TONS OF NEWSLETTER

Compilation of 15 banquet, or tournament(*), or season-ending (^, no tournament) issues (as available) from the period before Jason Kilts was the RDL statistician - Fall 1989 through Fall 1995, plus two older seasons

PLUS

Compilation of 55 banquet edition issues by Jason Kilts Spring 1996 through Spring 2024 *(no seasons in Fall 2020 and Spring 2021 due to the Covid-19 pandemic)*

Season		Pages in each issue	Starts on this page # in the pdf
Pre-JK era (1995 and earlier - note: RDL formed in 1978)			
1982	^Fall	1	3
1983	*Fall	2	4
1989	*Fall	2	6
1990	Spring	6	8
	*Fall	3	14
1991	Spring	3	17
	Fall	8	20
1992	Spring	6	28
	Fall	4	34
1993	Spring	4	38
	Fall	9	42
1994	Spring	9	51
	Fall	9	60
1995	Spring	7	69
	Fall	11	76
JK era (1996 onward)			
1996	Spring	26	87
	Fall	26	113
1997	Spring	28	139
	Fall	30	167
1998	Spring	34	197
	Fall	30	231
1999	Spring	30	261
	Fall	30	291
2000	Spring	32	321
	Fall	30	353
2001	Spring	30	383
	Fall	32	413
2002	Spring	36	445
	Fall	34	481
2003	Spring	36	515
	Fall	34	551
2004	Spring	34	585
	Fall	34	619

Season		Pages in each issue	Starts on this page # in the pdf
2005	Spring	36	653
	Fall	34	689
2006	Spring	34	723
	Fall	34	757
2007	Spring	36	791
	Fall	38	827
2008	Spring	38	865
	Fall	40	903
2009	Spring	40	943
	Fall	40	983
2010	Spring	40	1023
	Fall	40	1063
2011	Spring	40	1103
	Fall	40	1143
2012	Spring	40	1183
	Fall	40	1223
2013	Spring	40	1263
	Fall	40	1303
2014	Spring	40	1343
	Fall	40	1383
2015	Spring	40	1423
	Fall	40	1463
2016	Spring	40	1503
	Fall	40	1543
2017	Spring	40	1583
	Fall	40	1623
2018	Spring	40	1663
	Fall	40	1703
2019	Spring	40	1743
	Fall	40	1783
2020	Spring	46	1823
	Fall	(Covid-19)	-
2021	Spring	(Covid-19)	-
	Fall	40	1869
2022	Spring	40	1909
	Fall	45	1949
2023	Spring	40	1994
Hall addendum		17	2034
	Fall	40	2051
2024	Spring	40	2091

Raleigh Dart League Newsletter

December 19, 1982 Fall Season Issue 9

TEAM STANDING

1.	CHAIRMEN OF THE BOARD	14 wins	0 losses	192 points
2.	SHANGHAI	13	1	191
3.	FORMER LOOKOUTS FROM PEARL HARBOR	11	3	186
4.	BIG EGG	11	3	134
5.	VIPERS	9	5	137
6.	NINE LIVES	8	6	143
7.	SCORPIONS	8	6	128
8.	LAKES LITE	7	7	131
9.	MOOSE IS LOOSE	5	9	121
10	QUEEN'S OWN DARTS	4	10	100
11.	JOBIES	4	10	94
12.	PROS	4	10	76
13.	POISON DARTZ I	3	11	104
14.	CONS	3	11	75
15.	POISON DARTZ II	1	13	81

****

LUCK OF THE DRAW COMPETITION

The Carolina Courts Sports Club of Cary will be the location for the Janurary 15 Open Dart Competition. The event will begin at 2:00 that Saturday and teams will be decided by Luck of the Draw. The fee is $5 per person and cash prizes will be determined by the number of players participating. There will be six dart boards and an open bar.

From Raleigh, take the Cary-Macedonia exit, turn left at Maynard Rd. and left on Kildare Farm Rd. Go past Kildare Plaza, get into far right lane and turn right into Kildare Farm. Turn left at the first stop sigh, curve right and turn right at the Kildare Farm Recreation Center sign. This road will lead you to the Carolina Courts. Join us for a great time!

ALL STAR STANDINGS

JOHN CLARK	70%
BILL KESSLER	57%
RON DUNCAN	56%
JACK LICTHNER	56%
CHARLIE SCALES	43%
DEAN HARRY	38%

John Clark receives the All Star trophy for this season, which means he is the All Star Champ for 1982. Good work!

****

MERRY CHRISTMAS AND HAPPY NEW YEAR!!

Raleigh Dart League Newsletter

NOVEMBER 30, 1983 FALL SEASON ISSUE 6

READING THIS NEWSLETTER MAY BRING YOU GOOD LUCK (if it doesn't, at least you will know what's happening)

Here we are, beginning our last night of League play for the season. Though it has been a shorter season than usual, it has been eventful and entertaining. Now that Thanksgiving feasting is past, the excitement of our Play-Offs (not to mention the Christmas Season) brings us to the end of yet another year. For RDL, 1983 has been a year of growth and change.

This Saturday the RDL Challenge team** will travel to Charlotte to try to capture the State Cup from the Queen City Darting Association. Members on the Dart Ladder who have not made contact with Bill Kessler (847-8939) should do so, to indicate whether you will be present and whether you will need overnight arrangements or not.

It is of super importance for team Captains to report their game scores no later than this Friday by 7:00 p.m. so that the team standings may be computed and the teams participating in the Play-Offs may be notified no later than Monday. The first leg of the Play-Offs will take place on Wednesday, Dec. 7, at the Homeboard of the higher ranked team. Below is the diagram for this initial stage; for example, the Vipers, Division B, (who look unbeatably First Place in points alone) would play Division A Wildcard team 4 (based on points, not win/loss). The Vipers Homeboard is the Burmuda Pub, located in Mission Valley.

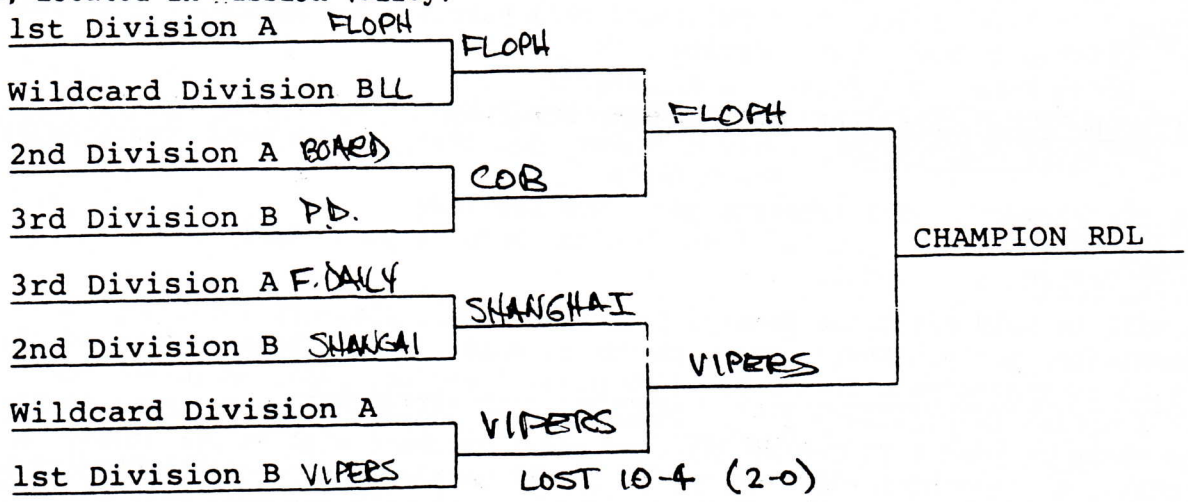

The Quarter Finals will be played on Saturday, Dec.10, at the Lakes Clubhouse, beginning at 1:00 p.m. Finals will take place on Sunday, Dec. 11, beginning at 1:00 at the Lakes Clubhouse. All games are regular format, with the finals the best two out of three, regular format. And of course, trophies will be awarded Sunday evening at the End of Season Party (also at the Lakes) after the election of new officers. Encourage all team members to be there by 7:00 to vote and join in the award ceremony and enjoy the free keg of beer and homemade chili!

**CHALLENGE TEAM MEETS AT 7:00 SAT. AT CRABTREE HARDEES - LOOK FOR JOPPER

TEAM STANDINGS
11-16-83

DIVISION A	WON		LOST	POINTS
1. FORMER LOOKOUTS FROM PEARL HARBOR	9	BYE	0	119
2. CHAIRMEN OF THE BOARD	8	BYE	1	109
3. FRESH DAILY	7	BYE	2	93
4. SCORPIONS	6	BYE	3	91
5. BAR STOOLS	5	BYE	4	87
6. WILLIAM TELL SPLINTER GROUP	5	BYE	4	75
7. MONTY PYTHON	2	BYE	7	67
8. GRIM REAPERS	2	BYE	7	66
9. MOOSE IS LOOSE	2	BYE	7	53
10. COULD BE'S	2	BYE	7	48
11. DART VADERS	2	BYE	8	65

DIVISION B				
1. VIPERS	9	BYE	0	131
2. SHANGHAI	9 ~~8~~	BYE	1	~~117~~ 131
3. POISON DARTZ	7	BYE	2	98
4. LAKES LITE	5	BYE	4	83
5. QUEEN'S OWN DARTS	5	BYE	4	75
6. CORAL REEFERS	5	BYE	4	70
7. THE BREWERS	4	BYE	5	86
8. NINE LIVES	3	BYE	6	74
9. DIRE STRAIGHTS	3	BYE	6	64
10. 3-D'S	1	BYE	9	38
11. PROS	0	BYE	9	49

ALL STAR STANDING 50% AND ABOVE

1. LARRY YOUNG (VIPERS) 16(27) 59%
2. PHIL HARRIS (SHANGHAI) 11(20) 55%
3. BUTCH KURZ (SHANGHAI) 12(22) 54.5%
4. BILL KESSLER (CHAIRMEN) 15(28) 53.6%
5. JON HOFFMAN (PEARL HARBOR) 12(24) 50%

NOMINATIONS FOR RDL 1984 OFFICERS every League member has a vote- 7:00, Dec. 11th at the Lakes Clubhouse, Party afterwards.

PRESIDENT Bullet Bolton Bill Kessler Butch Kurz Copper Rain
VICE PRESIDENT Melvin Backus Fred Grieves Phil Harris Jon Hoffman Bill Kessler
SECRETARY Kristyn Endres David Grubbs
TREASURER Butch Kurz Don Polak Russ Simpson
MEMBERSHIP/SPONSORSHIP CHAIRMAN Joey Noble Don Polak
RULES AND GRIEVANCE CHAIRPERSON Melvin Backus Don Craig Butch Kurz Troy Peoples Frank Vagle
NEWSLETTER CHAIRPERSON Bill Krietzberger Sue Voeltner
RECORD KEEPER Rick Etzel Bob Carrington-Smith Russ Simpson Randy Young
NADA REPRESENTATIVE Bill Kessler

Elections will be held after the Sunday, Dec. 11th Finals Play-Off and before the award presentation party. Every league member is encouraged to be at the Lakes Clubhouse by 7:00 to participate in the election of officers for 1984. Following the elections, trophies to First and Second Teams in both Divisions and trophies to First and Second Teams in League Play-Off, All-Star, and Homeboard will be presented. A keg of beer, chili, and munchies will be awarded to all participants. CARY WHOLESALE has donated a keg of beer to RDL's season windup. Tradition will carry on with the usual Luck of the Draw, with surprises in store! Let's greet the Christmas Holidays with our League celebration. This is your chance to meet players outside your Division and collect a free drink from the outgoing Secretary for all the typo-errors you spotted in the Newsletters this season! It is your last chance in 1983 to party with RDL!

HAVE A VERY MEANINGFUL CHRISTMAS AND GREAT BLESSINGS IN THE NEW YEAR TO COME.

Raleigh Dart League

FALL 1989 FINAL STANDINGS

RANK	TEAM	W-L	TOTAL POINTS
	A DIVISION		
1	**PIG DARTS**	**14-0**	**182**
2	WILLIAM TELL	11-3	154
3	LUNATIC FRINGE	9-5	130
4	TOSSING HEADS	7-7	125
5	BARSTOOLS	6-8	130
6	MOLSON LIGHTS	5-9	103
7	FLIGHT TYME	2-12	95
8	3 IN A BED	2-12	94
	B DIVISION		
1	**QUEEN'S OWN DARTS**	**12-2**	**157**
2	BREWERS DROOP	9-5	136
3	DIXIE CHICKENS	9-5	127
4	CORAL REEFERS	8-6	125
5	DART SHADOWS	6-8	131
6	IS IT IN	6-8	113
7	CAPITAL PEST	4-10	105
8	NINE LIVES	2-12	82
	C DIVISION		
1	**CODY'S**	**10-4**	**150**
2	AC DART PARTS	9-5	118
3	RACK 'M UP WEST	8-6	132
4	LUCKY LUAU	8-6	125
5	LOST IN FLIGHT	7-7	123
6	WBTAS	6-8	129
7	COULD BE'S	4-10	104
8	BITTER BUDDIES	4-10	101
	D DIVISION		
1	**D OF W**	**13-1**	**153**
2	FLIGHT DAMAGE	12-2	170
3	ROADWHORES	10-4	135
4	TRIP TIME	7-7	113
5	DRILL TEAM	5-9	109
6	NADS	4-10	119
7	GARAGE DARTS	3-11	88
8	JAMES GANG	2-12	85

This Week's Hot Shots

Jim Sizemore	WILLIAM TELL	11 All-Stars in 4 games
Collin Fennel	FLIGHT TYME	T-11 Out
Ron Wandscher	FLIGHT TYME	T-01 In
Billy Brown, Mike Baker	MOLSON LIGHTS	20-dart Double Cricket Game
Dan Mieczkowski	QUEEN'S OWN DARTS	12-Dart 301, T-14 OUT
Philip Todd, Travis Hinton	CODY'S	19-dart Double Cricket
Bill Mooring	LOST IN FLIGHT	9-Marks (Week 7 -- Sorry Bill!)
David Ross	MOLSON LIGHTS	MOST ENTHUSIASTIC SCORE REPORT!!!

****

Trophy Darts For This Season

HIGH IN
Mike Thompke T-48
D OF W

HIGH OUT
Tom Pepper T-24
FLIGHT DAMAGE

MEN'S ALL-STAR
Jim Sizemore
WILLIAM TELL

WOMEN'S ALL-STAR
Lorie Brown
WILLIAM TELL

TON-80 CLUB

Steve Hoffman	QUEEN'S OWN DARTS
Andy Finkle	DRILL TEAM

9 Marks Club

Sean O'Brien	PIG DARTS
Rich Johnson	LUNATIC FRINGE
Ron Wandscher	FLIGHT TYME
Bill Mooring	FLIGHT DAMAGE
Mark Brummer	LOST IN FLIGHT
Paul McClain	NADS

****

ATTENTION TEAM CAPTAINS: Remember, all tournament matches begin at 7:00 p.m., and all games in the match except 1001 are "best two out of three".

SCORES MUST BE CALLED IN BUT SCORESHEETS DO NOT HAVE TO BE MAILED IN.

DART LEAGUE PARTY: December 16th at The Lakes' Clubhouse, 2:00 p.m.

1990 R.D.L. TOURNAMENT RESULTS

A DIVISION				CHAMPIONS
1. PIG DARTS				
8. BREWERS DROOP	PIG DARTS			
4. LUNATIC FRINGE	LUNATIC FRINGE			
5. MOLSON LIGHTS		PIG DARTS		
2. WILLIAM TELL				PIG DARTS
BARSTOOLS	WILLIAM TELL	TOSSING HEADS		
3. TOSSING HEADS	TOSSING HEADS			
6. QUEENS OWN DARTS				

B DIVISION				CHAMPIONS
1. FLIGHT TYME				
8. A.C. DART PARTS	FLIGHT TYME			
4. DART SHADOWS	DART SHADOWS			
5. IS IT IN		DART SHADOWS		
2. DIXIE CHICKENS				DART SHADOWS
7. 3 IN A BED		3 IN A BED		
3. CODY'S	3 IN A BED			
6. CORAL REEFERS	CODY'S			

C DIVISION				CHAMPIONS
1. NINE LIVES				
8. WE THROW DARTS	NINE LIVES			
4. RACK M' UP WEST	RACK M' UP WEST			
5. FLIGHT DAMAGE		RACK M'UP WEST		
2. D OF W	LOST IN FLIGHT			RACK M'UP WEST
7. LOST IN FLIGHT	FIST OF DARTS	LOST IN FLIGHT		
3. CAPITAL PEST				
6. FIST FULL OF DARTS				

D DIVISION				CHAMPIONS
1. SHAFTERS				
8. GARAGE DARTS	SHAFTERS			
4. BLACK PLAGUE	BLACK PLAGUE			
5. TRIP TIME			SHAFTERS	
2. ROADWHORES				ROADWHORES
7. DRILL TEAM	ROADWHORES		ROADWHORES	
3. N.A.D.S.	N.A.D.S.			
6. BITTER BUDDIES				

E DIVISION				CHAMPIONS
4. HOT SHOTS				
5. DART JESTERS	1. LANCERS			
2. FIRST FLIGHT	DART JESTERS		LANCERS	
7. HOLE IN THE WALL				LANCERS
3. RACK M' ROCKETS	FIRST FLIGHT	FIRST IN FLIGHT		
6. RED EYES	RED EYES			

F DIVISION				CHAMPIONS
4. LUG NUTS	1. WIRE BENDERS			
5. SCREAMIN EAGLES	SCREAMIN EAGLES		WIRE BENDERS	
3. GRATEFUL DARTS	GRATEFUL DARTS			WIRE BENDERS
6. BRASS TIPS	2. WE HEAVIES	GRATEFUL DARTS		

Don Overman

President R.D.L. June 1, 1990

I hope everyone enjoyed the spring season. I would like to thank everyone, especially team captains, and the Board of Directors for their cooperation in making this the most successful dart season ever. While the board is proud of their work this season I have not let them rest. We are already planning and proposing some major changes for next season!!!

There will be a mandatory Captains meeting at the LAKES CLUBHOUSE on July 25. This is also the date and location for returning team registration. We will try to have you out early but I wouldn't count on it. Registration will begin at 7:00 p.m. and the captains meeting will begin after registration or at 8:30 p.m. so come early and register so we can get this important meeting underway. The dart league is growing and some changes must be made. The Board of Directors want your input and suggestions before any changes are made.

It will help speed things along if you arrive at the meeting prepared. Have each team members name, address, work and home phone numbers with you. Have your checkbook handy also. At this time I do not foresee dart league dues rising so the cost should remain at $12.00 per person. If you want to change your throwing location but don't have a bar selected we can help you find a bar that night. If you have already chosen a site make sure you have spoken to the owner or manager and he has you listed as his home team. I will forewarn you that the league has received numerous complaints about some locations and we are seriously considering eliminating those locations from league play.

There are a large number of new places which want the dart leagues business. They have assured me that they will maintain the upkeep and care of the boards and scoreboards. Proper equipment and lighting is very important and will be scrutinized very closely next season. I suggest you contact your favorite pub and warn them that they might want to inspect and replace any equipment they have in the next few weeks. Board members will be visiting each of the present locations and reporting their findings. With an overwhelming number of pubs wanting our business the board will not hesitate eliminating certain locations which refuse to support the league by providing the proper equipment necessary. I urge each of you to report any difficulty you have with any owner or manager. Each of the locations used this season will be contacted in writing and made aware of their responsibilities to the dart league.

Anyone wanting to form a new team should register at Snookers at the Ridgewood Shopping Center on July 24 between 7:30 and 9:30 p.m. New captains should also plan on attending the meeting at the Lakes on July 25.

Remember this is a MANDATORY MEETING and any team not represented by its captain or co-captain will be penalized 5 points at the beginning of this season.

Raleigh Dart League

SPRING 1990

FINAL STANDINGS

	A Division	W/L	PTS
1	**PIG DARTS**	**11-3**	**165**
2	William Tell	11-3	152
3	Tossing Heads	11-3	145
4	Lunatic Fringe	7-7	128
5	Molson Lights	6-8	122
6	Queens Own Darts	5-9	113
7	Barstools	5-9	99
8	Brewers Droop	0-13	65

	B Division	W/L	PTS
1	**FLIGHT TYME**	**12-2**	**179**
2	Dixie Chickens	10-4	142
3	Cody's	8-6	123
4	Dart Shadows	7-7	127
5	Is It In	7-7	119
6	Coral Reefers	7-7	110
7	3 In A Bed	3-11	102
8	AC Dart Parts	2-12	89

	C Division	W/L	PTS
1	**NINE LIVES**	10-4	144
2	D of W	9-5	133
3	Capital Pest	8-6	135
4	Rack M' Up West	8-6	132
5	Flight Damage	7-7	122
6	Fist Full of Darts	6-8	120
7	Lost In Flight	6-8	107
8	We Throw Darts	2-12	84

	D Division	W/L	PTS
1	**SHAFTERS**	**13-1**	**158**
2	Roadwhores	9-5	137
3	N.A.D.S.	9-5	129
4	Black Plague	6-8	132
5	Trip Time	5-9	128
6	Bitter Buddies	5-9	101
7	Drill Team	4-10	94
8	Garage Darts	3-11	81

	E Division	W/L	PTS	BYES
1	**LANCERS**	**11-1**	**142**	**2**
2	First Flight	9-3	113	2
3	Rack M'Rockets	6-6	110	2
4	Hot Shots	6-6	101	2
5	Dart Jesters	5-7	100	2
6	Red Eyes	4-8	89	2
7	Hole-In-The-Wall Gang	1-11	74	2

	F Division	W/L	PTS	BYE
1	**WIRE BENDERS**	**7-3**	**115**	**4**
2	We Heavies	5-5	95	4
3	Grateful Darts	5-5	90	4
4	Lug Nuts	5-5	85	4
5	Screamin'Eagles	5-5	84	4
6	Brass Tips	3-7	59	4

***** DART LEAGUE PARTY JUNE 2, V.F.W. POST IN CARY 1:00 P.M.*****
ON REEDY CREEK RD. at HWY 54
Social hour 1:00-3:00, 3:00 Awards, 3:30-6:30 BBQ & Chicken dinner, 4:30 until LUCK OF THE DRAW.

TROPHY DARTS SPRING 1990

TON 80 CLUB

TIM ANDERSON
BILLY BROWN
STEVE CHISHOLM
JIM CURTIN
DAVID HOLMES
LLOYD MATTINGLY
STEVE MOTLEY
JIM SIZEMORE
CAROL WHITEHURST

9 MARKS CLUB

TIM ANDERSON
ALLEN BAKER
PAUL CROMEY
CLIVE DRAPER
STEVE EUBANKS
JAMES HAMBRIGHT
TIM LANE
STEVE MOTLEY

HIGH IN

RUSS WATTS
T-52

HIGH OUT

JIM SIMPSON
T-53

**IF YOUR NAME IS MISSING FROM THE ABOVE YOU NEED TO CALL ME RIGHT AWAY AND LET ME KNOW WHICH WEEK YOUR TROPHY DARTS WERE THROWN. (846-0499) ALSO LET ME KNOW IF I SPELLED YOUR NAME INCORRECTLY.

HOT DARTS WEEK 14

LLOYD MATTINGLY	T-80	BREWERS DROOP
STEVE MOTLEY	T-80	3 IN A BED
PHRED SALEEBY & BILL RIDENOUR	16 DARTS 501	NINE LIVES

DART NEWS

Another regular season is now complete and now it's time to forget about wins and losses and concentrate on having a 3 match winning streak. Just a reminder to the captains, you don't need to send in the scoresheets but please call in the results. The first team to score 10 points wins. All-stars don't need to be reported but if someone hits a TON-80 I need to know about that. For those that don't know, the top two teams in each division (regular season) move up a division and the two bottom teams move down a division next season.(If those teams return next season.) **Speaking of next season. Returning team registration will be held at Big Daddy K's in Cary on July 25 from 7:30 - 9:30. New team registration August 1 same place and times. Captains meeting the following Wednesday, location to be announced, and the Fall Season starting on August 15.** And for those who have heard the rumor about Pig Darts breaking up at the end of this season I can only say that this is definitely the last season you will see the name Pig Darts on a R.D.L. newsletter. The team name will be retired after the tournament. There's no definate information about the team members going their seperate ways but thats the rumor!!

DART NEWS (cont.)

Some of our long standing members had to move on during the season. P.J. Harris, Steve Minton and Art Tebo will be missed by team members and league members alike. We wish them good luck and good darts.
I'm sorry ladies but I haven't received all of the scoresheets so I still can't say who has won your All-Star trophy. I'll call the winner as soon as I know.
This is the last newsletter of the season but I want to encourage everyone to participate in the summer MIXED DOUBLES LEAGUE at SNOOKERS. Call Judy Huyser 881-9431 for details. And LUCK OF THE DRAW at BIG DADDY K'S on Wednesday nights. Call Big Daddy K's at 460-9977 for more details.

WE'LL MISS YOU

Veteran Rich Johnson is pulling his darts and leaving Raleigh on June 8th to search out new frontiers in Wisconsin. He is a lunatic but he has fringe. We wish him well!!

THE LUNATICS

Andy Capp





1990 TOURNAMENT SCHEDULE

A DIVISION

#1 PIG DARTS vs #8 BREWERS DROOP at CHISSOLMS
#4 LUNATIC FRINGE vs #5 MOLSON LIGHTS at SNOOKERS
#2 WILLIAM TELL vs #7 BARSTOOLS at HOT SHOTS
#3 TOSSING HEADS vs #6 QUEENS OWN DARTS at THE P.R.

B DIVISION

#1 FLIGHT TYME vs #8 A.C. DART PARTS at CHAGARIS
#4 DART SHADOWS vs #5 IS IT IN at FAT DADDY'S
#2 DIXIE CHICKENS vs #7 3 IN A BED at SNOOKERS
#3 CODY'S vs #6 CORAL REEFERS at GREENSHIELDS

C DIVISION

#1 NINE LIVES vs #8 WE THROW DARTS at BIG DADDY K'S
#4 RACK M' UP WEST vs #5 FLIGHT DAMAGE at BRASS TAP
#2 D OF W vs #7 LOST IN FLIGHT at SIDNEYS
#3 CAPITAL PEST vs #6 FIST FULL OF DARTS at KORNER POCKET

D DIVISION

#1 SHAFTERS vs #8 GARAGE DARTS at BIG DADDY K'S
#4 BLACK PLAGUE vs #5 TRIP TIME at OFFICE TAVERN***
#2 ROADWHORES vs #7 DRILL TEAM at VILLA LEONARDO'S
#3 N.A.D.S. vs #6 BITTER BUDDIES at GINA RUSSO'S

E DIVISION

#1 LANCERS (bye)
#4 HOT SHOTS vs #5 DART JESTERS at GATORS
#2 FIRST FLIGHT vs #7 HOLE IN THE WALL GANG at BERNARDS
#3 RACK M' ROCKETS vs #6 RED EYES at BRENTWOOD PUB

F DIVISION

#1 WIRE BENDERS (bye)
#4 LUG NUTS vs #5 SCREAMIN' EAGLES at PEACHTREE PUB
#2 WE HEAVIES (bye)
#3 GRATEFUL DARTS vs #6 BRASS TIPS at WIVI AND ME

Just a reminder, all matches begin at 7:00 p.m. and each game in the match is best 2 out of 3. The first team to score 10 points wins. In case of a tie only one game of 1001 is played. Scores must be called in but scoresheets do not have to be mailed. A coin toss decides who diddles first. Loser of the first game has second diddle choice and loser of the coin toss has choice if a 3rd game is played. QUESTIONS CALL ME AT 846-0499

***OFFICE TAVERN HAS MOVED to 710 W. Johnson St. Raleigh 834-9004

RALEIGH DART LEAGUE TOURNAMENT SCHEDULE

A DIVISION

NOV. 28

#1 vs #8 Snookers #3 & #4

#4 vs #5 Billiard Garden

#2 vs #7 Korner Pocket

#3 vs #6 Snookers #5 & #6

DEC. 5

Brass Tap

Sidneys

DEC. 12

T.J. Hoops

B DIVISION

#1 vs #8 Snookers #1 & #2

#4 vs #5 Fat Daddys

#2 vs #7 Sidneys

#3 vs #6 Upper Deck 3 & 4

Upper Deck 3 & 4

Rack N Ale

Billiard Garden

C DIVISION

#4 vs #5 Brentwood Pub

#2 vs #7 Rack n Ale

#3 vs #6 Leonardo's

#1
Billiard Garden

Corner Pocket

Upper Deck 3 & 4

D DIVISION

#4 vs #5 Sub Concious

#2 vs #7 T.J. Hoops

#3 vs #6 Brown's Billiards

#1
Fat Daddys

Brentwood Pub

Upper Deck 1 & 2

E DIVISION

#4 vs #5 Wildfolower Pizza

#2 vs #7 Brass Tap

#3 vs #6 Rack M Up West

#1
Players Retreat

T.J. Hoops

Snookers 1 & 2

F DIVISION

#4 vs #5 Players Retreat

#3 vs #6 Upper Deck 1 & 2

#1
Upper Deck 1 & 2

Snookers 3 & 4

#2
Leonardo's

Raleigh Dart League

FINAL STANDINGS

Fall 1990

	A Division	W/L	PTS
1	**PIGS FROM HELL**	**13-1**	**185**
2	Tossing Heads	11-3	148
3	Queens Own Darts	9-5	128
4	Flight Tyme	8-6	129
5	Lunatic Fringe	7-7	122
6	Molson Lights	5-9	102
7	Dixie Chickens	3-11	94
8	Barstools	0-14	71

	B Division	W/L	PTS
1	**DART SHADOWS**	**12-2**	**155**
2	Coral Reefers	10-4	149
3	Brewers Droop	8-6	134
4	3 In a Bed	7-7	127
5	Is It In	7-7	115
6	Nine Lives	6-8	110
7	Cody's	5-9	112
8	Chucking Dipso	1-13	77

	C Division	W/L	PTS	BYE
1	**SHAFTERS**	**9-3**	**127**	**2**
2	Lost In Flight	9-3	116	2
3	Rack M Up West	8-4	115	2
4	Hagar & Horribles	7-5	119	2
5	Flight Damage	4-7	91	2
6	A.C. Dart Parts	2-9	81	2
7	Roadwhores	2-10	77	2

	D Division	W/L	PTS	BYE
1	**FIRST FLIGHT**	**9-3**	**133**	**2**
2	Drill Team	7-5	120	2
3	N.A.D.S.	7-5	108	2
4	Black Plague	7-5	105	2
5	Lancers	6-6	96	2
6	Tripp Time	5-7	102	2
7	Bitter Buddies	1-11	65	2

	E Division	W/L	PTS	BYES
1	**WIRE BENDERS**	**11-1**	**144**	**2**
2	Sharp Darts	8-4	119	2
3	Garage Darts	6-6	105	2
4	Dart Jesters	6-6	104	2
5	Special Delivery	5-7	94	2
6	Red Eyes	4-8	103	2
7	Hole In the Wall Gang	2-10	71	2

	F Division	W/L	PTS	BYE
1	**LUG NUTS**	**8-2**	**120**	**4**
2	Trippin	7-3	105	4
3	Grateful Darts	6-4	95	4
4	Dart Bags	5-5	87	4
5	Brass Tips	3-7	77	4
6	Bull Shooters	1-9	57	4

NEWSLETTER AND STATISTICS
Don Overman
3211-20 Stream Side Road
Raleigh, N.C. 27613
846-0499

THE TOP TWO TEAMS IN EACH DIVISION MOVE UP AND THE BOTTOM TWO TEAMS IN EACH DIVISION MOVE DOWN. WINTER SEASON REGISTRATION FOR RETURNING TEAMS JAN. 2, 1991 AT SNOOKERS 7:30-9:00 pm. NEW TEAM REGISTRATRION JAN. 3, 1991 AT SNOOKERS 7:30-9:00 pm.

HOT DARTS FROM THE LAST WEEK

Michael Knott	6.0 ASP's	Dart Shadows
George Velez	5.0 ASP's	Pigs From Hell
Dave Munger	TON-80	Special Delivery
John Seagondollar	T-71	First Flight
Carol Boyer	T-60	Sharp Darts

LEAGUE NEWS

The TAMMY LYNN 1,000,001 SHOOT is tentatively set for March 16, 1991 at Snooker's. The committee which is planning the event is in need of volunteers. If you can spare some time please call Erwin or David at Snooker's 828-7665.
Don't forget that the tournament starts on Nov. 28 at 7:00 pm and all games are best 2 out of 3 first team to 10 wins.

Next Dart League Board of Directors meeting Dec. 4 7:30 at Leonardo's.

DART LEAGUE PARTY SUNDAY DEC.16 12:00 FOOD, DRINK, LUCK OF THE DRAW
Food: 2:00 Trophies: 3:00 L.O.D. 3:30
Members and 1 guest free. Additional guest $5.00

SEASON TROPHIES

MEN'S ALL-STAR WINNER

	GMS	ASP'S	AVG
1. MICHAEL KNOTT	42	78.5	1.869

WOMENS ALL-STAR WINNER

	GMS	ASP'S	AVG
1. CAROL WHITEHURST	34	17.0	.500

NINE MARKS

George Vélez (2)
Tim Anderson
Doug Alm
Dan Mieczkowski
David Noah
Robert Stallings
Carol Whitehurst
Perry Young
Kim Whitaker

TON-80

Terry Blankenship
Steve Eubanks
Dave Munger
Ron Wandscher

Low 301 12 darts

Steve Motley
Bill Ridenhour
Kyle Wilkinson
Lee White

High Out

Don White T-32 Flight Tyme

High In

Judy Huyser T-53 3 In A Bed

Low Single cricket 16 darts

Tim Anderson

Cricket Doubles 16 darts

Steve Chisholm
Mike McDonald

Low Dbl 501 20 darts

Jim Britt/Joe Wilson
Tom Pepper/Don White
Carol Whitehurst/Jerry Peck

****IF YOUR NAME IS MISSPELLED OR MISSING CALL DON TODAY****

"TONS OF NEWS

Raleigh Dart Lea

Volume 1 Number 15 | A Newsletter for the Raleigh Dart League | May 19, 1991

The RDL Board of Directors

President	Don Overman	846-0499
Vice President	Tim Lane	851-5021
Secretary	David Metzker	(919) 934-5367
Treasurer	Connie Brown	552-6620
Membership	Judy Huyser	233-0359
Rules & Grievance	Fritz Herman	772-7726
Ext. Organization	Carol Whitehurst	(919) 968-6695
Newsletter & Stats	Dawn Grayckowski	878-8213

Tournament Results

A Division	Lunatic Fringe	10
	Piglory	9
B Division	Barstools	10
	Shafters	8
C Division	Hagar & The Horribles	11
	A.C. Dart Parts	7
D Division	Sharp Darts	11
	Wirebenders	7
E Division	Lugnuts	10
	Dart Jesters	0
F Division	Upper Deck Darters	11
	Upper Deck Daves	3

Calendar of Events

June 1	Mixed Doubles Challenge Team Match in Greensboro
June 3	7:30 pm Registration for Summer Mixed Doubles, at The Upper Deck
June 5	8pm - Mens Summer Pro League Begins
July 17	7:30 pm - Board Meeting at Peachtree
July 24	7:30-9:30 pm - Returning Team Registration at The Brentwood Pub
July 25	7:30-9:30 pm - New Team Registration at The Brentwood Pub
August 6	8:00 pm - Manditory Captains Meeting at the VFW in Cary
August 14	Fall '91 Season Opens

FYI:

The Korner Pocket now has six boards and has openings for new teams.

Don't Forget:

There will be Blind Draws held every Friday and Saturday night throughout the entire summer.

Manditory Captians Meeting:

August 6 - 8:00 pm at the VFW in Cary, not only will you be given your Fall '91 Schedule, but rumor has it that there is a new set of "RDL Rules" in the making!

AMERICAN DARTS ORGANIZATION

TONS OF NEWS

Raleigh Dart League

Volume 1 Number 14 | A Newsletter for the Raleigh Dart League | May 1, 1991

The RDL Board of Directors

President	Don Overman	846-0499
Vice President	Tim Lane	851-5021
Secretary	David Metzker	(919) 934-5367
Treasurer	Connie Brown	552-6620
Membership	Judy Huyser	233-0359
Rules & Grievance	Fritz Herman	772-7726
Ext. Organization	Carol Whitehurst	(919) 968-6695
Newsletter & Stats	Dawn Grayekowski	878-8213

Match Results

A	Piglory	9	Flight Tyme	8
	Tossing Heads	11	Dart Shadows	7
	Lunatic Fringe	15	Queens Own Darts	3
	Molson Light Darters	10	Coral Reefers	9
B	Barstools	10	Three in a Bed	8
	Brewers Droop	10	Dixie Chickens	8
	Shafters	10	Is It In	9
	U.F.O.'s	12	Nine Lives	0
C	Drill Team	10	First Flight	9
	Fight Damage	10	R.U.W. Thrillseekers	9
	A.C. Dart Parts	10	Chucking Dipso's	5
	Hagar & the Horribles	10	Cody's	8
D	Roadwhores	13	Tripp Time	4
	N.A.D.S.	11	Bitter Buddies	7
	Sharp Darts	12	Black Plague	6
	Wirebenders	11	Lancers	7
E	Redeyes	9	Garage Darts	8
	Silver Bullets	11	Special Delivery	7
	Lugnuts	11	Trippin	7
	Dart Jesters	14	Hole in the Wall Gang	4
F	Greatful Darts	13	Corkscrews	5
	Drinkers	14	Bull-Its	4
	Old Reliables	10	Dartbags	8
	Upper Deck Daves	10	Upper Deck Darters	8

Calendar of Events

May 1,8,15	Spring Tournament
May 3	8:00 pm - RDL Luck of the Draw at The Upper Deck
May 4	8:00 pm - RDL Luck of the Draw at The Korner Pocket
May 7	7:30 pm - Board Meeting at Peachtree
May 19	The RDL Party at the VFW
June 1	Mixed Doubles Challenge Team Match in Greensboro
June 3	7:30 pm Registration for Summer Mixed Doubles, at The Upper Deck
June 5	8pm - Mens Summer Pro League Begins
July 31	Fall '91 Registration
August 21	Fall '91 Season Opens

The Korner Pocket will be having a Fish Fry May 4, starting at 7:30 pm, free to all members. All RDL Members will receive a free membership to the Korner Pocket. The RDL Luck of the Draw will begin at 8:00 pm.

To all Team Captains:
Remember that tournament matches begin at 7:00 pm and are the best two out of three, except in 1001. The first team to 10 points wins, match scores do not need to be called in. Good-Luck!!!!

Duel City Match Results:

Mens:	Raleigh 14	Chapel Hill 10
Womens:	Chapel Hill 14	Raleigh 10

RALEIGH DART LEAGUE STANDINGS
FINAL STANDINGS

	A DIVISION	W/L	PTS
1	Lunatic Fringe	10-4	147
2	Piglory	9-5	140
3	Queens Own Darts	9-5	137
4	Tossing Heads	9-5	126
5	Dart Shadows	7-7	145
6	Flight Tyme	5-9	117
7	Coral Reefers	4-10	101
8	Molson Light Darter's	3-11	87

	B DIVISION	W/L	PTS
1	Bar Stools	13-1	163
2	Shafters	12-2	144
3	Dixie Chickens	9-5	130
4	Brewers Droop	8-6	131
5	Is It In	5-9	119
6	3 In a Bed	5-9	115
7	UFO's	2-12	103
8	Nine Lives	2-12	82

	C DIVISION	W/L	PTS
1	Hagar & The Horribles	12-2	157
2	R.U.W. Thrillseekers	9-5	142
3	Cody's	9-5	137
4	Flight Damage	7-7	139
5	Chucking Dipso Maniacs	5-9	111
6	A.C. Dart Parts	5-9	103
7	Drill Team	4-10	104
8	First Flight	4-10	96

	D DIVISION	W/L	PTS
1	Sharp Darts	12-2	156
2	Wire Benders	11-3	142
3	Roadwhores	8-6	118
4	Tripp Time	7-7	129
5	Black Plague	6-8	116
6	Bitter Buddies	5-9	99
7	N.A.D.S	4-10	110
8	Lancers	3-11	101

	E DIVISION	W/L	PTS
1	Silver Bullets	13-1	157
2	Special Delivery	12-2	158
3	Lugnuts	8-6	136
4	Dart Jesters	7-7	128
5	Redeyes	6-8	105
6	Trippin	5-9	128
7	Garage Darts	3-11	102
8	Hole In the Wall Gang	2-12	72

	F DIVISION	W/L	PTS
1	Upper Deck Darters	12-2	156
2	Upper Deck Daves	11-3	146
3	Grateful Darts	10-4	142
4	The Drinkers	6-8	98
5	Dartbags	5-9	116
6	Cork Screws	5-9	115
7	Old Reliable	4-10	115
8	Bull-It's	2-13	93

HOT DARTS AROUND THE LEAGUE

A	David Metzker	5 asp's	Dartshadows
	Michael Knott	T40, T20, 5M	Dartshadows
B	Butch Kurz	T33, T01, 5M	Shafters
C	Denny Cross	3B, T, T 12 dart 301	R.U.W. Thrillseekers
	Terry Bejester	5M, 5M, 3B, T	Drill Team
	Willie Berry	7M, T21	First Flight
D	Paul Olsen	6 asp's	Sharp Darts
	Andrew Nicolla	T21 in, 5M	Roadwhores
E	Clayton Rogers	5M, 6M, 5M	Garage Darts
	Bob Walker	6M, T39	Redeyes
F	Ange Stafford	3B, 5M	Upper Deck Daves

TONS OF NEWS

Results of the 1991 Fall Season | Sunday, December 15, 1991 | Raleigh Dart League

"A" Division

1. **Lunatic Fringe**	13-1	159
2. Dead Pigs Society	10-4	151
3. Flight Tyme	8-6	121
4. Barstools	6-8	119
5. Tossing Heads	6-8	115
6. Dart Shadows	6-8	107
7. Queens Own Darts	5-9	91
8. Shafters	2-12	97

Tournament Results

FINALS	**Lunitic Fringe**	10	Dead Pigs Society	4
SEMI'S	Dead Pigs Society	11	Dart Shadows	5
	Lunitic Fringe	10	Barstools	8
QUARTER'S	Lunitic Fringe	11	Shafters	1
	Barstools	10	Tossing Heads	0
	Dead Pigs Society	10	Queens Own Darts	8
	Dart Shadows	10	Flight Tyme	9

"B" Division

1. **3 in a Bed**	11-3	147
2. Molson Lights	10-4	144
3. Brewers Droop	10-4	130
4. Hagar & the Horribles	8-6	118
5. Coral Reefers	7-7	128
6. Dixie Chickens	5-9	124
7. Is It In	5-9	96
8. Starving Dartist	1-13	83

Tournament Results

FINALS	**3 in a Bed**	11	Molson Lights	1
SEMI'S	3 in a Bed	W	Coral Reefers	L
	Molson Lights	10	Dixie Chickens	4
QUARTER'S	3 in a Bed	11	Starving Dartists	1
	Coral Reefers	10	Hager & Horribles	6
	Molson Lights	10	Is It In	4
	Dixie Chickens	W	Brewer's Droop	L

"C" Division

1. **Wire Benders**	8-4	118
2. Sharp Darts	7-5	116
3. Cody's	7-5	102
4. Flight Damage	6-6	95
5. Got'm by the Bulls	5-7	93
6. Nine Lives	5-7	92
7. P.M.S.	4-8	88

Tournament Results

FINALS	**Got'm by Bulls**	10	Nine Lives	8
SEMI'S	Got'm by Bulls	10	Wire Benders	8
	Nine Lives	10	Sharp Darts	8
QUARTER'S	Wire Benders		Bye	
	Got'm by Bulls	10	Flight Damage	9
	Sharp Darts	10	PMS	4
	Nine Lives	10	Cody's	0

"D" Division

1. **Silver Bullets**	9-3	130
2. First Flight	9-3	115
3. Special Delivery	8-4	130
4. Drill Team	7-5	116
5. Tripp Time	7-5	100
6. Black Plague	2-10	54
7. Bitter Buddies	0-12	23

Tournament Results

FINALS	**Tripp Time**	11	First Flight	7
SEMI'S	Tripp Time	W	Silver Bullets	L
	First Flight	11	Special Delivery	7
QUARTER'S	Silver Bullets		Bye	
	Tripp Time	W	Drill Team	L
	First Flight	10	Bitter Buddies	0
	Special Delivery	10	Black Plague	0

"E" Division

1. **Trippin**	9-3	122
2. Upper Deck Darters	9-3	110
3. Upper Deck Funk on the Cork	7-5	124
4. Motley Crew	7-5	101
5. Dart Jesters	6-6	96
6. Atilla & the Huns	4-8	91
7. Dart Dawgs	0-12	57

Tournament Results

FINALS	**Trippin**	11	UD Darters	5
SEMI'S	Trippin	W	Dart Jesters	L
	UD Darters	11	Atilla 7 Huns	1
QUARTER'S	Trippin		Bye	
	Dart Jesters	10	Motley Crew	4
	UD Darters	10	Dart Dawgs	6
	Atilla & Huns	10	UD Funk	7

"F" Division

1. **Grateful Darts**	10-2	134
2. Dart Bags	10-2	124
3. Cantina Darts	9-3	116
4. Dry Wall Destroyers	6-6	113
5. Corkscrews	5-7	95
6. Old Reliables	1-11	69
7. Hole In the Wall Gang	1-11	62

Tournament results

FINALS	**Cantina Darts**	11	Grateful Darts	7
SEMI'S	Grateful darts	W	Dry Wall Destroy	L
	Cantina Darts	10	Dart Bags	8
QUARTER'S	Grateful Darts		Bye	
	Dry Wall Destroy	11	Corkscrews	1
	Dart Bags	10	Hole Wall Gang	2
	Cantina Darts	W	Old Reliables	L

1992 Newsletter Staff

Editor	Timothy Lane
Statistician	Dawn Grayckowski
Contributing Writer	Don Overman

1992 RDL Board of Directors

President	Don Overman	846-0499
Vice President	Timothy Lane	851-6737
Secretary	Steve Taylor	878-9408
Treasurer	Dawn Grayckowski	851-6737
Membership	Judy Huyser	233-0359
Rules & Grievance	Fritz Herman	772-7726
External Organization	Carol Riddle	968-6695

Calendar of Events

Jan. 7	7:30	RDL Board Meeting @ DJ's
Jan. 8	7:30	Returning team sign-ups Snookers @ Ridgewood Sh. Ctr.
Jan. 9	7:30	New team sign-ups Snookers@ Ridgewood Sh. Ctr.
Jan. 18	2:00	Mens Challenge Team Match at Chapel Hill (He's Not Here)
Jan. 20	7:30	Mandatory Captians Meeting VFW Hall in Cary
Jan. 22	8:00	1992 Spring Season begins

1992 Election Results

	votes
President	
Don Overman	142
Bob McCreedie	78
Vice President	
Timothy Lane	130
Troy Peoples	86
Secretary	
Steve Taylor	129
Amy Barnes	79
Treasurer	
Dawn Grayckowski	128
Louise Jones	79
Membership	
Judy Huyser	142
Phred Seleeby	66
Ext. Organization	
Carol Riddle	122
Billy Brown	55
James Hambright	32

Fall 1991 Special Achievements

High In

Kim Whitaker	T-52	Shafters

High Out

Danny Haynes	T-38	Flight Tyme

Fast Singles Cricket

Don White	15 darts	Flight Tyme

Fast Doubles Cricket

J. Toth & D. White	17 darts	Flight Tyme

Fast Singles 301

Kim Whitaker	10 darts	Shafters

Fast Doubles 501

J.Tobin & J. Martinsky	17 darts	Is It In

Mens All-stars (Fall 1991)

	Name	Team	ASP	gms	ASP%
1.	Phil Maxwell	Dart Shadows	66	37	1.7838
2.	Tom Van Arsdale	Lunitic Fringe	40.5	24	1.6875
3.	Bob Terry	Lunitic Fringe	55	39	1.4103

Womens All-stars (Fall 1991)

	Name	Team	ASP	gms	ASP%
1.	Carol Riddle	PMS	14	26	0.5385
2.	Connie Brown	Molson Lights	9	22	0.4091
3.	Debbie Sasser	PMS	13.5	34	0.3971

Mens High Win % (Fall 1991)

Div	Name	Team	Cri	301	Total	Win %
A.	Bob Terry	Lunitic Fringe	11-0	2-1	14	0.9290
B.	Joe Wilson	Corel Reefers	13-1	0-0	14	0.9290
	Mike Dinterman	3 in a Bed	13-1	0-0	14	0.9290
C.	Paul Olson	Sharp Darts	7-1	1-0	9	0.8890
	John Felix	Got'm Bulls	5-1	3-0	9	0.8890
D.	John Capps	Spec. Delivery	0-0	8-1	9	0.8890
E.	Frank Gari	Trippin	8-0	1-1	10	0.9000
	Gary Burney	Motley Crew	9-1	0-0	10	0.9000
F.	William Holland	Grateful Darts	10-0	0-0	10	1.0000

Womens High Win % (Fall 1991)

	Name	Team	Cri	301	Total	Win %
1.	Robin McLoughlin	Old Reliables	1-0	5-1	7	0.8570
2.	Carol Riddle	PMS	7-3	0-0	10	0.7000
3.	Debbie Sasser	PMS	5-4	2-1	12	0.5830
4.	Lori Best	Silver Bullets	0-0	4-3	7	0.5710
5.	Ann Williams	Corkscrews	2-3	3-2	10	0.5000
6.	Amy Barnes	Hager & Hor's	0-0	4-4	8	0.5000

Fall 1991 Special Achievements

Ton 80's

Steve Taylor	Lunitic Fringe
Phil Maxwell	Dart Shadows
George Velez	Barstools
Willie Holland	Grateful Darts
Gary Brown	3 in a Bed
Pete Rutten	Shafters
Steve Hoffmann	Queens Own Darts

9 Marks

Clive Draper	Brewers Droop
Don White	Flight Tyme
Sutton Slawter	Dead Pigs Society
Steve Motley	3 in a Bed
Steve Hoffmann	Queen's Own Darts
John Kennedy	Cantina Darts
James Hambright	Hagar & the Horribles
George Velez	Barstools
Billy Brown	Barstools
Ken Hicks	Dixie Chickens
Tom Van Arsdale	Lunitic Fringe
Jamie Best	Silver Bullits
Joe Wilson	Coral Reefers
David Metzker	Dart Shadows

Mens High Win % (Fall 1991)

	Name	Team	Cricket	301	TG	Win %
1	**William Holland**	Grateful Darts	11/0	0/0	11	1.0000
	Lee White	Cantina Darts	2/0	5/0	7	1.0000
	RJ Smith	Silver Bullets	3/0	1/0	4	1.0000
	Steve Raxter	Tossing Heads	1/0	2/0	3	1.0000
	Don Stark	Queens Own Darts	3/0	0/0	3	1.0000
	Jim Hicks	Sharp Darts	1/0	1/0	2	1.0000
	John Clark	Hagar & Horribles	0/0	2/0	2	1.0000
	Tom Reddick	Dead Pigs Society	1/0	0/0	1	1.0000
9	**Mike Dinterman**	Three In A Bed	13/1	0/0	14	0.9290
	Bob Terry	Lunatic Fringe	11/0	2/1	14	0.9290
	Joe Wilson	Coral Reefers	13/1	0/0	14	0.9290
12	James Niver	Dart Bags	0/0	11/1	12	0.9170
13	**Frank Gari**	Trippin	8/0	1/1	10	0.9000
	Gary Burney	Motley Crew	9/1	0/0	10	0.9000
	Bobby Rhinehardt	Molson Lights	0/0	9/1	10	0.9000
16	**Jim Capps**	Special Delivery	0/0	8/1	9	0.8890
	Mike Huber	Dart Bags	7/0	1/1	9	0.8890
	Kurt Skonier	UD Funk On The Cork	2/0	6/1	9	0.8890
	Paul Olsen	Sharp Darts	7/1	1/0	9	0.8890
	John Fellix	Got'em By The Bulls	5/1	3/0	9	0.8890
	Tom Van Arsdale	Lunatic Fringe	7/1	1/0	9	0.8890
22	Tim Lane	Dead Pigs Society	10/2	2/0	14	0.8571
23	Phillip Todd	Brewers Droop	11/2	0/0	13	0.8460
	David Ross	Molson Lights	2/2	9/0	13	0.8460
25	Bob Carawon	Drywall Destroyers	9/2	1/0	12	0.8330
	Ron Winston	Dart Bags	2/0	3/1	6	0.8330
	Andy Kigin	Drill Team	0/0	5/1	6	0.8330
28	George Brown	UD Funk On The Cork	7/2	2/0	11	0.8180
	Steve Lyman	Special Delivery	8/2	1/0	11	0.8180
	Chris Hoyt	Special Delivery	9/1	0/1	11	0.8180
	Willey Berry	First Flight	0/1	9/1	11	0.8180
32	David Simpson	UD Funk On The Cork	4/1	4/1	10	0.8000
	Dave Watson	Tripp Time	4/2	4/0	10	0.8000
	Travis Hinton	Codys	7/2	1/0	10	0.8000
	Ron Wandscher	Flight Tyme	0/0	8/2	10	0.8000
	Jan Schmidt	Drywall Destroyers	1/1	3/0	5	0.8000
	Clay Harless	Dart Dawgs	3/1	1/0	5	0.8000
38	James Hambright	Hagar & Horribles	11/3	0/0	14	0.7860
	Gary Brown	Three In A Bed	10/	10/3	14	0.7860
40	Buddy Garrison	Wire Benders	6/2	1/0	9	0.7780
41	Bob Skea	Hagar & Horribles	6/2	4/1	13	0.7690
	Steven Mitchell	Sharp Darts	8/3	2/0	13	0.7690
	Ron Hendricks	Starving Dartists	1/0	9/3	13	0.7690
	Steve Hoffman	Queens Own Darts	8/3	2/0	13	0.7690
45	Joe Kunfsh	Drill Team	9/3	0/0	12	0.7500
	Phil Maxwell	Dart Shadows	7/3	2/0	12	0.7500
	Bob Grayckowski	First Flight	3/0	6/3	12	0.7500
	David Finch	Old Reliables	4/1	2/1	8	0.7500
	Jerry Benhoff	Upper Deck Darters	1/0	5/2	8	0.7500
	Logan Carter	Dead Pigs Society	5/2	1/0	8	0.7500
	Peter Chaffee	Corkscrews	3/1	3/1	8	0.7500
	JB Baer	Upper Deck Darters	6/2	0/0	8	0.7500
	Jack Gauthier	Lunatic Fringe	0/0	3/1	4	0.7500
54	Clive Draper	Brewers Droop	9/4	2/0	15	0.7330
55	John Scanlon	Got'em By The Bulls	4/1	4/2	11	0.7270
	Chris Carter	Special Delivery	7/3	1/0	11	0.7270
	Delmer Atkinson	Wire Benders	4/1	4/2	11	0.7270
	Fritz Herman	Dixie Chickens	1/3	7/0	11	0.7270
	Dan Mieczkowski	Queens Own Darts	6/3	2/0	11	0.7270
	Terry Blankenship	Wire Benders	0/0	8/3	11	0.7270
61	Bob Mc Credie	Dixie Chickens	5/3	5/1	14	0.7140
	Gary Green	Cantina Darts	3/2	2/0	7	0.7140
	Dick Cummings	Dart Dawgs	4/1	1/1	7	0.7140
	Mark Powell	Drill Team	2/0	3/2	7	0.7140
	Dan Cody	Codys	2/0	3/2	7	0.7140
	Butch Smith	Nine Lives	4/2	1/0	7	0.7140
	Jamie Best	Silver Bullets	3/0	2/2	7	0.7140
	Mike Litzsinger	Lunatic Fringe	0/1	5/1	7	0.7140
69	Gaston Floyd	Motley Crew	7/3	0/0	10	0.7000
	Steve Morrison	Dart Bags	7/3	0/0	10	0.7000
	Donnie Simpson Jr	Upper Deck Darters	5/3	2/0	10	0.7000
	Mark Slominski	Dart Jesters	7/3	0/0	10	0.7000
	Ken Kinney	Special Delivery	0/0	7/3	10	0.7000
	Guy Dodson	First Flight	1/0	6/3	10	0.7000
	Jeff Lancaster	Wire Benders	1/1	6/2	10	0.7000
	Randy Baldwin	Flight Damage	5/3	2/0	10	0.7000
77	Jeff Connelly	Coral Reefers	8/3	0/1	12	0.6670
	Frank Janosko	First Flight	7/2	1/2	12	0.6670
	Fred Crisp	Barstools	0/2	8/2	12	0.6670
	George Marko	Dart Jesters	0/0	8/4	12	0.6670
	Michael Knott	Dart Shadows	8/4	0/0	12	0.6670
	Danny Buckles	Barstools	6/3	0/0	9	0.6670
	Perry Young	Drywall Destroyers	3/2	3/1	9	0.6670
	Greg Jayne	Silver Bullets	6/3	0/0	9	0.6670
	Jeff Hartshorn	Flight Damage	0/0	6/3	9	0.6670
	Frank Proffitt	Flight Tyme	1/1	3/1	6	0.6670
	Rick De Matos	Tripp Time	1/1	3/1	6	0.6670
	Fred Nelson	Bitter Buddies	2/0	2/2	6	0.6670
	Doug Watson	Brewers Droop	0/0	4/2	6	0.6670
	John Willingham	Old Reliables	2/2	2/0	6	0.6670
	Al Fehrmann	Nine Lives	3/2	1/0	6	0.6670
	Sutton Slawter	Dead Pigs Society	1/2	3/0	6	0.6670
	Brian Seymore	Tripp Time	1/0	1/1	3	0.6670
	B.Carrington-Smith	Atila & The Huns	2/1	0/0	3	0.6670
	Pat Ross	Molson Lights	2/1	0/0	3	0.6670
96	Mike Glendy	Molson Lights	9/5	0/0	14	0.6430
	Buddy Smith	Hagar & The Horribles	1/0	8/5	14	0.6430
	Gene Chalk	Brewers Droop	9/5	0/0	14	0.6430
	Bullit Bolton	Shafters	2/1	7/4	14	0.6430
100	Chris Cody	Codys	7/4	0/0	11	0.6360
	Tom Cody	Codys	7/4	0/0	11	0.6360
	John Van Hoy	Molson Lights	0/0	7/4	11	0.6360
	Tim Anderson	Tossing Heads	3/2	4/2	11	0.6360
104	Don Simpson Sr.	U.d. Funk On The Cork	2/2	3/1	8	0.6250
	Julian Wooldridge	Cantina Darts	5/2	0/1	8	0.6250
	Norm Scoggins	Drywall Destroyers	2/1	3/2	8	0.6250
107	Jerry Peck	Dead Pigs Society	2/3	6/2	13	0.6150
	Steve Taylor	Lunatic Fringe	8/4	0/1	13	0.6150
109	John Kennedy	Cantina Darts	6/2	0/2	10	0.6000
	Phil Simpson	Grateful Darts	6/4	0/0	10	0.6000
	Clayton Rodgers	Drywall Destroyers	5/2	1/2	10	0.6000
	Shane Nelson	Atila & The Huns	6/3	0/1	10	0.6000
	Mike Gomez	Silver Bullets	6/4	0/0	10	0.6000
	Dan Linville	Nine Lives	2/2	4/2	10	0.6000
	Penn Malone	Tossing Heads	0/1	6/3	10	0.6000
	Bob Rube	Drill Team	2/2	1/0	5	0.6000
	Glenn Akhavein	Flight Damage	0/0	3/2	5	0.6000
	Spence Goble	Drill Team	0/0	3/2	5	0.6000
119	Forest Tharrington	Dart Jesters	7/5	0/0	12	0.5830
	James Davis	Atila & The Huns	7/5	0/0	12	0.5830
	Dennis Keever	Dead Pigs Society	1/5	6/0	12	0.5830
	Joe Martinsky	Is It In	0/0	7/5	12	0.5830
123	Don White	Flight Tyme	7/6	1/0	14	0.5710
	Jeff Calamos	Bitter Buddies	1/1	3/2	7	0.5710
	Bill Gage	U.d. Funk On The Cork	1/3	3/0	7	0.5710
	Dan Chappell	Upper Deck Darters	1/2	3/1	7	0.5710
	Jim Bush	Flight Damage	0/0	4/3	7	0.5710
	Zane Grisson	Three In A Bed	3/3	1/0	7	0.5710
	John Riddle	Dead Pigs Society	0/0	4/3	7	0.5710
130	Mark North	Molson Lights	5/4	0/0	9	0.5560
	Mike Jolly	Cantina Darts	2/2	3/2	9	0.5560
	Mike Gering	Dart Bags	5/3	0/1	9	0.5560
	Walter Stone	Grateful Darts	0/0	5/4	9	0.5560
	Dirk Bittinger	Hole In The Wall Gang	2/3	3/1	9	0.5560
	Jimmy Marks	Upper Deck Darters	3/4	2/0	9	0.5560
	Mike Kress	Trippin	0/0	5/4	9	0.5560
	Gary Rushworth	Motley Crew	2/0	3/4	9	0.5560
	David Prickett	Special Delivery	3/0	2/4	9	0.5560
	Todd Moore	Silver Bullets	0/0	5/4	9	0.5560
	Mike Cody	Codys	0/0	5/4	9	0.5560
	Chris Guttormisson	Queens Own Darts	3/4	2/0	9	0.5560
142	Robert Tompkins	Tripp Time	5/1	1/4	11	0.5450
	Butch Kurz	Shafters	2/1	4/4	11	0.5450
	Mike Baker	Lunatic Fringe	3/3	3/2	11	0.5450
	Larry Wallman	Lunatic Fringe	3/0	3/5	11	0.5450
146	Lance Bell	Is It In	2/4	5/2	13	0.5380
	Lloyd Mattingly	Brewers Droop	0/0	7/6	13	0.5380
148	John Tobin	Is It In	3/4	5/3	15	0.5330
149	Mark Ball	Coral Reefers	7/7	0/0	14	0.5000
	George Valez	Barstools	6/5	1/2	14	0.5000
	Tom Hing	Trippin	6/4	0/2	12	0.5000
	Gregg Duffy	Atila & The Huns	1/3	5/3	12	0.5000
	Scott Winfree	Sharp Darts	0/1	6/5	12	0.5000
	George Rowland	Got'em By The Bulls	4/5	2/1	12	0.5000
	Bruce Kohler	Got'em By The Bulls	2/4	4/2	12	0.5000
	Bill Mooring	Flight Damage	4/4	2/2	12	0.5000
	John Scrum	Molson Lights	3/1	2/4	10	0.5000
	Jim Davis	Flight Tyme	4/5	1/0	10	0.5000
	Tom Riggleman	Old Reliables	3/4	2/1	10	0.5000
	David Noah	Trippin	1/2	4/3	10	0.5000
	Scott Raper	First Flight	5/5	0/0	10	0.5000
	James Marsden	Nine Lives	2/2	3/3	10	0.5000
	Russ Watts	Tossing Heads	1/2	4/3	10	0.5000
	Todd Gatts	Hole In The Wall Gang	4/5	1/0	10	0.5000
	Baron Hoffman	Tossing Heads	1/2	3/2	8	0.5000
	Ken Sari	Hole In The Wall Gang	3/4	1/0	8	0.5000

	Dave Corter	UD Funk On The Cork	2/1	2/3	8	0.5000
	Marc Shown	Starving Dartists	4/4	0/0	8	0.5000
	Jim Flinch	Old Reliables	1/1	2/2	6	0.5000
	Duane Redd	Grateful Darts	1/1	2/2	6	0.5000
	John Dicristo	Upper Deck Darters	0/1	3/2	6	0.5000
	Rick Lehner	Drill Team	2/2	1/1	6	0.5000
	Tom Pepper	Flight Tyme	0/1	3/2	6	0.5000
	Kelly Boviall	Black Plague	0/2	2/0	4	0.5000
	Dave Lang	Got'em By The Bulls	1/2	1/0	4	0.5000
	Richard Wilson	Is It In	0/0	2/2	4	0.5000
	Jay Kremer	Tripp Time	2/2	0/0	4	0.5000
	Rc Smith	Silver Bullets	0/0	1/1	2	0.5000
	Brock Gross	Got'em By The Bulls	1/1	0/0	2	0.5000
	Jerry Baird	Queens Own Darts	0/1	1/0	2	0.5000
181	Steve Blackwood	Starving Dartists	1/2	5/5	13	0.4620
	Billy Brown	Barstools	5/6	1/1	13	0.4620
183	Zandy Richburg	Dart Bags	0/0	5/6	11	0.4550
	Terry Bejster	Drill Team	4/5	1/1	11	0.4550
	Lee Whitehead	Three In A Bed	3/2	2/4	11	0.4550
	Jeff Mc Galliard	Tossing Heads	5/5	0/1	11	0.4550
	John Lilienthal	Grateful Darts	5/6	0/0	11	0.4550
188	Jim Long	Grateful Darts	0/1	4/4	9	0.4440
	Henry Stancil	Cantina Darts	0/3	4/2	9	0.4440
	Gary Geniesse	Hole In The Wall Gang	0/0	4/5	9	0.4440
	Dennis Guvetis	Silver Bullets	1/2	3/3	9	0.4440
	Mike Reed	Sharp Darts	0/1	4/4	9	0.4440
	Van Smith	Coral Reefers	0/0	4/5	9	0.4440
	Allen Baker	Shafters	1/3	3/2	9	0.4440
195	Dennis Rohde	Dart Jesters	2/7	5/2	16	0.4380
196	Jon Rowe	Is It In	4/5	2/3	14	0.4290
	Tim Fowler	Coral Reefers	0/0	6/8	14	0.4290
	John Janosko	Shafters	6/8	0/0	14	0.4290
	Billy Duncan	Trippin	0/1	3/3	7	0.4290
	Bill Smith	Hole In The Wall Gang	1/1	2/3	7	0.4290
201	John Toth	Flight Tyme	2/5	3/2	12	0.4170
	Donnie Stencil	Corkscrews	0/3	5/4	12	0.4170
	Jeff Hulst	Dart Jesters	0/1	5/6	12	0.4170
	Robert Montgomery	Motley Crew	5/7	0/0	12	0.4170
	Tom Gildea	Sharp Darts	0/2	5/5	12	0.4170
	Wade Schuller	Three In A Bed	5/6	0/1	12	0.4170
	Henry White	Dixie Chickens	1/5	4/2	12	0.4170
	Steve White	Shafters	4/6	1/1	12	0.4170
	Danny Haynes	Flight Tyme	0/0	5/7	12	0.4170
	Moose Mc Daniel	Dead Pigs Society	0/3	5/4	12	0.4170
211	Pete Rutten	Shafters	2/4	4/5	15	0.4000
	James Daniels	Codys	0/0	4/6	10	0.4000
	Ricky Bagwell	Corkscrews	2/5	2/1	10	0.4000
	Brent Sheerer	Flight Damage	1/1	3/5	10	0.4000
	Mark Moore	Flight Damage	3/6	1/0	10	0.4000
	David Towns	Brewers Droop	0/2	4/4	10	0.4000
	David Metzker	Dart Shadows	2/2	2/4	10	0.4000
	Phred Saleeby	Nine Lives	4/6	0/0	10	0.4000
	Mike Giannaccini	Nine Lives	0/0	2/3	5	0.4000
	Rich Raynor	Bitter Buddies	1/2	1/1	5	0.4000
	John Bargh	Dart Bags	0/1	2/2	5	0.4000
	Reid Noblin	Trippin	0/1	2/2	5	0.4000
223	Jim Mills	Sharp Darts	5/7	0/1	13	0.3850
	Kevin Hartley	Starving Dartists	3/5	2/3	13	0.3850
	Lou Cook	Queens Own Darts	1/0	4/8	13	0.3850
226	Danny Peters	Queens Own Darts	1/0	2/5	8	0.3750
	James Ritorto	Dart Jesters	1/3	2/2	8	0.3750
	Paul Duffy	Atila & The Huns	0/1	3/4	8	0.3750
	Jim Townsend	Motley Crew	0/0	3/5	8	0.3750
	Wayne Logan	Black Plague	2/5	1/0	8	0.3750
	John Seagondollar	First Flight	1/4	2/1	8	0.3750
	Phillip Gardner	Wire Benders	3/3	0/2	8	0.3750
	Graham Partington	Nine Lives	1/2	2/3	8	0.3750
234	Brad Seivers	Trippin	3/6	1/1	11	0.3640
	Wayne Floyd	Motley Crew	0/1	4/6	11	0.3640
	Francis Skinner	Dart Dawgs	1/5	3/2	11	0.3640
	Evan Stein	Got'em By The Bulls	0/0	4/7	11	0.3640
	Kep Younce	Dixie Chickens	3/5	1/2	11	0.3640
	Walt D'allaird	Flight Tyme	4/6	0/1	11	0.3640
	Randy Deemer	Lunatic Fringe	0/1	4/6	11	0.3640
	Bill Nowlin	Dart Dawgs	0/3	4/4	11	0.3640
242	Rick Zucco	UD Funk On The Cork	1/5	3/3	12	0.3330
	Mike Chisholm	Drywall Destroyers	3/2	0/4	9	0.3330
	Paul Casadonte	Drywall Destroyers	0/1	3/5	9	0.3330
	Robert Parrish	Atila & The Huns	0/0	3/6	9	0.3330
	Roby Stevenson	Bitter Buddies	0/4	3/2	9	0.3330
	Forest Harrell	Starving Dartists	1/2	2/4	9	0.3330
	Mike Hill	Brewers Droop	0/0	3/6	9	0.3330
	Kim Whitaker	Shafters	0/2	3/4	9	0.3330
	Ray Dutcher	Hole In The Wall Gang	0/1	2/3	6	0.3330
	Roger Harter	Dart Dawgs	1/1	1/3	6	0.3330
	Don Overman	Dead Pigs Society	0/3	2/1	6	0.3330
	Troy Peoples	Hagar & The Horribles	1/1	1/3	6	0.3330
	John Barton	Old Reliables	1/1	0/1	3	0.3330
	Randy Mc Kinney	Atila & The Huns	0/0	1/2	3	0.3330
	Ned Kessing	Dart Dawgs	1/2	0/0	3	0.3330
	Bill Greytock	Dart Dawgs	1/1	0/1	3	0.3330
	Joe Havlina	Silver Bullets	1/1	0/1	3	0.3330
	Jim Scarborough	Sharp Darts	0/0	1/2	3	0.3330
	Fred Jinks	Queens Own Darts	0/1	1/1	3	0.3330
	Mark Francis	Lunatic Fringe	0/0	1/2	3	0.3330
262	Mike Fox	Hole In The Wall Gang	1/5	2/2	10	0.3000
	Chris Stafford	Hagar & The Horribles	3/7	0/0	10	0.3000
	John Jay	Hagar & The Horribles	1/6	2/1	10	0.3000
	Bobby Heald	Barstools	0/0	3/7	10	0.3000
	Mel Finch	Old Reliables	2/3	1/4	10	0.3000
267	Ned Armstrong	Is It In	4/6	0/4	14	0.2860
	Ken Hicks	Dixie Chickens	1/4	3/6	14	0.2860
	Bobby Crendell	Corkscrews	2/4	0/1	7	0.2860
	Chris Lynch	Drywall Destroyers	0/1	2/4	7	0.2860
	Shannon Overton	Black Plague	2/5	0/0	7	0.2860
	Mark Skinner	First Flight	2/5	0/0	7	0.2860
	Bruce Goodwin	Wire Benders	1/3	1/2	7	0.2860
274	Jay Miller	Tripp Time	1/6	2/2	11	0.2730
	David Holmes	Dixie Chickens	1/5	2/3	11	0.2730
	Mike Verrilli	Tripp Time	1/2	2/6	11	0.2730
	Steve Motley	Three In A Bed	1/3	2/5	11	0.2730
	Ed Davenport	Dixie Chickens	2/3	1/5	11	0.2730
279	Keith Weidner	Corkscrews	1/3	2/6	12	0.2500
	Phillip Knott	Dart Shadows	1/4	2/5	12	0.2500
	Steve Austin	Tossing Heads	3/9	0/0	12	0.2500
	Rick Perkins	Grateful Darts	0/0	2/6	8	0.2500
	Kevin Duffy	Atila & The Huns	0/0	2/6	8	0.2500
	Mike Hodges	Grateful Darts	0/0	1/3	4	0.2500
	Steve Kipisz	Hole In The Wall Gang	0/1	1/2	4	0.2500
	Steve Stoneman	Brewers Droop	0/0	1/3	4	0.2500
287	Hugh Hodge	Coral Reefers	0/3	3/7	13	0.2310
	Sean O'brian	Barstools	1/7	2/3	13	0.2310
289	Jim Cody	Codys	0/2	2/5	9	0.2220
	Dave Biggs	Upper Deck Darters	0/2	2/5	9	0.2220
	Ted Langley	Dart Dawgs	1/4	1/3	9	0.2220
	Steve Wrinn	Bitter Buddies	1/5	1/2	9	0.2220
	Greg Futrelle	Drill Team	0/2	2/5	9	0.2220
	Bill Garrison	Wire Benders	2/6	0/1	9	0.2220
295	Greg Evans	Cantina Darts	0/4	2/4	10	0.2000
	Dan Lynch	Dart Dawgs	0/4	2/4	10	0.2000
	Kyle Wilkinson	Queens Own Darts	0/2	2/6	10	0.2000
	John Haynes	UD Funk On The Cork	0/3	1/1	5	0.2000
	Warren Burnside	Dart Dawgs	0/2	1/2	5	0.2000
	Richard Rohde	Bitter Buddies	1/3	0/1	5	0.2000
	Lonnie Wilmot	Tripp Time	0/2	1/2	5	0.2000
	Scott Cleveland	Molson Lights	1/3	0/1	5	0.2000
	David Baker Jr.	Special Delivery	0/0	1/4	5	0.2000
304	Robb Collier	Tripp Time	1/4	1/5	11	0.1820
	Robert Stallings	Dart Shadows	1/2	1/7	11	0.1820
306	Mike Boyce	Barstools	0/1	2/9	12	0.1670
307	Mark Hagan	Starving Dartists	2/11	0/1	14	0.1430
	Chuck Rouse	Drill Team	0/2	1/4	7	0.1430
	Bobby Jones	Starving Dartists	0/0	1/6	7	0.1430
310	Jim Barbee	Flight Damage	1/7	0/0	8	0.1250
311	John Mc Kenna	Got'em By The Bulls	0/3	1/5	9	0.1110
	Larry Dulin	Is It In	1/8	0/0	9	0.1110
	Garman Troup	Nine Lives	0/1	1/7	9	0.1110
314	Brad Hetzel	Tossing Heads	0/4	0/5	9	0.0000
	Pat Cullen	Coral Reefers	0/0	0/8	8	0.0000
	Don Etheridge	Bitter Buddies	0/4	0/3	7	0.0000
	Tom Parker	Hagar & The Horribles	0/0	0/7	7	0.0000
	Roger Godwin	Starving Dartists	0/6	0/1	7	0.0000
	Jeff Habrych	Drill Team	0/1	0/3	4	0.0000
	David Currin	Flight Tyme	0/0	0/3	3	0.0000
	Tim Phlaum	Dart Bags	0/2	0/1	3	0.0000
	Kevin Mc Knight	Grateful Darts	0/0	0/3	3	0.0000
	Walter Davis	Bitter Buddies	0/0	0/3	3	0.0000
	Lou Sognorelli	Upper Deck Darters	0/1	0/1	2	0.0000
	Doug Peter	Molson Lights	0/0	0/2	2	0.0000
	Patrick Piper	Tossing Heads	0/0	0/2	2	0.0000
	Jim Foster	Hole In The Wall Gang	0/1	0/1	2	0.0000
	Ed Maloney	Upper Deck Darters	0/1	0/1	2	0.0000
	Jesse Baker	Dart Jesters	0/0	0/2	2	0.0000
	Bart Gossard	Black Plague	0/2	0/0	2	0.0000
	Steve Bonack	Got'em By The Bulls	0/2	0/0	2	0.0000
	David Fitzpatrick	Tossing Heads	0/0	0/2	2	0.0000
	Ian Shields	Hole In The Wall Gang	0/1	0/0	1	0.0000
	Tom	Upper Deck Darters	0/0	0/1	1	0.0000
	Bob Whitefield	Cantina Darts	0/0	0/1	1	0.0000
	John Jacobs	Bitter Buddies	0/1	0/0	1	0.0000

John Chiavacci	Bitter Buddies	0/1	0/0	1	0.0000
Tom Akhavien	Flight Damage	0/1	0/0	1	0.0000
John Hughes	Codys	0/0	0/1	1	0.0000
Rodney Gosnell	Nine Lives	0/0	0/1	1	0.0000
Steve Chisholm	Barstools	0/0	0/1	1	0.0000
Greg Loughry	UD Funk On The Cork	0/0	0/0	0	0.0000
John Wiggin	Trippin	0/0	0/0	0	0.0000
Charlie Murray	Motley Crew	0/0	0/0	0	0.0000
Joe Gavis	Special Delivery	0/0	0/0	0	0.0000
Tony Latham	Sharp Darts	0/0	0/0	0	0.0000
David Lasley	Starving Dartists	0/0	0/0	0	0.0000
Ron O'quinn	Hagar & The Horribles	0/0	0/0	0	0.0000
Mike Mc Donald	Barstools	0/0	0/0	0	0.0000
Gerald Culler	Flight Tyme	0/0	0/0	0	0.0000
Chuck Prather	Queens Own Darts	0/0	0/0	0	0.0000

Womens High Win % (Fall 1991)

	Name	Team	Cricket	301	TG	Win %
1	**Robin Mc Loughlin**	Old Reliables	1/0	5/1	7	0.8570
2	**Carol Whitehurst**	PMS	7/3	0/0	10	0.7000
3	**Debbie Sasser**	PMS	5/4	2/1	12	0.5830
4	**Lorie Best**	Silver Bullets	0/0	4/3	7	0.5710
5	**Ann Williams**	Corkscrews	2/3	3/2	10	0.5000
	Amy Barnes	Hagar & The Horribles	0/0	4/4	8	0.5000
7	Judy Huyser	Three In A Bed	0/0	6/7	13	0.4620
8	Lee Simpson	Black Plague	0/0	5/6	11	0.4550
9	Delinda Johnson	Motley Crew	0/0	4/5	9	0.4440
10	Becca Wooldridge	Cantina Darts	0/2	2/1	5	0.4000
11	Beth Dickerson	PMS	0/4	3/1	8	0.3750
	Lisa Swagemakers	PMS	1/3	2/2	8	0.3750
13	Elaine Jonczak	Cantina Darts	0/1	2/3	6	0.3330
14	Lisa Ross	Dart Bags	1/5	1/0	7	0.2860
	Tammy Parham	PMS	0/0	2/5	7	0.2860
16	Louise Jones	Old Reliables	0/3	2/3	8	0.2500
	Pam Ballog	PMS	0/1	1/2	4	0.2500
18	Trish Ellis	PMS	2/4	0/3	9	0.2220
	Dawn Grayckowski	PMS	0/2	2/5	9	0.2220
20	Natalie Marshall	Corkscrews	1/4	1/4	10	0.2000
	Candi Knott	Dart Shadows	0/2	1/2	5	0.2000
	Lynne Lewis	PMS	0/0	1/4	5	0.2000
23	Connie Brown	Molson Lights	0/4	1/2	7	0.1430
24	Susan Davis	Atila & The Huns	0/7	1/1	9	0.1110
25	Susan Metzker	Dart Shadows	0/0	1/9	10	0.1000
26	Vickie Reid	Black Plague	0/3	1/7	11	0.0910
27	Nell Finch	Old Reliables	0/5	0/2	7	0.0000
	Melinda Riggleman	Old Reliables	0/1	0/5	6	0.0000
	Paddy Jackson	Corkscrews	0/2	0/1	3	0.0000
	Lois Dinterman	Three In A Bed	0/1	0/1	2	0.0000
	Susan Alden	Codys	0/1	0/0	1	0.0000
	Barbara Wilson	Drywall Destroyers	0/0	0/0	0	0.0000
	Michele Wright	Atila & The Huns	0/0	0/0	0	0.0000

Mens Allstars (Fall 1991)

	Name	Team	ASPs	GMs	ASP%
1	**Phil Maxwell**	**Dart Shadows**	66.0	37	1.7838
2	**Tom Van Arsdale**	**Lunatic Fringe**	40.5	24	1.6875
3	Don Stark	Queens Own Darts	15.0	10	1.5000
4	**Bob Terry**	**Lunatic Fringe**	55.0	39	1.4103
5	Danny Buckles	Barstools	39.0	29	1.3448
6	Steve Taylor	Lunatic Fringe	48.5	38	1.2763
7	Phillip Todd	Brewers Droop	48.5	40	1.2125
8	Logan Carter	Dead Pigs Society	29.0	25	1.1600
9	Jeff Mc Galliard	Tossing Heads	37.0	32	1.1562
10	George Valez	Barstools	48.0	44	1.0909
11	Michael Knott	Dart Shadows	38.0	35	1.0857
12	Billy Brown	Barstools	45.5	43	1.0581
13	Mike Dinterman	Three In A Bed	49.0	47	1.0426
14	James Hambright	Hagar & The Horribles	44.5	45	0.9889
15	Tim Lane	Dead Pigs Society	36.5	40	0.9125
16	Dan Mieczkowski	Queens Own Darts	29.5	33	0.8939
17	Joe Wilson	Coral Reefers	41.0	48	0.8542
18	Mike Glendy	Molson Lights	35.0	42	0.8333
19	Steve Hoffman	Queens Own Darts	34.5	42	0.8214
20	Don White	Flight Tyme	33.5	41	0.8171
21	David Metzker	Dart Shadows	24.0	30	0.8000
22	Chris Guttormisson	Queens Own Darts	20.5	26	0.7885
23	George Brown	UD Funk On The Cork	22.5	30	0.7500
	Steve Chisholm	Barstools	3.0	4	0.7500
25	Frank Gari	Trippin	19.0	27	0.7037
26	Jim Davis	Flight Tyme	21.0	30	0.7000
27	Tom Cody	Codys	25.0	36	0.6944
28	John Tobin	Is It In	29.5	43	0.6860
29	Russ Watts	Tossing Heads	21.5	32	0.6719
30	Tim Anderson	Tossing Heads	18.5	29	0.6379
31	Julian Wooldridge	Cantina Darts	16.5	26	0.6346
32	Marc Shown	Starving Dartists	14.5	23	0.6304
33	Clive Draper	Brewers Droop	26.0	42	0.6190
34	Mark Ball	Coral Reefers	29.0	47	0.6170
35	Zane Grisson	Three In A Bed	11.0	18	0.6111
36	Gary Brown	Three In A Bed	25.5	43	0.5930
37	Greg Jayne	Silver Bullets	16.0	27	0.5926
38	Lee White	Cantina Darts	17.5	30	0.5833
39	John Riddle	Dead Pigs Society	15.0	26	0.5769
40	Al Fehrmann	Nine Lives	11.5	20	0.5750
41	Ned Kessing	Dart Dawgs	4.0	7	0.5714
42	Steve Lyman	Special Delivery	17.0	30	0.5667
43	Lee Whitehead	Three In A Bed	22.5	40	0.5625
44	James Niver	Dart Bags	19.5	35	0.5571
45	Sutton Slawter	Dead Pigs Society	10.0	18	0.5556
46	Randy Deemer	Lunatic Fringe	16.0	29	0.5517
47	Paul Olsen	Sharp Darts	17.0	31	0.5484
48	Jamie Best	Silver Bullets	11.5	21	0.5476
49	Sean O'brian	Barstools	24.0	44	0.5455
	Jb Baer	Upper Deck Darters	12.0	22	0.5455
51	William Holland	Grateful Darts	19.0	35	0.5429
52	Baron Hoffman	Tossing Heads	13.5	25	0.5400
53	Wade Schuller	Three In A Bed	23.0	43	0.5349
54	Mike Litzsinger	Lunatic Fringe	16.0	30	0.5333
55	Dan Linville	Nine Lives	16.5	31	0.5323
	Larry Wallman	Lunatic Fringe	16.5	31	0.5323
57	Steve Austin	Tossing Heads	17.5	33	0.5303
58	Larry Dulin	Is It In	17.5	34	0.5147
59	Clayton Rodgers	Drywall Destroyers	15.5	31	0.5000
	Phil Simpson	Grateful Darts	15.0	30	0.5000
	Gary Burney	Motley Crew	15.0	30	0.5000
	David Currin	Flight Tyme	14.0	28	0.5000
	James Marsden	Nine Lives	12.5	25	0.5000
	Pat Ross	Molson Lights	4.0	8	0.5000
	Tom Reddick	Dead Pigs Society	1.5	3	0.5000
66	Pete Rutten	Shafters	22.0	45	0.4889
67	Bob Mc Credie	Dixie Chickens	20.5	42	0.4881
68	Dave Watson	Tripp Time	13.5	28	0.4821
69	John Toth	Flight Tyme	13.0	27	0.4815
70	Don Overman	Dead Pigs Society	10.5	22	0.4773
71	Jon Rowe	Is It In	20.5	43	0.4767
72	Kep Younce	Dixie Chickens	19.5	41	0.4756
73	Mark Powell	Drill Team	8.5	18	0.4722
74	Mike Huber	Dart Bags	11.5	25	0.4600
75	Mike Baker	Lunatic Fringe	16.5	36	0.4583
76	Tom Hing	Trippin	15.5	34	0.4559
77	Jay Kremer	Tripp Time	5.0	11	0.4545
78	Robert Tompkins	Tripp Time	14.0	31	0.4516
79	Jim Mills	Sharp Darts	18.0	40	0.4500
80	Buddy Smith	Hagar & The Horribles	17.5	39	0.4487
81	John Janosko	Shafters	19.0	44	0.4318
82	Willey Berry	First Flight	15.0	35	0.4286
83	Buddy Garrison	Wire Benders	10.5	25	0.4200
	Brad Hetzel	Tossing Heads	10.5	25	0.4200
85	Dan Chappell	Upper Deck Darters	10.0	24	0.4167
	John Barton	Old Reliables	5.0	12	0.4167
	Bob Rube	Drill Team	5.0	12	0.4167
88	John Fellix	Got'em By The Bulls	12.0	29	0.4138
89	Bullit Bolton	Shafters	19.0	46	0.4130
90	George Rowland	Got'em By The Bulls	16.5	40	0.4125
91	Fred Nelson	Bitter Buddies	7.0	17	0.4118
92	John Seagondollar	First Flight	11.5	28	0.4107
93	Dennis Keever	Dead Pigs Society	15.5	38	0.4079
94	Jerry Peck	Dead Pigs Society	14.0	35	0.4000
	Clay Harless	Dart Dawgs	8.0	20	0.4000
96	Gregg Duffy	Atila & The Huns	13.5	34	0.3971
	Steve White	Shafters	13.5	34	0.3971
98	David Ross	Molson Lights	15.0	38	0.3947
99	Chris Carter	Special Delivery	13.0	33	0.3939
	Chris Hoyt	Special Delivery	13.0	33	0.3939
101	Mike Gomez	Silver Bullets	11.0	28	0.3929
102	Bob Skea	Hagar & The Horribles	16.0	41	0.3902
103	Frank Proffitt	Flight Tyme	8.5	22	0.3864
104	Chris Cody	Codys	15.0	39	0.3846
	Mark North	Molson Lights	10.0	26	0.3846
106	Ron Wandscher	Flight Tyme	11.5	30	0.3833
107	Phred Saleeby	Nine Lives	12.5	33	0.3788
108	Jeff Connelly	Coral Reefers	16.5	44	0.3750
109	Ed Davenport	Dixie Chickens	13.0	35	0.3714
110	Donnie Simpson Jr	Upper Deck Darters	11.5	31	0.3710
111	John Scrum	Molson Lights	10.5	29	0.3621
	Brad Seivers	Trippin	10.5	29	0.3621
113	Danny Haynes	Flight Tyme	13.0	36	0.3611
	Bob Grayckowski	First Flight	13.0	36	0.3611

115	Jim Capps	Special Delivery	9.0	25	0.3600
	Bobby Rhinehardt	Molson Lights	9.0	25	0.3600
117	Francis Skinner	Dart Dawgs	12.5	35	0.3571
118	John Lilienthal	Grateful Darts	9.5	27	0.3519
119	Gary Green	Cantina Darts	7.0	20	0.3500
120	Bill Nowlin	Dart Dawgs	11.5	33	0.3485
121	Mark Hagan	Starving Dartists	12.5	36	0.3472
122	Steven Mitchell	Sharp Darts	13.5	39	0.3462
	Ken Sari	Hole In The Wall Gang	9.0	26	0.3462
124	Ron Hendricks	Starving Dartists	13.5	40	0.3375
125	Lance Bell	Is It In	14.5	43	0.3372
126	Terry Bejster	Drill Team	11.0	33	0.3333
	Randy Baldwin	Flight Damage	9.0	27	0.3333
	Tom Pepper	Flight Tyme	5.0	15	0.3333
	David Fitzpatrick	Tossing Heads	2.0	6	0.3333
130	Mark Moore	Flight Damage	9.5	29	0.3276
131	Don Simpson Sr.	UD Funk On The Cork	7.5	23	0.3261
132	Fritz Herman	Dixie Chickens	13.0	40	0.3250
	Mike Hodges	Grateful Darts	6.5	20	0.3250
	Dick Cummings	Dart Dawgs	6.5	20	0.3250
	Jack Gauthier	Lunatic Fringe	6.5	20	0.3250
136	Joe Kunfsh	Drill Team	11.5	36	0.3194
137	Brian Seymore	Tripp Time	7.0	22	0.3182
	Lonnie Wilmot	Tripp Time	3.5	11	0.3182
139	Gene Chalk	Brewers Droop	14.5	46	0.3152
140	Roger Godwin	Starving Dartists	7.5	24	0.3125
141	Ned Armstrong	Is It In	13.0	42	0.3095
142	Kim Whitaker	Shafters	10.5	34	0.3088
143	Jerry Benhoff	Upper Deck Darters	8.0	26	0.3077
144	Henry White	Dixie Chickens	11.0	36	0.3056
	Phillip Knott	Dart Shadows	11.0	36	0.3056
146	Butch Kurz	Shafters	10.0	33	0.3030
	Mark Slominski	Dart Jesters	10.0	33	0.3030
	Steve Blackwood	Starving Dartists	10.0	33	0.3030
149	Robert Montgomery	Motley Crew	11.5	38	0.3026
150	Terry Blankenship	Wire Benders	10.5	35	0.3000
	Bill Carrington-smith	Atila & The Huns	3.0	10	0.3000
152	Robert Stallings	Dart Shadows	11.0	37	0.2973
153	Shannon Overton	Black Plague	6.5	22	0.2955
154	David Holmes	Dixie Chickens	10.5	36	0.2917
	Mike Jolly	Cantina Darts	7.0	24	0.2917
	Jimmy Marks	Upper Deck Darters	7.0	24	0.2917
	Butch Smith	Nine Lives	7.0	24	0.2917
	Peter Chaffee	Corkscrews	7.0	24	0.2917
	Steve Raxter	Tossing Heads	3.5	12	0.2917
160	Kurt Skonier	U.d. Funk On The Cork	8.0	28	0.2857
	Chris Stafford	Hagar & The Horribles	8.0	28	0.2857
162	Ron Winston	Dart Bags	6.5	23	0.2826
163	Kevin Hartley	Starving Dartists	11.0	39	0.2821
164	Bill Mooring	Flight Damage	9.5	34	0.2794
165	Jim Foster	Hole In The Wall Gang	2.5	9	0.2778
	Kelly Boviall	Black Plague	2.5	9	0.2778
167	Tim Fowler	Coral Reefers	13.5	49	0.2755
168	Dan Lynch	Dart Dawgs	6.0	22	0.2727
169	Delmer Atkinson	Wire Benders	9.5	35	0.2714
170	Danny Peters	Queens Own Darts	6.5	24	0.2708
171	Mike Hill	Brewers Droop	7.0	26	0.2692
172	Ricky Bagwell	Corkscrews	8.0	30	0.2667
173	Shane Nelson	Atila & The Huns	9.0	34	0.2647
174	Tom Gildea	Sharp Darts	10.0	38	0.2632
175	Ken Hicks	Dixie Chickens	10.5	40	0.2625
176	David Finch	Old Reliables	6.0	23	0.2609
177	Jeff Lancaster	Wire Benders	8.5	33	0.2576
178	John Scanlon	Got'em By The Bulls	9.0	35	0.2571
179	Donnie Stencil	Corkscrews	9.5	37	0.2568
180	David Noah	Trippin	6.5	26	0.2500
	Gaston Floyd	Motley Crew	6.0	24	0.2500
	Dave Corter	UD Funk On The Cork	6.0	24	0.2500
	Greg Futrelle	Drill Team	5.5	22	0.2500
	Rj Smith	Silver Bullets	3.0	12	0.2500
	Patrick Piper	Tossing Heads	2.0	8	0.2500
186	Gary Rushworth	Motley Crew	7.0	29	0.2414
187	Steve Wrinn	Bitter Buddies	5.5	23	0.2391
	Spence Goble	Drill Team	5.5	23	0.2391
189	Lou Cook	Queens Own Darts	9.0	38	0.2368
	Steve Motley	Three In A Bed	9.0	38	0.2368
	Bill Gage	UD Funk On The Cork	4.5	19	0.2368
192	Evan Stein	Got'em By The Bulls	8.5	36	0.2361
193	Dan Cody	Codys	4.0	17	0.2353
194	Forest Harrell	Starving Dartists	7.5	32	0.2344
195	Tom Parker	Hagar & The Horribles	6.5	28	0.2321
196	Jim Bush	Flight Damage	5.5	24	0.2292
	Bobby Jones	Starving Dartists	5.5	24	0.2292
	David Baker Jr.	Special Delivery	5.5	24	0.2292
199	Bruce Kohler	Got'em By The Bulls	8.0	35	0.2286
200	Robb Collier	Tripp Time	7.5	33	0.2273
	Travis Hinton	Codys	7.5	33	0.2273
202	John Jay	Hagar & The Horribles	7.0	31	0.2258
203	Andy Kigin	Drill Team	4.5	20	0.2250
204	Bill Garrison	Wire Benders	6.5	29	0.2241
205	Brent Sheerer	Flight Damage	7.5	34	0.2206
206	Steve Kipisz	Hole In The Wall Gang	3.5	16	0.2188
207	David Simpson	UD Funk On The Cork	8.0	37	0.2162
208	Graham Partington	Nine Lives	4.5	21	0.2143
	Walter Davis	Bitter Buddies	1.5	7	0.2143
210	Todd Gatts	Hole In The Wall Gang	6.5	31	0.2097
211	Fred Crisp	Barstools	8.5	41	0.2073
212	Bob Carawon	Drywall Destroyers	7.0	34	0.2059
213	John Kennedy	Cantina Darts	5.5	27	0.2037
214	Guy Dodson	First Flight	6.5	32	0.2031
215	Scott Winfree	Sharp Darts	7.0	35	0.2000
	Mike Kress	Trippin	5.0	25	0.2000
	Walter Stone	Grateful Darts	4.0	20	0.2000
	John Clark	Hagar & The Horribles	2.0	10	0.2000
219	Frank Janosko	First Flight	7.5	38	0.1974
220	James Daniels	Codys	6.5	33	0.1970
221	Kyle Wilkinson	Queens Own Darts	5.5	28	0.1964
222	Moose Mc Daniel	Dead Pigs Society	6.5	34	0.1912
223	Paul Casadonte	Drywall Destroyers	5.5	29	0.1897
	Allen Baker	Shafters	5.5	29	0.1897
225	George Marko	Dart Jesters	7.0	37	0.1892
226	Mike Reed	Sharp Darts	4.5	24	0.1875
	Scott Cleveland	Molson Lights	4.5	24	0.1875
228	Forest Tharrington	Dart Jesters	7.0	38	0.1842
229	Mark Skinner	First Flight	4.0	22	0.1818
230	Jim Hicks	Sharp Darts	2.5	14	0.1786
231	Tom Riggleman	Old Reliables	5.5	31	0.1774
	Bobby Heald	Barstools	5.5	31	0.1774
233	Todd Moore	Silver Bullets	4.5	26	0.1731
234	Warren Burnside	Dart Dawgs	4.0	24	0.1667
	Bruce Goodwin	Wire Benders	4.0	24	0.1667
	Steve Stoneman	Brewers Droop	3.0	18	0.1667
	Jeff Habrych	Drill Team	2.0	12	0.1667
	Doug Peter	Molson Lights	1.0	6	0.1667
	Steve Bonack	Got'em By The Bulls	1.0	6	0.1667
	Jerry Baird	Queens Own Darts	1.0	6	0.1667
241	Rick Zucco	U.d. Funk On The Cork	5.0	31	0.1613
	Jim Barbee	Flight Damage	5.0	31	0.1613
	Mike Verrilli	Tripp Time	5.0	31	0.1613
244	Dennis Guvetis	Silver Bullets	4.0	25	0.1600
245	Walt D'allaird	Flight Tyme	3.5	22	0.1591
246	Jay Miller	Tripp Time	5.0	32	0.1562
247	James Ritorto	Dart Jesters	4.0	26	0.1538
	Glenn Akhavein	Flight Damage	4.0	26	0.1538
249	Mike Gering	Dart Bags	3.5	23	0.1522
250	Bill Greytock	Dart Dawgs	1.5	10	0.1500
251	Lloyd Mattingly	Brewers Droop	5.5	37	0.1486
252	Reid Noblin	Trippin	4.0	27	0.1481
253	Steve Morrison	Dart Bags	4.5	31	0.1452
254	Wayne Floyd	Motley Crew	5.0	35	0.1429
	Rick Perkins	Grateful Darts	3.0	21	0.1429
	Mike Giannaccini	Nine Lives	2.0	14	0.1429
	Rj Smith	Silver Bullets	1.0	7	0.1429
	Ed Maloney	Upper Deck Darters	1.0	7	0.1429
	Brock Gross	Got'em By The Bulls	1.0	7	0.1429
260	John Van Hoy	Molson Lights	4.5	32	0.1406
	Van Smith	Coral Reefers	4.5	32	0.1406
262	John Mc Kenna	Got'em By The Bulls	4.5	33	0.1364
	Mike Boyce	Barstools	4.5	33	0.1364
	Wayne Logan	Black Plague	3.0	22	0.1364
265	John Bargh	Dart Bags	2.0	15	0.1333
266	James Davis	Atila & The Huns	4.5	35	0.1286
267	Jan Schmidt	Drywall Destroyers	2.0	16	0.1250
268	Jeff Hulst	Dart Jesters	4.0	34	0.1176
	Richard Rohde	Bitter Buddies	2.0	17	0.1176
270	Jeff Hartshorn	Flight Damage	3.5	30	0.1167
271	Joe Havlina	Silver Bullets	2.0	18	0.1111
	Rick Lehner	Drill Team	2.0	18	0.1111
	Bob Whitefield	Cantina Darts	1.0	9	0.1111
	Randy Mc Kinney	Atila & The Huns	1.0	9	0.1111
	Charlie Murray	Motley Crew	1.0	9	0.1111
	Fred Jinks	Queens Own Darts	1.0	9	0.1111
	Mark Francis	Lunatic Fringe	1.0	9	0.1111
278	Dennis Rohde	Dart Jesters	4.5	41	0.1098
279	Mike Cody	Codys	3.5	33	0.1061
280	John Willingham	Old Reliables	2.0	19	0.1053
	Duane Redd	Grateful Darts	2.0	19	0.1053
	Paul Duffy	Atila & The Huns	2.0	19	0.1053
283	Chris Lynch	Drywall Destroyers	2.5	24	0.1042
	Ted Langley	Dart Dawgs	2.5	24	0.1042

285	Richard Wilson	Is It In	1.5	15	0.1000
286	Greg Evans	Cantina Darts	2.5	26	0.0962
287	Chuck Rouse	Drill Team	2.0	21	0.0952
288	Jim Scarborough	Sharp Darts	1.5	16	0.0938
289	David Prickett	Special Delivery	2.0	22	0.0909
290	Billy Duncan	Trippin	2.0	23	0.0870
	Robert Parrish	Atila & The Huns	2.0	23	0.0870
292	Mel Finch	Old Reliables	2.5	29	0.0862
293	John Dicristo	Upper Deck Darters	1.5	18	0.0833
	Dave Lang	Got'em By The Bulls	1.0	12	0.0833
295	Zandy Richburg	Dart Bags	2.0	25	0.0800
	Gary Geniesse	Hole In The Wall Gang	2.0	25	0.0800
297	Joe Martinsky	Is It In	3.0	38	0.0789
298	Phillip Gardner	Wire Benders	2.0	28	0.0714
	Kevin Duffy	Atila & The Huns	2.0	28	0.0714
300	Keith Weidner	Corkscrews	2.5	36	0.0694
	Pat Cullen	Coral Reefers	2.5	36	0.0694
302	Jim Townsend	Motley Crew	2.0	29	0.0690
	Garman Troup	Nine Lives	2.0	29	0.0690
304	Rick De Matos	Tripp Time	1.5	22	0.0682
	Tim Phlaum	Dart Bags	1.5	22	0.0682
306	Penn Malone	Tossing Heads	2.0	30	0.0667
307	Mike Chisholm	Drywall Destroyers	1.5	23	0.0652
308	Scott Raper	First Flight	2.0	31	0.0645
309	Jim Flinch	Old Reliables	1.0	16	0.0625
310	Ray Dutcher	Hole In The Wall Gang	1.0	17	0.0588
	John Haynes	UD Funk On The Cork	1.0	17	0.0588
312	Hugh Hodge	Coral Reefers	2.0	35	0.0571
313	Roger Harter	Dart Dawgs	1.0	18	0.0556
314	Dirk Bittinger	Hole In The Wall Gang	1.5	28	0.0536
315	Perry Young	Drywall Destroyers	1.5	29	0.0517
316	Henry Stancil	Cantina Darts	1.5	31	0.0484
317	Jeff Calamos	Bitter Buddies	1.0	23	0.0435
	Jim Long	Grateful Darts	1.0	23	0.0435
	Bobby Crendell	Corkscrews	1.0	23	0.0435
	David Towns	Brewers Droop	1.0	23	0.0435
321	Norm Scoggins	Drywall Destroyers	1.0	25	0.0400
322	Dave Biggs	Upper Deck Darters	1.0	26	0.0385
323	Mike Fox	Hole In The Wall Gang	1.0	28	0.0357
324	Jim Cody	Codys	0.0	33	0.0000
	Roby Stevenson	Bitter Buddies	0.0	27	0.0000
	Doug Watson	Brewers Droop	0.0	24	0.0000
	Ken Kinney	Special Delivery	0.0	24	0.0000
	Don Etheridge	Bitter Buddies	0.0	22	0.0000
	Troy Peoples	Hagar & The Horribles	0.0	22	0.0000
	Kevin Mc Knight	Grateful Darts	0.0	20	0.0000
	Bill Smith	Hole In The Wall Gang	0.0	19	0.0000
	Rich Raynor	Bitter Buddies	0.0	16	0.0000
	Lou Sognorelli	Upper Deck Darters	0.0	8	0.0000
	Tom Akhavien	Flight Damage	0.0	7	0.0000
	Ian Shields	Hole In The Wall Gang	0.0	6	0.0000
	Jesse Baker	Dart Jesters	0.0	6	0.0000
	Bart Gossard	Black Plague	0.0	6	0.0000
	Tom	Upper Deck Darters	0.0	4	0.0000
	Rodney Gosnell	Nine Lives	0.0	4	0.0000
	John Jacobs	Bitter Buddies	0.0	3	0.0000
	John Hughes	Codys	0.0	2	0.0000
	John Chiavacci	Bitter Buddies	0.0	1	0.0000
	David Lasley	Starving Dartists	0.0	1	0.0000
	Mike Mc Donald	Barstools	0.0	1	0.0000
	Greg Loughry	UD Funk On The Cork	0.0	0	0.0000
	John Wiggin	Trippin	0.0	0	0.0000
	Joe Gavis	Special Delivery	0.0	0	0.0000
	Tony Latham	Sharp Darts	0.0	0	0.0000
	Ron O'quinn	Hagar & The Horribles	0.0	0	0.0000
	Gerald Culler	Flight Tyme	0.0	0	0.0000
	Chuck Prather	Queens Own Darts	0.0	0	0.0000

Womens Allstars (Fall 1991)

	Name	Team	ASPs	GMs	ASP %
1	**Carol Whitehurst**	PMS	14.0	26	0.5385
2	**Connie Brown**	Molson Lights	9.0	22	0.4091
3	**Debbie Sasser**	PMS	13.5	34	0.3971
4	Becca Wooldridge	Cantina Darts	4.5	12	0.3750
5	Lisa Swagemakers	PMS	8.0	25	0.3200
6	Trish Ellis	PMS	8.5	27	0.3148
7	Beth Dickerson	PMS	7.0	23	0.3043
8	Lorie Best	Silver Bullets	5.5	23	0.2391
9	Lynne Lewis	PMS	5.0	21	0.2381
10	Tammy Parham	PMS	5.5	25	0.2200
11	Paddy Jackson	Corkscrews	1.0	5	0.2000
12	Vickie Reid	Black Plague	6.5	36	0.1806
13	Natalie Marshall	Corkscrews	5.5	31	0.1774
14	Dawn Grayckowski	PMS	4.5	27	0.1667
15	Candi Knott	Dart Shadows	4.0	28	0.1429
	Robin Mc Loughlin	Old Reliables	3.0	21	0.1429
17	Lee Simpson	Black Plague	4.5	33	0.1364
18	Delinda Johnson	Motley Crew	3.0	24	0.1250
19	Lois Dinterman	Three In A Bed	3.0	26	0.1154
20	Judy Huyser	Three In A Bed	3.5	31	0.1129
21	Susan Metzker	Dart Shadows	2.0	18	0.1111
22	Ann Williams	Corkscrews	3.5	33	0.1061
23	Michele Wright	Atila & The Huns	1.0	15	0.0667
24	Lisa Ross	Dart Bags	1.0	17	0.0588
	Susan Davis	Atila & The Huns	1.0	17	0.0588
26	Amy Barnes	Hagar & The Horribles	1.5	26	0.0577
27	Elaine Jonczak	Cantina Darts	1.0	19	0.0526
28	Louise Jones	Old Reliables	1.0	26	0.0385
29	Melinda Riggleman	Old Reliables	0.0	23	0.0000
	Nell Finch	Old Reliables	0.0	20	0.0000
	Pam Ballog	PMS	0.0	8	0.0000
	Susan Alden	Codys	0.0	3	0.0000
	Barbara Wilson	Drywall Destroyers	0.0	0	0.0000

Team Allstars (Fall 1991)

"A" DIVISION		ASP %	Div. Rank	RDL Rank
1	Lunatic Fringe	0.8460	1	1
2	Dead Pigs Society	0.5750	4	4
3	Flight Tyme	0.4900	7	8
4	Barstools	0.6590	3	3
5	Tossing Heads	0.5520	6	6
6	Dart Shadows	0.7060	2	2
7	Queens Own Darts	0.5670	5	5
8	Shafters	0.3750	8	13

"B" DIVISION		ASP %	Div. Rank	RDL Rank
1	Three In A Bed	0.5120	1	7
2	Molson Lights	0.4070	3	10
3	Brewers Droop	0.4120	2	9
4	Hagar & The Horribles	0.3810	5	12
5	Coral Reefers	0.3750	6	13
6	Dixie Chickens	0.3630	7	15
7	Is It In	0.3860	4	11
8	Starving Dartists	0.3250	8	18

"C" DIVISION		ASP %	Div. Rank	RDL Rank
1	Wire Benders	0.2460	6	33
2	Sharp Darts	0.3120	2	20
3	Codys	0.2690	4	28
4	Flight Damage	0.2210	7	35
5	Got'em By The Bulls	0.2640	5	31
6	Nine Lives	0.3410	1	16
7	PMS	0.3060	3	22

"D" DIVISION		ASP %	Div. Rank	RDL Rank
1	Silver Bullets	0.3130	1	18
2	First Flight	0.2680	4	29
3	Special Delivery	0.3120	2	20
4	Drill Team	0.2670	5	30
5	Tripp Time	0.2810	3	25
6	Black Plague	0.1800	6	37
7	Bitter Buddies	0.1090	7	44

"E" DIVISION		ASP %	Div. Rank	RDL Rank
1	Trippin	0.3270	1	17
2	Upper Deck Darters	0.2500	4	32
3	U.d. Funk On The Cork	0.2990	2	23
4	Motley Crew	0.2330	5	34
5	Dart Jesters	0.1700	7	41
6	Atila & the Huns	0.1740	6	39
7	Dart Dawgs	0.2700	3	27

"F" DIVISION		ASP %	Div. Rank	RDL Rank
1	Grateful Darts	0.2790	2	26
2	Dart Bags	0.2170	3	36
3	Cantina Darts	0.2860	1	24
4	Drywall Destroyers	0.1760	4	38
5	Corkscrews	0.1740	5	39
6	Old Reliables	0.1180	7	43
7	Hole In The Wall Gang	0.1320	6	42

1991 Fall Season Financial Report

	Credits	Debits	Balance
August 1st			**604.17**
September 18th (team dues)	5,160.00		5,764.17
VFW Rental (capt. mtg. 9/20)		25.00	
Copies (new rules)		13.09	
Piedmont Litho (team schedules)		18.34	
Returned check (team dues)		84.00	5,623.74
Newsletter; copies,stamps, env's		445.31	
Newsletter &Stats (15 wks.)		525.00	
ADO dues for 1992		375.00	
Dart Boards (Fall party)		112.00	
Food (Fall party)		960.00	
Beer (5 kegs)(Fall party)		325.00	
VFW lease(Fall party)		190.00	
Blind Draw Donation (Fall party)		100.00	2,565.80
Trophies "160" (Fall 1991)		2,500.00	**65.00**

League News

Another year has passed and with it the best darts of any season in recent memory. The tournament proved that any team can win on any given night which means this league has a great deal of warity. Only three of the top six teams found themselves winning the tournament championship. Next season should prove even more exciting and enjoyable. Thanks to everyone who made this season one of the best ever.

Predictions are just that when it comes to darts. They serve to excite some teams. I can't count the number of times my phone rang this season when someone found fault in my editorials. I don't mind as long as everyone has a good time and understands it's all in the name of good darts. Let's start with the two time champions of the "A" Division, the Lunatic Fringe. The Fringe are a powerful team with a lot of good shooters and a couple of great shooters. As I watched Wednesday night's championship match against the Dead Pigs Society I saw a match in which almost every game was decided the last dart in the third leg. On all but four occasions the Fringe hit pressure darts when they had to and won 10-4. And they are most proud of the fact that they did it without Tom Van Arsdale who was missing during the tournament. The Barstools almost knocked off the Fringe in the second round but lost 10-8. Both teams were shooting at a double one in the third leg of the final 501 game. As they have done all season the Fringe hit the big shot when they had to.

In the "B" Division 3 n a Bed peaked several weeks ago and were still running hard on Wednesday night when they beat a solid Molson Lights team 11-1. This tournament championship should have been much closer when you look at the regular season records. Steve Motley and Mike Dinterman lead 3 in a Bed through a tough regular season but the team seemed to come together near the end and won two big matches against Molson and Brewers Droop to secure the regular season title. Molson and 3 in a Bed will both move into the "A" Division next seson.

Back in week 14 I told everyone that the "C" Division tournament was wide open but I never expected fifth place Gotm' by the Bulls to win the tournament. This is a team which spent most of the regular season close to the bottom of the divisional standings. The Bulls have sent a message to the rest of the division with this win and must be looking hard at next season. This divisional tournament started off with the third place Cody's forfeiting to Nine Lives and the Bulls upseting Flight Damage. The first place Wire Benders were the next victims of the Bulls and Nine Lives upset second place Sharp Darts. That set up a meeting between the fifth and sixth place teams for the tournament finals. The Bulls pulled it out winning 10-8 over Nine Lives. Tied at 8-8 it came down to the last leg of the final 501 game. Both teams were shooting for the double one and the Bulls managed to get there first. A great match and tournament.

I predicted Silver Bullets to win the regular season in the "D" Division and they did so. I predicted that Drill Team or Tripp Time might upset the Bullets in the second round of the tournament and eventually win this division championship. I'm not right very often but when I am you'll hear about it. Tripp Time won two very tough matches over the Bullets and Drill Team and met second place First Flight in the finalw. First Flight was ahead 5-1 after singles but Tripp Time came back to win 5 of the next 6 doubles games and upset First Flight 11-7.

Trippin won the regular season in the "E" Division and was predicted to meet one of the Upper Deck teams in the finals of the tournament. The Upper Deck Darters led this division for most of the season but fell on hard times and Trippin jumped into first place and held on to win the regular season by 12 points over the Upper Deck Darters. Upper Deck was looking forward to another chance at Trippin but had to get by Atilla & the Huns who surprised Upper Deck Funk on the Cork in the first round of the tournament. Trippin on the other hand felt confident that Upper Deck Darters would be the team to beat in the finals. They were right. The U.D. Darters made it to the finals but on Wednesday night Trippin was doing just that and won 11-5. Both teams will move up to the "D Division" where they will see each other next year.

The "F" Division was another one that was hard to predict due to the parity in the division. I thought all season long that Cantina Darts would finish in first place in the regular season but I was wrong. My good friend Lee White and his team finished third but thought their chances were good at tournament time. The Grateful Darts have a reputation for being a very friendly team with some good darters and they finished the regular season in first place and got the first round bye. They beat a solid Dry Wall Destroyer team in the second round and were expecting to see the Dart Bags in the finals. But Cantina upset the Bags and were waiting for the "friendly" Grateful Darters on Wednesday night. It was a close match but the Cantina Darters pulled the upset and won 11-7.

This is the last newsletter for this season, but I hope to see all of you next season. Have a good dart party, a Merry Christmas and a Happy New Dart Year.

Dinterman Couple wins PC Tryouts

Mike and Lois Dinterman won the Pacific Cup tryouts on Sunday, December 8. Mike won the mens competition and Lois won the womens. They will receive $100 apiece for the regional entry fees. 8 women and 5 men played for several hours. Mike and Lois both play on 3 IN A BED, who will be entering the "A" division this spring. Carol Riddle and Tim Lane wish to thank everyone who came out to make this competition a success. Good luck to Mike and Lois.

TONS OF NEWS

Results of the Spring 1992 Season | Sunday, May 17, 1992 | Raleigh Dart League

"A" Division

1. **Pig Tour 92**	12-2	168
2. Dart Shadows	10-4	148
3. Lunatic Fringe	10-4	142
4. Shafters	8-6	139
5. Three in a Bed	6-8	105
6. Barstools	5-9	91
7. Tossing Heads	3-11	109
8. Flight Tyme	2-12	86

Tournament Winner

"Pig Tour 92"

"B" Division

1. **Coral Reefers**	10-4	156
2. Dixie Chickens	10-4	150
3. Starving Dartist	9-5	130
4. Drifters	8-6	129
5. Hagar & the Horribles	7-7	122
6. Wire Benders	6-8	102
7. Is It In	5-9	121
8. Sharp Darts	1-13	75

Tournament Winner

"Wire Benders"

"C" Division

1. **Gonzo Darts**	12-2	175
2. First Flight	10-4	153
3. Flight Damage	9-5	132
4. PMS	8-6	122
5. Nine Lives	7-7	127
6. Cody's	5-9	102
7. Silver Bull-it	3-11	89
8. Got'm by the Bulls	2-12	80

Tournament Winner

"Gonzo Darts"

"D" Division

1. **Who Darted**	11-3	144
2. Wholy Funk	10-4	142
3. GR8269	8-6	130
4. Special Delivery	8-6	129
5. Drill Team	6-8	96
6. Trippin'	5-9	126
7. Tripp Time	5-9	107
8. "33"	3-11	98

Tournament Winner

"Who Darted"

"E" Division

1. **Excalibur**	10-4	131
2. Dart Bags	9-5	143
3. Golden Hammers	9-5	133
4. Dart Jesters	7-7	132
5. Dart Vaders	7-7	119
6. Cantina Darts	6-8	113
7. Grateful Darts	5-9	123
8. 10-96	3-11	95

Tournament Winner

"Dart Jesters"

"F" Division

1. **Bullshooters**	11-3	141
2. DUI's	10-4	153
3. Always "F"	9-5	126
4. Down 'n Out	8-6	137
5. Hole in the Wall Gang	6-8	110
6. The Unknown	6-8	121
7. Old Reliables	4-10	107
8. Steel Tips	2-12	92

Tournament Winner

"DUI's"

Newsletter Staff

Editor	Timothy Lane
Statistician	Dawn Grayckowski
Contributing Writer	Don Overman

1992 RDL Board of Directors

President	Don Overman	846-0499
Vice President	Timothy Lane	851-6737
Secretary	Steve Taylor	878-9408
Treasurer	Dawn Grayckowski	851-6737
Membership	Judy Huyser	233-0359
Rules & Grievance	Fritz Herman	772-7726
External Organization	Carol Riddle	968-6695

Raleigh loses match

The Raleigh Mixed Doubles Team lost to Greensboro, 18-14, on Saturday, May 9th at Greensboro. It was a Hard fought match with the score tied 4-4 after the first section of 301. When the cricket singles section was completed the score was 10-6 in favor of Greensboro. The mixed doubles 501 and cricket sections were played evenly but left the final score 18-14 with Raleigh losing.

Newsletter subscriptions in Fall 92

For a $10 fee per season this Fall, all RDL members will be able to receive their own "Tons of News" at their home address. Simply mail a $10 check (made out to RDL) to "Tons of News", 733 Grove Ave., Raleigh, NC 27606. Please get your checks in by August 12.

Membership increases expected

The RDL Board has determined by the survey sheets issued earlier in the season that the majority of the membership doesn't have a problem with a increase of season dues. It will look like dues will go up to $15 a season. The RDL Board will make it official at the next Board meeting, Wed. June 3rd at Breakers Restaurant on 70 in Garner (772-9593).

Need a new home bar?

RDL has three new dart bars looking for teams. These bars have said that they will pay thier bar fees and would love to have your business.

- **Scramble Dog Inn**, Western Blvd. near Plaza West, 4 dart boards, Fluor. lighting, plenty of room, 851-6020
- **Breakers Restaurant**, 70 in Garner, liquor & food, 2 dart boards, track lighting, plenty of room, 772-9593
- **Crossroads Tavern**, 401 east, about 7 miles off US 1, 2 dartbords, track lighting, plenty of room, 266-9137

Fall Registration

Returning teams - Wed. July 29th, 7:30, Snookers RW
New teams - Thur. July 30th, 7:30, Snookers RW
Fall 92 season begins - Wed. August 19th, 8:00

Remember a Thank-You

Your RDL Board works very hard to give you the best possible Dart League. Next time you see a board member, thank them, they would appreciate, we know you do.

Calender of Events

July 29 & 30 (Wed. & Thur.)	7:30	Registration for Fall Season '92 Snookers RW (see Judy for info)
Aug. 19 (Wed.)	8:00	Fall 92 Season Begins

Spring 1992 Special Achievements

High In

Scott Connely	Ton-52	Drifters

High Out

Tim Lane	Ton-23	Pig Tour 92

Fast Singles Cricket

James Hambright	15 Darts	Hagar & Horribles

Fast Doubles Cricket

B. James, C. Hoyt	18 Darts	Special Delivery
Budelman, Parker	18 darts	Barstools

Fast Singles 301

David Metzker	10 Darts	Dart Shadows

Fast Doubles 501

M. Knott, A. Smith	17 Dart 501	Dart Shadows
Hatch, Zebrowski	17 Dart 501	Golden Hammers
Benhoff, Simpson	17 Dart 501	Who Darted

Ton 80's

Billy Brown	Pig Tour 92
Bob Terry (2)	Lunatic Fringe
William Holland	Grateful Darts
Pete Rutten	Shafters
Logan Carter	Pig Tour 92
John Jay	Hagar & the Horribles
Phil Simpson	Grateful Darts
Lance Bell	Is It In
Allen Smith	Dart Shadows
Bryan Powers	Bull Shooters
Don Butman	Shafters

9 Marks

James Marsden	Nine Lives
Bob Terry	Lunatic Fringe
Terry Blankenship	Wire Benders
Steve Hoffman	Pig Tour 92
Phillip Maxwell	Dart Shadows
Mark Moore	Flight Damage
Tim Lane	Pig Tour 92
Tom Adams	GR8269
Dennis Keever (2)	Pig Tour 92
Jim Budelmen	Barstools
Don Butman	Shafters
George Brown	Who Darted
Don Worley	Coral Reefers
Forrest Harrel	Starving Dartists
Ron Winston	Dart Bags
Mike Lovelace	Gonzo Darts
Gene Walters	Who Darted
Matt Moss	Always "F"

6 Bulls

David Metzker	Dart Shadows

Mens All-stars (Spring 92)

	Name	Team	Asp's	Gms	ASP%
1	BOB TERRY	LUNATIC FRINGE	66.0	40	1.6500
2	JIM BUDELMAN	BARSTOOLS	59.0	36	1.6389
3	STEVE TAYLOR	LUNATIC FRINGE	54.5	36	1.5139
4	PHIL MAXWELL	DART SHADOWS	63.0	44	1.4318
5	MIKE DINTERMAN	THREE IN A BED	59.0	42	1.4048
6	TOM VAN ARSDALE	THREE IN A BED	21.0	15	1.4000
7	STEVE HOFFMAN	PIG TOUR 92	51.5	45	1.1444
8	JAMES HAMBRIGHT	HAGAR & HORRIBLES	48.5	45	1.0778
9	JOE WILSON	CORAL REEFERS	34.5	33	1.0455
10	JEFF MC GALLIARD	TOSSING HEADS	31.0	30	1.0333
11	MIKE HUBER	DART BAGS	31.5	31	1.0161
12	MIKE GLENDY	THE DRIFTERS	38.5	38	1.0132
13	TIM LANE	PIG TOUR 92	43.5	43	1.0116
14	KEN TREFZGER	GONZO DARTS	39.0	39	1.0000
15	PHILLIP TODD	SHAFTERS	31.0	32	0.9688
16	MIKE HALL	THE UNKNOWN	10.5	11	0.9545
17	DENNIS KEEVER	PIG TOUR 92	38.5	41	0.9390
18	DON BUTMAN	SHAFTERS	27.5	30	0.9167
19	TIM ANDERSON	TOSSING HEADS	35.0	39	0.8974
20	GREG READLING	FLIGHT TYME	28.0	33	0.8485
21	DAVID METZKER	DART SHADOWS	34.5	41	0.8415
22	MIKE BAKER	LUNATIC FRINGE	30.0	37	0.8108
23	LEE WHITEHEAD	THREE IN A BED	33.5	42	0.7976
24	LOGAN CARTER	PIG TOUR 92	13.5	17	0.7941
25	DONNIE SIMPSON JR	WHO DARTED!!!	28.0	37	0.7568
26	SEAN O'BRIAN	SHAFTERS	29.5	39	0.7564
27	MIKE REED	SHARP DARTS	3.0	4	0.7500
28	DAVE WATSON	TRIPP TIME	23.0	32	0.7188
29	MICHAEL KNOTT	DART SHADOWS	30.0	42	0.7143
30	BUTCH SMITH	NINE LIVES	29.0	41	0.7073
31	BOB SKEA	HAGAR & HORRIBLES	27.5	39	0.7051
32	TRAVIS HINTON	CODYS	28.0	40	0.7000
	FRANK GARI	TRIPPIN	3.5	5	0.7000
34	LEN KAMINSKI	GONZO DARTS	30.0	43	0.6977
	MARK BALL	CORAL REEFERS	30.0	43	0.6977
36	BILL GAGE	THE WHOLY FUNK	7.5	11	0.6818
37	TERRY BLANKENSHIP	WIRE BENDERS	32.0	47	0.6809
38	JIM BRITT	SILVER BULL-IT	24.5	36	0.6806
39	PAUL OLSEN	SHARP DARTS	17.0	25	0.6800
40	FRED CRISP	BARSTOOLS	27.5	41	0.6707
41	WILLIAM HOLLAND	GRATEFUL DARTS	27.5	42	0.6548
42	RUSS WATTS	TOSSING HEADS	30.0	46	0.6522
43	TOM HING	TRIPPIN	22.5	35	0.6429
44	DON WHITE	DART SHADOWS	25.5	40	0.6375
45	TIM FOWLER	CORAL REEFERS	25.5	42	0.6071
46	MARK HUNSINGER	33	22.5	38	0.5921
47	JOHN TOTH	SHAFTERS	23.0	39	0.5897
48	JON ROWE	IS IT IN	21.5	37	0.5811
49	JAMES NIVER	DART BAGS	22.0	38	0.5789
50	DAN LINVILLE	NINE LIVES	11.5	20	0.5750
51	RON WANDSCHER	FLIGHT TYME	23.5	41	0.5732
52	JIM CAPPS	THE WHOLY FUNK	16.5	29	0.5690
	JAMES MARSDEN	NINE LIVES	16.5	29	0.5690
54	BRYAN SMITH	DART SHADOWS	13.5	24	0.5625
55	GREGG DUFFY	DART VADERS	23.0	41	0.5610
56	DAVID NOAH	TRIPPIN	18.5	33	0.5606
57	MARC SHOWN	STARVING DARTISTS	15.5	28	0.5536
58	BOBBY HEALD	BARSTOOLS	22.0	40	0.5500
59	BRIAN FITCHETT	THE UNKNOWN	23.5	43	0.5465
60	DAVID MURRAY	SHAFTERS	13.0	24	0.5417
61	MARK POWELL	DRILL TEAM	7.5	14	0.5357
62	RANDY DEEMER	LUNATIC FRINGE	15.5	29	0.5345
63	LEE WHITE	CANTINA DARTS	18.0	34	0.5294
	KYLE WILKINSON	10-96	9.0	17	0.5294
65	ALLEN SMITH	DART SHADOWS	21.0	40	0.5250
66	CHRIS HOYT	SPECIAL DELIVERY	12.5	24	0.5208
67	STEVE AUSTIN	TOSSING HEADS	25.5	49	0.5204
68	CLAY HARLESS	DOWN 'N' OUT	14.0	27	0.5185
69	RICHARD BOYD	SILVER BULL-IT	17.5	34	0.5147
70	PAUL FITTS	ALWAYS F	19.0	38	0.5000
	JOHN RIDDLE	PIG TOUR 92	18.0	36	0.5000
	JOHN KENNEDY	CANTINA DARTS	16.0	32	0.5000
	LARRY WALLMAN	LUNATIC FRINGE	16.0	32	0.5000
	STEVE SCHMIDT	GOT'EM BY THE BULLS	9.0	18	0.5000
	LARRY DULIN	IS IT IN	8.0	16	0.5000
	ETHAN SHAPIRO	SILVER BULL-IT	1.0	2	0.5000
77	BILL MOORING	FLIGHT DAMAGE	21.0	43	0.4884
78	BILLY BROWN	PIG TOUR 92	20.0	41	0.4878
79	MIKE GERING	DART BAGS	14.0	29	0.4828
	TOM PEPPER	FLIGHT TYME	14.0	29	0.4828
81	PHIL MODER	GOLDEN HAMMERS	19.5	41	0.4756
	FRANK JANOSKO	FIRST FLIGHT	19.5	41	0.4756
83	DON OVERMAN	PIG TOUR 92	9.0	19	0.4737
84	DAVE BIGGS	THE WHOLY FUNK	17.5	37	0.4730
85	PHRED SALEEBY	NINE LIVES	14.5	31	0.4677
86	BOBBY JONES	STARVING DARTISTS	6.5	14	0.4643
87	GARY BROWN	THREE IN A BED	18.5	40	0.4625
88	ROGER GODWIN	STARVING DARTISTS	17.5	38	0.4605
89	DON PARKER	BARSTOOLS	16.5	36	0.4583
90	BOB JAMES	SPECIAL DELIVERY	18.5	41	0.4512
	SCOTT RAPER	FIRST FLIGHT	18.5	41	0.4512
	BOB MC CREDIE	DIXIE CHICKENS	18.5	41	0.4512
93	DAVE BERRY	GOLDEN HAMMERS	18.0	40	0.4500
	HENRY WHITE	DIXIE CHICKENS	18.0	40	0.4500
	JOHN JANOSKO	SHAFTERS	18.0	40	0.4500
96	DAVID KEEVER	NINE LIVES	16.5	37	0.4459
97	TERRY BEJESTER	DRILL TEAM	12.0	27	0.4444
	JAN SCHMIDT	DUI'S	8.0	18	0.4444
99	STEVE LYMAN	SPECIAL DELIVERY	15.0	34	0.4412
	GUY DODSON	FIRST FLIGHT	15.0	34	0.4412
101	GASTON FLOYD	10-96	19.5	45	0.4333
102	FRANK PROFFIT	FLIGHT TYME	9.5	22	0.4318
103	JB BAER	GR8269	12.5	29	0.4310
104	RICH JOHNSON	LUNATIC FRINGE	6.0	14	0.4286
105	MIKE LITZSINGER	LUNATIC FRINGE	14.0	33	0.4242
106	MARK SLOMINSKI	DART JESTERS	15.5	37	0.4189
107	DANNY HAYNES	FLIGHT TYME	17.5	42	0.4167
	CLAYTON RODGERS	DUI'S	15.0	36	0.4167
109	PHIL SIMPSON	GRATEFUL DARTS	16.5	40	0.4125
110	PETE RUTTEN	SHAFTERS	13.5	33	0.4091
111	JOHN TOBIN	IS IT IN	15.5	38	0.4079
112	JOE KUNFSH	DRILL TEAM	13.0	32	0.4062
113	JAMES RITORTO	DART JESTERS	15.0	37	0.4054
114	MATT MOSS	ALWAYS F	17.0	42	0.4048
115	JOHN C. HOWELL	STARVING DARTISTS	12.5	31	0.4032
116	FOREST THARRINGTON	DART JESTERS	16.5	41	0.4024
	MIKE LOVELACE	GONZO DARTS	16.5	41	0.4024
118	JIMMY MARX	THE WHOLY FUNK	15.5	39	0.3974
119	NED ARMSTRONG	IS IT IN	13.0	33	0.3939
120	MARK NORTH	33	14.5	37	0.3919
121	STEVE RAXTER	TOSSING HEADS	12.5	32	0.3906
	WALT D'ALLIARD	FLIGHT TYME	12.5	32	0.3906
123	BOBBY CRANDELL	ALWAYS F	15.5	40	0.3875
	ROBERT MC ALISTER	DIXIE CHICKENS	15.5	40	0.3875
125	BOBBY RHINEHARDT	THE DRIFTERS	17.0	44	0.3864
	GENE WALTERS	WHO DARTED!!!	8.5	22	0.3864
127	REID NOBLIN	TRIPPIN	11.5	30	0.3833
128	SCOTT VANMETER	BULLSHOOTERS	14.5	38	0.3816
	PHILIP WANDSCHER	FLIGHT TYME	14.5	38	0.3816
130	DON WORLEY	CORAL REEFERS	12.5	33	0.3788
131	JAMES DANIELS	CODYS	17.0	45	0.3778
132	DAVID ROSS	THE DRIFTERS	15.0	40	0.3750
	ROBERT TOMPKINS	TRIPP TIME	13.5	36	0.3750
	PHIL GARDNER	WIRE BENDERS	12.0	32	0.3750
135	GEORGE ROWLAND	GOT'EM BY THE BULLS	14.5	39	0.3718
136	STEVE MOTLEY	THREE IN A BED	12.0	33	0.3636
137	DONNIE STENCIL	ALWAYS F	13.0	36	0.3611
138	STAN BEJESTER	DRILL TEAM	9.0	25	0.3600
139	KEN SARI	HOLE IN WALL GANG	15.0	42	0.3571
	DAVID FINCH	OLD RELIABLES	5.0	14	0.3571
141	TOM ADAMS	GR8269	11.0	31	0.3548
142	BRYAN SEYMORE	TRIPP TIME	8.5	24	0.3542
143	STUART TURNER	SILVER BULL-IT	10.5	30	0.3500
144	STEVEN MITCHELL	SHARP DARTS	15.0	43	0.3488
145	MIKE FOX	HOLE IN WALL GANG	13.5	39	0.3462
146	JIM BARBEE	FLIGHT DAMAGE	10.0	29	0.3448
147	ROGER CANTELOPE	EXCALIBUR	11.0	32	0.3438
	JOE HATCH	GOLDEN HAMMERS	11.0	32	0.3438
149	DAVE COLLOM	DART BAGS	10.5	31	0.3387
150	MARK MOORE	FLIGHT DAMAGE	13.5	40	0.3375
151	ED DAVENPORT	DIXIE CHICKENS	14.5	43	0.3372
152	KEP YOUNCE	DIXIE CHICKENS	13.0	39	0.3333
	MIKE GREENE	GOLDEN HAMMERS	3.0	9	0.3333
	JACK DOWLING	ALWAYS F	2.0	6	0.3333
155	TOM RIGGLEMAN	OLD RELIABLES	12.5	38	0.3289
156	DAN LYNCH	DOWN 'N' OUT	10.5	32	0.3281
157	JEFF CONNELLY	CORAL REEFERS	14.0	43	0.3256
158	SHAWN CURTIS	THE WHOLY FUNK	6.5	20	0.3250
159	WADE SCHULLER	THREE IN A BED	12.0	37	0.3243
160	DAVE SHERK	GONZO DARTS	13.5	42	0.3214
161	MARK FULGHUDN	SILVER BULL-IT	12.5	39	0.3205
162	SHAWN ENMBLETON	THE WHOLY FUNK	7.0	22	0.3182
163	CHRIS CARTER	SPECIAL DELIVERY	13.5	43	0.3140
164	JERRY BENHOFF	WHO DARTED!!!	12.5	40	0.3125
	MIKE MC DONALD	BARSTOOLS	5.0	16	0.3125
166	GARY GREEN	CANTINA DARTS	11.5	37	0.3108
167	DELMER ATKINSON	WIRE BENDERS	13.5	44	0.3068
168	DENNIS MORY	GONZO DARTS	13.0	43	0.3023
169	FRITZ HERMAN	DIXIE CHICKENS	12.0	40	0.3000
	DAVID CURRIN	SHAFTERS	10.5	35	0.3000
	JOHN SEAGONDOLLAR	FIRST FLIGHT	9.0	30	0.3000
	DON SIMPSON SR.	WHO DARTED!!!	9.0	30	0.3000
	FRANK HORNER	33	6.0	20	0.3000
	RANDY BALDWIN	FLIGHT DAMAGE	6.0	20	0.3000
175	BILL NOWLIN	DOWN 'N' OUT	8.0	27	0.2963
176	JAY KREMER	TRIPP TIME	6.5	22	0.2955
177	JAMES DAVIS	DART VADERS	11.5	39	0.2949
178	DAVE CLONTZ	BULLSHOOTERS	10.0	34	0.2941
179	MIKE KRESS	TRIPPIN	8.5	29	0.2931
	SCOTT CONNELLY	THE DRIFTERS	8.5	29	0.2931
181	GARY BURNEY	EXCALIBUR	12.0	41	0.2927
182	RICH SIBINCIC	GR8269	7.5	26	0.2885
183	BRAD SEIVERS	TRIPPIN	9.5	33	0.2879
	RICH HUELSMAN	GONZO DARTS	9.5	33	0.2879
185	TODD BORDEAUX	FIRST FLIGHT	2.0	7	0.2857
186	JOHN LILIENTHAL	GRATEFUL DARTS	11.0	39	0.2821
187	TONY LATHAM	SHARP DARTS	9.0	32	0.2812
188	RICK DEMATTOS	TRIPP TIME	9.5	34	0.2794
189	KURT SKONIER	THE WHOLY FUNK	10.0	36	0.2778
190	DAVID SIMPSON	WHO DARTED!!!	10.5	38	0.2763
191	R. MONTGOMERY	EXCALIBUR	11.0	40	0.2750
192	JOHN SCANLON	GOT'EM BY THE BULLS	12.5	46	0.2717
193	ERIK DIXON	STEEL TIPS	10.0	37	0.2703
194	JOHN BARTON	OLD RELIABLES	10.5	39	0.2692
195	JOHN SPIRIDIGLIOZZI	BULLSHOOTERS	8.5	33	0.2576
196	BUDDY GARRISON	WIRE BENDERS	9.5	37	0.2568
197	TOM PARKER	HAGAR & HORRIBLES	10.0	39	0.2564
198	LANCE BELL	IS IT IN	11.5	45	0.2556
199	GARY RUSHWORTH	10-96	10.5	42	0.2500
	MIKE CHISHOLM	DUI'S	6.0	24	0.2500

	MIKE CAIN	STEEL TIPS	5.0	20	0.2500
	JIM FLINK	OLD RELIABLES	2.5	10	0.2500
	JERRY PECK	PIG TOUR 92	2.0	8	0.2500
	MOOSE MC DANIEL	PIG TOUR 92	1.5	6	0.2500
	MIKE GIANNACCINI	NINE LIVES	1.0	4	0.2500
206	BRUCE CRANE	EXCALIBUR	8.5	35	0.2429
207	PAUL OTTO	GR8269	7.5	31	0.2419
	JOHN JAY	HAGAR & HORRIBLES	7.5	31	0.2419
209	HUGH HODGE	CORAL REEFERS	7.0	29	0.2414
210	JACK GAUTHIER	LUNATIC FRINGE	5.0	21	0.2381
211	JAY MILLER	TRIPP TIME	9.5	40	0.2375
212	BRUCE GODWIN	WIRE BENDERS	8.5	36	0.2361
213	BRAD HETZEL	TOSSING HEADS	4.0	17	0.2353
	MIKE GOMEZ	DART JESTERS	4.0	17	0.2353
215	SPENCE GOBLE	DRILL TEAM	7.0	30	0.2333
216	BUDDY SMITH	HAGAR & HORRIBLES	10.0	43	0.2326
217	DAVID BAKER	SPECIAL DELIVERY	9.0	39	0.2308
	JOHN DECRISTO	GR8269	3.0	13	0.2308
219	DAVE CORTER	THE WHOLY FUNK	8.0	35	0.2286
	BILL GARRISON	WIRE BENDERS	8.0	35	0.2286
221	TOM CODY	CODYS	9.0	40	0.2250
222	BRENT SHEERER	FLIGHT DAMAGE	6.5	29	0.2241
223	GLENN AKHAVEIN	FLIGHT DAMAGE	8.0	36	0.2222
	TOM KAZNOWSKI	GR8269	4.0	18	0.2222
225	KEVIN HARTLEY	STARVING DARTISTS	7.5	34	0.2206
	JIM BUSH	FLIGHT DAMAGE	7.5	34	0.2206
227	MIKE JOLLY	CANTINA DARTS	7.0	32	0.2188
	SCOTT WALKER	SILVER BULL-IT	3.5	16	0.2188
229	RON HENDRICKS	STARVING DARTISTS	8.5	39	0.2179
230	WARREN BURNSIDE	DOWN 'N' OUT	6.5	30	0.2167
231	GEORGE BROWN	WHO DARTED!!!	8.0	37	0.2162
232	WAYNE FLOYD	10-96	9.5	44	0.2159
233	MIKE VERRILLI	TRIPP TIME	7.5	35	0.2143
	STEVE MORRISON	DART BAGS	3.0	14	0.2143
235	ROBB COLLIER	TRIPP TIME	8.5	40	0.2125
	TODD MOORE	FIRST FLIGHT	8.5	40	0.2125
237	TOM JELINSKI	CANTINA DARTS	7.0	33	0.2121
	DAVE WAGNER	STEEL TIPS	7.0	33	0.2121
239	JERRY JONES	THE DRIFTERS	9.5	45	0.2111
240	ROGER HARTER	DOWN 'N' OUT	6.0	29	0.2069
241	DAVID PRICKETT	SPECIAL DELIVERY	7.0	34	0.2059
242	JIM MILLS	SHARP DARTS	8.0	39	0.2051
243	ANDY KIGIN	DRILL TEAM	4.5	22	0.2045
244	TIM PHLAUM	DART BAGS	5.5	27	0.2037
245	BILL SMITH	HOLE IN WALL GANG	6.5	32	0.2031
246	CHRIS STAFFORD	HAGAR & HORRIBLES	2.0	10	0.2000
	DENNIS MURRAY	THE UNKNOWN	1.0	5	0.2000
248	VAN SMITH	SILVER BULL-IT	7.5	38	0.1974
249	TROY PEOPLES	HAGAR & HORRIBLES	5.5	28	0.1964
250	JACK CHENOWTH	IS IT IN	6.0	31	0.1935
251	WILLIE BERRY	FIRST FLIGHT	2.5	13	0.1923
252	GEORGE MARKO	DART JESTERS	8.0	42	0.1905
	FRANK BLAKE	BARSTOOLS	4.0	21	0.1905
254	MARK HEATH	CORAL REEFERS	5.5	29	0.1897
255	JOHN VAN HOY	THE DRIFTERS	8.5	45	0.1889
256	CHRIS CODY	CODYS	6.0	32	0.1875
257	SCOTT WINFREE	SHARP DARTS	6.5	35	0.1857
258	RON WINSTON	DART BAGS	5.0	27	0.1852
259	DAN CHAPPELL	WHO DARTED!!!	7.0	38	0.1842
260	JOHN TURNER	STEEL TIPS	6.0	33	0.1818
261	MIKE CODY	CODYS	6.5	36	0.1806
262	SHANE NELSON	THE UNKNOWN	7.5	42	0.1786
263	ARNIE HACKETT	GOT'EM BY THE BULLS	8.0	45	0.1778
	BRUCE KOHLER	GOT'EM BY THE BULLS	8.0	45	0.1778
265	MEL FINCH	OLD RELIABLES	6.0	34	0.1765
266	GREG FUTRELLE	DRILL TEAM	3.5	20	0.1750
267	JIM SEDGWICK	SILVER BULL-IT	5.5	32	0.1719
268	BOB CARAWON	DUI'S	6.5	39	0.1667
	MIKE HODGES	GRATEFUL DARTS	4.5	27	0.1667
	STEVE CHISHOLM	BARSTOOLS	3.5	21	0.1667
	JACK GIBSON	SHARP DARTS	3.0	18	0.1667
	JOHN HOWELL	EXCALIBUR	2.0	12	0.1667
	TIM FORSMAN	CANTINA DARTS	1.0	6	0.1667
274	PERRY YOUNG	DUI'S	5.5	34	0.1618
275	JOE MARTINSKY	IS IT IN	6.5	41	0.1585
276	ROBERT MONTGOMERY	EXCALIBUR	6.0	38	0.1579
277	LARRY BENTON	ALWAYS F	5.5	36	0.1528
	ED MALONEY	GR8269	5.5	36	0.1528
279	JASON GRAY	THE UNKNOWN	6.0	40	0.1500
	RICK ZUCCO	THE WHOLY FUNK	4.5	30	0.1500
	DOUG PETERS	THE DRIFTERS	1.5	10	0.1500
282	DAVID HOLMES	DIXIE CHICKENS	5.5	37	0.1486
283	BRYAN LEWIS	BULLSHOOTERS	2.5	17	0.1471
	DUANE REDD	GRATEFUL DARTS	2.5	17	0.1471
285	STEVE BLACKWOOD	STARVING DARTISTS	4.5	31	0.1452
286	FOREST HARRELL	STARVING DARTISTS	5.0	35	0.1429
	CALVIN HILES	FLIGHT DAMAGE	4.0	28	0.1429
	RICK LEHNER	DRILL TEAM	1.0	7	0.1429
	DAVE LANG	GOT'EM BY THE BULLS	1.0	7	0.1429
290	JEFF HULST	DART JESTERS	5.5	39	0.1410
291	PENN MALONE	TOSSING HEADS	8.0	57	0.1404
292	TOM GILDEA	SHARP DARTS	4.5	34	0.1324
293	HENRY STANCIL	CANTINA DARTS	2.5	19	0.1316
294	JIM SCARBOROUGH	SHARP DARTS	3.5	27	0.1296
295	BRYAN POWERS	BULLSHOOTERS	4.0	31	0.1290
	JINX TAYLOR	33	4.0	31	0.1290
	FRANCIS SKINNER	DOWN 'N' OUT	4.0	31	0.1290
298	DICK CUMMINGS	DOWN 'N' OUT	2.5	20	0.1250
299	PAUL CASADONTE	DUI'S	4.0	33	0.1212
	JOHNNY GRIFFITH	GOLDEN HAMMERS	4.0	33	0.1212
301	RICHARD WILSON	IS IT IN	2.0	17	0.1176
302	KEN KINNEY	SPECIAL DELIVERY	4.5	39	0.1154
	JEFF LANCASTER	WIRE BENDERS	4.5	39	0.1154
304	FRED FLOWERS	FLIGHT DAMAGE	2.0	18	0.1111
	MARK FRANCIS	LUNATIC FRINGE	1.0	9	0.1111
306	JOHN BURNSIDE	DOWN 'N' OUT	3.5	32	0.1094
	KEVIN MC KNIGHT	GRATEFUL DARTS	3.5	32	0.1094
308	ALEX RICHBOURG	DART BAGS	3.0	28	0.1071
309	PAUL DUFFY	DART VADERS	3.0	30	0.1000
310	JIM CODY	CODYS	3.5	36	0.0972
311	DOUGLAS HANNIKEN	BULLSHOOTERS	3.0	31	0.0968
312	GRAHAM PARTINGTON	NINE LIVES	2.0	21	0.0952
313	GARY GENIESSE	HOLE IN WALL GANG	3.5	37	0.0946
314	LARRY MOOSE	THE UNKNOWN	4.0	43	0.0930
315	BOB GRAYCKOWSKI	FIRST FLIGHT	3.0	33	0.0909
316	DIRK BITTINGER	HOLE IN WALL GANG	3.0	34	0.0882
317	GREG EVANS	CANTINA DARTS	2.0	23	0.0870
318	KEITH WEIDNER	ALWAYS F	3.0	35	0.0857
319	ANDY BAHL	STEEL TIPS	3.0	36	0.0833
	TODD GATTS	HOLE IN WALL GANG	2.0	24	0.0833
321	WALTER DAVIS	FLIGHT TYME	2.0	25	0.0800
322	LOU SIGNORELLI	GR8269	3.0	38	0.0789
323	JIM LONG	GRATEFUL DARTS	1.0	13	0.0769
	RAY DUTCHER	HOLE IN WALL GANG	1.0	13	0.0769
325	NORM SCOGGINS	DUI'S	1.5	20	0.0750
326	WALTER STONE	GRATEFUL DARTS	2.0	27	0.0741
327	STEVEN WEISS	GOLDEN HAMMERS	3.0	42	0.0714
328	JOHN BARGH	DART BAGS	1.5	22	0.0682
329	PAT CULLEN	SILVER BULL-IT	2.0	30	0.0667
330	MIKE BOYCE	BARSTOOLS	2.0	31	0.0645
331	CHARLIE MURRAY	10-96	1.0	17	0.0588
332	AL FUHRMANN	NINE LIVES	1.0	18	0.0556
333	JOHN MC KENNA	GOT'EM BY BULLS	2.0	37	0.0541
334	DENNIS ROHDE	DART JESTERS	2.0	41	0.0488
335	JIM TOWNSEND	10-96	2.0	44	0.0455
336	TED LANGLEY	DOWN 'N' OUT	1.0	23	0.0435
337	CHRIS LYNCH	DUI'S	1.0	25	0.0400
338	BILLY DUNCAN	TRIPPIN	1.0	32	0.0312
339	KEN CLONTZ	BULLSHOOTERS	1.0	33	0.0303
	EVAN STEIN	GOT'EM BY BULLS	1.0	33	0.0303
	KEVIN DUFFY	DART VADERS	1.0	33	0.0303
342	JACK CAIN	STEEL TIPS	1.0	35	0.0286
343	DAVID SEWARD	EXCALIBUR	0.0	31	0.0000
	MIKE CAIN	CODYS	0.0	29	0.0000
	STEVE KIPISZ	HOLE IN WALL GANG	0.0	27	0.0000
	TOM KUNSTLING	BULLSHOOTERS	0.0	25	0.0000
	GARMAN TROUP	NINE LIVES	0.0	23	0.0000
	CHUCK ROUSE	DRILL TEAM	0.0	22	0.0000
	RODNEY GOSNELL	NINE LIVES	0.0	15	0.0000
	MIKE WELLS	DRILL TEAM	0.0	12	0.0000
	JAMES BOONE	WHO DARTED!!!	0.0	10	0.0000
	DAVE FINK	GONZO DARTS	0.0	10	0.0000
	JIM FOSTER	HOLE IN WALL GANG	0.0	6	0.0000
	TOM COPPEDGE	STEEL TIPS	0.0	6	0.0000
	MARK BATTS	FIRST FLIGHT	0.0	5	0.0000
	WILTON CURRIE	DUI'S	0.0	4	0.0000
	SCOTT AHRENS	CANTINA DARTS	0.0	4	0.0000
	JOHN LAMBRIGHT	ALWAYS F	0.0	1	0.0000
	JOHN HAYNES	WHO DARTED!!!	0.0	1	0.0000
	MARK HAGAN	STARVING DARTISTS	0.0	1	0.0000
	TODD MILLER	GOLDEN HAMMERS	0.0	0	0.0000
	JIM HICKS	SHARP DARTS	0.0	0	0.0000
	IAN SHIELDS	HOLE IN WALL GANG	0.0	0	0.0000
	RICK PERKINS	GRATEFUL DARTS	0.0	0	0.0000
	MARK SKINNER	FIRST FLIGHT	0.0	0	0.0000
	BROCK GROSS	GOT'EM BY THE BULLS	0.0	0	0.0000

Womens All-stars (Spring 92)

	Name	Team	Asp's	Gms	ASP%
1	CONNIE BROWN	33	21.0	40	0.5250
2	LISA SWAGEMAKERS	PMS	22.0	43	0.5116
3	LOIS DINTERMAN	THREE IN A BED	13.0	32	0.4062
4	CAROL RIDDLE	PMS	15.0	37	0.4054
5	DEBBIE SASSER	PMS	17.0	44	0.3864
6	SUSAN DAVIS	DART VADERS	8.0	25	0.3200
7	LEE JACOBSSON	PMS	8.0	27	0.2963
8	LOUISE JONES	OLD RELIABLES	9.0	32	0.2812
9	SUSAN METZKER	DART SHADOWS	8.5	31	0.2742
10	EDIE ZEBROWSKI	GOLDEN HAMMERS	11.0	42	0.2619
11	TRISH ELLIS	PMS	8.5	35	0.2429
12	TAMMY RANSOM	THE UNKNOWN	10.0	42	0.2381
13	DAWN GRAYCKOWSKI	PMS	9.0	38	0.2368
14	TERRI WAGNER	STEEL TIPS	7.5	37	0.2027
15	ROBIN MC LOUGHLIN	OLD RELIABLES	5.5	31	0.1774
	MICHELE WRIGHT	DART VADERS	5.5	31	0.1774
17	BETH DICKERSON	PMS	3.0	18	0.1667
18	DELINDA JOHNSON	10-96	7.0	45	0.1556
19	TAMATHA BAKER	33	4.0	27	0.1481
20	BOBBI CANTELOPE	EXCALIBUR	3.5	25	0.1400
21	LYNNE LEWIS	PMS	3.0	23	0.1304
22	LISA DUFFY	DART VADERS	3.5	29	0.1207
23	MARY LOU BERRY	GOLDEN HAMMERS	1.5	14	0.1071
	DALE HEALD	BARSTOOLS	1.5	14	0.1071
25	JENNIFER GIBSON	ALWAYS F	1.0	10	0.1000
26	AMY BARNES	HAGAR & HORRIBLES	3.0	43	0.0698
27	JUDY HUYSER	THREE IN A BED	1.5	26	0.0577
28	PATRICE BRANDT	33	2.0	40	0.0500
29	SHARON DUFFY	DART VADERS	1.0	30	0.0333
30	SARA GRAY	THE UNKNOWN	1.0	37	0.0270
31	ELAINE JONCZAK	CANTINA DARTS	0.0	29	0.0000
	MELINDA RIGGLEMAN	OLD RELIABLES	0.0	24	0.0000
	NELL FINCH	OLD RELIABLES	0.0	21	0.0000
	AMY FRADY	ALWAYS F	0.0	3	0.0000

Mens Win% (Spring 92)

		Name	Team	CRI	301	GMs	WIN%
1	D	DONNIE SIMPSON JR	WHO DARTED!!!	10/0	3/0	13	1.0000
	E	MIKE HUBER	DART BAGS	10/0	0/0	10	1.0000
	F	CLAY HARLESS	DOWN 'N' OUT	8/0	0/0	8	1.0000
		JAN SCHMIDT	DUI'S	4/0	3/0	7	1.0000
		BILL GAGE	THE WHOLY FUNK	0/0	4/0	4	1.0000
		LOGAN CARTER	PIG TOUR 92	2/0	2/0	4	1.0000
		JOHN DECRISTO	GR8269	2/0	1/0	3	1.0000
		BRYAN SEYMORE	TRIPP TIME	2/0	1/0	3	1.0000
		MOOSE MC DANIEL	PIG TOUR 92	0/0	3/0	3	1.0000
		MIKE HALL	THE UNKNOWN	1/0	1/0	2	1.0000
		TOM COPPEDGE	STEEL TIPS	2/0	0/0	2	1.0000
		SCOTT AHRENS	CANTINA DARTS	1/0	0/0	1	1.0000
		TIM FORSMAN	CANTINA DARTS	0/0	1/0	1	1.0000
		MIKE GIANNACCINI	NINE LIVES	0/0	1/0	1	1.0000
		MARK HAGAN	STARVING DARTISTS	0/0	1/0	1	1.0000
		JERRY PECK	PIG TOUR 92	0/0	1/0	1	1.0000
		DENNIS MURRAY	THE UNKNOWN	0/0	1/0	1	1.0000
18		WILLIAM HOLLAND	GRATEFUL DARTS	13/1	0/0	14	0.9290
19		BOB CARAWON	DUI'S	12/1	0/0	13	0.9230
	B	MIKE GLENDY	THE DRIFTERS	11/1	1/0	13	0.9230
	A	RUSS WATTS	TOSSING HEADS	3/0	9/1	13	0.9230
	A	STEVE TAYLOR	LUNATIC FRINGE	12/1	0/0	13	0.9230
23		JON ROWE	IS IT IN	10/1	1/0	12	0.9170
24		JOE WILSON	CORAL REEFERS	10/1	0/0	11	0.9090
25		JIM CAPPS	THE WHOLY FUNK	0/0	9/1	10	0.9000
26		ROGER HARTER	DOWN 'N' OUT	5/1	2/0	8	0.8750
27	C	LEN KAMINSKI	GONZO DARTS	12/0	0/2	14	0.8570
		JAMES HAMBRIGHT	HAGAR & HORRIBLES	12/1	0/1	14	0.8570
		PHIL MAXWELL	DART SHADOWS	10/2	2/0	14	0.8570
		TERRY BLANKENSHIP	WIRE BENDERS	7/1	5/1	14	0.8570
31		DAVE BERRY	GOLDEN HAMMERS	2/0	9/2	13	0.8460
		LOU SIGNORELLI	GR8269	1/0	10/2	13	0.8460
		JIMMY MARX	THE WHOLY FUNK	9/1	2/1	13	0.8460
34		MARK SLOMINSKI	DART JESTERS	10/2	0/0	12	0.8330
		KEN TREFZGER	GONZO DARTS	8/1	2/1	12	0.8330
		ROBERT MC ALISTER	DIXIE CHICKENS	5/2	5/0	12	0.8330
		JAMES NIVER	DART BAGS	1/1	9/1	12	0.8330
38		JIM BUSH	FLIGHT DAMAGE	0/0	9/2	11	0.8180
39		STEVE HOFFMAN	PIG TOUR 92	9/3	3/0	15	0.8000
		JOHN TOTH	SHAFTERS	1/0	7/2	10	0.8000
		PERRY YOUNG	DUI'S	2/0	6/2	10	0.8000
		PHILLIP TODD	SHAFTERS	8/2	0/0	10	0.8000
		RICH JOHNSON	LUNATIC FRINGE	1/0	3/1	5	0.8000
		MARK POWELL	DRILL TEAM	1/0	3/1	5	0.8000
45		BOBBY CRANDELL	ALWAYS F	2/0	9/3	14	0.7860
		GREGG DUFFY	DART VADERS	5/0	6/3	14	0.7860
		CHRIS CARTER	SPECIAL DELIVERY	9/3	2/0	14	0.7860
		GEORGE MARKO	DART JESTERS	0/0	11/3	14	0.7860
49		TODD MOORE	FIRST FLIGHT	0/0	10/3	13	0.7690
		TRAVIS HINTON	CODYS	9/3	1/0	13	0.7690
51		SCOTT VANMETER	BULLSHOOTERS	8/2	1/1	12	0.7500
		GEORGE BROWN	WHO DARTED!!!	0/2	9/1	12	0.7500
		JIM BUDELMAN	BARSTOOLS	9/3	0/0	12	0.7500
		BOB SKEA	HAGAR & HORRIBLES	8/3	1/0	12	0.7500
		TIM ANDERSON	TOSSING HEADS	5/2	4/1	12	0.7500
		DAVID MURRAY	SHAFTERS	4/0	2/2	8	0.7500
		JOHN HOWELL	EXCALIBUR	3/1	0/0	4	0.7500
		DAVID FINCH	OLD RELIABLES	1/1	2/0	4	0.7500
		DUANE REDD	GRATEFUL DARTS	2/0	1/1	4	0.7500
		WILLIE BERRY	FIRST FLIGHT	0/0	3/1	4	0.7500
		TOM VAN ARSDALE	THREE IN A BED	3/1	0/0	4	0.7500
62		JOHN SCANLON	GOT'EM BY BULLS	1/0	10/4	15	0.7330
		TIM LANE	PIG TOUR 92	9/3	2/1	15	0.7330
64		LEE WHITE	CANTINA DARTS	4/2	4/1	11	0.7270
		STEVE LYMAN	SPECIAL DELIVERY	8/3	0/0	11	0.7270
		DAVE BIGGS	THE WHOLY FUNK	3/2	5/1	11	0.7270
		TOM HING	TRIPPIN	8/3	0/0	11	0.7270
		DAVE WATSON	TRIPP TIME	6/3	2/0	11	0.7270
		GUY DODSON	FIRST FLIGHT	7/2	1/1	11	0.7270
		GLENN AKHAVEIN	FLIGHT DAMAGE	0/0	8/3	11	0.7270
		MARK MOORE	FLIGHT DAMAGE	7/3	1/0	11	0.7270
72		PHIL SIMPSON	GRATEFUL DARTS	7/4	3/0	14	0.7140
		KEN SARI	HOLE IN WALL GANG	8/3	2/1	14	0.7140
		TIM FOWLER	CORAL REEFERS	0/0	10/4	14	0.7140
		BOB TERRY	LUNATIC FRINGE	9/4	1/0	14	0.7140
		JOHN KENNEDY	CANTINA DARTS	5/2	0/0	7	0.7140
		BRYAN SMITH	DART SHADOWS	1/1	4/1	7	0.7140
78		TOM RIGGLEMAN	OLD RELIABLES	7/3	0/0	10	0.7000
79		PHIL MODER	GOLDEN HAMMERS	9/3	0/1	13	0.6920
		GARY BURNEY	EXCALIBUR	9/4	0/0	13	0.6920
		JAMES DAVIS	DART VADERS	8/4	1/0	13	0.6920
		HENRY WHITE	DIXIE CHICKENS	5/2	4/2	13	0.6920
		MIKE DINTERMAN	THREE IN A BED	9/3	0/1	13	0.6920
		BILLY BROWN	PIG TOUR 92	4/2	5/2	13	0.6920
85		JOHN BURNSIDE	DOWN 'N' OUT	0/1	8/3	12	0.6670
		GARY GREEN	CANTINA DARTS	5/2	3/2	12	0.6670
		BUDDY SMITH	HAGAR & HORRIBLES	2/0	6/4	12	0.6670
		HUGH HODGE	CORAL REEFERS	1/0	7/4	12	0.6670
		BOBBY HEALD	BARSTOOLS	0/1	8/3	12	0.6670
		BRUCE CRANE	EXCALIBUR	6/2	0/1	9	0.6670
		JOHN SEAGONDOLLAR	FIRST FLIGHT	0/1	6/2	9	0.6670
		BRENT SHEERER	FLIGHT DAMAGE	1/1	5/2	9	0.6670
		LARRY DULIN	IS IT IN	1/1	3/1	6	0.6670
		KYLE WILKINSON	10-96	4/2	0/0	6	0.6670
		BRYAN LEWIS	BULLSHOOTERS	2/0	0/1	3	0.6670
		MIKE GREENE	GOLDEN HAMMERS	0/1	2/0	3	0.6670
		BOBBY JONES	STARVING DARTISTS	0/0	2/1	3	0.6670
		JACK GAUTHIER	LUNATIC FRINGE	0/0	2/1	3	0.6670
		MARK FRANCIS	LUNATIC FRINGE	0/0	2/1	3	0.6670
100		BRIAN FITCHETT	THE UNKNOWN	5/2	4/3	14	0.6430
		MATT MOSS	ALWAYS F	8/5	1/0	14	0.6430
		SHANE NELSON	THE UNKNOWN	0/2	9/3	14	0.6430
		DENNIS MORY	GONZO DARTS	1/0	8/5	14	0.6430
		BILL MOORING	FLIGHT DAMAGE	8/5	1/0	14	0.6430
		MICHAEL KNOTT	DART SHADOWS	6/5	3/0	14	0.6430
106		PAUL CASADONTE	DUI'S	0/1	7/3	11	0.6360
		KURT SKONIER	THE WHOLY FUNK	7/4	0/0	11	0.6360
		KEP YOUNCE	DIXIE CHICKENS	3/3	4/1	11	0.6360
		BOB GRAYCKOWSKI	FIRST FLIGHT	3/0	4/4	11	0.6360
		SPENCE GOBLE	DRILL TEAM	0/0	7/4	11	0.6360
111		JOHN BARGH	DART BAGS	0/1	5/2	8	0.6250
		SHAWN ENMBLETON	THE WHOLY FUNK	4/3	1/0	8	0.6250
		PAUL OLSEN	SHARP DARTS	5/3	0/0	8	0.6250
		GRAHAM PARTINGTON	NINE LIVES	0/0	5/3	8	0.6250
115		DAVID SEWARD	EXCALIBUR	0/0	8/5	13	0.6150
		MARK HUNSINGER	33	7/5	1/0	13	0.6150
		DAVID ROSS	THE DRIFTERS	7/4	1/1	13	0.6150
		MARK NORTH	33	1/3	7/2	13	0.6150
		DONNIE STENCIL	ALWAYS F	6/3	2/2	13	0.6150
		ROGER GODWIN	STARVING DARTISTS	8/5	0/0	13	0.6150
		DAVE CORTER	THE WHOLY FUNK	1/0	7/5	13	0.6150
		ALLEN SMITH	DART SHADOWS	0/2	8/3	13	0.6150
		SCOTT RAPER	FIRST FLIGHT	7/4	1/1	13	0.6150
		DELMER ATKINSON	WIRE BENDERS	1/3	7/2	13	0.6150
		DAVID METZKER	DART SHADOWS	5/1	3/4	13	0.6150
126		MARK BALL	CORAL REEFERS	8/6	1/0	15	0.6000
		DAVE CLONTZ	BULLSHOOTERS	6/4	0/0	10	0.6000
		JOHN TURNER	STEEL TIPS	1/1	5/3	10	0.6000
		BUDDY GARRISON	WIRE BENDERS	1/2	5/2	10	0.6000
		CHRIS LYNCH	DUI'S	0/2	6/2	10	0.6000
		JOHN C. HOWELL	STARVING DARTISTS	6/4	0/0	10	0.6000
		MARC SHOWN	STARVING DARTISTS	6/4	0/0	10	0.6000
		JOHN JAY	HAGAR & HORRIBLES	1/2	5/2	10	0.6000
		MIKE CHISHOLM	DUI'S	1/1	2/1	5	0.6000
		SHAWN CURTIS	THE WHOLY FUNK	2/2	1/0	5	0.6000
		DAN LINVILLE	NINE LIVES	2/1	1/1	5	0.6000
		DON OVERMAN	PIG TOUR 92	1/0	2/2	5	0.6000
138		ERIK DIXON	STEEL TIPS	1/0	6/5	12	0.5830
		ROBERT TOMPKINS	TRIPP TIME	7/3	0/2	12	0.5830
		JOHN BARTON	OLD RELIABLES	4/2	3/3	12	0.5830
		CLAYTON RODGERS	DUI'S	5/5	2/0	12	0.5830
		BRAD SEIVERS	TRIPPIN	6/4	1/1	12	0.5830
143		PAUL FITTS	ALWAYS F	8/5	0/1	14	0.5710
		JIM TOWNSEND	10-96	0/0	8/6	14	0.5710
		DENNIS KEEVER	PIG TOUR 92	4/3	4/3	14	0.5710
		STEVEN MITCHELL	SHARP DARTS	8/6	0/0	14	0.5710
		NORM SCOGGINS	DUI'S	1/3	3/0	7	0.5710
148		WAYNE FLOYD	10-96	6/7	3/0	16	0.5620
		LANCE BELL	IS IT IN	0/2	9/5	16	0.5620
150		MIKE HODGES	GRATEFUL DARTS	2/1	3/3	9	0.5560
		RICK ZUCCO	THE WHOLY FUNK	2/2	3/2	9	0.5560
		PHRED SALEEBY	NINE LIVES	5/4	0/0	9	0.5560
153		JOHN SPIRIDIGLIOZZI	BULLSHOOTERS	5/4	1/1	11	0.5450
		KEN CLONTZ	BULLSHOOTERS	3/3	3/2	11	0.5450
		GENE WALTERS	WHO DARTED!!!	5/3	1/2	11	0.5450
		DAVID SIMPSON	WHO DARTED!!!	6/5	0/0	11	0.5450
		DAVE WAGNER	STEEL TIPS	5/5	1/0	11	0.5450
		JACK CAIN	STEEL TIPS	1/0	5/5	11	0.5450
		KEVIN MC KNIGHT	GRATEFUL DARTS	0/0	6/5	11	0.5450
		BILL SMITH	HOLE IN WALL GANG	1/2	5/3	11	0.5450
		MIKE CODY	CODYS	0/0	6/5	11	0.5450
162		ROGER CANTELOPE	EXCALIBUR	0/1	7/5	13	0.5380
		ALEX RICHBOURG	DART BAGS	0/1	7/5	13	0.5380
		DAN CHAPPELL	WHO DARTED!!!	0/0	7/6	13	0.5380
		MIKE JOLLY	CANTINA DARTS	1/4	6/2	13	0.5380
		DENNIS ROHDE	DART JESTERS	0/0	7/6	13	0.5380
		GARY BROWN	THREE IN A BED	2/2	5/4	13	0.5380
		FRANK JANOSKO	FIRST FLIGHT	7/6	0/0	13	0.5380
		BOB MC CREDIE	DIXIE CHICKENS	4/3	3/3	13	0.5380
		MIKE LOVELACE	GONZO DARTS	3/4	4/2	13	0.5380
171		JAMES DANIELS	CODYS	4/3	4/4	15	0.5330
		DAVE SHERK	GONZO DARTS	4/3	4/4	15	0.5330
		BOBBY RHINEHARDT	THE DRIFTERS	3/2	5/5	15	0.5330
174		MIKE FOX	HOLE IN WALL GANG	7/6	0/1	14	0.5000
		ROBERT MONTGOMERY	EXCALIBUR	1/0	6/7	14	0.5000
		ROBB COLLIER	TRIPP TIME	2/5	5/2	14	0.5000
		STEVE BLACKWOOD	STARVING DARTISTS	0/0	7/7	14	0.5000
		KEVIN DUFFY	DART VADERS	0/0	7/7	14	0.5000
		JOE MARTINSKY	IS IT IN	1/0	6/7	14	0.5000
		RON WANDSCHER	FLIGHT TYME	0/0	7/7	14	0.5000
		JASON GRAY	THE UNKNOWN	4/2	2/4	12	0.5000
		DIRK BITTINGER	HOLE IN WALL GANG	4/5	2/1	12	0.5000
		JIM BRITT	SILVER BULL-IT	4/5	2/1	12	0.5000
		JAMES MARSDEN	NINE LIVES	1/3	5/3	12	0.5000
		FRITZ HERMAN	DIXIE CHICKENS	0/4	6/2	12	0.5000
		MIKE BAKER	LUNATIC FRINGE	4/4	2/2	12	0.5000
		GEORGE ROWLAND	GOT'EM BY BULLS	5/6	1/0	12	0.5000
		ED DAVENPORT	DIXIE CHICKENS	2/3	4/3	12	0.5000
		STUART TURNER	SILVER BULL-IT	3/3	2/2	10	0.5000
		JERRY BENHOFF	WHO DARTED!!!	0/1	5/4	10	0.5000
		REID NOBLIN	TRIPPIN	0/1	5/4	10	0.5000
		MIKE LITZSINGER	LUNATIC FRINGE	0/0	5/5	10	0.5000
		WARREN BURNSIDE	DOWN 'N' OUT	1/2	3/2	8	0.5000
		DON BUTMAN	SHAFTERS	2/3	2/1	8	0.5000
		JIM LONG	GRATEFUL DARTS	0/0	3/3	6	0.5000
		GARMAN TROUP	NINE LIVES	0/1	3/2	6	0.5000
		BRAD HETZEL	TOSSING HEADS	0/1	3/2	6	0.5000
		TROY PEOPLES	HAGAR & HORRIBLES	0/0	3/3	6	0.5000
		WILTON CURRIE	DUI'S	0/1	1/0	2	0.5000
		STEVE MORRISON	DART BAGS	1/1	0/0	2	0.5000

	FRANK GARI	TRIPPIN	1/1	0/0	2	0.5000
	TODD BORDEAUX	FIRST FLIGHT	1/1	0/0	2	0.5000
	MARK BATTS	FIRST FLIGHT	0/0	1/1	2	0.5000
	RICK LEHNER	DRILL TEAM	0/0	1/1	2	0.5000
	MIKE REED	SHARP DARTS	0/1	1/0	2	0.5000
	DAVE LANG	GOT'EM BY THE BULLS	1/0	0/1	2	0.5000
207	JAMES RITORTO	DART JESTERS	6/7	0/0	13	0.4620
	FOREST THARRINGTON	DART JESTERS	6/6	0/1	13	0.4620
	RICK DEMATTOS	TRIPP TIME	1/1	5/6	13	0.4620
	BRUCE GODWIN	WIRE BENDERS	3/6	3/1	13	0.4620
	RANDY DEEMER	LUNATIC FRINGE	1/2	5/5	13	0.4620
212	BRYAN POWERS	BULLSHOOTERS	1/0	4/6	11	0.4550
	JOE KUNFSH	DRILL TEAM	5/6	0/0	11	0.4550
	EVAN STEIN	GOT'EM BY THE BULLS	0/0	5/6	11	0.4550
	CHRIS CODY	CODYS	5/6	0/0	11	0.4550
	LARRY WALLMAN	LUNATIC FRINGE	1/3	4/3	11	0.4550
	MIKE VERRILLI	TRIPP TIME	2/3	3/3	11	0.4550
218	TOM ADAMS	GR8269	4/5	0/0	9	0.4440
	STEVE RAXTER	TOSSING HEADS	2/2	2/3	9	0.4440
	BILL GARRISON	WIRE BENDERS	3/5	1/0	9	0.4440
	JEFF MC GALLIARD	TOSSING HEADS	4/5	0/0	9	0.4440
	JB BAER	GR8269	4/5	0/0	9	0.4440
	STAN BEJESTER	DRILL TEAM	4/5	0/0	9	0.4440
224	GARY RUSHWORTH	10-96	0/1	6/7	14	0.4290
	DAN LYNCH	DOWN 'N' OUT	0/0	6/8	14	0.4290
	JEFF LANCASTER	WIRE BENDERS	0/4	6/4	14	0.4290
	BUTCH SMITH	NINE LIVES	4/8	2/0	14	0.4290
	LEE WHITEHEAD	THREE IN A BED	6/6	0/2	14	0.4290
	JOHN JANOSKO	SHAFTERS	4/5	2/3	14	0.4290
	JAY KREMER	TRIPP TIME	1/0	2/4	7	0.4290
231	TOM GILDEA	SHARP DARTS	0/0	5/7	12	0.4170
	WADE SCHULLER	THREE IN A BED	3/3	2/4	12	0.4170
	DAVID BAKER	SPECIAL DELIVERY	1/1	4/6	12	0.4170
	JOHN RIDDLE	PIG TOUR 92	0/2	5/5	12	0.4170
235	STEVE AUSTIN	TOSSING HEADS	4/8	2/1	15	0.4000
	GREG READLING	FLIGHT TYME	2/4	2/2	10	0.4000
	MIKE KRESS	TRIPPIN	0/0	4/6	10	0.4000
	RICHARD BOYD	SILVER BULL-IT	4/6	0/0	10	0.4000
	TOM PEPPER	FLIGHT TYME	3/3	1/3	10	0.4000
	FRANK PROFFIT	FLIGHT TYME	0/0	2/3	5	0.4000
	RON WINSTON	DART BAGS	0/1	2/2	5	0.4000
	STEVE SCHMIDT	GOT'EM BY BULLS	0/3	2/0	5	0.4000
243	LARRY BENTON	ALWAYS F	0/2	5/6	13	0.3850
	DAVE COLLOM	DART BAGS	5/8	0/0	13	0.3850
	BOB JAMES	SPECIAL DELIVERY	1/2	4/6	13	0.3850
	JIM MILLS	SHARP DARTS	0/5	5/3	13	0.3850
	SEAN O'BRIAN	SHAFTERS	4/7	1/1	13	0.3850
	DON WHITE	DART SHADOWS	3/6	2/2	13	0.3850
	RON HENDRICKS	STARVING DARTISTS	3/3	2/5	13	0.3850
250	TOM KUNSTLING	BULLSHOOTERS	0/0	3/5	8	0.3750
	DICK CUMMINGS	DOWN 'N' OUT	2/5	1/0	8	0.3750
	BILL NOWLIN	DOWN 'N' OUT	2/4	1/1	8	0.3750
	STEVE MOTLEY	THREE IN A BED	0/1	3/4	8	0.3750
254	MIKE GERING	DART BAGS	4/7	0/0	11	0.3640
	DAVID NOAH	TRIPPIN	3/6	1/1	11	0.3640
	DAVID KEEVER	NINE LIVES	3/5	1/2	11	0.3640
	DON PARKER	BARSTOOLS	2/4	2/3	11	0.3640
	JIM SCARBOROUGH	SHARP DARTS	0/0	4/7	11	0.3640
	SCOTT WINFREE	SHARP DARTS	2/4	2/3	11	0.3640
	FOREST HARRELL	STARVING DARTISTS	0/0	4/7	11	0.3640
	NED ARMSTRONG	IS IT IN	3/7	1/0	11	0.3640
262	JEFF CONNELLY	CORAL REEFERS	2/6	3/3	14	0.3570
	KEN KINNEY	SPECIAL DELIVERY	0/1	5/8	14	0.3570
	TOM CODY	CODYS	4/8	1/1	14	0.3570
	DANNY HAYNES	FLIGHT TYME	0/5	5/4	14	0.3570
	JOHN LILIENTHAL	GRATEFUL DARTS	5/7	0/2	14	0.3570
	BRUCE KOHLER	GOT'EM BY BULLS	2/7	3/2	14	0.3570
268	GASTON FLOYD	10-96	5/9	0/1	15	0.3330
	ED MALONEY	GR8269	1/0	3/8	12	0.3330
	PHILIP WANDSCHER	FLIGHT TYME	3/8	1/0	12	0.3330
	RICH SIBINCIC	GR8269	3/5	0/1	9	0.3330
	DON SIMPSON SR.	WHO DARTED!!!	3/5	0/1	9	0.3330
	WALTER STONE	GRATEFUL DARTS	0/0	3/6	9	0.3330
	JIM BARBEE	FLIGHT DAMAGE	3/4	0/2	9	0.3330
	PETE RUTTEN	SHAFTERS	0/0	3/6	9	0.3330
	TOM KAZNOWSKI	GR8269	0/0	2/4	6	0.3330
	HENRY STANCIL	CANTINA DARTS	0/0	2/4	6	0.3330
	AL FUHRMANN	NINE LIVES	0/2	2/2	6	0.3330
	MIKE CAIN	STEEL TIPS	0/1	2/3	6	0.3330
	CHRIS STAFFORD	HAGAR & HORRIBLES	1/2	0/0	3	0.3330
281	JERRY JONES	THE DRIFTERS	1/4	4/7	16	0.3120
282	TOM JELINSKI	CANTINA DARTS	2/6	2/3	13	0.3080
	R. MONTGOMERY	EXCALIBUR	4/8	0/1	13	0.3080
	VAN SMITH	SILVER BULL-IT	0/2	4/7	13	0.3080
	MEL FINCH	OLD RELIABLES	4/6	0/3	13	0.3080
286	BILLY DUNCAN	TRIPPIN	0/0	3/7	10	0.3000
287	LARRY MOOSE	THE UNKNOWN	0/0	4/10	14	0.2860
	GARY GENIESSE	HOLE IN WALL GANG	1/5	3/5	14	0.2860
	PAUL DUFFY	DART VADERS	0/0	4/10	14	0.2860
	CHRIS HOYT	SPECIAL DELIVERY	2/5	0/0	7	0.2860
	ANDY KIGIN	DRILL TEAM	0/1	2/4	7	0.2860
	SCOTT WALKER	SILVER BULL-IT	0/1	2/4	7	0.2860
	WALTER DAVIS	FLIGHT TYME	0/4	2/1	7	0.2860
294	PAUL OTTO	GR8269	2/4	1/4	11	0.2730
	JINX TAYLOR	33	0/6	3/2	11	0.2730
	DAVID CURRIN	SHAFTERS	0/2	3/6	11	0.2730
	RICH HUELSMAN	GONZO DARTS	2/1	1/7	11	0.2730
	TERRY BEJESTER	DRILL TEAM	3/8	0/0	11	0.2730
	DAVID HOLMES	DIXIE CHICKENS	1/5	2/3	11	0.2730
300	JOHN MC KENNA	GOT'EM BY THE BULLS	0/4	3/5	12	0.2500
	JEFF HULST	DART JESTERS	0/0	3/9	12	0.2500
	JOHN TOBIN	IS IT IN	3/7	0/2	12	0.2500
	CALVIN HILES	FLIGHT DAMAGE	0/0	2/6	8	0.2500
	GREG FUTRELLE	DRILL TEAM	0/0	1/3	4	0.2500
	DOUG PETERS	THE DRIFTERS	1/3	0/0	4	0.2500
	RICHARD WILSON	IS IT IN	1/3	0/0	4	0.2500
	FRED FLOWERS	FLIGHT DAMAGE	1/3	0/0	4	0.2500
308	DOUGLAS HANNIKEN	BULLSHOOTERS	0/2	3/8	13	0.2310
	ARNIE HACKETT	GOT'EM BY BULLS	3/10	0/0	13	0.2310
	JOHN VAN HOY	THE DRIFTERS	1/3	2/7	13	0.2310
	MIKE BOYCE	BARSTOOLS	0/1	3/9	13	0.2310
	FRED CRISP	BARSTOOLS	3/10	0/0	13	0.2310
313	MARK HEATH	CORAL REEFERS	1/2	1/5	9	0.2220
	JACK CHENOWTH	IS IT IN	1/1	1/6	9	0.2220
	GREG EVANS	CANTINA DARTS	0/5	2/2	9	0.2220
	TIM PHLAUM	DART BAGS	1/1	1/6	9	0.2220
	DON WORLEY	CORAL REEFERS	1/4	1/3	9	0.2220
	SCOTT CONNELLY	THE DRIFTERS	0/1	2/6	9	0.2220
	FRANCIS SKINNER	DOWN 'N' OUT	1/6	1/1	9	0.2220
320	KEITH WEIDNER	ALWAYS F	0/1	3/10	14	0.2140
	MARK FULGHUDN	SILVER BULL-IT	3/8	0/3	14	0.2140
322	JOHNNY GRIFFITH	GOLDEN HAMMERS	2/2	0/6	10	0.2000
	STEVE KIPISZ	HOLE IN WALL GANG	0/0	2/8	10	0.2000
	RAY DUTCHER	HOLE IN WALL GANG	0/0	1/4	5	0.2000
	RODNEY GOSNELL	NINE LIVES	0/0	1/4	5	0.2000
	MIKE MC DONALD	BARSTOOLS	0/2	1/2	5	0.2000
327	JOE HATCH	GOLDEN HAMMERS	2/8	0/1	11	0.1820
328	RANDY BALDWIN	FLIGHT DAMAGE	1/4	0/1	6	0.1670
	MIKE CAIN	CODYS	0/0	1/5	6	0.1670
	STEVE CHISHOLM	BARSTOOLS	0/5	1/0	6	0.1670
331	JAY MILLER	TRIPP TIME	0/6	2/5	13	0.1540
332	STEVEN WEISS	GOLDEN HAMMERS	1/9	1/3	14	0.1430
	JIM CODY	CODYS	0/0	2/12	14	0.1430
	TOM PARKER	HAGAR & HORRIBLES	2/7	0/5	14	0.1430
	FRANK HORNER	33	0/1	1/5	7	0.1430
	CHUCK ROUSE	DRILL TEAM	0/1	1/5	7	0.1430
	JIM SEDGWICK	SILVER BULL-IT	0/2	1/4	7	0.1430
338	FRANK BLAKE	BARSTOOLS	0/2	1/5	8	0.1250
339	TONY LATHAM	SHARP DARTS	1/6	0/2	9	0.1110
340	PENN MALONE	TOSSING HEADS	0/6	2/11	19	0.1050
341	PAT CULLEN	SILVER BULL-IT	0/1	1/8	10	0.1000
	PHIL GARDNER	WIRE BENDERS	0/6	1/3	10	0.1000
343	DAVID PRICKETT	SPECIAL DELIVERY	0/5	1/6	12	0.0830
344	ANDY BAHL	STEEL TIPS	1/11	0/1	13	0.0770
345	WALT D'ALLIARD	FLIGHT TYME	0/10	0/1	11	0.0000
	KEVIN HARTLEY	STARVING DARTISTS	0/3	0/6	9	0.0000
	TED LANGLEY	DOWN 'N' OUT	0/3	0/3	6	0.0000
	MIKE GOMEZ	DART JESTERS	0/4	0/1	5	0.0000
	CHARLIE MURRAY	10-96	0/4	0/0	4	0.0000
	JIM FLINK	OLD RELIABLES	0/1	0/2	3	0.0000
	JAMES BOONE	WHO DARTED!!!	0/1	0/2	3	0.0000
	MIKE WELLS	DRILL TEAM	0/0	0/3	3	0.0000
	JACK GIBSON	SHARP DARTS	0/1	0/2	3	0.0000
	JIM FOSTER	HOLE IN WALL GANG	0/0	0/2	2	0.0000
	JACK DOWLING	ALWAYS F	0/1	0/0	1	0.0000
	ETHAN SHAPIRO	SILVER BULL-IT	0/0	0/1	1	0.0000
	DAVE FINK	GONZO DARTS	0/0	0/1	1	0.0000
	TODD GATTS	HOLE IN WALL GANG	0/0	0/1	1	0.0000
	TODD MILLER	GOLDEN HAMMERS	0/0	0/0	0	0.0000
	JOHN LAMBRIGHT	ALWAYS F	0/0	0/0	0	0.0000
	JIM HICKS	SHARP DARTS	0/0	0/0	0	0.0000
	IAN SHIELDS	HOLE IN WALL GANG	0/0	0/0	0	0.0000
	RICK PERKINS	GRATEFUL DARTS	0/0	0/0	0	0.0000
	JOHN HAYNES	WHO DARTED!!!	0/0	0/0	0	0.0000
	MARK SKINNER	FIRST FLIGHT	0/0	0/0	0	0.0000
	BROCK GROSS	GOT'EM BY BULLS	0/0	0/0	0	0.0000

Womens Win% (Spring 92)

	Name	Team	CRI	301	GMs	WIN%
1	JENNIFER GIBSON	ALWAYS F	1/0	0/0	1	1.0000
2	BETH DICKERSON	PMS	0/0	4/1	5	0.8000
3 (1)	LISA SWAGEMAKERS	PMS	11/3	0/0	14	0.7860
4 (2)	ROBIN MC LOUGHLIN	OLD RELIABLES	1/0	7/4	12	0.6670
5 (3)	SUSAN DAVIS	DART VADERS	6/5	0/0	11	0.5450
6 (4)	DAWN GRAYCKOWSKI	PMS	0/0	7/6	13	0.5380
7 (5)	EDIE ZEBROWSKI	GOLDEN HAMMERS	0/2	7/5	14	0.5000
(5)	DEBBIE SASSER	PMS	7/6	0/1	14	0.5000
	BOBBI CANTELOPE	EXCALIBUR	1/1	1/1	4	0.5000
10	TRISH ELLIS	PMS	0/2	5/4	11	0.4550
11	CAROL RIDDLE	PMS	5/7	0/0	12	0.4170
12	AMY BARNES	HAGAR & HORRIBLES	1/0	4/8	13	0.3850
13	LEE JACOBSSON	PMS	0/1	3/4	8	0.3750
14	TERRI WAGNER	STEEL TIPS	2/7	2/0	11	0.3640
15	MICHELE WRIGHT	DART VADERS	2/7	2/1	12	0.3330
16	CONNIE BROWN	33	4/8	0/1	13	0.3080
	LOUISE JONES	OLD RELIABLES	1/5	3/4	13	0.3080
18	TAMMY RANSOM	THE UNKNOWN	4/9	0/1	14	0.2860
19	PATRICE BRANDT	33	0/2	3/7	12	0.2500
20	DELINDA JOHNSON	10-96	1/3	2/9	15	0.2000
	SUSAN METZKER	DART SHADOWS	0/0	2/8	10	0.2000
	MELINDA RIGGLEMAN	OLD RELIABLES	0/0	1/4	5	0.2000
23	NELL FINCH	OLD RELIABLES	0/3	1/2	6	0.1670
24	SARA GRAY	THE UNKNOWN	2/11	0/0	13	0.1540
25	LYNNE LEWIS	PMS	0/0	1/6	7	0.1430
26	LOIS DINTERMAN	THREE IN A BED	0/3	1/4	8	0.1250
27	TAMATHA BAKER	33	0/2	1/6	9	0.1110
28	ELAINE JONCZAK	CANTINA DARTS	0/3	1/7	11	0.0910
29	JUDY HUYSER	THREE IN A BED	0/0	1/11	12	0.0830
30	LISA DUFFY	DART VADERS	0/5	0/0	5	0.0000
	MARY LOU BERRY	GOLDEN HAMMERS	0/0	0/3	3	0.0000
	DALE HEALD	BARSTOOLS	0/0	0/3	3	0.0000
	SHARON DUFFY	DART VADERS	0/0	0/1	1	0.0000
	AMY FRADY	ALWAYS F	0/0	0/0	0	0.0000

TONS OF NEWS

FINAL STANDINGS 1992 REGULAR SEASON (Fall)

A DIVISION	W-L	PTS
1. SHAFTERS	11-3	153
2. Lunatic Fringe	11-3	152
3. Pig Tour 92	10-4	164
4. Dart Shadows	10-4	153
5. 3 In a Bed	4-10	109
6. Coral Reefers	4-10	94
7. Dixie Chickens	3-11	88
8. Barstools	3-11	87

B DIVISION	W-L	PTS
1. FLIGHT TYME	12-2	153
2. Tossing Heads	11-2	143
3. Gonzo Darts	10-4	136
4. Drifters	7-7	139
5. Hagar & the Horribles	6-8	105
6. Starving Dartist	4-10	106
7. First Flight	4-10	94
8. Wire Benders	1-13	77

C DIVISION	W-L	PTS
1. WHOLEY FUNK	11-3	138
2. Who Darted	10-4	147
3. Nine Lives	9-5	101
4. Flight Damage	8-6	124
5. Under Where?	7-7	125
6. Cody's	6-8	112
7. P. M. S.	4-10	111
8. Sharp Darts	1-13	79

D DIVISION	W-L	PTS
1. EXCALIBUR	11-1	132
2. Special Delivery	10-2	141
3. Dart Bags	9-3	122
4. Dusty Darts	5-7	97
5. Deck Tonage	3-9	74
6. Trippin	3-9	70
7. Accidential Dartist	1-11	75

E DIVISION	W-L	PTS
1. 20-20-20 VISION	9-3	129
2. Dart Jesters	9-3	128
3. Golden Hammers	7-5	112
4. Rolling Rock "33"	7-5	89
5. Bulldozers	4-8	97
6. D. U. I.'s	3-9	105
7. Bullshooters	3-9	88

F DIVISION	W-L	PTS
1. ALWAYS "F"	9-3	124
2. Cantina Darts	9-3	113
3. Hole In the Wall Gang	7-5	105
4. Grateful Darts	6-6	114
5. Down N Out	6-6	104
6. Steel Tips	3-9	75
7. Old Reliables	2-10	71

6 DIVISION	W-L	PTS
1. SHARKY'S HOOKERS	10-2	130
2. Raleighwood Knights	8-4	119
3. First In Flight	8-4	113
4. Who's Next	7-5	120
5. Mental Mania	4-7	74
6. Upper Deck Darts	3-9	93
7. Sewer Rats	1-11	79

** TOP 2 TEAMS MOVE UP A DIVISION
BOTTOM 2 TEAMS MOVE DOWN A DIVISION

NEWSLETTER & STATISTICS

Don Overman
7531 Cove Point Dr. #36
Raleigh, N.C. 27613
846-0499

1993 R.D.L. BOARD of DIRECTORS

President	Don Overman	846-0499
Vice President	Billy Brown	872-8534
Secretary	David Metzker	934-5367
Treasure	Steve Hoffmann	362-0071
Membership	Judy Huyser	380-0706
Rules & Grievance	Joe Wilson	846-0493
External Organization	Steve Taylor	878-9408

CALENDAR OF EVENTS

January 6	**7:30-9:30**	**Snookers Ridgewood Shoping Center Returning Team Registration**
January 7	7:30-9:30	New team registration at Snookers Ridgewood
January 20	**8:00 pm**	**Mandatory Captains Meeting at the Upper Deck, Cary**
January 23	2:00 pm	Raleigh Mens Challenge Cup vs Charlotte for Dual City Cup
January 27	**8:00 pm**	**Winter Season Begins**
Saturday Nights	7pm	Luck of the Draw at Afterhours Pub Fuquay Varina
Sunday Nights	7pm	Luck of the Draw at Oliver's Raleigh

LEAGUE NEWS

Another season has come and gone and the league continues to grow. Next season is only a few weeks away. The newsletter staff encourages each member to find a non-member who is interested in forming a team. Our hope is to have an even number of teams in each division. There is an urgent need for a newsletter/statistician for next season also. Anyone interested should call Don Overman at 846-0499.
The leagues Board of Directors hope to revise the leagues rules and By-Laws and deliver a copy to each team captain at the captains meeting on January 20.

MERRY CHRISTMAS AND HAPPY NEW YEAR!!!

MENS ALL-STAR WINNERS

	Gms	/ Asp's	%	Team
1. CHRIS WANDSCHER	**40**	**72.5**	**1.813**	**Flight Tyme**
2. Jim Budelman	**41**	**67.5**	**1.646**	**Barstools**
3. Tom Van Arsdale	**26**	**42.0**	**1.615**	**Lunatic Fringe**
4. Steve Taylor	42	58.5	1.393	Lunatic Fringe
5. Mike Hall	43	55.5	1.291	Dart Shadows
6. Joe Wilson	42	52.5	1.250	Coral Reefers
7. Phil Maxwell	40	49.5	1.238	Dart Shadows
8. Philip Todd	37	43.0	1.162	Shafters
9. Don Butman	29	30.5	1.052	Shafters
10. Bob Terry	41	41.5	1.012	Lunatic Fringe

LADIES ALL-STAR WINNERS

	Gms	/ Asp's	%	Team
1. DEBBIE SASSER	**37**	**22.0**	**.595**	**P. M. S.**
2. Trish Ellis	**34**	**17.5**	**.515**	**P. M. S.**
3. Carol Riddle	**21**	**7.5**	**.357**	**P. M. S.**
4. Jan Adams	37	12.0	.324	Rolling Rock "33"
5. Connie Brown	32	8.0	.250	Rolling Rock "33"
6. Dawn Grayckowski	41	9.0	.220	P. M. S.
7. Kathy Johnson	41	9.0	.220	Upper Deck Darts
8. Susan Metzker	39	8.0	.205	P. M. S.
9. Patrice Brandt	34	6.0	.176	Rolling Rock "33"
10. Lynn Lewis	23	3.5	.152	P. M. S.

SPECIAL INDIVIDUAL AWARDS

John Barton	9 Mark	Old Reliables
Jim Budelman	9 Mark	Barstools (2)
Bill Carver	9 Mark	3 In a Bed
Dick Cummings	9 Mark	Down N Out
Randy Deemer	9 Mark	Lunatic Fringe
Lynn Kaminski	9 Mark	Gonzo Darts
Phil Maxwell	9 Mark	Dart Shadows
Sean O'Brien	9 Mark	Shafters
Clayton Rogers	9 Mark	D. U. I.'s
Bob Terry	9 Mark	Lunatic Fringe
Chris Wandscher	9 Mark	Flight Tyme (2)
Ron Wandscher	9 Mark	Flight Tyme
Joe Wilson	9 Mark	Coral Reefers
Bill Gage	Ton 80	Wholey Funk
Roger Godwin	Ton 80	Starving Dartist
Rich Johnson	Ton 80	Special Delivery
Jimmy Mitchell	Ton 80	Lunatic Fringe
John Riddle	Ton 80	Pig Tour 92
Ken Sari	Ton 80	Hole In the Wall Gang
David Simpson	Ton 80	Who's Next

RALEIGH DART LEAGUE REGULAR SEASON SPECIAL AWARDS

HIGH IN 301

PETE RUTTEN	T-60	SHAFTERS
BOB TERRY	T-60	LUNATIC FRINGE

HIGH OUT 301 / 501

DON WHITE	T-29	FLIGHT TYME

FAST 301

JOHN LILIENTHAL	10 DARTS	GRATEFUL DARTS

FAST SINGLES CRICKET

JIM BUDELMAN	17 DARTS	BARSTOOLS

FAST DOUBLES CRICKET

TOM VAN ARSDALE, MIKE BAKER	14 DARTS	LUNATIC FRINGE

FAST DOUBLES 501

MIKE HALL, PHIL MAXWELL	17 DARTS	DART SHADOWS

DIVISIONAL HIGH WIN PERCENTAGE

A	Don Overman	7-0	1.000 %	Pig Tour 92
B	Chris Wandscher	12-1	.923 %	Flight Tyme
C	Donnie Simpson Jr	11-1	.916 %	Who Darted
D	Richard Boyd	10-1	.909 %	Dusty Darts
E	Dave Berry	10-1	.909 %	Golden Hammers
	Mark Slowminski	10-1	.909 %	Dart Jesters
F	Mike Burr	6-0	1.000 %	Hole In the Wall Gang
G	George Ellison	10-1	.909 %	First In Flight
	Ronnie Robertson	10-1	.909 %	Sharky's Hookers

LADIES TOP 6 HIGH WIN PERCENTAGE

1.	Lynn Lewis	6-2	.750 %	P. M. S.
2.	Carol Riddle	5-2	.714 %	P. M. S.
3.	Dawn Grayckowski	10-5	.666 %	P. M. S.
4.	Terri Wagner	7-5	.583 %	Steel Tips
5.	Susan Metzker	8-6	.571 %	P. M. S.
	Debbie Sasser	8-6	.571 %	P. M. S.
6.	Robin Bryant	6-5	.545 %	Mental Mania
	Tracy Grass	6-5	.545 %	Who's Next

N.C. STATE CHAMPIONSHIPS (Results from Greensbc

FIRST PLACE MIXED TRIPLES CRICKET
Sean O'Brien, Don Butman, Anita Tyndall

MENS SINGLE CRICKET
Top 4 Steve Hoffmann
Top 8 Chris Wandscher
Top 16 Steve Taylor, Mike Hall, Mike Knott

MENS DOUBLES CRICKET
Top 4 Steve Taylor, Phil Maxwell
Top 4 Philip Todd, Mike Hall
Top 8 Bob Terry, Billy Brown
Top 8 Steve Hoffmann, Timmy Lane

SECOND PLACE LADIES DOUBLES CRICKET
Debbie Sasser and Trish Ellis

SECOND PLACE 4 PERSON 701
Mike Knott, Steve Taylor, Phil Maxwell and Jim Sizemore

Top 4 Tom Van Arsdale and other non R.D.L. members

FIRST PLACE MIXED DOUBLES 501
Debbie Sasser and Philip Todd

MENS DOUBLES 501
Top 4 Mike Hall and Philip Todd

SECOND PLACE LADIES DOUBLES 501
Carol Riddle and non R.D.L. member

FIRST PLACE MENS SINGLES 501
Tom Van Arsdale

SECOND PLACE LADIES SINGLES 501
Carol Riddle

Top 4 Debbie Sasser

LADIES LUCK OF THE DRAW WINNERS
Carol Riddle and Debbie Sasser

CONGRATULATIONS TO ALL THE RALEIGH DART LEAGUE MEMBERS WHO ATTENDED, WON OR PLACED IN THE STATE CHAMPIONSHIPS

RALEIGH DART LEAGUE TOURNAMENT RESULTS

A DIVISON	SIMIFINALS	FINALS CHAMPION	
SHAFTERS / Barstools			
DART SHADOWS / 3 In a Bed	DART SHADOWS / Shafters	**DART SHADOWS**	defeats Lunatic Fringe
LUNATIC FRINGE / Dixie Chickens	LUNATIC FRINGE / Pig Tour 92		
PIG TOUR 92 / Coral Reefers			

B DIVISION	SIMIFINALS	FINALS CHAMPION	
FLIGHT TYME / Wire Benders			
DRIFTERS / Hagar & Horribles	FLIGHT TYME / Drifters	**FLIGHT TYME**	defeats Gonzo Darts
TOSSING HEADS / First Flight	GONZO DARTS / Tossing Heads		
GONZO DARTS / Starving Dartist			

C DIVISION	SIMIFINALS	FINALS CHAMPION	
WHOLEY FUNK / Sharp Darts			
FLIGHT DAMAGE / Under Where?	WHOLEY FUNK / Flight Damage	**WHO DARTED**	defeats Wholey Funk
WHO DARTED / P.m.s.	WHO DARTED / Cody's		
Nine Lives / CODY'S			

D DIVISION	SIMIFINALS	FINALS CHAMPION	
EXCALIBUR / Bye			
DUSTY DARTS / Deck Tonage	EXCALIBUR / Dusty Darts	**DART BAGS**	defeats Excalibur
SPECIAL DELIVERY / Accidential Darts	Special Del / DART BAGS		
DART BAGS / Trippin			

E DIVISION	SIMIFINALS	FINALS CHAMPION	
20-20-20 VISION / BYE			
Rolling Rock / BULLDOZERS	20 Vision / BULLDOZERS	**GOLDEN HAMMERS**	defeats Bulldozers
DART JESTERS / Bullshooters	Dart Jesters / GOLDEN HAMMERS		
GOLDEN HAMMERS / D.u.i. 's			

F DIVISION	SIMIFINALS	FINALS CHAMPION	
ALWAYS F / bye			
GRATEFUL DARTS / Down N Out			
CANTINA DARTS / Old Reliables	Always f / GRATEFUL DARTS	**GRATEFUL DARTS**	defeats Hole in Wall Gang
HOLE IN WALL GANG / Steel Tips	Cantina / HOLE IN WALL GANG		

G DIVISION	SIMIFINALS	FINALS CHAMPION	
SHARKY'S HOOKERS / bye			
Who's Next / MENTAL MANIA	SHARKYS HOOKERS / Mental Mania	**SHARKY'S HOOKERS**	defeats Upper Deck Darts
Raleighwood / SEWER RATS	UPPPER DECK / Sewer Rats		
First in Flight / UPPER DECK DARTS			

THE FINAL TONS OF NEWS

FINAL DIVISION STANDINGS AND SINGLES CHAMPIONS FOR 1993 OF THE RALEIGH DART LEAGUE

	A Division	W	L	PCT	PTS	GB
1	Lunatic Fringe	12	2	0.857	177	
2	Dart Shadows	12	2	0.857	174	0
3	Flight Tyme	9	5	0.643	126	3
4	Shafters	8	6	0.571	138	4
5	The Pig Patrol	7	7	0.500	115	5
6	Gonzo Darts	5	9	0.357	101	7
7	3 in a Bed	2	12	0.143	75	10
8	Tossing Heads	1	13	0.071	73	11

A DIVISION				
Ken Trefzger	10	1	0.909	Gonzo Darts
Jim Budelman	12	2	0.857	Lunatic Fringe
Phil Maxwell	12	2	0.857	Dart Shadows
Chris Wandscher	12	2	0.857	Flight Tyme
Len Kaminski	12	2	0.857	Gonzo Darts
Todd Jessup	6	1	0.857	The Pig Patrol
Joe Wilson	10	2	0.833	Lunatic Fringe

	B Division	W	L	PCT	PTS	GB
1	The Drifters	11	3	0.786	151	
2	Dixie Chickens	11	3	0.786	150	0
3	Starving Dartists	7	7	0.500	122	4
4	Wholey Funk	7	7	0.500	119	4
5	Hagar & the Horribles	6	8	0.429	122	5
6	Bar Stools	5	9	0.357	112	6
7	Who Darted?	5	9	0.357	104	6
8	Coral Reefers	4	10	0.286	89	7

B DIVISION				
Steve Wilcenski	12	0	1.000	Dixie Chickens
Jerry Benhoff	10	1	0.909	Who Darted?
Bob McCredie	11	2	0.846	Dixie Chickens
Ed Davenport	10	2	0.833	Dixie Chickens
Buddy Smith	8	2	0.800	Hagar & the Horribles

	C Division	W	L	PCT	PTS	GB
1	First Flight	12	2	0.857	161	
2	Under Where?	11	3	0.786	149	1
3	Nine Lives	8	6	0.571	149	4
4	Flight Damage	8	6	0.571	126	4
5	Excalibur	6	8	0.429	120	6
6	Cody's	4	10	0.286	80	8
7	PMS	2	12	0.143	78	10
8	Special Delivery	2	12	0.143	69	10

C DIVISION				
Jerry Johnston	13	0	1.000	Under Where?
Clive Draper	9	2	0.818	First Flight
Dean Perrer	9	2	0.818	First Flight
Chris Carter	7	2	0.778	Special Delivery
Jon Rowe	10	3	0.769	Under Where?

	D Division	W	L	PCT	PTS	GB
1	20-20-20 Vision	11	3	0.786	165	
2	Dart Bags	11	3	0.786	163	0
3	Dart Jesters	11	3	0.786	138	0
4	Sharp Darts	7	7	0.500	115	4
5	Accidental Dartists	5	9	0.357	117	6
6	Arrowing Experience	4	10	0.286	109	7
7	Deck Tonage	4	10	0.286	98	7
8	Dusty Darts	3	11	0.214	86	8

D DIVISION				
Drew Daly	6	1	0.857	Dart Bags
Mark Slominski	11	2	0.846	Dart Jesters
Mike McGee	10	2	0.833	20-20-20 Vision
Richard Sibincic	11	3	0.786	Deck Tonage

	E Division	W	L	PCT	PTS	GB
1	Always F	12	2	0.857	157	
2	Bullshooters	10	4	0.714	149	2
3	Rolling Rock "33"	10	4	0.714	141	2
4	Lugnuts	8	6	0.571	121	4
5	Grateful Darts	5	9	0.357	126	7
6	Fistfull of Darters	4	10	0.286	103	8
7	DUI's	4	10	0.286	93	8
8	Hole in the Wall Gang	3	11	0.214	91	9

E DIVISION				
James Odom	12	1	0.923	Bullshooters
Mark North	12	2	0.857	Rolling Rock "33"
Matt Moss	12	2	0.857	Always F
Phil Simpson	12	2	0.857	Grateful Darts
Gregg Duffy	9	2	0.818	Lugnuts

	F Division	W	L	PCT	PTS	GB
1	Who's Next	11	3	0.786	135	
2	Sharky's Hookers	9	5	0.643	134	2
3	Raleighwood Knights	8	6	0.571	146	3
4	Down "N" Out	7	7	0.500	117	4
5	Upper Deck Darts	6	8	0.429	122	5
6	First in Flight	6	8	0.429	117	5
7	Hawg Darts	4	10	0.286	117	7
8	Mental Mania	2	12	0.143	78	9

F DIVISION				
Rick Stanley	10	1	0.909	Sharky's Hookers
Jim Suits	8	1	0.889	Raleighwood Knights
Andy West	11	2	0.846	Who's Next
Eric Charlton	9	2	0.818	Sharky's Hookers
Steve Williamson	9	2	0.818	First in Flight

	G Division	W	L	PCT	PTS	GB
1	Sharky's Slingers	11	1	0.917	150	
2	Your Father's Shoes	10	2	0.833	131	1
3	Neighbors	9	3	0.750	128	2
4	Upper Deck Underdogs	5	7	0.417	111	6
5	Cuentes	5	7	0.417	71	6
6	Bullshafters	1	11	0.083	42	10
7	Dart Raiders	0	12	0.000	34	11

G DIVISION				
Doug Kelly	9	0	1.000	Your Father's Shoes
Randy Richardson	8	1	0.889	Neighbors
Scott Connelly	9	2	0.818	Your Father's Shoes
David Bolton	10	3	0.769	Sharky's Slingers
George Stuart	9	3	0.750	Sharky's Slingers

FINAL 1993 ALL-STARS WINNERS & TROPHY DARTS RECIPIENTS

Women's All-Stars Final Results (End of Regular Season)

* must play in 21 games or more to be eligible for 1st, 2nd & 3rd place trophys.

	Player	Gms	Asp's	Asp-Avg	Team	#
*	Susan Davis	19*	11.0	0.579	Lugnuts	E-2
1	Debbie Sasser	39	19.5	0.500	PMS	C-8
2	Connie Brown	42	14.5	0.345	Rolling Rock "33"	E-1
3	Laurel Schwartz	32	9.0	0.281	PMS	C-8
4	Susan Metzker	36	10.0	0.278	PMS	C-8
5	Trish Ellis	31	8.0	0.258	PMS	C-8
6	Dawn Grayckowski	33	8.0	0.242	PMS	C-8
7	Edie Zebrowski	38	8.5	0.224	Arrowing Experience	D-8
8	Kim Lupien	27	6.0	0.222	Upper Deck U-dogs	G-6
9	Angie Jones	37	7.5	0.203	Mental Mania	F-7

Men's All-Stars Final Results (End of Regular Season)

* must play in 21 games or more to be eligible for 1st, 2nd & 3rd place trophys.

	Player	Gms	Asp's	Asp-Avg	Team	#
1	Jim Budelman	42	80.5	1.917	Lunatic Fringe	A-2
2	George Velez	25	47.5	1.900	Dart Shadows	A-4
3	Phil Maxwell	39	61.0	1.564	Dart Shadows	A-4
4	Steve Taylor	39	59.0	1.513	Lunatic Fringe	A-2
5	Ken Trefzger	34	50.5	1.485	Gonzo Darts	A-8
6	Chris Wandscher	44	64.0	1.455	Flight Tyme	A-6
7	Phillip Todd	40	57.5	1.438	Shafters	A-1
8	Don Butman	34	44.5	1.309	Shafters	A-1
9	Steve Hoffmann	45	58.0	1.289	The Pig Patrol	A-3
10	Joe Wilson	39	48.5	1.244	Lunatic Fringe	A-2
11	Jim Mitchell	39	47.5	1.218	Flight Tyme	A-6
12	Len Kaminski	44	49.5	1.125	Gonzo Darts	A-8
13	Mike Hall	37	40.0	1.081	Dart Shadows	A-4
14	Dean Perrer	31	33.5	1.081	First Flight	C-1
15	David Murray	38	40.5	1.066	Dart Shadows	A-4
16	Bob Terry	39	41.5	1.064	Lunatic Fringe	A-2
17	Mike McGee	39	38.0	0.974	20-20-20 Vision	D-5
18	Mike Glendy	41	38.0	0.927	The Drifters	B-4
19	Lee Whitehead	37	33.5	0.905	3 in a Bed	A-5
20	Tim Anderson	31	28.0	0.903	Tossing Heads	A-7
21	William Holland	40	35.5	0.888	Grateful Darts	E-8
22	Todd Jessup	21	18.5	0.881	The Pig Patrol	A-3
23	Billy Brown	45	39.0	0.867	The Pig Patrol	A-3
24	Jon Rowe	40	34.5	0.863	Under Where?	C-4
25	Alan Smith	42	35.0	0.833	Dart Shadows	A-4
26	Mark Ball	12	10.0	0.833	Coral Reefers	B-1
27	Mark Powell	37	30.5	0.824	Accidental Dartists	D-7
28	David Currin	42	34.5	0.821	Shafters	A-1
29	John Janosko	42	33.5	0.798	Shafters	A-1
30	Phil Simpson	40	31.5	0.788	Grateful Darts	E-8
31	Steve Wilcenski	35	27.5	0.786	Dixie Chickens	B-2
32	Drew Daly	32	24.5	0.766	Dart Bags	D-2
33	Clive Draper	34	26.0	0.765	First Flight	C-1
34	Mike Dinterman	37	28.0	0.757	3 in a Bed	A-5
35	Chris Hoyt	28	21.0	0.750	Special Delivery	C-7
36	Danny Jackson	11	8.0	0.727	Nine Lives	C-2
37	Mike Baker	42	30.5	0.726	Rolling Rock "33"	E-1
38	Randy Richardson	25	18.0	0.720	Neighbors	G-2
39	Steve Austin	38	27.0	0.711	Tossing Heads	A-7
40	Kyle Wilkinson	38	27.0	0.711	Raleighwood Knights	F-3
41	David Simpson	39	27.5	0.705	Who's Next	F-6
42	Dave Metzker	36	25.0	0.694	Dart Shadows	A-4
43	Dan Mieczkowski	31	21.5	0.694	The Pig Patrol	A-3
44	Tim Lane	45	31.0	0.689	The Pig Patrol	A-3
45	Donnie Simpson Jr.	41	28.0	0.683	Who Darted?	B-8

TROPHY DARTS — End of Regular Season

WINNERS IN BOLD (Only First Place and ties receive trophies)

High-In

Joe Wilson	**Lunatic Fringe**	**TON-52**
Tim Seagroves	**3 in a Bed**	**TON-52**
Allen Smith	**Dart Shadows**	**TON-52**

High-Out

Phil Maxwell	**Dart Shadows**	**TON-29**
John Schlitz	Your Father's Shoes	TON-24

Fast 301

Steve Wilcenski	**The Dixie Chickens**	**9 Darts**
Joe Wilson	Lunatic Fringe	10 Darts
Mike Hall	Dart Shadows	10 Darts

Fast Single Cricket

Todd Jessup	**The Pig Patrol**	**16 Darts**
Steve Austin	Tossing Heads	17 Darts

Fast Doubles Cricket

Todd/Toth	**Shafters**	**18 Darts**
Maxwell/Hall	**Dart Shadows**	**18 Darts**

Fast 501

Butman/Rutten	**Shafter's**	**16 Darts**
Lane/Jessup	The Pig Patrol	17 Darts

9-Mark Club

Phillip Todd	**Shafters**	
John Rothe	**Mental Mania**	
Jim Budelman	**Lunatic Fringe**	
Phil Simpson	**Grateful Darts**	
Doug Auker	**Sharky's Hookers**	**[2]**
Todd Jessup	**The Pig Patrol**	
Connie Brown	**Rolling Rock "33"**	
Dean Perrer	**First Flight**	
Tom Cody	**Cody's**	
Billy Brown	**The Pig Patrol**	
Chris Wandscher	**Flight Tyme**	**[2]**
Michael Huber	**Dart Bags**	
Richard Boyd	**Dusty Darts**	
Mike Glendy	**The Drifters**	
Mike Knott	**Dart Shadows**	

TON-80 Club

Dr. Steve Hoffmann	**The Pig Patrol**
Greg Evans	**Fistfull of Darters**
Joe Wilson	**Lunatic Fringe**
David Murray	**Dart Shadows**
Dan Mieczkowski	**The Pig Patrol**
James Hambright	**Hagar & the Horribles**
Mark Moore	**Flight Damage**
Don Parker	**Barstools**
Chris Wandscher	**Flight Tyme**
Mike Glendy	**The Drifters**

6-Bull Club

Jim Mitchell	**Flight Tyme**

Calendar of Events:

Sat June 19th 2:00 PM	The Men's Challenge Team defends its Dual State Cup against Greensboro at "The Upper Deck"
Sunday Nights 5:00 PM	Blind Draw at After Hours Pub Fuquay Varina, NC. Call David Simpson at 552-4131 for details.

THE 1993 RALEIGH DART LEAGUE INDIVIDUAL CHAMPIONS

SINGLES CHAMPS

Minimum 7 games

A DIVISION				
Ken Trefzger	10	1	0.909	Gonzo Darts
B DIVISION				
Steve Wilcenski	12	0	1.000	Dixie Chickens
C DIVISION				
Jerry Johnston	13	0	1.000	Under Where?
D DIVISION				
Drew Daly	6	1	0.857	Dart Bags
E DIVISION				
James Odom	12	1	0.923	Bullshooters
F DIVISION				
Rick Stanley	10	1	0.909	Sharky's Hookers
G DIVISION				
Doug Kelly	9	0	1.000	Your Father's Shoes

ALL-STAR POINTS CHAMPS

MENS	gms	asp's	average
Jim Budelman	42	80.5	1.917
WOMEN'S	**gms**	**asp's**	**average**
Debbie Sasser	39	19.5	0.500

WOMEN'S SINGLES TOP SIX

Kim Lupien	6	3	0.667	Upper Deck Underdogs
Terri Wagner	5	3	0.625	Hawg Darts
Elaine Jolley	6	4	0.600	Fistfull of Darters
Laurel Schwartz	6	5	0.545	PMS
Dee Smith	6	7	0.462	Who Darted?
Edie Zebrowski	6	7	0.462	Arrowing Experience

It has been really fun, but at the same time challenging, doing the TONS OF NEWS this year. I assure you it was indeed a pleasure meeting each of you either through my phone or answer machine. I would like to thank Don Overman, Judy Huyser, Joe Wilson, and many others (you know who you are) for helping me get this newsletter out without too many errors. Good-Luck next season. Frank Austin Editor/Fool

1993 Board of Directors		
President	Don Overman	846-0499
Vice President	Billy Brown	872-8534
Secretary	David Metzker	233-1028
Treasurer	Dr. Steve Hoffmann	362-0071
Membership	Judy Huyser	380-0706
Rules & Grievance	Joe Wilson	846-0493
External Org.	Steve Taylor	878-9408

TONS OF NEWS	Frank Austin 3221 Birnam Wood Rd Raleigh, NC 27607	571-7467

FALL TEAM REGISTRATION DATES

Returning Teams:	Wed July 28th	>>>>>> 7:30-9:30PM
Location:	Snookers Mission Valley	
New Teams:	Thurs July 29th	>>>>>> 7:30-9:30PM
Location:	Snookers Mission Valley	

Anyone wanting to start a new team call Judy Huyser (380-0706) to get information mailed to you in July.

Please plan on writing one check for your entire team!

The 1993 Raleigh Dart League Tournament

May 12th-19th-26th

A Division

Lunatic Fringe (d. Tossing Heads)
The Pig Patrol (d. Shafters)
Dart Shadows (d. 3 in a Bed)
Flight Tyme (d. Gonzo Darts)

Lunatic Fringe
Dart Shadows

Dart Shadows

B Division

The Drifters (d. Coral Reefers)
Wholey Funk (d. Hagar & the Horribles)
Dixie Chickens (d. Who Darted?)
Starving Dartist (d. Barstools)

Wholey Funk
Dixie Chickens

Wholey Funk

C Division

First Flight (d. Special Delivery)
Excalibur (d. Flight Damage)
Under Where? (d. P.M.S.)
Nine Lives (d. Cody's)

First Flight
Under Where?

Under Where?

D Division

20-20-20 Vision (d. Dusty Darts)
Sharp Darts (d. Accidental Dartists)
Dart Bags (d. Deck Tonage by Forfeit)
Dart Jesters (d. Arrowing Experience)

20-20-20 Vision
Dart Bags

20-20-20 Vision

E Division

Always F (d. Hole in the Wall Gang)
Greatful Darts (d.Lugnuts)
Bullshooters (d. DUI's)
Rolling Rock "33" (d. Fist/Darters)

Greatful Darts
Rolling Rock "33"

Rolling Rock "33"

F Division

Who's Next (d. Mental Mania)
Upper Deck Darts (d. Down "N" Out)
Sharky's Hookers (d. Hawg Darts)
First in Flight (d. Raleighwood Knights)

Upper Deck Darts
First in Flight

Upper Deck Darts

G Division

Sharky's Slingers (Bye)
Upper Deck Underdogs (d. Cuentes)
Your Fathers Shoes (d. Dart Raiders)
Neighbors (d. Bullshafters by Forfeit)

Upper Deck U-Dogs
Your Fathers Shoes

Your Father's Shoes

TROPHY DARTS

(Tournament only)

Ed Davenport	Dixie Chickens	Ton-80
Mikey Hall	Dart Shadows	9M
Douglas Hanneken	20-20-20 Vision	9M

Anyone interested in doing THE TONS OF NEWS next season call Don Overman at 846-0499

The Last

TONS OF NEWSletter

Final Standings and Tournament Results from the 1993 Fall Season of the Raleigh Dart League

A DIVISION	W	L	PTS.	PCT.	TOP	ABP's	ABP %	Seg. W	Seg. L	Seg. GP	Seg. W/L %
1 Dart Shadows	13	1	156	0.929	259	261.0	1.008	54	30	84	0.643
2 Lunatic Fringe	10	4	172	0.714	252	255.0	1.012	51	33	84	0.607
3 "Thee" Pig Darts	10	4	146	0.714	252	233.0	0.925	62	22	84	0.738
4 Flight Tyme	9	5	138	0.643	252	206.5	0.819	44	40	84	0.524
5 Gonzo Darts	5	9	107	0.357	252	161.0	0.639	35	49	84	0.417
6 Dixie Chickens	4	10	95	0.286	265	146.0	0.551	26	58	84	0.310
7 The Drifters	3	11	71	0.214	257	102.0	0.397	32	52	84	0.381
8 Three in a Bed	2	12	85	0.143	252	149.0	0.591	31	53	84	0.369

B DIVISION	W	L	PTS.	PCT.	TOP	ABP's	ABP %	Seg. W	Seg. L	Seg. GP	Seg. W/L %
1 Tossing Heads	12	2	161	0.857	258	163.5	0.634	58	26	84	0.690
2 First Flight	8	6	134	0.571	263	99.0	0.376	44	40	84	0.524
3 Hagar & the Horribles	8	6	130	0.571	251	102.0	0.406	47	36	83	0.566
4 Under Where?	8	6	119	0.571	257	102.0	0.397	41	42	83	0.494
5 Bar Stools	6	8	125	0.429	270	130.0	0.481	35	49	84	0.417
6 Wholey Funk	6	8	111	0.429	260	113.5	0.437	42	42	84	0.500
7 Starving Dartists	6	8	104	0.429	259	110.5	0.427	38	46	84	0.452
8 Coral Reefers	2	12	82	0.143	260	76.5	0.294	30	54	84	0.357

C DIVISION	W	L	PTS.	PCT.	TOP	ABP's	ABP %	Seg. W	Seg. L	Seg. GP	Seg. W/L %
1 X-MEN	10	2	127	0.833	198	80.0	0.404	41	25	66	0.621
2 Dart Bags	9	3	129	0.750	224	93.5	0.417	37	35	72	0.514
3 The Vision	6	6	102	0.500	216	87.0	0.403	41	31	72	0.569
4 Nine Lives	6	6	94	0.500	179	43.0	0.240	26	33	59	0.441
5 Special Delivery	5	7	105	0.417	186	69.5	0.374	34	26	60	0.567
6 Excalibur	5	7	98	0.417	216	66.0	0.306	38	34	72	0.528
7 PMS	1	11	57	0.083	216	41.5	0.192	20	52	72	0.278

D DIVISION	W	L	PTS.	PCT.	TOP	ABP's	ABP %	Seg. W	Seg. L	Seg. GP	Seg. W/L %
1 Dart Jesters	10	2	141	0.833	216	86.0	0.398	47	25	72	0.653
2 Rolling Rock "33"	9	3	125	0.750	223	71.0	0.318	36	36	72	0.500
3 Bullshooters	7	5	127	0.583	216	94.0	0.435	41	31	72	0.569
4 Sharpdarts	5	7	95	0.417	216	51.5	0.238	29	43	72	0.403
5 Trippin'	5	7	90	0.417	216	72.0	0.333	38	34	72	0.528
6 Arrowing Experiences	4	8	80	0.333	205	66.0	0.322	37	35	72	0.514
7 Accidental Dartists	0	12	61	0.000	216	45.5	0.211	24	48	72	0.333

E DIVISION	W	L	PTS.	PCT.	TOP	ABP's	ABP %	Seg. W	Seg. L	Seg. GP	Seg. W/L %
1 Who's Next?	9	3	133	0.750	198	77.5	0.391	45	21	66	0.682
2 Sharkey's Hookers	8	4	125	0.667	223	71.0	0.318	38	34	72	0.528
3 Grateful Darts	8	4	115	0.667	223	81.5	0.365	37	35	72	0.514
4 WineMeDineMe69Me	6	6	115	0.500	219	89.5	0.409	46	25	71	0.648
5 DUI's	5	7	83	0.417	224	31.0	0.138	25	47	72	0.347
6 Practicing Fools	2	10	63	0.167	222	36.0	0.162	27	45	72	0.375
7 Fistfull of Darters	2	10	58	0.167	202	53.5	0.265	28	38	66	0.424

F DIVISION	W	L	PTS.	PCT.	TOP	ABP's	ABP %	Seg. W	Seg. L	Seg. GP	Seg. W/L %
1 Your Father's Shoes	11	1	145	0.917	197	70.5	0.358	44	21	65	0.677
2 Sharkey's Slingers	11	1	142	0.917	216	102.0	0.472	50	22	72	0.694
3 First in Flight	5	7	105	0.417	230	65.5	0.285	38	34	72	0.528
4 U.Y.	5	7	101	0.417	203	59.0	0.291	41	24	65	0.631
5 Down 'N Out	5	7	86	0.417	214	51.5	0.241	36	34	70	0.514
6 Hole in the Wall Gang	3	9	61	0.250	222	35.0	0.158	22	50	72	0.306
7 Old Reliables	0	12	44	0.000	216	29.0	0.134	13	59	72	0.181

G DIVISION	W	L	PTS.	PCT.	TOP	ABP's	ABP %	Seg. W	Seg. L	Seg. GP	Seg. W/L %
1 Neighbors	11	1	140	0.917	197	51.0	0.259	40	25	65	0.615
2 Dart Bangers	8	4	129	0.667	212	48.5	0.229	35	31	66	0.530
3 QBD's	8	4	108	0.667	208	69.0	0.332	36	29	65	0.554
4 Hawg Darts	7	5	119	0.583	211	48.5	0.230	33	33	66	0.500
5 The Ciuentes	3	9	78	0.250	174	36.0	0.207	23	31	54	0.426
6 Red Eyes	2	10	61	0.167	179	17.5	0.098	19	40	59	0.322
7 Bulldeckers	1	11	35	0.083	90	27.5	0.306	10	20	30	0.333

Trophy Darts

High-In

Penn Malone	T-52	Tossing Heads B-1

High-Out

Jim Budelman	T-50	Lunatic Fringe A-1

Fast Singles Cricket

Steve Taylor	14 darts	Lunatic Fringe A-1

Fast Doubles Cricket

Bobby Heald & Don Parker	16 darts	Bar Stools B-5

Fast Singles 301

Jinx Taylor	10 darts	Rolling Rock "33" D-6
Frank Teleaz	10 darts	Sharkey's Slingers F-5
James Marsden	10 darts	Nine Lives C-1

Fast Doubles 501

Joe Wilson & Bob Terry	16 darts	Lunatic Fringe A-1

9 Marks

Mike Hall	Dart Shadows A-2
David Murray	Dart Shadows A-2
Don Butman	Lunatic Fringe A-1
Steve Wilcenski	Dixie Chickens A-7
Tim Anderson	Tossing Heads B-1
Bob McCredie (2)	Dixie Chickens A-7
George Velez (2)	Dart Shadows A-2
Scott Van Meter	The Vision C-4
Philip Todd	Flight Tyme A-3
James Hambright	Hagar & the Horribles B-4
Don Butman	Lunatic Fringe A-1

Ton 80's

Bob Terry	Lunatic Fringe A-1
Dave Harmon	Tossing Heads B-1
William Holland	Grateful Darts E-3
Frank Garl	Trippin' D-7
Tim Anderson	Tossing Heads B-1
Scott Huler	Coral Reefers B-8
John DiCristo	WineMeDineMe69Me E-1
Jerry Johnston (2)	Under Where? B-7
Jim Capps	Wholey Funk B-3
Greg Williamson	Dart Bangers G-7
Roger Goodwin	Starving Dartists B-2
Robert Bridges	Q.B.D's G-5
Mark North	Rolling Rock "33" D-6
Chris Wandscher	Flight Tyme A-3

6 Bulls

Frank Garl	Trippin' D-7

These are regular season trophy awards.
Trophy darts thrown during tournament are listed on tourney page.

The Race for "The Firsts"

WINNERS

Top Three Women's ASP % Winners

Name	TGP	ASP's	%	Team
Carol Riddle	20	11.0	0.550	PMS
Connie Brown	33	11.0	0.333	Rolling Rock "33"
Sue Bradford	18	3.5	0.194	Bulldeckers

Top Three Men's ASP % Winners

Name	TGP	ASP's	%	Team
Phil Maxwell	33	67.0	2.030	Dart Shadows
Phillip Todd	43	74.5	1.733	Flight Tyme
Jim Budelman	39	67.0	1.718	Lunatic Fringe

Top Five Women's Win/Loss % Winners

Name	W	L	GP	%	Team
Carol Riddle	5	1	6	0.833	PMS
Dee Smith	7	4	11	0.636	Bullshooters
Kathy Johnson	8	5	13	0.615	U.Y.
Connie Brown	5	4	9	0.556	Rolling Rock "33"
Terri Wagner	6	5	11	0.545	Hawg Darts

Top Three Men's Win/Loss % Winners (by Division)

(Only names in italics receive trophies)

A Division

Name	W	L	GP	%	Team
Phil Maxwell	11	0	11	1.000	Dart Shadows
Mike Hall	9	0	9	1.000	Dart Shadows
Tim Lane	14	1	15	0.933	"Thee " Pig Darts
Pete Rutten	14	1	15	0.933	"Thee " Pig Darts

B Divison

Name	W	L	GP	%	Team
Russ Watts	11	1	12	0.917	Tossing Heads
Jeff McGalliard	8	1	9	0.889	Tossing Heads
Steve Raxter	7	1	8	0.875	Tossing Heads

C Divison

Name	W	L	GP	%	Team
Gary Rushworth	9	1	10	0.900	Excalibur
Brent Sheerer	8	1	9	0.889	X-Men
Scott Van Meter	10	2	12	0.833	The Vision

D Divison

Name	W	L	GP	%	Team
Brooks Long	11	1	12	0.917	Dart Jesters
James Odom	11	1	12	0.917	Bullshooters
Mark Slominski	10	1	11	0.909	Dart Jesters

E Divison

Name	W	L	GP	%	Team
William Holland	11	0	11	1.000	Grateful Darts
Paul Casadonte	7	1	8	0.875	DUI's
Chris Freeman	10	2	12	0.833	Wine MeDine Me69Me

F Divison

Name	W	L	GP	%	Team
Gary Canedy	8	1	9	0.889	U.Y.
Kevin Conaway	7	1	8	0.875	Sharkey's Slingers
Wilbert Tan	10	2	12	0.833	Sharkey's Slingers

G Divison

Name	W	L	GP	%	Team
Robert Bridges	10	1	11	0.909	Q-B-D's
Rob Esmond	9	1	10	0.900	Neighbors
Scott Bartrom	9	2	11	0.818	Q-B-D's

Calendar of Events

Wed. Jan. 5	7:30-9:30pm	R.D.L. Spring Session Registration begins at Snooker's-Mission Valley for returning teams only.
Thurs. Jan. 6	7:30-9:30pm	R.D.L Spring Session Registration con'ts. at Snooker's-Mission Valley for new teams only.
Mon. Jan. 24	8:00pm	R.D.L. Pre-season Captain's meeting V.F.W Hall in Cary
Wed. Jan. 26		1st matches of Spring Season.
Sat. Jan. 29	2:00pm	Mens Challenge Team vs. Chapel Hill North Carolina (NC.) Cup at Sharkey's Place in Raleigh

1994 RDL Board of Director's Election Results

President		***Vice President***	
Don Overman	**262**	**Joe Wilson**	**259**
Buddy Garrison	1	Bill Garrison	1
Secretary		***Treasurer***	
Connie Brown	**269**	**Steve Hoffmann**	**270**
Randy Baldwin	1	Brent Sheerer	1
Membership		***External Organizations***	
Judy Huyser	**270**	**Tim Lane**	**249**
Randy Deemer	1	Jeff McGalliard	15
		Mark Moore	1
Rules & Grievances			
Joe Kubich	**269**		
Billy Brown	1		
Jim Bush	1		

67% of the members voted based on a 407 member league. The highest possible number of votes a candidate received was 271.

The first meeting for the new board will be announced either at the Dart Party or at the 1994 Spring Session Registration.

1994 Spring Session Registration Information

When: Wednesday, January 5th— Returning Teams
Thursday, January 6th—— New Teams

Where: Snooker's-Mission Valley (across from N.C. State)

Time: 7:30pm - 9:30pm (both nights)

Bring: A completed registration form with player names, phone numbers, M/F, and addresses.
Plan on writing ONE check for the team, including the Bar Fee. No cash will be accepted!

Last Notes from your Editor:

Whether you like it or not, these will be my final words of wisdom, but only for this season! I will be back next season to so this all over again (So help me God!). But for now, it's time for me to turn off my computer and have a real life for a while. I've enjoyed meeting many of you, and to those I didn't, there's always next season. Have a wonderful holiday, and thank you for your patience and cooperation this past season!

Sincerely,

Denise Healy

Denise Healy
R.D.L. Editor/Statistician

1993 R.D.L. Fall Season Tournament Results

A Division

#1 Dart Shadows (9-1) — #8 Three in a bed
#1 Dart Shadows (10-7) — #4 Flight Tyme (6-1) — #5 Gonzo Darts
#1 Dart Shadows (11-5) — **Champions! Dart Shadows**
#2 Lunatic Fringe (10-0) — #7 The Drifters
#2 Lunatic Fringe (10-0) — #3 "Thee" Pig Darts (10-4) — #6 Dixie Chickens
#2 Lunatic Fringe

B Division

#1 Tossing Heads (10-2) — #8 Coral Reefers
#1 Tossing Heads (7-2) — #4 Under Where? * — #5 Bar Stools
#1 Tossing Heads (10-4) — **Champions! Tossing Heads**
#2 First Flight (forfeit) — #7 Starving Dartists
#2 First Flight (7-11) — #3 Hagar & the Horribles * — #6 Wholey Funk
#6 Wholey Funk

C Division

#1 X-MEN — BYE
#1 X-MEN (6-10) — #4 Nine Lives (7-11) — #5 Special Delivery
#5 Special Delivery (5-11) — **Champions! Dart Bags**
#2 Dart Bags * — #7 P.M.S.
#2 Dart Bags (10-6) — #3 The Vision (8-9) — #6 Excalibur
#2 Dart Bags

D Division

#1 Dart Jesters — BYE
#1 Dart Jesters (11-7) — #4 Sharpdarts (6-10) — #5 Trippin'
#1 Dart Jesters (10-9) — **Champions! Dart Jesters**
#2 Rolling Rock "33" (10-9) — #7 Accidental Dartists
#2 Rolling Rock "33" (3-9) — #3 Bullshooters (7-11) — #6 Arrowing Experiences *
#6 Arrowing Experiences

E Division

#1 Who's Next? — BYE
#1 Who's Next? (11-7) — #4 WineMeDineMe69Me (10-1) — #5 DUI's
#1 Who's Next? (10-2) — **Champions! Who's Next?**
#2 Sharkey's Hookers (10-6) — #7 Fistfull of Darters
#2 Sharkey's Hookers (5-11) — #3 Grateful Darts (11-3) — #6 Practicing Fools
#3 Grateful Darts

F Division

#1 Your Father's Shoes — BYE
#1 Your Father's Shoes (11-3) — #4 U.Y. * — #5 Down 'N Out
#1 Your Father's Shoes (10-8) — **Champions! Your Father's Shoes**
#2 Sharkey's Slingers (10-0) — #7 Old Reliables
#2 Sharkey's Slingers (10-2) — #3 First in Flight (10-4) — #6 Hole in the Wall Gang
#2 Sharkey's Slingers

G Division

#1 Neighbors — BYE
#1 Neighbors (6-10) — #4 Hawg Darts (11-1) — #5 The Ciuentes
#4 Hawg Darts (10-9) — **Champions! Dart Bangers**
#2 Dart Bangers (forfeit) — #7 Bulldeckers
#2 Dart Bangers (11-3) — #3 Q.B.D.'s (10-3) — #6 Red Eyes
#2 Dart Bangers

Games with an asterisk * indicate no score reported

Tournament Trophy Darts

Ton 80's	
George Velez	Dart Shadows A-1

9 Marks	
Tim Anderson	Tossing Heads B-1
Robert Bridges	Q.B.D.'s G-5
John DiCristo	WineMeDineMe69Me E-1
Mike Huber	Dart Bags C-5
Jim Budelman	Lunatic Fringe A-1

Final Standings

Women's All Star Percentage by league

	Name	TGP	ASP's	%	Team
1	Carol Riddle	20	11.0	0.550	PMS
2	Connie Brown	33	11.0	0.333	Rolling Rock "33"
3	Debbie Utley	5	1.5	0.300	Old Reliables
4	Candi Knott	14	3.0	0.214	First in Flight
5	Sue Bradford	18	3.5	0.194	Bulldeckers
	Debbie Sasser	31	6.0	0.194	PMS
7	Edie Zebrowski	26	5.0	0.192	Arrowing Experiences
8	Terri Wagner	28	5.0	0.179	Hawg Darts
9	Dawn Grayckowski	31	5.5	0.177	PMS
10	Louise Jones	34	6.0	0.176	Old Reliables
11	Lynne Lewis	18	3.0	0.167	PMS
	Susan Metzker	33	5.5	0.167	PMS
	Tammy Ransom	18	3.0	0.167	Dart Bangers
14	Sherry Chesson	31	4.5	0.145	Q-B-D's
15	Gayle Price	14	2.0	0.143	Special Delivery
	Jody Rice	28	4.0	0.143	PMS
17	Kathy Johnson	36	5.0	0.139	U.Y.
18	Jan Adams	33	4.5	0.136	Q-B-D's
19	Trish Ellis	24	3.0	0.125	PMS
	Patrice Brandt	32	4.0	0.125	Rolling Rock "33"
21	Nicole Banko	38	4.0	0.105	Trippin'
22	Cheryl Evans	24	2.5	0.104	Arrowing Experiences
23	Judy Huyser	45	4.0	0.089	3 in a Bed
24	Michelle Ryals	23	2.0	0.087	Q-B-D's
25	Danah Livingston	29	2.5	0.086	The Ciuentes
26	Dee Smith	26	2.0	0.077	Bullshooters
27	Susan Roberson	20	1.5	0.075	PMS
28	Elaine Jolley	39	2.0	0.051	Fistful of Darters
29	Amy Hambright	13	0.0	0.000	Hagar & the Horribles
	Mary Lou Berry	3	0.0	0.000	Arrowing Experiences
	Melinda Riggleman	26	0.0	0.000	Old Reliables
	Judy Neff	4	0.0	0.000	Bulldeckers
	Jennifer Crandall	16	0.0	0.000	Dart Bangers
34	Dale Heald	0	0.0	####	Bar Stools

Men's All Star Percentages by league

	Name	TGP	ASP's	%	Team
1	Phil Maxwell	33	67.0	2.030	Dart Shadows
2	Phillip Todd	43	74.5	1.733	Flight Tyme
3	Jim Budelman	39	67.0	1.718	Lunatic Fringe
4	George Velez	30	51.5	1.717	Dart Shadows
5	Chris Wandscher	39	59.5	1.526	Flight Tyme
6	Jim Mitchell	43	65.5	1.523	"Thee " Pig Darts
7	Mike Hall	32	48.5	1.516	Dart Shadows
8	Billy Brown	43	57.5	1.337	"Thee " Pig Darts
9	Don Butman	32	42.0	1.313	Lunatic Fringe
10	Ken Trefzger	36	47.0	1.306	Gonzo Darts
11	Steve Taylor	39	50.5	1.295	Lunatic Fringe
12	Steve Hoffmann	41	49.0	1.195	"Thee " Pig Darts
13	Steve Wilcenski	41	47.5	1.159	Dixie Chickens
14	Mike Glendy	36	40.5	1.125	The Drifters
15	Tim Anderson	33	36.5	1.106	Tossing Heads
16	James Odom	36	39.5	1.097	Bullshooters
17	Bob Terry	42	45.0	1.071	Lunatic Fringe
18	Russ Watts	36	36.5	1.014	Tossing Heads
19	Steve Chisholm	9	9.0	1.000	Bar Stools
	Scott Van Meter	36	36.0	1.000	The Vision
	Bob James	29	29.0	1.000	Special Delivery
22	Frank Telesz	30	29.5	0.983	Sharkey's Slingers
23	Len Kaminski	39	37.0	0.949	Gonzo Darts
24	James Hambright	42	39.0	0.929	Hagar & the Horribles
25	Bill Carver	45	41.0	0.911	3 in a Bed
26	Lee Whitehead	47	41.0	0.872	3 in a Bed
27	Gerald Ray	7	6.0	0.857	Special Delivery
28	Joe Wilson	35	29.5	0.843	Lunatic Fringe
29	Jeff McGalliard	28	23.5	0.839	Tossing Heads
30	Tim Seagroves	48	40.0	0.833	3 in a Bed
	Steve Austin	36	30.0	0.833	Tossing Heads
	Randy Deemer	30	25.0	0.833	X-Men
	Robert Bridges	36	30.0	0.833	Q-B-D's
34	Donnie Simpson, Jr.	32	26.5	0.828	Who's Next?
35	David Murray	40	33.0	0.825	Dart Shadows
36	Chris Gilbert	36	29.5	0.819	Dart Shadows
37	Dennis Womble	11	9.0	0.818	Bar Stools
38	Jerry Johnston	43	34.5	0.802	Under Where?
39	William Holland	35	27.5	0.786	Grateful Darts
40	Don White	41	31.5	0.768	Flight Tyme
41	Dave Neff	33	25.0	0.758	Dart Jesters
42	Mike Lovelace	42	31.5	0.750	Gonzo Darts
	Dean Perrer	40	30.0	0.750	First Flight
44	Shawn Curtis	42	30.5	0.726	The Wholey Funk
	Bobby Heald	42	30.5	0.726	Bar Stools
46	Rich Sibincic	37	26.5	0.716	Wine MeDine Me69Me
47	Scott Connelly	35	25.0	0.714	Your Father's Shoes
48	Kevin Conaway	26	18.5	0.712	Sharkey's Slingers
49	Mike Huber	19	13.5	0.711	Dart Bags
50	Gary Canedy	30	21.0	0.700	U.Y.
	Wilbert Tan	35	24.5	0.700	Sharkey's Slingers
52	Jim Niver	36	25.0	0.694	Dart Bags
53	Chris Skelton	12	8.0	0.667	Bulldeckers
54	Tom Hing	36	23.5	0.653	Trippin'
55	Brooks Long	35	22.5	0.643	Dart Jesters
56	David Simpson	32	20.5	0.641	Who's Next?
57	Karl Moen	36	23.0	0.639	The Wholey Funk
58	Don Overman	12	7.5	0.625	"Thee " Pig Darts
59	Fred Crisp	42	26.0	0.619	Bar Stools
60	Clive Draper	41	25.0	0.610	First Flight
61	Dave Clontz	33	20.0	0.606	Bullshooters
62	Ken Allmendinger	15	9.0	0.600	3 in a Bed
63	Roger Goodwin	40	23.5	0.588	Starving Dartists
64	Bob McCredie	36	21.0	0.583	Dixie Chickens
65	Frank Gari	32	18.5	0.578	Trippin'
66	Warren Burnside	13	7.5	0.577	Down 'N' Out
67	Mike Baker	34	19.5	0.574	Rolling Rock "33"
68	Jon Rowe	42	24.0	0.571	Under Where?
69	Jerry Benhoff	22	12.5	0.568	The Wholey Funk
	Ken Wilson	22	12.5	0.568	Special Delivery
71	Drew Daly	27	15.0	0.556	Dart Bags
72	Douglas Hanneken	37	20.5	0.554	The Vision
73	John Kennedy	29	16.0	0.552	Fistful of Darters
74	Phil Moder	31	17.0	0.548	Arrowing Experiences
75	David Metzker	32	17.5	0.547	Dart Shadows
76	Mark Heath	38	20.5	0.539	Coral Reefers
77	Tom Adams	39	21.0	0.538	Wine MeDine Me69Me
78	Bob Skea	42	22.5	0.536	Hagar & the Horribles
79	Rick Heil	16	8.5	0.531	Bulldeckers
80	Mike Mohan	33	17.5	0.530	Hawg Darts
81	Fritz Herman	34	18.0	0.529	Dixie Chickens
82	Geoff Saunders	22	11.5	0.523	Excalibur
83	Marc Shown	31	16.0	0.516	Starving Dartists
	Dave Berry	31	16.0	0.516	Arrowing Experiences
85	David Price	35	18.0	0.514	Rolling Rock "33"
86	John Howell	38	19.5	0.513	Starving Dartists
87	Pete Rutten	38	19.0	0.500	"Thee " Pig Darts
	Calvin Pendergraft	34	17.0	0.500	Gonzo Darts
	Zane Garrison	3	1.5	0.500	3 in a Bed
	Mike McGee	3	1.5	0.500	The Vision
	Tom Spitnale	2	1.0	0.500	The Vision
	Steve Lyman	2	1.0	0.500	Special Delivery
	Mike Hodges	24	12.0	0.500	Grateful Darts
94	Kep Younce	41	20.0	0.488	Dixie Chickens

	Men's All-Stars (con't)	TGP	ASP's	%	Team
95	Ron Hendricks	41	19.5	0.476	Starving Dartists
96	Lang Best	19	9.0	0.474	U.Y.
97	Mark Slominski	33	15.5	0.470	Dart Jesters
98	Dennis Keever	31	14.5	0.468	"Thee " Pig Darts
99	Guy Dodson	45	21.0	0.467	First Flight
	Mark Powell	30	14.0	0.467	Accidental Dartists
	Jeff Connelly	30	14.0	0.467	Your Father's Shoes
102	Chris Basoli	25	11.5	0.460	The Drifters
	Eric Charlton	25	11.5	0.460	Sharkey's Hookers
104	Ken Sari	24	11.0	0.458	Hole in the Wall Gang
	Travis Hinton	12	5.5	0.458	U.Y.
106	Tim Lane	44	20.0	0.455	"Thee " Pig Darts
107	Mike Seward	29	13.0	0.448	Excalibur
108	Todd McEvoy	28	12.5	0.446	Wine MeDine Me69Me
	Al Weekley	28	12.5	0.446	Hawg Darts
110	Don Parker	45	20.0	0.444	Bar Stools
111	Tim Hurley	35	15.5	0.443	Gonzo Darts
	Scott Bartrom	35	15.5	0.443	Q-B-D's
113	John DiCristo	26	11.5	0.442	Wine MeDine Me69Me
114	Greg Crumpler	40	17.5	0.438	The Wholey Funk
115	Bill Garrison	30	13.0	0.433	X-Men
116	Rick Stanley	37	16.0	0.432	Sharkey's Hookers
	Scott Kirkpatrick	22	9.5	0.432	Sharkey's Slingers
118	Tray Rodgers	29	12.5	0.431	Nine Lives
119	Bob Winter	35	15.0	0.429	Wine MeDine Me69Me
120	Phil Simpson	34	14.5	0.426	Grateful Darts
	Stephen Williamson	34	14.5	0.426	First in Flight
122	Ron Winston	33	14.0	0.424	Dart Bags
123	Ron Wandscher	36	15.0	0.417	Flight Tyme
	Mike McDonald	30	12.5	0.417	Bar Stools
	Don Worley	36	15.0	0.417	Coral Reefers
	John Montigny	6	2.5	0.417	Bulldeckers
127	Brad Seivers	34	14.0	0.412	Trippin'
128	Clay Harless	33	13.5	0.409	Down 'N' Out
	Paul McCalin	11	4.5	0.409	Down 'N' Out
130	Jerry Jones	21	8.5	0.405	The Drifters
	Bob McDougal	21	8.5	0.405	The Vision
132	Gary Green	25	10.0	0.400	Fistful of Darters
	Perry Bull	35	14.0	0.400	Sharkey's Hookers
134	Bobby Crandall	34	13.5	0.397	Dart Bangers
135	Mike Mitchell	24	9.5	0.396	Grateful Darts
136	Kenny Clontz	22	8.5	0.386	Bullshooters
137	Cecil Duggins	30	11.5	0.383	Neighbors
138	Doug Kelly	34	13.0	0.382	Your Father's Shoes
	Tom Gildea	38	14.5	0.382	Sharp Darts
140	Marshall Frye	29	11.0	0.379	Arrowing Experiences
141	Bobby Jones	12	4.5	0.375	Starving Dartists
142	Robert McAlister	39	14.5	0.372	Dixie Chickens
143	Kevin Hartley	35	13.0	0.371	Starving Dartists
	Randy Baldwin	31	11.5	0.371	X-Men
	Gary Burney	31	11.5	0.371	Excalibur
146	Mike Jolley	40	14.5	0.363	Fistful of Darters
147	Buddy Garrison	29	10.5	0.362	X-Men
148	Scott Huler	35	12.5	0.357	Coral Reefers
149	Richard Hopkins	31	11.0	0.355	Sharkey's Hookers
150	David Currin	34	12.0	0.353	Lunatic Fringe
151	Steve Mitchell	36	12.5	0.347	Sharp Darts
152	Jim Mills	29	10.0	0.345	Sharp Darts
153	Ed Davenport	38	13.0	0.342	Dixie Chickens
154	Buddy Smith	44	15.0	0.341	Hagar & the Horribles
155	Steve Raxter	28	9.5	0.339	Tossing Heads
	Scott Frame	28	9.5	0.339	Who's Next?
157	Danny Haynes	34	11.5	0.338	Flight Tyme
158	Henry White	36	12.0	0.333	Dixie Chickens
	Robert Montgomery	36	12.0	0.333	Excalibur
	Cooper Howell	30	10.0	0.333	First in Flight
	Mike Long	24	8.0	0.333	Your Father's Shoes
162	Dave Collom	35	11.5	0.329	Dart Bags
163	Penn Malone	32	10.5	0.328	Tossing Heads
	Jeff Chesson	32	10.5	0.328	Q-B-D's
	Jeff Young	29	9.5	0.328	The Cluentes
	Bob Kelley	29	9.5	0.328	The Cluentes
	Rob Daniels	29	9.5	0.328	The Cluentes
168	Jim Ritorio	26	8.5	0.327	Dart Jesters
	Joe Kubich	26	8.5	0.327	Bullshooters
170	John Scalon	40	13.0	0.325	The Drifters
171	Larry Dulin	48	15.5	0.323	Under Where?
	Dick Cummings	31	10.0	0.323	Down 'N' Out
173	Sam Wayburn	45	14.5	0.322	Under Where?
174	Andy West	28	9.0	0.321	Who's Next?
175	Doug Alm	46	14.5	0.315	Bar Stools
176	Greg Futrelle	24	7.5	0.313	Accidental Dartists
	Richard Boyd	32	10.0	0.313	Practicing Fools
	Rob Esmond	32	10.0	0.313	Neighbors
179	Curt Floyd	37	11.5	0.311	First in Flight
180	Mark Moore	29	9.0	0.310	X-Men
181	Ken Tuckmantel	31	9.5	0.306	Dart Bangers
	Tom Parker	36	11.0	0.306	Hagar & the Horribles
183	Jim Bush	23	7.0	0.304	X-Men
184	Jack Gauthier	33	10.0	0.303	First Flight
185	Jim Capps	45	13.5	0.300	The Wholey Funk
	Mike Montgomery	35	10.5	0.300	Excalibur
187	David Baker	32	9.5	0.297	Special Delivery
	David Bolton	32	9.5	0.297	Sharkey's Slingers
189	Brian Kroll	34	10.0	0.294	First in Flight
190	Mike Litzsinger	31	9.0	0.290	Lunatic Fringe
191	Al Furhman	21	6.0	0.286	Nine Lives
	Matt Moss	14	4.0	0.286	Bullshooters
193	Joe Martinsky	37	10.5	0.284	Under Where?
194	Jay Miller	30	8.5	0.283	Neighbors
195	Rick Perkins	18	5.0	0.278	Grateful Darts
196	Steve Blackwood	29	8.0	0.276	Starving Dartists
197	Kevin Jones	20	5.5	0.275	Hole in the Wall Gang
	Rob Downs	20	5.5	0.275	Neighbors
199	Joseph Hatch	31	8.5	0.274	Arrowing Experiences
	Chris Peoples	42	11.5	0.274	Hagar & the Horribles
201	George Batten	35	9.5	0.271	Dart Bangers
	John Domin	24	6.5	0.271	U.Y.
203	John Van Hoy	50	13.5	0.270	The Drifters
204	Paul Casadonte	26	7.0	0.269	DUI's
205	Jimmy Marx	28	7.5	0.268	Bullshooters
	Mike Hicks	28	7.5	0.268	Sharkey's Hookers
207	Dave Harmon	32	8.5	0.266	Tossing Heads
	John Barton	32	8.5	0.266	Old Reliables
209	Dennis Rohde	19	5.0	0.263	Dart Jesters
	Van Smith	40	10.5	0.263	Practicing Fools
211	Dave Galloway	25	6.5	0.260	Sharkey's Hookers
212	Keith Lester	27	7.0	0.259	Flight Tyme
213	Mark North	31	8.0	0.258	Rolling Rock "33"
	Dave Burnett	31	8.0	0.258	Your Father's Shoes
	Brad Hetzel	33	8.5	0.258	Tossing Heads
216	Michael Knott	35	9.0	0.257	Dart Shadows
217	Steve Motley	49	12.5	0.255	3 in a Bed
218	Larry Ryan	6	1.5	0.250	Flight Tyme
	David Biggs	38	9.5	0.250	The Wholey Funk
	Phred Saleeby	32	8.0	0.250	Nine Lives
	Steve Morrison	18	4.5	0.250	Dart Bags
	Jan Schmidt	14	3.5	0.250	DUI's
	Dan Lloyd	16	4.0	0.250	U.Y.
	Richie Richmond	28	7.0	0.250	Red Eyes
225	David Sherk	37	9.0	0.243	Gonzo Darts
226	Forest Tharrington	31	7.5	0.242	Dart Jesters
227	Greg Evans	27	6.5	0.241	Fistful of Darters
228	Kerry Sepko	25	6.0	0.240	Hawg Darts
229	Allen Smith	21	5.0	0.238	Dart Shadows
230	Jonathan Rosenkrance	34	8.0	0.235	Coral Reefers
	Mark Bradford	17	4.0	0.235	Bulldeckers
232	Rick Demattos	32	7.5	0.234	Neighbors
	David Ross	47	11.0	0.234	The Drifters

	Men's All-Stars (con't)	TGP	ASP's	%	Team
234	Butch Kurz	26	6.0	0.231	Flight Tyme
	Hugh Hodge	39	9.0	0.231	Coral Reefers
	Alex Richbourg	26	6.0	0.231	Dart Bags
237	Spence Goble	31	7.0	0.226	Accidental Dartists
238	George Ellsion	40	9.0	0.225	First in Flight
239	Stuart Turner	29	6.5	0.224	Practicing Fools
	Chip Fuquay	29	6.5	0.224	Who's Next?
241	Judson Carson	27	6.0	0.222	Nine Lives
242	Gary Geniesse	32	7.0	0.219	Hole in the Wall Gang
	Shane Nelson	32	7.0	0.219	Dart Bangers
244	Butch Smith	21	4.5	0.214	Nine Lives
245	Jack Gibson	33	7.0	0.212	Sharp Darts
	Chris Hoyt	26	5.5	0.212	Special Delivery
247	Richard Montgomery	19	4.0	0.211	Excalibur
248	Jim Broderick	31	6.5	0.210	Sharkey's Slingers
249	Brian Speck	24	5.0	0.208	Coral Reefers
250	Tom Riggleman	29	6.0	0.207	Old Reliables
251	Tom Kunstling	34	7.0	0.206	The Vision
	Tom Monck	17	3.5	0.206	Red Eyes
253	Rick Zucco	15	3.0	0.200	The Wholey Funk
	Chuck Rouse	15	3.0	0.200	Accidental Dartists
	Steve Weiss	30	6.0	0.200	Arrowing Experiences
	Bill Nowlin	20	4.0	0.200	Down 'N' Out
257	Forrest Harrell	33	6.5	0.197	Starving Dartists
258	Tom Goudey	28	5.5	0.196	Coral Reefers
	John Lilienthal	28	5.5	0.196	Grateful Darts
260	Ted Langley	31	6.0	0.194	Down 'N' Out
261	Reid Noblin	39	7.5	0.192	Trippin'
262	James Marsden	21	4.0	0.190	Nine Lives
263	Mike Boyce	45	8.5	0.189	Bar Stools
264	Wayne Stewart	24	4.5	0.188	The Vision
	Tim Allen	32	6.0	0.188	Old Reliables
	Jeff Matisoff	16	3.0	0.188	The Cluentes
267	Joe Kunesh	35	6.5	0.186	Accidental Dartists
268	Rob Collier	19	3.5	0.184	Neighbors
269	Charles Ellison	41	7.5	0.183	First in Flight
270	Dave Corter	22	4.0	0.182	The Wholey Funk
	Ricky Roberson	11	2.0	0.182	PMS
	Jinx Taylor	33	6.0	0.182	Rolling Rock "33"
	Charles Carpenter	33	6.0	0.182	U.Y.
274	Mark Hunsinger	25	4.5	0.180	Rolling Rock "33"
275	Clayton Rodgers	34	6.0	0.176	DUI's
	Duane Arnstutz	17	3.0	0.176	Down 'N' Out
277	Jeff Hayes	23	4.0	0.174	Hawg Darts
278	John Seagondollar	30	5.0	0.167	First Flight
	Scott Fitzgerald	6	1.0	0.167	Sharp Darts
	Todd Gatts	27	4.5	0.167	Hole in the Wall Gang
281	Ruben Longoria	25	4.0	0.160	Who's Next?
282	Brent Sheerer	26	4.0	0.154	X-Men
	Greg Williamson	26	4.0	0.154	Dart Bangers
284	Bryan Powers	33	5.0	0.152	The Vision
285	Bill Smith	10	1.5	0.150	Hole in the Wall Gang
286	David Krause	24	3.5	0.146	Neighbors
287	Rick Johnson	31	4.5	0.145	Red Eyes
288	Scott Raper	42	6.0	0.143	First Flight
	Perry Young	35	5.0	0.143	DUI's
	Mark Hudson	7	1.0	0.143	Bulldeckers
291	Keith Crossland	29	4.0	0.138	Gonzo Darts
292	Walter Stone	22	3.0	0.136	Grateful Darts
293	Mark Fulghum	41	5.5	0.134	Practicing Fools
294	Lance Bell	15	2.0	0.133	Under Where?
	John Bargh	30	4.0	0.133	Dart Bags
	Dave Cole	30	4.0	0.133	Accidental Dartists
	Dan Bull	15	2.0	0.133	Sharkey's Hookers
298	Pat Dancy	31	4.0	0.129	Bullshooters
	George Stuart	31	4.0	0.129	Sharkey's Slingers
300	Dave Nick	32	4.0	0.125	Sharp Darts
	Tony McGrail	20	2.5	0.125	Grateful Darts
	Tom Jelinski	16	2.0	0.125	Fistful of Darters
	Ian Shields	12	1.5	0.125	Hole in the Wall Gang
	Keith Weidner	16	2.0	0.125	Dart Bangers
305	Mike Kress	37	4.5	0.122	Trippin'
306	Bob Carawon	33	4.0	0.121	DUI's
	Charlie Wilkinson	29	3.5	0.121	Accidental Dartists
308	Tom Kaznowski	17	2.0	0.118	Wine MeDine Me69Me
309	John Bland	26	3.0	0.115	The Vision
	Donnie Simpson, Sr.	13	1.5	0.115	Who's Next?
311	James Long	18	2.0	0.111	Grateful Darts
	Ronnie Beale	18	2.0	0.111	Q-B-D's
313	Bobby Rhinehardt	38	4.0	0.105	The Drifters
	Garman Troup	19	2.0	0.105	Nine Lives
315	Mike Verilli	10	1.0	0.100	Neighbors
316	Jim Scarborough	26	2.5	0.096	Sharp Darts
	Bob Boling	26	2.5	0.096	Fistful of Darters
318	Bill Heap	21	2.0	0.095	DUI's
319	Troy Peoples	32	3.0	0.094	Hagar & the Horribles
320	Ronnie Robertson	27	2.5	0.093	Sharkey's Hookers
321	Pat Cullen	39	3.5	0.090	Practicing Fools
322	Darrel Smith	29	2.5	0.086	DUI's
	Ken Kinney	35	3.0	0.086	Special Delivery
324	David Seward	18	1.5	0.083	Excalibur
325	Gary Rushworth	26	2.0	0.077	Excalibur
326	Deane Morin	33	2.5	0.076	Hawg Darts
327	Scott Shirhall	28	2.0	0.071	U.Y.
	Ron Hamilton	21	1.5	0.071	Red Eyes
329	Chris Noto	37	2.5	0.068	Your Father's Shoes
330	Mike Fox	31	2.0	0.065	Hole in the Wall Gang
	John Burnside	31	2.0	0.065	Down 'N' Out
332	Bob Grayckowski	32	2.0	0.063	First Flight
	George Marko	16	1.0	0.063	Dart Jesters
	Matt Kovacs	32	2.0	0.063	The Cluentes
335	Doug Juberville	17	1.0	0.059	DUI's
	David Oden	17	1.0	0.059	Hawg Darts
337	Dirk Bittinger	35	2.0	0.057	Hole in the Wall Gang
338	Waly Jackson	19	1.0	0.053	Special Delivery
339	Rick Wallace	20	1.0	0.050	Red Eyes
340	Mike Gomez	23	1.0	0.043	Dart Jesters
341	Richard Wilson	26	1.0	0.038	Under Where?
	David Namkoong	26	1.0	0.038	Coral Reefers
	Lee Hayward	26	1.0	0.038	Old Reliables
344	Francis Skinner	27	1.0	0.037	Down 'N' Out
345	Chris Freeman	37	1.0	0.027	Wine MeDine Me69Me
346	Craven Gardner	1	0.0	0.000	Under Where?
	David Keever	9	0.0	0.000	Nine Lives
	Ian Hewitt	16	0.0	0.000	Sharp Darts
	Barry Houston	22	0.0	0.000	Accidental Dartists
	Jim Sedgewick	41	0.0	0.000	Practicing Fools
	Timothy Tietsworth	11	0.0	0.000	Who's Next?
	David Kennedy	15	0.0	0.000	DUI's
	Rich Jirsa	18	0.0	0.000	Hole in the Wall Gang
	Kirk Baker	13	0.0	0.000	Hole in the Wall Gang
	James Daniels	5	0.0	0.000	U.Y.
	Jamie Phifer	9	0.0	0.000	Sharkey's Slingers
	Tim Wilson	6	0.0	0.000	Your Father's Shoes
	Mel Finch	20	0.0	0.000	Old Reliables
	Tim Brearey	5	0.0	0.000	Old Reliables
	Dave Jones	7	0.0	0.000	Old Reliables
	David Wagner	2	0.0	0.000	Hawg Darts
	Andy Bahl	22	0.0	0.000	Hawg Darts
	Nick Harmon	5	0.0	0.000	Bulldeckers
	Jerry Garnett	5	0.0	0.000	Bulldeckers
	Jeff Cain	10	0.0	0.000	The Cluentes
	Bob Schriber	12	0.0	0.000	Red Eyes
	John Knittel	12	0.0	0.000	Red Eyes
	Doug Curtis	23	0.0	0.000	Red Eyes
	Jeff Hurst	15	0.0	0.000	Red Eyes
	Eric Munson	4	0.0	0.000	Dart Bangers
371	David Holmes	0	0.0	#####	Dbie Chickens
	Gary Brown	0	0.0	#####	3 in a Bed
	Gavin McLung	0	0.0	#####	Red Eyes

Women's Win/Loss Percentage by league

	Name	W	L	GP	%	Team
1	Carol Riddle	5	1	6	0.833	PMS
2	Tammy Ransom	3	1	4	0.750	Dart Bangers
3	Dee Smith	7	4	11	0.636	Bullshooters
4	Kathy Johnson	8	5	13	0.615	U.Y.
5	Connie Brown	5	4	9	0.556	Rolling Rock "33"
6	Terri Wagner	6	5	11	0.545	Hawg Darts
	Jan Adams	6	5	11	0.545	Q-B-D's
8	Candi Knott	1	1	2	0.500	First in Flight
	Jennifer Crandall	1	1	2	0.500	Dart Bangers
10	Susan Roberson	3	5	8	0.375	PMS
11	Jody Rice	4	7	11	0.364	PMS
	Patrice Brandt	4	7	11	0.364	Rolling Rock "33"
13	Danah Livingston	3	6	9	0.333	The Ciuentes
	Trish Ellis	1	2	3	0.333	PMS
15	Sherry Chesson	3	7	10	0.300	Q-B-D's
16	Debbie Sasser	3	8	11	0.273	PMS
17	Nicole Banko	4	11	15	0.267	Trippin'
18	Cheryl Evans	2	7	9	0.222	Arrowing Experiences
19	Elaine Jolley	2	10	12	0.167	Fistful of Darters
	Sue Bradford	1	5	6	0.167	Bulldeckers
21	Louise Jones	2	11	13	0.154	Old Reliables
22	Lynne Lewis	1	6	7	0.143	PMS
23	Judy Huyser	2	14	16	0.125	3 in a Bed
	Edie Zebrowski	1	7	8	0.125	Arrowing Experiences
25	Susan Metzker	1	10	11	0.091	PMS
26	Dawn Grayckowski	0	10	10	0.000	PMS
	Melinda Riggleman	0	9	9	0.000	Old Reliables
	Gayle Price	0	6	6	0.000	Special Delivery
	Amy Hambright	0	4	4	0.000	Hagar & the Horribles
	Michelle Ryals	0	4	4	0.000	Q-B-D's
	Mary Lou Berry	0	1	1	0.000	Arrowing Experiences
32	Dale Heald	0	0	0	#DIV/0!	Bar Stools
	Debbie Utley	0	0	0	#DIV/0!	Old Reliables
	Judy Neff	0	0	0	#DIV/0!	Bulldeckers

Men's Win/Loss Percentage by league

	Name	W	L	GP	%	Team
1	Phil Maxwell	11	0	11	1.000	Dart Shadows
	William Holland	11	0	11	1.000	Grateful Darts
	Mike Hall	9	0	9	1.000	Dart Shadows
	Jerry Benhoff	6	0	6	1.000	Wholey Funk
	Gerald Ray	2	0	2	1.000	Special Delivery
	Jamie Phifer	2	0	2	1.000	Sharkey's Slingers
	Don Overman	1	0	1	1.000	"Thee " Pig Darts
	Tom Spitnale	1	0	1	1.000	The Vision
	Scott Fitzgerald	1	0	1	1.000	Sharp Darts
10	Tim Lane	14	1	15	0.933	"Thee " Pig Darts
	Pete Rutten	14	1	15	0.933	"Thee " Pig Darts
12	Russ Watts	11	1	12	0.917	Tossing Heads
	Brooks Long	11	1	12	0.917	Dart Jesters
	James Odom	11	1	12	0.917	Bullshooters
15	Mark Slominski	10	1	11	0.909	Dart Jesters
	Robert Bridges	10	1	11	0.909	Q-B-D's
17	Gary Rushworth	9	1	10	0.900	Excalibur
	Rob Esmond	9	1	10	0.900	Neighbors
19	Jeff McGalliard	8	1	9	0.889	Tossing Heads
	Brent Sheerer	8	1	9	0.889	X-Men
	Gary Canedy	8	1	9	0.889	U.Y.
22	Steve Raxter	7	1	8	0.875	Tossing Heads
	Paul Casadonte	7	1	8	0.875	DUI's
	Kevin Conaway	7	1	8	0.875	Sharkey's Slingers
25	Phillip Todd	12	2	14	0.857	Flight Tyme
	Steve Austin	12	2	14	0.857	Tossing Heads
27	Chris Wandscher	11	2	13	0.846	Flight Tyme
	Clive Draper	11	2	13	0.846	First Flight
29	Scott Van Meter	10	2	12	0.833	The Vision
	Chris Freeman	10	2	12	0.833	Wine MeDine Me69Me
	Wilbert Tan	10	2	12	0.833	Sharkey's Slingers
	Mike Huber	5	1	6	0.833	Dart Bags
	Lang Best	5	1	6	0.833	U.Y.
34	Phil Moder	9	2	11	0.818	Arrowing Experiences
	Donnie Simpson, Jr.	9	2	11	0.818	Who's Next?
	Ruben Longoria	9	2	11	0.818	Who's Next?
	Frank Teleaz	9	2	11	0.818	Sharkey's Slingers
	Doug Kelly	9	2	11	0.818	Your Father's Shoes
	Scott Bartrom	9	2	11	0.818	Q-B-D's
40	Brad Hetzel	8	2	10	0.800	Tossing Heads
	Buddy Garrison	8	2	10	0.800	X-Men
	David Baker	8	2	10	0.800	Special Delivery
	Jan Schmidt	4	1	5	0.800	DUI's
	Warren Burnside	4	1	5	0.800	Down 'N' Out
	Dan Lloyd	4	1	5	0.800	U.Y.
46	Jerry Johnston	11	3	14	0.786	Under Where?
47	Bob James	7	2	9	0.778	Special Delivery
	Rob Daniels	7	2	9	0.778	The Ciuentes
49	Jim Budelman	10	3	13	0.769	Lunatic Fringe
	Bobby Heald	10	3	13	0.769	Bar Stools
51	Perry Bull	9	3	12	0.750	Sharkey's Hookers
	Ron Winston	6	2	8	0.750	Dart Bags
	Drew Daly	6	2	8	0.750	Dart Bags
	Gary Green	6	2	8	0.750	Fistful of Darters
	Mike Long	6	2	8	0.750	Your Father's Shoes
	Rick Zucco	3	1	4	0.750	Wholey Funk
	Bill Nowlin	3	1	4	0.750	Down 'N' Out
	Travis Hinton	3	1	4	0.750	U.Y.
59	Troy Peoples	8	3	11	0.727	Hagar & the Horribles
	Dave Neff	8	3	11	0.727	Dart Jesters
	Dave Berry	8	3	11	0.727	Arrowing Experiences
	Tom Hing	8	3	11	0.727	Trippin'
	David Simpson	8	3	11	0.727	Who's Next?
	Scott Frame	8	3	11	0.727	Who's Next?
	Stephen Williamson	8	3	11	0.727	First in Flight
	Rick Demattos	8	3	11	0.727	Neighbors
	George Batten	8	3	11	0.727	Dart Bangers
68	Bob Terry	10	4	14	0.714	Lunatic Fringe
	Jim Mitchell	10	4	14	0.714	"Thee " Pig Darts
	Ron Hendricks	10	4	14	0.714	Starving Dartists
	James Hambright	10	4	14	0.714	Hagar & the Horribles
	Buddy Smith	10	4	14	0.714	Hagar & the Horribles
	Wayne Stewart	5	2	7	0.714	The Vision
	Ken Wilson	5	2	7	0.714	Special Delivery
75	Don Butman	7	3	10	0.700	Lunatic Fringe
	Dennis Keever	7	3	10	0.700	"Thee " Pig Darts
	Mark Heath	7	3	10	0.700	Coral Reefers
	Randy Baldwin	7	3	10	0.700	X-Men
	Mark Powell	7	3	10	0.700	Accidental Dartists
	Joseph Hatch	7	3	10	0.700	Arrowing Experiences
	Jeff Connelly	7	3	10	0.700	Your Father's Shoes
	Dave Burnett	7	3	10	0.700	Your Father's Shoes
	John Barton	7	3	10	0.700	Old Reliables
84	Steve Wilcenski	9	4	13	0.692	Dixie Chickens
	Reid Noblin	9	4	13	0.692	Trippin'
	Rich Sibincic	9	4	13	0.692	Wine MeDine Me69Me
87	David Metzker	8	4	12	0.667	Dart Shadows
	Mike Glendy	8	4	12	0.667	The Drifters
	Douglas Hanneken	8	4	12	0.667	The Vision
	Steve Mitchell	8	4	12	0.667	Sharp Darts
	Phil Simpson	8	4	12	0.667	Grateful Darts
	Rick Stanley	8	4	12	0.667	Sharkey's Hookers
	Scott Connelly	8	4	12	0.667	Your Father's Shoes
	Chris Hoyt	6	3	9	0.667	Special Delivery
	John Kennedy	6	3	9	0.667	Fistful of Darters
	Eric Charlton	6	3	9	0.667	Sharkey's Hookers
	Cooper Howell	6	3	9	0.667	First in Flight

Men's Win/Loss (con't)	W	L	GP	%	Team
Scott Kirkpatrick	6	3	9	0.667	Sharkey's Slingers
Jay Miller	6	3	9	0.667	Neighbors
Geoff Saunders	4	2	6	0.667	Excalibur
Duane Amstutz	4	2	6	0.667	Down 'N' Out
Matt Moss	2	1	3	0.667	Bullshooters
103 Mike Lovelace	9	5	14	0.643	Gonzo Darts
Bill Carver	9	5	14	0.643	3 in a Bed
Bob Skea	9	5	14	0.643	Hagar & the Horribles
Guy Dodson	9	5	14	0.643	First Flight
Charles Ellison	9	5	14	0.643	First in Flight
108 Phred Saleeby	7	4	11	0.636	Nine Lives
Mike Kress	7	4	11	0.636	Trippin'
Bob Winter	7	4	11	0.636	Wine MeDine Me69Me
Richard Boyd	7	4	11	0.636	Practicing Fools
Deane Morin	7	4	11	0.636	Hawg Darts
Mike Mohan	7	4	11	0.636	Hawg Darts
Bobby Crandall	7	4	11	0.636	Dart Bangers
115 Jim Bush	5	3	8	0.625	X-Men
Mike Seward	5	3	8	0.625	Excalibur
Mark Hunsinger	5	3	8	0.625	Rolling Rock "33"
John DiCristo	5	3	8	0.625	Wine MeDine Me69Me
Doug Curtis	5	3	8	0.625	Red Eyes
120 David Murray	8	5	13	0.615	Dart Shadows
David Sherk	8	5	13	0.615	Gonzo Darts
Fred Crisp	8	5	13	0.615	Bar Stools
Tom Adams	8	5	13	0.615	Wine MeDine Me69Me
124 Tim Anderson	6	4	10	0.600	Tossing Heads
Marc Shown	6	4	10	0.600	Starving Dartists
Randy Deemer	6	4	10	0.600	X-Men
Dennis Rohde	6	4	10	0.600	Dart Jesters
Jack Gibson	6	4	10	0.600	Sharp Darts
Andy West	6	4	10	0.600	Who's Next?
Brian Kroll	6	4	10	0.600	First in Flight
George Stuart	6	4	10	0.600	Sharkey's Slingers
Cecil Duggins	6	4	10	0.600	Neighbors
Tom Kaznowski	3	2	5	0.600	Wine MeDine Me69Me
Tom Jelinski	3	2	5	0.600	Fistful of Darters
Jeff Matisoff	3	2	5	0.600	The Ciuentes
Tom Monck	3	2	5	0.600	Red Eyes
Keith Weidner	3	2	5	0.600	Dart Bangers
138 George Velez	7	5	12	0.583	Dart Shadows
Ken Trefzger	7	5	12	0.583	Gonzo Darts
John Howell	7	5	12	0.583	Starving Dartists
Tom Parker	7	5	12	0.583	Hagar & the Horribles
Pat Dancy	7	5	12	0.583	Bullshooters
Dave Clontz	7	5	12	0.583	Bullshooters
144 Joe Wilson	8	6	14	0.571	Lunatic Fringe
Steve Hoffmann	8	6	14	0.571	"Thee " Pig Darts
Shawn Curtis	8	6	14	0.571	Wholey Funk
Bob McDougal	4	3	7	0.571	The Vision
Rob Collier	4	3	7	0.571	Neighbors
149 Jack Gauthier	5	4	9	0.556	First Flight
Richard Wilson	5	4	9	0.556	Under Where?
Judson Carson	5	4	9	0.556	Nine Lives
John Bland	5	4	9	0.556	The Vision
Spence Goble	5	4	9	0.556	Accidental Dartists
Mark North	5	4	9	0.556	Rolling Rock "33"
Scott Shirhall	5	4	9	0.556	U.Y.
156 Gary Burney	6	5	11	0.545	Excalibur
Jim Niver	6	5	11	0.545	Dart Bags
David Price	6	5	11	0.545	Rolling Rock "33"
Frank Gari	6	5	11	0.545	Trippin'
Richard Hopkins	6	5	11	0.545	Sharkey's Hookers
Perry Young	6	5	11	0.545	DUI's
Mike Fox	6	5	11	0.545	Hole in the Wall Gang
Clay Harless	6	5	11	0.545	Down 'N' Out
David Bolton	6	5	11	0.545	Sharkey's Slingers
Ken Tuckmantel	6	5	11	0.545	Dart Bangers
Shane Nelson	6	5	11	0.545	Dart Bangers
167 Steve Taylor	7	6	13	0.538	Lunatic Fringe
Chris Gilbert	7	6	13	0.538	Dart Shadows
Greg Crumpler	7	6	13	0.538	Wholey Funk
Pat Cullen	7	6	13	0.538	Practicing Fools
171 Billy Brown	8	7	15	0.533	"Thee " Pig Darts
Larry Dulin	8	7	15	0.533	Under Where?
173 Tim Seagroves	8	8	16	0.500	3 in a Bed
Jim Capps	8	8	16	0.500	Wholey Funk
Sam Wayburn	8	8	16	0.500	Under Where?
Mike Litzsinger	6	6	12	0.500	Lunatic Fringe
Scott Huler	6	6	12	0.500	Coral Reefers
Robert Montgomery	6	6	12	0.500	Excalibur
Forest Tharrington	6	6	12	0.500	Dart Jesters
Jinx Taylor	6	6	12	0.500	Rolling Rock "33"
Chris Noto	6	6	12	0.500	Your Father's Shoes
John Seagondollar	5	5	10	0.500	First Flight
Jim Ritorio	5	5	10	0.500	Dart Jesters
Mike Mitchell	5	5	10	0.500	Grateful Darts
Chip Fuquay	5	5	10	0.500	Who's Next?
Francis Skinner	5	5	10	0.500	Down 'N' Out
Al Weekley	5	5	10	0.500	Hawg Darts
Jeff Chesson	5	5	10	0.500	Q-B-D's
Chris Basoli	4	4	8	0.500	The Drifters
James Marsden	4	4	8	0.500	Nine Lives
Alex Richbourg	4	4	8	0.500	Dart Bags
Greg Futrelle	4	4	8	0.500	Accidental Dartists
Walter Stone	4	4	8	0.500	Grateful Darts
Ted Langley	4	4	8	0.500	Down 'N' Out
John Domin	4	4	8	0.500	U.Y.
Kerry Sepko	4	4	8	0.500	Hawg Darts
Waly Jackson	3	3	6	0.500	Special Delivery
Rick Heil	3	3	6	0.500	Bulldeckers
David Kennedy	2	2	4	0.500	DUI's
Bill Smith	2	2	4	0.500	Hole in the Wall Gang
Mike Verilli	2	2	4	0.500	Neighbors
Chris Skelton	2	2	4	0.500	Bulldeckers
John Knittel	2	2	4	0.500	Red Eyes
Steve Chisholm	1	1	2	0.500	Bar Stools
Tim Wilson	1	1	2	0.500	Your Father's Shoes
Jerry Garnett	1	1	2	0.500	Bulldeckers
John Montigny	1	1	2	0.500	Bulldeckers
208 Len Kaminski	6	7	13	0.462	Gonzo Darts
Karl Moen	6	7	13	0.462	Wholey Funk
Dean Perrer	6	7	13	0.462	First Flight
Dave Collom	6	7	13	0.462	Dart Bags
Mike Jolley	6	7	13	0.462	Fistful of Darters
George Ellsion	6	7	13	0.462	First in Flight
214 Marshall Frye	5	6	11	0.455	Arrowing Experiences
Steve Weiss	5	6	11	0.455	Arrowing Experiences
216 Forrest Harrell	4	5	9	0.444	Starving Dartists
Todd McEvoy	4	5	9	0.444	Wine MeDine Me69Me
Todd Gatts	4	5	9	0.444	Hole in the Wall Gang
Charles Carpenter	4	5	9	0.444	U.Y.
Jim Broderick	4	5	9	0.444	Sharkey's Slingers
Andy Bahl	4	5	9	0.444	Hawg Darts
Richie Richmond	4	5	9	0.444	Red Eyes
223 Mark Fulghum	6	8	14	0.429	Practicing Fools
Keith Lester	3	4	7	0.429	Flight Tyme
Tom Goudey	3	4	7	0.429	Coral Reefers
Al Furhman	3	4	7	0.429	Nine Lives
Garman Troup	3	4	7	0.429	Nine Lives
David Seward	3	4	7	0.429	Excalibur
Ronnie Roberson	3	4	7	0.429	Sharkey's Hookers
230 Butch Kurz	5	7	12	0.417	Flight Tyme
Don Worley	5	7	12	0.417	Coral Reefers
Mike Baker	5	7	12	0.417	Rolling Rock "33"
Dick Cummings	5	7	12	0.417	Down 'N' Out
234 John Van Hoy	6	9	15	0.400	The Drifters
Mike McDonald	4	6	10	0.400	Bar Stools
Bill Garrison	4	6	10	0.400	X-Men

	Men's Win/Loss (con't)	W	L	GP	%	Team
	Tom Kunstling	4	6	10	0.400	The Vision
	John Lilienthal	4	6	10	0.400	Grateful Darts
	Matt Kovacs	4	6	10	0.400	The Ciuentes
	Ricky Roberson	2	3	5	0.400	PMS
	James Long	2	3	5	0.400	Grateful Darts
	Mark Bradford	2	3	5	0.400	Bulldeckers
243	Jon Rowe	5	8	13	0.385	Under Where?
	Tom Gildea	5	8	13	0.385	Sharp Darts
245	Lee Whitehead	6	10	16	0.375	3 in a Bed
	David Currin	3	5	8	0.375	Lunatic Fringe
	Ron Wandscher	3	5	8	0.375	Flight Tyme
	David Krause	3	5	8	0.375	Neighbors
	Ronnie Beale	3	5	8	0.375	Q-B-D's
250	Steve Blackwood	4	7	11	0.364	Starving Dartists
	Jimmy Marx	4	7	11	0.364	Bullshooters
	Brad Seivers	4	7	11	0.364	Trippin'
	John Burnside	4	7	11	0.364	Down 'N' Out
254	Don White	5	9	14	0.357	Flight Tyme
	Danny Haynes	5	9	14	0.357	Flight Tyme
	Roger Goodwin	5	9	14	0.357	Starving Dartists
257	Mike Boyce	5	10	15	0.333	Bar Stools
	Scott Raper	5	10	15	0.333	First Flight
	John Scalon	4	8	12	0.333	The Drifters
	Dave Nick	4	8	12	0.333	Sharp Darts
	Bob Carawon	4	8	12	0.333	DUI's
	Tray Rodgers	3	6	9	0.333	Nine Lives
	Mark Moore	3	6	9	0.333	X-Men
	Jim Scarborough	3	6	9	0.333	Sharp Darts
	Stuart Turner	3	6	9	0.333	Practicing Fools
	Dave Galloway	3	6	9	0.333	Sharkey's Hookers
	Jeff Young	3	6	9	0.333	The Ciuentes
	Allen Smith	2	4	6	0.333	Dart Shadows
	Dave Corter	2	4	6	0.333	Wholey Funk
	Steve Morrison	2	4	6	0.333	Dart Bags
	Kenny Clontz	2	4	6	0.333	Bullshooters
	Rick Perkins	2	4	6	0.333	Grateful Darts
	Kevin Jones	2	4	6	0.333	Hole in the Wall Gang
	Rob Downs	2	4	6	0.333	Neighbors
	Dennis Womble	1	2	3	0.333	Bar Stools
	Mike Hicks	1	2	3	0.333	Sharkey's Hookers
	Paul McCalin	1	2	3	0.333	Down 'N' Out
	Jeff Cain	1	2	3	0.333	The Ciuentes
279	Steve Motley	5	11	16	0.313	3 in a Bed
280	Tim Hurley	4	9	13	0.308	Gonzo Darts
	Bobby Rhinehardt	4	9	13	0.308	The Drifters
	Hugh Hodge	4	9	13	0.308	Coral Reefers
	Bryan Powers	4	9	13	0.308	The Vision
284	Fritz Herman	3	7	10	0.300	Dixie Chickens
	Dave Harmon	3	7	10	0.300	Tossing Heads
	Bob Grayckowski	3	7	10	0.300	First Flight
	Greg Evans	3	7	10	0.300	Fistful of Darters
	Dirk Bittinger	3	7	10	0.300	Hole in the Wall Gang
289	David Ross	5	12	17	0.294	The Drifters
290	Don Parker	4	10	14	0.286	Bar Stools
	Richard Montgomery	2	5	7	0.286	Excalibur
	Ken Sari	2	5	7	0.286	Hole in the Wall Gang
293	Ed Davenport	3	8	11	0.273	Dixie Chickens
	Penn Malone	3	8	11	0.273	Tossing Heads
	David Namkoong	3	8	11	0.273	Coral Reefers
	Mike Montgomery	3	8	11	0.273	Excalibur
	Ken Kinney	3	8	11	0.273	Special Delivery
	Charle Wilkinson	3	8	11	0.273	Accidental Dartists
299	Joe Martinsky	3	9	12	0.250	Under Where?
	Michael Knott	2	6	8	0.250	Dart Shadows
	Brian Speck	2	6	8	0.250	Coral Reefers
	Lance Bell	1	3	4	0.250	Under Where?
303	Henry White	3	10	13	0.231	Dixie Chickens
	Kep Younce	3	10	13	0.231	Dixie Chickens
	Van Smith	3	10	13	0.231	Practicing Fools
306	Jim Mills	2	7	9	0.222	Sharp Darts
	Bob Boling	2	7	9	0.222	Fistful of Darters
	Dan Bull	2	7	9	0.222	Sharkey's Hookers
	Tom Riggleman	2	7	9	0.222	Old Reliables
	Lee Hayward	2	7	9	0.222	Old Reliables
	Bob Kelley	2	7	9	0.222	The Ciuentes
312	Bob McCredie	3	11	14	0.214	Dixie Chickens
	Chris Peoples	3	11	14	0.214	Hagar & the Horribles
314	Robert McAlister	2	8	10	0.200	Dixie Chickens
	Kevin Hartley	2	8	10	0.200	Starving Dartists
	Dave Cole	2	8	10	0.200	Accidental Dartists
	Rick Johnson	2	8	10	0.200	Red Eyes
	Ken Allmendinger	1	4	5	0.200	3 in a Bed
	Joe Kubich	1	4	5	0.200	Bullshooters
	Rich Jirsa	1	4	5	0.200	Hole in the Wall Gang
	Jeff Hurst	1	4	5	0.200	Red Eyes
322	Gary Geniesse	2	9	11	0.182	Hole in the Wall Gang
323	David Biggs	2	10	12	0.167	Wholey Funk
	John Bargh	2	10	12	0.167	Dart Bags
	Joe Kunesh	2	10	12	0.167	Accidental Dartists
	Butch Smith	1	5	6	0.167	Nine Lives
	Mike Gomez	1	5	6	0.167	Dart Jesters
328	Curt Floyd	2	11	13	0.154	First in Flight
329	Doug Alm	2	12	14	0.143	Bar Stools
	Jerry Jones	1	6	7	0.143	The Drifters
	Barry Houston	1	6	7	0.143	Accidental Dartists
	Doug Juberville	1	6	7	0.143	DUI's
	Ron Hamilton	1	6	7	0.143	Red Eyes
334	Mike Hodges	1	7	8	0.125	Grateful Darts
	Rick Wallace	1	7	8	0.125	Red Eyes
336	Greg Williamson	1	9	10	0.100	Dart Bangers
337	Calvin Pendergraft	1	10	11	0.091	Gonzo Darts
	Clayton Rodgers	1	10	11	0.091	DUI's
339	Jim Sedgewick	1	11	12	0.083	Practicing Fools
340	Jonathan Rosenkrance	0	11	11	0.000	Coral Reefers
	Tim Allen	0	10	10	0.000	Old Reliables
	Darrel Smith	0	9	9	0.000	DUI's
	Keith Crossland	0	8	8	0.000	Gonzo Darts
	Ian Hewitt	0	6	6	0.000	Sharp Darts
	Kirk Baker	0	6	6	0.000	Hole in the Wall Gang
	Mel Finch	0	6	6	0.000	Old Reliables
	Chuck Rouse	0	5	5	0.000	Accidental Dartists
	Bill Heap	0	5	5	0.000	DUI's
	Jeff Hayes	0	5	5	0.000	Hawg Darts
	Bobby Jones	0	4	4	0.000	Starving Dartists
	Mark Hudson	0	4	4	0.000	Bulldeckers
	Ian Shields	0	3	3	0.000	Hole in the Wall Gang
	Tim Brearey	0	3	3	0.000	Old Reliables
	Dave Jones	0	3	3	0.000	Old Reliables
	Bob Schriber	0	3	3	0.000	Red Eyes
	Larry Ryan	0	2	2	0.000	Flight Tyme
	David Keever	0	2	2	0.000	Nine Lives
	Tony McGrail	0	2	2	0.000	Grateful Darts
	James Daniels	0	2	2	0.000	U.Y.
	Zane Garrison	0	1	1	0.000	3 in a Bed
	Mike McGee	0	1	1	0.000	The Vision
	Timothy Tietsworth	0	1	1	0.000	Who's Next?
	Donnie Simpson, Sr.	0	1	1	0.000	Who's Next?
	David Oden	0	1	1	0.000	Hawg Darts
	Nick Harmon	0	1	1	0.000	Bulldeckers
	Eric Munson	0	1	1	0.000	Dart Bangers
367	David Holmes	0	0	0	#DIV/0!	Dixie Chickens
	Gary Brown	0	0	0	#DIV/0!	3 in a Bed
	Craven Gardner	0	0	0	#DIV/0!	Under Where?
	Steve Lyman	0	0	0	#DIV/0!	Special Delivery
	George Marko	0	0	0	#DIV/0!	Dart Jesters
	David Wagner	0	0	0	#DIV/0!	Hawg Darts
	Gavin McLung	0	0	0	#DIV/0!	Red Eyes

TONS OF NEWSletter

Spring, 1994 | **Final Team Statistics and Tournament Results** | **Raleigh Dart League, Inc.**

"A" Division

Place	Team	W	L	Pts	%	TGP	ASP's	ASP%	Sng.W	Sng.L	GP	W/L%	Crk.W	Crk.L	301W	301L
1	Pig Darts	14	0	177	1.000	258	284.0	1.101	58	26	84	0.690	30	12	28	14
2	Dart Shadows	11	3	170	0.786	252	282.5	1.121	56	28	84	0.667	29	13	27	15
3	Lunatic Fringe	9	5	126	0.643	263	212.0	0.806	40	44	84	0.476	26	16	14	28
4	Flight Tyme	7	7	135	0.500	258	190.0	0.736	47	37	84	0.560	25	17	22	20
5	Gonzo Darts	5	9	99	0.357	257	166.5	0.648	37	47	84	0.440	23	19	14	28
6	Tossing Heads	5	9	92	0.357	264	158.0	0.598	29	55	84	0.345	14	28	15	27
7	Dixie Chickens	2	12	90	0.143	268	148.0	0.552	34	49	83	0.410	10	32	24	17
8	First Flight	1	13	78	0.071	260	108.0	0.415	34	49	83	0.410	11	31	23	18

"B" Division

Place	Team	W	L	Pts	%	TGP	ASP's	ASP%	Sng.W	Sng.L	GP	W/L%	Crk.W	Crk.L	301W	301L
1	3 in a Bed	12	2	148	0.857	266	136.5	0.513	48	36	84	0.571	30	12	18	24
2	Starving Dartists	8	6	124	0.571	268	109.0	0.407	40	43	83	0.482	18	24	22	19
3	X-MEN	6	8	128	0.429	272	103.0	0.379	43	41	84	0.512	22	20	21	21
4	Bar Stools	6	8	115	0.429	245	83.0	0.339	27	50	77	0.351	12	27	15	23
5	Wholey Funk	6	8	114	0.429	267	116.5	0.436	46	38	84	0.548	27	15	19	23
6	Hagar & the Horribles	6	8	114	0.429	243	110.0	0.453	45	32	77	0.584	20	19	25	13
7	Under Where?	6	8	109	0.429	251	84.0	0.335	39	44	83	0.470	17	25	22	19
8	Dart Bags	5	9	109	0.357	266	126.5	0.476	40	44	84	0.476	19	23	21	21

"C" Division

Place	Team	W	L	Pts	%	TGP	ASP's	ASP%	Sng.W	Sng.L	GP	W/L%	Crk.W	Crk.L	301W	301L
1	20-20-20 Vision	12	2	161	0.857	252	147.5	0.585	52	32	84	0.619	29	13	23	19
2	Dart Jesters	11	3	146	0.786	263	124.0	0.471	57	27	84	0.679	33	9	24	18
3	Bullshooters	9	5	143	0.643	266	94.0	0.353	52	32	84	0.619	23	19	29	13
4	Excaliber	7	7	127	0.500	266	85.0	0.320	39	45	84	0.464	16	26	23	19
5	Who is Special Delivery?	7	7	114	0.500	266	99.5	0.374	41	43	84	0.488	21	21	20	22
6	Nine Lives	4	10	101	0.286	252	94.0	0.373	35	49	84	0.417	21	21	14	28
7	Coral Reefers	3	11	96	0.214	265	81.0	0.306	30	54	84	0.357	13	29	17	25
8	Rolling Rock "33"	2	12	86	0.143	252	84.0	0.333	30	54	84	0.357	12	30	18	24

"D" Division

Place	Team	W	L	Pts	%	TGP	ASP's	ASP%	Sng.W	Sng.L	GP	W/L%	Crk.W	Crk.L	301W	301L
1	Sharkey's Hookers	10	2	151	0.833	216	97.5	0.451	47	25	72	0.653	25	11	22	14
2	Who's Next?	10	2	143	0.833	216	76.5	0.354	49	23	72	0.681	28	8	21	15
3	Trippin'	8	4	116	0.667	198	77.5	0.391	40	26	66	0.606	21	12	19	14
4	Arrowing Experience	6	6	98	0.500	235	54.0	0.230	28	44	72	0.389	15	21	13	23
5	Sharp Darts	3	9	82	0.250	209	42.0	0.201	27	39	66	0.409	12	21	15	18
6	PMS	2	10	77	0.167	216	61.0	0.282	25	47	72	0.347	10	26	15	21
7	Grateful Darts	2	10	70	0.167	223	52.0	0.233	30	42	72	0.417	12	24	18	18

"E" Division

Place	Team	W	L	Pts	%	TGP	ASP's	ASP%	Sng.W	Sng.L	GP	W/L%	Crk.W	Crk.L	301W	301L
1	Your Father's Shoes	10	2	138	0.833	215	103.5	0.481	45	26	71	0.634	25	11	20	15
2	Fistfull of Darters	8	4	117	0.667	216	77.5	0.359	40	32	72	0.556	26	10	14	22
3	Bad News Ducks	8	4	107	0.667	198	50.0	0.253	35	31	66	0.530	14	19	21	12
4	First in Flight	6	6	115	0.500	216	58.5	0.271	42	30	72	0.583	18	18	24	12
5	Accidental Dartists	5	7	104	0.417	216	55.0	0.255	34	38	72	0.472	20	16	14	22
6	WineMeDineMe69Me	3	9	80	0.250	198	56.5	0.285	24	42	66	0.364	8	25	16	17
7	F-Troop	0	12	26	0.000	179	35.5	0.198	19	40	59	0.322	9	21	10	19

"F" Division

Place	Team	W	L	Pts	%	TGP	ASP's	ASP%	Sng.W	Sng.L	GP	W/L%	Crk.W	Crk.L	301W	301L
1	Q.B.D's	10	2	124	0.833	229	84.5	0.369	39	33	72	0.542	21	15	18	18
2	Neighbors	8	4	130	0.667	224	53.0	0.237	42	30	72	0.583	20	16	22	14
3	Lucky Darts	8	4	129	0.667	205	86.0	0.420	38	28	66	0.576	20	13	18	15
4	Down & Out	5	7	95	0.417	216	56.5	0.262	27	45	72	0.375	11	25	16	20
5	Double Trouble	5	7	86	0.417	180	72.0	0.400	35	23	58	0.603	23	6	12	17
6	Shaft the Red Eye	3	9	72	0.250	198	36.5	0.184	26	40	66	0.394	12	21	14	19
7	Old Reliables	1	11	65	0.083	201	31.0	0.154	29	37	66	0.439	12	21	17	16

"G" Division

Place	Team	W	L	Pts	%	TGP	ASP's	ASP%	Sng.W	Sng.L	GP	W/L%	Crk.W	Crk.L	301W	301L
1	Hawg Darts	10	2	133	0.833	223	56.5	0.253	48	24	72	0.667	22	14	26	10
2	Estranged Darts	8	4	111	0.667	216	57.0	0.264	36	36	72	0.500	21	15	15	21
3	The Ciuentes	7	5	99	0.583	223	48.5	0.217	32	40	72	0.444	19	17	13	23
4	Red Eyes	6	6	110	0.500	216	46.5	0.215	40	32	72	0.556	21	15	19	17
5	Snookers Snakes	6	6	105	0.500	216	40.0	0.185	29	43	72	0.403	16	20	13	23
6	Tools of Destruction	2	10	94	0.167	216	42.5	0.197	37	35	72	0.514	15	21	22	14
7	Dart Simpson	2	10	75	0.167	216	42.5	0.197	30	42	72	0.417	12	24	18	18

Individual Trophy Winners

Top Three Women's ASP % Winners

	Name	Team	TGP	ASP's	%
1st	Connie Brown	Rolling Rock "33"	40	22.0	**0.550**
2nd	Susan Metzker	P.M.S.	33	15.0	**0.455**
3rd	Trish Ellis	P.M.S.	28	11.0	**0.393**

Top Three Men's ASP % Winners

	Name	Team	TGP	ASP's	%
1st	Mike Hall	Dart Shadows	35	95.0	**2.714**
2nd	Steve Hoffmann	Pig Darts	43	72.5	**1.686**
3rd	Jim Budelman	Lunatic Fringe	41	69.0	**1.683**

Top Five Women's Win/Loss % Winners

	Name	Team	W	L	%	GP
1st	Terri Wagner	Hawg Darts	11	1	**0.917**	**12**
2nd	Jan Adams	Q.B.D.'s	8	3	**0.727**	**11**
3rd	Dee Smith	Bullshooters	9	5	**0.643**	**14**
4th	Connie Brown	Rolling Rock "33"	8	6	**0.571**	**14**
5th	Susan Metzker	P.M.S.	6	5	**0.545**	**11**

Top Men's Win/Loss % Winners (by Division)

	Name	Team	W	L	%	GP
A Divison						
	Mike Hall	Dart Shadows	12	1	**0.923**	**13**
B Divison						
	Bill Carver	3 in a Bed	12	2	**0.857**	**14**
C Divison						
	James Odom	Bullshooters	13	1	**0.929**	**14**
D Divison						
	Ronnie Robertson	Sharkey's Hookers	9	0	**1.000**	**9**
E Divison						
	Gary Greene	Fistfull of Darters	12	1	**0.923**	**13**
F Divison						
	Robert Bridges	Q.B.D.'s	11	1	**0.917**	**12**
G Divison						
	Charlie Cominskey	Tools of Destruction	10	2	**0.833**	**12**

In Other Dart News:

The 2nd Annual Charity Tournament held last weekend was a big success! However, only a handful of members from the RDL showed up. Everyone had a great time and saw some great darts thrown. Players from other area dart leagues gave the RDL members more competition than expected. If you missed this event for such a good cause, too bad! To those who participated, THANK YOU! (If space allowed, your names would be listed!)

1994 Spring Session Registration Information

When:	Wednesday, July 27	Returning Teams
	Thursday, July 28	New Teams
Where:	The Upper Deck in Cary	
Time:	7:30pm - 9:00pm (both nights)	
Bring:	A completed registration form with player names, phone numbers, M/F, and addresses. Plan on writing ONE check for the team, including the Bar Fee. NO cash will be accepted!	

1994 R.D.L. Board of Directors

President	Don Overman	846-0499
Vice President	Joe Wilson	846-0493
Secretary	Connie Brown	552-1764
Treasurer	Steve Hoffmann	362-0071
Membership	Judy Huyser	380-0706
Rules/Grievances	Joe Kubich	677-1632
External Organizations	Tim Lane	851-6737

Trophy Dart Winners

(regular season)

Ton 80's

Mark Heath	Coral Reefers C-1
Steve Hoffmann (2)	Pig Darts A-3
Chris Wandscher	Flight Tyme A-4
Joe Gaglione	Flight Tyme A-4
Ken Wilson	Who is Special Delivery? C-5
James Odom	Bullshooters C-8
Chris Gilbert	Dart Shadows A-1
Mike Hall	Dart Shadows A-1
Tom Hing	Trippin' D-3

9 Marks

Tim Lane	Pig Darts A-3
Randy Baldwin	X-MEN B-6
Jon Rowe	Under Where? B-3
Gary Canedy	Shaft the Red Eye F-1
Russ Watts	Tossing Heads A-7
Steve Raxter	Tossing Heads A-7
David Murray	Dart Shadows A-1
Chris Wandscher	Flight Tyme A-4
Ken Trefzger	Gonzo Darts A-5
Steve Wilcenski	Dixie Chickens A-6
Robert Bridges	Q.B.D.'s F-6
Ronnie Robertson	Sharkey's Hookers D-5

High In

Buddy Smith	Ton 60	Hagar & the Horribles B-2

High Out

David Murray	Ton 18	Dart Shadows A-1

Fast Singles Cricket

Chris Wandscher	16 darts	Flight Tyme A-4

Fast Doubles Cricket

Mike Hall & Chris Gilbert	16 darts	Dart Shadows A-1

Fast Singles 301

Drew Daly	9 darts	Dart Bags B-7

Fast Doubles 501

Chris Gilbert & Allen Smith	18 darts	Dart Shadows A-1
Tim Lane & Jack Kuhns	18 darts	Pig Darts A-3

Calendar of Events

Tues. June 7	7:30pm	R.D.L. BOARD OF DIRECTORS MEETING at Woody's in Cary.
Sat. June 11	2:00pm	DUAL STATE CUP MATCH Mens Challenge Team vs. Charlotte at Sharkey's Place in Raleigh
Wed. July 27	7:30-9:30pm	R.D.L. SPRING REGISTRATION at The Upper Deck -Returning Teams
Thurs. July 28	7:30-9:30pm	R.D.L. SPRING REGISTRATION at The Upper Deck -New Teams
Mon. Aug. 15		R.D.L. CAPTAIN'S MEETING Location and Time TBA.
Wed. Aug. 17		**SPRING SEASON BEGINS! Time and format TBA.**

Raleigh Dart League, Inc.

P.O. Box 31948 Raleigh, N.C. 27622-1948

(919) 990-1218 (Voice Mail System)

1994 R.D.L. Spring Season Tournament Results

A Division

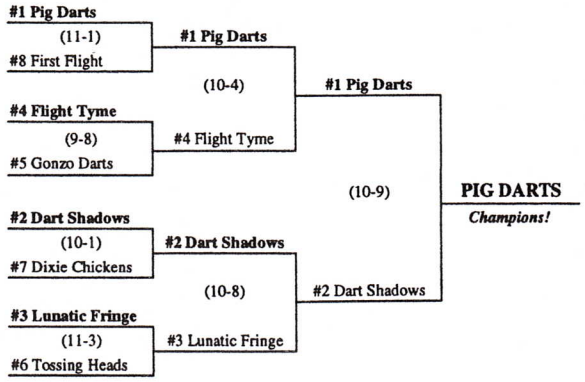

B Division

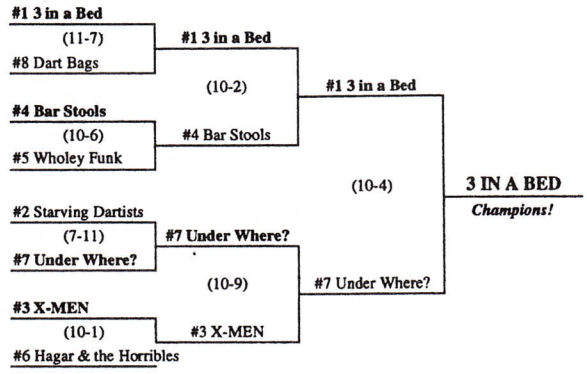

C Division

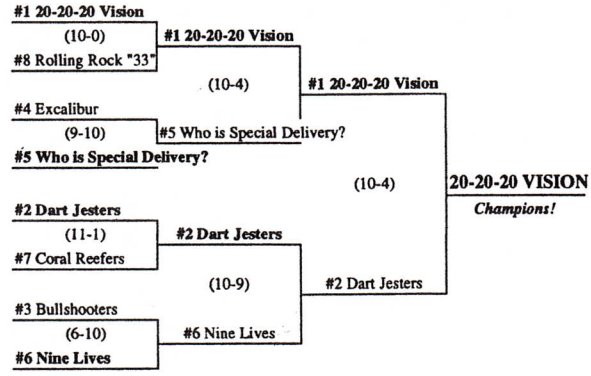

D Division

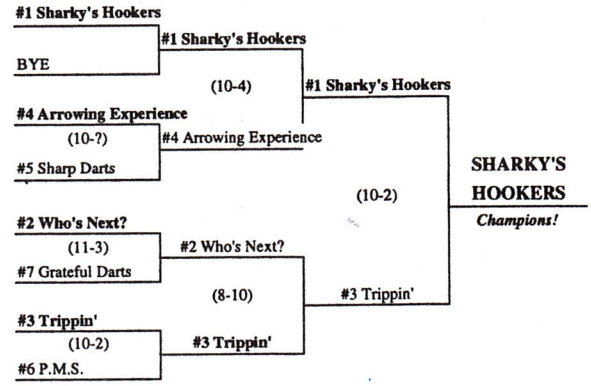

E Division

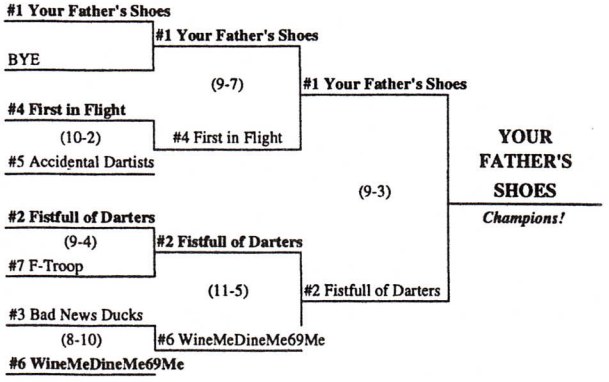

F Division

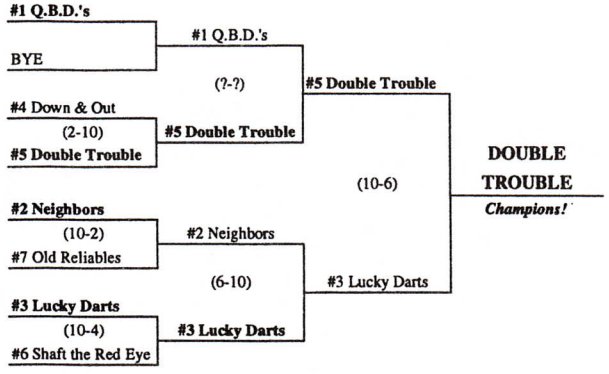

G Division

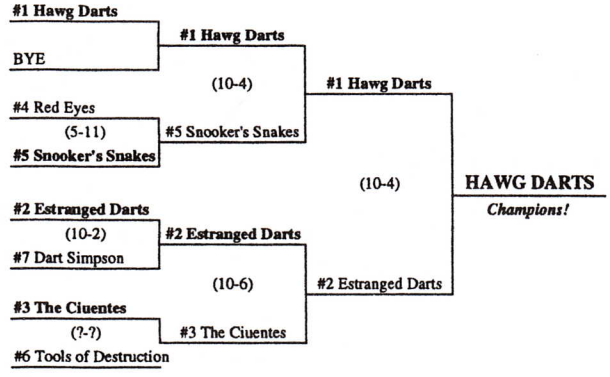

Tournament Trophy Darts

Ton 80's	
Allen Smith	Dart Shadows A-1
Jack Kuhns	Pig Darts A-3

9 Marks	
Richie Richmond	Red Eyes G-3
Steve Taylor (2)	Lunatic Fringe A-2
Chris Latham	Nine Lives C-3
Mark Slominski	Dart Jesters C-5
Steve Hoffmann	Pig Darts A-3
Mike Hall	Dart Shadows A-1
Jerry Johnston	Under Where? B-3

Raleigh Dart League, Inc. All-Star Point Percentages

Women-by league

	Name	Player Number/Team	GP	Asp's	ASP %
1	Carol Riddle	D14 PMS	18	11.0	**0.611**
2	Connie Brown	C60 Rolling Rock "33"	40	22.0	**0.550**
3	Susan Metzker	D13 PMS	33	15.0	**0.455**
4	Trish Ellis	D12 PMS	28	11.0	**0.393**
5	Debbie Sasser	D11 PMS	30	11.0	**0.367**
6	Jan Adams	F60 Q.B.D.'s	34	11.5	**0.338**
7	Terri Wagner	G10 Hawg Darts	34	7.0	**0.206**
8	Dawn Clement	G73 Dart Simpson	37	7.5	**0.203**
9	Dawn Grayckowski	D10 PMS	24	4.5	**0.188**
10	Dee Smith	C83 Bullshooters	31	5.5	**0.177**
11	Jody Rice	D16 PMS	23	4.0	**0.174**
12	Louise Jones	F51 Old Reliables	26	4.5	**0.173**
13	Cathy Polcari	G43 Tools of Destruction	35	6.0	**0.171**
14	Michelle Jackson	F63 Q.B.D.'s	30	5.0	**0.167**
15	Beth Ward	G72 Dart Simpson	33	5.0	**0.152**
16	Cheryl Evans	D63 Arrowing Experience	43	6.5	**0.151**
17	Edie Zebrowski	D60 Arrowing Experience	31	4.5	**0.145**
18	Brooks Downs	G70 Dart Simpson	24	3.0	**0.125**
19	Susan Roberson	D15 PMS	21	2.5	**0.119**
20	Patrice Brandt	C64 Rolling Rock "33"	43	5.0	**0.116**
21	Judy Huyser	B12 3 in a Bed	29	3.0	**0.103**
22	Stephanie Medlin	G60 Estranged Darts	21	2.0	**0.095**
23	Danah Livingston	G22 The Ciuentes	27	2.0	**0.074**
24	Lynne Lewis	D17 PMS	19	1.0	**0.053**
25	Shaz Clardy	D18 PMS	20	1.0	**0.050**
26	Melinda Riggleman	F54 Old Reliables	22	1.0	**0.045**
27	Kathy Johnson	F10 Shaft the Red Eye	37	1.0	**0.027**
28	Nicole Banko	D34 Trippin'	3	0.0	**0.000**
	Mary Lou Berry	D62 Arrowing Experience	18	0.0	**0.000**
	Elaine Jolley	E61 Fistfull of Darters	32	0.0	**0.000**

Men-by league

	Name	Player Number/Team	GP	Asp's	ASP %
1	Mike Hall	A17 Dart Shadows	35	95.0	**2.714**
2	Phil Maxwell	A16 Dart Shadows	11	23.5	**2.136**
3	Steve Hoffmann	A32 Pig Darts	43	72.5	**1.686**
4	Jim Budelman	A21 Lunatic Fringe	41	69.0	**1.683**
5	Chris Wandscher	A41 Flight Tyme	43	71.5	**1.663**
6	Tim Lane	A31 Pig Darts	40	61.0	**1.525**
7	Billy Brown	A30 Pig Darts	41	59.0	**1.439**
8	Gerald Ray	A45 Flight Tyme	24	32.0	**1.333**
9	George Velez	A14 Dart Shadows	30	39.5	**1.317**
10	Bob McCredie	A60 Dixie Chickens	36	46.5	**1.292**
11	Jeff McGalliard	A70 Tossing Heads	43	55.5	**1.291**
12	Steve Wilcenski	A65 Dixie Chickens	41	47.5	**1.159**
13	Ken Trefzger	A50 Gonzo Darts	45	51.5	**1.144**
14	Len Kaminski	A51 Gonzo Darts	41	45.0	**1.098**
15	Jeff Connelly	E40 Your Father's Shoes	35	38.0	**1.086**
16	Bob Terry	A25 Lunatic Fringe	47	50.5	**1.074**
17	Gibb Allen	F75 Double Trouble	24	25.5	**1.063**
18	Mike Huber	B73 Dart Bags	29	30.5	**1.052**
19	David Murray	A13 Dart Shadows	42	44.0	**1.048**
20	Jon Rowe	B31 Under Where?	15	15.5	**1.033**
21	James Hambright	B25 Hagar & the Horribles	42	42.5	**1.012**
22	Don White	A42 Flight Tyme	3	3.0	**1.000**
23	Scott VanMeter	C20 20-20-20 Vision	42	41.5	**0.988**
24	Ben Widgeon	F70 Double Trouble	29	26.5	**0.914**
25	Don Butman	A22 Lunatic Fringe	5	4.5	**0.900**
	Roger Goodwin	B86 Starving Dartists	45	40.5	**0.900**
27	Jack Kuhns	A36 Pig Darts	41	36.5	**0.890**
28	Mike Lovelace	A52 Gonzo Darts	40	35.5	**0.888**
29	Tim Anderson	A71 Tossing Heads	35	31.0	**0.886**
30	Bill Carver	B11 3 in a Bed	42	37.0	**0.881**
31	Doug Kelly	E43 Your Father's Shoes	29	25.5	**0.879**
32	Dave Neff	C52 Dart Jesters	41	36.0	**0.878**
33	James Odom	C84 Bullshooters	44	38.5	**0.875**
34	Brooks Long	C55 Dart Jesters	40	34.0	**0.850**
35	Chris Stafford	B24 Hagar & the Horribles	3	2.5	**0.833**
36	Robert Bridges	F61 Q.B.D.'s	38	31.5	**0.829**
37	Mike McGee	C25 20-20-20 Vision	37	29.5	**0.797**
38	Shawn Curtis	B55 Wholey Funk	38	30.0	**0.789**
39	Mike Glendy	A37 Pig Darts	36	27.5	**0.764**
40	David Metzker	A11 Dart Shadows	23	17.5	**0.761**
41	Jerry Peck	D36 Trippin'	31	23.5	**0.758**
42	Phred Saleeby	C35 Nine Lives	36	27.0	**0.750**
43	Joe Wilson	A20 Lunatic Fringe	42	31.0	**0.738**
44	Ronnie Robertson	D57 Sharkey's Hookers	28	20.5	**0.732**
45	Bob Crandall	F40 Lucky Darts	31	22.5	**0.726**
46	John Toth	A83 First Flight	14	10.0	**0.714**
	Ken Wilson	C45 Who is Special Delivery?	28	20.0	**0.714**
48	Clive Draper	A81 First Flight	38	27.0	**0.711**
49	Jerry Johnston	B32 Under Where?	36	25.5	**0.708**
50	Allen Smith	A12 Dart Shadows	32	22.5	**0.703**
51	Randy Baldwin	B64 X-MEN	43	30.0	**0.698**
52	Donnie Simpson, Jr.	D43 Who's Next?	36	25.0	**0.694**
53	Mark Heath	C10 Coral Reefers	41	28.0	**0.683**
54	Lee Whitehead	B13 3 in a Bed	43	28.5	**0.663**
55	Steve Austin	A72 Tossing Heads	31	20.5	**0.661**
56	Frank Telesz	A34 Pig Darts	26	17.0	**0.654**
57	Dave Berry	D61 Arrowing Experience	36	23.5	**0.653**
58	Tim Seagroves	B14 3 in a Bed	32	20.5	**0.641**
59	Drew Daly	B76 Dart Bags	34	21.5	**0.632**
60	Pat Martin	F47 Lucky Darts	23	14.5	**0.630**
61	Chris Gilbert	A15 Dart Shadows	35	22.0	**0.629**
62	Gary Burney	C70 Excalibur	40	25.0	**0.625**
	Clay Harless	F24 Down & Out	32	20.0	**0.625**
64	Mark Slominski	C51 Dart Jesters	44	27.0	**0.614**
65	Rob Esmond	F35 Neighbors	31	19.0	**0.613**
66	Jim Niver	B71 Dart Bags	27	16.5	**0.611**
67	John Wilson	C26 20-20-20 Vision	43	26.0	**0.605**
68	Dennis Womble	B46 Bar Stools	29	17.5	**0.603**
69	Jeff Blackmon	E67 Fistfull of Darters	38	22.5	**0.592**
70	Rick Stanley	D52 Sharkey's Hookers	32	18.5	**0.578**
71	Brad Seivers	D32 Trippin'	28	16.0	**0.571**
72	Steve Motley	B10 3 in a Bed	30	17.0	**0.567**
73	Clayton Rodgers	E31 Bad News Ducks	26	14.5	**0.558**
	Mark Flemming	A63 Estranged Darts	26	14.5	**0.558**
75	Brent Sheerer	B66 X-MEN	38	21.0	**0.553**
76	Joe Gaglione	A47 Flight Tyme	39	21.5	**0.551**
77	Eric Charlton	D53 Sharkey's Hookers	30	16.5	**0.550**
78	Chip Fuquay	D41 Who's Next?	35	19.0	**0.543**
79	Bryan Powers	C21 20-20-20 Vision	40	21.5	**0.538**
80	Derek Rothwell	B36 Under Where?	43	23.0	**0.535**
81	Mark Powell	E13 Accidental Dartists	30	16.0	**0.533**
82	Scott Connelly	E41 Your Father's Shoes	33	17.5	**0.530**
83	John Kennedy	E62 Fistfull of Darters	35	18.5	**0.529**
84	Wilbert Tan	B16 3 in a Bed	35	18.0	**0.514**
	Phil Simpson	D74 Grateful Darts	37	19.0	**0.514**
86	Tom Parker	B23 Hagar & the Horribles	52	26.5	**0.510**
87	Butch Kurz	A44 Flight Tyme	39	19.5	**0.500**
	Greg Crumpler	B53 Wholey Funk	40	20.0	**0.500**
	Rick Heil	C85 Bullshooters	39	19.5	**0.500**
	Perry Bull	D51 Sharkey's Hookers	29	14.5	**0.500**
	Mike Mohan	G13 Hawg Darts	33	16.5	**0.500**
	Chris Heath	G17 Hawg Darts	33	16.5	**0.500**
93	Mike Baker	C65 Rolling Rock "33"	38	18.5	**0.487**
94	Don Parker	B44 Bar Stools	36	17.5	**0.486**
	Dave Collom	B72 Dart Bags	35	17.0	**0.486**
96	Marc Shown	B81 Starving Dartists	34	16.5	**0.485**
97	Russ Watts	A77 Tossing Heads	25	12.0	**0.480**
	Dick Cummings	F21 Down & Out	25	12.0	**0.480**
99	Gary Green	E63 Fistfull of Darters	38	18.0	**0.474**
100	Brad Hetzel	A75 Tossing Heads	37	17.5	**0.473**
101	Steve Lyman	C44 Who is Special Delivery?	36	17.0	**0.472**
102	Gary Canedy	F11 Shaft the Red Eye	32	15.0	**0.469**
103	Jeff Young	G21 The Ciuentes	31	14.5	**0.468**

	Men's ASP% (con't)	Player Number/Team	GP	Asp's	ASP %
104	Ron Wandscher	A40 Flight Tyme	41	19.0	**0.463**
105	Butch Smith	C31 Nine Lives	39	18.0	**0.462**
106	John Howell	B85 Starving Dartists	34	15.5	**0.456**
107	Chris Guttormsson	A27 Lunatic Fringe	44	20.0	**0.455**
	Donnie Simpson, Sr.	D44 Who's Next?	11	5.0	**0.455**
109	David Currin	A23 Lunatic Fringe	51	23.0	**0.451**
110	Tray Rodgers	B54 Wholey Funk	40	18.0	**0.450**
111	Michael Knott	A10 Dart Shadows	26	11.5	**0.442**
112	William Holland	A66 Dixie Chickens	41	18.0	**0.439**
113	David Baker	C41 Who is Special Delivery?	30	13.0	**0.433**
114	Randy Deemer	B60 X-MEN	36	15.5	**0.431**
	John Knittel	G35 Red Eyes	36	15.5	**0.431**
116	David Clontz	B56 Wholey Funk	35	15.0	**0.429**
117	Sean O' Brien	A26 Lunatic Fringe	27	11.5	**0.426**
118	David Price	C62 Rolling Rock "33"	20	8.5	**0.425**
119	Walter Jackson	F62 Q.B.D.'s	38	16.0	**0.421**
120	Steve Taylor	A24 Lunatic Fringe	6	2.5	**0.417**
121	Fred Crisp	B42 Bar Stools	35	14.5	**0.414**
122	Mike Jolley	E60 Fistfull of Darters	40	16.5	**0.413**
123	Chuck Rouse	E14 Accidental Dartists	17	7.0	**0.412**
124	David Keever	C34 Nine Lives	11	4.5	**0.409**
	Matt Moss	F45 Lucky Darts	33	13.5	**0.409**
126	Tre Poimbouef	B79 Dart Bags	16	6.5	**0.406**
127	Mike McDonald	B43 Bar Stools	21	8.5	**0.405**
128	Mike Hodges	D75 Grateful Darts	26	10.5	**0.404**
129	Mark North	C61 Rolling Rock "33"	31	12.5	**0.403**
130	Mark Fulghum	E54 F-Troop	36	14.5	**0.403**
131	Chris Peoples	B22 Hagar & the Horribles	51	20.5	**0.402**
132	Al Furhman	C33 Nine Lives	30	12.0	**0.400**
	Bob James	C43 Who is Special Delivery?	45	18.0	**0.400**
	Tom Adams	E23 WineMeDineMe69Me	15	6.0	**0.400**
135	Dennis Crompton	F72 Double Trouble	29	11.5	**0.397**
136	George Batten	F42 Lucky Darts	24	9.5	**0.396**
137	Larry Allen	A65 Estranged Darts	33	13.0	**0.394**
138	Greg Williamson	F43 Lucky Darts	14	5.5	**0.393**
139	Ron Winston	B70 Dart Bags	37	14.5	**0.392**
	Curt Floyd	E75 First in Flight	37	14.5	**0.392**
141	George Ellsion	E71 First in Flight	32	12.5	**0.391**
142	Phillip Knott	A18 Dart Shadows	18	7.0	**0.389**
	Paul Morse	A55 Gonzo Darts	27	10.5	**0.389**
144	Tom Kunstling	C22 20-20-20 Vision	40	15.5	**0.388**
145	Chris Latham	C37 Nine Lives	26	10.0	**0.385**
146	Frank Gari	D35 Trippin'	30	11.5	**0.383**
147	Bob Grayckowski	A86 First Flight	34	13.0	**0.382**
	Tom Hing	D33 Trippin'	34	13.0	**0.382**
149	John Seagondollar	A85 First Flight	45	17.0	**0.378**
150	Pete Rutten	A33 Pig Darts	28	10.5	**0.375**
151	Mike Verrilli	F38 Neighbors	20	7.5	**0.375**
152	Danny Haynes	A43 Flight Tyme	31	11.5	**0.371**
	Rich Sibincic	E21 WineMeDineMe69Me	31	11.5	**0.371**
154	Todd McEvoy	E22 WineMeDineMe69Me	23	8.5	**0.370**
155	Deane Morin	D55 Sharkey's Hookers	30	11.0	**0.367**
156	Geoff Saunders	C75 Excalibur	32	11.5	**0.359**
	Jim Capps	B51 Wholey Funk	39	14.0	**0.359**
158	Kerry Sepko	G12 Hawg Darts	21	7.5	**0.357**
159	Ward Proctor	A67 Estranged Darts	24	8.5	**0.354**
	Guy Dodson	A82 First Flight	41	14.5	**0.354**
161	Charlie Wilkinson	E17 Accidental Dartists	33	11.5	**0.348**
	Tom Goddard	A73 Tossing Heads	23	8.0	**0.348**
	Bob Carawon	E30 Bad News Ducks	23	8.0	**0.348**
164	David Biggs	B57 Wholey Funk	26	9.0	**0.346**
165	Scott Huler	C15 Coral Reefers	35	12.0	**0.343**
166	Gary Riggs	B87 Starving Dartists	19	6.5	**0.342**
167	Brian Ricker	G42 Tools of Destruction	31	10.5	**0.339**
168	Scott Raper	A84 First Flight	43	14.5	**0.337**
169	Terry Mumford	C24 20-20-20 Vision	3	1.0	**0.333**
	Dave Galloway	D56 Sharkey's Hookers	24	8.0	**0.333**
171	Jeff Hurst	G36 Red Eyes	29	9.5	**0.328**
172	Dave Burnett	E42 Your Father's Shoes	34	11.0	**0.324**
173	Donnie Stencel	F46 Lucky Darts	31	10.0	**0.323**
174	Bobby Jones	B84 Starving Dartists	14	4.5	**0.321**

	Name	Player Number/Team	GP	Asp's	ASP %
	Tom Goudey	C13 Coral Reefers	39	12.5	**0.321**
176	Jon Rothe	A61 Estranged Darts	25	8.0	**0.320**
177	Mike Seward	C74 Excalibur	44	14.0	**0.318**
178	Jeff Grous	A46 Flight Tyme	38	12.0	**0.316**
	Cooper Howell	E73 First in Flight	19	6.0	**0.316**
180	Kieth Crossland	A54 Gonzo Darts	54	17.0	**0.315**
181	Jack Gauthier	A80 First Flight	35	11.0	**0.314**
	Bruce Steinhour	G25 The Ciuentes	35	11.0	**0.314**
183	John Barton	F52 Old Reliables	24	7.5	**0.313**
184	Joe Kunesh	E10 Accidental Dartists	37	11.5	**0.311**
	Joe Altmann	G71 Dart Simpson	37	11.5	**0.311**
186	Bob Kelly	G27 The Ciuentes	18	5.5	**0.306**
187	Keith Weidner	F44 Lucky Darts	28	8.5	**0.304**
188	Greg Readling	G51 Snookers Snakes	33	10.0	**0.303**
189	Mark Moore	B65 X-MEN	40	12.0	**0.300**
190	Robert Montgomery	C71 Excalibur	41	12.0	**0.293**
191	John Scott	G41 Tools of Destruction	36	10.5	**0.292**
192	Reid Noblin	D31 Trippin'	31	9.0	**0.290**
193	Scott Kirkpatrick	E76 First in Flight	26	7.5	**0.288**
	Bob Kuppler	G50 Snookers Snakes	33	9.5	**0.288**
	Ron Hendricks	B80 Starving Dartists	40	11.5	**0.288**
	Chris Carter	C47 Who is Special Delivery?	40	11.5	**0.288**
197	Chris Hoyt	C40 Who is Special Delivery?	42	12.0	**0.286**
	Rick Perkins	D72 Grateful Darts	28	8.0	**0.286**
	Jeff Adams	E28 WineMeDineMe69Me	7	2.0	**0.286**
200	David Simpson	D42 Who's Next?	30	8.5	**0.283**
	Chris Freeman	E20 WineMeDineMe69Me	30	8.5	**0.283**
202	Forest Tharrington	C56 Dart Jesters	41	11.5	**0.280**
	Tom Kaznowski	E25 WineMeDineMe69Me	25	7.0	**0.280**
204	Bill Gordon	B78 Dart Bags	27	7.5	**0.278**
205	Bob Skea	B20 Hagar & the Horribles	44	12.0	**0.273**
206	Stan Converse	E38 Bad News Ducks	22	6.0	**0.273**
207	Gary Brown	B17 3 in a Bed	24	6.5	**0.271**
208	Ed Davenport	A61 Dixie Chickens	45	12.0	**0.267**
209	John Bland	C23 20-20-20 Vision	47	12.5	**0.266**
	Tom Gildea	D21 Sharp Darts	32	8.5	**0.266**
211	Richard Boyd	E52 F-Troop	34	9.0	**0.265**
212	Jack Gibson	D20 Sharp Darts	36	9.5	**0.264**
213	Joe Kubich	C81 Bullshooters	38	10.0	**0.263**
	Henry White	A63 Dixie Chickens	40	10.5	**0.263**
215	Ron Poston	G77 Dart Simpson	23	6.0	**0.261**
216	Judson Carson	C36 Nine Lives	31	8.0	**0.258**
217	Steve Mitchell	D22 Sharp Darts	37	9.5	**0.257**
218	James Marsden	C30 Nine Lives	39	10.0	**0.256**
	Larry Dulin	B30 Under Where?	41	10.5	**0.256**
220	Dave Corter	B52 Wholey Funk	24	6.0	**0.250**
	Buddy Garrison	B62 X-MEN	42	10.5	**0.250**
	Rich Johnson	C46 Who is Special Delivery?	28	7.0	**0.250**
	Marshall Frye	D65 Arrowing Experience	40	10.0	**0.250**
	Joe Hatch	D66 Arrowing Experience	26	6.5	**0.250**
	Bob Winter	E24 WineMeDineMe69Me	32	8.0	**0.250**
	Francis Skinner	F22 Down & Out	28	7.0	**0.250**
	Rob Downs	F34 Neighbors	16	4.0	**0.250**
	Richie Richmond	G30 Red Eyes	28	7.0	**0.250**
229	Hugh Hodge	C11 Coral Reefers	43	10.5	**0.244**
	Bobby Heald	B41 Bar Stools	41	10.0	**0.244**
231	Robert McAlister	A64 Dixie Chickens	37	9.0	**0.243**
	Phil Briggs	C66 Rolling Rock "33"	37	9.0	**0.243**
	John Domin	F12 Shaft the Red Eye	35	8.5	**0.243**
234	Warren Burnside	F28 Down & Out	27	6.5	**0.241**
235	Mike Montgomery	C72 Excalibur	44	10.5	**0.239**
236	Bill Garrison	B63 X-MEN	40	9.5	**0.238**
237	Lester Taylor	B77 Dart Bags	19	4.5	**0.237**
	Ron Moulds	F25 Down & Out	19	4.5	**0.237**
239	Buddy Smith	B26 Hagar & the Horribles	17	4.0	**0.235**
	Timothy Tietsworth	D40 Who's Next?	17	4.0	**0.235**
241	Doug Curtis	G32 Red Eyes	32	7.5	**0.234**
242	David Kennedy	E34 Bad News Ducks	15	3.5	**0.233**
243	Mike Boyce	B40 Bar Stools	41	9.5	**0.232**
244	Stephen Williamson	E70 First in Flight	37	8.5	**0.230**
245	Mike Long	E45 Your Father's Shoes	31	7.0	**0.226**

	Men's ASP% (con't)	Player Number/Team	GP	Asp's	ASP %
246	Penn Malone	A78 Tossing Heads	18	4.0	**0.222**
	Alex Richbourg	B75 Dart Bags	36	8.0	**0.222**
	Jay Kremer	F37 Neighbors	27	6.0	**0.222**
249	Steve Raxter	A76 Tossing Heads	32	7.0	**0.219**
	Rick Zucco	C86 Bullshooters	16	3.5	**0.219**
	Ruben Longoria	D46 Who's Next?	32	7.0	**0.219**
252	Don Worley	C12 Coral Reefers	42	9.0	**0.214**
	Ed Moloney	E27 WineMeDineMe69Me	14	3.0	**0.214**
	Bryan Dudley	A68 Estranged Darts	21	4.5	**0.214**
255	Pat Dancy	C80 Bullshooters	33	7.0	**0.212**
256	Mike Hicks	D50 Sharkey's Hookers	19	4.0	**0.211**
257	Kenny Clontz	C87 Bullshooters	31	6.5	**0.210**
	Cecil Duggins	F30 Neighbors	31	6.5	**0.210**
259	Rob Daniels	G26 The Ciuentes	34	7.0	**0.206**
	Paul Hugelmeyer	G52 Snookers Snakes	34	7.0	**0.206**
261	Dave Nick	D25 Sharp Darts	39	8.0	**0.205**
	Mel Finch	F50 Old Reliables	22	4.5	**0.205**
263	Richard Stoneburg	G75 Dart Simpson	32	6.5	**0.203**
264	Darrel Smith	E37 Bad News Ducks	25	5.0	**0.200**
	Scott Bartrom	F64 Q.B.D.'s	35	7.0	**0.200**
266	Jinx Taylor	C63 Rolling Rock "33"	43	8.5	**0.198**
267	Gary Rushworth	C73 Excalibur	41	8.0	**0.195**
268	George Stuart	B15 3 in a Bed	31	6.0	**0.194**
269	Paul Casadonte	E35 Bad News Ducks	26	5.0	**0.192**
270	David Namkoong	C14 Coral Reefers	21	4.0	**0.190**
	Walter Stone	D76 Grateful Darts	29	5.5	**0.190**
	Al Weekley	G14 Hawg Darts	29	5.5	**0.190**
273	Mike Gomez	C50 Dart Jesters	37	7.0	**0.189**
274	Tom Lear	B34 Under Where?	32	6.0	**0.188**
	Rick VanDoren	C38 Nine Lives	24	4.5	**0.188**
	Richard Hopkins	D54 Sharkey's Hookers	24	4.5	**0.188**
277	Chris Bonfiglio	F74 Double Trouble	35	6.5	**0.186**
278	Jeff Karp	F14 Shaft the Red Eye	33	6.0	**0.182**
279	Brian Kroll	E72 First in Flight	36	6.5	**0.181**
280	Karl Moen	B50 Wholey Funk	25	4.5	**0.180**
281	Kevin Hartley	B83 Starving Dartists	45	8.0	**0.178**
282	Jim Ritorio	C53 Dart Jesters	31	5.5	**0.177**
283	Tim Allen	F56 Old Reliables	17	3.0	**0.176**
284	Mark Becker	A64 Estranged Darts	26	4.5	**0.173**
285	Rick DeMattos	F31 Neighbors	29	5.0	**0.172**
	Tom Riggleman	F53 Old Reliables	29	5.0	**0.172**
287	Dean Plunkett	C76 Excalibur	24	4.0	**0.167**
	Mike Kress	D30 Trippin'	21	3.5	**0.167**
	Greg Futrelle	E11 Accidental Dartists	30	5.0	**0.167**
	Mike Zlotmicki	F59 Old Reliables	24	4.0	**0.167**
	Donnie Glass	F67 Q.B.D.'s	6	1.0	**0.167**
292	Steve Blackwood	B82 Starving Dartists	37	6.0	**0.162**
	Charles Carpenter	F13 Shaft the Red Eye	37	6.0	**0.162**
294	Fritz Herman	A62 Dixie Chickens	28	4.5	**0.161**
295	Jerry Wayman	D47 Who's Next?	22	3.5	**0.159**
296	Alex Akilov	G44 Tools of Destruction	26	4.0	**0.154**
297	Stan Rosen	G46 Tools of Destruction	23	3.5	**0.152**
298	Barry Houston	E16 Accidental Dartists	20	3.0	**0.150**
299	Bill Heap	E36 Bad News Ducks	28	4.0	**0.143**
	John VanHoy	E46 Your Father's Shoes	21	3.0	**0.143**
	Dave Goyen	F27 Down & Out	21	3.0	**0.143**
	Craig Kuppler	G56 Snookers Snakes	21	3.0	**0.143**
303	Scott Frame	D45 Who's Next?	32	4.5	**0.141**
304	Tim Hurley	A53 Gonzo Darts	50	7.0	**0.140**
305	Jim Bush	B61 X-MEN	33	4.5	**0.136**
	Jay Miller	F32 Neighbors	22	3.0	**0.136**
	Bill Elazer	G53 Snookers Snakes	33	4.5	**0.136**
308	Jim Scarborough	D23 Sharp Darts	30	4.0	**0.133**
309	Doug Alm	B45 Bar Stools	42	5.5	**0.131**
310	Darrel Galant	G24 The Ciuentes	23	3.0	**0.130**
311	Van Smith	E51 F-Troop	35	4.5	**0.129**
312	Dave Harmon	A74 Tossing Heads	20	2.5	**0.125**
	Jerry Shirey	D26 Sharp Darts	12	1.5	**0.125**
	Shan Ewing	G23 The Ciuentes	24	3.0	**0.125**
	Ron Hamilton	G37 Red Eyes	24	3.0	**0.125**

	Name	Player Number/Team	GP	Asp's	ASP %
	Jim Poston	G76 Dart Simpson	24	3.0	**0.125**
317	Perry Young	E32 Bad News Ducks	33	4.0	**0.121**
318	Jim Long	D73 Grateful Darts	25	3.0	**0.120**
319	Charlie Cominskey	G45 Tools of Destruction	35	4.0	**0.114**
	Brian Speck	C17 Coral Reefers	44	5.0	**0.114**
321	Jim Sedgewick	E53 F-Troop	31	3.5	**0.113**
322	John Lilienthal	D71 Grateful Darts	36	4.0	**0.111**
323	Matt Berndt	G54 Snookers Snakes	23	2.5	**0.109**
324	Paul Johnson	G31 Red Eyes	28	3.0	**0.107**
325	Jeff Hayes	G16 Hawg Darts	24	2.5	**0.104**
326	Dennis Rohde	C54 Dart Jesters	29	3.0	**0.103**
	Charles Ellison	E74 First in Flight	29	3.0	**0.103**
	Jimmy Marx	C82 Bullshooters	34	3.5	**0.103**
329	Paul Chromey	A87 First Flight	10	1.0	**0.100**
330	Mark Bradford	E26 WineMeDineMe69Me	21	2.0	**0.095**
	Ken Tuckmantel	F41 Lucky Darts	21	2.0	**0.095**
332	Pat Cullen	E50 F-Troop	43	4.0	**0.093**
333	Jay Brown	G55 Snookers Snakes	39	3.5	**0.090**
334	Rob Collier	F33 Neighbors	23	2.0	**0.087**
	Eric Hines	A66 Estranged Darts	23	2.0	**0.087**
336	Ted Langley	F23 Down & Out	24	2.0	**0.083**
	Lee Hayward	F55 Old Reliables	18	1.5	**0.083**
338	Matt Kovacs	G20 The Ciuentes	31	2.5	**0.081**
339	John Burnside	F20 Down & Out	20	1.5	**0.075**
340	Steve Weiss	D64 Arrowing Experience	41	3.0	**0.073**
341	Jim Blackman	G38 Red Eyes	14	1.0	**0.071**
342	Tom Jelinski	E64 Fistfull of Darters	33	2.0	**0.061**
343	Richard Wilson	B33 Under Where?	25	1.5	**0.060**
344	Troy Peoples	B21 Hagar & the Horribles	34	2.0	**0.059**
	Ken Kinney	C42 Who is Special Delivery?	17	1.0	**0.059**
346	Gordon Boyes	G47 Tools of Destruction	18	1.0	**0.056**
347	Joe Martinsky	B35 Under Where?	19	1.0	**0.053**
348	Billy Edwards	D37 Trippin'	20	1.0	**0.050**
	Tony McGrail	D70 Grateful Darts	20	1.0	**0.050**
350	Chris Noto	E44 Your Father's Shoes	32	1.5	**0.047**
351	Joel Byrd	D77 Grateful Darts	22	1.0	**0.045**
352	Ian Hewitt	D24 Sharp Darts	23	1.0	**0.043**
353	Brett Collins	F71 Double Trouble	26	1.0	**0.038**
354	Spence Goble	E12 Accidental Dartists	27	1.0	**0.037**
	Andy Bahl	G11 Hawg Darts	27	1.0	**0.037**
356	Gary Hollins	F73 Double Trouble	34	1.0	**0.029**
357	Walt Nelson	B37 Under Where?	40	1.0	**0.025**
358	Don Overman	A35 Pig Darts	3	0.0	**0.000**
	Steve Morrison	B74 Dart Bags	6	0.0	**0.000**
	Garman Troup	C32 Nine Lives	16	0.0	**0.000**
	Dave Cole	E15 Accidental Dartists	21	0.0	**0.000**
	Dave Strickland	E18 Accidental Dartists	1	0.0	**0.000**
	Cary Cunningham	F15 Shaft the Red Eye	21	0.0	**0.000**
	Mark Stratton	F26 Down & Out	12	0.0	**0.000**
	Steve Gilbride	F29 Down & Out	8	0.0	**0.000**
	Larry Warnke	F36 Neighbors	25	0.0	**0.000**
	Dave Jones	F57 Old Reliables	6	0.0	**0.000**
	Jim Jenkins	F58 Old Reliables	13	0.0	**0.000**
	Richard Calloway	F76 Double Trouble	3	0.0	**0.000**
	David Oden	G15 Hawg Darts	22	0.0	**0.000**
	Tom Monck	G33 Red Eyes	19	0.0	**0.000**
	Rick Wallace	G34 Red Eyes	1	0.0	**0.000**
	Dan McGinty	G39 Red Eyes	5	0.0	**0.000**
	Terry Wayman	A62 Estranged Darts	17	0.0	**0.000**
	Sonny Newman	G74 Dart Simpson	6	0.0	**0.000**
376	Jan Schmidt	E33 Bad News Ducks	0	0.0	**#####**
	Stuart Turner	E55 F-Troop	0	0.0	**#####**
	Tom Watson	G78 Dart Simpson	0	0.0	**#####**

Raleigh Dart League, Inc. Win/Loss Percentages

Women-by league

	NAME	TEAM NAME	W	L	W/L %	Cr. W\L	301 W\L
1	Terri Wagner	Hawg Darts	11	1	0.917	0 \ 0	11 \ 1
2	Jan Adams	Q.B.D.'s	8	3	0.727	8 \ 3	0 \ 0
3	Dee Smith	Bullshooters	9	5	0.643	0 \ 0	9 \ 5
4	Connie Brown	Rolling Rock "33"	8	6	0.571	7 \ 6	1 \ 0
5	Susan Metzker	PMS	6	5	0.545	2 \ 2	4 \ 3
6	Dawn Clement	Dart Simpson	7	6	0.538	2 \ 2	5 \ 4
7	Louise Jones	Old Reliables	5	5	0.500	3 \ 3	2 \ 2
8	Kathy Johnson	Shaft the Red Eye	5	6	0.455	0 \ 0	5 \ 6
9	Brooks Downs	Dart Simpson	4	5	0.444	0 \ 0	4 \ 5
10	Lynne Lewis	PMS	2	3	0.400	0 \ 0	2 \ 3
	Shaz Clardy	PMS	2	3	0.400	0 \ 0	2 \ 3
12	Cheryl Evans	Arrowing Experience	5	8	0.385	2 \ 4	3 \ 4
13	Susan Roberson	PMS	4	8	0.333	0 \ 0	4 \ 8
	Dawn Grayckowski	PMS	2	4	0.333	1 \ 3	1 \ 1
	Carol Riddle	PMS	2	4	0.333	2 \ 4	0 \ 0
16	Jody Rice	PMS	2	5	0.286	0 \ 2	2 \ 3
17	Debbie Sasser	PMS	3	8	0.273	3 \ 8	0 \ 0
	Edie Zebrowski	Arrowing Experience	3	8	0.273	1 \ 2	2 \ 6
19	Patrice Brandt	Rolling Rock "33"	4	12	0.250	0 \ 2	4 \ 10
	Cathy Polcari	Tools of Destruction	3	9	0.250	1 \ 6	2 \ 3
	Danah Livingston	The Cluentes	2	6	0.250	0 \ 0	2 \ 6
22	Trish Ellis	PMS	2	7	0.222	2 \ 7	0 \ 0
23	Elaine Jolley	Fistfull of Darters	2	10	0.167	0 \ 0	2 \ 10
24	Beth Ward	Dart Simpson	1	8	0.111	0 \ 7	1 \ 1
25	Judy Huyser	3 in a Bed	1	12	0.077	0 \ 0	1 \ 12
26	Michelle Jackson	Q.B.D.'s	0	8	0.000	0 \ 8	0 \ 0
	Melinda Riggleman	Old Reliables	0	4	0.000	0 \ 0	0 \ 4
	Mary Lou Berry	Arrowing Experience	0	3	0.000	0 \ 0	0 \ 3
	Nicole Banko	Trippin'	0	1	0.000	0 \ 0	0 \ 1
30	Stephanie Medlin	Estranged Darts	0	0	#####	0 \ 0	0 \ 0

Men-by division

	"A" Division	TEAM NAME	W	L	W/L %	Cr. W\L	301 W\L
1	Don White	Flight Tyme	1	0	1.000	1 \ 0	0 \ 0
2	Mike Hall	Dart Shadows	12	1	0.923	12 \ 1	0 \ 0
3	David Murray	Dart Shadows	12	2	0.857	3 \ 2	9 \ 0
	Chris Wandscher	Flight Tyme	12	2	0.857	12 \ 2	0 \ 0
5	Allen Smith	Dart Shadows	8	2	0.800	1 \ 0	7 \ 2
6	Billy Brown	Pig Darts	11	3	0.786	11 \ 3	0 \ 0
	Tim Lane	Pig Darts	11	3	0.786	9 \ 3	2 \ 0
8	Jack Kuhns	Pig Darts	9	3	0.750	0 \ 2	9 \ 1
	Phil Maxwell	Dart Shadows	3	1	0.750	3 \ 1	0 \ 0
	John Toth	First Flight	3	1	0.750	2 \ 1	1 \ 0
11	Ken Trefzger	Gonzo Darts	11	4	0.733	9 \ 3	2 \ 1
12	George Velez	Dart Shadows	8	3	0.727	6 \ 2	2 \ 1
13	Jim Budelman	Lunatic Fringe	10	4	0.714	9 \ 4	1 \ 0
	Steve Hoffmann	Pig Darts	10	4	0.714	10 \ 4	0 \ 0
	Sean O' Brien	Lunatic Fringe	5	2	0.714	1 \ 0	4 \ 2
16	Pete Rutten	Pig Darts	9	4	0.692	0 \ 0	9 \ 4
	Jeff McGalliard	Tossing Heads	9	4	0.692	9 \ 4	0 \ 0
18	Joe Gaglione	Flight Tyme	8	4	0.667	4 \ 3	4 \ 1
	Paul Chromey	First Flight	2	1	0.667	0 \ 0	2 \ 1
20	Gerald Ray	Flight Tyme	5	3	0.625	4 \ 3	1 \ 0
21	Bob Terry	Lunatic Fringe	9	6	0.600	8 \ 2	1 \ 4
22	Bob McCredie	Dixie Chickens	7	5	0.583	4 \ 5	3 \ 0
23	Len Kaminski	Gonzo Darts	8	6	0.571	8 \ 5	0 \ 1
24	Mike Glendy	Pig Darts	6	5	0.545	0 \ 0	6 \ 5
	Ron Wandscher	Flight Tyme	6	5	0.545	0 \ 0	6 \ 5
	Danny Haynes	Flight Tyme	6	5	0.545	1 \ 0	5 \ 5
27	Joe Wilson	Lunatic Fringe	7	6	0.538	6 \ 2	1 \ 4
	Mike Lovelace	Gonzo Darts	7	6	0.538	6 \ 4	1 \ 2
	Steve Wilcenski	Dixie Chickens	7	6	0.538	4 \ 5	3 \ 1
	John Seagondollar	First Flight	7	6	0.538	0 \ 0	7 \ 6
31	Scott Raper	First Flight	8	7	0.533	4 \ 6	4 \ 1
32	William Holland	Dixie Chickens	7	7	0.500	0 \ 5	7 \ 2
	Steve Taylor	Lunatic Fringe	1	1	0.500	0 \ 1	1 \ 0
34	Chris Gilbert	Dart Shadows	6	7	0.462	2 \ 4	4 \ 3
	Henry White	Dixie Chickens	6	7	0.462	0 \ 1	6 \ 6
36	Russ Watts	Tossing Heads	4	5	0.444	0 \ 2	4 \ 3
37	Kieth Crossland	Gonzo Darts	7	9	0.438	0 \ 1	7 \ 8
38	Butch Kurz	Flight Tyme	6	8	0.429	2 \ 5	4 \ 3
	Michael Knott	Dart Shadows	3	4	0.429	0 \ 1	3 \ 3
40	David Metzker	Dart Shadows	3	5	0.375	2 \ 1	1 \ 4
41	Brad Hetzel	Tossing Heads	4	7	0.364	0 \ 3	4 \ 4

	"A" division-(con't)	TEAM NAME	W	L	W/L %	Cr. W\L	301 W\L
	Steve Raxter	Tossing Heads	4	7	0.364	0 \ 0	4 \ 7
	Bob Grayckowski	First Flight	4	7	0.364	0 \ 3	4 \ 4
44	Frank Telesz	Pig Darts	2	4	0.333	0 \ 0	2 \ 4
45	Guy Dodson	First Flight	4	9	0.308	2 \ 7	2 \ 2
46	Tim Anderson	Tossing Heads	3	8	0.273	3 \ 7	0 \ 1
	Jack Gauthier	First Flight	3	8	0.273	0 \ 5	3 \ 3
48	Ed Davenport	Dixie Chickens	4	11	0.267	1 \ 6	3 \ 5
49	David Currin	Lunatic Fringe	5	14	0.263	1 \ 3	4 \ 11
50	Phillip Knott	Dart Shadows	1	3	0.250	0 \ 1	1 \ 2
51	Chris Guttormsson	Lunatic Fringe	3	10	0.231	1 \ 3	2 \ 7
	Jeff Grous	Flight Tyme	3	10	0.231	1 \ 4	2 \ 6
	Clive Draper	First Flight	3	10	0.231	3 \ 9	0 \ 1
54	Fritz Herman	Dixie Chickens	2	7	0.222	1 \ 6	1 \ 1
	Steve Austin	Tossing Heads	2	7	0.222	2 \ 7	0 \ 0
56	Dave Harmon	Tossing Heads	1	4	0.200	0 \ 1	1 \ 3
57	Tim Hurley	Gonzo Darts	3	15	0.167	0 \ 2	3 \ 13
58	Robert McAlister	Dixie Chickens	1	6	0.143	0 \ 4	1 \ 2
	Tom Goddard	Tossing Heads	1	6	0.143	0 \ 3	1 \ 3
60	Paul Morse	Gonzo Darts	1	7	0.125	0 \ 4	1 \ 3
	Penn Malone	Tossing Heads	1	7	0.125	0 \ 1	1 \ 6
62	Don Butman	Lunatic Fringe	0	1	0.000	0 \ 1	0 \ 0
63	Don Overman	Pig Darts	0	0	#####	0 \ 0	0 \ 0

	"B" Division	TEAM NAME	W	L	W/L %	Cr. W\L	301 W\L
1	Buddy Smith	Hagar & the Horribles	4	0	1.000	0 \ 0	4 \ 0
	Chris Stafford	Hagar & the Horribles	1	0	1.000	1 \ 0	0 \ 0
3	Bill Carver	3 in a Bed	12	2	0.857	12 \ 2	0 \ 0
4	Tray Rodgers	Wholey Funk	11	2	0.846	0 \ 0	11 \ 2
5	Mike Huber	Dart Bags	8	2	0.800	8 \ 2	0 \ 0
	Jon Rowe	Under Where?	4	1	0.800	4 \ 1	0 \ 0
7	James Hambright	Hagar & the Horribles	11	3	0.786	9 \ 2	2 \ 1
8	Randy Baldwin	X-MEN	10	3	0.769	7 \ 3	3 \ 0
9	Shawn Curtis	Wholey Funk	9	3	0.750	9 \ 3	0 \ 0
	Richard Wilson	Under Where?	6	2	0.750	1 \ 0	5 \ 2
11	Ron Hendricks	Starving Dartists	9	4	0.692	1 \ 2	8 \ 2
12	Jerry Johnston	Under Where?	8	4	0.667	3 \ 2	5 \ 2
	George Stuart	3 in a Bed	6	3	0.667	1 \ 1	5 \ 2
	Tre Poimbouef	Dart Bags	4	2	0.667	0 \ 0	4 \ 2
15	Lee Whitehead	3 in a Bed	9	5	0.643	7 \ 5	2 \ 0
	Bob Skea	Hagar & the Horribles	9	5	0.643	1 \ 2	8 \ 3
	Roger Goodwin	Starving Dartists	9	5	0.643	8 \ 5	1 \ 0
18	Tim Seagroves	3 in a Bed	7	4	0.636	5 \ 1	2 \ 3
19	Wilbert Tan	3 in a Bed	5	3	0.625	5 \ 3	0 \ 0
20	Greg Crumpler	Wholey Funk	8	5	0.615	8 \ 5	0 \ 0
21	David Clontz	Wholey Funk	7	5	0.583	7 \ 5	0 \ 0
	Buddy Garrison	X-MEN	7	5	0.583	4 \ 2	3 \ 3
	Bill Garrison	X-MEN	7	5	0.583	0 \ 1	7 \ 4
24	Steve Motley	3 in a Bed	4	3	0.571	0 \ 0	4 \ 3
	Ron Winston	Dart Bags	4	3	0.571	2 \ 1	2 \ 2
	Jim Niver	Dart Bags	4	3	0.571	4 \ 3	0 \ 0
	Lester Taylor	Dart Bags	4	3	0.571	0 \ 0	4 \ 3
28	Brent Sheerer	X-MEN	6	5	0.545	3 \ 4	3 \ 1
	Marc Shown	Starving Dartists	6	5	0.545	5 \ 5	1 \ 0
30	Larry Dulin	Under Where?	7	6	0.538	2 \ 3	5 \ 3
	Bobby Heald	Bar Stools	7	6	0.538	2 \ 0	5 \ 6
32	Alex Richbourg	Dart Bags	8	7	0.533	0 \ 1	8 \ 6
33	Mark Moore	X-MEN	6	6	0.500	5 \ 4	1 \ 2
	Steve Blackwood	Starving Dartists	6	6	0.500	0 \ 0	6 \ 6
	Troy Peoples	Hagar & the Horribles	5	5	0.500	0 \ 0	5 \ 5
	Gary Brown	3 in a Bed	4	4	0.500	0 \ 0	4 \ 4
	Mike McDonald	Bar Stools	3	3	0.500	3 \ 1	0 \ 2
38	Tom Parker	Hagar & the Horribles	8	9	0.471	4 \ 7	4 \ 2
39	Jim Capps	Wholey Funk	6	7	0.462	2 \ 1	4 \ 6
40	Fred Crisp	Bar Stools	5	6	0.455	3 \ 5	2 \ 1
41	Tom Lear	Under Where?	4	5	0.444	1 \ 3	3 \ 2
42	Derek Rothwell	Under Where?	6	8	0.429	6 \ 8	0 \ 0
	Joe Martinsky	Under Where?	3	4	0.429	0 \ 0	3 \ 4
	Karl Moen	Wholey Funk	3	4	0.429	1 \ 0	2 \ 4
45	Chris Peoples	Hagar & the Horribles	7	10	0.412	5 \ 8	2 \ 2
46	Kevin Hartley	Starving Dartists	6	9	0.400	0 \ 1	6 \ 8
	Drew Daly	Dart Bags	4	6	0.400	1 \ 3	3 \ 3
48	Randy Deemer	X-MEN	4	7	0.364	3 \ 6	1 \ 1
49	Doug Alm	Bar Stools	5	9	0.357	0 \ 6	5 \ 3
50	Dave Collom	Dart Bags	3	6	0.333	3 \ 6	0 \ 0

"B" division (con't)	TEAM NAME	W	L	W/L %	Cr. W\L	301 W\L
51 John Howell	Starving Dartists	3	8	0.273	3 \ 8	0 \ 0
52 Mike Boyce	Bar Stools	3	10	0.231	0 \ 1	3 \ 9
Jim Bush	X-MEN	3	10	0.231	0 \ 0	3 \ 10
54 Dennis Womble	Bar Stools	2	7	0.222	2 \ 6	0 \ 1
55 Gary Riggs	Starving Dartists	1	4	0.200	1 \ 3	0 \ 1
56 Don Parker	Bar Stools	2	9	0.182	2 \ 8	0 \ 1
57 Dave Corter	Wholey Funk	1	6	0.143	0 \ 1	1 \ 5
David Biggs	Wholey Funk	1	6	0.143	0 \ 0	1 \ 6
59 Bill Gordon	Dart Bags	1	9	0.100	1 \ 4	0 \ 5
60 Walt Nelson	Under Where?	1	14	0.067	0 \ 8	1 \ 6
61 Steve Morrison	Dart Bags	0	3	0.000	0 \ 3	0 \ 0
Bobby Jones	Starving Dartists	0	2	0.000	0 \ 0	0 \ 2

"C" Division	TEAM NAME	W	L	W/L %	Cr. W\L	301 W\L
1 Rick Zucco	Bullshooters	3	0	1.000	3 \ 0	0 \ 0
2 James Odom	Bullshooters	13	1	0.929	13 \ 1	0 \ 0
3 John Wilson	20-20-20 Vision	12	2	0.857	2 \ 0	10 \ 2
Mark Slominski	Dart Jesters	12	2	0.857	12 \ 1	0 \ 1
5 Brooks Long	Dart Jesters	11	2	0.846	11 \ 2	0 \ 0
6 Phred Saleeby	Nine Lives	8	2	0.800	8 \ 2	0 \ 0
7 Scott VanMeter	20-20-20 Vision	11	3	0.786	11 \ 3	0 \ 0
Rick Heil	Bullshooters	11	3	0.786	0 \ 0	11 \ 3
9 Mark Heath	Coral Reefers	10	3	0.769	0 \ 0	10 \ 3
10 Jim Ritorio	Dart Jesters	7	3	0.700	2 \ 1	5 \ 2
11 Bryan Powers	20-20-20 Vision	9	4	0.692	9 \ 4	0 \ 0
Butch Smith	Nine Lives	9	4	0.692	9 \ 4	0 \ 0
Gary Rushworth	Excalibur	9	4	0.692	0 \ 0	9 \ 4
14 Forest Tharrington	Dart Jesters	9	5	0.643	0 \ 0	9 \ 5
15 Dave Neff	Dart Jesters	8	5	0.615	8 \ 5	0 \ 0
16 Bob James	Who is Special Delivery?	9	6	0.600	9 \ 5	0 \ 1
17 Mike McGee	20-20-20 Vision	7	5	0.583	7 \ 4	0 \ 1
18 Chris Carter	Who is Special Delivery?	8	6	0.571	0 \ 0	8 \ 6
19 Scott Huler	Coral Reefers	5	4	0.556	2 \ 0	3 \ 4
Chris Latham	Nine Lives	5	4	0.556	2 \ 3	3 \ 1
21 Tom Kunstling	20-20-20 Vision	7	6	0.538	0 \ 0	7 \ 6
Chris Hoyt	Who is Special Delivery?	7	6	0.538	1 \ 2	6 \ 4
Mike Gomez	Dart Jesters	7	6	0.538	0 \ 0	7 \ 6
Gary Burney	Excalibur	7	6	0.538	7 \ 5	0 \ 1
25 Robert Montgomery	Excalibur	7	7	0.500	0 \ 0	7 \ 7
Mike Seward	Excalibur	7	7	0.500	0 \ 0	7 \ 7
Jimmy Marx	Bullshooters	6	6	0.500	0 \ 3	6 \ 3
David Baker	Who is Special Delivery?	5	5	0.500	3 \ 2	2 \ 3
Mark North	Rolling Rock "33"	5	5	0.500	1 \ 1	4 \ 4
30 Ken Wilson	Who is Special Delivery?	4	5	0.444	4 \ 5	0 \ 0
Rich Johnson	Who is Special Delivery?	4	5	0.444	3 \ 4	1 \ 1
Kenny Clontz	Bullshooters	4	5	0.444	4 \ 5	0 \ 0
33 Jinx Taylor	Rolling Rock "33"	6	8	0.429	1 \ 5	5 \ 3
Dennis Rohde	Dart Jesters	3	4	0.429	0 \ 0	3 \ 4
Pat Dancy	Bullshooters	3	4	0.429	1 \ 2	2 \ 2
36 James Marsden	Nine Lives	6	9	0.400	0 \ 0	6 \ 9
Steve Lyman	Who is Special Delivery?	4	6	0.400	1 \ 3	3 \ 3
38 Phil Briggs	Rolling Rock "33"	4	7	0.364	1 \ 2	3 \ 5
Geoff Saunders	Excalibur	4	7	0.364	4 \ 7	0 \ 0
40 Brian Speck	Coral Reefers	5	9	0.357	5 \ 9	0 \ 0
41 John Bland	20-20-20 Vision	6	11	0.353	0 \ 2	6 \ 9
42 Hugh Hodge	Coral Reefers	5	10	0.333	3 \ 10	2 \ 0
43 Al Furhman	Nine Lives	3	7	0.300	1 \ 5	2 \ 2
44 Mike Montgomery	Excalibur	4	10	0.286	4 \ 10	0 \ 0
45 Joe Kubich	Bullshooters	3	8	0.273	2 \ 8	1 \ 0
46 Tom Goudey	Coral Reefers	3	10	0.231	3 \ 10	0 \ 0
47 Dean Plunkett	Excalibur	1	4	0.200	1 \ 4	0 \ 0
48 Rick VanDoren	Nine Lives	2	9	0.182	0 \ 2	2 \ 7
49 Judson Carson	Nine Lives	2	10	0.167	1 \ 3	1 \ 7
Mike Baker	Rolling Rock "33"	2	10	0.167	1 \ 9	1 \ 1
51 Don Worley	Coral Reefers	2	11	0.154	0 \ 0	2 \ 11
52 David Price	Rolling Rock "33"	1	6	0.143	1 \ 5	0 \ 1
53 David Namkoong	Coral Reefers	0	7	0.000	0 \ 0	0 \ 7
Ken Kinney	Who is Special Delivery?	0	4	0.000	0 \ 0	0 \ 4
David Keever	Nine Lives	0	3	0.000	0 \ 2	0 \ 1
Terry Mumford	20-20-20 Vision	0	1	0.000	0 \ 0	0 \ 1
Garman Troup	Nine Lives	0	1	0.000	0 \ 0	0 \ 1

"D" Division	TEAM NAME	W	L	W/L %	Cr. W\L	301 W\L
1 Ronnie Robertson	Sharkey's Hookers	9	0	1.000	8 \ 0	1 \ 0
2 Donnie Simpson, Jr.	Who's Next?	11	1	0.917	11 \ 1	0 \ 0
3 Tom Hing	Trippin'	9	2	0.818	9 \ 2	0 \ 0
David Simpson	Who's Next?	9	2	0.818	9 \ 2	0 \ 0
5 Jerry Peck	Trippin'	8	2	0.800	8 \ 2	0 \ 0
6 Rick Stanley	Sharkey's Hookers	9	3	0.750	9 \ 3	0 \ 0
Eric Charlton	Sharkey's Hookers	9	3	0.750	1 \ 0	8 \ 3
Timothy Tietsworth	Who's Next?	6	2	0.750	0 \ 0	6 \ 2
Donnie Simpson, Sr.	Who's Next?	3	1	0.750	0 \ 0	3 \ 1
10 Frank Gari	Trippin'	8	4	0.667	2 \ 2	6 \ 2
Chip Fuquay	Who's Next?	8	4	0.667	7 \ 3	1 \ 1
12 Jack Gibson	Sharp Darts	7	4	0.636	7 \ 4	0 \ 0
Deane Morin	Sharkey's Hookers	7	4	0.636	6 \ 4	1 \ 0
Dave Berry	Arrowing Experience	7	4	0.636	7 \ 4	0 \ 0
15 Perry Bull	Sharkey's Hookers	5	3	0.625	1 \ 2	4 \ 1
16 Rick Perkins	Grateful Darts	7	5	0.583	0 \ 0	7 \ 5
Phil Simpson	Grateful Darts	7	5	0.583	7 \ 5	0 \ 0
18 Billy Edwards	Trippin'	4	3	0.571	0 \ 0	4 \ 3
19 Reid Noblin	Trippin'	6	5	0.545	0 \ 0	6 \ 5
Ruben Longoria	Who's Next?	6	5	0.545	0 \ 0	6 \ 5
21 Tom Gildea	Sharp Darts	5	5	0.500	2 \ 4	3 \ 1
Tony McGrail	Grateful Darts	2	2	0.500	1 \ 2	1 \ 0
23 Richard Hopkins	Sharkey's Hookers	3	4	0.429	0 \ 2	3 \ 2
24 Jim Scarborough	Sharp Darts	4	6	0.400	0 \ 0	4 \ 6
Scott Frame	Who's Next?	4	6	0.400	0 \ 0	4 \ 6
Mike Kress	Trippin'	2	3	0.400	0 \ 0	2 \ 3
Mike Hicks	Sharkey's Hookers	2	3	0.400	0 \ 0	2 \ 3
28 Steve Weiss	Arrowing Experience	5	8	0.385	0 \ 1	5 \ 7
Marshall Frye	Arrowing Experience	5	8	0.385	2 \ 5	3 \ 3
30 Ian Hewitt	Sharp Darts	3	5	0.375	1 \ 3	2 \ 2
Dave Galloway	Sharkey's Hookers	3	5	0.375	0 \ 0	3 \ 5
Joe Hatch	Arrowing Experience	3	5	0.375	3 \ 5	0 \ 0
33 Steve Mitchell	Sharp Darts	4	7	0.364	0 \ 1	4 \ 6
34 John Lilienthal	Grateful Darts	4	8	0.333	0 \ 1	4 \ 7
Brad Seivers	Trippin'	3	6	0.333	2 \ 6	1 \ 0
Walter Stone	Grateful Darts	3	6	0.333	0 \ 4	3 \ 2
Joel Byrd	Grateful Darts	2	4	0.333	1 \ 3	1 \ 1
Jerry Wayman	Who's Next?	1	2	0.333	1 \ 2	0 \ 0
39 Dave Nick	Sharp Darts	4	9	0.308	2 \ 8	2 \ 1
40 Mike Hodges	Grateful Darts	3	7	0.300	2 \ 7	1 \ 0
41 Jim Long	Grateful Darts	2	5	0.286	1 \ 2	1 \ 3
42 Jerry Shirey	Sharp Darts	0	3	0.000	0 \ 1	0 \ 2

"E" Division	TEAM NAME	W	L	W/L %	Cr. W\L	301 W\L
1 Gary Green	Fistfull of Darters	12	1	0.923	7 \ 1	5 \ 0
2 Jeff Connelly	Your Father's Shoes	10	2	0.833	10 \ 1	0 \ 1
3 Mark Powell	Accidental Dartists	9	2	0.818	8 \ 2	1 \ 0
Perry Young	Bad News Ducks	9	2	0.818	0 \ 0	9 \ 2
5 Doug Kelly	Your Father's Shoes	7	2	0.778	7 \ 1	0 \ 1
6 Scott Kirkpatrick	First in Flight	6	2	0.750	3 \ 2	3 \ 0
7 Mike Long	Your Father's Shoes	8	3	0.727	0 \ 0	8 \ 3
8 Charles Ellison	First in Flight	7	3	0.700	1 \ 0	6 \ 3
9 Mike Jolley	Fistfull of Darters	9	4	0.692	8 \ 4	1 \ 0
Jeff Blackmon	Fistfull of Darters	9	4	0.692	6 \ 2	3 \ 2
11 David Kennedy	Bad News Ducks	2	1	0.667	0 \ 0	2 \ 1
12 Scott Connelly	Your Father's Shoes	7	4	0.636	7 \ 4	0 \ 0
13 Clayton Rodgers	Bad News Ducks	6	4	0.600	5 \ 4	1 \ 0
14 Joe Kunesh	Accidental Dartists	7	5	0.583	5 \ 5	2 \ 0
George Ellsion	First in Flight	7	5	0.583	6 \ 5	1 \ 0
16 Paul Casadonte	Bad News Ducks	5	4	0.556	0 \ 0	5 \ 4
17 Stephen Williamson	First in Flight	6	5	0.545	4 \ 5	2 \ 0
Brian Kroll	First in Flight	6	5	0.545	2 \ 1	4 \ 4
19 Charlie Wilkinson	Accidental Dartists	7	6	0.538	7 \ 6	0 \ 0
20 Curt Floyd	First in Flight	7	7	0.500	1 \ 3	6 \ 4
Dave Burnett	Your Father's Shoes	6	6	0.500	1 \ 3	5 \ 3
Rich Sibincic	WineMeDineMe69Me	5	5	0.500	1 \ 4	4 \ 1
Van Smith	F-Troop	5	5	0.500	1 \ 2	4 \ 3
Darrel Smith	Bad News Ducks	4	4	0.500	2 \ 1	2 \ 3
Cooper Howell	First in Flight	3	3	0.500	1 \ 2	2 \ 1
Ed Moloney	WineMeDineMe69Me	2	2	0.500	0 \ 0	2 \ 2
27 Chris Noto	Your Father's Shoes	5	6	0.455	0 \ 1	5 \ 5
John Kennedy	Fistfull of Darters	5	6	0.455	5 \ 3	0 \ 3
29 Todd McEvoy	WineMeDineMe69Me	3	4	0.429	0 \ 2	3 \ 2
Stan Converse	Bad News Ducks	3	4	0.429	3 \ 4	0 \ 0
31 Chris Freeman	WineMeDineMe69Me	4	6	0.400	2 \ 4	2 \ 2
Bill Heap	Bad News Ducks	4	6	0.400	2 \ 4	2 \ 2
Chuck Rouse	Accidental Dartists	2	3	0.400	0 \ 0	2 \ 3

"E" division (con't)	TEAM NAME	W	L	W/L %	Cr. W\L	301 W\L
John VanHoy	Your Father's Shoes	2	3	0.400	0 \ 1	2 \ 2
35 Mark Fulghum	F-Troop	5	8	0.385	4 \ 6	1 \ 2
36 Dave Cole	Accidental Dartists	3	5	0.375	0 \ 1	3 \ 4
Tom Kaznowski	WineMeDineMe69Me	3	5	0.375	0 \ 3	3 \ 2
38 Bob Winter	WineMeDineMe69Me	4	7	0.364	4 \ 7	0 \ 0
Richard Boyd	F-Troop	4	7	0.364	2 \ 4	2 \ 3
Jim Sedgewick	F-Troop	4	7	0.364	2 \ 1	2 \ 6
41 Greg Futrelle	Accidental Dartists	3	7	0.300	0 \ 1	3 \ 6
Tom Jelinski	Fistfull of Darters	3	7	0.300	0 \ 0	3 \ 7
43 Bob Carawon	Bad News Ducks	2	6	0.250	2 \ 6	0 \ 0
Barry Houston	Accidental Dartists	1	3	0.250	0 \ 0	1 \ 3
Tom Adams	WineMeDineMe69Me	1	3	0.250	1 \ 2	0 \ 1
46 Spence Goble	Accidental Dartists	2	7	0.222	0 \ 1	2 \ 6
Mark Bradford	WineMeDineMe69Me	2	7	0.222	0 \ 0	2 \ 7
48 Pat Cullen	F-Troop	1	13	0.071	0 \ 8	1 \ 5
49 Jeff Adams	WineMeDineMe69Me	0	3	0.000	0 \ 3	0 \ 0
50 Dave Strickland	Accidental Dartists	0	0	#####	0 \ 0	0 \ 0
Jan Schmidt	Bad News Ducks	0	0	#####	0 \ 0	0 \ 0
Stuart Turner	F-Troop	0	0	#####	0 \ 0	0 \ 0

"F" Division	TEAM NAME	W	L	W/L %	Cr. W\L	301 W\L
1 Robert Bridges	Q.B.D.'s	11	1	0.917	11 \ 1	0 \ 0
2 Ben Widgeon	Double Trouble	9	1	0.900	9 \ 0	0 \ 1
3 Pat Martin	Lucky Darts	5	1	0.833	3 \ 1	2 \ 0
4 Rob Esmond	Neighbors	9	2	0.818	8 \ 2	1 \ 0
Jay Kremer	Neighbors	9	2	0.818	7 \ 1	2 \ 1
Bob Crandall	Lucky Darts	9	2	0.818	0 \ 0	9 \ 2
7 Gibb Allen	Double Trouble	6	2	0.750	3 \ 0	3 \ 2
8 Tom Riggleman	Old Reliables	8	3	0.727	3 \ 2	5 \ 1
Dennis Crompton	Double Trouble	8	3	0.727	6 \ 1	2 \ 2
10 Greg Williamson	Lucky Darts	2	1	0.667	0 \ 0	2 \ 1
11 Gary Canedy	Shaft the Red Eye	7	4	0.636	6 \ 4	1 \ 0
Francis Skinner	Down & Out	7	4	0.636	0 \ 1	7 \ 3
Clay Harless	Down & Out	7	4	0.636	6 \ 4	1 \ 0
14 Mel Finch	Old Reliables	5	3	0.625	0 \ 1	5 \ 2
Mike Zlotnicki	Old Reliables	5	3	0.625	2 \ 2	3 \ 1
16 Chris Bonfiglio	Double Trouble	6	4	0.600	1 \ 1	5 \ 3
Rob Downs	Neighbors	3	2	0.600	2 \ 2	1 \ 0
Mike Verrilli	Neighbors	3	2	0.600	0 \ 0	3 \ 2
19 Matt Moss	Lucky Darts	7	5	0.583	7 \ 5	0 \ 0
20 Rick DeMattos	Neighbors	5	4	0.556	0 \ 0	5 \ 4
George Batten	Lucky Darts	5	4	0.556	5 \ 4	0 \ 0
Donnie Stencel	Lucky Darts	5	4	0.556	5 \ 3	0 \ 1
23 Cecil Duggins	Neighbors	6	5	0.545	0 \ 2	6 \ 3
Scott Bartrom	Q.B.D.'s	6	5	0.545	0 \ 0	6 \ 5
25 Walter Jackson	Q.B.D.'s	6	6	0.500	0 \ 1	6 \ 5
Ted Langley	Down & Out	4	4	0.500	0 \ 0	4 \ 4
Donnie Glass	Q.B.D.'s	1	1	0.500	0 \ 0	1 \ 1
28 Jay Miller	Neighbors	3	4	0.429	2 \ 4	1 \ 0
Rob Collier	Neighbors	3	4	0.429	1 \ 1	2 \ 3
John Barton	Old Reliables	3	4	0.429	1 \ 3	2 \ 1
Brett Collins	Double Trouble	3	4	0.429	3 \ 3	0 \ 1
32 Tim Allen	Old Reliables	3	5	0.375	3 \ 4	0 \ 1
33 Jeff Karp	Shaft the Red Eye	4	7	0.364	2 \ 7	2 \ 0
34 John Domin	Shaft the Red Eye	4	8	0.333	3 \ 7	1 \ 1
Keith Weidner	Lucky Darts	3	6	0.333	0 \ 0	3 \ 6
John Burnside	Down & Out	2	4	0.333	0 \ 0	2 \ 4
37 Charles Carpenter	Shaft the Red Eye	4	9	0.308	0 \ 1	4 \ 8
38 Dick Cummings	Down & Out	3	7	0.300	3 \ 7	0 \ 0
39 Cary Cunningham	Shaft the Red Eye	2	5	0.286	1 \ 2	1 \ 3
Ken Tuckmantel	Lucky Darts	2	5	0.286	0 \ 0	2 \ 5
41 Gary Hollins	Double Trouble	3	8	0.273	1 \ 1	2 \ 7
42 Warren Burnside	Down & Out	2	6	0.250	1 \ 4	1 \ 2
43 Ron Moulds	Down & Out	1	5	0.167	0 \ 5	1 \ 0
Larry Warnke	Neighbors	1	5	0.167	0 \ 4	1 \ 1
45 Dave Goyen	Down & Out	1	6	0.143	1 \ 3	0 \ 3
46 Lee Hayward	Old Reliables	0	6	0.000	0 \ 2	0 \ 4
Steve Gilbride	Down & Out	0	3	0.000	0 \ 0	0 \ 3
Jim Jenkins	Old Reliables	0	3	0.000	0 \ 3	0 \ 0
Mark Stratton	Down & Out	0	2	0.000	0 \ 1	0 \ 1
Dave Jones	Old Reliables	0	1	0.000	0 \ 1	0 \ 0
Richard Calloway	Double Trouble	0	1	0.000	0 \ 0	0 \ 1

"G" Division	TEAM NAME	W	L	W/L %	Cr. W\L	301 W\L
1 Jim Blackman	Red Eyes	6	0	1.000	0 \ 0	6 \ 0
Jeff Hayes	Hawg Darts	2	0	1.000	0 \ 0	2 \ 0
3 Bryan Dudley	Estranged Darts	6	1	0.857	6 \ 1	0 \ 0
4 Charlie Cominskey	Tools of Destruction	10	2	0.833	1 \ 0	9 \ 2
5 Al Weekley	Hawg Darts	8	2	0.800	7 \ 2	1 \ 0
6 Doug Curtis	Red Eyes	9	3	0.750	9 \ 3	0 \ 0
Mark Flemming	Estranged Darts	9	3	0.750	9 \ 3	0 \ 0
8 Jeff Young	The Cluentes	8	3	0.727	7 \ 3	1 \ 0
Greg Readling	Snookers Snakes	8	3	0.727	5 \ 1	3 \ 2
10 Chris Heath	Hawg Darts	7	3	0.700	7 \ 3	0 \ 0
11 Mike Mohan	Hawg Darts	7	4	0.636	7 \ 4	0 \ 0
David Oden	Hawg Darts	7	4	0.636	0 \ 0	7 \ 4
Bill Elazer	Snookers Snakes	7	4	0.636	3 \ 3	4 \ 1
14 Ron Poston	Dart Simpson	5	3	0.625	1 \ 1	4 \ 2
15 John Knittel	Red Eyes	8	5	0.615	7 \ 5	1 \ 0
16 Gordon Boyes	Tools of Destruction	3	2	0.600	0 \ 0	3 \ 2
Eric Hines	Estranged Darts	3	2	0.600	1 \ 1	2 \ 1
18 John Scott	Tools of Destruction	7	5	0.583	5 \ 4	2 \ 1
Larry Allen	Estranged Darts	7	5	0.583	3 \ 3	4 \ 2
20 Stan Rosen	Tools of Destruction	4	3	0.571	2 \ 2	2 \ 1
21 Bruce Steinhour	The Cluentes	6	6	0.500	2 \ 2	4 \ 4
Mark Becker	Estranged Darts	6	6	0.500	0 \ 0	6 \ 6
Joe Altmann	Dart Simpson	6	6	0.500	6 \ 4	0 \ 2
Andy Bahl	Hawg Darts	5	5	0.500	0 \ 0	5 \ 5
Richie Richmond	Red Eyes	4	4	0.500	4 \ 4	0 \ 0
Darrel Galant	The Cluentes	3	3	0.500	1 \ 0	2 \ 3
Tom Monck	Red Eyes	2	2	0.500	0 \ 0	2 \ 2
28 Rob Daniels	The Cluentes	5	6	0.455	5 \ 6	0 \ 0
Brian Ricker	Tools of Destruction	5	6	0.455	5 \ 6	0 \ 0
Paul Hugelmeyer	Snookers Snakes	5	6	0.455	4 \ 2	1 \ 4
31 Jeff Hurst	Red Eyes	4	5	0.444	0 \ 0	4 \ 5
Ron Hamilton	Red Eyes	4	5	0.444	1 \ 2	3 \ 3
Alex Akilov	Tools of Destruction	4	5	0.444	0 \ 1	4 \ 4
Jim Poston	Dart Simpson	4	5	0.444	0 \ 1	4 \ 4
35 Matt Kovacs	The Cluentes	4	8	0.333	0 \ 1	4 \ 7
Shan Ewing	The Cluentes	2	4	0.333	2 \ 3	0 \ 1
Bob Kelly	The Cluentes	2	4	0.333	2 \ 2	0 \ 2
38 Bob Kuppler	Snookers Snakes	4	9	0.308	1 \ 4	3 \ 5
Jay Brown	Snookers Snakes	4	9	0.308	3 \ 3	1 \ 6
40 Richard Stoneburg	Dart Simpson	3	7	0.300	3 \ 7	0 \ 0
41 Paul Johnson	Red Eyes	3	8	0.273	0 \ 1	3 \ 7
42 Jon Rothe	Estranged Darts	2	7	0.222	2 \ 7	0 \ 0
43 Terry Wayman	Estranged Darts	2	8	0.200	0 \ 0	2 \ 8
Ward Proctor	Estranged Darts	1	4	0.200	0 \ 0	1 \ 4
45 Kerry Sepko	Hawg Darts	1	5	0.167	1 \ 5	0 \ 0
46 Matt Berndt	Snookers Snakes	1	6	0.143	0 \ 2	1 \ 4
47 Craig Kuppler	Snookers Snakes	0	6	0.000	0 \ 5	0 \ 1
Sonny Newman	Dart Simpson	0	2	0.000	0 \ 2	0 \ 0
49 Rick Wallace	Red Eyes	0	0	#####	0 \ 0	0 \ 0
Dan McGinty	Red Eyes	0	0	#####	0 \ 0	0 \ 0
Tom Watson	Dart Simpson	0	0	#####	0 \ 0	0 \ 0

the final TONS OF NEWSletter

1994 Raleigh Dart League Fall Season Tournament Results

A Division

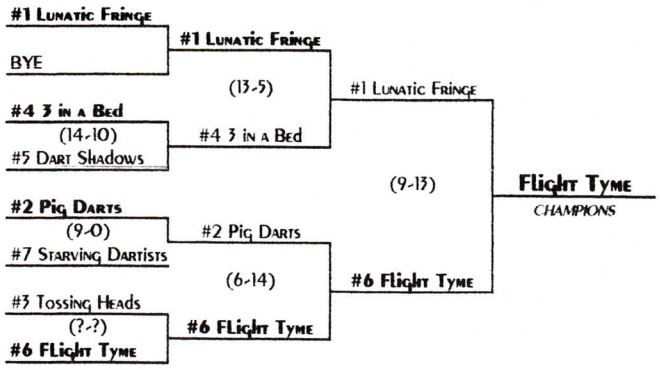

B Division

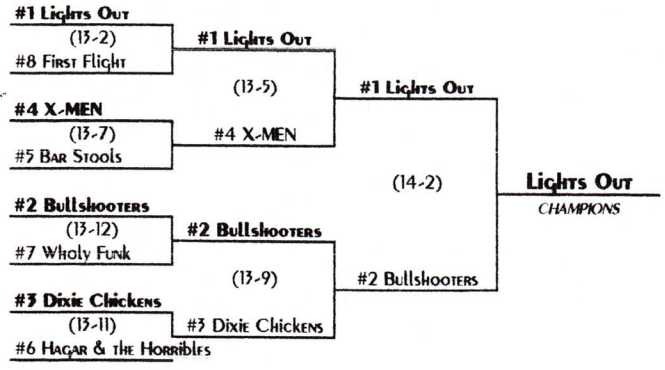

C Division

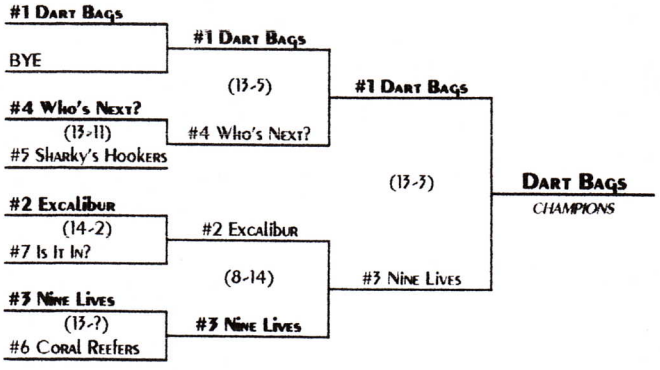

D Division

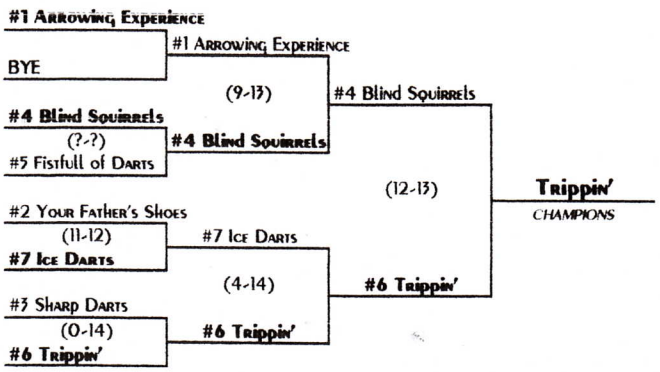

E Division

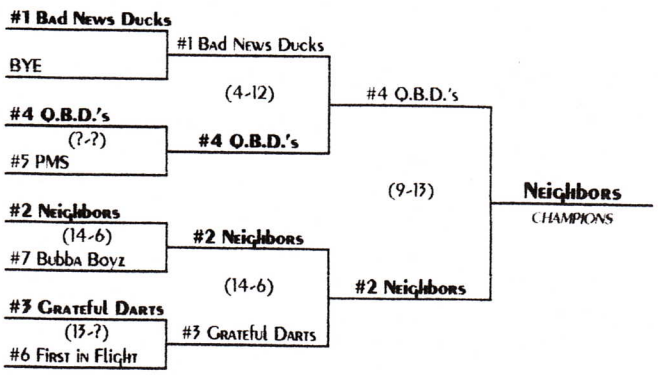

F Division

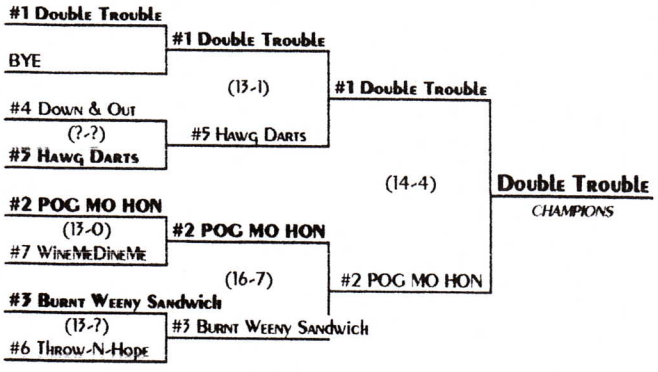

G Division

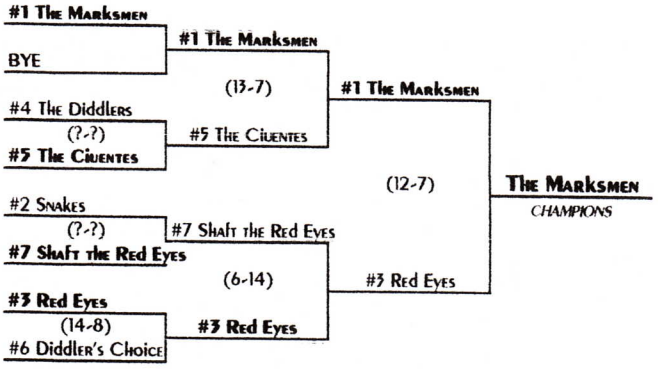

Tournament Trophy Darts Winners

9 Marks		Ton80's	
Ed Kennedy	Burnt Weeny Sandwich	Tim Seagroves	3 in a Bed
Tom Gildea	Sharp Darts	Philip Todd	Lunatic Fringe
Frank Telesz	Dart Shadows	Buddy Garrison	X-MEN
Keith Wall	Dixie Chickens	Spense Goble	Bubba Boyz
Russ Watts	Tossing Heads	Jim Mitchell	Flight Tyme
Jerry Peck	Trippin'	Mike Hall	Lunatic Fringe
Jim Budelman	Lunatic Fringe	Scott VanMeter	Lights Out
David Currin	Lunatic Fringe		
Jim Mitchell	Flight Tyme		
Robert McAlister	Dixie Chickens		
Mike Hall	Lunatic Fringe		
Chris Wandscher	Flight Tyme		

RALEIGH DART LEAGUE, INC.

P.O. Box 31948 Raleigh, N.C. 27622-1948 (919) 990-1218

CALENDAR OF EVENTS

Wed. Dec. 21	7:00pm	R.D.L. DINNER PARTY at Snooker's Ridgewood in Raleigh Luck of the Draw to follow (8:00pm)
Mondays	8:00pm	LUCK OF THE DRAW at After Hours in Fuquay-Varina
Tuesday -starting Jan. 10	8:00pm	LUCK OF THE DRAW at Snooker's Ridgewood in Raleigh
Fridays	8:00pm	LUCK OF THE DRAW at Woody's in Cary
Dec. 31-Jan. 1	Midnight	End of 1994; beginning of 1995 **Happy New Year!!!**
Wed. Jan. 4 & Thurs. Jan. 5	7:30pm- 9:00pm	SPRING REGISTRATION at the Upper Deck in Cary Returning Teams Only- Wed. Jan. 4 New Teams Only- Thurs. Jan. 5
Wed. Jan. 4 & Wed. Jan. 11	8:00pm	MANDATORY PRACTICE FOR Men's Challenge Team at Woody's
Sat. Jan. 14	2:00pm	MENS CHALLENGE TEAM MATCH vs. Charlotte -"NC State Cup" at Woody's in Cary
Mon. Jan. 23		PRE-SEASON CAPTAINS MEETING location and times TBA
Wed. Jan. 25	8:00pm	**1995 SPRING SEASON BEGINS**

Spring Season Registration

Registration for the Spring Season isn't far off. Here are the times and locations for the 1995 season registration.

Where: The Upper Deck in Cary

When: Wednesday, January 4- Returning Teams Only
Thursday, January 5- New Teams Only

Times: between 7:30pm-9:00pm, both nights

Bring: A completed roster sheet, with ALL the information filled in as much as possible, including player names, at least a home phone number, and addresses (zip codes too). This includes Home Bar information.

Dues*: Individual player Membership- $18.00
Bar fee- $18.00
Plan on writing ONE check for the team. NO CASH!

*Note: The cost of membership dues and Bar fees have gone up slightly from this fall seaon, as voted by the 1994 Board of Directors at the December 6 board meeting. The increase is necessary to help cover addition expenses the R.D.L. incures each season, such as the Voice Mail number, increased trophy awards, possible R.D.L. sponsered tournaments, etc. This extra $2 per person only benefits the continuing growth and success of the best league in the state!



Triangle Dart Extravaganza '94

December 3, 1994, Cary, N.C.

The first annual Triangle Dart Extravaganza was a big hit, with a total payout of over $1,300! The Triangle Dart Council hopes to organize future tournaments, seeing the success of this one. A special thanks goes to the following people who helped make this tournament a success:

Tournament staff:
Tim Lane, Sue Elks, Anita Tyndall, Jeanie Price, Stella Sulter, Jason Kilts, Reggie Pendergraph.

Sponsers:
Woody's Sports Pub, along with Joe Hatch
Harris Wholesale Beverage
Triangle Dart Council (Jay Lowe, Anita Tydall, Tim Lane)

Tournament Results

Mixed Triples (14 entries):

1st	Debbie Sasser, Bob Terry, Jack Kuhns
2nd	Lynn Barlett, Tom Brown, Frank Telesz
Top 4	Bill Carver, Jerry Johnston, Angel Gaffney
Top 4	Edie Zebrowski, Dave Berry, Barry Barker

Ladies Doubles (12 entries):

1st	Ann Ryan, Angel Gaffney
2nd	Carol Riddle, Dawn Grayckowski
Top 4	Patrice Brandt, Angela Annas
Top 4	Jan Adams, Connie Austin

Men's Doubles (23 entries):

1st	Lee Whitehead, Bill Carver
2nd	David Murray, Mike Hall
Top 4	Jack Kuhns, John Carpenter
Top 4	Jim Budelamn, Don Butman

Ladies Singles (20 entries):

1st	Carol Riddle
2nd	Debbie Sasser
Top 4	Susan Mason
Top 4	Connie Austin

Men's Closed Singles (22 ent):

1st	Keith Wall
2nd	Drew Daly
Top 4	James Odom
Top 4	Chip Fuquay

Men's Open Singles (24 ent):

1st	Frank Telesz
2nd	David Murray
Top 4	John Carpenter
Top 4	Mike Hall

Blind Draw (40 entries):

1st	David Murray, Mike Hall
2nd	Lee Whitehead, Wilbert Tan
Top 4	Alan Smith, Marshall Frye
Top 4	Cindy MooMaw, John Peyton
Top 8	Sherry Carpenter, John Carpenter
Top 8	Ann Ryan, Bob Terry
Top 8	Billy Brown, Frank Telesz
Top 8	Gerald Raye, Tim Lane

9 Marks	**T80's**
Frank Telesz	Tim Lane
Mike Hall	Sean O'Brien

Bull Shoots

-Ladies (10 entries)	Anita Tyndall
-Men's Open (11 enties)	Lee Whitehead
-Men's Closed (8 entries)	Marshall Frye

R.D.L. Player statistics:
The following pages are player rankings per division, inclusive, regardless of the number of games played. This is for both the All-star Points percentages and Win/Loss percentages.

TROPHY DART AWARD WINNERS

(Regular season)

9 MARKS

Bob McCredie	Dixie Chickens B-1
Gerald Ray (3)	Bullshooters B-8
Chris Wandscher (2)	Flight Tyme A-4
Mike Huber	Dart Bags C-2
Ron Winston	Dart Bags C-2
Gibb Allen	Double Trouble F-4
Joe Gaglione (2)	Flight Tyme A-4
Phil Maxwell	X-MEN B-3
Frank Telesz	Dart Shadows A-2
Tom Smith	PMS E-1
Jeff Blackmon	Fistfull of Darts D-6
John Poteat	Lights Out B-7
Mike Hall	Lunatic Fringe A-3
Rick Zucco	Blind Squirrels D-7
Tom Parker	Hagar & the Horribles B-5
Philip Todd (2)	Lunatic Fringe A-3
Bob Terry (2)	Lunatic Fringe A-3
Mike Glendy	Pig Darts A-1
Jim Budelman (2)	Lunatic Fringe A-3
Tim Lane	Pig Darts A-1

TON 80's

Chris Wandscher (2)	Flight Tyme A-4
John Poteat	Lights Out B-7
Pat Hamilton	Snakes G-4
Jim Niver	Dart Bags C-2
Steve Hoffmann	Pig Darts A-1
Bob Terry	Lunatic Fringe A-3
Joe Wilson	Lunatic Fringe A-3
Bob McCredie	Dixie Chickens B-1
Jon Rothe	Burnt Weeny Sandwich F-6
David Simpson	Who's Next? C-6
Michael Knott	Dart Shadows A-2
Jeff McGalliard	Tossing Heads A-5
Steve Austin	Tossing Heads A-5
David Murray	Dart Shadows A-2
Jinx Taylor	Ice Darts D-1

HIGH OUT

David Simpson	Ton58	Who's Next? C-6

FAST SINGLES CRICKET

Gerald Ray	14 Darts	Bullshooters B-8

FAST DOUBLES CRICKET

Keith Marshburn & Chris Wandscher	15 Darts	Flight Tyme A-4

FAST SINGLES 501

William Holland	13 Darts	Dixie Chickens B-1

FAST DOUBLES 501

Tim Lane & Jack Kuhns	17 Darts	Pig Darts A-1

(Individual Awards)

Women's All-Star Point Percentage

			TGP	ASP's	ASP%
1st	Ann Ryan	POG MO HON	38	22.5	0.592
2nd	Connie Austin	Ice Darts	55	26.0	0.473
3rd	Deanna Smith	Blind Squirrels	37	14.5	0.392

TROPHY DART AWARD WINNERS (con't)

Men's All-Star Point Percentage

			TGP	ASP's	ASP%
"A"	Chris Wandscher	Flight Tyme	49	89.5	1.827
"B"	Phil Maxwell	X-MEN	37	70.5	1.905
"C"	Mike Seward	Excalibur	47	49.0	1.043
"D"	Barry Barker	Arrowing Experience	49	49.5	1.010
"E"	Robert Bridges	Q.B.D.'s	46	50.5	1.098
"F"	Pat Martin	Double Trouble	35	32.0	0.914
"G"	Matt Harris	The Marksmen	45	42.0	0.933

Women's Win/Loss Percentage

			Win	Loss	W/L%
1st	Edie Zebrowski	Arrowing Experience	10	7	0.588
2nd	Debbie Sasser	PMS	12	12	0.500
	Lynn Barlett	PMS	12	12	0.500
	Ann Ryan	POG MO HON	9	9	0.500
	Cheryl Evans	Arrowing Experience	8	8	0.500

Men's Win/Loss Percentage

			Win	Loss	W/L%
"A"	Philip Todd	Lunatic Fringe	23	1	0.958
"B"	Gerald Ray	Bullshooters	24	4	0.857
"C"	Mike Seward	Excalibur	22	2	0.917
"D"	Dave Berry	Arrowing Experience	18	1	0.947
"E"	Tom Smith	PMS	18	2	0.900
"F"	Ben Widgeon	Double Trouble	19	1	0.950
"G"	Robert Stewart	The Diddlers	17	0	1.000

Regular Season Winners

			W	L	Pts.
"A"	1st	Lunatic Fringe	11	1	209
	2nd	Pig Darts	8	4	168
"B"	1st	Lights Out	11	3	197
	2nd	Bullshooters	9	5	178
"C"	1st	Dart Bags	9	3	164
	2nd	Excalibur	8	4	165
"D"	1st	Arrowing Experience	9	3	174
	2nd	Your Father's Shoes	8	4	153
"E"	1st	Bad News Ducks	9	3	160
	2nd	Neighbors	9	3	159
"F"	1st	Double Trouble	11	1	192
	2nd	POG MO HON	9	3	163
"G"	1st	The Marksmen	11	1	188
	2nd	Snakes	8	4	153

Tournament Winners

		Regular season finish
"A"	Flight Tyme	6th
"B"	Lights Out	1st
"C"	Dart Bags	1st
"D"	Trippin'	6th
"E"	Neighbors	2nd
"F"	Double Troube	1st
"G"	The Marksmen	1st

All-Star Point Percentages

by divisions, men and women inclusive

	A division	Team	TGP	Asp's	ASP%
1	Chris Wandscher	Flight Tyme	49	89.5	**1.827**
2	Jim Budelman	Lunatic Fringe	47	84.0	**1.787**
3	Mike Hall	Lunatic Fringe	40	64.5	**1.613**
4	Steve Hoffmann	Pig Darts	51	79.0	**1.549**
5	Philip Todd	Lunatic Fringe	49	75.0	**1.531**
6	Frank Telesz	Dart Shadows	44	62.5	**1.420**
7	Jim Mitchell	Flight Tyme	46	63.0	**1.370**
8	Tim Lane	Pig Darts	46	61.5	**1.337**
9	Joe Wilson	Lunatic Fringe	30	40.0	**1.333**
10	Jeff McGalliard	Tossing Heads	44	56.5	**1.284**
11	Bob Terry	Lunatic Fringe	45	56.0	**1.244**
12	Bill Carver	3 in a Bed	46	57.0	**1.239**
13	Jerry Johnston	3 in a Bed	38	47.0	**1.237**
14	Joe Gaglione	Flight Tyme	51	61.5	**1.206**
15	Mike Glendy	Pig Darts	40	47.5	**1.188**
16	Allen Smith	Dart Shadows	53	59.0	**1.113**
17	Michael Knott	Dart Shadows	42	45.5	**1.083**
18	Tim Anderson	Tossing Heads	35	37.5	**1.071**
19	Jack Kuhns	Pig Darts	46	49.0	**1.065**
20	Lee Whitehead	3 in a Bed	40	42.5	**1.063**
21	Tim Seagroves	3 in a Bed	35	36.5	**1.043**
22	David Metzker	Dart Shadows	29	29.5	**1.017**
23	Russ Watts	Tossing Heads	39	39.0	**1.000**
24	David Murray	Dart Shadows	47	46.0	**0.979**
25	David Currin	Lunatic Fringe	27	25.5	**0.944**
26	Ron Wandscher	Flight Tyme	43	37.0	**0.860**
27	Wilbert Tan	3 in a Bed	39	33.0	**0.846**
28	Chris Gilbert	Dart Shadows	48	40.5	**0.844**
29	Mike Lovelace	Tossing Heads	39	32.0	**0.821**
30	Billy Brown	Pig Darts	44	35.0	**0.795**
31	Len Kaminski	Pig Darts	12	8.5	**0.708**
32	Steve Austin	Tossing Heads	47	31.5	**0.670**
33	Bob James	Flight Tyme	54	33.5	**0.620**
34	Deane Morin	Pig Darts	47	29.0	**0.617**
35	Steve Raxter	Tossing Heads	36	21.0	**0.583**
36	John Howell	Starving Dartists	44	25.5	**0.580**
37	Brad Hetzel	Tossing Heads	32	18.5	**0.578**
38	Roger Goodwin	Starving Dartists	42	23.5	**0.560**
39	Ron Hendricks	Starving Dartists	57	31.0	**0.544**
40	Randy Deemer	Lunatic Fringe	27	14.5	**0.537**
41	Marc Shown	Starving Dartists	41	22.0	**0.537**
42	Angel Gaffney	3 in a Bed	23	10.5	**0.457**
43	Gary Brown	3 in a Bed	21	9.5	**0.452**
44	Pete Rutten	Lunatic Fringe	30	13.5	**0.450**
45	Don Overman	Pig Darts	8	3.5	**0.438**
46	Steve Motley	3 in a Bed	22	9.5	**0.432**
47	Kevin Hartley	Starving Dartists	42	17.0	**0.405**
48	George Stuart	3 in a Bed	31	12.5	**0.403**
49	Phillip Knott	Dart Shadows	23	9.0	**0.391**
50	Keith Marshburn	Flight Tyme	49	19.0	**0.388**
51	Steve Blackwood	Starving Dartists	35	11.5	**0.329**
52	Bobby Jones	Starving Dartists	22	4.5	**0.205**
53	Penn Malone	Tossing Heads	27	3.5	**0.130**
54	Bob Wrigley	Starving Dartists	3	0.0	**0.000**

	B division	Team	TGP	Asp's	ASP%
1	Phil Maxwell	X-MEN	37	70.5	**1.905**
2	Steve Wilcenski	Dixie Chickens	20	29.0	**1.450**
3	Gerald Ray	Bullshooters	58	70.0	**1.207**
4	Keith Wall	Dixie Chickens	57	62.0	**1.088**
5	William Holland	Dixie Chickens	45	47.0	**1.044**
6	James Hambright	Hagar & the Horribles	45	46.5	**1.033**
7	Brooks Long	Lights Out	56	48.5	**0.866**
8	James Odom	Bullshooters	46	39.0	**0.848**
9	Bob McCredie	Dixie Chickens	56	45.0	**0.804**
10	John Poteat	Lights Out	53	42.0	**0.792**
	Mike Bracco	First Flight	48	38.0	**0.792**
12	Tom Parker	Hagar & the Horribles	43	33.0	**0.767**
13	Mark Slominski	Lights Out	50	38.0	**0.760**
14	Bob Skea	Hagar & the Horribles	53	40.0	**0.755**

	B division (con't)	Team	TGP	Asp's	ASP%
15	Scott VanMeter	Lights Out	58	42.5	**0.733**
16	Karl Moen	Wholy Funk	51	37.0	**0.725**
17	Mike Baker	Bullshooters	59	42.5	**0.720**
18	Don Parker	Bar Stools	53	38.0	**0.717**
19	Fred Crisp	Bar Stools	61	43.0	**0.705**
20	Dave Neff	Lights Out	53	36.5	**0.689**
21	Bobby Heald	Bar Stools	58	39.0	**0.672**
22	Randy Baldwin	X-MEN	55	36.0	**0.655**
23	Mike Boyce	Bar Stools	59	33.5	**0.568**
24	Doug Alm	Bar Stools	61	34.0	**0.557**
25	John Wilson	Lights Out	55	30.5	**0.555**
26	Jack Gauthier	First Flight	33	18.0	**0.545**
27	Brent Sheerer	X-MEN	27	14.5	**0.537**
28	Bob McDougal	Lights Out	17	9.0	**0.529**
29	Scott Raper	First Flight	38	19.5	**0.513**
30	Chris Latham	X-MEN	44	22.5	**0.511**
31	Tom Kuntsling	Hagar & the Horribles	58	29.0	**0.500**
32	Buddy Smith	Hagar & the Horribles	40	19.5	**0.488**
33	Guy Dodson	First Flight	29	14.0	**0.483**
34	Shawn Curtis	Wholy Funk	41	19.5	**0.476**
35	Robert McAlister	Dixie Chickens	13	6.0	**0.462**
36	Greg Crumpler	Wholy Funk	48	22.0	**0.458**
37	Tray Rodgers	Wholy Funk	52	23.5	**0.452**
38	Mark Moore	X-MEN	47	21.0	**0.447**
39	Bob Grayckowski	First Flight	44	19.0	**0.432**
40	Jim Bush	X-MEN	36	15.5	**0.431**
41	Buddy Garrison	X-MEN	29	11.5	**0.397**
42	David Clontz	Wholy Funk	42	16.5	**0.393**
43	Fritz Herman	Dixie Chickens	49	19.0	**0.388**
44	Joe Kubich	Bullshooters	52	20.0	**0.385**
45	Mike McDonald	Bar Stools	29	11.0	**0.379**
46	Dave Corter	Wholy Funk	25	9.0	**0.360**
47	Clive Draper	First Flight	16	5.5	**0.344**
48	Troy Peoples	Hagar & the Horribles	39	13.0	**0.333**
49	Jeff Hartshorn	X-MEN	32	10.5	**0.328**
50	Bill Garrison	X-MEN	34	11.0	**0.324**
51	Chris Peoples	Hagar & the Horribles	58	18.5	**0.319**
52	Pat Dancy	Bullshooters	55	17.5	**0.318**
53	Jim Capps	Wholy Funk	35	10.5	**0.300**
54	Ken Clontz	Bullshooters	51	14.5	**0.284**
55	John Seagondollar	First Flight	60	16.0	**0.267**
56	Ed Davenport	Dixie Chickens	49	13.0	**0.265**
57	David Biggs	Wholy Funk	33	7.5	**0.227**
58	Henry White	Dixie Chickens	53	12.0	**0.226**
59	Ric Chambers	Bar Stools	14	3.0	**0.214**
60	Allen Peterson	Bullshooters	21	4.0	**0.190**
61	John Collins	First Flight	65	11.0	**0.169**
62	Douglas Hanneken	Wholy Funk	16	2.0	**0.125**
63	Dennis Womble	Bar Stools	0	0.0	**#####**
	Larry Young	Hagar & the Horribles	0	0.0	**#####**
	Chris Stafford	Hagar & the Horribles	0	0.0	**#####**

	C Division	Team	TGP	Asp's	ASP%
1	Mike Seward	Excalibur	47	49.0	**1.043**
2	Drew Daly	Dart Bags	40	33.5	**0.838**
3	Jim Niver	Dart Bags	43	34.5	**0.802**
4	Mike Huber	Dart Bags	34	26.5	**0.779**
5	David Simpson	Who's Next?	49	38.0	**0.776**
6	Gary Burney	Excalibur	29	22.0	**0.759**
7	Ronnie Robertson	Sharkey's Hookers	35	26.5	**0.757**
8	Butch Smith	Nine Lives	38	28.0	**0.737**
9	Donnie Simpson, Jr.	Who's Next?	46	33.0	**0.717**
10	Mike Maxwell	Nine Lives	34	23.0	**0.676**
11	Mark Heath	Coral Reefers	48	31.5	**0.656**
12	Ron Winston	Dart Bags	49	32.0	**0.653**
13	Robert Montgomery	Excalibur	38	24.5	**0.645**
14	Dave Winsor	Nine Lives	32	19.5	**0.609**
15	John Nahory	Excalibur	42	25.5	**0.607**
16	Lance Bell	Is It In?	53	32.0	**0.604**
17	Tre Poimbouef	Dart Bags	31	18.5	**0.597**
18	Rick Stanley	Sharkey's Hookers	43	24.5	**0.570**
19	Larry Dulin	Is It In?	53	30.0	**0.566**
20	David Keever	Nine Lives	26	14.5	**0.558**
21	Eric Hines	Who's Next?	44	24.0	**0.545**

	C division (con't)	Team	TGP	Asp's	ASP%
22	Derek Rothwell	Is It In?	39	21.0	**0.538**
23	Scott Huler	Coral Reefers	34	18.0	**0.529**
24	Chip Fuquay	Who's Next?	42	21.5	**0.512**
25	Gary Rushworth	Excalibur	32	16.0	**0.500**
	Geoff Saunders	Excalibur	28	14.0	**0.500**
27	Don Worley	Coral Reefers	46	22.5	**0.489**
28	Jerry Wayman	Who's Next?	29	14.0	**0.483**
29	Eric Charlton	Sharkey's Hookers	42	19.5	**0.464**
30	Judson Carson	Nine Lives	20	9.0	**0.450**
31	Rick VanDoren	Nine Lives	24	10.5	**0.438**
32	Lester Taylor	Dart Bags	37	16.0	**0.432**
33	Jerry Benhoff	Who's Next?	19	8.0	**0.421**
34	Bill Gordon	Dart Bags	30	12.0	**0.400**
	Don Simpson, Sr.	Who's Next?	10	4.0	**0.400**
36	Dave Galloway	Sharkey's Hookers	36	14.0	**0.389**
37	James Boone	Who's Next?	31	11.5	**0.371**
38	Jeff Prior	Excalibur	27	9.0	**0.333**
39	Mike Hicks	Sharkey's Hookers	31	10.0	**0.323**
40	Amy Bull	Sharkey's Hookers	28	9.0	**0.321**
41	Richard Hopkins	Sharkey's Hookers	32	10.0	**0.313**
42	Jonathan Rosenkrance	Coral Reefers	35	10.5	**0.300**
43	Ruben Longoria	Who's Next?	25	7.0	**0.280**
44	Al Furhman	Nine Lives	29	8.0	**0.276**
45	Walt Nelson	Is It In?	51	14.0	**0.275**
46	Ralph Nelson	Is It In?	47	12.0	**0.255**
47	Alex Richburg	Dart Bags	38	9.0	**0.237**
48	Tom Goudey	Coral Reefers	47	10.5	**0.223**
49	Zoltan Zander	Nine Lives	30	6.5	**0.217**
50	Joe Martinsky	Is It In?	12	2.5	**0.208**
51	Perry Bull	Sharkey's Hookers	41	8.0	**0.195**
52	Brian Speck	Coral Reefers	39	7.0	**0.179**
53	Cathy Moeschet	Nine Lives	22	3.5	**0.159**
54	James Marsden	Nine Lives	26	4.0	**0.154**
55	Richard Wilson	Is It In?	32	4.5	**0.141**
56	Dean Plunkett	Excalibur	23	3.0	**0.130**
57	Hugh Hodge	Coral Reefers	18	2.0	**0.111**
58	Richard Eastmand	Excalibur	22	2.0	**0.091**
59	David Namkoong	Coral Reefers	20	1.5	**0.075**
60	Tim Tietsworth	Who's Next?	0	0.0	**#####**

	D division	Team	TGP	Asp's	ASP%
1	Barry Barker	Arrowing Experience	49	49.5	**1.010**
2	Jim Marx	Blind Squirrels	35	31.0	**0.886**
3	Jerry Peck	Trippin'	38	32.5	**0.855**
4	Scott Connelly	Your Father's Shoes	46	37.0	**0.804**
5	Tom Hing	Trippin'	45	34.5	**0.767**
6	Mike Litzsinger	Fistfull of Darts	41	31.0	**0.756**
7	Gary Green	Fistfull of Darts	44	33.0	**0.750**
8	Jeff Connelly	Your Father's Shoes	51	33.0	**0.647**
9	Jeff Blackmon	Fistfull of Darts	28	16.5	**0.589**
10	Dave Berry	Arrowing Experience	37	21.5	**0.581**
11	David Price	Ice Darts	8	4.5	**0.563**
12	Scott Frame	Blind Squirrels	41	22.5	**0.549**
13	Phil Briggs	Ice Darts	46	25.0	**0.543**
14	Scott Lewis	Blind Squirrels	32	17.0	**0.531**
15	Frank Gari	Trippin'	44	23.0	**0.523**
16	Doug Kelly	Your Father's Shoes	43	22.0	**0.512**
17	Marshall Frye	Arrowing Experience	43	21.0	**0.488**
18	Chris Basoli	Your Father's Shoes	35	17.0	**0.486**
19	Reid Noblin	Trippin'	49	23.5	**0.480**
20	John Kennedy	Fistfull of Darts	40	19.0	**0.475**
21	Connie Austin	Ice Darts	55	26.0	**0.473**
22	Rick Zucco	Blind Squirrels	34	16.0	**0.471**
23	Jane Barker	Arrowing Experience	15	6.5	**0.433**
24	Dave Burnett	Your Father's Shoes	22	9.5	**0.432**
25	Jack Gibson	Sharp Darts	27	11.5	**0.426**
26	Richard Ellis	Blind Squirrels	36	15.0	**0.417**
27	Mike Jolley	Fistfull of Darts	38	15.5	**0.408**
28	Joe Hatch	Arrowing Experience	37	15.0	**0.405**
	Dave Nick	Sharp Darts	21	8.5	**0.405**
30	Chris Hoyt	Ice Darts	53	21.0	**0.396**
31	Deanna Smith	Blind Squirrels	37	14.5	**0.392**
32	Ian Hewitt	Sharp Darts	26	10.0	**0.385**
33	Charlie Cominskey	Sharp Darts	37	14.0	**0.378**

	D division (con't)	Team	TGP	Asp's	ASP%
34	Mike Long	Your Father's Shoes	41	15.5	**0.378**
	John Scott	Sharp Darts	34	12.5	**0.368**
36	Daryl Tunstall	Fistfull of Darts	23	8.0	**0.348**
37	Steve Mitchell	Sharp Darts	44	15.0	**0.341**
38	Dennis Ryan	Arrowing Experience	6	2.0	**0.333**
39	Steve Weiss	Arrowing Experience	38	12.5	**0.329**
	Billy Edwards	Trippin'	40	13.0	**0.325**
41	Brad Seivers	Trippin'	43	13.5	**0.314**
42	Tom Gildea	Sharp Darts	43	13.0	**0.302**
43	Jim Scarborough	Sharp Darts	15	4.5	**0.300**
44	Edie Zebrowski	Arrowing Experience	34	10.0	**0.294**
45	Cheryl Evans	Arrowing Experience	36	10.5	**0.292**
46	Mike Kress	Trippin'	32	8.5	**0.266**
47	Michael Altman	Blind Squirrels	35	9.0	**0.257**
48	Blue Akers	Sharp Darts	38	9.5	**0.250**
49	Chris Noto	Your Father's Shoes	50	11.5	**0.230**
50	Judy Huyser	Blind Squirrels	30	6.0	**0.200**
51	Jinx Taylor	Ice Darts	48	9.0	**0.188**
52	Tammy Sykes	Blind Squirrels	8	1.5	**0.188**
53	Tom Jelinski	Fistfull of Darts	42	7.5	**0.179**
54	Patrice Brandt	Ice Darts	51	8.5	**0.167**
55	Tamatha Baker	Ice Darts	35	3.5	**0.100**
56	Elaine Jolley	Fistfull of Darts	21	1.0	**0.048**
57	Andy Parham	Sharp Darts	9	0.0	**0.000**
	Wayne Wallace	Fistfull of Darts	8	0.0	**0.000**

	E division	Team	TGP	Asp's	ASP%
1	Robert Bridges	Q.B.D.'s	46	50.5	**1.098**
2	Tom Smith	PMS	43	41.5	**0.965**
3	Mark Powell	Bubba Boyz	41	29.5	**0.720**
4	Bobby Crandall	Grateful Darts	36	22.5	**0.625**
5	Larry Warnke	Neighbors	49	24.5	**0.500**
6	Stan Converse	Bad News Ducks	39	18.5	**0.474**
7	Scott Kirkpatrick	First in Flight	17	8.0	**0.471**
8	Phil Simpson	Grateful Darts	46	21.0	**0.457**
9	Steve Williamson	First in Flight	33	15.0	**0.455**
10	Mike Hodges	Grateful Darts	38	17.0	**0.447**
11	Cecil Duggins	Neighbors	46	19.0	**0.413**
12	Scott Bartrom	Q.B.D.'s	38	15.5	**0.408**
13	Perry Young	Bad News Ducks	44	17.5	**0.398**
14	Rob Esmond	Neighbors	48	19.0	**0.396**
15	Walter Jackson	Q.B.D.'s	37	14.5	**0.392**
16	Joe Kunesh	Bubba Boyz	45	17.5	**0.389**
17	Rob Downs	Neighbors	34	13.0	**0.382**
18	Rick DeMattos	Neighbors	46	17.5	**0.380**
19	Darrel Smith	Bad News Ducks	41	15.5	**0.378**
	Donnie Glass	Q.B.D.'s	45	17.0	**0.378**
21	Jim Long	Grateful Darts	24	9.0	**0.375**
22	Walter Niemasz	First in Flight	15	5.5	**0.367**
23	Mel Rich	Q.B.D.'s	25	9.0	**0.360**
24	Curt Floyd	First in Flight	55	19.0	**0.345**
25	Julia Mack	PMS	22	7.5	**0.341**
26	Spence Goble	Bubba Boyz	40	13.5	**0.338**
27	George Ellison	First in Flight	46	15.0	**0.326**
28	Brian Kroll	First in Flight	34	11.0	**0.324**
29	Bob Carawon	Bad News Ducks	50	16.0	**0.320**
30	Joel Byrd	Grateful Darts	17	5.0	**0.294**
31	Rick Perkins	Grateful Darts	14	4.0	**0.286**
32	Paul Casadonte	Bad News Ducks	29	8.0	**0.276**
33	Charlie Wilkinson	Bubba Boyz	42	11.5	**0.274**
34	Tony McGrail	Grateful Darts	22	6.0	**0.273**
35	Clayton Rodgers	Bad News Ducks	43	11.5	**0.267**
36	Susan Roberson	PMS	33	8.5	**0.258**
37	Glenn Akhavein	First in Flight	41	10.5	**0.256**
38	Jan Adams	Q.B.D.'s	37	9.0	**0.243**
39	John Lilienthal	Grateful Darts	42	10.0	**0.238**
40	Walter Stone	Grateful Darts	17	4.0	**0.235**
41	Jay Miller	Neighbors	39	9.0	**0.231**
42	Trish Ellis	PMS	48	11.0	**0.229**
43	Rob Collier	Neighbors	32	7.0	**0.219**
44	Debbie Sasser	PMS	51	11.0	**0.216**
45	Chuck Rouse	Bubba Boyz	35	7.5	**0.214**
46	Bill Heap	Bad News Ducks	45	9.5	**0.211**
47	Bo Watson	First in Flight	36	6.5	**0.181**

	E division (con't)	Team	TGP	Asp's	ASP%
48	Lynn Bartlett	PMS	50	9.0	**0.180**
49	John Iager	Grateful Darts	37	6.0	**0.162**
50	Barry Houston	Bubba Boyz	25	4.0	**0.160**
51	Michelle Jackson	Q.B.D.'s	38	6.0	**0.158**
52	Dawn Grayckowski	PMS	39	6.0	**0.154**
53	Lynne Lewis	PMS	21	3.0	**0.143**
54	Greg Futrelle	Bubba Boyz	45	6.0	**0.133**
55	Andy Strang	Bubba Boyz	20	2.0	**0.100**
56	Jan Schmidt	Bad News Ducks	4	0.0	**0.000**
57	David Kennedy	Bad News Ducks	0	0.0	**#####**

	F division	Team	TGP	Asp's	ASP%
1	Gibb Allen	Double Trouble	28	29.5	**1.054**
2	Pat Martin	Double Trouble	35	32.0	**0.914**
3	Chris Heath	Hawg Darts	46	41.5	**0.902**
4	Barry Brown	Double Trouble	36	31.5	**0.875**
5	Clay Harless	Down & Out	28	24.0	**0.857**
6	Darrel Myers	POG MO HON	25	18.5	**0.740**
7	Ben Widgeon	Double Trouble	36	26.5	**0.736**
8	Brett Collins	Double Trouble	7	5.0	**0.714**
9	Richard Goley	POG MO HON	27	16.0	**0.593**
10	Ann Ryan	POG MO HON	38	22.5	**0.592**
11	John Scalon	WineMeDineMe69Me	12	7.0	**0.583**
12	Jerry Thomason	Double Trouble	25	14.0	**0.560**
13	Christopher Mori	Down & Out	29	15.0	**0.517**
14	Bob Hounsell	POG MO HON	38	19.0	**0.500**
15	Warren Burnside	Down & Out	30	15.0	**0.500**
16	Brian Nobles	POG MO HON	35	16.0	**0.457**
17	John Burnside	Down & Out	23	10.5	**0.457**
18	James Ryan	POG MO HON	39	17.0	**0.436**
19	David Freitas	POG MO HON	29	12.0	**0.414**
20	Mike Mohan	Hawg Darts	40	16.5	**0.413**
21	Dennis Crompton	Double Trouble	34	14.0	**0.412**
22	Bill Nowlin	Down & Out	19	7.5	**0.395**
23	Ron Moulds	Down & Out	27	10.5	**0.389**
24	Al Weekley	Hawg Darts	28	10.5	**0.375**
25	Ward Proctor	Burnt Weeny Sandwich	43	15.5	**0.360**
26	Barry Thompson	Burnt Weeny Sandwich	38	13.5	**0.355**
27	David Oden	Hawg Darts	27	9.5	**0.352**
28	Mark Fulghum	Throw-N-Hope	45	15.1	**0.336**
29	Gordon Boyes	Down & Out	27	9.0	**0.333**
30	Chris Bonfiglio	Double Trouble	29	9.5	**0.328**
31	Chris Freeman	WineMeDineMe69Me	13	4.0	**0.308**
32	Ed Moloney	WineMeDineMe69Me	13	4.0	**0.308**
33	Jim Britt	Throw-N-Hope	10	3.0	**0.300**
34	Don Singer	Double Trouble	7	2.0	**0.286**
35	Jeff Hayes	Hawg Darts	37	9.5	**0.257**
36	Scott Lipscomb	Burnt Weeny Sandwich	45	11.5	**0.256**
37	Dick Cummings	Down & Out	30	7.5	**0.250**
38	Kerry Sepko	Hawg Darts	24	6.0	**0.250**
39	Chuck Watt	Down & Out	16	4.0	**0.250**
40	Tom Kaznowski	WineMeDineMe69Me	8	2.0	**0.250**
41	Todd McEvoy	WineMeDineMe69Me	4	1.0	**0.250**
42	Stuart Turner	Throw-N-Hope	35	8.5	**0.243**
43	Francis Skinner	Down & Out	19	4.5	**0.237**
44	Bob Winter	WineMeDineMe69Me	17	4.0	**0.235**
45	Ed Kennedy	Burnt Weeny Sandwich	39	8.5	**0.218**
46	Mark Becker	Burnt Weeny Sandwich	28	6.0	**0.214**
47	Terri Wagner	Hawg Darts	38	8.0	**0.211**
48	Richard Boyd	Throw-N-Hope	32	6.5	**0.203**
49	Jeff Adams	WineMeDineMe69Me	5	1.0	**0.200**
50	CJ Jacobson	POG MO HON	33	6.0	**0.182**
51	Jon Rothe	Burnt Weeny Sandwich	35	6.0	**0.171**
52	Andy Bahl	Hawg Darts	37	6.0	**0.162**
53	Jim Sedgewick	Throw-N-Hope	30	4.5	**0.150**
54	Macon Jones	Throw-N-Hope	7	1.0	**0.143**
55	Van Smith	Throw-N-Hope	36	5.0	**0.139**
56	Tracy Grass	Burnt Weeny Sandwich	43	5.0	**0.116**
57	Sue Bradford	WineMeDineMe69Me	11	1.0	**0.091**
58	Randy Kelly	Throw-N-Hope	23	2.0	**0.087**
59	Pat Cullen	Throw-N-Hope	46	3.5	**0.076**
60	Mark Bradford	WineMeDineMe69Me	12	0.0	**0.000**

	F division (con't)	Team	TGP	Asp's	ASP%
61	Tom Adams	WineMeDineMe69Me	1	0.0	**0.000**
62	Chris Coley	POG MO HON	0	0.0	**#####**

	G division	Team	TGP	Asp's	ASP%
1	Alan Brothers	The Marksmen	27	28.5	**1.056**
2	Matt Harris	The Marksmen	45	42.0	**0.933**
3	Robert Stewart	The Diddlers	36	26.0	**0.722**
4	Doug Newsome	The Diddlers	37	26.5	**0.716**
5	Gary Canedy	Shaft the Red Eye	8	5.0	**0.625**
6	Bruce Steinhour	The Ciuentes	36	22.0	**0.611**
7	Richie Richmond	Red Eyes	35	21.0	**0.600**
8	John Knittel	Red Eyes	24	14.0	**0.583**
9	Greg Readling	Snakes	43	24.5	**0.570**
10	Chris Belk	Snakes	15	8.5	**0.567**
11	Eric Matthews	Diddler's Choice	36	19.5	**0.542**
12	Ben McCommons	The Marksmen	29	15.0	**0.517**
13	Robert Perry	Snakes	15	7.5	**0.500**
14	Tom Monck	Red Eyes	37	18.0	**0.486**
15	Craig Griffin	The Marksmen	39	18.5	**0.474**
16	Jeff Young	The Ciuentes	51	23.5	**0.461**
17	Doug Curtis	Red Eyes	16	7.0	**0.438**
18	Craig Kuppler	Snakes	44	19.0	**0.432**
19	Johnny Peyton	Shaft the Red Eye	49	20.5	**0.418**
20	Rob Daniel	The Ciuentes	51	21.0	**0.412**
	Kurt Kissinger	The Marksmen	17	7.0	**0.412**
22	Paul Hugelmeyer	Snakes	48	19.5	**0.406**
23	Ken Rowe	The Marksmen	42	17.0	**0.405**
24	Brian Berg	The Marksmen	31	12.5	**0.403**
25	Pat Hamilton	Snakes	32	12.0	**0.375**
	Shan Ewing	The Ciuentes	12	4.5	**0.375**
27	Bob Kuppler	Snakes	49	17.5	**0.357**
28	Gary Hollins	The Marksmen	33	11.5	**0.348**
	Brent Strickland	Diddler's Choice	23	8.0	**0.348**
30	Jay Brown	Snakes	42	14.5	**0.345**
31	Jason Walters	Diddler's Choice	48	16.5	**0.344**
32	Dawn Clement	The Diddlers	28	9.5	**0.339**
33	Bob Kelley	The Ciuentes	36	12.0	**0.333**
	Mike Weed	Red Eyes	33	11.0	**0.333**
	Bobby Henderson	The Ciuentes	18	6.0	**0.333**
36	Beth Ward	The Diddlers	20	6.5	**0.325**
37	Kim Smith	Diddler's Choice	11	3.5	**0.318**
38	Paul Johnson	Red Eyes	30	9.5	**0.317**
39	Tom Taylor	Shaft the Red Eye	40	11.0	**0.275**
40	Susan Mason	Shaft the Red Eye	48	12.0	**0.250**
41	Jonathan Brothers	The Marksmen	25	6.0	**0.240**
42	John Pjura	Shaft the Red Eye	19	4.5	**0.237**
43	Joe Altmann	The Diddlers	34	8.0	**0.235**
44	Jeff Hurst	Red Eyes	36	7.5	**0.208**
	Shannon Lougher	The Diddlers	36	7.5	**0.208**
46	Royd Steenstra	Diddler's Choice	51	10.5	**0.206**
47	Richard Stoneburg	The Diddlers	40	8.0	**0.200**
48	Kathy Johnson	Shaft the Red Eye	38	7.5	**0.197**
49	Larry Wilson	Diddler's Choice	36	6.5	**0.181**
50	Robert Smith	Diddler's Choice	17	3.0	**0.176**
51	Cheryl Pjura	Shaft the Red Eye	29	5.0	**0.172**
52	Matt Kovacs	The Ciuentes	50	8.0	**0.160**
53	Arthur Blake	Diddler's Choice	22	3.5	**0.159**
54	Kathy Barnes	Diddler's Choice	42	6.5	**0.155**
55	Al Height	Diddler's Choice	7	1.0	**0.143**
56	Phillip Lewis	Shaft the Red Eye	29	3.5	**0.121**
57	Charles Carpenter	Shaft the Red Eye	34	4.0	**0.118**
58	Dave Wilser	The Ciuentes	34	4.0	**0.118**
59	Ron Hamilton	Red Eyes	28	3.0	**0.107**
60	Brooks Downs	The Diddlers	34	3.0	**0.088**
61	Dan McGinty	Red Eyes	19	1.0	**0.053**
62	Jim Blackmon	Red Eyes	7	0.0	**0.000**
63	Matt Moss	The Diddlers	0	0.0	**#####**

Singles Win/Loss Percentages
by divisions, men and women inclusive

	A division	Team	W/L	W/L%
1	Philip Todd	Lunatic Fringe	23 / 1	0.958
2	Jack Kuhns	Pig Darts	19 / 4	0.826
3	Jim Budelman	Lunatic Fringe	18 / 4	0.818
4	Jerry Johnston	3 in a Bed	16 / 4	0.800
5	Frank Telesz	Dart Shadows	16 / 5	0.762
6	Mike Glendy	Pig Darts	15 / 5	0.750
7	David Murray	Dart Shadows	17 / 6	0.739
8	Joe Wilson	Lunatic Fringe	11 / 4	0.733
9	Steve Hoffmann	Pig Darts	19 / 7	0.731
10	Bill Carver	3 in a Bed	15 / 6	0.714
11	Chris Wandscher	Flight Tyme	17 / 7	0.708
	Joe Gaglione	Flight Tyme	17 / 7	0.708
13	Jeff McGalliard	Tossing Heads	14 / 6	0.700
14	Jim Mitchell	Flight Tyme	15 / 7	0.682
15	Len Kaminski	Pig Darts	4 / 2	0.667
16	Tim Lane	Pig Darts	15 / 8	0.652
17	Tim Anderson	Tossing Heads	11 / 6	0.647
18	Russ Watts	Tossing Heads	11 / 7	0.611
19	Bob Terry	Lunatic Fringe	14 / 9	0.609
20	Mike Hall	Lunatic Fringe	12 / 8	0.600
	David Metzker	Dart Shadows	9 / 6	0.600
22	David Currin	Lunatic Fringe	7 / 5	0.583
23	Lee Whitehead	3 in a Bed	12 / 9	0.571
24	Tim Seagroves	3 in a Bed	10 / 8	0.556
25	Deane Morin	Pig Darts	13 / 11	0.542
26	Billy Brown	Pig Darts	11 / 10	0.524
27	Allen Smith	Dart Shadows	13 / 12	0.520
28	George Stuart	3 in a Bed	7 / 8	0.467
29	Chris Gilbert	Dart Shadows	11 / 14	0.440
30	Steve Austin	Tossing Heads	9 / 12	0.429
	Pete Rutten	Lunatic Fringe	6 / 8	0.429
	Randy Deemer	Lunatic Fringe	6 / 8	0.429
33	Wilbert Tan	3 in a Bed	8 / 11	0.421
34	Marc Shown	Starving Dartists	7 / 12	0.368
35	Ron Wandscher	Flight Tyme	8 / 14	0.364
36	Mike Lovelace	Tossing Heads	7 / 13	0.350
37	Steve Raxter	Tossing Heads	5 / 12	0.294
38	Ron Hendricks	Starving Dartists	8 / 20	0.286
39	Michael Knott	Dart Shadows	6 / 16	0.273
	Phillip Knott	Dart Shadows	3 / 8	0.273
	Angel Gaffney	3 in a Bed	3 / 8	0.273
42	Bob James	Flight Tyme	6 / 17	0.261
43	Keith Marshburn	Flight Tyme	7 / 21	0.250
44	Bobby Jones	Starving Dartists	2 / 7	0.222
45	Roger Goodwin	Starving Dartists	4 / 17	0.190
46	Steve Blackwood	Starving Dartists	3 / 14	0.176
47	Brad Hetzel	Tossing Heads	2 / 13	0.133
48	John Howell	Starving Dartists	3 / 20	0.130
49	Kevin Hartley	Starving Dartists	3 / 21	0.125
	Gary Brown	3 in a Bed	1 / 7	0.125
51	Steve Motley	3 in a Bed	1 / 10	0.091
52	Penn Malone	Tossing Heads	1 / 14	0.067
53	Don Overman	Pig Darts	0 / 1	0.000
	Bob Wrigley	Starving Dartists	0 / 1	0.000

	B division	Team	W/L	W/L%
1	Clive Draper	First Flight	7 / 1	0.875
2	Gerald Ray	Bullshooters	24 / 4	0.857
3	Scott VanMeter	Lights Out	24 / 5	0.828
4	Steve Wilcenski	Dixie Chickens	8 / 2	0.800
5	Phil Maxwell	X-MEN	14 / 4	0.778
6	John Poteat	Lights Out	20 / 6	0.769
7	Keith Wall	Dixie Chickens	21 / 7	0.750
8	Brooks Long	Lights Out	21 / 8	0.724
	Mike Baker	Bullshooters	21 / 8	0.724
10	Tray Rodgers	Wholy Funk	18 / 7	0.720
	Jim Capps	Wholy Funk	5 / 2	0.714
12	Bob Skea	Hagar & the Horribles	18 / 8	0.692
13	James Odom	Bullshooters	15 / 7	0.682
14	Bobby Heald	Bar Stools	19 / 9	0.679

	B division (con't)	Team	W/L	W/L%
15	Mike McDonald	Bar Stools	10 / 5	0.667
16	Fred Crisp	Bar Stools	19 / 10	0.655
17	Randy Baldwin	X-MEN	16 / 9	0.640
	Dave Neff	Lights Out	16 / 9	0.640
19	William Holland	Dixie Chickens	14 / 8	0.636
20	Bob McCredie	Dixie Chickens	17 / 10	0.630
21	Mark Slominski	Lights Out	15 / 9	0.625
22	Brent Sheerer	X-MEN	8 / 5	0.615
23	Bob McDougal	Lights Out	4 / 3	0.571
24	Mike Bracco	First Flight	13 / 10	0.565
25	Douglas Hanneken	Wholy Funk	5 / 4	0.556
26	James Hambright	Hagar & the Horribles	12 / 10	0.545
27	Doug Alm	Bar Stools	16 / 15	0.516
28	John Wilson	Lights Out	14 / 14	0.500
	Mark Moore	X-MEN	12 / 12	0.500
	Ed Davenport	Dixie Chickens	11 / 11	0.500
31	Scott Raper	First Flight	9 / 10	0.474
	Buddy Smith	Hagar & the Horribles	9 / 10	0.474
33	Mike Boyce	Bar Stools	14 / 16	0.467
34	Fritz Herman	Dixie Chickens	12 / 14	0.462
	David Biggs	Wholy Funk	6 / 7	0.462
36	Chris Peoples	Hagar & the Horribles	13 / 17	0.433
37	Bob Grayckowski	First Flight	9 / 12	0.429
	Buddy Garrison	X-MEN	6 / 8	0.429
39	Greg Crumpler	Wholy Funk	11 / 15	0.423
40	David Clontz	Wholy Funk	9 / 13	0.409
41	Karl Moen	Wholy Funk	10 / 16	0.385
42	John Seagondollar	First Flight	10 / 17	0.370
	Don Parker	Bar Stools	10 / 17	0.370
44	Chris Latham	X-MEN	8 / 14	0.364
	Tom Parker	Hagar & the Horribles	8 / 14	0.364
46	Guy Dodson	First Flight	5 / 9	0.357
47	Tom Kuntsling	Hagar & the Horribles	10 / 20	0.333
	Joe Kubich	Bullshooters	8 / 16	0.333
	Robert McAlister	Dixie Chickens	2 / 4	0.333
50	Jim Bush	X-MEN	6 / 13	0.316
	Shawn Curtis	Wholy Funk	6 / 13	0.316
52	Pat Dancy	Bullshooters	8 / 18	0.308
53	Jeff Hartshorn	X-MEN	5 / 12	0.294
54	Ric Chambers	Bar Stools	2 / 5	0.286
55	Ken Clontz	Bullshooters	7 / 18	0.280
56	Allen Peterson	Bullshooters	3 / 8	0.273
57	Troy Peoples	Hagar & the Horribles	5 / 14	0.263
58	Henry White	Dixie Chickens	6 / 21	0.222
59	Bill Garrison	X-MEN	3 / 11	0.214
60	Jack Gauthier	First Flight	3 / 13	0.188
61	Dave Corter	Wholy Funk	3 / 18	0.143
62	John Collins	First Flight	5 / 32	0.135
63	Dennis Womble	Bar Stools	0 / 0	#####
	Larry Young	Hagar & the Horribles	0 / 0	#####
	Chris Stafford	Hagar & the Horribles	0 / 0	#####

	C Division	Team	W/L	W/L%
1	Mike Huber	Dart Bags	14 / 1	0.933
2	Dave Winsor	Nine Lives	13 / 1	0.929
3	Mike Seward	Excalibur	22 / 2	0.917
4	Jerry Benhoff	Who's Next?	5 / 1	0.833
5	Lance Bell	Is It In?	22 / 5	0.815
6	Donnie Simpson, Jr.	Who's Next?	17 / 6	0.739
7	Zoltan Zander	Nine Lives	11 / 4	0.733
8	Ron Winston	Dart Bags	18 / 7	0.720
9	James Boone	Who's Next?	10 / 4	0.714
	Joe Martinsky	Is It In?	5 / 2	0.714
11	Derek Rothwell	Is It In?	13 / 6	0.684
	Jim Niver	Dart Bags	13 / 6	0.684
13	Drew Daly	Dart Bags	13 / 7	0.650
14	Eric Hines	Who's Next?	13 / 8	0.619
15	Larry Dulin	Is It In?	16 / 10	0.615
	Gary Rushworth	Excalibur	8 / 5	0.615
17	David Simpson	Who's Next?	14 / 10	0.583
	David Keever	Nine Lives	7 / 5	0.583
19	Dave Galloway	Sharkey's Hookers	11 / 8	0.579
20	Robert Montgomery	Excalibur	12 / 9	0.571
21	Tre Poimbouef	Dart Bags	9 / 7	0.563

	C division (con't)	Team	W/L	W/L%
22	Ronnie Robertson	Sharkey's Hookers	10 / 8	0.556
23	Gary Burney	Excalibur	7 / 6	0.538
24	Jeff Prior	Excalibur	8 / 7	0.533
25	Mike Maxwell	Nine Lives	9 / 8	0.529
26	Chip Fuquay	Who's Next?	11 / 10	0.524
27	Rick Stanley	Sharkey's Hookers	12 / 11	0.522
28	Eric Charlton	Sharkey's Hookers	11 / 11	0.500
	John Nahory	Excalibur	10 / 10	0.500
	Mike Hicks	Sharkey's Hookers	7 / 7	0.500
	Ruben Longoria	Who's Next?	7 / 7	0.500
32	Scott Huler	Coral Reefers	8 / 9	0.471
33	James Marsden	Nine Lives	6 / 7	0.462
34	Richard Hopkins	Sharkey's Hookers	6 / 7	0.462
35	Mark Heath	Coral Reefers	11 / 13	0.458
36	Lester Taylor	Dart Bags	8 / 10	0.444
	Butch Smith	Nine Lives	8 / 10	0.444
38	Jerry Wayman	Who's Next?	7 / 9	0.438
39	Bill Gordon	Dart Bags	6 / 8	0.429
40	Tom Goudey	Coral Reefers	10 / 14	0.417
	Dean Plunkett	Excalibur	5 / 7	0.417
42	Geoff Saunders	Excalibur	7 / 10	0.412
43	Don Simpson, Sr.	Who's Next?	2 / 3	0.400
44	Perry Bull	Sharkey's Hookers	9 / 14	0.391
45	Don Worley	Coral Reefers	9 / 15	0.375
46	Al Furhman	Nine Lives	5 / 9	0.357
47	Amy Bull	Sharkey's Hookers	4 / 8	0.333
48	Walt Nelson	Is It In?	6 / 17	0.261
49	Alex Richburg	Dart Bags	4 / 13	0.235
50	Brian Speck	Coral Reefers	4 / 14	0.222
	Richard Eastmand	Excalibur	2 / 7	0.222
52	Richard Wilson	Is It In?	3 / 12	0.200
53	Ralph Nelson	Is It In?	5 / 21	0.192
54	Jonathan Rosenkrance	Coral Reefers	3 / 14	0.176
55	Judson Carson	Nine Lives	2 / 10	0.167
56	Rick VanDoren	Nine Lives	2 / 12	0.143
57	Cathy Moeschet	Nine Lives	1 / 8	0.111
	Hugh Hodge	Coral Reefers	1 / 8	0.111
59	David Namkoong	Coral Reefers	0 / 10	0.000
60	Tim Tietsworth	Who's Next?	0 / 0	#####

	D division	Team	W/L	W/L%
1	Dave Berry	Arrowing Experience	18 / 1	0.947
2	Doug Kelly	Your Father's Shoes	16 / 4	0.800
	Mike Litzsinger	Fistfull of Darts	16 / 4	0.800
4	Scott Connelly	Your Father's Shoes	18 / 5	0.783
5	Jeff Connelly	Your Father's Shoes	20 / 6	0.769
6	Mike Jolley	Fistfull of Darts	14 / 5	0.737
7	Tom Hing	Trippin'	16 / 6	0.727
8	Barry Barker	Arrowing Experience	17 / 7	0.708
9	Marshall Frye	Arrowing Experience	15 / 7	0.682
10	Jeff Blackmon	Fistfull of Darts	10 / 5	0.667
11	Tom Gildea	Sharp Darts	14 / 8	0.636
	Gary Green	Fistfull of Darts	14 / 8	0.636
13	Jim Scarborough	Sharp Darts	5 / 3	0.625
14	Jerry Peck	Trippin'	11 / 7	0.611
15	Phil Briggs	Ice Darts	13 / 9	0.591
16	Edie Zebrowski	Arrowing Experience	10 / 7	0.588
	John Scott	Sharp Darts	10 / 7	0.588
18	Frank Gari	Trippin'	14 / 11	0.560
19	Billy Edwards	Trippin'	10 / 8	0.556
20	Joe Hatch	Arrowing Experience	11 / 9	0.550
21	Dave Burnett	Your Father's Shoes	6 / 5	0.545
22	Jack Gibson	Sharp Darts	8 / 7	0.533
23	Richard Ellis	Blind Squirrels	11 / 10	0.524
24	Reid Noblin	Trippin'	13 / 13	0.500
	Steve Mitchell	Sharp Darts	11 / 11	0.500
	John Kennedy	Fistfull of Darts	10 / 10	0.500
	Cheryl Evans	Arrowing Experience	8 / 8	0.500
	David Price	Ice Darts	2 / 2	0.500
29	Brad Seivers	Trippin'	10 / 11	0.476
30	Chris Basoli	Your Father's Shoes	9 / 11	0.450
31	Rick Zucco	Blind Squirrels	8 / 10	0.444
	Michael Altman	Blind Squirrels	8 / 10	0.444
33	Steve Weiss	Arrowing Experience	7 / 9	0.438

	D division (con't)	Team	W/L	W/L%
34	Chris Hoyt	Ice Darts	10 / 13	0.435
35	Mike Kress	Trippin'	6 / 8	0.429
	Jane Barker	Arrowing Experience	3 / 4	0.429
37	Connie Austin	Ice Darts	11 / 15	0.423
38	Scott Frame	Blind Squirrels	8 / 11	0.421
39	Scott Lewis	Blind Squirrels	7 / 10	0.412
40	Jim Marx	Blind Squirrels	7 / 11	0.389
41	Jinx Taylor	Ice Darts	10 / 16	0.385
42	Blue Akers	Sharp Darts	6 / 10	0.375
43	Deanna Smith	Blind Squirrels	5 / 9	0.357
44	Mike Long	Your Father's Shoes	7 / 13	0.350
45	Charlie Cominskey	Sharp Darts	6 / 12	0.333
	Tammy Sykes	Blind Squirrels	2 / 4	0.333
	Dennis Ryan	Arrowing Experience	1 / 2	0.333
48	Chris Noto	Your Father's Shoes	7 / 17	0.292
49	Ian Hewitt	Sharp Darts	3 / 8	0.273
50	Patrice Brandt	Ice Darts	6 / 19	0.240
51	Tom Jelinski	Fistfull of Darts	4 / 15	0.211
52	Dave Nick	Sharp Darts	2 / 8	0.200
	Elaine Jolley	Fistfull of Darts	2 / 8	0.200
	Andy Parham	Sharp Darts	1 / 4	0.200
55	Tamatha Baker	Ice Darts	3 / 15	0.167
	Daryl Tunstall	Fistfull of Darts	2 / 10	0.167
57	Judy Huyser	Blind Squirrels	2 / 11	0.154
58	Wayne Wallace	Fistfull of Darts	0 / 4	0.000

	E division	Team	W/L	W/L%
1	Tom Smith	PMS	18 / 2	0.900
2	Robert Bridges	Q.B.D.'s	19 / 3	0.864
3	Larry Warnke	Neighbors	18 / 6	0.750
4	Phil Simpson	Grateful Darts	16 / 6	0.727
5	George Ellison	First in Flight	15 / 6	0.714
	Mark Powell	Bubba Boyz	15 / 6	0.714
7	Rob Collier	Neighbors	12 / 5	0.706
8	Julia Mack	PMS	7 / 3	0.700
9	Brian Kroll	First in Flight	11 / 5	0.688
10	Scott Bartrom	Q.B.D.'s	13 / 6	0.684
11	Perry Young	Bad News Ducks	15 / 7	0.682
12	Steve Williamson	First in Flight	10 / 5	0.667
13	Stan Converse	Bad News Ducks	13 / 7	0.650
14	Rob Esmond	Neighbors	15 / 9	0.625
15	Cecil Duggins	Neighbors	14 / 9	0.609
16	Bobby Crandall	Grateful Darts	10 / 7	0.588
17	Glenn Akhavein	First in Flight	11 / 8	0.579
18	John Iager	Grateful Darts	8 / 6	0.571
19	Jay Miller	Neighbors	9 / 8	0.529
	Rob Downs	Neighbors	9 / 8	0.529
21	Charlie Wilkinson	Bubba Boyz	11 / 10	0.524
22	Curt Floyd	First in Flight	14 / 13	0.519
23	Debbie Sasser	PMS	12 / 12	0.500
	Lynn Bartlett	PMS	12 / 12	0.500
	Bob Carawon	Bad News Ducks	12 / 12	0.500
	Joe Kunesh	Bubba Boyz	11 / 11	0.500
	Paul Casadonte	Bad News Ducks	5 / 5	0.500
	Joel Byrd	Grateful Darts	4 / 4	0.500
	Jan Schmidt	Bad News Ducks	1 / 1	0.500
30	Darrel Smith	Bad News Ducks	11 / 12	0.478
31	Bill Heap	Bad News Ducks	10 / 11	0.476
32	Jim Long	Grateful Darts	6 / 7	0.462
33	Clayton Rodgers	Bad News Ducks	10 / 12	0.455
34	Lynne Lewis	PMS	4 / 5	0.444
35	Mel Rich	Q.B.D.'s	7 / 9	0.438
36	John Lilienthal	Grateful Darts	10 / 13	0.435
37	Mike Hodges	Grateful Darts	7 / 11	0.389
38	Greg Futrelle	Bubba Boyz	8 / 13	0.381
	Spence Goble	Bubba Boyz	8 / 13	0.381
40	Rick DeMattos	Neighbors	8 / 14	0.364
41	Dawn Grayckowski	PMS	6 / 11	0.353
	Bo Watson	First in Flight	6 / 11	0.353
43	Walter Jackson	Q.B.D.'s	6 / 12	0.333
	Walter Stone	Grateful Darts	3 / 6	0.333
	Scott Kirkpatrick	First in Flight	3 / 6	0.333
46	Jan Adams	Q.B.D.'s	6 / 13	0.316
47	Trish Ellis	PMS	7 / 16	0.304

	E division (con't)	Team	W/L	W/L%
48	Donnie Glass	Q.B.D.'s	7 / 16	0.304
49	Tony McGrail	Grateful Darts	3 / 9	0.250
50	Susan Roberson	PMS	4 / 13	0.235
51	Chuck Rouse	Bubba Boyz	3 / 10	0.231
	Barry Houston	Bubba Boyz	3 / 10	0.231
53	Rick Perkins	Grateful Darts	1 / 6	0.143
	Walter Niemasz	First in Flight	1 / 6	0.143
55	Andy Strang	Bubba Boyz	1 / 10	0.091
56	Michelle Jackson	Q.B.D.'s	1 / 14	0.067
57	David Kennedy	Bad News Ducks	0 / 0	#####

	F division	Team	W/L	W/L%
1	Jim Britt	Throw-N-Hope	4 / 0	1.000
2	Ben Widgeon	Double Trouble	19 / 1	0.950
3	Barry Brown	Double Trouble	17 / 1	0.944
4	Pat Martin	Double Trouble	15 / 2	0.882
5	Chris Bonfiglio	Double Trouble	12 / 2	0.857
6	James Ryan	POG MO HON	16 / 4	0.800
7	Gibb Allen	Double Trouble	10 / 3	0.769
8	Chris Heath	Hawg Darts	16 / 6	0.727
	Darrel Myers	POG MO HON	8 / 3	0.727
10	Al Weekley	Hawg Darts	10 / 4	0.714
11	John Burnside	Down & Out	7 / 3	0.700
	Clay Harless	Down & Out	7 / 3	0.700
13	Ron Moulds	Down & Out	11 / 5	0.688
14	Mike Mohan	Hawg Darts	12 / 6	0.667
	Dick Cummings	Down & Out	10 / 5	0.667
16	Dennis Crompton	Double Trouble	11 / 6	0.647
17	Brian Nobles	POG MO HON	12 / 7	0.632
18	Richard Goley	POG MO HON	10 / 6	0.625
	Bob Winter	WineMeDineMe69Me	5 / 3	0.625
20	Barry Thompson	Burnt Weeny Sandwich	10 / 7	0.588
21	Bob Hounsell	POG MO HON	11 / 8	0.579
22	Jerry Thomason	Double Trouble	8 / 6	0.571
23	Scott Lipscomb	Burnt Weeny Sandwich	12 / 10	0.545
24	Ward Proctor	Burnt Weeny Sandwich	11 / 11	0.500
	Ann Ryan	POG MO HON	9 / 9	0.500
	David Freitas	POG MO HON	6 / 6	0.500
	Francis Skinner	Down & Out	5 / 5	0.500
	John Scalon	WineMeDineMe69Me	3 / 3	0.500
	Ed Moloney	WineMeDineMe69Me	3 / 3	0.500
	Brett Collins	Double Trouble	2 / 2	0.500
31	Tracy Grass	Burnt Weeny Sandwich	10 / 12	0.455
	Warren Burnside	Down & Out	5 / 6	0.455
33	Mark Fulghum	Throw-N-Hope	11 / 14	0.440
34	Stuart Turner	Throw-N-Hope	7 / 10	0.412
35	David Oden	Hawg Darts	6 / 9	0.400
36	Terri Wagner	Hawg Darts	6 / 10	0.375
	Mark Becker	Burnt Weeny Sandwich	6 / 10	0.375
	Chris Freeman	WineMeDineMe69Me	3 / 5	0.375
39	Christopher Mori	Down & Out	5 / 9	0.357
40	CJ Jacobson	POG MO HON	6 / 11	0.353
41	Van Smith	Throw-N-Hope	6 / 12	0.333
	Andy Bahl	Hawg Darts	6 / 12	0.333
	Jeff Adams	WineMeDineMe69Me	1 / 2	0.333
	Macon Jones	Throw-N-Hope	1 / 2	0.333
45	Ed Kennedy	Burnt Weeny Sandwich	5 / 11	0.313
46	Bill Nowlin	Down & Out	3 / 7	0.300
47	Jon Rothe	Burnt Weeny Sandwich	5 / 12	0.294
48	Jeff Hayes	Hawg Darts	5 / 13	0.278
49	Gordon Boyes	Down & Out	4 / 11	0.267
50	Tom Kaznowski	WineMeDineMe69Me	1 / 3	0.250
51	Pat Cullen	Throw-N-Hope	5 / 17	0.227
52	Mark Bradford	WineMeDineMe69Me	1 / 4	0.200
53	Richard Boyd	Throw-N-Hope	3 / 13	0.188
54	Sue Bradford	WineMeDineMe69Me	1 / 5	0.167
55	Jim Sedgewick	Throw-N-Hope	2 / 15	0.118
56	Kerry Sepko	Hawg Darts	1 / 10	0.091
57	Randy Kelly	Throw-N-Hope	0 / 10	0.000
	Chuck Watt	Down & Out	0 / 9	0.000
	Todd McEvoy	WineMeDineMe69Me	0 / 2	0.000
	Don Singer	Double Trouble	0 / 2	0.000

	F division (con't)	Team	W/L	W/L%
61	Tom Adams	WineMeDineMe69Me	0 / 0	#####
	Chris Coley	POG MO HON	0 / 0	#####

	G division	Team	W/L	W/L%
1	Robert Stewart	The Diddlers	17 / 0	1.000
	Al Height	Diddler's Choice	3 / 0	1.000
3	Shan Ewing	The Ciuentes	5 / 1	0.833
4	Matt Harris	The Marksmen	18 / 5	0.783
5	Bruce Steinhour	The Ciuentes	14 / 4	0.778
	Craig Griffin	The Marksmen	14 / 4	0.778
7	Alan Brothers	The Marksmen	10 / 3	0.769
8	Johnny Peyton	Shaft the Red Eye	18 / 6	0.750
	Brian Berg	The Marksmen	12 / 4	0.750
	Doug Curtis	Red Eyes	6 / 2	0.750
11	Richie Richmond	Red Eyes	13 / 5	0.722
12	Paul Hugelmeyer	Snakes	17 / 7	0.708
13	Ben McCommons	The Marksmen	9 / 4	0.692
14	Greg Readling	Snakes	14 / 7	0.667
	Doug Newsome	The Diddlers	12 / 6	0.667
	Mike Weed	Red Eyes	10 / 5	0.667
17	Robert Perry	Snakes	5 / 3	0.625
18	Joe Altmann	The Diddlers	10 / 7	0.588
19	Shannon Lougher	The Diddlers	11 / 8	0.579
20	Jeff Young	The Ciuentes	15 / 11	0.577
21	Jason Walters	Diddler's Choice	12 / 10	0.545
22	Rob Daniel	The Ciuentes	13 / 11	0.542
23	Gary Hollins	The Marksmen	9 / 8	0.529
24	Eric Matthews	Diddler's Choice	9 / 9	0.500
25	Dawn Clement	The Diddlers	7 / 7	0.500
	John Knittel	Red Eyes	6 / 6	0.500
	Kurt Kissinger	The Marksmen	6 / 6	0.500
	John Pjura	Shaft the Red Eye	3 / 3	0.500
	Kim Smith	Diddler's Choice	3 / 3	0.500
	Gary Canedy	Shaft the Red Eye	2 / 2	0.500
31	Jay Brown	Snakes	11 / 12	0.478
32	Tom Monck	Red Eyes	8 / 9	0.471
33	Pat Hamilton	Snakes	6 / 7	0.462
34	Bob Kuppler	Snakes	11 / 13	0.458
35	Ken Rowe	The Marksmen	10 / 12	0.455
36	Bob Kelley	The Ciuentes	8 / 10	0.444
37	Royd Steenstra	Diddler's Choice	11 / 14	0.440
38	Dave Wilser	The Ciuentes	7 / 9	0.438
39	Phillip Lewis	Shaft the Red Eye	6 / 8	0.429
40	Larry Wilson	Diddler's Choice	8 / 11	0.421
41	Richard Stoneburg	The Diddlers	9 / 13	0.409
42	Paul Johnson	Red Eyes	6 / 9	0.400
43	Charles Carpenter	Shaft the Red Eye	6 / 10	0.375
	Robert Smith	Diddler's Choice	3 / 5	0.375
45	Craig Kuppler	Snakes	8 / 14	0.364
46	Brooks Downs	The Diddlers	6 / 11	0.353
47	Susan Mason	Shaft the Red Eye	8 / 15	0.348
48	Kathy Johnson	Shaft the Red Eye	6 / 12	0.333
	Ron Hamilton	Red Eyes	5 / 10	0.333
	Brent Strickland	Diddler's Choice	4 / 8	0.333
	Bobby Henderson	The Ciuentes	3 / 6	0.333
	Beth Ward	The Diddlers	3 / 6	0.333
53	Tom Taylor	Shaft the Red Eye	7 / 15	0.318
54	Jonathan Brothers	The Marksmen	3 / 7	0.300
55	Matt Kovacs	The Ciuentes	8 / 19	0.296
56	Cheryl Pjura	Shaft the Red Eye	5 / 12	0.294
57	Kathy Barnes	Diddler's Choice	5 / 15	0.250
58	Chris Belk	Snakes	2 / 7	0.222
59	Jeff Hurst	Red Eyes	4 / 15	0.211
60	Dan McGinty	Red Eyes	2 / 9	0.182
61	Arthur Blake	Diddler's Choice	1 / 9	0.100
62	Jim Blackmon	Red Eyes	0 / 3	0.000
63	Matt Moss	The Diddlers	0 / 0	#####

THE FINAL EDITION OF THE

TONS OF NEWSletter

Raleigh Dart League, Inc.- Spring

(Dart Banquet) Edition 15- May 20, 1995

TOURNAMENT RESULTS

ROUND 1 5/3/95	SEMI-FINALS 5/10/95	FINALS 5/17/95	THE CHAMPIONS

A DIVISION

#1 Pig Tour 95 (9-0)
#8 Bullshooters
#1 Pig Tour 95 (14-6)
#4 3 in a Bed (13-5)
#5 Lights Out!
#1 Pig Tour 95 (14-10) — PIG TOUR 95
#3 Dart Shadows (13-6)
#6 Flight Tyme
#3 Dart Shadows (?-?)
#2 Lunatic Fringe (11-2)
#7 Tossing Heads
#3 Dart Shadows

B DIVISION

#1 Hagar & the Horribles (?-?)
#8 Nine Lives
#1 Hagar & the Horribles (11-5)
#4 Wholy Funk
(2-14) #5 Bar Stools
#5 Bar Stools
#1 Hagar & the Horribles (13-3) — DIXIE CHICKENS
#3 Dart Bags
(11-13) #6 Road Crew
#6 Road Crew (3-13)
#2 Dixie Chickens
#2 Dixie Chickens (12-5)
#7 Starving Dartists
#2 Dixie Chickens

C DIVISION

#1 Who's Next? (13-1)
#8 Coral Reefers
#1 Who's Next? (13-5)
#4 Sharky's Hookers (14-10)
#5 Sharp Darts
#1 Who's Next? (14-6) — WHO'S NEXT?
#3 First Flight (15-9)
#6 Arrowing Experience
#3 First Flight (?-?)
#2 Your Fathers Shoes (14-4)
#7 Blind Squirrels
#2 Your Father's Shoes

ROUND 1 5/3/95	SEMI-FINALS 5/10/95	FINALS 5/17/95	THE CHAMPIONS

D DIVISION

#1 Double Trouble (13-0 forfeit)
#8 Ton of Garbage
#1 Double Trouble (13-7)
#4 Q.B.D.'s (12-5)
#5 Fistfull of Darters
#1 Double Trouble (13-3) — DOUBLE TROUBLE
#3 Grateful Darts (14-10)
#6 Bad News Ducks
#3 Grateful Darts (11-13)
#2 Neighbors (14-10)
#7 Ice Darts
#2 Neighbors

E DIVISION

#1 POG MO HON (14-4)
#8 Down & Out
#1 POG MO HON (14-4)
#4 The Marksmen
(5-12) #5 Burnt Weeny Sandwich
#5 Burnt Weeny Sandwich
#1 POG MO HON (13-3) — POG MO HON
#3 Hawg Darts
(11-13) #6 PMS
#6 PMS (8-14)
#2 Snakes (12-5)
#7 Bubba Boyz
#2 Snakes

F DIVISION

#1 Red Eyes (15-1)
#8 In Again
#1 Red Eyes (13-11)
#4 Shooters Buzz (13-5)
#5 Diddler's Choice
#1 Red Eyes (14-8) — RED EYES
#3 The Diddlers (13-3)
#6 Politically Correct
#3 The Diddlers (13-9)
#2 Stik-It (12-5)
#7 Cricketeers
#2 Stik-It

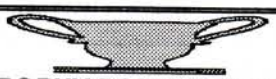

INDIVIDUAL TROPHY DART AWARD WINNERS

HIGH ALL-STAR POINT PERCENTAGE

Womens Div.	(1st-3rd place)	GP	ASP's	ASP%
Angel Gaffney	3 in a Bed	38	19.0	0.500
Dawn Clement	The Diddlers	49	24.0	0.490
Natalie Edmond	PMS	47	23.0	0.489
Mens Division	**(1st place only)**	**GP**	**ASP's**	**ASP%**
A Division				
Jim Budelman	Lunatic Fringe	53	106.0	2.000
B Division				
Bob McCredie	Dixie Chickens	45	49.5	1.100
C Division				
David Simpson	Who's Next?	55	51.5	0.936
D Division				
Gibb Allen	Double Trouble	56	53.0	0.946
E Division				
Ward Proctor	BurntWeenySan.	51	47.0	0.922
F Division				
Will Benson	Shooters Buzz	57	63.0	1.105

HIGH WIN/LOSS PERCENTAGE

Womens Div.	(1st-3rd place)	W	L	W/L%
Natalie Edmond	PMS	13	8	0.619
Connie Austin	Ice Darts	16	11	0.593
Terri Larsen	Hawg Darts	16	12	0.571
Mens Division	**(1st place only)**	**W**	**L**	**W/L%**
A Division				
Jim Budelman	Lunatic Fringe	20	5	0.800
B Division				
John Toth	Dixie Chickens	23	5	0.821
C Division				
David Simpson	Who's Next?	24	3	0.889
D Division				
Gibb Allen	Double Trouble	23	5	0.821
E Division				
Greg Readling	Snakes	19	0	1.000
F Division				
Will Benson	Shooters Buzz	26	2	0.929

SPECIAL ACHIEVEMENT AWARD

Mike Hall	Lunatic Fringe	Ton70 Out	Round 1

HIGH OUT

Larry Dulin	Ton of Garbage	Ton39	3/22/95

FAST SINGLES CRICKET

Jim Budelman	Lunatic Fringe	13 darts	3/29/95

FAST SINGLES 501

Keith Wall	Pig Tour 95	14 darts	2/01/95

FAST DOUBLE 501

Wilbert Tan & Jerry Johnston	3 in a Bed	15 darts	4/26/95

FAST DOUBLES CRICKET

Lee Whitehead & Tim Seagroves	3 in a Bed	18 darts	4/19/95
Allen Smith & Michael Knott	Dart Shadows	18 darts	4/05/95
Jeff Lane & Bob McCredie	Dixie Chickens	18 darts	3/01/95

9 MARKS

Mike Glendy	Pig Tour 95	Finals
Clive Draper	First Flight	Finals
Wilbert Tan	3 in a Bed	Semi's
Scott Frame	Who's Next?	Semi's
Tom Smith	PMS	4/26/95
Jerry Johnston	3 in a Bed	4/19/95
Pat Dancy	Bullshooters	4/19/95
Mike Seward	Dart Bags	4/19/95
Randy Deemer	Lunatic Fringe	4/12/95
Steve Austin	Tossing Heads	4/12/95
Johnny Peyton	Cricketeers	4/05/95
Jim Budelman	Lunatic Fringe	3/29/95
Tom Gildea	Sharp Darts	3/29/95
Natalie Edmond	PMS	3/29/95
Stan Converse	Bad News Ducks	3/22/95
Lee Whitehead (2)	3 in a Bed	3/08, Round 1
Will Benson (2)	Shooters Buzz	3/08, 4/26/95
David Currin	Lunatic Fringe	3/01/95
Larry Warnke	Neighbors	3/01/95
Shannon Lougher	The Diddlers	3/01/95
Buddy Smith	Hagar & the Horribles	2/22/95
Joe Wilson	Lunatic Fringe	2/08/95
Mike Hall	Lunatic Fringe	2/08/95
Gerald Ray (2)	Dart Shadows	2/08, 3/15/95
Barry Barker	Arrowing Experience	2/01/95
Scott VanMeter	Lights Out!	2/01/95

TON 80's

Jim Budelman	Lunatic Fringe	Semi's
Kevin Barton	The Diddlers	Semi's
Robert Bridges	Q.B.D.'s	Semi's
Jeff McGalliard	Tossing Heads	Round 1
Bill Carver	3 in a Bed	Round 1
Penn Malone	Tossing Heads	Round 1
Bob Skea	Hagar & the Horribles	Round 1
Curtis Avery	Red Eyes	Round 1
John Howell	Starving Dartists	4/12/95
Chris Wandscher	Flight Tyme	4/05/95
Dave Neff	Lights Out!	4/05/95
John Toth	Dixie Chickens	4/05/95
Jim Budelman	Lunatic Fringe	3/22/95
Doug Alm	Bar Stools	3/22/95
Fred Crisp	Bar Stools	3/22/95
Dawn Clement	The Diddlers	3/22/95
David Metzker	Dart Shadows	3/08/95
Jerry Johnston (3)	3 in a Bed	2/22, 4/26, Round 1
Bobby Heald	Barstools	2/15/95
Bob Terry (2)	Lunatic Fringe	2/08, 3/22/95
Russ Watts	Tossing Heads	2/08/95
Bob Winter	Shooters Buzz	2/01/95
Gibb Allen	Double Trouble	2/01/95
Keith Wall (2)	Pig Tour 95	2/01, Finals
Jeff Lane	Dixie Chickens	1/25/95

No **6 BULLS** were thrown this season.

Raleigh Dart League, Inc.
P. O. Box 31948
Raleigh, N.C. 27622-1948
(919) 990-1218

1995 BOARD OF DIRECTORS

President		
Joe Wilson	Lunatic Fringe	846-0493
Vice President		
Randy Deemer	Lunatic Fringe	556-8395
Secretary		
Edie Zebrowski	Arrowing Experience	662-8534
External Organizations		
Steve Hoffmann	Pig Tour 95	362-0071
Membership Director		
Dave Berry	Arrowing Experience	467-4382
External Organizations		
Terri Larsen	Hawg Darts	859-6894
Rules & Grievances		
Rick DeMattos	Neighbors	829-3697

Current Statistician/Editor
Denise Healy 990-1218

CALENDAR OF EVENTS

May 26 - 28		DART TOURNAMENT- $10,000
Fri. - Sun.		in Savannah, GA
Jun. 11	**2:00pm**	DUAL CITY CO-ED FUN MATCH
Sunday		Raleigh vs. Boone at Woody's
Luck of the Draws		
Sundays	7:00pm	at Playtime Billiards in Cary
Mondays	8:00pm	at Sharky's Place in Raleigh
Tuesdays	8:00pm	at Snooker's Ridgewood in Ral.
Fridays	8:00pm	at Woody's in Cary
1995 RDL Fall Season Information		
July 26	**7:30-**	FALL REGISTRATION-
Wed.	**9:00pm**	Returning Teams; location- TBA
July 27	**7:30-**	FALL REGISTRATION-
Thurs.	**9:00pm**	New Teams; location- TBA
Aug. 14	**8:00pm**	PRE-SEASON CAPTAINS MTG.
Monday		location- TBA
Aug. 16	**8:00pm**	1ST WEEK OF FALL SEASON
Wednesday		more details TBA

FOR SALE
For your dart supply needs, contact:

Pelip's Dart Bar (a.k.a. **Banana's**)
4200 Lake Ridge Drive Raleigh, N.C. 27604
(919) 872-2610, ask for Pelip.

Capitol Games Brokers
5655-D Western Blvd. Raleigh, N.C. 26706
(919) 859-2321, ask for Thomas Humphrey
A 20% discount to all R.D.L. members on dart supplies ONLY.

CHARLOTTE OPEN TOURNAMENT RESULTS
(contributed by Terri Larsen)

April 28-30, 1995 in Charlotte, N.C.

Mixed Triples 701
- **1st** Steve Hoffmann, Tim Lane & Terri Larsen
- Top 4 Phil Maxwell, Tom VanArsdale & (Becky Smith)
- Top 4 Mike Hall, Keith Wall, & Angel Gaffney

Mens Doubles 501
- Top 4 Keith Wall & Mike Hall
- Top 4 Tom VanArsdale & Phil Maxwell
- Top 8 Tim Lane & Steve Hoffmann

Mixed Doubles 501
- Top 4 Steve Hoffmann & (Laura Grzybowski)
- Top 4 Keith Wall & Angel Gaffney
- Top 8 Phil Maxwell & Ann Ryan
- Top 8 Tom VanArsdale & (Becky Smith)

Mens Singles 501
- **1st** Keith Wall
- Top 4 Tim VanArsdale
- Top 8 Mike Hall

Ladies Singles 501
- 2nd Terri Larsen
- Top 4 Ann Ryan

Four Persn 1001
- **1st** Keith Wall, Wil Tan (S. Cantrell & D. Marshall)
- Top 4 Don Glass, Phil Maxwell, Mike Hall & Jeff Lane

Mixed Doubles Cricket
- 2nd Phil Maxwell & Ann Ryan
- Top 4 Tim Lane & Terri Larsen
- Top 4 Steve Hoffmann & (Carolyn Wilkinson)

Mens Doubles Cricket
- **1st** Phil Maxwell & Tom VanArsdale
- 2nd Mike Hall & Keith Wall

Mens Singles Cricket
- Top 4 Tim Lane

Congratulations to all who placed.
You represented the Raleigh Dart League well!

WANTED: NEW/OLD PLACES TO PLAY

As this season has finally come to an end, next season is just right around the corner. Over the summer, the R.D.L. will be promoting darts in this area trying not only to gain more members, but new establishments as well. There are several bars currently in the league that are planning to expand/upgrade their number of boards for next season, including Playtime Billiards, Players Club, and Duffy's; there are also other new bars in the area looking for new teams in order to join the R.D.L., such as Pelip's Dart Bar in N. Raleigh. If you know any other locations that would welcome a steady stream of business for 14 weeks, please let the league know. If you or your team is interested in relocating for next season, contact the business directly, or call the league. The Voice Mail is available 24hrs/day, 7 days/wk (919-990-1218).

FINAL TEAM STATISTICS- by division

TEAM NAME	W	L	PTS	RK	TGP	ASP'S	ASP%	Sgl W/L	W/L%	501 W/L	Crkt W/L
A DIVISION											
Pig Tour 95	13	1	227	1st	356	417.5	1.173	109 - 59	0.649	52 - 32	57 - 27
Lunatic Fringe	11	3	216	2nd	350	433.0	1.237	108 - 60	0.643	43 - 41	65 - 19
Dart Shadows	9	5	166	3rd	340	376.5	1.107	95 - 71	0.572	41 - 42	54 - 29
3 in a Bed	8	6	160	4th	336	330.5	0.984	93 - 75	0.554	46 - 38	47 - 37
Lights Out!	5	9	152	5th	318	253.5	0.797	80 - 76	0.513	45 - 33	35 - 43
Flight Tyme	5	9	129	6th	342	266.5	0.779	69 - 99	0.411	39 - 45	30 - 54
Tossing Heads	4	10	150	7th	310	235.5	0.760	65 - 89	0.422	40 - 37	25 - 52
Bullshooters	0	14	67	8th	332	186.0	0.560	37 - 127	0.226	22 - 60	15 - 67
B DIVISION											
Hagar & the Horribles	12	2	171	1st	351	204.5	0.583	90 - 78	0.536	44 - 40	46 - 38
Dixie Chickens	11	3	205	2nd	336	245.0	0.729	105 - 63	0.625	53 - 31	52 - 32
Dart Bags	9	5	192	3rd	341	193.5	0.567	101 - 65	0.608	48 - 35	53 - 30
Wholy Funk	9	5	174	4th	336	175.5	0.522	97 - 71	0.577	44 - 40	53 - 31
Bar Stools	6	8	158	5th	339	218.0	0.643	89 - 76	0.539	47 - 35	42 - 41
Road Crew	3	11	133	6th	337	168.5	0.500	67 - 96	0.411	38 - 43	29 - 53
Starving Dartists	3	11	124	7th	332	144.0	0.434	64 - 100	0.390	30 - 52	34 - 48
Nine Lives	2	12	118	8th	343	169.5	0.494	56 - 112	0.333	28 - 56	28 - 56
C DIVISION											
Who's Next?	14	0	252	1st	336	245.0	0.729	126 - 42	0.750	62 - 22	64 - 20
Your Father's Shoes	9	5	174	2nd	347	180.0	0.519	90 - 78	0.536	40 - 44	50 - 34
First Flight	9	5	166	3rd	343	153.0	0.446	103 - 65	0.613	51 - 33	52 - 32
Sharky's Hookers	7	7	164	4th	342	167.0	0.488	91 - 77	0.542	46 - 38	45 - 39
Sharp Darts	5	9	139	5th	336	144.5	0.430	59 - 109	0.351	33 - 51	26 - 58
Arrowing Experience	4	10	134	6th	336	136.5	0.406	69 - 99	0.411	34 - 50	35 - 49
Blind Squirrels	3	11	132	7th	350	146.5	0.419	71 - 97	0.423	36 - 48	35 - 49
Coral Reefers	3	11	106	8th	336	135.5	0.403	63 - 105	0.375	34 - 50	29 - 55
D DIVISION											
Double Trouble	14	0	247	1st	336	216.5	0.644	124 - 44	0.738	63 - 21	61 - 23
Neighbors	10	4	178	2nd	343	129.5	0.378	83 - 85	0.494	36 - 48	47 - 37
Grateful Darts	10	4	163	3rd	345	135.0	0.391	87 - 81	0.518	47 - 37	40 - 44
Q.B.D.'s	6	8	157	4th	336	179.0	0.533	80 - 88	0.476	38 - 46	42 - 42
Fistfull of Darters	6	8	145	5th	328	130.5	0.398	77 - 87	0.470	37 - 45	40 - 42
Bad News Ducks	4	10	144	6th	296	99.0	0.334	70 - 74	0.486	36 - 36	34 - 38
Ice Darts	3	11	137	7th	343	138.0	0.402	72 - 96	0.429	37 - 47	35 - 49
Ton of Garbage	3	11	111	8th	304	118.5	0.390	59 - 93	0.388	31 - 45	28 - 48
E DIVISION											
POG MO HON	11	2	200	1st	350	209.0	0.597	103 - 65	0.613	49 - 35	54 - 30
Snakes	10	3	195	2nd	342	170.0	0.497	95 - 73	0.565	49 - 35	46 - 38
Hawg Darts	8	6	170	3rd	349	153.5	0.440	82 - 86	0.488	47 - 37	35 - 49
The Marksmen	8	6	156	4th	312	133.0	0.426	82 - 74	0.526	36 - 42	46 - 32
Burnt Weeny Sandwich	7	7	167	5th	353	150.0	0.425	87 - 81	0.518	37 - 47	50 - 34
PMS	4	10	148	6th	352	132.0	0.375	73 - 95	0.435	40 - 44	33 - 51
Bubba Boyz	4	10	140	7th	336	111.5	0.332	68 - 100	0.405	36 - 48	32 - 52
Down & Out	3	11	147	8th	322	88.0	0.273	69 - 87	0.442	35 - 43	34 - 44
F DIVISION											
Red Eyes	11	3	189	1st	334	173.0	0.518	91 - 75	0.548	45 - 38	46 - 37
Stik-It	11	3	175	2nd	336	130.0	0.387	85 - 83	0.506	38 - 46	47 - 37
The Diddlers	10	4	189	3rd	336	171.0	0.509	99 - 69	0.589	48 - 36	51 - 33
Shooters Buzz	10	4	186	4th	342	171.0	0.500	103 - 65	0.613	53 - 31	50 - 34
Diddler's Choice	5	9	163	5th	340	146.0	0.429	88 - 80	0.524	43 - 41	45 - 39
Politically Correct	5	9	145	6th	336	105.0	0.313	82 - 86	0.488	44 - 40	38 - 46
Cricketeers	3	11	137	7th	334	110.0	0.329	63 - 103	0.380	31 - 52	32 - 51
In Again	1	13	87	8th	336	80.0	0.238	59 - 109	0.351	33 - 51	26 - 58

Would You Like To Do This Newsletter?!

The position of Newsletter Editor/League Statistician is available each season to anyone (or more than one) that is interested Responsibilities include tabulating and publishing weekly team statistics, as well as player statistics throughout the league. Other information promoting darts should also be included. This position works closely with the Board of Directors and may be asked to attend monthly meetings on an as needed basis. Call and leave a message on the Voice Mail to inquire more information. You may

A DIVISION- Individual Player Statisitcs

Name	GP	Asp's	ASP%	W	L	W/L%
Joe Wilson	46	52.0	1.130	17	5	0.773
Jim Budelman	53	106.0	2.000	20	5	0.800
Bob Terry	59	71.5	1.212	17	12	0.586
David Currin	48	37.5	0.781	10	10	0.500
Philip Todd	37	63.5	1.716	13	5	0.722
Randy Deemer	39	18.5	0.474	9	12	0.429
Mike Hall	58	80.0	1.379	19	9	0.679
Billy West	10	4.0	0.400	3	2	0.600
LUNATIC FRINGE						
Steve Hoffmann	61	83.5	1.369	18	11	0.621
Timothy Lane	65	70.5	1.262	19	6	0.704
Mike Glendy	47	41.5	0.883	9	11	0.450
Deana Monn	0	0.0	#DIV/0!	0	0	#DIV/0!
Don Overman	6	1.0	0.167	2	2	0.500
Keith Wall	63	80.5	1.278	22	4	0.733
Tom Brown	50	67.0	1.340	16	7	0.696
Jason Kilts	69	47.5	0.619	17	11	0.607
Tom VanArsdale	16	26.0	1.625	6	1	0.857
PIG TOUR 98						
Jeff McGalliard	51	55.0	1.078	15	10	0.600
Steve Austin	53	58.0	1.094	13	13	0.500
Brad Hetzel	52	23.5	0.452	4	23	0.148
Mike Lovelace	41	25.0	0.610	10	12	0.455
Penn Malone	33	5.5	0.167	2	13	0.133
Steve Raxter	38	12.5	0.329	8	11	0.421
Russ Watts	42	56.0	1.333	13	7	0.650
TOSSING HEADS						
Steve Motley	40	16.0	0.400	6	14	0.300
Bill Carver	58	54.5	0.973	19	9	0.679
Lee Whitehead	60	86.0	1.536	19	9	0.679
Tim Seagroves	41	32.0	0.780	10	10	0.500
Wilbert Tan	45	50.5	1.122	14	10	0.583
Gary Brown	4	0.0	0.000	0	2	0.000
Jerry Johnston	56	72.6	1.295	20	7	0.741
Angel Gaffney	38	19.0	0.500	5	14	0.263
3 IN A BED						
Michael Knott	53	60.5	1.142	12	11	0.522
David Murray	33	44.5	1.348	11	5	0.688
Chris Gilbert	56	32.0	0.571	10	18	0.357
Allen Smith	61	75.0	1.230	18	12	0.600
Frank Telesz	23	24.5	1.065	9	2	0.818
David Metzker	24	16.0	0.667	8	5	0.615
Gerald Ray	60	68.5	1.142	15	15	0.500
Phillip Maxwell	30	55.5	1.850	12	3	0.800
DART SHADOWS						
Ron Wandscher	63	43.0	0.683	11	20	0.355
Chris Wandscher	57	63.5	1.114	18	10	0.643
Jim Mitchell	28	37.5	1.339	11	2	0.846
Joe Gaglione	57	46.0	0.842	15	13	0.536
Bob James	52	26.0	0.500	7	19	0.269
Keith Marshburn	56	39.5	0.718	4	24	0.143
Donny Glass	30	9.0	0.300	3	11	0.214
FLIGHT TYME						
Scott VanMeter	58	56.5	0.974	18	11	0.621
Brooks Long	55	45.0	0.818	13	14	0.481
Dave Neff	58	37.0	0.638	13	15	0.464
Mark Slominski	54	39.0	0.722	13	14	0.481
John Wilson	56	47.5	0.848	14	13	0.519
Dave Winsor	4	6.0	1.500	1	1	0.500
Bob McDougal	4	1.0	0.250	0	2	0.000
John Carpenter	29	21.5	0.741	8	6	0.571
LIGHTS OUT!						
Pat Dancy	60	32.0	0.533	9	20	0.310
Billy Brown	36	15.0	0.417	3	14	0.176
Pete Rutten	60	49.5	0.990	11	15	0.423
Ken Clontz	19	7.5	0.395	2	6	0.250
James Odom	59	43.6	0.737	7	22	0.241
Joe Kubich	53	17.5	0.330	1	24	0.040
Mike Baker	55	21.0	0.382	4	26	0.133
BULLSHOOTERS						

B DIVISION- Individual Player Statistics

Name	GP	Asp's	ASP%	W	L	W/L%
Ron Hendricks	54	37.0	0.578	20	10	0.667
Marc Shown	48	38.5	0.802	13	11	0.542
Steve Blackwood	0	0.0	#DIV/0!	0	0	#DIV/0!
Kevin Hartley	46	19.5	0.424	9	14	0.391
Bobby Jones	18	4.5	0.281	2	5	0.286
John Howell	53	28.0	0.444	12	19	0.387
Roger Weadon	49	7.0	0.143	3	23	0.115
Frank Fleming	46	9.5	0.207	5	18	0.217
STARVING DARTISTS						
Bob McCredie	45	49.5	1.100	15	6	0.714
Ed Davenport	38	9.5	0.250	11	11	0.500
Fritz Herman	33	10.5	0.318	5	12	0.294
Henry White	26	6.0	0.231	5	7	0.417
William Holland	52	55.0	1.058	18	8	0.692
John Toth	56	54.0	0.964	23	5	0.821
Darrell Vest	30	11.5	0.383	8	6	0.571
Steve Wilcenski	0	0.0	#DIV/0!	0	0	#DIV/0!
Jeff Lane	56	49.0	0.875	20	8	0.714
DIXIE CHICKENS						
Randy Baldwin	59	49.0	0.875	22	7	0.759
Jim Bush	60	24.0	0.400	9	20	0.310
Buddy Garrison	12	5.0	0.417	0	6	0.000
Bill Garrison	7	2.0	0.286	2	1	0.667
James Daniels	54	15.0	0.278	4	24	0.143
Chris Latham	54	25.0	0.463	7	18	0.280
Mark Moore	55	38.0	0.691	13	13	0.500
Brent Sheerer	36	19.5	0.542	10	7	0.588
ROAD CREW						
Mike Boyce	52	35.0	0.673	16	10	0.615
Doug Alm	64	34.5	0.539	11	19	0.367
Fred Crisp	46	42.5	0.924	17	5	0.773
Bobby Heald	57	46.5	0.816	20	8	0.714
Mike McDonald	38	16.5	0.434	7	11	0.389
Don Parker	65	34.0	0.523	13	19	0.406
Dennis Womble	8	6.0	0.750	4	0	1.000
Mike Windley	9	3.0	0.333	1	4	0.200
BAR STOOLS						
Bob Skea	45	32.5	0.722	13	8	0.619
Troy Peoples	34	8.0	0.235	7	9	0.438
Chris Peoples	45	21.0	0.467	10	13	0.435
Tom Parker	48	25.0	0.521	17	8	0.680
James Hambright	47	41.5	0.883	16	6	0.727
Tom Kuntaing	41	26.0	0.634	10	10	0.500
Steve Campbell	53	22.5	0.425	7	19	0.269
Buddy Smith	36	26.5	0.737	10	5	0.667
HAGAR/HORRIBLES						
David Biggs	34	8.5	0.250	8	10	0.444
Jim Capps	50	29.0	0.580	15	10	0.600
Karl Moen	54	31.5	0.583	19	7	0.731
Dave Corter	15	1.0	0.067	1	9	0.100
David Clontz	31	10.5	0.339	9	8	0.529
Shawn Curtis	53	34.0	0.642	17	8	0.680
Tray Rodgers	49	28.0	0.571	12	10	0.545
Greg Crumpler	50	33.0	0.660	16	9	0.640
WHOLY FUNK						
Mike Huber	49	43.0	0.878	15	8	0.652
Jim Niver	50	43.0	0.860	19	5	0.792
Drew Daly	49	29.0	0.571	14	9	0.609
Lester Taylor	11	5.0	0.455	4	2	0.667
Alex Richburg	39	11.0	0.282	8	11	0.421
Tre Poimboeuf	53	19.0	0.358	12	13	0.480
Bill Gordon	37	9.0	0.243	9	11	0.450
Mike Seward	53	35.5	0.670	20	6	0.769
Mike Maxwell	50	33.0	0.660	13	12	0.520
DART BAGS						
James Marsden	35	19.0	0.543	5	13	0.278
Butch Smith	53	29.5	0.557	8	18	0.308
Al Furhman	21	8.5	0.405	4	7	0.364
David Keever	14	6.0	0.429	2	3	0.400
Cathy Moeschat	30	3.5	0.117	4	14	0.222
Zoltan Zander	50	34.0	0.680	10	16	0.385
Teresa Edgell	7	2.0	0.286	1	3	0.250
Brian Fisher	45	17.0	0.378	6	14	0.300
Randy Warren	38	17.0	0.447	3	12	0.200
NINE LIVES						

C DIVISION- Individual Player Statistics

Name	GP	Asp's	ASP%	W	L	W/L%
Scott Raper	51	15.5	0.304	15	11	0.577
Bob Grayckowski	19	8.0	0.421	3	6	0.333
Clive Draper	39	26.0	0.667	12	7	0.632
Jack Gauthier	6	3.5	0.583	3	0	1.000
Mike Bracco	52	33.5	0.644	20	6	0.769
John Collins	23	5.5	0.239	2	9	0.182
John Seagondollar	36	13.5	0.375	13	2	0.867
Gary Rushworth	40	12.0	0.300	10	9	0.526
Gene Chalk	43	20.0	0.466	14	6	0.700
Ed Scott	34	15.5	0.456	11	9	0.550
FIRST FLIGHT						
David Simpson	55	51.5	0.936	24	3	0.889
Chip Fuquay	52	39.0	0.750	23	5	0.821
Eric Hines	41	26.5	0.646	11	8	0.579
Donnie Simpson, Jr.	55	46.5	0.845	19	8	0.704
Scott Frame	33	30.5	0.924	15	5	0.750
John Jenkins	51	26.5	0.520	22	4	0.846
Jerry Wayman	24	9.5	0.396	4	6	0.400
Joel Ragan	25	15.0	0.600	8	3	0.727
WHO'S NEXT?						
Perry Bull	43	18.0	0.419	11	10	0.524
Amy Bull	14	2.5	0.179	3	3	0.500
Mike Hicks	40	17.0	0.425	10	8	0.556
Rick Stanley	44	27.5	0.625	15	11	0.577
Dave Galloway	42	9.5	0.226	9	10	0.474
Ronnie Robertson	37	21.0	0.568	9	10	0.474
Eric Charlton	47	26.0	0.553	14	10	0.583
Richard Hopkins	28	15.5	0.554	7	7	0.500
Pat Crowley	47	30.0	0.638	13	8	0.619
SHARKYS						
HOOKERS						
Mark Heath	49	45.0	0.918	17	7	0.708
Scott Huler	26	12.5	0.481	6	8	0.429
Hugh Hodge	41	13.5	0.329	10	12	0.455
Tom Goudey	53	24.5	0.462	11	15	0.423
Don Worley	54	21.0	0.389	10	18	0.357
David Namkoong	49	3.5	0.071	4	21	0.160
Brian Speck	37	8.0	0.216	4	12	0.250
George Brown	27	7.5	0.278	1	12	0.077
CORAL REEFERS						
Barry Barker	11	10.5	0.955	4	2	0.667
Edie Zebrowski	41	12.5	0.305	4	14	0.222
Steve Weiss	52	11.0	0.212	2	22	0.083
Marshal Frye	48	22.5	0.469	13	11	0.542
Cheryl Evans	51	19.5	0.382	12	15	0.444
Dave Berry	46	28.0	0.609	15	9	0.625
Joe Hatch	43	13.0	0.302	7	15	0.318
Jane Barker	13	4.0	0.308	3	4	0.429
Bo McCloskey	31	15.5	0.500	9	7	0.563
ARROWING EXPER.						
Jeff Connelly	60	30.0	0.500	20	9	0.690
Scott Connelly	59	52.5	0.890	15	15	0.500
Doug Kelly	55	30.5	0.555	16	11	0.593
Chris Noto	58	20.0	0.345	12	18	0.400
Chris Basoli	21	11.5	0.548	3	6	0.333
Terry Marshall	32	19.0	0.594	10	5	0.667
Scott Kirkpatrick	37	15.5	0.419	13	5	0.722
Alex Akilov	11	1.0	0.091	1	3	0.250
Scott Long	14	0.0	0.000	0	6	0.000
YOUR (PA'S) SHOES						
Jack Gibson	26	15.0	0.577	8	6	0.571
Tom Gillies	45	24.5	0.544	11	12	0.478
Steve Mitchell	48	26.5	0.520	4	20	0.167
Jim Scarborough	41	12.0	0.293	7	16	0.318
Charlie Comiskey	43	11.5	0.267	3	18	0.143
John Scott	48	17.5	0.357	9	13	0.409
Frank Glen	58	31.0	0.534	14	16	0.483
Blue Akers	25	7.5	0.300	3	10	0.231
SHARP DARTS						
Deanna Smith	49	21.5	0.439	3	20	0.130
Jim Marx	55	30.5	0.555	17	9	0.654
Rick Zucco	49	14.0	0.286	12	10	0.545
Michael Altman	50	22.5	0.450	13	11	0.542
Scott Lewis	55	20.0	0.364	10	15	0.400
Tammy Sykes	34	5.5	0.162	2	18	0.100
Richard Ellis	58	32.5	0.560	14	14	0.500
BLIND SQUIRRELS						

D DIVISION- Individual Player Statistics

Name	GP	Asp's	ASP%	W	L	W/L%
Larry Dulin	45	27.0	0.600	16	7	0.696
Derek Rothwell	40	23.5	0.588	13	7	0.650
Walt Nelson	54	15.5	0.287	9	18	0.333
Ralph Nelson	54	15.0	0.278	9	21	0.300
Richard Wilson	23	2.5	0.109	2	9	0.182
Joe Martinsky	37	16.0	0.432	5	12	0.294
Colin Campbell	43	17.0	0.395	5	15	0.250
Carl Heakins	8	2.0	0.250	0	4	0.000
TON OF GARBAGE						
Mike Jolley	58	24.0	0.414	16	12	0.571
Elaine Jolley	33	2.5	0.076	0	17	0.000
Jeff Blackmon	32	14.5	0.453	9	6	0.600
Gary Greene	53	40.5	0.764	18	7	0.720
Tom Jelinski	25	2.5	0.100	3	10	0.231
John Kennedy	37	15.0	0.405	12	6	0.800
Mike Litzinger	45	21.5	0.478	15	8	0.652
Daryl Tunstall	46	10.0	0.222	4	19	0.174
FISTFULL/DARTERS						
Connie Austin	54	21.5	0.398	16	11	0.593
David Price	49	30.5	0.622	10	15	0.400
Patrice Brandt	64	21.5	0.336	17	14	0.548
Mark North	59	23.5	0.398	12	16	0.429
Tamatha Baker	49	11.5	0.235	7	19	0.269
Chris Hoyt	43	25.0	0.581	7	13	0.350
Jerry Jones	25	4.5	0.180	3	8	0.273
ICE DARTS						
Bob Carraron	44	13.0	0.295	10	13	0.435
Clayton Rodgers	25	8.5	0.340	7	6	0.538
Paul Casadonte	30	7.5	0.250	6	6	0.488
Bill Heap	43	10.5	0.244	8	9	0.471
Darrel Smith	36	4.0	0.111	5	14	0.263
Stan Converse	43	30.0	0.698	13	9	0.591
Perry Young	39	18.5	0.597	14	6	0.700
Wayne Aldridge	36	10.0	0.278	8	11	0.421
David Kennedy	0	0.0	#DIV/0!	0	0	#DIV/0!
BAD NEWS DUCKS						
Rick DeMattos	50	21.5	0.430	13	12	0.520
Cecil Duggins	53	28.5	0.538	16	12	0.571
Rob Esmond	56	28.0	0.500	16	12	0.571
Jay Miller	33	5.5	0.167	7	11	0.389
Larry Warnke	54	27.0	0.500	21	6	0.778
Rob Collier	26	6.0	0.231	5	9	0.357
Matt Dehritz	32	11.0	0.344	4	12	0.250
Steve Greenoe	16	0.0	0.000	0	4	0.000
Judy Huyser	23	2.0	0.087	1	7	0.125
NEIGHBORS						
Jan Adams	32	9.0	0.281	5	11	0.313
Robert Bridges	52	41.5	0.798	21	5	0.808
Scott Bartrom	44	8.5	0.193	9	13	0.409
Michelle Jackson	70	17.5	0.250	7	28	0.200
Walter Jackson	59	31.0	0.525	12	16	0.429
Eugene Baker	58	50.0	0.862	16	14	0.533
Barry Brown	21	21.5	1.024	10	1	0.909
Q.E.D.'S						
Joel Byrd	36	13.0	0.361	8	6	0.571
Mike Hodges	47	17.5	0.372	9	14	0.391
John Lilienthal	38	10.0	0.263	8	12	0.400
Tony McGrail	30	4.0	0.133	3	11	0.214
Jim Long	27	5.0	0.185	8	7	0.533
Phil Simpson	49	30.0	0.612	15	9	0.625
John Iager	50	25.0	0.500	17	7	0.708
Rick Perkins	29	4.0	0.138	4	9	0.308
Bobby Crandall	39	26.5	0.679	15	6	0.714
GRATEFUL DARTS						
Ben Widgeon	55	42.0	0.764	23	8	0.793
Dennis Crompton	51	22.0	0.431	19	8	0.704
Chris Bonfiglio	53	29.0	0.547	19	7	0.731
Gibb Allen	56	52.0	0.946	23	5	0.821
Steve Mitchell	25	17.0	0.680	9	3	0.750
Pat Martin	51	33.0	0.647	19	8	0.760
Jerry Thomason	45	20.5	0.456	12	9	0.571
DOUBLE TROUBLE						

E DIVISION- Individual Player Statistics

Name	GP	Asp's	ASP%	W	L	W/L%
Dawn Grayckowski	3	0.0	0.000	0	1	0.000
Debbie Sasser	54	21.5	0.398	13	14	0.481
Trish Ellis	36	5.5	0.153	3	11	0.214
Susan Roberson	24	3.0	0.125	6	10	0.375
Lynne Lewis	23	1.0	0.043	2	10	0.167
Lynn Bartlett	31	5.0	0.161	4	7	0.364
Tom Smith	49	32.5	0.663	14	10	0.583
Doug Jeffcoat	50	33.0	0.660	16	8	0.667
Sharon Lewis	35	7.5	0.214	2	16	0.111
Natalie Edmond	47	23.0	0.489	13	8	0.619
PMS						
Joe Kunesh	56	19.0	0.339	11	18	0.379
Greg Futrelle	60	11.5	0.192	10	20	0.333
Spence Goble	43	19.0	0.442	11	12	0.478
Mark Powell	43	27.0	0.628	13	5	0.722
Chuck Rouse	40	3.5	0.088	6	11	0.353
Barry Houston	33	8.0	0.242	2	17	0.105
Charlie Wilkinson	58	22.5	0.388	15	15	0.500
Andy Strang	3	1.0	0.333	0	2	0.000
BUBBA BOYZ						
Ann Ryan	41	19.0	0.463	5	13	0.278
Bob Hounsell	50	35.0	0.700	15	8	0.652
Christie Jacobs	24	8.0	0.333	7	6	0.538
Daryl Meyers	52	44.5	0.856	22	2	0.917
Mark Knight	58	39.5	0.681	19	9	0.679
Steve Margets	51	26.5	0.520	12	14	0.462
Tim Thaggard	58	30.5	0.526	20	8	0.714
Brian Nobles	16	6.0	0.375	3	5	0.375
POG MO HON						
Ward Proctor	51	47.0	0.922	19	7	0.731
Mark Becker	32	9.5	0.297	4	12	0.250
Ed Kennedy	48	18.0	0.375	8	14	0.364
Scott Lipscomb	47	15.5	0.330	11	11	0.500
Tracy Grass	28	4.5	0.161	3	10	0.231
Mark Fleming	43	8.5	0.198	11	7	0.611
Barry Thompson	53	24.0	0.453	16	11	0.593
Jon Rothe	21	5.5	0.262	6	4	0.600
Johnny Corona	30	17.5	0.583	9	5	0.643
BURNTWEENYSAND						
Dick Cummings	34	9.5	0.279	8	7	0.533
John Burnside	27	1.0	0.037	5	8	0.385
Ginger Ross	25	4.5	0.180	4	11	0.267
Christopher Mori	43	16.0	0.372	8	15	0.348
Warren Burnside	33	8.5	0.258	4	6	0.400
Ron Moulds	31	13.5	0.435	8	8	0.500
Chuck Watt	28	8.5	0.304	5	12	0.294
Bill Nowlin	29	7.0	0.241	7	6	0.538
Gordon Boyes	31	5.5	0.177	8	7	0.533
Dwayne Amstutz	41	14.0	0.341	12	7	0.632
DOWN & OUT *						
Terri Larsen	59	17.0	0.288	16	12	0.571
Mike Mohan	54	40.5	0.750	16	8	0.667
Andy Bahl	35	8.5	0.243	3	13	0.188
Jeff Hayes	47	8.0	0.128	7	15	0.318
Chris Heath	46	38.5	0.837	19	3	0.864
Gene Bonar	48	8.5	0.177	3	22	0.120
Eric Bonar	80	34.5	0.575	16	12	0.571
HAWG DARTS						
Matt Harris	44	32.5	0.739	13	10	0.565
Ken Rowe	31	11.0	0.355	7	8	0.467
Ben McCommons	34	14.0	0.412	10	6	0.625
Eric Hess	22	7.5	0.341	7	5	0.583
Jonathan Brothers	45	14.0	0.311	13	11	0.542
Alan Brothers	31	12.0	0.387	8	7	0.533
Sandi Brothers	29	0.0	0.000	2	11	0.154
Craig Griffin	50	38.0	0.760	18	8	0.692
Gary Hollins	26	4.0	0.154	4	8	0.333
THE MARKSMEN *						
Bob Kuppler	44	20.0	0.455	10	12	0.455
Greg Reading	41	36.5	0.890	19	0	1.000
Paul Hugelmeyer	57	36.5	0.640	18	10	0.643
Jay Brown	32	7.0	0.219	5	11	0.313
Craig Kuppler	33	4.5	0.136	3	18	0.158
Pat Hamilton	56	30.5	0.555	19	7	0.731
Robert Stewart	53	28.5	0.538	18	6	0.667
Mike Kress	27	6.5	0.241	5	9	0.357
SNAKES						

F DIVISION- Individual Player Statistics

Name	GP	Asp's	ASP%	W	L	W/L%
Bob Winer	58	26.5	0.457	21	8	0.724
John Scanlon	55	29.5	0.536	17	9	0.654
Will Benson	57	63.0	1.105	26	2	0.929
Chris Freeman	55	11.0	0.200	8	16	0.333
Stan Rosen	43	12.0	0.279	8	12	0.400
Tom Kaznowski	8	1.5	0.188	4	0	1.000
Richard Yonecka	44	12.0	0.273	8	13	0.409
Rich Sibincic	22	15.5	0.705	9	3	0.750
SHOOTERS BUZZ						
Richie Richmond	64	27.5	0.430	20	11	0.645
John Knittel	30	13.0	0.433	8	8	0.500
Dave Tomblin	48	14.5	0.302	12	11	0.522
Jim Blackman	29	8.0	0.276	4	11	0.267
Mike Weed	2	2.5	1.250	0	0	#DIV/0!
Shane Denton	63	59.0	0.937	19	12	0.613
Jeff Hurst	57	17.0	0.298	12	18	0.400
Curtis Avery	41	31.5	0.768	16	4	0.800
RED EYES						
Brooks Downs	11	4.5	0.409	0	5	0.000
Dawn Clement	49	24.0	0.490	13	12	0.520
Shannon Lougher	50	16.0	0.320	15	13	0.536
Doug Newsome	28	8.0	0.286	7	4	0.636
Glasgow Hicks	46	24.0	0.533	12	9	0.571
Kevin Barton	57	39.0	0.684	21	9	0.700
Don Shine	48	25.5	0.531	13	11	0.542
Randy Himelsan	48	30.0	0.625	18	6	0.750
THE DIDDLERS						
Charlie Lawley	35	9.5	0.271	6	10	0.375
Bruce Steinhauer	41	17.0	0.415	16	5	0.762
Dave Wilser	48	14.5	0.302	12	14	0.462
Rob Daniel	54	14.5	0.269	13	14	0.481
Shan Ewing	36	13.5	0.375	11	9	0.550
Bob Kelley	36	17.0	0.472	9	10	0.474
Danah Livingston	32	5.5	0.172	6	10	0.375
Daryl Galant	30	7.0	0.233	7	9	0.438
Jeff Young	24	6.5	0.271	2	5	0.286
POLITICALLY CORR.						
Jason Walters	57	30.5	0.535	18	9	0.667
Eric Matthews	56	30.0	0.536	15	13	0.536
Royd Sterrette	0	0.0	#DIV/0!	0	0	#DIV/0!
Larry Wilson	48	17.0	0.354	13	13	0.500
Randy Wester	31	3.5	0.113	6	18	0.333
Skeeter Matthews	47	19.5	0.415	11	12	0.478
Terry Wayman	12	0.0	0.000	4	2	0.667
Tom Hughes	19	6.0	0.316	3	7	0.300
William Powers	46	27.0	0.587	15	7	0.682
Pat Price	24	12.5	0.521	4	7	0.364
DIDDLER'S CHOICE						
Johnny Peyton	53	25.5	0.481	18	9	0.667
Susan Mason	58	24.5	0.422	11	17	0.393
Kathy Johnson	55	12.5	0.227	6	21	0.222
Tom Taylor	56	12.0	0.214	11	18	0.379
Phillip Lewis	30	6.5	0.217	5	11	0.313
Charles Carpenter	23	3.0	0.130	1	10	0.091
Wayne Bever	25	3.5	0.140	1	10	0.091
Jeremy Spurling	34	22.5	0.662	10	7	0.588
CRICKETEERS						
Louise Jones	42	7.5	0.179	8	15	0.348
Mel Finch	31	0.0	0.000	2	11	0.154
Larry Campbell	26	2.0	0.077	3	10	0.231
John Barton	29	10.5	0.362	6	8	0.429
Joan Craft	47	9.0	0.191	8	15	0.348
Wayne Jones	51	20.0	0.392	10	15	0.400
Tim Allen	20	4.5	0.225	1	9	0.100
Chris Brewer	15	4.0	0.267	3	3	0.500
Mike Ziolnicki	27	4.0	0.148	5	10	0.333
Butch Montgomery	48	18.5	0.385	13	13	0.500
IN AGAIN						
John McCarroll	55	27.5	0.500	16	12	0.571
Dale Tycast	49	20.0	0.408	15	9	0.625
Tyler Callihan	50	17.0	0.340	10	16	0.385
Tom Karleski	57	24.0	0.421	15	13	0.536
Rob Yanello	1	0.0	0.000	0	0	#DIV/0!
Bob Waynik	39	17.0	0.436	10	10	0.500
Gary Sullivan	3	0.0	0.000	1	1	0.500
Brian Toole	45	12.0	0.267	8	13	0.381
Brian Haynes	23	5.5	0.239	7	5	0.583
Joe McCann	14	7.0	0.500	3	4	0.429
STIK-IT						

***Note: Statistics for this division are incomplete for two teams.**
Actual Trophy Award winners may change when data is updated.

The Last Edition of the

TONS OF NEWSLETTER

for the Fall session of the Raleigh Dart League, Inc.- Banquet Edition, Dec. 17, 1995

FALL 1995 R.D.L. TOURNAMENT RESULTS

round 1	semi-finals	finals	WINNERS

A DIVISION

#1 Lunatic Fringe (14-2) — Lunatic Fringe
#8 Hagar & the Horribles (10-14)
#4 Dart Shadows (?) — **Pig Tour '95**
#5 Pig Tour '95

Pig Tour '95 (13-3) — ***PIG TOUR '95***

#3 Top Dead Center (13-0 forfeit) — Top Dead Center
#6 Lights Out (6-14)
#2 3 in a Bed (13-5) — **3 in a Bed**
#7 Castaways

3 in a Bed

B DIVISION

#1 Who's Next? (13-0 forfeit) — **Who's Next?**
our Father's Shoes (13-12)
#4 Bullshooters (10-14) — Bar Stools
#5 Bar Stools

Who's Next? (13-11) — ***WHO'S NEXT?***

#3 X-Men (?) — X-MEN
#6 Dart Bags (12-13)
#2 Tossing Heads (13-2) — **Tossing Heads**
#7 Wholy Funk

Tossing Heads

C DIVISION

#1 Double Trouble (14-6) — **Double Trouble**
#8 Nine Lives (?)
#4 Arrowing Experience (?) — Arrowing Experience
#5 Neighbors

Double Trouble (14-4) — ***DOUBLE TROUBLE***

#3 Comfortably Numb (7-13) — **Starving Dartists**
#6 Starving Dartists (14-10)
#2 First Flight (13-9) — First Flight
#7 Sharp Darts

Starving Dartists

round 1	semi-finals	finals	WINNERS

D DIVISION

#1 POG MO HON (14-4) — **POG MO HON**
#8 Blind Squirrels (14-4)
#4 Snakes (9-13) — Coral Reefers
#5 Coral Reefers

POG MO HON (14-4) — ***POG MO HON***

#3 "D" Ducks (14-8) — "D" Ducks
#6 Grateful Darts (9-13)
#2 Helga & the Horribles (?) — **B.B.D.'s**
#7 B.B.D.'s

B.B.D.'s

E DIVISION

#1 Dogs of War (?) — **Dogs of War**
#8 The Marksmen (14-10)
#4 Red Eyes (?) — Red Eyes
#5 PMS

Dogs of War (14-10) — ***DOGS OF WAR***

#3 Burnt Weeny Sandwich (13-11) — **Burnt Weeny Sandwich**
#6 Save Up! (14-10)
#2 Stik-It (13-7) — Stik-It
#7 Bubba Boyz

Burnt Weeny Sandwich

F DIVISION

#1 Shooters Buzz (14-4) — **Shooters Buzz**
#8 Skeleton Crew (13-9)
#4 Shameless & Aimless (3-14) — Connors' Corkers
#5 Connors' Corkers

Shooters Buzz (13-11) — ***SHOOTERS BUZZ***

#3 Donkey Darts (13-8) — Donkey Darts
#6 Dead Eyes (7-13)
#2 Diddler's Choice (14-4) — **Diddler's Choice**
#7 Cricketeers

Diddler's Choice

HOW TO REACH US

Raleigh Dart League, Inc.
P.O. Box 31948
Raleigh, N.C. 27622-1948
(919) 990-1218

1996 Board of Directors

President	Joe Wilson	846-0493
Vice President	Randy Deemer	556-8395
Secretary	Ann Ryan	781-3451
Treasurer	Edie Zebrowski	662-8534
Membership	Dave Berry	467-4382
Rules/Grievance	Rick DeMattos	990-1218
External Orgs.	Johnny Peyton	934-5367

League Statistician/Editor

Jason Kilts 990-1218

CALENDAR OF EVENTS

-Wed. Jan. 10	**R.D.L. Spring Registration**
7:30-9:00pm	Returning Teams Only
&	@ Snookers- Ridgewood
Thur. Jan. 11	**R.D.L. Spring Registration**
7:30-9:00pm	New Teams Only
	@ Snookers- Ridgewood
-Thur. Jan. 11	**Board of Directors Meeting**
8:00pm	@ Snooker's- Ridgewood
-Mon. Jan. 29	**Spring 1996 PreSeason Capt. Mtg.**
8:00pm	@ The Profile in North Raleigh.
-Wed. Jan. 31	**Spring 1996 Season Begins**
8:00pm	

Weekly Events

-Mon. 8:00pm	**Luck of the Draw** @ After Hours.
-Tue. 8:00pm	**Luck of the Draw** @ Snooker's R.W.
-Fri. 8:00pm	**Luck of the Draw** @ Woody's.
-Sat. 8:00pm	**Luck of the Draw** @ Banana's.

1996 SPRING SEASON INFORMATION

When: *Returning Team Only-*
Wednesday, January 10
New Teams Only-
Thursday, January 11

Where: Snooker's at Ridgewood (on Wade Ave.)

Time: 7:30pm - 9:00pm (both nights)

Bring: A completed registration form (to be mailed out soon), along with one check for the team. Cash will not be accepted (no exceptions).

If you/your captain are unable to attend, registration forms will be allowed to be mailed in to the Raleigh Dart League's P. O. Box (see above), postmarked by Saturday, January 6, 1995. If you are not returning as a team or captain next season, please contact the league (via voice mail or a Board member) in order for registration information to be directed to the appropriate member. Thanks for your cooperation.

1996 BOARD OF DIRECTORS ELECTION RESULTS

President

Joe Wilson	*210 votes*
Don Overman	1 vote (write-in)

Vice President

Randy Deemer	*202 Votes*

Secretary (all were write-in positions)

Ann Ryan	*55 votes*
Bob Winter	8 votes
Billy Brown	1 vote
Bob Skea	1 vote

Treasurer

Edie Zebrowski	*201 votes*

Membership Director

Dave Berry	*211 votes*

Rules & Grievances Director

Rick DeMattos	*197 votes*

External Organizations (all were write-in positions)

Johnny Peyton	*64 votes*
Jim Budelman	8 votes
Patrice Brandt	8 votes
David Simpson	8 votes
Bob Grayckowski	1 votes




TROPHY DART AWARDS-
Individual "Hot Darts"

High In (301 only)

Allen Smith	**Ton60**
Dart Shadows	9/13/95
Jim Budelman	**Ton60**
Lunatic Fringe	8/30/95

High Out (both 301 and 501)

Keith Lester	**Ton40**
Dogs of War	10/11/95

Fast Singles 301

Don Butman	**7 darts**
Lunatic Fringe	11/15/95

Fast Doubles 501

J. Budelman & D. Butman	**15 darts**
Lunatic Fringe	11/1/95

Fast Singles Cricket

Lee Whitehead	**16 darts**
3 in a Bed	8/16/95

Fast Doubles Cricket

J. Blackman & D. Curtis	**14 darts**
Red Eyes	10/4/95

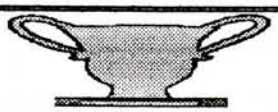

TROPHY DART AWARDS-
"RACE FOR THE 1sts"

All-Star Point Percentages

	Player Name	Team Name	tgp	asps	asp%
Women (1st-3rd)					
1	Angel Gaffney	Top Dead Center	45	35.5	**0.789**
2	Michelle Eason	Dogs of War	42	22.0	**0.524**
3	Connie Austin	Save Up!	50	25.0	**0.500**
Men (1st only)					
A	Jim Budelman	Lunatic Fringe	47	73.0	**1.553**
B	Jeff McGalliard	Tossing Heads	55	59.0	**1.093**
C	Barry Brown	Double Trouble	53	58.0	**1.094**
D	Robert Stewart	Snakes	51	47.5	**0.931**
E	Kevin Barton	Stik-It	57	51.0	**0.895**
F	Will Benson	Shooters Buzz	52	48.5	**0.933**

Win/Loss Percentages

	Player Name	Team Name	W	L	W/L%
Women (1st-3rd)					
1	Ann Ryan	POG MO HON	18	2	**0.900**
2	Connie Austin	Save Up!	17	7	**0.708**
3	Lynn Bartlett	PMS	13	7	**0.650**
Men (1st only)					
A	Bob Terry	Lunatic Fringe	25	1	**0.962**
B	James Odom	Bullshooters	23	4	**0.852**
C	Barry Brown	Double Trouble	22	4	**0.846**
D	Phil Simpson	Grateful Darts	22	4	**0.846**
E	Kevin Barton	Stik-It	25	4	**0.862**
F	Will Benson	Shooters Buzz	25	1	**0.962**

Note from the Statistician:
I know it took a while to finally get these to you. Sorry for any inconvenience. Unfortunately, many of the winners were decided in the final week which made my job a little more difficult to be as up to date. Now that they're official, I'll like to be the first to congratulate all the winners above on a great season!

"# ☝ !" TOURNAMENT TEAM WINNERS

"A" Division- **Pig Tour '95**

Steve Hoffmann	Timothy Lane
Mike Glendy	Deane Morin
Don Overman	Tom Brown
Jason Kilts	Tom VanArsdale
Dan Bass	

"B" Division- **Who's Next?**

David Simpson	John Jenkins
Donnie Simpson	Chip Fuquay
Eric Hines	Scott Frame

"C" Division- **Double Trouble**

Ben Widgeon	Dennis Crompton
Chris Bonfiglio	Gibb Allen
Jerry Thompson	Pat Martin
Steve Mitchell	Barry Brown
Shawn Curtis	

"D" Division- **POG MO HON**

Steve Margets	Ann Ryan
Bob Hounsell	Dave Daye
Tim Thaggard	Ginger Rivenbark
Bob Sideikas	Lee Settle
Jim Felts	

"E" Division- **Dogs of War**

Michelle Eason	David Schuelke
Philip Bedor	Felipe Wilkie
Melissa White	Bobby White
Deni Bryant	Angie Samms
John Carroll	Keith Lester

"F" Division- **Shooters Buzz**

Bob Winter	John Scanlon
Will Benson	John Henderson
Glasgow Hicks	Rob Vivian
Warren Burnside	George Kaplan

TOURNAMENT TROPHY DART AWARDS

	9 Marks	
Pat Crowley	Comfortably Numb	rd.1
James Odom	Bullshooters	rd.1
Randy Baldwin	X-MEN	rd.1
James Hambright	Hagar & the Horribles	rd.1
Will Benson	Shooters Buzz	rd.1
Lee Scott	Top Dead Center	semi
Angel Gaffney	Top Dead Center	semi
Jim Budelman (2)	Lunatic Fringe	semi
Ben Widgeon	Double Trouble	semi
Tim Seagroves	3 in a Bed	final
	Ton80's	
Mike Boyce	Bar Stools	rd. 1
Joe Kubich	Bullshooters	rd. 1
Robert Stewart	Snakes	rd. 1
Ed Scott	First Flight	rd. 1
Ginger Rivenbark	POG MO HON	semi

TROPHY DART AWARDS
(thrown durring the season)

9 Marks

James Odom	Bullshooters	11/08/95
Jeff McGalliard (2)	Tossing Heads	11/01/95
John McCarroll	Stik-It	11/01/95
Mark Moore	X-MEN	10/25/95
Mark Knight	3 in a Bed	10/18/95
Chris Gilbert	Dart Shadows	10/11/95
Mike Hall (2)	Dart Shadows	11/8, 10/11/95
Joth Toth	Castaways	10/11/95
Vic White	Castaways	10/11/95
Mike Hodges	Grateful Darts	10/04/94
Curtis Avery	Red Eyes	9/27/95
Jim Capps	Wholy Funk	9/20/95
Jeff Lane	Dart Shadows	9/13/95
Bill Carver	3 in a Bed	9/13/95
Jeff Connelly	Your Father's Shoes	9/13/95
Pete Rutten	Bullshooters	8/30/95
Lee Whitehead	3 in a Bed	8/16/95
Joe Gaglione	Top Dead Center	8/16/95
Keith Wall	Top Dead Center	8/16/95

Ton 80's

Larry Young	Hagar & the Horribles	11/01/95
Philip Todd	Lunatic Fringe	10/25/95
Will Benson	Shooter's Buzz	10/25/95
Timothy Lane	Pig Tour '95	10/04/95
Chris Wandscher	Top Dead Center	10/04/95
James Odom	Bullshooters	10/04/95
Bob Terry (2)	Lunatic Fringe	9/20, 10/25/95
Tom Smith	PMS	9/20/95
James Hambright	Hagar & the Horribles	9/06/96
Steve Mitchell	Sharp Darts	9/06/95
Kevin Barton	Stik-It	9/06/95
Tom VanArsdale	Pig Tour '95	8/30/95

6 Bulls

Kevin Coyne	Stik It	8/16/95

WHERE TO THROW NEXT SEASON

Several area locations are looking to sponsor new/more teams next season. Hopefully, during the tournament, many of you got the opportunity to see other places to play currently in the league. If you are looking to move your team or if you know of a team that would like to join the league, please call the voice mail and leave a message.

Some bars that are included on this list are:

-*Ramada Inn* in Apex:
contact Ricky Hartman (387-7382) after 4:00pm

-*Snookers at* Ridgewood
contact Kim (828-7556)

-Banana's:
contact Felipe Wilkie/William Holland (872-2610)

R.D.L. LOGO

Several weeks ago, the league voted on the entries submitted for our logo contest. The results are in, as far as the winner is concerned. Jim Bush, of the X-MEN, will receive a free dart board for his design. Thanks Jim! However, the Board is still fine tuning the final design. Look for more information about the new logo next season.

LAST MINUTE FILLERS

Just for your information, there were 51 penalties issued this season, including late phone calls, late score sheets, late ballot sheets and Captains' Meeting no-shows. Not all teams were penalized (an extra pat on the back to those teams), but some were repeat offenders as well. Take time over the break to come up with ways to solve the league's "problem" with the mailing score sheet issue or anything else you can think of that can improve the league. Some good news... a little bird told me there may be fax machine to use next season that may be a big factor in the solution!

A holiday message:

Here's wishing you and your family a Joyful and Safe Holiday Season!

FINAL DIVISION TEAM STANDINGS AND TEAM STANDINGS

	"A" Division	W	L	Pts.	Pct.	TGP	ASP's	ASP%	W	L	W/L%
1	**Lunatic Fringe**	**14**	**0**	**228**	**1.000**	319	334.0	1.047	**115**	**41**	**0.737**
2	3 in a Bed	9	4	186	0.692	323	296.5	0.918	92	75	0.551
3	Top Dead Center	9	5	168	0.643	312	253.0	0.811	76	80	0.457
4	Dart Shadows	8	6	179	0.571	**311**	**336.0**	**1.080**	92	63	0.594
5	Pig Tour '95	7	7	179	0.500	343	317.0	0.924	91	77	0.542
6	Lights Out	3	10	75	0.231	228	151.0	0.662	54	66	0.450
7	Castaways	2	12	107	0.143	312	251.0	0.804	57	99	0.365
8	Hagar & the Horribles	1	13	87	0.071	312	142.0	.0455	39	117	0.250

	"B" Division	W	L	Pts.	Pct.	TGP	ASP's	ASP%	W	L	W/L%
1	**Who's Next?**	**11**	**3**	**210**	**0.786**	**342**	**229.0**	**0.670**	**107**	**61**	**0.637**
2	Tossing Heads	11	3	186	0.786	345	215.0	0.623	96	72	0.571
3	X-MEN	9	5	168	0.643	325	159.5	0.491	84	70	0.545
4	Bullshooters	7	7	178	0.500	343	187.0	0.545	100	68	0.595
5	Bar Stools	6	8	160	0.429	349	139.0	0.398	75	93	0.446
6	Dart Bags	4	10	121	0.286	342	145.0	0.424	77	91	0.458
7	Wholy Funk	3	11	126	0.214	312	140.0	0.449	60	96	0.385
8	Your Father's Shoes	1	13	84	0.071	298	119.5	0.401	47	95	0.331

	"C" Division	W	L	Pts.	Pct.	TGP	ASP's	ASP%	W	L	W/L%
1	**Double Trouble**	**14**	**0**	**228**	**1.000**	**336**	**228.0**	**0.679**	**124**	**44**	**0.738**
2	First Flight	11	3	180	0.786	332	129.0	0.389	85	79	0.518
3	Comfortably Numb	9	5	179	0.643	344	107.5	0.313	87	81	0.518
4	Arrowing Experience	6	8	164	0.429	309	111.0	0.359	74	79	0.484
5	Neighbors	6	8	134	0.429	351	122.5	0.349	77	90	0.461
6	Starving Dartists	5	9	127	0.357	336	137.5	0.409	86	82	0.512
7	Sharp Darts	2	12	113	0.143	312	96.0	0.308	68	88	0.436
8	Nine Lives	1	13	111	0.071	344	109.0	0.317	57	11	0.339

	"D" Division	W	L	Pts.	Pct.	TGP	ASP's	ASP%	W	L	W/L%
1	**POG MO HON**	**13**	**1**	**232**	**0.929**	345	151.5	0.439	**114**	**54**	**0.679**
2	Helga &the Horribles	8	6	167	0.571	334	135.5	0.406	85	81	0.512
3	"D" Ducks	8	6	163	0.571	344	107.5	0.313	85	83	0.506
4	Snakes	7	7	176	0.500	**348**	**166.0**	**0.477**	83	85	0.494
5	Coral Reefers	6	8	121	0.429	344	125.5	0.365	78	84	0.481
6	Grateful Darts	5	9	141	0.357	350	108.0	0.309	96	72	0.571
7	B.B.D.'s	4	10	130	0.286	334	121.5	0.364	66	100	0.398
8	Blind Squirrels	3	11	112	0.214	334	102.5	0.307	59	107	0.355

	"E" Division	W	L	Pts.	Pct.	TGP	ASP's	ASP%	W	L	W/L%
1	**Dogs of War**	**10**	**4**	**187**	**0.714**	**346**	**174.0**	**0.503**	88	80	0.524
2	Stik-It	10	4	169	0.714	334	161.0	0.482	84	82	0.506
3	BurntWeenySandwich	9	5	197	0.643	336	132.0	0.393	**98**	**70**	**0.583**
4	Red Eyes	7	7	166	0.500	342	147.0	0.430	89	87	0.533
5	PMS	7	7	147	0.500	334	107.5	0.322	82	84	0.494
6	Save Up!	4	10	144	0.286	342	97.5	0.285	77	91	0.458
7	Bubba Boyz	4	10	134	0.286	341	96.0	0.282	67	98	0.406
8	The Marksmen	2	12	114	0.143	334	128.5	0.385	82	84	0.494

	"F" Division	W	L	Pts.	Pct.	TGP	ASP's	ASP%	W	L	W/L%
1	**Shooters Buzz**	**13**	**1**	**227**	**0.929**	**312**	**144.5**	**0.463**	108	48	0.692
2	Diddler's Choice	10	4	206	0.714	343	134.0	0.391	**117**	**51**	**0.696**
3	Donkey Darts	7	7	165	0.500	350	88.0	0.251	51	105	0.327
4	Shameless & Aimless	7	7	147	0.500	359	97.5	0.272	71	97	0.423
5	Connors' Corkers	6	8	113	0.429	276	88.5	0.321	66	66	0.500
6	Dead Eyes	5	9	139	0.357	342	85.0	0.249	83	85	0.494
7	Cricketeers	3	11	126	0.214	333	71.0	0.213	51	105	0.327
8	Skeleton Crew	2	12	105	0.143	324	63.0	0.194	59	97	0.378

INDIVIDUAL PLAYER STATISTICS

Here's something a little different to end this season... rather than list all player statistics and debate who's really first, here's a ranked list of the members that were eligible for the ASP% and W/L% Awards, based on meeting the required game minimums of: **37** minimum games for ASP%; **19** minimum games played for W/L%. The actual winners are also listed separately elsewhere in this newsletter. (any corrections should be held over for the statistician next season. Ha, Ha)

All-Star Point Percentages

Women- by league

Rk	Player Name	Team	GP	ASPs	ASP%
1	Angel Gaffney	Top Dead Center	45	35.5	**0.789**
2	Michelle Eason	Dogs of War	42	22.0	**0.524**
3	Connie Austin	Save Up!	50	25.0	**0.500**
4	Ann Ryan	POG MO HON	43	16.0	**0.372**
5	Dawn Clement	Nine Lives	51	16.5	**0.324**
6	Louise Jones	Helga & the Horribles	45	14.5	**0.322**
7	Kathy Barnes	Shameless & Aimless	49	15.0	**0.306**
8	Ginger Rivenbark	POG MO HON	43	13.0	**0.302**
9	Sharon Lewis	PMS	51	14.5	**0.284**
10	Deanna Marx	Blind Squirrels	69	16.5	**0.239**
11	Susan Peyton	Cricketeers	55	13.0	**0.236**
12	Jan Adams	Save Up!	57	13.0	**0.228**
13	Cathy Moeschet	Nine Lives	40	9.0	**0.225**
14	Tammy Sykes	Blind Squirrels	40	8.5	**0.213**
15	Kathy Johnson	Cricketeers	44	8.5	**0.193**
16	Judy Huyser	Skeleton Crew	63	12.0	**0.190**
17	Kim Smith	Shameless & Aimless	37	7.0	**0.189**
18	Patrice Brandt	Save Up!	51	9.0	**0.176**
19	Angie Samms	Dogs of War	41	6.0	**0.146**
20	Cheryl Evans	Arrowing Experience	41	5.5	**0.134**
21	Tamatha Baker	Save Up!	53	5.5	**0.104**
22	Michelle Jackson	B.B.D.'s	46	3.5	**0.076**

Men- by division

Rk	Player Name	Team	GP	ASPs	ASP%
A	**Division**				
1	Jim Budelman	Lunatic Fringe	47	73.0	**1.553**
2	John Toth	Castaways	48	61.0	**1.271**
3	Mike Hall	Dart Shadows	47	58.0	**1.234**
4	Bob Terry	Lunatic Fringe	53	63.5	**1.198**
5	Jerry Johnston	3 in a Bed	55	65.0	**1.182**
6	Allen Smith	Dart Shadows	46	53.5	**1.163**
7	David Murray	Dart Shadows	47	53.0	**1.128**
8	Don Butman	Lunatic Fringe	48	54.0	**1.125**
9	Tom Brown	Pig Tour 95	57	64.0	**1.123**
10	Shane Denton	Castaways	48	53.0	**1.104**
11	Keith Wall	Top Dead Center	52	57.0	**1.096**
12	Steve Hoffmann	Pig Tour 95	57	61.5	**1.079**
13	Philip Todd	Lunatic Fringe	53	57.0	**1.075**
14	Joe Gaglione	Top Dead Center	52	55.5	**1.067**
15	Bill Carver	3 in a Bed			
16	Timothy Lane	Pig Tour 95	52	52.0	**1.000**
17	Michael Knott	Dart Shadows	40	39.0	**0.975**
18	Mark Knight	3 in a Bed	55	53.0	**0.964**
19	Lee Whitehead	3 in a Bed	54	48.0	**0.889**
20	Lee Scott	Top Dead Center	41	35.5	**0.866**
21	Dan Bass	Pig Tour 95	50	43.0	**0.860**
22	Chris Wandscher	Top Dead Center	46	39.5	**0.859**
23	Jeff Lane	Dart Shadows	39	32.5	**0.833**
24	Tim Seagroves	3 in a Bed	48	38.0	**0.792**
25	James Hambright	Hagar & the Horribles	52	41.0	**0.788**
26	William Holland	Castaways	54	40.5	**0.750**
27	Jason Kilts	Pig Tour 95	41	30.0	**0.732**
28	Chris Gilbert	Dart Shadows	50	35.5	**0.710**
29	Scott VanMeter	Lights Out	45	31.5	**0.700**
30	Vic White	Castaways	55	35.5	**0.645**
31	Larry Young	Hagar & the Horribles	48	30.5	**0.635**
32	Deane Morin	Pig Tour 95	53	32.0	**0.6**
33	Buddy Smith	Hagar & the Horribles	39	23.5	**0.603**
34	Perry Bull	Castaways	37	21.5	**0.581**
35	Bob McCredie	Castaways	45	26.0	**0.578**
36	Chris Peoples	Hagar & the Horribles	49	18.0	**0.367**
37	Tom Kuntslinger	Hagar & the Horribles	47	11.0	**0.234**
38	Steve Campbell	Hagar & the Horribles	44	10.0	**0.227**
B	**Division**				
1	Jeff McGalliard	Tossing Heads	55	59.0	**1.073**
2	Russ Watts	Tossing Heads	41	41.5	**1.012**
3	James Odom	Bullshooters	54	53.0	**0.981**
4	David Simpson	Who's Next?	57	50.5	**0.886**
5	Donnie Simpson	Who's Next?	57	48.5	**0.851**
6	Mike Seward	X-MEN	50	42.5	**0.850**
7	Michael Huber	Dart Bags	48	39.0	**0.813**
8	Pete Rutten	Bullshooters	50	39.0	**0.780**
9	Scott Connelly	Your Father's Shoes	54	41.0	**0.759**
10	Steve Austin	Tossing Heads	54	35.5	**0.657**
11	Scott Frame	Who's Next?	46	29.5	**0.641**
12	Randy Baldwin	X-MEN	49	31.0	**0.633**
13	Gary Greene	Tossing Heads	37	22.0	**0.595**
14	Drew Daly	Dart Bags	51	29.5	**0.5**

Rk	Player Name	Team	GP	ASPs	ASP%
15	Trey Rodgers	Wholy Funk	48	27.5	0.573
16	Jeff Connelly	Your Father's Shoes	54	30.5	0.565
17	John Jenkins	Who's Next?	57	32.0	0.561
18	Chip Fuquay	Who's Next?	57	31.5	0.553
19	Don Parker	Bar Stools	42	23.0	0.548
20	Randy Warren	Wholy Funk	55	29.0	0.527
21	Jim Bush	X-MEN	39	20.5	0.526
22	Eric Bonar	Bullshooters	53	27.0	0.509
	Mike Maxwell	Wholy Funk	42	21.0	0.500
24	Mark Moore	X-MEN	48	23.5	0.490
25	Eric Hines	Who's Next?	54	25.0	0.463
26	Jim Niver	Dart Bags	53	24.0	0.453
27	Mark Johnston	Wholy Funk	50	22.5	0.450
28	Brad Hetzel	Tossing Heads	38	17.0	0.447
29	Pat Dancy	Bullshooters	46	20.5	0.446
30	Dana Bither	Bar Stools	51	22.5	0.441
31	Joe Kubich	Bullshooters	44	18.5	0.420
32	Chris Latham	X-MEN	40	16.5	0.413
33	Fred Crisp	Bar Stools	56	21.5	0.384
34	Randy Himeisen	Bullshooters	44	15.0	0.341
35	Robert Stallings	Tossing Heads	37	12.5	0.338
36	Bill Gordon	Dart Bags	51	16.0	0.314
37	Mike Boyce	Bar Stools	50	15.5	0.310
38	Doug Alm	Bar Stools	51	15.5	0.304
39	Alex Richbourg	Dart Bags	71	20.0	0.282
40	Chris Noto	Your Father's Shoes	68	18.0	0.265
41	Larry Dulin	X-MEN	40	9.5	0.238
42	Lester Taylor	Dart Bags	40	8.5	0.213
43	Dave Corter	Wholy Funk	52	9.0	0.173
44	Scott Long	Your Father's Shoes	46	6.0	0.130
C	**Division**				
1	Barry Brown	Double Trouble	53	58.0	1.094
2	Ben Widgeon	Double Trouble	55	48.0	0.873
3	Cecil Duggins	Neighbors	56	38.0	0.679
4	Ron Hendricks	Starving Dartists	48	31.0	0.646
5	Mike Mohan	Arrowing Experience	43	27.5	0.640
6	John Howell	Starving Dartists	52	29.5	0.567
7	Pat Crowley	Comfortably Numb	56	31.5	0.563
8	Bob Grayckowski	First Flight	41	23.0	0.561
9	Marc Shown	Starving Dartists	40	22.0	0.550
10	Rob Esmond	Neighbors	51	27.5	0.539
11	Dennis Crompton	Double Trouble	51	27.0	0.529
12	Pat Martin	Double Trouble	53	27.0	0.509
13	Bob Montgomery	Arrowing Experience	43	21.5	0.500
14	Michael Bracco	First Flight	45	22.0	0.489

Rk	Player Name	Team	GP	ASPs	ASP%
15	Larry Wamke	Neighbors	52	22.0	0.423
16	Frank Gari	Sharp Darts	54	22.5	0.417
17	Chris Bonfiglio	Double Trouble	47	19.0	0.404
18	John Scott	Sharp Darts	41	16.5	0.402
19	Dave Berry	Arrowing Experience	50	20.0	0.400
20	James Marsden	Nine Lives	42	16.5	0.393
21	Forrest Harrell	Starving Dartists	58	20.0	0.345
22	Kevin Hartley	Starving Dartists	48	16.5	0.344
	Jay Miller	Neighbors	48	16.5	0.344
24	Glenn Paulson	Nine Lives	52	17.0	0.327
25	Frank Fleming	Starving Dartists	54	17.5	0.324
26	Rick Stanley	Comfortably Numb	52	16.5	0.317
27	Ed Scott	First Flight	47	14.5	0.309
28	Richard Hopkins	Comfortably Numb	50	15.0	0.300
29	Steve Mitchell	Sharp Darts	54	16.0	0.296
30	Eric Charlton	Comfortably Numb	41	11.5	0.280
	Dave Galloway	Comfortably Numb	50	14.0	0.280
32	Gary Rushworth	First Flight	42	11.5	0.274
33	Brian Fisher	Nine Lives	44	10.0	0.227
34	Jim Scarborough	Sharp Darts	38	8.5	0.224
35	Scott Winfree	Sharp Darts	55	11.0	0.200
36	Rick DeMattos	Neighbors	46	8.0	0.174
37	Matt Dehritz	Neighbors	37	0.0	0.000
D	**Division**				
1	Robert Stewart	Snakes	51	47.5	0.931
2	Tim Thaggard	POG MO HON	46	36.0	0.783
3	Steve Margets	POG MO HON	44	31.0	0.705
4	Tom Parker	Helga & the Horribles	52	34.0	0.654
5	Robert Bridges	B.B.D.'s	57	35.5	0.623
6	Paul Hugelmeyer	Snakes	55	33.5	0.609
7	Bob Hounsell	POG MO HON	47	26.5	0.564
8	Bob Skea	Helga & the Horribles	48	26.5	0.552
	Jim Marx	Blind Squirrels	58	32.0	0.552
10	Don Darity	Helga & the Horribles	45	24.5	0.544
11	Mark Heath	Coral Reefers	55	29.0	0.527
12	Don Worley	Coral Reefers	60	31.5	0.525
13	Phil Simpson	Grateful Darts	56	27.0	0.482
14	Pat Hamilton	Snakes	48	22.0	0.458
15	John Iager	Grateful Darts	48	21.0	0.438
16	Scott Huler	Coral Reefers	44	19.0	0.432
17	Stan Converse	"D" Ducks	40	17.0	0.425
18	Walter Jackson	B.B.D.'s	57	24.0	0.421
19	Bill Heap	"D" Ducks	40	16.5	0.413
20	Wayne Aldridge	"D" Ducks	47	19.0	0.404
21	Rick Zucco	Blind Squirrels	41	16.5	0.402

Rk	Player Name	Team	GP	ASPs	ASP%
22	Bob Kuppler	Snakes	54	21.5	0.398
23	Tom Goudey	Coral Reefers	58	22.5	0.388
24	Dennis Couch	B.B.D.'s	50	19.0	0.380
25	Troy Peoples	Helga & the Horribles	43	16.0	0.372
26	Bob Carawon	"D" Ducks	47	16.5	0.351
27	Eugene Baker	B.B.D.'s	53	18.5	0.349
28	Perry Young	"D" Ducks	48	16.5	0.344
29	Craig Kuppler	Snakes	42	12.5	0.298
30	Rick Perkins	Grateful Darts	44	12.5	0.284
31	Joel Byrd	Grateful Darts	37	9.5	0.257
32	Hugh Hodge	Coral Reefers	51	13.0	0.255
33	Richard Boyd	Helga & the Horribles	46	11.0	0.239
34	Mike Hodges	Grateful Darts	41	9.5	0.232
35	Bob Sideikas	POG MO HON	43	9.5	0.221
36	Scott Lewis	Blind Squirrels	50	10.5	0.210
37	John Lilienthal	Grateful Darts	47	9.0	0.191
38	William Smith	Snakes	58	8.5	0.147
39	David Namkoong	Coral Reefers	47	6.0	0.128
E	**Division**				
1	Kevin Barton	Stik-It	57	51.0	0.895
2	Curtis Avery	Red Eyes	47	41.5	0.883
3	David Schuelke	Dogs of War	56	39.0	0.696
4	Felipe Wilkie	Dogs of War	43	28.5	0.663
5	Ward Proctor	Burnt Weeny Sandwich	57	35.5	0.623
6	Tom Smith	PMS	46	28.0	0.609
7	John Carroll	Dogs of War	56	32.5	0.580
8	Richie Richmond	Red Eyes	47	26.5	0.564
9	Keith Lester	Dogs of War	53	29.0	0.547
10	Chris Buchanan	Burnt Weeny Sandwich	50	27.0	0.540
11	Dennis Keever	PMS	53	27.0	0.509
12	Donnie Shine	Stik-It	52	26.0	0.500
13	Mark Powell	Bubba Boyz	49	24.0	0.490
14	Jim Blackman	Red Eyes	59	28.5	0.483
15	Charlie Wilkinson	Bubba Boyz	51	23.5	0.461
16	Ken Rowe	The Marksmen	44	19.5	0.443
17	Mark North	Save Up!	49	20.0	0.408
18	John McCarroll	Stik-It	53	20.0	0.377
19	Barry Thompson	Burnt Weeny Sandwich	56	21.0	0.375
	Wes Holleman	Burnt Weeny Sandwich	52	19.5	0.375
21	Gerry Orvis	The Marksmen	50	18.5	0.370
22	Bill Horan	The Marksmen	54	19.5	0.361
23	Tom Karleski	Stik-It	50	18.0	0.360
24	Chris Hoyt	Save Up!	43	14.5	0.337
	Kevin Coyne	Stik-It	46	15.5	0.337
26	Hans Hudelson	The Marksmen	62	20.0	0.323
27	Paul Johnson	Red Eyes	41	12.5	0.305
28	Scott Lipscomb	Burnt Weeny Sandwich	56	16.5	0.295
29	David Tomblin	Red Eyes	57	14.0	0.2
30	Jeff Hurst	Red Eyes	52	12.5	0.240
31	Joe Kunesh	Bubba Boyz	61	14.5	0.238
32	Gary Hollins	The Marksmen	56	11.5	0.205
33	Edward Kennedey	Burnt Weeny Sandwich	44	7.5	0.170
F	**Division**				
1	Will Benson	Shooters Buzz	52	48.5	0.933
2	Phil Brown	Diddler's Choice	40	22.0	0.550
3	Richard Sibincic	Connors' Corkers	37	19.0	0.514
4	John Scanlon	Shooters Buzz	52	25.0	0.481
5	Eric Matthews	Diddler's Choice	53	25.0	0.472
6	Glasgow Hicks	Shooters Buzz	47	22.0	0.468
7	Bob Winter	Shooters Buzz	43	18.5	0.430
8	Kevin Dettman	Diddler's Choice	56	23.5	0.420
9	Mark Sellers	Dead Eyes	48	20.0	0.417
10	Chris Wrenn	Shameless & Aimless	49	18.5	0.378
11	David Watson	Shameless & Aimless	43	15.5	0.360
12	Charles Beardley	Dead Eyes	49	17.0	0.347
13	Oakie Yonoeka	Connors' Corkers	48	16.0	0.333
14	Andy Root	Donkey Darts	53	17.5	0.330
15	Jason Walters	Diddler's Choice	55	18.0	0.32
16	Skeeter Matthews	Diddler's Choice	57	18.5	0.3
17	John Willman	Skeleton Crew	41	13.0	0.317
18	Billy Powers	Diddler's Choice	57	18.0	0.316
19	Rob Daniel	Donkey Darts	51	16.0	0.314
20	Todd McEvoy	Connors' Corkers	40	12.5	0.313
21	Jeremy Spurling	Cricketeers	47	14.5	0.309
22	Keith Moats	Shameless & Aimless	56	16.5	0.295
23	Todd Simmons	Dead Eyes	56	16.0	0.286
24	Johnny Peyton	Cricketeers	53	14.0	0.264
25	John Burnside	Skeleton Crew	40	10.5	0.263
26	Tom Taylor	Cricketeers	43	11.0	0.256
27	Charlie Lawley	Donkey Darts	49	12.5	0.255
28	George Kaplain	Shooters Buzz	39	9.5	0.244
29	Dave Wilser	Donkey Darts	52	12.5	0.240
30	Jonathan Denton	Shameless & Aimless	44	10.5	0.239
31	Jody Jordon	Skeleton Crew	52	11.5	0.221
32	Bruce Steinhauer	Donkey Darts	48	10.5	0.219
33	Rob Vivian	Shooters Buzz	44	9.5	0.216
34	Louis Kemp	Dead Eyes	60	12.5	0.208
35	Robert Smith	Shameless & Aimless	53	10.5	0.198
36	Eddie Martinez	Dead Eyes	60	10.0	0.1
37	Charlie Barrett	Skeleton Crew	48	5.0	0.104

Win/Loss Percentages

Women- by league

Rk	Player Name	Team	W	L	W/L
1	Ann Ryan	POG MO HON	18	2	0.900
2	Connie Austin	Save Up!	17	7	0.708
3	Lynn Bartlett	PMS	13	7	0.650
4	Ginger Rivenbark	POG MO HON	16	9	0.640
5	Angel Gaffney	Top Dead Center	12	11	0.522
6	Dawn Clement	Nine Lives	13	12	0.520
7	Jan Adams	Save Up!	14	14	0.500
	Natalie Edmund	PMS	10	10	0.500
9	Susan Peyton	Cricketeers	12	14	0.462
10	Patrice Brandt	Save Up!	11	14	0.440
11	Louise Jones	Helga & the Horribles	10	15	0.400
12	Michelle Eason	Dogs of War	7	13	0.350
13	Sharon Lewis	PMS	8	16	0.333
	Kathy Barnes	Shameless & Aimless	7	14	0.333
15	Judy Huyser	Skeleton Crew	10	21	0.323
16	Deanna Marx	Blind Squirrels	9	25	0.265
17	Cheryl Evans	Arrowing Experience	5	15	0.250
18	Kathy Johnson	Cricketeers	5	16	0.238
19	Tamatha Baker	Save Up!	6	20	0.231
20	Angie Samms	Dogs of War	4	17	0.190
21	Tracey Connors	Connors' Corkers	3	16	0.158
	Tammy Sykes	Blind Squirrels	2	17	0.105

Men- by division

A	Division	Team	W	L	W/L
1	Bob Terry	Lunatic Fringe	25	1	0.962
2	David Murray	Dart Shadows	19	4	0.826
3	Philip Todd	Lunatic Fringe	20	6	0.769
4	Don Butman	Lunatic Fringe	17	6	0.739
5	Dan Bass	Pig Tour 95	17	7	0.708
	Mike Hall	Dart Shadows	17	7	0.708
7	Jim Budelman	Lunatic Fringe	16	7	0.696
8	Steve Hoffmann	Pig Tour 95	19	9	0.679
	Jerry Johnston	3 in a Bed	19	9	0.679
10	Keith Wall	Top Dead Center	17	9	0.654
11	David Currin	Lunatic Fringe	12	7	0.632
12	Allen Smith	Dart Shadows	15	9	0.625
13	Mark Knight	3 in a Bed	17	12	0.586
14	Tom Brown	Pig Tour 95	16	12	0.571
15	Shane Denton	Castaways	13	10	0.565
16	Bill Carver	3 in a Bed	15	12	0.556
17	Lee Whitehead	3 in a Bed	15	13	0.536
	Vic White	Castaways	15	13	0.536
19	Tim Seagroves	3 in a Bed	13	13	0.500
	James Hambright	Hagar & the Horribles	13	13	0.500
22	Chris Gilbert	Dart Shadows	11	12	0.478
23	Chris Wandscher	Top Dead Center	10	11	0.476
24	Timothy Lane	Pig Tour 95	12	14	0.462
	Joe Gaglione	Top Dead Center	12	14	0.462
26	Scott VanMeter	Lights Out	10	13	0.435
27	Jason Kilts	Pig Tour 95	8	13	0.381
28	Jeff Lane	Dart Shadows	7	12	0.368
	John Wilson	Lights Out	7	12	0.368
30	Lee Scott	Top Dead Center	8	14	0.364
31	Michael Knott	Dart Shadows	7	16	0.304
	Tom Kuntslinger	Hagar & the Horribles	7	16	0.304
33	Deane Morin	Pig Tour 95	7	17	0.292
34	Larry Young	Hagar & the Horribles	7	19	0.269
35	Perry Bull	Castaways	5	14	0.263
36	William Holland	Castaways	7	20	0.259
37	Bob McCredie	Castaways	4	18	0.182
38	Steve Campbell	Hagar & the Horribles	3	20	0.130
39	Chris Peoples	Hagar & the Horribles	2	24	0.077
B	Division				
1	James Odom	Bullshooters	23	4	0.852
2	Mike Seward	X-MEN	20	4	0.833
3	Jeff McGalliard	Tossing Heads	23	5	0.821
4	David Simpson	Who's Next?	22	6	0.786
5	Pete Rutten	Bullshooters	19	6	0.760
6	Drew Daly	Dart Bags	18	7	0.720
7	Eric Bonar	Bullshooters	19	9	0.679
	John Jenkins	Who's Next?	19	9	0.679
	Donnie Simpson	Who's Next?	19	9	0.679
10	Fred Crisp	Bar Stools	18	9	0.667
	Randy Baldwin	X-MEN	16	8	0.667
12	Dana Bither	Bar Stools	17	9	0.654
13	Scott Connelly	Your Father's Shoes	18	10	0.643
14	Pat Dancy	Bullshooters	15	9	0.625
15	Chip Fuquay	Who's Next?	18	11	0.621
16	Russ Watts	Tossing Heads	13	8	0.619
17	Eric Hines	Who's Next?	15	10	0.600
18	Michael Huber	Dart Bags	13	9	0.591
19	Steve Austin	Tossing Heads	15	11	0.577
20	Bill Gordon	Dart Bags	14	11	0.560
21	Jim Bush	X-MEN	10	9	0.526
22	Mark Moore	X-MEN	12	11	0.522
23	Lester Taylor	Dart Bags	10	10	0.500
24	Mark Johnston	Wholy Funk	12	13	0.480
25	Scott Frame	Who's Next?	11	12	0.478

Rk	Player Name	Team	W	L	W/L
26	Randy Himeisen	Bullshooters	9	10	0.474
27	Randy Warren	Wholy Funk	13	15	0.464
28	Jeff Connelly	Your Father's Shoes	12	14	0.462
29	Trey Rodgers	Wholy Funk	11	13	0.458
30	Don Parker	Bar Stools	9	11	0.450
31	Larry Dulin	X-MEN	8	12	0.400
32	Mike Boyce	Bar Stools	9	14	0.391
33	Jim Niver	Dart Bags	10	16	0.385
	Doug Alm	Bar Stools	10	16	0.385
35	Dave Corter	Wholy Funk	10	18	0.357
36	Joe Kubich	Bullshooters	6	14	0.300
37	Chris Latham	X-MEN	5	16	0.238
	Scott Long	Your Father's Shoes	5	16	0.238
39	Mike Maxwell	Wholy Funk	4	17	0.190
40	Alex Richbourg	Dart Bags	6	30	0.167
41	Chris Noto	Your Father's Shoes	5	27	0.156
C	**Division**				
1	Barry Brown	Double Trouble	22	4	0.846
2	Ben Widgeon	Double Trouble	23	5	0.821
3	Chris Bonfiglio	Double Trouble	18	4	0.818
4	Ron Hendricks	Starving Dartists	18	6	0.750
	Rob Esmond	Neighbors	18	6	0.750
6	Michael Bracco	First Flight	15	6	0.714
	Bob Grayckowski	First Flight	15	6	0.714
8	Marc Shown	Starving Dartists	14	6	0.700
9	John Scott	Sharp Darts	13	6	0.684
10	Pat Crowley	Comfortably Numb	18	9	0.667
	Pat Martin	Double Trouble	18	9	0.667
	Mike Mohan	Arrowing Experience	14	7	0.667
13	Richard Hopkins	Comfortably Numb	16	9	0.640
14	Dennis Crompton	Double Trouble	16	11	0.593
	Cecil Duggins	Neighbors	16	11	0.593
	Larry Wamke	Neighbors	16	11	0.593
17	Eric Charlton	Comfortably Numb	11	8	0.579
18	Rick Stanley	Comfortably Numb	15	11	0.577
19	Forrest Harrell	Starving Dartists	15	14	0.517
20	Kevin Hartley	Starving Dartists	12	12	0.500
	Bob Montgomery	Arrowing Experience	10	10	0.500
22	Frank Fleming	Starving Dartists	13	14	0.481
23	Dave Berry	Arrowing Experience	12	13	0.480
24	Gary Rushworth	First Flight	11	12	0.478
25	John Howell	Starving Dartists	13	15	0.464
26	Frank Gari	Sharp Darts	11	14	0.440
27	Brian Fisher	Nine Lives	9	12	0.429
28	Jim Scarborough	Sharp Darts	8	12	0.400
29	Steve Mitchell	Sharp Darts	11	17	0.393
30	James Marsden	Nine Lives	8	13	0.381
31	Glenn Paulson	Nine Lives	9	18	0.333
	Rick DeMattos	Neighbors	7	14	0.333
33	Ed Scott	First Flight	7	16	0.304
34	Scott Winfree	Sharp Darts	8	20	0.286
	Matt Dehritz	Neighbors	6	15	0.286
36	Jay Miller	Neighbors	5	16	0.238
37	Dave Galloway	Comfortably Numb	3	22	0.120
D	**Division**				
1	Phil Simpson	Grateful Darts	22	4	0.846
2	Tim Thaggard	POG MO HON	21	4	0.840
3	Tom Parker	Helga & the Horribles	20	5	0.800
	Robert Stewart	Snakes	20	5	0.800
	John Iager	Grateful Darts	16	4	0.800
6	Mark Heath	Coral Reefers	21	6	0.778
	Stan Converse	"D" Ducks	14	4	0.778
8	Steve Margets	POG MO HON	13	4	0.765
9	Jim Marx	Blind Squirrels	22	7	0.759
10	Rick Perkins	Grateful Darts	14	5	0.737
11	Don Darity	Helga & the Horribles	16	6	0.727
12	Bob Hounsell	POG MO HON	15	6	0.714
13	Bob Skea	Helga & the Horribles	16	7	0.696
14	Scott Huler	Coral Reefers	13	7	0.650
15	Robert Bridges	B.B.D.'s	18	10	0.643
16	Bob Carawon	"D" Ducks	16	9	0.640
	Paul Hugelmeyer	Snakes	16	9	0.640
18	Don Worley	Coral Reefers	17	12	0.586
19	Bob Sideikas	POG MO HON	14	10	0.583
20	Tom Goudey	Coral Reefers	15	13	0.536
21	John Lilienthal	Grateful Darts	12	11	0.522
22	Dennis Couch	B.B.D.'s	14	13	0.519
23	Perry Young	"D" Ducks	11	12	0.478
	Wayne Aldridge	"D" Ducks	11	12	0.478
25	Tony McGrail	Grateful Darts	10	11	0.476
	Richard Boyd	Helga & the Horribles	10	11	0.476
27	William Smith	Snakes	14	17	0.452
28	Rick Zucco	Blind Squirrels	8	12	0.400
29	Walter Jackson	B.B.D.'s	11	17	0.393
30	Pat Hamilton	Snakes	9	14	0.391
31	Troy Peoples	Helga & the Horribles	8	13	0.381
32	Michael Altman	Blind Squirrels	7	12	0.368
33	Bob Kuppler	Snakes	9	19	0.321
34	Eugene Baker	B.B.D.'s	8	20	0.286
35	Mike Hodges	Grateful Darts	6	16	0.273

Rk	Player Name	Team	W	L	W/L
36	Scott Lewis	Blind Squirrels	7	19	0.269
37	David Namkoong	Coral Reefers	4	16	0.200
3	Hugh Hodge	Coral Reefers	4	20	0.167
E	**Division**				
1	Kevin Barton	Stik-It	25	4	0.862
2	Curtis Avery	Red Eyes	18	4	0.818
3	Felipe Wilkie	Dogs of War	16	4	0.800
4	Keith Lester	Dogs of War	20	6	0.769
5	Barry Thompson	Burnt Weeny Sandwich	21	7	0.750
6	Tom Smith	PMS	15	6	0.714
7	Gerry Orvis	The Marksmen	17	7	0.708
8	Mark Powell	Bubba Boyz	16	7	0.696
9	Dennis Keever	PMS	17	8	0.680
	Donnie Shine	Stik-It	17	8	0.680
11	Scott Lipscomb	Burnt Weeny Sandwich	19	9	0.679
12	Richie Richmond	Red Eyes	15	8	0.652
13	David Schuelke	Dogs of War	18	10	0.643
14	Ken Rowe	The Marksmen	14	8	0.636
15	Ward Proctor	Burnt Weeny Sandwich	18	11	0.621
16	Paul Johnson	Red Eyes	13	8	0.619
17	John Carroll	Dogs of War	16	11	0.593
18	Charlie Wilkinson	Bubba Boyz	15	11	0.577
19	Wes Holleman	Burnt Weeny Sandwich	15	12	0.556
20	Bill Horan	The Marksmen	15	14	0.517
	Jim Blackman	Red Eyes	15	14	0.517
22	Edward Kennedey	Burnt Weeny Sandwich	11	11	0.500
23	Tom Karleski	Stik-It	12	13	0.480
24	Chris Hoyt	Save Up!	10	12	0.455
25	Joe Kunesh	Bubba Boyz	12	16	0.429
26	Chris Buchanan	Burnt Weeny Sandwich	11	15	0.423
27	Hans Hudelson	The Marksmen	12	18	0.400
28	David Tomblin	Red Eyes	10	16	0.385
	John McCarroll	Stik-It	10	16	0.385
30	Mark North	Save Up!	9	16	0.360
31	Jeff Hurst	Red Eyes	10	18	0.357
32	Kevin Coyne	Stik-It	8	17	0.320
33	Gary Hollins	The Marksmen	7	21	0.250
34	Barry Houston	Bubba Boyz	4	15	0.211

Rk	Player Name	Team	W	L	W/L
F	**Division**				
1	Will Benson	Shooters Buzz	25	1	0.96
2	Phil Brown	Diddler's Choice	17	4	0.81
3	John Scanlon	Shooters Buzz	21	5	0.80
4	Skeeter Matthews	Diddler's Choice	22	6	0.78
5	Eric Matthews	Diddler's Choice	20	6	0.76
6	Bob Winter	Shooters Buzz	16	5	0.76
7	Kevin Dettman	Diddler's Choice	19	8	0.70
8	Charlie Lawley	Donkey Darts	17	8	0.68
9	Rob Vivian	Shooters Buzz	14	7	0.66
10	Todd Simmons	Dead Eyes	17	9	0.65
11	Charles Beardley	Dead Eyes	16	9	0.64
12	Jonathan Denton	Shameless & Aimless	13	8	0.61
13	Glasgow Hicks	Shooters Buzz	16	10	0.61
14	Rob Daniel	Donkey Darts	15	10	0.60
15	Jason Walters	Diddler's Choice	16	11	0.59
16	John Burnside	Skeleton Crew	11	8	0.57
17	Billy Powers	Diddler's Choice	16	12	0.57
18	Keith Moats	Shameless & Aimless	14	12	0.53
19	Chris Wrenn	Shameless & Aimless	12	11	0.52
	Mark Sellers	Dead Eyes	12	11	0.52
	Oakie Yonoeka	Connors' Corkers	12	11	0.52
22	Jody Jordon	Skeleton Crew	13	12	0.52
23	Bruce Steinhauer	Donkey Darts	12	12	0.50
	Jeremy Spurling	Cricketeers	11	11	0.50
25	Dave Wilser	Donkey Darts	13	14	0.48
26	Andy Root	Donkey Darts	12	13	0.48
27	David Watson	Shameless & Aimless	10	11	0.47
28	Johnny Peyton	Cricketeers	11	13	0.45
29	Robert Smith	Shameless & Aimless	11	15	0.42
30	John Willman	Skeleton Crew	8	11	0.42
31	Louis Kemp	Dead Eyes	12	18	0.40
	Tom Taylor	Cricketeers	8	12	0.40
33	Todd Burgess	Skeleton Crew	9	15	0.37
34	George Kaplain	Shooters Buzz	7	13	0.35
35	Eddie Martinez	Dead Eyes	10	21	0.32
36	Robert Kitchin	Dead Eyes	5	14	0.26
37	Charlie Barrett	Skeleton Crew	5	18	0.21

☞ TONS OF NEWSLETTER ☜

Home to the Spring Session of the Raleigh Dart League; Banquet Edition, Saturday, June 1, 1996

TOURNAMENT WINNERS

"A" Division - ***Lunatic Fringe*** *(13-11)*

Calm, cool Bob Terry smacks the winning double in the third game of the final 501 set with both teams within one dart of the out.

"B" Division - ***First Flight*** *(14-8)*

Bracco's bunch completes their tourney run with wins over both the #1 and #2 division seeds.

"C" Division - ***Rack'M Uppers*** *(13-12)*

Captain Hirneisen delivers the double in the 1001 tiebreaker to avenge the team's slump in the second half of the regular season.

"D" Division - ***Bottom Feeders*** *(13-7)*

Kyle Mills' match-ending double clinched the widest margin of victory in a divisional final for the Bottom Feeders at 13-7.

"E" Division - ***PMS*** *(14-10)*

Maybe the most improbable of our seven Mug-winning teams, PMS overcame both Diddler's Choice and Shooter's Buzz.

"F" Division - ***Come-N-Gone*** *(14-8)*

The wildest division yields one of the wildest sets of tournament matches, with Come-N-Gone eventually downing the #4 seed in the final.

"G" Division - ***Bulls Hitters*** *(13-11)*

Chuck Watt pitches the x1 in the third game of the final set of 501 to complete the Bulls Hitters' comeback from a 9-3 deficit after the singles round.

REGULAR SEASON WINNERS

"A" Division - ***Lunatic Fringe*** *(12 wins, 2 losses)*
2nd place - 3 In A Bed

"B" Division - ***X-Men*** *(12 wins, 2 losses)*
2nd place - Double Trouble

"C" Division - ***Pog Mo Hon*** *(12 wins, 2 losses)*
2nd place - Rack'M Uppers

"D" Division - ***Bottom Feeders*** *(13 wins, 1 loss)*
2nd place - Stik It

"E" Division - ***Diddler's Choice*** *(12 wins, 2 losses)*
2nd place - Shooter's Buzz

"F" Division - ***Shameless & Aimless II*** *(11 wins, 3 losses)*
2nd place - Come-N-Gone

"G" Division - ***Bulls Hitters*** *(13 wins, 1 loss)*
2nd place - Bull Me Baby

(Rosters of all tournament-winning and regular season first place teams can be found on page 4.)

TABLE OF CONTENTS

Item	Page Number
Tournament & Regular Season Winning Teams	1
Fall 1996 RDL Season Information	1
Final Divisional Standings	2
Final Divisional Tournament Results	3
Tournament Winning Team Rosters	4
Regular Season Winning Team Rosters	4
Analysis of Top Players' ASP %-ages	4
Trophy Dart Awards	5
Tournament Trophy Dart Awards	5
List of Host Establishments	5
Divisional Singles Win %-age Winners	6
Divisional All-Star Point %-age Winners	6
Players Who Beat the Singles Winners	6
My Prediction Results	6
Tiebreaker Stat Facts	6
Season Penalty Summary	6
Quick Stat Tidbits	6
RDL Address and Phone No. Information	7
Calendar of Events	7
Requests for Fall '96 Players	7
Summer VoiceMail Advice	7
Capitol Games Advertisement	7
Top Spring 1996 Singles Records, by Division	8
Top Spring 1996 Doubles Records, by Division	9
Top Spring 1996 Singles+Doubles, by Division	10
Top Spring 1996 All Star %-ages, by Division	11
Top Individual Records, by Section of Play	12
League-Wide Individual Singles, Doubles Records	13
League-Wide Individual Singles+Doubles Records, All-Star %-ages	14
Singles, Doubles Records, Ranked by Team	15
Singles+Doubles Records, All-Star %-ages, Ranked by Team	16
Divisions A, B, & C Match Result Tables	17
Divisions D, E, F, & G Match Result Tables	18
Complete "A" Division Statistics	19
Complete "B" Division Statistics	20
Complete "C" Division Statistics	21
Complete "D" Division Statistics	22
Complete "E" Division Statistics	23
Complete "F" Division Statistics	24
Complete "G" Division Statistics	25
Triangle Dart League Summer Season Flier	26
Woody's Summer League Flier	26

FALL 1996 RALEIGH DART LEAGUE SEASON INFORMATION

Registration Meeting for Returning Teams
Snooker's-RW; Wednesday, July 31, 7:30-9:00

Registration Meeting for New Teams
Snooker's-RW; Thursday, August 1, 7:30-9:00

RDL Board Meeting
During and After Registration Meeting on August 1

Preseason Captains' Meeting
The Profile; Monday, August 12, 8:00

Match Play begins on Wednesday, August 14

(Early mail-in registration available if received by July 29. See Dave Berry's handout at this banquet for info.)

FINAL!! DIVISIONAL TEAM STANDINGS FOR THE SPRING 1996 RDL SEASON

"A" Division

		W	L	Pts.
👍	Lunatic Fringe 👆	12	2	204
👍	3 In A Bed	10	4	205
3	Pig Tour 96	10	4	184
4	Dart Shadows	8	6	164
5	Dixie Chickens	6	8	162
6	Who's Next?	6	8	144
👎	Top Dead Center	4	10	141
👎	Tossing Heads	0	14	77

"B" Division

		W	L	Pts.
👍	X-Men 👆	12	2	200
👍	Double Trouble	12	2	197
3	Bullshooters	11	3	198
4	First Flight	7	7	158
5	Bar Stools	6	8	152
6	Comfortably Numb	4	10	129
👎	Hagar & the Horribles	3	11	131
👎	Dart Bags	1	13	95

"C" Division

		W	L	Pts.
👍	Pog Mo Hon 👆	12	2	217
👍	Rack'M Uppers	10	4	181
3	Neighbors	8	6	170
4	Helga & the Horribles	8	6	150
5	Arrowing Experience	6	8	167
6	Starving Dartists	5	9	148
👎	The Wholey Funk	4	10	137
👎	C.D. Ducks	3	11	126

"G" Division

		W	L	Pts.
👍	Bulls Hitters 👆	13	1	213
👍	Bull Me Baby	9	5	163
3	Cricketeers	8	6	180
4	The Clarifiers	6	8	165
5	Skeleton Crew	5	9	108
👎	Cork It	4	10	87
👎	Hawg Darts	1	13	101

"D" Division

		W	L	Pts.
👍	Bottom Feeders 👆	13	1	240
👍	Stik It	12	2	197
3	Dogs of War	9	5	195
4	Coral Reefers	7	7	169
5	Snakes	7	7	156
6	Grateful Darts	3	11	140
👎	Nine-Lives	3	11	121
👎	Sharp Darts	2	12	89

"E" Division

		W	L	Pts.
👍	Diddler's Choice 👆	12	2	204
👍	Shooter's Buzz	10	4	194
3	Burnt Weeny Sandwich	9	5	167
4	PMS	8	6	172
5	Save Up	8	6	147
6	Excalibur	5	9	152
👎	O U Threw 1 2	2	12	121
👎	BBD's	2	12	117

"F" Division

		W	L	Pts.
👍	Shameless & Aimless II 👆	11	3	201
👍	Come-N-Gone	10	4	178
3	Friends of the Devil	9	5	171
4	S.S.H.	7	7	165
5	Get Over It	5	9	149
👎	To Kill A Brew ✉	5	9	117
👎	Dead Eyes	4	10	133

☎ = *phone-in penalty (5 pts.)*
✉ = *mail-in penalty (all pts. from that match)*
👍 = *clinched* "top-two" *finish in division*
👎 = *clinched* "bottom-two" *finish in division*
👆 = *regular season division champion*

SPRING 1996 RDL DIVISIONAL TOURNAMENT RESULTS

Quarterfinals	*Semifinals*	*Finals*	***WINNER***

"A" Division

1 Lunatic Fringe
(12-2) **Lunatic Fringe**
8 Tossing Heads
(10-5) **Lunatic Fringe**
5 Dixie Chickens
(13-9) Dixie Chickens
4 Dart Shadows
(13-11) **Lunatic Fringe**
3 Pig Tour 96
(13-3) Pig Tour 96
6 Who's Next?
(14-10) 3 In A Bed
7 Top Dead Center
(?) 3 In A Bed
2 3 In A Bed

"B" Division

1 X-Men
(Forfeit) X-Men
8 Dart Bags
(11-7) **First Flight**
5 Bar Stools
(12-4) **First Flight**
4 First Flight
(14-8) **First Flight**
3 Bullshooters
(13-2) Bullshooters
6 Comfortably Numb
(12-4) Double Trouble
7 Hagar & the Horribles
(14-2) Double Trouble
2 Double Trouble

"C" Division

1 Pog Mo Hon
(13-1) Pog Mo Hon
8 C.D. Ducks
(13-1) Pog Mo Hon
5 Arrowing Experience
(13-8) Helga & the Horribles
4 Helga & the Horribles
(13-12) **Rack'M Uppers**
3 Neighbors
(14-8) Starving Dartists
6 Starving Dartists
(13-6) **Rack'M Uppers**
7 The Wholey Funk
(13-2) **Rack'M Uppers**
2 Rack'M Uppers

Quarterfinals	*Semifinals*	*Finals*	***WINNER***

"D" Division

1 Bottom Feeders
(13-1) **Bottom Feeders**
8 Sharp Darts
(13-3) **Bottom Feeders**
5 Snakes
(13-8) Snakes
4 Coral Reefers
(13-7) **Bottom Feeders**
3 Dogs of War
(13-5) Dogs of War
6 Grateful Darts
(13-3) Dogs of War
7 Nine-Lives
(13-1) Stik It
2 Stik It

"E" Division

1 Diddler's Choice
(14-2) Diddler's Choice
8 BBD's
(?) **PMS**
5 Save Up
(14-4) **PMS**
4 PMS
(14-10) **PMS**
3 Burnt Weeny Sandwich
(13-3) Excalibur
6 Excalibur
(14-6) Shooter's Buzz
7 O U Threw 1 2
(13-0) Shooter's Buzz
2 Shooter's Buzz

"F" Division

1 Shameless & Aimless II
Shameless & Aimless II
8 (bye)
(13-9) S.S.H.
5 Get Over It
(12-7) S.S.H.
4 S.S.H.
(14-8) **Come-N-Gone**
3 Friends of the Devil
(?) Friends of the Devil
6 To Kill A Brew
(14-4) **Come-N-Gone**
7 Dead Eyes
(13-5) **Come-N-Gone**
2 Come-N-Gone

Quarterfinals	*Semifinals*	*Finals*

Finals	*Semifinals*	*Quarterfinals*

"G" Division

1 Bulls Hitters
Bulls Hitters
8 (bye)
(13-4) **Bulls Hitters**
5 Skeleton Crew
(?) The Clarifiers
4 The Clarifiers
(13-11)
Bulls Hitters
WINNER
Cricketeers
(14-10)
Cricketeers
(13-7)
Cricketeers 3
Cork It 6
Bull Me Baby
(11-1)
Hawg Darts 7
Bull Me Baby 2

TOURNAMENT WINNERS!!!!!!

"A" Division - ***Lunatic Fringe***

Joe Wilson (c)	Jim Budelman	Bob Terry
David Currin	Phillip Eastmead	Randy Deemer
Don Butman		Tom Brown

"B" Division - ***First Flight***

Michael Bracco (c)	Bob Grayckowski	Clive Draper
Gene Chalk	Ed Scott	Scott Smith
	Sean O'Brien	

"C" Division - ***Rack'M Uppers***

Randy Hirneisen (c)	Jimmy Marx	Deanna Marx
Robert Stewart	Adnan Hamed	Dave Yandle
	Billy Hester	

"D" Division - ***Bottom Feeders***

Jason Kilts (c)	Stef Bogaerts	Kyle Mills
Andy Mead	Rudi Bogaerts	Micky Mills
Anita Tyndall	Brian Zimmerman	Allen Sitler

"E" Division - ***PMS***

Debbie Sasser (c)	Trish Ellis	Lynn Bartlett
Natalie Edmund	Dennis Keever	Sharon Lewis
Lynne Lewis	Susan Roberson	Tom Smith
	Jody Rice	

"F" Division - ***Come-N-Gone***

Mike Giedlin (c)	Tom Adams	Rich Sibincic
Oaki Yoneoka	Randy Croto	Todd McEvoy
Tracy Connors	Chris Fournier	Jeff Piascik
	Nick Hintgen	

"G" Division - ***Bulls Hitters***

Dick Cummings (c)	Ginger Ross	Chuck Watt
Christopher Mori	Bob Whitney	Paul McClain
Dennis Mory	Martin Peers	Keith Stark
	Jack Ray	

REGULAR SEASON WINNERS!!!!!!

"A" Division - ***Lunatic Fringe***

Joe Wilson (c)	Jim Budelman	Bob Terry
David Currin	Phillip Eastmead	Randy Deemer
Don Butman		Tom Brown

"B" Division - ***X-Men***

Jim Bush (c)	Randy Baldwin	Mark Moore
Chris Latham	Mike Seward	Larry Dulin
James Daniels	Jeff Hartshorn	Brent Sheerer
	Mark Ference	

"C" Division - ***Pog Mo Hon***

Stephen Margets (c)	Ann Ryan	Bob Hounsell
Ginger Rivenbark	Travis Watson	Skip Brown
Bob Sideikas		Aaron Bowman

"D" Division - ***Bottom Feeders***

Jason Kilts (c)	Stef Bogaerts	Kyle Mills
Andy Mead	Rudi Bogaerts	Micky Mills
Anita Tyndall	Brian Zimmerman	Allen Sitler

"E" Division - ***Diddler's Choice***

Jason Walters (c)	Eric Matthews	Phil Brown
Kevin Dettman	Skeeter Matthews	Jerry Wayman
J.D. Dixon		Billy Powers

"F" Division - ***Shameless & Aimless II***

Keith Moats (c)	Kenny Allen	John Tighe
Jonathan Denton	Dave Watson	Don Reynolds
	Rusty Stevens	

"G" Division - ***Bulls Hitters***

Dick Cummings (c)	Ginger Ross	Chuck Watt
Christopher Mori	Bob Whitney	Paul McClain
Dennis Mory	Martin Peers	Keith Stark
	Jack Ray	

ANALYSIS OF TOP PLAYERS' ASP %-AGES

Are most all-stars really thrown in cricket? What does the ASP award really reflect? Let's take a little closer look with the top 20 (above 1.000) all-star average throwers in the RDL season:

Player & Team		ASPs	TGP	%-age
Phillip Maxwell	in cricket:	65.5	18	3.639
A6/ Dixie Chickens	in -01:	23.5	21	1.119
Ratio of cricket %-age to -01 %-age:			3.25 : 1	
Allen Smith	in cricket:	68.0	27	2.519
A4/ Dart Shadows	in -01:	24.5	27	0.907
Ratio of cricket %-age to -01 %-age:			2.78 : 1	
David Murray	in cricket:	41.5	20	2.075
A4/ Dart Shadows	in -01:	15.5	19	0.816
Ratio of cricket %-age to -01 %-age:			2.54 : 1	
Curtis Avery	in cricket:	45.0	25	1.800
A4/ Dart Shadows	in -01:	24.0	23	1.043
Ratio of cricket %-age to -01 %-age:			1.75 : 1	
Jim Budelman	in cricket:	63.0	28	2.250
A1/ Lunatic Fringe	in -01:	20.0	30	0.667
Ratio of cricket %-age to -01 %-age:			3.37 : 1	
Michael Knott	in cricket:	51.0	24	2.125
A4/ Dart Shadows	in -01:	8.5	18	0.472
Ratio of cricket %-age to -01 %-age:			4.50 : 1	
Steve Hoffmann	in cricket:	51.5	26	1.981
A5/ Pig Tour 96	in -01:	19.5	27	0.722
Ratio of cricket %-age to -01 %-age:			2.74 : 1	
Tom Brown	in cricket:	53.0	29	1.828
A1/ Lunatic Fringe	in -01:	22.5	28	0.804
Ratio of cricket %-age to -01 %-age:			2.27 : 1	
Phillip Eastmead	in cricket:	57.0	28	2.036
A1/ Lunatic Fringe	in -01:	16.0	30	0.533
Ratio of cricket %-age to -01 %-age:			3.82 : 1	
John Carroll	in cricket:	41.0	26	1.577
D6/ Dogs of War	in -01:	22.5	27	0.833
Ratio of cricket %-age to -01 %-age:			1.89 : 1	
Bill Carver	in cricket:	50.0	28	1.786
A2/ 3 In A Bed	in -01:	18.0	30	0.600
Ratio of cricket %-age to -01 %-age:			2.98 : 1	
Butch Smith	in cricket:	40.5	26	1.558
D2/ Nine-Lives	in -01:	22.5	28	0.804
Ratio of cricket %-age to -01 %-age:			1.94 : 1	
John Toth	in cricket:	46.5	26	1.788
A6/ Dixie Chickens	in -01:	17.0	29	0.586
Ratio of cricket %-age to -01 %-age:			3.05 : 1	
Bob Terry	in cricket:	34.0	26	1.308
A1/ Lunatic Fringe	in -01:	22.5	26	0.865
Ratio of cricket %-age to -01 %-age:			1.51 : 1	
Joe Gaglione	in cricket:	42.0	28	1.500
A3/ Top Dead Center	in -01:	20.5	30	0.683
Ratio of cricket %-age to -01 %-age:			2.20 : 1	
Mike Seward	in cricket:	36.5	28	1.304
B2/ X-Men	in -01:	23.5	28	0.839
Ratio of cricket %-age to -01 %-age:			1.55 : 1	
Lee Whitehead	in cricket:	41.0	26	1.577
A2/ 3 In A Bed	in -01:	18.5	30	0.617
Ratio of cricket %-age to -01 %-age:			2.56 : 1	
Jerry Johnston	in cricket:	38.0	27	1.407
A2/ 3 In A Bed	in -01:	19.5	29	0.672
Ratio of cricket %-age to -01 %-age:			2.09 : 1	
Chris Wandscher	in cricket:	43.5	28	1.554
A3/ Top Dead Center	in -01:	15.0	29	0.517
Ratio of cricket %-age to -01 %-age:			3.01 : 1	
Jason Kilts	in cricket:	40.5	26	1.558
D8/ Bottom Feeders	in -01:	9.0	23	0.391
Ratio of cricket %-age to -01 %-age:			3.98 : 1	

Total ratio of cricket to -01 %-ages for sum of all 20 players: **2.54 : 1**

TOURNAMENT!!! TROPHY DART AWARDS

9 Marks		
Kevin Barton	Stik It	5/15
Steve Campbell	Hagar & the Horribles	5/15
Shawn Curtis	Double Trouble	5/15
Joe Gaglione	Top Dead Center	5/15
John Jenkins	Who's Next?	5/15
Mark Knight	3 In A Bed	5/15
Donnie Shine	Stik It	5/15
Kyle Mills	Bottom Feeders	5/22
Deane Morin	Pig Tour 96	5/22
Joe Wilson	Lunatic Fringe	5/22
Ton-80s		
Will Benson	Shooter's Buzz	5/15
Bob Terry	Lunatic Fringe	5/15
Bill Carver	3 In a Bed	5/29
6 Bulls		
Eric Matthews	Diddler's Choice	5/15

WHERE WE PLAY

After Hours	**552-4131**
405 Wake Chapel Road	Fuquay-Varina
-in Milkove Shopping Ctr. at Hwy. 55 & 401	
Banana's	**872-2610**
4200 Lake Ridge Drive	N. Raleigh
Breakers Billiards	**772-9593**
305 Tryon Road	Raleigh
-in Tryon Hills Shop. Ctr. at US 70 & Tryon Rd.	
Double Deuce (Ramada Inn)	**387-7382**
US 1 South & Hwy. 55	Apex
Duffy's	**847-7070**
8021 Falls of Neuse Road	N. Raleigh
-near inter. of Falls of Neuse & Strickland Rd.	
Fat Daddy's	**787-3773**
6201 Glenwood Ave.	Raleigh
Players Club	**870-6425**
7440-16 Six Forks Rd.	N. Raleigh
-in Peachtree Plaza	
Players Retreat	**755-9589**
105 Oberlin Rd.	near NCSU
-at corner of Oberlin Rd. & Hillsborough St.	
Playtime Billiards	**319-6163**
301 N. Harrison Ave.	Cary
-betw. Chatham St. & Hwy. 54 @ RR tracks	
The Profile	**833-4527**
625 E. Whitaker Mill Rd.	Raleigh
-near inter. of Whitaker Mill & Wake Forest Rd.	
Rack'M Up West	**851-9006**
5563 Western Blvd.	W. Raleigh
-at inter. of Western Blvd. & Buck Jones Rd.	
The Roadhouse	**790-6900**
3741 Capital Blvd.	N. Raleigh
Sharky's Place	**783-5448**
5800 Duraleigh Road	NW Raleigh
-in the Yuppie Center near US 70 intersection	
Snooker's-RW	**828-7665**
3520 Wade Ave.	NW Raleigh
-in Ridgewood Shopping Center	
Steak & Ale	**781-5517**
4420 Creedmoor Road	NW Raleigh
-off Glenwood Ave. above Crabtree Valley Mall	
The Upper Deck	**460-9977**
329 N. Harrison Ave.	Cary
-near intersection. of N. Harrison & Hwy. 54	
West End	**821-3188**
412 W. Davie St.	Dwtn. Raleigh
Woody's	**380-7737**
8260 Chapel Hill Road	Cary
-between N. Harrison & Reedy Creek Road	

TROPHY DART AWARDS

High In (301 only)		
	Phillip Maxwell	**Ton-70**
	Dixie Chickens	4/3
High Out (301, 501, and 1001)		
	Joe Gaglione	**Ton-58**
	Top Dead Center	3/27
Fast Singles 301		
	Keith Wall	**8 darts**
	Pig Tour 96	4/3
Fast Singles Cricket		
	Jim Budelman	**16 darts**
	Lunatic Fringe	2/7
	John Carroll	**16 darts**
	Dogs of War	2/28
Fast Doubles Cricket		
	Jim Budelman & Don Butman	**17 darts**
	Lunatic Fringe	2/28
Fast Doubles 501		
	John Jenkins & Eric Hines	**15 darts**
	Who's Next?	1/31

9 Marks		
Phillip Eastmead (4)	Lunatic Fringe - 2/7,2/28,4/3,4/10	
Tom Brown (3)	Lunatic Fringe - 2/28,4/10,5/8	
Jim Budelman (2)	Lunatic Fringe	1/31,2/28
Robert Stewart (2)	Rack'M Uppers	4/3,4/17
Allen Smith (2)	Dart Shadows	4/3,5/1
Dennis Keever	PMS	2/7
Jerry Oakley	3 In A Bed	2/7
Kenny Allen	S & A II	2/28
Jeff Lane	Dixie Chickens	3/6
J.D. Dixon	Diddler's Choice	3/13
Ron Hendricks	Starving Dartists	3/13
Steve Hoffmann	Pig Tour 96	3/20
Trey Rodgers	Who's Next?	3/20
Larry Warnke	Neighbors	3/20
Phillip Maxwell	Dixie Chickens	3/27
Bob Winter	Shooter's Buzz	3/27
Kyle Barcomb	Stik It	4/10
Michael Knott	Dart Shadows	4/10
David Murray	Dart Shadows	4/10
Keith Wall	Pig Tour 96	4/10
Mike Schulman	Hagar &the Horribles	4/17
John Toth	Dixie Chickens	4/17
Joe Gaglione	Top Dead Center	5/1
Brian Zimmerman	Bottom Feeders	5/1
Art Redmon	Dead Eyes	5/8
David Simpson	Who's Next?	5/8
Ton-80s		
Allen Smith (3)	Dart Shadows - 2/28,3/20,5/1	
Bob Terry (2)	Lunatic Fringe	2/28,4/3
Eric Hines	Who's Next?	1/31
Jimmy Marx	Rack'M Uppers	1/31
Will Benson	Shooter's Buzz	2/21
Jim Niver	Dart Bags	2/21
Bob James	Save Up	3/6
Mike Seward	X-Men	3/6
Lee Scott	Top Dead Center	3/20
Tom Van Arsdale	Pig Tour 96	3/27
Clayton Rodgers	C.D. Ducks	4/3
Bernie Sprouls	Dart Shadows	4/3
Curtis Avery	Dart Shadows	4/24
Mark Knight	3 In A Bed	5/1
Michael Knott	Dart Shadows	5/8
Phillip Maxwell	Dixie Chickens	5/8
Phil Simpson	Grateful Darts	5/8
6 Bulls		
Phillip Maxwell	Dixie Chickens	4/3
Chris Wandscher	Top Dead Center	4/24

Spring 1996 RDL Top Singles Records and All-Star %-ages (by division) (FINAL)

		W	L	%-age
	"A" Division			
Curtis Avery	A4/ Dart Shadows	20	4	0.833
	"B" Division			
Mike Seward	B2/ X-Men	26	2	0.929
	"C" Division			
Mike Mohan	C2/ Arrowing Experienc	21	5	0.808
	"D" Division			
Jason Kilts	D8/ Bottom Feeders	22	3	0.880
Stef Bogaerts	D8/ Bottom Feeders	22	3	0.880
	"E" Division			
J.D. Dixon	E8/ Diddler's Choice	23	3	0.885
	"F" Division			
Bob Rube	F1/ S. S. H.	18	5	0.783
	"G" Division			
Ron Shirley	G1/ Cricketeers	22	2	0.917
	Women's Records			
Michelle Eason	D6/ Dogs of War	14	5	0.737
Lynn Bartlett	E3/ PMS	15	6	0.714
Connie Austin	E4/ Save Up	16	10	0.615

		ASPs	TGP	%-age
	"A" Division			
Phillip Maxwell	A6/ Dixie Chickens	89.0	39	2.282
	"B" Division			
Mike Seward	B2/ X-Men	60.0	56	1.071
	"C" Division			
Stephen Margets	C6/ Pog Mo Hon	41.0	53	0.774
	"D" Division			
John Carroll	D6/ Dogs of War	63.5	53	1.198
	"E" Division			
J.D. Dixon	E8/ Diddler's Choice	47.0	50	0.940
	"F" Division			
Rich Sibincic	F5/ Come-N-Gone	30.0	37	0.811
	"G" Division			
Ron Shirley	G1/ Cricketeers	47.0	52	0.940
	Women's Percentages			
Angel Gaffney	A3/ Top Dead Center	34.5	60	0.575
Debbie Sasser	E3/ PMS	24.0	42	0.571
Lynn Bartlett	E3/ PMS	22.0	49	0.449

THE PLAYERS WHO *BEAT* THE SINGLES WIN %-AGE WINNERS IN EACH DIVISION

Who beat Curtis Avery of the Dart Shadows?
in 301: Mike Hall, Steve Hoffmann.
in cricket: Bob Terry, Phillip Maxwell.
Who beat Mike Seward of the X-Men?
in 301: Scott Smith.
in cricket: Steve Taylor.
Who beat Mike Mohan of the Arrowing Experience?
in 301: Larry Young, Marc Shown, Jay Kremer.
in cricket: John Howell, Stan Converse.
Who beat Jason Kilts of the Bottom Feeders?
in 301: Butch Smith, Phil Simpson, John Lilienthal.
in cricket: (none)
Who beat Stef Bogaerts of the Bottom Feeders?
in 301: Jack Gibson, David Schuelke.
in cricket: Felipe Wilkie.
Who beat J.D. Dixon of Diddler's Choice?
in 301: Robert Bridges, Ward Proctor.
in cricket: Dennis Keever.
Who beat Bob Rube of S. S. H.?
in 301: Mike Giedlin, Chris Beebe.
in cricket: Todd Simmons, Chris Fournier, Gerry Orvis.
Who beat Ron Shirley of the Cricketeers?
in 301: Mark Powell.
in cricket: Mark Powell.
Who beat Michelle Eason of the Dogs of War?
in 301: Al Fuhrmann, Scott Winfree, Jason Kilts, Anita Tyndall.
in cricket: Kyle Barcomb.

MY PREDICTION RESULTS

In week 14, I was 6-3 and even hit a few of the scores exactly (including my match of the week in A Div.), so I finished on kind of a roll. My final record was 34-23 for a %-age of 0.596. Not too bad if I was shooting hoops, smacking baseballs, or throwing passes, but unfortunately I'm predicting matches. I vow to return next season with even greater success despite the fact that I will only pick the tough ones again next time around. Look for the picks - I'm sure at least some of you will use them for inspiration. Or at least as a reason to complain to me.

THIS SEASON'S TIEBREAKERS

There were 40 tiebreakers in the RDL this regular season (and at least one in the tournaments). There were 4 in A division, 2 in B, 13!!! in C, 4 in D, 5 in E, 6 in F, and 6 in G. The Starving Dartists lead the way with an astounding five tiebreakers in 14 weeks, but close behind were Arrowing Experience, Neighbors, Rack'M Uppers, S.S.H., and the Clarifiers. Both the Neighbors and Starving Dartists each won three tiebreakers (as did Rack'M Uppers if you count the C Div. final) (Gee, what a surprise, the tournament tiebreaker was in C.) The heartbreak award might have gone to Arrowing Experience and S.S.H., as both finished 1-3 in 1001s, but it simply has to go to Pog Mo Hon, as their third tiebreaker loss was the aforementioned C Div. final. And, oh yeah, 16 of our 54 teams never had the pleasure of a 1001 experience this season.

SPRING 1996 PENALTY SUMMARY

Does it really matter if you mail your scoresheets and call in your results on time? YES!!! It matters. This season there were a total of 34 penalties with a total loss of 1 match win and 284 game points. There were 2 ineligible player penalties, 11 fifth week captains' meeting absentees, 11 call-in penalties, and 10 mail-in penalties. No awards changed hands due to the penalties, but who knows what effect they had on the teams mentally. Some penalties did make a difference, though, like the 31 points To Kill A Brew lost through three separate penalties which would have kept them from finishing in the bottom two of their division and facing a drop down to the next lower division. The penalty which almost cost the most though was a mail-in penalty the X-Men suffered in week 3, a loss of 16 points which was the primary reason for the incrdibly tight finish in B division which the X-Men survived nonetheless. The bottom line is: call it in on time, mail it in on time, and know the rules. All of these would definitely be to your advantage.

QUICK STAT TIDBITS

-The **Quadruple Double Award** winners (double-digit wins in all four sections): *Mike Seward* of the X-Men, *Will Benson* of Shooter's Buzz, and *Ron Shirley* of the Cricketeers.
-**Iron Man Award**: *Alex Richbourg* of the Dart Bags (76 games!!)

HOW TO REACH US

RDL VoiceMail

(919) 990-1218

Mail Scoresheets to:

Jason Kilts
1521 E. Franklin St., Apt. C-106
Chapel Hill, NC 27514

New Member Fees and Newsletter Fees:

Edie Hatszegi
1216 Shannonbrook Lane
Raleigh, NC 27603

All Other RDL Correspondence to:

Raleigh Dart League, Inc.
P.O. Box 31948
Raleigh, NC 27622-1948

Board of Directors

President	Joe Wilson	846-0493
Vice President	Randy Deemer	556-8395
Secretary	Ann Ryan	781-3451
Treasurer	Edie Hatszegi	662-8534
Membership	Dave Berry	467-4382
Rules/Grievances	Rick DeMattos	510-6723
External Orgs.	Johnny Peyton	934-5367

League Statistician/Editor

Jason Kilts 990-1218

PLAYERS WANTED FOR FALL SEASON By Three Teams!!!!!

The Sharp Darts, currently of D division, have tired of having to play shorthanded all the time. They routinely show up with only four or five players, and they want that trend to stop. So, they are looking for players for the Fall '96 RDL season. The only qualifications for team membership are: i) you must love the game, ii) you must be dependable, iii) you must love having fun each and every Wednesday, and iv) you must know how to conduct yourself in a polite manner at a dart match. The Sharp Darts do not discriminate based on gender, race, or throwing ability (ok, maybe just a little on the throwing ability thing). If you're interested in playing our game with a great bunch of guys (trust me, I've played them), please call either Jim Scarborough (821-7875) or Frank Gari (790-0275) at your convenience.

Both the Skeleton Crew and Cork It (both currently of G Division) have decided that the above criteria used by the Sharp Darts in their quest for new players was just what they too were looking for. So they have both decided they would like in on the action. Therefore, if you fit the fun and dependable criteria listed in the previous paragraph, but would rather play in the lower divisions than in the middle divisions, call either Judy Huyser (Skeleton Crew) at 380-0706 or Kevin Coyne (Cork It) at 876-8636.

SUMMER VOICEMAIL ADVICE

Due to the VoiceMail system under which we operate, any messages which I have not played within five days of the time when you leave them are purged from the system. I realize this is not so ideal, but it's the best system around for our needs. So if you call in the summer, and don't hear from me within five days, call and leave the message again. I'll try to remember to check it every couple of days, but keep trying me just in case I forget from time to time.

CALENDAR OF EVENTS

June 21-23 **6th Summer Bash Open Dart Tourn. (ADO)** Hollywood, MD $10,000+
Info: (301)-870-4779

June 22 **NC City Dart League Quarterfinals**
Woody's, 2:00 p.m.
Chapel Hill @ Raleigh

(Note that the one-day tournament is no longer going to be the option in use for the NCCDL tournament. Due to several factors, matches have been split to three separate Saturdays, and the matches will be played at the home establishment of the higher seeded team.)

Jun. 28-30 **Fire-On-The-Mountain Classic (ADO)**
Asheville, NC $5,000
Info: (704)-687-9167

Fall 1996 Raleigh Dart League Season
(see page 1 for details)

Sept. 27-29 **North Carolina State Championships**
The Omni Hotel, Durham, NC

Weekly Blind Draws

(I have no way of knowing whether or not each of the following establishments with Blind Draws on days other than Wednesday will continue with the events throughout the summer. My best recommendation is for you to call the establishment before you head on over.)

Thursday **Rack'M Up West**, 8:00 p.m. $5 entry. (851-9006)

Friday **Woody's**, 8:00 p.m. ($100 added for every 16 entrants!) (380-7737)

Sunday **Sharky's Place**, 8:00 p.m. (783-5448)

Monday **After Hours**, 7:30 p.m. (552-4131)

Wednesday **Snooker's-RW**, 8:00 p.m. (Snooker's matches the pot!) (828-7665)

Wednesday **After Hours**, 7:30 p.m.(?) (552-4131) ($25 added for every sixteen players)

Summer Leagues

(Tuesday) **Bull City Dart League**, Durham, NC
Reg. Mtg., June 3, 7:30 p.m.
Down Under Pub

(Wednesday) **(Woody's)**, 2nd Annual Summer Dart League, June 5 - August 7, no match play on July 3. 4 person format, no team size limit, but only one A player can play in any given set. $25/team. 10 team limit - first come, first served. Call Woody's (380-7737) for details.

(Thursday) **Triangle Dart League**, Chapel Hill, NC
see page 26 for details

CAPITOL GAME BROKERS INC.
DARTS-PINBALLS-VIDEOS
"NOW CARRYING BOTTELSEN DARTS"
5655 WESTERN BLVD.
RALEIGH, NC 27606
(919) 859-2321

Spring 1996 RDL Top Singles Records (by division) (FINAL!)

(Nineteen game minimum required for this listing)

"A" Division

			W	L	%-age
1	Avery, Curtis	A4/ Dart Shadows	20	4	0.833
2	Budelman, Jim	A1/ Lunatic Fringe	23	5	0.821
3	Brown, Tom	A1/ Lunatic Fringe	22	5	0.815
4	Carver, Bill	A2/ 3 In A Bed	22	7	0.759
5	Smith, Allen	A4/ Dart Shadows	21	7	0.750
6	Toth, John	A6/ Dixie Chickens	19	7	0.731
7	Terry, Bob	A1/ Lunatic Fringe	18	7	0.720
8	Eastmead, Phillip	A1/ Lunatic Fringe	20	8	0.714
	Wall, Keith	A5/ Pig Tour 96	20	8	0.714
10	Knight, Mark	A2/ 3 In A Bed	18	9	0.667
	Oakley, Jerry	A2/ 3 In A Bed	14	7	0.667
12	Sprouls, Bernie	A4/ Dart Shadows	15	9	0.625

"B" Division

			W	L	%-age
1	Seward, Mike	B2/ X-Men	26	2	0.929
2	Bracco, Michael	B7/ First Flight	19	5	0.792
3	Taylor, Steve	B3/ Bullshooters	16	5	0.762
4	Baldwin, Randy	B2/ X-Men	18	7	0.720
	Bonar, Eric	B3/ Bullshooters	18	7	0.720
6	Draper, Clive	B7/ First Flight	14	6	0.700
	Ference, Mark	B2/ X-Men	14	6	0.700
8	Bither, Dana	B4/ Bar Stools	16	8	0.667
	Crowley, Pat	B8/ Comf'tably Numb	16	8	0.667
10	Curtis, Shawn	B6/ Double Trouble	19	10	0.655
11	Stanley, Rick	B8/ Comf'tably Numb	14	8	0.636
12	Crisp, Fred	B4/ Bar Stools	12	7	0.632

"C" Division

			W	L	%-age
1	Mohan, Mike	C2/ ArrowExperience	21	5	0.808
2	Margets, Stephen	C6/ Pog Mo Hon	20	5	0.800
3	Berry, Dave	C2/ ArrowExperience	21	7	0.750
	Stewart, Robert	C5/ Rack'M Uppers	21	7	0.750
5	Watson, Travis	C6/ Pog Mo Hon	17	6	0.739
6	Sideikas, Bob	C6/ Pog Mo Hon	19	7	0.731
7	Young, Larry	C7/ Helga & Horribles	18	7	0.720
8	Marx, Jimmy	C5/ Rack'M Uppers	19	8	0.704
9	Shown, Marc	C4/ Starving Dartists	14	6	0.700
10	Yandle, Dave	C5/ Rack'M Uppers	17	8	0.680
11	Duggins, Cecil	C3/ Neighbors	19	9	0.679
12	Hendricks, Ron	C4/ Starving Dartists	18	9	0.667

"D" Division

			W	L	%-age
1	Kilts, Jason	D8/ Bottom Feeders	22	3	0.880
	Bogaerts, Stef	D8/ Bottom Feeders	22	3	0.880
3	Barton, Kevin	D7/ Stik It	21	5	0.808
4	Zimmerman, Brian	D8/ Bottom Feeders	20	5	0.800
	Connelly, Jeff	D4/ Coral Reefers	16	4	0.800
6	Carroll, John	D6/ Dogs of War	20	6	0.769
	Mead, Andy	D8/ Bottom Feeders	20	6	0.769
8	Eason, Michelle	D6/ Dogs of War	14	5	0.737
9	Spencer, Dean	D7/ Stik It	20	8	0.714
10	Heath, Mark	D4/ Coral Reefers	17	7	0.708
11	Wilkie, Felipe	D6/ Dogs of War	18	9	0.667
12	Simpson, Phil	D5/ Grateful Darts	17	9	0.654

"E" Division

			W	L	%-age
1	Dixon, J.D.	E8/ Diddler's Choice	23	3	0.885
2	Bridges, Robert	E1/ BBD's	21	3	0.875
3	Scanlon, John	E7/ Shooter's Buzz	21	6	0.778
4	Benson, Will	E7/ Shooter's Buzz	21	7	0.750
5	Keever, Dennis	E3/ PMS	16	6	0.727
6	Bartlett, Lynn	E3/ PMS	15	6	0.714
7	Burnside, Warren	E7/ Shooter's Buzz	19	9	0.679
8	Smith, Tom	E3/ PMS	16	8	0.667
9	Thompson, Barry	E5/ BurntWeenyS'wich	17	9	0.654
10	Horton, Tony	E6/ Excalibur	18	10	0.643
11	Brown, Phil	E8/ Diddler's Choice	17	10	0.630
12	(two tied)		16	10	0.615

"F" Division

			W	L	%-age
1	Rube, Bob	F1/ S. S. H.	18	5	0.783
2	Watson, Dave	F4/ S & A II	16	5	0.762
3	Powell, Mark	F1/ S. S. H.	19	6	0.760
4	Giedlin, Mike	F5/ Come-N-Gone	17	6	0.739
5	Adams, Tom	F5/ Come-N-Gone	14	5	0.737
6	Simmons, Todd	F6/ Dead Eyes	20	8	0.714
7	Allen, Kenny	F4/ S & A II	18	9	0.667
8	Wilkinson, Charlie	F1/ S. S. H.	19	10	0.655
9	Moats, Keith	F4/ S & A II	16	9	0.640
10	Kunesh, Joe	F1/ S. S. H.	18	11	0.621
11	Beebe, Chris	F2/ To Kill a Brew	16	10	0.615
	Tighe, John	F4/ S & A II	16	10	0.615

"G" Division

			W	L	%-age
1	Shirley, Ron	G1/ Cricketeers	22	2	0.917
2	Crump, Kevin	G6/ Bull Me Baby	16	4	0.800
3	Cummings, Dick	G4/ Bulls Hitters	15	4	0.789
4	Garska, Brian	G6/ Bull Me Baby	17	5	0.773
5	Linney, Eric	G5/ The Clarifiers	21	7	0.750
6	Stark, Keith	G4/ Bulls Hitters	16	6	0.727
7	Morgan, Tom	G2/ Skeleton Crew	18	8	0.692
8	Waters, Andrew	G7/ Cork It	15	7	0.682
9	Mori, Christopher	G4/ Bulls Hitters	14	7	0.667
10	Sowers, Larry	G5/ The Clarifiers	18	10	0.643
11	Mory, Dennis	G4/ Bulls Hitters	14	8	0.636
12	Jordan, Jody	G2/ Skeleton Crew	19	11	0.633

Women's Records

			W	L	%-age
1	Eason, Michelle	D6/ Dogs of War	14	5	0.737
2	Bartlett, Lynn	E3/ PMS	15	6	0.714
3	Austin, Connie	E4/ Save Up	16	10	0.615
4	Rivenbark, Ginger	C6/ Pog Mo Hon	13	10	0.565
5	Peyton, Susan	G1/ Cricketeers	14	11	0.560
6	Adams, Jan	E4/ Save Up	15	12	0.556
7	Hatszegi, Edie	C2/ ArrowExperience	13	12	0.520
8	Marx, Deanna	C5/ Rack'M Uppers	10	12	0.455
9	Gaffney, Angel	A3/ Top Dead Center	13	17	0.433
10	Churchwell, Billie	E1/ BBD's	12	16	0.429
11	Clement, Dawn	D2/ Nine-Lives	10	15	0.400
	Brandt, Patrice	E4/ Save Up	10	15	0.400

Spring 1996 RDL Top Doubles Records (by division) (FINAL!)

(Nineteen game minimum required for this listing)

"A" Division

			W	L	%-age
1	Wall, Keith	A5/ Pig Tour 96	23	5	0.821
2	Lane, Tim	A5/ Pig Tour 96	21	6	0.778
3	Thaggard, Tim	A2/ 3 In A Bed	15	5	0.750
4	Carver, Bill	A2/ 3 In A Bed	20	7	0.741
5	Maxwell, Phillip	A6/ Dixie Chickens	14	5	0.737
6	Whitehead, Lee	A2/ 3 In A Bed	19	8	0.704
7	Hall, Mike	A5/ Pig Tour 96	18	8	0.692
	Johnston, Jerry	A2/ 3 In A Bed	18	8	0.692
9	Brown, Tom	A1/ Lunatic Fringe	20	9	0.690
10	Eastmead, Phillip	A1/ Lunatic Fringe	19	10	0.655
11	Smith, Allen	A4/ Dart Shadows	17	9	0.654
12	Gaglione, Joe	A3/ Top Dead Center	18	10	0.643

"B" Division

			W	L	%-age
1	Kubich, Joe	B3/ Bullshooters	19	6	0.760
2	Seward, Mike	B2/ X-Men	21	7	0.750
3	Latham, Chris	B2/ X-Men	17	6	0.739
4	Ragan, Joel	B6/ Double Trouble	14	5	0.737
5	Odom, James	B3/ Bullshooters	18	7	0.720
6	Curtis, Shawn	B6/ Double Trouble	20	8	0.714
7	Moore, Mark	B2/ X-Men	18	8	0.692
8	Baldwin, Randy	B2/ X-Men	17	9	0.654
	Heinrich, Joe	B6/ Double Trouble	17	9	0.654
10	Bonar, Eric	B3/ Bullshooters	15	8	0.652
11	Crompton, Dennis	B6/ Double Trouble	13	7	0.650
12	Widgeon, Ben	B6/ Double Trouble	19	11	0.633

"C" Division

			W	L	%-age
1	Hounsell, Bob	C6/ Pog Mo Hon	18	5	0.783
2	Yandle, Dave	C5/ Rack'M Uppers	19	6	0.760
3	Sideikas, Bob	C6/ Pog Mo Hon	18	6	0.750
4	Converse, Stan	C8/ C.D. Ducks	16	6	0.727
5	Rivenbark, Ginger	C6/ Pog Mo Hon	14	7	0.667
6	Hirneisen, Randy	C5/ Rack'M Uppers	17	9	0.654
7	Margets, Stephen	C6/ Pog Mo Hon	16	9	0.640
8	Boyd, Richard	C7/ Helga & Horribles	14	8	0.636
9	Esmond, Rob	C3/ Neighbors	16	10	0.615
10	Berry, Dave	C2/ ArrowExperience	17	11	0.607
	Stewart, Robert	C5/ Rack'M Uppers	17	11	0.607
12	Watson, Travis	C6/ Pog Mo Hon	13	9	0.591

"D" Division

			W	L	%-age
1	Carroll, John	D6/ Dogs of War	24	2	0.923
2	Kilts, Jason	D8/ Bottom Feeders	21	2	0.913
3	Mead, Andy	D8/ Bottom Feeders	18	5	0.783
4	Mills, Kyle	D8/ Bottom Feeders	16	5	0.762
5	Bogaerts, Stef	D8/ Bottom Feeders	19	6	0.760
6	Wilkie, Felipe	D6/ Dogs of War	20	8	0.714
	Barcomb, Kyle	D7/ Stik It	15	6	0.714
8	Spencer, Dean	D7/ Stik It	19	8	0.704
9	Shine, Donnie	D7/ Stik It	16	7	0.696
10	Lester, Keith	D6/ Dogs of War	19	9	0.679
11	Schuelke, David	D6/ Dogs of War	18	9	0.667
12	Mills, Micky	D8/ Bottom Feeders	13	7	0.650

"E" Division

			W	L	%-age
1	Benson, Will	E7/ Shooter's Buzz	25	4	0.862
2	Winter, Bob	E7/ Shooter's Buzz	22	7	0.759
3	Dixon, J.D.	E8/ Diddler's Choice	17	7	0.708
4	Scanlon, John	E7/ Shooter's Buzz	19	8	0.704
5	Burnside, Warren	E7/ Shooter's Buzz	18	9	0.667
	Buchanan, Chris	E5/ BurntWeenyS'wich	14	7	0.667
	Kelcey, Paul	E7/ Shooter's Buzz	14	7	0.667
8	Wrenn, Chris	E5/ BurntWeenyS'wich	13	7	0.650
9	Thompson, Barry	E5/ BurntWeenyS'wich	16	9	0.640
10	Brown, Phil	E8/ Diddler's Choice	17	10	0.630
	Turner, Jason	E2/ O U Threw 1 2	17	10	0.630
12	Gelhar, Tommy	E2/ O U Threw 1 2	13	9	0.591

"F" Division

			W	L	%-age
1	Piascik, Jeff	F5/ Come-N-Gone	18	5	0.783
2	Moats, Keith	F4/ S & A II	15	6	0.714
3	Allen, Kenny	F4/ S & A II	18	8	0.692
4	Sibincic, Rich	F5/ Come-N-Gone	14	8	0.636
5	Root, Andy	F3/ Get Over It	17	10	0.630
6	Nobles, Johnathan	F2/ To Kill a Brew	16	10	0.615
7	Wilser, Dave	F3/ Get Over It	12	8	0.600
8	Fournier, Chris	F5/ Come-N-Gone	13	9	0.591
9	Croto, Randy	F5/ Come-N-Gone	11	8	0.579
	Yoneoka, Oaki	F5/ Come-N-Gone	11	8	0.579
11	Denton, Jonathan	F4/ S & A II	15	11	0.577
12	Dowling, Jack	F7/ Friends of Devil	12	9	0.571

"G" Division

			W	L	%-age
1	Stark, Keith	G4/ Bulls Hitters	22	3	0.880
2	Shirley, Ron	G1/ Cricketeers	22	4	0.846
3	Mori, Christopher	G4/ Bulls Hitters	19	6	0.760
4	Jordan, Jody	G2/ Skeleton Crew	18	7	0.720
5	Hoops, Terry	G5/ The Clarifiers	17	8	0.680
6	Morgan, Tom	G2/ Skeleton Crew	19	10	0.655
7	Mory, Dennis	G4/ Bulls Hitters	13	7	0.650
8	Ray, Jack	G4/ Bulls Hitters	13	8	0.619
9	Spurling, Vicki M.	G1/ Cricketeers	16	10	0.615
10	Taylor, Tom	G1/ Cricketeers	15	10	0.600
11	Crump, Kevin	G6/ Bull Me Baby	11	8	0.579
12	Mabe, Chuck	G5/ The Clarifiers	12	9	0.571

Women's Records

			W	L	%-age
1	Rivenbark, Ginger	C6/ Pog Mo Hon	14	7	0.667
2	Spurling, Vicki M.	G1/ Cricketeers	16	10	0.615
3	Hatszegi, Edie	C2/ ArrowExperience	14	10	0.583
4	Sasser, Debbie	E3/ PMS	13	11	0.542
5	Bartlett, Lynn	E3/ PMS	13	12	0.520
	Adams, Jan	E4/ Save Up	13	12	0.520
7	Ellis, Trish	E3/ PMS	10	10	0.500
	Lewis, Sharon	E3/ PMS	10	10	0.500
9	Austin, Connie	E4/ Save Up	14	15	0.483
10	Sykes, Tammy	E2/ O U Threw 1 2	9	11	0.450
11	McKay, Amber	G7/ Cork It	11	14	0.440
12	(two tied)				0.429

Spring 1996 RDL Top Singles+Doubles Records (by division) (FINAL!)

(Thirty-seven game minimum required for this listing)

"A" Division

			W	L	%-age
1	Wall, Keith	A5/ Pig Tour 96	43	13	0.768
2	Brown, Tom	A1/ Lunatic Fringe	42	14	0.750
	Carver, Bill	A2/ 3 In A Bed	42	14	0.750
4	Smith, Allen	A4/ Dart Shadows	38	16	0.704
5	Budelman, Jim	A1/ Lunatic Fringe	39	18	0.684
	Eastmead, Phillip	A1/ Lunatic Fringe	39	18	0.684
7	Avery, Curtis	A4/ Dart Shadows	32	16	0.667
8	Johnston, Jerry	A2/ 3 In A Bed	35	19	0.648
	Lane, Tim	A5/ Pig Tour 96	35	19	0.648
10	Gaglione, Joe	A3/ Top Dead Center	36	21	0.632
	Knight, Mark	A2/ 3 In A Bed	36	21	0.632
12	Whitehead, Lee	A2/ 3 In A Bed	34	20	0.630

"B" Division

			W	L	%-age
1	Seward, Mike	B2/ X-Men	47	9	0.839
2	Ference, Mark	B2/ X-Men	26	11	0.703
3	Bonar, Eric	B3/ Bullshooters	33	15	0.688
4	Baldwin, Randy	B2/ X-Men	35	16	0.686
5	Curtis, Shawn	B6/ Double Trouble	39	18	0.684
6	Draper, Clive	B7/ First Flight	24	13	0.649
	Ragan, Joel	B6/ Double Trouble	24	13	0.649
8	Odom, James	B3/ Bullshooters	33	18	0.647
9	Heinrich, Joe	B6/ Double Trouble	34	19	0.642
10	Moore, Mark	B2/ X-Men	32	18	0.640
11	Taylor, Steve	B3/ Bullshooters	27	16	0.628
12	Bracco, Michael	B7/ First Flight	30	18	0.625

"C" Division

			W	L	%-age
1	Sideikas, Bob	C6/ Pog Mo Hon	37	13	0.740
2	Margets, Stephen	C6/ Pog Mo Hon	36	14	0.720
	Yandle, Dave	C5/ Rack'M Uppers	36	14	0.720
4	Converse, Stan	C8/ C.D. Ducks	28	12	0.700
5	Berry, Dave	C2/ ArrowExperience	38	18	0.679
	Stewart, Robert	C5/ Rack'M Uppers	38	18	0.679
7	Hounsell, Bob	C6/ Pog Mo Hon	30	15	0.667
	Watson, Travis	C6/ Pog Mo Hon	30	15	0.667
9	Mohan, Mike	C2/ ArrowExperience	35	18	0.660
10	Young, Larry	C7/ Helga & Horribles	32	18	0.640
11	Shown, Marc	C4/ Starving Dartists	24	15	0.615
12	Rivenbark, Ginger	C6/ Pog Mo Hon	27	17	0.614

"D" Division

			W	L	%-age
1	Kilts, Jason	D8/ Bottom Feeders	43	5	0.896
2	Carroll, John	D6/ Dogs of War	44	8	0.846
3	Bogaerts, Stef	D8/ Bottom Feeders	41	9	0.820
4	Mead, Andy	D8/ Bottom Feeders	38	11	0.776
5	Zimmerman, Brian	D8/ Bottom Feeders	32	11	0.744
6	Spencer, Dean	D7/ Stik It	39	16	0.709
7	Connelly, Jeff	D4/ Coral Reefers	28	12	0.700
8	Wilkie, Felipe	D6/ Dogs of War	38	17	0.691
9	Barcomb, Kyle	D7/ Stik It	26	12	0.684
10	Barton, Kevin	D7/ Stik It	35	17	0.673
11	Mills, Kyle	D8/ Bottom Feeders	26	13	0.667
12	Simpson, Phil	D5/ Grateful Darts	33	19	0.635

"E" Division

			W	L	%-age
1	Benson, Will	E7/ Shooter's Buzz	46	11	0.807
2	Dixon, J.D.	E8/ Diddler's Choice	40	10	0.800
3	Scanlon, John	E7/ Shooter's Buzz	40	14	0.741
4	Burnside, Warren	E7/ Shooter's Buzz	37	18	0.673
5	Bridges, Robert	E1/ BBD's	32	16	0.667
6	Winter, Bob	E7/ Shooter's Buzz	37	20	0.649
7	Thompson, Barry	E5/ BurntWeenyS'wich	33	18	0.647
8	Keever, Dennis	E3/ PMS	28	16	0.636
9	Brown, Phil	E8/ Diddler's Choice	34	20	0.630
10	Walters, Jason	E8/ Diddler's Choice	25	16	0.610
11	Bartlett, Lynn	E3/ PMS	28	18	0.609
12	Turner, Jason	E2/ O U Threw 1 2	32	21	0.604

"F" Division

			W	L	%-age
1	Adams, Tom	F5/ Come-N-Gone	27	10	0.730
2	Dowling, Jack	F7/ Friends of Devil	28	11	0.718
3	Allen, Kenny	F4/ S & A II	36	17	0.679
4	Sibincic, Rich	F5/ Come-N-Gone	25	12	0.676
5	Moats, Keith	F4/ S & A II	31	15	0.674
6	Watson, Dave	F4/ S & A II	28	15	0.651
7	Piascik, Jeff	F5/ Come-N-Gone	29	16	0.644
8	Rube, Bob	F1/ S. S. H.	30	17	0.638
9	Giedlin, Mike	F5/ Come-N-Gone	28	16	0.636
10	Powell, Mark	F1/ S. S. H.	31	18	0.633
11	Wilkinson, Charlie	F1/ S. S. H.	33	21	0.611
12	Yoneoka, Oaki	F5/ Come-N-Gone	25	17	0.595

"G" Division

			W	L	%-age
1	Shirley, Ron	G1/ Cricketeers	44	6	0.880
2	Stark, Keith	G4/ Bulls Hitters	38	9	0.809
3	Cummings, Dick	G4/ Bulls Hitters	29	8	0.784
4	Mori, Christopher	G4/ Bulls Hitters	33	13	0.717
5	Crump, Kevin	G6/ Bull Me Baby	27	12	0.692
6	Jordan, Jody	G2/ Skeleton Crew	37	18	0.673
	Morgan, Tom	G2/ Skeleton Crew	37	18	0.673
8	Mory, Dennis	G4/ Bulls Hitters	27	15	0.643
9	Garska, Brian	G6/ Bull Me Baby	28	16	0.636
10	Ray, Jack	G4/ Bulls Hitters	26	16	0.619
11	Waters, Andrew	G7/ Cork It	27	17	0.614
12	Hoops, Terry	G5/ The Clarifiers	32	21	0.604

Women's Records

			W	L	%-age
1	Rivenbark, Ginger	C6/ Pog Mo Hon	27	17	0.614
2	Bartlett, Lynn	E3/ PMS	28	18	0.609
3	Sasser, Debbie	E3/ PMS	23	16	0.590
4	Eason, Michelle	D6/ Dogs of War	21	17	0.553
5	Hatszegi, Edie	C2/ ArrowExperience	27	22	0.551
6	Austin, Connie	E4/ Save Up	30	25	0.545
7	Adams, Jan	E4/ Save Up	28	24	0.538
8	Peyton, Susan	G1/ Cricketeers	21	21	0.500
	Lewis, Sharon	E3/ PMS	19	19	0.500
10	Spurling, Vicki M.	G1/ Cricketeers	19	25	0.432
11	Churchwell, Billie	E1/ BBD's	24	32	0.429
12	Gaffney, Angel	A3/ Top Dead Center	25	34	0.424

Spring 1996 RDL All-Star Percentages (by division) (FINAL!)

(Thirty-seven game minimum required for this listing)

"A" Division

			ASPs	TGP	%-age
1	Maxwell, Phillip	A6/ Dixie Chickens	89.0	39	2.282
2	Smith, Allen	A4/ Dart Shadows	92.5	54	1.713
3	Murray, David	A4/ Dart Shadows	57.0	39	1.462
4	Avery, Curtis	A4/ Dart Shadows	69.0	48	1.438
5	Budelman, Jim	A1/ Lunatic Fringe	83.0	58	1.431
6	Knott, Michael	A4/ Dart Shadows	59.5	42	1.417
7	Hoffmann, Steve	A5/ Pig Tour 96	71.0	53	1.340
8	Brown, Tom	A1/ Lunatic Fringe	75.5	57	1.325
9	Eastmead, Phillip	A1/ Lunatic Fringe	73.0	58	1.259
10	Carver, Bill	A2/ 3 In A Bed	68.0	58	1.172
11	Toth, John	A6/ Dixie Chickens	63.5	55	1.155
12	Terry, Bob	A1/ Lunatic Fringe	56.5	52	1.087

"B" Division

			ASPs	TGP	%-age
1	Seward, Mike	B2/ X-Men	60.0	56	1.071
2	Taylor, Steve	B3/ Bullshooters	39.0	43	0.907
3	Ragan, Joel	B6/ Double Trouble	30.0	38	0.789
4	Curtis, Shawn	B6/ Double Trouble	44.5	58	0.767
5	Crowley, Pat	B8/ Comf'tably Numb	37.5	49	0.765
6	Odom, James	B3/ Bullshooters	35.0	51	0.686
7	Bonar, Eric	B3/ Bullshooters	32.0	48	0.667
8	Scott, Ed	B7/ First Flight	28.5	43	0.663
9	Niver, Jim	B5/ Dart Bags	36.5	56	0.652
10	Latham, Chris	B2/ X-Men	30.0	47	0.638
11	Bracco, Michael	B7/ First Flight	30.5	49	0.622
12	Widgeon, Ben	B6/ Double Trouble	34.0	58	0.586

"C" Division

			ASPs	TGP	%-age
1	Margets, Stephen	C6/ Pog Mo Hon	41.0	53	0.774
2	Young, Larry	C7/ Helga & Horribles	33.0	52	0.635
3	Yandle, Dave	C5/ Rack'M Uppers	32.5	53	0.613
4	Stewart, Robert	C5/ Rack'M Uppers	36.5	60	0.608
5	Berry, Dave	C2/ ArrowExperience	35.5	60	0.592
6	Coker, Craig	C2/ ArrowExperience	33.0	57	0.579
7	Bowman, Aaron	C6/ Pog Mo Hon	22.5	40	0.563
8	Parker, Tom	C7/ Helga & Horribles	24.0	43	0.558
9	Boyd, Richard	C7/ Helga & Horribles	21.5	41	0.524
10	Maxwell, Mike	C1/ The Wholey Funk	27.5	54	0.509
	Skea, Bob	C7/ Helga & Horribles	27.5	54	0.509
12	(two tied)				0.500

"D" Division

			ASPs	TGP	%-age
1	Carroll, John	D6/ Dogs of War	63.5	53	1.198
2	Smith, Butch	D2/ Nine-Lives	63.0	54	1.167
3	Kilts, Jason	D8/ Bottom Feeders	49.5	49	1.010
4	Zimmerman, Brian	D8/ Bottom Feeders	34.5	44	0.784
5	Barton, Kevin	D7/ Stik It	35.0	52	0.673
6	Mead, Andy	D8/ Bottom Feeders	33.5	50	0.670
7	Schuelke, David	D6/ Dogs of War	37.5	56	0.670
	Wilkie, Felipe	D6/ Dogs of War	37.5	56	0.670
9	Huler, Scott	D4/ Coral Reefers	32.5	49	0.663
10	Hugelmeyer, Paul	D3/ Snakes	25.0	38	0.658
11	Bogaerts, Stef	D8/ Bottom Feeders	33.0	51	0.647
12	Barcomb, Kyle	D7/ Stik It	24.0	38	0.632

"E" Division

			ASPs	TGP	%-age
1	Dixon, J.D.	E8/ Diddler's Choice	47.0	50	0.940
2	Brown, Phil	E8/ Diddler's Choice	50.5	54	0.935
3	Bridges, Robert	E1/ BBD's	43.0	49	0.878
4	Smith, Tom	E3/ PMS	40.5	53	0.764
5	Turner, Jason	E2/ O U Threw 1 2	42.0	56	0.750
6	Keever, Dennis	E3/ PMS	33.0	46	0.717
7	Lewis, Todd	E4/ Save Up	29.5	43	0.686
8	Scanlon, John	E7/ Shooter's Buzz	36.5	54	0.676
9	Benson, Will	E7/ Shooter's Buzz	38.5	57	0.675
10	Thompson, Barry	E5/ BurntWeenyS'wich	32.5	52	0.625
11	Sasser, Debbie	E3/ PMS	24.0	42	0.571
12	James, Bob	E4/ Save Up	27.0	49	0.551

"F" Division

			ASPs	TGP	%-age
1	Sibincic, Rich	F5/ Come-N-Gone	30.0	37	0.811
2	Tighe, John	F4/ S & A II	36.5	55	0.664
3	Giedlin, Mike	F5/ Come-N-Gone	27.5	45	0.611
4	Powell, Mark	F1/ S. S. H.	32.0	53	0.604
5	Sampson, Sam	F7/ Friends of Devil	22.5	39	0.577
6	Nobles, Johnathan	F2/ To Kill a Brew	25.5	53	0.481
7	Wilkinson, Charlie	F1/ S. S. H.	26.0	58	0.448
8	Watson, Dave	F4/ S & A II	19.0	45	0.422
9	Adams, Tom	F5/ Come-N-Gone	15.5	38	0.408
10	Daniel, Rob	F3/ Get Over It	16.5	41	0.402
11	Redmon, Art	F6/ Dead Eyes	22.5	56	0.402
12	Yoneoka, Oaki	F5/ Come-N-Gone	17.0	43	0.395

"G" Division

			ASPs	TGP	%-age
1	Shirley, Ron	G1/ Cricketeers	47.0	52	0.904
2	Stark, Keith	G4/ Bulls Hitters	23.5	48	0.490
3	Waters, Andrew	G7/ Cork It	21.5	45	0.478
4	Price, Pat	G7/ Cork It	19.5	45	0.433
5	Crump, Kevin	G6/ Bull Me Baby	18.0	42	0.429
6	Garska, Brian	G6/ Bull Me Baby	19.5	47	0.415
7	Jordan, Jody	G2/ Skeleton Crew	22.5	56	0.402
8	Cummings, Dick	G4/ Bulls Hitters	14.5	38	0.382
9	Blancherd, Cory	G6/ Bull Me Baby	14.5	42	0.345
10	Mori, Christopher	G4/ Bulls Hitters	16.0	47	0.340
11	Morgan, Tom	G2/ Skeleton Crew	19.0	56	0.339
12	Coyne, Kevin	G7/ Cork It	14.5	48	0.302

Women's All-Star Percentages

			ASPs	TGP	%-age
1	Gaffney, Angel	A3/ Top Dead Center	34.5	60	0.575
2	Sasser, Debbie	E3/ PMS	24.0	42	0.571
3	Bartlett, Lynn	E3/ PMS	22.0	49	0.449
4	Lewis, Sharon	E3/ PMS	17.5	39	0.449
5	Eason, Michelle	D6/ Dogs of War	16.0	39	0.410
6	Rivenbark, Ginger	C6/ Pog Mo Hon	19.0	47	0.404
7	Clement, Dawn	D2/ Nine-Lives	21.0	52	0.404
8	Austin, Connie	E4/ Save Up	21.0	57	0.368
9	Churchwell, Billie	E1/ BBD's	20.5	57	0.360
10	Ellis, Trish	E3/ PMS	15.5	44	0.352
11	Evans, Cheryl	C2/ ArrowExperience	13.0	56	0.232
12	Moeschet, Cathy	D2/ Nine-Lives	11.0	48	0.229

Spring 1996 RDL Top Individual Records (by section of play) (FINAL!)

(Eight game minimum required for each of these listings)

Singles 301 Records

			W	L	%-age
1	Seward, Mike	B2/ X-Men	13	1	0.929
2	Zimmerman, Brian	D8/ Bottom Feeders	12	1	0.923
3	Watson, Dave	F4/ S & A II	10	1	0.909
	Shirley, Ron	G1/ Cricketeers	10	1	0.909
5	Shown, Marc	C4/ Starving Dartists	9	1	0.900
6	Cummings, Dick	G4/ Bulls Hitters	8	1	0.889
	Stark, Keith	G4/ Bulls Hitters	8	1	0.889
8	Oakley, Jerry	A2/ 3 In A Bed	7	1	0.875
	Hugelmeyer, Paul	D3/ Snakes	7	1	0.875
	Bartlett, Lynn	E3/ PMS	7	1	0.875
11	Bogaerts, Stef	D8/ Bottom Feeders	12	2	0.857
12	Barton, Kevin	D7/ Stik It	11	2	0.846
	Dixon, J.D.	E8/ Diddler's Choice	11	2	0.846
14	Avery, Curtis	A4/ Dart Shadows	10	2	0.833
	Parker, Don	B4/ Bar Stools	10	2	0.833
	Bither, Dana	B4/ Bar Stools	10	2	0.833
	Bridges, Robert	E1/ BBD's	10	2	0.833
	Thompson, Barry	E5/ BurntWeenyS'wich	10	2	0.833
19	Rube, Bob	F1/ S. S. H.	9	2	0.818
20	Gaglione, Joe	A3/ Top Dead Center	12	3	0.800
	Dancy, Pat	B3/ Bullshooters	8	2	0.800
	Smith, Scott	B7/ First Flight	8	2	0.800
	Bowman, Aaron	C6/ Pog Mo Hon	8	2	0.800
	Crump, Kevin	G6/ Bull Me Baby	8	2	0.800
25	Eastmead, Phillip	A1/ Lunatic Fringe	11	3	0.786
	Smith, Allen	A4/ Dart Shadows	11	3	0.786
	Duggins, Cecil	C3/ Neighbors	11	3	0.786
	Esmond, Rob	C3/ Neighbors	11	3	0.786
	Stewart, Robert	C5/ Rack'M Uppers	11	3	0.786
	(three more tied)		11	3	0.786

Singles Cricket Records

			W	L	%-age
1	Kilts, Jason	D8/ Bottom Feeders	13	0	1.000
2	Budelman, Jim	A1/ Lunatic Fringe	13	1	0.929
	Brown, Tom	A1/ Lunatic Fringe	13	1	0.929
	Seward, Mike	B2/ X-Men	13	1	0.929
	Margets, Stephen	C6/ Pog Mo Hon	13	1	0.929
6	Dixon, J.D.	E8/ Diddler's Choice	12	1	0.923
	Shirley, Ron	G1/ Cricketeers	12	1	0.923
8	Terry, Bob	A1/ Lunatic Fringe	11	1	0.917
	Bracco, Michael	B7/ First Flight	11	1	0.917
	Bridges, Robert	E1/ BBD's	11	1	0.917
11	Taylor, Steve	B3/ Bullshooters	10	1	0.909
	Bogaerts, Stef	D8/ Bottom Feeders	10	1	0.909
	Keever, Dennis	E3/ PMS	10	1	0.909
	Giedlin, Mike	F5/ Come-N-Gone	10	1	0.909
15	Adams, Tom	F5/ Come-N-Gone	9	1	0.900
16	Maxwell, Phillip	A6/ Dixie Chickens	8	1	0.889
	Hambright, James	B1/ Hagar & Horribles	8	1	0.889
18	Wagner, David	G3/ Hawg Darts	7	1	0.875
19	Carver, Bill	A2/ 3 In A Bed	12	2	0.857
	Wall, Keith	A5/ Pig Tour 96	12	2	0.857
	Berry, Dave	C2/ ArrowExperience	12	2	0.857
	Mohan, Mike	C2/ ArrowExperience	12	2	0.857
	Wilkie, Felipe	D6/ Dogs of War	12	2	0.857
	Sowers, Larry	G5/ The Clarifiers	12	2	0.857
25	Knight, Mark	A2/ 3 In A Bed	11	2	0.846
	Carroll, John	D6/ Dogs of War	11	2	0.846
	Scanlon, John	E7/ Shooter's Buzz	11	2	0.846
28	Avery, Curtis	A4/ Dart Shadows	10	2	0.833
	Mead, Andy	D8/ Bottom Feeders	10	2	0.833
	Sam S. & Jack D.	F7/ Friends of the Devil	10	2	0.833

Doubles Cricket Records

			W	L	%-age
1	Mead, Andy	D8/ Bottom Feeders	12	0	1.000
	Maxwell, Phillip	A6/ Dixie Chickens	9	0	1.000
3	Sideikas, Bob	C6/ Pog Mo Hon	12	1	0.923
	Carroll, John	D6/ Dogs of War	12	1	0.923
	Kilts, Jason	D8/ Bottom Feeders	12	1	0.923
6	Zimmerman, Brian	D8/ Bottom Feeders	7	1	0.875
	Adams, Tom	F5/ Come-N-Gone	7	1	0.875
8	Benson, Will	E7/ Shooter's Buzz	13	2	0.867
9	Carver, Bill	A2/ 3 In A Bed	12	2	0.857
	Bogaerts, Stef	D8/ Bottom Feeders	12	2	0.857
11	Whitehead, Lee	A2/ 3 In A Bed	11	2	0.846
	Margets, Stephen	C6/ Pog Mo Hon	11	2	0.846
	Hounsell, Bob	C6/ Pog Mo Hon	11	2	0.846
	Spencer, Dean	D7/ Stik It	11	2	0.846
	Piascik, Jeff	F5/ Come-N-Gone	11	2	0.846
	Taylor, Tom	G1/ Cricketeers	11	2	0.846
	Shirley, Ron	G1/ Cricketeers	11	2	0.846
	Stark, Keith	G4/ Bulls Hitters	11	2	0.846
19	Heinrich, Joe	B6/ Double Trouble	10	2	0.833
	Thompson, Barry	E5/ BurntWeenyS'wich	10	2	0.833
21	Mills, Kyle	D8/ Bottom Feeders	9	2	0.818
22	Knott, Michael	A4/ Dart Shadows	8	2	0.800
	Mills, Micky	D8/ Bottom Feeders	8	2	0.800
24	Wall, Keith	A5/ Pig Tour 96	11	3	0.786
	Lipscomb, Scott	E5/ BurntWeenyS'wich	11	3	0.786
	Matthews, Eric	E8/ Diddler's Choice	11	3	0.786
	Dixon, J.D.	E8/ Diddler's Choice	11	3	0.786
	Mori, Christopher	G4/ Bulls Hitters	11	3	0.786
29	(four tied)		7	2	0.778

Doubles 501 Records

			W	L	%-age
1	Carroll, John	D6/ Dogs of War	12	1	0.923
2	Stark, Keith	G4/ Bulls Hitters	11	1	0.917
3	Kilts, Jason	D8/ Bottom Feeders	9	1	0.900
	Kelcey, Paul	E7/ Shooter's Buzz	9	1	0.900
5	Moen, Karl	C1/ The Wholey Funk	7	1	0.875
6	Winter, Bob	E7/ Shooter's Buzz	13	2	0.867
7	Wall, Keith	A5/ Pig Tour 96	12	2	0.857
	Benson, Will	E7/ Shooter's Buzz	12	2	0.857
9	Lane, Tim	A5/ Pig Tour 96	11	2	0.846
	Shirley, Ron	G1/ Cricketeers	11	2	0.846
11	Spurling, Vicki M.	G1/ Cricketeers	10	2	0.833
12	Latham, Chris	B2/ X-Men	9	2	0.818
13	Hugelmeyer, Paul	D3/ Snakes	8	2	0.800
	Moats, Keith	F4/ S & A II	8	2	0.800
15	Seward, Mike	B2/ X-Men	11	3	0.786
	Curtis, Shawn	B6/ Double Trouble	11	3	0.786
	Lester, Keith	D6/ Dogs of War	11	3	0.786
18	Thaggard, Tim	A2/ 3 In A Bed	7	2	0.778
	Shown, Marc	C4/ Starving Dartists	7	2	0.778
	Croto, Randy	F5/ Come-N-Gone	7	2	0.778
21	Hall, Mike	A5/ Pig Tour 96	10	3	0.769
	Kubich, Joe	B3/ Bullshooters	10	3	0.769
	Schuelke, David	D6/ Dogs of War	10	3	0.769
24	Bush, Jim	B2/ X-Men	9	3	0.750
	Odom, James	B3/ Bullshooters	9	3	0.750
	Boyce, Mike	B4/ Bar Stools	9	3	0.750
	Grayckowski, Bob	B7/ First Flight	9	3	0.750
	Hatszegi, Edie	C2/ ArrowExperience	9	3	0.750
	Yandle, Dave	C5/ Rack'M Uppers	9	3	0.750
	(two more tied)		9	3	0.750

League-Wide Spring 1996 RDL Top Individual Records (FINAL!)

(Nineteen game minimum required for the listings on this page)

(Players listed in order of record, then by division, then alphabetically within divisions.)

Singles Win %-ages

			W	L	%-age
1	Seward, Mike	B2/ X-Men	26	2	0.929
2	Shirley, Ron	G1/ Cricketeers	22	2	0.917
3	Dixon, J.D.	E8/ Diddler's Choice	23	3	0.885
4	Bogaerts, Stef	D8/ Bottom Feeders	22	3	0.880
	Kilts, Jason	D8/ Bottom Feeders	22	3	0.880
6	Bridges, Robert	E1/ BBD's	21	3	0.875
7	Avery, Curtis	A4/ Dart Shadows	20	4	0.833
8	Budelman, Jim	A1/ Lunatic Fringe	23	5	0.821
9	Brown, Tom	A1/ Lunatic Fringe	22	5	0.815
10	Mohan, Mike	C2/ ArrowExperience	21	5	0.808
	Barton, Kevin	D7/ Stik It	21	5	0.808
12	Margets, Stephen	C6/ Pog Mo Hon	20	5	0.800
	Zimmerman, Brian	D8/ Bottom Feeders	20	5	0.800
	Connelly, Jeff	D4/ Coral Reefers	16	4	0.800
	Crump, Kevin	G6/ Bull Me Baby	16	4	0.800
16	Bracco, Michael	B7/ First Flight	19	5	0.792
17	Cummings, Dick	G4/ Bulls Hitters	15	4	0.789
18	Rube, Bob	F1/ S. S. H.	18	5	0.783
19	Scanlon, John	E7/ Shooter's Buzz	21	6	0.778
20	Garska, Brian	G6/ Bull Me Baby	17	5	0.773
21	Carroll, John	D6/ Dogs of War	20	6	0.769
	Mead, Andy	D8/ Bottom Feeders	20	6	0.769
23	Taylor, Steve	B3/ Bullshooters	16	5	0.762
	Watson, Dave	F4/ S & A II	16	5	0.762
25	Powell, Mark	F1/ S. S. H.	19	6	0.760
26	Carver, Bill	A2/ 3 In A Bed	22	7	0.759
27	Smith, Allen	A4/ Dart Shadows	21	7	0.750
	Berry, Dave	C2/ ArrowExperience	21	7	0.750
	Stewart, Robert	C5/ Rack'M Uppers	21	7	0.750
	Benson, Will	E7/ Shooter's Buzz	21	7	0.750
	Linney, Eric	G5/ The Clarifiers	21	7	0.750
32	Watson, Travis	C6/ Pog Mo Hon	17	6	0.739
	Giedlin, Mike	F5/ Come-N-Gone	17	6	0.739
34	Eason, Michelle	D6/ Dogs of War	14	5	0.737
	Adams, Tom	F5/ Come-N-Gone	14	5	0.737
36	Toth, John	A6/ Dixie Chickens	19	7	0.731
	Sideikas, Bob	C6/ Pog Mo Hon	19	7	0.731
38	Keever, Dennis	E3/ PMS	16	6	0.727
	Stark, Keith	G4/ Bulls Hitters	16	6	0.727
40	Terry, Bob	A1/ Lunatic Fringe	18	7	0.720
	Baldwin, Randy	B2/ X-Men	18	7	0.720
	Bonar, Eric	B3/ Bullshooters	18	7	0.720
	Young, Larry	C7/ Helga & Horribles	18	7	0.720
44	Eastmead, Phillip	A1/ Lunatic Fringe	20	8	0.714
	Wall, Keith	A5/ Pig Tour 96	20	8	0.714
	Spencer, Dean	D7/ Stik It	20	8	0.714
	Simmons, Todd	F6/ Dead Eyes	20	8	0.714
	Bartlett, Lynn	E3/ PMS	15	6	0.714
49	Heath, Mark	D4/ Coral Reefers	17	7	0.708
50	Marx, Jimmy	C5/ Rack'M Uppers	19	8	0.704
51	Draper, Clive	B7/ First Flight	14	6	0.700
	Ference, Mark	B2/ X-Men	14	6	0.700
	Shown, Marc	C4/ Starving Dartists	14	6	0.700
54	Morgan, Tom	G2/ Skeleton Crew	18	8	0.692
55	Waters, Andrew	G7/ Cork It	15	7	0.682
56	Yandle, Dave	C5/ Rack'M Uppers	17	8	0.680
57	Duggins, Cecil	C3/ Neighbors	19	9	0.679
	Burnside, Warren	E7/ Shooter's Buzz	19	9	0.679
59	Knight, Mark	A2/ 3 In A Bed	18	9	0.667
	(eight more tied)				0.667

Doubles Win %-ages

			W	L	%-age
1	Carroll, John	D6/ Dogs of War	24	2	0.923
2	Kilts, Jason	D8/ Bottom Feeders	21	2	0.913
3	Stark, Keith	G4/ Bulls Hitters	22	3	0.880
4	Benson, Will	E7/ Shooter's Buzz	25	4	0.862
5	Shirley, Ron	G1/ Cricketeers	22	4	0.846
6	Wall, Keith	A5/ Pig Tour 96	23	5	0.821
7	Hounsell, Bob	C6/ Pog Mo Hon	18	5	0.783
	Mead, Andy	D8/ Bottom Feeders	18	5	0.783
	Piascik, Jeff	F5/ Come-N-Gone	18	5	0.783
10	Lane, Tim	A5/ Pig Tour 96	21	6	0.778
11	Mills, Kyle	D8/ Bottom Feeders	16	5	0.762
12	Kubich, Joe	B3/ Bullshooters	19	6	0.760
	Yandle, Dave	C5/ Rack'M Uppers	19	6	0.760
	Bogaerts, Stef	D8/ Bottom Feeders	19	6	0.760
	Mori, Christopher	G4/ Bulls Hitters	19	6	0.760
16	Winter, Bob	E7/ Shooter's Buzz	22	7	0.759
17	Seward, Mike	B2/ X-Men	21	7	0.750
	Sideikas, Bob	C6/ Pog Mo Hon	18	6	0.750
	Thaggard, Tim	A2/ 3 In A Bed	15	5	0.750
20	Carver, Bill	A2/ 3 In A Bed	20	7	0.741
21	Latham, Chris	B2/ X-Men	17	6	0.739
22	Maxwell, Phillip	A6/ Dixie Chickens	14	5	0.737
	Ragan, Joel	B6/ Double Trouble	14	5	0.737
24	Converse, Stan	C8/ C.D. Ducks	16	6	0.727
25	Odom, James	B3/ Bullshooters	18	7	0.720
	Jordan, Jody	G2/ Skeleton Crew	18	7	0.720
27	Curtis, Shawn	B6/ Double Trouble	20	8	0.714
	Wilkie, Felipe	D6/ Dogs of War	20	8	0.714
	Barcomb, Kyle	D7/ Stik It	15	6	0.714
	Moats, Keith	F4/ S & A II	15	6	0.714
31	Dixon, J.D.	E8/ Diddler's Choice	17	7	0.708
32	Whitehead, Lee	A2/ 3 In A Bed	19	8	0.704
	Spencer, Dean	D7/ Stik It	19	8	0.704
	Scanlon, John	E7/ Shooter's Buzz	19	8	0.704
35	Shine, Donnie	D7/ Stik It	16	7	0.696
36	Hall, Mike	A5/ Pig Tour 96	18	8	0.692
	Johnston, Jerry	A2/ 3 In A Bed	18	8	0.692
	Moore, Mark	B2/ X-Men	18	8	0.692
	Allen, Kenny	F4/ S & A II	18	8	0.692
40	Brown, Tom	A1/ Lunatic Fringe	20	9	0.690
41	Hoops, Terry	G5/ The Clarifiers	17	8	0.680
42	Lester, Keith	D6/ Dogs of War	19	9	0.679
43	Schuelke, David	D6/ Dogs of War	18	9	0.667
	Burnside, Warren	E7/ Shooter's Buzz	18	9	0.667
	Rivenbark, Ginger	C6/ Pog Mo Hon	14	7	0.667
	Buchanan, Chris	E5/ BurntWeenyS'wich	14	7	0.667
	Kelcey, Paul	E7/ Shooter's Buzz	14	7	0.667
48	Eastmead, Phillip	A1/ Lunatic Fringe	19	10	0.655
	Morgan, Tom	G2/ Skeleton Crew	19	10	0.655
50	Smith, Allen	A4/ Dart Shadows	17	9	0.654
	Baldwin, Randy	B2/ X-Men	17	9	0.654
	Heinrich, Joe	B6/ Double Trouble	17	9	0.654
	Hirneisen, Randy	C5/ Rack'M Uppers	17	9	0.654
54	Bonar, Eric	B3/ Bullshooters	15	8	0.652
55	Crompton, Dennis	B6/ Double Trouble	13	7	0.650
	Mills, Micky	D8/ Bottom Feeders	13	7	0.650
	Wrenn, Chris	E5/ BurntWeenyS'wich	13	7	0.650
	Mory, Dennis	G4/ Bulls Hitters	13	7	0.650
59	Gaglione, Joe	A3/ Top Dead Center	18	10	0.643
60	(two tied)		16	9	0.640

League-Wide Spring 1996 RDL Top Individual Records (FINAL!)

(Thirty-seven game minimum required for the listings on this page)

(Players listed in order of record, then by division, then alphabetically within divisions.)

Singles+Doubles Win %-ages

			W	L	%-age
1	Kilts, Jason	D8/ Bottom Feeders	43	5	0.896
2	Shirley, Ron	G1/ Cricketeers	44	6	0.880
3	Carroll, John	D6/ Dogs of War	44	8	0.846
4	Seward, Mike	B2/ X-Men	47	9	0.839
5	Bogaerts, Stef	D8/ Bottom Feeders	41	9	0.820
6	Stark, Keith	G4/ Bulls Hitters	38	9	0.809
7	Benson, Will	E7/ Shooter's Buzz	46	11	0.807
8	Dixon, J.D.	E8/ Diddler's Choice	40	10	0.800
9	Cummings, Dick	G4/ Bulls Hitters	29	8	0.784
10	Mead, Andy	D8/ Bottom Feeders	38	11	0.776
11	Wall, Keith	A5/ Pig Tour 96	43	13	0.768
12	Brown, Tom	A1/ Lunatic Fringe	42	14	0.750
	Carver, Bill	A2/ 3 In A Bed	42	14	0.750
14	Zimmerman, Brian	D8/ Bottom Feeders	32	11	0.744
15	Scanlon, John	E7/ Shooter's Buzz	40	14	0.741
16	Sideikas, Bob	C6/ Pog Mo Hon	37	13	0.740
17	Adams, Tom	F5/ Come-N-Gone	27	10	0.730
18	Margets, Stephen	C6/ Pog Mo Hon	36	14	0.720
	Yandle, Dave	C5/ Rack'M Uppers	36	14	0.720
20	Dowling, Jack	F7/ Friends of Devil	28	11	0.718
21	Mori, Christopher	G4/ Bulls Hitters	33	13	0.717
22	Spencer, Dean	D7/ Stik It	39	16	0.709
23	Smith, Allen	A4/ Dart Shadows	38	16	0.704
24	Ference, Mark	B2/ X-Men	26	11	0.703
25	Converse, Stan	C8/ C.D. Ducks	28	12	0.700
	Connelly, Jeff	D4/ Coral Reefers	28	12	0.700
27	Crump, Kevin	G6/ Bull Me Baby	27	12	0.692
28	Wilkie, Felipe	D6/ Dogs of War	38	17	0.691
29	Bonar, Eric	B3/ Bullshooters	33	15	0.688
30	Baldwin, Randy	B2/ X-Men	35	16	0.686
31	Budelman, Jim	A1/ Lunatic Fringe	39	18	0.684
	Eastmead, Phillip	A1/ Lunatic Fringe	39	18	0.684
	Curtis, Shawn	B6/ Double Trouble	39	18	0.684
	Barcomb, Kyle	D7/ Stik It	26	12	0.684
35	Allen, Kenny	F4/ S & A II	36	17	0.679
36	Berry, Dave	C2/ ArrowExperience	38	18	0.679
	Stewart, Robert	C5/ Rack'M Uppers	38	18	0.679
38	Sibincic, Rich	F5/ Come-N-Gone	25	12	0.676
39	Moats, Keith	F4/ S & A II	31	15	0.674
40	Barton, Kevin	D7/ Stik It	35	17	0.673
41	Burnside, Warren	E7/ Shooter's Buzz	37	18	0.673
	Jordan, Jody	G2/ Skeleton Crew	37	18	0.673
	Morgan, Tom	G2/ Skeleton Crew	37	18	0.673
44	Avery, Curtis	A4/ Dart Shadows	32	16	0.667
	Bridges, Robert	E1/ BBD's	32	16	0.667
	Hounsell, Bob	C6/ Pog Mo Hon	30	15	0.667
	Watson, Travis	C6/ Pog Mo Hon	30	15	0.667
	Mills, Kyle	D8/ Bottom Feeders	26	13	0.667
49	Mohan, Mike	C2/ ArrowExperience	35	18	0.660
50	Watson, Dave	F4/ S & A II	28	15	0.651
51	Winter, Bob	E7/ Shooter's Buzz	37	20	0.649
52	Ragan, Joel	B6/ Double Trouble	24	13	0.649
	Draper, Clive	B7/ First Flight	24	13	0.649
54	Johnston, Jerry	A2/ 3 In A Bed	35	19	0.648
	Lane, Tim	A5/ Pig Tour 96	35	19	0.648
56	Odom, James	B3/ Bullshooters	33	18	0.647
	Thompson, Barry	E5/ BurntWeenyS'wich	33	18	0.647
58	Piascik, Jeff	F5/ Come-N-Gone	29	16	0.644
59	Mory, Dennis	G4/ Bulls Hitters	27	15	0.643
60	Heinrich, Joe	B6/ Double Trouble	34	19	0.642

All-Star %-ages

			ASPs	TGP	%-age
1	Maxwell, Phillip	A6/ Dixie Chickens	89.0	39	2.282
2	Smith, Allen	A4/ Dart Shadows	92.5	54	1.713
3	Murray, David	A4/ Dart Shadows	57.0	39	1.462
4	Avery, Curtis	A4/ Dart Shadows	69.0	48	1.438
5	Budelman, Jim	A1/ Lunatic Fringe	83.0	58	1.431
6	Knott, Michael	A4/ Dart Shadows	59.5	42	1.417
7	Hoffmann, Steve	A5/ Pig Tour 96	71.0	53	1.340
8	Brown, Tom	A1/ Lunatic Fringe	75.5	57	1.325
9	Eastmead, Phillip	A1/ Lunatic Fringe	73.0	58	1.259
10	Carroll, John	D6/ Dogs of War	63.5	53	1.198
11	Carver, Bill	A2/ 3 In A Bed	68.0	58	1.172
12	Smith, Butch	D2/ Nine-Lives	63.0	54	1.167
13	Toth, John	A6/ Dixie Chickens	63.5	55	1.155
14	Terry, Bob	A1/ Lunatic Fringe	56.5	52	1.087
15	Gaglione, Joe	A3/ Top Dead Center	62.5	58	1.078
16	Seward, Mike	B2/ X-Men	60.0	56	1.071
17	Whitehead, Lee	A2/ 3 In A Bed	59.5	56	1.063
18	Johnston, Jerry	A2/ 3 In A Bed	57.5	56	1.027
19	Wandscher, Chris	A3/ Top Dead Center	58.5	57	1.026
20	Kilts, Jason	D8/ Bottom Feeders	49.5	49	1.010
21	White, Vic	A6/ Dixie Chickens	51.5	53	0.972
22	Lane, Tim	A5/ Pig Tour 96	52.0	55	0.945
23	Dixon, J.D.	E8/ Diddler's Choice	47.0	50	0.940
24	Brown, Phil	E8/ Diddler's Choice	50.5	54	0.935
25	Austin, Steve	A8/ Tossing Heads	51.0	55	0.927
26	Knight, Mark	A2/ 3 In A Bed	54.0	59	0.915
27	Taylor, Steve	B3/ Bullshooters	39.0	43	0.907
28	Watts, Russ	A8/ Tossing Heads	52.5	58	0.905
29	Shirley, Ron	G1/ Cricketeers	47.0	52	0.904
30	Simpson, David	A7/ Who's Next?	46.5	52	0.894
31	Bridges, Robert	E1/ BBD's	43.0	49	0.878
32	Oakley, Jerry	A2/ 3 In A Bed	39.5	46	0.859
33	Simpson, Donnie	A7/ Who's Next?	43.0	52	0.827
34	Wall, Keith	A5/ Pig Tour 96	46.5	57	0.816
35	Sibincic, Rich	F5/ Come-N-Gone	30.0	37	0.811
36	Ragan, Joel	B6/ Double Trouble	30.0	38	0.789
37	Zimmerman, Brian	D8/ Bottom Feeders	34.5	44	0.784
38	Margets, Stephen	C6/ Pog Mo Hon	41.0	53	0.774
39	Curtis, Shawn	B6/ Double Trouble	44.5	58	0.767
40	Scott, Lee	A3/ Top Dead Center	46.0	60	0.767
41	Crowley, Pat	B8/ Comf'tably Numb	37.5	49	0.765
42	Smith, Tom	E3/ PMS	40.5	53	0.764
43	Turner, Jason	E2/ O U Threw 1 2	42.0	56	0.750
44	Fuquay, Chip	A7/ Who's Next?	33.5	45	0.744
45	Keever, Dennis	E3/ PMS	33.0	46	0.717
46	Hall, Mike	A5/ Pig Tour 96	37.5	53	0.708
47	Rodgers, Trey	A7/ Who's Next?	27.5	40	0.688
48	Odom, James	B3/ Bullshooters	35.0	51	0.686
49	Lewis, Todd	E4/ Save Up	29.5	43	0.686
50	Scanlon, John	E7/ Shooter's Buzz	36.5	54	0.676
51	Benson, Will	E7/ Shooter's Buzz	38.5	57	0.675
52	Barton, Kevin	D7/ Stik It	35.0	52	0.673
53	Umstead, Randy	A3/ Top Dead Center	33.5	50	0.670
	Mead, Andy	D8/ Bottom Feeders	33.5	50	0.670
55	Schuelke, David	D6/ Dogs of War	37.5	56	0.670
	Wilkie, Felipe	D6/ Dogs of War	37.5	56	0.670
57	Jenkins, John	A7/ Who's Next?	34.0	51	0.667
	Bonar, Eric	B3/ Bullshooters	32.0	48	0.667
59	Tighe, John	F4/ S & A II	36.5	55	0.664
60	Huler, Scott	D4/ Coral Reefers	32.5	49	0.663

Spring 1996 RDL Records (by team) (FINAL!)

Singles Win Percentages

		W	L	%-age
1	D8/ Bottom Feeders	117	51	0.696
2	A1/ Lunatic Fringe	112	56	0.667
3	G4/ Bulls Hitters	110	58	0.655
4	B2/ X-Men	107	61	0.637
5	C6/ Pog Mo Hon	106	62	0.631
6	C5/ Rack'M Uppers	104	64	0.619
	E8/ Diddler's Choice	104	64	0.619
8	D7/ Stik It	103	64	0.617
9	G6/ Bull Me Baby	79	53	0.598
10	F4/ Shameless & Aimless II	92	64	0.590
11	A2/ 3 In A Bed	98	70	0.583
12	B7/ First Flight	82	59	0.582
13	B3/ Bullshooters	90	66	0.577
14	D4/ Coral Reefers	96	72	0.571
	F5/ Come-N-Gone	96	72	0.571
16	B6/ Double Trouble	95	72	0.569
17	F1/ S. S. H.	95	73	0.565
18	E7/ Shooter's Buzz	94	74	0.560
19	A4/ Dart Shadows	92	76	0.548
20	D6/ Dogs of War	90	78	0.536
21	A6/ Dixie Chickens	89	79	0.530
	C2/ Arrowing Experience	89	79	0.530
	E4/ Save Up	89	79	0.530
24	E5/ Burnt Weeny Sandwich	88	80	0.524
25	E6/ Excalibur	87	81	0.518
	G1/ Cricketeers	87	81	0.518
27	E3/ PMS	86	82	0.512
28	C3/ Neighbors	85	83	0.506
29	G5/ The Clarifiers	83	85	0.494
30	F7/ Friends of the Devil	77	79	0.494
31	D3/ Snakes	82	85	0.491
32	C7/ Helga & The Horribles	79	89	0.470
33	B4/ Bar Stools	78	90	0.464
	F6/ Dead Eyes	78	90	0.464
35	A5/ Pig Tour 96	77	91	0.458
36	A3/ Top Dead Center	76	91	0.455
37	F2/ To Kill a Brew	76	92	0.452
38	C1/ The Wholey Funk	74	92	0.446
39	G2/ Skeleton Crew	60	77	0.438
40	B1/ Hagar & The Horribles	67	89	0.429
41	B8/ Comfortably Numb	72	96	0.429
42	C4/ Starving Dartists	71	95	0.428
43	A7/ Who's Next?	64	92	0.410
44	D5/ Grateful Darts	68	100	0.405
45	E1/ BBD's	67	101	0.399
46	F3/ Get Over It	66	102	0.393
47	G7/ Cork It	57	91	0.385
48	D2/ Nine-Lives	63	105	0.375
49	C8/ C.D. Ducks	62	106	0.369
50	G3/ Hawg Darts	59	102	0.366
51	E2/ O U Threw 1 2	57	111	0.339
52	A8/ Tossing Heads	51	104	0.329
53	B5/ Dart Bags	54	112	0.325
54	D1/ Sharp Darts	52	116	0.310

Doubles Win Percentages

		ASP	TGP	%-age
1	D8/ Bottom Feeders	61	23	0.726
2	E7/ Shooter's Buzz	58	26	0.690
3	B2/ X-Men	57	27	0.679
4	C6/ Pog Mo Hon	55	29	0.655
	G4/ Bulls Hitters	55	29	0.655
6	A2/ 3 In A Bed	54	30	0.643
	B6/ Double Trouble	54	30	0.643
8	A5/ Pig Tour 96	53	31	0.631
	D6/ Dogs of War	53	31	0.631
10	D7/ Stik It	52	32	0.619
	F5/ Come-N-Gone	52	32	0.619
12	B3/ Bullshooters	47	31	0.603
13	E5/ Burnt Weeny Sandwich	50	34	0.595
	E8/ Diddler's Choice	50	34	0.595
15	F4/ Shameless & Aimless II	46	32	0.590
16	A1/ Lunatic Fringe	48	36	0.571
17	C5/ Rack'M Uppers	47	37	0.560
18	G1/ Cricketeers	46	38	0.548
19	C7/ Helga & The Horribles	45	39	0.536
20	F3/ Get Over It	44	40	0.524
21	E3/ PMS	42	42	0.500
	F2/ To Kill a Brew	42	42	0.500
	G6/ Bull Me Baby	33	33	0.500
24	C3/ Neighbors	41	43	0.488
	D4/ Coral Reefers	41	43	0.488
26	F7/ Friends of the Devil	37	39	0.487
27	B7/ First Flight	35	37	0.486
28	B4/ Bar Stools	40	44	0.476
	C2/ Arrowing Experience	40	44	0.476
	G5/ The Clarifiers	40	44	0.476
31	G2/ Skeleton Crew	32	36	0.471
32	A4/ Dart Shadows	39	45	0.464
	A6/ Dixie Chickens	39	45	0.464
	D3/ Snakes	39	45	0.464
	E4/ Save Up	39	45	0.464
	F1/ S. S. H.	39	45	0.464
37	A3/ Top Dead Center	38	46	0.452
	E2/ O U Threw 1 2	38	46	0.452
39	C4/ Starving Dartists	37	47	0.440
40	C1/ The Wholey Funk	36	48	0.429
	D5/ Grateful Darts	36	48	0.429
42	C8/ C.D. Ducks	35	49	0.417
43	A7/ Who's Next?	32	46	0.410
	B1/ Hagar & The Horribles	32	46	0.410
45	E6/ Excalibur	34	50	0.405
	F6/ Dead Eyes	34	50	0.405
47	G7/ Cork It	28	46	0.378
48	B8/ Comfortably Numb	31	53	0.369
49	G3/ Hawg Darts	29	53	0.354
50	A8/ Tossing Heads	27	51	0.346
51	D2/ Nine-Lives	28	56	0.333
52	B5/ Dart Bags	27	57	0.321
53	D1/ Sharp Darts	26	58	0.310
54	E1/ BBD's	25	59	0.298

Spring 1996 RDL Records (by team) (FINAL!)

Singles+Doubles Win Percentages

		W	L	%-age
1	D8/ Bottom Feeders	239	97	0.711
2	B2/ X-Men	221	115	0.658
3	G4/ Bulls Hitters	220	116	0.655
4	C6/ Pog Mo Hon	216	120	0.643
5	E7/ Shooter's Buzz	210	126	0.625
6	A1/ Lunatic Fringe	208	128	0.619
7	D7/ Stik It	207	128	0.618
8	A2/ 3 In A Bed	206	130	0.613
9	E8/ Diddler's Choice	204	132	0.607
10	B6/ Double Trouble	203	132	0.606
11	F5/ Come-N-Gone	200	136	0.595
12	B3/ Bullshooters	184	128	0.590
	F4/ Shameless & Aimless II	184	128	0.590
14	C5/ Rack'M Uppers	198	138	0.589
15	D6/ Dogs of War	196	140	0.583
16	E5/ Burnt Weeny Sandwich	188	148	0.560
17	G6/ Bull Me Baby	145	119	0.549
18	A5/ Pig Tour 96	183	153	0.545
19	B7/ First Flight	152	133	0.533
20	G1/ Cricketeers	179	157	0.533
21	D4/ Coral Reefers	178	158	0.530
22	F1/ S. S. H.	173	163	0.515
23	A4/ Dart Shadows	170	166	0.506
	E3/ PMS	170	166	0.506
25	C2/ Arrowing Experience	169	167	0.503
	C7/ Helga & The Horribles	169	167	0.503
27	A6/ Dixie Chickens	167	169	0.497
	C3/ Neighbors	167	169	0.497
	E4/ Save Up	167	169	0.497
30	F7/ Friends of the Devil	151	157	0.490
31	G5/ The Clarifiers	163	173	0.485
32	D3/ Snakes	160	175	0.478
33	F2/ To Kill a Brew	160	176	0.476
34	B4/ Bar Stools	158	178	0.470
35	E6/ Excalibur	155	181	0.461
36	F3/ Get Over It	154	182	0.458
37	G2/ Skeleton Crew	124	149	0.454
38	A3/ Top Dead Center	152	183	0.454
39	C1/ The Wholey Funk	146	188	0.437
40	F6/ Dead Eyes	146	190	0.435
41	C4/ Starving Dartists	145	189	0.434
42	B1/ Hagar & The Horribles	131	181	0.420
43	D5/ Grateful Darts	140	196	0.417
44	A7/ Who's Next?	128	184	0.410
45	B8/ Comfortably Numb	134	202	0.399
46	E2/ O U Threw 1 2	133	203	0.396
47	C8/ C.D. Ducks	132	204	0.393
48	G7/ Cork It	113	183	0.382
49	G3/ Hawg Darts	117	208	0.360
50	D2/ Nine-Lives	119	217	0.354
51	E1/ BBD's	117	219	0.348
52	A8/ Tossing Heads	105	206	0.338
53	B5/ Dart Bags	108	226	0.323
54	D1/ Sharp Darts	104	232	0.310

All-Star Percentages

		ASP	TGP	%-age
1	A1/ Lunatic Fringe	370.5	343	1.080
2	A4/ Dart Shadows	350.5	336	1.043
3	A6/ Dixie Chickens	323.5	355	0.911
4	A2/ 3 In A Bed	314.0	349	0.900
5	A5/ Pig Tour 96	287.5	343	0.838
6	A3/ Top Dead Center	259.5	341	0.761
7	A7/ Who's Next?	220.5	312	0.707
8	B3/ Bullshooters	184.5	312	0.591
9	D6/ Dogs of War	202.0	344	0.587
10	D8/ Bottom Feeders	200.5	343	0.585
11	A8/ Tossing Heads	181.5	311	0.584
12	E8/ Diddler's Choice	196.0	336	0.583
13	B2/ X-Men	189.5	336	0.564
14	B6/ Double Trouble	190.0	341	0.557
15	C6/ Pog Mo Hon	181.5	358	0.507
16	E7/ Shooter's Buzz	160.5	336	0.478
17	B7/ First Flight	136.5	290	0.471
18	E3/ PMS	168.0	359	0.468
19	C5/ Rack'M Uppers	167.0	360	0.464
20	D7/ Stik It	148.0	335	0.442
21	B1/ Hagar & The Horribles	132.0	312	0.423
22	D4/ Coral Reefers	137.5	336	0.409
23	E5/ Burnt Weeny Sandwich	140.5	344	0.408
24	F5/ Come-N-Gone	139.0	343	0.405
25	B4/ Bar Stools	141.0	350	0.403
26	B8/ Comfortably Numb	134.5	336	0.400
27	C7/ Helga & The Horribles	140.5	352	0.399
28	E6/ Excalibur	133.0	336	0.396
29	D3/ Snakes	133.0	348	0.382
30	D2/ Nine-Lives	133.0	350	0.380
31	C2/ Arrowing Experience	136.0	360	0.378
32	C1/ The Wholey Funk	129.0	357	0.361
33	C3/ Neighbors	128.0	364	0.352
34	F4/ Shameless & Aimless II	113.5	326	0.348
35	E2/ O U Threw 1 2	122.5	353	0.347
36	E4/ Save Up	120.0	347	0.346
37	F7/ Friends of the Devil	102.5	308	0.333
38	B5/ Dart Bags	110.5	334	0.331
39	C4/ Starving Dartists	121.0	367	0.330
40	F1/ S. S. H.	117.0	364	0.321
41	F2/ To Kill a Brew	105.0	344	0.305
42	D5/ Grateful Darts	105.0	351	0.299
43	G1/ Cricketeers	102.5	352	0.291
44	G4/ Bulls Hitters	99.5	345	0.288
45	F3/ Get Over It	97.5	342	0.285
46	G6/ Bull Me Baby	79.5	286	0.278
47	F6/ Dead Eyes	94.5	356	0.265
48	D1/ Sharp Darts	88.0	336	0.262
49	G2/ Skeleton Crew	72.5	280	0.259
50	C8/ C.D. Ducks	89.0	344	0.259
	E1/ BBD's	89.0	344	0.259
52	G7/ Cork It	77.5	301	0.257
53	G5/ The Clarifiers	73.0	364	0.201
54	G3/ Hawg Darts	39.5	325	0.122

DAVE BERRY'S FULLY UPDATED SEASON MATCH RESULT TABLES

☎ late call in, - 5 pts: 🚗 late scoresheet, no match pts: 💣 Capt's meeting no-show, -5 pts: ⊗ ineligible player, loss of match, pts & statistics.

Match score in winners column only; find your team # for who you beat. Losing team; see winners column for the score !

A DIVISION

1996	1 ↑LUNATIC FRINGE STEAK 'N ALE 1&2	2 ↑3 IN A BED WOODY'S 1&2	3 ↓TOP DEAD CENTER DUFFY'S	4 DART SHADOWS PLAYERS CLUB 1&2	5 PIG TOUR '96 WOODY'S 9&10	6 DIXIE CHICKENS BANANA'S & the pub	7 WHO'S NEXT ? AFTER HOURS 5&6	8 ↓TOSSING HEADS WOODY'S 9&10
Jan 31	15-9	16-8	6	at 5	17-4	16-8	2	at 1
Feb 7	13-12	5	☎14-10	7	13-12	1	12-9	3
Feb 14	♥	♥	♥	♥	♥	♥	♥	♥
Feb 21	18-5	17-7	at 1	2	14-10	at 5	13-10	at 7
Feb 28	16-8	20-4	13-8	15-9	1	4	at 3	at 2
Mar 6	15-5	17-5	2	at 1	14-10	13-11	5	6
Mar 13	16-7	19-5	15-9	3	20-4	at 2	1	💣at 5
Mar 20	2	13-11	5	16-5	14-10	16-8	at 6	4
Mar 27	17-3	14-9	at 6	13-11	at 4	13-12	at 2	1
Apr 3	16-8	at 5	16-3	16-8	13-11	at 1	4	at 3
Apr 10	13-11	4	1	14-10	14-10	5	16-0 (F)	7
Apr 17	16-8	16-8	at 7	6	at 1	13-11	13-11	2
Apr 24	at 4	17-6	at 2	17-7	7	17-3	15-9	at 6
May 1	17-7	13-12	4	13-11	14-6	2	at 1	5
May 8	14-10	1	at 5	15-6	15-9	at 7	10-8	at 4

B DIVISION

1996	1 HAGAR & THE ↓HORRIBLES PLAYERS RETREAT	2 ↑X-MEN ROAD HOUSE	3 BULL SHOOTERS DOUBLE DUCE	4 BAR STOOLS STEAK 'N ALE 3&4	5 ↓DART BAGS WOODY'S 5&6	6 ↑DOUBLE TROUBLE PLAYTIME BILL. 1&2	7 FIRST FLIGHT DUFFY'S	8 COMF'TABLY NUMB PLAYERS CLUB 3&4
Jan 31	at 3	19-5	17-7	12-11	2	19-5	at 4	6
Feb 7	8	15-9	15-9	at 2	at 7	3	15-7	13-11
Feb 14		♥	♥	♥	♥	♥	♥	♥
Feb 21	at 5	🚗16-8	14-10	6	14-10	13-12	2	at 3
Feb 28	at 2	16-8	14-10	3	at 8	11-9	at 6	16-6
Mar 6	6	19-5	14-10	☎14-10	4	17-7	at 3	2
Mar 13	15-9	6	16-8	1	💣3	13-11	16-8	💣at 7
Mar 20	7	13-11	2	12-11	at 6	20-4	15-9	4
Mar 27	3	16-8	15-9	at 7	at 2	15-9	17-6	at 6
Apr 3	17-7	at 4	6	11-10	7	13-11	13-9	1
Apr 10	17-7	16-6	13-9	at 6	at 1	13-11	at 2	3
Apr 17	2	17-5	14-10	at 3	8	12-8	6	12-9
Apr 24	at 6	20-4	16-0 (F)	19-3	at 4	13-6	3	at 2
May 1	4	14-10	18-5	14-10	at 3	2	14-10	7
May 8	at 7	14-10	at 2	8	6	19-5	16-0 (F)	15-8

C DIVISION

1996	1 ↓WHOLEY FUNK SNOOKERS RW 5&6	2 ARROWING EXPERIENCE WOODY'S 1&2	3 NEIGHBORS WEST END	4 STARVING DARTISTS PROFILE	5 ↑RACK 'M UPPERS RACK 'M UP WEST 3&4	6 ↑POG MO HON SHARKY'S PLACE 1&2	7 HELGA & THE HORRIBLES WEST END	8 ↓C.D. DUCKS SNOOKERS RW 1&2
Jan 31	at 2	15-9	5	8	16-8	7	☎13-12	16-8
Feb 7	☎14-10	at 5	at 1	13-12	14-10	16-8	4	6
Feb 14	♥	♥	♥	♥	♥	♥	♥	♥
Feb 21	at 4	3	15-9	11-10	12-11	5	14-10	at 7
Feb 28	13-12	at 6	13-12	at 3	16-8	13-12	at 5	1
Mar 6	5	7	17-7	6	15-9	14-10	🚗15-9	at 3
Mar 13	at 6	at 4	at 7	13-12	17-7	20-4	15-9	💣5
Mar 20	7	13-9	6	at 5	21-3	18-6	13-11	at 2
Mar 27	2	13-12	13-12	18-6	3	14-10	6	4
Apr 3	13-12	5	1	7	13-12	14-10	16-8	at 6
Apr 10	☎13-11	at 3	13-10	at 1	6	15-9	at 8	15-9
Apr 17	8	6	13-12	3	at 7	17-7	14-10	14-10
Apr 24	at 5	13-11	19-5	at 6	14-10	18-6	2	3
May 1	6	14-10	17-7	at 2	🚗17-6	16-8	at 3	at 5
May 8	at 7	18-6	at 6	13-12	at 4	19-5	13-11	2

D DIVISION

1996	1 ↓SHARP DARTS SNOOKERS RW 1&2	2 ↓NINE LIVES SNOOKERS RW 3&4	3 SNAKES SHARKY'S PLACE 3&4	4 CORAL REEFERS PLAYERS RETREAT	5 GRATEFUL DARTS RACK 'M UP WEST 1&2	6 DOGS OF WAR BANANA'S & Sharkey's	7 ↑STIK IT WOODY'S 7&8	8 ↑BOTTOM FEEDERS WOODY'S 3&4
Jan 31	14-10	8	at 1	16-8	at 4	7	13-11	17-7
Feb 7	at 8	at 3	13-11	at 7	6	17-7	15-9	18-6
Feb 14	♥	♥	♥	♥	♥	♥	♥	♥
Feb 21	☎16-8	at 1	at 6	8	7	18-6	14-10	19-5
Feb 28	at 4	6	at 7	17-7	at 8	17-7	19-5	16-8
Mar 6	5	7	8	14-10	19-4	4	22-2	18-6
Mar 13	at 6	at 5	18-6	3	13-11	19-4	💣8	16-8
Mar 20	7	4	13-11	14-10	at 3	at 8	18-6	13-12
Mar 27	at 3	at 8	18-6	21-3	4	14-10	6	22-2
Apr 3	8	13-12	at 2	7	at 6	15-9	15-9	23-1
Apr 10	at 2	15-7	13-10	at 8	at 7	at 3	14-10	17-7
Apr 17	4	at 6	7	20-4	8	13-10	12-8	18-6
Apr 24	at 5	at 7	at 8	6	12-9	14-10	14-7	15-8
May 1	6	13-12	13-8	at 3	at 2	20-3	13-9	7
May 8	at 7	at 4	13-12	13-5	3	8	15-9	19-5

E DIVISION

1996	1 ↓B.B.D'S BREAKERS BILLIARDS	2 O.U.THREW ↓1.2 UPPER DECK 3&4	3 P.M.S WOODY'S 3&4	4 SAVE UP WOODY'S 5&6	5 BURNT WEENY SANDWICH AFTER HOURS 1&2	6 EXCALIBUR STEAK 'N ALE 3&4	7 SHOOTER'S ↑BUZZ UPPER DECK 3&4	8 DIDDLER'S ↑CHOICE AFTER HOURS 3&4
Jan 31	7	4	8	🚌16-8	14-10	at 5	16-8	17-7
Feb 7	at 8	at 6	at 7	5	16-8	16-8	13-11	18-6
Feb 14		♥	♥	♥	♥	♥	♥	♥
Feb 21	4	at 5	15-9	15-9	16-8	at 3	8	14-10
Feb 28	5	3	13-12	16-8	20-4	at 8	at 4	13-11
Mar 6	at 3	8	14-10	16-8	7	4	14-10	20-4
Mar 13	6	at 7	16-8	at 8	💣at 3	14-10	☎💣19-5	15-9
Mar 20	at 2	13-11	at 4	13-12	8	7	15-3	14-10
Mar 27	at 7	at 4	at 8	17-7	16-8	5	21-3	17-7
Apr 3	8	6	15-9	13-12	4	13-9	at 3	18-6
Apr 10	at 4	5	14-10	12-8	13-11	3	17-7	7
Apr 17	at 5	at 3	13-12	at 7	18-6	8	18-6	14-10
Apr 24	13-11	at 8	at 1	6	at 7	16-8	18-6	10-8
May 1	11-10	7	at 5	8	🚌14-8	1	16-8	16-8
May 8	2	☎13-12	16-6	at 3	13-11	14-10	6	5

F DIVISION

1996	1 S.S.II STEAK 'N ALE 1&2	2 TO KILL A BREW PLAYTIME BILL. 3&4	3 GET OVER IT PLAYERS CLUB 9&10	4 ↑SHAMELESS & AIMLESS II AFTER HOURS 5&6	5 ↑COME 'N GONE UPPER DECK 1&2	6 ↓DEAD EYES PLAYTIME BILL. 1&2	7 FRIENDS OF THE DEVIL SNOOKERS RW 3&4	8 MAKE-UP MATCH
Jan 31	13-12	at G6	15-9	12-11	4	1	at 3	F2 at G6
Feb 7	13-11	at 4	at 1	14-10	18-6	at 7	16-8	G3 at F5
Feb 14		♥	♥	♥	♥	♥	♥	♥
Feb 21	14-10	5	4	21-3	16-8	13-12	1	G5 at F6
Feb 28	G1	at 3	15-9	7	16-8	at 5	12-11	G1 at F1
Mar 6	at 5	☎13-11	at 6	20-4	13-12	13-12	at 2	F4 at G7
Mar 13	4	15-8	💣G4	13-12	18-6	2	5	G4 at F3
Mar 20	17-4	1	13-11	15-9	3	at 4	13-8	F7 at G2
Mar 27	16-8	G6	at 7	15-9	at 4	at 1	15-9	G6 at F2
Apr 3	11-10	4	1	13-12	16-5	7	13-11	F5 at G3
Apr 10	7	🚌11-10	15-9	3	2	17-7	15-9	F6 at G5
Apr 17	13-10	12-9	at 2	at 7	☎🚌16-7	5	14-10	F1 at G1
Apr 24	5	at 7	13-11	16-0 (F)	14-10	at 3	13-9	G7 at F4
May 1	at 4	6	at G4	16-6	16-8	🚌15-8	at 5	F3 at G4
May 8	2	🚌15-7	5	16-8	15-9	4	16-0 (F)	G2 at F7

G DIVISION

1996	1 CRICKETEERS PLAYERS CLUB 9&10	2 SKELETON CREW WOODY'S 7&8	3 ↓HAWG DARTS SNOOKERS RW 5&6	4 ↑BULLS HITTERS FAT DADDY'S	5 THE CLARIFIERS PLAYERS CLUB 5&6	6 ↑BULL ME BABY RACK 'M UP WEST 3&4	7 CORK IT RACK 'M UP WEST 1&2	8 MAKE UP MATCH
Jan 31	14-10	1	5	15-8	15-9	13-11	4	F2 at G6
Feb 7	18-6	at 4	at F5	15-9	6	⊗15-9	at 1	G3 at F5
Feb 14		♥	♥	♥	♥	♥	♥	♥
Feb 21	13-11	17-7	4	11-6	at F6	⊗1	at 2	G5 at F6
Feb 28	13-12	11-10	2	18-6	at 4	21-3	6	G1 at F1
Mar 6	4	13-12	at 6	15-9	at 2	17-7	F4	F4 at G7
Mar 13	16-8	💣at 6	💣1	14-10	16-8	16-0 (F)	💣at 5	G4 at F3
Mar 20	5	F7	☎12-9	6	13-12	13-12	3	F7 at G2
Mar 27	2	11-10	at 5	19-5	13-11	13-11	at 4	G6 at F2
Apr 3	at 7	4	F5	16-7	13-12	5	🚌13-11	F5 at G3
Apr 10	18-6	at 7	at 4	20-4	F6	at 1	8-7	F6 at G5
Apr 17	F1	11-9	at 2	14-10	4	12-11	at 6	F1 at G1
Apr 24	at 4	at 5	6	16-8	21-2	14-10	at F4	G7 at F4
May 1	14-10	6	at 1	14-10	at 7	16-7	14-8	F3 at G4
May 8	14-10	at F7	7	14-10	1	4	9-4	G2 at F7

	Singles 301		Singles Cricket		Singles Record		Singles Win %-age	Doubles Cricket		Doubles 501		Doubles Record		Doubles Win %-age	Sngls + Dbls Record		Sngls + Dbls Win %-age	1001 Wins	1001 Losses	All-Star Points	Games Played	All-Star %-age
A1/ Lunatic Fringe	52	32	60	24	112	56	0.667	24	18	24	18	48	36	0.571	208	128	0.619	7	0	370.5	343	1.080
A 10 Wilson, Joe	2	3	7	2	9	5	0.643	4	5	6	4	10	9	0.526	19	14	0.576	1	0	29.0	34	0.853
A 11 Budelman, Jim	10	4	13	1	23	5	0.821	9	5	7	8	16	13	0.552	39	18	0.684	1	0	83.0	58	1.431
A 12 Terry, Bob	7	6	11	1	18	7	0.720	6	8	8	4	14	12	0.538	32	19	0.627	1	0	56.5	52	1.087
A 13 Currin, David	6	4	3	9	9	13	0.409	4	4	6	5	10	9	0.526	19	22	0.463	1	0	23.0	42	0.548
A 14 Eastmead, Phillip	11	3	9	5	20	8	0.714	9	5	10	5	19	10	0.655	39	18	0.684	1	0	73.0	58	1.259
A 15 Deemer, Randy	3	7	2	3	5	10	0.333	1	4	1	2	2	6	0.250	7	16	0.304	1	0	6.0	24	0.250
A 16 Butman, Don	4	1	2	2	6	3	0.667	4	1	1	3	5	4	0.556	11	7	0.611	0	0	24.5	18	1.361
A 1x xx-Telesz, Frank	0	0	0	0	0	0	#DIV/0!	0	0	0	0	0	0	#DIV/0!	0	0	#DIV/0!	0	0	0.0	0	#DIV/0!
A 18 Brown, Tom	9	4	13	1	22	5	0.815	11	4	9	5	20	9	0.690	42	14	0.750	1	0	75.5	57	1.325
A2/ 3 In A Bed	43	41	55	29	98	70	0.583	30	12	24	18	54	30	0.643	206	130	0.613	6	7	314.0	349	0.900
A 20 Whitehead, Lee	7	7	8	5	15	12	0.556	11	2	8	6	19	8	0.704	34	20	0.630	1	1	59.5	56	1.063
A 21 Carver, Bill	10	5	12	2	22	7	0.759	12	2	8	5	20	7	0.741	42	14	0.750	1	1	68.0	58	1.172
A 22 Johnston, Jerry	8	6	9	5	17	11	0.607	10	3	8	5	18	8	0.692	35	19	0.648	1	1	57.5	56	1.027
A 23 Knight, Mark	7	7	11	2	18	9	0.667	9	6	9	6	18	12	0.600	36	21	0.632	1	1	54.0	59	0.915
A 24 Seagroves, Tim	0	1	0	1	0	2	0.000	0	1	0	2	0	3	0.000	0	5	0.000	0	1	2.0	6	0.333
A 25 Oakley, Jerry	7	1	7	6	14	7	0.667	8	3	5	7	13	10	0.565	27	17	0.614	1	1	39.5	46	0.859
A 26 Dinterman, Mike	1	4	5	1	6	5	0.545	2	4	3	3	5	7	0.417	11	12	0.478	1	0	13.0	24	0.542
A 27 Thaggard, Tim	3	10	3	7	6	17	0.261	8	3	7	2	15	5	0.750	21	22	0.488	0	1	20.5	44	0.466
A3/ Top Dead Center	43	40	33	51	76	91	0.455	17	25	21	21	38	46	0.452	152	183	0.454	0	6	259.5	341	0.761
A 30 Wandscher, Chris	6	8	9	5	15	13	0.536	7	7	9	5	16	12	0.571	31	25	0.554	0	1	58.5	57	1.026
A 31 Wandscher, Ron	6	8	2	11	8	19	0.296	6	8	5	9	11	17	0.393	19	36	0.345	0	1	24.5	56	0.438
A 32 Gaglione, Joe	12	3	6	8	18	11	0.621	8	6	10	4	18	10	0.643	36	21	0.632	0	1	62.5	58	1.078
A 33 Gaffney, Angel	7	8	6	9	13	17	0.433	5	10	7	7	12	17	0.414	25	34	0.424	0	1	34.5	60	0.575
A 34 Umstead, Randy	5	5	7	6	12	11	0.522	5	8	5	8	10	16	0.385	22	27	0.449	0	1	33.5	50	0.670
A 35 Scott, Lee	7	8	3	12	10	20	0.333	3	11	6	9	9	20	0.310	19	40	0.322	0	1	46.0	60	0.767
A4/ Dart Shadows	48	36	44	40	92	76	0.548	22	20	17	25	39	45	0.464	170	166	0.506	0	0	350.5	336	1.043
A 40 Knott, Michael	3	4	6	8	9	12	0.429	8	2	4	7	12	9	0.571	21	21	0.500			59.5	42	1.417
A 41 Smith, Allen	11	3	10	4	21	7	0.750	10	3	7	6	17	9	0.654	38	16	0.704			92.5	54	1.713
A 42 Gilbert, Chris	4	6	4	9	8	15	0.348	7	7	4	6	11	13	0.458	19	28	0.404			16.5	47	0.351
A 43 Murray, David	3	7	5	5	8	12	0.400	5	5	4	5	9	10	0.474	17	22	0.436			57.0	39	1.462
A 44 Avery, Curtis	10	2	10	2	20	4	0.833	5	8	7	4	12	12	0.500	32	16	0.667			69.0	48	1.438
A 45 Sprouls, Bernie	10	3	5	6	15	9	0.625	4	7	3	8	7	15	0.318	22	24	0.478			29.0	46	0.630
A 46 Van Dyke, Darren	3	6	2	4	5	10	0.333	3	3	2	6	5	9	0.357	10	19	0.345			16.0	29	0.552
A 47 Aldridge, Barron	4	5	2	2	6	7	0.462	2	5	3	8	5	13	0.278	11	20	0.355			11.0	31	0.355
A5/ Pig Tour 96	40	44	37	47	77	91	0.458	26	16	27	15	53	31	0.631	183	153	0.545	7	0	287.5	343	0.838
A 50 Rutten, Pete	4	10	2	7	6	17	0.261	6	5	7	7	13	12	0.520	19	29	0.396	1	0	18.0	49	0.367
A 51 Lane, Tim	7	6	7	7	14	13	0.519	10	4	11	2	21	6	0.778	35	19	0.648	1	0	52.0	55	0.945
A 52 Hoffmann, Steve	7	6	7	6	14	12	0.538	9	4	6	7	15	11	0.577	29	23	0.558	1	0	71.0	53	1.340
A 53 Morin, Deane	4	7	2	12	6	19	0.240	4	8	3	8	7	16	0.304	13	35	0.271	1	0	25.5	49	0.520
A 5x xx-Bass, Dan	2	1	1	3	3	4	0.429	3	1	3	0	6	1	0.857	9	5	0.643	1	0	21.0	15	1.400
A 55 Wall, Keith	8	6	12	2	20	8	0.714	11	3	12	2	23	5	0.821	43	13	0.768	1	0	46.5	57	0.816
A 56 Hall, Mike	6	7	4	9	10	16	0.385	8	5	10	3	18	8	0.692	28	24	0.538	1	0	37.5	53	0.708
A 57 Van Arsdale, Tom	2	1	2	1	4	2	0.667	1	2	2	1	3	3	0.500	7	5	0.583			16.0	12	1.333
A6/ Dixie Chickens	44	40	45	39	89	79	0.530	20	22	19	23	39	45	0.464	167	169	0.497	6	13	323.5	355	0.911
A 60 McCredie, Bob	6	6	6	6	12	12	0.500	4	6	5	5	9	11	0.450	21	23	0.477	0	1	29.0	45	0.644
A 61 Holland, William	8	6	5	5	13	11	0.542	3	9	7	7	10	16	0.385	23	27	0.460	1	2	21.5	53	0.406
A 62 Toth, John	10	3	9	4	19	7	0.731	2	11	5	8	7	19	0.269	26	26	0.500	1	2	63.5	55	1.155
A 63 Lane, Jeff	4	0	4	2	8	2	0.800	5	2	5	4	10	6	0.625	18	8	0.692	0	2	38.5	28	1.375
A 64 White, Vic	5	8	6	7	11	15	0.423	7	6	6	6	13	12	0.520	24	27	0.471	1	1	51.5	53	0.972
A 65 Denton, Shane	0	0	0	0	0	0	#DIV/0!	0	0	0	0	0	0	#DIV/0!	0	0	#DIV/0!	0	0	0.0	0	#DIV/0!
A 66 Bull, Perry	1	8	2	7	3	15	0.167	3	4	4	4	7	8	0.467	10	23	0.303	1	1	5.5	35	0.157
A 67 Maxwell, Phillip	5	3	8	1	13	4	0.765	9	0	5	5	14	5	0.737	27	9	0.750	1	2	89.0	39	2.282
A 68 Cashwell, Craig	5	6	5	7	10	13	0.435	7	6	1	7	8	13	0.381	18	26	0.409	1	2	25.0	47	0.532
A7/ Who's Next?	29	49	35	43	64	92	0.410	18	21	14	25	32	46	0.410	128	184	0.410	0	0	220.5	312	0.707
A 70 Simpson, David	4	9	7	6	11	15	0.423	7	6	4	9	11	15	0.423	22	30	0.423			46.5	52	0.894
A 71 Jenkins, John	6	7	8	5	14	12	0.538	3	10	5	7	8	17	0.320	22	29	0.431			34.0	51	0.667
A 72 Hines, Eric	4	8	0	1	4	9	0.308	7	5	5	6	12	11	0.522	16	20	0.444			17.5	36	0.486
A 73 Simpson, Donnie	5	8	8	5	13	13	0.500	4	9	5	8	9	17	0.346	22	30	0.423			43.0	52	0.827
A 74 Fuquay, Chip	4	8	5	7	9	15	0.375	5	6	4	6	9	12	0.429	18	27	0.400			33.5	45	0.744
A 75 Frame, Scott	1	3	4	9	5	12	0.294	6	4	4	5	10	9	0.526	15	21	0.417			18.5	36	0.514
A 76 Rodgers, Trey	5	6	3	10	8	16	0.333	4	2	1	9	5	11	0.313	13	27	0.325			27.5	40	0.688
A8/ Tossing Heads	30	47	21	57	51	104	0.329	8	31	19	20	27	51	0.346	105	206	0.338	0	0	181.5	311	0.584
A 80 Hetzel, Brad	1	3	0	6	1	9	0.100	1	4	1	5	2	9	0.182	3	18	0.143			4.0	21	0.190
A 81 Austin, Steve	5	8	8	6	13	14	0.481	3	11	9	5	12	16	0.429	25	30	0.455			51.0	55	0.927
A 82 Greene, Gary	4	9	4	12	8	21	0.276	3	12	5	8	8	20	0.286	16	41	0.281			29.0	57	0.509
A 83 Bradshaw, Steve	1	0	0	2	1	2	0.333	0	1	2	0	2	1	0.667	3	3	0.500			4.5	6	0.750
A 84 Malone, Penn	3	17	1	14	4	31	0.114	4	12	5	11	9	23	0.281	13	54	0.194			20.5	67	0.306
A 85 Stallings, Robert	1	1	0	1	1	2	0.333	0	3	1	1	1	4	0.200	2	6	0.250			4.0	8	0.500
A 86 Watts, Russ	9	5	6	8	15	13	0.536	5	10	8	7	13	17	0.433	28	30	0.483			52.5	58	0.905
A 87 Thomas, Cliff	6	3	2	6	8	9	0.471	0	8	5	3	5	11	0.313	13	20	0.394			16.0	33	0.485
A 88 Negus, Darin	0	1	0	2	0	3	0.000	0	1	2	0	2	1	0.667	2	4	0.333			0.0	6	0.000

	Singles 301		Singles Cricket		Singles Record		Singles Win % age	Doubles Cricket		Doubles 501		Doubles Record		Doubles Win %-age	Sngls + Dbls Record		Sngls + Dbls Win %-age	1001 Wins	1001 Losses	All-Star Points	Games Played	All-Star %-age
B1/ Hagar & The Horribles	33	45	34	44	67	89	0.429	19	20	13	26	32	46	0.410	131	181	0.420	0	0	132.0	312	0.423
B 10 Peoples, Chris	4	9	5	5	9	14	0.391	7	5	8	4	15	9	0.625	24	23	0.511			20.0	47	0.426
B 11 Campbell, Steve	5	6	3	6	8	12	0.400	1	8	2	9	3	17	0.150	11	29	0.275			12.5	40	0.313
B 12 Schulman, Mike	8	5	3	7	11	12	0.478	5	7	4	5	9	12	0.429	20	24	0.455			14.5	44	0.330
B 13 Peoples, Troy	2	7	1	5	3	12	0.200	4	5	3	6	7	11	0.389	10	23	0.303			9.0	33	0.273
B 14 Kunstling, Tom	1	5	1	7	2	12	0.143	2	0	2	6	4	6	0.400	6	18	0.250			7.0	24	0.292
B 15 Hambright, James	3	2	8	1	11	3	0.786	5	4	2	6	7	10	0.412	18	13	0.581			24.5	31	0.790
B 16 Herman, Fritz	3	4	5	6	8	10	0.444	6	2	3	7	9	9	0.500	17	19	0.472			21.0	36	0.583
B 17 Davenport, Ed	7	5	7	4	14	9	0.609	5	7	1	6	6	13	0.316	20	22	0.476			17.5	42	0.417
B 18 Smith, Buddy	0	2	1	3	1	5	0.167	3	2	1	3	4	5	0.444	5	10	0.333			6.0	15	0.400
B2/ X-Men	54	30	53	31	107	61	0.637	28	14	29	13	57	27	0.679	221	115	0.658	0	0	189.5	336	0.564
B 20 Bush, Jim	6	6	6	6	12	12	0.500	5	6	9	3	14	9	0.609	26	21	0.553			13.0	47	0.277
B 21 Baldwin, Randy	9	3	9	4	18	7	0.720	9	5	8	4	17	9	0.654	35	16	0.686			27.0	51	0.529
B 22 Moore, Mark	8	4	6	6	14	10	0.583	10	3	8	5	18	8	0.692	32	18	0.640			24.5	50	0.490
B 23 Latham, Chris	4	8	7	5	11	13	0.458	8	4	9	2	17	6	0.739	28	19	0.596			30.0	47	0.638
B 24 Seward, Mike	13	1	13	1	26	2	0.929	10	4	11	3	21	7	0.750	47	9	0.839			60.0	56	1.071
B 25 Dulin, Larry	1	0	0	0	1	0	1.000	0	0	0	1	0	1	0.000	1	1	0.500			0.0	2	0.000
B 26 Daniels, James	4	2	2	4	6	6	0.500	3	2	2	4	5	6	0.455	11	12	0.478			7.5	23	0.326
B 27 Hartshorn, Jeff	0	3	1	2	1	5	0.167	3	1	3	0	6	1	0.857	7	6	0.538			2.0	13	0.154
B 28 Sheerer, Brent	1	0	3	0	4	0	1.000	1	1	3	1	4	2	0.667	8	2	0.800			6.0	10	0.600
B 29 Ference, Mark	8	3	6	3	14	6	0.700	7	2	5	3	12	5	0.706	26	11	0.703			19.5	37	0.527
B3/ Bullshooters	47	31	43	35	90	66	0.577	24	15	23	16	47	31	0.603	184	128	0.590	0	0	184.5	312	0.591
B 30 Dancy, Pat	8	2	3	8	11	10	0.524	6	6	6	5	12	11	0.522	23	21	0.523			25.5	44	0.580
B 31 Kubich, Joe	6	4	2	10	8	14	0.364	9	3	10	3	19	6	0.760	27	20	0.574			21.0	47	0.447
B 32 Baker, Mike	7	5	2	6	9	11	0.450	3	4	4	6	7	10	0.412	16	21	0.432			7.5	37	0.203
B 33 Odom, James	6	7	9	4	15	11	0.577	9	4	9	3	18	7	0.720	33	18	0.647			35.0	51	0.686
B 34 Bonar, Eric	9	4	9	3	18	7	0.720	8	4	7	4	15	8	0.652	33	15	0.688			32.0	48	0.667
B 35 Taylor, Steve	6	4	10	1	16	5	0.762	6	5	5	6	11	11	0.500	27	16	0.628			39.0	43	0.907
B 36 Poteat, John	5	5	8	3	13	8	0.619	7	4	5	5	12	9	0.571	25	17	0.595			24.5	42	0.583
B4/ Bar Stools	44	40	34	50	78	90	0.464	17	25	23	19	40	44	0.476	158	178	0.470	7	7	141.0	350	0.403
B 40 Alm, Doug	3	9	3	12	6	21	0.222	2	11	6	8	8	19	0.296	14	40	0.259	1	1	17.5	56	0.313
B 41 Boyce, Mike	3	8	7	5	10	13	0.435	3	11	9	3	12	14	0.462	22	27	0.449	1	1	20.5	51	0.402
B 42 Heald, Bobby	9	4	5	6	14	10	0.583	9	5	8	5	17	10	0.630	31	20	0.608	1	1	27.0	53	0.509
B 43 Crisp, Fred	7	3	5	4	12	7	0.632	4	4	6	3	10	7	0.588	22	14	0.611	0	1	15.5	37	0.419
B 44 McDonald, Mike	2	3	4	5	6	8	0.429	2	4	5	1	7	5	0.583	13	13	0.500	1	0	12.0	27	0.444
B 45 Parker, Don	10	2	3	6	13	8	0.619	7	5	4	8	11	13	0.458	24	21	0.533	1	1	20.0	47	0.426
B 46 Fountain, Bill	0	9	1	6	1	15	0.063	2	3	2	6	4	9	0.308	5	24	0.172	1	1	4.5	31	0.145
B 47 Bither, Dana	10	2	6	6	16	8	0.667	5	7	6	4	11	11	0.500	27	19	0.587	1	1	24.0	48	0.500
B5/ Dart Bags	32	51	22	61	54	112	0.325	13	29	14	28	27	57	0.321	108	226	0.323	0	0	110.5	334	0.331
B 50 Niver, Jim	9	5	7	6	16	11	0.593	5	8	8	8	13	16	0.448	29	27	0.518			36.5	56	0.652
B 51 Gordon, Bill	4	7	6	8	10	15	0.400	5	8	3	8	8	16	0.333	18	31	0.367			11.5	49	0.235
B 52 Richbourg, Alex	5	16	0	17	5	33	0.132	4	14	6	14	10	28	0.263	15	61	0.197			16.5	76	0.217
B 53 Taylor, Lester	0	0	0	0	0	0	######	0	0	0	0	0	0	######	0	0	######			0.0	0	######
B 54 Bock, Bill	4	4	3	5	7	9	0.438	3	5	3	4	6	9	0.400	13	18	0.419			8.5	31	0.274
B 55 Sinicrope, Dave	2	8	3	8	5	16	0.238	2	8	3	5	5	13	0.278	10	29	0.256			15.5	39	0.397
B 56 Daigneault, Dennis	7	9	1	14	8	23	0.258	2	14	2	14	4	28	0.125	12	51	0.190			13.5	63	0.214
B 57 Huber, Mike	0	0	0	0	0	0	######	0	0	0	0	0	0	######	0	0	######			0.0	0	######
B 58 Daly, Drew	1	2	2	3	3	5	0.375	5	1	3	3	8	4	0.667	11	9	0.550			8.5	20	0.425
B6/ Double Trouble	38	45	57	27	95	72	0.569	29	13	25	17	54	30	0.643	203	132	0.606	6	0	190.0	341	0.557
B 60 Widgeon, Ben	7	6	6	8	13	14	0.481	10	5	9	6	19	11	0.633	32	25	0.561	1	0	34.0	58	0.586
B 61 Crompton, Dennis	4	8	7	3	11	11	0.500	7	4	6	3	13	7	0.650	24	18	0.571	1	0	23.0	43	0.535
B 62 Bonfiglio, Chris	5	8	11	3	16	11	0.593	11	4	7	7	18	11	0.621	34	22	0.607	1	0	19.0	57	0.333
B 63 Curtis, Shawn	7	7	12	3	19	10	0.655	9	5	11	3	20	8	0.714	39	18	0.684	1	0	44.5	58	0.767
B 64 Allen, Gibb	2	3	4	1	6	4	0.600	3	2	2	2	5	4	0.556	11	8	0.579	0	0	15.0	19	0.789
B 65 Sutphen, George	1	2	2	2	3	4	0.429	1	2	1	3	2	5	0.286	5	9	0.357	1	0	1.0	15	0.067
B 66 Heinrich, Joe	7	7	10	3	17	10	0.630	10	2	7	7	17	9	0.654	34	19	0.642	0	0	23.5	53	0.443
B 67 Ragan, Joel	5	4	5	4	10	8	0.556	7	2	7	3	14	5	0.737	24	13	0.649	1	0	30.0	38	0.789
B7/ First Flight	39	31	43	28	82	59	0.582	15	21	20	16	35	37	0.486	152	133	0.533	0	5	136.5	290	0.471
B 70 Bracco, Michael	8	4	11	1	19	5	0.792	5	7	6	6	11	13	0.458	30	18	0.625	0	1	30.5	49	0.622
B 71 Grayckowski, Bob	5	7	5	6	10	13	0.435	5	7	9	3	14	10	0.583	24	23	0.511	0	1	27.5	48	0.573
B 72 Draper, Clive	6	4	8	2	14	6	0.700	5	4	5	3	10	7	0.588	24	13	0.649	0	0	10.5	37	0.284
B 73 Chalk, Gene	5	4	2	7	7	11	0.389	2	5	4	5	6	10	0.375	13	21	0.382	0	1	5.0	35	0.143
B 74 Scott, Ed	3	8	6	4	9	12	0.429	5	5	6	5	11	10	0.524	20	22	0.476	0	1	28.5	43	0.663
B 75 Smith, Scott	8	2	5	6	13	8	0.619	5	9	5	7	10	16	0.385	23	24	0.489	0	1	16.5	48	0.344
B 76 O'Brien, Sean	4	2	6	2	10	4	0.714	3	5	5	3	8	8	0.500	18	12	0.600	0	0	18.0	30	0.600
B8/ Comfortably Numb	35	49	37	47	72	96	0.429	17	25	14	28	31	53	0.369	134	202	0.399	0	0	134.5	336	0.400
B 80 Galloway, Dave	5	8	3	1	8	9	0.471	5	7	6	7	11	14	0.440	19	23	0.452			9.5	42	0.226
B 81 Hopkins, Richard	6	6	5	7	11	13	0.458	4	6	3	8	7	14	0.333	18	27	0.400			10.5	45	0.233
B 82 Stanley, Rick	7	4	7	4	14	8	0.636	3	7	2	9	5	16	0.238	19	24	0.442			16.0	43	0.372
B 83 Robertson, Ronnie	4	6	4	7	8	13	0.381	3	8	2	9	5	17	0.227	13	30	0.302			15.0	43	0.349
B 84 Crowley, Pat	7	4	9	4	16	8	0.667	7	6	6	6	13	12	0.520	29	20	0.592			37.5	49	0.765
B 85 Majoy, Kevin	4	6	2	9	6	15	0.286	3	6	3	8	6	14	0.300	12	29	0.293			18.0	41	0.439
B 86 Charlton, Eric	0	0	0	0	0	0	######	0	0	0	0	0	0	######	0	0	######			0.0	0	######
B 87 Benson, Kevin	1	7	4	7	5	14	0.263	5	6	4	4	9	10	0.474	14	24	0.368			17.5	38	0.461
B 88 Benoit, Bob	1	8	3	8	4	16	0.200	4	4	2	5	6	9	0.400	10	25	0.286			10.5	35	0.300

	Singles	301	Singles	Cricket	Singles	Record	Singles Win %-age	Doubles	Cricket	Doubles	501	Doubles	Record	Doubles Win %-age	Sngls + Dbls	Record	Sngls + Dbls Win %-age	1001 Wins	1001 Losses	All-Star Points	Games Played	All-Star %-age
C1/ The Wholey Funk	38	45	36	47	74	92	0.446	17	25	19	23	36	48	0.429	146	188	0.437	14	9	129.0	357	0.361
C 10 Maxwell, Mike	5	5	7	6	12	11	0.522	7	7	5	9	12	16	0.429	24	27	0.471	2	1	27.5	54	0.509
C 11 Corter, David	5	7	2	5	7	12	0.368	4	6	3	7	7	13	0.350	14	25	0.359	2	1	9.0	42	0.214
C 12 Warren, Randy	6	7	3	10	9	17	0.346	6	9	8	6	14	15	0.483	23	32	0.418	2	1	23.5	58	0.405
C 13 Capps, Jim	6	4	5	6	11	10	0.524	3	7	2	8	5	15	0.250	16	25	0.390	2	1	20.5	44	0.466
C 14 Taylor, Eddie	4	6	7	3	11	9	0.550	4	6	6	3	10	9	0.526	21	18	0.538	1	1	9.0	41	0.220
C 15 Fisher, Brian	4	6	3	8	7	14	0.333	2	7	1	5	3	12	0.200	10	26	0.278	1	1	5.0	38	0.132
C 16 Wade, Nathan	5	5	4	6	9	11	0.450	2	2	5	4	7	6	0.538	16	17	0.485	2	1	16.0	36	0.444
C 17 Moen, Karl	2	4	3	2	5	6	0.455	5	3	7	1	12	4	0.750	17	10	0.630	2	1	14.0	30	0.467
C 18 Johnston, Mark	1	1	2	1	3	2	0.600	1	3	1	3	2	6	0.250	5	8	0.385	0	1	4.5	14	0.321
C2/ Arrowing Experience	41	43	48	36	89	79	0.530	17	25	23	19	40	44	0.476	169	167	0.503	6	18	136.0	360	0.378
C 20 Berry, Dave	9	5	12	2	21	7	0.750	8	6	9	5	17	11	0.607	38	18	0.679	1	3	35.5	60	0.592
C 21 Hatszegi, Edie	5	8	8	4	13	12	0.520	5	7	9	3	14	10	0.583	27	22	0.551	1	1	11.5	51	0.225
C 22 Evans, Cheryl	7	7	3	10	10	17	0.370	4	9	6	6	10	15	0.400	20	32	0.385	1	3	13.0	56	0.232
C 23 McCloskey, Bo	0	5	2	3	2	8	0.200	2	2	1	4	3	6	0.333	5	14	0.263	0	2	3.0	21	0.143
C 24 Mohan, Mike	9	3	12	2	21	5	0.808	9	5	5	8	14	13	0.519	35	18	0.660	1	3	24.0	57	0.421
C 25 Coker, Craig	8	5	9	4	17	9	0.654	4	9	8	6	12	15	0.444	29	24	0.547	1	3	33.0	57	0.579
C 26 Frye, Marshal	3	6	2	7	5	13	0.278	1	8	4	4	5	12	0.294	10	25	0.286	1	1	16.0	37	0.432
C 27 Holmquist, Dru	0	4	0	4	0	8	0.000	1	4	4	2	5	6	0.455	5	14	0.263	0	2	0.0	21	0.000
C3/ Neighbors	49	35	36	48	85	83	0.506	21	21	20	22	41	43	0.488	167	169	0.497	21	7	128.0	364	0.352
C 30 Warnke, Larry	8	5	7	7	15	12	0.556	9	5	2	8	11	13	0.458	26	25	0.510	3	1	21.0	55	0.382
C 31 Miller, Jay	2	7	0	6	2	13	0.133	3	7	8	3	11	10	0.524	13	23	0.361	3	1	9.0	40	0.225
C 32 DeMattos, Rick	7	7	4	8	11	15	0.423	9	4	6	7	15	11	0.577	26	26	0.500	3	1	14.5	56	0.259
C 33 Duggins, Cecil	11	3	8	6	19	9	0.679	7	7	8	6	15	13	0.536	34	22	0.607	3	1	29.5	60	0.492
C 34 Esmond, Rob	11	3	6	8	17	11	0.607	7	5	9	5	16	10	0.615	33	21	0.611	3	1	27.0	58	0.466
C 35 Kremer, Jay	2	2	3	1	5	3	0.625	0	4	2	2	2	6	0.250	7	9	0.438	1	0	7.0	17	0.412
C 36 Dehritz, Matt	8	5	4	6	12	11	0.522	4	5	1	7	5	12	0.294	17	23	0.425	3	1	15.5	44	0.352
C 37 Greenoe, Steve	0	3	4	6	4	9	0.308	3	5	4	6	7	11	0.389	11	20	0.355	2	1	4.5	34	0.132
C4/ Starving Dartists	42	41	29	54	71	95	0.428	16	26	21	21	37	47	0.440	145	189	0.434	20	13	121.0	367	0.330
C 40 Hendricks, Ron	8	5	10	4	18	9	0.667	6	7	8	6	14	13	0.519	32	22	0.593	3	2	28.0	59	0.475
C 41 Shown, Marc	9	1	5	5	14	6	0.700	3	7	7	2	10	9	0.526	24	15	0.615	3	1	10.5	43	0.244
C 42 Hartley, Kevin	4	7	3	8	7	15	0.318	3	9	4	7	7	16	0.304	14	31	0.311	2	2	13.5	49	0.276
C 43 Howell, John	6	9	4	9	10	18	0.357	4	5	5	9	9	14	0.391	19	32	0.373	3	2	22.0	56	0.393
C 44 Weadon, Roger	3	9	2	9	5	18	0.217	5	7	8	5	13	12	0.520	18	30	0.375	3	2	10.5	53	0.198
C 45 Fleming, Frank	7	7	4	8	11	15	0.423	4	10	3	6	7	16	0.304	18	31	0.367	3	2	19.0	54	0.352
C 46 Harrell, Forrest	4	3	1	7	5	10	0.333	5	5	5	5	10	10	0.500	15	20	0.429	2	2	15.0	39	0.385
C 47 Jones, Bobby	1	0	0	4	1	4	0.200	2	2	2	2	4	4	0.500	5	8	0.385	1	0	2.5	14	0.179
C5/ Rack'M Uppers	48	36	56	28	104	64	0.619	26	16	21	21	47	37	0.560	198	138	0.589	10	14	167.0	360	0.464
C 50 Hirneisen, Randy	5	9	9	5	14	14	0.500	9	4	8	5	17	9	0.654	31	23	0.574	2	2	28.0	58	0.483
C 51 Marx, Jimmy	9	5	10	3	19	8	0.704	6	8	6	7	12	15	0.444	31	23	0.574	1	2	28.5	57	0.500
C 52 Marx, Deanna	6	7	4	5	10	12	0.455	4	7	4	6	8	13	0.381	18	25	0.419	2	2	8.0	47	0.170
C 53 Stewart, Robert	11	3	10	4	21	7	0.750	10	4	7	7	17	11	0.607	38	18	0.679	2	2	36.5	60	0.608
C 5x xx-Newsome, Doug	0	0	1	0	1	0	1.000	1	0	1	0	2	0	1.000	3	0	1.000	0	0	4.0	3	1.333
C 55 Hamed, Adnan	4	1	6	5	10	6	0.625	6	2	4	6	10	8	0.556	20	14	0.588	1	2	11.5	37	0.311
C 56 Yandle, Dave	8	5	9	3	17	8	0.680	10	3	9	3	19	6	0.760	36	14	0.720	1	2	32.5	53	0.613
C 57 Hester, Billy	5	6	7	3	12	9	0.571	6	4	3	8	9	12	0.429	21	21	0.500	1	2	18.0	45	0.400
C6/ Pog Mo Hon	50	34	56	28	106	62	0.631	32	10	23	19	55	29	0.655	216	120	0.643	7	15	181.5	358	0.507
C 60 Margets, Stephen	7	4	13	1	20	5	0.800	11	2	5	7	16	9	0.640	36	14	0.720	1	2	41.0	53	0.774
C 61 Ryan, Ann	5	8	2	2	7	10	0.412	3	3	5	8	8	11	0.421	15	21	0.417	1	2	8.0	39	0.205
C 62 Hounsell, Bob	5	5	7	5	12	10	0.545	11	2	7	3	18	5	0.783	30	15	0.667	1	2	22.5	48	0.469
C 63 Rivenbark, Ginger	6	3	7	7	13	10	0.565	8	3	6	4	14	7	0.667	27	17	0.614	1	2	19.0	47	0.404
C 64 Watson, Travis	8	3	9	3	17	6	0.739	5	5	8	4	13	9	0.591	30	15	0.667	1	2	24.0	48	0.500
C 6x xx-Settle, Lee, Jr.	0	1	0	0	0	1	0.000	1	0	0	0	1	0	1.000	1	1	0.500	0	1	1.0	3	0.333
C 66 Brown, Skip	3	4	5	2	8	6	0.571	6	1	4	1	10	2	0.833	18	8	0.692	0	1	22.0	27	0.815
C 67 Sideikas, Bob	8	4	11	3	19	7	0.731	12	1	6	5	18	6	0.750	37	13	0.740	1	2	21.5	53	0.406
C 68 Bowman, Aaron	8	2	2	5	10	7	0.588	7	3	5	6	12	9	0.571	22	16	0.579	1	1	22.5	40	0.563
C7/ Helga & The Horribles	38	46	41	43	79	89	0.470	23	19	22	20	45	39	0.536	169	167	0.503	8	8	140.5	352	0.399
C 70 Parker, Tom	5	2	7	5	12	7	0.632	9	3	3	7	12	10	0.545	24	17	0.585	1	1	24.0	43	0.558
C 71 Young, Larry	9	3	9	4	18	7	0.720	8	5	6	6	14	11	0.560	32	18	0.640	1	1	33.0	52	0.635
C 72 Jones, Louise	3	7	0	5	3	12	0.200	3	5	2	2	5	7	0.417	8	19	0.296	1	1	3.5	29	0.121
C 73 Skea, Bob	5	5	8	6	13	11	0.542	6	8	10	4	16	12	0.571	29	23	0.558	1	1	27.5	54	0.509
C 74 Darity, Don	5	8	9	5	14	13	0.519	9	5	7	7	16	12	0.571	30	25	0.545	1	1	26.0	57	0.456
C 75 Finch, Mel	3	10	0	4	3	14	0.176	0	4	6	7	6	11	0.353	9	25	0.265	1	1	0.0	36	0.000
C 76 Boyd, Richard	3	3	6	5	9	8	0.529	6	5	8	3	14	8	0.636	23	16	0.590	1	1	21.5	41	0.524
C 77 Campbell, Larry	4	8	2	8	6	16	0.273	5	2	1	4	6	6	0.500	12	22	0.353	1	1	3.0	36	0.083
C 78 Stafford, Chris	1	0	0	1	1	1	0.500	0	1	1	0	1	1	0.500	2	2	0.500	0	0	2.0	4	0.500
C8/ C.D. Ducks	29	55	33	51	62	106	0.369	16	26	19	23	35	49	0.417	132	204	0.393	0	8	89.0	344	0.259
C 80 Carawon, Bob	6	5	6	5	12	10	0.545	4	6	2	10	6	16	0.273	18	26	0.409	0	1	13.0	45	0.289
C 81 Rodgers, Clayton	4	8	0	11	4	19	0.174	3	5	6	3	9	8	0.529	13	27	0.325	0	1	10.5	41	0.256
C 82 Casadonte, Paul	3	7	2	7	5	14	0.263	4	7	6	4	10	11	0.476	15	25	0.375	0	1	11.0	41	0.268
C 83 Young, Perry	3	10	4	7	7	17	0.292	2	8	4	9	6	17	0.261	13	34	0.277	0	1	10.0	48	0.208
C 84 Heap, Bill	2	11	2	7	4	18	0.182	4	8	6	5	10	13	0.435	14	31	0.311	0	1	5.5	46	0.120
C 85 Smith, Darrel	3	2	2	1	5	3	0.625	2	2	2	1	4	3	0.571	9	6	0.600	0	0	4.5	15	0.300
C 86 Converse, Stan	4	3	8	3	12	6	0.667	8	3	8	3	16	6	0.727	28	12	0.700	0	1	18.0	41	0.439
C 87 Aldridge, Wayne	3	6	8	3	11	9	0.550	3	6	2	6	5	12	0.294	16	21	0.432	0	1	11.0	38	0.289
C 88 Driscoll, David	1	3	1	7	2	10	0.167	2	7	2	5	4	12	0.250	6	22	0.214	0	1	5.5	29	0.190

	Singles 301		Singles Cricket		Singles Record		Singles Win %age	Doubles Cricket		Doubles 501		Doubles Record		Doubles Win %-age	Sngls + Dbls Record		Sngls + Dbls Win %-age	1001 Wins	1001 Losses	All-Star Points	Games Played	All-Star %-age
D1/ Sharp Darts	30	54	22	62	52	116	0.310	8	34	18	24	26	58	0.310	104	232	0.310	0	0	88.0	336	0.262
D 10 Scarborough, Jim	3	8	0	8	3	16	0.158	0	8	2	9	2	17	0.105	5	33	0.132			6.0	38	0.158
D 11 Mitchell, Steve	6	8	4	11	10	19	0.345	3	14	6	9	9	23	0.281	19	42	0.311			12.0	61	0.197
D 12 Gibson, Jack	3	4	3	6	6	10	0.375	1	6	6	3	7	9	0.438	13	19	0.406			10.5	32	0.328
D 13 Gildea, Tom	3	9	3	10	6	19	0.240	2	10	9	3	11	13	0.458	17	32	0.347			12.0	49	0.245
D 1x xx-Scott, John	1	1	0	2	1	3	0.250	2	1	1	2	3	3	0.500	4	6	0.400			2.5	10	0.250
D 15 Winfree, Scott	5	13	2	16	7	29	0.194	3	16	6	9	9	25	0.265	16	54	0.229			13.0	70	0.186
D 16 Gari, Frank	7	8	7	8	14	16	0.467	2	12	5	10	7	22	0.241	21	38	0.356			27.5	59	0.466
D 17 Green, Tom	2	3	3	1	5	4	0.556	3	1	1	3	4	4	0.500	9	8	0.529			4.5	17	0.265
D2/ Nine-Lives	38	46	25	59	63	105	0.375	18	24	10	32	28	56	0.333	119	217	0.354	14	0	133.0	350	0.380
D 20 Clement, Dawn	7	5	3	10	10	15	0.400	4	9	2	10	6	19	0.240	16	34	0.320	2	0	21.0	52	0.404
D 21 Marsden, James	5	7	3	8	8	15	0.348	6	8	2	7	8	15	0.348	16	30	0.348	1	0	8.5	47	0.181
D 22 Moeschet, Cathy	5	8	3	8	8	16	0.333	6	5	3	8	9	13	0.409	17	29	0.370	2	0	11.0	48	0.229
D 23 Paulson, Glenn	5	5	5	8	10	13	0.435	4	6	3	6	7	12	0.368	17	25	0.405	2	0	9.5	44	0.216
D 24 Martin, Dave	3	6	0	9	3	15	0.167	2	4	0	10	2	14	0.125	5	29	0.147	2	0	7.0	36	0.194
D 25 Todd, Patrick	1	9	0	6	1	15	0.063	2	7	3	10	5	17	0.227	6	32	0.158	2	0	5.0	40	0.125
D 26 Smith, Butch	8	5	8	5	16	10	0.615	8	5	4	9	12	14	0.462	28	24	0.538	2	0	63.0	54	1.167
D 27 Fuhrmann, Al	4	1	3	5	7	6	0.538	4	4	3	4	7	8	0.467	14	14	0.500	1	0	8.0	29	0.276
D3/ Snakes	34	50	48	35	82	85	0.491	18	24	21	21	39	45	0.464	160	175	0.478	6	7	133.0	348	0.382
D 30 Kuppler, Bob	2	11	6	6	8	17	0.320	5	7	7	5	12	12	0.500	20	29	0.408	1	1	15.5	51	0.304
D 31 Hugelmeyer, Paul	7	1	7	2	14	3	0.824	3	6	8	2	11	8	0.579	25	11	0.694	1	1	25.0	38	0.658
D 32 Hughes, Brett	0	1	1	0	1	1	0.500	0	2	2	0	2	2	0.500	3	3	0.500	0	0	1.0	6	0.167
D 33 Smith, W.D. "Sarge"	7	8	8	6	15	14	0.517	5	9	5	9	10	18	0.357	25	32	0.439	1	1	16.0	59	0.271
D 34 Smith, Arnie	6	8	5	8	11	16	0.407	8	5	8	5	16	10	0.615	27	26	0.509	1	1	23.0	55	0.418
D 35 Griffin, Marc "Lenny"	0	4	4	2	4	6	0.400	3	3	1	4	4	7	0.364	8	13	0.381	1	1	6.5	23	0.283
D 36 Presler, Doug	9	7	8	6	17	13	0.567	6	8	5	9	11	17	0.393	28	30	0.483	1	1	22.0	60	0.367
D 37 Taylor, Randy "RT"	3	6	6	3	9	9	0.500	6	3	5	4	11	7	0.611	20	16	0.556	0	1	17.5	37	0.473
D 38 Hamilton, Pat	0	1	1	1	1	2	0.333	0	2	1	1	1	3	0.250	2	5	0.286	0	0	4.0	7	0.571
D 39 Gool, Eric	0	3	2	1	2	4	0.333	0	3	0	3	0	6	0.000	2	10	0.167	0	0	2.5	12	0.208
D4/ Coral Reefers	47	37	49	35	96	72	0.571	20	22	21	21	41	43	0.488	178	158	0.530	0	0	137.5	336	0.409
D 40 Heath, Mark	9	3	8	4	17	7	0.708	6	6	6	7	12	13	0.480	29	20	0.592			26.5	49	0.541
D 41 Huler, Scott	6	6	9	3	15	9	0.625	7	5	8	5	15	10	0.600	30	19	0.612			32.5	49	0.663
D 42 Hodge, Hugh	3	6	3	5	6	11	0.353	5	5	2	5	7	10	0.412	13	21	0.382			11.0	34	0.324
D 43 Goudey, Tom	8	7	8	6	16	13	0.552	5	9	7	8	12	17	0.414	28	30	0.483			15.5	58	0.267
D 44 Worley, Don	8	6	5	10	13	16	0.448	5	11	6	5	11	16	0.407	24	32	0.429			14.0	56	0.250
D 45 Connelly, Jeff	7	2	9	2	16	4	0.800	8	3	4	5	12	8	0.600	28	12	0.700			16.0	40	0.400
D 46 Connelly, Scott	6	5	7	4	13	9	0.591	4	5	7	4	11	9	0.550	24	18	0.571			22.0	42	0.524
D 47 Namkoong, David	0	2	0	1	0	3	0.000	0	0	2	3	2	3	0.400	2	6	0.250			0.0	8	0.000
D5/ Grateful Darts	37	47	31	53	68	100	0.405	17	25	19	23	36	48	0.429	140	196	0.417	0	15	105.0	351	0.299
D 50 Lilienthal, John	9	5	5	7	14	12	0.538	2	7	6	5	8	12	0.400	22	24	0.478	0	2	16.0	48	0.333
D 51 McGrail, Tony	3	6	2	9	5	15	0.250	3	5	4	9	7	14	0.333	12	29	0.293	0	1	13.0	42	0.310
D 52 Simpson, Phil	9	4	8	5	17	9	0.654	7	6	9	4	16	10	0.615	33	19	0.635	0	2	25.0	54	0.463
D 53 Byrd, Joel	4	8	4	8	8	16	0.333	3	7	3	7	6	14	0.300	14	30	0.318	0	2	13.5	46	0.293
D 54 Perkins, Rick	4	8	2	5	6	13	0.316	7	6	6	3	13	9	0.591	19	22	0.463	0	2	9.5	43	0.221
D 55 Long, Jim	1	3	3	5	4	8	0.333	1	5	2	7	3	12	0.200	7	20	0.259	0	2	4.0	29	0.138
D 56 Hodges, Mike	2	5	2	5	4	10	0.286	4	7	1	5	5	12	0.294	9	22	0.290	0	2	5.0	33	0.152
D 57 Iager, John	5	8	5	9	10	17	0.370	7	7	7	6	14	13	0.519	24	30	0.444	0	2	19.0	56	0.339
D6/ Dogs of War	37	47	53	31	90	78	0.536	24	18	29	13	53	31	0.631	196	140	0.583	0	8	202.0	344	0.587
D 60 Eason, Michelle	9	4	5	1	14	5	0.737	3	8	4	4	7	12	0.368	21	17	0.553	0	1	16.0	39	0.410
D 61 Wilkie, Felipe	6	7	12	2	18	9	0.667	10	4	10	4	20	8	0.714	38	17	0.691	0	1	37.5	56	0.670
D 62 Carroll, John	9	4	11	2	20	6	0.769	12	1	12	1	24	2	0.923	44	8	0.846	0	1	63.5	53	1.198
D 63 Schuelke, David	6	8	9	5	15	13	0.536	8	6	10	3	18	9	0.667	33	22	0.600	0	1	37.5	56	0.670
D 64 Sams, Angie	2	2	4	9	6	11	0.353	3	6	4	5	7	11	0.389	13	22	0.371	0	1	12.0	36	0.333
D 65 Sutherland, Kyle	0	13	0	3	0	16	0.000	0	2	6	5	6	7	0.462	6	23	0.207	0	1	3.5	30	0.117
D 66 Smith, Robert	0	1	2	5	2	6	0.250	4	3	1	1	5	4	0.556	7	10	0.412	0	1	1.0	18	0.056
D 67 Lester, Keith	5	8	10	4	15	12	0.556	8	6	11	3	19	9	0.679	34	21	0.618	0	1	31.0	56	0.554
D7/ Stik It	53	31	50	33	103	64	0.617	28	14	24	18	52	32	0.619	207	128	0.618	0	0	148.0	335	0.442
D 70 McCarroll, John	9	6	7	6	16	12	0.571	9	5	6	5	15	10	0.600	31	22	0.585			25.5	53	0.481
D 71 Barton, Kevin	11	2	10	3	21	5	0.808	8	5	6	7	14	12	0.538	35	17	0.673			35.0	52	0.673
D 72 Hatch, Joe	4	6	2	5	6	11	0.353	5	4	7	4	12	8	0.600	18	19	0.486			6.5	37	0.176
D 73 Shine, Donnie	11	3	5	9	16	12	0.571	8	3	8	4	16	7	0.696	32	19	0.627			26.0	51	0.510
D 74 Karleski, Tom	6	5	7	5	13	10	0.565	7	6	6	7	13	13	0.500	26	23	0.531			10.0	49	0.204
D 75 Barcomb, Kyle	3	4	8	2	11	6	0.647	8	3	7	3	15	6	0.714	26	12	0.684			24.0	38	0.632
D 76 Spencer, Dean	9	5	11	3	20	8	0.714	11	2	8	6	19	8	0.704	39	16	0.709			21.0	55	0.382
D 78 Tycast, Dale	0	0	0	0	0	0	######	0	0	0	0	0	0	######	0	0	######			0.0	0	######
D8/ Bottom Feeders	60	24	57	27	117	51	0.696	35	7	26	16	61	23	0.726	239	97	0.711	7	0	200.5	343	0.585
D 80 Kilts, Jason	9	3	13	0	22	3	0.880	12	1	9	1	21	2	0.913	43	5	0.896	1	0	49.5	49	1.010
D 81 Bogaerts, Stef	12	2	10	1	22	3	0.880	12	2	7	4	19	6	0.760	41	9	0.820	1	0	33.0	51	0.647
D 82 Mead, Andy	10	4	10	2	20	6	0.769	12	0	6	5	18	5	0.783	38	11	0.776	1	0	33.5	50	0.670
D 83 Mills, Kyle	5	5	5	3	10	8	0.556	9	2	7	3	16	5	0.762	26	13	0.667	1	0	16.0	40	0.400
D 84 Tyndall, Anita	3	4	1	5	4	9	0.308	3	0	8	3	11	3	0.786	15	12	0.556	0	0	4.0	27	0.148
D 85 Zimmerman, Brian	12	1	8	4	20	5	0.800	7	1	5	5	12	6	0.667	32	11	0.744	1	0	34.5	44	0.784
D 86 Sitler, Allen	4	2	2	3	6	5	0.545	3	2	1	5	4	7	0.364	10	12	0.455	0	0	4.0	22	0.182
D 87 Mills, Micky	3	1	6	5	9	6	0.600	8	2	5	5	13	7	0.650	22	13	0.629	1	0	20.0	36	0.556
D 88 Bogaerts, Rudi	2	2	2	4	4	6	0.400	4	4	4	1	8	5	0.615	12	11	0.522	1	0	6.0	24	0.250

	Singles 301		Singles Cricket		Singles Record		Singles Win %-age	Doubles Cricket		Doubles 501		Doubles Record		Doubles Win %-age	Sngls + Dbls Record		Sngls + Dbls Win %-age	1001 Wins	1001 Losses	All-Star Points	Games Played	All-Star %-age
E1/ BBD's	36	48	31	53	67	101	0.399	11	31	14	28	25	59	0.298	117	219	0.348	0	8	89.0	344	0.259
E 10 Jackson, Michelle	0	6	0	6	0	12	0.000	4	10	6	8	10	18	0.357	10	30	0.250	0	1	2.5	41	0.061
E 11 Jackson, Walter	5	9	7	7	12	16	0.429	5	8	6	8	11	16	0.407	23	32	0.418	0	1	11.5	56	0.205
E 12 Bridges, Robert	10	2	11	1	21	3	0.875	4	8	7	5	11	13	0.458	32	16	0.667	0	1	43.0	49	0.878
E 13 Baker, Eugene	4	6	3	8	7	14	0.333	0	9	1	9	1	18	0.053	8	32	0.200	0	1	3.0	41	0.073
E 14 Ballard, Scott	4	8	1	11	5	19	0.208	2	7	1	7	3	14	0.176	8	33	0.195	0	1	4.5	42	0.107
E 15 Churchwell, Billie	7	7	5	9	12	16	0.429	5	9	7	7	12	16	0.429	24	32	0.429	0	1	20.5	57	0.360
E 16 Ridley, David	4	6	3	6	7	12	0.368	2	6	0	7	2	13	0.133	9	25	0.265	0	1	3.0	35	0.086
E 17 Griffin, Bill	2	4	1	5	3	9	0.250	0	5	0	5	0	10	0.000	3	19	0.136	0	1	1.0	23	0.043
E2/ O U Threw 1 2	31	53	26	58	57	111	0.339	16	26	22	20	38	46	0.452	133	203	0.396	5	12	122.5	353	0.347
E 20 Zucco, Rick	4	6	5	6	9	12	0.429	6	6	6	6	12	12	0.500	21	24	0.467	0	2	21.5	47	0.457
E 21 Sykes, Tammy	4	7	0	9	4	16	0.200	3	7	6	4	9	11	0.450	13	27	0.325	0	2	2.5	42	0.060
E 22 Lewis, Scott	3	11	4	9	7	20	0.259	4	10	9	4	13	14	0.481	20	34	0.370	1	2	17.5	57	0.307
E 23 Gelhar, Tommy	3	8	2	9	5	17	0.227	7	4	6	5	13	9	0.591	18	26	0.409	1	2	17.0	47	0.362
E 24 Turner, Jason	7	5	8	6	15	11	0.577	8	5	9	5	17	10	0.630	32	21	0.604	1	2	42.0	56	0.750
E 25 Ellis, Richard	8	7	6	8	14	15	0.483	2	13	8	7	10	20	0.333	24	35	0.407	1	2	20.0	62	0.323
E 26 Goins, Kyle	2	9	1	11	3	20	0.130	2	7	0	9	2	16	0.111	5	36	0.122	1	0	2.0	42	0.048
E3/ PMS	36	48	50	34	86	82	0.512	22	20	20	22	42	42	0.500	170	166	0.506	16	7	168.0	359	0.468
E 30 Sasser, Debbie	1	1	9	4	10	5	0.667	6	7	7	4	13	11	0.542	23	16	0.590	2	1	24.0	42	0.571
E 31 Ellis, Trish	3	7	3	8	6	15	0.286	7	5	3	5	10	10	0.500	16	25	0.390	2	1	15.5	44	0.352
E 32 Bartlett, Lynn	7	1	8	5	15	6	0.714	7	6	6	6	13	12	0.520	28	18	0.609	2	1	22.0	49	0.449
E 33 Edmund, Natalie	2	4	3	2	5	6	0.455	1	3	1	3	2	6	0.250	7	12	0.368	1	1	7.0	21	0.333
E 34 Keever, Dennis	6	5	10	1	16	6	0.727	8	3	4	7	12	10	0.545	28	16	0.636	2	0	33.0	46	0.717
E 35 Lewis, Sharon	3	4	6	5	9	9	0.500	5	5	5	5	10	10	0.500	19	19	0.500	1	0	17.5	39	0.449
E 36 Lewis, Lynne	2	3	0	3	2	6	0.250	2	2	2	1	4	3	0.571	6	9	0.400	0	0	3.5	15	0.233
E 37 Roberson, Susan	4	10	0	1	4	11	0.267	0	0	4	7	4	7	0.364	8	18	0.308	2	1	2.0	29	0.069
E 38 Smith, Tom	6	5	10	3	16	8	0.667	7	6	7	6	14	12	0.538	30	20	0.600	2	1	40.5	53	0.764
E 39 Rice, Jody	2	8	1	2	3	10	0.231	1	3	1	0	2	3	0.400	5	13	0.278	2	1	3.0	21	0.143
E4/ Save Up	47	37	42	42	89	79	0.530	17	25	22	20	39	45	0.464	167	169	0.497	11	0	120.0	347	0.346
E 40 Brandt, Patrice	7	7	3	8	10	15	0.400	4	11	7	7	11	18	0.379	21	33	0.389	2	0	12.5	56	0.223
E 41 Austin, Connie	8	4	8	6	16	10	0.615	7	7	7	8	14	15	0.483	30	25	0.545	2	0	21.0	57	0.368
E 42 Baker, Tamatha	2	1	2	3	4	4	0.500	1	3	1	3	2	6	0.250	6	10	0.375	0	0	1.5	16	0.094
E 43 Adams, Jan	8	4	7	8	15	12	0.556	6	8	7	4	13	12	0.520	28	24	0.538	2	0	9.5	54	0.176
E 44 North, Mark	5	5	3	5	8	10	0.444	3	6	4	2	7	8	0.467	15	18	0.455	0	0	5.5	33	0.167
E 45 Hoyt, Chris	6	5	6	3	12	8	0.600	4	4	5	5	9	9	0.500	21	17	0.553	1	0	13.5	39	0.346
E 46 James, Bob	6	7	7	5	13	12	0.520	4	7	6	5	10	12	0.455	23	24	0.489	2	0	27.0	49	0.551
E 47 Lewis, Todd	5	4	6	4	11	8	0.579	5	4	7	6	12	10	0.545	23	18	0.561	2	0	29.5	43	0.686
E5/ Burnt Weeny Sandwich	47	37	41	43	88	80	0.524	31	11	19	23	50	34	0.595	188	148	0.560	0	8	140.5	344	0.408
E 50 Thompson, Barry	10	2	7	7	17	9	0.654	10	2	6	7	16	9	0.640	33	18	0.647	0	1	32.5	52	0.625
E 51 Proctor, Ward	8	5	8	5	16	10	0.615	9	3	2	5	11	8	0.579	27	18	0.600	0	1	24.0	46	0.522
E 52 Lipscomb, Scott	5	6	4	7	9	13	0.409	11	3	5	9	16	12	0.571	25	25	0.500	0	1	17.0	51	0.333
E 53 Holleman, Wes	7	6	4	5	11	11	0.500	8	3	3	5	11	8	0.579	22	19	0.537	0	1	12.5	42	0.298
E 54 Buchanan, Chris	7	5	3	5	10	10	0.500	8	4	6	3	14	7	0.667	24	17	0.585	0	1	15.5	42	0.369
E 55 Kennedey, Ed	6	5	2	9	8	14	0.364	3	1	5	8	8	9	0.471	16	23	0.410	0	1	6.5	40	0.163
E 56 Wrenn, Chris	0	3	7	3	7	6	0.538	6	3	7	4	13	7	0.650	20	13	0.606	0	1	15.5	34	0.456
E 57 Pierce, Barry	4	5	6	2	10	7	0.588	7	3	4	5	11	8	0.579	21	15	0.583	0	1	17.0	37	0.459
E6/ Excalibur	41	43	46	38	87	81	0.518	16	26	18	24	34	50	0.405	155	181	0.461	0	0	133.0	336	0.396
E 60 Montgomery, Robert	4	8	5	8	9	16	0.360	5	8	5	6	10	14	0.417	19	30	0.388			15.5	49	0.316
E 61 Burney, Gary	7	6	8	5	15	11	0.577	3	7	5	7	8	14	0.364	23	25	0.479			24.0	48	0.500
E 62 Prior, Jeff	6	7	10	5	16	12	0.571	6	9	5	9	11	18	0.379	27	30	0.474			26.5	57	0.465
E 63 Berry, Robert	6	7	7	6	13	13	0.500	6	7	6	6	12	13	0.480	25	26	0.490			22.5	51	0.441
E 64 Horton, Tony	10	4	8	6	18	10	0.643	6	8	6	7	12	15	0.444	30	25	0.545			23.0	55	0.418
E 65 Ritorto, Jim	7	4	5	5	12	9	0.571	3	8	5	6	8	14	0.364	20	23	0.465			12.5	43	0.291
E 66 Moore, Ralph	0	1	0	1	0	2	0.000	1	1	0	2	1	3	0.250	1	5	0.167			0.0	6	0.000
E 67 Stewart, Shannon	1	6	3	2	4	8	0.333	2	4	4	5	6	9	0.400	10	17	0.370			9.0	27	0.333
E7/ Shooter's Buzz	48	36	46	38	94	74	0.560	27	15	31	11	58	26	0.690	210	126	0.625	0	0	160.5	336	0.478
E 70 Winter, Bob	8	6	7	7	15	13	0.536	9	5	13	2	22	7	0.759	37	20	0.649			24.0	57	0.421
E 71 Scanlon, John	10	4	11	2	21	6	0.778	9	4	10	4	19	8	0.704	40	14	0.741			36.5	54	0.676
E 72 Benson, Will	11	3	10	4	21	7	0.750	13	2	12	2	25	4	0.862	46	11	0.807			38.5	57	0.675
E 73 Vivian, Rob	0	1	0	1	0	2	0.000	0	1	1	0	1	1	0.500	1	3	0.250			1.0	4	0.250
E 74 Burnside, Warren	10	3	9	6	19	9	0.679	8	5	10	4	18	9	0.667	37	18	0.673			25.0	55	0.455
E 75 Hicks, Glasgow	4	6	7	6	11	12	0.478	7	5	6	6	13	11	0.542	24	23	0.511			22.5	47	0.479
E 76 Kaplan, George	2	7	1	6	3	13	0.188	3	2	1	3	4	5	0.444	7	18	0.280			5.5	25	0.220
E 77 Rosen, Stan	0	0	0	0	0	0	######	0	0	0	0	0	0	######	0	0	######			0.0	0	######
E 78 Kelcey, Paul	3	6	1	6	4	12	0.250	5	6	9	1	14	7	0.667	18	19	0.486			7.5	37	0.203
E8/ Diddler's Choice	50	34	54	30	104	64	0.619	28	14	22	20	50	34	0.595	204	132	0.607	0	0	196.0	336	0.583
E 80 Walters, Jason	11	3	1	2	12	5	0.706	7	5	6	6	13	11	0.542	25	16	0.610			13.5	41	0.329
E 81 Matthews, Eric	1	2	9	5	10	7	0.588	11	3	4	9	15	12	0.556	25	19	0.568			23.5	44	0.534
E 82 Matthews, Skeeter	8	5	3	5	11	10	0.524	5	2	3	5	8	7	0.533	19	17	0.528			13.5	36	0.375
E 83 Brown, Phil	7	7	10	3	17	10	0.630	10	4	7	6	17	10	0.630	34	20	0.630			50.5	54	0.935
E 84 Dettman, Kevin	7	7	6	4	13	11	0.542	3	3	8	3	11	6	0.647	24	17	0.585			13.5	41	0.329
E 85 Wayman, Jerry	0	2	8	6	8	8	0.500	7	7	5	4	12	11	0.522	20	19	0.513			20.5	39	0.526
E 86 Dixon, J.D.	11	2	12	1	23	3	0.885	11	3	6	4	17	7	0.708	40	10	0.800			47.0	50	0.940
E 87 Powers, Billy	5	6	5	4	10	10	0.500	2	1	5	3	7	4	0.636	17	14	0.548			14.0	31	0.452

	Singles	301	Singles	Cricket	Singles	Record	Singles Win %age	Doubles	Cricket	Doubles	501	Doubles	Record	Doubles Win %-age	Sngls + Dbls	Record	Sngls + Dbls Win %-age	1001 Wins	1001 Losses	All-Star Points	Games Played	All-Star %-age
F1/ S. S. H.	47	37	48	36	95	73	0.565	16	26	23	19	39	45	0.464	173	163	0.515	8	20	117.0	364	0.321
F 10 Kunesh, Joe	9	5	9	6	18	11	0.621	6	8	9	8	15	16	0.484	33	27	0.550	1	3	18.0	64	0.281
F 11 Futrelle, Greg	4	7	5	7	9	14	0.391	5	6	6	5	11	11	0.500	20	25	0.444	1	3	11.5	49	0.235
F 12 Powell, Mark	10	3	9	3	19	6	0.760	6	7	6	5	12	12	0.500	31	18	0.633	1	3	32.0	53	0.604
F 13 Rouse, Chuck	3	4	0	7	3	11	0.214	1	10	2	7	3	17	0.150	6	28	0.176	1	3	4.0	38	0.105
F 14 Houston, Barry	1	1	1	1	2	2	0.500	0	1	0	0	0	1	0.000	2	3	0.400	1	0	0.0	6	0.000
F 15 Wilkinson, Charlie	7	7	12	3	19	10	0.655	5	8	9	3	14	11	0.560	33	21	0.611	1	3	26.0	58	0.448
F 16 Rube, Bob	9	2	9	3	18	5	0.783	6	6	6	6	12	12	0.500	30	17	0.638	1	3	17.0	51	0.333
F 17 Weatherly, Keith	4	8	3	6	7	14	0.333	3	6	8	4	11	10	0.524	18	24	0.429	1	2	8.5	45	0.189
F2/ To Kill a Brew	36	48	40	44	76	92	0.452	19	23	23	19	42	42	0.500	160	176	0.476	0	8	105.0	344	0.305
F 20 Simpson, Russell	0	4	0	3	0	7	0.000	1	6	4	2	5	8	0.385	5	15	0.250	0	1	6.5	21	0.310
F 21 Roberts, Dray	3	4	5	2	8	6	0.571	4	4	5	3	9	7	0.563	17	13	0.567	0	1	11.0	31	0.355
F 22 Terry, Chris	6	5	7	7	13	12	0.520	6	8	9	6	15	14	0.517	28	26	0.519	0	1	19.5	55	0.355
F 23 Beebe, Chris	8	5	8	5	16	10	0.615	6	6	7	5	13	11	0.542	29	21	0.580	0	1	11.5	51	0.225
F 24 Sexton, Summer	1	1	0	1	1	2	0.333	1	0	1	0	2	0	1.000	3	2	0.600	0	0	0.0	5	0.000
F 25 Haynes, Chuck	5	11	6	8	11	19	0.367	7	6	7	8	14	14	0.500	25	33	0.431	0	1	12.5	59	0.212
F 26 Brotherton, Rhetta	0	5	0	7	0	12	0.000	2	1	0	2	2	3	0.400	2	15	0.118	0	0	0.0	17	0.000
F 27 Nobles, Johnathan	6	8	8	4	14	12	0.538	9	5	7	5	16	10	0.615	30	22	0.577	0	1	25.5	53	0.481
F 28 Havens, Scott	2	3	0	5	2	8	0.200	0	5	0	5	0	10	0.000	2	18	0.100	0	1	3.0	21	0.143
F 29 Orvis, Gerry	5	2	6	2	11	4	0.733	2	5	6	2	8	7	0.533	19	11	0.633	0	1	15.5	31	0.500
F3/ Get Over It	38	46	28	56	66	102	0.393	23	19	21	21	44	40	0.524	154	182	0.458	0	6	97.5	342	0.285
F 30 Steinhauer, Bruce	7	6	5	8	12	14	0.462	8	5	3	4	11	9	0.550	23	23	0.500	0	1	15.0	47	0.319
F 31 Young, Jeff	2	4	3	9	5	13	0.278	7	5	5	7	12	12	0.500	17	25	0.405	0	0	9.0	42	0.214
F 32 Lawley, Charlie	5	7	5	8	10	15	0.400	6	7	7	6	13	13	0.500	23	28	0.451	0	1	19.5	52	0.375
F 33 Wilser, Dave	5	5	4	3	9	8	0.529	6	4	6	4	12	8	0.600	21	16	0.568	0	0	11.5	37	0.311
F 34 Mason, Dale	5	8	1	5	6	13	0.316	2	4	6	7	8	11	0.421	14	24	0.368	0	1	4.5	39	0.115
F 35 Root, Andy	7	5	3	11	10	16	0.385	9	5	8	5	17	10	0.630	27	26	0.509	0	1	14.0	54	0.259
F 36 Livingston, Danah	2	6	2	6	4	12	0.250	2	3	3	5	5	8	0.385	9	20	0.310	0	1	7.5	30	0.250
F 37 Daniel, Rob	5	5	5	6	10	11	0.476	6	5	4	4	10	9	0.526	20	20	0.500	0	1	16.5	41	0.402
F4/ Shameless & Aimless II	49	29	43	35	92	64	0.590	26	13	20	19	46	32	0.590	184	128	0.590	14	0	113.5	326	0.348
F 40 Moats, Keith	7	6	9	3	16	9	0.640	7	4	8	2	15	6	0.714	31	15	0.674	2	0	16.0	48	0.333
F 41 Allen, Kenny	10	3	8	6	18	9	0.667	10	3	8	5	18	8	0.692	36	17	0.679	2	0	18.0	55	0.327
F 42 Tighe, John	7	6	9	4	16	10	0.615	8	6	3	10	11	16	0.407	27	26	0.509	2	0	36.5	55	0.664
F 43 Denton, Jonathan	8	5	2	9	10	14	0.417	8	5	7	6	15	11	0.577	25	25	0.500	2	0	9.5	52	0.183
F 44 Watson, Dave	10	1	6	4	16	5	0.762	7	4	5	6	12	10	0.545	28	15	0.651	2	0	19.0	45	0.422
F 45 Reynolds, Don	2	3	2	5	4	8	0.333	4	1	3	3	7	4	0.636	11	12	0.478	2	0	4.0	25	0.160
F 4x xx-Barnes, Kathy	0	0	0	0	0	0	######	0	1	0	1	0	2	0.000	0	2	0.000	0	0	0.0	2	0.000
F 4x xx-Ricketts, Jeff	2	0	1	2	3	2	0.600	2	0	1	2	3	2	0.600	6	4	0.600	0	0	1.0	10	0.100
F 48 Stevens, Rusty	3	5	6	2	9	7	0.563	6	2	5	3	11	5	0.688	20	12	0.625	2	0	9.5	34	0.279
F5/ Come-N-Gone	44	40	52	32	96	72	0.571	27	15	25	17	52	32	0.619	200	136	0.595	7	0	139.0	343	0.405
F 50 Giedlin, Mike	7	5	10	1	17	6	0.739	6	5	5	5	11	10	0.524	28	16	0.636	1	0	27.5	45	0.611
F 51 Adams, Tom	5	4	9	1	14	5	0.737	7	1	6	4	13	5	0.722	27	10	0.730	1	0	15.5	38	0.408
F 52 Sibincic, Rich	2	2	9	2	11	4	0.733	7	4	7	4	14	8	0.636	25	12	0.676	0	0	30.0	37	0.811
F 53 Yoneoka, Oaki	8	5	6	4	14	9	0.609	5	3	6	5	11	8	0.579	25	17	0.595	1	0	17.0	43	0.395
F 54 Croto, Randy	7	3	3	5	10	8	0.556	4	6	7	2	11	8	0.579	21	16	0.568	1	0	14.5	38	0.382
F 55 McEvoy, Todd	0	0	0	1	0	1	0.000	1	0	0	0	1	0	1.000	1	1	0.500	0	0	1.0	2	0.500
F 56 Connors, Tracy	6	7	0	1	6	8	0.429	4	1	5	6	9	7	0.563	15	15	0.500	1	0	4.0	31	0.129
F 57 Fournier, Chris	5	8	7	6	12	14	0.462	8	5	5	4	13	9	0.591	25	23	0.521	1	0	11.5	49	0.235
F 58 Piascik, Jeff	4	5	7	6	11	11	0.500	11	2	7	3	18	5	0.783	29	16	0.644	1	0	15.0	46	0.326
F 59 Hintgen, Nick	0	1	1	5	1	6	0.143	1	3	2	1	3	4	0.429	4	10	0.286			3.0	14	0.214
F6/ Dead Eyes	40	44	38	46	78	90	0.464	19	23	15	27	34	50	0.405	146	190	0.435	14	6	94.5	356	0.265
F 60 Simmons, Todd	10	4	10	4	20	8	0.714	9	5	3	10	12	15	0.444	32	23	0.582	2	1	21.0	58	0.362
F 61 Beardsley, Charles	6	6	7	5	13	11	0.542	8	3	3	8	11	11	0.500	24	22	0.522	2	1	17.0	49	0.347
F 62 Kitchin, Bob	5	8	4	10	9	18	0.333	3	9	8	6	11	15	0.423	20	33	0.377	2	1	11.0	56	0.196
F 63 Kemp, Louis	7	6	4	8	11	14	0.440	4	8	8	4	12	12	0.500	23	26	0.469	2	1	8.5	52	0.163
F 64 Martinez, Eddie	2	2	1	2	3	4	0.429	2	1	0	3	2	4	0.333	5	8	0.385	1	0	1.0	14	0.071
F 65 Sellers, Mark	3	0	3	5	6	5	0.545	7	2	3	5	10	7	0.588	16	12	0.571	1	0	11.5	29	0.397
F 66 Crolla, Mike	3	9	1	6	4	15	0.211	0	11	2	7	2	18	0.100	6	33	0.154	2	1	2.0	42	0.048
F 67 Redmon, Art	4	9	8	6	12	15	0.444	5	7	3	11	8	18	0.308	20	33	0.377	2	1	22.5	56	0.402
F7/ Friends of the Devil	34	44	43	35	77	79	0.494	16	22	21	17	37	39	0.487	151	157	0.490	0	0	102.5	308	0.333
F 70 Sampson, Sam	4	8	10	2	14	10	0.583	2	4	6	3	8	7	0.533	22	17	0.564			22.5	39	0.577
F 71 Dowling, Jack	6	0	10	2	16	2	0.889	7	5	5	4	12	9	0.571	28	11	0.718			14.5	39	0.372
F 72 Zerkle, Preston	3	5	2	4	5	9	0.357	4	5	5	3	9	8	0.529	14	17	0.452			8.5	31	0.274
F 73 Beebe, Jason	1	1	3	2	4	3	0.571	3	2	1	3	4	5	0.444	8	8	0.500			4.5	16	0.281
F 74 Robinson, Jim	4	4	5	7	9	11	0.450	4	8	4	1	8	9	0.471	17	20	0.459			12.5	37	0.338
F 75 Turner, Stuart	4	3	9	2	13	5	0.722	6	4	2	6	8	10	0.444	21	15	0.583			24.5	36	0.681
F 76 Sedgewick, Jim	3	8	0	3	3	11	0.214	2	4	6	4	8	8	0.500	11	19	0.367			2.0	30	0.067
F 77 Cullen, Pat	3	9	0	6	3	15	0.167	1	3	5	8	6	11	0.353	9	26	0.257			2.0	35	0.057
F 78 Williams, Nelson	6	2	3	1	9	3	0.750	2	3	6	2	8	5	0.615	17	8	0.680			5.5	25	0.220
F 79 Robinson, Jack	0	4	1	6	1	10	0.091	1	6	2	0	3	6	0.333	4	16	0.200			6.0	20	0.300

	Singles	301	Singles	Cricket	Singles	Record	Singles Win % age	Doubles	Cricket	Doubles	501	Doubles	Record	Doubles Win %-age	Sngls + Dbls	Record	Sngls + Dbls Win %-age	1001 Wins	1001 Losses	All-Star Points	Games Played	All-Star %-age
G1/ Cricketeers	40	44	47	37	87	81	0.518	23	19	23	19	46	38	0.548	179	157	0.533	8	8	102.5	352	0.291
G 10 Peyton, Johnny	5	8	8	5	13	13	0.500	4	1	7	6	11	7	0.611	24	20	0.545	1	1	10.0	46	0.217
G 11 Peyton, Susan	8	5	6	6	14	11	0.560	4	8	3	2	7	10	0.412	21	21	0.500	1	1	9.5	44	0.216
G 12 Johnson, Kathy	2	9	2	1	4	10	0.286	1	0	4	7	5	7	0.417	9	17	0.346	1	1	5.0	28	0.179
G 13 Taylor, Tom	1	5	8	4	9	9	0.500	11	2	4	8	15	10	0.600	24	19	0.558	1	1	10.5	45	0.233
G 14 Spurling, Vicki M.	0	4	3	11	3	15	0.167	6	8	10	2	16	10	0.615	19	25	0.432	1	1	2.0	46	0.043
G 15 Spurling, Jeremy	10	3	5	8	15	11	0.577	6	8	2	4	8	12	0.400	23	23	0.500	1	1	13.5	48	0.281
G 16 Howard, Lee	4	9	3	1	7	10	0.412	3	9	5	7	8	16	0.333	15	26	0.366	1	1	5.0	43	0.116
G 17 Shirley, Ron	10	1	12	1	22	2	0.917	11	2	11	2	22	4	0.846	44	6	0.880	1	1	47.0	52	0.904
G2/ Skeleton Crew	32	37	28	40	60	77	0.438	17	17	15	19	32	36	0.471	124	149	0.454	7	0	72.5	280	0.259
G 20 Huyser, Judy	6	7	0	13	6	20	0.231	4	9	4	10	8	19	0.296	14	39	0.264	1	0	9.5	54	0.176
G 21 Jordan, Jody	7	8	12	3	19	11	0.633	10	3	8	4	18	7	0.720	37	18	0.673	1	0	22.5	56	0.402
G 22 Barrett, Charlie	0	1	0	2	0	3	0.000	1	1	0	2	1	3	0.250	1	6	0.143	1	0	1.5	8	0.188
G 23 Edwards, Shawn	1	3	0	4	1	7	0.125	2	3	0	2	2	5	0.286	3	12	0.200	0	0	2.5	15	0.167
G 24 Burgess, Todd	3	2	2	2	5	4	0.556	3	1	1	4	4	5	0.444	9	9	0.500	1	0	5.0	19	0.263
G 25 Brown, Billy	3	6	2	6	5	12	0.294	3	6	4	5	7	11	0.389	12	23	0.343	1	0	7.5	36	0.208
G 26 Morgan, Tom	9	4	9	4	18	8	0.692	9	4	10	6	19	10	0.655	37	18	0.673	1	0	19.0	56	0.339
G 27 Brown, Jessie	3	6	3	6	6	12	0.333	2	7	3	5	5	12	0.294	11	24	0.314	1	0	5.0	36	0.139
G3/ Hawg Darts	31	50	28	52	59	102	0.366	12	29	17	24	29	53	0.354	117	208	0.360	0	0	39.5	325	0.122
G 30 Wagner, David	6	2	7	1	13	3	0.813	3	5	5	3	8	8	0.500	21	11	0.656			9.0	32	0.281
G 31 Cribb, Kittie Rue	2	6	0	10	2	16	0.111	0	9	1	6	1	15	0.063	3	31	0.088			0.0	34	0.000
G 32 Ungemach, Joyce	3	7	3	6	6	13	0.316	2	8	5	5	7	13	0.350	13	26	0.333			4.5	39	0.115
G 33 Ungemach, Ed	2	4	3	3	5	7	0.417	0	5	1	5	1	10	0.091	6	17	0.261			0.0	23	0.000
G 34 McCormick, Kathy	4	7	3	7	7	14	0.333	6	8	4	6	10	14	0.417	17	28	0.378			7.0	45	0.156
G 35 Gamble, Mark	4	4	5	4	9	8	0.529	4	5	4	7	8	12	0.400	17	20	0.459			4.0	37	0.108
G 36 Bahl, Andy	1	8	3	7	4	15	0.211	3	6	6	5	9	11	0.450	13	26	0.333			7.5	39	0.192
G 37 Steinberg, Bruce	3	6	3	6	6	12	0.333	1	6	4	5	5	11	0.313	11	23	0.324			5.5	34	0.162
G 38 Antley, Susan	6	6	1	8	7	14	0.333	5	6	4	6	9	12	0.429	16	26	0.381			2.0	42	0.048
G4/ Bulls Hitters	54	30	56	28	110	58	0.655	27	15	28	14	55	29	0.655	220	116	0.655	0	9	99.5	345	0.288
G 40 Cummings, Dick	8	1	7	3	15	4	0.789	9	3	5	1	14	4	0.778	29	8	0.784	0	1	14.5	38	0.382
G 41 Ross, Ginger	1	3	3	3	4	6	0.400	3	3	2	3	5	6	0.455	9	12	0.429	0	1	4.0	22	0.182
G 42 Watt, Chuck	2	4	7	0	9	4	0.692	2	5	6	0	8	5	0.615	17	9	0.654	0	1	10.5	27	0.389
G 43 Mori, Christopher	3	4	11	3	14	7	0.667	11	3	8	3	19	6	0.760	33	13	0.717	0	1	16.0	47	0.340
G 44 Whitney, Bob	7	4	5	3	12	7	0.632	3	5	4	4	7	9	0.438	19	16	0.543	0	1	6.0	36	0.167
G 45 McClain, Paul	3	1	2	1	5	2	0.714	1	2	3	2	4	4	0.500	9	6	0.600	0	0	1.5	15	0.100
G 46 Mory, Dennis	8	4	6	4	14	8	0.636	7	2	6	5	13	7	0.650	27	15	0.643	0	1	9.0	43	0.209
G 47 Peers, Martin	4	3	0	1	4	4	0.500	1	1	2	3	3	4	0.429	7	8	0.467	0	1	3.0	16	0.188
G 48 Stark, Keith	8	1	8	5	16	6	0.727	11	2	11	1	22	3	0.880	38	9	0.809	0	1	23.5	48	0.490
G 49 Ray, Jack	7	4	6	4	13	8	0.619	6	4	7	4	13	8	0.619	26	16	0.619	0	1	7.5	43	0.174
G 4x Burnside, John -xx	3	1	1	1	4	2	0.667	0	0	2	2	2	2	0.500	6	4	0.600			4.0	10	0.400
G5/ The Clarifiers	39	45	44	40	83	85	0.494	21	21	19	23	40	44	0.476	163	173	0.485	13	15	73.0	364	0.201
G 50 Linney, Eric	10	4	11	3	21	7	0.750	7	6	5	9	12	15	0.444	33	22	0.600	2	2	14.0	59	0.237
G 51 Sowers, Larry	6	8	12	2	18	10	0.643	5	8	7	5	12	13	0.480	30	23	0.566	2	2	13.5	57	0.237
G 52 Owen, Mike	2	3	4	8	6	11	0.353	7	5	5	7	12	12	0.500	18	23	0.439	2	2	9.0	45	0.200
G 53 Mabe, Chuck	5	7	2	6	7	13	0.350	7	3	5	6	12	9	0.571	19	22	0.463	1	2	3.5	44	0.080
G 54 Birkhead, Paul	5	8	3	9	8	17	0.320	5	7	1	7	6	14	0.300	14	31	0.311	2	2	4.5	49	0.092
G 55 Hoops, Terry	9	5	6	8	15	13	0.536	8	4	9	4	17	8	0.680	32	21	0.604	2	2	17.0	57	0.298
G 56 Shaefer, Mark	2	8	5	4	7	12	0.368	3	8	5	6	8	14	0.364	15	26	0.366	2	2	8.5	45	0.189
G 57 Waycaster, Johnny	0	2	1	0	1	2	0.333	0	1	1	2	1	3	0.250	2	5	0.286	0	1	3.0	8	0.375
G6/ Bull Me Baby	39	27	40	26	79	53	0.598	18	15	15	18	33	33	0.500	145	119	0.549	15	7	79.5	286	0.278
G 60 Ward, Beth	1	0	4	5	5	5	0.500	1	4	2	7	3	11	0.214	8	16	0.333	2	1	2.0	27	0.074
G 61 Blanchard, Cory	4	5	7	3	11	8	0.579	4	6	7	3	11	9	0.550	22	17	0.564	2	1	14.5	42	0.345
G 62 Garska, Brian	8	3	9	2	17	5	0.773	7	4	4	7	11	11	0.500	28	16	0.636	2	1	19.5	47	0.415
G 63 Goodwin, Steve	4	6	3	5	7	11	0.389	3	5	4	2	7	7	0.500	14	18	0.438	2	1	14.5	35	0.414
G 64 Goyen, Dave	1	0	1	0	2	0	1.000	1	0	0	1	1	1	0.500	3	1	0.750	0	0	1.5	4	0.375
G 65 Crump, Kevin	8	2	8	2	16	4	0.800	7	3	4	5	11	8	0.579	27	12	0.692	2	1	18.0	42	0.429
G 66 VanAken, Ralph	0	0	0	0	0	0	######	0	0	0	1	0	1	0.000	0	1	0.000	0	0	0.0	1	0.000
G 67 Lougher, Shannon	5	0	4	1	9	1	0.900	3	1	3	1	6	2	0.750	15	3	0.833	1	0	4.5	19	0.237
G 68 Downs, Brooks	4	4	3	5	7	9	0.438	4	5	5	3	9	8	0.529	16	17	0.485	2	1	1.0	36	0.028
G 69 Dale, Amy	3	7	1	3	4	10	0.286	6	2	1	6	7	8	0.467	11	18	0.379	2	1	4.0	32	0.125
G 6x Stoneburg, Richard -xx	1	0	0	0	1	0	1.000	0	0	0	0	0	0	######	1	0	1.000			0.0	1	0.000
G7/ Cork It	36	38	21	53	57	91	0.385	15	22	13	24	28	46	0.378	113	183	0.382	0	5	77.5	301	0.257
G 70 Waters, Andrew	8	3	7	4	15	7	0.682	6	5	6	5	12	10	0.545	27	17	0.614	0	1	21.5	45	0.478
G 71 Ashley, Terry	3	5	0	7	3	12	0.200	0	6	0	6	0	12	0.000	3	24	0.111	0	0	3.5	27	0.130
G 72 McKay, Amber	3	10	5	8	8	18	0.308	6	6	5	8	11	14	0.440	19	32	0.373	0	0	7.0	51	0.137
G 73 Emory, Bennett	5	2	1	7	6	9	0.400	4	4	3	5	7	9	0.438	13	18	0.419	0	1	5.5	32	0.172
G 74 Sawyer, Dean	4	8	3	9	7	17	0.292	4	8	3	9	7	17	0.292	14	34	0.292	0	1	6.0	49	0.122
G 75 Price, Pat	6	4	2	9	8	13	0.381	5	7	5	6	10	13	0.435	18	26	0.409	0	1	19.5	45	0.433
G 76 Coyne, Kevin	6	6	2	9	8	15	0.348	5	7	3	9	8	16	0.333	16	31	0.340	0	1	14.5	48	0.302
G 77 Topscott, Kyle	1	0	1	0	2	0	1.000	0	1	1	0	1	1	0.500	3	1	0.750	0	0	0.0	4	0.000

Triangle Dart League of Chapel Hill
Summer Break
Blind Draw Team Tournament

This summer the **Triangle Dart League of Chapel Hill** is offering a unique team competition format for the weeks between the Spring and Fall regular dart seasons.

For this six-week event, teams of four to six players will be drawn randomly with an equal number of A, B and C Division players assigned to each team. These randomly drawn teams will compete over the summer for trophies and, possibly, cash prizes. All teams will compete on an equal basis with the exact pairing and format to be determined based on the number of players who sign up.

The **format** for the matches will be similar to the regular Triangle Dart League season play, with modifications made based on the size of the teams. Entry fee for the team tournament will be $10 per person. The fee will cover the cost of the awards, a weekly newsletter and preparations for the season-ending party and awards banquet.

An **Organizational Meeting** for the **Summer Team Tournament** will be held 8 p.m. on June 27 downstairs at He's Not Here in Chapel Hill.

For more information about this unique summer darting event, call **Sean O'Brien** at **682-1225**. You may leave a voice mail message by pressing 4 after the machine answers your call. You may also inquire by E-mail to NetPirate@aol.com.

News In A Nutshell

What: Triangle Dart League **Summer Blind Draw Team Tournament**

When: July 11 -Aug. 15

Organizational Meeting: June 27

Format: 2 Singles Cricket, 2 Singles 301, 2 Doubles Cricket, 2 Doubles 501

Cost: $10 per person

Contact: Sean O'Brien at 682-1225



Starting June 5 (9 wk season, no play 7/3)
4 person format (unlimited team size)
Only 1 "A" div. player may play per section.
5 sections (2 sngls, 2 dbls, & 1 four team)
League limited to 10 teams, sign up now!
$25 per team, due first week, June 5.

FRIDAY BLIND DRAWS 8pm

DARTERS:	WOODY'S add:
16 less	$50
16 plus	$100
32 plus	$200
48 plus	$300
64 plus	$400

Call
WOODY'S SPORTS BAR
8260 Chapel Hill Rd
Cary, NC 380-7737

TONS OF NEWSLETTER

Home to the Fall Session of the Raleigh Dart League; Banquet Edition, Saturday, December 14, 1996

TOURNAMENT WINNERS

"A" Division - ***Lunatic Fringe*** *(14-6)*

Lunatic Fringe completes the first perfect season in A division in several years, by knocking off Three In A Bed in this third monster battle between the two heavyweights.

"B" Division - ***Top Dead Center*** *(14-10)*

I said before the season started that Top Dead Center was not a B level dart team. They proved me right, though this one was close right to the end.

"C" Division - ***The Dart Party*** *(14-4)*

The Dart Party wins a four and a half hour marathon to complete their perfect season,when John Poteat tosses a three-bull out to end a very tightly contested match.

"D" Division - ***Diddler's Choice*** *(14-6)*

Diddler's Choice wins the rubber match between these two very evenly matched teams. The match was almost certainly closer than this score indicates.

"E" Division - ***Shameless & Aimless III*** *(13-12)*

David Schuelke smacks a double-9 with Excalibur in out range in 1001, to end Excalibur's bid for a perfect season.

"F" Division - ***Reggaeheads*** *(14-6)*

The Reggaeheads re-avenge their only loss of the season, and now have a Mug to go with their plaque in this, their first season in the Raleigh Dart League.

"G" Division - ***Cork It*** *(14-4)*

Cork It finishes the tourney with their tenth consecutive victory and knocks off the surprising Dead Beat Darts, who were the only #4 seed to reach the finals.

REGULAR SEASON WINNERS

"A" Division - ***Lunatic Fringe*** *(14 wins, 0 losses)*
2nd place - Three In A Bed

"B" Division - ***Top Dead Center*** *(12 wins, 0 losses)*
2nd place - Pog Mo Hon

"C" Division - ***The Dart Party*** *(14 wins, 0 losses)*
2nd place - Arrowing Experience

"D" Division - ***Shooter's Buzz*** *(11 wins, 1 loss)*
2nd place - Diddler's Choice

"E" Division - ***Excalibur*** *(12 wins, 0 losses)*
2nd place - Shameless & Aimless III

"F" Division - ***Reggaeheads*** *(13 wins, 1 loss)*
2nd place - Bulls Hitters

"G" Division - ***Last Call*** *(12 wins, 2 losses)*
2nd place - Cork It

(Rosters of all tournament-winning and regular season first place teams can be found on page 4.)

TABLE OF CONTENTS

Item	Page Number
Tournament & Regular Season Winning Teams	1
Spring 1997 RDL Season Information	1
Final Divisional Standings	2
Final Divisional Tournament Results	3
Tournament Winning Team Rosters	4
Regular Season Winning Team Rosters	4
List of Host Establishments	4
"Darts By The Ton" info/ad	5
Trophy Dart Awards	5
Tournament Trophy Dart Awards	5
Divisional Singles Win %-age Winners	6
Divisional All-Star Point %-age Winners	6
Players Who Beat the Singles Winners	6
My Preseason Prediction Results	6
Tiebreaker Stat Facts	6
Season Penalty Summary	6
RDL Address and Phone No. Information	7
Calendar of Events	7
Quote of the week (from S&A III)	7
Friday Chapel Hill Charity Blind Draws	7
Bull City Dart League Spring '97 Reg. Info.	7
In Memory of GusGus	7
Quick Stat Tidbits	7
Top Fall 1996 Singles Records, by Division	8
Top Fall 1996 Doubles Records, by Division	9
Top Fall 1996 Singles+Doubles, by Division	10
Top Fall 1996 All Star %-ages, by Division	11
Top Individual Records, by Section of Play	12
League-Wide Individual Singles, Doubles Records	13
League-Wide Individual Singles+Doubles Records, All-Star %-ages	14
Singles, Doubles Records, Ranked by Team	15
Singles+Doubles Records, All-Star %-ages, Ranked by Team	16
Divisions A, B, & C Match Result Tables	17
Divisions D, E, F, & G Match Result Tables	18
Complete "A" Division Statistics	19
Complete "B" Division Statistics	20
Complete "C" Division Statistics	21
Complete "D" Division Statistics	22
Complete "E" Division Statistics	23
Complete "F" Division Statistics	24
Complete "G" Division Statistics	25
Woody's "Blind Draw Madness II" Flier	26

SPRING 1997 RALEIGH DART LEAGUE SEASON INFORMATION

Registration Meeting for Returning Teams
Rack'M Up West; Wednesday, January 8, 7:30-9:00

Registration Meeting for New Teams
Rack'M Up West; Thursday, January 9, 7:30-9:00

RDL Board Meeting
During and After Registration Meeting on January 9

Preseason Captains' Meeting
The Profile; Monday, January 20, 8:00

Match Play begins on Wednesday, January 22

(Early mail-in registration available if received by January 4.
See Dave Berry (& his handout) at this banquet for info.)

FINAL!! DIVISIONAL TEAM STANDINGS FOR THE FALL 1996 RDL SEASON

"A" Division

		W	L	Pts.
👍	Lunatic Fringe 👍	14	0	248
👍	Three In A Bed	11	3	187
3	Dart Shadows	9	5	168
4	Dixie Chickens	7	7	149
5	Who's Next?	6	8	149
6	When Pigs Fly!	6	8	134
👎	Double Trouble	2	12	123
👎	X-Men	1	13	110

"B" Division

		W	L	Pts.
👍	Top Dead Center 👍	12	0	211
👍	Pog Mo Hon	9	3	179
3	Tossing Heads	7	5	152
4	Comfortably Numb	5	7	120
5	Neighbors	5	7	119
👎	Bar Stools	2	10	100
👎	First Flight	2	10	94

"C" Division

		W	L	Pts.
👍	The Dart Party 👍	14	0	237
👍	Arrowing Experience	10	4	186
3	Dogs of War	8	6	192
4	Stik It	8	6	137
5	Scavengers	5	9	145
6	Hagar & the Horribles	4	10	138
👎	Starving Dartists	4	10	133
👎	Dart Bags	3	11	111

"G" Division

		W	L	Pts.
👍	Last Call 👍	12	2	220
👍	Cork It	10	4	179
3	A.H. & the Diddlers	9	5	173
4	Dead Beat Darts	7	7	163
5	Skeleton Crew	5	9	153
6	Tattoo the Red Eye	5	9	136
👎	Hawg Darts	4	10	138
👎	Pokey & the Bandits	4	10	132

"D" Division

		W	L	Pts.
👍	Shooter's Buzz 👍	11	1	192
👍	Diddler's Choice	10	2	185
3	Coral Reefers	7	5	143
4	Wholy Funk	6	6	131
5	Burnt Weeny Deluxe	5	7	121
👎	Grateful Darts	2	10	114
👎	"D" Ducks Again	1	11	91

"E" Division

		W	L	Pts.
👍	Excalibur 👍	12	0	210
👍	Shameless & Aimless III	8	4	133
3	Diddling While Impaired	6	6	139
4	PMS	5	7	133
5	Nine Lives	5	7	111
👎	Friends of the Devil	4	8	136
👎	Sharp Darts	2	10	91

"F" Division

		W	L	Pts.
👍	Reggaeheads 👍	13	1	236
👍	Bulls Hitters	10	4	202
3	S.S.H.	10	4	193
4	Cricketeers	9	5	170
5	Breakers Bombers	7	7	166
6	Bull Me Baby	4	10	120
👎	Get Over It	2	12	117
👎	To Kill A Brew	0	14	83

☎ = *phone-in penalty (5 pts.)*
📪 = *mail-in penalty (all pts. from that match)*
👍 = *clinched* "top-two" *finish in division*
👎 = *clinched* "bottom-two" *finish in division*
☝ = *regular season division champion*

FALL 1996 RDL DIVISIONAL TOURNAMENT RESULTS

Quarterfinals	*Semifinals*	*Finals*	***WINNER***

"A" Division

1 **Lunatic Fringe**
(13-1) **Lunatic Fringe**
8 X-Men
(14-4) **Lunatic Fringe**
5 Who's Next?
(13-12) Dixie Chickens
4 Dixie Chickens
(14-6) **Lunatic Fringe**
3 Dart Shadows
(14-8) When Pigs Fly!
6 When Pigs Fly!
(12-5) Three In A Bed
7 Double Trouble
(?-?) Three In A Bed
2 Three In A Bed

"B" Division

1 **Top Dead Center**
Top Dead Center
8 (bye)
(?-?) **Top Dead Center**
5 Neighbors
(13-12) Comfortably Numb
4 Comfortably Numb
(14-10) **Top Dead Center**
3 Tossing Heads
(11-7) Tossing Heads
6 Bar Stools
(13-9) Tossing Heads
7 First Flight
(12-5) Pog Mo Hon
2 Pog Mo Hon

"C" Division

1 **The Dart Party**
(14-2) **The Dart Party**
8 Dart Bags
(14-4) **The Dart Party**
5 Scavengers
(13-1) Stik It
4 Stik It
(14-4) **The Dart Party**
3 Dogs of War
(13-5) Dogs of War
6 Hagar & the Horribles
(14-8) Arrowing Experience
7 Starving Dartists
(11-2) Arrowing Experience
2 Arrowing Experience

Quarterfinals	*Semifinals*	*Finals*	***WINNER***

"D" Division

1 Shooter's Buzz
Shooter's Buzz
8 (bye)
(13-7) Shooter's Buzz
5 Burnt Weeny Deluxe
(?-?) Wholy Funk
4 Wholy Funk
(14-6) **Diddler's Choice**
3 Coral Reefers
(12-4) Coral Reefers
6 Grateful Darts
(13-12) **Diddler's Choice**
7 "D" Ducks Again
(14-4) **Diddler's Choice**
2 **Diddler's Choice**

"E" Division

1 Excalibur
Excalibur
8 (bye)
(14-6) Excalibur
5 Nine Lives
(13-11) PMS
4 PMS
(13-12) **S & A III**
3 Diddling While Impaired
(12-8) Diddling While Impaired
6 Friends of the Devil
(14-10) **Shameless & Aimless III**
7 Sharp Darts
(13-3) **Shameless & Aimless III**
2 **Shameless & Aimless III**

"F" Division

1 **Reggaeheads**
(13-1) **Reggaeheads**
8 To Kill A Brew
(13-5) **Reggaeheads**
5 Breakers Bombers
(13-9) Breakers Bombers
4 Cricketeers
(14-6) **Reggaeheads**
3 S.S.H.
(13-1) S.S.H.
6 Bull Me Baby
(12-7) S.S.H.
7 Get Over It
(14-4) Bulls Hitters
2 Bulls Hitters

Quarterfinals	*Semifinals*	*Finals*

Finals	*Semifinals*	*Quarterfinals*

"G" Division

1 Last Call
(Forfeit) Last Call
8 Pokey & the Bandits
(?-?) Dead Beat Darts
5 Skeleton Crew
(?-?) Dead Beat Darts
4 Dead Beat Darts
(14-4) **Cork It**
WINNER
Cork It *(14-6)*
A.H. & the Diddlers *(14-10)*
A.H. & the Diddlers 3
Tattoo the Red Eye 6
Hawg Darts 7
Cork It *(13-5)*
Cork It 2

TOURNAMENT WINNERS!!!!!!

"A" Division - ***Lunatic Fringe***

Joe Wilson (c)	Tom Brown	Jim Budelman
Don Butman	David Currin	Phillip Eastmead
Steve Hoffmann		Bob Terry

"B" Division - ***Top Dead Center***

Chris Wandscher (c)	Ron Wandscher	Joe Gaglione
Angel Gaffney	Will Tan	Vic White
	Lee Scott	

"C" Division - ***The Dart Party***

Jason Kilts (c)	Rudi Bogaerts	Kyle Mills
Andy Mead	John Wilson	Micky Mills
John Poteat		Brian Zimmerman

"D" Division - ***Diddler's Choice***

Jason Walters (c)	Eric Matthews	Phil Brown
J.D. Dixon	Scott Lipscomb	Barry Thompson

"E" Division - ***Shameless & Aimless III***

Keith Moats (c)	Kenny Allen	John Tighe
Jonathan Denton	David Schuelke	Todd Lewis
Dave Watson	Jim Mooty	Stuart Turner

"F" Division - ***Reggaeheads***

David Webb (c)	Marco Bennett	Nathan Williams
Chris McCoy	Jeff Whetsel	Doug Bogard
	Mike Bennett	

"G" Division - ***Cork It***

Kevin Coyne (c)	Rosa Corbin	Dean Sawyer
Michael Connor	Bennett Emory	Ben Haller
Bob Kuppler		"Sarge" Smith

REGULAR SEASON WINNERS!!!!!!

"A" Division - ***Lunatic Fringe***

Joe Wilson (c)	Tom Brown	Jim Budelman
Don Butman	David Currin	Phillip Eastmead
Steve Hoffmann		Bob Terry

"B" Division - ***Top Dead Center***

Chris Wandscher (c)	Ron Wandscher	Joe Gaglione
Angel Gaffney	Will Tan	Vic White
	Lee Scott	

"C" Division - ***The Dart Party***

Jason Kilts (c)	Rudi Bogaerts	Kyle Mills
Andy Mead	John Wilson	Micky Mills
John Poteat	Anita Tyndall	Brian Zimmerman

"D" Division - ***Shooter's Buzz***

John Scanlon (c)	Bob Winter	Will Benson
Warren Burnside	Glasgow Hicks	Paul Kelcey
Bill Nowlin		Mark Tomlinson

"E" Division - ***Excalibur***

Robert Montgomery (c)	Gary Burney	Jeff Prior
Tony Horton	Robert Berry	Shannon Stewart
	Mark Slominski	

"F" Division - ***Reggaeheads***

David Webb (c)	Marco Bennett	Nathan Williams
Chris McCoy	Jeff Whetsel	Doug Bogard
	Mike Bennett	

"G" Division - ***Last Call***

Rob Daniel (c)	Andrew Root	Scott Ney
Jeff Davis	Kevin Gullett	Billy Hamilton

WHERE WE PLAY

After Hours **552-4131**
405 Wake Chapel Road Fuquay-Varina
-in Milkove Shopping Ctr. at Hwy. 55 & 401

Breakers Billiards **772-9593**
305 Tryon Road Raleigh
-in Tryon Hills Shop. Ctr. at US 70 & Tryon Rd.

Brown's Billiards **878-9092**
5500 Atlantic Springs Road NE Raleigh
-off Spring Forest Rd., near Wake Forest Rd.

Duffy's **847-7070**
8021 Falls of Neuse Road N. Raleigh
-near inter. of Falls of Neuse & Strickland Rd.

Fat Daddy's **787-3773**
6201 Glenwood Ave. Raleigh

Oh! Brian's **781-7427**
5925 Glenwood Ave. Raleigh

One More Time **362-6999**
400 S. Hughes Street Apex
-I don't know. Call A.H. & the Diddlers.

Players Retreat **755-9589**
105 Oberlin Rd. near NCSU
-at corner of Oberlin Rd. & Hillsborough St.

Playtime Billiards **319-6163**
301 N. Harrison Ave. Cary
-betw. Chatham St. & Hwy. 54 @ RR tracks

The Profile **833-4527**
625 E. Whitaker Mill Rd. Raleigh
-near inter. of Whitaker Mill & Wake Forest Rd.

The Pub **872-1414**
2913 Brentwood Road Raleigh
-near inter. of Capitol Blvd. and Brentwood Rd.

Rack'M Up West **851-9006**
5563 Western Blvd. W. Raleigh
-at inter. of Western Blvd. & Buck Jones Rd.

Scramble Dog **851-6020**
5645 Western Blvd. Raleigh
-west of inter. of Western B. & Buck Jones Rd.

Sharky's Place **783-5448**
5800 Duraleigh Road NW Raleigh
-in the Yuppie Center near US 70 intersection

Snooker's-RW **828-7665**
3520 Wade Ave. NW Raleigh
-in Ridgewood Shopping Center

Steak & Ale **781-5517**
4420 Creedmoor Road NW Raleigh
-off Glenwood Ave. above Crabtree Valley Mall

The Upper Deck **460-9977**
329 N. Harrison Ave. Cary
-near intersection. of N. Harrison & Hwy. 54

West End **821-3188**
412 W. Davie St. Dwtn. Raleigh

Woody's **380-7737**
8260 Chapel Hill Road Cary
-between N. Harrison & Reedy Creek Road
(BUT PLEASE TAKE NOTE THAT WOODY'S WILL BE MOVING DOWN THE STREET IN THE VERY NEAR FUTURE. It won't move far, but it WILL move.)

Need some supplies?
Visit DARTS BY THE TON at
the Flea Market each Sunday

If any of you need some dart supplies and are tired of paying outrageous prices, go visit one of RDL's own out at the Flea Market. Each Sunday, Lee Whitehead (or another of her friends) will be running a table at the Flea Market for Ginger Rivenbark's dart supply business, "Darts By The Ton". So, go on out and find their table. I'm sure they would love to talk darts with someone out there who actually knows a little about the game and RDL. (P.S. Or find her right here at the banquet.)

TOURNAMENT!!! TROPHY DART AWARDS

9 Marks

Mark Knight (2)	Three In A Bed	12/4, 12/11
Tom Brown	Lunatic Fringe	11/20
Jim Bush	X-Men	11/20
Bob Carawon	"D" Ducks Again	11/20
Bobby Heald	Bar Stools	11/20
Tim Lane	When Pigs Fly!	11/20
James Odom	Double Trouble	11/20
Mike Seward	X-Men	11/20
Kevin Coyne	Cork It	12/4
Terry Hoops	A.H. & the Diddlers	12/4
Bob Kuppler	Cork It	12/4
Todd Lemons	Three In A Bed	12/4
Jerry Oakley	Dixie Chickens	12/4
Bob Sideikas	Pog Mo Hon	12/4
Marcy Reagan	Tossing Heads	12/11
Tim Thaggard	Three In A Bed	12/11

Ton-80s

J.D. Dixon	Diddler's Choice	12/4
Jerry Strain	Tossing Heads	12/4
Lee Scott	Top Dead Center	12/11

TROPHY DART AWARDS

High In (301 only)

Dave Yandle	**Ton-60**
When Pigs Fly!	8/21
Bill Carver	**Ton-60**
Three In A Bed	9/25

High Out (301, 501, and 1001)

Dennis Keever	**Ton-30**
PMS	8/14
James Odom	**Ton-30**
Double Trouble	10/2

Fast Singles 301

Dave Yandle	**9 darts**
When Pigs Fly!	8/21
James Odom	**9 darts**
Double Trouble	9/4
Chris Gilbert	**9 darts**
Dart Shadows	9/18

Fast Singles Cricket

Jim Budelman	**13 darts**
Lunatic Fringe	9/4

Fast Doubles Cricket

Phillip Eastmead & Bob Terry	**16 darts**
Lunatic Fringe	8/21

Fast Doubles 501

Todd Lemons & Tim Thaggard	**15 darts**
Three In A Bed	11/13

9 Marks

Jim Budelman (3)	Lunatic Fringe - 9/4, 9/18, 10/9	
Gibb Allen (2)	Double Trouble	10/9, 10/9
John Jenkins (2)	Who's Next?	9/4, 10/16
Jerry Johnston (2)	Three In A Bed	10/9, 11/6
David Murray (2)	Dart Shadows	10/23, 10/30
Jonathan Nobles (2)	Dogs of War	9/11, 9/25
Kevin Barton	When Pigs Fly!	8/21
Will Benson	Shooter's Buzz	11/13
Don Butman	Lunatic Fringe	10/30
Frank Fleming	Starving Dartists	10/23
Fritz Hermen	Coral Reefers	10/23
Randy Hirneisen	When Pigs Fly!	9/25
Bob James	Coral Reefers	10/23
Dennis Keever	PMS	9/25
Mark Knight	Three In A Bed	9/25
Jeff Lane	Dixie Chickens	8/14
Tim Lane	When Pigs Fly!	8/28
Scott Lewis	DiddlingWhileImpaired	9/25
Stephen Margets	Pog Mo Hon	9/18
John McCarroll	Stik It	8/21
Scott Ney	Last Call	10/30
Jack Robinson	Friends of the Devil	9/11
Mike Seward	X-Men	8/28
Mark Shaefer	A.H. & the Diddlers	8/28
Allen Smith	Dart Shadows	8/21
Darrel Smith	"D" Ducks Again	8/21
Russ Watts	Tossing Heads	9/4
Billy West	Dogs of War	10/9
Vic White	Top Dead Center	10/16
Lee Whitehead	Three In A Bed	8/28
Perry Young	"D" Ducks Again	11/6
Preston Zerkle	Friends of the Devil	8/21
Brian Zimmerman	The Dart Party	8/21

Ton-80s

Stephen Margets (2)	Pog Mo Hon	9/18, 10/30
Keith Wall (2)	Three In A Bed	8/28, 9/18
Mike Bennett	Reggaeheads	9/25
Tom Brown	Lunatic Fringe	9/25
Jim Capps	Wholy Funk	9/18
John Carroll	Double Trouble	8/21
Steve Hoffmann	Lunatic Fringe	8/21
Mark Knight	Three In A Bed	8/21
Chris McCoy	Reggaeheads	9/18
Barry Pierce	Burnt Weeny Deluxe	10/2
David Price	Dart Bags	10/16
Allen Smith	Dart Shadows	8/14
Will Tan	Top Dead Center	9/25
Steve Taylor	Dogs of War	9/18
John Toth	Dixie Chickens	11/13
Lee Whitehead	Three In A Bed	10/2
Bob Winter	Shooter's Buzz	8/28

6 Bulls

Pat Crowley	Comfortably Numb	8/28
David Murray	Dart Shadows	10/23

Fall 1996 RDL Top Singles Records and All-Star %-ages (by division) (FINAL)

		W	L	%-age
	"A" Division			
Tom Brown	A1/ Lunatic Fringe	21	5	0.808
	"B" Division			
Will Tan	B1/ Top Dead Center	21	3	0.875
	"C" Division			
Billy West	C8/ Dogs of War	25	3	0.893
	"D" Division			
J.D. Dixon	D5/ Diddler's Choice	23	1	0.958
	"E" Division			
Tony Horton	E4/ Excalibur	18	2	0.900
	"F" Division			
Keith Stark	F5/ Bulls Hitters	19	3	0.864
	"G" Division			
Michael Connor	G4/ Cork It	22	4	0.846
	Women's Records			
Michelle Gaffney	C8/ Dogs of War	17	10	0.630
Kathy Barnes	G6/ Dead Beat Darts	17	11	0.607
Ginger Rivenbark	B6/ Pog Mo Hon	9	7	0.563

		ASPs	TGP	%-age
	"A" Division			
Jim Budelman	A1/ Lunatic Fringe	85.0	52	1.635
	"B" Division			
Lee Scott	B1/ Top Dead Center	48.0	39	1.231
	"C" Division			
Billy West	C8/ Dogs of War	69.0	57	1.211
	"D" Division			
J.D. Dixon	D5/ Diddler's Choice	58.5	49	1.194
	"E" Division			
Butch Smith	E1/ Nine Lives	43.0	43	1.000
	"F" Division			
Robert Bridges	F1/ Breakers Bombers	46.0	60	0.767
	"G" Division			
Mark Sellers	G1/ Tattoo the Red Eye	25.5	37	0.689
	Women's Percentages			
Debbie Sasser	E3/ PMS	16.0	32	0.500
Kathy Barnes	G6/ Dead Beat Darts	27.0	56	0.482
Lynn Bartlett	E3/ PMS	17.0	36	0.472

THE PLAYERS WHO *BEAT* THE SINGLES WIN %-AGE WINNERS IN EACH DIVISION

Who beat Tom Brown of the Lunatic Fringe?
in 301: Lee Whitehead, Shawn Curtis, Trey Rodgers, Michael Dean.
in cricket: Lee Whitehead.

Who beat Will Tan of Top Dead Center?
in 301: Cecil Duggins, Kevin Benson.
in cricket: Bob Sideikas.

Who beat Billy West of the Dogs of War?
in 301: Nathan Wade, Adam Frager, Don Darity.
in cricket: (none).

Who beat J.D. Dixon of Diddler's Choice?
in 301: Phil Simpson (first game of the season).
in cricket: (none)

Who beat Tony Horton of Excalibur?
in 301: Dave Martin, Lynn Bartlett.
in cricket: (none).

Who beat Keith Stark of the Bulls Hitters?
in 301: Matt Harris, Troy Tator, Billie Churchwell.
in cricket: (none).

Who beat Michael Connor of Cork It?
in 301: Billy Hamilton, Robert Kitchin, Billy Hamilton.
in cricket: Kathy Barnes.

Who beat Michelle Gaffney of the Dogs of War?
in 301: Craig Coker, John Wilson, Dean Spencer, Micky Mills, Bill Gordon.
in cricket: John McCarroll, Andy Mead, David Price, Adam Frager, Tom Parker.

MY PRESEASON PREDICTION RESULTS

Wow, I'm just too good at this. Or maybe you guys are just easy. Well, I know most of you are easy, but I didn't mean that kind of easy. I went back to my season-long predictions that I made in the first newsletter before the schedules were available for weekly match predictions, and wouldn't you know it: six of my seven picks are walking away with the Mugs. (Well, I didn't actually say that my team would win, but I said that aside from my team, the best was Arrowing Experience. And they were, so that definitely counts.) Six of seven and the only one wrong was that confusing, ever-changing G division.

THIS SEASON'S TIEBREAKERS

There were 33 tiebreakers in the RDL this regular season (and at least three in the tournaments). There were 4 in A division, 1 in B, 5 in C, 3 in D, 6 in E, 8 in F, and 6 in G. That's 7 fewer than last season. Friends of the Devil led the way with four tiebreakers in 12 weeks, but also with four tiebreakers was Breakers Bombers who had a fourteen week season. Six other teams played three tiebreakers each (counting the tournament for one of those teams). Not a single team won three tiebreakers this time around, and only one team (Friends of the Devil) lost three tiebreakers. Maybe they should find a new friend, or maybe their souls just weren't worth that much - who knows? In any case, ya gotta feel for 'em. They're this season's heartbreak kids.

SPRING 1996 PENALTY SUMMARY

I posed this question last season: Does it really matter if you mail your scoresheets and call in your results on time? The answer is the same as last season: YES!!! It matters. But it also matters if you send in your election ballots and come to the captains meetings. Those five point penalties can add up. The total loss from penalties this season was actually a little lower than last season. This season there was a total of 35 penalties with a total loss of 1 match win and 227 game points. There was 1 ineligible player penalty, 14 fifth week captains' meeting absentees, 4 call-in penalties, 4 mail-in penalties, and 12 election ballot penalties. That's actually an increase of one total penalty over last season, but a decrease of 57 lost game points. No awards changed hands due to the penalties, but I'm sure that some of the penalties had an effect mentally on at least some team members. One individual penalty may have an effect on next season's divisional alignment also: the Starving Dartists received a 5-point penalty for missing the fifth week captains' meeting, and that five points would have put them into a one-match playoff with Hagar& the Horribles for sixth place and the right to stay in C division (they tied head-to-head). The bottom line is: call it in on time, mail it in on time (and a receipt wouldn't hurt your cause any - just ask Lee Whitehead), come to the captains' meeting, vote in election seasons, and know the rules. All of these would definitely be to your advantage.

HOW TO REACH US

RDL VoiceMail

(919) 990-1218

Mail Scoresheets to:

Jason Kilts
1521 E. Franklin St., Apt. C-106
Chapel Hill, NC 27514

New Member Fees and Newsletter Fees:

Edie Hatszegi
1216 Shannonbrook Lane
Raleigh, NC 27603

All Other RDL Correspondence to:

Raleigh Dart League, Inc.
P.O. Box 31948
Raleigh, NC 27622-1948

Board of Directors

President	Joe Wilson	846-0493
Vice President	Jim Budelman	467-4593
Secretary	Ann Ryan	781-3451
Treasurer	Edie Hatszegi	662-8534
Membership	Dave Berry	467-4382
Rules/Grievances	Rick DeMattos	510-6723
External Orgs.	Johnny Peyton	934-5367

League Statistician/Editor

Jason Kilts 990-1218

Either the players from Shameless & Aimless III are overly creative, or they just have too much time on their hands. In any case, the quote of the week:

One thrower said to another, "To be a D player in the Raleigh Dart League, your sword must be as lethal as *Excalibur* , you must have *Nine Lives* , be *Sharp Darts* , and live through *PMS* at least two times. You must be a *Friend of the Devil* , and also avoid a *DWI* . But at the same time, you are to be *Shameless & Aimless* and join us in a chug from our mug."

FRIDAY CHAPEL HILL CHARITY BLIND DRAWS

Anybody looking for a little Friday night dart action may want to visit He's Not Here starting in January. There will a charity blind draw held there at least twice per month on Friday nights, with a minimum donation of five dollars and prizes given to winners in lieu of cash. (I think they gave out turkeys last time, but don't hold me to that. And of course, that also wouldn't mean they would give the same thing again.) Anyway, the proceeds go directly to the local Special Olympics programs, so it is certainly for a good cause. If you need an extra night out, or you're in the area, or you're just looking for a change of pace from your normal Friday night routine, drop on by. For more information, call Stella Sutter (968-0702), or He's Not Here (942-7939).

BULL CITY DART LEAGUE REGISTRATION INFO

For those looking to pick up a second night of match play, the Bull City Dart League in Durham will also be starting up a season after the holidays. The BCDL is a handicapped (yes, handicapped) league that plays on Tuesday nights. [The BCDL also has a summer season for those who have dart withdrawal when the RDL takes a break. Keep that in mind when late April rolls around.] For those in need of more darts now, the registration for the Spring '97 BCDL season will be Monday, January 6, at 7:30 p.m. at The Down Under Pub in downtown Durham. Call me (Jason Kilts, 942-5698) for details.

CALENDAR OF EVENTS

Jan. 8 & 9	**Spring 1997 Season Registration** (see page 1 for details)
Jan. 10 & 11	**Woody's Blind Draw Madness II** Woody's NEW location (next door) (they're NOT in the new location yet) 7 blind draw events, mens' and ladies' singles events; (380-7737) (see back page for details)
Wed., Jan. 15 7:30 p.m.	**Mandatory Raleigh Men's Team Practice** Woody's, (6 boards upstairs)
Mon., Jan. 20	**Spring 1997 Preseason Capts.' Meeting**
Wed., Jan. 22	**Spring 1997 Season Play begins**
Sat., Jan. 25 2:00 p.m.	**NCCDL Men's Team Match** @ Chapel Hill, (@ NCOSB?)
Sat., Mar. 29 2:00 p.m.	**NCCDL Men's Team Match** @ Asheville

Other Local Weekly Leagues

Mondays	***Capitol Area Dart Club*** , Singles League
Tuesdays	***Bull City Dart League*** , Durham
Thursdays	***Triangle Dart League*** , Chapel Hill

Weekly Blind Draws

Thursday	**Rack'M Up West**, 8:00 p.m. $5 entry. (851-9006) (Rack'M matches the pot!)
Friday	**Woody's**, 8:00 p.m. ($100 added for every 16 entrants!) (380-7737)
Saturday	**Snooker's-RW**, **8:00 p.m.** (Snooker's matches the pot up to $100!) (828-7665)
Sunday	**Sharky's Place**, 8:00 p.m. (783-5448)
Monday	**After Hours**, 7:30 p.m. (552-4131)

IN MEMORIAM

There was recently a huge loss for all of us who have played in or around the Chapel Hill dart scene. Gus Gustafson, as he was known to all of us, has passed away. Gus was a fixture in the Triangle Dart League, on Chapel Hill challenge teams, and on his stool at the end of the bar at He's Not Here. He will be greatly missed by all who knew him. For those interested, a memorial service will be held Saturday, December 21, at 3 p.m. at He's Not Here in Chapel Hill. For further information, contact He's Not Here (942-7939) or Mark Hutchinson (544-9150).

QUICK STAT TIDBITS

-The **Quadruple Double Award** winners (double-digit wins in all four sections): *Will Tan* of Top Dead Center, *Jason Kilts of The Dart Party, Mark Powell & Charlie Wilkinson* of S.S.H., and *Kevin Gullett* of Last Call. (Honorable mention to Joe Gaglione of Top Dead Center, J.D. Dixon of Diddler's Choice, and *John Scanlon* and *Will Benson* of Shooter's Buzz, who all hit double-digit wins in three sections despite having only twelve scheduled matches.)

-**IronWoman Award**: *Rhetta Brotherton* of To Kill A Brew (65 games!)

-The **Team Attendance Award** winners: the members of *Last Call* (all six members played in all 57 rounds), and the members of *Diddler's Choice* (all six members played in all 49 rounds).

Fall 1996 RDL Top Singles Records (by division) (FINAL!)

(Game minimums required for the listings on this page: 19 for A, C, F,and G; 16 for B, D, and E)

"A" Division

			W	L	%-age
1	Brown, Tom	A1/ Lunatic Fringe	21	5	0.808
2	Budelman, Jim	A1/ Lunatic Fringe	20	5	0.800
3	Toth, John	A5/ Dixie Chickens	18	7	0.720
4	Whitehead, Lee	A2/ 3 In A Bed	16	7	0.696
5	Hoffmann, Steve	A1/ Lunatic Fringe	18	8	0.692
6	Lane, Tim	A3/ When Pigs Fly!	18	9	0.667
	Terry, Bob	A1/ Lunatic Fringe	16	8	0.667
8	Smith, Allen	A4/ Dart Shadows	17	9	0.654
9	Curtis, Shawn	A8/ Double Trouble	15	8	0.652
	Knight, Mark	A2/ 3 In A Bed	15	8	0.652
11	Eastmead, Phillip	A1/ Lunatic Fringe	16	9	0.640
12	Jenkins, John	A6/ Who's Next?	15	9	0.625

"B" Division

			W	L	%-age
1	Tan, Will	B1/ Top Dead Center	21	3	0.875
2	Brown, Skip	B6/ Pog Mo Hon	16	3	0.842
3	Hounsell, Bob	B6/ Pog Mo Hon	15	3	0.833
4	Gaglione, Joe	B1/ Top Dead Center	20	5	0.800
5	Scott, Lee	B1/ Top Dead Center	17	5	0.773
6	Wandscher, Chris	B1/ Top Dead Center	12	4	0.750
7	White, Vic	B1/ Top Dead Center	18	7	0.720
8	Watts, Russ	B2/ Tossing Heads	17	7	0.708
9	Margets, Stephen	B6/ Pog Mo Hon	14	6	0.700
10	Heald, Bobby	B4/ Bar Stools	13	6	0.684
11	Reagan, Clem	B2/ Tossing Heads	13	7	0.650
12	Greene, Gary	B2/ Tossing Heads	10	6	0.625

"C" Division

			W	L	%-age
1	West, Billy	C8/ Dogs of War	25	3	0.893
2	Kilts, Jason	C6/ The Dart Party	24	4	0.857
3	Bogaerts, Rudi	C6/ The Dart Party	20	4	0.833
4	Hambright, James	C1/ Hagar & Horribles	16	5	0.762
5	Mead, Andy	C6/ The Dart Party	19	6	0.760
6	Frager, Adam	C7/ Stik It	16	6	0.727
7	Heath, Chris	C4/ Arrow Experience	15	6	0.714
8	Darity, Don	C3/ Scavengers	16	7	0.696
9	Hendricks, Ron	C5/ Starving Dartists	19	9	0.679
10	Coker, Craig	C4/ Arrow Experience	15	8	0.652
11	Young, Larry	C3/ Scavengers	18	10	0.643
12	(two tied)		17	10	0.630

"D" Division

			W	L	%-age
1	Dixon, J.D.	D5/ Diddler's Choice	23	1	0.958
2	Scanlon, John	D6/ Shooter's Buzz	21	3	0.875
3	Matthews, Eric	D5/ Diddler's Choice	20	4	0.833
4	Benson, Will	D6/ Shooter's Buzz	18	6	0.750
5	Heath, Mark	D3/ Coral Reefers	17	6	0.739
6	Brown, Phil	D5/ Diddler's Choice	17	7	0.708
7	Iager, John	D4/ Grateful Darts	14	6	0.700
8	James, Bob	D3/ Coral Reefers	15	7	0.682
9	Capps, Jim	D1/ Wholy Funk	16	8	0.667
10	Lipscomb, Scott R.	D5/ Diddler's Choice	15	9	0.625
	Simpson, Phil	D4/ Grateful Darts	15	9	0.625
	Walters, Jason	D5/ Diddler's Choice	15	9	0.625

"E" Division

			W	L	%-age
1	Horton, Tony	E4/ Excalibur	18	2	0.900
2	Slominski, Mark	E4/ Excalibur	17	2	0.895
3	Montgomery, Robert	E4/ Excalibur	19	4	0.826
	Williams, Nelson	E7/ Friends of the Devil	19	4	0.826
5	Smith, Butch	E1/ Nine Lives	16	4	0.800
6	Prior, Jeff	E4/ Excalibur	15	5	0.750
7	Tighe, John	E6/ S & A III	15	6	0.714
8	Stewart, Shannon	E4/ Excalibur	14	6	0.700
9	Berry, Robert	E4/ Excalibur	16	7	0.696
10	Marx, Jimmy	E5/ Diddling Impaired	15	7	0.682
11	Jeffcoat, Doug	E3/ PMS	14	7	0.667
	(two tied)		12	6	0.667

"F" Division

			W	L	%-age
1	Stark, Keith	F5/ Bulls Hitters	19	3	0.864
2	Bridges, Robert	F1/ Breakers Bombers	23	5	0.821
3	Bennett, Marco	F8/ Reggaeheads	20	6	0.769
	Whetsel, Jeff	F8/ Reggaeheads	20	6	0.769
5	Webb, David	F8/ Reggaeheads	16	5	0.762
6	Powell, Mark	F2/ S.S.H.	21	7	0.750
	Cummings, Dick	F5/ Bulls Hitters	18	6	0.750
	McCoy, Chris	F8/ Reggaeheads	18	6	0.750
9	Peers, Martin	F5/ Bulls Hitters	16	6	0.727
10	Wilkinson, Charlie	F2/ S.S.H.	20	8	0.714
11	Rube, Bob	F2/ S.S.H.	16	7	0.696
12	Ellis, Ernie	F7/ Cricketeers	18	8	0.692

"G" Division

			W	L	%-age
1	Connor, Michael	G4/ Cork It	22	4	0.846
2	Hamilton, Billy	G8/ Last Call	23	5	0.821
3	Hoops, Terry	G3/ A.H. & Diddlers	18	5	0.783
4	Davis, Jeff	G8/ Last Call	21	7	0.750
5	Smith, William "Sarge"	G4/ Cork It	20	7	0.741
6	Daniel, Rob	G8/ Last Call	20	8	0.714
	Gullett, Kevin	G8/ Last Call	20	8	0.714
8	Linney, Eric	G3/ A.H. & Diddlers	15	7	0.682
9	Busse, Matt	G6/ Dead Beat Darts	15	8	0.652
	Redmon, Art	G1/ Tattoo the Red Eye	15	8	0.652
11	Reed, Dale	G5/ Hawg Darts	13	7	0.650
12	Morgan, Tom	G2/ Skeleton Crew	16	9	0.640

Women's Records

			W	L	%-age
1	Gaffney, Michelle	C8/ Dogs of War	17	10	0.630
2	Barnes, Kathy	G6/ Dead Beat Darts	17	11	0.607
3	Rivenbark, Ginger	B6/ Pog Mo Hon	9	7	0.563
4	Bohanan, Heather	G7/ Pokey & Bandits	14	14	0.500
	Huyser, Judy	G2/ Skeleton Crew	11	11	0.500
6	Clement, Dawn	G5/ Hawg Darts	12	13	0.480
7	Churchwell, Billie	F1/ Breakers Bombers	11	13	0.458
8	Bartlett, Lynn	E3/ PMS	7	9	0.438
9	Bryant, Robin	G6/ Dead Beat Darts	12	16	0.429
	Downs, Brooks	F6/ Bull Me Baby	9	12	0.429
11	Austin, Connie	C2/ Dart Bags	10	14	0.417
	Livingston, Danah	F3/ Get Over It	10	14	0.417

Fall 1996 RDL Top Doubles Records (by division) (FINAL!)

(Game minimums required for the listings on this page: 19 for A, C, F,and G; 16 for B, D, and E)

"A" Division

			W	L	%-age
1	Budelman, Jim	A1/ Lunatic Fringe	24	2	0.923
2	Wall, Keith	A2/ 3 In A Bed	22	3	0.880
3	Eastmead, Phillip	A1/ Lunatic Fringe	19	3	0.864
4	Knight, Mark	A2/ 3 In A Bed	15	4	0.789
5	Brown, Tom	A1/ Lunatic Fringe	20	6	0.769
6	Terry, Bob	A1/ Lunatic Fringe	18	6	0.750
7	Whitehead, Lee	A2/ 3 In A Bed	17	6	0.739
8	Carver, Bill	A2/ 3 In A Bed	19	7	0.731
9	Lemons, Todd	A2/ 3 In A Bed	14	6	0.700
10	Wilson, Joe	A1/ Lunatic Fringe	16	7	0.696
11	Hoffmann, Steve	A1/ Lunatic Fringe	18	8	0.692
12	Holland, William	A5/ Dixie Chickens	16	8	0.667

"B" Division

			W	L	%-age
1	Tan, Will	B1/ Top Dead Center	21	2	0.913
2	Watts, Russ	B2/ Tossing Heads	21	3	0.875
3	Wandscher, Chris	B1/ Top Dead Center	20	4	0.833
4	Scott, Lee	B1/ Top Dead Center	14	3	0.824
5	Gaglione, Joe	B1/ Top Dead Center	20	5	0.800
6	Margets, Stephen	B6/ Pog Mo Hon	18	6	0.750
	Reagan, Clem	B2/ Tossing Heads	15	5	0.750
8	Bowman, Aaron	B6/ Pog Mo Hon	16	6	0.727
9	Crowley, Pat	B5/ Comfortably Numb	16	8	0.667
	Wandscher, Ron	B1/ Top Dead Center	16	8	0.667
11	White, Vic	B1/ Top Dead Center	12	7	0.632
12	Watson, Travis	B6/ Pog Mo Hon	10	6	0.625

"C" Division

			W	L	%-age
1	Heath, Chris	C4/ Arrow Experience	17	2	0.895
2	Zimmerman, Brian	C6/ The Dart Party	15	4	0.789
3	Kilts, Jason	C6/ The Dart Party	20	6	0.769
4	Mead, Andy	C6/ The Dart Party	17	6	0.739
	Thomas, Cliff	C4/ Arrow Experience	17	6	0.739
6	Berry, Dave	C4/ Arrow Experience	15	6	0.714
7	West, Billy	C8/ Dogs of War	19	9	0.679
8	Gaffney, Michelle	C8/ Dogs of War	18	9	0.667
9	Wilkie, Felipe	C8/ Dogs of War	17	9	0.654
10	Nobles, Jonathan	C8/ Dogs of War	13	8	0.619
11	Camacho, Mario	C8/ Dogs of War	14	9	0.609
12	Mohan, Mike	C4/ Arrow Experience	12	8	0.600

"D" Division

			W	L	%-age
1	Hicks, Glasgow	D6/ Shooter's Buzz	14	2	0.875
2	Benson, Will	D6/ Shooter's Buzz	20	4	0.833
3	Scanlon, John	D6/ Shooter's Buzz	19	5	0.792
4	Dixon, J.D.	D5/ Diddler's Choice	18	6	0.750
	Lipscomb, Scott R.	D5/ Diddler's Choice	18	6	0.750
6	Hoyt, Chris	D3/ Coral Reefers	13	6	0.684
7	Burnside, Warren	D6/ Shooter's Buzz	13	7	0.650
8	Winter, Bob	D6/ Shooter's Buzz	12	7	0.632
9	Corter, David	D1/ Wholy Funk	15	9	0.625
	Maxwell, Mike	D1/ Wholy Funk	15	9	0.625
	Thompson, Barry	D5/ Diddler's Choice	15	9	0.625
	Warren, Randy	D1/ Wholy Funk	15	9	0.625

"E" Division

			W	L	%-age
1	Slominski, Mark	E4/ Excalibur	14	3	0.824
2	Montgomery, Robert	E4/ Excalibur	17	5	0.773
3	Stewart, Shannon	E4/ Excalibur	18	6	0.750
4	Horton, Tony	E4/ Excalibur	17	6	0.739
5	Dowling, Jack	E7/ Friends of the Devil	16	6	0.727
6	Sasser, Debbie	E3/ PMS	13	5	0.722
7	Greer, Charles	E5/ Diddling Impaired	12	5	0.706
8	Tighe, John	E6/ S & A III	15	7	0.682
9	Berry, Robert	E4/ Excalibur	16	8	0.667
	Prior, Jeff	E4/ Excalibur	14	7	0.667
11	Smith, Butch	E1/ Nine Lives	13	7	0.650
12	Keever, Dennis	E3/ PMS	13	8	0.619

"F" Division

			W	L	%-age
1	Rube, Bob	F2/ S.S.H.	20	3	0.870
2	Powell, Mark	F2/ S.S.H.	22	5	0.815
3	Bennett, Mike	F8/ Reggaeheads	19	6	0.760
4	Williams, Nathan	F8/ Reggaeheads	21	7	0.750
	Bennett, Marco	F8/ Reggaeheads	18	6	0.750
6	Whetsel, Jeff	F8/ Reggaeheads	18	7	0.720
7	Wilkinson, Charlie	F2/ S.S.H.	20	8	0.714
8	Bogard, Doug	F8/ Reggaeheads	19	8	0.704
9	Webb, David	F8/ Reggaeheads	14	6	0.700
10	McCoy, Chris	F8/ Reggaeheads	13	6	0.684
11	Peers, Martin	F5/ Bulls Hitters	15	7	0.682
12	Stark, Keith	F5/ Bulls Hitters	19	9	0.679

"G" Division

			W	L	%-age
1	Gullett, Kevin	G8/ Last Call	21	7	0.750
	Ney, Scott	G8/ Last Call	21	7	0.750
3	Connor, Michael	G4/ Cork It	18	7	0.720
4	Birkhead, Paul	G3/ A.H. & Diddlers	16	7	0.696
5	Hoops, Terry	G3/ A.H. & Diddlers	15	7	0.682
6	Davis, Jeff	G8/ Last Call	19	9	0.679
7	Shaefer, Mark	G3/ A.H. & Diddlers	14	7	0.667
8	Hamilton, Billy	G8/ Last Call	18	10	0.643
9	Linney, Eric	G3/ A.H. & Diddlers	14	9	0.609
10	Daniel, Rob	G8/ Last Call	17	11	0.607
11	Jordan, Jody	G2/ Skeleton Crew	12	8	0.600
12	(two tied)	G7/ Pokey & Bandits	16	11	0.593

Women's Records

			W	L	%-age
1	Sasser, Debbie	E3/ PMS	13	5	0.722
2	Gaffney, Michelle	C8/ Dogs of War	18	9	0.667
3	Bartlett, Lynn	E3/ PMS	11	7	0.611
4	Barnes, Kathy	G6/ Dead Beat Darts	16	12	0.571
5	Ryan, Ann	B6/ Pog Mo Hon	9	7	0.563
6	Jackson, Michelle	F1/ Breakers Bombers	15	12	0.556
7	Lawley, Lisa	F3/ Get Over It	17	15	0.531
8	Hatszegi, Edie	C4/ Arrow Experience	10	9	0.526
9	Peyton, Susan	F7/ Cricketeers	11	10	0.524
10	Mabry, Carolyn	G6/ Dead Beat Darts	12	12	0.500
	Corbin, Rosa	G4/ Cork It	10	10	0.500
12	Clement, Dawn	G5/ Hawg Darts	11	13	0.458

Fall 1996 RDL Top Singles+Doubles Records (by division) (FINAL!)

(Game minimums required for the listings on this page: 37 for A, C, F,and G; 32 for B, D, and E)

"A" Division

			W	L	%-age
1	Budelman, Jim	A1/ Lunatic Fringe	44	7	0.863
2	Brown, Tom	A1/ Lunatic Fringe	41	11	0.788
3	Eastmead, Phillip	A1/ Lunatic Fringe	35	12	0.745
4	Whitehead, Lee	A2/ 3 In A Bed	33	13	0.717
5	Knight, Mark	A2/ 3 In A Bed	30	12	0.714
6	Terry, Bob	A1/ Lunatic Fringe	34	14	0.708
7	Carver, Bill	A2/ 3 In A Bed	31	13	0.705
8	Hoffmann, Steve	A1/ Lunatic Fringe	36	16	0.692
9	Wall, Keith	A2/ 3 In A Bed	32	17	0.653
10	Toth, John	A5/ Dixie Chickens	33	18	0.647
11	Wilson, Joe	A1/ Lunatic Fringe	29	16	0.644
12	Murray, David	A4/ Dart Shadows	32	20	0.615

"B" Division

			W	L	%-age
1	Tan, Will	B1/ Top Dead Center	42	5	0.894
2	Gaglione, Joe	B1/ Top Dead Center	40	10	0.800
	Wandscher, Chris	B1/ Top Dead Center	32	8	0.800
4	Scott, Lee	B1/ Top Dead Center	31	8	0.795
5	Watts, Russ	B2/ Tossing Heads	38	10	0.792
6	Margets, Stephen	B6/ Pog Mo Hon	32	12	0.727
7	Reagan, Clem	B2/ Tossing Heads	28	12	0.700
8	White, Vic	B1/ Top Dead Center	30	14	0.682
9	Hounsell, Bob	B6/ Pog Mo Hon	26	13	0.667
	Brown, Skip	B6/ Pog Mo Hon	24	12	0.667
11	Wandscher, Ron	B1/ Top Dead Center	26	15	0.634
12	Watson, Travis	B6/ Pog Mo Hon	22	14	0.611

"C" Division

			W	L	%-age
1	Kilts, Jason	C6/ The Dart Party	44	10	0.815
2	Heath, Chris	C4/ Arrow Experience	32	8	0.800
3	West, Billy	C8/ Dogs of War	44	12	0.786
4	Mead, Andy	C6/ The Dart Party	36	12	0.750
5	Zimmerman, Brian	C6/ The Dart Party	27	10	0.730
6	Bogaerts, Rudi	C6/ The Dart Party	33	13	0.717
7	Thomas, Cliff	C4/ Arrow Experience	29	14	0.674
8	Berry, Dave	C4/ Arrow Experience	26	13	0.667
9	Gaffney, Michelle	C8/ Dogs of War	35	19	0.648
10	Hambright, James	C1/ Hagar & Horribles	27	15	0.643
11	Wilkie, Felipe	C8/ Dogs of War	31	19	0.620
12	Nobles, Jonathan	C8/ Dogs of War	25	16	0.610

"D" Division

			W	L	%-age
1	Dixon, J.D.	D5/ Diddler's Choice	41	7	0.854
2	Scanlon, John	D6/ Shooter's Buzz	40	8	0.833
3	Benson, Will	D6/ Shooter's Buzz	38	10	0.792
4	Lipscomb, Scott R.	D5/ Diddler's Choice	33	15	0.688
5	Matthews, Eric	D5/ Diddler's Choice	31	17	0.646
6	Tomlinson, Mark	D6/ Shooter's Buzz	20	12	0.625
7	James, Bob	D3/ Coral Reefers	27	17	0.614
8	Burnside, Warren	D6/ Shooter's Buzz	20	13	0.606
9	Heath, Mark	D3/ Coral Reefers	26	17	0.605
10	Maxwell, Mike	D1/ Wholy Funk	27	18	0.600
11	Simpson, Phil	D4/ Grateful Darts	28	21	0.571
12	(two tied)	D5/ Diddler's Choice	27	21	0.563

"E" Division

			W	L	%-age
1	Slominski, Mark	E4/ Excalibur	31	5	0.861
2	Horton, Tony	E4/ Excalibur	35	8	0.814
3	Montgomery, Robert	E4/ Excalibur	36	9	0.800
4	Stewart, Shannon	E4/ Excalibur	32	12	0.727
5	Smith, Butch	E1/ Nine Lives	29	11	0.725
6	Prior, Jeff	E4/ Excalibur	29	12	0.707
7	Dowling, Jack	E7/ Friends of the Devil	26	11	0.703
8	Tighe, John	E6/ S & A III	30	13	0.698
9	Berry, Robert	E4/ Excalibur	32	15	0.681
10	Williams, Nelson	E7/ Friends of the Devil	31	15	0.674
11	Greer, Charles	E5/ Diddling Impaired	22	12	0.647
12	Keever, Dennis	E3/ PMS	26	15	0.634

"F" Division

			W	L	%-age
1	Rube, Bob	F2/ S.S.H.	36	10	0.783
2	Powell, Mark	F2/ S.S.H.	43	12	0.782
3	Bennett, Marco	F8/ Reggaeheads	38	12	0.760
	Stark, Keith	F5/ Bulls Hitters	38	12	0.760
5	Whetsel, Jeff	F8/ Reggaeheads	38	13	0.745
6	Webb, David	F8/ Reggaeheads	30	11	0.732
7	McCoy, Chris	F8/ Reggaeheads	31	12	0.721
8	Wilkinson, Charlie	F2/ S.S.H.	40	16	0.714
9	Peers, Martin	F5/ Bulls Hitters	31	13	0.705
10	Bridges, Robert	F1/ Breakers Bombers	39	17	0.696
11	Bogard, Doug	F8/ Reggaeheads	38	17	0.691
12	(two tied)		31	15	0.674

"G" Division

			W	L	%-age
1	Connor, Michael	G4/ Cork It	40	11	0.784
2	Hoops, Terry	G3/ A.H. & Diddlers	33	12	0.733
3	Gullett, Kevin	G8/ Last Call	41	15	0.732
	Hamilton, Billy	G8/ Last Call	41	15	0.732
5	Davis, Jeff	G8/ Last Call	40	16	0.714
6	Ney, Scott	G8/ Last Call	38	18	0.679
7	Daniel, Rob	G8/ Last Call	37	19	0.661
8	Smith, William "Sarge"	G4/ Cork It	34	18	0.654
9	Linney, Eric	G3/ A.H. & Diddlers	29	16	0.644
10	Birkhead, Paul	G3/ A.H. & Diddlers	29	17	0.630
11	Sawyer, Dean	G4/ Cork It	25	15	0.625
12	Jordan, Jody	G2/ Skeleton Crew	26	16	0.619

Women's Records

			W	L	%-age
1	Gaffney, Michelle	C8/ Dogs of War	35	19	0.648
2	Barnes, Kathy	G6/ Dead Beat Darts	33	23	0.589
3	Bartlett, Lynn	E3/ PMS	18	16	0.529
4	Clement, Dawn	G5/ Hawg Darts	23	26	0.469
5	Huyser, Judy	G2/ Skeleton Crew	22	25	0.468
6	Bohanan, Heather	G7/ Pokey & Bandits	24	29	0.453
7	Mabry, Carolyn	G6/ Dead Beat Darts	22	30	0.423
8	Churchwell, Billie	F1/ Breakers Bombers	20	28	0.417
9	Livingston, Danah	F3/ Get Over It	20	29	0.408
10	Peyton, Susan	F7/ Cricketeers	18	27	0.400
	Hatszegi, Edie	C4/ Arrow Experience	16	24	0.400
12	Bryant, Robin	G6/ Dead Beat Darts	22	34	0.393

Fall 1996 RDL All-Star Percentages (by division) (FINAL!)

(Game minimums required for the listings on this page: 37 for A, C, F,and G; 32 for B, D, and E)

"A" Division

			ASPs	TGP	%-age
1	Budelman, Jim	A1/ Lunatic Fringe	85.0	52	1.635
2	Smith, Allen	A4/ Dart Shadows	85.5	53	1.613
3	Brown, Tom	A1/ Lunatic Fringe	76.5	53	1.443
4	Lane, Tim	A3/ When Pigs Fly!	76.5	54	1.417
5	Murray, David	A4/ Dart Shadows	73.5	52	1.413
6	Hoffmann, Steve	A1/ Lunatic Fringe	68.5	53	1.292
7	Toth, John	A5/ Dixie Chickens	66.0	52	1.269
8	Whitehead, Lee	A2/ 3 In A Bed	60.0	48	1.250
9	Gilbert, Chris	A4/ Dart Shadows	55.5	47	1.181
10	Terry, Bob	A1/ Lunatic Fringe	56.0	49	1.143
11	Eastmead, Phillip	A1/ Lunatic Fringe	52.0	47	1.106
12	Van Dyke, Darren	A4/ Dart Shadows	60.0	55	1.091

"B" Division

			ASPs	TGP	%-age
1	Scott, Lee	B1/ Top Dead Center	48.0	39	1.231
2	Tan, Will	B1/ Top Dead Center	48.0	47	1.021
3	Wandscher, Chris	B1/ Top Dead Center	36.0	40	0.900
4	Crowley, Pat	B5/ Comfortably Numb	42.5	49	0.867
5	Margets, Stephen	B6/ Pog Mo Hon	35.5	44	0.807
6	Bowman, Aaron	B6/ Pog Mo Hon	31.5	41	0.768
7	Sideikas, Bob	B6/ Pog Mo Hon	28.0	37	0.757
8	Gaglione, Joe	B1/ Top Dead Center	37.5	50	0.750
9	Reagan, Clem	B2/ Tossing Heads	29.5	41	0.720
10	Watts, Russ	B2/ Tossing Heads	33.5	49	0.684
11	Hounsell, Bob	B6/ Pog Mo Hon	26.5	39	0.679
12	Greene, Gary	B2/ Tossing Heads	23.5	35	0.671

"C" Division

			ASPs	TGP	%-age
1	West, Billy	C8/ Dogs of War	69.0	57	1.211
2	Kilts, Jason	C6/ The Dart Party	52.0	55	0.945
3	Thomas, Cliff	C4/ Arrow Experience	34.5	43	0.802
4	Mead, Andy	C6/ The Dart Party	36.0	49	0.735
5	Frager, Adam	C7/ Stik It	33.0	48	0.688
6	Shine, Donnie	C7/ Stik It	38.5	59	0.653
7	Young, Larry	C3/ Scavengers	32.0	50	0.640
8	Price, David	C2/ Dart Bags	35.0	55	0.636
9	Zimmerman, Brian	C6/ The Dart Party	24.0	38	0.632
10	Parker, Tom	C3/ Scavengers	22.0	37	0.595
11	Coker, Craig	C4/ Arrow Experience	22.0	40	0.550
12	Hambright, James	C1/ Hagar & Horribles	23.0	42	0.548

"D" Division

			ASPs	TGP	%-age
1	Dixon, J.D.	D5/ Diddler's Choice	58.5	49	1.194
2	Scanlon, John	D6/ Shooter's Buzz	38.0	49	0.776
3	Benson, Will	D6/ Shooter's Buzz	34.0	49	0.694
4	James, Bob	D3/ Coral Reefers	30.0	46	0.652
5	Maxwell, Mike	D1/ Wholy Funk	29.0	45	0.644
6	Pierce, Barry	D7/ BurntWeenyD'lux	29.0	52	0.558
7	Converse, Stan	D2/ "D" Ducks Again	21.0	38	0.553
8	Heath, Mark	D3/ Coral Reefers	24.5	45	0.544
9	Matthews, Eric	D5/ Diddler's Choice	26.5	49	0.541
10	Iager, John	D4/ Grateful Darts	21.5	40	0.538
11	Corter, David	D1/ Wholy Funk	24.5	47	0.521
12	Huler, Scott	D3/ Coral Reefers	23.5	48	0.490

"E" Division

			ASPs	TGP	%-age
1	Smith, Butch	E1/ Nine Lives	43.0	43	1.000
2	Keever, Dennis	E3/ PMS	32.5	43	0.756
3	Williams, Nelson	E7/ Friends of the Devil	37.0	50	0.740
4	Slominski, Mark	E4/ Excalibur	26.0	36	0.722
5	Moats, Keith	E6/ S & A III	24.0	39	0.615
6	Allen, Kenny	E6/ S & A III	28.0	47	0.596
7	Edmund, Natalie	E3/ PMS	17.5	30	0.583
8	Tighe, John	E6/ S & A III	25.5	44	0.580
9	Stewart, Shannon	E4/ Excalibur	23.0	44	0.523
10	Robinson, Jim	E7/ Friends of the Devil	18.5	37	0.500
	Zucco, Rick	E5/ Diddling Impaired	17.5	35	0.500
	Sasser, Debbie	E3/ PMS	16.0	32	0.500

"F" Division

			ASPs	TGP	%-age
1	Bridges, Robert	F1/ Breakers Bombers	46.0	60	0.767
2	Stark, Keith	F5/ Bulls Hitters	33.5	52	0.644
3	Cummings, Dick	F5/ Bulls Hitters	25.5	48	0.531
4	Ellis, Ernie	F7/ Cricketeers	27.5	54	0.509
5	Jackson, Walter	F1/ Breakers Bombers	30.5	60	0.508
6	Bogard, Doug	F8/ Reggaeheads	27.5	56	0.491
7	Bennett, Marco	F8/ Reggaeheads	24.0	51	0.471
8	Bennett, Mike	F8/ Reggaeheads	22.0	47	0.468
9	McCoy, Chris	F8/ Reggaeheads	20.5	44	0.466
10	Wynn, Tommy	F7/ Cricketeers	18.5	40	0.463
11	Whetsel, Jeff	F8/ Reggaeheads	24.0	52	0.462
12	Garska, Bryan	F6/ Bull Me Baby	22.5	49	0.459

"G" Division

			ASPs	TGP	%-age
1	Sellers, Mark	G1/ Tattoo the Red Eye	25.5	37	0.689
2	Barnes, Kathy	G6/ Dead Beat Darts	27.0	56	0.482
3	Jordan, Jody	G2/ Skeleton Crew	20.5	43	0.477
4	Reed, Dale	G5/ Hawg Darts	20.0	42	0.476
5	Connor, Michael	G4/ Cork It	22.5	52	0.433
6	Ney, Scott	G8/ Last Call	24.0	57	0.421
7	Hamilton, Billy	G8/ Last Call	23.5	57	0.412
8	Redmon, Art	G1/ Tattoo the Red Eye	20.0	50	0.400
9	Sawyer, Dean	G4/ Cork It	16.0	41	0.390
10	Shaefer, Mark	G3/ A.H. & Diddlers	15.5	40	0.388
11	Daniel, Rob	G8/ Last Call	22.0	57	0.386
12	Hoops, Terry	G3/ A.H. & Diddlers	18.0	47	0.383

Women's All-Star Percentages

			ASPs	TGP	%-age
1	Sasser, Debbie	E3/ PMS	16.0	32	0.500
2	Barnes, Kathy	G6/ Dead Beat Darts	27.0	56	0.482
3	Bartlett, Lynn	E3/ PMS	17.0	36	0.472
4	Austin, Connie	C2/ Dart Bags	19.5	52	0.375
5	Peyton, Susan	F7/ Cricketeers	14.5	48	0.302
6	Corbin, Rosa	G4/ Cork It	11.0	37	0.297
7	Clement, Dawn	G5/ Hawg Darts	14.0	50	0.280
8	Bohanan, Heather	G7/ Pokey & Bandits	14.0	56	0.250
9	Gaffney, Michelle	C8/ Dogs of War	13.0	55	0.236
10	Lewis, Sharon	E3/ PMS	8.5	36	0.236
11	Lawley, Lisa	F3/ Get Over It	14.5	62	0.234
12	Moeschet, Cathy	E2/ Sharp Darts	12.0	52	0.231

Fall 1996 RDL Top Individual Records (by section of play) (FINAL!)

(Seven game minimum required for each of these listings)

Singles 301 Records

			W	L	%-age
1	Dixon, J.D.	D5/ Diddler's Choice	11	1	0.917
	Matthews, Eric	D5/ Diddler's Choice	11	1	0.917
	Montgomery, Robert	E4/ Excalibur	11	1	0.917
4	Linney, Eric	G3/ A.H. & the Diddlers	10	1	0.909
5	Smith, Butch	E1/ Nine Lives	9	1	0.900
	Redmon, Art	G1/ Tattoo the Red Eye	9	1	0.900
7	Margets, Stephen	B6/ Pog Mo Hon	8	1	0.889
	Slominski, Mark	E4/ Excalibur	8	1	0.889
9	Kilts, Jason	C6/ The Dart Party	12	2	0.857
	Davis, Jeff	G8/ Last Call	12	2	0.857
	Bass, Dan	A5/ Dixie Chickens	6	1	0.857
	Benson, Kevin	B5/ Comfortably Numb	6	1	0.857
	Skea, Bob	C3/ Scavengers	6	1	0.857
	Taylor, Steve	C8/ Dogs of War	6	1	0.857
15	Bogaerts, Rudi	C6/ The Dart Party	11	2	0.846
16	Tan, Will	B1/ Top Dead Center	10	2	0.833
	Scanlon, John	D6/ Shooter's Buzz	10	2	0.833
18	Curtis, Shawn	A8/ Double Trouble	9	2	0.818
	Peers, Martin	F5/ Bulls Hitters	9	2	0.818
20	Hounsell, Bob	B6/ Pog Mo Hon	8	2	0.800
	Frager, Adam	C7/ Stik It	8	2	0.800
	Hambright, James	C1/ Hagar & Horribles	8	2	0.800
	Horton, Tony	E4/ Excalibur	8	2	0.800
24	West, Billy	C8/ Dogs of War	11	3	0.786
	Young, Larry	C3/ Scavengers	11	3	0.786
	Bridges, Robert	F1/ Breakers Bombers	11	3	0.786
	Powell, Mark	F2/ S.S.H.	11	3	0.786
28	Brown, Skip	B6/ Pog Mo Hon	7	2	0.778
	Shown, Marc	C5/ Starving Dartists	7	2	0.778
	Wilson, John	C6/ The Dart Party	7	2	0.778

Singles Cricket Records

			W	L	%-age
1	West, Billy	C8/ Dogs of War	14	0	1.000
	Budelman, Jim	A1/ Lunatic Fringe	13	0	1.000
	Stark, Keith	F5/ Bulls Hitters	13	0	1.000
	Smith, William "Sarge"	G4/ Cork It	13	0	1.000
	Dixon, J.D.	D5/ Diddler's Choice	12	0	1.000
	Horton, Tony	E4/ Excalibur	10	0	1.000
	Taylor, Steve	C8/ Dogs of War	8	0	1.000
	Sellers, Mark	G1/ Tattoo the Red Eye	8	0	1.000
9	Hamilton, Billy	G8/ Last Call	13	1	0.929
10	Brown, Tom	A1/ Lunatic Fringe	12	1	0.923
	Connor, Michael	G4/ Cork It	12	1	0.923
12	Tan, Will	B1/ Top Dead Center	11	1	0.917
	Scanlon, John	D6/ Shooter's Buzz	11	1	0.917
14	Scott, Lee	B1/ Top Dead Center	10	1	0.909
	Prior, Jeff	E4/ Excalibur	10	1	0.909
16	Brown, Skip	B6/ Pog Mo Hon	9	1	0.900
	Slominski, Mark	E4/ Excalibur	9	1	0.900
	Williams, Nelson	E7/ Friends of the Devil	9	1	0.900
19	Hounsell, Bob	B6/ Pog Mo Hon	7	1	0.875
	Burney, Gary	E4/ Excalibur	7	1	0.875
21	Kilts, Jason	C6/ The Dart Party	12	2	0.857
	Bridges, Robert	F1/ Breakers Bombers	12	2	0.857
	Barnes, Kathy	G6/ Dead Beat Darts	12	2	0.857
	Wrenn, Chris	D7/ Burnt Weeny Deluxe	6	1	0.857
	Carr, Ed	G2/ Skeleton Crew	6	1	0.857
26	Hoffmann, Steve	A1/ Lunatic Fringe	11	2	0.846
	White, Vic	B1/ Top Dead Center	11	2	0.846
	Hendricks, Ron	C5/ Starving Dartists	11	2	0.846
	Wilkie, Felipe	C8/ Dogs of War	11	2	0.846
	(two tied)	F8/ Reggaeheads	11	2	0.846

Doubles Cricket Records

			W	L	%-age
1	Wall, Keith	A2/ Three In A Bed	12	0	1.000
	Hicks, Glasgow	D6/ Shooter's Buzz	8	0	1.000
3	Budelman, Jim	A1/ Lunatic Fringe	12	1	0.923
4	Thomas, Cliff	C4/ Arrowing Experience	11	1	0.917
5	Tan, Will	B1/ Top Dead Center	10	1	0.909
	Heath, Chris	C4/ Arrowing Experience	10	1	0.909
7	Reagan, Clem	B2/ Tossing Heads	9	1	0.900
	Slominski, Mark	E4/ Excalibur	9	1	0.900
9	Davenport, Ed	C1/ Hagar & Horribles	8	1	0.889
	Mills, Kyle	C6/ The Dart Party	8	1	0.889
	Zimmerman, Brian	C6/ The Dart Party	8	1	0.889
12	Wilson, John	C6/ The Dart Party	7	1	0.875
13	Stark, Keith	F5/ Bulls Hitters	12	2	0.857
	Rush, Robert "Rusty"	B2/ Tossing Heads	6	1	0.857
15	Hoffmann, Steve	A1/ Lunatic Fringe	11	2	0.846
	Johnston, Jerry	A2/ Three In A Bed	11	2	0.846
17	Terry, Bob	A1/ Lunatic Fringe	10	2	0.833
	Wandscher, Chris	B1/ Top Dead Center	10	2	0.833
	Watts, Russ	B2/ Tossing Heads	10	2	0.833
	Benson, Will	D6/ Shooter's Buzz	10	2	0.833
	Dixon, J.D.	D5/ Diddler's Choice	10	2	0.833
	Lipscomb, Scott R.	D5/ Diddler's Choice	10	2	0.833
	Scanlon, John	D6/ Shooter's Buzz	10	2	0.833
	Montgomery, Robert	E4/ Excalibur	10	2	0.833
	Rube, Bob	F2/ S.S.H.	10	2	0.833
26	Eastmead, Phillip	A1/ Lunatic Fringe	9	2	0.818
	Lemons, Todd	A2/ Three In A Bed	9	2	0.818
	White, Vic	B1/ Top Dead Center	9	2	0.818
	Peers, Martin	F5/ Bulls Hitters	9	2	0.818
	Hoops, Terry	G3/ A.H. & the Diddlers	9	2	0.818

Doubles 501 Records

			W	L	%-age
1	Cullen, Pat	E7/ Friends of the Devil	11	0	1.000
	Dowling, Jack	E7/ Friends of the Devil	11	0	1.000
	Scott, Lee	B1/ Top Dead Center	8	0	1.000
	Nowlin, Bill	D6/ Shooter's Buzz	7	0	1.000
5	Budelman, Jim	A1/ Lunatic Fringe	12	1	0.923
6	Tan, Will	B1/ Top Dead Center	11	1	0.917
	Watts, Russ	B2/ Tossing Heads	11	1	0.917
8	Eastmead, Phillip	A1/ Lunatic Fringe	10	1	0.909
	Bennett, Marco	F8/ Reggaeheads	10	1	0.909
	Rube, Bob	F2/ S.S.H.	10	1	0.909
11	Knight, Mark	A2/ Three In A Bed	8	1	0.889
12	Heath, Chris	C4/ Arrowing Experience	7	1	0.875
13	Gaffney, Angel	B1/ Top Dead Center	6	1	0.857
14	Gaglione, Joe	B1/ Top Dead Center	11	2	0.846
	Powell, Mark	F2/ S.S.H.	11	2	0.846
16	Crowley, Pat	B5/ Comfortably Numb	10	2	0.833
	Wandscher, Chris	B1/ Top Dead Center	10	2	0.833
	Kilts, Jason	C6/ The Dart Party	10	2	0.833
	Benson, Will	D6/ Shooter's Buzz	10	2	0.833
	Bennett, Mike	F8/ Reggaeheads	10	2	0.833
21	Whitehead, Lee	A2/ Three In A Bed	9	2	0.818
22	Bowman, Aaron	B6/ Pog Mo Hon	8	2	0.800
	Mead, Andy	C6/ The Dart Party	8	2	0.800
	Prior, Jeff	E4/ Excalibur	8	2	0.800
	Tighe, John	E6/ S & A III	8	2	0.800
	Shaefer, Mark	G3/ A.H. & the Diddlers	8	2	0.800
27	Jackson, Walter	F1/ Breakers Bombers	11	3	0.786
	Ney, Scott	G8/ Last Call	11	3	0.786
29	Sideikas, Bob	B6/ Pog Mo Hon	7	2	0.778
	Webb, David	F8/ Reggaeheads	7	2	0.778

League-Wide Fall 1996 RDL Top Individual Records (FINAL!)

(Game minimums required for the listings on this page: 19 for A, C, F,and G; 16 for B, D, and E)

(Players listed in order of record, then by division, then alphabetically within divisions.)

Singles Win %-ages

			W	L	%-age
1	Dixon, J.D.	D5/ Diddler's Choice	23	1	0.958
2	Horton, Tony	E4/ Excalibur	18	2	0.900
3	Slominski, Mark	E4/ Excalibur	17	2	0.895
4	West, Billy	C8/ Dogs of War	25	3	0.893
5	Tan, Will	B1/ Top Dead Center	21	3	0.875
	Scanlon, John	D6/ Shooter's Buzz	21	3	0.875
7	Stark, Keith	F5/ Bulls Hitters	19	3	0.864
8	Kilts, Jason	C6/ The Dart Party	24	4	0.857
9	Connor, Michael	G4/ Cork It	22	4	0.846
10	Brown, Skip	B6/ Pog Mo Hon	16	3	0.842
11	Bogaerts, Rudi	C6/ The Dart Party	20	4	0.833
	Matthews, Eric	D5/ Diddler's Choice	20	4	0.833
	Hounsell, Bob	B6/ Pog Mo Hon	15	3	0.833
14	Montgomery, Robert	E4/ Excalibur	19	4	0.826
	Williams, Nelson	E7/ Friends of the Devil	19	4	0.826
16	Bridges, Robert	F1/ Breakers Bombers	23	5	0.821
	Hamilton, Billy	G8/ Last Call	23	5	0.821
18	Brown, Tom	A1/ Lunatic Fringe	21	5	0.808
19	Budelman, Jim	A1/ Lunatic Fringe	20	5	0.800
	Gaglione, Joe	B1/ Top Dead Center	20	5	0.800
	Smith, Butch	E1/ Nine Lives	16	4	0.800
22	Hoops, Terry	G3/ A.H. & the Diddlers	18	5	0.783
23	Scott, Lee	B1/ Top Dead Center	17	5	0.773
24	Bennett, Marco	F8/ Reggaeheads	20	6	0.769
	Whetsel, Jeff	F8/ Reggaeheads	20	6	0.769
26	Hambright, James	C1/ Hagar & Horribles	16	5	0.762
	Webb, David	F8/ Reggaeheads	16	5	0.762
28	Mead, Andy	C6/ The Dart Party	19	6	0.760
29	Powell, Mark	F2/ S.S.H.	21	7	0.750
	Davis, Jeff	G8/ Last Call	21	7	0.750
	Benson, Will	D6/ Shooter's Buzz	18	6	0.750
	Cummings, Dick	F5/ Bulls Hitters	18	6	0.750
	McCoy, Chris	F8/ Reggaeheads	18	6	0.750
	Prior, Jeff	E4/ Excalibur	15	5	0.750
	Wandscher, Chris	B1/ Top Dead Center	12	4	0.750
36	Smith, William "Sarge"	G4/ Cork It	20	7	0.741
37	Heath, Mark	D3/ Coral Reefers	17	6	0.739
38	Frager, Adam	C7/ Stik It	16	6	0.727
	Peers, Martin	F5/ Bulls Hitters	16	6	0.727
40	Toth, John	A5/ Dixie Chickens	18	7	0.720
	White, Vic	B1/ Top Dead Center	18	7	0.720
42	Wilkinson, Charlie	F2/ S.S.H.	20	8	0.714
	Daniel, Rob	G8/ Last Call	20	8	0.714
	Gullett, Kevin	G8/ Last Call	20	8	0.714
	Heath, Chris	C4/ ArrowExperience	15	6	0.714
	Tighe, John	E6/ S & A III	15	6	0.714
47	Watts, Russ	B2/ Tossing Heads	17	7	0.708
	Brown, Phil	D5/ Diddler's Choice	17	7	0.708
49	Margets, Stephen	B6/ Pog Mo Hon	14	6	0.700
	Iager, John	D4/ Grateful Darts	14	6	0.700
	Stewart, Shannon	E4/ Excalibur	14	6	0.700
52	Whitehead, Lee	A2/ Three In A Bed	16	7	0.696
	Darity, Don	C3/ Scavengers	16	7	0.696
	Berry, Robert	E4/ Excalibur	16	7	0.696
	Rube, Bob	F2/ S.S.H.	16	7	0.696
56	Hoffmann, Steve	A1/ Lunatic Fringe	18	8	0.692
	Ellis, Ernie	F7/ Cricketeers	18	8	0.692
58	Heald, Bobby	B4/ Bar Stools	13	6	0.684
59	(three tied)		15	7	0.682

Doubles Win %-ages

			W	L	%-age
1	Budelman, Jim	A1/ Lunatic Fringe	24	2	0.923
2	Tan, Will	B1/ Top Dead Center	21	2	0.913
3	Heath, Chris	C4/ ArrowExperience	17	2	0.895
4	Wall, Keith	A2/ Three In A Bed	22	3	0.880
5	Watts, Russ	B2/ Tossing Heads	21	3	0.875
	Hicks, Glasgow	D6/ Shooter's Buzz	14	2	0.875
7	Rube, Bob	F2/ S.S.H.	20	3	0.870
8	Eastmead, Phillip	A1/ Lunatic Fringe	19	3	0.864
9	Wandscher, Chris	B1/ Top Dead Center	20	4	0.833
	Benson, Will	D6/ Shooter's Buzz	20	4	0.833
11	Scott, Lee	B1/ Top Dead Center	14	3	0.824
	Slominski, Mark	E4/ Excalibur	14	3	0.824
13	Powell, Mark	F2/ S.S.H.	22	5	0.815
14	Gaglione, Joe	B1/ Top Dead Center	20	5	0.800
15	Scanlon, John	D6/ Shooter's Buzz	19	5	0.792
16	Knight, Mark	A2/ Three In A Bed	15	4	0.789
	Zimmerman, Brian	C6/ The Dart Party	15	4	0.789
18	Montgomery, Robert	E4/ Excalibur	17	5	0.773
19	Brown, Tom	A1/ Lunatic Fringe	20	6	0.769
	Kilts, Jason	C6/ The Dart Party	20	6	0.769
21	Bennett, Mike	F8/ Reggaeheads	19	6	0.760
22	Williams, Nathan	F8/ Reggaeheads	21	7	0.750
	Gullett, Kevin	G8/ Last Call	21	7	0.750
	Ney, Scott	G8/ Last Call	21	7	0.750
	Terry, Bob	A1/ Lunatic Fringe	18	6	0.750
	Margets, Stephen	B6/ Pog Mo Hon	18	6	0.750
	Dixon, J.D.	D5/ Diddler's Choice	18	6	0.750
	Lipscomb, Scott R.	D5/ Diddler's Choice	18	6	0.750
	Stewart, Shannon	E4/ Excalibur	18	6	0.750
	Bennett, Marco	F8/ Reggaeheads	18	6	0.750
	Reagan, Clem	B2/ Tossing Heads	15	5	0.750
32	Whitehead, Lee	A2/ Three In A Bed	17	6	0.739
	Mead, Andy	C6/ The Dart Party	17	6	0.739
	Thomas, Cliff	C4/ ArrowExperience	17	6	0.739
	Horton, Tony	E4/ Excalibur	17	6	0.739
36	Carver, Bill	A2/ Three In A Bed	19	7	0.731
37	Bowman, Aaron	B6/ Pog Mo Hon	16	6	0.727
	Dowling, Jack	E7/ Friends of the Devil	16	6	0.727
39	Sasser, Debbie	E3/ PMS	13	5	0.722
40	Whetsel, Jeff	F8/ Reggaeheads	18	7	0.720
	Connor, Michael	G4/ Cork It	18	7	0.720
42	Wilkinson, Charlie	F2/ S.S.H.	20	8	0.714
	Berry, Dave	C4/ ArrowExperience	15	6	0.714
44	Greer, Charles	E5/ Diddling Impaired	12	5	0.706
45	Bogard, Doug	F8/ Reggaeheads	19	8	0.704
46	Lemons, Todd	A2/ Three In A Bed	14	6	0.700
	Webb, David	F8/ Reggaeheads	14	6	0.700
48	Wilson, Joe	A1/ Lunatic Fringe	16	7	0.696
	Birkhead, Paul	G3/ A.H. & the Diddlers	16	7	0.696
50	Hoffmann, Steve	A1/ Lunatic Fringe	18	8	0.692
51	Hoyt, Chris	D3/ Coral Reefers	13	6	0.684
	McCoy, Chris	F8/ Reggaeheads	13	6	0.684
53	Tighe, John	E6/ S & A III	15	7	0.682
	Peers, Martin	F5/ Bulls Hitters	15	7	0.682
	Hoops, Terry	G3/ A.H. & the Diddlers	15	7	0.682
56	West, Billy	C8/ Dogs of War	19	9	0.679
	Stark, Keith	F5/ Bulls Hitters	19	9	0.679
	Davis, Jeff	G8/ Last Call	19	9	0.679
59	Gaffney, Michelle	C8/ Dogs of War	18	9	0.667
	(six others)				0.667

League-Wide Fall 1996 RDL Top Individual Records (FINAL!)

(Game minimums required for the listings on this page: 37 for A, C, F,and G; 32 for B, D, and E)

(Players listed in order of record, then by division, then alphabetically within divisions.)

Singles+Doubles Win %-ages

			W	L	%-age
1	Tan, Will	B1/ Top Dead Center	42	5	0.894
2	Budelman, Jim	A1/ Lunatic Fringe	44	7	0.863
3	Slominski, Mark	E4/ Excalibur	31	5	0.861
4	Dixon, J.D.	D5/ Diddler's Choice	41	7	0.854
5	Scanlon, John	D6/ Shooter's Buzz	40	8	0.833
6	Kilts, Jason	C6/ The Dart Party	44	10	0.815
7	Horton, Tony	E4/ Excalibur	35	8	0.814
8	Gaglione, Joe	B1/ Top Dead Center	40	10	0.800
	Montgomery, Robert	E4/ Excalibur	36	9	0.800
	Wandscher, Chris	B1/ Top Dead Center	32	8	0.800
	Heath, Chris	C4/ ArrowExperience	32	8	0.800
12	Scott, Lee	B1/ Top Dead Center	31	8	0.795
13	Watts, Russ	B2/ Tossing Heads	38	10	0.792
	Benson, Will	D6/ Shooter's Buzz	38	10	0.792
15	Brown, Tom	A1/ Lunatic Fringe	41	11	0.788
16	West, Billy	C8/ Dogs of War	44	12	0.786
17	Connor, Michael	G4/ Cork It	40	11	0.784
18	Rube, Bob	F2/ S.S.H.	36	10	0.783
19	Powell, Mark	F2/ S.S.H.	43	12	0.782
20	Bennett, Marco	F8/ Reggaeheads	38	12	0.760
	Stark, Keith	F5/ Bulls Hitters	38	12	0.760
22	Mead, Andy	C6/ The Dart Party	36	12	0.750
23	Whetsel, Jeff	F8/ Reggaeheads	38	13	0.745
24	Eastmead, Phillip	A1/ Lunatic Fringe	35	12	0.745
25	Hoops, Terry	G3/ A.H. & the Diddlers	33	12	0.733
26	Gullett, Kevin	G8/ Last Call	41	15	0.732
	Hamilton, Billy	G8/ Last Call	41	15	0.732
28	Webb, David	F8/ Reggaeheads	30	11	0.732
29	Zimmerman, Brian	C6/ The Dart Party	27	10	0.730
30	Margets, Stephen	B6/ Pog Mo Hon	32	12	0.727
	Stewart, Shannon	E4/ Excalibur	32	12	0.727
32	Smith, Butch	E1/ Nine Lives	29	11	0.725
33	McCoy, Chris	F8/ Reggaeheads	31	12	0.721
34	Whitehead, Lee	A2/ Three In A Bed	33	13	0.717
	Bogaerts, Rudi	C6/ The Dart Party	33	13	0.717
36	Wilkinson, Charlie	F2/ S.S.H.	40	16	0.714
	Davis, Jeff	G8/ Last Call	40	16	0.714
	Knight, Mark	A2/ Three In A Bed	30	12	0.714
39	Terry, Bob	A1/ Lunatic Fringe	34	14	0.708
40	Prior, Jeff	E4/ Excalibur	29	12	0.707
41	Carver, Bill	A2/ Three In A Bed	31	13	0.705
	Peers, Martin	F5/ Bulls Hitters	31	13	0.705
43	Dowling, Jack	E7/ Friends of the Devil	26	11	0.703
44	Reagan, Clem	B2/ Tossing Heads	28	12	0.700
45	Tighe, John	E6/ S & A III	30	13	0.698
46	Bridges, Robert	F1/ Breakers Bombers	39	17	0.696
47	Hoffmann, Steve	A1/ Lunatic Fringe	36	16	0.692
48	Bogard, Doug	F8/ Reggaeheads	38	17	0.691
49	Lipscomb, Scott R.	D5/ Diddler's Choice	33	15	0.688
50	White, Vic	B1/ Top Dead Center	30	14	0.682
51	Berry, Robert	E4/ Excalibur	32	15	0.681
52	Ney, Scott	G8/ Last Call	38	18	0.679
53	Thomas, Cliff	C4/ ArrowExperience	29	14	0.674
54	Williams, Nelson	E7/ Friends of the Devil	31	15	0.674
	Bennett, Mike	F8/ Reggaeheads	31	15	0.674
	Cummings, Dick	F5/ Bulls Hitters	31	15	0.674
57	Hounsell, Bob	B6/ Pog Mo Hon	26	13	0.667
	Berry, Dave	C4/ ArrowExperience	26	13	0.667
	Brown, Skip	B6/ Pog Mo Hon	24	12	0.667
60	Daniel, Rob	G8/ Last Call	37	19	0.661

All-Star %-ages

			ASPs	TGP	%-age
1	Budelman, Jim	A1/ Lunatic Fringe	85.0	52	1.635
2	Smith, Allen	A4/ Dart Shadows	85.5	53	1.613
3	Brown, Tom	A1/ Lunatic Fringe	76.5	53	1.443
4	Lane, Tim	A3/ When Pigs Fly!	76.5	54	1.417
5	Murray, David	A4/ Dart Shadows	73.5	52	1.413
6	Hoffmann, Steve	A1/ Lunatic Fringe	68.5	53	1.292
7	Toth, John	A5/ Dixie Chickens	66.0	52	1.269
8	Whitehead, Lee	A2/ Three In A Bed	60.0	48	1.250
9	Scott, Lee	B1/ Top Dead Center	48.0	39	1.231
10	West, Billy	C8/ Dogs of War	69.0	57	1.211
11	Dixon, J.D.	D5/ Diddler's Choice	58.5	49	1.194
12	Gilbert, Chris	A4/ Dart Shadows	55.5	47	1.181
13	Terry, Bob	A1/ Lunatic Fringe	56.0	49	1.143
14	Eastmead, Phillip	A1/ Lunatic Fringe	52.0	47	1.106
15	Van Dyke, Darren	A4/ Dart Shadows	60.0	55	1.091
16	Carver, Bill	A2/ Three In A Bed	47.5	46	1.033
17	Tan, Will	B1/ Top Dead Center	48.0	47	1.021
18	Smith, Butch	E1/ Nine Lives	43.0	43	1.000
19	Simpson, Donnie	A6/ Who's Next?	52.5	53	0.991
20	Lemons, Todd	A2/ Three In A Bed	44.5	45	0.989
21	Knight, Mark	A2/ Three In A Bed	42.5	43	0.988
22	Carroll, John	A8/ Double Trouble	36.5	37	0.986
23	Kilts, Jason	C6/ The Dart Party	52.0	55	0.945
24	Wall, Keith	A2/ Three In A Bed	47.0	51	0.922
25	Odom, James	A8/ Double Trouble	50.5	55	0.918
26	Seward, Mike	A7/ X-Men	48.5	53	0.915
27	Wandscher, Chris	B1/ Top Dead Center	36.0	40	0.900
28	Jenkins, John	A6/ Who's Next?	44.0	49	0.898
29	McCredie, Bob	A5/ Dixie Chickens	38.5	44	0.875
30	Johnston, Jerry	A2/ Three In A Bed	44.5	51	0.873
31	Crowley, Pat	B5/ Comfortably Numb	42.5	49	0.867
32	Wilson, Joe	A1/ Lunatic Fringe	39.0	46	0.848
33	Margets, Stephen	B6/ Pog Mo Hon	35.5	44	0.807
34	Thomas, Cliff	C4/ ArrowExperience	34.5	43	0.802
35	Curtis, Shawn	A8/ Double Trouble	38.5	48	0.802
36	Rodgers, Trey	A6/ Who's Next?	40.5	52	0.779
37	Scanlon, John	D6/ Shooter's Buzz	38.0	49	0.776
38	Bowman, Aaron	B6/ Pog Mo Hon	31.5	41	0.768
39	Bridges, Robert	F1/ Breakers Bombers	46.0	60	0.767
40	Sideikas, Bob	B6/ Pog Mo Hon	28.0	37	0.757
41	Keever, Dennis	E3/ PMS	32.5	43	0.756
42	Gaglione, Joe	B1/ Top Dead Center	37.5	50	0.750
43	Williams, Nelson	E7/ Friends of the Devil	37.0	50	0.740
44	Baldwin, Randy	A7/ X-Men	40.5	55	0.736
45	Mead, Andy	C6/ The Dart Party	36.0	49	0.735
46	Slominski, Mark	E4/ Excalibur	26.0	36	0.722
47	Reagan, Clem	B2/ Tossing Heads	29.5	41	0.720
48	Simpson, David	A6/ Who's Next?	37.5	53	0.708
49	Barton, Kevin	A3/ When Pigs Fly!	38.0	54	0.704
50	Widgeon, Ben	A8/ Double Trouble	37.5	54	0.694
51	Benson, Will	D6/ Shooter's Buzz	34.0	49	0.694
52	Sellers, Mark	G1/ Tattoo the Red Eye	25.5	37	0.689
53	Frager, Adam	C7/ Stik It	33.0	48	0.688
54	Watts, Russ	B2/ Tossing Heads	33.5	49	0.684
55	Hounsell, Bob	B6/ Pog Mo Hon	26.5	39	0.679
56	Greene, Gary	B2/ Tossing Heads	23.5	35	0.671
57	Shine, Donnie	C7/ Stik It	38.5	59	0.653
58	James, Bob	D3/ Coral Reefers	30.0	46	0.652
59	Rutten, Pete	A3/ When Pigs Fly!	32.5	50	0.650
60	White, Vic	B1/ Top Dead Center	28.5	44	0.648

Fall 1996 RDL Records (by team) (FINAL!)

Singles Win Percentages

		W	L	%-age
1	E4/ Excalibur	111	33	0.771
2	B1/ Top Dead Center	105	39	0.729
3	C6/ The Dart Party	112	44	0.718
4	G8/ Last Call	117	51	0.696
5	D5/ Diddler's Choice	100	44	0.694
6	A1/ Lunatic Fringe	108	48	0.692
7	F8/ Reggaeheads	113	55	0.673
8	F5/ Bulls Hitters	106	62	0.631
9	B6/ Pog Mo Hon	90	54	0.625
10	G4/ Cork It	104	64	0.619
11	F2/ S.S.H.	101	67	0.601
12	D6/ Shooter's Buzz	84	60	0.583
13	A2/ Three In A Bed	87	69	0.558
14	E6/ Shameless & Aimless III	80	64	0.556
15	C8/ Dogs of War	93	75	0.554
16	A5/ Dixie Chickens	79	65	0.549
17	B2/ Tossing Heads	76	68	0.528
18	A4/ Dart Shadows	88	80	0.524
19	E5/ Diddling While Impaired	75	69	0.521
20	C4/ Arrowing Experience	86	82	0.512
21	C3/ Scavengers	84	84	0.500
	F1/ Breakers Bombers	84	84	0.500
	D3/ Coral Reefers	72	72	0.500
24	G6/ Dead Beat Darts	83	85	0.494
25	B7/ Neighbors	70	74	0.486
26	G3/ A.H. & the Diddlers	81	87	0.482
27	G2/ Skeleton Crew	78	86	0.476
28	F7/ Cricketeers	78	90	0.464
29	A3/ When Pigs Fly!	77	91	0.458
	E7/ Friends of the Devil	66	78	0.458
	D7/ Burnt Weeny Deluxe	65	77	0.458
32	D4/ Grateful Darts	64	78	0.451
33	C7/ Stik It	75	93	0.446
	G1/ Tattoo the Red Eye	75	93	0.446
35	D1/ Wholy Funk	64	80	0.444
36	A6/ Who's Next?	69	87	0.442
	A8/ Double Trouble	69	87	0.442
38	C5/ Starving Dartists	73	94	0.437
39	E1/ Nine Lives	61	83	0.424
40	C1/ Hagar & the Horribles	71	97	0.423
41	C2/ Dart Bags	65	90	0.419
42	F6/ Bull Me Baby	59	83	0.415
43	G5/ Hawg Darts	67	99	0.404
44	B5/ Comfortably Numb	58	86	0.403
	E3/ PMS	58	86	0.403
46	G7/ Pokey & the Bandits	63	103	0.380
47	B4/ Bar Stools	53	91	0.368
	D2/ "D" Ducks Again	53	91	0.368
	E2/ Sharp Darts	53	91	0.368
50	F3/ Get Over It	61	105	0.367
51	B3/ First Flight	52	92	0.361
52	A7/ X-Men	59	109	0.351
53	F4/ To Kill A Brew	50	106	0.321

Doubles Win Percentages

		ASP	TGP	%-age
1	A1/ Lunatic Fringe	62	16	0.795
2	B1/ Top Dead Center	57	15	0.792
3	D6/ Shooter's Buzz	54	18	0.750
4	A2/ Three In A Bed	57	21	0.731
5	F8/ Reggaeheads	61	23	0.726
6	E4/ Excalibur	52	20	0.722
7	C6/ The Dart Party	55	23	0.705
8	G8/ Last Call	56	28	0.667
9	B6/ Pog Mo Hon	45	27	0.625
10	C8/ Dogs of War	52	32	0.619
11	F2/ S.S.H.	51	33	0.607
12	C4/ Arrowing Experience	50	34	0.595
13	D5/ Diddler's Choice	42	30	0.583
14	F5/ Bulls Hitters	48	36	0.571
15	A5/ Dixie Chickens	41	31	0.569
	B2/ Tossing Heads	41	31	0.569
17	G3/ A.H. & the Diddlers	46	38	0.548
	G4/ Cork It	46	38	0.548
19	D1/ Wholy Funk	39	33	0.542
	E7/ Friends of the Devil	39	33	0.542
21	F7/ Cricketeers	45	39	0.536
22	D3/ Coral Reefers	37	35	0.514
	E3/ PMS	37	35	0.514
	E6/ Shameless & Aimless III	37	35	0.514
25	A4/ Dart Shadows	43	41	0.512
26	F1/ Breakers Bombers	40	44	0.476
	G6/ Dead Beat Darts	40	44	0.476
28	E5/ Diddling While Impaired	34	38	0.472
29	G2/ Skeleton Crew	39	45	0.464
30	B5/ Comfortably Numb	33	39	0.458
	D7/ Burnt Weeny Deluxe	33	39	0.458
32	C1/ Hagar & the Horribles	37	47	0.440
	C7/ Stik It	37	47	0.440
	G5/ Hawg Darts	37	47	0.440
	G7/ Pokey & the Bandits	37	47	0.440
36	C5/ Starving Dartists	36	48	0.429
37	G1/ Tattoo the Red Eye	35	49	0.417
38	A6/ Who's Next?	32	46	0.410
	C2/ Dart Bags	32	46	0.410
40	F3/ Get Over It	34	50	0.405
41	E1/ Nine Lives	29	43	0.403
42	B7/ Neighbors	27	45	0.375
43	C3/ Scavengers	31	53	0.369
44	B4/ Bar Stools	26	46	0.361
	D4/ Grateful Darts	26	46	0.361
46	A8/ Double Trouble	28	50	0.359
47	F6/ Bull Me Baby	25	47	0.347
48	A3/ When Pigs Fly!	28	56	0.333
	E2/ Sharp Darts	24	48	0.333
50	A7/ X-Men	27	57	0.321
51	B3/ First Flight	23	49	0.319
52	F4/ To Kill A Brew	23	55	0.295
53	D2/ "D" Ducks Again	21	51	0.292

Fall 1996 RDL Records (by team) (FINAL!)

Singles+Doubles Win Percentages

		W	L	%-age
1	B1/ Top Dead Center	219	69	0.760
2	E4/ Excalibur	215	73	0.747
3	A1/ Lunatic Fringe	232	80	0.744
4	C6/ The Dart Party	222	90	0.712
5	F8/ Reggaeheads	235	101	0.699
6	G8/ Last Call	229	107	0.682
7	D6/ Shooter's Buzz	192	96	0.667
8	A2/ Three In A Bed	201	111	0.644
9	D5/ Diddler's Choice	184	104	0.639
10	B6/ Pog Mo Hon	180	108	0.625
11	F2/ S.S.H.	203	133	0.604
12	F5/ Bulls Hitters	202	134	0.601
13	C8/ Dogs of War	197	139	0.586
14	G4/ Cork It	196	140	0.583
15	A5/ Dixie Chickens	161	127	0.559
16	C4/ Arrowing Experience	186	150	0.554
17	B2/ Tossing Heads	158	130	0.549
18	E6/ Shameless & Aimless III	154	134	0.535
19	A4/ Dart Shadows	174	162	0.518
20	G3/ A.H. & the Diddlers	173	163	0.515
21	D3/ Coral Reefers	146	142	0.507
22	F7/ Cricketeers	168	168	0.500
	E7/ Friends of the Devil	144	144	0.500
24	E5/ Diddling While Impaired	143	145	0.497
25	D1/ Wholy Funk	142	146	0.493
26	F1/ Breakers Bombers	164	172	0.488
27	G6/ Dead Beat Darts	163	173	0.485
28	G2/ Skeleton Crew	156	176	0.470
29	E3/ PMS	132	156	0.458
30	D7/ Burnt Weeny Deluxe	131	155	0.458
31	C7/ Stik It	149	187	0.443
32	C3/ Scavengers	146	190	0.435
33	C5/ Starving Dartists	145	190	0.433
34	C1/ Hagar & the Horribles	145	191	0.432
	G1/ Tattoo the Red Eye	145	191	0.432
36	B5/ Comfortably Numb	124	164	0.431
	B7/ Neighbors	124	164	0.431
38	A6/ Who's Next?	133	179	0.426
39	G5/ Hawg Darts	141	193	0.422
40	C2/ Dart Bags	129	182	0.415
41	E1/ Nine Lives	119	169	0.413
42	G7/ Pokey & the Bandits	137	197	0.410
43	D4/ Grateful Darts	116	170	0.406
44	A8/ Double Trouble	125	187	0.401
45	A3/ When Pigs Fly!	133	203	0.396
46	F3/ Get Over It	129	205	0.386
47	F6/ Bull Me Baby	109	177	0.381
48	B4/ Bar Stools	105	183	0.365
49	E2/ Sharp Darts	101	187	0.351
50	B3/ First Flight	98	190	0.340
51	A7/ X-Men	113	223	0.336
52	D2/ "D" Ducks Again	95	193	0.330
53	F4/ To Kill A Brew	96	216	0.308

All-Star Percentages

		ASP	TGP	%-age
1	A1/ Lunatic Fringe	402.5	318	1.266
2	A4/ Dart Shadows	349.0	336	1.039
3	A2/ Three In A Bed	311.5	325	0.958
4	A5/ Dixie Chickens	281.0	294	0.956
5	B1/ Top Dead Center	232.5	288	0.807
6	A6/ Who's Next?	232.0	319	0.727
7	A3/ When Pigs Fly!	243.5	342	0.712
8	A8/ Double Trouble	225.0	319	0.705
9	C6/ The Dart Party	212.5	318	0.668
10	B6/ Pog Mo Hon	182.0	288	0.632
11	D5/ Diddler's Choice	162.5	294	0.553
12	C8/ Dogs of War	184.0	342	0.538
13	A7/ X-Men	180.0	343	0.525
14	D6/ Shooter's Buzz	138.0	296	0.466
15	B2/ Tossing Heads	137.5	295	0.466
16	E6/ Shameless & Aimless III	137.0	296	0.463
17	B5/ Comfortably Numb	130.0	295	0.441
18	E4/ Excalibur	126.0	288	0.438
19	C7/ Stik It	151.5	349	0.434
20	D3/ Coral Reefers	129.0	301	0.429
21	D7/ Burnt Weeny Deluxe	124.5	292	0.426
22	F8/ Reggaeheads	144.5	343	0.421
23	D1/ Wholy Funk	117.0	288	0.406
24	E1/ Nine Lives	123.5	308	0.401
25	C4/ Arrowing Experience	134.5	336	0.400
26	B3/ First Flight	114.0	288	0.396
	B7/ Neighbors	114.0	288	0.396
28	E3/ PMS	117.5	306	0.384
29	F7/ Cricketeers	134.0	358	0.374
30	F5/ Bulls Hitters	126.0	351	0.359
31	C3/ Scavengers	124.5	358	0.348
32	G4/ Cork It	119.0	344	0.346
33	C2/ Dart Bags	108.0	317	0.341
34	D2/ "D" Ducks Again	98.0	288	0.340
35	F2/ S.S.H.	116.0	341	0.340
36	F1/ Breakers Bombers	121.5	362	0.336
37	G8/ Last Call	114.5	342	0.335
38	E5/ Diddling While Impaired	98.5	302	0.326
39	E7/ Friends of the Devil	104.0	319	0.326
40	D4/ Grateful Darts	95.5	293	0.326
41	C1/ Hagar & the Horribles	100.0	336	0.298
42	B4/ Bar Stools	83.0	288	0.288
43	F6/ Bull Me Baby	84.5	295	0.286
44	C5/ Starving Dartists	97.5	346	0.282
45	G1/ Tattoo the Red Eye	95.0	356	0.267
46	G6/ Dead Beat Darts	80.5	336	0.240
47	G2/ Skeleton Crew	77.5	338	0.229
48	G3/ A.H. & the Diddlers	80.0	349	0.229
49	F4/ To Kill A Brew	68.0	320	0.213
50	G7/ Pokey & the Bandits	75.0	353	0.212
51	G5/ Hawg Darts	71.5	341	0.210
52	E2/ Sharp Darts	53.0	288	0.184
53	F3/ Get Over It	61.5	346	0.178

DAVE BERRY'S SUMMARY OF MATCH RESULTS OF FALL 1996 SEASON

PENALTIES: ☎ late phone-in (5pts); late mail-in (all pts); ⊗ ineligible player (all pts,stats & win); 5th week captains meeting no-show (5pts); ☑ late/no ballot mail-in (5pts).

Match score is in the column of the winning team. If you lost, team number of your opponent is in your column. To find out how much you lost by, go to your opponents column. Penalty points have not been taken off.

A DIVISION

1996	1 LUNATIC FRINGE STEAK 'N ALE 1&2	2 3 IN A BED WOODY'S 1&2	3 WHEN PIGS FLY WOODY'S 9&10	4 DART SHADOWS OH ! BRIAN'S	5 DIXIE CHICKENS THE PUB	6 WHO'S NEXT? AFTER HOURS 5&6	7 X-MEN THE PUB	8 DOUBLE TROUBLE PLAYTIME BILL. 1&2
Aug 14	20-4	at 5	14-10	17-7	13-12	4	at 3	at 1
Aug 21	23-1	15-9	13-11	13-9	at 4	at 2	1	3
Aug 28	16-7	18-6	at 1	2	18-6	13-9	at 6	at 5
Sept 4	23-1	14-10	5	14-10	17-7	1	4	at 2
Sept 11	19-5	20-4	2	at 1	18-6	at 5	12-10	7
Sept 18	14-10	20-4	at 4	19-5	1	8	at 2	13-12
Sept 25	16-8	at 1	6	14-10	17-7	13-11	5	4
Oct 2	13-11	14-8 ☎	13-12	6	at 2	16-8	3	1
Oct 9	21-2	17-7	15-9	18-6	4	2	at 1	at 3
Oct 16	21-3	17-6	1	at 2	12-10	17-7	6	5
Oct 23	18-6	17-7 ☎	13-9	14-10 ☎	3	at 1	at 4	2
Oct 30	15-9	19-5	at 2	1	at 6	16-0	8	14-10
Nov 6	16-0	15-9	4	14-10	at 1	16-8	2	6☑
Nov 13	13-12	1	14-10	16-5	12-7	3	at 5	at 4

B DIVISION

1996	1 TOP DEAD CENTER DUFFY'S	2 TOSSING HEADS WEST END 3&4	3 FIRST FLIGHT DUFFY'S	4 BAR STOOLS STEAK 'N ALE 3&4	5 COMF'TABLY NUMB PROFILE	6 POG MO HON SHARKY'S 1&2	7 NEIGHBORS WEST END 1&2	
Aug 14	15-6	bye	15-9	3	at 6	16-8	at 1	
Aug 21	at bye	at 7	6	at 5	14-10	18-6	13-10	
Aug 28	14-10	1	5	13-11	15-8	bye	at 4	
Sept 4	16-8	14-10	13-11	2	bye	at 1	3	
Sept 11	20-4	15-9	at 2	at 6	at 1	22-2	at bye	
Sept 18	19-3 ☆	at 6	1	bye	7 ☆	14-10	14-10 ☆	
Sept 25	18-6	5	at bye	at 1	13-12	16-8	6	
Oct 2	20-4	at bye	4	16-8	6	15-9	1	
Oct 9	bye	17-7	at 6	5	14-9	18-6	at 2	
Oct 16	17-7	at 1	at 5	at 7	17-6	at bye	13-11	
Oct 23	16-7	17-4 ☎	7	at 2	at bye	1	14-10	
Oct 30	21-3	17-7	2	6	1	18-6	bye	
Nov 6	21-3	13-11	at 1	at bye	at 7	at 2	15-9	
Nov 13	19-4	15-9	bye	1	2	16-8	at 6	

C DIVISION

1996	1 HAGAR & THE HORRIBLES PLAYERS RETREAT	2 DART BAGS WOODY'S 5&6	3 SCAVENGERS WEST END 1&2	4 ARROWING EXPERIENCE SCRAMBLE DOG	5 STARVING DARTISTS PROFILE	6 THE DART PARTY WOODY'S 9&10	7 STICK IT WOODY'S 5&6	8 DOGS OF WAR OH ! BRIAN'S
Aug 14	at 8	6	17-7	at 3	7	23-1	13-11	19-5
Aug 21	5	at 4	at 6	14-10	13-11	20-4	8	19-5
Aug 28	at 2	15-9	7	at 6	8	18-6	13-12	17-7
Sept 4	6	15-9	at 8	7	at 2	18-6	15-9	15-9 ☎
Sept 11	at 7	at 3	13-11	13-11	6	18-5	14-8	4
Sept 18	at 4 ☆	10-8 ☆	5	14-10	12-11 ☆	16-8	at 2	at 6
Sept 25	17-7	at 8	at 1	16-8	4	14-10	6	17-7
Oct 2	14-10	at 6	at 4	14-10	at 7	16-0	13-12	at 1
Oct 9	13-11	4	6	19-5	1	16-8	at 8	20-4
Oct 16	13-11	at 1	at 7	6	at 8	14-10	14-6	15-7
Oct 23	at 6	at 5	14-10	19-4	13-8	13-9	4	at 3
Oct 30	7	3	13-12	13-11	at 6	18-4	13-11	at 4
Nov 6	4	at 7 ☑	at 5	18-6	16-8	13-12	12-9 ☑	6
Nov 13	at 3	8	13-11	14-10	at 4	20-4	at 6	13-7

D DIVISION

1996	1 WHOLY FUNK SNOOKERS 5&6	2 'D' DUCKS AGAIN ! SNOOKERS 1&2	3 CORAL REEFERS PLAYERS RETREAT	4 GRATEFUL DARTS RACK 'M UP WEST 1&2	5 DIDDLER'S CHOICE AFTER HOURS 3&4	6 SHOOTER'S BUZZ UPPER DECK 3&4	7 BURNT WEENY DELUXE AFTER HOURS 1&2	
Aug 14	7	6	home bye	5	14-10	19-5	13-11	
Aug 21	away bye	at 5	13-12	at 6	18-5	18-6	3	
Aug 28	5	4	6	15-9	18-6	13-11	home bye	
Sept 4	13-11	at 1	13-12	3	17-6	away bye	at 5	
Sept 11	17-7	7	1	home bye	13-12	5	15-9	
Sept 18	6	14-10	2	at 7	away bye	15-8	12-10	
Sept 25	15-9	home bye	15-9	1	3	19-5	at 6	
Oct 2	16-8	at 6	away bye	at 5	15-9	19-5	1	
Oct 9	home bye	5	15-9	6	21-3	17-7	at 3	
Oct 16	at 5	at 4	at 6	14-10	16-8	19-5	away bye	
Oct 23	15-9	1	20-4	at 3	17-7	home bye	5	
Oct 30	3	at 7	15-9	away bye	6	13-11	18-6	
Nov 6	at 6	3	16-5	7	home bye	14-10	13-7	
Nov 13	13-11	away bye	5	at 1	16-8	14-8	6	

E DIVISION

1996	1 NINE LIVES SNOOKERS 3&4	2 SHARP DARTS SNOOKERS 1&2	3 PMS WOODY'S 3&4	4 EXCALIBUR BREAKERS BILLIARDS	5 DIDDLING while IMPAIRED UPPER DECK 3&4	6 SHAMELESS & AIMLESS AFTER HOURS 5&6	7 FRIENDS OF THE DEVIL SNOOKERS 3&4	
Aug 14	at 5	at 4	13-11	22-2	19-5	away bye	3	
Aug 21	4	5	home bye	21-3	16-8	13-12	at 6	
Aug 28	15-9	at 1	at 5	15-9	14-10	at 4	away bye	
Sept 4	at 3	6	13-12	16-8	home bye	14-10	4	
Sept 11	away bye	12-8	at 6	15-9	at 4	18-6	2	
Sept 18	7	14-10	at 2	home bye	6	14-10	16-8	
Sept 25	at 6	away bye	4	13-11	13-11	16-8	5	
Oct 2	13-12	4	7	18-6	at 1	home bye	13-12	
Oct 9	at 4	at 5	away bye	20-4	17-6	at 7	14-10	
Oct 16	15-8	1	14-10	18-6	at 3	4	home bye	
Oct 23	3	at 6	15-9	14-10	away bye	15-6	at 4	
Oct 30	home bye	7	6	22-2	4	17-7	14-10	
Nov 6	13-12	at 3	19-5	away bye	at 6	15-9	1	
Nov 13	16-8	home bye	at 4	21-3	13-12	at 1	at 5	

F DIVISION

1996	1 BREAKERS BOMBERS BREAKERS BILLIARDS	2 S. S. H STEAK 'N ALE 1&2	3 GET OVER IT SCRAMBLE DOG	4 TO KILL A BREW PLAYTIME BILL. 3&4	5 BULLS HITTERS FAT DADDY'S	6 BULL ME BABY RACK 'M UP WEST 3&4	7 CRICKET-EERS BROWNS BILLIARDS	8 REGGAE HEADS RACK 'M UP WEST 3&4
Aug 14	14-10	16-8	5	2	13-8	1	8	16-8
Aug 21	16-8	7	at 1	at 8	16-8	at 5	13-10	18-5
Aug 28	at 7	13-11	6	5	17-7	13-7	13-12	2
Sept 4	8	5	at 7	at 6	15-9	13-12	13-12	16-8
Sept 11	at 5	17-7	8	7	13-12	2	17-7	21-3
Sept 18	at 2	16-8	12-11	3	at 7	at 8	14-9	18-6
Sept 25	17-6	18-6	2	at 1	8	13-12	at 6	13-12
Oct 2	14-10	20-4	at 5	at 2	17-7	at 1	at 8	16-8
Oct 9	13-12	14-10	1	8	20-4	5	2	21-3
Oct 16	7	8	at 6	at 5	20-2	15-9	13-11	15-9
Oct 23	at 8	13-11	7	6	2	16-0	14-10	20-4
Oct 30	5	14-10	at 8	at 7	15-9	at 2	13-11	14-7
Nov 6	11-10	at 1	16-5	at 3	16-8	8	at 5	21-3
Nov 13	17-7	19-5	at 2	1	at 8	at 7	14-10	16-8

G DIVISION

1996	1 TATTOO THE RED EYE PLAYTIME BILL. 1&2	2 SKELETON CREW WOODY'S 3&4	3 A.H & THE DIDDLERS ONE MORE TIME	4 CORK IT RACK 'M UP WEST 1&2	5 HAWG DARTS WOODY'S 1&2	6 DEAD BEAT DARTS AFTER HOURS 1&2	7 POKEY & THE BANDITS WEST END 3&4	8 LAST CALL SNOOKERS 5&6
Aug 14	12-10	11-8	at 6	at 1	14-10	13-10	at 2	at 5
Aug 21	at 7	at 4	13-11	14-10	at 3	at 8	13-12	13-11
Aug 28	3	8	15-9	19-5	14-10	at 5	at 4	16-8
Sept 4	14-10	16-8	13-11	at 3	at 1	2	8	22-2
Sept 11	at 2	13-11	at 8	13-10	4	7	13-11	13-11
Sept 18	8	5	at 7	6	13-11	13-11	12-11	21-3
Sept 25	at 6	at 3	15-9	at 8	15-9	15-9	at 5	13-12
Oct 2	at 4	13-11	14-10	14-6	at 8	at 3	2	19-5
Oct 9	13-9	4	14-10	16-8	3	8	at 1	20-4
Oct 16	at 3	at 8	13-11	13-11	at 6	17-5	4	19-3
Oct 23	13-12	6	at 4	14-10	1	13-10	at 8	18-6
Oct 30	13-12	at 1	8	18-6	at 4	16-8	6	17-7
Nov 6	at 8	19-2	13-12	16-8	2	4	at 3	19-5
Nov 13	6	3	14-10	14-10	at 7	14-10	13-11	at 4

	Singles	301	Singles	Cricket	Singles	Record	Singles Win %-age	Doubles	Cricket	Doubles	501	Doubles	Record	Doubles Win %-age	Sngls + Dbls	Record	Sngls + Dbls Win %-age	1001 Wins	1001 Losses	All-Star Points	Games Played	All-Star %-age
A1/ Lunatic Fringe	46	32	62	16	108	48	0.692	32	7	30	9	62	16	0.795	232	80	0.744	6	0	402.5	318	1.266
A 10 Wilson, Joe	4	6	9	3	13	9	0.591	8	4	8	3	16	7	0.696	29	16	0.644	1	0	39.0	46	0.848
A 11 Brown, Tom	9	4	12	1	21	5	0.808	10	3	10	3	20	6	0.769	41	11	0.788	1	0	76.5	53	1.443
A 12 Budelman, Jim	7	5	13	0	20	5	0.800	12	1	12	1	24	2	0.923	44	7	0.863	1	0	85.0	52	1.635
A 13 Butman, Don	3	0	1	2	4	2	0.667	3	0	3	0	6	0	1.000	10	2	0.833	1	0	25.5	13	1.962
A 14 Currin, David	0	2	0	0	0	2	0.000	1	0	2	0	3	0	1.000	3	2	0.600	0	0	0.0	5	0.000
A 15 Eastmead, Phillip	10	3	6	6	16	9	0.640	9	2	10	1	19	3	0.864	35	12	0.745	0	0	52.0	47	1.106
A 16 Hoffmann, Steve	7	6	11	2	18	8	0.692	11	2	7	6	18	8	0.692	36	16	0.692	1	0	68.5	53	1.292
A 17 Terry, Bob	6	6	10	2	16	8	0.667	10	2	8	4	18	6	0.750	34	14	0.708	1	0	56.0	49	1.143
A2/ Three In A Bed	42	36	45	33	87	69	0.558	31	8	26	13	57	21	0.731	201	111	0.644	0	13	311.5	325	0.958
A 20 Whitehead, Lee	7	4	9	3	16	7	0.696	8	4	9	2	17	6	0.739	33	13	0.717	0	2	60.0	48	1.250
A 21 Carver, Bill	3	2	9	4	12	6	0.667	10	3	9	4	19	7	0.731	31	13	0.705	0	2	47.5	46	1.033
A 22 Johnston, Jerry	7	6	6	4	13	10	0.565	11	2	6	7	17	9	0.654	30	19	0.612	0	2	44.5	51	0.873
A 23 Knight, Mark	6	6	9	2	15	8	0.652	7	3	8	1	15	4	0.789	30	12	0.714	0	1	42.5	43	0.988
A 24 Thaggard, Tim	6	6	3	7	9	13	0.409	5	2	5	5	10	7	0.588	19	20	0.487	0	2	25.5	41	0.622
A 25 Lemons, Todd	8	4	4	7	12	11	0.522	9	2	5	4	14	6	0.700	26	17	0.605	0	2	44.5	45	0.989
A 26 Wall, Keith	5	8	5	6	10	14	0.417	12	0	10	3	22	3	0.880	32	17	0.653	0	2	47.0	51	0.922
A3/ When Pigs Fly!	39	45	38	46	77	91	0.458	15	27	13	29	28	56	0.333	133	203	0.396	6	0	243.5	342	0.712
A 30 Rutten, Pete	3	9	4	9	7	18	0.280	3	8	1	12	4	20	0.167	11	38	0.224	1	0	32.5	50	0.650
A 31 Lane, Tim	9	4	9	5	18	9	0.667	6	8	7	5	13	13	0.500	31	22	0.585	1	0	76.5	54	1.417
A 32 Morin, Deane	1	5	4	1	5	6	0.455	2	5	1	4	3	9	0.250	8	15	0.348	0	0	13.0	23	0.565
A 33 Bonar, Eric	6	6	7	7	13	13	0.500	6	8	6	7	12	15	0.444	25	28	0.472	1	0	31.5	54	0.583
A 34 Brown, Billy	1	3	0	3	1	6	0.143	0	1	1	2	1	3	0.250	2	9	0.182	1	0	2.5	12	0.208
A 35 Hirneisen, Randy	4	10	5	7	9	17	0.346	3	9	3	11	6	20	0.231	15	37	0.288	1	0	28.5	53	0.538
A 36 Barton, Kevin	9	4	5	8	14	12	0.538	5	9	3	10	8	19	0.296	22	31	0.415	1	0	38.0	54	0.704
A 37 Yandle, Dave	6	4	4	6	10	10	0.500	5	6	4	7	9	13	0.409	19	23	0.452	0	0	21.0	42	0.500
A4/ Dart Shadows	46	38	42	42	88	80	0.524	23	19	20	22	43	41	0.512	174	162	0.518	0	0	349.0	336	1.039
A 40 Smith, Allen	7	5	10	4	17	9	0.654	9	5	6	7	15	12	0.556	32	21	0.604			85.5	53	1.613
A 41 Murray, David	8	5	8	5	16	10	0.615	8	5	8	5	16	10	0.615	32	20	0.615			73.5	52	1.413
A 42 Aldridge, Barron	5	9	3	11	8	20	0.286	5	8	6	7	11	15	0.423	19	35	0.352			22.0	54	0.407
A 43 Sprouls, Bernie	6	2	3	6	9	8	0.529	4	3	2	7	6	10	0.375	15	18	0.455			24.0	33	0.727
A 44 Avery, Curtis	2	1	2	1	4	2	0.667	3	0	2	1	5	1	0.833	9	3	0.750			11.0	12	0.917
A 45 Van Dyke, Darren	7	7	7	7	14	14	0.500	5	8	6	8	11	16	0.407	25	30	0.455			60.0	55	1.091
A 46 Gilbert, Chris	6	6	7	4	13	10	0.565	7	5	5	7	12	12	0.500	25	22	0.532			55.5	47	1.181
A 47 Dean, Michael	5	3	2	4	7	7	0.500	5	4	5	2	10	6	0.625	17	13	0.567			17.5	30	0.583
A5/ Dixie Chickens	39	33	40	32	79	65	0.549	22	14	19	17	41	31	0.569	161	127	0.559	6	0	281.0	294	0.956
A 50 McCredie, Bob	3	7	3	8	6	15	0.286	6	7	4	6	10	13	0.435	16	28	0.364	0	0	38.5	44	0.875
A 51 Holland, William	8	8	2	12	10	20	0.333	9	3	7	5	16	8	0.667	26	28	0.481	0	0	30.0	54	0.556
A 52 Lane, Jeff	2	6	6	2	8	8	0.500	4	4	5	4	9	8	0.529	17	16	0.515	1	0	41.5	34	1.221
A 53 Maxwell, Phillip	1	0	1	0	2	0	1.000	1	0	1	0	2	0	1.000	4	0	1.000	1	0	10.5	5	2.100
A 54 Bass, Dan	6	1	4	3	10	4	0.714	5	4	3	4	8	8	0.500	18	12	0.600	1	0	29.0	31	0.935
A 55 Hall, Mike	4	5	7	2	11	7	0.611	4	4	4	5	8	9	0.471	19	16	0.543	1	0	23.0	36	0.639
A 56 Toth, John	8	4	10	3	18	7	0.720	7	5	8	6	15	11	0.577	33	18	0.647	1	0	66.0	52	1.269
A 57 Brown, Barry	5	0	5	0	10	0	1.000	5	0	4	1	9	1	0.900	19	1	0.950	1	0	27.0	21	1.286
A 58 Oakley, Jerry	2	2	2	2	4	4	0.500	3	1	2	3	5	4	0.556	9	8	0.529			15.5	17	0.912
A6/ Who's Next?	37	41	32	46	69	87	0.442	14	25	18	21	32	46	0.410	133	179	0.426	0	7	232.0	319	0.727
A 60 Jenkins, John	8	4	7	5	15	9	0.625	4	8	5	7	9	15	0.375	24	24	0.500	0	1	44.0	49	0.898
A 61 Simpson, Donnie	8	5	6	7	14	12	0.538	4	9	6	7	10	16	0.385	24	28	0.462	0	1	52.5	53	0.991
A 62 Simpson, David	6	7	3	10	9	17	0.346	5	8	7	6	12	14	0.462	21	31	0.404	0	1	37.5	53	0.708
A 63 Rodgers, Trey	5	7	6	7	11	14	0.440	5	8	6	7	11	15	0.423	22	29	0.431	0	1	40.5	52	0.779
A 64 Hines, Eric	3	10	1	5	4	15	0.211	3	7	7	6	10	13	0.435	14	28	0.333	0	1	13.0	43	0.302
A 65 Fuquay, Chip	4	6	5	8	9	14	0.391	4	8	5	8	9	16	0.360	18	30	0.375	0	1	28.0	49	0.571
A 66 Buchanan, Chris	3	2	4	4	7	6	0.538	3	2	0	1	3	3	0.500	10	9	0.526	0	1	16.5	20	0.825
A7/ X-Men	36	48	23	61	59	109	0.351	9	33	18	24	27	57	0.321	113	223	0.336	0	7	180.0	343	0.525
A 70 Bush, Jim	5	6	2	6	7	12	0.368	0	11	0	10	0	21	0.000	7	33	0.175	0	1	15.0	41	0.366
A 71 Baldwin, Randy	9	4	6	8	15	12	0.556	3	11	8	5	11	16	0.407	26	28	0.481	0	1	40.5	55	0.736
A 72 Latham, Chris	4	9	1	11	5	20	0.200	2	10	5	7	7	17	0.292	12	37	0.245	0	1	19.0	50	0.380
A 73 Seward, Mike	6	7	8	5	14	12	0.538	7	6	8	5	15	11	0.577	29	23	0.558	0	1	48.5	53	0.915
A 74 Moore, Mark	1	3	1	8	2	11	0.154	0	7	3	5	3	12	0.200	5	23	0.179	0	1	6.0	29	0.207
A 75 Deemer, Randy	6	8	5	11	11	19	0.367	2	11	6	8	8	19	0.296	19	38	0.333	0	1	29.5	58	0.509
A 76 Ference, Mark	0	0	0	0	0	0	#DIV/0!	0	0	0	0	0	0	#DIV/0!	0	0	#DIV/0!	0	0	0.0	0	#DIV/0!
A 77 Dancy, Pat	5	11	0	12	5	23	0.179	4	10	6	8	10	18	0.357	15	41	0.268	0	1	21.5	57	0.377
A8/ Double Trouble	33	45	36	42	69	87	0.442	13	26	15	24	28	50	0.359	125	187	0.401	7	0	225.0	319	0.705
A 80 Widgeon, Ben	3	11	4	8	7	19	0.269	4	8	8	7	12	15	0.444	19	34	0.358	1	0	37.5	54	0.694
A 81 Crompton, Dennis	1	5	3	3	4	8	0.333	1	4	3	3	4	7	0.364	8	15	0.348	1	0	6.5	24	0.271
A 82 Bonfiglio, Chris	2	6	5	3	7	9	0.438	1	8	2	5	3	13	0.188	10	22	0.313	1	0	15.0	33	0.455
A 83 Curtis, Shawn	9	2	6	6	15	8	0.652	4	8	6	6	10	14	0.417	25	22	0.532	1	0	38.5	48	0.802
A 84 Odom, James	9	5	6	7	15	12	0.556	6	8	4	9	10	17	0.370	25	29	0.463	1	0	50.5	55	0.918
A 85 Heinrich, Joe	2	6	3	4	5	10	0.333	1	7	4	4	5	11	0.313	10	21	0.323	1	0	20.0	32	0.625
A 86 Allen, Gibb	5	4	6	3	11	7	0.611	5	4	1	7	6	11	0.353	17	18	0.486	1	0	20.5	36	0.569
A 87 Carroll, John	2	6	3	8	5	14	0.263	4	5	2	7	6	12	0.333	11	26	0.297	0	0	36.5	37	0.986

	Singles	301	Singles	Cricket	Singles	Record	Singles Win %-age	Doubles	Cricket	Doubles	501	Doubles	Record	Doubles Win %-age	Sngls + Dbls	Record	Sngls + Dbls Win %-age	1001 Wins	1001 Losses	All-Star Points	Games Played	All-Star %-age
B1/ Top Dead Center	47	25	58	14	105	39	0.729	29	7	28	8	57	15	0.792	219	69	0.760	0	0	232.5	288	0.807
B 10 Wandscher, Chris	3	1	9	3	12	4	0.750	10	2	10	2	20	4	0.833	32	8	0.800			36.0	40	0.900
B 11 Wandscher, Ron	6	6	4	1	10	7	0.588	9	3	7	5	16	8	0.667	26	15	0.634			14.5	41	0.354
B 12 Gaglione, Joe	10	3	10	2	20	5	0.800	9	3	11	2	20	5	0.800	40	10	0.800			37.5	50	0.750
B 13 Gaffney, Angel	4	4	3	4	7	8	0.467	5	0	6	1	11	1	0.917	18	9	0.667			20.0	27	0.741
B 14 Tan, Will	10	2	11	1	21	3	0.875	10	1	11	1	21	2	0.913	42	5	0.894			48.0	47	1.021
B 15 White, Vic	7	5	11	2	18	7	0.720	9	2	3	5	12	7	0.632	30	14	0.682			28.5	44	0.648
B 16 Scott, Lee	7	4	10	1	17	5	0.773	6	3	8	0	14	3	0.824	31	8	0.795			48.0	39	1.231
B2/ Tossing Heads	34	38	42	30	76	68	0.528	23	13	18	18	41	31	0.569	158	130	0.549	0	7	137.5	295	0.466
B 20 Watts, Russ	9	3	8	4	17	7	0.708	10	2	11	1	21	3	0.875	38	10	0.792	0	1	33.5	49	0.684
B 21 Greene, Gary	3	3	7	3	10	6	0.625	5	5	3	5	8	10	0.444	18	16	0.529	0	1	23.5	35	0.671
B 22 Jolley, Mike	1	6	1	4	2	10	0.167	3	2	2	5	5	7	0.417	7	17	0.292	0	1	6.0	25	0.240
B 23 Malone, Penn	2	10	5	6	7	16	0.304	5	4	4	7	9	11	0.450	16	27	0.372	0	1	8.5	44	0.193
B 24 Reagan, Marcy	2	3	3	4	5	7	0.417	4	4	3	4	7	8	0.467	12	15	0.444	0	0	6.5	27	0.241
B 25 Strain, Jerry	6	5	7	4	13	9	0.591	4	7	5	5	9	12	0.429	22	21	0.512	0	1	23.0	44	0.523
B 26 Rush, Robert "Rusty"	6	3	3	3	9	6	0.600	6	1	2	5	8	6	0.571	17	12	0.586	0	1	7.0	30	0.233
B 27 Reagan, Clem	5	5	8	2	13	7	0.650	9	1	6	4	15	5	0.750	28	12	0.700	0	1	29.5	41	0.720
B3/ First Flight	27	45	25	47	52	92	0.361	14	22	9	27	23	49	0.319	98	190	0.340	0	0	114.0	288	0.396
B 30 Bracco, Michael	7	7	8	5	15	12	0.556	8	4	3	7	11	11	0.500	26	23	0.531			27.0	49	0.551
B 31 Grayckowski, Bob	5	4	3	7	8	11	0.421	4	6	2	8	6	14	0.300	14	25	0.359			16.5	39	0.423
B 32 Scott, Ed	3	8	3	8	6	16	0.273	7	3	4	7	11	10	0.524	17	26	0.395			21.5	43	0.500
B 33 Seagondollar, John	2	6	3	6	5	12	0.294	2	7	2	7	4	14	0.222	9	26	0.257			13.5	35	0.386
B 34 Schwab, Michael	2	4	2	6	4	10	0.286	1	7	1	7	2	14	0.125	6	24	0.200			6.5	30	0.217
B 35 Moore, Todd	4	9	3	10	7	19	0.269	3	8	3	10	6	18	0.250	13	37	0.260			19.0	50	0.380
B 36 Kissinger, Tim	4	7	3	5	7	12	0.368	3	9	3	8	6	17	0.261	13	29	0.310			10.0	42	0.238
B4/ Bar Stools	29	43	24	48	53	91	0.368	10	26	16	20	26	46	0.361	105	183	0.365	0	0	83.0	288	0.288
B 40 Heald, Bobby	7	3	6	3	13	6	0.684	2	7	3	6	5	13	0.278	18	19	0.486			19.5	37	0.527
B 41 Fountain, Bill	5	8	1	11	6	19	0.240	1	10	5	8	6	18	0.250	12	37	0.245			9.0	49	0.184
B 42 Boyce, Mike	3	8	3	9	6	17	0.261	2	10	5	7	7	17	0.292	13	34	0.277			13.5	47	0.287
B 43 Crisp, Fred	6	7	5	8	11	15	0.423	6	8	7	6	13	14	0.481	24	29	0.453			14.5	53	0.274
B 44 McDonald, Mike	2	4	4	2	6	6	0.500	3	3	4	2	7	5	0.583	13	11	0.542			12.5	24	0.521
B 45 Parker, Don	0	2	0	2	0	4	0.000	2	0	1	1	3	1	0.750	3	5	0.375			1.0	8	0.125
B 46 Bither, Dana	0	1	1	1	1	2	0.333	0	2	1	1	1	3	0.250	2	5	0.286			3.5	7	0.500
B 47 Watts, John	4	8	2	10	6	18	0.250	2	10	3	8	5	18	0.217	11	36	0.234			5.5	47	0.117
B 48 Chisholm, Steve	2	2	2	2	4	4	0.500	2	2	3	1	5	3	0.625	9	7	0.563			4.0	16	0.250
B 49 Heald, Dale	0	0	0	0	0	0	######	0	0	0	0	0	0	######	0	0	######			0.0	0	######
B5/ Comfortably Numb	35	37	23	49	58	86	0.403	16	20	17	19	33	39	0.458	124	164	0.431	7	0	130.0	295	0.441
B 50 Galloway, Dave	1	11	1	3	2	14	0.125	5	5	6	5	11	10	0.524	13	24	0.351	1	0	11.5	38	0.303
B 51 Hopkins, Richard	7	3	2	8	9	11	0.450	0	5	2	6	2	11	0.154	11	22	0.333	1	0	10.5	34	0.309
B 52 Stanley, Rick	8	4	4	8	12	12	0.500	7	4	2	6	9	10	0.474	21	22	0.488	1	0	21.5	44	0.489
B 53 Robertson, Ronnie	2	4	3	3	5	7	0.417	5	5	2	5	7	10	0.412	12	17	0.414	1	0	8.0	30	0.267
B 54 Crowley, Pat	7	5	6	6	13	11	0.542	6	6	10	2	16	8	0.667	29	19	0.604	1	0	42.5	49	0.867
B 55 Majoy, Kevin	0	0	0	1	0	1	0.000	0	0	1	0	1	0	1.000	1	1	0.500	0	0	1.0	2	0.500
B 56 Hicks, Mike	0	4	3	4	3	8	0.273	3	5	4	3	7	8	0.467	10	16	0.385	0	0	12.0	26	0.462
B 57 Benson, Kevin	6	1	2	9	8	10	0.444	2	3	5	7	7	10	0.412	15	20	0.429	1	0	13.0	36	0.361
B 58 Bull, Perry	4	5	2	7	6	12	0.333	4	7	2	4	6	11	0.353	12	23	0.343	1	0	10.0	36	0.278
B6/ Pog Mo Hon	44	28	46	26	90	54	0.625	21	15	24	12	45	27	0.625	180	108	0.625	0	0	182.0	288	0.632
B 60 Ryan, Ann	5	5	1	1	6	6	0.500	5	2	4	5	9	7	0.563	15	13	0.536			11.5	28	0.411
B 61 Margets, Stephen	8	1	6	5	14	6	0.700	9	3	9	3	18	6	0.750	32	12	0.727			35.5	44	0.807
B 62 Hounsell, Bob	8	2	7	1	15	3	0.833	6	5	5	5	11	10	0.524	26	13	0.667			26.5	39	0.679
B 63 Rivenbark, Ginger	5	3	4	4	9	7	0.563	5	2	3	1	8	3	0.727	17	10	0.630			13.5	27	0.500
B 64 Watson, Travis	7	3	5	5	12	8	0.600	3	3	7	3	10	6	0.625	22	14	0.611			18.5	36	0.514
B 65 Sideikas, Bob	3	5	8	4	11	9	0.550	3	5	7	2	10	7	0.588	21	16	0.568			28.0	37	0.757
B 66 Bowman, Aaron	1	7	6	5	7	12	0.368	8	4	8	2	16	6	0.727	23	18	0.561			31.5	41	0.768
B 67 Brown, Skip	7	2	9	1	16	3	0.842	3	6	5	3	8	9	0.471	24	12	0.667			17.0	36	0.472
B7/ Neighbors	36	36	34	38	70	74	0.486	13	23	14	22	27	45	0.375	124	164	0.431	0	0	114.0	288	0.396
B 70 Warnke, Larry	7	5	6	6	13	11	0.542	4	8	4	7	8	15	0.348	21	26	0.447			19.5	47	0.415
B 71 Duggins, Cecil	4	7	7	4	11	11	0.500	5	6	6	5	11	11	0.500	22	22	0.500			19.5	44	0.443
B 72 Miller, Jay	2	4	2	6	4	10	0.286	2	7	3	6	5	13	0.278	9	23	0.281			8.0	32	0.250
B 73 Kremer, Jay	0	0	0	0	0	0	######	0	0	0	0	0	0	######	0	0	######			0.0	0	######
B 74 Dehritz, Matt	5	7	4	6	9	13	0.409	2	7	2	7	4	14	0.222	13	27	0.325			15.0	40	0.375
B 75 DeMattos, Rick	5	6	4	5	9	11	0.450	3	8	3	9	6	17	0.261	15	28	0.349			9.0	43	0.209
B 76 Esmond, Rob	7	5	7	5	14	10	0.583	6	6	7	5	13	11	0.542	27	21	0.563			31.0	48	0.646
B 77 Boone, James	6	2	4	6	10	8	0.556	4	4	3	5	7	9	0.438	17	17	0.500			12.0	34	0.353

	Singles 301		Singles Cricket		Singles Record		Singles Win %-age	Doubles Cricket		Doubles 501		Doubles Record		Doubles Win %-age	Sngls + Dbls Record		Sngls + Dbls Win %-age	1001 Wins	1001 Losses	All-Star Points	Games Played	All-Star %-age
C1/ Hagar & the Horribles	41	43	30	54	71	97	0.423	20	22	17	25	37	47	0.440	145	191	0.432	0	0	100.0	336	0.298
C 10 Peoples, Troy	7	3	3	7	10	10	0.500	2	8	4	5	6	13	0.316	16	23	0.410			8.0	39	0.205
C 11 Wade, Nathan	5	9	5	8	10	17	0.370	7	7	5	9	12	16	0.429	22	33	0.400			20.5	55	0.373
C 12 Campbell, Steve	5	6	1	10	6	16	0.273	4	6	4	5	8	11	0.421	14	27	0.341			11.0	41	0.268
C 13 Kunstling, Tom	4	6	3	10	7	16	0.304	5	6	5	8	10	14	0.417	17	30	0.362			14.0	47	0.298
C 14 Hambright, James	8	2	8	3	16	5	0.762	8	3	3	7	11	10	0.524	27	15	0.643			23.0	42	0.548
C 15 Davenport, Ed	6	2	4	4	10	6	0.625	8	1	3	5	11	6	0.647	21	12	0.636			12.5	33	0.379
C 16 Gidley, J.D.	2	8	1	6	3	14	0.176	1	7	5	5	6	12	0.333	9	26	0.257			1.0	35	0.029
C 17 Peoples, Chris	4	7	5	6	9	13	0.409	5	6	5	6	10	12	0.455	19	25	0.432			10.0	44	0.227
C2/ Dart Bags	37	40	28	50	65	90	0.419	15	24	17	22	32	46	0.410	129	182	0.415	0	6	108.0	317	0.341
C 20 Austin, Connie	7	5	3	9	10	14	0.417	5	8	5	9	10	17	0.370	20	31	0.392	0	1	19.5	52	0.375
C 21 Price, David	9	4	8	6	17	10	0.630	5	9	9	4	14	13	0.519	31	23	0.574	0	1	35.0	55	0.636
C 22 Gordon, Bill	7	3	6	6	13	9	0.591	6	5	4	8	10	13	0.435	23	22	0.511	0	1	13.0	46	0.283
C 23 Richbourg, Alex	3	10	2	11	5	21	0.192	3	7	5	8	8	15	0.348	13	36	0.265	0	1	8.5	50	0.170
C 24 Sinicrope, Dave	1	3	2	4	3	7	0.300	1	4	2	2	3	6	0.333	6	13	0.316	0	0	5.0	19	0.263
C 25 Daigneault, Dennis	7	8	5	9	12	17	0.414	5	10	4	9	9	19	0.321	21	36	0.368	0	1	24.5	58	0.422
C 26 Dewitt, John	3	7	1	5	4	12	0.250	4	5	5	4	9	9	0.500	13	21	0.382	0	1	2.5	35	0.071
C 27 Adams, Jan	0	0	1	0	1	0	1.000	1	0	0	0	1	0	1.000	2	0	1.000	0	0	0.0	2	0.000
C3/ Scavengers	42	42	42	42	84	84	0.500	15	27	16	26	31	53	0.369	146	190	0.435	7	15	124.5	358	0.348
C 30 Parker, Tom	2	1	8	3	10	4	0.714	4	7	6	4	10	11	0.476	20	15	0.571	0	2	22.0	37	0.595
C 31 Young, Larry	11	3	7	7	18	10	0.643	6	7	2	4	8	11	0.421	26	21	0.553	1	2	32.0	50	0.640
C 32 Parker, Louise J.	3	4	2	5	5	9	0.357	1	4	2	7	3	11	0.214	8	20	0.286	1	0	2.5	29	0.086
C 33 Skea, Bob	6	1	6	4	12	5	0.706	5	6	3	7	8	13	0.381	20	18	0.526	1	1	19.0	40	0.475
C 34 Boyd, Richard	6	4	6	4	12	8	0.600	5	5	3	6	8	11	0.421	20	19	0.513	1	2	14.0	42	0.333
C 35 Finch, Mel	3	7	0	2	3	9	0.250	3	2	4	6	7	8	0.467	10	17	0.370	1	2	2.0	30	0.067
C 36 Stafford, Chris	1	2	1	3	2	5	0.286	1	3	0	2	1	5	0.167	3	10	0.231	0	0	4.5	13	0.346
C 37 Campbell, Larry	2	7	3	6	5	13	0.278	2	6	4	7	6	13	0.316	11	26	0.297	0	2	7.0	39	0.179
C 38 Darity, Don	7	3	9	4	16	7	0.696	2	9	4	4	6	13	0.316	22	20	0.524	1	2	20.5	45	0.456
C 39 Harrell, Liz	1	10	0	4	1	14	0.067	1	5	4	5	5	10	0.333	6	24	0.200	1	2	1.0	33	0.030
C4/ Arrowing Experience	41	43	45	39	86	82	0.512	25	17	25	17	50	34	0.595	186	150	0.554	0	0	134.5	336	0.400
C 40 Berry, Dave	5	3	6	4	11	7	0.611	7	3	8	3	15	6	0.714	26	13	0.667			15.5	39	0.397
C 41 Hatszegi, Edie	5	8	1	7	6	15	0.286	3	4	7	5	10	9	0.526	16	24	0.400			7.5	40	0.188
C 42 Mohan, Mike	5	5	6	4	11	9	0.550	7	4	5	4	12	8	0.600	23	17	0.575			17.5	40	0.438
C 43 Frye, Marshal	4	5	4	8	8	13	0.381	3	9	6	5	9	14	0.391	17	27	0.386			8.5	44	0.193
C 44 Coker, Craig	7	4	8	4	15	8	0.652	5	5	4	3	9	8	0.529	24	16	0.600			22.0	40	0.550
C 45 Thomas, Cliff	4	5	8	3	12	8	0.600	11	1	6	5	17	6	0.739	29	14	0.674			34.5	43	0.802
C 46 Evans, Cheryl	1	3	0	2	1	5	0.167	1	2	0	4	1	6	0.143	2	11	0.154			1.0	13	0.077
C 47 Hindle, Mike	4	6	3	5	7	11	0.389	3	5	7	4	10	9	0.526	17	20	0.459			7.0	37	0.189
C 48 Heath, Chris	6	4	9	2	15	6	0.714	10	1	7	1	17	2	0.895	32	8	0.800			21.0	40	0.525
C5/ Starving Dartists	39	44	34	50	73	94	0.437	16	26	20	22	36	48	0.429	145	190	0.433	5	6	97.5	346	0.282
C 50 Hendricks, Ron	8	7	11	2	19	9	0.679	6	5	6	6	12	11	0.522	31	20	0.608	1	0	19.0	52	0.365
C 51 Shown, Marc	7	2	3	6	10	8	0.556	1	7	5	4	6	11	0.353	16	19	0.457	0	0	10.0	35	0.286
C 52 Hartley, Kevin	5	8	5	8	10	16	0.385	7	8	5	8	12	16	0.429	22	32	0.407	1	1	13.0	56	0.232
C 53 Howell, John	4	5	3	7	7	12	0.368	4	8	6	5	10	13	0.435	17	25	0.405	1	1	18.0	44	0.409
C 54 Weadon, Roger	7	6	3	8	10	14	0.417	2	8	4	6	6	14	0.300	16	28	0.364	1	1	10.5	46	0.228
C 55 Fleming, Frank	5	7	2	8	7	15	0.318	5	6	3	7	8	13	0.381	15	28	0.349	0	1	11.5	44	0.261
C 56 Harrell, Forrest	2	3	3	3	5	6	0.455	1	5	5	2	6	7	0.462	11	13	0.458	0	1	7.0	25	0.280
C 57 Jones, Bobby	0	2	2	1	2	3	0.400	2	2	2	3	4	5	0.444	6	8	0.429	1	0	3.0	15	0.200
C 58 Blackwood, Steve	1	4	2	7	3	11	0.214	4	3	4	3	8	6	0.571	11	17	0.393	0	1	5.5	29	0.190
C6/ The Dart Party	54	24	58	20	112	44	0.718	28	11	27	12	55	23	0.705	222	90	0.712	6	0	212.5	318	0.668
C 60 Kilts, Jason	12	2	12	2	24	4	0.857	10	4	10	2	20	6	0.769	44	10	0.815	1	0	52.0	55	0.945
C 61 Bogaerts, Rudi	11	2	9	2	20	4	0.833	5	5	8	4	13	9	0.591	33	13	0.717	1	0	24.0	47	0.511
C 62 Mead, Andy	9	4	10	2	19	6	0.760	9	4	8	2	17	6	0.739	36	12	0.750	1	0	36.0	49	0.735
C 63 Mills, Kyle	5	2	7	2	12	4	0.750	8	1	4	4	12	5	0.706	24	9	0.727	0	0	25.5	33	0.773
C 64 Mills, Micky	4	5	7	4	11	9	0.550	6	5	8	5	14	10	0.583	25	19	0.568	1	0	19.0	45	0.422
C 65 Zimmerman, Brian	5	3	7	3	12	6	0.667	8	1	7	3	15	4	0.789	27	10	0.730	1	0	24.0	38	0.632
C 66 Wilson, John	7	2	4	5	11	7	0.611	7	1	6	2	13	3	0.813	24	10	0.706	1	0	22.0	35	0.629
C 67 Poteat, John	1	3	2	0	3	3	0.500	3	1	2	2	5	3	0.625	8	6	0.571	0	0	10.0	14	0.714
C 68 Tyndall, Anita	0	1	0	0	0	1	0.000	0	0	1	0	1	0	1.000	1	1	0.500	0	0	0.0	2	0.000
C7/ Stik It	36	48	39	45	75	93	0.446	19	23	18	24	37	47	0.440	149	187	0.443	13	0	151.5	349	0.434
C 70 McCarroll, John	7	7	5	7	12	14	0.462	5	8	4	8	9	16	0.360	21	30	0.412	2	0	28.0	53	0.528
C 71 Hatch, Joe	2	10	3	9	5	19	0.208	5	4	3	10	8	14	0.364	13	33	0.283	2	0	9.0	48	0.188
C 72 Tycast, Dale	3	7	2	7	5	14	0.263	3	7	5	5	8	12	0.400	13	26	0.333	1	0	10.5	40	0.263
C 73 Karleski, Tom	5	7	4	9	9	16	0.360	6	6	6	7	12	13	0.480	21	29	0.420	2	0	10.0	52	0.192
C 74 Spencer, Dean	5	6	8	4	13	10	0.565	6	7	6	5	12	12	0.500	25	22	0.532	2	0	22.5	49	0.459
C 75 Shine, Donnie	6	9	9	5	15	14	0.517	8	7	8	5	16	12	0.571	31	26	0.544	2	0	38.5	59	0.653
C 76 Frager, Adam	8	2	8	4	16	6	0.727	5	7	4	8	9	15	0.375	25	21	0.543	2	0	33.0	48	0.688
C8/ Dogs of War	39	45	54	30	93	75	0.554	27	15	25	17	52	32	0.619	197	139	0.586	0	6	184.0	342	0.538
C 80 Gaffney, Michelle	9	5	8	5	17	10	0.630	9	4	9	5	18	9	0.667	35	19	0.648	0	1	13.0	55	0.236
C 81 Wilkie, Felipe	3	8	11	2	14	10	0.583	10	3	7	6	17	9	0.654	31	19	0.620	0	1	23.0	51	0.451
C 82 West, Billy	11	3	14	0	25	3	0.893	11	3	8	6	19	9	0.679	44	12	0.786	0	1	69.0	57	1.211
C 83 Figueroa, Peter	0	5	3	6	3	11	0.214	1	5	4	3	5	8	0.385	8	19	0.296	0	1	6.0	28	0.214
C 84 Camacho, Mario	5	9	2	9	7	18	0.280	6	6	8	3	14	9	0.609	21	27	0.438	0	1	11.0	49	0.224
C 85 Taylor, Steve	6	1	8	0	14	1	0.933	6	2	4	2	10	4	0.714	24	5	0.828	0	0	42.0	29	1.448
C 86 Lemons, Donna	1	10	0	4	1	14	0.067	2	4	6	4	8	8	0.500	9	22	0.290	0	0	2.0	31	0.065
C 87 Nobles, Jonathan	4	4	8	4	12	8	0.600	9	3	4	5	13	8	0.619	25	16	0.610	0	1	18.0	42	0.429

	Singles 301		Singles Cricket		Singles Record		Singles Win %-age	Doubles Cricket		Doubles 501		Doubles Record		Doubles Win %-age	Sngls + Dbls Record		Sngls + Dbls Win %-age	1001 Wins	1001 Losses	All-Star Points	Games Played	All-Star %-age
D1/ Wholy Funk	30	42	34	38	64	80	0.444	18	18	21	15	39	33	0.542	142	146	0.493	0	0	117.0	288	0.406
D 10 Maxwell, Mike	4	6	8	3	12	9	0.571	6	6	9	3	15	9	0.625	27	18	0.600			29.0	45	0.644
D 11 Corter, David	5	7	6	5	11	12	0.478	9	3	6	6	15	9	0.625	26	21	0.553			24.5	47	0.521
D 12 Warren, Randy	5	8	5	7	10	15	0.400	6	5	9	4	15	9	0.625	25	24	0.510			13.5	49	0.276
D 13 Capps, Jim	8	4	8	4	16	8	0.667	3	9	6	6	9	15	0.375	25	23	0.521			23.0	48	0.479
D 14 Taylor, Eddie	0	7	2	8	2	15	0.118	4	2	4	4	8	6	0.571	10	21	0.323			10.5	31	0.339
D 15 Fisher, Brian	3	7	1	7	4	14	0.222	4	7	2	4	6	11	0.353	10	25	0.286			8.0	35	0.229
D 16 Tolbert, Mark	1	0	0	1	1	1	0.500	0	1	1	0	1	1	0.500	2	2	0.500			2.5	4	0.625
D 17 Moen, Karl	4	3	4	3	8	6	0.571	4	3	5	3	9	6	0.600	17	12	0.586			6.0	29	0.207
D2/ "D" Ducks Again	24	48	29	43	53	91	0.368	10	26	11	25	21	51	0.292	95	193	0.330	0	0	98.0	288	0.340
D 20 Carawon, Bob	6	6	7	5	13	11	0.542	5	7	3	6	8	13	0.381	21	24	0.467			15.5	45	0.344
D 21 Rodgers, Clayton	3	8	3	6	6	14	0.300	2	7	3	7	5	14	0.263	11	28	0.282			8.0	39	0.205
D 22 Casadonte, Paul	0	0	1	1	1	1	0.500	0	2	0	2	0	4	0.000	1	5	0.167			1.5	6	0.250
D 23 Smith, Darrel	1	5	1	6	2	11	0.154	3	4	1	4	4	8	0.333	6	19	0.240			9.5	25	0.380
D 24 Converse, Stan	4	3	5	3	9	6	0.600	3	9	5	6	8	15	0.348	17	21	0.447			21.0	38	0.553
D 25 Aldridge, Wayne	5	6	8	3	13	9	0.591	2	6	5	7	7	13	0.350	20	22	0.476			16.5	42	0.393
D 26 Driscoll, David	1	5	1	3	2	8	0.200	1	4	0	4	1	8	0.111	3	16	0.158			5.5	19	0.289
D 27 Young, Perry	2	8	2	8	4	16	0.200	2	7	4	7	6	14	0.300	10	30	0.250			10.0	40	0.250
D 28 Tollerton, Steve	2	7	1	8	3	15	0.167	2	6	1	7	3	13	0.188	6	28	0.176			10.5	34	0.309
D3/ Coral Reefers	36	36	36	36	72	72	0.500	19	17	18	18	37	35	0.514	146	142	0.507	13	0	129.0	301	0.429
D 30 Heath, Mark	8	4	9	2	17	6	0.739	5	6	4	5	9	11	0.450	26	17	0.605	2	0	24.5	45	0.544
D 31 Huler, Scott	3	7	5	7	8	14	0.364	9	3	5	7	14	10	0.583	22	24	0.478	2	0	23.5	48	0.490
D 32 Hodge, Hugh	4	1	0	0	4	1	0.800	0	0	1	2	1	2	0.333	5	3	0.625	0	0	2.0	8	0.250
D 33 Goudey, Tom	2	3	5	5	7	8	0.467	5	5	4	6	9	11	0.450	16	19	0.457	2	0	12.5	37	0.338
D 34 Worley, Don	7	4	2	6	9	10	0.474	4	6	4	5	8	11	0.421	17	21	0.447	1	0	8.0	39	0.205
D 35 James, Bob	6	5	9	2	15	7	0.682	6	5	6	5	12	10	0.545	27	17	0.614	2	0	30.0	46	0.652
D 36 Hoyt, Chris	4	7	3	7	7	14	0.333	6	3	7	3	13	6	0.684	20	20	0.500	2	0	18.5	42	0.440
D 37 Hermen, Fritz	2	5	3	7	5	12	0.294	3	6	5	3	8	9	0.471	13	21	0.382	2	0	10.0	36	0.278
D4/ Grateful Darts	34	37	30	41	64	78	0.451	13	23	13	23	26	46	0.361	116	170	0.406	0	7	95.5	293	0.326
D 40 Simpson, Phil	8	4	7	5	15	9	0.625	6	6	7	6	13	12	0.520	28	21	0.571	0	1	20.0	50	0.400
D 41 Byrd, Joel	6	4	5	6	11	10	0.524	3	6	6	3	9	9	0.500	20	19	0.513	0	1	14.0	40	0.350
D 42 Hodges, Mike	4	8	2	8	6	16	0.273	2	4	2	9	4	13	0.235	10	29	0.256	0	1	9.5	40	0.238
D 43 Iager, John	7	3	7	3	14	6	0.700	3	7	3	6	6	13	0.316	20	19	0.513	0	1	21.5	40	0.538
D 44 Lilienthal, John	5	6	3	7	8	13	0.381	3	7	2	7	5	14	0.263	13	27	0.325	0	1	15.0	41	0.366
D 45 McGrail, Tony	0	4	5	6	5	10	0.333	2	7	1	8	3	15	0.167	8	25	0.242	0	1	9.0	34	0.265
D 46 Perkins, Rick	4	7	0	2	4	9	0.308	5	6	4	5	9	11	0.450	13	20	0.394	0	1	3.0	34	0.088
D 47 Alpiser, John	0	1	1	4	1	5	0.167	2	3	1	2	3	5	0.375	4	10	0.286			3.5	14	0.250
D5/ Diddler's Choice	54	18	46	26	100	44	0.694	21	15	21	15	42	30	0.583	184	104	0.639	6	0	162.5	294	0.553
D 50 Walters, Jason	9	3	6	6	15	9	0.625	6	6	6	6	12	12	0.500	27	21	0.563	1	0	22.0	49	0.449
D 51 Matthews, Eric	11	1	9	3	20	4	0.833	6	6	5	7	11	13	0.458	31	17	0.646	1	0	26.5	49	0.541
D 52 Brown, Phil	8	4	9	3	17	7	0.708	4	8	6	6	10	14	0.417	27	21	0.563	1	0	21.0	49	0.429
D 53 Dixon, J.D.	11	1	12	0	23	1	0.958	10	2	8	4	18	6	0.750	41	7	0.854	1	0	58.5	49	1.194
D 54 Lipscomb, Scott R.	8	4	7	5	15	9	0.625	10	2	8	4	18	6	0.750	33	15	0.688	1	0	20.0	49	0.408
D 55 Thompson, Barry	7	5	3	9	10	14	0.417	6	6	9	3	15	9	0.625	25	23	0.521	1	0	14.5	49	0.296
D6/ Shooter's Buzz	41	31	43	29	84	60	0.583	26	10	28	8	54	18	0.750	192	96	0.667	0	8	138.0	296	0.466
D 60 Scanlon, John	10	2	11	1	21	3	0.875	10	2	9	3	19	5	0.792	40	8	0.833	0	1	38.0	49	0.776
D 61 Winter, Bob	7	5	3	8	10	13	0.435	5	3	7	4	12	7	0.632	22	20	0.524	0	1	15.0	43	0.349
D 62 Benson, Will	8	4	10	2	18	6	0.750	10	2	10	2	20	4	0.833	38	10	0.792	0	1	34.0	49	0.694
D 63 Burnside, Warren	2	3	5	3	7	6	0.538	7	4	6	3	13	7	0.650	20	13	0.606	0	1	12.0	34	0.353
D 64 Hicks, Glasgow	5	2	4	3	9	5	0.643	8	0	6	2	14	2	0.875	23	7	0.767	0	1	9.5	31	0.306
D 65 Kelcey, Paul	3	7	3	2	6	9	0.400	1	3	6	2	7	5	0.583	13	14	0.481	0	1	8.0	28	0.286
D 66 Nowlin, Bill	2	3	2	6	4	9	0.308	5	3	7	0	12	3	0.800	16	12	0.571	0	1	8.0	29	0.276
D 67 Tomlinson, Mark	4	5	5	4	9	9	0.500	6	3	5	0	11	3	0.786	20	12	0.625	0	1	13.5	33	0.409
D7/ Burnt Weeny Deluxe	32	39	33	38	65	77	0.458	19	17	14	22	33	39	0.458	131	155	0.458	0	6	124.5	292	0.426
D 70 Kennedy, Ed	4	9	3	11	7	20	0.259	4	8	2	11	6	19	0.240	13	39	0.250	0	1	20.5	53	0.387
D 71 Proctor, Ward	6	7	4	9	10	16	0.385	7	5	4	9	11	14	0.440	21	30	0.412	0	1	20.0	52	0.385
D 72 Wrenn, Chris	3	4	6	1	9	5	0.643	4	3	4	3	8	6	0.571	17	11	0.607	0	1	14.5	29	0.500
D 73 Holleman, Wes	7	5	6	6	13	11	0.542	10	4	6	8	16	12	0.571	29	23	0.558	0	1	17.0	53	0.321
D 74 Pierce, Barry	6	6	8	5	14	11	0.560	6	8	4	8	10	16	0.385	24	27	0.471	0	1	29.0	52	0.558
D 75 Chaney, Bill	6	8	6	6	12	14	0.462	7	6	8	5	15	11	0.577	27	25	0.519	0	1	23.5	53	0.443

	Singles 301		Singles Cricket		Singles Record		Singles Win %-age	Doubles Cricket		Doubles 501		Doubles Record		Doubles Win %-age	Sngls + Dbls Record		Sngls + Dbls Win %-age	1001 Wins	1001 Losses	All-Star Points	Games Played	All-Star %-age
E1/ Nine Lives	30	42	31	41	61	83	0.424	15	21	14	22	29	43	0.403	119	169	0.413	13	7	123.5	308	0.401
E 10 Marsden, James	3	8	6	4	9	12	0.429	3	6	3	6	6	12	0.333	15	24	0.385	2	1	16.0	42	0.381
E 11 Smith, Butch	9	1	7	3	16	4	0.800	8	2	5	5	13	7	0.650	29	11	0.725	2	1	43.0	43	1.000
E 12 Fuhrmann, Al	3	3	5	4	8	7	0.533	5	5	5	4	10	9	0.526	18	16	0.529	1	0	12.5	35	0.357
E 13 Paulson, Glen	2	9	4	5	6	14	0.300	2	8	4	7	6	15	0.286	12	29	0.293	2	1	14.0	44	0.318
E 14 Martin, Dave	5	6	3	5	8	11	0.421	1	7	2	8	3	15	0.167	11	26	0.297	2	0	10.5	39	0.269
E 15 Stokes, William	0	3	1	3	1	6	0.143	0	2	0	2	0	4	0.000	1	10	0.091	0	1	2.0	12	0.167
E 16 Kristoferson, Eddie	2	0	0	2	2	2	0.500	0	2	0	1	0	3	0.000	2	5	0.286	0	0	1.0	7	0.143
E 17 Edgerton, Laurie	2	7	0	6	2	13	0.133	3	5	2	4	5	9	0.357	7	22	0.241	2	1	3.5	32	0.109
E 18 Keever, David	4	3	3	5	7	8	0.467	5	3	4	4	9	7	0.563	16	15	0.516	1	1	14.0	33	0.424
E 19 Green, Sam	0	2	2	4	2	6	0.250	3	2	3	3	6	5	0.545	8	11	0.421	1	1	7.0	21	0.333
E2/ Sharp Darts	33	39	20	52	53	91	0.368	12	24	12	24	24	48	0.333	101	187	0.351	0	0	53.0	288	0.184
E 20 Scarborough, Jim	4	5	1	7	5	12	0.294	2	5	2	4	4	9	0.308	9	21	0.300			7.0	30	0.233
E 21 Gari, Frank	0	1	1	1	1	2	0.333	0	3	1	0	1	3	0.250	2	5	0.286			3.5	7	0.500
E 22 Gildea, Tom	5	5	2	6	7	11	0.389	3	7	4	6	7	13	0.350	14	24	0.368			3.0	38	0.079
E 23 Gibson, Jack	4	2	4	3	8	5	0.615	3	3	1	5	4	8	0.333	12	13	0.480			0.0	25	0.000
E 24 Mitchell, Steve	1	0	0	1	1	1	0.500	0	1	0	1	0	2	0.000	1	3	0.250			0.0	4	0.000
E 25 Moeschet, Cathy	7	6	4	10	11	16	0.407	4	9	2	10	6	19	0.240	17	35	0.327			12.0	52	0.231
E 26 Robbins, Noah	5	7	3	8	8	15	0.348	5	5	3	8	8	13	0.381	16	28	0.364			9.0	44	0.205
E 27 Todd, Patrick	3	9	1	10	4	19	0.174	3	8	5	9	8	17	0.320	12	36	0.250			8.0	48	0.167
E 28 Winfree, Scott	4	4	4	6	8	10	0.444	4	7	6	5	10	12	0.455	18	22	0.450			10.5	40	0.263
E3/ PMS	30	42	28	44	58	86	0.403	18	18	19	17	37	35	0.514	132	156	0.458	9	9	117.5	306	0.384
E 30 Sasser, Debbie	0	1	3	8	3	9	0.250	7	2	6	3	13	5	0.722	16	14	0.533	1	1	16.0	32	0.500
E 31 Bartlett, Lynn	3	3	4	6	7	9	0.438	5	4	6	3	11	7	0.611	18	16	0.529	1	1	17.0	36	0.472
E 32 Edmund, Natalie	4	2	4	3	8	5	0.615	5	3	2	5	7	8	0.467	15	13	0.536	1	1	17.5	30	0.583
E 33 Lewis, Lynne	2	5	1	5	3	10	0.231	1	5	3	3	4	8	0.333	7	18	0.280	1	0	4.0	26	0.154
E 34 Lewis, Sharon	3	5	1	7	4	12	0.250	5	5	2	6	7	11	0.389	11	23	0.324	1	1	8.5	36	0.236
E 35 Roberson, Susan	4	5	0	0	4	5	0.444	0	0	4	4	4	4	0.500	8	9	0.471	1	1	1.0	19	0.053
E 36 Keever, Dennis	6	3	7	4	13	7	0.650	8	3	5	5	13	8	0.619	26	15	0.634	1	1	32.5	43	0.756
E 37 Ellis, Trish	1	8	1	5	2	13	0.133	0	6	1	2	1	8	0.111	3	21	0.125	1	1	3.5	26	0.135
E 38 Jeffcoat, Dawn	0	6	0	3	0	9	0.000	0	2	2	0	2	2	0.500	2	11	0.154	0	1	1.0	14	0.071
E 39 Jeffcoat, Doug	7	4	7	3	14	7	0.667	5	6	7	3	12	9	0.571	26	16	0.619	1	1	16.5	44	0.375
E4/ Excalibur	51	21	60	12	111	33	0.771	26	10	26	10	52	20	0.722	215	73	0.747	0	0	126.0	288	0.438
E 40 Montgomery, Robert	11	1	8	3	19	4	0.826	10	2	7	3	17	5	0.773	36	9	0.800			19.0	45	0.422
E 41 Burney, Gary	5	6	7	1	12	7	0.632	2	1	6	4	8	5	0.615	20	12	0.625			10.0	32	0.313
E 42 Prior, Jeff	5	4	10	1	15	5	0.750	6	5	8	2	14	7	0.667	29	12	0.707			16.5	41	0.402
E 43 Horton, Tony	8	2	10	0	18	2	0.900	9	3	8	3	17	6	0.739	35	8	0.814			18.5	43	0.430
E 44 Berry, Robert	8	3	8	4	16	7	0.696	7	5	9	3	16	8	0.667	32	15	0.681			13.0	47	0.277
E 45 Stewart, Shannon	6	4	8	2	14	6	0.700	9	3	9	3	18	6	0.750	32	12	0.727			23.0	44	0.523
E 46 Slominski, Mark	8	1	9	1	17	2	0.895	9	1	5	2	14	3	0.824	31	5	0.861			26.0	36	0.722
E5/ Diddling While Impaired	38	34	37	35	75	69	0.521	19	17	15	21	34	38	0.472	143	145	0.497	7	7	98.5	302	0.326
E 50 Zucco, Rick	6	3	6	3	12	6	0.667	5	3	3	4	8	7	0.533	20	13	0.606	1	1	17.5	35	0.500
E 51 Zucco, Tammy	0	2	0	2	0	4	0.000	3	0	1	5	4	5	0.444	4	9	0.308	1	0	4.0	14	0.286
E 52 Lewis, Scott	2	3	6	4	8	7	0.533	5	6	4	5	9	11	0.450	17	18	0.486	1	1	13.5	37	0.365
E 53 Turner, Jason	3	0	3	0	6	0	1.000	2	1	1	2	3	3	0.500	9	3	0.750	0	0	4.0	12	0.333
E 54 Gelhar, Tommy	3	7	2	7	5	14	0.263	3	2	5	4	8	6	0.571	13	20	0.394	0	1	6.0	34	0.176
E 55 Greer, Charles	6	3	4	4	10	7	0.588	7	2	5	3	12	5	0.706	22	12	0.647	1	1	9.0	36	0.250
E 56 Marx, Jimmy	7	5	8	2	15	7	0.682	4	8	4	6	8	14	0.364	23	21	0.523	1	1	16.0	46	0.348
E 57 Marx, Deanna	2	7	1	7	3	14	0.176	4	5	1	7	5	12	0.294	8	26	0.235	1	1	6.0	36	0.167
E 58 Hester, Billy	1	1	1	1	2	2	0.500	1	2	2	1	3	3	0.500	5	5	0.500	0	0	5.5	10	0.550
E 59 Wackerman, Mark	8	3	6	5	14	8	0.636	4	5	4	5	8	10	0.444	22	18	0.550	1	1	17.0	42	0.405
E6/ Shameless & Aimless III	36	36	44	28	80	64	0.556	20	16	17	19	37	35	0.514	154	134	0.535	8	0	137.0	296	0.463
E 60 Moats, Keith	5	2	7	4	12	6	0.667	7	4	2	7	9	11	0.450	21	17	0.553	1	0	24.0	39	0.615
E 61 Allen, Kenny	6	6	5	7	11	13	0.458	5	6	3	8	8	14	0.364	19	27	0.413	1	0	28.0	47	0.596
E 62 Tighe, John	6	3	9	3	15	6	0.714	7	5	8	2	15	7	0.682	30	13	0.698	1	0	25.5	44	0.580
E 63 Denton, Jonathan	5	7	4	2	9	9	0.500	5	3	3	4	8	7	0.533	17	16	0.515	1	0	9.0	34	0.265
E 64 Schuelke, David	6	5	9	3	15	8	0.652	7	5	7	5	14	10	0.583	29	18	0.617	1	0	23.5	48	0.490
E 65 Lewis, Todd	3	9	7	5	10	14	0.417	7	5	6	6	13	11	0.542	23	25	0.479	1	0	16.0	49	0.327
E 66 Watson, Dave	4	1	0	1	4	2	0.667	1	1	2	2	3	3	0.500	7	5	0.583	1	0	4.0	13	0.308
E 67 Mooty, Jim	0	1	0	0	0	1	0.000	0	0	1	1	1	1	0.500	1	2	0.333	0	0	0.0	3	0.000
E 68 Turner, Stuart	1	2	3	3	4	5	0.444	1	3	2	3	3	6	0.333	7	11	0.389	1	0	7.0	19	0.368
E7/ Friends of the Devil	34	38	32	40	66	78	0.458	16	20	23	13	39	33	0.542	144	144	0.500	7	24	104.0	319	0.326
E 70 Sampson, Sam	2	1	5	7	7	8	0.467	6	6	4	7	10	13	0.435	17	21	0.447	1	3	10.5	42	0.250
E 71 Robinson, Jim	6	3	5	6	11	9	0.550	5	6	1	1	6	7	0.462	17	16	0.515	1	3	18.5	37	0.500
E 72 Robinson, Jack	3	9	3	9	6	18	0.250	6	7	1	1	7	8	0.467	13	26	0.333	1	3	10.5	43	0.244
E 73 Dowling, Jack	2	2	8	3	10	5	0.667	5	6	11	0	16	6	0.727	26	11	0.703	1	3	16.0	41	0.390
E 74 Zerkle, Preston	4	5	2	9	6	14	0.300	3	4	4	7	7	11	0.389	13	25	0.342	1	3	7.5	42	0.179
E 75 Williams, Nelson	10	3	9	1	19	4	0.826	5	6	7	5	12	11	0.522	31	15	0.674	1	3	37.0	50	0.740
E 76 Sedgwick, Jim	5	6	0	2	5	8	0.385	2	4	7	5	9	9	0.500	14	17	0.452	0	3	2.0	34	0.059
E 77 Cullen, Pat	2	9	0	3	2	12	0.143	0	1	11	0	11	1	0.917	13	13	0.500	1	3	2.0	30	0.067

	Singles	301	Singles	Cricket	Singles	Record	Singles Win %-age	Doubles	Cricket	Doubles	501	Doubles	Record	Doubles Win %-age	Sngls + Dbls	Record	Sngls + Dbls Win %-age	1001 Wins	1001 Losses	All-Star Points	Games Played	All-Star %-age
F1/ Breakers Bombers	45	39	39	45	84	84	0.500	19	23	21	21	40	44	0.476	164	172	0.488	12	14	121.5	362	0.336
F 10 Jackson, Michelle	0	2	1	1	1	3	0.250	10	4	5	8	15	12	0.556	16	15	0.516	1	2	4.5	34	0.132
F 11 Jackson, Walter	8	6	6	8	14	14	0.500	6	8	11	3	17	11	0.607	31	25	0.554	2	2	30.5	60	0.508
F 12 Bridges, Robert	11	3	12	2	23	5	0.821	10	4	6	8	16	12	0.571	39	17	0.696	2	2	46.0	60	0.767
F 13 Frizzell, Keith	6	8	8	6	14	14	0.500	5	8	8	5	13	13	0.500	27	27	0.500	2	2	13.0	58	0.224
F 14 Baker, Eugene	6	8	4	10	10	18	0.357	2	4	3	9	5	13	0.278	15	31	0.326	2	2	11.5	50	0.230
F 15 Ballard, Scott	8	6	3	11	11	17	0.393	2	9	3	3	5	12	0.294	16	29	0.356	2	2	7.0	49	0.143
F 16 Churchwell, Billie	6	6	5	7	11	13	0.458	3	9	6	6	9	15	0.375	20	28	0.417	1	2	9.0	51	0.176
F2/ S.S.H.	51	33	50	34	101	67	0.601	24	18	27	15	51	33	0.607	203	133	0.604	0	5	116.0	341	0.340
F 20 Kunesh, Joe	9	6	7	8	16	14	0.533	7	7	7	7	14	14	0.500	30	28	0.517	0	1	19.0	59	0.322
F 21 Futrelle, Greg	6	4	4	6	10	10	0.500	3	6	6	4	9	10	0.474	19	20	0.487	0	1	8.5	40	0.213
F 22 Powell, Mark	11	3	10	4	21	7	0.750	11	3	11	2	22	5	0.815	43	12	0.782	0	1	25.0	56	0.446
F 23 Rouse, Chuck	2	5	3	4	5	9	0.357	1	8	3	8	4	16	0.200	9	25	0.265	0	1	3.0	35	0.086
F 24 Wilkinson, Charlie	10	5	10	3	20	8	0.714	10	4	10	4	20	8	0.714	40	16	0.714	0	1	24.5	57	0.430
F 25 Rube, Bob	6	5	10	2	16	7	0.696	10	2	10	1	20	3	0.870	36	10	0.783	0	0	19.5	46	0.424
F 26 Weatherly, Keith	7	5	6	7	13	12	0.520	6	6	7	4	13	10	0.565	26	22	0.542	0	0	16.5	48	0.344
F3/ Get Over It	31	52	30	53	61	105	0.367	16	26	18	24	34	50	0.405	129	205	0.386	0	12	61.5	346	0.178
F 30 Steinhauer, Bruce	9	5	5	9	14	14	0.500	4	9	5	8	9	17	0.346	23	31	0.426	0	2	7.0	56	0.125
F 31 Young, Jeff	1	5	2	5	3	10	0.231	0	7	3	4	3	11	0.214	6	21	0.222	0	1	6.5	28	0.232
F 32 Lawley, Charlie	5	9	8	6	13	15	0.464	7	7	7	7	14	14	0.500	27	29	0.482	0	2	12.5	58	0.216
F 33 Lawley, Lisa	1	14	5	8	6	22	0.214	8	7	9	8	17	15	0.531	23	37	0.383	0	2	14.5	62	0.234
F 34 Wilser, Dave	8	6	6	9	14	15	0.483	6	10	6	8	12	18	0.400	26	33	0.441	0	2	11.5	61	0.189
F 35 Livingston, Danah	6	6	4	8	10	14	0.417	6	7	4	8	10	15	0.400	20	29	0.408	0	2	9.5	51	0.186
F 36 Beard, Tommy	1	7	0	8	1	15	0.063	1	5	2	5	3	10	0.231	4	25	0.138	0	1	0.0	30	0.000
F4/ To Kill A Brew	28	50	22	56	50	106	0.321	10	29	13	26	23	55	0.295	96	216	0.308	0	8	68.0	320	0.213
F 40 Orvis, Gerry	3	5	4	4	7	9	0.438	4	4	3	7	7	11	0.389	14	20	0.412	0	1	12.5	35	0.357
F 41 Brotherton, Rhetta	3	11	1	15	4	26	0.133	6	11	3	14	9	25	0.265	13	51	0.203	0	1	9.0	65	0.138
F 42 Terry, Chris	4	1	4	2	8	3	0.727	2	4	4	3	6	7	0.462	14	10	0.583	0	1	11.5	25	0.460
F 43 Beebe, Chris	4	1	4	2	8	3	0.727	2	3	3	3	5	6	0.455	13	9	0.591	0	1	3.0	23	0.130
F 44 Hudelson, Hans	4	9	2	11	6	20	0.231	1	13	5	8	6	21	0.222	12	41	0.226	0	1	12.5	54	0.231
F 45 Ferraro, Tracy	4	14	1	14	5	28	0.152	3	14	4	9	7	23	0.233	12	51	0.190	0	1	7.0	64	0.109
F 46 Harris, Matt	2	1	3	0	5	1	0.833	0	2	0	1	0	3	0.000	5	4	0.556	0	1	2.0	10	0.200
F 47 Hollins, Gary	4	8	3	8	7	16	0.304	2	7	4	7	6	14	0.300	13	30	0.302	0	1	10.5	44	0.239
F5/ Bulls Hitters	55	29	51	33	106	62	0.631	29	13	19	23	48	36	0.571	202	134	0.601	7	8	126.0	351	0.359
F 50 Cummings, Dick	7	3	11	3	18	6	0.750	9	4	4	5	13	9	0.591	31	15	0.674	1	1	25.5	48	0.531
F 51 Stark, Keith	6	3	13	0	19	3	0.864	12	2	7	7	19	9	0.679	38	12	0.760	1	1	33.5	52	0.644
F 52 Watt, Chuck	5	1	2	5	7	6	0.538	5	3	2	1	7	4	0.636	14	10	0.583	0	1	5.0	25	0.200
F 53 Mori, Christopher	3	3	6	7	9	10	0.474	8	4	4	5	12	9	0.571	21	19	0.525	1	1	9.0	42	0.214
F 54 Burnside, John	8	3	0	3	8	6	0.571	0	3	2	8	2	11	0.154	10	17	0.370	1	1	2.0	29	0.069
F 55 Peers, Martin	9	2	7	4	16	6	0.727	9	2	6	5	15	7	0.682	31	13	0.705	1	0	15.5	45	0.344
F 56 Mory, Dennis	2	6	1	3	3	9	0.250	1	1	2	6	3	7	0.300	6	16	0.273	1	1	3.0	24	0.125
F 57 Whitney, Bob	7	4	4	3	11	7	0.611	5	4	6	3	11	7	0.611	22	14	0.611	1	1	12.5	38	0.329
F 58 Moulds, Ron	8	4	7	5	15	9	0.625	9	3	5	6	14	9	0.609	29	18	0.617	0	1	20.0	48	0.417
F6/ Bull Me Baby	31	40	28	43	59	83	0.415	14	22	11	25	25	47	0.347	109	177	0.381	9	0	84.5	295	0.286
F 60 Ward, Beth	1	0	1	4	2	4	0.333	1	3	1	2	2	5	0.286	4	9	0.308	1	0	1.0	14	0.071
F 61 Downs, Brooks	6	5	3	7	9	12	0.429	4	5	2	8	6	13	0.316	15	25	0.375	1	0	5.0	41	0.122
F 62 Goodwin, Steve	3	9	5	6	8	15	0.348	5	5	4	6	9	11	0.450	17	26	0.395	1	0	13.0	44	0.295
F 63 Crump, Kevin	1	2	3	2	4	4	0.500	2	2	2	3	4	5	0.444	8	9	0.471	1	0	7.0	18	0.389
F 64 Enos, Kellee	5	6	1	6	6	12	0.333	2	8	4	6	6	14	0.300	12	26	0.316	1	0	6.5	39	0.167
F 65 Dean, Bobby	0	4	2	3	2	7	0.222	2	5	2	4	4	9	0.308	6	16	0.273	1	0	6.5	23	0.283
F 66 Garska, Bryan	8	4	8	4	16	8	0.667	6	6	3	9	9	15	0.375	25	23	0.521	1	0	22.5	49	0.459
F 67 Blanchard, Cory	6	6	4	8	10	14	0.417	5	7	3	7	8	14	0.364	18	28	0.391	1	0	19.0	47	0.404
F 68 Rosodo, Amy (Dale)	1	4	1	3	2	7	0.222	1	3	1	5	2	8	0.200	4	15	0.211	1	0	4.0	20	0.200
F7/ Cricketeers	33	51	45	39	78	90	0.464	23	19	22	20	45	39	0.536	168	168	0.500	14	8	134.0	358	0.374
F 70 Peyton, Johnny	1	10	5	2	6	12	0.333	6	5	4	7	10	12	0.455	16	24	0.400	2	0	12.0	42	0.286
F 71 Peyton, Susan	2	11	5	6	7	17	0.292	6	6	5	4	11	10	0.524	18	27	0.400	2	1	14.5	48	0.302
F 72 Spurling, Vicki M.	2	4	2	11	4	15	0.211	2	8	8	5	10	13	0.435	14	28	0.333	2	1	7.5	45	0.167
F 73 Spurling, Jeremy	7	7	5	9	12	16	0.429	9	4	5	6	14	10	0.583	26	26	0.500	2	1	17.5	55	0.318
F 74 Howard, Lee	3	7	2	4	5	11	0.313	4	3	5	5	9	8	0.529	14	19	0.424	1	1	3.5	35	0.100
F 75 Shirley, Ron	4	1	6	0	10	1	0.909	5	1	3	3	8	4	0.667	18	5	0.783	2	1	26.0	26	1.000
F 76 Ellis, Ernie	9	4	9	4	18	8	0.692	5	7	9	4	14	11	0.560	32	19	0.627	2	1	27.5	54	0.509
F 77 Wynn, Tommy	3	7	8	3	11	10	0.524	6	3	4	4	10	7	0.588	21	17	0.553	1	1	18.5	40	0.463
F 78 Tator, Troy	2	0	3	0	5	0	1.000	3	1	1	2	4	3	0.571	9	3	0.750	0	1	7.0	13	0.538
F8/ Reggaeheads	52	32	61	23	113	55	0.673	29	13	32	10	61	23	0.726	235	101	0.699	7	0	144.5	343	0.421
F 80 Webb, David	7	3	9	2	16	5	0.762	7	4	7	2	14	6	0.700	30	11	0.732	1	0	18.5	42	0.440
F 81 Bennett, Marco	9	4	11	2	20	6	0.769	8	5	10	1	18	6	0.750	38	12	0.760	1	0	24.0	51	0.471
F 82 Williams, Nathan	6	8	2	6	8	14	0.364	11	3	10	4	21	7	0.750	29	21	0.580	1	0	8.0	51	0.157
F 83 McCoy, Chris	9	3	9	3	18	6	0.750	4	3	9	3	13	6	0.684	31	12	0.721	1	0	20.5	44	0.466
F 84 Whetsel, Jeff	9	4	11	2	20	6	0.769	9	3	9	4	18	7	0.720	38	13	0.745	1	0	24.0	52	0.462
F 85 Bogard, Doug	8	6	11	3	19	9	0.679	10	4	9	4	19	8	0.704	38	17	0.691	1	0	27.5	56	0.491
F 86 Bennett, Mike	4	4	8	5	12	9	0.571	9	4	10	2	19	6	0.760	31	15	0.674	1	0	22.0	47	0.468

	Singles		Singles		Singles		Singles Win %-age	Doubles		Doubles		Doubles		Doubles Win %-age	Sngls + Dbls		Sngls + Dbls Win %-age	1001 Wins	1001 Losses	All-Star Points	Games Played	All-Star %-age
	301		Cricket		Record			Cricket		501		Record										
G1/ Tattoo the Red Eye	43	41	32	52	75	93	0.446	19	23	16	26	35	49	0.417	145	191	0.432	13	7	95.0	356	0.267
G 10 Kitchin, Robert	5	3	3	6	8	9	0.471	6	2	5	6	11	8	0.579	19	17	0.528	2	1	6.5	39	0.167
G 11 Kemp, Louis	8	6	4	6	12	12	0.500	5	7	8	8	13	15	0.464	25	27	0.481	2	1	13.5	55	0.245
G 12 Crolla, Mike	4	11	2	8	6	19	0.240	4	9	2	10	6	19	0.240	12	38	0.240	2	1	8.5	53	0.160
G 13 Sellers, Mark	5	3	8	0	13	3	0.813	6	4	5	5	11	9	0.550	24	12	0.667	1	0	25.5	37	0.689
G 14 Redmon, Art	9	1	6	7	15	8	0.652	7	6	6	6	13	12	0.520	28	20	0.583	1	1	20.0	50	0.400
G 15 Proffitt, Mike	2	1	3	1	5	2	0.714	2	1	0	1	2	2	0.500	7	4	0.636	0	1	4.0	12	0.333
G 16 Vazquez, Martin	5	6	3	8	8	14	0.364	3	3	2	6	5	9	0.357	13	23	0.361	2	1	6.0	39	0.154
G 17 Redmon, Frances	1	4	0	10	1	14	0.067	4	8	1	3	5	11	0.313	6	25	0.194	1	1	4.0	33	0.121
G 18 Lasky, Don	4	6	3	6	7	12	0.368	1	6	3	7	4	13	0.235	11	25	0.306	2	0	7.0	38	0.184
G2/ Skeleton Crew	39	43	39	43	78	86	0.476	16	26	23	19	39	45	0.464	156	176	0.470	0	6	77.5	338	0.229
G 20 Huyser, Judy	8	5	3	6	11	11	0.500	6	7	5	7	11	14	0.440	22	25	0.468	0	0	7.5	47	0.160
G 21 Morgan, Tom	8	4	8	5	16	9	0.640	4	6	9	4	13	10	0.565	29	19	0.604	0	1	14.5	49	0.296
G 22 Nemes, Bill	3	5	5	5	8	10	0.444	4	9	6	7	10	16	0.385	18	26	0.409	0	1	12.5	45	0.278
G 23 McHugh, Mike	8	7	4	11	12	18	0.400	1	8	9	6	10	14	0.417	22	32	0.407	0	1	8.0	55	0.145
G 24 Buckhout, Mark	3	10	0	8	3	18	0.143	3	8	4	3	7	11	0.389	10	29	0.256	0	0	4.0	39	0.103
G 25 Carr, Ed	1	3	6	1	7	4	0.636	4	4	5	3	9	7	0.563	16	11	0.593	0	1	5.0	28	0.179
G 26 Hayes, Matthew	4	3	2	5	6	8	0.429	3	5	3	5	6	10	0.375	12	18	0.400	0	1	5.5	31	0.177
G 27 Jordan, Jody	4	6	10	2	14	8	0.636	7	5	5	3	12	8	0.600	26	16	0.619	0	1	20.5	43	0.477
G 28 Brown, Jessie	0	0	1	0	1	0	1.000	0	0	0	0	0	0	######	1	0	1.000	0	0	0.0	1	0.000
G3/ A.H. & the Diddlers	45	39	36	48	81	87	0.482	24	18	22	20	46	38	0.548	173	163	0.515	7	6	80.0	349	0.229
G 30 Linney, Eric	10	1	5	6	15	7	0.682	7	5	7	4	14	9	0.609	29	16	0.644	0	1	13.5	46	0.293
G 31 Hoops, Terry	8	3	10	2	18	5	0.783	9	2	6	5	15	7	0.682	33	12	0.733	1	1	18.0	47	0.383
G 32 Birkhead, Paul	9	3	4	7	13	10	0.565	8	3	8	4	16	7	0.696	29	17	0.630	1	1	9.5	48	0.198
G 33 Shaefer, Mark	4	6	5	4	9	10	0.474	6	5	8	2	14	7	0.667	23	17	0.575	0	0	15.5	40	0.388
G 34 Gay, Chuck	1	6	1	5	2	11	0.154	2	8	2	4	4	12	0.250	6	23	0.207	1	0	4.0	30	0.133
G 35 Golder, Mike	2	6	2	6	4	12	0.250	2	4	5	4	7	8	0.467	11	20	0.355	1	1	7.5	33	0.227
G 36 Gussey, Frank	2	7	0	5	2	12	0.143	3	5	2	5	5	10	0.333	7	22	0.241	1	1	2.5	31	0.081
G 37 Sowers, Larry	6	4	3	7	9	11	0.450	7	2	4	6	11	8	0.579	20	19	0.513	1	0	6.5	40	0.163
G 38 Owen, Mike	0	1	1	5	1	6	0.143	1	1	1	2	2	3	0.400	3	9	0.250	0	0	0.0	12	0.000
G 39 Mabe, Chuck	3	2	5	1	8	3	0.727	3	1	1	4	4	5	0.444	12	8	0.600	1	1	3.0	22	0.136
G4/ Cork It	50	34	54	30	104	64	0.619	24	18	22	20	46	38	0.548	196	140	0.583	0	8	119.0	344	0.346
G 40 Coyne, Kevin	10	4	2	2	12	6	0.667	7	4	6	8	13	12	0.520	25	18	0.581	0	1	16.0	44	0.364
G 41 Corbin, Rosa	1	4	3	8	4	12	0.250	5	6	5	4	10	10	0.500	14	22	0.389	0	1	11.0	37	0.297
G 42 Sawyer, Dean	5	5	9	3	14	8	0.636	8	2	3	5	11	7	0.611	25	15	0.625	0	1	16.0	41	0.390
G 43 Connor, Michael	10	3	12	1	22	4	0.846	9	4	9	3	18	7	0.720	40	11	0.784	0	1	22.5	52	0.433
G 44 Emory, Bennett	3	4	2	6	5	10	0.333	1	1	2	4	3	5	0.375	8	15	0.348	0	1	6.5	24	0.271
G 45 Haller, Ben	8	4	5	4	13	8	0.619	5	8	5	6	10	14	0.417	23	22	0.511	0	1	12.0	46	0.261
G 46 Kuppler, Bob	6	3	8	6	14	9	0.609	7	6	6	4	13	10	0.565	27	19	0.587	0	1	17.5	47	0.372
G 47 Smith, William "Sarge"	7	7	13	0	20	7	0.741	6	5	8	6	14	11	0.560	34	18	0.654	0	1	17.5	53	0.330
G5/ Hawg Darts	30	53	37	46	67	99	0.404	16	26	21	21	37	47	0.440	141	193	0.422	0	7	71.5	341	0.210
G 50 McCormick, Kathy	4	8	2	10	6	18	0.250	3	7	5	7	8	14	0.364	14	32	0.304	0	1	4.0	47	0.085
G 51 Cribb, Kittie Rue	2	8	1	5	3	13	0.188	5	2	4	3	9	5	0.643	12	18	0.400	0	1	5.5	31	0.177
G 52 Antley, Susan	5	9	1	5	6	14	0.300	1	6	7	7	8	13	0.381	14	27	0.341	0	1	5.5	42	0.131
G 53 Wagner, Dave	1	3	6	2	7	5	0.583	4	4	4	3	8	7	0.533	15	12	0.556	0	1	7.5	28	0.268
G 54 Steinberg, Bruce	2	4	5	3	7	7	0.500	2	5	4	4	6	9	0.400	13	16	0.448	0	0	10.0	29	0.345
G 55 Briggs, Scott	0	1	2	2	2	3	0.400	3	1	2	2	5	3	0.625	7	6	0.538	0	0	2.0	13	0.154
G 56 Clement, Dawn	5	8	7	5	12	13	0.480	3	8	8	5	11	13	0.458	23	26	0.469	0	1	14.0	50	0.280
G 57 Driscoll, Danny	3	3	3	9	6	12	0.333	5	8	1	6	6	14	0.300	12	26	0.316	0	1	1.0	39	0.026
G 58 Reed, Dale	5	4	8	3	13	7	0.650	5	5	6	5	11	10	0.524	24	17	0.585	0	1	20.0	42	0.476
G 59 Blankenship, Kyle	3	5	2	2	5	7	0.417	1	6	1	0	2	6	0.250	7	13	0.350	0	0	2.0	20	0.100
G6/ Dead Beat Darts	39	45	44	40	83	85	0.494	20	22	20	22	40	44	0.476	163	173	0.485	0	0	80.5	336	0.240
G 60 Mabry, Carolyn	2	12	8	6	10	18	0.357	6	7	6	5	12	12	0.500	22	30	0.423			11.5	52	0.221
G 61 Bryant, Robin	8	6	4	10	12	16	0.429	6	8	4	10	10	18	0.357	22	34	0.393			7.0	56	0.125
G 62 Alapin, Toni	4	9	1	6	5	15	0.250	2	6	7	5	9	11	0.450	14	26	0.350			3.5	40	0.088
G 63 Barnes, Kathy	5	9	12	2	17	11	0.607	10	4	6	8	16	12	0.571	33	23	0.589			27.0	56	0.482
G 64 Box, Charles F.	5	2	3	4	8	6	0.571	3	4	2	3	5	7	0.417	13	13	0.500			5.5	26	0.212
G 65 Busse, Matt	6	3	9	5	15	8	0.652	8	6	6	8	14	14	0.500	29	22	0.569			11.5	51	0.225
G 66 Herbert, Paul	9	4	7	7	16	11	0.593	5	9	9	5	14	14	0.500	30	25	0.545			14.5	55	0.264
G7/ Pokey & the Bandits	31	52	32	51	63	103	0.380	19	23	18	24	37	47	0.440	137	197	0.410	13	6	75.0	353	0.212
G 70 Griffin, Bill	7	6	5	4	12	10	0.545	8	5	8	6	16	11	0.593	28	21	0.571	2	1	13.0	52	0.250
G 71 Bohanan, Heather	3	10	11	4	14	14	0.500	5	9	5	6	10	15	0.400	24	29	0.453	2	1	14.0	56	0.250
G 72 Kiether, Bill	3	6	6	5	9	11	0.450	10	3	6	8	16	11	0.593	25	22	0.532	1	1	15.5	49	0.316
G 73 McGee, Billy	4	6	2	7	6	13	0.316	3	7	4	7	7	14	0.333	13	27	0.325	1	1	7.0	42	0.167
G 74 Radcliff, Tony	3	6	2	6	5	12	0.294	0	5	3	1	3	6	0.333	8	18	0.308	2	0	4.0	28	0.143
G 75 Stephenson, Todd	3	3	1	5	4	8	0.333	2	6	3	5	5	11	0.313	9	19	0.321	2	0	6.5	30	0.217
G 76 Bear (?!?!)	0	0	0	0	0	0	######	0	0	0	0	0	0	######	0	0	######	0	0	0.0	0	######
G 77 Clark, Louis	5	7	2	9	7	16	0.304	6	6	5	7	11	13	0.458	18	29	0.383	2	1	11.5	50	0.230
G 78 Rekau, Ryan	0	1	0	4	0	5	0.000	0	0	0	2	0	2	0.000	0	7	0.000	1	0	1.5	8	0.188
G 79 Hurley, John	3	7	3	7	6	14	0.300	4	5	2	6	6	11	0.353	12	25	0.324	0	1	2.0	38	0.053
G8/ Last Call	57	27	60	24	117	51	0.696	30	12	26	16	56	28	0.667	229	107	0.682	6	0	114.5	342	0.335
G 80 Daniel, Rob	9	5	11	3	20	8	0.714	9	5	8	6	17	11	0.607	37	19	0.661	1	0	22.0	57	0.386
G 81 Root, Andrew	10	4	6	8	16	12	0.571	8	6	8	6	16	12	0.571	32	24	0.571	1	0	18.5	57	0.325
G 82 Ney, Scott	6	8	11	3	17	11	0.607	10	4	11	3	21	7	0.750	38	18	0.679	1	0	24.0	57	0.421
G 83 Davis, Jeff	12	2	9	5	21	7	0.750	11	3	8	6	19	9	0.679	40	16	0.714	1	0	10.5	57	0.184
G 84 Gullett, Kevin	10	4	10	4	20	8	0.714	11	3	10	4	21	7	0.750	41	15	0.732	1	0	16.0	57	0.281
G 85 Hamilton, Billy	10	4	13	1	23	5	0.821	11	3	7	7	18	10	0.643	41	15	0.732	1	0	23.5	57	0.412

WOODY'S

Blind Draw Madness II

Grand Opening NEW Location



"2nd Annual"

Back by popular demand

Friday, January 10 and Saturday, January 11, 1997

Woody's Sports Pub

Hwy 54, Cary, NC, 919-380-7737

Friday, January 10

8:00 pm Blind Draw
12:00 am Midnight Blind Draw (501)

Saturday, January 11

10:00 am Doors open
11:00 am Mens Singles (1st-$100)
11:00 am Ladies Singles (1st-$50)
2:00 pm Mens Blind Draw
2:00 pm Ladies Blind Draw
5:00 pm Mixed Triples Blind Draw
8:00 pm Blind Draw
12:00 am Midnight Blind Draw (501)

We're moving next door (Dec. 1996)

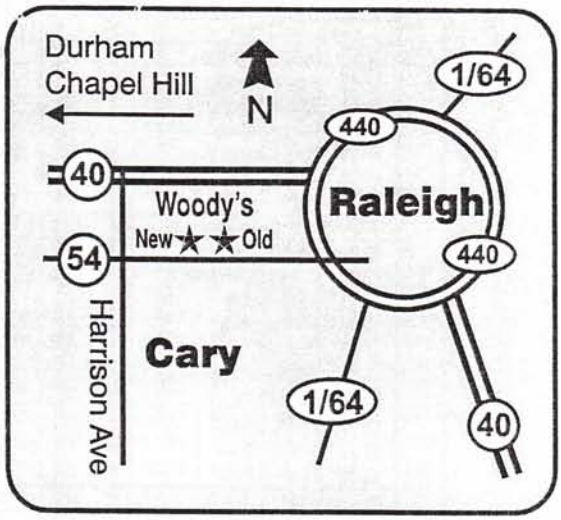

All entry fees are $5. 100% payouts to at least Top 4 or more. ADO rules on diddles. Third board call is a forfeit. All events are 2 out of 3, (501, CRI, Choice), except Midnight Draws 2 out 3 (501). All events single elimination. Woody's add $100 per 16 players in Fri & Sat 8:00 pm Blind Draws. Registration closes at posted event times. Woody's introduces their expanded food menu and kitchen. 2 satellites showing your favorite sporting events. Discount Hotels: Microtel (919-462-0061), Days Inn (919-469-8688), Motel 6 (919-467-6171). All ten mins. away.

TONS OF NEWSLETTER

Home to the Spring Session of the Raleigh Dart League; Banquet Edition, Saturday, May 17, 1997

TOURNAMENT WINNERS

"A" Division - ***Lunatic Fringe*** *(13-9)*

The Fringe puts the finishing touches on its 2nd straight 17-0 perfect season by beating their now perennial rival, 3 In A Bed, for the 8th consecutive time.

"B" Division - ***Arrowing Experience*** *(13-12)*

Never-nervous Mike Mohan follows John Janosko's Ton with a first-dart double-15, giving Arrowing Experience the Mugs and a 5-1 record against the two teams it trailed in the standings (including FOUR! tiebreaker wins).

"C" Division - ***Diddler's Choice*** *(14-10)*

The battle of Fuquay lived up to its billing, though it was the first of the teams' three matches this season that wasn't decided in a 1001 tiebreaker. DC won all three times and got the Mugs to go with their regular season plaques.

"D" Division - ***Shameless & Aimless IV*** *(13-12)*

S & A IV won the rubber match between these two D Div. top dogs with a very respectable 53-dart effort in 1001. This is S&A's second consecutive Mug victory, and both times they've won in the 1001 game.

"E" Division - ***Last Call*** *(?-?)*

After a slow 3-2 start to the season, Last Call ripped off 12 wins in a row including this Mug match, giving themselves a little redemption after being upset in the divisional semifinals last season.

"F" Division - ***Friends of the Devil*** *(13-4)*

In what looked like the most evenly matched tournament final (check out the team stats pages), the Devil's little buddies turned the tables on the regular season winners who pounded them in a big week 13 match.

"G" Division - ***Pokey & the Bandits*** *(13-11)*

From their VoiceMail call-in, it sounded like about 1000 people were there to cheer on the Pokeyless Wonders. The Bandits avenged a pair of regular season losses, and were one of only two teams to win as a #3 tourney seed.

REGULAR SEASON WINNERS

"A" Division - ***Lunatic Fringe*** *(14 wins, 0 losses)*
2nd place - Three In A Bed

"B" Division - ***X-Men*** *(12 wins, 2 losses)*
2nd place - The Donner Party

"C" Division - ***Diddler's Choice*** *(12 wins, 2 losses)*
2nd place - Burnt Weeny's Revenge

"D" Division - ***Shameless & Aimless IV*** *(11 wins, 3 losses)*
2nd place - Bulls Hitters

"E" Division - ***Last Call*** *(12 wins, 2 losses)*
2nd place - Grateful Darts

"F" Division - ***Hole In The Wall Gang*** *(13 wins, 1 loss)*
2nd place - Friends of the Devil

"G" Division - ***Dynamic Darts*** *(12 wins, 2 losses)*
2nd place - The Horsemen

(Rosters of all tournament-winning and regular season first place teams can be found on page 4.)

TABLE OF CONTENTS

Item	Page Number
Tournament & Regular Season Winning Teams	1
Fall 1997 RDL Season Information	1
Final Divisional Standings	2
Final Divisional Tournament Results	3
Tournament Winning Team Rosters	4
Regular Season Winning Team Rosters	4
List of Host Establishments	4
Quotes from the Tournament	5
Tournament Trophy Dart Awards	5
Other Tournament Hot Darts	5
Regular Season Trophy Dart Awards	5
Divisional Singles Win %-age Winners	6
Divisional All-Star Point %-age Winners	6
Players Who Beat the Singles Winners	6
My Preseason Prediction Results	6
Tiebreaker Stat Facts	6
Season Penalty Summary	6
RDL Address and Phone No. Information	7
Dart Establishment Partner Ad from Craig Coker	7
"Darts By The Ton" info/ad	7
Quick Stat Tidbits	7
Calendar of Events	7
Season-Long Trophy Dart Game Requirements	7
JK's All-Star Team Picks	8
Statistician's Favorite Captains	8
Other Miscellaneous Observations by JK	8
Top Fall 1996 Singles Records, by Division	9
Top Fall 1996 Doubles Records, by Division	10
Top Fall 1996 Singles+Doubles, by Division	11
Top Fall 1996 All Star %-ages, by Division	12
Top Individual Records, by Section of Play	13
League-Wide Individual Singles, Doubles Records	14
League-Wide Individual Singles+Doubles Records, All-Star %-ages	15
Singles, Doubles Records, Ranked by Team	16
Singles+Doubles Records, All-Star %-ages, Ranked by Team	17
Week-by-Week Match Results Table	18
Complete "A" Division Statistics	19
Complete "B" Division Statistics	20
Complete "C" Division Statistics	21
Complete "D" Division Statistics	22
Complete "E" Division Statistics	23
Complete "F" Division Statistics	24
Complete "G" Division Statistics	25
"SUMMER DARTS!!"	
Fliers for TDL Anniv. Banquet and Registration	26
Fliers for CADC Banquet and Registration	27
Woody's Summer Blind Draw Flier	28
1997 NC State Steel-Tip Championships Flier	28

FALL 1997 RALEIGH DART LEAGUE SEASON INFORMATION

Registration Meeting for Returning Teams
Rack'M Up West; Wednesday, July 23, 7:30-9:00

Registration Meeting for New Teams
Rack'M Up West; Thursday, July 24, 7:30-9:00

RDL Board Meeting - After July 24 Reg. Meeting ***OR*** on August 5

Preseason Captains' Meeting
Site-TBA; Monday, August 11, 8:00

Match Play begins on Wednesday, August 13

(Early mail-in registration MAY BE available if received by July 16. See Dave Berry (& his handout) at this banquet for info.)

FINAL!! DIVISIONAL TEAM STANDINGS FOR THE *SPRING 1997* RDL SEASON

"A" Division

		W	L	Pts.
👍	Lunatic Fringe 👍	14	0	247
👍	3 In A Bed	11	3	178
3	Dart Shadows	7	7	162
4	The Pig Show	7	7	160
5	Who's Next?	7	7	156
6	Double Trouble	5	9	157
👎	Top Dead Center	5	9	144
👎	Tossing Heads	0	14	66

"B" Division

		W	L	Pts.
👍	X-Men 👍	12	2	189
👍	The Donner Party	9	5	197
3	Arrowing Experience	9	5	182
4	Shooter's Buzz	7	7	168
5	Dogs of War	7	7	160
6	Neighbors	4	10	138
👎	Comfortably Numb	4	10	132
👎	Stik It	4	10	124

"C" Division

		W	L	Pts.
👍	Diddler's Choice 👍	12	2	216
👍	Burnt Weeny's Revenge	10	4	202
3	Excalibur	10	4	184
4	Coral Reefers	8	6	177
5	Scavengers	6	8	162
6	Wholy Funk	6	8	150
👎	Hagar & the Horribles	3	11	103
👎	Bar Stools	1	13	101

"G" Division

		W	L	Pts.
👍	Dynamic Darts 👍	12	2	195
👍	The Horsemen	11	3	215
3	Pokey & the Bandits	10	4	186
4	Savage Indians	7	7	114
5	Boxed Lunch	6	8	151
6	Get Over It	4	10	158
👎	Defendants	3	11	130
👎	O, It's Them!	3	11	127

"D" Division

		W	L	Pts.
👍	Shameless & Aimless IV 👍	11	3	203
👍	Bulls Hitters	11	3	201
3	Reggaeheads	10	4	177
4	Anything But Sorry	7	7	175
5	Nine Lives	5	9	147
6	Diddling While Impaired	5	9	131
👎	Starving Dartists	4	10	128
👎	PMS	3	11	132

"E" Division

		W	L	Pts.
👍	Last Call 👍	12	2	207
👍	Grateful Darts	11	3	184
3	1 & Done	10	4	198
4	Doroth'E'a Ducks	8	6	174
5	S.S.H.	7	7	178
6	Breakers Bombers	5	9	138
👎	Bull Me Baby	2	12	137
👎	Cricketeers	1	13	88

"F" Division

		W	L	Pts.
👍	Hole In The Wall Gang 👍	13	1	215
👍	Friends of the Devil	12	2	215
3	Dead Beat Darts	8	6	165
4	A.H. & the Diddlers	6	8	154
5	Tattoo the Red Eye	5	9	156
6	Skeleton Crew	5	9	145
👎	Half Full	4	10	107
👎	Sharp Darts	3	11	136

☎ = *phone-in penalty (5 pts.)*
📨 = *mail-in penalty (all pts. from that match)*
💣 = *captains' meeting penalty (5 pts.)*
☑ = *ballot return penalty (5 pts.)*
☹ = *ineligible player (match win, all pts., all team stats.)*
👎 = *clinched* "bottom-two" *finish in division*
👍 = *clinched* "top-two" *finish in division*
☝ = *regular season division champion*

SPRING 1997 RDL DIVISIONAL TOURNAMENT RESULTS

Quarterfinals	*Semifinals*	*Finals*	***WINNER***

"A" Division

1 **Lunatic Fringe**
(14-1) **Lunatic Fringe**
8 Tossing Heads
(14-2) **Lunatic Fringe**
5 Who's Next?
(14-8) The Pig Show
4 The Pig Show
(13-9) **Lunatic Fringe**
3 Dart Shadows
(?-?) Dart Shadows
6 Double Trouble
(?-?) 3 In A Bed
7 Top Dead Center
(14-4) 3 In A Bed
2 3 In A Bed

"B" Division

1 X-Men
(12-8) X-Men
8 Stik It
(13-9) X-Men
5 Dogs of War
(14-10) Shooter's Buzz
4 Shooter's Buzz
(13-12) **Arrowing Experience**
3 **Arrowing Experience**
(14-8) **Arrowing Experience**
6 Neighbors
(13-7) **Arrowing Experience**
7 Comfortably Numb
(14-4) The Donner Party
2 The Donner Party

"C" Division

1 **Diddler's Choice**
(13-1) **Diddler's Choice**
8 Bar Stools
(14-?) **Diddler's Choice**
5 Scavengers
(14-8) Coral Reefers
4 Coral Reefers
(14-10) **Diddler's Choice**
3 Excalibur
(14-10) Excalibur
6 Wholy Funk
(14-8) Burnt Weeny's Revenge
7 Hagar & the Horribles
(Forfeit) Burnt Weeny's Revenge
2 Burnt Weeny's Revenge

Quarterfinals	*Semifinals*	*Finals*	***WINNER***

"D" Division

1 **Shameless & Aimless IV**
(14-6) **Shameless & Aimless IV**
8 PMS
(14-6) **Shameless & Aimless IV**
5 Nine Lives
(13-7) Nine Lives
4 Anything But Sorry
(13-12) **Shameless & Aimless IV**
3 Reggaeheads
(13-9) Reggaeheads
6 Diddling While Impaired
(14-8) Reggaeheads
7 Starving Dartists
(14-6) Bulls Hitters
2 Bulls Hitters

"E" Division

1 **Last Call**
(13-3) **Last Call**
8 Cricketeers
(13-1) **Last Call**
5 S.S.H.
(13-3) S.S.H.
4 Doroth'E'a Ducks
(?-?) **Last Call**
3 1 & Done
(13-12) 1 & Done
6 Breakers Bombers
(13-11) 1 & Done
7 Bull Me Baby
(14-10) Grateful Darts
2 Grateful Darts

"F" Division

1 Hole In The Wall Gang
(12-3) Hole In The Wall Gang
8 Sharp Darts
(11-10) Hole In The Wall Gang
5 Tattoo the Red Eye
(13-11) Tattoo the Red Eye
4 A.H. & the Diddlers
(13-4) **Friends of the Devil**
3 Dead Beat Darts
(13-12) Dead Beat Darts
6 Skeleton Crew
(?-?) **Friends of the Devil**
7 Half Full
(13-9) **Friends of the Devil**
2 **Friends of the Devil**

Quarterfinals	*Semifinals*	*Finals*	***WINNER***

"G" Division

1 Dynamic Darts
(13-3) Dynamic Darts
8 O, It's Them!
(?-?) Dynamic Darts
5 Boxed Lunch
(13-7) Savage Indians
4 Savage Indians
(13-11) **Pokey & the Bandits** — ***WINNER***

Finals	*Semifinals*	*Quarterfinals*

Pokey & the Bandits 3
Pokey & the Bandits *(Forfeit)*
Get Over It 6
Pokey & the Bandits *(13-7)*
Defendants 7
The Horsemen *(12-6)*
The Horsemen 2

TOURNAMENT WINNERS!!!!!!

"A" Division - ***Lunatic Fringe***

Joe Wilson (c)	Tom Brown	Jim Budelman
Don Butman	Steve Hoffmann	Frank Telesz
Mike Hall	Mike Baker	Bob Terry

"B" Division - ***Arrowing Experience***

Craig Coker (c)	Dave Berry	Mike Mohan
John Janosko	Mike Hindle	Marshal Frye
Edie Hatszegi	Cliff Thomas	Jane Barry
	Chris Heath	

"C" Division - ***Diddler's Choice***

Jason Walters (c)	Eric Matthews	Phil Brown
J.D. Dixon	Scott Lipscomb	Barry Thompson

"D" Division - ***Shameless & Aimless IV***

Keith Moats (c)	John Tighe	Kenny Allen
Scott Frame	Chris Fuquay	David Schuelke
Todd Lewis	Jim Mooty	Jonathan Denton

"E" Division - ***Last Call***

Andrew Root (c)	Scott Ney	Jeff Davis
Rob Daniel	Kevin Gullett	Billy Hamilton

"F" Division - ***Friends of the Devil***

Sam Sampson (c)	Jack Dowling	Nelson Williams
Jim Robinson	Preston Zerkle	Pat Cullen
Jack Robinson	Jason Beebe	Stuart Turner
	Jim Sedgwick	

"G" Division - ***Pokey & the Bandits***

Bill Griffin (c)	John Hurley	Dawn Clement
Heather Bohanan	Keith Feller	Mike Livingston
Bill Kiether	Billy McGee	Don Holmes

REGULAR SEASON WINNERS!!!!!!

"A" Division - ***Lunatic Fringe***

Joe Wilson (c)	Tom Brown	Jim Budelman
Don Butman	Steve Hoffmann	Frank Telesz
Mike Hall	Mike Baker	Bob Terry

"B" Division - ***X-Men***

Jim Bush (c)	Randy Baldwin	Mike Seward
Randy Deemer	Chris Latham	Pat Dancy
Mark Moore	Bob Grayckowski	Jerry Wood

"C" Division - ***Diddler's Choice***

Jason Walters (c)	Eric Matthews	Phil Brown
J.D. Dixon	Scott Lipscomb	Barry Thompson

"D" Division - ***Shameless & Aimless IV***

Keith Moats (c)	John Tighe	Kenny Allen
Scott Frame	Chris Fuquay	David Schuelke
Todd Lewis	Jim Mooty	Jonathan Denton

"E" Division - ***Last Call***

Andrew Root (c)	Scott Ney	Jeff Davis
Rob Daniel	Kevin Gullett	Billy Hamilton

"F" Division - ***Hole In The Wall Gang***

Galen Gillett (c)	Danny Hall	Bob Kvasnicka
Steven Wildblood	Dennis Brewer	Joe Jacobs
Larry Shyne		Greg Cocklin

"G" Division - ***Dynamic Darts***

George Ellison (c)	Steve Williamson	Scott Parrillo
Barry Jackson	Brian Kroll	Chris Faulkner
Jake Coffin		Jim Dajani

WHERE WE PLAY

After Hours **552-4131**
405 Wake Chapel Road Fuquay-Varina
-in Milkove Shopping Ctr. at Hwy. 55 & 401

Breakers Billiards **772-9593**
305 Tryon Road Raleigh
-in Tryon Hills Shop. Ctr. at US 70 & Tryon Rd.

Brown's Billiards **878-9092**
5500 Atlantic Springs Road NE Raleigh
-off Spring Forest Rd., near Wake Forest Rd.

Duffy's **847-7070**
8021 Falls of Neuse Road N. Raleigh
-near inter. of Falls of Neuse & Strickland Rd.

Fat Daddy's **787-3773**
6201 Glenwood Avenue Raleigh

Oh! Brian's **781-7427**
5925 Glenwood Avenue Raleigh

One More Time **362-6999**
400 S. Hughes Street Apex
-across from The House of China on Hwy. 55

Players Retreat **755-9589**
105 Oberlin Road near NCSU
-at corner of Oberlin Rd. & Hillsborough St.

Playtime Billiards **319-6163**
301 N. Harrison Avenue Cary
-betw. Chatham St. & Hwy. 54 @ RR tracks

The Profile **833-4527**
625 E. Whitaker Mill Road Raleigh
-near inter. of Whitaker Mill & Wake Forest Rd.

Rack'M Up West **851-9006**
5563 Western Boulevard W. Raleigh
-at inter. with Buck Jones Rd. in Plaza West Shp. Ctr.

Scramble Dog **851-6020**
5645 Western Boulevard Raleigh
-west of inter. of Western B. & Buck Jones Rd.

Sharky's Place **783-5448**
5800 Duraleigh Road NW Raleigh
-in the Yuppie Center near US 70 intersection

Silver Dollar Saloon **876-9434**
7428 Capitol Boulevard N. Raleigh
-across the street from Chevy Hills Golf Course

Snooker's-RW **828-7665**
3520 Wade Avenue NW Raleigh
-in Ridgewood Shopping Center

Steak & Ale **781-5517**
4420 Creedmoor Road NW Raleigh
-off Glenwood Ave. above Crabtree Valley Mall

The Upper Deck (Cary) **460-9977**
329 N. Harrison Avenue Cary
-near intersection. of N. Harrison & Hwy. 54

The Upper Deck II (Raleigh) **755-3880**
2235 Avent Ferry Road SW Raleigh
-Mission Valley Spg. Ctr. betw. Bruegger's & Burger King

West End **821-3188**
412 W. Davie Street Dwtn. Raleigh
-end of Davie, 2 blks. fr. Dawson-McDowell one-ways

Woody's **380-7737**
8260 Chapel Hill Road Cary
-between N. Harrison & Reedy Creek Road

QUOTES FROM THE TOURNAMENT

Quote #1 : From Connie Austin of the Dead Beat Darts, who won a marathon match when their opponents only had two players left for the 1001 game: "I just thought I would call and give you one for the record book ... we played for a solid eight hours ... at 3:10 a.m. we hit the dart to tie it up, and then they defaulted!"

Quote #2 : From Bob Kitchen: "...happily reporting that Tattoo the Red Eye for the first time in club history has a tournament victory…" [Tattoo almost got another one, losing only 11-10 in the semis. - JK]

Quote #3 : From Shannon Lougher, captain of The Horsemen, who missed a chance at the division title with a final week loss to Pokey & the Bandits: "We advance. We get to play Pokey next week, and we're looking forward to it for a liiitttllleee bit of revenge, and you can print that if you want to..." [OK, I have. Unfortunately for The Horsemen however, Pokey beat 'em again & then won the Mugs. - JK]

Quotes #4 & #5 : From Jason Walters, captain of Diddler's Choice and buddy of Ed Kennedy: "Oh now why you gotta always be giving my boy Ed a hard time and all about not playing? 'Cuz now I gotta hear him whine all day about it. Man...(chuckle, giggle, chuckle)" [I have not yet been told if Ed actually participated in the tournament final yet. I know where my money is. - JK]

"You boys sure did look like you were having a good old time on that racing game you were talking about in the newsletter. We had a pretty good time just watching ya..." [Like I said in one of my previous lists; that Sega Daytona game at Upper Deck is worth a stop even after a long match. - JK]

Quote #6 & #7 : From Craig Coker of Arrowing Experience: "Good luck in A division next season, I appreciate how difficult that task will be" [Yeah, me too. - JK]; (then the next week he said): "…try not to be too much cannon fodder next season. Good luck, and maybe we'll see you around B division sometime in the future." [Uh,… thanks Craig… maybe. Of course, I know where my money is on this one, too. - JK]

TOURNAMENT!!! TROPHY DART AWARDS

9 Marks		
Don Butman	Lunatic Fringe	4/30
Mark Knight	3 In A Bed	4/30
James Marsden	Nine Lives	4/30
Dorothy Maynor	Anything But Sorry	4/30
Lee Scott	The Pig Show	4/30
Lee Whitehead	3 In A Bed	4/30
Adnan Hamed	1 & Done	5/7
Bill Carver	3 In A Bed	5/14
Steve Hoffmann	Lunatic Fringe	5/14
Ton-80s		
Todd Lemons	Dogs of War	4/30
David Webb	Reggaeheads	4/30
Nelson Williams	Friends of the Devil	4/30
Bob Terry	Lunatic Fringe	5/7
J.D. Dixon	Diddler's Choice	5/14

OTHER TOURNAMENT HOT DARTS

(Sorry, no award for these, but they're still good shots)

Craig Cashwell	Anything But Sorry	160-In
Keith Wall	3 In A Bed	160-In
Greg Futrelle	S.S.H.	5-Bulls
Mark Sellers	Dead Beat Darts	10-dart 301

(…and no, I'm not including an all-star list for the tournament because any fool can throw a bunch of all-stars when he or she is playing two-out-of-three singles cricket sets…)

REGULAR SEASON TROPHY DART AWARDS

High In (301 only)		
	Mike Seward	**Ton-60**
	X-Men	4/2
High Out (301, 501, and 1001)		
	David Simpson	**Ton-35**
	Who's Next?	1/22
Fast Singles 301		
	Jim Mitchell	**9 darts**
	Anything But Sorry	3/5
Fast Singles Cricket		
	Greg Crumpler	**12 darts**
	Burnt Weeny's Revenge	3/19
Fast Doubles Cricket		
	Tom Brown & Steve Hoffmann	**18 darts**
	Lunatic Fringe	2/19
	Tom Brown & Frank Telesz	**18 darts**
	Lunatic Fringe	3/5
	David Schuelke & John Tighe	**18 darts**
	Shameless & Aimless IV	1/29
Fast Doubles 501		
	Shawn Curtis & John Toth	**14 darts**
	Double Trouble	3/26

9 Marks		
Don Butman (3)	Lunatic Fringe	1/29,3/26,4/16
Allen Smith (3)	Dart Shadows	2/12,3/5,3/19
J.D. Dixon (2)	Diddler's Choice	2/5, 3/19
Jerry Oakley (2)	3 In A Bed	3/12, 3/26
Will Tan (2)	Top Dead Center	2/5, 2/12
Randy Baldwin	X-Men	1/29
Kevin Barton	The Pig Show	4/23
Jim Capps	Wholy Funk	4/23
Randy Deemer	X-Men	1/22
Jonathan Denton	Shameless & Aimless IV	3/19
Scott Frame	Shameless & Aimless IV	2/26
Jerry Johnston	3 In A Bed	4/16
Tim Lane	The Pig Show	2/12
John Lilienthal	Grateful Darts	3/19
Christopher Mori	Bulls Hitters	2/19
Aaron Price	Top Dead Center	4/9
David Schuelke	Shameless & Aimless IV	1/29
Mark Sellers	Dead Beat Darts	1/22
Frank Telesz	Lunatic Fringe	3/5
Joe Wilson	Lunatic Fringe	3/26
Ton-80s		
Jerry Johnston (2)	3 In A Bed	3/12, 3/26
Will Benson	Shooter's Buzz	4/2
Tom Brown	Lunatic Fringe	3/19
Don Butman	Lunatic Fringe	1/22
J.D. Dixon	Diddler's Choice	4/9
Jack Dowling	Friends of the Devil	3/26
Joe Gaglione	Top Dead Center	4/9
Eric Hines	Who's Next?	4/2
John Howell	Starving Dartists	1/29
Brian Kroll	Dynamic Darts	2/12
Bob McCredie	Coral Reefers	1/22
Mark Wackerman	Dogs of War	2/12
Larry Warnke	Neighbors	4/2
6 Bulls		
(none reported)		

Spring 1997 RDL Top Singles Records and All-Star %-ages (by division) (FINAL)

		W	L	%-age
	"A" Division			
Jerry Oakley	A2/ 3 In A Bed	24	4	0.857
	"B" Division			
Randy Baldwin	B1/ X-Men	19	4	0.826
	"C" Division			
J.D. Dixon	C4/ Diddler's Choice	24	2	0.923
	"D" Division			
Chris McCoy	D6/ Reggaeheads	20	4	0.833
	"E" Division			
Billy Hamilton	E7/ Last Call	23	5	0.821
	"F" Division			
Tracey Knight	F7/ Tattoo the Red Eye	19	3	0.864
	"G" Division			
Brian Selby	G7/ The Horsemen	24	4	0.857
	Women's Records			
Connie Austin	F5/ Dead Beat Darts	18	5	0.783
Kathy Barnes	F5/ Dead Beat Darts	19	8	0.704
Rhetta Brotherton	G2/ Defendants	12	10	0.545

		ASPs	TGP	%-age
	"A" Division			
Jim Budelman	A1/ Lunatic Fringe	91.0	46	1.978
	"B" Division			
Will Benson	B8/ Shooter's Buzz	64.5	59	1.093
	"C" Division			
J.D. Dixon	C4/ Diddler's Choice	88.5	56	1.580
	"D" Division			
Jim Mitchell	D8/ Anything But Sorry	49.5	58	0.853
	"E" Division			
Billy Hamilton	E7/ Last Call	37.0	56	0.661
	"F" Division			
Terry Hoops	F4/ A.H. & the Diddlers	35.0	55	0.636
	"G" Division			
Brian Selby	G7/ The Horsemen	35.0	58	0.603
	Women's Percentages			
Lynn Bartlett	D4/ PMS	27.5	49	0.561
Angel Gaffney	A7/ Top Dead Center	18.0	37	0.486
Kathy Barnes	F5/ Dead Beat Darts	26.0	55	0.473

THE PLAYERS WHO *BEAT* THE SINGLES WIN %-AGE WINNERS IN EACH DIVISION

Who beat Jerry Oakley of 3 In A Bed?
in 301: Will Tan, Kevin Barton.
in cricket: Jim Budelman, Frank Telesz.

Who beat Randy Baldwin of the X-Men?
in 301: Adam Frager, Perry Bull, Joe Hatch, John Janosko.
in cricket: (none).

Who beat J.D. Dixon of Diddler's Choice?
in 301: Nathan Wade.
in cricket: Bob James.

Who beat Chris McCoy of the Reggaeheads?
in 301: Craig Cashwell, Doug Jeffcoat, Jim Marx.
in cricket: Charles Greer.

Who beat Billy Hamilton of Last Call?
in 301: Johnny Peyton, Mike Hodges, Clayton Rodgers, Bryan Garska.
in cricket: Bob Rube.

Who beat Tracey Knight of Tattoo the Red Eye?
in 301: Jim Robinson, Rob Shaw.
in cricket: Steven Wildblood.

Who beat Brian Selby of The Horsemen?
in 301: Dale Reed, Brian Kroll, Pat Donaghy.
in cricket: Dave Wilser.

Who beat Connie Austin of Dead Beat Darts?
in 301: (none).
in cricket: Dennis Brewer, Preston Zerkle, Preston Zerkle (again!), Art Redmon, Tom Morgan.

MY PRESEASON PREDICTION RESULTS

The longer you've played, the more predictable you are - that's the lesson from this season's predictions. All those people that have been around a while who now throw in A, B, C, and D divisions are too easy (even though I've only played for two and a half years). I got the regular season and tournament winner right in all four of those divisions. As for the divisions with the newer teams… well, they're a bit tougher. I got the regular season G winner, but E and F foiled me completely. Last Call just surprised me, but I didn't even know who The Hole In The Wall Gang was. I do now. I'm glad I don't get paid based on my pick percentage….

THIS SEASON'S TIEBREAKERS

There were the same number of tiebreakers this season as last season, though there were more matches this season with seven full divisions. We had 33 regular season tiebreakers (and at least 4 in the divisional tournaments). There were 1 in A division, 8 in B, 9 in C, 6 in D, 3 in E, 2 in F, and 4 in G. Only Diddler's Choice in C division played four tiebreakers in the regular season, but Arrowing Experience also tallied four 1001 games if you count the tournament. Eight other teams played three tiebreakers each, and ten played two each. Nineteen teams did not play even a single regular season tiebreaker. The winningest tiebreaker teams were Arrowing Experience (who chalked up four tiebreaker wins if you count the divisional final - all four of which came against the two teams headed to A division next season) and Diddler's Choice which had three 1001 wins (including two vs. their divisional barmate rivals, the Weenys). The only team to lose three tiebreakers this season, and thus filling the role of the spring season's heartbreak kids, was the Scavengers. I said before the season began that the Scavengers could play with any team in their division, and I was right - at least until the matches went into extra innings.

SPRING 1997 PENALTY SUMMARY

For the third consecutive season, I pose this question: Does it really matter if you mail your scoresheets and call in your results on time? The answer is still the same: Yes! Even if the final results show that 5 points wouldn't have moved your team up or down, there is no way to know what kind of effect the loss has on a team's psyche. Penalties suck when you get 'em, there is no two ways about it. Luckily, we had fewer penalties this season than last despite having more teams. But… the penalties were worth more, so the total number of lost points has increased. There were 7 mail-in penalties, 4 phone-in penalties, 1 ineligible player penalty, 3 captains' meetings absences, and 17 ballot return failures from the two election ballots. The grand total of all that is 32 penalties for a value of 233 points, spread over 20 teams. 13 of those teams only accounted for 5 penalty points each, but the other 7 teams accounted for the other 168 penalty points. No awards changed hands due to penalties and no team will move up or down a division because of them, but two teams (The Pig Show and Stik It) lost a place in their standings (and they only had minor penalties). Call it in, mail it in, and attend the captains' meeting - it's definitely to your advantage.

HOW TO REACH US

RDL VoiceMail

(919) 990-1218

Mail Scoresheets to:

Jason Kilts
1521 E. Franklin St., Apt. C-106
Chapel Hill, NC 27514

New Member Fees and Newsletter Fees:

Edie Hatszegi
1216 Shannonbrook Lane
Raleigh, NC 27603

All Other RDL Correspondence to:

Raleigh Dart League, Inc.
P.O. Box 31948
Raleigh, NC 27622-1948

Board of Directors

President	Joe Wilson	846-0493
Vice President	Jim Budelman	467-4593
Secretary	John Jenkins	552-6237
Treasurer	Edie Hatszegi	662-8534
Membership	Dave Berry	467-4382
Rules/Grievances	Deanna Marx	319-9323
External Orgs.	Johnny Peyton	934-5367

League Statistician/Editor

Jason Kilts email: jkilts@css.unc.edu 990-1218

ANYONE WANT TO START A DART ESTABLISHMENT??

Wanted - interested partners, investors, and/or others in discussing the idea of developing a darts-only establishment (bar/restaurant) in Raleigh or in the Triangle. If interested, call Craig Coker at 846-8864 (H) or 469-9795 Ext. 140 (W).

Need some supplies? Visit DARTS BY THE TON at the Flea Market each Sunday (weather permitting)

If any of you need some dart supplies and are tired of paying outrageous prices, go visit one of RDL's own out at the Flea Market. Every Sunday one of Ginger Rivenbark's friends (usually Lee Whitehead, I think) runs a table at the Flea Market. The name of her business is "Darts By The Ton", and they have a pretty extensive selection, and can order a great deal of stuff that they don't always keep on hand. So, go on out and give them a little business, a little company, whatever. They would love to see everybody and anybody from the RDL.

QUICK STAT TIDBITS

-The **Quadruple Double Award** winners (double-digit wins in all four sections): *Will Benson* of Shooter's Buzz, *J.D. Dixon* of Diddler's Choice, *Billy Hamilton* of Last Call, *Danny Hall* of The Hole In The Wall Gang, and *Brian Selby* of The Horsemen. (Both Dixon and Selby actually had at least eleven!! wins in each section.)

-**IronMan Award**: *Doug Alm* of the Bar Stools in C division. (70 games!) (Next highest was only 65!)

-The **Team Attendance Award** winners: the members of *Diddler's Choice* (all six members played in all 56 rounds.) [DC also received this recognition last season and those six players have now played 115 straight sets (+ 6 tourney matches).]

CALENDAR OF EVENTS

June 13-15	**Fire on the Mountain Classic (ADO)** ($6000) Asheville, NC; Info: (704)-645-4897
July 23 & 24	**Registration for Fall 1997 RDL Season** Rack'M Up West
Mon., Aug. 11	**Fall 1997 Preseason Captains' Meeting**
Wed., Aug. 13	**First Matches of Fall 1997 RDL Season**
Mon., Sept. 15	**Mandatory 5th Week Captains' Meeting** Site and Time - TBA
Aug. 15-17	**Sportcraft/Unicorn North American Open (ADO)**, ($45,000), Las Vegas; (562)-927-8995
Aug. 29-31	**24th Muscular Dystrophy Classic (ADO)** ($20,000), Virginia Beach; Info: (757)471-5746
Sept. 26-28 (see flier on back page)	**8th Annual North Carolina State Steel-Tip Dart Championships** Radison Plaza Hotel, Salisbury St., Raleigh (info: Marcy Reagan, 467-8336)
Wed., Nov. 19	**Fall 1997 Divisional Quarterfinals**
Wed., Dec. 3	**Fall 1997 Divisional Semifinals**
Wed., Dec. 10	**Fall 1997 Divisional Tournament Finals**
Sat., Dec. 13	**Fall 1997 RDL Season Banquet** VFW Hall, Reedy Creek Rd., Cary

Other Local Weekly Leagues

Mondays	***Capital Area Dart Club*** , Singles/Doubles
Tuesdays	***Bull City Dart League*** , Durham
Thursdays	***Triangle Dart League*** , Chapel Hill

Weekly Blind Draws

(Though I have no reason to believe that any of these weekly blind draw events will be discontinued for the summer, I can make no guarantees. I assume that their continued existence is at least partly dependent on the player turn-out. My recommendation is to call the host establishment before you head out, just to make sure. The special Wednesday summer events, of course, will certainly be held. - JK)

Thursday (also see Sun.)	**Rack'M Up West**, 8:00 p.m. $5 entry. (851-9006) (Rack'M matches the pot!)
Friday	**Woody's**, 8:00 p.m. ($100 added for every 16 entrants!) (380-7737)
Saturday	**Snooker's-RW**, 8:00 p.m. (Snooker's matches the pot up to $100!) (828-7665)
Sunday (also see Thurs.)	**Rack'M Up West**, 3:00 p.m. $5 entry. (851-9006) (Rack'M matches the pot!)
Sunday	**Sharky's Place**, 8:00 p.m. (783-5448)
Monday	**After Hours**, 7:30 p.m. (552-4131)

Coming on Wednesdays in the Summer!!

Woody's,7:30 p.m.($100 added for every 16 entrants)(380-7737)
Snooker's-RW, 8:00 (Snooker's matches up to $100)(828-7665)

SEASON-LONG TROPHY DART MINIMUM GAMES PLAYED REQUIREMENTS

In order to be eligible for all-star point %-age and singles win %-age awards, you must play in at least 66% of the total projected games this season:

All-star pt. %-age: min. of 37 Total Games Played
Singles win %-age: min. of 19 Singles Games Played

FOR THE FIRST TIME EVER: JK'S DIVISIONAL ALL-STAR TEAM PICKS

(Players within each division are listed alphabetically) (Players are chosen any way I damn well please - not purely by the numbers!)
(This is not purely my own guesses at who is simply the best thrower, but also who is important to their team, who is good in the clutch, etc.)

Divisional MVPs		
All of RDL	J.D. Dixon	Diddler's Choice
A Division	Tim Lane	The Pig Show
B Division	Will Benson	Shooter's Buzz
C Division	J.D. Dixon	Diddler's Choice
D Division	Scott Frame	Shameless & Aimless IV
E Division	Billy Hamilton	Last Call
F Division	Tracey Knight	Tattoo the Red Eye
G Division	Brian Selby	The Horsemen

"A" Division		
Tom Brown	Lunatic Fringe	The Big Dog was barkin'.
Jim Budelman	Lunatic Fringe	41-5? Hmm. Musta had a slump.
Don Butman	Lunatic Fringe	28-0 in doubles in A. Adequate.
John Jenkins	Who's Next?	Heartbeat of a team on the brink.
Tim Lane	The Pig Show	Fringe numbers w/out Fringe help.
Jerry Oakley	3 In A Bed	24 is a lot of singles wins in A.
Allen Smith	Dart Shadows	Oh, look. Another perfect throw.
Frank Telesz	Lunatic Fringe	NC cricket champ is 4th on team.

"B" Division		
Randy Baldwin	X-Men	Quiet, unassuming, butt-kicking.
Will Benson	Shooter's Buzz	Without him: Buzz Kill.
Pat Crowley	Comfortably Numb	Clearly the big fish in Numb pond.
Joe Heinrich	Dogs of War	Mr. B division doubles partner.
John Janosko	ArrowingExperience	Talks little, hits a lot.
Todd Lemons	Dogs of War	Good AND smart = wins in B.
Mike Mohan	ArrowingExperience	Man lives to throw 1001 outs.
Mike Seward	X-Men	And HE doesn't want to play in A.

"C" Division		
Ken Allmendinger	B. Weeny's Revenge	Singles cricket only set lacking.
Phil Brown	Diddler's Choice	The "other" DC hammer shot.
Bill Chaney	B. Weeny's Revenge	A few more 301 wins would help.
Greg Crumpler	B. Weeny's Revenge	Mr. 12-dart singles cricket.
J.D. Dixon	Diddler's Choice	C division dominator.
Bob McCredie	Coral Reefers	Uses A experience to win in C.
Mark Slominski	Excalibur	When he shows up, he wins.
Larry Young	Scavengers	Biggest player on a big team.

"D" Division		
Kenny Allen	S & A IV	Big doubles player for Mug team.
Craig Cashwell	Anything But Sorry	22 wins in the cricket sets.
Scott Frame	S & A IV	Nine+ wins in every set.
Doug Jeffcoat	PMS	Big stick for a team headed to E.
Chris McCoy	Reggaeheads	Strong in all but the 501 set.
Jim Mitchell	Anything But Sorry	Sitting back, throwing, having fun.
Ron Shirley	Bulls Hitters	17-4 singles, still #2 team player.
Keith Stark	Bulls Hitters	76% winner for the runners-up.

"E" Division		
Stan Converse	Doroth'E'a Ducks	Needs to play 301 sometimes.
Kevin Gullett	Last Call	Lead man in team's second pair.
Billy Hamilton	Last Call	13-1 in three different sections.
John Iager	Grateful Darts	501 wins surely saved matches.
Scott Ney	Last Call	#3 player for the Mug winners.
Johnathan Nobles	Bull Me Baby	He plays more, team wins more.
Mark Powell	S.S.H.	20 wins in the cricket sets.
Bob Rube	S.S.H.	No set record worse than 8-4.

"F" Division		
Connie Austin	Dead Beat Darts	Undefeated in 301.
Kathy Barnes	Dead Beat Darts	Consistent on an up&down team.
Jack Dowling	Friends of the Devil	Wish he could play more 301.
Danny Hall	HoleInTheWallGang	10+ wins in all four sets.
Terry Hoops	A.H. & the Diddlers	Easily the man on this team.
Tracey Knight	Tattoo the Red Eye	Big winner on a sub-.500 team.
Jim Robinson	Friends of the Devil	70% winner for Mug winners.
Nelson Williams	Friends of the Devil	Not much singles cricket play.

"G" Division		
Todd Camplin	Savage Indians	22 wins in the cricket sets.
Dawn Clement	Pokey & the Bandits	Only 301 wins are lacking.
Keith Feller	Pokey & the Bandits	Solid player, led Mug winners.
Barry Jackson	Dynamic Darts	Ten 501 W's help in tight battles.
Derek Kelley	Boxed Lunch	Big player on a middle team.
Brian Kroll	Dynamic Darts	Same overall record as Jackson.
Shannon Lougher	The Horsemen	38 wins are nice with Selby's 47.
Brian Selby	The Horsemen	47-9 record rocked G division.

STATISTICIAN'S FAVORITE CAPTAINS

I think it's time that I give a little bit of recognition to those who perform all of those thankless captain's duties each week. They do all that crap every week with nobody noticing but me, unless of course they make a mistake and get a penalty. Well, I'm going to point out a few of those dedicated souls who are actually very good at what seems on the surface to be an easy task, but is actually a huge pain in the rump. Nearly all of the captains perform their duties (at least those which pertain to dealing with me, the statistician) at a very acceptable level; but there are some who simply are better than others. I'm not saying any of the other don't try hard or anything like that. It's just that these captains always have neat score sheets, they call in on time every week, they mail their sheets to me quickly so I have more time to log in stats, they always write legibly, they add their all-stars up correctly, they include all of the hot darts in their call, etc. They simply make my job easier. **Top captain**: Michelle Gaffney of Dogs of War. **The next five best** (in order only by division): John Scanlon of Shooter's Buzz, Jason Walters of Diddler's Choice, Mark Heath of Coral Reefers, Rick Zucco of DWI, and Dick Cummings of the Bulls Hitters. **Honorable mention** (in order only by division): Joe Wilson of Lunatic Fringe (he gets a lot of practice), Ben Widgeon of Double Trouble, Craig Coker of Arrowing Experience, Robert Montgomery of Excalibur, Debbie Sasser of PMS, Jim Mitchell of Anything But Sorry, Bob Carawon of the Doroth'E'a Ducks, Michelle Jackson of Breakers Bombers, and Andrew Root of Last Call. I thank all of you for your efforts to make my job just a bit easier.

OTHER MISCELLANEOUS OBSERVATIONS BY JK

--Did anybody else (besides the two teams involved) notice that the Bulls Hitters needed only one more point in week 14 against S&A IV to secure a good old-fashioned tie? They would have had identical W/L records, identical point totals, and equal head-to-head records. Now THAT is what an even season-long race is all about.

--Longest current non-Fringe match winning streak?

14 matches, Diddler's Choice in C division.

--Just something to consider: Right now we have 56 teams for seven even divisions of eight teams. Did you realize that if we had just one more team we would have eight divisions and seven of them would have byes? 49 of the 57 teams would have byes. I think we're going to get team #57 next season, so everyone go out there and find us teams #58-64. Encourage your friends to make a team and join. We're going to need them.

--Did you understand the meaning behind Connie Austin's quote in the tournament quotes section? Her team played for over 8 hours in the first round to reach a 12-12 tie at 3:10 a.m. Unfortunately, all but two of the opposing players had gone home to bed, so that team defaulted in the 1001 game. 8 hours to reach a forfeit game; what a frickin' bummer.

--Recruiting for my team is going to be tough this season. How's this for a sales pitch?: "Hey, wanna go to A with us next season and lose a lot?" Or how about: "You could be captain. You won't need many stamps…"

--Come to RDL Board meetings and let your opinion be heard!!

--Did I mention that the Sega Daytona race game at Upper Deck rocks?

Spring 1997 RDL Top Singles Records (by division)

(19 game minimum required for this listing)

"A" Division

			W	L	%-age
1	Oakley, Jerry	A2/ 3 In A Bed	24	4	0.857
2	Budelman, Jim	A1/ Lunatic Fringe	19	4	0.826
3	Lane, Tim	A5/ The Pig Show	21	5	0.808
4	Butman, Don	A1/ Lunatic Fringe	21	6	0.778
5	Avery, Curtis	A3/ Dart Shadows	19	6	0.760
6	Knight, Mark	A2/ 3 In A Bed	21	7	0.750
7	Smith, Allen	A3/ Dart Shadows	18	7	0.720
8	Jenkins, John	A4/ Who's Next?	18	8	0.692
9	Telesz, Frank	A1/ Lunatic Fringe	15	7	0.682
10	Brown, Tom	A1/ Lunatic Fringe	17	9	0.654
	Wall, Keith	A2/ 3 In A Bed	17	9	0.654
12	Holland, William	A6/ Double Trouble	18	10	0.643
13	Fuquay, Chip	A4/ Who's Next?	14	8	0.636
14	Hoffmann, Steve	A1/ Lunatic Fringe	17	10	0.630
15	Gilbert, Chris	A3/ Dart Shadows	16	10	0.615

"B" Division

			W	L	%-age
1	Baldwin, Randy	B1/ X-Men	19	4	0.826
2	Crowley, Pat	B2/ Comfortably Numb	21	5	0.808
3	Seward, Mike	B1/ X-Men	20	5	0.800
4	Mohan, Mike	B5/ Arrowing Experience	17	5	0.773
5	Mead, Andy	B4/ The Donner Party	20	6	0.769
6	Benson, Will	B8/ Shooter's Buzz	21	7	0.750
	Lemons, Todd	B6/ Dogs of War	21	7	0.750
	Warnke, Larry	B3/ Neighbors	21	7	0.750
9	Wilson, John	B4/ The Donner Party	17	6	0.739
10	Janosko, John	B5/ Arrowing Experience	19	7	0.731
11	Heinrich, Joe	B6/ Dogs of War	17	7	0.708
12	Adams, Tom	B8/ Shooter's Buzz	18	10	0.643
13	Thomas, Cliff	B5/ Arrowing Experience	14	8	0.636
14	Dancy, Pat	B1/ X-Men	15	9	0.625
	Frager, Adam	B7/ Stik It	15	9	0.625

"C" Division

			W	L	%-age
1	Dixon, J.D.	C4/ Diddler's Choice	24	2	0.923
2	Skea, Bob	C2/ Scavengers	19	5	0.792
3	James, Bob	C5/ Coral Reefers	18	6	0.750
4	McCredie, Bob	C5/ Coral Reefers	19	7	0.731
5	Parker, Tom	C2/ Scavengers	16	7	0.696
6	Crumpler, Greg	C7/ Burnt Weeny's Revenge	18	9	0.667
7	Holleman, Wes	C7/ Burnt Weeny's Revenge	15	8	0.652
8	Allmendinger, Ken	C7/ Burnt Weeny's Revenge	14	8	0.636
	Boyd, Richard	C2/ Scavengers	14	8	0.636
10	Spivey, John	C3/ Hagar & the Horribles	17	10	0.630
11	Darity, Don	C2/ Scavengers	13	8	0.619
12	Brown, Phil	C4/ Diddler's Choice	16	10	0.615
	Heald, Bobby	C1/ Bar Stools	16	10	0.615
14	Crisp, Fred	C1/ Bar Stools	16	11	0.593
	Prior, Jeff	C8/ Excalibur	16	11	0.593

"D" Division

			W	L	%-age
1	McCoy, Chris	D6/ Reggaeheads	20	4	0.833
2	Shirley, Ron	D7/ Bulls Hitters	17	4	0.810
	Stark, Keith	D7/ Bulls Hitters	17	4	0.810
4	Whetsel, Jeff	D6/ Reggaeheads	22	6	0.786
5	Fuquay, Chris	D2/ Shameless & Aimless IV	17	5	0.773
6	Hendricks, Ron	D1/ Starving Dartists	15	5	0.750
7	Frame, Scott	D2/ Shameless & Aimless IV	18	7	0.720
8	Cashwell, Craig	D8/ Anything But Sorry	20	8	0.714
	Rutten, Pete	D8/ Anything But Sorry	20	8	0.714
10	Cummings, Dick	D7/ Bulls Hitters	14	6	0.700
11	Webb, David	D6/ Reggaeheads	18	8	0.692
12	Shown, Marc	D1/ Starving Dartists	17	8	0.680
13	Mitchell, Jim	D8/ Anything But Sorry	19	9	0.679
14	Marx, Jim	D3/ DiddlingWhileImpaired	16	8	0.667
	Tighe, John	D2/ Shameless & Aimless IV	16	8	0.667

"E" Division

			W	L	%-age
1	Hamilton, Billy	E7/ Last Call	23	5	0.821
2	Kunesh, Joe	E3/ S.S.H.	21	7	0.750
	Powell, Mark	E3/ S.S.H.	18	6	0.750
	Rube, Bob	E3/ S.S.H.	18	6	0.750
5	Gullett, Kevin	E7/ Last Call	20	8	0.714
6	Aldridge, Wayne	E2/ Doroth'E'a Ducks	16	7	0.696
	Garska, Bryan	E6/ Bull Me Baby	16	7	0.696
8	Kuppler, Bob	E8/ 1 & Done	15	7	0.682
9	Sawyer, Dean	E8/ 1 & Done	15	8	0.652
10	Connor, Michael	E8/ 1 & Done	18	10	0.643
11	Iager, John	E1/ Grateful Darts	13	8	0.619
12	Spurling, Jeremy	E4/ Cricketeers	16	10	0.615
13	Ney, Scott	E7/ Last Call	17	11	0.607
14	Perkins, Rick	E1/ Grateful Darts	12	8	0.600
15	Wilkinson, Charlie	E3/ S.S.H.	16	11	0.593

"F" Division

			W	L	%-age
1	Knight, Tracey	F7/ Tattoo the Red Eye	19	3	0.864
2	Sellers, Mark	F5/ Dead Beat Darts	18	4	0.818
3	Dowling, Jack	F1/ Friends of the Devil	16	4	0.800
4	Hall, Danny	F8/ Hole In The Wall Gang	22	6	0.786
5	Austin, Connie	F5/ Dead Beat Darts	18	5	0.783
6	Hoops, Terry	F4/ A.H. & the Diddlers	20	8	0.714
7	Barnes, Kathy	F5/ Dead Beat Darts	19	8	0.704
8	Robinson, Jack	F1/ Friends of the Devil	15	7	0.682
	Robinson, Jim	F1/ Friends of the Devil	15	7	0.682
10	Redmon, Art	F7/ Tattoo the Red Eye	16	8	0.667
11	Jordan, Jody	F6/ Skeleton Crew	17	9	0.654
12	Hall, Josh	F7/ Tattoo the Red Eye	13	7	0.650
13	Gibson, Jack	F2/ Sharp Darts	14	8	0.636
14	Kvasnicka, Bob	F8/ Hole In The Wall Gang	16	10	0.615
15	Wildblood, Steven	F8/ Hole In The Wall Gang	15	10	0.600

"G" Division

			W	L	%-age
1	Selby, Brian	G7/ The Horsemen	24	4	0.857
2	Kelley, Derek	G5/ Boxed Lunch	17	5	0.773
3	Kroll, Brian "Artie"	G6/ Dynamic Darts	21	7	0.750
	Lougher, Shannon	G7/ The Horsemen	21	7	0.750
5	Griffin, Bill	G4/ Pokey & the Bandits	19	7	0.731
6	Robertson, Phil	G7/ The Horsemen	16	6	0.727
7	Camplin, Todd	G8/ Savage Indians	18	7	0.720
8	Jackson, Barry "Bump	G6/ Dynamic Darts	20	8	0.714
9	Feller, Keith	G4/ Pokey & the Bandits	18	8	0.692
10	Hudelson, Hans	G2/ Defendants	18	10	0.643
11	Steinhauer, Bruce	G1/ Get Over It	17	11	0.607
	Wilser, Dave	G1/ Get Over It	17	11	0.607
13	Donaghy, Pat	G5/ Boxed Lunch	14	10	0.583
14	Cox, Drew	G8/ Savage Indians	12	9	0.571
15	Bolejack, Doug	G8/ Savage Indians	13	10	0.565

Women's Records

			W	L	%-age
1	Austin, Connie	F5/ Dead Beat Darts	18	5	0.783
2	Barnes, Kathy	F5/ Dead Beat Darts	19	8	0.704
3	Brotherton, Rhetta	G2/ Defendants	12	10	0.545
4	Bartlett, Lynn	D4/ PMS	13	11	0.542
5	Clement, Dawn	G4/ Pokey & the Bandits	13	14	0.481
6	Enos, Kellee	E6/ Bull Me Baby	14	16	0.467
7	Bryant, Robin	F5/ Dead Beat Darts	11	14	0.440
8	Gaffney, Michelle	B6/ Dogs of War	11	16	0.407
9	Lewis, Sharon	D4/ PMS	8	12	0.400
10	Connors, Tracy	F3/ Half Full	9	15	0.375
	Quinn, Heather	E5/ Breakers Bombers	9	15	0.375
12	Cribb, Kittie Rue	G3/ O, It's Them!	8	15	0.348
	Moeschet, Cathy	F2/ Sharp Darts	8	15	0.348
14	Lawley, Lisa	G1/ Get Over It	7	15	0.318
15	Ward, Beth	E6/ Bull Me Baby	5	16	0.238

Spring 1997 RDL Top Doubles Records (by division)

(19 game minimum required for this listing)

"A" Division

			W	L	%-age
1	Butman, Don	A1/ Lunatic Fringe	28	0	1.000
2	Budelman, Jim	A1/ Lunatic Fringe	22	1	0.957
3	Brown, Tom	A1/ Lunatic Fringe	21	4	0.840
4	Lane, Tim	A5/ The Pig Show	18	7	0.720
5	Scott, Lee	A5/ The Pig Show	16	8	0.667
	Terry, Bob	A1/ Lunatic Fringe	14	7	0.667
7	Oakley, Jerry	A2/ 3 In A Bed	18	10	0.643
	Wall, Keith	A2/ 3 In A Bed	18	10	0.643
9	Thaggard, Tim	A2/ 3 In A Bed	12	7	0.632
10	Whitehead, Lee	A2/ 3 In A Bed	15	9	0.625
11	Wandscher, Chris	A7/ Top Dead Center	17	11	0.607
12	Toth, John	A6/ Double Trouble	15	10	0.600
	Yandle, Dave	A5/ The Pig Show	15	10	0.600
14	Knight, Mark	A2/ 3 In A Bed	16	11	0.593
15	Hoffmann, Steve	A1/ Lunatic Fringe	13	10	0.565

"B" Division

			W	L	%-age
1	Heinrich, Joe	B6/ Dogs of War	18	6	0.750
2	Mills, Kyle	B4/ The Donner Party	20	7	0.741
3	Seward, Mike	B1/ X-Men	19	7	0.731
4	Benson, Will	B8/ Shooter's Buzz	20	8	0.714
	Berry, Dave	B5/ Arrowing Experience	15	6	0.714
	Kilts, Jason	B4/ The Donner Party	15	6	0.714
7	Dancy, Pat	B1/ X-Men	16	7	0.696
8	Latham, Chris	B1/ X-Men	13	6	0.684
9	Esmond, Rob	B3/ Neighbors	16	8	0.667
10	Janosko, John	B5/ Arrowing Experience	15	10	0.600
	Mills, Micky	B4/ The Donner Party	15	10	0.600
12	Thomas, Cliff	B5/ Arrowing Experience	13	9	0.591
13	Hindle, Mike	B5/ Arrowing Experience	11	8	0.579
14	Tomlinson, Mark	B8/ Shooter's Buzz	16	12	0.571
15	(two tied)	B4/ The Donner Party	14	11	0.560

"C" Division

			W	L	%-age
1	Dixon, J.D.	C4/ Diddler's Choice	23	3	0.885
	Walters, Jason	C4/ Diddler's Choice	23	3	0.885
3	Brown, Phil	C4/ Diddler's Choice	19	7	0.731
	Matthews, Eric	C4/ Diddler's Choice	19	7	0.731
5	Allmendinger, Ken	C7/ Burnt Weeny's Revenge	16	6	0.727
6	Chaney, Bill	C7/ Burnt Weeny's Revenge	20	8	0.714
7	Pierce, Barry	C7/ Burnt Weeny's Revenge	19	8	0.704
8	Holleman, Wes	C7/ Burnt Weeny's Revenge	14	6	0.700
9	Crumpler, Greg	C7/ Burnt Weeny's Revenge	19	9	0.679
10	Stewart, Shannon	C8/ Excalibur	15	8	0.652
11	Burney, Gary	C8/ Excalibur	13	7	0.650
12	Montgomery, Robert	C8/ Excalibur	16	9	0.640
13	Horton, Tony	C8/ Excalibur	16	10	0.615
14	Boyd, Richard	C2/ Scavengers	13	9	0.591
15	Young, Larry	C2/ Scavengers	14	10	0.583

"D" Division

			W	L	%-age
1	Allen, Kenny	D2/ Shameless & Aimless IV	19	6	0.760
2	Frame, Scott	D2/ Shameless & Aimless IV	19	6	0.760
3	Stark, Keith	D7/ Bulls Hitters	18	7	0.720
4	Mori, Christopher	D7/ Bulls Hitters	21	9	0.700
5	Bennett, Mike	D6/ Reggaeheads	18	8	0.692
6	Jeffcoat, Doug	D4/ PMS	15	7	0.682
7	Tighe, John	D2/ Shameless & Aimless IV	16	10	0.615
8	Shown, Marc	D1/ Starving Dartists	14	9	0.609
9	Cashwell, Craig	D8/ Anything But Sorry	17	11	0.607
10	Moulds, Ron	D7/ Bulls Hitters	12	8	0.600
11	Shirley, Ron	D7/ Bulls Hitters	13	9	0.591
12	Eason, Joel	D8/ Anything But Sorry	14	10	0.583
13	Pasnik, Jim	D5/ Nine Lives	14	10	0.583
14	Peers, Martin	D7/ Bulls Hitters	11	8	0.579
15	Rutten, Pete	D8/ Anything But Sorry	15	11	0.577

"E" Division

			W	L	%-age
1	Hamilton, Billy	E7/ Last Call	26	2	0.929
2	Davis, Jeff	E7/ Last Call	24	2	0.923
3	Iager, John	E1/ Grateful Darts	16	6	0.727
4	Gullett, Kevin	E7/ Last Call	20	8	0.714
	Ney, Scott	E7/ Last Call	20	8	0.714
6	Rube, Bob	E3/ S.S.H.	17	7	0.708
7	Byrd, Joel	E1/ Grateful Darts	17	9	0.654
	Converse, Stan	E2/ Doroth'E'a Ducks	17	9	0.654
9	Hodges, Mike	E1/ Grateful Darts	15	8	0.652
10	Carawon, Bob	E2/ Doroth'E'a Ducks	13	7	0.650
11	Lilienthal, John	E1/ Grateful Darts	16	9	0.640
12	Smith, Darrel	E2/ Doroth'E'a Ducks	13	8	0.619
13	Powell, Mark	E3/ S.S.H.	16	11	0.593
14	Kunesh, Joe	E3/ S.S.H.	17	13	0.567
15	Connor, Michael	E8/ 1 & Done	14	11	0.560

"F" Division

			W	L	%-age
1	Williams, Nelson	F1/ Friends of the Devil	20	4	0.833
2	Hall, Danny	F8/ Hole In The Wall Gang	22	6	0.786
3	Gillett, Galen	F8/ Hole In The Wall Gang	21	7	0.750
4	Knight, Tracey	F7/ Tattoo the Red Eye	14	5	0.737
5	Robinson, Jim	F1/ Friends of the Devil	15	6	0.714
6	Dowling, Jack	F1/ Friends of the Devil	19	8	0.704
	Hoops, Terry	F4/ A.H. & the Diddlers	19	8	0.704
8	Morgan, Tom	F6/ Skeleton Crew	18	9	0.667
9	Brewer, Dennis	F8/ Hole In The Wall Gang	17	10	0.630
10	Kvasnicka, Bob	F8/ Hole In The Wall Gang	16	10	0.615
11	Linney, Eric	F4/ A.H. & the Diddlers	17	11	0.607
12	Wildblood, Steven	F8/ Hole In The Wall Gang	14	11	0.560
13	Austin, Connie	F5/ Dead Beat Darts	15	12	0.556
14	Barnes, Kathy	F5/ Dead Beat Darts	15	13	0.536
15	Gay, Chuck	F4/ A.H. & the Diddlers	10	9	0.526

"G" Division

			W	L	%-age
1	Selby, Brian	G7/ The Horsemen	23	5	0.821
2	Conway, John	G8/ Savage Indians	17	6	0.739
3	Williamson, Steve	G6/ Dynamic Darts	17	7	0.708
4	Clement, Dawn	G4/ Pokey & the Bandits	19	8	0.704
5	Faulkner, Chris	G6/ Dynamic Darts	13	7	0.650
6	Camplin, Todd	G8/ Savage Indians	18	10	0.643
7	Clark, Louis	G5/ Boxed Lunch	17	10	0.630
	Jackson, Barry "Bump	G6/ Dynamic Darts	17	10	0.630
9	Feller, Keith	G4/ Pokey & the Bandits	16	10	0.615
10	Livingston, Mike	G4/ Pokey & the Bandits	14	9	0.609
11	Hurley, John	G4/ Pokey & the Bandits	17	11	0.607
	Lougher, Shannon	G7/ The Horsemen	17	11	0.607
13	Kiether, Bill	G4/ Pokey & the Bandits	15	10	0.600
14	Kroll, Brian "Artie"	G6/ Dynamic Darts	16	11	0.593
15	Ellison, George	G6/ Dynamic Darts	13	9	0.591

Women's Records

			W	L	%-age
1	Clement, Dawn	G4/ Pokey & the Bandits	19	8	0.704
2	Austin, Connie	F5/ Dead Beat Darts	15	12	0.556
3	Barnes, Kathy	F5/ Dead Beat Darts	15	13	0.536
4	Gaffney, Michelle	B6/ Dogs of War	14	14	0.500
	Lawley, Lisa	G1/ Get Over It	12	12	0.500
6	Enos, Kellee	E6/ Bull Me Baby	14	15	0.483
7	Mabry, Carolyn	F5/ Dead Beat Darts	11	12	0.478
8	Bartlett, Lynn	D4/ PMS	11	13	0.458
9	Churchwell, Billie	D8/ Anything But Sorry	10	12	0.455
10	Bryant, Robin	F5/ Dead Beat Darts	10	13	0.435
11	Quinn, Heather	E5/ Breakers Bombers	9	12	0.429
12	Huyser, Judy	F6/ Skeleton Crew	11	15	0.423
13	Gaffney, Angel	A7/ Top Dead Center	8	11	0.421
14	Oakley, Gina	D8/ Anything But Sorry	10	14	0.417
15	(two tied)		11	16	0.407

Spring 1997 RDL Top Singles+Doubles Records (by division)

(37 game minimum required for this listing)

"A" Division

			W	L	%-age
1	Budelman, Jim	A1/ Lunatic Fringe	41	5	0.891
2	Butman, Don	A1/ Lunatic Fringe	49	6	0.891
3	Telesz, Frank	A1/ Lunatic Fringe	31	9	0.775
4	Lane, Tim	A5/ The Pig Show	39	12	0.765
5	Oakley, Jerry	A2/ 3 In A Bed	42	14	0.750
6	Brown, Tom	A1/ Lunatic Fringe	38	13	0.745
7	Terry, Bob	A1/ Lunatic Fringe	26	11	0.703
8	Knight, Mark	A2/ 3 In A Bed	37	18	0.673
9	Wall, Keith	A2/ 3 In A Bed	35	19	0.648
10	Avery, Curtis	A3/ Dart Shadows	30	17	0.638
11	Smith, Allen	A3/ Dart Shadows	34	20	0.630
12	Jenkins, John	A4/ Who's Next?	32	19	0.627
13	Hoffmann, Steve	A1/ Lunatic Fringe	30	20	0.600
14	Scott, Lee	A5/ The Pig Show	29	20	0.592
15	Gilbert, Chris	A3/ Dart Shadows	31	22	0.585

"B" Division

			W	L	%-age
1	Baldwin, Randy	B1/ X-Men	32	9	0.780
2	Seward, Mike	B1/ X-Men	39	12	0.765
3	Benson, Will	B8/ Shooter's Buzz	41	15	0.732
4	Heinrich, Joe	B6/ Dogs of War	35	13	0.729
5	Janosko, John	B5/ Arrowing Experience	34	17	0.667
6	Dancy, Pat	B1/ X-Men	31	16	0.660
7	Berry, Dave	B5/ Arrowing Experience	29	15	0.659
8	Crowley, Pat	B2/ Comfortably Numb	34	18	0.654
9	Wilson, John	B4/ The Donner Party	31	17	0.646
10	Mead, Andy	B4/ The Donner Party	34	19	0.642
11	Lemons, Todd	B6/ Dogs of War	35	21	0.625
	Esmond, Rob	B3/ Neighbors	30	18	0.625
13	Mohan, Mike	B5/ Arrowing Experience	27	17	0.614
	Thomas, Cliff	B5/ Arrowing Experience	27	17	0.614
15	Kilts, Jason	B4/ The Donner Party	28	18	0.609

"C" Division

			W	L	%-age
1	Dixon, J.D.	C4/ Diddler's Choice	47	5	0.904
2	Walters, Jason	C4/ Diddler's Choice	36	16	0.692
3	Allmendinger, Ken	C7/ Burnt Weeny's Revenge	30	14	0.682
4	Holleman, Wes	C7/ Burnt Weeny's Revenge	29	14	0.674
5	Brown, Phil	C4/ Diddler's Choice	35	17	0.673
6	Crumpler, Greg	C7/ Burnt Weeny's Revenge	37	18	0.673
7	Young, Larry	C2/ Scavengers	28	14	0.667
8	McCredie, Bob	C5/ Coral Reefers	32	17	0.653
9	Chaney, Bill	C7/ Burnt Weeny's Revenge	37	20	0.649
10	Matthews, Eric	C4/ Diddler's Choice	33	19	0.635
11	James, Bob	C5/ Coral Reefers	31	18	0.633
12	Boyd, Richard	C2/ Scavengers	27	17	0.614
13	Parker, Tom	C2/ Scavengers	26	17	0.605
14	Darity, Don	C2/ Scavengers	25	17	0.595
15	Skea, Bob	C2/ Scavengers	26	18	0.591

"D" Division

			W	L	%-age
1	Stark, Keith	D7/ Bulls Hitters	35	11	0.761
2	Frame, Scott	D2/ Shameless & Aimless IV	37	13	0.740
3	Shirley, Ron	D7/ Bulls Hitters	30	13	0.698
4	Allen, Kenny	D2/ Shameless & Aimless IV	35	16	0.686
5	Whetsel, Jeff	D6/ Reggaeheads	37	18	0.673
6	Cashwell, Craig	D8/ Anything But Sorry	37	19	0.661
7	Fuquay, Chris	D2/ Shameless & Aimless IV	29	15	0.659
8	McCoy, Chris	D6/ Reggaeheads	32	17	0.653
9	Cummings, Dick	D7/ Bulls Hitters	24	13	0.649
10	Rutten, Pete	D8/ Anything But Sorry	35	19	0.648
11	Shown, Marc	D1/ Starving Dartists	31	17	0.646
12	Tighe, John	D2/ Shameless & Aimless IV	32	18	0.640
13	Jeffcoat, Doug	D4/ PMS	28	16	0.636
14	Mitchell, Jim	D8/ Anything But Sorry	35	21	0.625
15	Hendricks, Ron	D1/ Starving Dartists	24	15	0.615

"E" Division

			W	L	%-age
1	Hamilton, Billy	E7/ Last Call	49	7	0.875
2	Rube, Bob	E3/ S.S.H.	35	13	0.729
3	Gullett, Kevin	E7/ Last Call	40	16	0.714
4	Iager, John	E1/ Grateful Darts	29	14	0.674
5	Powell, Mark	E3/ S.S.H.	34	17	0.667
6	Ney, Scott	E7/ Last Call	37	19	0.661
7	Converse, Stan	E2/ Doroth'E'a Ducks	27	14	0.659
8	Kunesh, Joe	E3/ S.S.H.	38	20	0.655
9	Davis, Jeff	E7/ Last Call	34	18	0.654
10	Sawyer, Dean	E8/ 1 & Done	25	15	0.625
11	Kuppler, Bob	E8/ 1 & Done	25	16	0.610
12	Connor, Michael	E8/ 1 & Done	32	21	0.604
13	Smith, Darrel	E2/ Doroth'E'a Ducks	24	16	0.600
14	Aldridge, Wayne	E2/ Doroth'E'a Ducks	26	18	0.591
15	Carawon, Bob	E2/ Doroth'E'a Ducks	25	18	0.581

"F" Division

			W	L	%-age
1	Williams, Nelson	F1/ Friends of the Devil	33	7	0.825
2	Knight, Tracey	F7/ Tattoo the Red Eye	33	8	0.805
3	Hall, Danny	F8/ Hole In The Wall Gang	44	12	0.786
4	Dowling, Jack	F1/ Friends of the Devil	35	12	0.745
5	Hoops, Terry	F4/ A.H. & the Diddlers	39	16	0.709
6	Robinson, Jim	F1/ Friends of the Devil	30	13	0.698
7	Robinson, Jack	F1/ Friends of the Devil	27	12	0.692
8	Gillett, Galen	F8/ Hole In The Wall Gang	37	18	0.673
9	Austin, Connie	F5/ Dead Beat Darts	33	17	0.660
10	Barnes, Kathy	F5/ Dead Beat Darts	34	21	0.618
11	Kvasnicka, Bob	F8/ Hole In The Wall Gang	32	20	0.615
	Sellers, Mark	F5/ Dead Beat Darts	24	15	0.615
13	Piascik, Jeff	F3/ Half Full	25	17	0.595
14	Morgan, Tom	F6/ Skeleton Crew	32	23	0.582
15	Wildblood, Steven	F8/ Hole In The Wall Gang	29	21	0.580

"G" Division

			W	L	%-age
1	Selby, Brian	G7/ The Horsemen	47	9	0.839
2	Kelley, Derek	G5/ Boxed Lunch	29	11	0.725
3	Camplin, Todd	G8/ Savage Indians	36	17	0.679
4	Lougher, Shannon	G7/ The Horsemen	38	18	0.679
5	Jackson, Barry "Bump	G6/ Dynamic Darts	37	18	0.673
	Kroll, Brian "Artie"	G6/ Dynamic Darts	37	18	0.673
7	Feller, Keith	G4/ Pokey & the Bandits	34	18	0.654
8	Robertson, Phil	G7/ The Horsemen	29	16	0.644
9	Williamson, Steve	G6/ Dynamic Darts	31	18	0.633
10	Conway, John	G8/ Savage Indians	28	18	0.609
11	Griffin, Bill	G4/ Pokey & the Bandits	32	21	0.604
12	Clement, Dawn	G4/ Pokey & the Bandits	32	22	0.593
13	Donaghy, Pat	G5/ Boxed Lunch	28	20	0.583
14	Faulkner, Chris	G6/ Dynamic Darts	22	16	0.579
15	Clark, Louis	G5/ Boxed Lunch	30	22	0.577

Women's Records

			W	L	%-age
1	Austin, Connie	F5/ Dead Beat Darts	33	17	0.660
2	Barnes, Kathy	F5/ Dead Beat Darts	34	21	0.618
3	Clement, Dawn	G4/ Pokey & the Bandits	32	22	0.593
4	Bartlett, Lynn	D4/ PMS	24	24	0.500
5	Enos, Kellee	E6/ Bull Me Baby	28	31	0.475
6	Gaffney, Michelle	B6/ Dogs of War	25	30	0.455
7	Bryant, Robin	F5/ Dead Beat Darts	21	27	0.438
8	Brotherton, Rhetta	G2/ Defendants	19	27	0.413
	Lawley, Lisa	G1/ Get Over It	19	27	0.413
10	Gaffney, Angel	A7/ Top Dead Center	15	22	0.405
11	Quinn, Heather	E5/ Breakers Bombers	18	27	0.400
12	Churchwell, Billie	D8/ Anything But Sorry	15	23	0.395
	Mabry, Carolyn	F5/ Dead Beat Darts	15	23	0.395
14	Cribb, Kittie Rue	G3/ O, It's Them!	19	31	0.380
15	Perraunt, Melissa	G8/ Savage Indians	14	23	0.378

Spring 1997 RDL Top All-Star %-ages (by division)

(37 game minimum required for this listing)

"A" Division

			ASP	TGP	%-age
1	Budelman, Jim	A1/ Lunatic Fringe	91.0	46	1.978
2	Smith, Allen	A3/ Dart Shadows	91.0	54	1.685
3	Brown, Tom	A1/ Lunatic Fringe	75.5	51	1.480
4	Lane, Tim	A5/ The Pig Show	74.5	51	1.461
5	Telesz, Frank	A1/ Lunatic Fringe	56.5	40	1.413
6	Butman, Don	A1/ Lunatic Fringe	76.5	55	1.391
7	Tan, Will	A7/ Top Dead Center	67.0	52	1.288
8	Scott, Lee	A5/ The Pig Show	62.0	50	1.240
9	Murray, David	A3/ Dart Shadows	50.5	41	1.232
10	Wandscher, Chris	A7/ Top Dead Center	57.0	50	1.140
11	Hoffmann, Steve	A1/ Lunatic Fringe	53.5	50	1.070
12	Oakley, Jerry	A2/ 3 In A Bed	59.5	56	1.063
13	Avery, Curtis	A3/ Dart Shadows	49.0	47	1.043
14	Terry, Bob	A1/ Lunatic Fringe	38.5	37	1.041
15	Fuquay, Chip	A4/ Who's Next?	44.5	43	1.035

"B" Division

			ASP	TGP	%-age
1	Benson, Will	B8/ Shooter's Buzz	64.5	59	1.093
2	Seward, Mike	B1/ X-Men	53.5	52	1.029
3	Janosko, John	B5/ Arrowing Experience	52.5	54	0.972
4	Heinrich, Joe	B6/ Dogs of War	46.0	51	0.902
5	Lemons, Todd	B6/ Dogs of War	52.5	59	0.890
6	Crowley, Pat	B2/ Comfortably Numb	45.5	52	0.875
7	Baldwin, Randy	B1/ X-Men	33.5	42	0.798
8	Thomas, Cliff	B5/ Arrowing Experience	33.5	47	0.713
9	Mills, Kyle	B4/ The Donner Party	39.5	57	0.693
10	Warnke, Larry	B3/ Neighbors	38.0	57	0.667
11	Mead, Andy	B4/ The Donner Party	37.0	56	0.661
12	Scanlon, John	B8/ Shooter's Buzz	38.5	59	0.653
13	Frager, Adam	B7/ Stik It	32.5	50	0.650
14	Wilson, John	B4/ The Donner Party	32.5	51	0.637
15	Kilts, Jason	B4/ The Donner Party	31.0	49	0.633

"C" Division

			ASP	TGP	%-age
1	Dixon, J.D.	C4/ Diddler's Choice	88.5	56	1.580
2	McCredie, Bob	C5/ Coral Reefers	41.0	51	0.804
3	James, Bob	C5/ Coral Reefers	34.5	51	0.676
4	Allmendinger, Ken	C7/ Burnt Weeny's Revenge	31.5	47	0.670
5	Young, Larry	C2/ Scavengers	29.5	45	0.656
6	Skea, Bob	C2/ Scavengers	30.0	47	0.638
7	Darity, Don	C2/ Scavengers	27.0	44	0.614
8	Horton, Tony	C8/ Excalibur	32.0	55	0.582
9	Crumpler, Greg	C7/ Burnt Weeny's Revenge	32.0	58	0.552
10	Matthews, Eric	C4/ Diddler's Choice	29.5	56	0.527
11	Heath, Mark	C5/ Coral Reefers	22.0	42	0.524
12	Berry, Robert	C8/ Excalibur	30.0	58	0.517
13	Montgomery, Robert	C8/ Excalibur	26.5	52	0.510
14	Brown, Phil	C4/ Diddler's Choice	28.5	56	0.509
15	Chaney, Bill	C7/ Burnt Weeny's Revenge	30.0	60	0.500

"D" Division

			ASP	TGP	%-age
1	Mitchell, Jim	D8/ Anything But Sorry	49.5	58	0.853
2	Cashwell, Craig	D8/ Anything But Sorry	48.0	58	0.828
3	Rutten, Pete	D8/ Anything But Sorry	38.0	56	0.679
4	Marx, Jim	D3/ DiddlingWhileImpaired	33.5	50	0.670
5	Bennett, Mike	D6/ Reggaeheads	31.0	50	0.620
6	Allen, Kenny	D2/ Shameless & Aimless IV	31.5	52	0.606
7	Smith, Butch	D5/ Nine Lives	35.5	59	0.602
8	Whetsel, Jeff	D6/ Reggaeheads	33.5	56	0.598
9	Shown, Marc	D1/ Starving Dartists	28.5	48	0.594
10	Bogard, Doug	D6/ Reggaeheads	25.5	45	0.567
11	Cummings, Dick	D7/ Bulls Hitters	22.0	39	0.564
12	Bartlett, Lynn	D4/ PMS	27.5	49	0.561
13	Keever, Dennis	D4/ PMS	22.0	40	0.550
14	Stark, Keith	D7/ Bulls Hitters	25.5	47	0.543
15	Mori, Christopher	D7/ Bulls Hitters	28.5	53	0.538

"E" Division

			ASP	TGP	%-age
1	Hamilton, Billy	E7/ Last Call	37.0	56	0.661
2	Haller, Ben	E8/ 1 & Done	29.5	45	0.656
3	Iager, John	E1/ Grateful Darts	28.0	43	0.651
4	Connor, Michael	E8/ 1 & Done	32.0	53	0.604
5	Garska, Bryan	E6/ Bull Me Baby	30.0	50	0.600
6	Converse, Stan	E2/ Doroth'E'a Ducks	24.0	41	0.585
7	Simpson, Phil	E1/ Grateful Darts	27.5	50	0.550
8	Wilkinson, Charlie	E3/ S.S.H.	25.0	48	0.521
9	Gullett, Kevin	E7/ Last Call	28.5	56	0.509
10	Powell, Mark	E3/ S.S.H.	25.5	52	0.490
11	Kunesh, Joe	E3/ S.S.H.	28.5	59	0.483
12	Kuppler, Bob	E8/ 1 & Done	19.0	41	0.463
13	Sawyer, Dean	E8/ 1 & Done	18.0	40	0.450
14	Carawon, Bob	E2/ Doroth'E'a Ducks	19.0	43	0.442
15	Coyne, Kevin	E8/ 1 & Done	16.0	38	0.421

"F" Division

			ASP	TGP	%-age
1	Hoops, Terry	F4/ A.H. & the Diddlers	35.0	55	0.636
2	Knight, Tracey	F7/ Tattoo the Red Eye	26.0	42	0.619
3	Robinson, Jim	F1/ Friends of the Devil	24.5	44	0.557
4	Dowling, Jack	F1/ Friends of the Devil	25.5	48	0.531
5	Kvasnicka, Bob	F8/ Hole In The Wall Gang	26.5	53	0.500
6	Robinson, Jack	F1/ Friends of the Devil	19.0	40	0.475
7	Barnes, Kathy	F5/ Dead Beat Darts	26.0	55	0.473
8	Austin, Connie	F5/ Dead Beat Darts	23.5	50	0.470
9	Turner, Stuart	F1/ Friends of the Devil	18.0	40	0.450
10	Gillett, Galen	F8/ Hole In The Wall Gang	25.0	56	0.446
11	Jordan, Jody	F6/ Skeleton Crew	23.5	53	0.443
12	Gibson, Jack	F2/ Sharp Darts	19.5	44	0.443
13	Sellers, Mark	F5/ Dead Beat Darts	16.5	39	0.423
14	Jacobs, Joe	F8/ Hole In The Wall Gang	18.5	45	0.411
15	Rafferty, Ian	F3/ Half Full	16.0	40	0.400

"G" Division

			ASP	TGP	%-age
1	Selby, Brian	G7/ The Horsemen	35.0	58	0.603
2	Feller, Keith	G4/ Pokey & the Bandits	30.5	52	0.587
3	Lougher, Shannon	G7/ The Horsemen	28.5	58	0.491
4	Ellison, George	G6/ Dynamic Darts	22.5	46	0.489
5	Hudelson, Hans	G2/ Defendants	24.5	52	0.471
6	Comeau, Jay	G2/ Defendants	17.5	39	0.449
7	Williamson, Steve	G6/ Dynamic Darts	21.0	50	0.420
8	Camplin, Todd	G8/ Savage Indians	22.0	53	0.415
9	Jaraszewicz, Jason	G1/ Get Over It	20.5	52	0.394
10	Cunniffe, Dave	G7/ The Horsemen	16.5	43	0.384
11	Jackson, Barry "Bump	G6/ Dynamic Darts	21.0	57	0.368
12	Kelley, Derek	G5/ Boxed Lunch	14.5	40	0.363
13	Steinhauer, Bruce	G1/ Get Over It	19.5	55	0.355
14	Donaghy, Pat	G5/ Boxed Lunch	17.0	48	0.354
15	Kroll, Brian "Artie"	G6/ Dynamic Darts	20.0	57	0.351

Women's Records

			ASP	TGP	%-age
1	Bartlett, Lynn	D4/ PMS	27.5	49	0.561
2	Gaffney, Angel	A7/ Top Dead Center	18.0	37	0.486
3	Barnes, Kathy	F5/ Dead Beat Darts	26.0	55	0.473
4	Austin, Connie	F5/ Dead Beat Darts	23.5	50	0.470
5	Lewis, Sharon	D4/ PMS	17.0	43	0.395
6	Enos, Kellee	E6/ Bull Me Baby	22.5	61	0.369
7	Gaffney, Michelle	B6/ Dogs of War	17.5	58	0.302
8	Sasser, Debbie	D4/ PMS	11.0	37	0.297
9	Oakley, Gina	D8/ Anything But Sorry	14.0	49	0.286
10	Reagan, Marcy	A8/ Tossing Heads	17.0	60	0.283
11	Downs, Brooks	E6/ Bull Me Baby	13.5	51	0.265
12	Quinn, Heather	E5/ Breakers Bombers	11.5	46	0.250
13	Clement, Dawn	G4/ Pokey & the Bandits	13.0	54	0.241
14	Bryant, Robin	F5/ Dead Beat Darts	9.5	48	0.198
	Lawley, Lisa	G1/ Get Over It	9.5	48	0.198

Spring 1997 RDL Top Individual Records (by section of play) (FINAL!)

(Seven game minimum required for each of these listings)

Singles 301 Records

			W	L	%-age
1	Austin, Connie	F5/ Dead Beat Darts	9	0	1.000
2	Kunesh, Joe	E3/ S.S.H.	13	1	0.929
3	Dixon, J.D.	C4/ Diddler's Choice	12	1	0.923
4	Mohan, Mike	B5/ Arrowing Experience	9	1	0.900
5	Oakley, Jerry	A2/ 3 In A Bed	12	2	0.857
	Whetsel, Jeff	D6/ Reggaeheads	12	2	0.857
	Hopkins, Richard	B2/ Comfortably Numb	6	1	0.857
	Mooty, Jim	D2/ Shameless&Aimless IV	6	1	0.857
	Nobles, Johnathan	E6/ Bull Me Baby	6	1	0.857
	Rodgers, Clayton	E2/ Doroth'E'a Ducks	6	1	0.857
11	Crowley, Pat	B2/ Comfortably Numb	11	2	0.846
	Greer, Chuck	D3/ DiddlingWhileImpaired	11	2	0.846
13	Aldridge, Wayne	E2/ Doroth'E'a Ducks	10	2	0.833
	Williams, Nelson	F1/ Friends of the Devil	10	2	0.833
15	Garska, Bryan	E6/ Bull Me Baby	9	2	0.818
	Brotherton, Rhetta	G2/ Defendants	9	2	0.818
17	Knight, Tracey	F7/ Tattoo the Red Eye	8	2	0.800
18	Knight, Mark	A2/ 3 In A Bed	11	3	0.786
	Whitehead, Lee	A2/ 3 In A Bed	11	3	0.786
	Hall, Danny	F8/ Hole In The Wall Gang	11	3	0.786
	Hudelson, Hans	G2/ Defendants	11	3	0.786
	Jackson, Barry "Bump"	G6/ Dynamic Darts	11	3	0.786
	Selby, Brian	G7/ The Horsemen	11	3	0.786
24	Shirley, Ron	D7/ Bulls Hitters	7	2	0.778
	Hall, Josh	F7/ Tattoo the Red Eye	7	2	0.778
	Robinson, Jim	F1/ Friends of the Devil	7	2	0.778
	Maminski, Len	G7/ The Horsemen	7	2	0.778
28	(four tied)		10	3	0.769

Singles Cricket Records

			W	L	%-age
1	Budelman, Jim	A1/ Lunatic Fringe	13	0	1.000
	Baldwin, Randy	B1/ X-Men	13	0	1.000
	Terry, Bob	A1/ Lunatic Fringe	7	0	1.000
4	Hamilton, Billy	E7/ Last Call	13	1	0.929
	Dowling, Jack	F1/ Friends of the Devil	13	1	0.929
	Selby, Brian	G7/ The Horsemen	13	1	0.929
7	Butman, Don	A1/ Lunatic Fringe	12	1	0.923
	Lane, Tim	A5/ The Pig Show	12	1	0.923
	Dixon, J.D.	C4/ Diddler's Choice	12	1	0.923
10	McCoy, Chris	D6/ Reggaeheads	11	1	0.917
	Knight, Tracey	F7/ Tattoo the Red Eye	11	1	0.917
	Sellers, Mark	F5/ Dead Beat Darts	11	1	0.917
	Griffin, Bill	G4/ Pokey & the Bandits	11	1	0.917
14	Stark, Keith	D7/ Bulls Hitters	10	1	0.909
15	Hendricks, Ron	D1/ Starving Dartists	9	1	0.900
16	Nobles, Johnathan	E6/ Bull Me Baby	7	1	0.875
17	Oakley, Jerry	A2/ 3 In A Bed	12	2	0.857
	Lemons, Todd	B6/ Dogs of War	12	2	0.857
	Seward, Mike	B1/ X-Men	12	2	0.857
	Rutten, Pete	D8/ Anything But Sorry	12	2	0.857
	Gullett, Kevin	E7/ Last Call	12	2	0.857
	Hoops, Terry	F4/ A.H. & the Diddlers	12	2	0.857
	Camplin, Todd	G8/ Savage Indians	12	2	0.857
	Walker, Chip	F2/ Sharp Darts	6	1	0.857
25	Smith, Allen	A3/ Dart Shadows	11	2	0.846
	James, Bob	C5/ Coral Reefers	11	2	0.846
	Skea, Bob	C2/ Scavengers	11	2	0.846
	Young, Larry	C2/ Scavengers	11	2	0.846
29	(seven tied)		10	2	0.833

Doubles Cricket Records

			W	L	%-age
1	Butman, Don	A1/ Lunatic Fringe	14	0	1.000
	Brown, Tom	A1/ Lunatic Fringe	13	0	1.000
	Telesz, Frank	A1/ Lunatic Fringe	9	0	1.000
4	Hamilton, Billy	E7/ Last Call	13	1	0.929
5	Budelman, Jim	A1/ Lunatic Fringe	12	1	0.923
	Dixon, J.D.	C4/ Diddler's Choice	12	1	0.923
	Walters, Jason	C4/ Diddler's Choice	12	1	0.923
	Davis, Jeff	E7/ Last Call	12	1	0.923
9	Williams, Nelson	F1/ Friends of the Devil	11	1	0.917
10	Jeffcoat, Doug	D4/ PMS	10	1	0.909
11	Carawon, Bob	E2/ Doroth'E'a Ducks	7	1	0.875
	Nobles, Johnathan	E6/ Bull Me Baby	7	1	0.875
	Knight, Tracey	F7/ Tattoo the Red Eye	7	1	0.875
	Sampson, Sam	F1/ Friends of the Devil	7	1	0.875
15	Gillett, Galen	F8/ Hole In The Wall Gang	12	2	0.857
	Hall, Danny	F8/ Hole In The Wall Gang	12	2	0.857
	Selby, Brian	G7/ The Horsemen	12	2	0.857
18	Mills, Kyle	B4/ The Donner Party	11	2	0.846
	Horton, Tony	C8/ Excalibur	11	2	0.846
	Rutten, Pete	D8/ Anything But Sorry	11	2	0.846
21	Heinrich, Joe	B6/ Dogs of War	10	2	0.833
22	Kilts, Jason	B4/ The Donner Party	9	2	0.818
	Cunniffe, Dave	G7/ The Horsemen	9	2	0.818
24	Allen, Kenny	D2/ Shameless&Aimless IV	11	3	0.786
	Cashwell, Craig	D8/ Anything But Sorry	11	3	0.786
	Robinson, Jack	F1/ Friends of the Devil	11	3	0.786
27	Grayckowski, Bob	B1/ X-Men	7	2	0.778
	Heath, Chris	B5/ Arrowing Experience	7	2	0.778
	Burney, Gary	C8/ Excalibur	7	2	0.778
	Bridges, Robert	E5/ Breakers Bombers	7	2	0.778

Doubles 501 Records

			W	L	%-age
1	Butman, Don	A1/ Lunatic Fringe	14	0	1.000
	Budelman, Jim	A1/ Lunatic Fringe	10	0	1.000
	Hamed, Adnan	E8/ 1 & Done	8	0	1.000
4	Hamilton, Billy	E7/ Last Call	13	1	0.929
5	Davis, Jeff	E7/ Last Call	12	1	0.923
6	Slominski, Mark	C8/ Excalibur	7	1	0.875
7	Mori, Christopher	D7/ Bulls Hitters	13	2	0.867
8	Oakley, Jerry	A2/ 3 In A Bed	12	2	0.857
9	Dixon, J.D.	C4/ Diddler's Choice	11	2	0.846
	Walters, Jason	C4/ Diddler's Choice	11	2	0.846
11	Esmond, Rob	B3/ Neighbors	10	2	0.833
12	Berry, Dave	B5/ Arrowing Experience	9	2	0.818
13	Thaggard, Tim	A2/ 3 In A Bed	8	2	0.800
14	Wall, Keith	A2/ 3 In A Bed	11	3	0.786
	Crumpler, Greg	C7/ Burnt Weeny's Revenge	11	3	0.786
	Gullett, Kevin	E7/ Last Call	11	3	0.786
	Ney, Scott	E7/ Last Call	11	3	0.786
	Selby, Brian	G7/ The Horsemen	11	3	0.786
19	Telesz, Frank	A1/ Lunatic Fringe	7	2	0.778
	Latham, Chris	B1/ X-Men	7	2	0.778
21	Knight, Mark	A2/ 3 In A Bed	10	3	0.769
	Hoops, Terry	F4/ A.H. & the Diddlers	10	3	0.769
23	Toth, John	A6/ Double Trouble	9	3	0.750
	Yandle, Dave	A5/ The Pig Show	9	3	0.750
	Seward, Mike	B1/ X-Men	9	3	0.750
	Frame, Scott	D2/ Shameless&Aimless IV	9	3	0.750
	Byrd, Joel	E1/ Grateful Darts	9	3	0.750
	Williams, Nelson	F1/ Friends of the Devil	9	3	0.750
	Conway, John	G8/ Savage Indians	9	3	0.750
	(four tied)		6	2	0.750

League-Wide Spring 1997 RDL Top Individual Records (FINAL!)

(19 game minimum required for the listings on this page)

(Players listed in order of record, then by division, then alphabetically within divisions.)

Singles Win %-ages

			W	L	%-age
1	Dixon, J.D.	C4/ Diddler's Choice	24	2	0.923
2	Knight, Tracey	F7/ Tattoo the Red Eye	19	3	0.864
3	Oakley, Jerry	A2/ 3 In A Bed	24	4	0.857
	Selby, Brian	G7/ The Horsemen	24	4	0.857
5	McCoy, Chris	D6/ Reggaeheads	20	4	0.833
6	Budelman, Jim	A1/ Lunatic Fringe	19	4	0.826
	Baldwin, Randy	B1/ X-Men	19	4	0.826
8	Hamilton, Billy	E7/ Last Call	23	5	0.821
9	Sellers, Mark	F5/ Dead Beat Darts	18	4	0.818
10	Shirley, Ron	D7/ Bulls Hitters	17	4	0.810
	Stark, Keith	D7/ Bulls Hitters	17	4	0.810
12	Lane, Tim	A5/ The Pig Show	21	5	0.808
	Crowley, Pat	B2/ Comfortably Numb	21	5	0.808
14	Seward, Mike	B1/ X-Men	20	5	0.800
	Dowling, Jack	F1/ Friends of the Devil	16	4	0.800
16	Skea, Bob	C2/ Scavengers	19	5	0.792
17	Whetsel, Jeff	D6/ Reggaeheads	22	6	0.786
	Hall, Danny	F8/ Hole In The Wall Gang	22	6	0.786
19	Austin, Connie	F5/ Dead Beat Darts	18	5	0.783
20	Butman, Don	A1/ Lunatic Fringe	21	6	0.778
21	Mohan, Mike	B5/ Arrowing Experience	17	5	0.773
	Fuquay, Chris	D2/ Shameless&Aimless IV	17	5	0.773
	Kelley, Derek	G5/ Boxed Lunch	17	5	0.773
24	Mead, Andy	B4/ The Donner Party	20	6	0.769
25	Avery, Curtis	A3/ Dart Shadows	19	6	0.760
26	Knight, Mark	A2/ 3 In A Bed	21	7	0.750
	Benson, Will	B8/ Shooter's Buzz	21	7	0.750
	Lemons, Todd	B6/ Dogs of War	21	7	0.750
	Warnke, Larry	B3/ Neighbors	21	7	0.750
	Kunesh, Joe	E3/ S.S.H.	21	7	0.750
	Kroll, Brian "Artie"	G6/ Dynamic Darts	21	7	0.750
	Lougher, Shannon	G7/ The Horsemen	21	7	0.750
33	James, Bob	C5/ Coral Reefers	18	6	0.750
	Powell, Mark	E3/ S.S.H.	18	6	0.750
	Rube, Bob	E3/ S.S.H.	18	6	0.750
36	Hendricks, Ron	D1/ Starving Dartists	15	5	0.750
37	Wilson, John	B4/ The Donner Party	17	6	0.739
38	Janosko, John	B5/ Arrowing Experience	19	7	0.731
	McCredie, Bob	C5/ Coral Reefers	19	7	0.731
	Griffin, Bill	G4/ Pokey & the Bandits	19	7	0.731
41	Robertson, Phil	G7/ The Horsemen	16	6	0.727
42	Smith, Allen	A3/ Dart Shadows	18	7	0.720
	Frame, Scott	D2/ Shameless&Aimless IV	18	7	0.720
	Camplin, Todd	G8/ Savage Indians	18	7	0.720
45	Cashwell, Craig	D8/ Anything But Sorry	20	8	0.714
	Rutten, Pete	D8/ Anything But Sorry	20	8	0.714
	Gullett, Kevin	E7/ Last Call	20	8	0.714
	Hoops, Terry	F4/ A.H. & the Diddlers	20	8	0.714
	Jackson, Barry "Bump"	G6/ Dynamic Darts	20	8	0.714
50	Heinrich, Joe	B6/ Dogs of War	17	7	0.708
51	Barnes, Kathy	F5/ Dead Beat Darts	19	8	0.704
52	Cummings, Dick	D7/ Bulls Hitters	14	6	0.700
53	Parker, Tom	C2/ Scavengers	16	7	0.696
	Aldridge, Wayne	E2/ Doroth'E'a Ducks	16	7	0.696
	Garska, Bryan	E6/ Bull Me Baby	16	7	0.696
56	Jenkins, John	A4/ Who's Next?	18	8	0.692
	Webb, David	D6/ Reggaeheads	18	8	0.692
	Feller, Keith	G4/ Pokey & the Bandits	18	8	0.692
59	(four tied)		15	7	0.682

Doubles Win %-ages

			W	L	%-age
1	Butman, Don	A1/ Lunatic Fringe	28	0	1.000
2	Budelman, Jim	A1/ Lunatic Fringe	22	1	0.957
3	Hamilton, Billy	E7/ Last Call	26	2	0.929
4	Davis, Jeff	E7/ Last Call	24	2	0.923
5	Dixon, J.D.	C4/ Diddler's Choice	23	3	0.885
	Walters, Jason	C4/ Diddler's Choice	23	3	0.885
7	Brown, Tom	A1/ Lunatic Fringe	21	4	0.840
8	Williams, Nelson	F1/ Friends of the Devil	20	4	0.833
9	Selby, Brian	G7/ The Horsemen	23	5	0.821
10	Hall, Danny	F8/ Hole In The Wall Gang	22	6	0.786
11	Allen, Kenny	D2/ Shameless&Aimless IV	19	6	0.760
	Frame, Scott	D2/ Shameless&Aimless IV	19	6	0.760
13	Gillett, Galen	F8/ Hole In The Wall Gang	21	7	0.750
	Heinrich, Joe	B6/ Dogs of War	18	6	0.750
15	Mills, Kyle	B4/ The Donner Party	20	7	0.741
16	Conway, John	G8/ Savage Indians	17	6	0.739
17	Knight, Tracey	F7/ Tattoo the Red Eye	14	5	0.737
18	Seward, Mike	B1/ X-Men	19	7	0.731
	Brown, Phil	C4/ Diddler's Choice	19	7	0.731
	Matthews, Eric	C4/ Diddler's Choice	19	7	0.731
21	Allmendinger, Ken	C7/ Burnt Weeny's Revenge	16	6	0.727
	Iager, John	E1/ Grateful Darts	16	6	0.727
23	Lane, Tim	A5/ The Pig Show	18	7	0.720
	Stark, Keith	D7/ Bulls Hitters	18	7	0.720
25	Benson, Will	B8/ Shooter's Buzz	20	8	0.714
	Chaney, Bill	C7/ Burnt Weeny's Revenge	20	8	0.714
	Gullett, Kevin	E7/ Last Call	20	8	0.714
	Ney, Scott	E7/ Last Call	20	8	0.714
	Berry, Dave	B5/ Arrowing Experience	15	6	0.714
	Kilts, Jason	B4/ The Donner Party	15	6	0.714
	Robinson, Jim	F1/ Friends of the Devil	15	6	0.714
32	Rube, Bob	E3/ S.S.H.	17	7	0.708
	Williamson, Steve	G6/ Dynamic Darts	17	7	0.708
34	Pierce, Barry	C7/ Burnt Weeny's Revenge	19	8	0.704
	Dowling, Jack	F1/ Friends of the Devil	19	8	0.704
	Hoops, Terry	F4/ A.H. & the Diddlers	19	8	0.704
	Clement, Dawn	G4/ Pokey & the Bandits	19	8	0.704
38	Mori, Christopher	D7/ Bulls Hitters	21	9	0.700
	Holleman, Wes	C7/ Burnt Weeny's Revenge	14	6	0.700
40	Dancy, Pat	B1/ X-Men	16	7	0.696
41	Bennett, Mike	D6/ Reggaeheads	18	8	0.692
42	Latham, Chris	B1/ X-Men	13	6	0.684
43	Jeffcoat, Doug	D4/ PMS	15	7	0.682
44	Crumpler, Greg	C7/ Burnt Weeny's Revenge	19	9	0.679
45	Morgan, Tom	F6/ Skeleton Crew	18	9	0.667
	Scott, Lee	A5/ The Pig Show	16	8	0.667
	Esmond, Rob	B3/ Neighbors	16	8	0.667
	Terry, Bob	A1/ Lunatic Fringe	14	7	0.667
49	Byrd, Joel	E1/ Grateful Darts	17	9	0.654
	Converse, Stan	E2/ Doroth'E'a Ducks	17	9	0.654
51	Stewart, Shannon	C8/ Excalibur	15	8	0.652
	Hodges, Mike	E1/ Grateful Darts	15	8	0.652
53	Burney, Gary	C8/ Excalibur	13	7	0.650
	Carawon, Bob	E2/ Doroth'E'a Ducks	13	7	0.650
	Faulkner, Chris	G6/ Dynamic Darts	13	7	0.650
56	Oakley, Jerry	A2/ 3 In A Bed	18	10	0.643
	Wall, Keith	A2/ 3 In A Bed	18	10	0.643
	Camplin, Todd	G8/ Savage Indians	18	10	0.643
59	Montgomery, Robert	C8/ Excalibur	16	9	0.640
	Lilienthal, John	E1/ Grateful Darts	16	9	0.640

League-Wide Spring 1997 RDL Top Individual Records (FINAL!)

(37 game minimum required for the listings on this page)

(Players listed in order of record, then by division, then alphabetically within divisions.)

Singles+Doubles Win %-ages

			W	L	%-age
1	Dixon, J.D.	C4/ Diddler's Choice	47	5	0.904
2	Budelman, Jim	A1/ Lunatic Fringe	41	5	0.891
3	Butman, Don	A1/ Lunatic Fringe	49	6	0.891
4	Hamilton, Billy	E7/ Last Call	49	7	0.875
5	Selby, Brian	G7/ The Horsemen	47	9	0.839
6	Williams, Nelson	F1/ Friends of the Devil	33	7	0.825
7	Knight, Tracey	F7/ Tattoo the Red Eye	33	8	0.805
8	Hall, Danny	F8/ Hole In The Wall Gang	44	12	0.786
9	Baldwin, Randy	B1/ X-Men	32	9	0.780
10	Telesz, Frank	A1/ Lunatic Fringe	31	9	0.775
11	Lane, Tim	A5/ The Pig Show	39	12	0.765
	Seward, Mike	B1/ X-Men	39	12	0.765
13	Stark, Keith	D7/ Bulls Hitters	35	11	0.761
14	Oakley, Jerry	A2/ 3 In A Bed	42	14	0.750
15	Brown, Tom	A1/ Lunatic Fringe	38	13	0.745
16	Dowling, Jack	F1/ Friends of the Devil	35	12	0.745
17	Frame, Scott	D2/ Shameless&Aimless IV	37	13	0.740
18	Benson, Will	B8/ Shooter's Buzz	41	15	0.732
19	Heinrich, Joe	B6/ Dogs of War	35	13	0.729
	Rube, Bob	E3/ S.S.H.	35	13	0.729
21	Kelley, Derek	G5/ Boxed Lunch	29	11	0.725
22	Gullett, Kevin	E7/ Last Call	40	16	0.714
23	Hoops, Terry	F4/ A.H. & the Diddlers	39	16	0.709
24	Terry, Bob	A1/ Lunatic Fringe	26	11	0.703
25	Shirley, Ron	D7/ Bulls Hitters	30	13	0.698
	Robinson, Jim	F1/ Friends of the Devil	30	13	0.698
27	Walters, Jason	C4/ Diddler's Choice	36	16	0.692
	Robinson, Jack	F1/ Friends of the Devil	27	12	0.692
29	Allen, Kenny	D2/ Shameless&Aimless IV	35	16	0.686
30	Allmendinger, Ken	C7/ Burnt Weeny's Revenge	30	14	0.682
31	Camplin, Todd	G8/ Savage Indians	36	17	0.679
32	Lougher, Shannon	G7/ The Horsemen	38	18	0.679
33	Holleman, Wes	C7/ Burnt Weeny's Revenge	29	14	0.674
	Iager, John	E1/ Grateful Darts	29	14	0.674
35	Brown, Phil	C4/ Diddler's Choice	35	17	0.673
36	Knight, Mark	A2/ 3 In A Bed	37	18	0.673
	Crumpler, Greg	C7/ Burnt Weeny's Revenge	37	18	0.673
	Whetsel, Jeff	D6/ Reggaeheads	37	18	0.673
	Gillett, Galen	F8/ Hole In The Wall Gang	37	18	0.673
	Jackson, Barry "Bump"	G6/ Dynamic Darts	37	18	0.673
	Kroll, Brian "Artie"	G6/ Dynamic Darts	37	18	0.673
42	Janosko, John	B5/ Arrowing Experience	34	17	0.667
	Powell, Mark	E3/ S.S.H.	34	17	0.667
	Young, Larry	C2/ Scavengers	28	14	0.667
45	Cashwell, Craig	D8/ Anything But Sorry	37	19	0.661
	Ney, Scott	E7/ Last Call	37	19	0.661
47	Austin, Connie	F5/ Dead Beat Darts	33	17	0.660
48	Dancy, Pat	B1/ X-Men	31	16	0.660
49	Berry, Dave	B5/ Arrowing Experience	29	15	0.659
	Fuquay, Chris	D2/ Shameless&Aimless IV	29	15	0.659
51	Converse, Stan	E2/ Doroth'E'a Ducks	27	14	0.659
52	Kunesh, Joe	E3/ S.S.H.	38	20	0.655
53	Crowley, Pat	B2/ Comfortably Numb	34	18	0.654
	Davis, Jeff	E7/ Last Call	34	18	0.654
	Feller, Keith	G4/ Pokey & the Bandits	34	18	0.654
56	McCredie, Bob	C5/ Coral Reefers	32	17	0.653
	McCoy, Chris	D6/ Reggaeheads	32	17	0.653
58	Chaney, Bill	C7/ Burnt Weeny's Revenge	37	20	0.649
	Cummings, Dick	D7/ Bulls Hitters	24	13	0.649
60	(two tied)		35	19	0.648

All-Star %-ages

			ASPs	TGP	%-age
1	Budelman, Jim	A1/ Lunatic Fringe	91.0	46	1.978
2	Smith, Allen	A3/ Dart Shadows	91.0	54	1.685
3	Dixon, J.D.	C4/ Diddler's Choice	88.5	56	1.580
4	Brown, Tom	A1/ Lunatic Fringe	75.5	51	1.480
5	Lane, Tim	A5/ The Pig Show	74.5	51	1.461
6	Telesz, Frank	A1/ Lunatic Fringe	56.5	40	1.413
7	Butman, Don	A1/ Lunatic Fringe	76.5	55	1.391
8	Tan, Will	A7/ Top Dead Center	67.0	52	1.288
9	Scott, Lee	A5/ The Pig Show	62.0	50	1.240
10	Murray, David	A3/ Dart Shadows	50.5	41	1.232
11	Wandscher, Chris	A7/ Top Dead Center	57.0	50	1.140
12	Benson, Will	B8/ Shooter's Buzz	64.5	59	1.093
13	Hoffmann, Steve	A1/ Lunatic Fringe	53.5	50	1.070
14	Oakley, Jerry	A2/ 3 In A Bed	59.5	56	1.063
15	Avery, Curtis	A3/ Dart Shadows	49.0	47	1.043
16	Terry, Bob	A1/ Lunatic Fringe	38.5	37	1.041
17	Fuquay, Chip	A4/ Who's Next?	44.5	43	1.035
18	Seward, Mike	B1/ X-Men	53.5	52	1.029
19	Carroll, John	A6/ Double Trouble	57.5	56	1.027
20	Curtis, Shawn	A6/ Double Trouble	46.5	46	1.011
21	Johnston, Jerry	A2/ 3 In A Bed	48.5	48	1.010
22	Holland, William	A6/ Double Trouble	52.5	53	0.991
23	Janosko, John	B5/ Arrowing Experience	52.5	54	0.972
24	Knight, Mark	A2/ 3 In A Bed	52.5	55	0.955
25	Whitehead, Lee	A2/ 3 In A Bed	47.5	50	0.950
26	Toth, John	A6/ Double Trouble	47.0	50	0.940
27	Heinrich, Joe	B6/ Dogs of War	46.0	51	0.902
28	Lemons, Todd	B6/ Dogs of War	52.5	59	0.890
29	Crowley, Pat	B2/ Comfortably Numb	45.5	52	0.875
30	Simpson, Donnie	A4/ Who's Next?	49.5	57	0.868
31	Barton, Kevin	A5/ The Pig Show	55.5	64	0.867
32	Jenkins, John	A4/ Who's Next?	45.0	52	0.865
33	Mitchell, Jim	D8/ Anything But Sorry	49.5	58	0.853
34	Cashwell, Craig	D8/ Anything But Sorry	48.0	58	0.828
35	Hines, Eric	A4/ Who's Next?	46.0	56	0.821
36	Wall, Keith	A2/ 3 In A Bed	44.0	54	0.815
37	McCredie, Bob	C5/ Coral Reefers	41.0	51	0.804
38	Baldwin, Randy	B1/ X-Men	33.5	42	0.798
39	Gaglione, Joe	A7/ Top Dead Center	46.0	58	0.793
40	Gilbert, Chris	A3/ Dart Shadows	41.0	53	0.774
41	Simpson, David	A4/ Who's Next?	41.5	57	0.728
42	Van Dyke, Darren	A3/ Dart Shadows	35.5	49	0.724
43	Thomas, Cliff	B5/ Arrowing Experience	33.5	47	0.713
44	Rodgers, Trey	A4/ Who's Next?	33.5	48	0.698
45	Mills, Kyle	B4/ The Donner Party	39.5	57	0.693
46	Rutten, Pete	D8/ Anything But Sorry	38.0	56	0.679
47	James, Bob	C5/ Coral Reefers	34.5	51	0.676
48	Allmendinger, Ken	C7/ Burnt Weeny's Revenge	31.5	47	0.670
49	Marx, Jim	D3/ DiddlingWhileImpaired	33.5	50	0.670
50	Warnke, Larry	B3/ Neighbors	38.0	57	0.667
51	Mead, Andy	B4/ The Donner Party	37.0	56	0.661
	Hamilton, Billy	E7/ Last Call	37.0	56	0.661
53	Young, Larry	C2/ Scavengers	29.5	45	0.656
	Haller, Ben	E8/ 1 & Done	29.5	45	0.656
55	Scanlon, John	B8/ Shooter's Buzz	38.5	59	0.653
56	Iager, John	E1/ Grateful Darts	28.0	43	0.651
57	Frager, Adam	B7/ Stik It	32.5	50	0.650
58	Skea, Bob	C2/ Scavengers	30.0	47	0.638
59	Wilson, John	B4/ The Donner Party	32.5	51	0.637
60	Hoops, Terry	F4/ A.H. & the Diddlers	35.0	55	0.636

Spring 1997 RDL Records (by team) (FINAL!)

Singles Win Percentages

		W	L	%-age
1	A1/ Lunatic Fringe	111	57	0.661
2	A2/ 3 In A Bed	109	59	0.649
3	G7/ The Horsemen	105	63	0.625
4	E3/ S.S.H.	97	59	0.622
5	D2/ Shameless & Aimless IV	104	64	0.619
6	D6/ Reggaeheads	101	65	0.608
7	E8/ 1 & Done	102	66	0.607
	F1/ Friends of the Devil	102	66	0.607
	F8/ Hole In The Wall Gang	102	66	0.607
10	A3/ Dart Shadows	100	68	0.595
11	B1/ X-Men	98	70	0.583
12	D7/ Bulls Hitters	96	71	0.575
13	C4/ Diddler's Choice	89	67	0.571
14	C7/ Burnt Weeny's Revenge	95	73	0.565
	G6/ Dynamic Darts	95	73	0.565
16	B4/ The Donner Party	94	74	0.560
	B5/ Arrowing Experience	94	74	0.560
	C2/ Scavengers	94	74	0.560
19	C5/ Coral Reefers	93	75	0.554
20	B8/ Shooter's Buzz	91	77	0.542
	F5/ Dead Beat Darts	91	77	0.542
22	E7/ Last Call	90	78	0.536
23	E2/ Doroth'E'a Ducks	89	79	0.530
24	C8/ Excalibur	88	80	0.524
	G4/ Pokey & the Bandits	88	80	0.524
26	A4/ Who's Next?	84	84	0.500
	E1/ Grateful Darts	84	84	0.500
	F7/ Tattoo the Red Eye	84	84	0.500
	G8/ Savage Indians	84	84	0.500
30	C6/ Wholy Funk	82	85	0.491
31	D8/ Anything But Sorry	82	86	0.488
	G5/ Boxed Lunch	82	86	0.488
33	F3/ Half Full	76	80	0.487
34	G1/ Get Over It	81	87	0.482
35	A5/ The Pig Show	80	88	0.476
36	B6/ Dogs of War	77	91	0.458
37	A6/ Double Trouble	76	92	0.452
	B2/ Comfortably Numb	76	92	0.452
	D5/ Nine Lives	76	92	0.452
40	E6/ Bull Me Baby	75	93	0.446
41	D1/ Starving Dartists	68	86	0.442
42	A7/ Top Dead Center	73	95	0.435
43	F2/ Sharp Darts	72	96	0.429
	F6/ Skeleton Crew	72	96	0.429
45	B3/ Neighbors	71	97	0.423
	B7/ Stik It	71	97	0.423
47	E5/ Breakers Bombers	70	98	0.417
48	D3/ Diddling While Impaired	69	99	0.411
	F4/ A.H. & the Diddlers	69	99	0.411
	G2/ Defendants	69	99	0.411
51	G3/ O, It's Them!	68	100	0.405
52	D4/ PMS	61	94	0.394
53	C3/ Hagar & the Horribles	60	96	0.385
54	C1/ Bar Stools	58	109	0.347
55	E4/ Cricketeers	53	103	0.340
56	A8/ Tossing Heads	39	129	0.232

Doubles Win Percentages

		ASP	TGP	%-age
1	A1/ Lunatic Fringe	68	16	0.810
2	E7/ Last Call	59	25	0.702
3	C4/ Diddler's Choice	54	24	0.692
4	F1/ Friends of the Devil	56	28	0.667
	F8/ Hole In The Wall Gang	56	28	0.667
6	B1/ X-Men	55	29	0.655
	G7/ The Horsemen	55	29	0.655
8	C7/ Burnt Weeny's Revenge	54	30	0.643
	D7/ Bulls Hitters	54	30	0.643
10	B4/ The Donner Party	51	33	0.607
11	A2/ 3 In A Bed	50	34	0.595
	E1/ Grateful Darts	50	34	0.595
13	C8/ Excalibur	49	35	0.583
	D2/ Shameless & Aimless IV	49	35	0.583
	G4/ Pokey & the Bandits	49	35	0.583
	G6/ Dynamic Darts	49	35	0.583
17	E8/ 1 & Done	48	36	0.571
18	A5/ The Pig Show	47	37	0.560
19	D6/ Reggaeheads	46	38	0.548
	D8/ Anything But Sorry	46	38	0.548
21	B5/ Arrowing Experience	45	39	0.536
	F4/ A.H. & the Diddlers	45	39	0.536
23	A6/ Double Trouble	43	41	0.512
	B6/ Dogs of War	43	41	0.512
	E2/ Doroth'E'a Ducks	43	41	0.512
	G1/ Get Over It	43	41	0.512
27	B8/ Shooter's Buzz	42	42	0.500
	C2/ Scavengers	42	42	0.500
	E3/ S.S.H.	39	39	0.500
30	C5/ Coral Reefers	41	43	0.488
31	D1/ Starving Dartists	38	40	0.487
32	F6/ Skeleton Crew	40	43	0.482
33	D5/ Nine Lives	39	45	0.464
	G8/ Savage Indians	39	45	0.464
35	A3/ Dart Shadows	38	46	0.452
	A7/ Top Dead Center	38	46	0.452
	C6/ Wholy Funk	38	46	0.452
38	E5/ Breakers Bombers	37	47	0.440
	F5/ Dead Beat Darts	37	47	0.440
	G5/ Boxed Lunch	37	47	0.440
41	A4/ Who's Next?	36	48	0.429
	B3/ Neighbors	36	48	0.429
	E6/ Bull Me Baby	36	48	0.429
	F7/ Tattoo the Red Eye	36	48	0.429
45	F3/ Half Full	31	47	0.397
46	B7/ Stik It	33	51	0.393
	G3/ O, It's Them!	33	51	0.393
48	F2/ Sharp Darts	31	52	0.373
49	B2/ Comfortably Numb	31	53	0.369
	D3/ Diddling While Impaired	31	53	0.369
	G2/ Defendants	31	53	0.369
52	C3/ Hagar & the Horribles	27	51	0.346
	D4/ PMS	27	51	0.346
54	C1/ Bar Stools	25	59	0.298
55	E4/ Cricketeers	18	60	0.231
56	A8/ Tossing Heads	16	68	0.190

Spring 1997 RDL Records (by team) (FINAL!)

Singles+Doubles Win Percentages

		W	L	%-age
1	A1/ Lunatic Fringe	247	89	0.735
2	G7/ The Horsemen	215	121	0.640
3	F1/ Friends of the Devil	214	122	0.637
	F8/ Hole In The Wall Gang	214	122	0.637
5	C4/ Diddler's Choice	197	115	0.631
6	A2/ 3 In A Bed	209	127	0.622
7	B1/ X-Men	208	128	0.619
	E7/ Last Call	208	128	0.619
9	D7/ Bulls Hitters	204	131	0.609
10	C7/ Burnt Weeny's Revenge	203	133	0.604
11	D2/ Shameless & Aimless IV	202	134	0.601
12	E8/ 1 & Done	198	138	0.589
13	B4/ The Donner Party	196	140	0.583
14	D6/ Reggaeheads	193	141	0.578
15	G6/ Dynamic Darts	193	143	0.574
16	E3/ S.S.H.	175	137	0.561
17	C8/ Excalibur	186	150	0.554
	G4/ Pokey & the Bandits	186	150	0.554
19	B5/ Arrowing Experience	184	152	0.548
	E1/ Grateful Darts	184	152	0.548
21	C2/ Scavengers	178	158	0.530
22	A3/ Dart Shadows	176	160	0.524
23	B8/ Shooter's Buzz	175	161	0.521
	C5/ Coral Reefers	175	161	0.521
	E2/ Doroth'E'a Ducks	175	161	0.521
26	A5/ The Pig Show	174	162	0.518
	D8/ Anything But Sorry	174	162	0.518
28	G1/ Get Over It	167	169	0.497
29	F5/ Dead Beat Darts	165	171	0.491
30	B6/ Dogs of War	163	173	0.485
31	A6/ Double Trouble	162	174	0.482
	G8/ Savage Indians	162	174	0.482
33	F4/ A.H. & the Diddlers	159	177	0.473
34	C6/ Wholy Funk	158	177	0.472
35	D1/ Starving Dartists	144	166	0.465
36	A4/ Who's Next?	156	180	0.464
	F7/ Tattoo the Red Eye	156	180	0.464
	G5/ Boxed Lunch	156	180	0.464
39	D5/ Nine Lives	154	182	0.458
40	F6/ Skeleton Crew	152	182	0.455
41	A7/ Top Dead Center	149	187	0.443
42	F3/ Half Full	138	174	0.442
43	E6/ Bull Me Baby	147	189	0.438
44	E5/ Breakers Bombers	144	192	0.429
45	B3/ Neighbors	143	193	0.426
46	B2/ Comfortably Numb	138	198	0.411
47	B7/ Stik It	137	199	0.408
48	F2/ Sharp Darts	134	200	0.401
49	G3/ O, It's Them!	134	202	0.399
50	D3/ Diddling While Impaired	131	205	0.390
	G2/ Defendants	131	205	0.390
52	D4/ PMS	115	196	0.370
53	C3/ Hagar & the Horribles	114	198	0.365
54	C1/ Bar Stools	108	227	0.322
55	E4/ Cricketeers	89	223	0.285
56	A8/ Tossing Heads	71	265	0.211

All-Star Percentages

		ASP	TGP	%-age
1	A1/ Lunatic Fringe	428.5	336	1.275
2	A3/ Dart Shadows	312.5	336	0.930
3	A2/ 3 In A Bed	306.0	336	0.911
4	A5/ The Pig Show	291.0	341	0.853
5	A6/ Double Trouble	285.0	336	0.848
6	A4/ Who's Next?	272.0	343	0.793
7	A7/ Top Dead Center	265.5	336	0.790
8	C4/ Diddler's Choice	208.0	336	0.619
9	B8/ Shooter's Buzz	208.0	357	0.583
10	B4/ The Donner Party	206.5	357	0.578
11	B1/ X-Men	191.5	344	0.557
12	B5/ Arrowing Experience	188.5	361	0.522
13	D8/ Anything But Sorry	182.0	350	0.520
14	B6/ Dogs of War	178.5	354	0.504
15	E8/ 1 & Done	167.5	336	0.499
16	C5/ Coral Reefers	164.5	350	0.470
17	D6/ Reggaeheads	158.5	340	0.466
18	C7/ Burnt Weeny's Revenge	163.0	355	0.459
19	C8/ Excalibur	151.5	343	0.442
20	A8/ Tossing Heads	147.5	336	0.439
21	D7/ Bulls Hitters	149.0	348	0.428
22	D5/ Nine Lives	146.0	350	0.417
23	D2/ Shameless & Aimless IV	138.0	343	0.402
24	D1/ Starving Dartists	124.5	310	0.402
25	B3/ Neighbors	136.5	343	0.398
26	E7/ Last Call	132.0	336	0.393
27	E3/ S.S.H.	124.0	317	0.391
28	C2/ Scavengers	140.0	358	0.391
29	B2/ Comfortably Numb	130.0	340	0.382
30	B7/ Stik It	130.0	342	0.380
	F8/ Hole In The Wall Gang	130.0	342	0.380
32	D3/ Diddling While Impaired	130.5	356	0.367
33	E6/ Bull Me Baby	126.5	348	0.364
34	G7/ The Horsemen	127.0	350	0.363
35	C6/ Wholy Funk	128.0	353	0.363
36	F1/ Friends of the Devil	124.5	345	0.361
37	E1/ Grateful Darts	121.0	336	0.360
38	D4/ PMS	111.5	320	0.348
39	C3/ Hagar & the Horribles	111.5	324	0.344
40	G6/ Dynamic Darts	112.0	348	0.322
41	E2/ Doroth'E'a Ducks	108.0	336	0.321
42	E5/ Breakers Bombers	109.0	342	0.319
43	G4/ Pokey & the Bandits	104.5	336	0.311
44	F4/ A.H. & the Diddlers	99.0	336	0.295
45	F5/ Dead Beat Darts	97.5	336	0.290
46	F6/ Skeleton Crew	96.0	339	0.283
47	F7/ Tattoo the Red Eye	95.5	342	0.279
48	G1/ Get Over It	97.0	349	0.278
49	F2/ Sharp Darts	88.0	334	0.263
50	G2/ Defendants	83.5	343	0.243
51	G8/ Savage Indians	80.5	336	0.240
52	C1/ Bar Stools	74.0	335	0.221
53	F3/ Half Full	65.5	312	0.210
54	G5/ Boxed Lunch	65.5	336	0.195
55	E4/ Cricketeers	54.5	324	0.168
56	G3/ O, It's Them!	50.5	344	0.147

	Week 1			Week 2			Week 3			Week 4			Week 5			Week 6			Week 7			Week 8			Week 9			Week 10			Week 11			Week 12			Week 13			Week 14		
	vs.	W/L	Pts.	vs.	W/L	Pts.	vs.	W/L	Pts.	vs.	W/L	Pts.	vs.	W/L	Pts.	vs.	W/L	Pts.	vs.	W/L	Pts.	vs.	W/L	Pts.	vs.	W/L	Pts.	vs.	W/L	Pts.	vs.	W/L	Pts.	vs.	W/L	Pts.	vs.	W/L	Pts.	vs.	W/L	Pts.
A1/ Lunatic Fringe	A6	W	16	A7	W	20	A3	W	14	A5	W	13	A4	W	20	A8	W	21	A2	W	15	A6	W	18	A7	W	18	A3	W	16	A5	W	17	A4	W	18	A8	W	23	A2	W	18
A2/ 3 In A Bed	A8	W	21	A5	W	16	A4	L	11	A6	W	14	A3	W	13	A7	W	20	A1	L	9	A8	W	21	A5	W	12	A4	W	19	A6	W	17	A3	W	12	A7	W	14	A1	L	6
A3/ Dart Shadows	A7	L	10	A6	W	16	A1	L	10	A8	W	16	A2	L	11	A4	W	17	A5	W	15	A7	W	12	A6	W	12	A1	L	8	A8	W	15	A2	L	9	A4	L	8	A5	L	8
A4/ Who's Next?	A5	W	13	A8	W	19	A2	W	13	A7	L	9	A1	L	4	A3	L	7	A6	L	6	A5	L	11	A8	W	13	A2	L	5	A7	W	18	A1	L	6	A3	W	16	A6	W	16
A5/ The Pig Show	A4	L	11	A2	L	7	A7	W	13	A1	L	11	A8	W	19	A6	L	11	A3	L	9	A4	W	12	A2	L	10	A7	W	16	A1	L	6	A8	W	13	A6	W	13	A3	W	14
A6/ Double Trouble	A1	L	8	A3	L	8	A8	W	20	A2	L	10	A7	L	11	A5	W	13	A4	W	18	A1	L	6	A3	L	10	A8	W	20	A2	L	7	A7	W	14	A5	L	9	A4	L	8
A7/ Top Dead Center	A3	W	14	A1	L	2	A5	L	8	A4	W	15	A6	W	13	A2	L	4	A8	W	19	A3	L	10	A1	L	6	A5	L	8	A4	L	6	A6	L	10	A2	L	7	A8	W	22
A8/ Tossing Heads	A2	L	3	A4	L	2	A6	L	4	A3	L	8	A5	L	5	A1	L	3	A7	L	4	A2	L	2	A4	L	11	A6	L	4	A3	L	9	A5	L	8	A1	L	1	A7	L	2
B1/ X-Men	B2	W	19	B6	W	15	B4	W	15	B3	W	19	B7	W	17	B5	L	12	B8	W	17	B2	W	14	B6	W	13	B4	L	9	B3	W	16	B7	W	14	B5	W	14	B8	W	14
B2/ Comfortably Numb	B1	L	5	B7	W	15	B6	L	7	B4	L	6	B3	W	14	B8	L	5	B5	L	6	B1	L	10	B7	W	14	B6	L	11	B4	L	6	B3	L	9	B8	L	10	B5	W	14
B3/ Neighbors	B8	L	9	B4	L	10	B5	L	6	B1	L	5	B2	L	8	B6	W	14	B7	L	11	B8	L	6	B4	W	16	B5	L	8	B1	L	8	B2	W	15	B6	L	12	B7	W	15
B4/ The Donner Party	B5	L	12	B3	W	14	B1	L	9	B2	W	18	B8	W	13	B7	W	18	B6	W	15	B5	L	12	B3	L	8	B1	W	15	B2	W	18	B8	W	14	B7	W	20	B6	L	11
B5/ Arrowing Experience	B4	W	13	B8	W	15	B3	W	18	B7	L	10	B6	L	10	B1	W	13	B2	W	18	B4	W	13	B8	L	9	B3	W	16	B7	W	16	B6	W	16	B1	L	10	B2	L	10
B6/ Dogs of War	B7	L	12	B1	L	9	B2	W	17	B8	W	13	B5	W	14	B3	L	10	B4	L	9	B7	W	16	B1	L	11	B2	W	13	B8	L	4	B5	L	6	B3	W	13	B4	W	13
B7/ Stik It	B6	W	13	B2	L	9	B8	L	11	B5	W	14	B1	L	7	B4	L	6	B3	W	13	B6	L	8	B2	L	7	B8	W	16	B5	L	8	B1	L	9	B4	L	4	B3	L	9
B8/ Shooter's Buzz	B3	W	15	B5	L	8	B7	W	12	B6	L	12	B4	L	12	B2	W	18	B1	L	7	B3	W	18	B5	W	15	B7	L	8	B6	W	17	B4	L	10	B2	W	11	B1	L	10
C1/ Bar Stools	C7	L	6	C8	L	10	C3	L	10	C4	L	2	C5	L	7	C2	L	6	C6	L	6	C7	L	7	C8	L	8	C3	W	12	C4	L	3	C5	L	8	C2	L	7	C6	L	9
C2/ Scavengers	C6	W	17	C4	L	5	C5	L	11	C7	L	12	C3	W	15	C1	W	17	C8	L	11	C6	L	12	C4	L	10	C5	W	16	C7	W	13	C3	L	12	C1	W	16	C8	L	11
C3/ Hagar & the Horribles	C8	L	4	C7	L	10	C1	W	12	C6	W	12	C2	L	9	C4	L	6	C5	L	10	C8	L	4	C7	L	2	C1	L	9	C6	L	7	C2	W	13	C4	L	0	C5	L	5
C4/ Diddler's Choice	C5	L	12	C2	W	19	C8	L	10	C1	W	22	C6	W	13	C3	W	18	C7	W	13	C5	W	13	C2	W	14	C8	W	13	C1	W	21	C6	W	19	C3	W	16	C7	W	13
C5/ Coral Reefers	C4	W	13	C6	W	17	C2	W	13	C8	L	9	C1	W	17	C7	L	10	C3	W	14	C4	L	11	C6	W	13	C2	L	8	C8	L	9	C1	W	16	C7	L	8	C3	W	19
C6/ Wholy Funk	C2	L	7	C5	L	7	C7	L	4	C3	L	11	C4	L	11	C8	L	11	C1	W	15	C2	W	13	C5	L	12	C7	W	14	C3	W	17	C4	L	5	C8	W	15	C1	W	13
C7/ Burnt Weeny's Revenge	C1	W	18	C3	W	12	C6	W	18	C2	W	13	C8	W	14	C5	W	14	C4	L	12	C1	W	17	C3	W	21	C6	L	8	C2	L	11	C8	W	16	C5	W	16	C4	L	12
C8/ Excalibur	C3	W	17	C1	W	13	C4	W	14	C5	W	15	C7	L	10	C6	W	13	C2	W	13	C3	W	18	C1	W	14	C4	L	12	C5	W	15	C7	L	8	C6	L	9	C2	W	13
D1/ Starving Dartists	D8	L	9	D6	L	7	D2	L	9	D7	W	13	D5	L	6	D3	W	13	D4	L	9	D8	W	13	D6	L	10	D2	W	13	D7	L	8	D5	L	10	D3	L	8	D4	L	0
D2/ Shameless & Aimless IV	D6	L	9	D8	W	13	D1	W	15	D3	W	14	D4	W	18	D5	W	19	D7	W	14	D6	W	13	D8	W	13	D1	L	11	D3	W	19	D4	W	21	D5	W	13	D7	L	11
D3/ Diddling While Impaired	D4	W	13	D5	W	13	D8	L	6	D2	L	10	D7	L	5	D1	L	8	D6	L	7	D4	W	16	D5	L	7	D8	W	14	D2	L	5	D7	L	10	D1	W	10	D6	L	7
D4/ PMS	D3	L	12	D7	L	4	D5	W	16	D8	L	11	D2	L	6	D6	L	9	D1	W	15	D3	L	8	D7	L	8	D5	L	10	D8	L	8	D2	L	3	D6	L	6	D1	W	16
D5/ Nine Lives	D7	L	10	D3	L	12	D4	L	8	D6	W	14	D1	W	17	D2	L	4	D8	L	11	D7	L	8	D3	W	16	D4	W	14	D6	L	3	D1	W	12	D2	L	11	D8	L	12
D6/ Reggaeheads	D2	W	15	D1	W	13	D7	L	8	D5	L	10	D8	W	13	D4	W	15	D3	W	16	D2	L	11	D1	W	14	D7	W	13	D5	W	21	D8	L	8	D4	W	18	D3	W	17
D7/ Bulls Hitters	D5	W	13	D4	W	20	D6	W	16	D1	L	10	D3	W	19	D8	W	15	D2	L	10	D5	W	16	D4	W	16	D6	L	12	D1	W	16	D3	W	11	D8	W	14	D2	W	13
D8/ Anything But Sorry	D1	W	15	D2	L	11	D3	W	18	D4	W	13	D6	L	11	D7	L	9	D5	W	13	D1	L	8	D2	L	12	D3	L	10	D4	W	16	D6	W	16	D7	L	10	D5	W	13
E1/ Grateful Darts	E4	W	17	E2	W	14	E7	W	18	E6	W	13	E3	W	11	E8	L	4	E5	W	15	E4	W	17	E2	W	17	E7	L	5	E6	W	13	E3	W	13	E8	L	10	E5	W	17
E2/ Doroth'E'a Ducks	E7	L	11	E1	L	10	E6	W	15	E3	W	13	E4	W	13	E5	L	8	E8	W	13	E7	L	9	E1	L	7	E6	W	12	E3	L	11	E4	W	19	E5	W	20	E8	W	13
E3/ S.S.H.	E6	W	15	E5	W	13	E8	L	11	E2	L	11	E1	L	10	E4	W	19	E7	L	11	E6	L	11	E5	W	13	E8	W	15	E2	W	13	E1	L	11	E4	W	16	E7	L	9
E4/ Cricketeers	E1	L	7	E7	L	6	E5	L	7	E8	L	5	E2	L	11	E3	L	2	E6	L	5	E1	L	7	E7	L	7	E5	L	12	E8	L	3	E2	L	5	E3	L	0	E6	W	11
E5/ Breakers Bombers	E8	L	11	E3	L	9	E4	W	17	E7	L	8	E6	W	13	E2	W	16	E1	L	9	E8	L	8	E3	L	9	E4	W	13	E7	L	8	E6	W	13	E2	L	4	E1	L	5
E6/ Bull Me Baby	E3	L	9	E8	L	7	E2	L	9	E1	L	11	E5	L	10	E7	L	10	E4	W	19	E3	W	12	E8	L	7	E2	L	11	E1	L	11	E5	L	11	E7	L	5	E4	L	10
E7/ Last Call	E2	W	13	E4	W	18	E1	L	6	E5	W	16	E8	L	11	E6	W	14	E3	W	12	E2	W	15	E4	W	17	E1	W	19	E5	W	16	E8	W	16	E6	W	19	E3	W	15
E8/ 1 & Done	E5	W	13	E6	W	17	E3	W	13	E4	W	17	E7	W	13	E1	W	20	E2	L	11	E5	W	16	E6	W	16	E3	L	8	E4	W	21	E7	L	8	E1	W	14	E2	L	11
F1/ Friends of the Devil	F4	W	16	F3	W	15	F6	W	15	F5	L	11	F2	W	18	F8	W	17	F7	W	13	F4	W	17	F3	W	16	F6	W	19	F5	W	19	F2	W	18	F8	L	6	F7	W	15
F2/ Sharp Darts	F5	L	9	F7	L	11	F8	L	7	F3	L	7	F1	L	6	F4	L	10	F6	W	15	F5	L	11	F7	W	15	F8	L	5	F3	L	10	F1	L	6	F4	W	13	F6	L	11
F3/ Half Full	F6	L	10	F1	L	9	F5	L	10	F2	W	17	F4	L	10	F7	W	14	F8	L	9	F6	L	8	F1	L	8	F5	L	9	F2	W	14	F4	L	11	F7	W	14	F8	L	3
F4/ A.H. & the Diddlers	F1	L	8	F6	W	16	F7	L	11	F8	L	9	F3	W	14	F2	W	14	F5	L	10	F1	L	7	F6	W	15	F7	L	11	F8	L	7	F3	W	13	F2	L	11	F5	W	13
F5/ Dead Beat Darts	F2	W	15	F8	L	9	F3	W	14	F1	W	13	F7	W	14	F6	L	10	F4	W	14	F2	W	13	F8	L	10	F3	W	15	F1	L	5	F7	W	13	F6	L	9	F4	L	11
F6/ Skeleton Crew	F3	W	14	F4	L	8	F1	L	9	F7	L	10	F8	L	9	F5	W	14	F2	L	9	F3	W	14	F4	L	7	F1	L	5	F7	L	10	F8	L	11	F5	W	13	F2	W	12
F7/ Tattoo the Red Eye	F8	L	7	F2	W	13	F4	W	13	F6	W	14	F5	L	10	F3	L	10	F1	L	12	F8	L	11	F2	L	9	F4	W	13	F6	W	14	F5	L	11	F3	L	10	F1	L	9
F8/ Hole In The Wall Gang	F7	W	17	F5	W	15	F2	W	17	F4	W	15	F6	W	15	F1	L	7	F3	W	15	F7	W	13	F5	W	14	F2	W	19	F4	W	17	F6	W	12	F1	W	18	F3	W	21
G1/ Get Over It	G8	W	15	G5	L	10	G4	L	9	G7	L	7	G2	W	17	G6	L	12	G3	W	13	G8	L	11	G5	L	10	G4	L	10	G7	L	11	G2	L	12	G6	L	8	G3	W	18
G2/ Defendants	G6	L	8	G7	L	10	G3	W	14	G8	L	11	G1	L	7	G4	L	8	G5	L	9	G6	L	8	G7	L	5	G3	L	8	G8	L	11	G1	W	13	G4	W	14	G5	L	4
G3/ O, It's Them!	G7	W	13	G6	L	7	G2	L	10	G5	W	14	G4	L	4	G8	L	4	G1	L	7	G7	L	5	G6	L	11	G2	W	16	G5	L	10	G4	L	9	G8	L	11	G1	L	6
G4/ Pokey & the Bandits	G5	W	14	G8	W	14	G1	W	13	G6	L	8	G3	W	20	G2	W	16	G7	L	8	G5	W	19	G8	W	15	G1	W	12	G6	L	10	G3	W	14	G2	L	10	G7	W	13
G5/ Boxed Lunch	G4	L	10	G1	W	14	G6	L	8	G3	L	10	G8	L	10	G7	L	5	G2	W	15	G4	L	5	G1	W	14	G6	L	9	G3	W	14	G8	W	17	G7	L	7	G2	W	18
G6/ Dynamic Darts	G2	W	16	G3	W	17	G5	W	16	G4	W	16	G7	W	13	G1	W	13	G8	W	13	G2	W	16	G3	W	13	G5	W	15	G4	W	14	G7	L	11	G1	W	16	G8	L	6
G7/ The Horsemen	G3	L	12	G2	W	14	G8	W	17	G1	W	17	G6	L	12	G5	W	19	G4	W	16	G3	W	19	G2	W	19	G8	W	16	G1	W	13	G6	W	13	G5	W	17	G4	L	11
G8/ Savage Indians	G1	L	9	G4	L	10	G7	L	7	G2	W	13	G5	W	14	G3	W	17	G6	L	11	G1	W	13	G4	L	6	G7	L	8	G2	W	13	G5	L	4	G3	W	13	G6	W	18

	Singles 301		Singles Cricket		Singles Record		Singles Win %-age	Doubles Cricket		Doubles 501		Doubles Record		Doubles Win %-age	Sngls + Dbls Record		Sngls + Dbls Win %-age	1001 Wins	1001 Losses	All-Star Points	Games Played	All-Star %-age
A1/ Lunatic Fringe	50	34	61	23	111	57	0.661	36	6	32	10	68	16	0.810	247	89	0.735	0	0	428.5	336	1.275
A 10 Wilson, Joe	1	0	3	4	4	4	0.500	5	1	1	1	6	2	0.750	10	6	0.625			20.0	16	1.250
A 11 Brown, Tom	7	6	10	3	17	9	0.654	13	0	8	4	21	4	0.840	38	13	0.745			75.5	51	1.480
A 12 Budelman, Jim	6	4	13	0	19	4	0.826	12	1	10	0	22	1	0.957	41	5	0.891			91.0	46	1.978
A 13 Butman, Don	9	5	12	1	21	6	0.778	14	0	14	0	28	0	1.000	49	6	0.891			76.5	55	1.391
A 14 Hoffmann, Steve	10	4	7	6	17	10	0.630	6	5	7	5	13	10	0.565	30	20	0.600			53.5	50	1.070
A 15 Terry, Bob	5	4	7	0	12	4	0.750	8	3	6	4	14	7	0.667	26	11	0.703			38.5	37	1.041
A 16 Hall, Mike	1	0	1	1	2	1	0.667	2	0	3	1	5	1	0.833	7	2	0.778			8.5	9	0.944
A 17 Telesz, Frank	7	4	8	3	15	7	0.682	9	0	7	2	16	2	0.889	31	9	0.775			56.5	40	1.413
A 18 Baker, Mike	4	7	0	5	4	12	0.250	3	2	8	3	11	5	0.688	15	17	0.469			8.5	32	0.266
A2/ 3 In A Bed	57	27	52	32	109	59	0.649	20	22	30	12	50	34	0.595	209	127	0.622	0	0	306.0	336	0.911
A 20 Whitehead, Lee	11	3	3	9	14	12	0.538	7	5	8	4	15	9	0.625	29	21	0.580			47.5	50	0.950
A 21 Carver, Bill	3	3	7	3	10	6	0.625	6	4	4	5	10	9	0.526	20	15	0.571			32.0	35	0.914
A 22 Johnston, Jerry	5	7	9	4	14	11	0.560	4	7	7	5	11	12	0.478	25	23	0.521			48.5	48	1.010
A 23 Knight, Mark	11	3	10	4	21	7	0.750	6	8	10	3	16	11	0.593	37	18	0.673			52.5	55	0.955
A 24 Oakley, Jerry	12	2	12	2	24	4	0.857	6	8	12	2	18	10	0.643	42	14	0.750			59.5	56	1.063
A 25 Thaggard, Tim	5	6	4	4	9	10	0.474	4	5	8	2	12	7	0.632	21	17	0.553			22.0	38	0.579
A 26 Wall, Keith	10	3	7	6	17	9	0.654	7	7	11	3	18	10	0.643	35	19	0.648			44.0	54	0.815
A3/ Dart Shadows	53	31	47	37	100	68	0.595	26	16	12	30	38	46	0.452	176	160	0.524	0	0	312.5	336	0.930
A 30 Smith, Allen	7	5	11	2	18	7	0.720	11	4	5	9	16	13	0.552	34	20	0.630			91.0	54	1.685
A 31 Murray, David	6	4	3	8	9	12	0.429	6	4	2	8	8	12	0.400	17	24	0.415			50.5	41	1.232
A 32 Van Dyke, Darren	8	5	5	7	13	12	0.520	5	5	4	10	9	15	0.375	22	27	0.449			35.5	49	0.724
A 33 Aldridge, Barron	9	6	4	11	13	17	0.433	8	4	3	11	11	15	0.423	24	32	0.429			26.5	56	0.473
A 34 Gilbert, Chris	7	6	9	4	16	10	0.615	9	5	6	7	15	12	0.556	31	22	0.585			41.0	53	0.774
A 35 Avery, Curtis	10	3	9	3	19	6	0.760	8	4	3	7	11	11	0.500	30	17	0.638			49.0	47	1.043
A 36 Dean, Michael	6	2	6	2	12	4	0.750	5	6	1	8	6	14	0.300	18	18	0.500			19.0	36	0.528
A4/ Who's Next?	43	41	41	43	84	84	0.500	18	24	18	24	36	48	0.429	156	180	0.464	0	7	272.0	343	0.793
A 40 Jenkins, John	10	3	8	5	18	8	0.692	8	5	6	6	14	11	0.560	32	19	0.627	0	1	45.0	52	0.865
A 41 Simpson, Donnie	7	7	8	6	15	13	0.536	6	8	7	7	13	15	0.464	28	28	0.500	0	1	49.5	57	0.868
A 42 Simpson, David	5	9	6	8	11	17	0.393	6	8	4	10	10	18	0.357	21	35	0.375	0	1	41.5	57	0.728
A 43 Rodgers, Trey	7	6	4	6	11	12	0.478	5	6	8	5	13	11	0.542	24	23	0.511	0	1	33.5	48	0.698
A 44 Hines, Eric	8	6	6	8	14	14	0.500	6	8	3	10	9	18	0.333	23	32	0.418	0	1	46.0	56	0.821
A 45 Buchanan, Chris	0	4	1	8	1	12	0.077	2	5	3	6	5	11	0.313	6	23	0.207	0	1	12.0	30	0.400
A 46 Fuquay, Chip	6	6	8	2	14	8	0.636	3	8	5	4	8	12	0.400	22	20	0.524	0	1	44.5	43	1.035
A5/ The Pig Show	42	42	38	46	80	88	0.476	23	19	24	18	47	37	0.560	174	162	0.518	5	0	291.0	341	0.853
A 50 Hirneisen, Randy	5	11	4	13	9	24	0.273	7	7	7	10	14	17	0.452	23	41	0.359	1	0	36.0	65	0.554
A 51 Lane, Tim	9	4	12	1	21	5	0.808	10	3	8	4	18	7	0.720	39	12	0.765	0	0	74.5	51	1.461
A 52 Barton, Kevin	11	4	7	8	18	12	0.600	8	8	10	7	18	15	0.545	36	27	0.571	1	0	55.5	64	0.867
A 53 Bonar, Eric	4	9	4	8	8	17	0.320	6	7	6	5	12	12	0.500	20	29	0.408	1	0	31.5	50	0.630
A 54 Yandle, Dave	6	6	4	8	10	14	0.417	6	7	9	3	15	10	0.600	25	24	0.510	1	0	25.5	50	0.510
A 55 West, Billy	0	2	1	2	1	4	0.200	1	2	0	3	1	5	0.167	2	9	0.182	0	0	6.0	11	0.545
A 56 Scott, Lee	7	6	6	6	13	12	0.520	8	4	8	4	16	8	0.667	29	20	0.592	1	0	62.0	50	1.240
A 57 Van Arsdale, Tom	0	0	0	0	0	0	#DIV/0!	0	0	0	0	0	0	#DIV/0!	0	0	#DIV/0!	0	0	0.0	0	#DIV/0!
A6/ Double Trouble	31	53	45	39	76	92	0.452	22	20	21	21	43	41	0.512	162	174	0.482	0	0	285.0	336	0.848
A 60 Widgeon, Ben	3	4	3	2	6	6	0.500	2	5	4	6	6	11	0.353	12	17	0.414			19.0	29	0.655
A 61 Bonfiglio, Chris	0	6	2	5	2	11	0.154	4	3	3	3	7	6	0.538	9	17	0.346			14.5	26	0.558
A 62 Curtis, Shawn	5	6	6	5	11	11	0.500	8	4	5	7	13	11	0.542	24	22	0.522			46.5	46	1.011
A 63 Odom, James	3	11	9	5	12	16	0.429	6	8	7	5	13	13	0.500	25	29	0.463			30.5	54	0.565
A 64 Lane, Jeff	1	3	0	6	1	9	0.100	3	2	2	2	5	4	0.556	6	13	0.316			14.0	19	0.737
A 65 Allen, Gib	0	1	1	0	1	1	0.500	0	0	1	0	1	0	1.000	2	1	0.667			3.5	3	1.167
A 66 Carroll, John	6	8	9	5	15	13	0.536	8	6	6	8	14	14	0.500	29	27	0.518			57.5	56	1.027
A 67 Toth, John	5	8	5	7	10	15	0.400	6	7	9	3	15	10	0.600	25	25	0.500			47.0	50	0.940
A 68 Holland, William	8	6	10	4	18	10	0.643	7	5	5	8	12	13	0.480	30	23	0.566			52.5	53	0.991
A7/ Top Dead Center	36	48	37	47	73	95	0.435	16	26	22	20	38	46	0.452	149	187	0.443	0	0	265.5	336	0.790
A 70 Wandscher, Chris	5	3	7	7	12	10	0.545	7	7	10	4	17	11	0.607	29	21	0.580			57.0	50	1.140
A 71 Wandscher, Ron	8	7	4	6	12	13	0.480	5	8	9	4	14	12	0.538	26	25	0.510			28.5	51	0.559
A 72 Gaglione, Joe	8	7	6	8	14	15	0.483	4	10	4	11	8	21	0.276	22	36	0.379			46.0	58	0.793
A 73 Gaffney, Angel	2	7	5	4	7	11	0.389	4	6	4	5	8	11	0.421	15	22	0.405			18.0	37	0.486
A 74 Tan, Will	6	6	9	5	15	11	0.577	5	8	7	6	12	14	0.462	27	25	0.519			67.0	52	1.288
A 75 White, Vic	2	5	2	5	4	10	0.286	3	4	3	4	6	8	0.429	10	18	0.357			22.5	28	0.804
A 76 Stuart, George	3	7	3	8	6	15	0.286	1	5	5	1	6	6	0.500	12	21	0.364			13.0	33	0.394
A 77 Price, Aaron	2	6	1	4	3	10	0.231	3	4	2	5	5	9	0.357	8	19	0.296			13.5	27	0.500
A8/ Tossing Heads	24	60	15	69	39	129	0.232	7	35	9	33	16	68	0.190	71	265	0.211	0	0	147.5	336	0.439
A 80 Reagan, Clem	3	6	4	6	7	12	0.368	4	7	5	5	9	12	0.429	16	24	0.400			18.0	40	0.450
A 81 Reagan, Marcy	4	13	0	14	4	27	0.129	3	11	2	13	5	24	0.172	9	51	0.150			17.0	60	0.283
A 82 Watts, Russ	4	5	5	3	9	8	0.529	2	6	2	7	4	13	0.235	13	21	0.382			33.5	34	0.985
A 83 Jolley, Mike	0	7	0	7	0	14	0.000	0	7	0	7	0	14	0.000	0	28	0.000			12.0	28	0.429
A 84 Malone, Penn	3	11	3	13	6	24	0.200	1	14	2	13	3	27	0.100	9	51	0.150			24.5	60	0.408
A 85 Strain, Jerry	2	7	3	6	5	13	0.278	1	8	3	6	4	14	0.222	9	27	0.250			12.0	36	0.333
A 86 Greene, Gary	3	4	0	10	3	14	0.176	2	8	4	6	6	14	0.300	9	28	0.243			16.5	37	0.446
A 87 Watson, Travis	5	7	0	10	5	17	0.227	1	9	0	9	1	18	0.053	6	35	0.146			14.0	41	0.341

	Singles 301		Singles Cricket		Singles Record		Singles Win %-age	Doubles Cricket		Doubles 501		Doubles Record		Doubles Win %-age	Sngls + Dbls Record		Sngls + Dbls Win %-age	1001 Wins	1001 Losses	All-Star Points	Games Played	All-Star %-age
B1/ X-Men	39	45	59	25	98	70	0.583	26	16	29	13	55	29	0.655	208	128	0.619	0	8	191.5	344	0.557
B 10 Bush, Jim	4	7	1	0	5	7	0.417	2	2	6	2	8	4	0.667	13	11	0.542	0	1	5.5	25	0.220
B 11 Baldwin, Randy	6	4	13	0	19	4	0.826	9	3	4	2	13	5	0.722	32	9	0.780	0	1	33.5	42	0.798
B 12 Seward, Mike	8	3	12	2	20	5	0.800	10	4	9	3	19	7	0.731	39	12	0.765	0	1	53.5	52	1.029
B 13 Deemer, Randy	4	6	8	5	12	11	0.522	6	3	5	4	11	7	0.611	23	18	0.561	0	1	25.5	42	0.607
B 14 Latham, Chris	3	7	7	3	10	10	0.500	6	4	7	2	13	6	0.684	23	16	0.590	0	1	21.5	40	0.538
B 15 Dancy, Pat	8	5	7	4	15	9	0.625	8	3	8	4	16	7	0.696	31	16	0.660	0	1	17.0	48	0.354
B 16 Grayckowski, Bob	2	2	4	5	6	7	0.462	7	2	4	3	11	5	0.688	17	12	0.586	0	1	23.0	30	0.767
B 17 Moore, Mark	2	4	7	3	9	7	0.563	4	8	7	3	11	11	0.500	20	18	0.526	0	0	7.5	38	0.197
B 18 Wood, Jerry	2	7	0	3	2	10	0.167	0	3	8	3	8	6	0.571	10	16	0.385	0	1	4.5	27	0.167
B2/ Comfortably Numb	47	37	29	55	76	92	0.452	15	27	16	26	31	53	0.369	138	198	0.411	0	4	130.0	340	0.382
B 20 Galloway, Dave	5	10	3	9	8	19	0.296	6	9	4	9	10	18	0.357	18	37	0.327	0	1	8.5	56	0.152
B 21 Hopkins, Richard	6	1	1	6	7	7	0.500	1	3	2	2	3	5	0.375	10	12	0.455	0	0	5.0	22	0.227
B 22 Stanley, Rick	7	4	5	6	12	10	0.545	1	10	3	7	4	17	0.190	16	27	0.372	0	0	18.0	43	0.419
B 23 Robertson, Ronnie	5	6	1	9	6	15	0.286	5	8	4	9	9	17	0.346	15	32	0.319	0	1	15.5	48	0.323
B 24 Crowley, Pat	11	2	10	3	21	5	0.808	8	5	5	8	13	13	0.500	34	18	0.654	0	0	45.5	52	0.875
B 25 Bull, Perry	9	3	6	7	15	10	0.600	5	7	4	7	9	14	0.391	24	24	0.500	0	1	20.5	49	0.418
B 26 Benson, Kevin	3	8	0	12	3	20	0.130	2	8	7	8	9	16	0.360	12	36	0.250	0	1	13.0	49	0.265
B 27 Majoy, Kevin	1	3	3	3	4	6	0.400	2	4	3	2	5	6	0.455	9	12	0.429	0	0	4.0	21	0.190
B3/ Neighbors	38	46	33	51	71	97	0.423	17	25	19	23	36	48	0.429	143	193	0.426	0	7	136.5	343	0.398
B 30 Duggins, Cecil	4	10	5	6	9	16	0.360	8	6	6	7	14	13	0.519	23	29	0.442	0	1	12.5	53	0.236
B 31 DeMattos, Rick	4	11	6	8	10	19	0.345	6	8	6	6	12	14	0.462	22	33	0.400	0	1	22.5	56	0.402
B 32 Warnke, Larry	10	4	11	3	21	7	0.750	6	8	5	9	11	17	0.393	32	24	0.571	0	1	38.0	57	0.667
B 33 Esmond, Rob	9	3	5	7	14	10	0.583	6	6	10	2	16	8	0.667	30	18	0.625	0	1	30.5	49	0.622
B 34 Miller, Jay	4	7	1	10	5	17	0.227	1	7	6	6	7	13	0.350	12	30	0.286	0	1	9.0	43	0.209
B 35 Dehritz, Matt	2	6	2	10	4	16	0.200	6	7	3	8	9	15	0.375	13	31	0.295	0	1	12.5	45	0.278
B 36 Moen, Karl	2	2	2	3	4	5	0.444	0	4	0	3	0	7	0.000	4	12	0.250	0	1	11.5	17	0.676
B 37 Greenoe, Steve	2	3	1	2	3	5	0.375	0	3	2	2	2	5	0.286	5	10	0.333	0	0	0.0	15	0.000
B 38 Collier, Rob	1	0	0	2	1	2	0.333	1	1	0	3	1	4	0.200	2	6	0.250	0	0	0.0	8	0.000
B4/ The Donner Party	48	36	46	38	94	74	0.560	26	16	25	17	51	33	0.607	196	140	0.583	7	14	206.5	357	0.578
B 40 Kilts, Jason	6	5	7	7	13	12	0.520	9	2	6	4	15	6	0.714	28	18	0.609	1	2	31.0	49	0.633
B 41 Bogaerts, Rudi	9	5	6	6	15	11	0.577	6	6	8	5	14	11	0.560	29	22	0.569	1	2	27.0	54	0.500
B 42 Mead, Andy	10	4	10	2	20	6	0.769	6	8	8	5	14	13	0.519	34	19	0.642	1	2	37.0	56	0.661
B 43 Mills, Kyle	5	8	7	7	12	15	0.444	11	2	9	5	20	7	0.741	32	22	0.593	1	2	39.5	57	0.693
B 44 Mills, Micky	3	7	4	8	7	15	0.318	8	4	7	6	15	10	0.600	22	25	0.468	1	2	18.5	50	0.370
B 45 Poteat, John	6	4	4	5	10	9	0.526	6	4	4	4	10	8	0.556	20	17	0.541	1	2	21.0	40	0.525
B 46 Wilson, John	9	3	8	3	17	6	0.739	6	6	8	5	14	11	0.560	31	17	0.646	1	2	32.5	51	0.637
B5/ Arrowing Experience	48	36	46	38	94	74	0.560	25	17	20	22	45	39	0.536	184	152	0.548	25	0	188.5	361	0.522
B 50 Coker, Craig	3	5	6	4	9	9	0.500	1	3	2	6	3	9	0.250	12	18	0.400	3	0	18.0	33	0.545
B 51 Berry, Dave	8	3	6	6	14	9	0.609	6	4	9	2	15	6	0.714	29	15	0.659	3	0	23.5	47	0.500
B 52 Mohan, Mike	9	1	8	4	17	5	0.773	7	4	3	8	10	12	0.455	27	17	0.614	2	0	20.5	46	0.446
B 53 Thomas, Cliff	7	3	7	5	14	8	0.636	9	3	4	6	13	9	0.591	27	17	0.614	3	0	33.5	47	0.713
B 54 Hindle, Mike	3	6	2	6	5	12	0.294	8	4	3	4	11	8	0.579	16	20	0.444	2	0	15.5	38	0.408
B 55 Janosko, John	9	4	10	3	19	7	0.731	8	5	7	5	15	10	0.600	34	17	0.667	3	0	52.5	54	0.972
B 56 Hatszegi, Edie	1	5	0	0	1	5	0.167	1	1	7	3	8	4	0.667	9	9	0.500	2	0	2.5	20	0.125
B 57 Heath, Chris	1	4	4	6	5	10	0.333	7	2	0	5	7	7	0.500	12	17	0.414	3	0	15.5	32	0.484
B 58 Frye, Marshal	7	4	3	3	10	7	0.588	1	4	4	4	5	8	0.385	15	15	0.500	2	0	6.0	32	0.188
B 59 Barry, Jane	0	1	0	1	0	2	0.000	2	4	1	1	3	5	0.375	3	7	0.300	2	0	1.0	12	0.083
B6/ Dogs of War	37	47	40	44	77	91	0.458	24	18	19	23	43	41	0.512	163	173	0.485	12	6	178.5	354	0.504
B 60 Gaffney, Michelle	6	7	5	9	11	16	0.407	8	6	6	8	14	14	0.500	25	30	0.455	2	1	17.5	58	0.302
B 61 Lemons, Donna	4	12	2	13	6	25	0.194	4	8	3	9	7	17	0.292	13	42	0.236	2	1	8.5	58	0.147
B 62 Lemons, Todd	9	5	12	2	21	7	0.750	9	5	5	9	14	14	0.500	35	21	0.625	2	1	52.5	59	0.890
B 63 Wackerman, Mark	4	5	3	6	7	11	0.389	7	5	6	6	13	11	0.542	20	22	0.476	2	1	26.0	45	0.578
B 64 Camacho, Mario	5	12	3	12	8	24	0.250	7	6	4	9	11	15	0.423	19	39	0.328	2	1	15.5	61	0.254
B 65 Currin, David	1	0	1	0	2	0	1.000	0	2	2	0	2	2	0.500	4	2	0.667	0	0	3.5	6	0.583
B 66 Wilkie, Felipe	1	1	4	0	5	1	0.833	3	2	4	1	7	3	0.700	12	4	0.750	0	0	9.0	16	0.563
B 67 Heinrich, Joe	7	5	10	2	17	7	0.708	10	2	8	4	18	6	0.750	35	13	0.729	2	1	46.0	51	0.902
B7/ Stik It	39	45	32	52	71	97	0.423	15	27	18	24	33	51	0.393	137	199	0.408	6	0	130.0	342	0.380
B 70 McCarroll, John	6	9	8	7	14	16	0.467	3	11	9	5	12	16	0.429	26	32	0.448	1	0	23.0	59	0.390
B 71 Hatch, Joe	2	5	0	5	2	10	0.167	0	5	2	3	2	8	0.200	4	18	0.182	1	0	3.5	23	0.152
B 72 Karleski, Tom	4	8	4	11	8	19	0.296	5	9	7	8	12	17	0.414	20	36	0.357	1	0	22.0	57	0.386
B 73 Shine, Donnie	8	6	4	10	12	16	0.429	7	7	5	9	12	16	0.429	24	32	0.429	1	0	23.0	57	0.404
B 74 Toth, Robert	5	5	5	4	10	9	0.526	4	6	3	6	7	12	0.368	17	21	0.447	0	0	15.0	38	0.395
B 75 Tycast, Dale	1	0	0	1	1	1	0.500	0	1	0	1	0	2	0.000	1	3	0.250	0	0	2.0	4	0.500
B 76 Frager, Adam	7	5	8	4	15	9	0.625	6	7	4	8	10	15	0.400	25	24	0.510	1	0	32.5	50	0.650
B 77 Townsend, Scott	6	7	3	10	9	17	0.346	5	8	6	8	11	16	0.407	20	33	0.377	1	0	9.0	54	0.167
B8/ Shooter's Buzz	40	44	51	33	91	77	0.542	20	22	22	20	42	42	0.500	175	161	0.521	6	15	208.0	357	0.583
B 80 Scanlon, John	7	7	9	5	16	12	0.571	6	8	6	8	12	16	0.429	28	28	0.500	1	2	38.5	59	0.653
B 81 Nowlin, Bill	3	5	1	6	4	11	0.267	1	4	4	4	5	8	0.385	9	19	0.321	0	2	13.0	30	0.433
B 82 Benson, Will	10	4	11	3	21	7	0.750	10	4	10	4	20	8	0.714	41	15	0.732	1	2	64.5	59	1.093
B 83 Hicks, Glasgow	4	2	4	5	8	7	0.533	2	7	6	2	8	9	0.471	16	16	0.500	0	2	18.5	34	0.544
B 84 Kelcey, Paul	1	4	2	4	3	8	0.273	1	5	2	2	3	7	0.300	6	15	0.286	1	1	9.5	23	0.413
B 85 Tomlinson, Mark	5	11	9	5	14	16	0.467	8	6	8	6	16	12	0.571	30	28	0.517	1	2	34.0	61	0.557
B 86 Adams, Tom	8	7	10	3	18	10	0.643	6	7	5	9	11	16	0.407	29	26	0.527	1	2	22.5	58	0.388
B 87 Winter, Bob	0	1	0	1	0	2	0.000	1	0	1	1	2	1	0.667	2	3	0.400	0	1	0.0	6	0.000
B 88 Harless, Clay	2	3	5	1	7	4	0.636	5	3	2	4	7	7	0.500	14	11	0.560	1	1	7.5	27	0.278

	Singles 301		Singles Cricket		Singles Record		Singles Win %age	Doubles Cricket		Doubles 501		Doubles Record		Doubles Win %-age	Sngls + Dbls Record		Sngls + Dbls Win %-age	1001 Wins	1001 Losses	All-Star Points	Games Played	All-Star %-age
C1/ Bar Stools	33	50	25	59	58	109	0.347	11	31	14	28	25	59	0.298	108	227	0.322	0	0	74.0	335	0.221
C 10 Heald, Bobby	9	5	7	5	16	10	0.615	6	6	5	8	11	14	0.440	27	24	0.529			23.5	51	0.461
C 11 Alm, Doug	3	14	1	16	4	30	0.118	3	14	6	13	9	27	0.250	13	57	0.186			10.0	70	0.143
C 12 Crisp, Fred	6	8	10	3	16	11	0.593	5	9	5	10	10	19	0.345	26	30	0.464			11.0	56	0.196
C 13 Parker, Don	8	5	4	11	12	16	0.429	3	13	4	9	7	22	0.241	19	38	0.333			11.5	57	0.202
C 14 Fountain, Bill	4	8	1	12	5	20	0.200	1	12	5	6	6	18	0.250	11	38	0.224			8.0	49	0.163
C 15 Watts, John	3	8	0	10	3	18	0.143	2	6	1	8	3	14	0.176	6	32	0.158			2.0	38	0.053
C 16 Chisholm, Steve	0	2	2	2	2	4	0.333	2	2	2	2	4	4	0.500	6	8	0.429			8.0	14	0.571
C2/ Scavengers	41	43	53	31	94	74	0.560	19	23	23	19	42	42	0.500	178	158	0.530	0	22	140.0	358	0.391
C 20 Young, Larry	3	2	11	2	14	4	0.778	6	6	8	4	14	10	0.583	28	14	0.667	0	3	29.5	45	0.656
C 21 Parker, Louise	2	9	1	3	3	12	0.200	3	6	2	5	5	11	0.313	8	23	0.258	0	2	3.0	33	0.091
C 22 Parker, Tom	6	5	10	2	16	7	0.696	4	7	6	3	10	10	0.500	26	17	0.605	0	3	17.5	46	0.380
C 23 Skea, Bob	8	3	11	2	19	5	0.792	3	7	4	6	7	13	0.350	26	18	0.591	0	3	30.0	47	0.638
C 24 Boyd, Richard	7	3	7	5	14	8	0.636	6	4	7	5	13	9	0.591	27	17	0.614	0	3	14.5	47	0.309
C 25 Finch, Mel	4	4	2	5	6	9	0.400	5	4	6	3	11	7	0.611	17	16	0.515	0	2	8.0	35	0.229
C 26 Stafford, Chris	0	0	0	0	0	0	######	0	0	0	0	0	0	######	0	0	######	0	0	0.0	0	######
C 27 Campbell, Larry	2	6	4	6	6	12	0.333	3	2	5	4	8	6	0.571	14	18	0.438	0	2	9.5	34	0.279
C 28 Darity, Don	6	4	7	4	13	8	0.619	7	4	5	5	12	9	0.571	25	17	0.595	0	2	27.0	44	0.614
C 29 Harrell, Liz	3	7	0	2	3	9	0.250	1	6	3	3	4	9	0.308	7	18	0.280	0	2	1.0	27	0.037
C3/ Hagar & the Horribles	33	45	27	51	60	96	0.385	13	26	14	25	27	51	0.346	114	198	0.365	12	0	111.5	324	0.344
C 30 Campbell, Steve	7	7	4	12	11	19	0.367	3	11	4	10	7	21	0.250	18	40	0.310	2	0	13.0	60	0.217
C 31 Wade, Nathan	6	9	5	9	11	18	0.379	3	10	5	9	8	19	0.296	19	37	0.339	2	0	27.5	58	0.474
C 32 Spivey, John	10	4	7	6	17	10	0.630	8	6	6	7	14	13	0.519	31	23	0.574	2	0	23.5	56	0.420
C 33 Summit, Jeff	6	6	8	4	14	10	0.583	6	7	7	8	13	15	0.464	27	25	0.519	2	0	23.5	54	0.435
C 34 Hoomani, John	2	12	1	10	3	22	0.120	3	11	2	8	5	19	0.208	8	41	0.163	1	0	12.0	50	0.240
C 35 Bray, Aaron	2	4	2	7	4	11	0.267	3	4	2	7	5	11	0.313	9	22	0.290	2	0	5.5	33	0.167
C 36 Ayers, Jeff	0	3	0	3	0	6	0.000	0	3	2	1	2	4	0.333	2	10	0.167	1	0	6.5	13	0.500
C4/ Diddler's Choice	51	27	38	40	89	67	0.571	29	10	25	14	54	24	0.692	197	115	0.631	18	6	208.0	336	0.619
C 40 Walters, Jason	8	5	5	8	13	13	0.500	12	1	11	2	23	3	0.885	36	16	0.692	3	1	19.5	56	0.348
C 41 Matthews, Eric	7	6	7	6	14	12	0.538	10	3	9	4	19	7	0.731	33	19	0.635	3	1	29.5	56	0.527
C 42 Lipscomb, Scott	8	5	5	8	13	13	0.500	7	6	5	8	12	14	0.462	25	27	0.481	3	1	22.0	56	0.393
C 43 Brown, Phil	10	3	6	7	16	10	0.615	10	3	9	4	19	7	0.731	35	17	0.673	3	1	28.5	56	0.509
C 44 Dixon, J.D.	12	1	12	1	24	2	0.923	12	1	11	2	23	3	0.885	47	5	0.904	3	1	88.5	56	1.580
C 45 Thompson, Barry	6	7	3	10	9	17	0.346	7	6	5	8	12	14	0.462	21	31	0.404	3	1	20.0	56	0.357
C5/ Coral Reefers	40	44	53	31	93	75	0.554	21	21	20	22	41	43	0.488	175	161	0.521	14	0	164.5	350	0.470
C 50 Heath, Mark	5	6	7	4	12	10	0.545	4	5	4	5	8	10	0.444	20	20	0.500	2	0	22.0	42	0.524
C 51 Huler, Scott	1	4	4	2	5	6	0.455	3	4	5	5	8	9	0.471	13	15	0.464	0	0	12.0	28	0.429
C 52 Hodge, Hugh	3	3	1	1	4	4	0.500	0	0	1	3	1	3	0.250	5	7	0.417	1	0	2.0	13	0.154
C 53 Goudey, Tom	1	2	7	3	8	5	0.615	5	7	3	4	8	11	0.421	16	16	0.500	2	0	10.0	34	0.294
C 54 Worley, Don	4	9	3	7	7	16	0.304	3	2	4	8	7	10	0.412	14	26	0.350	1	0	14.5	41	0.354
C 55 James, Bob	7	4	11	2	18	6	0.750	6	7	7	5	13	12	0.520	31	18	0.633	2	0	34.5	51	0.676
C 56 Hoyt, Chris	5	6	6	4	11	10	0.524	5	6	7	3	12	9	0.571	23	19	0.548	2	0	18.0	44	0.409
C 57 Herman, Fritz	5	6	4	5	9	11	0.450	8	5	4	7	12	12	0.500	21	23	0.477	2	0	10.5	46	0.228
C 58 McCredie, Bob	9	4	10	3	19	7	0.731	8	6	5	4	13	10	0.565	32	17	0.653	2	0	41.0	51	0.804
C6/ Wholy Funk	46	37	36	48	82	85	0.491	19	23	19	23	38	46	0.452	158	177	0.472	7	11	128.0	353	0.363
C 60 Maxwell, Mike	7	6	5	8	12	14	0.462	7	5	4	8	11	13	0.458	23	27	0.460	1	2	20.5	53	0.387
C 61 Corter, David	8	8	6	7	14	15	0.483	6	8	6	9	12	17	0.414	26	32	0.448	1	2	26.0	61	0.426
C 62 Warren, Randy	8	5	7	7	15	12	0.556	7	8	5	9	12	17	0.414	27	29	0.482	1	2	25.5	59	0.432
C 63 Capps, Jim	5	5	5	7	10	12	0.455	6	6	6	6	12	12	0.500	22	24	0.478	1	1	21.0	48	0.438
C 64 Taylor, Eddie	8	5	6	7	14	12	0.538	5	8	9	5	14	13	0.519	28	25	0.528	1	1	20.5	55	0.373
C 65 Gordon, Bill	8	6	5	7	13	13	0.500	3	9	6	6	9	15	0.375	22	28	0.440	1	2	7.5	53	0.142
C 66 Townsend, Jim	2	2	2	5	4	7	0.364	4	2	2	3	6	5	0.545	10	12	0.455	1	1	7.0	24	0.292
C7/ Burnt Weeny's Revenge	45	39	50	34	95	73	0.565	26	16	28	14	54	30	0.643	203	133	0.604	6	13	163.0	355	0.459
C 70 Kennedy, Ed	1	7	0	3	1	10	0.091	2	3	4	5	6	8	0.429	7	18	0.280	0	0	6.5	25	0.260
C 71 Proctor, Ward	8	3	5	7	13	10	0.565	2	5	3	5	5	10	0.333	18	20	0.474	0	1	13.5	39	0.346
C 72 Holleman, Wes	7	5	8	3	15	8	0.652	8	4	6	2	14	6	0.700	29	14	0.674	1	2	17.5	46	0.380
C 73 Pierce, Barry	5	7	6	6	11	13	0.458	10	4	9	4	19	8	0.704	30	21	0.588	1	2	19.0	54	0.352
C 74 Chaney, Bill	6	8	11	4	17	12	0.586	10	4	10	4	20	8	0.714	37	20	0.649	1	2	30.0	60	0.500
C 75 Crumpler, Greg	8	5	10	4	18	9	0.667	8	6	11	3	19	9	0.679	37	18	0.673	1	2	32.0	58	0.552
C 76 Allmendinger, Ken	8	3	6	5	14	8	0.636	8	3	8	3	16	6	0.727	30	14	0.682	1	2	31.5	47	0.670
C 77 Wrenn, Chris	2	1	4	2	6	3	0.667	4	3	5	2	9	5	0.643	15	8	0.652	1	2	13.0	26	0.500
C8/ Excalibur	40	44	48	36	88	80	0.524	27	15	22	20	49	35	0.583	186	150	0.554	0	7	151.5	343	0.442
C 80 Montgomery, Robert	4	8	10	4	14	12	0.538	9	4	7	5	16	9	0.640	30	21	0.588	0	1	26.5	52	0.510
C 81 Burney, Gary	3	6	5	7	8	13	0.381	7	2	6	5	13	7	0.650	21	20	0.512	0	1	14.5	42	0.345
C 82 Prior, Jeff	7	7	9	4	16	11	0.593	6	8	5	9	11	17	0.393	27	28	0.491	0	1	22.5	56	0.402
C 83 Horton, Tony	9	5	6	8	15	13	0.536	11	2	5	8	16	10	0.615	31	23	0.574	0	1	32.0	55	0.582
C 84 Berry, Robert	7	7	6	7	13	14	0.481	7	8	8	7	15	15	0.500	28	29	0.491	0	1	30.0	58	0.517
C 85 Stewart, Shannon	4	8	6	3	10	11	0.476	9	3	6	5	15	8	0.652	25	19	0.568	0	1	14.5	45	0.322
C 86 Slominski, Mark	6	3	6	3	12	6	0.667	5	3	7	1	12	4	0.750	24	10	0.706	0	1	11.5	35	0.329

	Singles 301		Singles Cricket		Singles Record		Singles Win %-age	Doubles Cricket		Doubles 501		Doubles Record		Doubles Win %-age	Sngls + Dbls Record		Sngls + Dbls Win %-age	1001 Wins	1001 Losses	All-Star Points	Games Played	All-Star %-age
D1/ Starving Dartists	34	43	34	43	68	86	0.442	14	25	24	15	38	40	0.487	144	166	0.465	0	0	124.5	310	0.402
D 10 Hendricks, Ron	6	4	9	1	15	5	0.750	3	6	6	4	9	10	0.474	24	15	0.615			17.5	39	0.449
D 11 Shown, Marc	7	6	10	2	17	8	0.680	7	5	7	4	14	9	0.609	31	17	0.646			28.5	48	0.594
D 12 Hartley, Kevin	3	11	4	8	7	19	0.269	2	9	7	6	9	15	0.375	16	34	0.320			12.0	50	0.240
D 13 Howell, John	8	3	3	8	11	11	0.500	4	8	9	5	13	13	0.500	24	24	0.500			23.5	48	0.490
D 14 Weadon, Roger	4	9	1	11	5	20	0.200	4	7	5	4	9	11	0.450	14	31	0.311			11.5	45	0.256
D 15 Fleming, Frank	3	7	7	7	10	14	0.417	4	9	8	4	12	13	0.480	22	27	0.449			17.5	49	0.357
D 16 Harrell, Forrest	3	2	0	6	3	8	0.273	4	5	5	3	9	8	0.529	12	16	0.429			13.0	28	0.464
D 17 Jones, Bobby	0	1	0	0	0	1	0.000	0	1	1	0	1	1	0.500	1	2	0.333			1.0	3	0.333
D2/ Shameless & Aimless IV	54	30	50	34	104	64	0.619	26	16	23	19	49	35	0.583	202	134	0.601	7	0	138.0	343	0.402
D 20 Moats, Keith	4	4	4	3	8	7	0.533	3	3	1	4	4	7	0.364	12	14	0.462	0	0	10.0	26	0.385
D 21 Tighe, John	7	3	9	5	16	8	0.667	9	4	7	6	16	10	0.615	32	18	0.640	1	0	19.5	51	0.382
D 22 Allen, Kenny	7	6	9	4	16	10	0.615	11	3	8	3	19	6	0.760	35	16	0.686	1	0	31.5	52	0.606
D 23 Frame, Scott	9	3	9	4	18	7	0.720	10	3	9	3	19	6	0.760	37	13	0.740	1	0	17.0	51	0.333
D 24 Mooty, Jim	6	1	0	0	6	1	0.857	0	1	2	2	2	3	0.400	8	4	0.667	1	0	1.5	13	0.115
D 25 Fuquay, Chris	8	3	9	2	17	5	0.773	7	4	5	6	12	10	0.545	29	15	0.659	1	0	19.5	45	0.433
D 26 Denton, Jonathan	1	3	3	3	4	6	0.400	2	3	3	3	5	6	0.455	9	12	0.429	0	0	6.0	21	0.286
D 27 Lewis, Todd	6	2	2	6	8	8	0.500	3	6	5	3	8	9	0.471	16	17	0.485	1	0	8.0	34	0.235
D 28 Schuelke, David	6	5	5	7	11	12	0.478	7	5	6	8	13	13	0.500	24	25	0.490	1	0	25.0	50	0.500
D3/ Diddling While Impaired	40	44	29	55	69	99	0.411	13	29	18	24	31	53	0.369	131	205	0.390	13	7	130.5	356	0.367
D 30 Zucco, Rick	4	10	5	8	9	18	0.333	5	8	5	8	10	16	0.385	19	34	0.358	2	1	30.0	56	0.536
D 31 Zucco, Tammy	3	6	0	10	3	16	0.158	3	6	3	7	6	13	0.316	9	29	0.237	2	1	5.0	41	0.122
D 32 Marx, Jim	8	5	8	3	16	8	0.667	5	7	5	7	10	14	0.417	26	22	0.542	1	1	33.5	50	0.670
D 33 Marx, Deanna	4	5	4	5	8	10	0.444	1	9	2	7	3	16	0.158	11	26	0.297	2	1	5.5	40	0.138
D 34 Lewis, Scott	4	9	1	14	5	23	0.179	3	10	6	7	9	17	0.346	14	40	0.259	2	1	16.5	57	0.289
D 35 Gelhar, Tommy	6	7	5	8	11	15	0.423	3	10	7	5	10	15	0.400	21	30	0.412	2	1	16.0	54	0.296
D 36 Greer, Chuck	11	2	6	7	17	9	0.654	6	8	8	7	14	15	0.483	31	24	0.564	2	1	24.0	58	0.414
D4/ PMS	30	48	31	46	61	94	0.394	14	25	13	26	27	51	0.346	115	196	0.370	0	9	111.5	320	0.348
D 40 Sasser, Debbie	1	2	5	7	6	9	0.400	2	9	2	8	4	17	0.190	10	26	0.278	0	1	11.0	37	0.297
D 41 Ellis, Trish	0	8	0	10	0	18	0.000	1	9	1	4	2	13	0.133	2	31	0.061	0	1	3.0	34	0.088
D 42 Bartlett, Lynn	7	5	6	6	13	11	0.542	5	7	6	6	11	13	0.458	24	24	0.500	0	1	27.5	49	0.561
D 43 Lewis, Lynne	1	5	1	2	2	7	0.222	0	4	1	3	1	7	0.125	3	14	0.176	0	1	0.0	18	0.000
D 44 Lewis, Sharon	3	6	5	6	8	12	0.400	4	7	2	9	6	16	0.273	14	28	0.333	0	1	17.0	43	0.395
D 45 Jeffcoat, Dawn	0	2	1	1	1	3	0.250	0	2	1	1	1	3	0.250	2	6	0.250	0	0	4.5	8	0.563
D 46 Jeffcoat, Doug	7	4	6	5	13	9	0.591	10	1	5	6	15	7	0.682	28	16	0.636	0	1	19.5	45	0.433
D 47 Keever, Dennis	6	4	7	3	13	7	0.650	3	7	3	6	6	13	0.316	19	20	0.487	0	1	22.0	40	0.550
D 48 Roberson, Susan	3	9	0	1	3	10	0.231	0	0	3	6	3	6	0.333	6	16	0.273	0	1	0.0	23	0.000
D 49 Cummings, Shelly	2	3	0	5	2	8	0.200	3	4	2	3	5	7	0.417	7	15	0.318	0	1	7.0	23	0.304
D5/ Nine Lives	39	45	37	47	76	92	0.452	17	25	22	20	39	45	0.464	154	182	0.458	0	14	146.0	350	0.417
D 50 Marsden, James	3	10	4	8	7	18	0.280	7	7	7	6	14	13	0.519	21	31	0.404	0	2	28.0	54	0.519
D 51 Smith, Butch	9	5	10	5	19	10	0.655	5	9	8	6	13	15	0.464	32	25	0.561	0	2	35.5	59	0.602
D 52 Fuhrmann, Al	3	5	5	3	8	8	0.500	4	4	4	4	8	8	0.500	16	16	0.500	0	1	12.0	33	0.364
D 53 Paulson, Glenn	9	4	7	6	16	10	0.615	2	10	5	7	7	17	0.292	23	27	0.460	0	2	19.5	52	0.375
D 54 Martin, Dave	5	6	3	7	8	13	0.381	3	5	3	9	6	14	0.300	14	27	0.341	0	2	13.0	43	0.302
D 55 Keever, Dave	2	5	3	5	5	10	0.333	3	5	5	2	8	7	0.533	13	17	0.433	0	1	14.0	31	0.452
D 56 Green, Sam	2	3	1	4	3	7	0.300	3	2	4	1	7	3	0.700	10	10	0.500	0	2	4.0	22	0.182
D 57 Pasnik, Jim	5	6	4	8	9	14	0.391	6	6	8	4	14	10	0.583	23	24	0.489	0	2	20.0	49	0.408
D 58 Nelson, Shane	1	1	0	1	1	2	0.333	1	2	0	1	1	3	0.250	2	5	0.286	0	0	0.0	7	0.000
D6/ Reggaeheads	49	34	52	31	101	65	0.608	25	17	21	21	46	38	0.548	193	141	0.578	6	0	158.5	340	0.466
D 60 Webb, David	9	4	9	4	18	8	0.692	7	4	4	8	11	12	0.478	29	20	0.592	1	0	15.5	50	0.310
D 61 Bennett, Marco	5	4	4	5	9	9	0.500	6	3	5	2	11	5	0.688	20	14	0.588	0	0	21.0	34	0.618
D 62 Williams, Nathan	3	9	1	8	4	17	0.190	4	8	7	5	11	13	0.458	15	30	0.333	1	0	9.0	46	0.196
D 63 McCoy, Chris	9	3	11	1	20	4	0.833	8	4	4	9	12	13	0.480	32	17	0.653	1	0	22.0	50	0.440
D 64 Whetsel, Jeff	12	2	10	4	22	6	0.786	8	5	7	7	15	12	0.556	37	18	0.673	1	0	33.5	56	0.598
D 65 Bogard, Doug	6	5	8	3	14	8	0.636	6	5	6	5	12	10	0.545	26	18	0.591	1	0	25.5	45	0.567
D 66 Bennett, Mike	3	7	7	6	10	13	0.435	9	4	9	4	18	8	0.692	28	21	0.571	1	0	31.0	50	0.620
D 67 Abney, Joe	2	0	2	0	4	0	1.000	2	1	0	2	2	3	0.400	6	3	0.667	0	0	1.0	9	0.111
D7/ Bulls Hitters	43	41	53	30	96	71	0.575	26	16	28	14	54	30	0.643	204	131	0.609	5	8	149.0	348	0.428
D 70 Cummings, Dick	6	2	8	4	14	6	0.700	5	7	5	0	10	7	0.588	24	13	0.649	1	1	22.0	39	0.564
D 71 Peers, Martin	5	7	6	5	11	12	0.478	8	3	3	5	11	8	0.579	22	20	0.524	1	1	17.0	44	0.386
D 72 Stark, Keith	7	3	10	1	17	4	0.810	9	3	9	4	18	7	0.720	35	11	0.761	0	1	25.5	47	0.543
D 73 Mori, Christopher	3	4	7	7	10	11	0.476	8	7	13	2	21	9	0.700	31	20	0.608	1	1	28.5	53	0.538
D 74 Moulds, Ron	4	6	6	7	10	13	0.435	7	5	5	3	12	8	0.600	22	21	0.512	1	1	18.5	45	0.411
D 75 Mory, Dennis	2	7	1	1	3	8	0.273	2	1	6	3	8	4	0.667	11	12	0.478	0	1	5.0	24	0.208
D 76 Burnside, John	5	4	1	0	6	4	0.600	2	0	3	5	5	5	0.500	11	9	0.550	0	1	6.5	21	0.310
D 77 Evans, Bill	4	5	3	3	7	8	0.467	4	1	6	2	10	3	0.769	17	11	0.607	0	0	7.5	28	0.268
D 78 Watt, Chuck	0	1	1	0	1	1	0.500	0	0	0	0	0	0	######	1	1	0.500	0	0	1.5	2	0.750
D 79 Shirley, Ron	7	2	10	2	17	4	0.810	7	5	6	4	13	9	0.591	30	13	0.698	1	1	17.0	45	0.378
D8/ Anything But Sorry	40	44	42	42	82	86	0.488	30	12	16	26	46	38	0.548	174	162	0.518	7	7	182.0	350	0.520
D 80 Mitchell, Jim	9	5	10	4	19	9	0.679	10	4	6	8	16	12	0.571	35	21	0.625	1	1	49.5	58	0.853
D 81 Churchwell, Billie	2	7	3	4	5	11	0.313	7	4	3	8	10	12	0.455	15	23	0.395	1	1	5.0	40	0.125
D 82 Oakley, Gina	4	7	0	12	4	19	0.174	6	5	4	9	10	14	0.417	14	33	0.298	1	1	14.0	49	0.286
D 83 Eason, Joel	7	6	5	9	12	15	0.444	9	3	5	7	14	10	0.583	26	25	0.510	1	1	21.0	53	0.396
D 84 Cashwell, Craig	9	5	11	3	20	8	0.714	11	3	6	8	17	11	0.607	37	19	0.661	1	1	48.0	58	0.828
D 85 Maynor, Dorothy	1	8	1	8	2	16	0.111	6	3	4	3	10	6	0.625	12	22	0.353	1	1	6.5	36	0.181
D 86 Rutten, Pete	8	6	12	2	20	8	0.714	11	2	4	9	15	11	0.577	35	19	0.648	1	1	38.0	56	0.679

	Singles 301		Singles Cricket		Singles Record		Singles Win %-age	Doubles Cricket		Doubles 501		Doubles Record		Doubles Win %-age	Sngls + Dbls Record		Sngls + Dbls Win %-age	1001 Wins	1001 Losses	All-Star Points	Games Played	All-Star %-age
E1/ Grateful Darts	41	43	43	41	84	84	0.500	26	16	24	18	50	34	0.595	184	152	0.548	0	0	121.0	336	0.360
E 10 Perkins, Rick	7	7	5	1	12	8	0.600	4	4	4	8	8	12	0.400	20	20	0.500			16.5	40	0.413
E 11 Lilienthal, John	7	7	7	7	14	14	0.500	8	5	8	4	16	9	0.640	30	23	0.566			19.5	53	0.368
E 12 Iager, John	5	5	8	3	13	8	0.619	8	3	8	3	16	6	0.727	29	14	0.674			28.0	43	0.651
E 13 Hodges, Mike	5	7	5	8	10	15	0.400	9	3	6	5	15	8	0.652	25	23	0.521			12.0	48	0.250
E 14 Byrd, Joel	5	6	3	11	8	17	0.320	8	6	9	3	17	9	0.654	25	26	0.490			5.5	51	0.108
E 15 McGrail, Tony	6	5	7	5	13	10	0.565	7	5	6	6	13	11	0.542	26	21	0.553			11.0	47	0.234
E 16 Mitchell, Mike	1	0	0	1	1	1	0.500	1	0	1	0	2	0	1.000	3	1	0.750			1.0	4	0.250
E 17 Simpson, Phil	5	6	8	5	13	11	0.542	7	6	6	7	13	13	0.500	26	24	0.520			27.5	50	0.550
E2/ Doroth'E'a Ducks	47	37	42	42	89	79	0.530	22	20	21	21	43	41	0.512	175	161	0.521	0	0	108.0	336	0.321
E 20 Carawon, Bob	5	8	7	3	12	11	0.522	7	1	6	6	13	7	0.650	25	18	0.581			19.0	43	0.442
E 21 Rodgers, Clayton	6	1	3	4	9	5	0.643	5	5	4	5	9	10	0.474	18	15	0.545			6.0	33	0.182
E 22 Young, Perry	4	3	4	3	8	6	0.571	4	6	4	8	8	14	0.364	16	20	0.444			8.0	36	0.222
E 23 Smith, Darrel	7	3	4	5	11	8	0.579	6	5	7	3	13	8	0.619	24	16	0.600			13.5	40	0.338
E 24 Converse, Stan	2	1	8	4	10	5	0.667	9	4	8	5	17	9	0.654	27	14	0.659			24.0	41	0.585
E 25 Tollerton, Steve	2	9	5	5	7	14	0.333	2	3	3	5	5	8	0.385	12	22	0.353			8.5	34	0.250
E 26 Riddick, Buddy	4	5	1	7	5	12	0.294	2	5	0	2	2	7	0.222	7	19	0.269			1.0	26	0.038
E 27 Mentha, Hans	7	5	4	6	11	11	0.500	4	5	5	3	9	8	0.529	20	19	0.513			11.0	39	0.282
E 28 Aldridge, Wayne	10	2	6	5	16	7	0.696	5	6	5	5	10	11	0.476	26	18	0.591			17.0	44	0.386
E3/ S.S.H.	52	26	45	33	97	59	0.622	21	18	18	21	39	39	0.500	175	137	0.561	0	5	124.0	317	0.391
E 30 Kunesh, Joe	13	1	8	6	21	7	0.750	9	6	8	7	17	13	0.567	38	20	0.655	0	1	28.5	59	0.483
E 31 Futrelle, Greg	4	4	3	6	7	10	0.412	2	6	2	5	4	11	0.267	11	21	0.344	0	0	3.5	32	0.109
E 32 Powell, Mark	8	4	10	2	18	6	0.750	10	3	6	8	16	11	0.593	34	17	0.667	0	1	25.5	52	0.490
E 33 Rouse, Chuck	4	3	0	7	4	10	0.286	1	7	4	7	5	14	0.263	9	24	0.273	0	1	4.5	34	0.132
E 34 Wilkinson, Charlie	8	6	8	5	16	11	0.593	5	7	5	4	10	11	0.476	26	22	0.542	0	0	25.0	48	0.521
E 35 Rube, Bob	8	4	10	2	18	6	0.750	9	3	8	4	17	7	0.708	35	13	0.729	0	1	19.0	49	0.388
E 36 Weatherly, Keith	7	4	6	5	13	9	0.591	6	4	3	7	9	11	0.450	22	20	0.524	0	1	18.0	43	0.419
E4/ Cricketeers	28	50	25	53	53	103	0.340	6	33	12	27	18	60	0.231	89	223	0.285	6	6	54.5	324	0.168
E 40 Peyton, Johnny	8	4	5	7	13	11	0.542	2	10	3	9	5	19	0.208	18	30	0.375	1	1	20.0	50	0.400
E 41 Peyton, Susan	1	1	0	0	1	1	0.500	1	0	0	0	1	0	1.000	2	1	0.667	0	0	0.0	3	0.000
E 42 Spurling, Vicki	2	11	0	14	2	25	0.074	2	11	4	9	6	20	0.231	8	45	0.151	1	1	3.0	55	0.055
E 43 Spurling, Jeremy	7	6	9	4	16	10	0.615	2	11	5	9	7	20	0.259	23	30	0.434	1	1	12.5	55	0.227
E 44 Howard, Lee	4	9	6	7	10	16	0.385	2	11	5	8	7	19	0.269	17	35	0.327	1	1	4.5	54	0.083
E 45 Smith, Marley	1	10	1	12	2	22	0.083	1	12	3	10	4	22	0.154	6	44	0.120	1	1	4.5	52	0.087
E 46 Bannister, David	5	9	4	9	9	18	0.333	2	11	4	9	6	20	0.231	15	38	0.283	1	1	10.0	55	0.182
E5/ Breakers Bombers	37	47	33	51	70	98	0.417	20	22	17	25	37	47	0.440	144	192	0.429	6	0	109.0	342	0.319
E 50 Jackson, Michelle	0	5	2	3	2	8	0.200	6	7	4	9	10	16	0.385	12	24	0.333	1	0	4.5	37	0.122
E 51 Jackson, Walter	11	4	5	9	16	13	0.552	8	6	7	7	15	13	0.536	31	26	0.544	1	0	20.5	58	0.353
E 52 Frizzell, Keith	4	8	6	9	10	17	0.370	6	8	9	5	15	13	0.536	25	30	0.455	1	0	19.0	56	0.339
E 53 Baker, Eugene	5	8	6	7	11	15	0.423	2	4	1	9	3	13	0.188	14	28	0.333	1	0	9.0	43	0.209
E 54 Ballard, Scott	6	8	5	9	11	17	0.393	6	6	4	7	10	13	0.435	21	30	0.412	1	0	18.5	52	0.356
E 55 Fuquay, Sandy	1	3	0	2	1	5	0.167	0	3	1	4	1	7	0.125	2	12	0.143	0	0	0.0	14	0.000
E 56 Quinn, Heather	6	6	3	9	9	15	0.375	5	8	4	4	9	12	0.429	18	27	0.400	1	0	11.5	46	0.250
E 57 Bridges, Robert	4	5	6	3	10	8	0.556	7	2	4	5	11	7	0.611	21	15	0.583	0	0	26.0	36	0.722
E6/ Bull Me Baby	38	46	37	47	75	93	0.446	17	25	19	23	36	48	0.429	147	189	0.438	7	5	126.5	348	0.364
E 60 Ward, Beth	3	7	2	9	5	16	0.238	1	7	4	8	5	15	0.250	10	31	0.244	0	1	5.0	42	0.119
E 61 Downs, Brooks	2	10	1	11	3	21	0.125	3	9	4	9	7	18	0.280	10	39	0.204	1	1	13.5	51	0.265
E 62 Garska, Bryan	9	2	7	5	16	7	0.696	4	8	7	6	11	14	0.440	27	21	0.563	1	1	30.0	50	0.600
E 63 Enos, Kellee	7	8	7	8	14	16	0.467	7	8	7	7	14	15	0.483	28	31	0.475	1	1	22.5	61	0.369
E 64 Goodwin, Steve	3	7	1	7	4	14	0.222	3	6	5	4	8	10	0.444	12	24	0.333	1	1	2.0	38	0.053
E 65 Blancherd, Cory	4	9	7	5	11	14	0.440	6	8	5	6	11	14	0.440	22	28	0.440	1	0	20.0	51	0.392
E 66 Nobles, Johnathan	6	1	7	1	13	2	0.867	7	1	4	2	11	3	0.786	24	5	0.828	1	0	24.0	30	0.800
E 67 Crandall, Bob	4	2	5	1	9	3	0.750	3	3	2	4	5	7	0.417	14	10	0.583	1	0	9.5	25	0.380
E7/ Last Call	41	43	49	35	90	78	0.536	28	14	31	11	59	25	0.702	208	128	0.619	0	0	132.0	336	0.393
E 70 Root, Andrew	4	10	5	10	9	20	0.310	7	8	8	7	15	15	0.500	24	35	0.407			17.5	59	0.297
E 71 Daniel, Rob	5	10	6	8	11	18	0.379	6	8	7	7	13	15	0.464	24	33	0.421			15.5	57	0.272
E 72 Ney, Scott	9	5	8	6	17	11	0.607	9	5	11	3	20	8	0.714	37	19	0.661			23.5	56	0.420
E 73 Gullett, Kevin	8	6	12	2	20	8	0.714	9	5	11	3	20	8	0.714	40	16	0.714			28.5	56	0.509
E 74 Davis, Jeff	5	8	5	8	10	16	0.385	12	1	12	1	24	2	0.923	34	18	0.654			10.0	52	0.192
E 75 Hamilton, Billy	10	4	13	1	23	5	0.821	13	1	13	1	26	2	0.929	49	7	0.875			37.0	56	0.661
E8/ 1 & Done	46	38	56	28	102	66	0.607	25	17	23	19	48	36	0.571	198	138	0.589	0	0	167.5	336	0.499
E 80 Coyne, Kevin	7	5	1	0	8	5	0.615	8	5	5	7	13	12	0.520	21	17	0.553			16.0	38	0.421
E 81 Corbin, Rosa	0	3	2	6	2	9	0.182	5	3	4	1	9	4	0.692	11	13	0.458			8.0	24	0.333
E 82 Connor, Michael	9	5	9	5	18	10	0.643	9	5	5	6	14	11	0.560	32	21	0.604			32.0	53	0.604
E 83 Kuppler, Bob	6	4	9	3	15	7	0.682	7	7	3	2	10	9	0.526	25	16	0.610			19.0	41	0.463
E 84 Smith, "Sarge"	7	6	7	5	14	11	0.560	3	0	6	7	9	7	0.563	23	18	0.561			16.5	41	0.402
E 85 Sawyer, Dean	7	6	8	2	15	8	0.652	3	3	7	4	10	7	0.588	25	15	0.625			18.0	40	0.450
E 86 Haller, Ben	2	2	8	5	10	7	0.588	9	5	6	8	15	13	0.536	25	20	0.556			29.5	45	0.656
E 87 Hamilton, Pat	5	2	5	0	10	2	0.833	3	1	2	3	5	4	0.556	15	6	0.714			15.0	21	0.714
E 88 Hamed, Adnan	3	5	7	2	10	7	0.588	3	5	8	0	11	5	0.688	21	12	0.636			13.5	33	0.409

	Singles		Singles		Singles		Singles Win %-age	Doubles		Doubles		Doubles		Doubles Win %-age	Sngls + Dbls		Sngls + Dbls Win %-age	1001 Wins	1001 Losses	All-Star Points	Games Played	All-Star %-age
	301		Cricket		Record			Cricket		501		Record			Record							
F1/ Friends of the Devil	42	42	60	24	102	66	0.607	30	12	26	16	56	28	0.667	214	122	0.637	9	0	124.5	345	0.361
F 10 Sampson, Sam	6	6	2	2	8	8	0.500	7	1	6	4	13	5	0.722	21	13	0.618	1	0	6.5	35	0.186
F 11 Robinson, Jim	7	2	8	5	15	7	0.682	10	3	5	3	15	6	0.714	30	13	0.698	1	0	24.5	44	0.557
F 12 Robinson, Jack	5	3	10	4	15	7	0.682	11	3	1	2	12	5	0.706	27	12	0.692	1	0	19.0	40	0.475
F 13 Dowling, Jack	3	3	13	1	16	4	0.800	9	4	10	4	19	8	0.704	35	12	0.745	1	0	25.5	48	0.531
F 14 Zerkle, Preston	4	5	9	5	13	10	0.565	1	2	7	7	8	9	0.471	21	19	0.525	1	0	12.5	41	0.305
F 15 Williams, Nelson	10	2	3	1	13	3	0.813	11	1	9	3	20	4	0.833	33	7	0.825	1	0	8.0	41	0.195
F 16 Cullen, Pat	1	13	0	0	1	13	0.071	0	0	10	4	10	4	0.714	11	17	0.393	1	0	1.0	29	0.034
F 17 Turner, Stuart	2	4	9	4	11	8	0.579	7	6	3	4	10	10	0.500	21	18	0.538	1	0	18.0	40	0.450
F 18 Sedgwick, Jim	1	1	0	0	1	1	0.500	0	0	1	1	1	1	0.500	2	2	0.500	0	0	1.0	4	0.250
F 19 Beebe, Jason	3	3	6	2	9	5	0.643	4	4	0	0	4	4	0.500	13	9	0.591	1	0	8.5	23	0.370
F2/ Sharp Darts	37	47	35	49	72	96	0.429	14	28	17	24	31	52	0.373	134	200	0.401	0	0	88.0	334	0.263
F 20 Scarborough, Jim	6	6	0	1	6	7	0.462	1	4	1	8	2	12	0.143	8	19	0.296			2.0	27	0.074
F 21 Gari, Frank	0	0	0	0	0	0	#DIV/0!	0	0	0	0	0	0	#DIV/0!	0	0	#DIV/0!			0.0	0	#DIV/0!
F 22 Moeschet, Cathy	6	7	2	8	8	15	0.348	4	5	3	5	7	10	0.412	15	25	0.375			2.5	40	0.063
F 23 Todd, Patrick	5	8	5	4	10	12	0.455	3	9	4	6	7	15	0.318	17	27	0.386			13.5	44	0.307
F 24 Gibson, Jack	6	4	8	4	14	8	0.636	4	6	7	5	11	11	0.500	25	19	0.568			19.5	44	0.443
F 25 Winfree, Scott	1	5	4	6	5	11	0.313	2	8	4	4	6	12	0.333	11	23	0.324			17.5	34	0.515
F 26 Stokes, William	3	2	0	11	3	13	0.188	1	3	2	6	3	9	0.250	6	22	0.214			5.0	28	0.179
F 27 Gildea, Tom	5	9	9	4	14	13	0.519	6	8	6	6	12	14	0.462	26	27	0.491			18.5	53	0.349
F 28 Edgerton, Laurie	2	2	1	10	3	12	0.200	5	6	2	6	7	12	0.368	10	24	0.294			4.0	34	0.118
F 29 Walker, Chip	3	4	6	1	9	5	0.643	2	7	5	2	7	9	0.438	16	14	0.533			5.5	30	0.183
F3/ Half Full	40	38	36	42	76	80	0.487	15	24	16	23	31	47	0.397	138	174	0.442	0	0	65.5	312	0.210
F 30 Moloney, Ed	4	6	7	4	11	10	0.524	4	5	4	6	8	11	0.421	19	21	0.475			13.0	40	0.325
F 31 Piascik, Jeff	8	4	6	6	14	10	0.583	6	5	5	2	11	7	0.611	25	17	0.595			7.5	42	0.179
F 32 Connors, Tracy	7	8	2	7	9	15	0.375	1	6	6	8	7	14	0.333	16	29	0.356			7.0	45	0.156
F 33 Shaw, Rob	2	4	4	2	6	6	0.500	1	8	2	4	3	12	0.200	9	18	0.333			4.5	27	0.167
F 34 Murphy, Shane	5	2	6	4	11	6	0.647	4	6	3	6	7	12	0.368	18	18	0.500			9.0	36	0.250
F 35 Rafferty, Ian	5	3	4	7	9	10	0.474	7	4	3	7	10	11	0.476	19	21	0.475			16.0	40	0.400
F 36 Murphy, Seamus	3	3	1	5	4	8	0.333	3	5	2	4	5	9	0.357	9	17	0.346			3.0	26	0.115
F 37 Kiem, Steve	0	0	1	3	1	3	0.250	1	1	2	0	3	1	0.750	4	4	0.500			0.0	8	0.000
F 38 Cline, Kevin	3	4	1	2	4	6	0.400	2	3	2	7	4	10	0.286	8	16	0.333			4.5	24	0.188
F 39 Connors, Dave	3	4	4	2	7	6	0.538	1	5	3	2	4	7	0.364	11	13	0.458			1.0	24	0.042
F4/ A.H. & the Diddlers	39	45	30	54	69	99	0.411	21	21	24	18	45	39	0.536	159	177	0.473	0	0	99.0	336	0.295
F 40 Linney, Eric	6	7	8	5	14	12	0.538	10	4	7	7	17	11	0.607	31	23	0.574			19.0	54	0.352
F 41 Hoops, Terry	8	6	12	2	20	8	0.714	9	5	10	3	19	8	0.704	39	16	0.709			35.0	55	0.636
F 42 Birkhead, Paul	7	5	2	9	9	14	0.391	5	7	7	6	12	13	0.480	21	27	0.438			10.0	48	0.208
F 43 Shaefer, Mark	4	4	1	5	5	9	0.357	3	5	5	3	8	8	0.500	13	17	0.433			6.5	30	0.217
F 44 Gay, Chuck	1	7	0	5	1	12	0.077	6	5	4	4	10	9	0.526	11	21	0.344			3.5	32	0.109
F 45 Golder, Mike	5	4	3	6	8	10	0.444	2	7	2	6	4	13	0.235	12	23	0.343			5.0	35	0.143
F 46 Sowers, Larry	4	5	1	7	5	12	0.294	2	3	4	3	6	6	0.500	11	18	0.379			9.5	29	0.328
F 47 Owen, Mike	0	3	1	9	1	12	0.077	2	4	4	2	6	6	0.500	7	18	0.280			3.5	25	0.140
F 48 Mabe, Chuck	4	4	2	6	6	10	0.375	3	2	5	2	8	4	0.667	14	14	0.500			7.0	28	0.250
F5/ Dead Beat Darts	46	38	45	39	91	77	0.542	17	25	20	22	37	47	0.440	165	171	0.491	0	0	97.5	336	0.290
F 50 Bryant, Robin	4	8	7	6	11	14	0.440	4	6	6	7	10	13	0.435	21	27	0.438			9.5	48	0.198
F 51 Mabry, Carolyn	3	7	1	4	4	11	0.267	4	7	7	5	11	12	0.478	15	23	0.395			5.5	38	0.145
F 52 Barnes, Kathy	9	4	10	4	19	8	0.704	7	7	8	6	15	13	0.536	34	21	0.618			26.0	55	0.473
F 53 Alapin, Toni	2	2	2	9	4	11	0.267	5	7	2	6	7	13	0.350	11	24	0.314			5.5	35	0.157
F 54 Herbert, Paul	8	5	5	7	13	12	0.520	2	7	4	5	6	12	0.333	19	24	0.442			7.0	43	0.163
F 55 McCann, April	4	9	0	3	4	12	0.250	0	2	4	6	4	8	0.333	8	20	0.286			4.0	28	0.143
F 56 Sellers, Mark	7	3	11	1	18	4	0.818	4	8	2	3	6	11	0.353	24	15	0.615			16.5	39	0.423
F 57 Austin, Connie	9	0	9	5	18	5	0.783	8	6	7	6	15	12	0.556	33	17	0.660			23.5	50	0.470
F6/ Skeleton Crew	39	45	33	51	72	96	0.429	21	21	19	22	40	43	0.482	152	182	0.455	0	5	96.0	339	0.283
F 60 Huyser, Judy	4	9	1	13	5	22	0.185	7	6	4	9	11	15	0.423	16	37	0.302	0	1	10.5	54	0.194
F 61 Morgan, Tom	5	9	9	5	14	14	0.500	9	5	9	4	18	9	0.667	32	23	0.582	0	1	15.0	56	0.268
F 62 Jordan, Jody	6	6	11	3	17	9	0.654	6	7	7	6	13	13	0.500	30	22	0.577	0	1	23.5	53	0.443
F 63 Nemes, Bill	1	1	1	3	2	4	0.333	1	2	1	3	2	5	0.286	4	9	0.308	0	0	5.5	13	0.423
F 64 Wesley, Rob	2	2	1	1	3	3	0.500	2	2	1	1	3	3	0.500	6	6	0.500	0	0	2.0	12	0.167
F 65 Benhoff, Jerry	4	4	5	3	9	7	0.563	3	5	3	3	6	8	0.429	15	15	0.500	0	1	17.0	31	0.548
F 66 Garner, Eric	4	4	1	7	5	11	0.313	2	5	2	5	4	10	0.286	9	21	0.300	0	0	7.0	30	0.233
F 67 Willman, John	9	3	3	6	12	9	0.571	5	6	7	6	12	12	0.500	24	21	0.533	0	1	9.5	46	0.207
F 68 Burgess, Todd	0	3	0	3	0	6	0.000	2	2	1	2	3	4	0.429	3	10	0.231	0	0	1.0	13	0.077
F 69 Hill, Madison	4	4	1	7	5	11	0.313	5	2	3	5	8	7	0.533	13	18	0.419	0	0	5.0	31	0.161
F7/ Tattoo the Red Eye	40	44	44	40	84	84	0.500	20	22	16	26	36	48	0.429	156	180	0.464	0	6	95.5	342	0.279
F 70 Kitchin, Robert	7	4	3	7	10	11	0.476	4	3	4	7	8	10	0.444	18	21	0.462	0	1	10.5	40	0.263
F 71 Redmon, Art	6	4	10	4	16	8	0.667	6	6	5	8	11	14	0.440	27	22	0.551	0	1	13.0	50	0.260
F 72 Kemp, Louis	4	6	2	7	6	13	0.316	6	4	3	8	9	12	0.429	15	25	0.375	0	1	10.5	41	0.256
F 73 Crolla, Mike	4	9	0	5	4	14	0.222	5	7	4	9	9	16	0.360	13	30	0.302	0	1	7.0	44	0.159
F 74 Lasky, Don	2	6	9	3	11	9	0.550	4	8	4	5	8	13	0.381	19	22	0.463	0	0	14.0	41	0.341
F 75 Redmon, Frances	2	10	3	7	5	17	0.227	3	8	4	5	7	13	0.350	12	30	0.286	0	1	1.0	43	0.023
F 76 Hall, Josh	7	2	6	5	13	7	0.650	5	6	1	4	6	10	0.375	19	17	0.528	0	0	13.5	36	0.375
F 77 Curran, Ted	0	0	0	1	0	1	0.000	0	0	0	1	0	1	0.000	0	2	0.000	0	0	0.0	2	0.000
F 78 Knight, Tracey	8	2	11	1	19	3	0.864	7	1	7	4	14	5	0.737	33	8	0.805	0	1	26.0	42	0.619
F 79 Martinez, Eddie	0	1	0	0	0	1	0.000	0	1	0	1	0	2	0.000	0	3	0.000	0	0	0.0	3	0.000
F8/ Hole In The Wall Gang	49	35	53	31	102	66	0.607	29	13	27	15	56	28	0.667	214	122	0.637	6	0	130.0	342	0.380
F 80 Gillett, Galen	8	6	8	5	16	11	0.593	12	2	9	5	21	7	0.750	37	18	0.673	1	0	25.0	56	0.446
F 81 Brewer, Dennis	7	7	7	7	14	14	0.500	8	5	9	5	17	10	0.630	31	24	0.564	1	0	20.5	56	0.366
F 82 Hall, Danny	11	3	11	3	22	6	0.786	12	2	10	4	22	6	0.786	44	12	0.786	1	0	11.5	57	0.202
F 83 Jacobs, Joe	6	6	5	6	11	12	0.478	5	6	6	5	11	11	0.500	22	23	0.489	0	0	18.5	45	0.411
F 84 Wildblood, Steven	7	5	8	5	15	10	0.600	8	5	6	6	14	11	0.560	29	21	0.580	1	0	17.0	51	0.333
F 85 Kvasnicka, Bob	7	6	9	4	16	10	0.615	8	5	8	5	16	10	0.615	32	20	0.615	1	0	26.5	53	0.500
F 86 Cocklin, Greg	0	1	0	1	0	2	0.000	1	0	1	0	2	0	1.000	2	2	0.500	0	0	1.5	4	0.375
F 87 Shyne, Larry	3	1	5	0	8	1	0.889	4	1	5	0	9	1	0.900	17	2	0.895	1	0	9.5	20	0.475

	Singles 301		Singles Cricket		Singles Record		Singles Win %age	Doubles Cricket		Doubles 501		Doubles Record		Doubles Win %-age	Sngls + Dbls Record		Sngls + Dbls Win %-age	1001 Wins	1001 Losses	All-Star Points	Games Played	All-Star %-age
G1/ Get Over It	43	41	38	46	81	87	0.482	19	23	24	18	43	41	0.512	167	169	0.497	0	13	97.0	349	0.278
G 10 Steinhauer, Bruce	7	7	10	4	17	11	0.607	7	8	6	4	13	12	0.520	30	23	0.566	0	2	19.5	55	0.355
G 11 Lawley, Charlie	10	5	4	9	14	14	0.500	5	9	8	6	13	15	0.464	27	29	0.482	0	2	17.5	58	0.302
G 12 Lawley, Lisa	4	8	3	7	7	15	0.318	5	7	7	5	12	12	0.500	19	27	0.413	0	2	9.5	48	0.198
G 13 Wilser, Dave	6	8	11	3	17	11	0.607	6	7	7	7	13	14	0.481	30	25	0.545	0	2	15.0	57	0.263
G 14 Cullen, Jeff	7	3	4	9	11	12	0.478	7	6	8	5	15	11	0.577	26	23	0.531	0	2	8.5	51	0.167
G 15 Livingston, Danah	3	3	1	6	4	9	0.308	4	3	2	5	6	8	0.429	10	17	0.370	0	1	6.5	28	0.232
G 16 Jaraszewicz, Jason	6	7	5	8	11	15	0.423	4	6	10	4	14	10	0.583	25	25	0.500	0	2	20.5	52	0.394
G2/ Defendants	41	43	28	56	69	99	0.411	15	27	16	26	31	53	0.369	131	205	0.390	7	0	83.5	343	0.243
G 20 Ferraro, Tracy	4	10	0	8	4	18	0.182	4	9	7	7	11	16	0.407	15	34	0.306	1	0	8.5	50	0.170
G 21 Hudelson, Hans	11	3	7	7	18	10	0.643	5	7	6	5	11	12	0.478	29	22	0.569	1	0	24.5	52	0.471
G 22 Brotherton, Rhetta	9	2	3	8	12	10	0.545	4	8	3	9	7	17	0.292	19	27	0.413	1	0	6.0	47	0.128
G 23 Hollins, Gary	5	5	8	7	13	12	0.520	6	7	8	6	14	13	0.519	27	25	0.519	1	0	14.5	53	0.274
G 24 Clark, Phil	3	5	3	5	6	10	0.375	1	4	1	2	2	6	0.250	8	16	0.333	0	0	2.5	24	0.104
G 25 Bake, Bob	5	7	4	10	9	17	0.346	5	8	2	10	7	18	0.280	16	35	0.314	1	0	7.5	52	0.144
G 27 Sherbine, Mark	0	8	0	4	0	12	0.000	1	5	3	4	4	9	0.308	4	21	0.160	1	0	2.5	26	0.096
G 28 Comeau, Jay	4	3	3	7	7	10	0.412	4	6	2	9	6	15	0.286	13	25	0.342	1	0	17.5	39	0.449
G3/ O, It's Them!	37	47	31	53	68	100	0.405	13	29	20	22	33	51	0.393	134	202	0.399	8	0	50.5	344	0.147
G 30 McCormick, Kathy	3	11	3	9	6	20	0.231	0	9	6	7	6	16	0.273	12	36	0.250	1	0	5.5	49	0.112
G 31 Cribb, Kittie Rue	4	9	4	6	8	15	0.348	6	7	5	9	11	16	0.407	19	31	0.380	1	0	10.0	51	0.196
G 32 Antley, Susan	3	5	3	6	6	11	0.353	2	6	2	6	4	12	0.250	10	23	0.303	0	0	4.0	33	0.121
G 33 Driscoll, Danny	5	5	1	8	6	13	0.316	1	5	3	5	4	10	0.286	10	23	0.303	1	0	2.0	34	0.059
G 34 Blankenship, Kyle	6	4	5	6	11	10	0.524	4	6	2	5	6	11	0.353	17	21	0.447	1	0	3.5	39	0.090
G 35 Reed, Dale	4	2	4	2	8	4	0.667	4	4	4	3	8	7	0.533	16	11	0.593	1	0	5.0	28	0.179
G 36 Carr, Ed	2	4	4	4	6	8	0.429	2	7	6	3	8	10	0.444	14	18	0.438	1	0	5.5	33	0.167
G 37 Collins, Nolan	5	2	3	6	8	8	0.500	4	7	7	3	11	10	0.524	19	18	0.514	1	0	9.5	38	0.250
G 38 Steinberg, Bruce	5	5	4	6	9	11	0.450	3	7	5	3	8	10	0.444	17	21	0.447	1	0	5.5	39	0.141
G4/ Pokey & the Bandits	38	46	50	34	88	80	0.524	27	15	22	20	49	35	0.583	186	150	0.554	0	0	104.5	336	0.311
G 40 Griffin, Bill	8	6	11	1	19	7	0.731	7	6	6	8	13	14	0.481	32	21	0.604			18.5	53	0.349
G 41 Bohanan, Heather	2	4	3	2	5	6	0.455	3	1	1	3	4	4	0.500	9	10	0.474			2.0	19	0.105
G 42 Kiether, Bill	5	7	6	8	11	15	0.423	8	4	7	6	15	10	0.600	26	25	0.510			16.0	51	0.314
G 43 McGee, Billy	0	1	0	1	0	2	0.000	0	2	0	1	0	3	0.000	0	5	0.000			0.0	5	0.000
G 44 Hurley, John	4	10	7	7	11	17	0.393	10	4	7	7	17	11	0.607	28	28	0.500			15.0	56	0.268
G 45 Feller, Keith	8	5	10	3	18	8	0.692	9	4	7	6	16	10	0.615	34	18	0.654			30.5	52	0.587
G 46 Clement, Dawn	5	8	8	6	13	14	0.481	10	3	9	5	19	8	0.704	32	22	0.593			13.0	54	0.241
G 47 Livingston, Mike	6	5	5	5	11	10	0.524	7	5	7	4	14	9	0.609	25	19	0.568			9.5	44	0.216
G 48 Holmes, Don	0	0	0	1	0	1	0.000	0	1	0	0	0	1	0.000	0	2	0.000			0.0	2	0.000
G5/ Boxed Lunch	40	44	42	42	82	86	0.488	18	24	19	23	37	47	0.440	156	180	0.464	0	0	65.5	336	0.195
G 50 Clark, Louis	4	8	9	4	13	12	0.520	10	4	7	6	17	10	0.630	30	22	0.577			12.5	52	0.240
G 51 Acheson, Bryan	8	6	3	8	11	14	0.440	1	11	3	7	4	18	0.182	15	32	0.319			6.5	47	0.138
G 52 Acheson, Dan	3	7	3	2	6	9	0.400	1	7	3	6	4	13	0.235	10	22	0.313			2.5	32	0.078
G 53 Baucom, Craig	5	3	2	5	7	8	0.467	3	5	4	4	7	9	0.438	14	17	0.452			3.5	31	0.113
G 54 Donaghy, Pat	7	5	7	5	14	10	0.583	7	5	7	5	14	10	0.583	28	20	0.583			17.0	48	0.354
G 55 Harrell, Chris	4	9	5	8	9	17	0.346	5	8	3	7	8	15	0.348	17	32	0.347			7.0	49	0.143
G 56 Warnke, Son-Ae	1	3	4	8	5	11	0.313	3	5	5	8	8	13	0.381	13	24	0.351			2.0	37	0.054
G 57 Kelley, Derek	8	3	9	2	17	5	0.773	6	3	6	3	12	6	0.667	29	11	0.725			14.5	40	0.363
G6/ Dynamic Darts	44	40	51	33	95	73	0.565	25	17	24	18	49	35	0.583	193	143	0.574	12	0	112.0	348	0.322
G 60 Ellison, George	4	7	8	3	12	10	0.545	7	4	6	5	13	9	0.591	25	19	0.568	2	0	22.5	46	0.489
G 61 Williamson, Steve	4	8	10	3	14	11	0.560	9	4	8	3	17	7	0.708	31	18	0.633	1	0	21.0	50	0.420
G 62 Parrillo, Scott	6	4	4	6	10	10	0.500	3	5	5	6	8	11	0.421	18	21	0.462	1	0	10.5	40	0.263
G 63 Coffin, Jake	4	5	0	4	4	9	0.308	5	3	5	3	10	6	0.625	14	15	0.483	1	0	2.0	30	0.067
G 64 Dajani, Jim	3	4	2	5	5	9	0.357	2	4	2	5	4	9	0.308	9	18	0.333	1	0	2.0	28	0.071
G 65 Jackson, Barry "Bump"	11	3	9	5	20	8	0.714	7	6	10	4	17	10	0.630	37	18	0.673	2	0	21.0	57	0.368
G 66 Kroll, Brian "Artie"	10	4	11	3	21	7	0.750	9	5	7	6	16	11	0.593	37	18	0.673	2	0	20.0	57	0.351
G 67 Faulkner, Chris	2	5	7	4	9	9	0.500	8	3	5	4	13	7	0.650	22	16	0.579	2	0	13.0	40	0.325
G7/ The Horsemen	50	34	55	29	105	63	0.625	30	12	25	17	55	29	0.655	215	121	0.640	0	14	127.0	350	0.363
G 70 Lougher, Shannon	10	4	11	3	21	7	0.750	9	5	8	6	17	11	0.607	38	18	0.679	0	2	28.5	58	0.491
G 71 Cunniffe, Dave	3	6	8	3	11	9	0.550	9	2	3	7	12	9	0.571	23	18	0.561	0	2	16.5	43	0.384
G 72 Mattson, Randy	7	6	7	6	14	12	0.538	8	5	7	6	15	11	0.577	29	23	0.558	0	2	7.0	54	0.130
G 73 Parham, Andy	0	4	2	3	2	7	0.222	4	0	4	1	8	1	0.889	10	8	0.556	0	2	5.0	20	0.250
G 74 Robertson, Phil	9	3	7	3	16	6	0.727	7	4	6	6	13	10	0.565	29	16	0.644	0	2	14.5	47	0.309
G 75 Selby, Brian	11	3	13	1	24	4	0.857	12	2	11	3	23	5	0.821	47	9	0.839	0	2	35.0	58	0.603
G 76 Maminski, Len	7	2	5	4	12	6	0.667	6	3	6	3	12	6	0.667	24	12	0.667	0	1	9.5	37	0.257
G 77 Keller, Tony	3	6	2	6	5	12	0.294	5	3	5	2	10	5	0.667	15	17	0.469	0	1	11.0	33	0.333
G8/ Savage Indians	43	41	41	43	84	84	0.500	21	21	18	24	39	45	0.464	162	174	0.482	0	0	80.5	336	0.240
G 80 Peterman, Philip R.	2	6	5	6	7	12	0.368	4	7	1	7	5	14	0.263	12	26	0.316			8.5	38	0.224
G 81 Conway, John	8	4	3	8	11	12	0.478	8	3	9	3	17	6	0.739	28	18	0.609			15.5	46	0.337
G 82 Perraunt, Melissa	5	6	1	5	6	11	0.353	3	7	5	5	8	12	0.400	14	23	0.378			4.0	37	0.108
G 83 Smith, Lee	3	2	3	2	6	4	0.600	3	0	1	2	4	2	0.667	10	6	0.625			2.0	16	0.125
G 84 Kaeser, John	0	0	1	0	1	0	1.000	0	0	0	1	0	1	0.000	1	1	0.500			0.0	2	0.000
G 85 Bolejack, Doug	7	4	6	6	13	10	0.565	4	7	3	6	7	13	0.350	20	23	0.465			12.5	43	0.291
G 86 Camplin, Todd	6	5	12	2	18	7	0.720	10	4	8	6	18	10	0.643	36	17	0.679			22.0	53	0.415
G 87 Cox, Brian	5	5	4	6	9	11	0.450	4	5	3	6	7	11	0.389	16	22	0.421			5.0	38	0.132
G 88 Cox, Drew	7	5	5	4	12	9	0.571	4	8	4	11	8	19	0.296	20	28	0.417			7.0	48	0.146
G 89 Kralik, Mike	0	4	1	4	1	8	0.111	2	1	2	1	4	2	0.667	5	10	0.333			4.0	15	0.267

PARTY

PARTY

PARTY

25th Anniversary Celebration of the Triangle Dart League

SATURDAY, MAY 31st, 1997
beginning at 2:00 p.m.
(Help to set-up, beginning around noon, would be appreciated).
VILLAGE GREEN CONDO CLUBHOUSE
ELIZABETH STREET, CHAPEL HILL

All current and former members are invited to attend. Please spread the word!!!!
BUT ... ... BEFORE THEN ... ...

PLAN TO ATTEND THE

≪ TDL SUMMER ORGANIZATIONAL MEETING ≫

THURSDAY, MAY 29th ...
7:30 p.m. -- He's Not Here

TO BE DISCUSSED:

- ***if there are <u>WHOLE TEAMS</u> interested in playing a "short" season, there can be a regular season of darts --***
- ***the other suggestion is what we did last summer -- "each individual into the different hats by "division" -- A, B, or C/rookie." Then teams drawn up from these "sorted groups of people" -- the number of people interested and who sign up at the meeting (if this suggestion is adopted) then determines size of teams, with a balanced mix of players. Format then would be best 2 out of 3 games for the point(s) --THIS WILL BE PUT TO A VOTE OF THE GENERAL MEMBERSHIP ON MAY 29. PLEASE ATTEND AND CAST YOUR VOTE FOR THE SUMMER FORMAT.***

Sign Up for Summer Dart Fun with Capital Area Dart Club

Play Singles or try our New Doubles Format!

Two Sign Up Dates Available!

Monday, May 12 @ 7 p.m. at Rack M' Up West

Monday, May 19 @ 7 p.m. at Sharky's

8 p.m. Luck of the Draw to follow both Sign Ups!

Annual Fee $10.00 per person

Season Fees $10.00 per player

Call Raquel at 365-4475 for details.

You're invited to Capital Area Dart Club's

1st Year Party!



Join us for a free Pig Pickin'

followed by 

Two Luck of the Draws

Sunday, June 1 @ 12 noon at Rack 'M Up West

Bring your friends and come celebrate with us!!



Co-hosted by CADC & Rack 'M Up West

Rack is matching the pot in both lucks.

For more information, call Raquel at 465-4475.

WOODY'S

"Summer Time"

Starts May 21



WEDNESDAY NIGHT BLIND DRAWS with 7:30 start

Starting Wed. May 21 in addition to Friday nights.
$5 entry, double elimination with early 7:30 start.

WED. BLIND DRAWS 7:30pm

DARTERS:	WOODY'S add:
16 less	$50
16 plus	$100
32 plus	$200
48 plus	$300
64 plus	$400

WOODY'S
SPORTS TAVERN & GRILL
8322 Chapel Hill Rd
Cary, NC 380-7737

MARK YOUR CALENDARS!

The North Carolina State Steeltip Dart Championship will be held at The Raleigh Radison Plaza Hotel September 26-28, 1997 Hosted by Capital Area Dart Club

*Pre-Tourney Chicogo Style Singles - $20 entry
90% payout - 6 p.m. Friday

NEW THIS YEAR!

*Youth Events
*Trophies for Top 4
*$10.00 Entry All Events
*MVP Award
*Preregistration Bonus

Co-sponsored by
TomCat Brewery
Exclusive Microbrews at the '97 NC State Tourney
Trophy King, Darts By The Ton, Rack 'M Up West

Darter's Rate $59.00 1-4 people
call 834-9900 by Sept. 1
For Tourney Info call Co-Directors
Michelle Gaffney @ 571-1917
Marcy Reagan @ 467-8336



TONS OF NEWSLETTER

Home to the Fall Session of the Raleigh Dart League; Banquet Edition, Saturday, December 13, 1997

TOURNAMENT WINNERS

"A" Division - ***Lunatic Fringe*** *(13-7)*

Who would have guessed? Another Fringe over 3 In A Bed result in A division. The difference is that this may be the last big match in this long enduring rivalry.

"B" Division - ***Diddler's Choice*** *(14-4)*

DC finally played like I thought they would all season, as they basically storm-troopered through the B division tournament bracket. This team will be a good A team the first time they even play an A division match.

"C" Division - ***Shameless & Aimless V*** *(13-7)*

Seems like we engrave Mugs for these guys every season. Aren't they in A division yet? They stocked up this time around and it really showed in the scores that they turned in on a weekly basis.

"D" Division - ***Reggaeheads*** *(13-12)*

Well, the tiebreaker result is certainly par for the course in this topsy-turvy division, but I'm surprised that the top two seeds survived to the finals. Chris McCoy took out the 16 with No Clue staring at a one-dart out of their own.

"E" Division - ***Starving Dartists*** *(14-8)*

The Dartists top off the league's only perfect season with a win against their closest competition, which actually wasn't that close through the regular season (a 3-match deficit).

"F" Division - ***Flying Aces*** *(13-7)*

The #3 seed comes out of the F division with the Mug, and they had to earn it. They had to topple not just division winner Dynamic Darts, but also the Horsemen in the semis. Will they be left in F division next season?

"G" Division - ***Woody's Woodies*** *(14-8)*

The most improbable of all of our Mug-winning teams, Woody's Woodies came screaming out of the #6 slot to beat the #3, #2, and #1 seeds - and only one of those three matches even went to the last set of 501. This is no fluke, as the Woodies also beat Cheap Shots during the season.

REGULAR SEASON WINNERS

"A" Division - ***Lunatic Fringe*** *(13 wins, 1 loss)*
2nd place - Three In A Bed

"B" Division - ***Diddler's Choice*** *(11 wins, 3 losses)*
2nd place - Swine Flew!

"C" Division - ***Shameless & Aimless V*** *(13 wins, 1 loss)*
2nd place - Excalibur

"D" Division - ***No Clue*** *(9 wins, 5 losses)*
2nd place - Reggaeheads

"E" Division - ***Starving Dartists*** *(12 wins, 0 losses)*
2nd place - Friends of the Devil

"F" Division - ***Dynamic Darts*** *(12 wins, 2 losses)*
2nd place - Horsemen

"G" Division - ***Cheap Shots*** *(13 wins, 1 loss)*
2nd place - Get Over It

(Rosters of all tournament-winning and regular season first place teams can be found on page 4.)

TABLE OF CONTENTS

Item	Page Number
Tournament & Regular Season Winning Teams	1
Spring 1998 RDL Season Information	1
Final Divisional Standings	2
Final Divisional Tournament Results	3
Tournament Winning Team Rosters	4
Regular Season Winning Team Rosters	4
List of Host Establishments	4
Quotes from the Tournament	5
Tournament Trophy Dart Awards	5
Other Tournament Hot Darts	5
Regular Season Trophy Dart Awards	5
Divisional Singles Win %-age Winners	6
Divisional All-Star Point %-age Winners	6
Players Who Beat the Singles Winners	6
My Preseason Prediction Results	6
Tiebreaker Stat Facts	6
Season Penalty Summary	6
RDL Address and Phone No. Information	7
Season-Long Trophy Dart Game Requirements	7
Quick Stat Tidbits	7
Calendar of Events	7
Bar Rating & 1998 RDL Election Results	7
JK's All-Star Team Picks	8
Notes to Captains from JK - Read These!	8
Other Miscellaneous Observations by JK	8
Spring 1997 RDL Season & Tourney Results	9
Fall 1996 RDL Season & Tourney Results	10
Spring 1996 RDL Season & Tourney Results	11
Top Fall 1996 Singles Records, by Division	12
Top Fall 1996 Doubles Records, by Division	13
Top Fall 1996 Singles+Doubles, by Division	14
Top Fall 1996 All Star %-ages, by Division	15
Top Individual Records, by Section of Play	16
League-Wide Individual Singles, Doubles Records	17
League-Wide Individual Singles+Doubles Records, All-Star %-ages	18
Singles, Doubles Records, Ranked by Team	19
Singles+Doubles Records, All-Star %-ages, Ranked by Team	20
Week-by-Week Match Results Table	21
Complete "A" Division Statistics	22
Complete "B" Division Statistics	23
Complete "C" Division Statistics	24
Complete "D" Division Statistics	25
Complete "E" Division Statistics	26
Complete "F" Division Statistics	27
Complete "G" Division Statistics	28
Triangle Dart League Charity Tournament Flier	29
1997 NCCDL Season & Tourney Results	30
Bull City Dart League Spring '98 Reg. Flier	30

SPRING 1998 RALEIGH DART LEAGUE SEASON INFORMATION

Registration Meeting for Returning Teams (blind draw
Woody's; Wednesday, January 7, 7:00-8:30 to follow)

Registration Meeting for New Teams
Woody's Sports Pub; Thursday, January 8, 7:30-8:30

RDL Board Meeting - Thursday, January 8, 7:00 p.m.

Preseason Captains' Meeting
Scramble Dog; Monday, January 19, 7:00 p.m.

Match Play begins on Wednesday, January 21

(Early mail-in registration MAY BE available if received by Jan. 5. See Dave Berry (& his handout) for info.)

FINAL!! DIVISIONAL TEAM STANDINGS FOR THE *FALL 1997* RDL SEASON

			W	L	Pts.
	"A" Division				
👍	Lunatic Fringe	☝	13	1	243
👍	3 In A Bed	☑	10	4	177
3	So What!		9	5	175
4	Dart Shadows		9	5	163
5	X-Men		5	9	136
6	We're Not Worthy		4	10	123
👎	Double Trouble	☑	4	10	119
👎	Top Dead Center		2	12	122
	"B" Division				
👍	Diddler's Choice	☝☑	11	3	222
👍	Swine Flew!		11	3	209
3	Burnt Weeny's Revenge	📠	11	3	188
4	Dogs of War		8	6	142
5	Arrowing Experience	📠	6	8	147
6	Shooter's Buzz		5	9	147
👎	Hakuna Matata	☑	3	11	71
👎	Neighbors	☑	1	13	109
	"C" Division				
👍	Shameless & Aimless V	☝	13	1	220
👍	Excalibur	☑	10	4	196
3	Coral Reefers		9	5	185
4	Comfortably Numb		8	6	170
5	Bulls Hitters		6	8	151
6	Stik It	☑	6	8	148
👎	Scavengers		3	11	104
👎	Wholy Funk	☑	1	13	61
	"G" Division				
👍	Cheap Shots	☝	13	1	213
👍	Get Over It		9	5	166
3	Sharp Darts		8	6	170
4	Young Guns		7	7	163
5	Who Darted?		7	7	150
6	Woody's Woodies	☑	7	7	132
👎	Where's Gary?		4	10	155
👎	Boxed Lunch		1	13	122

			W	L	Pts.
	"D" Division				
👍	No Clue	☝	9	5	183
👍	Reggaeheads		9	5	166
3	1 & Done		8	6	176
4	Bar Stools		8	6	161
5	Last Call	☑	7	7	179
6	Grateful Darts		7	7	166
👎	Nine Lives		7	7	164
👎	Hagar & the Horribles	☑	1	13	100
	"E" Division				
👍	Starving Dartists	☝	12	0	181
👍	Friends of the Devil		9	3	171
3	S.S.H.		8	4	157
4	M.R.Ducks		4	8	129
5	Hole In The Wall Gang		4	8	125
👎	PMS		4	8	91
👎	It's All Good		1	11	96
	"F" Division				
👍	Dynamic Darts	☝☑	12	2	194
👍	Horsemen		11	3	194
3	Flying Aces		10	4	194
4	Dead Beat Darts		8	6	168
5	Spank This		6	8	165
6	A.H. & the Diddlers	☑	5	9	120
👎	Tattoo the Red Eye	☑	2	12	117
👎	Bent Shafts	☑	2	12	75

☎ = *phone-in penalty (5 pts.)*
📠 = *mail-in penalty (all pts. from that match)*
💣 = *captains' meeting penalty (5 pts.)*
☑ = *ballot return penalty (5 pts.)*
☹ = *ineligible player (match win, all pts., all team stats.)*
👎 = *clinched* "bottom-two" *finish in division*
👍 = *clinched* "top-two" *finish in division*
☝ = *regular season division champion*

FALL 1997 RDL DIVISIONAL TOURNAMENT RESULTS

Quarterfinals	*Semifinals*	*Finals*	***WINNER***

"A" Division

1 **Lunatic Fringe**
(13-1) **Lunatic Fringe**
8 Top Dead Center
(14-4) **Lunatic Fringe**
5 X-Men
(14-4) Dart Shadows
4 Dart Shadows
(13-7) **Lunatic Fringe**
3 So What!
(13-11) So What!
6 We're Not Worthy
(13-1) 3 In A Bed
7 Double Trouble
(14-6) 3 In A Bed
2 3 In A Bed

"B" Division

1 **Diddler's Choice**
(14-4) **Diddler's Choice**
8 Neighbors
(?-?) **Diddler's Choice**
5 Arrowing Experience
(10-8) Dogs of War
4 Dogs of War
(14-4) **Diddler's Choice**
3 Burnt Weeny's Revenge
(14-6) Burnt Weeny's Revenge
6 Shooter's Buzz
(?-?) Swine Flew!
7 Hakuna Matata
(13-3) Swine Flew!
2 Swine Flew!

"C" Division

1 **Shameless & Aimless V**
(Automatic forfeit) **Shameless & Aimless V**
8 [Wholy Funk]
(14-6) **Shameless & Aimless V**
5 Bulls Hitters
(13-6) Comfortably Numb
4 Comfortably Numb
(13-7) **S & A V**
3 Coral Reefers
(?-?) Coral Reefers
6 Stik It
(13-4) Excalibur
7 Scavengers
(13-11) Excalibur
2 Excalibur

Quarterfinals	*Semifinals*	*Finals*	***WINNER***

"D" Division

1 No Clue
(?-?) No Clue
8 Hagar & the Horribles
(?-?) No Clue
5 Last Call
(14-10) Bar Stools
4 Bar Stools
(13-12) **Reggaeheads**
3 1 & Done
(?-?) Grateful Darts
6 Grateful Darts
(13-9) **Reggaeheads**
7 Nine Lives
(14-8) **Reggaeheads**
2 **Reggaeheads**

"E" Division

1 **Starving Dartists**
Starving Dartists
8 (Bye)
(?-?) **Starving Dartists**
5 Hole In The Wall Gang
(13-5) M.R.Ducks
4 M.R.Ducks
(14-8) **Starving Dartists**
3 S.S.H.
(14-10) S.S.H.
6 PMS
(12-5) Friends of the Devil
7 It's All Good
(14-6) Friends of the Devil
2 Friends of the Devil

"F" Division

1 Dynamic Darts
(Automatic forfeit) Dynamic Darts
8 [Bent Shafts]
(?-?) Dynamic Darts
5 Spank This
(13-9) Spank This
4 Dead Beat Darts
(13-7) **Flying Aces**
3 **Flying Aces**
(14-2) **Flying Aces**
6 A.H. & the Diddlers
(13-11) **Flying Aces**
7 Tattoo the Red Eye
(14-2) Horsemen
2 Horsemen

Quarterfinals	*Semifinals*	*Finals*

Finals	*Semifinals*	*Quarterfinals*

"G" Division

1 Cheap Shots
(forfeit) Cheap Shots
8 Boxed Lunch
(13-5) Cheap Shots
5 Who Darted?
(?-?) Who Darted?
4 Young Guns
(14-8) **Woody's Woodies** — ***WINNER***
Woody's Woodies *(13-11)*
Get Over It
Sharp Darts 3
(13-7) **Woody's Woodies**
Woody's Woodies 6
Where's Gary? 7
(13-9)
Get Over It 2

TOURNAMENT WINNERS!!!!!!

"A" Division - ***Lunatic Fringe***

Joe Wilson (c)	Tom Brown	Jim Budelman
Don Butman	Steve Hoffmann	Frank Telesz
Mike Hall	Mike Baker	Bob Terry

"B" Division - ***Diddler's Choice***

Jason Walters (c)	Eric Matthews	Phil Brown
J.D. Dixon	Scott Lipscomb	Barry Thompson
Bob McCredie		Will Benson

"C" Division - ***Shameless & Aimless V***

Keith Moats (c)	John Tighe	Kenny Allen
Scott Frame	Chris Fuquay	Donnie Simpson
Todd Lewis	Jim Mooty	Jonathan Denton
	John Jenkins	

"D" Division - ***Reggaeheads***

David Webb (c)	Marco Bennett	Doug Bogard
Chris McCoy	Nathan Williams	Mike Bennett
Darryl Spangler		Jeff Whetsel

"E" Division - ***Starving Dartists***

Ron Hendricks (c)	Marc Shown	Kevin Hartley
Frank Fleming	John Howell	Fred Bergman
Forrest Harrell		Paul Chromy

"F" Division - ***Flying Aces***

Chris Buchanan (c)	Graham Holder	John Murdaugh
Skeeter Matthews	Marty Mongillo	Ruben Longoria
Mark Pierce		John Ellis

"G" Division - ***Woody's Woodies***

Bob Wrigley (c)	Bam Lupien	Henry Dougherty
Joseph Peters	Eric Side	Richard Sibincic
Chris Fournier	Okee Yoneoka	Jim Blinco

REGULAR SEASON WINNERS!!!!!!

"A" Division - ***Lunatic Fringe***

Joe Wilson (c)	Tom Brown	Jim Budelman
Don Butman	Steve Hoffmann	Frank Telesz
Mike Hall	Mike Baker	Bob Terry

"B" Division - ***Diddler's Choice***

Jason Walters (c)	Eric Matthews	Phil Brown
J.D. Dixon	Scott Lipscomb	Barry Thompson
Bob McCredie		Will Benson

"C" Division - ***Shameless & Aimless V***

Keith Moats (c)	John Tighe	Kenny Allen
Scott Frame	Chris Fuquay	Donnie Simpson
Todd Lewis	Jim Mooty	Jonathan Denton
	John Jenkins	

"D" Division - ***No Clue***

Charles Greer (c)	Scott Lewis	Jim Marx
John Conway	Todd Camplin	Lee Moore
	Deanna Marx	

"E" Division - ***Starving Dartists***

Ron Hendricks (c)	Marc Shown	Kevin Hartley
Frank Fleming	John Howell	Fred Bergman
Forrest Harrell		Paul Chromy

"F" Division - ***Dynamic Darts***

George Ellison (c)	Steve Williamson	Scott Parrillo
Barry Jackson	Chris Faulkner	Joe Lowers
Brian Kroll		Jake Coffin

"G" Division - ***Cheap Shots***

Mark Sellers (c)	Burt Bari	Ken Johnson
Mitch Walton	Steve Witz	Andy Ramsey
Michael Proffitt	Josh Hall	Matt Mattingly

WHERE WE PLAY

After Hours **552-4131**
405 Wake Chapel Road Fuquay-Varina
-in Milkove Shopping Ctr. at Hwy. 55 & 401

Breakers Billiards **772-9593**
305 Tryon Road Raleigh
-in Tryon Hills Shop. Ctr. at US 70 & Tryon Rd.

The Comet Lounge **833-8090**
3003 Hillsborough Street near NCSU
-between Milano's and the Brewery near Dixie

Duffy's **847-7070**
8021 Falls of Neuse Road N. Raleigh
-near inter. of Falls of Neuse & Strickland Rd.

Fat Daddy's **787-3773**
6201 Glenwood Avenue Raleigh

Mix-A-Lot Sports Bar **833-7733**
2720-106 Lake Wheeler Road Raleigh
-in Food Lion plaza, inter. of Lake Wheeler & Tryon

Oh! Brian's **781-7427**
5925 Glenwood Avenue Raleigh

One More Time **362-6999**
400 S. Hughes Street Apex
-across from The House of China on Hwy. 55

PJ's Sports Bar **361-2390**
2223 NC Highway 54 RTP
-across RR tracks just east of 54/55 intersection

Players Retreat **755-9589**
105 Oberlin Road near NCSU
-at corner of Oberlin Rd. & Hillsborough St.

Playtime Billiards **319-6163**
301 N. Harrison Avenue Cary
-betw. Chatham St. & Hwy. 54 @ RR tracks

The Profile **833-4527**
625 E. Whitaker Mill Road Raleigh
-near inter. of Whitaker Mill & Wake Forest Rd.

Rack'M Up West **851-9006**
5563 Western Boulevard W. Raleigh
-at inter. with Buck Jones Rd. in Plaza West Shp. Ctr.

Scramble Dog **851-6020**
5645 Western Boulevard Raleigh
-west of inter. of Western B. & Buck Jones Rd.

Sharky's Place **783-5448**
5800 Duraleigh Road NW Raleigh
-in the Yuppie Center near US 70 intersection

Snooker's-RW **828-7665**
3520 Wade Avenue NW Raleigh
-in Ridgewood Shopping Center

Steak & Ale **781-5517**
4420 Creedmoor Road NW Raleigh
-off Glenwood Ave. above Crabtree Valley Mall

The Upper Deck (Cary) **460-9977**
329 N. Harrison Avenue Cary
-near intersection. of N. Harrison & Hwy. 54

The Upper Deck II (Raleigh) **755-3880**
2235 Avent Ferry Road SW Raleigh
-Mission Valley Spg. Ctr. betw. Bruegger's & Burger King

West End **821-3188**
412 W. Davie Street Dwtn. Raleigh
-end of Davie, 2 blks. fr. Dawson-McDowell one-ways

Woody's **380-7737**
8260 Chapel Hill Road Cary
-between N. Harrison & Reedy Creek Road

TOURNAMENT!!! TROPHY DART AWARDS

9 Marks

Steve Hoffmann (2)	Lunatic Fringe	12/3, 12/10
Pat Crowley	Comfortably Numb	11/19
Dale Hyler	X-Men	11/19
John Murdaugh	Flying Aces	11/19
Paul Sullivan	A.H. & the Diddlers	11/19
Bob McCredie	Diddler's Choice	12/3
Bill Carver	3 In A Bed	12/10
Jerry Johnston	3 In A Bed	12/10

Ton-80s

Chris Fournier	Woody's Woodies	11/19
Billy Hamilton	Last Call	11/19
Jerry Oakley	3 In A Bed	11/19
Chris Wandscher	Top Dead Center	11/19
Mark Sellers	Cheap Shots	12/10

OTHER TOURNAMENT HOT DARTS

(Sorry, no award for these, but they're still good shots)

Micky Mills	We're Not Worthy	T-71
Ron Hendricks	Starving Dartists	T-71
Ron Hendricks	Starving Dartists	12-dart 301

(…and no, I'm not including an all-star list for the tournament because any fool can throw a bunch of all-stars when he or she is playing two-out-of-three singles cricket sets…)

QUOTES FROM THE TOURNAMENT

Quote #1: from Mark Sellers, captain of Cheap Shots: "Jason, you called it right. Cheap Shots was the one most likely to be upset. Woody's Woodies is the champions, but I just want you to know that Mike Proffitt was the one that TOTALLY, I think he was paid off, he was the one that gave up, went down, lost five points for us. He threw the towel in. Does he get a trophy for that?" [Wow, if that's the way these guys talk about a teammate who went 37-7 for the season, what are they going to say if a 0.500 thrower has a bad day for the team? Geez. - JK]

Quote #2: from Jason Walters, captain of Diddler's Choice: "...and tell Ed that if they had done a liiitttlle bit better, they would have got to play us again. See that's what he gets..."

and *Quote #3* : from behind Jason Walters on the previous phone call came Barry Thompson at the end of the call: "They coulda got thir a** whipped one more time from BT, big Jason!!

[I gotta tell ya, I *really* miss the entertaining days from back when Barry was the captain and he was calling in every week. Those calls were a riot! And how about those After Hours rivalries - these guys mock each other even when they don't end up playing each other! We should all try to have as much fun as these guys. - JK]

Quote #4 : from Keith Moats, captain of Shameless & Aimless V: "You can call that guy and tell him to go ahead and start engraving those cups!" [That's right! I love the confidence! Walk the walk, you can talk the talk! And S&A definitely walked the walk. - JK]

FINAL REGULAR SEASON AWARDS

High In (301 only)

Will Benson	**Ton-70**
Diddler's Choice	11/12

High Out (301, 501, and 1001)

Tom Brown	**Ton-61**
Lunatic Fringe	9/24

Fast Singles 301

Lee Scott	**9 darts**
So What!	9/3
Allen Smith	**9 darts**
Dart Shadows	10/29

Fast Singles Cricket

Chris Wandscher	**14 darts**
Top Dead Center	10/8

Fast Doubles Cricket

E.J. Ellis & Keith Gibbs	**14 darts**
Where's Gary?	9/10

Fast Doubles 501

Tom Brown & Bob Terry	**14 darts**
Lunatic Fringe	11/12

PERFECT THROWS

9 Marks

Tom Brown (2)	Lunatic Fringe	10/29, 10/29
Shawn Curtis (2)	Double Trouble	9/24, 10/8
Graham Holder (2)	Flying Aces	10/29, 11/5
Will Tan (2)	3 In A Bed	10/8, 10/22
Darren Van Dyke (2)	Dart Shadows	8/20, 9/17
Jason Walters (2)	Diddler's Choice	10/8, 11/12
Randy Baldwin	X-Men	10/15
J.D. Dixon	Diddler's Choice	10/15
Phillip Eastmead	Dogs of War	9/10
Drew England	It's All Good	11/5
Frank Fleming	Starving Dartists	9/17
Bill Gordon	Wholy Funk	9/10
Kevin Gullett	Last Call	10/22
Danny Hall	Hole In The Wall Gang	11/12
Kurt Kunttu	3 In A Bed	10/15
Todd Lemons	So What!	9/3
Allen Smith	Dart Shadows	10/15
Sarge Smith	1 & Done	10/15
Bob Terry	Lunatic Fringe	10/29
Bob Winter	Shooter's Buzz	9/3

Ton-80s

Randy Baldwin (2)	X-Men	10/1, 10/29
Mark Wackerman (2)	Dogs of War	9/3, 11/12
Tom Brown	Lunatic Fringe	10/22
Bill Carver	3 In A Bed	9/24
Phillip Eastmead	Dogs of War	9/3
Michelle Gaffney	Dogs of War	10/1
Bob Grayckowski	X-Men	9/10
Ben Haller	1 & Done	10/8
Eric Hines	Burnt Weeny's Revenge	10/8
Norm Jackson	We're Not Worthy	9/3
John Jenkins	Shameless & Aimless V	9/17
Mark Knight	3 In A Bed	8/13
Kurt Kunttu	3 In A Bed	9/24
Len Maminski	Horsemen	11/5
Todd Moore	Swine Flew!	10/15
Trey Rogers	Dead Beat Darts	9/3
Debbie Sasser	PMS	9/17
Lee Whitehead	3 In A Bed	10/15

6 Bulls

Steve Hoffmann	Lunatic Fringe	10/1

Spring 1997 RDL Top Singles Records and All-Star %-ages (by division) (FINAL)

		W	L	%-age
	"A" Division			
Jim Budelman	A1/ Lunatic Fringe	25	1	0.962
	"B" Division			
Phillip Eastmead	B4/ Dogs of War	25	3	0.893
	"C" Division			
John Jenkins	C7/ S & A V	20	3	0.870
	"D" Division			
Butch Smith	D4/ Nine Lives	18	2	0.900
	"E" Division			
Ron Hendricks	E1/ Starving Dartists	19	3	0.864
	"F" Division			
Brian Selby	F6/ Horsemen	20	2	0.909
	"G" Division			
Michael Proffitt	G6/ Cheap Shots	21	2	0.913
Mark Sellers	G6/ Cheap Shots	21	2	0.913
	Women's Records			
Heather Quinn	G8/ Young Guns	16	4	0.800
Kathy Barnes	F1/ Dead Beat Darts	18	8	0.692
Lisa Lawley	G4/ Get Over It	17	13	0.567

		ASPs	TGP	%-age
	"A" Division			
Jim Budelman	A1/ Lunatic Fringe	96.0	53	1.811
	"B" Division			
J.D. Dixon	B6/ Diddler's Choice	77.0	56	1.375
	"C" Division			
Donnie Simpson	C7/ S & A V	53.5	47	1.138
	"D" Division			
Butch Smith	D4/ Nine Lives	43.0	40	1.075
	"E" Division			
Jack Dowling	E7/ Friends of the Devil	28.5	43	0.663
	"F" Division			
Trey Rogers	F1/ Dead Beat Darts	42.5	53	0.802
	"G" Division			
Mark Sellers	G6/ Cheap Shots	32.5	46	0.707
	Women's Percentages			
Michelle Gaffney	B4/ Dogs of War	34.0	64	0.531
Angel Gaffney	A4/ So What!	29.5	56	0.527
Lynn Bartlett	E2/ PMS	23.5	48	0.490

THE PLAYERS WHO *BEAT* THE SINGLES WIN %-AGE WINNERS IN EACH DIVISION

Who beat Jim Budelman of Lunatic Fringe?
in 301: Shawn Curtis.
in cricket: (none).

Who beat Phillip Eastmead of the Dogs of War?
in 301: Travis Watson, Barry Pierce, Joel Eason.
in cricket: (none).

Who beat John Jenkins of Shameless & Aimless V?
in 301: Perry Bull, Shannon Stewart, Dave Galloway.
in cricket: (none).

Who beat Butch Smith of Nine Lives?
in 301: Bill Fountain.
in cricket: Mike Bennett.

Who beat Ron Hendricks of the Starving Dartists?
in 301: Chip Tilley, Galen Gillett.
in cricket: Mark Powell.

Who beat Brian Selby of the Horsemen?
in 301: Ed Maloney, Trey Rogers.
in cricket: (none).

Who beat Michael Proffitt of Cheap Shots?
in 301: Chris Bonfiglio.
in cricket: Hans Hudelson.

Who beat Mark Sellers of Cheap Shots?
in 301: Melissa Perrault.
in cricket: Laurie Edgerton,

Who beat Heather Quinn of Young Guns?
in 301: Philip Peterman, Bruce Steinhauer.
in cricket: Richard Sibincic, Ken Johnson.

MY PRESEASON PREDICTION RESULTS

Well, I told you in the tournament edition of the Tons that I went 85-42 on the season, giving me a record with more than twice as many right as I got wrong. That's pretty good if you ask me, especially when you consider that most of those weeks include at least one or more D division match. As for my tournament picks, I got five of the seven division winners correct - I missed the F and G tournament winners. I did, however, say that of all my picks that my G pick was the most likely to be upset - and I was right. Anyway, I'll be back next season, taking blind stabs in the dark as always...

THIS SEASON'S TIEBREAKERS

This season, the number of tiebreakers throughout the RDL dropped by a very large percentage in comparison to the previous several seasons. We only had 23 regular season tiebreakers, compared to 33 each of the last two seasons. There were 2 in A division (both of them involving the Fringe, incidentally), 4 in B division, 2 in C division (both involving Scavengers), 2 in D division (both involving the Bar Stools), 5 in E division (which only had 75% as many matches as the other divisions), 5 in F division, and 3 in G division. There was at least one more tiebreaker in the divisional tournaments (in the D division final, surprise, surprise...). Five teams each played three tiebreakers: Dogs of War in B division, S.S.H. and Friends of the Devil in E division, and A.H. & the Diddlers and Flying Aces in F division. The super clutch throwers of this season were the Friends of the Devil and A.H. & the Diddlers, as both teams won all three 1001 games they played. Unfortunately, there are also two groups of heartbreak kids, as both S.S.H. and Flying Aces lost all three tiebreakers they played - I guess the Aces were glad when their two important tournament matches came out of singles with odd scores...

SPRING 1997 PENALTY SUMMARY

For the fourth consecutive season, I pose this question: Does it really matter if you mail your scoresheets and call in your results on time? The answer is still the same: Yes! And this season, they actually helped determine which teams stay in a division and which teams go down a division. And in several other cases where a small penalty of 5 points wouldn't have moved your team up or down, there is no way to know the kind of effect the loss has on a team's psyche. Penalties suck when you get 'em, there is no two ways about it. Unfortunately, we had many more penalties this season than last season. There were 15 election ballot penalties, 11 captains' meeting penalties, 6 phone-in penalties, and 11 mail-in penalties. The grand total is 43 penalties for a total value of 316 points, spread over 30 of 55 teams. That is simply too many teams having too many penalties, and several had multiple penalties, some with high value. In one case in A div., a team is going down to B because of a penalty. In C div., a penalty pushed a team down one place in terms of tourney seeding. In D div., a team is going down a division due to a 5-point penalty. The bottom line is: penalties matter. Getting them will eventually hurt your team.

HOW TO REACH US

RDL VoiceMail

(919) 990-1218

Mail Scoresheets to:

Jason Kilts
1521 E. Franklin St., Apt. C-106
Chapel Hill, NC 27514

New Member Fees and Newsletter Fees:

Edie Hatszegi
1216 Shannonbrook Lane
Raleigh, NC 27603

All Other RDL Correspondence to:

Raleigh Dart League, Inc.
P.O. Box 31948
Raleigh, NC 27622-1948

OUTGOING Board of Directors

President	Joe Wilson	846-0493
Vice President	Jim Budelman	467-4593
Secretary	John Jenkins	552-6237
Treasurer	Edie Hatszegi	662-8534
Membership	Dave Berry	467-4382
Rules/Grievances	Deanna Marx	319-9323
External Orgs.	Johnny Peyton	934-5367

League Statistician/Editor

Jason Kilts email: jkilts@css.unc.edu 990-1218

SEASON-LONG TROPHY DART MINIMUM GAMES PLAYED REQUIREMENTS

In order to be eligible for all-star point %-age and singles win %-age awards, you must play in at least 66% of the total projected games this season:

for "A", "B", "C", "D", "F", and "G" Divisions:

All-star pt. %-age: min. of 37 Total Games Played
Singles win %-age: min. of 19 Singles Games Played

for "E" Division:

All-star pt. %-age: min. of 32 Total Games Played
Singles win %-age: min. of 16 Singles Games Played

QUICK STAT TIDBITS

-The **Quadruple Double Award** winners (double-digit wins in all four section): NOBODY! For the first time in at least four seasons, not a single person got 10+ wins in every section. Four players did score 9+ wins in each section, however: *Jim Budelman* of Lunatic Fringe, *J.D. Dixon* of Diddler's Choice, *Billy Hamilton* of Last Call, and *Mark Sellers* of Cheap Shots. (Extra note: Dixon and Hamilton both made this list last season as well.)

-**IronMan/Woman Award**: *Michelle Gaffney* of the Dogs of War in B division - 64 games played! (Honorable mention to the leaders of the other six divisions: Ben Widgeon in A div. - 61 games; Bob Skea in C div. - 56 games; Nathan Wade and Jim West in D div. - 59 games; Joe Kunesh in E div. - 53 games (12-match season); Barry Jackson in F div. - 55 games; and Jeff Cullen in G div. - 60 games.)

-The **Team Attendance Award** winners: the members of *Last Call* (five of the six members played every match, and the sixth only missed one match). [Last Call wrestled this title back from Diddler's Choice who picked up extra players and started spreading around the games a bit more this season.]

BAR RATING WINNER FOR THE FALL '97 SEASON

WEST END!!!! More detailed results will be included next season.

CALENDAR OF EVENTS

Jan. 6, 7 & 13	**Bull City Dart League Registration** Tuesday night dart league in Durham, RTP, Cary (see paragraph below and flier on page 30)
Jan. 7-8	**Spring 1998 RDL Team Registration**
Sat., Jan. 10	**RDL vs. CADC City Team Scrimmage** (Location and time yet to be determined) Blind Draw will follow the scrimmage match
Mon., Jan. 19	**Spring 1998 Preseason Captains' Meeting**
Wed., Jan. 21	**Spring 1998 Match Play Begins**

Other Local Weekly Leagues

Mondays	***Capital Area Dart Club*** , Singles/Doubles
Mondays	***Tobacco Road Dart League*** , Durham
Tuesdays	***Bull City Dart League*** , Durham
Thursdays	***Triangle Dart League*** , Chapel Hill

Weekly Blind Draws

Thursday	**Rack'M Up West**, 8:00 p.m. $5 entry.
(also see Sun.)	(851-9006) (Rack'M matches the pot!)
Friday	**Woody's**, 7:30 p.m. ($100 added for every 16 entrants!) (380-7737)
Saturday	**Snooker's-RW**, 8:00 p.m. (Snooker's matches the pot up to $100!)(828-7665)
Saturday	**Mix-A-Lot Sports Bar**, 6:00 p.m. (833-7733)
(also see Tue.)	(Mix-A-Lot matches the pot!)
Sunday	**Rack'M Up West**, 3:00 p.m. $5 entry.
(also see Thurs.)	(851-9006) (Rack'M matches the pot!)
Sunday	**Sharky's Place**, 8:00 p.m. (783-5448)
Monday	**After Hours**, 7:30 p.m. (552-4131)
Monday	**One More Time**, 7:30 p.m. $5 entry. (One More Time matches the pot!) (362-6999)
Tuesday	**Mix-A-Lot Sports Bar**, 8:00 p.m. (833-7733)
(also see Sat.)	(Mix-A-Lot matches the pot!)

[Have more info. on these or other draws? Please call me.]

NEED ANOTHER NIGHT OF DARTS? TUESDAY NIGHT - BULL CITY DART LEAGUE IN CARY?

The Bull City Dart League of Durham will be starting a new season after the first of the year. If anyone is interested, the BCDL is a handicapped steel-tip league which plays its 4-6 player team format on Tuesday nights. The league currently plays in Durham and RTP, but plans are in the works for adding a new division playing solely out of Cary locations. For info., call BCDL President Andy Mead (489-2474). Player rosters and dues ($18/player, I think) can be turned in at the following two registration meetings:

Tue., Jan. 6, 7:30 p.m., Down Under Pub, downtown Durham
Tue., Jan. 13, 7:30 p.m., Woody's Sports Pub, Cary

[Also, see flier on page 30 of this edition of the Tons of News.]

1998 RDL BOARD ELECTION RESULTS

More complete information will be included in the first issue or two of next season's Tons, but for now, I present your 1998 officers, or at least what we have so far: President *Dave Berry* , Secretary *John Jenkins* , Treasurer *Edie Hatszegi* , and Rules & Grievances Director *Deanna Marx* (note: all four are the incumbents). The other three offices will be decided in the first month of next season with a run-off election (Vice-President), and a series of special nominations & elections (Membership Director and External Orgs. Director). So far, no one has accepted these positions. Interested?

THE SECOND SEMI-ANNUAL EDITION OF : JK'S DIVISIONAL ALL-STAR TEAM PICKS

(Players within each division are listed alphabetically) (Players are chosen any way I damn well please - not purely by the numbers!)
(This is not purely my own guesses at who is simply the best thrower, but also who is important to their team, who is good in the clutch, etc.)

Divisional MVPs		
All of RDL	*Jim Budelman*	*Lunatic Fringe*
A Division	Jim Budelman	Lunatic Fringe
B Division	Phillip Eastmead	Dogs of War
C Division	John Jenkins	Shameless & Aimless V
D Division	Billy Hamilton	Last Call
E Division	Mark Powell	S.S.H.
F Division	Trey Rogers	Dead Beat Darts
G Division	Mark Sellers	Cheap Shots

"A" Division		
Tom Brown	Lunatic Fringe	29-4 combined in the first 3 sets.
Jim Budelman	Lunatic Fringe	43-8 in A division. Woah…
Steve Hoffmann	Lunatic Fringe	33-3 combined in the first 3 sets.
Tim Lane	So What!	Only needs a dbls. cricket partner.
Todd Lemons	So What!	17-7 in singles AND doubles.
Jerry Oakley	3 In A Bed	Rocked all season except 501.
Allen Smith	Dart Shadows	Mr. Smooth had three 10+ win sets.
Will Tan	3 In A Bed	Most solid player for runners-up.

"B" Division		
Will Benson	Diddler's Choice	Big gun, except for 501.
Craig Cashwell	Swine Flew!	31-8 combined in the first 3 sets.
Bill Chaney	BurntWeenyRevenge	10+ wins in all sets but 301.
J.D. Dixon	Diddler's Choice	80+% winner in a very tough div.
Phillip Eastmead	Dogs of War	Big player on a shorthanded team.
Bob McCredie	Diddler's Choice	Needs to play 301 sometimes, too.
David Simpson	BurntWeenyRevenge	Maybe a few more 'outs' needed.
Cliff Thomas	Arrowing Experience	If he came more, AE would win.

"C" Division		
Kevin Barton	Stik It	Cricket wins far outshine -01 wins.
Scott Frame	S & A V	80% winner should play more.
Chris Fuquay	S & A V	Another winner w/ too few games.
Tony Horton	Excalibur	Three wins for every loss.
Bob James	Coral Reefers	Only doubles cricket is lacking.
John Jenkins	S & A V	A div. thrower on a C div. team.
Donnie Simpson	S & A V	22 combined cricket wins.
Shannon Stewart	Excalibur	22-6 in doubles is huge.

"D" Division		
Todd Camplin	No Clue	30-12 combined in the first 3 sets.
Fred Crisp	Bar Stools	Consistent across all four sets.
Billy Hamilton	Last Call	D division hammer with 40 wins.
William Holland	Grateful Darts	Led his teams wins in every set.
Chris McCoy	Reggaeheads	Top thrower for the Mug winners.
Scott Ney	Last Call	0.500 doubles is only moderate.
Butch Smith	Nine Lives	18-2 in singles and tons of ASPs.
John Spivey	Hagar&the Horribles	Very solid player on a bad team.

"E" Division		
Bob Carawon	M.R.Ducks	Needs to win more doubles games.
Stan Converse	M.R.Ducks	Should play more in -01 sets.
Jack Dowling	Friends of the Devil	Top winner for div. runners-up.
Ron Hendricks	Starving Dartists	Leader of RDL's undefeated team.
Kirk Herbert	Friends of the Devil	Needs to win more singles cricket.
Mark Powell	S.S.H.	Worst set record was 8-3 in 501.
Marc Shown	Starving Dartists	Big winner in every set.
Keith Weatherly	S.S.H.	Steady player on an up/down team.

"F" Division		
George Ellison	Dynamic Darts	Only thing missing is 301 wins.
Keith Feller	Spank This	26-8 combined in the first 3 sets.
Barry Jackson	Dynamic Darts	Wins two for every one loss.
Joe Lowers	Dynamic Darts	70% winner for division champs.
Chris Moody	Horsemen	18-5 in singles is pretty darn good.
John Murdaugh	Flying Aces	Great in singles, good in doubles.
Trey Rogers	Dead Beat Darts	Put whole team on his shoulders.
Brian Selby	Horsemen	RDL's best winning percentage.

"G" Division		
Thom Morgan	Young Guns	Only singles cricket needs help.
Melissa Perrault	Who Darted?	Scored most of team's doubles wins.
Michael Proffitt	Cheap Shots	Worst set record was a solid 8-4.
Heather Quinn	Young Guns	Only lacking doubles cricket wins.
Jim Scarborough	Sharp Darts	Mr. Clutch was 10-0 in 501.
Mark Sellers	Cheap Shots	40-6 for the season. Questions?
Chip Walker	Sharp Darts	Almost team win leader in all sets.
Bob Wrigley	Woody's Woodies	Simply solid for the Mug winners.

NOTES TO CAPTAINS FROM JK - *READ THESE!*

Copies of your scoresheets

OK, it's not a rule that every team keep a copy of every scoresheet from every match they play. You really should only need one copy between the two teams if everything goes according to plan. However, how often does every last thing go right for an entire season? People lose scoresheets, spill things on scoresheets, tear scoresheets, entrust them to someone that they probably shouldn't, etc. And that's just the captains. There is no real guarantee that your scoresheet will make it to me through the mail. We actually had two scoresheets not turn up through the mail in the final week of this season. Unless the captain of a lost scoresheet has proof that s/he mailed it, that team will still get a mail-in penalty, but at least the statistics wouldn't be lost if another copy had been made. And that goes for losing captains too: there is no reason that each team can't keep its own scoresheet for a match in case the winning team loses theirs. If you lost and you have a copy, at least that way I can keep all of your team's numbers fully accurate. So, the bottom line is that while it's not mandatory that each team keep a copy of the sheet, it is strongly recommended for your own benefit.

Forfeit scoresheets

This one is very minor, but I just wanted everyone to know that in the case of a match forfeit, the winning team is still supposed to mail me a scoresheet indicating this fact. It's a minor point, but if you just mail me one, then nobody can complain that you didn't follow the rules like everybody else.

OTHER MISCELLANEOUS OBSERVATIONS BY JK

--Congratulations to the Starving Dartists on their completion of the RDL's only perfect record this season. Admittedly, they only had 12 regular season matches due to their byes, but the fact remains that they beat every team willing to accept their challenge.

--Trivia question: which team has the longest current RDL winning streak? (see end of column for answer)

--Come to RDL Board meetings and let your opinion be heard!!

--Here is a note similar to one that I included in this space last season: we currently have 55 teams in the RDL, and I already know of one new one for next time around. If we don't lose any, that would be 56 teams for 7 even divisions of eight teams. Did you realize that if we had just one more team we would have eight divisions and seven of them would have byes? 49 of the 57 teams would have byes. I think we're going to get team #57 next season, so everyone go out there and find us teams #58-64. Encourage your friends to make a team and join. We're going to need them.

--Look at the D division standings. Go ahead. Look. Right now….. ok, are you back? Did you notice that seven of the eight teams were at 0.500 or better. That may NEVER happen again. That's truly an incredible statistical improbability!! How would you feel if you played for Nine Lives and got pushed down a division despite winning as often as you lose? wow.

--Answer to the trivia question: Starving Dartists. If you got this wrong, did you read the four lines immediately preceding the question?

RESULTS FROM LAST SEASON! - (Ever discuss your team's successes and failures over the years? The stories are probably better than the darts in most cases, but here's a bit of truth to back up your tall tales. On this and the following two pages are the regular season standings and tournament results from the three seasons prior to this one. How has your team progressed? Or regressed, as the case may be.)

FINAL!! DIV. TEAM STANDINGS FOR THE *SPRING 1997* RDL SEASON

"A" Division

	W	L	Pts.
Lunatic Fringe	14	0	247
3 In A Bed	11	3	178
Dart Shadows	7	7	162
The Pig Show	7	7	160
Who's Next?	7	7	156
Double Trouble	5	9	157
Top Dead Center	5	9	144
Tossing Heads	0	14	66

"B" Division

	W	L	Pts.
X-Men	12	2	189
The Donner Party	9	5	197
Arrowing Experience	9	5	182
Shooter's Buzz	7	7	168
Dogs of War	7	7	160
Neighbors	4	10	138
Comfortably Numb	4	10	132
Stik It	4	10	124

"C" Division

	W	L	Pts.
Diddler's Choice	12	2	216
Burnt Weeny's Revenge	10	4	202
Excalibur	10	4	184
Coral Reefers	8	6	177
Scavengers	6	8	162
Wholy Funk	6	8	150
Hagar & the Horribles	3	11	103
Bar Stools	1	13	101

"D" Division

	W	L	Pts.
Shameless & Aimless IV	11	3	203
Bulls Hitters	11	3	201
Reggaeheads	10	4	177
Anything But Sorry	7	7	175
Nine Lives	5	9	147
Diddling While Impaired	5	9	131
Starving Dartists	4	10	128
PMS	3	11	132

"E" Division

	W	L	Pts.
Last Call	12	2	207
Grateful Darts	11	3	184
1 & Done	10	4	198
Doroth'E'a Ducks	8	6	174
S.S.H.	7	7	178
Breakers Bombers	5	9	138
Bull Me Baby	2	12	137
Cricketeers	1	13	88

"F" Division

	W	L	Pts.
Hole In The Wall Gang	13	1	215
Friends of the Devil	12	2	215
Dead Beat Darts	8	6	165
A.H. & the Diddlers	6	8	154
Tattoo the Red Eye	5	9	156
Skeleton Crew	5	9	145
Half Full	4	10	107
Sharp Darts	3	11	136

"G" Division

	W	L	Pts.
Dynamic Darts	12	2	195
The Horsemen	11	3	215
Pokey & the Bandits	10	4	186
Savage Indians	7	7	114
Boxed Lunch	6	8	151
Get Over It	4	10	158
Defendants	3	11	130
O, It's Them!	3	11	127

☎ = *phone-in penalty (5 pts.)*
✉ = *mail-in penalty (all pts. from that match)*
💣 = *captains' meeting penalty (5 pts.)*
☑ = *ballot return penalty (5 pts.)*
☹ = *inel. player (match win, all pts., all team stats.)*
= *clinched* "bottom-two" *finish in division*
= *clinched* "top-two" *finish in division*
= *regular season division champion*

SPRING 1997 RDL DIVISIONAL TOURNAMENT RESULTS

Quarterfinals | *Semifinals* | *Finals* | ***WINNER***

"A" Division

1 **Lunatic Fringe**
(14-1) **Lunatic Fringe**
8 Tossing Heads
(14-2) **Lunatic Fringe**
5 Who's Next?
(14-8) The Pig Show
4 The Pig Show
(13-9) **Lunatic Fringe**
3 Dart Shadows
(?-?) Dart Shadows
6 Double Trouble
(?-?) 3 In A Bed
7 Top Dead Center
(14-4) 3 In A Bed
2 3 In A Bed

"B" Division

1 X-Men
(12-8) X-Men
8 Stik It
(13-9) X-Men
5 Dogs of War
(14-10) Shooter's Buzz
4 Shooter's Buzz
(13-12) **Arrowing Experience**
3 **Arrowing Experience**
(14-8) **Arrowing Experience**
6 Neighbors
(13-7) **Arrowing Experience**
7 Comfortably Numb
(14-4) The Donner Party
2 The Donner Party

"C" Division

1 **Diddler's Choice**
(13-1) **Diddler's Choice**
8 Bar Stools
(14-?) **Diddler's Choice**
5 Scavengers
(14-8) Coral Reefers
4 Coral Reefers
(14-10) **Diddler's Choice**
3 Excalibur
(14-10) Excalibur
6 Wholy Funk
(14-8) Burnt Weeny's Revenge
7 Hagar & the Horribles
(Forfeit) Burnt Weeny's Revenge
2 Burnt Weeny's Revenge

Quarterfinals | *Semifinals* | *Finals* | ***WINNER***

"D" Division

1 **Shameless & Aimless IV**
(14-6) **Shameless & Aimless IV**
8 PMS
(14-6) **Shameless & Aimless IV**
5 Nine Lives
(13-7) Nine Lives
4 Anything But Sorry
(13-12) **Shameless & Aimless IV**
3 Reggaeheads
(13-9) Reggaeheads
6 Diddling While Impaired
(14-8) Reggaeheads
7 Starving Dartists
(14-6) Bulls Hitters
2 Bulls Hitters

"E" Division

1 **Last Call**
(13-3) **Last Call**
8 Cricketeers
(13-1) **Last Call**
5 S.S.H.
(13-3) S.S.H.
4 Doroth'E'a Ducks
(?-?) **Last Call**
3 1 & Done
(13-12) 1 & Done
6 Breakers Bombers
(13-11) 1 & Done
7 Bull Me Baby
(14-10) Grateful Darts
2 Grateful Darts

"F" Division

1 Hole In The Wall Gang
(12-3) Hole In The Wall Gang
8 Sharp Darts
(11-10) Hole In The Wall Gang
5 Tattoo the Red Eye
(13-11) Tattoo the Red Eye
4 A.H. & the Diddlers
(13-4) **Friends of the Devil**
3 Dead Beat Darts
(13-12) Dead Beat Darts
6 Skeleton Crew
(?-?) **Friends of the Devil**
7 Half Full
(13-9) **Friends of the Devil**
2 **Friends of the Devil**

Quarterfinals | *Semifinals* | *Finals*

Finals | *Semifinals* | *Quarterfinals*

"G" Division

1 Dynamic Darts
(13-3) Dynamic Darts
8 O, It's Them!
(?-?) Dynamic Darts
5 Boxed Lunch
(13-7) Savage Indians
4 Savage Indians

Pokey & the Bandits *(13-11)*
WINNER

Pokey & the Bandits 3
Pokey & the Bandits *(Forfeit)*
Get Over It 6
Pokey & the Bandits *(13-7)*
Defendants 7
(12-6)
The Horsemen 2
The Horsemen

FINAL!! DIV. TEAM STANDINGS FOR THE *FALL 1996* RDL SEASON

"A" Division

	W	L	Pts.
Lunatic Fringe	14	0	248
Three In A Bed	11	3	187
Dart Shadows	9	5	168
Dixie Chickens	7	7	149
Who's Next?	6	8	149
When Pigs Fly!	6	8	134
Double Trouble	2	12	123
X-Men	1	13	110

"B" Division

	W	L	Pts.
Top Dead Center	12	0	211
Pog Mo Hon	9	3	179
Tossing Heads	7	5	152
Comfortably Numb	5	7	120
Neighbors	5	7	119
Bar Stools	2	10	100
First Flight	2	10	94

"C" Division

	W	L	Pts.
The Dart Party	14	0	237
Arrowing Experience	10	4	186
Dogs of War	8	6	192
Stik It	8	6	137
Scavengers	5	9	145
Hagar & the Horribles	4	10	138
Starving Dartists	4	10	133
Dart Bags	3	11	111

"D" Division

	W	L	Pts.
Shooter's Buzz	11	1	192
Diddler's Choice	10	2	185
Coral Reefers	7	5	143
Wholy Funk	6	6	131
Burnt Weeny Deluxe	5	7	121
Grateful Darts	2	10	114
"D" Ducks Again	1	11	91

"E" Division

	W	L	Pts.
Excalibur	12	0	210
Shameless & Aimless III	8	4	133
Diddling While Impaired	6	6	139
PMS	5	7	133
Nine Lives	5	7	111
Friends of the Devil	4	8	136
Sharp Darts	2	10	91

"F" Division

	W	L	Pts.
Reggaeheads	13	1	236
Bulls Hitters	10	4	202
S.S.H.	10	4	193
Cricketeers	9	5	170
Breakers Bombers	7	7	166
Bull Me Baby	4	10	120
Get Over It	2	12	117
To Kill A Brew	0	14	83

"G" Division

	W	L	Pts.
Last Call	12	2	220
Cork It	10	4	179
A.H. & the Diddlers	9	5	173
Dead Beat Darts	7	7	163
Skeleton Crew	5	9	153
Tattoo the Red Eye	5	9	136
Hawg Darts	4	10	138
Pokey & the Bandits	4	10	132

☎ = *phone-in penalty (5 pts.)*
✉ = *mail-in penalty (all pts. from that match)*
💣 = *captains' meeting penalty (5 pts.)*
☑ = *ballot return penalty (5 pts.)*
☹ = *inel. player (match win, all pts., all team stats.)*
= *clinched* "bottom-two" *finish in division*
= *clinched* "top-two" *finish in division*
= *regular season division champion*

FALL 1996 RDL DIVISIONAL TOURNAMENT RESULTS

Quarterfinals	*Semifinals*	*Finals*	***WINNER***

"A" Division

1 **Lunatic Fringe**
(13-1) **Lunatic Fringe**
8 X-Men
(14-4) **Lunatic Fringe**
5 Who's Next?
(13-12) Dixie Chickens
4 Dixie Chickens
(14-6) **Lunatic Fringe**
3 Dart Shadows
(14-8) When Pigs Fly!
6 When Pigs Fly!
(12-5) Three In A Bed
7 Double Trouble
(?-?) Three In A Bed
2 Three In A Bed

"B" Division

1 **Top Dead Center**
Top Dead Center
8 (bye)
(?-?) **Top Dead Center**
5 Neighbors
(13-12) Comfortably Numb
4 Comfortably Numb
(14-10) **Top Dead Center**
3 Tossing Heads
(11-7) Tossing Heads
6 Bar Stools
(13-9) Tossing Heads
7 First Flight
(12-5) Pog Mo Hon
2 Pog Mo Hon

"C" Division

1 **The Dart Party**
(14-2) **The Dart Party**
8 Dart Bags
(14-4) **The Dart Party**
5 Scavengers
(13-1) Stik It
4 Stik It
(14-4) **The Dart Party**
3 Dogs of War
(13-5) Dogs of War
6 Hagar & the Horribles
(14-8) Arrowing Experience
7 Starving Dartists
(11-2) Arrowing Experience
2 Arrowing Experience

Quarterfinals	*Semifinals*	*Finals*	***WINNER***

"D" Division

1 Shooter's Buzz
Shooter's Buzz
8 (bye)
(13-7) Shooter's Buzz
5 Burnt Weeny Deluxe
(?-?) Wholy Funk
4 Wholy Funk
(14-6) **Diddler's Choice**
3 Coral Reefers
(12-4) Coral Reefers
6 Grateful Darts
(13-12) **Diddler's Choice**
7 "D" Ducks Again
(14-4) **Diddler's Choice**
2 **Diddler's Choice**

"E" Division

1 Excalibur
Excalibur
8 (bye)
(14-6) Excalibur
5 Nine Lives
(13-11) PMS
4 PMS
(13-12) **S & A III**
3 Diddling While Impaired
(12-8) Diddling While Impaired
6 Friends of the Devil
(14-10) **Shameless & Aimless III**
7 Sharp Darts
(13-3) **Shameless & Aimless III**
2 **Shameless & Aimless III**

"F" Division

1 **Reggaeheads**
(13-1) **Reggaeheads**
8 To Kill A Brew
(13-5) **Reggaeheads**
5 Breakers Bombers
(13-9) Breakers Bombers
4 Cricketeers
(14-6) **Reggaeheads**
3 S.S.H.
(13-1) S.S.H.
6 Bull Me Baby
(12-7) S.S.H.
7 Get Over It
(14-4) Bulls Hitters
2 Bulls Hitters

Quarterfinals	*Semifinals*	*Finals*

"G" Division

1 Last Call
(Forfeit) Last Call
8 Pokey & the Bandits
(?-?) Dead Beat Darts
5 Skeleton Crew
(?-?) Dead Beat Darts
4 Dead Beat Darts

(14-4) **Cork It**
WINNER

Finals	*Semifinals*	*Quarterfinals*

A.H. & the Diddlers 3
A.H. & the Diddlers *(14-10)*
Tattoo the Red Eye 6
Cork It *(14-6)*
Hawg Darts 7
Cork It *(13-5)*
Cork It 2

FINAL!! DIV. TEAM STANDINGS FOR THE *SPRING 1996* RDL SEASON

"A" Division

	W	L	Pts.
Lunatic Fringe	12	2	204
3 In A Bed	10	4	205
3 Pig Tour 96	10	4	184
4 Dart Shadows	8	6	164
5 Dixie Chickens	6	8	162
6 Who's Next?	6	8	144
Top Dead Center	4	10	141
Tossing Heads	0	14	77

"B" Division

	W	L	Pts.
X-Men	12	2	200
Double Trouble	12	2	197
3 Bullshooters	11	3	198
4 First Flight	7	7	158
5 Bar Stools	6	8	152
6 Comfortably Numb	4	10	129
Hagar & the Horribles	3	11	131
Dart Bags	1	13	95

"C" Division

	W	L	Pts.
Pog Mo Hon	12	2	217
Rack'M Uppers	10	4	181
3 Neighbors	8	6	170
4 Helga & the Horribles	8	6	150
5 Arrowing Experience	6	8	167
6 Starving Dartists	5	9	148
The Wholey Funk	4	10	137
C.D. Ducks	3	11	126

"D" Division

	W	L	Pts.
Bottom Feeders	13	1	240
Stik It	12	2	197
3 Dogs of War	9	5	195
4 Coral Reefers	7	7	169
5 Snakes	7	7	156
6 Grateful Darts	3	11	140
Nine-Lives	3	11	121
Sharp Darts	2	12	89

"E" Division

	W	L	Pts.
Diddler's Choice	12	2	204
Shooter's Buzz	10	4	194
3 Burnt Weeny Sandwich	9	5	167
4 PMS	8	6	172
5 Save Up	8	6	147
6 Excalibur	5	9	152
O U Threw 1 2	2	12	121
BBD's	2	12	117

"F" Division

	W	L	Pts.
Shameless & Aimless II	11	3	201
Come-N-Gone	10	4	178
3 Friends of the Devil	9	5	171
4 S.S.H.	7	7	165
5 Get Over It	5	9	149
To Kill A Brew	5	9	117
Dead Eyes	4	10	133

"G" Division

	W	L	Pts.
Bulls Hitters	13	1	213
Bull Me Baby	9	5	163
3 Cricketeers	8	6	180
4 The Clarifiers	6	8	165
5 Skeleton Crew	5	9	108
Cork It	4	10	87
Hawg Darts	1	13	101

☎ = *phone-in penalty (5 pts.)*
✉ = *mail-in penalty (all pts. from that match)*
● = *captains' meeting penalty (5 pts.)*
☑ = *ballot return penalty (5 pts.)*
☹ = *inel. player (match win, all pts., all team stats.)*
= *clinched* "bottom-two" *finish in division*
= *clinched* "top-two" *finish in division*
= *regular season division champion*

SPRING 1996 RDL DIVISIONAL TOURNAMENT RESULTS

Quarterfinals | *Semifinals* | *Finals* | ***WINNER***

"A" Division

1 Lunatic Fringe
(12-2) **Lunatic Fringe**
8 Tossing Heads
(10-5) **Lunatic Fringe**
5 Dixie Chickens
(13-9) Dixie Chickens
4 Dart Shadows
(13-11) **Lunatic Fringe**
3 Pig Tour 96
(13-3) Pig Tour 96
6 Who's Next?
(14-10) 3 In A Bed
7 Top Dead Center
(?) 3 In A Bed
2 3 In A Bed

"B" Division

1 X-Men
(Forfeit) X-Men
8 Dart Bags
(11-7) **First Flight**
5 Bar Stools
(12-4) **First Flight**
4 First Flight
(14-8) **First Flight**
3 Bullshooters
(13-2) Bullshooters
6 Comfortably Numb
(12-4) Double Trouble
7 Hagar & the Horribles
(14-2) Double Trouble
2 Double Trouble

"C" Division

1 Pog Mo Hon
(13-1) Pog Mo Hon
8 C.D. Ducks
(13-1) Pog Mo Hon
5 Arrowing Experience
(13-8) Helga & the Horribles
4 Helga & the Horribles
(13-12) **Rack'M Uppers**
3 Neighbors
(14-8) Starving Dartists
6 Starving Dartists
(13-6) **Rack'M Uppers**
7 The Wholey Funk
(13-2) **Rack'M Uppers**
2 Rack'M Uppers

Quarterfinals | *Semifinals* | *Finals* | ***WINNER***

"D" Division

1 Bottom Feeders
(13-1) **Bottom Feeders**
8 Sharp Darts
(13-3) **Bottom Feeders**
5 Snakes
(13-8) Snakes
4 Coral Reefers
(13-7) **Bottom Feeders**
3 Dogs of War
(13-5) Dogs of War
6 Grateful Darts
(13-3) Dogs of War
7 Nine-Lives
(13-1) Stik It
2 Stik It

"E" Division

1 Diddler's Choice
(14-2) Diddler's Choice
8 BBD's
(?) **PMS**
5 Save Up
(14-4) **PMS**
4 PMS
(14-10) **PMS**
3 Burnt Weeny Sandwich
(13-3) Excalibur
6 Excalibur
(14-6) Shooter's Buzz
7 O U Threw 1 2
(13-0) Shooter's Buzz
2 Shooter's Buzz

"F" Division

1 Shameless & Aimless II
Shameless & Aimless II
8 (bye)
(13-9) S.S.H.
5 Get Over It
(12-7) S.S.H.
4 S.S.H.
(14-8) **Come-N-Gone**
3 Friends of the Devil
(?) Friends of the Devil
6 To Kill A Brew
(14-4) **Come-N-Gone**
7 Dead Eyes
(13-5) **Come-N-Gone**
2 Come-N-Gone

Quarterfinals | *Semifinals* | *Finals*

"G" Division

1 Bulls Hitters
Bulls Hitters
8 (bye)
(13-4) **Bulls Hitters**
5 Skeleton Crew
(?) The Clarifiers
4 The Clarifiers
(13-11) **Bulls Hitters**
WINNER

Finals | *Semifinals* | *Quarterfinals*

Cricketeers 3
Cricketeers *(13-7)*
Cork It 6
Cricketeers *(14-10)*
Hawg Darts 7
Bull Me Baby *(11-1)*
Bull Me Baby 2

Fall 1997 RDL Top Singles Records (FINAL!)

(Statistics for teams B1, B2, B5 and B7 do not include week 14 matches, as those scoresheets never arrived for some reason)
(Game minimums required for the listings on this page: 16 for E division, 19 for all other divisions)

"A" Division

			W	L	%-age
1	Budelman, Jim	A1/ Lunatic Fringe	25	1	0.962
2	Brown, Tom	A1/ Lunatic Fringe	20	2	0.909
3	Hoffmann, Steve	A1/ Lunatic Fringe	21	3	0.875
4	Smith, Allen	A3/ Dart Shadows	21	5	0.808
5	Wandscher, Chris	A6/ Top Dead Center	22	6	0.786
6	Tan, Will	A2/ 3 In A Bed	18	5	0.783
7	Oakley, Jerry	A2/ 3 In A Bed	21	7	0.750
8	Lemons, Todd	A4/ So What!	17	7	0.708
9	Lane, Tim	A4/ So What!	19	8	0.704
10	Carver, Bill	A2/ 3 In A Bed	14	6	0.700
11	Terry, Bob	A1/ Lunatic Fringe	15	7	0.682
12	Whitehead, Lee	A2/ 3 In A Bed	14	7	0.667
13	Odom, James	A5/ Double Trouble	17	9	0.654
14	Telesz, Frank	A1/ Lunatic Fringe	13	7	0.650
15	Johnston, Jerry	A2/ 3 In A Bed	14	8	0.636

"B" Division

			W	L	%-age
1	Eastmead, Phillip	B4/ Dogs of War	25	3	0.893
2	Dixon, J.D.	B6/ Diddler's Choice	24	4	0.857
3	Cashwell, Craig	B8/ Swine Flew!	22	4	0.846
4	Benson, Will	B6/ Diddler's Choice	21	7	0.750
5	Warnke, Larry	B5/ Neighbors	19	7	0.731
6	Mohan, Mike	B2/ Arrowing Experience	16	6	0.727
	Rutten, Pete	B8/ Swine Flew!	16	6	0.727
8	Janosko, John	B2/ Arrowing Experience	18	8	0.692
	Simpson, David	B7/ Burnt Weeny's Revenge	18	8	0.692
10	Walters, Jason	B6/ Diddler's Choice	17	8	0.680
11	Brown, Phil	B6/ Diddler's Choice	19	9	0.679
12	Tomlinson, Mark	B3/ Shooter's Buzz	18	10	0.643
13	Bonar, Eric	B8/ Swine Flew!	16	9	0.640
14	Duggins, Cecil	B5/ Neighbors	16	10	0.615
	Eason, Joel	B8/ Swine Flew!	16	10	0.615

"C" Division

			W	L	%-age
1	Jenkins, John	C7/ Shameless & Aimless V	20	3	0.870
2	Simpson, Donnie	C7/ Shameless & Aimless V	19	5	0.792
3	Horton, Tony	C3/ Excalibur	17	7	0.708
4	Jacobi, Paul	C1/ Comfortably Numb	16	7	0.696
5	James, Bob	C4/ Coral Reefers	18	8	0.692
6	Barton, Kevin	C2/ Stik It	15	7	0.682
7	Darity, Don	C5/ Scavengers	13	7	0.650
8	Frager, Adam	C2/ Stik It	17	10	0.630
9	Stanley, Rick	C1/ Comfortably Numb	15	9	0.625
10	Prior, Jeff	C3/ Excalibur	13	8	0.619
11	Stewart, Shannon	C3/ Excalibur	16	10	0.615
12	Stark, Keith	C8/ Bulls Hitters	15	10	0.600
13	Skea, Bob	C5/ Scavengers	16	11	0.593
14	(three tied)		14	10	0.583

"D" Division

			W	L	%-age
1	Smith, Butch	D4/ Nine Lives	18	2	0.900
2	Ney, Scott	D6/ Last Call	22	6	0.786
3	Hamilton, Billy	D6/ Last Call	21	7	0.750
4	Spivey, John	D1/ Hagar & the Horribles	15	6	0.714
	Torrible, James	D2/ Bar Stools	15	6	0.714
6	McCoy, Chris	D3/ Reggaeheads	16	7	0.696
7	Camplin, Todd	D5/ No Clue	19	9	0.679
8	Whetsel, Jeff	D3/ Reggaeheads	16	8	0.667
9	Heald, Bobby	D2/ Bar Stools	17	9	0.654
	Marx, Jim	D5/ No Clue	17	9	0.654
11	Bennett, Marco	D3/ Reggaeheads	13	7	0.650
12	Greer, Charles	D5/ No Clue	18	10	0.643
	Gullett, Kevin	D6/ Last Call	18	10	0.643
14	Holland, William	D7/ Grateful Darts	17	10	0.630
15	Bogard, Doug	D3/ Reggaeheads	15	9	0.625

"E" Division

			W	L	%-age
1	Hendricks, Ron	E1/ Starving Dartists	19	3	0.864
2	Shown, Marc	E1/ Starving Dartists	19	4	0.826
3	Weatherly, Keith	E4/ S.S.H.	14	4	0.778
4	Powell, Mark	E4/ S.S.H.	17	5	0.773
5	Gillett, Galen	E6/ Hole In The Wall Gang	17	6	0.739
	Hall, Danny	E6/ Hole In The Wall Gang	17	6	0.739
7	Carawon, Bob	E3/ M.R.Ducks	16	6	0.727
8	Dowling, Jack	E7/ Friends of the Devil	11	5	0.688
9	Wilkinson, Charlie	E4/ S.S.H.	15	9	0.625
10	Wildblood, Steven	E6/ Hole In The Wall Gang	13	8	0.619
11	Smith, Darrel	E3/ M.R.Ducks	11	7	0.611
12	Kunesh, Joe	E4/ S.S.H.	15	10	0.600
	Garska, Bryan	E5/ It's All Good	12	8	0.600
	Kvasnicka, Bob	E6/ Hole In The Wall Gang	12	8	0.600
	Robison, Jack	E7/ Friends of the Devil	12	8	0.600

"F" Division

			W	L	%-age
1	Selby, Brian	F6/ Horsemen	20	2	0.909
2	Rogers, Trey	F1/ Dead Beat Darts	21	5	0.808
3	Moody, Chris	F6/ Horsemen	18	5	0.783
4	Murdaugh, John	F8/ Flying Aces	17	6	0.739
5	Jackson, Barry	F5/ Dynamic Darts	19	7	0.731
6	Feller, Keith	F7/ Spank This	16	6	0.727
7	Holder, Graham	F8/ Flying Aces	15	6	0.714
8	Lowers, Joe	F5/ Dynamic Darts	14	6	0.700
9	Barnes, Kathy	F1/ Dead Beat Darts	18	8	0.692
10	Longoria, Ruben	F8/ Flying Aces	13	6	0.684
	Matthews, Skeeter	F8/ Flying Aces	13	6	0.684
12	Griffin, Bill	F7/ Spank This	16	8	0.667
13	Ellison, George	F5/ Dynamic Darts	17	9	0.654
14	(three tied)		15	8	0.652

"G" Division

			W	L	%-age
1	Proffitt, Michael	G6/ Cheap Shots	21	2	0.913
	Sellers, Mark	G6/ Cheap Shots	21	2	0.913
3	Quinn, Heather R.	G8/ Young Guns	16	4	0.800
4	Bonfiglio, Chris	G2/ Who Darted?	22	7	0.759
5	Peterman, Philip R.	G2/ Who Darted?	14	6	0.700
6	Butler, Brent	G2/ Who Darted?	16	7	0.696
7	Hudelson, Hans	G5/ Where's Gary?	18	9	0.667
	Steinhauer, Bruce	G4/ Get Over It	18	9	0.667
9	Walker, Chip	G1/ Sharp Darts	15	8	0.652
10	Morgan, Thom	G8/ Young Guns	18	10	0.643
11	Wrigley, Bob	G7/ Woody's Woodies	16	10	0.615
12	Wilser, Dave	G4/ Get Over It	16	11	0.593
13	Hall, Josh	G6/ Cheap Shots	11	8	0.579
	Young, Jeff	G4/ Get Over It	11	8	0.579
15	(three tied)				0.571

Women's Records

			W	L	%-age
1	Quinn, Heather R.	G8/ Young Guns	16	4	0.800
2	Barnes, Kathy	F1/ Dead Beat Darts	18	8	0.692
3	Lawley, Lisa	G4/ Get Over It	17	13	0.567
4	Moeschet, Cathy	G1/ Sharp Darts	10	9	0.526
5	Bartlett, Lynn	E2/ PMS	12	11	0.522
6	Austin, Connie	F1/ Dead Beat Darts	12	12	0.500
7	Perrault, Melissa	G2/ Who Darted?	12	13	0.480
8	Sasser, Debbie	E2/ PMS	7	10	0.412
9	Parker, Louise	C5/ Scavengers	10	15	0.400
10	Williams, Dory	G5/ Where's Gary?	7	12	0.368
11	Gaffney, Michelle	B4/ Dogs of War	11	19	0.367
12	Alapin, Toni	F1/ Dead Beat Darts	8	14	0.364
13	Warnke, Son-Ae	G3/ Boxed Lunch	9	16	0.360
14	Ludwig, Laura	G2/ Who Darted?	8	15	0.348
15	Lewis, Sharon	E2/ PMS	7	14	0.333

Fall 1997 RDL Top Doubles Records (FINAL!)

(Statistics for teams B1, B2, B5 and B7 do not include week 14 matches, as those scoresheets never arrived for some reason)
(Game minimums required for the listings on this page: 16 for E division, 19 for all other divisions)

"A" Division

			W	L	%-age
1	Wilson, Joe	A1/ Lunatic Fringe	16	4	0.800
2	Hoffmann, Steve	A1/ Lunatic Fringe	19	5	0.792
3	Gilbert, Chris	A3/ Dart Shadows	16	6	0.727
4	Budelman, Jim	A1/ Lunatic Fringe	18	7	0.720
5	Lemons, Todd	A4/ So What!	17	7	0.708
6	Smith, Allen	A3/ Dart Shadows	18	8	0.692
	Tan, Will	A2/ 3 In A Bed	18	8	0.692
8	Whitehead, Lee	A2/ 3 In A Bed	13	6	0.684
9	Brown, Tom	A1/ Lunatic Fringe	14	7	0.667
10	Terry, Bob	A1/ Lunatic Fringe	16	9	0.640
11	Hounsell, Bob	A4/ So What!	13	8	0.619
12	Seward, Mike	A7/ X-Men	14	9	0.609
13	Lane, Tim	A4/ So What!	15	10	0.600
14	Oakley, Jerry	A2/ 3 In A Bed	15	11	0.577
15	Van Dyke, Darren	A3/ Dart Shadows	16	12	0.571

"B" Division

			W	L	%-age
1	Hines, Eric	B7/ Burnt Weeny's Revenge	21	4	0.840
2	Chaney, Bill	B7/ Burnt Weeny's Revenge	21	5	0.808
3	Dixon, J.D.	B6/ Diddler's Choice	21	7	0.750
4	Pierce, Barry	B7/ Burnt Weeny's Revenge	15	7	0.682
5	Matthews, Eric	B6/ Diddler's Choice	18	9	0.667
6	Simpson, David	B7/ Burnt Weeny's Revenge	17	9	0.654
7	Crumpler, Greg	B7/ Burnt Weeny's Revenge	13	7	0.650
8	Benson, Will	B6/ Diddler's Choice	18	10	0.643
9	McCredie, Bob	B6/ Diddler's Choice	16	9	0.640
	Moore, Todd	B8/ Swine Flew!	16	9	0.640
11	Hirneisen, Randy	B8/ Swine Flew!	17	10	0.630
12	Eason, Joel	B8/ Swine Flew!	17	11	0.607
	Eastmead, Phillip	B4/ Dogs of War	17	11	0.607
14	Scanlon, John	B3/ Shooter's Buzz	15	10	0.600
15	Bonar, Eric	B8/ Swine Flew!	14	10	0.583

"C" Division

			W	L	%-age
1	Stewart, Shannon	C3/ Excalibur	22	6	0.786
2	Horton, Tony	C3/ Excalibur	18	5	0.783
3	Worley, Don	C4/ Coral Reefers	14	6	0.700
4	James, Bob	C4/ Coral Reefers	18	8	0.692
5	Huler, Scott	C4/ Coral Reefers	15	7	0.682
6	Jenkins, John	C7/ Shameless & Aimless V	16	8	0.667
7	Simpson, Donnie	C7/ Shameless & Aimless V	15	8	0.652
8	Allen, Kenny	C7/ Shameless & Aimless V	14	8	0.636
	Barton, Kevin	C2/ Stik It	14	8	0.636
10	Crowley, Pat	C1/ Comfortably Numb	15	9	0.625
	Frager, Adam	C2/ Stik It	15	9	0.625
12	Burney, Gary	C3/ Excalibur	13	8	0.619
	Hoyt, Chris	C4/ Coral Reefers	13	8	0.619
14	Deckard, Sammy	C3/ Excalibur	14	9	0.609
15	Peyton, Johnny	C2/ Stik It	13	9	0.591

"D" Division

			W	L	%-age
1	Romanchek, David	D4/ Nine Lives	17	8	0.680
2	Davis, Jeff	D6/ Last Call	19	9	0.679
	Hamilton, Billy	D6/ Last Call	19	9	0.679
4	McCoy, Chris	D3/ Reggaeheads	16	8	0.667
	Coyne, Kevin	D8/ 1 & Done	14	7	0.667
6	Crisp, Fred	D2/ Bar Stools	17	9	0.654
	Keever, David	D4/ Nine Lives	17	9	0.654
8	Haller, Ben	D8/ 1 & Done	13	7	0.650
9	Camplin, Todd	D5/ No Clue	18	10	0.643
10	Smith, Butch	D4/ Nine Lives	12	8	0.600
11	Conway, John	D5/ No Clue	13	9	0.591
12	Holland, William	D7/ Grateful Darts	17	12	0.586
13	Lewis, Scott	D5/ No Clue	14	10	0.583
14	Heald, Bobby	D2/ Bar Stools	15	12	0.556
15	Spivey, John	D1/ Hagar & the Horribles	11	9	0.550

"E" Division

			W	L	%-age
1	Robison, Jack	E7/ Friends of the Devil	12	4	0.750
2	Powell, Mark	E4/ S.S.H.	17	6	0.739
3	Herbert, Kirk	E7/ Friends of the Devil	14	5	0.737
4	Shown, Marc	E1/ Starving Dartists	16	6	0.727
5	Rube, Bob	E4/ S.S.H.	13	6	0.684
6	Bergman, Fred	E1/ Starving Dartists	15	7	0.682
7	Howell, John	E1/ Starving Dartists	17	8	0.680
8	Fleming, Frank	E1/ Starving Dartists	12	6	0.667
	Weatherly, Keith	E4/ S.S.H.	12	6	0.667
10	Tollerton, Steve "Tolly'	E3/ M.R.Ducks	15	8	0.652
11	Hendricks, Ron	E1/ Starving Dartists	14	8	0.636
12	Hartley, Kevin	E1/ Starving Dartists	13	8	0.619
13	Converse, Stan	E3/ M.R.Ducks	11	7	0.611
	Robison, Jim	E7/ Friends of the Devil	11	7	0.611
15	(two tied)		14	10	0.583

"F" Division

			W	L	%-age
1	Selby, Brian	F6/ Horsemen	17	3	0.850
2	Faulkner, Chris	F5/ Dynamic Darts	19	5	0.792
3	Lougher, Shannon	F6/ Horsemen	17	5	0.773
4	Buchanan, Chris	F8/ Flying Aces	20	6	0.769
5	Herbert, Paul	F1/ Dead Beat Darts	16	6	0.727
6	Williamson, Steve	F5/ Dynamic Darts	17	7	0.708
7	Lowers, Joe	F5/ Dynamic Darts	14	6	0.700
8	Ellison, George	F5/ Dynamic Darts	18	8	0.692
	Rogers, Trey	F1/ Dead Beat Darts	18	8	0.692
10	Moody, Chris	F6/ Horsemen	16	8	0.667
11	Keller, Tony	F6/ Horsemen	14	8	0.636
12	Robertson, Phil	F6/ Horsemen	14	9	0.609
	Sullivan, Paul	F2/ A.H. & the Diddlers	14	9	0.609
14	Jackson, Barry	F5/ Dynamic Darts	17	11	0.607
15	(two tied)		14	10	0.583

"G" Division

			W	L	%-age
1	Scarborough, Jim	G1/ Sharp Darts	17	3	0.850
2	Witz, Steve	G6/ Cheap Shots	20	4	0.833
3	Sellers, Mark	G6/ Cheap Shots	19	4	0.826
4	Perrault, Melissa	G2/ Who Darted?	21	5	0.808
5	Proffitt, Michael	G6/ Cheap Shots	16	5	0.762
6	Walker, Chip	G1/ Sharp Darts	20	8	0.714
7	Morgan, Thom	G8/ Young Guns	19	10	0.655
8	Fournier, Chris	G7/ Woody's Woodies	18	10	0.643
9	Ramsey, Andy	G6/ Cheap Shots	12	7	0.632
10	Lawley, Charlie	G4/ Get Over It	15	9	0.625
11	Shearin, Jason	G2/ Who Darted?	16	10	0.615
12	Wrigley, Bob	G7/ Woody's Woodies	15	10	0.600
	Becker, Mark	G5/ Where's Gary?	12	8	0.600
14	Wayman, Jerry	G8/ Young Guns	16	12	0.571
15	Hall, Josh	G6/ Cheap Shots	11	9	0.550

Women's Records

			W	L	%-age
1	Perrault, Melissa	G2/ Who Darted?	21	5	0.808
2	Gaffney, Angel	A4/ So What!	15	12	0.556
3	Oakley, Gina	B4/ Dogs of War	14	14	0.500
	Austin, Connie	F1/ Dead Beat Darts	11	11	0.500
	Quinn, Heather R.	G8/ Young Guns	10	10	0.500
6	Bryant, Robin	F1/ Dead Beat Darts	12	13	0.480
	Barnes, Kathy	F1/ Dead Beat Darts	12	13	0.480
8	Sasser, Debbie	E2/ PMS	10	11	0.476
9	Ellis, Trish	E2/ PMS	11	13	0.458
10	Enos, Kellee	E5/ It's All Good	10	12	0.455
11	Rhea, Laurie	B1/ Hakuna Matata	12	15	0.444
12	Brotherton, Rhetta	G5/ Where's Gary?	11	15	0.423
13	Mabry, Carolyn	F1/ Dead Beat Darts	8	11	0.421
14	Lawley, Lisa	G4/ Get Over It	12	17	0.414
15	Bartlett, Lynn	E2/ PMS	9	16	0.360

Fall 1997 RDL Top Singles+Doubles Records (FINAL!)

(Statistics for teams B1, B2, B5 and B7 do not include week 14 matches, as those scoresheets never arrived for some reason)
(Game minimums required for the listings on this page: 32 for E division, 37 for all other divisions)

"A" Division

			W	L	%-age
1	Budelman, Jim	A1/ Lunatic Fringe	43	8	0.843
2	Hoffmann, Steve	A1/ Lunatic Fringe	40	8	0.833
3	Brown, Tom	A1/ Lunatic Fringe	34	9	0.791
4	Wilson, Joe	A1/ Lunatic Fringe	29	8	0.784
5	Smith, Allen	A3/ Dart Shadows	39	13	0.750
6	Tan, Will	A2/ 3 In A Bed	36	13	0.735
7	Lemons, Todd	A4/ So What!	34	14	0.708
8	Telesz, Frank	A1/ Lunatic Fringe	26	11	0.703
9	Whitehead, Lee	A2/ 3 In A Bed	27	13	0.675
10	Oakley, Jerry	A2/ 3 In A Bed	36	18	0.667
11	Terry, Bob	A1/ Lunatic Fringe	31	16	0.660
12	Lane, Tim	A4/ So What!	34	18	0.654
13	Wandscher, Chris	A6/ Top Dead Center	34	22	0.607
14	Gilbert, Chris	A3/ Dart Shadows	27	18	0.600
15	Johnston, Jerry	A2/ 3 In A Bed	23	17	0.575

"B" Division

			W	L	%-age
1	Dixon, J.D.	B6/ Diddler's Choice	45	11	0.804
2	Eastmead, Phillip	B4/ Dogs of War	42	14	0.750
	Brown, Phil	B6/ Diddler's Choice	33	11	0.750
4	Walters, Jason	B6/ Diddler's Choice	31	12	0.721
5	Cashwell, Craig	B8/ Swine Flew!	36	15	0.706
6	Benson, Will	B6/ Diddler's Choice	39	17	0.696
7	Chaney, Bill	B7/ Burnt Weeny's Revenge	36	16	0.692
8	Simpson, David	B7/ Burnt Weeny's Revenge	35	17	0.673
9	McCredie, Bob	B6/ Diddler's Choice	28	14	0.667
10	Hines, Eric	B7/ Burnt Weeny's Revenge	33	17	0.660
11	Rutten, Pete	B8/ Swine Flew!	29	16	0.644
12	Crumpler, Greg	B7/ Burnt Weeny's Revenge	26	16	0.619
13	Hirneisen, Randy	B8/ Swine Flew!	34	21	0.618
14	Mohan, Mike	B2/ Arrowing Experience	27	17	0.614
15	Bonar, Eric	B8/ Swine Flew!	30	19	0.612

"C" Division

			W	L	%-age
1	Jenkins, John	C7/ Shameless & Aimless V	36	11	0.766
2	Horton, Tony	C3/ Excalibur	35	12	0.745
3	Simpson, Donnie	C7/ Shameless & Aimless V	34	13	0.723
4	Stewart, Shannon	C3/ Excalibur	38	16	0.704
5	James, Bob	C4/ Coral Reefers	36	16	0.692
6	Barton, Kevin	C2/ Stik It	29	15	0.659
7	Huler, Scott	C4/ Coral Reefers	27	16	0.628
8	Frager, Adam	C2/ Stik It	32	19	0.627
9	Allen, Kenny	C7/ Shameless & Aimless V	28	18	0.609
10	Crowley, Pat	C1/ Comfortably Numb	29	19	0.604
11	Hoyt, Chris	C4/ Coral Reefers	27	18	0.600
12	Jacobi, Paul	C1/ Comfortably Numb	26	19	0.578
13	Burney, Gary	C3/ Excalibur	24	18	0.571
14	Stark, Keith	C8/ Bulls Hitters	30	23	0.566
15	Prior, Jeff	C3/ Excalibur	22	17	0.564

"D" Division

			W	L	%-age
1	Smith, Butch	D4/ Nine Lives	30	10	0.750
2	Hamilton, Billy	D6/ Last Call	40	16	0.714
3	McCoy, Chris	D3/ Reggaeheads	32	15	0.681
4	Camplin, Todd	D5/ No Clue	37	19	0.661
5	Ney, Scott	D6/ Last Call	36	20	0.643
6	Crisp, Fred	D2/ Bar Stools	33	19	0.635
7	Spivey, John	D1/ Hagar & the Horribles	26	15	0.634
8	Holland, William	D7/ Grateful Darts	34	22	0.607
9	Whetsel, Jeff	D3/ Reggaeheads	29	19	0.604
10	Heald, Bobby	D2/ Bar Stools	32	21	0.604
11	Marx, Jim	D5/ No Clue	31	21	0.596
12	Torrible, James	D2/ Bar Stools	25	17	0.595
13	Conway, John	D5/ No Clue	26	18	0.591
	Smith, "Sarge"	D8/ 1 & Done	26	18	0.591
15	Haller, Ben	D8/ 1 & Done	23	16	0.590

"E" Division

			W	L	%-age
1	Shown, Marc	E1/ Starving Dartists	35	10	0.778
2	Powell, Mark	E4/ S.S.H.	34	11	0.756
3	Hendricks, Ron	E1/ Starving Dartists	33	11	0.750
4	Weatherly, Keith	E4/ S.S.H.	26	10	0.722
5	Robison, Jack	E7/ Friends of the Devil	24	12	0.667
6	Herbert, Kirk	E7/ Friends of the Devil	28	15	0.651
7	Howell, John	E1/ Starving Dartists	29	17	0.630
8	Carawon, Bob	E3/ M.R.Ducks	27	16	0.628
9	Dowling, Jack	E7/ Friends of the Devil	25	15	0.625
10	Rube, Bob	E4/ S.S.H.	23	14	0.622
11	Wilkinson, Charlie	E4/ S.S.H.	29	19	0.604
12	Kvasnicka, Bob	E6/ Hole In The Wall Gang	25	18	0.581
13	Kunesh, Joe	E4/ S.S.H.	29	21	0.580
14	Hall, Danny	E6/ Hole In The Wall Gang	27	20	0.574
15	Fleming, Frank	E1/ Starving Dartists	21	16	0.568

"F" Division

			W	L	%-age
1	Selby, Brian	F6/ Horsemen	37	5	0.881
2	Rogers, Trey	F1/ Dead Beat Darts	39	13	0.750
3	Moody, Chris	F6/ Horsemen	34	13	0.723
4	Lougher, Shannon	F6/ Horsemen	32	13	0.711
5	Lowers, Joe	F5/ Dynamic Darts	28	12	0.700
6	Ellison, George	F5/ Dynamic Darts	35	17	0.673
7	Jackson, Barry	F5/ Dynamic Darts	36	18	0.667
8	Buchanan, Chris	F8/ Flying Aces	31	16	0.660
	Murdaugh, John	F8/ Flying Aces	31	16	0.660
10	Faulkner, Chris	F5/ Dynamic Darts	32	17	0.653
11	Holder, Graham	F8/ Flying Aces	26	14	0.650
12	Feller, Keith	F7/ Spank This	29	16	0.644
13	Keller, Tony	F6/ Horsemen	27	15	0.643
14	Williamson, Steve	F5/ Dynamic Darts	31	18	0.633
15	Robertson, Phil	F6/ Horsemen	29	17	0.630

"G" Division

			W	L	%-age
1	Sellers, Mark	G6/ Cheap Shots	40	6	0.870
2	Proffitt, Michael	G6/ Cheap Shots	37	7	0.841
3	Witz, Steve	G6/ Cheap Shots	32	13	0.711
4	Walker, Chip	G1/ Sharp Darts	35	16	0.686
5	Quinn, Heather R.	G8/ Young Guns	26	14	0.650
6	Morgan, Thom	G8/ Young Guns	37	20	0.649
7	Scarborough, Jim	G1/ Sharp Darts	24	13	0.649
8	Perrault, Melissa	G2/ Who Darted?	33	18	0.647
9	Bonfiglio, Chris	G2/ Who Darted?	35	21	0.625
10	Wrigley, Bob	G7/ Woody's Woodies	31	20	0.608
11	Lawley, Charlie	G4/ Get Over It	27	18	0.600
12	Fournier, Chris	G7/ Woody's Woodies	33	23	0.589
13	Butler, Brent	G2/ Who Darted?	26	19	0.578
14	Hudelson, Hans	G5/ Where's Gary?	28	21	0.571
15	Becker, Mark	G5/ Where's Gary?	21	16	0.568

Women's Records

			W	L	%-age
1	Quinn, Heather R.	G8/ Young Guns	26	14	0.650
2	Perrault, Melissa	G2/ Who Darted?	33	18	0.647
3	Barnes, Kathy	F1/ Dead Beat Darts	30	21	0.588
4	Moeschet, Cathy	G1/ Sharp Darts	19	18	0.514
5	Austin, Connie	F1/ Dead Beat Darts	23	23	0.500
6	Lawley, Lisa	G4/ Get Over It	29	30	0.492
7	Sasser, Debbie	E2/ PMS	17	21	0.447
8	Bartlett, Lynn	E2/ PMS	21	27	0.438
9	Williams, Dory	G5/ Where's Gary?	16	21	0.432
10	Bryant, Robin	F1/ Dead Beat Darts	19	29	0.396
11	Alapin, Toni	F1/ Dead Beat Darts	15	24	0.385
12	Gaffney, Angel	A4/ So What!	21	34	0.382
13	Oakley, Gina	B4/ Dogs of War	21	35	0.375
14	Enos, Kellee	E5/ It's All Good	17	29	0.370
15	Ellis, Trish	E2/ PMS	17	30	0.362

Fall 1997 RDL Top All-Star Percentages (FINAL!)

(Statistics for teams B1, B2, B5 and B7 do not include week 14 matches, as those scoresheets never arrived for some reason)
(Game minimums required for the listings on this page: 32 for E division, 37 for all other divisions)

"A" Division

			ASP	TGP	%-age
1	Budelman, Jim	A1/ Lunatic Fringe	96.0	53	1.811
2	Brown, Tom	A1/ Lunatic Fringe	74.5	44	1.693
3	Smith, Allen	A3/ Dart Shadows	73.0	52	1.404
4	Lane, Tim	A4/ So What!	72.0	53	1.358
5	Terry, Bob	A1/ Lunatic Fringe	61.0	49	1.245
6	Tan, Will	A2/ 3 In A Bed	58.0	50	1.160
7	Lemons, Todd	A4/ So What!	56.5	49	1.153
8	Curtis, Shawn	A5/ Double Trouble	42.5	37	1.149
9	Whitehead, Lee	A2/ 3 In A Bed	47.0	41	1.146
10	Oakley, Jerry	A2/ 3 In A Bed	62.5	55	1.136
11	Gilbert, Chris	A3/ Dart Shadows	50.0	45	1.111
12	Van Dyke, Darren	A3/ Dart Shadows	62.5	57	1.096
13	Hoffmann, Steve	A1/ Lunatic Fringe	52.5	50	1.050
14	Wilson, Joe	A1/ Lunatic Fringe	40.5	39	1.038
15	Seward, Mike	A7/ X-Men	47.5	47	1.011

"B" Division

			ASP	TGP	%-age
1	Dixon, J.D.	B6/ Diddler's Choice	77.0	56	1.375
2	Eastmead, Phillip	B4/ Dogs of War	69.0	59	1.169
3	McCredie, Bob	B6/ Diddler's Choice	48.5	42	1.155
4	Benson, Will	B6/ Diddler's Choice	55.0	56	0.982
5	Bonar, Eric	B8/ Swine Flew!	47.0	50	0.940
6	Janosko, John	B2/ Arrowing Experience	47.5	53	0.896
7	Simpson, David	B7/ Burnt Weeny's Revenge	47.0	53	0.887
8	Chaney, Bill	B7/ Burnt Weeny's Revenge	43.0	53	0.811
9	Hines, Eric	B7/ Burnt Weeny's Revenge	40.5	51	0.794
10	Cashwell, Craig	B8/ Swine Flew!	40.0	52	0.769
11	Warnke, Larry	B5/ Neighbors	37.5	53	0.708
12	Walters, Jason	B6/ Diddler's Choice	30.0	43	0.698
13	Crumpler, Greg	B7/ Burnt Weeny's Revenge	28.5	43	0.663
14	Wackerman, Mark	B4/ Dogs of War	36.0	55	0.655
15	Matthews, Eric	B6/ Diddler's Choice	25.5	41	0.622

"C" Division

			ASP	TGP	%-age
1	Simpson, Donnie	C7/ Shameless & Aimless V	53.5	47	1.138
2	Jenkins, John	C7/ Shameless & Aimless V	52.5	47	1.117
3	Crowley, Pat	C1/ Comfortably Numb	49.0	48	1.021
4	Barton, Kevin	C2/ Stik It	38.0	45	0.844
5	Tighe, John	C7/ Shameless & Aimless V	32.5	41	0.793
6	James, Bob	C4/ Coral Reefers	36.5	52	0.702
7	Allen, Kenny	C7/ Shameless & Aimless V	31.0	46	0.674
8	Skea, Bob	C5/ Scavengers	37.0	56	0.661
9	Stark, Keith	C8/ Bulls Hitters	35.0	54	0.648
10	Cummings, Dick	C8/ Bulls Hitters	28.0	45	0.622
11	Parker, Tom	C5/ Scavengers	26.0	45	0.578
12	Burney, Gary	C3/ Excalibur	24.0	42	0.571
13	Horton, Tony	C3/ Excalibur	26.0	47	0.553
14	Jacobi, Paul	C1/ Comfortably Numb	24.5	45	0.544
15	Frager, Adam	C2/ Stik It	28.0	52	0.538

"D" Division

			ASP	TGP	%-age
1	Smith, Butch	D4/ Nine Lives	43.0	40	1.075
2	Hamilton, Billy	D6/ Last Call	49.5	56	0.884
3	Camplin, Todd	D5/ No Clue	37.0	56	0.661
4	Marx, Jim	D5/ No Clue	32.0	52	0.615
5	Smith, "Sarge"	D8/ 1 & Done	27.0	44	0.614
6	Bennett, Marco	D3/ Reggaeheads	22.5	37	0.608
7	Bogard, Doug	D3/ Reggaeheads	26.5	46	0.576
8	Holland, William	D7/ Grateful Darts	32.0	56	0.571
9	Heald, Bobby	D2/ Bar Stools	31.0	55	0.564
10	McCoy, Chris	D3/ Reggaeheads	25.5	47	0.543
11	Webb, David	D3/ Reggaeheads	26.0	48	0.542
12	Haller, Ben	D8/ 1 & Done	21.0	39	0.538
13	Greer, Charles	D5/ No Clue	29.5	56	0.527
14	Hamed, Adnan	D8/ 1 & Done	20.5	39	0.526
15	Whetsel, Jeff	D3/ Reggaeheads	24.5	48	0.510

"E" Division

			ASP	TGP	%-age
1	Dowling, Jack	E7/ Friends of the Devil	28.5	43	0.663
2	Hendricks, Ron	E1/ Starving Dartists	27.5	45	0.611
3	Powell, Mark	E4/ S.S.H.	28.0	48	0.583
4	Kvasnicka, Bob	E6/ Hole In The Wall Gang	26.0	45	0.578
5	Herbert, Kirk	E7/ Friends of the Devil	26.5	46	0.576
6	Howell, John	E1/ Starving Dartists	25.0	47	0.532
7	England, Drew	E5/ It's All Good	20.0	40	0.500
	Weatherly, Keith	E4/ S.S.H.	19.5	39	0.500
9	Hall, Danny	E6/ Hole In The Wall Gang	24.0	49	0.490
10	Bartlett, Lynn	E2/ PMS	23.5	48	0.490
11	Shown, Marc	E1/ Starving Dartists	22.5	46	0.489
12	Rube, Bob	E4/ S.S.H.	17.0	39	0.436
13	Sasser, Debbie	E2/ PMS	16.5	38	0.434
14	Williams, Nelson	E7/ Friends of the Devil	15.5	36	0.431
15	Carawon, Bob	E3/ M.R.Ducks	18.5	44	0.420

"F" Division

			ASP	TGP	%-age
1	Rogers, Trey	F1/ Dead Beat Darts	42.5	53	0.802
2	Selby, Brian	F6/ Horsemen	32.0	42	0.762
3	Feller, Keith	F7/ Spank This	31.5	45	0.700
4	Buchanan, Chris	F8/ Flying Aces	31.0	50	0.620
5	Holder, Graham	F8/ Flying Aces	26.5	43	0.616
6	Murdaugh, John	F8/ Flying Aces	28.5	50	0.570
7	Jackson, Barry	F5/ Dynamic Darts	28.5	55	0.518
8	Sullivan, Paul	F2/ A.H. & the Diddlers	22.0	46	0.478
9	Williamson, Steve	F5/ Dynamic Darts	22.5	50	0.450
10	Moody, Chris	F6/ Horsemen	20.5	47	0.436
11	Robertson, Phil	F6/ Horsemen	19.5	46	0.424
12	Kemp, Louis	F3/ Tattoo the Red Eye	18.5	44	0.420
13	Lowers, Joe	F5/ Dynamic Darts	17.0	41	0.415
14	Ellison, George	F5/ Dynamic Darts	21.5	53	0.406
15	Faulkner, Chris	F5/ Dynamic Darts	19.5	49	0.398

"G" Division

			ASP	TGP	%-age
1	Sellers, Mark	G6/ Cheap Shots	32.5	46	0.707
2	Walker, Chip	G1/ Sharp Darts	33.5	52	0.644
3	Proffitt, Michael	G6/ Cheap Shots	22.0	44	0.500
4	Kelly, Derek	G3/ Boxed Lunch	19.5	41	0.476
5	Ellis, E.J.	G5/ Where's Gary?	19.0	40	0.475
6	Hayes, Matthew	G8/ Young Guns	25.5	55	0.464
7	Butler, Brent	G2/ Who Darted?	20.5	47	0.436
8	Hudelson, Hans	G5/ Where's Gary?	20.5	50	0.410
9	Wilcox, Charlie Lee, Jr	G8/ Young Guns	14.5	37	0.392
10	Donaghy, Patrick	G3/ Boxed Lunch	19.0	49	0.388
11	Steinhauer, Bruce	G4/ Get Over It	20.0	53	0.377
12	Fournier, Chris	G7/ Woody's Woodies	21.5	57	0.377
13	Quinn, Heather R.	G8/ Young Guns	14.5	40	0.363
14	Wilser, Dave	G4/ Get Over It	19.0	54	0.352
15	Hall, Josh	G6/ Cheap Shots	13.0	39	0.333

Women's Records

			ASP	TGP	%-age
1	Gaffney, Michelle	B4/ Dogs of War	34.0	64	0.531
2	Gaffney, Angel	A4/ So What!	29.5	56	0.527
3	Bartlett, Lynn	E2/ PMS	23.5	48	0.490
4	Sasser, Debbie	E2/ PMS	16.5	38	0.434
5	Austin, Connie	F1/ Dead Beat Darts	17.5	47	0.372
6	Quinn, Heather R.	G8/ Young Guns	14.5	40	0.363
7	Enos, Kellee	E5/ It's All Good	16.0	46	0.348
8	Moeschet, Cathy	G1/ Sharp Darts	12.0	38	0.316
9	Barnes, Kathy	F1/ Dead Beat Darts	15.5	52	0.298
10	Bryant, Robin	F1/ Dead Beat Darts	14.0	49	0.286
11	Rhea, Laurie	B1/ Hakuna Matata	15.0	54	0.278
	Wayman, Rona	G8/ Young Guns	12.5	45	0.278
13	Perrault, Melissa	G2/ Who Darted?	14.0	53	0.264
14	Warnke, Son-Ae	G3/ Boxed Lunch	12.5	50	0.250
15	Oakley, Gina	B4/ Dogs of War	13.0	58	0.224

Fall 1997 RDL Top Individual Records (by section of play) (FINAL!)

(Statistics for teams B1, B2, B5 and B7 do not include week 14 matches, as those scoresheets never arrived for some reason)
(Seven game minimum required for each of these listings)

Singles 301 Records

			W	L	%-age
1	Budelman, Jim	A1/ Lunatic Fringe	12	1	0.923
2	Hoffmann, Steve	A1/ Lunatic Fringe	11	1	0.917
	Sellers, Mark	G6/ Cheap Shots	11	1	0.917
4	Brown, Tom	A1/ Lunatic Fringe	10	1	0.909
	Shown, Marc	E1/ Starving Dartists	10	1	0.909
	Proffitt, Michael	G6/ Cheap Shots	10	1	0.909
7	Smith, Butch	D4/ Nine Lives	9	1	0.900
8	Torrible, James	D2/ Bar Stools	8	1	0.889
9	Thomas, Cliff	B2/ Arrowing Experience	6	1	0.857
10	Galloway, Dave	C1/ Comfortably Numb	11	2	0.846
	Wilser, Dave	G4/ Get Over It	11	2	0.846
12	Jackson, Norm	A8/ We're Not Worthy	10	2	0.833
	Bonar, Eric	B8/ Swine Flew!	10	2	0.833
	Horton, Tony	C3/ Excalibur	10	2	0.833
	Hall, Danny	E6/ Hole In The Wall Gang	10	2	0.833
16	Hendricks, Ron	E1/ Starving Dartists	9	2	0.818
17	Mohan, Mike	B2/ Arrowing Experience	8	2	0.800
	Spivey, John	D1/ Hagar & the Horribles	8	2	0.800
	Powell, Mark	E4/ S.S.H.	8	2	0.800
	Lowers, Joe	F5/ Dynamic Darts	8	2	0.800
	Shaefer, Mark	F2/ A.H. & the Diddlers	8	2	0.800
	Quinn, Heather R.	G8/ Young Guns	8	2	0.800
23	Oakley, Jerry	A2/ 3 In A Bed	11	3	0.786
	Wandscher, Chris	A6/ Top Dead Center	11	3	0.786
	Benson, Will	B6/ Diddler's Choice	11	3	0.786
	Dixon, J.D.	B6/ Diddler's Choice	11	3	0.786
	Eastmead, Phillip	B4/ Dogs of War	11	3	0.786
	Hirneisen, Randy	B8/ Swine Flew!	11	3	0.786
	Morgan, Thom	G8/ Young Guns	11	3	0.786
30	(four tied)		7	2	0.778

Singles Cricket Records

			W	L	%-age
1	Eastmead, Phillip	B4/ Dogs of War	14	0	1.000
	Budelman, Jim	A1/ Lunatic Fringe	13	0	1.000
	Selby, Brian	F6/ Horsemen	13	0	1.000
	Jenkins, John	C7/ Shameless&Aimless V	12	0	1.000
	Simpson, Donnie	C7/ Shameless&Aimless V	12	0	1.000
	Frame, Scott	C7/ Shameless&Aimless V	7	0	1.000
7	Dixon, J.D.	B6/ Diddler's Choice	13	1	0.929
8	Cashwell, Craig	B8/ Swine Flew!	12	1	0.923
	Simpson, David	B7/ Burnt Weeny's Revenge	12	1	0.923
	Rogers, Trey	F1/ Dead Beat Darts	12	1	0.923
11	McCoy, Chris	D3/ Reggaeheads	11	1	0.917
	Whetsel, Jeff	D3/ Reggaeheads	11	1	0.917
	Proffitt, Michael	G6/ Cheap Shots	11	1	0.917
14	Brown, Tom	A1/ Lunatic Fringe	10	1	0.909
	Barton, Kevin	C2/ Stik It	10	1	0.909
	Hendricks, Ron	E1/ Starving Dartists	10	1	0.909
	Sellers, Mark	G6/ Cheap Shots	10	1	0.909
18	Smith, Butch	D4/ Nine Lives	9	1	0.900
19	Weatherly, Keith	E4/ S.S.H.	8	1	0.889
	Gibson, Jack	G1/ Sharp Darts	8	1	0.889
21	Thomas, Cliff	B2/ Arrowing Experience	7	1	0.875
	Heath, Mark	C4/ Coral Reefers	7	1	0.875
	Gibbs, Keith	G5/ Where's Gary?	7	1	0.875
24	Bonfiglio, Chris	G2/ Who Darted?	13	2	0.867
25	McCredie, Bob	B6/ Diddler's Choice	12	2	0.857
	Ney, Scott	D6/ Last Call	12	2	0.857
	Sibincic, Richard	G7/ Woody's Woodies	6	1	0.857
28	Smith, Allen	A3/ Dart Shadows	11	2	0.846
	Ellison, George	F5/ Dynamic Darts	11	2	0.846
	Jackson, Barry	F5/ Dynamic Darts	11	2	0.846

Doubles Cricket Records

			W	L	%-age
1	Hoffmann, Steve	A1/ Lunatic Fringe	12	0	1.000
2	Brown, Phil	B6/ Diddler's Choice	13	1	0.929
3	Witz, Steve	G6/ Cheap Shots	12	1	0.923
4	Horton, Tony	C3/ Excalibur	11	1	0.917
5	Herbert, Paul	F1/ Dead Beat Darts	10	1	0.909
	Sellers, Mark	G6/ Cheap Shots	10	1	0.909
7	Wilson, Joe	A1/ Lunatic Fringe	9	1	0.900
8	Townsend, Scott	C2/ Stik It	8	1	0.889
9	Telesz, Frank	A1/ Lunatic Fringe	7	1	0.875
10	Tan, Will	A2/ 3 In A Bed	12	2	0.857
	Benson, Will	B6/ Diddler's Choice	12	2	0.857
	Dixon, J.D.	B6/ Diddler's Choice	12	2	0.857
	Walters, Jason	B6/ Diddler's Choice	12	2	0.857
	Hugelmeyer, Paul	D8/ 1 & Done	6	1	0.857
	Herbert, Kirk	E7/ Friends of the Devil	6	1	0.857
16	Oakley, Jerry	A2/ 3 In A Bed	11	2	0.846
	Rogers, Trey	F1/ Dead Beat Darts	11	2	0.846
	Perrault, Melissa	G2/ Who Darted?	11	2	0.846
19	Frame, Scott	C7/ Shameless&Aimless V	10	2	0.833
	Simpson, Donnie	C7/ Shameless&Aimless V	10	2	0.833
	Feller, Keith	F7/ Spank This	10	2	0.833
	Selby, Brian	F6/ Horsemen	10	2	0.833
23	Brown, Tom	A1/ Lunatic Fringe	9	2	0.818
24	Stewart, Shannon	C3/ Excalibur	12	3	0.800
	Romanchek, David	D4/ Nine Lives	8	2	0.800
26	Eason, Joel	B8/ Swine Flew!	11	3	0.786
	Hirneisen, Randy	B8/ Swine Flew!	11	3	0.786
	Camplin, Todd	D5/ No Clue	11	3	0.786
	Donaghy, Patrick	G3/ Boxed Lunch	11	3	0.786
	Wayman, Jerry	G8/ Young Guns	11	3	0.786

Doubles 501 Records

			W	L	%-age
1	Scarborough, Jim	G1/ Sharp Darts	10	0	1.000
2	Hines, Eric	B7/ Burnt Weeny's Revenge	11	1	0.917
3	Hounsell, Bob	A4/ So What!	10	1	0.909
	Lougher, Shannon	F6/ Horsemen	10	1	0.909
5	Scott, Lee	A4/ So What!	8	1	0.889
	Hoyt, Chris	C4/ Coral Reefers	8	1	0.889
	Proffitt, Michael	G6/ Cheap Shots	8	1	0.889
8	Selby, Brian	F6/ Horsemen	7	1	0.875
	Sibincic, Richard	G7/ Woody's Woodies	7	1	0.875
10	Warren, Mike	A3/ Dart Shadows	6	1	0.857
11	Chaney, Bill	B7/ Burnt Weeny's Revenge	11	2	0.846
	James, Bob	C4/ Coral Reefers	11	2	0.846
	Buchanan, Chris	F8/ Flying Aces	11	2	0.846
14	Huler, Scott	C4/ Coral Reefers	9	2	0.818
	Shown, Marc	E1/ Starving Dartists	9	2	0.818
	Faulkner, Chris	F5/ Dynamic Darts	9	2	0.818
17	Rube, Bob	E4/ S.S.H.	8	2	0.800
	Young, Perry	E3/ M.R.Ducks	8	2	0.800
	Young, Jeff	G4/ Get Over It	8	2	0.800
20	Walker, Chip	G1/ Sharp Darts	11	3	0.786
21	Baker, Mike	A1/ Lunatic Fringe	7	2	0.778
	Murray, David	A3/ Dart Shadows	7	2	0.778
	Crumpler, Greg	B7/ Burnt Weeny's Revenge	7	2	0.778
	Prior, Jeff	C3/ Excalibur	7	2	0.778
25	Gaffney, Angel	A4/ So What!	10	3	0.769
	Stewart, Shannon	C3/ Excalibur	10	3	0.769
	Ellison, George	F5/ Dynamic Darts	10	3	0.769
	Perrault, Melissa	G2/ Who Darted?	10	3	0.769
29	(five tied)		9	3	0.750

League-Wide Fall 1997 RDL Top Individual Records (FINAL!)

(Game minimums required for the listings on this page: 16 for E division, 19 for all other divisions)

(Statistics for teams B1, B2, B5 and B7 do not include week 14 matches, as those scoresheets never arrived for some reason)

Singles Win %-ages

			W	L	%-age
1	Budelman, Jim	A1/ Lunatic Fringe	25	1	0.962
2	Proffitt, Michael	G6/ Cheap Shots	21	2	0.913
	Sellers, Mark	G6/ Cheap Shots	21	2	0.913
4	Brown, Tom	A1/ Lunatic Fringe	20	2	0.909
	Selby, Brian	F6/ Horsemen	20	2	0.909
6	Smith, Butch	D4/ Nine Lives	18	2	0.900
7	Eastmead, Phillip	B4/ Dogs of War	25	3	0.893
8	Hoffmann, Steve	A1/ Lunatic Fringe	21	3	0.875
9	Jenkins, John	C7/ Shameless & Aimless V	20	3	0.870
10	Hendricks, Ron	E1/ Starving Dartists	19	3	0.864
11	Dixon, J.D.	B6/ Diddler's Choice	24	4	0.857
12	Cashwell, Craig	B8/ Swine Flew!	22	4	0.846
13	Shown, Marc	E1/ Starving Dartists	19	4	0.826
14	Smith, Allen	A3/ Dart Shadows	21	5	0.808
	Rogers, Trey	F1/ Dead Beat Darts	21	5	0.808
16	Quinn, Heather R.	G8/ Young Guns	16	4	0.800
17	Simpson, Donnie	C7/ Shameless & Aimless V	19	5	0.792
18	Wandscher, Chris	A6/ Top Dead Center	22	6	0.786
	Ney, Scott	D6/ Last Call	22	6	0.786
20	Tan, Will	A2/ 3 In A Bed	18	5	0.783
	Moody, Chris	F6/ Horsemen	18	5	0.783
22	Weatherly, Keith	E4/ S.S.H.	14	4	0.778
23	Powell, Mark	E4/ S.S.H.	17	5	0.773
24	Bonfiglio, Chris	G2/ Who Darted?	22	7	0.759
25	Oakley, Jerry	A2/ 3 In A Bed	21	7	0.750
	Benson, Will	B6/ Diddler's Choice	21	7	0.750
	Hamilton, Billy	D6/ Last Call	21	7	0.750
28	Gillett, Galen	E6/ Hole In The Wall Gang	17	6	0.739
	Hall, Danny	E6/ Hole In The Wall Gang	17	6	0.739
	Murdaugh, John	F8/ Flying Aces	17	6	0.739
31	Warnke, Larry	B5/ Neighbors	19	7	0.731
	Jackson, Barry	F5/ Dynamic Darts	19	7	0.731
33	Mohan, Mike	B2/ Arrowing Experience	16	6	0.727
	Rutten, Pete	B8/ Swine Flew!	16	6	0.727
	Carawon, Bob	E3/ M.R.Ducks	16	6	0.727
	Feller, Keith	F7/ Spank This	16	6	0.727
37	Spivey, John	D1/ Hagar & the Horribles	15	6	0.714
	Torrible, James	D2/ Bar Stools	15	6	0.714
	Holder, Graham	F8/ Flying Aces	15	6	0.714
40	Lemons, Todd	A4/ So What!	17	7	0.708
	Horton, Tony	C3/ Excalibur	17	7	0.708
42	Lane, Tim	A4/ So What!	19	8	0.704
43	Carver, Bill	A2/ 3 In A Bed	14	6	0.700
	Lowers, Joe	F5/ Dynamic Darts	14	6	0.700
	Peterman, Philip R.	G2/ Who Darted?	14	6	0.700
46	Jacobi, Paul	C1/ Comfortably Numb	16	7	0.696
	McCoy, Chris	D3/ Reggaeheads	16	7	0.696
	Butler, Brent	G2/ Who Darted?	16	7	0.696
49	Janosko, John	B2/ Arrowing Experience	18	8	0.692
	Simpson, David	B7/ Burnt Weeny's Revenge	18	8	0.692
	James, Bob	C4/ Coral Reefers	18	8	0.692
	Barnes, Kathy	F1/ Dead Beat Darts	18	8	0.692
53	Dowling, Jack	E7/ Friends of the Devil	11	5	0.688
54	Longoria, Ruben	F8/ Flying Aces	13	6	0.684
	Matthews, Skeeter	F8/ Flying Aces	13	6	0.684
56	Terry, Bob	A1/ Lunatic Fringe	15	7	0.682
	Barton, Kevin	C2/ Stik It	15	7	0.682
58	Walters, Jason	B6/ Diddler's Choice	17	8	0.680
59	Brown, Phil	B6/ Diddler's Choice	19	9	0.679
	Camplin, Todd	D5/ No Clue	19	9	0.679

Doubles Win %-ages

			W	L	%-age
1	Selby, Brian	F6/ Horsemen	17	3	0.850
	Scarborough, Jim	G1/ Sharp Darts	17	3	0.850
3	Hines, Eric	B7/ Burnt Weeny's Revenge	21	4	0.840
4	Witz, Steve	G6/ Cheap Shots	20	4	0.833
5	Sellers, Mark	G6/ Cheap Shots	19	4	0.826
6	Chaney, Bill	B7/ Burnt Weeny's Revenge	21	5	0.808
	Perrault, Melissa	G2/ Who Darted?	21	5	0.808
8	Wilson, Joe	A1/ Lunatic Fringe	16	4	0.800
9	Hoffmann, Steve	A1/ Lunatic Fringe	19	5	0.792
	Faulkner, Chris	F5/ Dynamic Darts	19	5	0.792
11	Stewart, Shannon	C3/ Excalibur	22	6	0.786
12	Horton, Tony	C3/ Excalibur	18	5	0.783
13	Lougher, Shannon	F6/ Horsemen	17	5	0.773
14	Buchanan, Chris	F8/ Flying Aces	20	6	0.769
15	Proffitt, Michael	G6/ Cheap Shots	16	5	0.762
16	Dixon, J.D.	B6/ Diddler's Choice	21	7	0.750
	Robison, Jack	E7/ Friends of the Devil	12	4	0.750
18	Powell, Mark	E4/ S.S.H.	17	6	0.739
19	Herbert, Kirk	E7/ Friends of the Devil	14	5	0.737
20	Gilbert, Chris	A3/ Dart Shadows	16	6	0.727
	Shown, Marc	E1/ Starving Dartists	16	6	0.727
	Herbert, Paul	F1/ Dead Beat Darts	16	6	0.727
23	Budelman, Jim	A1/ Lunatic Fringe	18	7	0.720
24	Walker, Chip	G1/ Sharp Darts	20	8	0.714
25	Lemons, Todd	A4/ So What!	17	7	0.708
	Williamson, Steve	F5/ Dynamic Darts	17	7	0.708
27	Worley, Don	C4/ Coral Reefers	14	6	0.700
	Lowers, Joe	F5/ Dynamic Darts	14	6	0.700
29	Smith, Allen	A3/ Dart Shadows	18	8	0.692
	Tan, Will	A2/ 3 In A Bed	18	8	0.692
	James, Bob	C4/ Coral Reefers	18	8	0.692
	Ellison, George	F5/ Dynamic Darts	18	8	0.692
	Rogers, Trey	F1/ Dead Beat Darts	18	8	0.692
34	Whitehead, Lee	A2/ 3 In A Bed	13	6	0.684
	Rube, Bob	E4/ S.S.H.	13	6	0.684
36	Pierce, Barry	B7/ Burnt Weeny's Revenge	15	7	0.682
	Huler, Scott	C4/ Coral Reefers	15	7	0.682
	Bergman, Fred	E1/ Starving Dartists	15	7	0.682
39	Romanchek, David	D4/ Nine Lives	17	8	0.680
	Howell, John	E1/ Starving Dartists	17	8	0.680
41	Davis, Jeff	D6/ Last Call	19	9	0.679
	Hamilton, Billy	D6/ Last Call	19	9	0.679
43	Matthews, Eric	B6/ Diddler's Choice	18	9	0.667
	Jenkins, John	C7/ Shameless & Aimless V	16	8	0.667
	McCoy, Chris	D3/ Reggaeheads	16	8	0.667
	Moody, Chris	F6/ Horsemen	16	8	0.667
	Brown, Tom	A1/ Lunatic Fringe	14	7	0.667
	Coyne, Kevin	D8/ 1 & Done	14	7	0.667
	Fleming, Frank	E1/ Starving Dartists	12	6	0.667
	Weatherly, Keith	E4/ S.S.H.	12	6	0.667
51	Morgan, Thom	G8/ Young Guns	19	10	0.655
52	Simpson, David	B7/ Burnt Weeny's Revenge	17	9	0.654
	Crisp, Fred	D2/ Bar Stools	17	9	0.654
	Keever, David	D4/ Nine Lives	17	9	0.654
55	Simpson, Donnie	C7/ Shameless & Aimless V	15	8	0.652
	Tollerton, Steve "Tolly"	E3/ M.R.Ducks	15	8	0.652
57	Crumpler, Greg	B7/ Burnt Weeny's Revenge	13	7	0.650
	Haller, Ben	D8/ 1 & Done	13	7	0.650
59	(three tied)		18	10	0.643

League-Wide Fall 1997 RDL Top Individual Records (FINAL!)

(Game minimums required for the listings on this page: 32 for E division, 37 for all other divisions)

(Statistics for teams B1, B2, B5 and B7 do not include week 14 matches, as those scoresheets never arrived for some reason)

Singles+Doubles Win %-ages

			W	L	%-age
1	Selby, Brian	F6/ Horsemen	37	5	0.881
2	Sellers, Mark	G6/ Cheap Shots	40	6	0.870
3	Budelman, Jim	A1/ Lunatic Fringe	43	8	0.843
4	Proffitt, Michael	G6/ Cheap Shots	37	7	0.841
5	Hoffmann, Steve	A1/ Lunatic Fringe	40	8	0.833
6	Dixon, J.D.	B6/ Diddler's Choice	45	11	0.804
7	Brown, Tom	A1/ Lunatic Fringe	34	9	0.791
8	Wilson, Joe	A1/ Lunatic Fringe	29	8	0.784
9	Shown, Marc	E1/ Starving Dartists	35	10	0.778
10	Jenkins, John	C7/ Shameless & Aimless V	36	11	0.766
11	Powell, Mark	E4/ S.S.H.	34	11	0.756
12	Eastmead, Phillip	B4/ Dogs of War	42	14	0.750
	Smith, Allen	A3/ Dart Shadows	39	13	0.750
	Rogers, Trey	F1/ Dead Beat Darts	39	13	0.750
	Brown, Phil	B6/ Diddler's Choice	33	11	0.750
	Hendricks, Ron	E1/ Starving Dartists	33	11	0.750
	Smith, Butch	D4/ Nine Lives	30	10	0.750
18	Horton, Tony	C3/ Excalibur	35	12	0.745
19	Tan, Will	A2/ 3 In A Bed	36	13	0.735
20	Simpson, Donnie	C7/ Shameless & Aimless V	34	13	0.723
	Moody, Chris	F6/ Horsemen	34	13	0.723
22	Weatherly, Keith	E4/ S.S.H.	26	10	0.722
23	Walters, Jason	B6/ Diddler's Choice	31	12	0.721
24	Hamilton, Billy	D6/ Last Call	40	16	0.714
25	Lougher, Shannon	F6/ Horsemen	32	13	0.711
	Witz, Steve	G6/ Cheap Shots	32	13	0.711
27	Lemons, Todd	A4/ So What!	34	14	0.708
28	Cashwell, Craig	B8/ Swine Flew!	36	15	0.706
29	Stewart, Shannon	C3/ Excalibur	38	16	0.704
30	Telesz, Frank	A1/ Lunatic Fringe	26	11	0.703
31	Lowers, Joe	F5/ Dynamic Darts	28	12	0.700
32	Benson, Will	B6/ Diddler's Choice	39	17	0.696
33	Chaney, Bill	B7/ Burnt Weeny's Revenge	36	16	0.692
	James, Bob	C4/ Coral Reefers	36	16	0.692
35	Walker, Chip	G1/ Sharp Darts	35	16	0.686
36	McCoy, Chris	D3/ Reggaeheads	32	15	0.681
37	Whitehead, Lee	A2/ 3 In A Bed	27	13	0.675
38	Simpson, David	B7/ Burnt Weeny's Revenge	35	17	0.673
	Ellison, George	F5/ Dynamic Darts	35	17	0.673
40	Oakley, Jerry	A2/ 3 In A Bed	36	18	0.667
	Jackson, Barry	F5/ Dynamic Darts	36	18	0.667
	McCredie, Bob	B6/ Diddler's Choice	28	14	0.667
	Robison, Jack	E7/ Friends of the Devil	24	12	0.667
44	Camplin, Todd	D5/ No Clue	37	19	0.661
45	Hines, Eric	B7/ Burnt Weeny's Revenge	33	17	0.660
46	Terry, Bob	A1/ Lunatic Fringe	31	16	0.660
	Buchanan, Chris	F8/ Flying Aces	31	16	0.660
	Murdaugh, John	F8/ Flying Aces	31	16	0.660
49	Barton, Kevin	C2/ Stik It	29	15	0.659
50	Lane, Tim	A4/ So What!	34	18	0.654
51	Faulkner, Chris	F5/ Dynamic Darts	32	17	0.653
52	Herbert, Kirk	E7/ Friends of the Devil	28	15	0.651
53	Holder, Graham	F8/ Flying Aces	26	14	0.650
	Quinn, Heather R.	G8/ Young Guns	26	14	0.650
55	Morgan, Thom	G8/ Young Guns	37	20	0.649
56	Scarborough, Jim	G1/ Sharp Darts	24	13	0.649
57	Perrault, Melissa	G2/ Who Darted?	33	18	0.647
58	Rutten, Pete	B8/ Swine Flew!	29	16	0.644
	Feller, Keith	F7/ Spank This	29	16	0.644
60	(two tied)				0.643

All-Star %-ages

			ASPs	TGP	%-age
1	Budelman, Jim	A1/ Lunatic Fringe	96.0	53	1.811
2	Brown, Tom	A1/ Lunatic Fringe	74.5	44	1.693
3	Smith, Allen	A3/ Dart Shadows	73.0	52	1.404
4	Dixon, J.D.	B6/ Diddler's Choice	77.0	56	1.375
5	Lane, Tim	A4/ So What!	72.0	53	1.358
6	Terry, Bob	A1/ Lunatic Fringe	61.0	49	1.245
7	Eastmead, Phillip	B4/ Dogs of War	69.0	59	1.169
8	Tan, Will	A2/ 3 In A Bed	58.0	50	1.160
9	McCredie, Bob	B6/ Diddler's Choice	48.5	42	1.155
10	Lemons, Todd	A4/ So What!	56.5	49	1.153
11	Curtis, Shawn	A5/ Double Trouble	42.5	37	1.149
12	Whitehead, Lee	A2/ 3 In A Bed	47.0	41	1.146
13	Simpson, Donnie	C7/ Shameless & Aimless V	53.5	47	1.138
14	Oakley, Jerry	A2/ 3 In A Bed	62.5	55	1.136
15	Jenkins, John	C7/ Shameless & Aimless V	52.5	47	1.117
16	Gilbert, Chris	A3/ Dart Shadows	50.0	45	1.111
17	Van Dyke, Darren	A3/ Dart Shadows	62.5	57	1.096
18	Smith, Butch	D4/ Nine Lives	43.0	40	1.075
19	Hoffmann, Steve	A1/ Lunatic Fringe	52.5	50	1.050
20	Wilson, Joe	A1/ Lunatic Fringe	40.5	39	1.038
21	Crowley, Pat	C1/ Comfortably Numb	49.0	48	1.021
22	Seward, Mike	A7/ X-Men	47.5	47	1.011
23	Kunttu, Kurt	A2/ 3 In A Bed	48.5	48	1.010
24	Wandscher, Chris	A6/ Top Dead Center	56.0	56	1.000
25	Benson, Will	B6/ Diddler's Choice	55.0	56	0.982
26	Bonar, Eric	B8/ Swine Flew!	47.0	50	0.940
27	Strain, Jerry	A6/ Top Dead Center	38.0	42	0.905
28	Janosko, John	B2/ Arrowing Experience	47.5	53	0.896
29	Simpson, David	B7/ Burnt Weeny's Revenge	47.0	53	0.887
30	Hamilton, Billy	D6/ Last Call	49.5	56	0.884
31	Kilts, Jason	A8/ We're Not Worthy	38.0	43	0.884
32	Gaglione, Joe	A6/ Top Dead Center	49.0	56	0.875
33	Jackson, Norm	A8/ We're Not Worthy	43.0	50	0.860
34	Barton, Kevin	C2/ Stik It	38.0	45	0.844
35	Chaney, Bill	B7/ Burnt Weeny's Revenge	43.0	53	0.811
36	Johnston, Jerry	A2/ 3 In A Bed	33.0	41	0.805
37	Rogers, Trey	F1/ Dead Beat Darts	42.5	53	0.802
38	Hines, Eric	B7/ Burnt Weeny's Revenge	40.5	51	0.794
39	Tighe, John	C7/ Shameless & Aimless V	32.5	41	0.793
40	Cashwell, Craig	B8/ Swine Flew!	40.0	52	0.769
41	Dean, Mike	A3/ Dart Shadows	31.5	41	0.768
42	Baldwin, Randy	A7/ X-Men	34.5	45	0.767
43	Selby, Brian	F6/ Horsemen	32.0	42	0.762
44	Odom, James	A5/ Double Trouble	39.5	52	0.760
45	Hyler, Dale	A7/ X-Men	33.0	44	0.750
46	Widgeon, Ben	A5/ Double Trouble	45.0	61	0.738
47	Telesz, Frank	A1/ Lunatic Fringe	28.0	39	0.718
48	Carver, Bill	A2/ 3 In A Bed	33.0	46	0.717
49	Toth, John	A5/ Double Trouble	40.0	56	0.714
50	Warnke, Larry	B5/ Neighbors	37.5	53	0.708
51	Sellers, Mark	G6/ Cheap Shots	32.5	46	0.707
52	James, Bob	C4/ Coral Reefers	36.5	52	0.702
53	Feller, Keith	F7/ Spank This	31.5	45	0.700
54	Walters, Jason	B6/ Diddler's Choice	30.0	43	0.698
55	Nobles, Jonathan	A5/ Double Trouble	35.0	51	0.686
56	Allen, Kenny	C7/ Shameless & Aimless V	31.0	46	0.674
57	Crumpler, Greg	B7/ Burnt Weeny's Revenge	28.5	43	0.663
	Dowling, Jack	E7/ Friends of the Devil	28.5	43	0.663
59	Skea, Bob	C5/ Scavengers	37.0	56	0.661
	Camplin, Todd	D5/ No Clue	37.0	56	0.661

Fall 1997 RDL Records (by team) (FINAL!)

(Statistics for teams B1, B2, B5 and B7 do not include week 14 matches, as those scoresheets never arrived for some reason)

Singles Win Percentages

		W	L	%-age
1	A1/ Lunatic Fringe	119	37	0.763
2	C7/ Shameless & Aimless V	99	44	0.692
3	B6/ Diddler's Choice	113	55	0.673
4	A2/ 3 In A Bed	109	58	0.653
5	B8/ Swine Flew!	109	59	0.649
6	G6/ Cheap Shots	107	61	0.637
7	F6/ Horsemen	106	61	0.635
8	E1/ Starving Dartists	90	52	0.634
9	F5/ Dynamic Darts	92	63	0.594
10	D6/ Last Call	99	69	0.589
11	F8/ Flying Aces	90	66	0.577
12	C3/ Excalibur	89	67	0.571
	D3/ Reggaeheads	89	67	0.571
14	E6/ Hole In The Wall Gang	79	61	0.564
15	E4/ S.S.H.	81	63	0.563
16	D5/ No Clue	94	74	0.560
	G4/ Get Over It	94	74	0.560
18	A3/ Dart Shadows	86	70	0.551
19	E7/ Friends of the Devil	78	66	0.542
20	B7/ Burnt Weeny's Revenge	84	72	0.538
21	G2/ Who Darted?	89	79	0.530
22	B2/ Arrowing Experience	82	74	0.526
23	D7/ Grateful Darts	87	81	0.518
24	F1/ Dead Beat Darts	80	76	0.513
25	B4/ Dogs of War	85	83	0.506
	D4/ Nine Lives	85	83	0.506
27	C1/ Comfortably Numb	78	78	0.500
28	G1/ Sharp Darts	83	85	0.494
	F7/ Spank This	77	79	0.494
30	A4/ So What!	82	86	0.488
	D2/ Bar Stools	82	86	0.488
	G5/ Where's Gary?	82	86	0.488
33	C4/ Coral Reefers	76	80	0.487
34	C2/ Stik It	69	75	0.479
35	D8/ 1 & Done	74	82	0.474
36	E3/ M.R.Ducks	67	75	0.472
37	G8/ Young Guns	79	89	0.470
38	G7/ Woody's Woodies	74	92	0.446
39	B5/ Neighbors	66	90	0.423
	C8/ Bulls Hitters	66	90	0.423
41	C5/ Scavengers	65	89	0.422
42	B3/ Shooter's Buzz	70	98	0.417
43	C6/ Wholy Funk	43	62	0.410
44	A6/ Top Dead Center	68	100	0.405
45	F4/ Bent Shafts	43	65	0.398
46	A8/ We're Not Worthy	62	94	0.397
	F3/ Tattoo the Red Eye	62	94	0.397
48	A7/ X-Men	59	96	0.381
49	E2/ PMS	53	87	0.379
50	G3/ Boxed Lunch	62	104	0.373
51	A5/ Double Trouble	62	106	0.369
52	F2/ A.H. & the Diddlers	61	107	0.363
53	E5/ It's All Good	50	94	0.347
54	D1/ Hagar & the Horribles	50	118	0.298
55	B1/ Hakuna Matata	39	117	0.250

Doubles Win Percentages

		W	L	%-age
1	A1/ Lunatic Fringe	58	20	0.744
2	B7/ Burnt Weeny's Revenge	54	24	0.692
3	F5/ Dynamic Darts	53	25	0.679
4	B6/ Diddler's Choice	57	27	0.679
5	E1/ Starving Dartists	48	24	0.667
6	F6/ Horsemen	55	29	0.655
7	C3/ Excalibur	50	28	0.641
8	G6/ Cheap Shots	53	31	0.631
9	C4/ Coral Reefers	49	29	0.628
10	E7/ Friends of the Devil	45	27	0.625
11	C7/ Shameless & Aimless V	44	28	0.611
12	A3/ Dart Shadows	47	31	0.603
13	B8/ Swine Flew!	50	34	0.595
14	A4/ So What!	49	35	0.583
	E4/ S.S.H.	42	30	0.583
16	F8/ Flying Aces	44	34	0.564
17	D8/ 1 & Done	43	35	0.551
18	A2/ 3 In A Bed	46	38	0.548
	D4/ Nine Lives	46	38	0.548
	D5/ No Clue	46	38	0.548
	G1/ Sharp Darts	46	38	0.548
22	C2/ Stik It	39	33	0.542
23	F1/ Dead Beat Darts	42	36	0.538
24	D3/ Reggaeheads	41	37	0.526
25	D6/ Last Call	44	40	0.524
	G7/ Woody's Woodies	44	40	0.524
27	G8/ Young Guns	43	41	0.512
28	E3/ M.R.Ducks	35	36	0.493
29	B3/ Shooter's Buzz	41	43	0.488
	B4/ Dogs of War	41	43	0.488
	G4/ Get Over It	41	43	0.488
32	C1/ Comfortably Numb	38	40	0.487
33	D2/ Bar Stools	40	44	0.476
	D7/ Grateful Darts	40	44	0.476
	G2/ Who Darted?	40	44	0.476
36	F7/ Spank This	36	42	0.462
37	C8/ Bulls Hitters	35	43	0.449
38	G5/ Where's Gary?	37	47	0.440
39	E2/ PMS	30	42	0.417
40	A7/ X-Men	32	46	0.410
	A8/ We're Not Worthy	32	46	0.410
	B2/ Arrowing Experience	32	46	0.410
43	E6/ Hole In The Wall Gang	28	43	0.394
44	F2/ A.H. & the Diddlers	33	51	0.393
45	F4/ Bent Shafts	21	33	0.389
46	A5/ Double Trouble	32	52	0.381
	G3/ Boxed Lunch	32	52	0.381
48	B1/ Hakuna Matata	29	49	0.372
49	D1/ Hagar & the Horribles	30	54	0.357
50	A6/ Top Dead Center	28	56	0.333
51	E5/ It's All Good	23	49	0.319
52	C6/ Wholy Funk	16	38	0.296
53	C5/ Scavengers	23	55	0.295
54	F3/ Tattoo the Red Eye	22	56	0.282
55	B5/ Neighbors	20	58	0.256

Fall 1997 RDL Records (by team) (FINAL!)

(Statistics for teams B1, B2, B5 and B7 do not include week 14 matches, as those scoresheets never arrived for some reason)

Singles+Doubles Win Percentages

		W	L	%-age
1	A1/ Lunatic Fringe	235	77	0.753
2	B6/ Diddler's Choice	227	109	0.676
3	C7/ Shameless & Aimless V	187	100	0.652
4	E1/ Starving Dartists	186	100	0.650
5	F6/ Horsemen	216	119	0.645
6	F5/ Dynamic Darts	198	113	0.637
7	G6/ Cheap Shots	213	123	0.634
8	B8/ Swine Flew!	209	127	0.622
9	B7/ Burnt Weeny's Revenge	192	120	0.615
10	C3/ Excalibur	189	123	0.606
11	A2/ 3 In A Bed	201	134	0.600
12	E7/ Friends of the Devil	168	120	0.583
13	A3/ Dart Shadows	180	132	0.577
14	E4/ S.S.H.	165	123	0.573
15	F8/ Flying Aces	178	134	0.571
16	C4/ Coral Reefers	174	138	0.558
17	D6/ Last Call	187	149	0.557
18	D5/ No Clue	186	150	0.554
19	D3/ Reggaeheads	171	141	0.548
20	A4/ So What!	180	156	0.536
21	D4/ Nine Lives	177	159	0.527
22	F1/ Dead Beat Darts	164	148	0.526
23	G4/ Get Over It	176	160	0.524
24	G1/ Sharp Darts	175	161	0.521
25	D8/ 1 & Done	160	152	0.513
26	C2/ Stik It	147	141	0.510
27	G2/ Who Darted?	169	167	0.503
28	B4/ Dogs of War	167	169	0.497
	D7/ Grateful Darts	167	169	0.497
30	C1/ Comfortably Numb	154	158	0.494
31	G8/ Young Guns	165	171	0.491
32	G7/ Woody's Woodies	162	172	0.485
33	E3/ M.R.Ducks	137	147	0.482
34	D2/ Bar Stools	162	174	0.482
35	E6/ Hole In The Wall Gang	135	147	0.479
36	F7/ Spank This	149	163	0.478
37	B2/ Arrowing Experience	146	166	0.468
38	G5/ Where's Gary?	156	180	0.464
39	B3/ Shooter's Buzz	152	184	0.452
40	C8/ Bulls Hitters	136	176	0.436
41	A8/ We're Not Worthy	126	186	0.404
42	E2/ PMS	113	171	0.398
43	A7/ X-Men	123	188	0.395
44	F4/ Bent Shafts	85	131	0.394
45	F2/ A.H. & the Diddlers	127	209	0.378
46	G3/ Boxed Lunch	126	208	0.377
47	A5/ Double Trouble	126	210	0.375
48	A6/ Top Dead Center	124	212	0.369
49	C5/ Scavengers	111	199	0.358
50	C6/ Wholy Funk	75	138	0.352
51	B5/ Neighbors	106	206	0.340
	F3/ Tattoo the Red Eye	106	206	0.340
53	E5/ It's All Good	96	192	0.333
54	D1/ Hagar & the Horribles	110	226	0.327
55	B1/ Hakuna Matata	97	215	0.311

All-Star Percentages

		ASP	TGP	%-age
1	A1/ Lunatic Fringe	386.5	324	1.193
2	A2/ 3 In A Bed	332.0	342	0.971
3	A3/ Dart Shadows	299.0	312	0.958
4	A4/ So What!	296.0	342	0.865
5	B6/ Diddler's Choice	277.0	336	0.824
6	C7/ Shameless & Aimless V	224.5	287	0.782
7	B7/ Burnt Weeny's Revenge	219.0	319	0.687
8	A6/ Top Dead Center	230.0	336	0.685
9	A5/ Double Trouble	225.0	336	0.670
10	A8/ We're Not Worthy	192.0	312	0.615
11	A7/ X-Men	188.5	311	0.606
12	B4/ Dogs of War	201.5	353	0.571
13	B8/ Swine Flew!	193.0	343	0.563
14	C1/ Comfortably Numb	164.0	312	0.526
15	B2/ Arrowing Experience	163.0	328	0.497
16	D3/ Reggaeheads	154.0	312	0.494
17	D8/ 1 & Done	146.0	312	0.468
18	B3/ Shooter's Buzz	156.5	336	0.466
	D5/ No Clue	156.5	336	0.466
20	D4/ Nine Lives	156.0	343	0.455
21	C3/ Excalibur	140.0	312	0.449
22	D6/ Last Call	146.5	336	0.436
23	C2/ Stik It	128.0	294	0.435
24	B5/ Neighbors	133.5	316	0.422
25	C8/ Bulls Hitters	134.0	318	0.421
26	F8/ Flying Aces	140.0	334	0.419
27	F6/ Horsemen	139.0	335	0.415
28	C4/ Coral Reefers	129.0	312	0.413
29	F5/ Dynamic Darts	125.5	316	0.397
30	D7/ Grateful Darts	132.5	336	0.394
31	E7/ Friends of the Devil	122.5	312	0.393
32	E1/ Starving Dartists	113.0	293	0.386
33	B1/ Hakuna Matata	115.0	312	0.369
34	G6/ Cheap Shots	121.0	336	0.360
35	E6/ Hole In The Wall Gang	101.5	293	0.346
36	E4/ S.S.H.	105.0	307	0.342
37	D2/ Bar Stools	118.5	349	0.340
38	F1/ Dead Beat Darts	107.5	319	0.337
39	C5/ Scavengers	107.0	324	0.330
40	G1/ Sharp Darts	107.5	345	0.312
41	F7/ Spank This	91.5	312	0.293
42	E3/ M.R.Ducks	84.5	292	0.289
43	F3/ Tattoo the Red Eye	92.5	320	0.289
44	G8/ Young Guns	96.0	336	0.286
45	G2/ Who Darted?	98.0	349	0.281
46	G4/ Get Over It	94.0	336	0.280
47	E5/ It's All Good	77.0	288	0.267
48	F2/ A.H. & the Diddlers	94.0	355	0.265
49	E2/ PMS	75.0	284	0.264
50	D1/ Hagar & the Horribles	90.0	342	0.263
	G3/ Boxed Lunch	90.0	342	0.263
52	G5/ Where's Gary?	88.0	342	0.257
53	G7/ Woody's Woodies	81.5	341	0.239
54	C6/ Wholy Funk	50.5	213	0.237
55	F4/ Bent Shafts	44.5	225	0.198

	Week 1			Week 2			Week 3			Week 4			Week 5			Week 6			Week 7			Week 8			Week 9			Week 10			Week 11			Week 12			Week 13			Week 14		
	vs.	W/L	Pts.	vs.	W/L	Pts.	vs.	W/L	Pts.	vs.	W/L	Pts.	vs.	W/L	Pts.	vs.	W/L	Pts.	vs.	W/L	Pts.	vs.	W/L	Pts.	vs.	W/L	Pts.	vs.	W/L	Pts.	vs.	W/L	Pts.	vs.	W/L	Pts.	vs.	W/L	Pts.	vs.	W/L	Pts.
A1/ Lunatic Fringe	A4	W	12	A3	W	18	A5	W	21	A7	W	23	A6	W	13	A8	W	22	A2	L	12	A4	W	18	A3	W	16	A5	W	15	A7	W	16	A6	W	19	A8	W	16	A2	W	22
A2/ 3 In A Bed	A8	W	20	A7	W	13	A6	W	17	A4	L	9	A5	W	20	A3	W	20	A1	W	13	A8	W	21	A7	W	17	A6	W	17	A4	W	16	A5	L	10	A3	L	8	A1	L	2
A3/ Dart Shadows	A5	W	14	A1	L	6	A7	L	0	A6	W	15	A4	L	11	A2	L	4	A8	W	18	A5	W	15	A1	L	8	A7	W	15	A6	W	13	A4	W	17	A2	W	16	A8	W	16
A4/ So What!	A1	L	11	A5	W	20	A8	W	15	A2	W	15	A3	W	13	A7	W	19	A6	W	14	A1	L	6	A5	W	15	A8	W	13	A2	L	7	A3	L	7	A7	L	8	A6	W	12
A5/ Double Trouble	A3	L	4	A4	L	4	A1	L	2	A8	W	13	A2	L	4	A6	W	14	A7	W	18	A3	L	6	A4	L	9	A1	L	9	A8	L	7	A2	W	14	A6	L	11	A7	L	9
A6/ Top Dead Center	A7	W	12	A8	L	7	A2	L	7	A3	L	6	A1	L	8	A5	L	10	A4	L	10	A7	L	8	A8	L	9	A2	L	7	A3	L	11	A1	L	5	A5	W	12	A4	L	10
A7/ X-Men	A6	L	10	A2	L	10	A3	W	16	A1	L	1	A8	L	10	A4	L	5	A5	L	6	A6	W	16	A2	L	7	A3	L	9	A1	L	4	A8	W	13	A4	W	14	A5	W	15
A8/ We're Not Worthy	A2	L	4	A6	W	16	A4	L	9	A5	L	10	A7	W	14	A1	L	2	A3	L	6	A2	L	3	A6	W	15	A4	L	11	A5	W	17	A7	L	8	A1	L	0	A3	L	8
B1/ Hakuna Matata	B4	L	8	B3	L	6	B7	L	4	B5	L	7	B6	L	2	B8	L	2	B2	W	13	B4	W	12	B3	L	3	B7	L	7	B5	W	12	B6	L	6	B8	L	9	B2	L	9
B2/ Arrowing Experience	B5	W	19	B8	W	13	B6	L	7	B3	L	6	B7	L	11	B4	L	12	B1	L	11	B5	W	16	B8	L	10	B6	L	5	B3	W	19	B7	L	6	B4	W	12	B1	W	15
B3/ Shooter's Buzz	B7	L	10	B1	W	18	B8	L	7	B2	W	18	B4	L	10	B5	W	17	B6	L	6	B7	L	3	B1	W	16	B8	L	9	B2	L	5	B4	L	9	B5	W	16	B6	L	8
B4/ Dogs of War	B1	W	16	B7	W	13	B5	W	15	B6	W	13	B3	W	14	B2	W	13	B8	L	9	B1	L	10	B7	L	12	B5	W	11	B6	L	2	B3	W	15	B2	L	9	B8	L	5
B5/ Neighbors	B2	L	5	B6	L	6	B4	L	9	B1	W	17	B8	L	9	B3	L	7	B7	L	8	B2	L	8	B6	L	6	B4	L	10	B1	L	11	B8	L	2	B3	L	8	B7	L	8
B6/ Diddler's Choice	B8	L	8	B5	W	18	B2	W	17	B4	L	11	B1	W	22	B7	W	15	B3	W	18	B8	W	19	B5	W	18	B2	W	19	B4	W	20	B1	W	18	B7	L	8	B3	W	16
B7/ Burnt Weeny's Revenge	B3	W	14	B4	L	11	B1	W	20	B8	W	15	B2	W	13	B6	L	9	B5	W	16	B3	W	21	B4	W	13	B1	W	17	B8	L	10	B2	W	18	B6	W	16	B5	W	16
B8/ Swine Flew!	B6	W	16	B2	L	12	B3	W	17	B7	L	9	B5	W	15	B1	W	22	B4	W	15	B6	L	5	B2	W	14	B3	W	15	B7	W	14	B5	W	22	B1	W	15	B4	W	18
C1/ Comfortably Numb	C6	W	16	C5	L	11	C8	L	10	C3	L	6	C7	L	8	C4	W	15	C2	L	6	C6	W	13	C5	W	17	C8	W	16	C3	W	15	C7	L	7	C4	W	14	C2	W	16
C2/ Stik It	C8	L	9	C4	L	7	C3	W	13	C7	L	10	C5	W	16	C6	W	17	C1	W	16	C8	W	16	C4	L	11	C3	L	8	C7	L	7	C5	L	12	C6	W	16	C1	L	0
C3/ Excalibur	C4	W	16	C8	W	17	C2	L	10	C1	W	18	C6	W	17	C7	L	10	C5	W	19	C4	L	10	C8	W	16	C2	W	15	C1	L	9	C6	W	16	C7	W	12	C5	W	16
C4/ Coral Reefers	C3	L	8	C2	W	17	C7	L	10	C5	W	19	C8	W	14	C1	L	9	C6	W	19	C3	W	14	C2	W	13	C7	L	9	C5	W	15	C8	W	17	C1	L	10	C6	W	16
C5/ Scavengers	C7	L	0	C1	W	13	C6	L	6	C4	L	5	C2	L	8	C8	L	9	C3	L	4	C7	L	4	C1	L	6	C6	W	14	C4	L	9	C2	W	13	C8	L	12	C3	L	6
C6/ Wholy Funk	C1	L	7	C7	L	6	C5	W	14	C8	L	6	C3	L	6	C2	L	6	C4	L	5	C1	L	11	C7	L	0	C5	L	5	C8	L	0	C3	L	0	C2	L	0	C4	L	0
C7/ Shameless & Aimless V	C5	W	16	C6	W	18	C4	W	14	C2	W	14	C1	W	16	C3	W	13	C8	W	17	C5	W	20	C6	W	16	C4	W	15	C2	W	16	C1	W	17	C3	L	11	C8	W	17
C8/ Bulls Hitters	C2	W	15	C3	L	7	C1	W	14	C6	W	18	C4	L	10	C5	W	15	C7	L	7	C2	L	8	C3	L	8	C1	L	8	C6	W	16	C4	L	7	C5	W	13	C7	L	5
D1/ Hagar & the Horribles	D8	L	10	D4	W	11	D6	L	6	D7	L	7	D3	L	4	D2	L	12	D5	L	6	D8	L	5	D4	L	8	D6	L	5	D7	L	8	D3	L	10	D2	L	10	D5	L	3
D2/ Bar Stools	D5	L	9	D3	L	10	D8	L	9	D6	W	13	D7	W	13	D1	W	13	D4	W	13	D5	L	9	D3	L	8	D8	W	13	D6	W	13	D7	L	11	D1	W	14	D4	W	13
D3/ Reggaeheads	D7	L	11	D2	W	14	D5	L	9	D4	W	14	D1	W	20	D6	L	6	D8	L	0	D7	L	10	D2	W	16	D5	W	15	D4	W	13	D1	W	13	D6	W	14	D8	W	16
D4/ Nine Lives	D6	L	8	D1	L	10	D7	W	12	D3	L	10	D8	W	13	D5	L	11	D2	L	11	D6	W	13	D1	W	16	D7	W	13	D3	L	11	D8	W	13	D5	W	16	D2	L	12
D5/ No Clue	D2	W	15	D7	W	13	D3	W	15	D8	L	9	D6	W	17	D4	W	13	D1	W	18	D2	W	15	D7	W	14	D3	L	9	D8	L	11	D6	L	10	D4	L	8	D1	W	21
D6/ Last Call	D4	W	13	D8	W	14	D1	W	18	D2	L	11	D5	L	7	D3	W	18	D7	L	9	D4	L	11	D8	L	11	D1	W	19	D2	L	11	D5	W	14	D3	L	10	D7	W	18
D7/ Grateful Darts	D3	W	12	D5	L	11	D4	L	10	D1	W	17	D2	L	11	D8	W	13	D6	W	12	D3	W	14	D5	L	10	D4	L	11	D1	W	16	D2	W	13	D8	L	10	D6	L	6
D8/ 1 & Done	D1	W	14	D6	L	10	D2	W	15	D5	W	15	D4	L	11	D7	L	11	D3	W	16	D1	W	17	D6	W	13	D2	L	8	D5	W	13	D4	L	11	D7	W	14	D3	L	8
E1/ Starving Dartists	E3	W	13	E6	W	18	E5	W	19	Bye	-	-	E2	W	16	E7	W	16	E4	W	15	E3	W	13	E6	W	17	E5	W	16	Bye	-	-	E2	W	12	E7	W	13	E4	W	13
E2/ PMS	Bye	-	-	E7	L	5	E4	L	10	E6	W	12	E1	L	8	E5	W	14	E3	W	16	Bye	-	-	E7	L	5	E4	L	7	E6	L	5	E1	L	4	E5	W	14	E3	L	5
E3/ M.R.Ducks	E1	L	11	E5	W	15	E7	L	8	E4	L	10	E6	L	10	Bye	-	-	E2	L	7	E1	L	11	E5	W	14	E7	L	6	E4	L	10	E6	W	12	Bye	-	-	E2	W	15
E4/ S.S.H.	E7	L	12	Bye	-	-	E2	W	11	E3	W	14	E5	W	19	E6	W	13	E1	L	9	E7	L	12	Bye	-	-	E2	W	14	E3	W	13	E5	W	17	E6	W	11	E1	L	12
E5/ It's All Good	E6	W	13	E3	L	9	E1	L	5	E7	L	6	E4	L	5	E2	L	10	Bye	-	-	E6	L	9	E3	L	7	E1	L	8	E7	L	7	E4	L	7	E2	L	10	Bye	-	-
E6/ Hole In The Wall Gang	E5	L	11	E1	L	6	Bye	-	-	E2	L	9	E3	W	11	E4	L	9	E7	W	13	E5	W	15	E1	L	7	Bye	-	-	E2	W	14	E3	L	8	E4	L	10	E7	L	12
E7/ Friends of the Devil	E4	W	13	E2	W	18	E3	W	16	E5	W	18	Bye	-	-	E1	L	8	E6	L	9	E4	W	13	E2	W	17	E3	W	18	E5	W	17	Bye	-	-	E1	L	11	E6	W	13
F1/ Dead Beat Darts	F6	L	11	F8	L	11	F5	L	11	F3	W	15	F4	W	17	F7	W	15	F2	W	15	F6	L	8	F8	W	13	F5	L	6	F3	W	16	F4	W	16	F7	L	9	F2	W	18
F2/ A.H. & the Diddlers	F7	L	7	F3	W	13	F4	W	13	F6	L	7	F5	L	2	F8	W	13	F1	L	9	F7	W	13	F3	L	6	F4	W	15	F6	L	6	F5	L	10	F8	L	10	F1	L	6
F3/ Tattoo the Red Eye	F5	L	4	F2	L	12	F7	L	11	F1	L	9	F8	L	5	F6	L	6	F4	L	7	F5	L	2	F2	W	18	F7	L	10	F1	L	8	F8	L	9	F6	L	5	F4	W	16
F4/ Bent Shafts	F8	L	0	F6	W	14	F2	L	12	F7	L	8	F1	L	7	F5	L	7	F3	W	17	F8	L	6	F6	L	5	F2	L	9	F7	L	0	F1	L	0	F5	L	0	F3	L	0
F5/ Dynamic Darts	F3	W	16	F7	W	13	F1	W	12	F8	W	13	F2	W	22	F4	W	17	F6	W	16	F3	W	18	F7	W	13	F1	W	18	F8	L	11	F2	W	14	F4	W	16	F6	L	5
F6/ Horsemen	F1	W	13	F4	L	10	F8	W	14	F2	W	17	F7	W	14	F3	W	18	F5	L	8	F1	W	16	F4	W	19	F8	L	11	F2	W	18	F7	W	22	F3	W	19	F5	W	18
F7/ Spank This	F2	W	17	F5	L	10	F3	W	13	F4	W	16	F6	L	10	F1	L	9	F8	L	10	F2	L	11	F5	L	11	F3	W	14	F4	W	16	F6	L	2	F1	W	15	F8	L	11
F8/ Flying Aces	F4	W	16	F1	W	13	F6	L	10	F5	L	12	F3	W	19	F2	L	12	F7	W	14	F4	W	18	F1	L	12	F6	W	13	F5	W	13	F3	W	15	F2	W	14	F7	W	13
G1/ Sharp Darts	G3	W	15	G4	W	18	G8	W	14	G5	L	11	G6	L	6	G2	L	9	G7	W	13	G3	W	18	G4	L	11	G8	W	13	G5	W	17	G6	L	8	G2	W	10	G7	L	12
G2/ Who Darted?	G5	W	13	G7	W	14	G6	L	10	G4	L	8	G8	W	12	G1	W	15	G3	W	15	G5	W	13	G7	L	11	G6	L	11	G4	L	8	G8	L	10	G1	L	9	G3	W	13
G3/ Boxed Lunch	G1	L	9	G8	L	10	G5	W	14	G6	L	4	G4	L	9	G7	L	9	G2	L	9	G1	L	4	G8	L	9	G5	L	10	G6	L	5	G4	L	9	G7	L	9	G2	L	12
G4/ Get Over It	G8	W	12	G1	L	6	G7	W	15	G2	W	15	G3	W	15	G6	L	9	G5	L	9	G8	L	4	G1	W	13	G7	W	12	G2	W	16	G3	W	15	G6	L	11	G5	W	14
G5/ Where's Gary?	G2	L	12	G6	L	10	G3	L	10	G1	W	13	G7	W	14	G8	L	10	G4	W	15	G2	L	11	G6	L	11	G3	W	14	G1	L	7	G7	L	9	G8	L	10	G4	L	9
G6/ Cheap Shots	G7	W	15	G5	W	14	G2	W	14	G3	W	20	G1	W	18	G4	W	15	G8	W	16	G7	L	11	G5	W	13	G2	W	13	G3	W	19	G1	W	16	G4	W	13	G8	W	16
G7/ Woody's Woodies	G6	L	9	G2	L	7	G4	L	9	G8	W	18	G5	L	10	G3	W	15	G1	L	11	G6	W	13	G2	W	13	G4	L	9	G8	L	8	G5	W	15	G3	W	10	G1	W	13
G8/ Young Guns	G4	L	10	G3	W	14	G1	L	10	G7	L	6	G2	L	11	G5	W	14	G6	L	8	G4	W	14	G3	W	13	G1	L	11	G7	W	16	G2	W	14	G5	W	14	G6	L	8

		Singles	301	Singles	Cricket	Singles	Record	Singles Win %age	Doubles	Cricket	Doubles	501	Doubles	Record	Doubles Win %-age	Sngls + Dbls	Record	Sngls + Dbls Win %-age	1001 Wins	1001 Losses	All-Star Points	Games Played	All-Star %-age
A1/ Lunatic Fringe		56	22	63	15	119	37	0.763	33	6	25	14	58	20	0.744	235	77	0.753	5	7	386.5	324	1.193
A 10	Wilson, Joe	4	2	9	2	13	4	0.765	9	1	7	3	16	4	0.800	29	8	0.784	1	1	40.5	39	1.038
A 11	Brown, Tom	10	1	10	1	20	2	0.909	9	2	5	5	14	7	0.667	34	9	0.791	0	1	74.5	44	1.693
A 12	Budelman, Jim	12	1	13	0	25	1	0.962	9	4	9	3	18	7	0.720	43	8	0.843	1	1	96.0	53	1.811
A 13	Butman, Don	2	2	2	1	4	3	0.571	4	0	2	1	6	1	0.857	10	4	0.714	0	0	13.5	14	0.964
A 14	Hoffmann, Steve	11	1	10	2	21	3	0.875	12	0	7	5	19	5	0.792	40	8	0.833	1	1	52.5	50	1.050
A 15	Terry, Bob	6	5	9	2	15	7	0.682	10	3	6	6	16	9	0.640	31	16	0.660	1	1	61.0	49	1.245
A 16	Hall, Mike	0	0	0	1	0	1	0.000	1	0	1	0	2	0	1.000	2	1	0.667	0	0	3.0	3	1.000
A 17	Telesz, Frank	6	4	7	3	13	7	0.650	7	1	6	3	13	4	0.765	26	11	0.703	1	1	28.0	39	0.718
A 18	Baker, Mike	5	6	3	3	8	9	0.471	5	1	7	2	12	3	0.800	20	12	0.625	0	1	17.5	33	0.530
A2/ 3 In A Bed		50	34	59	24	109	58	0.653	26	16	20	22	46	38	0.548	201	134	0.600	7	0	332.0	342	0.971
A 20	Whitehead, Lee	7	5	7	2	14	7	0.667	6	2	7	4	13	6	0.684	27	13	0.675	1	0	47.0	41	1.146
A 21	Carver, Bill	4	4	10	2	14	6	0.700	6	7	6	7	12	14	0.462	26	20	0.565	0	0	33.0	46	0.717
A 22	Johnston, Jerry	8	4	6	4	14	8	0.636	5	4	4	5	9	9	0.500	23	17	0.575	1	0	33.0	41	0.805
A 23	Oakley, Jerry	11	3	10	4	21	7	0.750	11	2	4	9	15	11	0.577	36	18	0.667	1	0	62.5	55	1.136
A 24	Tan, Will	7	2	11	3	18	5	0.783	12	2	6	6	18	8	0.692	36	13	0.735	1	0	58.0	50	1.160
A 25	Knight, Mark	5	4	4	3	9	7	0.563	4	4	1	3	5	7	0.417	14	14	0.500	1	0	23.5	29	0.810
A 26	Wall, Keith	3	6	3	3	6	9	0.400	4	4	4	4	8	8	0.500	14	17	0.452	1	0	26.5	32	0.828
A 27	Kunttu, Kurt	5	6	8	3	13	9	0.591	4	7	8	6	12	13	0.480	25	22	0.532	1	0	48.5	48	1.010
A3/ Dart Shadows		38	40	48	30	86	70	0.551	24	15	23	16	47	31	0.603	180	132	0.577	0	0	299.0	312	0.958
A 30	Smith, Allen	10	3	11	2	21	5	0.808	10	3	8	5	18	8	0.692	39	13	0.750			73.0	52	1.404
A 31	Van Dyke, Darren	7	8	9	5	16	13	0.552	9	5	7	7	16	12	0.571	32	25	0.561			62.5	57	1.096
A 32	Aldridge, Barron	7	8	8	7	15	15	0.500	8	5	5	10	13	15	0.464	28	30	0.483			31.5	58	0.543
A 33	Dean, Mike	2	8	6	3	8	11	0.421	4	8	6	4	10	12	0.455	18	23	0.439			31.5	41	0.768
A 34	Gilbert, Chris	4	7	7	5	11	12	0.478	9	3	7	3	16	6	0.727	27	18	0.600			50.0	45	1.111
A 35	Murray, David	5	4	5	4	10	8	0.556	7	2	7	2	14	4	0.778	24	12	0.667			30.5	36	0.847
A 36	Warren, Mike	3	2	2	4	5	6	0.455	1	4	6	1	7	5	0.583	12	11	0.522			20.0	23	0.870
A4/ So What!		43	41	39	45	82	86	0.488	18	24	31	11	49	35	0.583	180	156	0.536	0	6	296.0	342	0.865
A 40	Gaffney, Angel	3	11	3	11	6	22	0.214	5	9	10	3	15	12	0.556	21	34	0.382	0	1	29.5	56	0.527
A 41	Reagan, Clem	7	7	5	7	12	14	0.462	4	9	6	7	10	16	0.385	22	30	0.423	0	1	22.5	53	0.425
A 42	Lane, Tim	10	4	9	4	19	8	0.704	6	7	9	3	15	10	0.600	34	18	0.654	0	1	72.0	53	1.358
A 43	Scott, Lee	5	1	5	4	10	5	0.667	5	4	8	1	13	5	0.722	23	10	0.697	0	1	52.0	34	1.529
A 44	Hounsell, Bob	4	8	4	7	8	15	0.348	3	7	10	1	13	8	0.619	21	23	0.477	0	1	24.5	45	0.544
A 45	Gargan, Bob	1	0	1	0	2	0	1.000	1	0	1	0	2	0	1.000	4	0	1.000	0	0	6.0	4	1.500
A 46	Margets, Steve	2	5	3	3	5	8	0.385	0	6	4	3	4	9	0.308	9	17	0.346	0	0	20.5	26	0.788
A 47	Lemons, Todd	9	3	8	4	17	7	0.708	8	4	9	3	17	7	0.708	34	14	0.708	0	1	56.5	49	1.153
A 48	Denton, Shane	2	2	1	5	3	7	0.300	4	2	5	1	9	3	0.750	12	10	0.545	0	0	12.5	22	0.568
A5/ Double Trouble		32	52	30	54	62	106	0.369	15	27	17	25	32	52	0.381	126	210	0.375	0	0	225.0	336	0.670
A 50	Widgeon, Ben	5	10	4	12	9	22	0.290	3	12	6	9	9	21	0.300	18	43	0.295			45.0	61	0.738
A 51	Curtis, Shawn	6	3	4	5	10	8	0.556	5	4	4	6	9	10	0.474	19	18	0.514			42.5	37	1.149
A 52	Odom, James	7	6	10	3	17	9	0.654	3	10	6	7	9	17	0.346	26	26	0.500			39.5	52	0.760
A 53	Carroll, John	0	5	0	6	0	11	0.000	2	4	1	5	3	9	0.250	3	20	0.130			7.0	23	0.304
A 54	Toth, John	7	7	7	7	14	14	0.500	5	9	6	8	11	17	0.393	25	31	0.446			40.0	56	0.714
A 55	Nobles, Jonathan	5	8	4	9	9	17	0.346	7	6	5	7	12	13	0.480	21	30	0.412			35.0	51	0.686
A 56	Rohrer, Perry	0	5	1	6	1	11	0.083	3	4	1	3	4	7	0.364	5	18	0.217			7.5	23	0.326
A 57	Churchwell, Billie	2	8	0	6	2	14	0.125	2	5	5	5	7	10	0.412	9	24	0.273			8.5	33	0.258
A6/ Top Dead Center		36	48	32	52	68	100	0.405	12	30	16	26	28	56	0.333	124	212	0.369	0	0	230.0	336	0.685
A 60	Wandscher, Chris	11	3	11	3	22	6	0.786	5	9	7	7	12	16	0.429	34	22	0.607			56.0	56	1.000
A 61	Wandscher, Ron	4	11	2	10	6	21	0.222	2	11	7	7	9	18	0.333	15	39	0.278			24.0	54	0.444
A 62	Gaglione, Joe	8	6	9	5	17	11	0.607	5	9	5	9	10	18	0.357	27	29	0.482			49.0	56	0.875
A 63	Stuart, George	3	9	2	10	5	19	0.208	2	10	4	8	6	18	0.250	11	37	0.229			30.0	48	0.625
A 64	Price, Aaron	5	9	4	11	9	20	0.310	5	11	4	10	9	21	0.300	18	41	0.305			29.5	59	0.500
A 65	Strain, Jerry	3	6	4	7	7	13	0.350	4	7	4	7	8	14	0.364	15	27	0.357			38.0	42	0.905
A 66	Hildebrand, Randy	2	4	0	6	2	10	0.167	1	3	1	4	2	7	0.222	4	17	0.190			3.5	21	0.167
A7/ X-Men		35	43	24	53	59	96	0.381	18	21	14	25	32	46	0.410	123	188	0.395	0	0	188.5	311	0.606
A 70	Dancy, Pat	5	8	0	7	5	15	0.250	0	7	2	9	2	16	0.111	7	31	0.184			9.0	38	0.237
A 71	Seward, Mike	8	4	4	8	12	12	0.500	8	4	6	5	14	9	0.609	26	21	0.553			47.5	47	1.011
A 72	Bush, Jim	0	2	0	0	0	2	0.000	0	0	0	1	0	1	0.000	0	3	0.000			1.0	3	0.333
A 73	Moore, Mark	0	0	1	3	1	3	0.250	1	3	1	2	2	5	0.286	3	8	0.273			5.5	11	0.500
A 74	Baldwin, Randy	10	3	5	7	15	10	0.600	7	5	3	5	10	10	0.500	25	20	0.556			34.5	45	0.767
A 75	Barker, Barry	4	8	3	8	7	16	0.304	4	10	4	9	8	19	0.296	15	35	0.300			31.5	50	0.630
A 76	Anderson, Andy	2	7	3	8	5	15	0.250	6	2	5	4	11	6	0.647	16	21	0.432			16.0	37	0.432
A 77	Hyler, Dale	5	6	5	6	10	12	0.455	6	5	5	6	11	11	0.500	21	23	0.477			33.0	44	0.750
A 78	Grayckowski, Bob	1	2	2	4	3	6	0.333	4	3	1	6	5	9	0.357	8	15	0.348			8.5	23	0.370
A 79	Martin, Anthony	0	3	1	2	1	5	0.167	0	3	1	3	1	6	0.143	2	11	0.154			2.0	13	0.154
A8/ We're Not Worthy		34	44	28	50	62	94	0.397	16	23	16	23	32	46	0.410	126	186	0.404	0	0	192.0	312	0.615
A 80	Kilts, Jason	7	5	7	5	14	10	0.583	4	5	5	5	9	10	0.474	23	20	0.535			38.0	43	0.884
A 81	Bogaerts, Rudi	3	4	1	6	4	10	0.286	1	7	2	7	3	14	0.176	7	24	0.226			11.5	31	0.371
A 82	Jackson, Norm	10	2	2	11	12	13	0.480	8	5	5	7	13	12	0.520	25	25	0.500			43.0	50	0.860
A 83	Mead, Andy	7	7	6	4	13	11	0.542	8	5	5	6	13	11	0.542	26	22	0.542			23.0	48	0.479
A 84	Mills, Kyle	2	8	6	7	8	15	0.348	5	9	5	8	10	17	0.370	18	32	0.360			28.0	50	0.560
A 85	Mills, Micky	1	10	2	9	3	19	0.136	3	7	5	7	8	14	0.364	11	33	0.250			23.5	44	0.534
A 86	Poteat, John	0	7	1	5	1	12	0.077	0	5	3	2	3	7	0.300	4	19	0.174			7.5	23	0.326
A 87	Wilson, John	1	1	1	1	2	2	0.500	2	0	0	2	2	2	0.500	4	4	0.500			4.0	8	0.500
A 88	VanMeter, Scott	3	0	2	2	5	2	0.714	1	3	2	2	3	5	0.375	8	7	0.533			13.5	15	0.900

		Singles 301		Singles Cricket		Singles Record		Singles Win %-age	Doubles Cricket		Doubles 501		Doubles Record		Doubles Win %-age	Sngls + Dbls Record		Sngls + Dbls Win %-age	1001 Wins	1001 Losses	All-Star Points	Games Played	All-Star %-age
(The statistics for teams B1, B2, B5 and B7 do not include week 14 matches, as those scoresheets never arrived for some reason)																							
*	B1/ Hakuna Matata	21	57	18	60	39	117	0.250	10	29	19	20	29	49	0.372	97	215	0.311	0	0	115.0	312	0.369
*	B 10 Reagan, Marcy	3	6	3	6	6	12	0.333	2	7	4	5	6	12	0.333	12	24	0.333			9.5	36	0.264
*	B 11 Watson, Travis	1	11	1	9	2	20	0.091	3	9	7	5	10	14	0.417	12	34	0.261			22.5	46	0.489
*	B 12 Gelhar, Tommy	7	6	5	8	12	14	0.462	4	8	5	8	9	16	0.360	21	30	0.412			24.0	51	0.471
*	B 13 Rhea, Bill	3	9	4	10	7	19	0.269	3	11	5	5	8	16	0.333	15	35	0.300			26.0	50	0.520
*	B 14 Rhea, Laurie	3	11	3	10	6	21	0.222	5	8	7	7	12	15	0.444	18	36	0.333			15.0	54	0.278
*	B 15 Barker, Jane	1	1	0	2	1	3	0.250	0	2	2	0	2	2	0.500	3	5	0.375			3.0	8	0.375
*	B 16 Bryant, Deni	2	7	0	8	2	15	0.118	0	7	5	4	5	11	0.313	7	26	0.212			3.5	33	0.106
*	B 17 Ryan, Ann	1	6	2	7	3	13	0.188	3	6	3	6	6	12	0.333	9	25	0.265			11.5	34	0.338
*	B2/ Arrowing Experience	46	32	36	42	82	74	0.526	16	23	16	23	32	46	0.410	146	166	0.468	8	8	163.0	328	0.497
*	B 20 Berry, Dave	7	2	4	6	11	8	0.579	2	6	2	5	4	11	0.267	15	19	0.441	1	1	17.5	36	0.486
*	B 21 Coker, Craig	2	4	0	7	2	11	0.154	4	4	0	5	4	9	0.308	6	20	0.231	1	1	11.0	28	0.393
*	B 22 Mohan, Mike	8	2	8	4	16	6	0.727	6	5	5	6	11	11	0.500	27	17	0.614	1	1	23.0	46	0.500
*	B 23 Hindle, Mike	4	2	3	9	7	11	0.389	3	7	5	5	8	12	0.400	15	23	0.395	1	1	12.0	40	0.300
*	B 24 Frye, Marshal	6	4	4	4	10	8	0.556	4	7	3	7	7	14	0.333	17	22	0.436	1	1	15.5	41	0.378
*	B 25 Janosko, John	8	5	10	3	18	8	0.692	5	8	5	7	10	15	0.400	28	23	0.549	1	1	47.5	53	0.896
*	B 26 Janosko, Jane	2	5	0	6	2	11	0.154	2	6	6	4	8	10	0.444	10	21	0.323	1	1	3.0	33	0.091
*	B 27 Hatszegi, Edie	3	7	0	2	3	9	0.250	0	1	2	4	2	5	0.286	5	14	0.263	1	0	2.0	20	0.100
*	B 28 Thomas, Cliff	6	1	7	1	13	2	0.867	6	2	4	3	10	5	0.667	23	7	0.767	0	1	31.5	31	1.016
	B3/ Shooter's Buzz	32	52	38	46	70	98	0.417	22	20	19	23	41	43	0.488	152	184	0.452	0	0	156.5	336	0.466
	B 30 Scanlon, John	7	6	5	8	12	14	0.462	8	4	7	6	15	10	0.600	27	24	0.529			24.5	51	0.480
	B 31 Winter, Bob	0	11	6	6	6	17	0.261	6	7	4	9	10	16	0.385	16	33	0.327			22.0	49	0.449
	B 32 Kelcey, Paul	2	6	2	6	4	12	0.250	3	5	0	8	3	13	0.188	7	25	0.219			15.5	32	0.484
	B 33 Tomlinson, Mark	9	5	9	5	18	10	0.643	7	7	8	6	15	13	0.536	33	23	0.589			26.5	56	0.473
	B 34 Tomlinson, Steve	6	6	3	9	9	15	0.375	6	7	7	5	13	12	0.520	22	27	0.449			23.0	49	0.469
	B 35 Hicks, Glasgow	0	2	2	1	2	3	0.400	2	0	0	2	2	2	0.500	4	5	0.444			3.0	9	0.333
	B 36 Harless, Clay	2	9	3	6	5	15	0.250	5	4	5	4	10	8	0.556	15	23	0.395			13.0	38	0.342
	B 37 Adams, Tom	6	7	8	5	14	12	0.538	7	6	7	6	14	12	0.538	28	24	0.538			29.0	52	0.558
	B4/ Dogs of War	41	43	44	40	85	83	0.506	15	27	26	16	41	43	0.488	167	169	0.497	11	6	201.5	353	0.571
	B 40 Gaffney, Michelle	8	8	3	11	11	19	0.367	4	12	6	9	10	21	0.323	21	40	0.344	2	1	34.0	64	0.531
	B 41 Oakley, Gina	3	12	4	9	7	21	0.250	4	10	10	4	14	14	0.500	21	35	0.375	1	1	13.0	58	0.224
	B 42 Eastmead, Phillip	11	3	14	0	25	3	0.893	7	7	10	4	17	11	0.607	42	14	0.750	2	1	69.0	59	1.169
	B 43 Wackerman, Mark	6	9	7	7	13	16	0.448	3	7	9	4	12	11	0.522	25	27	0.481	2	1	36.0	55	0.655
	B 44 Bradshaw, Rick	7	5	6	6	13	11	0.542	5	7	7	4	12	11	0.522	25	22	0.532	1	1	11.5	49	0.235
	B 4x xx - Lewis, James	3	2	3	2	6	4	0.600	2	3	1	4	3	7	0.300	9	11	0.450	0	0	6.5	20	0.325
	B 4x xx - Wilkie, Felipe	0	0	1	2	1	2	0.333	0	3	1	0	1	3	0.250	2	5	0.286	1	0	4.5	8	0.563
	B 4x xx - Heinrich, Joe	1	1	4	2	5	3	0.625	4	2	5	1	9	3	0.750	14	6	0.700	1	0	14.0	21	0.667
	B 4x xx - Camacho, Mario	1	2	1	0	2	2	0.500	1	1	2	1	3	2	0.600	5	4	0.556	1	1	1.0	11	0.091
	B 49 Avery, Curtis	1	1	1	1	2	2	0.500	0	2	1	1	1	3	0.250	3	5	0.375	0	0	12.0	8	1.500
*	B5/ Neighbors	34	44	32	46	66	90	0.423	9	30	11	28	20	58	0.256	106	206	0.340	0	4	133.5	316	0.422
*	B 50 DeMattos, Rick	4	8	7	6	11	14	0.440	4	8	2	9	6	17	0.261	17	31	0.354	0	0	18.0	48	0.375
*	B 51 Duggins, Cecil	8	5	8	5	16	10	0.615	3	10	5	8	8	18	0.308	24	28	0.462	0	1	27.0	53	0.509
*	B 52 Warnke, Larry	10	3	9	4	19	7	0.731	5	8	4	9	9	17	0.346	28	24	0.538	0	1	37.5	53	0.708
*	B 53 Miller, Jay	0	8	1	9	1	17	0.056	3	8	4	8	7	16	0.304	8	33	0.195	0	0	13.0	41	0.317
*	B 54 Dehritz, Matt	6	7	5	7	11	14	0.440	1	11	2	10	3	21	0.125	14	35	0.286	0	1	21.5	50	0.430
*	B 55 Cockman, Mike	0	1	0	1	0	2	0.000	0	2	0	1	0	3	0.000	0	5	0.000	0	0	1.0	5	0.200
*	B 56 Walz, Paul	5	7	2	7	7	14	0.333	1	8	4	7	5	15	0.250	12	29	0.293	0	1	9.5	42	0.226
*	B 57 Taylor, Scott	1	5	0	7	1	12	0.077	1	5	1	4	2	9	0.182	3	21	0.125	0	0	6.0	24	0.250
	B6/ Diddler's Choice	54	30	59	25	113	55	0.673	34	8	23	19	57	27	0.679	227	109	0.676	0	0	277.0	336	0.824
	B 60 Walters, Jason	9	5	8	3	17	8	0.680	12	2	2	2	14	4	0.778	31	12	0.721			30.0	43	0.698
	B 61 Matthews, Eric	0	0	7	7	7	7	0.500	10	4	8	5	18	9	0.667	25	16	0.610			25.5	41	0.622
	B 62 Dixon, J.D.	11	3	13	1	24	4	0.857	12	2	9	5	21	7	0.750	45	11	0.804			77.0	56	1.375
	B 63 Benson, Will	11	3	10	4	21	7	0.750	12	2	6	8	18	10	0.643	39	17	0.696			55.0	56	0.982
	B 64 Brown, Phil	10	4	9	5	19	9	0.679	13	1	1	1	14	2	0.875	33	11	0.750			23.0	44	0.523
	B 65 Lipscomb, Scott	5	6	0	3	5	9	0.357	0	0	7	6	7	6	0.538	12	15	0.444			8.5	27	0.315
	B 66 Thompson, Barry	8	6	0	0	8	6	0.571	0	1	6	6	6	7	0.462	14	13	0.519			9.5	27	0.352
	B 67 McCredie, Bob	0	3	12	2	12	5	0.706	9	4	7	5	16	9	0.640	28	14	0.667			48.5	42	1.155
*	B7/ Burnt Weeny's Revenge	34	44	50	28	84	72	0.538	26	13	28	11	54	24	0.692	192	120	0.615	7	0	219.0	319	0.687
*	B 70 Kennedy, Ed	0	1	2	4	2	5	0.286	1	1	4	3	5	4	0.556	7	9	0.438	1	0	9.0	17	0.529
*	B 71 Proctor, Ward	5	5	0	3	5	8	0.385	3	3	4	1	7	4	0.636	12	12	0.500	1	0	7.5	25	0.300
*	B 72 Chaney, Bill	5	8	10	3	15	11	0.577	10	3	11	2	21	5	0.808	36	16	0.692	1	0	43.0	53	0.811
*	B 73 Pierce, Barry	4	6	7	5	11	11	0.500	7	4	8	3	15	7	0.682	26	18	0.591	1	0	25.0	45	0.556
*	B 74 Holleman, Wes	5	3	3	3	8	6	0.571	5	3	3	4	8	7	0.533	16	13	0.552	0	0	16.0	29	0.552
*	B 75 Crumpler, Greg	6	5	7	4	13	9	0.591	6	5	7	2	13	7	0.650	26	16	0.619	1	0	28.5	43	0.663
*	B 76 Hines, Eric	3	9	9	4	12	13	0.480	10	3	11	1	21	4	0.840	33	17	0.660	1	0	40.5	51	0.794
*	B 77 Simpson, David	6	7	12	1	18	8	0.692	9	4	8	5	17	9	0.654	35	17	0.673	1	0	47.0	53	0.887
*	B 78 Allmendinger, Ken	0	0	0	1	0	1	0.000	1	0	0	1	1	1	0.500	1	2	0.333	0	0	2.5	3	0.833
	B8/ Swine Flew!	62	22	47	37	109	59	0.649	30	12	20	22	50	34	0.595	209	127	0.622	0	7	193.0	343	0.563
	B 80 Rutten, Pete	5	3	11	3	16	6	0.727	6	4	7	6	13	10	0.565	29	16	0.644	0	1	25.0	46	0.543
	B 81 Cashwell, Craig	10	3	12	1	22	4	0.846	9	4	5	7	14	11	0.560	36	15	0.706	0	1	40.0	52	0.769
	B 82 Eason, Joel	9	5	7	5	16	10	0.615	11	3	6	8	17	11	0.607	33	21	0.611	0	1	27.0	55	0.491
	B 83 Moore, Todd	10	4	1	5	11	9	0.550	8	3	8	6	16	9	0.640	27	18	0.600	0	1	18.0	46	0.391
	B 84 Bonar, Eric	10	2	6	7	16	9	0.640	9	4	5	6	14	10	0.583	30	19	0.612	0	1	47.0	50	0.940
	B 85 Hirneisen, Randy	11	3	6	8	17	11	0.607	11	3	6	7	17	10	0.630	34	21	0.618	0	1	22.0	56	0.393
	B 86 Deemer, Randy	7	2	4	8	11	10	0.524	6	3	3	4	9	7	0.563	20	17	0.541	0	1	14.0	38	0.368

		Singles	301	Singles	Cricket	Singles	Record	Singles Win %age	Doubles	Cricket	Doubles	501	Doubles	Record	Doubles Win %-age	Sngls + Dbls	Record	Sngls + Dbls Win %-age	1001 Wins	1001 Losses	All-Star Points	Games Played	All-Star %-age
C1/ Comfortably Numb		45	33	33	45	78	78	0.500	21	18	17	22	38	40	0.487	154	158	0.494	0	0	164.0	312	0.526
C 10	Galloway, Dave	11	2	3	8	14	10	0.583	3	8	6	7	9	15	0.375	23	25	0.479			19.0	48	0.396
C 11	Crowley, Pat	8	4	6	6	14	10	0.583	6	6	9	3	15	9	0.625	29	19	0.604			49.0	48	1.021
C 12	Robertson, Ronnie	3	3	1	4	4	7	0.364	7	5	3	7	10	12	0.455	14	19	0.424			13.5	33	0.409
C 13	Stanley, Rick	8	4	7	5	15	9	0.625	5	4	3	6	8	10	0.444	23	19	0.548			20.5	42	0.488
C 14	Bull, Perry	5	8	5	7	10	15	0.400	6	7	5	6	11	13	0.458	21	28	0.429			21.5	49	0.439
C 15	Benson, Kevin	2	6	1	5	3	11	0.214	5	0	4	6	9	6	0.600	12	17	0.414			7.5	29	0.259
C 16	Majoy, Kevin	0	0	0	0	0	0	#DIV/0!	0	0	0	0	0	0	#DIV/0!	0	0	#DIV/0!			0.0	0	#DIV/0!
C 17	Jacobi, Paul	8	3	8	4	16	7	0.696	8	4	2	8	10	12	0.455	26	19	0.578			24.5	45	0.544
C 18	Balogh, Alice	0	3	2	6	2	9	0.182	2	2	2	1	4	3	0.571	6	12	0.333			8.5	18	0.472
C2/ Stik It		33	39	36	36	69	75	0.479	19	17	20	16	39	33	0.542	147	141	0.510	0	6	128.0	294	0.435
C 20	McCarroll, John	1	1	1	1	2	2	0.500	0	2	1	1	1	3	0.250	3	5	0.375	0	0	5.5	8	0.688
C 21	Hatch, Joe	1	2	0	2	1	4	0.200	0	1	2	1	2	2	0.500	3	6	0.333	0	0	3.5	9	0.389
C 22	Karleski, Tom	4	6	5	7	9	13	0.409	4	8	8	7	12	15	0.444	21	28	0.429	0	1	7.0	50	0.140
C 23	Barton, Kevin	5	6	10	1	15	7	0.682	8	3	6	5	14	8	0.636	29	15	0.659	0	1	38.0	45	0.844
C 24	Shine, Donnie	4	7	5	7	9	14	0.391	5	7	4	6	9	13	0.409	18	27	0.400	0	1	14.0	46	0.304
C 25	Frager, Adam	10	4	7	6	17	10	0.630	7	5	8	4	15	9	0.625	32	19	0.627	0	1	28.0	52	0.538
C 26	Toone, Brian	0	1	0	0	0	1	0.000	0	1	0	0	0	1	0.000	0	2	0.000	0	0	0.0	2	0.000
C 27	Townsend, Scott	3	5	3	5	6	10	0.375	8	1	4	5	12	6	0.667	18	16	0.529	0	1	15.5	35	0.443
C 28	Peyton, Johnny	5	7	5	7	10	14	0.417	6	6	7	3	13	9	0.591	23	23	0.500	0	1	16.5	47	0.351
C3/ Excalibur		46	32	43	35	89	67	0.571	24	15	26	13	50	28	0.641	189	123	0.606	0	0	140.0	312	0.449
C 30	Montgomery, Robert	4	5	5	4	9	9	0.500	4	4	7	5	11	9	0.550	20	18	0.526			15.5	38	0.408
C 31	Burney, Gary	4	6	7	4	11	10	0.524	5	5	8	3	13	8	0.619	24	18	0.571			24.0	42	0.571
C 32	Stewart, Shannon	7	6	9	4	16	10	0.615	12	3	10	3	22	6	0.786	38	16	0.704			21.5	54	0.398
C 33	Prior, Jeff	7	3	6	5	13	8	0.619	2	7	7	2	9	9	0.500	22	17	0.564			14.5	39	0.372
C 34	Horton, Tony	10	2	7	5	17	7	0.708	11	1	7	4	18	5	0.783	35	12	0.745			26.0	47	0.553
C 35	Berry, Robert	3	4	2	4	5	8	0.385	2	4	4	2	6	6	0.500	11	14	0.440			11.0	25	0.440
C 36	Deckard, Sammy	6	4	3	6	9	10	0.474	7	5	7	4	14	9	0.609	23	19	0.548			17.5	42	0.417
C 37	Slominski, Mark	5	2	4	3	9	5	0.643	5	1	2	3	7	4	0.636	16	9	0.640			10.0	25	0.400
C4/ Coral Reefers		36	42	40	38	76	80	0.487	22	17	27	12	49	29	0.628	174	138	0.558	0	0	129.0	312	0.413
C 40	Hoyt, Chris	6	6	8	4	14	10	0.583	5	7	8	1	13	8	0.619	27	18	0.600			21.5	45	0.478
C 41	Heath, Mark	3	7	7	1	10	8	0.556	5	5	5	4	10	9	0.526	20	17	0.541			11.5	37	0.311
C 42	Worley, Don	6	6	2	9	8	15	0.348	6	2	8	4	14	6	0.700	22	21	0.512			9.0	43	0.209
C 43	Baker, Dave	1	8	2	4	3	12	0.200	5	3	5	3	10	6	0.625	13	18	0.419			6.0	31	0.194
C 44	James, Bob	9	4	9	4	18	8	0.692	7	6	11	2	18	8	0.692	36	16	0.692			36.5	52	0.702
C 45	Herman, Fritz	2	7	2	11	4	18	0.182	6	6	5	7	11	13	0.458	15	31	0.326			11.0	46	0.239
C 46	Huler, Scott	6	4	6	5	12	9	0.571	6	5	9	2	15	7	0.682	27	16	0.628			21.5	43	0.500
C 47	White, Vic	3	0	4	0	7	0	1.000	4	0	3	1	7	1	0.875	14	1	0.933			12.0	15	0.800
C5/ Scavengers		34	43	31	46	65	89	0.422	10	29	13	26	23	55	0.295	111	199	0.358	8	6	107.0	324	0.330
C 50	Parker, Tom	5	5	7	4	12	9	0.571	4	8	1	9	5	17	0.227	17	26	0.395	1	1	26.0	45	0.578
C 51	Parker, Louise	8	5	2	10	10	15	0.400	1	12	7	7	8	19	0.296	18	34	0.346	1	1	8.5	54	0.157
C 52	Young, Larry	0	2	2	1	2	3	0.400	1	1	1	1	2	2	0.500	4	5	0.444	0	0	1.5	9	0.167
C 53	Finch, Mel	0	1	0	2	0	3	0.000	0	1	2	0	2	1	0.667	2	4	0.333	1	0	0.0	7	0.000
C 54	Darity, Don	6	5	7	2	13	7	0.650	4	6	2	9	6	15	0.286	19	22	0.463	1	1	14.0	43	0.326
C 55	Skea, Bob	7	6	9	5	16	11	0.593	4	9	8	6	12	15	0.444	28	26	0.519	1	1	37.0	56	0.661
C 56	Harrell, Liz	4	5	1	10	5	15	0.250	3	9	0	10	3	19	0.136	8	34	0.190	1	0	7.5	43	0.174
C 57	Stafford, Chris	0	0	0	0	0	0	#DIV/0!	0	0	0	0	0	0	#DIV/0!	0	0	#DIV/0!	0	0	0.0	0	#DIV/0!
C 58	Boyd, Richard	1	4	3	2	4	6	0.400	1	2	2	3	3	5	0.375	7	11	0.389	1	1	7.0	20	0.350
C 59	Campbell, Larry	3	10	0	10	3	20	0.130	2	10	3	7	5	17	0.227	8	37	0.178	1	1	5.5	47	0.117
C6/ Wholy Funk		23	29	20	33	43	62	0.410	6	21	10	17	16	38	0.296	75	138	0.352	0	0	50.5	213	0.237
C 60	Maxwell, Mike	2	6	4	4	6	10	0.375	2	6	3	4	5	10	0.333	11	20	0.355			14.0	31	0.452
C 61	Corter, David	6	4	5	4	11	8	0.579	1	7	3	6	4	13	0.235	15	21	0.417			3.5	36	0.097
C 62	Warren, Randy	5	5	2	8	7	13	0.350	2	10	3	9	5	19	0.208	12	32	0.273			7.5	44	0.170
C 63	Capps, Jim	1	3	4	1	5	4	0.556	1	5	5	1	6	6	0.500	11	10	0.524			4.0	21	0.190
C 64	Taylor, Eddie	2	1	0	3	2	4	0.333	0	1	0	3	0	4	0.000	2	8	0.200			6.5	10	0.650
C 65	Gordon, Bill	4	6	3	8	7	14	0.333	4	7	2	8	6	15	0.286	13	29	0.310			14.0	42	0.333
C 66	Townsend, Jim	0	0	0	0	0	0	#DIV/0!	0	0	0	0	0	0	#DIV/0!	0	0	#DIV/0!			0.0	0	#DIV/0!
C 67	Daniels, James	3	4	2	5	5	9	0.357	2	6	4	3	6	9	0.400	11	18	0.379			1.0	29	0.034
C7/ Shameless & Aimless V		44	27	55	17	99	44	0.692	27	9	17	19	44	28	0.611	187	100	0.652	0	0	224.5	287	0.782
C 70	Moats, Keith	3	1	1	2	4	3	0.571	2	0	1	0	3	0	1.000	7	3	0.700			5.5	10	0.550
C 71	Tighe, John	6	6	6	5	12	11	0.522	7	4	2	5	9	9	0.500	21	20	0.512			32.5	41	0.793
C 72	Allen, Kenny	8	4	6	6	14	10	0.583	8	4	6	4	14	8	0.636	28	18	0.609			31.0	46	0.674
C 73	Jenkins, John	8	3	12	0	20	3	0.870	9	3	7	5	16	8	0.667	36	11	0.766			52.5	47	1.117
C 74	Simpson, Donnie	7	5	12	0	19	5	0.792	10	2	5	6	15	8	0.652	34	13	0.723			53.5	47	1.138
C 75	Lewis, Todd	2	4	4	0	6	4	0.600	2	0	3	5	5	5	0.500	11	9	0.550			8.5	20	0.425
C 76	Mooty, Jim	1	1	0	0	1	1	0.500	0	0	0	4	0	4	0.000	1	5	0.167			0.0	6	0.000
C 77	Fuquay, Chris	5	1	6	3	11	4	0.733	6	2	5	2	11	4	0.733	22	8	0.733			13.0	30	0.433
C 78	Denton, Jonathan	0	0	1	1	1	1	0.500	0	1	1	5	1	6	0.143	2	7	0.222			1.0	9	0.111
C 79	Frame, Scott	4	2	7	0	11	2	0.846	10	2	4	2	14	4	0.778	25	6	0.806			27.0	31	0.871
C8/ Bulls Hitters		31	47	35	43	66	90	0.423	18	21	17	22	35	43	0.449	136	176	0.436	6	0	134.0	318	0.421
C 80	Mori, Christopher	6	4	5	8	11	12	0.478	10	3	3	9	13	12	0.520	24	24	0.500	1	0	13.0	49	0.265
C 81	Cummings, Dick	3	8	9	3	12	11	0.522	5	7	5	4	10	11	0.476	22	22	0.500	1	0	28.0	45	0.622
C 82	Nowlin, Bill	2	5	2	4	4	9	0.308	2	5	2	6	4	11	0.267	8	20	0.286	0	0	8.0	28	0.286
C 83	Amstutz, Duane	1	2	1	1	2	3	0.400	0	1	2	1	2	2	0.500	4	5	0.444	0	0	2.0	9	0.222
C 84	Whitney, Bob	0	7	1	5	1	12	0.077	1	4	2	6	3	10	0.231	4	22	0.154	1	0	8.5	27	0.315
C 85	Moulds, Ron	6	6	5	8	11	14	0.440	4	9	6	5	10	14	0.417	21	28	0.429	1	0	19.0	50	0.380
C 86	Peers, Martin	5	6	1	7	6	13	0.316	4	5	2	7	6	12	0.333	12	25	0.324	1	0	15.0	38	0.395
C 87	Stark, Keith	7	5	8	5	15	10	0.600	6	8	9	5	15	13	0.536	30	23	0.566	1	0	35.0	54	0.648
C 88	Shaner, David	1	4	3	2	4	6	0.400	4	0	3	1	7	1	0.875	11	7	0.611	0	0	5.5	18	0.306

	Singles 301		Singles Cricket		Singles Record		Singles Win %age	Doubles Cricket		Doubles 501		Doubles Record		Doubles Win %-age	Sngls + Dbls Record		Sngls + Dbls Win %-age	1001 Wins	1001 Losses	All-Star Points	Games Played	All-Star %-age
D1/ Hagar & the Horribles	30	54	20	64	50	118	0.298	10	32	20	22	30	54	0.357	110	226	0.327	0	6	90.0	342	0.263
D 10 Wade, Nathan	7	7	7	7	14	14	0.500	1	14	8	7	9	21	0.300	23	35	0.397	0	1	26.5	59	0.449
D 11 Campbell, Steve	4	10	3	13	7	23	0.233	6	7	4	10	10	17	0.370	17	40	0.298	0	1	10.5	58	0.181
D 12 Hoomani, John	2	13	2	12	4	25	0.138	3	11	7	6	10	17	0.370	14	42	0.250	0	1	16.0	57	0.281
D 13 Spivey, John	8	2	7	4	15	6	0.714	4	6	7	3	11	9	0.550	26	15	0.634	0	1	19.0	42	0.452
D 14 Summit, Jeff	1	0	0	1	1	1	0.500	0	1	1	0	1	1	0.500	2	2	0.500	0	0	1.5	4	0.375
D 15 Bray, Aaron	2	8	1	8	3	16	0.158	3	6	5	4	8	10	0.444	11	26	0.297	0	1	8.0	38	0.211
D 16 Carrol, Mike	0	0	0	0	0	0	#DIV/0!	0	0	0	0	0	0	#DIV/0!	0	0	#DIV/0!	0	0	0.0	0	#DIV/0!
D 17 Thompson, Ben	0	5	0	6	0	11	0.000	1	6	3	4	4	10	0.286	4	21	0.160	0	0	4.0	25	0.160
D 18 West, Jim	6	9	0	13	6	22	0.214	2	13	5	10	7	23	0.233	13	45	0.224	0	1	4.5	59	0.076
D2/ Bar Stools	45	39	37	47	82	86	0.488	22	20	18	24	40	44	0.476	162	174	0.482	13	0	118.5	349	0.340
D 20 Heald, Bobby	9	5	8	4	17	9	0.654	6	7	9	5	15	12	0.556	32	21	0.604	2	0	31.0	55	0.564
D 21 Crisp, Fred	9	4	7	6	16	10	0.615	8	5	9	4	17	9	0.654	33	19	0.635	1	0	27.0	53	0.509
D 22 Parker, Don	0	0	0	0	0	0	#DIV/0!	0	0	0	0	0	0	#DIV/0!	0	0	#DIV/0!	0	0	0.0	0	#DIV/0!
D 23 Fountain, Bill	4	8	4	8	8	16	0.333	5	8	7	7	12	15	0.444	20	31	0.392	2	0	12.0	53	0.226
D 24 Watts, John	0	4	0	3	0	7	0.000	1	2	0	3	1	5	0.167	1	12	0.077	0	0	0.0	13	0.000
D 25 Chisholm, Steve	4	2	3	5	7	7	0.500	5	3	2	6	7	9	0.438	14	16	0.467	2	0	10.0	32	0.313
D 26 Sutphen, George	7	7	5	9	12	16	0.429	8	6	6	8	14	14	0.500	26	30	0.464	2	0	20.5	58	0.353
D 27 Smith, Forrest	4	8	3	7	7	15	0.318	4	5	0	8	4	13	0.235	11	28	0.282	2	0	4.0	41	0.098
D 28 Torrible, James	8	1	7	5	15	6	0.714	7	4	3	7	10	11	0.476	25	17	0.595	2	0	14.0	44	0.318
D3/ Reggaeheads	38	40	51	27	89	67	0.571	20	19	21	18	41	37	0.526	171	141	0.548	0	0	154.0	312	0.494
D 30 Webb, David	7	6	5	7	12	13	0.480	6	5	5	7	11	12	0.478	23	25	0.479			26.0	48	0.542
D 31 Bennett, Marco	5	5	8	2	13	7	0.650	4	6	4	3	8	9	0.471	21	16	0.568			22.5	37	0.608
D 32 Williams, Nathan	2	6	2	2	4	8	0.333	3	4	6	6	9	10	0.474	13	18	0.419			6.0	31	0.194
D 33 Bennett, Mike	6	5	7	6	13	11	0.542	6	7	8	5	14	12	0.538	27	23	0.540			19.5	50	0.390
D 34 Whetsel, Jeff	5	7	11	1	16	8	0.667	7	5	6	6	13	11	0.542	29	19	0.604			24.5	48	0.510
D 35 McCoy, Chris	5	6	11	1	16	7	0.696	8	4	8	4	16	8	0.667	32	15	0.681			25.5	47	0.543
D 36 Spangler, Darryl	0	1	0	3	0	4	0.000	0	1	0	0	0	1	0.000	0	5	0.000			3.5	5	0.700
D 37 Bogard, Doug	8	4	7	5	15	9	0.625	6	6	5	5	11	11	0.500	26	20	0.565			26.5	46	0.576
D4/ Nine Lives	39	45	46	38	85	83	0.506	23	19	23	19	46	38	0.548	177	159	0.527	0	7	156.0	343	0.455
D 40 Martin, Dave	4	8	3	5	7	13	0.350	2	5	5	5	7	10	0.412	14	23	0.378	0	1	6.5	38	0.171
D 41 Paulson, Glenn	6	5	7	6	13	11	0.542	7	7	3	7	10	14	0.417	23	25	0.479	0	1	23.5	49	0.480
D 42 Romanchek, David	5	7	5	5	10	12	0.455	8	2	9	6	17	8	0.680	27	20	0.574	0	1	19.0	48	0.396
D 43 Marsden, James	4	8	8	5	12	13	0.480	3	6	7	3	10	9	0.526	22	22	0.500	0	1	10.5	45	0.233
D 44 Smith, Butch	9	1	9	1	18	2	0.900	5	5	7	3	12	8	0.600	30	10	0.750	0	0	43.0	40	1.075
D 45 Fuhrmann, Al	1	1	4	1	5	2	0.714	4	4	1	2	5	6	0.455	10	8	0.556	0	0	6.5	18	0.361
D 46 Green, Sam	4	5	6	2	10	7	0.588	5	4	5	4	10	8	0.556	20	15	0.571	0	1	17.5	36	0.486
D 47 Keever, David	5	3	3	9	8	12	0.400	9	4	8	5	17	9	0.654	25	21	0.543	0	1	23.0	47	0.489
D 48 Kristoferson, Eddie	1	7	1	4	2	11	0.154	3	1	1	3	4	4	0.500	6	15	0.286	0	1	6.5	22	0.295
D5/ No Clue	46	38	48	36	94	74	0.560	22	20	24	18	46	38	0.548	186	150	0.554	0	0	156.5	336	0.466
D 50 Greer, Charles	9	5	9	5	18	10	0.643	7	7	8	6	15	13	0.536	33	23	0.589			29.5	56	0.527
D 51 Lewis, Scott	8	5	4	8	12	13	0.480	6	5	8	5	14	10	0.583	26	23	0.531			15.5	49	0.316
D 52 Marx, Jim	8	5	9	4	17	9	0.654	5	8	9	4	14	12	0.538	31	21	0.596			32.0	52	0.615
D 53 Camplin, Todd	10	4	9	5	19	9	0.679	11	3	7	7	18	10	0.643	37	19	0.661			37.0	56	0.661
D 54 Moore, Lee	3	5	9	5	12	10	0.545	7	7	6	6	13	13	0.500	25	23	0.521			17.5	48	0.365
D 55 Conway, John	6	5	7	4	13	9	0.591	6	5	7	4	13	9	0.591	26	18	0.591			20.5	44	0.466
D 56 Marx, Deanna	2	9	1	5	3	14	0.176	2	5	3	4	5	9	0.357	8	23	0.258			4.5	31	0.145
D6/ Last Call	47	37	52	32	99	69	0.589	23	19	21	21	44	40	0.524	187	149	0.557	0	0	146.5	336	0.436
D 60 Root, Andrew	4	9	9	4	13	13	0.500	6	7	6	7	12	14	0.462	25	27	0.481			21.0	52	0.404
D 61 Daniel, Rob	8	7	6	8	14	15	0.483	7	8	5	9	12	17	0.414	26	32	0.448			13.0	58	0.224
D 62 Ney, Scott	10	4	12	2	22	6	0.786	7	7	7	7	14	14	0.500	36	20	0.643			27.0	56	0.482
D 63 Hamilton, Billy	10	4	11	3	21	7	0.750	10	4	9	5	19	9	0.679	40	16	0.714			49.5	56	0.884
D 64 Davis, Jeff	7	7	4	11	11	18	0.379	10	4	9	5	19	9	0.679	30	27	0.526			9.5	57	0.167
D 65 Gullett, Kevin	8	6	10	4	18	10	0.643	6	8	6	9	12	17	0.414	30	27	0.526			26.5	57	0.465
D7/ Grateful Darts	49	35	38	46	87	81	0.518	20	22	20	22	40	44	0.476	167	169	0.497	0	0	132.5	336	0.394
D 70 McGrail, Tony	1	0	5	8	6	8	0.429	2	2	1	4	3	6	0.333	9	14	0.391			6.5	23	0.283
D 71 Perkins, Rick	8	4	1	0	9	4	0.692	3	8	5	6	8	14	0.364	17	18	0.486			9.5	35	0.271
D 72 Lilienthal, John	7	7	6	8	13	15	0.464	7	5	5	5	12	10	0.545	25	25	0.500			20.0	50	0.400
D 73 Iager, John	3	7	4	4	7	11	0.389	5	6	4	6	9	12	0.429	16	23	0.410			13.5	39	0.346
D 74 Hodges, Mike	3	3	2	7	5	10	0.333	2	6	5	4	7	10	0.412	12	20	0.375			8.5	32	0.266
D 75 Byrd, Joel	8	5	6	8	14	13	0.519	7	5	6	6	13	11	0.542	27	24	0.529			19.0	51	0.373
D 76 Simpson, Phil	9	4	7	6	16	10	0.615	6	6	5	7	11	13	0.458	27	23	0.540			23.5	50	0.470
D 77 Holland, William	10	5	7	5	17	10	0.630	8	6	9	6	17	12	0.586	34	22	0.607			32.0	56	0.571
D8/ 1 & Done	36	42	38	40	74	82	0.474	25	14	18	21	43	35	0.551	160	152	0.513	0	0	146.0	312	0.468
D 80 Coyne, Kevin	5	8	3	5	8	13	0.381	9	3	5	4	14	7	0.667	22	20	0.524			11.5	42	0.274
D 81 Haller, Ben	7	3	3	6	10	9	0.526	6	4	7	3	13	7	0.650	23	16	0.590			21.0	39	0.538
D 82 Connor, Michael	0	2	1	1	1	3	0.250	2	0	0	1	2	1	0.667	3	4	0.429			6.5	7	0.929
D 83 Corbin, Rosa	1	0	3	3	4	3	0.571	5	1	2	4	7	5	0.583	11	8	0.579			5.0	19	0.263
D 84 Hamed, Adnan	3	6	4	5	7	11	0.389	5	5	6	5	11	10	0.524	18	21	0.462			20.5	39	0.526
D 85 Smith, "Sarge"	7	6	7	6	14	12	0.538	5	2	7	4	12	6	0.667	26	18	0.591			27.0	44	0.614
D 86 Kuppler, Bob	4	8	7	5	11	13	0.458	5	6	2	7	7	13	0.350	18	26	0.409			21.0	44	0.477
D 87 Poucher, Mark	4	6	5	5	9	11	0.450	7	6	3	9	10	15	0.400	19	26	0.422			15.5	45	0.344
D 88 Hugelmeyer, Paul	5	3	5	4	10	7	0.588	6	1	4	5	10	6	0.625	20	13	0.606			18.0	33	0.545

		Singles	301	Singles	Cricket	Singles	Record	Singles Win %-age	Doubles	Cricket	Doubles	501	Doubles	Record	Doubles Win %-age	Sngls + Dbls	Record	Sngls + Dbls Win %-age	1001 Wins	1001 Losses	All-Star Points	Games Played	All-Star %-age
E1/ Starving Dartists		47	24	43	28	90	52	0.634	25	11	23	13	48	24	0.667	186	100	0.650	7	0	113.0	293	0.386
E 10	Hendricks, Ron	9	2	10	1	19	3	0.864	8	4	6	4	14	8	0.636	33	11	0.750	1	0	27.5	45	0.611
E 11	Shown, Marc	10	1	9	3	19	4	0.826	7	4	9	2	16	6	0.727	35	10	0.778	1	0	22.5	46	0.489
E 12	Hartley, Kevin	3	7	5	4	8	11	0.421	7	3	6	5	13	8	0.619	21	19	0.525	1	0	7.0	41	0.171
E 13	Howell, John	5	4	7	5	12	9	0.571	8	4	9	4	17	8	0.680	29	17	0.630	1	0	25.0	47	0.532
E 14	Fleming, Frank	5	5	4	5	9	10	0.474	7	3	5	3	12	6	0.667	21	16	0.568	1	0	10.5	38	0.276
E 15	Harrell, Forrest	3	0	1	0	4	0	1.000	2	1	0	3	2	4	0.333	6	4	0.600	1	0	3.5	11	0.318
E 16	Chromy, Paul	5	0	3	2	8	2	0.800	3	0	4	1	7	1	0.875	15	3	0.833	0	0	5.0	18	0.278
E 17	Bergman, Fred	7	5	4	8	11	13	0.458	8	3	7	4	15	7	0.682	26	20	0.565	1	0	12.0	47	0.255
E2/ PMS		28	42	25	45	53	87	0.379	13	23	17	19	30	42	0.417	113	171	0.398	0	0	75.0	284	0.264
E 20	Sasser, Debbie	5	3	2	7	7	10	0.412	5	6	5	5	10	11	0.476	17	21	0.447			16.5	38	0.434
E 21	Ellis, Trish	4	8	2	9	6	17	0.261	3	9	8	4	11	13	0.458	17	30	0.362			4.0	47	0.085
E 22	Bartlett, Lynn	5	6	7	5	12	11	0.522	4	9	5	7	9	16	0.360	21	27	0.438			23.5	48	0.490
E 23	Cummings, Shelly	1	4	1	3	2	7	0.222	2	2	1	3	3	5	0.375	5	12	0.294			3.5	17	0.206
E 24	Lewis, Lynne	1	6	3	4	4	10	0.286	2	5	3	2	5	7	0.417	9	17	0.346			5.0	26	0.192
E 25	Lewis, Sharon	5	6	2	8	7	14	0.333	5	6	1	10	6	16	0.273	13	30	0.302			5.5	43	0.128
E 26	Tilley, Chip	3	2	4	1	7	3	0.700	3	2	3	2	6	4	0.600	13	7	0.650			7.5	20	0.375
E 27	Riddle, Carol	1	1	2	2	3	3	0.500	0	2	3	1	3	3	0.500	6	6	0.500			6.5	12	0.542
E 28	Roberson, Susan	3	5	1	6	4	11	0.267	1	5	4	4	5	9	0.357	9	20	0.310			1.0	29	0.034
E 29	Tyndall, Anita	0	1	1	0	1	1	0.500	1	0	1	0	2	0	1.000	3	1	0.750			2.0	4	0.500
E3/ M.R.Ducks		30	41	37	34	67	75	0.472	18	18	17	18	35	36	0.493	137	147	0.482	0	8	84.5	292	0.289
E 30	Carawon, Bob	8	4	8	2	16	6	0.727	6	5	5	5	11	10	0.524	27	16	0.628	0	1	18.5	44	0.420
E 31	Rodgers, Clayton	1	8	3	3	4	11	0.267	2	5	3	4	5	9	0.357	9	20	0.310	0	1	5.0	30	0.167
E 32	Young, Perry	4	5	5	7	9	12	0.429	3	8	8	2	11	10	0.524	20	22	0.476	0	1	8.5	43	0.198
E 33	Smith, Darrel	5	3	6	4	11	7	0.611	5	6	3	7	8	13	0.381	19	20	0.487	0	1	14.0	40	0.350
E 34	Converse, Stan	3	0	6	3	9	3	0.750	7	3	4	4	11	7	0.611	20	10	0.667	0	1	16.5	31	0.532
E 35	Tollerton, Steve "Tolly"	4	8	5	9	9	17	0.346	7	2	8	6	15	8	0.652	24	25	0.490	0	1	10.5	50	0.210
E 36	Riddick, Buddy	0	3	0	1	0	4	0.000	2	1	0	0	2	1	0.667	2	5	0.286	0	0	1.0	7	0.143
E 37	Aldridge, Wayne	5	1	2	2	7	3	0.700	2	2	1	5	3	7	0.300	10	10	0.500	0	1	5.5	21	0.262
E 38	Scoggins, Norm	0	9	2	3	2	12	0.143	2	4	2	3	4	7	0.364	6	19	0.240	0	1	5.0	26	0.192
E4/ S.S.H.		41	31	40	32	81	63	0.563	21	15	21	15	42	30	0.583	165	123	0.573	0	19	105.0	307	0.342
E 40	Kunesh, Joe	8	5	7	5	15	10	0.600	7	5	7	6	14	11	0.560	29	21	0.580	0	3	16.5	53	0.311
E 41	Futrelle, Greg	1	0	1	0	2	0	1.000	1	1	0	1	1	2	0.333	3	2	0.600	0	0	1.5	5	0.300
E 42	Powell, Mark	8	2	9	3	17	5	0.773	9	3	8	3	17	6	0.739	34	11	0.756	0	3	28.0	48	0.583
E 43	Rouse, Chuck	4	8	1	12	5	20	0.200	4	7	6	5	10	12	0.455	15	32	0.319	0	3	11.0	50	0.220
E 44	Wilkinson, Charlie	7	5	8	4	15	9	0.625	8	4	6	6	14	10	0.583	29	19	0.604	0	3	9.5	51	0.186
E 45	Rube, Bob	5	4	5	4	10	8	0.556	5	4	8	2	13	6	0.684	23	14	0.622	0	2	17.0	39	0.436
E 46	Weatherly, Keith	6	3	8	1	14	4	0.778	6	3	6	3	12	6	0.667	26	10	0.722	0	3	19.5	39	0.500
E 47	Weatherly, Lisa	2	4	1	3	3	7	0.300	2	3	1	4	3	7	0.300	6	14	0.300	0	2	2.0	22	0.091
E5/ It's All Good		26	46	24	48	50	94	0.347	10	26	13	23	23	49	0.319	96	192	0.333	0	0	77.0	288	0.267
E 50	Downs, Brooks	3	6	0	6	3	12	0.200	1	6	3	6	4	12	0.250	7	24	0.226			4.0	31	0.129
E 51	Clement, Dawn	3	9	3	9	6	18	0.250	3	8	4	8	7	16	0.304	13	34	0.277			9.0	47	0.191
E 52	Enos, Kellee	5	7	2	10	7	17	0.292	4	8	6	4	10	12	0.455	17	29	0.370			16.0	46	0.348
E 53	Thomas, Jennifer	0	3	0	1	0	4	0.000	0	2	1	2	1	4	0.200	1	8	0.111			1.0	9	0.111
E 54	Dutton, Dena	1	5	1	2	2	7	0.222	0	4	0	2	0	6	0.000	2	13	0.133			2.0	15	0.133
E 55	Garska, Bryan	4	5	8	3	12	8	0.600	3	8	5	5	8	13	0.381	20	21	0.488			16.5	41	0.402
E 56	Byrum, John	0	1	4	1	4	2	0.667	2	1	1	3	3	4	0.429	7	6	0.538			4.5	13	0.346
E 57	England, Drew	3	7	4	4	7	11	0.389	4	7	4	7	8	14	0.364	15	25	0.375			20.0	40	0.500
E 58	Covillon, Mara	5	1	2	5	7	6	0.538	3	3	2	4	5	7	0.417	12	13	0.480			2.0	25	0.080
E 59	Wilbourne, Patricia	2	2	0	7	2	9	0.182	0	5	0	5	0	10	0.000	2	19	0.095			2.0	21	0.095
E6/ Hole In The Wall Gang		41	29	38	32	79	61	0.564	15	21	13	22	28	43	0.394	135	147	0.479	5	6	101.5	293	0.346
E 60	Gillett, Galen	7	4	10	2	17	6	0.739	6	6	3	8	9	14	0.391	26	20	0.565	1	1	19.0	48	0.396
E 61	Ford, Russell	1	0	1	0	2	0	1.000	0	1	1	0	1	1	0.500	3	1	0.750	0	0	2.5	4	0.625
E 62	Hall, Danny	10	2	7	4	17	6	0.739	7	5	3	9	10	14	0.417	27	20	0.574	1	1	24.0	49	0.490
E 63	Jacobs, Joe	4	8	5	6	9	14	0.391	1	11	3	8	4	19	0.174	13	33	0.283	0	1	11.5	47	0.245
E 64	Wildblood, Steven	7	4	6	4	13	8	0.619	6	4	5	7	11	11	0.500	24	19	0.558	1	1	13.5	45	0.300
E 65	Kvasnicka, Bob	7	3	5	5	12	8	0.600	7	5	6	5	13	10	0.565	25	18	0.581	1	1	26.0	45	0.578
E 66	Shyne, Larry, Jr.	1	0	1	0	2	0	1.000	1	0	0	1	1	1	0.500	3	1	0.750	0	0	0.0	4	0.000
E 67	Neal, Roger	4	8	3	11	7	19	0.269	2	10	5	6	7	16	0.304	14	35	0.286	1	1	5.0	51	0.098
E 68	Shyne, Larry, Sr.	0	0	0	0	0	0	#DIV/0!	0	0	0	0	0	0	#DIV/0!	0	0	#DIV/0!	0	0	0.0	0	#DIV/0!
E 69	Cocklin, Greg	0	0	0	0	0	0	#DIV/0!	0	0	0	0	0	0	#DIV/0!	0	0	#DIV/0!	0	0	0.0	0	#DIV/0!
E7/ Friends of the Devil		36	36	42	30	78	66	0.542	24	12	21	15	45	27	0.625	168	120	0.583	24	0	122.5	312	0.393
E 70	Sampson, Sam	7	5	2	1	9	6	0.600	0	2	5	4	5	6	0.455	14	12	0.538	2	0	5.0	28	0.179
E 71	Robison, Jim	2	1	6	3	8	4	0.667	6	3	5	4	11	7	0.611	19	11	0.633	1	0	13.5	31	0.435
E 72	Robison, Jack	5	3	7	5	12	8	0.600	8	3	4	1	12	4	0.750	24	12	0.667	3	0	11.5	39	0.295
E 73	Dowling, Jack	3	1	8	4	11	5	0.688	8	4	6	6	14	10	0.583	25	15	0.625	3	0	28.5	43	0.663
E 74	Zerkle, Preston	3	5	5	4	8	9	0.471	7	4	0	0	7	4	0.636	15	13	0.536	3	0	9.5	31	0.306
E 75	Williams, Nelson	5	6	2	1	7	7	0.500	5	4	6	4	11	8	0.579	18	15	0.545	3	0	15.5	36	0.431
E 76	Cullen, Pat	2	8	0	0	2	8	0.200	0	0	6	6	6	6	0.500	8	14	0.364	3	0	2.0	25	0.080
E 77	Turner, Stuart	1	3	6	6	7	9	0.438	8	3	2	1	10	4	0.714	17	13	0.567	3	0	10.5	33	0.318
E 78	Herbert, Kirk	8	4	6	6	14	10	0.583	6	1	8	4	14	5	0.737	28	15	0.651	3	0	26.5	46	0.576

		Singles	301	Singles	Cricket	Singles	Record	Singles Win %-age	Doubles	Cricket	Doubles	501	Doubles	Record	Doubles Win %-age	Sngls + Dbls	Record	Sngls + Dbls Win %-age	1001 Wins	1001 Losses	All-Star Points	Games Played	All-Star %-age
F1/ Dead Beat Darts		37	41	43	35	80	76	0.513	21	18	21	18	42	36	0.538	164	148	0.526	7	0	107.5	319	0.337
F 10	Bryant, Robin	4	7	3	9	7	16	0.304	5	8	7	5	12	13	0.480	19	29	0.396	1	0	14.0	49	0.286
F 11	Barnes, Kathy	8	5	10	3	18	8	0.692	5	8	7	5	12	13	0.480	30	21	0.588	1	0	15.5	52	0.298
F 12	Alapin, Toni	4	8	4	6	8	14	0.364	2	3	5	7	7	10	0.412	15	24	0.385	1	0	7.5	40	0.188
F 13	Herbert, Paul	3	5	6	7	9	12	0.429	10	1	6	5	16	6	0.727	25	18	0.581	1	0	8.5	44	0.193
F 14	Austin, Connie	6	6	6	6	12	12	0.500	5	7	6	4	11	11	0.500	23	23	0.500	1	0	17.5	47	0.372
F 15	Mabry, Carolyn	3	6	2	3	5	9	0.357	4	7	4	4	8	11	0.421	13	20	0.394	1	0	2.0	34	0.059
F 16	Rogers, Trey	9	4	12	1	21	5	0.808	11	2	7	6	18	8	0.692	39	13	0.750	1	0	42.5	53	0.802
F2/ A.H. & the Diddlers		31	53	30	54	61	107	0.363	15	27	18	24	33	51	0.393	127	209	0.378	19	0	94.0	355	0.265
F 20	Linney, Eric	2	9	9	2	11	11	0.500	4	6	8	4	12	10	0.545	23	21	0.523	3	0	16.0	47	0.340
F 21	Birkhead, Paul	6	5	1	8	7	13	0.350	4	7	4	6	8	13	0.381	15	26	0.366	2	0	4.5	43	0.105
F 22	Shaefer, Mark	8	2	3	7	11	9	0.550	5	5	3	6	8	11	0.421	19	20	0.487	3	0	12.5	42	0.298
F 23	Golder, Mike	3	7	1	9	4	16	0.200	0	8	4	6	4	14	0.222	8	30	0.211	2	0	12.0	40	0.300
F 24	Goodin, Rich	0	0	0	0	0	0	#DIV/0!	0	0	0	0	0	0	#DIV/0!	0	0	#DIV/0!	0	0	0.0	0	#DIV/0!
F 25	Schlecht, George	1	7	1	4	2	11	0.154	2	4	1	5	3	9	0.250	5	20	0.200	2	0	2.5	27	0.093
F 26	Atkinson, Bob	4	8	7	6	11	14	0.440	7	3	7	7	14	10	0.583	25	24	0.510	3	0	18.0	52	0.346
F 27	Gay, Chuck	2	5	1	9	3	14	0.176	0	10	1	7	1	17	0.056	4	31	0.114	1	0	1.0	36	0.028
F 28	Sullivan, Paul	5	5	6	5	11	10	0.524	7	5	7	4	14	9	0.609	25	19	0.568	2	0	22.0	46	0.478
F 29	Layton, John	0	5	1	4	1	9	0.100	1	6	1	3	2	9	0.182	3	18	0.143	1	0	5.5	22	0.250
F3/ Tattoo the Red Eye		35	43	27	51	62	94	0.397	12	27	10	29	22	56	0.282	106	206	0.340	0	8	92.5	320	0.289
F 30	Redmon, Art	8	3	7	5	15	8	0.652	5	7	4	6	9	13	0.409	24	21	0.533	0	1	18.0	46	0.391
F 31	Lasky, Don	6	5	5	8	11	13	0.458	4	8	4	8	8	16	0.333	19	29	0.396	0	1	19.0	49	0.388
F 32	McCann, April	4	6	1	6	5	12	0.294	1	10	2	8	3	18	0.143	8	30	0.211	0	1	2.0	39	0.051
F 33	Kemp, Louis	7	4	4	9	11	13	0.458	3	8	0	8	3	16	0.158	14	29	0.326	0	1	18.5	44	0.420
F 34	Knight, Tracey	4	4	6	2	10	6	0.625	6	2	3	5	9	7	0.563	19	13	0.594	0	1	17.0	33	0.515
F 35	Redmon, Frances	2	7	1	8	3	15	0.167	2	5	2	8	4	13	0.235	7	28	0.200	0	1	5.0	36	0.139
F 36	Crolla, Mike	4	9	0	5	4	14	0.222	0	5	1	10	1	15	0.063	5	29	0.147	0	1	2.0	35	0.057
F 37	Jay, John	0	5	3	8	3	13	0.188	3	7	4	4	7	11	0.389	10	24	0.294	0	1	11.0	35	0.314
F 38	Elliott, Dave	0	0	0	0	0	0	#DIV/0!	0	2	0	1	0	3	0.000	0	3	0.000	0	0	0.0	3	0.000
F4/ Bent Shafts		21	33	22	32	43	65	0.398	11	16	10	17	21	33	0.389	85	131	0.394	0	9	44.5	225	0.198
F 40	Piascik, Jeff	3	4	3	5	6	9	0.400	3	3	3	3	6	6	0.500	12	15	0.444	0	1	5.5	28	0.196
F 41	Murphy, Shane	3	4	5	3	8	7	0.533	5	3	2	3	7	6	0.538	15	13	0.536	0	1	9.0	29	0.310
F 42	Baier, Brett	2	5	4	3	6	8	0.429	2	6	2	6	4	12	0.250	10	20	0.333	0	1	5.5	31	0.177
F 43	Maloney, Ed	2	4	2	4	4	8	0.333	2	3	3	3	5	6	0.455	9	14	0.391	0	1	6.0	24	0.250
F 44	Connors, Dave	2	2	2	3	4	5	0.444	2	4	1	0	3	4	0.429	7	9	0.438	0	1	2.5	17	0.147
F 45	Shaw, Rob	2	2	0	4	2	6	0.250	1	3	1	5	2	8	0.200	4	14	0.222	0	1	0.0	19	0.000
F 46	Cline, Kevin	5	4	1	6	6	10	0.375	4	5	3	5	7	10	0.412	13	20	0.394	0	1	6.5	34	0.191
F 47	Mitchell, Roy	0	5	1	3	1	8	0.111	0	5	3	6	3	11	0.214	4	19	0.174	0	1	1.0	24	0.042
F 48	Mann, Doug	2	3	4	1	6	4	0.600	3	0	2	3	5	3	0.625	11	7	0.611	0	1	8.5	19	0.447
F 49	Wesson, Gary	0	0	0	0	0	0	#DIV/0!	0	0	0	0	0	0	#DIV/0!	0	0	#DIV/0!	0	0	0.0	0	#DIV/0!
F5/ Dynamic Darts		42	35	50	28	92	63	0.594	25	14	28	11	53	25	0.679	198	113	0.637	5	0	125.5	316	0.397
F 50	Ellison, George	6	7	11	2	17	9	0.654	8	5	10	3	18	8	0.692	35	17	0.673	1	0	21.5	53	0.406
F 51	Williamson, Steve	8	5	6	6	14	11	0.560	9	3	8	4	17	7	0.708	31	18	0.633	1	0	22.5	50	0.450
F 52	Parrillo, Scott	4	7	3	8	7	15	0.318	4	6	8	4	12	10	0.545	19	25	0.432	1	0	8.0	45	0.178
F 53	Jackson, Barry	8	5	11	2	19	7	0.731	8	6	9	5	17	11	0.607	36	18	0.667	1	0	28.5	55	0.518
F 54	Faulkner, Chris	6	7	7	5	13	12	0.520	10	3	9	2	19	5	0.792	32	17	0.653	0	0	19.5	49	0.398
F 55	Kroll, Brian "Artie"	2	0	5	0	7	0	1.000	3	2	4	1	7	3	0.700	14	3	0.824	0	0	8.5	17	0.500
F 56	Coffin, Jake	0	2	1	1	1	3	0.250	1	0	1	0	2	0	1.000	3	3	0.500	0	0	0.0	6	0.000
F 57	Lowers, Joe	8	2	6	4	14	6	0.700	7	3	7	3	14	6	0.700	28	12	0.700	1	0	17.0	41	0.415
F6/ Horsemen		56	27	50	34	106	61	0.635	26	16	29	13	55	29	0.655	216	119	0.645	0	0	139.0	335	0.415
F 60	Selby, Brian	7	2	13	0	20	2	0.909	10	2	7	1	17	3	0.850	37	5	0.881			32.0	42	0.762
F 61	Lougher, Shannon	9	3	6	5	15	8	0.652	7	4	10	1	17	5	0.773	32	13	0.711			17.0	45	0.378
F 62	Maminski, Len	5	5	3	7	8	12	0.400	5	7	7	3	12	10	0.545	20	22	0.476			12.0	42	0.286
F 63	Keller, Tony	9	3	4	4	13	7	0.650	6	5	8	3	14	8	0.636	27	15	0.643			11.5	42	0.274
F 64	Robertson, Phil	8	3	7	5	15	8	0.652	8	3	6	6	14	9	0.609	29	17	0.630			19.5	46	0.424
F 65	Moody, Chris	8	3	10	2	18	5	0.783	9	3	7	5	16	8	0.667	34	13	0.723			20.5	47	0.436
F 66	Iukovich, Mike	6	5	5	6	11	11	0.500	3	6	8	4	11	10	0.524	22	21	0.512			17.0	43	0.395
F 67	Mattson, Randy	4	3	2	5	6	8	0.429	4	2	5	3	9	5	0.643	15	13	0.536			9.5	28	0.339
F7/ Spank This		40	38	37	41	77	79	0.494	21	18	15	24	36	42	0.462	149	163	0.478	0	0	91.5	312	0.293
F 70	Griffin, Bill	8	4	8	4	16	8	0.667	7	3	3	9	10	12	0.455	26	20	0.565			14.5	46	0.315
F 71	Bohanan, Heather	2	9	1	7	3	16	0.158	3	3	4	3	7	6	0.538	10	22	0.313			4.5	32	0.141
F 72	Kiether, Bill	4	5	4	5	8	10	0.444	4	6	5	5	9	11	0.450	17	21	0.447			5.5	38	0.145
F 73	McGee, Billy	2	1	6	6	8	7	0.533	2	7	4	3	6	10	0.375	14	17	0.452			10.0	31	0.323
F 74	Hurley, John	6	5	3	6	9	11	0.450	4	6	5	8	9	14	0.391	18	25	0.419			12.5	43	0.291
F 75	Feller, Keith	8	3	8	3	16	6	0.727	10	2	3	8	13	10	0.565	29	16	0.644			31.5	45	0.700
F 76	Livingston, Mike	6	3	2	5	8	8	0.500	4	5	1	6	5	11	0.313	13	19	0.406			2.0	32	0.063
F 77	VanDusen, Peter	4	8	5	5	9	13	0.409	8	4	5	6	13	10	0.565	22	23	0.489			11.0	45	0.244
F8/ Flying Aces		43	35	47	31	90	66	0.577	22	17	22	17	44	34	0.564	178	134	0.571	0	22	140.0	334	0.419
F 80	Buchanan, Chris	4	4	7	6	11	10	0.524	9	4	11	2	20	6	0.769	31	16	0.660	0	3	31.0	50	0.620
F 81	Mongillo, Marty	5	7	5	5	10	12	0.455	8	5	5	5	13	10	0.565	23	22	0.511	0	3	16.0	48	0.333
F 82	Holder, Graham	7	3	8	3	15	6	0.714	4	5	7	3	11	8	0.579	26	14	0.650	0	3	26.5	43	0.616
F 83	Murdaugh, John	7	4	10	2	17	6	0.739	8	4	6	6	14	10	0.583	31	16	0.660	0	3	28.5	50	0.570
F 84	Pierce, Mark	4	7	2	5	6	12	0.333	1	2	3	6	4	8	0.333	10	20	0.333	0	3	6.0	33	0.182
F 85	Ellis, John	1	4	4	4	5	8	0.385	2	4	0	3	2	7	0.222	7	15	0.318	0	2	3.0	24	0.125
F 86	Matthews, Skeeter	7	3	6	3	13	6	0.684	5	5	7	4	12	9	0.571	25	15	0.625	0	2	14.5	42	0.345
F 87	Longoria, Ruben	8	3	5	3	13	6	0.684	7	5	5	5	12	10	0.545	25	16	0.610	0	3	14.5	44	0.330

		Singles	301	Singles	Cricket	Singles	Record	Singles Win %-age	Doubles	Cricket	Doubles	501	Doubles	Record	Doubles Win %-age	Sngls + Dbls	Record	Sngls + Dbls Win %-age	1001 Wins	1001 Losses	All-Star Points	Games Played	All-Star %-age
G1/ Sharp Darts		34	50	49	35	83	85	0.494	24	18	22	20	46	38	0.548	175	161	0.521	0	9	107.5	345	0.312
G 10	Winfree, Scott	1	5	6	4	7	9	0.438	5	4	6	3	11	7	0.611	18	16	0.529	0	0	11.0	34	0.324
G 11	Moeschet, Cathy	5	5	5	4	10	9	0.526	7	2	2	7	9	9	0.500	19	18	0.514	0	1	12.0	38	0.316
G 12	Walker, Chip	6	5	9	3	15	8	0.652	9	5	11	3	20	8	0.714	35	16	0.686	0	1	33.5	52	0.644
G 13	Scarborough, Jim	4	6	3	4	7	10	0.412	7	3	10	0	17	3	0.850	24	13	0.649	0	1	7.0	38	0.184
G 14	Edgerton, Laurie	2	6	2	5	4	11	0.267	3	2	1	8	4	10	0.286	8	21	0.276	0	1	2.0	30	0.067
G 15	Stokes, William	1	9	3	6	4	15	0.211	3	5	3	4	6	9	0.400	10	24	0.294	0	1	9.0	35	0.257
G 16	Mitchell, Steven	1	2	2	1	3	3	0.500	1	2	2	1	3	3	0.500	6	6	0.500	0	1	1.0	13	0.077
G 17	Todd, Patrick	8	6	8	6	16	12	0.571	5	8	4	6	9	14	0.391	25	26	0.490	0	1	9.0	52	0.173
G 18	Gildea, Tom	1	4	3	1	4	5	0.444	1	3	1	4	2	7	0.222	6	12	0.333	0	1	3.0	19	0.158
G 19	Gibson, Jack	5	2	8	1	13	3	0.813	7	2	4	4	11	6	0.647	24	9	0.727	0	1	20.0	34	0.588
G2/ Who Darted?		42	42	47	37	89	79	0.530	22	20	18	24	40	44	0.476	169	167	0.503	13	0	98.0	349	0.281
G 20	Peterman, Philip R.	5	4	9	2	14	6	0.700	5	5	4	2	9	7	0.563	23	13	0.639	1	0	10.5	37	0.284
G 21	Perrault, Melissa	7	5	5	8	12	13	0.480	11	2	10	3	21	5	0.808	33	18	0.647	2	0	14.0	53	0.264
G 22	Bonfiglio, Chris	9	5	13	2	22	7	0.759	10	4	3	10	13	14	0.481	35	21	0.625	2	0	18.5	58	0.319
G 23	Shearin, Jason	3	7	5	6	8	13	0.381	8	5	8	5	16	10	0.615	24	23	0.511	2	0	14.0	49	0.286
G 24	Langley, Fred	1	0	0	1	1	1	0.500	0	0	1	1	1	1	0.500	2	2	0.500	0	0	1.0	4	0.250
G 25	Holland, Steve	4	9	2	6	6	15	0.286	3	8	3	10	6	18	0.250	12	33	0.267	2	0	6.0	47	0.128
G 26	Williams, Shane	1	1	1	1	2	2	0.500	0	2	0	2	0	4	0.000	2	6	0.250	0	0	4.5	8	0.563
G 27	Ludwig, Laura	6	6	2	9	8	15	0.348	2	7	2	10	4	17	0.190	12	32	0.273	2	0	9.0	46	0.196
G 28	Butler, Brent	6	5	10	2	16	7	0.696	5	7	5	5	10	12	0.455	26	19	0.578	2	0	20.5	47	0.436
G3/ Boxed Lunch		36	47	26	57	62	104	0.373	16	26	16	26	32	52	0.381	126	208	0.377	0	8	90.0	342	0.263
G 30	Donaghy, Patrick	5	6	5	8	10	14	0.417	11	3	1	9	12	12	0.500	22	26	0.458	0	1	19.0	49	0.388
G 31	Clark, Louis	4	7	4	8	8	15	0.348	5	7	7	3	12	10	0.545	20	25	0.444	0	1	12.5	46	0.272
G 32	Baucom, Craig	5	4	3	7	8	11	0.421	2	6	4	4	6	10	0.375	14	21	0.400	0	1	9.0	36	0.250
G 33	Kelly, Derek	2	3	8	4	10	7	0.588	6	6	4	7	10	13	0.435	20	20	0.500	0	1	19.5	41	0.476
G 34	Harrell, Chris	5	7	0	8	5	15	0.250	1	9	3	9	4	18	0.182	9	33	0.214	0	1	5.0	43	0.116
G 35	Warnke, Son-Ae	5	9	4	7	9	16	0.360	1	9	6	8	7	17	0.292	16	33	0.327	0	1	12.5	50	0.250
G 36	Dale, James	2	2	1	3	3	5	0.375	3	2	1	1	4	3	0.571	7	8	0.467	0	0	3.0	15	0.200
G 37	Henthorne, Dan	3	5	0	7	3	12	0.200	3	6	4	5	7	11	0.389	10	23	0.303	0	1	7.5	34	0.221
G 38	Rue, Kittie	5	4	1	5	6	9	0.400	0	4	2	6	2	10	0.167	8	19	0.296	0	1	2.0	28	0.071
G4/ Get Over It		52	32	42	42	94	74	0.560	17	25	24	18	41	43	0.488	176	160	0.524	0	0	94.0	336	0.280
G 40	Steinhauer, Bruce	9	4	9	5	18	9	0.667	3	9	7	7	10	16	0.385	28	25	0.528			20.0	53	0.377
G 41	Young, Jeff	3	5	8	3	11	8	0.579	2	9	8	2	10	11	0.476	21	19	0.525			9.5	40	0.238
G 42	Lawley, Charlie	7	4	5	5	12	9	0.571	7	5	8	4	15	9	0.625	27	18	0.600			12.5	45	0.278
G 43	Lawley, Lisa	10	7	7	6	17	13	0.567	6	8	6	9	12	17	0.414	29	30	0.492			11.0	59	0.186
G 44	Cullen, Jeff	9	8	5	10	14	18	0.438	5	9	9	5	14	14	0.500	28	32	0.467			16.0	60	0.267
G 45	Wilser, Dave	11	2	5	9	16	11	0.593	7	7	7	6	14	13	0.519	30	24	0.556			19.0	54	0.352
G 46	Livingston, Danah	0	0	0	0	0	0	#DIV/0!	0	0	0	0	0	0	#DIV/0!	0	0	#DIV/0!			0.0	0	#DIV/0!
G 47	Jaraszewicz, Jason	3	2	3	4	6	6	0.500	4	3	3	3	7	6	0.538	13	12	0.520			6.0	25	0.240
G5/ Where's Gary?		42	42	40	44	82	86	0.488	18	24	19	23	37	47	0.440	156	180	0.464	0	6	88.0	342	0.257
G 50	Brotherton, Rhetta	2	10	3	5	5	15	0.250	6	7	5	8	11	15	0.423	16	30	0.348	0	1	5.0	47	0.106
G 51	Hudelson, Hans	9	4	9	5	18	9	0.667	5	8	5	4	10	12	0.455	28	21	0.571	0	1	20.5	50	0.410
G 52	Hollins, Gary	5	8	6	6	11	14	0.440	2	6	4	8	6	14	0.300	17	28	0.378	0	1	10.5	46	0.228
G 53	Bake, Bob	9	6	2	9	11	15	0.423	3	11	6	8	9	19	0.321	20	34	0.370	0	1	5.5	55	0.100
G 54	Becker, Mark	4	3	5	5	9	8	0.529	6	5	6	3	12	8	0.600	21	16	0.568	0	1	7.5	38	0.197
G 55	Williams, Dory	3	7	4	5	7	12	0.368	4	3	5	6	9	9	0.500	16	21	0.432	0	1	4.0	38	0.105
G 56	Gibbs, Keith	3	0	7	1	10	1	0.909	5	3	4	5	9	8	0.529	19	9	0.679	0	0	16.0	28	0.571
G 57	Ellis, E.J.	7	4	4	8	11	12	0.478	5	5	3	4	8	9	0.471	19	21	0.475	0	0	19.0	40	0.475
G6/ Cheap Shots		52	32	55	29	107	61	0.637	26	16	27	15	53	31	0.631	213	123	0.634	0	0	121.0	336	0.360
G 60	Sellers, Mark	11	1	10	1	21	2	0.913	10	1	9	3	19	4	0.826	40	6	0.870			32.5	46	0.707
G 61	Bari, Burt	9	3	2	4	11	7	0.611	2	4	5	4	7	8	0.467	18	15	0.545			5.0	33	0.152
G 62	Witz, Steve	6	4	6	5	12	9	0.571	12	1	8	3	20	4	0.833	32	13	0.711			13.5	45	0.300
G 63	Johnson, Ken	5	3	5	4	10	7	0.588	5	4	4	2	9	6	0.600	19	13	0.594			14.0	32	0.438
G 64	Ramsey, Andy	1	5	7	3	8	8	0.500	7	3	5	4	12	7	0.632	20	15	0.571			8.5	35	0.243
G 65	Walton, Mitch	3	6	2	4	5	10	0.333	1	4	4	5	5	9	0.357	10	19	0.345			4.5	29	0.155
G 66	Mattingly, Matt	4	5	4	3	8	8	0.500	4	6	3	4	7	10	0.412	15	18	0.455			8.0	33	0.242
G 67	Proffitt, Michael	10	1	11	1	21	2	0.913	8	4	8	1	16	5	0.762	37	7	0.841			22.0	44	0.500
G 68	Hall, Josh	3	4	8	4	11	8	0.579	3	5	8	4	11	9	0.550	22	17	0.564			13.0	39	0.333
G7/ Woody's Woodies		35	48	39	44	74	92	0.446	22	20	22	20	44	40	0.524	162	172	0.485	7	0	81.5	341	0.239
G 70	Wrigley, Bob	8	5	8	5	16	10	0.615	8	5	7	5	15	10	0.600	31	20	0.608	1	0	13.0	52	0.250
G 71	Peters, Joseph	0	2	1	1	1	3	0.250	0	1	2	0	2	1	0.667	3	4	0.429	0	0	0.0	7	0.000
G 72	Fournier, Chris	6	8	9	5	15	13	0.536	9	5	9	5	18	10	0.643	33	23	0.589	1	0	21.5	57	0.377
G 73	Lupien, Louis "Bam"	3	10	3	7	6	17	0.261	5	6	3	9	8	15	0.348	14	32	0.304	1	0	5.0	47	0.106
G 74	Side, Eric	4	6	3	4	7	10	0.412	5	4	2	6	7	10	0.412	14	20	0.412	1	0	4.5	35	0.129
G 75	Dougherty, Henry	4	6	0	10	4	16	0.200	2	6	4	5	6	11	0.353	10	27	0.270	1	0	5.0	38	0.132
G 76	Yoneoka, Richard "Okee"	3	8	3	7	6	15	0.286	6	5	6	5	12	10	0.545	18	25	0.419	1	0	6.0	44	0.136
G 77	Sibincic, Richard	3	2	6	1	9	3	0.750	3	5	7	1	10	6	0.625	19	9	0.679	0	0	14.5	28	0.518
G 78	Blinco, Jim	4	1	6	4	10	5	0.667	6	3	4	4	10	7	0.588	20	12	0.625	1	0	12.0	33	0.364
G8/ Young Guns		42	42	37	47	79	89	0.470	23	19	20	22	43	41	0.512	165	171	0.491	0	0	96.0	336	0.286
G 80	Hayes, Matthew	4	9	11	3	15	12	0.556	8	6	7	7	15	13	0.536	30	25	0.545			25.5	55	0.464
G 81	Morgan, Thom	11	3	7	7	18	10	0.643	11	4	8	6	19	10	0.655	37	20	0.649			16.0	57	0.281
G 82	Morgan, Glecil	4	5	2	7	6	12	0.333	4	5	2	6	6	11	0.353	12	23	0.343			1.0	35	0.029
G 8x	xx-Buckhout, Mark	0	1	0	0	0	1	0.000	0	0	0	0	0	0	#DIV/0!	0	1	0.000			0.0	1	0.000
G 84	Brown, Curtis	0	4	0	1	0	5	0.000	0	0	2	3	2	3	0.400	2	8	0.200			0.0	10	0.000
G 85	Wayman, Jerry	8	6	6	8	14	14	0.500	11	3	5	9	16	12	0.571	30	26	0.536			12.0	56	0.214
G 86	Wilcox, Charlie Lee, Jr.	5	5	1	8	6	13	0.316	4	4	7	3	11	7	0.611	17	20	0.459			14.5	37	0.392
G 87	Wayman, Rona	2	7	2	11	4	18	0.182	5	9	2	7	7	16	0.304	11	34	0.244			12.5	45	0.278
G 88	Quinn, Heather R.	8	2	8	2	16	4	0.800	3	7	7	3	10	10	0.500	26	14	0.650			14.5	40	0.363

The TRIANGLE DART LEAGUE invites you to ... ...

A BENEFIT TOURNEY FOR SPECIAL OLYMPICS

Saturday, January 3, 1998

He's Not Here on the Village Green, Chapel Hill, NC (map on back)

(Doors open at 9:00; first event will start at 10:00. Coffee, biscuits, doughnuts and lunch will be available.)

EVENT*	Mixed Trips 701	Men's CKT Dbls	Women's CKT Dbls	Men's Singles 401	Women's Singles 401	Open Doubles LoD
TIME	10:00 AM	11:30 AM	12:00 noon	1:30 PM	2:00 PM	7:00 PM
FEE**	$21/ team	$15/team	$15/team	$10/person	$10/person	$5.00

(Registration for each event will close 15 minutes prior to start time listed.)

* All -01 events are SIDO; ** 60% of all monies paid as fees will be donated to Special Olympics to support Orange County activities and to help prepare our athletes for the World Special Olympics to be held in the Triangle Area in Summer, 1999. The remainder will be paid out to participants (1st and 2nd places). 1st place will also receive trophy.

DART PLAYERS & SPECIAL OLYMPICS

** A WINNING COMBINATION **

FUN-RAISING WHILE FUND-RAISING
****CHARITY BOARD****DOOR PRIZES****
(some really good stuff to choose from!!!!)

FOR MORE INFORMATION, CONTACT:

Ed Grubb, President, Triangle Dart League
601 Jones Ferry Rd., #J-3, Carrboro, NC 27510
919/932-1265

Jay Lowe, Treasurer, TDL
919/732-4207
E-Mail: clowe@smithbreeden.com
or E-mail Stella: stgmngr@aol.com

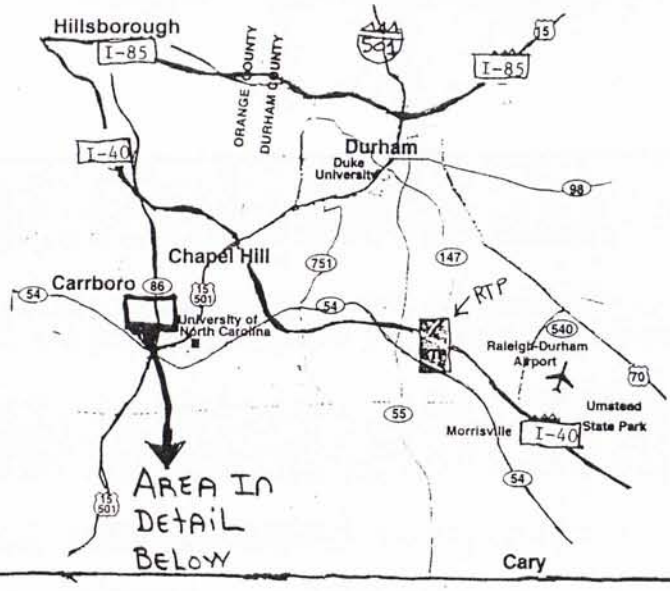

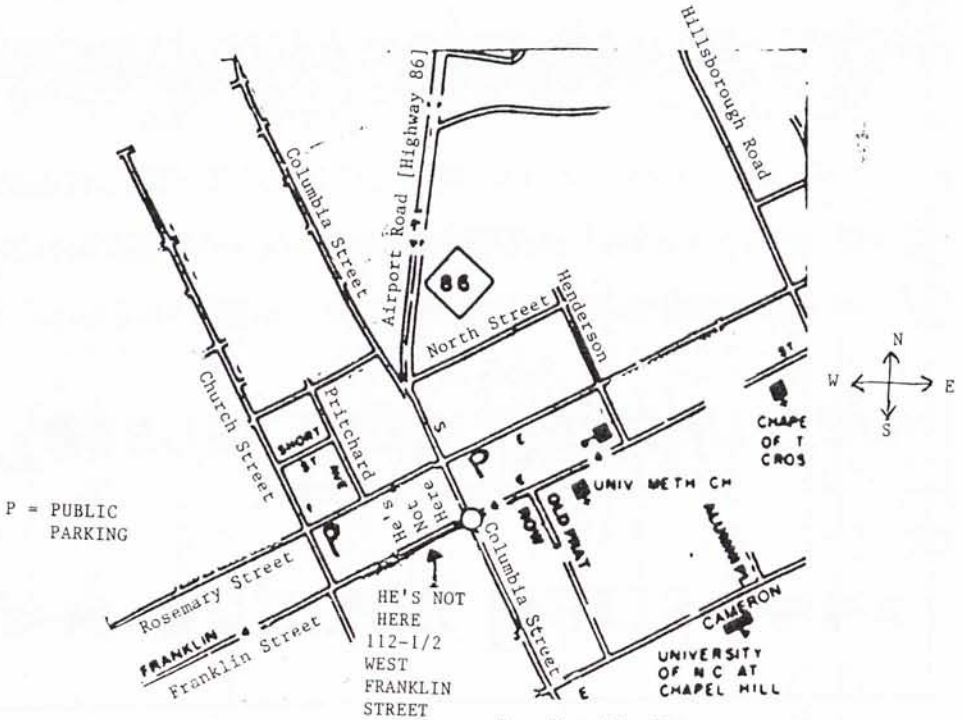

P = PUBLIC PARKING

From Franklin Street: Enter through alley way on eastern side of Caribou Coffee

From Rosemary Street: Enter through green gate south of private parking lot

1997 North Carolina City Dart League Results

If you missed this weekend tournament, you MISSED OUT! These are the best throwers in the state, and these matches are a 'Ton' of fun! Watch this newsletter all next season for schedules & updates! Next time around, the ladies' teams are playing this format, too! And this year, the CADC joins the NCCDL! (Next year, Wilmington & Lake Norman will begin play.)

FINAL Regular Season Standings

		W/L Record	Points
1	Raleigh	7 - 1	186
2	Peidmont	6 - 2	187
3	Charlotte	6 - 2	178
4	Fayetteville	5 - 3	150
5	Durham	4 - 4	160
6	Asheville	3 - 5	137
7	Boone	3 - 5	136
8	Chapel Hill	2 - 6	112
9	Hickory	0 - 8	105

End-of-Season NCCDL Tournament Results

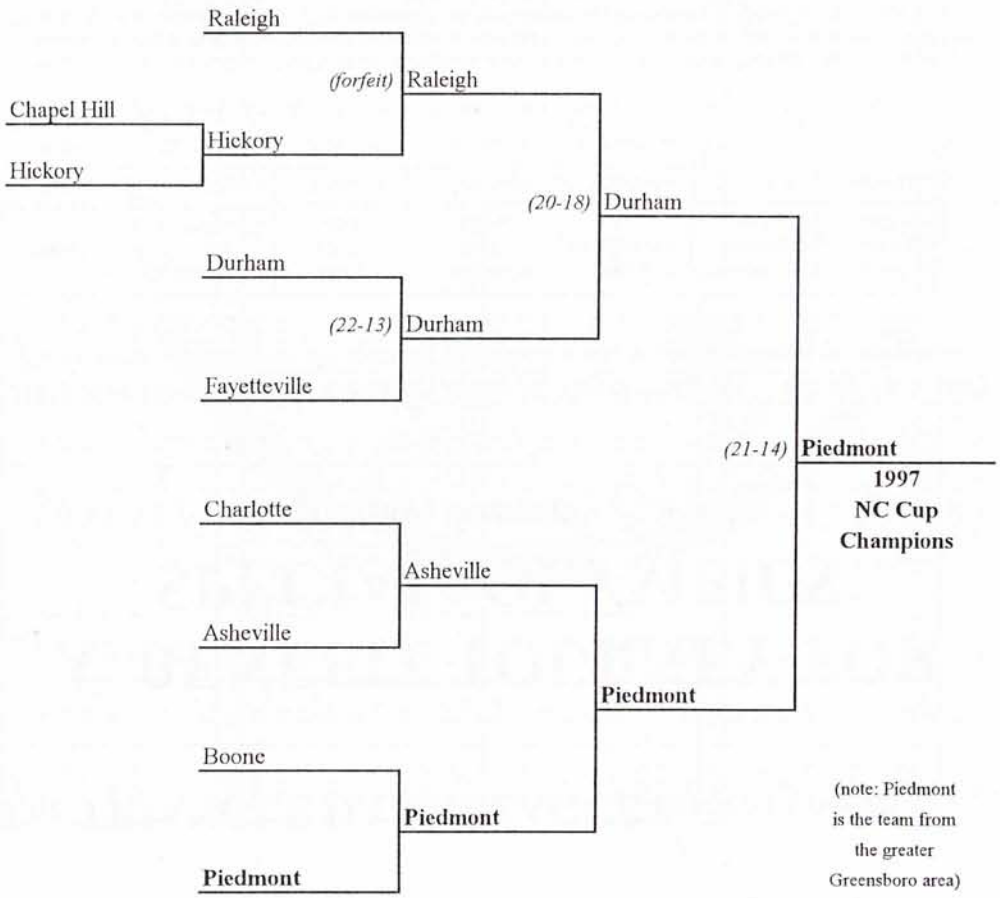

(note: Piedmont is the team from the greater Greensboro area)

Spring Darts

Sign up for the Spring 1998 season of

Tuesday Night Darts in Cary

(steel-tip darts)

Work on Wednesdays? Can't get enough? Read on....

Matches are every Tuesday from 8:00 to 10:30 starting Tuesday, January 20th.

Each team of 4-6 players will play half their matches at their HOME bar.

All league play is run under a handicapping system.
No experience necessary to join.
Tuesday Night Darts in Cary is sponsored by the *Bull City Dart League*.

League dues of **$18** per player cover ALL expenses for the 10-12 week season.

You don't need a team to join; many teams are looking for interested players!

Registration will take place at 7:30pm on Tuesday January 13th at Woody's
Player dues are due with rosters. Rosters will also be accepted at the
BCDL Meeting (Jan 6, Down Under Pub) or the RDL Meeting on January 7th

Come join us next season in Cary and West Raleigh. If your favorite restaurant or watering hole is interested, call and let us know.

For more information, please feel free to contact:
Andy Mead at 489-2474 or 933-9113ext258 or andymead@mindspring.com

TONS OF NEWSLETTER

Home to the Fall Session of the Raleigh Dart League; Banquet Edition, Saturday, May 30, 1998

TOURNAMENT WINNERS

"A" Division - ***So What!*** *(13-7)*

For the first time in the five seasons I've written the Tons, I'm not writing that Fringe won this Mug. The combination of Billy West (4-0 and the match dart), Todd Lemons (3-0), and Britt Whitley (3-0) made sure of that.

"B" Division - ***Shameless & Aimless VI*** *(14-4)*

With a combined score of 42-8 in their three tournament matches, S&A rolled through this division. (Didn't someone predict that?) And they tossed in a perfect throw and a 17-dart singles cricket game in the finals for just a touch of style.

"C" Division - ***No Clue*** *(?-?)*

It's tough to win a match when you play with only five players. It's even tougher when you do it in the finals. That didn't phase the top-seeded No Clue Crew, who won by an unreported margin when Rick Zucco tossed the winner.

"D" Division - ***Black and Tans*** *(13-9 or 13-11)*

The B&Ts must have had a GREAT time, as their captain couldn't even determine the proper final score. They won 12 of their last 13 and reported no "match dart", since everybody threw a matcher at some point every time out. Uh... ok.

"E" Division - ***Flying Aces*** *(14-8)*

The Aces got the Mug to go with their plaque, and they had to defeat one of the tournaments' best stories in the finals: the seventh-seeded B.F.D. that beat both the #2 and #3 seeds.

"F" Division - ***Cheap Shots*** *(13-8)*

The Cheapies make it eight wins in a row after a pathetic start to the season. They had to make their way through the #5, #1, and #2 seeds and this 13-8 score was the biggest margin of victory in the three nailbiters.

"G" Division - ***Travelin' Beer Bellies*** *(?-?)*

When this team was 2-3 everybody doubted the G division prediction in the first newsletter. Well, its 12 consecutive wins later and now nobody doubts. This was one of the most balanced 10-player teams in recent RDL history.

REGULAR SEASON WINNERS

"A" Division - ***Lunatic Fringe*** *(13 wins, 1 loss)*
2nd place - Letting Go

"B" Division - ***Shameless & Aimless VI*** *(13 wins, 1 loss)*
2nd place - Top Dead Center

"C" Division - ***No Clue*** *(10 wins, 2 losses)*
2nd place - Dixie Chickens

"D" Division - ***Friends of the Devil*** *(11 wins, 3 losses)*
2nd place - 1 & Done

"E" Division - ***Flying Aces*** *(11 wins, 3 losses)*
2nd place - Horsemen

"F" Division - ***Half & Half*** *(11 wins, 3 losses)*
2nd place - Heroes in Trouble Again

"G" Division - ***Dodge Darts*** *(11 wins, 3 losses)*
2nd place - Travelin' Beer Bellies

(Rosters of all tournament-winning and regular season first place teams can be found on page 4.)

TABLE OF CONTENTS

Item	Page Number
Tournament & Regular Season Winning Teams	1
Fall 1998 RDL Season Information	1
Final Divisional Standings	2
Final Divisional Tournament Results	3
Tournament Winning Team Rosters	4
Regular Season Winning Team Rosters	4
Quotes from the Tournaments	4
Tournament Trophy Dart Awards	5
Other Tournament Hot Darts	5
Regular Season Trophy Dart Awards	5
Divisional Singles Win %-age Winners	6
Divisional All-Star Point %-age Winners	6
Players Who Beat the Singles Winners	6
My Prediction Results for This Season	6
Tiebreaker Stat Facts	6
Season Penalty Summary	6
List of Host Establishments	7
Current NCCDL & NCLC Standings & Information	7
RDL Address and Phone No. Information	8
Season-Long Trophy Dart Game Requirements	8
Calendar of Events and Related Items	8
JK's All-Star Team Picks	9
Quick Stat Tidbits	9
ADO Tournament Results & a Request	9
Miscellaneous Stuff and Observations from JK	10
Blind Draw Player Lists & "A" Div. Draw Results	11
"B" and "C" Division Blind Draw Results	12
"D" and "E" Division Blind Draw Results	13
"F" and "G" Division Blind Draw Results	14
Top Spring 1998 Singles Records, by Division	15
Top Spring 1998 Doubles Records, by Division	16
Top Spring 1998 Singles+Doubles, by Division	17
Top Spring 1998 All Star %-ages, by Division	18
Top Individual Records, by Section of Play	19
League-Wide Individual Singles, Doubles Records	20
League-Wide Individual Singles+Doubles Records, All-Star %-ages	21
Singles, Doubles Records, Ranked by Team	22
Singles+Doubles Records, All-Star %-ages, Ranked by Team	23
Week-by-Week Match Results Table	24
Dave Berry's Week-By-Week Score Tables	25&26
Complete "A" Division Statistics	27
Complete "B" Division Statistics	28
Complete "C" Division Statistics	29
Complete "D" Division Statistics	30
Complete "E" Division Statistics	31
Complete "F" Division Statistics	32
Complete "G" Division Statistics	33
Carolina Classic Dart Tournament Flier	34

FALL 1998 RALEIGH DART LEAGUE SEASON INFORMATION

Registration Meeting for Returning Teams
Champions Billiards; Wednesday, July 29, 7:00-8:30

Registration Meeting for New Teams
Champions Billiards; Thursday, July 30, 7:00-8:30

RDL Board Meeting - Thursday, July 30 - maybe??

Preseason Captains' Meeting
probably O'Malley's; Monday, August 10, 7:00 p.m.

Match Play begins on Wednesday, August 12

(Early mail-in registration MAY BE available if received by July 24. Call Dave Berry for info.)

FINAL!! DIVISIONAL TEAM STANDINGS FOR THE SPRING *1998* RDL SEASON

"A" Division

		W	L	Pts.
👍	Lunatic Fringe 👍	13	1	253
👍	Letting Go	9	5	161
3	So What!	9	5	158
4	Dart Shadows	8	6	170
5	Diddler's Choice	7	7	150
6	Swine Flew!	6	8	157
👎	Burnt Weeny's Revenge	4	10	141
👎	Double Trouble	0	14	101

"B" Division

		W	L	Pts.
👍	Shameless & Aimless VI 👍	13	1	230
👍	Top Dead Center	12	2	210
3	Pog Mo Hon	8	6	166
4	Arrowing Experience	6	8	163
5	Dogs of War	5	9	158
6	Shooter's Buzz	5	9	134
👎	Team Piranha	4	10	118
👎	Kozmik Debris	3	11	89

"C" Division

		W	L	Pts.
👍	No Clue 👍	10	2	191
👍	Dixie Chickens	9	3	149
3	Neighbors	5	7	135
4	Reggaeheads	5	7	129
5	Stik It	5	7	118
👎	Comfortably Numb	4	8	140
👎	Excalibur	4	8	110

"G" Division

		W	L	Pts.
👍	Dodge Darts 👍	11	3	204
👍	Travelin' Beer Bellies	11	3	176
3	One More Butt Kickin'	11	3	167
4	Sharp Darts	7	7	124
5	Armed and Hammered	5	9	153
6	It's All Good	4	10	139
👎	Tattoo the Red Eye	4	10	139
👎	The Outlaws	3	11	119

"D" Division

		W	L	Pts.
👍	Friends of the Devil 👍	11	3	185
👍	1 & Done	9	5	180
3	Black and Tans	9	5	161
4	Starving Dartists	8	6	161
5	Grateful Darts	7	7	169
6	Last Call	5	9	147
👎	Bar Stools	5	9	139
👎	Scavengers	2	12	137

"E" Division

		W	L	Pts.
👍	Flying Aces 👍	11	3	195
👍	Horsemen	10	4	185
3	M.R.Ducks	7	7	174
4	Nine Lives	7	7	150
5	Dynamic Darts	6	8	162
6	S.S.H.	6	8	152
👎	B.F.D.	6	8	135
👎	Been There, Missed That	3	11	131

"F" Division

		W	L	Pts.
👍	Half & Half 👍	11	3	195
👍	Heroes in Trouble Again	11	3	156
3	Freebirds	10	4	199
4	Cheap Shots	7	7	167
5	Horseshoes & Hand Grenades	7	7	166
6	Spank This	6	8	159
👎	Get Over It	2	12	121
👎	A.H. & the Diddlers	2	12	115

☎ = *phone-in penalty (5 pts.)*
📠 = *mail-in penalty (all pts. from that match)*
💣 = *captains' meeting penalty (5 pts.)*
☑ = *ballot return penalty (5 pts.)*
☹ = *ineligible player (match win, all pts., all team stats.)*
👎 = *clinched* "bottom-two" *finish in division*
👍 = *clinched* "top-two" *finish in division*
☝ = *regular season division champion*

SPRING 1998 RDL DIVISIONAL TOURNAMENT RESULTS



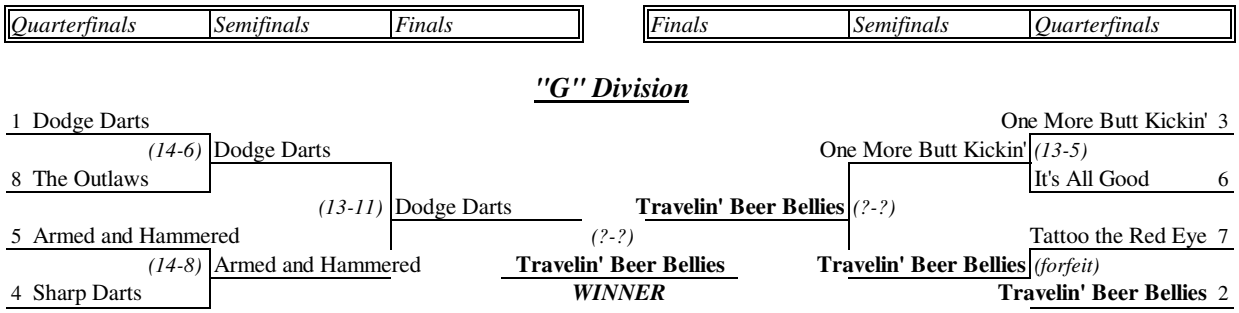

TOURNAMENT WINNERS!!!!!!

"A" Division - ***So What!***

Angel Gaffney (c)	Billy West	Tim Lane
Brian Selby	Todd Lemons	Kevin Barton
Lee Scott	Britt Whitley	Keith Wall

"B" Division - ***Shameless & Aimless VI***

Keith Moats (c)	John Tighe	Kenny Allen
Scott Frame	John Jenkins	Donnie Simpson
Trey Rodgers		Bill Chaney

"C" Division - ***No Clue***

Charles Greer (c)	Scott Lewis	Jim Marx
John Conway	Todd Camplin	Billy Hester
Keith Gibbs		Rick Zucco

"D" Division - ***Black and Tans***

Christopher Mori (c)	Ron Moulds	Martin Peers
Bob Whitney	Patrick Moulds	Chuck Watt
Keith Stark	Bill Gordon	Mike Dwight
	Scot Gordon	

"E" Division - ***Flying Aces***

Chris Buchanan (c)	Marty Mongillo	Graham Holder
Ruben Longoria	Tim Parks	John Murdaugh
Skeeter Matthews		Mark Pierce

"F" Division - ***Cheap Shots***

Mark Sellers (c)	Burt Bari	Steve Witz
Mitch Walton	Ken Johnson	Andrew Ramsey
Matt Mattingly	Steve Morgan	Mike Proffitt
	Josh Hall	

"G" Division - ***Travelin' Beer Bellies***

Chris Fournier (c)	Bob Wrigley	Jim Blinco
Bam Lupien	Rich Sibincic	Oakie Yoneoka
Henry Dougherty	Eric Side	Tom Adams
	Jeremy Kring	

REGULAR SEASON WINNERS!!!!!!

"A" Division - ***Lunatic Fringe***

Joe Wilson (c)	Tom Brown	Jim Budelman
Don Butman	Steve Hoffmann	Jerry Oakley
J.D. Dixon	Mike Baker	Bob Terry

"B" Division - ***Shameless & Aimless VI***

Keith Moats (c)	John Tighe	Kenny Allen
Scott Frame	John Jenkins	Donnie Simpson
Trey Rodgers		Bill Chaney

"C" Division - ***No Clue***

Charles Greer (c)	Scott Lewis	Jim Marx
John Conway	Todd Camplin	Billy Hester
Keith Gibbs		Rick Zucco

"D" Division - ***Friends of the Devil***

Sam Sampson (c)	Jack Dowling	Preston Zerkle
Jack Robison	Chip Walker	Kirk Herbert
Jim Robison		Paul Herbert

"E" Division - ***Flying Aces***

Chris Buchanan (c)	Marty Mongillo	Graham Holder
Ruben Longoria	Tim Parks	John Murdaugh
Skeeter Matthews		Mark Pierce

"F" Division - ***Half & Half***

Connie Austin (c)	Kathy Barnes	Jan Forbes
Chris Smith	Jason Walters	Robin Bryant
	David Price	

"G" Division - ***Dodge Darts***

Melissa Perrault (c)	Chris Bonfiglio	Jason Shearin
Fred Langley	Laura Ludwig	Steve Holland
John Argonis	Dan Walsh	Brent Butler

QUOTES FROM THE TOURNAMENTS

Quote #1 : from Bobby Heald, captain of Bar Stools, a 7th-seeded D team that someone wise told the teams in that division to keep an eye on in the tournament: "Jason, we appreciate you kinda giving us some p.r. in the newsletter as a darkhorse, so we did not upset you on your pick. Bar Stools 14, 1 & Done done 10."

Quote #2 : from Jason Walters of Half & Half, who caught a little flak in the weekly quotes in the tournament edition of the Tons: "Hey man, this is your friendly neighborhood F league punk. Tell me something: you, Phil, Eric, all ya mugs… what's the hardware at the banquet that y'all gonna be leaving with. All of you can get some! How ya like me know?!" [Well, personally, I just added a Ton-80 to go with my 2nd place A division plaque. I can't speak for Phil and Eric, but I kind of like hanging out with the bunch in my div. - JK]

Quote #3 : from Bob Carawon, captain of the M.R.Ducks: "Team E-3, the O'Mallards, playing at O'Malley's…." [Heeeyyyy... do I sense a bar change and a team name for next season? - JK]

Quote #4 : from Bill Griffin, captain of Spank This, who lost to the Freebirds in week 14 after Ed Kennedy stirred the pot a bit, but got their revenge in the quarterfinals: "One quick quote for Ed Kennedy: appreciate you throwing - it gave us a chance to spank you." [Hey, ya talk the talk, you better be able to spank the spank. - JK]

Quote #5 : from Galen Gillett, captain of B.F.D., the 7th-seeded E team that fought its way to the semifinals: "Hey, ya didn't think you would hear from us again. Final match score between Horsemen and B.F.D. B.F.D. 12, Horsemen 10. If we're going to go down a division, *we're going to go down fighting.* "

Quote #6 : also from Galen Gillett, though this call came the next week, after B.F.D. fought its way into the semifinals: "AGAIN!... you probably didn't expect to hear from me. This is Galen from B.F.D. We beat M.R.Ducks, 14-10." [He was right, but he also wasn't lying when he said they would go down fighting. They only lost 14-8 in the finals, after beating the #2 and #3 seeds. - JK]

Quote #7 : from Mark Sellers, captain of the now very hot Cheap Shots: "Cheap Shots 13, Heroes 8. Not bad, huh? Eight in a row. Not bad for a team that started out with a 2-5 first half." [And I thought my team did well to go from 1-4 to 9-5. Still not as good as the Travelin' Beer Bellies though. - JK]

Quote #8 : from Christopher Mori, captain of Black and Tans, the D tournament winners, and another team that came from friggin' nowhere after the first month of the season: "We really screwed up your prediction for D. Then again, you didn't really have one." [I've found that it's generally safer to avoid D division most of the time in my predictions. Anything can happen there. - JK]

Quote #9 : from Joe Wilson, captain of Lunatic Fringe, who didn't get to call in an A division tournament win for the first time in five seasons: "Congratulations goes out to the team of So What! on their victory in last night's match with Lunatic Fringe. They have waited a long time to claim a championship mug. It was a hard fought battle, but Britt Whitley provided them the steam to carry them on to victory. I look forward to the matches against them next season!"

Quote #10 : from a captain of a Mug-winning team who obviously had quite a tournament final experience: "...but I'm tellin' ya man. Those [team name here] were piiiiiissseed off. It's like you threw a cat in water, man. That's gonna fuel the fire a little bit, because we're gonna see them next season."

Quote #11 : from Chris Buchanan, captain of Flying Aces, and the man firing the earliest challenges for next season: "We got a mug, AND a plaque. We'll be moving up to the D league next year, and we'll probably do the same thing."

Quote #12 : from Chris Fournier, captain of the 12-match winning streak Beer Bellies of G division: "It's a beautiful thing. We get the Mugs anyway. You did good with your predictions." [Well, it's about time you guys stopped making me look foolish for picking you. - JK]

A throwback to the days of BT's Burnt Weeny Quotes:

Quote #13 : (the entire call is just a whole bunch of screaming unbelievably happy guys) "Another Cup! Let's hear ya boys!" "Eight points, Jason! Eight points! Yell! Yell! Scream! Scream! Noise! Noise! ROAR!!!!" [Holy cow, were they loud! I could barely make out anything they were saying! And they're right, in three weeks they only lost a total of eight tournament points. Pretty impressive. - JK]

TOURNAMENT!!! TROPHY DART AWARDS

9 Marks

Allen Smith (2)	Dart Shadows	4/29, 5/6
Frank Fleming	Starving Dartists	4/29
Barry Jackson	Dynamic Darts	4/29
Mike Seward	Dart Shadows	4/29
Chris Wandscher	Top Dead Center	4/29
Jim Budelman	Lunatic Fringe	5/6
Joe Gaglione	Top Dead Center	5/6
Dale Hyler	Letting Go	5/6
David Price	Half & Half	5/6
Dan Walsh	Dodge Darts	5/6
Todd Lemons	So What!	5/13
Donnie Simpson	Shameless & Aimless VI	5/13

Ton-80s

Keith Feller	Spank This	5/6
Jason Kilts	Letting Go	5/6
Todd Camplin	No Clue	5/13

6 Bulls

Mike Hall	Pog Mo Hon	4/29

OTHER TOURNAMENT HOT DARTS

(Sorry, no award for these, but they're still good shots)

Shane Denton	Dart Shadows	149-Out
Micky Mills	Letting Go	118-Out
Jason Kilts	Letting Go	11-dart 301
Kenny Allen	Shameless & Aimless VI	17-dart SCkt

(…and no, I'm not including an all-star list for the tournament because any fool can throw a bunch of all-stars when he or she is playing two-out-of-three singles cricket sets…)

FINAL REGULAR SEASON TROPHY DART AWARDS

High In (301 only)

James Odom	**Ton-60**
Double Trouble	2/4
Jerry Johnston	**Ton-60**
Diddler's Choice	2/18
Sam Green	**Ton-60**
Nine Lives	3/18
Bob McCredie	**Ton-60**
Diddler's Choice	3/25
Brian Kroll	**Ton-60**
Dynamic Darts	4/22

High Out (301, 501, and 1001)

Bill Gordon	**Ton-47**
Black and Tans	4/1

Fast Singles 301

J.D. Dixon	**8 darts**
Lunatic Fringe	3/25

Fast Singles Cricket

Billy West	**18 darts**
So What!	3/11
Allen Smith	**18 darts**
Dart Shadows	4/22

Fast Doubles Cricket

Rick Bradshaw&Mark Wackerman	**18 darts**
Dogs of War	3/4

Fast Doubles 501

Shawn Curtis & Jon Nobles	**18 darts**
Double Trouble	1/21
Jim Marx & Rick Zucco	**18 darts**
No Clue	2/11
Todd Lemons & Brian Selby	**18 darts**
So What!	2/25
Kenny Allen & Scott Frame	**18 darts**
Shameless & Aimless VI	4/22

9 Marks

Joe Gaglione (2)	Top Dead Center	2/4, 4/8
Kurt Kunttu (2)	Letting Go	1/21, 4/15
Donnie Simpson (2)	Shameless & Aimless VI	2/18, 3/11
Barry Barker	Arrowing Experience	2/25
Kevin Barton	So What!	3/25
Don Butman	Lunatic Fringe	3/18
Jason Cali	Freebirds	2/4
Craig Cashwell	Swine Flew!	2/4
Dave Corter	Horseshoes&H. Grenades	4/8
Peter Dougherty	Armed and Hammered	2/18
Frank Fleming	Starving Dartists	4/15
Mike Hindle	Arrowing Experience	4/1
Gary Hollins	The Outlaws	2/18
Scott Huler	Dixie Chickens	3/18
John Hurley	Spank This	2/18
Tony Keller	Horsemen	3/18
Tim Lane	So What!	2/18
Todd Lewis	Burnt Weeny's Revenge	4/1
Terry Marshall	Arrowing Experience	3/25
Mike Mohan	Arrowing Experience	3/11
John Murdaugh	Flying Aces	3/25
Tom Parker	Scavengers	3/25
Jim Robison	Friends of the Devil	1/28
Somchai Samaluk	1 & Done	2/4
Dean Sawyer	1 & Done	4/8
Keith Stark	Black and Tans	4/1
Paul Tapler	Horseshoes & Grenades	4/1
John Tighe	Shameless & Aimless VI	2/18
Mark Tomlinson	Shooter's Buzz	3/18
Darren Van Dyke	Dart Shadows	2/25
Keith Wall	So What!	1/21
Billy West	So What!	3/18

Ton-80s

Chris Gilbert (2)	Dart Shadows	2/25, 4/22
Mark Heath (2)	Dixie Chickens	1/28, 4/8
Rick Stanley (2)	Comfortably Numb	1/21, 3/25
Billy West (2)	So What!	1/28, 4/1
Barron Aldridge	Dart Shadows	1/28
Curtis Avery	Dart Shadows	2/4
Will Benson	Diddler's Choice	3/11
Barry Brown	Dogs of War	3/11
Chuckie Greer	No Clue	4/1
Brian Selby	So What!	4/22
David Simpson	Burnt Weeny's Revenge	4/1
Darren Van Dyke	Dart Shadows	2/11
Peter VanDusen	Spank This	1/28

6 Bulls

Kirk Herbert	Friends of the Devil	1/28
David Keever	Nine Lives	3/4
James Odom	Double Trouble	3/11

Spring 1998 RDL Top Singles Records and All-Star %-ages (by division) (FINAL)

		W	L	%-age
	"A" Division			
Billy West	A2/ So What!	23	1	0.958
	"B" Division			
Chris Wandscher	B1/ Top Dead Center	26	2	0.929
	"C" Division			
Todd Camplin	C6/ No Clue	18	4	0.818
	"D" Division			
Somchai Samaluk	D2/ 1 & Done	23	5	0.821
	"E" Division			
Stan Converse	E3/ M.R.Ducks	20	6	0.769
	"F" Division			
Tim Davis	F4/ Freebirds	19	6	0.760
	"G" Division			
Brent Butler	G4/ Dodge Darts	19	3	0.864
	Women's Records			
Connie Austin	F1/ Half & Half	16	8	0.667
Cathy Moeschet	G3/ Sharp Darts	15	9	0.625
Heather Quinn	F8/ HorseshoesGrenades	15	10	0.600

		ASPs	TGP	%-age
	"A" Division			
Allen Smith	A3/ Dart Shadows	97.0	49	1.980
	"B" Division			
Chris Wandscher	B1/ Top Dead Center	70.5	58	1.216
	"C" Division			
Pat Crowley	C3/ Comfortably Numb	52.0	50	1.040
	"D" Division			
Somchai Samaluk	D2/ 1 & Done	73.0	60	1.217
	"E" Division			
Butch Smith	E1/ Nine Lives	36.5	50	0.730
	"F" Division			
Justin Cunningham	F5/HeroesInTroubleAgain	38.0	54	0.704
	"G" Division			
Paul Sullivan	G7/ OneMoreButtKickin'	25.5	38	0.671
	Women's Percentages			
Connie Austin	F1/ Half & Half	24.0	52	0.462
Heather Quinn	F8/ HorseshoesGrenades	23.0	53	0.434
Kathy Barnes	F1/ Half & Half	22.5	52	0.433

THE PLAYERS WHO *BEAT* THE SINGLES WIN %-AGE WINNERS IN EACH DIVISION

Who beat Billy West of So What!?
in 301: (none).
in cricket: Kurt Kunttu.

Who beat Chris Wandscher of Top Dead Center?
in 301: Robert Berry.
in cricket: Steve Tomlinson.

Who beat Todd Camplin of No Clue?
in 301: Pat Crowley, Cecil Duggins, Dave Domanski, Mark Slominski.
in cricket: (none).

Who beat Somchai Samaluk of 1 & Done?
in 301: Don Darity, Mike Dwight.
in cricket: Jack Dowling, Billy Hamilton, Tom Parker.

Who beat Stan Converse of M.R.Ducks?
in 301: Galen Gillett, Eddie Kristoferson, Len Maminski.
in cricket: Galen Gillett, Bob Rube, Galen Gillett *again* .

Who beat Tim Davis of Freebirds?
in 301: Chris Smith, Heather Bohanan.
in cricket: Randy Warren, Donnie Shine, Paul Birkhead, Karl Moen.

Who beat Brent Butler of Dodge Darts?
in 301: Gerry Berg.
in cricket: Rich Sibincic, Jeremy Kring.

Who beat Connie Austin of Half & Half?
in 301: Ken Johnson, Peter VanDusen, Bill Stasko, Keith Feller, Dominic Lewis.
in cricket: Mike Ivkovich, Eric Linney, Roland Brierly.

MY PREDICTION RESULTS FOR THIS SEASON

Ok, let's see how I fared this season. I went 104-46 during the regular season. That's better than I did last season and was only one correct pick from reaching a 70% success rate. If I would just stay away from all of those tough D division matches.... I'll never learn. Maybe next season I'll just start picking all the easy ones... Nah! No fun in that. Anyway, as for my season-long predictions from week 1, I did pretty well despite the fact that picking you guys before you've even started playing for a season is next to impossible. My A pick won the regular season, my B pick won the season AND the Mugs, my C pick was sort of a flop but I picked No Clue second, my D pick finished second in the regular season; my E pick won the season AND the Mugs; my F pick won the Mugs; and my G pick (the biggest guess each season) finished with a 12-match win streak and claimed the Mugs. As for my postseason tourney picks, I got five of those seven correct too (all but A and D divs.).

THIS SEASON'S TIEBREAKERS

For the third time in four seasons, we had exactly 33 regular season tiebreakers. That's a pretty consistent pace. The difference this season is that there wasn't one or two teams that simply played a lot more 1001 games than everybody else. The numbers of tiebreakers by division: 5 in A division, 5 in B division, 4 in C division, 7 in D division (oh big surprise that D had the most tiebreakers), 5 in E division (plus one more in the tournament), 5 in F division (plus one more in the tournament), and only 2 in G division. Only five teams of the 55 in the league played more than two tiebreakers (So What! in A division, 1 & Done and Starving Dartists in D division, M.R.Ducks and Dynamic Darts in E division). The clutch dart kings of the season were the Starving Dartists, as they chalked up a 3-1 record in 1001 battles. The heartbreak team of the season was Dynamic Darts - they tied So What!'s 1-2 regular season 1001 record, but then they tacked on a tournament 1001 loss to achieve their final tiebreaker record of 1-3. Bummer for them.

SPRING 1997 PENALTY SUMMARY

Ok, this is the final issue of my fifth season, and for the fifth time I pose to you the same question: Does it really matter if you attend the captains' meeting and mail your scoresheets and call in your results on time? The answer is once again the same but also a bit different: YES! And the different part is that it mattered more than ever this season! This season two sets of hardware changed hands because of penalties! Penalties to the teams that finished third in A and G divisions cost those teams the chance to take home the sets of second place team plaques. The third place A team chalked up three separate penalties, the removal of any of which would have moved them into second. The third place G team tallied two mail-in penalties, and the avoidance of either one of them would have moved them up a spot.

In total, 15 of the 55 RDL teams racked up at least one penalty. There were a total of 23 penalties for a total of 225 points. There were no ineligible player penalties so there were no match wins taken away. There were 8 captains' meeting penalties (5 points each for a total of 40), 4 phone-in penalties (5 points each for a total of 20), and 11 mail-in penalties (165 points total for an average of 15 points per mail-in penalty).

Breakdown of penalties by division:
"A": 3 penalties, 34 points, 1 team; "B": 4 penalties, 40 points, 2 teams; "C": 2 penalties, 10 points, 2 teams; "D": 4 penalties, 28 points, 3 teams; "E": 3 penalties, 26 points, 2 teams; "F": 1 penalty, 15 points, 1 team; and finally, "G": 6 penalties, 72 points, 4 teams. [Plus, we had 7 regular season forfeits and 2 tourney forfeits.] Have I made my point yet that penalties can hurt your team? Trust me: they suck. Try not to get them.

WHERE WE PLAY

After Hours **552-4131**
7608 Purfoy Road Fuquay-Varina
-in front of Comfort Inn, near Sunset Lake/401 inter.

Blinco's **790-3882**
5009 Falls of the Neuse Road N. Raleigh
-in Quail Corners Shopping Center

Breakers Billiards **772-9593**
305 Tryon Road Raleigh
-in Tryon Hills Shop. Ctr. at US 70 & Tryon Rd.

Clarky's **851-7080**
202-A Colonades Way Cary
-in upper level of Waverly Place Shopping Center

The Comet Lounge **833-8090**
3003 Hillsborough Street near NCSU
-between Milano's and the Brewery near Dixie

Duffy's **847-7070**
8021 Falls of Neuse Road N. Raleigh
-near inter. of Falls of Neuse & Strickland Rd.

Oh! Brian's **781-7427**
5925 Glenwood Avenue Raleigh

O'Malley's **787-1234**
5228 Holly Ridge Drive Raleigh
-across from Darryl's in Oak Park Shopping Center

One More Time **362-6999**
400 S. Hughes Street Apex
-across from The House of China on Hwy. 55

PJ's Sports Bar **361-2390**
2223 NC Highway 54 RTP
-across RR tracks just east of 54/55 intersection

Players Retreat **755-9589**
105 Oberlin Road near NCSU
-at corner of Oberlin Rd. & Hillsborough St.

Playtime Billiards **319-6163**
301 N. Harrison Avenue Cary
-betw. Chatham St. & Hwy. 54 @ RR tracks

The Profile **833-4527**
625 E. Whitaker Mill Road Raleigh
-near inter. of Whitaker Mill & Wake Forest Rd.

The Pub **872-1414**
2913 Brentwood Road N. Raleigh
-in Davis Square Shopping Ctr. near Capital Blvd.

Rack'M Up West **851-9006**
5563 Western Boulevard W. Raleigh
-at inter. with Buck Jones Rd. in Plaza West Shp. Ctr.

Scramble Dog **851-6020**
5645 Western Boulevard Raleigh
-west of inter. of Western B. & Buck Jones Rd.

Sharky's Place **783-5448**
5800 Duraleigh Road NW Raleigh
-in the Yuppie Center near US 70 intersection

Shuckers **556-7704**
10625 Capital Boulevard Wake Forest
-way up Capital Blvd. on your left, I think….

Snooker's-RW **828-7665**
3520 Wade Avenue NW Raleigh
-in Ridgewood Shopping Center

Steak & Ale **781-5517**
4420 Creedmoor Road NW Raleigh
-off Glenwood Ave. above Crabtree Valley Mall

Tir na nOg Irish Pub **833-7795**
218 South Blount Street Dwtn. Raleigh
-across from City Market

CURRENT STANDINGS AND INFORMATION FROM THE NCCDL AND NCLC

The last round of North Carolina City Dart League and North Carolina Ladies' Cup matches did not involve the Raleigh men's and ladies' teams, as they had the East division byes. There were several other area teams in action though. Unfortunately, the mail this time is maybe behind a bit, so I only have some of the recent results.

What I know from the last time around is the following: Durham men 22, Fayetteville men 16; Chapel Hill men Win, Capital Area men Lose; Fayetteville women Win, Durham women Lose. So that leaves the current standings like this (team point totals with a + are those for whom I have the recent match W/L but not the score):

NCCDL (East Division)

Durham	3-0	82
Raleigh	3-0	77
Fayetteville	1-2	59
Chapel Hill	1-2	20+
Capital Area	0-4	28+

NCLC (East Division)

Raleigh	2-0	30
Fayetteville	1-1	11+
Durham	1-1	16+
Chapel Hill	0-2	15

Upcoming matches: June 6 - Durham @ Raleigh, Fayetteville @ Chapel Hill; June 27 - Capital Area @ Raleigh, Chapel Hill @ Durham; July 25 (almost certain to be rescheduled due to the Carolina Classic) - Raleigh @ Chapel Hill, Fayetteville @ Capital Area. Home establishments: Raleigh men - Snooker's; Raleigh ladies - Sharky's; Durham men - PJ's; Durham women - Ray's Elbow Room; Capital Area men - Rack'M Up West; Chapel Hill men - He's Not Here; Chapel Hill women - Ye Old Tavern now (?).

Records of *the Raleigh men's team members*: Allen Smith (4-0), Joe Gaglione (9-2), Steve Hoffmann (8-2), J.D. Dixon (11-3), Tim Lane (9-3), Bob Terry (9-5), Keith Wall (8-5), Jim Budelman (7-5), Jerry Oakley (7-5), Kevin Barton (4-4), and Pete Rutten (4-6). *The Raleigh ladies' team members*: Connie Austin (7-1), Jan Forbes (3-1), Michelle Gaffney (5-2), Brenda Mitchell (2-1), Gina Oakley (5-3), Billie Churchwell (4-3), Dawn Clement (3-3), Kathy Barnes (1-1), Tracey Brown (0-1), and Angel Gaffney (0-2). *Members of the Durham men's team that play in RDL*: Andy Mead (3-0), Jason Kilts (9-1), Kurt Kunttu (12-2), Todd Lemons (9-3), Kyle Mills (3-1), Tom Brown (11-4), Mike Seward (7-3), Dale Hyler (2-1), Randy Baldwin (3-2), Norm Jackson (2-2), Will Tan (3-4), Don Butman (1-2), and Doug Jeffcoat (1-3). *Durham ladies' team members in the RDL*: (without their last match) Jennifer Strobel (2-0), Dawn Jeffcoat (2-1), Deanna Marx (1-1), and Anita Tyndall (1-1). There are also several RDL members playing for Capital Area and Chapel Hill, but both just added players and I don't even their have fully updated rosters.

The Upper Deck (Cary) **460-9977**
329 N. Harrison Avenue Cary
-near intersection. of N. Harrison & Hwy. 54

West End **821-3188**
412 W. Davie Street Dwtn. Raleigh
-end of Davie, 2 blks. fr. Dawson-McDowell one-ways

Woody's **380-7737**
8260 Chapel Hill Road Cary
-between N. Harrison & Reedy Creek Road

HOW TO REACH US

RDL VoiceMail

(919) 990-1218

Mail Scoresheets to:

Jason Kilts
1521 E. Franklin St., Apt. C-106
Chapel Hill, NC 27514

New Member Fees and Newsletter Fees:

(it's tournament time - you wouldn't be allowed to add players now even if you wanted to do so)

All Other RDL Correspondence to:

Raleigh Dart League, Inc.
P.O. Box 5053
Cary, NC 27512-5053

Board of Directors

President	Dave Berry	467-4382
Vice President	William Holland	851-4041
Secretary	John Jenkins	552-6237
Treasurer	Dawn Jeffcoat	596-7980
Membership	(D. Berry is performing these duties also)	
Rules/Grievances	Deanna Marx	319-9323
External Orgs.	Kevin Coyne	876-8636

League Statistician/Editor

Jason Kilts email: jkilts@css.unc.edu 990-1218

"HOT DARTS" CALL-IN GUIDELINES

Here are the guidelines you should use when deciding what you should use as your minimum number of all-star points for reporting when you call in your scores.

"A" Division = 4.5 or more ASPs
"B" Division = 4.0 or more ASPs
"C" Division = 3.5 or more ASPs
"D" and "E" Divisions = 3.0 or more ASPs
"F" and "G" Divisions = 2.5 or more ASPs

Also, call in any fast games, high ins, high outs, or other amazing feats that you think warrant a little recognition (e.g., Ins & Outs higher than a Ton, 21-dart cricket games, 18-dart 301s, 24-dart 501s, etc.)

SEASON-LONG TROPHY DART MINIMUM GAMES PLAYED REQUIREMENTS

In order to be eligible for all-star point %-age and singles win %-age awards, you must play in at least 66% of the total projected games this season:

for "A", "B", "D", "E", "F" and "G" Divisions:

All-star pt. %-age: min. of 37 Total Games Played
Singles win %-age: min. of 19 Singles Games Played

for "C" Division:

All-star pt. %-age: min. of 32 Total Games Played
Singles win %-age: min. of 16 Singles Games Played

IT'S NEVER TOO EARLY TO START PLANNING...

Looking to come back and play again in the fall? Well, there's a lot of dead time between now and next season, and many of you won't be seeing your teammates very much over the next few months. It's never too early to start making plans for next season. This doesn't just mean that you have to set up your roster for next time around though. I also recommend that you set up plans with your home establishment as well. Make sure they know of your plans for next season, that they have supplies, etc. Be prepared.

CALENDAR OF EVENTS

Sat., June 6 2:00 p.m. — **North Carolina City Dart League & North Carolina Ladies' Cup** - Durham @ Raleigh; men: Snooker's; ladies: Sharky's

Sat., June 27 2:00 p.m. — **North Carolina City Dart League & North Carolina Ladies' Cup** - CADC @ Raleigh (men's team only), Snooker's; other local matches: Chapel Hill @ Durham, men at PJ's Sports Bar, ladies at Ray's Elbow Room

July 24-26 — **Carolina Classic Dart Tournament (ADO)** ($10,000, for details see the back page)

Scheduled for July 25, but subject to rescheduling — **North Carolina City Dart League & North Carolina Ladies' Cup** - Raleigh @ Chapel Hill; men at He's Not Here, ladies possibly at Ye Old Tavern

July 29/30 (7:00 p.m. - 8:30 p.m.) — **Fall 1998 RDL Team Registration** Champions Billiards in Mission Valley Spg. Center; 29th for returning teams; 30th for new teams and those who forgot the 29th

Mon., Aug. 10 — **Fall 1998 Preseason Captains' Meeting**

Wed., Aug. 12 — **Fall 1998 Match Play Begins**

Mon., Sept. 14 — **Fall 1998 Fifth Week Captains' Meeting** location yet to be determined

Sat., Dec. 12 — **Fall 1998 RDL Season-Ending Banquet**

Other Local Weekly Leagues

Mondays — ***Capital Area Dart Club*** , Singles/Doubles
Mondays — ***Tobacco Road Dart League*** , Durham
Tuesdays — ***Bull City Dart League*** , Durham
Thursdays — ***Triangle Dart League*** , Chapel Hill

Weekly Blind Draws

Thursday (also see Sun.) — **Rack'M Up West**, 8:00 p.m. $5 entry. (851-9006) (Rack'M matches the pot!)
Friday — **Woody's**, 7:30 p.m. ($100 added for every 16 entrants!) (380-7737)
Saturday — **Snooker's-RW**, 8:00 p.m. (Snooker's matches the pot up to $100!)(828-7665)
Saturday — **Mix-A-Lot Sports Bar**, 6:00 p.m. (833-7733) (Mix-A-Lot matches the pot!)
Sunday (also see Thurs.) — **Rack'M Up West**, 3:00 p.m. $5 entry. (851-9006) (Rack'M matches the pot!)
Sunday — **Sharky's Place**, 8:00 p.m. (783-5448)
Monday — **After Hours**, 7:30 p.m. (552-4131)
Monday — **One More Time**, 7:30 p.m. $5 entry. (One More Time matches the pot!) (362-6999)
Wednesday (starting on June 3 and continuing until the Fall 1998 season) — **Snooker's-RW**, 8:00 p.m. (Snooker's matches the pot up to $100!)(828-7665)

[Have more info. on these or other draws? Please call me.]

NEW RDL POST OFFICE BOX

Since the RDL Board composition has changed almost 100% over the past few years, the previous location of the RDL post office box was no longer convenient for any of the current RDL Board members. Since the P.O. Box needs to be checked periodically even though your scoresheets and added player dues are mailed directly to the Statistician and Treasurer, respectively, the Box has been switched to a location much closer to the current Board members' homes. Should you need the new address, please consult the Board info. box on this page.

THE THIRD SEMI-ANNUAL EDITION OF : JK'S DIVISIONAL ALL-STAR TEAM PICKS

(Players within each division are listed alphabetically) (Players are chosen any way I damn well please - not purely by the numbers!)
(This is not purely my own guesses at who is simply the best thrower, but also who is important to their team, who is good in the clutch, etc.)

Divisional MVPs		
All of RDL	*Chris Wandscher or Galen Gillett (I couldn't decide)*	
A Division	Jim Budelman	Lunatic Fringe
B Division	Chris Wandscher	Top Dead Center
C Division	Todd Camplin	No Clue
D Division	Bobby Heald	Bar Stools
E Division	Galen Gillett	B.F.D.
F Division	Keith Feller	Spank This
G Division	Rich Sibincic	Travelin' Beer Bellies

"A" Division		
Tom Brown	Lunatic Fringe	Just needs a few more 301 wins.
Jim Budelman	Lunatic Fringe	Top winner in A and 21-1 in cricket.
J.D. Dixon	Lunatic Fringe	"A" div. rookie was 39-7 overall.
Joel Eason	Swine Flew!	Best of the bottom four teams.
Steve Hoffmann	Lunatic Fringe	No more than 2 losses in any set.
Kurt Kunttu	Letting Go	Led surprise team up to 2nd place.
Allen Smith	Dart Shadows	Shouldn't sit out of 301 so much.
Billy West	So What!	Singles record was almost perfect.

"B" Division		
Kenny Allen	S & A VI	Another of S&A's strong top five.
Barry Brown	Dogs of War	If every set was singles cricket...
Joe Gaglione	Top Dead Center	13+ wins in all sets but 301.
Mike Hall	Pog Mo Hon	Huge winner on a sub-0.500 team.
John Jenkins	S & A VI	What happened in the 501 sets?
Trey Rodgers	S & A VI	That's "Mr." Huge 1001 Out to you.
Donnie Simpson	S & A VI	Best record on the deepest team.
Chris Wandscher	Top Dead Center	Amazing 50-6 record.

"C" Division		
Todd Camplin	No Clue	Easily the top shooter in this div.
Pat Crowley	Comfortably Numb	His stats are far above his team's.
Mark Heath	Dixie Chickens	Needs to find right doubles partner.
Billy Hester	No Clue	Great except for 301 record.
Chris Hoyt	Dixie Chickens	Leader of the division runners-up.
Jim Marx	No Clue	Solid across all four sets.
Chris McCoy	Reggaeheads	Wins more at the start of matches.
Larry Warnke	Neighbors	Topped team in singles & doubles.

"D" Division		
Mike Dwight	Black and Tans	Solid all across, needs to play more.
Bill Gordon	Black and Tans	Needs to play more 501.
Billy Hamilton	Last Call	Needs to win -01 more like cricket.
Bobby Heald	Bar Stools	11+ wins in 3 sets for a losing team.
Ron Hendricks	Starving Dartists	Couple more 501 wins would help.
Kirk Herbert	Friends of the Devil	301 bad, all other sets good/great.
Paul Herbert	Friends of the Devil	Top winner for the top D team.
Somchai Samaluk	1 & Done	This guy's a D thrower, huh?

"E" Division		
Todd Baber	BeenThere,Missed...	Had a tough time in doubles.
Chris Buchanan	Flying Aces	29-12 after 301 was over.
Stan Converse	M.R.Ducks	40-14 overall record for a 7-7 team.
Galen Gillett	B.F.D.	Easily tops the Mug runners-up.
Graham Holder	Flying Aces	Good thing he plays cricket a lot.
Barry Jackson	Dynamic Darts	Played 58 games, and should have.
Phil Robertson	Horsemen	301 and DCkt made a good season.
Bob Rube	S.S.H.	Tops in division if he came more.

"F" Division		
Connie Austin	Half & Half	29-11 combined in the last 3 sets.
Roland Brierly	Freebirds	Good in 301, and just got better.
Keith Feller	Spank This	Mr. "F" Bridesmaid wins 2/3 again.
Mark Sellers	Cheap Shots	Mug captain needs to win in 301.
Chris Smith	Half & Half	Solid across all of the sets.
Jason Walters	Half & Half	10+ wins in each of the last 3 sets.
Randy Warren	Horse/Grenades	Played a lot, and won a lot.
Steve Witz	Cheap Shots	9+ wins in all sets for Mug team.

"G" Division		
John Argonis	Dodge Darts	301 stunk, but 27-8 in the rest.
Chris Bonfiglio	Dodge Darts	Good to great numbers all across.
Brent Butler	Dodge Darts	Few more 501s is all that's missing.
Gerry Carroll	Armed & Hammered	Big winner on a shorthanded team.
Peter Dougherty	Armed & Hammered	Big in cricket, average in -01.
Pierce Fox	Armed & Hammered	Won 70% of singles AND doubles.
Tracey Knight	Tattoo the Red Eye	A solid 36-10 for a sub-0.500 team.
Rich Sibincic	Travelin' Beer Bellies	Oh, if only he played more often...

QUICK STAT TIDBITS

-The **Quadruple Double Award** winners (double-digit wins in all four sections): *CHRIS WANDSCHER* of Top Dead Center was the only person who achieved this difficult feat this season. And he actually chalked up **12** or more wins in each section! Woah. He won more games than most people played. Well, there were seven others around the league that deserve a bit of mention too though. Six of them won double digits numbers of games in three sections and nine games in the other: *Steve Hoffmann* of Lunatic Fringe, *Joe Gaglione* and *Aaron Price* of Top Dead Center, *Somchai Samaluk* of 1 & Done, *Stan Converse* of M.R.Ducks, and *Randy Warren* of Horseshoes & Hand Grenades. One player scored two double digit win sections and two with nine wins: *Steve Witz* of Cheap Shots.

-**IronMan/Woman Award**: *Fred Bergman* of the Starving Dartists in D division with an astounding **70** games played! He played five extra singles games, five extra doubles games, and four 1001 games! He barely edged out his teammate John Howell, who played 68 games. [I think I know of a team that might be in the hunt for a couple players next season.... geez.] (Honorable mention to the leaders of the other six divisions: Keith Wall in A div. - 60 games; Tony Horton in B div. - 64 games; Tom Karleski in C div. - 55 games (12-match season); Doug Alm and Darrel Smith in E div. - 63 games each; Dave Corter in F div. - 64 games; and teammates Mike Crolla and Louis Kemp in G div. - 58 games.

-The **Team Attendance Award** winners: the members of *Burnt Weeny's Revenge*. All six members of the team played every set in every match of both the regular season and tournament. That's team dedication. (Honorable mention to the team that won this in two of the past three seasons: *Last Call*. The same 6 players played every set for them this season, but they have a 7th member with 0 games.)

MORE FIRE-ON-THE-MOUNTAIN RESULTS

Here are a couple of the results from the recent Asheville tournament that I had originally let get timed-out from the VoiceMail:

Men's Singles 301 - Top 8 - **Kevin Barton**

Men's Doubles 501 - Top 4 - **Kevin Barton** & **Brian Selby**

Congratulations guys, and sorry about the delay in including this.

CHARLOTTE OPEN

Now for some results from a bit more recent ADO tournament:

Men's Singles Cricket - Top 8 - **Britt Whitley**

Men's Singles Somthing - "Something Really Good" - **Joe Gaglione** - the people that gave me the list of winners couldn't remember exactly where he finished in which singles event, except that he was winning an awful lot

Men's Doubles 501 - Top 8 - **Lee Scott** & **Keith Wall**

Men's Doubles Cricket - Top 8 - **Lee Scott** & **Keith Wall**

Mixed Doubles 501 - Top 4 - **Billy West** & **Angel Gaffney**

Mixed Doubles Cricket - Top 8 - Bob Gargan & Raquel Hickerson (who might as well be considered an RDL member)

Ladies' Singles 501 - Top 4 - **Angel Gaffney**

Ladies' Singles Cricket - Top 4 - **Angel Gaffney**

Ladies' Doubles 501 - Top 4 - **Angel Gaffney** & Amanda Glossen

Ladies' Doubles Cricket - Top 4 - **Angel Gaffney** & Amanda Glossen

And a little side note quote that possibly explains some of our players' failures, or maybe successes?: "Ray Carver got a bunch of RDL players drunk at a Charlotte strip bar!" [Geez, I need more friends like Ray Carver. - JK]

PLAYING IN A SUMMER TOURNAMENT? HOW ABOUT CALLING ME WITH RDL WINNERS FOR NEXT SEASON'S TONS?

A NOTE TO CAPTAINS THAT I RAN LAST SEASON, AND I'M RUNNING IT AGAIN! *READ THIS!!*

Copies of your scoresheets

OK, it's not a rule that every team keep a copy of every scoresheet from every match they play. You really should only need one copy between the two teams if everything goes according to plan. However, how often does every last thing go right for an entire season? People lose scoresheets, spill things on scoresheets, tear scoresheets, entrust them to someone that they probably shouldn't, etc. And that's just the captains. There is no real guarantee that your scoresheet will make it to me through the mail. We actually had one scoresheet not turn up through the mail in the 12th week of this season. Unless the captain of a lost scoresheet has proof that s/he mailed it, that team will still get a mail-in penalty, but at least the statistics wouldn't be lost if another copy had been saved. And that goes for losing captains too: there is no reason that each team can't keep its own scoresheet for a match in case the winning team loses theirs. If you lost and you have a copy, at least that way I can keep all of your team's numbers fully accurate. So, the bottom line is that while it's not mandatory that each team keep a copy of the sheet, it is strongly recommended for your own benefit. And if your opponents lose their scoresheet, offer to let them make a COPY of yours, but do NOT let them take your sheet. They've already lost one copy, why would you trust them with *your* only one?

THE LOSS OF TWO RDL ESTABLISHMENTS

It's unfortunate, but our league may have lost two of our long-time host establishments. **Playtime Billiards** has been sold to the owner of Harrison's, and its fate is uncertain for the near future as it pertains to us. The fate of another RDL host establishment is, painfully, a bit more certain. The **Scramble Dog**, a Western Boulevard institution for 42 years, burned to the ground on Monday, May 5th. I have not been informed that the cause of the blaze was ever determined, but it is definite that the Dog will be missed very much by many RDL members. Our greatest condolences go out to all those who threw at the Dog, hung out at the Dog, and simply spent a lot of their free time there with close friends and a cold drink or two.

SPRING 1998 BAR RATINGS AWARD

Unfortunately, real life catches up with us sometimes. And unfortunately, real life has caused a delay in our bar ratings award for this season. The first half of the season's ratings have been tabulated, but the second half is not yet complete. Our volunteer will have them done very soon, but not in time for this edition of the Tons of Newsletter. That's okay, though. We'll just include the honor in the first issue of next season's Tons. It will be fresher in everybody's memories for the rest of the season that way anyway.

DIVISIONAL BLIND DRAWS

I just can't figure out some of you guys. For instance, why in the world could so many of our teams not get two of their players to volunteer to play ***for free*** in the divisional blind draws? The best turnout was a paltry six out of eight for any of our divisions. That's pathetic. The RDL board went through a lot of work to set these up, and our seven host establishments offered us space ***and cash*** to do nothing besides show up and play our favorite game. Anyway, you guys missed out! I have heard nothing but comments like these for the past three days: Can we do it again next season?" "Why would anyone NOT want to play in this for free?!" "This was a GREAT idea!" And so on and so on and so on… This was only done due to the schedule of the VFW hall, but I'm sure the Board will appreciate that you all enjoyed it so.

OTHER MISCELLANEOUS STUFF FROM JK

--I've never seen so many teams in the same season that made such incredible season-long comebacks. My team in A division, Letting Go, started off with a win and then four losses to drop to seventh place. An 8-of-9 finish later and we claimed the second place plaques. There was a better comeback in D division, by the Black & Tans: after an 0-4 start, B&Ts went 9-1 to move to 3rd, and then won the D tournament. A similar run in F was completed by the Cheap Shots: they started 2-7, won their last five in a row, then claimed the F Mugs too. The best run was in G division by the Travelin' Beer Bellies though: a 2-3 start was enough to keep them down to second in the regular season, but their 12-match win streak did bring the Mugs along with the 2nd place finish in the regular season.

--Congrats to Shameless & Aimless VI, who were the only team that lost only once in the regular season and tournament combined.

--Remember my bonus preseason picks about undefeated and winless teams? Well, Fringe (my only prediction for an undefeated team) was only a 1001 out away from proving me right. As for my picks for winless teams, I said that there would be two but I would not tell you who they were. Well, the season's over now and I'll tell you that one of my two picks was indeed the only winless team in the RDL, and my other pick finished 3-11, but at least they *did* finish last in their division.

--I wonder when D division will ever again not be a complete and utter mess all season in terms of jumbled standings.

--There has yet to be a 24-0 score since I took over the Tons, but there were two more 23-1 matches this season. So What! topped Letting Go (ouch) by that score in week 5, and Top Dead Center did it to Kozmik Debris in week 6.

--Two teams that won Mugs this season also won them last season: Flying Aces (second in a row) and S&A (fourth in a row!).

--OK, so I've written the phrase Shameless & Aimless what seems like countless times in relation to high levels of achievement. Well, next season they'll be in A. Early betting line for their W/L record? I'll say an average old 7-7 if A is mostly the same. Welcome to the Raleigh "A" division, fellas.

--So why didn't they win the tournament? John Scanlon and Mark Tomlinson showed up for their blind draw with darts on the brain. They smoked through most of their sets, from what I hear, and then they claimed the finals in three straight after coming back from the losers' bracket. Hmmm. I wonder what their teammates are thinking now.

*--Just out of curiosity: Is yours a good captain or a bad captain, in terms of keeping you guys informed? Does your captain bring copies of the newsletter, or AT LEAST the copy that I send for each team, so that you guys can read it, and keep up with league events? If not, did you know that most captains do that kind of stuff? Did you know that your captain is EXPECTED to be doing that stuff? If you're a captain and you don't keep your team informed, are you now about to look around and see how many of your pi**ed off teammates are reading this column at this very moment? Are you going to try to do better next season?*

--Word of advice: never play drinking games with Phil Brown. Or if you do, make sure that he's not drinking straight Pepsi while he's ordering you to chug. (For details, kindly refer requests to Eric M.)

--If there was an award for "A" division rookie of the season, would you vote for Brian Selby? He sure would. He's been telling me so for a month. Instead I'm starting the seasonal "Persistent Little Pain In The Butt Award". This season's recipient: Brian. Who else?

Players Chosen/Eligible for Spring 1998 RDL Divisional Blind Draws

(Establishment hosting and half-sponsoring each blind draw is listed with each set of players)

"A" Division (Sharky's Place)	*"B" Division* (Woody's)	*"C" Division* (West End)	*"D" Division* (Rack'M Up West)	*"E" Division* (PJ's Sports Bar)	*"F" Division* (Snooker's-RW)	*"G" Division* (Champions Billiards)
A1/ Lunatic Fringe Jim Budelman J.D. Dixon	B1/ Top Dead Center	C1/ Neighbors	D1/ Scavengers John Hoomani Nathan Wade	E1/ Nine Lives	F1/ Half & Half Connie Austin Chris Smith	G1/ It's All Good
A2/ So What! Tim Lane Brian Selby	B2/ Dogs of War Mario Camacho Mark Wackerman	C2/ Dixie Chickens Dave Baker Chris Hoyt	D2/ 1 & Done Mark Poucher Dean Sawyer	E2/ S.S.H. Doug Alm Charlie Wilkinson	F2/ Spank This Bill Kiether Peter VanDusen	G2/ Tattoo the Red Eye
A3/ Dart Shadows Chris Gilbert Allen Smith	B3/ Arrowing Experience Billy Ball Craig Coker	C3/ Comfortably Numb Perry Bull Pat Crowley	D3/ Bar Stools	E3/ M.R.Ducks Bob Carawon Steve Tollerton	F3/ A.H. & the Diddlers Jacky Buckner Eric Linney	G3/ Sharp Darts Tom Gildea Steve Mitchell
A4/ Letting Go Rudi Bogaerts Kurt Kunttu	B4/ Shooter's Buzz John Scanlon Mark Tomlinson	C4/ Stik It	D4/ Last Call Kevin Gullett Scott Ney	E4/ B.F.D.	F4/ Freebirds Roland Brierly Randy Ennis	G4/ Dodge Darts Steve Holland Laura Ludwig
A5/ Double Trouble	B5/ Pog Mo Hon Bill Rhea Laurie Rhea	C5/ Excalibur Gary Burney J.D. Denton	D5/ Grateful Darts John Iager Rick Perkins	E5/ BeenThere,MissedThat Todd Baber Adam Harriss	F5/ Heroes inTroubleAgain Justin Cunningham Kellee Enos	G5/ Travelin' Beer Bellies Chris Fournier Bob Wrigley
A6/ Diddler's Choice Eric Matthews Barry Thompson	B6/ Kozmik Debris	C6/ No Clue Todd Camplin Chuck Greer	D6/ Black and Tans Mike Dwight Keith Stark	E6/ Dynamic Darts	F6/ Cheap Shots Mark Sellers Steve Witz	G6/ Armed and Hammered Peter Dougherty Pierce Fox
A7/ Swine Flew! Randy Hirneisen Pete Rutten	B7/ Shameless&Aimless VI Bill Chaney Trey Rodgers	C7/ Reggaeheads	D7/ Starving Dartists	E7/ Horsemen Tony Keller Len Maminski	F7/ Get Over It	G7/ One More Butt Kickin' Bob Atkinson Paul Sullivan
A8/ Burnt Weeny's Revenge	B8/ Team Piranha		D8/ Friends of the Devil Paul Herbert Sam Sampson	E8/ Flying Aces Chris Buchanan Graham Holder	F8/ Horseshoes & Grenades	G8/ The Outlaws

Double Elimination Bracket (6 teams / 12 players)
Spring 1998 RDL Divisional Blind Draws, May 27, 1998
"A" Division
Sharky's Place
Director: Jason Kilts

(Winners' Bracket = 2-of-3, 501/Ckt/Choice)

Payout
1st = $ 70
2nd = $40
3rd = $20
4th = $10

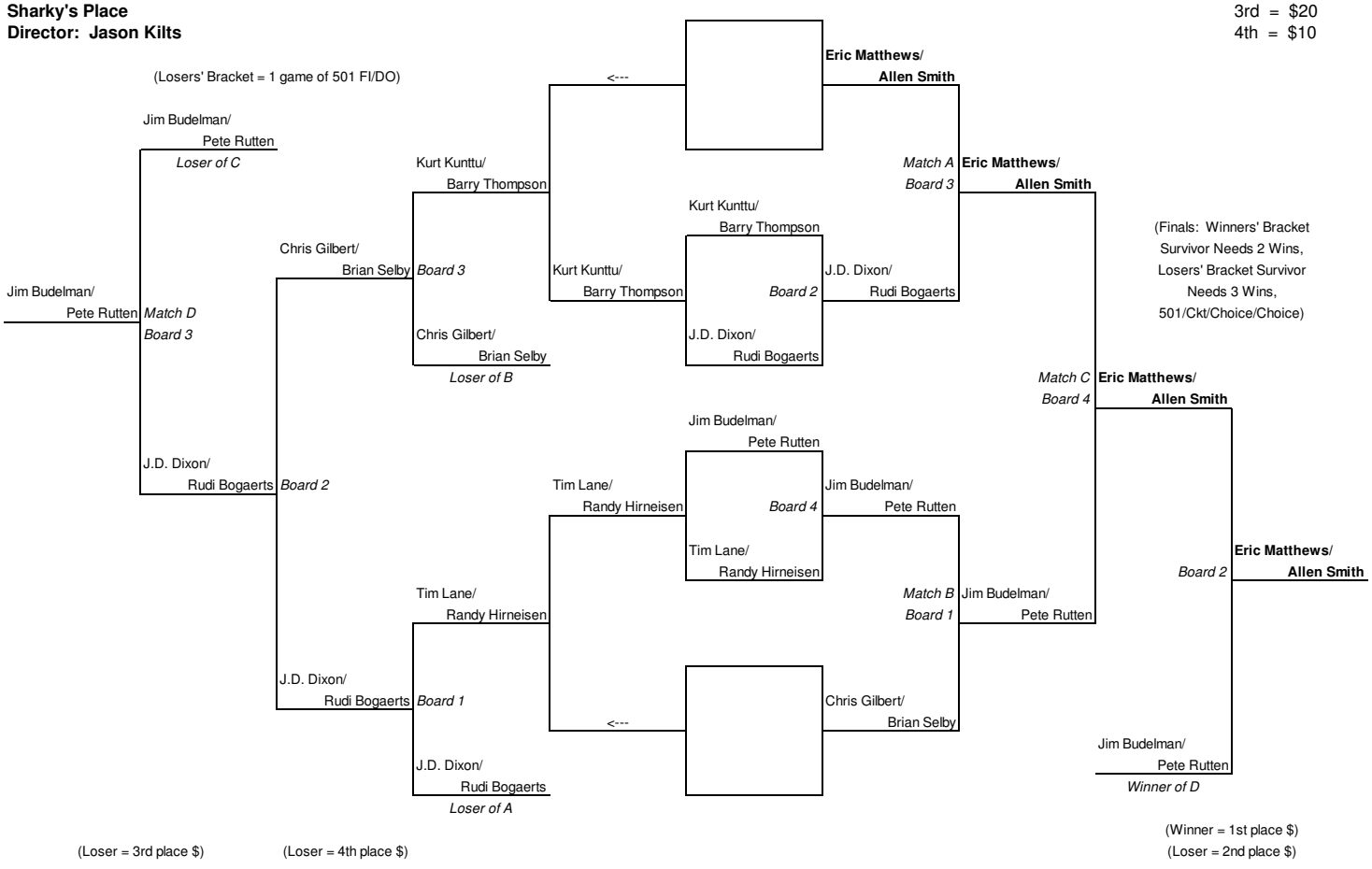

Double Elimination Bracket (5 teams / 10 players)
Spring 1998 RDL Divisional Blind Draws, May 27, 1998
"B" Division
Woody's
Director: Craig Coker

(Winners' Bracket = 2-of-3, 501/Ckt/Choice)

Payout
1st = $ 70
2nd = $30
3rd = $20
4th = $10

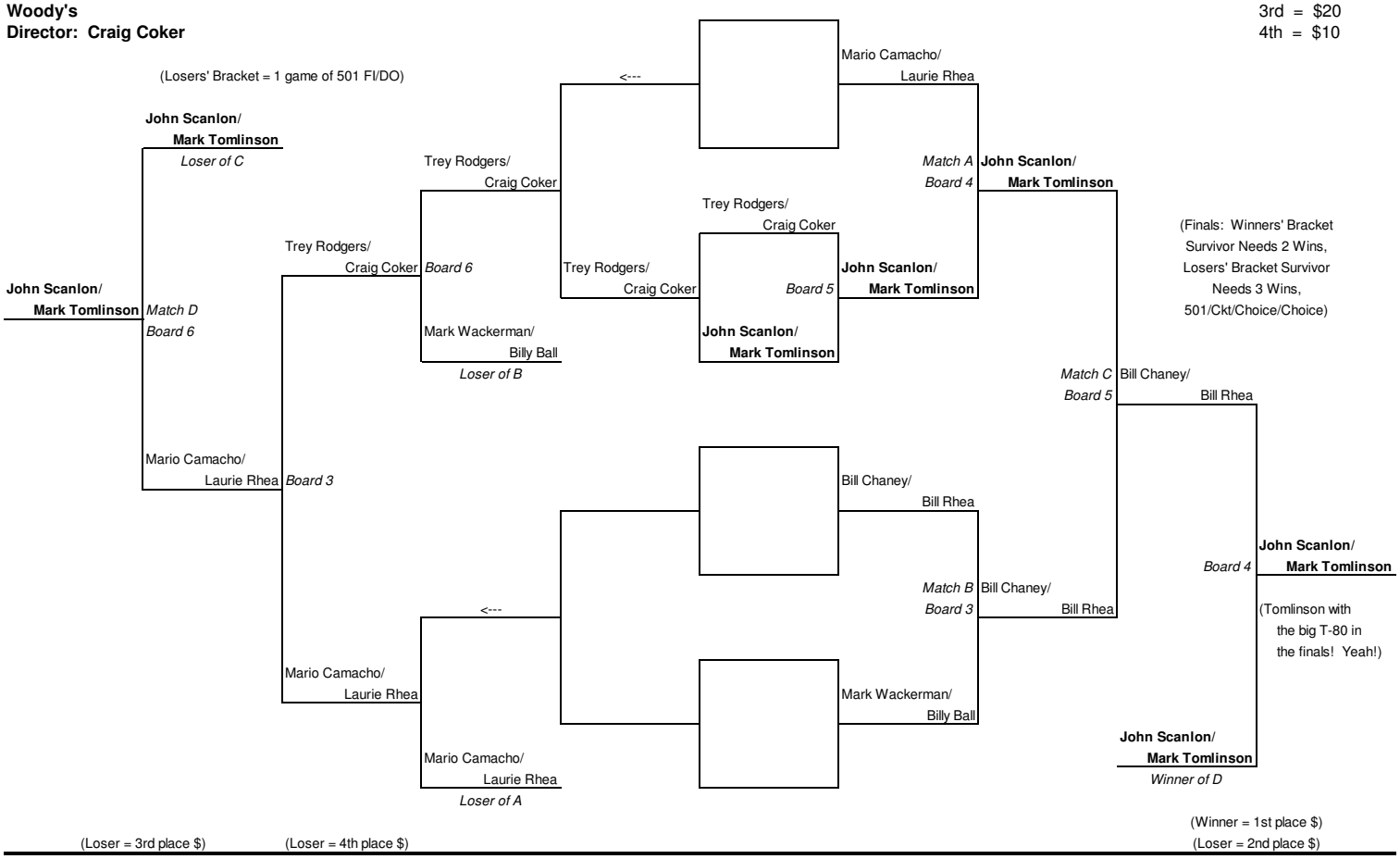

Double Elimination Bracket (4 teams / 8 players)
Spring 1998 RDL Divisional Blind Draws, May 27, 1998
"C" Division
West End
Director: Bill Griffin

(Winners' Bracket = 2-of-3, 501/Ckt/Choice)

Payout
1st = $ 70
2nd = $30
3rd = $20

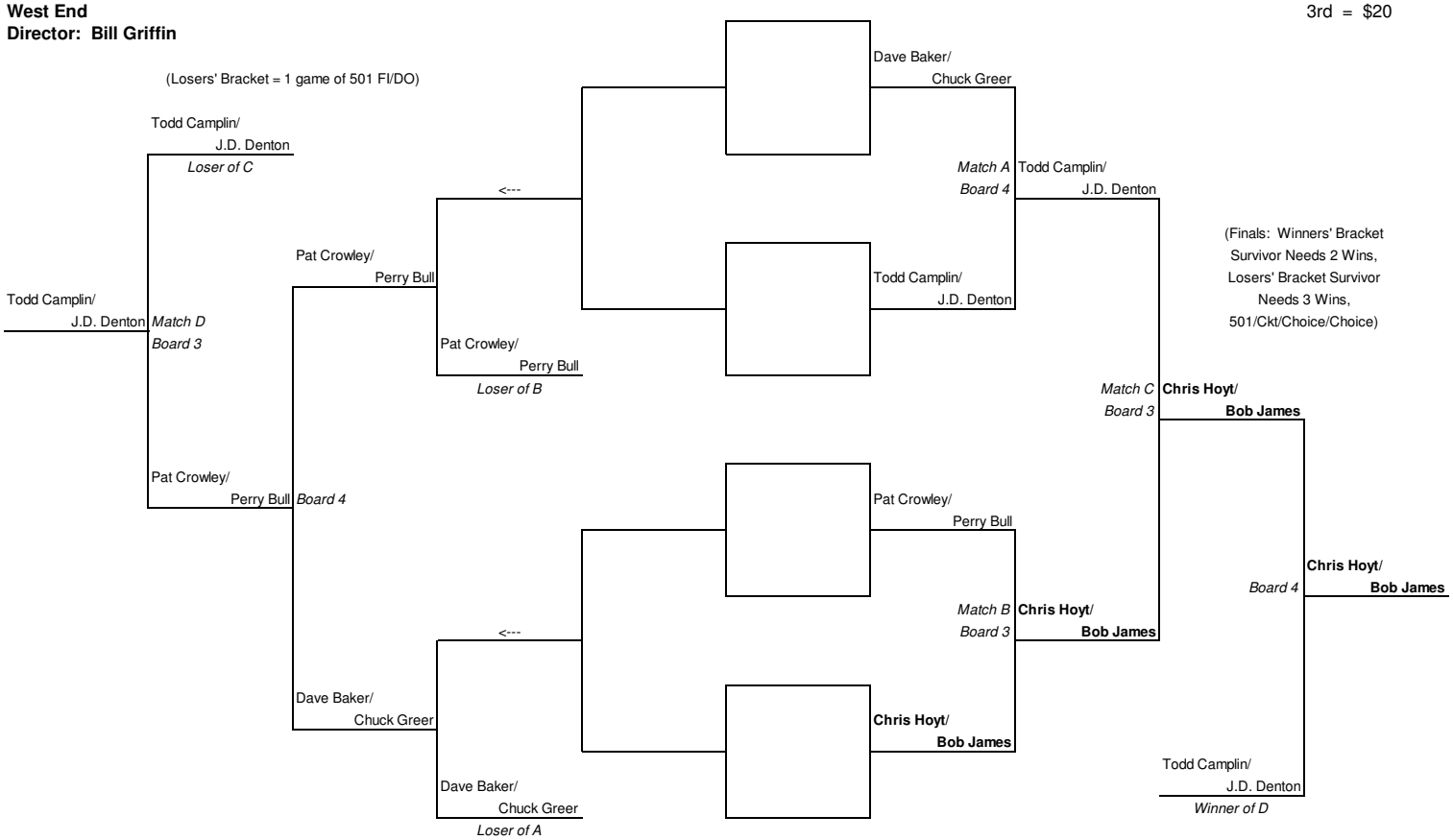

Double Elimination Bracket (6 teams / 12 players)
Spring 1998 RDL Divisional Blind Draws, May 27, 1998
"D" Division
Rack'M Up West
Director(s): Kevin Coyne

(Winners' Bracket = 2-of-3, 501/Ckt/Choice)

Payout
1st = $ 70
2nd = $50??
3rd = $30??
4th = $10??

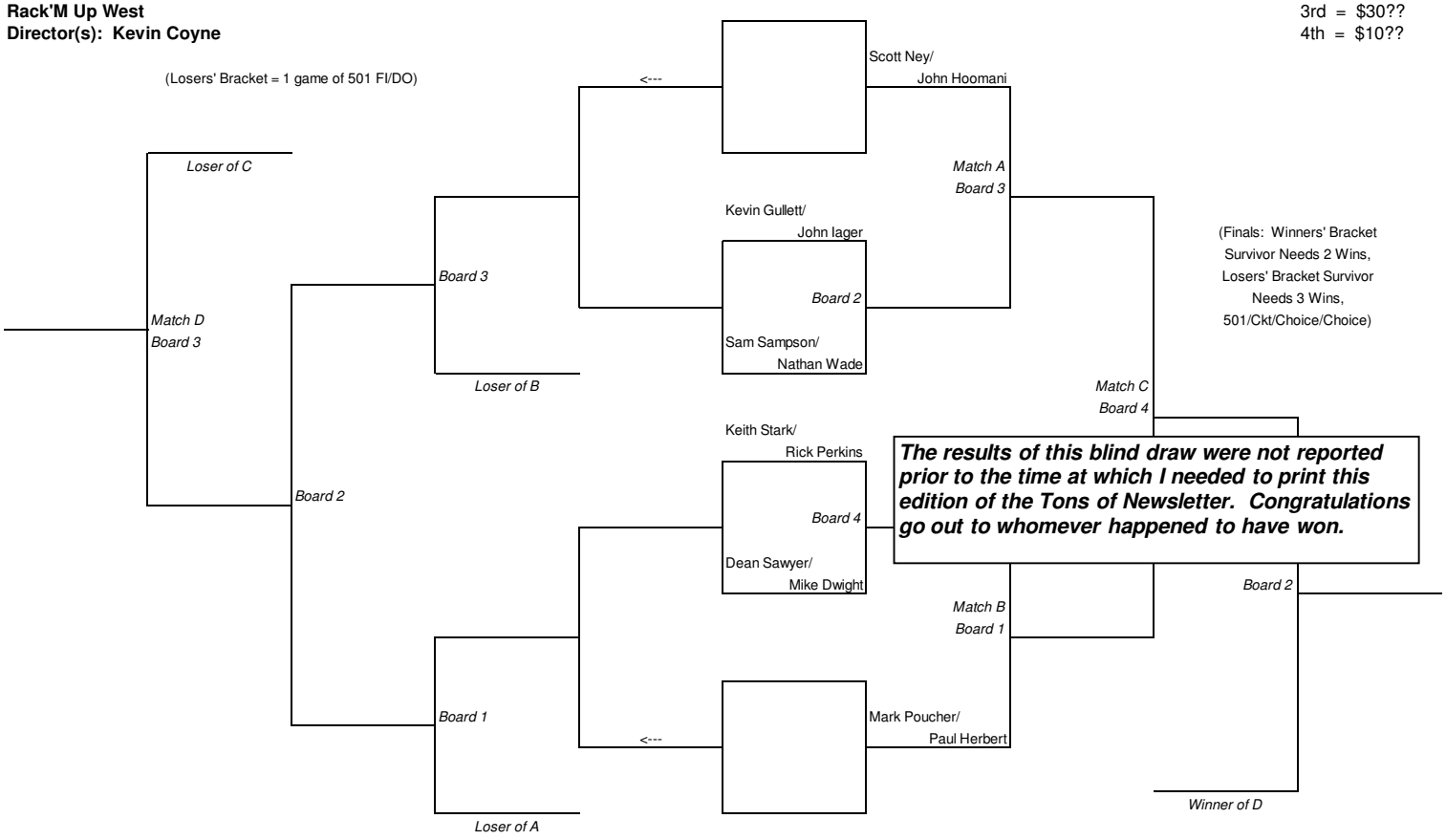

The results of this blind draw were not reported prior to the time at which I needed to print this edition of the Tons of Newsletter. Congratulations go out to whomever happened to have won.

Double Elimination Bracket (5 teams / 10 players)
Spring 1998 RDL Divisional Blind Draws, May 27, 1998
"E" Division
PJ's Sports Bar
Director(s): Dawn Jeffcoat / Deanna Marx

(Winners' Bracket = 2-of-3, 501/Ckt/Choice)

Payout
1st = $ 70
2nd = $30??
3rd = $20??
4th = $10??

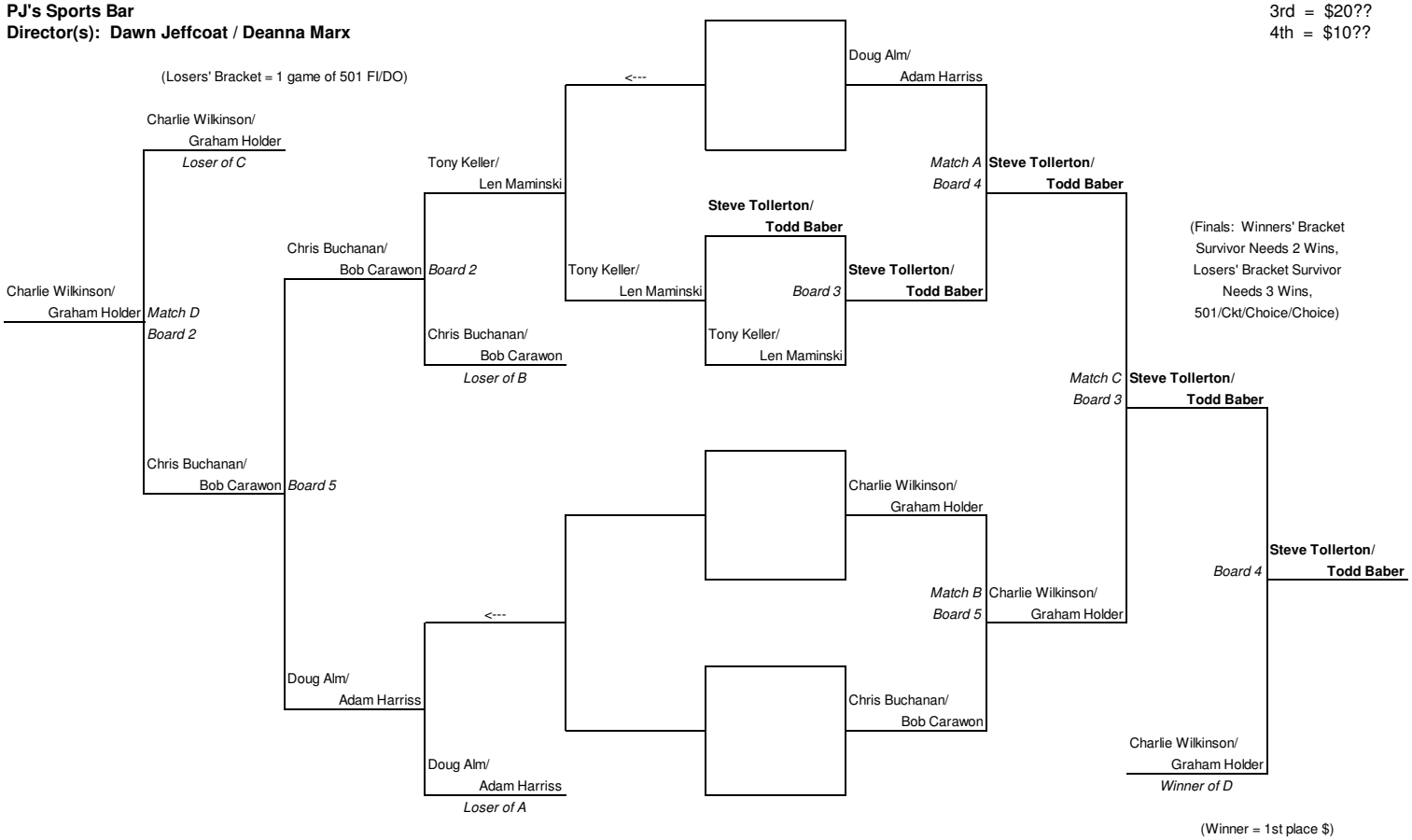

Double Elimination Bracket (6 teams / 12 players)
Spring 1998 RDL Divisional Blind Draws, May 27, 1998
"F" Division
Snooker's-Ridgewood
Director: William Holland

(Winners' Bracket = 2-of-3, 501/Ckt/Choice)

Payout
1st = $ 70
2nd = $40
3rd = $20
4th = $10

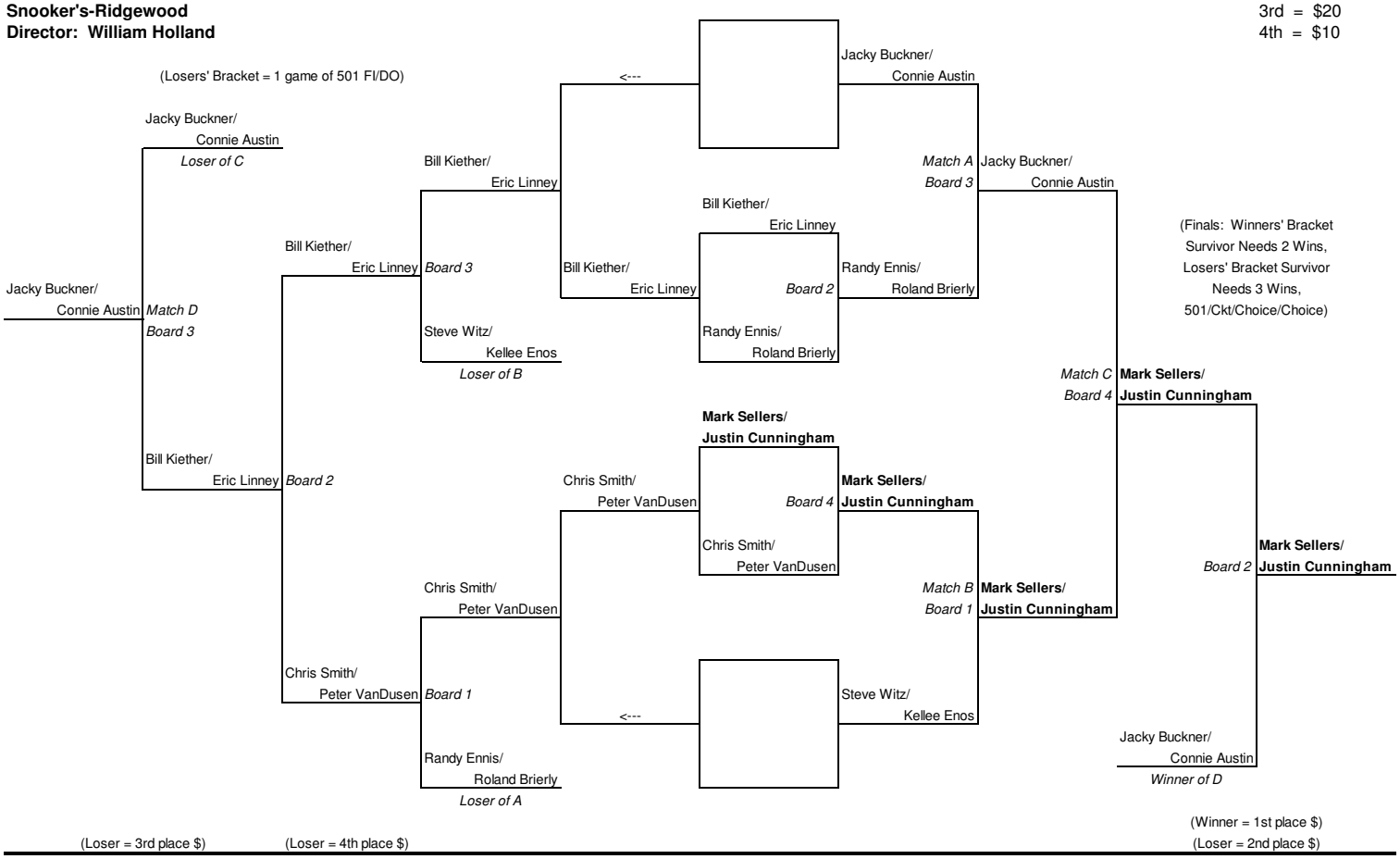

Double Elimination Bracket (4 teams / 8 players)
Spring 1998 RDL Divisional Blind Draws, May 27, 1998
"G" Division
Champions Billiards
Director: Dave Berry

(Winners' Bracket = 2-of-3, 501/Ckt/Choice)

Payout
1st = $ 70
2nd = $50
3rd = $30
4th = $10

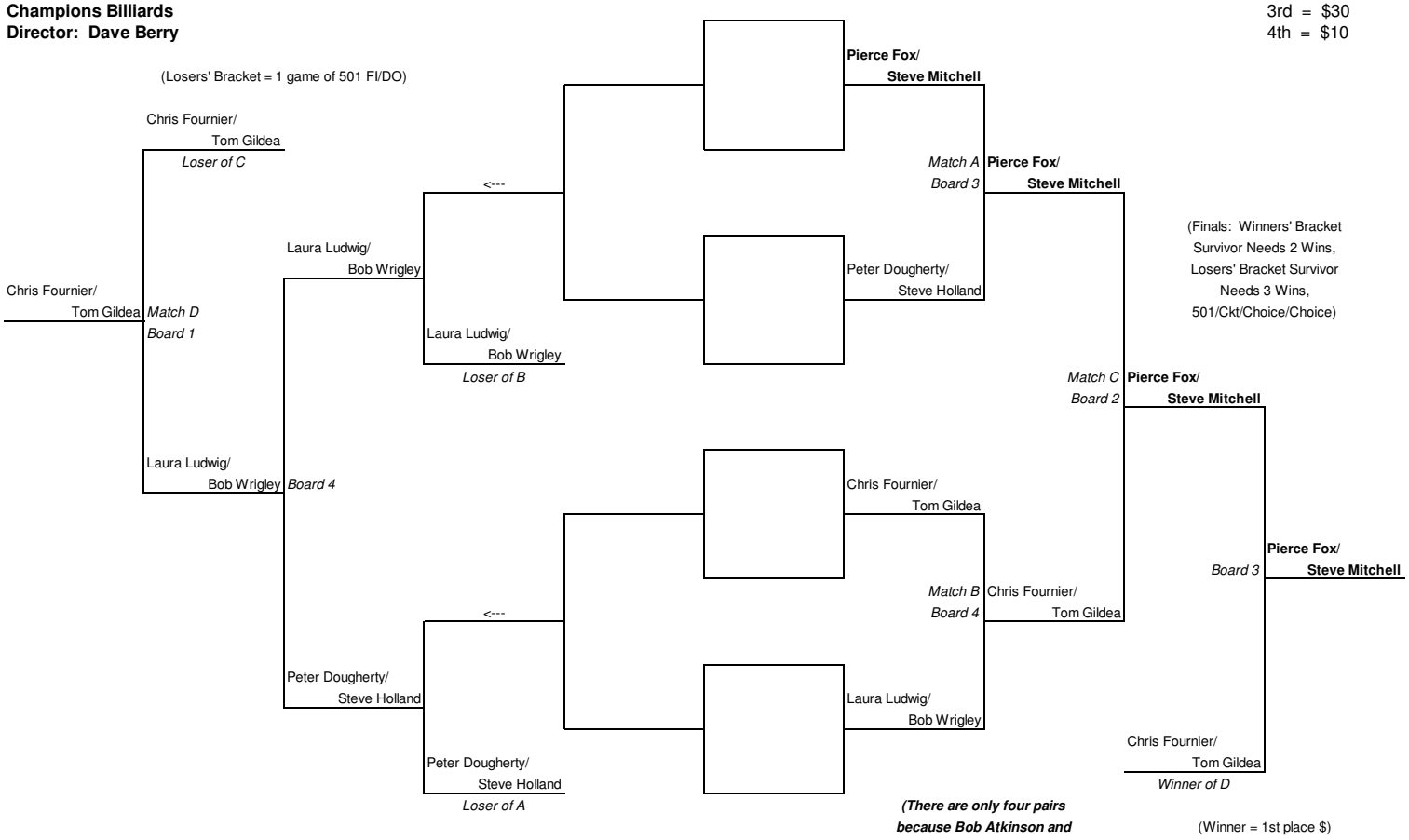

Spring 1998 RDL Top Singles Records (by division) (FINAL!)

(Statistics for teams G1 and G7 do not include their week 12 match, as that scoresheet never arrived for some reason)
(Game minimums required for the listings on this page: 16 for C division, 19 for all other divisions)

"A" Division

			W	L	%-age
1	West, Billy	A2/ So What!	23	1	0.958
2	Dixon, J.D.	A1/ Lunatic Fringe	19	3	0.864
3	Budelman, Jim	A1/ Lunatic Fringe	18	3	0.857
4	Hoffmann, Steve	A1/ Lunatic Fringe	22	4	0.846
5	Kunttu, Kurt	A4/ Letting Go	22	6	0.786
6	Lane, Tim	A2/ So What!	17	6	0.739
7	Terry, Bob	A1/ Lunatic Fringe	14	5	0.737
8	Smith, Allen	A3/ Dart Shadows	16	6	0.727
9	Brown, Tom	A1/ Lunatic Fringe	18	7	0.720
10	Wall, Keith	A2/ So What!	20	8	0.714
11	Kilts, Jason	A4/ Letting Go	17	8	0.680
12	Johnston, Jerry	A6/ Diddler's Choice	18	9	0.667
	Odom, James	A5/ Double Trouble	16	8	0.667
14	Tan, Will	A4/ Letting Go	15	9	0.625
15	(two tied)		13	9	0.591

"B" Division

			W	L	%-age
1	Wandscher, Chris	B1/ Top Dead Center	26	2	0.929
2	Hall, Mike	B5/ Pog Mo Hon	19	3	0.864
3	Brown, Barry	B2/ Dogs of War	19	4	0.826
4	Gaglione, Joe	B1/ Top Dead Center	23	5	0.821
5	Simpson, Donnie	B7/ Shameless&Aimless VI	20	6	0.769
6	Allen, Kenny	B7/ Shameless&Aimless VI	19	6	0.760
7	Rodgers, Trey	B7/ Shameless&Aimless VI	17	6	0.739
8	Jenkins, John	B7/ Shameless&Aimless VI	19	7	0.731
9	Mohan, Mike	B3/ Arrowing Experience	14	6	0.700
10	Chaney, Bill	B7/ Shameless&Aimless VI	14	7	0.667
11	Price, Aaron	B1/ Top Dead Center	19	10	0.655
12	Tomlinson, Mark	B4/ Shooter's Buzz	17	9	0.654
13	Deckard, Sammy	B8/ Team Piranha	15	8	0.652
14	Gelhar, Tommy	B5/ Pog Mo Hon	18	10	0.643
15	Wackerman, Mark	B2/ Dogs of War	16	9	0.640

"C" Division

			W	L	%-age
1	Camplin, Todd	C6/ No Clue	18	4	0.818
2	McCoy, Chris	C7/ Reggaeheads	18	6	0.750
3	Crowley, Pat	C3/ Comfortably Numb	17	7	0.708
	Warnke, Larry	C1/ Neighbors	17	7	0.708
5	Whetsel, Jeff	C7/ Reggaeheads	17	8	0.680
6	Heath, Mark	C2/ Dixie Chickens	16	8	0.667
7	Duggins, Cecil	C1/ Neighbors	14	8	0.636
	Frager, Adam	C4/ Stik It	14	8	0.636
	Hoyt, Chris	C2/ Dixie Chickens	14	8	0.636
	Marx, Jim	C6/ No Clue	14	8	0.636
11	Greer, Charles	C6/ No Clue	13	8	0.619
12	Conway, John	C6/ No Clue	12	8	0.600
	Galloway, Dave	C3/ Comfortably Numb	12	8	0.600
	Hester, Billy	C6/ No Clue	12	8	0.600
	James, Bob	C5/ Excalibur	12	8	0.600

"D" Division

			W	L	%-age
1	Samaluk, Somchai	D2/ 1 & Done	23	5	0.821
2	Crisp, Fred	D3/ Bar Stools	19	6	0.760
3	Heald, Bobby	D3/ Bar Stools	24	8	0.750
	Gullett, Kevin	D4/ Last Call	21	7	0.750
	Hamilton, Billy	D4/ Last Call	21	7	0.750
6	Hendricks, Ron	D7/ Starving Dartists	17	6	0.739
7	Shown, Marc	D7/ Starving Dartists	19	7	0.731
8	Holland, William	D5/ Grateful Darts	17	7	0.708
9	Herbert, Paul	D8/ Friends of the Devil	15	8	0.652
10	Gordon, Bill	D6/ Black and Tans	14	8	0.636
11	Poucher, Mark	D2/ 1 & Done	17	11	0.607
	Simpson, Phil	D5/ Grateful Darts	17	11	0.607
13	Smith, "Sarge"	D2/ 1 & Done	16	12	0.571
	Mori, Christopher	D6/ Black and Tans	12	9	0.571
	Skea, Bob	D1/ Scavengers	12	9	0.571

"E" Division

			W	L	%-age
1	Converse, Stan	E3/ M.R.Ducks	20	6	0.769
2	Baber, Todd	E5/ BeenThere,MissedThat	21	7	0.750
3	Powell, Mark	E2/ S.S.H.	20	8	0.714
	Romanchek, David	E1/ Nine Lives	15	6	0.714
5	Gillett, Galen	E4/ B.F.D.	15	7	0.682
	Holder, Graham	E8/ Flying Aces	15	7	0.682
	Randall, Chad	E7/ Horsemen	15	7	0.682
8	Keller, Tony	E7/ Horsemen	21	10	0.677
9	Longoria, Ruben	E8/ Flying Aces	14	7	0.667
10	Murdaugh, John	E8/ Flying Aces	17	9	0.654
11	Casadonte, Paul	E3/ M.R.Ducks	15	8	0.652
12	Robertson, Phil	E7/ Horsemen	18	10	0.643
13	Buchanan, Chris	E8/ Flying Aces	14	8	0.636
14	McCullough, David	E7/ Horsemen	15	9	0.625
15	Tollerton, Steve	E3/ M.R.Ducks	16	10	0.615

"F" Division

			W	L	%-age
1	Davis, Tim	F4/ Freebirds	19	6	0.760
2	Warren, Randy	F8/ Horseshoes & Grenades	21	8	0.724
3	Feller, Keith	F2/ Spank This	20	8	0.714
	Smith, Chris	F1/ Half & Half	20	8	0.714
5	Brierly, Roland	F4/ Freebirds	18	8	0.692
6	Walters, Jason	F1/ Half & Half	19	9	0.679
7	Ivkovich, Mike	F5/ Heroes inTroubleAgain	18	9	0.667
	Austin, Connie	F1/ Half & Half	16	8	0.667
9	Corter, Dave	F8/ Horseshoes & Grenades	19	10	0.655
10	Morgan, Thom	F8/ Horseshoes & Grenades	20	11	0.645
11	Witz, Steve	F6/ Cheap Shots	18	10	0.643
12	Sellers, Mark	F6/ Cheap Shots	14	8	0.636
13	Cunningham, Justin	F5/ Heroes inTroubleAgain	16	10	0.615
14	Kolb, Robin	F4/ Freebirds	14	9	0.609
15	Quinn, Heather	F8/ Horseshoes & Grenades	15	10	0.600

"G" Division

			W	L	%-age
1	Butler, Brent	G4/ Dodge Darts	19	3	0.864
2	Knight, Tracey	G2/ Tattoo the Red Eye	18	4	0.818
3	Crabtree, Jason	G7/ One More Butt Kickin'	16	5	0.762
4	Bonfiglio, Chris	G4/ Dodge Darts	19	6	0.760
5	Carroll, Gerry	G6/ Armed and Hammered	15	5	0.750
6	Hudelson, Hans	G8/ The Outlaws	20	8	0.714
7	Fox, Pierce	G6/ Armed and Hammered	14	6	0.700
8	Dougherty, Peter	G6/ Armed and Hammered	16	8	0.667
	Side, Eric	G5/ Travelin' Beer Bellies	14	7	0.667
10	Argonis, John	G4/ Dodge Darts	15	9	0.625
	Moeschet, Cathy	G3/ Sharp Darts	15	9	0.625
12	Tannehill, Jeff	G8/ The Outlaws	16	10	0.615
13	Lang, Brian	G7/ One More Butt Kickin'	14	9	0.609
14	Perrault, Melissa	G4/ Dodge Darts	16	11	0.593
15	Kitchin, Bob	G2/ Tattoo the Red Eye	13	10	0.565

Women's Records

			W	L	%-age
1	Austin, Connie	F1/ Half & Half	16	8	0.667
2	Moeschet, Cathy	G3/ Sharp Darts	15	9	0.625
3	Quinn, Heather	F8/ Horseshoes & Grenades	15	10	0.600
4	Perrault, Melissa	G4/ Dodge Darts	16	11	0.593
5	Forbes, Jan	F1/ Half & Half	15	13	0.536
6	Clement, Dawn	G1/ It's All Good	11	11	0.500
7	Enos, Kellee	F5/ Heroes inTroubleAgain	11	12	0.478
8	Barnes, Kathy	F1/ Half & Half	12	14	0.462
9	Bartlett, Lynn	E5/ BeenThere,MissedThat	11	13	0.458
10	Barker, Jane	B3/ Arrowing Experience	8	11	0.421
11	Livingston, Danah	F7/ Get Over It	13	18	0.419
12	Jeffcoat, Dawn	E5/ BeenThere,MissedThat	7	12	0.368
13	Lang, Jennifer	G7/ One More Butt Kickin'	8	14	0.364
14	Churchwell, Billie	A5/ Double Trouble	8	15	0.348
15	Bryant, Robin	F1/ Half & Half	9	17	0.346

Spring 1998 RDL Top Doubles Records (by division) (FINAL!)

(Statistics for teams G1 and G7 do not include their week 12 match, as that scoresheet never arrived for some reason)
(Game minimums required for the listings on this page: 16 for C division, 19 for all other divisions)

"A" Division

			W	L	%-age
1	Budelman, Jim	A1/ Lunatic Fringe	17	2	0.895
2	Dixon, J.D.	A1/ Lunatic Fringe	20	4	0.833
3	Hoffmann, Steve	A1/ Lunatic Fringe	19	4	0.826
4	Smith, Allen	A3/ Dart Shadows	21	5	0.808
5	Brown, Tom	A1/ Lunatic Fringe	19	5	0.792
	Oakley, Jerry	A1/ Lunatic Fringe	19	5	0.792
7	Terry, Bob	A1/ Lunatic Fringe	14	5	0.737
8	Barton, Kevin	A2/ So What!	16	7	0.696
9	Selby, Brian	A2/ So What!	15	7	0.682
10	Seward, Mike	A3/ Dart Shadows	19	9	0.679
11	Eason, Joel	A7/ Swine Flew!	17	9	0.654
	West, Billy	A2/ So What!	17	9	0.654
13	Mead, Andy	A4/ Letting Go	11	8	0.579
14	Cashwell, Craig	A7/ Swine Flew!	15	11	0.577
15	Lemons, Todd	A2/ So What!	14	11	0.560

"B" Division

			W	L	%-age
1	Gaglione, Joe	B1/ Top Dead Center	26	3	0.897
2	Strain, Jerry	B1/ Top Dead Center	21	3	0.875
3	Wandscher, Chris	B1/ Top Dead Center	24	4	0.857
4	Price, Aaron	B1/ Top Dead Center	25	5	0.833
5	Hall, Mike	B5/ Pog Mo Hon	17	6	0.739
6	Allen, Kenny	B7/ Shameless&Aimless VI	16	7	0.696
7	Jenkins, John	B7/ Shameless&Aimless VI	18	8	0.692
	Simpson, Donnie	B7/ Shameless&Aimless VI	18	8	0.692
9	Chaney, Bill	B7/ Shameless&Aimless VI	14	7	0.667
10	Tighe, John	B7/ Shameless&Aimless VI	12	7	0.632
11	Mohan, Mike	B3/ Arrowing Experience	15	9	0.625
12	Wandscher, Ron	B1/ Top Dead Center	18	11	0.621
13	Brown, Barry	B2/ Dogs of War	14	10	0.583
	Rodgers, Trey	B7/ Shameless&Aimless VI	14	10	0.583
15	(two tied)		14	11	0.560

"C" Division

			W	L	%-age
1	Camplin, Todd	C6/ No Clue	18	4	0.818
2	Hester, Billy	C6/ No Clue	17	4	0.810
3	Lewis, Scott	C6/ No Clue	15	4	0.789
4	Marx, Jim	C6/ No Clue	16	6	0.727
5	Crowley, Pat	C3/ Comfortably Numb	17	7	0.708
6	Hoyt, Chris	C2/ Dixie Chickens	15	7	0.682
7	Conway, John	C6/ No Clue	13	7	0.650
8	Slominski, Mark	C5/ Excalibur	10	6	0.625
9	Zucco, Rick	C6/ No Clue	13	8	0.619
10	Bull, Perry	C3/ Comfortably Numb	13	9	0.591
	McCoy, Chris	C7/ Reggaeheads	13	9	0.591
12	Warnke, Larry	C1/ Neighbors	14	10	0.583
13	Baker, Dave	C2/ Dixie Chickens	11	8	0.579
	Herman, Fritz	C2/ Dixie Chickens	11	8	0.579
15	Donaghy, Pat	C1/ Neighbors	13	10	0.565

"D" Division

			W	L	%-age
1	Herbert, Paul	D8/ Friends of the Devil	21	7	0.750
	Samaluk, Somchai	D2/ 1 & Done	21	7	0.750
3	Dwight, Mike	D6/ Black and Tans	14	5	0.737
4	Herbert, Kirk	D8/ Friends of the Devil	20	8	0.714
5	Stark, Keith	D6/ Black and Tans	16	7	0.696
6	Dowling, Jack	D8/ Friends of the Devil	16	8	0.667
7	Hendricks, Ron	D7/ Starving Dartists	15	9	0.625
8	Gordon, Bill	D6/ Black and Tans	13	8	0.619
9	Poucher, Mark	D2/ 1 & Done	16	10	0.615
10	Robison, Jim	D8/ Friends of the Devil	12	8	0.600
11	Kuppler, Bob	D2/ 1 & Done	15	11	0.577
12	Bergman, Fred	D7/ Starving Dartists	19	14	0.576
13	Hamilton, Billy	D4/ Last Call	16	12	0.571
	Parker, Tom	D1/ Scavengers	12	9	0.571
	Perkins, Rick	D5/ Grateful Darts	12	9	0.571

"E" Division

			W	L	%-age
1	Gillett, Galen	E4/ B.F.D.	17	5	0.773
2	Tollerton, Steve	E3/ M.R.Ducks	18	6	0.750
3	Converse, Stan	E3/ M.R.Ducks	20	8	0.714
	Jackson, Barry	E6/ Dynamic Darts	20	8	0.714
	Robertson, Phil	E7/ Horsemen	20	8	0.714
6	Holder, Graham	E8/ Flying Aces	14	6	0.700
	Keever, David	E1/ Nine Lives	14	6	0.700
8	Kroll, Brian	E6/ Dynamic Darts	17	8	0.680
9	Buchanan, Chris	E8/ Flying Aces	19	9	0.679
10	Randall, Chad	E7/ Horsemen	15	8	0.652
11	Carawon, Bob	E3/ M.R.Ducks	17	10	0.630
12	McCullough, David	E7/ Horsemen	15	10	0.600
13	Powell, Mark	E2/ S.S.H.	17	12	0.586
	Wilkinson, Charlie	E2/ S.S.H.	17	12	0.586
15	(two tied)		14	10	0.583

"F" Division

			W	L	%-age
1	Brierly, Roland	F4/ Freebirds	23	3	0.885
2	Ennis, Randy	F4/ Freebirds	20	5	0.800
3	Witz, Steve	F6/ Cheap Shots	22	7	0.759
4	Walters, Jason	F1/ Half & Half	20	8	0.714
5	Austin, Connie	F1/ Half & Half	18	8	0.692
6	Smith, Chris	F1/ Half & Half	19	9	0.679
7	Forbes, Jan	F1/ Half & Half	20	10	0.667
	Sellers, Mark	F6/ Cheap Shots	16	8	0.667
9	Livingston, Danah	F7/ Get Over It	21	11	0.656
10	Kolb, Robin	F4/ Freebirds	15	8	0.652
11	Feller, Keith	F2/ Spank This	17	10	0.630
12	Buckner, Jacky	F3/ A.H. & the Diddlers	16	10	0.615
13	Warren, Randy	F8/ Horseshoes & Grenades	19	12	0.613
14	VanDusen, Peter	F2/ Spank This	17	11	0.607
15	Morgan, Thom	F8/ Horseshoes & Grenades	18	12	0.600

"G" Division

			W	L	%-age
1	Knight, Tracey	G2/ Tattoo the Red Eye	18	6	0.750
2	Argonis, John	G4/ Dodge Darts	16	6	0.727
3	Bonfiglio, Chris	G4/ Dodge Darts	17	7	0.708
4	Fox, Pierce	G6/ Armed and Hammered	14	6	0.700
5	Kitchin, Bob	G2/ Tattoo the Red Eye	17	9	0.654
6	Horne, Jeff	G7/ One More Butt Kickin'	14	8	0.636
	Lang, Brian	G7/ One More Butt Kickin'	14	8	0.636
8	Butler, Brent	G4/ Dodge Darts	16	10	0.615
9	Mitchell, Steve	G3/ Sharp Darts	14	9	0.609
10	Holland, Steve	G4/ Dodge Darts	15	10	0.600
11	Gildea, Tom	G3/ Sharp Darts	13	9	0.591
	Jaraszewicz, Jaye	G7/ One More Butt Kickin'	13	9	0.591
13	Dougherty, Peter	G6/ Armed and Hammered	14	10	0.583
14	Johnson, Patrick	G1/ It's All Good	11	8	0.579
	Winfree, Scott	G3/ Sharp Darts	11	8	0.579

Women's Records

			W	L	%-age
1	Austin, Connie	F1/ Half & Half	18	8	0.692
2	Forbes, Jan	F1/ Half & Half	20	10	0.667
3	Livingston, Danah	F7/ Get Over It	21	11	0.656
4	Enos, Kellee	F5/ Heroes inTroubleAgain	14	10	0.583
5	Perrault, Melissa	G4/ Dodge Darts	12	12	0.500
	Lang, Jennifer	G7/ One More Butt Kickin'	10	10	0.500
7	Jeffcoat, Dawn	E5/ BeenThere,MissedThat	10	11	0.476
8	Barnes, Kathy	F1/ Half & Half	11	13	0.458
9	Barker, Jane	B3/ Arrowing Experience	9	11	0.450
	Lowe, Connie	E5/ BeenThere,MissedThat	9	11	0.450
11	Corbin, Rosa	D2/ 1 & Done	8	11	0.421
12	Brotherton, Rhetta	G8/ The Outlaws	12	17	0.414
13	Poucher, Stefanie	G1/ It's All Good	9	13	0.409
14	Quinn, Heather	F8/ Horseshoes & Grenades	10	16	0.385
15	Bohanan, Heather	F2/ Spank This	9	15	0.375

Spring 1998 RDL Top Singles+Doubles Records (by division) (FINAL!)

(Statistics for teams G1 and G7 do not include their week 12 match, as that scoresheet never arrived for some reason)
(Game minimums required for the listings on this page: 32 for C division, 37 for all other divisions)

"A" Division

			W	L	%-age
1	Budelman, Jim	A1/ Lunatic Fringe	35	5	0.875
2	Dixon, J.D.	A1/ Lunatic Fringe	39	7	0.848
3	Hoffmann, Steve	A1/ Lunatic Fringe	41	8	0.837
4	West, Billy	A2/ So What!	40	10	0.800
5	Smith, Allen	A3/ Dart Shadows	37	11	0.771
6	Brown, Tom	A1/ Lunatic Fringe	37	12	0.755
7	Terry, Bob	A1/ Lunatic Fringe	28	10	0.737
8	Oakley, Jerry	A1/ Lunatic Fringe	32	14	0.696
9	Kunttu, Kurt	A4/ Letting Go	35	18	0.660
10	Eason, Joel	A7/ Swine Flew!	32	20	0.615
11	Lane, Tim	A2/ So What!	27	17	0.614
12	Selby, Brian	A2/ So What!	30	19	0.612
13	Kilts, Jason	A4/ Letting Go	25	17	0.595
14	Cashwell, Craig	A7/ Swine Flew!	30	22	0.577
15	Lemons, Todd	A2/ So What!	28	21	0.571

"B" Division

			W	L	%-age
1	Wandscher, Chris	B1/ Top Dead Center	50	6	0.893
2	Gaglione, Joe	B1/ Top Dead Center	49	8	0.860
3	Hall, Mike	B5/ Pog Mo Hon	36	9	0.800
4	Price, Aaron	B1/ Top Dead Center	44	15	0.746
5	Simpson, Donnie	B7/ Shameless&Aimless VI	38	14	0.731
6	Allen, Kenny	B7/ Shameless&Aimless VI	35	13	0.729
7	Strain, Jerry	B1/ Top Dead Center	35	14	0.714
8	Jenkins, John	B7/ Shameless&Aimless VI	37	15	0.712
9	Brown, Barry	B2/ Dogs of War	33	14	0.702
10	Chaney, Bill	B7/ Shameless&Aimless VI	28	14	0.667
11	Rodgers, Trey	B7/ Shameless&Aimless VI	31	16	0.660
12	Mohan, Mike	B3/ Arrowing Experience	29	15	0.659
13	Wandscher, Ron	B1/ Top Dead Center	36	23	0.610
14	Tomlinson, Mark	B4/ Shooter's Buzz	31	20	0.608
15	Berry, Dave	B3/ Arrowing Experience	22	15	0.595

"C" Division

			W	L	%-age
1	Camplin, Todd	C6/ No Clue	36	8	0.818
2	Crowley, Pat	C3/ Comfortably Numb	34	14	0.708
3	Hester, Billy	C6/ No Clue	29	12	0.707
4	Marx, Jim	C6/ No Clue	30	14	0.682
5	McCoy, Chris	C7/ Reggaeheads	31	15	0.674
6	Lewis, Scott	C6/ No Clue	28	14	0.667
7	Hoyt, Chris	C2/ Dixie Chickens	29	15	0.659
8	Warnke, Larry	C1/ Neighbors	31	17	0.646
9	Conway, John	C6/ No Clue	25	15	0.625
10	Heath, Mark	C2/ Dixie Chickens	28	19	0.596
11	Zucco, Rick	C6/ No Clue	22	15	0.595
12	Frager, Adam	C4/ Stik It	26	18	0.591
13	Greer, Charles	C6/ No Clue	23	17	0.575
14	Herman, Fritz	C2/ Dixie Chickens	21	17	0.553
15	Duggins, Cecil	C1/ Neighbors	24	20	0.545

"D" Division

			W	L	%-age
1	Samaluk, Somchai	D2/ 1 & Done	44	12	0.786
2	Dwight, Mike	D6/ Black and Tans	27	10	0.730
3	Herbert, Paul	D8/ Friends of the Devil	36	15	0.706
4	Hendricks, Ron	D7/ Starving Dartists	32	15	0.681
5	Heald, Bobby	D3/ Bar Stools	41	21	0.661
6	Hamilton, Billy	D4/ Last Call	37	19	0.661
7	Walker, Chip	D8/ Friends of the Devil	30	17	0.638
8	Shown, Marc	D7/ Starving Dartists	33	19	0.635
9	Gordon, Bill	D6/ Black and Tans	27	16	0.628
10	Herbert, Kirk	D8/ Friends of the Devil	35	21	0.625
11	Dowling, Jack	D8/ Friends of the Devil	26	16	0.619
12	Poucher, Mark	D2/ 1 & Done	33	21	0.611
13	Crisp, Fred	D3/ Bar Stools	31	20	0.608
14	Holland, William	D5/ Grateful Darts	26	18	0.591
15	Gullett, Kevin	D4/ Last Call	33	23	0.589

"E" Division

			W	L	%-age
1	Converse, Stan	E3/ M.R.Ducks	40	14	0.741
2	Gillett, Galen	E4/ B.F.D.	32	12	0.727
3	Holder, Graham	E8/ Flying Aces	29	13	0.690
4	Tollerton, Steve	E3/ M.R.Ducks	34	16	0.680
5	Robertson, Phil	E7/ Horsemen	38	18	0.679
6	Randall, Chad	E7/ Horsemen	30	15	0.667
7	Buchanan, Chris	E8/ Flying Aces	33	17	0.660
8	Jackson, Barry	E6/ Dynamic Darts	36	19	0.655
9	Romanchek, David	E1/ Nine Lives	26	14	0.650
10	Powell, Mark	E2/ S.S.H.	37	20	0.649
11	Fuhrmann, Al	E1/ Nine Lives	25	14	0.641
12	Kroll, Brian	E6/ Dynamic Darts	27	16	0.628
13	McCullough, David	E7/ Horsemen	30	19	0.612
14	Baber, Todd	E5/ BeenThere,MissedThat	34	22	0.607
15	(two tied)		31	21	0.596

"F" Division

			W	L	%-age
1	Brierly, Roland	F4/ Freebirds	41	11	0.788
2	Witz, Steve	F6/ Cheap Shots	40	17	0.702
3	Smith, Chris	F1/ Half & Half	39	17	0.696
	Walters, Jason	F1/ Half & Half	39	17	0.696
5	Austin, Connie	F1/ Half & Half	34	16	0.680
6	Feller, Keith	F2/ Spank This	37	18	0.673
7	Warren, Randy	F8/ Horseshoes & Grenades	40	20	0.667
8	Sellers, Mark	F6/ Cheap Shots	30	16	0.652
9	Ennis, Randy	F4/ Freebirds	34	19	0.642
10	Davis, Tim	F4/ Freebirds	32	18	0.640
11	Kolb, Robin	F4/ Freebirds	29	17	0.630
12	Morgan, Thom	F8/ Horseshoes & Grenades	38	23	0.623
13	Forbes, Jan	F1/ Half & Half	35	23	0.603
14	Buckner, Jacky	F3/ A.H. & the Diddlers	31	21	0.596
15	Corter, Dave	F8/ Horseshoes & Grenades	36	26	0.581

"G" Division

			W	L	%-age
1	Knight, Tracey	G2/ Tattoo the Red Eye	36	10	0.783
2	Bonfiglio, Chris	G4/ Dodge Darts	36	13	0.735
3	Butler, Brent	G4/ Dodge Darts	35	13	0.729
4	Carroll, Gerry	G6/ Armed and Hammered	27	11	0.711
5	Fox, Pierce	G6/ Armed and Hammered	28	12	0.700
6	Argonis, John	G4/ Dodge Darts	31	15	0.674
7	Crabtree, Jason	G7/ One More Butt Kickin'	26	14	0.650
8	Dougherty, Peter	G6/ Armed and Hammered	30	18	0.625
9	Lang, Brian	G7/ One More Butt Kickin'	28	17	0.622
10	Kitchin, Bob	G2/ Tattoo the Red Eye	30	19	0.612
11	Fournier, Chris	G5/ Travelin' Beer Bellies	24	16	0.600
12	Johnson, Patrick	G1/ It's All Good	22	15	0.595
	Sullivan, Paul	G7/ One More Butt Kickin'	22	15	0.595
14	Horne, Jeff	G7/ One More Butt Kickin'	25	18	0.581
15	Tannehill, Jeff	G8/ The Outlaws	29	21	0.580

Women's Records

			W	L	%-age
1	Austin, Connie	F1/ Half & Half	34	16	0.680
2	Forbes, Jan	F1/ Half & Half	35	23	0.603
3	Perrault, Melissa	G4/ Dodge Darts	28	23	0.549
4	Livingston, Danah	F7/ Get Over It	34	29	0.540
5	Enos, Kellee	F5/ Heroes inTroubleAgain	25	22	0.532
6	Quinn, Heather	F8/ Horseshoes & Grenades	25	26	0.490
7	Moeschet, Cathy	G3/ Sharp Darts	23	26	0.469
8	Barnes, Kathy	F1/ Half & Half	23	27	0.460
9	Barker, Jane	B3/ Arrowing Experience	17	22	0.436
10	Clement, Dawn	G1/ It's All Good	19	25	0.432
11	Lang, Jennifer	G7/ One More Butt Kickin'	18	24	0.429
12	Jeffcoat, Dawn	E5/ BeenThere,MissedThat	17	23	0.425
13	Lowe, Connie	E5/ BeenThere,MissedThat	16	25	0.390
14	Bartlett, Lynn	E5/ BeenThere,MissedThat	18	29	0.383
15	Brotherton, Rhetta	G8/ The Outlaws	21	37	0.362

Spring 1998 RDL Top All-Star Percentages (by division) (FINAL!)

(Statistics for teams G1 and G7 do not include their week 12 match, as that scoresheet never arrived for some reason)

(Game minimums required for the listings on this page: 32 for C division, 37 for all other divisions)

"A" Division

			ASP	TGP	%-age
1	Smith, Allen	A3/ Dart Shadows	97.0	49	1.980
2	Budelman, Jim	A1/ Lunatic Fringe	67.0	41	1.634
3	Lane, Tim	A2/ So What!	74.5	47	1.585
4	Kunttu, Kurt	A4/ Letting Go	78.0	54	1.444
5	Dixon, J.D.	A1/ Lunatic Fringe	67.5	47	1.436
6	West, Billy	A2/ So What!	69.0	53	1.302
7	Brown, Tom	A1/ Lunatic Fringe	57.0	51	1.118
8	Terry, Bob	A1/ Lunatic Fringe	44.5	40	1.113
9	Kilts, Jason	A4/ Letting Go	47.0	43	1.093
10	Eason, Joel	A7/ Swine Flew!	57.5	53	1.085
11	Selby, Brian	A2/ So What!	55.5	52	1.067
12	Gilbert, Chris	A3/ Dart Shadows	56.0	54	1.037
13	Simpson, David	A8/ Burnt Weeny's Revenge	53.0	52	1.019
14	Lemons, Todd	A2/ So What!	51.0	52	0.981
15	Wall, Keith	A2/ So What!	58.5	60	0.975

"B" Division

			ASP	TGP	%-age
1	Wandscher, Chris	B1/ Top Dead Center	70.5	58	1.216
2	Gaglione, Joe	B1/ Top Dead Center	68.0	59	1.153
3	Hall, Mike	B5/ Pog Mo Hon	52.5	46	1.141
4	Jenkins, John	B7/ Shameless&Aimless VI	57.5	54	1.065
5	Simpson, Donnie	B7/ Shameless&Aimless VI	52.0	54	0.963
6	Brown, Barry	B2/ Dogs of War	41.0	47	0.872
7	Barker, Barry	B3/ Arrowing Experience	44.5	54	0.824
8	Allen, Kenny	B7/ Shameless&Aimless VI	40.5	50	0.810
9	Rodgers, Trey	B7/ Shameless&Aimless VI	38.0	49	0.776
10	Price, Aaron	B1/ Top Dead Center	46.0	61	0.754
11	Strain, Jerry	B1/ Top Dead Center	34.0	51	0.667
12	Tomlinson, Mark	B4/ Shooter's Buzz	33.5	51	0.657
13	Mohan, Mike	B3/ Arrowing Experience	30.0	46	0.652
14	Berry, Dave	B3/ Arrowing Experience	25.0	39	0.641
15	Gelhar, Tommy	B5/ Pog Mo Hon	36.5	57	0.640

"C" Division

			ASP	TGP	%-age
1	Crowley, Pat	C3/ Comfortably Numb	52.0	50	1.040
2	Camplin, Todd	C6/ No Clue	37.5	45	0.833
3	Slominski, Mark	C5/ Excalibur	23.5	32	0.734
4	Heath, Mark	C2/ Dixie Chickens	35.5	49	0.724
5	James, Bob	C5/ Excalibur	27.5	39	0.705
6	Stanley, Rick	C3/ Comfortably Numb	28.0	50	0.560
7	Warnke, Larry	C1/ Neighbors	26.0	48	0.542
8	Greer, Charles	C6/ No Clue	22.5	42	0.536
9	McCoy, Chris	C7/ Reggaeheads	22.5	47	0.479
10	Hoyt, Chris	C2/ Dixie Chickens	22.0	46	0.478
11	Duggins, Cecil	C1/ Neighbors	20.5	44	0.466
12	Marx, Jim	C6/ No Clue	21.0	46	0.457
13	Miller, Jay	C1/ Neighbors	14.5	32	0.453
14	Frager, Adam	C4/ Stik It	19.5	44	0.443
	Lewis, Scott	C6/ No Clue	19.5	44	0.443

"D" Division

			ASP	TGP	%-age
1	Samaluk, Somchai	D2/ 1 & Done	73.0	60	1.217
2	Hamilton, Billy	D4/ Last Call	48.5	57	0.851
3	Stark, Keith	D6/ Black and Tans	31.5	47	0.670
4	Heald, Bobby	D3/ Bar Stools	40.5	62	0.653
5	Parker, Tom	D1/ Scavengers	26.0	43	0.605
6	Shown, Marc	D7/ Starving Dartists	32.5	56	0.580
7	Gordon, Bill	D6/ Black and Tans	25.5	44	0.580
8	Skea, Bob	D1/ Scavengers	26.0	45	0.578
9	Holland, William	D5/ Grateful Darts	25.5	45	0.567
10	Herbert, Kirk	D8/ Friends of the Devil	32.0	57	0.561
11	Herbert, Paul	D8/ Friends of the Devil	29.0	52	0.558
12	Ney, Scott	D4/ Last Call	31.5	57	0.553
13	Poucher, Mark	D2/ 1 & Done	31.0	58	0.534
14	Hendricks, Ron	D7/ Starving Dartists	25.5	49	0.520
15	Crisp, Fred	D3/ Bar Stools	25.5	51	0.500

"E" Division

			ASP	TGP	%-age
1	Smith, Butch	E1/ Nine Lives	36.5	50	0.730
2	Holder, Graham	E8/ Flying Aces	28.5	43	0.663
3	Murdaugh, John	E8/ Flying Aces	34.5	53	0.651
4	Gillett, Galen	E4/ B.F.D.	26.0	45	0.578
5	Williamson, Steve	E6/ Dynamic Darts	28.0	49	0.571
6	Jackson, Barry	E6/ Dynamic Darts	30.5	58	0.526
7	Casadonte, Paul	E3/ M.R.Ducks	24.5	48	0.510
8	Powell, Mark	E2/ S.S.H.	28.5	57	0.500
	McCullough, David	E7/ Horsemen	25.0	50	0.500
10	Mongillo, Marty	E8/ Flying Aces	23.0	49	0.469
11	Keller, Tony	E7/ Horsemen	28.0	60	0.467
12	Baber, Todd	E5/ BeenThere,MissedThat	26.5	57	0.465
13	Wilkinson, Charlie	E2/ S.S.H.	27.5	61	0.451
14	Buchanan, Chris	E8/ Flying Aces	22.0	51	0.431
15	Lowers, Joe	E6/ Dynamic Darts	20.0	48	0.417

"F" Division

			ASP	TGP	%-age
1	Cunningham, Justin	F5/ Heroes inTroubleAgain	38.0	54	0.704
2	Feller, Keith	F2/ Spank This	39.0	56	0.696
3	Morgan, Thom	F8/ Horseshoes & Grenades	36.5	63	0.579
4	Buckner, Jacky	F3/ A.H. & the Diddlers	29.5	53	0.557
5	Brierly, Roland	F4/ Freebirds	29.0	54	0.537
6	Ivkovich, Mike	F5/ Heroes inTroubleAgain	26.5	53	0.500
7	Ennis, Randy	F4/ Freebirds	26.0	55	0.473
8	Austin, Connie	F1/ Half & Half	24.0	52	0.462
9	Witz, Steve	F6/ Cheap Shots	25.5	58	0.440
10	Quinn, Heather	F8/ Horseshoes & Grenades	23.0	53	0.434
11	Peck, Jerry	F8/ Horseshoes & Grenades	19.5	45	0.433
12	Barnes, Kathy	F1/ Half & Half	22.5	52	0.433
13	Corter, Dave	F8/ Horseshoes & Grenades	26.0	64	0.406
14	Smith, Chris	F1/ Half & Half	23.5	58	0.405
15	Wilser, Dave	F7/ Get Over It	24.0	60	0.400

"G" Division

			ASP	TGP	%-age
1	Sullivan, Paul	G7/ One More Butt Kickin'	25.5	38	0.671
2	Crabtree, Jason	G7/ One More Butt Kickin'	26.5	41	0.646
3	Bonfiglio, Chris	G4/ Dodge Darts	30.0	50	0.600
4	Carroll, Gerry	G6/ Armed and Hammered	21.5	39	0.551
5	Gildea, Tom	G3/ Sharp Darts	23.5	50	0.470
6	Horne, Jeff	G7/ One More Butt Kickin'	19.0	44	0.432
7	Dougherty, Peter	G6/ Armed and Hammered	21.0	49	0.429
8	Knight, Tracey	G2/ Tattoo the Red Eye	19.5	46	0.424
9	Perrault, Melissa	G4/ Dodge Darts	21.5	52	0.413
10	Hudelson, Hans	G8/ The Outlaws	23.0	57	0.404
11	Lang, Brian	G7/ One More Butt Kickin'	18.5	46	0.402
12	Butler, Brent	G4/ Dodge Darts	19.5	49	0.398
13	Mitchell, Steve	G3/ Sharp Darts	17.5	48	0.365
14	Argonis, John	G4/ Dodge Darts	16.5	47	0.351
15	Kitchin, Bob	G2/ Tattoo the Red Eye	17.0	49	0.347

Women's Records

			ASP	TGP	%-age
1	Austin, Connie	F1/ Half & Half	24.0	52	0.462
2	Quinn, Heather	F8/ Horseshoes & Grenades	23.0	53	0.434
3	Barnes, Kathy	F1/ Half & Half	22.5	52	0.433
4	Perrault, Melissa	G4/ Dodge Darts	21.5	52	0.413
5	Bartlett, Lynn	E5/ BeenThere,MissedThat	19.0	48	0.396
6	Enos, Kellee	F5/ Heroes inTroubleAgain	17.0	48	0.354
7	Barker, Jane	B3/ Arrowing Experience	14.5	41	0.354
	Jeffcoat, Dawn	E5/ BeenThere,MissedThat	14.5	41	0.354
9	Forbes, Jan	F1/ Half & Half	21.0	60	0.350
10	Churchwell, Billie	A5/ Double Trouble	14.5	46	0.315
11	Lawley, Lisa	F7/ Get Over It	11.0	39	0.282
12	Oakley, Gina	B2/ Dogs of War	10.5	38	0.276
13	Livingston, Danah	F7/ Get Over It	16.5	63	0.262
14	Lowe, Connie	E5/ BeenThere,MissedThat	10.0	42	0.238
15	Moeschet, Cathy	G3/ Sharp Darts	9.0	49	0.184

Spring 1998 RDL League-Wide Sectional Statistics (ranked by percentage) (FINAL!)

(Statistics for teams G1 and G7 do not include their week 12 match, as that scoresheet never arrived for some reason)
(Seven game minimum required for each of these listings)

Singles 301 Records

			W	L	%-age
1	West, Billy	A2/ So What!	11	0	1.000
	Hall, Mike	B5/ Pog Mo Hon	11	0	1.000
3	Wandscher, Chris	B1/ Top Dead Center	13	1	0.929
4	Crowley, Pat	C3/ Comfortably Numb	11	1	0.917
	Crisp, Fred	D3/ Bar Stools	11	1	0.917
6	Knight, Tracey	G2/ Tattoo the Red Eye	10	1	0.909
7	Johnson, Ken	F6/ Cheap Shots	8	1	0.889
	Butler, Brent	G4/ Dodge Darts	8	1	0.889
9	Samaluk, Somchai	D2/ 1 & Done	12	2	0.857
	Hodges, Mike	D5/ Grateful Darts	6	1	0.857
	Thompson, Jerry	G7/ One More Butt Kickin'	6	1	0.857
12	Hoffmann, Steve	A1/ Lunatic Fringe	11	2	0.846
13	Galloway, Dave	C3/ Comfortably Numb	10	2	0.833
	McCoy, Chris	C7/ Reggaeheads	10	2	0.833
	Davis, Tim	F4/ Freebirds	10	2	0.833
16	Hendricks, Ron	D7/ Starving Dartists	9	2	0.818
17	Bogaerts, Rudi	A4/ Letting Go	8	2	0.800
18	Wall, Keith	A2/ So What!	11	3	0.786
	Gullett, Kevin	D4/ Last Call	11	3	0.786
	Baber, Todd	E5/ Been There, Missed That	11	3	0.786
21	Dixon, J.D.	A1/ Lunatic Fringe	7	2	0.778
	Frame, Scott	B7/ Shameless & Aimless VI	7	2	0.778
23	Heald, Bobby	D3/ Bar Stools	12	4	0.750
	Keller, Tony	E7/ Horsemen	12	4	0.750
	(seven tied)		9	3	0.750
	(two tied)		6	2	0.750

Doubles Cricket Records

			W	L	%-age
1	Jenkins, John	B7/ Shameless & Aimless VI	13	0	1.000
2	Price, Aaron	B1/ Top Dead Center	14	1	0.933
3	Gaglione, Joe	B1/ Top Dead Center	13	1	0.929
	Robertson, Phil	E7/ Horsemen	13	1	0.929
5	Ennis, Randy	F4/ Freebirds	12	1	0.923
6	Strain, Jerry	B1/ Top Dead Center	11	1	0.917
7	Budelman, Jim	A1/ Lunatic Fringe	10	1	0.909
8	Hester, Billy	C6/ No Clue	9	1	0.900
9	Lewis, Scott	C6/ No Clue	7	1	0.875
	Pierce, Mark	E8/ Flying Aces	7	1	0.875
11	Wandscher, Chris	B1/ Top Dead Center	12	2	0.857
	Samaluk, Somchai	D2/ 1 & Done	12	2	0.857
	Witz, Steve	F6/ Cheap Shots	12	2	0.857
	Bradshaw, Rick	B2/ Dogs of War	6	1	0.857
15	Brierly, Roland	F4/ Freebirds	11	2	0.846
16	Dixon, J.D.	A1/ Lunatic Fringe	10	2	0.833
	Mohan, Mike	B3/ Arrowing Experience	10	2	0.833
	Knight, Tracey	G2/ Tattoo the Red Eye	10	2	0.833
19	Hoffmann, Steve	A1/ Lunatic Fringe	9	2	0.818
	Hall, Mike	B5/ Pog Mo Hon	9	2	0.818
	Hoyt, Chris	C2/ Dixie Chickens	9	2	0.818
	Marx, Jim	C6/ No Clue	9	2	0.818
23	Conway, John	C6/ No Clue	8	2	0.800
	Atkinson, Bob	G7/ One More Butt Kickin'	8	2	0.800
25	Smith, Allen	A3/ Dart Shadows	11	3	0.786
	Hamilton, Billy	D4/ Last Call	11	3	0.786
	Stark, Keith	D6/ Black and Tans	11	3	0.786
	Jackson, Barry	E6/ Dynamic Darts	11	3	0.786
29	(five tied)		7	2	0.778

Singles Cricket Records

			W	L	%-age
1	Gaglione, Joe	B1/ Top Dead Center	14	0	1.000
	Hamilton, Billy	D4/ Last Call	14	0	1.000
	Brown, Barry	B2/ Dogs of War	12	0	1.000
	Budelman, Jim	A1/ Lunatic Fringe	11	0	1.000
	Camplin, Todd	C6/ No Clue	11	0	1.000
	Blinco, Jim	G5/ Travelin' Beer Bellies	7	0	1.000
	Sibincic, Rich	G5/ Travelin' Beer Bellies	7	0	1.000
8	Wandscher, Chris	B1/ Top Dead Center	13	1	0.929
9	Dixon, J.D.	A1/ Lunatic Fringe	12	1	0.923
	West, Billy	A2/ So What!	12	1	0.923
11	Warnke, Larry	C1/ Neighbors	11	1	0.917
	Whetsel, Jeff	C7/ Reggaeheads	11	1	0.917
13	Side, Eric	G5/ Travelin' Beer Bellies	10	1	0.909
14	Rube, Bob	E2/ S.S.H.	8	1	0.889
15	Dwight, Mike	D6/ Black and Tans	7	1	0.875
	Kring, Jeremy	G5/ Travelin' Beer Bellies	7	1	0.875
17	Kunttu, Kurt	A4/ Letting Go	12	2	0.857
	Powell, Mark	E2/ S.S.H.	12	2	0.857
	Smith, Chris	F1/ Half & Half	12	2	0.857
	Bonfiglio, Chris	G4/ Dodge Darts	12	2	0.857
	Longoria, Ruben	E8/ Flying Aces	6	1	0.857
	Atkinson, Bob	G7/ One More Butt Kickin'	6	1	0.857
23	Brown, Tom	A1/ Lunatic Fringe	11	2	0.846
	Hoffmann, Steve	A1/ Lunatic Fringe	11	2	0.846
	Simpson, Donnie	B7/ Shameless & Aimless VI	11	2	0.846
	Tomlinson, Mark	B4/ Shooter's Buzz	11	2	0.846
	Argonis, John	G4/ Dodge Darts	11	2	0.846
	Butler, Brent	G4/ Dodge Darts	11	2	0.846
29	(four tied)		10	2	0.833

Doubles 501 Records

			W	L	%-age
1	Brierly, Roland	F4/ Freebirds	12	1	0.923
2	Brown, Tom	A1/ Lunatic Fringe	11	1	0.917
3	Camplin, Todd	C6/ No Clue	10	1	0.909
	Gillett, Galen	E4/ B.F.D.	10	1	0.909
5	Budelman, Jim	A1/ Lunatic Fringe	7	1	0.875
	Warren, Mike	A3/ Dart Shadows	7	1	0.875
7	Gaglione, Joe	B1/ Top Dead Center	13	2	0.867
8	Wandscher, Chris	B1/ Top Dead Center	12	2	0.857
	Herbert, Kirk	D8/ Friends of the Devil	12	2	0.857
	Herbert, Paul	D8/ Friends of the Devil	12	2	0.857
	Frame, Scott	B7/ Shameless & Aimless VI	6	1	0.857
	Hodges, Mike	D5/ Grateful Darts	6	1	0.857
13	Dixon, J.D.	A1/ Lunatic Fringe	10	2	0.833
	Hoffmann, Steve	A1/ Lunatic Fringe	10	2	0.833
	Smith, Allen	A3/ Dart Shadows	10	2	0.833
	Strain, Jerry	B1/ Top Dead Center	10	2	0.833
17	Oakley, Jerry	A1/ Lunatic Fringe	9	2	0.818
	Dowling, Jack	D8/ Friends of the Devil	9	2	0.818
	Dwight, Mike	D6/ Black and Tans	9	2	0.818
20	Parker, Richard	E4/ B.F.D.	8	2	0.800
21	Walker, Chip	D8/ Friends of the Devil	11	3	0.786
	Holland, Steve	G4/ Dodge Darts	11	3	0.786
23	Parker, Tom	D1/ Scavengers	7	2	0.778
	Johnson, Ken	F6/ Cheap Shots	7	2	0.778
25	Eason, Joel	A7/ Swine Flew!	10	3	0.769
	Simpson, Donnie	B7/ Shameless & Aimless VI	10	3	0.769
27	Crowley, Pat	C3/ Comfortably Numb	9	3	0.750
	Terry, Bob	A1/ Lunatic Fringe	6	2	0.750
	Atkinson, Bob	G7/ One More Butt Kickin'	6	2	0.750
30	(two tied)		11	4	0.733

League-Wide Spring 1998 RDL Top Individual Records (FINAL!)

(Game minimums required for the listings on this page: 16 for C division, 19 for all other divisions)

(Statistics for teams G1 and G7 do not include their week 12 match, as that scoresheet never arrived for some reason)

Singles Win %-ages

			W	L	%-age
1	West, Billy	A2/ So What!	23	1	0.958
2	Wandscher, Chris	B1/ Top Dead Center	26	2	0.929
3	Dixon, J.D.	A1/ Lunatic Fringe	19	3	0.864
	Hall, Mike	B5/ Pog Mo Hon	19	3	0.864
	Butler, Brent	G4/ Dodge Darts	19	3	0.864
6	Budelman, Jim	A1/ Lunatic Fringe	18	3	0.857
7	Hoffmann, Steve	A1/ Lunatic Fringe	22	4	0.846
8	Brown, Barry	B2/ Dogs of War	19	4	0.826
9	Gaglione, Joe	B1/ Top Dead Center	23	5	0.821
	Samaluk, Somchai	D2/ 1 & Done	23	5	0.821
11	Camplin, Todd	C6/ No Clue	18	4	0.818
	Knight, Tracey	G2/ Tattoo the Red Eye	18	4	0.818
13	Kunttu, Kurt	A4/ Letting Go	22	6	0.786
14	Simpson, Donnie	B7/ Shameless & Aimless VI	20	6	0.769
	Converse, Stan	E3/ M.R.Ducks	20	6	0.769
16	Crabtree, Jason	G7/ One More Butt Kickin'	16	5	0.762
17	Allen, Kenny	B7/ Shameless & Aimless VI	19	6	0.760
	Crisp, Fred	D3/ Bar Stools	19	6	0.760
	Davis, Tim	F4/ Freebirds	19	6	0.760
	Bonfiglio, Chris	G4/ Dodge Darts	19	6	0.760
21	Heald, Bobby	D3/ Bar Stools	24	8	0.750
	Gullett, Kevin	D4/ Last Call	21	7	0.750
	Hamilton, Billy	D4/ Last Call	21	7	0.750
	Baber, Todd	E5/ Been There, Missed That	21	7	0.750
	McCoy, Chris	C7/ Reggaeheads	18	6	0.750
	Carroll, Gerry	G6/ Armed and Hammered	15	5	0.750
27	Lane, Tim	A2/ So What!	17	6	0.739
	Rodgers, Trey	B7/ Shameless & Aimless VI	17	6	0.739
	Hendricks, Ron	D7/ Starving Dartists	17	6	0.739
30	Terry, Bob	A1/ Lunatic Fringe	14	5	0.737
31	Jenkins, John	B7/ Shameless & Aimless VI	19	7	0.731
	Shown, Marc	D7/ Starving Dartists	19	7	0.731
33	Smith, Allen	A3/ Dart Shadows	16	6	0.727
34	Warren, Randy	F8/ Horseshoes & Grenades	21	8	0.724
35	Brown, Tom	A1/ Lunatic Fringe	18	7	0.720
36	Wall, Keith	A2/ So What!	20	8	0.714
	Powell, Mark	E2/ S.S.H.	20	8	0.714
	Feller, Keith	F2/ Spank This	20	8	0.714
	Smith, Chris	F1/ Half & Half	20	8	0.714
	Hudelson, Hans	G8/ The Outlaws	20	8	0.714
	Romanchek, David	E1/ Nine Lives	15	6	0.714
42	Warnke, Larry	C1/ Neighbors	17	7	0.708
	Crowley, Pat	C3/ Comfortably Numb	17	7	0.708
	Holland, William	D5/ Grateful Darts	17	7	0.708
45	Mohan, Mike	B3/ Arrowing Experience	14	6	0.700
	Fox, Pierce	G6/ Armed and Hammered	14	6	0.700
47	Brierly, Roland	F4/ Freebirds	18	8	0.692
48	Gillett, Galen	E4/ B.F.D.	15	7	0.682
	Holder, Graham	E8/ Flying Aces	15	7	0.682
	Randall, Chad	E7/ Horsemen	15	7	0.682
51	Kilts, Jason	A4/ Letting Go	17	8	0.680
	Whetsel, Jeff	C7/ Reggaeheads	17	8	0.680
53	Walters, Jason	F1/ Half & Half	19	9	0.679
54	Keller, Tony	E7/ Horsemen	21	10	0.677
55	Johnston, Jerry	A6/ Diddler's Choice	18	9	0.667
	Ivkovich, Mike	F5/ Heroes in Trouble Again	18	9	0.667
	(four tied)		16	8	0.667
	(three tied)		14	7	0.667

Doubles Win %-ages

			W	L	%-age
1	Gaglione, Joe	B1/ Top Dead Center	26	3	0.897
2	Budelman, Jim	A1/ Lunatic Fringe	17	2	0.895
3	Brierly, Roland	F4/ Freebirds	23	3	0.885
4	Strain, Jerry	B1/ Top Dead Center	21	3	0.875
5	Wandscher, Chris	B1/ Top Dead Center	24	4	0.857
6	Price, Aaron	B1/ Top Dead Center	25	5	0.833
	Dixon, J.D.	A1/ Lunatic Fringe	20	4	0.833
8	Hoffmann, Steve	A1/ Lunatic Fringe	19	4	0.826
9	Camplin, Todd	C6/ No Clue	18	4	0.818
10	Hester, Billy	C6/ No Clue	17	4	0.810
11	Smith, Allen	A3/ Dart Shadows	21	5	0.808
12	Ennis, Randy	F4/ Freebirds	20	5	0.800
13	Brown, Tom	A1/ Lunatic Fringe	19	5	0.792
	Oakley, Jerry	A1/ Lunatic Fringe	19	5	0.792
15	Lewis, Scott	C6/ No Clue	15	4	0.789
16	Gillett, Galen	E4/ B.F.D.	17	5	0.773
17	Witz, Steve	F6/ Cheap Shots	22	7	0.759
18	Herbert, Paul	D8/ Friends of the Devil	21	7	0.750
	Samaluk, Somchai	D2/ 1 & Done	21	7	0.750
	Tollerton, Steve	E3/ M.R.Ducks	18	6	0.750
	Knight, Tracey	G2/ Tattoo the Red Eye	18	6	0.750
22	Hall, Mike	B5/ Pog Mo Hon	17	6	0.739
23	Terry, Bob	A1/ Lunatic Fringe	14	5	0.737
	Dwight, Mike	D6/ Black and Tans	14	5	0.737
25	Marx, Jim	C6/ No Clue	16	6	0.727
	Argonis, John	G4/ Dodge Darts	16	6	0.727
27	Herbert, Kirk	D8/ Friends of the Devil	20	8	0.714
	Converse, Stan	E3/ M.R.Ducks	20	8	0.714
	Jackson, Barry	E6/ Dynamic Darts	20	8	0.714
	Robertson, Phil	E7/ Horsemen	20	8	0.714
	Walters, Jason	F1/ Half & Half	20	8	0.714
32	Crowley, Pat	C3/ Comfortably Numb	17	7	0.708
	Bonfiglio, Chris	G4/ Dodge Darts	17	7	0.708
34	Holder, Graham	E8/ Flying Aces	14	6	0.700
	Keever, David	E1/ Nine Lives	14	6	0.700
	Fox, Pierce	G6/ Armed and Hammered	14	6	0.700
37	Barton, Kevin	A2/ So What!	16	7	0.696
	Allen, Kenny	B7/ Shameless & Aimless VI	16	7	0.696
	Stark, Keith	D6/ Black and Tans	16	7	0.696
40	Jenkins, John	B7/ Shameless & Aimless VI	18	8	0.692
	Simpson, Donnie	B7/ Shameless & Aimless VI	18	8	0.692
	Austin, Connie	F1/ Half & Half	18	8	0.692
43	Selby, Brian	A2/ So What!	15	7	0.682
	Hoyt, Chris	C2/ Dixie Chickens	15	7	0.682
45	Kroll, Brian	E6/ Dynamic Darts	17	8	0.680
46	Seward, Mike	A3/ Dart Shadows	19	9	0.679
	Buchanan, Chris	E8/ Flying Aces	19	9	0.679
	Smith, Chris	F1/ Half & Half	19	9	0.679
49	Forbes, Jan	F1/ Half & Half	20	10	0.667
	Dowling, Jack	D8/ Friends of the Devil	16	8	0.667
	Sellers, Mark	F6/ Cheap Shots	16	8	0.667
	Chaney, Bill	B7/ Shameless & Aimless VI	14	7	0.667
53	Livingston, Danah	F7/ Get Over It	21	11	0.656
54	Eason, Joel	A7/ Swine Flew!	17	9	0.654
	West, Billy	A2/ So What!	17	9	0.654
	Kitchin, Bob	G2/ Tattoo the Red Eye	17	9	0.654
57	Randall, Chad	E7/ Horsemen	15	8	0.652
	Kolb, Robin	F4/ Freebirds	15	8	0.652
59	Conway, John	C6/ No Clue	13	7	0.650
60	(two tied)	G7/ One More Butt Kickin'	14	8	0.636

League-Wide Spring 1998 RDL Top Individual Records (FINAL!)

(Game minimums required for the listings on this page: 32 for C division, 37 for all other divisions)

(Statistics for teams G1 and G7 do not include their week 12 match, as that scoresheet never arrived for some reason)

Singles+Doubles Win %-ages

			W	L	%-age
1	Wandscher, Chris	B1/ Top Dead Center	50	6	0.893
2	Budelman, Jim	A1/ Lunatic Fringe	35	5	0.875
3	Gaglione, Joe	B1/ Top Dead Center	49	8	0.860
4	Dixon, J.D.	A1/ Lunatic Fringe	39	7	0.848
5	Hoffmann, Steve	A1/ Lunatic Fringe	41	8	0.837
6	Camplin, Todd	C6/ No Clue	36	8	0.818
7	West, Billy	A2/ So What!	40	10	0.800
	Hall, Mike	B5/ Pog Mo Hon	36	9	0.800
9	Brierly, Roland	F4/ Freebirds	41	11	0.788
10	Samaluk, Somchai	D2/ 1 & Done	44	12	0.786
11	Knight, Tracey	G2/ Tattoo the Red Eye	36	10	0.783
12	Smith, Allen	A3/ Dart Shadows	37	11	0.771
13	Brown, Tom	A1/ Lunatic Fringe	37	12	0.755
14	Price, Aaron	B1/ Top Dead Center	44	15	0.746
15	Converse, Stan	E3/ M.R.Ducks	40	14	0.741
16	Terry, Bob	A1/ Lunatic Fringe	28	10	0.737
17	Bonfiglio, Chris	G4/ Dodge Darts	36	13	0.735
18	Simpson, Donnie	B7/ Shameless & Aimless VI	38	14	0.731
19	Dwight, Mike	D6/ Black and Tans	27	10	0.730
20	Allen, Kenny	B7/ Shameless & Aimless VI	35	13	0.729
	Butler, Brent	G4/ Dodge Darts	35	13	0.729
22	Gillett, Galen	E4/ B.F.D.	32	12	0.727
23	Strain, Jerry	B1/ Top Dead Center	35	14	0.714
24	Jenkins, John	B7/ Shameless & Aimless VI	37	15	0.712
25	Carroll, Gerry	G6/ Armed and Hammered	27	11	0.711
26	Crowley, Pat	C3/ Comfortably Numb	34	14	0.708
27	Hester, Billy	C6/ No Clue	29	12	0.707
28	Herbert, Paul	D8/ Friends of the Devil	36	15	0.706
29	Brown, Barry	B2/ Dogs of War	33	14	0.702
30	Witz, Steve	F6/ Cheap Shots	40	17	0.702
31	Fox, Pierce	G6/ Armed and Hammered	28	12	0.700
32	Smith, Chris	F1/ Half & Half	39	17	0.696
	Walters, Jason	F1/ Half & Half	39	17	0.696
34	Oakley, Jerry	A1/ Lunatic Fringe	32	14	0.696
35	Holder, Graham	E8/ Flying Aces	29	13	0.690
36	Marx, Jim	C6/ No Clue	30	14	0.682
37	Hendricks, Ron	D7/ Starving Dartists	32	15	0.681
38	Tollerton, Steve	E3/ M.R.Ducks	34	16	0.680
	Austin, Connie	F1/ Half & Half	34	16	0.680
40	Robertson, Phil	E7/ Horsemen	38	18	0.679
41	McCoy, Chris	C7/ Reggaeheads	31	15	0.674
	Argonis, John	G4/ Dodge Darts	31	15	0.674
43	Feller, Keith	F2/ Spank This	37	18	0.673
44	Warren, Randy	F8/ Horseshoes & Grenades	40	20	0.667
	Randall, Chad	E7/ Horsemen	30	15	0.667
	Chaney, Bill	B7/ Shameless & Aimless VI	28	14	0.667
	Lewis, Scott	C6/ No Clue	28	14	0.667
48	Heald, Bobby	D3/ Bar Stools	41	21	0.661
49	Hamilton, Billy	D4/ Last Call	37	19	0.661
50	Kunttu, Kurt	A4/ Letting Go	35	18	0.660
51	Buchanan, Chris	E8/ Flying Aces	33	17	0.660
52	Rodgers, Trey	B7/ Shameless & Aimless VI	31	16	0.660
53	Mohan, Mike	B3/ Arrowing Experience	29	15	0.659
	Hoyt, Chris	C2/ Dixie Chickens	29	15	0.659
55	Jackson, Barry	E6/ Dynamic Darts	36	19	0.655
56	Sellers, Mark	F6/ Cheap Shots	30	16	0.652
57	Romanchek, David	E1/ Nine Lives	26	14	0.650
	Crabtree, Jason	G7/ One More Butt Kickin'	26	14	0.650
59	Powell, Mark	E2/ S.S.H.	37	20	0.649
60	Warnke, Larry	C1/ Neighbors	31	17	0.646

All-Star %-ages

			ASPs	TGP	%-age
1	Smith, Allen	A3/ Dart Shadows	97.0	49	1.980
2	Budelman, Jim	A1/ Lunatic Fringe	67.0	41	1.634
3	Lane, Tim	A2/ So What!	74.5	47	1.585
4	Kunttu, Kurt	A4/ Letting Go	78.0	54	1.444
5	Dixon, J.D.	A1/ Lunatic Fringe	67.5	47	1.436
6	West, Billy	A2/ So What!	69.0	53	1.302
7	Samaluk, Somchai	D2/ 1 & Done	73.0	60	1.217
8	Wandscher, Chris	B1/ Top Dead Center	70.5	58	1.216
9	Gaglione, Joe	B1/ Top Dead Center	68.0	59	1.153
10	Hall, Mike	B5/ Pog Mo Hon	52.5	46	1.141
11	Brown, Tom	A1/ Lunatic Fringe	57.0	51	1.118
12	Terry, Bob	A1/ Lunatic Fringe	44.5	40	1.113
13	Kilts, Jason	A4/ Letting Go	47.0	43	1.093
14	Eason, Joel	A7/ Swine Flew!	57.5	53	1.085
15	Selby, Brian	A2/ So What!	55.5	52	1.067
16	Jenkins, John	B7/ Shameless & Aimless VI	57.5	54	1.065
17	Crowley, Pat	C3/ Comfortably Numb	52.0	50	1.040
18	Gilbert, Chris	A3/ Dart Shadows	56.0	54	1.037
19	Simpson, David	A8/ Burnt Weeny's Revenge	53.0	52	1.019
20	Lemons, Todd	A2/ So What!	51.0	52	0.981
21	Wall, Keith	A2/ So What!	58.5	60	0.975
22	Barton, Kevin	A2/ So What!	49.5	51	0.971
23	Simpson, Donnie	B7/ Shameless & Aimless VI	52.0	54	0.963
24	Seward, Mike	A3/ Dart Shadows	55.0	58	0.948
25	Hoffmann, Steve	A1/ Lunatic Fringe	47.5	51	0.931
26	Johnston, Jerry	A6/ Diddler's Choice	51.5	56	0.920
27	Tan, Will	A4/ Letting Go	43.5	49	0.888
28	Brown, Barry	B2/ Dogs of War	41.0	47	0.872
29	Hamilton, Billy	D4/ Last Call	48.5	57	0.851
30	Oakley, Jerry	A1/ Lunatic Fringe	40.5	48	0.844
31	Camplin, Todd	C6/ No Clue	37.5	45	0.833
32	McCredie, Bob	A6/ Diddler's Choice	35.5	43	0.826
33	Barker, Barry	B3/ Arrowing Experience	44.5	54	0.824
34	Cashwell, Craig	A7/ Swine Flew!	43.0	53	0.811
35	Allen, Kenny	B7/ Shameless & Aimless VI	40.5	50	0.810
36	Rodgers, Trey	B7/ Shameless & Aimless VI	38.0	49	0.776
37	Price, Aaron	B1/ Top Dead Center	46.0	61	0.754
38	Slominski, Mark	C5/ Excalibur	23.5	32	0.734
39	Smith, Butch	E1/ Nine Lives	36.5	50	0.730
40	Heath, Mark	C2/ Dixie Chickens	35.5	49	0.724
41	xx-Nobles, Jon	A5/ Double Trouble	26.5	37	0.716
42	James, Bob	C5/ Excalibur	27.5	39	0.705
43	Cunningham, Justin	F5/ Heroes in Trouble Again	38.0	54	0.704
44	Feller, Keith	F2/ Spank This	39.0	56	0.696
45	Rutten, Pete	A7/ Swine Flew!	33.0	48	0.688
46	Odom, James	A5/ Double Trouble	33.5	49	0.684
47	Benson, Will	A6/ Diddler's Choice	37.0	55	0.673
48	Sullivan, Paul	G7/ One More Butt Kickin'	25.5	38	0.671
49	Curtis, Shawn	A5/ Double Trouble	27.5	41	0.671
50	Stark, Keith	D6/ Black and Tans	31.5	47	0.670
51	Strain, Jerry	B1/ Top Dead Center	34.0	51	0.667
52	Holder, Graham	E8/ Flying Aces	28.5	43	0.663
53	Tomlinson, Mark	B4/ Shooter's Buzz	33.5	51	0.657
54	Heald, Bobby	D3/ Bar Stools	40.5	62	0.653
55	Mohan, Mike	B3/ Arrowing Experience	30.0	46	0.652
56	Murdaugh, John	E8/ Flying Aces	34.5	53	0.651
57	Crabtree, Jason	G7/ One More Butt Kickin'	26.5	41	0.646
58	Van Dyke, Darren	A3/ Dart Shadows	31.0	48	0.646
59	Berry, Dave	B3/ Arrowing Experience	25.0	39	0.641
60	Gelhar, Tommy	B5/ Pog Mo Hon	36.5	57	0.640

Spring 1998 RDL Records (by team) (FINAL!)

(Statistics for teams G1 and G7 do not include their week 12 match, as that scoresheet never arrived for some reason)

Singles Win Percentages

		W	L	%-age
1	A1/ Lunatic Fringe	118	50	0.702
2	B7/ Shameless & Aimless VI	108	48	0.692
3	B1/ Top Dead Center	108	59	0.647
4	C6/ No Clue	91	53	0.632
5	E7/ Horsemen	105	63	0.625
6	G5/ Travelin' Beer Bellies	95	61	0.609
7	A2/ So What!	102	66	0.607
8	G4/ Dodge Darts	101	67	0.601
9	E8/ Flying Aces	100	68	0.595
10	F4/ Freebirds	98	67	0.594
11	F8/ Horseshoes & Hand Grenades	98	70	0.583
12	F5/ Heroes in Trouble Again	96	72	0.571
13	G7/ One More Butt Kickin'	88	68	0.564
14	F1/ Half & Half	94	74	0.560
15	D7/ Starving Dartists	92	75	0.551
16	D2/ 1 & Done	90	78	0.536
17	E3/ M.R.Ducks	88	80	0.524
18	D8/ Friends of the Devil	87	80	0.521
	F6/ Cheap Shots	87	80	0.521
20	C2/ Dixie Chickens	75	69	0.521
	G6/ Armed and Hammered	75	69	0.521
22	A4/ Letting Go	86	82	0.512
	D3/ Bar Stools	86	82	0.512
24	B5/ Pog Mo Hon	85	83	0.506
	D4/ Last Call	85	83	0.506
	D6/ Black and Tans	85	83	0.506
	E1/ Nine Lives	85	83	0.506
28	C7/ Reggaeheads	72	72	0.500
29	D5/ Grateful Darts	83	85	0.494
	E2/ S.S.H.	83	85	0.494
31	C1/ Neighbors	71	73	0.493
32	B8/ Team Piranha	82	85	0.491
33	B2/ Dogs of War	82	86	0.488
34	C3/ Comfortably Numb	68	76	0.472
35	F2/ Spank This	78	90	0.464
36	G2/ Tattoo the Red Eye	72	84	0.462
37	A3/ Dart Shadows	77	91	0.458
	B3/ Arrowing Experience	77	91	0.458
39	A7/ Swine Flew!	71	85	0.455
40	C4/ Stik It	65	79	0.451
41	E6/ Dynamic Darts	75	93	0.446
42	A5/ Double Trouble	64	80	0.444
43	C5/ Excalibur	62	82	0.431
44	A6/ Diddler's Choice	71	97	0.423
45	G3/ Sharp Darts	70	98	0.417
	G1/ It's All Good	55	77	0.417
47	E5/ Been There, Missed That	69	99	0.411
48	G8/ The Outlaws	68	100	0.405
49	E4/ B.F.D.	67	101	0.399
50	A8/ Burnt Weeny's Revenge	59	97	0.378
51	D1/ Scavengers	63	105	0.375
52	F3/ A.H. & the Diddlers	60	104	0.366
53	B4/ Shooter's Buzz	57	99	0.365
54	F7/ Get Over It	57	111	0.339
55	B6/ Kozmik Debris	48	96	0.333

Doubles Win Percentages

		W	L	%-age
1	A1/ Lunatic Fringe	67	17	0.798
2	B1/ Top Dead Center	64	20	0.762
3	C6/ No Clue	51	21	0.708
4	B7/ Shameless & Aimless VI	52	26	0.667
5	G4/ Dodge Darts	53	31	0.631
6	D8/ Friends of the Devil	52	32	0.619
7	G7/ One More Butt Kickin'	47	31	0.603
8	F1/ Half & Half	50	34	0.595
	F4/ Freebirds	50	34	0.595
10	A3/ Dart Shadows	48	36	0.571
	F6/ Cheap Shots	48	36	0.571
12	E7/ Horsemen	47	37	0.560
	E8/ Flying Aces	47	37	0.560
14	A2/ So What!	46	38	0.548
	D6/ Black and Tans	46	38	0.548
	E3/ M.R.Ducks	46	38	0.548
17	C2/ Dixie Chickens	39	33	0.542
	G6/ Armed and Hammered	39	33	0.542
19	D2/ 1 & Done	44	40	0.524
20	G2/ Tattoo the Red Eye	40	38	0.513
	G5/ Travelin' Beer Bellies	40	38	0.513
22	B3/ Arrowing Experience	43	41	0.512
	D7/ Starving Dartists	43	41	0.512
	E1/ Nine Lives	43	41	0.512
	E6/ Dynamic Darts	43	41	0.512
	F8/ Horseshoes & Hand Grenades	43	41	0.512
27	D5/ Grateful Darts	42	42	0.500
	C3/ Comfortably Numb	36	36	0.500
29	F2/ Spank This	41	43	0.488
30	C4/ Stik It	35	37	0.486
31	B5/ Pog Mo Hon	40	44	0.476
	E4/ B.F.D.	40	44	0.476
33	A6/ Diddler's Choice	39	45	0.464
	E2/ S.S.H.	39	45	0.464
	G3/ Sharp Darts	39	45	0.464
36	C7/ Reggaeheads	33	39	0.458
37	B2/ Dogs of War	38	46	0.452
	F7/ Get Over It	38	46	0.452
39	A7/ Swine Flew!	35	43	0.449
40	C1/ Neighbors	32	40	0.444
41	A4/ Letting Go	37	47	0.440
	D1/ Scavengers	37	47	0.440
	F5/ Heroes in Trouble Again	37	47	0.440
44	D3/ Bar Stools	36	48	0.429
	D4/ Last Call	36	48	0.429
46	A8/ Burnt Weeny's Revenge	33	45	0.423
	B4/ Shooter's Buzz	33	45	0.423
48	G1/ It's All Good	26	40	0.394
49	B8/ Team Piranha	33	51	0.393
50	E5/ Been There, Missed That	31	53	0.369
51	C5/ Excalibur	26	46	0.361
52	F3/ A.H. & the Diddlers	29	55	0.345
53	G8/ The Outlaws	28	56	0.333
54	B6/ Kozmik Debris	21	51	0.292
55	A5/ Double Trouble	19	53	0.264

Spring 1998 RDL Records (by team) (FINAL!)

(Statistics for teams G1 and G7 do not include their week 12 match, as that scoresheet never arrived for some reason)

Singles+Doubles Win Percentages

		W	L	%-age
1	A1/ Lunatic Fringe	252	84	0.750
2	B1/ Top Dead Center	236	99	0.704
3	B7/ Shameless & Aimless VI	212	100	0.679
4	C6/ No Clue	193	95	0.670
5	G4/ Dodge Darts	207	129	0.616
6	F4/ Freebirds	198	135	0.595
7	E7/ Horsemen	199	137	0.592
8	G7/ One More Butt Kickin'	182	130	0.583
9	A2/ So What!	194	142	0.577
	E8/ Flying Aces	194	142	0.577
	F1/ Half & Half	194	142	0.577
12	D8/ Friends of the Devil	191	144	0.570
13	G5/ Travelin' Beer Bellies	175	137	0.561
14	F8/ Horseshoes & Hand Grenade	184	152	0.548
15	F6/ Cheap Shots	183	152	0.546
16	E3/ M.R.Ducks	180	156	0.536
17	D7/ Starving Dartists	178	157	0.531
18	C2/ Dixie Chickens	153	135	0.531
	G6/ Armed and Hammered	153	135	0.531
20	D2/ 1 & Done	178	158	0.530
21	D6/ Black and Tans	177	159	0.527
22	A3/ Dart Shadows	173	163	0.515
23	E1/ Nine Lives	171	165	0.509
24	F5/ Heroes in Trouble Again	170	166	0.506
25	D5/ Grateful Darts	167	169	0.497
26	B5/ Pog Mo Hon	165	171	0.491
27	G2/ Tattoo the Red Eye	152	160	0.487
28	C3/ Comfortably Numb	140	148	0.486
29	B3/ Arrowing Experience	163	173	0.485
30	E2/ S.S.H.	161	175	0.479
	E6/ Dynamic Darts	161	175	0.479
	C7/ Reggaeheads	138	150	0.479
33	A4/ Letting Go	160	176	0.476
	F2/ Spank This	160	176	0.476
35	B2/ Dogs of War	158	178	0.470
	D3/ Bar Stools	158	178	0.470
37	C1/ Neighbors	135	153	0.469
	C4/ Stik It	135	153	0.469
39	D4/ Last Call	157	179	0.467
40	A7/ Swine Flew!	141	171	0.452
41	A6/ Diddler's Choice	149	187	0.443
42	B8/ Team Piranha	148	187	0.442
43	G3/ Sharp Darts	148	188	0.440
44	E4/ B.F.D.	147	189	0.438
45	D1/ Scavengers	137	199	0.408
46	G1/ It's All Good	107	157	0.405
47	A8/ Burnt Weeny's Revenge	125	187	0.401
48	F7/ Get Over It	133	203	0.396
	C5/ Excalibur	114	174	0.396
50	B4/ Shooter's Buzz	123	189	0.394
51	E5/ Been There, Missed That	131	205	0.390
52	G8/ The Outlaws	124	212	0.369
53	F3/ A.H. & the Diddlers	118	214	0.355
54	A5/ Double Trouble	102	186	0.354
55	B6/ Kozmik Debris	90	198	0.313

All-Star Percentages

		ASP	TGP	%-age
1	A2/ So What!	384.0	358	1.073
2	A1/ Lunatic Fringe	373.0	350	1.066
3	A3/ Dart Shadows	318.5	344	0.926
4	B7/ Shameless & Aimless VI	254.0	326	0.779
5	B1/ Top Dead Center	264.5	347	0.762
6	A4/ Letting Go	262.0	344	0.762
7	A7/ Swine Flew!	211.0	319	0.661
8	A6/ Diddler's Choice	203.5	343	0.593
9	A5/ Double Trouble	171.0	294	0.582
10	B5/ Pog Mo Hon	197.5	349	0.566
11	A8/ Burnt Weeny's Revenge	169.5	312	0.543
12	D2/ 1 & Done	190.0	361	0.526
13	B3/ Arrowing Experience	176.5	353	0.500
14	C6/ No Clue	142.0	300	0.473
15	B2/ Dogs of War	160.0	342	0.468
16	D8/ Friends of the Devil	155.5	343	0.453
17	C5/ Excalibur	133.0	296	0.449
18	D4/ Last Call	152.0	342	0.444
19	E8/ Flying Aces	151.5	344	0.440
20	C3/ Comfortably Numb	131.5	301	0.437
21	B8/ Team Piranha	146.0	335	0.436
22	B4/ Shooter's Buzz	135.5	312	0.434
23	C2/ Dixie Chickens	129.5	301	0.430
24	G7/ One More Butt Kickin'	135.0	319	0.423
25	F8/ Horseshoes & Hand Grenade	145.5	348	0.418
26	D6/ Black and Tans	140.5	345	0.407
27	D3/ Bar Stools	135.5	336	0.403
28	F5/ Heroes in Trouble Again	135.5	343	0.395
29	C1/ Neighbors	113.5	288	0.394
30	D7/ Starving Dartists	138.0	356	0.388
31	E6/ Dynamic Darts	134.5	357	0.377
32	B6/ Kozmik Debris	107.5	295	0.364
33	E7/ Horsemen	123.5	342	0.361
34	C7/ Reggaeheads	105.0	295	0.356
35	F4/ Freebirds	123.0	346	0.355
36	E2/ S.S.H.	118.5	336	0.353
37	F1/ Half & Half	122.5	348	0.352
38	E1/ Nine Lives	113.5	336	0.338
39	E4/ B.F.D.	112.5	343	0.328
40	G4/ Dodge Darts	112.0	344	0.326
41	F6/ Cheap Shots	110.0	341	0.323
42	C4/ Stik It	92.5	288	0.321
43	D5/ Grateful Darts	112.0	350	0.320
44	F2/ Spank This	108.0	341	0.317
45	E3/ M.R.Ducks	107.5	352	0.305
46	D1/ Scavengers	104.0	342	0.304
47	E5/ Been There, Missed That	103.0	345	0.299
48	G3/ Sharp Darts	97.5	336	0.290
49	F7/ Get Over It	95.0	336	0.283
50	G6/ Armed and Hammered	83.0	294	0.282
51	F3/ A.H. & the Diddlers	89.0	339	0.263
52	G2/ Tattoo the Red Eye	76.5	312	0.245
53	G5/ Travelin' Beer Bellies	72.0	312	0.231
54	G8/ The Outlaws	70.0	342	0.205
55	G1/ It's All Good	47.0	264	0.178

	Week 1			Week 2			Week 3			Week 4			Week 5			Week 6			Week 7			Week 8			Week 9			Week 10			Week 11			Week 12			Week 13			Week 14		
	vs.	W/L	Pts.	vs.	W/L	Pts.	vs.	W/L	Pts.	vs.	W/L	Pts.	vs.	W/L	Pts.	vs.	W/L	Pts.	vs.	W/L	Pts.	vs.	W/L	Pts.	vs.	W/L	Pts.	vs.	W/L	Pts.	vs.	W/L	Pts.	vs.	W/L	Pts.	vs.	W/L	Pts.	vs.	W/L	Pts.
A1/ Lunatic Fringe	a8	W	21	A5	W	21	a4	W	20	A6	W	19	a7	W	18	A3	W	18	a2	L	12	A8	W	21	a5	W	18	A4	W	20	a6	W	20	A7	W	20	a3	W	12	A2	W	13
A2/ So What!	A6	W	15	a3	L	10	A7	W	15	a5	W	13	A4	W	23	a8	W	14	A1	W	13	a6	L	10	A3	W	14	a7	W	15	A5	W	15	a4	L	12	A8	L	11	a1	L	12
A3/ Dart Shadows	a7	L	8	A2	W	14	a5	W	15	A4	W	15	a6	W	14	a1	L	6	A8	W	18	A7	W	13	a2	L	10	A5	W	13	a4	L	11	A6	L	9	A1	L	11	a8	W	13
A4/ Letting Go	a5	W	14	A8	L	9	A1	L	4	a3	L	9	a2	L	1	A7	W	17	a6	W	15	A5	W	19	a8	W	15	a1	L	4	A3	W	13	A2	W	13	a7	W	15	A6	W	13
A5/ Double Trouble	A4	L	10	a1	L	3	A3	L	9	A2	L	11	a8	L	7	A6	L	11	a7	L	8	a4	L	5	A1	L	6	a3	L	12	a2	L	9	A8	*L*	*0*	a6	L	10	A7	*L*	*0*
A6/ Diddler's Choice	a2	L	9	A7	W	13	a8	W	15	a1	L	5	A3	L	10	a5	W	13	A4	L	9	A2	W	11	a7	L	9	A8	W	16	A1	L	4	a3	W	12	A5	W	13	a4	L	11
A7/ Swine Flew!	A3	W	16	a6	L	12	a2	L	9	A8	W	14	A1	L	6	a4	L	7	A5	W	16	a3	L	11	A6	W	15	A2	L	9	a8	W	13	a1	L	4	A4	L	9	a5	*W*	*16*
A8/ Burnt Weeny's Revenge	A1	L	3	a4	W	15	A6	L	9	a7	L	10	A5	W	17	A2	L	10	a3	L	6	a1	L	3	A4	L	9	a6	L	8	A7	L	11	a5	*W*	*16*	a2	W	13	A3	L	11
B1/ Top Dead Center	B8	W	13	b5	W	19	B4	W	20	B3	W	14	b2	W	18	B6	W	23	b7	L	12	b8	W	17	B5	W	18	b4	W	14	b3	W	15	B2	W	16	b6	W	18	B7	L	12
B2/ Dogs of War	B5	L	12	b8	W	13	B6	W	22	b7	W	14	B1	L	6	B3	L	6	b4	W	13	b5	L	8	B8	W	17	b6	L	10	B7	L	10	b1	L	8	b3	L	9	B4	L	10
B3/ Arrowing Experience	B6	L	12	b4	W	17	B7	L	6	b1	L	9	B8	L	9	b2	W	18	B5	W	13	b6	W	15	B4	L	11	b7	L	6	B1	L	9	b8	W	13	B2	W	15	b5	L	10
B4/ Shooter's Buzz	b7	L	4	B3	L	7	b1	L	4	B8	L	6	b6	W	16	b5	L	10	B2	L	11	B7	L	5	b3	W	13	B1	L	10	b8	W	14	B6	*W*	*16*	B5	L	7	b2	W	11
B5/ Pog Mo Hon	b2	W	13	B1	L	3	b8	W	14	B6	W	20	b7	L	10	B4	W	14	b3	L	12	B2	W	16	b1	L	6	B8	L	9	b6	W	14	B7	L	6	b4	W	15	B3	W	14
B6/ Kozmik Debris	b3	W	13	B7	L	2	b2	L	2	b5	L	4	B4	L	8	b1	L	1	B8	L	8	B3	L	7	b7	*L*	*0*	B2	W	14	B5	L	10	b4	*L*	*0*	B1	L	6	b8	W	14
B7/ Shameless & Aimless VI	B4	W	20	b6	W	22	b3	W	18	B2	L	10	B5	W	14	b8	W	14	B1	W	13	b4	W	19	B6	*W*	*16*	B3	W	18	b2	W	14	b5	W	18	B8	W	21	b1	W	13
B8/ Team Piranha	b1	L	8	B2	L	11	B5	L	10	b4	W	15	b3	W	15	B7	L	10	b6	W	16	B1	L	4	b2	L	6	b5	W	12	B4	L	9	B3	L	11	b7	L	2	B6	L	10
C1/ Neighbors	C7	W	14	c3	L	10	C4	W	12	c5	W	20	C2	L	10	C6	L	7	Bye	-	-	c7	W	12	C3	W	13	c4	L	6	C5	L	11	c2	L	9	c6	L	11	Bye	-	-
C2/ Dixie Chickens	C3	W	13	c7	L	6	Bye	-	-	C6	W	12	c1	W	14	C4	W	18	c5	W	15	c3	L	8	C7	W	19	Bye	-	-	c6	L	5	C1	W	15	c4	W	15	C5	W	14
C3/ Comfortably Numb	c2	L	12	C1	W	14	C7	L	12	Bye	-	-	c6	L	7	C5	W	13	c4	W	14	C2	W	16	c1	L	11	c7	L	11	Bye	-	-	C6	L	9	c5	L	10	C4	L	11
C4/ Stik It	c6	L	8	C5	L	8	c1	L	8	c7	W	11	Bye	-	-	c2	L	6	C3	L	10	C6	L	4	c5	W	14	C1	W	18	C7	W	12	Bye	-	-	C2	L	7	c3	W	12
C5/ Excalibur	Bye	-	-	c4	W	15	c6	W	13	C1	L	4	C7	L	6	c3	L	11	C2	L	9	Bye	-	-	C4	L	6	C6	L	6	c1	W	13	c7	L	8	C3	W	14	c2	L	10
C6/ No Clue	C4	W	14	Bye	-	-	C5	L	12	c2	L	11	C3	W	17	c1	W	17	C7	W	18	c4	W	20	Bye	-	-	c5	W	18	C2	W	19	c3	W	15	C1	W	13	c7	W	17
C7/ Reggaeheads	c1	L	9	C2	W	17	c3	W	13	C4	L	10	c5	W	16	Bye	-	-	c6	L	4	C1	L	11	c2	L	5	C3	W	13	c4	L	11	C5	W	13	Bye	-	-	C6	L	7
D1/ Scavengers	D6	W	15	d5	L	8	D8	L	7	D2	L	8	d4	L	10	D7	L	3	d3	W	19	d6	L	7	D5	L	10	d8	L	10	d2	L	9	D4	L	11	d7	L	12	D3	L	8
D2/ 1 & Done	D7	L	12	d8	W	13	D3	W	14	d1	W	16	D6	L	7	d4	W	13	D5	W	14	d7	L	10	D8	L	10	d3	L	11	D1	W	15	d6	W	16	D4	W	13	d5	W	16
D3/ Bar Stools	D8	L	8	d7	L	10	d2	L	9	D4	L	8	D5	L	5	d6	L	9	D1	L	5	d8	W	14	D7	L	10	D2	W	12	d4	W	14	d5	W	16	D6	L	8	d1	W	11
D4/ Last Call	D5	L	9	d6	W	14	D7	W	14	d3	W	15	D1	W	14	D2	L	11	d8	L	10	d5	L	7	D6	L	11	d7	L	6	D3	L	10	d1	W	13	d2	L	12	D8	L	11
D5/ Grateful Darts	d4	W	15	D1	W	16	d6	W	13	D7	L	10	d3	W	19	D8	L	11	d2	L	10	D4	W	17	d1	W	14	D6	L	8	d7	W	12	D3	L	5	d8	L	11	D2	L	8
D6/ Black and Tans	d1	L	9	D4	L	10	D5	L	12	d8	L	8	d2	W	17	D3	W	14	d7	W	13	D1	W	17	d4	W	13	d5	W	13	D8	W	13	D2	L	8	d3	W	12	D7	W	15
D7/ Starving Dartists	d2	W	13	D3	W	12	d4	L	10	d5	W	14	D8	L	7	d1	W	18	D6	L	8	D2	W	11	d3	W	13	D4	W	18	D5	L	11	d8	L	9	D1	W	13	d6	L	9
D8/ Friends of the Devil	d3	W	16	D2	L	12	d1	W	17	D6	W	16	d7	W	16	d5	W	13	D4	W	14	D3	L	7	d2	W	11	D1	W	14	d6	L	11	D7	W	12	D5	W	13	d4	W	13
E1/ Nine Lives	E4	W	15	e8	L	10	E6	W	15	e5	L	11	E7	L	9	E2	W	16	e3	W	14	e4	W	13	E8	L	6	e6	L	11	E5	W	16	e7	W	15	e2	L	11	E3	L	9
E2/ S.S.H.	E6	W	13	e3	L	6	E5	L	10	e7	L	8	E8	W	15	e1	L	8	E4	W	14	e6	L	10	E3	W	15	e5	L	10	E7	L	4	e8	L	9	E1	W	13	e4	W	17
E3/ M.R.Ducks	e5	W	12	E2	W	16	e7	L	8	E8	L	11	e6	L	12	e4	W	17	E1	L	10	E5	W	19	e2	L	9	E7	L	10	e8	W	14	E6	W	12	E4	L	10	e1	W	14
E4/ B.F.D.	e1	L	9	e7	W	13	e8	L	3	E6	W	13	e5	W	13	E3	L	7	e2	L	9	E1	L	11	E7	L	9	E8	L	7	e6	W	12	E5	W	14	e3	W	13	E2	L	7
E5/ Been There, Missed That	E3	L	11	e6	L	7	e2	W	13	E1	W	13	E4	L	11	e8	L	6	E7	L	6	e3	L	5	E6	L	9	E2	W	12	e1	L	8	e4	L	10	E8	L	10	e7	L	10
E6/ Dynamic Darts	e2	L	11	E5	W	17	e1	L	9	e4	L	12	E3	W	13	e7	L	7	E8	L	11	E2	W	11	e5	W	15	E1	W	13	E4	L	8	e3	L	11	E7	L	10	e8	W	14
E7/ Horsemen	E8	L	9	E4	L	11	E3	W	13	E2	W	16	e1	W	11	E6	W	10	e5	W	18	e8	L	12	e4	W	15	e3	W	14	e2	W	20	E1	L	9	e6	W	14	E5	W	13
E8/ Flying Aces	e7	W	13	E1	W	14	E4	W	20	e3	W	13	e2	L	9	E5	W	18	e6	W	13	E7	W	13	e1	W	18	e4	W	15	E3	L	10	E2	W	15	e5	W	14	E6	L	10
F1/ Half & Half	f3	W	20	F7	W	20	f6	W	14	F4	W	13	f2	L	12	f5	W	13	F8	W	11	F3	W	18	f7	W	11	F6	L	9	f4	L	9	F2	W	15	F5	W	16	f8	W	14
F2/ Spank This	f7	W	16	F3	W	16	f8	L	9	f5	L	8	F1	W	13	f6	W	14	F4	L	11	F7	W	14	f3	W	16	F8	L	8	F5	L	9	f1	L	9	F6	L	6	f4	L	10
F3/ A.H. & the Diddlers	F1	L	4	f2	L	8	f7	L	9	F8	L	7	F5	L	7	f4	W	15	F6	L	9	f1	L	5	F2	L	8	F7	W	11	f8	L	7	f5	L	12	F4	L	7	f6	L	6
F4/ Freebirds	f6	W	13	F8	W	14	F5	W	22	f1	L	12	f7	W	16	F3	L	6	f2	W	13	F6	W	18	f8	L	12	f5	L	11	F1	W	15	F7	W	16	f3	W	17	F2	W	14
F5/ Heroes in Trouble Again	f8	W	11	F6	W	14	f4	L	2	F2	W	16	f3	W	17	F1	L	11	f7	W	15	F8	W	11	f6	W	12	F4	W	13	f2	W	15	F3	W	13	f1	L	8	F7	W	13
F6/ Cheap Shots	F4	L	11	f5	L	10	F1	L	10	F7	W	14	f8	L	12	F2	L	10	f3	W	13	f4	L	6	F5	L	11	f1	W	14	f7	W	12	F8	W	12	f2	W	14	F3	W	18
F7/ Get Over It	F2	L	8	f1	L	4	F3	W	14	f6	L	6	F4	L	8	f8	L	9	F5	L	9	f2	L	10	F1	L	7	f3	L	8	F6	L	7	f4	L	8	F8	W	13	f5	L	10
F8/ Horseshoes&H.Grenades	F5	L	10	f4	L	10	F2	W	14	f3	W	17	F6	W	13	F7	W	15	f1	L	10	f5	L	9	F4	W	13	f2	W	15	F3	W	15	f6	L	9	f7	L	9	F1	L	7
G1/ It's All Good	G8	L	11	g3	W	16	G2	L	7	g5	L	9	G7	L	11	g6	L	6	G4	L	9	g8	W	13	G3	L	10	g2	*W*	*16*	G5	L	9	g7	L	5	G6	*W*	*16*	g4	L	6
G2/ Tattoo the Red Eye	G3	W	13	g8	W	16	g1	W	17	G6	L	8	G4	L	11	g7	L	9	G5	L	10	g3	L	7	G8	L	7	G1	*L*	*0*	g6	W	13	g4	L	9	G7	L	10	g5	L	9
G3/ Sharp Darts	g2	L	11	G1	L	8	g5	L	9	G7	L	7	g8	W	14	g4	L	5	G6	W	13	G2	W	12	g1	W	14	G5	L	3	g7	L	6	G8	W	15	G4	W	11	g6	W	13
G4/ Dodge Darts	g6	W	15	G5	W	15	g7	L	12	G8	W	19	g2	W	13	G3	W	19	g1	W	15	G6	W	13	g5	L	7	G7	W	15	g8	W	19	G2	W	14	g3	L	10	G1	W	18
G5/ Travelin' Beer Bellies	G7	L	8	g4	L	6	G3	W	15	G1	W	15	g6	L	9	G8	W	16	g2	W	13	g7	W	13	G4	W	17	g3	W	21	g1	W	15	G6	*W*	*16*	g8	W	13	G2	W	14
G6/ Armed and Hammered	G4	L	9	g7	W	15	G8	W	19	g2	W	16	G5	W	15	G1	W	18	g3	L	11	g4	L	11	G7	L	7	g8	L	12	G2	L	9	g5	*L*	*0*	g1	*L*	*0*	G3	L	11
G7/ One More Butt Kickin'	g5	W	16	G6	L	9	G4	W	13	g3	W	17	g1	W	13	G2	W	15	g8	W	13	G5	L	11	g6	W	17	g4	L	9	G3	W	18	G1	W	19	g2	W	13	G8	W	19
G8/ The Outlaws	g1	W	13	G2	L	8	g6	L	5	g4	L	5	G3	L	10	g5	L	7	G7	L	9	G1	L	9	g2	W	15	G6	W	13	G4	L	5	g3	L	5	G5	L	11	g7	L	4

SPRING '98: REGULAR SEASON AND TOURNAMENT SUMMARY

(all errors are Dave Berry's, who may have wrongly transcribed Jason's faultless data) [← For the record, that's Dave's comment!]

☎ = phone-in penalty (5 pts), 🚐 = mail-in penalty (all pts), 💰 = 5th week penalty (5 pts). F = match forfeit.
Regular season: ♁ = divisional champs, ♘ = 2nd place finish, ♈ = 2nd from bottom, ♇ = bottom finish.
Tournament: ① = mug winners, ② = losing finalists, ③ = losing semi-finalists.

Team No.	A. 1	A. 2	A. 3	A. 4	A. 5	A. 6	A. 7	A. 8
Position	② 1st ♁	① 3rd	③ 4th	③ 2nd ♘	8th ♇	5th	6th	7th ♈
Win/Loss	13-1	9-5	8-6	9-5	0-14	7-7	6-8	4-10
Points	253	158	170	161	101	150	157	141
1001	1-1	1-2	1-0	1-0	0-1	1-0	0-1	-
Penalties	-	34	-	-	2 forfeits	-	-	-
	LUNATIC FRINGE	SO WHAT!	DART SHADOWS	LETTING GO	DOUBLE TROUBLE	DIDDLER'S CHOICE	SWINE FLEW	BURNTWEENY REVENGE
1998	STEAK'N ALE 1&2	SHARKY'S 1&2	OH BRIANS	P.J'S	PLAYTIME BILL. 1&2	AFTER HOURS 7&8	O'MALLEYS	AFTER HOURS 3&4
Jan 21	21-3	15-9	at 7	14-10	4	at 2	16-8	1
Jan 28	21-3	at 3	14-10	8	at 1	13-12	at 6	15-9
Feb 4	20-4	15-9 🚐	15-9	1	3	15-9	at 2	6
Feb 11	19-5	13-11	15-9	at 3	2	at 1	14-10	at 7
Feb 18	18-6	23-1	14-10	at 2	at 8	3	1	17-7
Feb 25	18-6	14-10	at 1	17-7	6	13-11	at 4	2
Mar 4	at 2	13-12	18-6	15-9	at 7	4	16-8	at 3
Mar 11	21-3	at 6	13-11	19-5	at 4	11-10	at 3	at 1
Mar 18	18-6	14-10 🚐	at 2	15-9	1	at 7	15-9	4
Mar 25	20-4	15-9 ☎	13-12	at 1	at 3	16-8	2	at 6
Apr 1	20-4	15-9	at 4	13-11	at 2	1	13-11	7
Apr 8	20-4	at 4	6	13-12	8 F	12-9	at 1	16-0
Apr 15	12-11	8	1	15-9	at 6	13-10	4	13-11
Apr 22	13-12	at 1	13-11	13-11	7 F	at 4	16-0	3

Team No.	B.1	B.2	B.3	B.4	B.5	B.6	B.7	B.8
Position	② 2nd ♘	5th	③ 4th	6th	③ 3rd	8th ♇	① 1st ♁	7th ♈
Win/Loss	12-2	5-9	6-8	5-9	8-6	3-11	13-1	4-10
Points	210	158	163	134	166	89	230	118
1001	0-2	0-1	1-1	-	1-1	1-0	2-0	-
Penalties	19	-	-	-	-	2 forfeits	-	21
	TOP DEAD CENTER	DOGS OF WAR	ARROWING EXPERIENCE	SHOOTER'S BUZZ	POG MO HON	KOZMIK DEBRIS	SHAMELESS & AIMLESS	TEAM PIRAHNA
1998	DUFFY'S	OH! BRIANS	SCRAMBLE DOG	CLARKIES	SHARKY'S	BLINCO'S	AFTER HOURS 1&2	BREAKERS
Jan 21	13-8	5	6	at 7	13-12	13-12	20-4	at 1
Jan 28	19-3	13-11	17-7	3	1	7	22-2	2
Feb 4	20-4	22-2	7	at 1	14-10	at 2	18-6	5
Feb 11	14-9	14-10	at 1	8	20-4	at 5	2	15-6
Feb 18	18-6	1	8	16-8	at 7	4	14-10	15-9 ☎
Feb 25	23-1 💰	3	18-6	at 5	14-10	at 1	14-10	7
Mar 4	at 7	13-11	13-12	2	at 3	8	13-12	16-8 🚐
Mar 11	17-4	at 5	15-7	7	16-8	3	19-5	1
Mar 18	18-6	17-6	4	13-11	at 1	at 7 F	16-0	at 2
Mar 25	14-10 🚐	at 6	at 7	1	8	14-10	18-6	12-9
Apr 1	15-9	7	1	14-9	14-10	5	14-10	4
Apr 8	16-8	at 1	13-11	16-0	7	at 4 F	18-6	3
Apr 15	18-6	at 3	15-9	5	15-7	1	21-2	at 7
Apr 22	7	4	at 5	11-10	14-10	14-10	13-12	6

Team No.	C. 1	C. 2	C. 3	C. 4	C. 5	C. 6	C. 7	
Position	3rd	② 2nd ♘	③ 6th ♈?	③ 5th	7th ♇	① 1st ♁	4th	
Win/Loss	5-7	9-3	4-8	5-7	4-8	10-2	5-7	
Points	135	149	140	118	110	191	129	
1001	-	2-0	0-2	-	1-0	0-2	1-0	
Penalties	-	5	-	-	5	-	-	
	NEIGHBORS	DIXIE CHICKENS	COMF'TABLY NUMB	STIK IT!	EXCALIBUR	NO CLUE	REGGAE HEADS	
1998	COMET LOUNGE	THE PUB	WESTEND 1&2	WOODY'S	BREAKERS	UPPER DECK 1&2	RACK'M UP WEST 3&4	
Jan 21	14-9	13-12	at 2	at 6	bye	14-8	at 1	
Jan 28	at 3	at 7	14-10	5	15-8	at bye	17-6	
Feb 4	12-8	bye	7	at 1	13-12	5	13-12	
Feb 11	20-4	12-11	at bye	11-10	1	at 2	4	
Feb 18	2	14-10	at 6	bye	7	17-7	16-6	
Feb 25	6	18-6 💰	13-11	at 2	at 3 💰	17-7	bye	
Mar 4	at bye	15-9	14-10	3	2	18-4	at 6	
Mar 11	12-11	at 3	16-8	6	at bye	20-4	1	
Mar 18	13-11	19-5	at 1	14-6	4	bye	at 2	
Mar 25	at 4	at bye	at 7	18-6	6	18-6	13-11	
Apr 1	5	at 6	bye	12-11	13-11	19-5	at 4	
Apr 8	at 2	15-9	6	at bye	at 7	15-9	13-8	
Apr 15	at 6	15-7	at 5	2	14-10	13-11	at bye	
Apr 22	bye	14-10	4	12-11	at 2	17-7	6	

Team No.	D. 1	D. 2	D. 3	D. 4	D. 5	D. 6	D. 7	D. 8
Position	8th	2nd	① 7th	6th	② 5th	① 3rd	4th	① 1st
Win/Loss	2-12	9-5	5-9	5-9	7-7	9-5	8-6	11-3
Points	137	180	139	147	169	161	161	185
1001	0-1	2-2	-	0-1	2-0	0-1	3-1	0-1
Penalties	-	-	-	10	-	13	5	-
	SCAVENGERS	I & DONE	BARSTOOLS	LAST CALL	GRATEFUL DARTS	BLACK & TANS	STARVING DARTISTS	FRIENDS OF THE DEVIL
1998	PLAYERS RETREAT	RACK'M UP WEST 1&2	STEAK'N ALE 3&4	SNOOKERS 5&6	RACK'M UP WEST 1&2	O'MALLEYS	PROFILE	SNOOKERS 3&4
Jan 21	15-9	7	8	5	15-9	at 1	13-12	16-8
Jan 28	at 5	13-12	at 7	14-10	16-8	4	12-10	2
Feb 4	8	14-9	at 2	14-10	13-12	5	at 4	17-7
Feb 11	2	16-8	4	15-8	7	at 8	14-10	16-8
Feb 18	at 4	6	5	14-10	19-5	17-7	8	16-7
Feb 25	7	13-11	at 6	2	8	14-9	18-3	13-11
Mar 4	19-5	14-10	1	at 8	at 2	13-8	6	14-10
Mar 11	at 6	at 7	14-7	at 5	17-7	17-7	11-10	3
Mar 18	5	8	7	6	14-10	13-11	13-10	11-10
Mar 25	at 8	at 3	12-11	at 7	6	13-8	18-6	14-10
Apr 1	at 2	15-9	14-10	3	12-11	13-11	5	at 6
Apr 8	4	16-8	16-5	13-11	3	2	at 8	12-9
Apr 15	at 7	13-12	6	at 2	at 8	12-8	13-12	13-11
Apr 22	3	16-8	11-8	8	2	15-9	at 6	13-11

Team No.	E. 1	E. 2	E. 3	E. 4	E. 5	E. 6	E. 7	E. 8
Position	4th	6th	③ 3rd	② 7th	8th	③ 5th	2nd	① 1st
Win/Loss	7-7	6-8	7-7	6-8	3-11	6-8	10-4	11-3
Points	150	152	174	135	131	162	185	195
1001	-	-	2-1	1-0	0-1	1-2	0-1	1-0
Penalties	21	-	-	5	-	-	-	-
	NINE LIVES	S.S.H	M.R.DUCKS	B.F.D	BEEN THERE MISSED THAT	DYNAMIC DARTS	HORSEMEN	FLYING ACES
1998	SNOOKERS 3&4	STEAK'N ALE 3&4	SNOOKERS 1&2	SNOOKERS 7&8	P.J'S	SHUCKERS	WESTEND 3&4	AFTER HOURS 1&2
Jan 21	15-9	13-11	12-11	at 1	3	at 2	8	13-9
Jan 28	at 8	at 3	16-6	13-11	at 6	17-7	at 4	14-10
Feb 4	15-9	5	at 7	at 8	13-10	at 1	13-8	20-3
Feb 11	at 5	at 7	8	13-12	13-11	at 4	16-8	13-11
Feb 18	7	15-9	at 6	13-11	4	13-12	11-9	at 2
Feb 25	8 16-8	at 1	17-7	3 8	at 8	at 7	10-7	18-6
Mar 4	14-10	14-9	1	at 2	7	8	18-6	13-11
Mar 11	13-11	at 6	19-5	1	at 3	11-10	at 8	13-12
Mar 18	8	15-9	at 2	at 7	6	15-9	15-9	18-6
Mar 25	at 6	at 5	7	8	12-10	13-11	14-10	15-7
Apr 1	16-8	7	14-10	12-8	at 1	4	20-4	at 3
Apr 8	15-9	at 8	12-11	14-10	at 4	at 3	1	15-9
Apr 15	at 2	13-11	4	13-10	8	7	14-10	14-10
Apr 22	3	17-7	14-9	2	at 7	14-10	13-10	6

Team No.	F. 1	F. 2	F. 3	F. 4	F. 5	F. 6	F. 7	F. 8
Position	① 1st	② 6th	8th	3rd	② 2nd	① 4th	7th	5th
Win/Loss	11-3	6-8	2-12	10-4	11-3	7-7	2-12	7-7
Points	195	159	115	199	156	167	121	166
1001	1-1	1-0	0-1	0-2	1-0	0-1	-	2-0
Penalties	-	-	-	-	15	-	-	-
	HALF & HALF	SPANK THIS !	A.H & THE DIDDLERS	FREE BIRDS	HEROES IN TROUBLE	CHEAP SHOTS	GET OVER IT	HORSESHOES HNDGRNADES
1998	AFTER HOURS 3&4	WESTEND 3&4	ONE MORE TIME	AFTER HOURS 5&6	SCRAMBLE DOG	WOODY'S 5&6	SNOOKERS 7&8	CLARKIES
Jan 21	20-4	16-8	1	13-11	11-10	4	2	5
Jan 28	20-4	16-8	at 2	14-10	14-10	at 5	at 1	at 4
Feb 4	14-10	at 8	at 7	22-2	at 4	1	14-9	14-9
Feb 11	13-12	at 5	8	at 1	16-8	14-6	at 6	17-7
Feb 18	at 2	13-12	5	16-8	17-7	at 8	4	13-12
Feb 25	13-11	14-10	15-6	3	1	2	at 8	15-9
Mar 4	11-10	4	6	13-11	15-9	13-9	5	at 1
Mar 11	18-5	14-10	at 1	18-6	11-9	at 4	at 2	at 5
Mar 18	11-7	16-8	2	at 8	12-11	5	1	13-12
Mar 25	6	8	11-8	at 5	13-11	14-9	at 3	15-8
Apr 1	at 4	5	at 8	15-9	15-9	12-7	6	15-7
Apr 8	15-9	at 1	at 5	16-8	13-12	12-9	at 4	at 6
Apr 15	16-8	6	4	17-7	at 1	14-6	13-9	at 7
Apr 22	14-7	at 4	at 6	14-10	13-10	18-6	at 5	1

Team No.	G. 1	G. 2	G. 3	G. 4	G. 5	G. 6	G. 7	G. 8
Position	6th	7th	4th	② 1st	① 2nd	③ 5th	③ 3rd	8th
Win/Loss	4-10	4-10	7-7	11-3	11-3	5-9	11-3	3-11
Points	139	139	119	204	176	153	167	119
1001	-	-	-	0-1	-	0-1	1-0	1-0
Penalties	5	1 Forfeit	17	-	15	2 Forfeits	35	-
	ITS ALL GOOD	TATTOO THE RED EYE	SHARP DARTS	DODGE DARTS	TRAVELLIN BEER BELLIES	ARMED & HAMMERED	ONE MORE BUTT KICKIN'	OUTLAWS
1998	RACK'M UP WEST 3&4	WESTEND 1&2	SNOOKERS 5&6	UPPER DECK 3&4	BLINCO'S	TIR NA NOG	ONE MORE TIME	PLAYTIME BILLIARDS
Jan 21	8	13-11	at 2	15-9	7	4	16-8	13-11
Jan 28	16-8	16-8	1	15-6	at 4	15-9	6	2
Feb 4	2	17-7	at 5	at 7	15-9	19-5	13-12	at 6
Feb 11	at 5	6	7	19-5	15-9	16-8	17-7	at 4
Feb 18	7	4	14-10	13-11	at 6	15-9	13-11	3
Feb 25	at 6 8	at 7	at 4	19-5	16-7	18-6	15-9	at 5
Mar 4	4	5	13-11	15-9	13-10	at 3	13-9	7
Mar 11	13-9	at 3	12-7	13-11	13-11	at 4	5	1
Mar 18	3	8	14-10	at 5	17-7	7	17-7	15-7
Mar 25	16-0	1 F	5	15-9	21-3	at 8	at 4	13-12
Apr 1	5	13-9	at 7	19-5	15-9	2	18-6	4
Apr 8	at 7	at 4	15-5	14-9	16-0	at 5 F	19-5	at 3
Apr 15	16-0	7	11-10	at 3	13-11	at 1 F	13-10	5
Apr 22	at 4	at 5	13-11	18-6	14-9	3	19-4	at 7

		Singles	301	Singles	Cricket	Singles	Record	Singles Win %-age	Doubles	Cricket	Doubles	501	Doubles	Record	Doubles Win %-age	Sngls + Dbls	Record	Sngls + Dbls Win %-age	1001 Wins	1001 Losses	All-Star Points	Games Played	All-Star %-age
A1/ Lunatic Fringe		50	34	68	16	118	50	0.702	33	9	34	8	67	17	0.798	252	84	0.750	6	8	373.0	350	1.066
A 10	Wilson, Joe	2	1	5	2	7	3	0.700	4	1	4	1	8	2	0.800	15	5	0.750	1	0	13.5	21	0.643
A 11	Brown, Tom	7	5	11	2	18	7	0.720	8	4	11	1	19	5	0.792	37	12	0.755	1	1	57.0	51	1.118
A 12	Budelman, Jim	7	3	11	0	18	3	0.857	10	1	7	1	17	2	0.895	35	5	0.875	0	1	67.0	41	1.634
A 13	Butman, Don	1	2	3	2	4	4	0.500	4	1	5	1	9	2	0.818	13	6	0.684	0	1	26.0	20	1.300
A 14	Hoffmann, Steve	11	2	11	2	22	4	0.846	9	2	10	2	19	4	0.826	41	8	0.837	1	1	47.5	51	0.931
A 15	Terry, Bob	6	3	8	2	14	5	0.737	8	3	6	2	14	5	0.737	28	10	0.737	1	1	44.5	40	1.113
A 16	Baker, Mike	2	10	1	2	3	12	0.200	3	1	6	4	9	5	0.643	12	17	0.414	1	1	9.5	31	0.306
A 17	Oakley, Jerry	7	6	6	3	13	9	0.591	10	3	9	2	19	5	0.792	32	14	0.696	1	1	40.5	48	0.844
A 18	Dixon, J.D.	7	2	12	1	19	3	0.864	10	2	10	2	20	4	0.833	39	7	0.848	0	1	67.5	47	1.436
A2/ So What!		46	38	56	28	102	66	0.607	25	17	21	21	46	38	0.548	194	142	0.577	7	15	384.0	358	1.073
A 20	Gaffney, Angel	1	10	0	4	1	14	0.067	6	4	3	4	9	8	0.529	10	22	0.313	1	2	21.5	35	0.614
A 21	Wall, Keith	11	3	9	5	20	8	0.714	8	7	3	11	11	18	0.379	31	26	0.544	1	2	58.5	60	0.975
A 22	Lane, Tim	7	4	10	2	17	6	0.739	7	5	3	6	10	11	0.476	27	17	0.614	1	2	74.5	47	1.585
A 23	Whitley, Britt	0	0	0	0	0	0	#DIV/0!	0	0	0	0	0	0	#DIV/0!	0	0	#DIV/0!	0	0	0.0	0	#DIV/0!
A 24	Selby, Brian	6	7	9	5	15	12	0.556	6	2	9	5	15	7	0.682	30	19	0.612	1	2	55.5	52	1.067
A 25	Barton, Kevin	4	8	7	6	11	14	0.440	8	3	8	4	16	7	0.696	27	21	0.563	1	2	49.5	51	0.971
A 26	Lemons, Todd	6	5	8	5	14	10	0.583	6	7	8	4	14	11	0.560	28	21	0.571	1	2	51.0	52	0.981
A 27	West, Billy	11	0	12	1	23	1	0.958	9	4	8	5	17	9	0.654	40	10	0.800	1	2	69.0	53	1.302
A 28	Scott, Lee	0	1	1	0	1	1	0.500	0	2	0	3	0	5	0.000	1	6	0.143	0	1	4.5	8	0.563
A3/ Dart Shadows		34	50	43	41	77	91	0.458	25	17	23	19	48	36	0.571	173	163	0.515	8	0	318.5	344	0.926
A 30	Smith, Allen	4	3	12	3	16	6	0.727	11	3	10	2	21	5	0.808	37	11	0.771	1	0	97.0	49	1.980
A 31	Van Dyke, Darren	8	4	5	5	13	9	0.591	4	8	7	6	11	14	0.440	24	23	0.511	1	0	31.0	48	0.646
A 32	Seward, Mike	4	11	9	5	13	16	0.448	10	4	9	5	19	9	0.679	32	25	0.561	1	0	55.0	58	0.948
A 33	Gilbert, Chris	6	7	7	7	13	14	0.481	8	6	4	8	12	14	0.462	25	28	0.472	1	0	56.0	54	1.037
A 34	Avery, Curtis	3	3	1	4	4	7	0.364	2	1	1	2	3	3	0.500	7	10	0.412	1	0	13.5	18	0.750
A 35	Aldridge, Barron	2	10	3	6	5	16	0.238	4	3	4	8	8	11	0.421	13	27	0.325	1	0	22.0	41	0.537
A 36	Warren, Mike	1	7	1	8	2	15	0.118	5	4	7	1	12	5	0.706	14	20	0.412	1	0	19.0	35	0.543
A 37	Denton, Shane	6	5	5	3	11	8	0.579	6	5	4	6	10	11	0.476	21	19	0.525	1	0	25.0	41	0.610
A4/ Letting Go		44	40	42	42	86	82	0.512	19	23	18	24	37	47	0.440	160	176	0.476	8	0	262.0	344	0.762
A 40	Kilts, Jason	8	3	9	5	17	8	0.680	5	7	3	2	8	9	0.471	25	17	0.595	1	0	47.0	43	1.093
A 41	Bogaerts, Rudi	8	2	2	5	10	7	0.588	2	3	6	3	8	6	0.571	18	13	0.581	1	0	13.5	32	0.422
A 42	Hyler, Dale	1	7	3	5	4	12	0.250	6	5	4	7	10	12	0.455	14	24	0.368	1	0	23.0	39	0.590
A 43	Jackson, Norm	1	1	1	0	2	1	0.667	0	3	0	2	0	5	0.000	2	6	0.250	0	0	5.0	8	0.625
A 44	Kunttu, Kurt	10	4	12	2	22	6	0.786	8	6	5	6	13	12	0.520	35	18	0.660	1	0	78.0	54	1.444
A 45	Mead, Andy	6	4	4	6	10	10	0.500	5	3	6	5	11	8	0.579	21	18	0.538	1	0	22.5	40	0.563
A 46	Mills, Kyle	3	5	1	3	4	8	0.333	3	8	2	7	5	15	0.250	9	23	0.281	1	0	12.0	33	0.364
A 47	Mills, Micky	1	8	1	8	2	16	0.111	2	3	4	7	6	10	0.375	8	26	0.235	1	0	8.5	35	0.243
A 48	Tan, Will	6	4	9	5	15	9	0.625	7	6	5	6	12	12	0.500	27	21	0.563	1	0	43.5	49	0.888
A 49	VanMeter, Scott	0	2	0	3	0	5	0.000	0	2	1	3	1	5	0.167	1	10	0.091	0	0	9.0	11	0.818
A5/ Double Trouble		32	40	32	40	64	80	0.444	10	26	9	27	19	53	0.264	102	186	0.354	0	6	171.0	294	0.582
A 50	Widgeon, Ben	4	7	4	5	8	12	0.400	5	6	2	9	7	15	0.318	15	27	0.357	0	1	23.0	43	0.535
A 51	Curtis, Shawn	5	6	4	6	9	12	0.429	2	8	5	4	7	12	0.368	16	24	0.400	0	1	27.5	41	0.671
A 52	Odom, James	9	3	7	5	16	8	0.667	2	10	4	8	6	18	0.250	22	26	0.458	0	1	33.5	49	0.684
A 53	Toth, John	3	6	4	5	7	11	0.389	3	4	1	8	4	12	0.250	11	23	0.324	0	0	23.0	34	0.676
A 5x	xx-Nobles, Jon	2	6	4	5	6	11	0.353	5	5	3	6	8	11	0.421	14	22	0.389	0	1	26.5	37	0.716
A 55	Churchwell, Billie	4	8	4	7	8	15	0.348	3	8	0	11	3	19	0.136	11	34	0.244	0	1	14.5	46	0.315
A 5x	xx-Orvis, Gerry	3	1	3	4	6	5	0.545	0	6	1	4	1	10	0.091	7	15	0.318	0	1	9.5	23	0.413
A 5x	xx-Lemons, Lonnie	2	1	2	2	4	3	0.571	0	4	1	3	1	7	0.125	5	10	0.333	0	0	11.0	15	0.733
A 58	Currin, David	0	2	0	1	0	3	0.000	0	1	1	1	1	2	0.333	1	5	0.167	0	0	2.5	6	0.417
A6/ Diddler's Choice		41	43	30	54	71	97	0.423	20	22	19	23	39	45	0.464	149	187	0.443	7	0	203.5	343	0.593
A 60	Brown, Phil	8	6	4	10	12	16	0.429	8	6	6	6	14	12	0.538	26	28	0.481	1	0	28.5	55	0.518
A 61	McCredie, Bob	3	8	4	7	7	15	0.318	5	6	1	8	6	14	0.300	13	29	0.310	1	0	35.5	43	0.826
A 62	Benson, Will	10	4	5	9	15	13	0.536	8	5	6	7	14	12	0.538	29	25	0.537	1	0	37.0	55	0.673
A 63	Johnston, Jerry	9	4	9	5	18	9	0.667	7	7	6	8	13	15	0.464	31	24	0.564	1	0	51.5	56	0.920
A 64	Matthews, Eric	8	6	5	9	13	15	0.464	5	9	8	4	13	13	0.500	26	28	0.481	1	0	19.5	55	0.355
A 65	Lipscomb, Scott	0	7	2	9	2	16	0.111	1	5	5	7	6	12	0.333	8	28	0.222	1	0	15.0	37	0.405
A 66	Thompson, Barry	3	8	1	5	4	13	0.235	6	6	6	6	12	12	0.500	16	25	0.390	1	0	16.5	42	0.393
A7/ Swine Flew!		42	36	29	49	71	85	0.455	13	26	22	17	35	43	0.449	141	171	0.452	0	7	211.0	319	0.661
A 70	Rutten, Pete	8	4	3	9	11	13	0.458	3	7	4	9	7	16	0.304	18	29	0.383	0	1	33.0	48	0.688
A 71	Cashwell, Craig	8	5	7	6	15	11	0.577	7	6	8	5	15	11	0.577	30	22	0.577	0	1	43.0	53	0.811
A 72	Eason, Joel	9	4	6	7	15	11	0.577	7	6	10	3	17	9	0.654	32	20	0.615	0	1	57.5	53	1.085
A 73	Hirneisen, Randy	4	9	6	7	10	16	0.385	3	10	8	5	11	15	0.423	21	31	0.404	0	1	25.0	53	0.472
A 74	Deemer, Randy	3	9	1	8	4	17	0.190	3	7	5	5	8	12	0.400	12	29	0.293	0	1	13.5	42	0.321
A 75	Bonar, Eric	6	5	4	8	10	13	0.435	3	10	6	7	9	17	0.346	19	30	0.388	0	1	23.5	50	0.470
A 76	Baldwin, Randy	4	0	2	4	6	4	0.600	0	6	3	0	3	6	0.333	9	10	0.474	0	1	15.5	20	0.775
A8/ Burnt Weeny's Revenge		35	43	24	54	59	97	0.378	17	22	16	23	33	45	0.423	125	187	0.401	0	0	169.5	312	0.543
A 80	Pierce, Barry	5	8	3	10	8	18	0.308	6	7	6	7	12	14	0.462	20	32	0.385			19.5	52	0.375
A 81	Hines, Eric	5	8	4	9	9	17	0.346	6	7	4	9	10	16	0.385	19	33	0.365			21.5	52	0.413
A 82	Simpson, David	7	6	4	9	11	15	0.423	4	9	6	7	10	16	0.385	21	31	0.404			53.0	52	1.019
A 83	Crumpler, Greg	5	8	7	6	12	14	0.462	6	7	6	7	12	14	0.462	24	28	0.462			32.5	52	0.625
A 84	Lewis, Todd	8	5	3	10	11	15	0.423	7	6	6	7	13	13	0.500	24	28	0.462			30.5	52	0.587
A 85	Proctor, Ward	5	8	3	10	8	18	0.308	5	8	4	9	9	17	0.346	17	35	0.327			12.5	52	0.240

		Singles 301		Singles Cricket		Singles Record		Singles Win %age	Doubles Cricket		Doubles 501		Doubles Record		Doubles Win %-age	Sngls + Dbls Record		Sngls + Dbls Win %-age	1001 Wins	1001 Losses	All-Star Points	Games Played	All-Star %-age
B1/ Top Dead Center		51	32	57	27	108	59	0.647	34	8	30	12	64	20	0.762	236	99	0.704	0	12	264.5	347	0.762
B 10	Wandscher, Chris	13	1	13	1	26	2	0.929	12	2	12	2	24	4	0.857	50	6	0.893	0	2	70.5	58	1.216
B 11	Wandscher, Ron	8	7	10	5	18	12	0.600	10	5	8	6	18	11	0.621	36	23	0.610	0	2	26.5	61	0.434
B 12	Gaglione, Joe	9	5	14	0	23	5	0.821	13	1	13	2	26	3	0.897	49	8	0.860	0	2	68.0	59	1.153
B 13	Stuart, George	5	8	3	11	8	19	0.296	8	6	6	8	14	14	0.500	22	33	0.400	0	2	19.5	57	0.342
B 14	Price, Aaron	10	5	9	5	19	10	0.655	14	1	11	4	25	5	0.833	44	15	0.746	0	2	46.0	61	0.754
B 15	Strain, Jerry	6	6	8	5	14	11	0.560	11	1	10	2	21	3	0.875	35	14	0.714	0	2	34.0	51	0.667
B2/ Dogs of War		42	42	40	44	82	86	0.488	22	20	16	26	38	46	0.452	158	178	0.470	0	6	160.0	342	0.468
B 20	Gaffney, Michelle	5	6	1	4	6	10	0.375	4	6	2	7	6	13	0.316	12	23	0.343	0	0	13.5	35	0.386
B 21	Oakley, Gina	1	7	2	8	3	15	0.167	5	5	2	8	7	13	0.350	10	28	0.263	0	0	10.5	38	0.276
B 22	Eastmead, Phillip	2	0	2	0	4	0	1.000	2	0	2	0	4	0	1.000	8	0	1.000	0	1	5.5	9	0.611
B 23	Wackerman, Mark	9	5	7	4	16	9	0.640	5	5	4	5	9	10	0.474	25	19	0.568	0	1	16.5	45	0.367
B 24	Bradshaw, Rick	4	4	6	3	10	7	0.588	6	1	4	3	10	4	0.714	20	11	0.645	0	1	12.0	32	0.375
B 25	Lane, Jeff	4	8	1	11	5	19	0.208	6	5	0	10	6	15	0.286	11	34	0.244	0	1	17.5	46	0.380
B 26	Wilkie, Felipe	3	1	6	7	9	8	0.529	5	8	6	6	11	14	0.440	20	22	0.476	0	0	24.5	42	0.583
B 27	Brown, Barry	7	4	12	0	19	4	0.826	6	6	8	4	14	10	0.583	33	14	0.702	0	0	41.0	47	0.872
B 28	Thomas, Cliff	2	2	2	2	4	4	0.500	3	2	2	3	5	5	0.500	9	9	0.500	0	1	15.0	19	0.789
B 29	Camacho, Mario	5	5	1	5	6	10	0.375	2	2	2	6	4	8	0.333	10	18	0.357	0	1	4.0	29	0.138
B3/ Arrowing Experience		38	46	39	45	77	91	0.458	23	19	20	22	43	41	0.512	163	173	0.485	7	10	176.5	353	0.500
B 30	Berry, Dave	6	3	7	2	13	5	0.722	4	4	5	6	9	10	0.474	22	15	0.595	1	1	25.0	39	0.641
B 31	Coker, Craig	1	6	6	3	7	9	0.438	7	2	1	4	8	6	0.571	15	15	0.500	0	1	12.5	31	0.403
B 32	Hatszegi, Edie	1	2	0	0	1	2	0.333	1	0	1	1	2	1	0.667	3	3	0.500	0	1	1.0	7	0.143
B 33	Ball, Billy	3	3	0	6	3	9	0.250	1	3	4	1	5	4	0.556	8	13	0.381	1	0	5.5	22	0.250
B 34	Barker, Barry	9	5	7	6	16	11	0.593	9	5	5	6	14	11	0.560	30	22	0.577	1	1	44.5	54	0.824
B 35	Barker, Jane	4	7	4	4	8	11	0.421	5	7	4	4	9	11	0.450	17	22	0.436	1	1	14.5	41	0.354
B 36	Frye, Marshal	5	7	2	3	7	10	0.412	2	4	5	5	7	9	0.438	14	19	0.424	1	1	14.0	35	0.400
B 37	Mohan, Mike	6	2	8	4	14	6	0.700	10	2	5	7	15	9	0.625	29	15	0.659	1	1	30.0	46	0.652
B 38	Hindle, Mike	1	5	1	11	2	16	0.111	2	6	3	5	5	11	0.313	7	27	0.206	1	1	12.0	36	0.333
B 39	Marshall, Terry	2	5	4	4	6	9	0.400	5	5	5	4	10	9	0.526	16	18	0.471	0	1	16.5	35	0.471
B 3x	xx-Zebrowski, Paul	0	1	0	2	0	3	0.000	0	0	2	1	2	1	0.667	2	4	0.333	0	1	1.0	7	0.143
B4/ Shooter's Buzz		27	51	30	48	57	99	0.365	12	27	21	18	33	45	0.423	123	189	0.394	0	0	135.5	312	0.434
B 40	Scanlon, John	5	10	7	6	12	16	0.429	4	9	6	8	10	17	0.370	22	33	0.400			26.5	55	0.482
B 41	Winter, Bob	2	7	0	12	2	19	0.095	1	11	5	5	6	16	0.273	8	35	0.186			6.0	43	0.140
B 42	Kelcey, Paul	3	4	1	5	4	9	0.308	0	7	3	3	3	10	0.231	7	19	0.269			7.5	26	0.288
B 43	Tomlinson, Mark	6	7	11	2	17	9	0.654	6	7	8	4	14	11	0.560	31	20	0.608			33.5	51	0.657
B 44	Tomlinson, Steve	3	9	2	10	5	19	0.208	6	6	7	5	13	11	0.542	18	30	0.375			22.0	48	0.458
B 45	Harless, Clay	3	6	3	7	6	13	0.316	1	7	7	3	8	10	0.444	14	23	0.378			16.5	37	0.446
B 46	Adams, Tom	5	8	6	6	11	14	0.440	6	7	6	8	12	15	0.444	23	29	0.442			23.5	52	0.452
B5/ Pog Mo Hon		42	42	43	41	85	83	0.506	18	24	22	20	40	44	0.476	165	171	0.491	6	7	197.5	349	0.566
B 50	Ryan, Ann	1	3	0	2	1	5	0.167	0	2	1	4	1	6	0.143	2	11	0.154	1	1	1.0	15	0.067
B 51	Hounsell, Bob	7	7	6	6	13	13	0.500	7	7	8	5	15	12	0.556	28	25	0.528	1	1	29.5	55	0.536
B 52	Gelhar, Tommy	10	4	8	6	18	10	0.643	4	9	9	5	13	14	0.481	31	24	0.564	1	1	36.5	57	0.640
B 53	Schuelke, David	4	7	5	9	9	16	0.360	5	6	5	6	10	12	0.455	19	28	0.404	1	1	25.5	49	0.520
B 54	Rhea, Laurie	1	2	2	3	3	5	0.375	2	6	2	4	4	10	0.286	7	15	0.318	1	1	4.0	24	0.167
B 55	Rhea, Bill	3	9	5	5	8	14	0.364	4	6	4	7	8	13	0.381	16	27	0.372	0	1	22.0	44	0.500
B 56	Watson, Travis	2	6	4	4	6	10	0.375	2	6	4	2	6	8	0.429	12	18	0.400	1	0	8.0	31	0.258
B 57	Margets, Steve	3	4	5	3	8	7	0.533	3	4	3	3	6	7	0.462	14	14	0.500	0	0	18.5	28	0.661
B 58	Hall, Mike	11	0	8	3	19	3	0.864	9	2	8	4	17	6	0.739	36	9	0.800	0	1	52.5	46	1.141
B6/ Kozmik Debris		26	46	22	50	48	96	0.333	11	25	10	26	21	51	0.292	90	198	0.313	7	0	107.5	295	0.364
B 60	Moore, Mark	2	7	1	5	3	12	0.200	2	7	0	7	2	14	0.125	5	26	0.161	1	0	9.0	32	0.281
B 61	Bush, Jim	6	6	3	6	9	12	0.429	5	6	3	6	8	12	0.400	17	24	0.415	1	0	15.0	42	0.357
B 62	Mooring, Bill	4	2	2	5	6	7	0.462	2	4	2	5	4	9	0.308	10	16	0.385	0	0	5.5	26	0.212
B 63	Wilson, Richard	2	4	1	6	3	10	0.231	3	4	2	5	5	9	0.357	8	19	0.296	1	0	5.0	28	0.179
B 64	Hanson, Paul	2	4	3	3	5	7	0.417	1	5	3	2	4	7	0.364	9	14	0.391	1	0	20.0	24	0.833
B 65	Wood, Jerry	3	4	0	10	3	14	0.176	3	4	1	8	4	12	0.250	7	26	0.212	0	0	4.5	33	0.136
B 66	Martin, Anthony	1	11	0	8	1	19	0.050	1	8	2	9	3	17	0.150	4	36	0.100	1	0	5.5	41	0.134
B 67	Grayckowski, Bob	3	2	5	3	8	5	0.615	3	5	4	3	7	8	0.467	15	13	0.536	1	0	21.5	29	0.741
B 68	Jeffcoat, Doug	3	6	7	4	10	10	0.500	2	7	3	7	5	14	0.263	15	24	0.385	1	0	21.5	40	0.538
B7/ Shameless & Aimless VI		54	24	54	24	108	48	0.692	28	11	24	15	52	26	0.667	212	100	0.679	14	0	254.0	326	0.779
B 70	Moats, Keith	0	0	0	0	0	0	#DIV/0!	1	0	0	0	1	0	1.000	1	0	1.000	0	0	0.0	1	0.000
B 71	Tighe, John	5	5	4	2	9	7	0.563	7	2	5	5	12	7	0.632	21	14	0.600	2	0	18.5	37	0.500
B 72	Allen, Kenny	9	3	10	3	19	6	0.760	9	3	7	4	16	7	0.696	35	13	0.729	2	0	40.5	50	0.810
B 73	Simpson, Donnie	9	4	11	2	20	6	0.769	8	5	10	3	18	8	0.692	38	14	0.731	2	0	52.0	54	0.963
B 74	Jenkins, John	9	4	10	3	19	7	0.731	13	0	5	8	18	8	0.692	37	15	0.712	2	0	57.5	54	1.065
B 75	Chaney, Bill	6	3	8	4	14	7	0.667	6	4	8	3	14	7	0.667	28	14	0.667	2	0	26.0	44	0.591
B 76	Frame, Scott	7	2	3	7	10	9	0.526	5	4	6	1	11	5	0.688	21	14	0.600	2	0	21.5	37	0.581
B 77	Rodgers, Trey	9	3	8	3	17	6	0.739	7	4	7	6	14	10	0.583	31	16	0.660	2	0	38.0	49	0.776
B8/ Team Piranha		43	40	39	45	82	85	0.491	14	28	19	23	33	51	0.393	148	187	0.442	0	0	146.0	335	0.436
B 80	Horton, Tony	9	7	7	8	16	15	0.516	7	9	7	10	14	19	0.424	30	34	0.469			38.5	64	0.602
B 81	Stewart, Shannon	9	6	8	6	17	12	0.586	7	8	7	8	14	16	0.467	31	28	0.525			27.0	59	0.458
B 82	Prior, Jeff	6	8	9	6	15	14	0.517	2	13	6	10	8	23	0.258	23	37	0.383			23.0	60	0.383
B 83	Berry, Robert	10	4	6	7	16	11	0.593	3	10	6	7	9	17	0.346	25	28	0.472			16.0	53	0.302
B 84	Deckard, Sammy	6	5	9	3	15	8	0.652	5	8	7	4	12	12	0.500	27	20	0.574			28.0	47	0.596
B 85	Hicks, Bryan	2	9	0	12	2	21	0.087	2	7	5	6	7	13	0.350	9	34	0.209			11.0	43	0.256
B 86	Jeffries, Brian	1	1	0	3	1	4	0.200	2	1	0	1	2	2	0.500	3	6	0.333			2.5	9	0.278

	Singles 301		Singles Cricket		Singles Record		Singles Win %-age	Doubles Cricket		Doubles 501		Doubles Record		Doubles Win %-age	Sngls + Dbls Record		Sngls + Dbls Win %-age	1001 Wins	1001 Losses	All-Star Points	Games Played	All-Star %-age
C1/ Neighbors	34	38	37	35	71	73	0.493	15	21	17	19	32	40	0.444	135	153	0.469	0	0	113.5	288	0.394
C 10 Dehritz, Matt "Mavis"	2	7	6	5	8	12	0.400	2	8	3	5	5	13	0.278	13	25	0.342			15.5	38	0.408
C 11 DeMattos, Rick	6	6	5	6	11	12	0.478	5	7	4	7	9	14	0.391	20	26	0.435			17.5	46	0.380
C 12 Duggins, Cecil	8	3	6	5	14	8	0.636	4	7	6	5	10	12	0.455	24	20	0.545			20.5	44	0.466
C 13 Warnke, Larry	6	6	11	1	17	7	0.708	9	3	5	7	14	10	0.583	31	17	0.646			26.0	48	0.542
C 14 Miller, Jay	4	1	2	9	6	10	0.375	2	5	3	6	5	11	0.313	11	21	0.344			14.5	32	0.453
C 15 Walz, Paul	3	8	1	4	4	12	0.250	3	5	5	4	8	9	0.471	12	21	0.364			4.5	33	0.136
C 16 Drane, Tony	0	0	0	0	0	0	#DIV/0!	0	0	0	1	0	1	0.000	0	1	0.000			0.0	1	0.000
C 17 Donaghy, Pat	5	7	6	5	11	12	0.478	5	7	8	3	13	10	0.565	24	22	0.522			15.0	46	0.326
C2/ Dixie Chickens	39	33	36	36	75	69	0.521	20	16	19	17	39	33	0.542	153	135	0.531	13	0	129.5	301	0.430
C 20 Herman, Fritz	6	4	4	5	10	9	0.526	7	4	4	4	11	8	0.579	21	17	0.553	2	0	14.0	40	0.350
C 21 Hoyt, Chris	6	6	8	2	14	8	0.636	9	2	6	5	15	7	0.682	29	15	0.659	2	0	22.0	46	0.478
C 22 Worley, Don	7	6	3	6	10	12	0.455	3	7	5	6	8	13	0.381	18	25	0.419	2	0	14.0	45	0.311
C 23 Heath, Mark	7	5	9	3	16	8	0.667	6	6	6	5	12	11	0.522	28	19	0.596	2	0	35.5	49	0.724
C 24 Baker, Dave	6	4	2	9	8	13	0.381	4	5	7	3	11	8	0.579	19	21	0.475	1	0	12.0	41	0.293
C 25 Davenport, Ed	3	5	4	5	7	10	0.412	5	3	4	5	9	8	0.529	16	18	0.471	2	0	15.5	36	0.431
C 26 Huler, Scott	4	3	6	6	10	9	0.526	6	5	6	6	12	11	0.522	22	20	0.524	2	0	16.5	44	0.375
C3/ Comfortably Numb	43	29	25	47	68	76	0.472	17	19	19	17	36	36	0.500	140	148	0.486	0	13	131.5	301	0.437
C 30 Galloway, Dave	10	2	2	6	12	8	0.600	4	6	5	6	9	12	0.429	21	20	0.512	0	2	10.5	43	0.244
C 31 Crowley, Pat	11	1	6	6	17	7	0.708	8	4	9	3	17	7	0.708	34	14	0.708	0	2	52.0	50	1.040
C 32 Robertson, Ronnie	5	2	3	4	8	6	0.571	4	6	5	5	9	11	0.450	17	17	0.500	0	1	9.5	35	0.271
C 33 Stanley, Rick	4	8	6	6	10	14	0.417	5	7	7	5	12	12	0.500	22	26	0.458	0	2	28.0	50	0.560
C 34 Bull, Perry	4	7	5	6	9	13	0.409	6	5	7	4	13	9	0.591	22	22	0.500	0	2	13.5	46	0.293
C 35 Benson, Kevin	4	5	1	7	5	12	0.294	4	5	4	5	8	10	0.444	13	22	0.371	0	2	11.0	37	0.297
C 36 Hopkins, Richard	3	3	0	5	3	8	0.273	1	3	1	3	2	6	0.250	5	14	0.263	0	1	2.5	20	0.125
C 37 Balogh, Alice	2	1	2	7	4	8	0.333	2	2	0	3	2	5	0.286	6	13	0.316	0	1	4.5	20	0.225
C4/ Stik It	36	36	29	43	65	79	0.451	18	18	17	19	35	37	0.486	135	153	0.469	0	0	92.5	288	0.321
C 40 Karleski, Tom	7	6	7	7	14	13	0.519	6	5	8	9	14	14	0.500	28	27	0.509			17.0	55	0.309
C 41 Frager, Adam	6	5	8	3	14	8	0.636	6	5	6	5	12	10	0.545	26	18	0.591			19.5	44	0.443
C 42 Peyton, Johnny	4	7	2	6	6	13	0.316	7	6	4	5	11	11	0.500	17	24	0.415			9.5	41	0.232
C 43 Domanski, Dave	9	3	4	9	13	12	0.520	6	7	7	6	13	13	0.500	26	25	0.510			22.0	51	0.431
C 44 Waynick, Bob	3	4	1	4	4	8	0.333	4	2	2	3	6	5	0.545	10	13	0.435			8.0	23	0.348
C 45 Townsend, Scott	3	4	4	3	7	7	0.500	3	5	3	5	6	10	0.375	13	17	0.433			12.0	30	0.400
C 46 Langdon, Billy	4	7	3	11	7	18	0.280	4	6	4	5	8	11	0.421	15	29	0.341			4.5	44	0.102
C 47 McCarroll, John	0	0	0	0	0	0	#DIV/0!	0	0	0	0	0	0	#DIV/0!	0	0	#DIV/0!			0.0	0	#DIV/0!
C5/ Excalibur	29	43	33	39	62	82	0.431	11	25	15	21	26	46	0.361	114	174	0.396	8	0	133.0	296	0.449
C 50 Montgomery, Robert	2	4	5	5	7	9	0.438	4	6	3	6	7	12	0.368	14	21	0.400	1	0	14.0	36	0.389
C 51 Burney, Gary	6	3	5	7	11	10	0.524	2	8	5	6	7	14	0.333	18	24	0.429	1	0	17.0	43	0.395
C 52 Slominski, Mark	2	4	5	4	7	8	0.467	6	3	4	3	10	6	0.625	17	14	0.548	1	0	23.5	32	0.734
C 53 James, Bob	7	3	5	5	12	8	0.600	1	7	4	6	5	13	0.278	17	21	0.447	1	0	27.5	39	0.705
C 54 Elliot, Mark	1	9	6	5	7	14	0.333	2	9	5	6	7	15	0.318	14	29	0.326	1	0	18.5	44	0.420
C 55 Pegram, Ida	4	7	1	2	5	9	0.357	2	7	1	4	3	11	0.214	8	20	0.286	1	0	9.5	29	0.328
C 56 Best, David	1	8	1	4	2	12	0.143	1	4	3	5	4	9	0.308	6	21	0.222	1	0	5.5	28	0.196
C 57 Denton, J.D.	6	5	5	7	11	12	0.478	4	6	5	6	9	12	0.429	20	24	0.455	1	0	17.5	45	0.389
C6/ No Clue	40	32	51	21	91	53	0.632	27	9	24	12	51	21	0.708	193	95	0.670	0	12	142.0	300	0.473
C 60 Greer, Charles	6	4	7	4	13	8	0.619	5	6	5	3	10	9	0.526	23	17	0.575	0	2	22.5	42	0.536
C 61 Camplin, Todd	7	4	11	0	18	4	0.818	8	3	10	1	18	4	0.818	36	8	0.818	0	1	37.5	45	0.833
C 62 Marx, Jim	7	4	7	4	14	8	0.636	9	2	7	4	16	6	0.727	30	14	0.682	0	2	21.0	46	0.457
C 63 Lewis, Scott	6	6	7	4	13	10	0.565	7	1	8	3	15	4	0.789	28	14	0.667	0	2	19.5	44	0.443
C 64 Conway, John	5	6	7	2	12	8	0.600	8	2	5	5	13	7	0.650	25	15	0.625	0	2	13.5	42	0.321
C 65 Hester, Billy	4	5	8	3	12	8	0.600	9	1	8	3	17	4	0.810	29	12	0.707	0	1	14.0	42	0.333
C 66 Gibbs, Keith	0	0	0	0	0	0	#DIV/0!	0	0	0	0	0	0	#DIV/0!	0	0	#DIV/0!	0	0	0.0	0	#DIV/0!
C 67 Zucco, Rick	5	3	4	4	9	7	0.563	8	3	5	5	13	8	0.619	22	15	0.595	0	2	14.0	39	0.359
C7/ Reggaeheads	31	41	41	31	72	72	0.500	18	18	15	21	33	39	0.458	138	150	0.479	7	0	105.0	295	0.356
C 70 Webb, David	6	7	7	4	13	11	0.542	6	7	3	8	9	15	0.375	22	26	0.458	1	0	19.0	49	0.388
C 71 Bennett, Marco	0	3	1	3	1	6	0.143	1	3	2	1	3	4	0.429	4	10	0.286	1	0	5.5	15	0.367
C 72 Bennett, Mike	3	7	6	7	9	14	0.391	7	5	6	6	13	11	0.542	22	25	0.468	1	0	19.0	48	0.396
C 73 Bogard, Doug	3	3	5	2	8	5	0.615	5	1	3	3	8	4	0.667	16	9	0.640	1	0	4.5	26	0.173
C 74 McCoy, Chris	10	2	8	4	18	6	0.750	7	4	6	5	13	9	0.591	31	15	0.674	1	0	22.5	47	0.479
C 75 Spangler, Darryl	0	2	0	2	0	4	0.000	0	2	0	2	0	4	0.000	0	8	0.000	0	0	3.0	8	0.375
C 76 Whetsel, Jeff	6	7	11	1	17	8	0.680	6	6	4	9	10	15	0.400	27	23	0.540	1	0	22.5	51	0.441
C 77 Williams, Nathan	3	10	3	8	6	18	0.250	4	8	6	8	10	16	0.385	16	34	0.320	1	0	9.0	51	0.176

	Singles 301		Singles Cricket		Singles Record		Singles Win %-age	Doubles Cricket		Doubles 501		Doubles Record		Doubles Win %-age	Sngls + Dbls	Record	Sngls + Dbls Win %-age	1001 Wins	1001 Losses	All-Star Points	Games Played	All-Star %-age
D1/ Scavengers	34	50	29	55	63	105	0.375	17	25	20	22	37	47	0.440	137	199	0.408	0	6	104.0	342	0.304
D 10 Parker, Tom	3	5	8	5	11	10	0.524	5	7	7	2	12	9	0.571	23	19	0.548	0	1	26.0	43	0.605
D 11 Parker, Louise	5	4	0	6	5	10	0.333	0	4	4	4	4	8	0.333	9	18	0.333	0	1	2.0	28	0.071
D 12 Skea, Bob	5	4	7	5	12	9	0.571	4	8	6	5	10	13	0.435	22	22	0.500	0	1	26.0	45	0.578
D 13 Harrell, Liz	2	4	0	7	2	11	0.154	1	6	1	2	2	8	0.200	4	19	0.174	0	0	4.0	23	0.174
D 14 Finch, Mel	1	8	0	4	1	12	0.077	2	5	3	4	5	9	0.357	6	21	0.222	0	1	1.0	28	0.036
D 15 Hoomani, John	4	6	2	7	6	13	0.316	4	6	5	7	9	13	0.409	15	26	0.366	0	0	11.5	41	0.280
D 16 Wade, Nate	8	5	2	7	10	12	0.455	6	4	3	8	9	12	0.429	19	24	0.442	0	1	10.0	44	0.227
D 17 Boyd, Richard	2	7	3	8	5	15	0.250	5	6	6	6	11	12	0.478	16	27	0.372	0	1	7.0	44	0.159
D 18 Darity, Don	3	7	6	5	9	12	0.429	7	3	4	6	11	9	0.550	20	21	0.488	0	0	15.5	41	0.378
D 19 Campbell, Larry	1	0	1	1	2	1	0.667	0	1	1	0	1	1	0.500	3	2	0.600	0	0	1.0	5	0.200
D2/ 1 & Done	44	40	46	38	90	78	0.536	23	19	21	21	44	40	0.524	178	158	0.530	14	11	190.0	361	0.526
D 20 Coyne, Kevin	5	9	0	2	5	11	0.313	4	7	5	5	9	12	0.429	14	23	0.378	2	1	12.5	40	0.313
D 21 Hamed, Adnan	0	1	0	4	0	5	0.000	0	3	0	1	0	4	0.000	0	9	0.000	1	0	2.5	10	0.250
D 22 Smith, "Sarge"	7	7	9	5	16	12	0.571	1	4	6	8	7	12	0.368	23	24	0.489	2	2	23.5	51	0.461
D 23 Kuppler, Bob	8	6	4	8	12	14	0.462	9	4	6	7	15	11	0.577	27	25	0.519	2	1	14.5	55	0.264
D 24 Poucher, Mark	8	6	9	5	17	11	0.607	7	6	9	4	16	10	0.615	33	21	0.611	2	2	31.0	58	0.534
D 25 Sawyer, Dean	4	9	10	3	14	12	0.538	7	7	5	6	12	13	0.480	26	25	0.510	2	2	25.0	55	0.455
D 26 Samaluk, Somchai	12	2	11	3	23	5	0.821	12	2	9	5	21	7	0.750	44	12	0.786	2	2	73.0	60	1.217
D 27 Corbin, Rosa	0	0	3	8	3	8	0.273	6	5	2	6	8	11	0.421	11	19	0.367	1	1	8.0	32	0.250
D3/ Bar Stools	47	37	39	45	86	82	0.512	19	23	17	25	36	48	0.429	158	178	0.470	0	0	135.5	336	0.403
D 30 Heald, Bobby	12	4	12	4	24	8	0.750	11	5	6	8	17	13	0.567	41	21	0.661			40.5	62	0.653
D 31 Crisp, Fred	11	1	8	5	19	6	0.760	5	8	7	6	12	14	0.462	31	20	0.608			25.5	51	0.500
D 32 Fountain, Bill	3	7	0	11	3	18	0.143	2	7	4	4	6	11	0.353	9	29	0.237			11.0	38	0.289
D 33 Watts, John	0	2	0	0	0	2	0.000	0	0	0	1	0	1	0.000	0	3	0.000			0.0	3	0.000
D 34 Chisholm, Steve	1	1	0	3	1	4	0.200	0	3	0	3	0	6	0.000	1	10	0.091			5.0	11	0.455
D 35 Sutphen, George	6	8	8	5	14	13	0.519	9	5	6	9	15	14	0.517	29	27	0.518			21.5	56	0.384
D 36 Smith, Forrest	2	2	0	4	2	6	0.250	0	3	0	3	0	6	0.000	2	12	0.143			4.5	14	0.321
D 37 Boyce, Mike	6	9	6	6	12	15	0.444	7	8	6	11	13	19	0.406	25	34	0.424			18.0	59	0.305
D 38 Torrible, James	6	3	5	7	11	10	0.524	4	7	5	5	9	12	0.429	20	22	0.476			9.5	42	0.226
D4/ Last Call	43	41	42	42	85	83	0.506	17	25	19	23	36	48	0.429	157	179	0.467	0	6	152.0	342	0.444
D 40 Root, Andrew	7	7	2	12	9	19	0.321	7	7	6	8	13	15	0.464	22	34	0.393	0	1	16.5	57	0.289
D 41 Daniel, Rob	8	6	4	10	12	16	0.429	5	9	5	9	10	18	0.357	22	34	0.393	0	1	16.5	57	0.289
D 42 Ney, Scott	6	8	9	5	15	13	0.536	3	11	8	6	11	17	0.393	26	30	0.464	0	1	31.5	57	0.553
D 43 Hamilton, Billy	7	7	14	0	21	7	0.750	11	3	5	9	16	12	0.571	37	19	0.661	0	1	48.5	57	0.851
D 44 Gullett, Kevin	11	3	10	4	21	7	0.750	4	10	8	6	12	16	0.429	33	23	0.589	0	1	25.0	57	0.439
D 45 Davis, Jeff	0	0	0	0	0	0	#DIV/0!	0	0	0	0	0	0	#DIV/0!	0	0	#DIV/0!	0	0	0.0	0	#DIV/0!
D 46 Moody, Chris	4	10	3	11	7	21	0.250	4	10	6	8	10	18	0.357	17	39	0.304	0	1	14.0	57	0.246
D5/ Grateful Darts	45	39	38	46	83	85	0.494	22	20	20	22	42	42	0.500	167	169	0.497	14	0	112.0	350	0.320
D 50 Byrd, Joel	2	8	2	6	4	14	0.222	8	5	3	8	11	13	0.458	15	27	0.357	2	0	5.0	44	0.114
D 51 McGrail, Tony	1	2	4	8	5	10	0.333	4	10	8	5	12	15	0.444	17	25	0.405	2	0	15.0	44	0.341
D 52 Perkins, Rick	7	6	3	3	10	9	0.526	6	2	6	7	12	9	0.571	22	18	0.550	2	0	10.0	42	0.238
D 53 Lilienthal, John	6	7	5	8	11	15	0.423	2	6	6	5	8	11	0.421	19	26	0.422	2	0	15.5	47	0.330
D 54 Iager, John	6	6	7	6	13	12	0.520	9	4	2	6	11	10	0.524	24	22	0.522	2	0	20.0	48	0.417
D 55 Hodges, Mike	6	1	0	6	6	7	0.462	3	4	6	1	9	5	0.643	15	12	0.556	1	0	2.5	28	0.089
D 56 Simpson, Phil	8	6	9	5	17	11	0.607	8	5	4	5	12	10	0.545	29	21	0.580	2	0	18.5	52	0.356
D 57 Holland, William	9	3	8	4	17	7	0.708	4	4	5	7	9	11	0.450	26	18	0.591	1	0	25.5	45	0.567
D6/ Black and Tans	39	45	46	38	85	83	0.506	25	17	21	21	46	38	0.548	177	159	0.527	0	9	140.5	345	0.407
D 60 Mori, Christopher	3	4	9	5	12	9	0.571	7	7	5	3	12	10	0.545	24	19	0.558	0	1	20.5	44	0.466
D 61 Moulds, Ron	2	1	5	3	7	4	0.636	3	3	2	3	5	6	0.455	12	10	0.545	0	1	12.0	23	0.522
D 62 Peers, Martin	6	6	3	5	9	11	0.450	4	2	4	6	8	8	0.500	17	19	0.472	0	1	13.0	37	0.351
D 63 Moulds, Patrick	4	3	2	1	6	4	0.600	2	4	4	3	6	7	0.462	12	11	0.522	0	1	2.0	24	0.083
D 64 Watt, Chuck	3	4	4	3	7	7	0.500	6	4	1	7	7	11	0.389	14	18	0.438	0	1	13.0	33	0.394
D 65 Whitney, Bob	5	4	1	3	6	7	0.462	1	2	2	6	3	8	0.273	9	15	0.375	0	1	2.0	25	0.080
D 66 Stark, Keith	4	6	6	7	10	13	0.435	11	3	5	4	16	7	0.696	26	20	0.565	0	1	31.5	47	0.670
D 67 Gordon, Bill	6	3	8	5	14	8	0.636	9	4	4	4	13	8	0.619	27	16	0.628	0	1	25.5	44	0.580
D 68 Gordon, Scot	0	10	1	5	1	15	0.063	2	2	6	4	8	6	0.571	9	21	0.300	0	1	4.5	31	0.145
D 69 Dwight, Mike	6	4	7	1	13	5	0.722	5	3	9	2	14	5	0.737	27	10	0.730	0	0	16.5	37	0.446
D7/ Starving Dartists	46	37	46	38	92	75	0.551	21	21	22	20	43	41	0.512	178	157	0.531	16	5	138.0	356	0.388
D 70 Shown, Marc	9	4	10	3	19	7	0.731	6	7	8	5	14	12	0.538	33	19	0.635	3	1	32.5	56	0.580
D 71 Hendricks, Ron	9	2	8	4	17	6	0.739	9	3	6	6	15	9	0.625	32	15	0.681	2	0	25.5	49	0.520
D 72 Hartley, Kevin	8	6	9	8	17	14	0.548	6	9	6	10	12	19	0.387	29	33	0.468	3	1	23.5	66	0.356
D 73 Howell, John	5	12	9	7	14	19	0.424	9	7	7	8	16	15	0.516	30	34	0.469	3	1	23.5	68	0.346
D 74 Fleming, Frank	8	3	3	7	11	10	0.524	5	7	5	6	10	13	0.435	21	23	0.477	2	1	13.0	47	0.277
D 75 Bergman, Fred	7	10	7	9	14	19	0.424	7	9	12	5	19	14	0.576	33	33	0.500	3	1	20.0	70	0.286
D8/ Friends of the Devil	37	46	50	34	87	80	0.521	24	18	28	14	52	32	0.619	191	144	0.570	0	8	155.5	343	0.453
D 80 Sampson, Sam	4	8	1	1	5	9	0.357	1	1	5	6	6	7	0.462	11	16	0.407	0	1	6.5	28	0.232
D 81 Robison, Jack	5	6	8	4	13	10	0.565	6	8	4	9	10	17	0.370	23	27	0.460	0	1	19.0	51	0.373
D 82 Robison, Jim	4	7	9	4	13	11	0.542	9	4	3	4	12	8	0.600	25	19	0.568	0	1	21.5	45	0.478
D 83 Zerkle, Preston	0	1	0	7	0	8	0.000	5	5	0	0	5	5	0.500	5	13	0.278	0	1	4.5	19	0.237
D 84 Dowling, Jack	3	2	7	6	10	8	0.556	7	6	9	2	16	8	0.667	26	16	0.619	0	1	19.5	43	0.453
D 85 Herbert, Kirk	5	9	10	4	15	13	0.536	8	6	12	2	20	8	0.714	35	21	0.625	0	1	32.0	57	0.561
D 86 Herbert, Paul	9	5	6	3	15	8	0.652	9	5	12	2	21	7	0.750	36	15	0.706	0	1	29.0	52	0.558
D 87 Walker, Chip	7	8	9	5	16	13	0.552	3	1	11	3	14	4	0.778	30	17	0.638	0	1	23.5	48	0.490

		Singles	301	Singles	Cricket	Singles	Record	Singles Win %-age	Doubles	Cricket	Doubles	501	Doubles	Record	Doubles Win %-age	Sngls + Dbls	Record	Sngls + Dbls Win %-age	1001 Wins	1001 Losses	All-Star Points	Games Played	All-Star %-age
E1/ Nine Lives		43	41	42	42	85	83	0.506	20	22	23	19	43	41	0.512	171	165	0.509	0	0	113.5	336	0.338
E 10	Martin, David	5	6	1	1	6	7	0.462	1	3	3	8	4	11	0.267	10	18	0.357			6.5	28	0.232
E 11	Marsden, James	6	5	4	6	10	11	0.476	2	5	4	4	6	9	0.400	16	20	0.444			7.0	36	0.194
E 12	Smith, Butch	6	7	7	6	13	13	0.500	6	7	6	5	12	12	0.500	25	25	0.500			36.5	50	0.730
E 13	Paulson, Glenn	4	5	3	7	7	12	0.368	4	7	7	5	11	12	0.478	18	24	0.429			10.0	42	0.238
E 14	Romanchek, David	9	3	6	3	15	6	0.714	3	5	8	3	11	8	0.579	26	14	0.650			6.5	40	0.163
E 15	Keever, David	5	5	5	7	10	12	0.455	7	3	7	3	14	6	0.700	24	18	0.571			15.0	42	0.357
E 16	Green, Sam	2	4	4	6	6	10	0.375	7	4	1	4	8	8	0.500	14	18	0.438			11.5	32	0.359
E 17	Fuhrmann, Al	3	2	8	2	11	4	0.733	7	6	7	4	14	10	0.583	25	14	0.641			15.5	39	0.397
E 18	Kristoferson, Eddie	3	4	4	4	7	8	0.467	3	4	3	2	6	6	0.500	13	14	0.481			5.0	27	0.185
E2/ S.S.H.		41	43	42	42	83	85	0.494	17	25	22	20	39	45	0.464	161	175	0.479	0	0	118.5	336	0.353
E 20	Kunesh, Joe	10	5	7	7	17	12	0.586	5	11	8	6	13	17	0.433	30	29	0.508			20.0	59	0.339
E 21	Powell, Mark	8	6	12	2	20	8	0.714	10	4	7	8	17	12	0.586	37	20	0.649			28.5	57	0.500
E 22	Rouse, Chuck	3	9	4	11	7	20	0.259	4	13	4	12	8	25	0.242	15	45	0.250			13.5	60	0.225
E 23	Wilkinson, Charlie	9	8	7	8	16	16	0.500	6	8	11	4	17	12	0.586	33	28	0.541			27.5	61	0.451
E 24	Rube, Bob	6	3	8	1	14	4	0.778	7	2	6	3	13	5	0.722	27	9	0.750			22.0	36	0.611
E 25	Weatherly, Keith	0	0	0	0	0	0	#DIV/0!	0	0	0	0	0	0	#DIV/0!	0	0	#DIV/0!			0.0	0	#DIV/0!
E 26	Alm, Doug	5	12	4	13	9	25	0.265	2	12	8	7	10	19	0.345	19	44	0.302			7.0	63	0.111
E3/ M.R.Ducks		41	43	47	37	88	80	0.524	23	19	23	19	46	38	0.548	180	156	0.536	10	6	107.5	352	0.305
E 30	Carawon, Bob	5	7	9	4	14	11	0.560	8	5	9	5	17	10	0.630	31	21	0.596	2	1	13.0	55	0.236
E 31	Rodgers, Clayton	0	1	0	1	0	2	0.000	0	1	0	0	0	1	0.000	0	3	0.000	0	0	1.0	3	0.333
E 32	Young, Perry	4	6	5	5	9	11	0.450	4	7	4	7	8	14	0.364	17	25	0.405	0	0	10.0	42	0.238
E 33	Smith, Darrel	7	8	5	11	12	19	0.387	7	7	6	9	13	16	0.448	25	35	0.417	2	1	17.0	63	0.270
E 34	Converse, Stan	9	3	11	3	20	6	0.769	10	4	10	4	20	8	0.714	40	14	0.741	2	1	22.0	57	0.386
E 35	Tollerton, Steve "Tolly"	6	7	10	3	16	10	0.615	10	3	8	3	18	6	0.750	34	16	0.680	2	1	16.5	53	0.311
E 36	Scoggins, Norm	1	5	0	3	1	8	0.111	2	1	1	3	3	4	0.429	4	12	0.250	1	1	3.5	18	0.194
E 37	Casadonte, Paul	8	4	7	4	15	8	0.652	5	7	6	6	11	13	0.458	26	21	0.553	1	0	24.5	48	0.510
E 38	Andrews, Mark	1	2	0	3	1	5	0.167	0	3	2	1	2	4	0.333	3	9	0.250	0	1	0.0	13	0.000
E4/ B.F.D.		38	46	29	55	67	101	0.399	15	27	25	17	40	44	0.476	147	189	0.438	7	0	112.5	343	0.328
E 40	Gillett, Galen	7	5	8	2	15	7	0.682	7	4	10	1	17	5	0.773	32	12	0.727	1	0	26.0	45	0.578
E 41	Ford, Russell	1	0	2	1	3	1	0.750	2	1	2	1	4	2	0.667	7	3	0.700	1	0	7.5	11	0.682
E 42	Hall, Danny	1	6	4	3	5	9	0.357	4	6	6	3	10	9	0.526	15	18	0.455	1	0	20.0	34	0.588
E 43	Jacobs, Joe	6	5	5	7	11	12	0.478	6	9	6	6	12	15	0.444	23	27	0.460	1	0	13.0	51	0.255
E 44	Wildblood, Steven	7	5	4	9	11	14	0.440	3	9	7	5	10	14	0.417	21	28	0.429	1	0	19.5	50	0.390
E 45	Kvasnicka, Bob	8	3	3	7	11	10	0.524	3	9	8	5	11	14	0.440	22	24	0.478	1	0	8.5	47	0.181
E 46	Parker, Richard	7	5	2	11	9	16	0.360	3	9	8	2	11	11	0.500	20	27	0.426	0	0	13.0	47	0.277
E 47	Silk, Kevin	0	0	0	0	0	0	#DIV/0!	0	1	0	1	0	2	0.000	0	2	0.000	0	0	0.0	2	0.000
E 48	Weber, Matt	1	14	1	12	2	26	0.071	1	6	2	8	3	14	0.176	5	40	0.111	1	0	3.0	46	0.065
E 49	Neal, Roger	0	3	0	3	0	6	0.000	1	0	1	2	2	2	0.500	2	8	0.200	0	0	2.0	10	0.200
E5/ Been There, Missed That		36	48	33	51	69	99	0.411	16	26	15	27	31	53	0.369	131	205	0.390	0	9	103.0	345	0.299
E 50	Marx, Deanna	3	8	0	2	3	10	0.231	2	2	4	6	6	8	0.429	9	18	0.333	0	1	2.0	28	0.071
E 51	Tyndall, Anita	0	1	1	3	1	4	0.200	1	3	1	2	2	5	0.286	3	9	0.250	0	1	8.0	13	0.615
E 52	Lowe, Connie	3	7	4	7	7	14	0.333	4	7	5	4	9	11	0.450	16	25	0.390	0	1	10.0	42	0.238
E 53	Strobel, Jennifer	4	7	1	4	5	11	0.313	2	4	1	6	3	10	0.231	8	21	0.276	0	1	3.0	30	0.100
E 54	Harriss, Adam	6	4	3	6	9	10	0.474	3	6	3	6	6	12	0.333	15	22	0.405	0	1	10.0	38	0.263
E 55	Smith, David	0	2	2	9	2	11	0.154	2	8	2	5	4	13	0.235	6	24	0.200	0	1	9.0	31	0.290
E 56	Bartlett, Lynn	5	7	6	6	11	13	0.458	5	7	2	9	7	16	0.304	18	29	0.383	0	1	19.0	48	0.396
E 57	Baber, Todd	11	3	10	4	21	7	0.750	7	7	6	8	13	15	0.464	34	22	0.607	0	1	26.5	57	0.465
E 58	Jeffcoat, Dawn	2	4	5	8	7	12	0.368	5	7	5	4	10	11	0.476	17	23	0.425	0	1	14.5	41	0.354
E 59	Ellis, Trish	2	5	1	2	3	7	0.300	1	1	1	4	2	5	0.286	5	12	0.294	0	0	1.0	17	0.059
E6/ Dynamic Darts		34	50	41	43	75	93	0.446	24	18	19	23	43	41	0.512	161	175	0.479	8	13	134.5	357	0.377
E 60	Ellison, George	2	6	4	6	6	12	0.333	6	4	0	10	6	14	0.300	12	26	0.316	1	2	15.5	41	0.378
E 61	Williamson, Steve	4	8	7	4	11	12	0.478	5	8	5	7	10	15	0.400	21	27	0.438	1	0	28.0	49	0.571
E 62	Parrillo, Scott	6	4	2	8	8	12	0.400	2	5	3	7	5	12	0.294	13	24	0.351	1	1	13.0	39	0.333
E 63	Jackson, Barry	9	5	7	6	16	11	0.593	11	3	9	5	20	8	0.714	36	19	0.655	1	2	30.5	58	0.526
E 64	Owen, Kevin	1	10	4	4	5	14	0.263	7	4	2	2	9	6	0.600	14	20	0.412	1	2	2.5	37	0.068
E 65	Kroll, Brian	2	3	8	5	10	8	0.556	10	3	7	5	17	8	0.680	27	16	0.628	1	2	16.5	46	0.359
E 66	Lowers, Joe	5	7	6	5	11	12	0.478	7	6	4	5	11	11	0.500	22	23	0.489	1	2	20.0	48	0.417
E 67	Benforada, Mike	5	7	3	4	8	11	0.421	0	3	8	5	8	8	0.500	16	19	0.457	1	2	7.5	38	0.197
E 68	Faulkner, Chris	0	0	0	1	0	1	0.000	0	0	0	0	0	0	#DIV/0!	0	1	0.000	0	0	1.0	1	1.000
E7/ Horsemen		56	28	49	35	105	63	0.625	25	17	22	20	47	37	0.560	199	137	0.592	0	6	123.5	342	0.361
E 70	Keller, Tony	12	4	9	6	21	10	0.677	7	7	7	7	14	14	0.500	35	24	0.593	0	1	28.0	60	0.467
E 71	Maminski, Len	8	3	5	6	13	9	0.591	7	5	7	5	14	10	0.583	27	19	0.587	0	1	12.5	47	0.266
E 72	Robertson, Phil	11	4	7	6	18	10	0.643	13	1	7	7	20	8	0.714	38	18	0.679	0	1	19.5	57	0.342
E 73	Warrier, Anoop	8	5	4	10	12	15	0.444	6	6	4	8	10	14	0.417	22	29	0.431	0	1	11.5	52	0.221
E 74	Jenkins, Jim	1	0	0	1	1	1	0.500	0	1	1	1	1	2	0.333	2	3	0.400	0	0	1.0	5	0.200
E 75	McCullough, David	5	7	10	2	15	9	0.625	8	5	7	5	15	10	0.600	30	19	0.612	0	1	25.0	50	0.500
E 76	Dickerson, Mike	5	1	5	1	10	2	0.833	1	5	4	3	5	8	0.385	15	10	0.600	0	0	8.0	25	0.320
E 77	Randall, Chad	6	4	9	3	15	7	0.682	8	4	7	4	15	8	0.652	30	15	0.667	0	1	18.0	46	0.391
E8/ Flying Aces		47	37	53	31	100	68	0.595	28	14	19	23	47	37	0.560	194	142	0.577	8	0	151.5	344	0.440
E 80	Buchanan, Chris	4	5	10	3	14	8	0.636	10	4	9	5	19	9	0.679	33	17	0.660	1	0	22.0	51	0.431
E 81	Mongillo, Marty	6	4	8	5	14	9	0.609	8	6	3	8	11	14	0.440	25	23	0.521	1	0	23.0	49	0.469
E 82	Holder, Graham	5	5	10	2	15	7	0.682	7	2	7	4	14	6	0.700	29	13	0.690	1	0	28.5	43	0.663
E 83	Murdaugh, John	8	4	9	5	17	9	0.654	10	4	4	8	14	12	0.538	31	21	0.596	1	0	34.5	53	0.651
E 84	Pierce, Mark	4	3	6	6	10	9	0.526	7	1	4	6	11	7	0.611	21	16	0.568	1	0	15.0	38	0.395
E 85	Matthews, Skeeter	5	5	2	5	7	10	0.412	5	4	3	2	8	6	0.571	15	16	0.484	1	0	13.5	32	0.422
E 86	Longoria, Ruben	8	6	6	1	14	7	0.667	4	5	6	6	10	11	0.476	24	18	0.571	1	0	11.0	43	0.256
E 87	Parks, Tim	7	5	2	4	9	9	0.500	5	2	2	7	7	9	0.438	16	18	0.471	1	0	4.0	35	0.114

	Singles		Singles		Singles		Singles Win %-age	Doubles		Doubles		Doubles		Doubles Win %-age	Sngls + Dbls		Sngls + Dbls Win %-age	1001 Wins	1001 Losses	All-Star Points	Games Played	All-Star %-age
	301		Cricket		Record			Cricket		501		Record			Record							
F1/ Half & Half	40	44	54	30	94	74	0.560	24	18	26	16	50	34	0.595	194	142	0.577	6	6	122.5	348	0.352
F 10 Austin, Connie	5	5	11	3	16	8	0.667	10	4	8	4	18	8	0.692	34	16	0.680	1	1	24.0	52	0.462
F 11 Barnes, Kathy	5	8	7	6	12	14	0.462	5	8	6	5	11	13	0.458	23	27	0.460	1	1	22.5	52	0.433
F 12 Bryant, Robin	7	8	2	9	9	17	0.346	1	8	6	8	7	16	0.304	16	33	0.327	1	1	7.5	51	0.147
F 13 Forbes, Jan	6	8	9	5	15	13	0.536	10	5	10	5	20	10	0.667	35	23	0.603	1	1	21.0	60	0.350
F 14 Walters, Jason	8	6	11	3	19	9	0.679	10	4	10	4	20	8	0.714	39	17	0.696	1	1	16.5	58	0.284
F 15 Smith, Chris	8	6	12	2	20	8	0.714	9	5	10	4	19	9	0.679	39	17	0.696	1	1	23.5	58	0.405
F 16 Price, David	1	3	2	2	3	5	0.375	3	2	2	2	5	4	0.556	8	9	0.471	0	0	7.5	17	0.441
F2/ Spank This	41	43	37	47	78	90	0.464	21	21	20	22	41	43	0.488	160	176	0.476	5	0	108.0	341	0.317
F 20 Griffin, Bill	6	5	4	6	10	11	0.476	2	8	3	7	5	15	0.250	15	26	0.366	1	0	13.5	42	0.321
F 21 Bohanan, Heather	6	8	2	9	8	17	0.320	5	6	4	9	9	15	0.375	17	32	0.347	1	0	6.5	50	0.130
F 22 Kiether, Bill	7	4	4	8	11	12	0.478	8	5	6	7	14	12	0.538	25	24	0.510	0	0	11.5	49	0.235
F 23 McGee, Billy	0	3	3	1	3	4	0.429	3	1	2	1	5	2	0.714	8	6	0.571	0	0	5.0	14	0.357
F 24 Hurley, John	5	7	6	8	11	15	0.423	7	5	5	6	12	11	0.522	23	26	0.469	1	0	10.5	50	0.210
F 25 Feller, Keith	11	4	9	4	20	8	0.714	8	6	9	4	17	10	0.630	37	18	0.673	1	0	39.0	56	0.696
F 26 Livingston, Mike	1	0	1	0	2	0	1.000	0	0	1	0	1	0	1.000	3	0	1.000	0	0	0.0	3	0.000
F 27 VanDusen, Peter	4	10	4	10	8	20	0.286	8	6	9	5	17	11	0.607	25	31	0.446	1	0	18.0	57	0.316
F 28 Thomas, Kent	1	0	2	1	3	1	0.750	1	2	0	3	1	5	0.167	4	6	0.400	0	0	2.0	10	0.200
F 29 Moen, Karl	0	2	2	0	2	2	0.500	0	3	1	2	1	5	0.167	3	7	0.300	0	0	2.0	10	0.200
F3/ A.H. & the Diddlers	36	45	24	59	60	104	0.366	15	27	14	28	29	55	0.345	118	214	0.355	0	7	89.0	339	0.263
F 30 Linney, Eric	6	5	6	4	12	9	0.571	5	5	3	7	8	12	0.400	20	21	0.488	0	1	14.5	42	0.345
F 31 Birkhead, Paul	3	5	2	7	5	12	0.294	3	4	3	6	6	10	0.375	11	22	0.333	0	1	12.5	34	0.368
F 32 Shaefer, Mark	5	5	2	9	7	14	0.333	5	6	5	5	10	11	0.476	17	25	0.405	0	1	11.0	43	0.256
F 33 Golder, Mike	3	8	4	6	7	14	0.333	5	8	2	9	7	17	0.292	14	31	0.311	0	1	10.0	46	0.217
F 34 Gay, Chuck	4	9	0	10	4	19	0.174	1	12	2	9	3	21	0.125	7	40	0.149	0	1	1.0	48	0.021
F 35 Clark, Louis	0	0	0	0	0	0	#DIV/0!	0	0	0	0	0	0	#DIV/0!	0	0	#DIV/0!	0	0	0.0	0	#DIV/0!
F 36 Layton, John	2	5	1	9	3	14	0.176	1	7	1	9	2	16	0.111	5	30	0.143	0	1	2.5	36	0.069
F 37 Schlecht, George	4	4	3	7	7	11	0.389	3	6	3	7	6	13	0.316	13	24	0.351	0	0	8.0	37	0.216
F 38 Buckner, Jacky	9	4	6	7	15	11	0.577	7	6	9	4	16	10	0.615	31	21	0.596	0	1	29.5	53	0.557
F4/ Freebirds	47	35	51	32	98	67	0.594	26	16	24	18	50	34	0.595	198	135	0.595	0	13	123.0	346	0.355
F 40 Kennedy, Ed, Jr.	0	4	3	3	3	7	0.300	2	4	4	4	6	8	0.429	9	15	0.375	0	1	4.0	25	0.160
F 41 Davis, Tim	10	2	9	4	19	6	0.760	5	7	8	5	13	12	0.520	32	18	0.640	0	2	10.0	52	0.192
F 42 Nelson, Jim	7	5	3	7	10	12	0.455	7	5	3	7	10	12	0.455	20	24	0.455	0	2	16.5	46	0.359
F 43 Cali, Jason	6	6	8	5	14	11	0.560	5	9	4	10	9	19	0.321	23	30	0.434	0	2	17.0	55	0.309
F 44 Ennis, Randy	7	7	7	7	14	14	0.500	12	1	8	4	20	5	0.800	34	19	0.642	0	2	26.0	55	0.473
F 45 Brierly, Roland	8	5	10	3	18	8	0.692	11	2	12	1	23	3	0.885	41	11	0.788	0	2	29.0	54	0.537
F 46 Kolb, Robin	6	6	8	3	14	9	0.609	8	3	7	5	15	8	0.652	29	17	0.630	0	1	15.0	47	0.319
F 47 Allmendinger, Ken	3	0	3	0	6	0	1.000	2	1	2	0	4	1	0.800	10	1	0.909	0	1	5.5	12	0.458
F5/ Heroes in Trouble Again	44	40	52	32	96	72	0.571	19	23	18	24	37	47	0.440	170	166	0.506	7	0	135.5	343	0.395
F 50 Moser, Adam	1	4	3	2	4	6	0.400	4	5	3	5	7	10	0.412	11	16	0.407	1	0	10.0	28	0.357
F 51 Shine, Donnie	7	5	7	6	14	11	0.560	6	6	7	6	13	12	0.520	27	23	0.540	1	0	16.5	51	0.324
F 52 Lewis, Dominic	6	4	4	5	10	9	0.526	1	5	3	3	4	8	0.333	14	17	0.452	0	0	10.0	31	0.323
F 53 Cunningham, Justin	6	6	10	4	16	10	0.615	7	7	6	7	13	14	0.481	29	24	0.547	1	0	38.0	54	0.704
F 54 Enos, Kellee	5	8	6	4	11	12	0.478	8	3	6	7	14	10	0.583	25	22	0.532	1	0	17.0	48	0.354
F 55 Stasko, Bill	9	5	7	6	16	11	0.593	4	8	6	5	10	13	0.435	26	24	0.520	1	0	12.5	51	0.245
F 56 Ivkovich, Mike	7	6	11	3	18	9	0.667	7	6	3	9	10	15	0.400	28	24	0.538	1	0	26.5	53	0.500
F 57 Ivkovich, Joe	3	2	4	2	7	4	0.636	1	6	2	6	3	12	0.200	10	16	0.385	1	0	5.0	27	0.185
F6/ Cheap Shots	45	38	42	42	87	80	0.521	23	19	25	17	48	36	0.571	183	152	0.546	0	6	110.0	341	0.323
F 60 Sellers, Mark	5	6	9	2	14	8	0.636	8	3	8	5	16	8	0.667	30	16	0.652	0	1	17.0	47	0.362
F 61 Bari, Burt	3	2	2	2	5	4	0.556	2	3	2	3	4	6	0.400	9	10	0.474	0	1	5.0	20	0.250
F 62 Witz, Steve	9	5	9	5	18	10	0.643	12	2	10	5	22	7	0.759	40	17	0.702	0	1	25.5	58	0.440
F 63 Ramsey, Andrew	2	5	1	5	3	10	0.231	2	5	3	3	5	8	0.385	8	18	0.308	0	0	6.0	26	0.231
F 64 Johnson, Ken	8	1	3	7	11	8	0.579	5	3	7	2	12	5	0.706	23	13	0.639	0	0	13.5	36	0.375
F 65 Walton, Mitch	5	5	3	7	8	12	0.400	2	8	5	4	7	12	0.368	15	24	0.385	0	1	11.0	40	0.275
F 66 Mattingly, Matt	1	2	1	2	2	4	0.333	3	0	2	0	5	0	1.000	7	4	0.636	0	0	0.0	11	0.000
F 67 Morgan, Steve	9	6	4	9	13	15	0.464	7	7	7	9	14	16	0.467	27	31	0.466	0	1	17.0	59	0.288
F 68 Proffitt, Mike	1	1	6	0	7	1	0.875	1	4	3	0	4	4	0.500	11	5	0.688	0	1	6.5	17	0.382
F 69 Hall, Josh	2	5	4	3	6	8	0.429	4	3	3	3	7	6	0.538	13	14	0.481	0	0	8.5	27	0.315
F7/ Get Over It	32	52	25	59	57	111	0.339	18	24	20	22	38	46	0.452	133	203	0.396	0	0	95.0	336	0.283
F 70 Steinhauer, Bruce	5	8	5	7	10	15	0.400	4	9	5	8	9	17	0.346	19	32	0.373			20.0	51	0.392
F 71 Young, Jeff	4	6	3	11	7	17	0.292	4	10	10	4	14	14	0.500	21	31	0.404			11.5	52	0.221
F 72 Lawley, Charlie	4	6	3	7	7	13	0.350	4	5	4	6	8	11	0.421	15	24	0.385			7.0	39	0.179
F 73 Lawley, Lisa	1	11	1	7	2	18	0.100	3	7	2	7	5	14	0.263	7	32	0.179			11.0	39	0.282
F 74 Wilser, Dave	6	9	6	9	12	18	0.400	8	6	7	9	15	15	0.500	27	33	0.450			24.0	60	0.400
F 75 Cullen, Jeff	0	0	0	0	0	0	#DIV/0!	0	0	0	0	0	0	#DIV/0!	0	0	#DIV/0!			0.0	0	#DIV/0!
F 76 Livingston, Danah	7	8	6	10	13	18	0.419	10	6	11	5	21	11	0.656	34	29	0.540			16.5	63	0.262
F 77 Lawley, Bucky	5	4	1	8	6	12	0.333	3	5	1	5	4	10	0.286	10	22	0.313			5.0	32	0.156
F8/ Horseshoes & Hand Grenades	48	36	50	34	98	70	0.583	22	20	21	21	43	41	0.512	184	152	0.548	12	0	145.5	348	0.418
F 80 Corter, Dave	9	4	10	6	19	10	0.655	8	7	9	9	17	16	0.515	36	26	0.581	2	0	26.0	64	0.406
F 81 Warren, Randy	11	4	10	4	21	8	0.724	10	6	9	6	19	12	0.613	40	20	0.667	2	0	20.5	62	0.331
F 82 Morgan, Thom	10	5	10	6	20	11	0.645	10	5	8	7	18	12	0.600	38	23	0.623	2	0	36.5	63	0.579
F 83 Quinn, Heather	9	4	6	6	15	10	0.600	6	7	4	9	10	16	0.385	25	26	0.490	2	0	23.0	53	0.434
F 84 Tapler, Paul	4	12	6	10	10	22	0.313	7	8	7	5	14	13	0.519	24	35	0.407	2	0	20.0	61	0.328
F 85 Peck, Jerry	5	7	8	2	13	9	0.591	3	7	5	6	8	13	0.381	21	22	0.488	2	0	19.5	45	0.433

		Singles	301	Singles	Cricket	Singles	Record	Singles Win %-age	Doubles	Cricket	Doubles	501	Doubles	Record	Doubles Win %-age	Sngls + Dbls	Record	Sngls + Dbls Win %-age	1001 Wins	1001 Losses	All-Star Points	Games Played	All-Star %-age
(Lost scoresheet/statistics: week 12 - One More Butt Kickin' 19, It's All Good 5)																							
*	G1/ It's All Good	35	31	20	46	55	77	0.417	14	19	12	21	26	40	0.394	107	157	0.405	0	0	47.0	264	0.178
*	G 10 Downs, Brooks	2	4	2	2	4	6	0.400	1	2	3	0	4	2	0.667	8	8	0.500			2.5	16	0.156
*	G 11 Clement, Dawn	8	3	3	8	11	11	0.500	3	8	5	6	8	14	0.364	19	25	0.432			3.5	44	0.080
*	G 12 Thomas, Jennifer	4	4	1	5	5	9	0.357	2	3	1	7	3	10	0.231	8	19	0.296			0.0	27	0.000
*	G 13 Wilbourne, Patricia	4	2	0	8	4	10	0.286	2	5	2	5	4	10	0.286	8	20	0.286			7.0	28	0.250
*	G 14 Poucher, Stefanie	3	9	2	8	5	17	0.227	6	5	3	8	9	13	0.409	14	30	0.318			7.5	44	0.170
*	G 15 Downs, Robert	5	4	3	7	8	11	0.421	2	8	2	7	4	15	0.211	12	26	0.316			7.0	38	0.184
*	G 16 Peterman, Philip	4	2	3	4	7	6	0.538	6	3	3	5	9	8	0.529	16	14	0.533			11.0	30	0.367
*	G 17 Johnson, Patrick	5	3	6	4	11	7	0.611	6	4	5	4	11	8	0.579	22	15	0.595			8.5	37	0.230
	G2/ Tattoo the Red Eye	39	39	33	45	72	84	0.462	17	22	23	16	40	38	0.513	152	160	0.487	0	0	76.5	312	0.245
	G 20 Crolla, Mike	7	10	2	10	9	20	0.310	5	8	7	9	12	17	0.414	21	37	0.362			5.5	58	0.095
	G 21 Kitchin, Bob	7	4	6	6	13	10	0.565	7	5	10	4	17	9	0.654	30	19	0.612			17.0	49	0.347
	G 22 Kemp, Louis	8	6	7	8	15	14	0.517	6	9	8	6	14	15	0.483	29	29	0.500			14.0	58	0.241
	G 23 Knight, Tracey	10	1	8	3	18	4	0.818	10	2	8	4	18	6	0.750	36	10	0.783			19.5	46	0.424
	G 24 Jay, John	3	10	5	10	8	20	0.286	4	11	7	5	11	16	0.407	19	36	0.345			12.5	55	0.227
	G 25 Lasky, Don	3	4	4	3	7	7	0.500	0	7	3	2	3	9	0.250	10	16	0.385			6.0	26	0.231
	G 26 Berg, Gerry	1	2	1	3	2	5	0.286	2	2	2	1	4	3	0.571	6	8	0.429			2.0	14	0.143
	G 27 Howlett, Brian	0	2	0	2	0	4	0.000	0	0	1	1	1	1	0.500	1	5	0.167			0.0	6	0.000
	G3/ Sharp Darts	41	43	29	55	70	98	0.417	19	23	20	22	39	45	0.464	148	188	0.440	0	0	97.5	336	0.290
	G 30 Winfree, Scott	2	4	5	4	7	8	0.467	6	4	5	4	11	8	0.579	18	16	0.529			16.0	34	0.471
	G 31 Todd, Patrick	5	7	2	9	7	16	0.304	4	7	4	8	8	15	0.348	15	31	0.326			15.5	46	0.337
	G 32 Gildea, Tom	8	6	6	8	14	14	0.500	7	4	6	5	13	9	0.591	27	23	0.540			23.5	50	0.470
	G 33 Moeschet, Cathy	9	4	6	5	15	9	0.625	4	9	4	8	8	17	0.320	23	26	0.469			9.0	49	0.184
	G 34 Edgerton, Laurie	2	3	0	4	2	7	0.222	0	4	2	5	2	9	0.182	4	16	0.200			3.5	20	0.175
	G 35 Stokes, Will	4	5	0	6	4	11	0.267	2	5	6	4	8	9	0.471	12	20	0.375			2.5	32	0.078
	G 36 Cribb, Kittie Rue	5	6	4	7	9	13	0.409	7	6	5	3	12	9	0.571	21	22	0.488			8.0	43	0.186
	G 37 Antley, Susan	0	2	1	4	1	6	0.143	1	2	1	3	2	5	0.286	3	11	0.214			2.0	14	0.143
	G 38 Mitchell, Steve	6	6	5	8	11	14	0.440	7	5	7	4	14	9	0.609	25	23	0.521			17.5	48	0.365
	G4/ Dodge Darts	41	43	60	24	101	67	0.601	26	16	27	15	53	31	0.631	207	129	0.616	0	8	112.0	344	0.326
	G 40 Perrault, Melissa	8	6	8	5	16	11	0.593	6	6	6	6	12	12	0.500	28	23	0.549	0	1	21.5	52	0.413
	G 41 Bonfiglio, Chris	7	4	12	2	19	6	0.760	9	4	8	3	17	7	0.708	36	13	0.735	0	1	30.0	50	0.600
	G 42 Shearin, Jason	0	2	3	0	3	2	0.600	4	1	3	1	7	2	0.778	10	4	0.714	0	1	5.0	15	0.333
	G 43 Holland, Steve	4	8	7	5	11	13	0.458	4	7	11	3	15	10	0.600	26	23	0.531	0	1	7.5	50	0.150
	G 44 Ludwig, Laura	4	4	5	4	9	8	0.529	4	2	4	2	8	4	0.667	17	12	0.586	0	0	2.5	29	0.086
	G 45 Langley, Fred	1	3	3	1	4	4	0.500	3	0	2	2	5	2	0.714	9	6	0.600	0	1	2.5	16	0.156
	G 46 Argonis, John	4	7	11	2	15	9	0.625	9	3	7	3	16	6	0.727	31	15	0.674	0	1	16.5	47	0.351
	G 47 Walsh, Dan	5	8	0	3	5	11	0.313	4	4	6	5	10	9	0.526	15	20	0.429	0	1	7.0	36	0.194
	G 48 Butler, Brent	8	1	11	2	19	3	0.864	9	5	7	5	16	10	0.615	35	13	0.729	0	1	19.5	49	0.398
	G5/ Travelin' Beer Bellies	41	37	54	24	95	61	0.609	21	18	19	20	40	38	0.513	175	137	0.561	0	0	72.0	312	0.231
	G 50 Fournier, Chris	5	2	7	4	12	6	0.667	6	5	6	5	12	10	0.545	24	16	0.600			7.5	40	0.188
	G 51 Wrigley, Bob	6	2	6	4	12	6	0.667	4	6	2	5	6	11	0.353	18	17	0.514			8.0	35	0.229
	G 52 Blinco, Jim	2	3	7	0	9	3	0.750	6	2	3	3	9	5	0.643	18	8	0.692			7.0	26	0.269
	G 53 Yoneoka, Richard "Oakie"	4	5	0	5	4	10	0.286	4	3	7	4	11	7	0.611	15	17	0.469			5.0	32	0.156
	G 54 Sibincic, Rich	6	0	7	0	13	0	1.000	5	2	4	3	9	5	0.643	22	5	0.815			22.0	27	0.815
	G 55 Lupien, Louis "Bam"	5	4	3	3	8	7	0.533	5	1	4	3	9	4	0.692	17	11	0.607			4.5	28	0.161
	G 56 Dougherty, Henry	3	6	2	1	5	7	0.417	1	6	3	3	4	9	0.308	9	16	0.360			5.5	25	0.220
	G 57 Side, Eric	4	6	10	1	14	7	0.667	4	5	5	5	9	10	0.474	23	17	0.575			5.5	40	0.138
	G 58 Adams, Tom	4	4	5	5	9	9	0.500	4	4	2	7	6	11	0.353	15	20	0.429			7.0	35	0.200
	G 59 Kring, Jeremy	2	5	7	1	9	6	0.600	3	2	2	2	5	4	0.556	14	10	0.583			0.0	24	0.000
	G6/ Armed and Hammered	37	35	38	34	75	69	0.521	21	15	18	18	39	33	0.542	153	135	0.531	0	6	83.0	294	0.282
	G 60 Carroll, Gerry	7	3	8	2	15	5	0.750	7	2	5	4	12	6	0.667	27	11	0.711	0	1	21.5	39	0.551
	G 61 Fox, Pierce	6	4	8	2	14	6	0.700	7	3	7	3	14	6	0.700	28	12	0.700	0	1	11.0	41	0.268
	G 62 Hickey, Dave	4	8	3	6	7	14	0.333	5	5	5	5	10	10	0.500	17	24	0.415	0	1	5.5	42	0.131
	G 63 Wilder, Randy	1	5	1	6	2	11	0.154	4	3	2	5	6	8	0.429	8	19	0.296	0	1	4.5	28	0.161
	G 64 Averitt, Richard	1	0	0	2	1	2	0.333	0	1	2	3	2	4	0.333	3	6	0.333	0	0	1.0	9	0.111
	G 65 Guertin, Paul	3	4	2	2	5	6	0.455	2	4	2	1	4	5	0.444	9	11	0.450	0	0	3.5	20	0.175
	G 66 Dougherty, Peter	6	6	10	2	16	8	0.667	8	4	6	6	14	10	0.583	30	18	0.625	0	1	21.0	49	0.429
	G 67 Stuart, Allan	4	1	4	3	8	4	0.667	5	2	1	5	6	7	0.462	14	11	0.560	0	1	9.0	26	0.346
	G 68 Doherty, Michael	3	2	1	6	4	8	0.333	3	4	3	4	6	8	0.429	10	16	0.385	0	0	3.5	26	0.135
	G 69 Ryan, Evan	2	2	1	3	3	5	0.375	1	2	3	0	4	2	0.667	7	7	0.500	0	0	2.5	14	0.179
*	G7/ One More Butt Kickin'	43	35	45	33	88	68	0.564	27	12	20	19	47	31	0.603	182	130	0.583	7	0	135.0	319	0.423
*	G 70 Lang, Brian	6	5	8	4	14	9	0.609	10	3	4	5	14	8	0.636	28	17	0.622	1	0	18.5	46	0.402
*	G 71 Lang, Jennifer	6	6	2	8	8	14	0.364	5	5	5	5	10	10	0.500	18	24	0.429	1	0	5.0	43	0.116
*	G 72 Horne, Jeff	4	6	7	4	11	10	0.524	8	3	6	5	14	8	0.636	25	18	0.581	1	0	19.0	44	0.432
*	G 73 Jaraszewicz, Jaye	6	4	2	7	8	11	0.421	6	4	7	5	13	9	0.591	21	20	0.512	1	0	13.5	42	0.321
*	G 74 Atkinson, Bunnie	0	0	0	0	0	0	#DIV/0!	0	0	0	1	0	1	0.000	0	1	0.000	0	0	0.0	1	0.000
*	G 75 Sullivan, Paul	4	5	6	5	10	10	0.500	6	2	6	3	12	5	0.706	22	15	0.595	1	0	25.5	38	0.671
*	G 76 Atkinson, Bob	3	5	6	1	9	6	0.600	8	2	6	2	14	4	0.778	23	10	0.697	0	0	12.5	33	0.379
*	G 77 Crabtree, Jason	8	3	8	2	16	5	0.762	6	3	4	6	10	9	0.526	26	14	0.650	1	0	26.5	41	0.646
*	G 78 Thompson, Jerry	6	1	6	2	12	3	0.800	5	2	2	6	7	8	0.467	19	11	0.633	1	0	14.5	31	0.468
	G8/ The Outlaws	35	49	33	51	68	100	0.405	11	31	17	25	28	56	0.333	124	212	0.369	6	0	70.0	342	0.205
	G 80 Brotherton, Rhetta	4	11	5	9	9	20	0.310	4	10	8	7	12	17	0.414	21	37	0.362	1	0	7.5	59	0.127
	G 81 Rohrer, Perry	2	0	2	0	4	0	1.000	1	0	0	1	1	1	0.500	5	1	0.833	0	0	2.0	6	0.333
	G 82 Hudelson, Hans	9	5	11	3	20	8	0.714	6	8	4	10	10	18	0.357	30	26	0.536	1	0	23.0	57	0.404
	G 83 Bake, Bob	4	10	3	11	7	21	0.250	1	15	5	12	6	27	0.182	13	48	0.213	1	0	11.5	62	0.185
	G 84 Hollins, Gary	7	6	4	10	11	16	0.407	4	12	3	10	7	22	0.241	18	38	0.321	1	0	12.5	57	0.219
	G 85 Reilly, Catherine	1	12	0	13	1	25	0.038	1	10	6	6	7	16	0.304	8	41	0.163	1	0	2.5	50	0.050
	G 86 Tannehill, Jeff	8	5	8	5	16	10	0.615	5	7	8	4	13	11	0.542	29	21	0.580	1	0	11.0	51	0.216

Platinum Sponsor

The Raleigh Dart League

C.A.D.C.

Presents the

Carolina Dart Classic

Proceeds going to the Jimmy V Foundation

July 24, 25 & 26, 1998

$10,000 +

CADC

Platinum Sponsor

Tournament Location :

The Raleigh Plaza
421 S Salisbury Street
Raleigh, NC 27601
(919) 834-9900 800-834-2105
Ask for Darters' Rates

$10.00 Voucher good for food or drinks
1 per room per night!!!!

Tournament Coordinator: Craig Coker
(919) 846-8864 E-Mail - cscoker@intrex.net

Tournament Director: Ray Hartman

Tournament Information Contact: AngelGaffney
(919) 782-3074 E-Mail - angelgaff@aol.com
6211-1101 Darwin Court, Raleigh, NC 27612

Pre-Registration is available, see back !!!

Day/Time	Friday 6:30pm		Friday 8:30pm	Saturday 10:30am	Saturday 1:00pm	Saturday 1:30pm	Saturday 3:30pm	Saturday 4:00pm	Saturday 7:00pm	Sunday 10:30am	Sunday 1:00pm	Sunday 1:30pm	Sunday 3:00pm	Sunday 3:30pm
Event *	Open Pro Singles	Ladies Pro Singles	Blind Draw Cricket	Mixed Doubles Cricket	Open Doubles Cricket	Ladies Doubles Cricket	Open Singles Cricket	Ladies Singles Cricket	Blind Draw 501	Mixed Doubles 501	Open Doubles 501	Ladies Doubles 501	Ladies Singles 501	Open Singles 501
Fee	$25 Person	$25 Person	$10 Person	$26 Team	$26 Team	$26 Team	** $16	** $16	$10 Person	$26 Team	$26 Team	$26 Team	** $16	** $16
1st	$300	***	$280	$350	$380	$250	$300	$240	$280	$350	$380	$250	$240	$300
2nd	$150		$150	$200	$200	$130	200	120	$150	$200	$200	$130	120	200
Top 4	$75		$80	$100	$100	$70	100	$60	$80	$100	$100	$70	$60	100
Top 8	$25		$40	$60	$50	$30	50	$30	$40	$60	$50	$30	$30	50
Top 16			$20				$20		$20					$20
Total	$700		$910	$990	$980	$640	$1,060	$600	$910	$990	$980	$640	$600	$1,060

* All Events Single Elimination, 2 out of 3
** $1.00 A.D.O. Surcharge Applied to Singles

Alternate Tournament accommodations:
Holiday Inn Downtown
320 Hillsborough St
Raleigh, NC 27603
(919) 832-0501
Ask for Darters' Rates
Accommodations Arranged By Meeting Planning Plus, Inc.

American Darts Organization

Sanctioned by ADO

Tournament Director & Supplies by:

Ton-80 Dart Supply
and Tournament Systems
301-870-4779
E-mail: T80_dartsupply@compuserve.com
12100 Silver Maple Dr. Waldorf, MD 20601

**** There will be a Ladies Pro Singles Event (100% payout) if there are at least 12 ladies signed up to play.*

***Youth Singles** - Saturday morning at 9:00am (by age group).*
***Adult/Youth** - Sunday morning at 9:00am.*

Warning: Darts is an adult sport. It is dangerous for children to play without adult supervision.

Disclaimer for amateur status: The host association and/or the A.D.O. assume no responsibility for any adverse affect which awards may have on the amateur status of any youth participant.

TONS OF NEWSLETTER

Home to the Fall Session of the Raleigh Dart League; Banquet Edition, Saturday, December 12, 1998

TOURNAMENT WINNERS

"A" Division - ***So What*** *(13-5)*

It's back-to-back A division Mugs for most of these guys. Billy West delivered the match dart and went undefeated for the second straight tournament final. Also going 3-0 for So What were Keith Wall and Kevin Barton.

"B" Division - ***No Clue*** *(14-8)*

These guys really should pop the name plate off one of their Mugs and put a new plate on it with Dee Marx's name on it. If she hadn't mentioned their victory to me, nobody would have known that they won. The Mugs should read "No Call".

"C" Division - ***Comfortably Numb*** *(14-8 or 13-9)*

I just knew that these guys were one of the best teams in this division. It took just took them a while to realize that I was right. Team horse Pat Crowley pitched the Mug winner.

"D" Division - ***Flying Aces*** *(13-9)*

In what was one of the craziest tournaments I've ever seen, this #5 seed knocked off the LAST place team in the tournament final. Chris Buchanan tossed the final dart of a tourney that could only have come out of our beloved Raleigh D division.

"E" Division - ***Scavengers*** *(13-9)*

In the most boring, non-upset laden tournament, at least the top team didn't win. I'm not sure it was really a big story that the Scavengers knocked off Half & Half though, since it was the Scavengers' 8th straight match win.

"F" Division - ***Dodge Darts*** *(14-10)*

A month and half ago, captain Melissa said "see what can happen when we bring enough players?" No kidding! The Dodgers tied the Flying Aces for lowest seed to win a divisional tournament this year, beating the #4, 1 and 3 teams on the way.

"G" Division - ***Sharp Darts*** *(13-8)*

I don't know how the Sharp Darts felt when they looked over and it wasn't Positive Vibration they were facing, but it didn't matter. They were right on the brink all season, and obviously peaked at just the exact right time.

REGULAR SEASON WINNERS

"A" Division - ***Lunatic Fringe*** *(11 wins, 1 loss)*
2nd place - Shameless & Aimless VII

"B" Division - ***No Clue*** *(10 wins, 2 losses)*
2nd place - Dogs of War

"C" Division - ***Friends of the Devil*** *(13 wins, 1 loss)*
2nd place - Stik It

"D" Division - ***Excalibur*** *(10 wins, 2 losses)*
2nd place - Horsemen

"E" Division - ***Half & Half*** *(11 wins, 3 losses)*
2nd place - Scavengers

"F" Division - ***Cheap Shots*** *(13 wins, 1 loss)*
2nd place - Been There, "F"d That

"G" Division - ***Positive Vibration*** *(12 wins, 2 losses)*
2nd place - Sharp Darts

(Rosters of all tournament-winning and regular season first place teams can be found on page 4.)

TABLE OF CONTENTS

Item	Page Number
Tournament & Regular Season Winning Teams	1
Fall 1998 RDL Season Information	1
Final Divisional Standings	2
Final Divisional Tournament Results	3
Tournament Winning Team Rosters	4
Regular Season Winning Team Rosters	4
Quotes from the Tournaments	4
Registration Info. for Other Local Leagues	5
Tournament Trophy Dart Awards	5
Other Tournament Hot Darts	5
Regular Season Trophy Dart Awards	5
Divisional Singles Win %-age Winners	6
Divisional All-Star Point %-age Winners	6
Players Who Beat the Singles Winners	6
Tiebreaker Stat Facts	6
Season Penalty Summary	6
List of Host Establishments	7
NCCDL & NCLC Tournament Results	7
RDL Address and Phone No. Information	8
Season-Long Trophy Dart Game Requirements	8
Calendar of Events and Related Items	8
Season Penalty Log	8
JK's All-Star Team Picks	9
Quick Stat Tidbits	9
News & Observer Covers the Local Dart Scene	9
A New Prospect on the Darting Horizon	9
Wil Tan/'01 King & Other Misc. Thoughts from JK	10
Shot-of-the-Week -- Tournament Edition	10
My Prediction Results for This Season	10
Four-Year Team Progression Records	11
Top Spring 1998 Singles Records, by Division	12
Top Spring 1998 Doubles Records, by Division	13
Top Spring 1998 Singles+Doubles, by Division	14
Top Spring 1998 All Star %-ages, by Division	15
Top Individual Records, by Section of Play	16
League-Wide Individual Singles, Doubles Records	17
League-Wide Individual Singles+Doubles Records, All-Star %-ages	18
Singles, Doubles Records, Ranked by Team	19
Singles+Doubles Records, All-Star %-ages, Ranked by Team	20
Dave Berry's Week-By-Week Score Tables	21&22
Week-by-Week Match Results Table	23
Complete "A" Division Statistics	24
Complete "B" Division Statistics	25
Complete "C" Division Statistics	26
Complete "D" Division Statistics	27
Complete "E" Division Statistics	28
Complete "F" Division Statistics	29
Complete "G" Division Statistics	30

SPRING 1999 RALEIGH DART LEAGUE SEASON INFORMATION

Registration Meeting for Returning Teams
Champions Billiards; Wednesday, January 6, 7:30-9:00

Registration Meeting for New Teams
Champions Billiards; Thursday, January 7, 7:30-9:00

RDL Board Meeting - January 7 - starting toward end of registration

MANDATORY Preseason Captains' Meeting
O'Malley's; Monday, January 18, 7:00 p.m.

Match Play begins on Wednesday, January 20

MANDATORY 5th Week Captains' Meeting
O'Malley's; Monday, February 22, 7:00 p.m.

FINAL!! DIVISIONAL TEAM STANDINGS FOR THE FALL *1998* RDL SEASON

"A" Division

		W	L	Pts.
👍	Lunatic Fringe ☝	11	1	183
👍	Shameless & Aimless VII	8	4	175
3	Dart Shadows	8	4	140
4	So What ✍	7	5	160
5	Let's Go!	3	9	124
👎	Top Dead Center	3	9	100
👎	Swine Flew!	2	10	91

"B" Division

		W	L	Pts.
👍	No Clue ☝	10	2	176
👍	Dogs of War	10	2	145
3	Arrowing Experience	8	4	160
4	Dazed and Confused ✍	6	6	141
5	Dixie Chickens	4	8	128
👎	Rare Breed Darters	3	9	119
👎	Shooter's Buzz ✍	1	11	94

"C" Division

		W	L	Pts.
👍	Friends of the Devil ☝	13	1	204
👍	Stik It ✍	10	4	168
3	Comfortably Numb	9	5	176
4	One & Done	6	8	158
5	Double Shots ✍	6	8	152
6	Neighbors	5	9	135
👎	Reggaeheads	4	10	147
👎	Kozmik Debris	3	11	147

"G" Division

		W	L	Pts.
👍	Positive Vibration ☝	12	2	225
👍	Sharp Darts	11	3	164
3	DA Bulls ✍	9	5	139
4	Tattoo the Red Eye	7	7	155
5	AH & the Diddlers	5	9	129
6	The Underdog	4	10	141
👎	Get Over It ✍	4	10	120
👎	Moonlighters	4	10	103

"D" Division

		W	L	Pts.
👍	Excalibur ☝	10	2	164
👍	Horsemen	8	4	140
3	Black and Tans	7	5	131
4	Grateful Darts	5	7	155
5	Flying Aces	5	7	140
👎	Starving Dartists ✍	5	7	106
👎	Last Call ✍	2	10	98

"E" Division

		W	L	Pts.
👍	Half & Half ☝	11	3	184
👍	Scavengers	9	5	183
3	Heroes in Trouble	9	5	150
4	Bulls Hitters	7	7	153
5	Nine Lives	5	9	155
6	Dynamic Darts ✍	5	9	145
👎	UZMALL	5	9	141
👎	Rubber Duckies	5	9	132

"F" Division

		W	L	Pts.
👍	Cheap Shots ☝	13	1	214
👍	Been There, "F"d That	12	2	196
3	B.F.D.	7	7	171
4	Woody's Gang ✍	7	7	158
5	Dodge Darts	7	7	148
6	Travelin' Beer Bellies ✍	5	9	150
👎	Dead Sox	3	11	101
👎	Spank This	2	12	131

☎ = *phone-in penalty (5 pts.)*
📠 = *mail-in penalty (16 pts.)*
💣 = *captains' meeting penalty (5 pts.)*
☑ = *ballot penalty,* ✍ = *runoff ballot penalty (5 pts.)*
☹ = *ineligible player (match win, all pts., all team stats.)*
👎 = *clinched* "bottom-two" *finish in division*
👍 = *clinched* "top-two" *finish in division*
☝ = *regular season division champion*

FALL 1998 RDL DIVISIONAL TOURNAMENT RESULTS

Quarterfinals	*Semifinals*	*Finals*	***WINNER***

"A" Division

1 Lunatic Fringe
Lunatic Fringe
(Bye)
(13-7) **So What**
5 Let's Go!
(13-7) **So What**
4 **So What**
(13-5) **So What**
3 Dart Shadows
(13-11) Dart Shadows
6 Top Dead Center
(13-3) Shameless & Aimless VII
7 Swine Flew!
(14-4) Shameless & Aimless VII
2 Shameless & Aimless VII

"B" Division

1 **No Clue**
No Clue
(Bye)
(?-?) **No Clue**
5 Dixie Chickens
(13-12) Dazed and Confused
4 Dazed and Confused
(14-8) **No Clue**
3 Arrowing Experience
(12-8) Arrowing Experience
6 Rare Breed Darters
(12-9) Arrowing Experience
7 Shooter's Buzz
(13-12) Dogs of War
2 Dogs of War

"C" Division

1 Friends of the Devil
(14-2) Friends of the Devil
8 Kozmik Debris
(13-11) One & Done
5 Double Shots
(13-11) One & Done
4 One & Done
(14-8 or 13-9) **Comfortably Numb**
3 **Comfortably Numb**
(?-?) **Comfortably Numb**
6 Neighbors
(?-?) **Comfortably Numb**
7 Reggaeheads
(14-10) Stik It
2 Stik It

Quarterfinals	*Semifinals*	*Finals*	***WINNER***

"D" Division

1 Excalibur
Excalibur
(Bye)
(13-3) **Flying Aces**
5 **Flying Aces**
(13-11) **Flying Aces**
4 Grateful Darts
(13-9) **Flying Aces**
3 Black and Tans
(12-4) Black and Tans
6 Starving Dartists
(13-11) Last Call
7 Last Call
(14-10) Last Call
2 Horsemen

"E" Division

1 Half & Half
(14-4) Half & Half
8 Rubber Duckies
(13-7) Half & Half
5 Nine Lives
(13-1) Bulls Hitters
4 Bulls Hitters
(13-9) **Scavengers**
3 Heroes in Trouble
(14-6) Heroes in Trouble
6 Dynamic Darts
(14-8) **Scavengers**
7 UZMALL
(10-2) **Scavengers**
2 **Scavengers**

"F" Division

1 Cheap Shots
(12-4) Cheap Shots
8 Spank This
(13-9) **Dodge Darts**
5 **Dodge Darts**
(13-5) **Dodge Darts**
4 Woody's Gang
(14-10) **Dodge Darts**
3 B.F.D.
(12-7) B.F.D.
6 Travelin' Beer Bellies
(13-8) B.F.D.
7 Dead Sox
(13-5) Been There, "F"d That
2 Been There, "F"d That

Quarterfinals	*Semifinals*	*Finals*

Finals	*Semifinals*	*Quarterfinals*

"G" Division

1 Positive Vibration
(14-8) Positive Vibration
8 Moonlighters
(14-7) Tattoo the Red Eye
5 AH & the Diddlers
(forfeit) Tattoo the Red Eye
4 Tattoo the Red Eye
(13-8) **Sharp Darts**
WINNER
Sharp Darts *(13-6)*
DA Bulls 3
DA Bulls *(13-2)*
The Underdog 6
Get Over It 7
Sharp Darts *(13-7)*
Sharp Darts 2

TOURNAMENT WINNERS!!!!!!

"A" Division - ***So What***

Brian Selby (c?)	Keith Wall (c?)	Billy West
Jerry Johnston	Todd Lemons	Kevin Barton
Scott Ingrum		Lee Whitehead

"B" Division - ***No Clue***

Charles Greer (c)	Scott Lewis	Jim Marx
John Conway	Todd Camplin	Billy Hester
Keith Gibbs	Doug Jeffcoat	Matt Camplin

"C" Division - ***Comfortably Numb***

Dave Galloway (c)	Pat Crowley	Ronnie Robertson
Kevin Benson	Perry Bull	Rick Stanley
Chris Heath	Alice Balogh	Richard Hopkins

"D" Division - ***Flying Aces***

Chris Buchanan (c)	Marty Mongillo	Graham Holder
Ruben Longoria	Tim Parks	John Murdaugh
John Ellis	David Simpson	John Tighe

"E" Division - ***Scavengers***

John Hoomani (c)	Don Darity	Richard Boyd
Liz Harrell	Mel Finch	Nate Wade
Tom Parker	Steve Campbell	Bob Skea
	Larry Campbell	

"F" Division - ***Dodge Darts***

Melissa Perrault (c)	Brent Butler	Laura Ludwig
Mikey Kralik	Chris Bonfiglio	Dan Walsh
Steve Holland	Michael Dunham	Jason Shearin
	Joe Kaznowski	

"G" Division - ***Sharp Darts***

Patrick Todd (c)	Tom Gildea	Steve Mitchell
Kittie Cribb	Wil Stokes	Jack Gibson
Tom O'Connor		Dawn Clement

REGULAR SEASON WINNERS!!!!!!

"A" Division - ***Lunatic Fringe***

Joe Wilson (c)	Tom Brown	Jim Budelman
Tim Lane	Steve Hoffmann	Bob Terry
Don Butman		Mike Baker

"B" Division - ***No Clue***

Charles Greer (c)	Scott Lewis	Jim Marx
John Conway	Todd Camplin	Billy Hester
Keith Gibbs	Doug Jeffcoat	Matt Camplin

"C" Division - ***Friends of the Devil***

Sam Sampson (c)	Jack Dowling	Don Carrigan
Jack Robison	Chip Walker	Kirk Herbert
Jim Robison	Lyle Bianca	Paul Herbert

"D" Division - ***Excalibur***

Gary Burney (c)	Robert Montgomery	Jeff Prior
Mark Slominski	J.D. Denton	Shannon Stewart
	Wade Jones	

"E" Division - ***Half & Half***

Connie Austin (c)	Kathy Barnes	Jim Hunsberger
Jacky Buckner	Barry Thompson	Robin Lipscomb
	David Price	

"F" Division - ***Cheap Shots***

Mark Sellers (c)	Steve Witz	Dave Corter
Josh Hall	Randy Warren	Thom Morgan
Steve Morgan	Amy Warren	Mitch Walton

"G" Division - ***Positive Vibration***

Patrick Johnson (c)	Ed Ferebee	Britt Campbell
Sean Edgecomb	Bill Brown	Mark Poucher
Andrew Edgecomb		Stefanie Poucher

QUOTES FROM THE TOURNAMENTS

Quote #1 : from Andrew Root (I think), captain of Last Call: "Ho-ho-hooooo! What have we here? Why yes, it's a victory for Last Call..." [I still can't figure out why I was surprised. So the last place team in D division knocked off my tournament pick in the first round... That's pretty much par for the course in that dang division. - JK]

Quote #2 : from Craig Coker, captain of Arrowing Experience, who obviously wasn't paying enough attention when he called the Voice Mail and heard me rattling off tournament pairings at a mile a minute: "Wow! That was a good message. I hope there's not a quiz tomorrow, because I didn't record any of it." [There was. He failed. - JK]

Quote #3 : from Mike Crolla, of Tattoo the Red Eye, who unfortunately had to accept a first-round forfeit victory. Sounds like Mike made the best of a bummer night though: "... we basically did some blind-drawing for ourselves, and you know, had a few beers, and won some money." [Weha! Now when the kegs are empty, we know to whom we should turn. - JK]

Quote #4 : from Chuckie Greer, captain of No Clue, who evidently got bored between the quarterfinals and semifinals one night at about 3:00 a.m.: "I pity the fool who mess with No Clue! I pity the fool!" [Man, this quote would have been so much better if No Clue had lost... - JK]

Quotes #5-9 : from Keith Wall of So What, Bob Kuppler of One & Done, Chris Buchanan of Flying Aces, Andrew Root of Last Call (again), and Melissa Perrault of Dodge Darts: "Hey Jason, it's (insert caller's name here). I bet you didn't expect to hear from me tonight!" [They were all right! Holy crap, what happened on December 2nd!?!? Was it a full moon or something!? Five top seeds lost all on the same day, as well as several of the second seeds! Wow. - JK]

Quote #10 : from pretty much all of Tattoo the Red Eye, who had a bit more of a message than those teams in quotes #5-9: "(Yell, yell!) (Howl, howl!) (Scream, scream!) (Whistle, whistle!) Can they be beat!? CAN they be beat!? YES, they can! Tattoo the Red Eye over Positive Vibration, 14-7 tonight!" [In case you missed it, I posed that question in the tournament newsletter. Of course, my answer was 'yes', but you wouldn't know it from Tattoo's reaction. I am curious, though, which team played shorthanded, and just exactly who was missing. - JK]

Quote #11 : from John Hoomani, captain of Scavengers: "It was close. 9-9 after doubles. Tied after both singles and doubles..." [Hmmmm. Anyone else wonder how that could be true? And then he initially reported the final score as 13-4 before correcting it to 13-9. Man, that must have been a really good Mug-winning celebration! - JK]

Quote #12 : from a captain whose name shall remain anonymous to avoid any unnecessary confrontation: "Basically, we kicked their butt, but ya ain't got to put all THAT in the newsletter..." [Oh yes. Yes, I do. I can't help myself. I live for quotes like this one. - JK]

Quote #13 : from what I can only guess were a bunch of drunken members of Dodge Darts: "... WHEN YOU blah-blah-blah! AND YOU THROW blah-blah-blah! And there's NOTHING you can do about it!" [I just wrote 'blah-blah-blah' in the parts where they were completely and utterly incomprehensible. I must have listened to this message at least 25 times trying to figure out the babble. Best I can figure is that they felt like they showed me up or something. - JK]

Quote #14 : from the members of No Clue following what is rumored to have been a victory by them in the B division final: "....." [That's right. Not a word. Know why? Because they didn't even bother to call in and tell anybody that they won. It's probably still a question as to whether or not their Mugs were even prepared. - JK]

Quotes #15-17 : from Keith Moats, captain of Shameless & Aimless VII. [I debated with myself over whether I should even include the third quote, but he really seemed to want to say something, so I figured 'who am I to deny him his right to speak a little?' - JK] *#15* : "I want to thank A division for the competitiveness, and the good teams, and the hospitality, and the sportsmanship from every team, and from every individual off of every team." *#16* : "I want to thank So What for coming out and spanking our a**. They wanted it a lot more than we did last night." *#17* : "On the side, I would like to say, and this is between me and the RDL, from me personally as an individual. I'm sorry to say about all the feedback that I get, and this is for every RDL member out there, I do not pay my players. I have not given a dime or a penny to any of my team. I buy a lot of drinks, and some shirts, hats, whatever. That's just the way I am. I just want that in the newsletter that we're just out having a good time, and I'm really sorry that some people perceive that as just another reason to be jealous about coming to Fuquay. And on that note, I appreciate all of my players riding out here for a great seven-season run. We've had fun."

REGISTRATION FOR OTHER LOCAL LEAGUES

CAPITAL AREA DART CLUB (Mondays/Thursdays)

Looking to get some extra practice in each week? Don't necessarily want to have to get together another team for a different night of play each week? Maybe you should consider adding a night solely for singles or doubles play. The Capital Area Dart Club, right here in the greater Raleigh metropolitan area, offers both singles and doubles leagues, with one special segment of the doubles being a mixed doubles division. Registration fees for the CADC are rather low, even in comparison to other local leagues that don't really cost that match themselves. Especially if you consider the fact that you will likely play a dozen games or so in each match. Now THAT's a lot of practice. Interested? You can register tomorrow at the CADC banquet, at Champions in Mission Valley (5 p.m., I think). Call Craig Coker at 846-8864 for more information.

BULL CITY DART LEAGUE (Tuesdays)

Or maybe you and your teammates need a little extra practice in a team format? Maybe one that could give you a little more practice in clutch situations? Then perhaps you should try the Bull City Dart League in Durham/RTP. It's a handicapped league, so players often reach the out at about the same time - it's great for building experience hitting the out when you really need it. Registration for the BCDL will be accepted through December 29th. Call BCDL President Andy Mead at 489-2474 for information, or attend a BCDL blind draw, 12/15 at Champs on US-70, or 12/22 or 12/29 at PJ's, (7:30 p.m.).

FINAL REGULAR SEASON TROPHY DART AWARDS

High In (301 only)

Barron Aldridge		**Ton-60**
Dart Shadows		11/4
Bob James		**Ton-60**
Dixie Chickens		10/7
Brian Selby		**Ton-60**
So What		10/28

High Out (301, 501, and 1001)

Jerry Oakley		**Ton-48**
Dogs of War		11/11

Fast Singles 301

Jim Hunsberger		**9 darts**
Half & Half		11/11

Fast Singles Cricket

Lynn Bartlett		**15 darts**
Been There, "F"d That		10/7
Scott Ingrum		**15 darts**
So What		8/19

Fast Doubles Cricket

Tom Brown & Jim Budelman		**17 darts**
Lunatic Fringe		9/16

Fast Doubles 501

Jerry Johnston & Billy West		**14 darts**
So What		8/19

9 Marks

Tim Lane **(4!)**	Lunatic Fringe	9/16, 9/23, 11/4, 11/11
Jim Budelman **(3)**	Lunatic Fringe	9/2,9/16,10/14
Joel Eason (2)	Swine Flew!	10/21, 10/28
Joe Gaglione (2)	Shameless & Aimless VII	9/23, 10/28
Justin Cunningham	Heroes in Trouble	9/16
Paula Delp	Top Dead Center	10/21
J.D. Dixon	Shameless & Aimless VII	9/30
Phillip Eastmead	Dogs of War	9/30
Keith Gibbs	No Clue	9/30
Kirk Herbert	Friends of the Devil	11/11
Graham Holder	Flying Aces	9/16
John Janosko	Rare Breed Darters	9/2
Kurt Kunttu	Let's Go!	10/7
Joe Lowers	Dynamic Darts	8/19
Kyle Mills	Let's Go!	9/16
Jeff Prior	Excalibur	11/4
John Scanlon	Shooter's Buzz	9/9
Brian Selby	So What	8/19
Phil Simpson	Grateful Darts	8/12
Allen Smith	Dart Shadows	8/19
Bruce Steinhauer	Get Over It	10/14
George Sutphen	One & Done	8/12
Wil Tan	Let's Go!	9/16

Ton-80s

Chris Buchanan	Flying Aces	10/7
Dave Corter	Cheap Shots	8/19
Don Darity	Scavengers	9/9
Steve Hoffmann	Lunatic Fringe	8/12
Joe Lowers	Dynamic Darts	8/12
Jim Marx	No Clue	10/21
Jerry Oakley	Dogs of War	11/4
Martin Peers	Bulls Hitters	9/16
Brian Selby	So What	10/7
Donnie Simpson	Shameless & Aimless VII	10/21

6 Bulls

Scott Lipscomb	Dazed and Confused	11/4
Pete Rutten	Swine Flew!	10/14
Bobby Waynick	Stik It	10/21

TOURNAMENT!!! TROPHY DART AWARDS

9 Marks

Britt Campbell	Positive Vibration	11/18
Craig Cashwell	Swine Flew!	11/18
Sean Edgecomb	Positive Vibration	11/18
Galen Gillett	B.F.D.	11/18
Kurt Kunttu	Let's Go!	11/18
Randy Mattson	Shooter's Buzz	11/18
Deb Parker	Top Dead Center	11/18
Allen Smith	Dart Shadows	11/18
Barron Aldridge	Dart Shadows	12/2
Mike Hindle	Arrowing Experience	12/2

Ton-80s

Allen Smith (2)	Dart Shadows	11/18, 11/18
Justin Cunningham	Heroes in Trouble	11/18
Mike Hall	Dart Shadows	11/18
Chris McCoy	Reggaeheads	11/18
Mark Powell	UZMALL	11/18
Randy Warren	Cheap Shots	12/2

6 Bulls

(none reported)

OTHER TOURNAMENT HOT DARTS

(Sorry, no award for these, but they're still good shots)

Tom Brown	Lunatic Fringe	Perfect 8m
(see shot-of-the-week column on page 10)		(t16, t15, dBull)

(…and no, I'm not including an all-star list for the tournament because any fool can throw a bunch of all-stars when he or she is playing two-out-of-three singles cricket sets…)

Fall 1998 RDL Top Singles Records and All-Star %-ages (by division) (FINAL)

		W	L	%-age
	"A" Division			
J.D. Dixon	A6/ Shameless&AimlessVII	18	2	0.900
	"B" Division			
Jerry Oakley	B3/ Dogs of War	22	2	0.917
	"C" Division			
Pat Crowley	C5/ Comfortably Numb	22	4	0.846
	"D" Division			
Gary Burney	D1/ Excalibur	16	4	0.800
	"E" Division			
Jacky Buckner	E6/ Half & Half	22	6	0.786
Justin Cunningham	E7/ Heroes in Trouble	22	6	0.786
Bill Stasko	E7/ Heroes in Trouble	22	6	0.786
	"F" Division			
Galen Gillett	F1/ B.F.D.	20	0	1.000
	"G" Division			
Tracey Knight	G4/ Tattoo the Red Eye	16	3	0.842
	Women's Records			
Melissa Perrault	F5/ Dodge Darts	19	12	0.613
Laurie Rhea	C1/ Kozmik Debris	13	10	0.565
Kathy Barnes	E6/ Half & Half	17	14	0.548

		ASPs	TGP	%-age
	"A" Division			
J.D. Dixon	A6/ Shameless&AimlessVII	73.5	42	1.750
	"B" Division			
Jerry Oakley	B3/ Dogs of War	62.0	49	1.265
	"C" Division			
Jack Dowling	C6/ Friends of the Devil	36.0	46	0.783
	"D" Division			
Jeff Elliott	D7/ Horsemen	41.5	39	1.064
	"E" Division			
Justin Cunningham	E7/ Heroes in Trouble	53.5	59	0.907
	"F" Division			
Todd Baber	F2/ Been There, "F"d That	45.5	55	0.827
	"G" Division			
Tracey Knight	G4/ Tattoo the Red Eye	28.5	40	0.713
	Women's Percentages			
Paula Delp	A7/ Top Dead Center	58.0	45	1.289
Gina Oakley	B3/ Dogs of War	20.5	41	0.500
Kathy Barnes	E6/ Half & Half	29.5	60	0.492

THE PLAYERS WHO *BEAT* THE SINGLES WIN %-AGE WINNERS IN EACH DIVISION

Who beat J.D. Dixon of Shameless & Aimless VII?
in 301: Allen Smith (wk.10), Jerry Johnston (wk.11).
in cricket: (none).

Who beat Jerry Oakley of Dogs of War?
in 301: (none).
in cricket: John Janosko (wk.6), Bob James (wk.12).

Who beat Pat Crowley of Comfortably Numb?
in 301: Chris Smith (wk.6), Larry Warnke (wk.8), Bob Kuppler (wk.11).
in cricket: Bill Rhea (wk.5).

Who beat Gary Burney of Excalibur?
in 301: John Lilienthal (wk.1), Keith Stark (wk.2), Jeff Elliott (wk.10).
in cricket: Kevin Gullett (wk.6).

Who beat Jacky Buckner of Half & Half?
in 301: Bill Stasko (wk.1), Donnie Shine (wk.8), Barry Jackson (wk.10), David Keever (wk.11).
in cricket: Bill Stasko (wk.1 *again*), Bob Skea (wk.14).

[Geez, good thing Stasko won these two games in particular, or he wouldn't have gotten a tie for first. See, those week 1 games count a lot, too. - JK]

Who beat Justin Cunningham of Heroes in Trouble?
in 301: Joe Lowers (wk.4), Patrick Beaudoin (wk.10).
in cricket: George Ellison (wk.4), Bob Skea (wk.6), Steve Tollerton (wk.7), Bob Rube (wk.9).

[It seems like Bob Skea should have tied too. He beat 2 of these guys. - JK]

Who beat Bill Stasko of Heroes in Trouble?
in 301: Charlie Wilkinson (wk.2), Bob Carawon (wk.7), Jimmy Woodell, (wk.9), Chuck Watt (wk.10), David Romanchek (wk.12).
in cricket: Patrick Beaudoin (wk.10).

Who beat Galen Gillett of B.F.D.?
in 301: (not a soul).
in cricket: (nope, nobody here either).

Who beat Tracey Knight of Tattoo the Red Eye?
in 301: Dave Wilser (wk.8), Patrick Johnson (wk.11).
in cricket: Dave Wilser (wk.8 *again*).

Who beat Melissa Perrault of Dodge Darts?
in 301: Joe Jacobs (wk.1), Galen Gillett (wk.1), Eric Side (wk.4), David Smith (wk.5), Jennifer Lang (wk.9), Stuart Turner (wk.13).
in cricket: Joe Jacobs (wk.1 *again*), Bob Kvasnicka (wk.1), Mark Sellers (wk.3), Nelson Williams (wk.6), Brian Lang (wk.9), Josh Hall (wk.10).

[Wow, what a come back. I wonder if anybody has ever been 0-4 in singles after week 1 and come back to win first in singles before. - JK]

THIS SEASON'S TIEBREAKERS

The total number of tiebreakers dropped just a bit this season, down to a grand total of 30. Just over two per week league-wide - that doesn't surprise me considering the incredibly high number of matches in which one or both teams played shorthanded, thereby messing with the normal 24 point match total. The number of tiebreakers by division: 2 in A division, 4 in B division, 7 in C division, 0!! in D division (how is it even possible that a division as even as D could have NO tiebreakers all season?), 8 in E division, 4 in F division, and 5 in G division. Six teams played more than two tiebreakers this season (One & Done and Double Shots in C division, Scavengers and Dynamic Darts and Heroes in Trouble in E division, and Travelin' Beer Bellies in F division). Dixie Chickens in B division also played three tiebreakers, if you count the tournament matches. The team that probably has the highest blood pressure here at the end of the season is Dynamic Darts, as they were involved in a tension-mounting four 1001 games this season (that's a few seasons in a row with a lot of 1001s for the Dynamics). The heartbreaker awards would have to go to the Dixie Chickens and Double Shots though, as both of those squads lost all three of their tiebreaker opportunities. Bummer for them, but at least they got their money's worth of games for their registration $$. Plays havoc with the old all-star percentage though.

FALL 1998 PENALTY SUMMARY

For the first time in my six seasons as editor of your Tons of Newsletter I have included a complete penalty log in every issue. Therefore, there should not have been any questions about what was incurred by whom and when. So, I'm not going to preach about which teams moved up or down a spot in the standings due to penalties. If you want to know, just look on page 8 and add up the individual penalties for any given team and then compare the lost points to the differences in the standings.
I will, however, include my normal tabulations of the penalties for your perusal. And so here they are...: In total, **30!!** of the 53 RDL teams racked up at least one penalty. There were a total of **54!!** penalties for a total of 325 points. *That is absolutely pathetic... more than a penalty per team.* There were no ineligible player penalties so there were no match wins taken away (I guess there's the one silver lining in that obscene total...). There were 8 captains' meeting penalties (5 points each for a total of 40), 7 phone-in penalties (5 points each for a total of 35), 5 mail-in penalties (16 points each for a total of 80), 22 election ballot and 12 run-off ballot penalties (5 points each for a total of 170). Breakdown by division: "A": 2 penalties/10 points/2 teams; "B": 5 pen./36 pts./4 teams; "C": 7 pen./35 pts./5 teams; "D": 5 pen./25 pts./3 teams; "E": 11 pen./66 pts./ 6 teams; "F": 7 pen./35 pts./4 teams; "G": 17 pen./118 pts./6 teams.

WHERE WE PLAY

Still can't find it? Then call them and ask for directions!

After Hours **552-4131**
7608 Purfoy Road Fuquay-Varina
-in front of Comfort Inn, near Sunset Lake/401 inter.

Blinco's **790-3882**
5009 Falls of the Neuse Road N. Raleigh
-in Quail Corners Shopping Center

Breakers Billiards **772-9593**
305 Tryon Road Raleigh
-in Tryon Hills Shop. Ctr. at US 70 & Tryon Rd.

Champions Billiards **833-8337**
2109-152 Avent Ferry Road Raleigh
-in Mission Valley Shopping Center

Rams Head (Clarky's) **851-7080**
202-A Colonades Way Cary
-in upper level of Waverly Place Shopping Center

The Comet Lounge **833-8090**
3003 Hillsborough Street near NCSU
-between Milano's and the Brewery near Dixie

Harrison's Bar and Grill **481-2442**
301-C N. Harrison Avenue Cary
-under Pure Gold, betw. Chatham St. & 54 @ RR tracks

The Little Bar **362-1122**
2901 Highway 64 West Apex
-US-1 to 64-west, about 3 miles past 55 exit, on left

Oh! Brian's **781-7427**
5925 Glenwood Avenue Raleigh

O'Malley's **787-1234**
5228 Holly Ridge Drive Raleigh
-across from Darryl's in Oak Park Shopping Center

PJ's Sports Bar **361-2390**
2223 NC Highway 54 RTP
-across RR tracks just east of 54/55 intersection

Players Retreat **755-9589**
105 Oberlin Road near NCSU
-at corner of Oberlin Rd. & Hillsborough St.

The Profile **833-4527**
625 E. Whitaker Mill Road Raleigh
-near inter. of Whitaker Mill & Wake Forest Rd.

The Pub **872-1414**
2913 Brentwood Road N. Raleigh
-in Davis Square Shopping Ctr. near Capital Blvd.

Rack'M Up West **851-9006**
5563 Western Boulevard W. Raleigh
-at inter. with Buck Jones Rd. in Plaza West Shp. Ctr.

Sharky's Place **783-5448**
5800 Duraleigh Road NW Raleigh
-in the Yuppie Center near US 70 intersection

Shuckers **556-7704**
10625 Capital Boulevard Wake Forest
-way up Capital Blvd. on your left, I think….

Snooker's-RW **828-7665**
3520 Wade Avenue NW Raleigh
-in Ridgewood Shopping Center

Tir na nOg Irish Pub **833-7795**
218 South Blount Street Dwtn. Raleigh
-across from City Market

The Upper Deck (Cary) **460-9977**
329 N. Harrison Avenue Cary
-near intersection. of N. Harrison & Hwy. 54

West End **821-3188**
412 W. Davie Street Dwtn. Raleigh
-end of Davie, 2 blks. fr. Dawson-McDowell one-ways

Woody's **380-7737**
8260 Chapel Hill Road Cary
-between N. Harrison & Reedy Creek Road

1998 NCCDL/NCLC TOURNEYS

North Carolina Ladies' Cup Tournament Results

Ok, I'll give you one guess what city has the best ladies' challenge team in the state. If you get it wrong, I'm going to sic Billie and the girls on you! That's right - Raleigh!

Last weekend the Raleigh ladies hosted (as the previous holders of the NC Ladies' Cup) one heck of a postseason tournament at Champions. It was filled with big shots, big upsets, and a BIG showing by the NCLC East Division!

In the quarterfinals, Raleigh quickly dispatched the West division cellar dwellars, Piedmont, by a score of 13-3. Led by Paula Delp (3-0, 88-Out, 8m), Connie Austin (3-0), and Gina Oakley (3-0,several turns over 120), the Raleigh ladies didn't even need to finish the third section of the match. In other quarterfinals, Chapel Hill (last in the East) dumped West division champ Asheville, Fayetteville won by forfeit over Boone, and Durham almost made it an all East semis in a close loss to Charlotte. Not to worry though, as Raleigh eliminated Charlotte in the semis by another wide margin, 14-6. Gina Oakley went undefeated again (4-0) and Connie Austin tossed in a T-80. Chapel Hill continued their upset ways in the other half of the draw, knocking off Fayetteville.

In the finals, it went right down to the last possible set, as Chapel Hill played to a 12-12 tie, setting up a 2-of-3 set of 701. It was all Raleigh in the tiebreaker though, as Deb Parker's double-10 and Connie Austin's double-20 kept the Cup right here in Raleigh. Paula Delp (4-0) & Deb Parker (4-0) led the way in the finals. Kathy Barnes also pitched a 9m in her only finals set. Congrats to the ladies on an impressive victory over a tough upstart Chapel Hill squad!

North Carolina City Dart League Tournament Results

Not to be outdone, the men's teams held an exciting post-season tournament in Piedmont on the same weekend. In play-in matches in November, Asheville had eliminated Capital Area 20-8 and Hickory forfeited to Chapel Hill. For some reason, that attendance problem continued into the finals weekend, as both Fayetteville and Boone forfeited (to Charlotte and Durham, respectively). In addition, Chapel Hill only played with six players (in an 8-player list) in their 21-5 loss to Piedmont. In the only fully contested quarter-final, Raleigh whooped up on a good Asheville team, 20-2! In the semifinals, Raleigh again pounded a solid opponent, this time 21-3 over Charlotte. At the same time, Durham (with several RDL members on the team, including yours truly) was dropping a one-game 1001 tiebreaker to defending champion Piedmont after a 19-19 match. It was an incredible match - the kind of match that really makes me appreciate the game of darts. That was serious fun.

Alas, Piedmont had advanced to the finals, and now it was up to Raleigh to knock them off their throne. Things started off well, with Raleigh taking a 5-3 lead in 301. Splits of singles cricket, doubles 501, and doubles cricket moved the score to 17-15. Piedmont needed both four-man sets of 701, and wouldn't ya know it? They got 'em. Dang! They escaped. Now we all return to Kernersville next year.

HOW TO REACH US

RDL VoiceMail

(919) 990-1218

Mail Scoresheets to:

Jason Kilts
1521 E. Franklin St., Apt. C-106
Chapel Hill, NC 27514

New Member Fees and Newsletter Fees:

Billie Churchwell
18 Bradstone Court
Wake Forest, NC 27587

All Other RDL Correspondence to:

Raleigh Dart League, Inc.
P.O. Box 5053
Cary, NC 27512-5053

Board of Directors *(through December 12th, at least)*

President	William Holland	856-2376(w)
Vice President	John Jenkins	552-6237
Secretary	Donnie Simpson	639-6050
Treasurer	Billie Churchwell	554-0848
Membership	Dave Berry	467-4382
Rules/Grievances	Brian Selby	810-1158
External Orgs.	Kevin Coyne	876-8636

League Statistician/Editor

Jason Kilts email: jkilts@css.unc.edu 990-1218

"HOT DARTS" CALL-IN GUIDELINES

Here are the guidelines you should use when deciding what you should use as your minimum number of all-star points for reporting when you call in your scores.

"A" Division = 4.5 or more ASPs
"B" Division = 4.0 or more ASPs
"C" Division = 3.5 or more ASPs
"D" and "E" Divisions = 3.0 or more ASPs
"F" and "G" Divisions = 2.5 or more ASPs

Also, call in any fast games, high ins, high outs, or other amazing feats that you think warrant a little recognition (e.g., Ins & Outs higher than a Ton, 21-dart cricket games, 18-dart 301s, 24-dart 501s, etc.)

PENALTY LOG

People generally don't want to be reminded of their mistakes, but remembering your mistakes is the best way to avoid making them again. To that end, I am maintaining a weekly penalty log which will list all of the penalties assessed thus far this season. I hope that this will eliminate any questions any teams have about which week each penalty was accumulated. So, here they are so far:

Captains' meeting (5 pts.): Comfortably Numb (C), Last Call (D), Nine Lives (E), Dynamic Darts (E), Heroes in Trouble (E), Dodge Darts (F), Tattoo the Red Eye (G), DA Bulls (G).

Election Ballot (5 pts.): Dart Shadows (A), Shooter's Buzz (B), No Clue (B), Neighbors (C), Reggaeheads (C), Stik It (C), Double Shots (C), Horsemen (D), Rubber Duckies (E), Nine Lives (E), Heroes in Trouble (E), Bulls Hitters (E), Dodge Darts (F), Travelin' Beer Bellies (F), Woody's Gang (F), Dead Sox (F), Get Over It (G), AH & the Diddlers (G), Sharp Darts (G), Tattoo the Red Eye (G), DA Bulls (G), Moonlighters (G).

Phone-in (5 pts.): Horsemen (D, wk.13), Half & Half (E, wk.8), Heroes in Trouble (E, wk.6), Sharp Darts (G, wk.5), Moonlighters (G, wk.9), AH & the Diddlers, (G, wk.11), DA Bulls (G,wk.14).

Mail-in (16 pts.): Dogs of War (B, wk.12), Heroes in Trouble (E,wk.5), DA Bulls (G, wk.1), Sharp Darts (G, wk.2), Moonlighters (G, wk.9).

Run-off Election Ballot (5 pts.): So What (A), Shooter's Buzz (B), Dazed and Confused (B), Stik It (C), Double Shots (C), Starving Dartists (D), Last Call (D), Dynamic Darts (E), Travelin' Beer Bellies (F), Woody's Gang (F), Get Over It (G), DA Bulls (G).

[For a more general (and maybe more insightful) breakdown of this season's penalties, please see page 6.]

CALENDAR OF EVENTS

Jan. 6-7	**Spring 1999 RDL Team Registration**
7:30 p.m. - 9:00 p.m.	Champions Billiards; returning teams - Wed., Jan. 6; new teams - Thurs., Jan. 7; (you can really register on either day though)
Thurs., Jan. 7	**RDL Board Meeting**
~ 8:00 p.m.	Champions Billiards
Mon., Jan. 18	**Spring 1999 Preseason Captains' Meeting**
7:00 p.m.	O'Malley's; MANDATORY!!!
Wed., Jan. 20	**Spring 1999 Match Play Begins**
Mon., Feb. 22	**Spring 1999 5th Week Captains' Meeting**
7:00 p.m.	O'Malley's; MANDATORY!!!
April 28, May 5, May 12	**- Spring 1999 RDL Divisional Tournament Weeks**

Other Local Weekly Leagues

Mon./Thurs.	***Capital Area Dart Club*** , Singles/Doubles
Mondays	***Tobacco Road Dart League*** , Durham
Tuesdays	***Bull City Dart League*** , Durham
Thursdays	***Triangle Dart League*** , Chapel Hill
Saturdays	***CADC Youth League*** , Champions Billiards

Weekly Blind Draws

Thursday	**Rack'M Up West**, 8:00 p.m. $5 entry. (851-9006) (Rack'M matches the pot!)
Friday	**Woody's**, 7:30 p.m. ($100 added for every 16 entrants!) (380-7737)
Saturday	**Snooker's-RW**, 8:00 p.m. (Snooker's matches the pot up to $100!)(828-7665)
Sunday	**Champions Billiards**, 7:00 p.m. (833-8337)
Monday	**After Hours**, 7:30 p.m. (552-4131) ($50 added for every 16 entrants)
Tuesday	**Champions Billiards**, 8:00 p.m. (833-8337) (Champions matches the pot!)

Champions Billiards - Blind Draw Notice!

Champions Billiards in Mission Valley Shopping Center is willing to hold a blind draw any day of the week that there are 14 or more people willing to enter. Seven days a week! Just get 14 people together, and they'll match the pot!

[Got more blind draw info.? Call me! Enlighten me!]

SEASON-LONG TROPHY DART MINIMUM GAMES PLAYED REQUIREMENTS

In order to be eligible for all-star point %-age and singles win %-age awards, you must play in at least 66% of the total projected games this season:

for "C", "E", "F" and "G" Divisions:

All-star pt. %-age: min. of 37 Total Games Played
Singles win %-age: min. of 19 Singles Games Played

for "A", "B" and "D" Divisions:

All-star pt. %-age: min. of 32 Total Games Played
Singles win %-age: min. of 16 Singles Games Played

THE FOURTH SEMI-ANNUAL EDITION OF : JK'S DIVISIONAL ALL-STAR TEAM PICKS

(Players within each division are listed alphabetically) (Players are chosen any way I damn well please - not purely by the numbers!)
(This is not purely my own guesses at who is simply the best thrower, but also who is important to their team, who is good in the clutch, etc.)

Divisional MVPs		
All of RDL	*Jacky Buckner*	*Half & Half*
A Division	Kurt Kunttu	Let's Go!
B Division	Doug Jeffcoat	No Clue
C Division	Pat Crowley	Comfortably Numb
D Division	Mike Dwight	Black and Tans
E Division	Jacky Buckner	Half & Half
F Division	Todd Baber	Been There, "F"d That
G Division	Steve Mitchell	Sharp Darts

"A" Division		
Tom Brown	Lunatic Fringe	The top record in A makes the team.
J.D. Dixon	S & A VII	Almost led solid A rookies to Mugs.
Mike Hall	Dart Shadows	With A. Smith, led a nice 7-week run.
Kurt Kunttu	Let's Go!	Solid even w/out top partners.
Tim Lane	Lunatic Fringe	29-7 total in final three match sets.
Allen Smith	Dart Shadows	Lives for last games in tied matches.
Bob Terry	Lunatic Fringe	Mr. A division doubles winner.
Billy West	So What	Came up big for upset Mug winners.

"B" Division		
Todd Camplin	No Clue	Big head, but big darts to match.
Phillip Eastmead	Dogs of War	Record second only to Oakley's.
Chuckie Greer	No Clue	This motley crew needs a captain...
John Janosko	Rare Breed Darters	Just needs stronger doubles record.
Doug Jeffcoat	No Clue	Clutch Stoopie delivered all season.
Terry Marshall	Arrowing Experience	If only he hadn't stopped showing.
Jerry Oakley	Dogs of War	22-2 in singles, doubles good too.
Mark Tomlinson	Shooter's Buzz	Ray of hope on a team with few.

"C" Division		
Don Carrigan	Friends of the Devil	7-4 was worst record in any set.
Pat Crowley	Comfortably Numb	Basically rocked C div. all season.
Adam Frager	Stik It	Strong singles, moderate doubles.
Paul Herbert	Friends of the Devil	22-5 in singles+doubles cricket.
Chip Walker	Friends of the Devil	Why did he sit out 5 times in SCkt?
Larry Warnke	Neighbors	Team singles & doubles lead *again* .
Bobby Waynick	Stik It	9-5 in three sets for 2nd place team.
Jeff Whetsel	Reggaeheads	Not spectacular, but pretty solid.

"D" Division		
Gary Burney	Excalibur	But he skipped both wk. 14 singles...
Mike Dwight	Black and Tans	9+ wins in each of the last three sets.
Jeff Elliott	Horsemen	Nice to have 9-1 501 record in clutch.
William Holland	Grateful Darts	Solid team stats leader all season.
Bob McCredie	Horsemen	If only all games were singles cricket.
Jeff Prior	Excalibur	Very good record after singles 301.
Marc Shown	Starving Dartists	WHAT is that doubles 501 record?
David Simpson	Flying Aces	I think his numbers are deceiving.

"E" Division		
Jacky Buckner	Half & Half	This guy was the E div. Terminator.
Justin Cunningham	Heroes in Trouble	Lots of singles wins and all-stars...
Don Darity	Scavengers	Between 7-4 and 8-2 in all four sets.
Jim Hunsberger	Half & Half	Good record AND a 9-dart game.
Tom Parker	Scavengers	Longtime Scavenger singles leader.
Bob Rube	UZMALL	Big in singles, leads team in doubles.
Butch Smith	Nine Lives	Huge for team in SCkt and 501.
Nate Wade	Scavengers	I like guys who win 2/3 or more.

"F" Division		
Todd Baber	BeenThere,"F"dThat	Led surprise team to 2nd in division.
Jason Crabtree	Woody's Gang	8-5 and up in all sets on 0.500 team.
Chris Fournier	Travelin'BeerBellies	Seemed to get better later in matches.
Galen Gillett	B.F.D.	20-0 in singles, you make the team...
Danny Hall	B.F.D.	Between 8 and 11 wins in each set.
Thom Morgan	Cheap Shots	Solid record across all four sets.
Mark Sellers	Cheap Shots	32-7 in first three sets of the match.
Nelson Williams	Dead Sox	Clearly the team leader in all aspects.

"G" Division		
Sean Edgecomb	Positive Vibration	27-0 in all crickets. Any questions?
Tom Gildea	Sharp Darts	8-10 wins in all sets for Mug winners.
Patrick Johnson	Positive Vibration	Team didn't need him to win in 501...
Tracey Knight	Tattoo the Red Eye	Needs some more clutch 501 wins.
Paul McSorley	DA Bulls	Just needs to find a DCkt partner.
Steve Mitchell	Sharp Darts	Super solid record all the way across.
Mark Poucher	Positive Vibration	Top div. record = all-star member.
Art Redmon	Tattoo the Red Eye	Basically WAS the team's 501 wins...

QUICK STAT TIDBITS

-The **Quadruple Double Award** winners (double-digit wins in all four sections): *JACKY BUCKNER* of Half & Half was the only person who achieved this difficult feat this season. That's two seasons in a row that only a single individual was able to pull that off. Not so coincidentally, if you look above, you'll notice that Jacky is also my RDL MVP. While Jacky was the only one to make it, several others (six to be exact) came quite close. Achieving double-digit wins in three sets were: *Bob Terry* of Lunatic Fringe, *Todd Baber* of Been There, "F"d That, *Mark Sellers* of Cheap Shots, *Art Redmon* of Tattoo the Red Eye, and *Sean Edgecomb* of Positive Vibration. Though he didn't get double-digits wins in more than two sets, the only person other than Jacky to win even as many nine games in every set was *Steve Mitchell* of Sharp Darts.

-**IronMan/Woman Award**: *Bill Kiether* of Spank This in F division with a respectable **66** games played. Not quite as high as it has been the past couple seasons, but still pretty good. He played six extra singles games, four extra doubles games, and not a single 1001 game. Spank This was a pretty weird team all season - maybe Bill was just playing a lot to keep his mind busy, I suppose. Honorable mention to the leaders of the other six divisions: Steve Hoffmann, Kevin Barton and Tommy Gelhar in A div. - 52 games each (12-match season); teammates Eric Matthews, Barry Pierce and Scott Butters in B div. - 52 games each (12 matches); Tom Karleski in C div. - 63 games; Christopher Mori in D div. - 54 games (12 matches); Barry Jackson in E div. - 64 games; and Dave Wilser and Frank Black (This is who we are...) in G div. - 61 games.

-The **Team Attendance Award** winners: the members of *Lunatic Fringe.* I can't believe I just wrote that (I'm ignoring the two guys who never showed). Honorable mention: Double Shots, Half & Half, UZMALL, Rare Breed Darters.

THE NEWS & OBSERVER DOES DARTS!

Hey, did you check out the dart articles in the What's Up! section of the N&O yesterday? It had a nice list of local darting establishments, as well as a useful list of the specifics of each of the area dart leagues. In addition, there were a couple of pictures of RDL members! If you recall, I mentioned a month ago that an RDL member would be on the What's Up! cover, but they decided to put a flashy dart graphic there instead. Anyway, the RDL members in the photos were Jim Budelman, Tim Lane, Mike Hall (with most of One & Done and Kozmik Debris in the background) and Fred Flowers (well, they said it was Fred at least - sorry Fred, but we've never met so I couldn't confirm that one). There was also a picture of Tom Brown's three darts in the single bull (he probably wants us to think he threw them there...), and of two hands that are exchanging a dollar bill (I imagine the winner of that buck may 'fess up, but I doubt the loser will). If you hopped on to the N&O web site version of the story, there were also pictures of Steve Hoffmann and somebody's darts at the Dart Shadows-Let's Go! match. [And yes, in the Mike Hall picture, he's beating my team. You can't tell that from the picture, but just trust me on this one. - JK]

THE NEXT GENERATION OF DARTERS GROWS...

Congratulations are in order for Mark and Stefanie Poucher of Positive Vibration. Tuesday, they became the proud new parents of a wonderful set of twins, 5 lb., 1 oz. Stephen, and 5 lb., 9 oz. Hayden. Their first son Tyler is now 22 months old.

If you see the happy couple, give them your congratulations... or maybe you should just offer to give them a rest... I didn't even know Stefanie was pregnant - I guess that explains why she didn't play any matches this season.



Wil Tan IS the '01 King

I'm sure you guys all have somebody around who SWEARS that s/he is better at one game or the other ('01 vs. cricket). Well, we do too, and our guy is Wil Tan. Wil will not accept the fact that his ability relative to others in cricket isn't far superior to his ability in '01. Never mind the fact that Wil generally wins '01 games twice as often as he does cricket games. In three leagues. For multiple seasons. He still swears that his cricket game is better. For this self-opinion, and the fact that he has shown up late before so that I wouldn't list him in 01, we have dubbed him The '01 King! And for the 'crowning' ceremony, Kurt Kunttu actually had a shirt embroidered with "Wil Tan - '01 King" and brought him this crown to our quarterfinals match. Wil is such a good sport that he played the ENTIRE match wearing the Burger King, uh, I mean, -01 King Crown!

MY PRESEASON PREDICTION RESULTS

Well, everybody already knows that I had a pretty decent year in my weekly prediction efforts, but now let's take one last look at my preseason picks (if you will though, please remember that half of you goofs change half of your rosters after my picks are already done). In A, my pick won the regular season, and my pick for second won the tournament - not too bad. In B, my pick won both! In C, my pick won the regular season, and my dark horse pick won the tournament. In D, my pick won the tournament. In E, I sucked. In F, my pick won the regular season, and my postseason B.F.D. run pick came true. In G, I had a tough time - my pick was tourney runner-up - it's hard when all the teams are new. Anyway, I'll talk at ya some more next season!

OTHER MISCELLANEOUS STUFF FROM JK

--Ok, I'll start with the usual complain to the captains stuff: Make two copies of your scoresheets…. Buy a proof of mailing receipt to prove when you sent your scoresheet…. Blockers don't earn points…. Stop getting penalties…. Yada, yada, yada….
--Hey, how much would it suck to be the Horsemen? Four straight seasons with a 2nd place finish, a loss in the tournament, and a pass to the next division. Four times they've gone up now, and not a 1st place plaque or a Mug to show for it.
--Need a second job? How about asking some of the members of Fringe if they need some more studs put into the walls of their dens so they have someplace to hang all those plaques? So What has been hoarding all the Mugs lately, but Fringe's seven straight regular season A division titles aren't challenged very often. Geez, I haven't played for the Pigs in years, and I was on the last non-Fringe team to win A division. They have a pretty awesome streak.
--When Shameless & Aimless lost in the A final on Wednesday, that was their first tournament defeat in five(!) seasons.
--In case you missed it: NEWS FLASH! RDL D division is screwy! The last place team (finishing a full three matches out of next-to-last) was in the tournament final. Against the fifth place team. Sure. Why not? Actually, I think next season D division should just put all the players' names in a hat, and draw out random teams each Wednesday. The results couldn't really get any tougher to predict.
--Another amazing thing: Rubber Duckies finished 5-9 in E div. And finished LAST. Holy cow, that's tough. Fifth through eighth were all 5-9. What a logjam!
--There were two entire RDL teams that didn't throw more all-star than J.D. Dixon of S&A VII did. And he played in a division with only 12 matches. And he skipped a match!
--Did you pick up on the fact that Donnie Simpson won our run-off election and is now League Secretary? Well, he did and he is. So when you see him, thank him for volunteering his time and effort for the league. Come to think of it, maybe you should just thank all of your RDL Board members. They do a lot of work that you will probably never realize even needs to be done.

NEW PRICE FOR HOME DELIVERY OF TONS

Due to the fact that the newsletter I publish is a bit more complete than those from my predecessors, it takes more paper to print each copy. That means it costs a little more. People don't seem to mind, so I'll keep writing away. However, there is one slight problem - the $10 fee for home delivery no longer covers the costs of copying and postage for the season. So, from this point forward, home delivery will cost $15. I know, I know, Shock! Horror! Gasp! It's an outrage, blah, blah, blah… It's a buck a week to get the Tons sent right to your house. Still a bargain at almost any price! Just talk to me and Billie if you would like to receive it.

SHOT-OF-THE-TOURNAMENT

From the Lunatic Fringe vs. So What semifinals match in A div.:
In a close battle for an important singles cricket point, Tom Brown was playing Todd Lemons. With Todd having a one number lead on the 18s, but Tom having a slight point lead, Tom finished with one big stylistic bang! Tom threw s18, d18 (whoops), t17, and then followed that with a perfect turn of t16, t15, dBull. Tom got the point, but Todd got the last laugh, as So What won that match as well as their finals match and their second consecutive Mug. Still a heck of a string of darts though.

FOUR-YEAR (Eight-Season) TEAM PROGRESSION RECORDS

Ok, so you're probably wondering what the heck this is. Well, it's a table listing where each team has finished in each of the last 8 seasons.
You can track just how your team has moved up or down over the past eight seasons of play, and maybe relive that one great season just one more time.
What each set of information means: Division / Regular Season Finish Position / W-L Record / Tournament Result (xx = first round loss)
(Whenever a team changed its composition significantly from season to season, I just did the best I could.) (This list only includes teams that played this season.)
(Whenever possible, I also included the different team names for those groups that change their name from season to season.)

Team	Fall, 1998	Spring, 1998	Fall, 1997	Spring, 1997	Fall, 1996	Spring, 1996	Fall, 1995	Spring, 1995
Lunatic Fringe	A/1st/11-1/Top4	A/1st/13-1/2nd	A/1st/13-1/1st	A/1st/14-0/1st	A/1st/14-0/1st	A/1st/12-2/1st	A/1st/14-0/Top4	A/2nd/11-3/Top4
Shameless&AimlessVII	A/2nd/8-4/2nd	B/1st/13-1/1st	C/1st/13-1/1st	D/1st/11-3/1st	E/2nd/8-4/1st	F/1st/11-3/Top4	F/4th/7-7/xx	
Dart Shadows	A/3rd/8-4/Top4	A/4th/8-6/Top4	A/4th/9-5/Top4	A/3rd/7-7/Top4	A/3rd/9-5/xx	A/4th/8-6/xx	A/4th/8-6/xx	A/3rd/9-5/2nd
So What	A/4th/7-5/1st	A/3rd/9-5/1st	A/2nd/10-4/2nd 3 In A Bed	A/2nd/11-3/2nd	A/2nd/11-3/2nd	A/2nd/10-4/2nd	A/2nd/9-4/2nd	A/4th/8-6/Top4
Let's Go!	A/5th/3-9/xx	A/2nd/9-5/Top4 Letting Go	A/6th/4-10/xx We're Not Worthy	B/2nd/9-5/Top4 The Donner Party	C/1st/14-0/1st The Dart Party	D/1st/13-1/1st Bottom Feeders		
Top Dead Center	A/6th/3-9/xx	B/2nd/12-2/Top4	A/8th/2-12/xx	A/7th/5-9/xx	B/1st/12-0/1st	A/7th/4-10/xx	A/3rd/9-5/Top4	A/6th/5-9/xx Flight Tyme
Swine Flew!	A/7th/2-10/xx	A/6th/6-8/xx	B/2nd/11-3/2nd		A/6th/6-8/Top4 When Pigs Fly!			
No Clue	B/1st/10-2/1st	C/1st/10-2/1st	D/1st/9-5/2nd	D/6th/5-9/xx Diddling While Impaired	E/3rd/6-6/Top4			
Dogs of War	B/2nd/10-2/Top4	B/5th/5-9/xx	B/4th/8-6/Top4	B/5th/7-7/xx	C/3rd/8-6/Top4	D/3rd/9-5/2nd	E/1st/10-4/1st	
Arrowing Experience	B/3rd/8-4/2nd	B/4th/6-8/Top4	B/5th/6-8/xx	B/3rd/9-5/1st	C/2nd/10-4/2nd	C/5th/6-8/xx	C/4th/6-8/Top4	C/6th/4-10/xx
Dazed and Confused	B/4th/6-6/Top4							
Dixie Chickens	B/5th/4-8/xx	C/2nd/9-3/2nd	C/3rd/9-5/Top4 Coral Reefers	C/4th/8-6/Top4	D/3rd/7-5/Top4	D/4th/7-7/xx	D/5th/8-6/Top4	C/8th/3-11/xx
Rare Breed Darters	B/6th/3-9/xx							
Shooter's Buzz	B/7th/1-11/xx	B/6th/5-9/xx	B/6th/5-9/xx	B/4th/7-7/Top4	D/1st/11-1/2nd	E/2nd/10-4/2nd	F/1st/13-1/1st	F/4th/10-4/Top4
Friends of the Devil	C/1st/13-1/Top4	D/1st/11-3/Top4	E/2nd/9-3/2nd	F/2nd/12-2/1st	E/6th/4-8/xx	F/3rd/9-5/Top4		
Stik It	C/2nd/10-4/Top4	C/5th/5-7/Top4	C/6th/6-8/xx	B/8th/4-10/xx	C/4th/8-6/Top4	D/2nd/12-2/Top4	E/2nd/10-4/Top4	F/2nd/11-3/Top4
Comfortably Numb	C/3rd/9-5/1st	C/6th/4-8/Top4	C/4th/8-6/Top4	B/7th/4-10/xx	B/4th/5-7/Top4	B/6th/4-10/xx	C/3rd/9-5/xx	C/4th/7-7/Top4 Sharky's Hookers
One & Done	C/4th/6-8/2nd	D/2nd/9-5/xx	D/3rd/8-6/xx	E/3rd/10-4/2nd	G/2nd/10-4/1st Cork It			
Double Shots	C/5th/6-8/xx							
Neighbors	C/6th/5-9/xx	C/3rd/5-7/xx	B/8th/1-13/xx	B/6th/4-10/xx	B/5th/5-7/xx	C/3rd/8-6/xx	C/5th/6-8/xx	D/2nd/10-4/2nd
Reggaeheads	C/7th/4-10/xx	C/4th/5-7/xx	D/2nd/9-5/1st	D/3rd/10-4/2nd	F/1st/13-1/1st			
Kozmik Debris	C/8th/3-11/xx	B/8th/3-11/xx	A/5th/5-9/xx X-Men					
Excalibur	D/1st/10-2/Top4	C/8th/4-8/xx	C/2nd/10-4/2nd	C/3rd/10-4/Top4	E/1st/12-0/2nd	E/6th/5-9/Top4		
Horsemen	D/2nd/8-4/xx	E/2nd/10-4/xx	F/2nd/11-3/Top4	G/2nd/11-3/Top4				
Black and Tans	D/3rd/7-5/Top4	D/3rd/9-5/1st						
Grateful Darts	D/4th/5-7/xx	D/5th/7-7/2nd	D/6th/7-7/Top4	E/2nd/11-3/Top4	D/6th/2-10/xx	D/6th/3-11/xx	D/6th/5-9/xx	D/3rd/10-4/Top4
Flying Aces	D/5th/5-7/1st	E/1st/11-3/1st	F/3rd/10-4/1st					
Starving Dartists	D/6th/5-7/xx	D/4th/8-6/xx	E/1st/12-0/1st	D/7th/4-10/xx	C/7th/4-10/xx	C/6th/5-9/Top4	C/6th/5-9/2nd	B/7th/3-11/xx
Last Call	D/7th/2-10/2nd	D/6th/5-9/xx	D/5th/7-7/xx	E/1st/12-2/1st	G/1st/12-2/Top4			
Half & Half	E/1st/11-3/2nd	F/1st/11-3/Top4	F/4th/8-6/xx Dead Beat Darts	F/3rd/8-6/Top4	G/4th/7-7/Top4			
Scavengers	E/2nd/9-5/1st	D/8th/2-12/xx	C/7th/3-11/xx	C/5th/6-8/xx	C/5th/5-9/xx	C/4th/8-6/Top4 Helga & the Horribles	D/2nd/8-6/xx	F/8th/1-13/xx In Again
Heroes in Trouble	E/3rd/9-5/Top4	F/2nd/11-3/2nd						
Bulls Hitters	E/4th/7-7/Top4		C/5th/6-8/xx	D/2nd/11-3/Top4	F/2nd/10-4/Top4	G/1st/13-1/1st		
Nine Lives	E/5th/5-9/xx	E/4th/7-7/xx	D/7th/7-7/xx	D/5th/5-9/Top4	E/5th/5-7/xx	D/7th/3-11/xx	C/8th/1-13/xx	B/8th/2-12/xx
Dynamic Darts	E/6th/5-9/xx	E/5th/6-8/Top4	F/1st/12-2/2nd	G/1st/12-2/2nd				
UZMALL	E/7th/5-9/xx	E/6th/6-8/xx S.S.H.	E/3rd/8-4/Top4	E/5th/7-7/Top4	F/3rd/10-4/2nd	F/4th/7-7/2nd	E/7th/4-10/xx Bubba Boyz	E/7th/4-10/xx
Rubber Duckies	E/8th/5-9/xx	E/3rd/7-7/Top4 M.R.Ducks	E/4th/4-8/Top4	E/4th/8-6/xx Doroth'E'a Ducks	D/7th/1-11/xx "D" Ducks Again	C/8th/3-11/xx C.D.Ducks	D/3rd/8-6/Top4 "D" Ducks	D/6th/4-10/xx Bad News Ducks
Cheap Shots	F/1st/13-1/Top4	F/4th/7-7/1st	G/1st/13-1/2nd					
Been There, "F"d That	F/2nd/12-2/Top4	E/8th/3-11/xx						
B.F.D.	F/3rd/7-7/2nd	E/7th/6-8/2nd	E/5th/4-8/xx Hole In The Wall Gang	F/1st/13-1/2nd				
Woody's Gang	F/4th/7-7/xx	G/3rd/11-3/Top4 One More Butt Kickin'						
Dodge Darts	F/5th/7-7/1st	G/1st/11-3/2nd	G/5th/7-7/Top4 Who Darted?	G/4th/7-7/Top4 Savage Indians				
Travelin' Beer Bellies	F/6th/5-9/xx	G/2nd/11-3/1st	G/6th/7-7/1st Woody's Woodies				F/5th/6-8/Top4 Connors' Corkers	
Dead Sox	F/7th/3-11/xx							
Spank This	F/8th/2-12/xx	F/6th/6-8/Top4	F/5th/6-8/Top4	G/3rd/10-4/1st Pokey & the Bandits	G/8th/4-10/xx			
Positive Vibration	G/1st/12-2/Top4							
Sharp Darts	G/2nd/11-3/1st	G/4th/7-7/xx	G/3rd/8-6/xx	F/8th/3-11/xx	E/7th/2-10/xx	D/8th/2-12/xx	C/7th/2-12/xx	C/5th/5-9/xx
DA Bulls	G/3rd/9-5/Top4							
Tattoo the Red Eye	G/4th/7-7/2nd	G/7th/4-10/xx	F/7th/2-12/xx	F/5th/5-9/Top4	G/6th/5-9/xx	F/7th/4-10/xx Dead Eyes	F/6th/5-9/xx	
AH & the Diddlers	G/5th/5-9/xx	F/8th/2-12/xx	F/6th/5-9/xx	F/4th/6-8/xx	G/3rd/9-5/Top4	G/4th/6-8/Top4 The Clarifiers		
The Underdog	G/6th/4-10/xx	G/8th/3-11/xx The Outlaws	G/7th/4-10/xx Where's Gary?	G/7th/3-11/xx Defendants	F/8th/0-14/xx To Kill A Brew	F/6th/5-9/xx		
Get Over It	G/7th/4-10/xx	F/7th/2-12/xx	G/2nd/9-5/Top4	G/6th/4-10/xx	F/7th/2-12/xx	F/5th/5-9/xx	F/3rd/7-7/Top4 Donkey Darts	F/6th/5-9/xx Politically Correct
Moonlighters	G/8th/4-10/xx							

Fall 1998 RDL Top Singles Records (by division) (FINAL!)

(All scoresheets from all weeks were received, and are included in these statistics)
(Game minimums required for this listing: 16 for A,B and D divisions, 19 for C, E, F and G divisions)

"A" Division

			W	L	%-age
1	Dixon, J.D.	A6/ Shameless&AimlessVII	18	2	0.900
2	Smith, Allen	A4/ Dart Shadows	19	4	0.826
3	Brown, Tom	A1/ Lunatic Fringe	15	4	0.789
4	West, Billy	A3/ So What	14	4	0.778
5	Hall, Mike	A4/ Dart Shadows	18	6	0.750
6	Budelman, Jim	A1/ Lunatic Fringe	17	8	0.680
7	Kunttu, Kurt	A2/ Let's Go!	16	8	0.667
	Lane, Tim	A1/ Lunatic Fringe	16	8	0.667
9	Terry, Bob	A1/ Lunatic Fringe	17	9	0.654
10	Simpson, Donnie	A6/ Shameless&AimlessVII	15	8	0.652
11	Wall, Keith	A3/ So What	14	8	0.636
12	Gaglione, Joe	A6/ Shameless&AimlessVII	15	9	0.625
	Wandscher, Chris	A7/ Top Dead Center	15	9	0.625
14	Lemons, Todd	A3/ So What	13	8	0.619
15	Barton, Kevin	A3/ So What	16	11	0.593

"B" Division

			W	L	%-age
1	Oakley, Jerry	B3/ Dogs of War	22	2	0.917
2	Eastmead, Phillip	B3/ Dogs of War	18	3	0.857
3	Janosko, John	B1/ Rare Breed Darters	19	5	0.792
4	Jeffcoat, Doug	B5/ No Clue	18	6	0.750
	Tomlinson, Mark	B4/ Shooter's Buzz	18	6	0.750
6	Camplin, Todd	B5/ No Clue	13	5	0.722
	Mitchell, Jim	B1/ Rare Breed Darters	13	5	0.722
8	Hester, Billy	B5/ No Clue	15	6	0.714
	Hoyt, Chris	B6/ Dixie Chickens	15	6	0.714
10	Crumpler, Greg	B7/ Dazed and Confused	17	8	0.680
11	Gibbs, Keith	B5/ No Clue	16	8	0.667
12	Frye, Marshal	B2/ Arrowing Experience	15	8	0.652
13	Heath, Mark	B6/ Dixie Chickens	11	6	0.647
14	Greer, Charles	B5/ No Clue	13	8	0.619
15	(two tied)		16	10	0.615

"C" Division

			W	L	%-age
1	Crowley, Pat	C5/ Comfortably Numb	22	4	0.846
2	Walker, Chip	C6/ Friends of the Devil	16	5	0.762
3	Frager, Adam	C4/ Stik It	18	6	0.750
	Warnke, Larry	C2/ Neighbors	15	5	0.750
5	Herbert, Paul	C6/ Friends of the Devil	20	8	0.714
6	McCoy, Chris	C3/ Reggaeheads	18	8	0.692
7	Heath, Chris	C5/ Comfortably Numb	17	8	0.680
	Whetsel, Jeff	C3/ Reggaeheads	17	8	0.680
9	Sutphen, George	C7/ One & Done	16	8	0.667
10	Calahan, Tyler	C4/ Stik It	17	9	0.654
	Smith, Chris	C8/ Double Shots	17	9	0.654
12	Carrigan, Don	C6/ Friends of the Devil	15	8	0.652
	Webb, David	C3/ Reggaeheads	15	8	0.652
14	Waynick, Bobby	C4/ Stik It	18	10	0.643
15	Bull, Perry	C5/ Comfortably Numb	16	9	0.640

"D" Division

			W	L	%-age
1	Burney, Gary	D1/ Excalibur	16	4	0.800
2	Dwight, Mike	D2/ Black and Tans	19	5	0.792
3	Holland, William	D4/ Grateful Darts	18	6	0.750
4	Elliott, Jeff	D7/ Horsemen	14	5	0.737
5	McCredie, Bob	D7/ Horsemen	16	6	0.727
6	Simpson, Phil	D4/ Grateful Darts	17	7	0.708
7	Iager, John	D4/ Grateful Darts	12	6	0.667
8	Gordon, Bill	D2/ Black and Tans	14	8	0.636
	Simpson, David	D6/ Flying Aces	14	8	0.636
10	Shown, Marc	D3/ Starving Dartists	13	8	0.619
11	Slominski, Mark	D1/ Excalibur	12	8	0.600
12	Randall, Chad	D7/ Horsemen	14	10	0.583
	Stewart, Shannon	D1/ Excalibur	14	10	0.583
14	Mori, Christopher	D2/ Black and Tans	15	11	0.577
15	Buchanan, Chris	D6/ Flying Aces	13	10	0.565

"E" Division

			W	L	%-age
1	Buckner, Jacky	E6/ Half & Half	22	6	0.786
	Cunningham, Justin	E7/ Heroes in Trouble	22	6	0.786
	Stasko, Bill	E7/ Heroes in Trouble	22	6	0.786
4	Parker, Tom	E1/ Scavengers	17	5	0.773
5	Darity, Don	E1/ Scavengers	16	5	0.762
6	Rube, Bob	E5/ UZMALL	21	7	0.750
7	Safron, Dan	E4/ Dynamic Darts	15	6	0.714
8	Wade, Nate	E1/ Scavengers	13	6	0.684
9	Hunsberger, Jim	E6/ Half & Half	19	9	0.679
10	Powell, Mark	E5/ UZMALL	17	9	0.654
	Toth, John	E7/ Heroes in Trouble	17	9	0.654
12	Converse, Stan	E2/ Rubber Duckies	15	8	0.652
13	Smith, Butch	E3/ Nine Lives	18	10	0.643
14	Watt, Chuck	E8/ Bulls Hitters	12	7	0.632
15	Skea, Bob	E1/ Scavengers	15	9	0.625

"F" Division

			W	L	%-age
1	Gillett, Galen	F1/ B.F.D.	20	0	1.000
2	Kvasnicka, Bob	F1/ B.F.D.	23	4	0.852
3	Hall, Danny	F1/ B.F.D.	20	4	0.833
4	Sellers, Mark	F3/ Cheap Shots	20	5	0.800
5	Feller, Keith	F4/ Spank This	21	6	0.778
6	Morgan, Thom	F3/ Cheap Shots	20	6	0.769
7	Strobel, John	F2/ Been There, "F"d That	16	7	0.696
8	Lupien, Bam	F6/ Travelin' Beer Bellies	18	8	0.692
9	Baber, Todd	F2/ Been There, "F"d That	17	8	0.680
10	Holland, Steve	F5/ Dodge Darts	18	9	0.667
	Horne, Jeff	F7/ Woody's Gang	18	9	0.667
12	Crabtree, Jason	F7/ Woody's Gang	17	9	0.654
13	Carter, Kevin	F7/ Woody's Gang	15	8	0.652
14	Hall, Josh	F3/ Cheap Shots	16	9	0.640
15	(two tied)		14	8	0.636

"G" Division

			W	L	%-age
1	Knight, Tracey	G4/ Tattoo the Red Eye	16	3	0.842
2	Edgecomb, Sean	G6/ Positive Vibration	21	6	0.778
3	Poucher, Mark	G6/ Positive Vibration	20	6	0.769
	Richardson, Kevin	G7/ DA Bulls	20	6	0.769
5	Johnson, Patrick	G6/ Positive Vibration	20	7	0.741
6	Brown, Bill	G6/ Positive Vibration	16	6	0.727
7	Redmon, Art	G4/ Tattoo the Red Eye	20	8	0.714
	McSorley, Paul	G7/ DA Bulls	15	6	0.714
9	Edgecomb, Andrew	G6/ Positive Vibration	17	7	0.708
10	Mitchell, Steve	G3/ Sharp Darts	19	8	0.704
	Wilser, Dave	G1/ Get Over It	19	8	0.704
12	Gildea, Tom	G3/ Sharp Darts	18	8	0.692
13	White, Bill	G7/ DA Bulls	17	8	0.680
14	Ferebee, Ed	G6/ Positive Vibration	14	8	0.636
15	Ammon, Mark	G7/ DA Bulls	12	7	0.632

Women's Records

			W	L	%-age
1	Perrault, Melissa	F5/ Dodge Darts	19	12	0.613
2	Rhea, Laurie	C1/ Kozmik Debris	13	10	0.565
3	Barnes, Kathy	E6/ Half & Half	17	14	0.548
4	Delp, Paula	A7/ Top Dead Center	11	10	0.524
5	Moeschet, Cathy	E3/ Nine Lives	15	14	0.517
6	Barker, Jane	B2/ Arrowing Experience	9	9	0.500
7	Clement, Dawn	G3/ Sharp Darts	13	14	0.481
8	Enos, Kellee	E7/ Heroes in Trouble	11	13	0.458
9	Gaffney, Michelle	B3/ Dogs of War	9	11	0.450
	Oakley, Gina	B3/ Dogs of War	9	11	0.450
11	Austin, Connie	E6/ Half & Half	10	13	0.435
12	Alapin, Toni	F8/ Dead Sox	12	16	0.429
	Shpritz, Lisa	F2/ Been There, "F"d That	9	12	0.429
14	Campbell, Britt	G6/ Positive Vibration	8	12	0.400
15	Lang, Jennifer	F7/ Woody's Gang	7	13	0.350

Fall 1998 RDL Top Doubles Records (by division) (FINAL!)

(All scoresheets from all weeks were received, and are included in these statistics)
(Game minimums required for this listing: 16 for A,B and D divisions, 19 for C, E, F and G divisions)

"A" Division

			W	L	%-age
1	Terry, Bob	A1/ Lunatic Fringe	20	4	0.833
2	Lane, Tim	A1/ Lunatic Fringe	19	5	0.792
3	Selby, Brian	A3/ So What	19	6	0.760
4	Brown, Tom	A1/ Lunatic Fringe	15	5	0.750
5	Chaney, Bill	A6/ Shameless&AimlessVII	13	5	0.722
6	Budelman, Jim	A1/ Lunatic Fringe	17	7	0.708
7	Allen, Kenny	A6/ Shameless&AimlessVII	13	6	0.684
8	Barton, Kevin	A3/ So What	17	8	0.680
9	Knott, Michael	A4/ Dart Shadows	12	6	0.667
10	Dixon, J.D.	A6/ Shameless&AimlessVII	14	8	0.636
11	Kunttu, Kurt	A2/ Let's Go!	15	9	0.625
12	Jenkins, John	A6/ Shameless&AimlessVII	13	8	0.619
13	Gaglione, Joe	A6/ Shameless&AimlessVII	14	9	0.609
	Smith, Allen	A4/ Dart Shadows	14	9	0.609
15	Johnston, Jerry	A3/ So What	11	8	0.579

"B" Division

			W	L	%-age
1	Barker, Barry	B2/ Arrowing Experience	15	6	0.714
2	Camplin, Todd	B5/ No Clue	12	5	0.706
3	Gibbs, Keith	B5/ No Clue	14	6	0.700
4	Jeffcoat, Doug	B5/ No Clue	16	7	0.696
5	Berry, Dave	B2/ Arrowing Experience	14	7	0.667
	Eastmead, Phillip	B3/ Dogs of War	14	7	0.667
7	Greer, Charles	B5/ No Clue	15	8	0.652
8	Oakley, Gina	B3/ Dogs of War	13	7	0.650
9	Huler, Scott	B6/ Dixie Chickens	11	6	0.647
10	Oakley, Jerry	B3/ Dogs of War	15	9	0.625
11	Butters, Scott	B7/ Dazed and Confused	15	10	0.600
	Snapp, Jason	B7/ Dazed and Confused	12	8	0.600
13	Heath, Mark	B6/ Dixie Chickens	10	7	0.588
14	Matthews, Eric	B7/ Dazed and Confused	14	11	0.560
15	Hindle, Mike	B2/ Arrowing Experience	11	9	0.550

"C" Division

			W	L	%-age
1	Herbert, Kirk	C6/ Friends of the Devil	19	8	0.704
	Herbert, Paul	C6/ Friends of the Devil	19	8	0.704
3	Townsend, Scott	C4/ Stik It	16	7	0.696
4	Dowling, Jack	C6/ Friends of the Devil	17	8	0.680
5	Carrigan, Don	C6/ Friends of the Devil	19	9	0.679
6	Walker, Chip	C6/ Friends of the Devil	18	9	0.667
7	Rhea, Bill	C1/ Kozmik Debris	16	9	0.640
8	Deloach, David	C1/ Kozmik Debris	12	8	0.600
9	Hodges, Michael	C8/ Double Shots	16	11	0.593
	Waynick, Bobby	C4/ Stik It	16	11	0.593
11	Bennett, Marco	C3/ Reggaeheads	14	10	0.583
	Heath, Chris	C5/ Comfortably Numb	14	10	0.583
13	Smith, Chris	C8/ Double Shots	15	11	0.577
14	Domanski, Dave	C4/ Stik It	14	11	0.560
	Frager, Adam	C4/ Stik It	14	11	0.560

"D" Division

			W	L	%-age
1	Elliott, Jeff	D7/ Horsemen	15	5	0.750
2	Prior, Jeff	D1/ Excalibur	18	7	0.720
3	Dwight, Mike	D2/ Black and Tans	18	8	0.692
4	Holland, William	D4/ Grateful Darts	16	8	0.667
	Montgomery, Robert	D1/ Excalibur	16	8	0.667
6	Mori, Christopher	D2/ Black and Tans	18	10	0.643
7	Stark, Keith	D2/ Black and Tans	16	9	0.640
8	Slominski, Mark	D1/ Excalibur	12	8	0.600
9	Lilienthal, John	D4/ Grateful Darts	13	9	0.591
	McCredie, Bob	D7/ Horsemen	13	9	0.591
11	Ney, Scott	D5/ Last Call	10	7	0.588
12	Iager, John	D4/ Grateful Darts	14	10	0.583
13	Noble, Mark	D7/ Horsemen	9	7	0.563
14	Holder, Graham	D6/ Flying Aces	12	10	0.545
	Maminski, Len	D7/ Horsemen	12	10	0.545

"E" Division

			W	L	%-age
1	Austin, Connie	E6/ Half & Half	22	4	0.846
2	Buckner, Jacky	E6/ Half & Half	22	8	0.733
3	Skea, Bob	E1/ Scavengers	16	7	0.696
4	Markov, Jim	E4/ Dynamic Darts	18	8	0.692
5	Ellison, George	E4/ Dynamic Darts	17	8	0.680
6	Wade, Nate	E1/ Scavengers	16	8	0.667
7	Cummings, Dick	E8/ Bulls Hitters	13	7	0.650
8	Darity, Don	E1/ Scavengers	14	8	0.636
9	Barnes, Kathy	E6/ Half & Half	18	11	0.621
	Jackson, Barry	E4/ Dynamic Darts	18	11	0.621
	Thompson, Barry	E6/ Half & Half	18	11	0.621
12	Parker, Tom	E1/ Scavengers	14	9	0.609
13	Smith, Butch	E3/ Nine Lives	17	11	0.607
14	Toth, John	E7/ Heroes in Trouble	15	10	0.600
	Watt, Chuck	E8/ Bulls Hitters	12	8	0.600

"F" Division

			W	L	%-age
1	Baber, Todd	F2/ Been There, "F"d That	22	6	0.786
2	Sellers, Mark	F3/ Cheap Shots	18	7	0.720
3	Hall, Danny	F1/ B.F.D.	18	9	0.667
	Corter, Dave	F3/ Cheap Shots	16	8	0.667
	Warren, Randy	F3/ Cheap Shots	16	8	0.667
6	Witz, Steve	F3/ Cheap Shots	12	7	0.632
7	Horne, Jeff	F7/ Woody's Gang	17	10	0.630
	Morgan, Thom	F3/ Cheap Shots	17	10	0.630
9	Hall, Josh	F3/ Cheap Shots	13	8	0.619
	Harriss, Adam	F2/ Been There, "F"d That	13	8	0.619
11	Crabtree, Jason	F7/ Woody's Gang	16	10	0.615
12	Side, Eric	F6/ Travelin' Beer Bellies	13	9	0.591
13	Perrault, Melissa	F5/ Dodge Darts	17	12	0.586
14	Strobel, John	F2/ Been There, "F"d That	14	10	0.583
15	Williams, Nelson	F8/ Dead Sox	11	8	0.579

"G" Division

			W	L	%-age
1	Edgecomb, Sean	G6/ Positive Vibration	23	4	0.852
2	Johnson, Patrick	G6/ Positive Vibration	19	6	0.760
3	Hudelson, Hans	G5/ The Underdog	17	6	0.739
	Poucher, Mark	G6/ Positive Vibration	17	6	0.739
5	Campbell, Britt	G6/ Positive Vibration	16	7	0.696
6	Redmon, Art	G4/ Tattoo the Red Eye	19	9	0.679
7	Mitchell, Steve	G3/ Sharp Darts	19	10	0.655
8	Gildea, Tom	G3/ Sharp Darts	17	9	0.654
	Todd, Patrick	G3/ Sharp Darts	17	9	0.654
10	Clement, Dawn	G3/ Sharp Darts	18	10	0.643
11	Crolla, Mike	G4/ Tattoo the Red Eye	12	8	0.600
12	McSorley, Paul	G7/ DA Bulls	13	9	0.591
13	Knight, Tracey	G4/ Tattoo the Red Eye	11	8	0.579
14	Steinhauer, Bruce	G1/ Get Over It	17	13	0.567
15	Golder, Mike	G2/ AH & the Diddlers	14	11	0.560

Women's Records

			W	L	%-age
1	Austin, Connie	E6/ Half & Half	22	4	0.846
2	Campbell, Britt	G6/ Positive Vibration	16	7	0.696
3	Oakley, Gina	B3/ Dogs of War	13	7	0.650
4	Clement, Dawn	G3/ Sharp Darts	18	10	0.643
5	Barnes, Kathy	E6/ Half & Half	18	11	0.621
6	Perrault, Melissa	F5/ Dodge Darts	17	12	0.586
7	Shpritz, Lisa	F2/ Been There, "F"d That	12	9	0.571
8	Enos, Kellee	E7/ Heroes in Trouble	12	10	0.545
9	Lipscomb, Robin B.	E6/ Half & Half	11	11	0.500
	Barker, Jane	B2/ Arrowing Experience	8	8	0.500
11	McCann, April	F1/ B.F.D.	14	15	0.483
12	Brotherton, Rhetta	G5/ The Underdog	13	14	0.481
13	Redmon, Frances	G4/ Tattoo the Red Eye	11	15	0.423
14	Delp, Paula	A7/ Top Dead Center	9	13	0.409
	Brown, Tracy	C8/ Double Shots	9	13	0.409

Fall 1998 RDL Top Singles+Doubles Records (by division) (FINAL!)

(All scoresheets from all weeks were received, and are included in these statistics)
(Game minimums required for this listing: 32 for A,B and D divisions, 37 for C, E, F and G divisions)

"A" Division

			W	L	%-age
1	Brown, Tom	A1/ Lunatic Fringe	30	9	0.769
2	Dixon, J.D.	A6/ Shameless&AimlessVII	32	10	0.762
3	Terry, Bob	A1/ Lunatic Fringe	37	13	0.740
4	Lane, Tim	A1/ Lunatic Fringe	35	13	0.729
5	Smith, Allen	A4/ Dart Shadows	33	13	0.717
6	Budelman, Jim	A1/ Lunatic Fringe	34	15	0.694
7	West, Billy	A3/ So What	24	12	0.667
8	Hall, Mike	A4/ Dart Shadows	31	17	0.646
	Kunttu, Kurt	A2/ Let's Go!	31	17	0.646
10	Barton, Kevin	A3/ So What	33	19	0.635
11	Chaney, Bill	A6/ Shameless&AimlessVII	24	14	0.632
12	Gaglione, Joe	A6/ Shameless&AimlessVII	29	18	0.617
13	Allen, Kenny	A6/ Shameless&AimlessVII	24	15	0.615
14	Selby, Brian	A3/ So What	29	19	0.604
15	Johnston, Jerry	A3/ So What	20	14	0.588

"B" Division

			W	L	%-age
1	Oakley, Jerry	B3/ Dogs of War	37	11	0.771
2	Eastmead, Phillip	B3/ Dogs of War	32	10	0.762
3	Jeffcoat, Doug	B5/ No Clue	34	13	0.723
4	Camplin, Todd	B5/ No Clue	25	10	0.714
5	Gibbs, Keith	B5/ No Clue	30	14	0.682
6	Janosko, John	B1/ Rare Breed Darters	31	17	0.646
	Tomlinson, Mark	B4/ Shooter's Buzz	31	17	0.646
8	Greer, Charles	B5/ No Clue	28	16	0.636
9	Heath, Mark	B6/ Dixie Chickens	21	13	0.618
10	Hester, Billy	B5/ No Clue	25	16	0.610
11	Butters, Scott	B7/ Dazed and Confused	31	20	0.608
12	Barker, Barry	B2/ Arrowing Experience	26	17	0.605
	Hoyt, Chris	B6/ Dixie Chickens	26	17	0.605
14	Frye, Marshal	B2/ Arrowing Experience	27	18	0.600
15	Mitchell, Jim	B1/ Rare Breed Darters	21	15	0.583

"C" Division

			W	L	%-age
1	Herbert, Paul	C6/ Friends of the Devil	39	16	0.709
2	Walker, Chip	C6/ Friends of the Devil	34	14	0.708
3	Crowley, Pat	C5/ Comfortably Numb	36	16	0.692
4	Carrigan, Don	C6/ Friends of the Devil	34	17	0.667
5	Frager, Adam	C4/ Stik It	32	17	0.653
6	Warnke, Larry	C2/ Neighbors	26	14	0.650
7	Dowling, Jack	C6/ Friends of the Devil	29	16	0.644
8	Heath, Chris	C5/ Comfortably Numb	31	18	0.633
9	Waynick, Bobby	C4/ Stik It	34	21	0.618
10	Smith, Chris	C8/ Double Shots	32	20	0.615
11	Herbert, Kirk	C6/ Friends of the Devil	32	21	0.604
	Hodges, Michael	C8/ Double Shots	32	21	0.604
13	McCoy, Chris	C3/ Reggaeheads	32	22	0.593
14	Whetsel, Jeff	C3/ Reggaeheads	30	21	0.588
15	Webb, David	C3/ Reggaeheads	28	20	0.583

"D" Division

			W	L	%-age
1	Elliott, Jeff	D7/ Horsemen	29	10	0.744
2	Burney, Gary	D1/ Excalibur	26	9	0.743
3	Dwight, Mike	D2/ Black and Tans	37	13	0.740
4	Holland, William	D4/ Grateful Darts	34	14	0.708
5	McCredie, Bob	D7/ Horsemen	29	15	0.659
6	Prior, Jeff	D1/ Excalibur	27	15	0.643
7	Iager, John	D4/ Grateful Darts	26	16	0.619
8	Mori, Christopher	D2/ Black and Tans	33	21	0.611
9	Slominski, Mark	D1/ Excalibur	24	16	0.600
10	Simpson, Phil	D4/ Grateful Darts	28	19	0.596
11	Montgomery, Robert	D1/ Excalibur	29	20	0.592
	Stark, Keith	D2/ Black and Tans	29	20	0.592
13	Shown, Marc	D3/ Starving Dartists	23	17	0.575
14	Simpson, David	D6/ Flying Aces	26	20	0.565
15	Gordon, Bill	D2/ Black and Tans	26	21	0.553

"E" Division

			W	L	%-age
1	Buckner, Jacky	E6/ Half & Half	44	14	0.759
2	Darity, Don	E1/ Scavengers	30	13	0.698
3	Parker, Tom	E1/ Scavengers	31	14	0.689
4	Wade, Nate	E1/ Scavengers	29	14	0.674
5	Skea, Bob	E1/ Scavengers	31	16	0.660
6	Austin, Connie	E6/ Half & Half	32	17	0.653
7	Cunningham, Justin	E7/ Heroes in Trouble	36	20	0.643
	Rube, Bob	E5/ UZMALL	36	20	0.643
9	Toth, John	E7/ Heroes in Trouble	32	19	0.627
10	Hunsberger, Jim	E6/ Half & Half	35	21	0.625
	Smith, Butch	E3/ Nine Lives	35	21	0.625
12	Watt, Chuck	E8/ Bulls Hitters	24	15	0.615
13	Barnes, Kathy	E6/ Half & Half	35	25	0.583
14	Ellison, George	E4/ Dynamic Darts	28	21	0.571
15	Thompson, Barry	E6/ Half & Half	33	25	0.569

"F" Division

			W	L	%-age
1	Sellers, Mark	F3/ Cheap Shots	38	12	0.760
2	Gillett, Galen	F1/ B.F.D.	30	10	0.750
3	Hall, Danny	F1/ B.F.D.	38	13	0.745
4	Baber, Todd	F2/ Been There, "F"d That	39	14	0.736
5	Fournier, Chris	F6/ Travelin' Beer Bellies	26	11	0.703
6	Morgan, Thom	F3/ Cheap Shots	37	16	0.698
7	Kvasnicka, Bob	F1/ B.F.D.	36	17	0.679
8	Corter, Dave	F3/ Cheap Shots	30	16	0.652
9	Warren, Randy	F3/ Cheap Shots	28	15	0.651
10	Horne, Jeff	F7/ Woody's Gang	35	19	0.648
11	Strobel, John	F2/ Been There, "F"d That	30	17	0.638
12	Crabtree, Jason	F7/ Woody's Gang	33	19	0.635
13	Hall, Josh	F3/ Cheap Shots	29	17	0.630
14	Feller, Keith	F4/ Spank This	33	20	0.623
15	Witz, Steve	F3/ Cheap Shots	24	15	0.615

"G" Division

			W	L	%-age
1	Edgecomb, Sean	G6/ Positive Vibration	44	10	0.815
2	Poucher, Mark	G6/ Positive Vibration	37	12	0.755
3	Johnson, Patrick	G6/ Positive Vibration	39	13	0.750
4	Knight, Tracey	G4/ Tattoo the Red Eye	27	11	0.711
5	Redmon, Art	G4/ Tattoo the Red Eye	39	17	0.696
6	Mitchell, Steve	G3/ Sharp Darts	38	18	0.679
7	Gildea, Tom	G3/ Sharp Darts	35	17	0.673
8	McSorley, Paul	G7/ DA Bulls	28	15	0.651
9	Hudelson, Hans	G5/ The Underdog	29	16	0.644
10	Edgecomb, Andrew	G6/ Positive Vibration	29	18	0.617
11	Brown, Bill	G6/ Positive Vibration	26	17	0.605
12	Todd, Patrick	G3/ Sharp Darts	31	22	0.585
13	White, Bill	G7/ DA Bulls	30	22	0.577
14	Gibson, Jack	G3/ Sharp Darts	27	20	0.574
15	Ammon, Mark	G7/ DA Bulls	22	17	0.564

Women's Records

			W	L	%-age
1	Austin, Connie	E6/ Half & Half	32	17	0.653
2	Perrault, Melissa	F5/ Dodge Darts	36	24	0.600
3	Barnes, Kathy	E6/ Half & Half	35	25	0.583
4	Clement, Dawn	G3/ Sharp Darts	31	24	0.564
5	Campbell, Britt	G6/ Positive Vibration	24	19	0.558
6	Oakley, Gina	B3/ Dogs of War	22	18	0.550
7	Enos, Kellee	E7/ Heroes in Trouble	23	23	0.500
	Shpritz, Lisa	F2/ Been There, "F"d That	21	21	0.500
	Barker, Jane	B2/ Arrowing Experience	17	17	0.500
10	Delp, Paula	A7/ Top Dead Center	20	23	0.465
11	Gaffney, Michelle	B3/ Dogs of War	15	18	0.455
12	Rhea, Laurie	C1/ Kozmik Debris	19	25	0.432
13	Moeschet, Cathy	E3/ Nine Lives	20	28	0.417
14	Brotherton, Rhetta	G5/ The Underdog	19	29	0.396
15	Redmon, Frances	G4/ Tattoo the Red Eye	18	32	0.360

Fall 1998 RDL Top All-Star Percentages (by division) (FINAL!)

(All scoresheets from all weeks were received, and are included in these statistics)
(Game minimums required for this listing: 32 for A,B and D divisions, 37 for C, E, F and G divisions)

"A" Division

			ASP	TGP	%-age
1	Dixon, J.D.	A6/ Shameless&AimlessVII	73.5	42	1.750
2	Smith, Allen	A4/ Dart Shadows	73.5	46	1.598
3	Budelman, Jim	A1/ Lunatic Fringe	76.0	49	1.551
4	West, Billy	A3/ So What	55.0	36	1.528
5	Lane, Tim	A1/ Lunatic Fringe	72.0	48	1.500
6	Kunttu, Kurt	A2/ Let's Go!	70.5	49	1.439
7	Wandscher, Chris	A7/ Top Dead Center	69.0	50	1.380
8	Brown, Tom	A1/ Lunatic Fringe	53.5	39	1.372
9	Terry, Bob	A1/ Lunatic Fringe	68.5	50	1.370
10	Selby, Brian	A3/ So What	62.0	48	1.292
11	Delp, Paula	A7/ Top Dead Center	58.0	45	1.289
12	Gaglione, Joe	A6/ Shameless&AimlessVII	58.5	47	1.245
13	Simpson, Donnie	A6/ Shameless&AimlessVII	53.5	46	1.163
14	Lemons, Todd	A3/ So What	49.5	43	1.151
15	Hall, Mike	A4/ Dart Shadows	55.0	48	1.146

"B" Division

			ASP	TGP	%-age
1	Oakley, Jerry	B3/ Dogs of War	62.0	49	1.265
2	Eastmead, Phillip	B3/ Dogs of War	45.0	43	1.047
3	Jeffcoat, Doug	B5/ No Clue	49.0	47	1.043
4	Mitchell, Jim	B1/ Rare Breed Darters	31.5	37	0.851
5	Marx, Jim	B5/ No Clue	38.5	47	0.819
6	Mohan, Mike	B2/ Arrowing Experience	31.0	38	0.816
7	Greer, Charles	B5/ No Clue	35.5	44	0.807
8	Camplin, Todd	B5/ No Clue	28.0	35	0.800
9	James, Bob	B6/ Dixie Chickens	35.5	45	0.789
10	Barker, Barry	B2/ Arrowing Experience	34.5	45	0.767
11	Janosko, John	B1/ Rare Breed Darters	37.0	49	0.755
12	Butters, Scott	B7/ Dazed and Confused	39.0	52	0.750
	Crumpler, Greg	B7/ Dazed and Confused	37.5	50	0.750
14	Gibbs, Keith	B5/ No Clue	31.5	44	0.716
15	Matthews, Eric	B7/ Dazed and Confused	35.5	52	0.683

"C" Division

			ASP	TGP	%-age
1	Dowling, Jack	C6/ Friends of the Devil	36.0	46	0.783
2	Warnke, Larry	C2/ Neighbors	32.0	42	0.762
3	Crowley, Pat	C5/ Comfortably Numb	41.0	54	0.759
4	Smith, Chris	C8/ Double Shots	37.5	55	0.682
5	Brown, Phil	C8/ Double Shots	37.0	57	0.649
6	Herbert, Kirk	C6/ Friends of the Devil	33.0	54	0.611
7	Carrigan, Don	C6/ Friends of the Devil	30.5	52	0.587
8	Heath, Chris	C5/ Comfortably Numb	27.5	50	0.550
9	Walker, Chip	C6/ Friends of the Devil	26.0	49	0.531
10	Rhea, Bill	C1/ Kozmik Debris	26.5	50	0.530
11	Herbert, Paul	C6/ Friends of the Devil	29.0	56	0.518
12	Duggins, Cecil	C2/ Neighbors	29.5	59	0.500
	Frager, Adam	C4/ Stik It	25.5	51	0.500
14	Waynick, Bobby	C4/ Stik It	27.5	57	0.482
15	Townsend, Scott	C4/ Stik It	22.0	46	0.478

"D" Division

			ASP	TGP	%-age
1	Elliott, Jeff	D7/ Horsemen	41.5	39	1.064
2	Holland, William	D4/ Grateful Darts	41.5	48	0.865
3	Iager, John	D4/ Grateful Darts	33.0	42	0.786
4	Lewis, Todd	D5/ Last Call	26.0	34	0.765
5	Stark, Keith	D2/ Black and Tans	34.5	49	0.704
6	Murdaugh, John	D6/ Flying Aces	29.5	42	0.702
7	Stewart, Shannon	D1/ Excalibur	32.0	48	0.667
8	Simpson, David	D6/ Flying Aces	30.5	46	0.663
9	McCredie, Bob	D7/ Horsemen	28.0	44	0.636
10	Dwight, Mike	D2/ Black and Tans	30.0	50	0.600
11	Holder, Graham	D6/ Flying Aces	25.5	43	0.593
12	Shown, Marc	D3/ Starving Dartists	23.0	40	0.575
13	Randall, Chad	D7/ Horsemen	26.0	46	0.565
14	Simpson, Phil	D4/ Grateful Darts	26.5	47	0.564
15	Slominski, Mark	D1/ Excalibur	22.0	40	0.550

"E" Division

			ASP	TGP	%-age
1	Cunningham, Justin	E7/ Heroes in Trouble	53.5	59	0.907
2	Smith, Butch	E3/ Nine Lives	51.0	58	0.879
3	Buckner, Jacky	E6/ Half & Half	41.5	58	0.716
4	Hunsberger, Jim	E6/ Half & Half	39.0	56	0.696
5	Safron, Dan	E4/ Dynamic Darts	31.0	46	0.674
6	Skea, Bob	E1/ Scavengers	33.0	49	0.673
7	Parker, Tom	E1/ Scavengers	30.0	47	0.638
8	Toth, John	E7/ Heroes in Trouble	33.5	54	0.620
9	Rube, Bob	E5/ UZMALL	34.5	57	0.605
10	Powell, Mark	E5/ UZMALL	32.5	54	0.602
11	Shine, Donnie	E7/ Heroes in Trouble	32.5	56	0.580
12	Darity, Don	E1/ Scavengers	26.5	46	0.576
13	Moulds, Ron	E8/ Bulls Hitters	28.0	50	0.560
14	Jackson, Barry	E4/ Dynamic Darts	34.5	64	0.539
15	Cummings, Dick	E8/ Bulls Hitters	22.0	41	0.537

"F" Division

			ASP	TGP	%-age
1	Baber, Todd	F2/ Been There, "F"d That	45.5	55	0.827
2	Fournier, Chris	F6/ Travelin' Beer Bellies	31.5	39	0.808
3	Feller, Keith	F4/ Spank This	41.0	53	0.774
4	Williams, Nelson	F8/ Dead Sox	28.5	41	0.695
5	Horne, Jeff	F7/ Woody's Gang	36.0	55	0.655
6	Hall, Danny	F1/ B.F.D.	34.5	53	0.651
7	Shearin, Jason	F5/ Dodge Darts	23.0	38	0.605
8	Gillett, Galen	F1/ B.F.D.	24.5	42	0.583
9	Strobel, John	F2/ Been There, "F"d That	28.5	49	0.582
10	Sellers, Mark	F3/ Cheap Shots	28.5	50	0.570
11	Crabtree, Jason	F7/ Woody's Gang	27.0	53	0.509
12	Kvasnicka, Bob	F1/ B.F.D.	26.5	55	0.482
13	Lang, Brian	F7/ Woody's Gang	23.0	48	0.479
14	Hall, Josh	F3/ Cheap Shots	20.5	46	0.446
15	Perrault, Melissa	F5/ Dodge Darts	26.5	60	0.442

"G" Division

			ASP	TGP	%-age
1	Knight, Tracey	G4/ Tattoo the Red Eye	28.5	40	0.713
2	Johnson, Patrick	G6/ Positive Vibration	32.0	53	0.604
3	Gibson, Jack	G3/ Sharp Darts	24.0	48	0.500
4	Poucher, Mark	G6/ Positive Vibration	22.5	50	0.450
5	Gildea, Tom	G3/ Sharp Darts	23.0	54	0.426
6	Redmon, Art	G4/ Tattoo the Red Eye	24.0	58	0.414
7	Lawley, Charlie	G1/ Get Over It	13.0	38	0.342
8	Hudelson, Hans	G5/ The Underdog	15.5	47	0.330
9	Mitchell, Steve	G3/ Sharp Darts	18.5	58	0.319
10	Taylor, Wayne	G8/ Moonlighters	16.5	52	0.317
11	Phelps, Doug	G8/ Moonlighters	15.5	50	0.310
12	Brown, Bill	G6/ Positive Vibration	13.5	44	0.307
13	Buckman, Dave	G4/ Tattoo the Red Eye	14.0	46	0.304
14	McSorley, Paul	G7/ DA Bulls	13.0	43	0.302
15	Edgecomb, Sean	G6/ Positive Vibration	16.5	55	0.300

Women's Records

			ASP	TGP	%-age
1	Delp, Paula	A7/ Top Dead Center	58.0	45	1.289
2	Oakley, Gina	B3/ Dogs of War	20.5	41	0.500
3	Barnes, Kathy	E6/ Half & Half	29.5	60	0.492
4	Churchwell, Billie	B1/ Rare Breed Darters	21.5	48	0.448
5	Perrault, Melissa	F5/ Dodge Darts	26.5	60	0.442
6	Rhea, Laurie	C1/ Kozmik Debris	17.0	45	0.378
7	Enos, Kellee	E7/ Heroes in Trouble	17.5	47	0.372
8	Brown, Tracy	C8/ Double Shots	16.0	44	0.364
9	Gaffney, Michelle	B3/ Dogs of War	12.0	34	0.353
10	Austin, Connie	E6/ Half & Half	14.5	49	0.296
11	Redmon, Frances	G4/ Tattoo the Red Eye	13.5	52	0.260
12	Barker, Jane	B2/ Arrowing Experience	9.0	35	0.257
13	Janosko, Jane	B1/ Rare Breed Darters	12.0	47	0.255
14	Clement, Dawn	G3/ Sharp Darts	14.5	57	0.254
15	Shpritz, Lisa	F2/ Been There, "F"d That	11.0	44	0.250

Fall 1998 RDL League-Wide Sectional Statistics (ranked by percentage) (FINAL!)

(All scoresheets from all weeks were received, and are included in these statistics)

(Game minimums required for this listing: 6 for A, B and D divisions, 7 for C, E, F and G divisions)

Singles 301 Records

			W	L	%-age
1	Oakley, Jerry	B3/ Dogs of War	12	0	1.000
	Gillett, Galen	F1/ B.F.D.	10	0	1.000
	Marshall, Terry	B2/ Arrowing Experience	6	0	1.000
4	Richardson, Kevin	G7/ DA Bulls	12	1	0.923
5	Peers, Martin	E8/ Bulls Hitters	11	1	0.917
6	Brown, Tom	A1/ Lunatic Fringe	8	1	0.889
7	Heath, Mark	B6/ Dixie Chickens	7	1	0.875
8	Cunningham, Justin	E7/ Heroes in Trouble	12	2	0.857
	Ingrum, Scott	A3/ So What	6	1	0.857
	Atkinson, Bob	G2/ AH & the Diddlers	6	1	0.857
11	Frager, Adam	C4/ Stik It	10	2	0.833
	Heath, Chris	C5/ Comfortably Numb	10	2	0.833
13	Smith, Allen	A4/ Dart Shadows	9	2	0.818
	Hall, Danny	F1/ B.F.D.	9	2	0.818
15	Eastmead, Phillip	B3/ Dogs of War	8	2	0.800
	Slominski, Mark	D1/ Excalibur	8	2	0.800
	Darity, Don	E1/ Scavengers	8	2	0.800
	Knight, Tracey	G4/ Tattoo the Red Eye	8	2	0.800
19	Kvasnicka, Bob	F1/ B.F.D.	11	3	0.786
	Morgan, Thom	F3/ Cheap Shots	11	3	0.786
21	Dixon, J.D.	A6/ Shameless & Aimless VII	7	2	0.778
	West, Billy	A3/ So What	7	2	0.778
	Dowling, Jack	C6/ Friends of the Devil	7	2	0.778
	Ammon, Mark	G7/ DA Bulls	7	2	0.778
	Hunzinger, Charlie	G2/ AH & the Diddlers	7	2	0.778
26	(seven tied - 1 in A, 1 in C, 1 in E, 3 in F, 1 in G)		10	3	0.769

Singles Cricket Records

			W	L	%-age
1	Edgecomb, Sean	G6/ Positive Vibration	14	0	1.000
	Dwight, Mike	D2/ Black and Tans	12	0	1.000
	Dixon, J.D.	A6/ Shameless & Aimless VII	11	0	1.000
	Gillett, Galen	F1/ B.F.D.	10	0	1.000
5	Stasko, Bill	E7/ Heroes in Trouble	13	1	0.929
6	Crowley, Pat	C5/ Comfortably Numb	12	1	0.923
	Kvasnicka, Bob	F1/ B.F.D.	12	1	0.923
8	Janosko, John	B1/ Rare Breed Darters	11	1	0.917
	Holland, William	D4/ Grateful Darts	11	1	0.917
10	Eastmead, Phillip	B3/ Dogs of War	10	1	0.909
	McCredie, Bob	D7/ Horsemen	10	1	0.909
	Brown, Bill	G6/ Positive Vibration	10	1	0.909
13	Burney, Gary	D1/ Excalibur	9	1	0.900
14	Camplin, Todd	B5/ No Clue	8	1	0.889
	Shearin, Jason	F5/ Dodge Darts	8	1	0.889
	Knight, Tracey	G4/ Tattoo the Red Eye	8	1	0.889
17	Marshall, Terry	B2/ Arrowing Experience	7	1	0.875
18	Buckner, Jacky	E6/ Half & Half	12	2	0.857
	Rube, Bob	E5/ UZMALL	12	2	0.857
	Ingrum, Scott	A3/ So What	6	1	0.857
21	Crumpler, Greg	B7/ Dazed and Confused	11	2	0.846
	Toth, John	E7/ Heroes in Trouble	11	2	0.846
	Hall, Danny	F1/ B.F.D.	11	2	0.846
	Poucher, Mark	G6/ Positive Vibration	11	2	0.846
25	(ten tied - 3 in A, 3 in B, 1 in D, 2 in E, 1 in F)		10	2	0.833

Doubles Cricket Records

			W	L	%-age
1	Johnson, Patrick	G6/ Positive Vibration	14	0	1.000
	Edgecomb, Sean	G6/ Positive Vibration	13	0	1.000
	Chaney, Bill	A6/ Shameless & Aimless VII	7	0	1.000
4	Austin, Connie	E6/ Half & Half	14	1	0.933
5	Shown, Marc	D3/ Starving Dartists	8	1	0.889
6	Wrigley, Bob	F6/ Travelin' Beer Bellies	7	1	0.875
7	Sellers, Mark	F3/ Cheap Shots	12	2	0.857
8	Herbert, Paul	C6/ Friends of the Devil	11	2	0.846
9	Lane, Tim	A1/ Lunatic Fringe	10	2	0.833
	Selby, Brian	A3/ So What	10	2	0.833
	Terry, Bob	A1/ Lunatic Fringe	10	2	0.833
	Skea, Bob	E1/ Scavengers	10	2	0.833
	Side, Eric	F6/ Travelin' Beer Bellies	10	2	0.833
	Poucher, Mark	G6/ Positive Vibration	10	2	0.833
15	Cummings, Dick	E8/ Bulls Hitters	9	2	0.818
	Warren, Randy	F3/ Cheap Shots	9	2	0.818
	Witz, Steve	F3/ Cheap Shots	9	2	0.818
	Hudelson, Hans	G5/ The Underdog	9	2	0.818
19	Snapp, Jason	B7/ Dazed and Confused	8	2	0.800
	Fournier, Chris	F6/ Travelin' Beer Bellies	8	2	0.800
	Campbell, Britt	G6/ Positive Vibration	8	2	0.800
22	Herbert, Kirk	C6/ Friends of the Devil	11	3	0.786
	Buckner, Jacky	E6/ Half & Half	11	3	0.786
	Baber, Todd	F2/ Been There, "F"d That	11	3	0.786
25	Jones, Wade	D1/ Excalibur	7	2	0.778
	Knight, Tracey	G4/ Tattoo the Red Eye	7	2	0.778
27	Stark, Keith	D2/ Black and Tans	10	3	0.769
	Ellison, George	E4/ Dynamic Darts	10	3	0.769
	Markov, Jim	E4/ Dynamic Darts	10	3	0.769
30	(ten tied - 1 in A, 3 in B, 3 in D, 2 in E, 1 in F)				0.750

Doubles 501 Records

			W	L	%-age
1	Elliott, Jeff	D7/ Horsemen	9	1	0.900
2	Robertson, David	F7/ Woody's Gang	6	1	0.857
3	Terry, Bob	A1/ Lunatic Fringe	10	2	0.833
	Townsend, Scott	C4/ Stik It	10	2	0.833
	Strobel, John	F2/ Been There, "F"d That	10	2	0.833
6	Brown, Tom	A1/ Lunatic Fringe	8	2	0.800
7	Hunsberger, Jim	E6/ Half & Half	11	3	0.786
	Smith, Butch	E3/ Nine Lives	11	3	0.786
	Baber, Todd	F2/ Been There, "F"d That	11	3	0.786
10	Allen, Kenny	A6/ Shameless & Aimless VII	7	2	0.778
	Shpritz, Lisa	F2/ Been There, "F"d That	7	2	0.778
12	Horne, Jeff	F7/ Woody's Gang	10	3	0.769
	Todd, Patrick	G3/ Sharp Darts	10	3	0.769
14	Budelman, Jim	A1/ Lunatic Fringe	9	3	0.750
	Lane, Tim	A1/ Lunatic Fringe	9	3	0.750
	Barker, Barry	B2/ Arrowing Experience	9	3	0.750
	Sampson, Sam	C6/ Friends of the Devil	9	3	0.750
	Holland, William	D4/ Grateful Darts	9	3	0.750
	Heath, Mark	B6/ Dixie Chickens	6	2	0.750
	Noble, Mark	D7/ Horsemen	6	2	0.750
	Green, Sam	E3/ Nine Lives	6	2	0.750
	Fournier, Chris	F6/ Travelin' Beer Bellies	6	2	0.750
	Jeffcoat, Dawn	F2/ Been There, "F"d That	6	2	0.750
	Marx, Deanna	F2/ Been There, "F"d That	6	2	0.750
	McGee, Billy	F4/ Spank This	6	2	0.750
	Tuck, Dave	G5/ The Underdog	6	2	0.750
27	Mori, Christopher	D2/ Black and Tans	11	4	0.733
28	(seven tied - 1 in A, 1 in B, 1 in D, 3 in E, 1 in G, including Wil " '01 King " Tan)		8	3	0.727

League-Wide Fall 1998 RDL Top Individual Records (FINAL!)

(All scoresheets from all weeks were received, and are included in these statistics)

(Game minimums required for this listing: 16 for A,B and D divisions, 19 for C, E, F and G divisions)

Singles Win %-ages

			W	L	%-age
1	Gillett, Galen	F1/ B.F.D.	20	0	1.000
2	Oakley, Jerry	B3/ Dogs of War	22	2	0.917
3	Dixon, J.D.	A6/ Shameless & Aimless VII	18	2	0.900
4	Eastmead, Phillip	B3/ Dogs of War	18	3	0.857
5	Kvasnicka, Bob	F1/ B.F.D.	23	4	0.852
6	Crowley, Pat	C5/ Comfortably Numb	22	4	0.846
7	Knight, Tracey	G4/ Tattoo the Red Eye	16	3	0.842
8	Hall, Danny	F1/ B.F.D.	20	4	0.833
9	Smith, Allen	A4/ Dart Shadows	19	4	0.826
10	Sellers, Mark	F3/ Cheap Shots	20	5	0.800
	Burney, Gary	D1/ Excalibur	16	4	0.800
12	Janosko, John	B1/ Rare Breed Darters	19	5	0.792
	Dwight, Mike	D2/ Black and Tans	19	5	0.792
14	Brown, Tom	A1/ Lunatic Fringe	15	4	0.789
15	Buckner, Jacky	E6/ Half & Half	22	6	0.786
	Cunningham, Justin	E7/ Heroes in Trouble	22	6	0.786
	Stasko, Bill	E7/ Heroes in Trouble	22	6	0.786
18	Feller, Keith	F4/ Spank This	21	6	0.778
	Edgecomb, Sean	G6/ Positive Vibration	21	6	0.778
	West, Billy	A3/ So What	14	4	0.778
21	Parker, Tom	E1/ Scavengers	17	5	0.773
22	Morgan, Thom	F3/ Cheap Shots	20	6	0.769
	Poucher, Mark	G6/ Positive Vibration	20	6	0.769
	Richardson, Kevin	G7/ DA Bulls	20	6	0.769
25	Walker, Chip	C6/ Friends of the Devil	16	5	0.762
	Darity, Don	E1/ Scavengers	16	5	0.762
27	Rube, Bob	E5/ UZMALL	21	7	0.750
	Hall, Mike	A4/ Dart Shadows	18	6	0.750
	Jeffcoat, Doug	B5/ No Clue	18	6	0.750
	Tomlinson, Mark	B4/ Shooter's Buzz	18	6	0.750
	Frager, Adam	C4/ Stik It	18	6	0.750
	Holland, William	D4/ Grateful Darts	18	6	0.750
	Warnke, Larry	C2/ Neighbors	15	5	0.750
34	Johnson, Patrick	G6/ Positive Vibration	20	7	0.741
35	Elliott, Jeff	D7/ Horsemen	14	5	0.737
36	McCredie, Bob	D7/ Horsemen	16	6	0.727
	Brown, Bill	G6/ Positive Vibration	16	6	0.727
38	Camplin, Todd	B5/ No Clue	13	5	0.722
	Mitchell, Jim	B1/ Rare Breed Darters	13	5	0.722
40	Herbert, Paul	C6/ Friends of the Devil	20	8	0.714
	Redmon, Art	G4/ Tattoo the Red Eye	20	8	0.714
	Hester, Billy	B5/ No Clue	15	6	0.714
	Hoyt, Chris	B6/ Dixie Chickens	15	6	0.714
	Safron, Dan	E4/ Dynamic Darts	15	6	0.714
	McSorley, Paul	G7/ DA Bulls	15	6	0.714
46	Simpson, Phil	D4/ Grateful Darts	17	7	0.708
	Edgecomb, Andrew	G6/ Positive Vibration	17	7	0.708
48	Mitchell, Steve	G3/ Sharp Darts	19	8	0.704
	Wilser, Dave	G1/ Get Over It	19	8	0.704
50	Strobel, John	F2/ Been There, "F"d That	16	7	0.696
51	McCoy, Chris	C3/ Reggaeheads	18	8	0.692
	Lupien, Bam	F6/ Travelin' Beer Bellies	18	8	0.692
	Gildea, Tom	G3/ Sharp Darts	18	8	0.692
54	Wade, Nate	E1/ Scavengers	13	6	0.684
55	Budelman, Jim	A1/ Lunatic Fringe	17	8	0.680
	Crumpler, Greg	B7/ Dazed and Confused	17	8	0.680
	Heath, Chris	C5/ Comfortably Numb	17	8	0.680
	Whetsel, Jeff	C3/ Reggaeheads	17	8	0.680
	Baber, Todd	F2/ Been There, "F"d That	17	8	0.680
	White, Bill	G7/ DA Bulls	17	8	0.680

Doubles Win %-ages

			W	L	%-age
1	Edgecomb, Sean	G6/ Positive Vibration	23	4	0.852
2	Austin, Connie	E6/ Half & Half	22	4	0.846
3	Terry, Bob	A1/ Lunatic Fringe	20	4	0.833
4	Lane, Tim	A1/ Lunatic Fringe	19	5	0.792
5	Baber, Todd	F2/ Been There, "F"d That	22	6	0.786
6	Selby, Brian	A3/ So What	19	6	0.760
	Johnson, Patrick	G6/ Positive Vibration	19	6	0.760
8	Brown, Tom	A1/ Lunatic Fringe	15	5	0.750
	Elliott, Jeff	D7/ Horsemen	15	5	0.750
10	Hudelson, Hans	G5/ The Underdog	17	6	0.739
	Poucher, Mark	G6/ Positive Vibration	17	6	0.739
12	Buckner, Jacky	E6/ Half & Half	22	8	0.733
13	Chaney, Bill	A6/ Shameless & Aimless VII	13	5	0.722
14	Prior, Jeff	D1/ Excalibur	18	7	0.720
	Sellers, Mark	F3/ Cheap Shots	18	7	0.720
16	Barker, Barry	B2/ Arrowing Experience	15	6	0.714
17	Budelman, Jim	A1/ Lunatic Fringe	17	7	0.708
18	Camplin, Todd	B5/ No Clue	12	5	0.706
19	Herbert, Kirk	C6/ Friends of the Devil	19	8	0.704
	Herbert, Paul	C6/ Friends of the Devil	19	8	0.704
21	Gibbs, Keith	B5/ No Clue	14	6	0.700
22	Jeffcoat, Doug	B5/ No Clue	16	7	0.696
	Townsend, Scott	C4/ Stik It	16	7	0.696
	Skea, Bob	E1/ Scavengers	16	7	0.696
	Campbell, Britt	G6/ Positive Vibration	16	7	0.696
26	Dwight, Mike	D2/ Black and Tans	18	8	0.692
	Markov, Jim	E4/ Dynamic Darts	18	8	0.692
28	Allen, Kenny	A6/ Shameless & Aimless VII	13	6	0.684
29	Barton, Kevin	A3/ So What	17	8	0.680
	Dowling, Jack	C6/ Friends of the Devil	17	8	0.680
	Ellison, George	E4/ Dynamic Darts	17	8	0.680
32	Carrigan, Don	C6/ Friends of the Devil	19	9	0.679
	Redmon, Art	G4/ Tattoo the Red Eye	19	9	0.679
34	Walker, Chip	C6/ Friends of the Devil	18	9	0.667
	Hall, Danny	F1/ B.F.D.	18	9	0.667
	Holland, William	D4/ Grateful Darts	16	8	0.667
	Montgomery, Robert	D1/ Excalibur	16	8	0.667
	Wade, Nate	E1/ Scavengers	16	8	0.667
	Corter, Dave	F3/ Cheap Shots	16	8	0.667
	Warren, Randy	F3/ Cheap Shots	16	8	0.667
	Berry, Dave	B2/ Arrowing Experience	14	7	0.667
	Eastmead, Phillip	B3/ Dogs of War	14	7	0.667
	Knott, Michael	A4/ Dart Shadows	12	6	0.667
44	Mitchell, Steve	G3/ Sharp Darts	19	10	0.655
45	Gildea, Tom	G3/ Sharp Darts	17	9	0.654
	Todd, Patrick	G3/ Sharp Darts	17	9	0.654
47	Greer, Charles	B5/ No Clue	15	8	0.652
48	Oakley, Gina	B3/ Dogs of War	13	7	0.650
	Cummings, Dick	E8/ Bulls Hitters	13	7	0.650
50	Huler, Scott	B6/ Dixie Chickens	11	6	0.647
51	Mori, Christopher	D2/ Black and Tans	18	10	0.643
	Clement, Dawn	G3/ Sharp Darts	18	10	0.643
53	Rhea, Bill	C1/ Kozmik Debris	16	9	0.640
	Stark, Keith	D2/ Black and Tans	16	9	0.640
55	Dixon, J.D.	A6/ Shameless & Aimless VII	14	8	0.636
	Darity, Don	E1/ Scavengers	14	8	0.636
57	Witz, Steve	F3/ Cheap Shots	12	7	0.632
58	Horne, Jeff	F7/ Woody's Gang	17	10	0.630
	Morgan, Thom	F3/ Cheap Shots	17	10	0.630
60	(two tied)		15	9	0.625

League-Wide Fall 1998 RDL Top Individual Records (FINAL!)

(All scoresheets from all weeks were received, and are included in these statistics)
(Game minimums required for this listing: 32 for A,B and D divisions, 37 for C, E, F and G divisions)

Singles+Doubles Win %-ages

			W	L	%-age
1	Edgecomb, Sean	G6/ Positive Vibration	44	10	0.815
2	Oakley, Jerry	B3/ Dogs of War	37	11	0.771
3	Brown, Tom	A1/ Lunatic Fringe	30	9	0.769
4	Dixon, J.D.	A6/ Shameless & Aimless VII	32	10	0.762
	Eastmead, Phillip	B3/ Dogs of War	32	10	0.762
6	Sellers, Mark	F3/ Cheap Shots	38	12	0.760
7	Buckner, Jacky	E6/ Half & Half	44	14	0.759
8	Poucher, Mark	G6/ Positive Vibration	37	12	0.755
9	Johnson, Patrick	G6/ Positive Vibration	39	13	0.750
	Gillett, Galen	F1/ B.F.D.	30	10	0.750
11	Hall, Danny	F1/ B.F.D.	38	13	0.745
12	Elliott, Jeff	D7/ Horsemen	29	10	0.744
13	Burney, Gary	D1/ Excalibur	26	9	0.743
14	Terry, Bob	A1/ Lunatic Fringe	37	13	0.740
	Dwight, Mike	D2/ Black and Tans	37	13	0.740
16	Baber, Todd	F2/ Been There, "F"d That	39	14	0.736
17	Lane, Tim	A1/ Lunatic Fringe	35	13	0.729
18	Jeffcoat, Doug	B5/ No Clue	34	13	0.723
19	Smith, Allen	A4/ Dart Shadows	33	13	0.717
20	Camplin, Todd	B5/ No Clue	25	10	0.714
21	Knight, Tracey	G4/ Tattoo the Red Eye	27	11	0.711
22	Herbert, Paul	C6/ Friends of the Devil	39	16	0.709
23	Walker, Chip	C6/ Friends of the Devil	34	14	0.708
	Holland, William	D4/ Grateful Darts	34	14	0.708
25	Fournier, Chris	F6/ Travelin' Beer Bellies	26	11	0.703
26	Morgan, Thom	F3/ Cheap Shots	37	16	0.698
27	Darity, Don	E1/ Scavengers	30	13	0.698
28	Redmon, Art	G4/ Tattoo the Red Eye	39	17	0.696
29	Budelman, Jim	A1/ Lunatic Fringe	34	15	0.694
30	Crowley, Pat	C5/ Comfortably Numb	36	16	0.692
31	Parker, Tom	E1/ Scavengers	31	14	0.689
32	Gibbs, Keith	B5/ No Clue	30	14	0.682
33	Kvasnicka, Bob	F1/ B.F.D.	36	17	0.679
34	Mitchell, Steve	G3/ Sharp Darts	38	18	0.679
35	Wade, Nate	E1/ Scavengers	29	14	0.674
36	Gildea, Tom	G3/ Sharp Darts	35	17	0.673
37	Carrigan, Don	C6/ Friends of the Devil	34	17	0.667
	West, Billy	A3/ So What	24	12	0.667
39	Skea, Bob	E1/ Scavengers	31	16	0.660
40	McCredie, Bob	D7/ Horsemen	29	15	0.659
41	Frager, Adam	C4/ Stik It	32	17	0.653
	Austin, Connie	E6/ Half & Half	32	17	0.653
43	Corter, Dave	F3/ Cheap Shots	30	16	0.652
44	Warren, Randy	F3/ Cheap Shots	28	15	0.651
	McSorley, Paul	G7/ DA Bulls	28	15	0.651
46	Warnke, Larry	C2/ Neighbors	26	14	0.650
47	Horne, Jeff	F7/ Woody's Gang	35	19	0.648
48	Hall, Mike	A4/ Dart Shadows	31	17	0.646
	Kunttu, Kurt	A2/ Let's Go!	31	17	0.646
	Janosko, John	B1/ Rare Breed Darters	31	17	0.646
	Tomlinson, Mark	B4/ Shooter's Buzz	31	17	0.646
52	Dowling, Jack	C6/ Friends of the Devil	29	16	0.644
	Hudelson, Hans	G5/ The Underdog	29	16	0.644
54	Cunningham, Justin	E7/ Heroes in Trouble	36	20	0.643
	Rube, Bob	E5/ UZMALL	36	20	0.643
56	Prior, Jeff	D1/ Excalibur	27	15	0.643
57	Strobel, John	F2/ Been There, "F"d That	30	17	0.638
58	Greer, Charles	B5/ No Clue	28	16	0.636
59	Barton, Kevin	A3/ So What	33	19	0.635
	Crabtree, Jason	F7/ Woody's Gang	33	19	0.635

All-Star %-ages

			ASPs	TGP	%-age
1	Dixon, J.D.	A6/ Shameless&AimlessVII	73.5	42	1.750
2	Smith, Allen	A4/ Dart Shadows	73.5	46	1.598
3	Budelman, Jim	A1/ Lunatic Fringe	76.0	49	1.551
4	West, Billy	A3/ So What	55.0	36	1.528
5	Lane, Tim	A1/ Lunatic Fringe	72.0	48	1.500
6	Kunttu, Kurt	A2/ Let's Go!	70.5	49	1.439
7	Wandscher, Chris	A7/ Top Dead Center	69.0	50	1.380
8	Brown, Tom	A1/ Lunatic Fringe	53.5	39	1.372
9	Terry, Bob	A1/ Lunatic Fringe	68.5	50	1.370
10	Selby, Brian	A3/ So What	62.0	48	1.292
11	Delp, Paula	A7/ Top Dead Center	58.0	45	1.289
12	Oakley, Jerry	B3/ Dogs of War	62.0	49	1.265
13	Gaglione, Joe	A6/ Shameless&AimlessVII	58.5	47	1.245
14	Simpson, Donnie	A6/ Shameless&AimlessVII	53.5	46	1.163
15	Lemons, Todd	A3/ So What	49.5	43	1.151
16	Hall, Mike	A4/ Dart Shadows	55.0	48	1.146
17	Jenkins, John	A6/ Shameless&AimlessVII	48.0	43	1.116
18	Tan, Wil	A2/ Let's Go!	47.5	44	1.080
19	Elliott, Jeff	D7/ Horsemen	41.5	39	1.064
20	Wall, Keith	A3/ So What	44.0	42	1.048
21	Eastmead, Phillip	B3/ Dogs of War	45.0	43	1.047
22	Jeffcoat, Doug	B5/ No Clue	49.0	47	1.043
23	Hoffmann, Steve	A1/ Lunatic Fringe	51.0	52	0.981
24	Chaney, Bill	A6/ Shameless&AimlessVII	36.5	38	0.961
25	Hyler, Dale	A2/ Let's Go!	41.5	44	0.943
26	Gilbert, Chris	A4/ Dart Shadows	36.5	39	0.936
27	Cunningham, Justin	E7/ Heroes in Trouble	53.5	59	0.907
28	Smith, Butch	E3/ Nine Lives	51.0	58	0.879
29	Barton, Kevin	A3/ So What	45.5	52	0.875
30	Wilson, Joe	A1/ Lunatic Fringe	43.5	50	0.870
31	Kilts, Jason	A2/ Let's Go!	40.0	46	0.870
32	Holland, William	D4/ Grateful Darts	41.5	48	0.865
33	Allen, Kenny	A6/ Shameless&AimlessVII	33.5	39	0.859
34	Samaluk, Somchai	A5/ Swine Flew!	42.0	49	0.857
35	Cashwell, Craig	A5/ Swine Flew!	41.0	48	0.854
36	Mitchell, Jim	B1/ Rare Breed Darters	31.5	37	0.851
37	Baber, Todd	F2/ Been There, "F"d That	45.5	55	0.827
38	Marx, Jim	B5/ No Clue	38.5	47	0.819
39	Mohan, Mike	B2/ Arrowing Experience	31.0	38	0.816
40	Fournier, Chris	F6/ Travelin' Beer Bellies	31.5	39	0.808
41	Greer, Charles	B5/ No Clue	35.5	44	0.807
42	Camplin, Todd	B5/ No Clue	28.0	35	0.800
43	James, Bob	B6/ Dixie Chickens	35.5	45	0.789
44	Iager, John	D4/ Grateful Darts	33.0	42	0.786
45	Dowling, Jack	C6/ Friends of the Devil	36.0	46	0.783
46	Feller, Keith	F4/ Spank This	41.0	53	0.774
47	Barker, Barry	B2/ Arrowing Experience	34.5	45	0.767
48	Lewis, Todd	D5/ Last Call	26.0	34	0.765
49	Warnke, Larry	C2/ Neighbors	32.0	42	0.762
50	Crowley, Pat	C5/ Comfortably Numb	41.0	54	0.759
51	Janosko, John	B1/ Rare Breed Darters	37.0	49	0.755
52	Butters, Scott	B7/ Dazed and Confused	39.0	52	0.750
	Crumpler, Greg	B7/ Dazed and Confused	37.5	50	0.750
54	Aldridge, Barron	A4/ Dart Shadows	31.0	43	0.721
55	Gibbs, Keith	B5/ No Clue	31.5	44	0.716
56	Buckner, Jacky	E6/ Half & Half	41.5	58	0.716
57	Knight, Tracey	G4/ Tattoo the Red Eye	28.5	40	0.713
58	Rutten, Pete	A5/ Swine Flew!	34.0	48	0.708
59	Stark, Keith	D2/ Black and Tans	34.5	49	0.704
60	Murdaugh, John	D6/ Flying Aces	29.5	42	0.702

Fall 1998 RDL Records (by team) (FINAL!)

Singles Win Percentages

		W	L	%-age
1	G6/ Positive Vibration	116	52	0.690
2	B5/ No Clue	93	51	0.646
3	F3/ Cheap Shots	106	62	0.631
4	A1/ Lunatic Fringe	90	54	0.625
5	E7/ Heroes in Trouble	104	64	0.619
6	A3/ So What	89	55	0.618
7	A6/ Shameless & Aimless VII	87	57	0.604
8	C5/ Comfortably Numb	101	67	0.601
9	G7/ DA Bulls	96	72	0.571
10	C4/ Stik It	93	71	0.567
11	D2/ Black and Tans	73	58	0.557
12	B3/ Dogs of War	80	64	0.556
13	F1/ B.F.D.	93	75	0.554
14	D1/ Excalibur	79	65	0.549
	D4/ Grateful Darts	79	65	0.549
16	E6/ Half & Half	91	76	0.545
17	C6/ Friends of the Devil	91	77	0.542
	G3/ Sharp Darts	91	77	0.542
19	A4/ Dart Shadows	77	67	0.535
20	E1/ Scavengers	89	79	0.530
21	B2/ Arrowing Experience	76	68	0.528
22	F2/ Been There, "F"d That	88	80	0.524
23	F5/ Dodge Darts	87	81	0.518
24	D7/ Horsemen	68	64	0.515
25	B7/ Dazed and Confused	73	71	0.507
26	C1/ Kozmik Debris	78	78	0.500
27	E3/ Nine Lives	83	85	0.494
28	C7/ One & Done	82	86	0.488
	F7/ Woody's Gang	82	86	0.488
30	G2/ AH & the Diddlers	74	78	0.487
31	D6/ Flying Aces	70	74	0.486
32	F6/ Travelin' Beer Bellies	81	87	0.482
33	E5/ UZMALL	79	89	0.470
34	E8/ Bulls Hitters	78	90	0.464
	G4/ Tattoo the Red Eye	78	90	0.464
36	E4/ Dynamic Darts	77	91	0.458
37	C8/ Double Shots	70	84	0.455
	D3/ Starving Dartists	65	78	0.455
39	C3/ Reggaeheads	75	91	0.452
40	B6/ Dixie Chickens	64	80	0.444
41	F4/ Spank This	74	94	0.440
42	G8/ Moonlighters	72	96	0.429
43	B4/ Shooter's Buzz	61	83	0.424
44	E2/ Rubber Duckies	70	97	0.419
45	G1/ Get Over It	62	90	0.408
46	A2/ Let's Go!	58	86	0.403
47	G5/ The Underdog	65	99	0.396
48	B1/ Rare Breed Darters	57	87	0.396
	D5/ Last Call	57	87	0.396
50	C2/ Neighbors	66	102	0.393
51	A5/ Swine Flew!	55	89	0.382
52	F8/ Dead Sox	61	107	0.363
53	A7/ Top Dead Center	48	96	0.333

Doubles Win Percentages

		W	L	%-age
1	C6/ Friends of the Devil	56	28	0.667
	A1/ Lunatic Fringe	48	24	0.667
3	E6/ Half & Half	54	30	0.643
	F3/ Cheap Shots	54	30	0.643
	G6/ Positive Vibration	54	30	0.643
6	F2/ Been There, "F"d That	53	31	0.631
7	B5/ No Clue	45	27	0.625
8	A3/ So What	44	28	0.611
	A6/ Shameless & Aimless VII	44	28	0.611
	D1/ Excalibur	44	28	0.611
11	D2/ Black and Tans	40	26	0.606
12	G3/ Sharp Darts	49	35	0.583
	B2/ Arrowing Experience	42	30	0.583
14	E1/ Scavengers	48	36	0.571
15	B3/ Dogs of War	40	32	0.556
16	B7/ Dazed and Confused	39	33	0.542
17	D7/ Horsemen	35	31	0.530
18	D4/ Grateful Darts	38	34	0.528
19	C4/ Stik It	44	40	0.524
	E4/ Dynamic Darts	44	40	0.524
21	C8/ Double Shots	40	38	0.513
22	F1/ B.F.D.	43	41	0.512
	F7/ Woody's Gang	43	41	0.512
	G4/ Tattoo the Red Eye	43	41	0.512
25	E3/ Nine Lives	42	42	0.500
	G5/ The Underdog	42	42	0.500
	A4/ Dart Shadows	36	36	0.500
28	F5/ Dodge Darts	41	43	0.488
29	D6/ Flying Aces	35	37	0.486
30	C3/ Reggaeheads	40	44	0.476
	E8/ Bulls Hitters	40	44	0.476
	F6/ Travelin' Beer Bellies	40	44	0.476
	G7/ DA Bulls	40	44	0.476
34	C1/ Kozmik Debris	37	41	0.474
	G2/ AH & the Diddlers	37	41	0.474
36	C5/ Comfortably Numb	39	45	0.464
37	G1/ Get Over It	36	42	0.462
38	A2/ Let's Go!	33	39	0.458
39	E7/ Heroes in Trouble	38	46	0.452
40	B6/ Dixie Chickens	32	40	0.444
41	C2/ Neighbors	37	47	0.440
	C7/ One & Done	37	47	0.440
	E2/ Rubber Duckies	37	47	0.440
	F4/ Spank This	37	47	0.440
45	B1/ Rare Breed Darters	31	41	0.431
46	E5/ UZMALL	33	51	0.393
47	A7/ Top Dead Center	27	45	0.375
	D3/ Starving Dartists	27	45	0.375
	D5/ Last Call	27	45	0.375
50	G8/ Moonlighters	29	55	0.345
51	B4/ Shooter's Buzz	23	49	0.319
52	F8/ Dead Sox	25	59	0.298
53	A5/ Swine Flew!	20	52	0.278

Fall 1998 RDL Records (by team) (FINAL!)

Singles+Doubles Win Percentages

		W	L	%-age
1	G6/ Positive Vibration	224	112	0.667
2	A1/ Lunatic Fringe	186	102	0.646
3	F3/ Cheap Shots	214	122	0.637
4	B5/ No Clue	183	105	0.635
5	A3/ So What	177	111	0.615
6	A6/ Shameless & Aimless VII	175	113	0.608
7	C6/ Friends of the Devil	203	133	0.604
8	E6/ Half & Half	199	136	0.594
9	D2/ Black and Tans	153	110	0.582
10	D1/ Excalibur	167	121	0.580
11	F2/ Been There, "F"d That	194	142	0.577
12	G3/ Sharp Darts	189	147	0.563
13	B2/ Arrowing Experience	160	128	0.556
	B3/ Dogs of War	160	128	0.556
15	E1/ Scavengers	185	151	0.551
16	C4/ Stik It	181	151	0.545
17	D4/ Grateful Darts	155	133	0.538
18	E7/ Heroes in Trouble	180	156	0.536
19	C5/ Comfortably Numb	179	157	0.533
	F1/ B.F.D.	179	157	0.533
21	B7/ Dazed and Confused	151	137	0.524
22	G7/ DA Bulls	176	160	0.524
23	D7/ Horsemen	138	126	0.523
24	A4/ Dart Shadows	149	139	0.517
25	F5/ Dodge Darts	169	167	0.503
26	F7/ Woody's Gang	168	168	0.500
27	E3/ Nine Lives	167	169	0.497
28	E4/ Dynamic Darts	165	171	0.491
29	G4/ Tattoo the Red Eye	164	172	0.488
30	C1/ Kozmik Debris	152	160	0.487
31	D6/ Flying Aces	140	148	0.486
32	C8/ Double Shots	150	160	0.484
33	G2/ AH & the Diddlers	148	160	0.481
34	F6/ Travelin' Beer Bellies	161	175	0.479
35	E8/ Bulls Hitters	158	178	0.470
36	C7/ One & Done	156	180	0.464
37	C3/ Reggaeheads	155	179	0.464
38	G5/ The Underdog	149	183	0.449
39	B6/ Dixie Chickens	128	160	0.444
40	F4/ Spank This	148	188	0.440
41	G1/ Get Over It	134	174	0.435
42	E5/ UZMALL	145	191	0.432
43	A2/ Let's Go!	124	164	0.431
44	E2/ Rubber Duckies	144	191	0.430
45	C2/ Neighbors	140	196	0.417
46	D3/ Starving Dartists	119	168	0.415
47	B1/ Rare Breed Darters	119	169	0.413
48	G8/ Moonlighters	130	206	0.387
49	D5/ Last Call	111	177	0.385
50	B4/ Shooter's Buzz	107	181	0.372
51	A7/ Top Dead Center	102	186	0.354
52	F8/ Dead Sox	111	225	0.330
53	A5/ Swine Flew!	95	193	0.330

All-Star Percentages

		ASP	TGP	%-age
1	A1/ Lunatic Fringe	364.5	288	1.266
2	A3/ So What	330.5	288	1.148
3	A6/ Shameless & Aimless VII	321.0	288	1.115
4	A4/ Dart Shadows	258.0	288	0.896
5	A2/ Let's Go!	264.0	295	0.895
6	B5/ No Clue	210.0	288	0.729
7	A7/ Top Dead Center	208.0	300	0.693
8	B3/ Dogs of War	200.0	296	0.676
9	A5/ Swine Flew!	199.0	295	0.675
10	B7/ Dazed and Confused	165.0	294	0.561
11	C6/ Friends of the Devil	190.0	345	0.551
12	B2/ Arrowing Experience	156.5	301	0.520
13	E7/ Heroes in Trouble	182.0	352	0.517
14	B1/ Rare Breed Darters	152.0	295	0.515
15	D4/ Grateful Darts	143.0	288	0.497
16	D7/ Horsemen	131.0	264	0.496
17	D2/ Black and Tans	130.0	263	0.494
18	D6/ Flying Aces	136.0	288	0.472
19	E6/ Half & Half	157.5	335	0.470
20	D1/ Excalibur	130.5	288	0.453
21	B6/ Dixie Chickens	136.0	303	0.449
22	D5/ Last Call	127.5	288	0.443
23	C8/ Double Shots	143.5	328	0.438
24	E5/ UZMALL	147.0	342	0.430
25	C5/ Comfortably Numb	148.5	350	0.424
26	F2/ Been There, "F"d That	147.5	349	0.423
27	E1/ Scavengers	151.0	359	0.421
28	E4/ Dynamic Darts	149.0	359	0.415
29	E3/ Nine Lives	140.5	350	0.401
30	C1/ Kozmik Debris	126.5	318	0.398
31	C4/ Stik It	133.0	344	0.387
32	C7/ One & Done	138.0	357	0.387
33	F7/ Woody's Gang	130.0	342	0.380
34	D3/ Starving Dartists	109.0	287	0.380
35	E8/ Bulls Hitters	130.5	350	0.373
36	F1/ B.F.D.	123.5	349	0.354
37	F6/ Travelin' Beer Bellies	126.5	358	0.353
38	C2/ Neighbors	123.5	351	0.352
39	F5/ Dodge Darts	118.0	336	0.351
40	F3/ Cheap Shots	115.5	336	0.344
41	B4/ Shooter's Buzz	100.5	294	0.342
42	G6/ Positive Vibration	116.0	343	0.338
43	F4/ Spank This	112.5	336	0.335
44	C3/ Reggaeheads	102.5	334	0.307
45	G4/ Tattoo the Red Eye	105.0	348	0.302
46	G3/ Sharp Darts	99.0	349	0.284
47	E2/ Rubber Duckies	93.5	341	0.274
48	G8/ Moonlighters	88.0	344	0.256
49	G1/ Get Over It	78.0	308	0.253
50	F8/ Dead Sox	81.5	336	0.243
51	G2/ AH & the Diddlers	73.5	319	0.230
52	G7/ DA Bulls	76.0	336	0.226
53	G5/ The Underdog	65.5	344	0.190



RALEIGH DART LEAGUE – FALL 1998 SEASON

DAVE BERRY'S

FINAL POSITIONS, POINTS, PENALTIES & INDIVIDUAL WEEKLY RESULTS

TEAM #	A.1	A.2	A.3 ☺	A.4	A.5	A.6 ☹	A.7	
TEAM NAME	LUNATIC FRINGE	LET'S GO	SO WHAT!	DART SHADOWS	SWINE FLEW!	SHAMELESS & AIMLESS	TOP DEAD CENTER	
HOME BAR	CHAMPIONS 1 & 2	P.J's	SHARKY'S 2&4	CHAMPIONS 5 & 6	CHAMPIONS 1 & 2	AFTER HOURS 1&2	CHAMPIONS 5 & 6	
Position	1	5	4	3	7	2	6	
Win-Loss	11-1	3-9	7-5	8-4	2-10	8-4	3-9	
1001	-	0-1	-	-	1-0	-	1-1	
Points	183	124	160	140	91	175	100	
Penalties	-	-	5	5	-	-	-	
Week 1	16-8	at 7	bye	at 1	at 6	20-4	13-12	
Week 8	at 4	7	at bye	13-10	6	18-6	13-11	
Week 2	at bye	6	21-3	3	16-8	13-11	at 5	
Week 9	bye	at 6	4	12-11	13-12	16-8	5	
Week 3	13-11	13-11	1	at 6	2	18-6	bye	
Week 10	14-10	17-5	at 1	13-11	at 2	at 4	at bye	
Week 4	20-4	bye	16-8	20-4	at 4	3	at 1	
Week 11	16-8	at bye	6	14-10	4	14-10	1	
Week 5	19-5	at 1	16-8	at bye	at 3	20-4	6	
Week 12	13-11	1	22-2	bye ☑	3	20-4	at 6	
Week 6	18-6	14-9	12-9	at 2	1	bye	3	
Week 13	15-6	at 4	7	12-9	at 1	at bye	12-10	
Week 7	17-7	at 3	13-8	19-5	at bye	at 1	at 4	
Week 14	12-10	3	13-5 ☑	16-8	bye	1	4	

TEAM #	B.1	B.2 ☹	B.3	B.4	B.5 ☺	B.6	B.7	
TEAM NAME	RARE BREED DARTERS	ARROWING EXPERIENCE	DOGS OF WAR	SHOOTER'S BUZZ	NO CLUE	DIXIE CHICKENS	DAZED & CONFUSED	
HOME BAR	SHARKY'S 2&4	HARRISON'S	OH! BRIAN'S	CLARKY'S	WOODY'S 5&6	THE PUB	AFTER HOURS 5&6	
Position	6	3	2	7	1	5	4	
Win-Loss	3-9	8-4	10-2	1-11	10-2	4-8	6-6	
1001	0-1	1-1	1-0	1-0	-	0-2	1-0	
Points	119	160	145	94	176	128	141	
Penalties	-	-	16	10	5	-	5	
Week 1	at 7	15-9	15-9	at bye	3	at 2	15-9	
Week 8	7	14-10	5	bye	16-8	2	16-8	
Week 2	bye	at 3	13-11	7	17-7	5	15-7	
Week 9	at bye	14-10	at 2	at 7	20-4	at 5	16-8	
Week 3	16-8	5	at bye	1	14-10	13-11	6	
Week 10	14-10	at 5	bye	at 1	13-11	7	20-4	
Week 4	6	at bye	13-11	at 3	19-5	19-5	at 5	
Week 11	at 6	bye	15-9	3	14-10	13-11	5	
Week 5	at 5	15-9	13-11	at 2	18-6	3	bye	
Week 12	14-10	18-5	13-12	2 ☑	at 1 ☑	at 3	at bye	
Week 6	3	11-9	16-8	5	14-8	at bye	2	
Week 13	at 3	7	15-9 📻	at 5	17-7	bye	13-12	
Week 7	at 2	13-12	15-7	at 6	bye	14-9	at 3	
Week 14	2	16-7	15-9	13-12 ☑	at bye	at 4	3 ☑	

TEAM #	C.1	C.2	C.3	C.4	C.5 ☺	C.6	C.7 ☹	C.8
TEAM NAME	KOZMIK DEBRIS	NEIGHBORS	REGGAE HEADS	STIK IT!	COMFORTBLY NUMB	FRIENDS OF THE DEVIL	ONE & DONE	DOUBLE SHOTS
HOME BAR	BLINCO'S	COMET LOUNGE	RACK'M UP 3&4	WOODY'S	WEST END 1 & 2	SNOOKERS 3 & 4	CHAMPIONS 7 & 8	AFTER HOURS 3&4
Position	8	6	7	2	3	1	4	5
Win-Loss	3-11	5-9	4-10	10-4	9-5	13-1	6-8	6-8
1001	0-1	2-0	-	0-2	2-0	1-0	2-1	0-3
Points	147	135	147	168	176	204	158	152
Penalties	-	5	5	10	5	-	-	10
Week 1	6	at 5	4	11-8	20-3	15-9	8	14-10
Week 8	at 6	5	at 4	14-10	15-9	14-10	13-12	7
Week 2	17-6	1	14-10	7	at 6	17-7	13-12	3
Week 9	2	13-12	17-7	14-10	6	18-6	4	at 3
Week 3	19-5	6	16-8	12-10	4	15-9	3	at 1
Week 10	at 8 F	at 6	7	14-10	at 4	16-8	18-5	16-0
Week 4	at 3	at 4	13-11	18-6	17-7	8	at 5	15-9
Week 11	13-11	4	at 1	15-9	13-12	14-9	5	6
Week 5	5	at 7	6	12-9	13-11	16-8	14-10	4
Week 12	at 5	18-6 ☑	at 6 ☑	8 ☑	17-7	14-10	at 2	13-9 ☑
Week 6	7	13-11	at 2	at 6	8 💣	15-9	14-10	13-11
Week 13	at 7	14-10	2	6	13-12	13-12	13-11	5
Week 7	at 4	at 8	5	15-9	13-11	15-9	6	15-9
Week 14	4	13-12	at 5	11-8 ☑	16-8	13-11	at 6	at 2 ☑

PENALTIES: ☎ late call-in (5pts); 📻 late mail-in (16pts); 💣 captains meeting no-show (5pts); ☑ late ballot

WINNERS & LOSERS: ☝ division champ; 👍 going up!; 👎 going down!; ☺ playoff champ; ☹ losing finalist;

TEAM #	D.1	D.2	D.3	D.4	D.5 ☹	D.6 ☺	D.7	
TEAM NAME	EXCALIBUR	BLACK AND TANS	STARVING DARTISTS	GRATEFUL DARTS	LAST CALL	FLYING ACES	HORSEMAN	
HOME BAR	BREAKERS	O'MALLEY'S 1 & 2	PROFILE	RACK'M UP W 1& 2	SNOOKERS 5& 6	AFTER HOURS 1&2	WEST END 3& 4	
Position	1	3	6	4	7	5	2	
Win-Loss	10-2	7-5	5-7	5-7	2-10	5-7	8-4	
1001	-	-	-	-	-	-	-	
Points	164	131	106	155	98	140	140	
Penalties	-	-	5	-	10	-	10	
Week 1	13-11	6	12-9	1	at 3	13-11	bye	
Week 8	4	at 6	at 5	15-9	16-5	15-9	at bye	
Week 2	14-10	at 1	at bye	13-11	15-9	4	at 5	
Week 9	12-10	1	bye	6	at 7	15-9	15-9	
Week 3	11-10	14-10	13-11	at 2	at bye	at 3	1	
Week 10	7	13-10	11-10	2	bye	3	13-11	
Week 4	bye	at 7 F	13-11	3	6	15-9	16-0	
Week 11	at bye	10-8	15-9	at 3	at 6	14-10	at 2	
Week 5	15-9	bye	7	16-8	at 4	1	16-8	
Week 12	16-8	at bye	at 7	21-3	4	at 1	16-4 ☑	
Week 6	13-11	13-8	2	at bye	1 💣	at 7	13-11	
Week 13	17-7	13-7	at 2	bye	at 1	7	16-8 ☎	
Week 7	18-6	15-6	at 1	19-5	at 2	bye	at 4	
Week 14	15-9	13-5	1 ☑	at 7	2 ☑	at bye	13-11	

TEAM #	E.1 ☺	E.2	E.3	E.4	E.5	E.6 ☹	E.7	E.8
TEAM NAME	SCAVENGERS	RUBBER DUCKIES	NINE LIVES	DYNAMIC DARTS	UZMALL	HALF & HALF	HEROES IN TROUBLE	BULLS HITTERS
HOME BAR	PLAYERS RETREAT	SNOOKERS 1 & 2	SNOOKERS 3 & 4	SHUCKERS	O'MALLEY'S 3 & 4	AFTER HOURS 3&4	RACK'M UP W 3 & 4	O'MALLEY'S 1 & 2
Position	2	8	5	6	7	1	3	4
Win-Loss	9-5	5-9	5-9	5-9	5-9	11-3	9-5	7-7
1001	1-2	1-0	1-1	2-2	1-0	-	1-2	1-1
Points	183	132	150	145	141	184	150	153
Penalties	-	5	15	10	-	5	31	5
Week 1	13-12	13-9	2	at 1	8	7	14-10	16-8
Week 8	13-7	13-12	at 2	1	13-12	14-10 ☎	6	5
Week 2	17-7	1	16-8 ☎	3	at 7	15-9	20-4	6
Week 9	2	11-10	13-12	at 3	13-11	12-8	at 5	at 6
Week 3	at 3	at 5	16-7	at 6	13-11	16-6	13-10	at 7
Week 10	16-8	13-11	at 1	13-11	at 2	at 4	15-9	7
Week 4	13-11	at 8	at 6	10-9	at 1	16-8	at 4	13-11
Week 11	16-8	8	6	13-12	1	15-9	4	14-10
Week 5	8	13-11	7	at 2	6	13-8	12-11 📻	13-12
Week 12	16-8	at 4 ☑	at 7 ☑	18-6	at 6	16-6	13-11 ☑	1 ☑
Week 6	at 7	at 6	at 5 💣	at 8 💣	13-11	13-7	💣 12-11 ☎	14-10
Week 13	14-10	6	12-9	8	at 3	15-9	at 1	13-11
Week 7	6	7	18-6	5	13-11	14-10	14-8	at 3
Week 14	15-9	at 7	at 8	13-11 ☑	4	1	16-5	13-11

TEAM #	F.1 ☹	F.2	F.3	F.4	F.5 ☺	F.6	F.7	F.8
TEAM NAME	B. F. D	BEEN THERE, "F"d THAT	CHEAP SHOTS	SPANK THIS!	DODGE DARTS	TRAVELIN' BEER BELLIES	WOODY'S GANG	DEAD SOX
HOME BAR	SNOOKERS 1 & 2	P.J's	HARRISON'S	WEST END 3 & 4	UPPER DECK 1 & 2	BLINCO'S	WOODY'S	COMET LOUNGE
Position	3	2	1	8	5	6	4	7
Win-Loss	7-7	12-2	13-1	2-12	7-7	5-9	7-7	3-11
1001	1-1	2-0	-	-	-	1-2	0-1	-
Points	171	196	214	131	148	150	158	101
Penalties	-	-	-	-	10	10	10	5
Week 1	5	17-7	13-11	at 2	11-9	at 8	3	14-8
Week 8	at 5	17-7	16-8	2	12-10	16-8	at 3	at 6
Week 2	at 3	13-12	16-7	17-7	7	2	15-9	at 4
Week 9	3	14-10	14-10	at 8	at 7	at 2	17-7	10-8
Week 3	13-11	20-4	15-6	at 7	3	at 1	13-10	at 2
Week 10	13-12	18-6	14-9	13-9	at 3	1	at 4	2
Week 4	2	13-12	12-11	at 3	14-10	5	15-9	7
Week 11	at 2	11-9	17-7	3	6	13-10	17-6	at 7
Week 5	at 7	13-11	13-11	6	at 2	14-10	13-9	3
Week 12	16-8	at 5	22-2	at 6	14-9 ☑	16-8 ☑	at 1 ☑	at 3 ☑
Week 6	16-8	14-10	16-8	at 1	8 💣	at 3	2	14-10
Week 13	14-9	18-6	17-7	1	19-4	3	at 2	5
Week 7	18-6	3	18-6	5	13-11	7	14-10	1
Week 14	15-5	13-11	2	at 5	13-5	13-12 ☑	6 ☑	at 1

TEAM #	G.1	G.2	G.3 ☺	G.4 ☹	G.5	G.6	G.7	G.8
TEAM NAME	GET OVER IT	AH & THE DIDDLERS	SHARP DARTS	TATTOO THE RED EYE	THE UNDERDOG	POSITIVE VIBRATIONS	DA BULLS	MOON LIGHTERS
HOME BAR	SNOOKERS 5 & 6	CLARKY'S	TIR NA NOG	WEST END 1 & 2	LITTLE BAR	CHAMPIONS 7 & 8	UPPER DECK 3&4	TIR NA NOG
Position	7	5	2	4	6	1	3	8
Win-Loss	4-10	5-9	11-3	7-7	4-10	12-2	9-5	4-10
1001	-	0-2	1-1	2-0	0-2	1-0	-	1-0
Points	120	129	164	155	141	225	139	103
Penalties	10	10	26	10	-	-	36	26
Week 1	4	3	13-12	15-9	at 7	19-3	14-10 📻	6
Week 8	13-11	at 3	16-4	1	7	20-4	13-12	at 6
Week 2	at 3	14-10	13-11 📻	2	16-8	20-4	at 6	at 5
Week 9	3	4	16-6	12-11	at 8	at 7	13-11	☎ 13-11 📻
Week 3	16-0	at 1 F	14-9	16-8	6	21-3	3	4
Week 10	11-9	1	7	17-7	at 6	18-6	16-8	at 4
Week 4	at 7	15-9	13-11	at 6	at 3	15-9	14-10	at 2
Week 11	7	12-11 ☎	at 5	6	13-11	15-9	15-6	2
Week 5	5	6	13-11 ☎	3	12-7	15-9	15-9	7
Week 12	14-6 ☑	at 6 ☑	15-9 ☑	at 3 ☑	1	13-10	8 ☑	14-10 ☑
Week 6	at 8	14-8	at 6	at 7 💣	2	13-12	17-6 💣	10-8
Week 13	8	5	16-8	15-9	12-8	at 3	at 4	15-8
Week 7	6	13-11	17-7	13-10	at 4	16-8	at 2	At 3
Week 14	at 6 ☑	at 7	13-11	12-11	4	21-3	☑ 15-8 ☎	3

	Week 1			Week 2			Week 3			Week 4			Week 5			Week 6			Week 7			Week 8			Week 9			Week 10			Week 11			Week 12			Week 13			Week 14			Forfeits
	vs.	W/L	Pts.	vs.	W/L	Pts.	vs.	W/L	Pts.	vs.	W/L	Pts.	vs.	W/L	Pts.	vs.	W/L	Pts.	vs.	W/L	Pts.	vs.	W/L	Pts.	vs.	W/L	Pts.	vs.	W/L	Pts.	vs.	W/L	Pts.	vs.	W/L	Pts.	vs.	W/L	Pts.	vs.	W/L	Pts.	
A1/ Lunatic Fringe	A4	W	16	Bye	-	-	a3	W	13	A7	W	20	A2	W	19	a5	W	18	A6	W	17	a4	L	10	Bye	-	-	A3	W	14	a7	W	16	a2	W	13	A5	W	15	a6	W	12	
A2/ Let's Go!	a7	L	12	A6	L	11	a5	W	13	Bye	-	-	a1	L	5	A4	W	14	a3	L	8	A7	L	11	a6	L	8	A5	W	17	Bye	-	-	A1	L	11	a4	L	9	A3	L	5	
A3/ So What	Bye	-	-	a4	W	21	A1	L	11	a6	W	16	A5	W	16	a7	W	12	A2	W	13	Bye	-	-	A4	L	11	a1	L	10	A6	L	10	a5	W	22	A7	L	10	a2	W	13	
A4/ Dart Shadows	a1	L	8	A3	L	3	a6	L	6	A5	W	20	Bye	-	-	a2	L	9	A7	W	19	A1	W	13	a3	W	12	A6	W	13	a5	W	14	Bye	-	-	A2	W	12	a7	W	16	
A5/ Swine Flew!	a6	L	4	A7	W	16	A2	L	11	a4	L	4	a3	L	8	A1	L	6	Bye	-	-	A6	L	6	a7	W	13	a2	L	5	A4	L	10	A3	L	2	a1	L	6	Bye	-	-	
A6/ Shameless & Aimless VII	A5	W	20	a2	W	13	A4	W	18	A3	L	8	a7	W	20	Bye	-	-	a1	L	7	a5	W	18	A2	W	16	a4	L	11	a3	W	14	A7	W	20	Bye	-	-	A1	L	10	
A7/ Top Dead Center	A2	W	13	a5	L	8	Bye	-	-	a1	L	4	A6	L	4	A3	L	9	a4	L	5	a2	W	13	A5	L	12	Bye	-	-	A1	L	8	a6	L	4	a3	W	12	A4	L	8	
B1/ Rare Breed Darters	b7	L	9	Bye	-	-	b4	W	16	B6	L	5	b5	L	6	B3	L	8	b2	L	12	B7	L	8	Bye	-	-	B4	W	14	b6	L	11	B5	W	14	b3	L	9	B2	L	7	
B2/ Arrowing Experience	B6	W	15	b3	L	11	B5	L	10	Bye	-	-	B4	W	15	b7	W	11	B1	W	13	b6	W	14	B3	W	14	b5	L	11	Bye	-	-	b4	W	18	B7	L	12	b1	W	16	
B3/ Dogs of War	b5	W	15	B2	W	13	Bye	-	-	B4	W	13	b6	W	13	b1	W	16	B7	W	15	B5	L	8	b2	L	10	Bye	-	-	b4	W	15	B6	W	13	B1	W	15	b7	W	15	
B4/ Shooter's Buzz	Bye	-	-	B7	L	7	B1	L	8	b3	L	11	b2	L	9	B5	L	8	b6	L	9	Bye	-	-	b7	L	8	b1	L	10	B3	L	9	B2	L	5	b5	L	7	B6	W	13	
B5/ No Clue	B3	L	9	b6	W	17	b2	W	14	B7	W	19	B1	W	18	b4	W	14	Bye	-	-	b3	W	16	B6	W	20	B2	W	13	b7	W	14	b1	L	10	B4	W	17	Bye	-	-	
B6/ Dixie Chickens	b2	L	9	B5	L	7	b7	W	13	b1	W	19	B3	L	11	Bye	-	-	B4	W	14	B2	L	10	b5	L	4	B7	L	4	B1	W	13	b3	L	12	Bye	-	-	b4	L	12	
B7/ Dazed and Confused	B1	W	15	b4	W	15	B6	L	11	b5	L	5	Bye	-	-	B2	L	9	b3	L	7	b1	W	16	B4	W	16	b6	W	20	B5	L	10	Bye	-	-	b2	W	13	B3	L	9	
C1/ Kozmik Debris	C6	L	9	c2	W	17	C8	W	19	c3	L	11	C5	L	11	C7	L	10	c4	L	9	c6	L	10	C2	L	12	c8	*L*	*0*	C3	W	13	c5	L	7	c7	L	11	C4	L	8	1
C2/ Neighbors	c5	L	3	C1	L	6	C6	L	9	c4	L	6	c7	L	10	C3	W	13	c8	L	9	C5	L	9	c1	W	13	c6	L	8	C4	L	9	C7	W	18	c3	W	14	C8	W	13	
C3/ Reggaeheads	C4	L	8	c8	W	14	c7	W	16	C1	W	13	C6	L	8	c2	L	11	C5	L	11	c4	L	10	C8	W	17	C7	L	5	c1	L	11	c6	L	10	C2	L	10	c5	L	8	
C4/ Stik It	c3	W	11	C7	L	12	c5	W	12	C2	W	18	c8	W	12	c6	L	9	C1	W	15	C3	W	14	c7	W	14	C5	W	14	c2	W	15	C8	L	9	C6	L	12	c1	W	11	
C5/ Comfortably Numb	C2	W	20	c6	L	7	C4	L	10	C7	W	17	c1	W	13	C8	L	11	c3	W	13	c2	W	15	C6	L	6	c4	L	10	c7	W	13	C1	W	17	c8	W	13	C3	W	16	
C6/ Friends of the Devil	c1	W	15	C5	W	17	c2	W	15	C8	L	9	c3	W	16	C4	W	15	c7	W	15	C1	W	14	c5	W	18	C2	W	16	c8	W	14	C3	W	14	c4	W	13	C7	W	13	
C7/ One & Done	C8	L	10	c4	W	13	C3	L	8	c5	L	7	C2	W	14	c1	W	14	C6	L	9	c8	W	13	C4	L	10	c3	W	18	C5	L	12	c2	L	6	C1	W	13	c6	L	11	
C8/ Double Shots	c7	W	14	C3	L	10	c1	L	5	c6	W	15	C4	L	9	c5	W	13	C2	W	15	C7	L	12	c3	L	7	C1	*W*	*16*	C6	L	9	c4	W	13	C5	L	12	c2	L	12	
D1/ Excalibur	d4	W	13	D2	W	14	d7	W	11	Bye	-	-	d6	W	15	d5	W	13	D3	W	18	D4	L	9	d2	W	12	D7	L	11	Bye	-	-	D6	W	16	D5	W	17	d3	W	15	
D2/ Black and Tans	D6	L	11	d1	L	10	D4	W	14	d7	*L*	*0*	Bye	-	-	d3	W	13	D5	W	15	d6	L	9	D1	L	10	d4	W	13	D7	W	10	Bye	-	-	D3	W	13	d5	W	13	1
D3/ Starving Dartists	D5	W	12	Bye	-	-	D6	W	13	d4	W	13	D7	L	8	D2	L	8	d1	L	6	d5	L	5	Bye	-	-	d6	W	11	D4	W	15	d7	L	4	d2	L	7	D1	L	9	
D4/ Grateful Darts	D1	L	11	d6	W	13	d2	L	10	D3	L	11	D5	W	16	Bye	-	-	D7	W	19	d1	W	15	D6	L	9	D2	L	10	d3	L	9	d5	W	21	Bye	-	-	d7	L	11	
D5/ Last Call	d3	L	9	D7	W	15	Bye	-	-	D6	L	9	d4	L	8	D1	L	11	d2	L	6	D3	W	16	d7	L	9	Bye	-	-	d6	L	10	D4	L	3	d1	L	7	D2	L	5	
D6/ Flying Aces	d2	W	13	D4	L	11	d3	L	11	d5	W	15	D1	L	9	d7	L	11	Bye	-	-	D2	W	15	d4	W	15	D3	L	10	D5	W	14	d1	L	8	D7	L	8	Bye	-	-	
D7/ Horsemen	Bye	-	-	d5	L	9	D1	L	10	D2	*W*	*16*	d3	W	16	D6	W	13	d4	L	5	Bye	-	-	D5	W	15	d1	W	13	d2	L	8	D3	W	16	d6	W	16	D4	W	13	
E1/ Scavengers	E4	W	13	e2	W	17	e3	L	7	E5	W	13	E8	L	12	e7	L	11	E6	L	10	e4	W	13	E2	L	10	E3	W	16	e5	W	16	e8	W	16	E7	W	14	e6	W	15	
E2/ Rubber Duckies	e3	W	13	E1	L	7	e5	L	11	e8	L	11	E4	W	13	e6	L	7	E7	L	8	E3	W	13	e1	W	11	E5	W	13	E8	L	10	e4	L	6	E6	L	9	e7	L	5	
E3/ Nine Lives	E2	L	9	e4	W	16	E1	W	16	e6	L	8	E7	L	11	e5	L	11	E8	W	18	e2	L	12	E4	W	13	e1	L	8	E6	L	9	e7	L	11	E5	W	12	e8	L	11	
E4/ Dynamic Darts	e1	L	12	E3	L	8	e6	L	6	E7	W	10	e2	L	11	e8	L	10	E5	L	11	E1	L	7	e3	L	12	E6	W	13	e7	W	13	E2	W	18	E8	L	11	e5	W	13	
E5/ UZMALL	E8	L	8	e7	L	4	E2	W	13	e1	L	11	E6	L	8	E3	W	13	e4	W	13	e8	W	13	E7	W	13	e2	L	11	E1	L	8	e6	L	6	e3	L	9	E4	L	11	
E6/ Half & Half	E7	L	10	e8	W	15	E4	W	16	E3	W	16	e5	W	13	E2	W	13	e1	W	14	e7	W	14	E8	W	12	e4	L	11	e3	W	15	E5	W	16	e2	W	15	E1	L	9	
E7/ Heroes in Trouble	e6	W	14	E5	W	20	E8	W	13	e4	L	9	e3	W	12	E1	W	12	e2	W	14	E6	L	10	e5	L	11	e8	W	15	E4	L	12	E3	W	13	e1	L	10	E2	W	16	
E8/ Bulls Hitters	e5	W	16	E6	L	9	e7	L	10	E2	W	13	e1	W	13	E4	W	14	e3	L	6	E5	L	12	e6	L	8	E7	L	9	e2	W	14	E1	L	8	e4	W	13	E3	W	13	
F1/ B.F.D.	F5	L	9	f3	L	7	F6	W	13	F2	L	12	f7	L	9	F4	W	16	f8	W	18	f5	L	10	F3	L	10	f6	W	13	f2	L	9	F7	W	16	f4	W	14	F8	W	15	
F2/ Been There, "F"d That	F4	W	17	f6	W	13	F8	W	20	f1	W	13	F5	W	13	f7	W	14	F3	L	6	f4	W	17	F6	W	14	f8	W	18	F1	W	11	f5	L	9	F7	W	18	f3	W	13	
F3/ Cheap Shots	f7	W	13	F1	W	16	f5	W	15	F4	W	12	f8	W	13	F6	W	16	f2	W	18	F7	W	16	f1	W	14	F5	W	14	f4	W	17	F8	W	22	f6	W	17	F2	L	11	
F4/ Spank This	f2	L	7	F8	W	17	f7	L	10	f3	L	11	F6	L	10	f1	L	8	F5	L	11	F2	L	7	f8	L	8	F7	W	13	F3	L	7	f6	L	8	F1	L	9	f5	L	5	
F5/ Dodge Darts	f1	W	11	F7	L	9	F3	L	6	f6	W	14	f2	L	11	F8	L	10	f4	W	13	F1	W	12	f7	L	7	f3	L	9	F6	L	10	F2	W	14	f8	W	19	F4	W	13	
F6/ Travelin' Beer Bellies	f8	L	8	F2	L	12	f1	L	11	F5	L	10	f4	W	14	f3	L	8	F7	L	10	F8	W	16	f2	L	10	F1	L	12	f5	W	13	F4	W	16	F3	L	7	f7	W	13	
F7/ Woody's Gang	F3	L	11	f5	W	15	F4	W	13	f8	W	15	F1	W	13	F2	L	10	f6	W	14	f3	L	8	F5	W	17	f4	L	9	F8	W	17	f1	L	8	f2	L	6	F6	L	12	
F8/ Dead Sox	F6	W	14	f4	L	7	f2	L	4	F7	L	9	F3	L	11	f5	W	14	F1	L	6	f6	L	8	F4	W	10	F2	L	6	f7	L	6	f3	L	2	F5	L	4	f1	L	5	
G1/ Get Over It	G4	L	9	g3	L	11	G2	*W*	*16*	g7	L	10	G5	L	7	g8	L	8	G6	L	8	g4	W	13	G3	L	6	g2	W	11	G7	L	6	g5	W	14	G8	L	8	g6	L	3	
G2/ AH & the Diddlers	G3	L	12	g4	W	14	g1	*L*	*0*	G8	W	15	G6	L	9	g5	W	14	G7	W	13	g3	L	4	G4	L	11	G1	L	9	g8	W	12	g6	L	10	G5	L	8	g7	L	8	1
G3/ Sharp Darts	g2	W	13	G1	W	13	g7	W	14	G5	W	13	g4	W	13	g6	L	12	G8	W	17	G2	W	16	g1	W	16	G7	L	8	g5	L	11	G4	W	15	G6	W	16	g8	W	13	
G4/ Tattoo the Red Eye	g1	W	15	G2	L	10	g8	W	16	g6	L	9	G3	L	11	g7	L	6	G5	W	13	G1	L	11	g2	W	12	G8	W	17	G6	L	9	g3	L	9	G7	W	15	g5	W	12	
G5/ The Underdog	g7	L	10	G8	W	16	G6	L	3	g3	L	11	g1	W	12	G2	L	8	g4	L	10	G7	L	11	g8	L	12	g6	L	6	G3	W	13	G1	L	6	g2	W	12	G4	L	11	
G6/ Positive Vibration	g8	W	19	G7	W	20	g5	W	21	G4	W	15	g2	W	15	G3	W	13	g1	W	16	G8	W	20	g7	L	11	G5	W	18	g4	W	15	G2	W	13	g3	L	8	G1	W	21	
G7/ DA Bulls	G5	W	14	g6	L	4	G3	L	9	G1	W	14	g8	W	15	G4	W	17	g2	L	11	g5	W	13	G6	W	13	g3	W	16	g1	W	15	G8	L	10	g4	L	9	G2	W	15	
G8/ Moonlighters	G6	L	3	g5	L	8	G4	L	8	g2	L	9	G7	L	9	G1	W	10	g3	L	7	g6	L	4	G5	W	13	g4	L	7	G2	L	11	g7	W	14	g1	W	15	G3	L	11	

		Singles 301		Singles Cricket		Singles Record		Singles Win %-age	Doubles Cricket		Doubles 501		Doubles Record		Doubles Win %-age	Sngls + Dbls Record		Sngls + Dbls Win %-age	1001 Wins	1001 Losses	All-Star Points	Games Played	All-Star %-age
A1/ Lunatic Fringe		43	29	47	25	90	54	0.625	25	11	23	13	48	24	0.667	186	102	0.646	0	0	364.5	288	1.266
A 10	Wilson, Joe	5	9	6	6	11	15	0.423	7	5	5	7	12	12	0.500	23	27	0.460			43.5	50	0.870
A 11	Brown, Tom	8	1	7	3	15	4	0.789	7	3	8	2	15	5	0.750	30	9	0.769			53.5	39	1.372
A 12	Budelman, Jim	10	3	7	5	17	8	0.680	8	4	9	3	17	7	0.708	34	15	0.694			76.0	49	1.551
A 13	Butman, Don	0	0	0	0	0	0	#DIV/0!	0	0	0	0	0	0	#DIV/0!	0	0	#DIV/0!			0.0	0	#DIV/0!
A 14	Hoffmann, Steve	7	5	7	5	14	10	0.583	8	6	5	9	13	15	0.464	27	25	0.519			51.0	52	0.981
A 15	Terry, Bob	7	5	10	4	17	9	0.654	10	2	10	2	20	4	0.833	37	13	0.740			68.5	50	1.370
A 16	Lane, Tim	6	6	10	2	16	8	0.667	10	2	9	3	19	5	0.792	35	13	0.729			72.0	48	1.500
A 17	Baker, Mike	0	0	0	0	0	0	#DIV/0!	0	0	0	0	0	0	#DIV/0!	0	0	#DIV/0!			0.0	0	#DIV/0!
A2/ Let's Go!		26	46	32	40	58	86	0.403	13	23	20	16	33	39	0.458	124	164	0.431	0	7	264.0	295	0.895
A 20	Kilts, Jason	5	7	5	7	10	14	0.417	6	5	5	5	11	10	0.524	21	24	0.467	0	1	40.0	46	0.870
A 21	Bogaerts, Rudi	2	7	2	4	4	11	0.267	5	2	4	4	9	6	0.600	13	17	0.433	0	1	20.0	31	0.645
A 22	Hyler, Dale	4	6	9	3	13	9	0.591	1	11	5	4	6	15	0.286	19	24	0.442	0	1	41.5	44	0.943
A 23	Kunttu, Kurt	8	4	8	4	16	8	0.667	7	5	8	4	15	9	0.625	31	17	0.646	0	1	70.5	49	1.439
A 24	Mead, Andy	0	5	4	2	4	7	0.364	2	5	4	3	6	8	0.429	10	15	0.400	0	1	21.0	26	0.808
A 25	Mills, Kyle	0	6	1	4	1	10	0.091	2	3	3	4	5	7	0.417	6	17	0.261	0	0	8.5	23	0.370
A 26	Mills, Micky	1	7	0	8	1	15	0.063	1	6	3	5	4	11	0.267	5	26	0.161	0	1	15.0	32	0.469
A 27	Tan, Wil	6	4	3	8	9	12	0.429	2	9	8	3	10	12	0.455	19	24	0.442	0	1	47.5	44	1.080
A3/ So What		46	26	43	29	89	55	0.618	22	14	22	14	44	28	0.611	177	111	0.615	0	0	330.5	288	1.148
A 30	Selby, Brian	4	6	6	7	10	13	0.435	10	2	9	4	19	6	0.760	29	19	0.604			62.0	48	1.292
A 31	Wall, Keith	8	4	6	4	14	8	0.636	5	6	5	4	10	10	0.500	24	18	0.571			44.0	42	1.048
A 32	Barton, Kevin	7	6	9	5	16	11	0.593	10	4	7	4	17	8	0.680	33	19	0.635			45.5	52	0.875
A 33	Lemons, Todd	8	3	5	5	13	8	0.619	5	6	7	4	12	10	0.545	25	18	0.581			49.5	43	1.151
A 34	Whitehead, Lee	1	1	0	2	1	3	0.250	1	0	1	1	2	1	0.667	3	4	0.429			6.5	7	0.929
A 35	Johnston, Jerry	5	3	4	3	9	6	0.600	5	3	6	5	11	8	0.579	20	14	0.588			22.0	34	0.647
A 36	Ingrum, Scott	6	1	6	1	12	2	0.857	4	2	3	3	7	5	0.583	19	7	0.731			46.0	26	1.769
A 37	West, Billy	7	2	7	2	14	4	0.778	4	5	6	3	10	8	0.556	24	12	0.667			55.0	36	1.528
A4/ Dart Shadows		43	29	34	38	77	67	0.535	19	17	17	19	36	36	0.500	149	139	0.517	0	0	258.0	288	0.896
A 40	Smith, Allen	9	2	10	2	19	4	0.826	7	5	7	4	14	9	0.609	33	13	0.717			73.5	46	1.598
A 41	Gilbert, Chris	5	4	6	4	11	8	0.579	7	3	4	6	11	9	0.550	22	17	0.564			36.5	39	0.936
A 42	Seward, Mike	0	3	0	3	0	6	0.000	0	2	0	2	0	4	0.000	0	10	0.000			6.5	10	0.650
A 43	Hall, Mike	9	3	9	3	18	6	0.750	7	5	6	6	13	11	0.542	31	17	0.646			55.0	48	1.146
A 44	Aldridge, Barron	6	6	4	5	10	11	0.476	5	6	5	6	10	12	0.455	20	23	0.465			31.0	43	0.721
A 45	Gelhar, Tommy	7	6	5	8	12	14	0.462	5	8	5	8	10	16	0.385	22	30	0.423			28.0	52	0.538
A 46	Murray, David	1	2	0	4	1	6	0.143	1	3	1	2	2	5	0.286	3	11	0.214			10.5	14	0.750
A 47	Knott, Michael	6	3	0	9	6	12	0.333	6	2	6	4	12	6	0.667	18	18	0.500			17.0	36	0.472
A5/ Swine Flew!		29	43	26	46	55	89	0.382	8	28	12	24	20	52	0.278	95	193	0.330	7	0	199.0	295	0.675
A 50	Rutten, Pete	4	9	6	5	10	14	0.417	1	9	3	10	4	19	0.174	14	33	0.298	1	0	34.0	48	0.708
A 51	Cashwell, Craig	6	6	5	7	11	13	0.458	4	8	3	8	7	16	0.304	18	29	0.383	1	0	41.0	48	0.854
A 52	Eason, Joel	5	4	4	6	9	10	0.474	2	10	4	8	6	18	0.250	15	28	0.349	1	0	26.0	44	0.591
A 53	Hirneisen, Randy	5	5	3	6	8	11	0.421	1	10	2	5	3	15	0.167	11	26	0.297	1	0	20.0	38	0.526
A 54	Bonar, Eric	0	4	1	8	1	12	0.077	1	4	3	6	4	10	0.286	5	22	0.185	1	0	9.5	28	0.339
A 55	Baldwin, Randy	2	2	2	2	4	4	0.500	1	2	1	1	2	3	0.400	6	7	0.462	0	0	11.5	13	0.885
A 56	Samaluk, Somchai	6	6	5	7	11	13	0.458	5	7	5	7	10	14	0.417	21	27	0.438	1	0	42.0	49	0.857
A 57	Deemer, Randy	1	7	0	5	1	12	0.077	1	6	3	3	4	9	0.308	5	21	0.192	1	0	15.0	27	0.556
A6/ Shameless & Aimless VII		39	33	48	24	87	57	0.604	24	12	20	16	44	28	0.611	175	113	0.608	0	0	321.0	288	1.115
A 60	Moats, Keith	0	1	0	0	0	1	0.000	0	0	0	0	0	0	#DIV/0!	0	1	0.000			0.0	1	0.000
A 61	Allen, Kenny	5	4	6	5	11	9	0.550	6	4	7	2	13	6	0.684	24	15	0.615			33.5	39	0.859
A 62	Dixon, J.D.	7	2	11	0	18	2	0.900	8	3	6	5	14	8	0.636	32	10	0.762			73.5	42	1.750
A 63	Gaglione, Joe	6	6	9	3	15	9	0.625	7	5	7	4	14	9	0.609	29	18	0.617			58.5	47	1.245
A 64	Benson, Will	5	4	0	3	5	7	0.417	4	2	3	3	7	5	0.583	12	12	0.500			15.5	24	0.646
A 65	Chaney, Bill	6	3	5	6	11	9	0.550	7	0	6	5	13	5	0.722	24	14	0.632			36.5	38	0.961
A 66	Simpson, Donnie	5	6	10	2	15	8	0.652	7	5	5	6	12	11	0.522	27	19	0.587			53.5	46	1.163
A 67	Jenkins, John	5	6	7	4	12	10	0.545	7	3	6	5	13	8	0.619	25	18	0.581			48.0	43	1.116
A 68	McLaurin, Mike	0	1	0	1	0	2	0.000	2	2	0	2	2	4	0.333	2	6	0.250			2.0	8	0.250
A7/ Top Dead Center		26	46	22	50	48	96	0.333	15	21	12	24	27	45	0.375	102	186	0.354	6	6	208.0	300	0.693
A 70	Wandscher, Chris	9	3	6	6	15	9	0.625	7	5	4	8	11	13	0.458	26	22	0.542	1	1	69.0	50	1.380
A 71	Wandscher, Ron	3	11	1	9	4	20	0.167	4	8	5	6	9	14	0.391	13	34	0.277	1	1	25.0	49	0.510
A 72	Stuart, George	1	12	2	10	3	22	0.120	5	5	3	9	8	14	0.364	11	36	0.234	1	1	12.5	49	0.255
A 73	Strain, Jerry	4	4	3	8	7	12	0.368	4	7	2	8	6	15	0.286	13	27	0.325	1	1	23.5	42	0.560
A 74	Delp, Paula	4	6	7	4	11	10	0.524	5	6	4	7	9	13	0.409	20	23	0.465	1	1	58.0	45	1.289
A 75	Parker, Debbie	3	6	1	10	4	16	0.200	3	7	4	6	7	13	0.350	11	29	0.275	1	1	8.5	42	0.202
A 76	Smith, Charlie	0	0	0	0	0	0	#DIV/0!	0	0	0	0	0	0	#DIV/0!	0	0	#DIV/0!	0	0	0.0	0	#DIV/0!
A 77	King, Adam	2	4	2	3	4	7	0.364	2	4	2	4	4	8	0.333	8	15	0.348	0	0	11.5	23	0.500

	Singles 301		Singles Cricket		Singles Record		Singles Win %-age	Doubles Cricket		Doubles 501		Doubles Record		Doubles Win %-age	Sngls + Dbls Record		Sngls + Dbls Win %-age	1001 Wins	1001 Losses	All-Star Points	Games Played	All-Star %-age
B1/ Rare Breed Darters	30	42	27	45	57	87	0.396	14	22	17	19	31	41	0.431	119	169	0.413	0	7	152.0	295	0.515
B 10 Churchwell, Billie	2	10	1	10	3	20	0.130	5	7	4	8	9	15	0.375	12	35	0.255	0	1	21.5	48	0.448
B 11 Currin, David	8	4	2	10	10	14	0.417	5	7	6	5	11	12	0.478	21	26	0.447	0	1	26.5	48	0.552
B 12 Janosko, John	8	4	11	1	19	5	0.792	5	7	7	5	12	12	0.500	31	17	0.646	0	1	37.0	49	0.755
B 13 Janosko, Jane	3	9	2	9	5	18	0.217	5	7	2	9	7	16	0.304	12	34	0.261	0	1	12.0	47	0.255
B 14 Coyne, Kevin	3	9	2	10	5	19	0.208	3	7	8	4	11	11	0.500	16	30	0.348	0	1	20.5	47	0.436
B 15 Mitchell, Brenda	0	3	2	3	2	6	0.250	2	3	2	3	4	6	0.400	6	12	0.333	0	1	3.0	19	0.158
B 16 Mitchell, Jim	6	3	7	2	13	5	0.722	3	6	5	4	8	10	0.444	21	15	0.583	0	1	31.5	37	0.851
B2/ Arrowing Experience	40	32	36	36	76	68	0.528	22	14	20	16	42	30	0.583	160	128	0.556	6	7	156.5	301	0.520
B 20 Coker, Craig	5	4	3	4	8	8	0.500	6	2	2	3	8	5	0.615	16	13	0.552	1	1	20.5	31	0.661
B 21 Berry, Dave	2	5	1	6	3	11	0.214	8	3	6	4	14	7	0.667	17	18	0.486	1	1	16.0	37	0.432
B 22 Barker, Barry	7	4	4	7	11	11	0.500	6	3	9	3	15	6	0.714	26	17	0.605	1	1	34.5	45	0.767
B 23 Barker, Jane	6	5	3	4	9	9	0.500	4	3	4	5	8	8	0.500	17	17	0.500	0	1	9.0	35	0.257
B 24 Frye, Marshal	8	3	7	5	15	8	0.652	6	5	6	5	12	10	0.545	27	18	0.600	1	1	14.5	47	0.309
B 25 Mohan, Mike	3	6	7	3	10	9	0.526	6	4	2	5	8	9	0.471	18	18	0.500	1	1	31.0	38	0.816
B 26 Hindle, Mike	3	5	4	6	7	11	0.389	5	4	6	5	11	9	0.550	18	20	0.474	1	1	18.5	40	0.463
B 27 Marshall, Terry	6	0	7	1	13	1	0.929	3	4	5	2	8	6	0.571	21	7	0.750	0	0	12.5	28	0.446
B3/ Dogs of War	41	31	39	33	80	64	0.556	19	17	21	15	40	32	0.556	160	128	0.556	8	0	200.0	296	0.676
B 30 Gaffney, Michelle	5	5	4	6	9	11	0.450	4	4	2	3	6	7	0.462	15	18	0.455	1	0	12.0	34	0.353
B 31 Lane, Jeff	2	3	1	6	3	9	0.250	3	4	3	1	6	5	0.545	9	14	0.391	0	0	11.5	23	0.500
B 32 Oakley, Gina	5	7	4	4	9	11	0.450	6	4	7	3	13	7	0.650	22	18	0.550	1	0	20.5	41	0.500
B 33 Oakley, Jerry	12	0	10	2	22	2	0.917	8	4	7	5	15	9	0.625	37	11	0.771	1	0	62.0	49	1.265
B 34 Eastmead, Phillip	8	2	10	1	18	3	0.857	7	4	7	3	14	7	0.667	32	10	0.762	1	0	45.0	43	1.047
B 35 Bradshaw, Rick	2	5	2	0	4	5	0.444	1	5	2	2	3	7	0.300	7	12	0.368	1	0	9.0	20	0.450
B 36 Wackerman, Mark	5	7	1	4	6	11	0.353	1	3	6	5	7	8	0.467	13	19	0.406	1	0	9.5	33	0.288
B 37 Thomas, Cliff	0	0	0	0	0	0	#DIV/0!	0	0	0	0	0	0	#DIV/0!	0	0	#DIV/0!	0	0	0.0	0	#DIV/0!
B 38 Wilkie, Felipe	1	0	5	5	6	5	0.545	4	5	4	5	8	10	0.444	14	15	0.483	1	0	20.0	30	0.667
B 39 Camacho, Mario	1	2	2	5	3	7	0.300	4	1	4	3	8	4	0.667	11	11	0.500	1	0	10.5	23	0.457
B4/ Shooter's Buzz	33	39	28	44	61	83	0.424	13	23	10	26	23	49	0.319	107	181	0.372	6	0	100.5	294	0.342
B 40 Scanlon, John	7	5	4	8	11	13	0.458	6	6	2	10	8	16	0.333	19	29	0.396	1	0	21.0	49	0.429
B 41 Winter, Bob	2	10	0	12	2	22	0.083	3	8	2	9	5	17	0.227	7	39	0.152	1	0	5.0	47	0.106
B 42 Tomlinson, Mark	8	4	10	2	18	6	0.750	6	6	7	5	13	11	0.542	31	17	0.646	1	0	29.5	49	0.602
B 43 Tomlinson, Steve	8	4	6	6	14	10	0.583	5	8	3	9	8	17	0.320	22	27	0.449	1	0	22.0	50	0.440
B 44 Harless, Clay	4	5	4	5	8	10	0.444	4	5	1	9	5	14	0.263	13	24	0.351	1	0	15.0	38	0.395
B 45 Adams, Tom	3	1	0	4	3	5	0.375	2	2	2	2	4	4	0.500	7	9	0.438	0	0	2.0	16	0.125
B 46 Tomlinson, Krystal	0	6	2	5	2	11	0.154	0	8	2	5	2	13	0.133	4	24	0.143	0	0	0.0	28	0.000
B 47 Mattson, Randy	1	4	2	2	3	6	0.333	0	3	1	3	1	6	0.143	4	12	0.250	1	0	6.0	17	0.353
B5/ No Clue	41	31	52	20	93	51	0.646	23	13	22	14	45	27	0.625	183	105	0.635	0	0	210.0	288	0.729
B 50 Greer, Charles	4	5	9	3	13	8	0.619	9	4	6	4	15	8	0.652	28	16	0.636			35.5	44	0.807
B 51 Lewis, Scott	1	4	1	2	2	6	0.250	3	2	7	3	10	5	0.667	12	11	0.522			6.0	23	0.261
B 52 Camplin, Todd	5	4	8	1	13	5	0.722	6	2	6	3	12	5	0.706	25	10	0.714			28.0	35	0.800
B 53 Marx, Jim	8	5	8	5	16	10	0.615	5	6	6	4	11	10	0.524	27	20	0.574			38.5	47	0.819
B 54 Conway, John	0	1	0	1	0	2	0.000	0	0	0	0	0	0	#DIV/0!	0	2	0.000			0.0	2	0.000
B 55 Hester, Billy	7	3	8	3	15	6	0.714	7	4	3	6	10	10	0.500	25	16	0.610			21.5	41	0.524
B 56 Camplin, Matt	0	0	0	0	0	0	#DIV/0!	1	2	1	1	2	3	0.400	2	3	0.400			0.0	5	0.000
B 57 Gibbs, Keith	8	5	8	3	16	8	0.667	6	3	8	3	14	6	0.700	30	14	0.682			31.5	44	0.716
B 58 Jeffcoat, Doug	8	4	10	2	18	6	0.750	9	3	7	4	16	7	0.696	34	13	0.723			49.0	47	1.043
B6/ Dixie Chickens	34	38	30	42	64	80	0.444	15	21	17	19	32	40	0.444	128	160	0.444	0	15	136.0	303	0.449
B 60 Herman, Fritz	3	3	2	4	5	7	0.417	1	8	1	2	2	10	0.167	7	17	0.292	0	2	8.0	26	0.308
B 61 Hoyt, Chris	7	3	8	3	15	6	0.714	5	6	6	5	11	11	0.500	26	17	0.605	0	2	25.0	45	0.556
B 62 Baker, Dave	1	9	0	9	1	18	0.053	3	3	1	8	4	11	0.267	5	29	0.147	0	2	3.5	36	0.097
B 63 Worley, Don	5	7	3	6	8	13	0.381	3	5	5	7	8	12	0.400	16	25	0.390	0	2	10.5	43	0.244
B 64 Huler, Scott	3	5	2	6	5	11	0.313	5	3	6	3	11	6	0.647	16	17	0.485	0	2	17.5	35	0.500
B 65 Davenport, Ed	3	5	4	5	7	10	0.412	4	6	2	7	6	13	0.316	13	23	0.361	0	2	15.0	38	0.395
B 66 James, Bob	5	5	7	4	12	9	0.571	5	6	7	4	12	10	0.545	24	19	0.558	0	2	35.5	45	0.789
B 67 Heath, Mark	7	1	4	5	11	6	0.647	4	5	6	2	10	7	0.588	21	13	0.618	0	1	21.0	35	0.600
B7/ Dazed and Confused	33	39	40	32	73	71	0.507	20	16	19	17	39	33	0.542	151	137	0.524	6	0	165.0	294	0.561
B 70 Matthews, Eric	6	7	7	6	13	13	0.500	7	5	7	6	14	11	0.560	27	24	0.529	1	0	35.5	52	0.683
B 71 Pierce, Barry	7	5	6	6	13	11	0.542	5	8	9	5	14	13	0.519	27	24	0.529	1	0	28.5	52	0.548
B 72 Snapp, Jason	4	6	3	7	7	13	0.350	8	2	4	6	12	8	0.600	19	21	0.475	1	0	8.5	41	0.207
B 73 Butters, Scott	8	6	8	4	16	10	0.615	7	6	8	4	15	10	0.600	31	20	0.608	1	0	39.0	52	0.750
B 74 Lipscomb, Scott	2	9	5	7	7	16	0.304	6	6	6	5	12	11	0.522	19	27	0.413	1	0	16.0	47	0.340
B 75 Crumpler, Greg	6	6	11	2	17	8	0.680	7	5	4	8	11	13	0.458	28	21	0.571	1	0	37.5	50	0.750

	Singles 301		Singles Cricket		Singles Record		Singles Win %-age	Doubles Cricket		Doubles 501		Doubles Record		Doubles Win %-age	Sngls + Dbls	Record	Sngls + Dbls Win %-age	1001 Wins	1001 Losses	All-Star Points	Games Played	All-Star %-age
C1/ Kozmik Debris	41	37	37	41	78	78	0.500	16	23	21	18	37	41	0.474	152	160	0.487	0	6	126.5	318	0.398
C 10 Moore, Mark	5	5	4	6	9	11	0.450	3	5	7	3	10	8	0.556	19	19	0.500	0	1	17.0	39	0.436
C 11 Bush, Jim	2	1	2	2	4	3	0.571	2	2	2	2	4	4	0.500	8	7	0.533	0	0	4.0	15	0.267
C 12 Deloach, David	7	3	3	5	10	8	0.556	5	5	7	3	12	8	0.600	22	16	0.579	0	1	13.0	39	0.333
C 13 Wilson, Richard	1	2	1	4	2	6	0.250	2	3	1	4	3	7	0.300	5	13	0.278	0	0	9.0	18	0.500
C 14 Martin, Anthony	7	7	8	6	15	13	0.536	3	9	5	8	8	17	0.320	23	30	0.434	0	1	20.0	54	0.370
C 15 Hansen, Paul	4	3	5	2	9	5	0.643	3	4	5	2	8	6	0.571	17	11	0.607	0	0	12.5	28	0.446
C 16 Rhea, Laurie	9	4	4	6	13	10	0.565	2	8	4	7	6	15	0.286	19	25	0.432	0	1	17.0	45	0.378
C 17 Rhea, Bill	4	8	6	6	10	14	0.417	9	4	7	5	16	9	0.640	26	23	0.531	0	1	26.5	50	0.530
C 18 Flowers, Fred	2	4	4	4	6	8	0.429	3	6	4	2	7	8	0.467	13	16	0.448	0	1	7.5	30	0.250
C2/ Neighbors	35	49	31	53	66	102	0.393	16	26	21	21	37	47	0.440	140	196	0.417	15	0	123.5	351	0.352
C 20 Duggins, Cecil	9	5	5	8	14	13	0.519	8	7	7	8	15	15	0.500	29	28	0.509	2	0	29.5	59	0.500
C 21 Dehritz, Matt	4	11	5	9	9	20	0.310	3	9	7	5	10	14	0.417	19	34	0.358	2	0	12.0	55	0.218
C 22 Nasholds, Kurt	4	7	4	6	8	13	0.381	2	9	6	5	8	14	0.364	16	27	0.372	2	0	12.5	45	0.278
C 23 Warnke, Larry	7	3	8	2	15	5	0.750	5	5	6	4	11	9	0.550	26	14	0.650	2	0	32.0	42	0.762
C 24 Donaghy, Pat	5	8	5	9	10	17	0.370	7	7	3	9	10	16	0.385	20	33	0.377	2	0	20.0	55	0.364
C 25 Miller, Jay	1	8	2	11	3	19	0.136	2	9	7	4	9	13	0.409	12	32	0.273	2	0	11.5	46	0.250
C 26 Walz, Paul	3	7	0	8	3	15	0.167	3	6	4	6	7	12	0.368	10	27	0.270	2	0	4.0	39	0.103
C 27 DeMattos, Rick	2	0	2	0	4	0	1.000	2	0	2	1	4	1	0.800	8	1	0.889	1	0	2.0	10	0.200
C3/ Reggaeheads	38	45	37	46	75	91	0.452	20	22	20	22	40	44	0.476	155	179	0.464	0	0	102.5	334	0.307
C 30 Webb, David	6	5	9	3	15	8	0.652	8	5	5	7	13	12	0.520	28	20	0.583			19.0	48	0.396
C 31 Bennett, Marco	3	10	3	9	6	19	0.240	7	5	7	5	14	10	0.583	20	29	0.408			22.5	49	0.459
C 32 Bennett, Mike	5	1	2	5	7	6	0.538	4	3	5	3	9	6	0.600	16	12	0.571			9.0	28	0.321
C 33 McCoy, Chris	8	5	10	3	18	8	0.692	5	9	9	5	14	14	0.500	32	22	0.593			20.0	54	0.370
C 34 Whetsel, Jeff	7	5	10	3	17	8	0.680	7	6	6	7	13	13	0.500	30	21	0.588			23.5	51	0.461
C 35 Williams, Heidi	3	9	0	13	3	22	0.120	5	7	3	8	8	15	0.348	11	37	0.229			1.0	48	0.021
C 36 Williams, Nathan	6	10	3	10	9	20	0.310	4	9	5	9	9	18	0.333	18	38	0.321			7.5	56	0.134
C4/ Stik It	46	36	47	35	93	71	0.567	22	20	22	20	44	40	0.524	181	151	0.545	0	12	133.0	344	0.387
C 40 Karleski, Tom	7	7	7	8	14	15	0.483	6	9	6	11	12	20	0.375	26	35	0.426	0	2	22.0	63	0.349
C 41 Townsend, Scott	4	7	5	6	9	13	0.409	6	5	10	2	16	7	0.696	25	20	0.556	0	1	22.0	46	0.478
C 42 Waynick, Bobby	9	5	9	5	18	10	0.643	9	5	7	6	16	11	0.593	34	21	0.618	0	2	27.5	57	0.482
C 43 Frager, Adam	10	2	8	4	18	6	0.750	7	6	7	5	14	11	0.560	32	17	0.653	0	2	25.5	51	0.500
C 44 Domanski, Dave	6	6	6	6	12	12	0.500	8	5	6	6	14	11	0.560	26	23	0.531	0	2	20.0	51	0.392
C 45 Hatch, Joe	3	3	2	3	5	6	0.455	1	4	2	3	3	7	0.300	8	13	0.381	0	1	2.5	22	0.114
C 46 Calahan, Tyler	7	6	10	3	17	9	0.654	7	6	6	7	13	13	0.500	30	22	0.577	0	2	13.5	54	0.250
C5/ Comfortably Numb	50	34	51	33	101	67	0.601	25	17	14	28	39	45	0.464	179	157	0.533	14	0	148.5	350	0.424
C 50 Galloway, Dave	6	7	2	2	8	9	0.471	5	3	2	10	7	13	0.350	15	22	0.405	2	0	10.5	39	0.269
C 51 Crowley, Pat	10	3	12	1	22	4	0.846	9	4	5	8	14	12	0.538	36	16	0.692	2	0	41.0	54	0.759
C 52 Robertson, Ronnie	4	6	5	4	9	10	0.474	7	5	5	6	12	11	0.522	21	21	0.500	2	0	9.5	44	0.216
C 53 Stanley, Rick	3	7	5	5	8	12	0.400	6	3	2	6	8	9	0.471	16	21	0.432	2	0	14.0	39	0.359
C 54 Bull, Perry	9	3	7	6	16	9	0.640	4	6	4	9	8	15	0.348	24	24	0.500	2	0	21.0	50	0.420
C 55 Benson, Kevin	6	5	3	4	9	9	0.500	5	4	2	8	7	12	0.368	16	21	0.432	1	0	9.5	38	0.250
C 56 Hopkins, Richard	1	0	1	2	2	2	0.500	0	0	1	1	1	1	0.500	3	3	0.500	0	0	1.0	6	0.167
C 57 Balogh, Alice	1	1	9	3	10	4	0.714	5	5	2	2	7	7	0.500	17	11	0.607	2	0	14.5	30	0.483
C 58 Heath, Chris	10	2	7	6	17	8	0.680	9	4	5	6	14	10	0.583	31	18	0.633	1	0	27.5	50	0.550
C6/ Friends of the Devil	42	42	49	35	91	77	0.542	29	13	27	15	56	28	0.667	203	133	0.604	9	0	190.0	345	0.551
C 60 Sampson, Sam	2	8	0	0	2	8	0.200	1	0	9	3	10	3	0.769	12	11	0.522	1	0	4.0	24	0.167
C 61 Robison, Jack	0	1	6	8	6	9	0.400	8	6	1	2	9	8	0.529	15	17	0.469	1	0	20.0	33	0.606
C 62 Robison, Jim	0	1	0	0	0	1	0.000	0	1	0	0	0	1	0.000	0	2	0.000	1	0	1.0	3	0.333
C 63 Dowling, Jack	7	2	5	6	12	8	0.600	8	4	9	4	17	8	0.680	29	16	0.644	1	0	36.0	46	0.783
C 64 Herbert, Kirk	5	8	8	5	13	13	0.500	11	3	8	5	19	8	0.704	32	21	0.604	1	0	33.0	54	0.611
C 65 Herbert, Paul	9	5	11	3	20	8	0.714	11	2	8	6	19	8	0.704	39	16	0.709	1	0	29.0	56	0.518
C 66 Walker, Chip	9	3	7	2	16	5	0.762	8	5	10	4	18	9	0.667	34	14	0.708	1	0	26.0	49	0.531
C 67 Bianca, Lyle	3	10	4	7	7	17	0.292	1	1	0	1	1	2	0.333	8	19	0.296	1	0	10.5	28	0.375
C 68 Carrigan, Don	7	4	8	4	15	8	0.652	10	4	9	5	19	9	0.679	34	17	0.667	1	0	30.5	52	0.587
C7/ One & Done	42	42	40	44	82	86	0.488	18	24	19	23	37	47	0.440	156	180	0.464	13	8	138.0	357	0.387
C 70 Kuppler, Bob	8	5	2	3	10	8	0.556	4	8	7	3	11	11	0.500	21	19	0.525	2	1	20.0	43	0.465
C 71 Smith, Sarge	6	8	11	3	17	11	0.607	6	8	5	9	11	17	0.393	28	28	0.500	2	1	23.5	59	0.398
C 72 Hubbard, Kevin	1	3	2	10	3	13	0.188	5	4	5	4	10	8	0.556	13	21	0.382	2	1	7.5	37	0.203
C 73 Sutphen, George	8	4	8	4	16	8	0.667	5	7	5	7	10	14	0.417	26	22	0.542	2	1	20.5	51	0.402
C 74 Deaton, Paul	0	4	2	7	2	11	0.154	4	4	4	4	8	8	0.500	10	19	0.345	2	1	10.0	32	0.313
C 75 Sawyer, Dean	8	6	7	7	15	13	0.536	4	8	7	5	11	13	0.458	26	26	0.500	2	1	23.5	55	0.427
C 76 Languell, Mike	3	3	1	3	4	6	0.400	2	1	0	5	2	6	0.250	6	12	0.333	0	0	5.0	18	0.278
C 77 Britt, Lyon	4	4	4	3	8	7	0.533	3	5	2	3	5	8	0.385	13	15	0.464	1	1	13.5	30	0.450
C 78 Heiser, Melissa	4	5	3	4	7	9	0.438	3	3	3	6	6	9	0.400	13	18	0.419	0	1	14.5	32	0.453
C8/ Double Shots	34	43	36	41	70	84	0.455	19	20	21	18	40	38	0.513	150	160	0.484	0	18	143.5	328	0.438
C 80 Brown, Tracy	3	7	2	7	5	14	0.263	5	6	4	7	9	13	0.409	14	27	0.341	0	3	16.0	44	0.364
C 81 Brown, Phil	7	6	8	5	15	11	0.577	6	7	9	6	15	13	0.536	30	24	0.556	0	3	37.0	57	0.649
C 82 Walters, Jason	7	6	6	8	13	14	0.481	7	6	7	7	14	13	0.519	27	27	0.500	0	3	23.0	57	0.404
C 83 Pearce, David	0	0	0	1	0	1	0.000	0	0	0	1	0	1	0.000	0	2	0.000	0	0	0.0	2	0.000
C 84 Adams, Trent	1	14	3	11	4	25	0.138	6	8	5	6	11	14	0.440	15	39	0.278	0	3	12.5	57	0.219
C 85 Hodges, Michael	9	4	7	6	16	10	0.615	8	6	8	5	16	11	0.593	32	21	0.604	0	3	17.5	56	0.313
C 86 Smith, Chris	7	6	10	3	17	9	0.654	6	7	9	4	15	11	0.577	32	20	0.615	0	3	37.5	55	0.682

	Singles 301		Singles Cricket		Singles Record		Singles Win %-age	Doubles Cricket		Doubles 501		Doubles Record		Doubles Win %-age	Sngls + Dbls Record		Sngls + Dbls Win %-age	1001 Wins	1001 Losses	All-Star Points	Games Played	All-Star %-age
D1/ Excalibur	43	29	36	36	79	65	0.549	23	13	21	15	44	28	0.611	167	121	0.580	0	0	130.5	288	0.453
D 10 Burney, Gary	7	3	9	1	16	4	0.800	3	2	7	3	10	5	0.667	26	9	0.743			11.5	35	0.329
D 11 Montgomery, Robert	8	5	5	7	13	12	0.520	8	4	8	4	16	8	0.667	29	20	0.592			19.0	49	0.388
D 12 Prior, Jeff	2	3	7	5	9	8	0.529	9	3	9	4	18	7	0.720	27	15	0.643			23.0	42	0.548
D 13 Stewart, Shannon	7	5	7	5	14	10	0.583	6	6	5	7	11	13	0.458	25	23	0.521			32.0	48	0.667
D 14 Denton, J.D.	6	6	3	10	9	16	0.360	7	5	5	7	12	12	0.500	21	28	0.429			14.0	49	0.286
D 15 Slominski, Mark	8	2	4	6	12	8	0.600	6	4	6	4	12	8	0.600	24	16	0.600			22.0	40	0.550
D 16 Jones, Wade	5	5	1	2	6	7	0.462	7	2	2	1	9	3	0.750	15	10	0.600			9.0	25	0.360
D2/ Black and Tans	37	28	36	30	73	58	0.557	21	12	19	14	40	26	0.606	153	110	0.582	0	0	130.0	263	0.494
D 20 Mori, Christopher	8	4	7	7	15	11	0.577	7	6	11	4	18	10	0.643	33	21	0.611			25.5	54	0.472
D 21 Stark, Keith	8	5	5	6	13	11	0.542	10	3	6	6	16	9	0.640	29	20	0.592			34.5	49	0.704
D 22 Gordon, Bill	8	3	6	5	14	8	0.636	8	5	4	8	12	13	0.480	26	21	0.553			19.0	47	0.404
D 23 Dwight, Mike	7	5	12	0	19	5	0.792	9	3	9	5	18	8	0.692	37	13	0.740			30.0	50	0.600
D 24 Bryant, Whit	2	10	4	7	6	17	0.261	4	5	5	3	9	8	0.529	15	25	0.375			10.0	40	0.250
D 25 Shirley, Ron	0	0	0	0	0	0	#DIV/0!	0	0	0	0	0	0	#DIV/0!	0	0	#DIV/0!			0.0	0	#DIV/0!
D 26 Coy, James	4	1	2	5	6	6	0.500	4	2	3	2	7	4	0.636	13	10	0.565			11.0	23	0.478
D3/ Starving Dartists	38	33	27	45	65	78	0.455	18	18	9	27	27	45	0.375	119	168	0.415	0	0	109.0	287	0.380
D 30 Shown, Marc	7	4	6	4	13	8	0.619	8	1	2	8	10	9	0.526	23	17	0.575			23.0	40	0.575
D 31 Hendricks, Ron	4	1	4	3	8	4	0.667	4	4	3	5	7	9	0.438	15	13	0.536			16.0	28	0.571
D 32 Hartley, Kevin	4	7	4	8	8	15	0.348	4	8	2	9	6	17	0.261	14	32	0.304			17.5	46	0.380
D 33 Howell, John	7	6	6	8	13	14	0.481	7	5	3	9	10	14	0.417	23	28	0.451			26.0	51	0.510
D 34 Fleming, Frank	5	3	1	6	6	9	0.400	3	5	2	6	5	11	0.313	11	20	0.355			6.5	31	0.210
D 35 Bergman, Fred	7	3	3	7	10	10	0.500	6	2	3	7	9	9	0.500	19	19	0.500			8.0	38	0.211
D 36 Harrell, Forrest	2	5	2	5	4	10	0.286	3	3	0	3	3	6	0.333	7	16	0.304			6.5	23	0.283
D 37 Hagan, Mark	2	4	1	4	3	8	0.273	1	8	3	7	4	15	0.211	7	23	0.233			5.5	30	0.183
D4/ Grateful Darts	40	32	39	33	79	65	0.549	19	17	19	17	38	34	0.528	155	133	0.538	0	0	143.0	288	0.497
D 40 Iager, John	4	2	8	4	12	6	0.667	6	6	8	4	14	10	0.583	26	16	0.619			33.0	42	0.786
D 41 Perkins, Rick	4	5	1	1	5	6	0.455	5	4	4	5	9	9	0.500	14	15	0.483			9.5	29	0.328
D 42 McGrail, Tony	3	5	4	8	7	13	0.350	2	3	4	4	6	7	0.462	13	20	0.394			10.5	33	0.318
D 43 Lilienthal, John	5	7	4	7	9	14	0.391	7	3	6	6	13	9	0.591	22	23	0.489			14.0	45	0.311
D 44 Hodges, Mike	3	1	1	1	4	2	0.667	0	3	1	1	1	4	0.200	5	6	0.455			2.0	11	0.182
D 45 Byrd, Joel	5	4	2	7	7	11	0.389	5	4	1	5	6	9	0.400	13	20	0.394			6.0	33	0.182
D 46 Simpson, Phil	9	3	8	4	17	7	0.708	6	6	5	6	11	12	0.478	28	19	0.596			26.5	47	0.564
D 47 Holland, William	7	5	11	1	18	6	0.750	7	5	9	3	16	8	0.667	34	14	0.708			41.5	48	0.865
D5/ Last Call	26	46	31	41	57	87	0.396	12	24	15	21	27	45	0.375	111	177	0.385	0	0	127.5	288	0.443
D 50 Root, Andrew	5	5	7	6	12	11	0.522	3	9	2	10	5	19	0.208	17	30	0.362			14.0	47	0.298
D 51 Daniel, Rob	3	9	3	8	6	17	0.261	2	6	6	6	8	12	0.400	14	29	0.326			14.0	43	0.326
D 52 Ney, Scott	3	7	3	7	6	14	0.300	6	3	4	4	10	7	0.588	16	21	0.432			14.0	37	0.378
D 53 Gullett, Kevin	3	6	6	4	9	10	0.474	5	5	3	7	8	12	0.400	17	22	0.436			19.0	39	0.487
D 54 Bridges, Jeff	2	8	1	5	3	13	0.188	1	8	3	6	4	14	0.222	7	27	0.206			13.5	34	0.397
D 55 Hamilton, Billy	1	1	2	0	3	1	0.750	2	0	2	0	4	0	1.000	7	1	0.875			8.0	8	1.000
D 56 Schuelke, David	4	7	5	7	9	14	0.391	4	9	5	5	9	14	0.391	18	28	0.391			19.0	46	0.413
D 57 Lewis, Todd	5	3	4	4	9	7	0.563	1	8	5	4	6	12	0.333	15	19	0.441			26.0	34	0.765
D6/ Flying Aces	31	41	39	33	70	74	0.486	17	19	18	18	35	37	0.486	140	148	0.486	0	0	136.0	288	0.472
D 60 Buchanan, Chris	6	5	7	5	13	10	0.565	6	6	4	7	10	13	0.435	23	23	0.500			22.0	46	0.478
D 61 Mongillo, Marty	4	7	6	5	10	12	0.455	6	5	4	5	10	10	0.500	20	22	0.476			16.5	42	0.393
D 62 Holder, Graham	5	5	5	6	10	11	0.476	5	6	7	4	12	10	0.545	22	21	0.512			25.5	43	0.593
D 63 Murdaugh, John	2	7	8	3	10	10	0.500	6	5	4	7	10	12	0.455	20	22	0.476			29.5	42	0.702
D 64 Longoria, Ruben	1	4	2	3	3	7	0.300	1	5	3	2	4	7	0.364	7	14	0.333			4.0	21	0.190
D 65 Parks, Tim	1	2	0	3	1	5	0.167	2	1	2	3	4	4	0.500	5	9	0.357			2.5	14	0.179
D 66 Ellis, John	6	4	0	2	6	6	0.500	1	1	4	1	5	2	0.714	11	8	0.579			2.0	19	0.105
D 67 Simpson, David	4	6	10	2	14	8	0.636	5	7	7	5	12	12	0.500	26	20	0.565			30.5	46	0.663
D 68 Tighe, John	2	1	1	4	3	5	0.375	2	2	1	2	3	4	0.429	6	9	0.400			3.5	15	0.233
D7/ Horsemen	30	36	38	28	68	64	0.515	13	20	22	11	35	31	0.530	138	126	0.523	0	0	131.0	264	0.496
D 70 Keller, Tony	5	5	2	6	7	11	0.389	1	7	5	5	6	12	0.333	13	23	0.361			7.5	36	0.208
D 71 Maminski, Len	4	7	5	6	9	13	0.409	4	7	8	3	12	10	0.545	21	23	0.477			14.0	44	0.318
D 72 McCredie, Bob	6	5	10	1	16	6	0.727	6	5	7	4	13	9	0.591	29	15	0.659			28.0	44	0.636
D 73 Warrier, Anoop	1	4	1	5	2	9	0.182	2	5	3	2	5	7	0.417	7	16	0.304			2.0	23	0.087
D 74 Dickerson, Mike	0	0	0	0	0	0	#DIV/0!	0	0	0	0	0	0	#DIV/0!	0	0	#DIV/0!			0.0	0	#DIV/0!
D 75 Randall, Chad	6	6	8	4	14	10	0.583	4	7	6	5	10	12	0.455	24	22	0.522			26.0	46	0.565
D 76 Elliott, Jeff	6	3	8	2	14	5	0.737	6	4	9	1	15	5	0.750	29	10	0.744			41.5	39	1.064
D 77 Noble, Mark	2	6	4	4	6	10	0.375	3	5	6	2	9	7	0.563	15	17	0.469			12.0	32	0.375

	Singles 301		Singles Cricket		Singles Record		Singles Win %-age	Doubles Cricket		Doubles 501		Doubles Record		Doubles Win %-age	Sngls + Dbls	Record	Sngls + Dbls Win %-age	1001 Wins	1001 Losses	All-Star Points	Games Played	All-Star %-age
E1/ Scavengers	48	36	41	43	89	79	0.530	25	17	23	19	48	36	0.571	185	151	0.551	9	14	151.0	359	0.421
E 10 Hoomani, John	6	9	3	8	9	17	0.346	6	6	5	6	11	12	0.478	20	29	0.408	1	2	12.0	52	0.231
E 11 Darity, Don	8	2	8	3	16	5	0.762	7	4	7	4	14	8	0.636	30	13	0.698	1	2	26.5	46	0.576
E 12 Boyd, Richard	7	3	3	8	10	11	0.476	4	6	6	6	10	12	0.455	20	23	0.465	1	2	11.0	46	0.239
E 13 Wade, Nate	6	3	7	3	13	6	0.684	9	3	7	5	16	8	0.667	29	14	0.674	1	1	23.0	45	0.511
E 14 Finch, Mel	3	5	0	4	3	9	0.250	1	4	3	3	4	7	0.364	7	16	0.304	0	1	2.0	24	0.083
E 15 Harrell, Liz	1	0	0	1	1	1	0.500	0	0	1	0	1	0	1.000	2	1	0.667	1	1	1.5	5	0.300
E 16 Skea, Bob	7	5	8	4	15	9	0.625	10	2	6	5	16	7	0.696	31	16	0.660	0	2	33.0	49	0.673
E 17 Parker, Tom	7	3	10	2	17	5	0.773	8	3	6	6	14	9	0.609	31	14	0.689	1	1	30.0	47	0.638
E 18 Campbell, Steve	2	4	2	4	4	8	0.333	4	4	5	1	9	5	0.643	13	13	0.500	1	1	11.0	28	0.393
E 19 Campbell, Larry	1	1	0	2	1	3	0.250	0	1	0	1	0	2	0.000	1	5	0.167	1	1	1.0	8	0.125
E 1x Parker, Louise	0	1	0	4	0	5	0.000	1	1	0	1	1	2	0.333	1	7	0.125	1	0	0.0	9	0.000
E2/ Rubber Duckies	35	49	35	48	70	97	0.419	17	25	20	22	37	47	0.440	144	191	0.430	6	0	93.5	341	0.274
E 20 Carawon, Bob	9	4	6	7	15	11	0.577	6	9	8	6	14	15	0.483	29	26	0.527	0	0	19.5	55	0.355
E 21 Rodgers, Clayton	0	0	0	0	0	0	#DIV/0!	0	0	0	0	0	0	#DIV/0!	0	0	#DIV/0!	0	0	0.0	0	#DIV/0!
E 22 Young, Perry	2	13	1	10	3	23	0.115	5	8	6	8	11	16	0.407	14	39	0.264	1	0	8.5	54	0.157
E 23 Smith, Darrel	3	5	5	6	8	11	0.421	4	6	5	6	9	12	0.429	17	23	0.425	1	0	11.5	41	0.280
E 24 Converse, Stan	7	4	8	4	15	8	0.652	6	7	5	8	11	15	0.423	26	23	0.531	1	0	21.5	50	0.430
E 25 Tollerton, Steve	6	9	8	5	14	14	0.500	5	8	8	6	13	14	0.481	27	28	0.491	1	0	16.5	56	0.295
E 26 Scoggins, Norm	2	7	1	6	3	13	0.188	1	4	0	3	1	7	0.125	4	20	0.167	0	0	2.0	24	0.083
E 27 Casadonte, Paul	4	2	4	5	8	7	0.533	5	4	4	5	9	9	0.500	17	16	0.515	1	0	11.0	34	0.324
E 28 Heap, Bill	0	0	0	0	0	0	#DIV/0!	0	0	0	0	0	0	#DIV/0!	0	0	#DIV/0!	0	0	0.0	0	#DIV/0!
E 29 Mentha, Hans	2	5	2	5	4	10	0.286	2	4	4	2	6	6	0.500	10	16	0.385	1	0	3.0	27	0.111
E3/ Nine Lives	42	42	41	43	83	85	0.494	19	23	23	19	42	42	0.500	167	169	0.497	8	6	140.5	350	0.401
E 30 Smith, Butch	8	6	10	4	18	10	0.643	6	8	11	3	17	11	0.607	35	21	0.625	1	1	51.0	58	0.879
E 31 Marsden, James	7	4	2	5	9	9	0.500	5	2	4	6	9	8	0.529	18	17	0.514	1	1	6.0	37	0.162
E 32 Paulson, Glenn	6	4	2	6	8	10	0.444	3	6	2	5	5	11	0.313	13	21	0.382	1	1	11.0	36	0.306
E 33 Romanchek, David	4	9	6	7	10	16	0.385	4	8	6	5	10	13	0.435	20	29	0.408	1	0	19.5	50	0.390
E 34 Sosa, Brian	0	4	2	1	2	5	0.286	4	3	3	3	7	6	0.538	9	11	0.450	1	0	4.5	21	0.214
E 35 Fuhrmann, Al	3	6	4	8	7	14	0.333	4	7	8	3	12	10	0.545	19	24	0.442	1	1	15.5	45	0.344
E 36 Green, Sam	1	2	6	0	7	2	0.778	3	3	6	2	9	5	0.643	16	7	0.696	1	1	8.5	25	0.340
E 37 Moeschet, Cathy	9	6	6	8	15	14	0.517	3	7	2	7	5	14	0.263	20	28	0.417	1	1	8.5	50	0.170
E 38 Keever, David	4	1	3	4	7	5	0.583	6	2	4	4	10	6	0.625	17	11	0.607	0	0	16.0	28	0.571
E 39 Kristoferson, Eddie	0	0	0	0	0	0	#DIV/0!	0	0	0	0	0	0	#DIV/0!	0	0	#DIV/0!	0	0	0.0	0	#DIV/0!
E4/ Dynamic Darts	39	45	38	46	77	91	0.458	24	18	20	22	44	40	0.524	165	171	0.491	11	12	149.0	359	0.415
E 40 Ellison, George	5	6	6	7	11	13	0.458	10	3	7	5	17	8	0.680	28	21	0.571	2	2	19.5	53	0.368
E 41 Parrillo, Scott	0	3	1	3	1	6	0.143	1	2	1	2	2	4	0.333	3	10	0.231	0	1	3.0	14	0.214
E 42 Safron, Dan	5	4	10	2	15	6	0.714	4	7	3	8	7	15	0.318	22	21	0.512	1	2	31.0	46	0.674
E 43 Jackson, Barry	8	8	5	10	13	18	0.419	10	4	8	7	18	11	0.621	31	29	0.517	2	2	34.5	64	0.539
E 44 Lowers, Joe	10	4	6	8	16	12	0.571	8	6	5	9	13	15	0.464	29	27	0.518	2	2	31.0	60	0.517
E 45 Benforada, Mike	4	5	6	5	10	10	0.500	5	7	4	4	9	11	0.450	19	21	0.475	1	1	11.0	42	0.262
E 46 Markov, Jim	7	6	3	9	10	15	0.400	10	3	8	5	18	8	0.692	28	23	0.549	2	1	14.5	54	0.269
E 47 Brown, Debra	0	9	1	2	1	11	0.083	0	4	4	4	4	8	0.333	5	19	0.208	1	1	4.5	26	0.173
E5/ UZMALL	40	44	39	45	79	89	0.470	18	24	15	27	33	51	0.393	145	191	0.432	6	0	147.0	342	0.430
E 50 Kunesh, Joe	6	6	3	9	9	15	0.375	3	9	5	7	8	16	0.333	17	31	0.354	1	0	18.5	49	0.378
E 51 Powell, Mark	10	3	7	6	17	9	0.654	5	8	3	11	8	19	0.296	25	28	0.472	1	0	32.5	54	0.602
E 52 Rouse, Chuck	2	12	2	13	4	25	0.138	6	7	7	8	13	15	0.464	17	40	0.298	1	0	12.5	58	0.216
E 53 Wilkinson, Charlie	7	6	7	8	14	14	0.500	8	8	2	11	10	19	0.345	24	33	0.421	1	0	28.0	58	0.483
E 54 Rube, Bob	9	5	12	2	21	7	0.750	7	7	8	6	15	13	0.536	36	20	0.643	1	0	34.5	57	0.605
E 55 Alm, Doug	0	3	0	1	0	4	0.000	0	2	0	1	0	3	0.000	0	7	0.000	0	0	1.5	7	0.214
E 56 Dziedzic, Gary	0	2	0	0	0	2	0.000	0	0	0	1	0	1	0.000	0	3	0.000	0	0	0.0	3	0.000
E 57 Woodell, Jimmy	6	7	8	6	14	13	0.519	7	7	5	9	12	16	0.429	26	29	0.473	1	0	19.5	56	0.348
E6/ Half & Half	40	44	51	32	91	76	0.545	26	16	28	14	54	30	0.643	199	136	0.594	0	0	157.5	335	0.470
E 60 Austin, Connie	4	7	6	6	10	13	0.435	14	1	8	3	22	4	0.846	32	17	0.653			14.5	49	0.296
E 61 Price, David	3	0	1	2	4	2	0.667	0	1	1	2	1	3	0.250	5	5	0.500			5.0	10	0.500
E 62 Barnes, Kathy	7	9	10	5	17	14	0.548	10	5	8	6	18	11	0.621	35	25	0.583			29.5	60	0.492
E 63 Lipscomb, Robin B.	2	10	2	8	4	18	0.182	3	8	8	3	11	11	0.500	15	29	0.341			6.5	44	0.148
E 64 Hunsberger, Jim	8	6	11	3	19	9	0.679	5	9	11	3	16	12	0.571	35	21	0.625			39.0	56	0.696
E 65 Buckner, Jacky	10	4	12	2	22	6	0.786	11	3	11	5	22	8	0.733	44	14	0.759			41.5	58	0.716
E 66 Thompson, Barry	6	8	9	6	15	14	0.517	9	5	9	6	18	11	0.621	33	25	0.569			21.5	58	0.371
E7/ Heroes in Trouble	49	35	55	29	104	64	0.619	18	24	20	22	38	46	0.452	180	156	0.536	5	11	182.0	352	0.517
E 70 Moser, Adam	5	1	0	2	5	3	0.625	3	1	4	2	7	3	0.700	12	6	0.667	1	0	2.5	19	0.132
E 71 Shine, Donnie	8	6	8	6	16	12	0.571	5	9	4	7	9	16	0.360	25	28	0.472	1	2	32.5	56	0.580
E 72 Cunningham, Justin	12	2	10	4	22	6	0.786	7	7	7	7	14	14	0.500	36	20	0.643	1	2	53.5	59	0.907
E 73 Enos, Kellee	4	7	7	6	11	13	0.458	5	5	7	5	12	10	0.545	23	23	0.500	0	1	17.5	47	0.372
E 74 Ivkovich, Joe	0	0	0	0	0	0	#DIV/0!	0	0	0	0	0	0	#DIV/0!	0	0	#DIV/0!	0	0	0.0	0	#DIV/0!
E 75 Lewis, Dominic	2	1	6	7	8	8	0.500	3	6	3	4	6	10	0.375	14	18	0.438	0	1	10.5	33	0.318
E 76 Stasko, Bill	9	5	13	1	22	6	0.786	5	8	4	10	9	18	0.333	31	24	0.564	1	2	30.0	58	0.517
E 77 Toth, John	6	7	11	2	17	9	0.654	6	6	9	4	15	10	0.600	32	19	0.627	1	2	33.5	54	0.620
E 78 Bryant, Deni	3	6	0	1	3	7	0.300	2	6	2	5	4	11	0.267	7	18	0.280	0	1	2.0	26	0.077
E8/ Bulls Hitters	43	41	35	49	78	90	0.464	21	21	19	23	40	44	0.476	158	178	0.470	6	8	130.5	350	0.373
E 80 Burnside, John	4	7	2	4	6	11	0.353	2	2	2	7	4	9	0.308	10	20	0.333	0	1	1.5	31	0.048
E 81 Watt, Chuck	6	3	6	4	12	7	0.632	7	3	5	5	12	8	0.600	24	15	0.615	1	1	17.5	41	0.427
E 82 Peers, Martin	11	1	1	9	12	10	0.545	7	4	6	6	13	10	0.565	25	20	0.556	1	1	23.5	47	0.500
E 83 Moulds, Ron	1	7	5	8	6	15	0.286	5	9	8	5	13	14	0.481	19	29	0.396	1	1	28.0	50	0.560
E 84 Moulds, Patrick	8	6	6	7	14	13	0.519	6	8	4	8	10	16	0.385	24	29	0.453	1	1	19.5	55	0.355
E 85 Sharpe, Jeff	1	5	4	4	5	9	0.357	2	5	2	4	4	9	0.308	9	18	0.333	0	1	2.0	28	0.071
E 86 Beaudoin, Patrick	7	5	6	6	13	11	0.542	4	7	6	5	10	12	0.455	23	23	0.500	1	1	15.5	48	0.323
E 87 Cummings, Dick	5	5	4	6	9	11	0.450	9	2	4	5	13	7	0.650	22	18	0.550	1	0	22.0	41	0.537
E 88 Ravenscraft, Bobby	0	2	1	1	1	3	0.250	0	2	1	1	1	3	0.250	2	6	0.250	0	1	1.0	9	0.111

		Singles	301	Singles	Cricket	Singles	Record	Singles Win %-age	Doubles	Cricket	Doubles	501	Doubles	Record	Doubles Win %-age	Sngls + Dbls	Record	Sngls + Dbls Win %-age	1001 Wins	1001 Losses	All-Star Points	Games Played	All-Star %-age
F1/ B.F.D.		44	40	49	35	93	75	0.554	20	22	23	19	43	41	0.512	179	157	0.533	7	6	123.5	349	0.354
F 10	Gillett, Galen	10	0	10	0	20	0	1.000	5	5	5	5	10	10	0.500	30	10	0.750	1	1	24.5	42	0.583
F 11	Hall, Danny	9	2	11	2	20	4	0.833	10	4	8	5	18	9	0.667	38	13	0.745	1	1	34.5	53	0.651
F 12	Jacobs, Joe	6	7	6	8	12	15	0.444	5	7	7	6	12	13	0.480	24	28	0.462	1	1	10.0	54	0.185
F 13	Kvasnicka, Bob	11	3	12	1	23	4	0.852	6	7	7	6	13	13	0.500	36	17	0.679	1	1	26.5	55	0.482
F 14	McCann, April	3	12	2	12	5	24	0.172	8	7	6	8	14	15	0.483	19	39	0.328	1	1	9.5	60	0.158
F 15	Smith, Tim	3	6	6	4	9	10	0.474	4	9	7	3	11	12	0.478	20	22	0.476	1	0	13.5	43	0.314
F 16	Ocker, Jake	0	1	1	0	1	1	0.500	0	1	0	1	0	2	0.000	1	3	0.250	0	0	1.5	4	0.375
F 17	Boyette, Tommy	2	9	1	8	3	17	0.150	2	4	6	4	8	8	0.500	11	25	0.306	1	1	3.5	38	0.092
F2/ Been There, "F"d That		41	43	47	37	88	80	0.524	23	19	30	12	53	31	0.631	194	142	0.577	13	0	147.5	349	0.423
F 20	Marx, Deanna	2	5	0	0	2	5	0.286	1	1	6	2	7	3	0.700	9	8	0.529	1	0	3.0	18	0.167
F 21	Strobel, Jennifer	4	7	2	4	6	11	0.353	4	1	5	3	9	4	0.692	15	15	0.500	0	0	2.0	30	0.067
F 22	Strobel, John	7	4	9	3	16	7	0.696	4	8	10	2	14	10	0.583	30	17	0.638	2	0	28.5	49	0.582
F 23	Bartlett, Lynn	2	5	5	4	7	9	0.438	2	5	4	4	6	9	0.400	13	18	0.419	2	0	13.5	33	0.409
F 24	Harriss, Adam	6	4	5	5	11	9	0.550	7	5	6	3	13	8	0.619	24	17	0.585	2	0	16.5	43	0.384
F 25	Smith, David	6	6	7	5	13	11	0.542	5	5	5	3	10	8	0.556	23	19	0.548	1	0	11.0	43	0.256
F 26	Shpritz, Lisa	5	5	4	7	9	12	0.429	5	7	7	2	12	9	0.571	21	21	0.500	2	0	11.0	44	0.250
F 27	Baber, Todd	7	4	10	4	17	8	0.680	11	3	11	3	22	6	0.786	39	14	0.736	2	0	45.5	55	0.827
F 28	Jeffcoat, Dawn	2	3	5	5	7	8	0.467	7	3	6	2	13	5	0.722	20	13	0.606	1	0	16.5	34	0.485
F3/ Cheap Shots		49	35	57	27	106	62	0.631	31	11	23	19	54	30	0.643	214	122	0.637	0	0	115.5	336	0.344
F 30	Sellers, Mark	10	3	10	2	20	5	0.800	12	2	6	5	18	7	0.720	38	12	0.760			28.5	50	0.570
F 31	Witz, Steve	4	5	8	3	12	8	0.600	9	2	3	5	12	7	0.632	24	15	0.615			4.5	39	0.115
F 32	Corter, Dave	6	6	8	2	14	8	0.636	9	3	7	5	16	8	0.667	30	16	0.652			14.5	46	0.315
F 33	Morgan, Thom	11	3	9	3	20	6	0.769	9	5	8	5	17	10	0.630	37	16	0.698			20.5	53	0.387
F 34	Walton, Mitch	0	0	0	0	0	0	#DIV/0!	0	0	0	1	0	1	0.000	0	1	0.000			0.0	1	0.000
F 35	Warren, Randy	3	5	9	2	12	7	0.632	9	2	7	6	16	8	0.667	28	15	0.651			13.5	43	0.314
F 36	Hall, Josh	7	5	9	4	16	9	0.640	6	5	7	3	13	8	0.619	29	17	0.630			20.5	46	0.446
F 37	Morgan, Steve	5	4	4	3	9	7	0.563	5	1	4	3	9	4	0.692	18	11	0.621			8.0	29	0.276
F 38	Warren, Amy	3	4	0	8	3	12	0.200	3	2	4	5	7	7	0.500	10	19	0.345			5.5	29	0.190
F4/ Spank This		40	44	34	50	74	94	0.440	16	26	21	21	37	47	0.440	148	188	0.440	0	0	112.5	336	0.335
F 40	Griffin, Bill	1	7	1	5	2	12	0.143	2	4	3	4	5	8	0.385	7	20	0.259			6.5	27	0.241
F 41	Bohanan, Heather	3	6	3	7	6	13	0.316	3	7	5	5	8	12	0.400	14	25	0.359			8.5	39	0.218
F 42	Kiether, Bill	6	11	9	8	15	19	0.441	7	9	8	8	15	17	0.469	30	36	0.455			19.5	66	0.295
F 43	McGee, Billy	2	6	2	6	4	12	0.250	3	7	6	2	9	9	0.500	13	21	0.382			9.0	34	0.265
F 44	Hurley, John	9	4	5	10	14	14	0.500	4	10	7	8	11	18	0.379	25	32	0.439			10.5	57	0.184
F 45	Feller, Keith	10	3	11	3	21	6	0.778	6	7	6	7	12	14	0.462	33	20	0.623			41.0	53	0.774
F 46	VanDusen, Peter	9	6	3	10	12	16	0.429	6	8	7	7	13	15	0.464	25	31	0.446			17.5	56	0.313
F 47	Davis, Tim	0	1	0	1	0	2	0.000	1	0	0	1	1	1	0.500	1	3	0.250			0.0	4	0.000
F5/ Dodge Darts		45	39	42	42	87	81	0.518	22	20	19	23	41	43	0.488	169	167	0.503	0	0	118.0	336	0.351
F 50	Perrault, Melissa	9	6	10	6	19	12	0.613	10	5	7	7	17	12	0.586	36	24	0.600			26.5	60	0.442
F 51	Butler, Brent	6	3	6	3	12	6	0.667	3	5	4	5	7	10	0.412	19	16	0.543			9.5	35	0.271
F 52	Ludwig, Laura	3	2	1	3	4	5	0.444	4	1	1	3	5	4	0.556	9	9	0.500			3.0	18	0.167
F 53	Walsh, Dan	4	10	3	10	7	20	0.259	4	8	8	5	12	13	0.480	19	33	0.365			12.5	52	0.240
F 54	Kaznowski, Joe	0	0	0	0	0	0	#DIV/0!	0	0	0	0	0	0	#DIV/0!	0	0	#DIV/0!			0.0	0	#DIV/0!
F 55	Bonfiglio, Chris	5	1	5	2	10	3	0.769	5	3	4	3	9	6	0.600	19	9	0.679			12.5	28	0.446
F 56	Kralik, Mikey	4	6	0	11	4	17	0.190	4	3	1	7	5	10	0.333	9	27	0.250			13.0	36	0.361
F 57	Holland, Steve	9	5	9	4	18	9	0.667	7	7	7	7	14	14	0.500	32	23	0.582			17.0	55	0.309
F 58	Dunham, Michael	1	3	0	2	1	5	0.167	1	3	1	3	2	6	0.250	3	11	0.214			1.0	14	0.071
F 59	Shearin, Jason	4	3	8	1	12	4	0.750	6	5	5	6	11	11	0.500	23	15	0.605			23.0	38	0.605
F6/ Travelin' Beer Bellies		39	45	42	42	81	87	0.482	25	17	15	27	40	44	0.476	161	175	0.479	6	16	126.5	358	0.353
F 60	Lupien, Bam	10	4	8	4	18	8	0.692	5	5	1	8	6	13	0.316	24	21	0.533	1	2	13.5	48	0.281
F 61	Fournier, Chris	5	4	7	3	12	7	0.632	8	2	6	2	14	4	0.778	26	11	0.703	0	2	31.5	39	0.808
F 62	Sibincic, Rich	0	1	4	1	4	2	0.667	5	1	2	4	7	5	0.583	11	7	0.611	1	0	12.5	19	0.658
F 63	Wrigley, Bob	2	3	5	2	7	5	0.583	7	1	4	4	11	5	0.688	18	10	0.643	1	2	9.5	31	0.306
F 64	Adams, Tom	2	5	1	3	3	8	0.273	1	4	0	5	1	9	0.100	4	17	0.190	0	1	4.5	22	0.205
F 65	Yoneoka, Oakie	5	7	3	5	8	12	0.400	3	7	5	7	8	14	0.364	16	26	0.381	0	2	10.5	44	0.239
F 66	Blinco, Jim	0	2	2	2	2	4	0.333	2	3	2	3	4	6	0.400	6	10	0.375	0	1	8.0	17	0.471
F 67	Dougherty, Henry	6	8	4	10	10	18	0.357	3	5	4	7	7	12	0.368	17	30	0.362	1	2	13.5	50	0.270
F 68	Clontz, Ken	4	5	2	6	6	11	0.353	6	4	3	7	9	11	0.450	15	22	0.405	1	2	14.0	40	0.350
F 69	Side, Eric	5	6	6	6	11	12	0.478	10	2	3	7	13	9	0.591	24	21	0.533	1	2	9.0	48	0.188
F7/ Woody's Gang		42	42	40	44	82	86	0.488	19	23	24	18	43	41	0.512	168	168	0.500	0	6	130.0	342	0.380
F 70	Lang, Brian	2	10	6	7	8	17	0.320	5	8	5	4	10	12	0.455	18	29	0.383	0	1	23.0	48	0.479
F 71	Horne, Jeff	10	3	8	6	18	9	0.667	7	7	10	3	17	10	0.630	35	19	0.648	0	1	36.0	55	0.655
F 72	Lang, Jennifer	6	6	1	7	7	13	0.350	2	8	5	7	7	15	0.318	14	28	0.333	0	1	4.0	43	0.093
F 73	Jaraszewicz, Jason	1	2	2	1	3	3	0.500	3	0	3	1	6	1	0.857	9	4	0.692	0	0	2.5	13	0.192
F 74	Carter, Kevin	5	4	10	4	15	8	0.652	6	8	6	5	12	13	0.480	27	21	0.563	0	0	15.5	48	0.323
F 75	Crabtree, Jason	9	4	8	5	17	9	0.654	8	5	8	5	16	10	0.615	33	19	0.635	0	1	27.0	53	0.509
F 76	Rivenbark, Ginger	4	3	2	5	6	8	0.429	2	3	2	1	4	4	0.500	10	12	0.455	0	1	6.5	23	0.283
F 77	Payne, Julie	5	7	0	2	5	9	0.357	0	1	3	9	3	10	0.231	8	19	0.296	0	0	3.0	27	0.111
F 78	Robertson, David	0	3	3	7	3	10	0.231	5	6	6	1	11	7	0.611	14	17	0.452	0	1	12.5	32	0.391
F8/ Dead Sox		36	48	25	59	61	107	0.363	12	30	13	29	25	59	0.298	111	225	0.330	0	0	81.5	336	0.243
F 80	Williams, Nelson	7	4	7	4	14	8	0.636	6	5	5	3	11	8	0.579	25	16	0.610			28.5	41	0.695
F 81	Alapin, Toni	7	7	5	9	12	16	0.429	5	9	3	12	8	21	0.276	20	37	0.351			11.0	57	0.193
F 82	Cullen, Pat	4	8	0	6	4	14	0.222	1	7	5	7	6	14	0.300	10	28	0.263			4.0	38	0.105
F 83	Hodge, Hugh	6	8	2	12	8	20	0.286	4	11	1	7	5	18	0.217	13	38	0.255			14.5	51	0.284
F 84	Mabry, Carolyn	1	8	1	11	2	19	0.095	2	8	6	8	8	16	0.333	10	35	0.222			3.0	45	0.067
F 85	Sedgwick, Jim	2	1	1	1	3	2	0.600	0	3	0	3	0	6	0.000	3	8	0.273			0.0	11	0.000
F 86	Turner, Stuart	6	6	7	5	13	11	0.542	5	7	2	10	7	17	0.292	20	28	0.417			13.5	48	0.281
F 87	Zerkle, Preston	3	6	2	11	5	17	0.227	1	10	4	8	5	18	0.217	10	35	0.222			7.0	45	0.156

		Singles 301		Singles Cricket		Singles Record		Singles Win %-age	Doubles Cricket		Doubles 501		Doubles Record		Doubles Win %-age	Sngls + Dbls	Record	Sngls + Dbls Win %-age	1001 Wins	1001 Losses	All-Star Points	Games Played	All-Star %-age
G1/ Get Over It		30	46	32	44	62	90	0.408	18	21	18	21	36	42	0.462	134	174	0.435	0	0	78.0	308	0.253
G 10	Steinhauer, Bruce	6	9	7	7	13	16	0.448	9	6	8	7	17	13	0.567	30	29	0.508			16.5	59	0.280
G 11	Young, Jeff	3	9	4	9	7	18	0.280	7	5	6	6	13	11	0.542	20	29	0.408			12.0	49	0.245
G 12	Wilser, Dave	10	3	9	5	19	8	0.704	5	13	8	8	13	21	0.382	32	29	0.525			16.0	61	0.262
G 13	Lawley, Charlie	5	4	5	5	10	9	0.526	6	3	4	6	10	9	0.526	20	18	0.526			13.0	38	0.342
G 14	Lawley, Lisa	3	13	5	9	8	22	0.267	5	6	5	9	10	15	0.400	18	37	0.327			12.0	55	0.218
G 15	Lawley, Bucky	1	0	1	0	2	0	1.000	2	0	1	0	3	0	1.000	5	0	1.000			2.0	5	0.400
G 16	Jones, Steve	2	8	1	9	3	17	0.150	2	9	4	6	6	15	0.286	9	32	0.220			6.5	41	0.159
G2/ AH & the Diddlers		40	36	34	42	74	78	0.487	17	22	20	19	37	41	0.474	148	160	0.481	0	11	73.5	319	0.230
G 20	Linney, Eric	8	8	10	3	18	11	0.621	6	8	8	6	14	14	0.500	32	25	0.561	0	2	15.0	59	0.254
G 21	Birkhead, Paul	6	4	4	8	10	12	0.455	4	5	6	4	10	9	0.526	20	21	0.488	0	2	11.0	43	0.256
G 22	Shaefer, Mark	3	2	2	3	5	5	0.500	2	4	4	3	6	7	0.462	11	12	0.478	0	0	10.0	23	0.435
G 23	Golder, Mike	5	7	4	7	9	14	0.391	5	7	9	4	14	11	0.560	23	25	0.479	0	1	7.0	49	0.143
G 24	Schlecht, George	2	3	3	1	5	4	0.556	2	2	2	3	4	5	0.444	9	9	0.500	0	1	3.0	19	0.158
G 25	Lowder, Clay	3	7	2	7	5	14	0.263	4	6	3	6	7	12	0.368	12	26	0.316	0	2	7.0	40	0.175
G 26	Hunzinger, Charlie	7	2	2	9	9	11	0.450	5	9	4	6	9	15	0.375	18	26	0.409	0	1	5.5	45	0.122
G 27	Atkinson, Bob	6	1	6	3	12	4	0.750	4	3	4	4	8	7	0.533	20	11	0.645	0	2	12.5	33	0.379
G 28	Schlecht, George J.	0	2	1	1	1	3	0.250	2	0	0	2	2	2	0.500	3	5	0.375	0	0	2.5	8	0.313
G3/ Sharp Darts		46	38	45	39	91	77	0.542	22	20	27	15	49	35	0.583	189	147	0.563	6	7	99.0	349	0.284
G 30	Todd, Patrick	6	8	8	5	14	13	0.519	7	6	10	3	17	9	0.654	31	22	0.585	1	1	13.0	55	0.236
G 31	Gildea, Tom	8	4	10	4	18	8	0.692	9	5	8	4	17	9	0.654	35	17	0.673	1	1	23.0	54	0.426
G 32	Mitchell, Steve	9	4	10	4	19	8	0.704	9	5	10	5	19	10	0.655	38	18	0.679	1	1	18.5	58	0.319
G 33	Gibson, Jack	7	5	8	4	15	9	0.625	4	7	8	4	12	11	0.522	27	20	0.574	0	1	24.0	48	0.500
G 34	Stokes, Wil	4	2	1	7	5	9	0.357	2	4	3	4	5	8	0.385	10	17	0.370	1	1	2.0	29	0.069
G 35	Cribb, Kittie	5	6	1	5	6	11	0.353	1	6	2	5	3	11	0.214	9	22	0.290	1	0	1.0	32	0.031
G 36	Clement, Dawn	7	7	6	7	13	14	0.481	8	6	10	4	18	10	0.643	31	24	0.564	1	1	14.5	57	0.254
G 37	O'Connor, Tom	0	2	1	3	1	5	0.167	4	1	3	1	7	2	0.778	8	7	0.533	0	1	3.0	16	0.188
G4/ Tattoo the Red Eye		41	43	37	47	78	90	0.464	24	18	19	23	43	41	0.512	164	172	0.488	12	0	105.0	348	0.302
G 40	Crolla, Mike	3	9	1	9	4	18	0.182	7	3	5	5	12	8	0.600	16	26	0.381	0	0	6.5	42	0.155
G 41	Knight, Tracey	8	2	8	1	16	3	0.842	7	2	4	6	11	8	0.579	27	11	0.711	2	0	28.5	40	0.713
G 42	Buckman, Dave	5	6	6	5	11	11	0.500	4	7	5	6	9	13	0.409	20	24	0.455	2	0	14.0	46	0.304
G 43	Redmon, Art	10	4	10	4	20	8	0.714	9	5	10	4	19	9	0.679	39	17	0.696	2	0	24.0	58	0.414
G 44	Redmon, Frances	5	6	2	11	7	17	0.292	6	6	5	9	11	15	0.423	18	32	0.360	2	0	13.5	52	0.260
G 45	Jay, John	4	10	4	9	8	19	0.296	9	6	3	8	12	14	0.462	20	33	0.377	2	0	6.0	55	0.109
G 46	Kemp, Louis	2	5	5	4	7	9	0.438	2	6	5	4	7	10	0.412	14	19	0.424	1	0	3.5	34	0.103
G 47	Kitchin, Robert	4	1	1	4	5	5	0.500	4	1	1	4	5	5	0.500	10	10	0.500	1	0	9.0	21	0.429
G5/ The Underdog		33	49	32	50	65	99	0.396	18	24	24	18	42	42	0.500	149	183	0.449	0	12	65.5	344	0.190
G 50	Brotherton, Rhetta	3	9	3	6	6	15	0.286	4	9	9	5	13	14	0.481	19	29	0.396	0	2	5.5	50	0.110
G 51	Bake, Bob	7	8	5	8	12	16	0.429	3	10	7	6	10	16	0.385	22	32	0.407	0	2	12.0	56	0.214
G 52	Hollins, Gary	4	9	6	9	10	18	0.357	7	8	9	5	16	13	0.552	26	31	0.456	0	2	12.5	59	0.212
G 53	Hudelson, Hans	5	6	7	4	12	10	0.545	9	2	8	4	17	6	0.739	29	16	0.644	0	2	15.5	47	0.330
G 54	Frey, Kyle	1	7	0	7	1	14	0.067	1	4	1	5	2	9	0.182	3	23	0.115	0	1	1.0	27	0.037
G 55	Trickler, Mike	4	0	3	1	7	1	0.875	2	2	1	2	3	4	0.429	10	5	0.667	0	0	3.5	15	0.233
G 56	Black, Frank	7	7	4	12	11	19	0.367	6	9	7	7	13	16	0.448	24	35	0.407	0	2	8.0	61	0.131
G 57	Tuck, Dave	2	3	4	3	6	6	0.500	4	4	6	2	10	6	0.625	16	12	0.571	0	1	7.5	29	0.259
G6/ Positive Vibration		49	35	67	17	116	52	0.690	32	10	22	20	54	30	0.643	224	112	0.667	7	0	116.0	343	0.338
G 60	Johnson, Patrick	9	4	11	3	20	7	0.741	14	0	5	6	19	6	0.760	39	13	0.750	1	0	32.0	53	0.604
G 61	Ferebee, Ed	6	6	8	2	14	8	0.636	6	7	5	8	11	15	0.423	25	23	0.521	1	0	11.5	49	0.235
G 62	Poucher, Stefanie	0	0	0	0	0	0	#DIV/0!	0	0	0	0	0	0	#DIV/0!	0	0	#DIV/0!	0	0	0.0	0	#DIV/0!
G 63	Poucher, Mark	9	4	11	2	20	6	0.769	10	2	7	4	17	6	0.739	37	12	0.755	1	0	22.5	50	0.450
G 64	Campbell, Britt	3	6	5	6	8	12	0.400	8	2	8	5	16	7	0.696	24	19	0.558	1	0	10.5	44	0.239
G 65	Brown, Bill	6	5	10	1	16	6	0.727	6	5	4	6	10	11	0.476	26	17	0.605	1	0	13.5	44	0.307
G 66	Edgecomb, Sean	7	6	14	0	21	6	0.778	13	0	10	4	23	4	0.852	44	10	0.815	1	0	16.5	55	0.300
G 67	Edgecomb, Andrew	9	4	8	3	17	7	0.708	7	4	5	7	12	11	0.522	29	18	0.617	1	0	9.5	48	0.198
G7/ DA Bulls		53	31	43	41	96	72	0.571	18	24	22	20	40	44	0.476	176	160	0.524	0	0	76.0	336	0.226
G 70	White, Bill	9	4	8	4	17	8	0.680	4	9	9	5	13	14	0.481	30	22	0.577			14.5	52	0.279
G 71	McSorley, Paul	6	4	9	2	15	6	0.714	5	6	8	3	13	9	0.591	28	15	0.651			13.0	43	0.302
G 72	Ammon, Mark	7	2	5	5	12	7	0.632	6	4	4	6	10	10	0.500	22	17	0.564			6.5	39	0.167
G 73	Snowden, Mark	8	5	1	10	9	15	0.375	5	7	7	5	12	12	0.500	21	27	0.438			11.0	48	0.229
G 74	Richardson, Kevin	12	1	8	5	20	6	0.769	3	10	6	7	9	17	0.346	29	23	0.558			14.0	52	0.269
G 75	Munn, Chuck	3	6	5	5	8	11	0.421	4	6	2	6	6	12	0.333	14	23	0.378			6.5	37	0.176
G 76	Barker, Jeff	3	2	2	3	5	5	0.500	4	1	1	3	5	4	0.556	10	9	0.526			1.5	19	0.079
G 77	Prakke, Kevin	1	2	0	2	1	4	0.200	1	1	2	0	3	1	0.750	4	5	0.444			1.0	9	0.111
G 78	Kerr, Duncan	4	5	5	5	9	10	0.474	4	4	5	5	9	9	0.500	18	19	0.486			8.0	37	0.216
G8/ Moonlighters		35	49	37	47	72	96	0.429	16	26	13	29	29	55	0.345	130	206	0.387	8	0	88.0	344	0.256
G 80	Johnson, Sven	8	5	2	7	10	12	0.455	6	7	3	10	9	17	0.346	19	29	0.396	1	0	10.5	49	0.214
G 81	Taylor, Wayne	8	5	8	5	16	10	0.615	5	7	7	6	12	13	0.480	28	23	0.549	1	0	16.5	52	0.317
G 82	Carpenter, Adrienne	0	5	0	5	0	10	0.000	2	5	2	4	4	9	0.308	4	19	0.174	1	0	3.0	24	0.125
G 83	Taylor, Walter	3	5	7	5	10	10	0.500	4	8	4	6	8	14	0.364	18	24	0.429	1	0	10.5	43	0.244
G 84	Kiser, Lyman	4	5	5	4	9	9	0.500	3	5	2	4	5	9	0.357	14	18	0.438	1	0	11.5	33	0.348
G 85	Phelps, Doug	5	7	9	3	14	10	0.583	7	6	4	9	11	15	0.423	25	25	0.500	0	0	15.5	50	0.310
G 86	Alexander, Hunter	2	7	3	5	5	12	0.294	3	3	4	5	7	8	0.467	12	20	0.375	1	0	13.0	33	0.394
G 87	Whalen, Brendan	2	5	1	6	3	11	0.214	0	6	0	8	0	14	0.000	3	25	0.107	1	0	6.5	29	0.224
G 88	Kempf, Greg	3	5	2	7	5	12	0.294	2	5	0	6	2	11	0.154	7	23	0.233	1	0	1.0	31	0.032

TONS OF NEWSLETTER

Home to the Spring Session of the Raleigh Dart League; Banquet Edition, Saturday, May 15, 1999

TOURNAMENT WINNERS

"A" Division - ***Lunatic Fringe*** *(14-10)*

Everything is back to normal after a couple seasons of So What!! Mugs, as the Fringe has regained their tournament supremacy. It took an absolute war with S&A in the finals though, capped by Bob Terry again, with a double-10.

"B" Division - ***Arrowing Experience*** *(14-9)*

The guys of AE somehow get through the tournament without playing a team seeded any higher than #4 or with a winning record. For drama, they gave up a 9-2 lead in the finals before reeling off five straight doubles for the Mug-claiming victory.

"C" Division - ***Black & Tans*** *(?-?)*

The B&Ts punched out One & Done in week 14, then made their way through the Neighbors, Shooter's Buzz and Comfortably Numb on the path to the Mugs. They certainly didn't back into this set of awards.

"D" Division - ***Flying Aces*** *(13-12)*

Two #1 teams, two #2 teams, and two #3 teams won Mugs this season. And then there were the Aces! Coming from the lowly #7 slot, the Aces defended their D division tournament title before they head down to E division next season.

"E" Division - ***Nine Lives*** *(13-11)*

Another match decided in the final set of 501, this one gives the Nine Lives the season/tournament double (only two teams did it this season). The upstart Sharp Darts almost pulled off a Flying Aces-like miracle coming from the #7 spot.

"F" Division - ***Dodge Darts*** *(?-?)*

I'll just let Steve Holland of Dodge Darts tell you guys how it went: "I am the man. And I will continue to be the man. And I will ALWAYS get MINE."

"G" Division - ***Big Shots*** *(13-12)*

Wayne Taylor delivers the all-important double-20 with both teams sitting on 40 in the 1001 game, in one of the most even rivalries in the RDL this season. Like they always say, it's tough to beat a team three times in a row.

REGULAR SEASON WINNERS

"A" Division - ***Shameless & Aimless VIII*** *(12 wins, 2 losses)*
2nd place - Lunatic Fringe

"B" Division - ***Wieblin*** *(11 wins, 1 loss)*
2nd place - Dazed and Confused

"C" Division - ***One & Done*** *(12 wins, 2 losses)*
2nd place - Shooter's Buzz

"D" Division - ***Scavengers*** *(13 wins, 1 loss)*
2nd place - Cheap Shots

"E" Division - ***Nine Lives*** *(11 wins, 3 losses)*
2nd place - Last Call

"F" Division - ***Dodge Darts*** *(12 wins, 2 losses)*
2nd place - Travelin' Beer Bellies

"G" Division - ***Tattoo the Red Eye*** *(13 wins, 1 loss)*
2nd place - Big Shots

(Rosters of all tournament-winning and regular season first place teams can be found on page 4.)

TABLE OF CONTENTS

Item	Page Number
Tournament & Regular Season Winning Teams	1
Fall 1999 RDL Season Information	1
Final Divisional Standings	2
Final Divisional Tournament Results	3
Tournament Winning Team Rosters	4
Regular Season Winning Team Rosters	4
Mixed Doubles/NCLC/NCCDL Team Updates	4
Tournament Trophy Dart Awards	5
Other Tournament Hot Darts	5
Regular Season Trophy Dart Awards	5
Another New Darter	5
Divisional Singles Win %-age Winners	6
Divisional All-Star Point %-age Winners	6
Players Who Beat the Singles Winners	6
Quick Stat Tidbits from Dave Berry	6
Tiebreaker Stat Facts	6
Season Penalty Summary	6
List of Host Establishments & A New One	7
Registration for Other Local Summer Leagues	7
RDL Address and Phone No. Information	8
Season-Long Trophy Dart Game Requirements	8
Calendar of Events and Related Items	8
Season Penalty Log	8
JK's All-Star Team Picks	9
Quick Stat Tidbits	9
Important Notes on Rule Changes for the Fall	9
Recruiting Darters, Summer LODs, and Other Stuff	9
Fall 1998 and Spring 1999 Bar Rating Results	10
Prediction Results, Quotes from the Tournaments	10
Top Spring 1999 Singles Records, by Division	11
Top Spring 1999 Doubles Records, by Division	12
Top Spring 1999 Singles+Doubles, by Division	13
Top Spring 1999 All Star %-ages, by Division	14
Top Individual Records, by Section of Play	15
League-Wide Individual Singles, Doubles Records	16
League-Wide Individual Singles+Doubles Records, All-Star %-ages	17
Singles, Doubles Records, Ranked by Team	18
Singles+Doubles Records, All-Star %-ages, Ranked by Team	19
Dave Berry's Week-By-Week Score Tables	20&21
Week-by-Week Match Results Table	22
Complete "A" Division Statistics	23
Complete "B" Division Statistics	24
Complete "C" Division Statistics	25
Complete "D" Division Statistics	26
Complete "E" Division Statistics	27
Complete "F" Division Statistics	28
Complete "G" Division Statistics	29
Flier for 1999 Carolina Dart Classic in August	30

FALL 1999 RALEIGH DART LEAGUE SEASON INFORMATION

Registration Meeting for Returning Teams
Champions Billiards; Wednesday, July 21, 7:30-9:00

Registration Meeting for New Teams
Champions Billiards; Thursday, July 22, 7:30-9:00

RDL Board Meeting - July 22 - starting toward end of registration

MANDATORY Preseason Captains' Meeting
O'Malley's; Monday, August 9, 7:00 p.m.

Match Play begins on Wednesday, August 11

MANDATORY 5th Week Captains' Meeting
O'Malley's; Monday, September 20, 7:00 p.m.

FINAL!! DIVISIONAL TEAM STANDINGS FOR THE SPRING *1999* RDL SEASON

"A" Division

		W	L	Pts.
👍	Shameless & Aimless VIII 👍	12	2	224
👍	Lunatic Fringe	11	3	201
3	Dart Shadows	11	3	196
4	Dogs of War	6	8	142
5	So What!!	5	9	139
6	The Bye	4	10	147
👎	Top to Bottom	4	10	138
👎	No Clue	3	11	121

"B" Division

		W	L	Pts.
👍	Wieblin 👍	11	1	171
👍	Dazed and Confused	7	5	146
3	Arrowing Experience	7	5	145
4	Excalibur	6	6	148
5	Friends of the Devil	6	6	142
👎	Dixie Chickens	4	8	120
👎	Stik It	1	11	95

"C" Division

		W	L	Pts.
👍	One & Done 👍	12	2	217
👍	Shooter's Buzz	11	3	192
3	Black & Tans	10	4	194
4	Comfortably Numb	10	4	172
5	Horsemen	5	9	154
6	Neighbors	5	9	137
👎	Half & Half	3	11	149
👎	Darting Eyes	0	14	36

"G" Division

		W	L	Pts.
👍	Tattoo the Red Eye 👍	13	1	209
👍	Big Shots	10	4	191
3	Dead Sox	7	7	169
4	Team Red Eye	7	7	147
5	Get Over It	6	8	162
6	Sharky's Machine	5	9	153
👎	The "G" Spot	4	10	126
👎	2 Eggs & 4 Swimmers	4	10	125

"D" Division

		W	L	Pts.
👍	Scavengers 👍	13	1	202
👍	Cheap Shots	10	4	187
3	Starving Dartists	9	5	153
4	Grateful Darts	8	6	179
5	Heroes in Trouble	6	8	147
6	Kozmic Debris	5	9	144
👎	Flying Aces	4	10	156
👎	Reggaeheads	1	13	124

"E" Division

		W	L	Pts.
👍	Nine Lives 👍	11	3	197
👍	Last Call	11	3	181
3	Bulls Hitters	7	7	166
4	Positive Vibration	6	8	172
5	Not Again!	6	8	147
6	Dynamic Darts	5	9	150
👎	Sharp Darts	5	9	137
👎	To The Point	5	9	137

"F" Division

		W	L	Pts.
👍	Dodge Darts 👍	12	2	215
👍	Travelin' Beer Bellies	10	4	163
3	UZMALL	9	5	177
4	Damn Yankees!	8	6	138
5	Fup'd Ducks	6	8	142
6	B.F.D.	5	9	147
👎	Woody's Gangstas	3	11	133
👎	DA Bulls	3	11	130

☎ = *phone-in penalty (5 pts.)*
📨 = *mail-in penalty (16 pts.)*
💣 = *captains' meeting penalty (5 pts.)*
☑ = *ballot penalty,* ✍ = *runoff ballot penalty (5 pts.)*
☹ = *ineligible player (match win, all pts., all team stats.)*
👎 = *clinched* "bottom-two" *finish in division*
👍 = *clinched* "top-two" *finish in division*
👍 = *regular season division champion*

SPRING 1999 RDL DIVISIONAL TOURNAMENT RESULTS

Quarterfinals	*Semifinals*	*Finals*	***WINNER***

"A" Division

1 Shameless & Aimless VIII
(13-3) Shameless & Aimless VIII
8 No Clue
(13-12) Shameless & Aimless VIII
5 So What!!
(13-5) So What!!
4 Dogs of War
(14-10) **Lunatic Fringe**
3 Dart Shadows
(14-8) The Bye
6 The Bye
(13-1) **Lunatic Fringe**
7 Top to Bottom
(14-2) **Lunatic Fringe**
2 **Lunatic Fringe**

"B" Division

1 Wieblin
Wieblin
(Bye)
(13-12) Excalibur
5 Friends of the Devil
(14-8) Excalibur
4 Excalibur
(12-9) **Arrowing Experience**
3 **Arrowing Experience**
(13-8) **Arrowing Experience**
6 Dixie Chickens
(14-6) **Arrowing Experience**
7 Stik It
(11-10) Stik It
2 Dazed and Confused

"C" Division

1 One & Done
(Automatic Forfeit) One & Done
8 *Darting Eyes*
(14-10) Comfortably Numb
5 Horsemen
(12-11) Comfortably Numb
4 Comfortably Numb
(?-?) **Black & Tans**
3 **Black & Tans**
(13-7) **Black & Tans**
6 Neighbors
(?-?) **Black & Tans**
7 Half & Half
(13-7) Shooter's Buzz
2 Shooter's Buzz

Quarterfinals	*Semifinals*	*Finals*	***WINNER***

"D" Division

1 Scavengers
(14-4) Scavengers
8 Reggaeheads
(13-11) Grateful Darts
5 Heroes in Trouble
(?-?) Grateful Darts
4 Grateful Darts
(13-12) **Flying Aces**
3 Starving Dartists
(11-6) Starving Dartists
6 Kozmic Debris
(12-10) **Flying Aces**
7 **Flying Aces**
(13-8) **Flying Aces**
2 Cheap Shots

"E" Division

1 **Nine Lives**
(14-6) **Nine Lives**
8 To The Point
(13-9) **Nine Lives**
5 Not Again!
(13-5) Positive Vibration
4 Positive Vibration
(13-11) **Nine Lives**
3 Bulls Hitters
(13-9) Dynamic Darts
6 Dynamic Darts
(14-8) Sharp Darts
7 Sharp Darts
(13-11) Sharp Darts
2 Last Call

"F" Division

1 **Dodge Darts**
(14-8) **Dodge Darts**
8 DA Bulls
(?-?) **Dodge Darts**
5 Fup'd Ducks
(?-?) Damn Yankees!
4 Damn Yankees!
(?-?) **Dodge Darts**
3 UZMALL
(11-10) B.F.D.
6 B.F.D.
(12-8) Travelin' Beer Bellies
7 Woody's Gangstas
(14-6) Travelin' Beer Bellies
2 Travelin' Beer Bellies

Quarterfinals	*Semifinals*	*Finals*

Finals	*Semifinals*	*Quarterfinals*

"G" Division

1 Tattoo the Red Eye
(13-3) Tattoo the Red Eye
8 2 Eggs & 4 Swimmers
(13-7) Tattoo the Red Eye
5 Get Over It
(13-9) Team Red Eye
4 Team Red Eye
(13-12) **Big Shots**
WINNER
Big Shots (?-?) Dead Sox
Dead Sox 3
(13-12)
Sharky's Machine 6
Big Shots
The "G" Spot 7
(forfeit)
Big Shots 2

TOURNAMENT WINNERS!!!!!!

"A" Division - ***Lunatic Fringe***

Joe Wilson (c)	Tom Brown	Jim Budelman
Bob Terry	Tim Lane	Steve Hoffmann
	Don Butman	

"B" Division - ***Arrowing Experience***

Craig Coker (c)	Dave Berry	Barry Barker
Mike Hindle	Mike Mohan	Jane Barker
	Terry Marshall	

"C" Division - ***Black & Tans***

Keith Stark (c)	Christopher Mori	Mike Dwight
Ron Shirley	Whit Bryant	Bill Gordon
Don Osborne		Max Sealey

"D" Division - ***Flying Aces***

John Ellis (c)	Marty Mongillo	Graham Holder
Jeff Meyer	Chris Buchanan	John Murdaugh
Brian Griffin		Michael Hodges

"E" Division - ***Nine Lives***

Butch Smith (c)	James Marsden	Matthew Copple
Jim Capps	Brian Sosa	Al Fuhrmann
Kevin Hubbard		Terry Ashley

"F" Division - ***Dodge Darts***

Melissa Perrault (c)	Steve Holland	Chuck Greer
Jason Shearin	Keith Gibbs	Chris Bonfiglio
Brent Butler	Mikey Kralik	Eddy Tetlak
	Dan Walsh	

"G" Division - ***Big Shots***

Sven Johnson (c)	Wayne Taylor	Doug Phelps
Greg Kempf	Walter Taylor	Brendan Whalen
Lyman Kiser	Con Phillips	Adrienne Carpenter

REGULAR SEASON WINNERS!!!!!!

"A" Division - ***Shameless & Aimless VIII***

Keith Moats (c)	J.D. Dixon	Joe Gaglione
Bill Chaney	Kenny Allen	Donnie Simpson
Billy West	Jason Walters	Shane Wright

"B" Division - ***Wieblin***

John Janosko (c)	David Currin	Don Graves
Jane Janosko	Kevin Coyne	Billie Churchwell
	Britt Phillips	

"C" Division - ***One & Done***

Bob Kuppler (c)	Somchai Samaluk	Adam King
Dean Sawyer	Sarge Smith	Rick Bradshaw
Melissa Heiser		George Sutphen

"D" Division - ***Scavengers***

John Hoomani (c)	Nate Wade	Tom Parker
Bob Skea	Richard Boyd	Don Darity
Steve Campbell	Chris Peoples	Mel Finch

"E" Division - ***Nine Lives***

Butch Smith (c)	James Marsden	Matthew Copple
Jim Capps	Brian Sosa	Al Fuhrmann
Kevin Hubbard		Terry Ashley

"F" Division - ***Dodge Darts***

Melissa Perrault (c)	Steve Holland	Chuck Greer
Jason Shearin	Keith Gibbs	Chris Bonfiglio
Brent Butler	Mikey Kralik	Eddy Tetlak
	Dan Walsh	

"G" Division - ***Tattoo the Red Eye***

Dave Buckman (c)	Bob Kitchin	Mike Crolla
Art Redmon	Frances Redmon	Louis Kemp
John Jay	Tracey Knight	Rich Mattingly

On a side note, thanks to the team that said we shouldn't order Mugs for the guys who didn't play. They probably wouldn't mean much to them anyway, and we can save a few bucks for RDL in the process. I just felt that was a very thoughtful thing, and deserved a mention.

RDL CHALLENGE TEAM ACTION!

Continued Mixed Doubles Team Domination

The Raleigh Mixed Doubles Team defended the NC/SC Mixed Cup once again, this time turning away the first-time competitors from Durham. [The format of the match has four men and four women per set. In singles, the women play the women, and the men play the men. In doubles, each pair is a mixed pair.] Raleigh led early with a 5-3 advantage in singles 301, the ladies splitting 2-2 and the men winning 3-1. A big surge involving 3-1 records for both the men and women in singles cricket pushed the lead to 11-5. A split of doubles 501 put the RDL team on the edge of victory at 15-9, needing only one more win in doubles. Raleigh got two though in doubles cricket, giving them a 19-13 final score and setting up another defense in a month and a half.

Playing for Raleigh were: Connie Austin (2-0), Kathy Barnes (1-1), Britt Campbell (1-1), Billie Churchwell (0-2), Paula Delp (2-0), Michelle Gaffney (1-1), Gina Oakley (1-1), Deb Parker (1-1), Phillip Eastmead (0-1), Joe Gaglione (4-0, *12-dart SCkt*), Jerry Oakley (1-2), Allen Smith (3-1, *9-dart 301* , 8m), and Keith Wall (2-2, 10-dart 301, 120-In).

RDL members playing for Durham were: Doug Jeffcoat (1-3, 9m), Kurt Kunttu (2-2, 101-Out), and Todd Lemons (2-2, 9m).

RDL NCLC Team Still The Team To Beat

The defending Ladies' Cup Champion Raleigh team continued its seemingly endless winning ways again last weekend. Except for their lone upset loss to Chapel Hill last year, the Raleigh team has been almost untouchable for a couple years now. That dominating fashion was exhibited again in their most recent victory, this time over the ladies of Durham. As with the Mixed Doubles match reported above, the ladies used some serious singles points to put this one away. A quick 4-2 lead in singles 401 was extended with a 5-1 run in singles cricket, pushing the lead to 9-3. Durham claimed two of the three 501 sets to get back in striking distance at 11-7, but Raleigh wrapped up the match with two of the three doubles cricket sets. The final score of 15-9 moved the ladies to 3-0 on the season, and sitting right where they left off in 1998, atop the East Division of the NCLC.

Playing for Raleigh were: Tracey Brown (0-2), Britt Campbell (0-2), Billie Churchwell (2-2), Paula Delp (3-1, **T-80**, 11-dart 401, 5-Bulls), Michelle Gaffney (3-1), Gina Oakley (4-0), and Deb Parker (3-1).

RDL NCCDL Team Pulls A Houdini Act

While the Raleigh Ladies' Cup team was putting their opponents down early in their match, the Raleigh City League team (men's team, basically) played a bit of a different type of match. The Raleigh men also traveled to Durham last weekend, but their test was a bit tougher.

Durham jumped all over the Raleigh men early, winning 6 of the 8 singles 301 sets to claim a quick 6-2 lead in the 38-point match. The winning ways continued for Durham through singles cricket with a 5-3 advantage to push the match score to 11-5, with Raleigh trailing.

The Raleigh guys shoved their way right back into the match in the 501 set though, winning three of the four sets, and even having a one-game lead in the fourth of those sets. Those six points pulled Raleigh within 13-11, but Durham turned the tables right back on them in the doubles cricket. Three of the four doubles cricket sets went to the Bull City throwers, putting Durham ahead 19-13, and forcing the RDL guys to sweep the four-player 701 sets just to force a tiebreaker. And that's exactly what they did, knotting the score at 19-19. Raleigh then rolled in the single game of 1001, with Jerry Oakley taking out 69 in two darts for the win. The win was very much out of the ordinary for the Raleigh team as they lost the cricket set points by an 11-5 score, and ended up winning the match by taking the -01 sets by 14(+) to 8.

Playing for Raleigh were: Jim Budelman (3-2, TWO 11-dart 301s, and a 120-In), Craig Cashwell (2-3, **9m**), Mike Eller (2-3), Steve Hoffmann (3-2, **T-80**), Tim Lane (2-3, **9m**), Jerry Oakley (3-2), Pete Rutten (0-1, **160-In**), Bob Terry (4-1), and Keith Wall (2-2). RDL members playing for Durham: Tom Brown (1-4), Doug Jeffcoat (4-1 and throwing huge darts), Jason Kilts (1-2), Kurt Kunttu 2-3, **9m**, 112-In, 12-dart 301), Todd Lemons (2-3, 115-Out), and Andy Mead (3-1, **9m**, 107-Out).

TOURNAMENT!!! TROPHY DART AWARDS

9 Marks

Scott Butters	Dazed and Confused	4/28
Cecil Duggins	Neighbors	4/28
Tony Keller	Horsemen	4/28
Mark Powell	UZMALL	4/28
Rich Sibincic	Travelin' Beer Bellies	4/28
Bob Terry	Lunatic Fringe	4/28
Chip Walker	Friends of the Devil	4/28
Jim Budelman	Lunatic Fringe	5/5
Paula Delp	So What!!	5/5
Mike Dwight	Black & Tans	5/5
Mike Hindle	Arrowing Experience	5/5
Sven Johnson	Big Shots	5/5
Andy Mead	The Bye	5/5
Matthew Copple	Nine Lives	5/12
J.D. Dixon	Shameless&Aimless VIII	5/12

Ton-80s

Matthew Copple	Nine Lives	4/28
Adam King	One & Done	5/5
Steve Hoffmann	Lunatic Fringe	5/12

6 Bulls

(none reported)

OTHER TOURNAMENT HOT DARTS

(Sorry, no award for these, but they're still good shots)

John Jenkins	Top to Bottom	161-Out
Jim Budelman	Lunatic Fringe	160-In
Jim Budelman	Lunatic Fringe	12-dart SCkt

(…and no, I'm not including an all-star list for the tournament because any fool can throw a bunch of all-stars when he or she is playing two-out-of-three singles cricket sets…)

FINAL REGULAR SEASON TROPHY DART AWARDS

High In (301 only)

Don Graves	**Ton-70**
Wieblin	3/24

High Out (301, 501, and 1001)

Maryjane Johnson	**Ton-43**
Darting Eyes	1/27

Fast Singles 301

Jerry Johnston	**8 darts**
So What!!	3/10

Fast Singles Cricket

Richard Boyd	**15 darts**
Scavengers	4/7
Phillip Eastmead	**15 darts**
Dogs of War	2/3
James Odom	**15 darts**
Damn Yankees!	2/17

Fast Doubles Cricket

Steve Hoffmann & Bob Terry	**14 darts**
Lunatic Fringe	4/7

Fast Doubles 501

Kevin Barton & Brian Selby	**17 darts**
So What!!	3/3
Craig Cashwell & Allen Smith	**17 darts**
Dart Shadows	2/10
Mike Knott & Allen Smith	**17 darts**
Dart Shadows	2/24

ANOTHER NEW DARTER IS BORN

Chris Wandscher (most recently of Top Dead Center) and his wife Jody have recently become the proud parents of a healthy young girl, Emma Catherine. Everyone is doing well, and word has it that Chris thinks he'll start having time to play darts again in the Fall season. Foolin' himself I guess…. [Thanks to Teresa Smith for sharing this bit of info. with us.]

Don't forget the Carolina Classic this coming August. It's not every day that a well-attended $12,000+ ADO tournament starts up in your backyard. If your name is on this page, odds are that you're good enough to go out and compete, right?

9 Marks

Henry Dougherty (2)	Damn Yankees!	1/20, 2/3
Bob James (2)	Dixie Chickens	3/10, 3/17
Donnie Simpson (2)	Shameless & Aimless VIII	1/20, 2/24
Allen Smith (2)	Dart Shadows	1/27, 4/7
Kathy Barnes	Half & Half	3/31
Chris Bonfiglio	Dodge Darts	2/17
Jim Budelman	Lunatic Fringe	2/17
Craig Cashwell	Dart Shadows	1/27
Tom Cohan	Sharky's Machine	3/3
Craig Coker	Arrowing Experience	1/27
John Cox	Team Red Eye	3/17
Mike Crolla	Tattoo the Red Eye	3/24
Matt Dehritz	Neighbors	4/14
J.D. Dixon	Shameless & Aimless VIII	2/24
Sean Edgecomb	Positive Vibration	3/24
Joe Gaglione	Shameless & Aimless VIII	2/17
Dave Galloway	Comfortably Numb	3/31
Chris Gilbert	Dart Shadows	4/7
Galen Gillett	B.F.D.	2/10
Don Graves	Wieblin	1/27
Chuck Greer	Dodge Darts	4/7
Mike Hall	Dart Shadows	1/27
Tracey Knight	Tattoo the Red Eye	2/24
Scott Lewis	No Clue	4/7
Jim Marx	No Clue	2/24
Andy Mead	The Bye	3/24
Mike Seward	Excalibur	3/31
David Simpson	Top to Bottom	2/17
Charlie Wilkinson	UZMALL	3/31
Don Worley	Dixie Chickens	2/3
Perry Young	Fup'd Ducks	3/24

Ton-80s

Jerry Johnston (2)	So What!!	3/10, 3/10
Connie Austin	Half & Half	2/3
Matthew Copple	Nine Lives	1/20
Phillip Eastmead	Dogs of War	3/17
Chris Gilbert	Dart Shadows	3/24
Steve Hoffmann	Lunatic Fringe	3/31
Dale Hyler	The Bye	2/10
John Jenkins	Top to Bottom	3/24
Steve Knight	Horsemen	4/14
Somchai Samaluk	One & Done	4/7
Larry Warnke	Neighbors	3/10
J.J. Yoneoka	Travelin' Beer Bellies	3/10

6 Bulls

(none reported)

Spring 1999 RDL Individual Season-Long Awards

SINGLES WIN PERCENTAGE

			W	L	%-age
		"A" Division			
	Phillip Eastmead	A7/ Dogs of War	24	2	0.923
		"B" Division			
	Don Graves	B4/ Wieblin	20	4	0.833
	John Janosko	B4/ Wieblin	20	4	0.833
	Chip Walker	B5/ Friends of the Devil	20	4	0.833
		"C" Division			
	Adam King	C3/ One & Done	26	2	0.929
		"D" Division			
	William Holland	D3/ Grateful Darts	22	5	0.815
		"E" Division			
	Butch Smith	E3/ Nine Lives	25	4	0.862
		"F" Division			
	Jeff Barnhill	F6/ Travelin' Beer Bellies	20	5	0.800
		"G" Division			
	John Toth	G4/ 2 Eggs & 4 Swimmers	18	2	0.900
		Women's Records			
1st	Kellee Enos	D7/ Heroes in Trouble	17	10	0.630
2nd	Deb Parker	D7/ Heroes in Trouble	17	11	0.607
3rd	Lisa Lawley	G5/ Get Over It	13	10	0.565

ALL-STAR PERCENTAGE

			ASPs	TGP	%-age
		"A" Division			
	J.D. Dixon	A2/Shameless&AimlessVIII	109.5	55	1.991
		"B" Division			
	Don Graves	B4/ Wieblin	61.0	49	1.245
		"C" Division			
	Somchai Samaluk	C3/ One & Done	86.0	55	1.564
		"D" Division			
	Paul Hansen	D2/ Kozmic Debris	32.5	37	0.878
		"E" Division			
	Butch Smith	E3/ Nine Lives	58.5	60	0.975
		"F" Division			
	Chuck Greer	F5/ Dodge Darts	68.5	57	1.202
		"G" Division			
	John Toth	G4/ 2 Eggs & 4 Swimmers	31.5	42	0.750
		Women's Records			
1st	Paula Delp	A4/ So What!!	54.0	50	1.080
2nd	Deb Parker	D7/ Heroes in Trouble	32.5	57	0.570
3rd	Connie Austin	C7/ Half & Half	25.5	48	0.531

THE PLAYERS WHO *BEAT* THE SINGLES WIN %-AGE WINNERS IN EACH DIVISION

Who beat Phillip Eastmead of Dogs of War?
in 301: (none).
in cricket: Joe Gaglione (wk.1), Jim Budelman (wk.13).

Who beat Don Graves of Wieblin?
in 301: Scott Butters (wk.2), Shannon Stewart (wk.4), Kirk Herbert (wk.13).
in cricket: Scott Butters (wk.2 *again*).

Who beat John Janosko of Wieblin?
in 301: Dave Domanski (wk.3), Jack Dowling (wk.6), John Tighe (wk.11).
in cricket: Kirk Herbert (wk.13).

Who beat Chip Walker of Friends of the Devil?
in 301: John Tighe (wk.5), Dave Berry (wk.9).
in cricket: Ed Davenport (wk.1), Chris Smith (wk.3).

Who beat Adam King of One & Done?
in 301: Bob Winter (wk.10).
in cricket: Bob McCredie (wk.4).

Who beat William Holland of Grateful Darts?
in 301: Don Darity (wk.9), Steve Witz (wk.13).
in cricket: Marco Bennett (wk.1), Jeff Wenhart (wk.10), John Murdaugh (wk.12).

Who beat Butch Smith of Nine Lives?
in 301: Kittie Rue Cribb (wk.11).
in cricket: Bill Brown (wk.9), Randy Baldwin (wk.11), Dave Romanchek (wk.13).

Who beat Jeff Barnhill of Travelin' Beer Bellies?
in 301: Bob Carawon (wk.1), Steve Holland (wk.6), Jerry Jones (wk.10).
in cricket: Danny Hall (wk.4), Jimmy Woodell (wk.14).

Who beat John Toth of 2 Eggs & 4 Swimmers?
in 301: Scott Lorbacher (wk.8).
in cricket: John Cox (wk.8).

Who beat Kellee Enos of Heroes in Trouble?
in 301: Jeff Meyer (wk.3), Chris Peoples (wk.6), Forrest Harrell (wk.9), John Murdaugh (wk.10), Tom Parker (wk.13), Phil Simpson (wk.14).
in cricket: Steve Witz (wk.1), Thom Morgan (wk.8), Michael Hodges (wk.10), Steve Campbell (wk.13).

SOME QUICK STAT TIDBITS FROM DAVE BERRY

"Teams who suck away from home": To The Point (5 home wins, 0 away wins), Positive Vibration (5 home, 1 away), Fup'd Ducks (5 home, 1 away), and Get Over It (5 home, 1 away).

"Teams who play better away": Lunatic Fringe (4 home wins, 7 away wins), Arrowing Experience (2 home, 5 away). [Note: both were Mug winners…]

THIS SEASON'S TIEBREAKERS

The total number of tiebreakers dropped just this season was exactly the same total that we had last season - 30. It would initially seem that this is a decrease in the rate of tiebreaker since there were more matches this season, but one of the teams dropped out so it's really about the same. The number of tiebreakers by division: 6 in A division, 2 in the 7-team B division, 4 in C division (the division with the team that dropped out), 3 in D division, 6 in E division, 2 in F division, and 7 in G division. Six teams played more than two tiebreakers this season (So What!! in A division, Comfortably Numb in C division, Nine Lives and Not Again! in E division, and Dead Sox and The "G" Spot in G division). Excalibur in B division, Grateful Darts in D division, and Big Shots also played three tiebreakers, if you count the tournament matches. There are two teams that are the likely high blood pressure candidates this season, as both So What!! And the Dead Sox played a league-high four 1001 games counting the tournament. There were no real heartbreak kids this season, as no team lost more than two games of 1001. There were, however, some very clutch throwers hanging around though - Both Comfortably Numb and Not Again! won all three of their chances in the extra set. The excitement of winning three of the sudden-death games in a single season would definitely have to be worth the cost of registration.

SPRING 1999 PENALTY SUMMARY

I included the complete penalty log in every issue of the Tons of Newsletter again this season, and I thought that maybe having a weekly reminder of the mistakes of others would decrease the total number of penalties. Well, that's not the case. We didn't have any ballot penalties like last season, since there weren't any elections. Other than those though, we still have the same total of each type of penalty. I guess that maybe we've just cut down the penalty total to the critical mass level where forgetfulness and carelessness are just going to make a certain number just because they are. Anyway, you can check out exactly who got what penalties and when on page 8. So, I'm not going to preach about which teams moved up or down a spot in the standings due to penalties. If you want to know, just add up the individual penalties for any given team and then compare the lost points to the differences in the standings. I will, however, include my normal tabulations of the penalties for your perusal. And so here they are….: In total, 17 of the 55 RDL teams were assessed at least one penalty. There were a total of 21 penalties for a total of 193 points and 1 match win. Unlike last season, we did have one ineligible player this season, and that one was intentional, so that's a bit disgusting. There were 5 Fifth Week captains' meeting penalties (5 pts. each), 8 phone-in penalties (5 pts. each), 1 ineligible player (16 pts. and a match win), and 7 mail-in penalties (16 pts. each). On the plus side, no team was penalized more than twice this season.

WHERE WE PLAY

After Hours **552-4131**
7608 Purfoy Road Fuquay-Varina
-in front of Comfort Inn, near Sunset Lake/401 inter.

Blinco's **790-3882**
5009 Falls of the Neuse Road N. Raleigh
-in Quail Corners Shopping Center

Breakers Billiards **772-9593**
305 Tryon Road Raleigh
-in Tryon Hills Shop. Ctr. at US 70 & Tryon Rd.

Champions Billiards **833-8337**
2109-152 Avent Ferry Road Raleigh
-in Mission Valley Shopping Center

Champs Sports Bar **598-4090**
115 Page Point Circle near RTP
-just off of US-70 toward Durham

The Comet Lounge **833-8090**
3003 Hillsborough Street near NCSU
-between Milano's and the Brewery near Dixie

Fat Daddy's **787-3773**
6201 Glenwood Avenue Raleigh
-in the US-70 group near Oh!Brian's & O'Malley's

Fenway Sports Grill **661-0888**
1490 Garner Station Boulevard S. Raleigh
-in North Station Shopping Center

Harrison's Bar and Grill **481-2442**
301-C N. Harrison Avenue Cary
-under Pure Gold, betw. Chatham St. & 54 @ RR tracks

Jillian's **821-7887**
117 S. West Street Raleigh
-just off of Hillsborough Street

The Little Bar **362-1122**
2901 Highway 64 West Apex
-US-1 to 64-west, about 3 miles past 55 exit, on left

Oh! Brian's **781-7427**
5925 Glenwood Avenue Raleigh
-another of the Glenwood trio a mile or so from Crabtree

O'Malley's **787-1234**
5228 Holly Ridge Drive Raleigh
-across from Darryl's in Oak Park Shopping Center

PJ's Sports Bar **361-2390**
2223 NC Highway 54 RTP
-across RR tracks just east of 54/55 intersection

Players Retreat **755-9589**
105 Oberlin Road near NCSU
-at corner of Oberlin Rd. & Hillsborough St.

The Profile **833-4527**
625 E. Whitaker Mill Road Raleigh
-near inter. of Whitaker Mill & Wake Forest Rd.

The Pub **872-1414**
2913 Brentwood Road N. Raleigh
-in Davis Square Shopping Ctr. near Capital Blvd.

Rack'M Up West **851-9006**
5563 Western Boulevard W. Raleigh
-at inter. with Buck Jones Rd. in Plaza West Shp. Ctr.

Rams Head **851-7080**
202-A Colonades Way Cary
-in upper level of Waverly Place Shopping Center

Sharky's Place **783-5448**
5800 Duraleigh Road NW Raleigh
-in the Yuppie Center near US 70 intersection

NEW RDL ESTABLISHMENT

There will be a new host establishment in the RDL next season, and they are looking for another team to play out of their place. They say they already have one team, but would obviously like another. The place is called Tailgaters, and is located near the intersection of Millbrook and Hargrove. If you are interested, call Kim Smith at 872-2827.

OTHER LOCAL SUMMER LEAGUES

Well, you've missed the start of the Bull City Dart League, and I don't know when the Triangle Dart League in Chapel Hill starts back up, but I do have info. on two close to home:

TOBACCO ROAD DART LEAGUE

Summer darts are alive and well in Durham, and the Tobacco Road Monday night Dart League is just about to start. The Spring banquet is going to be held tomorrow (at PJ's??, call the TRDL to be sure), and registration will take place over the next two weeks. Rosters consist of 4-6 players and will be accepted at the banquet, or at either registration meeting - Monday, May 17th and Monday, May 24th at 7:30 p.m. at PJ's Sports Bar. The TRDL currently hosts teams out of RTP and Durham, but has indicated that if interest is strong enough, they would consider establishments all the way to Cary. The format is all best-2-of-3, so the league provides a lot of practice, and might be the best place to keep your game in tune over the summer. For information, call Doug Jeffcoat (596-7980) or John Strobel (596-4391).

CAPITAL AREA DART CLUB

Do you want to increase your stamina? Would you like to improve your game? Do you like to have Fun?

If you answered yes to any of these questions, then Capital Area Dart Club has a league for you.

CADC is offering summer league play for singles, doubles, and mixed doubles players on Monday and Thursday nights beginning in June. Format includes 501 and Cricket sets, best 2 out of 3. The league fee is $10.00 per person. Sign up now by calling Michelle Gaffney at 571-1917 or join us at the banquet on Sunday, May 30 at Champion's Billiards and Darts in Raleigh. Festivities begin at 4:00 p.m. and continue through the Luck of the Draw. We will have raffles and prize boards active throughout the banquet. Children are welcome.

Shuckers **556-7704**
10625 Capital Boulevard Wake Forest
-way up Capital Blvd. on your left, I think….

Snooker's-RW **828-7665**
3520 Wade Avenue NW Raleigh
-in Ridgewood Shopping Center

The Upper Deck (Cary) **460-9977**
329 N. Harrison Avenue Cary
-near intersection. of N. Harrison & Hwy. 54

The Upper Deck II (Raleigh) **755-3880**
2235 Avent Ferry Road Raleigh
-right next to Mission Valley Shopping Center

West End **821-3188**
412 W. Davie Street Dwtn. Raleigh
-end of Davie, 2 blks. fr. Dawson-McDowell one-ways

Woody's **380-7737**
8260 Chapel Hill Road Cary
-between N. Harrison & Reedy Creek Road

HOW TO REACH US

RDL VoiceMail

(919) 990-1218

Mail Scoresheets to: *(this is going to change soon!)*

Jason Kilts
1521 E. Franklin St., Apt. C-106
Chapel Hill, NC 27514

New Member Fees and Newsletter Fees:

Billie Churchwell
18 Bradstone Court
Wake Forest, NC 27587

All Other RDL Correspondence to:

(but only through the end of this season…)
Raleigh Dart League, Inc., P.O. Box 5053
Cary, NC 27512-5053

Board of Directors

President	William Holland	233-9816
Vice President	John Jenkins	552-6237
Secretary	Donnie Simpson	639-6050
Treasurer	Billie Churchwell	554-0848
Membership	Dave Berry	467-4382
Rules/Grievances	Brian Selby	810-1158
External Orgs.	Kevin Coyne	876-8636

League Statistician/Editor

Jason Kilts email: kilts001@mc.duke.edu 990-1218

"HOT DARTS" CALL-IN GUIDELINES

Here are the guidelines you should use when deciding what you should use as your minimum number of all-star points for reporting when you call in your scores.

"A" Division = 4.5 or more ASPs
"B" Division = 4.0 or more ASPs
"C" Division = 3.5 or more ASPs
"D" and "E" Divisions = 3.0 or more ASPs
"F" and "G" Divisions = 2.5 or more ASPs

Also, call in any fast games, high ins, high outs, or other amazing feats that you think warrant a little recognition (e.g., Ins & Outs higher than a Ton, 24-dart cricket games, 16-dart 301s, 24-dart 501s, etc.)

SEASON-LONG TROPHY DART MINIMUM GAMES PLAYED REQUIREMENTS

In order to be eligible for all-star point %-age and singles win %-age awards, you must play in at least 66% of the total projected games this season:

for "A", "D", "E", "F" and "G" Divisions:

All-star pt. %-age: min. of 37 Total Games Played
Singles win %-age: min. of 19 Singles Games Played

for "B" and "C" Divisions:

All-star pt. %-age: min. of 32 Total Games Played
Singles win %-age: min. of 16 Singles Games Played

CALENDAR OF EVENTS

Tue., June 1 7:00 p.m.	**RDL Board Meeting**; O'Malley's? Call the Board members to be sure
Sat., June 5 2:00 p.m.	**North Carolina City Dart League & North Carolina Ladies' Cup** -Wilmington @ Raleigh; Champions Billiards[rescheduled from May 29]
July 21-22 7:30 p.m. - 9:00 p.m.	**Fall 1999 RDL Team Registration** Champions Billiards; returning teams - Wed., July 21; new teams - Thur., July 22; (you can really register on either day though)
Mon., Aug. 9 7:00 p.m.	**Fall 1999 Preseason Captains' Meeting** O'Malley's; MANDATORY!!!
Wed., Aug. 11	**Fall 1999 Match Play Begins**
Aug. 20-22	**Carolina Dart Classic** (ADO) $12,000+ Radisson Governor's Inn, I-40 and Davis Drive, RTP; Darter's Rate: $69 - reserve by July 30th Information: Michelle Gaffney, 919-571-1917
Oct. 1-3	**NC State Steel-Tip Dart Championships** (same place as last year) - American Legion Hall (529 Creek Ridge Rd.), Greensboro, NC Information: Nancy Coley, 336-299-8068 Information: Michelle Gaffney, 919-571-1917

Other Local Weekly Leagues

Mon./Thurs.	***Capital Area Dart Club*** , Singles/Doubles
Mondays	***Tobacco Road Dart League*** , Durham
Tuesdays	***Bull City Dart League*** , Durham
Thursdays	***Triangle Dart League*** , Chapel Hill
Saturdays	***CADC Youth League*** , Champions Billiards

Weekly Blind Draws

Thursday	**Rack'M Up West**, 8:00 p.m. $5 entry. (851-9006) (Rack'M matches the pot!)
Friday	**Woody's**, 7:30 p.m. ($100 added for every 16 entrants!) (380-7737)
Saturday	**Snooker's-RW**, 8:00 p.m. (Snooker's matches the pot up to $100!)(828-7665)
Sunday	**Champions Billiards**, 7:00 p.m. (833-8337)
Monday	**After Hours**, 7:30 p.m. (552-4131) ($50 added for every 16 entrants)
Tuesday	**Champions Billiards**, 8:00 p.m. (833-8337) (Champions matches the pot!)

Wednesday (starting on May 19, and running through the last Wed. before the Fall RDL season) **Woody's**, 7:30 p.m. ($100 added for every 16 entrants!) (380-7737)

Wednesday (starting on May 19, and running through the last Wed. before the Fall RDL season) **Snooker's**, 8:00 p.m. (Pot matched up to $100!) (828-7665)

Champions Billiards - Blind Draw Notice!

Champions Billiards in Mission Valley Shopping Center is willing to hold a blind draw any day of the week that there are 14 or more people willing to enter. Seven days a week! Just get 14 people together, and they'll match the pot!

PENALTY LOG

The penalty log is back this season in the same form it had all of last season. I will list all of the penalties assessed throughout the season right here, so that anyone who thinks that the point math in their division doesn't quite add up can just check here and see who lost what when. It should eliminate any confusion.

Preseason capt. Mtg. (5 pts.): (none). **5th wk. capt. mtg. (5 pts.)**: Dazed and Confused (B), Starving Dartists (D), Bulls Hitters (E), Travelin' Beer Bellies (F), Sharky's Machine (G).

Phone-in (5 pts.): Shooter's Buzz (C, wk.9), Shooter's Buzz (C, wk.14), Neighbors (C, wk.11), Black & Tans (C, wk.6), Sharp Darts (E, wk.10), Travelin' Beer Bellies (F, wk.5), DA Bulls (F, wk.2), Dead Sox (G, wk.9). **Mail-in (16 pts.)**: No Clue (A, wk.5), Stik It (B, wk.5), Sharp Darts (E, wk.10), Damn Yankees! (F, wk.8), Damn Yankees! (F, wk.14), The "G" Spot (G,wk.11), Team Red Eye (G,wk.13).

THE FIFTH SEMI-ANNUAL EDITION OF : JK'S DIVISIONAL ALL-STAR TEAM PICKS

(Players within each division are listed alphabetically) (Players are chosen any way I damn well please - not purely by the numbers!)
(This is not purely my own guesses at who is simply the best thrower, but also who is important to their team, who is good in the clutch, etc.)

Divisional MVPs		
All of RDL	*William Holland*	*Grateful Darts*
A Division	Phillip Eastmead	Dogs of War
B Division	Don Graves	Wieblin
C Division	Jim Hunsberger	Half & Half
D Division	William Holland	Grateful Darts
E Division	Matthew Copple	Nine Lives
F Division	Jeff Barnhill	Travelin' Beer Bellies
G Division	Doug Phelps	Big Shots

"A" Division		
Tom Brown	Lunatic Fringe	7-3 or better in every set.
Jim Budelman	Lunatic Fringe	Just needed to play some more.
Todd Camplin	No Clue	Tops of the bottom four teams.
J.D. Dixon	S & A VIII	26-2 in the crickets sets in huge in A.
Phillip Eastmead	Dogs of War	Just needs some doubles help.
Joe Gaglione	S & A VIII	Best DCkt record in all of RDL.
Allen Smith	Dart Shadows	If only -01 was as good as cricket.
Billy West	S & A VIII	Top record in A makes the team.

"B" Division		
Scott Butters	Dazed and Confused	7-8 wins in all four sets.
J.D. Denton	Excalibur	Only needs some more doubles wins.
Don Graves	Wieblin	Simply dominant - part I.
Kirk Herbert	Friends of the Devil	Great cricket, moderate -01.
Bob James	Dixie Chickens	Doubles record was only 0.500.
John Janosko	Wieblin	Simply dominant - part II.
Eric Matthews	Dazed and Confused	Solid leader of the 2nd place charge.
Chip Walker	Friends of the Devil	Very good through all sets.

"C" Division		
Will Benson	Shooter's Buzz	75+% in both singles and doubles.
Rick Bradshaw	One & Done	Best #3 player on any team in RDL.
Jeff Elliott	Horsemen	That 501 record simply doesn't fit.
Bill Gordon	Black & Tans	8-5 to 9-4 in all four sets is good.
Jim Hunsberger	Half & Half	Led his team in every category.
Adam King	One & Done	Good doubles, GREAT singles.
Somchai Samaluk	One & Done	Good cricket, bad -01, lots of ASPs.
Steve Tomlinson	Shooter's Buzz	9-4 in three different sets.

"D" Division		
Marco Bennett	Reggaeheads	Good thrower needs more support.
Josh Hall	Cheap Shots	Nice record…. except for 301.
Paul Hansen	Kozmic Debris	16-2 combined in the cricket sets.
William Holland	Grateful Darts	Simply superior win percentages.
Marc Shown	Starving Dartists	Solid thrower led team to 3rd place.
Bob Skea	Scavengers	Mr. Doubles also good in singles.
Nate Wade	Scavengers	39 wins is a lot in any division.
Steve Witz	Cheap Shots	Two-thirds or better in every set.

"E" Division		
Randy Baldwin	Not Again!	Needs more 301 and DCkt wins.
John Carroll	Last Call	Big winner in every set of the match.
Matthew Copple	Nine Lives	Mr. Perfect Throw wins a lot too.
Keith Feller	Sharp Darts	Where was he for half the season?
Kevin Gullett	Last Call	Just a solid, dependable thrower.
Barry Jackson	Dynamic Darts	Won over half of team's doubles.
Patrick Johnson	Positive Vibration	20-5 in cricket, decent in -01.
Butch Smith	Nine Lives	12 or 13 wins in three of the sets.

"F" Division		
Jeff Barnhill	Travelin'BeerBellies	Big winner for double runners-up.
Keith Gibbs	Dodge Darts	Good F division thrower.
Chuck Greer	Dodge Darts	Good F division thrower.
Danny Hall	B.F.D.	Mr. Singles need doubles wins.
Steve Holland	Dodge Darts	Good F division thrower.
Bob Kvasnicka	B.F.D.	8-11 wins in all sets was excellent.
Mark Powell	UZMALL	22-6 in cricket sets, good in -01.
Bob Rube	UZMALL	Another solid, dependable thrower.

"G" Division		
Jim Britt	Dead Sox	7-4 to 8-2 in all four sets is great.
Tracey Knight	Tattoo the Red Eye	Show up more, and he's the MVP.
Scott Lorbacher	Team Red Eye	Can't be a rookie, he's too good.
Doug Phelps	Big Shots	Biggest Shot of the Mug winners.
Art Redmon	Tattoo the Red Eye	Every team needs an 11-1 501 guy.
John Toth	2 Eggs/4 Swimmers	Quite simply above this level of play.
Stuart Turner	Dead Sox	Jammin' Stu is jammin' at cricket.
Nelson Williams	Dead Sox	Very good thrower & a nice guy too.

QUICK STAT TIDBITS

-The **Quadruple Double Award** winners (double-digit wins in all four sections): *NOBODY!!!* Not a single person in the RDL achieved that difficult feat this season. I don't have my past banquet Tons with me right now, but I'm not sure we've ever had nobody make it before. The last two seasons we've only had one each time, but not none. Anyway, there were several people who came awfully close. Eight people won double-digits of games in three sets. In addition, the following nine people all won at least nine games in every set, this season's top standard: *John Janosko* of Wieblin, *Will Benson* of Shooter's Buzz, *Adam King* of One & Done, *William Holland* of Grateful Darts, *Nate Wade* of Scavengers, *John Carroll* of Last Call, *Matthew Copple* of Nine Lives, and *Steve Holland* and *Chuck Greer* of Dodge Darts.

-**IronMan/Woman Award**: We had a three-way tie this season at a healthy **63** games. *Bob Terry* of Lunatic Fringe in A, *John Howell* of Starving Dartists in D, and *Dave Wilser* of Get Over It in G division. Each of the three of them had at least one set with 17 games played in it, but Mr. Terry is the king because he played 17 games of EACH doubles set in the 14-week season. So, I guess you pick the guy with the 0.635 win percentage when he plays with 5 NC State champions, eh? Honorable mention for others who led their divisions: Tom Karleski of Stik It in B - 57 games (in a 12-week season); John Scanlon and Will Benson of Shooter's Buzz, and Adam King of One & Done with a low 56 games due to forfeits in C; Butch Smith of Nine Lives and David Romanchek of To the Point in E - 60 games; and Bob Kvasnicka and April McCann of B.F.D. in F - 61 games.

-The **Team Attendance Award** winners: the members of *Wieblin*. There were not any teams this season where everyone played the same number of games. Wieblin was closest with six team members separated by a total of four games. Honorable mentions: The Bye in A division, Positive Vibration in E, UZMALL in F, and Sharky's Machine in G.

I'M MOVING

Here is your early notice. Next season, my Franklin Street address will NOT be the scoresheet return address. I'm moving to Durham, and I'll give you the specifics when next season cranks up. Just remember that I've moved though when next season starts, because captains who send their scoresheets to the wrong address are going to be receiving mail-in penalties. (And you should probably go destroy any old address labels you have left over from seasons when you lost a bunch of times and didn't send me much mail.)

FALL 1999 SEASON RULE CHANGES

The RDL Board and the Rules Committee will be changing a couple of rules for next season. So, make sure you get any information you need at the preseason captains' meeting in the Fall. There may be a few different minor changes, but the most significant ones will involve the addition of players to rosters after the registration meeting. The likely rule will involve one extra week between registration and the start of the season, and the inclusion of a 'cut line' for roster addition freedom before the Membership Secretary places the teams in their divisions. Once teams are set into divisions, player add-ons will require Board approval votes before the new player would be eligible.

SUMMER WEDNESDAY BLIND DRAWS

Don't want to pick up another league? Like your Wednesday night regular schedule? Then Woody's and Snooker's would be happy to see you this summer. Both have added Wed. blind draws for the summer (details - page 8).

ARE YOU RECRUITING?

The more players we have, the more darting friends we have. Are you doing any recruiting of friends, family, co-workers, etc.? I personally am giving a series of 'dart seminars' to the intramural recreation groups at NCSU. Maybe a few will get hooked - who knows? Anyway, go recruit this summer.

FALL 1998 AND SPRING 1999 BAR RATING RESULTS

Included here are the cumulative averages of each RDL host establishment's ratings from their visiting captains. The Board has taken the individual scores and comments and talked with some bar owners about what needs to be improved, but it is equally important to recognize our establishments that have provided the most excellent accommodations to our members. In any case, here are the result totals for each and every one of our establishments for the past two seasons. The top three of each season receive awards in recognition of their facilities and service.

FALL 1998 SEASON

The establishments were rated in six categories, with possible scores of 1 to 4 in each category. The lowest total possible then is **6**, while the highest total possible is **24**.

	Establishment	Average
1st	**PJ's Sports Bar**	23.333
2nd	**West End**	21.083
3rd	**Oh!Brian's**	21.000
	Champions Billiards	20.914
	Harrison's	20.750
	After Hours	20.333
	O'Malley's	20.333
	Snooker's	19.842
	Blinco's	19.692
	Rack'M Up West	19.313
	Breakers	19.167
	Comet Lounge	19.154
	Sharky's Place	19.000
	Woody's	18.526
	The Profile	18.200
	The Little Bar	18.000
	Upper Deck (Cary)	18.000
	Rams Head	17.833
	Shuckers	17.714
	Tir na nOg	15.818
	The Pub	15.667
	Players Retreat	15.571

Congratulations to After Hours, Fenway, Oh!Brian's, PJ's Sports Bar (twice!), and West End on their "top three" finishes in the seasons of the recent 12 months!

SPRING 1999 SEASON

The establishments were rated in six categories, with possible scores of 1 to 5 in each category. The lowest total possible then is **6**, while the highest total possible is **30**.

	Establishment	Average
1st	**After Hours**	26.261
2nd	**Fenway**	25.857
3rd	**PJ's Sports Bar**	25.750
	West End	25.417
	Sharky's Place	25.125
	Jillian's	24.857
	Fat Daddy's	24.200
	Blinco's	24.071
	Snooker's	23.923
	Oh!Brian's	23.615
	Harrison's	23.364
	Breakers	23.167
	Champions Billiards	22.769
	Shuckers	22.500
	O'Malley's	22.316
	Comet Lounge	22.308
	Rack'M Up West	21.786
	Woody's	21.600
	The Little Bar	21.571
	Players Retreat	21.214
	Champs	21.000
	Upper Deck II	20.333
	The Profile	20.143
	Upper Deck (Cary)	19.231
	The Pub	18.333
	Rams Head	16.333

MY PRESEASON & TOURNEY PREDICTION RESULTS

I again had a pretty decent season of regular season match picks, but let's look now at my tourney picks and my preseason "guesses". I nearly nailed the entire A div. bracket, and I might have had the B set too if the division's best player hadn't broken his hand. My 2nd place pick in C took the Mugs, I got completely rocked in D division (as always), and I picked about half of the E bracket correctly. In F and G, I got one right, and almost the other, but I was pretty close in the early rounds too. All in all, not too bad for tourney predictions.

And now on to the preseason picks… I had my season and tourney picks backward in A; my B pick finished 0.500, but I was right about Wieblin beating every team in the division at least once; I basically nailed the C div. regular season; I also picked the D winner; and I was only a few points from getting the E winner as well; and I even got the F winner right; and I also picked the G winner! Geez, why do you guys even bother playing? Just turn in your rosters and ask me what will happen. I was within a couple points of picking 6 of the 7 divisions! I have to admit that even I'm a bit surprised at my preseason success this time…

QUOTES OF THE TOURNAMENT

"The feel-good edition", evidently…

Quote #1 : from Bob Kitchin, of Tattoo the Red Eye, who normally stirs things up a bit, but is evidently softening up: "I just want to pass along that we really had a good time playing the Big Shots all year. We beat them 13-11 and 13-12, and last night it came down to 1001 again. We were both on a 40-Out, and their guy nailed it on the first dart. It was a great season, we REALLY enjoyed playing those guys, and we look forward to playing them next year."

Quote #2 : from Sven Johnson, captain of Big Shots, Bob K.'s final opponents: "I would like to congratulate Tattoo the Red Eye, and say that they gave us the three best and most fun matches of the season."

Quote #3 : from Chris Buchanan, of the 7th-seeded Mug-winning Flying Aces team: "This is Chris Buchanan, calling for Flying Aces. We won the tournament , and I can NOT believe that you picked against us. What's going on with that?" [You were 7TH!]

Quote #4 : from Craig Coker, captain of the comeback kids of Arrowing Experience: "At the end of the singles legs, the score was Excalibur 9, Arrowing Experience 2. And it looked a bit bleak, I have to admit. However, the fine men from Excalibur, and they really are great guys, forgot one important fact in life - that old age and experience will overcome youth and skill every time. Final score, AE 12, Excalibur 9." [Age beats skill, eh? Sure. - JK]

Quote #5 : from a funny captain worried about verbally stepping on toes: "Disclaimer: none of this can be printed in the newsletter."

Spring 1999 RDL Top Singles Records (by division) (FINAL!)

(Missing statistics: week 14 - 14-10 win by F8 over F7)

(Game minimums required for this listing: 16 for B division, 19 for all other divisions)

"A" Division

			W	L	%-age
1	Eastmead, Phillip	A7/ Dogs of War	24	2	0.923
2	Dixon, J.D.	A2/Shameless&AimlessVIII	22	5	0.815
3	Hoffmann, Steve	A1/ Lunatic Fringe	25	7	0.781
4	Gaglione, Joe	A2/Shameless&AimlessVIII	18	6	0.750
	Brown, Tom	A1/ Lunatic Fringe	15	5	0.750
6	Camplin, Todd	A6/ No Clue	19	7	0.731
7	Gilbert, Chris	A3/ Dart Shadows	18	7	0.720
8	Oakley, Jerry	A7/ Dogs of War	20	8	0.714
9	Hall, Mike	A3/ Dart Shadows	19	8	0.704
10	West, Billy	A2/Shameless&AimlessVIII	16	7	0.696
11	Budelman, Jim	A1/ Lunatic Fringe	13	6	0.684
	Butman, Don	A1/ Lunatic Fringe	13	6	0.684
13	Aldridge, Barron	A3/ Dart Shadows	15	7	0.682
14	Smith, Allen	A3/ Dart Shadows	17	8	0.680
15	Jenkins, John	A8/ Top to Bottom	17	9	0.654

"B" Division

			W	L	%-age
1	Graves, Don	B4/ Wieblin	20	4	0.833
	Janosko, John	B4/ Wieblin	20	4	0.833
	Walker, Chip	B5/ Friends of the Devil	20	4	0.833
4	Denton, J.D.	B7/ Excalibur	16	4	0.800
5	James, Bob	B3/ Dixie Chickens	13	4	0.765
6	Matthews, Eric	B2/ Dazed and Confused	14	6	0.700
7	Coker, Craig	B1/ Arrowing Experience	16	8	0.667
8	Berry, Dave	B1/ Arrowing Experience	17	9	0.654
9	Butters, Scott	B2/ Dazed and Confused	15	9	0.625
	Herbert, Kirk	B5/ Friends of the Devil	15	9	0.625
	Huler, Scott	B3/ Dixie Chickens	10	6	0.625
12	Barker, Barry	B1/ Arrowing Experience	13	9	0.591
13	Hoyt, Chris	B3/ Dixie Chickens	10	7	0.588
14	Currin, David	B4/ Wieblin	13	10	0.565
15	Hindle, Mike	B1/ Arrowing Experience	14	11	0.560

"C" Division

			W	L	%-age
1	King, Adam	C3/ One & Done	26	2	0.929
2	Elliott, Jeff	C5/ Horsemen	21	5	0.808
3	Bradshaw, Rick	C3/ One & Done	20	5	0.800
4	Benson, Will	C1/ Shooter's Buzz	22	6	0.786
5	Hunsberger, Jim	C7/ Half & Half	18	7	0.720
6	Crowley, Pat	C2/ Comfortably Numb	15	6	0.714
7	Dwight, Mike	C6/ Black & Tans	19	8	0.704
	Stark, Keith	C6/ Black & Tans	19	8	0.704
9	Smith, Sarge	C3/ One & Done	16	7	0.696
10	Bryant, Whit	C6/ Black & Tans	17	9	0.654
	Gordon, Bill	C6/ Black & Tans	17	9	0.654
12	Samaluk, Somchai	C3/ One & Done	18	10	0.643
	Sawyer, Dean	C3/ One & Done	18	10	0.643
14	Tomlinson, Steve	C1/ Shooter's Buzz	17	10	0.630
15	Warnke, Larry	C4/ Neighbors	16	10	0.615

"D" Division

			W	L	%-age
1	Holland, William	D3/ Grateful Darts	22	5	0.815
2	Shown, Marc	D5/ Starving Dartists	20	7	0.741
3	Witz, Steve	D8/ Cheap Shots	17	7	0.708
4	Wade, Nate	D6/ Scavengers	19	8	0.704
5	Hendricks, Ron	D5/ Starving Dartists	16	7	0.696
6	Morgan, Thom	D8/ Cheap Shots	16	8	0.667
7	Warren, Randy	D8/ Cheap Shots	17	9	0.654
8	Parker, Tom	D6/ Scavengers	15	8	0.652
9	Simpson, Phil	D3/ Grateful Darts	18	10	0.643
10	Sellers, Mark	D8/ Cheap Shots	14	8	0.636
11	Skea, Bob	D6/ Scavengers	12	7	0.632
12	Enos, Kellee	D7/ Heroes in Trouble	17	10	0.630
13	Murdaugh, John	D4/ Flying Aces	16	10	0.615
	Whetsel, Jeff	D1/ Reggaeheads	16	10	0.615
15	Parker, Deb	D7/ Heroes in Trouble	17	11	0.607

"E" Division

			W	L	%-age
1	Smith, Butch	E3/ Nine Lives	25	4	0.862
2	Carroll, John	E1/ Last Call	23	6	0.793
3	Copple, Matthew	E3/ Nine Lives	21	6	0.778
4	Johnson, Patrick	E7/ Positive Vibration	20	6	0.769
5	Green, Sam	E6/ To the Point	14	5	0.737
6	Gullett, Kevin	E1/ Last Call	18	7	0.720
7	Edgecomb, Sean	E7/ Positive Vibration	20	8	0.714
	Moulds, Patrick	E2/ Bulls Hitters	15	6	0.714
9	Jackson, Barry	E4/ Dynamic Darts	16	7	0.696
10	Marsden, James	E3/ Nine Lives	15	7	0.682
11	Bonar, Eric	E5/ Not Again!	17	8	0.680
12	Baldwin, Randy	E5/ Not Again!	16	9	0.640
	Ferebee, Ed	E7/ Positive Vibration	16	9	0.640
14	Bridges, Jeff	E1/ Last Call	15	9	0.625
15	Schuelke, David	E1/ Last Call	17	11	0.607

"F" Division

			W	L	%-age
1	Barnhill, Jeff	F6/ Travelin' Beer Bellies	20	5	0.800
2	Hall, Danny	F3/ B.F.D.	19	5	0.792
	Rube, Bob	F1/ UZMALL	19	5	0.792
4	Greer, Chuck	F5/ Dodge Darts	22	6	0.786
5	Holland, Steve	F5/ Dodge Darts	21	7	0.750
	Gibbs, Keith	F5/ Dodge Darts	18	6	0.750
	Jones, Jerry	F8/ Damn Yankees!	18	6	0.750
8	Gillett, Galen	F3/ B.F.D.	16	6	0.727
9	Powell, Mark	F1/ UZMALL	20	8	0.714
10	Kvasnicka, Bob	F3/ B.F.D.	20	10	0.667
	Yoneoka, J.J.	F6/ Travelin' Beer Bellies	16	8	0.667
12	Crabtree, Jason	F4/ Woody's Gangstas	15	9	0.625
13	Fournier, Chris	F6/ Travelin' Beer Bellies	13	8	0.619
14	Lupien, Bam	F8/ Damn Yankees!	13	9	0.591
15	Horne, Jeff	F4/ Woody's Gangstas	14	10	0.583

"G" Division

			W	L	%-age
1	Toth, John	G4/ 2 Eggs & 4 Swimmers	18	2	0.900
2	Britt, Jim	G1/ Dead Sox	16	4	0.800
	Holloway, Ritchie	G5/ Get Over It	16	4	0.800
4	Turner, Stuart	G1/ Dead Sox	19	5	0.792
5	Phelps, Doug	G6/ Big Shots	20	8	0.714
	Lorbacher, Scott	G8/ Team Red Eye	15	6	0.714
7	Williams, Nelson	G1/ Dead Sox	17	7	0.708
8	Kemp, Louis	G3/ Tattoo the Red Eye	14	6	0.700
	Redmon, Art	G3/ Tattoo the Red Eye	14	6	0.700
10	Kitchin, Bob	G3/ Tattoo the Red Eye	17	8	0.680
11	Wilser, Dave	G5/ Get Over It	20	10	0.667
	Taylor, Wayne	G6/ Big Shots	14	7	0.667
13	Steinhauer, Bruce	G5/ Get Over It	19	10	0.655
14	Kiether, Bill	G2/ The "G" Spot	13	7	0.650
15	(three tied)		14	8	0.636

Women's Records

			W	L	%-age
1	Enos, Kellee	D7/ Heroes in Trouble	17	10	0.630
2	Parker, Deb	D7/ Heroes in Trouble	17	11	0.607
3	Lawley, Lisa	G5/ Get Over It	13	10	0.565
4	Kelso, Danica	C4/ Neighbors	11	10	0.524
5	Austin, Connie	C7/ Half & Half	12	11	0.522
6	Clement, Dawn	E8/ Sharp Darts	11	12	0.478
7	Perrault, Melissa	F5/ Dodge Darts	12	14	0.462
8	Bryant, Deni	G4/ 2 Eggs & 4 Swimmers	10	13	0.435
9	Bohanan, Heather	G2/ The "G" Spot	9	12	0.429
10	Moeschet, Cathy	E8/ Sharp Darts	12	18	0.400
11	McCann, April	F3/ B.F.D.	12	20	0.375
	Delp, Paula	A4/ So What!!	9	15	0.375
13	Rhea, Laurie	D2/ Kozmic Debris	9	16	0.360
14	Barker, Jane	B1/ Arrowing Experience	8	15	0.348
15	Churchwell, Billie	B4/ Wieblin	7	15	0.318

Spring 1999 RDL Top Doubles Records (by division) (FINAL!)

(Missing statistics: week 14 - 14-10 win by F8 over F7)

(Game minimums required for this listing: 16 for B division, 19 for all other divisions)

"A" Division

			W	L	%-age
1	West, Billy	A2/Shameless&AimlessVIII	22	3	0.880
2	Gaglione, Joe	A2/Shameless&AimlessVIII	19	5	0.792
3	Dixon, J.D.	A2/Shameless&AimlessVIII	21	7	0.750
4	Smith, Allen	A3/ Dart Shadows	17	7	0.708
5	Brown, Tom	A1/ Lunatic Fringe	14	6	0.700
6	Knott, Mike	A3/ Dart Shadows	13	6	0.684
7	Allen, Kenny	A2/Shameless&AimlessVIII	15	7	0.682
8	Terry, Bob	A1/ Lunatic Fringe	23	11	0.676
9	Cashwell, Craig	A3/ Dart Shadows	17	9	0.654
10	Chaney, Bill	A2/Shameless&AimlessVIII	15	8	0.652
11	Butman, Don	A1/ Lunatic Fringe	14	9	0.609
12	Hoffmann, Steve	A1/ Lunatic Fringe	18	12	0.600
13	Lane, Tim	A1/ Lunatic Fringe	16	11	0.593
14	Simpson, Donnie	A2/Shameless&AimlessVIII	15	11	0.577
15	Umstead, Randy	A7/ Dogs of War	12	9	0.571

"B" Division

			W	L	%-age
1	Graves, Don	B4/ Wieblin	18	6	0.750
	Janosko, John	B4/ Wieblin	18	6	0.750
3	Walker, Chip	B5/ Friends of the Devil	16	8	0.667
4	Currin, David	B4/ Wieblin	15	8	0.652
5	Seward, Mike	B7/ Excalibur	13	7	0.650
6	Butters, Scott	B2/ Dazed and Confused	16	9	0.640
7	Matthews, Eric	B2/ Dazed and Confused	14	8	0.636
8	Prior, Jeff	B7/ Excalibur	13	8	0.619
	Smith, Chris	B2/ Dazed and Confused	13	8	0.619
10	Stewart, Shannon	B7/ Excalibur	11	7	0.611
11	Domanski, Dave	B6/ Stik It	14	9	0.609
	Mohan, Mike	B1/ Arrowing Experience	14	9	0.609
13	Berry, Dave	B1/ Arrowing Experience	15	10	0.600
14	Huler, Scott	B3/ Dixie Chickens	10	7	0.588
15	Herbert, Kirk	B5/ Friends of the Devil	14	10	0.583

"C" Division

			W	L	%-age
1	Bradshaw, Rick	C3/ One & Done	19	6	0.760
2	Benson, Will	C1/ Shooter's Buzz	21	7	0.750
3	Samaluk, Somchai	C3/ One & Done	20	7	0.741
4	Stark, Keith	C6/ Black & Tans	17	7	0.708
5	Tomlinson, Steve	C1/ Shooter's Buzz	18	8	0.692
6	Tomlinson, Mark	C1/ Shooter's Buzz	18	9	0.667
7	Gordon, Bill	C6/ Black & Tans	17	9	0.654
8	Bull, Perry	C2/ Comfortably Numb	13	7	0.650
9	King, Adam	C3/ One & Done	18	10	0.643
10	Kelcey, Paul	C1/ Shooter's Buzz	12	7	0.632
11	McCredie, Bob	C5/ Horsemen	15	10	0.600
	Mori, Christopher	C6/ Black & Tans	15	10	0.600
13	Hunsberger, Jim	C7/ Half & Half	14	11	0.560
	Winter, Bob	C1/ Shooter's Buzz	14	11	0.560
15	Crowley, Pat	C2/ Comfortably Numb	12	10	0.545

"D" Division

			W	L	%-age
1	Skea, Bob	D6/ Scavengers	17	2	0.895
2	Darity, Don	D6/ Scavengers	22	5	0.815
3	Parker, Tom	D6/ Scavengers	16	4	0.800
4	Campbell, Steve	D6/ Scavengers	15	4	0.789
5	Wade, Nate	D6/ Scavengers	20	6	0.769
6	Holland, William	D3/ Grateful Darts	20	8	0.714
7	Hall, Josh	D8/ Cheap Shots	17	7	0.708
8	Witz, Steve	D8/ Cheap Shots	16	8	0.667
9	Lilienthal, John	D3/ Grateful Darts	14	8	0.636
10	Sellers, Mark	D8/ Cheap Shots	13	8	0.619
11	Howell, John	D5/ Starving Dartists	18	12	0.600
	Rhea, Laurie	D2/ Kozmic Debris	15	10	0.600
13	Shown, Marc	D5/ Starving Dartists	17	12	0.586
14	Wenhart, Jeff	D2/ Kozmic Debris	14	10	0.583
15	Bergman, Fred	D5/ Starving Dartists	11	8	0.579

"E" Division

			W	L	%-age
1	Fuhrmann, Al	E3/ Nine Lives	22	3	0.880
2	Copple, Matthew	E3/ Nine Lives	21	7	0.750
	Jackson, Barry	E4/ Dynamic Darts	18	6	0.750
4	Smith, Butch	E3/ Nine Lives	20	8	0.714
5	Mitchell, Steve	E8/ Sharp Darts	19	8	0.704
6	Carroll, John	E1/ Last Call	19	9	0.679
7	Bush, Jim	E5/ Not Again!	18	9	0.667
8	Moulds, Ron	E2/ Bulls Hitters	17	9	0.654
9	Baldwin, Randy	E5/ Not Again!	18	10	0.643
10	Green, Sam	E6/ To the Point	12	7	0.632
11	Clement, Dawn	E8/ Sharp Darts	16	10	0.615
12	Ferebee, Ed	E7/ Positive Vibration	14	9	0.609
	Johnson, Patrick	E7/ Positive Vibration	14	9	0.609
14	Schuelke, David	E1/ Last Call	16	11	0.593
15	Ellison, George	E4/ Dynamic Darts	11	8	0.579

"F" Division

			W	L	%-age
1	Gibbs, Keith	F5/ Dodge Darts	21	2	0.913
2	Perrault, Melissa	F5/ Dodge Darts	18	7	0.720
3	Fournier, Chris	F6/ Travelin' Beer Bellies	15	7	0.682
4	Woodell, Jimmy	F1/ UZMALL	17	8	0.680
5	Greer, Chuck	F5/ Dodge Darts	19	9	0.679
6	Powell, Mark	F1/ UZMALL	18	9	0.667
7	Barnhill, Jeff	F6/ Travelin' Beer Bellies	17	9	0.654
8	Holland, Steve	F5/ Dodge Darts	18	10	0.643
9	Side, Eric	F8/ Damn Yankees!	14	8	0.636
10	Wilkinson, Charlie	F1/ UZMALL	17	10	0.630
11	Gillett, Galen	F3/ B.F.D.	14	9	0.609
12	Converse, Stan	F2/ Fup'd Ducks	15	11	0.577
13	Richardson, Kevin	F7/ DA Bulls	12	9	0.571
	Wildblood, Steven	F3/ B.F.D.	12	9	0.571
15	Rube, Bob	F1/ UZMALL	14	11	0.560

"G" Division

			W	L	%-age
1	Toth, John	G4/ 2 Eggs & 4 Swimmers	18	2	0.900
2	Redmon, Art	G3/ Tattoo the Red Eye	18	6	0.750
3	Phelps, Doug	G6/ Big Shots	20	7	0.741
4	Buckman, Dave	G3/ Tattoo the Red Eye	14	5	0.737
	Kiser, Lyman	G6/ Big Shots	14	5	0.737
6	Vaughan, Julie	G8/ Team Red Eye	16	6	0.727
7	Lorbacher, Scott	G8/ Team Red Eye	19	8	0.704
8	Crolla, Mike	G3/ Tattoo the Red Eye	13	6	0.684
	Kemp, Louis	G3/ Tattoo the Red Eye	13	6	0.684
10	Williams, Nelson	G1/ Dead Sox	18	9	0.667
	Britt, Jim	G1/ Dead Sox	14	7	0.667
12	Phillips, Con	G6/ Big Shots	14	7	0.667
13	Taylor, Wayne	G6/ Big Shots	12	8	0.600
14	Kitchin, Bob	G3/ Tattoo the Red Eye	13	9	0.591
15	Kiether, Bill	G2/ The "G" Spot	14	10	0.583

Women's Records

			W	L	%-age
1	Vaughan, Julie	G8/ Team Red Eye	16	6	0.727
2	Perrault, Melissa	F5/ Dodge Darts	18	7	0.720
3	Clement, Dawn	E8/ Sharp Darts	16	10	0.615
4	Rhea, Laurie	D2/ Kozmic Debris	15	10	0.600
5	Janosko, Jane	B4/ Wieblin	13	10	0.565
6	Churchwell, Billie	B4/ Wieblin	12	10	0.545
7	Parker, Deb	D7/ Heroes in Trouble	15	13	0.536
8	Enos, Kellee	D7/ Heroes in Trouble	14	15	0.483
9	Barnes, Kathy	C7/ Half & Half	10	12	0.455
10	Williams, Heidi	D1/ Reggaeheads	9	12	0.429
11	Campbell, Britt	E7/ Positive Vibration	11	15	0.423
12	Delp, Paula	A4/ So What!!	10	14	0.417
13	Williford, Loretta	G4/ 2 Eggs & 4 Swimmers	9	14	0.391
14	Payne, Julie	F4/ Woody's Gangstas	7	13	0.350
15	Lawley, Lisa	G5/ Get Over It	8	15	0.348

Spring 1999 RDL Top Singles+Doubles Records (by division) (FINAL!)

(Missing statistics: week 14 - 14-10 win by F8 over F7)

(Game minimums required for this listing: 32 for B division, 37 for all other divisions)

"A" Division

			W	L	%-age
1	West, Billy	A2/Shameless&AimlessVIII	38	10	0.792
2	Dixon, J.D.	A2/Shameless&AimlessVIII	43	12	0.782
3	Gaglione, Joe	A2/Shameless&AimlessVIII	37	11	0.771
4	Brown, Tom	A1/ Lunatic Fringe	29	11	0.725
5	Budelman, Jim	A1/ Lunatic Fringe	26	11	0.703
6	Smith, Allen	A3/ Dart Shadows	34	15	0.694
7	Hoffmann, Steve	A1/ Lunatic Fringe	43	19	0.694
8	Eastmead, Phillip	A7/ Dogs of War	34	17	0.667
9	Butman, Don	A1/ Lunatic Fringe	27	15	0.643
10	Terry, Bob	A1/ Lunatic Fringe	40	23	0.635
11	Camplin, Todd	A6/ No Clue	33	19	0.635
	Hall, Mike	A3/ Dart Shadows	33	19	0.635
13	Cashwell, Craig	A3/ Dart Shadows	32	19	0.627
14	Lane, Tim	A1/ Lunatic Fringe	34	21	0.618
15	Oakley, Jerry	A7/ Dogs of War	34	22	0.607

"B" Division

			W	L	%-age
1	Graves, Don	B4/ Wieblin	38	10	0.792
	Janosko, John	B4/ Wieblin	38	10	0.792
3	Walker, Chip	B5/ Friends of the Devil	36	12	0.750
4	Denton, J.D.	B7/ Excalibur	28	13	0.683
5	Matthews, Eric	B2/ Dazed and Confused	28	14	0.667
6	James, Bob	B3/ Dixie Chickens	21	12	0.636
7	Butters, Scott	B2/ Dazed and Confused	31	18	0.633
8	Berry, Dave	B1/ Arrowing Experience	32	19	0.627
9	Currin, David	B4/ Wieblin	28	18	0.609
10	Huler, Scott	B3/ Dixie Chickens	20	13	0.606
11	Herbert, Kirk	B5/ Friends of the Devil	29	19	0.604
12	Seward, Mike	B7/ Excalibur	24	16	0.600
13	Coker, Craig	B1/ Arrowing Experience	29	20	0.592
14	Smith, Chris	B2/ Dazed and Confused	24	19	0.558
15	Barker, Barry	B1/ Arrowing Experience	25	20	0.556

"C" Division

			W	L	%-age
1	King, Adam	C3/ One & Done	44	12	0.786
2	Bradshaw, Rick	C3/ One & Done	39	11	0.780
3	Benson, Will	C1/ Shooter's Buzz	43	13	0.768
4	Stark, Keith	C6/ Black & Tans	36	15	0.706
5	Samaluk, Somchai	C3/ One & Done	38	17	0.691
6	Tomlinson, Steve	C1/ Shooter's Buzz	35	18	0.660
7	Gordon, Bill	C6/ Black & Tans	34	18	0.654
8	Hunsberger, Jim	C7/ Half & Half	32	18	0.640
9	Elliott, Jeff	C5/ Horsemen	33	19	0.635
10	Mori, Christopher	C6/ Black & Tans	26	15	0.634
11	Crowley, Pat	C2/ Comfortably Numb	27	16	0.628
12	Tomlinson, Mark	C1/ Shooter's Buzz	34	21	0.618
13	Dwight, Mike	C6/ Black & Tans	33	21	0.611
14	Bryant, Whit	C6/ Black & Tans	31	21	0.596
15	Smith, Sarge	C3/ One & Done	25	18	0.581

"D" Division

			W	L	%-age
1	Holland, William	D3/ Grateful Darts	42	13	0.764
2	Skea, Bob	D6/ Scavengers	29	9	0.763
3	Wade, Nate	D6/ Scavengers	39	14	0.736
4	Parker, Tom	D6/ Scavengers	31	12	0.721
5	Witz, Steve	D8/ Cheap Shots	33	15	0.688
6	Darity, Don	D6/ Scavengers	34	17	0.667
7	Shown, Marc	D5/ Starving Dartists	37	19	0.661
8	Hendricks, Ron	D5/ Starving Dartists	29	17	0.630
9	Sellers, Mark	D8/ Cheap Shots	27	16	0.628
10	Campbell, Steve	D6/ Scavengers	23	14	0.622
11	Morgan, Thom	D8/ Cheap Shots	29	18	0.617
12	Hall, Josh	D8/ Cheap Shots	28	18	0.609
13	Lilienthal, John	D3/ Grateful Darts	26	17	0.605
14	Warren, Randy	D8/ Cheap Shots	29	19	0.604
15	Bergman, Fred	D5/ Starving Dartists	23	17	0.575

"E" Division

			W	L	%-age
1	Smith, Butch	E3/ Nine Lives	45	12	0.789
2	Copple, Matthew	E3/ Nine Lives	42	13	0.764
3	Carroll, John	E1/ Last Call	42	15	0.737
4	Jackson, Barry	E4/ Dynamic Darts	34	13	0.723
5	Fuhrmann, Al	E3/ Nine Lives	32	14	0.696
6	Johnson, Patrick	E7/ Positive Vibration	34	15	0.694
7	Green, Sam	E6/ To the Point	26	12	0.684
8	Baldwin, Randy	E5/ Not Again!	34	19	0.642
	Gullett, Kevin	E1/ Last Call	34	19	0.642
10	Ferebee, Ed	E7/ Positive Vibration	30	18	0.625
11	Marsden, James	E3/ Nine Lives	28	18	0.609
12	Moulds, Ron	E2/ Bulls Hitters	26	17	0.605
13	Schuelke, David	E1/ Last Call	33	22	0.600
14	Ellison, George	E4/ Dynamic Darts	24	17	0.585
15	Cummings, Dick	E2/ Bulls Hitters	23	17	0.575

"F" Division

			W	L	%-age
1	Gibbs, Keith	F5/ Dodge Darts	39	8	0.830
2	Greer, Chuck	F5/ Dodge Darts	41	15	0.732
3	Barnhill, Jeff	F6/ Travelin' Beer Bellies	37	14	0.725
4	Holland, Steve	F5/ Dodge Darts	39	17	0.696
5	Powell, Mark	F1/ UZMALL	38	17	0.691
6	Rube, Bob	F1/ UZMALL	33	16	0.673
7	Gillett, Galen	F3/ B.F.D.	30	15	0.667
8	Fournier, Chris	F6/ Travelin' Beer Bellies	28	15	0.651
9	Hall, Danny	F3/ B.F.D.	31	18	0.633
10	Jones, Jerry	F8/ Damn Yankees!	30	18	0.625
11	Kvasnicka, Bob	F3/ B.F.D.	37	24	0.607
12	Side, Eric	F8/ Damn Yankees!	26	18	0.591
13	Perrault, Melissa	F5/ Dodge Darts	30	21	0.588
14	Crabtree, Jason	F4/ Woody's Gangstas	28	20	0.583
	Woodell, Jimmy	F1/ UZMALL	28	20	0.583

"G" Division

			W	L	%-age
1	Toth, John	G4/ 2 Eggs & 4 Swimmers	36	4	0.900
2	Britt, Jim	G1/ Dead Sox	30	11	0.732
3	Phelps, Doug	G6/ Big Shots	40	15	0.727
	Redmon, Art	G3/ Tattoo the Red Eye	32	12	0.727
5	Lorbacher, Scott	G8/ Team Red Eye	34	14	0.708
6	Turner, Stuart	G1/ Dead Sox	30	13	0.698
7	Kemp, Louis	G3/ Tattoo the Red Eye	27	12	0.692
8	Williams, Nelson	G1/ Dead Sox	35	16	0.686
9	Kiser, Lyman	G6/ Big Shots	28	13	0.683
10	Buckman, Dave	G3/ Tattoo the Red Eye	24	13	0.649
	Phillips, Con	G6/ Big Shots	24	13	0.649
12	Holloway, Ritchie	G5/ Get Over It	25	14	0.641
13	Kitchin, Bob	G3/ Tattoo the Red Eye	30	17	0.638
14	Taylor, Wayne	G6/ Big Shots	26	15	0.634
15	Kiether, Bill	G2/ The "G" Spot	27	17	0.614

Women's Records

			W	L	%-age
1	Perrault, Melissa	F5/ Dodge Darts	30	21	0.588
2	Parker, Deb	D7/ Heroes in Trouble	32	24	0.571
3	Enos, Kellee	D7/ Heroes in Trouble	31	25	0.554
4	Clement, Dawn	E8/ Sharp Darts	27	22	0.551
5	Rhea, Laurie	D2/ Kozmic Debris	24	26	0.480
6	Lawley, Lisa	G5/ Get Over It	21	25	0.457
7	Churchwell, Billie	B4/ Wieblin	19	25	0.432
8	Kelso, Danica	C4/ Neighbors	18	24	0.429
9	Austin, Connie	C7/ Half & Half	19	27	0.413
10	Delp, Paula	A4/ So What!!	19	29	0.396
11	Janosko, Jane	B4/ Wieblin	17	28	0.378
12	Bryant, Deni	G4/ 2 Eggs & 4 Swimmers	16	28	0.364
13	McCann, April	F3/ B.F.D.	22	39	0.361
14	Moeschet, Cathy	E8/ Sharp Darts	19	34	0.358
15	Barker, Jane	B1/ Arrowing Experience	15	29	0.341

Spring 1999 RDL Top All-Star Percentages (by division) (FINAL!)

(Missing statistics: week 14 - 14-10 win by F8 over F7)

(Game minimums required for this listing: 32 for B division, 37 for all other divisions)

"A" Division

			ASP	TGP	%-age
1	Dixon, J.D.	A2/Shameless&AimlessVIII	109.5	55	1.991
2	Budelman, Jim	A1/ Lunatic Fringe	63.5	37	1.716
3	Smith, Allen	A3/ Dart Shadows	85.0	51	1.667
4	West, Billy	A2/Shameless&AimlessVIII	76.5	48	1.594
5	Brown, Tom	A1/ Lunatic Fringe	53.5	40	1.338
6	Hall, Mike	A3/ Dart Shadows	71.0	54	1.315
7	Gaglione, Joe	A2/Shameless&AimlessVIII	60.5	48	1.260
8	Terry, Bob	A1/ Lunatic Fringe	74.5	63	1.183
9	Eastmead, Phillip	A7/ Dogs of War	62.5	53	1.179
10	Hoffmann, Steve	A1/ Lunatic Fringe	73.0	62	1.177
11	Camplin, Todd	A6/ No Clue	60.0	54	1.111
12	Lane, Tim	A1/ Lunatic Fringe	61.0	55	1.109
13	Kilts, Jason	A5/ The Bye	60.5	56	1.080
14	Delp, Paula	A4/ So What!!	54.0	50	1.080
15	Johnston, Jerry	A4/ So What!!	44.5	42	1.060

"B" Division

			ASP	TGP	%-age
1	Graves, Don	B4/ Wieblin	61.0	49	1.245
2	James, Bob	B3/ Dixie Chickens	35.5	33	1.076
3	Janosko, John	B4/ Wieblin	49.5	49	1.010
4	Seward, Mike	B7/ Excalibur	38.0	42	0.905
5	Walker, Chip	B5/ Friends of the Devil	39.5	48	0.823
6	Herbert, Kirk	B5/ Friends of the Devil	38.0	48	0.792
7	Currin, David	B4/ Wieblin	34.0	47	0.723
8	Matthews, Eric	B2/ Dazed and Confused	29.0	42	0.690
9	Butters, Scott	B2/ Dazed and Confused	33.5	49	0.684
10	Berry, Dave	B1/ Arrowing Experience	32.5	52	0.625
11	Barker, Barry	B1/ Arrowing Experience	28.5	46	0.620
12	Smith, Chris	B2/ Dazed and Confused	26.5	43	0.616
13	Huler, Scott	B3/ Dixie Chickens	20.0	33	0.606
14	Frager, Adam	B6/ Stik It	25.0	43	0.581
15	(two tied)		25.0	46	0.543

"C" Division

			ASP	TGP	%-age
1	Samaluk, Somchai	C3/ One & Done	86.0	55	1.564
2	Hunsberger, Jim	C7/ Half & Half	53.0	52	1.019
3	King, Adam	C3/ One & Done	52.0	56	0.929
4	McCredie, Bob	C5/ Horsemen	44.5	50	0.890
5	Dwight, Mike	C6/ Black & Tans	45.5	54	0.843
6	Benson, Will	C1/ Shooter's Buzz	46.0	56	0.821
7	Warnke, Larry	C4/ Neighbors	41.0	52	0.788
8	Crowley, Pat	C2/ Comfortably Numb	36.0	46	0.783
9	Elliott, Jeff	C5/ Horsemen	40.5	54	0.750
10	Sawyer, Dean	C3/ One & Done	35.0	49	0.714
11	Tomlinson, Mark	C1/ Shooter's Buzz	36.5	55	0.664
12	Buckner, Jacky	C7/ Half & Half	33.0	54	0.611
13	Keller, Tony	C5/ Horsemen	32.0	54	0.593
14	Austin, Connie	C7/ Half & Half	25.5	48	0.531
15	Kelso, Danica	C4/ Neighbors	22.0	43	0.512

"D" Division

			ASP	TGP	%-age
1	Hansen, Paul	D2/ Kozmic Debris	32.5	37	0.878
2	Wade, Nate	D6/ Scavengers	36.0	54	0.667
3	Hall, Josh	D8/ Cheap Shots	30.0	46	0.652
4	Bennett, Marco	D1/ Reggaeheads	29.0	47	0.617
5	Parker, Tom	D6/ Scavengers	27.0	44	0.614
6	Holland, William	D3/ Grateful Darts	34.5	57	0.605
7	Rhea, Bill	D2/ Kozmic Debris	25.0	43	0.581
8	Parker, Deb	D7/ Heroes in Trouble	32.5	57	0.570
9	Wenhart, Jeff	D2/ Kozmic Debris	26.0	50	0.520
10	Murdaugh, John	D4/ Flying Aces	26.5	52	0.510
11	Whetsel, Jeff	D1/ Reggaeheads	27.5	54	0.509
12	Stasko, Bill	D7/ Heroes in Trouble	27.5	57	0.482
13	Meyer, Jeff	D4/ Flying Aces	22.0	46	0.478
14	Shown, Marc	D5/ Starving Dartists	25.5	56	0.455
15	Lilienthal, John	D3/ Grateful Darts	20.0	45	0.444

"E" Division

			ASP	TGP	%-age
1	Smith, Butch	E3/ Nine Lives	58.5	60	0.975
2	Carroll, John	E1/ Last Call	55.5	57	0.974
3	Baldwin, Randy	E5/ Not Again!	49.0	56	0.875
4	Copple, Matthew	E3/ Nine Lives	42.5	58	0.733
5	Johnson, Patrick	E7/ Positive Vibration	32.0	49	0.653
6	Gullett, Kevin	E1/ Last Call	33.5	53	0.632
7	Bridges, Jeff	E1/ Last Call	28.5	48	0.594
8	Safon, Dan	E6/ To the Point	28.0	50	0.560
9	Moulds, Ron	E2/ Bulls Hitters	24.0	45	0.533
10	Bonar, Eric	E5/ Not Again!	28.0	55	0.509
11	Ferebee, Ed	E7/ Positive Vibration	23.5	48	0.490
	Jackson, Barry	E4/ Dynamic Darts	23.5	48	0.490
13	Romanchek, David	E6/ To the Point	27.0	60	0.450
14	Edgecomb, Sean	E7/ Positive Vibration	25.0	56	0.446
15	Schuelke, David	E1/ Last Call	24.0	55	0.436

"F" Division

			ASP	TGP	%-age
1	Greer, Chuck	F5/ Dodge Darts	68.5	57	1.202
2	Gibbs, Keith	F5/ Dodge Darts	44.0	48	0.917
3	Rube, Bob	F1/ UZMALL	35.0	49	0.714
4	Kvasnicka, Bob	F3/ B.F.D.	42.5	61	0.697
5	Barnhill, Jeff	F6/ Travelin' Beer Bellies	33.5	52	0.644
6	Jones, Jerry	F8/ Damn Yankees!	28.0	48	0.583
7	Casadonte, Paul	F2/ Fup'd Ducks	19.5	37	0.527
8	Holland, Steve	F5/ Dodge Darts	28.5	57	0.500
9	Crabtree, Jason	F4/ Woody's Gangstas	24.0	49	0.490
10	Wildblood, Steven	F3/ B.F.D.	20.5	43	0.477
11	McSorley, Paul	F7/ DA Bulls	18.0	38	0.474
12	Perrault, Melissa	F5/ Dodge Darts	23.0	52	0.442
	Yoneoka, J.J.	F6/ Travelin' Beer Bellies	23.0	52	0.442
14	Woodell, Jimmy	F1/ UZMALL	21.5	49	0.439
15	Wilkinson, Charlie	F1/ UZMALL	23.5	56	0.420

"G" Division

			ASP	TGP	%-age
1	Toth, John	G4/ 2 Eggs & 4 Swimmers	31.5	42	0.750
2	Phelps, Doug	G6/ Big Shots	38.0	57	0.667
3	Britt, Jim	G1/ Dead Sox	25.5	43	0.593
4	Lorbacher, Scott	G8/ Team Red Eye	28.5	50	0.570
5	Arensdorf, Dave	G7/ Sharky's Machine	25.0	46	0.543
6	Redmon, Art	G3/ Tattoo the Red Eye	21.0	45	0.467
7	Vaughan, Julie	G8/ Team Red Eye	16.5	38	0.434
8	Young, Jeff	G5/ Get Over It	23.0	53	0.434
9	Turner, Stuart	G1/ Dead Sox	19.5	46	0.424
10	Wilser, Dave	G5/ Get Over It	26.0	63	0.413
11	Holloway, Ritchie	G5/ Get Over It	16.5	40	0.413
12	Williams, Nelson	G1/ Dead Sox	22.0	54	0.407
13	Cohan, Tom	G7/ Sharky's Machine	19.0	47	0.404
14	Hodge, Hugh	G1/ Dead Sox	19.0	49	0.388
15	Hux, Kevin	G4/ 2 Eggs & 4 Swimmers	14.0	40	0.350

Women's Records

			ASP	TGP	%-age
1	Delp, Paula	A4/ So What!!	54.0	50	1.080
2	Parker, Deb	D7/ Heroes in Trouble	32.5	57	0.570
3	Austin, Connie	C7/ Half & Half	25.5	48	0.531
4	Kelso, Danica	C4/ Neighbors	22.0	43	0.512
5	Perrault, Melissa	F5/ Dodge Darts	23.0	52	0.442
6	Vaughan, Julie	G8/ Team Red Eye	16.5	38	0.434
7	Barker, Jane	B1/ Arrowing Experience	19.0	45	0.422
8	Churchwell, Billie	B4/ Wieblin	17.5	45	0.389
9	Barnes, Kathy	C7/ Half & Half	18.0	48	0.375
10	Campbell, Britt	E7/ Positive Vibration	17.5	50	0.350
11	Rhea, Laurie	D2/ Kozmic Debris	16.0	51	0.314
12	Enos, Kellee	D7/ Heroes in Trouble	16.0	57	0.281
13	Moeschet, Cathy	E8/ Sharp Darts	13.5	54	0.250
14	Lawley, Lisa	G5/ Get Over It	11.0	46	0.239
15	Clement, Dawn	E8/ Sharp Darts	11.5	50	0.230

Spring 1999 RDL League-Wide Sectional Statistics (ranked by percentage) (FINAL!)

(Missing statistics: week 14 - 14-10 win by F8 over F7)

(Game minimums required for this listing: 6 for B division, 7 for all other divisions)

Singles 301 Records

			W	L	%-age
1	Eastmead, Phillip	A7/ Dogs of War	13	0	1.000
	Knight, Tracey	G3/ Tattoo the Red Eye	8	0	1.000
	Williamson, Steve	E4/ Dynamic Darts	7	0	1.000
4	King, Adam	C3/ One & Done	13	1	0.929
	Smith, Butch	E3/ Nine Lives	13	1	0.929
6	Stark, Keith	C6/ Black & Tans	12	1	0.923
7	Rube, Bob	F1/ UZMALL	11	1	0.917
8	Side, Eric	F8/ Damn Yankees!	9	1	0.900
	Holloway, Ritchie	G5/ Get Over It	9	1	0.900
	Toth, John	G4/ 2 Eggs & 4 Swimmers	9	1	0.900
11	Green, Sam	E6/ To the Point	8	1	0.889
12	Shown, Marc	D5/ Starving Dartists	12	2	0.857
	Butters, Kent	B2/ Dazed and Confused	6	1	0.857
	Huler, Scott	B3/ Dixie Chickens	6	1	0.857
15	Bradshaw, Rick	C3/ One & Done	11	2	0.846
	Holland, William	D3/ Grateful Darts	11	2	0.846
17	Coker, Craig	B1/ Arrowing Experience	10	2	0.833
	Walker, Chip	B5/ Friends of the Devil	10	2	0.833
	Gullett, Kevin	E1/ Last Call	10	2	0.833
	Gibbs, Keith	F5/ Dodge Darts	10	2	0.833
21	Hall, Danny	F3/ B.F.D.	9	2	0.818
22	Crowley, Pat	C2/ Comfortably Numb	8	2	0.800
	Robertson, Ronnie	C2/ Comfortably Numb	8	2	0.800
	Britt, Jim	G1/ Dead Sox	8	2	0.800
25	James, Bob	B3/ Dixie Chickens	7	2	0.778
26	(eight tied - 4 in A, 1 in B, 1 in C, 1 in D, 1 in E)		10	3	0.769

Doubles Cricket Records

			W	L	%-age
1	Gaglione, Joe	A2/ Shameless&Aimless VIII	12	0	1.000
2	Dixon, J.D.	A2/ Shameless&Aimless VIII	13	1	0.929
	Samaluk, Somchai	C3/ One & Done	13	1	0.929
	Smith, Butch	E3/ Nine Lives	13	1	0.929
5	Smith, Allen	A3/ Dart Shadows	12	1	0.923
	West, Billy	A2/ Shameless&Aimless VIII	12	1	0.923
	Bradshaw, Rick	C3/ One & Done	12	1	0.923
8	Parker, Tom	D6/ Scavengers	10	1	0.909
9	Allen, Kenny	A2/ Shameless&Aimless VIII	9	1	0.900
	Toth, John	G4/ 2 Eggs & 4 Swimmers	9	1	0.900
	Kiser, Lyman	G6/ Big Shots	9	1	0.900
12	Hansen, Paul	D2/ Kozmic Debris	8	1	0.889
	Skea, Bob	D6/ Scavengers	8	1	0.889
14	Campbell, Steve	D6/ Scavengers	7	1	0.875
15	Darity, Don	D6/ Scavengers	12	2	0.857
	Copple, Matthew	E3/ Nine Lives	12	2	0.857
	Fuhrmann, Al	E3/ Nine Lives	12	2	0.857
18	Wade, Nate	D6/ Scavengers	11	2	0.846
	Phillips, Con	G6/ Big Shots	11	2	0.846
20	Cashwell, Craig	A3/ Dart Shadows	10	2	0.833
	Chaney, Bill	A2/ Shameless&Aimless VIII	10	2	0.833
	Graves, Don	B4/ Wieblin	10	2	0.833
	Hall, Josh	D8/ Cheap Shots	10	2	0.833
	Gibbs, Keith	F5/ Dodge Darts	10	2	0.833
25	Fournier, Chris	F6/ Travelin' Beer Bellies	9	2	0.818
26	Edgecomb, Andrew	E7/ Positive Vibration	8	2	0.800
27	Crolla, Mike	G3/ Tattoo the Red Eye	7	2	0.778
28	(four tied - 1 in E, 2 in F, 1 in G)		10	3	0.769

Singles Cricket Records

			W	L	%-age
1	Gillett, Galen	F3/ B.F.D.	11	0	1.000
	Curtis, Shawn	F8/ Damn Yankees!	7	0	1.000
3	Dixon, J.D.	A2/ Shameless&Aimless VIII	13	1	0.929
	Benson, Will	C1/ Shooter's Buzz	13	1	0.929
	King, Adam	C3/ One & Done	13	1	0.929
	Greer, Chuck	F5/ Dodge Darts	13	1	0.929
7	Johnson, Patrick	E7/ Positive Vibration	12	1	0.923
8	Graves, Don	B4/ Wieblin	11	1	0.917
	Janosko, John	B4/ Wieblin	11	1	0.917
	Turner, Stuart	G1/ Dead Sox	11	1	0.917
11	Williams, Nelson	G1/ Dead Sox	10	1	0.909
12	Moulds, Patrick	E2/ Bulls Hitters	9	1	0.900
	Toth, John	G4/ 2 Eggs & 4 Swimmers	9	1	0.900
14	Hansen, Paul	D2/ Kozmic Debris	8	1	0.889
15	Denton, J.D.	B7/ Excalibur	7	1	0.875
16	Samaluk, Somchai	C3/ One & Done	12	2	0.857
	Carroll, John	E1/ Last Call	12	2	0.857
	Holland, Steve	F5/ Dodge Darts	12	2	0.857
	Powell, Mark	F1/ UZMALL	12	2	0.857
	Phelps, Doug	G6/ Big Shots	12	2	0.857
21	Eastmead, Phillip	A7/ Dogs of War	11	2	0.846
	Elliott, Jeff	C5/ Horsemen	11	2	0.846
	Bonar, Eric	E5/ Not Again!	11	2	0.846
	Barnhill, Jeff	F6/ Travelin' Beer Bellies	11	2	0.846
25	Gaglione, Joe	A2/ Shameless&Aimless VIII	10	2	0.833
	Walker, Chip	B5/ Friends of the Devil	10	2	0.833
	Smith, Sarge	C3/ One & Done	10	2	0.833
	Jackson, Barry	E4/ Dynamic Darts	10	2	0.833
	Jones, Jerry	F8/ Damn Yankees!	10	2	0.833
30	(four tied - 1 in A, 2 in B, 1 in G)		9	2	0.818

Doubles 501 Records

			W	L	%-age
1	Gibbs, Keith	F5/ Dodge Darts	11	0	1.000
	Jay, John	G3/ Tattoo the Red Eye	7	0	1.000
3	Redmon, Art	G3/ Tattoo the Red Eye	11	1	0.917
4	Fuhrmann, Al	E3/ Nine Lives	10	1	0.909
5	Skea, Bob	D6/ Scavengers	9	1	0.900
	Buckman, Dave	G3/ Tattoo the Red Eye	9	1	0.900
	Toth, John	G4/ 2 Eggs & 4 Swimmers	9	1	0.900
8	Huler, Scott	B3/ Dixie Chickens	8	1	0.889
9	Benson, Will	C1/ Shooter's Buzz	12	2	0.857
	Feller, Keith	E8/ Sharp Darts	6	1	0.857
	Kralik, Mikey	F5/ Dodge Darts	6	1	0.857
	Redmon, Frances	G3/ Tattoo the Red Eye	6	1	0.857
13	Perrault, Melissa	F5/ Dodge Darts	11	2	0.846
14	West, Billy	A2/ Shameless&Aimless VIII	10	2	0.833
15	Williams, Heidi	D1/ Reggaeheads	8	2	0.800
	Wildblood, Steven	F3/ B.F.D.	8	2	0.800
	Vaughan, Julie	G8/ Team Red Eye	8	2	0.800
18	Oakley, Jerry	A7/ Dogs of War	11	3	0.786
	Holland, William	D3/ Grateful Darts	11	3	0.786
	Baldwin, Randy	E5/ Not Again!	11	3	0.786
	Bush, Jim	E5/ Not Again!	11	3	0.786
22	Budelman, Jim	A1/ Lunatic Fringe	7	2	0.778
23	Berry, Dave	B1/ Arrowing Experience	10	3	0.769
	Darity, Don	D6/ Scavengers	10	3	0.769
	Lorbacher, Scott	G8/ Team Red Eye	10	3	0.769
	Williams, Nelson	G1/ Dead Sox	10	3	0.769
27	(eight tied - 1 in B, 1 in C, 2 in D, 1 in E, 1 in F, 2 in G)		9	3	0.750
			6	2	0.750

League-Wide Spring 1999 RDL Top Individual Records (FINAL!)

(Missing statistics: week 14 - 14-10 win by F8 over F7)

(Game minimums required for these listings: 16 for B division, 19 for all other divisions)

Singles Win %-ages

			W	L	%-age
1	King, Adam	C3/ One & Done	26	2	0.929
2	Eastmead, Phillip	A7/ Dogs of War	24	2	0.923
3	Toth, John	G4/ 2 Eggs & 4 Swimmers	18	2	0.900
4	Smith, Butch	E3/ Nine Lives	25	4	0.862
5	Graves, Don	B4/ Wieblin	20	4	0.833
	Janosko, John	B4/ Wieblin	20	4	0.833
	Walker, Chip	B5/ Friends of the Devil	20	4	0.833
8	Dixon, J.D.	A2/ Shameless & Aimless VIII	22	5	0.815
	Holland, William	D3/ Grateful Darts	22	5	0.815
10	Elliott, Jeff	C5/ Horsemen	21	5	0.808
11	Bradshaw, Rick	C3/ One & Done	20	5	0.800
	Barnhill, Jeff	F6/ Travelin' Beer Bellies	20	5	0.800
	Denton, J.D.	B7/ Excalibur	16	4	0.800
	Britt, Jim	G1/ Dead Sox	16	4	0.800
	Holloway, Ritchie	G5/ Get Over It	16	4	0.800
16	Carroll, John	E1/ Last Call	23	6	0.793
17	Hall, Danny	F3/ B.F.D.	19	5	0.792
	Rube, Bob	F1/ UZMALL	19	5	0.792
	Turner, Stuart	G1/ Dead Sox	19	5	0.792
20	Benson, Will	C1/ Shooter's Buzz	22	6	0.786
	Greer, Chuck	F5/ Dodge Darts	22	6	0.786
22	Hoffmann, Steve	A1/ Lunatic Fringe	25	7	0.781
23	Copple, Matthew	E3/ Nine Lives	21	6	0.778
24	Johnson, Patrick	E7/ Positive Vibration	20	6	0.769
25	James, Bob	B3/ Dixie Chickens	13	4	0.765
26	Holland, Steve	F5/ Dodge Darts	21	7	0.750
	Gaglione, Joe	A2/ Shameless & Aimless VIII	18	6	0.750
	Gibbs, Keith	F5/ Dodge Darts	18	6	0.750
	Jones, Jerry	F8/ Damn Yankees!	18	6	0.750
	Brown, Tom	A1/ Lunatic Fringe	15	5	0.750
31	Shown, Marc	D5/ Starving Dartists	20	7	0.741
32	Green, Sam	E6/ To the Point	14	5	0.737
33	Camplin, Todd	A6/ No Clue	19	7	0.731
34	Gillett, Galen	F3/ B.F.D.	16	6	0.727
35	Gilbert, Chris	A3/ Dart Shadows	18	7	0.720
	Hunsberger, Jim	C7/ Half & Half	18	7	0.720
	Gullett, Kevin	E1/ Last Call	18	7	0.720
38	Oakley, Jerry	A7/ Dogs of War	20	8	0.714
	Edgecomb, Sean	E7/ Positive Vibration	20	8	0.714
	Powell, Mark	F1/ UZMALL	20	8	0.714
	Phelps, Doug	G6/ Big Shots	20	8	0.714
	Crowley, Pat	C2/ Comfortably Numb	15	6	0.714
	Moulds, Patrick	E2/ Bulls Hitters	15	6	0.714
	Lorbacher, Scott	G8/ Team Red Eye	15	6	0.714
45	Witz, Steve	D8/ Cheap Shots	17	7	0.708
	Williams, Nelson	G1/ Dead Sox	17	7	0.708
47	Hall, Mike	A3/ Dart Shadows	19	8	0.704
	Dwight, Mike	C6/ Black & Tans	19	8	0.704
	Stark, Keith	C6/ Black & Tans	19	8	0.704
	Wade, Nate	D6/ Scavengers	19	8	0.704
51	Matthews, Eric	B2/ Dazed and Confused	14	6	0.700
	Kemp, Louis	G3/ Tattoo the Red Eye	14	6	0.700
	Redmon, Art	G3/ Tattoo the Red Eye	14	6	0.700
54	West, Billy	A2/ Shameless & Aimless VIII	16	7	0.696
	Smith, Sarge	C3/ One & Done	16	7	0.696
	Hendricks, Ron	D5/ Starving Dartists	16	7	0.696
	Jackson, Barry	E4/ Dynamic Darts	16	7	0.696
58	Budelman, Jim	A1/ Lunatic Fringe	13	6	0.684
	Butman, Don	A1/ Lunatic Fringe	13	6	0.684
60	(two tied)		15	7	0.682

Doubles Win %-ages

			W	L	%-age
1	Gibbs, Keith	F5/ Dodge Darts	21	2	0.913
2	Toth, John	G4/ 2 Eggs & 4 Swimmers	18	2	0.900
3	Skea, Bob	D6/ Scavengers	17	2	0.895
4	West, Billy	A2/ Shameless & Aimless VIII	22	3	0.880
	Fuhrmann, Al	E3/ Nine Lives	22	3	0.880
6	Darity, Don	D6/ Scavengers	22	5	0.815
7	Parker, Tom	D6/ Scavengers	16	4	0.800
8	Gaglione, Joe	A2/ Shameless & Aimless VIII	19	5	0.792
9	Campbell, Steve	D6/ Scavengers	15	4	0.789
10	Wade, Nate	D6/ Scavengers	20	6	0.769
11	Bradshaw, Rick	C3/ One & Done	19	6	0.760
12	Dixon, J.D.	A2/ Shameless & Aimless VIII	21	7	0.750
	Benson, Will	C1/ Shooter's Buzz	21	7	0.750
	Copple, Matthew	E3/ Nine Lives	21	7	0.750
	Graves, Don	B4/ Wieblin	18	6	0.750
	Janosko, John	B4/ Wieblin	18	6	0.750
	Jackson, Barry	E4/ Dynamic Darts	18	6	0.750
	Redmon, Art	G3/ Tattoo the Red Eye	18	6	0.750
19	Samaluk, Somchai	C3/ One & Done	20	7	0.741
	Phelps, Doug	G6/ Big Shots	20	7	0.741
21	Buckman, Dave	G3/ Tattoo the Red Eye	14	5	0.737
	Kiser, Lyman	G6/ Big Shots	14	5	0.737
23	Vaughan, Julie	G8/ Team Red Eye	16	6	0.727
24	Perrault, Melissa	F5/ Dodge Darts	18	7	0.720
25	Holland, William	D3/ Grateful Darts	20	8	0.714
	Smith, Butch	E3/ Nine Lives	20	8	0.714
27	Smith, Allen	A3/ Dart Shadows	17	7	0.708
	Stark, Keith	C6/ Black & Tans	17	7	0.708
	Hall, Josh	D8/ Cheap Shots	17	7	0.708
30	Mitchell, Steve	E8/ Sharp Darts	19	8	0.704
	Lorbacher, Scott	G8/ Team Red Eye	19	8	0.704
32	Brown, Tom	A1/ Lunatic Fringe	14	6	0.700
33	Tomlinson, Steve	C1/ Shooter's Buzz	18	8	0.692
34	Knott, Mike	A3/ Dart Shadows	13	6	0.684
	Crolla, Mike	G3/ Tattoo the Red Eye	13	6	0.684
	Kemp, Louis	G3/ Tattoo the Red Eye	13	6	0.684
37	Allen, Kenny	A2/ Shameless & Aimless VIII	15	7	0.682
	Fournier, Chris	F6/ Travelin' Beer Bellies	15	7	0.682
39	Woodell, Jimmy	F1/ UZMALL	17	8	0.680
40	Carroll, John	E1/ Last Call	19	9	0.679
	Greer, Chuck	F5/ Dodge Darts	19	9	0.679
42	Terry, Bob	A1/ Lunatic Fringe	23	11	0.676
43	Tomlinson, Mark	C1/ Shooter's Buzz	18	9	0.667
	Bush, Jim	E5/ Not Again!	18	9	0.667
	Powell, Mark	F1/ UZMALL	18	9	0.667
	Williams, Nelson	G1/ Dead Sox	18	9	0.667
	Walker, Chip	B5/ Friends of the Devil	16	8	0.667
	Witz, Steve	D8/ Cheap Shots	16	8	0.667
	Britt, Jim	G1/ Dead Sox	14	7	0.667
	Phillips, Con	G6/ Big Shots	14	7	0.667
51	Cashwell, Craig	A3/ Dart Shadows	17	9	0.654
	Gordon, Bill	C6/ Black & Tans	17	9	0.654
	Moulds, Ron	E2/ Bulls Hitters	17	9	0.654
	Barnhill, Jeff	F6/ Travelin' Beer Bellies	17	9	0.654
55	Chaney, Bill	A2/ Shameless & Aimless VIII	15	8	0.652
	Currin, David	B4/ Wieblin	15	8	0.652
57	Seward, Mike	B7/ Excalibur	13	7	0.650
	Bull, Perry	C2/ Comfortably Numb	13	7	0.650
59	(three tied)		18	10	0.643

League-Wide Spring 1999 RDL Top Individual Records (FINAL!)

(Missing statistics: week 14 - 14-10 win by F8 over F7)

(Game minimums required for these listings: 32 for B division, 37 for all other divisions)

Singles+Doubles Win %-ages

			W	L	%-age
1	Toth, John	G4/ 2 Eggs & 4 Swimmers	36	4	0.900
2	Gibbs, Keith	F5/ Dodge Darts	39	8	0.830
3	West, Billy	A2/ Shameless & Aimless VIII	38	10	0.792
	Graves, Don	B4/ Wieblin	38	10	0.792
	Janosko, John	B4/ Wieblin	38	10	0.792
6	Smith, Butch	E3/ Nine Lives	45	12	0.789
7	King, Adam	C3/ One & Done	44	12	0.786
8	Dixon, J.D.	A2/ Shameless & Aimless VIII	43	12	0.782
9	Bradshaw, Rick	C3/ One & Done	39	11	0.780
10	Gaglione, Joe	A2/ Shameless & Aimless VIII	37	11	0.771
11	Benson, Will	C1/ Shooter's Buzz	43	13	0.768
12	Holland, William	D3/ Grateful Darts	42	13	0.764
	Copple, Matthew	E3/ Nine Lives	42	13	0.764
14	Skea, Bob	D6/ Scavengers	29	9	0.763
15	Walker, Chip	B5/ Friends of the Devil	36	12	0.750
16	Carroll, John	E1/ Last Call	42	15	0.737
17	Wade, Nate	D6/ Scavengers	39	14	0.736
18	Greer, Chuck	F5/ Dodge Darts	41	15	0.732
19	Britt, Jim	G1/ Dead Sox	30	11	0.732
20	Phelps, Doug	G6/ Big Shots	40	15	0.727
	Redmon, Art	G3/ Tattoo the Red Eye	32	12	0.727
22	Barnhill, Jeff	F6/ Travelin' Beer Bellies	37	14	0.725
23	Brown, Tom	A1/ Lunatic Fringe	29	11	0.725
24	Jackson, Barry	E4/ Dynamic Darts	34	13	0.723
25	Parker, Tom	D6/ Scavengers	31	12	0.721
26	Lorbacher, Scott	G8/ Team Red Eye	34	14	0.708
27	Stark, Keith	C6/ Black & Tans	36	15	0.706
28	Budelman, Jim	A1/ Lunatic Fringe	26	11	0.703
29	Turner, Stuart	G1/ Dead Sox	30	13	0.698
30	Holland, Steve	F5/ Dodge Darts	39	17	0.696
31	Fuhrmann, Al	E3/ Nine Lives	32	14	0.696
32	Smith, Allen	A3/ Dart Shadows	34	15	0.694
	Johnson, Patrick	E7/ Positive Vibration	34	15	0.694
34	Hoffmann, Steve	A1/ Lunatic Fringe	43	19	0.694
35	Kemp, Louis	G3/ Tattoo the Red Eye	27	12	0.692
36	Samaluk, Somchai	C3/ One & Done	38	17	0.691
	Powell, Mark	F1/ UZMALL	38	17	0.691
38	Witz, Steve	D8/ Cheap Shots	33	15	0.688
39	Williams, Nelson	G1/ Dead Sox	35	16	0.686
40	Green, Sam	E6/ To the Point	26	12	0.684
41	Denton, J.D.	B7/ Excalibur	28	13	0.683
	Kiser, Lyman	G6/ Big Shots	28	13	0.683
43	Rube, Bob	F1/ UZMALL	33	16	0.673
44	Eastmead, Phillip	A7/ Dogs of War	34	17	0.667
	Darity, Don	D6/ Scavengers	34	17	0.667
	Gillett, Galen	F3/ B.F.D.	30	15	0.667
	Matthews, Eric	B2/ Dazed and Confused	28	14	0.667
48	Shown, Marc	D5/ Starving Dartists	37	19	0.661
49	Tomlinson, Steve	C1/ Shooter's Buzz	35	18	0.660
50	Gordon, Bill	C6/ Black & Tans	34	18	0.654
51	Fournier, Chris	F6/ Travelin' Beer Bellies	28	15	0.651
52	Buckman, Dave	G3/ Tattoo the Red Eye	24	13	0.649
	Phillips, Con	G6/ Big Shots	24	13	0.649
54	Butman, Don	A1/ Lunatic Fringe	27	15	0.643
55	Gullett, Kevin	E1/ Last Call	34	19	0.642
	Baldwin, Randy	E5/ Not Again!	34	19	0.642
57	Holloway, Ritchie	G5/ Get Over It	25	14	0.641
58	Hunsberger, Jim	C7/ Half & Half	32	18	0.640
59	Kitchin, Bob	G3/ Tattoo the Red Eye	30	17	0.638
60	James, Bob	B3/ Dixie Chickens	21	12	0.636

All-Star %-ages

			ASPs	TGP	%-age
1	Dixon, J.D.	A2/ Shameless&AimlessVIII	109.5	55	1.991
2	Budelman, Jim	A1/ Lunatic Fringe	63.5	37	1.716
3	Smith, Allen	A3/ Dart Shadows	85.0	51	1.667
4	West, Billy	A2/ Shameless&AimlessVIII	76.5	48	1.594
5	Samaluk, Somchai	C3/ One & Done	86.0	55	1.564
6	Brown, Tom	A1/ Lunatic Fringe	53.5	40	1.338
7	Hall, Mike	A3/ Dart Shadows	71.0	54	1.315
8	Gaglione, Joe	A2/ Shameless&AimlessVIII	60.5	48	1.260
9	Graves, Don	B4/ Wieblin	61.0	49	1.245
10	Greer, Chuck	F5/ Dodge Darts	68.5	57	1.202
11	Terry, Bob	A1/ Lunatic Fringe	74.5	63	1.183
12	Eastmead, Phillip	A7/ Dogs of War	62.5	53	1.179
13	Hoffmann, Steve	A1/ Lunatic Fringe	73.0	62	1.177
14	Camplin, Todd	A6/ No Clue	60.0	54	1.111
15	Lane, Tim	A1/ Lunatic Fringe	61.0	55	1.109
16	Kilts, Jason	A5/ The Bye	60.5	56	1.080
17	Delp, Paula	A4/ So What!!	54.0	50	1.080
18	James, Bob	B3/ Dixie Chickens	35.5	33	1.076
19	Johnston, Jerry	A4/ So What!!	44.5	42	1.060
20	Barton, Kevin	A4/ So What!!	62.0	59	1.051
21	Oakley, Jerry	A7/ Dogs of War	60.5	58	1.043
22	Cashwell, Craig	A3/ Dart Shadows	54.5	53	1.028
23	Hunsberger, Jim	C7/ Half & Half	53.0	52	1.019
24	Jenkins, John	A8/ Top to Bottom	55.0	54	1.019
25	Janosko, John	B4/ Wieblin	49.5	49	1.010
26	Simpson, Donnie	A2/ Shameless&AimlessVIII	52.0	52	1.000
27	Smith, Butch	E3/ Nine Lives	58.5	60	0.975
28	Carroll, John	E1/ Last Call	55.5	57	0.974
29	Eason, Joel	A6/ No Clue	53.0	57	0.930
30	King, Adam	C3/ One & Done	52.0	56	0.929
31	Gibbs, Keith	F5/ Dodge Darts	44.0	48	0.917
32	Gilbert, Chris	A3/ Dart Shadows	48.0	53	0.906
33	Simpson, David	A8/ Top to Bottom	52.5	58	0.905
34	Seward, Mike	B7/ Excalibur	38.0	42	0.905
35	McCredie, Bob	C5/ Horsemen	44.5	50	0.890
36	Wall, Keith	A4/ So What!!	52.5	59	0.890
37	Hansen, Paul	D2/ Kozmic Debris	32.5	37	0.878
38	Baldwin, Randy	E5/ Not Again!	49.0	56	0.875
39	Butman, Don	A1/ Lunatic Fringe	36.0	42	0.857
40	Dwight, Mike	C6/ Black & Tans	45.5	54	0.843
41	Walker, Chip	B5/ Friends of the Devil	39.5	48	0.823
42	Benson, Will	C1/ Shooter's Buzz	46.0	56	0.821
43	Kipping, Joe	A5/ The Bye	42.0	52	0.808
44	Selby, Brian	A4/ So What!!	42.5	53	0.802
45	Herbert, Kirk	B5/ Friends of the Devil	38.0	48	0.792
46	Warnke, Larry	C4/ Neighbors	41.0	52	0.788
47	Jeffcoat, Doug	A6/ No Clue	42.5	54	0.787
48	Crowley, Pat	C2/ Comfortably Numb	36.0	46	0.783
49	Allen, Kenny	A2/ Shameless&AimlessVIII	33.5	43	0.779
50	Knott, Mike	A3/ Dart Shadows	29.5	39	0.756
51	Marx, Jim	A6/ No Clue	44.5	59	0.754
52	Elliott, Jeff	C5/ Horsemen	40.5	54	0.750
	Toth, John	G4/ 2 Eggs & 4 Swimmers	31.5	42	0.750
54	Copple, Matthew	E3/ Nine Lives	42.5	58	0.733
55	Aldridge, Barron	A3/ Dart Shadows	33.5	46	0.728
56	Currin, David	B4/ Wieblin	34.0	47	0.723
57	Lemons, Todd	A4/ So What!!	38.0	53	0.717
58	Sawyer, Dean	C3/ One & Done	35.0	49	0.714
	Rube, Bob	F1/ UZMALL	35.0	49	0.714
60	(two tied)		33.0	47	0.702

Spring 1999 RDL Records (by team) (FINAL!)

(Missing statistics: week 14 - 14-10 win by F8 over F7)

Singles Win Percentages

		W	L	%-age
1	C3/ One & Done	115	53	0.685
2	A1/ Lunatic Fringe	108	60	0.643
3	C6/ Black & Tans	96	57	0.627
4	A2/ Shameless & Aimless VIII	105	63	0.625
5	F8/ Damn Yankees!	87	57	0.604
6	F5/ Dodge Darts	100	66	0.602
7	F6/ Travelin' Beer Bellies	97	68	0.588
8	A3/ Dart Shadows	98	70	0.583
	E1/ Last Call	98	70	0.583
10	E3/ Nine Lives	96	71	0.575
11	G3/ Tattoo the Red Eye	89	67	0.571
12	D3/ Grateful Darts	94	74	0.560
	G5/ Get Over It	94	74	0.560
14	B4/ Wieblin	80	64	0.556
15	C1/ Shooter's Buzz	93	75	0.554
16	B1/ Arrowing Experience	79	65	0.549
17	D8/ Cheap Shots	92	76	0.548
	E7/ Positive Vibration	92	76	0.548
	G6/ Big Shots	92	76	0.548
20	F3/ B.F.D.	90	75	0.545
21	G1/ Dead Sox	91	77	0.542
22	E2/ Bulls Hitters	87	77	0.530
23	D4/ Flying Aces	82	74	0.526
24	D6/ Scavengers	88	80	0.524
25	B2/ Dazed and Confused	75	69	0.521
26	B5/ Friends of the Devil	74	70	0.514
27	D5/ Starving Dartists	83	85	0.494
28	C2/ Comfortably Numb	71	73	0.493
29	D7/ Heroes in Trouble	82	86	0.488
	F1/ UZMALL	82	86	0.488
31	D2/ Kozmic Debris	76	80	0.487
32	G7/ Sharky's Machine	75	81	0.481
33	E4/ Dynamic Darts	80	88	0.476
34	G2/ The "G" Spot	74	82	0.474
35	B7/ Excalibur	68	76	0.472
36	E6/ To the Point	76	86	0.469
37	B3/ Dixie Chickens	66	76	0.465
38	A4/ So What!!	77	91	0.458
39	A7/ Dogs of War	75	93	0.446
40	C4/ Neighbors	68	88	0.436
41	E8/ Sharp Darts	73	95	0.435
	G8/ Team Red Eye	73	95	0.435
43	A5/ The Bye	72	96	0.429
	C5/ Horsemen	66	88	0.429
45	B6/ Stik It	60	82	0.423
46	F7/ DA Bulls	64	90	0.416
47	A6/ No Clue	69	99	0.411
48	F2/ Fup'd Ducks	64	92	0.410
49	A8/ Top to Bottom	68	100	0.405
50	C7/ Half & Half	63	93	0.404
51	G4/ 2 Eggs & 4 Swimmers	60	96	0.385
52	E5/ Not Again!	63	102	0.382
53	D1/ Reggaeheads	63	105	0.375
54	F4/ Woody's Gangstas	59	109	0.351
55	C8/ Darting Eyes	23	68	0.253

Doubles Win Percentages

		W	L	%-age
1	A2/ Shameless & Aimless VIII	60	24	0.714
	D6/ Scavengers	60	24	0.714
3	F5/ Dodge Darts	59	25	0.702
4	G3/ Tattoo the Red Eye	52	26	0.667
5	C1/ Shooter's Buzz	55	29	0.655
6	A1/ Lunatic Fringe	53	31	0.631
7	B4/ Wieblin	45	27	0.625
8	C3/ One & Done	51	33	0.607
9	E3/ Nine Lives	50	34	0.595
10	C6/ Black & Tans	46	32	0.590
11	G6/ Big Shots	49	35	0.583
12	A3/ Dart Shadows	48	36	0.571
	D8/ Cheap Shots	48	36	0.571
	F1/ UZMALL	48	36	0.571
15	B7/ Excalibur	40	32	0.556
16	B2/ Dazed and Confused	39	33	0.542
17	E2/ Bulls Hitters	44	38	0.537
18	D5/ Starving Dartists	45	39	0.536
	G8/ Team Red Eye	45	39	0.536
20	E1/ Last Call	44	40	0.524
21	B1/ Arrowing Experience	37	35	0.514
	F8/ Damn Yankees!	37	35	0.514
23	E8/ Sharp Darts	43	41	0.512
24	D3/ Grateful Darts	42	42	0.500
	E7/ Positive Vibration	42	42	0.500
	C5/ Horsemen	39	39	0.500
27	E5/ Not Again!	41	43	0.488
	G1/ Dead Sox	41	43	0.488
29	D2/ Kozmic Debris	38	40	0.487
30	B5/ Friends of the Devil	34	38	0.472
31	F6/ Travelin' Beer Bellies	39	45	0.464
32	G2/ The "G" Spot	36	42	0.462
33	C2/ Comfortably Numb	33	39	0.458
34	A5/ The Bye	38	46	0.452
	F3/ B.F.D.	38	46	0.452
36	C7/ Half & Half	35	43	0.449
	F2/ Fup'd Ducks	35	43	0.449
38	F4/ Woody's Gangstas	37	47	0.440
39	G7/ Sharky's Machine	34	44	0.436
40	A8/ Top to Bottom	36	48	0.429
41	E6/ To the Point	35	47	0.427
42	D7/ Heroes in Trouble	35	49	0.417
	E4/ Dynamic Darts	35	49	0.417
	G5/ Get Over It	35	49	0.417
	B6/ Stik It	30	42	0.417
46	G4/ 2 Eggs & 4 Swimmers	32	46	0.410
47	A4/ So What!!	34	50	0.405
	A6/ No Clue	34	50	0.405
49	F7/ DA Bulls	31	47	0.397
50	A7/ Dogs of War	33	51	0.393
51	D4/ Flying Aces	30	48	0.385
52	D1/ Reggaeheads	32	52	0.381
53	B3/ Dixie Chickens	27	45	0.375
54	C4/ Neighbors	29	49	0.372
55	C8/ Darting Eyes	12	36	0.250

Spring 1999 RDL Records (by team) (FINAL!)

(Missing statistics: week 14 - 14-10 win by F8 over F7)

Singles+Doubles Win Percentages

		W	L	%-age
1	A2/ Shameless & Aimless VIII	225	111	0.670
2	F5/ Dodge Darts	218	116	0.653
3	C3/ One & Done	217	119	0.646
4	A1/ Lunatic Fringe	214	122	0.637
5	D6/ Scavengers	208	128	0.619
6	G3/ Tattoo the Red Eye	193	119	0.619
7	C6/ Black & Tans	188	121	0.608
8	C1/ Shooter's Buzz	203	133	0.604
9	B4/ Wieblin	170	118	0.590
10	E3/ Nine Lives	196	139	0.585
11	A3/ Dart Shadows	194	142	0.577
12	G6/ Big Shots	190	146	0.565
13	D8/ Cheap Shots	188	148	0.560
14	F8/ Damn Yankees!	161	127	0.559
15	E1/ Last Call	186	150	0.554
16	E2/ Bulls Hitters	175	153	0.534
17	B1/ Arrowing Experience	153	135	0.531
	B2/ Dazed and Confused	153	135	0.531
19	D3/ Grateful Darts	178	158	0.530
	F1/ UZMALL	178	158	0.530
21	F6/ Travelin' Beer Bellies	175	158	0.526
22	E7/ Positive Vibration	176	160	0.524
23	D5/ Starving Dartists	173	163	0.515
	G1/ Dead Sox	173	163	0.515
25	B7/ Excalibur	148	140	0.514
26	F3/ B.F.D.	166	167	0.498
27	B5/ Friends of the Devil	142	146	0.493
28	G5/ Get Over It	164	172	0.488
29	D2/ Kozmic Debris	152	160	0.487
30	G8/ Team Red Eye	163	173	0.485
31	C2/ Comfortably Numb	137	151	0.476
32	E8/ Sharp Darts	159	177	0.473
33	G2/ The "G" Spot	146	166	0.468
34	C5/ Horsemen	144	166	0.465
35	G7/ Sharky's Machine	143	169	0.458
36	D4/ Flying Aces	142	170	0.455
37	D7/ Heroes in Trouble	152	184	0.452
38	E6/ To the Point	146	180	0.448
39	E4/ Dynamic Darts	150	186	0.446
40	A5/ The Bye	148	188	0.440
41	E5/ Not Again!	145	188	0.435
42	A4/ So What!!	145	191	0.432
43	F2/ Fup'd Ducks	134	178	0.429
44	C7/ Half & Half	133	179	0.426
45	A7/ Dogs of War	141	195	0.420
46	B3/ Dixie Chickens	120	166	0.420
	B6/ Stik It	120	166	0.420
48	A8/ Top to Bottom	140	196	0.417
49	A6/ No Clue	137	199	0.408
50	F7/ DA Bulls	126	184	0.406
51	C4/ Neighbors	126	186	0.404
52	G4/ 2 Eggs & 4 Swimmers	124	188	0.397
53	F4/ Woody's Gangstas	133	203	0.396
54	D1/ Reggaeheads	127	209	0.378
55	C8/ Darting Eyes	47	140	0.251

All-Star Percentages

		ASP	TGP	%-age
1	A2/ Shameless & Aimless VIII	400.0	336	1.190
2	A1/ Lunatic Fringe	384.5	336	1.144
3	A3/ Dart Shadows	343.0	350	0.980
4	A4/ So What!!	313.5	354	0.886
5	A6/ No Clue	258.5	348	0.743
6	C3/ One & Done	237.5	336	0.707
7	A5/ The Bye	236.0	342	0.690
8	A7/ Dogs of War	237.5	351	0.677
9	B4/ Wieblin	197.0	294	0.670
10	A8/ Top to Bottom	232.0	347	0.669
11	F5/ Dodge Darts	200.0	339	0.590
12	B1/ Arrowing Experience	161.5	294	0.549
13	E1/ Last Call	181.5	336	0.540
14	C6/ Black & Tans	164.5	309	0.532
15	B5/ Friends of the Devil	152.5	288	0.530
16	B2/ Dazed and Confused	146.0	288	0.507
17	C1/ Shooter's Buzz	169.5	336	0.504
18	C7/ Half & Half	163.5	327	0.500
19	F6/ Travelin' Beer Bellies	164.0	338	0.485
20	C5/ Horsemen	156.0	322	0.484
21	F8/ Damn Yankees!	139.0	288	0.483
22	E3/ Nine Lives	169.0	357	0.473
23	B3/ Dixie Chickens	133.0	286	0.465
24	C2/ Comfortably Numb	143.5	312	0.460
25	D2/ Kozmic Debris	146.0	319	0.458
26	C4/ Neighbors	141.5	320	0.442
27	B7/ Excalibur	129.5	301	0.430
28	E5/ Not Again!	147.0	355	0.414
29	E7/ Positive Vibration	139.0	336	0.414
30	F3/ B.F.D.	132.5	333	0.398
31	D6/ Scavengers	135.0	343	0.394
32	D4/ Flying Aces	122.0	312	0.391
33	D3/ Grateful Darts	135.5	352	0.385
34	D8/ Cheap Shots	131.5	343	0.383
35	D7/ Heroes in Trouble	130.5	342	0.382
36	F1/ UZMALL	128.0	342	0.374
37	D5/ Starving Dartists	122.5	336	0.365
38	B6/ Stik It	100.0	286	0.350
39	E2/ Bulls Hitters	119.5	343	0.348
40	E8/ Sharp Darts	112.5	341	0.330
41	G3/ Tattoo the Red Eye	104.0	320	0.325
42	D1/ Reggaeheads	109.0	336	0.324
43	E6/ To the Point	107.0	332	0.322
44	G1/ Dead Sox	115.0	359	0.320
45	G6/ Big Shots	111.0	352	0.315
46	E4/ Dynamic Darts	108.0	349	0.309
47	G5/ Get Over It	105.0	342	0.307
48	F2/ Fup'd Ducks	92.0	312	0.295
49	F4/ Woody's Gangstas	93.0	344	0.270
50	C8/ Darting Eyes	48.0	187	0.257
51	G8/ Team Red Eye	90.0	354	0.254
52	G7/ Sharky's Machine	79.0	312	0.253
53	F7/ DA Bulls	77.0	310	0.248
54	G2/ The "G" Spot	68.5	332	0.206
55	G4/ 2 Eggs & 4 Swimmers	66.0	325	0.203

Dave Berry's Spring 1999 RDL Match Result Tables

SPRING 1999: MATCH RESULTS, POINTS, TIEBREAKERS, PENALTIES AND TOURNAMENT WINNERS

HOME TEAM POINTS FIRST	**WINNING POINTS IN BOLD**	***TIEBREAKERS IN ITALICS***

	Aw	LUNING	SHAIMLE	DAFADO	SO WH	THEBYE	NO CLU	DOF WA	TOPTTOM	Win	Loss	Loss	Loss	nts	Hnts	Avts	Scs	Penalties
A.1	LUNATIC FRINGE		5-**19**	11-**13**	**21**- 3	**13**-10	**17**- 7	**13**- 5	9-**14**	-	4-3	7-0	**11-3**	89	112	**201**		
A.2	SHAMELESS & AIMLESS VIII	10-**14**		**13**-11	**18**- 6	8-**16**	**18**- 6	**15**- 9	**18**- 6	-	5-2	7-0	**12-2**	100	124	**224**		
A.3	DART SHADOWS	10-**14**	9-**15**		**17**- 7	**14**-10	**13**-11	***13**-12*	**18**- 6	2-0	5-2	6-1	**11-3**	94	102	**196**		
A.4	SO WHAT!	3-**21**	6-**15**	*12-**13***		***13**-12*	**14**-10	11-**13**	***12**-11*	2-1	3-4	2-5	**5-9**	71	68	**139**		
A.5	THE BYE	5-**16**	5-**19**	9-**15**	6-**18**		**16**- 8	11-**13**	11-**13**	0-1	1-6	3-4	**4-10**	63	84	**147**		
A.6	NO CLUE	9-**12**	5-**18**	8-**15**	**15**- 9	11-**13**		**15** -9	***12**-11*	1-1	3-4	0-7	**3-11**	75	62	**137**		16
A.7	DOGS OF WAR	5-**19**	4-**20**	9-**15**	**11**-10	**14**-10	***13**-12*		11-**13**	1-1	3-4	3-4	**6-8**	67	75	**142**		
A.8	TOP TO BOTTOM	8-**16**	6-**18**	4-**20**	9-**15**	11-**13**	**16**- 8	10-**14**		0-2	1-6	3-4	**4-10**	64	74	**138**		
	Season/tournament finish	**2/1**	**1/2**	**3/5**	**5/3**	**6/3**	**8/5**	**4/5**	**7/5**									

	Aw	ROWERIE	DAZNFU	DIXIECKE	EBL	ENDSE	DESTIK IT	CALII	Win	Loss	Loss	Loss	nts	Hnts	Avts	Scs	Penalties
B.1	ARROWING EXPERIENCE		6-**18**	**14**-8	8-**16**	**19**- 5	6-**11**	11-**13**	1-0	2-4	5-1	**7-5**	64	81	**145**		
B.2	DAZED & CONFUSED	7-**17**		**15**-9	9-**15**	11-**13**	**15**- 9	**14**-10		3-3	4-2	**7-5**	71	80	**151**	5	
B.3	DIXIE CHICKENS	9-**15**	**12**-10		6-**18**	11-**13**	**11**- 9	**13**-11		3-3	1-5	**4-8**	62	58	**120**		
B.4	WIEBLIN	**14**-10	**15**- 9	**15**-9		9-**15**	**13**-10	**13**-*12*	1-0	5-1	6-0	**11-1**	79	92	**171**		
B.5	FRIENDS OF THE DEVIL	10-**14**	11-**13**	**16**-8	10-**14**		**14**-10	8-**16**		2-4	4-2	**6-6**	69	73	**142**		
B.6	STIK IT	10-**12**	7-**17**	9-**15**	7-**15**	8-**16**		11-**13**		0-6	1-5	**1-11**	52	59	**111**		16
B.7	EXCALIBUR	12-**13**	11-**13**	**15**-9	10-**14**	**13**-11	**12**-10		0-2	3-3	3-3	**6-6**	73	75	**148**		
	Season/tournament finish	**3/1**	**2/5**	**6/5**	**1/3**	**5/5**	**7/3**	**4/2**										

	Aw	SH(BU	COI NUI	ONI DOI	NEI	HOI	BLA ANI	HAL AND	DAF EYE	Win	Loss	Loss	Loss	nts	Hnts	Avts	Scs	Penalties
C.1	SHOOTER'S BUZZ		17- 7	**14**-10	**18** -6	**13**-11	**16**- 8	**13**-11	**19**-4		7-0	4-3	**11-3**	110	92	**202**		10
C.2	COMFORTABLY NUMB	8-**16**		3-**23**	**13**-*12*	**15**- 8	**13**-11	**13**-*12*	**16**-0	3-0	5-2	5-2	**10-4**	81	91	**172**		
C.3	ONE AND DONE	**15**-9	**13**-11		**14**-10	**14**-10	**13**-11	**19**- 5	**15**-9		7-0	5-2	**12-2**	103	114	**217**		
C.4	NEIGHBORS	**16**-8	7-**17**	10-**14**		11-**13**	7-**17**	**13**-11	**16**-0	0-1	3-4	2-5	**5-9**	80	62	**142**		5
C.5	HORSEMEN	7-**16**	*12*-**13**	5-**19**	**18**- 6		8-**13**	**13**-12	**16**-0	1-1	3-4	2-5	**5-9**	79	75	**154**		
C.6	BLACK AND TANS	**15**-9	9-**14**	**17**- 7	**19**- 5	**18**- 6		**16**- 8	**16**-2		6-1	4-3	**10-4**	110	89	**199**		5
C.7	HALF AND HALF	9-**15**	11-**13**	5-**19**	11-**13**	**12**-11	9-**13**		**17**-6	0-2	2-5	1-6	**3-11**	74	75	**149**		
C.8	DARTING EYES	3-**19**	0-**16**	0-**24**	8-**10**	4-**16**	0-**16**	0-**16**			0-7	0-7	**0-14**	15	21	**36**		
	Season/tournament finish	**2/3**	**4/2**	**1/3**	**6/5**	**5/5**	**3/1**	**7/5**	**8/F**									

	Aw	RE(HE	KO: DE	GR/ DAI	FLY ACE	STA DAI	SC/	HEF TR(	CHE SHO	Win	Loss	Loss	Loss	nts	Hnts	Avts	Scs	Penal
D.1	REGGAEHEADS		10-**11**	9-**14**	7-**17**	8-**10**	9 -**13**	9-**15**	7-**17**		0-7	1-6	**1-13**	59	65	**124**		
D.2	KOZMIC DEBRIS	**13** - 6		11-**13**	**14**-10	**13**-11	10-**14**	10-**14**	10-**14**	0-1	3-4	2-5	**5-9**	81	63	**144**		
D.3	GRATEFUL DARTS	**16** - 8	**13**-*12*		**17**- 5	**14**-10	11-**13**	**15**- 7	10-**14**	1-1	5-2	3-4	**8-6**	96	83	**179**		
D.4	FLYING ACES	10-**14**	**16** - 0	10-**14**		11-**13**	11-**13**	**19**- 5	9-**14**		2-5	2-5	**4-10**	86	70	**156**		
D.5	STARVING DARTISTS	**15** - 9	**14**-10	**13**-11	**11**- 9		5-**19**	**14**-10	**12**-10		6-1	3-4	**9-5**	84	74	**158**		5
D.6	SCAVENGERS	**15** - 9	**17** - 7	**16**- 8	11-**13**	**13**-11		**20**- 4	**13**-*12*	1-0	6-1	7-0	**13-1**	105	97	**202**		
D.7	HEROES IN TROUBLE	**14** - 9	10-**14**	**13**-*12*	**14**-10	11-**12**	8- **9**		**11**-10	1-0	4-3	2-5	**6-8**	81	66	**147**		
D.8	CHEAP SHOTS	**14**-10	**15** - 9	**13**-11	**18**- 6	**15**- 7	**8-16**	**13**-11		0-1	6-1	4-3	**10-4**	96	91	**187**		
	Season/tournament finish	**8/5**	**6/5**	**4/2**	**7/1**	**3/3**	**1/3**	**5/5**	**2/5**									

Dave Berry's Spring 1999 RDL Match Result Tables (continued)

SPRING 1999: MATCH RESULTS, POINTS, TIEBREAKERS, PENALTIES AND TOURNAMENT WINNERS

HOME TEAM POINTS FIRST	**WINNING POINTS IN BOLD**	***TIEBREAKERS IN ITALICS***

	Aw	LAS CA	BUL HIT	NIN LIV	DYN DAR	NO AGA	TO POI	POS VIB	SHA DAR	1 Win	Loss	Loss	Loss	nts H	nts A	ts Sc	Penalties
E.1	LAST CALL		6-**18**	6-**18**	**13**-11	**15**- 9	**13**-11	**13**-11	**17**- 7		5-2	6-1	**11-3**	83	98	**181**	
E.2	BULLS HITTERS	11-**13**		**13**-11	**13**-11	*12*-**13**	**13**-11	8-**16**	**21**- 3	0-2	4-3	3-4	**7-7**	91	80	**171**	5
E.3	NINE LIVES	**15**- 9	**13**-11		**16**- 7	**13**-10	**13**-*12*	**15**- 9	**13**-*12*	2-1	7-0	4-3	**11-3**	98	99	**197**	
E.4	DYNAMIC DARTS	6-**17**	9-**15**	**13**-*12*		**13**-11	**14**-10	**14**-10	9-**15**	1-1	4-3	1-6	**5-9**	78	72	**150**	
E.5	NOT AGAIN!	5-**15**	**13**-*12*	6-**16**	**13**-*12*		**11**-10	**17**- 7	9-**15**	3-0	4-3	2-5	**6-8**	74	73	**147**	
E.6	TO THE POINT	5-**16**	**10**- 6	2-**21**	**13**-11	**13**- 7		**13**-11	**13**-11	0-1	5-2	0-7	**5-9**	69	68	**137**	
E.7	POSITIVE VIBRATION	10-**14**	**19**- 5	**15**-9	11-**12**	**11**-10	**19**- 5		**13**-11		5-2	1-6	**6-8**	98	74	**172**	
E.8	SHARP DARTS	10-**14**	7-**13**	11-**12**	**16**- 8	11-**13**	**15**- 9	**14**-10		0-1	3-4	2-5	**5-9**	84	74	**158**	21
Season/tournament finish		**2/5**	**3/5**	**1/1**	**6/3**	**5/5**	**8/5**	**4/3**	**7/2**								

	Aw	UZM	FUP DU	B.F.	WO GA	DOI DAR	TRA BEE	DA	DAM YAN	1 Win	Loss	Loss	Loss	nts H	nts A	ts Sc	Penalties
F.1	UZMALL		**18**-6	**11**-10	**17**-7	7-**15**	**16**-8	11-**13**	**15**-6	1-0	5-2	4-3	**9-5**	95	82	**177**	
F.2	FUP'D DUCKS	**10**-9		**15**-9	**15**-9	0-**23**	10-**13**	**17**-7	**16**-0		5-2	1-6	**6-8**	82	60	**142**	
F.3	B.F.D.	9-**12**	**14**-2		**19**-5	9-**15**	8-**16**	**12**-8	3-**19**		3-4	2-5	**5-9**	74	73	**147**	
F.4	WOODY'S GANGSTAS	*12*-**13**	9-**15**	**14**-9		9-**15**	10-**14**	**14**-10	7-**17**	0-1	2-5	1-6	**3-11**	75	58	**133**	
F.5	DODGE DARTS	**13**-11	**17**-6	11-**12**	**16**-8		**18**-6	**14**-10	**15**-9	0-1	6-1	6-1	**12-2**	104	111	**215**	
F.6	TRAVELIN' BEER BELLIES	**15**-9	**13**-10	**12**-10	**15**-9	**11**-*10*		**13**-11	7-**16**	1-0	6-1	4-3	**10-4**	86	87	**163**	
F.7	DA BULLS	7-**17**	**14**-10	**15**-9	6-**18**	8-**16**	5-**19**		11-**13**		2-5	1-6	**3-11**	66	69	**135**	5
F.8	DAMN YANKEES!	10-**11**	**13**-10	10-**14**	**22**-2	7-**17**	**14**-10	**14**-10			4-3	4-3	**8-6**	90	80	**170**	32
Season/tournament finish		**3/5**	**5/5**	**6/3**	**7/5**	**1/1**	**2/2**	**8/5**	**4/3**								

	Aw	DEA SO	THE SP	TAT THE	2 E(4 S	GET OVE	BIG SH	SHA MA	TEA RED	1 Win	Loss	Loss	Loss	nts H	nts A	ts Sc	Penalties
G.1	DEAD SOX		**15**-9	**13**-11	**13**-11	**14**-10	11-**13**	**15** -9	10-**14**	1-2	5-2	2-5	**7-7**	91	83	**169**	5
G.2	THE 'G' SPOT	*12*-**13**		7-**17**	10-**11**	**13**-10	11-**13**	8 -**16**	**15**-9	1-2	2-5	2-5	**4-10**	76	66	**126**	16
G.3	TATTOO THE RED EYE	**14**-10	**16**-0**F**		**17**-7	**15**-9	**13**-11	**16**-8	**16**-7	1-0	7-0	6-1	**13-1**	107	102	**209**	
G.4	2 EGGS & 4 SWIMMERS	9-**15**	**13**-*12*	10-**14**		9-**14**	4-**20**	0-**16**	9-**15**	2-0	1-6	3-4	**4-10**	70	71	**125**	16
G.5	GET OVER IT	**13**-*12*	**12**-10	11-**13**	**18**-6		10-**14**	**14**-10	**13**-10	1-0	5-2	1-6	**6-8**	91	71	**162**	
G.6	BIG SHOTS	**13**-*12*	**18**-6	*12*-**13**	11-**13**	**14**-9		**13**-11	11-**13**	1-1	4-3	6-1	**10-4**	92	99	**191**	
G.7	SHARKY'S MACHINE	**14**-10	8-**16**	8-**16**	**14**-10	**16**-8	8-**15**		9 -**15**		3-4	2-5	**5-9**	77	81	**153**	5
G.8	TEAM RED EYE	**13**-11	*12*-**13**	6-**18**	*12*-**13**	**13**-11	11-**13**	**13**-11		0-2	3-4	4-3	**7-7**	80	83	**147**	16
Season/tournament finish		**3/3**	**7/5**	**1/2**	**8/5**	**5/5**	**2/1**	**6/5**	**4/3**								

RDL - Spring, 1999	Week 1			Week 2			Week 3			Week 4			Week 5			Week 6			Week 7			Week 8			Week 9			Week 10			Week 11			Week 12			Week 13			Week 14			Forfeits
	vs.	W/L	Pts.	vs.	W/L	Pts.	vs.	W/L	Pts.	vs.	W/L	Pts.	vs.	W/L	Pts.	vs.	W/L	Pts.	vs.	W/L	Pts.	vs.	W/L	Pts.	vs.	W/L	Pts.	vs.	W/L	Pts.	vs.	W/L	Pts.	vs.	W/L	Pts.	vs.	W/L	Pts.	vs.	W/L	Pts.	
A1/ Lunatic Fringe	A6	W	17	a4	W	21	A3	L	11	a8	W	16	A5	W	13	a7	W	19	A2	L	5	a6	W	12	A4	W	21	a3	W	14	A8	L	9	a5	W	16	A7	W	13	a2	W	14	
A2/ Shameless & Aimless VIII	a7	W	20	A8	W	18	a5	W	19	A6	W	18	a3	W	15	A4	W	18	a1	W	19	A7	W	15	a8	W	18	A5	L	8	a6	W	18	A3	W	13	a4	W	15	A1	L	10	
A3/ Dart Shadows	A4	W	17	a6	W	15	a1	W	13	A7	W	13	A2	L	9	a5	W	15	A8	W	18	a4	W	13	A6	W	13	A1	L	10	a7	W	15	a2	L	11	A5	W	14	a8	W	20	
A4/ So What!!	a3	L	7	A1	L	3	a8	W	15	A5	W	13	a6	L	9	a2	L	6	A7	L	11	A3	L	12	a1	L	3	A8	W	12	a5	W	18	A6	W	14	A2	L	6	a7	L	10	
A5/ The Bye	a8	W	13	A7	L	11	A2	L	5	a4	L	12	a1	L	10	A3	L	9	a6	W	13	A8	L	11	a7	L	10	a2	W	16	A4	L	6	A1	L	5	a3	L	10	A6	W	16	
A6/ No Clue	a1	L	7	A3	L	8	a7	L	12	a2	L	6	A4	W	15	a8	L	8	A5	L	11	A1	L	9	a3	L	11	A7	W	15	A2	L	5	a4	L	10	A8	W	12	a5	L	8	
A7/ Dogs of War	A2	L	4	a5	W	13	A6	W	13	a3	L	12	A8	L	11	A1	L	5	a4	W	13	a2	L	9	A5	W	14	a6	L	9	A3	L	9	a8	W	14	a1	L	5	A4	W	11	
A8/ Top to Bottom	A5	L	11	a2	L	6	A4	L	9	A1	L	8	a7	W	13	A6	W	16	a3	L	6	a5	W	13	A2	L	6	a4	L	11	a1	W	14	A7	L	10	a6	L	11	A3	L	4	
B1/ Arrowing Experience	B7	L	11	b5	W	14	B3	W	14	b2	W	17	B6	L	6	Bye	-	-	B4	L	8	b7	W	13	B5	W	19	b3	W	15	B2	L	6	b6	W	12	Bye	-	-	b4	L	10	
B2/ Dazed and Confused	B6	W	15	b4	L	9	B5	L	11	B1	L	7	Bye	-	-	B7	W	14	b3	L	10	b6	W	17	B4	L	9	b5	W	13	b1	W	18	Bye	-	-	b7	W	13	B3	W	15	
B3/ Dixie Chickens	B5	L	11	b7	L	9	b1	L	8	Bye	-	-	B4	L	6	b6	W	15	B2	W	12	b5	L	8	B7	W	13	B1	L	9	Bye	-	-	b4	L	9	B6	W	11	b2	L	9	
B4/ Wieblin	Bye	-	-	B2	W	15	b6	W	15	B7	W	13	b3	W	18	B5	L	9	b1	W	16	Bye	-	-	b2	W	15	B6	W	13	b7	W	14	B3	W	15	b5	W	14	B1	W	14	
B5/ Friends of the Devil	b3	W	13	B1	L	10	b2	W	13	B6	W	14	b7	L	11	b4	W	15	Bye	-	-	B3	W	16	b1	L	5	B2	L	11	b6	W	16	B7	L	8	B4	L	10	Bye	-	-	
B6/ Stik It	b2	L	9	Bye	-	-	B4	L	7	b5	L	10	b1	W	11	B3	L	9	b7	L	10	B2	L	7	Bye	-	-	b4	L	10	B5	L	8	B1	L	10	b3	L	9	B7	L	11	
B7/ Excalibur	b1	W	13	B3	W	15	Bye	-	-	b4	L	12	B5	W	13	b2	L	10	B6	W	12	B1	L	12	b3	L	11	Bye	-	-	B4	L	10	b5	W	16	B2	L	11	b6	W	13	
C1/ Shooter's Buzz	C7	W	13	C8	W	19	C3	W	14	c6	L	9	C4	W	18	c5	W	16	C2	W	17	c7	W	15	c8	W	19	c3	L	9	C6	W	16	c4	L	8	C5	W	13	c2	W	16	
C2/ Comfortably Numb	c5	W	13	C6	W	13	c4	W	17	C7	W	13	c3	L	11	C8	*W*	*16*	c1	L	7	C5	W	15	c6	W	14	C4	W	13	c7	W	13	C3	L	3	c8	*W*	*16*	C1	L	8	
C3/ One & Done	C8	W	15	c7	W	19	c1	L	10	C5	W	14	C2	W	13	c4	W	14	C6	W	13	c8	W	24	C7	W	19	C1	W	15	c5	W	19	c2	W	21	C4	W	14	c6	L	7	
C4/ Neighbors	c6	L	5	C5	L	11	C2	L	7	c8	W	10	c1	L	6	C3	L	10	c7	W	13	C6	L	7	c5	L	6	c2	L	12	C8	*W*	*16*	C1	W	16	c3	L	10	C7	W	13	
C5/ Horsemen	C2	L	12	c4	W	13	C7	W	13	c3	L	10	C6	L	8	C1	L	7	c8	W	16	c2	L	8	C4	W	18	c7	L	11	C3	L	5	c6	L	6	c1	L	11	C8	*W*	*16*	
C6/ Black & Tans	C4	W	19	c2	L	11	C8	W	16	C1	W	15	c5	W	13	C7	W	16	c3	L	11	c4	W	17	C2	L	9	c8	*W*	*16*	c1	L	8	C5	W	18	c7	W	13	C3	W	17	
C7/ Half & Half	c1	L	11	C3	L	5	c5	L	12	c2	L	12	C8	W	17	c6	L	8	C4	L	11	C1	L	9	c3	L	5	C5	W	12	C2	L	11	c8	*W*	*16*	C6	L	9	c4	L	11	
C8/ Darting Eyes	c3	L	9	c1	L	3	c6	L	2	C4	L	8	c7	L	6	c2	*L*	*0*	C5	L	4	C3	L	0	C1	L	4	C6	*L*	*0*	c4	*L*	*0*	C7	*L*	*0*	C2	*L*	*0*	c5	*L*	*0*	6
D1/ Reggaeheads	D3	L	9	d4	W	14	d6	L	9	D7	L	9	D8	L	7	d5	L	9	D2	L	10	d3	L	8	D4	L	7	D6	L	9	d7	L	9	d8	L	10	D5	L	8	d2	L	6	
D2/ Kozmic Debris	D5	W	13	d8	L	9	D3	L	11	D6	L	10	d7	W	14	D4	W	14	d1	W	11	d5	L	10	D8	L	10	d3	L	12	d6	L	7	D7	L	10	d4	*L*	*0*	D1	W	13	1
D3/ Grateful Darts	d1	W	14	D6	L	11	d2	W	13	D5	W	14	d4	W	14	d8	L	11	D7	W	15	D1	W	16	d6	L	8	D2	W	13	d5	L	11	D4	W	17	D8	L	10	d7	L	12	
D4/ Flying Aces	d6	W	13	D1	L	10	d7	L	10	d8	L	6	D3	L	10	d2	L	10	D5	L	11	D6	L	11	d1	W	17	D7	W	19	D8	L	9	d3	L	5	D2	*W*	*16*	d5	L	9	
D5/ Starving Dartists	d2	L	11	D7	W	14	D8	W	12	d3	L	10	d6	L	11	D1	W	15	d4	W	13	D2	W	14	d7	W	12	d8	L	7	D3	W	13	D6	L	5	d1	W	10	D4	W	11	
D6/ Scavengers	D4	L	11	d3	W	13	D1	W	15	d2	W	14	D5	W	13	d7	W	9	D8	W	13	d4	W	13	D3	W	16	d1	W	13	D2	W	17	d5	W	19	D7	W	20	d8	W	16	
D7/ Heroes in Trouble	D8	W	11	d5	L	10	D4	W	14	d1	W	15	D2	L	10	D6	L	8	d3	L	7	d8	L	11	D5	L	11	d4	L	5	D1	W	14	d2	W	14	d6	L	4	D3	W	13	
D8/ Cheap Shots	d7	L	10	D2	W	15	d5	L	10	D4	W	18	d1	W	17	D3	W	13	d6	L	12	D7	W	13	d2	W	14	D5	W	15	d4	W	14	D1	W	14	d3	W	14	D6	L	8	
E1/ Last Call	e3	L	9	E4	W	13	e7	W	14	E2	L	6	e5	W	15	E8	W	17	e6	W	16	E3	L	6	e4	W	17	E7	W	13	e2	W	13	E5	W	15	e8	W	14	E6	W	13	
E2/ Bulls Hitters	e6	L	6	E5	L	12	e3	L	11	e1	W	18	E8	W	21	e4	W	15	E7	L	8	E6	W	13	e5	L	12	E3	W	13	E1	L	11	e8	W	13	E4	W	13	e7	L	5	
E3/ Nine Lives	E1	W	15	e7	L	9	E2	W	13	e5	W	16	E4	W	16	E6	W	13	e8	W	12	e1	W	18	E7	W	15	e2	L	11	E5	W	13	e4	L	12	e6	W	21	E8	W	13	
E4/ Dynamic Darts	E7	W	14	e1	L	11	E8	L	9	E6	W	14	e3	L	7	E2	L	9	e5	L	12	e7	W	12	E1	L	6	e8	L	8	e6	L	11	E3	W	13	e2	L	11	E5	W	13	
E5/ Not Again!	E8	L	9	e2	W	13	e6	L	7	E3	L	6	E1	L	5	e7	L	10	E4	W	13	e8	W	13	E2	W	13	E6	W	11	e3	L	10	e1	L	9	E7	W	17	e4	L	11	
E6/ To The Point	E2	W	10	e8	L	9	E5	W	13	e4	L	10	E7	W	13	e3	L	12	E1	L	5	e2	L	11	E8	W	13	e5	L	10	E4	W	13	e7	L	5	E3	L	2	e1	L	11	
E7/ Positive Vibration	e4	L	10	E3	W	15	E1	L	10	e8	L	10	e6	L	11	E5	W	11	e2	W	16	E4	L	11	e3	L	9	e1	L	11	E8	W	13	E6	W	19	e5	L	7	E2	W	19	
E8/ Sharp Darts	e5	W	15	E6	W	15	e4	W	15	E7	W	14	e2	L	3	e1	L	7	E3	L	11	E5	L	11	e6	L	11	E4	W	16	e7	L	11	E2	L	7	E1	L	10	e3	L	12	
F1/ UZMALL	f5	L	11	F8	W	15	F3	W	11	f7	W	17	f2	L	9	F4	W	17	f6	L	9	F5	L	7	f8	W	11	f3	W	12	F7	L	11	F2	W	18	f4	W	13	F6	W	16	
F2/ Fup'd Ducks	F6	L	10	f7	L	10	F4	W	15	f5	L	6	F1	W	10	f8	L	10	F3	W	15	f6	L	10	F7	W	17	f4	W	15	F5	L	0	f1	L	6	F8	*W*	*16*	f3	L	2	
F3/ B.F.D.	f8	W	14	F5	L	9	f1	L	10	F6	L	8	f4	L	9	F7	W	12	f2	L	9	F8	L	3	f5	W	12	F1	L	9	f6	L	10	F4	W	19	f7	L	9	F2	W	14	
F4/ Woody's Gangstas	F7	W	14	f6	L	9	f2	L	9	F8	L	7	F3	W	14	f1	L	7	F5	L	9	f7	W	18	F6	L	10	F2	L	9	f8	L	2	f3	L	5	F1	L	12	f5	L	8	
F5/ Dodge Darts	F1	W	13	f3	W	15	F7	W	14	F2	W	17	f8	W	17	F6	W	18	f4	W	15	f1	W	15	F3	L	11	f7	W	16	f2	W	23	F8	W	15	f6	L	10	F4	W	16	
F6/ Travelin' Beer Bellies	f2	W	14	F4	W	15	f8	L	10	f3	W	16	F7	W	13	f5	L	6	F1	W	15	F2	W	13	f4	W	14	F8	L	7	F3	W	12	f7	W	19	F5	W	11	f1	L	8	
F7/ DA Bulls	f4	L	10	F2	W	14	f5	L	10	F1	L	7	f6	L	11	f3	L	8	F8	L	11	F4	L	6	f2	L	7	F5	L	8	f1	W	13	F6	L	5	F3	W	15	f8	L	10	
F8/ Damn Yankees!	F3	L	10	f1	L	6	F6	W	14	f4	W	17	F5	L	7	F2	W	13	f7	W	13	f3	W	19	F1	L	10	f6	W	16	F4	W	22	f5	L	9	f2	*L*	*0*	F7	W	14	1
G1/ Dead Sox	G2	W	15	g7	L	10	g5	L	12	G3	W	13	G6	L	11	g8	L	11	G4	W	13	g2	W	13	G7	W	15	G5	W	14	g3	L	10	g6	L	12	G8	L	10	g4	W	15	
G2/ The "G" Spot	g1	L	9	G5	W	13	g4	L	12	G8	W	15	g7	W	16	g6	L	6	G3	L	7	G1	L	12	g5	L	10	G4	L	10	g8	W	13	G7	L	8	G6	L	11	g3	*L*	*0*	1
G3/ Tattoo the Red Eye	G6	W	13	g8	W	18	G7	W	16	g1	L	11	G4	W	17	G5	W	15	g2	W	17	g6	W	13	G8	W	16	g7	W	16	G1	W	14	g4	W	14	g5	W	13	G2	*W*	*16*	
G4/ 2 Eggs & 4 Swimmers	G8	L	9	g6	W	13	G2	W	13	G5	L	9	g3	L	7	G7	*L*	*0*	g1	L	11	g8	W	13	G6	L	4	g2	W	11	g5	L	6	G3	L	10	g7	L	10	G1	L	9	1
G5/ Get Over It	G7	W	14	g2	L	10	G1	W	13	g4	W	14	G8	W	13	g3	L	9	G6	L	10	g7	L	8	G2	W	12	g1	L	10	G4	W	18	g8	L	11	G3	L	11	g6	L	9	
G6/ Big Shots	g3	L	11	G4	L	11	g8	W	13	G7	W	13	g1	W	13	G2	W	18	g5	W	14	G3	L	12	g4	W	20	G8	L	11	g7	W	15	G1	W	13	g2	W	13	G5	W	14	
G7/ Sharky's Machine	g5	L	10	G1	W	14	g3	L	8	g6	L	11	G2	L	8	g4	*W*	*16*	G8	L	9	G5	W	16	g1	L	9	G3	L	8	G6	L	8	g2	W	16	G4	W	14	g8	L	11	
G8/ Team Red Eye	g4	W	15	G3	L	6	G6	L	11	g2	L	9	g5	L	10	G1	W	13	g7	W	15	G4	L	12	g3	L	7	g6	W	13	G2	L	12	G5	W	13	g1	W	14	G7	W	13	

		Singles	301	Singles	Cricket	Singles	Record	Singles Win %-age	Doubles	Cricket	Doubles	501	Doubles	Record	Doubles Win %-age	Sngls + Dbls	Record	Sngls + Dbls Win %-age	1001 Wins	1001 Losses	All-Star Points	Games Played	All-Star %-age
A1/ Lunatic Fringe		49	35	59	25	108	60	0.643	27	15	26	16	53	31	0.631	214	122	0.637	0	0	384.5	336	1.144
A 10	Wilson, Joe	4	8	3	6	7	14	0.333	3	5	5	3	8	8	0.500	15	22	0.405			23.0	37	0.622
A 11	Brown, Tom	7	3	8	2	15	5	0.750	7	3	7	3	14	6	0.700	29	11	0.725			53.5	40	1.338
A 12	Budelman, Jim	6	4	7	2	13	6	0.684	6	3	7	2	13	5	0.722	26	11	0.703			63.5	37	1.716
A 13	Butman, Don	4	4	9	2	13	6	0.684	7	5	7	4	14	9	0.609	27	15	0.643			36.0	42	0.857
A 14	Hoffmann, Steve	12	4	13	3	25	7	0.781	10	5	8	7	18	12	0.600	43	19	0.694			73.0	62	1.177
A 15	Terry, Bob	8	6	9	6	17	12	0.586	12	5	11	6	23	11	0.676	40	23	0.635			74.5	63	1.183
A 16	Lane, Tim	8	6	10	4	18	10	0.643	9	4	7	7	16	11	0.593	34	21	0.618			61.0	55	1.109
A2/ Shameless & Aimless VIII		49	35	56	28	105	63	0.625	36	6	24	18	60	24	0.714	225	111	0.670	0	0	400.0	336	1.190
A 20	Moats, Keith	3	2	0	3	3	5	0.375	3	1	1	3	4	4	0.500	7	9	0.438			4.0	16	0.250
A 21	Allen, Kenny	4	6	4	7	8	13	0.381	9	1	6	6	15	7	0.682	23	20	0.535			33.5	43	0.779
A 22	Simpson, Donnie	7	6	9	4	16	10	0.615	9	4	6	7	15	11	0.577	31	21	0.596			52.0	52	1.000
A 23	Dixon, J.D.	9	4	13	1	22	5	0.815	13	1	8	6	21	7	0.750	43	12	0.782			109.5	55	1.991
A 24	Chaney, Bill	6	6	6	6	12	12	0.500	10	2	5	6	15	8	0.652	27	20	0.574			33.0	47	0.702
A 25	West, Billy	7	3	9	4	16	7	0.696	12	1	10	2	22	3	0.880	38	10	0.792			76.5	48	1.594
A 26	Gaglione, Joe	8	4	10	2	18	6	0.750	12	0	7	5	19	5	0.792	37	11	0.771			60.5	48	1.260
A 27	Wright, Shane	4	1	5	0	9	1	0.900	3	2	4	1	7	3	0.700	16	4	0.800			26.0	20	1.300
A 28	Walters, Jason	1	3	0	1	1	4	0.200	1	0	1	0	2	0	1.000	3	4	0.429			5.0	7	0.714
A3/ Dart Shadows		50	34	48	36	98	70	0.583	27	15	21	21	48	36	0.571	194	142	0.577	14	0	343.0	350	0.980
A 30	Smith, Allen	6	5	11	3	17	8	0.680	12	1	5	6	17	7	0.708	34	15	0.694	2	0	85.0	51	1.667
A 31	Gilbert, Chris	8	4	10	3	18	7	0.720	8	5	4	9	12	14	0.462	30	21	0.588	2	0	48.0	53	0.906
A 32	Hall, Mike	10	3	9	5	19	8	0.704	7	6	7	5	14	11	0.560	33	19	0.635	2	0	71.0	54	1.315
A 33	Gelhar, Tommy	2	3	0	3	2	6	0.250	3	3	1	3	4	6	0.400	6	12	0.333	1	0	11.5	19	0.605
A 34	Knott, Mike	5	3	2	9	7	12	0.368	6	2	7	4	13	6	0.684	20	18	0.526	1	0	29.5	39	0.756
A 35	Cashwell, Craig	8	3	7	7	15	10	0.600	10	2	7	7	17	9	0.654	32	19	0.627	2	0	54.5	53	1.028
A 36	Rutten, Pete	3	10	2	2	5	12	0.294	4	3	5	4	9	7	0.563	14	19	0.424	2	0	10.0	35	0.286
A 37	Aldridge, Barron	8	3	7	4	15	7	0.682	4	8	6	4	10	12	0.455	25	19	0.568	2	0	33.5	46	0.728
A4/ So What!!		34	50	43	41	77	91	0.458	19	23	15	27	34	50	0.405	145	191	0.432	12	6	313.5	354	0.886
A 40	Wall, Keith	5	8	7	7	12	15	0.444	9	6	2	12	11	18	0.379	23	33	0.411	2	1	52.5	59	0.890
A 41	Selby, Brian	7	6	7	7	14	13	0.519	4	7	5	7	9	14	0.391	23	27	0.460	2	1	42.5	53	0.802
A 42	Lemons, Todd	3	9	7	6	10	15	0.400	5	8	3	9	8	17	0.320	18	32	0.360	2	1	38.0	53	0.717
A 43	Johnston, Jerry	5	4	5	5	10	9	0.526	4	6	6	4	10	10	0.500	20	19	0.513	2	1	44.5	42	1.060
A 44	Barton, Kevin	6	8	11	4	17	12	0.586	7	6	8	6	15	12	0.556	32	24	0.571	2	1	62.0	59	1.051
A 45	Delp, Paula	6	6	3	9	9	15	0.375	5	7	5	7	10	14	0.417	19	29	0.396	1	1	54.0	50	1.080
A 46	Kunttu, Kurt	0	3	2	1	2	4	0.333	2	3	1	3	3	6	0.333	5	10	0.333	0	0	11.0	15	0.733
A 47	Whitehurst, Carol	2	6	1	2	3	8	0.273	2	3	0	6	2	9	0.182	5	17	0.227	1	0	9.0	23	0.391
A5/ The Bye		35	49	37	47	72	96	0.429	18	24	20	22	38	46	0.452	148	188	0.440	0	6	236.0	342	0.690
A 50	Kilts, Jason	4	10	8	5	12	15	0.444	7	7	7	7	14	14	0.500	26	29	0.473	0	1	60.5	56	1.080
A 51	Bogaerts, Rudi	10	3	5	8	15	11	0.577	5	9	5	9	10	18	0.357	25	29	0.463	0	1	35.5	55	0.645
A 52	Hyler, Dale	5	8	7	6	12	14	0.462	7	6	7	6	14	12	0.538	26	26	0.500	0	1	37.0	53	0.698
A 53	Mead, Andy	4	8	6	6	10	14	0.417	5	6	7	4	12	10	0.545	22	24	0.478	0	1	33.0	47	0.702
A 54	Kipping, Joe	7	5	7	6	14	11	0.560	5	8	6	7	11	15	0.423	25	26	0.490	0	1	42.0	52	0.808
A 55	Mills, Micky	1	13	3	11	4	24	0.143	5	8	6	7	11	15	0.423	15	39	0.278	0	1	20.5	55	0.373
A 56	Mills, Kyle	4	2	1	5	5	7	0.417	2	4	2	4	4	8	0.333	9	15	0.375	0	0	7.5	24	0.313
A6/ No Clue		41	43	28	56	69	99	0.411	16	26	18	24	34	50	0.405	137	199	0.408	6	6	258.5	348	0.743
A 60	Marx, Jim	8	6	3	11	11	17	0.393	5	10	6	8	11	18	0.379	22	35	0.386	1	1	44.5	59	0.754
A 61	Lewis, Scott	3	13	0	14	3	27	0.100	4	10	5	11	9	21	0.300	12	48	0.200	1	1	20.5	62	0.331
A 62	Hester, Billy	0	0	0	1	0	1	0.000	0	1	1	0	1	1	0.500	1	2	0.333	0	0	1.0	3	0.333
A 63	Jeffcoat, Doug	7	6	6	7	13	13	0.500	6	7	4	9	10	16	0.385	23	29	0.442	1	1	42.5	54	0.787
A 64	Strobel, John	6	8	4	11	10	19	0.345	7	8	6	7	13	15	0.464	23	34	0.404	1	1	37.0	59	0.627
A 65	Eason, Joel	7	7	6	8	13	15	0.464	4	9	6	8	10	17	0.370	23	32	0.418	1	1	53.0	57	0.930
A 66	Camplin, Todd	10	3	9	4	19	7	0.731	6	7	8	5	14	12	0.538	33	19	0.635	1	1	60.0	54	1.111
A 67	Zucco, Rick	0	0	0	0	0	0	#DIV/0!	0	0	0	0	0	0	#DIV/0!	0	0	#DIV/0!	0	0	0.0	0	#DIV/0!
A7/ Dogs of War		43	41	32	52	75	93	0.446	10	32	23	19	33	51	0.393	141	195	0.420	7	8	237.5	351	0.677
A 70	Gaffney, Michelle	2	4	0	5	2	9	0.182	0	5	4	1	4	6	0.400	6	15	0.286	1	0	5.5	22	0.250
A 71	Lane, Jeff	0	2	0	2	0	4	0.000	0	5	3	0	3	5	0.375	3	9	0.250	1	1	3.0	14	0.214
A 72	Oakley, Gina	3	8	0	10	3	18	0.143	1	6	3	5	4	11	0.267	7	29	0.194	0	1	8.0	37	0.216
A 73	Oakley, Jerry	9	5	11	3	20	8	0.714	3	11	11	3	14	14	0.500	34	22	0.607	1	1	60.5	58	1.043
A 74	Eastmead, Phillip	13	0	11	2	24	2	0.923	5	8	5	7	10	15	0.400	34	17	0.667	1	1	62.5	53	1.179
A 75	Brown, Barry	2	1	5	7	7	8	0.467	3	9	5	3	8	12	0.400	15	20	0.429	0	1	37.0	36	1.028
A 76	Wackerman, Mark	8	5	4	4	12	9	0.571	1	10	5	4	6	14	0.300	18	23	0.439	1	1	19.5	43	0.453
A 77	Wilkie, Felipe	1	7	0	7	1	14	0.067	1	4	3	6	4	10	0.286	5	24	0.172	1	1	13.5	31	0.435
A 78	Camacho, Mario	0	3	0	4	0	7	0.000	0	1	1	5	1	6	0.143	1	13	0.071	1	0	4.0	15	0.267
A 79	Umstead, Randy	5	6	1	8	6	14	0.300	6	5	6	4	12	9	0.571	18	23	0.439	0	1	24.0	42	0.571
A8/ Top to Bottom		35	49	33	51	68	100	0.405	15	27	21	21	36	48	0.429	140	196	0.417	0	11	232.0	347	0.669
A 80	Simpson, David	6	8	8	6	14	14	0.500	5	9	8	6	13	15	0.464	27	29	0.482	0	2	52.5	58	0.905
A 81	Hines, Eric	4	11	7	8	11	19	0.367	4	11	7	7	11	18	0.379	22	37	0.373	0	2	32.0	61	0.525
A 82	Lewis, Todd	5	9	7	7	12	16	0.429	5	10	7	7	12	17	0.414	24	33	0.421	0	2	31.0	59	0.525
A 83	Brown, Phil	5	7	1	12	6	19	0.240	3	10	5	9	8	19	0.296	14	38	0.269	0	1	34.0	53	0.642
A 84	Jenkins, John	10	3	7	6	17	9	0.654	6	7	7	6	13	13	0.500	30	22	0.577	0	2	55.0	54	1.019
A 85	Snapp, Jason	0	4	0	4	0	8	0.000	2	2	2	2	4	4	0.500	4	12	0.250	0	0	5.5	16	0.344
A 86	Santas, Luey	5	7	3	8	8	15	0.348	5	5	6	5	11	10	0.524	19	25	0.432	0	2	22.0	46	0.478

	Singles 301		Singles Cricket		Singles Record		Singles Win %-age	Doubles Cricket		Doubles 501		Doubles Record		Doubles Win %-age	Sngls + Dbls Record		Sngls + Dbls Win %-age	1001 Wins	1001 Losses	All-Star Points	Games Played	All-Star %-age
B1/ Arrowing Experience	37	35	42	30	79	65	0.549	18	18	19	17	37	35	0.514	153	135	0.531	6	0	161.5	294	0.549
B 10 Coker, Craig	10	2	6	6	16	8	0.667	5	7	8	5	13	12	0.520	29	20	0.592	1	0	27.0	50	0.540
B 11 Barker, Barry	4	7	9	2	13	9	0.591	6	6	6	5	12	11	0.522	25	20	0.556	1	0	28.5	46	0.620
B 12 Barker, Jane	3	9	5	6	8	15	0.348	3	7	4	7	7	14	0.333	15	29	0.341	1	0	19.0	45	0.422
B 13 Hindle, Mike	6	6	8	5	14	11	0.560	8	5	4	8	12	13	0.480	26	24	0.520	1	0	27.5	51	0.539
B 14 Berry, Dave	10	3	7	6	17	9	0.654	5	7	10	3	15	10	0.600	32	19	0.627	1	0	32.5	52	0.625
B 15 Marshall, Terry	0	1	1	0	1	1	0.500	1	0	0	1	1	1	0.500	2	2	0.500	0	0	2.0	4	0.500
B 16 Mohan, Mike	4	7	6	5	10	12	0.455	8	4	6	5	14	9	0.609	24	21	0.533	1	0	25.0	46	0.543
B2/ Dazed and Confused	36	36	39	33	75	69	0.521	21	15	18	18	39	33	0.542	153	135	0.531	0	0	146.0	288	0.507
B 20 Matthews, Eric	5	4	9	2	14	6	0.700	7	4	7	4	14	8	0.636	28	14	0.667			29.0	42	0.690
B 21 Pierce, Barry	5	7	6	7	11	14	0.440	8	5	6	6	14	11	0.560	25	25	0.500			26.0	50	0.520
B 22 Lipscomb, Scott	6	7	5	8	11	15	0.423	5	8	4	8	9	16	0.360	20	31	0.392			13.0	51	0.255
B 23 Butters, Scott	7	5	8	4	15	9	0.625	8	4	8	5	16	9	0.640	31	18	0.633			33.5	49	0.684
B 24 Smith, Chris	5	6	6	5	11	11	0.500	7	3	6	5	13	8	0.619	24	19	0.558			26.5	43	0.616
B 25 Brown, Tracy	2	6	2	2	4	8	0.333	3	4	2	4	5	8	0.385	9	16	0.360			8.5	25	0.340
B 26 Butters, Kent	6	1	3	5	9	6	0.600	4	2	3	4	7	6	0.538	16	12	0.571			9.5	28	0.339
B3/ Dixie Chickens	36	35	30	41	66	76	0.465	11	25	16	20	27	45	0.375	120	166	0.420	0	0	133.0	286	0.465
B 30 Herman, Fritz	3	7	7	4	10	11	0.476	3	9	4	8	7	17	0.292	17	28	0.378			17.0	45	0.378
B 31 Hoyt, Chris	6	3	4	4	10	7	0.588	3	5	3	5	6	10	0.375	16	17	0.485			13.5	33	0.409
B 32 Baker, Dave	4	5	1	9	5	14	0.263	1	8	3	5	4	13	0.235	9	27	0.250			11.5	36	0.319
B 33 Worley, Don	7	5	3	6	10	11	0.476	5	9	3	7	8	16	0.333	18	27	0.400			17.0	45	0.378
B 34 Huler, Scott	6	1	4	5	10	6	0.625	2	6	8	1	10	7	0.588	20	13	0.606			20.0	33	0.606
B 35 Davenport, Ed	3	6	5	7	8	13	0.381	3	5	5	6	8	11	0.421	16	24	0.400			13.5	40	0.338
B 36 James, Bob	7	2	6	2	13	4	0.765	4	4	4	4	8	8	0.500	21	12	0.636			35.5	33	1.076
B 37 Peters, Tim	0	6	0	4	0	10	0.000	1	4	2	4	3	8	0.273	3	18	0.143			5.0	21	0.238
B4/ Wieblin	38	34	42	30	80	64	0.556	23	13	22	14	45	27	0.625	170	118	0.590	6	0	197.0	294	0.670
B 40 Janosko, John	9	3	11	1	20	4	0.833	9	3	9	3	18	6	0.750	38	10	0.792	1	0	49.5	49	1.010
B 41 Janosko, Jane	1	9	3	9	4	18	0.182	9	3	4	7	13	10	0.565	17	28	0.378	1	0	6.0	46	0.130
B 42 Coyne, Kevin	7	5	5	7	12	12	0.500	4	5	8	4	12	9	0.571	24	21	0.533	1	0	25.0	46	0.543
B 43 Graves, Don	9	3	11	1	20	4	0.833	10	2	8	4	18	6	0.750	38	10	0.792	1	0	61.0	49	1.245
B 44 Churchwell, Billie	4	8	3	7	7	15	0.318	5	6	7	4	12	10	0.545	19	25	0.432	1	0	17.5	45	0.389
B 45 Currin, David	6	5	7	5	13	10	0.565	8	4	7	4	15	8	0.652	28	18	0.609	1	0	34.0	47	0.723
B 46 Phillips, Britt	2	1	2	0	4	1	0.800	1	3	1	2	2	5	0.286	6	6	0.500	0	0	4.0	12	0.333
B5/ Friends of the Devil	34	38	40	32	74	70	0.514	19	17	15	21	34	38	0.472	142	146	0.493	0	0	152.5	288	0.530
B 50 Sampson, Sam	2	8	0	0	2	8	0.200	0	0	1	8	1	8	0.111	3	16	0.158			5.5	19	0.289
B 51 Robison, Jack	0	3	7	5	7	8	0.467	6	6	2	10	8	16	0.333	15	24	0.385			10.0	39	0.256
B 52 Dowling, Jack	6	6	6	6	12	12	0.500	5	7	7	5	12	12	0.500	24	24	0.500			20.5	48	0.427
B 53 Herbert, Kirk	6	6	9	3	15	9	0.625	9	3	5	7	14	10	0.583	29	19	0.604			38.0	48	0.792
B 54 Walker, Chip	10	2	10	2	20	4	0.833	8	4	8	4	16	8	0.667	36	12	0.750			39.5	48	0.823
B 55 Bianca, Lyle	5	7	3	9	8	16	0.333	5	7	0	3	5	10	0.333	13	26	0.333			18.5	39	0.474
B 56 Herbert, Paul	5	6	5	7	10	13	0.435	5	7	7	5	12	12	0.500	22	25	0.468			20.5	47	0.436
B6/ Stik It	30	41	30	41	60	82	0.423	14	22	16	20	30	42	0.417	120	166	0.420	0	0	100.0	286	0.350
B 60 Karleski, Tom	7	6	7	7	14	13	0.519	5	10	5	10	10	20	0.333	24	33	0.421			13.0	57	0.228
B 61 Waynick, Bobby	4	8	5	6	9	14	0.391	4	7	5	5	9	12	0.429	18	26	0.409			22.5	44	0.511
B 62 Frager, Adam	5	5	4	6	9	11	0.450	8	4	4	7	12	11	0.522	21	22	0.488			25.0	43	0.581
B 63 Domanski, Dave	6	6	6	6	12	12	0.500	6	5	8	4	14	9	0.609	26	21	0.553			23.5	47	0.500
B 64 Callihan, Tyler	4	8	5	8	9	16	0.360	5	8	6	8	11	16	0.407	20	32	0.385			5.0	52	0.096
B 65 Tycast, Dale	4	5	3	6	7	11	0.389	0	8	3	5	3	13	0.188	10	24	0.294			11.0	34	0.324
B 66 Yanello, Rob	0	3	0	2	0	5	0.000	0	2	1	1	1	3	0.250	1	8	0.111			0.0	9	0.000
B7/ Excalibur	40	32	28	44	68	76	0.472	20	16	20	16	40	32	0.556	148	140	0.514	0	13	129.5	301	0.430
B 70 Montgomery, Robert	5	3	0	3	5	6	0.455	2	6	2	4	4	10	0.286	9	16	0.360	0	1	5.0	26	0.192
B 71 Burney, Gary	1	2	1	3	2	5	0.286	1	2	2	1	3	3	0.500	5	8	0.385	0	1	4.0	14	0.286
B 72 Prior, Jeff	3	4	5	5	8	9	0.471	6	5	7	3	13	8	0.619	21	17	0.553	0	2	13.0	40	0.325
B 73 Slominski, Mark	6	2	1	6	7	8	0.467	3	2	4	2	7	4	0.636	14	12	0.538	0	0	8.0	26	0.308
B 74 Seward, Mike	6	4	5	5	11	9	0.550	7	3	6	4	13	7	0.650	24	16	0.600	0	2	38.0	42	0.905
B 75 Jones, Wade	3	4	3	5	6	9	0.400	3	2	2	5	5	7	0.417	11	16	0.407	0	1	13.0	28	0.464
B 76 Denton, J.D.	9	3	7	1	16	4	0.800	7	5	5	4	12	9	0.571	28	13	0.683	0	2	16.0	43	0.372
B 77 Stewart, Shannon	5	5	2	9	7	14	0.333	4	4	7	3	11	7	0.611	18	21	0.462	0	2	15.0	41	0.366
B 78 Tighe, John	2	5	4	7	6	12	0.333	7	3	5	6	12	9	0.571	18	21	0.462	0	2	17.5	41	0.427

	Singles 301		Singles Cricket		Singles Record		Singles Win %-age	Doubles Cricket		Doubles 501		Doubles Record		Doubles Win %-age	Sngls + Dbls	Record	Sngls + Dbls Win %-age	1001 Wins	1001 Losses	All-Star Points	Games Played	All-Star %-age
C1/ Shooter's Buzz	40	44	53	31	93	75	0.554	27	15	28	14	55	29	0.655	203	133	0.604	0	0	169.5	336	0.504
C 10 Tomlinson, Mark	7	7	9	5	16	12	0.571	10	4	8	5	18	9	0.667	34	21	0.618			36.5	55	0.664
C 11 Winter, Bob	5	8	3	8	8	16	0.333	7	5	7	6	14	11	0.560	22	27	0.449			21.0	49	0.429
C 12 Scanlon, John	6	8	9	5	15	13	0.536	7	7	7	7	14	14	0.500	29	27	0.518			20.5	56	0.366
C 13 Tomlinson, Steve	9	4	8	6	17	10	0.630	9	4	9	4	18	8	0.692	35	18	0.660			22.0	53	0.415
C 14 Harless, Clay	2	3	3	3	5	6	0.455	5	0	4	0	9	0	1.000	14	6	0.700			8.5	20	0.425
C 15 Kelcey, Paul	1	7	5	2	6	9	0.400	5	4	7	3	12	7	0.632	18	16	0.529			11.5	34	0.338
C 16 Benson, Will	9	5	13	1	22	6	0.786	9	5	12	2	21	7	0.750	43	13	0.768			46.0	56	0.821
C 17 Tomlinson, Krystal	0	0	0	0	0	0	#DIV/0!	0	0	0	0	0	0	#DIV/0!	0	0	#DIV/0!			0.0	0	#DIV/0!
C 18 Mattson, Randy	1	2	3	1	4	3	0.571	2	1	2	1	4	2	0.667	8	5	0.615			3.5	13	0.269
C2/ Comfortably Numb	43	29	28	44	71	73	0.493	17	19	16	20	33	39	0.458	137	151	0.476	24	0	143.5	312	0.460
C 20 Galloway, Dave	5	4	2	5	7	9	0.438	4	5	3	7	7	12	0.368	14	21	0.400	3	0	19.0	38	0.500
C 21 Crowley, Pat	8	2	7	4	15	6	0.714	6	5	6	5	12	10	0.545	27	16	0.628	3	0	36.0	46	0.783
C 22 Robertson, Ronnie	8	2	2	7	10	9	0.526	4	5	0	4	4	9	0.308	14	18	0.438	3	0	12.0	35	0.343
C 23 Stanley, Rick	7	4	2	7	9	11	0.450	4	7	3	6	7	13	0.350	16	24	0.400	3	0	18.5	43	0.430
C 24 Bull, Perry	4	7	2	5	6	12	0.333	6	3	7	4	13	7	0.650	19	19	0.500	3	0	11.0	41	0.268
C 25 Benson, Kevin	6	5	2	5	8	10	0.444	4	3	4	8	8	11	0.421	16	21	0.432	3	0	14.5	40	0.363
C 26 Heath, Chris	5	5	6	5	11	10	0.524	6	6	6	5	12	11	0.522	23	21	0.523	3	0	23.5	47	0.500
C 27 Balogh, Alice	0	0	5	6	5	6	0.455	0	4	3	1	3	5	0.375	8	11	0.421	3	0	9.0	22	0.409
C3/ One & Done	55	29	60	24	115	53	0.685	30	12	21	21	51	33	0.607	217	119	0.646	0	0	237.5	336	0.707
C 30 Kuppler, Bob	6	2	2	2	8	4	0.667	4	2	5	7	9	9	0.500	17	13	0.567			6.5	30	0.217
C 31 Sawyer, Dean	10	4	8	6	18	10	0.643	6	4	4	7	10	11	0.476	28	21	0.571			35.0	49	0.714
C 32 Smith, Sarge	6	5	10	2	16	7	0.696	7	5	2	6	9	11	0.450	25	18	0.581			16.0	43	0.372
C 33 Sutphen, George	1	4	2	2	3	6	0.333	3	3	2	3	5	6	0.455	8	12	0.400			12.0	20	0.600
C 34 Heiser, Melissa	2	3	4	6	6	9	0.400	6	3	6	3	12	6	0.667	18	15	0.545			6.0	33	0.182
C 35 King, Adam	13	1	13	1	26	2	0.929	9	5	9	5	18	10	0.643	44	12	0.786			52.0	56	0.929
C 36 Samaluk, Somchai	6	8	12	2	18	10	0.643	13	1	7	6	20	7	0.741	38	17	0.691			86.0	55	1.564
C 37 Bradshaw, Rick	11	2	9	3	20	5	0.800	12	1	7	5	19	6	0.760	39	11	0.780			24.0	50	0.480
C4/ Neighbors	35	43	33	45	68	88	0.436	14	25	15	24	29	49	0.372	126	186	0.404	0	8	141.5	320	0.442
C 40 Warnke, Larry	7	6	9	4	16	10	0.615	5	8	6	6	11	14	0.440	27	24	0.529	0	1	41.0	52	0.788
C 41 Duggins, Cecil	5	7	7	6	12	13	0.480	5	8	5	7	10	15	0.400	22	28	0.440	0	1	21.5	51	0.422
C 42 DeMattos, Rick	1	0	1	0	2	0	1.000	1	2	2	1	3	3	0.500	5	3	0.625	0	1	3.5	9	0.389
C 43 Donaghy, Pat	6	6	5	7	11	13	0.458	5	6	3	9	8	15	0.348	19	28	0.404	0	1	13.5	48	0.281
C 44 Miller, Jay	1	5	2	7	3	12	0.200	2	4	3	8	5	12	0.294	8	24	0.250	0	1	11.5	33	0.348
C 45 Kelso, Danica	6	5	5	5	11	10	0.524	4	7	3	7	7	14	0.333	18	24	0.429	0	1	22.0	43	0.512
C 46 Dehritz, Matt	6	7	3	8	9	15	0.375	5	7	4	7	9	14	0.391	18	29	0.383	0	1	22.5	48	0.469
C 47 Rice, Rob	3	3	0	5	3	8	0.273	1	6	2	2	3	8	0.273	6	16	0.273	0	0	2.0	22	0.091
C 48 Kelso, Chuck	0	4	1	3	1	7	0.125	0	2	2	1	2	3	0.400	3	10	0.231	0	1	4.0	14	0.286
C5/ Horsemen	32	45	34	43	66	88	0.429	20	19	19	20	39	39	0.500	144	166	0.465	6	6	156.0	322	0.484
C 50 Keller, Tony	5	8	7	6	12	14	0.462	6	6	7	7	13	13	0.500	25	27	0.481	1	1	32.0	54	0.593
C 51 Maminski, Len	3	7	2	9	5	16	0.238	6	4	4	6	10	10	0.500	15	26	0.366	1	1	10.5	43	0.244
C 52 McCredie, Bob	5	7	7	5	12	12	0.500	8	5	7	5	15	10	0.600	27	22	0.551	1	0	44.5	50	0.890
C 53 Warrier, Anoop	0	5	0	4	0	9	0.000	3	2	4	1	7	3	0.700	7	12	0.368	1	1	2.5	21	0.119
C 54 Elliott, Jeff	10	3	11	2	21	5	0.808	8	5	4	9	12	14	0.462	33	19	0.635	1	1	40.5	54	0.750
C 55 Noble, Mark	1	0	0	1	1	1	0.500	0	1	1	0	1	1	0.500	2	2	0.500	0	1	1.0	5	0.200
C 56 Ferguson, Bob	3	7	5	6	8	13	0.381	6	6	6	7	12	13	0.480	20	26	0.435	1	1	13.5	48	0.281
C 57 Randall, Chad	0	0	0	0	0	0	#DIV/0!	0	0	0	0	0	0	#DIV/0!	0	0	#DIV/0!	0	0	0.0	0	#DIV/0!
C 58 Knight, Steve	5	8	2	10	7	18	0.280	3	9	5	5	8	14	0.364	15	32	0.319	0	0	11.5	47	0.245
C6/ Black & Tans	49	27	47	30	96	57	0.627	19	20	27	12	46	32	0.590	188	121	0.608	0	0	164.5	309	0.532
C 60 Stark, Keith	12	1	7	7	19	8	0.704	8	4	9	3	17	7	0.708	36	15	0.706			22.5	51	0.441
C 61 Mori, Christopher	5	3	6	2	11	5	0.688	7	6	8	4	15	10	0.600	26	15	0.634			16.5	41	0.402
C 62 Dwight, Mike	9	5	10	3	19	8	0.704	5	8	9	5	14	13	0.519	33	21	0.611			45.5	54	0.843
C 63 Gordon, Bill	8	5	9	4	17	9	0.654	8	5	9	4	17	9	0.654	34	18	0.654			26.0	52	0.500
C 64 Bryant, Whit	7	6	10	3	17	9	0.654	5	8	9	4	14	12	0.538	31	21	0.596			25.5	52	0.490
C 65 Shirley, Ron	5	2	3	5	8	7	0.533	2	5	5	2	7	7	0.500	15	14	0.517			16.0	29	0.552
C 66 Sealey, Max	1	2	2	3	3	5	0.375	1	3	1	1	2	4	0.333	5	9	0.357			4.5	14	0.321
C 67 Osborne, Don	2	3	0	3	2	6	0.250	2	1	4	1	6	2	0.750	8	8	0.500			8.0	16	0.500
C7/ Half & Half	30	48	33	45	63	93	0.404	19	20	16	23	35	43	0.449	133	179	0.426	0	15	163.5	327	0.500
C 70 Hunsberger, Jim	9	4	9	3	18	7	0.720	7	6	7	5	14	11	0.560	32	18	0.640	0	2	53.0	52	1.019
C 71 Austin, Connie	4	6	8	5	12	11	0.522	5	7	2	9	7	16	0.304	19	27	0.413	0	2	25.5	48	0.531
C 72 Buckner, Jacky	4	9	7	6	11	15	0.423	7	6	3	10	10	16	0.385	21	31	0.404	0	2	33.0	54	0.611
C 73 Barnes, Kathy	3	9	1	11	4	20	0.167	5	7	5	5	10	12	0.455	14	32	0.304	0	2	18.0	48	0.375
C 74 Lipscomb, Robin	3	9	0	1	3	10	0.231	1	2	3	7	4	9	0.308	7	19	0.269	0	2	3.0	28	0.107
C 75 Thompson, Barry	4	8	5	6	9	14	0.391	5	7	7	5	12	12	0.500	21	26	0.447	0	2	19.5	49	0.398
C 76 Branch, John	0	2	1	6	1	8	0.111	3	2	2	2	5	4	0.556	6	12	0.333	0	2	3.5	20	0.175
C 77 Price, David	1	0	0	0	1	0	1.000	2	0	0	1	2	1	0.667	3	1	0.750	0	0	2.0	4	0.500
C 78 Dotson, Ken	2	1	2	7	4	8	0.333	3	3	3	2	6	5	0.545	10	13	0.435	0	1	6.0	24	0.250
C8/ Darting Eyes	13	32	10	36	23	68	0.253	4	20	8	16	12	36	0.250	47	140	0.251	0	0	48.0	187	0.257
C 80 Carter, Jami	1	5	0	7	1	12	0.077	0	8	3	5	3	13	0.188	4	25	0.138			1.0	29	0.034
C 81 Asaad, Gino	4	4	3	8	7	12	0.368	1	7	2	7	3	14	0.176	10	26	0.278			15.5	36	0.431
C 82 Bridle, Darren	3	6	1	6	4	12	0.250	3	6	4	5	7	11	0.389	11	23	0.324			11.5	34	0.338
C 83 DeMay, Jim	0	4	3	2	3	6	0.333	2	3	2	4	4	7	0.364	7	13	0.350			8.0	20	0.400
C 84 Johnson, Maryjane	4	8	3	8	7	16	0.304	1	11	4	7	5	18	0.217	12	34	0.261			8.5	46	0.185
C 85 Lefler, Mike	1	5	0	5	1	10	0.091	1	5	1	4	2	9	0.182	3	19	0.136			3.5	22	0.159

	Singles	301	Singles	Cricket	Singles	Record	Singles Win %-age	Doubles	Cricket	Doubles	501	Doubles	Record	Doubles Win %-age	Sngls + Dbls	Record	Sngls + Dbls Win %-age	1001 Wins	1001 Losses	All-Star Points	Games Played	All-Star %-age
D1/ Reggaeheads	33	51	30	54	63	105	0.375	9	33	23	19	32	52	0.381	127	209	0.378	0	0	109.0	336	0.324
D 10 Bennett, Marco	4	7	9	3	13	10	0.565	4	8	9	3	13	11	0.542	26	21	0.553			29.0	47	0.617
D 11 Abney, Joe	4	7	3	9	7	16	0.304	1	10	2	9	3	19	0.136	10	35	0.222			17.5	45	0.389
D 12 Williams, Heidi	2	7	0	9	2	16	0.111	1	10	8	2	9	12	0.429	11	28	0.282			4.0	39	0.103
D 13 Whetsel, Jeff	6	7	10	3	16	10	0.615	4	10	10	4	14	14	0.500	30	24	0.556			27.5	54	0.509
D 14 Williams, Nathan	3	9	2	7	5	16	0.238	2	11	6	6	8	17	0.320	13	33	0.283			10.5	46	0.228
D 15 McCoy, Chris	3	1	1	3	4	4	0.500	1	3	3	1	4	4	0.500	8	8	0.500			5.5	16	0.344
D 16 Davis, Bill	5	8	0	13	5	21	0.192	1	7	4	8	5	15	0.250	10	36	0.217			4.5	46	0.098
D 17 Howell, Ben	6	5	5	7	11	12	0.478	4	7	4	5	8	12	0.400	19	24	0.442			10.5	43	0.244
D2/ Kozmic Debris	40	38	36	42	76	80	0.487	18	21	20	19	38	40	0.487	152	160	0.487	0	7	146.0	319	0.458
D 20 Martin, Anthony	2	7	3	6	5	13	0.278	4	8	5	6	9	14	0.391	14	27	0.341	0	1	17.5	42	0.417
D 21 DeLoach, David	3	7	3	7	6	14	0.300	1	8	5	3	6	11	0.353	12	25	0.324	0	1	14.5	38	0.382
D 22 Flowers, Fred	5	3	0	4	5	7	0.417	2	3	2	5	4	8	0.333	9	15	0.375	0	1	3.0	25	0.120
D 23 Hansen, Paul	6	3	8	1	14	4	0.778	8	1	5	4	13	5	0.722	27	9	0.750	0	1	32.5	37	0.878
D 24 Moore, Mark	1	0	0	1	1	1	0.500	0	1	0	1	0	2	0.000	1	3	0.250	0	0	1.0	4	0.250
D 25 Rhea, Bill	8	3	5	7	13	10	0.565	3	7	6	4	9	11	0.450	22	21	0.512	0	0	25.0	43	0.581
D 26 Rhea, Laurie	6	7	3	9	9	16	0.360	6	7	9	3	15	10	0.600	24	26	0.480	0	1	16.0	51	0.314
D 27 Wenhart, Jeff	6	6	8	5	14	11	0.560	9	3	5	7	14	10	0.583	28	21	0.571	0	1	26.0	50	0.520
D 28 Wilson, Richard	3	2	6	2	9	4	0.692	3	4	3	5	6	9	0.400	15	13	0.536	0	1	10.5	29	0.362
D3/ Grateful Darts	48	36	46	38	94	74	0.560	25	17	17	25	42	42	0.500	178	158	0.530	8	8	135.5	352	0.385
D 30 Simpson, Phil	7	7	11	3	18	10	0.643	7	7	4	7	11	14	0.440	29	24	0.547	1	1	22.0	55	0.400
D 31 Iager, John	7	5	7	7	14	12	0.538	8	3	3	8	11	11	0.500	25	23	0.521	1	1	15.0	50	0.300
D 32 Byrd, Joel	3	3	6	3	9	6	0.600	5	4	2	8	7	12	0.368	16	18	0.471	1	1	11.0	36	0.306
D 33 Lilienthal, John	6	6	6	3	12	9	0.571	8	4	6	4	14	8	0.636	26	17	0.605	1	1	20.0	45	0.444
D 34 McGrail, Tony	3	6	2	12	5	18	0.217	4	4	3	8	7	12	0.368	12	30	0.286	1	1	11.0	44	0.250
D 35 Perkins, Rick	10	4	2	1	12	5	0.706	8	5	2	11	10	16	0.385	22	21	0.512	1	1	15.5	45	0.344
D 36 Holland, William	11	2	11	3	22	5	0.815	9	5	11	3	20	8	0.714	42	13	0.764	1	1	34.5	57	0.605
D 37 Hutchins, Steve	0	1	1	0	1	1	0.500	0	0	1	0	1	0	1.000	2	1	0.667	0	0	0.0	3	0.000
D 38 Johnson, Kevin	1	2	0	6	1	8	0.111	1	2	2	1	3	3	0.500	4	11	0.267	1	1	6.5	17	0.382
D4/ Flying Aces	41	37	41	37	82	74	0.526	16	23	14	25	30	48	0.385	142	170	0.455	0	0	122.0	312	0.391
D 40 Ellis, John	5	7	2	6	7	13	0.350	2	7	3	7	5	14	0.263	12	27	0.308			11.0	39	0.282
D 41 Buchanan, Chris	7	5	5	7	12	12	0.500	7	5	2	10	9	15	0.375	21	27	0.438			21.0	48	0.438
D 42 Murdaugh, John	7	5	9	5	16	10	0.615	4	9	6	7	10	16	0.385	26	26	0.500			26.5	52	0.510
D 43 Mongillo, Marty	3	3	5	1	8	4	0.667	2	4	1	6	3	10	0.231	11	14	0.440			7.5	25	0.300
D 44 Holder, Graham	3	2	2	3	5	5	0.500	2	3	0	3	2	6	0.250	7	11	0.389			6.0	18	0.333
D 45 Boggs, Tim	1	2	1	2	2	4	0.333	2	1	0	3	2	4	0.333	4	8	0.333			2.0	12	0.167
D 46 Matthews, Skeeter	1	0	1	1	2	1	0.667	0	1	0	1	0	2	0.000	2	3	0.400			2.0	5	0.400
D 47 Meyer, Jeff	7	4	6	6	13	10	0.565	5	6	6	6	11	12	0.478	24	22	0.522			22.0	46	0.478
D 48 Griffin, Brian	6	5	6	4	12	9	0.571	4	8	7	5	11	13	0.458	23	22	0.511			12.0	45	0.267
D 49 Hodges, Michael	1	4	4	2	5	6	0.455	4	2	3	2	7	4	0.636	12	10	0.545			12.0	22	0.545
D5/ Starving Dartists	43	41	40	44	83	85	0.494	24	18	21	21	45	39	0.536	173	163	0.515	0	0	122.5	336	0.365
D 50 Shown, Marc	12	2	8	5	20	7	0.741	9	5	8	7	17	12	0.586	37	19	0.661			25.5	56	0.455
D 51 Hendricks, Ron	7	4	9	3	16	7	0.696	8	4	5	6	13	10	0.565	29	17	0.630			15.0	46	0.326
D 52 Hartley, Kevin	6	6	3	11	9	17	0.346	5	7	8	4	13	11	0.542	22	28	0.440			16.0	50	0.320
D 53 Howell, John	3	14	13	3	16	17	0.485	10	6	8	6	18	12	0.600	34	29	0.540			18.0	63	0.286
D 54 Fleming, Frank	1	2	0	0	1	2	0.333	0	3	2	0	2	3	0.400	3	5	0.375			1.0	8	0.125
D 55 Bergman, Fred	6	5	6	4	12	9	0.571	8	3	3	5	11	8	0.579	23	17	0.575			17.0	40	0.425
D 56 Harrell, Forrest	3	1	1	4	4	5	0.444	4	2	2	4	6	6	0.500	10	11	0.476			13.0	21	0.619
D 57 Hagan, Mark	3	1	0	5	3	6	0.333	3	1	4	3	7	4	0.636	10	10	0.500			9.5	20	0.475
D 58 Johnson, Will	2	6	0	9	2	15	0.118	1	5	2	7	3	12	0.200	5	27	0.156			7.5	32	0.234
D6/ Scavengers	41	43	47	37	88	80	0.524	32	10	28	14	60	24	0.714	208	128	0.619	7	0	135.0	343	0.394
D 60 Hoomani, John	3	9	1	4	4	13	0.235	6	4	4	5	10	9	0.526	14	22	0.389	1	0	3.0	37	0.081
D 61 Darity, Don	6	7	6	5	12	12	0.500	12	2	10	3	22	5	0.815	34	17	0.667	1	0	17.0	52	0.327
D 62 Boyd, Richard	1	4	4	4	5	8	0.385	3	3	6	3	9	6	0.600	14	14	0.500	1	0	11.5	29	0.397
D 63 Wade, Nate	10	4	9	4	19	8	0.704	11	2	9	4	20	6	0.769	39	14	0.736	1	0	36.0	54	0.667
D 64 Finch, Mel	0	0	0	0	0	0	#DIV/0!	0	0	0	0	0	0	#DIV/0!	0	0	#DIV/0!	0	0	0.0	0	#DIV/0!
D 65 Skea, Bob	6	3	6	4	12	7	0.632	8	1	9	1	17	2	0.895	29	9	0.763	0	0	13.0	38	0.342
D 66 Parker, Tom	7	4	8	4	15	8	0.652	10	1	6	3	16	4	0.800	31	12	0.721	1	0	27.0	44	0.614
D 67 Campbell, Steve	3	3	5	7	8	10	0.444	7	1	8	3	15	4	0.789	23	14	0.622	1	0	13.0	38	0.342
D 68 Peoples, Chris	5	9	8	5	13	14	0.481	7	6	4	6	11	12	0.478	24	26	0.480	1	0	14.5	51	0.284
D7/ Heroes in Trouble	39	45	43	41	82	86	0.488	17	25	18	24	35	49	0.417	152	184	0.452	6	0	130.5	342	0.382
D 70 Stasko, Bill	9	5	7	7	16	12	0.571	6	8	8	6	14	14	0.500	30	26	0.536	1	0	27.5	57	0.482
D 71 Enos, Kellee	8	6	9	4	17	10	0.630	7	7	7	8	14	15	0.483	31	25	0.554	1	0	16.0	57	0.281
D 72 Parker, Deb	9	5	8	6	17	11	0.607	9	5	6	8	15	13	0.536	32	24	0.571	1	0	32.5	57	0.570
D 73 DuFraine, Pete	3	11	5	8	8	19	0.296	3	9	3	8	6	17	0.261	14	36	0.280	1	0	11.0	51	0.216
D 74 Moser, Adam	1	6	4	4	5	10	0.333	2	7	4	5	6	12	0.333	11	22	0.333	1	0	12.5	34	0.368
D 75 Shine, Donnie	3	7	6	4	9	11	0.450	2	7	3	6	5	13	0.278	14	24	0.368	1	0	11.5	39	0.295
D 76 Downs, Aaron	6	5	4	8	10	13	0.435	5	7	5	7	10	14	0.417	20	27	0.426	0	0	19.5	47	0.415
D8/ Cheap Shots	45	39	47	37	92	76	0.548	24	18	24	18	48	36	0.571	188	148	0.560	0	7	131.5	343	0.383
D 80 Sellers, Mark	8	4	6	4	14	8	0.636	5	5	8	3	13	8	0.619	27	16	0.628	0	1	19.5	44	0.443
D 81 Witz, Steve	8	3	9	4	17	7	0.708	8	4	8	4	16	8	0.667	33	15	0.688	0	1	19.0	49	0.388
D 82 Corter, Dave	4	6	7	3	11	9	0.550	4	6	5	5	9	11	0.450	20	20	0.500	0	1	11.5	41	0.280
D 83 Morgan, Thom	10	3	6	5	16	8	0.667	7	5	6	5	13	10	0.565	29	18	0.617	0	1	18.5	48	0.385
D 84 Warren, Randy	9	4	8	5	17	9	0.654	7	5	5	5	12	10	0.545	29	19	0.604	0	1	17.0	49	0.347
D 85 Hall, Josh	3	7	8	4	11	11	0.500	10	2	7	5	17	7	0.708	28	18	0.609	0	0	30.0	46	0.652
D 86 Morgan, Steve	2	4	3	7	5	11	0.313	5	4	4	5	9	9	0.500	14	20	0.412	0	1	16.0	35	0.457
D 87 Warren, Amy	1	8	0	5	1	13	0.071	2	5	5	4	7	9	0.438	8	22	0.267	0	1	0.0	31	0.000

	Singles	301	Singles	Cricket	Singles	Record	Singles Win %-age	Doubles	Cricket	Doubles	501	Doubles	Record	Doubles Win %-age	Sngls + Dbls	Record	Sngls + Dbls Win %-age	1001 Wins	1001 Losses	All-Star Points	Games Played	All-Star %-age
E1/ Last Call	50	34	48	36	98	70	0.583	26	16	18	24	44	40	0.524	186	150	0.554	0	0	181.5	336	0.540
E 10 Root, Andrew	6	8	5	10	11	18	0.379	8	5	5	9	13	14	0.481	24	32	0.429			17.5	56	0.313
E 11 Daniel, Rob	7	5	2	9	9	14	0.391	7	5	3	7	10	12	0.455	19	26	0.422			10.5	45	0.233
E 12 Carroll, John	11	4	12	2	23	6	0.793	10	4	9	5	19	9	0.679	42	15	0.737			55.5	57	0.974
E 13 Schuelke, David	7	7	10	4	17	11	0.607	9	4	7	7	16	11	0.593	33	22	0.600			24.0	55	0.436
E 14 Bridges, Jeff	8	5	7	4	15	9	0.625	6	6	3	9	9	15	0.375	24	24	0.500			28.5	48	0.594
E 15 Gullett, Kevin	10	2	8	5	18	7	0.720	9	5	7	7	16	12	0.571	34	19	0.642			33.5	53	0.632
E 16 Ney, Scott	1	3	4	2	5	5	0.500	3	3	2	4	5	7	0.417	10	12	0.455			12.0	22	0.545
E2/ Bulls Hitters	40	42	47	35	87	77	0.530	19	22	25	16	44	38	0.537	175	153	0.534	0	15	119.5	343	0.348
E 20 Burnside, John	5	8	1	2	6	10	0.375	1	3	7	4	8	7	0.533	14	17	0.452	0	2	4.0	33	0.121
E 21 Watt, Chuck	4	3	5	4	9	7	0.563	6	4	5	2	11	6	0.647	20	13	0.606	0	1	18.5	34	0.544
E 22 Peers, Martin	4	4	3	3	7	7	0.500	2	5	4	3	6	8	0.429	13	15	0.464	0	1	7.5	29	0.259
E 23 Moulds, Ron	2	2	7	6	9	8	0.529	9	5	8	4	17	9	0.654	26	17	0.605	0	2	24.0	45	0.533
E 24 Moulds, Patrick	6	5	9	1	15	6	0.714	4	7	3	4	7	11	0.389	22	17	0.564	0	2	13.5	41	0.329
E 25 Sharpe, Jeff	2	0	1	1	3	1	0.750	1	1	1	0	2	1	0.667	5	2	0.714	0	0	3.0	7	0.429
E 26 Beaudoin, Patrick	4	8	9	4	13	12	0.520	4	8	6	4	10	12	0.455	23	24	0.489	0	2	19.5	49	0.398
E 27 Cummings, Dick	5	5	8	4	13	9	0.591	5	6	5	2	10	8	0.556	23	17	0.575	0	1	13.0	41	0.317
E 28 Whitney, Bob	2	2	3	5	5	7	0.417	2	2	5	4	7	6	0.538	12	13	0.480	0	2	6.5	27	0.241
E 29 Beaudoin, Paul	6	5	1	5	7	10	0.412	4	3	6	5	10	8	0.556	17	18	0.486	0	2	10.0	37	0.270
E3/ Nine Lives	46	37	50	34	96	71	0.575	31	11	19	23	50	34	0.595	196	139	0.585	15	7	169.0	357	0.473
E 30 Smith, Butch	13	1	12	3	25	4	0.862	13	1	7	7	20	8	0.714	45	12	0.789	2	1	58.5	60	0.975
E 31 Marsden, James	7	4	8	3	15	7	0.682	9	3	4	8	13	11	0.542	28	18	0.609	2	1	20.0	49	0.408
E 32 Fuhrmann, Al	4	8	6	3	10	11	0.476	12	2	10	1	22	3	0.880	32	14	0.696	2	1	14.0	49	0.286
E 33 Sosa, Brian	6	6	3	7	9	13	0.409	7	3	3	9	10	12	0.455	19	25	0.432	2	1	10.0	47	0.213
E 34 Copple, Matthew	10	3	11	3	21	6	0.778	12	2	9	5	21	7	0.750	42	13	0.764	2	1	42.5	58	0.733
E 35 Ashley, Terry	0	3	1	7	1	10	0.091	3	5	1	5	4	10	0.286	5	20	0.200	2	1	8.5	28	0.304
E 36 Hubbard, Kevin	1	10	3	6	4	16	0.200	4	4	2	8	6	12	0.333	10	28	0.263	2	1	9.5	41	0.232
E 37 Capps, Jim	5	2	6	2	11	4	0.733	2	2	2	3	4	5	0.444	15	9	0.625	1	0	6.0	25	0.240
E4/ Dynamic Darts	44	40	36	48	80	88	0.476	14	28	21	21	35	49	0.417	150	186	0.446	6	7	108.0	349	0.309
E 40 Jackson, Barry	6	5	10	2	16	7	0.696	9	3	9	3	18	6	0.750	34	13	0.723	1	0	23.5	48	0.490
E 41 Ellison, George	7	4	6	5	13	9	0.591	6	5	5	3	11	8	0.579	24	17	0.585	1	1	15.5	43	0.360
E 42 Williamson, Steve	7	0	2	5	9	5	0.643	2	5	2	3	4	8	0.333	13	13	0.500	0	1	10.0	27	0.370
E 43 Kroll, Brian	3	1	2	5	5	6	0.455	2	6	3	4	5	10	0.333	10	16	0.385	0	1	13.0	27	0.481
E 44 Markov, Jim	8	6	7	6	15	12	0.556	4	10	6	7	10	17	0.370	25	29	0.463	1	1	12.5	56	0.223
E 45 Costen, Todd	4	7	2	10	6	17	0.261	1	10	4	8	5	18	0.217	11	35	0.239	1	1	7.5	48	0.156
E 46 McFadden, Kevin	7	7	6	6	13	13	0.500	3	7	6	7	9	14	0.391	22	27	0.449	1	1	16.5	51	0.324
E 47 McFadden, Danny	2	10	1	9	3	19	0.136	1	10	7	7	8	17	0.320	11	36	0.234	1	1	9.5	49	0.194
E5/ Not Again!	30	52	33	50	63	102	0.382	14	28	27	15	41	43	0.488	145	188	0.435	22	0	147.0	355	0.414
E 50 Cribb, Kittie Rue	1	9	0	8	1	17	0.056	0	7	5	4	5	11	0.313	6	28	0.176	2	0	4.0	36	0.111
E 51 Stokes, William	4	6	0	9	4	15	0.211	2	6	3	3	5	9	0.357	9	24	0.273	3	0	3.5	36	0.097
E 52 Antley, Susan	2	5	0	7	2	12	0.143	1	6	3	3	4	9	0.308	6	21	0.222	2	0	6.0	29	0.207
E 53 Bush, Jim	3	10	3	10	6	20	0.231	7	6	11	3	18	9	0.667	24	29	0.453	3	0	20.5	56	0.366
E 54 Grayckowski, Bob	2	0	2	3	4	3	0.571	1	4	5	1	6	5	0.545	10	8	0.556	3	0	10.0	21	0.476
E 55 Deemer, Randy	4	4	5	3	9	7	0.563	4	4	5	2	9	6	0.600	18	13	0.581	1	0	13.0	32	0.406
E 56 Bonar, Eric	6	6	11	2	17	8	0.680	5	9	7	6	12	15	0.444	29	23	0.558	3	0	28.0	55	0.509
E 57 Baldwin, Randy	6	6	10	3	16	9	0.640	7	7	11	3	18	10	0.643	34	19	0.642	3	0	49.0	56	0.875
E 58 Wood, Jerry	2	6	2	5	4	11	0.267	1	7	4	5	5	12	0.294	9	23	0.281	2	0	13.0	34	0.382
E6/ To the Point	42	39	34	47	76	86	0.469	17	24	18	23	35	47	0.427	146	180	0.448	0	6	107.0	332	0.322
E 60 Martin, David	4	11	2	12	6	23	0.207	4	9	5	9	9	18	0.333	15	41	0.268	0	1	7.0	57	0.123
E 61 Romanchek, David	8	7	9	5	17	12	0.586	7	8	5	10	12	18	0.400	29	30	0.492	0	1	27.0	60	0.450
E 62 Paulson, Glenn	7	6	6	7	13	13	0.500	5	10	8	7	13	17	0.433	26	30	0.464	0	1	17.0	57	0.298
E 63 Green, Sam	8	1	6	4	14	5	0.737	7	3	5	4	12	7	0.632	26	12	0.684	0	1	14.5	39	0.372
E 64 Benforado, Mike	7	5	4	9	11	14	0.440	4	9	6	6	10	15	0.400	21	29	0.420	0	1	12.5	51	0.245
E 65 Safon, Dan	8	4	6	6	14	10	0.583	6	6	6	7	12	13	0.480	26	23	0.531	0	1	28.0	50	0.560
E 66 Brown, Deborah	0	5	1	4	1	9	0.100	1	3	1	3	2	6	0.250	3	15	0.167	0	0	1.0	18	0.056
E7/ Positive Vibration	43	41	49	35	92	76	0.548	26	16	16	26	42	42	0.500	176	160	0.524	0	0	139.0	336	0.414
E 70 Johnson, Patrick	8	5	12	1	20	6	0.769	8	4	6	5	14	9	0.609	34	15	0.694			32.0	49	0.653
E 71 Ferebee, Ed	7	5	9	4	16	9	0.640	9	3	5	6	14	9	0.609	30	18	0.625			23.5	48	0.490
E 72 Edgecomb, Sean	9	5	11	3	20	8	0.714	8	6	4	10	12	16	0.429	32	24	0.571			25.0	56	0.446
E 73 Edgecomb, Andrew	5	8	4	7	9	15	0.375	8	2	6	9	14	11	0.560	23	26	0.469			13.5	49	0.276
E 74 Brown, Bill	6	7	7	6	13	13	0.500	8	5	5	6	13	11	0.542	26	24	0.520			20.5	50	0.410
E 75 Campbell, Britt	4	8	2	10	6	18	0.250	7	6	4	9	11	15	0.423	17	33	0.340			17.5	50	0.350
E 76 Robbins, Eric	4	3	4	4	8	7	0.533	4	6	2	7	6	13	0.316	14	20	0.412			7.0	34	0.206
E8/ Sharp Darts	37	47	36	48	73	95	0.435	20	22	23	19	43	41	0.512	159	177	0.473	0	5	112.5	341	0.330
E 80 Todd, Patrick	3	10	6	8	9	18	0.333	5	10	6	9	11	19	0.367	20	37	0.351	0	1	16.0	58	0.276
E 81 Gildea, Tom	8	4	4	8	12	12	0.500	5	9	7	5	12	14	0.462	24	26	0.480	0	0	19.0	50	0.380
E 82 Mitchell, Steve	5	8	4	8	9	16	0.360	10	3	9	5	19	8	0.704	28	24	0.538	0	0	18.5	52	0.356
E 83 Gibson, Jack	6	6	4	7	10	13	0.435	4	7	6	5	10	12	0.455	20	25	0.444	0	1	19.0	46	0.413
E 84 Clement, Dawn	5	6	6	6	11	12	0.478	9	4	7	6	16	10	0.615	27	22	0.551	0	1	11.5	50	0.230
E 85 Moeschet, Cathy	6	9	6	9	12	18	0.400	2	9	5	7	7	16	0.304	19	34	0.358	0	1	13.5	54	0.250
E 86 Feller, Keith	4	4	6	2	10	6	0.625	5	2	6	1	11	3	0.786	21	9	0.700	0	1	15.0	31	0.484

		Singles	301	Singles	Cricket	Singles	Record	Singles Win %-age	Doubles	Cricket	Doubles	501	Doubles	Record	Doubles Win %-age	Sngls + Dbls	Record	Sngls + Dbls Win %-age	1001 Wins	1001 Losses	All-Star Points	Games Played	All-Star %-age
(Lost scoresheet: week 14 - 14-10 win by F8 over F7)																							
F1/ UZMALL		43	41	39	45	82	86	0.488	25	17	23	19	48	36	0.571	178	158	0.530	6	0	128.0	342	0.374
F 10	Kunesh, Joe	7	7	5	9	12	16	0.429	7	6	4	8	11	14	0.440	23	30	0.434	1	0	17.5	54	0.324
F 11	Powell, Mark	8	6	12	2	20	8	0.714	10	4	8	5	18	9	0.667	38	17	0.691	1	0	20.5	56	0.366
F 12	Rouse, Chuck	3	11	1	10	4	21	0.160	5	8	8	7	13	15	0.464	17	36	0.321	1	0	5.0	54	0.093
F 13	Wilkinson, Charlie	8	6	4	10	12	16	0.429	8	5	9	5	17	10	0.630	29	26	0.527	1	0	23.5	56	0.420
F 14	Rube, Bob	11	1	8	4	19	5	0.792	7	6	7	5	14	11	0.560	33	16	0.673	0	0	35.0	49	0.714
F 15	Woodell, Jimmy	4	6	7	6	11	12	0.478	10	3	7	5	17	8	0.680	28	20	0.583	1	0	21.5	49	0.439
F 16	Campbell, Greg	2	4	2	4	4	8	0.333	3	2	3	3	6	5	0.545	10	13	0.435	1	0	5.0	24	0.208
F2/ Fup'd Ducks		31	47	33	45	64	92	0.410	18	21	17	22	35	43	0.449	134	178	0.429	0	0	92.0	312	0.295
F 20	Carawon, Bob	5	8	8	5	13	13	0.500	8	6	5	10	13	16	0.448	26	29	0.473			13.5	55	0.245
F 21	Rodgers, Clayton	0	0	0	0	0	0	#DIV/0!	0	0	0	0	0	0	#DIV/0!	0	0	#DIV/0!			0.0	0	#DIV/0!
F 22	Young, Perry	5	2	1	5	6	7	0.462	2	5	3	3	5	8	0.385	11	15	0.423			5.0	26	0.192
F 23	Smith, Darrel	4	10	5	7	9	17	0.346	5	7	5	7	10	14	0.417	19	31	0.380			20.5	50	0.410
F 24	Converse, Stan	3	6	8	3	11	9	0.550	8	5	7	6	15	11	0.577	26	20	0.565			14.5	46	0.315
F 25	Tollerton, Steve	7	7	6	5	13	12	0.520	7	5	3	9	10	14	0.417	23	26	0.469			14.0	49	0.286
F 26	Scoggins, Norm	3	1	0	4	3	5	0.375	0	1	0	0	0	1	0.000	3	6	0.333			2.0	9	0.222
F 27	Casadonte, Paul	3	4	4	6	7	10	0.412	4	5	7	4	11	9	0.550	18	19	0.486			19.5	37	0.527
F 28	Heap, Bill	0	0	0	1	0	1	0.000	0	1	0	1	0	2	0.000	0	3	0.000			0.0	3	0.000
F 29	Martin, Claude	1	9	1	9	2	18	0.100	2	7	4	4	6	11	0.353	8	29	0.216			3.0	37	0.081
F3/ B.F.D.		48	34	42	41	90	75	0.545	16	26	22	20	38	46	0.452	166	167	0.498	0	0	132.5	333	0.398
F 30	Gillett, Galen	5	6	11	0	16	6	0.727	5	6	9	3	14	9	0.609	30	15	0.667			16.0	45	0.356
F 31	Hall, Danny	9	2	10	3	19	5	0.792	6	7	6	6	12	13	0.480	31	18	0.633			18.5	49	0.378
F 32	Kvasnicka, Bob	11	5	9	5	20	10	0.667	8	7	9	7	17	14	0.548	37	24	0.607			42.5	61	0.697
F 33	McCann, April	9	7	3	13	12	20	0.375	4	10	6	9	10	19	0.345	22	39	0.361			13.0	61	0.213
F 34	Smith, Tim	0	4	0	4	0	8	0.000	0	4	0	4	0	8	0.000	0	16	0.000			8.0	16	0.500
F 35	Boyette, Tommy	0	0	0	0	0	0	#DIV/0!	0	0	0	0	0	0	#DIV/0!	0	0	#DIV/0!			0.0	0	#DIV/0!
F 36	Parker, Richard	2	0	1	2	3	2	0.600	1	2	1	2	2	4	0.333	5	6	0.455			2.0	11	0.182
F 37	Wildblood, Steven	7	4	5	6	12	10	0.545	4	7	8	2	12	9	0.571	24	19	0.558			20.5	43	0.477
F 38	Jacobs, Joe	5	6	3	8	8	14	0.364	4	9	5	7	9	16	0.360	17	30	0.362			12.0	47	0.255
F4/ Woody's Gangstas		27	57	32	52	59	109	0.351	19	23	18	24	37	47	0.440	133	203	0.396	0	8	93.0	344	0.270
F 40	Lang, Brian	1	4	4	8	5	12	0.294	5	7	6	5	11	12	0.478	16	24	0.400	0	1	12.0	41	0.293
F 41	Lang, Jennifer	4	8	0	4	4	12	0.250	1	5	3	7	4	12	0.250	8	24	0.250	0	1	2.5	33	0.076
F 42	Horne, Jeff	7	5	7	5	14	10	0.583	5	6	5	5	10	11	0.476	24	21	0.533	0	1	19.0	46	0.413
F 43	Crabtree, Jason	6	6	9	3	15	9	0.625	6	6	7	5	13	11	0.542	28	20	0.583	0	1	24.0	49	0.490
F 44	Rivenbark, Ginger	2	2	1	6	3	8	0.273	1	6	1	1	2	7	0.222	5	15	0.250	0	1	5.5	21	0.262
F 45	Robertson, David	2	9	4	9	6	18	0.250	8	6	6	8	14	14	0.500	20	32	0.385	0	1	11.0	53	0.208
F 46	Carter, Kevin	2	8	5	6	7	14	0.333	7	4	3	5	10	9	0.526	17	23	0.425	0	1	11.0	41	0.268
F 47	Payne, Julie	2	12	0	6	2	18	0.100	3	4	4	9	7	13	0.350	9	31	0.225	0	1	3.5	41	0.085
F 48	Jaraszewicz, Jason	1	3	2	5	3	8	0.273	2	2	1	3	3	5	0.375	6	13	0.316	0	0	4.5	19	0.237
F5/ Dodge Darts		46	37	54	29	100	66	0.602	28	14	31	11	59	25	0.702	218	116	0.653	0	5	200.0	339	0.590
F 50	Perrault, Melissa	6	9	6	5	12	14	0.462	7	5	11	2	18	7	0.720	30	21	0.588	0	1	23.0	52	0.442
F 51	Holland, Steve	9	5	12	2	21	7	0.750	9	5	9	5	18	10	0.643	39	17	0.696	0	1	28.5	57	0.500
F 52	Bonfiglio, Chris	4	1	2	2	6	3	0.667	4	0	1	1	5	1	0.833	11	4	0.733	0	0	5.5	15	0.367
F 53	Shearin, Jason	0	1	3	3	3	4	0.429	5	2	5	2	10	4	0.714	13	8	0.619	0	0	11.5	21	0.548
F 54	Butler, Brent	2	2	2	3	4	5	0.444	1	4	2	1	3	5	0.375	7	10	0.412	0	0	3.0	17	0.176
F 55	Kralik, Mikey	3	1	3	3	6	4	0.600	2	3	6	1	8	4	0.667	14	8	0.636	0	1	3.5	23	0.152
F 56	Tetlak, Eddy	1	4	2	5	3	9	0.250	5	1	4	2	9	3	0.750	12	12	0.500	0	0	7.0	24	0.292
F 57	Walsh, Dan	2	7	3	1	5	8	0.385	3	2	4	3	7	5	0.583	12	13	0.480	0	0	5.5	25	0.220
F 58	Greer, Chuck	9	5	13	1	22	6	0.786	10	4	9	5	19	9	0.679	41	15	0.732	0	1	68.5	57	1.202
F 59	Gibbs, Keith	10	2	8	4	18	6	0.750	10	2	11	0	21	2	0.913	39	8	0.830	0	1	44.0	48	0.917
F6/ Travelin' Beer Bellies		46	36	51	32	97	68	0.588	22	20	17	25	39	45	0.464	175	158	0.526	5	0	164.0	338	0.485
F 60	Yoneoka, J.J.	8	3	8	5	16	8	0.667	4	9	6	8	10	17	0.370	26	25	0.510	1	0	23.0	52	0.442
F 61	Yoneoka, Oakie	1	9	8	4	9	13	0.409	5	6	3	9	8	15	0.348	17	28	0.378	1	0	16.0	46	0.348
F 62	Fournier, Chris	5	5	8	3	13	8	0.619	9	2	6	5	15	7	0.682	28	15	0.651	0	0	17.0	43	0.395
F 63	Barnhill, Jeff	9	3	11	2	20	5	0.800	10	3	7	6	17	9	0.654	37	14	0.725	1	0	33.5	52	0.644
F 64	Sibincic, Rich	5	1	5	3	10	4	0.714	3	5	4	4	7	9	0.438	17	13	0.567	1	0	20.5	31	0.661
F 65	Adams, Tom	1	3	1	2	2	5	0.286	2	1	1	2	3	3	0.500	5	8	0.385	0	0	4.5	13	0.346
F 66	Blinco, Jim	1	1	3	2	4	3	0.571	2	2	1	2	3	4	0.429	7	7	0.500	0	0	8.5	14	0.607
F 67	Malone, Matt	6	2	5	1	11	3	0.786	4	4	3	4	7	8	0.467	18	11	0.621	0	0	17.0	29	0.586
F 68	Mills, Matt	4	7	2	4	6	11	0.353	2	5	3	3	5	8	0.385	11	19	0.367	0	0	15.0	30	0.500
F 69	Stull, John	6	2	0	6	6	8	0.429	3	3	0	7	3	10	0.231	9	18	0.333	1	0	9.0	28	0.321
* F7/ DA Bulls		35	42	29	48	64	90	0.416	16	23	15	24	31	47	0.397	126	184	0.406	0	0	77.0	310	0.248
* F 70	White, Bill	8	5	3	5	11	10	0.524	4	9	5	7	9	16	0.360	20	26	0.435			8.5	46	0.185
* F 71	McSorley, Paul	2	6	7	3	9	9	0.500	6	5	4	5	10	10	0.500	19	19	0.500			18.0	38	0.474
* F 72	Ammon, Mark	4	7	1	10	5	17	0.227	5	5	2	8	7	13	0.350	12	30	0.286			5.0	42	0.119
* F 73	Snowden, Mark	5	6	3	7	8	13	0.381	6	5	4	8	10	13	0.435	18	26	0.409			9.0	44	0.205
* F 74	Richardson, Kevin	6	6	7	5	13	11	0.542	6	5	6	4	12	9	0.571	25	20	0.556			15.0	45	0.333
* F 75	Munn, Chuck	4	2	2	6	6	8	0.429	0	7	3	4	3	11	0.214	9	19	0.321			3.0	28	0.107
* F 76	Palkoski, Scott	0	6	2	7	2	13	0.133	1	7	5	5	6	12	0.333	8	25	0.242			5.5	33	0.167
* F 77	Prakke, Kevin	0	0	0	0	0	0	#DIV/0!	0	0	0	0	0	0	#DIV/0!	0	0	#DIV/0!			0.0	0	#DIV/0!
* F 78	Kerr, Duncan	6	4	4	5	10	9	0.526	4	3	1	7	5	10	0.333	15	19	0.441			13.0	34	0.382
* F8/ Damn Yankees!		45	27	42	30	87	57	0.604	18	18	19	17	37	35	0.514	161	127	0.559	0	0	139.0	288	0.483
* F 80	Lupien, Bam	6	6	7	3	13	9	0.591	4	6	5	5	9	11	0.450	22	20	0.524			14.0	42	0.333
* F 81	Wrigley, Bob	4	2	2	5	6	7	0.462	4	2	3	3	7	5	0.583	13	12	0.520			11.0	25	0.440
* F 82	Dougherty, Henry	7	6	2	9	9	15	0.375	6	6	5	8	11	14	0.440	20	29	0.408			18.5	49	0.378
* F 83	Side, Eric	9	1	3	9	12	10	0.545	6	5	8	3	14	8	0.636	26	18	0.591			13.0	44	0.295
* F 84	Clontz, Ken	4	5	5	2	9	7	0.563	1	6	3	6	4	12	0.250	13	19	0.406			6.0	32	0.188
* F 85	Jones, Jerry	8	4	10	2	18	6	0.750	6	6	6	6	12	12	0.500	30	18	0.625			28.0	48	0.583
* F 86	Clontz, David	0	0	0	0	0	0	#DIV/0!	0	0	0	0	0	0	#DIV/0!	0	0	#DIV/0!			0.0	0	#DIV/0!
* F 87	Odom, James	3	1	6	0	9	1	0.900	3	3	3	2	6	5	0.545	15	6	0.714			21.0	21	1.000
* F 88	Curtis, Shawn	4	2	7	0	11	2	0.846	6	2	5	1	11	3	0.786	22	5	0.815			27.5	27	1.019

	Singles 301		Singles Cricket		Singles Record		Singles Win %-age	Doubles Cricket		Doubles 501		Doubles Record		Doubles Win %-age	Sngls + Dbls Record		Sngls + Dbls Win %-age	1001 Wins	1001 Losses	All-Star Points	Games Played	All-Star %-age
G1/ Dead Sox	42	42	49	35	91	77	0.542	23	19	18	24	41	43	0.488	173	163	0.515	8	15	115.0	359	0.320
G 10 Williams, Nelson	7	6	10	1	17	7	0.708	8	6	10	3	18	9	0.667	35	16	0.686	1	2	22.0	54	0.407
G 11 Alapin, Toni	2	6	5	5	7	11	0.389	5	2	2	7	7	9	0.438	14	20	0.412	1	1	9.5	36	0.264
G 12 Cullen, Pat	6	7	1	3	7	10	0.412	3	7	6	7	9	14	0.391	16	24	0.400	1	2	1.5	43	0.035
G 13 Hodge, Hugh	6	8	9	4	15	12	0.556	7	6	1	5	8	11	0.421	23	23	0.500	1	2	19.0	49	0.388
G 14 Mabry, Carolyn	0	2	1	9	1	11	0.083	2	6	1	7	3	13	0.188	4	24	0.143	1	1	2.0	30	0.067
G 15 Sedgwick, Jim	3	3	2	3	5	6	0.455	4	4	5	4	9	8	0.529	14	14	0.500	1	2	9.5	31	0.306
G 16 Turner, Stuart	8	4	11	1	19	5	0.792	9	3	2	5	11	8	0.579	30	13	0.698	1	2	19.5	46	0.424
G 17 Britt, Jim	8	2	8	2	16	4	0.800	7	3	7	4	14	7	0.667	30	11	0.732	0	2	25.5	43	0.593
G 18 Smith, Van	2	4	2	7	4	11	0.267	1	1	2	6	3	7	0.300	7	18	0.280	1	1	6.5	27	0.241
G2/ The "G" Spot	36	42	38	40	74	82	0.474	15	24	21	18	36	42	0.462	146	166	0.468	6	14	68.5	332	0.206
G 20 Griffin, Bill	3	4	1	2	4	6	0.400	5	1	4	3	9	4	0.692	13	10	0.565	0	1	6.0	24	0.250
G 21 Bohanan, Heather	4	6	5	6	9	12	0.429	2	5	6	2	8	7	0.533	17	19	0.472	1	2	4.0	39	0.103
G 22 Kiether, Bill	5	3	8	4	13	7	0.650	5	6	9	4	14	10	0.583	27	17	0.614	1	2	15.5	47	0.330
G 23 McGee, Billy	2	0	2	2	4	2	0.667	1	3	1	1	2	4	0.333	6	6	0.500	0	0	4.0	12	0.333
G 24 Hurley, John	5	9	4	7	9	16	0.360	6	8	7	6	13	14	0.481	22	30	0.423	1	2	14.5	55	0.264
G 25 VanDusen, Peter	4	5	3	6	7	11	0.389	3	6	5	1	8	7	0.533	15	18	0.455	1	1	7.0	35	0.200
G 26 Annon, Harry	6	6	3	6	9	12	0.429	4	5	5	6	9	11	0.450	18	23	0.439	0	2	5.5	43	0.128
G 27 Comeau, Jay	5	6	10	3	15	9	0.625	4	8	4	8	8	16	0.333	23	25	0.479	1	2	9.0	51	0.176
G 28 Price, Wayne	2	3	2	4	4	7	0.364	0	6	1	5	1	11	0.083	5	18	0.217	1	2	3.0	26	0.115
G3/ Tattoo the Red Eye	46	32	43	35	89	67	0.571	21	18	31	8	52	26	0.667	193	119	0.619	8	0	104.0	320	0.325
G 30 Buckman, Dave	7	4	3	4	10	8	0.556	5	4	9	1	14	5	0.737	24	13	0.649	1	0	12.5	38	0.329
G 31 Crolla, Mike	5	7	1	4	6	11	0.353	7	2	6	4	13	6	0.684	19	17	0.528	1	0	10.0	37	0.270
G 32 Kitchin, Bob	8	4	9	4	17	8	0.680	4	6	9	3	13	9	0.591	30	17	0.638	1	0	13.5	48	0.281
G 33 Kemp, Louis	6	3	8	3	14	6	0.700	6	3	7	3	13	6	0.684	27	12	0.692	1	0	8.0	40	0.200
G 34 Redmon, Frances	2	3	3	8	5	11	0.313	4	5	6	1	10	6	0.625	15	17	0.469	1	0	10.0	33	0.303
G 35 Jay, John	5	7	3	7	8	14	0.364	3	7	7	0	10	7	0.588	18	21	0.462	1	0	9.0	40	0.225
G 36 Redmon, Art	5	4	9	2	14	6	0.700	7	5	11	1	18	6	0.750	32	12	0.727	1	0	21.0	45	0.467
G 37 Knight, Tracey	8	0	7	2	15	2	0.882	6	3	6	3	12	6	0.667	27	8	0.771	1	0	20.0	36	0.556
G 38 Mattingly, Rich (Matt)	0	0	0	1	0	1	0.000	0	1	1	0	1	1	0.500	1	2	0.333	0	0	0.0	3	0.000
G4/ 2 Eggs & 4 Swimmers	28	50	32	46	60	96	0.385	16	23	16	23	32	46	0.410	124	188	0.397	13	0	66.0	325	0.203
G 40 Brotherton, Rhetta	5	6	1	5	6	11	0.353	2	9	4	7	6	16	0.273	12	27	0.308	2	0	6.0	41	0.146
G 41 Hollins, Gary	4	8	4	9	8	17	0.320	5	6	5	7	10	13	0.435	18	30	0.375	2	0	4.5	50	0.090
G 42 Hux, Kevin	3	4	6	6	9	10	0.474	5	6	4	5	9	11	0.450	18	21	0.462	1	0	14.0	40	0.350
G 43 Bryant, Deni	5	7	5	6	10	13	0.435	2	8	4	7	6	15	0.286	16	28	0.364	2	0	3.0	46	0.065
G 44 Toth, John	9	1	9	1	18	2	0.900	9	1	9	1	18	2	0.900	36	4	0.900	2	0	31.5	42	0.750
G 45 Timmerman, "Wolfman"	2	10	3	10	5	20	0.200	4	8	2	13	6	21	0.222	11	41	0.212	2	0	3.0	54	0.056
G 46 Williford, Loretta	0	14	4	9	4	23	0.148	5	8	4	6	9	14	0.391	13	37	0.260	2	0	4.0	52	0.077
G5/ Get Over It	47	37	47	37	94	74	0.560	16	26	19	23	35	49	0.417	164	172	0.488	6	0	105.0	342	0.307
G 50 Steinhauer, Bruce	8	7	11	3	19	10	0.655	7	7	6	8	13	15	0.464	32	25	0.561	1	0	17.5	58	0.302
G 51 Young, Jeff	8	5	8	5	16	10	0.615	7	6	5	8	12	14	0.462	28	24	0.538	1	0	23.0	53	0.434
G 52 Wilser, Dave	10	5	10	5	20	10	0.667	6	9	10	7	16	16	0.500	36	26	0.581	1	0	26.0	63	0.413
G 53 Lawley, Charlie	4	4	4	4	8	8	0.500	3	6	3	6	6	12	0.333	14	20	0.412	1	0	9.0	35	0.257
G 54 Lawley, Lisa	6	5	7	5	13	10	0.565	4	8	4	7	8	15	0.348	21	25	0.457	0	0	11.0	46	0.239
G 55 Jones, Steve	2	10	0	12	2	22	0.083	2	9	4	7	6	16	0.273	8	38	0.174	1	0	2.0	47	0.043
G 56 Holloway, Ritchie	9	1	7	3	16	4	0.800	3	7	6	3	9	10	0.474	25	14	0.641	1	0	16.5	40	0.413
G6/ Big Shots	48	36	44	40	92	76	0.548	28	14	21	21	49	35	0.583	190	146	0.565	8	8	111.0	352	0.315
G 60 Johnson, Sven	9	5	3	6	12	11	0.522	5	5	5	9	10	14	0.417	22	25	0.468	1	1	8.0	49	0.163
G 61 Taylor, Wayne	7	3	7	4	14	7	0.667	7	3	5	5	12	8	0.600	26	15	0.634	1	1	11.5	43	0.267
G 62 Taylor, Walter	4	4	4	6	8	10	0.444	4	8	6	4	10	12	0.455	18	22	0.450	1	1	14.0	42	0.333
G 63 Phelps, Doug	8	6	12	2	20	8	0.714	10	3	10	4	20	7	0.741	40	15	0.727	1	1	38.0	57	0.667
G 64 Whalen, Brendan	3	7	1	6	4	13	0.235	3	2	4	4	7	6	0.538	11	19	0.367	1	1	5.0	32	0.156
G 65 Kempf, Greg	8	5	2	8	10	13	0.435	7	4	4	7	11	11	0.500	21	24	0.467	1	1	12.5	47	0.266
G 66 Kiser, Lyman	6	5	8	3	14	8	0.636	9	1	5	4	14	5	0.737	28	13	0.683	1	1	10.0	43	0.233
G 67 Phillips, Con	3	1	7	5	10	6	0.625	11	2	3	5	14	7	0.667	24	13	0.649	1	1	12.0	39	0.308
G 68 Carpenter, Adrienne	0	0	0	0	0	0	#DIV/0!	0	0	0	0	0	0	#DIV/0!	0	0	#DIV/0!	0	0	0.0	0	#DIV/0!
G7/ Sharky's Machine	37	41	38	40	75	81	0.481	18	21	16	23	34	44	0.436	143	169	0.458	0	0	79.0	312	0.253
G 70 Arensdorf, Dave	5	5	9	3	14	8	0.636	8	4	5	7	13	11	0.542	27	19	0.587			25.0	46	0.543
G 71 Hines, Curtis	8	3	2	7	10	10	0.500	5	5	7	4	12	9	0.571	22	19	0.537			8.0	41	0.195
G 72 Chandler, Robbie	5	5	3	7	8	12	0.400	4	6	3	5	7	11	0.389	15	23	0.395			6.0	38	0.158
G 73 Becht, John	4	7	5	5	9	12	0.429	5	5	5	6	10	11	0.476	19	23	0.452			8.5	42	0.202
G 74 Cohan, Tom	5	7	7	5	12	12	0.500	4	8	3	8	7	16	0.304	19	28	0.404			19.0	47	0.404
G 75 Allison, Frank	7	4	7	4	14	8	0.636	5	6	4	8	9	14	0.391	23	22	0.511			7.5	45	0.167
G 76 Gross, Tom	3	7	5	7	8	14	0.364	5	6	4	7	9	13	0.409	17	27	0.386			5.0	44	0.114
G 77 Campion, Tom	0	3	0	2	0	5	0.000	0	2	1	1	1	3	0.250	1	8	0.111			0.0	9	0.000
G8/ Team Red Eye	40	44	33	51	73	95	0.435	25	17	20	22	45	39	0.536	163	173	0.485	0	18	90.0	354	0.254
G 80 Lorbacher, Scott	8	4	7	2	15	6	0.714	9	5	10	3	19	8	0.704	34	14	0.708	0	2	28.5	50	0.570
G 81 Vaughan, Bill	8	5	0	0	8	5	0.615	9	5	5	9	14	14	0.500	22	19	0.537	0	2	4.0	43	0.093
G 82 Vaughan, Julie	0	0	5	9	5	9	0.357	8	4	8	2	16	6	0.727	21	15	0.583	0	2	16.5	38	0.434
G 83 Smith, John	5	1	1	5	6	6	0.500	5	4	4	6	9	10	0.474	15	16	0.484	0	2	7.5	33	0.227
G 84 Coleman, Bret	6	8	4	5	10	13	0.435	5	3	2	7	7	10	0.412	17	23	0.425	0	2	4.0	42	0.095
G 85 Ennis, Terry	6	2	5	8	11	10	0.524	9	5	4	5	13	10	0.565	24	20	0.545	0	2	10.5	46	0.228
G 86 Drewes, Graham	2	4	4	8	6	12	0.333	3	5	5	2	8	7	0.533	14	19	0.424	0	2	8.0	35	0.229
G 87 Lindsay, Lynette	0	12	0	10	0	22	0.000	0	0	0	3	0	3	0.000	0	25	0.000	0	2	0.0	27	0.000
G 88 Cox, John	5	8	7	4	12	12	0.500	2	3	2	7	4	10	0.286	16	22	0.421	0	2	11.0	40	0.275

CADC
Capital Area Dart Club

Carolina Dart Classic

Proceeds going to the **Jimmy V Foundation**

$12,000+

August 20-22, 1999

Sanctioned by

AMERICAN DARTS ORGANIZATION

Tournament Coordinator:
Michelle Gaffney
(919) 571-1917
e-mail - pmgaffney@aol.com
3821-A Knickerbocker Pkwy.
Raleigh, NC 27612
Tournament Director:
Ray Hartman - Ton80 Dart Systems

Tournament Location:
Radisson Governor's Inn
I-40 and Davis Drive
Research Triangle Park, NC
919-549-8631
$69.00 Darter's Rate - Reserve by July 30
(Free parking and Shuttle from RDU Airport)

Day	Friday	Friday	Friday	Saturday	Saturday	Saturday	Saturday	Saturday	Saturday	Sunday	Sunday	Sunday	Sunday	Sunday
Time	6:30pm	6:30pm	8:30pm	10:00am	12:30pm	1:00pm	3:00pm	3:30pm	7:00pm	10:30am	1:00pm	1:30pm	3:00pm	3:30pm
Sponsor	Sponsor	Sponsor	Sponsor	Sponsor	Sponsor	Sponsor	Sponsor	C.F.M.T Ed Obregon	Sponsor	Sponsor	Sponsor	Sponsor	Sponsor	K.R.M. Masonry,Inc
EVENTS	Chicago Open Pro Singles	Ladies Pro Singles	Blind Draw 501	Mixed Doubles Cricket	Open Doubles Cricket	Ladies Singles Cricket	Open Singles Cricket	Ladies Doubles Cricket	Blind Draw Cricket	Mixed Doubles 501	Open Doubles 501	Ladies Singles 501	Open Singles 501	Ladies Doubles 501
Fee	$25 Person	$25 Person	$10 Person	$26 Team	$26 Team	** $16	** $16	$26 Team	$10 Person	$26 Team	$26 Team	** $16	** $16	$26 Team
1st	$300	$130	$280	$400	$440	$260	$400	$280	$280	$400	$400	$240	$360	$250
2nd	$150	$60	$150	$200	$220	$130	$200	$140	$150	$200	$200	$120	$180	$130
Top 4	$75	$30	$80	$100	$100	$60	$100	$60	$80	$100	$100	$60	$90	$70
Top 8	$25		$40	$60	$60	$30	$50	$30	$40	$60	$50	$30	$50	$30
Top 16			$20	$20	$20		$20		$20				$20	
Total	$700	$250	$910	$1,200	$1,260	$630	$1,160	$660	$910	$1,040	$1,000	$600	$1,080	$640

Sign-up Closes at Posted Times

** $1.00 ADO Surcharge Applied to Singles Events

Youth Singles - Saturday morning at 9:00am (by age group).
Adult/Youth - Sunday morning at 9:00am (bring your partner).

Disclaimer for amateur status: The host association and/or the ADO assume no responsibility for any adverse effects which awards may have on the amateur status of any youth participant.

Warning: Darts is an adult sport. It is Dangerous for Children to play without adult supervision

Tournament Direction & Supplies By:



TONS OF NEWSLETTER

Home to the Fall Session of the Raleigh Dart League; Banquet Edition, Saturday, December 11, 1999

TOURNAMENT WINNERS

"A" Division - ***Lunatic Fringe*** *(12-3)*

The Fringe only showed up with five guys in the final, but evidently it was the right five. They didn't even have to play 501 in this one, as Doc Hoffmann's two-bull sealed the deal.

"B" Division - ***Volume of a Cue Ball*** *(14-4)*

The best B division team I've seen since I started in the RDL finished their perfect season in solid fashion, without needing to play any 501 in the tournament. This team, if it had stayed together, would have been a contender in A next season.

"C" Division - ***Horsemen*** *(14-10)*

After tying singles 6-6, the Horsemen dropped two of the doubles crickets to trail 10-6 to the Cheap Shots. The Horsemen came storming back for the 501 sweep though, clinched by a pair of outs by Steve Knight in the final set for the Mugs.

"D" Division - ***Get The Point*** *(14-2)*

Well, I guess I shouldn't be too surprised by this one, since Get The Point did win the division by six matches, but still… It doesn't seem like tourney finals should ever really be butt-whoopins. Anyway, good old BT got the glory dart.

"E" Division - ***Dodge Darts*** *(13-5)*

Clinching their second consecutive Mug run, Dodge Darts had to run through a rather surprising group of opponents - the #7, #6 and #4 seeds! The Dodgers were the #2, and the #1 and #3 were both knocked off. Brent Butler delivered the final shot.

"F" Division - ***One Armed Bandits*** *(13-11)*

The only Mug winners that hadn't already won team plaques this season won in the closest final of the season. A tight win over a team that had replayed their semifinal the night before was sewn up when Brian Vitale popped a double-15.

"G" Division - ***DA Bulls*** *(?-?)*

Maybe the most awaited rematch in the league went to DA Bulls again. After DA Bulls seemingly snuck up and stole their season title, Woody's Gang wanted nothing more than to smack them back. Ginger's T-80 didn't hurt, but it wasn't enough here.

REGULAR SEASON WINNERS

"A" Division - ***Lunatic Fringe*** *(13 wins, 1 loss)*
2nd place - So What!!!!

"B" Division - ***Volume of a Cue Ball*** *(12 wins, 0 losses)*
2nd place - Excalibur

"C" Division - ***Horsemen*** *(11 wins, 1 loss)*
2nd place - Comfortably Numb

"D" Division - ***Get The Point*** *(12 wins, 0 losses)*
2nd place - Kozmic Debris

"E" Division - ***Travelin' Beer Bellies*** *(9 wins, 3 losses)*
2nd place - Dodge Darts

"F" Division - ***To The Point*** *(9 wins, 3 losses)*
2nd place - Tattoo the Red Eye

"G" Division - ***DA Bulls*** *(10 wins, 2 losses)*
2nd place - Woody's Gang

(Rosters of all tournament-winning and regular season first place teams can be found on page 4.)

TABLE OF CONTENTS

Item	Page Number
Tournament & Regular Season Winning Teams	1
Spring 2000 RDL Season Information	1
Final Divisional Standings	2
Final Divisional Tournament Results	3
Tournament Winning Team Rosters	4
Regular Season Winning Team Rosters	4
NCLC/NCCDL End-of-Year Tournament Results	4
Tournament Trophy Dart Awards	5
Other Tournament Hot Darts	5
Regular Season Trophy Dart Awards	5
Requests from the CADC Ladies and RDL Men	5
Divisional Singles Win %-age Winners	6
Divisional All-Star Point %-age Winners	6
Players Who Beat the Singles Winners	6
Quick Stat Tidbits from Dave Berry	6
Tiebreaker Stat Facts	6
Season Penalty Summary	6
List of Host Establishments	7
Notes for RDL Registration, as well as for the BCDL	7
RDL members winning titles elsewhere	7
RDL Address and Phone No. Information	8
Season-Long Trophy Dart Game Requirements	8
Calendar of Events and Related Items	8
Season Penalty Log	8
JK's All-Star Team Picks	9
Quick Stat Tidbits	9
All other random stuff/comments	9
Results of *Bar Rating* , Board Election, *2-of-3 vote*	10
Prediction Results, Quotes from the Tournaments	10
Top Fall 1999 Singles Records, by Division	11
Top Fall 1999 Doubles Records, by Division	12
Top Fall 1999 Singles+Doubles, by Division	13
Top Fall 1999 All Star %-ages, by Division	14
Top Individual Records, by Section of Play	15
League-Wide Individual Singles, Doubles Records	16
League-Wide Individual Singles+Doubles Records, All-Star %-ages	17
Singles, Doubles Records, Ranked by Team	18
Singles+Doubles Records, All-Star %-ages, Ranked by Team	19
Week-by-Week Match Results Table	20
Dave Berry's Week-By-Week Score Tables	21&22
Complete "A" Division Statistics	23
Complete "B" Division Statistics	24
Complete "C" Division Statistics	25
Complete "D" Division Statistics	26
Complete "E" Division Statistics	27
Complete "F" Division Statistics	28
Complete "G" Division Statistics	29
Registration Materials for Spring 2000 RDL Season	30

SPRING 2000 RALEIGH DART LEAGUE SEASON INFORMATION

Registration Meeting for Returning Teams [NO CASH - SEE PG. 7 OR 8!]
Champions Billiards; Wednesday, January 5, 7:30-9:00

Registration Meeting for New Teams [NO CASH - SEE PAGE 7 OR 8!]
Champions Billiards; Thursday, January 6, 7:30-9:00

RDL Board Meeting - January 6 - starting toward end of registration

MANDATORY Preseason Captains' Meeting
Champions Billiards; Monday, January 17, 7:00 p.m.

Match Play begins on Wednesday, January 19

MANDATORY 5th Week Captains' Meeting
Champions Billiards; Monday, February 21, 7:00 p.m.

FINAL!! DIVISIONAL TEAM STANDINGS FOR THE FALL *1999* RDL SEASON

"A" Division

			W	L	Pts.
👍	Lunatic Fringe	☝	13	1	235
👍	So What!!!!		12	2	221
3	Dart Shadows		11	3	192
4	Britney's Spears		8	6	163
5	Dogs of War		4	10	130
6	Dazed and Confused		4	10	128
👎	One Eyed at Fenway's		3	11	120
👎	Arrowing Experience		1	13	99

"B" Division

			W	L	Pts.
👍	Volume of a Cue Ball	☝☑	12	0	187
👍	Excalibur		8	4	152
3	Black & Tans	☑	8	4	118
4	Friends of the Devil		6	6	131
5	Shooter's Buzz	☑	4	8	125
👎	One & Done		2	10	101
👎	Ray's Cosmic Babes		2	10	83

"C" Division

			W	L	Pts.
👍	Horsemen	☝	11	1	190
👍	Comfortably Numb	☑	9	3	166
3	Cheap Shots		8	4	153
4	Scavengers		6	6	133
5	Dixie Chickens		5	7	124
👎	Stik It	☑	3	9	87
👎	Neighbors	☑	0	12	40

"G" Division

			W	L	Pts.
👍	DA Bulls	☝☑	10	2	174
👍	Woody's Gang		10	2	166
3	Team Red Eye	☑	8	4	150
4	Sharky's Machine	☑	5	7	111
5	The G Spot		4	8	121
👎	Get Over It	☑	4	8	105
👎	Dead Sox	☑	1	11	85

"D" Division

			W	L	Pts.
👍	Get The Point	☝	12	0	183
👍	Kozmic Debris		6	6	141
3	Nine Lives		6	6	137
4	Last Call		6	6	133
5	Starving Dartists		6	6	111
👎	Grateful Darts		4	8	140
👎	Heroes in Trouble	☑	2	10	97

"E" Division

			W	L	Pts.
👍	Travelin' Beer Bellies	☝	9	3	161
👍	Dodge Darts		7	5	163
3	Not Again!		7	5	141
4	Birds of a Feather		6	6	154
5	Dynamic Darts	☑	5	7	118
👎	Bulls Hitters	☑	4	8	126
👎	Flying Aces		4	8	121

"F" Division

			W	L	Pts.
👍	To The Point	☝☑	9	3	142
👍	Tattoo the Red Eye		8	4	153
3	One Armed Bandits		8	4	151
4	UZMALL		6	6	148
5	Fum Duckers		5	7	114
👎	Damn Yankees!	☑	4	8	133
👎	I.N.C.		2	10	119

☎ = *phone-in penalty (5 pts.)*
📠 = *mail-in penalty (16 pts.)*
💣 = *captains' meeting penalty (5 pts.)*
☑ = *ballot penalty,* ✍ = *runoff ballot penalty (5 pts.)*
☹ = *ineligible player (match win, all pts., all team stats.)*
👎 = *clinched* "bottom-two" *finish in division*
👍 = *clinched* "top-two" *finish in division*
☝ = *regular season division champion*

FALL 1999 RDL DIVISIONAL TOURNAMENT RESULTS

Quarterfinals	*Semifinals*	*Finals*	***WINNER***

"A" Division

1 **Lunatic Fringe**
(13-1) **Lunatic Fringe**
8 Arrowing Experience
(14-10) **Lunatic Fringe**
5 Dogs of War
(13-11) Britney's Spears
4 Britney's Spears
(12-3) **Lunatic Fringe**
3 Dart Shadows
(13-7) Dart Shadows
6 Dazed and Confused
(?-?) So What!!!!
7 One Eyed at Fenway's
(11-0) So What!!!!
2 So What!!!!

"B" Division

1 **Volume of a Cue Ball**
Volume of a Cue Ball
(Bye)
(13-3) **Volume of a Cue Ball**
5 Shooter's Buzz
(13-11) Shooter's Buzz
4 Friends of the Devil
(14-4) **Volume of a Cue Ball**
3 Black & Tans
(10-3) Black & Tans
6 One & Done
(?-?) Black & Tans
7 Ray's Cosmic Babes
(?-?) Excalibur
2 Excalibur

"C" Division

1 **Horsemen**
Horsemen
(Bye)
(12-3) **Horsemen**
5 Dixie Chickens
(13-11) Dixie Chickens
4 Scavengers
(14-10) **Horsemen**
3 Cheap Shots
(14-6) Cheap Shots
6 Stik It
(13-9) Cheap Shots
7 Neighbors
(Automatic Forfeit) Comfortably Numb
2 Comfortably Numb

Quarterfinals	*Semifinals*	*Finals*	***WINNER***

"D" Division

1 **Get The Point**
Get The Point
(Bye)
(13-7) **Get The Point**
5 Starving Dartists
(13-12) Starving Dartists
4 Last Call
(14-2) **Get The Point**
3 Nine Lives
(?-?) Nine Lives
6 Grateful Darts
(?-?) Kozmic Debris
7 Heroes in Trouble
(?-?) Kozmic Debris
2 Kozmic Debris

"E" Division

1 Travelin' Beer Bellies
Travelin' Beer Bellies
(Bye)
(13-9) Birds of a Feather
5 Dynamic Darts
(13-11) Birds of a Feather
4 Birds of a Feather
(13-5) **Dodge Darts**
3 Not Again!
(?-?) Bulls Hitters
6 Bulls Hitters
(13-3) **Dodge Darts**
7 Flying Aces
(14-8) **Dodge Darts**
2 **Dodge Darts**

"F" Division

1 To The Point
To The Point
(Bye)
(11-4) To The Point
5 Fum Duckers
(13-10) UZMALL
4 UZMALL
(13-11) **One Armed Bandits**
3 **One Armed Bandits**
(13-7) **One Armed Bandits**
6 Damn Yankees!
(13-7) **One Armed Bandits**
7 I.N.C.
(13-9) Tattoo the Red Eye
2 Tattoo the Red Eye

Quarterfinals	*Semifinals*	*Finals*	***WINNER***

"G" Division

1 **DA Bulls**
DA Bulls
(Bye)
(?-?) **DA Bulls**
5 The G Spot
(13-9) Sharky's Machine
4 Sharky's Machine
(?-?) **DA Bulls**
WINNER

Finals	*Semifinals*	*Quarterfinals*	

Team Red Eye 3
Team Red Eye *(11-10)*
Get Over It 6
Woody's Gang *(14-6)*
Dead Sox 7
Woody's Gang *(14-2)*
Woody's Gang 2

TOURNAMENT WINNERS!!!!!!

"A" Division - ***Lunatic Fringe***

Joe Wilson (c)	Tom Brown	Jim Budelman
Bob Terry	Tim Lane	Steve Hoffmann
Don Butman		J.D. Dixon

"B" Division - ***Volume of a Cue Ball***

Phillip Eastmead (c)	Chuck Greer	Keith Gibbs
Craig Griffin	Doug Jeffcoat	Joel Eason
Kevin Coyne	Sean O'Brien	Richard Eastmead

"C" Division - ***Horsemen***

Tony Keller (c)	Len Maminski	Jeff Elliott
Keith Feller	Steve Knight	Bob McCredie
George Sutphen		Bart Bear

"D" Division - ***Get The Point***

Connie Austin (c)	Randy Ennis	Jacky Buckner
Barry Thompson	John Jenkins	Johnny Branch
	Todd Lewis	

"E" Division - ***Dodge Darts***

Melissa Perrault (c)	Steve Holland	Jimmy Marx
Billy Hester	Mikey Kralik	Kevin Carter
Julie Payne	Brent Butler	Jason Shearin

"F" Division - ***One Armed Bandits***

Sven Johnson (c)	Wayne Taylor, Jr.	Walter Taylor
Greg Kempf	Doug Phelps	Lyman Kiser
Brian Vitale		Brendan Whalen

"G" Division - ***DA Bulls***

Bill White (c)	Paul McSorley	Mark Ammon
Chuck Munn	Kevin Richardson	Mark Snowden
Duncan Kerr	Scott Palkoski	Dan Galvin

REGULAR SEASON WINNERS!!!!!!

"A" Division - ***Lunatic Fringe***

Joe Wilson (c)	Tom Brown	Jim Budelman
Bob Terry	Tim Lane	Steve Hoffmann
Don Butman		J.D. Dixon

"B" Division - ***Volume of a Cue Ball***

Phillip Eastmead (c)	Chuck Greer	Keith Gibbs
Craig Griffin	Doug Jeffcoat	Joel Eason
Kevin Coyne	Sean O'Brien	Richard Eastmead

"C" Division - ***Horsemen***

Tony Keller (c)	Len Maminski	Jeff Elliott
Keith Feller	Steve Knight	Bob McCredie
George Sutphen		Bart Bear

"D" Division - ***Get The Point***

Connie Austin (c)	Randy Ennis	Jacky Buckner
Barry Thompson	John Jenkins	Johnny Branch
	Todd Lewis	

"E" Division - ***Travelin' Beer Bellies***

J.J. Yoneoka (c)	Oakie Yoneoka	Jim Blinco
Rich Sibincic	Matt Mills	Matt Malone
Chris Fournier	Jeff Barnhill	Berk Saunders
	Chris Bonfiglio	

"F" Division - ***To The Point***

David Romanchek (c)	David Martin	Tarik Sbaiti
Sam Green	Glenn Paulson	Mike Benforado
Dan Safon		Deborah Brown

"G" Division - ***DA Bulls***

Bill White (c)	Paul McSorley	Mark Ammon
Chuck Munn	Kevin Richardson	Mark Snowden
Duncan Kerr	Scott Palkoski	Dan Galvin

Congrats to the five teams that pulled the season/tourney double! Kind of makes you wonder a little though whether the tourneys are just a little redundant. Exciting for the two upsetters however.

RDL CHALLENGE TEAM ACTION!

Also please see page 5 for important announcements regarding local NCCDL and NCLC teams!!

Another NCLC Season… another Raleigh domination…

The seemingly never-ending reign of the Raleigh Ladies' Challenge Team continued this past weekend, as the Raleigh ladies tagged an impressive victory in the season-ending tournament on to the season title they had already claimed. The ladies sewed up their regular season title with a solid 17-7 victory on the road at Wilmington. That win pushed Raleigh's record to a perfect 8-0, and provided a 3-match cushion in this season's eight week schedule. All of that, of course, led to Raleigh being the top seed from the East heading into the weekend tournament.

Raleigh's weekend started slowly, as a Friday phone call from the captain of the Boone ladies' team carried with it a forfeit, meaning that Raleigh moved directly on to the semifinals. Raleigh's semifinals opponent also advanced due to a forfeit, as Chapel Hill accepted a forfeit victory from last year's West division-winning Asheville team. On the other side of the bracket, Charlotte topped Durham by a 13-7 score, and Piedmont ensured an East vs. West final by downing Wilmington 14-8.

In the semifinals, Piedmont provided the upset of the tournament by squeezing past the West division winners from Charlotte by a 13-11 score. Meanwhile, Raleigh was facing its toughest test of the tourney in a 13-9 win over Chapel Hill, thereby setting up a Sunday finals showdown with the ladies from Piedmont.

When it came time to play for all the marbles, Raleigh once again handily maintained its grasp on the NC Ladies Cup, this time beating Piedmont before the final set had even begun. The 13-5 final may or may not have been a bigger spread than the darts indicated, but the bottom line is that Raleigh will continue next year as the only host the relatively young Ladies' Cup tournament has ever had.

A couple other newsworthy notes: **Connie Austin** popped a T-80 in the tournament, and **Paula Delp** won the East Division singles win percentage award with a 10-1 set record.

At least the NCCDL champion isn't Piedmont this year…

While the story was the same as last year's for the Raleigh ladies, it was also unfortunately similar to last year for the Raleigh men. Going into last weekend's tournament as the East division second seed, the Raleigh men were in a decent position to make a move for the NC Cup.

The weekend started a bit slowly for the Raleigh men, though not as slowly as for the women. Raleigh's first opponent, Lake Norman, had qualified only seven players for the tournament, and the list requires eight to be a full team. And to make matters worse, only six of Lake Norman's seven men were in attendance. Despite being without a couple of the team's better players, Raleigh quickly dispatched Lake Norman by a comfortable 21-7 score. Elsewhere in the first round, Durham (with several RDL members) knocked off two-time defending champion Piedmont, 21-14, while Charlotte beat Morehead City 22-13, and Capital Area (also full of RDL members) lost to Wilmington 22-16 (after Wilmington had won a play-in match in November just to get into the tournament). The East then had 3 of the 4 semifinals teams.

In the semis, Raleigh quickly built a slim lead and rode it all the way to the final section, four-player 701, against Charlotte. With a 17-15 advantage in hand, Raleigh needed to win only one of the two four-player sets. Unfortunately, much like last season, Raleigh lost both sets and was sent packing for another season. In the other semifinal, Wilmington overcame an early deficit to gain a late lead on Durham, and then clinched it with a win in one of the two four-player sets.

On Sunday, Wilmington completed their improbable run from the East division #5 spot by beating Charlotte, once again being delivered to victory by doubles from Bob Gargan, who is arguably the best player in the state right now.

TOURNAMENT!!! TROPHY DART AWARDS

9 Marks

Jim Budelman	Lunatic Fringe	11/17
Kurt Kunttu	Arrowing Experience	11/17
Jason Roman-Cusher	Grateful Darts	11/17
Brian Selby	So What!!!!	11/17
Donnie Simpson	One Eyed at Fenway's	11/17
Allen Smith	Dart Shadows	11/17
Shannon Stewart	Excalibur	11/17
Jason Crabtree	Woody's Gang	12/1
Kevin Hartley	Starving Dartists	12/1
John Tighe	Excalibur	12/1
Steve Hoffmann	Lunatic Fringe	12/8

Ton-80s

Scott Butters	Dazed and Confused	11/17
Bob Terry	Lunatic Fringe	11/17
Randy Umstead	Dogs of War	11/17
Walter Taylor	One Armed Bandits	12/1
Sean O'Brien	Volume of a Cue Ball	12/8
Ginger Rivenbark	Woody's Gang	12/8

6 Bulls

Forrest Harrell	Starving Dartists	12/1

OTHER TOURNAMENT HOT DARTS

(Sorry, no award for these, but they're still good shots)

Paula Delp	Ray's Cosmic Babes	160-Out
Paula Delp	Ray's Cosmic Babes	9-dart 301
Jim Britt	Cheap Shots	121-Out
Jack Gibson	One & Done	160-In
Mark Sellers	Cheap Shots	152-In
Tim Lane	Lunatic Fringe	T-74
Don Butman	Lunatic Fringe	T-71

(…and no, I'm not including an all-star list for the tournament because any fool can throw a bunch of all-stars when he or she is playing two-out-of-three singles cricket sets…)

FINAL REGULAR SEASON TROPHY DART AWARDS

High In (301 only)

Jack Robison	**Ton-60**
Friends of the Devil	9/29

High Out (301, 501, and 1001)

Chris Hoyt	**Ton-38**
Dixie Chickens	8/25

Fast Singles 301

Deb Parker	**9 darts**
Ray's Cosmic Babes	10/6

Fast Singles Cricket

Joe Gaglione	**15 darts**
Dart Shadows	8/18
Chuck Greer	**15 darts**
Volume of a Cue Ball	9/1
Steve Hoffmann	**15 darts**
Lunatic Fringe	11/10

Fast Doubles Cricket

Jim Budelman & Don Butman	**17 darts**
Lunatic Fringe	10/27
Chuck Greer & Doug Jeffcoat	**17 darts**
Volume of a Cue Ball	9/22

Fast Doubles 501

John Carroll & Jerry Oakley	**11 darts**
Dogs of War	11/3

NCLC and NCCDL Announcements!!

From the CADC Ladies' Team:

"CADC Women's Challenge Cup is holding tryouts for any women interested in playing. Call April McCann at (919)212-8152 or Kellee Enos at (919)851-5068 for further information."

From the Raleigh City Team:

While this one isn't a written statement like that from the CADC Ladies' Team, this one might be a bit more urgent. After talking with several members of the Raleigh City Team, it has become readily apparent that the team is in DIRE need of someone who is willing to step forward and accept responsibility for the operation of the team. Tim Lane has taken the job for the majority of the past several years and he is stepping down. Jim Budelman took a turn previously, but his current schedule prevents him from taking the position again. With none of the other team members currently jumping at the opportunity, the situation has come to the point where if someone doesn't step forward, the Raleigh City Team (often referred to as the men's team) will not be scheduled for play in the state league for 2000. So… the guys I've talked to have asked me to request that *anyone* , good darter or bad, who is willing to do the phone calling, the listing, the traveling, etc., please step forward. If you're that person, please call the Voice Mail and I will put you in touch with the right people.

9 Marks

Billy West **(3!)**	So What!!!!	8/18, 9/1, 9/29
Steve Hoffmann **(2)**	Lunatic Fringe	9/27, 10/13
Jim Budelman	Lunatic Fringe	10/6
Don Butman	Lunatic Fringe	10/27
Craig Coker	Arrowing Experience	10/27
Bret Coleman	Team Red Eye	9/1
Matthew Copple	Nine Lives	10/27
Drew Daly	Black & Tans	11/3
Paula Delp	Ray's Cosmic Babes	9/8
Chris Gilbert	Dart Shadows	9/20
Billy Hester	Dodge Darts	10/20
Doug Jeffcoat	Volume of a Cue Ball	10/6
Joe Kipping	Britney's Spears	10/20
Todd Lemons	So What!!!!	9/20
Tom Parker	Scavengers	10/13
Ron Penny	The G Spot	11/10
Chris Peoples	Scavengers	9/8
David Price	Flying Aces	10/27
Andrew Root	Last Call	8/11
Allen Smith	Dart Shadows	8/18
Shannon Stewart	Excalibur	8/25
Steve Wilcenski	Scavengers	9/23

Ton-80s

Jerry Oakley **(2)**	Dogs of War	8/18, 11/3
Rudi Bogaerts	Britney's Spears	9/1
Jason Crabtree	Woody's Gang	8/25
J.D. Denton	Excalibur	10/13
John Jenkins	Get The Point	8/18
Joe Kipping	Britney's Spears	10/20
Tim Lane	Lunatic Fringe	8/25
Donnie Simpson	One Eyed at Fenway's	11/3
Jeff Young	Get Over It	11/3

6 Bulls

Ed Davenport	Dixie Chickens	10/13
Tim Lane	Lunatic Fringe	9/29
Anthony Martin	Kozmic Debris	8/11

Fall 1999 RDL Individual Season-Long Awards

SINGLES WIN PERCENTAGE

			W	L	%-age
		"A" Division			
	Allen Smith	A3/ Dart Shadows	23	2	0.920
		"B" Division			
	Chuck Greer	B3/ Volume of a Cue Ball	21	2	0.913
		"C" Division			
	Chris Hoyt	C1/ Dixie Chickens	20	3	0.870
		"D" Division			
	John Iager	D3/ Grateful Darts	13	3	0.813
		"E" Division			
	Patrick Beaudoin	E2/ Bulls Hitters	15	3	0.833
	Jim Markov	E5/ Dynamic Darts	15	3	0.833
		"F" Division			
	Brian Vitale	F7/ One Armed Bandits	19	2	0.905
		"G" Division			
	Ginger Rivenbark	G1/ Woody's Gang	21	1	0.955
		Women's Records			
1st	Ginger Rivenbark	G1/ Woody's Gang	21	1	0.955
2nd	Melissa Perrault	E6/ Dodge Darts	15	4	0.789
3rd	Paula Delp	B4/ Ray's Cosmic Babes	14	8	0.636

ALL-STAR PERCENTAGE

			ASPs	TGP	%-age
		"A" Division			
	Jerry Oakley	A4/ Dogs of War	94.5	58	1.629
		"B" Division			
	Phillip Eastmead	B3/ Volume of a Cue Ball	57.5	42	1.369
		"C" Division			
	Pat Crowley	C3/ Comfortably Numb	45.0	41	1.098
		"D" Division			
	John Jenkins	D1/ Get The Point	48.5	44	1.102
		"E" Division			
	Chris Fournier	E7/ Travelin' Beer Bellies	29.0	44	0.659
		"F" Division			
	Dan Safon	F2/ To The Point	26.5	42	0.631
		"G" Division			
	Jason Crabtree	G1/ Woody's Gang	20.0	34	0.588
		Women's Records			
1st	Paula Delp	B4/ Ray's Cosmic Babes	37.5	44	0.852
2nd	Melissa Perrault	E6/ Dodge Darts	25.5	46	0.554
3rd	Connie Austin	D1/ Get The Point	19.5	38	0.513

THE PLAYERS WHO *BEAT* THE SINGLES WIN %-AGE WINNERS IN EACH DIVISION

Who beat Allen Smith of Dart Shadows?
in 301: Somchai Samaluk (wk.13).
in cricket: Kent Butters (wk.12).

Who beat Chuck Greer of Volume of a Cue Ball?
in 301: (none).
in cricket: Kirk Herbert (wk.11), Will Benson (wk.12).

Who beat Chris Hoyt of Dixie Chickens?
in 301: Randy Warren (wk.11), Steve Wilcenski (wk.13).
in cricket: Dave Domanski (wk.3).

Who beat John Iager of Grateful Darts?
in 301: Barry Thompson (wk.3), Matthew Copple (wk.4).
in cricket: Connie Austin (wk.3).
[Holy crap! Iager had an 0-3 start in singles, and finished 13-3!]

Who beat Patrick Beaudoin of Bulls Hitters?
in 301: Pat Johnson (wk.6), Randy Baldwin (wk.7).
in cricket: George Ellison (wk.2).

Who beat Jim Markov of Dynamic Darts?
in 301: Michael Hodges (wk.8).
in cricket: Randy Baldwin (wk.4), Eric Bonar (wk.11).

Who beat Brian Vitale of One Armed Bandits?
in 301: Joe Kunesh (wk.6).
in cricket: Matt Sawyer (wk.5).

Who beat Ginger Rivenbark of Woody's Gang?
in 301: (none).
in cricket: Paul McSorley (wk.4).

[Congratulations to Ginger for being the first female to claim a division singles title since I started writing the newsletter. Several times people have asked me in the past 'what happens if a woman wins the division?' Well, we're finding out right about now, but I imagine she wins both awards - she did top two different trophy categories after all.]

[And I haven't gone back to check against the old issues, but I think this might have been just about the best cumulative record from the singles winners since I have been writing the Tons - just no low records.]

SOME QUICK STAT TIDBITS FROM DAVE BERRY

"Teams who suck away from home": Not Again! (1-5 away and 6-0 at home, with a 41-point difference in total scored home vs. away), Birds of a Feather (1-5 away and 5-1 at home, with a 20-point difference).

"Teams who play better away": Nine Lives (4-2 away and 2-4 at home), One Armed Bandits (5-1 away and 3-3 at home).

THIS SEASON'S TIEBREAKERS

Kudos to Dave Berry and his alignment of teams this season. Due to the very even level of competition within most of the divisions, we had 29 1001 tiebreakers this season. That is only one less than season, despite a large decrease in number of matches played due to the number of divisions that ended up with seven teams. There were 4 tiebreakers in A division, 4 in B division, 5 in C division, 1 in D division, 7(!) in E division, 3 in F division, and 5 in G division. In addition, there was at least one in the season-ending tournaments, that one being in D division, thus matching its regular season total. Five teams played more than two tiebreakers this season (Friends of the Devil in B division, Horsemen in C division, Birds of a Feather and Dodge Darts in E division, and Woody's Gang in G division) - maybe tiebreakers teach teams how to be tough in the clutch, since four of those five were in their respective tournament finals. Not a single team played as many as four tiebreakers, but there were definite leaders in the clutch dart and heartbreak kids categories. Friends of the Devil certainly know how to hit the out when the heat is on, as they went 3-0 in 1001 games. Meanwhile, Birds of a Feather can only wonder 'what if' as they sit with their 0-3 record in the extra legs.

FALL 1999 PENALTY SUMMARY

As with the past several seasons, the penalty log was included in every weekly issue of the Tons of Newsletter. And as with the seasons before, the log really didn't seem to remind people not to chalk up their share of the penalties. Until the ballot penalties assessed in week 14, there were fewer points deducted than there were last season, but the total was proportional to the number of matches played. However, when the ballot penalties were added, the number ballooned quite a bit. If you care, you can check out exactly who got what penalties and when on page 8, and you can do all of the math to see if any of the penalties cost a team a spot in the standings. Whether the penalty number itself is enough to cost a team a spot, you can't really measure the psychological effect it has on a team in the middle of a season race - and trust me, some teams are affected a great deal. Anyway, here are my normal tabulations of the penalties for your perusal. In total, 27 of the 50 RDL teams were assessed at least one penalty. There were a total of 36 penalties for a total of 235 points and 0 match wins. Unlike last season, we did not have any ineligible players this season, so you guys deserve a little credit for paying more attention this year - congrats. There was 1 Preseason captains' meeting penalty (5 pts.), 11 Fifth Week captains' meeting penalties (5 pts. each), 3 phone-in penalties (5 pts. each), 5 mail-in penalties (16 pts. each), and 16 election ballot penalties (5 pts. Each). On the plus side, only one team was penalized more than twice this season, but they certainly made it count, with all five(!) penalty types for a 36 point total!

WHERE WE PLAY

After Hours **552-4131**
7608 Purfoy Road Fuquay-Varina
-in front of Comfort Inn, near Sunset Lake/401 inter.

Babineau's **467-5411**
1102 Buck Jones Road Cary
-nearly across from Crossroads Ford dealership

Blinco's **790-3882**
5009 Falls of the Neuse Road N. Raleigh
-in Quail Corners Shopping Center

Breakers Billiards **772-9593**
305 Tryon Road Raleigh
-in Tryon Hills Shop. Ctr. at US 70 & Tryon Rd.

Champions Billiards **833-8337**
2109-152 Avent Ferry Road Raleigh
-in Mission Valley Shopping Center

The Comet Lounge **833-8090**
3003 Hillsborough Street near NCSU
-between Milano's and the Brewery near Dixie

Fat Daddy's **787-3773**
6201 Glenwood Avenue Raleigh
-in the US-70 group near Oh!Brian's & O'Malley's

Fenway Sports Grill **661-0888**
1490 Garner Station Boulevard S. Raleigh
-in North Station Shopping Center

Harrison's Bar and Grill **481-2442**
301-C N. Harrison Avenue Cary
-under Pure Gold, betw. Chatham St. & 54 @ RR tracks

Jillian's **821-7887**
117 S. West Street Raleigh
-just off of Hillsborough Street

Oh! Brian's **781-7427**
5925 Glenwood Avenue Raleigh
-another of the Glenwood trio a mile or so from Crabtree

PJ's Sports Bar **361-2390**
2223 NC Highway 54 RTP
-across RR tracks just east of 54/55 intersection

Players Retreat **755-9589**
105 Oberlin Road near NCSU
-at corner of Oberlin Rd. & Hillsborough St.

The Pub **872-1414**
2913 Brentwood Road N. Raleigh
-in Davis Square Shopping Ctr. near Capital Blvd.

Rack'M Up West **851-9006**
5563 Western Boulevard W. Raleigh
-at inter. with Buck Jones Rd. in Plaza West Shp. Ctr.

Ray's Elbow Room **544-0014**
4204 NC Highway 55 RTP
-on NC-55, a half mile (?) north of I-40 on your left

Sharky's Place **783-5448**
5800 Duraleigh Road NW Raleigh
-in the Yuppie Center near US 70 intersection

Shuckers **556-7704**
10625 Capital Boulevard Wake Forest
-way up Capital Blvd. on your left, I think….

Snooker's-RW **828-7665**
3520 Wade Avenue NW Raleigh
-in Ridgewood Shopping Center

Tailgaters **872-2827**
2645-A East Millbrook Road N. Raleigh
-about half a mile west of US-1

The Upper Deck (Cary) **460-9977**
329 N. Harrison Avenue Cary
-near intersection. of N. Harrison & Hwy. 54

The Upper Deck II (Raleigh) **755-3880**
2235 Avent Ferry Road Raleigh
-right next to Mission Valley Shopping Center

Upper Deck Profile **833-4527**
625 E. Whitaker Mill Road Raleigh
-near inter. of Whitaker Mill & Wake Forest Rd.

West End **821-3188**
412 W. Davie Street Dwtn. Raleigh
-end of Davie, 2 blks. fr. Dawson-McDowell one-ways

Woody's **380-7737**
8260 Chapel Hill Road Cary
-between N. Harrison & Reedy Creek Road

READ THIS!!

TREASURER BILLIE CHURCHWELL WILL NOT BE ACCEPTING CASH FOR REGISTRATION, NEWSLETTER, ETC., ANYMORE! BRING A CHECK! AND DO NOT BOUNCE A CHECK TO RDL - FROM NOW ON THAT WILL COST YOU AN EXTRA $20 FEE!! YOU HAVE NOW BEEN FOREWARNED, AND BILLIE DOESN'T WANT TO HEAR YOUR SOB STORY AT REGISTRATION - IT'S NOT FAIR TO BILLIE TO HAVE CARRY AROUND YOUR CASH… SO NOW SHE WON'T BE.

BULL CITY DART LEAGUE REGISTRATION

I don't know exactly when the seasons for the Triangle Dart League (Chapel Hill, Thursdays), Tobacco Road Dart League (Durham, Mondays), or the Capital Area Dart Club (Mondays/Thursdays, Raleigh/Cary/RTP) are set to start, or even when the registration for those leagues is. However, I do know when the Bull City Dart League will be cranking up again. So, if you are looking to pick up a second night of darts this Spring, then maybe you should read on and you might pick up something useful.

The BCDL is the handicapped steel-tip league based primarily in Durham/RTP, and is a Tuesday league. The primary registration meeting will take place January 4th, starting at 7:00 p.m., at PJ's Sports Bar. If you can't make that meeting, then rosters and checks will be accepted at any of several blind draws the BCDL is hosting on the coming Tuesdays. For details on those, check out the BCDL webpage at: metalab.unc.edu/ncdarts/bcdl
Or, just call BCDL President John Strobel at 382-7433 or email him at johhnboy@hotmail.com

RDL MEMBERS WIN A COUPLE TITLES

I have a few RDL members to congratulate this time around. In the last week, RDL members have claimed the league title in two different local weekly leagues. **Paula Delp**, **Joel Eason**, **Joe Gaglione**, **Deb Parker**, and **Brian Selby** claimed the tournament crown in the Bull City Dart League; and **Andy Mead** was a member of the Triangle Dart League champions for the some-ridiculous-time in a row (I think it's six, but I'm not sure about that one). Anyway, congrats to all the victors, and thanks for bringing back just a little more glory for the RDL.

HOW TO REACH US

RDL VoiceMail

(919) 990-1218

Mail Scoresheets to:

Jason Kilts
2811 Duke Homestead Road
Durham, NC 27705

New Member Fees and Newsletter Fees:

Billie Churchwell
18 Bradstone Court
Wake Forest, NC 27587

All Other RDL Correspondence to:

(The P.O. Box wasn't worth the cost, and we haven't chosen a new location for random RDL mail, so just send any other stuff to Jason for the time being.)

Board of Directors *(but only until the end of the banquet…)*

President	William Holland	233-9816
Vice President	John Jenkins	552-6237
Secretary	Donnie Simpson	639-6050
Treasurer	Billie Churchwell	554-0848
Membership	Dave Berry	467-4382
Rules/Grievances	Brian Selby	844-1462
External Orgs.	Kevin Coyne	876-8636

League Statistician/Editor

Jason Kilts email: kilts001@mc.duke.edu 990-1218

"HOT DARTS" CALL-IN GUIDELINES

Here are the guidelines you should use when deciding what you should use as your minimum number of all-star points for reporting when you call in your scores.

"A" Division = 4.5 or more ASPs
"B" Division = 4.0 or more ASPs
"C" Division = 3.5 or more ASPs
"D" and "E" Divisions = 3.0 or more ASPs
"F" and "G" Divisions = 2.5 or more ASPs

Also, call in any fast games, high ins, high outs, or other amazing feats that you think warrant a little recognition (e.g., Ins & Outs higher than a Ton, 21-dart cricket games, 18-dart 301s, 24-dart 501s, etc.)

SEASON-LONG TROPHY DART MINIMUM GAMES PLAYED REQUIREMENTS

In order to be eligible for all-star point %-age and singles win %-age awards, you must play in at least 66% of the total projected games this season:

for "A" Division:

All-star pt. %-age: min. of 37 Total Games Played
Singles win %-age: min. of 19 Singles Games Played

for all Divisions except "A":

All-star pt. %-age: min. of 32 Total Games Played
Singles win %-age: min. of 16 Singles Games Played

CALENDAR OF EVENTS

January 5-6 7:30 p.m. - 9:00 p.m.	**Spring 2000 RDL Team Registration** Champions Billiards; returning teams - Wed., Jan. 5; new teams - Thur., Jan. 6; (you can really register on either day though)

TREASURER BILLIE CHURCHWELL WILL NOT BE ACCEPTING CASH FOR REGISTRATION, NEWSLETTER, ETC., ANYMORE! BRING A CHECK! AND DO NOT BOUNCE A CHECK TO RDL - FROM NOW ON THAT WILL COST YOU AN EXTRA $20!

Thurs., Jan. 6	**RDL Board Meeting**; towards the end of the second registration meeting; Champions
Thurs., Jan. 6	**Deadline for *unrestricted* add-ons to roster** From 1-6 to 2-21, add-ons need approval
Jan. 7-9	Charlotte tournament, $2040; I have absolutely no other information on this one… sorry
Jan. 14-16	**Foothills Fling** (ADO), $6000; Greenville, SC For information, call Mark Kilinski of the South Carolina Upstate Dart League, 864-246-5346
Mon., Jan. 17 7:00 p.m.	**Spring 2000 Preseason Captains' Meeting** Champions Billiards; MANDATORY!!!
Wed., Jan. 19	**Spring 2000 Match Play Begins**
Mon., Feb. 21 7:00 p.m.	**Spring 2000 Fifth Week Captains' Meeting** Champions Billiards; MANDATORY!!!
Sat., May 13 12:00 p.m.	**Spring 2000 RDL Season-Ending Banquet** VFW Hall, Cary - just like today!

Other Local Weekly Leagues

Mon./Thurs.	***Capital Area Dart Club*** , Singles/Doubles
Mondays	***Tobacco Road Dart League*** , Durham
Tuesdays	***Bull City Dart League*** , Durham
Thursdays	***Triangle Dart League*** , Chapel Hill
Saturdays	***CADC Youth League*** , Champions Billiards

Weekly Blind Draws

Thursday	**Rack'M Up West**, 8:00 p.m. $5 entry. (851-9006) (Rack'M matches the pot!)
Friday	**Champions Billiards**, 7:00 p.m. (833-8337) (Champions matches the pot!)
Saturday	**Snooker's-RW**, 8:00 p.m. (Snooker's matches the pot up to $100!)(828-7665)
Sunday	**Champions Billiards**, 7:00 p.m. (833-8337) (Champions matches the pot!)
Monday	**After Hours**, 7:30 p.m. (552-4131) ($50 added for every 16 entrants)
Tuesday	**Champions Billiards**, 8:00 p.m. (833-8337) (Champions matches the pot!)

Champions Billiards & Darts - Blind Draw Notice!

Champions Billiards in Mission Valley Shopping Center is willing to hold a blind draw any day of the week that there are 14 or more people willing to enter. Seven days a week! Just get 14 people together, and they'll match the pot!

PENALTY LOG

The penalty log returns this season in the same form it has had for several seasons. I will list all of the penalties assessed throughout the season right here, so that anyone who thinks that the point math in their division doesn't quite add up can just check here and see who lost what when. It should eliminate any confusion. **Preseason captains' meeting (5 pts.):** Black & Tans (B). **Fifth week captains' meeting (5 pts.):** One Eyed at Fenway's (A), Dazed and Confused (A), Friends of the Devil (B), Shooter's Buzz (B), Black & Tans (B), Stik It (C), Heroes in Trouble (D), Last Call (D), UZMALL (F), One Armed Bandits (F), Sharky's Machine (G). **Phone-in (5 pts.):** Dogs of War (A,wk.10), Black & Tans (B,wk.1), Starving Dartists (D,wk.10). **Mail-in (16 pts.)**: Excalibur (B,wk.12), Volume of a Cue Ball (B, wk.8), Ray's Cosmic Babes (B,wk.6), Black & Tans (B,wk.1), Dixie Chickens (C,wk.4). **Election Ballot (5 pts.):** Volume of a Cue Ball (B), Shooter's Buzz (B), Black & Tans (B), Stik It (C), Comfortably Numb (C), Neighbors (C), Heroes in Trouble (D), Bulls Hitters (E), Dynamic Darts (E), To The Point (F), Damn Yankees! (F), DA Bulls (G), Dead Sox (G), Team Red Eye (G), Get Over It (G), Sharky's Machine (G).

THE SIXTH SEMI-ANNUAL EDITION OF : JK'S DIVISIONAL ALL-STAR TEAM PICKS

(Players within each division are listed alphabetically) (Players are chosen any way I damn well please - not purely by the numbers!)
(This is not purely my own guesses at who is simply the best thrower, but also who is important to their team, who is good in the clutch, etc.)

Divisional MVPs

All of RDL	*Ginger Rivenbark*	*Woody's Gang*
A Division	Joe Kipping	Britney's Spears
B Division	Will Benson	Shooter's Buzz
C Division	Pat Crowley	Comfortably Numb
D Division	John Jenkins	Get The Point
E Division	Pat Johnson	Birds of a Feather
F Division	Joe Stevens	Fum Duckers
G Division	Ginger Rivenbark	Woody's Gang

"A" Division

Kevin Barton	So What!!!!	Most consistent on 2nd place team.
Stef Bogaerts	Britney's Spears	Beat most of the tops in A this Fall.
Jim Budelman	Lunatic Fringe	21-0 in the two crickets sets. In A.
J.D. Dixon	Lunatic Fringe	Best player in the league when on.
Steve Hoffmann	Lunatic Fringe	Played a ton, and he won a ton.
Joe Kipping	Britney's Spears	Best kept secret in A is Mr. Clutch.
Jerry Oakley	Dogs of War	RDL all-star king makes the team.
Allen Smith	Dart Shadows	A div. singles winner makes the team.

"B" Division

{Pick any three of Doug and Joel. Go ahead, it's your choice. I don't care which three…}	Phillip, Chuck, Keith,	I can't pick more than three guys from Volume of a Cue Ball - with their roster, noone is necessary.
Will Benson	Shooter's Buzz	Simply most important to his team.
Paula Delp	Ray's Cosmic Babes	Easily the anchor of her team.
Tony Horton	Excalibur	Just needed to show up more often.
Keith Stark	Black & Tans	Solid, but needed some doubles help.
John Tighe	Excalibur	Consistent guy on a consistent team.

"C" Division

Pat Crowley	Comfortably Numb	Simply the best in this division.
Jeff Elliott	Horsemen	Too bad he moved, he was very good.
Keith Feller	Horsemen	About time he moved up from F & G.
Josh Hall	Cheap Shots	Just needs to hit a few double-outs.
Chris Heath	Comfortably Numb	Maybe the best '#2 man' outside A.
Chris Hoyt	Dixie Chickens	20-3 in singles in decent in any div.
Tony Keller	Horsemen	Solid across all sets, and as captain.
Steve Wilcenski	Scavengers	14-2 in cricket sets is impressive.

"D" Division

Jacky Buckner	Get The Point	Not spectacular, just consistent.
Randy Ennis	Get The Point	21-2 in cricket sets is tops in D div.
Kevin Gullett	Last Call	Just needs to start ripping in doubles.
William Holland	Grateful Darts	El Presidente wins a lotta games.
John Iager	Grateful Darts	Here because he went 10-1 in SCkt.
John Jenkins	Get The Point	This guy could make the A div. team.
Bill Rhea	Kozmic Debris	Play more and D coulda been close.
Donnie Shine	Nine Lives	New add-on outdid Smith/Copple.

"E" Division

Randy Baldwin	Not Again!	Wins a lot, probably could win more.
Patrick Beaudoin	Bulls Hitters	Big gun with a big singles record.
Dick Cummings	Bulls Hitters	One of best doubles records in RDL.
Chris Fournier	Travelin'BeerBellies	Decent to good across all sets.
Billy Hester	Dodge Darts	Four solid set records for Mug bunch.
Michael Hodges	Flying Aces	Big winner needs some backup.
Pat Johnson	Birds of a Feather	Means more to his team than most.
Jimmy Marx	Dodge Darts	Best thrower on Mug-winning team.

"F" Division

Dave Buckman	Tattoo the Red Eye	Rocked in the last three sets.
Lyman Kiser	One Armed Bandits	Too bad 501 record is only 0.500.
Doug Phelps	One Armed Bandits	20-4 in cricket, 14-8 in -01. Great.
David Romanchek	To The Point	Good thrower, leader of div. winners.
Bob Rube	UZMALL	Season after season he wins a lot.
Dan Safon	To The Point	Excellent record through three sets.
Joe Stevens	Fum Duckers	Where was this guy the first month?
Brian Vitale	One Armed Bandits	Singles/doubles are day/night…

"G" Division

Jason Crabtree	Woody's Gang	Crabtree & Crim have nearly identical win %-ages... and attendance rates.
Shane Crim	Woody's Gang	
Duncan Kerr	DA Bulls	WHY isn't he playing singles cricket?
Scott Lorbacher	Team Red Eye	Awesome except for doubles cricket.
Kevin Richardson	DA Bulls	Super record for top team in division.
Ginger Rivenbark	Woody's Gang	They would win a lot less without her.
Bruce Steinhauer	Get Over It	Tough thrower on shorthanded team.
Nelson Williams	Dead Sox	King Dead Sock needs DCkt partner.

QUICK STAT TIDBITS

-The **Quadruple Double Award** winners (double-digit wins in all four sections): for the first time and only time in 1999, we actually have someone in this category. Admittedly, there was only one division playing fourteen matches this season, thereby decreasing the chances, but it's still cool that only one person did it. And that person is *Steve Hoffmann* of Lunatic Fringe. Steve got picked a few times as well, and he made the most of his chances, actually winning 11 or more in all four sets. Since the other six divisions only played twelve matches, I decided that I would once again recognize all of the players that won double-digits of games in three sets, as well as players who won at least 9 in each set. Amazingly enough, nobody outside of A did one of those either, leaving us with *Tim Lane* (three double-digits AND at least nine in all four sets), *J.D. Dixon* (both also), and *Allen Smith* (three double-digits). The closest to either of those qualifications outside of A was *Phillip Eastmead* , who won 9,11,11,8 in the four sets, in order.

-**IronMan/Woman Award**: This season we had a truly amazing Iron Man performance. One of last year's three tied winners took the award all to himself this year, and he did it commandingly, and he did it in a *twelve-team* division! *Dave Wilser* of the ever-shorthanded Get Over It played an astounding **69** games in a 12-week season. And only 1 of those games was a tiebreaker! Honorable mention for others who led their divisions: Steve Hoffmann of Lunatic Fringe in A with 59, Kirk Herbert of Friends of the Devil in B with 51, Chris Hoyt of Dixie Chickens in C with 54, Kevin Hartley of Starving Dartists in D with 54, Jimmy Marx of Dodge Darts in E with 51, and Steve Tollerton of Fum Duckers in F with 52.

-The **Team Attendance Award** winners: well, there were just no clear-cut winners in this category, so I decided to just pick out my top five (in no particular order): Get Over It in G - five players played almost the entire season, Team Red Eye - six of seven members in 40-54 game range, Last Call in D - very balanced among the six regulars, Dazed and Confused and Arrowing Experience in A - teams with 6 and 7 players, respectively, that play almost equally.

RANDOM RDL THOUGHTS AND ITEMS

--You know… there's no real reason that you couldn't walk over to Billie Churchwell right now, pull out your checkbook and register for the Spring season. That would be one less thing to forget about after New Year's Day.

--Maybe if you see him today (I don't if he can attend or not) or maybe next season, you should tell Dave Berry how much you have appreciated what he has done for the RDL. Most of you will never know how much Dave went through every season to try to ensure the most teams possible with the most individual players matched up to suitable teams as possible. He went through a lot of work and effort, and he caught more flak than was ever deserved.

--As I'm sitting here finishing this Tons of Newsletter, I'm wondering this: how many of you have saved a copy of every newsletter that I've written in my six seasons with RDL. I'll bet there are at least a few of you.

--One of my teammates is moving to Germany in two months. He is a really nice guy and I enjoy hanging out with him a great deal. I'm really going to miss having him at our matches. I don't think I realized how much I enjoy having him around until he told me he was moving. I guess that's kind of the way it goes. Be thankful that you live in a place where you can do things like go hang out and throw darts. And be thankful for your friends, because they won't always be there - that's 2 teammates of mine that have moved since Oct.

--At a recent BCDL captains' meeting, one guy "informed" the Board that if dues was raised one dollar per person that "several teams would quit on the spot!" Of course, I think that 'several teams' meant 'him', but that's beside the point. Are people really that cheap? $20 for four months of my one favorite hobby, complete with weekly newsletter (mailed directly to the captain's home), and a party with free food and drink, and a trophy line big enough to choke a whole family of elephants…. You should feel damn lucky to get so much for so little! [Geez, I feel like this is my 'standing on the soapbox' sermon column.]

--And lastly, I just want to remind everyone that this month is NOT the end of the millenium. December 2000 is. This is just when the first digit of four rolls over like a car speedometer, but it's different - this *will be* the 2000th year A.D.

FALL 1999 BAR RATING RESULTS

Included here are the cumulative averages of each RDL host establishment's ratings from their visiting captains. The Board has taken the individual scores and comments and talked with some bar owners about what needs to be improved, but it is equally important to recognize our establishments that have provided the most excellent accommodations to our members. In any case, here are the result totals for each and every one of our establishments for the past season. The top three of the season receive awards in recognition of their facilities and service.

FALL 1999 SEASON

The establishments were rated in six categories, with possible scores of 1 to 5 in each category. The lowest total possible then is **6**, while the highest total possible is **30**.

Establishment Average

Unfortunately, due to a series of conflicting schedules, I wasn't able to get these results from the person preparing the final scores. I had saved this space in the newsletter, but it's Friday night and it's time to go to the copier and finish this edition. I guess you should just listen during the awards presentations if you want to hear which bars won, and then I'll include full results in an edition of the Tons early next season.

2000 RDL Board Election Results

I wasn't provided with the full vote totals for all RDL members written in on the ballots, but I was given the vote totals for the winning members, along with an assurance that all of these winners secured a clear majority. Without further ado, I present to you your RDL Board for the year 2000.

President: William Holland (incumbent), 140 votes
Vice President: Phillip Eastmead, 150
Secretary: (currently vacant - Connie Austin won this election with 152 votes, but later informed the Board that she was never contacted and couldn't accept the nomination due to work circumstances)
Treasurer: Billie Churchwell (incumbent), 153
Membership: Cathy Moeschet, 146
R&G Director: Brian Selby (incumbent), 153
External Organizations: J.D. Dixon, 109

Next time you see these people, you should offer them a beer or two, or at least let them know how grateful you are that they are willing to give up their free time to make sure that your hobby keeps rolling along without any major glitches. These are often thankless jobs, and you might be surprised how nice it is for these people when they hear that you appreciate what they do.

Results of the vote on best 2-of-3 in singles

Unfortunately, as with the bar rating outcomes, a series of conflicting schedules has again kept me from receiving the results of these votes from the person preparing the final tallies. I had saved this space in the newsletter, but it's Friday night and it's time to go to the copier and finish this edition. I guess maybe an announcement will be made sometime during this banquet, so you should probably keep yours ears open. I'll include the full vote tallies in an edition of the Tons early next season if the Board wants me to do so.

MY PRESEASON & TOURNEY PREDICTION RESULTS

In my tourney predictions, I absolutely kicked butt! Of course, it helped that there weren't any really huge upsets, but I'm still proud of my record this time. I got every game in A, B and F divisions correct, and did well in the others also. In the quarterfinals, I went 18-3. In the semifinals, I went 12-2. Then, in the finals, I went 6-1! I nailed the top four divisions where the top seed, but I also nailed E and F divisions where non-regular season winners prevailed. Unfortunately, I went for a third upset, this time in G, and finally got one of the finals wrong. I'll take a 36-6 record in the tournaments though, especially since I don't repick after the first or second round is finished.

As for my preseason predictions, they were like a tale of two cities. If you read them now, it sounds like I wrote my picks for A, B, C, D and E after the season was over, and I had seen the results. I'm serious - go back and read issue #1 from this season, and you could be a tad amazed. Hell, I was. However, my picks for F and G don't seem like I waited until after the season, they seem like I waited until after my lobotomy. At least my F pick came through for me in the tournament, but in G… could I have gotten that division more wrong? Anyway, I'll be back to try again next season. See you then.

QUOTES OF THE TOURNAMENT

Quote #1 : from Bill White, captain of DA Bulls, the regular season and tournament champions in G division: "Not bad for a team not picked to finish in the top four in the division, eh?" [Yeah, you're right. See the column to the left of this one… - JK]

Quote #2 : from Ginger Rivenbark, captain of Woody's Gang, after her team had won their semifinals match to set up the big showdown with DA Bulls: "Hi, Jason. This is Ginger… captain of Woody's Revenge!" [Hopefully revenge is sweeter when you let the other team win a few in a row and you lull them to sleep.]

Quote #3 : from a captain, who evidently just doesn't like me very much: "Thhhhhpppppppphhhhttttt!!" [And no, it wasn't a 'ha, ha, we topped your prediction' raspberry…]

Quote #4 : from Sven Johnson, captain of One Armed Bandits, the only team from as low as 3rd place to win a set of Mugs this season: "I just want to say that we had a great time playing To The Point and Tattoo the Red Eye. Those were great matches, and we wish them luck in E division. Hopefully, we'll be up with them, as I think we've made a pretty good showing of ourselves." [Good for you! It's refreshing to have teams *want* to move up.]

Fall 1999 RDL Top Singles Records (by division) (FINAL!)

(All statistics are included, as there were no missing scoresheets this season)
(Game minimums required for this listing: 19 for A division, 16 for all other divisions)

"A" Division

			W	L	%-age
1	Smith, Allen	A3/ Dart Shadows	23	2	0.920
2	Budelman, Jim	A2/ Lunatic Fringe	19	3	0.864
3	Bogaerts, Stef	A6/ Britney's Spears	19	4	0.826
4	Hoffmann, Steve	A2/ Lunatic Fringe	24	6	0.800
5	Dixon, J.D.	A2/ Lunatic Fringe	19	5	0.792
6	Oakley, Jerry	A4/ Dogs of War	22	6	0.786
7	Kipping, Joe	A6/ Britney's Spears	20	6	0.769
8	Barton, Kevin	A5/ So What!!!!	18	6	0.750
9	West, Billy	A5/ So What!!!!	17	6	0.739
10	Scott, Lee	A5/ So What!!!!	14	5	0.737
11	Lane, Tim	A2/ Lunatic Fringe	19	7	0.731
12	Samaluk, Somchai	A5/ So What!!!!	17	7	0.708
13	Butters, Scott	A7/ Dazed and Confused	19	9	0.679
14	Lemons, Todd	A5/ So What!!!!	16	8	0.667
15	Simpson, Donnie	A1/ One Eyed at Fenway's	17	10	0.630

"B" Division

			W	L	%-age
1	Greer, Chuck	B3/ Volume of a Cue Ball	21	2	0.913
2	Eastmead, Phillip	B3/ Volume of a Cue Ball	20	2	0.909
3	Gibbs, Keith	B3/ Volume of a Cue Ball	16	4	0.800
4	Benson, Will	B6/ Shooter's Buzz	16	6	0.727
5	Stark, Keith	B7/ Black & Tans	16	8	0.667
6	Tighe, John	B1/ Excalibur	15	8	0.652
7	Gordon, Bill	B7/ Black & Tans	16	9	0.640
8	Delp, Paula	B4/ Ray's Cosmic Babes	14	8	0.636
	Eason, Joel	B3/ Volume of a Cue Ball	14	8	0.636
10	Prior, Jeff	B1/ Excalibur	10	6	0.625
	Robison, Jack "Pops"	B2/ Friends of the Devil	10	6	0.625
	Slominski, Mark	B1/ Excalibur	10	6	0.625
13	Smith, Sarge	B5/ One & Done	13	10	0.565
14	Daly, Drew	B7/ Black & Tans	11	9	0.550
15	Tomlinson, Mark	B6/ Shooter's Buzz	13	11	0.542

"C" Division

			W	L	%-age
1	Hoyt, Chris	C1/ Dixie Chickens	20	3	0.870
2	Heath, Chris	C3/ Comfortably Numb	15	3	0.833
3	Crowley, Pat	C3/ Comfortably Numb	15	5	0.750
	Sutphen, George	C4/ Horsemen	15	5	0.750
5	Wilcenski, Steve	C6/ Scavengers	11	5	0.688
6	Feller, Keith	C4/ Horsemen	13	6	0.684
	Witz, Steve	C7/ Cheap Shots	13	6	0.684
8	Skea, Bob	C6/ Scavengers	14	7	0.667
9	Wade, Nate	C6/ Scavengers	15	9	0.625
10	Keller, Tony	C4/ Horsemen	13	8	0.619
11	Herman, Fritz	C1/ Dixie Chickens	15	11	0.577
12	McCredie, Bob	C4/ Horsemen	12	9	0.571
13	Heath, Mark	C1/ Dixie Chickens	9	7	0.563
14	James, Bob	C1/ Dixie Chickens	10	9	0.526
15	(five tied)				0.500

"D" Division

			W	L	%-age
1	Iager, John	D3/ Grateful Darts	13	3	0.813
2	Gullett, Kevin	D7/ Last Call	16	5	0.762
3	Holland, William	D3/ Grateful Darts	17	7	0.708
4	Hansen, Paul	D5/ Kozmic Debris	12	5	0.706
	Hendricks, Ron	D2/ Starving Dartists	12	5	0.706
6	Shine, Donnie	D6/ Nine Lives	13	6	0.684
7	Jenkins, John	D1/ Get The Point	15	7	0.682
	Martin, Anthony	D5/ Kozmic Debris	15	7	0.682
9	Ennis, Randy	D1/ Get The Point	16	8	0.667
	Shown, Marc	D2/ Starving Dartists	14	7	0.667
11	Perkins, Rick	D3/ Grateful Darts	10	6	0.625
12	Root, Andrew	D7/ Last Call	16	10	0.615
13	King, Adam	D4/ Heroes in Trouble	11	7	0.611
14	Marsden, James	D6/ Nine Lives	14	9	0.609
15	(two tied)	D1/ Get The Point	13	9	0.591

"E" Division

			W	L	%-age
1	Beaudoin, Patrick	E2/ Bulls Hitters	15	3	0.833
1	Markov, Jim	E5/ Dynamic Darts	15	3	0.833
3	Perrault, Melissa	E6/ Dodge Darts	15	4	0.789
4	Baldwin, Randy	E4/ Not Again!	17	5	0.773
5	Marx, Jimmy	E6/ Dodge Darts	18	6	0.750
6	Hodges, Michael	E1/ Flying Aces	16	6	0.727
	Holland, Steve	E6/ Dodge Darts	16	6	0.727
8	Murdaugh, John	E1/ Flying Aces	12	5	0.706
9	Carter, Kevin	E6/ Dodge Darts	13	6	0.684
10	Fournier, Chris	E7/ Travelin' Beer Bellies	15	7	0.682
11	Johnson, Pat	E3/ Birds of a Feather	16	8	0.667
	Ellison, George	E5/ Dynamic Darts	12	6	0.667
13	Hester, Billy	E6/ Dodge Darts	13	7	0.650
14	Cummings, Dick	E2/ Bulls Hitters	11	7	0.611
15	(two tied)		12	8	0.600

"F" Division

			W	L	%-age
1	Vitale, Brian	F7/ One Armed Bandits	19	2	0.905
2	Buckman, Dave	F6/ Tattoo the Red Eye	16	5	0.762
3	Phelps, Doug	F7/ One Armed Bandits	17	6	0.739
4	Lupien, Bam	F4/ Damn Yankees!	14	5	0.737
5	Woodell, Jimmy	F3/ UZMALL	13	5	0.722
6	Kiser, Lyman	F7/ One Armed Bandits	15	6	0.714
	Safon, Dan	F2/ To the Point	15	6	0.714
8	Romanchek, David	F2/ To the Point	18	8	0.692
9	Carawon, Bob	F5/ Fum Duckers	16	8	0.667
	Rube, Bob	F3/ UZMALL	16	8	0.667
	Paulson, Glenn	F2/ To the Point	12	6	0.667
12	Gildea, Tom	F1/ I.N.C.	15	8	0.652
13	Powell, Mark	F3/ UZMALL	13	7	0.650
14	Mitchell, Steve	F1/ I.N.C.	16	10	0.615
15	Wilkinson, Charlie	F3/ UZMALL	14	9	0.609

"G" Division

			W	L	%-age
1	Rivenbark, Ginger	G1/ Woody's Gang	21	1	0.955
2	Lorbacher, Scott	G4/ Team Red Eye	21	3	0.875
3	Richardson, Kevin	G2/ DA Bulls	16	3	0.842
4	Kerr, Duncan	G2/ DA Bulls	14	3	0.824
5	Crabtree, Jason	G1/ Woody's Gang	13	3	0.813
6	Williams, Nelson	G3/ Dead Sox	16	6	0.727
7	Vaughan, Bill	G4/ Team Red Eye	17	7	0.708
8	Kiether, Bill	G7/ The G Spot	12	6	0.667
9	Graham, Bernie	G4/ Team Red Eye	16	9	0.640
10	Crim, Shane	G1/ Woody's Gang	10	6	0.625
11	Arensdorf, David	G6/ Sharky's Machine	11	7	0.611
12	Alapin, Toni	G3/ Dead Sox	14	9	0.609
13	Penny, Ron	G7/ The G Spot	12	9	0.571
14	Steinhauer, Bruce	G5/ Get Over It	15	12	0.556
	(two tied)		10	8	0.556

Women's Records

			W	L	%-age
1	Rivenbark, Ginger	G1/ Woody's Gang	21	1	0.955
2	Perrault, Melissa	E6/ Dodge Darts	15	4	0.789
3	Delp, Paula	B4/ Ray's Cosmic Babes	14	8	0.636
4	Alapin, Toni	G3/ Dead Sox	14	9	0.609
5	Lawley, Lisa	G5/ Get Over It	14	14	0.500
6	Enos, Kellee	D4/ Heroes in Trouble	11	12	0.478
7	Kelso, Danica	B4/ Ray's Cosmic Babes	9	10	0.474
	Austin, Connie	D1/ Get The Point	9	10	0.474
	Lupien, Kim	F4/ Damn Yankees!	9	10	0.474
10	Rhea, Laurie	D5/ Kozmic Debris	8	9	0.471
11	Parker, Deb	B4/ Ray's Cosmic Babes	9	13	0.409
12	Bohanan, Heather	G7/ The G Spot	9	16	0.360
13	Clement, Dawn	F1/ I.N.C.	7	16	0.304
14	Gambino, Jill	G1/ Woody's Gang	8	19	0.296
15	Churchwell, Billie	B4/ Ray's Cosmic Babes	7	18	0.280

Fall 1999 RDL Top Doubles Records (by division) (FINAL!)

(All statistics are included, as there were no missing scoresheets this season)
(Game minimums required for this listing: 19 for A division, 16 for all other divisions)

"A" Division

			W	L	%-age
1	Dixon, J.D.	A2/ Lunatic Fringe	21	3	0.875
2	Budelman, Jim	A2/ Lunatic Fringe	16	3	0.842
3	Lane, Tim	A2/ Lunatic Fringe	22	5	0.815
4	Hoffmann, Steve	A2/ Lunatic Fringe	23	6	0.793
5	Smith, Allen	A3/ Dart Shadows	17	5	0.773
6	Terry, Bob	A2/ Lunatic Fringe	20	8	0.714
	Berry, Dave	A8/ Arrowing Experience	15	6	0.714
8	Selby, Brian	A5/ So What!!!!	14	6	0.700
9	Barton, Kevin	A5/ So What!!!!	19	9	0.679
10	Kipping, Joe	A6/ Britney's Spears	16	8	0.667
11	Samaluk, Somchai	A5/ So What!!!!	19	10	0.655
12	Lemons, Todd	A5/ So What!!!!	15	8	0.652
13	West, Billy	A5/ So What!!!!	16	9	0.640
14	Hall, Mike	A3/ Dart Shadows	15	10	0.600
15	Kilts, Jason	A6/ Britney's Spears	12	10	0.545

"B" Division

			W	L	%-age
1	Eastmead, Phillip	B3/ Volume of a Cue Ball	19	1	0.950
2	Jeffcoat, Doug	B3/ Volume of a Cue Ball	14	3	0.824
3	Gibbs, Keith	B3/ Volume of a Cue Ball	17	4	0.810
4	Eason, Joel	B3/ Volume of a Cue Ball	15	5	0.750
5	Daly, Drew	B7/ Black & Tans	14	6	0.700
6	Slominski, Mark	B1/ Excalibur	11	5	0.688
7	Coyne, Kevin	B3/ Volume of a Cue Ball	13	6	0.684
8	Dwight, Mike	B7/ Black & Tans	15	7	0.682
9	Stewart, Shannon	B1/ Excalibur	14	7	0.667
	Griffin, Craig	B3/ Volume of a Cue Ball	12	6	0.667
11	Greer, Chuck	B3/ Volume of a Cue Ball	13	7	0.650
12	Tighe, John	B1/ Excalibur	14	9	0.609
13	Lewis, Scott	B2/ Friends of the Devil	13	9	0.591
	Prior, Jeff	B1/ Excalibur	13	9	0.591
15	Gordon, Bill	B7/ Black & Tans	13	10	0.565

"C" Division

			W	L	%-age
1	Feller, Keith	C4/ Horsemen	16	2	0.889
2	Keller, Tony	C4/ Horsemen	15	4	0.789
	Robertson, Ronnie	C3/ Comfortably Numb	15	4	0.789
4	Crowley, Pat	C3/ Comfortably Numb	15	5	0.750
5	Hall, Josh	C7/ Cheap Shots	17	6	0.739
6	Galloway, Dave	C3/ Comfortably Numb	12	5	0.706
7	Witz, Steve	C7/ Cheap Shots	13	7	0.650
8	Heath, Chris	C3/ Comfortably Numb	11	6	0.647
	Heath, Mark	C1/ Dixie Chickens	11	6	0.647
10	McCredie, Bob	C4/ Horsemen	14	8	0.636
11	Knight, Steve	C4/ Horsemen	12	7	0.632
12	Skea, Bob	C6/ Scavengers	13	8	0.619
13	James, Bob	C1/ Dixie Chickens	10	7	0.588
	Maminski, Len	C4/ Horsemen	10	7	0.588
15	Corter, Dave	C7/ Cheap Shots	11	9	0.550

"D" Division

			W	L	%-age
1	Jenkins, John	D1/ Get The Point	18	4	0.818
2	Austin, Connie	D1/ Get The Point	13	6	0.684
3	Buckner, Jacky	D1/ Get The Point	15	7	0.682
	Ennis, Randy	D1/ Get The Point	15	7	0.682
5	Thompson, Barry	D1/ Get The Point	16	8	0.667
6	Hagan, Mark	D2/ Starving Dartists	14	8	0.636
7	Shine, Donnie	D6/ Nine Lives	10	6	0.625
8	Howell, John	D2/ Starving Dartists	16	10	0.615
9	Fuhrmann, Al	D6/ Nine Lives	13	9	0.591
10	Root, Andrew	D7/ Last Call	14	11	0.560
11	Bridges, Jeff	D7/ Last Call	12	10	0.545
	Copple, Matthew	D6/ Nine Lives	12	10	0.545
	Holland, William	D3/ Grateful Darts	12	10	0.545
	Schuelke, David	D7/ Last Call	12	10	0.545
15	Moser, Adam	D4/ Heroes in Trouble	9	8	0.529

"E" Division

			W	L	%-age
1	Cummings, Dick	E2/ Bulls Hitters	15	3	0.833
2	Bush, Jim	E4/ Not Again!	12	4	0.750
3	Bonar, Eric	E4/ Not Again!	17	6	0.739
	Johnson, Pat	E3/ Birds of a Feather	17	6	0.739
5	Yoneoka, J.J.	E7/ Travelin' Beer Bellies	14	5	0.737
6	Saunders, Berk	E7/ Travelin' Beer Bellies	13	5	0.722
7	Watt, Chuck	E2/ Bulls Hitters	11	5	0.688
8	Fournier, Chris	E7/ Travelin' Beer Bellies	14	7	0.667
9	Edgecomb, Andrew	E3/ Birds of a Feather	15	8	0.652
10	Whitney, Bob	E2/ Bulls Hitters	13	7	0.650
11	Hester, Billy	E6/ Dodge Darts	12	7	0.632
12	Brown, Bill	E3/ Birds of a Feather	12	8	0.600
13	Holland, Steve	E6/ Dodge Darts	14	10	0.583
	Marx, Jimmy	E6/ Dodge Darts	14	10	0.583
15	Randolph, Jon	E3/ Birds of a Feather	11	8	0.579

"F" Division

			W	L	%-age
1	Rube, Bob	F3/ UZMALL	19	5	0.792
2	Phelps, Doug	F7/ One Armed Bandits	17	6	0.739
3	Kemp, Louis	F6/ Tattoo the Red Eye	16	6	0.727
4	Kitchin, Bob	F6/ Tattoo the Red Eye	13	5	0.722
5	Buckman, Dave	F6/ Tattoo the Red Eye	18	7	0.720
6	Redmon, Art	F6/ Tattoo the Red Eye	15	6	0.714
7	Lupien, Bam	F4/ Damn Yankees!	13	7	0.650
	Safon, Dan	F2/ To the Point	13	7	0.650
9	Taylor, Wayne, Jr.	F7/ One Armed Bandits	14	8	0.636
10	Crolla, Mike	F6/ Tattoo the Red Eye	11	7	0.611
11	Kiser, Lyman	F7/ One Armed Bandits	12	8	0.600
	Powell, Mark	F3/ UZMALL	12	8	0.600
13	Romanchek, David	F2/ To the Point	13	9	0.591
14	Casadonte, Paul	F5/ Fum Duckers	12	9	0.571
	Rouse, Chuck	F3/ UZMALL	12	9	0.571

"G" Division

			W	L	%-age
1	Kerr, Duncan	G2/ DA Bulls	19	3	0.864
2	Crim, Shane	G1/ Woody's Gang	13	3	0.813
3	Richardson, Kevin	G2/ DA Bulls	12	4	0.750
4	Rivenbark, Ginger	G1/ Woody's Gang	16	6	0.727
	White, Bill	G2/ DA Bulls	16	6	0.727
6	Steinhauer, Bruce	G5/ Get Over It	18	8	0.692
7	Lang, Brian	G1/ Woody's Gang	20	10	0.667
	Munn, Chuck	G2/ DA Bulls	12	6	0.667
9	Snowden, Mark	G2/ DA Bulls	10	6	0.625
10	Arensdorf, David	G6/ Sharky's Machine	10	7	0.588
11	Lorbacher, Scott	G4/ Team Red Eye	14	10	0.583
12	Gambino, Jill	G1/ Woody's Gang	15	11	0.577
13	Browndorf, Ken	G6/ Sharky's Machine	10	8	0.556
14	Coleman, Bret	G4/ Team Red Eye	11	9	0.550
15	McSorley, Paul	G2/ DA Bulls	9	8	0.529

Women's Records

			W	L	%-age
1	Rivenbark, Ginger	G1/ Woody's Gang	16	6	0.727
2	Austin, Connie	D1/ Get The Point	13	6	0.684
3	Gambino, Jill	G1/ Woody's Gang	15	11	0.577
4	Perrault, Melissa	E6/ Dodge Darts	13	11	0.542
5	Rhea, Laurie	D5/ Kozmic Debris	9	9	0.500
6	Lawley, Lisa	G5/ Get Over It	14	16	0.467
7	Enos, Kellee	D4/ Heroes in Trouble	12	14	0.462
8	Delp, Paula	B4/ Ray's Cosmic Babes	10	12	0.455
9	Brown, Deborah	F2/ To the Point	9	12	0.429
10	Kelso, Danica	B4/ Ray's Cosmic Babes	8	12	0.400
11	Parker, Deb	B4/ Ray's Cosmic Babes	9	14	0.391
	Clement, Dawn	F1/ I.N.C.	9	14	0.391
13	Lupien, Kim	F4/ Damn Yankees!	6	11	0.353
14	Alapin, Toni	G3/ Dead Sox	8	16	0.333
	Payne, Julie	E6/ Dodge Darts	6	12	0.333

Fall 1999 RDL Top Singles+Doubles Records (by division) (FINAL!)

(All statistics are included, as there were no missing scoresheets this season)
(Game minimums required for this listing: 37 for A division, 32 for all other divisions)

"A" Division

			W	L	%-age
1	Budelman, Jim	A2/ Lunatic Fringe	35	6	0.854
2	Smith, Allen	A3/ Dart Shadows	40	7	0.851
3	Dixon, J.D.	A2/ Lunatic Fringe	40	8	0.833
4	Hoffmann, Steve	A2/ Lunatic Fringe	47	12	0.797
5	Lane, Tim	A2/ Lunatic Fringe	41	12	0.774
6	Kipping, Joe	A6/ Britney's Spears	36	14	0.720
7	Barton, Kevin	A5/ So What!!!!	37	15	0.712
8	West, Billy	A5/ So What!!!!	33	15	0.688
9	Samaluk, Somchai	A5/ So What!!!!	36	17	0.679
10	Lemons, Todd	A5/ So What!!!!	31	16	0.660
11	Bogaerts, Stef	A6/ Britney's Spears	30	16	0.652
12	Terry, Bob	A2/ Lunatic Fringe	35	20	0.636
13	Selby, Brian	A5/ So What!!!!	26	15	0.634
14	Hall, Mike	A3/ Dart Shadows	27	16	0.628
15	(two tied)		34	22	0.607

"B" Division

			W	L	%-age
1	Eastmead, Phillip	B3/ Volume of a Cue Ball	39	3	0.929
2	Gibbs, Keith	B3/ Volume of a Cue Ball	33	8	0.805
3	Greer, Chuck	B3/ Volume of a Cue Ball	34	9	0.791
4	Eason, Joel	B3/ Volume of a Cue Ball	29	13	0.690
5	Slominski, Mark	B1/ Excalibur	21	11	0.656
6	Benson, Will	B6/ Shooter's Buzz	28	16	0.636
7	Tighe, John	B1/ Excalibur	29	17	0.630
8	Daly, Drew	B7/ Black & Tans	25	15	0.625
9	Prior, Jeff	B1/ Excalibur	23	15	0.605
10	Gordon, Bill	B7/ Black & Tans	29	19	0.604
11	Dwight, Mike	B7/ Black & Tans	27	18	0.600
12	Stark, Keith	B7/ Black & Tans	27	19	0.587
13	Griffin, Craig	B3/ Volume of a Cue Ball	21	15	0.583
14	Stewart, Shannon	B1/ Excalibur	24	19	0.558
15	(two tied)		24	20	0.545

"C" Division

			W	L	%-age
1	Feller, Keith	C4/ Horsemen	29	8	0.784
2	Crowley, Pat	C3/ Comfortably Numb	30	10	0.750
3	Heath, Chris	C3/ Comfortably Numb	26	9	0.743
4	Sutphen, George	C4/ Horsemen	25	10	0.714
5	Keller, Tony	C4/ Horsemen	28	12	0.700
6	Witz, Steve	C7/ Cheap Shots	26	13	0.667
7	Skea, Bob	C6/ Scavengers	27	15	0.643
8	Hoyt, Chris	C1/ Dixie Chickens	30	17	0.638
9	Hall, Josh	C7/ Cheap Shots	28	17	0.622
10	Galloway, Dave	C3/ Comfortably Numb	20	13	0.606
	Heath, Mark	C1/ Dixie Chickens	20	13	0.606
12	McCredie, Bob	C4/ Horsemen	26	17	0.605
13	Robertson, Ronnie	C3/ Comfortably Numb	21	14	0.600
14	Wade, Nate	C6/ Scavengers	26	19	0.578
15	James, Bob	C1/ Dixie Chickens	20	16	0.556

"D" Division

			W	L	%-age
1	Jenkins, John	D1/ Get The Point	33	11	0.750
2	Ennis, Randy	D1/ Get The Point	31	15	0.674
3	Shine, Donnie	D6/ Nine Lives	23	12	0.657
4	Buckner, Jacky	D1/ Get The Point	28	16	0.636
5	Iager, John	D3/ Grateful Darts	24	14	0.632
6	Holland, William	D3/ Grateful Darts	29	17	0.630
	Thompson, Barry	D1/ Get The Point	29	17	0.630
8	Gullett, Kevin	D7/ Last Call	27	16	0.628
9	Shown, Marc	D2/ Starving Dartists	24	16	0.600
	Hansen, Paul	D5/ Kozmic Debris	21	14	0.600
11	Root, Andrew	D7/ Last Call	30	21	0.588
12	Austin, Connie	D1/ Get The Point	22	16	0.579
13	Howell, John	D2/ Starving Dartists	29	22	0.569
14	Hendricks, Ron	D2/ Starving Dartists	21	16	0.568
15	Marsden, James	D6/ Nine Lives	26	21	0.553

"E" Division

			W	L	%-age
1	Cummings, Dick	E2/ Bulls Hitters	26	10	0.722
2	Johnson, Pat	E3/ Birds of a Feather	33	14	0.702
3	Beaudoin, Patrick	E2/ Bulls Hitters	25	11	0.694
4	Baldwin, Randy	E4/ Not Again!	29	14	0.674
	Fournier, Chris	E7/ Travelin' Beer Bellies	29	14	0.674
6	Marx, Jimmy	E6/ Dodge Darts	32	16	0.667
7	Holland, Steve	E6/ Dodge Darts	30	16	0.652
8	Perrault, Melissa	E6/ Dodge Darts	28	15	0.651
9	Hester, Billy	E6/ Dodge Darts	25	14	0.641
10	Bonar, Eric	E4/ Not Again!	30	17	0.638
11	Hodges, Michael	E1/ Flying Aces	27	18	0.600
	Markov, Jim	E5/ Dynamic Darts	21	14	0.600
13	Saunders, Berk	E7/ Travelin' Beer Bellies	22	15	0.595
14	Murdaugh, John	E1/ Flying Aces	22	16	0.579
15	Edgecomb, Andrew	E3/ Birds of a Feather	26	20	0.565

"F" Division

			W	L	%-age
1	Buckman, Dave	F6/ Tattoo the Red Eye	34	12	0.739
	Phelps, Doug	F7/ One Armed Bandits	34	12	0.739
3	Rube, Bob	F3/ UZMALL	35	13	0.729
4	Lupien, Bam	F4/ Damn Yankees!	27	12	0.692
5	Safon, Dan	F2/ To the Point	28	13	0.683
6	Kiser, Lyman	F7/ One Armed Bandits	27	14	0.659
7	Romanchek, David	F2/ To the Point	31	17	0.646
8	Redmon, Art	F6/ Tattoo the Red Eye	27	15	0.643
	Vitale, Brian	F7/ One Armed Bandits	27	15	0.643
10	Kitchin, Bob	F6/ Tattoo the Red Eye	23	13	0.639
11	Powell, Mark	F3/ UZMALL	25	15	0.625
12	Paulson, Glenn	F2/ To the Point	23	16	0.590
13	Carawon, Bob	F5/ Fum Duckers	27	19	0.587
14	Taylor, Wayne, Jr.	F7/ One Armed Bandits	25	18	0.581
15	Gildea, Tom	F1/ I.N.C.	26	19	0.578

"G" Division

			W	L	%-age
1	Kerr, Duncan	G2/ DA Bulls	33	6	0.846
2	Rivenbark, Ginger	G1/ Woody's Gang	37	7	0.841
3	Richardson, Kevin	G2/ DA Bulls	28	7	0.800
4	Lorbacher, Scott	G4/ Team Red Eye	35	13	0.729
5	Crim, Shane	G1/ Woody's Gang	23	9	0.719
6	White, Bill	G2/ DA Bulls	24	12	0.667
7	Steinhauer, Bruce	G5/ Get Over It	33	20	0.623
8	Williams, Nelson	G3/ Dead Sox	26	17	0.605
9	Arensdorf, David	G6/ Sharky's Machine	21	14	0.600
10	McSorley, Paul	G2/ DA Bulls	19	13	0.594
11	Munn, Chuck	G2/ DA Bulls	22	16	0.579
12	Lang, Brian	G1/ Woody's Gang	31	24	0.564
13	Vaughan, Bill	G4/ Team Red Eye	27	22	0.551
14	Palkoski, Scott	G2/ DA Bulls	17	15	0.531
15	(two tied)		19	17	0.528

Women's Records

			W	L	%-age
1	Rivenbark, Ginger	G1/ Woody's Gang	37	7	0.841
2	Perrault, Melissa	E6/ Dodge Darts	28	15	0.651
3	Austin, Connie	D1/ Get The Point	22	16	0.579
4	Delp, Paula	B4/ Ray's Cosmic Babes	24	20	0.545
5	Rhea, Laurie	D5/ Kozmic Debris	17	18	0.486
6	Lawley, Lisa	G5/ Get Over It	28	30	0.483
7	Enos, Kellee	D4/ Heroes in Trouble	23	26	0.469
8	Alapin, Toni	G3/ Dead Sox	22	25	0.468
9	Kelso, Danica	B4/ Ray's Cosmic Babes	17	22	0.436
10	Gambino, Jill	G1/ Woody's Gang	23	30	0.434
11	Lupien, Kim	F4/ Damn Yankees!	15	21	0.417
12	Parker, Deb	B4/ Ray's Cosmic Babes	18	27	0.400
13	Clement, Dawn	F1/ I.N.C.	16	30	0.348
14	Brown, Deborah	F2/ To the Point	14	27	0.341
15	(two tied)				0.313

Fall 1999 RDL Top All-Star Percentages (by division) (FINAL!)

(All statistics are included, as there were no missing scoresheets this season)
(Game minimums required for this listing: 37 for A division, 32 for all other divisions)

"A" Division

			ASP	TGP	%-age
1	Oakley, Jerry	A4/ Dogs of War	94.5	58	1.629
2	Simpson, Donnie	A1/ One Eyed at Fenway's	86.5	54	1.602
3	West, Billy	A5/ So What!!!!	76.5	49	1.561
4	Smith, Allen	A3/ Dart Shadows	72.0	47	1.532
5	Brown, Barry	A4/ Dogs of War	51.0	39	1.308
6	Dixon, J.D.	A2/ Lunatic Fringe	62.0	48	1.292
7	Gilbert, Chris	A3/ Dart Shadows	60.0	47	1.277
8	Budelman, Jim	A2/ Lunatic Fringe	52.0	41	1.268
9	Gaglione, Joe	A3/ Dart Shadows	48.0	39	1.231
10	Bogaerts, Stef	A6/ Britney's Spears	57.5	47	1.223
11	Samaluk, Somchai	A5/ So What!!!!	64.5	54	1.194
12	Lane, Tim	A2/ Lunatic Fringe	62.0	53	1.170
13	Selby, Brian	A5/ So What!!!!	49.0	42	1.167
14	Hoffmann, Steve	A2/ Lunatic Fringe	67.0	59	1.136
15	Carroll, John	A4/ Dogs of War	58.5	52	1.125

"B" Division

			ASP	TGP	%-age
1	Eastmead, Phillip	B3/ Volume of a Cue Ball	57.5	42	1.369
2	Greer, Chuck	B3/ Volume of a Cue Ball	45.0	43	1.047
3	Benson, Will	B6/ Shooter's Buzz	46.5	46	1.011
4	Delp, Paula	B4/ Ray's Cosmic Babes	37.5	44	0.852
5	Eason, Joel	B3/ Volume of a Cue Ball	34.5	42	0.821
6	Stark, Keith	B7/ Black & Tans	38.5	47	0.819
7	Stewart, Shannon	B1/ Excalibur	33.5	44	0.761
8	Gibbs, Keith	B3/ Volume of a Cue Ball	28.5	41	0.695
9	Robison, Jack "Pops"	B2/ Friends of the Devil	25.0	38	0.658
10	Dwight, Mike	B7/ Black & Tans	29.5	46	0.641
11	Tomlinson, Mark	B6/ Shooter's Buzz	32.0	50	0.640
12	Coyne, Kevin	B3/ Volume of a Cue Ball	22.0	37	0.595
13	Smith, Sarge	B5/ One & Done	27.5	48	0.573
14	Herbert, Kirk	B2/ Friends of the Devil	28.5	51	0.559
15	Walker, Chip	B2/ Friends of the Devil	19.0	35	0.543

"C" Division

			ASP	TGP	%-age
1	Crowley, Pat	C3/ Comfortably Numb	45.0	41	1.098
2	Wilcenski, Steve	C6/ Scavengers	32.5	32	1.016
3	Heath, Chris	C3/ Comfortably Numb	29.5	36	0.819
4	Wade, Nate	C6/ Scavengers	35.5	46	0.772
5	Heath, Mark	C1/ Dixie Chickens	25.0	35	0.714
6	James, Bob	C1/ Dixie Chickens	25.5	37	0.689
7	Witz, Steve	C7/ Cheap Shots	28.0	41	0.683
8	Hoyt, Chris	C1/ Dixie Chickens	31.0	49	0.633
9	Feller, Keith	C4/ Horsemen	25.0	40	0.625
10	McCredie, Bob	C4/ Horsemen	27.0	46	0.587
11	Keller, Tony	C4/ Horsemen	24.0	43	0.558
12	Morgan, Thom	C7/ Cheap Shots	23.0	43	0.535
13	Warren, Randy	C7/ Cheap Shots	25.5	48	0.531
14	Sutphen, George	C4/ Horsemen	18.5	37	0.500
15	Hall, Josh	C7/ Cheap Shots	22.0	47	0.468

"D" Division

			ASP	TGP	%-age
1	Jenkins, John	D1/ Get The Point	48.5	44	1.102
2	Smith, Butch	D6/ Nine Lives	33.0	40	0.825
3	Bridges, Jeff	D7/ Last Call	31.0	44	0.705
4	Buckner, Jacky	D1/ Get The Point	29.5	44	0.670
5	King, Adam	D4/ Heroes in Trouble	23.0	36	0.639
6	Iager, John	D3/ Grateful Darts	24.0	38	0.632
7	Copple, Matthew	D6/ Nine Lives	27.5	44	0.625
8	Gullett, Kevin	D7/ Last Call	26.0	43	0.605
9	Holland, William	D3/ Grateful Darts	27.5	46	0.598
10	Howell, John	D2/ Starving Dartists	28.0	51	0.549
11	Thompson, Barry	D1/ Get The Point	25.0	46	0.543
12	Shine, Donnie	D6/ Nine Lives	19.0	35	0.543
13	Hansen, Paul	D5/ Kozmic Debris	18.0	35	0.514
14	Austin, Connie	D1/ Get The Point	19.5	38	0.513
15	Schuelke, David	D7/ Last Call	22.5	44	0.511

"E" Division

			ASP	TGP	%-age
1	Fournier, Chris	E7/ Travelin' Beer Bellies	29.0	44	0.659
2	Bonar, Eric	E4/ Not Again!	30.5	49	0.622
3	Baldwin, Randy	E4/ Not Again!	27.0	44	0.614
4	Markov, Jim	E5/ Dynamic Darts	21.5	36	0.597
5	Perrault, Melissa	E6/ Dodge Darts	25.5	46	0.554
6	Bush, Jim	E4/ Not Again!	17.5	32	0.547
7	Barnhill, Jeff	E7/ Travelin' Beer Bellies	21.5	40	0.538
8	Marx, Jimmy	E6/ Dodge Darts	27.0	51	0.529
9	Beaudoin, Patrick	E2/ Bulls Hitters	19.5	37	0.527
10	Jackson, Barry	E5/ Dynamic Darts	19.0	39	0.487
11	Hodges, Michael	E1/ Flying Aces	22.5	47	0.479
12	Saunders, Berk	E7/ Travelin' Beer Bellies	18.0	38	0.474
13	Hester, Billy	E6/ Dodge Darts	18.5	41	0.451
14	Deemer, Randy	E4/ Not Again!	17.0	38	0.447
15	Holland, Steve	E6/ Dodge Darts	20.5	49	0.418

"F" Division

			ASP	TGP	%-age
1	Safon, Dan	F2/ To the Point	26.5	42	0.631
2	Rube, Bob	F3/ UZMALL	29.0	48	0.604
3	Buckman, Dave	F6/ Tattoo the Red Eye	26.5	47	0.564
4	Powell, Mark	F3/ UZMALL	22.0	40	0.550
5	Phelps, Doug	F7/ One Armed Bandits	23.0	47	0.489
6	Mitchell, Steve	F1/ I.N.C.	23.5	51	0.461
7	Cox, John	F1/ I.N.C.	14.5	32	0.453
8	Gildea, Tom	F1/ I.N.C.	19.5	45	0.433
9	Vitale, Brian	F7/ One Armed Bandits	18.5	43	0.430
10	Benforado, Mike	F2/ To the Point	19.5	51	0.382
11	Side, Eric	F4/ Damn Yankees!	13.0	35	0.371
12	Wilkinson, Charlie	F3/ UZMALL	17.0	46	0.370
13	Jay, John	F6/ Tattoo the Red Eye	15.0	41	0.366
14	Redmon, Art	F6/ Tattoo the Red Eye	15.5	43	0.360
15	(two tied)				0.357

"G" Division

			ASP	TGP	%-age
1	Crabtree, Jason	G1/ Woody's Gang	20.0	34	0.588
2	Arensdorf, David	G6/ Sharky's Machine	20.0	35	0.571
3	Allison, Frank	G6/ Sharky's Machine	20.0	36	0.556
4	McSorley, Paul	G2/ DA Bulls	17.5	33	0.530
5	Rivenbark, Ginger	G1/ Woody's Gang	23.0	47	0.489
6	Lorbacher, Scott	G4/ Team Red Eye	23.0	50	0.460
7	Crim, Shane	G1/ Woody's Gang	15.5	34	0.456
8	Lawley, Charlie	G5/ Get Over It	19.0	51	0.373
9	Steinhauer, Bruce	G5/ Get Over It	20.0	54	0.370
10	Williams, Nelson	G3/ Dead Sox	16.0	44	0.364
11	Lawley, Lisa	G5/ Get Over It	21.0	59	0.356
12	Smith, John	G4/ Team Red Eye	14.5	41	0.354
13	Hurley, John	G7/ The G Spot	17.0	49	0.347
14	Young, Jeff	G5/ Get Over It	16.0	49	0.327
15	Kahz, Eric	G6/ Sharky's Machine	13.0	40	0.325

Women's Records

			ASP	TGP	%-age
1	Delp, Paula	B4/ Ray's Cosmic Babes	37.5	44	0.852
2	Perrault, Melissa	E6/ Dodge Darts	25.5	46	0.554
3	Austin, Connie	D1/ Get The Point	19.5	38	0.5132
4	Kelso, Danica	B4/ Ray's Cosmic Babes	20.0	39	0.5128
5	Rivenbark, Ginger	G1/ Woody's Gang	23.0	47	0.489
6	Churchwell, Billie	B4/ Ray's Cosmic Babes	24.0	50	0.480
7	Parker, Deb	B4/ Ray's Cosmic Babes	21.5	45	0.478
8	Lawley, Lisa	G5/ Get Over It	21.0	59	0.356
9	Rhea, Laurie	D5/ Kozmic Debris	11.0	36	0.306
10	Campbell, Britt	B4/ Ray's Cosmic Babes	8.5	32	0.266
11	Enos, Kellee	D4/ Heroes in Trouble	12.5	49	0.255
12	Clement, Dawn	F1/ I.N.C.	11.5	46	0.250
13	Alapin, Toni	G3/ Dead Sox	11.0	48	0.229
14	Bohanan, Heather	G7/ The G Spot	10.5	50	0.210
15	Oakley, Gina	A4/ Dogs of War	9.0	43	0.209

Fall 1999 RDL League-Wide Sectional Statistics (ranked by percentage) (FINAL!)

(All statistics are included, as there were no missing scoresheets this season)

(Game minimums required for this listing: 7 for A division, 6 for all other divisions)

Singles 301 Records

			W	L	%-age
1	Greer, Chuck	B3/ Volume of a Cue Ball	12	0	1.000
	Rivenbark, Ginger	G1/ Woody's Gang	11	0	1.000
3	Smith, Allen	A3/ Dart Shadows	10	1	0.909
	Kerr, Duncan	G2/ DA Bulls	10	1	0.909
5	Vitale, Brian	F7/ One Armed Bandits	9	1	0.900
6	Markov, Jim	E5/ Dynamic Darts	8	1	0.889
	Kiser, Lyman	F7/ One Armed Bandits	8	1	0.889
	Richardson, Kevin	G2/ DA Bulls	8	1	0.889
9	Oakley, Jerry	A4/ Dogs of War	12	2	0.857
	Stevens, Joe	F5/ Fum Duckers	6	1	0.857
11	Carroll, John	A4/ Dogs of War	11	2	0.846
	Kipping, Joe	A6/ Britney's Spears	11	2	0.846
13	Barton, Kevin	A5/ So What!!!!	10	2	0.833
	Horton, Tony	B1/ Excalibur	5	1	0.833
	Slowasski, Chris	F4/ Damn Yankees!	5	1	0.833
16	Eastmead, Phillip	B3/ Volume of a Cue Ball	9	2	0.818
	Gibbs, Keith	B3/ Volume of a Cue Ball	9	2	0.818
	Hoyt, Chris	C1/ Dixie Chickens	9	2	0.818
	Skea, Bob	C6/ Scavengers	9	2	0.818
	Lupien, Bam	F4/ Damn Yankees!	9	2	0.818
21	Hoffmann, Steve	A2/ Lunatic Fringe	12	3	0.800
	Herman, Fritz	C1/ Dixie Chickens	12	3	0.800
23	Beaudoin, Patrick	E2/ Bulls Hitters	7	2	0.778
	Carter, Kevin	E6/ Dodge Darts	7	2	0.778
	Woodell, Jimmy	F3/ UZMALL	7	2	0.778
26	(eight tied - 3 in A, 2 in B, 2 in E, 1 in G)		9	3	0.750
	(six tied - 1 in A, 1 in C, 2 in D, 2 in G)		6	2	0.750

Singles Cricket Records

			W	L	%-age
1	Lorbacher, Scott	G4/ Team Red Eye	12	0	1.000
	Budelman, Jim	A2/ Lunatic Fringe	11	0	1.000
	Eastmead, Phillip	B3/ Volume of a Cue Ball	11	0	1.000
	McDonald, Mike	B7/ Black & Tans	7	0	1.000
	Stevens, Joe	F5/ Fum Duckers	7	0	1.000
	Warnke, Larry	C5/ Neighbors	6	0	1.000
7	Smith, Allen	A3/ Dart Shadows	13	1	0.929
8	West, Billy	A5/ So What!!!!	12	1	0.923
9	Lemons, Todd	A5/ So What!!!!	11	1	0.917
	Hoyt, Chris	C1/ Dixie Chickens	11	1	0.917
	Ennis, Randy	D1/ Get The Point	11	1	0.917
	Buckman, Dave	F6/ Tattoo the Red Eye	11	1	0.917
13	Bogaerts, Stef	A6/ Britney's Spears	10	1	0.909
	Iager, John	D3/ Grateful Darts	10	1	0.909
	Hodges, Michael	E1/ Flying Aces	10	1	0.909
	Vitale, Brian	F7/ One Armed Bandits	10	1	0.909
	Rivenbark, Ginger	G1/ Woody's Gang	10	1	0.909
18	Crowley, Pat	C3/ Comfortably Numb	9	1	0.900
	Heath, Chris	C3/ Comfortably Numb	9	1	0.900
20	Beaudoin, Patrick	E2/ Bulls Hitters	8	1	0.889
21	Wilcenski, Steve	C6/ Scavengers	7	1	0.875
	Crabtree, Jason	G1/ Woody's Gang	7	1	0.875
23	Britt, Jim	C7/ Cheap Shots	6	1	0.857
24	Romanchek, David	F2/ To the Point	11	2	0.846
25	Dixon, J.D.	A2/ Lunatic Fringe	10	2	0.833
	Perrault, Melissa	E6/ Dodge Darts	10	2	0.833
	Phelps, Doug	F7/ One Armed Bandits	10	2	0.833
	Vaughan, Bill	G4/ Team Red Eye	10	2	0.833
	Bonfiglio, Chris	E7/ Travelin' Beer Bellies	5	1	0.833
30	(six tied - 1 in B, 2 in D, 2 in E, 1 in G)		9	2	0.818

Doubles Cricket Records

			W	L	%-age
1	Eastmead, Phillip	B3/ Volume of a Cue Ball	11	0	1.000
	Budelman, Jim	A2/ Lunatic Fringe	10	0	1.000
	Jeffcoat, Doug	B3/ Volume of a Cue Ball	9	0	1.000
	Elliott, Jeff	C4/ Horsemen	6	0	1.000
5	Dixon, J.D.	A2/ Lunatic Fringe	11	1	0.917
	Thompson, Barry	D1/ Get The Point	11	1	0.917
7	Hall, Josh	C7/ Cheap Shots	10	1	0.909
	Ennis, Randy	D1/ Get The Point	10	1	0.909
	Jenkins, John	D1/ Get The Point	10	1	0.909
	Kerr, Duncan	G2/ DA Bulls	10	1	0.909
11	Eason, Joel	B3/ Volume of a Cue Ball	9	1	0.900
	Taylor, Wayne, Jr.	F7/ One Armed Bandits	9	1	0.900
13	Coyne, Kevin	B3/ Volume of a Cue Ball	8	1	0.889
	Slominski, Mark	B1/ Excalibur	8	1	0.889
	Feller, Keith	C4/ Horsemen	8	1	0.889
16	Wilcenski, Steve	C6/ Scavengers	7	1	0.875
17	Hoffmann, Steve	A2/ Lunatic Fringe	12	2	0.857
	Rutten, Pete	A3/ Dart Shadows	6	1	0.857
	Wall, Keith	A5/ So What!!!!	6	1	0.857
20	Edgecomb, Andrew	E3/ Birds of a Feather	10	2	0.833
	Marx, Jimmy	E6/ Dodge Darts	10	2	0.833
	Phelps, Doug	F7/ One Armed Bandits	10	2	0.833
	Rube, Bob	F3/ UZMALL	10	2	0.833
24	Lemons, Todd	A5/ So What!!!!	9	2	0.818
	Gibbs, Keith	B3/ Volume of a Cue Ball	9	2	0.818
	Greer, Chuck	B3/ Volume of a Cue Ball	9	2	0.818
	Skea, Bob	C6/ Scavengers	9	2	0.818
	Rivenbark, Ginger	G1/ Woody's Gang	9	2	0.818
29	Lane, Tim	A2/ Lunatic Fringe	12	3	0.800
	(four tied - 2 in C, 1 in F, 1 in G)		8	2	0.800

Doubles 501 Records

			W	L	%-age
1	Crim, Shane	G1/ Woody's Gang	8	0	1.000
	Harrell, Forrest	D2/ Starving Dartists	7	0	1.000
	Horton, Tony	B1/ Excalibur	6	0	1.000
4	Berry, Dave	A8/ Arrowing Experience	9	1	0.900
5	Eastmead, Phillip	B3/ Volume of a Cue Ball	8	1	0.889
	Feller, Keith	C4/ Horsemen	8	1	0.889
	Cummings, Dick	E2/ Bulls Hitters	8	1	0.889
	Saunders, Berk	E7/ Travelin' Beer Bellies	8	1	0.889
9	Smith, Allen	A3/ Dart Shadows	7	1	0.875
	Yoneoka, J.J.	E7/ Travelin' Beer Bellies	7	1	0.875
11	Elliott, Jeff	C4/ Horsemen	6	1	0.857
	McFadden, Kevin	E5/ Dynamic Darts	6	1	0.857
13	Dixon, J.D.	A2/ Lunatic Fringe	10	2	0.833
	Lane, Tim	A2/ Lunatic Fringe	10	2	0.833
	Kemp, Louis	F6/ Tattoo the Red Eye	10	2	0.833
	Green, Sam	F2/ To the Point	5	1	0.833
	Richardson, Kevin	G2/ DA Bulls	5	1	0.833
18	Kerr, Duncan	G2/ DA Bulls	9	2	0.818
	White, Bill	G2/ DA Bulls	9	2	0.818
20	Gelhar, Tommy	A1/ One Eyed at Fenway's	8	2	0.800
	Daly, Drew	B7/ Black & Tans	8	2	0.800
	Gibbs, Keith	B3/ Volume of a Cue Ball	8	2	0.800
	Stewart, Shannon	B1/ Excalibur	8	2	0.800
	Robertson, Ronnie	C3/ Comfortably Numb	8	2	0.800
	Witz, Steve	C7/ Cheap Shots	8	2	0.800
	Lupien, Bam	F4/ Damn Yankees!	8	2	0.800
	Redmon, Art	F6/ Tattoo the Red Eye	8	2	0.800
	Coleman, Bret	G4/ Team Red Eye	8	2	0.800
29	Samaluk, Somchai	A5/ So What!!!!	11	3	0.786
30	(three tied - 1 in C, 1 in D, 1 in F)		7	2	0.778

League-Wide Fall 1999 RDL Top Individual Records (FINAL!)

(All statistics are included, as there were no missing scoresheets this season)
(Game minimums required for these listings: 19 for A division, 16 for all other divisions)

Singles Win %-ages

			W	L	%-age
1	Rivenbark, Ginger	G1/ Woody's Gang	21	1	0.955
2	Smith, Allen	A3/ Dart Shadows	23	2	0.920
3	Greer, Chuck	B3/ Volume of a Cue Ball	21	2	0.913
4	Eastmead, Phillip	B3/ Volume of a Cue Ball	20	2	0.909
5	Vitale, Brian	F7/ One Armed Bandits	19	2	0.905
6	Lorbacher, Scott	G4/ Team Red Eye	21	3	0.875
7	Hoyt, Chris	C1/ Dixie Chickens	20	3	0.870
8	Budelman, Jim	A2/ Lunatic Fringe	19	3	0.864
9	Richardson, Kevin	G2/ DA Bulls	16	3	0.842
10	Heath, Chris	C3/ Comfortably Numb	15	3	0.833
	Beaudoin, Patrick	E2/ Bulls Hitters	15	3	0.833
	Markov, Jim	E5/ Dynamic Darts	15	3	0.833
13	Bogaerts, Stef	A6/ Britney's Spears	19	4	0.826
14	Kerr, Duncan	G2/ DA Bulls	14	3	0.824
15	Iager, John	D3/ Grateful Darts	13	3	0.813
	Crabtree, Jason	G1/ Woody's Gang	13	3	0.813
17	Hoffmann, Steve	A2/ Lunatic Fringe	24	6	0.800
	Gibbs, Keith	B3/ Volume of a Cue Ball	16	4	0.800
19	Dixon, J.D.	A2/ Lunatic Fringe	19	5	0.792
20	Perrault, Melissa	E6/ Dodge Darts	15	4	0.789
21	Oakley, Jerry	A4/ Dogs of War	22	6	0.786
22	Baldwin, Randy	E4/ Not Again!	17	5	0.773
23	Kipping, Joe	A6/ Britney's Spears	20	6	0.769
24	Gullett, Kevin	D7/ Last Call	16	5	0.762
	Buckman, Dave	F6/ Tattoo the Red Eye	16	5	0.762
26	Barton, Kevin	A5/ So What!!!!	18	6	0.750
	Marx, Jimmy	E6/ Dodge Darts	18	6	0.750
	Crowley, Pat	C3/ Comfortably Numb	15	5	0.750
	Sutphen, George	C4/ Horsemen	15	5	0.750
30	West, Billy	A5/ So What!!!!	17	6	0.739
	Phelps, Doug	F7/ One Armed Bandits	17	6	0.739
32	Scott, Lee	A5/ So What!!!!	14	5	0.737
	Lupien, Bam	F4/ Damn Yankees!	14	5	0.737
34	Lane, Tim	A2/ Lunatic Fringe	19	7	0.731
35	Benson, Will	B6/ Shooter's Buzz	16	6	0.727
	Hodges, Michael	E1/ Flying Aces	16	6	0.727
	Holland, Steve	E6/ Dodge Darts	16	6	0.727
	Williams, Nelson	G3/ Dead Sox	16	6	0.727
39	Woodell, Jimmy	F3/ UZMALL	13	5	0.722
40	Kiser, Lyman	F7/ One Armed Bandits	15	6	0.714
	Safon, Dan	F2/ To the Point	15	6	0.714
42	Samaluk, Somchai	A5/ So What!!!!	17	7	0.708
	Holland, William	D3/ Grateful Darts	17	7	0.708
	Vaughan, Bill	G4/ Team Red Eye	17	7	0.708
45	Hendricks, Ron	D2/ Starving Dartists	12	5	0.706
	Hansen, Paul	D5/ Kozmic Debris	12	5	0.706
	Murdaugh, John	E1/ Flying Aces	12	5	0.706
48	Romanchek, David	F2/ To the Point	18	8	0.692
49	Wilcenski, Steve	C6/ Scavengers	11	5	0.688
50	Feller, Keith	C4/ Horsemen	13	6	0.684
	Witz, Steve	C7/ Cheap Shots	13	6	0.684
	Shine, Donnie	D6/ Nine Lives	13	6	0.684
	Carter, Kevin	E6/ Dodge Darts	13	6	0.684
54	Jenkins, John	D1/ Get The Point	15	7	0.682
	Martin, Anthony	D5/ Kozmic Debris	15	7	0.682
	Fournier, Chris	E7/ Travelin' Beer Bellies	15	7	0.682
57	Butters, Scott	A7/ Dazed and Confused	19	9	0.679
58	(six tied)		16	8	0.667
	(two tied)		14	7	0.667
	(three tied)		12	6	0.667

Doubles Win %-ages

			W	L	%-age
1	Eastmead, Phillip	B3/ Volume of a Cue Ball	19	1	0.950
2	Feller, Keith	C4/ Horsemen	16	2	0.889
3	Dixon, J.D.	A2/ Lunatic Fringe	21	3	0.875
4	Kerr, Duncan	G2/ DA Bulls	19	3	0.864
5	Budelman, Jim	A2/ Lunatic Fringe	16	3	0.842
6	Cummings, Dick	E2/ Bulls Hitters	15	3	0.833
7	Jeffcoat, Doug	B3/ Volume of a Cue Ball	14	3	0.824
8	Jenkins, John	D1/ Get The Point	18	4	0.818
9	Lane, Tim	A2/ Lunatic Fringe	22	5	0.815
10	Crim, Shane	G1/ Woody's Gang	13	3	0.813
11	Gibbs, Keith	B3/ Volume of a Cue Ball	17	4	0.810
12	Hoffmann, Steve	A2/ Lunatic Fringe	23	6	0.793
13	Rube, Bob	F3/ UZMALL	19	5	0.792
14	Keller, Tony	C4/ Horsemen	15	4	0.789
	Robertson, Ronnie	C3/ Comfortably Numb	15	4	0.789
16	Smith, Allen	A3/ Dart Shadows	17	5	0.773
17	Eason, Joel	B3/ Volume of a Cue Ball	15	5	0.750
	Crowley, Pat	C3/ Comfortably Numb	15	5	0.750
	Bush, Jim	E4/ Not Again!	12	4	0.750
	Richardson, Kevin	G2/ DA Bulls	12	4	0.750
21	Hall, Josh	C7/ Cheap Shots	17	6	0.739
	Bonar, Eric	E4/ Not Again!	17	6	0.739
	Johnson, Pat	E3/ Birds of a Feather	17	6	0.739
	Phelps, Doug	F7/ One Armed Bandits	17	6	0.739
25	Yoneoka, J.J.	E7/ Travelin' Beer Bellies	14	5	0.737
26	Kemp, Louis	F6/ Tattoo the Red Eye	16	6	0.727
	Rivenbark, Ginger	G1/ Woody's Gang	16	6	0.727
	White, Bill	G2/ DA Bulls	16	6	0.727
29	Saunders, Berk	E7/ Travelin' Beer Bellies	13	5	0.722
	Kitchin, Bob	F6/ Tattoo the Red Eye	13	5	0.722
31	Buckman, Dave	F6/ Tattoo the Red Eye	18	7	0.720
32	Terry, Bob	A2/ Lunatic Fringe	20	8	0.714
	Berry, Dave	A8/ Arrowing Experience	15	6	0.714
	Redmon, Art	F6/ Tattoo the Red Eye	15	6	0.714
35	Galloway, Dave	C3/ Comfortably Numb	12	5	0.706
36	Selby, Brian	A5/ So What!!!!	14	6	0.700
	Daly, Drew	B7/ Black & Tans	14	6	0.700
38	Steinhauer, Bruce	G5/ Get Over It	18	8	0.692
39	Slominski, Mark	B1/ Excalibur	11	5	0.688
	Watt, Chuck	E2/ Bulls Hitters	11	5	0.688
41	Coyne, Kevin	B3/ Volume of a Cue Ball	13	6	0.684
	Austin, Connie	D1/ Get The Point	13	6	0.684
43	Dwight, Mike	B7/ Black & Tans	15	7	0.682
	Buckner, Jacky	D1/ Get The Point	15	7	0.682
	Ennis, Randy	D1/ Get The Point	15	7	0.682
46	Barton, Kevin	A5/ So What!!!!	19	9	0.679
47	Lang, Brian	G1/ Woody's Gang	20	10	0.667
	Kipping, Joe	A6/ Britney's Spears	16	8	0.667
	Thompson, Barry	D1/ Get The Point	16	8	0.667
	Stewart, Shannon	B1/ Excalibur	14	7	0.667
	Fournier, Chris	E7/ Travelin' Beer Bellies	14	7	0.667
	Griffin, Craig	B3/ Volume of a Cue Ball	12	6	0.667
	Munn, Chuck	G2/ DA Bulls	12	6	0.667
54	Samaluk, Somchai	A5/ So What!!!!	19	10	0.655
55	Lemons, Todd	A5/ So What!!!!	15	8	0.652
56	Edgecomb, Andrew	E3/ Birds of a Feather	15	8	0.652
57	Greer, Chuck	B3/ Volume of a Cue Ball	13	7	0.650
	Witz, Steve	C7/ Cheap Shots	13	7	0.650
	Whitney, Bob	E2/ Bulls Hitters	13	7	0.650
	(two F division players tied)		13	7	0.650

League-Wide Fall 1999 RDL Top Individual Records (FINAL!)

(All statistics are included, as there were no missing scoresheets this season)
(Game minimums required for these listings: 37 for A division, 32 for all other divisions)

Singles+Doubles Win %-ages

			W	L	%-age
1	Eastmead, Phillip	B3/ Volume of a Cue Ball	39	3	0.929
2	Budelman, Jim	A2/ Lunatic Fringe	35	6	0.854
3	Smith, Allen	A3/ Dart Shadows	40	7	0.851
4	Kerr, Duncan	G2/ DA Bulls	33	6	0.846
5	Rivenbark, Ginger	G1/ Woody's Gang	37	7	0.841
6	Dixon, J.D.	A2/ Lunatic Fringe	40	8	0.833
7	Gibbs, Keith	B3/ Volume of a Cue Ball	33	8	0.805
8	Richardson, Kevin	G2/ DA Bulls	28	7	0.800
9	Hoffmann, Steve	A2/ Lunatic Fringe	47	12	0.797
10	Greer, Chuck	B3/ Volume of a Cue Ball	34	9	0.791
11	Feller, Keith	C4/ Horsemen	29	8	0.784
12	Lane, Tim	A2/ Lunatic Fringe	41	12	0.774
13	Jenkins, John	D1/ Get The Point	33	11	0.750
	Crowley, Pat	C3/ Comfortably Numb	30	10	0.750
15	Heath, Chris	C3/ Comfortably Numb	26	9	0.743
16	Buckman, Dave	F6/ Tattoo the Red Eye	34	12	0.739
	Phelps, Doug	F7/ One Armed Bandits	34	12	0.739
18	Rube, Bob	F3/ UZMALL	35	13	0.729
	Lorbacher, Scott	G4/ Team Red Eye	35	13	0.729
20	Cummings, Dick	E2/ Bulls Hitters	26	10	0.722
21	Kipping, Joe	A6/ Britney's Spears	36	14	0.720
22	Crim, Shane	G1/ Woody's Gang	23	9	0.719
23	Sutphen, George	C4/ Horsemen	25	10	0.714
24	Barton, Kevin	A5/ So What!!!!	37	15	0.712
25	Johnson, Pat	E3/ Birds of a Feather	33	14	0.702
26	Keller, Tony	C4/ Horsemen	28	12	0.700
27	Beaudoin, Patrick	E2/ Bulls Hitters	25	11	0.694
28	Lupien, Bam	F4/ Damn Yankees!	27	12	0.692
29	Eason, Joel	B3/ Volume of a Cue Ball	29	13	0.690
30	West, Billy	A5/ So What!!!!	33	15	0.688
31	Safon, Dan	F2/ To the Point	28	13	0.683
32	Samaluk, Somchai	A5/ So What!!!!	36	17	0.679
33	Baldwin, Randy	E4/ Not Again!	29	14	0.674
	Fournier, Chris	E7/ Travelin' Beer Bellies	29	14	0.674
35	Ennis, Randy	D1/ Get The Point	31	15	0.674
36	Marx, Jimmy	E6/ Dodge Darts	32	16	0.667
	Witz, Steve	C7/ Cheap Shots	26	13	0.667
	White, Bill	G2/ DA Bulls	24	12	0.667
39	Lemons, Todd	A5/ So What!!!!	31	16	0.660
40	Kiser, Lyman	F7/ One Armed Bandits	27	14	0.659
41	Shine, Donnie	D6/ Nine Lives	23	12	0.657
42	Slominski, Mark	B1/ Excalibur	21	11	0.656
43	Bogaerts, Stef	A6/ Britney's Spears	30	16	0.652
	Holland, Steve	E6/ Dodge Darts	30	16	0.652
45	Perrault, Melissa	E6/ Dodge Darts	28	15	0.651
46	Romanchek, David	F2/ To the Point	31	17	0.646
47	Skea, Bob	C6/ Scavengers	27	15	0.643
	Redmon, Art	F6/ Tattoo the Red Eye	27	15	0.643
	Vitale, Brian	F7/ One Armed Bandits	27	15	0.643
50	Hester, Billy	E6/ Dodge Darts	25	14	0.641
51	Kitchin, Bob	F6/ Tattoo the Red Eye	23	13	0.639
52	Hoyt, Chris	C1/ Dixie Chickens	30	17	0.638
	Bonar, Eric	E4/ Not Again!	30	17	0.638
54	Terry, Bob	A2/ Lunatic Fringe	35	20	0.636
	Benson, Will	B6/ Shooter's Buzz	28	16	0.636
	Buckner, Jacky	D1/ Get The Point	28	16	0.636
57	Selby, Brian	A5/ So What!!!!	26	15	0.634
58	Iager, John	D3/ Grateful Darts	24	14	0.632
59	Tighe, John	B1/ Excalibur	29	17	0.630
	(two D division players tied)		29	17	0.630

All-Star %-ages

			ASPs	TGP	%-age
1	Oakley, Jerry	A4/ Dogs of War	94.5	58	1.629
2	Simpson, Donnie	A1/ One Eyed at Fenway's	86.5	54	1.602
3	West, Billy	A5/ So What!!!!	76.5	49	1.561
4	Smith, Allen	A3/ Dart Shadows	72.0	47	1.532
5	Eastmead, Phillip	B3/ Volume of a Cue Ball	57.5	42	1.369
6	Brown, Barry	A4/ Dogs of War	51.0	39	1.308
7	Dixon, J.D.	A2/ Lunatic Fringe	62.0	48	1.292
8	Gilbert, Chris	A3/ Dart Shadows	60.0	47	1.277
9	Budelman, Jim	A2/ Lunatic Fringe	52.0	41	1.268
10	Gaglione, Joe	A3/ Dart Shadows	48.0	39	1.231
11	Bogaerts, Stef	A6/ Britney's Spears	57.5	47	1.223
12	Samaluk, Somchai	A5/ So What!!!!	64.5	54	1.194
13	Lane, Tim	A2/ Lunatic Fringe	62.0	53	1.170
14	Selby, Brian	A5/ So What!!!!	49.0	42	1.167
15	Hoffmann, Steve	A2/ Lunatic Fringe	67.0	59	1.136
16	Carroll, John	A4/ Dogs of War	58.5	52	1.125
17	Jenkins, John	D1/ Get The Point	48.5	44	1.102
18	Crowley, Pat	C3/ Comfortably Numb	45.0	41	1.098
19	Greer, Chuck	B3/ Volume of a Cue Ball	45.0	43	1.047
20	Barton, Kevin	A5/ So What!!!!	55.0	53	1.038
21	Terry, Bob	A2/ Lunatic Fringe	57.0	55	1.036
22	Wilcenski, Steve	C6/ Scavengers	32.5	32	1.016
23	Benson, Will	B6/ Shooter's Buzz	46.5	46	1.011
24	Kunttu, Kurt	A8/ Arrowing Experience	43.0	45	0.956
25	Hall, Mike	A3/ Dart Shadows	40.0	43	0.930
26	Lemons, Todd	A5/ So What!!!!	41.5	48	0.865
27	Kipping, Joe	A6/ Britney's Spears	44.0	51	0.863
28	Delp, Paula	B4/ Ray's Cosmic Babes	37.5	44	0.852
29	Smith, Butch	D6/ Nine Lives	33.0	40	0.825
30	Eason, Joel	B3/ Volume of a Cue Ball	34.5	42	0.821
31	Heath, Chris	C3/ Comfortably Numb	29.5	36	0.819
32	Stark, Keith	B7/ Black & Tans	38.5	47	0.819
33	Kilts, Jason	A6/ Britney's Spears	39.0	48	0.813
34	Rutten, Pete	A3/ Dart Shadows	32.0	40	0.800
35	Wade, Nate	C6/ Scavengers	35.5	46	0.772
36	Crumpler, Greg	A7/ Dazed and Confused	40.0	52	0.769
37	Stewart, Shannon	B1/ Excalibur	33.5	44	0.761
38	Hindle, Mikey	A8/ Arrowing Experience	40.5	55	0.736
39	Cashwell, Craig	A3/ Dart Shadows	39.5	54	0.731
40	Heath, Mark	C1/ Dixie Chickens	25.0	35	0.714
41	Bridges, Jeff	D7/ Last Call	31.0	44	0.705
42	Butters, Scott	A7/ Dazed and Confused	40.5	58	0.698
43	Gibbs, Keith	B3/ Volume of a Cue Ball	28.5	41	0.695
44	Bogaerts, Rudi	A6/ Britney's Spears	30.5	44	0.693
45	Chaney, Bill	A1/ One Eyed at Fenway's	40.0	58	0.690
46	James, Bob	C1/ Dixie Chickens	25.5	37	0.689
47	Mohan, Mike	A8/ Arrowing Experience	27.5	40	0.688
48	Witz, Steve	C7/ Cheap Shots	28.0	41	0.683
49	Gelhar, Tommy	A1/ One Eyed at Fenway's	26.5	39	0.679
50	Buckner, Jacky	D1/ Get The Point	29.5	44	0.670
51	Rodgers, Trey	A7/ Dazed and Confused	38.0	57	0.667
52	Fournier, Chris	E7/ Travelin' Beer Bellies	29.0	44	0.659
53	Robison, Jack "Pops"	B2/ Friends of the Devil	25.0	38	0.658
54	Dwight, Mike	B7/ Black & Tans	29.5	46	0.641
55	Tomlinson, Mark	B6/ Shooter's Buzz	32.0	50	0.640
56	King, Adam	D4/ Heroes in Trouble	23.0	36	0.639
57	Hoyt, Chris	C1/ Dixie Chickens	31.0	49	0.633
58	Iager, John	D3/ Grateful Darts	24.0	38	0.632
59	Safon, Dan	F2/ To the Point	26.5	42	0.631
60	(two tied)				0.625

Fall 1999 RDL Records (by team) (FINAL!)

(All statistics are included, as there were no missing scoresheets this season)

Singles Win Percentages

		W	L	%-age
1	A5/ So What!!!!	115	52	0.689
2	B3/ Volume of a Cue Ball	98	46	0.681
3	A2/ Lunatic Fringe	113	54	0.677
4	G4/ Team Red Eye	87	54	0.617
5	E6/ Dodge Darts	87	57	0.604
6	A3/ Dart Shadows	99	69	0.589
7	C4/ Horsemen	77	55	0.583
8	B7/ Black & Tans	83	61	0.576
	F7/ One Armed Bandits	83	61	0.576
10	G1/ Woody's Gang	73	55	0.570
11	D1/ Get The Point	75	57	0.568
12	B1/ Excalibur	81	63	0.563
	G2/ DA Bulls	81	63	0.563
14	C3/ Comfortably Numb	66	54	0.550
15	C1/ Dixie Chickens	76	64	0.543
16	F2/ To the Point	77	65	0.542
	D3/ Grateful Darts	78	66	0.542
18	F3/ UZMALL	75	67	0.528
19	D5/ Kozmic Debris	76	68	0.528
	D7/ Last Call	76	68	0.528
21	D2/ Starving Dartists	69	63	0.523
22	C6/ Scavengers	74	68	0.521
23	A6/ Britney's Spears	87	80	0.521
24	E5/ Dynamic Darts	74	70	0.514
25	E7/ Travelin' Beer Bellies	73	71	0.507
26	E3/ Birds of a Feather	72	72	0.500
27	C7/ Cheap Shots	65	67	0.492
28	F4/ Damn Yankees!	70	74	0.486
29	G7/ The G Spot	69	74	0.483
30	F5/ Fum Duckers	68	76	0.472
31	E1/ Flying Aces	62	70	0.470
	E2/ Bulls Hitters	62	70	0.470
33	A7/ Dazed and Confused	78	90	0.464
34	B6/ Shooter's Buzz	65	79	0.451
	D6/ Nine Lives	65	79	0.451
	F6/ Tattoo the Red Eye	65	79	0.451
37	G5/ Get Over It	63	77	0.450
38	F1/ I.N.C.	64	80	0.444
39	B5/ One & Done	63	81	0.438
40	E4/ Not Again!	62	82	0.431
41	B2/ Friends of the Devil	61	83	0.424
42	G3/ Dead Sox	53	76	0.411
43	A4/ Dogs of War	69	99	0.411
44	G6/ Sharky's Machine	58	85	0.406
45	C2/ Stik It	38	56	0.404
46	B4/ Ray's Cosmic Babes	53	91	0.368
	D4/ Heroes in Trouble	53	91	0.368
48	A1/ One Eyed at Fenway's	58	108	0.349
49	C5/ Neighbors	32	64	0.333
50	A8/ Arrowing Experience	50	117	0.299

Doubles Win Percentages

		W	L	%-age
1	A2/ Lunatic Fringe	65	19	0.774
2	B3/ Volume of a Cue Ball	55	17	0.764
3	C4/ Horsemen	47	19	0.712
	D1/ Get The Point	47	19	0.712
5	G2/ DA Bulls	49	23	0.681
6	A5/ So What!!!!	55	29	0.655
7	G1/ Woody's Gang	43	23	0.652
8	C3/ Comfortably Numb	39	21	0.650
9	B1/ Excalibur	45	27	0.625
	F6/ Tattoo the Red Eye	45	27	0.625
11	E7/ Travelin' Beer Bellies	44	28	0.611
12	A3/ Dart Shadows	48	36	0.571
13	E3/ Birds of a Feather	41	31	0.569
	F3/ UZMALL	41	31	0.569
15	C7/ Cheap Shots	37	29	0.561
	E2/ Bulls Hitters	37	29	0.561
17	E4/ Not Again!	39	33	0.542
	F2/ To the Point	39	33	0.542
19	D2/ Starving Dartists	35	31	0.530
20	B7/ Black & Tans	37	35	0.514
	E6/ Dodge Darts	37	35	0.514
22	B2/ Friends of the Devil	36	36	0.500
	C1/ Dixie Chickens	36	36	0.500
	D6/ Nine Lives	36	36	0.500
	F7/ One Armed Bandits	36	36	0.500
	G5/ Get Over It	36	36	0.500
27	B6/ Shooter's Buzz	35	37	0.486
	D7/ Last Call	35	37	0.486
	G4/ Team Red Eye	35	37	0.486
30	F4/ Damn Yankees!	34	38	0.472
31	A6/ Britney's Spears	39	45	0.464
32	A1/ One Eyed at Fenway's	38	46	0.452
33	D5/ Kozmic Debris	32	40	0.444
	G6/ Sharky's Machine	32	40	0.444
35	D3/ Grateful Darts	31	41	0.431
36	C6/ Scavengers	30	42	0.417
	D4/ Heroes in Trouble	30	42	0.417
38	F5/ Fum Duckers	29	43	0.403
39	A4/ Dogs of War	33	51	0.393
40	F1/ I.N.C.	28	44	0.389
41	G7/ The G Spot	27	45	0.375
	C2/ Stik It	18	30	0.375
43	G3/ Dead Sox	24	42	0.364
44	E5/ Dynamic Darts	26	46	0.361
45	A8/ Arrowing Experience	30	54	0.357
46	A7/ Dazed and Confused	28	56	0.333
	B4/ Ray's Cosmic Babes	24	48	0.333
	E1/ Flying Aces	22	44	0.333
49	B5/ One & Done	20	52	0.278
50	C5/ Neighbors	9	39	0.188

Fall 1999 RDL Records (by team) (FINAL!)

(All statistics are included, as there were no missing scoresheets this season)

Singles+Doubles Win Percentages

		W	L	%-age
1	A2/ Lunatic Fringe	243	92	0.725
2	B3/ Volume of a Cue Ball	208	80	0.722
3	A5/ So What!!!!	225	110	0.672
4	C4/ Horsemen	171	93	0.648
5	D1/ Get The Point	169	95	0.640
6	G2/ DA Bulls	179	109	0.622
7	G1/ Woody's Gang	159	101	0.612
8	C3/ Comfortably Numb	144	96	0.600
9	B1/ Excalibur	171	117	0.594
10	A3/ Dart Shadows	195	141	0.580
11	E6/ Dodge Darts	161	127	0.559
	E7/ Travelin' Beer Bellies	161	127	0.559
13	G4/ Team Red Eye	157	128	0.551
14	F3/ UZMALL	157	129	0.549
15	B7/ Black & Tans	157	131	0.545
16	F2/ To the Point	155	131	0.542
17	F6/ Tattoo the Red Eye	155	133	0.538
	F7/ One Armed Bandits	155	133	0.538
19	E3/ Birds of a Feather	154	134	0.535
20	C7/ Cheap Shots	139	125	0.527
	D2/ Starving Dartists	139	125	0.527
22	C1/ Dixie Chickens	148	136	0.521
23	E2/ Bulls Hitters	136	128	0.515
24	D7/ Last Call	146	142	0.507
25	A6/ Britney's Spears	165	170	0.493
26	D3/ Grateful Darts	140	148	0.486
	D5/ Kozmic Debris	140	148	0.486
	E4/ Not Again!	140	148	0.486
29	F4/ Damn Yankees!	138	150	0.479
30	D6/ Nine Lives	137	151	0.476
31	G5/ Get Over It	135	149	0.475
32	B6/ Shooter's Buzz	135	153	0.469
33	C6/ Scavengers	134	152	0.469
34	B2/ Friends of the Devil	133	155	0.462
35	E5/ Dynamic Darts	126	162	0.438
	F5/ Fum Duckers	126	162	0.438
37	G7/ The G Spot	123	164	0.429
38	G6/ Sharky's Machine	122	165	0.425
39	F1/ I.N.C.	120	168	0.417
40	A4/ Dogs of War	135	201	0.402
41	E1/ Flying Aces	106	158	0.402
42	A1/ One Eyed at Fenway's	134	200	0.401
43	A7/ Dazed and Confused	134	202	0.399
44	D4/ Heroes in Trouble	113	175	0.392
45	C2/ Stik It	74	116	0.389
46	G3/ Dead Sox	101	160	0.387
47	B5/ One & Done	103	185	0.358
48	B4/ Ray's Cosmic Babes	101	187	0.351
49	A8/ Arrowing Experience	110	225	0.328
50	C5/ Neighbors	50	142	0.260

All-Star Percentages

		ASP	TGP	%-age
1	A2/ Lunatic Fringe	372.0	335	1.110
2	A5/ So What!!!!	363.5	341	1.066
3	A3/ Dart Shadows	327.0	336	0.973
4	B3/ Volume of a Cue Ball	238.0	288	0.826
5	A4/ Dogs of War	268.5	353	0.761
6	A6/ Britney's Spears	259.5	342	0.759
7	A1/ One Eyed at Fenway's	243.0	341	0.713
8	C7/ Cheap Shots	166.0	276	0.601
9	A8/ Arrowing Experience	204.0	342	0.596
10	D1/ Get The Point	153.0	264	0.580
11	B1/ Excalibur	162.5	294	0.553
12	B7/ Black & Tans	162.5	295	0.551
13	A7/ Dazed and Confused	184.5	348	0.530
14	C3/ Comfortably Numb	128.5	248	0.518
15	C4/ Horsemen	142.5	284	0.502
16	B6/ Shooter's Buzz	151.0	302	0.500
17	C1/ Dixie Chickens	141.5	294	0.481
18	C6/ Scavengers	139.0	292	0.476
19	D6/ Nine Lives	130.0	288	0.451
20	D7/ Last Call	133.0	295	0.451
21	B4/ Ray's Cosmic Babes	127.5	288	0.443
22	B2/ Friends of the Devil	137.0	312	0.439
23	E7/ Travelin' Beer Bellies	121.0	297	0.407
24	B5/ One & Done	116.5	293	0.398
25	E6/ Dodge Darts	121.5	307	0.396
26	D2/ Starving Dartists	103.5	264	0.392
27	E4/ Not Again!	112.0	300	0.373
28	D3/ Grateful Darts	106.5	288	0.370
29	D5/ Kozmic Debris	106.5	294	0.362
30	C2/ Stik It	69.5	195	0.356
31	F2/ To the Point	104.0	292	0.356
32	F7/ One Armed Bandits	101.5	296	0.343
33	E5/ Dynamic Darts	100.0	294	0.340
34	G5/ Get Over It	95.5	289	0.330
35	F1/ I.N.C.	94.5	288	0.328
36	F3/ UZMALL	93.0	286	0.325
37	G1/ Woody's Gang	86.5	277	0.312
38	E2/ Bulls Hitters	86.0	277	0.310
39	C5/ Neighbors	58.0	192	0.302
40	F5/ Fum Duckers	88.0	293	0.300
41	G4/ Team Red Eye	87.5	296	0.296
42	F6/ Tattoo the Red Eye	86.5	295	0.293
43	E1/ Flying Aces	81.0	280	0.289
44	G6/ Sharky's Machine	82.5	287	0.287
45	D4/ Heroes in Trouble	82.5	288	0.286
46	G2/ DA Bulls	72.5	295	0.246
47	E3/ Birds of a Feather	67.5	309	0.218
48	F4/ Damn Yankees!	63.0	304	0.207
49	G3/ Dead Sox	54.0	267	0.202
50	G7/ The G Spot	59.0	299	0.197

RDL - Fall, 1999	Week 1			Week 2			Week 3			Week 4			Week 5			Week 6			Week 7			Week 8			Week 9			Week 10			Week 11			Week 12			Week 13			Week 14			Forfeits
	vs.	W/L	Pts.	vs.	W/L	Pts.	vs.	W/L	Pts.	vs.	W/L	Pts.	vs.	W/L	Pts.	vs.	W/L	Pts.	vs.	W/L	Pts.	vs.	W/L	Pts.	vs.	W/L	Pts.	vs.	W/L	Pts.	vs.	W/L	Pts.	vs.	W/L	Pts.	vs.	W/L	Pts.	vs.	W/L	Pts.	
A1/ One Eyed at Fenway's	A4	L	10	a6	L	10	a3	L	7	A5	L	4	A2	L	2	a7	L	8	A8	W	13	a4	W	16	A6	L	11	A3	L	7	a5	L	7	a2	L	7	A7	W	13	a8	L	10	
A2/ Lunatic Fringe	a5	W	14	A8	W	21	a7	W	18	A6	W	14	a1	W	21	A4	W	18	a3	W	18	A5	W	16	a8	W	18	A7	W	16	a6	W	16	A1	W	17	a4	W	18	A3	L	10	
A3/ Dart Shadows	A6	W	15	a4	W	15	A1	W	17	a8	W	16	A7	W	15	a5	L	9	A2	L	6	a6	W	15	A4	W	16	a1	W	17	A8	W	18	a7	W	14	A5	L	6	a2	W	13	
A4/ Dogs of War	a1	W	13	A3	L	6	a8	W	17	A7	L	6	a6	L	12	a2	L	2	A5	L	9	A1	L	7	a3	L	8	A8	W	17	a7	W	13	A6	L	7	A2	L	6	a5	L	12	
A5/ So What!!!!	A2	L	8	a7	W	21	A6	W	22	a1	W	20	A8	W	20	A3	W	15	a4	W	15	a2	L	8	A7	W	20	a6	W	16	A1	W	11	a8	W	14	a3	W	18	A4	W	13	
A6/ Britney's Spears	a3	L	9	A1	W	14	a5	L	2	a2	L	5	A4	W	13	a8	W	15	A7	W	17	A3	L	7	a1	W	13	A5	L	8	A2	L	8	a4	W	17	A8	W	19	a7	W	16	
A7/ Dazed and Confused	a8	W	13	A5	L	3	A2	L	6	a4	W	18	a3	L	9	A1	W	13	a6	L	7	A8	W	13	a5	L	4	a2	L	6	A4	L	11	A3	L	10	a1	L	12	A6	L	8	
A8/ Arrowing Experience	A7	L	11	a2	L	3	A4	L	7	A3	L	8	a5	L	4	A6	L	6	a1	L	11	a7	L	12	A2	L	6	a4	L	7	a3	L	6	A5	L	4	a6	L	3	A1	W	11	
B1/ Excalibur	B2	W	15	Bye	-	-	B6	W	14	b7	L	12	B4	W	17	b5	W	14	B3	L	10	b2	W	19	Bye	-	-	b6	W	14	B7	L	5	b4	W	17	B5	W	21	b3	L	10	
B2/ Friends of the Devil	b1	L	9	B6	W	13	b5	W	17	b3	L	10	Bye	-	-	b7	L	9	B4	W	14	B1	L	5	b6	W	13	B5	W	12	B3	L	5	Bye	-	-	B7	L	10	b4	W	19	
B3/ Volume of a Cue Ball	b5	W	20	B7	W	17	b4	W	20	B2	W	14	b6	W	20	Bye	-	-	b1	W	14	B5	W	20	b7	W	15	B4	W	19	b2	W	19	B6	W	16	Bye	-	-	B1	W	14	
B4/ Ray's Cosmic Babes	b7	L	7	B5	L	10	B3	L	4	Bye	-	-	b1	L	7	B6	W	16	b2	L	10	B7	L	9	b5	W	15	b3	L	5	Bye	-	-	B1	L	6	b6	L	6	B2	L	4	
B5/ One & Done	B3	L	4	b4	W	14	B2	L	7	b6	L	10	B7	L	9	B1	L	7	Bye	-	-	b3	L	4	B4	L	9	b2	L	11	B6	L	10	b7	W	13	b1	L	3	Bye	-	-	
B6/ Shooter's Buzz	Bye	-	-	b2	L	12	b1	L	10	B5	W	14	B3	L	4	b4	L	8	B7	W	19	Bye	-	-	B2	L	12	B1	L	10	b5	W	14	b3	L	8	B4	W	18	b7	L	6	
B7/ Black & Tans	B4	W	16	b3	L	7	Bye	-	-	B1	W	13	b5	W	15	B2	W	15	b6	L	5	b4	W	15	B3	L	9	Bye	-	-	b1	W	19	B5	L	11	b2	W	14	B6	W	15	
C1/ Dixie Chickens	Bye	-	-	C3	W	17	c2	L	10	C7	W	16	c5	W	11	C6	L	11	c4	L	8	Bye	-	-	c3	L	9	C2	W	11	c7	L	10	C5	W	17	c6	L	9	C4	L	11	
C2/ Stik It	c3	*L*	*0*	Bye	-	-	C1	W	11	c6	L	7	c4	L	6	C5	*W*	*16*	c7	L	10	C3	L	5	Bye	-	-	c1	L	10	C6	L	7	C4	*L*	*0*	c5	*W*	*16*	C7	L	9	2
C3/ Comfortably Numb	C2	*W*	*16*	c1	L	6	C6	W	20	C4	W	13	Bye	-	-	C7	L	10	c5	W	15	c2	W	15	C1	W	15	c6	W	15	c4	L	12	Bye	-	-	c7	W	18	C5	*W*	*16*	
C4/ Horsemen	C7	W	18	c6	W	15	C5	W	19	c3	L	11	C2	W	18	Bye	-	-	C1	W	16	c7	W	13	C6	W	20	c5	W	19	C3	W	13	c2	*W*	*16*	Bye	-	-	c1	W	12	
C5/ Neighbors	C6	L	11	c7	*L*	*0*	c4	L	5	Bye	-	-	C1	L	10	c2	*L*	*0*	C3	L	5	c6	L	3	C7	L	3	C4	L	4	Bye	-	-	c1	L	4	C2	*L*	*0*	c3	*L*	*0*	4
C6/ Scavengers	c5	W	13	C4	L	9	c3	L	4	C2	W	17	c7	L	12	c1	W	12	Bye	-	-	C5	W	20	c4	L	4	C3	L	9	c2	W	13	C7	L	7	C1	W	13	Bye	-	-	
C7/ Cheap Shots	c4	L	6	C5	*W*	*16*	Bye	-	-	c1	L	7	C6	W	13	c3	W	14	C2	W	13	C4	L	12	c5	W	21	Bye	-	-	C1	W	13	c6	W	17	C3	L	6	c2	W	15	
D1/ Get The Point	Bye	-	-	d2	W	15	d3	W	15	D7	W	14	D4	W	13	d5	W	14	D6	W	15	Bye	-	-	D2	*W*	*16*	D3	W	16	d7	W	21	d4	W	14	D5	W	14	d6	W	16	
D2/ Starving Dartists	d3	W	15	D1	L	7	d7	L	6	d4	L	7	Bye	-	-	d6	W	13	D5	W	14	D3	L	8	d1	*L*	*0*	D7	W	11	D4	W	15	Bye	-	-	D6	L	8	d5	W	12	1
D3/ Grateful Darts	D2	L	8	Bye	-	-	D1	L	9	d6	L	11	D5	W	13	d7	L	11	D4	W	14	d2	W	16	Bye	-	-	d1	L	8	D6	L	10	d5	L	11	D7	L	7	d4	W	22	
D4/ Heroes in Trouble	d7	L	9	D6	L	7	d5	L	9	D2	W	13	d1	L	11	Bye	-	-	d3	L	10	D7	L	8	d6	W	12	D5	L	11	d2	L	6	D1	L	9	Bye	-	-	D3	L	2	
D5/ Kozmic Debris	d6	W	14	D7	W	13	D4	W	15	Bye	-	-	d3	L	11	D1	L	10	d2	L	7	D6	W	15	d7	L	10	d4	W	13	Bye	-	-	D3	W	13	d1	L	10	D2	L	10	
D6/ Nine Lives	D5	L	10	d4	W	16	Bye	-	-	D3	W	13	d7	W	13	D2	L	11	d1	L	9	d5	L	9	D4	L	10	Bye	-	-	d3	W	14	D7	W	9	d2	W	15	D1	L	8	
D7/ Last Call	D4	W	13	d5	L	12	D2	W	15	d1	L	8	D6	L	11	D3	W	12	Bye	-	-	d4	W	16	D5	W	14	d2	L	9	D1	L	3	d6	L	8	d3	W	17	Bye	-	-	
E1/ Flying Aces	e5	W	14	Bye	-	-	E2	*W*	*16*	e3	W	13	e4	L	10	E7	L	9	e6	L	4	E5	L	12	Bye	-	-	e2	L	11	E3	W	14	E4	L	10	e7	L	5	E6	L	3	
E2/ Bulls Hitters	Bye	-	-	E5	L	9	e1	*L*	*0*	E6	L	12	e7	L	7	E3	W	16	e4	L	8	Bye	-	-	e5	L	9	E1	W	13	e6	W	13	E7	L	10	e3	L	11	E4	W	23	1
E3/ Birds of a Feather	e7	L	12	E4	W	18	e5	W	15	E1	L	12	e6	L	10	e2	L	8	Bye	-	-	E7	W	15	e4	L	12	E5	W	14	e1	L	10	E6	W	15	E2	W	13	Bye	-	-	
E4/ Not Again!	E6	W	13	e3	L	6	E7	W	17	e5	L	10	E1	W	14	Bye	-	-	E2	W	15	e6	L	12	E3	W	13	e7	L	7	E5	W	19	e1	W	14	Bye	-	-	e2	L	1	
E5/ Dynamic Darts	E1	L	8	e2	W	15	E3	L	9	E4	W	14	Bye	-	-	E6	W	12	e7	L	8	e1	W	13	E2	W	12	e3	L	10	e4	L	5	Bye	-	-	e6	L	9	E7	L	8	
E6/ Dodge Darts	e4	L	11	E7	L	10	Bye	-	-	e2	W	13	E3	W	14	e5	L	10	E1	W	20	E4	W	13	e7	W	15	Bye	-	-	E2	L	12	e3	L	9	E5	W	15	e1	W	21	
E7/ Travelin' Beer Bellies	E3	W	13	e6	W	14	e4	L	7	Bye	-	-	E2	W	15	e1	W	15	E5	W	16	e3	L	9	E6	L	9	E4	W	17	Bye	-	-	e2	W	13	E1	W	17	e5	W	16	
F1/ I.N.C.	F2	L	8	f4	L	10	Bye	-	-	F3	W	15	f7	L	11	F6	L	4	f5	L	11	f2	L	8	F4	W	16	Bye	-	-	f3	L	8	F7	L	8	f6	L	11	F5	L	9	
F2/ To The Point	f1	W	16	F7	W	12	F4	W	14	Bye	-	-	f3	W	12	F5	W	13	f6	L	9	F1	W	16	f7	W	13	f4	W	12	Bye	-	-	F3	W	13	f5	L	11	F6	L	6	
F3/ UZMALL	F6	W	20	Bye	-	-	F5	W	15	f1	L	9	F2	L	9	f7	W	14	F4	W	17	f6	L	8	Bye	-	-	f5	L	10	F1	W	16	f2	L	11	F7	L	11	f4	W	13	
F4/ Damn Yankees!	f7	L	12	F1	W	13	f2	L	10	F6	L	12	f5	W	17	Bye	-	-	f3	L	7	F7	L	11	f1	L	8	F2	L	9	f6	W	14	F5	W	16	Bye	-	-	F3	L	9	
F5/ Fum Duckers	Bye	-	-	f6	L	11	f3	L	8	F7	L	1	F4	L	7	f2	L	8	F1	W	12	Bye	-	-	F6	L	7	F3	W	14	f7	W	13	f4	L	8	F2	W	12	f1	W	13	
F6/ Tattoo the Red Eye	f3	L	4	F5	W	13	f7	L	11	f4	W	13	Bye	-	-	f1	W	20	F2	W	15	F3	W	16	f5	W	14	F7	L	7	F4	L	10	Bye	-	-	F1	W	13	f2	W	17	
F7/ One Armed Bandits	F4	W	13	f2	L	11	F6	W	13	f5	W	17	F1	W	13	F3	L	10	Bye	-	-	f4	W	13	F2	L	11	f6	W	17	F5	L	9	f1	W	16	f3	W	13	Bye	-	-	
G1/ Woody's Gang	G6	W	15	g5	W	13	G7	W	14	g2	W	13	G3	W	15	Bye	-	-	G4	W	13	g6	W	13	G5	W	20	g7	W	16	G2	L	8	g3	*W*	*16*	Bye	-	-	g4	L	10	
G2/ DA Bulls	G3	W	16	g4	L	9	G5	W	13	G1	L	12	Bye	-	-	G6	W	17	g7	W	13	g3	W	16	G4	W	19	g5	W	15	g1	W	16	Bye	-	-	g6	W	14	G7	W	19	
G3/ Dead Sox	g2	L	8	Bye	-	-	G4	L	8	g5	W	11	g1	L	5	G7	L	12	g6	L	6	G2	L	8	Bye	-	-	g4	L	5	G5	L	9	G1	*L*	*0*	g7	L	10	G6	L	8	1
G4/ Team Red Eye	Bye	-	-	G2	W	15	g3	W	16	G6	W	16	g7	W	13	G5	L	10	g1	L	12	Bye	-	-	g2	L	5	G3	W	19	g6	L	10	G7	W	14	g5	W	14	G1	W	11	
G5/ Get Over It	g7	L	11	G1	L	7	g2	L	8	G3	L	8	g6	W	10	g4	W	11	Bye	-	-	G7	W	12	g1	L	4	G2	L	7	g3	W	14	G6	L	10	G4	L	8	Bye	-	-	
G6/ Sharky's Machine	g1	L	6	G7	W	15	Bye	-	-	g4	L	8	G5	L	7	g2	L	7	G3	W	14	G1	L	8	g7	L	10	Bye	-	-	G4	W	11	g5	W	11	G2	L	10	g3	W	14	
G7/ The G Spot	G5	W	13	g6	L	9	g1	L	9	Bye	-	-	G4	L	11	g3	W	13	G2	L	11	g5	L	11	G6	W	11	G1	L	8	Bye	-	-	g4	L	8	G3	W	12	g2	L	5	

Dave Berry's Fall 1999 RDL Match Result Tables

FALL 1999: MATCH RESULTS, POINTS, TIEBREAKERS, PENALTIES AND TOURNAMENT WINNERS

HOME TEAM POINTS FIRST; **WINNING POINTS IN BOLD;** *TIEBREAKERS IN ITALICS*

	Home team / Away team	One Eyed at Fenway	Lunatic Fringe	Dart Shadows	Dogs of War	So What!!	Britney's Spears	Dazed and Confused	Arrowing Experience	1001 win-loss	Win-loss home	Win-loss away	**Win-loss total**	Points home	Points away	Points scored	Less penalties	**Points Total**
A.1	One Eyed at Fenway		2-**21**	7-**17**	10-**13**	4-**20**	11-**13**	***13**-12*	**13**-11	1-0	2-5	1-6	**3-11**	60	65	125	5	**120**
A.2	Lunatic Fringe	**17**-7		10-**13**	**18**-2	**16**-8	**14**-5	**16**-6	**21**-3	-	6-1	6-0	**13-1**	112	123	235		**235**
A.3	Dart Shadows	**17**-7	6-**18**		**16**-8	6-**18**	**15**-9	**15**-9	**18**-6	-	5-2	6-1	**11-3**	93	99	192		**192**
A.4	Dogs of War	7-**16**	6-**18**	6-**15**		9-**15**	7-**17**	6-**18**	**17**-7	0-2	1-6	3-4	**4-10**	58	77	135	5	**130**
A.5	So What!!	**11**-7	8-**14**	**15**-9	***13**-12*		**22**-2	**20**-4	**20**-4	1-0	6-1	6-1	**12-2**	109	112	221		**221**
A.6	Britney's Spears	**14**-10	8-**16**	7-**15**	***13**-12*	8-**16**		**17**-7	**19**-3	1-0	4-3	4-3	**8-6**	86	77	163		**163**
A.7	Dazed and Confused	**13**-8	6-**18**	10-**14**	11-**13**	3-**21**	8-**16**		***13**-12*	1-1	2-5	2-5	**4-10**	64	69	133	5	**128**
A.8	Arrowing Experience	**11**-10	6-**18**	8-**16**	7-**17**	4-**14**	6-**15**	11-**13**		0-1	1-6	0-7	**1-13**	53	46	99		**99**
	Season & tournament finish	**7 & 5**	**1 &1**	**3 & 3**	**5 & 5**	**2 & 2**	**4 & 3**	**6 & 5**	**8 & 5**									

	Home team / Away team	Excalibur	Friends of the Devil	Volume of the Cue Ball	Ray's Cosmic Babes	One and Done	Shooter's Buzz	Black and Tan	1001 win-loss	Win-loss home	Win-loss away	**Win-loss total**	Points home	Points away	Points total	Less penalties	**Points Total**
B.1	Excalibur		**15**-9	10-**14**	**17**-7	**21**-3	**14**-10	5-**19**	0-1	4-2	4-2	**8-4**	82	86	168	16	**152**
B.2	Friends of the Devil	5-**19**		5-**19**	**14**-10	***12**-11*	***13**-12*	10-**14**	3-0	3-3	3-3	**6-6**	59	77	136	5	**131**
B.3	Volume of the Cue Ball	**14**-10	**14**-10		**19**-5	**20**-4	**16**-8	**17**-7	-	6-0	6-0	**12-0**	100	108	208	☑ 21	**187**
B.4	Ray's Cosmic Babes	6-**17**	4-**19**	4-**20**		10-**14**	**16**-8	9-**15**	-	1-5	1-5	**2-10**	49	50	99	16	**83**
B.5	One and Done	7-**14**	7-**17**	4-**20**	9-**15**		10-**14**	9-**15**	0-1	0-6	2-4	**2-6**	46	55	101		**101**
B.6	Shooter's Buzz	10-**14**	*12-**13***	4-**20**	**18**-6	**14**-10		**19**-5	0-2	3-3	1-5	**4-8**	77	58	135	☑ 10	**125**
B.7	Black and Tans	***13**-12*	**15**-9	9-**15**	**16**-7	11-**13**	**15**-6		1-0	4-2	4-2	**8-4**	79	75	154		**118**
																☑ 36	
	Season & tournament finish	**2 & 3**	**4 & 5**	**1 & 1**	**7 & 5**	**6 & 5**	**5 & 3**	**3 & 2**									

	Home team / Away team	Dixie Chickens	Stik It!	Comfortably Numb	Horsemen	Neighbors	Scavengers	Cheap Shots	1001 win-loss	Win-loss home	Win-loss away	**Win-loss total**	Points home	Points away	Points total	Less penalties	**Points Total**
C.1	Dixie Chickens		***11**-10*	**17**-6	*11-**12***	**17**-4	11-**12**	**16**-7	1-1	4-2	1-5	**5-7**	83	57	140	16	**124**
C.2	Stik It!	**11**-10		5-**15**	F 0-**16**	**16**-0 F	7-**13**	9-**15**	0-1	2-4	1-5	**3-9**	48	49	97	☑ 10	**87**
C.3	Comfortably Numb	**15**-9	**16**-0 F		**13**-11	**16**-0 F	**20**-4	10-**14**	0-1	5-1	4-2	**9-3**	90	81	171	☑ 5	**166**
C.4	Horsemen	**16**-8	**18**-6	***13**-12*		**19**-5	**20**-4	**18**-6	3-0	6-0	5-1	**11-1**	104	86	190		**190**
C.5	Neighbors	10-**11**	F 0-**16**	5-**15**	4-**19**		11-**13**	3-**21**	-	0-6	0-6	**0-12**	33	12	45	☑ 5	**40**
C.6	Scavengers	**13**-9	**17**-7	9-**15**	9-**15**	**20**-3		7-**17**	0-1	3-3	3-3	**6-6**	75	58	133		**133**
C.7	Cheap Shots	**13**-10	**13**-10	6-**18**	*12-**13***	**16**-0 F	***13**-12*		1-1	4-2	4-2	**8-4**	73	80	153		**153**
	Season & tournament finish	**5 & 3**	**6 & 5**	**2 & 3**	**1 & 1**	**7 & F**	**4 & 5**	**3 & 2**									

	Home team / Away team	Get the Point	Starving Dartists	Grateful Darts	Heroes in Trouble	Kozmik Debris	Nine Lives	Last Call	1001 win-loss	Win-loss home	Win-loss away	**Win-loss total**	Points home	Points away	Points total	Less penalties	**Points Total**
D.1	Get the Point		**16**-0F	**16**-8	**13**-11	**14**-10	**15**-9	**14**-8	-	6-0	6-0	**12-0**	88	95	183		**183**
D.2	Starving Dartists	7-**15**		8-**16**	**15**-6	**14**-7	8-**15**	**11**-9	-	3-3	3-3	**6-6**	63	53	116	5	**111**
D.3	Grateful Darts	9-**15**	8-**15**		**14**-10	**13**-11	10-**14**	7-**17**	-	2-4	2-4	**4-8**	61	79	140		**140**
D.4	Heroes in Trouble	9-**14**	**13**-7	2-**22**		11-**13**	7-**16**	8-**16**	-	1-5	1-5	**2-10**	50	57	107	☑ 10	**97**
D.5	Kozmik Debris	10-**14**	10-**12**	**13**-11	**15**-9		**15**-9	***13**-12*	1-0	4-2	2-4	**6-6**	76	65	141		**141**
D.6	Nine Lives	8-**16**	11-**13**	**13**-11	10-**12**	10-**14**		**9**-8	-	2-4	4-2	**6-6**	61	76	137		**137**
D.7	Last Call	3-**21**	**15**-6	**12**-11	**13**-9	**14**-10	11-**13**		0-1	4-2	2-4	**6-6**	68	70	138	5	**133**
	Season & tournament finish	**1 & 1**	**5 & 3**	**6 & 5**	**7 & 5**	**2 & 2**	**3 & 3**	**4 & 5**									

Dave Berry's Fall 1999 RDL Match Result Tables (continued)

FALL 1999: MATCH RESULTS, POINTS, TIEBREAKERS, PENALTIES AND TOURNAMENT WINNERS

HOME TEAM POINTS FIRST; **WINNING POINTS IN BOLD;** *TIEBREAKERS IN ITALICS*

	Home team \ Away team	Flying Aces	Bulls Hitters	Birds of a Feather	Not Again!	Dynamic Darts	Dodge Darts	Travelin' Beer Bellies		1001 win-loss	Win-loss home	Win-loss away	**Win-loss total**	Points home	Points away	Points total		Less penalties	**Points Total**
E.1	Flying Aces		**16**-0 F	**14**-10	10-**14**	*12-**13***	3-**21**	9-**15**		1-1	2-4	2-4	**4-8**	64	57	121			**121**
E.2	Bulls Hitters	**13**-11		**16**-8	**23**-1	9-**15**	*12-**13***	10-**13**		1-1	3-3	1-5	**4-8**	83	48	131	☑ 5		**126**
E.3	Birds of a Feather	*12-**13***	**13**-11		**18**-6	**14**-10	**15**-9	**15**-9		0-3	5-1	1-5	**6-6**	87	67	154			**154**
E.4	Not Again!	**14**-10	**15**-8	***13**-12*		**19**-5	**13**-11	**17**-7		1-1	6-0	1-5	**7-5**	91	50	141			**141**
E.5	Dynamic Darts	8-**14**	**12**-9	9-**15**	**14**-10		**12**-10	8-**16**		1-0	3-3	2-4	**5-7**	63	60	123	☑ 5		**118**
E.6	Dodge Darts	**20**-4	*12-**13***	**14**-10	***13**-12*	**15**-9		10-**14**		2-1	4-2	3-3	**7-5**	84	79	163			**163**
E.7	Travelin' Beer Bellies	**17**-5	**15**-7	***13**-12*	**17**-7	**16**-8	9-**15**			1-0	5-1	4-2	**9-3**	87	74	161			**161**
	Season & tournament finish	**7 & 5**	**6 & 3**	**4 & 2**	**3 & 5**	**5 & 5**	**2 & 1**	**1 & 3**											

	Home team \ Away team	I.N.C.	To the Point	UZMALL	Damn Yankees	Fum Duckers	Tattoo the Red Eye	One Armed Bandits		1001 win-loss	Win-loss home	Win-loss away	**Win-loss total**	Points home	Points away	Points total		Less penalties	**Points Total**
F.1	I.N.C.		8-**16**	**15**-9	**16**-8	9-**13**	4-**20**	8-**16**		-	2-4	0-6	**2-10**	60	59	119			**119**
F.2	To the Point	**16**-8		**13**-11	**14**-10	**13**-8	6-**17**	**12**-11		0-1	5-1	4-2	**9-3**	74	73	147	☑ 5		**142**
F.3	UZMALL	**16**-8	9-**12**		**17**-7	**15**-8	**20**-4	11-**13**		-	4-2	2-4	**6-6**	88	65	153	💣 5		**148**
F.4	Damn Yankees	**13**-10	9-**12**	9-**13**		**16**-8	*12-**13***	11-**13**		0-2	2-4	2-4	**4-8**	70	68	138	☑ 5		**133**
F.5	Fum Duckers	**12**-11	***12**-11*	**14**-10	7-**17**		7-**14**	1-**17**		1-0	3-3	2-4	**5-7**	53	61	114			**114**
F.6	Tattoo the Red Eye	**13**-11	**15**-9	**16**-8	10-**14**	**13**-11		7-**17**		1-0	4-2	4-2	**8-4**	74	79	153			**153**
F.7	One Armed Bandits	**13**-11	11-**13**	10-**14**	***13**-12*	9-**13**	**13**-11			1-0	3-3	5-1	**8-4**	69	87	156	💣 5		**151**
	Season & tournament finish	**7 & 5**	**1 & 2**	**4 & 3**	**6 & 5**	**5 & 5**	**2 & 3**	**3 & 1**											

	Home team \ Away team	Woody's Gang	Da Bulls	Dead Sox	Team Red Eye	Get Over It	Sharky's Machine	The 'G' Spot		1001 win-loss	Win-loss home	Win-loss away	**Win-loss total**	Points home	Points away	Points total		Less penalties	**Points Total**
G.1	Woody's Gang		8-**16**	**15**-5	***13**-12*	**20**-4	**15**-6	**14**-9		2-1	5-1	5-1	**10-2**	85	82	167			**167**
G.2	Da Bulls	*12-**13***		**16**-8	**19**-5	**13**-8	**17**-7	**19**-5		0-1	5-1	5-1	**10-2**	96	83	179	☑ 5		**174**
G.3	Dead Sox	F 0-**16**	8-**16**		8-**16**	9-**14**	8-**14**	*12-**13***		0-1	0-6	1-5	**1-11**	45	45	90	☑ 5		**85**
G.4	Team Red Eye	***11**-10*	**15**-9	**19**-5		10-**11**	**16**-8	**14**-8		1-1	5-1	3-3	**8-4**	85	70	155	☑ 5		**150**
G.5	Get Over It	7-**14**	7-**15**	8-**11**	8-**14**		10-**11**	***12**-11*		1-0	1-5	3-3	**4-8**	52	58	110	☑ 5		**105**
G.6	Sharky's Machine	8-**13**	10-**14**	**14**-6	**11**-10	7-**10**		**15**-9		-	3-3	2-4	**5-7**	65	56	121	💣☑ 10		**111**
G.7	The 'G' Spot	8-**16**	11-**13**	**12**-10	11-**13**	**13**-11	**11**-10			1-1	3-3	1-5	**4-8**	66	55	121			**121**
	Season & tournament finish	**2 & 2**	**1 & 1**	**7 & 5**	**3 & 3**	**6 & 5**	**4 & 3**	**5 & 5**											

	Singles 301		Singles Cricket		Singles Record		Singles Win %-age	Doubles Cricket		Doubles 501		Doubles Record		Doubles Win %-age	Sngls + Dbls Record		Sngls + Dbls Win %-age	1001 Wins	1001 Losses	All-Star Points	Games Played	All-Star %-age
A1/ One Eyed at Fenway's	31	51	27	57	58	108	0.349	18	24	20	22	38	46	0.452	134	200	0.401	7	0	243.0	341	0.713
A 10 Simpson, Donnie	9	4	8	6	17	10	0.630	6	8	4	8	10	16	0.385	27	26	0.509	1	0	86.5	54	1.602
A 11 Chaney, Bill	6	9	5	9	11	18	0.379	9	6	6	7	15	13	0.536	26	31	0.456	1	0	40.0	58	0.690
A 12 Moats, Keith	3	8	2	5	5	13	0.278	1	5	3	7	4	12	0.250	9	25	0.265	1	0	5.5	35	0.157
A 13 Allen, Kenny	7	5	4	11	11	16	0.407	6	7	7	7	13	14	0.481	24	30	0.444	1	0	34.0	55	0.618
A 14 Brown, Phil	1	9	3	8	4	17	0.190	5	7	5	7	10	14	0.417	14	31	0.311	1	0	20.5	46	0.446
A 15 Gelhar, Tommy	3	6	1	7	4	13	0.235	3	8	8	2	11	10	0.524	15	23	0.395	1	0	26.5	39	0.679
A 16 Moody, Jim	0	2	0	1	0	3	0.000	0	1	1	1	1	2	0.333	1	5	0.167	0	0	1.5	6	0.250
A 17 Santas, Luey	2	8	4	10	6	18	0.250	6	6	6	5	12	11	0.522	18	29	0.383	1	0	28.5	48	0.594
A2/ Lunatic Fringe	52	31	61	23	113	54	0.677	35	7	30	12	65	19	0.774	243	92	0.725	0	0	372.0	335	1.110
A 20 Wilson, Joe	4	3	3	6	7	9	0.438	6	0	5	4	11	4	0.733	18	13	0.581			21.5	31	0.694
A 21 Brown, Tom	0	2	0	2	0	4	0.000	2	2	2	2	4	4	0.500	4	8	0.333			6.5	12	0.542
A 22 Budelman, Jim	8	3	11	0	19	3	0.864	10	0	6	3	16	3	0.842	35	6	0.854			52.0	41	1.268
A 23 Butman, Don	4	5	6	3	10	8	0.556	7	2	6	3	13	5	0.722	23	13	0.639			44.0	36	1.222
A 24 Hoffmann, Steve	12	3	12	3	24	6	0.800	12	2	11	4	23	6	0.793	47	12	0.797			67.0	59	1.136
A 25 Terry, Bob	6	8	9	4	15	12	0.556	10	4	10	4	20	8	0.714	35	20	0.636			57.0	55	1.036
A 26 Lane, Tim	9	4	10	3	19	7	0.731	12	3	10	2	22	5	0.815	41	12	0.774			62.0	53	1.170
A 27 Dixon, J.D.	9	3	10	2	19	5	0.792	11	1	10	2	21	3	0.875	40	8	0.833			62.0	48	1.292
A3/ Dart Shadows	46	38	53	31	99	69	0.589	25	17	23	19	48	36	0.571	195	141	0.580	0	0	327.0	336	0.973
A 30 Smith, Allen	10	1	13	1	23	2	0.920	10	4	7	1	17	5	0.773	40	7	0.851			72.0	47	1.532
A 31 Hall, Mike	5	1	7	5	12	6	0.667	7	6	8	4	15	10	0.600	27	16	0.628			40.0	43	0.930
A 32 Rutten, Pete	4	11	3	5	7	16	0.304	6	1	5	5	11	6	0.647	18	22	0.450			32.0	40	0.800
A 33 Knott, Mike	0	3	4	2	4	5	0.444	3	1	3	3	6	4	0.600	10	9	0.526			11.0	19	0.579
A 34 Gilbert, Chris	9	3	6	6	15	9	0.625	5	7	5	6	10	13	0.435	25	22	0.532			60.0	47	1.277
A 35 Gaglione, Joe	3	7	7	3	10	10	0.500	5	4	5	5	10	9	0.526	20	19	0.513			48.0	39	1.231
A 36 Cashwell, Craig	7	7	10	4	17	11	0.607	8	4	6	8	14	12	0.538	31	23	0.574			39.5	54	0.731
A 37 Aldridge, Barron	8	5	3	5	11	10	0.524	6	7	7	6	13	13	0.500	24	23	0.511			24.5	47	0.521
A4/ Dogs of War	42	42	27	57	69	99	0.411	16	26	17	25	33	51	0.393	135	201	0.402	0	17	268.5	353	0.761
A 40 Gaffney, Michelle	0	2	0	7	0	9	0.000	5	3	0	7	5	10	0.333	5	19	0.208	0	0	6.0	24	0.250
A 41 Wilkie, Felipe	2	3	2	6	4	9	0.308	6	5	3	3	9	8	0.529	13	17	0.433	0	2	20.5	32	0.641
A 42 Oakley, Gina	2	8	1	9	3	17	0.150	2	8	3	8	5	16	0.238	8	33	0.195	0	2	9.0	43	0.209
A 43 Oakley, Jerry	12	2	10	4	22	6	0.786	6	8	6	8	12	16	0.429	34	22	0.607	0	2	94.5	58	1.629
A 44 Carroll, John	11	2	4	9	15	11	0.577	6	7	7	4	13	11	0.542	28	22	0.560	0	2	58.5	52	1.125
A 45 Umstead, Randy	3	4	0	3	3	7	0.300	1	4	2	1	3	5	0.375	6	12	0.333	0	2	4.5	20	0.225
A 46 Wackerman, Mark	8	5	2	10	10	15	0.400	2	5	4	7	6	12	0.333	16	27	0.372	0	2	18.0	45	0.400
A 47 Comacho, Mario	0	9	1	3	1	12	0.077	0	2	4	4	4	6	0.400	5	18	0.217	0	2	4.0	25	0.160
A 48 Brown, Barry	4	3	7	3	11	6	0.647	4	7	3	6	7	13	0.350	18	19	0.486	0	2	51.0	39	1.308
A 49 Currin, David	0	4	0	3	0	7	0.000	0	3	2	2	2	5	0.286	2	12	0.143	0	1	2.5	15	0.167
A5/ So What!!!!	53	30	62	22	115	52	0.689	30	12	25	17	55	29	0.655	225	110	0.672	6	0	363.5	341	1.066
A 50 Selby, Brian	7	5	5	4	12	9	0.571	6	3	8	3	14	6	0.700	26	15	0.634	1	0	49.0	42	1.167
A 51 Wall, Keith	6	2	6	3	12	5	0.706	6	1	3	3	9	4	0.692	21	9	0.700	0	0	28.5	30	0.950
A 52 Lemons, Todd	5	7	11	1	16	8	0.667	9	2	6	6	15	8	0.652	31	16	0.660	1	0	41.5	48	0.865
A 53 Johnston, Jerry	6	3	3	3	9	6	0.600	6	2	3	5	9	7	0.563	18	13	0.581	0	0	11.0	31	0.355
A 54 Barton, Kevin	10	2	8	4	18	6	0.750	11	3	8	6	19	9	0.679	37	15	0.712	1	0	55.0	53	1.038
A 55 Samaluk, Somchai	8	3	9	4	17	7	0.708	8	7	11	3	19	10	0.655	36	17	0.679	1	0	64.5	54	1.194
A 56 Scott, Lee	6	3	8	2	14	5	0.737	5	2	4	3	9	5	0.643	23	10	0.697	1	0	37.5	34	1.103
A 57 West, Billy	5	5	12	1	17	6	0.739	9	4	7	5	16	9	0.640	33	15	0.688	1	0	76.5	49	1.561
A6/ Britney's Spears	43	40	44	40	87	80	0.521	21	21	18	24	39	45	0.464	165	170	0.493	7	0	259.5	342	0.759
A 60 Kilts, Jason	5	6	6	8	11	14	0.440	8	4	4	6	12	10	0.545	23	24	0.489	1	0	39.0	48	0.813
A 61 Bogaerts, Rudi	4	7	2	7	6	14	0.300	5	7	7	4	12	11	0.522	18	25	0.419	1	0	30.5	44	0.693
A 62 Bogaerts, Stef	9	3	10	1	19	4	0.826	5	7	6	5	11	12	0.478	30	16	0.652	1	0	57.5	47	1.223
A 63 Hyler, Dale	4	3	4	5	8	8	0.500	4	4	2	5	6	9	0.400	14	17	0.452	1	0	19.5	32	0.609
A 64 Kipping, Joe	11	2	9	4	20	6	0.769	8	3	8	5	16	8	0.667	36	14	0.720	1	0	44.0	51	0.863
A 65 Mead, Andy	1	2	4	1	5	3	0.625	1	2	0	3	1	5	0.167	6	8	0.429	0	0	11.5	14	0.821
A 66 Mills, Kyle	2	9	0	6	2	15	0.118	6	5	4	7	10	12	0.455	12	27	0.308	1	0	20.5	40	0.513
A 67 Mills, Micky	6	7	8	6	14	13	0.519	5	8	4	11	9	19	0.321	23	32	0.418	1	0	34.0	56	0.607
A 68 Staring, Kevin	1	1	1	2	2	3	0.400	0	2	1	2	1	4	0.200	3	7	0.300	0	0	3.0	10	0.300
A7/ Dazed and Confused	37	47	41	43	78	90	0.464	11	31	17	25	28	56	0.333	134	202	0.399	6	6	184.5	348	0.530
A 70 Matthews, Eric	3	8	3	10	6	18	0.250	2	10	4	8	6	18	0.250	12	36	0.250	1	1	22.5	50	0.450
A 71 Pierce, Barry	7	6	6	7	13	13	0.500	2	10	6	6	8	16	0.333	21	29	0.420	0	1	24.0	51	0.471
A 72 Lipscomb, Scott	3	12	4	9	7	21	0.250	1	13	5	8	6	21	0.222	13	42	0.236	1	1	10.0	57	0.175
A 73 Butters, Scott	9	5	10	4	19	9	0.679	7	7	8	6	15	13	0.536	34	22	0.607	1	1	40.5	58	0.698
A 74 Rodgers, Trey	7	7	6	8	13	15	0.464	6	7	4	10	10	17	0.370	23	32	0.418	1	1	38.0	57	0.667
A 75 Butters, Kent	3	1	4	2	7	3	0.700	1	5	3	3	4	8	0.333	11	11	0.500	1	0	9.5	23	0.413
A 76 Crumpler, Greg	5	8	8	3	13	11	0.542	3	10	4	9	7	19	0.269	20	30	0.400	1	1	40.0	52	0.769
A8/ Arrowing Experience	29	54	21	63	50	117	0.299	12	30	18	24	30	54	0.357	110	225	0.328	0	7	204.0	342	0.596
A 80 Coker, Craig	6	6	6	6	12	12	0.500	2	8	3	11	5	19	0.208	17	31	0.354	0	1	27.5	49	0.561
A 81 Stahl, Karl	3	9	3	9	6	18	0.250	3	8	7	4	10	12	0.455	16	30	0.348	0	1	27.0	47	0.574
A 82 Stahl, Stacy	4	8	0	10	4	18	0.182	2	7	2	9	4	16	0.200	8	34	0.190	0	1	6.5	43	0.151
A 83 Hindle, Mikey	3	10	4	10	7	20	0.259	2	13	3	9	5	22	0.185	12	42	0.222	0	1	40.5	55	0.736
A 84 Berry, Dave	4	7	3	8	7	15	0.318	6	5	9	1	15	6	0.714	22	21	0.512	0	1	19.5	44	0.443
A 85 Mohan, Mike	3	6	3	7	6	13	0.316	4	7	3	6	7	13	0.350	13	26	0.333	0	1	27.5	40	0.688
A 86 Janosko, John	2	3	1	3	3	6	0.333	0	5	1	4	1	9	0.100	4	15	0.211	0	0	12.5	19	0.658
A 87 Kunttu, Kurt	4	5	1	10	5	15	0.250	5	7	8	4	13	11	0.542	18	26	0.409	0	1	43.0	45	0.956

	Singles 301		Singles Cricket		Singles Record		Singles Win %-age	Doubles Cricket		Doubles 501		Doubles Record		Doubles Win %-age	Sngls + Dbls Record		Sngls + Dbls Win %-age	1001 Wins	1001 Losses	All-Star Points	Games Played	All-Star %-age
B1/ Excalibur	38	34	43	29	81	63	0.563	25	11	20	16	45	27	0.625	171	117	0.594	0	6	162.5	294	0.553
B 10 Burney, Gary	3	3	1	2	4	5	0.444	2	0	2	2	4	2	0.667	8	7	0.533	0	1	6.5	16	0.406
B 11 Montgomery, Robert	3	2	3	2	6	4	0.600	3	1	2	3	5	4	0.556	11	8	0.579	0	0	11.0	19	0.579
B 12 Slominski, Mark	4	3	6	3	10	6	0.625	8	1	3	4	11	5	0.688	21	11	0.656	0	1	14.5	33	0.439
B 13 Prior, Jeff	3	3	7	3	10	6	0.625	6	6	7	3	13	9	0.591	23	15	0.605	0	1	19.5	39	0.500
B 14 Seward, Mike	4	3	4	2	8	5	0.615	5	2	3	4	8	6	0.571	16	11	0.593	0	0	13.5	27	0.500
B 15 Tighe, John	7	5	8	3	15	8	0.652	8	3	6	6	14	9	0.609	29	17	0.630	0	1	20.0	47	0.426
B 16 Stewart, Shannon	4	7	6	5	10	12	0.455	6	5	8	2	14	7	0.667	24	19	0.558	0	1	33.5	44	0.761
B 17 Denton, J.D.	5	7	6	6	11	13	0.458	8	3	3	8	11	11	0.500	22	24	0.478	0	1	23.0	47	0.489
B 18 Horton, Tony	5	1	2	3	7	4	0.636	4	1	6	0	10	1	0.909	17	5	0.773	0	0	21.0	22	0.955
B2/ Friends of the Devil	26	46	35	37	61	83	0.424	19	17	17	19	36	36	0.500	133	155	0.462	24	0	137.0	312	0.439
B 20 Sampson, Sam	1	5	0	0	1	5	0.167	2	2	2	3	4	5	0.444	5	10	0.333	3	0	3.5	18	0.194
B 21 Robison, Jack "Pops"	2	3	8	3	10	6	0.625	5	6	4	5	9	11	0.450	19	17	0.528	2	0	25.0	38	0.658
B 22 Dowling, Jack	0	3	7	4	7	7	0.500	6	4	4	6	10	10	0.500	17	17	0.500	3	0	18.5	37	0.500
B 23 Herbert, Kirk	6	6	6	6	12	12	0.500	7	5	5	7	12	12	0.500	24	24	0.500	3	0	28.5	51	0.559
B 24 Walker, Chip	3	5	3	5	6	10	0.375	4	4	4	4	8	8	0.500	14	18	0.438	3	0	19.0	35	0.543
B 25 Bianca, Lyle	1	9	2	8	3	17	0.150	0	1	1	0	1	1	0.500	4	18	0.182	3	0	5.0	25	0.200
B 26 Herbert, Paul	2	5	1	3	3	8	0.273	3	4	3	2	6	6	0.500	9	14	0.391	2	0	7.0	25	0.280
B 27 Lewis, Scott	5	6	6	5	11	11	0.500	6	5	7	4	13	9	0.591	24	20	0.545	3	0	14.5	47	0.309
B 28 Kvasnicka, "Big" Bob	6	4	2	3	8	7	0.533	5	3	4	7	9	10	0.474	17	17	0.500	2	0	16.0	36	0.444
B3/ Volume of a Cue Ball	50	22	48	24	98	46	0.681	32	4	23	13	55	17	0.764	208	80	0.722	0	0	238.0	288	0.826
B 30 Eastmead, Phillip	9	2	11	0	20	2	0.909	11	0	8	1	19	1	0.950	39	3	0.929			57.5	42	1.369
B 31 Eastmead, Richard	0	0	0	1	0	1	0.000	0	0	0	0	0	0	#DIV/0!	0	1	0.000			1.0	1	1.000
B 32 Coyne, Kevin	4	6	3	5	7	11	0.389	8	1	5	5	13	6	0.684	20	17	0.541			22.0	37	0.595
B 33 Eason, Joel	7	4	7	4	14	8	0.636	9	1	6	4	15	5	0.750	29	13	0.690			34.5	42	0.821
B 34 Griffin, Craig	4	6	5	3	9	9	0.500	7	2	5	4	12	6	0.667	21	15	0.583			16.5	36	0.458
B 35 Jeffcoat, Doug	3	1	6	2	9	3	0.750	9	0	5	3	14	3	0.824	23	6	0.793			29.5	29	1.017
B 36 Gibbs, Keith	9	2	7	2	16	4	0.800	9	2	8	2	17	4	0.810	33	8	0.805			28.5	41	0.695
B 37 Greer, Chuck	12	0	9	2	21	2	0.913	9	2	4	5	13	7	0.650	34	9	0.791			45.0	43	1.047
B 38 O'Brien, Sean	2	1	0	5	2	6	0.250	2	0	5	2	7	2	0.778	9	8	0.529			3.5	17	0.206
B4/ Ray's Cosmic Babes	24	48	29	43	53	91	0.368	10	26	14	22	24	48	0.333	101	187	0.351	0	0	127.5	288	0.443
B 40 Delp, Paula	6	5	8	3	14	8	0.636	4	7	6	5	10	12	0.455	24	20	0.545			37.5	44	0.852
B 41 Parker, Deb	3	8	6	5	9	13	0.409	4	8	5	6	9	14	0.391	18	27	0.400			21.5	45	0.478
B 42 Shpritz, Lisa	2	2	3	3	5	5	0.500	1	6	3	4	4	10	0.286	9	15	0.375			12.5	24	0.521
B 43 Kelso, Danica	3	6	6	4	9	10	0.474	3	7	5	5	8	12	0.400	17	22	0.436			20.0	39	0.513
B 44 Churchwell, Billie	3	10	4	8	7	18	0.280	4	8	4	9	8	17	0.320	15	35	0.300			24.0	50	0.480
B 45 Campbell, Britt	4	2	1	8	5	10	0.333	1	7	4	5	5	12	0.294	10	22	0.313			8.5	32	0.266
B 46 Wallen, Dara	0	6	1	4	1	10	0.091	1	3	1	3	2	6	0.250	3	16	0.158			1.0	19	0.053
B 47 Jeffcoat, Dawn	2	2	0	3	2	5	0.286	1	1	0	2	1	3	0.250	3	8	0.273			0.0	11	0.000
B 48 Saldana, Sarah	1	7	0	5	1	12	0.077	1	5	0	5	1	10	0.091	2	22	0.083			2.5	24	0.104
B5/ One & Done	35	37	28	44	63	81	0.438	9	27	11	25	20	52	0.278	103	185	0.358	0	5	116.5	293	0.398
B 50 Kuppler, Bob	4	7	2	5	6	12	0.333	4	7	3	8	7	15	0.318	13	27	0.325	0	1	14.0	41	0.341
B 51 Smith, Sarge	6	5	7	5	13	10	0.565	3	9	3	9	6	18	0.250	19	28	0.404	0	1	27.5	48	0.573
B 52 Sawyer, Dean	3	4	1	7	4	11	0.267	2	5	1	6	3	11	0.214	7	22	0.241	0	0	18.0	29	0.621
B 53 Parham, Andy	0	0	0	0	0	0	#DIV/0!	0	0	0	0	0	0	#DIV/0!	0	0	#DIV/0!	0	0	0.0	0	#DIV/0!
B 54 Walton, Terry	4	3	2	4	6	7	0.462	1	5	2	5	3	10	0.231	9	17	0.346	0	1	6.5	27	0.241
B 55 Downs, Aaron	3	5	3	7	6	12	0.333	2	7	6	2	8	9	0.471	14	21	0.400	0	0	13.0	35	0.371
B 56 Lougher, Shannon	4	1	1	4	5	5	0.500	1	4	1	4	2	8	0.200	7	13	0.350	0	0	6.5	20	0.325
B 57 Gibson, Jack	6	5	6	6	12	11	0.522	3	7	3	8	6	15	0.286	18	26	0.409	0	1	12.0	45	0.267
B 58 McGettigan, Peter	5	7	6	6	11	13	0.458	2	10	3	8	5	18	0.217	16	31	0.340	0	1	19.0	48	0.396
B6/ Shooter's Buzz	35	37	30	42	65	79	0.451	13	23	22	14	35	37	0.486	135	153	0.469	0	14	151.0	302	0.500
B 60 Tomlinson, Mark	8	4	5	7	13	11	0.542	4	8	7	5	11	13	0.458	24	24	0.500	0	2	32.0	50	0.640
B 61 Scanlon, John	4	8	4	7	8	15	0.348	2	8	9	3	11	11	0.500	19	26	0.422	0	2	16.0	47	0.340
B 62 Winter, Bob	2	9	4	6	6	15	0.286	3	10	5	5	8	15	0.348	14	30	0.318	0	2	14.5	46	0.315
B 63 Adams, Tom	5	3	4	6	9	9	0.500	4	4	4	5	8	9	0.471	17	18	0.486	0	2	14.0	37	0.378
B 64 Benson, Will	8	3	8	3	16	6	0.727	6	5	6	5	12	10	0.545	28	16	0.636	0	2	46.5	46	1.011
B 65 Tomlinson, Steve	5	6	4	7	9	13	0.409	3	8	8	3	11	11	0.500	20	24	0.455	0	2	18.0	46	0.391
B 66 Kelcey, Paul	3	4	1	6	4	10	0.286	4	3	5	2	9	5	0.643	13	15	0.464	0	2	10.0	30	0.333
B7/ Black & Tans	44	28	39	33	83	61	0.576	18	18	19	17	37	35	0.514	157	131	0.545	7	0	162.5	295	0.551
B 70 Stark, Keith	9	3	7	5	16	8	0.667	6	5	5	6	11	11	0.500	27	19	0.587	1	0	38.5	47	0.819
B 71 Mori, Chris	2	2	2	4	4	6	0.400	4	5	4	6	8	11	0.421	12	17	0.414	1	0	14.5	30	0.483
B 72 Dwight, Mike	8	4	4	7	12	11	0.522	8	3	7	4	15	7	0.682	27	18	0.600	1	0	29.5	46	0.641
B 73 Gordon, Bill	9	3	7	6	16	9	0.640	6	6	7	4	13	10	0.565	29	19	0.604	1	0	21.0	49	0.429
B 74 Bryant, Whit	6	8	8	5	14	13	0.519	3	8	4	7	7	15	0.318	21	28	0.429	1	0	25.0	50	0.500
B 75 Daly, Drew	7	3	4	6	11	9	0.550	6	4	8	2	14	6	0.700	25	15	0.625	1	0	17.0	41	0.415
B 76 McDonald, Mike	3	5	7	0	10	5	0.667	3	5	3	5	6	10	0.375	16	15	0.516	1	0	17.0	32	0.531

	Singles 301	Singles Cricket	Singles Record	Singles Win %-age	Doubles Cricket	Doubles 501	Doubles Record	Doubles Win %-age	Sngls + Dbls Record	Sngls + Dbls Win %-age	1001 Wins	1001 Losses	All-Star Points	Games Played	All-Star %-age
C1/ Dixie Chickens	40 30	36 34	76 64	0.543	21 15	15 21	36 36	0.500	148 136	0.521	5	5	141.5	294	0.481
C 10 Baker, David	1 5	3 8	4 13	0.235	5 3	2 7	7 10	0.412	11 23	0.324	0	1	15.0	35	0.429
C 11 Herman, Fritz	12 3	3 8	15 11	0.577	6 7	5 8	11 15	0.423	26 26	0.500	1	1	19.5	54	0.361
C 12 Hoyt, Chris	9 2	11 1	20 3	0.870	6 5	4 9	10 14	0.417	30 17	0.638	1	1	31.0	49	0.633
C 13 Worley, Don	4 7	4 4	8 11	0.421	6 4	6 6	12 10	0.545	20 21	0.488	1	0	9.5	42	0.226
C 14 Huler, Scott	0 0	0 0	0 0	#DIV/0!	0 0	0 0	0 0	#DIV/0!	0 0	#DIV/0!	0	0	0.0	0	#DIV/0!
C 15 Davenport, Ed	5 5	5 5	10 10	0.500	7 5	4 5	11 10	0.524	21 20	0.512	1	0	16.0	42	0.381
C 16 James, Bob	5 4	5 5	10 9	0.526	5 4	5 3	10 7	0.588	20 16	0.556	0	1	25.5	37	0.689
C 17 Heath, Mark	4 4	5 3	9 7	0.563	7 2	4 4	11 6	0.647	20 13	0.606	1	1	25.0	35	0.714
C2/ Stik It	19 28	19 28	38 56	0.404	7 17	11 13	18 30	0.375	74 116	0.389	0	5	69.5	195	0.356
C 20 Karleski, Tom	2 7	3 7	5 14	0.263	2 9	5 5	7 14	0.333	12 28	0.300	0	1	6.5	41	0.159
C 21 Waynick, Bobby	3 3	3 3	6 6	0.500	1 5	4 3	5 8	0.385	11 14	0.440	0	1	17.5	26	0.673
C 22 Frager, Adam	3 4	3 4	6 8	0.429	1 6	3 4	4 10	0.286	10 18	0.357	0	1	11.0	29	0.379
C 23 Domanski, Dave	3 6	6 3	9 9	0.500	5 4	4 5	9 9	0.500	18 18	0.500	0	1	15.5	37	0.419
C 24 Callihan, Tyler	4 3	2 5	6 8	0.429	2 6	2 6	4 12	0.250	10 20	0.333	0	0	9.5	30	0.317
C 25 Tycast, Dale	0 2	0 2	0 4	0.000	0 1	0 1	0 2	0.000	0 6	0.000	0	0	1.5	6	0.250
C 26 Di Antonio, Mike	4 3	2 4	6 7	0.462	3 3	4 2	7 5	0.583	13 12	0.520	0	1	8.0	26	0.308
C3/ Comfortably Numb	30 30	36 24	66 54	0.550	20 10	19 11	39 21	0.650	144 96	0.600	0	8	128.5	248	0.518
C 30 Galloway, Dave	6 4	2 4	8 8	0.500	6 3	6 2	12 5	0.706	20 13	0.606	0	1	7.5	34	0.221
C 31 Crowley, Pat	6 4	9 1	15 5	0.750	8 2	7 3	15 5	0.750	30 10	0.750	0	1	45.0	41	1.098
C 32 Robertson, Ronnie	5 5	1 5	6 10	0.375	7 2	8 2	15 4	0.789	21 14	0.600	0	1	13.5	36	0.375
C 33 Stanley, Rick	3 6	5 3	8 9	0.471	6 2	3 3	9 5	0.643	17 14	0.548	0	1	11.5	32	0.359
C 34 Bull, Perry	3 3	3 2	6 5	0.545	3 1	3 3	6 4	0.600	12 9	0.571	0	1	4.0	22	0.182
C 35 Benson, Kevin	1 5	4 5	5 10	0.333	4 5	4 5	8 10	0.444	13 20	0.394	0	1	10.5	34	0.309
C 36 Heath, Chris	6 2	9 1	15 3	0.833	5 4	6 2	11 6	0.647	26 9	0.743	0	1	29.5	36	0.819
C 37 Balogh, Alice	0 1	3 3	3 4	0.429	1 1	1 2	2 3	0.400	5 7	0.417	0	1	7.0	13	0.538
C4/ Horsemen	38 28	39 27	77 55	0.583	23 10	24 9	47 19	0.712	171 93	0.648	20	0	142.5	284	0.502
C 40 Keller, Tony	7 4	6 4	13 8	0.619	8 2	7 2	15 4	0.789	28 12	0.700	3	0	24.0	43	0.558
C 41 Maminski, Len	1 5	5 3	6 8	0.429	6 3	4 4	10 7	0.588	16 15	0.516	2	0	14.5	33	0.439
C 42 Elliott, Jeff	5 0	4 2	9 2	0.818	6 0	6 1	12 1	0.923	21 3	0.875	2	0	19.5	26	0.750
C 43 McCredie, Bob	8 3	4 6	12 9	0.571	6 5	8 3	14 8	0.636	26 17	0.605	3	0	27.0	46	0.587
C 44 Knight, Steve	2 7	1 6	3 13	0.188	6 4	6 3	12 7	0.632	15 20	0.429	3	0	7.5	38	0.197
C 45 Feller, Keith	5 4	8 2	13 6	0.684	8 1	8 1	16 2	0.889	29 8	0.784	3	0	25.0	40	0.625
C 46 Sutphen, George	7 3	8 2	15 5	0.750	4 3	6 2	10 5	0.667	25 10	0.714	2	0	18.5	37	0.500
C 47 Bear, Bart	3 2	3 2	6 4	0.600	2 2	3 2	5 4	0.556	11 8	0.579	2	0	6.5	21	0.310
C5/ Neighbors	20 28	12 36	32 64	0.333	3 21	6 18	9 39	0.188	50 142	0.260	0	0	58.0	192	0.302
C 50 Warnke, Larry	4 2	6 0	10 2	0.833	2 4	2 3	4 7	0.364	14 9	0.609			8.5	23	0.370
C 51 Dehritz, Matt	3 3	2 4	5 7	0.417	1 6	1 5	2 11	0.154	7 18	0.280			10.5	25	0.420
C 52 Duggins, Cecil	1 0	0 1	1 1	0.500	0 1	1 0	1 1	0.500	2 2	0.500			1.0	4	0.250
C 53 Donaghy, Pat	4 4	2 6	6 10	0.375	1 7	2 5	3 12	0.200	9 22	0.290			13.5	31	0.435
C 54 Kelso, Chuck	2 3	0 6	2 9	0.182	1 5	1 6	2 11	0.154	4 20	0.167			5.0	24	0.208
C 55 Goodin, Jeff	3 4	0 8	3 12	0.200	1 4	1 6	2 10	0.167	5 22	0.185			6.0	27	0.222
C 56 Fourhman, Karsh	1 6	0 5	1 11	0.083	0 6	1 6	1 12	0.077	2 23	0.080			5.5	25	0.220
C 57 Walz, Paul	1 3	0 3	1 6	0.143	0 5	1 3	1 8	0.111	2 14	0.125			0.0	16	0.000
C 58 Booker, Randy	0 1	1 1	1 2	0.333	0 1	0 1	0 2	0.000	1 4	0.200			3.0	5	0.600
C 59 Westmoreland, Jim	1 2	1 2	2 4	0.333	0 3	2 1	2 4	0.333	4 8	0.333			5.0	12	0.417
C6/ Scavengers	36 35	38 33	74 68	0.521	18 18	12 24	30 42	0.417	134 152	0.469	0	6	139.0	292	0.476
C 60 Hoomani, John	5 6	3 3	8 9	0.471	2 7	4 7	6 14	0.300	14 23	0.378	0	1	12.5	38	0.329
C 61 Darity, Don	3 4	3 3	6 7	0.462	1 5	2 5	3 10	0.231	9 17	0.346	0	0	6.0	26	0.231
C 62 Boyd, Richard	2 1	2 4	4 5	0.444	3 2	2 4	5 6	0.455	9 11	0.450	0	0	5.5	20	0.275
C 63 Wade, Nate	7 5	8 4	15 9	0.625	6 4	5 6	11 10	0.524	26 19	0.578	0	1	35.5	46	0.772
C 64 Skea, Bob	9 2	5 5	14 7	0.667	9 2	4 6	13 8	0.619	27 15	0.643	0	1	20.0	43	0.465
C 65 Parker, Tom	1 1	4 1	5 2	0.714	0 3	0 1	0 4	0.000	5 6	0.455	0	0	7.0	11	0.636
C 66 Campbell, Steve	1 7	2 9	3 16	0.158	2 8	2 7	4 15	0.211	7 31	0.184	0	1	8.0	39	0.205
C 67 Peoples, Chris	4 5	4 3	8 8	0.500	6 4	2 8	8 12	0.400	16 20	0.444	0	1	12.0	37	0.324
C 68 Wilcenski, Steve	4 4	7 1	11 5	0.688	7 1	3 4	10 5	0.667	21 10	0.677	0	1	32.5	32	1.016
C7/ Cheap Shots	31 35	34 32	65 67	0.492	16 17	21 12	37 29	0.561	139 125	0.527	6	6	166.0	276	0.601
C 70 Witz, Steve	7 3	6 3	13 6	0.684	5 5	8 2	13 7	0.650	26 13	0.667	1	1	28.0	41	0.683
C 71 Sellers, Mark	3 3	4 2	7 5	0.583	2 4	5 2	7 6	0.538	14 11	0.560	0	0	19.0	25	0.760
C 72 Corter, Dave	4 6	3 7	7 13	0.350	6 5	5 4	11 9	0.550	18 22	0.450	1	1	19.5	42	0.464
C 73 Morgan, Thom	6 4	4 7	10 11	0.476	5 6	5 4	10 10	0.500	20 21	0.488	1	1	23.0	43	0.535
C 74 Warren, Randy	3 9	4 8	7 17	0.292	3 7	7 5	10 12	0.455	17 29	0.370	1	1	25.5	48	0.531
C 75 Hall, Josh	4 7	7 4	11 11	0.500	10 1	7 5	17 6	0.739	28 17	0.622	1	1	22.0	47	0.468
C 76 Morgan, Steve	0 0	0 0	0 0	#DIV/0!	0 0	0 0	0 0	#DIV/0!	0 0	#DIV/0!	0	0	0.0	0	#DIV/0!
C 77 Britt, Jim	4 3	6 1	10 4	0.714	1 6	5 2	6 8	0.429	16 12	0.571	1	1	29.0	30	0.967

		Singles	301	Singles	Cricket	Singles	Record	Singles Win %-age	Doubles	Cricket	Doubles	501	Doubles	Record	Doubles Win %-age	Sngls + Dbls	Record	Sngls + Dbls Win %-age	1001 Wins	1001 Losses	All-Star Points	Games Played	All-Star %-age
D1/ Get The Point		32	34	43	23	75	57	0.568	27	6	20	13	47	19	0.712	169	95	0.640	0	0	153.0	264	0.580
D 10	Austin, Connie	2	7	7	3	9	10	0.474	7	3	6	3	13	6	0.684	22	16	0.579			19.5	38	0.513
D 11	Ennis, Randy	5	7	11	1	16	8	0.667	10	1	5	6	15	7	0.682	31	15	0.674			20.0	46	0.435
D 12	Buckner, Jacky	6	5	7	4	13	9	0.591	7	4	8	3	15	7	0.682	28	16	0.636			29.5	44	0.670
D 13	Branch, Johnny	3	4	1	5	4	9	0.308	5	2	5	2	10	4	0.714	14	13	0.519			4.0	27	0.148
D 14	Jenkins, John	7	4	8	3	15	7	0.682	10	1	8	3	18	4	0.818	33	11	0.750			48.5	44	1.102
D 15	Lewis, Todd	2	3	3	2	5	5	0.500	4	0	3	2	7	2	0.778	12	7	0.632			6.5	19	0.342
D 16	Thompson, Barry	7	4	6	5	13	9	0.591	11	1	5	7	16	8	0.667	29	17	0.630			25.0	46	0.543
D2/ Starving Dartists		37	29	32	34	69	63	0.523	15	18	20	13	35	31	0.530	139	125	0.527	0	0	103.5	264	0.392
D 20	Shown, Marc	8	3	6	4	14	7	0.667	4	5	6	4	10	9	0.526	24	16	0.600			19.5	40	0.488
D 21	Hendricks, Ron	6	2	6	3	12	5	0.706	5	4	4	7	9	11	0.450	21	16	0.568			17.5	37	0.473
D 22	Hartley, Kevin	6	9	4	10	10	19	0.345	4	8	6	7	10	15	0.400	20	34	0.370			17.5	54	0.324
D 23	Howell, John	6	7	7	5	13	12	0.520	7	7	9	3	16	10	0.615	29	22	0.569			28.0	51	0.549
D 24	Fleming, Frank	0	0	0	0	0	0	#DIV/0!	0	0	0	0	0	0	#DIV/0!	0	0	#DIV/0!			0.0	0	#DIV/0!
D 25	Bergman, Fred	0	0	0	0	0	0	#DIV/0!	0	0	0	0	0	0	#DIV/0!	0	0	#DIV/0!			0.0	0	#DIV/0!
D 26	Harrell, Forrest	4	2	3	4	7	6	0.538	2	6	7	0	9	6	0.600	16	12	0.571			6.5	28	0.232
D 27	Johnson, Will	1	2	3	0	4	2	0.667	1	2	1	1	2	3	0.400	6	5	0.545			3.0	11	0.273
D 28	Hagan, Mark	6	4	3	8	9	12	0.429	7	4	7	4	14	8	0.636	23	20	0.535			11.5	43	0.267
D3/ Grateful Darts		40	32	38	34	78	66	0.542	15	21	16	20	31	41	0.431	140	148	0.486	0	0	106.5	288	0.370
D 30	Lilienthal, John	2	7	5	3	7	10	0.412	5	4	3	5	8	9	0.471	15	19	0.441			10.5	34	0.309
D 31	Simpson, Phil	7	5	7	5	14	10	0.583	4	8	4	3	8	11	0.421	22	21	0.512			20.0	43	0.465
D 32	Iager, John	3	2	10	1	13	3	0.813	4	7	7	4	11	11	0.500	24	14	0.632			24.0	38	0.632
D 33	Byrd, Joel	7	3	0	6	7	9	0.438	4	4	3	7	7	11	0.389	14	20	0.412			6.5	34	0.191
D 34	McGrail, Tony	4	4	3	7	7	11	0.389	3	4	3	5	6	9	0.400	13	20	0.394			2.0	33	0.061
D 35	Perkins, Rick	7	3	3	3	10	6	0.625	3	5	4	5	7	10	0.412	17	16	0.515			11.5	33	0.348
D 36	Holland, William	8	4	9	3	17	7	0.708	6	4	6	6	12	10	0.545	29	17	0.630			27.5	46	0.598
D 37	Roman-Cusher, Jason	2	4	1	6	3	10	0.231	1	6	2	5	3	11	0.214	6	21	0.222			4.5	27	0.167
D4/ Heroes in Trouble		25	47	28	44	53	91	0.368	14	22	16	20	30	42	0.417	113	175	0.392	0	0	82.5	288	0.286
D 40	Enos, Kellee	4	7	7	5	11	12	0.478	5	8	7	6	12	14	0.462	23	26	0.469			12.5	49	0.255
D 41	DuFraine, Pete	5	6	6	6	11	12	0.478	6	6	3	8	9	14	0.391	20	26	0.435			12.0	46	0.261
D 42	Stasko, Bill	3	10	4	7	7	17	0.292	5	7	7	6	12	13	0.480	19	30	0.388			14.5	49	0.296
D 43	Moser, Adam	3	4	4	4	7	8	0.467	2	6	7	2	9	8	0.529	16	16	0.500			10.5	32	0.328
D 44	McCann, April	2	11	0	16	2	27	0.069	2	9	5	8	7	17	0.292	9	44	0.170			5.5	53	0.104
D 45	Ashley, Terry	3	5	1	3	4	8	0.333	3	4	1	3	4	7	0.364	8	15	0.348			4.5	23	0.196
D 46	King, Adam	5	4	6	3	11	7	0.611	5	4	2	7	7	11	0.389	18	18	0.500			23.0	36	0.639
D5/ Kozmic Debris		42	30	34	38	76	68	0.528	16	20	16	20	32	40	0.444	140	148	0.486	6	0	106.5	294	0.362
D 50	Martin, Anthony	6	5	9	2	15	7	0.682	4	6	4	7	8	13	0.381	23	20	0.535	1	0	14.5	44	0.330
D 51	DeLoach, David	4	7	2	9	6	16	0.273	2	8	4	4	6	12	0.333	12	28	0.300	1	0	6.0	41	0.146
D 52	Flowers, Fred	4	5	2	5	6	10	0.375	4	6	4	5	8	11	0.421	14	21	0.400	1	0	9.0	36	0.250
D 53	Hansen, Paul	6	2	6	3	12	5	0.706	5	4	4	5	9	9	0.500	21	14	0.600	0	0	18.0	35	0.514
D 54	Moore, Mark	3	1	1	3	4	4	0.500	3	2	1	2	4	4	0.500	8	8	0.500	0	0	7.0	16	0.438
D 55	Rhea, Bill	5	0	4	1	9	1	0.900	4	2	2	4	6	6	0.500	15	7	0.682	1	0	14.0	23	0.609
D 56	Rhea, Laurie	4	5	4	4	8	9	0.471	5	4	4	5	9	9	0.500	17	18	0.486	1	0	11.0	36	0.306
D 57	Wenhart, Jeff	8	4	5	7	13	11	0.542	4	7	6	6	10	13	0.435	23	24	0.489	1	0	20.5	48	0.427
D 58	Wilson, Richard	2	1	1	4	3	5	0.375	1	1	3	2	4	3	0.571	7	8	0.467	0	0	6.5	15	0.433
D6/ Nine Lives		32	40	33	39	65	79	0.451	18	18	18	18	36	36	0.500	137	151	0.476	0	0	130.0	288	0.451
D 60	Smith, Butch	5	5	6	4	11	9	0.550	6	4	4	6	10	10	0.500	21	19	0.525			33.0	40	0.825
D 61	Marsden, James	7	5	7	4	14	9	0.609	6	6	6	6	12	12	0.500	26	21	0.553			17.0	47	0.362
D 62	Fuhrmann, Al	5	3	4	6	9	9	0.500	6	5	7	4	13	9	0.591	22	18	0.550			10.5	40	0.263
D 63	Sosa, Brian	0	7	3	6	3	13	0.188	5	5	3	5	8	10	0.444	11	23	0.324			13.5	34	0.397
D 64	Copple, Matthew	6	5	6	5	12	10	0.545	6	5	6	5	12	10	0.545	24	20	0.545			27.5	44	0.625
D 65	Hubbard, Kevin	1	4	1	4	2	8	0.200	1	4	2	2	3	6	0.333	5	14	0.263			6.0	19	0.316
D 66	Moeschet, Cathy	1	8	0	7	1	15	0.063	0	4	4	5	4	9	0.308	5	24	0.172			3.5	29	0.121
D 67	Shine, Donnie	7	3	6	3	13	6	0.684	6	3	4	3	10	6	0.625	23	12	0.657			19.0	35	0.543
D7/ Last Call		38	34	38	34	76	68	0.528	18	18	17	19	35	37	0.486	146	142	0.507	0	7	133.0	295	0.451
D 70	Root, Andrew	8	5	8	5	16	10	0.615	7	6	7	5	14	11	0.560	30	21	0.588	0	1	15.5	52	0.298
D 71	Daniel, Rob	8	5	4	9	12	14	0.462	5	7	5	8	10	15	0.400	22	29	0.431	0	1	18.5	52	0.356
D 72	Bridges, Jeff	4	6	7	4	11	10	0.524	7	4	5	6	12	10	0.545	23	20	0.535	0	1	31.0	44	0.705
D 73	Gullett, Kevin	7	3	9	2	16	5	0.762	6	5	5	6	11	11	0.500	27	16	0.628	0	0	26.0	43	0.605
D 74	Schuelke, David	4	7	7	3	11	10	0.524	6	5	6	5	12	10	0.545	23	20	0.535	0	1	22.5	44	0.511
D 75	Ney, Scott	6	7	3	8	9	15	0.375	4	8	4	7	8	15	0.348	17	30	0.362	0	1	17.5	48	0.365
D 76	Davis, Jeff	1	1	0	1	1	2	0.333	1	0	2	1	3	1	0.750	4	3	0.571	0	1	0.0	8	0.000
D 77	McArthur, Bob	0	0	0	2	0	2	0.000	0	1	0	0	0	1	0.000	0	3	0.000	0	1	2.0	4	0.500

	Singles	301	Singles	Cricket	Singles	Record	Singles Win %-age	Doubles	Cricket	Doubles	501	Doubles	Record	Doubles Win %-age	Sngls + Dbls	Record	Sngls + Dbls Win %-age	1001 Wins	1001 Losses	All-Star Points	Games Played	All-Star %-age
E1/ Flying Aces	28	38	34	32	62	70	0.470	13	20	9	24	22	44	0.333	106	158	0.402	8	8	81.0	280	0.289
E 10 Ellis, John	1	7	1	6	2	13	0.133	0	4	1	3	1	7	0.125	3	20	0.130	1	1	2.0	25	0.080
E 11 Buchanan, Chris	3	1	5	2	8	3	0.727	4	3	2	4	6	7	0.462	14	10	0.583	1	1	5.5	26	0.212
E 12 Murdaugh, John	5	2	7	3	12	5	0.706	6	5	4	6	10	11	0.476	22	16	0.579	1	1	15.5	40	0.388
E 13 Hodges, Michael	6	5	10	1	16	6	0.727	7	4	4	8	11	12	0.478	27	18	0.600	1	1	22.5	47	0.479
E 14 Nelson, Jim	7	5	2	6	9	11	0.450	3	7	1	10	4	17	0.190	13	28	0.317	1	1	12.0	43	0.279
E 15 Meyer, Jeff	3	8	6	5	9	13	0.409	3	8	2	9	5	17	0.227	14	30	0.318	1	1	13.0	46	0.283
E 16 Barnes, Kathy	1	4	2	4	3	8	0.273	1	4	4	1	5	5	0.500	8	13	0.381	1	1	4.0	23	0.174
E 17 Griffin, Brian	2	3	0	4	2	7	0.222	1	3	0	4	1	7	0.125	3	14	0.176	1	1	2.5	19	0.132
E 18 Price, David	0	3	1	1	1	4	0.200	1	2	0	3	1	5	0.167	2	9	0.182	0	0	4.0	11	0.364
E2/ Bulls Hitters	30	36	32	34	62	70	0.470	18	15	19	14	37	29	0.561	136	128	0.515	7	6	86.0	277	0.310
E 20 Burnside, John	0	5	0	3	0	8	0.000	0	3	0	4	0	7	0.000	0	15	0.000	0	1	0.0	16	0.000
E 21 Watt, Chuck	3	5	4	4	7	9	0.438	5	3	6	2	11	5	0.688	18	14	0.563	1	0	7.5	33	0.227
E 22 Moulds, Ron	0	2	1	1	1	3	0.250	2	0	2	0	4	0	1.000	5	3	0.625	0	0	5.0	8	0.625
E 23 Moulds, Patrick	5	5	4	7	9	12	0.429	5	6	5	6	10	12	0.455	19	24	0.442	1	1	16.5	45	0.367
E 24 Beaudoin, Patrick	7	2	8	1	15	3	0.833	5	4	5	4	10	8	0.556	25	11	0.694	1	0	19.5	37	0.527
E 25 Beaudoin, Paul	3	5	4	6	7	11	0.389	5	7	5	6	10	13	0.435	17	24	0.415	1	1	7.0	43	0.163
E 26 Whitney, Bob	5	6	5	7	10	13	0.435	6	4	7	3	13	7	0.650	23	20	0.535	1	1	14.0	45	0.311
E 27 Cummings, Dick	5	4	6	3	11	7	0.611	7	2	8	1	15	3	0.833	26	10	0.722	1	1	13.0	38	0.342
E 28 Slough, Ken	2	2	0	2	2	4	0.333	1	1	0	2	1	3	0.250	3	7	0.300	1	1	3.5	12	0.292
E3/ Birds of a Feather	39	33	33	39	72	72	0.500	22	14	19	17	41	31	0.569	154	134	0.535	0	21	67.5	309	0.218
E 30 Johnson, Pat	8	4	8	4	16	8	0.667	9	3	8	3	17	6	0.739	33	14	0.702	0	3	14.5	50	0.290
E 31 Ferebee, Ed	5	5	6	6	11	11	0.500	4	7	6	4	10	11	0.476	21	22	0.488	0	3	9.0	46	0.196
E 32 Edgecomb, Sean	7	5	5	7	12	12	0.500	4	7	6	5	10	12	0.455	22	24	0.478	0	3	14.5	49	0.296
E 33 Edgecomb, Andrew	9	3	2	9	11	12	0.478	10	2	5	6	15	8	0.652	26	20	0.565	0	3	8.0	49	0.163
E 34 Brown, Bill	6	5	4	6	10	11	0.476	7	3	5	5	12	8	0.600	22	19	0.537	0	3	8.5	44	0.193
E 35 Robbins, Eric	3	3	5	3	8	6	0.571	6	2	1	7	7	9	0.438	15	15	0.500	0	3	8.0	33	0.242
E 36 Randolph, Jon	1	8	3	4	4	12	0.250	4	4	7	4	11	8	0.579	15	20	0.429	0	3	5.0	38	0.132
E4/ Not Again!	32	40	30	42	62	82	0.431	17	19	22	14	39	33	0.542	140	148	0.486	6	6	112.0	300	0.373
E 40 Deemer, Kittie Rue	0	6	0	6	0	12	0.000	1	4	2	3	3	7	0.300	3	19	0.136	1	0	2.5	23	0.109
E 41 Deemer, Randy	7	3	5	5	12	8	0.600	3	6	5	2	8	8	0.500	20	16	0.556	1	1	17.0	38	0.447
E 42 Wood, Jerry	1	5	1	5	2	10	0.167	4	4	5	3	9	7	0.563	11	17	0.393	1	1	3.5	30	0.117
E 43 Baldwin, Randy	8	3	9	2	17	5	0.773	5	6	7	3	12	9	0.571	29	14	0.674	0	1	27.0	44	0.614
E 44 Bonar, Eric	6	6	7	5	13	11	0.542	8	3	9	3	17	6	0.739	30	17	0.638	1	1	30.5	49	0.622
E 45 Bush, Jim	3	3	5	3	8	6	0.571	6	2	6	2	12	4	0.750	20	10	0.667	1	1	17.5	32	0.547
E 46 Antley, Susan	4	3	2	4	6	7	0.462	3	4	4	4	7	8	0.467	13	15	0.464	0	0	5.5	28	0.196
E 47 Stokes, William	3	9	1	10	4	19	0.174	3	7	6	5	9	12	0.429	13	31	0.295	1	1	6.5	46	0.141
E 48 Seay, Joe	0	2	0	2	0	4	0.000	1	2	0	3	1	5	0.167	1	9	0.100	0	0	2.0	10	0.200
E5/ Dynamic Darts	40	32	34	38	74	70	0.514	11	25	15	21	26	46	0.361	126	162	0.438	6	0	100.0	294	0.340
E 50 Jackson, Barry	5	5	5	6	10	11	0.476	4	4	3	7	7	11	0.389	17	22	0.436	0	0	19.0	39	0.487
E 51 Ellison, George	6	3	6	3	12	6	0.667	5	4	2	8	7	12	0.368	19	18	0.514	0	0	14.0	37	0.378
E 52 Williamson, Steve	0	0	0	0	0	0	#DIV/0!	0	1	0	1	0	2	0.000	0	2	0.000	0	0	1.0	2	0.500
E 53 Kroll, Brian	3	3	4	1	7	4	0.636	3	4	3	3	6	7	0.462	13	11	0.542	1	0	9.0	25	0.360
E 54 Markov, Jim	8	1	7	2	15	3	0.833	1	8	5	3	6	11	0.353	21	14	0.600	1	0	21.5	36	0.597
E 55 Costen, Todd	4	8	7	4	11	12	0.478	2	10	6	6	8	16	0.333	19	28	0.404	1	0	15.0	48	0.313
E 56 McFadden, Kevin	6	4	3	6	9	10	0.474	3	6	6	1	9	7	0.563	18	17	0.514	1	0	7.0	36	0.194
E 57 Costen, Jim	4	7	2	10	6	17	0.261	3	8	3	8	6	16	0.273	12	33	0.267	1	0	11.5	46	0.250
E 58 McFadden, Danny	4	1	0	6	4	7	0.364	1	5	2	5	3	10	0.231	7	17	0.292	1	0	2.0	25	0.080
E6/ Dodge Darts	42	30	45	27	87	57	0.604	22	14	15	21	37	35	0.514	161	127	0.559	12	7	121.5	307	0.396
E 60 Perrault, Melissa	5	2	10	2	15	4	0.789	7	5	6	6	13	11	0.542	28	15	0.651	2	1	25.5	46	0.554
E 61 Holland, Steve	7	3	9	3	16	6	0.727	9	3	5	7	14	10	0.583	30	16	0.652	2	1	20.5	49	0.418
E 62 Marx, Jimmy	9	3	9	3	18	6	0.750	10	2	4	8	14	10	0.583	32	16	0.667	2	1	27.0	51	0.529
E 63 Carter, Kevin	7	2	6	4	13	6	0.684	4	6	4	6	8	12	0.400	21	18	0.538	2	1	17.5	42	0.417
E 64 Kralik, Mikey	1	5	0	4	1	9	0.100	2	1	0	3	2	4	0.333	3	13	0.188	1	1	3.5	18	0.194
E 65 Hester, Billy	7	3	6	4	13	7	0.650	6	3	6	4	12	7	0.632	25	14	0.641	1	1	18.5	41	0.451
E 66 Payne, Julie	4	8	1	5	5	13	0.278	3	5	3	7	6	12	0.333	11	25	0.306	2	1	6.0	39	0.154
E 67 Butler, Brent	2	4	3	2	5	6	0.455	3	2	2	1	5	3	0.625	10	9	0.526	0	0	1.0	19	0.053
E 68 Shearin, Jason	0	0	1	0	1	0	1.000	0	1	0	0	0	1	0.000	1	1	0.500	0	0	2.0	2	1.000
E7/ Travelin' Beer Bellies	35	37	38	34	73	71	0.507	20	16	24	12	44	28	0.611	161	127	0.559	9	0	121.0	297	0.407
E 70 Yoneoka, J.J.	1	6	5	5	6	11	0.353	7	4	7	1	14	5	0.737	20	16	0.556	1	0	9.5	37	0.257
E 71 Yoneoka, Oakie	7	3	4	9	11	12	0.478	3	7	7	3	10	10	0.500	21	22	0.488	1	0	12.0	44	0.273
E 72 Blinco, Jim	3	0	0	4	3	4	0.429	3	1	4	1	7	2	0.778	10	6	0.625	1	0	5.5	17	0.324
E 73 Malone, Matt	2	4	1	2	3	6	0.333	1	2	4	1	5	3	0.625	8	9	0.471	1	0	4.5	18	0.250
E 74 Mills, Matt	3	4	0	3	3	7	0.300	2	3	2	5	4	8	0.333	7	15	0.318	0	0	2.5	22	0.114
E 75 Sibincic, Rich	1	1	2	1	3	2	0.600	3	1	2	1	5	2	0.714	8	4	0.667	1	0	0.0	13	0.000
E 76 Fournier, Chris	6	5	9	2	15	7	0.682	7	4	7	3	14	7	0.667	29	14	0.674	1	0	29.0	44	0.659
E 77 Barnhill, Jeff	4	6	8	2	12	8	0.600	6	4	4	5	10	9	0.526	22	17	0.564	1	0	21.5	40	0.538
E 78 Saunders, Berk	5	5	4	5	9	10	0.474	5	4	8	1	13	5	0.722	22	15	0.595	1	0	18.0	38	0.474
E 79 Bonfiglio, Chris	3	3	5	1	8	4	0.667	3	2	3	3	6	5	0.545	14	9	0.609	1	0	18.5	24	0.771

	Singles 301		Singles Cricket		Singles Record		Singles Win %-age	Doubles Cricket		Doubles 501		Doubles Record		Doubles Win %-age	Sngls + Dbls Record		Sngls + Dbls Win %-age	1001 Wins	1001 Losses	All-Star Points	Games Played	All-Star %-age
F1/ I.N.C.	29	43	35	37	64	80	0.444	15	21	13	23	28	44	0.389	120	168	0.417	0	0	94.5	288	0.328
F 10 Clement, Dawn	3	8	4	8	7	16	0.304	5	6	4	8	9	14	0.391	16	30	0.348			11.5	46	0.250
F 11 Mitchell, Steve	6	6	10	4	16	10	0.615	5	8	4	8	9	16	0.360	25	26	0.490			23.5	51	0.461
F 12 Gildea, Tom	8	3	7	5	15	8	0.652	5	6	6	5	11	11	0.500	26	19	0.578			19.5	45	0.433
F 13 Sawyer, Matt	3	6	7	3	10	9	0.526	6	4	3	7	9	11	0.450	19	20	0.487			13.0	39	0.333
F 14 Cox, John	3	5	6	3	9	8	0.529	3	6	2	4	5	10	0.333	14	18	0.438			14.5	32	0.453
F 15 Alm, Doug	4	7	1	9	5	16	0.238	5	6	4	9	9	15	0.375	14	31	0.311			6.0	45	0.133
F 16 Johnson, MaryJane	2	8	0	5	2	13	0.133	1	6	3	5	4	11	0.267	6	24	0.200			6.5	30	0.217
F2/ To the Point	37	34	40	31	77	65	0.542	18	18	21	15	39	33	0.542	155	131	0.542	0	6	104.0	292	0.356
F 20 Romanchek, David	7	6	11	2	18	8	0.692	6	4	7	5	13	9	0.591	31	17	0.646	0	1	17.5	49	0.357
F 21 Martin, David	1	2	2	2	3	4	0.429	2	2	1	2	3	4	0.429	6	8	0.429	0	0	2.0	14	0.143
F 22 Sbaiti, Tarik	4	3	2	6	6	9	0.400	3	5	5	2	8	7	0.533	14	16	0.467	0	0	12.0	30	0.400
F 23 Benforado, Mike	7	5	6	5	13	10	0.565	4	9	9	5	13	14	0.481	26	24	0.520	0	1	19.5	51	0.382
F 24 Paulson, Glenn	5	4	7	2	12	6	0.667	6	5	5	5	11	10	0.524	23	16	0.590	0	1	13.0	40	0.325
F 25 Green, Sam	2	3	3	4	5	7	0.417	3	2	5	1	8	3	0.727	13	10	0.565	0	1	10.5	24	0.438
F 26 Safon, Dan	7	3	8	3	15	6	0.714	8	2	5	5	13	7	0.650	28	13	0.683	0	1	26.5	42	0.631
F 27 Brown, Deborah	4	8	1	7	5	15	0.250	4	7	5	5	9	12	0.429	14	27	0.341	0	1	3.0	42	0.071
F3/ UZMALL	34	37	41	30	75	67	0.528	20	16	21	15	41	31	0.569	157	129	0.549	0	0	93.0	286	0.325
F 30 Kunesh, Joe	4	6	6	6	10	12	0.455	5	8	7	4	12	12	0.500	22	24	0.478			6.0	46	0.130
F 31 Powell, Mark	5	5	8	2	13	7	0.650	7	3	5	5	12	8	0.600	25	15	0.625			22.0	40	0.550
F 32 Rouse, Chuck	4	9	0	9	4	18	0.182	7	3	5	6	12	9	0.571	16	27	0.372			4.5	43	0.105
F 33 Wilkinson, Charlie	6	5	8	4	14	9	0.609	4	8	7	4	11	12	0.478	25	21	0.543			17.0	46	0.370
F 34 Rube, Bob	7	5	9	3	16	8	0.667	10	2	9	3	19	5	0.792	35	13	0.729			29.0	48	0.604
F 35 Woodell, Jimmy	7	2	6	3	13	5	0.722	3	5	3	6	6	11	0.353	19	16	0.543			12.5	35	0.357
F 36 Holliday, Kevin	1	5	4	3	5	8	0.385	4	3	6	2	10	5	0.667	15	13	0.536			2.0	28	0.071
F4/ Damn Yankees!	40	32	30	42	70	74	0.486	16	20	18	18	34	38	0.472	138	150	0.479	0	16	63.0	304	0.207
F 40 Dougherty, Henry	2	4	3	7	5	11	0.313	2	9	6	6	8	15	0.348	13	26	0.333	0	2	7.0	41	0.171
F 41 Lupien, Bam	9	2	5	3	14	5	0.737	5	5	8	2	13	7	0.650	27	12	0.692	0	2	5.0	41	0.122
F 42 Lupien, Eric	6	5	3	8	9	13	0.409	6	5	4	3	10	8	0.556	19	21	0.475	0	2	4.0	42	0.095
F 43 Clontz, Ken	6	3	4	5	10	8	0.556	6	3	3	5	9	8	0.529	19	16	0.543	0	1	11.5	36	0.319
F 44 Jones, Jerry	1	4	2	0	3	4	0.429	0	1	2	2	2	3	0.400	5	7	0.417	0	2	2.0	14	0.143
F 45 Kring, Jeremy	0	0	0	0	0	0	#DIV/0!	0	0	0	0	0	0	#DIV/0!	0	0	#DIV/0!	0	0	0.0	0	#DIV/0!
F 46 Slowasski, Chris	5	1	3	3	8	4	0.667	1	2	1	3	2	5	0.286	10	9	0.526	0	2	8.0	21	0.381
F 47 Lupien, Kim	6	5	3	5	9	10	0.474	2	6	4	5	6	11	0.353	15	21	0.417	0	2	7.5	38	0.197
F 48 Kron, Jay	4	4	4	5	8	9	0.471	4	5	4	4	8	9	0.471	16	18	0.471	0	2	5.0	36	0.139
F 49 Side, Eric	1	4	3	6	4	10	0.286	6	4	4	6	10	10	0.500	14	20	0.412	0	1	13.0	35	0.371
F5/ Fum Duckers	35	37	33	39	68	76	0.472	16	20	13	23	29	43	0.403	126	162	0.438	5	0	88.0	293	0.300
F 50 Carawon, Bob	7	5	9	3	16	8	0.667	6	4	5	7	11	11	0.500	27	19	0.587	1	0	12.5	47	0.266
F 51 Smith, Darrel	3	0	2	1	5	1	0.833	0	3	0	3	0	6	0.000	5	7	0.417	0	0	2.5	12	0.208
F 52 Casadonte, Paul	5	4	5	5	10	9	0.526	5	5	7	4	12	9	0.571	22	18	0.550	1	0	10.5	41	0.256
F 53 Tollerton, Steve	5	9	6	6	11	15	0.423	8	6	4	7	12	13	0.480	23	28	0.451	1	0	13.5	52	0.260
F 54 Converse, Stan	1	1	1	1	2	2	0.500	2	2	2	2	4	4	0.500	6	6	0.500	0	0	6.5	12	0.542
F 55 Young, Perry	1	5	0	7	1	12	0.077	1	5	1	6	2	11	0.154	3	23	0.115	0	0	4.0	26	0.154
F 56 Stevens, Joe	6	1	7	0	13	1	0.929	5	3	3	4	8	7	0.533	21	8	0.724	1	0	28.0	30	0.933
F 57 Martin, Claude	2	5	1	7	3	12	0.200	1	7	0	6	1	13	0.071	4	25	0.138	0	0	2.0	29	0.069
F 58 Tollerton, Dave	5	7	2	9	7	16	0.304	4	5	4	7	8	12	0.400	15	28	0.349	1	0	8.5	44	0.193
F6/ Tattoo the Red Eye	36	36	29	43	65	79	0.451	21	15	24	12	45	27	0.625	155	133	0.538	7	0	86.5	295	0.293
F 60 Buckman, Dave	5	4	11	1	16	5	0.762	9	3	9	4	18	7	0.720	34	12	0.739	1	0	26.5	47	0.564
F 61 Crolla, Mike	1	10	0	5	1	15	0.063	6	4	5	3	11	7	0.611	12	22	0.353	1	0	2.0	35	0.057
F 62 Kitchin, Bob	6	3	4	5	10	8	0.556	6	3	7	2	13	5	0.722	23	13	0.639	1	0	12.5	37	0.338
F 63 Kemp, Louis	7	4	1	11	8	15	0.348	6	4	10	2	16	6	0.727	24	21	0.533	1	0	7.0	46	0.152
F 64 Redmon, Frances	3	6	1	7	4	13	0.235	3	5	2	6	5	11	0.313	9	24	0.273	1	0	5.0	34	0.147
F 65 Jay, John	5	5	4	8	9	13	0.409	4	5	5	4	9	9	0.500	18	22	0.450	1	0	15.0	41	0.366
F 66 Redmon, Art	7	3	5	6	12	9	0.571	7	4	8	2	15	6	0.714	27	15	0.643	1	0	15.5	43	0.360
F 67 Knight, Tracey	2	1	3	0	5	1	0.833	1	2	2	1	3	3	0.500	8	4	0.667	0	0	3.0	12	0.250
F7/ One Armed Bandits	40	32	43	29	83	61	0.576	20	16	16	20	36	36	0.500	155	133	0.538	8	0	101.5	296	0.343
F 70 Johnson, Sven	4	5	2	4	6	9	0.400	3	4	2	5	5	9	0.357	11	18	0.379	1	0	6.5	30	0.217
F 71 Taylor, Wayne, Jr.	5	7	6	3	11	10	0.524	9	1	5	7	14	8	0.636	25	18	0.581	1	0	15.5	44	0.352
F 72 Taylor, Walter	2	4	3	4	5	8	0.385	2	6	3	3	5	9	0.357	10	17	0.370	1	0	10.5	28	0.375
F 73 Kiser, Lyman	8	1	7	5	15	6	0.714	7	3	5	5	12	8	0.600	27	14	0.659	1	0	13.5	42	0.321
F 74 Phelps, Doug	7	4	10	2	17	6	0.739	10	2	7	4	17	6	0.739	34	12	0.739	1	0	23.0	47	0.489
F 75 Kempf, Greg	4	4	4	3	8	7	0.533	4	4	3	7	7	11	0.389	15	18	0.455	1	0	11.5	34	0.338
F 76 Whalen, Brendan	1	6	1	7	2	13	0.133	1	4	3	4	4	8	0.333	6	21	0.222	1	0	2.5	28	0.089
F 77 Vitale, Brian	9	1	10	1	19	2	0.905	4	8	4	5	8	13	0.381	27	15	0.643	1	0	18.5	43	0.430

	Singles 301		Singles Cricket		Singles Record		Singles Win %-age	Doubles Cricket		Doubles 501		Doubles Record		Doubles Win %-age	Sngls + Dbls Record		Sngls + Dbls Win %-age	1001 Wins	1001 Losses	All-Star Points	Games Played	All-Star %-age
G1/ Woody's Gang	37	27	36	28	73	55	0.570	21	12	22	11	43	23	0.652	159	101	0.612	12	5	86.5	277	0.312
G 10 Rivenbark, Ginger	11	0	10	1	21	1	0.955	9	2	7	4	16	6	0.727	37	7	0.841	2	1	23.0	47	0.489
G 11 Robertson, David	5	6	5	6	10	12	0.455	5	7	7	4	12	11	0.522	22	23	0.489	2	1	13.5	48	0.281
G 12 Gambino, Jill	4	11	4	8	8	19	0.296	7	6	8	5	15	11	0.577	23	30	0.434	2	1	6.0	56	0.107
G 13 Crim, Shane	4	4	6	2	10	6	0.625	5	3	8	0	13	3	0.813	23	9	0.719	2	0	15.5	34	0.456
G 14 Lang, Brian	7	4	4	10	11	14	0.440	11	3	9	7	20	10	0.667	31	24	0.564	2	1	8.5	58	0.147
G 15 Crabtree, Jason	6	2	7	1	13	3	0.813	5	3	5	2	10	5	0.667	23	8	0.742	2	1	20.0	34	0.588
G2/ DA Bulls	42	30	39	33	81	63	0.563	24	12	25	11	49	23	0.681	179	109	0.622	0	7	72.5	295	0.246
G 20 White, Bill	4	3	4	3	8	6	0.571	7	4	9	2	16	6	0.727	24	12	0.667	0	1	7.0	37	0.189
G 21 McSorley, Paul	3	3	7	2	10	5	0.667	5	4	4	4	9	8	0.529	19	13	0.594	0	1	17.5	33	0.530
G 22 Ammon, Mark	3	3	2	4	5	7	0.417	4	2	5	2	9	4	0.692	14	11	0.560	0	0	2.5	25	0.100
G 23 Snowden, Mark	5	6	4	5	9	11	0.450	5	3	5	3	10	6	0.625	19	17	0.528	0	1	9.0	37	0.243
G 24 Richardson, Kevin	8	1	8	2	16	3	0.842	7	3	5	1	12	4	0.750	28	7	0.800	0	1	6.5	36	0.181
G 25 Munn, Chuck	5	5	5	5	10	10	0.500	7	2	5	4	12	6	0.667	22	16	0.579	0	1	6.0	39	0.154
G 26 Kerr, Duncan	10	1	4	2	14	3	0.824	10	1	9	2	19	3	0.864	33	6	0.846	0	1	10.0	40	0.250
G 27 Palkoski, Scott	4	4	5	5	9	9	0.500	3	3	5	3	8	6	0.571	17	15	0.531	0	1	9.5	33	0.288
G 28 Galvin, Dan	0	4	0	5	0	9	0.000	0	2	3	1	3	3	0.500	3	12	0.200	0	0	4.5	15	0.300
G3/ Dead Sox	24	40	29	36	53	76	0.411	9	24	15	18	24	42	0.364	101	160	0.387	0	6	54.0	267	0.202
G 30 Cullen, Pat	3	7	1	10	4	17	0.190	3	12	4	4	7	16	0.304	11	33	0.250	0	1	9.5	45	0.211
G 31 Alapin, Toni	7	5	7	4	14	9	0.609	2	8	6	8	8	16	0.333	22	25	0.468	0	1	11.0	48	0.229
G 32 Hodge, Hugh	3	4	3	4	6	8	0.429	2	5	5	5	7	10	0.412	13	18	0.419	0	1	4.0	32	0.125
G 33 Mabry, Carolyn	2	7	3	8	5	15	0.250	2	7	2	7	4	14	0.222	9	29	0.237	0	1	8.0	39	0.205
G 34 Sedgwick, Jim	0	1	1	1	1	2	0.333	1	0	1	1	2	1	0.667	3	3	0.500	0	0	1.5	6	0.250
G 35 Smith, Van	2	9	5	5	7	14	0.333	5	7	4	5	9	12	0.429	16	26	0.381	0	1	4.0	43	0.093
G 36 Williams, Nelson	7	4	9	2	16	6	0.727	3	7	7	4	10	11	0.476	26	17	0.605	0	1	16.0	44	0.364
G 37 Zerkle, Preston	0	0	0	1	0	1	0.000	0	1	0	1	0	2	0.000	0	3	0.000	0	0	0.0	3	0.000
G 38 King, Tom	0	3	0	1	0	4	0.000	0	1	1	1	1	2	0.333	1	6	0.143	0	0	0.0	7	0.000
G4/ Team Red Eye	45	26	42	28	87	54	0.617	19	17	16	20	35	37	0.486	157	128	0.551	5	6	87.5	296	0.296
G 40 Lorbacher, Scott	9	3	12	0	21	3	0.875	5	7	9	3	14	10	0.583	35	13	0.729	1	1	23.0	50	0.460
G 41 Ennis, Terry	6	6	6	6	12	12	0.500	10	4	4	10	14	14	0.500	26	26	0.500	1	1	17.0	54	0.315
G 42 Coleman, Bret	5	4	1	8	6	12	0.333	3	7	8	2	11	9	0.550	17	21	0.447	1	1	8.0	40	0.200
G 43 Smith, John	6	4	5	5	11	9	0.550	8	2	2	8	10	10	0.500	21	19	0.525	0	1	14.5	41	0.354
G 44 Vaughan, Bill	7	5	10	2	17	7	0.708	6	7	4	8	10	15	0.400	27	22	0.551	1	1	13.0	51	0.255
G 45 Graham, Bernie	8	4	8	5	16	9	0.640	5	7	4	8	9	15	0.375	25	24	0.510	1	1	12.0	51	0.235
G 46 Drewes, Graham	4	0	0	2	4	2	0.667	1	0	1	1	2	1	0.667	6	3	0.667	0	0	0.0	9	0.000
G5/ Get Over It	34	36	29	41	63	77	0.450	17	19	19	17	36	36	0.500	135	149	0.475	5	0	95.5	289	0.330
G 50 Steinhauer, Bruce	6	7	9	5	15	12	0.556	9	5	9	3	18	8	0.692	33	20	0.623	1	0	20.0	54	0.370
G 51 Young, Jeff	6	6	5	7	11	13	0.458	8	4	4	8	12	12	0.500	23	25	0.479	1	0	16.0	49	0.327
G 52 Lawley, Charlie	6	5	3	8	9	13	0.409	5	10	7	6	12	16	0.429	21	29	0.420	1	0	19.0	51	0.373
G 53 Lawley, Lisa	8	5	6	9	14	14	0.500	6	8	8	8	14	16	0.467	28	30	0.483	1	0	21.0	59	0.356
G 54 Wilser, Dave	6	13	5	12	11	25	0.306	5	10	8	9	13	19	0.406	24	44	0.353	1	0	17.5	69	0.254
G 55 Jones, Steve	2	0	1	0	3	0	1.000	1	1	2	0	3	1	0.750	6	1	0.857	0	0	2.0	7	0.286
G6/ Sharky's Machine	31	41	27	44	58	85	0.406	17	19	15	21	32	40	0.444	122	165	0.425	0	0	82.5	287	0.287
G 60 Arensdorf, David	6	3	5	4	11	7	0.611	7	2	3	5	10	7	0.588	21	14	0.600			20.0	35	0.571
G 61 Allison, Frank	4	5	6	3	10	8	0.556	5	4	4	5	9	9	0.500	19	17	0.528			20.0	36	0.556
G 62 Becht, John	0	1	0	1	0	2	0.000	0	1	0	1	0	2	0.000	0	4	0.000			0.0	4	0.000
G 63 Hines, Curtis	5	7	5	5	10	12	0.455	4	8	5	6	9	14	0.391	19	26	0.422			9.5	45	0.211
G 64 Berrett, Kellen	2	1	0	3	2	4	0.333	2	1	0	3	2	4	0.333	4	8	0.333			2.5	12	0.208
G 65 Kahz, Eric	5	5	0	10	5	15	0.250	6	4	3	7	9	11	0.450	14	26	0.350			13.0	40	0.325
G 66 Gross, Tom	5	3	3	4	8	7	0.533	1	5	4	4	5	9	0.357	13	16	0.448			7.0	29	0.241
G 67 Hodde, John	2	3	0	6	2	9	0.182	2	3	2	4	4	7	0.364	6	16	0.273			4.0	22	0.182
G 68 Browndorf, Ken	1	7	6	3	7	10	0.412	5	4	5	4	10	8	0.556	17	18	0.486			3.0	35	0.086
G 69 Cohan, Tom	1	6	2	5	3	11	0.214	2	6	4	3	6	9	0.400	9	20	0.310			3.5	29	0.121
G7/ The G Spot	29	42	40	32	69	74	0.483	16	20	11	25	27	45	0.375	123	164	0.429	5	7	59.0	299	0.197
G 70 Bohanan, Heather	3	10	6	6	9	16	0.360	4	7	2	10	6	17	0.261	15	33	0.313	1	1	10.5	50	0.210
G 71 Griffin, Bill	2	3	1	3	3	6	0.333	0	0	1	0	1	0	1.000	4	6	0.400	0	0	2.5	10	0.250
G 72 Kiether, Bill	6	2	6	4	12	6	0.667	4	6	4	6	8	12	0.400	20	18	0.526	1	1	8.0	40	0.200
G 73 Hurley, John	6	7	6	4	12	11	0.522	5	7	5	7	10	14	0.417	22	25	0.468	1	1	17.0	49	0.347
G 74 Comeau, Jay	3	6	7	2	10	8	0.556	3	6	3	4	6	10	0.375	16	18	0.471	1	1	4.0	36	0.111
G 75 Price, Wayne	2	6	3	5	5	11	0.313	3	4	0	9	3	13	0.188	8	24	0.250	1	1	2.0	34	0.059
G 76 Watts. Bubba	2	2	4	4	6	6	0.500	5	5	3	6	8	11	0.421	14	17	0.452	0	1	5.0	32	0.156
G 77 Penny, Ron	5	6	7	3	12	9	0.571	7	5	4	7	11	12	0.478	23	21	0.523	0	1	8.0	45	0.178
G 78 Hudelson, Hans	0	0	0	1	0	1	0.000	1	0	0	1	1	1	0.500	1	2	0.333	0	0	2.0	3	0.667

Raleigh Dart League

Registration for Spring 2000 season

Champions Sports Bar 7:30 – 9:00 pm

(Mission Valley Shopping Center, Avent Ferry Road, Raleigh)

Wednesday Jan 5 — For returning teams (If your team is not returning leave message on voice mail. New captain! Pass info on to him).

Thursday Jan 6 — For new teams

Bring

1). Completed roster - use BLACK pen please
Divisions played by each member for last 3 seasons

2). ONE check for bar fee and a minimum of six players
(Bar fee is $20; player registration fee is $20)

Thursday Jan 6 — DEADLINE for unrestricted add-ons to roster

Jan 7 thru Feb 21 — Add-ons pre-approved by the Membership Committee:

1). Checks and player information as per roster to:
Billie Churchwell (treasurer), tele# 554-0848
18 Bradstone Ct, Wake Forest, NC 27587

2). Mem.Sec. will inform captain of Committee's decision

A PLAYER IS NOT ELIGIBLE UNTIL APPROVED

Monday Jan 17 — Captains Meeting at Champions 7:00 pm
- Pickup schedules, blank scoresheets, team rosters

Wednesday Jan 19 — 8:00 pm: Season starts

Monday Feb 21 — 5th week Captains Meeting at Champions 7:00 pm
- Bring NEW rosters if any changes from registration
- Deadline for submitting add-ons for approval

Team Name _____ Team Number _____ (PLEASE LEAVE BLANK)

PLEASE WRITE IN BLACK, IN BLOCK LETTERS - ROSTER WILL BE PHOTOCOPIED
CAPTAINS: ADD E-MAIL ADDRESSES OF PLAYERS WISHING TO RECEIVE NEWSLETTER

(LEAVE SPACE BLANK FOR OFFICE USE)

TOTAL

	Divisions played in previous 3 seasons	Name Home Bar & Dart Rep.	Address Board #'s	M/F	Phone #	Fee Paid Date Paid
0		Captain	e-mail		(H) (W)	
1					(H) (W)	
2					(H) (W)	
3					(H) (W)	
4					(H) (W)	
5					(H) (W)	
6					(H) (W)	
7					(H) (W)	
8					(H) (W)	
9					(H) (W)	

TONS OF NEWSLETTER

Home to the Spring Session of the Raleigh Dart League; Banquet Edition, Saturday, May 13, 2000

TOURNAMENT WINNERS

"A" Division - ***Lunatic Fringe*** *(14-8)*
After overcoming a 376-point(!) deficit in the second game of their 501 set, Jim Budelman/Don Butman clinched the Mugs when Don popped a double-20. The win finished Fringe's season as the only undefeated team in any division in RDL this season.

"B" Division - ***Excalibur*** *(?-?)*
Just as predicted here in the tournament edition of the Tons, Excalibur awoke from its comatose state to rock through three good opponents in the tournament, and become the only RDL team this season to win a tournament from a #3 seed or lower.

"C" Division - ***Get The Point*** *(?-?)*
It wasn't as ridiculous of an outcome as last season in D division, but Get The Point still finishes off the double again, claiming both the regular season and tournament in C division.

"D" Division - ***Last Call*** *(13-7)*
Last Call's regular season/tournament double was in jeopardy early, as Dodge Darts jumped out to a quick 4-0 lead. The guys of Last Call got on a roll though, and became the only team to beat Dodge Darts twice this season.

"E" Division - ***Home Thrown*** *(14-8)*
At the end of the best three-team race of the season were the top two teams in E, meeting again in the tourney final. Home Thrown jumped to an 8-4 singles lead, stretched it to 12-4, then dropped two doubles to pump up the stress level before ending it.

"F" Division - ***Woody's Gang*** *(13-7)*
Playing against the only team to upset a #1 seed before the finals, Woody's once again used their doubles dominance to put away a close match. The Machine had won a couple tight ones already, but just couldn't match up against the hot-throwing Gangstas.

"G" Division - ***I.N.C.*** *(13-11)*
I don't know if it was the match or the celebration that took so much time, but I know that when captain Clement called this one in at 2:52 a.m., I.N.C. definitely had to feel like they earned this set of Mugs - Get Over It was seriously tough this season.

REGULAR SEASON WINNERS

"A" Division - ***Lunatic Fringe*** *(12 wins, 0 losses)*
2nd place - Industrial Strength

"B" Division - ***Horsemen*** *(9 wins, 3 losses)*
2nd place - Black & Tan

"C" Division - ***Get The Point*** *(10 wins, 2 losses)*
2nd place - Rocking "B" Jiggles

"D" Division - ***Last Call*** *(11 wins, 1 loss)*
2nd place - Dodge Darts

"E" Division - ***Home Thrown*** *(10 wins, 2 losses)*
2nd place - Grateful Darts

"F" Division - ***UZMALL*** *(10 wins, 2 losses)*
2nd place - Woody's Gang

"G" Division - ***Get Over It*** *(10 wins, 2 losses)*
2nd place - I.N.C.

(Rosters of all tournament-winning and regular season first place teams can be found on page 4.)

TABLE OF CONTENTS

Item	Page Number
Tournament & Regular Season Winning Teams	1
Fall 2000 RDL Season Information	1
Final Divisional Standings	2
Final Divisional Tournament Results	3
Tournament Winning Team Rosters	4
Regular Season Winning Team Rosters	4
Quotes from the tournaments	4
Tournament Trophy Dart Awards	5
Other Tournament Hot Darts	5
Regular Season Trophy Dart Awards	5
Divisional Singles Win %-age Winners	6
Divisional All-Star Point %-age Winners	6
Players Who Beat the Singles Winners	6
Tiebreaker Stat Facts	6
Season Penalty Summary	6
List of Host Establishments	7
Notes for RDL Registration, as well as for the BCDL	7
Reminder about call-in penalties for next season	7
RDL Address and Phone No. Information	8
Season-Long Trophy Dart Game Requirements	8
Calendar of Events and Related Items	8
Season Penalty Log	8
JK's All-Star Team Picks	9
Quick Stat Tidbits	9
My Prediction Results	9
Bar ratings, Request for volunteers	10
All other random stuff/comments	10
NCCDL/NCLC Match Summaries, Standings, etc.	11
Top Spring 2000 Singles Records, by Division	12
Top Spring 2000 Doubles Records, by Division	13
Top Spring 2000 Singles+Doubles, by Division	14
Top Spring 2000 All Star %-ages, by Division	15
Top Individual Records, by Section of Play	16
League-Wide Individual Singles, Doubles Records	17
League-Wide Individual Singles+Doubles Records, All-Star %-ages	18
Singles, Doubles Records, Ranked by Team	19
Singles+Doubles Records, All-Star %-ages, Ranked by Team	20
Week-by-Week Match Results Table	21
Complete "A" Division Statistics	22
Complete "B" Division Statistics	23
Complete "C" Division Statistics	24
Complete "D" Division Statistics	25
Complete "E" Division Statistics	26
Complete "F" Division Statistics	27
Complete "G" Division Statistics	28
Upcoming ADO Tournament Calendar	29
Flyer for 2000 Carolina Dart Classic Tournament	30
Registration Info. for Summer BCDL and $ League	31
Registration Materials for Fall 2000 RDL Season	32

FALL 2000 RALEIGH DART LEAGUE SEASON INFORMATION

Registration Meeting for Returning Teams [NO CASH - SEE PG. 8!]
Champions Billiards; Wednesday, July 19, 7:30-9:00

Registration Meeting for New Teams [NO CASH - SEE PAGE 8!]
Champions Billiards; Thursday, July 20, 7:30-9:00

RDL Board Meeting - July 20 - starting toward end of registration

MANDATORY Preseason Captains' Meeting
Champions Billiards; Monday, August 7, 7:30 p.m.

Match Play begins on Wednesday, August 9

MANDATORY 5th Week Captains' Meeting
site TBA; Monday, September 11, time TBA

FINAL!! DIVISIONAL TEAM STANDINGS FOR THE SPRING *2000* RDL SEASON

"A" Division

		W	L	Pts.
👍	Lunatic Fringe ☝	12	0	191
👍	Industrial Strength	9	3	180
3	Nil Is Agòm	7	5	165
4	Kilroy Was Here	5	7	127
5	Dart Shadows	5	7	126
👎	Dogs of War	2	10	111
👎	Dazed & Confused	2	10	95

"B" Division

		W	L	Pts.
👍	Horsemen ☝	9	3	171
👍	Black & Tan	8	4	153
3	Excalibur	8	4	112
4	Arrowing Experience	7	5	157
5	Comfortably Numb	7	5	150
👎	Stop Drop and Throw	2	10	90
👎	Shooter Buzz	1	11	101

"C" Division

		W	L	Pts.
👍	Get The Point ☝	10	2	186
👍	Rocking "B" Jiggles	9	3	144
3	Cheap Shots	6	6	150
4	Bullweiser	6	6	132
5	Dixie Chickens	5	7	112
👎	Hairless Cats	4	8	128
👎	Kozmic Debris	2	10	96

"G" Division

		W	L	Pts.
👍	Get Over It ☝	10	2	168
👍	I.N.C.	9	3	180
3	Madhouse Patients	8	4	173
4	The G Spot	7	5	139
5	Rowdy Kidz	4	8	71
👎	Broken Arrows	3	9	57
👎	Dead Sox	1	11	72

"D" Division

		W	L	Pts.
👍	Last Call ☝	11	1	195
👍	Dodge Darts	8	4	170
3	Nine Lives	8	4	153
4	Travelin' Beer Bellies	6	6	120
5	Starving Dartists	5	7	121
👎	Flicking Steel	2	10	89
👎	Not Again!	2	10	80

"E" Division

		W	L	Pts.
👍	Home Thrown ☝	10	2	178
👍	Grateful Darts	9	3	163
3	Dynamic Darts	9	3	155
4	One Armed Bandits	6	6	148
5	Dart Dawgz	5	7	147
👎	Tattoo the Red Eye	2	10	103
👎	Heroes in Trouble	1	11	111

"F" Division

		W	L	Pts.
👍	UZMALL ☝	10	2	164
👍	Woody's Gang	9	3	161
3	DA Bulls	8	4	150
4	Sharky's Machine	5	7	127
5	Bulls Hitters	4	8	134
👎	Damned Yankees	4	8	115
👎	Fum Duckers	2	10	112

☎ = *phone-in penalty (5 pts.)*
📠 = *mail-in penalty (16 pts.)*
💣 = *captains' meeting penalty (5 pts.)*
☑ = *ballot penalty,* ✍ = *runoff ballot penalty (5 pts.)*
☹ = *ineligible player (match win, all pts., all team stats.)*
👎 = *clinched* "bottom-two" *finish in division*
👍 = *clinched* "top-two" *finish in division*
☝ = *regular season division champion*

SPRING 2000 RDL DIVISIONAL TOURNAMENT RESULTS

Quarterfinals	*Semifinals*	*Finals*	***WINNER***

"A" Division

1 **Lunatic Fringe**
(Bye) — **Lunatic Fringe**
(14-10) — **Lunatic Fringe**
5 Dart Shadows
(13-11) Dart Shadows
4 Kilroy Was Here
(14-8) — **Lunatic Fringe**
3 Nil Is Agòm
(13-5) Nil Is Agòm
6 Dogs of War
(14-8) Nil Is Agòm
7 Dazed & Confused
(13-1) Industrial Strength
2 Industrial Strength

"B" Division

1 Horsemen
(Bye) — Horsemen
(13-9) — Horsemen
5 Comfortably Numb
(13-7) Arrowing Experience
4 Arrowing Experience
(?-?) — **Excalibur**
3 **Excalibur**
(14-4) **Excalibur**
6 Stop Drop and Throw
(13-7) — **Excalibur**
7 Shooter Buzz
(13-5) Black & Tan
2 Black & Tan

"C" Division

1 **Get The Point**
(Bye) — **Get The Point**
(12-7) — **Get The Point**
5 Dixie Chickens
(13-11) Dixie Chickens
4 Bullweiser
(?-?) — **Get The Point**
3 Cheap Shots
(14-8) Cheap Shots
6 Hairless Cats
(13-9) — Cheap Shots
7 Kozmic Debris
(14-4) Rocking "B" Jiggles
2 Rocking "B" Jiggles

Quarterfinals	*Semifinals*	*Finals*	***WINNER***

"D" Division

1 **Last Call**
(Bye) — **Last Call**
(14-8) — **Last Call**
5 Starving Dartists
(14-10) Starving Dartists
4 Travelin' Beer Bellies
(13-7) — **Last Call**
3 Nine Lives
(?-?) Nine Lives
6 Flicking Steel
(13-5) Dodge Darts
7 Not Again!
(13-12) Dodge Darts
2 Dodge Darts

"E" Division

1 **Home Thrown**
(Bye) — **Home Thrown**
(13-9) — **Home Thrown**
5 Dart Dawgz
(13-9) Dart Dawgz
4 One Armed Bandits
(14-8) — **Home Thrown**
3 Dynamic Darts
(13-12) Tattoo the Red Eye
6 Tattoo the Red Eye
(14-6) Grateful Darts
7 Heroes in Trouble
(13-10) Grateful Darts
2 Grateful Darts

"F" Division

1 UZMALL
(Bye) — UZMALL
(13-12) — Sharky's Machine
5 Bulls Hitters
(13-9) Sharky's Machine
4 Sharky's Machine
(13-7) — **Woody's Gang**
3 DA Bulls
(13-11) Damned Yankees
6 Damned Yankees
(14-10) — **Woody's Gang**
7 Fum Duckers
(13-2) **Woody's Gang**
2 **Woody's Gang**

Quarterfinals	*Semifinals*	*Finals*

Finals	*Semifinals*	*Quarterfinals*

"G" Division

1 Get Over It
(Bye) — Get Over It
(?-?) — Get Over It
5 Rowdy Kidz
(Forfeit) Rowdy Kidz
4 The G Spot
(13-11) — **I.N.C.**
WINNER
I.N.C. *(13-3)* — Madhouse Patients
Madhouse Patients 3
(13-1)
Broken Arrows 6
I.N.C.
Dead Sox 7
(13-5)
I.N.C. 2

TOURNAMENT WINNERS!!!!!!

"A" Division - ***Lunatic Fringe***

Joe Wilson (c)	Tom Brown	Jim Budelman
Bob Terry	Tim Lane	Steve Hoffmann
Don Butman		Keith Wall

"B" Division - ***Excalibur***

Shannon Stewart (c)	Jeff Prior	J.D. Denton
Dale Long	Tony Horton	Mike Seward
Robert Montgomery	Mark Slominski	Gary Burney

"C" Division - ***Get The Point***

Connie Austin (c)	Donnie Simpson	Jacky Buckner
Barry Thompson	John Jenkins	Johnny Branch
David Price		Todd Lewis

"D" Division - ***Last Call***

Andrew Root (c)	Rob Daniel	Scott Ney
Kevin Gullett	Jeff Bridges	David Schuelke
	Nate Wade	

"E" Division - ***Home Thrown***

Pat Johnson (c)	Ed Ferebee	Sean Edgecombe
Jon Randolph	John Murdaugh	Andrew Edgecombe
	Bill Brown	

"F" Division - ***Woody's Gang***

Ginger Rivenbark (c)	David Robertson	Jill Gambino
Scott Lorbacher	Jason Crabtree	Brian Lang
Julie Payne	Ann Ryan	Bob Hounsell
	Steve Margets	

"G" Division - ***I.N.C.***

Dawn Clement (c)	Steve Mitchell	Tom Gildea
Joe Medlin	Doug Alm	Matt Sawyer
	John Cox	

REGULAR SEASON WINNERS!!!!!!

"A" Division - ***Lunatic Fringe***

Joe Wilson (c)	Tom Brown	Jim Budelman
Bob Terry	Tim Lane	Steve Hoffmann
Don Butman		Keith Wall

"B" Division - ***Horsemen***

Tony Keller (c)	Len Maminski	Steve Wilcenski
Keith Feller	Steve Knight	Bob McCredie
George Sutphen	Britt Phillips	Bart Bear

"C" Division - ***Get The Point***

Connie Austin (c)	Donnie Simpson	Jacky Buckner
Barry Thompson	John Jenkins	Johnny Branch
David Price		Todd Lewis

"D" Division - ***Last Call***

Andrew Root (c)	Rob Daniel	Scott Ney
Kevin Gullett	Jeff Bridges	David Schuelke
	Nate Wade	

"E" Division - ***Home Thrown***

Pat Johnson (c)	Ed Ferebee	Sean Edgecombe
Jon Randolph	John Murdaugh	Andrew Edgecombe
	Bill Brown	

"F" Division - ***UZMALL***

Joe Kunesh (c)	Mark Powell	Chuck Rouse
Bryan Abreu	Charlie Wilkinson	Bob Rube
Fon Denton	Deb Brown	Jimmy Woodell

"G" Division - ***Get Over It***

Bruce Steinhauer (c)	Jeff Young	Charlie Lawley
Steve Jones	Dave Wilser	Lisa Lawley
	Christian Dory	

Congrats to the four teams that pulled the season/tourney double! Kind of makes you wonder a little though whether the tourneys are just a little redundant. Exciting for the three upsetters however.

QUOTES OF THE TOURNAMENT

Quote #1 : from Chris Mori, who managed to get timed out by the VoiceMail three times in a row in the tournament, just like during the regular season [normally I wouldn't print this type of quote, but he really made a point of it - repeatedly - so I figure it was said with a purpose]: "I can't believe we had to play at (establishment name withheld)! That place sucked! If any A division team had had to play there, every one of them would have been pissin' and moanin', and whinin' and complainin' about it. They would have all filed protests and grievances and said they wouldn't play there! I don't know why we had to play there! It was a B division tournament match and the place was just bad. I mean it was really bad. And we're in B division. It would have been OK if it was F or D division, but come on, we're in B division! I mean, any A player would have been crying protest as soon as they walked in there and they would have refused to play there." [Then he got cut off, and called back.] "As I was saying, I know that every A player would have refused to play in that place, and they would have been whining and complaining about the place if they did decide to stay. All of the guys said that we should move the match, but I reminded everybody that it's a double-forfeit if we move the match. So we played it there, though I know A teams wouldn't have. I mean, come on, we're in B division…" [Etc., etc., etc., and he called back a third time and said the same type of stuff. All I have to say is that I hope next season in A division changes Chris' opinion of me, my team, and my opponents in A division. Or maybe I guess he'll have to start whinin' and complainin' since he'll be an "A" player. In any case, I'm sure there will be plenty of people looking forward to the matches… And the people in D & F divisions would probably feel the same way, eh? - JK]

Quotes #2 and #3 : from Tony Keller, who was racing to his phone to try to beat Shannon Stewart (who had just knocked off Tony's team in the B final) to the Voicemail: "Jason, Shannon's a liar! Don't listen to him! Horsemen won!" [Pretty funny, but… no dice.] And then he said something that is more true than I think I realized prior to his message: " Do you know the difference between a good match and a great match? It's great when you win and good when you lose."

Quote #4 : from Dawn Clement, captain of the G division tournament champion, I.N.C., who kept it short and sweet: " Print up the Mugs. See you Saturday."

Quote #5 : from Andrew Root, captain of the D division champions, Last Call, who obviously is engulfed in the, uh, finer(?) things in life: "Do you smell-l-l-l-l-l-l-l-l-l-l what Last Call is cooking?!" [I have to say that I'm pretty embarrassed to admit that I knew this was a pro wrestling reference… oh, man… - JK]

Quote #6 : from Ginger Rivenbark, captain of Woody's Gang: "I wanted to let you know that I think Bob Hounsell might have gotten a trophy dart for the high-in. He hit a Ton-60-In tonight, so hopefully that clinched a high-in award." [Sorry, Bob gets an 'Atta-Boy', since the High-In is regular-season-only, unless you stick a 170-In. - JK]

Quote #7 : from Pat Johnson, captain of Home Thrown, and someone who is about to be appreciated a whole bunch more by the members of the RDL Board: " Thanks to everyone who volunteers, for everything that they do. I really want to thank them for their efforts."

Quote #8 : from Joe Wilson, captain of Lunatic Fringe, and probably a guy who will give me some crap about including this one: " It's been fun. It's been a long fifteen seasons with the Fringe. But I don't know that I'll be doing this again. This is my last report. Not ever, because I know what happens when I say ever, but at least for a while. Anyway, here is my last report: 'We're the champions. See you at the banquet.' " [Excellent report, Joe. And just like when you stopped serving on the Board, I think the RDL just lost a bit. Guys who are dedicated, organized AND dependable are rare. - JK] [And, oh yeah… Lord help the next captain of Fringe. The shoes are big…]

FINAL REGULAR SEASON TROPHY DART AWARDS

High In (301 only)

Fritz Herman	**Ton-60**
Dixie Chickens	3/22
John Murdaugh	**Ton-60**
Home Thrown	2/9
Randy Umstead	**Ton-60**
Dogs of War	4/12

High Out (301, 501, and 1001)

Lee Scott	**Ton-26**
Industrial Strength	2/23
George Sutphen	**Ton-26**
Horsemen	2/6

TOURNAMENT!!! TROPHY DART AWARDS

9 Marks

Whit Bryant **(2)**	Black & Tan	4/26, 5/3
Mike Hall **(2)**	Dart Shadows	5/3, 5/3
Phillip Eastmead	Industrial Strength	4/26
Todd Lemons	Kilroy Was Here	4/26
Keith Stark	Black & Tan	4/26
Bart Bear	Horsemen	5/3
Will Benson	Nil Is Agòm	5/3
Fon Denton	UZMALL	5/3
Billy Hester	Dodge Darts	5/3
William Holland	Grateful Darts	5/3
Kris Kilsdonk	Dart Dawgz	5/3
Mike Mohan	Arrowing Experience	5/3
Wil Tan	Industrial Strength	5/3

Ton-80s

Billy West	Industrial Strength	4/26
Pete Rutten	Dart Shadows	5/3
Stef Bogaerts	Nil Is Agòm	5/10

6 Bulls

Bill Stasko	Heroes in Trouble	4/26

OTHER TOURNAMENT HOT DARTS

(Sorry, no award for these, but they're still good shots)

Lyman Kiser	One Armed Bandits	T-71
Josh Hall	Cheap Shots	160-In
Bob Hounsell	Woody's Gang	160-In
Mark Powell	UZMALL	160-In

(…and no, I'm not including an all-star list for the tournament because any fool can throw a bunch of all-stars when he or she is playing two-out-of-three singles cricket sets…)

READ THIS!! IMPORTANT FOR ALL RDL PAYMENTS!

TREASURER BILLIE CHURCHWELL WILL NOT BE ACCEPTING CASH FOR REGISTRATION, NEWSLETTER, ETC., ANYMORE! BRING A CHECK! AND DO NOT BOUNCE A CHECK TO RDL - FROM NOW ON THAT WILL COST YOU AN EXTRA $20 FEE!! YOU HAVE NOW BEEN FOREWARNED, AND BILLIE DOESN'T WANT TO HEAR YOUR SOB STORY AT REGISTRATION - IT'S NOT FAIR TO BILLIE TO HAVE CARRY AROUND YOUR CASH… SO NOW SHE WON'T BE.

Fast Singles 301

Stef Bogaerts	**9 darts**
Nil Is Agòm	2/9
Pat Crowley	**9 darts**
Comfortably Numb	1/19
Adam King	**9 darts**
Heroes in Trouble	2/16
Jerry Oakley	**9 darts**
Dogs of War	4/5

Fast Singles Cricket

Scott Butters	**18 darts**
Dazed & Confused	3/8
Bill Stasko	**18 darts**
Heroes in Trouble	3/8

Fast Doubles Cricket

Jim Budelman & Don Butman	**17 darts**
Lunatic Fringe	1/19

Fast Doubles 501

Jim Budelman & Don Butman	**16 darts**
Lunatic Fringe	3/8
Somchai Samaluk & Lee Scott	**16 darts**
Industrial Strength	2/23

9 Marks

Tom Brown **(3!)**	Lunatic Fringe	2/23, 3/1, 3/1
John Carroll **(2)**	Dogs of War	2/2, 4/12
Phillip Eastmead **(2)**	Industrial Strength	3/1, 3/8
Connie Austin	Get The Point	1/19
Whit Bryant	Black & Tan	4/19
Jim Budelman	Lunatic Fringe	2/23
Don Butman	Lunatic Fringe	3/1
Paul Casadonte	Fum Duckers	3/29
Craig Cashwell	Dart Shadows	3/8
Pat Crowley	Comfortably Numb	2/23
Rob Daniel	Last Call	3/8
Rachel Daniels	Dart Dawgz	3/8
Keith Gibbs	Nil Is Agòm	3/8
Mike Hall	Dart Shadows	4/19
Allen Honeycutt	Dart Dawgz	3/29
Jason Kilts	Kilroy Was Here	3/22
Joe Kipping	Kilroy Was Here	2/10
Robert Ray	Madhouse Patients	3/22
Berk Saunders	Travelin' Beer Bellies	2/9
Phil Simpson	Grateful Darts	3/29
Rick Stanley	Comfortably Numb	2/16
Bill White	DA Bulls	2/23

Ton-80s

Kevin Barton	Arrowing Experience	2/2
Will Benson	Nil Is Agòm	3/1
Stef Bogaerts	Nil Is Agòm	3/1
Jim Bush	Not Again!	3/22
Mark Heath	Dixie Chickens	4/5
Tony Horton	Excalibur	2/7
Jimmy Marx	Dodge Darts	2/9
Mike Mohan	Arrowing Experience	4/19
Jason Roman-Cusher	Grateful Darts	2/23
Rick Stanley	Comfortably Numb	4/5
Mark Wackerman	Dogs of War	2/9
Chris Wandscher	Dart Shadows	2/2

6 Bulls

(none reported)

Spring 2000 RDL Individual Season-Long Awards

SINGLES WIN PERCENTAGE

			W	L	%-age
		"A" Division			
	Wil Tan	A2/ Industrial Strength	22	3	0.880
		"B" Division			
	Pat Crowley	B6/ Comfortably Numb	20	4	0.833
		"C" Division			
	Danica Kelso	C2/ Rocking "B" Jiggles	18	3	0.857
		"D" Division			
	Nate Wade	D2/ Last Call	22	2	0.917
		"E" Division			
	Bill Stasko	E2/ Heroes in Trouble	20	4	0.833
		"F" Division			
	David Arensdorf	F7/ Sharky's Machine	21	2	0.913
		"G" Division			
	Lance Robinson	G6/ Madhouse Patients	19	3	0.864
		Women's Records			
1st	Danica Kelso	C2/ Rocking "B" Jiggles	18	3	0.857
2nd	Paula Delp	C2/ Rocking "B" Jiggles	20	6	0.769
3rd	Kris Kilsdonk	E7/ Dart Dawgz	17	7	0.708

ALL-STAR PERCENTAGE

			ASPs	TGP	%-age
		"A" Division			
	Stef Bogaerts	A7/ Nil Is Agòm	79.0	45	1.756
		"B" Division			
	Pat Crowley	B6/ Comfortably Numb	54.0	48	1.125
		"C" Division			
	Paula Delp	C2/ Rocking "B" Jiggles	58.5	51	1.147
		"D" Division			
	Jimmy Marx	D5/ Dodge Darts	47.0	43	1.093
		"E" Division			
	Adam King	E2/ Heroes in Trouble	33.0	46	0.717
		"F" Division			
	David Arensdorf	F7/ Sharky's Machine	40.5	47	0.862
		"G" Division			
	Ron Penny	G2/ The G Spot	29.5	52	0.567
		Women's Records			
1st	Paula Delp	C2/ Rocking "B" Jiggles	58.5	51	1.147
2nd	Amy Ramser	C2/ Rocking "B" Jiggles	26.0	43	0.605
3rd	Ginger Rivenbark	F6/ Woody's Gang	21.0	43	0.488

THE PLAYERS WHO *BEAT* THE SINGLES WIN %-AGE WINNERS IN EACH DIVISION

Who beat Wil Tan of Industrial Strength?
in 301: (none).
in cricket: Craig Cashwell (wk.6), Mike Hall (wk.13), Don Butman (wk.14).

Who beat Pat Crowley of Comfortably Numb?
in 301: Chris Mori (wk.2), Drew Daly (wk.9), Shawn Cullipher (wk.12), Len Maminski (wk.13).
in cricket: (none).

Who beat Danica Kelso of Rocking "B" Jiggles?
in 301: Randy Warren (wk.3), Bob James (wk.13).
in cricket: Aaron Downs (wk.9).

Who beat Nate Wade of Last Call?
in 301: Billy Hester (wk.7).
in cricket: Jeff Barnhill (wk.8).

Who beat Bill Stasko of Heroes in Trouble?
in 301: John Ellis (wk.1), John Jay (wk.7), Derrick Peterson (wk.14).
in cricket: Jon Randolph (wk.10).
[I guess Derrick's real name must be Jon or John…]

Who beat Dave Arensdorf of Sharky's Machine?
in 301: Mark Snowden (wk.2).
in cricket: Mark Powell (wk.5).

Who beat Lance Robinson of Madhouse Patients?
in 301: Bruce Steinhauer (wk.4).
in cricket: Jay Comeau (wk.3), John Cox (wk.6).

[After Ginger Rivenbark won G division last season, I wrote that it was the first time since I started writing the newsletter that a woman had done that. Now Danica Kelso has upped the ante - winning a highly competitive C division. Congratulations to Danica, but unfortunately I suspect that she only wins one singles award (like was given to Ginger last season). Still a great, great season though.]

ADO QUALIFIERS *(placed here due to a lack of space on page 3...)*

ADO Regional Qualifiers (sponsored by the CADC)

Qualifiers for the ADO U.S. Team (I think):
Sunday, June 11, 1:00 p.m., Champions
Saturday, June 17, 2:00 p.m., Champions
Sunday, July 9, 1:00 p.m., After Hours
Saturday, July 15, 2:00 p.m., Champions
Saturday, July 29, Regionals at ???

For more information on these and future ADO qualifiers, call Raquel Hickerson at 366-3262.

THIS SEASON'S TIEBREAKERS

After a season in which it seemed that almost every division had at least one tiebreaker every week, we come to this. Five of the seven divisions (all except D and F divisions) had fewer tiebreakers this season than there were last season. The total only went down a few, but it really really did seem like there were a lot less. There were 3 tiebreakers in A division, 1 in B division, 3 in C division, 5 in D division, 5 in E division, 5 in F division, and 4 in G division. In addition, there were at least three in the season-ending tournaments, bringing the overall season+tournament total to 29. Just as with last season, five teams played more than two tiebreakers this season (Dodge Darts (again) in D division, Grateful Darts and One Armed Bandits in E division, UZMALL in F division, and Get Over It in G div.). And again just like last season, it seems that maybe tiebreakers make these teams tough - four of the five finished 1st or 2nd in their division. Only the Dodge Darts and UZMALL played as many as four 1001s, and they both needed to add one in the tourneys to reach that total. And none of those five finished under 0.500, as they had a combined tiebreaker record of 13-4. I don't think it has ever happened in the past half decade that no team lost at least three 1001s in a season. Cool.

SPRING 2000 PENALTY SUMMARY

Every season I include the penalty log in every weekly issue of the Tons, and every season some of you just don't seem to really give a crap that you keep showing up there. There was a ballot again this season, so we had a lot of penalties, with the totals being almost the exact same as last season. Only one team dropped a spot directly due to a penalty (and it didn't cost them a plaque), but there were a couple of 3rd-place teams that were certainly affected by their penalties in their points race for 2nd and how much they poured themselved into the chase. The bottom line is that once again penalties really did make a difference. The number of teams that were penalized dropped significantly, to 20 of the 49 teams (from 27 of the 50 last season), but those 20 chalked up 1.65 penalties per team. There were a total of 33 penalties for a total of 253(!) points and 0 match wins (as there were no ineligible players for the second season in a row - yea!). There was 1 Preseason captains' meeting penalty (5 pts.), 5 Fifth Week captains' meeting penalties (5 pts. each), 6 phone-in penalties (5 pts. each), 8 mail-in penalties (16 pts. each), and 13 special election ballot penalties (5 pts. each). Last season only one team was penalized more than twice, but this season EIGHT teams chalked up at least two penalties. While Broken Arrows of G division led the league in originality, chalking up four distinct types of penalties, Excalibur of B division led the league in penalty points with 37 (on only 3 penalties). All I can say is "pay attention next season".

WHERE WE PLAY

After Hours **552-4131**
7608 Purfoy Road Fuquay-Varina
-in front of Comfort Inn, near Sunset Lake/401 inter.

Babineau's **467-5411**
1102 Buck Jones Road Cary
-nearly across from Crossroads Ford dealership

Blinco's **790-3882**
5009 Falls of the Neuse Road N. Raleigh
-in Quail Corners Shopping Center

Breakers Billiards **772-9593**
305 Tryon Road Raleigh
-in Tryon Hills Shop. Ctr. at US 70 & Tryon Rd.

Cellar at the Warehouse **828-1102**
427 S. Dawson Street downtown Raleigh
-at the corner of Dawson and Cabarrus streets

Champions Billiards **833-8337**
2109-152 Avent Ferry Road Raleigh
-in Mission Valley Shopping Center

The Comet Lounge **833-8090**
3003 Hillsborough Street near NCSU
-between Milano's and the Brewery near Dixie

Fenway Sports Grill **661-0888**
1490 Garner Station Boulevard S. Raleigh
-in North Station Shopping Center

Harrison's Bar and Grill **481-2442**
301-C N. Harrison Avenue Cary
-under Pure Gold, betw. Chatham St. & 54 @ RR tracks

The Little Bar **362-1122**
2901 Highway 64 West Apex
-US-1 to 64-west, about 3 miles past 55 exit, on left

Pantana's Pool Hall **833-2990**
3112 Hillborough Road near NCSU
-I think it's between Concord and Shepherd streets

PJ's Sports Bar **361-2390**
2223 NC Highway 54 RTP
-across RR tracks just east of 54/55 intersection

Players Retreat **755-9589**
105 Oberlin Road near NCSU
-at corner of Oberlin Rd. & Hillsborough St.

The Pub **872-1414**
2913 Brentwood Road N. Raleigh
-in Davis Square Shopping Ctr. near Capital Blvd.

Rack'M Up West **851-9006**
5563 Western Boulevard W. Raleigh
-at inter. with Buck Jones Rd. in Plaza West Shp. Ctr.

RBJ's Place **876-5031**
2237 New Hope Church Road Raleigh
-just east of Atlantic Avenue

Scores Sports Bar **876-8143**
3050 Wake Forest Road N. Ral. near beltline
-right next to Sam's Steakhouse in Holly Park Shop. Cntr.

Sharky's Place **783-5448**
5800 Duraleigh Road NW Raleigh
-in the Yuppie Center near US 70 intersection

Shuckers **556-7704**
10625 Capital Boulevard Wake Forest
-way up Capital Blvd. near the US-1/US-1-Alt. split

Snooker's-RW **828-7665**
3520 Wade Avenue NW Raleigh
-in Ridgewood Shopping Center

Tailgaters **872-2827**
2645-A East Millbrook Road N. Raleigh
-about half a mile west of US-1

Tapps **676-9676**
230 Newton Road N. Raleigh
-off Six Forks behind Ace Hardware

The Upper Deck (Cary) **460-9977**
329 N. Harrison Avenue Cary
-near intersection. of N. Harrison & Hwy. 54

The Upper Deck II (Raleigh) **755-3880**
2235 Avent Ferry Road Raleigh
-right next to Mission Valley Shopping Center

Upper Deck Profile **833-4527**
625 E. Whitaker Mill Road Raleigh
-near inter. of Whitaker Mill & Wake Forest Rd.

Woody's **380-7737**
8260 Chapel Hill Road Cary
-between N. Harrison & Reedy Creek Road

FALL 2000 RDL SEASON REGISTRATION DATES

Team registration dates: returning teams - July 19, new teams - July 20, 7:30 p.m., Champions Billiards. Preseason captains' meeting is at 7:30 p.m, Aug. 7th, at Champions. Match play starts August 9th.

And yes, I realize that this information is elsewhere in the Tons a couple of times, but I really don't want to lose any teams because they forgot to register. It's one thing to lose a team because they have other things to do every Wednesday, but it sucks when we lose a team because either we or they weren't paying attention.

SUMMER LEAGUE IN DURHAM/RTP (see page 31)

With the time off in the summer for RDL, many darters turn to other Triangle leagues to keep warm over the summer. There are no less than four other leagues across the Triangle, with all but one of them playing in Raleigh or at least RTP. One of the two in Durham/RTP has already started, but the Bull City League hasn't yet.

Bull City Dart League

- Tuesday, Steel-Tip, HANDICAPPED league
- Played primarily in RTP, with some downtown Durham locations

4-6 players per team, $20 per player, registration open through the reg. meeting at 7:00-9:00 p.m, May 23rd, at PJ's Sports Bar For info., call President-elect ME (Jason Kilts) at 477-0684

NEXT SEASON'S CALL-IN PENALTY REMINDER

Don't forget: next season if you mis-add your score of your match, you will be slapped with a 5-point call-in penalty for calling in a score that is incorrect. So, you had better start being a little more careful when your matches have some 'blocker' players in them. There were many mis-added scores this season. I hope there aren't next season.

HOW TO REACH US

RDL VoiceMail

(919) 990-1218

Mail Scoresheets to:

Jason Kilts
2811 Duke Homestead Road
Durham, NC 27705

New Member Fees and Newsletter Fees:

Billie Churchwell
18 Bradstone Court
Wake Forest, NC 27587

All Other RDL Correspondence to:

(The P.O. Box wasn't worth the cost, and we haven't chosen a new location for random RDL mail, so just send any other stuff to Jason for the time being.)

Board of Directors

President	William Holland	233-9816-home 247-0595-mobile
Vice President	Phillip Eastmead	363-2547
Secretary	Michelle Gaffney	571-1917
Treasurer	Billie Churchwell	554-0848
Membership	Cathy Moeschet	789-0336
Rules/Grievances	Brian Selby	844-1462
	email: beselby@mindspring.com	
External Orgs.	J.D. Dixon	910-814-1464

League Statistician/Editor

Jason Kilts email: kilts001@mc.duke.edu 990-1218

"HOT DARTS" CALL-IN GUIDELINES

Here are the guidelines you should use when deciding what you should use as your minimum number of all-star points for reporting when you call in your scores.

"A" Division = 4.5 or more ASPs
"B" Division = 4.0 or more ASPs
"C" Division = 3.5 or more ASPs
"D" and "E" Divisions = 3.0 or more ASPs
"F" and "G" Divisions = 2.5 or more ASPs

Also, call in any fast games, high ins, high outs, or other amazing feats that you think warrant a little recognition (e.g., Ins & Outs higher than a Ton, 21-dart cricket games, 18-dart 301s, 24-dart 501s, etc.)

SEASON-LONG TROPHY DART MINIMUM GAMES PLAYED REQUIREMENTS

In order to be eligible for all-star point %-age and singles win %-age awards, you must play in at least 66% of the total projected games this season:

for all Divisions:

All-star pt. %-age: min. of 32 Total Games Played
Singles win %-age: min. of 16 Singles Games Played

PENALTY LOG

The penalty log returns this season in the same form it has had for several seasons. I will list all of the penalties assessed throughout the season right here, so that anyone who thinks that the point math in their division doesn't quite add up can just check here and see who lost what when. It should eliminate any confusion. **Preseason captains' meeting (5 pts.):** Dead Sox (G).
Fifth week captains' meeting (5 pts.): Dart Shadows (A), Sharky's Machine (F), Get Over It (G), Broken Arrows (G), Rowdy Kidz (G).
Special Election Ballot (5 pts.): Excalibur (B), Shooter Buzz (B), Rocking "B" Jiggles (C), Bullweiser (C), Travelin' Beer Bellies (D), Flicking Steel (D), Dynamic Darts (E), Fum Duckers (F), Sharky's Machine (F), The G Spot (G), Get Over It (G), Dead Sox (G), Broken Arrows (G).
Phone-in (5 pts.): Industrial Strength (A,wk.12), Travelin' Beer Bellies (D,wk.9), Damned Yankees (F,wk.13), Broken Arrows (G,wk.6), Madhouse Patients (G,wk.14), Rowdy Kidz (G,wk.4). **Mail-in (16 pts.):** Excalibur (B,wk.11,wk.12), Stop Drop and Throw (B,wk.11), Rocking "B" Jiggles (C,wk.5), Starving Dartists (D,wk.9), Dead Sox (G,wk.8), Broken Arrows (G,wk.6), Rowdy Kidz (G,wk.4).

CALENDAR OF EVENTS

July 19, 20 7:30 p.m. - 9:00 p.m. **Fall 2000 RDL Team Registration** Champions Billiards; returning teams - Wed., July 19; new teams - Thur., July 20; (you can really register on either day though)

TREASURER BILLIE CHURCHWELL WILL NOT BE ACCEPTING CASH FOR REGISTRATION, NEWSLETTER, ETC., ANYMORE! BRING A CHECK! AND DO NOT BOUNCE A CHECK TO RDL - FROM NOW ON THAT WILL COST YOU AN EXTRA $20!

Mon., Aug. 7 7:30 p.m. **Mandatory Fall 2000 RDL Preseason Capts.' Meeting**; Be there, or be… five points behind Champions Billiards

Wed., Aug. 9 **Fall 2000 RDL Match Play begins**

Mon., Sept. 11 **Fall 2000 Fifth Week Captains' Meeting** site and time, TBA; MANDATORY!!!

ADO Regional Qualifiers (sponsored by the CADC)

(these can be found on page 6 in this issue of the Tons)

Other Local Weekly Leagues

Mon./Thurs. ***Capital Area Dart Club*** , Singles/Doubles
Mondays ***Tobacco Road Dart League*** , Durham
Tuesdays ***Bull City Dart League*** , Durham
Thursdays ***Triangle Dart League*** , Chapel Hill
Saturdays ***CADC Youth League*** , Champions Billiards

Weekly Blind Draws

Please note that some of these blind draws experience sporadic attendance rates. The best policy in all cases is to call the host establishment before heading out to any of these tournaments. The bartenders/owners can probably give you the best indication as to the likelihood of any given tournament being held that night. Many of these are definitely weekly events, but a couple of them aren't…

Wednesdays in summer - no info. came my way… sorry…

Thursday **Rack'M Up West**, 8:00 p.m. $5 entry. (851-9006) (Rack'M matches the pot!)
Friday **Champions Billiards**, 7:00 p.m. (833-8337) (Champions matches the pot!)
Saturday **Snooker's-RW**, 8:00 p.m. (Snooker's matches the pot up to $100!)(828-7665)
Sunday **Champions Billiards**, 7:00 p.m. (833-8337) (Champions matches the pot!)
Monday **After Hours**, 7:30 p.m. (552-4131) ($50 added for every 16 entrants)
Tuesday **Champions Billiards**, 8:00 p.m. (833-8337) (Champions matches the pot!)

Champions Billiards & Darts - Blind Draw Notice!

Champions Billiards in Mission Valley Shopping Center is willing to hold a blind draw any day of the week that there are 14 or more people willing to enter. Seven days a week! Just get 14 people together, and they'll match the pot!

THE SEVENTH SEMI-ANNUAL EDITION OF : JK'S DIVISIONAL ALL-STAR TEAM PICKS

(Players within each division are listed alphabetically) (Players are chosen any way I damn well please - not purely by the numbers!)
(This is not purely my own guesses at who is simply the best thrower, but also who is important to their team, who is good in the clutch, etc.)

Divisional MVPs

All of RDL	*David Arensdorf*	*Sharky's Machine*
A Division	Stef Bogaerts	Nil Is Agòm
B Division	Pat Crowley	Comfortably Numb
C Division	Donnie Simpson	Get The Point
D Division	Nate Wade	Last Call
E Division	Pat Johnson	Home Thrown
F Division	David Arensdorf	Sharky's Machine
G Division	Matt Sawyer	I.N.C.

"A" Division

Stef Bogaerts	Nil Is Agòm	Without him, Nil Is A-Gone.
Tom Brown	Lunatic Fringe	Always solid, and big in big matches.
Jim Budelman	Lunatic Fringe	20-4 in the two crickets sets. In A.
Don Butman	Lunatic Fringe	Best overall win percentage in A.
Phillip Eastmead	Industrial Strength	Has an extra gear that few have.
Joe Kipping	Kilroy Was Here	Still strong, regardless of opponent.
Wil Tan	Industrial Strength	The -01 king ruled A div. singles.
Keith Wall	Lunatic Fringe	Doubles king is strong in singles too.

"B" Division

Whit Bryant	Black & Tan	Mr. 9-Mark of B division.
Pat Crowley	Comfortably Numb	This is about the easiest pick in RDL.
Keith Feller	Horsemen	Strong in all sets for div. winners.
Tony Horton	Excalibur	Out-of-sight win totals in first 3 sets.
Tony Keller	Horsemen	Problems doubling in, Tony?
Mike Seward	Excalibur	I guess he needs a doubles partner.
Keith Stark	Black & Tan	High wins, low losses…excellent.
Shannon Stewart	Excalibur	Now all he needs are some stamps.

"C" Division

Jacky Buckner	Get The Point	25-7 in first three sets of the match.
Paula Delp	Rocking "B" Jiggles	13-0 in singles cricket is plenty.
Josh Hall	Cheap Shots	Solid shot, solid record across sets.
Chris Hoyt	Dixie Chickens	If he always played, Dixies move up.
John Jenkins	Get The Point	Still good enough to compete in A.
Danica Kelso	Rocking "B" Jiggles	Just tore this division up this season.
Mark Sellers	Cheap Shots	Doubles need help, but big in singles.
Donnie Simpson	Get The Point	Too strong for this division.

"D" Division

Randy Baldwin	Not Again!	If only he would come to matches…
Kevin Gullett	Last Call	Solid across all of the sets.
Billy Hester	Dodge Darts	Only played 2/3, but won his share.
Jimmy Marx	Dodge Darts	Great singles, needs doubles help.
David Schuelke	Last Call	9-3 or better in final three sets.
Marc Shown	Starving Dartists	Dependable for unpredictable team.
Bo Sosa	Nine Lives	Just needs to win some clutch 501s.
Nate Wade	Last Call	He was simply killin' it.

"E" Division

William Holland	Grateful Darts	Best player for the runners-up.
Pat Johnson	Home Thrown	Second season in a row for E MVP.
Kris Kilsdonk	Dart Dawgz	Great record for upset-minded bunch.
Kevin McFadden	Dynamic Darts	Find some 501 wins and it's look out.
Doug Phelps	One Armed Bandits	Rocked in SCkt, alright in the rest.
Jon Randolph	Home Thrown	Great win numbers across the board.
Phil Simpson	Grateful Darts	21-3 in cricket sets makes the team.
Bill Stasko	Heroes in Trouble	Always looking for the right partner.

"F" Division

David Arensdorf	Sharky's Machine	Clearly the most dominant in any div.
Dick Cummings	Bulls Hitters	A few DCkt wins wouldn't hurt.
Fon Denton	UZMALL	Not too bad for a new guy, eh?
Scott Lorbacher	Woody's Gang	Decent wins in every section.
Steve Margets	Woody's Gang	Great in SCkt/501, good in 301/DCkt.
Paul McSorley	DA Bulls	Just has to learn how to double-in…
Mark Powell	UZMALL	Often is an automatic point.
Bob Rube	UZMALL	Great in singles, and good in doubles.

"G" Division

Mike Bennett	Madhouse Patients	Pretty good for being team's #3 or #4.
Tom Gildea	I.N.C.	It's hard to ignore a guy 10-0 in SCkt.
John Keleher	Madhouse Patients	30 wins in first 3 sets in 12 weeks.
Charlie Lawley	Get Over It	Wins SCkt and 501 like a mad man.
Ron Penny	The G Spot	Very good record for moderate team.
Lance Robinson	Madhouse Patients	Some 501s to win the match are out.
Matt Sawyer	I.N.C.	Was Mug team's biggest winner.
Dave Wilser	Get Over It	Why did a team pick him to block?

QUICK STAT TIDBITS

-The **Quadruple Double Award** winners (double-digit wins in all four sections): ever since we've begun having so many 7-team divisions, our number of quad double winners has decreased greatly. So, I've been using lower criteria to determine these people, such as nine wins in three or more sets, or double-digit wins in three or more sets, or something like that. This season I've pulled out nine players that had exceptional seasons in this type of comparison. Leading the way are *Pat Johnson* of Home Thrown, who won 9 or more in all four sections, and *David Arensdorf* of Sharky's Machine, who won 10 or more in three sets (and 8 in the fourth set). Both had incredible seasons. The other seven players, all of whom won at least nine games in at least three different sections are: *Keith Wall* of Lunatic Fringe, *Brian Selby* of Industrial Strength, *Tony Horton* of Excalibur, *David Schuelke* and *Nate Wade* of Last Call, *Dave Wilser* of Get Over It, and *John Keleher* of Madhouse Patients.

-**IronMan/Woman Award**: Well, we didn't get anything ridiculous like Dave Wilser's 69-game season last time around, but we did get a high number of players with more games than their teams had sets. That's kind of worrisome because it means that more and more teams are playing shorthanded more and more often. Bummer. I hope we're not losing players too fast (hint, hint - go out and recruit your friends). Anyway, we have an Iron Man tie this season, as both *John Hurley* of The G Spot and *Matt Moore* of Broken Arrows played 57 games. Honorable mentions from each division are: Brian Selby and Lee Scott of Industrial Strength in A with 51 games each; Shannon Stewart of Excalibur in B with 55; Paula Delp, Gina Oakley and Billie Churchwell, all of Rocking "B" Jiggles in C, with 51; John Howell of Starving Dartists in D with 52; William Holland and Phil Simpson of Grateful Darts, and Bill Stasko of Heroes in Trouble in E with 50; and Bob Carawon of Fum Duckers in F with 54. In addition, there were two more players in F division and four more in G div. that all played 52 or more games and didn't lead their divisions (in a 48-set season!).

-The **Team Attendance Award** winners: once again, I have picked out five teams that were the clear leaders in this category to me. They are: Industrial Strength in A division - five players played every set and the sixth only missed two weeks; Black & Tan in B - all seven players played between 36 and 47 games; Stop Drop and Throw in B - all eight(!) players played between 33 and 40 games; Rocking "B" Jiggles in C - of the primary six players, three played 43 games and the other three all played exactly 51; and I.N.C. in G division - seven players, all in the 37-43 game range.

MY IN-SEASON, PRESEASON & TOURNEY PREDICTION RESULTS

I really cranked up the number of picks to try to include everybody (or at least those that wanted to be included…), so I got a very good sampling this season. I went 187-76, for a correct pick rate of 71.1%. Not too bad.

My tournament predictions went pretty well, too. I got the winners of the top five divisions all correct, and averaged less than one wrong team in those five division brackets. I didn't get the winners of F and G, but I did have both of those teams in their respective finals. High points of my tournament picks would certainly include: Nil Is Agom in the A final, Excalibur winning the B Mugs, Cheap Shots as a dark horse in C, and Not Again! going to 1001 with the Dodgers.

As for my preseason predictions, I didn't do too badly. I pretty much nailed A and B divisions (though it took the tournament to make my B pick fully come true). I called C for the most part, with the exception being that I didn't recognize the emergence of the ladies and their run for the second place plaques. I picked the second place D team rather than Last Call, but that's still pretty close. I went with the upset in E and One Armed Bandits, but the pair of teams that I said they would have to sneak past did indeed finish 1-2. I called UZMALL my dark horse in F, mainly because they have embarrassed me before, but they pulled it out this time. And finally, I picked the G winner to finish second instead of first. In general, I feel pretty good about those. Good enough to do it all again next season at least.

VOLUNTEERS? ANYONE?

Every season the members of the RDL Board end up looking for league members who are willing to volunteer for one of a few rather simple duties. I'm putting in print right here, so now you can't say "I didn't know they needed any help". The primary things the Board needs help with each season are the following:

Transport/setup of stanchions at the banquet (they actually pay this person!)
Breakdown of the stanchions at the banquet
People to serve on the Rules Committee
People to help plan and organize the banquet
… and a bunch of other little crap…

Interested in helping out without the responsibility of a Board position? Maybe you should hunt down the Board member that is probably standing somewhere near you right now and tell them that you would like to help. They would appreciate it, and so would your fellow darters. After all, somebody has to do each thing - and if you've never been the one doing it, then somebody else has always done it for you, and it's probably now your turn.

RANDOM RDL THOUGHTS AND ITEMS

--You know… there's no real reason that you couldn't walk over to Billie Churchwell right now, pull out your checkbook and register for the Fall season. That would be one less thing to forget about over the summer. Sure, you say "I don't know what I'll be doing in a few months". But you know as well as we do that you will be right back here throwing. So eliminate the summer worry and take care of it now.

--Congratulations to PJ's Sports Bar. Though it didn't finish first in the bar ratings this season, it did finish second, thereby maintaining its streak of having placed in the top three in every season that we have given out the award. It's my home bar so maybe I'm biased, but I prefer to say that it IS my home bar because it's a great place for darts. You should come visit sometime if you've never seen it.

--And congratulations to Pat Crowley (Comfortably Numb in B) and David Arensdorf (Sharky's Machine in F) for pulling off the double win of both singles and all-star percentage in their divisions.

--Hey! Wanna win a singles win percentage trophy in C division? Then I recommend that you lose one of your first singles games to Randy Warren. For the past couple seasons, I noticed that Randy is always the first person to beat the eventual winner. Strange, eh?

--My team came within one 'out' shot of beating Fringe. Had we done that, my team would have split wins/losses with EVERY team in our division, from first to last. I have *never* heard of that happening before. Have any of you?

--I've also never heard of this happening before, and especially not in the A div. final. In the final game needed in the A championship, Stef Bogaerts/Keith Gibbs reached 8 remaining when Jim Budelman/ Don Butman were at 384. A few turns of wiring out the double, combined with a few good turns by Jim/Don, and finally a first-dart double by Don, and POOF! The 376-point lead was just gone. Stef said he was so stunned he just stood there for a couple minutes.

--Ya know… despite repeated notice all over the newsletter… as well as on the VoiceMail outgoing message, some captains still do not turn in their tourney match scores when they win. Oh well.

--Ok, so who is it going to be? Who is going to be the new "most dependable" captain in RDL? With Joe Wilson relinquishing his captaining duties of Lunatic Fringe, the spot is now vacant. I can think of plenty of good candidates who are excellent *most* of the time, but we're talking clockwork here folks. Good luck to you captain wanna-be's… you're going to need it.

SPRING 2000 BAR RATING RESULTS

Included here are the cumulative averages of each RDL host establishment's ratings from their visiting captains. The Board has taken the individual scores and comments and talked with some bar owners about what needs to be improved, but it is equally important to recognize our establishments that have provided the most excellent accommodations to our members. In any case, here are the average totals for each and every one of our establishments for the past season. The top three of the season receive awards in recognition of their facilities and service.

SPRING 2000 SEASON

The establishments were rated in six categories, with possible scores of 1 to 5 in each category. The lowest total possible then is **6**, while the highest total possible is **30**.

Establishment	Average	
Tailgaters	28.333	
PJ's Sports Bar	26.167	
Upper Deck Profile	26.083	
After Hours	25.428	
Tapps	25.363	
Scores Sports Bar	25.000	(only 2 ratings)
Sharky's Place	24.588	
Breakers Billiards	24.200	
Pantana's Pool Hall	24.000	
Shuckers	23.800	
RBJ's Place	23.727	
Snooker's - Ridgewood	23.523	
Upper Deck - Cary	23.500	
Comet Lounge	23.400	
Champions	23.034	
Cellar at the Warehouse	22.857	
Blinco's	22.454	
Rack'M Up West	21.727	
The Pub	21.400	
Little Bar	21.200	
Woody's	21.167	
Harrison's	19.273	
Fenway	19.167	
Upper Deck II	17.200	
Players Retreat	17.167	

--For those of you who are wondering: yes, your comments on your scoresheet bar ratings are passed on to the Board. Unless, of course, you have written something either illegible or stupid.

--The guys of Tattoo the Red Eye crack me up. You should read the stuff they write about each other in their emails. Sometimes I laugh out loud. If you get a chance, ask Mike Crolla what he did with his birthday sushi, or maybe about their "run for the Mugs". I hope my team has as much fun as they seem to be having.

--Kudos to those Red Eyes and also to the Damned Yankees. Those two teams were the only teams lower than a #5 seed to survive the first round of their tournaments.

--I was going to put a picture right about here on this page, as evidence of what real friends do for you after a weekend Challenge match, but I decided that some people might be offended. Let me just say that even Tattoo the Red Eye would be hard-pressed to have more fun than the Durham City team has been having lately.

--And one last thing: if pro basketball players are supposed to be the best at their sport, why don't we let them play any damn defense that they want to use? Let 'em use the zone. I'm tired of seeing the three-man clear-out followed by a pick&roll every play.

NORTH CAROLINA CITY DART LEAGUE (NCCDL) MATCH RESULTS SUMMARIES

Yes, it's true - Raleigh no longer has a City League team. Well, there isn't an RDL-sponsored City Team, at least. There are, however, a bunch of RDL members playing for other teams around the Triangle. I will, therefore, update the record accordingly every so often, and now seems to be as good of a time as any.

--*Capital Area City Team*: The CADC team is full of RDL members, and has played four matches already. In their first match of the season, the CADC team traveled to Kernersville to play the Piedmont men. After a quick 6-2 lead was piled up in singles 301, CADC also pulled a 6-2 advantage in singles cricket. Piedmont wasn't done, however, and took three of the four doubles 501s to get within 14-10. Another 6-2 win in doubles cricket gave CADC the match win, and a split of the four-player sets provided the final score of 23-15. RDL members playing for CADC were: Kevin Barton (2-1), Will Benson (2-2), Scott Butters (2-0), Kevin Coyne (0-1), Joel Eason (0-3), Phillip Eastmead (5-0), Keith Gibbs (1-2), Chuck Greer (2-1), Somchai Samaluk (3-0), Lee Scott (0-3), Brian Selby (2-1), Donnie Simpson (2-1), and Billy West (3-1, 152-In).

CADC's second match was a road trip to Boone. Another 6-2 lead after singles 301 set the stage for Capital Area. A 5-3 advantage in singles cricket kept them a point off the pace of their first match, but they also prevailed in 501 by a 6-2 score. With a 17-7 lead, CADC chalked up only one of the four doubles cricket, so the match was still in question heading into the four-player sets. A split there, though, gave CADC a 2-match win streak to start the 2000 season, this time by a final of 22-16. RDL members playing in this match for CADC were: Will Benson (2-3), Scott Butters (3-2), Kevin Coyne (0-2), Joel Eason (3-2), Keith Gibbs (3-2), Chuck Greer (4-1), William Holland (1-2), Brian Selby (4-1), and Donnie Simpson (3-2).

CADC's third match was their first home match of the season, as they hosted Asheville. I haven't received that scoresheet yet, so I can't give you the specifics, but I can tell you that Capital Area won again, pushing their 2000 record to 3-0.

Just last weekend, CADC played their fourth match, this time at home against the defending NC Cup Champions from Wilmington. Unlike previous matches this season, Capital Area opened this one up down by a 6-2 score in 301. Needing a quick turn-around in SCkt, CADC unfortunately only mustered three of the eight points in the set, therefore trailing 11-5. CADC claimed the last three sets of 501 then, by taking the third game in each set, and thus moved within 13-11. Wilmington then ensured itself of no worse than a tiebreaker though by taking three of the four doubles crickets. Needing both four-player 701 sets to force a tiebreaker, CADC won exactly zero of them. The 25-13 win for Wilmington dropped CADC to 3-1, and put a (hopefully) momentary dent in their plans for the regular season title. RDL members playing for CADC were: Kevin Barton (4-1), Will Benson (1-2), Scott Butters (1-2), Joel Eason (1-2), Phillip Eastmead (1-2), Keith Gibbs (2-3), Chuck Greer (1-3), Somchai Samaluk (0-5), Brian Selby (2-3, two T-80s), and Donnie Simpson (0-4).

--*Durham City Team*: The Durham team also has several RDL league members on its roster, so we'll run through that team's results here too. Durham's first match was at home against local rival Chapel Hill. In this one, Durham jumped on their opponents early and often. Durham claimed all five sets, by scores of 7-1, 6-2, 6-2, 8-0 and 6-0, for a final match score of 33-5. RDL members playing for Durham were: Stef Bogaerts (4-0), Tom Brown (5-0), J.D. Dixon (4-0), Dale Hyler (3-0), Doug Jeffcoat (2-1), Jason Kilts (1-0), Joe Kipping (3-0), Kurt Kunttu (2-0), Andy Mead (2-0), K.C. Ramser (2-1), and Wil Tan (1-1).

Durham followed up their shellacking of Chapel Hill with another strong showing, this time against Lake Norman. Durham won the five sets in this match by the scores of 5-3, 7-1, 8-0, 6-2 and 6-0, for a final score of 32-6, and a 2-0 match record for Durham. RDL members playing for Durham included: Stef Bogaerts (5-0), Tom Brown (5-0), J.D. Dixon (3-1), Dale Hyler (3-0), Doug Jeffcoat (3-0), Jason Kilts (1-0, T80), Joe Kipping (2-2, T80), Kurt Kunttu (1-2, 149-Out), K.C. Ramser (2-0), Wil Tan (3-0, 9m), & Keith Wall (3-1).

Durham's first major test of the year came in April when the team traveled to Charlotte to take on last year's West Division winners. The first set was split 4-4, and was highlighted by Stef Bogaerts' 10-dart 301 in which he threw a perfect six-dart string of d16,t20, t20,t20,t19,d16 to win. Durham stepped out to a slight lead with a 5-3 claiming of singles cricket. The match turned, however, in 501, as Durham swept the set 8-0 to achieve a 17-7 lead. Charlotte did not just roll over though, and they fought back for a 6-2 advantage in doubles cricket to push the match into 701. After Charlotte claimed the first foursome to move the score to 19-16, Keith Wall delivered the decisive double, and Durham moved to 3-0 for the season with a very important 22-16 win. RDL members playing for Durham included: Stef Bogaerts (4-1, T77), Tom Brown (3-2, 9m), J.D. Dixon (4-1), Dale Hyler (1-2), Doug Jeffcoat (1-3), Joe Kipping (0-3), Kurt Kunttu (3-0), Wil Tan (4-1), and Keith Wall (3-2).

Durham's most recent match was a trip to Kernersville last weekend, and was very close for a little over half of the match. Durham grabbed a 5-3 edge in each of the singles sets to set up a 10-6. Piedmont won two of the first three 501 sets to pull within 12-10, but then Durham won the next 13 points of the match, thus providing the final score of 25-13 in favor of Durham. The win moved the team to 4-0 and maintained first place in the state for the team. RDL members playing for Durham against Piedmont were: Stef Bogaerts (3-1), Tom Brown (3-2), Don Butman (2-1), J.D. Dixon (4-1, 120-Out), Dale Hyler (3-0, T71), Doug Jeffcoat (1-1), Jason Kilts (1-0), Joe Kipping (1-2), Kurt Kunttu (2-1), Todd Lemons (2-1), K.C. Ramser (0-1), Wil Tan (2-0), & Keith Wall (0-2).

NCCDL STANDINGS (not including all May 6 matches)

Durham	4-0	112
Wilmington	4-0	93
Morehead City	2-0	46**
Capital Area	3-1	58
Charlotte	2-1	81**
Lake Norman	2-2	61
Jacksonville	1-1	47**
Piedmont	0-3	46
Boone	0-3	46**
Chapel Hill	0-3	21
Asheville	0-4	50

** = match not yet included in standings

[It looks like the June 10, Durham @ Wilmington match is a biggie.]

NCLC STANDINGS (not including all May 6 matches)

Durham	3-0	47
Raleigh	2-0	32
Wilmington	3-1	60
Capital Area	2-2	46
Jacksonville	1-1	22**
Piedmont	1-2	32
Asheville	1-2	24
Chapel Hill	1-2	24
Charlotte	1-3	33
Boone	0-2	18**

** = match not yet included in standings

Spring 2000 RDL Top Singles Records (by division) (FINAL!)

(All statistics are included, as there were no missing scoresheets this season)

(Game minimums required for this listing: 16 for all divisions)

"A" Division

			W	L	%-age
1	Tan, Wil	A2/ Industrial Strength	22	3	0.880
2	Eastmead, Phillip	A2/ Industrial Strength	20	4	0.833
3	Cashwell, Craig	A3/ Dart Shadows	17	5	0.773
4	Samaluk, Somchai	A2/ Industrial Strength	18	6	0.750
	Butman, Don	A1/ Lunatic Fringe	12	4	0.750
6	Budelman, Jim	A1/ Lunatic Fringe	17	6	0.739
7	Kipping, Joe	A4/ Kilroy Was Here	16	7	0.696
	Oakley, Jerry	A5/ Dogs of War	16	7	0.696
9	Scott, Lee	A2/ Industrial Strength	18	8	0.692
10	Bogaerts, Stef	A7/ Nil Is Agòm	15	7	0.682
11	Smith, Allen	A3/ Dart Shadows	14	7	0.667
12	Terry, Bob	A1/ Lunatic Fringe	11	6	0.647
13	Brown, Tom	A1/ Lunatic Fringe	14	8	0.636
14	Wall, Keith	A1/ Lunatic Fringe	15	9	0.625
15	Selby, Brian	A2/ Industrial Strength	15	10	0.600

"B" Division

			W	L	%-age
1	Crowley, Pat	B6/ Comfortably Numb	20	4	0.833
2	Horton, Tony	B1/ Excalibur	20	5	0.800
3	Stark, Keith	B3/ Black & Tan	19	5	0.792
4	Feller, Keith	B5/ Horsemen	15	5	0.750
5	Seward, Mike	B1/ Excalibur	17	7	0.708
6	Mohan, Mike	B2/ Arrowing Experience	11	5	0.688
7	Phillips, Britt	B5/ Horsemen	11	6	0.647
8	Mori, Chris	B3/ Black & Tan	14	8	0.636
9	Bryant, Whit	B3/ Black & Tan	15	9	0.625
10	Buchanan, Chris	B7/ Stop Drop and Throw	13	8	0.619
11	Stanley, Rick	B6/ Comfortably Numb	13	9	0.591
12	Adams, Tom	B4/ Shooter Buzz	12	9	0.571
13	Bear, Bart	B5/ Horsemen	9	7	0.563
14	Maminski, Len	B5/ Horsemen	10	8	0.556
15	(two tied)		12	10	0.545

"C" Division

			W	L	%-age
1	Kelso, Danica	C2/ Rocking "B" Jiggles	18	3	0.857
2	Simpson, Donnie	C5/ Get The Point	18	4	0.818
3	Buckner, Jacky	C5/ Get The Point	17	4	0.810
4	Jenkins, John	C5/ Get The Point	17	5	0.773
5	Delp, Paula	C2/ Rocking "B" Jiggles	20	6	0.769
6	Hoyt, Chris	C4/ Dixie Chickens	13	4	0.765
7	Hall, Josh	C3/ Cheap Shots	15	5	0.750
8	Sellers, Mark	C3/ Cheap Shots	16	6	0.727
9	Heath, Mark	C4/ Dixie Chickens	11	5	0.688
10	Parker, Deb	C2/ Rocking "B" Jiggles	14	8	0.636
11	Herbert, Kirk	C7/ Bullweiser	14	9	0.609
12	McGettigan, Peter	C1/ Hairless Cats	13	9	0.591
13	Smith, Sarge	C1/ Hairless Cats	14	10	0.583
14	(three tied)		13	10	0.565

"D" Division

			W	L	%-age
1	Wade, Nate	D2/ Last Call	22	2	0.917
2	Marx, Jimmy	D5/ Dodge Darts	16	4	0.800
3	Holland, Steve	D5/ Dodge Darts	15	5	0.750
4	Shown, Marc	D3/ Starving Dartists	16	6	0.727
5	Ney, Scott	D2/ Last Call	13	5	0.722
6	Schuelke, David	D2/ Last Call	17	7	0.708
7	Gullett, Kevin	D2/ Last Call	12	5	0.706
8	Hester, Billy	D5/ Dodge Darts	11	5	0.688
9	Howell, John	D3/ Starving Dartists	17	8	0.680
10	Copple, Matthew	D1/ Nine Lives	13	7	0.650
	Side, Eric	D5/ Dodge Darts	13	7	0.650
12	Sosa, Bo	D1/ Nine Lives	14	8	0.636
13	Malone, Matt	D4/ Travelin' Beer Bellies	11	7	0.611
	Smith, Butch	D1/ Nine Lives	11	7	0.611
15	Daniel, Rob	D2/ Last Call	13	9	0.591

"E" Division

			W	L	%-age
1	Stasko, Bill	E2/ Heroes in Trouble	20	4	0.833
2	Holland, William	E1/ Grateful Darts	19	5	0.792
	Johnson, Pat	E3/ Home Thrown	19	5	0.792
	Simpson, Phil	E1/ Grateful Darts	19	5	0.792
5	McFadden, Kevin	E4/ Dynamic Darts	17	5	0.773
6	Vitale, Brian	E6/ One Armed Bandits	16	6	0.727
7	Kilsdonk, Kris	E7/ Dart Dawgz	17	7	0.708
8	King, Adam	E2/ Heroes in Trouble	16	7	0.696
	Phelps, Doug	E6/ One Armed Bandits	16	7	0.696
	Randolph, Jon	E3/ Home Thrown	16	7	0.696
11	Daniels, Shannon	E7/ Dart Dawgz	14	8	0.636
12	Roman-Cusher, Jason	E1/ Grateful Darts	13	8	0.619
13	Hodges, Michael	E7/ Dart Dawgz	13	9	0.591
14	Lilienthal, John	E1/ Grateful Darts	12	9	0.571
15	Buckman, Dave	E5/ Tattoo the Red Eye	13	10	0.565

"F" Division

			W	L	%-age
1	Arensdorf, David	F7/ Sharky's Machine	21	2	0.913
2	Powell, Mark	F2/ UZMALL	20	4	0.833
3	Rube, Bob	F2/ UZMALL	16	4	0.800
4	Cummings, Dick	F1/ Bulls Hitters	13	5	0.722
5	Boykin, Greg	F3/ Damned Yankees	16	7	0.696
6	Denton, Fon	F2/ UZMALL	15	7	0.682
7	Moulds, Patrick	F1/ Bulls Hitters	15	8	0.652
8	Kerr, Duncan	F5/ DA Bulls	13	7	0.650
9	Browndorf, Ken	F7/ Sharky's Machine	14	8	0.636
	Rivenbark, Ginger	F6/ Woody's Gang	14	8	0.636
11	Lorbacher, Scott	F6/ Woody's Gang	12	7	0.632
12	Lupien, Bam	F3/ Damned Yankees	15	9	0.625
13	White, Bill	F5/ DA Bulls	11	7	0.611
14	Kunesh, Joe	F2/ UZMALL	14	9	0.609
15	(three tied)		10	7	0.588

"G" Division

			W	L	%-age
1	Robinson, Lance	G6/ Madhouse Patients	19	3	0.864
2	Cox, John	G1/ I.N.C.	19	4	0.826
3	Sawyer, Matt	G1/ I.N.C.	17	4	0.810
4	Gildea, Tom	G1/ I.N.C.	16	4	0.800
5	Bennett, Mike "Bull"	G6/ Madhouse Patients	16	5	0.762
	Steinhauer, Bruce	G3/ Get Over It	16	5	0.762
7	Penny, Ron	G2/ The G Spot	19	6	0.760
8	Lawley, Charlie	G3/ Get Over It	18	6	0.750
9	Keleher, John	G6/ Madhouse Patients	19	7	0.731
10	Wilser, Dave	G3/ Get Over It	20	8	0.714
11	Mitchell, Steve	G1/ I.N.C.	14	6	0.700
12	Steigerwald, Craig	G7/ Rowdy Kidz	12	6	0.667
13	Alm, Doug	G1/ I.N.C.	13	7	0.650
14	Young, Jeff	G3/ Get Over It	11	6	0.647
15	Medlin, Joe	G1/ I.N.C.	13	8	0.619

Women's Records

			W	L	%-age
1	Kelso, Danica	C2/ Rocking "B" Jiggles	18	3	0.857
2	Delp, Paula	C2/ Rocking "B" Jiggles	20	6	0.769
3	Kilsdonk, Kris	E7/ Dart Dawgz	17	7	0.708
4	Parker, Deb	C2/ Rocking "B" Jiggles	14	8	0.636
	Rivenbark, Ginger	F6/ Woody's Gang	14	8	0.636
6	Perrault, Melissa	D5/ Dodge Darts	11	8	0.579
	Clement, Dawn	G1/ I.N.C.	11	8	0.579
8	Churchwell, Billie	C2/ Rocking "B" Jiggles	13	12	0.520
9	Ramser, Amy	C2/ Rocking "B" Jiggles	10	10	0.500
	Bohanan, Heather	G2/ The G Spot	10	10	0.500
11	Bland, Barbara	E7/ Dart Dawgz	8	9	0.471
12	Oakley, Gina	C2/ Rocking "B" Jiggles	11	17	0.393
13	Campbell, Britt	D7/ Flicking Steel	9	14	0.391
14	Rhea, Laurie	C6/ Kozmic Debris	9	15	0.375
15	(two tied)		5	11	0.313

Spring 2000 RDL Top Doubles Records (by division) (FINAL!)

(All statistics are included, as there were no missing scoresheets this season)
(Game minimums required for this listing: 16 for all divisions)

"A" Division

			W	L	%-age
1	Wall, Keith	A1/ Lunatic Fringe	18	4	0.818
2	Selby, Brian	A2/ Industrial Strength	19	7	0.731
3	Butman, Don	A1/ Lunatic Fringe	13	5	0.722
4	Brown, Tom	A1/ Lunatic Fringe	15	6	0.714
5	Budelman, Jim	A1/ Lunatic Fringe	17	7	0.708
6	Bogaerts, Stef	A7/ Nil Is Agòm	16	7	0.696
7	Greer, Chuck	A7/ Nil Is Agòm	15	7	0.682
	Jeffcoat, Doug	A7/ Nil Is Agòm	15	7	0.682
9	Oakley, Jerry	A5/ Dogs of War	16	8	0.667
10	West, Billy	A2/ Industrial Strength	13	7	0.650
11	Benson, Will	A7/ Nil Is Agòm	12	7	0.632
	Gibbs, Keith	A7/ Nil Is Agòm	12	7	0.632
13	Umstead, Randy	A5/ Dogs of War	13	8	0.619
14	Hyler, Dale	A4/ Kilroy Was Here	16	10	0.615
15	Pierce, Barry	A6/ Dazed & Confused	14	9	0.609

"B" Division

			W	L	%-age
1	Barton, Kevin	B2/ Arrowing Experience	16	6	0.727
2	Feller, Keith	B5/ Horsemen	12	5	0.706
	Robertson, Ronnie	B6/ Comfortably Numb	12	5	0.706
4	McCredie, Bob	B5/ Horsemen	16	7	0.696
5	Horton, Tony	B1/ Excalibur	17	8	0.680
6	Stewart, Shannon	B1/ Excalibur	18	9	0.667
	McNamara, Tim	B2/ Arrowing Experience	12	6	0.667
8	Keller, Tony	B5/ Horsemen	15	8	0.652
9	Cullipher, Shawn	B7/ Stop Drop and Throw	11	6	0.647
	Phillips, Britt	B5/ Horsemen	11	6	0.647
11	Stark, Keith	B3/ Black & Tan	14	9	0.609
12	Kunttu, Kurt	B2/ Arrowing Experience	12	8	0.600
13	Crowley, Pat	B6/ Comfortably Numb	14	10	0.583
14	Bryant, Whit	B3/ Black & Tan	13	10	0.565
15	Stahl, Karl	B2/ Arrowing Experience	10	8	0.556

"C" Division

			W	L	%-age
1	Thompson, Barry	C5/ Get The Point	13	4	0.765
2	Simpson, Donnie	C5/ Get The Point	16	5	0.762
3	Domanski, Dave	C3/ Cheap Shots	14	6	0.700
4	Hoyt, Chris	C4/ Dixie Chickens	11	5	0.688
5	Austin, Connie	C5/ Get The Point	13	6	0.684
6	Kelso, Danica	C2/ Rocking "B" Jiggles	15	7	0.682
7	Delp, Paula	C2/ Rocking "B" Jiggles	17	8	0.680
8	Churchwell, Billie	C2/ Rocking "B" Jiggles	17	9	0.654
9	Jenkins, John	C5/ Get The Point	14	8	0.636
10	Oakley, Gina	C2/ Rocking "B" Jiggles	14	9	0.609
11	Buckner, Jacky	C5/ Get The Point	13	9	0.591
	Hall, Danny	C7/ Bullweiser	13	9	0.591
	Hall, Josh	C3/ Cheap Shots	13	9	0.591
14	Stevens, Joe	C1/ Hairless Cats	13	10	0.565
15	(two tied)		11	9	0.550

"D" Division

			W	L	%-age
1	Schuelke, David	D2/ Last Call	18	6	0.750
2	Bridges, Jeff	D2/ Last Call	16	6	0.727
3	Wade, Nate	D2/ Last Call	17	7	0.708
4	Daniel, Rob	D2/ Last Call	13	6	0.684
	Root, Andrew	D2/ Last Call	13	6	0.684
6	Hendricks, Ron	D3/ Starving Dartists	12	6	0.667
7	Gullett, Kevin	D2/ Last Call	14	8	0.636
8	Sosa, Bo	D1/ Nine Lives	12	7	0.632
9	Hester, Billy	D5/ Dodge Darts	10	6	0.625
10	Side, Eric	D5/ Dodge Darts	14	9	0.609
11	Copple, Matthew	D1/ Nine Lives	12	8	0.600
12	Hartley, Kevin	D3/ Starving Dartists	12	9	0.571
13	Howell, John	D3/ Starving Dartists	14	11	0.560
14	Marx, Jimmy	D5/ Dodge Darts	11	9	0.550
15	Carter, Kevin	D5/ Dodge Darts	12	10	0.545

"E" Division

			W	L	%-age
1	Markov, Jim	E4/ Dynamic Darts	16	5	0.762
2	Johnson, Pat	E3/ Home Thrown	18	6	0.750
3	Kroll, Brian	E4/ Dynamic Darts	13	5	0.722
4	Randolph, Jon	E3/ Home Thrown	15	6	0.714
5	Hodges, Michael	E7/ Dart Dawgz	17	7	0.708
6	Kitchin, Bob	E5/ Tattoo the Red Eye	12	5	0.706
7	Kilsdonk, Kris	E7/ Dart Dawgz	16	7	0.696
8	Brown, Bill	E3/ Home Thrown	11	5	0.688
9	Murdaugh, John	E3/ Home Thrown	16	8	0.667
10	Simpson, Phil	E1/ Grateful Darts	15	8	0.652
11	Ellison, George	E4/ Dynamic Darts	11	6	0.647
	Jackson, Barry	E4/ Dynamic Darts	11	6	0.647
13	Taylor, Wayne, Jr.	E6/ One Armed Bandits	14	8	0.636
14	Edgecombe, Andrew	E3/ Home Thrown	12	7	0.632
15	(two tied)		13	8	0.619

"F" Division

			W	L	%-age
1	Arensdorf, David	F7/ Sharky's Machine	19	5	0.792
2	Smith, Darrel	F4/ Fum Duckers	12	4	0.750
3	Hounsell, Bob	F6/ Woody's Gang	14	5	0.737
4	Margets, Steve	F6/ Woody's Gang	13	5	0.722
5	McSorley, Paul	F5/ DA Bulls	14	6	0.700
6	Lorbacher, Scott	F6/ Woody's Gang	14	7	0.667
	Robertson, David	F6/ Woody's Gang	14	7	0.667
8	White, Bill	F5/ DA Bulls	11	6	0.647
9	Richardson, Kevin	F5/ DA Bulls	10	6	0.625
10	Powell, Mark	F2/ UZMALL	16	10	0.615
11	Beaudoin, Patrick	F1/ Bulls Hitters	12	8	0.600
	Beaudoin, Paul	F1/ Bulls Hitters	12	8	0.600
	Rube, Bob	F2/ UZMALL	12	8	0.600
14	Kunesh, Joe	F2/ UZMALL	13	9	0.591
15	Cummings, Dick	F1/ Bulls Hitters	9	7	0.563

"G" Division

			W	L	%-age
1	Sawyer, Matt	G1/ I.N.C.	16	5	0.762
2	Wilser, Dave	G3/ Get Over It	18	6	0.750
	Lawley, Charlie	G3/ Get Over It	15	5	0.750
4	Keleher, John	G6/ Madhouse Patients	17	6	0.739
5	Kenney, Mitch	G6/ Madhouse Patients	13	5	0.722
6	Bennett, Mike "Bull"	G6/ Madhouse Patients	14	7	0.667
7	Smith, Van	G4/ Dead Sox	13	7	0.650
8	Medlin, Joe	G1/ I.N.C.	14	8	0.636
9	Penny, Ron	G2/ The G Spot	16	10	0.615
10	Lawley, Lisa	G3/ Get Over It	11	7	0.611
	Young, Jeff	G3/ Get Over It	11	7	0.611
12	Steinhauer, Bruce	G3/ Get Over It	14	10	0.583
13	Jones, Steve	G3/ Get Over It	13	10	0.565
14	Robinson, Lance	G6/ Madhouse Patients	11	9	0.550
15	Sanger, Randy	G2/ The G Spot	12	10	0.545

Women's Records

			W	L	%-age
1	Kilsdonk, Kris	E7/ Dart Dawgz	16	7	0.696
2	Austin, Connie	C5/ Get The Point	13	6	0.684
3	Kelso, Danica	C2/ Rocking "B" Jiggles	15	7	0.682
4	Delp, Paula	C2/ Rocking "B" Jiggles	17	8	0.680
5	Churchwell, Billie	C2/ Rocking "B" Jiggles	17	9	0.654
6	Lawley, Lisa	G3/ Get Over It	11	7	0.611
7	Oakley, Gina	C2/ Rocking "B" Jiggles	14	9	0.609
8	Clement, Dawn	G1/ I.N.C.	11	10	0.524
9	Rivenbark, Ginger	F6/ Woody's Gang	10	10	0.500
10	Ramser, Amy	C2/ Rocking "B" Jiggles	11	12	0.478
11	Parker, Deb	C2/ Rocking "B" Jiggles	10	11	0.476
	Bohanan, Heather	G2/ The G Spot	10	11	0.476
13	Perrault, Melissa	D5/ Dodge Darts	8	9	0.471
14	Draper, Lisa	G7/ Rowdy Kidz	13	15	0.464
15	Bland, Barbara	E7/ Dart Dawgz	8	10	0.444

Spring 2000 RDL Top Singles+Doubles Records (by division) (FINAL!)

(All statistics are included, as there were no missing scoresheets this season)
(Game minimums required for this listing: 32 for all divisions)

"A" Division

			W	L	%-age
1	Butman, Don	A1/ Lunatic Fringe	25	9	0.735
2	Tan, Wil	A2/ Industrial Strength	36	13	0.735
3	Budelman, Jim	A1/ Lunatic Fringe	34	13	0.723
4	Wall, Keith	A1/ Lunatic Fringe	33	13	0.717
5	Eastmead, Phillip	A2/ Industrial Strength	34	14	0.708
6	Bogaerts, Stef	A7/ Nil Is Agòm	31	14	0.689
7	Oakley, Jerry	A5/ Dogs of War	32	15	0.681
8	Brown, Tom	A1/ Lunatic Fringe	29	14	0.674
9	Selby, Brian	A2/ Industrial Strength	34	17	0.667
10	Samaluk, Somchai	A2/ Industrial Strength	32	17	0.653
11	Kipping, Joe	A4/ Kilroy Was Here	29	16	0.644
12	Cashwell, Craig	A3/ Dart Shadows	27	15	0.643
13	Jeffcoat, Doug	A7/ Nil Is Agòm	26	15	0.634
14	Lane, Tim	A1/ Lunatic Fringe	20	12	0.625
15	Benson, Will	A7/ Nil Is Agòm	21	13	0.618

"B" Division

			W	L	%-age
1	Horton, Tony	B1/ Excalibur	37	13	0.740
2	Feller, Keith	B5/ Horsemen	27	10	0.730
3	Crowley, Pat	B6/ Comfortably Numb	34	14	0.708
4	Stark, Keith	B3/ Black & Tan	33	14	0.702
5	Phillips, Britt	B5/ Horsemen	22	12	0.647
6	Barton, Kevin	B2/ Arrowing Experience	27	16	0.628
7	McCredie, Bob	B5/ Horsemen	28	17	0.622
8	Seward, Mike	B1/ Excalibur	29	18	0.617
9	Mohan, Mike	B2/ Arrowing Experience	21	14	0.600
10	Bryant, Whit	B3/ Black & Tan	28	19	0.596
11	Stewart, Shannon	B1/ Excalibur	32	22	0.593
12	Keller, Tony	B5/ Horsemen	23	16	0.590
13	Robertson, Ronnie	B6/ Comfortably Numb	20	14	0.588
14	Kunttu, Kurt	B2/ Arrowing Experience	20	15	0.571
15	Stanley, Rick	B6/ Comfortably Numb	22	19	0.537

"C" Division

			W	L	%-age
1	Simpson, Donnie	C5/ Get The Point	34	9	0.791
2	Kelso, Danica	C2/ Rocking "B" Jiggles	33	10	0.767
3	Hoyt, Chris	C4/ Dixie Chickens	24	9	0.727
4	Delp, Paula	C2/ Rocking "B" Jiggles	37	14	0.725
5	Jenkins, John	C5/ Get The Point	31	13	0.705
6	Buckner, Jacky	C5/ Get The Point	30	13	0.698
7	Hall, Josh	C3/ Cheap Shots	28	14	0.667
8	Austin, Connie	C5/ Get The Point	20	12	0.625
9	Thompson, Barry	C5/ Get The Point	21	13	0.618
10	Sellers, Mark	C3/ Cheap Shots	26	17	0.605
11	Domanski, Dave	C3/ Cheap Shots	24	16	0.600
12	Heath, Mark	C4/ Dixie Chickens	19	13	0.594
13	Churchwell, Billie	C2/ Rocking "B" Jiggles	30	21	0.588
14	Herbert, Kirk	C7/ Bullweiser	26	20	0.565
15	Parker, Deb	C2/ Rocking "B" Jiggles	24	19	0.558

"D" Division

			W	L	%-age
1	Wade, Nate	D2/ Last Call	39	9	0.813
2	Schuelke, David	D2/ Last Call	35	13	0.729
3	Ney, Scott	D2/ Last Call	22	10	0.688
4	Marx, Jimmy	D5/ Dodge Darts	27	13	0.675
5	Gullett, Kevin	D2/ Last Call	26	13	0.667
6	Hester, Billy	D5/ Dodge Darts	21	11	0.656
7	Daniel, Rob	D2/ Last Call	26	15	0.634
	Sosa, Bo	D1/ Nine Lives	26	15	0.634
9	Hendricks, Ron	D3/ Starving Dartists	22	13	0.629
10	Side, Eric	D5/ Dodge Darts	27	16	0.628
11	Copple, Matthew	D1/ Nine Lives	25	15	0.625
12	Howell, John	D3/ Starving Dartists	31	19	0.620
13	Bridges, Jeff	D2/ Last Call	27	17	0.614
14	Holland, Steve	D5/ Dodge Darts	23	17	0.575
15	Shown, Marc	D3/ Starving Dartists	26	20	0.565

"E" Division

			W	L	%-age
1	Johnson, Pat	E3/ Home Thrown	37	11	0.771
2	Simpson, Phil	E1/ Grateful Darts	34	13	0.723
3	Randolph, Jon	E3/ Home Thrown	31	13	0.705
4	Holland, William	E1/ Grateful Darts	33	14	0.702
	Kilsdonk, Kris	E7/ Dart Dawgz	33	14	0.702
6	McFadden, Kevin	E4/ Dynamic Darts	31	14	0.689
7	Hodges, Michael	E7/ Dart Dawgz	30	16	0.652
8	Markov, Jim	E4/ Dynamic Darts	28	15	0.651
9	Phelps, Doug	E6/ One Armed Bandits	29	16	0.644
10	Kroll, Brian	E4/ Dynamic Darts	21	12	0.636
11	Murdaugh, John	E3/ Home Thrown	29	19	0.604
12	Stasko, Bill	E2/ Heroes in Trouble	28	20	0.583
	Jackson, Barry	E4/ Dynamic Darts	21	15	0.583
14	Lilienthal, John	E1/ Grateful Darts	22	16	0.579
15	Kitchin, Bob	E5/ Tattoo the Red Eye	19	14	0.576

"F" Division

			W	L	%-age
1	Arensdorf, David	F7/ Sharky's Machine	40	7	0.851
2	Powell, Mark	F2/ UZMALL	36	14	0.720
3	Rube, Bob	F2/ UZMALL	28	12	0.700
4	Margets, Steve	F6/ Woody's Gang	23	12	0.657
5	Lorbacher, Scott	F6/ Woody's Gang	26	14	0.650
6	McSorley, Paul	F5/ DA Bulls	24	13	0.649
7	Cummings, Dick	F1/ Bulls Hitters	22	12	0.647
8	Hounsell, Bob	F6/ Woody's Gang	23	13	0.639
9	White, Bill	F5/ DA Bulls	22	13	0.629
10	Denton, Fon	F2/ UZMALL	27	17	0.614
11	Kunesh, Joe	F2/ UZMALL	27	18	0.600
12	Moulds, Patrick	F1/ Bulls Hitters	28	19	0.596
13	Beaudoin, Patrick	F1/ Bulls Hitters	22	15	0.595
14	Browndorf, Ken	F7/ Sharky's Machine	27	19	0.587
15	Robertson, David	F6/ Woody's Gang	23	17	0.575

"G" Division

			W	L	%-age
1	Sawyer, Matt	G1/ I.N.C.	33	9	0.786
2	Lawley, Charlie	G3/ Get Over It	33	11	0.750
3	Keleher, John	G6/ Madhouse Patients	36	13	0.735
4	Wilser, Dave	G3/ Get Over It	38	14	0.731
5	Bennett, Mike "Bull"	G6/ Madhouse Patients	30	12	0.714
	Robinson, Lance	G6/ Madhouse Patients	30	12	0.714
7	Penny, Ron	G2/ The G Spot	35	16	0.686
8	Steinhauer, Bruce	G3/ Get Over It	30	15	0.667
9	Gildea, Tom	G1/ I.N.C.	28	15	0.651
10	Cox, John	G1/ I.N.C.	26	15	0.634
11	Kenney, Mitch	G6/ Madhouse Patients	24	14	0.632
12	Young, Jeff	G3/ Get Over It	22	13	0.629
13	Medlin, Joe	G1/ I.N.C.	27	16	0.628
14	Alm, Doug	G1/ I.N.C.	24	18	0.571
15	Mitchell, Steve	G1/ I.N.C.	21	16	0.568

Women's Records

			W	L	%-age
1	Kelso, Danica	C2/ Rocking "B" Jiggles	33	10	0.767
2	Delp, Paula	C2/ Rocking "B" Jiggles	37	14	0.725
3	Kilsdonk, Kris	E7/ Dart Dawgz	33	14	0.702
4	Austin, Connie	C5/ Get The Point	20	12	0.625
5	Churchwell, Billie	C2/ Rocking "B" Jiggles	30	21	0.588
6	Rivenbark, Ginger	F6/ Woody's Gang	24	18	0.571
7	Parker, Deb	C2/ Rocking "B" Jiggles	24	19	0.558
8	Clement, Dawn	G1/ I.N.C.	22	18	0.550
9	Lawley, Lisa	G3/ Get Over It	18	15	0.545
10	Moeschet, Cathy	D1/ Nine Lives	15	13	0.536
11	Perrault, Melissa	D5/ Dodge Darts	19	17	0.528
12	Oakley, Gina	C2/ Rocking "B" Jiggles	25	26	0.490
13	Ramser, Amy	C2/ Rocking "B" Jiggles	21	22	0.488
14	Bohanan, Heather	G2/ The G Spot	20	21	0.488
15	Bland, Barbara	E7/ Dart Dawgz	16	19	0.457

Spring 2000 RDL Top All-Star Percentages (by division) (FINAL!)

(All statistics are included, as there were no missing scoresheets this season)
(Game minimums required for this listing: 32 for all divisions)

"A" Division

			ASP	TGP	%-age
1	Bogaerts, Stef	A7/ Nil Is Agòm	79.0	45	1.756
2	Smith, Allen	A3/ Dart Shadows	69.0	42	1.643
3	Eastmead, Phillip	A2/ Industrial Strength	69.5	48	1.448
4	Samaluk, Somchai	A2/ Industrial Strength	68.0	49	1.388
5	Butman, Don	A1/ Lunatic Fringe	46.0	34	1.353
6	Budelman, Jim	A1/ Lunatic Fringe	63.5	48	1.323
7	Tan, Wil	A2/ Industrial Strength	62.0	49	1.265
8	West, Billy	A2/ Industrial Strength	49.5	40	1.238
9	Oakley, Jerry	A5/ Dogs of War	59.0	48	1.229
10	Greer, Chuck	A7/ Nil Is Agòm	55.0	45	1.222
11	Selby, Brian	A2/ Industrial Strength	56.5	51	1.108
12	Hoffmann, Steve	A1/ Lunatic Fringe	42.0	38	1.105
13	Brown, Tom	A1/ Lunatic Fringe	47.5	44	1.080
14	Wall, Keith	A1/ Lunatic Fringe	50.5	47	1.074
15	Kipping, Joe	A4/ Kilroy Was Here	47.0	46	1.022

"B" Division

			ASP	TGP	%-age
1	Crowley, Pat	B6/ Comfortably Numb	54.0	48	1.125
2	Horton, Tony	B1/ Excalibur	53.5	51	1.049
3	Stark, Keith	B3/ Black & Tan	42.0	47	0.894
4	Mohan, Mike	B2/ Arrowing Experience	29.5	36	0.819
5	Seward, Mike	B1/ Excalibur	39.0	48	0.813
6	Kunttu, Kurt	B2/ Arrowing Experience	29.0	36	0.806
7	McCredie, Bob	B5/ Horsemen	35.5	45	0.789
8	Allen, Kenny	B7/ Stop Drop and Throw	25.5	35	0.729
	Brown, Phil	B7/ Stop Drop and Throw	25.5	35	0.729
10	Dwight, Mike	B3/ Black & Tan	27.5	38	0.724
11	Robison, Jack	B7/ Stop Drop and Throw	25.5	37	0.689
12	Prior, Jeff	B1/ Excalibur	27.5	40	0.688
13	Gordon, Bill	B3/ Black & Tan	25.0	38	0.658
14	Cullis, Pete	B4/ Shooter Buzz	21.5	35	0.614
15	Feller, Keith	B5/ Horsemen	22.5	37	0.608

"C" Division

			ASP	TGP	%-age
1	Delp, Paula	C2/ Rocking "B" Jiggles	58.5	51	1.147
2	Simpson, Donnie	C5/ Get The Point	47.5	44	1.080
3	Jenkins, John	C5/ Get The Point	47.5	45	1.056
4	Buckner, Jacky	C5/ Get The Point	37.0	44	0.841
5	Stevens, Joe	C1/ Hairless Cats	34.0	46	0.739
6	Sellers, Mark	C3/ Cheap Shots	31.0	44	0.705
7	James, Bob	C4/ Dixie Chickens	31.0	45	0.689
8	Herbert, Kirk	C7/ Bullweiser	32.0	48	0.667
9	Kvasnicka, Bob	C7/ Bullweiser	27.5	45	0.611
10	Hoyt, Chris	C4/ Dixie Chickens	20.0	33	0.606
11	Ramser, Amy	C2/ Rocking "B" Jiggles	26.0	43	0.605
12	Smith, Sarge	C1/ Hairless Cats	28.0	48	0.583
13	Gibson, Jack	C1/ Hairless Cats	22.5	39	0.577
14	Hall, Josh	C3/ Cheap Shots	24.5	43	0.570
15	Domanski, Dave	C3/ Cheap Shots	22.5	41	0.549

"D" Division

			ASP	TGP	%-age
1	Marx, Jimmy	D5/ Dodge Darts	47.0	43	1.093
2	Wade, Nate	D2/ Last Call	45.0	48	0.938
3	Schuelke, David	D2/ Last Call	37.0	48	0.771
4	Smith, Butch	D1/ Nine Lives	27.0	36	0.750
5	Bonar, Eric	D6/ Not Again!	23.5	32	0.734
6	Hester, Billy	D5/ Dodge Darts	21.5	34	0.632
7	Shown, Marc	D3/ Starving Dartists	29.0	48	0.604
8	Bridges, Jeff	D2/ Last Call	25.5	44	0.580
9	Side, Eric	D5/ Dodge Darts	26.5	46	0.576
10	Deemer, Randy	D6/ Not Again!	18.5	33	0.561
11	Gullett, Kevin	D2/ Last Call	21.5	39	0.551
12	Carter, Kevin	D5/ Dodge Darts	26.0	49	0.531
13	Hendricks, Ron	D3/ Starving Dartists	19.5	37	0.527
14	Howell, John	D3/ Starving Dartists	26.5	52	0.510
15	Sosa, Bo	D1/ Nine Lives	20.5	42	0.488

"E" Division

			ASP	TGP	%-age
1	King, Adam	E2/ Heroes in Trouble	33.0	46	0.717
2	Holland, William	E1/ Grateful Darts	35.0	50	0.700
3	Vitale, Brian	E6/ One Armed Bandits	28.5	45	0.633
4	Redmon, Art	E5/ Tattoo the Red Eye	24.5	42	0.583
5	Simpson, Phil	E1/ Grateful Darts	28.0	50	0.560
6	Ellison, George	E4/ Dynamic Darts	19.0	35	0.543
7	Murdaugh, John	E3/ Home Thrown	25.5	48	0.531
8	Buckman, Dave	E5/ Tattoo the Red Eye	23.0	44	0.523
9	Jackson, Barry	E4/ Dynamic Darts	19.0	37	0.514
10	Lilienthal, John	E1/ Grateful Darts	21.0	41	0.512
11	Stasko, Bill	E2/ Heroes in Trouble	24.5	50	0.490
12	Randolph, Jon	E3/ Home Thrown	21.5	44	0.489
13	Johnson, Pat	E3/ Home Thrown	23.0	48	0.479
14	Edgecombe, Andrew	E3/ Home Thrown	19.0	40	0.475
15	Phelps, Doug	E6/ One Armed Bandits	22.0	48	0.458

"F" Division

			ASP	TGP	%-age
1	Arensdorf, David	F7/ Sharky's Machine	40.5	47	0.862
2	McSorley, Paul	F5/ DA Bulls	30.5	38	0.803
3	Margets, Steve	F6/ Woody's Gang	22.0	36	0.611
4	Denton, Fon	F2/ UZMALL	28.5	47	0.606
5	Hounsell, Bob	F6/ Woody's Gang	19.5	37	0.527
6	Rube, Bob	F2/ UZMALL	21.0	42	0.500
7	Rivenbark, Ginger	F6/ Woody's Gang	21.0	43	0.488
8	White, Bill	F5/ DA Bulls	17.5	36	0.486
9	Moulds, Patrick	F1/ Bulls Hitters	23.0	49	0.469
10	Powell, Mark	F2/ UZMALL	23.5	53	0.443
11	Kerr, Duncan	F5/ DA Bulls	17.0	39	0.436
12	Cummings, Dick	F1/ Bulls Hitters	15.5	36	0.431
13	Boykin, Greg	F3/ Damned Yankees	19.5	49	0.398
14	Kessing, Ned	F1/ Bulls Hitters	14.0	39	0.359
15	Wilkinson, Charlie	F2/ UZMALL	16.5	49	0.337

"G" Division

			ASP	TGP	%-age
1	Penny, Ron	G2/ The G Spot	29.5	52	0.567
2	Mitchell, Steve	G1/ I.N.C.	16.0	37	0.432
3	Robinson, Lance	G6/ Madhouse Patients	18.0	44	0.409
4	Gildea, Tom	G1/ I.N.C.	16.5	43	0.384
5	Lawley, Charlie	G3/ Get Over It	18.0	47	0.383
6	Sawyer, Matt	G1/ I.N.C.	16.0	42	0.381
7	Orr, Rhett	G5/ Broken Arrows	13.5	37	0.365
8	Dory, Christian	G3/ Get Over It	12.5	38	0.329
9	Smith, Van	G4/ Dead Sox	13.0	40	0.325
10	Steinhauer, Bruce	G3/ Get Over It	15.5	48	0.323
11	Kenney, Mitch	G6/ Madhouse Patients	12.5	40	0.313
12	Bennett, Mike "Bull"	G6/ Madhouse Patients	13.0	44	0.295
13	Barrett, Kellen	G5/ Broken Arrows	15.5	54	0.287
14	Medlin, Joe	G1/ I.N.C.	12.0	43	0.279
15	Wilser, Dave	G3/ Get Over It	15.0	55	0.273

Women's Records

			ASP	TGP	%-age
1	Delp, Paula	C2/ Rocking "B" Jiggles	58.5	51	1.147
2	Ramser, Amy	C2/ Rocking "B" Jiggles	26.0	43	0.605
3	Rivenbark, Ginger	F6/ Woody's Gang	21.0	43	0.488
4	Parker, Deb	C2/ Rocking "B" Jiggles	20.5	43	0.477
5	Austin, Connie	C5/ Get The Point	15.5	33	0.470
6	Kilsdonk, Kris	E7/ Dart Dawgz	21.5	48	0.448
7	Barnes, Kathy	B7/ Stop Drop and Throw	15.0	35	0.429
8	Kelso, Danica	C2/ Rocking "B" Jiggles	18.0	43	0.419
9	Alapin, Toni	E2/ Heroes in Trouble	13.5	36	0.375
	Bland, Barbara	E7/ Dart Dawgz	13.5	36	0.375
11	Campbell, Britt	D7/ Flicking Steel	17.5	50	0.350
12	Churchwell, Billie	C2/ Rocking "B" Jiggles	17.5	51	0.343
13	Oakley, Gina	C2/ Rocking "B" Jiggles	17.0	51	0.333
14	Rhea, Laurie	C6/ Kozmic Debris	13.0	45	0.289
15	Daniels, Rachel	E7/ Dart Dawgz	11.0	41	0.268

Spring 2000 RDL League-Wide Sectional Statistics (ranked by percentage) (FINAL!)

(All statistics are included, as there were no missing scoresheets this season)

(Game minimums required for this listing: 6 for all divisions)

Singles 301 Records

			W	L	%-age
1	Tan, Wil	A2/ Industrial Strength	13	0	1.000
	Steinhauer, Bruce	G3/ Get Over It	10	0	1.000
3	Wade, Nate	D2/ Last Call	11	1	0.917
	Arensdorf, David	F7/ Sharky's Machine	11	1	0.917
5	Perkins, Rick	E1/ Grateful Darts	10	1	0.909
	Robinson, Lance	G6/ Madhouse Patients	10	1	0.909
7	Buckner, Jacky	C5/ Get The Point	9	1	0.900
	Sawyer, Matt	G1/ I.N.C.	9	1	0.900
9	Stark, Keith	B3/ Black & Tan	10	2	0.833
	Johnson, Pat	E3/ Home Thrown	10	2	0.833
	Cox, John	G1/ I.N.C.	10	2	0.833
	Payne, Julie	F6/ Woody's Gang	5	1	0.833
13	Samaluk, Somchai	A2/ Industrial Strength	9	2	0.818
	Jenkins, John	C5/ Get The Point	9	2	0.818
	Boykin, Greg	F3/ Damned Yankees	9	2	0.818
16	Kelso, Danica	C2/ Rocking "B" Jiggles	8	2	0.800
	Roman-Cusher, Jason	E1/ Grateful Darts	8	2	0.800
	Bennett, Mike "Bull"	G6/ Madhouse Patients	8	2	0.800
19	Scott, Lee	A2/ Industrial Strength	11	3	0.786
20	Young, Jeff	G3/ Get Over It	7	2	0.778
21	Seward, Mike	B1/ Excalibur	10	3	0.769
22	Eastmead, Phillip	A2/ Industrial Strength	9	3	0.750
	Bryant, Whit	B3/ Black & Tan	9	3	0.750
	Buchanan, Chris	B7/ Stop Drop and Throw	9	3	0.750
	Kilsdonk, Kris	E7/ Dart Dawgz	9	3	0.750
	McFadden, Kevin	E4/ Dynamic Darts	9	3	0.750
	Stasko, Bill	E2/ Heroes in Trouble	9	3	0.750
	(six tied)		6	2	0.750

Singles Cricket Records

			W	L	%-age
1	Delp, Paula	C2/ Rocking "B" Jiggles	13	0	1.000
	Crowley, Pat	B6/ Comfortably Numb	12	0	1.000
	Powell, Mark	F2/ UZMALL	12	0	1.000
	Lawley, Charlie	G3/ Get Over It	12	0	1.000
	Gildea, Tom	G1/ I.N.C.	10	0	1.000
	Hoyt, Chris	C4/ Dixie Chickens	8	0	1.000
	Kiser, Lyman	E6/ One Armed Bandits	7	0	1.000
	Ray, Robert	G6/ Madhouse Patients	6	0	1.000
9	Eastmead, Phillip	A2/ Industrial Strength	11	1	0.917
	Horton, Tony	B1/ Excalibur	11	1	0.917
	Wade, Nate	D2/ Last Call	11	1	0.917
	Holland, William	E1/ Grateful Darts	11	1	0.917
	Simpson, Phil	E1/ Grateful Darts	11	1	0.917
	Stasko, Bill	E2/ Heroes in Trouble	11	1	0.917
15	Cashwell, Craig	A3/ Dart Shadows	10	1	0.909
	Kelso, Danica	C2/ Rocking "B" Jiggles	10	1	0.909
	Simpson, Donnie	C5/ Get The Point	10	1	0.909
	Arensdorf, David	F7/ Sharky's Machine	10	1	0.909
19	Holland, Steve	D5/ Dodge Darts	9	1	0.900
	Marx, Jimmy	D5/ Dodge Darts	9	1	0.900
	Rube, Bob	F2/ UZMALL	9	1	0.900
22	Kerr, Duncan	F5/ DA Bulls	8	1	0.889
23	Terry, Bob	A1/ Lunatic Fringe	6	1	0.857
	McNamara, Tim	B2/ Arrowing Experience	6	1	0.857
25	Penny, Ron	G2/ The G Spot	11	2	0.846
26	Budelman, Jim	A1/ Lunatic Fringe	10	2	0.833
	Schuelke, David	D2/ Last Call	10	2	0.833
	Phelps, Doug	E6/ One Armed Bandits	10	2	0.833
	(three tied)		5	1	0.833

Doubles Cricket Records

			W	L	%-age
1	Horton, Tony	B1/ Excalibur	12	1	0.923
2	Arensdorf, David	F7/ Sharky's Machine	11	1	0.917
	Keleher, John	G6/ Madhouse Patients	11	1	0.917
4	Sawyer, Matt	G1/ I.N.C.	10	1	0.909
5	Butman, Don	A1/ Lunatic Fringe	8	1	0.889
6	Jackson, Barry	E4/ Dynamic Darts	7	1	0.875
	Smith, Darrel	F4/ Fum Duckers	7	1	0.875
8	Stewart, Shannon	B1/ Excalibur	11	2	0.846
9	Bogaerts, Stef	A7/ Nil Is Agòm	10	2	0.833
	Budelman, Jim	A1/ Lunatic Fringe	10	2	0.833
	Simpson, Phil	E1/ Grateful Darts	10	2	0.833
	Bear, Bart	B5/ Horsemen	5	1	0.833
	Lewis, Todd	C5/ Get The Point	5	1	0.833
	Butler, Brent	D5/ Dodge Darts	5	1	0.833
	DeMattos, Rick	D4/ Travelin' Beer Bellies	5	1	0.833
	Ryan, Ann	F6/ Woody's Gang	5	1	0.833
	Goodspeed, Gary	G6/ Madhouse Patients	5	1	0.833
18	Wall, Keith	A1/ Lunatic Fringe	9	2	0.818
	Kelso, Danica	C2/ Rocking "B" Jiggles	9	2	0.818
20	Benson, Will	A7/ Nil Is Agòm	8	2	0.800
	Brown, Tom	A1/ Lunatic Fringe	8	2	0.800
	Phillips, Britt	B5/ Horsemen	8	2	0.800
	Copple, Matthew	D1/ Nine Lives	8	2	0.800
	Daniel, Rob	D2/ Last Call	8	2	0.800
	Sosa, Bo	D1/ Nine Lives	8	2	0.800
	Lilienthal, John	E1/ Grateful Darts	8	2	0.800
	McSorley, Paul	F5/ DA Bulls	8	2	0.800
	Smith, Van	G4/ Dead Sox	8	2	0.800
29	(three tied)		7	2	0.778

Doubles 501 Records

			W	L	%-age
1	Simpson, Donnie	C5/ Get The Point	9	1	0.900
	Lawley, Charlie	G3/ Get Over It	9	1	0.900
3	Margets, Steve	F6/ Woody's Gang	8	1	0.889
4	Thompson, Barry	C5/ Get The Point	7	1	0.875
	Kitchin, Bob	E5/ Tattoo the Red Eye	7	1	0.875
6	Wilser, Dave	G3/ Get Over It	10	2	0.833
	Lane, Tim	A1/ Lunatic Fringe	5	1	0.833
	Havlina, Joe	F1/ Bulls Hitters	5	1	0.833
	Palkoski, Scott	F5/ DA Bulls	5	1	0.833
10	Wall, Keith	A1/ Lunatic Fringe	9	2	0.818
11	Domanski, Dave	C3/ Cheap Shots	8	2	0.800
	Hounsell, Bob	F6/ Woody's Gang	8	2	0.800
13	McNamara, Tim	B2/ Arrowing Experience	7	2	0.778
	Kroll, Brian	E4/ Dynamic Darts	7	2	0.778
	Markov, Jim	E4/ Dynamic Darts	7	2	0.778
	Young, Jeff	G3/ Get Over It	7	2	0.778
17	Hyler, Dale	A4/ Kilroy Was Here	10	3	0.769
	Selby, Brian	A2/ Industrial Strength	10	3	0.769
19	Oakley, Jerry	A5/ Dogs of War	9	3	0.750
	Schuelke, David	D2/ Last Call	9	3	0.750
	Hodges, Michael	E7/ Dart Dawgz	9	3	0.750
	Johnson, Pat	E3/ Home Thrown	9	3	0.750
	Steinhauer, Bruce	G3/ Get Over It	9	3	0.750
	Lewis, Todd	C5/ Get The Point	6	2	0.750
	Brown, Bill	E3/ Home Thrown	6	2	0.750
	Kenney, Mitch	G6/ Madhouse Patients	6	2	0.750
27	(nine tied)		8	3	0.727

League-Wide Spring 2000 RDL Top Individual Records (FINAL!)

(All statistics are included, as there were no missing scoresheets this season)
(Game minimums required for these listings: 16 for all divisions)

Singles Win %-ages

			W	L	%-age
1	Wade, Nate	D2/ Last Call	22	2	0.917
2	Arensdorf, David	F7/ Sharky's Machine	21	2	0.913
3	Tan, Wil	A2/ Industrial Strength	22	3	0.880
4	Robinson, Lance	G6/ Madhouse Patients	19	3	0.864
5	Kelso, Danica	C2/ Rocking "B" Jiggles	18	3	0.857
6	Eastmead, Phillip	A2/ Industrial Strength	20	4	0.833
	Crowley, Pat	B6/ Comfortably Numb	20	4	0.833
	Stasko, Bill	E2/ Heroes in Trouble	20	4	0.833
	Powell, Mark	F2/ UZMALL	20	4	0.833
10	Cox, John	G1/ I.N.C.	19	4	0.826
11	Simpson, Donnie	C5/ Get The Point	18	4	0.818
12	Buckner, Jacky	C5/ Get The Point	17	4	0.810
	Sawyer, Matt	G1/ I.N.C.	17	4	0.810
14	Horton, Tony	B1/ Excalibur	20	5	0.800
	Marx, Jimmy	D5/ Dodge Darts	16	4	0.800
	Rube, Bob	F2/ UZMALL	16	4	0.800
	Gildea, Tom	G1/ I.N.C.	16	4	0.800
18	Stark, Keith	B3/ Black & Tan	19	5	0.792
	Holland, William	E1/ Grateful Darts	19	5	0.792
	Johnson, Pat	E3/ Home Thrown	19	5	0.792
	Simpson, Phil	E1/ Grateful Darts	19	5	0.792
22	Cashwell, Craig	A3/ Dart Shadows	17	5	0.773
	Jenkins, John	C5/ Get The Point	17	5	0.773
	McFadden, Kevin	E4/ Dynamic Darts	17	5	0.773
25	Delp, Paula	C2/ Rocking "B" Jiggles	20	6	0.769
26	Hoyt, Chris	C4/ Dixie Chickens	13	4	0.765
27	Bennett, Mike "Bull"	G6/ Madhouse Patients	16	5	0.762
	Steinhauer, Bruce	G3/ Get Over It	16	5	0.762
29	Penny, Ron	G2/ The G Spot	19	6	0.760
30	Samaluk, Somchai	A2/ Industrial Strength	18	6	0.750
	Lawley, Charlie	G3/ Get Over It	18	6	0.750
	Feller, Keith	B5/ Horsemen	15	5	0.750
	Hall, Josh	C3/ Cheap Shots	15	5	0.750
	Holland, Steve	D5/ Dodge Darts	15	5	0.750
	Butman, Don	A1/ Lunatic Fringe	12	4	0.750
36	Budelman, Jim	A1/ Lunatic Fringe	17	6	0.739
37	Keleher, John	G6/ Madhouse Patients	19	7	0.731
38	Sellers, Mark	C3/ Cheap Shots	16	6	0.727
	Shown, Marc	D3/ Starving Dartists	16	6	0.727
	Vitale, Brian	E6/ One Armed Bandits	16	6	0.727
41	Ney, Scott	D2/ Last Call	13	5	0.722
	Cummings, Dick	F1/ Bulls Hitters	13	5	0.722
43	Wilser, Dave	G3/ Get Over It	20	8	0.714
44	Seward, Mike	B1/ Excalibur	17	7	0.708
	Schuelke, David	D2/ Last Call	17	7	0.708
	Kilsdonk, Kris	E7/ Dart Dawgz	17	7	0.708
47	Gullett, Kevin	D2/ Last Call	12	5	0.706
48	Mitchell, Steve	G1/ I.N.C.	14	6	0.700
49	Kipping, Joe	A4/ Kilroy Was Here	16	7	0.696
	Oakley, Jerry	A5/ Dogs of War	16	7	0.696
	King, Adam	E2/ Heroes in Trouble	16	7	0.696
	Phelps, Doug	E6/ One Armed Bandits	16	7	0.696
	Randolph, Jon	E3/ Home Thrown	16	7	0.696
	Boykin, Greg	F3/ Damned Yankees	16	7	0.696
55	Scott, Lee	A2/ Industrial Strength	18	8	0.692
56	Mohan, Mike	B2/ Arrowing Experience	11	5	0.688
	Heath, Mark	C4/ Dixie Chickens	11	5	0.688
	Hester, Billy	D5/ Dodge Darts	11	5	0.688
59	Bogaerts, Stef	A7/ Nil Is Agòm	15	7	0.682
	Denton, Fon	F2/ UZMALL	15	7	0.682

Doubles Win %-ages

			W	L	%-age
1	Wall, Keith	A1/ Lunatic Fringe	18	4	0.818
2	Arensdorf, David	F7/ Sharky's Machine	19	5	0.792
3	Thompson, Barry	C5/ Get The Point	13	4	0.765
4	Simpson, Donnie	C5/ Get The Point	16	5	0.762
	Markov, Jim	E4/ Dynamic Darts	16	5	0.762
	Sawyer, Matt	G1/ I.N.C.	16	5	0.762
7	Schuelke, David	D2/ Last Call	18	6	0.750
	Johnson, Pat	E3/ Home Thrown	18	6	0.750
	Wilser, Dave	G3/ Get Over It	18	6	0.750
	Lawley, Charlie	G3/ Get Over It	15	5	0.750
	Smith, Darrel	F4/ Fum Duckers	12	4	0.750
12	Keleher, John	G6/ Madhouse Patients	17	6	0.739
13	Hounsell, Bob	F6/ Woody's Gang	14	5	0.737
14	Selby, Brian	A2/ Industrial Strength	19	7	0.731
15	Barton, Kevin	B2/ Arrowing Experience	16	6	0.727
	Bridges, Jeff	D2/ Last Call	16	6	0.727
17	Butman, Don	A1/ Lunatic Fringe	13	5	0.722
	Kroll, Brian	E4/ Dynamic Darts	13	5	0.722
	Margets, Steve	F6/ Woody's Gang	13	5	0.722
	Kenney, Mitch	G6/ Madhouse Patients	13	5	0.722
21	Brown, Tom	A1/ Lunatic Fringe	15	6	0.714
	Randolph, Jon	E3/ Home Thrown	15	6	0.714
23	Budelman, Jim	A1/ Lunatic Fringe	17	7	0.708
	Wade, Nate	D2/ Last Call	17	7	0.708
	Hodges, Michael	E7/ Dart Dawgz	17	7	0.708
26	Feller, Keith	B5/ Horsemen	12	5	0.706
	Robertson, Ronnie	B6/ Comfortably Numb	12	5	0.706
	Kitchin, Bob	E5/ Tattoo the Red Eye	12	5	0.706
29	Domanski, Dave	C3/ Cheap Shots	14	6	0.700
	McSorley, Paul	F5/ DA Bulls	14	6	0.700
31	Bogaerts, Stef	A7/ Nil Is Agòm	16	7	0.696
	McCredie, Bob	B5/ Horsemen	16	7	0.696
	Kilsdonk, Kris	E7/ Dart Dawgz	16	7	0.696
34	Hoyt, Chris	C4/ Dixie Chickens	11	5	0.688
	Brown, Bill	E3/ Home Thrown	11	5	0.688
36	Austin, Connie	C5/ Get The Point	13	6	0.684
	Daniel, Rob	D2/ Last Call	13	6	0.684
	Root, Andrew	D2/ Last Call	13	6	0.684
39	Greer, Chuck	A7/ Nil Is Agòm	15	7	0.682
	Jeffcoat, Doug	A7/ Nil Is Agòm	15	7	0.682
	Kelso, Danica	C2/ Rocking "B" Jiggles	15	7	0.682
42	Horton, Tony	B1/ Excalibur	17	8	0.680
	Delp, Paula	C2/ Rocking "B" Jiggles	17	8	0.680
44	Stewart, Shannon	B1/ Excalibur	18	9	0.667
	Oakley, Jerry	A5/ Dogs of War	16	8	0.667
	Murdaugh, John	E3/ Home Thrown	16	8	0.667
	Lorbacher, Scott	F6/ Woody's Gang	14	7	0.667
	Robertson, David	F6/ Woody's Gang	14	7	0.667
	Bennett, Mike "Bull"	G6/ Madhouse Patients	14	7	0.667
	McNamara, Tim	B2/ Arrowing Experience	12	6	0.667
	Hendricks, Ron	D3/ Starving Dartists	12	6	0.667
52	Churchwell, Billie	C2/ Rocking "B" Jiggles	17	9	0.654
53	Keller, Tony	B5/ Horsemen	15	8	0.652
	Simpson, Phil	E1/ Grateful Darts	15	8	0.652
55	West, Billy	A2/ Industrial Strength	13	7	0.650
	Smith, Van	G4/ Dead Sox	13	7	0.650
57	(five tied)		11	6	0.647

League-Wide Spring 2000 RDL Top Individual Records (FINAL!)

(All statistics are included, as there were no missing scoresheets this season)
(Game minimums required for these listings: 32 for all divisions)

Singles+Doubles Win %-ages

			W	L	%-age
1	Arensdorf, David	F7/ Sharky's Machine	40	7	0.851
2	Wade, Nate	D2/ Last Call	39	9	0.813
3	Simpson, Donnie	C5/ Get The Point	34	9	0.791
4	Sawyer, Matt	G1/ I.N.C.	33	9	0.786
5	Johnson, Pat	E3/ Home Thrown	37	11	0.771
6	Kelso, Danica	C2/ Rocking "B" Jiggles	33	10	0.767
7	Lawley, Charlie	G3/ Get Over It	33	11	0.750
8	Horton, Tony	B1/ Excalibur	37	13	0.740
9	Butman, Don	A1/ Lunatic Fringe	25	9	0.735
10	Tan, Wil	A2/ Industrial Strength	36	13	0.735
	Keleher, John	G6/ Madhouse Patients	36	13	0.735
12	Wilser, Dave	G3/ Get Over It	38	14	0.731
13	Feller, Keith	B5/ Horsemen	27	10	0.730
14	Schuelke, David	D2/ Last Call	35	13	0.729
15	Hoyt, Chris	C4/ Dixie Chickens	24	9	0.727
16	Delp, Paula	C2/ Rocking "B" Jiggles	37	14	0.725
17	Budelman, Jim	A1/ Lunatic Fringe	34	13	0.723
	Simpson, Phil	E1/ Grateful Darts	34	13	0.723
19	Powell, Mark	F2/ UZMALL	36	14	0.720
20	Wall, Keith	A1/ Lunatic Fringe	33	13	0.717
21	Bennett, Mike "Bull"	G6/ Madhouse Patients	30	12	0.714
	Robinson, Lance	G6/ Madhouse Patients	30	12	0.714
23	Eastmead, Phillip	A2/ Industrial Strength	34	14	0.708
	Crowley, Pat	B6/ Comfortably Numb	34	14	0.708
25	Jenkins, John	C5/ Get The Point	31	13	0.705
	Randolph, Jon	E3/ Home Thrown	31	13	0.705
27	Stark, Keith	B3/ Black & Tan	33	14	0.702
	Holland, William	E1/ Grateful Darts	33	14	0.702
	Kilsdonk, Kris	E7/ Dart Dawgz	33	14	0.702
30	Rube, Bob	F2/ UZMALL	28	12	0.700
31	Buckner, Jacky	C5/ Get The Point	30	13	0.698
32	Bogaerts, Stef	A7/ Nil Is Agòm	31	14	0.689
	McFadden, Kevin	E4/ Dynamic Darts	31	14	0.689
34	Ney, Scott	D2/ Last Call	22	10	0.688
35	Penny, Ron	G2/ The G Spot	35	16	0.686
36	Oakley, Jerry	A5/ Dogs of War	32	15	0.681
37	Marx, Jimmy	D5/ Dodge Darts	27	13	0.675
38	Brown, Tom	A1/ Lunatic Fringe	29	14	0.674
39	Selby, Brian	A2/ Industrial Strength	34	17	0.667
	Steinhauer, Bruce	G3/ Get Over It	30	15	0.667
	Hall, Josh	C3/ Cheap Shots	28	14	0.667
	Gullett, Kevin	D2/ Last Call	26	13	0.667
43	Margets, Steve	F6/ Woody's Gang	23	12	0.657
44	Hester, Billy	D5/ Dodge Darts	21	11	0.656
45	Samaluk, Somchai	A2/ Industrial Strength	32	17	0.653
46	Hodges, Michael	E7/ Dart Dawgz	30	16	0.652
47	Markov, Jim	E4/ Dynamic Darts	28	15	0.651
	Gildea, Tom	G1/ I.N.C.	28	15	0.651
49	Lorbacher, Scott	F6/ Woody's Gang	26	14	0.650
50	McSorley, Paul	F5/ DA Bulls	24	13	0.649
51	Phillips, Britt	B5/ Horsemen	22	12	0.647
	Cummings, Dick	F1/ Bulls Hitters	22	12	0.647
53	Kipping, Joe	A4/ Kilroy Was Here	29	16	0.644
	Phelps, Doug	E6/ One Armed Bandits	29	16	0.644
55	Cashwell, Craig	A3/ Dart Shadows	27	15	0.643
56	Hounsell, Bob	F6/ Woody's Gang	23	13	0.639
57	Kroll, Brian	E4/ Dynamic Darts	21	12	0.636
58	(four tied)		26	15	0.634

All-Star %-ages

			ASPs	TGP	%-age
1	Bogaerts, Stef	A7/ Nil Is Agòm	79.0	45	1.756
2	Smith, Allen	A3/ Dart Shadows	69.0	42	1.643
3	Eastmead, Phillip	A2/ Industrial Strength	69.5	48	1.448
4	Samaluk, Somchai	A2/ Industrial Strength	68.0	49	1.388
5	Butman, Don	A1/ Lunatic Fringe	46.0	34	1.353
6	Budelman, Jim	A1/ Lunatic Fringe	63.5	48	1.323
7	Tan, Wil	A2/ Industrial Strength	62.0	49	1.265
8	West, Billy	A2/ Industrial Strength	49.5	40	1.238
9	Oakley, Jerry	A5/ Dogs of War	59.0	48	1.229
10	Greer, Chuck	A7/ Nil Is Agòm	55.0	45	1.222
11	Delp, Paula	C2/ Rocking "B" Jiggles	58.5	51	1.147
12	Crowley, Pat	B6/ Comfortably Numb	54.0	48	1.125
13	Selby, Brian	A2/ Industrial Strength	56.5	51	1.108
14	Hoffmann, Steve	A1/ Lunatic Fringe	42.0	38	1.105
15	Marx, Jimmy	D5/ Dodge Darts	47.0	43	1.093
16	Brown, Tom	A1/ Lunatic Fringe	47.5	44	1.080
	Simpson, Donnie	C5/ Get The Point	47.5	44	1.080
18	Wall, Keith	A1/ Lunatic Fringe	50.5	47	1.074
19	Jenkins, John	C5/ Get The Point	47.5	45	1.056
20	Horton, Tony	B1/ Excalibur	53.5	51	1.049
21	Kipping, Joe	A4/ Kilroy Was Here	47.0	46	1.022
22	Lane, Tim	A1/ Lunatic Fringe	32.5	33	0.985
23	Terry, Bob	A1/ Lunatic Fringe	36.0	37	0.973
24	Scott, Lee	A2/ Industrial Strength	49.5	51	0.971
25	Wade, Nate	D2/ Last Call	45.0	48	0.938
26	Wandscher, Chris	A3/ Dart Shadows	37.0	40	0.925
27	Butters, Scott	A6/ Dazed & Confused	44.5	49	0.908
28	Cashwell, Craig	A3/ Dart Shadows	39.0	43	0.907
29	Kilts, Jason	A4/ Kilroy Was Here	45.0	50	0.900
30	Stark, Keith	B3/ Black & Tan	42.0	47	0.894
31	Jeffcoat, Doug	A7/ Nil Is Agòm	36.5	41	0.890
32	Baber, Todd	A4/ Kilroy Was Here	33.0	38	0.868
33	Arensdorf, David	F7/ Sharky's Machine	40.5	47	0.862
34	Gibbs, Keith	A7/ Nil Is Agòm	36.5	43	0.849
35	Buckner, Jacky	C5/ Get The Point	37.0	44	0.841
36	Aldridge, Barron	A3/ Dart Shadows	29.5	36	0.819
	Mohan, Mike	B2/ Arrowing Experience	29.5	36	0.819
38	Seward, Mike	B1/ Excalibur	39.0	48	0.813
39	Kunttu, Kurt	B2/ Arrowing Experience	29.0	36	0.806
40	McSorley, Paul	F5/ DA Bulls	30.5	38	0.803
41	Benson, Will	A7/ Nil Is Agòm	27.0	34	0.794
42	McCredie, Bob	B5/ Horsemen	35.5	45	0.789
43	Schuelke, David	D2/ Last Call	37.0	48	0.771
44	Hyler, Dale	A4/ Kilroy Was Here	38.5	50	0.770
45	Wackerman, Mark	A5/ Dogs of War	33.0	43	0.767
46	Smith, Butch	D1/ Nine Lives	27.0	36	0.750
47	Stevens, Joe	C1/ Hairless Cats	34.0	46	0.739
48	Bonar, Eric	D6/ Not Again!	23.5	32	0.734
49	Allen, Kenny	B7/ Stop Drop and Throw	25.5	35	0.729
	Brown, Phil	B7/ Stop Drop and Throw	25.5	35	0.729
51	Dwight, Mike	B3/ Black & Tan	27.5	38	0.724
52	Carroll, John	A5/ Dogs of War	34.5	48	0.719
53	King, Adam	E2/ Heroes in Trouble	33.0	46	0.717
54	Sellers, Mark	C3/ Cheap Shots	31.0	44	0.705
55	Holland, William	E1/ Grateful Darts	35.0	50	0.700
56	Rodgers, Trey	A6/ Dazed & Confused	32.5	47	0.691
57	Lemons, Todd	A4/ Kilroy Was Here	34.5	50	0.690
58	Robison, Jack	B7/ Stop Drop and Throw	25.5	37	0.689
59	James, Bob	C4/ Dixie Chickens	31.0	45	0.689
60	Prior, Jeff	B1/ Excalibur	27.5	40	0.688

Spring 2000 RDL Records (by team) (FINAL!)

(All statistics are included, as there were no missing scoresheets this season)

Singles Win Percentages

		W	L	%-age
1	G1/ I.N.C.	103	41	0.715
2	A2/ Industrial Strength	102	42	0.708
3	G6/ Madhouse Patients	98	46	0.681
4	D2/ Last Call	95	49	0.660
5	A1/ Lunatic Fringe	94	50	0.653
6	G3/ Get Over It	93	51	0.646
7	E1/ Grateful Darts	92	52	0.639
8	C5/ Get The Point	84	48	0.636
9	D5/ Dodge Darts	83	49	0.629
10	F2/ UZMALL	88	54	0.620
11	C2/ Rocking "B" Jiggles	86	58	0.597
12	B3/ Black & Tan	83	61	0.576
	E3/ Home Thrown	83	61	0.576
14	B1/ Excalibur	81	63	0.563
	B5/ Horsemen	81	63	0.563
16	E6/ One Armed Bandits	80	64	0.556
17	G2/ The G Spot	77	65	0.542
18	B6/ Comfortably Numb	78	66	0.542
19	A7/ Nil Is Agòm	77	67	0.535
20	F6/ Woody's Gang	76	68	0.528
21	D1/ Nine Lives	68	64	0.515
22	F5/ DA Bulls	73	69	0.514
23	C3/ Cheap Shots	74	70	0.514
24	A3/ Dart Shadows	73	71	0.507
25	B2/ Arrowing Experience	72	72	0.500
	C1/ Hairless Cats	72	72	0.500
	D3/ Starving Dartists	72	72	0.500
28	E7/ Dart Dawgz	71	73	0.493
29	F7/ Sharky's Machine	70	74	0.486
30	F1/ Bulls Hitters	67	74	0.475
31	E4/ Dynamic Darts	68	76	0.472
32	C4/ Dixie Chickens	62	70	0.470
33	F3/ Damned Yankees	66	78	0.458
34	D4/ Travelin' Beer Bellies	59	71	0.454
35	C7/ Bullweiser	64	80	0.444
36	E2/ Heroes in Trouble	61	83	0.424
37	F4/ Fum Duckers	59	82	0.418
38	A4/ Kilroy Was Here	59	85	0.410
	B4/ Shooter Buzz	59	85	0.410
40	A5/ Dogs of War	57	87	0.396
41	D7/ Flicking Steel	49	81	0.377
42	B7/ Stop Drop and Throw	50	94	0.347
	C6/ Kozmic Debris	50	94	0.347
44	E5/ Tattoo the Red Eye	49	95	0.340
45	D6/ Not Again!	40	80	0.333
46	G7/ Rowdy Kidz	47	95	0.331
47	A6/ Dazed & Confused	42	102	0.292
	G4/ Dead Sox	42	102	0.292
	G5/ Broken Arrows	42	102	0.292

Doubles Win Percentages

		W	L	%-age
1	D2/ Last Call	50	22	0.694
2	A1/ Lunatic Fringe	48	24	0.667
	E3/ Home Thrown	48	24	0.667
4	C5/ Get The Point	43	23	0.652
5	E4/ Dynamic Darts	46	26	0.639
6	B5/ Horsemen	45	27	0.625
	G3/ Get Over It	45	27	0.625
8	A7/ Nil Is Agòm	44	28	0.611
	C2/ Rocking "B" Jiggles	44	28	0.611
	F6/ Woody's Gang	44	28	0.611
	G6/ Madhouse Patients	44	28	0.611
12	A2/ Industrial Strength	43	29	0.597
13	B2/ Arrowing Experience	42	30	0.583
14	B1/ Excalibur	40	32	0.556
15	D5/ Dodge Darts	36	30	0.545
16	C3/ Cheap Shots	39	33	0.542
	G1/ I.N.C.	39	33	0.542
	G2/ The G Spot	39	33	0.542
19	D1/ Nine Lives	35	31	0.530
20	E7/ Dart Dawgz	38	34	0.528
	F5/ DA Bulls	38	34	0.528
22	D3/ Starving Dartists	37	35	0.514
	F2/ UZMALL	37	35	0.514
	F7/ Sharky's Machine	37	35	0.514
25	B3/ Black & Tan	36	36	0.500
	B6/ Comfortably Numb	36	36	0.500
	C7/ Bullweiser	36	36	0.500
28	A4/ Kilroy Was Here	35	37	0.486
	F1/ Bulls Hitters	35	37	0.486
30	E1/ Grateful Darts	34	38	0.472
31	D4/ Travelin' Beer Bellies	31	35	0.470
32	E6/ One Armed Bandits	33	39	0.458
	F4/ Fum Duckers	33	39	0.458
34	C4/ Dixie Chickens	30	36	0.455
35	C1/ Hairless Cats	30	42	0.417
	G7/ Rowdy Kidz	30	42	0.417
37	A3/ Dart Shadows	29	43	0.403
38	B7/ Stop Drop and Throw	28	44	0.389
	E5/ Tattoo the Red Eye	28	44	0.389
	F3/ Damned Yankees	28	44	0.389
	G4/ Dead Sox	28	44	0.389
42	A5/ Dogs of War	27	45	0.375
	G5/ Broken Arrows	27	45	0.375
44	D6/ Not Again!	22	38	0.367
45	A6/ Dazed & Confused	26	46	0.361
46	D7/ Flicking Steel	23	43	0.348
47	B4/ Shooter Buzz	25	47	0.347
	E2/ Heroes in Trouble	25	47	0.347
49	C6/ Kozmic Debris	24	48	0.333

Spring 2000 RDL Records (by team) (FINAL!)

(All statistics are included, as there were no missing scoresheets this season)

Singles+Doubles Win Percentages

		W	L	%-age
1	D2/ Last Call	195	93	0.677
2	A1/ Lunatic Fringe	190	98	0.660
3	A2/ Industrial Strength	188	100	0.653
4	G6/ Madhouse Patients	186	102	0.646
5	C5/ Get The Point	170	94	0.644
6	G3/ Get Over It	183	105	0.635
7	G1/ I.N.C.	181	107	0.628
8	E3/ Home Thrown	179	109	0.622
9	C2/ Rocking "B" Jiggles	174	114	0.604
10	B5/ Horsemen	171	117	0.594
11	D5/ Dodge Darts	155	109	0.587
12	A7/ Nil Is Agòm	165	123	0.573
13	F6/ Woody's Gang	164	124	0.569
14	F2/ UZMALL	162	124	0.566
15	B1/ Excalibur	161	127	0.559
16	E1/ Grateful Darts	160	128	0.556
	E4/ Dynamic Darts	160	128	0.556
18	G2/ The G Spot	155	131	0.542
19	B2/ Arrowing Experience	156	132	0.542
20	B3/ Black & Tan	155	133	0.538
21	C3/ Cheap Shots	152	136	0.528
22	D1/ Nine Lives	138	126	0.523
23	F5/ DA Bulls	149	137	0.521
24	B6/ Comfortably Numb	150	138	0.521
25	E7/ Dart Dawgz	147	141	0.510
26	D3/ Starving Dartists	146	142	0.507
	E6/ One Armed Bandits	146	142	0.507
28	F7/ Sharky's Machine	144	144	0.500
29	F1/ Bulls Hitters	137	148	0.481
30	C7/ Bullweiser	136	152	0.472
31	C4/ Dixie Chickens	122	142	0.462
32	D4/ Travelin' Beer Bellies	121	141	0.462
33	C1/ Hairless Cats	132	156	0.458
34	A3/ Dart Shadows	131	157	0.455
35	A4/ Kilroy Was Here	129	159	0.448
36	F4/ Fum Duckers	125	160	0.439
37	F3/ Damned Yankees	122	166	0.424
38	A5/ Dogs of War	111	177	0.385
	E2/ Heroes in Trouble	111	177	0.385
40	B4/ Shooter Buzz	109	179	0.378
41	G7/ Rowdy Kidz	107	179	0.374
42	B7/ Stop Drop and Throw	106	182	0.368
43	E5/ Tattoo the Red Eye	105	183	0.365
44	D7/ Flicking Steel	95	167	0.363
45	D6/ Not Again!	84	156	0.350
46	C6/ Kozmic Debris	98	190	0.340
	G4/ Dead Sox	98	190	0.340
48	G5/ Broken Arrows	96	192	0.333
49	A6/ Dazed & Confused	94	194	0.326

All-Star Percentages

		ASP	TGP	%-age
1	A2/ Industrial Strength	355.0	288	1.233
2	A1/ Lunatic Fringe	328.5	294	1.117
3	A7/ Nil Is Agòm	300.0	288	1.042
4	A3/ Dart Shadows	265.0	296	0.895
5	A4/ Kilroy Was Here	230.0	298	0.772
6	C5/ Get The Point	190.5	272	0.700
7	A5/ Dogs of War	202.5	296	0.684
8	B1/ Excalibur	194.0	295	0.658
9	B3/ Black & Tan	172.5	288	0.599
10	D2/ Last Call	165.0	288	0.573
11	B2/ Arrowing Experience	169.0	296	0.571
12	A6/ Dazed & Confused	167.5	295	0.568
13	D5/ Dodge Darts	160.0	283	0.565
14	C2/ Rocking "B" Jiggles	157.5	288	0.547
15	B5/ Horsemen	156.5	288	0.543
16	B6/ Comfortably Numb	152.0	288	0.528
17	C1/ Hairless Cats	142.0	288	0.493
18	B7/ Stop Drop and Throw	134.5	288	0.467
19	C3/ Cheap Shots	136.5	300	0.455
20	D6/ Not Again!	110.0	247	0.445
21	E1/ Grateful Darts	134.5	311	0.432
22	C7/ Bullweiser	125.0	301	0.415
23	D3/ Starving Dartists	124.0	301	0.412
24	D1/ Nine Lives	111.0	271	0.410
25	E3/ Home Thrown	117.5	288	0.408
26	F6/ Woody's Gang	116.5	295	0.395
27	E2/ Heroes in Trouble	119.5	303	0.394
28	F2/ UZMALL	118.5	303	0.391
29	C4/ Dixie Chickens	98.5	264	0.373
30	E5/ Tattoo the Red Eye	106.5	288	0.370
31	E4/ Dynamic Darts	106.0	296	0.358
32	B4/ Shooter Buzz	103.0	288	0.358
33	F5/ DA Bulls	105.0	294	0.357
34	E6/ One Armed Bandits	108.5	308	0.352
35	D4/ Travelin' Beer Bellies	96.5	276	0.350
36	F7/ Sharky's Machine	94.5	288	0.328
37	E7/ Dart Dawgz	95.5	295	0.324
38	C6/ Kozmic Debris	93.5	295	0.317
39	F1/ Bulls Hitters	93.5	298	0.314
40	D7/ Flicking Steel	82.0	268	0.306
41	G6/ Madhouse Patients	90.5	301	0.301
42	G2/ The G Spot	82.0	292	0.281
43	G3/ Get Over It	84.5	305	0.277
44	G1/ I.N.C.	79.5	288	0.276
45	F3/ Damned Yankees	79.5	295	0.269
46	F4/ Fum Duckers	74.5	296	0.252
47	G5/ Broken Arrows	53.0	294	0.180
48	G4/ Dead Sox	49.5	296	0.167
49	G7/ Rowdy Kidz	44.0	286	0.154

RDL - Spring, 2000	Week 1			Week 2			Week 3			Week 4			Week 5			Week 6			Week 7			Week 8			Week 9			Week 10			Week 11			Week 12			Week 13			Week 14			Forfeits
	vs.	W/L	Pts.	vs.	W/L	Pts.	vs.	W/L	Pts.	vs.	W/L	Pts.	vs.	W/L	Pts.	vs.	W/L	Pts.	vs.	W/L	Pts.	vs.	W/L	Pts.	vs.	W/L	Pts.	vs.	W/L	Pts.	vs.	W/L	Pts.	vs.	W/L	Pts.	vs.	W/L	Pts.	vs.	W/L	Pts.	
A1/ Lunatic Fringe	A3	W	16	a5	W	19	A4	W	13	A6	W	16	Bye	-	-	A7	W	17	a2	W	13	a3	W	16	A5	W	18	a4	W	14	a6	W	19	Bye	-	-	a7	W	15	A2	W	15	
A2/ Industrial Strength	A4	W	20	a7	W	14	a6	W	21	Bye	-	-	A5	W	20	a3	W	17	A1	L	11	a4	L	8	A7	W	17	A6	W	20	Bye	-	-	a5	W	12	A3	W	16	a1	L	9	
A3/ Dart Shadows	a1	L	8	Bye	-	-	A5	W	14	a4	W	15	a6	W	15	A2	L	7	a7	L	5	A1	L	8	Bye	-	-	a5	W	13	A4	L	12	A6	W	16	a2	L	8	A7	L	10	
A4/ Kilroy Was Here	a2	L	4	A6	W	16	a1	L	12	A3	L	9	a7	W	13	a5	W	13	Bye	-	-	A2	W	16	a6	L	10	A1	L	10	a3	W	13	A7	L	2	A5	L	9	Bye	-	-	
A5/ Dogs of War	Bye	-	-	A1	L	5	a3	L	10	A7	L	6	a2	L	4	A4	L	11	a6	W	13	Bye	-	-	a1	L	6	A3	L	11	a7	L	10	A2	L	9	a4	W	14	A6	L	12	
A6/ Dazed & Confused	A7	L	6	a4	L	8	A2	L	3	a1	L	8	A3	L	9	Bye	-	-	A5	L	11	a7	L	8	A4	W	12	a2	L	4	A1	L	5	a3	L	8	Bye	-	-	a5	W	13	
A7/ Nil Is Agòm	a6	W	18	A2	L	10	Bye	-	-	a5	W	18	A4	L	11	a1	L	7	A3	W	19	A6	W	16	a2	L	7	Bye	-	-	A5	W	14	a4	W	22	A1	L	9	a3	W	14	
B1/ Excalibur	B6	L	9	b7	W	12	B3	W	13	b5	L	7	B4	W	15	Bye	-	-	B2	L	12	b6	W	17	B7	W	14	b3	L	8	B5	W	16	b4	W	12	Bye	-	-	b2	W	14	
B2/ Arrowing Experience	Bye	-	-	B5	L	7	b4	W	18	B6	W	16	b3	L	10	B7	W	13	b1	W	13	Bye	-	-	b5	W	15	B4	W	17	b6	L	11	B3	W	16	b7	L	11	B1	L	10	
B3/ Black & Tan	B7	W	19	b6	W	18	b1	L	11	Bye	-	-	B2	W	14	b4	W	14	B5	L	6	b7	W	12	B6	W	14	B1	W	12	Bye	-	-	b2	L	8	B4	W	14	b5	L	11	
B4/ Shooter Buzz	b5	L	10	Bye	-	-	B2	L	6	b7	W	16	b1	L	9	B3	L	10	b6	L	6	B5	L	4	Bye	-	-	b2	L	7	B7	L	11	B1	L	10	b3	L	10	B6	L	7	
B5/ Horsemen	B4	W	13	b2	W	17	B7	W	15	B1	W	17	Bye	-	-	B6	L	9	b3	W	18	b4	W	20	B2	L	9	b7	W	17	b1	L	8	Bye	-	-	b6	W	15	B3	W	13	
B6/ Comfortably Numb	b1	W	14	B3	L	6	Bye	-	-	b2	L	8	B7	W	17	b5	W	15	B4	W	18	B1	L	7	b3	L	10	Bye	-	-	B2	W	13	b7	W	16	B5	L	9	b4	W	17	
B7/ Stop Drop and Throw	b3	L	5	B1	L	11	b5	L	9	B4	L	6	b6	L	7	b2	L	11	Bye	-	-	B3	L	10	b1	L	6	B5	L	7	b4	W	13	B6	L	8	B2	W	13	Bye	-	-	
C1/ Hairless Cats	c3	L	10	C2	L	5	c5	L	9	c7	W	14	Bye	-	-	c6	W	18	C4	L	11	C3	L	7	c2	W	14	C5	L	9	C7	W	15	Bye	-	-	C6	L	8	c4	L	8	
C2/ Rocking "B" Jiggles	Bye	-	-	c1	W	19	c3	W	13	C5	L	9	C7	W	16	c4	W	15	C6	W	14	Bye	-	-	C1	L	10	C3	W	17	c5	W	15	c7	L	11	C4	W	11	c6	W	15	
C3/ Cheap Shots	C1	W	13	Bye	-	-	C2	L	11	c6	W	19	C4	W	13	c5	W	13	C7	L	12	c1	W	16	Bye	-	-	c2	L	7	C6	W	17	c4	L	11	C5	L	8	c7	L	10	
C4/ Dixie Chickens	c6	W	16	C5	L	3	C7	L	8	Bye	-	-	c3	L	9	C2	L	9	c1	W	13	C6	W	11	c5	*L*	*0*	c7	L	10	Bye	-	-	C3	W	13	c2	L	6	C1	W	14	1
C5/ Get The Point	C7	W	20	c4	W	21	C1	W	15	c2	W	15	C6	W	15	C3	L	12	Bye	-	-	c7	W	14	C4	*W*	*16*	c1	W	15	C2	L	9	c6	W	18	c3	W	16	Bye	-	-	
C6/ Kozmic Debris	C4	L	8	C7	L	8	Bye	-	-	C3	L	4	c5	L	9	C1	L	6	c2	L	7	c4	L	7	c7	W	13	Bye	-	-	c3	L	5	C5	L	6	c1	W	14	C2	L	9	
C7/ Bullweiser	c5	L	4	c6	W	16	c4	W	16	C1	L	10	c2	L	8	Bye	-	-	c3	W	13	C5	L	10	C6	L	12	C4	W	12	c1	L	9	C2	W	13	Bye	-	-	C3	W	14	
D1/ Nine Lives	D3	W	13	d5	W	13	Bye	-	-	D2	L	9	d7	W	21	D4	W	13	d6	W	11	d3	W	16	D5	*L*	*9*	Bye	-	-	d2	L	10	D7	*W*	*16*	d4	L	8	D6	W	14	
D2/ Last Call	D4	W	19	Bye	-	-	D6	W	20	d1	W	15	D3	W	14	d7	W	13	D5	L	9	d4	W	14	Bye	-	-	d6	W	22	D1	W	14	d3	W	19	D7	W	21	d5	W	15	
D3/ Starving Dartists	d1	L	8	D7	W	18	D5	L	6	Bye	-	-	d2	L	10	D6	W	16	d4	L	12	D1	L	8	d7	W	16	d5	W	13	Bye	-	-	D2	L	4	d6	W	16	D4	L	10	
D4/ Travelin' Beer Bellies	d2	L	5	D6	*W*	*16*	d7	L	6	d5	L	12	Bye	-	-	d1	L	10	D3	W	13	D2	L	10	d6	W	15	D7	W	12	D5	L	4	Bye	-	-	D1	W	16	d3	W	11	
D5/ Dodge Darts	d7	W	15	D1	L	12	d3	W	18	D4	W	13	d6	L	10	Bye	-	-	d2	W	15	D7	W	17	d1	W	15	D3	L	12	d4	W	18	D6	*W*	*16*	Bye	-	-	D2	L	9	
D6/ Not Again!	Bye	-	-	d4	*L*	*0*	d2	L	4	D7	L	12	D5	W	12	d3	L	5	D1	L	9	Bye	-	-	D4	L	9	D2	L	2	d7	W	14	d5	*L*	*0*	D3	L	5	d1	L	8	2
D7/ Flicking Steel	D5	L	9	d3	L	6	D4	W	17	d6	W	13	D1	L	3	D2	L	11	Bye	-	-	d5	L	5	D3	L	8	d4	L	9	D6	L	10	d1	*L*	*0*	d2	L	3	Bye	-	-	1
E1/ Grateful Darts	e5	W	17	Bye	-	-	E6	W	15	e7	W	13	e3	L	8	E2	W	17	e4	W	13	E5	W	15	Bye	-	-	e6	W	13	E7	L	6	E3	L	8	e2	W	20	E4	W	18	
E2/ Heroes in Trouble	E7	L	9	e4	L	8	e3	L	9	Bye	-	-	E6	L	12	e1	L	7	E5	W	16	e7	L	10	E4	L	9	E3	L	5	Bye	-	-	e6	L	12	E1	L	4	e5	L	10	
E3/ Home Thrown	E4	L	11	e7	W	13	E2	W	15	e5	W	17	E1	W	16	Bye	-	-	E6	W	14	e4	L	11	E7	W	13	e2	W	19	E5	W	20	e1	W	16	Bye	-	-	e6	W	13	
E4/ Dynamic Darts	e3	W	13	E2	W	16	Bye	-	-	e6	W	15	E7	W	15	e5	W	15	E1	L	12	E3	W	13	e2	W	15	Bye	-	-	E6	W	14	e7	L	11	E5	W	15	e1	L	6	
E5/ Tattoo the Red Eye	E1	L	7	e6	L	9	E7	L	9	E3	L	6	Bye	-	-	E4	L	9	e2	L	8	e1	L	8	E6	L	7	e7	W	13	e3	L	4	Bye	-	-	e4	L	9	E2	W	14	
E6/ One Armed Bandits	Bye	-	-	E5	W	14	e1	L	9	E4	L	9	e2	W	13	E7	W	16	e3	L	10	Bye	-	-	e5	W	17	E1	L	12	e4	L	10	E2	W	13	e7	W	14	E3	L	11	
E7/ Dart Dawgz	e2	W	15	E3	L	11	e5	W	15	E1	L	12	e4	L	9	e6	L	8	Bye	-	-	E2	W	14	e3	L	11	E5	L	11	e1	W	18	E4	W	13	E6	L	10	Bye	-	-	
F1/ Bulls Hitters	f6	L	10	F3	L	12	f7	W	12	Bye	-	-	F4	L	5	f2	L	12	F5	L	9	F6	L	11	f3	W	15	F7	W	15	Bye	-	-	f4	L	10	F2	W	13	f5	L	10	
F2/ UZMALL	F5	W	16	Bye	-	-	F4	W	18	F6	W	15	f7	W	15	F1	W	13	f3	W	13	f5	W	16	Bye	-	-	f4	W	11	f6	W	13	F7	L	10	f1	L	11	F3	W	13	
F3/ Damned Yankees	F4	W	15	f1	W	13	f6	L	11	F7	L	7	Bye	-	-	f5	L	6	F2	L	11	f4	W	12	F1	L	8	F6	L	7	f7	L	6	Bye	-	-	F5	W	13	f2	L	11	
F4/ Fum Duckers	f3	L	9	F6	L	9	f2	L	6	F5	L	12	f1	W	19	Bye	-	-	F7	L	7	F3	L	11	f6	L	10	F2	L	10	f5	L	6	F1	W	13	Bye	-	-	f7	L	5	
F5/ DA Bulls	f2	L	8	F7	W	13	Bye	-	-	f4	W	13	f6	W	14	F3	W	18	f1	W	15	F2	L	8	f7	W	14	Bye	-	-	F4	W	18	F6	L	7	f3	L	11	F1	W	11	
F6/ Woody's Gang	F1	W	14	f4	W	14	F3	W	13	f2	L	9	F5	L	10	f7	W	17	Bye	-	-	f1	W	13	F4	W	11	f3	W	17	F2	L	12	f5	W	17	F7	W	14	Bye	-	-	
F7/ Sharky's Machine	Bye	-	-	f5	L	11	F1	L	10	f3	W	13	F2	L	9	F6	L	7	f4	W	17	Bye	-	-	F5	L	9	f1	L	8	F3	W	16	f2	W	14	f6	L	9	F4	W	14	
G1/ I.N.C.	G7	W	18	g3	W	13	G5	W	22	Bye	-	-	g2	L	10	G6	L	9	g4	W	19	g7	W	15	G3	L	7	g5	W	20	Bye	-	-	G2	W	13	g6	W	13	G4	W	21	
G2/ The G Spot	G3	L	10	g7	W	14	G6	W	13	g4	W	16	G1	W	14	Bye	-	-	g5	L	12	g3	L	9	G7	W	13	g6	L	6	G4	W	11	g1	L	11	Bye	-	-	G5	W	15	
G3/ Get Over It	g2	W	14	G1	L	11	g7	W	17	G6	W	13	g4	W	11	G5	L	10	Bye	-	-	G2	W	15	g1	W	17	G7	W	14	g6	W	13	G4	W	20	g5	W	23	Bye	-	-	
G4/ Dead Sox	G5	L	11	g6	L	6	Bye	-	-	G2	L	8	G3	L	10	g7	L	10	G1	L	5	g5	W	11	G6	L	9	Bye	-	-	g2	L	10	g3	L	4	G7	L	11	g1	L	3	
G5/ Broken Arrows	g4	W	13	Bye	-	-	g1	L	1	G7	L	11	g6	L	6	g3	W	12	G2	W	13	G4	L	8	Bye	-	-	G1	L	4	g7	L	9	G6	L	5	G3	L	1	g2	L	5	
G6/ Madhouse Patients	Bye	-	-	G4	W	18	g2	L	11	g3	L	12	G5	W	17	g1	W	15	G7	W	20	Bye	-	-	g4	W	15	G2	W	16	G3	L	12	g5	W	18	G1	L	11	g7	W	13	
G7/ Rowdy Kidz	g1	L	2	G2	L	10	G3	L	5	g5	W	13	Bye	-	-	G4	W	14	g6	L	4	G1	L	9	g2	L	4	g3	L	8	G5	W	13	Bye	-	-	g4	W	12	G6	L	3	

		Singles	301	Singles	Cricket	Singles	Record	Singles Win %-age	Doubles	Cricket	Doubles	501	Doubles	Record	Doubles Win %-age	Sngls + Dbls	Record	Sngls + Dbls Win %-age	1001 Wins	1001 Losses	All-Star Points	Games Played	All-Star %-age
A1/ Lunatic Fringe		45	27	49	23	94	50	0.653	28	8	20	16	48	24	0.667	190	98	0.660	6	0	328.5	294	1.117
A 10	Wilson, Joe	2	1	2	0	4	1	0.800	2	1	0	4	2	5	0.286	6	6	0.500	1	0	10.5	13	0.808
A 11	Brown, Tom	7	4	7	4	14	8	0.636	8	2	7	4	15	6	0.714	29	14	0.674	1	0	47.5	44	1.080
A 12	Budelman, Jim	7	4	10	2	17	6	0.739	10	2	7	5	17	7	0.708	34	13	0.723	1	0	63.5	48	1.323
A 13	Butman, Don	6	2	6	2	12	4	0.750	8	1	5	4	13	5	0.722	25	9	0.735	0	0	46.0	34	1.353
A 14	Hoffmann, Steve	7	3	4	6	11	9	0.550	7	2	3	6	10	8	0.556	21	17	0.553	0	0	42.0	38	1.105
A 15	Terry, Bob	5	5	6	1	11	6	0.647	7	2	4	6	11	8	0.579	22	14	0.611	1	0	36.0	37	0.973
A 16	Lane, Tim	5	2	5	5	10	7	0.588	5	4	5	1	10	5	0.667	20	12	0.625	1	0	32.5	33	0.985
A 17	Wall, Keith	6	6	9	3	15	9	0.625	9	2	9	2	18	4	0.818	33	13	0.717	1	0	50.5	47	1.074
A2/ Industrial Strength		51	21	51	21	102	42	0.708	20	16	23	13	43	29	0.597	188	100	0.653	0	0	355.0	288	1.233
A 20	Selby, Brian	6	6	9	4	15	10	0.600	9	4	10	3	19	7	0.731	34	17	0.667			56.5	51	1.108
A 21	Samaluk, Somchai	9	2	9	4	18	6	0.750	6	6	8	5	14	11	0.560	32	17	0.653			68.0	49	1.388
A 22	Eastmead, Phillip	9	3	11	1	20	4	0.833	7	5	7	5	14	10	0.583	34	14	0.708			69.5	48	1.448
A 23	West, Billy	3	7	6	4	9	11	0.450	6	4	7	3	13	7	0.650	22	18	0.550			49.5	40	1.238
A 24	Dixon, J.D.	0	0	0	0	0	0	#DIV/0!	0	0	0	0	0	0	#DIV/0!	0	0	#DIV/0!			0.0	0	#DIV/0!
A 25	Scott, Lee	11	3	7	5	18	8	0.692	6	7	6	6	12	13	0.480	30	21	0.588			49.5	51	0.971
A 26	Tan, Wil	13	0	9	3	22	3	0.880	6	6	8	4	14	10	0.583	36	13	0.735			62.0	49	1.265
A3/ Dart Shadows		32	40	41	31	73	71	0.507	17	19	12	24	29	43	0.403	131	157	0.455	0	8	265.0	296	0.895
A 30	Smith, Allen	6	3	8	4	14	7	0.667	7	5	1	7	8	12	0.400	22	19	0.537	0	1	69.0	42	1.643
A 31	Aldridge, Barron	1	10	3	3	4	13	0.235	6	4	1	7	7	11	0.389	11	24	0.314	0	1	29.5	36	0.819
A 32	Cashwell, Craig	7	4	10	1	17	5	0.773	4	5	6	5	10	10	0.500	27	15	0.643	0	1	39.0	43	0.907
A 33	Gilbert, Chris	4	8	4	6	8	14	0.364	5	5	2	9	7	14	0.333	15	28	0.349	0	1	27.5	44	0.625
A 34	Knott, Mike	1	1	5	5	6	6	0.500	4	5	3	6	7	11	0.389	13	17	0.433	0	1	15.0	31	0.484
A 35	Rutten, Pete	4	7	2	3	6	10	0.375	3	4	2	5	5	9	0.357	11	19	0.367	0	1	12.5	31	0.403
A 36	Wandscher, Chris	6	4	5	5	11	9	0.550	3	6	5	5	8	11	0.421	19	20	0.487	0	1	37.0	40	0.925
A 37	Hall, Mike	3	3	4	4	7	7	0.500	2	4	4	4	6	8	0.429	13	15	0.464	0	1	35.5	29	1.224
A4/ Kilroy Was Here		35	37	24	48	59	85	0.410	14	22	21	15	35	37	0.486	129	159	0.448	5	5	230.0	298	0.772
A 40	Kilts, Jason	5	5	4	9	9	14	0.391	3	10	6	6	9	16	0.360	18	30	0.375	1	1	45.0	50	0.900
A 41	Bogaerts, Rudi	2	4	2	1	4	5	0.444	3	2	4	2	7	4	0.636	11	9	0.550	0	0	16.5	20	0.825
A 42	Ellison, Will	4	7	1	7	5	14	0.263	0	6	3	4	3	10	0.231	8	24	0.250	1	1	12.0	34	0.353
A 43	Hyler, Dale	7	3	2	10	9	13	0.409	6	7	10	3	16	10	0.615	25	23	0.521	1	1	38.5	50	0.770
A 44	Kipping, Joe	8	3	8	4	16	7	0.696	7	4	6	5	13	9	0.591	29	16	0.644	0	1	47.0	46	1.022
A 45	Lemons, Todd	5	6	2	10	7	16	0.304	6	6	7	6	13	12	0.520	20	28	0.417	1	1	34.5	50	0.690
A 46	Mead, Andy	1	2	0	3	1	5	0.167	0	3	1	0	1	3	0.250	2	8	0.200	0	0	3.5	10	0.350
A 47	Baber, Todd	3	7	5	4	8	11	0.421	3	6	5	4	8	10	0.444	16	21	0.432	1	0	33.0	38	0.868
A5/ Dogs of War		31	41	26	46	57	87	0.396	11	25	16	20	27	45	0.375	111	177	0.385	0	8	202.5	296	0.684
A 50	Gaffney, Michelle	0	2	0	1	0	3	0.000	0	0	1	4	1	4	0.200	1	7	0.125	0	1	1.0	9	0.111
A 51	Wilkie, Felipe	1	4	1	11	2	15	0.118	2	9	2	6	4	15	0.211	6	30	0.167	0	1	20.0	37	0.541
A 52	Bradshaw, Rick	4	4	1	5	5	9	0.357	1	6	5	2	6	8	0.429	11	17	0.393	0	1	16.5	29	0.569
A 53	Oakley, Jerry	8	3	8	4	16	7	0.696	7	5	9	3	16	8	0.667	32	15	0.681	0	1	59.0	48	1.229
A 54	Carroll, John	6	6	4	8	10	14	0.417	2	10	3	8	5	18	0.217	15	32	0.319	0	1	34.5	48	0.719
A 55	Camacho, Mario	2	4	1	2	3	6	0.333	0	4	2	4	2	8	0.200	5	14	0.263	0	1	1.0	20	0.050
A 56	Wackerman, Mark	4	7	5	7	9	14	0.391	2	7	2	8	4	15	0.211	13	29	0.310	0	1	33.0	43	0.767
A 57	Currin, David	1	5	0	4	1	9	0.100	1	5	2	1	3	6	0.333	4	15	0.211	0	0	8.0	19	0.421
A 58	Umstead, Randy	5	6	6	4	11	10	0.524	7	4	6	4	13	8	0.619	24	18	0.571	0	1	29.5	43	0.686
A 59	Blake, Brian	0	0	0	0	0	0	#DIV/0!	0	0	0	0	0	0	#DIV/0!	0	0	#DIV/0!	0	0	0.0	0	#DIV/0!
A6/ Dazed & Confused		20	52	22	50	42	102	0.292	12	24	14	22	26	46	0.361	94	194	0.326	7	0	167.5	295	0.568
A 60	Butters, Scott	7	5	7	5	14	10	0.583	5	7	5	7	10	14	0.417	24	24	0.500	1	0	44.5	49	0.908
A 61	Pierce, Barry	0	9	1	12	1	21	0.045	6	6	8	3	14	9	0.609	15	30	0.333	1	0	18.0	46	0.391
A 62	Lipscomb, Scott	0	6	1	6	1	12	0.077	1	4	3	4	4	8	0.333	5	20	0.200	1	0	8.5	26	0.327
A 63	Matthews, Eric	0	0	1	5	1	5	0.167	1	6	3	1	4	7	0.364	5	12	0.294	0	0	9.0	17	0.529
A 64	Rodgers, Trey	6	5	6	6	12	11	0.522	4	8	4	7	8	15	0.348	20	26	0.435	1	0	32.5	47	0.691
A 65	Webb, Deron	2	9	0	2	2	11	0.154	0	2	2	7	2	9	0.182	4	20	0.167	1	0	4.0	25	0.160
A 66	Crumpler, Greg	0	7	1	7	1	14	0.067	2	7	1	5	3	12	0.200	4	26	0.133	1	0	21.5	31	0.694
A 67	Chaney, Bill	5	7	5	7	10	14	0.417	5	8	2	8	7	16	0.304	17	30	0.362	1	0	29.5	48	0.615
A 68	Baker, Eugene	0	4	0	0	0	4	0.000	0	0	0	2	0	2	0.000	0	6	0.000	0	0	0.0	6	0.000
A7/ Nil Is Agòm		38	34	39	33	77	67	0.535	24	12	20	16	44	28	0.611	165	123	0.573	0	0	300.0	288	1.042
A 70	Coyne, Kevin	3	6	0	0	3	6	0.333	1	0	4	1	5	1	0.833	8	7	0.533			4.5	15	0.300
A 71	Gibbs, Keith	7	5	6	6	13	11	0.542	7	3	5	4	12	7	0.632	25	18	0.581			36.5	43	0.849
A 72	Greer, Chuck	3	9	9	2	12	11	0.522	7	4	8	3	15	7	0.682	27	18	0.600			55.0	45	1.222
A 73	Jeffcoat, Doug	4	5	7	3	11	8	0.579	8	3	7	4	15	7	0.682	26	15	0.634			36.5	41	0.890
A 74	Eason, Joel	0	0	3	6	3	6	0.333	1	3	3	4	4	7	0.364	7	13	0.350			22.5	20	1.125
A 75	Griffin, Craig	1	1	1	3	2	4	0.333	3	0	1	4	4	4	0.500	6	8	0.429			3.0	14	0.214
A 76	Benson, Will	6	2	3	4	9	6	0.600	8	2	4	5	12	7	0.632	21	13	0.618			27.0	34	0.794
A 77	Ramser, K.C.	7	3	2	5	9	8	0.529	3	7	2	2	5	9	0.357	14	17	0.452			36.0	31	1.161
A 78	Bogaerts, Stef	7	3	8	4	15	7	0.682	10	2	6	5	16	7	0.696	31	14	0.689			79.0	45	1.756

	Singles	301	Singles	Cricket	Singles	Record	Singles Win %-age	Doubles	Cricket	Doubles	501	Doubles	Record	Doubles Win %-age	Sngls + Dbls	Record	Sngls + Dbls Win %-age	1001 Wins	1001 Losses	All-Star Points	Games Played	All-Star %-age
B1/ Excalibur	36	36	45	27	81	63	0.563	22	14	18	18	40	32	0.556	161	127	0.559	0	7	194.0	295	0.658
B 10 Stewart, Shannon	5	8	9	5	14	13	0.519	11	2	7	7	18	9	0.667	32	22	0.593	0	1	29.0	55	0.527
B 11 Burney, Gary	0	0	0	0	0	0	#DIV/0!	0	0	0	0	0	0	#DIV/0!	0	0	#DIV/0!	0	0	0.0	0	#DIV/0!
B 12 Prior, Jeff	3	5	6	3	9	8	0.529	6	4	4	8	10	12	0.455	19	20	0.487	0	1	27.5	40	0.688
B 13 Denton, J.D.	0	3	5	1	5	4	0.556	2	4	2	3	4	7	0.364	9	11	0.450	0	1	6.5	21	0.310
B 14 Seward, Mike	10	3	7	4	17	7	0.708	6	6	6	5	12	11	0.522	29	18	0.617	0	1	39.0	48	0.813
B 15 Horton, Tony	9	4	11	1	20	5	0.800	12	1	5	7	17	8	0.680	37	13	0.740	0	1	53.5	51	1.049
B 16 Long, Dale	5	6	4	8	9	14	0.391	3	6	4	4	7	10	0.412	16	24	0.400	0	1	23.0	41	0.561
B 17 Montgomery, Robert	2	4	0	4	2	8	0.200	1	3	4	1	5	4	0.556	7	12	0.368	0	0	3.5	19	0.184
B 18 Slominski, Mark	2	3	3	1	5	4	0.556	3	2	4	1	7	3	0.700	12	7	0.632	0	1	12.0	20	0.600
B2/ Arrowing Experience	37	35	35	37	72	72	0.500	18	18	24	12	42	30	0.583	156	132	0.542	8	0	169.0	296	0.571
B 20 Coker, Craig	2	4	2	3	4	7	0.364	2	3	4	0	6	3	0.667	10	10	0.500	1	0	6.5	21	0.310
B 21 Berry, Dave	2	5	3	2	5	7	0.417	2	4	2	1	4	5	0.444	9	12	0.429	0	0	8.5	21	0.405
B 22 Hindle, Mikey	7	4	2	10	9	14	0.391	4	6	4	4	8	10	0.444	17	24	0.415	1	0	15.0	42	0.357
B 23 Mohan, Mike	4	2	7	3	11	5	0.688	5	5	5	4	10	9	0.526	21	14	0.600	1	0	29.5	36	0.819
B 24 Kunttu, Kurt	3	3	5	4	8	7	0.533	6	3	6	5	12	8	0.600	20	15	0.571	1	0	29.0	36	0.806
B 25 Stahl, Karl	7	5	4	6	11	11	0.500	3	5	7	3	10	8	0.556	21	19	0.525	1	0	20.0	41	0.488
B 26 Stahl, Stacy	3	6	2	2	5	8	0.385	1	3	5	2	6	5	0.545	11	13	0.458	1	0	4.0	25	0.160
B 27 Barton, Kevin	7	4	4	6	11	10	0.524	8	3	8	3	16	6	0.727	27	16	0.628	1	0	23.0	44	0.523
B 28 McNamara, Tim	2	2	6	1	8	3	0.727	5	4	7	2	12	6	0.667	20	9	0.690	1	0	33.5	30	1.117
B3/ Black & Tan	44	28	39	33	83	61	0.576	18	18	18	18	36	36	0.500	155	133	0.538	0	0	172.5	288	0.599
B 30 Mori, Chris	7	4	7	4	14	8	0.636	4	5	4	7	8	12	0.400	22	20	0.524			23.0	42	0.548
B 31 Dwight, Mike	5	4	4	5	9	9	0.500	4	5	5	6	9	11	0.450	18	20	0.474			27.5	38	0.724
B 32 Gordon, Bill	4	5	5	5	9	10	0.474	4	6	6	3	10	9	0.526	19	19	0.500			25.0	38	0.658
B 33 Daly, Drew	3	6	5	4	8	10	0.444	5	5	4	4	9	9	0.500	17	19	0.472			16.5	36	0.458
B 34 Bryant, Whit	9	3	6	6	15	9	0.625	7	5	6	5	13	10	0.565	28	19	0.596			24.0	47	0.511
B 35 Stark, Keith	10	2	9	3	19	5	0.792	7	5	7	4	14	9	0.609	33	14	0.702			42.0	47	0.894
B 36 Niver, Jim	6	4	3	6	9	10	0.474	5	5	4	7	9	12	0.429	18	22	0.450			14.5	40	0.363
B4/ Shooter Buzz	33	39	26	46	59	85	0.410	9	27	16	20	25	47	0.347	109	179	0.378	0	0	103.0	288	0.358
B 40 Winter, Bob	4	6	2	7	6	13	0.316	0	10	4	7	4	17	0.190	10	30	0.250			11.5	40	0.288
B 41 Scanlon, John	5	6	6	5	11	11	0.500	2	9	7	4	9	13	0.409	20	24	0.455			12.5	44	0.284
B 42 Adams, Tom	8	3	4	6	12	9	0.571	3	9	6	5	9	14	0.391	21	23	0.477			17.5	44	0.398
B 43 O'Toole, Mike	1	7	5	2	6	9	0.400	3	5	3	5	6	10	0.375	12	19	0.387			15.5	31	0.500
B 44 Baldini, Art	1	3	0	6	1	9	0.100	1	2	1	3	2	5	0.286	3	14	0.176			3.5	17	0.206
B 45 Hanes, Randy	3	3	2	4	5	7	0.417	2	5	4	3	6	8	0.429	11	15	0.423			7.5	26	0.288
B 46 Terry, Mark	3	4	1	6	4	10	0.286	2	3	2	3	4	6	0.400	8	16	0.333			2.0	24	0.083
B 47 Cullis, Pete	5	3	4	5	9	8	0.529	3	6	3	6	6	12	0.333	15	20	0.429			21.5	35	0.614
B 48 Tomlinson, Mark	3	4	2	5	5	9	0.357	2	5	2	4	4	9	0.308	9	18	0.333			11.5	27	0.426
B5/ Horsemen	35	37	46	26	81	63	0.563	27	9	18	18	45	27	0.625	171	117	0.594	0	0	156.5	288	0.543
B 50 Keller, Tony	2	6	6	2	8	8	0.500	8	3	7	5	15	8	0.652	23	16	0.590			23.0	39	0.590
B 51 Maminski, Len	5	4	5	4	10	8	0.556	5	3	3	5	8	8	0.500	18	16	0.529			12.0	34	0.353
B 52 McCredie, Bob	7	5	5	5	12	10	0.545	9	3	7	4	16	7	0.696	28	17	0.622			35.5	45	0.789
B 53 Knight, Steve	2	7	1	3	3	10	0.231	4	2	4	4	8	6	0.571	11	16	0.407			9.0	27	0.333
B 54 Feller, Keith	7	3	8	2	15	5	0.750	7	2	5	3	12	5	0.706	27	10	0.730			22.5	37	0.608
B 55 Sutphen, George	2	4	4	4	6	8	0.429	5	0	2	4	7	4	0.636	13	12	0.520			8.5	25	0.340
B 56 Bear, Bart	4	4	5	3	9	7	0.563	5	1	3	4	8	5	0.615	17	12	0.586			10.0	29	0.345
B 57 Phillips, Britt	4	3	7	3	11	6	0.647	8	2	3	4	11	6	0.647	22	12	0.647			16.0	34	0.471
B 58 Wilcenski, Steve	2	1	5	0	7	1	0.875	3	2	2	3	5	5	0.500	12	6	0.667			20.0	18	1.111
B6/ Comfortably Numb	40	32	38	34	78	66	0.542	17	19	19	17	36	36	0.500	150	138	0.521	0	0	152.0	288	0.528
B 60 Galloway, Dave	6	4	0	4	6	8	0.429	5	6	3	7	8	13	0.381	14	21	0.400			13.5	35	0.386
B 61 Crowley, Pat	8	4	12	0	20	4	0.833	8	4	6	6	14	10	0.583	34	14	0.708			54.0	48	1.125
B 62 Robertson, Ronnie	5	4	3	5	8	9	0.471	6	2	6	3	12	5	0.706	20	14	0.588			16.5	34	0.485
B 63 Stanley, Rick	7	5	6	4	13	9	0.591	5	5	4	5	9	10	0.474	22	19	0.537			17.0	41	0.415
B 64 Bull, Perry	5	6	2	7	7	13	0.350	2	7	6	3	8	10	0.444	15	23	0.395			10.5	38	0.276
B 65 Benson, Kevin	3	2	3	7	6	9	0.400	2	5	5	5	7	10	0.412	13	19	0.406			10.0	32	0.313
B 66 Heath, Chris	5	6	7	4	12	10	0.545	4	7	7	3	11	10	0.524	23	20	0.535			22.5	43	0.523
B 67 Balogh, Alice	0	0	4	3	4	3	0.571	2	1	0	1	2	2	0.500	6	5	0.545			3.5	11	0.318
B 68 Winsor, Dave	1	1	1	0	2	1	0.667	0	1	1	1	1	2	0.333	3	3	0.500			4.5	6	0.750
B7/ Stop Drop and Throw	27	45	23	49	50	94	0.347	15	21	13	23	28	44	0.389	106	182	0.368	0	0	134.5	288	0.467
B 70 Buchanan, Chris	9	3	4	5	13	8	0.619	5	5	3	6	8	11	0.421	21	19	0.525			16.5	40	0.413
B 71 Barnes, Kathy	1	6	2	9	3	15	0.167	2	7	1	7	3	14	0.176	6	29	0.171			15.0	35	0.429
B 72 Allen, Kenny	0	6	3	8	3	14	0.176	4	6	2	6	6	12	0.333	9	26	0.257			25.5	35	0.729
B 73 Blackwelder, Deborah	5	7	0	4	5	11	0.313	3	4	3	8	6	12	0.333	11	23	0.324			4.5	34	0.132
B 74 Cullipher, Shawn	5	5	1	5	6	10	0.375	6	3	5	3	11	6	0.647	17	16	0.515			6.5	33	0.197
B 75 Herbert, Paul	3	9	3	7	6	16	0.273	3	4	5	5	8	9	0.471	14	25	0.359			15.5	39	0.397
B 76 Robison, Jack	0	6	6	5	6	11	0.353	6	4	4	6	10	10	0.500	16	21	0.432			25.5	37	0.689
B 77 Brown, Phil	4	3	4	6	8	9	0.471	1	9	3	5	4	14	0.222	12	23	0.343			25.5	35	0.729

	Singles 301		Singles Cricket		Singles Record		Singles Win %-age	Doubles Cricket		Doubles 501		Doubles Record		Doubles Win %-age	Sngls + Dbls Record		Sngls + Dbls Win %-age	1001 Wins	1001 Losses	All-Star Points	Games Played	All-Star %-age
C1/ Hairless Cats	39	33	33	39	72	72	0.500	13	23	17	19	30	42	0.417	132	156	0.458	0	0	142.0	288	0.493
C 10 Kuppler, Bob	3	4	4	5	7	9	0.438	3	4	5	8	8	12	0.400	15	21	0.417			15.0	36	0.417
C 11 Smith, Sarge	6	6	8	4	14	10	0.583	5	7	2	10	7	17	0.292	21	27	0.438			28.0	48	0.583
C 12 Downs, Aaron	6	4	7	6	13	10	0.565	3	9	7	5	10	14	0.417	23	24	0.489			19.5	47	0.415
C 13 McGettigan, Peter	8	3	5	6	13	9	0.591	3	8	5	5	8	13	0.381	21	22	0.488			17.0	43	0.395
C 14 Walton, Terry	0	0	0	0	0	0	#DIV/0!	0	0	0	0	0	0	#DIV/0!	0	0	#DIV/0!			0.0	0	#DIV/0!
C 15 Gibson, Jack	4	5	4	6	8	11	0.421	4	6	7	3	11	9	0.550	19	20	0.487			22.5	39	0.577
C 16 Stevens, Joe	7	5	4	7	11	12	0.478	6	6	7	4	13	10	0.565	24	22	0.522			34.0	46	0.739
C 17 Sawyer, Dean	5	6	1	5	6	11	0.353	2	6	1	3	3	9	0.250	9	20	0.310			6.0	29	0.207
C2/ Rocking "B" Jiggles	39	33	47	25	86	58	0.597	24	12	20	16	44	28	0.611	174	114	0.604	0	0	157.5	288	0.547
C 20 Parker, Deb	7	4	7	4	14	8	0.636	7	4	3	7	10	11	0.476	24	19	0.558			20.5	43	0.477
C 21 Ramser, Amy	6	4	4	6	10	10	0.500	7	4	4	8	11	12	0.478	21	22	0.488			26.0	43	0.605
C 22 Delp, Paula	7	6	13	0	20	6	0.769	9	4	8	4	17	8	0.680	37	14	0.725			58.5	51	1.147
C 23 Oakley, Gina	3	11	8	6	11	17	0.393	6	6	8	3	14	9	0.609	25	26	0.490			17.0	51	0.333
C 24 Mitchell, Brenda	0	1	0	1	0	2	0.000	1	0	2	0	3	0	1.000	3	2	0.600			0.0	5	0.000
C 25 Churchwell, Billie	8	5	5	7	13	12	0.520	9	4	8	5	17	9	0.654	30	21	0.588			17.5	51	0.343
C 26 Kelso, Danica	8	2	10	1	18	3	0.857	9	2	6	5	15	7	0.682	33	10	0.767			18.0	43	0.419
C 27 Barbee, Sandy	0	0	0	0	0	0	#DIV/0!	0	0	1	0	1	0	1.000	1	0	1.000			0.0	1	0.000
C3/ Cheap Shots	32	40	42	30	74	70	0.514	19	17	20	16	39	33	0.542	152	136	0.528	6	6	136.5	300	0.455
C 30 Witz, Steve	4	7	9	3	13	10	0.565	6	6	7	5	13	11	0.542	26	21	0.553	1	1	20.0	49	0.408
C 31 Sellers, Mark	7	4	9	2	16	6	0.727	5	6	5	5	10	11	0.476	26	17	0.605	0	1	31.0	44	0.705
C 32 Corter, Dave	0	4	1	3	1	7	0.125	3	1	4	1	7	2	0.778	8	9	0.471	1	1	4.0	19	0.211
C 33 Morgan, Thom	5	8	2	10	7	18	0.280	4	6	3	9	7	15	0.318	14	33	0.298	1	1	16.5	49	0.337
C 34 Warren, Randy	6	6	4	6	10	12	0.455	6	7	6	5	12	12	0.500	22	24	0.478	1	1	14.0	48	0.292
C 35 Hall, Josh	6	3	9	2	15	5	0.750	7	4	6	5	13	9	0.591	28	14	0.667	0	1	24.5	43	0.570
C 36 Britt, Jim	0	2	2	0	2	2	0.500	1	0	1	0	2	0	1.000	4	2	0.667	1	0	4.0	7	0.571
C 37 Domanski, Dave	4	6	6	4	10	10	0.500	6	4	8	2	14	6	0.700	24	16	0.600	1	0	22.5	41	0.549
C4/ Dixie Chickens	35	31	27	39	62	70	0.470	15	18	15	18	30	36	0.455	122	142	0.462	0	0	98.5	264	0.373
C 40 Baker, David	3	3	0	8	3	11	0.214	3	5	2	5	5	10	0.333	8	21	0.276			5.0	29	0.172
C 41 Herman, Fritz	8	3	5	7	13	10	0.565	6	7	5	7	11	14	0.440	24	24	0.500			12.5	48	0.260
C 42 Hoyt, Chris	5	4	8	0	13	4	0.765	6	2	5	3	11	5	0.688	24	9	0.727			20.0	33	0.606
C 43 Worley, Don	4	7	3	8	7	15	0.318	3	8	5	8	8	16	0.333	15	31	0.326			4.0	46	0.087
C 44 Davenport, Ed	2	7	2	6	4	13	0.235	3	4	2	5	5	9	0.357	9	22	0.290			13.5	31	0.435
C 45 James, Bob	7	5	4	7	11	12	0.478	4	7	8	3	12	10	0.545	23	22	0.511			31.0	45	0.689
C 46 Heath, Mark	6	2	5	3	11	5	0.688	5	3	3	5	8	8	0.500	19	13	0.594			12.5	32	0.391
C5/ Get The Point	43	23	41	25	84	48	0.636	22	11	21	12	43	23	0.652	170	94	0.644	0	8	190.5	272	0.700
C 50 Austin, Connie	2	1	5	5	7	6	0.538	8	3	5	3	13	6	0.684	20	12	0.625	0	1	15.5	33	0.470
C 51 Buckner, Jacky	9	1	8	3	17	4	0.810	8	3	5	6	13	9	0.591	30	13	0.698	0	1	37.0	44	0.841
C 52 Branch, Johnny	6	5	1	3	7	8	0.467	1	3	3	4	4	7	0.364	11	15	0.423	0	1	5.0	27	0.185
C 53 Jenkins, John	9	2	8	3	17	5	0.773	7	4	7	4	14	8	0.636	31	13	0.705	0	1	47.5	45	1.056
C 54 Thompson, Barry	4	5	4	4	8	9	0.471	6	3	7	1	13	4	0.765	21	13	0.618	0	1	15.0	35	0.429
C 55 Price, David	1	1	1	3	2	4	0.333	2	1	0	3	2	4	0.333	4	8	0.333	0	1	4.0	13	0.308
C 56 Lewis, Todd	4	5	4	3	8	8	0.500	5	1	6	2	11	3	0.786	19	11	0.633	0	1	19.0	31	0.613
C 57 Simpson, Donnie	8	3	10	1	18	4	0.818	7	4	9	1	16	5	0.762	34	9	0.791	0	1	47.5	44	1.080
C6/ Kozmic Debris	29	43	21	51	50	94	0.347	12	24	12	24	24	48	0.333	98	190	0.340	7	0	93.5	295	0.317
C 60 Martin, Anthony	7	5	2	10	9	15	0.375	3	9	3	9	6	18	0.250	15	33	0.313	1	0	10.5	49	0.214
C 61 DeLoach, David	5	6	0	11	5	17	0.227	3	7	3	6	6	13	0.316	11	30	0.268	1	0	12.0	42	0.286
C 62 Flowers, Fred	2	4	0	6	2	10	0.167	1	6	1	6	2	12	0.143	4	22	0.154	0	0	5.5	26	0.212
C 63 Hansen, Paul	1	5	4	2	5	7	0.417	4	3	4	3	8	6	0.571	13	13	0.500	1	0	11.0	27	0.407
C 64 Moore, Mark	1	7	2	5	3	12	0.200	2	6	3	5	5	11	0.313	8	23	0.258	1	0	14.5	32	0.453
C 65 Rhea, Bill	0	1	0	1	0	2	0.000	0	1	1	0	1	1	0.500	1	3	0.250	0	0	1.5	4	0.375
C 66 Rhea, Laurie	7	6	2	9	9	15	0.375	3	7	4	6	7	13	0.350	16	28	0.364	1	0	13.0	45	0.289
C 67 Wenhart, Jeff	5	6	6	5	11	11	0.500	4	7	3	8	7	15	0.318	18	26	0.409	1	0	13.0	45	0.289
C 68 Wilson, Richard	1	3	5	2	6	5	0.545	4	2	2	5	6	7	0.462	12	12	0.500	1	0	12.5	25	0.500
C7/ Bullweiser	29	43	35	37	64	80	0.444	18	18	18	18	36	36	0.500	136	152	0.472	6	7	125.0	301	0.415
C 70 Herbert, Kirk	6	5	8	4	14	9	0.609	7	5	5	6	12	11	0.522	26	20	0.565	1	1	32.0	48	0.667
C 71 Dowling, Jack	5	5	4	5	9	10	0.474	5	5	4	5	9	10	0.474	18	20	0.474	0	1	16.0	39	0.410
C 72 Kvasnicka, Bob	4	7	7	4	11	11	0.500	6	5	5	6	11	11	0.500	22	22	0.500	1	0	27.5	45	0.611
C 73 Bianca, Lyle	5	4	0	4	5	8	0.385	0	2	4	4	4	6	0.400	9	14	0.391	1	1	6.5	25	0.260
C 74 Hall, Danny	1	5	7	4	8	9	0.471	7	5	6	4	13	9	0.591	21	18	0.538	1	1	10.0	41	0.244
C 75 Collins, Debbie	0	5	1	5	1	10	0.091	2	3	0	4	2	7	0.222	3	17	0.150	0	1	1.0	21	0.048
C 76 Mondou, Gerry	6	6	4	5	10	11	0.476	5	6	6	3	11	9	0.550	21	20	0.512	1	1	20.0	43	0.465
C 77 Bumbulis, Eric	1	5	2	3	3	8	0.273	4	3	4	3	8	6	0.571	11	14	0.440	1	1	7.0	27	0.259
C 78 Griffin, Brian	1	1	2	3	3	4	0.429	0	2	2	1	2	3	0.400	5	7	0.417	0	0	5.0	12	0.417

	Singles 301		Singles Cricket		Singles Record		Singles Win %-age	Doubles Cricket		Doubles 501		Doubles Record		Doubles Win %-age	Sngls + Dbls Record		Sngls + Dbls Win %-age	1001 Wins	1001 Losses	All-Star Points	Games Played	All-Star %-age
D1/ Nine Lives	34	32	34	32	68	64	0.515	21	12	14	19	35	31	0.530	138	126	0.523	7	0	111.0	271	0.410
D 10 Smith, Butch	6	3	5	4	11	7	0.611	4	5	3	6	7	11	0.389	18	18	0.500	0	0	27.0	36	0.750
D 11 Marsden, James	3	5	5	3	8	8	0.500	4	4	3	3	7	7	0.500	15	15	0.500	1	0	12.5	31	0.403
D 12 Fuhrmann, Al	0	3	4	6	4	9	0.308	8	3	4	8	12	11	0.522	16	20	0.444	1	0	16.5	37	0.446
D 13 Sosa, Brian	5	5	4	4	9	9	0.500	4	2	3	6	7	8	0.467	16	17	0.485	1	0	12.5	34	0.368
D 14 Copple, Matthew	6	4	7	3	13	7	0.650	8	2	4	6	12	8	0.600	25	15	0.625	1	0	14.5	41	0.354
D 15 Sosa, Bo	8	3	6	5	14	8	0.636	8	2	4	5	12	7	0.632	26	15	0.634	1	0	20.5	42	0.488
D 16 Moeschet, Cathy	3	4	3	3	6	7	0.462	4	2	5	4	9	6	0.600	15	13	0.536	1	0	6.5	29	0.224
D 17 Shine, Donnie	3	5	0	4	3	9	0.250	2	4	2	0	4	4	0.500	7	13	0.350	1	0	1.0	21	0.048
D2/ Last Call	46	26	49	23	95	49	0.660	26	10	24	12	50	22	0.694	195	93	0.677	0	0	165.0	288	0.573
D 20 Root, Andrew	6	4	1	6	7	10	0.412	6	3	7	3	13	6	0.684	20	16	0.556			9.0	36	0.250
D 21 Daniel, Rob	7	5	6	4	13	9	0.591	8	2	5	4	13	6	0.684	26	15	0.634			14.5	41	0.354
D 22 Ney, Scott	6	3	7	2	13	5	0.722	4	2	5	3	9	5	0.643	22	10	0.688			12.5	32	0.391
D 23 Gullett, Kevin	4	3	8	2	12	5	0.706	8	4	6	4	14	8	0.636	26	13	0.667			21.5	39	0.551
D 24 Bridges, Jeff	5	5	6	6	11	11	0.500	8	3	8	3	16	6	0.727	27	17	0.614			25.5	44	0.580
D 25 Schuelke, David	7	5	10	2	17	7	0.708	9	3	9	3	18	6	0.750	35	13	0.729			37.0	48	0.771
D 26 Wade, Nate	11	1	11	1	22	2	0.917	9	3	8	4	17	7	0.708	39	9	0.813			45.0	48	0.938
D3/ Starving Dartists	39	33	33	39	72	72	0.500	16	20	21	15	37	35	0.514	146	142	0.507	6	7	124.0	301	0.412
D 30 Shown, Marc	8	3	8	3	16	6	0.727	4	8	6	6	10	14	0.417	26	20	0.565	1	1	29.0	48	0.604
D 31 Hendricks, Ron	6	2	4	5	10	7	0.588	6	3	6	3	12	6	0.667	22	13	0.629	1	1	19.5	37	0.527
D 32 Hartley, Kevin	6	7	2	11	8	18	0.308	6	6	6	3	12	9	0.571	20	27	0.426	1	1	13.0	49	0.265
D 33 Howell, John	8	5	9	3	17	8	0.680	6	6	8	5	14	11	0.560	31	19	0.620	1	1	26.5	52	0.510
D 34 Harrell, Forrest	4	7	3	10	7	17	0.292	5	7	8	4	13	11	0.542	20	28	0.417	1	1	14.0	50	0.280
D 35 Hagan, Mark	3	7	4	4	7	11	0.389	2	6	4	6	6	12	0.333	13	23	0.361	1	1	12.0	38	0.316
D 36 Fleming, Frank	4	2	3	3	7	5	0.583	3	4	4	3	7	7	0.500	14	12	0.538	0	1	10.0	27	0.370
D4/ Travelin' Beer Bellies	32	33	27	38	59	71	0.454	15	18	16	17	31	35	0.470	121	141	0.462	7	7	96.5	276	0.350
D 40 Malone, Matt	7	3	4	4	11	7	0.611	3	5	5	5	8	10	0.444	19	17	0.528	1	1	10.0	38	0.263
D 41 Yoneoka, Oakie	6	5	3	8	9	13	0.409	3	7	6	4	9	11	0.450	18	24	0.429	1	0	8.0	43	0.186
D 42 Blinco, Jim	1	2	1	3	2	5	0.286	3	2	3	3	6	5	0.545	8	10	0.444	0	0	5.0	18	0.278
D 43 Mills, Matt	1	3	1	2	2	5	0.286	2	2	1	3	3	5	0.375	5	10	0.333	0	0	1.0	15	0.067
D 44 Fournier, Chris	1	5	4	3	5	8	0.385	3	3	4	3	7	6	0.538	12	14	0.462	1	1	15.0	28	0.536
D 45 Barnhill, Jeff	2	2	3	1	5	3	0.625	2	2	0	4	2	6	0.250	7	9	0.438	1	1	10.0	18	0.556
D 46 Saunders, Berk	2	2	3	1	5	3	0.625	1	3	2	2	3	5	0.375	8	8	0.500	0	1	12.5	17	0.735
D 47 Thompson, Derek	3	5	2	7	5	12	0.294	4	5	4	3	8	8	0.500	13	20	0.394	1	1	10.5	35	0.300
D 48 DeMattos, Rick	4	3	3	3	7	6	0.538	5	1	3	3	8	4	0.667	15	10	0.600	1	1	9.0	27	0.333
D 49 Miller, Jay	5	3	3	6	8	9	0.471	4	6	4	4	8	10	0.444	16	19	0.457	1	1	15.5	37	0.419
D5/ Dodge Darts	37	29	46	20	83	49	0.629	20	13	16	17	36	30	0.545	155	109	0.587	7	12	160.0	283	0.565
D 50 Perrault, Melissa	6	3	5	5	11	8	0.579	4	4	4	5	8	9	0.471	19	17	0.528	1	2	10.0	39	0.256
D 51 Holland, Steve	6	4	9	1	15	5	0.750	5	5	3	7	8	12	0.400	23	17	0.575	1	1	19.5	42	0.464
D 52 Butler, Brent	1	5	2	1	3	6	0.333	5	1	2	2	7	3	0.700	10	9	0.526	1	1	1.0	21	0.048
D 53 Marx, Jimmy	7	3	9	1	16	4	0.800	6	4	5	5	11	9	0.550	27	13	0.675	1	2	47.0	43	1.093
D 54 Hester, Billy	5	3	6	2	11	5	0.688	5	3	5	3	10	6	0.625	21	11	0.656	0	2	21.5	34	0.632
D 55 Bonfiglio, Chris	2	0	0	2	2	2	0.500	1	1	1	1	2	2	0.500	4	4	0.500	1	0	8.5	9	0.944
D 56 Carter, Kevin	4	8	8	4	12	12	0.500	7	4	5	6	12	10	0.545	24	22	0.522	1	2	26.0	49	0.531
D 57 Side, Eric	6	3	7	4	13	7	0.650	7	4	7	5	14	9	0.609	27	16	0.628	1	2	26.5	46	0.576
D6/ Not Again!	20	40	20	40	40	80	0.333	9	21	13	17	22	38	0.367	84	156	0.350	0	7	110.0	247	0.445
D 60 Deemer, Kittie Rue	0	4	0	4	0	8	0.000	0	3	1	2	1	5	0.167	1	13	0.071	0	0	1.0	14	0.071
D 61 Deemer, Randy	3	3	3	6	6	9	0.400	2	7	3	5	5	12	0.294	11	21	0.344	0	1	18.5	33	0.561
D 62 Wood, Jerry	3	4	3	1	6	5	0.545	2	4	4	3	6	7	0.462	12	12	0.500	0	1	12.5	25	0.500
D 63 Baldwin, Randy	4	1	5	0	9	1	0.900	2	3	4	0	6	3	0.667	15	4	0.789	0	1	18.5	20	0.925
D 64 Bonar, Eric	3	4	4	4	7	8	0.467	2	6	3	5	5	11	0.313	12	19	0.387	0	1	23.5	32	0.734
D 65 Bush, Jim	4	6	1	9	5	15	0.250	2	5	4	5	6	10	0.375	11	25	0.306	0	1	10.0	37	0.270
D 66 Antley, Susan	2	3	0	3	2	6	0.250	1	3	1	4	2	7	0.222	4	13	0.235	0	1	7.0	18	0.389
D 67 Stokes, William	0	8	2	7	2	15	0.118	2	8	4	7	6	15	0.286	8	30	0.211	0	0	7.5	38	0.197
D 68 Seay, Joe	1	7	2	6	3	13	0.188	5	3	2	3	7	6	0.538	10	19	0.345	0	1	11.5	30	0.383
D7/ Flicking Steel	25	40	24	41	49	81	0.377	10	23	13	20	23	43	0.348	95	167	0.363	6	0	82.0	268	0.306
D 70 Campbell, Britt	4	8	5	6	9	14	0.391	6	5	5	10	11	15	0.423	20	29	0.408	1	0	17.5	50	0.350
D 71 Nelson, Jim	2	8	4	8	6	16	0.273	2	10	3	8	5	18	0.217	11	34	0.244	1	0	10.0	46	0.217
D 72 Santas, Luey	4	2	5	1	9	3	0.750	3	3	4	2	7	5	0.583	16	8	0.667	1	0	11.0	25	0.440
D 73 Kaufmann, Dale	5	6	3	8	8	14	0.364	2	10	6	5	8	15	0.348	16	29	0.356	1	0	21.0	46	0.457
D 74 Parker, Shannon	0	0	0	3	0	3	0.000	0	3	0	0	0	3	0.000	0	6	0.000	0	0	1.0	6	0.167
D 75 Grannis, Jason	6	5	5	7	11	12	0.478	5	7	4	6	9	13	0.409	20	25	0.444	1	0	17.0	46	0.370
D 76 Holder, Graham	1	1	1	1	2	2	0.500	1	1	1	1	2	2	0.500	4	4	0.500	1	0	3.5	9	0.389
D 77 Gilmour, Barbara	3	10	1	7	4	17	0.190	1	7	3	8	4	15	0.211	8	32	0.200	0	0	1.0	40	0.025

	Singles	301	Singles	Cricket	Singles	Record	Singles Win %-age	Doubles	Cricket	Doubles	501	Doubles	Record	Doubles Win %-age	Sngls + Dbls	Record	Sngls + Dbls Win %-age	1001 Wins	1001 Losses	All-Star Points	Games Played	All-Star %-age
E1/ Grateful Darts	44	28	48	24	92	52	0.639	20	16	14	22	34	38	0.472	160	128	0.556	23	0	134.5	311	0.432
E 10 Holland, William	8	4	11	1	19	5	0.792	8	4	6	5	14	9	0.609	33	14	0.702	3	0	35.0	50	0.700
E 11 Iager, John	2	3	6	4	8	7	0.533	5	7	5	5	10	12	0.455	18	19	0.486	3	0	17.0	40	0.425
E 12 Simpson, Phil	8	4	11	1	19	5	0.792	10	2	5	6	15	8	0.652	34	13	0.723	3	0	28.0	50	0.560
E 13 Perkins, Rick	10	1	0	1	10	2	0.833	5	3	4	5	9	8	0.529	19	10	0.655	3	0	7.0	32	0.219
E 14 Lilienthal, John	3	7	9	2	12	9	0.571	8	2	2	5	10	7	0.588	22	16	0.579	3	0	21.0	41	0.512
E 15 Byrd, Joel	4	4	2	4	6	8	0.429	1	5	0	5	1	10	0.091	7	18	0.280	2	0	6.0	27	0.222
E 16 McGrail, Tony	1	3	4	5	5	8	0.385	1	5	1	8	2	13	0.133	7	21	0.250	3	0	10.0	31	0.323
E 17 Roman-Cusher, Jason	8	2	5	6	13	8	0.619	2	4	5	5	7	9	0.438	20	17	0.541	3	0	10.5	40	0.263
E2/ Heroes in Trouble	32	40	29	43	61	83	0.424	12	24	13	23	25	47	0.347	111	177	0.385	0	15	119.5	303	0.394
E 20 Enos, Kellee	2	8	2	9	4	17	0.190	2	8	6	6	8	14	0.364	12	31	0.279	0	2	6.0	45	0.133
E 21 DuFraine, Pete	5	5	2	7	7	12	0.368	5	5	3	6	8	11	0.421	15	23	0.395	0	2	16.0	40	0.400
E 22 Stasko, Bill	9	3	11	1	20	4	0.833	5	7	3	9	8	16	0.333	28	20	0.583	0	2	24.5	50	0.490
E 23 Alapin, Toni	3	6	2	5	5	11	0.313	3	5	2	8	5	13	0.278	10	24	0.294	0	2	13.5	36	0.375
E 24 McCann, April	0	3	1	9	1	12	0.077	0	5	2	3	2	8	0.200	3	20	0.130	0	2	11.5	25	0.460
E 25 King, Adam	8	3	8	4	16	7	0.696	5	7	3	6	8	13	0.381	24	20	0.545	0	2	33.0	46	0.717
E 26 Moser, Adam	3	5	2	6	5	11	0.313	3	5	5	3	8	8	0.500	13	19	0.406	0	1	8.0	33	0.242
E 27 Hudelson, Hans	0	0	0	0	0	0	#DIV/0!	0	0	0	0	0	0	#DIV/0!	0	0	#DIV/0!	0	0	0.0	0	#DIV/0!
E 28 Johnson, MaryJane	2	7	1	2	3	9	0.250	1	6	2	5	3	11	0.214	6	20	0.231	0	2	7.0	28	0.250
E3/ Home Thrown	39	33	44	28	83	61	0.576	24	12	24	12	48	24	0.667	179	109	0.622	0	0	117.5	288	0.408
E 30 Johnson, Pat	10	2	9	3	19	5	0.792	9	3	9	3	18	6	0.750	37	11	0.771			23.0	48	0.479
E 31 Ferebee, Ed	4	4	6	5	10	9	0.526	5	5	8	3	13	8	0.619	23	17	0.575			11.0	40	0.275
E 32 Edgecombe, Sean	4	7	5	6	9	13	0.409	6	4	5	4	11	8	0.579	20	21	0.488			12.5	41	0.305
E 33 Edgecombe, Andrew	4	7	6	4	10	11	0.476	6	3	6	4	12	7	0.632	22	18	0.550			19.0	40	0.475
E 34 Murdaugh, John	6	6	7	5	13	11	0.542	9	3	7	5	16	8	0.667	29	19	0.604			25.5	48	0.531
E 35 Randolph, Jon	7	5	9	2	16	7	0.696	8	3	7	3	15	6	0.714	31	13	0.705			21.5	44	0.489
E 36 Brown, Bill	4	2	2	3	6	5	0.545	5	3	6	2	11	5	0.688	17	10	0.630			5.0	27	0.185
E4/ Dynamic Darts	35	37	33	39	68	76	0.472	25	11	21	15	46	26	0.639	160	128	0.556	0	8	106.0	296	0.358
E 40 Jackson, Barry	5	5	5	4	10	9	0.526	7	1	4	5	11	6	0.647	21	15	0.583	0	1	19.0	37	0.514
E 41 Ellison, George	3	5	4	5	7	10	0.412	6	2	5	4	11	6	0.647	18	16	0.529	0	1	19.0	35	0.543
E 42 Kroll, Brian	4	2	4	5	8	7	0.533	6	3	7	2	13	5	0.722	21	12	0.636	0	1	11.0	34	0.324
E 43 Markov, Jim	5	6	7	4	12	10	0.545	9	3	7	2	16	5	0.762	28	15	0.651	0	1	17.0	44	0.386
E 44 Costen, Todd	2	5	3	6	5	11	0.313	5	5	6	3	11	8	0.579	16	19	0.457	0	1	10.5	36	0.292
E 45 McFadden, Kevin	9	3	8	2	17	5	0.773	9	3	5	6	14	9	0.609	31	14	0.689	0	1	15.0	46	0.326
E 46 Costen, Jim	0	8	0	5	0	13	0.000	0	2	3	3	3	5	0.375	3	18	0.143	0	1	5.5	22	0.250
E 47 Antonacci, Jay	7	3	2	8	9	11	0.450	8	3	5	5	13	8	0.619	22	19	0.537	0	1	9.0	42	0.214
E5/ Tattoo the Red Eye	22	50	27	45	49	95	0.340	12	24	16	20	28	44	0.389	105	183	0.365	0	0	106.5	288	0.370
E 50 Buckman, Dave	5	6	8	4	13	10	0.565	3	9	6	3	9	12	0.429	22	22	0.500			23.0	44	0.523
E 51 Redmon, Art	4	6	5	5	9	11	0.450	4	7	6	5	10	12	0.455	19	23	0.452			24.5	42	0.583
E 52 Kitchin, Bob	4	3	3	6	7	9	0.438	5	4	7	1	12	5	0.706	19	14	0.576			13.0	33	0.394
E 53 Kemp, Louis	2	4	4	5	6	9	0.400	3	5	2	6	5	11	0.313	11	20	0.355			14.0	31	0.452
E 54 Jay, John	2	5	1	7	3	12	0.200	0	4	3	2	3	6	0.333	6	18	0.250			6.0	24	0.250
E 55 Crolla, Mike	1	12	0	4	1	16	0.059	0	8	1	9	1	17	0.056	2	33	0.057			1.0	35	0.029
E 56 Redmon, Frances	0	6	1	3	1	9	0.100	2	3	2	6	4	9	0.308	5	18	0.217			2.0	23	0.087
E 57 Knight, Tracey	2	1	2	1	4	2	0.667	2	0	2	0	4	0	1.000	8	2	0.800			12.5	10	1.250
E 58 Peterson, Derrick	2	7	3	10	5	17	0.227	5	8	3	8	8	16	0.333	13	33	0.283			10.5	46	0.228
E6/ One Armed Bandits	40	32	40	32	80	64	0.556	14	22	19	17	33	39	0.458	146	142	0.507	13	7	108.5	308	0.352
E 60 Johnson, Sven	4	5	4	6	8	11	0.421	2	7	4	6	6	13	0.316	14	24	0.368	2	1	12.0	41	0.293
E 61 Taylor, Wayne, Jr.	8	4	2	6	10	10	0.500	6	4	8	4	14	8	0.636	24	18	0.571	2	1	10.5	45	0.233
E 62 Taylor, Walter	0	0	2	4	2	4	0.333	3	3	2	3	5	6	0.455	7	10	0.412	0	0	7.5	17	0.441
E 63 Kempf, Greg	4	7	4	6	8	13	0.381	1	8	4	4	5	12	0.294	13	25	0.342	2	1	13.5	41	0.329
E 64 Phelps, Doug	6	5	10	2	16	7	0.696	7	5	6	4	13	9	0.591	29	16	0.644	2	1	22.0	48	0.458
E 65 Kiser, Lyman	4	4	7	0	11	4	0.733	5	3	5	2	10	5	0.667	21	9	0.700	1	1	12.5	32	0.391
E 66 Whalen, Brendan	7	3	2	6	9	9	0.500	1	8	4	5	5	13	0.278	14	22	0.389	2	1	2.0	39	0.051
E 67 Vitale, Brian	7	4	9	2	16	6	0.727	3	6	5	6	8	12	0.400	24	18	0.571	2	1	28.5	45	0.633
E7/ Dart Dawgz	40	32	31	41	71	73	0.493	19	17	19	17	38	34	0.528	147	141	0.510	0	7	95.5	295	0.324
E 70 Ellis, John	2	4	0	4	2	8	0.200	3	4	3	3	6	7	0.462	8	15	0.348	0	1	2.0	24	0.083
E 71 Bland, Barbara	4	3	4	6	8	9	0.471	4	5	4	5	8	10	0.444	16	19	0.457	0	1	13.5	36	0.375
E 72 Kilsdonk, Kris	9	3	8	4	17	7	0.708	9	3	7	4	16	7	0.696	33	14	0.702	0	1	21.5	48	0.448
E 73 Kolb, Robin	1	3	1	2	2	5	0.286	1	3	1	2	2	5	0.286	4	10	0.286	0	0	3.0	14	0.214
E 74 Honeycutt, Allen	7	4	2	8	9	12	0.429	2	4	5	5	7	9	0.438	16	21	0.432	0	1	6.5	38	0.171
E 75 Hodges, Michael	7	5	6	4	13	9	0.591	8	4	9	3	17	7	0.708	30	16	0.652	0	1	16.5	47	0.351
E 76 Daniels, Rachel	3	7	3	8	6	15	0.286	4	6	4	5	8	11	0.421	14	26	0.350	0	1	11.0	41	0.268
E 77 Daniels, Shannon	7	3	7	5	14	8	0.636	7	5	5	7	12	12	0.500	26	20	0.565	0	1	21.5	47	0.457

		Singles	301	Singles	Cricket	Singles	Record	Singles Win %-age	Doubles	Cricket	Doubles	501	Doubles	Record	Doubles Win %-age	Sngls + Dbls	Record	Sngls + Dbls Win %-age	1001 Wins	1001 Losses	All-Star Points	Games Played	All-Star %-age
F1/ Bulls Hitters		33	37	34	37	67	74	0.475	16	20	19	17	35	37	0.486	137	148	0.481	0	13	93.5	298	0.314
F 10	Cummings, Dick	6	3	7	2	13	5	0.722	4	5	5	2	9	7	0.563	22	12	0.647	0	2	15.5	36	0.431
F 11	Watt, Chuck	3	4	3	4	6	8	0.429	2	5	3	4	5	9	0.357	11	17	0.393	0	0	7.0	28	0.250
F 12	Beaudoin, Patrick	4	5	6	2	10	7	0.588	5	5	7	3	12	8	0.600	22	15	0.595	0	2	10.5	39	0.269
F 13	Beaudoin, Paul	5	6	4	7	9	13	0.409	6	4	6	4	12	8	0.600	21	21	0.500	0	2	12.5	44	0.284
F 14	Moulds, Patrick	8	3	7	5	15	8	0.652	7	5	6	6	13	11	0.542	28	19	0.596	0	2	23.0	49	0.469
F 15	Slough, Ken	0	0	0	0	0	0	#DIV/0!	0	0	0	0	0	0	#DIV/0!	0	0	#DIV/0!	0	0	0.0	0	#DIV/0!
F 16	McClain, Paul	2	3	1	4	3	7	0.300	2	4	0	6	2	10	0.167	5	17	0.227	0	1	6.0	23	0.261
F 17	Havlina, Joe	0	3	1	4	1	7	0.125	1	3	5	1	6	4	0.600	7	11	0.389	0	2	1.5	20	0.075
F 18	Kessing, Ned	3	7	4	5	7	12	0.368	5	4	3	6	8	10	0.444	15	22	0.405	0	2	14.0	39	0.359
F 19	Markiewicz, Dave	2	3	1	4	3	7	0.300	0	5	3	2	3	7	0.300	6	14	0.300	0	0	3.5	20	0.175
F2/ UZMALL		41	30	47	24	88	54	0.620	18	18	19	17	37	35	0.514	162	124	0.566	17	0	118.5	303	0.391
F 20	Kunesh, Joe	7	4	7	5	14	9	0.609	8	4	5	5	13	9	0.591	27	18	0.600	3	0	14.0	48	0.292
F 21	Powell, Mark	8	4	12	0	20	4	0.833	7	6	9	4	16	10	0.615	36	14	0.720	3	0	23.5	53	0.443
F 22	Rouse, Chuck	2	4	1	7	3	11	0.214	2	3	2	6	4	9	0.308	7	20	0.259	2	0	5.5	29	0.190
F 23	Rube, Bob	7	3	9	1	16	4	0.800	6	4	6	4	12	8	0.600	28	12	0.700	2	0	21.0	42	0.500
F 24	Woodell, Jimmy	0	0	0	0	0	0	#DIV/0!	0	0	0	0	0	0	#DIV/0!	0	0	#DIV/0!	0	0	0.0	0	#DIV/0!
F 25	Wilkinson, Charlie	5	6	6	5	11	11	0.500	6	6	7	5	13	11	0.542	24	22	0.522	3	0	16.5	49	0.337
F 26	Abreu, Bryan	1	4	4	2	5	6	0.455	2	3	1	4	3	7	0.300	8	13	0.381	1	0	9.5	22	0.432
F 27	Denton, Fon	7	4	8	3	15	7	0.682	5	6	7	4	12	10	0.545	27	17	0.614	3	0	28.5	47	0.606
F 28	Brown, Deb	4	1	0	1	4	2	0.667	0	4	1	2	1	6	0.143	5	8	0.385	0	0	0.0	13	0.000
F3/ Damned Yankees		38	34	28	44	66	78	0.458	15	21	13	23	28	44	0.389	122	166	0.424	7	0	79.5	295	0.269
F 30	Dougherty, Henry	3	5	1	12	4	17	0.190	4	8	5	7	9	15	0.375	13	32	0.289	1	0	10.5	46	0.228
F 31	Lupien, Bam	8	4	7	5	15	9	0.625	4	7	4	8	8	15	0.348	23	24	0.489	1	0	13.0	48	0.271
F 32	Lupien, Eric	1	1	1	0	2	1	0.667	0	1	1	1	1	2	0.333	3	3	0.500	0	0	2.0	6	0.333
F 33	Lupien, Kim	4	3	1	2	5	5	0.500	2	4	1	3	3	7	0.300	8	12	0.400	1	0	2.0	21	0.095
F 34	Slowassky, Chris	4	7	2	7	6	14	0.300	6	3	4	6	10	9	0.526	16	23	0.410	1	0	8.0	40	0.200
F 35	Boykin, Greg	9	2	7	5	16	7	0.696	6	6	3	10	9	16	0.360	25	23	0.521	1	0	19.5	49	0.398
F 36	Doroshanko, Jim	4	5	4	6	8	11	0.421	2	7	3	4	5	11	0.313	13	22	0.371	1	0	11.5	36	0.319
F 37	Kron, Jay	2	2	3	1	5	3	0.625	3	1	2	2	5	3	0.625	10	6	0.625	1	0	4.0	17	0.235
F 38	Clontz, Ken	3	5	2	6	5	11	0.313	3	5	3	5	6	10	0.375	11	21	0.344	0	0	9.0	32	0.281
F4/ Fum Duckers		28	42	31	40	59	82	0.418	16	20	17	19	33	39	0.458	125	160	0.439	0	11	74.5	296	0.252
F 40	Carawon, Bob	5	9	6	6	11	15	0.423	4	8	6	8	10	16	0.385	21	31	0.404	0	2	11.5	54	0.213
F 41	Smith, Darrel	2	5	4	4	6	9	0.400	7	1	5	3	12	4	0.750	18	13	0.581	0	2	8.0	33	0.242
F 42	Casadonte, Paul	3	6	6	3	9	9	0.500	4	5	4	3	8	8	0.500	17	17	0.500	0	2	8.5	36	0.236
F 43	Tollerton, Steve "Tolly"	7	6	5	7	12	13	0.480	6	5	6	6	12	11	0.522	24	24	0.500	0	2	14.0	50	0.280
F 44	Converse, Stan	1	2	4	1	5	3	0.625	2	5	3	4	5	9	0.357	10	12	0.455	0	1	12.5	23	0.543
F 45	Young, Perry	1	4	3	3	4	7	0.364	2	4	2	3	4	7	0.364	8	14	0.364	0	0	9.0	22	0.409
F 46	Tollerton, David T.	4	6	1	8	5	14	0.263	4	5	5	3	9	8	0.529	14	22	0.389	0	1	7.0	37	0.189
F 47	Riggle, Ron	5	4	2	8	7	12	0.368	3	7	3	8	6	15	0.286	13	27	0.325	0	1	4.0	41	0.098
F5/ DA Bulls		34	37	39	32	73	69	0.514	21	15	17	19	38	34	0.528	149	137	0.521	8	0	105.0	294	0.357
F 50	Snowden, Mark	6	2	3	4	9	6	0.600	1	3	3	5	4	8	0.333	13	14	0.481	1	0	5.0	28	0.179
F 51	McSorley, Paul	2	4	8	3	10	7	0.588	8	2	6	4	14	6	0.700	24	13	0.649	1	0	30.5	38	0.803
F 52	Ammon, Mark	3	5	2	4	5	9	0.357	5	3	4	3	9	6	0.600	14	15	0.483	1	0	11.5	30	0.383
F 53	White, Bill	7	3	4	4	11	7	0.611	7	3	4	3	11	6	0.647	22	13	0.629	1	0	17.5	36	0.486
F 54	Richardson, Kevin	4	6	5	4	9	10	0.474	7	3	3	3	10	6	0.625	19	16	0.543	1	0	6.5	36	0.181
F 55	Munn, Chuck	2	7	5	3	7	10	0.412	4	5	4	7	8	12	0.400	15	22	0.405	1	0	8.0	38	0.211
F 56	Kerr, Duncan	5	6	8	1	13	7	0.650	4	5	3	6	7	11	0.389	20	18	0.526	1	0	17.0	39	0.436
F 57	Palkoski, Scott	3	3	2	3	5	6	0.455	2	3	5	1	7	4	0.636	12	10	0.545	0	0	4.0	22	0.182
F 58	Galvin, Dan	2	1	2	6	4	7	0.364	4	3	2	6	6	9	0.400	10	16	0.385	1	0	5.0	27	0.185
F6/ Woody's Gang		36	36	40	32	76	68	0.528	21	15	23	13	44	28	0.611	164	124	0.569	0	7	116.5	295	0.395
F 60	Rivenbark, Ginger	5	4	9	4	14	8	0.636	5	5	5	5	10	10	0.500	24	18	0.571	0	1	21.0	43	0.488
F 61	Robertson, David	5	6	4	4	9	10	0.474	8	3	6	4	14	7	0.667	23	17	0.575	0	1	11.0	41	0.268
F 62	Gambino, Jill	5	2	0	3	5	5	0.500	0	3	0	2	0	5	0.000	5	10	0.333	0	0	6.5	15	0.433
F 63	Lang, Brian	1	2	1	3	2	5	0.286	3	1	3	3	6	4	0.600	8	9	0.471	0	0	4.5	17	0.265
F 64	Crabtree, Jason	2	2	4	1	6	3	0.667	2	2	1	2	3	4	0.429	9	7	0.563	0	1	10.5	17	0.618
F 65	Lorbacher, Scott	6	2	6	5	12	7	0.632	7	4	7	3	14	7	0.667	26	14	0.650	0	1	10.0	41	0.244
F 66	Payne, Julie	5	1	1	2	6	3	0.667	1	4	3	0	4	4	0.500	10	7	0.588	0	0	3.5	17	0.206
F 67	Ryan, Ann	2	7	1	5	3	12	0.200	5	1	5	4	10	5	0.667	13	17	0.433	0	1	8.0	31	0.258
F 68	Hounsell, Bob	3	5	6	3	9	8	0.529	6	3	8	2	14	5	0.737	23	13	0.639	0	1	19.5	37	0.527
F 69	Margets, Steve	2	5	8	2	10	7	0.588	5	4	8	1	13	5	0.722	23	12	0.657	0	1	22.0	36	0.611
F7/ Sharky's Machine		39	33	31	41	70	74	0.486	19	17	18	18	37	35	0.514	144	144	0.500	0	0	94.5	288	0.328
F 70	Arensdorf, David	11	1	10	1	21	2	0.913	11	1	8	4	19	5	0.792	40	7	0.851			40.5	47	0.862
F 71	Allison, Frank	1	4	3	4	4	8	0.333	2	8	4	3	6	11	0.353	10	19	0.345			11.0	29	0.379
F 72	Hines, Curtis	3	4	0	5	3	9	0.250	1	6	2	4	3	10	0.231	6	19	0.240			3.5	25	0.140
F 73	Gross, Tom	5	9	4	9	9	18	0.333	6	6	6	7	12	13	0.480	21	31	0.404			11.0	52	0.212
F 74	Hodde, John	0	1	0	1	0	2	0.000	0	1	0	1	0	2	0.000	0	4	0.000			0.0	4	0.000
F 75	Browndorf, Ken	8	3	6	5	14	8	0.636	7	5	6	6	13	11	0.542	27	19	0.587			10.0	46	0.217
F 76	Cohan, Tom	4	4	3	5	7	9	0.438	4	3	4	4	8	7	0.533	15	16	0.484			5.0	31	0.161
F 77	Kaltz, Eric	7	7	5	11	12	18	0.400	7	4	6	7	13	11	0.542	25	29	0.463			13.5	54	0.250

	Singles 301		Singles Cricket		Singles Record		Singles Win %-age	Doubles Cricket		Doubles 501		Doubles Record		Doubles Win %-age	Sngls + Dbls Record		Sngls + Dbls Win %-age	1001 Wins	1001 Losses	All-Star Points	Games Played	All-Star %-age
G1/ I.N.C.	50	22	53	19	103	41	0.715	22	14	17	19	39	33	0.542	181	107	0.628	0	0	79.5	288	0.276
G 10 Clement, Dawn	7	3	4	5	11	8	0.579	7	4	4	6	11	10	0.524	22	18	0.550			2.0	40	0.050
G 11 Mitchell, Steve	6	4	8	2	14	6	0.700	5	5	2	5	7	10	0.412	21	16	0.568			16.0	37	0.432
G 12 Gildea, Tom	6	4	10	0	16	4	0.800	7	4	5	7	12	11	0.522	28	15	0.651			16.5	43	0.384
G 13 Sawyer, Matt	9	1	8	3	17	4	0.810	10	1	6	4	16	5	0.762	33	9	0.786			16.0	42	0.381
G 14 Alm, Doug	8	3	5	4	13	7	0.650	6	4	5	7	11	11	0.500	24	18	0.571			10.0	42	0.238
G 15 Medlin, Joe	4	5	9	3	13	8	0.619	6	5	8	3	14	8	0.636	27	16	0.628			12.0	43	0.279
G 16 Cox, John	10	2	9	2	19	4	0.826	3	5	4	6	7	11	0.389	26	15	0.634			7.0	41	0.171
G2/ The G Spot	41	30	36	35	77	65	0.542	19	17	20	16	39	33	0.542	155	131	0.542	0	6	82.0	292	0.281
G 20 Bohanan, Heather	7	4	3	6	10	10	0.500	7	5	3	6	10	11	0.476	20	21	0.488	0	1	4.5	42	0.107
G 21 Griffin, Bill	3	1	2	1	5	2	0.714	3	0	2	1	5	1	0.833	10	3	0.769	0	0	6.5	13	0.500
G 22 Kiether, Bill	5	5	6	7	11	12	0.478	4	8	8	4	12	12	0.500	23	24	0.489	0	1	13.0	48	0.271
G 23 Hurley, John	8	6	5	9	13	15	0.464	5	9	10	4	15	13	0.536	28	28	0.500	0	1	11.0	57	0.193
G 24 Comeau, Jay	1	4	4	1	5	5	0.500	4	1	1	4	5	5	0.500	10	10	0.500	0	1	5.0	21	0.238
G 25 Price, Wayne	0	0	0	0	0	0	#DIV/0!	0	0	0	0	0	0	#DIV/0!	0	0	#DIV/0!	0	0	0.0	0	#DIV/0!
G 26 Watts. Bubba	2	2	0	4	2	6	0.250	1	2	2	2	3	4	0.429	5	10	0.333	0	0	3.0	15	0.200
G 27 Penny, Ron	8	4	11	2	19	6	0.760	8	4	8	6	16	10	0.615	35	16	0.686	0	1	29.5	52	0.567
G 28 Annon, Harry	0	0	0	0	0	0	#DIV/0!	0	0	0	0	0	0	#DIV/0!	0	0	#DIV/0!	0	0	0.0	0	#DIV/0!
G 29 Sanger, Randy	7	4	5	5	12	9	0.571	6	5	6	5	12	10	0.545	24	19	0.558	0	1	9.5	44	0.216
G3/ Get Over It	44	28	49	23	93	51	0.646	19	17	26	10	45	27	0.625	183	105	0.635	17	0	84.5	305	0.277
G 30 Steinhauer, Bruce	10	0	6	5	16	5	0.762	5	7	9	3	14	10	0.583	30	15	0.667	3	0	15.5	48	0.323
G 31 Young, Jeff	7	2	4	4	11	6	0.647	4	5	7	2	11	7	0.611	22	13	0.629	1	0	8.0	36	0.222
G 32 Lawley, Charlie	6	6	12	0	18	6	0.750	6	4	9	1	15	5	0.750	33	11	0.750	3	0	18.0	47	0.383
G 33 Lawley, Lisa	3	5	4	3	7	8	0.467	5	4	6	3	11	7	0.611	18	15	0.545	3	0	7.5	36	0.208
G 34 Wilser, Dave	9	5	11	3	20	8	0.714	8	4	10	2	18	6	0.750	38	14	0.731	3	0	15.0	55	0.273
G 35 Jones, Steve	4	5	5	5	9	10	0.474	7	4	6	6	13	10	0.565	22	20	0.524	3	0	8.0	45	0.178
G 36 Dory, Christian	5	5	7	3	12	8	0.600	3	6	5	3	8	9	0.471	20	17	0.541	1	0	12.5	38	0.329
G4/ Dead Sox	24	48	18	54	42	102	0.292	15	21	13	23	28	44	0.389	98	190	0.340	0	8	49.5	296	0.167
G 40 Cullen, Pat	2	9	1	2	3	11	0.214	2	5	4	6	6	11	0.353	9	22	0.290	0	1	5.0	32	0.156
G 41 Williams, Nelson	5	4	2	5	7	9	0.438	5	3	2	4	7	7	0.500	14	16	0.467	0	0	7.0	30	0.233
G 42 Sedgwick, Jim	3	4	2	6	5	10	0.333	4	4	1	7	5	11	0.313	10	21	0.323	0	1	3.0	32	0.094
G 43 Mabry, Carolyn	2	5	4	3	6	8	0.429	3	3	3	3	6	6	0.500	12	14	0.462	0	1	5.5	27	0.204
G 44 Hodge, Hugh	3	4	0	4	3	8	0.273	2	3	2	3	4	6	0.400	7	14	0.333	0	1	2.5	22	0.114
G 45 Smith, Van	1	8	5	5	6	13	0.316	8	2	5	5	13	7	0.650	19	20	0.487	0	1	13.0	40	0.325
G 46 Dobbins, Charlie	0	6	0	11	0	17	0.000	2	4	5	7	7	11	0.389	7	28	0.200	0	1	2.5	36	0.069
G 47 Breton, Fuzzy	1	4	1	11	2	15	0.118	2	10	1	6	3	16	0.158	5	31	0.139	0	1	3.0	37	0.081
G 48 Colton, Mitch	7	4	3	7	10	11	0.476	2	8	3	5	5	13	0.278	15	24	0.385	0	1	8.0	40	0.200
G5/ Broken Arrows	18	54	24	48	42	102	0.292	13	23	14	22	27	45	0.375	96	192	0.333	6	0	53.0	294	0.180
G 50 Barrett, Kellen	4	8	5	8	9	16	0.360	7	7	5	9	12	16	0.429	21	32	0.396	1	0	15.5	54	0.287
G 51 Laidlaw, Pete	5	9	3	10	8	19	0.296	4	9	4	8	8	17	0.320	16	36	0.308	1	0	10.0	53	0.189
G 52 Moore, Matt	2	12	4	8	6	20	0.231	8	7	5	10	13	17	0.433	19	37	0.339	1	0	8.5	57	0.149
G 53 Barrett, Tish	2	2	2	2	4	4	0.500	1	3	2	2	3	5	0.375	7	9	0.438	0	0	2.0	16	0.125
G 54 Howard, Keith	1	9	0	11	1	20	0.048	1	9	4	7	5	16	0.238	6	36	0.143	1	0	1.0	43	0.023
G 55 Nagey, Jason	2	4	3	3	5	7	0.417	2	4	4	2	6	6	0.500	11	13	0.458	1	0	2.5	25	0.100
G 56 Orr, Rhett	2	8	7	3	9	11	0.450	3	5	4	4	7	9	0.438	16	20	0.444	1	0	13.5	37	0.365
G 57 Musick, Dave	0	2	0	3	0	5	0.000	0	2	0	2	0	4	0.000	0	9	0.000	0	0	0.0	9	0.000
G6/ Madhouse Patients	48	24	50	22	98	46	0.681	24	12	20	16	44	28	0.611	186	102	0.646	0	13	90.5	301	0.301
G 60 Crouse, Tom	5	6	1	2	6	8	0.429	1	4	3	5	4	9	0.308	10	17	0.370	0	2	3.0	29	0.103
G 61 Robinson, Lance	10	1	9	2	19	3	0.864	7	4	4	5	11	9	0.550	30	12	0.714	0	2	18.0	44	0.409
G 62 Bennett, Mike "Bull"	8	2	8	3	16	5	0.762	6	4	8	3	14	7	0.667	30	12	0.714	0	2	13.0	44	0.295
G 63 Gannaway, Georgia	3	2	4	4	7	6	0.538	3	6	4	4	7	10	0.412	14	16	0.467	0	1	3.0	31	0.097
G 64 Goodspeed, Gary	3	3	4	2	7	5	0.583	5	1	5	3	10	4	0.714	17	9	0.654	0	1	13.5	27	0.500
G 65 Hodges, Spencer	0	0	0	0	0	0	#DIV/0!	0	0	0	0	0	0	#DIV/0!	0	0	#DIV/0!	0	0	0.0	0	#DIV/0!
G 66 Ray, Robert	3	1	6	0	9	1	0.900	4	1	3	2	7	3	0.700	16	4	0.800	0	1	11.0	21	0.524
G 67 Keleher, John	9	4	10	3	19	7	0.731	11	1	6	5	17	6	0.739	36	13	0.735	0	2	12.0	51	0.235
G 68 Harrington, Sean	1	1	3	1	4	2	0.667	4	0	1	3	5	3	0.625	9	5	0.643	0	0	4.5	14	0.321
G 69 Kenney, Mitch	6	4	5	5	11	9	0.550	7	3	6	2	13	5	0.722	24	14	0.632	0	2	12.5	40	0.313
G7/ Rowdy Kidz	26	45	21	50	47	95	0.331	14	22	16	20	30	42	0.417	107	179	0.374	0	0	44.0	286	0.154
G 70 Draper, Lisa	5	4	0	10	5	14	0.263	5	8	8	7	13	15	0.464	18	29	0.383			6.5	47	0.138
G 71 Hanes, Karin	1	8	1	9	2	17	0.105	5	6	5	8	10	14	0.417	12	31	0.279			6.0	43	0.140
G 72 Brown, Scott	0	1	0	1	0	2	0.000	1	0	1	0	2	0	1.000	2	2	0.500			1.5	4	0.375
G 73 Strickland, Scott	2	6	3	5	5	11	0.313	3	5	3	5	6	10	0.375	11	21	0.344			4.5	32	0.141
G 74 Moen, Karl	3	3	5	1	8	4	0.667	2	5	5	2	7	7	0.500	15	11	0.577			8.0	26	0.308
G 75 Wendt, Mark	4	6	5	6	9	12	0.429	6	6	5	5	11	11	0.500	20	23	0.465			6.5	43	0.151
G 76 Adamopoulos, Lynn	3	7	0	6	3	13	0.188	2	6	1	4	3	10	0.231	6	23	0.207			3.0	29	0.103
G 77 Steigerwald, Craig	5	4	7	2	12	6	0.667	3	4	0	4	3	8	0.273	15	14	0.517			3.0	29	0.103
G 78 Stromdahl, Mike	3	6	0	10	3	16	0.158	1	4	4	5	5	9	0.357	8	25	0.242			5.0	33	0.152

MAY 12-13
CORPUS CHRISTI CLASSIC $5,800
Corpus Christi Dart Assn.
c/o 5829 Limerick - Corpus Christi, TX 78413
(361) 857-6902

MAY 19-20-21
ADO REGIONAL PLAYOFFS - ADO ALL STARS

MAY 19-20-21
CENTRAL VIRGINIA DART CLASSIC XXII $8,900
Central Virginia Dart Assn. Pro Lg.
P.O. Box 14591 - Richmond, VA 23221
(804) 796-1077 Steve Robertson
http://tweithas.home.mindspring.com

MAY 26-27-28
31ST OREGON OPEN $10,000
Portland Area Dart Assn. / Dee Philip
7930 SW 84th Av. - Portland, OR 97223
(503) 244-4276

MAY 26-27-28
SAVANNAH OPEN XX $10,000
Savannah Area Darting Assn. / Steve Morrow
15 Snowy Egret - Hilton Head Is., SC 29928
(843) 671-4848

MAY 26-27-28
8TH WILD WEST SHOOTOUT $7,200
Scottsdale Darts Assn.
P.O. Box 3416 - Scottsdale, AZ 85271
(480) 946-3278 Email: AZDARTS.com /SDA

MAY 27-28
SCOTTISH FESTIVAL $5,000
So. California Darts Assn.
P.O. Box 2216 - Culver City, CA 90231
(310) 391-9079

BULL'S-EYE NEWS - 1 (800) 688-3278
www.bullseyenews.com

MAY 28*
★ DEADLINE ★ ASSN. PLAYOFFS - ADO YOUTH / 18-20 DIV.
(Youth / 18-20 division playoffs MUST take place prior to this date.)

JUNE

JUNE 2-3-4
WASHINGTON AREA OPEN $5,000
Washington Area Darts Assn. Pro Lg.
7867 Heritage Dr. - Annandale, VA 22003
(703) 941-7266 / wada director@erols.com

JUNE 2-3-4
19TH CHUCK & STICK'S CHICKEN COOP OPEN $5,000
Tri-State Darting Assn. / Dave Roragen
4505 Circle Dr. - Joplin, MO 64804
(417) 626-9996

JUNE 9*
★ DEADLINE ★ REGIONAL ENTRY FEE - ADO YOUTH/18-20 DIV.
(Entry fees for the youth / 18-20 division qualifiers MUST be sent to the Youth Coordinators, Regional Directors or Area Managers PRIOR to this date.)

JUNE 9-10-11
2000 COLORADO OPEN $10,000
Rocky Mountain Dart Assn
9770 E. Alameda - Denver, CO 80231
(303) 400-6320

JUNE 9-10-11
BUDWEISER HAWKEYE OPEN XII $8,000
Hawkeye Area Dart Throwers Org
c/o Brian Stueffen - 1712 Arizona Av.
Cedar Rapids, IA 52402

JUNE 17
ADO V-1 YOUTH REGIONAL
Emmett Halpin, Youth Coordinator
541 Lowell St. #1 - Wakefield, MA 01880
(781) 246-5268

JUNE 23-24-25
ADO REGIONAL PLAYOFFS - YOUTH & 18-20 DIV.
(Except Reg. V-1 - Consult your Regional Director for location.)

JUNE 23-24-25
FIRECRACKER OPEN XXI $10,000
Minuteman Dart Lg. - John Bullock
388 Winter St. - Hanson, MA 02341
(781) 293-2268

JUNE 23-24-25
OLD PUEBLO DART CLASSIC $5,000
So. Arizona Darting Assn.
P.O. Box 30070 - Tucson, AZ 85751
(520) 749-9236 E-mail: likearock@earthlink.net

JUNE 25*
★ DEADLINE ★ ASSN. PLAYOFFS - ADO U.S. TEAM
(Men's/Women's playoffs MUST take place PRIOR to this date.)

JULY

JULY 1-2
SUMMER STORM I $5,000
Central Florida Darting Assn
P.O. Box 4023 - Winter Park, FL 32793
(407) 419-2582

JULY 14*
★ DEADLINE ★ REGIONAL ENTRY FEE-ADO U.S. TEAM
(Entry fees for the U.S. Team qualifiers MUST be sent to the Regional Directors PRIOR to this date.)

JULY 14-15-16
PHOENIX DESERT CLASSIC $10,000
Phoenix Classic Darts Group
c/o 3862 E. Shomi - Phoenix, AZ 85044
(480) 946-3278 Azdarts.com/PDC

JULY 14-15-16
LITTLE ROCK OPEN $6,500
Little Rock Dart Assn. / Joe Sturtz
4901 Bella Rosa Dr. - Little Rock, AR 72223
(501) 952-4016 e-mail: jesturtz@juno.com

JULY 21-22-23
CAROLINA DART CLASSIC $10,000
Capital Area Dart Club- Michelle Gaffney
3821-A Knickerbocker Pkwy. - Raleigh, NC 27612
(919) 571-1917 / pmgaffney@aol.com

JULY 21-22-23
MACAMOODUS OPEN VII $5,000
SE Connecticut Dart Lg. / Steve Wehrle
12 Whitewood Rd. - Clinton, CT 06413
(860) 669-1888 / secdlt80@aol.com

JULY 28-29-30
REGIONAL PLAYOFFS - ADO U.S. TEAM

AUGUST

AUGUST 4-5-6
HOUSTON OPEN $10,000
Houston Dart Assn.
P.O. Box 420015 - Houston, TX 77242-0015
(713) 339-9197

AUG. 4-5-6
PEACHTREE OPEN $6,500
Metro Atlanta Dart Assn.
2843 Avalon Meadows Ct.-Lawrenceville, GA 30044
(770) 279-8537 Lewis Wells

AUGUST 11
ADO NATIONAL YOUTH CHAMPIONSHIP
ADO EAST-WEST ALL STAR CHALLENGE
ADO NATIONAL 501 CHAMPIONSHIPS
ADO-230 N. Crescent Way # K
Anaheim, CA 92801
(714) 254-0212 / Fax 254-0214
Email: ADOoffice@aol.com

AUGUST 11-12-13
ACCUDART/WINMAU NORTH AMERICAN OPEN $47,000
(614) 864-3039
www.bullseyenews.com
P.O. Box 321 - Pickerington, OH 43147
(Event Site: Riviera Hotel & Casino, Las Vegas, NV)
World Darts Federation Ranked Event

AUGUST 11-12-13
12TH MUSIC CITY CLASSIC $12,000
Gr. Nashville Darting Assn.
P.O. Box 290453 - Nashville, TN 37229
(615) 885-2281 / rondalj@bellsouth.net

AUGUST 11-12-13
'GRANT-A-WISH' 10/ MARYLAND STATE CHAMPIONSHIP $6,800
Baltimore Area Darting Assn. &
Central Maryland Dart Lg. c/o Jean Martin
534 Shortcurve Rd. - Glen Burnie, MD 21061
(410) 969-1862 / 276-3312 / Konrad Vandegaer

AUGUST 18-19-20
22ND RAZORBACK OPEN $5,000
NW Arkansas Dart Assn. / Vicki Cross
634 N. Cato Sprgs. Rd.
Fayetteville, AR 72701 / (501) 444-7764

SEPTEMBER

SEPTEMBER 1-2-3
27TH MUSCULAR DYSTROPHY DART CLASSIC $15,000
Tidewater Area Dart Assn.
P.O. Box 41062 - Norfolk, VA 23451
(757) 468-5925 - Chris Bender/CRB64@juno.com

SEPTEMBER 1-2-3
GLENN SILVA MEMORIAL / FLORIDA OPEN $10,000
Space Coast Darting Assn.
c/o 966 Sable Ln. - Rockledge, FL 32955
(407) 636-8066 / DartStats@yahoo.com

SEPTEMBER 8-9-10
NEW ENGLAND DARTS CHALLENGE XX $10,000
Minuteman Dart Lg. - John Bullock
388 Winter St. - Hanson, MA 02341
(781) 293-2268

SEPTEMBER 15-16-17
SPARKLING CITY OPEN $11,000
Corpus Christi Darts Assn.
c/o Rt#3 Box 456D - Corpus Christi, TX 78415
(361) 289-5294 Mike McDonough

SEPTEMBER 22-23-24
WINDY CITY OPEN XXIV $30,000
Windy City Darters Tour. Plyrs.
4340 W. Montrose Av. - Chicago, IL 60641
(773) 286-3848 / 3238 Fax

SEPTEMBER 22-23-24
EMPIRE STATE CHALLENGE $15,000
LB Dart Enterprises Inc.
c/o Viking Pub - 176 Main St. - Islip, NY 11751
(516) 581-9888 / 851-0281 / Buddy Bartoletta

SEPTEMBER 22-23-24
OIL CITY SHOOTOUT XI $10,000
Natrona County Darting Assn.
P.O. Box 291 - Casper, WY 82602
(307) 234-4893 - Brenda Lewis
davsdarts@aol.com

SEPTEMBER 29
NATIONAL FINALS - ADO U.S. TEAM (Reno, NV)

SEPTEMBER 29-30 & OCT. 1
18TH TRUCKEE MEADOWS AUTUMN OPEN $10,000
Truckee Meadows Darting Lg.
John Boyne - 643 Ibis Ln. - Reno, NV 89510
(775) 747-5658 (Event Site: Crystal Bay, NV)

SEPTEMBER 29-30
KENTUCKY OPEN $6,000
Blue Grass Darting Assn. / The Dart Case
1533 Eastland Pkwy. #5 - Lexington, KY 40505
(606) 299-4244 / 273-5462 Dale Ellis

OCTOBER

OCTOBER 6-7-8
ALLSTATE DARTS OPEN II $10,000
Rose City Darters / Ron Spengler
1012 Olney Dr. - Jackson, MI 49201
(517) 764-2267 / (734) 677-3738 Fax

OCTOBER 6-7-8
ROCHESTER OPEN $10,000
Genesee Valley Darts Assn. Inc.
P.O. Box 18932 - Rochester, NY 14618
(716) 461-9240 / 461-9290 Peter Varlan
rochopen@aol.com

OCTOBER 6-7-8
LONDON BRIDGE DART TOURNEY $5,000
London Bridge Dart Assn.
c/o 143 Greentree Dr.-Lake Havasu City, AZ 86404

OCTOBER 8*
★ DEADLINE ★ ASSN. PLAYOFFS - ADO CRICKET CHAMPIONSHIP
(Men's/Women's playoffs MUST take place PRIOR to this date.)

OCTOBER 13-14-15
LOUISIANA CLASSIC $8500
Shreveport-Bossier Darts Assn.
c/o 1426 Barksdale Bl. - Bossier City, LA 71111
(318) 226-1426

OCTOBER 13-14-15
RUSHMORE OPEN X $5,000
Rushmore Darts Assn
P.O. Box 1948 - Rapid City, SD 57709
(605) 923-7052

OCTOBER 13-14-15
GTCDA FALL CLASSIC $5,000
Gr. Tri Cities Darting Assn.
Bob Loveday - 1110 Sunset Dr.
Johnson City, TN 37604 - (423) 283-0556

www.cyberdarts.com

OCTOBER 20*
★ DEADLINE ★ REGIONAL ENTRY FEES - ADO CRICKET CHAMPIONSHIP
(Entry fees for the minimum number of qualifiers MUST be sent to the Regional Director PRIOR to this date.)

OCTOBER 20-21-22
SEACOAST OPEN 2000 $8,000
Seacoast Dart Assn.
P.O. Box 5444 - Portsmouth, NH 03802-5444
(603) 431-1890 - Scott Perkins
www.seacoastdart.org

OCTOBER 27-28-29
GHOST ON THE COAST $5,000
South Strand Dart Assn. / Bud Grazioli
721 Juniper Dr. - Surfside Beach, SC 29575
(843) 828-1171

NOVEMBER

NOVEMBER 3-4-5
REGIONAL PLAYOFFS - ADO CRICKET CHAMPIONSHIPS

NOVEMBER 3-4-5
NEW MEXICO OPEN XXII $10,000
New Mexico Dart Assn.
P.O. Box 8128 - Albuquerque, NM 87198
(505) 823-6658 - Dawn Garza
(505) 345-8475 - Matt Griego

NOVEMBER 10-11-12
CHOO-CHOO CLASSIC $15,000
Gr. Chattanooga Darting Assn.
P.O. Box 24956 - Chattanooga, TN 37422
(423) 485-9373 - Lloyd Hoover

NOVEMBER 17-18-19
WITCH CITY OPEN XXI $30,000
Minuteman Dart Lg. / John Bullock
388 Winter St. - Hanson, MA 02341
(781) 293-2268
World Darts Federation Ranked Event

CADC Capital Area Dart Club

Carolina Dart Classic

Proceeds benefitting the **Jimmy V Foundation** for Cancer Research

Sanctioning Pending

American Darts Organization

$10,000+

July 21-23, 2000

Tournament Coordinator:
Michelle Gaffney
(919) 571-1917
e-mail - pmgaffney@aol.com

Tournament Director:
Lewis Wells

Tournament Location:
Sheraton Imperial Park
I-40 and Page Road
Research Triangle Park, NC
919-941-5050 / 800-325-3535
$72.00 Rate - Reserve by June 30
(Free parking and Shuttle from RDU Airport)

Day Time	Friday 6:30pm	Friday 8:30pm	Saturday 10:00am	Saturday 12:30pm	Saturday 1:00pm	Saturday 3:00pm	Saturday 3:30pm	Saturday 5:00pm	Saturday 8:00pm	Sunday 10:30am	Sunday 1:00pm	Sunday 1:30pm	Sunday 3:00pm	Sunday 3:30pm
Sponsor		**Harris, Inc. of Durham**	**Pipes By George**											
EVENTS	Chicago Pro Singles***	Blind Draw 501	Mixed Doubles Cricket	Open Doubles Cricket	Ladies Singles Cricket	Open Singles Cricket	Ladies Doubles Cricket	**Triangle Challenge** 701	Blind Draw Cricket	Mixed Doubles 501	Open Doubles 501	Ladies Singles 501	Open Singles 501	Ladies Doubles 501
Fee	$25 Person	$10 Person	$26 Team	$26 Team	** $18	** $18	$26 Team	$200 per team entry	$10 Person	$26 Team	$26 Team	** $18	** $18	$26 Team
1st	$300	%	$400	$440	$260	$400	$280	%	%	$400	$400	$220	$360	$240
2nd	$150	%	$200	$220	$130	$200	$140	%	%	$200	$200	$100	$160	$120
Top 4	$75	%	$100	$100	$60	$100	$60	%	%	$100	$80	$60	$80	$60
Top 8	$25	%	$60	$60	$30	$60	$30	%	%	$60	$40	$30	$40	$30
Top 16		%	$20	$20		$20			%	$20	$20		$20	
Total	$700	80%	$1,200	$1,260	$630	$1,200	$660	80%	80%	$1,200	$1,080	$560	$1,000	$600

Sign-up Closes at Posted Times

** $2.00 ADO Surcharge Applied to Singles Events

*** Bonus Award for Cricket Singles Event Winners -
Free Airline Ticket from Cary Travel/American Express

*** There will be Ladies Pro Singles Event (100% Payout) if there are at least 12 entries signed up to play.

Youth Singles - Saturday Morning 9:00am (by age group).

Adult/Youth Draw Doubles - Saturday afternoon at 5:30pm

Disclaimer for amateur status: The host association and/or the ADO assume no responsibility for any adverse effects which awards may have on the amateur status of any youth participant.

Warning: Darts is an adult sport. It is Dangerous for Children to play without adult supervision

*The **Triangle Challenge** is open to residents and players from the Triangle and surrounding suburban areas only.*

Pre-registration for this event is required

Dart Supplies provided by:
Jim Boan

Custom Darts and Repairs by:
Rob Spears

Travel Arrangements by:
Cary Travel / American Express
919-233-1754 / 800-822-5422
"Where Better Travel Begins"

Date Rcvd:_____
Amt Rcvd:_____
Rcvd By: _____

Bull City Dart League

Summer 2000 Season - Team Roster

Welcome to the **Summer 2000 Season** of the **Bull City Dart League**. Please fill out this form with all pertinent information. **League dues of $20.00/per player for the season are due when you hand in this roster**. No rosters will be accepted with fewer than four players nor more than six. If the Bar/Restaurant that you designate as your home bar has not previously been affiliated with the BCDL, league officers will need to verify its suitability and availability. Please list your team captain first. Thanks, and let's have a fun season. The Registration Meeting will run from 7pm to 9pm on Tuesday, May 23rd at **PJ's Sports Bar** on Highway 54 just off Highway 55. Registrations will be also accepted at Spring Season Party. All rosters must be received before the start of the Scheduling Meeting at 9pm **sharp!** on May 23rd.

Team Name: _____ _____

Desired Home Bar: _____ _____

	M/F	Player Name / Address / e-mail *(please!)*	Phone Numbers	Leave	Blank
Capt	___	_____	_____		
	Addr:	_____	_____ mandatory	___	___
		_____			
2.	___	_____	_____		
		_____	_____	___	___
		_____			
3.	___	_____	_____		
		_____	_____	___	___
		_____			
4.	___	_____	_____		
		_____	_____	___	___
		_____			
5.	___	_____	_____		
		_____	_____	___	___
		_____			
6.	___	_____	_____		
		_____	_____	___	___
		_____			
				___	___

Attention All Darters

$ Money League Starts in July $

4 person teams max 6 person roster !

More info and signup @ RDL banquet

Get your team together and play for money and prizes.

2 out of 3 format

Thousands of dollars in cash

$$$$$$$$$$$$$$$$$$$$$$$$$$$

All levels of skill are welcome. Bring your old team or start a new one.

Teams will be rated and placed in divisions of equal ability.

For more info e-mail Brian Selby at beselby@mindspring.com or call (919) 844-1462

Raleigh Dart League

Registration for Fall 2000 season

Champions Sports Bar 7:30 – 9:00 pm

(Mission Valley Shopping Center, Avent Ferry Road, Raleigh)

Wednesday July 19 — For returning teams (If your team is not returning leave message on voice mail. New captain! Pass info on to him).

Thursday July 20 — For new teams

Bring

1). Completed roster - use BLACK pen please
Divisions played by each member for last 3 seasons

2). ONE check for bar fee and a minimum of six players
(Bar fee is $20; player registration fee is $20)
NO CASH WILL BE ACCEPTED!!!!

Wednesday July 26 — DEADLINE for unrestricted add-ons to roster

July 27 thru Sept 11 — Add-ons pre-approved by the Membership Committee:

1). Checks and player information as per roster to:
Billie Churchwell (treasurer), tele# 554-0848
18 Bradstone Ct, Wake Forest, NC 27587

2). Mem.Sec. will inform captain of Committee's decision

A PLAYER IS NOT ELIGIBLE UNTIL APPROVED

Monday Aug 7 — Captains' Meeting at Champions 7:30 pm
- Pickup schedules, blank scoresheets, team rosters

Wednesday Aug 9 — 8:00 pm: Season starts

Monday Sept 11 — 5th week Captains Meeting (site and time, TBA)
- Bring NEW rosters if any changes from registration
- Deadline for submitting add-ons for approval

Team Name _____ Team Number _____ (PLEASE LEAVE BLANK)

PLEASE WRITE IN BLACK. IN BLOCK LETTERS - ROSTER WILL BE PHOTOCOPIED
CAPTAINS: ADD E-MAIL ADDRESSES OF PLAYERS WISHING TO RECEIVE NEWSLETTER

TOTAL _____ (LEAVE SPACE BLANK FOR OFFICE USE)

	Divisions played in previous 3 seasons	Name Home Bar & Dart Rep.	Address Board #'s	M/F	Phone #	Fee Paid Date Paid
0		Captain	e-mail		(H) (W)	
1					(H) (W)	1
2					(H) (W)	2
3					(H) (W)	3
4					(H) (W)	4
5					(H) (W)	5
6					(H) (W)	6
7					(H) (W)	7
8					(H) (W)	8
9					(H) (W)	9

TONS OF NEWSLETTER

Home to the Fall Session of the Raleigh Dart League; Banquet Edition, Sunday, December 10, 2000

TOURNAMENT WINNERS

"A" Division - ***Industrial Strength*** *(13-11)*
Finally, I picked a team to knock off The Dilligaffs and it actually happened, but not before a great battle down to the final set of 501 with Phillip Eastmead delivering the final double. And for the first time in 11 seasons, Fringe goes with no team awards.

"B" Division - ***D. V. Needed*** *(14-8)*
Billie's gang put on probably the second most dominant run in the division tournaments this season and will be a solid A team if they stay together. Joe Futima, after tossing his 2nd 180 in as many weeks clinched it with a cool 118-Out in 501.

"C" Division - ***Breakers Chunkers*** *(14-8)*
All season I wrote that the Chunkers could beat any team in the division, and now they've proved it. Even if it did catch captain Fritz offguard. Surprisingly, their toughest match was their semi-final tiebreaker against the #7 tournament seed.

"D" Division - ***Grateful Darts*** *(13-12)*
As William Holland tells it, the Gratefuls have been in nearly a couple dozen tournament finals in their existence, and have won only a couple times. Well, I guess they were due, and to make it interesting, they used two tiebreakers along the way to their Mugs.

"E" Division - ***Trip Tight*** *(13-5)*
Well, Trip Tight doesn't turn in their tournament scores most of the time, so I really don't know how their road to the final went, but they rolled pretty fiercely in the finals. With the possible exception of the F winner, they were the only winner to avoid 501.

"F" Division - ***Bulls Hitters*** *(?-?)*
After surviving a very close match with DA Bulls in the semis, the Bulls Hitters were probably a bit surprised to not find I.N.C. awaiting them. Instead a tough battle with Sharky's Machine ensued in the final with the #2 seed prevailing by an unknown score.

"G" Division - ***Madhouse Patients*** *(13-7)*
I said that Madhouse Patients would win this because they won pretty much everything all season. They proved me right. Kudos to Deck Hashers and Point Break for taking their matches into 501.

REGULAR SEASON WINNERS

"A" Division - ***The Dilligaffs*** *(12 wins, 0 losses)*
2nd place - Industrial Strength

"B" Division - ***Dirty Dogs*** *(11 wins, 1 loss)*
2nd place - D. V. Needed

"C" Division - ***Last Call*** *(10 wins, 4 losses)*
2nd place - Double-1

"D" Division - ***Starving Dartists*** *(9 wins, 5 losses)*
2nd place - Nine Lives

"E" Division - ***Dart Dawgz*** *(9 wins, 3 losses)*
2nd place - UZMALL

"F" Division - ***I.N.C.*** *(9 wins, 3 losses)*
2nd place - Bulls Hitters

"G" Division - ***Madhouse Patients*** *(14 wins, 0 losses)*
2nd place - G. D. Goldeneyes

(Rosters of all tournament-winning and regular season first place teams can be found on page 4.)

TABLE OF CONTENTS

Item	Page Number
Tournament & Regular Season Winning Teams	1
Spring 2001 RDL Season Information	1
Final Divisional Standings	2
Final Divisional Tournament Results	3
Tournament Winning Team Rosters	4
Regular Season Winning Team Rosters	4
Quotes from the tournaments	4
My New Arrival…	4
Tournament Trophy Dart Awards	5
Other Tourney Hot Darts, Tournament "Best Shots"	5
Regular Season Trophy Dart Awards	5
Divisional Singles Win %-age Winners	6
Divisional All-Star Point %-age Winners	6
Players Who Beat the Singles Winners	6
Season-Long Individual Trophy Requirements	6
Tiebreaker Stat Facts	6
Season Penalty Summary	6
List of Host Establishments	7
Notes for RDL Registration	7
Info. for Bull City & Tobacco Road Dart Leagues	7
RDL Address and Phone No. Information	8
Calendar of Events and Related Items	8
Season Penalty Log	8
JK's All-Star Team Picks	9
Quick Stat Tidbits	9
My Prediction Results	9
Bar ratings, Request for volunteers	10
All other random stuff/comments	10
NCCDL/NCLC Summaries	10
NCCDL/NCLC Standings & Tournament Results	11
Top Fall 2000 Singles Records, by Division	12
Top Fall 2000 Doubles Records, by Division	13
Top Fall 2000 Singles+Doubles, by Division	14
Top Fall 2000 All Star %-ages, by Division	15
Top Individual Records, by Section of Play	16
League-Wide Individual Singles, Doubles Records	17
League-Wide Individual Singles+Doubles Records, All-Star %-ages	18
Singles, Doubles Records, Ranked by Team	19
Singles+Doubles Records, All-Star %-ages, Ranked by Team	20
Week-by-Week Match Results Table	21
Complete "A" Division Statistics	22
Complete "B" Division Statistics	23
Complete "C" Division Statistics	24
Complete "D" Division Statistics	25
Complete "E" Division Statistics	26
Complete "F" Division Statistics	27
Complete "G" Division Statistics	28
Flyer for January 2001 Charlotte Tournament	29
Registration Materials for Spring 2001 RDL Season	30

SPRING 2001 RALEIGH DART LEAGUE SEASON INFORMATION

Registration Meeting for Returning Teams [NO CASH - SEE PG. 7!]
Champions Billiards; Wednesday, January 3, 7:30-9:00

Registration Meeting for New Teams [NO CASH - SEE PAGE 7!]
Champions Billiards; Thursday, January 4, 7:30-9:00

RDL Board Meeting - January 4 - starting toward end of registration

MANDATORY Preseason Captains' Meeting
Champions Billiards; Monday, January 22, 7:00 p.m.

Match Play begins on Wednesday, January 24

MANDATORY 5th Week Captains' Meeting; site TBA; Monday Feb. 26 (unless we skip Feb. 14 for Valentine's Day), time TBA

FINAL!! DIVISIONAL TEAM STANDINGS FOR THE FALL *2000* RDL SEASON

"A" Division

		W	L	Pts.
1	The Dilligaffs	12	0	186
2	Industrial Strength	10	2	195
3	Lunatic Fringe	8	4	177
4	Dart Shadows	6	6	127
5	BOOM!	4	8	141
6	Black & Tans	2	10	79
7	Horsemen	0	12	45

"B" Division

		W	L	Pts.
1	Dirty Dogs	11	1	155
2	D. V. Needed	9	3	185
3	Damage, Inc.	9	3	173
4	Get the Point!!!	5	7	134
5	Excalibur	4	8	108
6	Arrowing Experience	3	9	66
7	Comfortably Numb	1	11	92

"C" Division

		W	L	Pts.
1	Last Call	10	4	181
2	Double-1	9	5	193
3	Breakers Chunkers	9	5	171
4	Bullweiser	9	5	143
5	Cheap Shots	7	7	183
6	Dodge Darts	6	8	93
7	Diddler's Choice	3	11	149
8	Shooter's Buzz	3	11	90

"G" Division

		W	L	Pts.
1	Madhouse Patients	14	0	209
2	G. D. Goldeneyes	8	6	169
3	Point Break	8	6	120
4	The G Spot	6	8	160
5	The Yankees & a Surfer	6	8	139
6	Dead Sox	5	9	137
7	Dart Attack	5	9	66
8	Deck Hashers	4	10	108

"D" Division

		W	L	Pts.
1	Starving Dartists	9	5	176
2	Nine Lives	9	5	173
3	Grateful Darts	8	6	178
4	Home Thrown	8	6	171
5	Smackdown	7	7	158
6	Kozmic Debris	6	8	151
7	Travelin' Beer Bellies	5	9	144
8	Rat Bar Stewards	4	10	153

"E" Division

		W	L	Pts.
1	Dart Dawgz	9	3	166
2	UZMALL	7	5	156
3	One-Armed Bandits	7	5	151
4	Trip Tight	6	6	150
5	Heroes in Trouble	5	7	132
6	B. B. & the Pimps	5	7	107
7	Dynamic Darts	3	9	89

"F" Division

		W	L	Pts.
1	I.N.C.	9	3	160
2	Bulls Hitters	8	4	160
3	DA Bulls	8	4	133
4	Sharky's Machine	7	5	131
5	Damned Yankees!	6	6	130
6	Hard Cheddar	2	10	90
7	Get Over It	2	10	76

☎ = *phone-in penalty (5 pts.)*
= *mail-in penalty (16 pts.)*
= *captains' meeting penalty (5 pts.)*
☑ = *ballot penalty,* = *runoff ballot penalty (5 pts.)*
☹ = *ineligible player (match win, all pts., all team stats.)*
= *clinched* "bottom-two" *finish in division*
= *clinched* "top-two" *finish in division*
= *regular season division champion*

FALL 2000 RDL DIVISIONAL TOURNAMENT RESULTS

Quarterfinals	*Semifinals*	*Finals*	***WINNER***

"A" Division

1 The Dilligaffs
(Bye)
The Dilligaffs
(14-10) The Dilligaffs
5 BOOM!
(14-4) BOOM!
4 Dart Shadows
(13-11) **Industrial Strength**
3 Lunatic Fringe
(13-3) Lunatic Fringe
6 Black & Tans
(13-9) **Industrial Strength**
7 Horsemen
(13-1) **Industrial Strength**
2 **Industrial Strength**

"B" Division

1 Dirty Dogs
(Bye)
Dirty Dogs
(14-10) Get the Point!!!
5 Excalibur
(forfeit) Get the Point!!!
4 Get the Point!!!
(14-8) **D. V. Needed**
3 Damage, Inc.
(13-2) Damage, Inc.
6 Arrowing Experience
(14-6) **D. V. Needed**
7 Comfortably Numb
(14-2) **D. V. Needed**
2 **D. V. Needed**

"C" Division

1 Last Call
(14-6) Last Call
8 Shooter's Buzz
(12-6) Last Call
5 Cheap Shots
(14-10) Bullweiser
4 Bullweiser
(14-8) **Breakers Chunkers**
3 **Breakers Chunkers**
(13-7) **Breakers Chunkers**
6 Dodge Darts
(13-12) **Breakers Chunkers**
7 Diddler's Choice
(13-9) Diddler's Choice
2 Double-1

Quarterfinals	*Semifinals*	*Finals*	***WINNER***

"D" Division

1 Starving Dartists
(13-5) Starving Dartists
8 Rat Bat Stewards
(12-3) Starving Dartists
5 Smackdown
(13-7) Home Thrown
4 Home Thrown
(13-12) **Grateful Darts**
3 **Grateful Darts**
(13-12) **Grateful Darts**
6 Kozmic Debris
(13-9) **Grateful Darts**
7 Travelin' Beer Bellies
(13-10) Nine Lives
2 Nine Lives

"E" Division

1 Dart Dawgz
(Bye)
Dart Dawgz
(?-?) **Trip Tight**
5 Heroes in Trouble
(?-?) **Trip Tight**
4 **Trip Tight**
(13-5) **Trip Tight**
3 One-Armed Bandits
(14-2) One-Armed Bandits
6 B. B. & the Pimps
(13-9) One-Armed Bandits
7 Dynamic Darts
(13-7) UZMALL
2 UZMALL

"F" Division

1 I.N.C.
(Bye)
I.N.C.
(13-11) Sharky's Machine
5 Damned Yankees!
(12-1) Sharky's Machine
4 Sharky's Machine
(?-?) **Bulls Hitters**
3 DA Bulls
(?-?) DA Bulls
6 Hard Cheddar
(12-11) **Bulls Hitters**
7 Get Over It
(13-4) **Bulls Hitters**
2 **Bulls Hitters**

Quarterfinals	*Semifinals*	*Finals*

Finals	*Semifinals*	*Quarterfinals*

"G" Division

1 **Madhouse Patients**
(14-7) **Madhouse Patients**
8 Deck Hashers
(14-4) **Madhouse Patients**
5 The Yankees & a Surfer
(?-?) The G Spot
4 The G Spot
(13-7) **Madhouse Patients**
WINNER
Point Break
Point Break *(?-?)*
G. D. Goldeneyes
Point Break 3
(13-12)
Dead Sox 6
Dart Attack 7
(14-2)
G. D. Goldeneyes 2

TOURNAMENT WINNERS!!!!!!

"A" Division - ***Industrial Strength***

Brian Selby (c)	Tony Horton	Donnie Simpson
Wil Tan	Phillip Eastmead	Scott Butters
	Somchai Samaluk	

"B" Division - ***D. V. Needed***

Billie Churchwell (c)	Jerry Oakley	Michael McDonald
Danica Kelso	Gina Oakley	Paula Delp
Jimmie Young	Angel Gaffney	Joe Futima
	Michelle Gaffney	

"C" Division - ***Breakers Chunkers***

Fritz Herman (c)	Bob James	Chris Hoyt
Ed Davenport	Don Worley	Mark Heath
Brian Smith		Larry Campbell

"D" Division - ***Grateful Darts***

William Holland (c)	Phil Simpson	Rick Perkins
Tony McGrail	Joel Byrd	John Lilienthal
Jason Roman-Cusher		John Iager

"E" Division - ***Trip Tight***

Ginger Rivenbark (c)	David Robertson	Scott Lorbacher
Bob Hounsell	Ann Ryan	Brian Lang
Steve Margets		Jay Jarazsewicz

"F" Division - ***Bulls Hitters***

Dick Cummings (c)	Patrick Moulds	Ron Moulds
Chuck Watt	Paul Beaudoin	Patrick Beaudoin
Bob Whitney	Ned Kessing	Dave Markiewicz

"G" Division - ***Madhouse Patients***

Lance Robinson (c)	Mike Bennett	John Keleher
Teresa Buzzard	Robert Ray	Sean Harrington
Ron Penny		John Cox

REGULAR SEASON WINNERS!!!!!!

"A" Division - ***The Dilligaffs***

Chuck Greer (c)	Keith Gibbs	Doug Jeffcoat
Lee Scott	K.C. Ramser	Billy West
Shannon Stewart	Britt Whitley	Stef Bogaerts

"B" Division - ***Dirty Dogs***

Felipe Wilkie (c)	John Carroll	David Currin
Bob Davis	Jim Davis	Rick Bradshaw
Michael Tuttle	Al Wight	George Sutphen

"C" Division - ***Last Call***

Andrew Root (c)	Rob Daniel	Scott Ney
Kevin Gullett	Jeff Bridges	David Schuelke
	Nate Wade	

"D" Division - ***Starving Dartists***

Marc Shown (c)	Ron Hendricks	Kevin Hartley
Forrest Harrell	Frank Fleming	John Howell
Mark Hagan	Will Johnson	Randy Deemer

"E" Division - ***Dart Dawgz***

Barbara Bland (c)	Kris Kilsdonk	Michael Hodges
Paul Herbert	Bill Rhea	Allen Honeycutt
	Laurie Rhea	

"F" Division - ***I.N.C.***

Dawn Clement (c)	Steve Mitchell	Doug Alm
Mike Knox	Joe Medlin	Matt Sawyer
	Tom Gildea	

"G" Division - ***Madhouse Patients***

Lance Robinson (c)	Mike Bennett	John Keleher
Teresa Buzzard	Robert Ray	Sean Harrington
Ron Penny		John Cox

Only one team could pull off the season/tourney double this time! Congrats to Madhouse Patients, but I'm glad to see some non-division winners claim Mugs - makes the tourneys seem worthwhile again…

QUOTES OF THE TOURNAMENT

Quote #1 : from Dick Cummings, captain of Bulls Hitters: "We defeated the Sharky's Machine last night. I'm not sure what the score is, I'm not feeling real well, and I'll see you at the Warehouse on Sunday. See you then." [Oh great, the sick captain is looking forward to seeing me… I hope you feel better by Sunday, Dick. - JK]

Quote #2 : from Lance Robinson, captain of Madhouse Patients: "Hey, this is Lance from Madhouse Patients, and finally I don't have to call this number ever again." [Geez Lance, I've been anticipating your weekly call so much all season and here I find that you dread it! And I hope that you're not going to be captain next season, or that isn't much confidence you have in your team's F div. chances. - JK]

Quote #3 : from Fritz Herman, captain of Breakers Chunkers: "Jason, it's Fritz Herman, and I can't believe I'm calling you, but damn if I'm not… Nothing exciting happened really, but we swept doubles cricket, and believe it or not we won over Last Call, the first place team in the damn division." [Nothing exciting, huh? - JK]

ONE SCORESHEET IS MISSING…

Sorry everybody, but this season we didn't get all of the statistics in the final newsletter. We had one week 14 scoresheet never arrive. Repeated efforts to get a fax or mailed copy didn't work, and calls to the losing team were made too late as the only two members of the losing team that could have gotten the scoresheet were in Europe. So C division just comes up one short this season. The missing set of statistics didn't affect the singles win percentage or all-star average awards, but it did make two teams' statistics finish incomplete. Oh well… we'll get 'em all next season.

SOME RESULTS FROM THE GHOST ON THE COAST

Mixed Doubles Cricket: 1st - **Brian Selby** & **Danica Kelso**; 2nd - Bob Gargan & **Paula Delp**; Top 8 - Brian Blake & **Gina Oakley**

Men's Doubles Cricket: Top 8 - **Wil Tan** & Kip Funderburk, **Jerry Oakley** & Vic White

Ladies' Doubles Cricket: 1st - **Paula Delp** & **Angel Gaffney**

Men's Singles Cricket: Top 8 - **Phillip Eastmead**

Ladies' Singles Cricket: 1st - **Danica Kelso**

Mixed Doubles 501: 1st - Brian Blake & **Gina Oakley**; 2nd - **Jerry Oakley** & Sandy Barbee; Top 4 - Bob Gargan & **Paula Delp**

Ladies' Singles 501: 2nd - **Danica Kelso**; Top 4 - **Paula Delp**

Men's Singles 501: Top 8 - **Brian Selby**, **Phillip Eastmead**

Ladies' Doubles 501: Top 4 - **Danica Kelso** & **Billie Churchwell**

Men's Doubles 501: Top 4 - **Phillip Eastmead** & **Brian Selby**

ADO PLAYOFF SITES AND CALENDAR

For all those of you who are interested, there are a couple of notes that you might need to know about the new calendar for the ADO. The ADO has scrapped the April-March format for their annual calendar and has returned to the traditional January-December format. Plus, in order to increase awareness and interest in the ADO playoff systems, they have decided to change some of the venues that will be hosting the national playoff events. This is most important to the readers of this newsletter in that the 2001 ADO Masters will be held in conjunction with the Charlotte Open in the first weekend in April. So, if you think you might want to hit some of the regional qualifiers, maybe the Masters is a logical choice since the nationals will be so close to home.

THE IMPENDING ARRIVAL…

If for some reason you look around the banquet today and you don't see me, it's possible that I'm heading off to Duke Hospital. My wife is due with our second son in the next two weeks, and he's already big, so it could be any time… For the record, his name will be Tanner.

TOURNAMENT!!! TROPHY DART AWARDS

Ton-70-In

Mike Seward	BOOM!	11/29

9 Marks

Pat Crowley	Comfortably Numb	11/15
Mike Seward	BOOM!	11/15
Jeff Wenhart	Kozmic Debris	11/15
Jeff Bridges	Last Call	11/29
Jim Budelman	Lunatic Fringe	11/29
Robert Ray	Madhouse Patients	11/29
Jason Roman-Cusher	Grateful Darts	11/29
Bob Rube	UZMALL	11/29
Somchai Samaluk	Industrial Strength	11/29
Dave Goyen	Point Break	12/6

Ton-80s

Joe Futima **(2)**	D. V. Needed	11/29, 12/6
Billy West **(2)**	The Dilligaffs	11/29, 12/6
Kenny Allen	Diddler's Choice	11/15
Whit Bryant	Black & Tans	11/15
Denny Williams	UZMALL	11/15
Kevin Gullett	Last Call	11/29
Phil Simpson	Grateful Darts	11/29
Chuck Greer	The Dilligaffs	12/6

6 Bulls

(none reported)

OTHER TOURNAMENT HOT DARTS

(Sorry, no award for these, but they're still good shots)

Randy Deemer	Starving Dartists	150-In
Chris Wandscher	Dart Shadows	146-In
Chuck Greer	The Dilligaffs	112-In
Pat Crowley	Comfortably Numb	130-Out
Joe Futima	D. V. Needed	118-Out
Billy Hester	BOOM!	118-Out
Steve Hoffmann	Lunatic Fringe	8-dart 301
Mike Hall	Dart Shadows	10-dart 301
Joel Eason	Damage, Inc.	11-dart 301
Will Benson	Damage, Inc.	12-dart 301
Joel Eason	Damage, Inc.	12-dart 301
Karl Stahl	Arrowing Experience	12-dart 301
Keith Wall	Lunatic Fringe	14-dart SCkt
Allen Smith	Dart Shadows	18-dart SCkt

(…and no, I'm not including an all-star list for the tournament because any fool can throw a bunch of all-stars when he or she is playing two-out-of-three singles cricket sets…)

BEST SHOTS OF THE TOURNAMENT

Well, now this is tough… Three weeks of matches, lots of good reports, so many to choose from… What was the best shot….? Was it *Keith Wall* of Lunatic Fringe tossing a 14-dart SCkt just to prove that his TWO regular season 17-darters weren't flukes? Nope. Was it *Joel Eason* throwing an 11-dart 301 & a 12-dart 301 in the same set? Nope. Was it *Joe Futima* winning the Mugs for D. V. Needed with a 118-Out (in addition to his two 180s)? Damn good, but nope. Was it *Kevin Hubbard* popping a 75-out in 1001 to end Point Break's six and a half hour win in the quarters? Classy finish, but nope. How about whoever hit the out for Grateful Darts in 1001 to win the Mugs? Maybe, but I don't know who threw it from what score. That leaves… *Chris Gilbert* of Dart Shadows and his absolutely beautiful 161-Out of triple-19, triple-18, double-bull, prompting a pretty good-sized grunt from the normally staid Gilbert. The only problem was that Chris actually had 163 left, so he really left… 2. DOH!!!!!! Maybe the shot of the tournament should be the double-1 he threw with the first dart of his next turn…

FINAL REGULAR SEASON TROPHY DART AWARDS

High In (301 only)

Scott Butters	**Ton-60**
Industrial Strength	9/13
Somchai Samaluk	**Ton-60**
Industrial Strength	9/6

High Out (301, 501, and 1001)

Jason Kilts	**Ton-55**
BOOM!	11/1

Fast Singles 301

Nate Wade	**8 darts**
Last Call	10/4

Fast Singles Cricket

Keith Wall (twice!)	**17 darts**
Lunatic Fringe	9/13, 10/4

Fast Doubles Cricket

Scott Butters & Phillip Eastmead	**14 darts**
Industrial Strength	8/30

Fast Doubles 501

Dale Hyler & Jason Kilts	**12 darts**
BOOM!	11/1

9 Marks

Jim Davis **(2)**	Dirty Dogs	8/30, 10/25
Phillip Eastmead **(2)**	Industrial Strength	8/23, 11/8
Somchai Samaluk **(2)**	Industrial Strength	9/13, 11/1
Steve Witz **(2)**	Cheap Shots	10/11, 11/8
Tom Brown	Lunatic Fringe	8/9
Kent Butters	Damage, Inc.	10/4
Scott Butters	Industrial Strength	8/30
John Cox	Madhouse Patients	10/4
Kevin Coyne	Comfortably Numb	8/23
Mike Dwight	Black & Tans	9/13
Joe Futima	D. V. Needed	9/27
Steve Hoffmann	Lunatic Fringe	8/30
Allen Honeycutt	Dart Dawgz	10/11
Bob James	Breakers Chunkers	9/13
Jim Lynch	Hard Cheddar	11/1
Jerry Oakley	D. V. Needed	8/16
Lee Scott	The Dilligaffs	9/6
Joe Stevens	Cheap Shots	10/4
Nate Wade	Last Call	9/20
Keith Wall	Lunatic Fringe	11/1

Ton-80s

Todd Lemons **(2)**	BOOM!	8/30, 9/27
Wil Tan **(2)**	Industrial Strength	8/23, 9/6
David Currin	Dirty Dogs	9/6
Dale Hyler	BOOM!	11/1
Joe Kipping	BOOM!	8/30
Dave Metzker	Horsemen	9/13
Jerry Oakley	D. V. Needed	8/23
Pete Rutten	Dart Shadows	10/11
Lee Scott	The Dilligaffs	10/18
Joe Stevens	Cheap Shots	11/1
Nate Wade	Last Call	10/4
Billy West	The Dilligaffs	9/6

6 Bulls

(none reported)

Fall 2000 RDL Individual Season-Long Awards

SINGLES WIN PERCENTAGE

			W	L	%-age
		"A" Division			
	Brian Selby	A2/ Industrial Strength	19	1	0.950
		"B" Division			
	Jerry Oakley	B6/ D. V. Needed	23	1	0.958
		"C" Division			
	Bob James	C5/ Breakers Chunkers	22	4	0.846
		"D" Division			
	Paul Hansen	D2/ Kozmic Debris	20	4	0.833
		"E" Division			
	Bob Hounsell	E6/ Trip Tight	17	2	0.895
		"F" Division			
	Mike Knox	F5/ I.N.C.	21	3	0.875
		"G" Division			
	Ron Penny	G2/ Madhouse Patients	20	3	0.870
		Women's Records			
1st	Kris Kilsdonk	E4/ Dart Dawgz	18	4	0.818
2nd	Paula Delp	B6/ D. V. Needed	19	5	0.792
3rd	Nicole Hatch	G5/ The Yankees & a Sur	17	8	0.680

ALL-STAR PERCENTAGE

			ASPs	TGP	%-age
		"A" Division			
	Phillip Eastmead	A2/ Industrial Strength	84.0	40	2.100
		"B" Division			
	Jim Davis	B1/ Dirty Dogs	78.5	48	1.635
		"C" Division			
	Nate Wade	C6/ Last Call	56.0	53	1.057
		"D" Division			
	Bryan Sepich	D8/ Smackdown	47.0	49	0.959
		"E" Division			
	Adam King	E7/ Heroes in Trouble	28.0	40	0.700
		"F" Division			
	Matt Sawyer	F5/ I.N.C.	30.5	47	0.649
		"G" Division			
	John Cox	G2/ Madhouse Patients	29.5	54	0.546
		Women's Records			
1st	Paula Delp	B6/ D. V. Needed	36.0	50	0.720
2nd	Kris Kilsdonk	E4/ Dart Dawgz	28.5	44	0.648
3rd	Ginger Rivenbark	E6/ Trip Tight	27.5	44	0.625

THE PLAYERS WHO *BEAT* THE SINGLES WIN %-AGE WINNERS IN EACH DIVISION

Who beat Brian Selby of Industrial Strength?
in 301: (none).
in cricket: Chris Wandscher (wk.3).

Who beat Jerry Oakley of D. V. Needed?
in 301: Kevin Coyne (wk.1).
in cricket: (none).
[Meaning that Jerry is currently on a 23-game regular season winning streak…]

Who beat Bob James of Breakers Chunkers?
in 301: Chuck Poole (wk.2), Bob Kvasnicka (wk.7), Kirk Herbert (wk.14).
in cricket: Danny Hall (wk.7).
[Rough weeks 7 and 14 against Bullweiser for Bob, eh?]

Who beat Paul Hansen of Kozmic Debris?
in 301: John Iager (wk.3), Sean Edgecombe (wk.6).
in cricket: Bryan Sepich (wk.1), Marc Shown (wk.2).

Who beat Bob Hounsell of Trip Tight?
in 301: Kris Kilsdonk (wk.5).
in cricket: Adam King (wk.13).

Who beat Mike Knox of I.N.C.?
in 301: Paul McSorley (wk.7), Greg Boykin (wk.8).
in cricket: Paul Beaudoin (wk.2).

Who beat Ron Penny of Madhouse Patients?
in 301: Stan Converse (wk.5), Fulton Crowley (wk.13).
in cricket: Rick Hollenbeck (wk.10).

Who beat Kris Kilsdonk of Dart Dawgz?
in 301: Kellee Enos (wk.4), Doug Phelps (wk.9).
in cricket: Bob Rube (wk.1), Brian Vitale (wk.9).
[Kris didn't lose after dropping that pair to the One-Armed Bandits.]

SEASON-LONG TROPHY DART MINIMUM GAMES PLAYED REQUIREMENTS

In order to be eligible for all-star point %-age and singles win %-age awards, you must play in at least 66% of the total projected games this season:

for "A", "B", "E" and "F" Divisions:
All-star pt. %-age: min. of 32 Total Games Played
Singles win %-age: min. of 16 Singles Games Played

for "C", "D" and "G" Divisions:
All-star pt. %-age: min. of 37 Total Games Played
Singles win %-age: min. of 19 Singles Games Played

THIS SEASON'S TIEBREAKERS

I don't know if it's really a measure of whether or not the divisions are becoming less competitive (personally I think the opposite is true), but for the second consecutive season the number of tiebreakers has decreased. This despite the fact that we had 45 more matches played this year with the addition of an eighth team in 3 divisions. We had a total of only 22 regular season tiebreakers and 4 tournament tiebreakers. There were 2 in A, 3 in B, 5 in C (1 in the tourney), 8 in D (2 in the tourney), 2 in E, 2 in F, and 4 in G (1 in the tourney). For the third straight season, there were exactly five teams that played more than two tiebreakers: Diddler's Choice and Double-1 in C division, Home Thrown and Grateful Darts (2nd season in a row) in D division, and Dart Attack in G division. The two D division teams were the only ones with 4 1001 games, and their regular season 1001 losses effectively cost each of them the division title. The Grateful Darts built on that 1001 experience of 0-2 in the regular season though, winning a pair of 1001s in the tournament on their way to the Mugs. Diddler's Choice is this season's heartbreak award winner, playing in 3 1001 games, and losing all of them including a tournament semifinal to eventual winner Breakers Chunkers. Oh for the want of just one more double…

FALL 2000 PENALTY SUMMARY

I have only one thing to say here: HOLY CRAP! WHAT ARE ALL OF YOU DOING!?!? Oh… my… lord… you didn't just get a lot of penalties this season, you guys broke every penalty record I've ever encountered! Yes, there were two ballots this season, and yes, I've begun cracking down on incorrect phone messages, but neither of those can possibly explain the type of increase that we had this season. We had **70** penalties doled out this season, to 32 of the 52 teams. There was 1 Preseason Captains' Meeting Penalty (5 pts.), 13 Fifth Week Captains' Meeting Penalties (5 pts. each), 13 Election Ballot Penalties (5 pts. each), 14 Run-Off Election Ballot Penalties (5 pts. each), 1 Ineligible Player Penalty (8 pts.), 11 Phone-In Penalties (5 pts. each), and 17 Mail-In Penalties (16 pts. each), for a total of an incredible **540(!)** points in penalty losses. There was an amazing **9** teams that chalked up three or more penalties in the season, with new records for my tenure being set by Dart Attack of G div. with **7** penalties for a total of **68** points lost (that's more than they ended up with for the season!); they'll have to try harder next season though, as they only got a penalty in 5 of the 7 different penalty categories this season… Usually it's at about this spot in the column that I point out all the teams that cost themselves a place or two in the standings, but there are so many that I'll just pick out two of the most costly - how about Nine Lives dropping to 2nd in D & One-Armed Bandits dropping to 3rd in E? Ouch.

WHERE WE PLAY

After Hours **552-4131**
7608 Purfoy Road Fuquay-Varina
-in front of Comfort Inn, near Sunset Lake/401 inter.

Babineau's **467-5411**
1102 Buck Jones Road Cary
-nearly across from Crossroads Ford dealership

Blinco's **790-3882**
5009 Falls of the Neuse Road N. Raleigh
-in Quail Corners Shopping Center

Breakers Billiards **772-9593**
305 Tryon Road Raleigh
-in Tryon Hills Shop. Ctr. at US 70 & Tryon Rd.

Champions Billiards **833-8337**
2109-152 Avent Ferry Road Raleigh
-in Mission Valley Shopping Center

The Comet Lounge **833-8090**
3003 Hillsborough Street near NCSU
-between Milano's and the Brewery near Dixie

Harrison's Bar and Grill **481-2442**
301-C N. Harrison Avenue Cary
-under Pure Gold, betw. Chatham St. & 54 @ RR tracks

Montas International Lounge **361-2390**
2223 NC Highway 54 (was PJ's) RTP
-across RR tracks just east of 54/55 intersection

Murphy's Pub **859-5411**
401 Asheville Avenue, Suite 109 Cary
-corner of Tryon and Asheville, next to Jiffy Lube

Pantana's Pool Hall **833-2990**
3112 Hillborough Road near NCSU
-I think it's between Concord and Shepherd streets

Players Retreat **755-9589**
105 Oberlin Road near NCSU
-at corner of Oberlin Rd. & Hillsborough St.

Rack'M Up West **851-9006**
5563 Western Boulevard W. Raleigh
-at inter. with Buck Jones Rd. in Plaza West Shp. Ctr.

RBJ's Place **876-5031**
2237 New Hope Church Road Raleigh
-just east of Atlantic Avenue

Sharky's Place **783-5448**
5800 Duraleigh Road NW Raleigh
-in the Yuppie Center near US 70 intersection

Snooker's-RW **828-7665**
3520 Wade Avenue NW Raleigh
-in Ridgewood Shopping Center

Tailgaters **872-2827**
2645-A East Millbrook Road N. Raleigh
-about half a mile west of US-1

The Upper Deck (Cary) **460-9977**
329 N. Harrison Avenue Cary
-near intersection. of N. Harrison & Hwy. 54

The Upper Deck II (Raleigh) **755-3880**
2235 Avent Ferry Road Raleigh
-right next to Mission Valley Shopping Center

Upper Deck Profile **833-4527**
625 E. Whitaker Mill Road Raleigh
-near inter. of Whitaker Mill & Wake Forest Rd.

SPRING 2001 RDL SEASON REGISTRATION DATES

Team registration dates: returning teams - January 3, new teams - January 4, 7:30 p.m., Champions Billiards. Preseason captains' meeting is at 7:00 p.m, January 22nd, at Champions. Match play starts January 24th.

And yes, I realize that this information is elsewhere in the Tons a couple of times, but I really don't want to lose any teams because they forgot to register. It's one thing to lose a team because they have other things to do every Wednesday, but it sucks when we lose a team because either we or they weren't paying attention.

DON'T FORGET - RDL PAYMENT INFORMATION

TREASURER KEVIN COYNE WILL FOLLOW THE PRECEDENT SET BY BILLIE CHURCHWELL & HE WON'T ACCEPT CASH FOR REGISTRATION, NEWSLETTER, ETC.! BRING A CHECK! AND DON'T BOUNCE A CHECK TO RDL - THAT WILL COST YOU AN EXTRA $20 FEE! YOU HAVE AGAIN BEEN FOREWARNED, AND KEVIN DOESN'T WANT TO HEAR YOUR SOB STORY AT REGISTRATION. IT'S NOT FAIR TO KEVIN TO HAVE CARRY AROUND YOUR CASH… SO HE WON'T BE.

OTHER SPRING LEAGUES IN DURHAM/RTP

I've seen some of you guys play, and trust me you could use some more practice. There's no guarantee that it will work (see my game as an example), but playing in another league or two often raises a player's ability level. There are no less than four other leagues across the Triangle, with all but one of them playing in Raleigh or at least RTP. Two of those leagues have registration and the start of the next season coming up in the near future. Maybe you should grab a few friends and check one out; or just come as a single and see if any teams are looking to add one…

Bull City Dart League

- Tuesday, Steel-Tip, HANDICAPPED league
- Played primarily in RTP, with some downtown Durham locations

4-6 players per team, $20 per player, registration open through the reg. meeting at 7:00-9:00 p.m, Tuesday, January 2nd at Arnie's Grill and Bar near exit 278 off I-40.
Fall Party & Blind Draw - Sat., January 6th, Arnie's
Spring Season match play begins Tuesday, January 9th
For info., call the President - ME (Jason Kilts) at 477-0684

Tobacco Road Dart League

- Monday, Steel-Tip, 2-OUT-OF-3 league
- Played primarily in RTP, with some downtown Durham locations

4-6 players per team, $20(?) per player.
Fall Party & Blind Draw - Sun., December 17th(??), Arnie's; SignUps and Blind Draws on 12-18 and 12-28 at Arnie's; Scheduling Meeting will be Jan. 4th, & play starts Jan. 8th
For info., call President Don Richards at 596-2019

Woody's **380-7737**
8260 Chapel Hill Road Cary
-between N. Harrison & Reedy Creek Road

HOW TO REACH US

RDL VoiceMail

(919)-990-1218

Mail Scoresheets to:

Jason Kilts
2811 Duke Homestead Road
Durham, NC 27705

Scoresheet FAX available at:

(253)-660-4966

New Member Fees and Newsletter Fees:

Kevin Coyne - RDL Treasurer
5916 Carmel Lane
Raleigh, NC 27609

Nomination and Election Ballots:

Michelle Gaffney - RDL Secretary
3912-C Knickerbocker Parkway
Raleigh, NC 27612

All Other RDL Correspondence to:

(The P.O. Box wasn't worth the cost, and we haven't chosen a new location for random RDL mail, so just send any other stuff to Jason for the time being.)

2001 Board of Directors

President	William Holland	233-9816-home 522-3786-mobile
Vice President	Brian Selby email: beselby@mindspring.com	844-1462
Secretary	Michelle Gaffney email: pmgaffney@aol.com	571-1917
Treasurer	Kevin Coyne email: krcoyne@aol.com	876-8636-home 522-2317-mobile
Membership	Cathy Moeschet email: dartist@ipass.net	789-0336
Rules/Grievances	Heather Thomas email: Heather.Thomas@ncmail.net	839-6362
External Orgs.	Danica Kelso email: cekdsk@msn.com	336-585-1784

League Statistician/Editor

Jason Kilts 990-1218
email: kilts001@mc.duke.edu or jdkilts@yahoo.com

OUTGOING OFFICERS FROM 2000

Well, William Holland is still President, Michelle Gaffney is still Secretary, and Cathy Moeschet is still Membership Director. Plus, Brian Selby has merely switched jobs to Vice President from his previous post of Rules & Grievances Director. If you see these people, thank them for their past and future efforts on behalf of you and your dart league. But let's not forget either Phillip Eastmead or Billie Churchwell, the outgoing Vice President and Treasurer, respectively; these two did a great deal of work on your behalf also, and deserve your thanks…

Due to space limitations (from all of your penalties!), I had to move these items over here. 'Game minimums' are elsewhere…

Other Local Weekly Leagues

Mon./Thurs.	***Capital Area Dart Club*** , Singles/Doubles
Mondays	***Tobacco Road Dart League*** , Durham
Tuesdays	***Bull City Dart League*** , Durham
Thursdays	***Triangle Dart League*** , Chapel Hill
Saturdays	***CADC Youth League*** , Champions Billiards

CALENDAR OF EVENTS

Jan. 3 & 4 7:30-9:00 p.m.	**Spring 2001 RDL Registration**; Champions Returning teams - Jan. 3, New teams - Jan. 4; Bring one check for entire team dues - DO NOT BRING CASH - it will NOT be accepted!
Mon., Jan. 22 7:00-9:00 p.m.	**Mandatory Spring 2001 Preseason Captains' Meeting**; Champions Billiards
Wed., Jan. 24	**Start of RDL League Play for the Spring 2001 Season**

Weekly Blind Draws

From recent reports from the local darting die-hards, it appears that almost all of the weekly blind draws have dwindled due to sporadic attendance rates, with one lone exception. If you or others start up one of the previous blind draws again, please let me know and I will put it back here in the Tons of Newsletter.

Friday **Champions Billiards**, 8:00 p.m. (833-8337)
(Champions matches the pot!)

Champions Billiards & Darts - Blind Draw Notice!

Champions Billiards in Mission Valley Shopping Center is willing to hold a blind draw any day of the week that there are 14 or more people willing to enter. Seven days a week! Just get 14 people together, and they'll match the pot!

FALL 2000 PENALTY LOG

Some of you keep asking "When did we get a penalty? What penalty did we get?" Well, your answer's here EVERY week. And from the looks of it, a whole BUNCH of you guys might be asking that this season - *look at the size of this list!!!!*

Preseason captains' meeting (5 pts.): Dart Attack (G).

Fifth week captains' meeting (5 pts.): Comfortably Numb (B), Get the Point!!! (B), Shooter's Buzz (C), Bullweiser (C), Rat Bar Stewards (D), Travelin' Beer Bellies (D), Dynamic Darts (E), One-Armed Bandits (E), Dart Dawgz (E), Heroes in Trouble (E), DA Bulls (F), Get Over It (F), The G Spot (G).

Election ballot (5 pts.): Horsemen (A), Arrow. Experience (B), Diddler's Choice (C), Shooter's Buzz (C), Dodge Darts (C), Dynamic Darts (E), Sharky's Machine (F), Get Over It (F), Damned Yankees! (F), Hard Cheddar (F), Dead Sox (G), Point Break (G), Dart Attack (G).

Run-Off Election ballot (5 pts.): Horsemen (A), Black & Tans (A), Arrowing Experience (B), Get the Point!!!(B), Shooter's Buzz (C), Dodge Darts (C), B. B. & the Pimps (E), Dynamic Darts (E), Get Over It (F), Damned Yankees! (F), Hard Cheddar (F), Deck Hashers (G), Point Break (G), Dart Attack (G).

Ineligible player (match win, all pts., all statistics): Deck Hashers (G,wk.5,8pts.).

Phone-in (5 pts.): The Dilligaffs (A,wk.3), Dart Shadows (A, (A,wk.2), Arrowing Experience (B,wk.6), Dodge Darts (C,wk.14), Nine Lives (D,wk.11), Madhouse Patients (G,wk.12), Dead Sox (G,wk.11), The Yankees & a Surfer (G,wk.13), Deck Hashers (G,wk.9), Point Break (G,wk.5), DartAttack (G,wk.1).

Mail-in (16 pts.): Dirty Dogs (B,wk.14), Arrowing Experience (B,wk.6,wk.13), Shooter's Buzz (C,wk.8), Bullweiser (C,wk.7), Dodge Darts (C,wk.2,wk.14), B. B. & the Pimps (E,wk.2), DA Bulls (F,wk.4), Sharky's Machine (F,wk.6), Get Over It (F,wk.7), Madhouse Patients (G,wk.9,wk.11), Point Break (G,wk.14), Dart Attack (G, 3 times-wk.1,wk.3,wk.6).

THE EIGHTH SEMI-ANNUAL EDITION OF : JK'S DIVISIONAL ALL-STAR TEAM PICKS

(Players within each division are listed alphabetically) (Players are chosen any way I damn well please - not purely by the numbers!)
(This is not purely my own guesses at who is simply the best thrower, but also who is important to their team, who is good in the clutch, etc.)

Divisional MVPs

All of RDL	*Paul Hansen*	*Kozmic Debris*
A Division	Brian Selby	Industrial Strength
B Division	Jim Davis	Dirty Dogs
C Division	Bob James	Breakers Chunkers
D Division	Paul Hansen	Kozmic Debris
E Division	Kris Kilsdonk	Dart Dawgz
F Division	Mike Knox	I.N.C.
G Division	Tim Mozzetti	Point Break

"A" Division

Jim Budelman	Lunatic Fringe	Would you want to play him?
Phillip Eastmead	Industrial Strength	Lots of wins, lots of all-stars…
Keith Gibbs	The Dilligaffs	Most consistent for 12-0 A div. team.
Dale Hyler	BOOM!	Has become new A div. giant killer.
Doug Jeffcoat	The Dilligaffs	18-3 in -01 is great start & finish.
Brian Selby	Industrial Strength	The most clutch shot in the division.
Keith Wall	Lunatic Fringe	Mr. Fast Singles Cricket is in.
Chris Wandscher	Dart Shadows	17-3 total cricket record in A rocks.

"B" Division

Jacky Buckner	Get the Point!!!	Did well in 301 and doubles cricket.
John Carroll	Dirty Dogs	Lots of wins as 2nd shot on the team.
Jim Davis	Dirty Dogs	Clearly the division big shot.
Paula Delp	D. V. Needed	23-1 total in cricket sets is enough.
Joel Eason	Damage, Inc.	Solid record across final three sets.
Joe Futima	D. V. Needed	Well… he's the best in RDL…
Jerry Oakley	D. V. Needed	Fantastic record in every set.
Trey Rodgers	Damage, Inc.	Mr. Consistency for Damage crew.

"C" Division

Kenny Allen	Diddler's Choice	Easily top team shooter across sets.
Eric Hines	Double-1	A couple sets with 10 wins is good.
Chris Hoyt	Breakers Chunkers	Not spectacular, but solid all across.
Bob James	Breakers Chunkers	Top winner for upset Mug winners.
Bob Kvasnicka	Bullweiser	Leading record for contending team.
David Schuelke	Last Call	Excellent in cricket, decent in -01.
Nate Wade	Last Call	Only RDL player with 10+ in all sets.
Steve Witz	Cheap Shots	Crkt wins/9-marks make up for -01.

"D" Division

Al Fuhrmann	Nine Lives	Great record for the runners-up.
Sam Green	Nine Lives	Too bad he was just a part-timer.
Paul Hansen	Kozmic Debris	Puts the team on his shoulders.
Ron Hendricks	Starving Dartists	14-2 total in singles/doubles cricket.
John Murdaugh	Home Thrown	Too bad he only played half the time.
Bryan Sepich	Smackdown	28-8 record in the first three sets.
Marc Shown	Starving Dartists	10-1 in SCkt is pretty damn solid.
J.J. Yoneoka	Travelin' Beer Bellies	Solid win/loss, until 501 rolls around.

"E" Division

Fon Denton	UZMALL	Can't figure out why he loses DCkt.
Paul Herbert	Dart Dawgz	8-10 wins in every set for div. winner.
Bob Hounsell	Trip Tight	Mr. E division singles king.
Kris Kilsdonk	Dart Dawgz	9-2 in every set is simply awesome.
Steve Margets	Trip Tight	Mr. E division doubles king.
Bob Rube	UZMALL	22-6 total in final three sets.
Bill Stasko	Heroes in Trouble	WHAT is that 301 record doing here?
Brian Vitale	One-Armed Bandits	Very good in singles/doubles cricket.

"F" Division

David Arensdorf	Sharky's Machine	He said he slumped. Whatever.
Dick Cummings	Bulls Hitters	Strong thrower/captain for Mug team.
Duncan Kerr	DA Bulls	Almost pulled off top div. record.
Mike Knox	I.N.C.	Great record in all sets for F winner.
Alex Sarantos	Damned Yankees!	Big gun needs to find a 501 partner.
Matt Sawyer	I.N.C.	Great complement to Knox for I.N.C.
Bruce Steinhauer	Get Over It	If he came more, they'd win more.
Bill White	DA Bulls	Just a few 301s short of top status.

"G" Division

(Pick any three of Lance Robinson, John Keleher, Ron Penny, and John Cox of Madhouse Patients. When a team is as dominant as this, I'm just not going to pick more than three of them. You pick the three, I don't care who.)

Randy Beebe	Deck Hashers	Just needs to hit a few 501 outs.
Stan Converse	G. D. Goldeneyes	Big winner in singles cricket.
Tim Mozzetti	Point Break	Big shot who is way above team ave.
Steve Tollerton	G. D. Goldeneyes	Solid record across all four sets.
Nelson Williams	Dead Sox	Only missing a few doubles wins.

QUICK STAT TIDBITS

-The **Quadruple Double Award** winners (double-digit wins in all four sections): ever since we've begun having so many 7-team divisions, our number of quad double winners is still decreasing. We did get one this season in one of our eight-team divisions, and that's *Nate Wade* of Last Call. Very nice. I've pulled out a dozen other players that also had exceptional seasons, in a couple different categories. After Nate come *Jim Davis* of Dirty Dogs, *Bob James* of Breakers Chunkers, *Mike Knox* of I.N.C., and *Lance Robinson* , *Mike Bennett* , *Ron Penny* , and *John Cox* , all of Madhouse Patients; each of these 7 players chalked up three sets with double-digit wins. Next would be *Jerry Oakley* of D. V. Needed and *Kris Kilsdonk* of Dart Dawgz, who won 9 or more in each of the four sets. Finally, there are *Paula Delp* of D. V. Needed, *J.J. Yoneoka* of Travelin' Beer Bellies, and *William Holland* of Grateful Darts, each with 9 or more wins in at least three of the four sets. Congrats to all 13 of you.

-**IronMan/Woman Award**: The top three games played totals are all in G div., so *Fulton Crowley* of Point Break and his 63 games just barely outlast the 62 of *Matt Moore* and *Jason Nagy* of Dart Attack. Crowley played 7 games over the 4-per-match number, and didn't even have the benefit of a 1001 game to add to his total, so he is a true Iron Man for this season. Honorable mentions in 8-team divisions: Phil Brown of Diddler's Choice in C with 59, and four players in D with 58 games, Sarge Smith of Rat Bar Stewards, J.J. Yoneoka of Travelin' Beer Bellies, William Holland of Grateful Darts, and Craig Griffin of Smackdown. Honorable mentions in 7-team divisions: Craig Cashwell of Dart Shadows in A with 50, Paula Delp of D. V. Needed in B with 50, Britt Campbell of B. B. & the Pimps in E with 51, and Tom Gross of Sharky's Machine in F with 52.

-The **Team Attendance Award** winners: there weren't any teams that were clear sets of six players that played every set or anything like that, but I have picked out 9 pretty decent examples of tight teams that all play all the time: Industrial Strength in A had 7 players in the 32-41 games played range; The Dilligaffs in A had 7 players in the 39-45 games range; Damage, Inc. in B had its 7 most active players within four games played of each other; Double-1 in C had all 7 of its players play at least 45 games; until Murdaugh showed up, Home Thrown's 6 others all played almost the exact same amount; Smackdown in D had its 6 most active players all play 47-58 games; E div. winner Dart Dawgz had 6 of its 7 play 39-48 games; I.N.C. in F had 7 players, all with 33-47 games played; and The Yankees in G had all but 1 player with 44+ games.

MY IN-SEASON, PRESEASON & TOURNEY PREDICTION RESULTS

I continued my relatively new system of picking all matches (except for those involving Arrowing Experience) this season, and came up with a moderate record of 185-111 this season for about a 63% success rate. That's quite a bit lower than last season's 71% rate. Yuck.

In the tournaments, I once again pumped it up and hit a whole bunch of the winners, despite the fact that an early loss for one of my picks can mean two or three wrong picks due to picks in the later rounds. I went 35-11 and quite a few of those wrong picks are the same team being an incorrect pick more than once when they lost in the first round. I hit five of the seven winners, got the entire A bracket correct, and was a single pick away in the B, D, and F sets.

My preseason picks, considering that they are done before teams really even settle on their final rosters, turned out great. My A pick finished third, but I almost got the tournament winner. My B prediction was dead on, right down into the tournament. In C, not only did I pick Last Call, but I said they would have to outduel Double-1 along the way. I couldn't pick in D, as I thought that there were four teams that were just too close to call - as it turned out, those four teams finished within one match and a grand total of 7 points from each other. My E pick mentioning Dynamic Darts must have been a typo, right? It should have read Dart Dawgz, right? I had Trip Tight and Bandits right there with them at least. I was close on my assessment of many F teams, except for one… eventual season winner I.N.C. Doh! And while the race in G ended up as a wider separation than I expected, I picked not only the season winner, but also the 2nd place team. Not too bad. I'm satisfied with those…

VOLUNTEERS? ANYONE?

Every season the members of the RDL Board end up looking for league members who are willing to volunteer for one of a few rather simple duties. I'm putting in print right here, so now you can't say "I didn't know they needed any help". The primary things the Board needs help with each season are the following:

Transport/setup of stanchions at the banquet (they actually pay this person!)
Breakdown of the stanchions at the banquet
People to serve on the Rules Committee
People to help plan and organize the banquet
… and a bunch of other little crap…

Interested in helping out without the responsibility of a Board position? Maybe you should hunt down the Board member that is probably standing somewhere near you right now and tell them that you would like to help. They would appreciate it, and so would your fellow darters. After all, somebody has to do each thing - and if you've never been the one doing it, then somebody else has always done it for you, and it's probably now your turn.

SHORT SUMMARIES OF NC CITY DART LEAGUE and NC LADIES' CUP TOURNAMENT RESULTS ON PAGE 11

NC City Dart League - …new king has heavy RDL bloodlines…

Last weekend's NCCDL tournament provided some incredibly exciting moments, and many of them were provided by RDL members. In the quarterfinals, relatively easy wins were posted by Charlotte and Durham. Wilmington went to the final set, but closed out a tough Piedmont team; and the best match of the round was clearly the Jacksonville-Capital Area match. Capital Area featured RDL members **Kevin Barton**, **Will Benson**, **Kevin Coyne**, **Joel Eason**, **Keith Gibbs**, **Chuck Greer**, **Somchai Samaluk**, captain **Brian Selby**, and **Donnie Simpson**. The match lead changed hands or became tied several times, and was finally finished when Greer popped a beautiful 96-Out when Jacksonville missed three turns at the double.

In the semifinals, the Capital Area squad drew the top seeded team from Charlotte and fought valiantly. They managed to push the match into the fifth and final set (four-player 701), but the depth of Charlotte just proved to be too much. On the other side of the room, the Durham team took on Wilmington. Durham featured RDL members **Stef Bogaerts**, **Tom Brown**, **Dale Hyler**, **Doug Jeffcoat**, captain **Jason Kilts**, **Todd Lemons**, **Wil Tan**, and **Keith Wall**. After falling behind 4-0 and then 6-2, Durham fought back with 6 of the 8 singles crickets against the defending Cup champions and hosts. Back and forth the match went in the two doubles sets, with no less than SEVEN perfect throws being tossed. Durham claimed the first set of four-player 701, but Wilmington claimed the second, thereby forcing one game of eight-player 1001 for the match. After arguably the toughest four man string in the state (Bob Gargan, Brian Blake, Tracy Gray, Johnny Brendell) missed the double for Wilmington, Hyler delivered a pure double-20 to send Durham to the final. In the final, it was all Durham as the Cup was brought back to the Triangle when Brown clinched the winner in doubles cricket with a first-dart double-bull.

NC Ladies' Cup - …and then all was right with the world…

I don't have the scoresheets yet, so I'm a bit short on the specifics for now, but here's what we know: 1) Raleigh didn't finish first in the regular season, 2) hell indeed may have frozen over, 3) Raleigh made things right with a romping victory in the tournament to keep the Cup right here in Raleigh, and 4) hell has probably re-thawed. Raleigh members qualified to play were: **Jan Adams**, **Connie Austin**, **Britt Campbell**, **Billie Churchwell**, **Paula Delp**, **Michelle Gaffney**, **Danica Kelso**, and **Kris Kilsdonk**. [p.s. Check out Delp's high out!]

FALL 2000 BAR RATING RESULTS

Included here are the cumulative averages of each RDL host establishment's ratings from their visiting captains. The Board has taken the individual scores and comments and talked with some bar owners about what needs to be improved, but it is equally important to recognize our establishments that have provided the most excellent accommodations to our members. In any case, here are the average totals for each and every one of our establishments for the past season. The top three of the season receive awards in recognition of their facilities and service.

FALL 2000 SEASON

The establishments were rated in six categories, with possible scores of 1 to 5 in each category. The lowest total possible then is **6**, while the highest total possible is **30**.

Establishment	Average
Pantana's Pool Hall	25.913
Tailgaters	25.500
Upper Deck Profile	25.320
Blinco's	24.733
RBJ's Place	24.667
After Hours	24.292
Snooker's - Ridgewood	24.200
Sharky's Place	24.176
Breakers Billiards	23.600
Murphy's	23.250
Montas Intl. Lounge	23.000
Comet Lounge	23.000
Rack'M Up West	22.750
Upper Deck II	22.500
Champions	22.304
Harrison's	21.429
Upper Deck - Cary	21.357
Woody's	20.059
Babineau's	19.455
Players Retreat	17.000

RANDOM RDL THOUGHTS AND ITEMS

--This probably shouldn't need to be said, but since I witnessed it recently, I guess it does: YOU SHOULD NEVER THROW YOUR DARTS AT ANYTHING BUT THE DART BOARD. Really people, recognize the fact that we play with weapons…

--Only ONE of the seven regular season division-winning teams won its tournament. Is the two-of-three format really that distinct from the one-game format? Or was that just a fluke? Usually, several teams win both…

--This is the last page that I'm finishing and it's Saturday night before the banquet. I just heard that my alma mater (Michigan, which is evidently solely a football school now) lost to Duke 104-61 today. Pretty bad, but not as bad as the 34-2 start that the Dukies hung on them in the game. Yikes.

--This just in! The members of The Dilligaffs are really all from Florida and have demanded a recount of the score of their finals match with Industrial Strength. Industrial captain Brian Selby has already filed a court action to stop the recount, claiming that it wasn't "chads" that were hanging out during the match…

--Does anybody realize how impressive Jerry Oakley's singles win streak is? 23 games in a row right now, and he doesn't sit out any 301 sets or anything like that to protect his record. Sure, he's in B and not A, but there are some serious throwers in B. Fantastic.

--Happy holidays, everybody. Drive safe, be smart, and we'll see all of you back here to do it all again next season. Until then…

2000 North Carolina City Dart League & 2000 North Carolina Ladies' Cup

(For a bit more than just the numbers, check out the column on the State Leagues on page 10.)

NORTH CAROLINA CITY DART LEAGUE (NCCDL)

		W	L	Pts.
1	Charlotte (QCDA)	9	1	277
2	Durham (BCDL)	9	1	246
3	Wilmington (ACDA)	9	1	232
4	Jacksonville (JDA)	6	4	212
5	Capital Area (CADC)	6	4	178
6	Piedmont (PDA)	5	5	202
7	Morehead City (CCDA)	4	6	180
8	Lake Norman (LNDA)	3	7	140
9	Boone (HCDA)	2	8	147
10	Asheville (WCDA)	2	8	132
11	Chapel Hill (TDL)	0	10	73

NORTH CAROLINA LADIES' CUP (NCLC)

		W	L	Pts.
1	Durham (BCDL)	8	1	139
2	Raleigh (RDL)	7	2	143
3	Wilmington (ACDA)	7	2	122
4	Charlotte (QCDA)	5	4	106
5	Jacksonville (JDA)	5	4	93
6	Piedmont (PDA)	4	5	114
7	Chapel Hill (TDL)	3	6	90
8	Capital Area (CADC)	3	6	84
9	Asheville (WCDA)	3	6	66
10	Boone (HCDA)	0	9	66

NCLC PERFECT THROWS & HIGH OUTS (NCCDL list too long to include)

Perfect Throws

Kim Coffey - Boone - (9m,11/18)

Suzanne Howie **(2)** - Boone - (9m,T80,4/29)

Dawn Jeffcoat - Dur. - (9m,11/11)

Danica Kelso - Ral. - (9m,6/11)

Deb Parker - Dur. - (T80,5/6)

Lisa Shpritz - Dur. - (9m,8/26)

Talecia Zimmerman - Wilm. - (9m,4/29)

High Out

164 - Paula Delp - Ral. - (3/4)

Congratulations to the winners of the 2000 awards for best singles win percentages:

Jacques McMillan (Charlotte) - 14-0 **Paula Delp** (Raleigh) - 11-0

[Though last season was East/West divisional, this is Delp's 2nd win in a row, as she claimed the East last year!]

2000 NC City Dart League Post-Season Tournament (Dec. 2 & 3 - Reggie's, Wilmington)

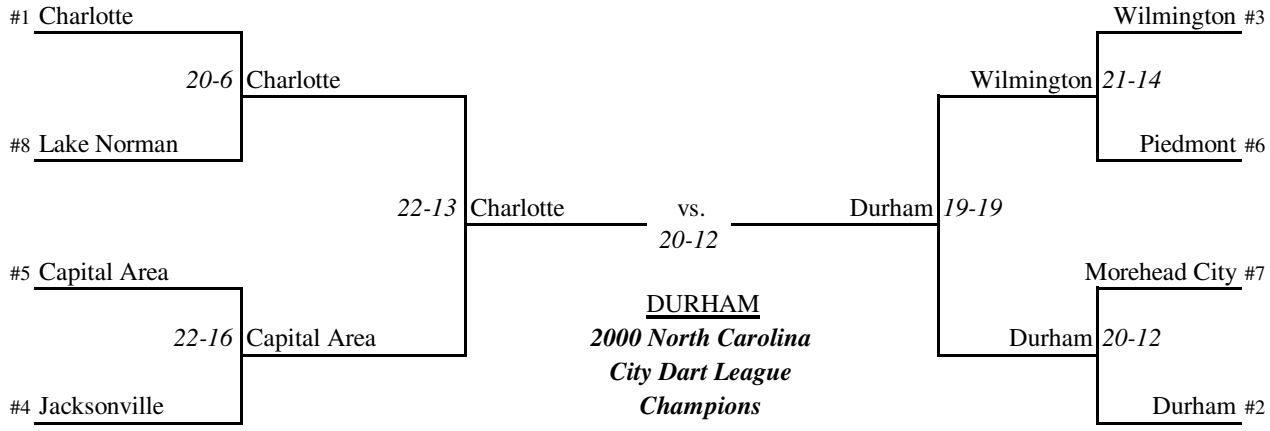

2000 NC Ladies' Cup Post-Season Tournament (Dec. 2 & 3 - Champions Billiards,Raleigh)

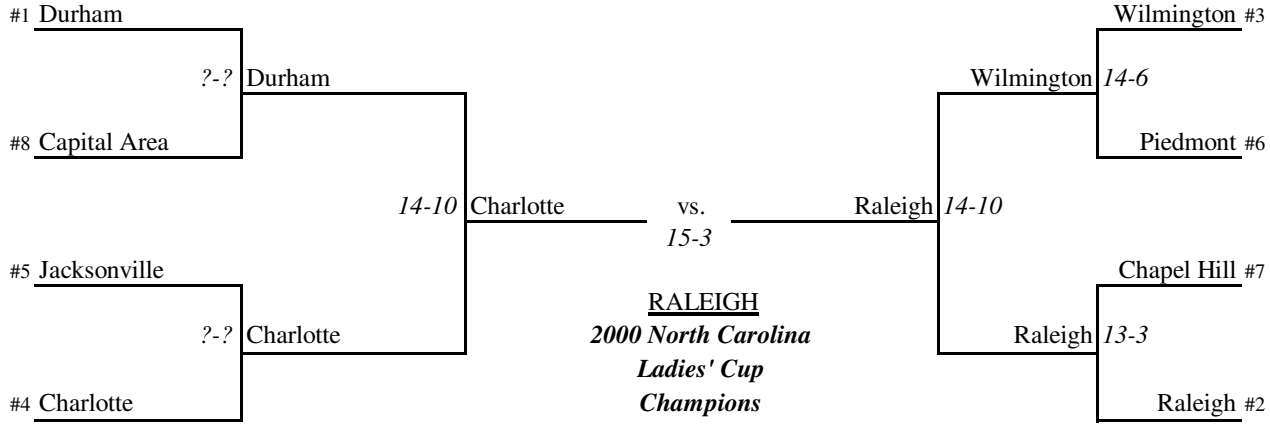

Fall 2000 RDL Top Singles Records (by division) (FINAL!)

(Missing statistics: week 14, 14-8 win by C7 over C2)

(Game minimum required for this listing: 16 for "A", "B", "E" and "F" divisions, 19 for "C", "D" and "G" divisions)

"A" Division

			W	L	%-age
1	Selby, Brian	A2/ Industrial Strength	19	1	0.950
2	Gibbs, Keith	A3/ The Dilligaffs	17	4	0.810
3	Eastmead, Phillip	A2/ Industrial Strength	16	4	0.800
4	Hoffmann, Steve	A1/ Lunatic Fringe	17	5	0.773
5	Jeffcoat, Doug	A3/ The Dilligaffs	16	5	0.762
6	Wandscher, Chris	A5/ Dart Shadows	15	5	0.750
7	Greer, Chuck	A3/ The Dilligaffs	14	5	0.737
	West, Billy	A3/ The Dilligaffs	14	5	0.737
9	Hyler, Dale	A4/ BOOM!	12	5	0.706
10	Hall, Mike	A5/ Dart Shadows	11	5	0.688
11	Samaluk, Somchai	A2/ Industrial Strength	13	6	0.684
12	Terry, Bob	A1/ Lunatic Fringe	15	7	0.682
13	Simpson, Donnie	A2/ Industrial Strength	12	6	0.667
14	Wall, Keith	A1/ Lunatic Fringe	15	8	0.652
15	(two tied)		14	8	0.636

"B" Division

			W	L	%-age
1	Oakley, Jerry	B6/ D. V. Needed	23	1	0.958
2	Davis, Jim	B1/ Dirty Dogs	19	4	0.826
3	Delp, Paula	B6/ D. V. Needed	19	5	0.792
4	Carroll, John	B1/ Dirty Dogs	18	6	0.750
5	Rodgers, Trey	B7/ Damage, Inc.	16	6	0.727
6	Bonar, Eric	B7/ Damage, Inc.	16	7	0.696
7	Hunsberger, Jim	B5/ Get the Point!!!	15	7	0.682
8	Butters, Kent	B7/ Damage, Inc.	16	8	0.667
	Berry, Dave	B3/ Arrowing Experience	14	7	0.667
10	Slominski, Mark	B2/ Excalibur	12	7	0.632
11	Eason, Joel "Deputy"	B7/ Damage, Inc.	15	9	0.625
	Young, Jimmie	B6/ D. V. Needed	10	6	0.625
13	Stahl, Karl	B3/ Arrowing Experience	13	8	0.619
14	Berry, Robert	B2/ Excalibur	12	8	0.600
	McDonald, Michael	B6/ D. V. Needed	12	8	0.600

"C" Division

			W	L	%-age
1	James, Bob	C5/ Breakers Chunkers	22	4	0.846
2	Wade, Nate	C6/ Last Call	21	5	0.808
3	Cullipher, Shawn	C1/ Diddler's Choice	18	6	0.750
4	Buckman, Dave	C3/ Cheap Shots	14	5	0.737
5	Hines, Eric	C8/ Double-1	16	7	0.696
	Hope, Chris	*C7/ Dodge Darts	16	7	0.696
	Schuelke, David	C6/ Last Call	16	7	0.696
8	Denton, Jonathan	C8/ Double-1	16	8	0.667
	McNamara, Tim	*C7/ Dodge Darts	14	7	0.667
10	Stevens, Joe	C3/ Cheap Shots	16	9	0.640
11	Fuquay, Chris	C8/ Double-1	12	7	0.632
12	Kvasnicka, Bob	C4/ Bullweiser	17	10	0.630
13	Dowling, Jack	C4/ Bullweiser	15	9	0.625
	Tighe, John	C8/ Double-1	15	9	0.625
15	(three tied)				0.600

"D" Division

			W	L	%-age
1	Hansen, Paul	D2/ Kozmic Debris	20	4	0.833
2	Shown, Marc	D5/ Starving Dartists	17	5	0.773
3	Fuhrmann, Al	D3/ Nine Lives	18	6	0.750
	Sepich, Bryan	D8/ Smackdown	18	6	0.750
5	Yoneoka, J.J.	D4/ Travelin' Beer Bellies	20	8	0.714
6	Deemer, Randy	D5/ Starving Dartists	16	7	0.696
7	Howell, John	D5/ Starving Dartists	16	8	0.667
	Copple, Matthew	D3/ Nine Lives	14	7	0.667
9	Edgecombe, Sean	D6/ Home Thrown	17	9	0.654
	Johnson, Patrick	D6/ Home Thrown	17	9	0.654
	Sosa, Bo	D3/ Nine Lives	17	9	0.654
12	Holland, William	D7/ Grateful Darts	18	10	0.643
13	McGettigan, Peter	D1/ Rat Bar Stewards	13	8	0.619
14	Griffin, Craig	D8/ Smackdown	17	12	0.586
15	Beeson, Robb	D8/ Smackdown	14	10	0.583

"E" Division

			W	L	%-age
1	Hounsell, Bob	E6/ Trip Tight	17	2	0.895
2	Kilsdonk, Kris	E4/ Dart Dawgz	18	4	0.818
3	Herbert, Paul	E4/ Dart Dawgz	18	6	0.750
	Denton, Fon	E5/ UZMALL	15	5	0.750
5	Nelson, Jim	E1/ B. B. & the Pimps	14	6	0.700
6	Rube, Bob	E5/ UZMALL	13	6	0.684
7	Stasko, Bill	E7/ Heroes in Trouble	16	8	0.667
	Wackerman, Mark	E7/ Heroes in Trouble	16	8	0.667
9	Rivenbark, Ginger	E6/ Trip Tight	15	8	0.652
10	Phelps, Doug	E3/ One-Armed Bandits	13	7	0.650
11	Vitale, Brian	E3/ One-Armed Bandits	14	8	0.636
12	Hodges, Michael	E4/ Dart Dawgz	15	9	0.625
13	Rhea, Bill	E4/ Dart Dawgz	11	7	0.611
14	Markov, Jim	E2/ Dynamic Darts	12	8	0.600
15	Margets, Steve	E6/ Trip Tight	13	9	0.591

"F" Division

			W	L	%-age
1	Knox, Mike	F5/ I.N.C.	21	3	0.875
2	Sawyer, Matt	F5/ I.N.C.	20	4	0.833
3	Sarantos, Alex	F6/ Damned Yankees!	18	5	0.783
4	Cummings, Dick	F3/ Bulls Hitters	13	4	0.765
5	Kerr, Duncan	F1/ DA Bulls	16	5	0.762
6	Boykin, Greg	F6/ Damned Yankees!	16	6	0.727
7	Arensdorf, David	F2/ Sharky's Machine	15	6	0.714
8	Kruger, Lonny	F2/ Sharky's Machine	15	7	0.682
9	Gross, Tom	F2/ Sharky's Machine	17	9	0.654
10	McSorley, Paul	F1/ DA Bulls	15	8	0.652
11	Richardson, Kevin	F1/ DA Bulls	10	6	0.625
12	Lawley, Charlie	F4/ Get Over It	14	9	0.609
	Lupien, Bam	F6/ Damned Yankees!	14	9	0.609
14	(three tied)		13	9	0.591

"G" Division

			W	L	%-age
1	Penny, Ron	G2/ Madhouse Patients	20	3	0.870
2	Robinson, Lance	G2/ Madhouse Patients	24	4	0.857
3	Keleher, John	G2/ Madhouse Patients	24	5	0.828
4	Williams, Nelson	G4/ Dead Sox	18	5	0.783
5	Beebe, Randy	G6/ Deck Hashers	17	5	0.773
6	Cox, John	G2/ Madhouse Patients	21	8	0.724
7	Converse, Stan	G1/ G. D. Goldeneyes	18	7	0.720
8	Sanger, Randy	G3/ The G Spot	15	6	0.714
9	Hall, James "Sparky"	G5/ The Yankees & a Surfer	20	9	0.690
10	Hatch, Nicole	G5/ The Yankees & a Surfer	17	8	0.680
11	Tollerton, Steve	G1/ G. D. Goldeneyes	16	8	0.667
12	Mozzetti, Tim	G7/ Point Break	16	9	0.640
13	Hollenbeck, Rick	G6/ Deck Hashers	12	7	0.632
14	Smith, Van	G4/ Dead Sox	15	9	0.625
15	Ricket, Matt	G5/ The Yankees & a Surfer	14	9	0.609

Women's Records

			W	L	%-age
1	Kilsdonk, Kris	E4/ Dart Dawgz	18	4	0.818
2	Delp, Paula	B6/ D. V. Needed	19	5	0.792
3	Hatch, Nicole	G5/ The Yankees & a Surfer	17	8	0.680
4	Rivenbark, Ginger	E6/ Trip Tight	15	8	0.652
5	Buzzard, Teresa	G2/ Madhouse Patients	12	8	0.600
6	Thomas, Heather	G3/ The G Spot	15	12	0.556
7	Lawley, Lisa	F4/ Get Over It	9	9	0.500
8	Campbell, Britt	E1/ B. B. & the Pimps	12	13	0.480
9	Enos, Kellee	E7/ Heroes in Trouble	12	14	0.462
10	Rhea, Laurie	E4/ Dart Dawgz	10	13	0.435
11	Kelso, Danica	B6/ D. V. Needed	7	10	0.412
12	Barnes, Kathy	C1/ Diddler's Choice	9	13	0.409
13	Clement, Dawn	F5/ I.N.C.	8	12	0.400
14	Gilmour, Barbara	E1/ B. B. & the Pimps	6	10	0.375
15	Blackwelder, Deborah	C1/ Diddler's Choice	8	14	0.364

Fall 2000 RDL Top Doubles Records (by division) (FINAL!)

(Missing statistics: week 14, 14-8 win by C7 over C2)

(Game minimum required for this listing: 16 for "A", "B", "E" and "F" divisions, 19 for "C", "D" and "G" divisions)

"A" Division

			W	L	%-age
1	Horton, Tony	A2/ Industrial Strength	16	3	0.842
2	Eastmead, Phillip	A2/ Industrial Strength	16	4	0.800
3	Gibbs, Keith	A3/ The Dilligaffs	16	5	0.762
4	Jeffcoat, Doug	A3/ The Dilligaffs	17	6	0.739
5	Greer, Chuck	A3/ The Dilligaffs	15	6	0.714
6	Budelman, Jim	A1/ Lunatic Fringe	17	7	0.708
7	Selby, Brian	A2/ Industrial Strength	12	5	0.706
8	Scott, Lee	A3/ The Dilligaffs	14	7	0.667
	Wandscher, Chris	A5/ Dart Shadows	12	6	0.667
10	Ramser, K.C.	A3/ The Dilligaffs	14	8	0.636
11	Stewart, Shannon	A3/ The Dilligaffs	10	6	0.625
12	Samaluk, Somchai	A2/ Industrial Strength	13	8	0.619
	Tan, Wil	A2/ Industrial Strength	13	8	0.619
14	Terry, Bob	A1/ Lunatic Fringe	11	7	0.611
15	(two tied)		12	8	0.600

"B" Division

			W	L	%-age
1	Davis, Jim	B1/ Dirty Dogs	21	2	0.913
2	Delp, Paula	B6/ D. V. Needed	20	4	0.833
3	Oakley, Jerry	B6/ D. V. Needed	18	6	0.750
	Kelso, Danica	B6/ D. V. Needed	15	5	0.750
5	McDonald, Michael	B6/ D. V. Needed	13	5	0.722
6	Carroll, John	B1/ Dirty Dogs	17	7	0.708
7	Bradshaw, Rick	B1/ Dirty Dogs	12	5	0.706
8	Austin, Connie	B5/ Get the Point!!!	13	6	0.684
9	Eason, Joel "Deputy"	B7/ Damage, Inc.	15	8	0.652
10	Rodgers, Trey	B7/ Damage, Inc.	14	8	0.636
	Tomlinson, Steve	B7/ Damage, Inc.	14	8	0.636
12	Butters, Kent	B7/ Damage, Inc.	15	9	0.625
	Sutphen, George	B1/ Dirty Dogs	15	9	0.625
	Wilkie, Felipe	B1/ Dirty Dogs	10	6	0.625
15	Benson, Will	B7/ Damage, Inc.	14	9	0.609

"C" Division

			W	L	%-age
1	Hines, Eric	C8/ Double-1	17	5	0.773
2	Wade, Nate	C6/ Last Call	20	6	0.769
3	Root, Andrew	C6/ Last Call	20	7	0.741
4	Meyer, Jeff	C8/ Double-1	15	6	0.714
5	Schuelke, David	C6/ Last Call	17	7	0.708
	Witz, Steve	C3/ Cheap Shots	17	7	0.708
7	Kvasnicka, Bob	C4/ Bullweiser	18	9	0.667
	Hoyt, Chris	C5/ Breakers Chunkers	16	8	0.667
9	Chaney, Bill	C8/ Double-1	18	10	0.643
10	Bridges, Jeff	C6/ Last Call	17	10	0.630
11	James, Bob	C5/ Breakers Chunkers	16	10	0.615
12	Fuquay, Chris	C8/ Double-1	13	10	0.565
13	Hall, Josh	C3/ Cheap Shots	14	11	0.560
14	(two tied)		12	10	0.545

"D" Division

			W	L	%-age
1	Smith, Butch	D3/ Nine Lives	17	7	0.708
2	Holland, William	D7/ Grateful Darts	19	9	0.679
3	Downs, Aaron	D1/ Rat Bar Stewards	18	9	0.667
4	Blinco, Jim	D4/ Travelin' Beer Bellies	12	7	0.632
5	Hansen, Paul	D2/ Kozmic Debris	15	9	0.625
6	Lilienthal, John	D7/ Grateful Darts	13	8	0.619
	McGettigan, Peter	D1/ Rat Bar Stewards	13	8	0.619
8	Sosa, Bo	D3/ Nine Lives	16	10	0.615
9	Griffin, Craig	D8/ Smackdown	17	11	0.607
10	Harrell, Forrest	D5/ Starving Dartists	12	8	0.600
	Wenhart, Jeff	D2/ Kozmic Debris	12	8	0.600
12	Carter, Kevin	D8/ Smackdown	16	11	0.593
	Roman-Cusher, Jason	D7/ Grateful Darts	16	11	0.593
14	Beeson, Robb	D8/ Smackdown	14	10	0.583
	Sepich, Bryan	D8/ Smackdown	14	10	0.583

"E" Division

			W	L	%-age
1	Kilsdonk, Kris	E4/ Dart Dawgz	18	4	0.818
2	Margets, Steve	E6/ Trip Tight	17	4	0.810
3	Kiser, Lyman	E3/ One-Armed Bandits	18	6	0.750
4	Herbert, Paul	E4/ Dart Dawgz	17	6	0.739
	Williams, Denny	E5/ UZMALL	17	6	0.739
6	Vitale, Brian	E3/ One-Armed Bandits	14	5	0.737
7	Rube, Bob	E5/ UZMALL	13	5	0.722
8	Hounsell, Bob	E6/ Trip Tight	14	6	0.700
9	Robertson, David	E6/ Trip Tight	15	8	0.652
10	Kempf, Greg	E3/ One-Armed Bandits	13	7	0.650
11	Kunesh, Joe	E5/ UZMALL	11	6	0.647
12	Stasko, Bill	E7/ Heroes in Trouble	16	9	0.640
13	Lorbacher, Scott	E6/ Trip Tight	15	10	0.600
	King, Adam	E7/ Heroes in Trouble	12	8	0.600
15	Wilkinson, Charlie	E5/ UZMALL	10	7	0.588

"F" Division

			W	L	%-age
1	Munn, Chuck	F1/ DA Bulls	15	2	0.882
2	Kerr, Duncan	F1/ DA Bulls	18	4	0.818
3	Knox, Mike	F5/ I.N.C.	17	6	0.739
4	White, Bill	F1/ DA Bulls	15	7	0.682
5	Arensdorf, David	F2/ Sharky's Machine	14	7	0.667
	Whitney, Bob	F3/ Bulls Hitters	14	7	0.667
	McSorley, Paul	F1/ DA Bulls	12	6	0.667
8	Cummings, Dick	F3/ Bulls Hitters	10	6	0.625
9	Moulds, Patrick	F3/ Bulls Hitters	14	9	0.609
	Sawyer, Matt	F5/ I.N.C.	14	9	0.609
11	Wilser, Dave	F4/ Get Over It	15	10	0.600
	Kessing, Ned	F3/ Bulls Hitters	12	8	0.600
13	Sarantos, Alex	F6/ Damned Yankees!	13	9	0.591
14	Sharp, Scooter	F4/ Get Over It	11	8	0.579
15	Ammon, Mark	F1/ DA Bulls	9	7	0.563

"G" Division

			W	L	%-age
1	Bennett, Mike "Bull"	G2/ Madhouse Patients	20	1	0.952
2	Robinson, Lance	G2/ Madhouse Patients	19	6	0.760
3	Mozzetti, Tim	G7/ Point Break	18	6	0.750
4	Penny, Ron	G2/ Madhouse Patients	17	6	0.739
5	Keleher, John	G2/ Madhouse Patients	19	7	0.731
6	Young, Perry	G1/ G. D. Goldeneyes	13	6	0.684
7	Tollerton, Steve	G1/ G. D. Goldeneyes	15	7	0.682
8	Buzzard, Teresa	G2/ Madhouse Patients	17	8	0.680
9	Hatfield, James	G3/ The G Spot	17	9	0.654
10	Cox, John	G2/ Madhouse Patients	16	9	0.640
11	Converse, Stan	G1/ G. D. Goldeneyes	16	10	0.615
12	Thomas, Heather	G3/ The G Spot	17	11	0.607
13	Hollenbeck, Rick	G6/ Deck Hashers	12	8	0.600
14	Hurley, John	G3/ The G Spot	13	9	0.591
15	Carawon, Bob	G1/ G. D. Goldeneyes	17	12	0.586

Women's Records

			W	L	%-age
1	Delp, Paula	B6/ D. V. Needed	20	4	0.833
2	Kilsdonk, Kris	E4/ Dart Dawgz	18	4	0.818
3	Kelso, Danica	B6/ D. V. Needed	15	5	0.750
4	Austin, Connie	B5/ Get the Point!!!	13	6	0.684
5	Buzzard, Teresa	G2/ Madhouse Patients	17	8	0.680
6	Thomas, Heather	G3/ The G Spot	17	11	0.607
7	Rhea, Laurie	E4/ Dart Dawgz	12	9	0.571
8	Clement, Dawn	F5/ I.N.C.	12	10	0.545
9	Blackwelder, Deborah	C1/ Diddler's Choice	14	12	0.538
10	Hatch, Nicole	G5/ The Yankees & a Surfer	14	13	0.519
	Mendick, Margaret	G6/ Deck Hashers	14	13	0.519
12	Ryan, Ann	E6/ Trip Tight	8	9	0.471
13	Enos, Kellee	E7/ Heroes in Trouble	11	13	0.458
14	Lindsay, Lynette	G7/ Point Break	12	16	0.429
15	(two tied)				0.400

Fall 2000 RDL Top Singles+Doubles Records (by division) (FINAL!)

(Missing statistics: week 14, 14-8 win by C7 over C2)

(Game minimum required for this listing: 32 for "A", "B", "E" and "F" divisions, 37 for "C", "D" and "G" divisions)

"A" Division

			W	L	%-age
1	Selby, Brian	A2/ Industrial Strength	31	6	0.838
2	Eastmead, Phillip	A2/ Industrial Strength	32	8	0.800
3	Gibbs, Keith	A3/ The Dilligaffs	33	9	0.786
4	Jeffcoat, Doug	A3/ The Dilligaffs	33	11	0.750
5	Greer, Chuck	A3/ The Dilligaffs	29	11	0.725
6	Wandscher, Chris	A5/ Dart Shadows	27	11	0.711
7	West, Billy	A3/ The Dilligaffs	26	13	0.667
8	Budelman, Jim	A1/ Lunatic Fringe	31	16	0.660
9	Horton, Tony	A2/ Industrial Strength	25	13	0.658
10	Samaluk, Somchai	A2/ Industrial Strength	26	14	0.650
	Terry, Bob	A1/ Lunatic Fringe	26	14	0.650
12	Hoffmann, Steve	A1/ Lunatic Fringe	29	16	0.644
13	Ramser, K.C.	A3/ The Dilligaffs	28	16	0.636
14	Simpson, Donnie	A2/ Industrial Strength	20	12	0.625
15	Tan, Wil	A2/ Industrial Strength	25	16	0.610

"B" Division

			W	L	%-age
1	Davis, Jim	B1/ Dirty Dogs	40	6	0.870
2	Oakley, Jerry	B6/ D. V. Needed	41	7	0.854
3	Delp, Paula	B6/ D. V. Needed	39	9	0.813
4	Carroll, John	B1/ Dirty Dogs	35	13	0.729
5	Bradshaw, Rick	B1/ Dirty Dogs	22	10	0.688
6	Rodgers, Trey	B7/ Damage, Inc.	30	14	0.682
7	McDonald, Michael	B6/ D. V. Needed	25	13	0.658
8	Butters, Kent	B7/ Damage, Inc.	31	17	0.646
9	Eason, Joel "Deputy"	B7/ Damage, Inc.	30	17	0.638
10	Sutphen, George	B1/ Dirty Dogs	27	18	0.600
11	Kelso, Danica	B6/ D. V. Needed	22	15	0.595
12	Young, Jimmie	B6/ D. V. Needed	19	13	0.594
13	Buckner, Jacky	B5/ Get the Point!!!	29	20	0.592
14	Bonar, Eric	B7/ Damage, Inc.	27	19	0.587
15	Lewis, Todd	B5/ Get the Point!!!	25	18	0.581

"C" Division

			W	L	%-age
1	Wade, Nate	C6/ Last Call	41	11	0.788
2	Hines, Eric	C8/ Double-1	33	12	0.733
3	James, Bob	C5/ Breakers Chunkers	38	14	0.731
4	Schuelke, David	C6/ Last Call	33	14	0.702
5	Witz, Steve	C3/ Cheap Shots	32	17	0.653
6	Kvasnicka, Bob	C4/ Bullweiser	35	19	0.648
7	Hoyt, Chris	C5/ Breakers Chunkers	31	18	0.633
8	Buckman, Dave	C3/ Cheap Shots	23	15	0.605
9	Chaney, Bill	C8/ Double-1	33	22	0.600
	Root, Andrew	C6/ Last Call	33	22	0.600
11	Fuquay, Chris	C8/ Double-1	25	17	0.595
12	Cullipher, Shawn	C1/ Diddler's Choice	28	20	0.583
	Stevens, Joe	C3/ Cheap Shots	28	20	0.583
14	Meyer, Jeff	C8/ Double-1	26	20	0.565
15	Dowling, Jack	C4/ Bullweiser	27	21	0.563

"D" Division

			W	L	%-age
1	Hansen, Paul	D2/ Kozmic Debris	35	13	0.729
2	Sepich, Bryan	D8/ Smackdown	32	16	0.667
3	Holland, William	D7/ Grateful Darts	37	19	0.661
4	Deemer, Randy	D5/ Starving Dartists	25	14	0.641
5	Fuhrmann, Al	D3/ Nine Lives	33	19	0.635
	Sosa, Bo	D3/ Nine Lives	33	19	0.635
7	McGettigan, Peter	D1/ Rat Bar Stewards	26	16	0.619
8	Shown, Marc	D5/ Starving Dartists	26	17	0.605
9	Griffin, Craig	D8/ Smackdown	34	23	0.596
	Yoneoka, J.J.	D4/ Travelin' Beer Bellies	34	23	0.596
11	Downs, Aaron	D1/ Rat Bar Stewards	31	22	0.585
12	Beeson, Robb	D8/ Smackdown	28	20	0.583
	Howell, John	D5/ Starving Dartists	28	20	0.583
	Smith, Butch	D3/ Nine Lives	28	20	0.583
15	Copple, Matthew	D3/ Nine Lives	25	18	0.581

"E" Division

			W	L	%-age
1	Kilsdonk, Kris	E4/ Dart Dawgz	36	8	0.818
2	Hounsell, Bob	E6/ Trip Tight	31	8	0.795
3	Herbert, Paul	E4/ Dart Dawgz	35	12	0.745
4	Rube, Bob	E5/ UZMALL	26	11	0.703
5	Margets, Steve	E6/ Trip Tight	30	13	0.698
6	Vitale, Brian	E3/ One-Armed Bandits	28	13	0.683
7	Stasko, Bill	E7/ Heroes in Trouble	32	17	0.653
8	Denton, Fon	E5/ UZMALL	26	14	0.650
9	Kiser, Lyman	E3/ One-Armed Bandits	29	16	0.644
10	Hodges, Michael	E4/ Dart Dawgz	29	19	0.604
11	Williams, Denny	E5/ UZMALL	24	17	0.585
12	Wackerman, Mark	E7/ Heroes in Trouble	28	20	0.583
13	King, Adam	E7/ Heroes in Trouble	23	17	0.575
14	Phelps, Doug	E3/ One-Armed Bandits	22	17	0.564
15	Kempf, Greg	E3/ One-Armed Bandits	24	19	0.558

"F" Division

			W	L	%-age
1	Knox, Mike	F5/ I.N.C.	38	9	0.809
2	Kerr, Duncan	F1/ DA Bulls	34	9	0.791
3	Sawyer, Matt	F5/ I.N.C.	34	13	0.723
4	Cummings, Dick	F3/ Bulls Hitters	23	10	0.697
5	Arensdorf, David	F2/ Sharky's Machine	29	13	0.690
6	Sarantos, Alex	F6/ Damned Yankees!	31	14	0.689
7	McSorley, Paul	F1/ DA Bulls	27	14	0.659
8	Whitney, Bob	F3/ Bulls Hitters	27	16	0.628
9	White, Bill	F1/ DA Bulls	25	15	0.625
10	Boykin, Greg	F6/ Damned Yankees!	27	17	0.614
11	Kruger, Lonny	F2/ Sharky's Machine	25	17	0.595
12	Gross, Tom	F2/ Sharky's Machine	29	22	0.569
13	Lupien, Bam	F6/ Damned Yankees!	24	19	0.558
14	Lawley, Charlie	F4/ Get Over It	29	23	0.558
15	Beaudoin, Paul	F3/ Bulls Hitters	25	20	0.556

"G" Division

			W	L	%-age
1	Robinson, Lance	G2/ Madhouse Patients	43	10	0.811
2	Penny, Ron	G2/ Madhouse Patients	37	9	0.804
3	Keleher, John	G2/ Madhouse Patients	43	12	0.782
4	Bennett, Mike "Bull"	G2/ Madhouse Patients	32	9	0.780
5	Mozzetti, Tim	G7/ Point Break	34	15	0.694
6	Cox, John	G2/ Madhouse Patients	37	17	0.685
7	Tollerton, Steve	G1/ G. D. Goldeneyes	31	15	0.674
8	Converse, Stan	G1/ G. D. Goldeneyes	34	17	0.667
9	Williams, Nelson	G4/ Dead Sox	27	14	0.659
10	Buzzard, Teresa	G2/ Madhouse Patients	29	16	0.644
11	Beebe, Randy	G6/ Deck Hashers	28	16	0.636
12	Hollenbeck, Rick	G6/ Deck Hashers	24	15	0.615
13	Sanger, Randy	G3/ The G Spot	24	16	0.600
14	Hatch, Nicole	G5/ The Yankees & a Surfer	31	21	0.596
15	Hatfield, James	G3/ The G Spot	30	21	0.588

Women's Records

			W	L	%-age
1	Kilsdonk, Kris	E4/ Dart Dawgz	36	8	0.818
2	Delp, Paula	B6/ D. V. Needed	39	9	0.813
3	Buzzard, Teresa	G2/ Madhouse Patients	29	16	0.644
4	Hatch, Nicole	G5/ The Yankees & a Surfer	31	21	0.596
5	Kelso, Danica	B6/ D. V. Needed	22	15	0.595
6	Thomas, Heather	G3/ The G Spot	32	23	0.582
7	Rivenbark, Ginger	E6/ Trip Tight	23	20	0.535
8	Austin, Connie	B5/ Get the Point!!!	19	17	0.528
9	Rhea, Laurie	E4/ Dart Dawgz	22	22	0.500
10	Clement, Dawn	F5/ I.N.C.	20	22	0.476
11	Enos, Kellee	E7/ Heroes in Trouble	23	27	0.460
12	Blackwelder, Deborah	C1/ Diddler's Choice	22	26	0.458
13	Campbell, Britt	E1/ B. B. & the Pimps	22	28	0.440
14	Mendick, Margaret	G6/ Deck Hashers	20	32	0.385
15	Barnes, Kathy	C1/ Diddler's Choice	16	27	0.372

Fall 2000 RDL Top All-Star Percentages (by division) (FINAL!)

(Missing statistics: week 14, 14-8 win by C7 over C2)

(Game minimum required for this listing: 32 for "A", "B", "E" and "F" divisions, 37 for "C", "D" and "G" divisions)

"A" Division

			ASP	TGP	%-age
1	Eastmead, Phillip	A2/ Industrial Strength	84.0	40	2.100
2	Wall, Keith	A1/ Lunatic Fringe	72.5	46	1.576
3	Tan, Wil	A2/ Industrial Strength	59.5	41	1.451
4	Greer, Chuck	A3/ The Dilligaffs	56.5	41	1.378
5	Samaluk, Somchai	A2/ Industrial Strength	52.5	40	1.313
6	Wandscher, Chris	A5/ Dart Shadows	49.5	39	1.269
7	Smith, Allen	A5/ Dart Shadows	54.0	43	1.256
8	Horton, Tony	A2/ Industrial Strength	46.5	38	1.224
9	Terry, Bob	A1/ Lunatic Fringe	48.5	41	1.183
10	Selby, Brian	A2/ Industrial Strength	43.5	37	1.176
11	Brown, Tom	A1/ Lunatic Fringe	51.5	44	1.170
12	Scott, Lee	A3/ The Dilligaffs	49.0	42	1.167
13	Simpson, Donnie	A2/ Industrial Strength	37.0	32	1.156
14	Budelman, Jim	A1/ Lunatic Fringe	55.0	48	1.146
15	Ramser, K.C.	A3/ The Dilligaffs	51.0	45	1.133

"B" Division

			ASP	TGP	%-age
1	Davis, Jim	B1/ Dirty Dogs	78.5	48	1.635
2	Oakley, Jerry	B6/ D. V. Needed	66.5	49	1.357
3	Crowley, Pat	B4/ Comfortably Numb	43.0	44	0.977
4	Jenkins, John	B5/ Get the Point!!!	40.5	44	0.920
5	Carroll, John	B1/ Dirty Dogs	45.5	50	0.910
6	Hunsberger, Jim	B5/ Get the Point!!!	35.0	46	0.761
7	Lewis, Todd	B5/ Get the Point!!!	31.5	43	0.733
8	McDonald, Michael	B6/ D. V. Needed	28.5	39	0.731
9	Prior, Jeff	B2/ Excalibur	32.5	45	0.722
10	Delp, Paula	B6/ D. V. Needed	36.0	50	0.720
11	Slominski, Mark	B2/ Excalibur	28.5	40	0.713
12	Bonar, Eric	B7/ Damage, Inc.	32.5	47	0.691
13	Butters, Kent	B7/ Damage, Inc.	29.5	49	0.602
14	Eason, Joel "Deputy"	B7/ Damage, Inc.	28.0	48	0.583
15	(two tied)		26.0	45	0.578

"C" Division

			ASP	TGP	%-age
1	Wade, Nate	C6/ Last Call	56.0	53	1.057
2	Allen, Kenny	C1/ Diddler's Choice	32.5	37	0.878
3	McNamara, Tim	*C7/ Dodge Darts	34.0	41	0.829
4	Schuelke, David	C6/ Last Call	39.5	48	0.823
5	James, Bob	C5/ Breakers Chunkers	37.5	52	0.721
6	Hoyt, Chris	C5/ Breakers Chunkers	35.0	49	0.714
7	Witz, Steve	C3/ Cheap Shots	34.5	50	0.690
8	Tighe, John	C8/ Double-1	35.0	51	0.686
9	Stevens, Joe	C3/ Cheap Shots	33.5	49	0.684
10	Dowling, Jack	C4/ Bullweiser	30.0	49	0.612
11	Domanski, Dave	C3/ Cheap Shots	26.0	43	0.605
12	Heath, Mark	C5/ Breakers Chunkers	25.0	43	0.581
13	Chaney, Bill	C8/ Double-1	33.5	58	0.578
	Herbert, Kirk	C4/ Bullweiser	33.5	58	0.578
15	Hope, Chris	*C7/ Dodge Darts	27.0	47	0.574

"D" Division

			ASP	TGP	%-age
1	Sepich, Bryan	D8/ Smackdown	47.0	49	0.959
2	Beeson, Robb	D8/ Smackdown	43.5	49	0.888
3	Iager, John	D7/ Grateful Darts	35.5	46	0.772
4	Holland, William	D7/ Grateful Darts	39.0	58	0.672
5	Sosa, Bo	D3/ Nine Lives	34.0	53	0.642
6	Copple, Matthew	D3/ Nine Lives	28.0	44	0.636
7	Downs, Aaron	D1/ Rat Bar Stewards	34.0	54	0.630
8	Hansen, Paul	D2/ Kozmic Debris	30.5	49	0.622
9	Smith, Butch	D3/ Nine Lives	29.5	49	0.602
10	Johnson, Patrick	D6/ Home Thrown	33.5	56	0.598
11	Smith, Sarge	D1/ Rat Bar Stewards	34.0	58	0.586
12	Deemer, Randy	D5/ Starving Dartists	23.0	40	0.575
13	Wenhart, Jeff	D2/ Kozmic Debris	21.0	39	0.538
14	Shown, Marc	D5/ Starving Dartists	21.5	44	0.489
15	Howell, John	D5/ Starving Dartists	23.5	49	0.480

"E" Division

			ASP	TGP	%-age
1	King, Adam	E7/ Heroes in Trouble	28.0	40	0.700
2	Hounsell, Bob	E6/ Trip Tight	27.0	40	0.675
3	Kilsdonk, Kris	E4/ Dart Dawgz	28.5	44	0.648
4	Rivenbark, Ginger	E6/ Trip Tight	27.5	44	0.625
5	Denton, Fon	E5/ UZMALL	25.0	42	0.595
6	Herbert, Paul	E4/ Dart Dawgz	27.5	47	0.585
7	Margets, Steve	E6/ Trip Tight	25.5	44	0.580
8	Stasko, Bill	E7/ Heroes in Trouble	26.0	49	0.531
9	Vitale, Brian	E3/ One-Armed Bandits	21.5	41	0.524
10	Enos, Kellee	E7/ Heroes in Trouble	25.5	50	0.510
	Grannis, Jason	E1/ B. B. & the Pimps	25.5	50	0.510
12	Rhea, Laurie	E4/ Dart Dawgz	22.0	44	0.500
	Kunesh, Joe	E5/ UZMALL	20.0	40	0.500
	Jackson, Barry	E2/ Dynamic Darts	18.0	36	0.500
15	Wackerman, Mark	E7/ Heroes in Trouble	23.0	48	0.479

"F" Division

			ASP	TGP	%-age
1	Sawyer, Matt	F5/ I.N.C.	30.5	47	0.649
2	Arensdorf, David	F2/ Sharky's Machine	21.5	43	0.500
3	Sarantos, Alex	F6/ Damned Yankees!	21.5	45	0.478
4	White, Bill	F1/ DA Bulls	19.5	41	0.476
5	Kerr, Duncan	F1/ DA Bulls	20.5	44	0.466
6	Lawley, Charlie	F4/ Get Over It	20.5	52	0.394
7	Beaudoin, Paul	F3/ Bulls Hitters	17.5	47	0.372
8	Miller, Jay	F7/ Hard Cheddar	16.0	44	0.364
	Gildea, Tom	F5/ I.N.C.	12.0	33	0.364
10	Kruger, Lonny	F2/ Sharky's Machine	15.0	43	0.349
11	McSorley, Paul	F1/ DA Bulls	14.5	42	0.345
12	Lynch, Jim	F7/ Hard Cheddar	12.0	36	0.333
13	Browndorf, Ken	F2/ Sharky's Machine	13.5	43	0.314
14	Kessing, Ned	F3/ Bulls Hitters	12.5	40	0.313
15	Knox, Mike	F5/ I.N.C.	14.5	47	0.309

"G" Division

			ASP	TGP	%-age
1	Cox, John	G2/ Madhouse Patients	29.5	54	0.546
2	Penny, Ron	G2/ Madhouse Patients	23.5	46	0.511
3	Mozzetti, Tim	G7/ Point Break	22.0	49	0.449
4	Bennett, Mike "Bull"	G2/ Madhouse Patients	17.5	41	0.427
5	Converse, Stan	G1/ G. D. Goldeneyes	19.5	51	0.382
6	Keleher, John	G2/ Madhouse Patients	21.0	55	0.382
7	Sanger, Randy	G3/ The G Spot	15.0	40	0.375
8	Hollenbeck, Rick	G6/ Deck Hashers	14.0	40	0.350
9	Smith, Van	G4/ Dead Sox	17.5	51	0.343
10	Tollerton, Steve	G1/ G. D. Goldeneyes	15.5	47	0.330
11	Ricket, Matt	G5/ The Yankees & a Surfer	13.0	44	0.295
12	Hall, James "Sparky"	G5/ The Yankees & a Surfer	15.5	59	0.263
13	Crowley, Fulton	G7/ Point Break	16.5	63	0.262
14	McKeiver, Mark	G3/ The G Spot	14.0	56	0.250
	Hatch, Nicole	G5/ The Yankees & a Surfer	13.0	52	0.250

Women's Records

			ASP	TGP	%-age
1	Delp, Paula	B6/ D. V. Needed	36.0	50	0.720
2	Kilsdonk, Kris	E4/ Dart Dawgz	28.5	44	0.648
3	Rivenbark, Ginger	E6/ Trip Tight	27.5	44	0.625
4	Enos, Kellee	E7/ Heroes in Trouble	25.5	50	0.510
5	Rhea, Laurie	E4/ Dart Dawgz	22.0	44	0.500
6	Kelso, Danica	B6/ D. V. Needed	16.0	39	0.410
7	Campbell, Britt	E1/ B. B. & the Pimps	20.5	51	0.402
8	Alapin, Toni	E7/ Heroes in Trouble	14.5	37	0.392
9	Austin, Connie	B5/ Get the Point!!!	13.0	36	0.361
10	Blackwelder, Deborah	C1/ Diddler's Choice	17.5	50	0.350
11	Fitzgerald, Edye	*C7/ Dodge Darts	14.5	42	0.345
12	Barnes, Kathy	C1/ Diddler's Choice	13.0	44	0.295
13	Johnson, Maryjane	D8/ Smackdown	13.0	47	0.277
14	Moeschet, Cathy	D3/ Nine Lives	10.5	40	0.263
15	(two tied)		13.0	52	0.250

Fall 2000 RDL League-Wide Sectional Statistics (ranked by percentage) (FINAL!)

(Missing statistics: week 14, 14-8 win by C7 over C2)

(Game minimum required for this listing: 6 for "A", "B", "E" and "F" divisions, 7 for "C", "D" and "G" divisions)

Singles 301 Records

			W	L	%-age
1	Jeffcoat, Doug	A3/ The Dilligaffs	10	0	1.000
	Selby, Brian	A2/ Industrial Strength	10	0	1.000
	Hunsberger, Jim	B5/ Get the Point!!!	10	0	1.000
	Barton, Kevin	B3/ Arrowing Experience	7	0	1.000
	Futima, Joe	B6/ D. V. Needed	6	0	1.000
	Watt, Chuck	F3/ Bulls Hitters	6	0	1.000
7	Keleher, John	G2/ Madhouse Patients	13	1	0.929
8	Oakley, Jerry	B6/ D. V. Needed	11	1	0.917
9	Williams, Nelson	G4/ Dead Sox	10	1	0.909
10	Berry, Robert	B2/ Excalibur	9	1	0.900
	Nelson, Jim	E1/ B. B. & the Pimps	9	1	0.900
12	Hounsell, Bob	E6/ Trip Tight	8	1	0.889
13	Robb, Becky	G6/ Deck Hashers	7	1	0.875
14	Robinson, Lance	G2/ Madhouse Patients	12	2	0.857
	Murdaugh, John	D6/ Home Thrown	6	1	0.857
16	Hansen, Paul	D2/ Kozmic Debris	10	2	0.833
	Herbert, Paul	E4/ Dart Dawgz	10	2	0.833
	Knox, Mike	F5/ I.N.C.	10	2	0.833
	Penny, Ron	G2/ Madhouse Patients	10	2	0.833
20	Gibbs, Keith	A3/ The Dilligaffs	9	2	0.818
	Kilsdonk, Kris	E4/ Dart Dawgz	9	2	0.818
	Boykin, Greg	F6/ Damned Yankees!	9	2	0.818
23	Fuhrmann, Al	D3/ Nine Lives	8	2	0.800
24	Holland, William	D7/ Grateful Darts	11	3	0.786
	Howell, John	D5/ Starving Dartists	11	3	0.786
26	Seward, Mike	A4/ BOOM!	7	2	0.778
	Stahl, Karl	B3/ Arrowing Experience	7	2	0.778
	Allen, Kenny	C1/ Diddler's Choice	7	2	0.778
	Phelps, Doug	E3/ One-Armed Bandits	7	2	0.778
	Cummings, Dick	F3/ Bulls Hitters	7	2	0.778

Singles Cricket Records

			W	L	%-age
1	Delp, Paula	B6/ D. V. Needed	12	0	1.000
	Oakley, Jerry	B6/ D. V. Needed	12	0	1.000
	Stasko, Bill	E7/ Heroes in Trouble	12	0	1.000
	Eastmead, Phillip	A2/ Industrial Strength	10	0	1.000
	Green, Sam	D3/ Nine Lives	8	0	1.000
	Futima, Joe	B6/ D. V. Needed	6	0	1.000
7	James, Bob	C5/ Breakers Chunkers	12	1	0.923
8	Davis, Jim	B1/ Dirty Dogs	11	1	0.917
	Knox, Mike	F5/ I.N.C.	11	1	0.917
	Sawyer, Matt	F5/ I.N.C.	11	1	0.917
11	Shown, Marc	D5/ Starving Dartists	10	1	0.909
	Sarantos, Alex	F6/ Damned Yankees!	10	1	0.909
	Penny, Ron	G2/ Madhouse Patients	10	1	0.909
14	Selby, Brian	A2/ Industrial Strength	9	1	0.900
	Wandscher, Chris	A5/ Dart Shadows	9	1	0.900
	Denton, Fon	E5/ UZMALL	9	1	0.900
	Hounsell, Bob	E6/ Trip Tight	9	1	0.900
	Rube, Bob	E5/ UZMALL	9	1	0.900
19	Hendricks, Ron	D5/ Starving Dartists	7	1	0.875
20	Converse, Stan	G1/ G. D. Goldeneyes	12	2	0.857
	Robinson, Lance	G2/ Madhouse Patients	12	2	0.857
22	Murdaugh, John	D6/ Home Thrown	6	1	0.857
	White, Bill	F1/ DA Bulls	6	1	0.857
	Harrington, Sean	G2/ Madhouse Patients	6	1	0.857
25	Wade, Nate	C6/ Last Call	11	2	0.846
26	(eight tied - 1 in A, 2 in B, 2 in C, 2 in D, 1 in G)		10	2	0.833
	(three tied - 1 in B, 1 in E, 1 in G)		5	1	0.833

Doubles Cricket Records

			W	L	%-age
1	Bennett, Mike "Bull"	G2/ Madhouse Patients	11	0	1.000
	Munn, Chuck	F1/ DA Bulls	9	0	1.000
	Butman, Don	A1/ Lunatic Fringe	7	0	1.000
	Taylor, Walter	E3/ One-Armed Bandits	7	0	1.000
5	Keleher, John	G2/ Madhouse Patients	12	1	0.923
6	Davis, Jim	B1/ Dirty Dogs	11	1	0.917
	Delp, Paula	B6/ D. V. Needed	11	1	0.917
8	Kelso, Danica	B6/ D. V. Needed	9	1	0.900
9	Horton, Tony	A2/ Industrial Strength	8	1	0.889
	McDonald, Michael	B6/ D. V. Needed	8	1	0.889
	Vitale, Brian	E3/ One-Armed Bandits	8	1	0.889
12	Hendricks, Ron	D5/ Starving Dartists	7	1	0.875
13	Harrington, Sean	G2/ Madhouse Patients	6	1	0.857
14	Robinson, Lance	G2/ Madhouse Patients	11	2	0.846
15	Budelman, Jim	A1/ Lunatic Fringe	10	2	0.833
	Buckner, Jacky	B5/ Get the Point!!!	10	2	0.833
	Schuelke, David	C6/ Last Call	10	2	0.833
	Sepich, Bryan	D8/ Smackdown	10	2	0.833
	Smith, Butch	D3/ Nine Lives	10	2	0.833
	Kiser, Lyman	E3/ One-Armed Bandits	10	2	0.833
	Kerr, Duncan	F1/ DA Bulls	10	2	0.833
	Cox, John	G2/ Madhouse Patients	10	2	0.833
	Mozzetti, Tim	G7/ Point Break	10	2	0.833
	Penny, Ron	G2/ Madhouse Patients	10	2	0.833
	Futima, Joe	B6/ D. V. Needed	5	1	0.833
26	Ramser, K.C.	A3/ The Dilligaffs	9	2	0.818
	Scott, Lee	A3/ The Dilligaffs	9	2	0.818
	Beeson, Robb	D8/ Smackdown	9	2	0.818
	Kilsdonk, Kris	E4/ Dart Dawgz	9	2	0.818
	Margets, Steve	E6/ Trip Tight	9	2	0.818

Doubles 501 Records

			W	L	%-age
1	Davis, Jim	B1/ Dirty Dogs	10	1	0.909
	Hines, Eric	C8/ Double-1	10	1	0.909
3	Bennett, Mike "Bull"	G2/ Madhouse Patients	9	1	0.900
	Hollenbeck, Rick	G6/ Deck Hashers	9	1	0.900
5	Bradshaw, Rick	B1/ Dirty Dogs	7	1	0.875
	Deemer, Randy	D5/ Starving Dartists	7	1	0.875
	Cummings, Dick	F3/ Bulls Hitters	7	1	0.875
8	Fulghum, Mark	E5/ UZMALL	6	1	0.857
9	Meyer, Jeff	C8/ Double-1	10	2	0.833
	Knox, Mike	F5/ I.N.C.	10	2	0.833
	Futima, Joe	B6/ D. V. Needed	5	1	0.833
12	Greer, Chuck	A3/ The Dilligaffs	9	2	0.818
	Tomlinson, Steve	B7/ Damage, Inc.	9	2	0.818
	Harrell, Forrest	D5/ Starving Dartists	9	2	0.818
	Kilsdonk, Kris	E4/ Dart Dawgz	9	2	0.818
16	Eastmead, Phillip	A2/ Industrial Strength	8	2	0.800
	Horton, Tony	A2/ Industrial Strength	8	2	0.800
	Margets, Steve	E6/ Trip Tight	8	2	0.800
	Kerr, Duncan	F1/ DA Bulls	8	2	0.800
20	Mendick, Margaret	G6/ Deck Hashers	11	3	0.786
21	Kunesh, Joe	E5/ UZMALL	7	2	0.778
22	Root, Andrew	C6/ Last Call	10	3	0.769
	Wade, Nate	C6/ Last Call	10	3	0.769
24	(eight tied - 5 in B, 2 in E, 1 in F)		9	3	0.750
	(six tied - 2 in A, 1 in B, 1 in D, 1 in E, 1 in F)		6	2	0.750

League-Wide Fall 2000 RDL Top Individual Records (FINAL!)

(Missing statistics: week 14, 14-8 win by C7 over C2)

(Game minimum required for this listing: 16 for "A", "B", "E" and "F" divisions, 19 for "C", "D" and "G" divisions)

Singles Win %-ages

			W	L	%-age
1	Oakley, Jerry	B6/ D. V. Needed	23	1	0.958
2	Selby, Brian	A2/ Industrial Strength	19	1	0.950
3	Hounsell, Bob	E6/ Trip Tight	17	2	0.895
4	Knox, Mike	F5/ I.N.C.	21	3	0.875
5	Penny, Ron	G2/ Madhouse Patients	20	3	0.870
6	Robinson, Lance	G2/ Madhouse Patients	24	4	0.857
7	James, Bob	C5/ Breakers Chunkers	22	4	0.846
8	Hansen, Paul	D2/ Kozmic Debris	20	4	0.833
	Sawyer, Matt	F5/ I.N.C.	20	4	0.833
10	Keleher, John	G2/ Madhouse Patients	24	5	0.828
11	Davis, Jim	B1/ Dirty Dogs	19	4	0.826
12	Kilsdonk, Kris	E4/ Dart Dawgz	18	4	0.818
13	Gibbs, Keith	A3/ The Dilligaffs	17	4	0.810
14	Wade, Nate	C6/ Last Call	21	5	0.808
15	Eastmead, Phillip	A2/ Industrial Strength	16	4	0.800
16	Delp, Paula	B6/ D. V. Needed	19	5	0.792
17	Sarantos, Alex	F6/ Damned Yankees!	18	5	0.783
	Williams, Nelson	G4/ Dead Sox	18	5	0.783
19	Hoffmann, Steve	A1/ Lunatic Fringe	17	5	0.773
	Shown, Marc	D5/ Starving Dartists	17	5	0.773
	Beebe, Randy	G6/ Deck Hashers	17	5	0.773
22	Cummings, Dick	F3/ Bulls Hitters	13	4	0.765
23	Jeffcoat, Doug	A3/ The Dilligaffs	16	5	0.762
	Kerr, Duncan	F1/ DA Bulls	16	5	0.762
25	Carroll, John	B1/ Dirty Dogs	18	6	0.750
	Cullipher, Shawn	C1/ Diddler's Choice	18	6	0.750
	Fuhrmann, Al	D3/ Nine Lives	18	6	0.750
	Sepich, Bryan	D8/ Smackdown	18	6	0.750
	Herbert, Paul	E4/ Dart Dawgz	18	6	0.750
	Wandscher, Chris	A5/ Dart Shadows	15	5	0.750
	Denton, Fon	E5/ UZMALL	15	5	0.750
32	Greer, Chuck	A3/ The Dilligaffs	14	5	0.737
	West, Billy	A3/ The Dilligaffs	14	5	0.737
	Buckman, Dave	C3/ Cheap Shots	14	5	0.737
35	Rodgers, Trey	B7/ Damage, Inc.	16	6	0.727
	Boykin, Greg	F6/ Damned Yankees!	16	6	0.727
37	Cox, John	G2/ Madhouse Patients	21	8	0.724
38	Converse, Stan	G1/ G. D. Goldeneyes	18	7	0.720
39	Yoneoka, J.J.	D4/ Travelin' Beer Bellies	20	8	0.714
	Arensdorf, David	F2/ Sharky's Machine	15	6	0.714
	Sanger, Randy	G3/ The G Spot	15	6	0.714
42	Hyler, Dale	A4/ BOOM!	12	5	0.706
43	Nelson, Jim	E1/ B. B. & the Pimps	14	6	0.700
44	Bonar, Eric	B7/ Damage, Inc.	16	7	0.696
	Hines, Eric	C8/ Double-1	16	7	0.696
	Hope, Chris	*C7/ Dodge Darts	16	7	0.696
	Schuelke, David	C6/ Last Call	16	7	0.696
	Deemer, Randy	D5/ Starving Dartists	16	7	0.696
49	Hall, James "Sparky"	G5/ The Yankees & a Surfer	20	9	0.690
50	Hall, Mike	A5/ Dart Shadows	11	5	0.688
51	Samaluk, Somchai	A2/ Industrial Strength	13	6	0.684
	Rube, Bob	E5/ UZMALL	13	6	0.684
53	Terry, Bob	A1/ Lunatic Fringe	15	7	0.682
	Hunsberger, Jim	B5/ Get the Point!!!	15	7	0.682
	Kruger, Lonny	F2/ Sharky's Machine	15	7	0.682
56	Hatch, Nicole	G5/ The Yankees & a Surfer	17	8	0.680
57	(six tied)		16	8	0.667
	(three tied)		14	7	0.667
	(one tied)		12	6	0.667

Doubles Win %-ages

			W	L	%-age
1	Bennett, Mike "Bull"	G2/ Madhouse Patients	20	1	0.952
2	Davis, Jim	B1/ Dirty Dogs	21	2	0.913
3	Munn, Chuck	F1/ DA Bulls	15	2	0.882
4	Horton, Tony	A2/ Industrial Strength	16	3	0.842
5	Delp, Paula	B6/ D. V. Needed	20	4	0.833
6	Kilsdonk, Kris	E4/ Dart Dawgz	18	4	0.818
	Kerr, Duncan	F1/ DA Bulls	18	4	0.818
8	Margets, Steve	E6/ Trip Tight	17	4	0.810
9	Eastmead, Phillip	A2/ Industrial Strength	16	4	0.800
10	Hines, Eric	C8/ Double-1	17	5	0.773
11	Wade, Nate	C6/ Last Call	20	6	0.769
12	Gibbs, Keith	A3/ The Dilligaffs	16	5	0.762
13	Robinson, Lance	G2/ Madhouse Patients	19	6	0.760
14	Oakley, Jerry	B6/ D. V. Needed	18	6	0.750
	Kiser, Lyman	E3/ One-Armed Bandits	18	6	0.750
	Mozzetti, Tim	G7/ Point Break	18	6	0.750
	Kelso, Danica	B6/ D. V. Needed	15	5	0.750
18	Root, Andrew	C6/ Last Call	20	7	0.741
19	Jeffcoat, Doug	A3/ The Dilligaffs	17	6	0.739
	Herbert, Paul	E4/ Dart Dawgz	17	6	0.739
	Williams, Denny	E5/ UZMALL	17	6	0.739
	Knox, Mike	F5/ I.N.C.	17	6	0.739
	Penny, Ron	G2/ Madhouse Patients	17	6	0.739
24	Vitale, Brian	E3/ One-Armed Bandits	14	5	0.737
25	Keleher, John	G2/ Madhouse Patients	19	7	0.731
26	McDonald, Michael	B6/ D. V. Needed	13	5	0.722
	Rube, Bob	E5/ UZMALL	13	5	0.722
28	Greer, Chuck	A3/ The Dilligaffs	15	6	0.714
	Meyer, Jeff	C8/ Double-1	15	6	0.714
30	Budelman, Jim	A1/ Lunatic Fringe	17	7	0.708
	Carroll, John	B1/ Dirty Dogs	17	7	0.708
	Schuelke, David	C6/ Last Call	17	7	0.708
	Witz, Steve	C3/ Cheap Shots	17	7	0.708
	Smith, Butch	D3/ Nine Lives	17	7	0.708
35	Selby, Brian	A2/ Industrial Strength	12	5	0.706
	Bradshaw, Rick	B1/ Dirty Dogs	12	5	0.706
37	Hounsell, Bob	E6/ Trip Tight	14	6	0.700
38	Austin, Connie	B5/ Get the Point!!!	13	6	0.684
	Young, Perry	G1/ G. D. Goldeneyes	13	6	0.684
40	White, Bill	F1/ DA Bulls	15	7	0.682
	Tollerton, Steve "Tolly"	G1/ G. D. Goldeneyes	15	7	0.682
42	Buzzard, Teresa	G2/ Madhouse Patients	17	8	0.680
43	Holland, William	D7/ Grateful Darts	19	9	0.679
44	Kvasnicka, Bob	C4/ Bullweiser	18	9	0.667
	Downs, Aaron	D1/ Rat Bar Stewards	18	9	0.667
	Hoyt, Chris	C5/ Breakers Chunkers	16	8	0.667
	Scott, Lee	A3/ The Dilligaffs	14	7	0.667
	Arensdorf, David	F2/ Sharky's Machine	14	7	0.667
	Whitney, Bob	F3/ Bulls Hitters	14	7	0.667
	Wandscher, Chris	A5/ Dart Shadows	12	6	0.667
	McSorley, Paul	F1/ DA Bulls	12	6	0.667
52	Hatfield, James	G3/ The G Spot	17	9	0.654
53	Eason, Joel "Deputy"	B7/ Damage, Inc.	15	8	0.652
	Robertson, David	E6/ Trip Tight	15	8	0.652
55	Kempf, Greg	E3/ One-Armed Bandits	13	7	0.650
56	Kunesh, Joe	E5/ UZMALL	11	6	0.647
57	Chaney, Bill	C8/ Double-1	18	10	0.643
58	Stasko, Bill	E7/ Heroes in Trouble	16	9	0.640
	Cox, John	G2/ Madhouse Patients	16	9	0.640
60	(three tied)		14	8	0.636

League-Wide Fall 2000 RDL Top Individual Records (FINAL!)

(Missing statistics: week 14, 14-8 win by C7 over C2)

(Game minimum required for this listing: 32 for "A", "B", "E" and "F" divisions, 37 for "C", "D" and "G" divisions)

Singles+Doubles Win %-ages

			W	L	%-age
1	Davis, Jim	B1/ Dirty Dogs	40	6	0.870
2	Oakley, Jerry	B6/ D. V. Needed	41	7	0.854
3	Selby, Brian	A2/ Industrial Strength	31	6	0.838
4	Kilsdonk, Kris	E4/ Dart Dawgz	36	8	0.818
5	Delp, Paula	B6/ D. V. Needed	39	9	0.813
6	Robinson, Lance	G2/ Madhouse Patients	43	10	0.811
7	Knox, Mike	F5/ I.N.C.	38	9	0.809
8	Penny, Ron	G2/ Madhouse Patients	37	9	0.804
9	Eastmead, Phillip	A2/ Industrial Strength	32	8	0.800
10	Hounsell, Bob	E6/ Trip Tight	31	8	0.795
11	Kerr, Duncan	F1/ DA Bulls	34	9	0.791
12	Wade, Nate	C6/ Last Call	41	11	0.788
13	Gibbs, Keith	A3/ The Dilligaffs	33	9	0.786
14	Keleher, John	G2/ Madhouse Patients	43	12	0.782
15	Bennett, Mike "Bull"	G2/ Madhouse Patients	32	9	0.780
16	Jeffcoat, Doug	A3/ The Dilligaffs	33	11	0.750
17	Herbert, Paul	E4/ Dart Dawgz	35	12	0.745
18	Hines, Eric	C8/ Double-1	33	12	0.733
19	James, Bob	C5/ Breakers Chunkers	38	14	0.731
20	Carroll, John	B1/ Dirty Dogs	35	13	0.729
	Hansen, Paul	D2/ Kozmic Debris	35	13	0.729
22	Greer, Chuck	A3/ The Dilligaffs	29	11	0.725
23	Sawyer, Matt	F5/ I.N.C.	34	13	0.723
24	Wandscher, Chris	A5/ Dart Shadows	27	11	0.711
25	Rube, Bob	E5/ UZMALL	26	11	0.703
26	Schuelke, David	C6/ Last Call	33	14	0.702
27	Margets, Steve	E6/ Trip Tight	30	13	0.698
28	Cummings, Dick	F3/ Bulls Hitters	23	10	0.697
29	Mozzetti, Tim	G7/ Point Break	34	15	0.694
30	Arensdorf, David	F2/ Sharky's Machine	29	13	0.690
31	Sarantos, Alex	F6/ Damned Yankees!	31	14	0.689
32	Bradshaw, Rick	B1/ Dirty Dogs	22	10	0.688
33	Cox, John	G2/ Madhouse Patients	37	17	0.685
34	Vitale, Brian	E3/ One-Armed Bandits	28	13	0.683
35	Rodgers, Trey	B7/ Damage, Inc.	30	14	0.682
36	Tollerton, Steve "Tolly"	G1/ G. D. Goldeneyes	31	15	0.674
37	Converse, Stan	G1/ G. D. Goldeneyes	34	17	0.667
	Sepich, Bryan	D8/ Smackdown	32	16	0.667
	West, Billy	A3/ The Dilligaffs	26	13	0.667
40	Holland, William	D7/ Grateful Darts	37	19	0.661
41	Budelman, Jim	A1/ Lunatic Fringe	31	16	0.660
42	McSorley, Paul	F1/ DA Bulls	27	14	0.659
	Williams, Nelson	G4/ Dead Sox	27	14	0.659
44	Horton, Tony	A2/ Industrial Strength	25	13	0.658
	McDonald, Michael	B6/ D. V. Needed	25	13	0.658
46	Witz, Steve	C3/ Cheap Shots	32	17	0.653
	Stasko, Bill	E7/ Heroes in Trouble	32	17	0.653
48	Samaluk, Somchai	A2/ Industrial Strength	26	14	0.650
	Terry, Bob	A1/ Lunatic Fringe	26	14	0.650
	Denton, Fon	E5/ UZMALL	26	14	0.650
51	Kvasnicka, Bob	C4/ Bullweiser	35	19	0.648
52	Butters, Kent	B7/ Damage, Inc.	31	17	0.646
53	Hoffmann, Steve	A1/ Lunatic Fringe	29	16	0.644
	Kiser, Lyman	E3/ One-Armed Bandits	29	16	0.644
	Buzzard, Teresa	G2/ Madhouse Patients	29	16	0.644
56	Deemer, Randy	D5/ Starving Dartists	25	14	0.641
57	Eason, Joel "Deputy"	B7/ Damage, Inc.	30	17	0.638
58	Ramser, K.C.	A3/ The Dilligaffs	28	16	0.636
	Beebe, Randy	G6/ Deck Hashers	28	16	0.636
60	(two tied)	D3/ Nine Lives	33	19	0.635

All-Star %-ages

			ASPs	TGP	%-age
1	Eastmead, Phillip	A2/ Industrial Strength	84.0	40	2.100
2	Davis, Jim	B1/ Dirty Dogs	78.5	48	1.635
3	Wall, Keith	A1/ Lunatic Fringe	72.5	46	1.576
4	Tan, Wil	A2/ Industrial Strength	59.5	41	1.451
5	Greer, Chuck	A3/ The Dilligaffs	56.5	41	1.378
6	Oakley, Jerry	B6/ D. V. Needed	66.5	49	1.357
7	Samaluk, Somchai	A2/ Industrial Strength	52.5	40	1.313
8	Wandscher, Chris	A5/ Dart Shadows	49.5	39	1.269
9	Smith, Allen	A5/ Dart Shadows	54.0	43	1.256
10	Horton, Tony	A2/ Industrial Strength	46.5	38	1.224
11	Terry, Bob	A1/ Lunatic Fringe	48.5	41	1.183
12	Selby, Brian	A2/ Industrial Strength	43.5	37	1.176
13	Brown, Tom	A1/ Lunatic Fringe	51.5	44	1.170
14	Scott, Lee	A3/ The Dilligaffs	49.0	42	1.167
15	Simpson, Donnie	A2/ Industrial Strength	37.0	32	1.156
16	Budelman, Jim	A1/ Lunatic Fringe	55.0	48	1.146
17	Ramser, K.C.	A3/ The Dilligaffs	51.0	45	1.133
18	Kilts, Jason	A4/ BOOM!	41.5	37	1.122
19	Jeffcoat, Doug	A3/ The Dilligaffs	49.5	45	1.100
20	Gibbs, Keith	A3/ The Dilligaffs	45.5	43	1.058
21	Wade, Nate	C6/ Last Call	56.0	53	1.057
22	West, Billy	A3/ The Dilligaffs	40.0	40	1.000
23	Hoffmann, Steve	A1/ Lunatic Fringe	45.5	46	0.989
24	Stark, Keith	A7/ Black & Tans	31.5	32	0.984
25	Crowley, Pat	B4/ Comfortably Numb	43.0	44	0.977
26	Sepich, Bryan	D8/ Smackdown	47.0	49	0.959
27	Jenkins, John	B5/ Get the Point!!!	40.5	44	0.920
28	Hyler, Dale	A4/ BOOM!	33.0	36	0.917
29	Carroll, John	B1/ Dirty Dogs	45.5	50	0.910
30	Beeson, Robb	D8/ Smackdown	43.5	49	0.888
31	Cashwell, Craig	A5/ Dart Shadows	44.0	50	0.880
32	Allen, Kenny	C1/ Diddler's Choice	32.5	37	0.878
33	Lemons, Todd	A4/ BOOM!	36.0	43	0.837
34	Butters, Scott	A2/ Industrial Strength	30.0	36	0.833
35	McNamara, Tim	*C7/ Dodge Darts	34.0	41	0.829
36	Schuelke, David	C6/ Last Call	39.5	48	0.823
37	Baber, Todd	A4/ BOOM!	29.0	36	0.806
38	Metzker, Dave	A6/ Horsemen	35.0	44	0.795
39	Iager, John	D7/ Grateful Darts	35.5	46	0.772
40	Hunsberger, Jim	B5/ Get the Point!!!	35.0	46	0.761
41	Lewis, Todd	B5/ Get the Point!!!	31.5	43	0.733
42	McDonald, Michael	B6/ D. V. Needed	28.5	39	0.731
43	Hester, Billy	A4/ BOOM!	27.5	38	0.724
44	Prior, Jeff	B2/ Excalibur	32.5	45	0.722
45	James, Bob	C5/ Breakers Chunkers	37.5	52	0.721
46	Delp, Paula	B6/ D. V. Needed	36.0	50	0.720
47	Lane, Tim	A1/ Lunatic Fringe	28.0	39	0.718
48	Hoyt, Chris	C5/ Breakers Chunkers	35.0	49	0.714
49	Slominski, Mark	B2/ Excalibur	28.5	40	0.713
50	King, Adam	E7/ Heroes in Trouble	28.0	40	0.700
51	Bonar, Eric	B7/ Damage, Inc.	32.5	47	0.691
52	Witz, Steve	C3/ Cheap Shots	34.5	50	0.690
53	Tighe, John	C8/ Double-1	35.0	51	0.686
54	Stevens, Joe	C3/ Cheap Shots	33.5	49	0.684
55	Hounsell, Bob	E6/ Trip Tight	27.0	40	0.675
56	Mori, Christopher	A7/ Black & Tans	29.0	43	0.674
57	Holland, William	D7/ Grateful Darts	39.0	58	0.672
58	Seward, Mike	A4/ BOOM!	24.0	36	0.667
59	Sawyer, Matt	F5/ I.N.C.	30.5	47	0.649
60	Kilsdonk, Kris	E4/ Dart Dawgz	28.5	44	0.648

Fall 2000 RDL Records (by team) (FINAL!)

(Missing statistics: week 14, 14-8 win by C7 over C2)

Singles Win Percentages

		W	L	%-age
1	G2/ Madhouse Patients	130	38	0.774
2	A2/ Industrial Strength	89	43	0.674
3	A3/ The Dilligaffs	96	48	0.667
4	A1/ Lunatic Fringe	91	53	0.632
5	B6/ D. V. Needed	89	55	0.618
6	E4/ Dart Dawgz	87	57	0.604
7	B7/ Damage, Inc.	84	60	0.583
8	D3/ Nine Lives	97	70	0.581
9	C8/ Double-1	96	72	0.571
10	D6/ Home Thrown	88	68	0.564
11	F2/ Sharky's Machine	81	63	0.563
	F5/ I.N.C.	81	63	0.563
13	B1/ Dirty Dogs	80	64	0.556
14	C3/ Cheap Shots	93	75	0.554
15	F6/ Damned Yankees!	79	65	0.549
16	F3/ Bulls Hitters	77	67	0.535
17	E1/ B. B. & the Pimps	75	69	0.521
18	D5/ Starving Dartists	87	81	0.518
19	D7/ Grateful Darts	86	82	0.512
20	C5/ Breakers Chunkers	79	77	0.506
21	C1/ Diddler's Choice	85	83	0.506
22	G5/ The Yankees & a Surfer	83	82	0.503
23	G1/ G. D. Goldeneyes	84	83	0.503
24	C6/ Last Call	84	84	0.500
	E3/ One-Armed Bandits	72	72	0.500
	E6/ Trip Tight	72	72	0.500
	F1/ DA Bulls	71	71	0.500
28	D2/ Kozmic Debris	77	79	0.494
29	A4/ BOOM!	65	67	0.492
30	B5/ Get The Point!!!	70	73	0.490
31	B3/ Arrowing Experience	69	73	0.486
32	C4/ Bullweiser	81	87	0.482
33	E5/ UZMALL	69	75	0.479
34	G3/ The G Spot	80	88	0.476
35	G4/ Dead Sox	79	87	0.476
36	D8/ Smackdown	78	87	0.473
37	E7/ Heroes in Trouble	68	76	0.472
38	*C7/ Dodge Darts	73	83	0.468
39	G7/ Point Break	77	89	0.464
40	A5/ Dart Shadows	66	78	0.458
41	D4/ Travelin' Beer Bellies	73	93	0.440
42	B2/ Excalibur	62	79	0.440
43	G8/ Dart Attack	71	95	0.428
44	E2/ Dynamic Darts	61	83	0.424
45	D1/ Rat Bar Stewards	71	97	0.423
46	F4/ Get Over It	60	82	0.423
47	*C2/ Shooter's Buzz	57	87	0.396
48	G6/ Deck Hashers	58	98	0.372
49	F7/ Hard Cheddar	53	91	0.368
50	B4/ Comfortably Numb	47	97	0.326
51	A7/ Black & Tans	43	89	0.326
52	A6/ Horsemen	30	102	0.227

Doubles Win Percentages

		W	L	%-age
1	G2/ Madhouse Patients	62	22	0.738
2	A2/ Industrial Strength	45	21	0.682
3	A3/ The Dilligaffs	49	23	0.681
4	B6/ D. V. Needed	48	24	0.667
5	B1/ Dirty Dogs	45	27	0.625
6	B7/ Damage, Inc.	44	28	0.611
7	A1/ Lunatic Fringe	43	29	0.597
	E5/ UZMALL	43	29	0.597
9	C8/ Double-1	49	35	0.583
	E3/ One-Armed Bandits	42	30	0.583
	E4/ Dart Dawgz	42	30	0.583
12	C6/ Last Call	48	36	0.571
13	F1/ DA Bulls	41	31	0.569
	F3/ Bulls Hitters	41	31	0.569
15	E6/ Trip Tight	40	32	0.556
	F5/ I.N.C.	40	32	0.556
17	D7/ Grateful Darts	46	38	0.548
	G3/ The G Spot	46	38	0.548
19	C3/ Cheap Shots	45	39	0.536
	G1/ G. D. Goldeneyes	45	39	0.536
21	F2/ Sharky's Machine	38	34	0.528
22	C4/ Bullweiser	44	40	0.524
	D1/ Rat Bar Stewards	44	40	0.524
	D5/ Starving Dartists	44	40	0.524
25	B5/ Get The Point!!!	37	35	0.514
26	C5/ Breakers Chunkers	40	38	0.513
27	D3/ Nine Lives	42	42	0.500
	G7/ Point Break	42	42	0.500
	D2/ Kozmic Debris	39	39	0.500
	E7/ Heroes in Trouble	36	36	0.500
31	D8/ Smackdown	41	43	0.488
32	A5/ Dart Shadows	34	38	0.472
	F4/ Get Over It	34	38	0.472
34	D6/ Home Thrown	36	42	0.462
35	A4/ BOOM!	30	36	0.455
36	D4/ Travelin' Beer Bellies	38	46	0.452
37	C1/ Diddler's Choice	37	47	0.440
38	G8/ Dart Attack	36	47	0.434
39	F6/ Damned Yankees!	31	41	0.431
40	G4/ Dead Sox	36	48	0.429
41	*C7/ Dodge Darts	33	45	0.423
	G6/ Deck Hashers	33	45	0.423
43	*C2/ Shooter's Buzz	28	44	0.389
44	G5/ The Yankees & a Surfer	32	51	0.386
45	E1/ B. B. & the Pimps	27	45	0.375
	F7/ Hard Cheddar	27	45	0.375
47	B2/ Excalibur	26	46	0.361
	B3/ Arrowing Experience	26	46	0.361
	B4/ Comfortably Numb	26	46	0.361
50	A7/ Black & Tans	23	43	0.348
51	E2/ Dynamic Darts	22	50	0.306
52	A6/ Horsemen	16	50	0.242

Fall 2000 RDL Records (by team) (FINAL!)

(Missing statistics: week 14, 14-8 win by C7 over C2)

Singles+Doubles Win Percentages

		W	L	%-age
1	G2/ Madhouse Patients	254	82	0.756
2	A2/ Industrial Strength	179	85	0.678
3	A3/ The Dilligaffs	194	94	0.674
4	B6/ D. V. Needed	185	103	0.642
5	A1/ Lunatic Fringe	177	111	0.615
6	B7/ Damage, Inc.	172	116	0.597
7	E4/ Dart Dawgz	171	117	0.594
8	B1/ Dirty Dogs	170	118	0.590
9	C8/ Double-1	194	142	0.577
10	F5/ I.N.C.	161	127	0.559
11	F3/ Bulls Hitters	159	129	0.552
12	F2/ Sharky's Machine	157	131	0.545
13	C3/ Cheap Shots	183	153	0.545
14	E3/ One-Armed Bandits	156	132	0.542
15	D3/ Nine Lives	181	154	0.540
16	E5/ UZMALL	155	133	0.538
17	C6/ Last Call	180	156	0.536
18	F1/ DA Bulls	153	133	0.535
19	D7/ Grateful Darts	178	158	0.530
20	E6/ Trip Tight	152	136	0.528
21	D5/ Starving Dartists	175	161	0.521
22	G1/ G. D. Goldeneyes	174	161	0.519
23	D6/ Home Thrown	160	152	0.513
24	G3/ The G Spot	172	164	0.512
25	C5/ Breakers Chunkers	159	153	0.510
26	C4/ Bullweiser	169	167	0.503
27	B5/ Get The Point!!!	144	143	0.502
28	D2/ Kozmic Debris	155	157	0.497
29	F6/ Damned Yankees!	141	147	0.490
30	E7/ Heroes in Trouble	140	148	0.486
31	G7/ Point Break	161	173	0.482
32	D8/ Smackdown	160	173	0.480
33	A4/ BOOM!	125	139	0.473
34	C1/ Diddler's Choice	159	177	0.473
	D1/ Rat Bar Stewards	159	177	0.473
36	A5/ Dart Shadows	134	154	0.465
37	G4/ Dead Sox	151	183	0.452
38	E1/ B. B. & the Pimps	129	159	0.448
39	F4/ Get Over It	128	158	0.448
40	D4/ Travelin' Beer Bellies	149	185	0.446
41	*C7/ Dodge Darts	139	173	0.446
42	G5/ The Yankees & a Surfer	147	184	0.444
43	G8/ Dart Attack	143	189	0.431
44	B3/ Arrowing Experience	121	165	0.423
45	B2/ Excalibur	114	171	0.400
46	G6/ Deck Hashers	124	188	0.397
47	*C2/ Shooter's Buzz	113	175	0.392
48	F7/ Hard Cheddar	107	181	0.372
49	E2/ Dynamic Darts	105	183	0.365
50	B4/ Comfortably Numb	99	189	0.344
51	A7/ Black & Tans	89	175	0.337
52	A6/ Horsemen	62	202	0.235

All-Star Percentages

		ASP	TGP	%-age
1	A2/ Industrial Strength	353.0	264	1.337
2	A1/ Lunatic Fringe	338.0	295	1.146
3	A3/ The Dilligaffs	315.5	295	1.069
4	A5/ Dart Shadows	238.0	294	0.810
5	A4/ BOOM!	217.0	270	0.804
6	B6/ D. V. Needed	231.0	299	0.773
7	B1/ Dirty Dogs	209.0	303	0.690
8	A7/ Black & Tans	163.0	264	0.617
9	C6/ Last Call	208.0	343	0.606
10	B5/ Get The Point!!!	167.0	287	0.582
11	B7/ Damage, Inc.	166.0	294	0.565
12	D8/ Smackdown	174.0	340	0.512
13	C3/ Cheap Shots	173.0	344	0.503
14	E4/ Dart Dawgz	144.5	288	0.502
15	E7/ Heroes in Trouble	140.5	288	0.488
16	C8/ Double-1	169.0	356	0.475
17	*C7/ Dodge Darts	146.0	312	0.468
18	D3/ Nine Lives	159.5	343	0.465
19	C4/ Bullweiser	158.5	343	0.462
20	E6/ Trip Tight	135.5	295	0.459
21	C5/ Breakers Chunkers	143.0	312	0.458
22	C1/ Diddler's Choice	155.0	348	0.445
23	B3/ Arrowing Experience	128.5	293	0.439
24	D1/ Rat Bar Stewards	149.5	344	0.435
25	A6/ Horsemen	112.5	264	0.426
26	B4/ Comfortably Numb	121.5	288	0.422
27	D7/ Grateful Darts	147.0	352	0.418
28	B2/ Excalibur	117.5	285	0.412
29	E1/ B. B. & the Pimps	121.0	296	0.409
30	E5/ UZMALL	118.0	302	0.391
31	D5/ Starving Dartists	132.0	344	0.384
32	D2/ Kozmic Debris	120.0	320	0.375
33	G2/ Madhouse Patients	125.5	336	0.374
34	D6/ Home Thrown	124.0	338	0.367
35	E3/ One-Armed Bandits	98.0	288	0.340
36	F3/ Bulls Hitters	98.0	302	0.325
37	*C2/ Shooter's Buzz	93.0	288	0.323
38	F5/ I.N.C.	91.5	288	0.318
39	F1/ DA Bulls	93.0	294	0.316
40	D4/ Travelin' Beer Bellies	103.5	340	0.304
41	E2/ Dynamic Darts	87.5	288	0.304
42	F6/ Damned Yankees!	84.0	288	0.292
43	F2/ Sharky's Machine	81.0	294	0.276
44	F4/ Get Over It	66.5	286	0.233
45	G3/ The G Spot	75.0	336	0.223
46	G7/ Point Break	74.5	334	0.223
47	F7/ Hard Cheddar	62.5	288	0.217
48	G1/ G. D. Goldeneyes	71.5	339	0.211
49	G5/ The Yankees & a Surfer	63.5	331	0.192
50	G4/ Dead Sox	59.0	341	0.173
51	G8/ Dart Attack	47.5	350	0.136
52	G6/ Deck Hashers	40.0	317	0.126

RDL - Fall, 2000	Week 1			Week 2			Week 3			Week 4			Week 5			Week 6			Week 7			Week 8			Week 9			Week 10			Week 11			Week 12			Week 13			Week 14			Forfeits
	vs.	W/L	Pts.	vs.	W/L	Pts.	vs.	W/L	Pts.	vs.	W/L	Pts.	vs.	W/L	Pts.	vs.	W/L	Pts.	vs.	W/L	Pts.	vs.	W/L	Pts.	vs.	W/L	Pts.	vs.	W/L	Pts.	vs.	W/L	Pts.	vs.	W/L	Pts.	vs.	W/L	Pts.	vs.	W/L	Pts.	
A1/ Lunatic Fringe	A5	W	13	a7	W	18	a6	W	21	A3	L	7	Bye	-	-	a4	W	15	A2	L	8	a5	W	22	A7	W	19	A6	W	18	a3	L	12	Bye	-	-	A4	W	13	a2	L	11	
A2/ Industrial Strength	A4	W	17	Bye	-	-	A5	W	18	A6	W	22	a3	L	10	A7	W	19	a1	W	16	a4	W	17	Bye	-	-	a5	W	19	a6	*W*	*16*	A3	L	11	a7	W	17	A1	W	13	
A3/ The Dilligaffs	Bye	-	-	a4	W	17	A7	W	21	a1	W	14	A2	W	14	A6	W	17	a5	W	14	Bye	-	-	A4	W	16	a7	W	16	A1	W	13	a2	W	13	a6	W	20	A5	W	16	
A4/ BOOM!	a2	L	7	A3	L	7	Bye	-	-	a5	L	10	a6	W	20	A1	L	9	a7	W	14	A2	L	7	a3	L	8	Bye	-	-	A5	L	12	A6	W	20	a1	L	11	A7	*W*	*16*	
A5/ Dart Shadows	a1	L	11	A6	W	15	a2	L	6	A4	W	14	a7	W	16	Bye	-	-	A3	L	10	A1	L	2	a6	W	17	A2	L	2	a4	W	13	A7	W	18	Bye	-	-	a3	L	8	
A6/ Horsemen	A7	L	6	a5	L	8	A1	L	3	a2	L	2	A4	L	4	a3	L	4	Bye	-	-	a7	L	9	A5	L	7	a1	L	4	A2	*L*	*0*	a4	L	4	A3	L	4	Bye	-	-	1
A7/ Black & Tans	a6	W	15	A1	L	6	a3	L	3	Bye	-	-	A5	L	8	a2	L	5	A4	L	10	A6	W	14	a1	L	4	A3	L	7	Bye	-	-	a5	L	6	A2	L	6	a4	*L*	*0*	1
B1/ Dirty Dogs	B7	L	12	b6	W	13	B3	W	14	b5	W	15	B4	W	18	Bye	-	-	b2	W	15	b7	W	14	B6	W	15	b3	W	14	B5	W	14	b4	W	14	Bye	-	-	B2	W	13	
B2/ Excalibur	b5	L	6	Bye	-	-	b4	W	13	B6	L	5	b3	W	13	b7	L	5	B1	L	9	B5	W	11	Bye	-	-	B4	W	13	b6	L	8	B3	L	7	B7	L	7	b1	L	11	
B3/ Arrowing Experience	Bye	-	-	B5	L	8	b1	L	10	b7	L	11	B2	L	10	b4	W	13	B6	L	12	Bye	-	-	b5	L	8	B1	L	5	B7	L	5	b2	W	13	B4	W	13	b6	L	5	
B4/ Comfortably Numb	B6	W	15	b7	L	2	B2	L	11	Bye	-	-	b1	L	6	B3	L	11	b5	L	3	b6	L	5	B7	L	6	b2	L	11	Bye	-	-	B1	L	10	b3	L	11	B5	L	6	
B5/ Get the Point!!!	B2	W	18	b3	W	16	Bye	-	-	B1	L	9	B7	L	10	b6	L	7	B4	W	21	b2	L	10	B3	W	16	Bye	-	-	b1	L	10	b7	L	8	B6	L	3	b4	W	16	
B6/ D. V. Needed	b4	L	8	B1	L	12	B7	W	14	b2	W	19	Bye	-	-	B5	W	17	b3	W	13	B4	W	19	b1	L	9	b7	W	18	B2	W	16	Bye	-	-	b5	W	21	B3	W	19	
B7/ Damage, Inc.	b1	W	13	B4	W	22	b6	L	10	B3	W	13	b5	W	14	B2	W	18	Bye	-	-	B1	L	10	b4	W	18	B6	L	6	b3	W	19	B5	W	16	b2	W	14	Bye	-	-	
C1/ Diddler's Choice	C5	L	9	c3	L	8	c7	W	16	C4	L	12	C2	L	8	c8	L	10	C6	L	10	c5	L	7	C3	L	9	C7	W	17	c4	L	9	c2	W	16	C8	L	12	c6	L	11	
C2/ Shooter's Buzz	c4	L	7	C6	L	8	c8	L	6	C3	W	13	c1	W	13	C5	L	7	c7	L	6	C4	W	19	c6	L	8	C8	L	10	c3	L	8	C1	L	8	c5	*L*	*0*	C7	L	8	1
C3/ Cheap Shots	c7	L	7	C1	W	14	c4	W	17	c2	L	11	C5	L	11	c6	L	10	C8	L	12	C7	W	15	c1	W	15	C4	W	20	C2	W	16	c5	L	11	C6	L	10	c8	W	14	
C4/ Bullweiser	C2	W	17	c8	L	11	C3	L	7	c1	W	13	C6	W	16	C7	L	8	c5	W	14	c2	L	5	C8	W	12	c3	L	4	C1	W	12	c6	W	17	c7	W	15	C5	W	13	
C5/ Breakers Chunkers	c1	W	15	C7	L	9	c6	L	10	C8	L	6	c3	W	13	c2	W	14	C4	L	10	C1	W	17	c7	W	13	C6	W	13	c8	W	12	C3	W	13	C2	*W*	*16*	c4	L	10	
C6/ Last Call	C8	W	13	c2	W	16	C5	W	14	C7	W	18	c4	L	8	C3	W	14	c1	W	14	c8	L	8	C2	W	16	c5	L	11	c7	W	17	C4	L	5	c3	W	14	C1	W	13	
C7/ Dodge Darts	C3	W	17	c5	W	15	C1	L	3	c6	L	6	C8	W	13	c4	W	16	C2	W	18	c3	L	5	C5	L	11	c1	L	5	C6	L	7	c8	L	3	C4	L	7	c2	W	14	
C8/ Double-1	c6	L	12	C4	W	13	C2	W	18	c5	W	18	c7	L	11	C1	W	14	c3	W	13	C6	W	16	c4	L	9	c2	W	14	C5	L	11	C7	W	21	c1	W	13	C3	L	10	
D1/ Rat Bar Stewards	d4	L	10	D3	L	11	d8	L	10	d2	W	13	D6	L	12	d5	L	11	D7	L	9	D4	W	14	d3	L	9	D8	W	17	D2	L	8	d6	W	14	D5	L	10	d7	L	10	
D2/ Kozmic Debris	d8	L	8	D5	L	9	d7	L	9	D1	L	8	d3	W	14	D6	W	13	d4	L	11	D8	W	14	d5	L	9	D7	L	8	d1	W	16	D3	W	13	d6	*L*	*0*	D4	W	19	1
D3/ Nine Lives	D6	W	13	d1	W	12	d4	W	15	D8	L	11	D2	L	10	d7	W	13	D5	W	16	d6	L	12	D1	W	15	D4	W	15	d8	W	14	d2	L	10	D7	L	10	d5	W	12	
D4/ Travelin' Beer Bellies	D1	W	14	d6	L	9	D3	L	9	d5	L	9	D7	L	10	d8	L	8	D2	W	13	d1	L	10	D6	W	17	d3	L	9	D5	L	11	d7	W	13	D8	W	12	d2	L	5	
D5/ Starving Dartists	D7	W	16	d2	W	14	D6	W	13	D4	W	15	d8	W	14	D1	W	13	d3	L	8	d7	L	9	D2	W	15	d6	L	10	d4	W	13	D8	L	11	d1	W	14	D3	L	11	
D6/ Home Thrown	d3	L	11	D4	W	15	d5	L	12	D7	W	16	d1	W	13	d2	L	12	D8	W	12	D3	W	13	d4	L	7	D5	W	11	d7	W	14	D1	L	9	D2	*W*	*16*	d8	L	10	
D7/ Grateful Darts	d5	L	8	D8	W	14	D2	W	15	d6	L	8	d4	W	14	D3	L	11	d1	W	15	D5	W	15	d8	L	12	d2	W	16	D6	L	10	D4	L	12	d3	W	14	D1	W	14	
D8/ Smackdown	D2	W	16	d7	L	10	D1	W	14	d3	W	13	D5	L	10	D4	W	16	d6	L	8	d2	L	10	D7	W	13	d1	L	7	D3	L	7	d5	W	13	d4	L	7	D6	W	14	
E1/ B. B. & the Pimps	Bye	-	-	E2	W	18	E7	W	16	e6	L	5	e5	L	12	E3	W	14	e4	L	8	Bye	-	-	e2	W	15	e7	L	6	E6	L	8	E5	L	4	e3	W	13	E4	L	9	
E2/ Dynamic Darts	E7	L	9	e1	L	6	E4	W	13	e3	L	8	Bye	-	-	E5	W	13	e6	L	6	e7	L	4	E1	L	9	e4	L	5	E3	L	8	Bye	-	-	e5	L	10	E6	W	13	
E3/ One-Armed Bandits	E6	W	12	e4	L	8	e5	L	11	E2	W	16	E7	W	20	e1	L	10	Bye	-	-	e6	W	13	E4	L	10	E5	W	14	e2	W	15	e7	W	16	E1	L	11	Bye	-	-	
E4/ Dart Dawgz	e5	L	10	E3	W	16	e2	L	11	e7	W	15	E6	L	11	Bye	-	-	E1	W	16	E5	W	14	e3	W	14	E2	W	19	E7	W	15	e6	W	15	Bye	-	-	e1	W	15	
E5/ UZMALL	E4	W	14	e6	L	9	E3	W	13	Bye	-	-	E1	W	13	e2	L	11	E7	W	16	e4	L	10	E6	L	12	e3	L	10	Bye	-	-	e1	W	20	E2	W	14	e7	W	14	
E6/ Trip Tight	e3	L	9	E5	W	15	Bye	-	-	E1	W	18	e4	W	13	e7	L	7	E2	W	18	E3	L	11	e5	W	13	Bye	-	-	e1	W	16	E4	L	9	E7	L	10	e2	L	11	
E7/ Heroes in Trouble	e2	W	15	Bye	-	-	e1	L	8	E4	L	9	e3	L	4	E6	W	17	e5	L	8	E2	W	20	Bye	-	-	E1	W	15	e4	L	9	E3	L	8	e6	W	14	E5	L	10	
F1/ DA Bulls	F7	W	14	Bye	-	-	f2	L	10	F4	W	15	F3	L	11	f6	L	11	F5	W	15	f7	W	14	Bye	-	-	F2	L	11	f4	W	13	f3	W	13	F6	W	13	f5	W	14	
F2/ Sharky's Machine	Bye	-	-	f7	W	16	F1	W	13	f5	L	11	F6	L	11	f4	W	13	F3	L	10	Bye	-	-	F7	W	13	f1	W	13	F5	L	8	f6	W	17	F4	W	15	f3	L	12	
F3/ Bulls Hitters	f4	W	16	F5	L	11	f6	L	7	Bye	-	-	f1	W	13	F7	W	17	f2	W	12	F4	W	16	f5	L	9	F6	W	15	Bye	-	-	F1	L	12	f7	W	19	F2	W	13	
F4/ Get Over It	F3	L	8	f6	L	11	Bye	-	-	f1	L	9	F5	L	9	F2	L	11	f7	W	15	f3	L	8	F6	L	10	Bye	-	-	F1	L	9	f5	L	3	f2	L	5	F7	W	9	
F5/ I.N.C.	F6	W	13	f3	W	12	F7	W	22	F2	W	13	f4	W	11	Bye	-	-	f1	L	9	f6	L	11	F3	W	15	f7	W	13	f2	W	16	F4	W	15	Bye	-	-	F1	L	10	
F6/ Damned Yankees!	f5	L	11	F4	W	13	F3	W	17	f7	L	9	f2	W	13	F1	W	13	Bye	-	-	F5	W	13	f4	W	14	f3	L	8	F7	L	11	F2	L	7	f1	L	11	Bye	-	-	
F7/ Hard Cheddar	f1	L	10	F2	L	7	f5	L	2	F6	W	15	Bye	-	-	f3	L	7	F4	L	7	F1	L	10	f2	L	7	F5	L	10	f6	W	13	Bye	-	-	F3	L	5	f4	L	7	
G1/ G. D. Goldeneyes	G8	L	9	g5	W	14	G7	L	11	g3	W	13	G2	L	7	g4	W	14	G6	W	16	g8	W	12	G5	W	15	g7	L	8	G3	L	11	g2	L	10	G4	W	13	g6	W	16	
G2/ Madhouse Patients	g3	W	16	G4	W	19	G6	W	20	g5	W	20	g1	W	17	G7	W	17	g8	W	21	G3	W	14	g4	W	21	g6	W	15	G5	W	21	G1	W	14	g7	W	15	G8	W	16	
G3/ The G Spot	G2	L	8	g6	W	18	G5	W	13	G1	L	11	g4	W	16	G8	L	7	g7	W	18	g2	L	6	G6	L	10	g5	L	11	g1	W	13	G4	W	15	g8	L	11	G7	L	8	
G4/ Dead Sox	G6	W	18	g2	L	5	G8	L	12	g7	W	12	G3	L	8	G1	L	10	g5	W	12	g6	L	9	G2	L	3	g8	W	11	G7	W	16	g3	L	9	g1	L	11	G5	L	11	
G5/ The Yankees & a Surfer	g7	L	10	G1	L	10	g3	L	11	G2	L	4	g8	W	14	g6	L	10	G4	L	10	G7	W	15	g1	L	6	G3	W	13	g2	L	3	G8	W	13	G6	W	12	g4	W	13	
G6/ Deck Hashers	g4	L	6	G3	L	6	g2	L	4	G8	L	9	g7	L	8	G5	W	14	g1	L	8	G4	W	15	g3	W	13	G2	L	5	g8	W	12	G7	L	8	g5	L	10	G1	L	8	
G7/ Point Break	G5	W	14	g8	W	13	g1	W	13	G4	L	6	G6	W	13	g2	L	7	G3	L	6	g5	L	9	G8	W	19	G1	W	13	g4	L	6	g6	W	13	G2	L	8	g3	W	11	
G8/ Dart Attack	g1	W	10	G7	L	11	g4	W	13	g6	W	14	G5	L	10	g3	W	14	G2	L	3	G1	L	5	g7	L	4	G4	L	10	G6	L	11	g5	L	8	G3	W	13	g2	L	8	

	Singles 301		Singles Cricket		Singles Record		Singles Win %-age	Doubles Cricket		Doubles 501		Doubles Record		Doubles Win %-age	Sngls + Dbls Record		Sngls + Dbls Win %-age	1001 Wins	1001 Losses	All-Star Points	Games Played	All-Star %-age
A1/ Lunatic Fringe	39	33	52	20	91	53	0.632	24	12	19	17	43	29	0.597	177	111	0.615	0	7	338.0	295	1.146
A 10 Hoffmann, Steve	7	3	10	2	17	5	0.773	7	5	5	6	12	11	0.522	29	16	0.644	0	1	45.5	46	0.989
A 11 Brown, Tom	7	4	7	4	14	8	0.636	6	4	6	5	12	9	0.571	26	17	0.605	0	1	51.5	44	1.170
A 12 Budelman, Jim	7	5	7	4	14	9	0.609	10	2	7	5	17	7	0.708	31	16	0.660	0	1	55.0	48	1.146
A 13 Butman, Don	2	5	5	3	7	8	0.467	7	0	4	4	11	4	0.733	18	12	0.600	0	1	37.0	31	1.194
A 14 Terry, Bob	6	5	9	2	15	7	0.682	7	3	4	4	11	7	0.611	26	14	0.650	0	1	48.5	41	1.183
A 15 Lane, Tim	3	6	6	2	9	8	0.529	6	5	5	5	11	10	0.524	20	18	0.526	0	1	28.0	39	0.718
A 16 Wall, Keith	7	5	8	3	15	8	0.652	5	5	7	5	12	10	0.545	27	18	0.600	0	1	72.5	46	1.576
A 17 Wilson, Joe	0	0	0	0	0	0	#DIV/0!	0	0	0	0	0	0	#DIV/0!	0	0	#DIV/0!	0	0	0.0	0	#DIV/0!
A2/ Industrial Strength	38	28	51	15	89	43	0.674	23	10	22	11	45	21	0.682	179	85	0.678	0	0	353.0	264	1.337
A 20 Selby, Brian	10	0	9	1	19	1	0.950	6	3	6	2	12	5	0.706	31	6	0.838			43.5	37	1.176
A 21 Horton, Tony	4	6	5	4	9	10	0.474	8	1	8	2	16	3	0.842	25	13	0.658			46.5	38	1.224
A 22 Simpson, Donnie	6	3	6	3	12	6	0.667	6	2	2	4	8	6	0.571	20	12	0.625			37.0	32	1.156
A 23 Butters, Scott	4	6	4	2	8	8	0.500	5	5	7	3	12	8	0.600	20	16	0.556			30.0	36	0.833
A 24 Samaluk, Somchai	5	3	8	3	13	6	0.684	8	2	5	6	13	8	0.619	26	14	0.650			52.5	40	1.313
A 25 Tan, Wil	3	6	9	2	12	8	0.600	5	5	8	3	13	8	0.619	25	16	0.610			59.5	41	1.451
A 26 Eastmead, Phillip	6	4	10	0	16	4	0.800	8	2	8	2	16	4	0.800	32	8	0.800			84.0	40	2.100
A3/ The Dilligaffs	48	24	48	24	96	48	0.667	26	10	23	13	49	23	0.681	194	94	0.674	7	0	315.5	295	1.069
A 30 Greer, Chuck	6	2	8	3	14	5	0.737	6	4	9	2	15	6	0.714	29	11	0.725	1	0	56.5	41	1.378
A 31 Gibbs, Keith	9	2	8	2	17	4	0.810	8	2	8	3	16	5	0.762	33	9	0.786	1	0	45.5	43	1.058
A 32 Jeffcoat, Doug	10	0	6	5	16	5	0.762	9	3	8	3	17	6	0.739	33	11	0.750	1	0	49.5	45	1.100
A 33 West, Billy	6	3	8	2	14	5	0.737	6	4	6	4	12	8	0.600	26	13	0.667	1	0	40.0	40	1.000
A 34 Ramser, K.C.	7	4	7	4	14	8	0.636	9	2	5	6	14	8	0.636	28	16	0.636	1	0	51.0	45	1.133
A 35 Scott, Lee	5	5	4	6	9	11	0.450	9	2	5	5	14	7	0.667	23	18	0.561	1	0	49.0	42	1.167
A 36 Stewart, Shannon	5	8	7	2	12	10	0.545	5	3	5	3	10	6	0.625	22	16	0.579	1	0	24.0	39	0.615
A 37 Whitley, Britt	0	0	0	0	0	0	#DIV/0!	0	0	0	0	0	0	#DIV/0!	0	0	#DIV/0!	0	0	0.0	0	#DIV/0!
A 38 Bogaerts, Stef	0	0	0	0	0	0	#DIV/0!	0	0	0	0	0	0	#DIV/0!	0	0	#DIV/0!	0	0	0.0	0	#DIV/0!
A4/ BOOM!	32	34	33	33	65	67	0.492	14	19	16	17	30	36	0.455	125	139	0.473	0	6	217.0	270	0.804
A 40 Kilts, Jason	3	8	4	6	7	14	0.333	4	3	6	2	10	5	0.667	17	19	0.472	0	1	41.5	37	1.122
A 41 Baber, Todd	1	5	4	5	5	10	0.333	3	7	4	6	7	13	0.350	12	23	0.343	0	1	29.0	36	0.806
A 42 Barker, Barry	6	2	0	3	6	5	0.545	2	4	1	5	3	9	0.250	9	14	0.391	0	1	8.5	24	0.354
A 43 Hester, Billy	4	6	7	3	11	9	0.550	3	6	5	3	8	9	0.471	19	18	0.514	0	1	27.5	38	0.724
A 44 Hyler, Dale	6	2	6	3	12	5	0.706	5	4	4	5	9	9	0.500	21	14	0.600	0	1	33.0	36	0.917
A 45 Kipping, Joe	2	3	4	1	6	4	0.600	2	3	2	3	4	6	0.400	10	10	0.500	0	0	17.5	20	0.875
A 46 Lemons, Todd	3	6	5	6	8	12	0.400	4	7	5	6	9	13	0.409	17	25	0.405	0	1	36.0	43	0.837
A 47 Seward, Mike	7	2	3	6	10	8	0.556	5	4	5	4	10	8	0.556	20	16	0.556	0	0	24.0	36	0.667
A5/ Dart Shadows	33	39	33	39	66	78	0.458	19	17	15	21	34	38	0.472	134	154	0.465	6	0	238.0	294	0.810
A 50 Smith, Allen	7	3	6	6	13	9	0.591	5	5	6	4	11	9	0.550	24	18	0.571	1	0	54.0	43	1.256
A 51 Rutten, Pete	2	10	0	6	2	16	0.111	5	7	2	8	7	15	0.318	9	31	0.225	1	0	19.5	41	0.476
A 52 Cashwell, Craig	6	6	7	5	13	11	0.542	8	5	5	7	13	12	0.520	26	23	0.531	1	0	44.0	50	0.880
A 53 Aldridge, Barron	5	7	3	7	8	14	0.364	5	4	3	10	8	14	0.364	16	28	0.364	1	0	24.5	45	0.544
A 54 Knott, Mike	0	2	1	7	1	9	0.100	2	6	3	5	5	11	0.313	6	20	0.231	1	0	10.5	27	0.389
A 55 Hall, Mike	6	2	5	3	11	5	0.688	4	3	3	2	7	5	0.583	18	10	0.643	0	0	28.5	28	1.018
A 56 Gilbert, Chris	1	5	2	4	3	9	0.250	1	2	4	2	5	4	0.556	8	13	0.381	0	0	7.5	21	0.357
A 57 Wandscher, Chris	6	4	9	1	15	5	0.750	8	2	4	4	12	6	0.667	27	11	0.711	1	0	49.5	39	1.269
A6/ Horsemen	24	42	6	60	30	102	0.227	4	29	12	21	16	50	0.242	62	202	0.235	0	0	112.5	264	0.426
A 60 Keller, Tony	4	6	0	6	4	12	0.250	1	10	2	11	3	21	0.125	7	33	0.175			9.0	40	0.225
A 61 Maminski, Len	2	7	1	10	3	17	0.150	2	10	5	6	7	16	0.304	10	33	0.233			15.5	43	0.360
A 62 McCredie, Bob	2	5	0	7	2	12	0.143	1	5	1	5	2	10	0.167	4	22	0.154			12.5	26	0.481
A 63 Knight, Steve	1	5	1	8	2	13	0.133	0	8	4	4	4	12	0.250	6	25	0.194			13.0	31	0.419
A 64 Feller, Keith	2	1	0	4	2	5	0.286	1	2	1	2	2	4	0.333	4	9	0.308			6.5	13	0.500
A 65 Phillips, Britt	2	3	0	7	2	10	0.167	0	5	2	3	2	8	0.200	4	18	0.182			6.0	22	0.273
A 66 Wilcenski, Steve	0	0	0	0	0	0	#DIV/0!	0	0	0	0	0	0	#DIV/0!	0	0	#DIV/0!			0.0	0	#DIV/0!
A 67 Metzker, Dave	8	6	4	7	12	13	0.480	3	6	5	5	8	11	0.421	20	24	0.455			35.0	44	0.795
A 68 Watson, Travis	1	4	0	5	1	9	0.100	0	5	1	3	1	8	0.111	2	17	0.105			5.5	19	0.289
A 69 Bear, Bart	2	5	0	6	2	11	0.154	0	7	3	3	3	10	0.231	5	21	0.192			9.5	26	0.365
A7/ Black & Tans	26	40	17	49	43	89	0.326	10	23	13	20	23	43	0.348	89	175	0.337	0	0	163.0	264	0.617
A 70 Mori, Christopher	6	4	2	11	8	15	0.348	3	8	3	6	6	14	0.300	14	29	0.326			29.0	43	0.674
A 71 Stark, Keith	1	6	3	4	4	10	0.286	2	7	3	6	5	13	0.278	9	23	0.281			31.5	32	0.984
A 72 Gordon, Bill	4	4	2	7	6	11	0.353	2	7	4	6	6	13	0.316	12	24	0.333			17.0	36	0.472
A 73 Bryant, Whit	4	6	3	7	7	13	0.350	5	4	4	6	9	10	0.474	16	23	0.410			25.0	39	0.641
A 74 Niver, Jim	5	7	3	7	8	14	0.364	3	6	2	8	5	14	0.263	13	28	0.317			22.0	41	0.537
A 75 Daly, Drew	2	6	1	7	3	13	0.188	1	6	5	3	6	9	0.400	9	22	0.290			20.0	31	0.645
A 76 Dwight, Mike	4	7	3	6	7	13	0.350	4	8	5	5	9	13	0.409	16	26	0.381			18.5	42	0.440

	Singles 301		Singles Cricket		Singles Record		Singles Win %-age	Doubles Cricket		Doubles 501		Doubles Record		Doubles Win %-age	Sngls + Dbls Record		Sngls + Dbls Win %-age	1001 Wins	1001 Losses	All-Star Points	Games Played	All-Star %-age
B1/ Dirty Dogs	37	35	43	29	80	64	0.556	22	14	23	13	45	27	0.625	170	118	0.590	8	7	209.0	303	0.690
B 10 Wilkie, Felipe	2	6	5	4	7	10	0.412	6	2	4	4	10	6	0.625	17	16	0.515	1	1	16.0	35	0.457
B 11 Carroll, John	8	4	10	2	18	6	0.750	8	4	9	3	17	7	0.708	35	13	0.729	1	1	45.5	50	0.910
B 12 Currin, David	3	3	1	7	4	10	0.286	4	5	4	3	8	8	0.500	12	18	0.400	1	1	13.0	32	0.406
B 13 Bradshaw, Rick	5	4	5	1	10	5	0.667	5	4	7	1	12	5	0.706	22	10	0.688	1	0	19.0	33	0.576
B 14 Davis, Jim	8	3	11	1	19	4	0.826	11	1	10	1	21	2	0.913	40	6	0.870	1	1	78.5	48	1.635
B 15 Davis, Bob	1	4	1	5	2	9	0.182	4	3	1	1	5	4	0.556	7	13	0.350	1	1	3.0	22	0.136
B 16 Tuttle, Michael	0	1	3	4	3	5	0.375	0	1	1	3	1	4	0.200	4	9	0.308	0	0	8.5	13	0.654
B 17 Wight, Al	5	5	0	1	5	6	0.455	0	2	1	7	1	9	0.100	6	15	0.286	1	1	1.0	23	0.043
B 18 Sutphen, George	5	5	7	4	12	9	0.571	6	6	9	3	15	9	0.625	27	18	0.600	1	1	24.5	47	0.521
B2/ Excalibur	36	34	26	45	62	79	0.440	13	23	13	23	26	46	0.361	114	171	0.400	0	0	117.5	285	0.412
B 20 Montgomery, Robert	3	2	0	5	3	7	0.300	0	5	4	1	4	6	0.400	7	13	0.350			5.0	20	0.250
B 21 Burney, Gary	6	6	4	9	10	15	0.400	4	8	5	9	9	17	0.346	19	32	0.373			20.5	51	0.402
B 22 Slominski, Mark	5	5	7	2	12	7	0.632	5	5	3	8	8	13	0.381	20	20	0.500			28.5	40	0.713
B 23 Long, Dale	4	8	6	5	10	13	0.435	1	10	4	6	5	16	0.238	15	29	0.341			18.0	44	0.409
B 24 Prior, Jeff	5	6	5	6	10	12	0.455	5	7	2	9	7	16	0.304	17	28	0.378			32.5	45	0.722
B 25 Wells, Ryan	4	6	1	11	5	17	0.227	6	5	4	7	10	12	0.455	15	29	0.341			2.0	44	0.045
B 26 Berry, Robert	9	1	3	7	12	8	0.600	5	6	4	6	9	12	0.429	21	20	0.512			11.0	41	0.268
B3/ Arrowing Experience	35	36	34	37	69	73	0.486	12	24	14	22	26	46	0.361	121	165	0.423	0	7	128.5	293	0.439
B 30 Stahl, Karl	7	2	6	6	13	8	0.619	4	7	6	7	10	14	0.417	23	22	0.511	0	1	26.0	46	0.565
B 31 Berry, Dave	7	4	7	3	14	7	0.667	3	7	2	6	5	13	0.278	19	20	0.487	0	1	16.5	40	0.413
B 32 Stahl, Stacy	2	7	1	3	3	10	0.231	1	5	4	4	5	9	0.357	8	19	0.296	0	1	5.5	28	0.196
B 33 Barton, Kevin	7	0	4	4	11	4	0.733	4	4	4	4	8	8	0.500	19	12	0.613	0	0	23.0	31	0.742
B 34 Coker, Craig	0	4	1	3	1	7	0.125	2	3	1	3	3	6	0.333	4	13	0.235	0	1	4.5	18	0.250
B 35 Mohan, Mike	5	5	6	6	11	11	0.500	6	6	4	6	10	12	0.455	21	23	0.477	0	1	26.0	45	0.578
B 36 Hindle, Mikey	4	7	5	6	9	13	0.409	3	9	4	7	7	16	0.304	16	29	0.356	0	1	19.5	46	0.424
B 37 Nicolaysen, Nick	3	7	4	6	7	13	0.350	1	7	3	7	4	14	0.222	11	27	0.289	0	1	7.5	39	0.192
B4/ Comfortably Numb	23	49	24	48	47	97	0.326	13	23	13	23	26	46	0.361	99	189	0.344	0	0	121.5	288	0.422
B 40 Galloway, Dave	5	7	5	2	10	9	0.526	5	6	5	8	10	14	0.417	20	23	0.465			18.5	43	0.430
B 41 Crowley, Pat	4	7	7	4	11	11	0.500	5	6	6	5	11	11	0.500	22	22	0.500			43.0	44	0.977
B 42 Robertson, Ronnie	2	7	3	5	5	12	0.294	4	7	4	7	8	14	0.364	13	26	0.333			10.5	39	0.269
B 43 Bull, Perry	0	9	1	8	1	17	0.056	1	5	3	5	4	10	0.286	5	27	0.156			9.0	32	0.281
B 44 Benson, Kevin	4	5	1	8	5	13	0.278	0	7	2	5	2	12	0.143	7	25	0.219			3.0	32	0.094
B 45 Heath, Chris	1	3	1	3	2	6	0.250	2	2	2	0	4	2	0.667	6	8	0.429			7.5	14	0.536
B 46 Balogh, Alice	2	2	2	6	4	8	0.333	3	2	1	4	4	6	0.400	8	14	0.364			4.0	22	0.182
B 47 Coyne, Kevin	4	5	2	9	6	14	0.300	3	6	2	7	5	13	0.278	11	27	0.289			16.0	38	0.421
B 48 Hicks, Mike	1	4	2	3	3	7	0.300	3	5	1	5	4	10	0.286	7	17	0.292			10.0	24	0.417
B5/ Get the Point!!!	41	30	29	43	70	73	0.490	21	15	16	20	37	35	0.514	144	143	0.502	0	0	167.0	287	0.582
B 50 Austin, Connie	2	5	4	6	6	11	0.353	9	3	4	3	13	6	0.684	19	17	0.528			13.0	36	0.361
B 51 Buckner, Jacky	8	4	6	6	14	10	0.583	10	2	5	8	15	10	0.600	29	20	0.592			26.5	49	0.541
B 52 Branch, Johnny	3	8	1	4	4	12	0.250	0	6	3	5	3	11	0.214	7	23	0.233			3.0	30	0.100
B 53 Jenkins, John	7	4	5	6	12	10	0.545	6	5	6	5	12	10	0.545	24	20	0.545			40.5	44	0.920
B 54 Thompson, Barry	3	6	4	8	7	14	0.333	3	5	4	6	7	11	0.389	14	25	0.359			17.5	39	0.449
B 55 Lewis, Todd	8	3	4	6	12	9	0.571	8	3	5	6	13	9	0.591	25	18	0.581			31.5	43	0.733
B 56 Hunsberger, Jim	10	0	5	7	15	7	0.682	6	6	5	7	11	13	0.458	26	20	0.565			35.0	46	0.761
B 57 Forbes, Jan	0	0	0	0	0	0	#DIV/0!	0	0	0	0	0	0	#DIV/0!	0	0	#DIV/0!			0.0	0	#DIV/0!
B6/ D. V. Needed	41	31	48	24	89	55	0.618	25	11	23	13	48	24	0.667	185	103	0.642	6	5	231.0	299	0.773
B 60 Churchwell, Billie	4	5	0	5	4	10	0.286	1	5	1	6	2	11	0.154	6	21	0.222	1	1	12.0	29	0.414
B 61 Kelso, Danica	2	6	5	4	7	10	0.412	9	1	6	4	15	5	0.750	22	15	0.595	1	1	16.0	39	0.410
B 62 McDonald, Michael	4	6	8	2	12	8	0.600	8	1	5	4	13	5	0.722	25	13	0.658	1	0	28.5	39	0.731
B 63 Delp, Paula	7	5	12	0	19	5	0.792	11	1	9	3	20	4	0.833	39	9	0.813	1	1	36.0	50	0.720
B 64 Oakley, Gina	1	2	0	1	1	3	0.250	0	2	0	1	0	3	0.000	1	6	0.143	0	0	2.0	7	0.286
B 65 Oakley, Jerry	11	1	12	0	23	1	0.958	9	3	9	3	18	6	0.750	41	7	0.854	1	0	66.5	49	1.357
B 66 Young, Jimmie	6	2	4	4	10	6	0.625	3	5	6	2	9	7	0.563	19	13	0.594	0	1	17.5	33	0.530
B 67 Futima, Joe	6	0	6	0	12	0	1.000	5	1	5	1	10	2	0.833	22	2	0.917	0	0	48.5	24	2.021
B 68 Gaffney, Angel	0	0	0	0	0	0	#DIV/0!	0	0	0	0	0	0	#DIV/0!	0	0	#DIV/0!	0	0	0.0	0	#DIV/0!
B 69 Gaffney, Michelle	0	4	1	8	1	12	0.077	4	3	5	2	9	5	0.643	10	17	0.370	1	1	4.0	29	0.138
B7/ Damage, Inc.	37	35	47	25	84	60	0.583	20	16	24	12	44	28	0.611	172	116	0.597	6	0	166.0	294	0.565
B 70 Benson, Will	5	7	7	5	12	12	0.500	7	5	7	4	14	9	0.609	26	21	0.553	1	0	22.0	48	0.458
B 71 Shirley, Ronnie	0	0	0	0	0	0	#DIV/0!	0	0	0	0	0	0	#DIV/0!	0	0	#DIV/0!	0	0	0.0	0	#DIV/0!
B 72 Bonar, Eric	7	4	9	3	16	7	0.696	6	6	5	6	11	12	0.478	27	19	0.587	1	0	32.5	47	0.691
B 73 Rodgers, Trey	7	4	9	2	16	6	0.727	7	4	7	4	14	8	0.636	30	14	0.682	1	0	26.0	45	0.578
B 74 Eason, Joel "Deputy"	6	6	9	3	15	9	0.625	8	4	7	4	15	8	0.652	30	17	0.638	1	0	28.0	48	0.583
B 75 Tomlinson, Steve	5	6	3	7	8	13	0.381	5	6	9	2	14	8	0.636	22	21	0.512	1	0	22.0	44	0.500
B 76 Butters, Kent	6	6	10	2	16	8	0.667	6	6	9	3	15	9	0.625	31	17	0.646	1	0	29.5	49	0.602
B 77 Kelcey, Paul	1	2	0	3	1	5	0.167	1	1	4	1	5	2	0.714	6	7	0.462	0	0	6.0	13	0.462

		Singles 301		Singles Cricket		Singles Record		Singles Win %-age	Doubles Cricket		Doubles 501		Doubles Record		Doubles Win %-age	Sngls + Dbls Record		Sngls + Dbls Win %-age	1001 Wins	1001 Losses	All-Star Points	Games Played	All-Star %-age
(Missing statistics: week 14, 14-8 win by C7 over C2)																							
C1/ Diddler's Choice		40	44	45	39	85	83	0.506	19	23	18	24	37	47	0.440	159	177	0.473	0	12	155.0	348	0.445
C 10	Brown, Phil	7	8	9	5	16	13	0.552	5	8	6	9	11	17	0.393	27	30	0.474	0	2	32.0	59	0.542
C 11	Buchanan, Chris	5	9	5	8	10	17	0.370	6	6	4	7	10	13	0.435	20	30	0.400	0	2	23.5	52	0.452
C 12	Barnes, Kathy	5	5	4	8	9	13	0.409	5	5	2	9	7	14	0.333	16	27	0.372	0	1	13.0	44	0.295
C 13	Cullipher, Shawn	8	4	10	2	18	6	0.750	4	8	6	6	10	14	0.417	28	20	0.583	0	2	20.0	50	0.400
C 14	Blackwelder, Deborah	3	8	5	6	8	14	0.364	8	5	6	7	14	12	0.538	22	26	0.458	0	2	17.5	50	0.350
C 15	Robison, Jack	5	6	5	6	10	12	0.455	3	8	4	6	7	14	0.333	17	26	0.395	0	2	13.5	45	0.300
C 16	Walters, Jason	0	2	0	2	0	4	0.000	1	3	2	1	3	4	0.429	3	8	0.273	0	0	3.0	11	0.273
C 17	Allen, Kenny	7	2	7	2	14	4	0.778	6	3	6	3	12	6	0.667	26	10	0.722	0	1	32.5	37	0.878
* C2/ Shooter's Buzz		30	42	27	45	57	87	0.396	15	21	13	23	28	44	0.389	113	175	0.392	0	0	93.0	288	0.323
* C 20	Winter, Bob	5	6	3	6	8	12	0.400	2	9	3	8	5	17	0.227	13	29	0.310			9.5	42	0.226
* C 21	Scanlon, John	6	5	6	5	12	10	0.545	5	6	7	4	12	10	0.545	24	20	0.545			15.0	44	0.341
* C 22	Adams, Tom	2	3	2	4	4	7	0.364	5	1	2	4	7	5	0.583	11	12	0.478			7.0	23	0.304
* C 23	O'Toole, Mike	5	4	4	3	9	7	0.563	4	5	4	4	8	9	0.471	17	16	0.515			13.0	33	0.394
* C 24	Cullis, Pete	6	6	7	5	13	11	0.542	7	4	1	9	8	13	0.381	21	24	0.467			22.0	45	0.489
* C 25	Cullis, Karyn	3	4	0	9	3	13	0.188	0	6	2	7	2	13	0.133	5	26	0.161			4.0	31	0.129
* C 26	Kampwerth, Jason	1	8	3	6	4	14	0.222	3	6	4	5	7	11	0.389	11	25	0.306			17.5	36	0.486
* C 27	Rothschild, Michelle	2	6	2	7	4	13	0.235	4	5	3	5	7	10	0.412	11	23	0.324			5.0	34	0.147
C3/ Cheap Shots		42	42	51	33	93	75	0.554	21	21	24	18	45	39	0.536	183	153	0.545	0	8	173.0	344	0.503
C 30	Witz, Steve	5	6	10	4	15	10	0.600	11	3	6	4	17	7	0.708	32	17	0.653	0	1	34.5	50	0.690
C 31	Sellers, Mark	8	4	4	4	12	8	0.600	4	8	7	5	11	13	0.458	23	21	0.523	0	1	20.5	45	0.456
C 32	Corter, Dave	0	0	0	0	0	0	#DIV/0!	0	0	0	0	0	0	#DIV/0!	0	0	#DIV/0!	0	0	0.0	0	#DIV/0!
C 33	Morgan, Thom	4	8	0	5	4	13	0.235	2	3	4	1	6	4	0.600	10	17	0.370	0	1	5.5	28	0.196
C 34	Warren, Randy	5	4	6	4	11	8	0.579	4	8	8	5	12	13	0.480	23	21	0.523	0	1	23.0	45	0.511
C 35	Hall, Josh	1	5	8	5	9	10	0.474	7	5	7	6	14	11	0.560	23	21	0.523	0	1	18.0	45	0.400
C 36	Domanski, Dave	5	6	7	6	12	12	0.500	6	4	3	5	9	9	0.500	21	21	0.500	0	1	26.0	43	0.605
C 37	Stevens, Joe	7	6	9	3	16	9	0.640	5	6	7	5	12	11	0.522	28	20	0.583	0	1	33.5	49	0.684
C 38	Buckman, Dave	7	3	7	2	14	5	0.737	3	5	6	5	9	10	0.474	23	15	0.605	0	1	12.0	39	0.308
C4/ Bullweiser		42	42	39	45	81	87	0.482	24	18	20	22	44	40	0.524	169	167	0.503	7	0	158.5	343	0.462
C 40	Herbert, Kirk	8	7	6	8	14	15	0.483	6	8	6	8	12	16	0.429	26	31	0.456	1	0	33.5	58	0.578
C 41	Dowling, Jack	7	5	8	4	15	9	0.625	8	4	4	8	12	12	0.500	27	21	0.563	1	0	30.0	49	0.612
C 42	Kvasnicka, Bob	9	4	8	6	17	10	0.630	10	4	8	5	18	9	0.667	35	19	0.648	1	0	30.0	55	0.545
C 43	Hall, Danny	5	7	3	10	8	17	0.320	8	6	6	6	14	12	0.538	22	29	0.431	1	0	19.5	52	0.375
C 44	Lewis, Scott	6	7	8	5	14	12	0.538	9	4	4	9	13	13	0.500	27	25	0.519	1	0	21.5	53	0.406
C 45	Bianca, Lyle	4	6	4	11	8	17	0.320	4	7	7	4	11	11	0.500	19	28	0.404	1	0	15.5	48	0.323
C 46	Dixon, J.D.	0	0	1	0	1	0	1.000	0	1	1	0	1	1	0.500	2	1	0.667	0	0	4.5	3	1.500
C 47	Sampson, Sam	3	6	1	1	4	7	0.364	3	2	4	4	7	6	0.538	11	13	0.458	1	0	4.0	25	0.160
C5/ Breakers Chunkers		42	36	37	41	79	77	0.506	21	18	19	20	40	38	0.513	159	153	0.510	0	0	143.0	312	0.458
C 50	Herman, Fritz	6	5	3	5	9	10	0.474	4	6	4	6	8	12	0.400	17	22	0.436			17.0	39	0.436
C 51	James, Bob	10	3	12	1	22	4	0.846	10	3	6	7	16	10	0.615	38	14	0.731			37.5	52	0.721
C 52	Hoyt, Chris	7	5	8	5	15	10	0.600	8	4	8	4	16	8	0.667	31	18	0.633			35.0	49	0.714
C 53	Heath, Mark	5	5	5	6	10	11	0.476	6	5	6	5	12	10	0.545	22	21	0.512			25.0	43	0.581
C 54	Worley, Don	6	7	2	9	8	16	0.333	1	9	7	6	8	15	0.348	16	31	0.340			5.5	47	0.117
C 55	Davenport, Ed	2	3	4	4	6	7	0.462	5	3	2	4	7	7	0.500	13	14	0.481			5.0	27	0.185
C 56	Smith, Brian	5	7	2	9	7	16	0.304	8	4	5	7	13	11	0.542	20	27	0.426			16.0	47	0.340
C 57	Campbell, Larry	1	1	1	2	2	3	0.400	0	2	0	1	0	3	0.000	2	6	0.250			2.0	8	0.250
C6/ Last Call		42	42	42	42	84	84	0.500	24	18	24	18	48	36	0.571	180	156	0.536	7	0	208.0	343	0.606
C 60	Root, Andrew	7	7	6	8	13	15	0.464	10	4	10	3	20	7	0.741	33	22	0.600	1	0	27.5	56	0.491
C 61	Daniel, Rob	2	11	4	8	6	19	0.240	1	8	5	8	6	16	0.273	12	35	0.255	1	0	15.5	48	0.323
C 62	Wade, Nate	10	3	11	2	21	5	0.808	10	3	10	3	20	6	0.769	41	11	0.788	1	0	56.0	53	1.057
C 63	Bridges, Jeff	5	9	2	7	7	16	0.304	9	5	8	5	17	10	0.630	24	26	0.480	1	0	23.0	51	0.451
C 64	Gullett, Kevin	4	5	6	7	10	12	0.455	5	8	6	7	11	15	0.423	21	27	0.438	1	0	27.5	49	0.561
C 65	Ney, Scott	7	3	4	7	11	10	0.524	3	6	2	5	5	11	0.313	16	21	0.432	1	0	19.0	38	0.500
C 66	Schuelke, David	7	4	9	3	16	7	0.696	10	2	7	5	17	7	0.708	33	14	0.702	1	0	39.5	48	0.823
* C7/ Dodge Darts		37	41	36	42	73	83	0.468	17	22	16	23	33	45	0.423	139	173	0.446	0	0	146.0	312	0.468
* C 70	Holland, Steve	6	6	7	7	13	13	0.500	7	7	6	7	13	14	0.481	26	27	0.491			17.0	53	0.321
* C 71	Bonfiglio, Chris	5	3	5	4	10	7	0.588	3	5	4	4	7	9	0.438	17	16	0.515			14.5	33	0.439
* C 72	Hope, Chris	8	3	8	4	16	7	0.696	6	4	3	11	9	15	0.375	25	22	0.532			27.0	47	0.574
* C 73	Butler, Brent	4	7	4	7	8	14	0.364	5	7	3	7	8	14	0.364	16	28	0.364			15.5	44	0.352
* C 74	Langley, Fred	0	1	0	2	0	3	0.000	0	1	1	0	1	1	0.500	1	4	0.200			0.0	5	0.000
* C 75	Shearin, Jason	5	4	5	4	10	8	0.556	4	5	6	3	10	8	0.556	20	16	0.556			22.5	36	0.625
* C 76	Fitzgerald, Edye	1	10	0	9	1	19	0.050	3	9	4	6	7	15	0.318	8	34	0.190			14.5	42	0.345
* C 77	McNamara, Tim	7	4	7	3	14	7	0.667	4	6	5	5	9	11	0.450	23	18	0.561			34.0	41	0.829
* C 78	Poole, Chuck	1	3	0	2	1	5	0.167	2	0	0	3	2	3	0.400	3	8	0.273			1.0	11	0.091
C8/ Double-1		49	35	47	37	96	72	0.571	21	21	28	14	49	35	0.583	194	142	0.577	14	6	169.0	356	0.475
C 80	Tighe, John	8	4	7	5	15	9	0.625	4	8	6	6	10	14	0.417	25	23	0.521	2	1	35.0	51	0.686
C 81	Moats, Keith	7	6	4	9	11	15	0.423	5	6	7	4	12	10	0.545	23	25	0.479	2	1	25.5	51	0.500
C 82	Hines, Eric	6	5	10	2	16	7	0.696	7	4	10	1	17	5	0.773	33	12	0.733	2	0	21.5	47	0.457
C 83	Chaney, Bill	8	5	7	7	15	12	0.556	9	5	9	5	18	10	0.643	33	22	0.600	2	1	33.5	58	0.578
C 84	Meyer, Jeff	5	9	6	5	11	14	0.440	5	4	10	2	15	6	0.714	26	20	0.565	2	1	18.5	49	0.378
C 85	Denton, Jonathan	8	3	8	5	16	8	0.667	6	9	7	6	13	15	0.464	29	23	0.558	2	1	20.5	55	0.373
C 86	Fuquay, Chris	7	3	5	4	12	7	0.632	6	6	7	4	13	10	0.565	25	17	0.595	2	1	14.5	45	0.322

	Singles 301		Singles Cricket		Singles Record		Singles Win %-age	Doubles Cricket		Doubles 501		Doubles Record		Doubles Win %-age	Sngls + Dbls	Record	Sngls + Dbls Win %-age	1001 Wins	1001 Losses	All-Star Points	Games Played	All-Star %-age
D1/ Rat Bar Stewards	29	55	42	42	71	97	0.423	20	22	24	18	44	40	0.524	159	177	0.473	0	8	149.5	344	0.435
D 10 McGettigan, Peter	5	4	8	4	13	8	0.619	4	4	9	4	13	8	0.619	26	16	0.619	0	1	17.0	43	0.395
D 11 Downs, Aaron	3	9	10	4	13	13	0.500	8	5	10	4	18	9	0.667	31	22	0.585	0	1	34.0	54	0.630
D 12 Bowes, Chuck	5	6	2	5	7	11	0.389	3	8	7	4	10	12	0.455	17	23	0.425	0	1	15.5	41	0.378
D 13 Walton, Terry	1	6	0	7	1	13	0.071	2	5	2	0	4	5	0.444	5	18	0.217	0	1	5.5	24	0.229
D 14 Smith, Sarge	5	9	11	3	16	12	0.571	10	4	6	9	16	13	0.552	32	25	0.561	0	1	34.0	58	0.586
D 15 Sager, Chris	3	7	2	3	5	10	0.333	2	9	6	2	8	11	0.421	13	21	0.382	0	1	15.0	35	0.429
D 16 Pollard, Daniel	5	6	8	6	13	12	0.520	10	5	3	11	13	16	0.448	26	28	0.481	0	1	14.5	55	0.264
D 17 Hoffman, Pete	2	8	1	10	3	18	0.143	1	4	5	2	6	6	0.500	9	24	0.273	0	1	14.0	34	0.412
D2/ Kozmic Debris	39	39	38	40	77	79	0.494	19	20	20	19	39	39	0.500	155	157	0.497	8	0	120.0	320	0.375
D 20 Martin, Anthony	5	9	8	6	13	15	0.464	8	5	6	8	14	13	0.519	27	28	0.491	1	0	19.5	56	0.348
D 21 DeLoach, David	6	4	4	6	10	10	0.500	6	5	6	4	12	9	0.571	22	19	0.537	1	0	14.5	42	0.345
D 22 Flowers, Fred	2	4	2	5	4	9	0.308	3	6	5	4	8	10	0.444	12	19	0.387	1	0	7.5	32	0.234
D 23 Hansen, Paul	10	2	10	2	20	4	0.833	7	5	8	4	15	9	0.625	35	13	0.729	1	0	30.5	49	0.622
D 24 Wenhart, Jeff	4	5	5	4	9	9	0.500	5	5	7	3	12	8	0.600	21	17	0.553	1	0	21.0	39	0.538
D 25 Krasnow, Dave	6	4	3	7	9	11	0.450	6	5	4	6	10	11	0.476	19	22	0.463	1	0	11.5	42	0.274
D 26 Wildermann, Carl	3	9	2	9	5	18	0.217	0	7	4	4	4	11	0.267	9	29	0.237	1	0	10.5	39	0.269
D 27 Haining, Jason	3	2	4	1	7	3	0.700	3	2	0	5	3	7	0.300	10	10	0.500	1	0	5.0	21	0.238
D 28 Francis, Mike	0	0	0	0	0	0	#DIV/0!	0	0	0	0	0	0	#DIV/0!	0	0	#DIV/0!	0	0	0.0	0	#DIV/0!
D3/ Nine Lives	43	41	54	29	97	70	0.581	25	17	17	25	42	42	0.500	181	154	0.540	0	8	159.5	343	0.465
D 30 Smith, Butch	4	8	7	5	11	13	0.458	10	2	7	5	17	7	0.708	28	20	0.583	0	1	29.5	49	0.602
D 31 Marsden, James	2	1	2	0	4	1	0.800	1	1	1	2	2	3	0.400	6	4	0.600	0	1	1.0	11	0.091
D 32 Fuhrmann, Al	8	2	10	4	18	6	0.750	9	5	6	8	15	13	0.536	33	19	0.635	0	1	22.5	53	0.425
D 33 Sosa, Brian	1	3	4	2	5	5	0.500	1	5	0	5	1	10	0.091	6	15	0.286	0	0	7.0	21	0.333
D 34 Sosa, Bo	9	4	8	5	17	9	0.654	8	5	8	5	16	10	0.615	33	19	0.635	0	1	34.0	53	0.642
D 35 Copple, Matthew	6	4	8	3	14	7	0.667	7	4	4	7	11	11	0.500	25	18	0.581	0	1	28.0	44	0.636
D 36 Moeschet, Cathy	5	10	1	6	6	16	0.273	3	6	1	7	4	13	0.235	10	29	0.256	0	1	10.5	40	0.263
D 37 Green, Sam	4	2	8	0	12	2	0.857	4	3	3	4	7	7	0.500	19	9	0.679	0	1	12.5	29	0.431
D 38 Gibson, Jack	4	7	6	4	10	11	0.476	7	3	4	7	11	10	0.524	21	21	0.500	0	1	14.5	43	0.337
D4/ Travelin' Beer Bellies	33	50	40	43	73	93	0.440	19	23	19	23	38	46	0.452	149	185	0.446	6	0	103.5	340	0.304
D 40 Yoneoka, Oakie	6	8	4	7	10	15	0.400	5	9	6	7	11	16	0.407	21	31	0.404	1	0	11.0	53	0.208
D 41 Blinco, Jim	0	7	3	4	3	11	0.214	6	4	6	3	12	7	0.632	15	18	0.455	1	0	3.0	34	0.088
D 42 Malone, Matt	0	0	0	0	0	0	#DIV/0!	0	0	0	0	0	0	#DIV/0!	0	0	#DIV/0!	0	0	0.0	0	#DIV/0!
D 43 Matthews, James	0	5	1	4	1	9	0.100	0	4	2	3	2	7	0.222	3	16	0.158	1	0	6.5	20	0.325
D 44 Thompson, Derek	1	2	1	5	2	7	0.222	1	4	3	2	4	6	0.400	6	13	0.316	0	0	2.0	19	0.105
D 45 Side, Eric	7	7	9	5	16	12	0.571	7	7	7	7	14	14	0.500	30	26	0.536	1	0	23.0	57	0.404
D 46 Krinz, Jeremy	5	9	4	10	9	19	0.321	7	6	6	7	13	13	0.500	22	32	0.407	1	0	17.0	55	0.309
D 47 Kaiser, John	5	7	7	5	12	12	0.500	3	7	3	7	6	14	0.300	18	26	0.409	0	0	18.0	44	0.409
D 48 Yoneoka, J.J.	9	5	11	3	20	8	0.714	9	5	5	10	14	15	0.483	34	23	0.596	1	0	23.0	58	0.397
D 49 Latham, Tony	0	0	0	0	0	0	#DIV/0!	0	0	0	0	0	0	#DIV/0!	0	0	#DIV/0!	0	0	0.0	0	#DIV/0!
D5/ Starving Dartists	45	39	42	42	87	81	0.518	19	23	25	17	44	40	0.524	175	161	0.521	8	0	132.0	344	0.384
D 50 Shown, Marc	7	4	10	1	17	5	0.773	5	8	4	4	9	12	0.429	26	17	0.605	1	0	21.5	44	0.489
D 51 Hendricks, Ron	3	0	7	1	10	1	0.909	7	1	4	5	11	6	0.647	21	7	0.750	1	0	18.5	29	0.638
D 52 Hartley, Kevin	5	7	1	7	6	14	0.300	3	6	5	5	8	11	0.421	14	25	0.359	1	0	8.0	40	0.200
D 53 Howell, John	11	3	5	5	16	8	0.667	6	7	6	5	12	12	0.500	28	20	0.583	1	0	23.5	49	0.480
D 54 Fleming, Frank	3	6	3	2	6	8	0.429	5	3	7	3	12	6	0.667	18	14	0.563	1	0	6.0	33	0.182
D 55 Harrell, Forrest	3	4	0	7	3	11	0.214	3	6	9	2	12	8	0.600	15	19	0.441	0	0	7.5	34	0.221
D 56 Hagan, Mark	3	6	4	7	7	13	0.350	4	2	4	5	8	7	0.533	15	20	0.429	1	0	9.0	36	0.250
D 57 Johnson, Will	3	5	3	9	6	14	0.300	3	7	4	4	7	11	0.389	13	25	0.342	1	0	15.0	39	0.385
D 58 Deemer, Randy	7	4	9	3	16	7	0.696	2	6	7	1	9	7	0.563	25	14	0.641	1	0	23.0	40	0.575
D6/ Home Thrown	48	30	40	38	88	68	0.564	18	21	18	21	36	42	0.462	160	152	0.513	14	12	124.0	338	0.367
D 60 Johnson, Patrick	7	6	10	3	17	9	0.654	6	7	7	6	13	13	0.500	30	22	0.577	2	2	33.5	56	0.598
D 61 Ferebee, Ed	10	3	5	8	15	11	0.577	6	6	8	5	14	11	0.560	29	22	0.569	2	2	16.5	55	0.300
D 62 Edgecombe, Sean	10	3	7	6	17	9	0.654	4	8	4	8	8	16	0.333	25	25	0.500	2	2	19.5	54	0.361
D 63 Edgecombe, Andrew	5	2	5	8	10	10	0.500	5	6	4	6	9	12	0.429	19	22	0.463	2	2	14.0	45	0.311
D 64 Randolph, Jon	5	7	3	6	8	13	0.381	6	5	4	5	10	10	0.500	18	23	0.439	2	2	13.5	45	0.300
D 65 Murdaugh, John	6	1	6	1	12	2	0.857	4	3	3	4	7	7	0.500	19	9	0.679	2	0	16.0	30	0.533
D 66 Brown, Bill	5	8	4	6	9	14	0.391	5	7	6	8	11	15	0.423	20	29	0.408	2	2	11.0	53	0.208
D7/ Grateful Darts	51	33	35	49	86	82	0.512	22	20	24	18	46	38	0.548	178	158	0.530	0	16	147.0	352	0.418
D 70 Holland, William	11	3	7	7	18	10	0.643	9	5	10	4	19	9	0.679	37	19	0.661	0	2	39.0	58	0.672
D 71 Simpson, Phil	5	9	8	6	13	15	0.464	7	7	7	6	14	13	0.519	27	28	0.491	0	2	16.5	57	0.289
D 72 Perkins, Rick	9	5	0	1	9	6	0.600	3	2	5	3	8	5	0.615	17	11	0.607	0	2	10.5	30	0.350
D 73 Lilienthal, John	9	3	5	9	14	12	0.538	9	4	4	4	13	8	0.619	27	20	0.574	0	2	14.5	49	0.296
D 74 Byrd, Joel	3	4	0	3	3	7	0.300	3	2	4	2	7	4	0.636	10	11	0.476	0	2	6.0	23	0.261
D 75 McGrail, Tony	2	4	2	9	4	13	0.235	2	4	1	7	3	11	0.214	7	24	0.226	0	2	7.0	33	0.212
D 76 Roman-Cusher, Jason	9	4	5	9	14	13	0.519	6	7	10	4	16	11	0.593	30	24	0.556	0	2	18.0	56	0.321
D 77 Iager, John	3	1	8	5	11	6	0.647	5	9	7	6	12	15	0.444	23	21	0.523	0	2	35.5	46	0.772
D8/ Smackdown	41	42	37	45	78	87	0.473	23	19	18	24	41	43	0.488	160	173	0.480	7	0	174.0	340	0.512
D 80 Perrault, Melissa	1	2	2	5	3	7	0.300	3	1	1	3	4	4	0.500	7	11	0.389	1	0	9.0	19	0.474
D 81 Carter, Kevin	7	6	5	9	12	15	0.444	9	4	7	7	16	11	0.593	28	26	0.519	1	0	22.0	55	0.400
D 82 Payne, Julie	5	8	2	9	7	17	0.292	4	11	6	7	10	18	0.357	17	35	0.327	0	0	13.0	52	0.250
D 83 Tetlak, Eddy	0	2	1	0	1	2	0.333	0	2	0	1	0	3	0.000	1	5	0.167	1	0	1.0	7	0.143
D 84 Beeson, Robb	6	6	8	4	14	10	0.583	9	2	5	8	14	10	0.583	28	20	0.583	1	0	43.5	49	0.888
D 85 Griffin, Craig	10	5	7	7	17	12	0.586	9	5	8	6	17	11	0.607	34	23	0.596	1	0	25.5	58	0.440
D 86 Sepich, Bryan	8	4	10	2	18	6	0.750	10	2	4	8	14	10	0.583	32	16	0.667	1	0	47.0	49	0.959
D 87 Johnson, Maryjane	3	9	1	9	4	18	0.182	2	10	4	8	6	18	0.250	10	36	0.217	1	0	13.0	47	0.277
D 88 Baker, Ron	1	0	1	0	2	0	1.000	0	1	1	0	1	1	0.500	3	1	0.750	0	0	0.0	4	0.000

	Singles 301		Singles Cricket		Singles Record		Singles Win %-age	Doubles Cricket		Doubles 501		Doubles Record		Doubles Win %-age	Sngls + Dbls Record		Sngls + Dbls Win %-age	1001 Wins	1001 Losses	All-Star Points	Games Played	All-Star %-age
E1/ B. B. & the Pimps	40	32	35	37	75	69	0.521	14	22	13	23	27	45	0.375	129	159	0.448	0	8	121.0	296	0.409
E 10 Campbell, Britt	5	7	7	6	12	13	0.480	6	7	4	8	10	15	0.400	22	28	0.440	0	1	20.5	51	0.402
E 11 Grannis, Jason	6	6	8	4	14	10	0.583	5	8	5	7	10	15	0.400	24	25	0.490	0	1	25.5	50	0.510
E 12 Nelson, Jim	9	1	5	5	14	6	0.700	4	6	4	8	8	14	0.364	22	20	0.524	0	1	16.0	43	0.372
E 13 Ellis, John	5	4	3	5	8	9	0.471	4	3	2	1	6	4	0.600	14	13	0.519	0	1	12.5	28	0.446
E 14 Davis, Tim	3	2	4	1	7	3	0.700	2	2	1	4	3	6	0.333	10	9	0.526	0	1	9.0	20	0.450
E 15 Ridenhour, Ron	1	2	4	6	5	8	0.385	1	7	2	5	3	12	0.200	8	20	0.286	0	1	7.5	29	0.259
E 16 Price, David	2	0	3	0	5	0	1.000	2	1	2	1	4	2	0.667	9	2	0.818	0	0	12.5	11	1.136
E 17 Gilmour, Barbara	5	7	1	3	6	10	0.375	1	7	4	7	5	14	0.263	11	24	0.314	0	1	5.0	36	0.139
E 18 Vail, Phillip	4	3	0	7	4	10	0.286	3	3	2	5	5	8	0.385	9	18	0.333	0	1	12.5	28	0.446
E2/ Dynamic Darts	36	36	25	47	61	83	0.424	10	26	12	24	22	50	0.306	105	183	0.365	0	0	87.5	288	0.304
E 20 Jackson, Barry	5	4	6	4	11	8	0.579	1	8	5	3	6	11	0.353	17	19	0.472			18.0	36	0.500
E 21 Ellison, George	1	4	4	1	5	5	0.500	2	4	2	2	4	6	0.400	9	11	0.450			4.0	20	0.200
E 22 Kroll, Brian	4	0	1	4	5	4	0.556	4	3	3	3	7	6	0.538	12	10	0.545			14.0	22	0.636
E 23 Markov, Jim	7	3	5	5	12	8	0.600	3	6	2	6	5	12	0.294	17	20	0.459			11.5	37	0.311
E 24 Costen, Todd	4	5	2	6	6	11	0.353	2	7	3	5	5	12	0.294	11	23	0.324			7.5	34	0.221
E 25 McFadden, Kevin	6	4	6	5	12	9	0.571	6	4	5	6	11	10	0.524	23	19	0.548			14.5	42	0.345
E 26 Costen, Jim	0	7	0	8	0	15	0.000	1	10	1	9	2	19	0.095	2	34	0.056			9.5	36	0.264
E 27 Antonacci, Jay	4	4	1	5	5	9	0.357	1	4	2	6	3	10	0.231	8	19	0.296			6.0	27	0.222
E 28 Haskins, Mike	4	5	0	6	4	11	0.267	0	3	1	5	1	8	0.111	5	19	0.208			1.5	24	0.063
E 29 Foose, Courtney	1	0	0	3	1	3	0.250	0	3	0	3	0	6	0.000	1	9	0.100			1.0	10	0.100
E3/ One-Armed Bandits	35	37	37	35	72	72	0.500	24	12	18	18	42	30	0.583	156	132	0.542	0	0	98.0	288	0.340
E 30 Taylor, Wayne, Jr.	5	6	2	4	7	10	0.412	4	5	3	8	7	13	0.350	14	23	0.378			13.5	37	0.365
E 31 Johnson, Sven	3	5	5	5	8	10	0.444	5	5	3	7	8	12	0.400	16	22	0.421			5.0	38	0.132
E 32 Kempf, Greg	5	7	6	5	11	12	0.478	8	4	5	3	13	7	0.650	24	19	0.558			12.5	43	0.291
E 33 Taylor, Walter	2	2	4	6	6	8	0.429	7	0	5	3	12	3	0.800	18	11	0.621			12.5	29	0.431
E 34 Vitale, Brian	6	5	8	3	14	8	0.636	8	1	6	4	14	5	0.737	28	13	0.683			21.5	41	0.524
E 35 Phelps, Doug	7	2	6	5	13	7	0.650	6	5	3	5	9	10	0.474	22	17	0.564			12.5	39	0.321
E 36 Kiser, Lyman	5	5	6	5	11	10	0.524	10	2	8	4	18	6	0.750	29	16	0.644			15.0	45	0.333
E 37 Wiles, Jay	2	5	0	2	2	7	0.222	0	2	3	2	3	4	0.429	5	11	0.313			5.5	16	0.344
E4/ Dart Dawgz	44	28	43	29	87	57	0.604	24	12	18	18	42	30	0.583	171	117	0.594	0	0	144.5	288	0.502
E 40 Bland, Barbara	1	4	5	1	6	5	0.545	1	3	3	2	4	5	0.444	10	10	0.500			12.0	20	0.600
E 41 Kilsdonk, Kris	9	2	9	2	18	4	0.818	9	2	9	2	18	4	0.818	36	8	0.818			28.5	44	0.648
E 42 Hodges, Michael	8	4	7	5	15	9	0.625	9	3	5	7	14	10	0.583	29	19	0.604			20.5	48	0.427
E 43 Honeycutt, Allen	6	5	3	8	9	13	0.409	8	4	3	9	11	13	0.458	20	26	0.435			15.5	46	0.337
E 44 Herbert, Paul	10	2	8	4	18	6	0.750	8	3	9	3	17	6	0.739	35	12	0.745			27.5	47	0.585
E 45 Rhea, Bill	5	4	6	3	11	7	0.611	5	5	3	8	8	13	0.381	19	20	0.487			18.5	39	0.474
E 46 Rhea, Laurie	5	7	5	6	10	13	0.435	8	4	4	5	12	9	0.571	22	22	0.500			22.0	44	0.500
E5/ UZMALL	32	40	37	35	69	75	0.479	18	18	25	11	43	29	0.597	155	133	0.538	6	8	118.0	302	0.391
E 50 Kunesh, Joe	3	8	4	6	7	14	0.333	4	4	7	2	11	6	0.647	18	20	0.474	1	1	20.0	40	0.500
E 51 Powell, Mark	2	4	4	5	6	9	0.400	5	3	3	4	8	7	0.533	14	16	0.467	1	1	11.5	32	0.359
E 52 Rouse, Chuck	3	7	0	4	3	11	0.214	3	7	6	4	9	11	0.450	12	22	0.353	1	1	3.5	36	0.097
E 53 Wilkinson, Charlie	6	4	2	6	8	10	0.444	4	4	6	3	10	7	0.588	18	17	0.514	0	1	12.5	36	0.347
E 54 Rube, Bob	4	5	9	1	13	6	0.684	7	3	6	2	13	5	0.722	26	11	0.703	1	1	15.0	39	0.385
E 55 Denton, Fon	6	4	9	1	15	5	0.750	4	6	7	3	11	9	0.550	26	14	0.650	1	1	25.0	42	0.595
E 56 Fulghum, Mark	6	3	4	6	10	9	0.526	1	6	6	1	7	7	0.500	17	16	0.515	0	1	11.0	34	0.324
E 57 Williams, Denny	2	5	5	6	7	11	0.389	8	3	9	3	17	6	0.739	24	17	0.585	1	1	19.5	43	0.453
E6/ Trip Tight	35	37	37	35	72	72	0.500	18	18	22	14	40	32	0.556	152	136	0.528	7	0	135.5	295	0.459
E 60 Rivenbark, Ginger	5	5	10	3	15	8	0.652	3	7	5	5	8	12	0.400	23	20	0.535	1	0	27.5	44	0.625
E 61 Robertson, David	4	8	2	10	6	18	0.250	7	4	8	4	15	8	0.652	21	26	0.447	1	0	20.0	48	0.417
E 62 Lorbacher, Scott	3	7	6	4	9	11	0.450	7	6	8	4	15	10	0.600	24	21	0.533	1	0	15.5	46	0.337
E 63 Lang, Brian	5	6	1	8	6	14	0.300	0	7	2	5	2	12	0.143	8	26	0.235	1	0	5.5	35	0.157
E 64 Ryan, Ann	2	3	1	3	3	6	0.333	3	4	5	5	8	9	0.471	11	15	0.423	1	0	12.0	27	0.444
E 65 Hounsell, Bob	8	1	9	1	17	2	0.895	7	3	7	3	14	6	0.700	31	8	0.795	1	0	27.0	40	0.675
E 66 Margets, Steve	6	5	7	4	13	9	0.591	9	2	8	2	17	4	0.810	30	13	0.698	1	0	25.5	44	0.580
E 67 Jarazsewicz, Jay	2	2	1	2	3	4	0.429	0	3	1	0	1	3	0.250	4	7	0.364	0	0	2.5	11	0.227
E7/ Heroes in Trouble	30	42	38	34	68	76	0.472	18	18	18	18	36	36	0.500	140	148	0.486	0	0	140.5	288	0.488
E 70 Enos, Kellee	5	8	7	6	12	14	0.462	5	7	6	6	11	13	0.458	23	27	0.460			25.5	50	0.510
E 71 DuFraine, Pete	3	3	1	3	4	6	0.400	3	2	2	3	5	5	0.500	9	11	0.450			4.5	20	0.225
E 72 Stasko, Bill	4	8	12	0	16	8	0.667	8	4	8	5	16	9	0.640	32	17	0.653			26.0	49	0.531
E 73 King, Adam	4	6	7	3	11	9	0.550	5	5	7	3	12	8	0.600	23	17	0.575			28.0	40	0.700
E 74 McCann, April	0	1	0	2	0	3	0.000	0	2	0	2	0	4	0.000	0	7	0.000			0.0	7	0.000
E 75 Alapin, Toni	1	7	1	8	2	15	0.118	4	5	3	8	7	13	0.350	9	28	0.243			14.5	37	0.392
E 76 Wackerman, Mark	8	4	8	4	16	8	0.667	5	7	7	5	12	12	0.500	28	20	0.583			23.0	48	0.479
E 77 Moser, Adam	0	2	0	2	0	4	0.000	2	0	0	1	2	1	0.667	2	5	0.286			4.0	7	0.571
E 78 Shine, Donnie	5	3	2	6	7	9	0.438	4	4	3	3	7	7	0.500	14	16	0.467			15.0	30	0.500

	Singles 301		Singles Cricket		Singles Record		Singles Win %-age	Doubles Cricket		Doubles 501		Doubles Record		Doubles Win %-age	Sngls + Dbls Record		Sngls + Dbls Win %-age	1001 Wins	1001 Losses	All-Star Points	Games Played	All-Star %-age
F1/ DA Bulls	35	36	36	35	71	71	0.500	20	16	21	15	41	31	0.569	153	133	0.535	8	0	93.0	294	0.316
F 10 Snowden, Mark	2	7	2	4	4	11	0.267	2	4	1	6	3	10	0.231	7	21	0.250	1	0	5.0	29	0.172
F 11 McSorley, Paul	8	3	7	5	15	8	0.652	7	4	5	2	12	6	0.667	27	14	0.659	1	0	14.5	42	0.345
F 12 Ammon, Mark	3	6	2	7	5	13	0.278	3	3	6	4	9	7	0.563	14	20	0.412	1	0	3.5	35	0.100
F 13 White, Bill	4	7	6	1	10	8	0.556	6	4	9	3	15	7	0.682	25	15	0.625	1	0	19.5	41	0.476
F 14 Richardson, Kevin	4	3	6	3	10	6	0.625	1	7	3	4	4	11	0.267	14	17	0.452	0	0	7.5	31	0.242
F 15 Munn, Chuck	3	2	4	3	7	5	0.583	9	0	6	2	15	2	0.882	22	7	0.759	1	0	11.5	30	0.383
F 16 Kerr, Duncan	8	3	8	2	16	5	0.762	10	2	8	2	18	4	0.818	34	9	0.791	1	0	20.5	44	0.466
F 17 Palkoski, Scott	1	1	0	4	1	5	0.167	1	2	0	2	1	4	0.200	2	9	0.182	1	0	4.0	12	0.333
F 18 Galvin, Dan	2	4	1	6	3	10	0.231	1	6	4	5	5	11	0.313	8	21	0.276	1	0	7.0	30	0.233
F2/ Sharky's Machine	39	33	42	30	81	63	0.563	21	15	17	19	38	34	0.528	157	131	0.545	0	6	81.0	294	0.276
F 20 Arensdorf, David	7	3	8	3	15	6	0.714	8	2	6	5	14	7	0.667	29	13	0.690	0	1	21.5	43	0.500
F 21 Allison, Frank	6	5	7	4	13	9	0.591	8	3	3	8	11	11	0.500	24	20	0.545	0	1	13.0	45	0.289
F 22 Hines, Curtis	3	6	2	8	5	14	0.263	4	5	7	4	11	9	0.550	16	23	0.410	0	1	5.0	40	0.125
F 23 Gross, Tom	7	6	10	3	17	9	0.654	6	7	6	6	12	13	0.480	29	22	0.569	0	1	9.5	52	0.183
F 24 Browndorf, Ken	6	5	7	4	13	9	0.591	7	4	3	6	10	10	0.500	23	19	0.548	0	1	13.5	43	0.314
F 25 Kaltz, Eric	2	5	1	4	3	9	0.250	4	4	4	4	8	8	0.500	11	17	0.393	0	0	3.5	28	0.125
F 26 Kruger, Lonny	8	3	7	4	15	7	0.682	5	5	5	5	10	10	0.500	25	17	0.595	0	1	15.0	43	0.349
F 27 Hare, Wes	0	0	0	0	0	0	#DIV/0!	0	0	0	0	0	0	#DIV/0!	0	0	#DIV/0!	0	0	0.0	0	#DIV/0!
F3/ Bulls Hitters	38	34	39	33	77	67	0.535	18	18	23	13	41	31	0.569	159	129	0.552	7	7	98.0	302	0.325
F 30 Cummings, Dick	7	2	6	2	13	4	0.765	3	5	7	1	10	6	0.625	23	10	0.697	1	1	10.0	35	0.286
F 31 Moulds, Patrick	4	8	4	6	8	14	0.364	6	6	8	3	14	9	0.609	22	23	0.489	1	1	10.5	47	0.223
F 32 Moulds, Ron	2	3	3	3	5	6	0.455	2	4	3	1	5	5	0.500	10	11	0.476	1	0	12.0	22	0.545
F 33 Beaudoin, Patrick	3	1	2	2	5	3	0.625	1	3	3	1	4	4	0.500	9	7	0.563	0	1	6.0	17	0.353
F 34 Beaudoin, Paul	5	6	8	4	13	10	0.565	7	4	5	6	12	10	0.545	25	20	0.556	1	1	17.5	47	0.372
F 35 Watt, Chuck	6	0	3	4	9	4	0.692	3	3	5	3	8	6	0.571	17	10	0.630	0	0	15.0	27	0.556
F 36 Whitney, Bob	6	5	7	4	13	9	0.591	7	3	7	4	14	7	0.667	27	16	0.628	1	1	11.0	45	0.244
F 37 Kessing, Ned	5	4	4	5	9	9	0.500	5	5	7	3	12	8	0.600	21	17	0.553	1	1	12.5	40	0.313
F 38 Markiewicz, Dave	0	5	2	3	2	8	0.200	2	3	1	4	3	7	0.300	5	15	0.250	1	1	3.5	22	0.159
F4/ Get Over It	31	40	29	42	60	82	0.423	19	17	15	21	34	38	0.472	128	158	0.448	0	0	66.5	286	0.233
F 40 Jones, Stephen	2	10	4	6	6	16	0.273	4	7	4	7	8	14	0.364	14	30	0.318			9.0	44	0.205
F 41 Steinhauer, Bruce	5	0	3	2	8	2	0.800	5	0	1	4	6	4	0.600	14	6	0.700			6.0	20	0.300
F 42 Young, Jeff	3	7	3	7	6	14	0.300	5	5	4	8	9	13	0.409	15	27	0.357			5.5	42	0.131
F 43 Wilser, Dave	4	11	6	9	10	20	0.333	7	6	8	4	15	10	0.600	25	30	0.455			11.0	55	0.200
F 44 Lawley, Lisa	5	4	4	5	9	9	0.500	2	7	2	6	4	13	0.235	13	22	0.371			5.0	35	0.143
F 45 Lawley, Charlie	8	3	6	6	14	9	0.609	7	7	8	7	15	14	0.517	29	23	0.558			20.5	52	0.394
F 46 Sharp, Scooter	4	5	3	7	7	12	0.368	8	2	3	6	11	8	0.579	18	20	0.474			9.5	38	0.250
F5/ I.N.C.	41	31	40	32	81	63	0.563	18	18	22	14	40	32	0.556	161	127	0.559	0	0	91.5	288	0.318
F 50 Clement, Dawn	6	6	2	6	8	12	0.400	4	7	8	3	12	10	0.545	20	22	0.476			7.5	42	0.179
F 51 Mitchell, Steve	4	6	5	6	9	12	0.429	4	7	6	5	10	12	0.455	19	24	0.442			6.5	43	0.151
F 52 Alm, Doug	4	7	2	8	6	15	0.286	4	5	5	5	9	10	0.474	15	25	0.375			9.5	40	0.238
F 53 Sawyer, Matt	9	3	11	1	20	4	0.833	7	5	7	4	14	9	0.609	34	13	0.723			30.5	47	0.649
F 54 Medlin, Joe	5	3	5	5	10	8	0.556	4	5	5	4	9	9	0.500	19	17	0.528			11.0	36	0.306
F 55 Knox, Mike	10	2	11	1	21	3	0.875	7	4	10	2	17	6	0.739	38	9	0.809			14.5	47	0.309
F 56 Gildea, Tom	3	4	4	5	7	9	0.438	6	3	3	5	9	8	0.529	16	17	0.485			12.0	33	0.364
F6/ Damned Yankees!	39	33	40	32	79	65	0.549	16	20	15	21	31	41	0.431	141	147	0.490	0	0	84.0	288	0.292
F 60 Dougherty, Henry	0	3	2	7	2	10	0.167	0	6	3	6	3	12	0.200	5	22	0.185			6.0	27	0.222
F 61 Lupien, Bam	5	7	9	2	14	9	0.609	8	4	2	6	10	10	0.500	24	19	0.558			11.5	43	0.267
F 62 Lupien, Kim	7	3	1	4	8	7	0.533	1	5	4	6	5	11	0.313	13	18	0.419			3.0	31	0.097
F 63 Doroshanko, Jim	4	0	1	1	5	1	0.833	0	3	2	2	2	5	0.286	7	6	0.538			6.0	13	0.462
F 64 Boykin, Greg	9	2	7	4	16	6	0.727	5	6	6	5	11	11	0.500	27	17	0.614			10.0	44	0.227
F 65 Slowassky, Chris	1	6	4	4	5	10	0.333	2	4	2	4	4	8	0.333	9	18	0.333			5.0	27	0.185
F 66 Clontz, Ken	0	3	1	6	1	9	0.100	2	3	3	3	5	6	0.455	6	15	0.286			7.0	21	0.333
F 67 Fournier, Chris	3	2	3	1	6	3	0.667	4	1	2	3	6	4	0.600	12	7	0.632			7.5	19	0.395
F 68 Sarantos, Alex	8	4	10	1	18	5	0.783	8	4	5	5	13	9	0.591	31	14	0.689			21.5	45	0.478
F 69 Valley, Shawn	2	3	2	2	4	5	0.444	2	4	1	2	3	6	0.333	7	11	0.389			6.5	18	0.361
F7/ Hard Cheddar	28	44	25	47	53	91	0.368	14	22	13	23	27	45	0.375	107	181	0.372	0	0	62.5	288	0.217
F 70 DeMattos, Rick	5	6	6	3	11	9	0.550	7	5	4	7	11	12	0.478	22	21	0.512			8.5	43	0.198
F 71 Miller, Jay	6	6	3	8	9	14	0.391	3	7	4	7	7	14	0.333	16	28	0.364			16.0	44	0.364
F 72 Fourhman, Karsh	4	9	2	12	6	21	0.222	4	9	4	8	8	17	0.320	14	38	0.269			14.0	52	0.269
F 73 Lynch, Jim	4	5	4	5	8	10	0.444	6	4	3	5	9	9	0.500	17	19	0.472			12.0	36	0.333
F 74 Howley, John	6	7	7	5	13	12	0.520	4	10	5	8	9	18	0.333	22	30	0.423			6.0	52	0.115
F 75 Webb, Shane	1	2	0	5	1	7	0.125	0	3	1	3	1	6	0.143	2	13	0.133			1.0	15	0.067
F 76 Murdoch, Jim	2	9	3	9	5	18	0.217	4	6	5	8	9	14	0.391	14	32	0.304			5.0	46	0.109

	Singles 301		Singles Cricket		Singles Record		Singles Win %-age	Doubles Cricket		Doubles 501		Doubles Record		Doubles Win %-age	Sngls + Dbls	Record	Sngls + Dbls Win %-age	1001 Wins	1001 Losses	All-Star Points	Games Played	All-Star %-age
G1/ G. D. Goldeneyes	39	44	45	39	84	83	0.503	23	19	22	20	45	39	0.536	174	161	0.519	0	4	71.5	339	0.211
G 10 Carawon, Bob	6	8	6	7	12	15	0.444	8	6	9	6	17	12	0.586	29	27	0.518	0	1	11.0	57	0.193
G 11 Young, Perry	3	6	4	6	7	12	0.368	7	3	6	3	13	6	0.684	20	18	0.526	0	1	8.0	39	0.205
G 12 Casadonte, Paul	3	2	5	1	8	3	0.727	3	3	2	4	5	7	0.417	13	10	0.565	0	0	5.0	23	0.217
G 13 Tollerton, Steve "Tolly"	8	4	8	4	16	8	0.667	8	4	7	3	15	7	0.682	31	15	0.674	0	1	15.5	47	0.330
G 14 Converse, Stan	6	5	12	2	18	7	0.720	8	5	8	5	16	10	0.615	34	17	0.667	0	0	19.5	51	0.382
G 15 Tollerton, David	4	9	4	9	8	18	0.308	7	7	4	10	11	17	0.393	19	35	0.352	0	1	6.5	55	0.118
G 16 Daniels, Bruce	1	3	0	2	1	5	0.167	0	2	0	2	0	4	0.000	1	9	0.100	0	0	0.0	10	0.000
G 17 Stevens, Tim	3	3	0	6	3	9	0.250	1	3	4	2	5	5	0.500	8	14	0.364	0	0	0.0	22	0.000
G 18 Meeks, Tommy	5	4	6	2	11	6	0.647	4	5	4	5	8	10	0.444	19	16	0.543	0	0	6.0	35	0.171
G2/ Madhouse Patients	64	20	66	18	130	38	0.774	35	7	27	15	62	22	0.738	254	82	0.756	0	0	125.5	336	0.374
G 20 Robinson, Lance	12	2	12	2	24	4	0.857	11	2	8	4	19	6	0.760	43	10	0.811			11.0	53	0.208
G 21 Bennett, Mike "Bull"	5	6	7	2	12	8	0.600	11	0	9	1	20	1	0.952	32	9	0.780			17.5	41	0.427
G 22 Keleher, John	13	1	11	4	24	5	0.828	12	1	7	6	19	7	0.731	43	12	0.782			21.0	55	0.382
G 23 Harrington, Sean	4	0	6	1	10	1	0.909	6	1	5	2	11	3	0.786	21	4	0.840			14.5	25	0.580
G 24 Ray, Robert	4	1	3	0	7	1	0.875	2	2	3	2	5	4	0.556	12	5	0.706			5.0	17	0.294
G 25 Buzzard, Teresa	5	3	7	5	12	8	0.600	8	4	9	4	17	8	0.680	29	16	0.644			3.5	45	0.078
G 26 Penny, Ron	10	2	10	1	20	3	0.870	10	2	7	4	17	6	0.739	37	9	0.804			23.5	46	0.511
G 27 Cox, John	11	5	10	3	21	8	0.724	10	2	6	7	16	9	0.640	37	17	0.685			29.5	54	0.546
G3/ The G Spot	39	45	41	43	80	88	0.476	22	20	24	18	46	38	0.548	172	164	0.512	0	0	75.0	336	0.223
G 30 Thomas, Heather	8	7	7	5	15	12	0.556	9	6	8	5	17	11	0.607	32	23	0.582			11.5	55	0.209
G 31 Kiether, Bill	2	2	1	6	3	8	0.273	5	2	3	3	8	5	0.615	11	13	0.458			3.0	24	0.125
G 32 Hurley, John	5	7	5	8	10	15	0.400	5	5	8	4	13	9	0.591	23	24	0.489			10.0	47	0.213
G 33 McKeiver, Mark	7	7	7	7	14	14	0.500	6	7	10	5	16	12	0.571	30	26	0.536			14.0	56	0.250
G 34 Sanger, Randy	6	4	9	2	15	6	0.714	7	2	2	8	9	10	0.474	24	16	0.600			15.0	40	0.375
G 35 Griffin, Bill	1	0	1	1	2	1	0.667	0	1	1	0	1	1	0.500	3	2	0.600			1.0	5	0.200
G 36 Karkuh, Richard	0	1	0	1	0	2	0.000	0	1	0	0	0	1	0.000	0	3	0.000			1.0	3	0.333
G 37 Hatfield, James	5	7	8	5	13	12	0.520	9	4	8	5	17	9	0.654	30	21	0.588			10.5	51	0.206
G 38 Wills, Chris	5	10	3	8	8	18	0.308	3	12	8	6	11	18	0.379	19	36	0.345			9.0	55	0.164
G4/ Dead Sox	43	40	36	47	79	87	0.476	17	25	19	23	36	48	0.429	151	183	0.452	0	7	59.0	341	0.173
G 40 Cullen, Pat	2	12	4	4	6	16	0.273	3	8	5	9	8	17	0.320	14	33	0.298	0	1	5.5	48	0.115
G 41 Williams, Nelson	10	1	8	4	18	5	0.783	3	6	6	3	9	9	0.500	27	14	0.659	0	0	8.0	41	0.195
G 42 Mabry, Carolyn	1	3	1	1	2	4	0.333	2	2	2	2	4	4	0.500	6	8	0.429	0	1	1.5	15	0.100
G 43 Smith, Van	7	5	8	4	15	9	0.625	7	6	7	6	14	12	0.538	29	21	0.580	0	1	17.5	51	0.343
G 44 Sedgwick, Jim	5	3	2	6	7	9	0.438	2	3	4	5	6	8	0.429	13	17	0.433	0	1	5.0	31	0.161
G 45 Dobbins, Charlie	4	1	1	10	5	11	0.313	4	7	3	7	7	14	0.333	12	25	0.324	0	1	3.0	38	0.079
G 46 Breton, Fuzzy	1	5	1	5	2	10	0.167	3	3	2	4	5	7	0.417	7	17	0.292	0	1	2.0	25	0.080
G 47 Colton, Mitch	4	3	3	3	7	6	0.538	3	4	3	2	6	6	0.500	13	12	0.520	0	0	2.0	25	0.080
G 48 Hodge, Hugh	6	5	4	10	10	15	0.400	6	8	4	7	10	15	0.400	20	30	0.400	0	1	9.5	51	0.186
G 49 Turner, Stuart	3	2	4	0	7	2	0.778	1	3	2	1	3	4	0.429	10	6	0.625	0	0	5.0	16	0.313
G5/ The Yankees & a Surfer	41	41	42	41	83	82	0.503	16	26	16	25	32	51	0.386	147	184	0.444	0	0	63.5	331	0.192
G 50 Peterman, Philip	8	5	3	10	11	15	0.423	7	6	4	8	11	14	0.440	22	29	0.431			8.0	51	0.157
G 51 Ricket, Mike	3	11	5	9	8	20	0.286	3	11	6	9	9	20	0.310	17	40	0.298			7.5	57	0.132
G 52 Hatch, Nicole	8	4	9	4	17	8	0.680	6	7	8	6	14	13	0.519	31	21	0.596			13.0	52	0.250
G 53 Osborne, Trish	3	8	4	8	7	16	0.304	3	8	4	7	7	15	0.318	14	31	0.311			2.0	45	0.044
G 54 Ricket, Matt	7	5	7	4	14	9	0.609	4	7	5	5	9	12	0.429	23	21	0.523			13.0	44	0.295
G 55 Hawthorne, Anthony Todd	3	2	3	3	6	5	0.545	3	3	0	6	3	9	0.250	9	14	0.391			4.5	23	0.196
G 56 Hall, James "Sparky"	9	6	11	3	20	9	0.690	6	10	5	9	11	19	0.367	31	28	0.525			15.5	59	0.263
G6/ Deck Hashers	28	50	30	48	58	98	0.372	14	25	19	20	33	45	0.423	124	188	0.397	5	0	40.0	317	0.126
G 60 Beebe, Randy	7	3	10	2	17	5	0.773	7	4	4	7	11	11	0.500	28	16	0.636	0	0	8.5	44	0.193
G 61 Beck, Lisa	1	6	0	5	1	11	0.083	5	2	3	2	8	4	0.667	9	15	0.375	0	0	2.5	24	0.104
G 62 Hans, Christy	1	3	0	4	1	7	0.125	1	1	0	3	1	4	0.200	2	11	0.154	0	0	0.0	13	0.000
G 63 Mendick, Margaret	3	9	3	10	6	19	0.240	3	10	11	3	14	13	0.519	20	32	0.385	1	0	2.5	53	0.047
G 64 Hawks, David	1	9	6	8	7	17	0.292	4	9	4	9	8	18	0.308	15	35	0.300	1	0	4.0	51	0.078
G 65 Robb, Becky	7	1	2	6	9	7	0.563	2	6	2	6	4	12	0.250	13	19	0.406	1	0	1.0	33	0.030
G 66 Mercer, Betsy	0	4	0	2	0	6	0.000	0	2	1	1	1	3	0.250	1	9	0.100	0	0	1.0	10	0.100
G 67 Hollenbeck, Ashley	1	7	1	5	2	12	0.143	2	7	3	5	5	12	0.294	7	24	0.226	1	0	3.0	32	0.094
G 68 Mounts, Paul	1	4	2	3	3	7	0.300	1	2	1	3	2	5	0.286	5	12	0.294	0	0	3.5	17	0.206
G 69 Hollenbeck, Rick	6	4	6	3	12	7	0.632	3	7	9	1	12	8	0.600	24	15	0.615	1	0	14.0	40	0.350
G7/ Point Break	39	44	38	45	77	89	0.464	20	22	22	20	42	42	0.500	161	173	0.482	0	0	74.5	334	0.223
G 70 Crowley, Fulton	9	5	7	7	16	12	0.571	6	11	11	7	17	18	0.486	33	30	0.524			16.5	63	0.262
G 71 Hathaway, Dwain	3	2	3	2	6	4	0.600	2	4	2	4	4	8	0.333	10	12	0.455			9.5	22	0.432
G 72 Smorrella, David	4	6	5	6	9	12	0.429	5	4	2	8	7	12	0.368	16	24	0.400			7.0	40	0.175
G 73 Hubbard, Kevin	5	5	3	7	8	12	0.400	3	6	6	3	9	9	0.500	17	21	0.447			5.0	38	0.132
G 74 Goyen, Dave	4	8	10	4	14	12	0.538	9	5	4	8	13	13	0.500	27	25	0.519			11.5	52	0.221
G 75 Clifford, Gary	1	1	1	1	2	2	0.500	2	0	1	1	3	1	0.750	5	3	0.625			0.0	8	0.000
G 76 Lindsay, Lynette	5	12	0	13	5	25	0.167	2	12	10	4	12	16	0.429	17	41	0.293			1.0	58	0.017
G 77 Broadway, David	0	0	0	0	0	0	#DIV/0!	0	0	0	0	0	0	#DIV/0!	0	0	#DIV/0!			0.0	0	#DIV/0!
G 78 Mozzetti, Tim	8	4	8	5	16	9	0.640	10	2	8	4	18	6	0.750	34	15	0.694			22.0	49	0.449
G 79 Farthing, Christina	0	1	1	0	1	1	0.500	1	0	0	1	1	1	0.500	2	2	0.500			2.0	4	0.500
G8/ Dart Attack	37	46	34	49	71	95	0.428	19	23	17	24	36	47	0.434	143	189	0.431	12	6	47.5	350	0.136
G 80 Moore, Matt	6	8	5	8	11	16	0.407	5	11	8	8	13	19	0.406	24	35	0.407	2	1	6.5	62	0.105
G 81 Zimmerman, Dave	3	7	1	9	4	16	0.200	3	6	2	5	5	11	0.313	9	27	0.250	2	1	2.0	39	0.051
G 82 O'Dell, James "Jay"	4	7	6	5	10	12	0.455	5	7	4	7	9	14	0.391	19	26	0.422	2	1	5.0	48	0.104
G 83 Laidlaw, Peter	6	8	8	6	14	14	0.500	7	6	5	9	12	15	0.444	26	29	0.473	1	1	9.5	57	0.167
G 84 Sautter, Don	8	6	8	6	16	12	0.571	8	5	6	8	14	13	0.519	30	25	0.545	2	1	11.5	58	0.198
G 85 Sautter, Kim	1	2	0	2	1	4	0.200	0	2	1	2	1	4	0.200	2	8	0.200	1	0	0.0	11	0.000
G 86 Nagy, Jason	5	8	4	12	9	20	0.310	8	7	7	8	15	15	0.500	24	35	0.407	2	1	11.0	62	0.177
G 87 Desloge, Frank	4	0	2	1	6	1	0.857	2	2	1	1	3	3	0.500	9	4	0.692	0	0	2.0	13	0.154

1st Annual Getaway for the New Year Tournament

Hosted By

Sanctioned By

January 5th, 6th and 7th

Event will be held at The Getaway, Charlotte, N.C.

$2,040+ Guaranteed Payout

Day	*Friday*	*Saturday*	*Saturday*	*Saturday*	*Saturday*	*Saturday*	*Saturday*	*Sunday*	*Sunday*	*Sunday*	*Sunday*	*Sunday*
Time	*8:30*	*Noon*	*1:30*	*2:30*	*3:30*	*5:30*	*8:30*	*Noon*	*2:00*	*2:30*	*4:00*	*4:30*
Event	*Blind Draw*	*Mixed Trips 601*	*Mens Doubles 501*	*Ladies Singles 501**	*Mens Singles 501**	*Mixed Doubles 501*	*Blind Draw*	*Mixed Doubles Cricket*	*Ladies Doubles Cricket*	*Mens Doubles Cricket*	*Ladies Singles Cricket**	*Mens Singles Cricket**
Entry Fee	*$10 Person*	*$30 Team*	*$20 Team*	*$10 Person*	*$10 Person*	*$20 Team*	*$10 Person*	*$20 Team*	*$20 Team*	*$20 Team*	*$10 Person*	*$10 Person*
1st	*$100*	*$100*	*$100*	*$50*	*$60*	*$100*	*$100*	*$100*	*$90*	*$100*	*$50*	*$60*
2nd	*$50*	*$60*	*$50*	*$30*	*$40*	*$50*	*$50*	*$50*	*$50*	*$50*	*$30*	*$40*
Top 4	*$20*	*$30*	*$20*	*$15*	*$20*	*$20*	*$20*	*$20*	*$20*	*$20*	*$15*	*$20*

** Fee Includes $2.00 ADO Surcharge - Posted Time is Close of Registration*

All Tournament events are best 2 out of 3 - Single Elimination

Tournament Location
The Getaway Pub
6824 Albemarle Rd
Charlotte, N.C.
(704)535-1802

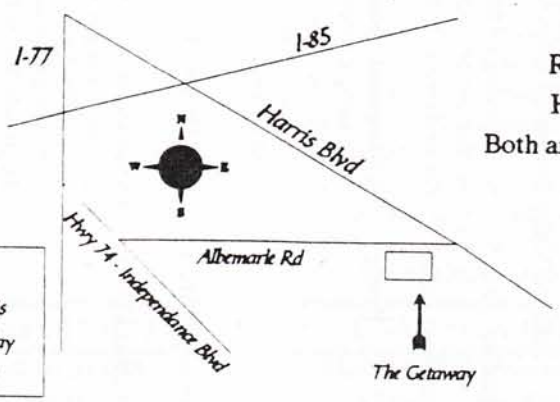

Problems or Concerns contact Dan Duley:
1(803)547-7685
Accomodations:
Ramada Inn - 1-704-377-1501
Holiday Inn - 1-704-537-1010
Both are on Independance Blvd(Hwy 74)



Warning:
Darts is an adult sport. It is dangerous for children to play without adult supervision



Visit our web site at:www.charlottedarts.com

Raleigh Dart League

Registration for Spring 2001 season

Champions Sports Bar 7:30 – 9:00 pm

(Mission Valley Shopping Center, Avent Ferry Road, Raleigh)

Wednesday, Jan. 3 — For returning teams (If your team isn't returning please leave message on voice mail. New captain? Pass info on to him/her).

Thursday, Jan. 4 — For new teams (or teams that just forgot on Wednesday…)

Bring
1). Completed roster - use BLACK pen please
Divisions played by each member for last 3 seasons
2). ONE check for bar fee and a minimum of six players
(Bar fee is $20; player registration fee is $20)
NO CASH WILL BE ACCEPTED!!!!

Wednesday, Jan. 10 — DEADLINE for unrestricted add-ons to roster

Jan. 11 thru Feb. 26 — Add-ons pre-approved by the Membership Committee:
1). Checks and player information as per roster to:
Billie Churchwell (treasurer), tele# 554-0848
18 Bradstone Ct, Wake Forest, NC 27587
2). Memb. Dir. will inform captain of Committee's decision
Cathy Moeschet (Memb. Dir.), tele# 789-0336
A PLAYER IS NOT ELIGIBLE UNTIL APPROVED

Monday, Jan. 22 — Captains' Meeting at Champions 7:00 pm
- Pickup schedules, blank scoresheets, team rosters

Wednesday, Jan. 24 — 8:00 pm: Season starts

Monday, Feb. 26 — 5th week Captains Meeting (site and time, TBA)
- Bring NEW rosters if any changes from registration
- Deadline for submitting add-ons for approval

PLEASE WRITE IN BLACK. IN BLOCK LETTERS - ROSTER WILL BE PHOTOCOPIED
CAPTAINS: ADD E-MAIL ADDRESSES OF PLAYERS WISHING TO RECEIVE NEWSLETTER

(LEAVE SPACE BLANK FOR OFFICE USE)

TOTAL

Team Name _____ Team Number _____ (PLEASE LEAVE BLANK)

	Divisions played in previous 3 seasons	Name Home Bar & Dart Rep	Address Board #'s	M/F	Phone #	Fee Paid Date Paid
0		Captain				
		e-mail			(H)	
					(W)	
1					(H)	
					(W)	
2					(H)	
					(W)	
3					(H)	
					(W)	
4					(H)	
					(W)	
5					(H)	
					(W)	
6					(H)	
					(W)	
7					(H)	
					(W)	
8					(H)	
					(W)	
9					(H)	
					(W)	

TONS OF NEWSLETTER

Home to the Spring Session of the Raleigh Dart League; Banquet Edition, Sunday, May 20, 2001

TOURNAMENT WINNERS

"A" Division - ***Industrial Strength*** *(14-6)*
Industrial Strength becomes the first non-Fringe team since Pig Tour '95 in the Spring 1995 season to pull off the A division double. The final was tied at 1s, 2s, 3s, 4s, 5s and 6s in singles… and then it wasn't…

"B" Division - ***Dazed & Confused*** *(13-12)*
Using their second tiebreaker in as many matches, D&C claims the Mugs when Kent Butters hits a first-dart double-16. I guess this is just one more example of how it's hard to beat a good team three times in the same season.

"C" Division - ***Dodge Darts*** *(13-11)*
Just as somebody predicted, the Dodge Darts were the sole team to win the Mugs without finishing first or second in the regular season. And that was, of course, after they barely escaped Fritz's upset-mongers in the first round.

"D" Division - ***Smackdown*** *(?-?)*
I have no idea how this final went, but with Smackdown tossing 9-dart 301s and 160-Ins, I can only imagine that they were rolling. Smackdown was one of only three teams that pulled the double.

"E" Division - ***Pog Mo Hon*** *(?-?)*
Ah, sweet revenge for Pog Mo Hon. After Heroes In Trouble thrashed them in week 14 for the regular season title, they met again in the tournament final. Don't know how close it was, but the Pogs tossed a couple 180s on the way to these Mugs.

"F" Division - ***Sharky's Machine*** *(?-?)*
Evidently, captain Dave agrees with me in that it is just simply fun to say "The Machine". When he called in, he hardly said anything more than that (see page 4). The rubber match of the three with Madhouse went to Sharky's, and came with a Mug.

"G" Division - ***Modena Company*** *(?-?)*
Too young to drink. Never played in a dart league. Had to switch home establishments late in the season. So? None of that kept Pope's crew from pulling the G division double, and tying Industrial for longest current RDL win streak at 8.

REGULAR SEASON WINNERS

"A" Division - ***Industrial Strength*** *(11 wins, 1 loss)*
2nd place - Lunatic Fringe

"B" Division - ***Damage, Inc.*** *(9 wins, 3 losses)*
2nd place - Dazed & Confused

"C" Division - ***Cheap Shots*** *(13 wins, 1 loss)*
2nd place - A Comfortably Numb Experience

"D" Division - ***Smackdown*** *(9 wins, 3 losses)*
2nd place - Home Thrown

"E" Division - ***Heroes In Trouble*** *(9 wins, 3 losses)*
2nd place - Pog Mo Hon

"F" Division - ***Madhouse Patients III*** *(10 wins, 4 losses)*
2nd place - Sharky's Machine

"G" Division - ***Modena Company*** *(10 wins, 4 losses)*
2nd place - Hard Cheddar

(Rosters of all tournament-winning and regular season first place teams can be found on page 4.)

TABLE OF CONTENTS

Item	Page Number
Tournament & Regular Season Winning Teams	1
Fall 2001 RDL Season Information	1
Final Divisional Standings	2
Final Divisional Tournament Results	3
Tournament Winning Team Rosters	4
Regular Season Winning Team Rosters	4
New arrivals!	4
Quotes from the tournaments	4
Regular Season Trophy Dart Awards	5
Tournament Trophy Dart Awards	5
Other Tournament Hot Darts	5
Divisional Singles Win %-age Winners	6
Divisional All-Star Point %-age Winners	6
Players Who Beat the Singles Winners	6
Request for Volunteers	6
Tiebreaker Stat Facts	6
Season Penalty Summary	6
List of Host Establishments	7
Notes for RDL Registration	7
Information for Summer CADC Leagues (in Raleigh!)	7
RDL Address and Phone No. Information	8
Calendar of Events and Related Items	8
Season Penalty Log, Individual Trophy Requirements	8
JK's All-Star Team Picks	9
Quick Stat Tidbits	9
My Prediction Results	9
Bar ratings, Summer Blind Draw notice	10
All other random stuff/comments	10
Current NCCDL/NCLC Standings	10
Top Spring 2001 Singles Records, by Division	11
Top Spring 2001 Doubles Records, by Division	12
Top Spring 2001 Singles+Doubles, by Division	13
Top Spring 2001 All Star %-ages, by Division	14
Top Individual Records, by Section of Play	15
League-Wide Individual Singles, Doubles Records	16
League-Wide Individual Singles+Doubles Records, All-Star %-ages	17
Singles, Doubles Records, Ranked by Team	18
Singles+Doubles Records, All-Star %-ages, Ranked by Team	19
Week-by-Week Match Results Table	20
Complete "A" Division Statistics	21
Complete "B" Division Statistics	22
Complete "C" Division Statistics	23
Complete "D" Division Statistics	24
Complete "E" Division Statistics	25
Complete "F" Division Statistics	26
Complete "G" Division Statistics	27
Flyer for July 2001 Carolina Classic	28
Flyer for CADC Summer Singles & Doubles	29
Registration Materials for Fall 2001 RDL Season	30

FALL 2001 RALEIGH DART LEAGUE SEASON INFORMATION

Registration Meeting for Returning Teams - Call VoiceMail for location
Champions Billiards (?); Wednesday, July 25, 7:30-9:00

Registration Meeting for New Teams - Call VoiceMail for location
Champions Billiards (?); Thursday, July 26, 7:30-9:00

RDL Board Meeting - July 26 - starting toward end of registration

MANDATORY Preseason Captains' Meeting
Champions Billiards (?); Monday, August 6, 7:00 p.m.

Match Play begins on Wednesday, January 24

MANDATORY 5th Week Captains' Meeting; site TBA; Monday September 10 (tentatively), time TBA

FINAL!! DIVISIONAL TEAM STANDINGS FOR THE *SPRING 2001* RDL SEASON

"A" Division

		W	L	Pts.
👍	Industrial Strength 👍	11	1	194
👍	Lunatic Fringe	10	2	166
3	Dilligaffs 2.0	8	4	149
4	Overlooked	5	7	130
5	Dart Shadows	5	7	123
👎	Dirty Dogs	3	9	100
👎	D. V. Needed	0	12	93

"B" Division

		W	L	Pts.
👍	Damage, Inc. 👍	9	3	157
👍	Dazed & Confused	7	5	157
3	Last Call	7	5	137
4	Get the Point "33"	6	6	125
5	Black & Tans	5	7	139
👎	Horsemen	5	7	136
👎	Excalibur	3	9	117

"C" Division

		W	L	Pts.
👍	Cheap Shots 👍	13	1	215
👍	A Comfortably Numb Experience	10	4	184
3	Dodge Darts	9	5	125
4	Starving Dartists	6	8	160
5	Nine Lives	6	8	159
6	Dartitude	6	8	152
👎	Bullweiser	4	10	128
👎	Past & Present	2	12	115

"G" Division

		W	L	Pts.
👍	Modena Company 👍	10	4	189
👍	Hard Cheddar	9	5	152
3	Point Break	9	5	75
4	Dead Sox	8	6	131
5	Dart Attack	7	7	155
6	The G Spot	6	8	157
👎	Murphy's Law	5	9	129
👎	Get Over It	2	12	104

"D" Division

		W	L	Pts.
👍	Smackdown 👍	9	3	167
👍	Home Thrown	8	4	151
3	Dart Dawgz	8	4	141
4	Grateful Darts	7	5	157
5	UZMALL	6	6	151
👎	Kozmic Debris	2	10	116
👎	BFD II	2	10	108

"E" Division

		W	L	Pts.
👍	Heroes In Trouble 👍	9	3	179
👍	Pog Mo Hon	9	3	163
3	Travelin' Beer Bellies	8	4	132
4	I.N.C.	5	7	145
5	One Armed Bandits	5	7	121
👎	Bulls Hitters	3	9	123
👎	Rat Bar Stewards	3	9	96

"F" Division

		W	L	Pts.
👍	Madhouse Patients III 👍	10	4	155
👍	Sharky's Machine	9	5	191
3	Damned Yankees!	9	5	179
4	Da Bulls	9	5	173
5	Bull Daggers	8	6	167
6	Dynamic Darts	6	8	127
👎	BB & the Pimps	4	10	101
👎	Fup'd Ducks Again	1	13	128

☎ = *phone-in penalty (5 pts.)*
📣 = *mail-in penalty (16 pts.)*
💣 = *captains' meeting penalty (5 pts.)*
☑ = *ballot penalty,* ✍ = *runoff ballot penalty (5 pts.)*
☹ = *ineligible player (match win, all pts., all team stats.)*
👎 = *clinched* "bottom-two" *finish in division*
👍 = *clinched* "top-two" *finish in division*
☝ = *regular season division champion*

SPRING 2001 RDL DIVISIONAL TOURNAMENT RESULTS

Quarterfinals	*Semifinals*	*Finals*	***WINNER***

"A" Division

1 **Industrial Strength**
Industrial Strength
(Bye)
(13-9) **Industrial Strength**
5 Dart Shadows
(14-10) Overlooked
4 Overlooked
(14-6) **Industrial Strength**
3 Dilligaffs 2.0
(14-4) Dilligaffs 2.0
6 Dirty Dogs
(14-4) Lunatic Fringe
7 D. V. Needed
(?-?) Lunatic Fringe
2 Lunatic Fringe

"B" Division

1 Damage, Inc.
Damage, Inc.
(Bye)
(14-10) Damage, Inc.
5 Black & Tans
(12-9) Black & Tans
4 Get the Point "33"
(13-12) **Dazed & Confused**
3 Last Call
(14-4) Last Call
6 Horsemen
(13-12) **Dazed & Confused**
7 Excalibur
(13-5) **Dazed & Confused**
2 **Dazed & Confused**

"C" Division

1 Cheap Shots
(14-2) Cheap Shots
8 Past & Present
(14-2) Cheap Shots
5 Nine Lives
(14-10) Starving Dartists
4 Starving Dartists
(13-11) **Dodge Darts**
3 **Dodge Darts**
(13-11) **Dodge Darts**
6 Dartitude
(13-7) **Dodge Darts**
7 Bullweiser
(10-9) A Comf. Numb Exp.
2 A Comf. Numb Exp.

Quarterfinals	*Semifinals*	*Finals*	***WINNER***

"D" Division

1 **Smackdown**
Smackdown
(Bye)
(14-10) **Smackdown**
5 UZMALL
(13-9) UZMALL
4 Grateful Darts
(?-?) **Smackdown**
3 Dart Dawgz
(14-10) Dart Dawgz
6 Kozmic Debris
(13-9) Home Thrown
7 BFD II
(14-6) Home Thrown
2 Home Thrown

"E" Division

1 Heroes In Trouble
Heroes In Trouble
(Bye)
(13-12) Heroes In Trouble
5 One Armed Bandits
(13-5) I.N.C.
4 I.N.C.
(?-?) **Pog Mo Hon**
3 Travelin' Beer Bellies
(13-9) Bulls Hitters
6 Bulls Hitters
(?-?) **Pog Mo Hon**
7 Rat Bar Stewards
(13-11) **Pog Mo Hon**
2 **Pog Mo Hon**

"F" Division

1 Madhouse Patients III
(13-9) Madhouse Patients III
8 Fup'd Ducks Again
(14-10) Madhouse Patients III
5 Bull Daggers
(12-11) Da Bulls
4 Da Bulls
(?-?) **Sharky's Machine**
3 Damned Yankees!
(13-12) Damned Yankees!
6 Dynamic Darts
(14-8) **Sharky's Machine**
7 BB & the Pimps
(12-1) **Sharky's Machine**
2 **Sharky's Machine**

Quarterfinals	*Semifinals*	*Finals*

Finals	*Semifinals*	*Quarterfinals*

"G" Division

1 **Modena Company**
(?-?) **Modena Company**
8 Get Over It
(?-?) **Modena Company**
5 Dart Attack
(?-?) Dead Sox
4 Dead Sox

Point Break
(?-?)
Modena Company
WINNER

Point Break
(13-11)
Hard Cheddar

Point Break 3
(12-3)
The G Spot 6
Murphy's Law 7
(12-2)
Hard Cheddar 2

TOURNAMENT WINNERS!!!!!!

"A" Division - ***Industrial Strength***

Brian Selby (c)	Tony Horton	Robbie Phillips
Wil Tan	Phillip Eastmead	Bob Gargan
	Somchai Samaluk	

"B" Division - ***Dazed & Confused***

Scott Butters (c)	Eric Matthews	Greg Crumpler
Kent Butters	Barry Pierce	Lonnie Holt
Bill Chaney		Scott Lipscomb

"C" Division - ***Dodge Darts***

Steve Holland (c)	Tim McNamara	Chris Hope
J.P. Evans	Chris Bonfiglio	Brent Butler
Fred Langley	Jeff Danvlich	Rich Sibincic

"D" Division - ***Smackdown***

Julie Payne (c)	Robb Beeson	Daren Babcock
Kurt Kunttu	Kevin Ashley	Craig Griffin
Robin Mathers	Kristopher Giberson	Melissa Perrault

"E" Division - ***Pog Mo Hon***

Ginger Robertson (c)	David Robertson	Scott Lorbacher
Bob Hounsell	Ann Ryan	Brian Lang
Steve Margets	Larry Blackburn	Jay Jaraszewicz

"F" Division - ***Sharky's Machine***

David Arensdorf (c)	Frank Allison	Tom Gross
Lonny Krueger	Ken Browndorf	Curtis Hines
Jay O'Dell		Paul Parks

"G" Division - ***Modena Company***

Joshua Pope (c)	Sherman Pope	Joshua Saunders
Dustin O'Farrell	Adam Huray	Peter Buzzard
	Craig Kirkpatrick	

REGULAR SEASON WINNERS!!!!!!

"A" Division - ***Industrial Strength***

Brian Selby (c)	Tony Horton	Robbie Phillips
Wil Tan	Phillip Eastmead	Bob Gargan
	Somchai Samaluk	

"B" Division - ***Damage, Inc.***

Will Benson (c)	Joel Eason	Trey Rodgers
Mark Knight	Steve Tomlinson	Eric Bonar
	Randy Hirneisen	

"C" Division - ***Cheap Shots***

Steve Witz (c)	Mark Sellers	Josh Hall
Joe Stevens	Dave Domanski	Randy Warren
Dave Buckman		Chip Walker

"D" Division - ***Smackdown***

Julie Payne (c)	Robb Beeson	Daren Babcock
Kurt Kunttu	Kevin Ashley	Craig Griffin
Robin Mathers	Kristopher Giberson	Melissa Perrault

"E" Division - ***Heroes In Trouble***

Kellee Enos (c)	Kevin Barton	Donnie Shine
Toni Alapin	Bill Stasko	Pete DuFraine
Mark Wackerman		Dave Goyen

"F" Division - ***Madhouse Patients III***

Lance Robinson (c)	Mike Bennett	John Keleher
Ron Penny	Robert Ray	Sean Harrington
John Cox		Jonathan Nobles

"G" Division - ***Modena Company***

Joshua Pope (c)	Sherman Pope	Joshua Saunders
Dustin O'Farrell	Adam Huray	Peter Buzzard
	Craig Kirkpatrick	

Two seasons ago, almost all the #1 seeds won the tournament. Last season, almost none of them won. Now we've split the difference, with three #1s, three #2s and one #3 claiming the Mugs.

2 NEW ADDITIONS, BUT NOT TO THE DART FAMILY(?)…

Some time back I said that there was a new baby about which I didn't have the specifics. Well I still don't have the specifics, but the baby was Dodge Darter Tim McNamara's. Congratulations, Tim. Since then, I've also found out that the Dilligaffs' Keith Gibbs and his wife had their new baby. I would report the specifics of that one, but Keith has wisely withheld them, instead saying: "And don't go saying that we have an addition to the dart family. I hang around with you guys, and my child will not be hanging around you guys, because… I KNOW HOW YOU BE!" Congratulations, Keith.

QUOTES FROM THE TOURNAMENT

Quote of the tournament : from David Arensdorf, captain of F division's Sharky's Machine: " Hey Jason, welcome to the Machine. Take it easy. Later." [Man, I sure the hell hopes that means that the Machine won the Mugs. If not, we're going to have a pile of Mugs with the wrong names on them. - JK]

Quote #2 : from Julie Payne, captain of D division's Smackdown: "We managed to get the win … and Melissa Perrault went undefeated for the season, 2-0." [Hey, if you're only going to play two games all season, what better time to spend them than in the Mug-winning match? - JK]

Quote #3 : from Robb Beeson, also of Smackdown, who has been catching some crap from me on our Durham dart nights about playing every singles this season... until he sat out in week 14: "Just wanted to let you know that I played all the sets, and didn't wuss out tonight." [Kudos to you! Of course, the last time you sat out, your team took an unlikely match loss, so if you had sat out the finals, I might have to question your sanity. - JK]

{Side note about quotes #2 and #3: Julie and Robb called me at 3:56 and 3:58 a.m. Thursday morning. I suppose the VoiceMail could have screwed up somehow, but I'm pretty sure they were still just celebrating. That is excellent! We all need one of those celebrations, don't you think? - JK}

Quotes #4 and #5 : from Brian Selby, captain of A division's Industrial Strength: " We won, and let me tell me, you it was tied at 1s, and then 2s, then 3s, and 4s, and 5s, and 6s… and then Industrial put some Industrial stuff on the Fringe and we won the next eight points in doubles. We won on the second match in 501, only because the first match wasn't DONE… When is the last time that anybody beat the Lunatic Fringe six straight? Think about it, add it up, give me a call back, we're damn proud of it. What a great season." [Gee, do you think Brian was part of that first set of 501 that didn't get to finish and clinch the match? - JK]

He called back sometime later just to reiterate: " Did I mention when was the last time that Fringe lost six straight? That would be a damn good trivia question." [Well, the answer to that might be never, but I can't be certain since I only have five years of records. I am certain, however, that it would be at least back in the days of the Pigs (Go Pigs! Go Pigs!), but I'm not even sure about that because I was only a Pig for two seasons, and we didn't even win all five times that we played them that year. So, probably never. - JK]

Quote #6 : from Scott Butters, captain of B division's Dazed & Confused: " I would also like to comment on Lonny Holt, driving from Wilmington for the last half of the season. He was here for every match. It just shows you how committed he was to the team and the game. That's freakin' awesome. And so was our win. Freakin' awesome."

START PLANNING NOW…

You know, it's never too early to start planning for the Fall season. Sometimes it's hard to track down teammates after the summer break, so start setting your roster plans now and avoid the headache later.

FINAL REGULAR SEASON TROPHY DART AWARDS

High In (301 only)

Sean Edgecombe	**Ton-60**
Home Thrown	2/21
Todd Lemons	**Ton-60**
Overlooked	1/24
Tim McNamara	**Ton-60**
Dodge Darts	2/7

High Out (301, 501, and 1001)

Jim Markov	**Ton-40**
Dynamic Darts	4/18

Fast Singles 301

Phillip Eastmead	**9 darts**
Industrial Strength	2/7
Chris Hoyt	**9 darts**
Dartitude	3/28
Mike McDonald	**9 darts**
D. V. Needed	3/21

Fast Singles Cricket

Todd Lemons	**17 darts**
Overlooked	3/28
Bob Terry	**17 darts**
Lunatic Fringe	2/14

Fast Doubles Cricket

Jim Budelman & Don Butman	**18 darts**
Lunatic Fringe	3/7

Fast Doubles 501

Bob Terry & Keith Wall	**15 darts**
Lunatic Fringe	3/7

9 Marks

Jack Dowling **(2)**	Bullweiser	1/24, 2/7
Wil Tan **(2)**	Industrial Strength	3/14, 4/18
Lee Whitehead **(2)**	D. V. Needed	3/14, 3/14
Barbara Bland	Dart Dawgz	2/14
Britt Campbell	BB & the Pimps	1/31
John Carroll	Dirty Dogs	3/21
Drew Daly	Black & Tans	1/24
Jim Davis	Dirty Dogs	3/21
Rick DeMattos	Hard Cheddar	2/24
Mike Dwight	Black & Tans	3/7
Chris Gaffney	Past & Present	2/21
Keith Gibbs	Dilligaffs 2.0	4/18
Jack Gibson	Nine Lives	4/25
Bill Gordon	Black & Tans	3/7
Chuck Greer	Dilligaffs 2.0	1/24
Billy Hamilton	Last Call	2/7
Paul Hansen	Kozmic Debris	2/14
Steve Hoffmann	Lunatic Fringe	4/18
Chris Hoyt	Dartitude	2/28
Jim Hunsberger	Get the Point "33"	2/21
Bob James	Dartitude	3/14
Lyman Kiser	One Armed Bandits	3/28
Mike McDonald	D. V. Needed	3/28
John Murdaugh	Home Thrown	1/31
Daniel Pollard	Past & Present	4/4
Joshua Pope	Modena Company	1/31
Jeff Prior	Excalibur	3/7
Somchai Samaluk	Industrial Strength	2/7
Lee Scott	Dilligaffs 2.0	3/21
Rich Sibincic	Dodge Darts	3/14
Nate Wade	Last Call	3/7
Keith Wall	Lunatic Fringe	2/7
Billy West	Dilligaffs 2.0	4/25
Steve Wilcenski	Last Call	2/21

Ton-80s

Daniel Pollard **(2)**	Past & Present	2/14, 4/25
Paula Delp	D. V. Needed	1/24
Kristopher Giberson	Smackdown	4/11
Jason Grannis	BB & the Pimps	4/18
Mike Hall	Dart Shadows	3/7
Bob James	Dartitude	3/28
Mark Knight	Damage, Inc.	4/18
Todd Lemons	Overlooked	2/14
Peter McGettigan	Rat Bar Stewards	2/14
Tim McNamara	Dodge Darts	3/21
Brian Selby	Industrial Strength	2/21
Mike Seward	Overlooked	3/21
Wil Tan	Industrial Strength	4/11
Steve Tollerton	Fup'd Ducks Again	2/28
Nate Wade	Last Call	4/4

6 Bulls

Somchai Samaluk	Industrial Strength	1/24
Steve Tomlinson	Damage, Inc.	4/4

TOURNAMENT!!! TROPHY DART AWARDS

9 Marks

Don Butman **(2)**	Lunatic Fringe	5/9, 5/16
Scott Butters	Dazed & Confused	5/2
Chris Hoyt	Dartitude	5/2
Jerry Oakley	Dilligaffs 2.0	5/2
John Cox	Madhouse Patients III	5/9
Bill Gordon	Black & Tans	5/9
Mikey Hindle	A Comf. Numb Experienc	5/9
Steve Hoffmann	Lunatic Fringe	5/9
Denny Williams	UZMALL	5/9

Ton-80s

John Murdaugh	Home Thrown	5/2
Lonny Krueger	Sharky's Machine	5/9
Larry Blackburn	Pog Mo Hon	5/16
Mark Knight	Damage, Inc.	5/16
Ginger Robertson	Pog Mo Hon	5/16

6 Bulls, Ton-70-Ins/Outs

(none reported)

OTHER TOURNAMENT HOT DARTS

(Sorry, no award for these, but they're still good shots)

Kurt Kunttu	Smackdown	160-In
Bob Gargan	Industrial Strength	152-In
Robb Beeson	Smackdown	9-dart 301
Bob Gargan	Industrial Strength	9-dart 301
Ginger Robertson	Pog Mo Hon	9-dart 301
Jon Randolph	Home Thrown	10-dart 301

(…and no, I'm not including an all-star list for the tournament because any fool can throw a bunch of all-stars when he or she is playing two-out-of-three singles cricket sets…)

Spring 2001 RDL Individual Season-Long Awards

SINGLES WIN PERCENTAGE

			W	L	%-age
		"A" Division			
	Wil Tan	A2/ Industrial Strength	19	4	0.826
		"B" Division			
	Joel Eason	B3/ Damage, Inc.	20	4	0.833
		"C" Division			
	Ron Hendricks	C6/ Starving Dartists	17	2	0.895
		"D" Division			
	Robb Beeson	D3/ Smackdown	19	3	0.864
		"E" Division			
	Sarge Smith	E2/ Rat Bar Stewards	17	2	0.895
		"F" Division			
	Chris Fournier	F5/ Damned Yankees!	17	2	0.895
		"G" Division			
	Carter Farthing	G3/ Point Break	20	2	0.909
		Women's Records			
1st	Ginger Robertson	E4/ Pog Mo Hon	13	6	0.684
2nd	Heather Thomas	G4/ The G Spot	12	7	0.632
3rd	Kellee Enos	E5/ Heroes In Trouble	12	8	0.600

ALL-STAR PERCENTAGE

			ASPs	TGP	%-age
		"A" Division			
	Somchai Samaluk	A2/ Industrial Strength	78.5	50	1.570
		"B" Division			
	John Jenkins	B4/ Get the Point "33"	47.0	39	1.205
		"C" Division			
	Tim McNamara	C5/ Dodge Darts	59.0	52	1.135
		"D" Division			
	Robb Beeson	D3/ Smackdown	43.5	48	0.906
		"E" Division			
	Bob Hounsell	E4/ Pog Mo Hon	31.0	34	0.912
		"F" Division			
	Tom Winters	F8/ Bull Daggers	47.0	57	0.825
		"G" Division			
	Joshua Pope	G8/ Modena Company	46.0	57	0.807
		Women's Records			
1st	Paula Delp	A7/ D. V. Needed	51.0	46	1.109
2nd	Lisa Shpritz	A5/ Overlooked	22.0	36	0.611
3rd	Ginger Robertson	E4/ Pog Mo Hon	23.0	39	0.590

THE PLAYERS WHO *BEAT* THE SINGLES WIN %-AGE WINNERS IN EACH DIVISION

Who beat Wil Tan of Industrial Strength?
in 301: Steve Hoffmann (wk.5), Jim Davis (wk.9, 11 darts), Keith Gibbs (wk.14).
in cricket: Todd Lemons (wk.10, 17 darts).

Who beat Joel Eason of Damage, Inc.?
in 301: Dave Metzker (wk.3), Bart Bear (wk.10).
in cricket: Dave Metzker (wk.3), Steve Knight (wk.10).
[Wow! Good thing Joel didn't play the Horsemen every week…]

Who beat Ron Hendricks of Starving Dartists?
in 301: Matthew Copple (wk.5).
in cricket: Tim McNamara (wk.11).

Who beat Robb Beeson of Smackdown?
in 301: Danny Hall (wk.3), Mike Hodges (wk.4).
in cricket: Anton Johnston (wk.11).

Who beat Sarge Smith of Rat Bar Stewards?
in 301: Duane Sawyer (wk.9).
in cricket: Bob Hounsell (wk.4).

Who beat Chris Fournier of Damned Yankees!?
in 301: Duncan Kerr (wk.7).
in cricket: Tim Kissinger (wk.9).

Who beat Carter Farthing of Point Break?
in 301: Jeff Taylor (wk.11), Sherman Pope (wk.14).
in cricket: (none).

Who beat Ginger Robertson of Pog Mo Hon?
in 301: Bob Whitney (wk.6), Greg Kempf (wk.10), Sarge Smith (wk.11), Bill Stasko (wk.14).
in cricket: Sven Johnson (wk.3), Bill Stasko (wk.14).
[Hmmm. Does the loss to Sven count if her name was Rivenbark when she played that game?]

VOLUNTEERS? ANYONE?

Every season I write this bit. I'm not begging anymore. Here is what the RDL Board can use help with almost every season:

Transport/setup of stanchions at the banquet (they pay this person!)
Breakdown of the stanchions at the banquet
People to serve on the Rules Committee … and a bunch of
People to help plan and organize the banquet other little crap…

Ever really helped out before? No? Then it's probably your turn to get off your butt for a change… Find a Board member and volunteer now. They'll appreciate it, and your leaguemates will appreciate it.

THIS SEASON'S TIEBREAKERS

Yeah, baby! The tiebreaker rose its ugly head and made a right glorious comeback this season. After a couple seasons with decreasing totals, we jumped back to 30 regular season and at least 4 tournament 1001 battles. There were 3 in A division, 8 in B (2 in the tourney), 4 in C, 4 in D, 6 in E (1 in the tourney), 3 in F (1 in the tourney), and 6 in G. The RDL had almost twice as many teams this season as last that had more than two tiebreakers, 4(!) of them in a 7-team B division: Black & Tans, Last Call, Damage, Inc. and Dazed & Confused in B, Dart Dawgz in D, Heroes In Trouble and I.N.C. in E, and Dead Sox and the perennially shorthanded Get Over It in G. The high blood pressure kings were I.N.C., with a 3-2 tiebreaker record, with the last loss coming in the tournament semifinals. While the Dead Sox had the best percentage (3-0), it had to be Dazed & Confused that made the best use of the extra leg. After going 0-2 in 1001s in the regular season, D&C used tiebreakers to claim both their semifinal and final victory in the tournament.

SPRING 2001 PENALTY SUMMARY

Well… you guys did better than last season in the penalty department, but of course, last season there were an incredible 70 penalties worth 540 points. So, there was really no place to go but up after that debacle of a season. Our total number of penalties dropped from 70 to 47, the point loss dropped from 540 to 271, the number of teams with three or more penalties dropped from 9 to 6, and the number of teams with at least one penalty dropped from 32 to 22 of the 52 teams. There were 2 Preseason Captains' Meeting Penalties (5 pts. each), 10 Fifth Week Captains' Meeting Penalties (5 pts. each), 6 Special Election Ballot Penalties (5 pts. each), 1 Ineligible Player Penalty (4 pts.), 11 Phone-In Penalties (5 pts. each), and 17 Mail-In Penalties (16 pts. each), for a total of 371 points in penalty losses. The four most amazing and/or painful stories happened to three teams. Just one season after Dart Attack set the record for number of penalties, and also became the first team to lose more points than they had at the finish, both feats were matched. The C Division Mug winners, Dodge Darts, tied the record for number of penalties this season, with 1 meeting penalty, 1 ballot penalty, 3 phone-in penalties and 2 mail-in penalties. That point loss couldn't rival Fulton Crowley's Point Break (maybe we should call them Point Poor after the way they toss them away) though. 5 mail-ins and 1 phone-in lost Point Break 85 points, more than the 75 they had at the end.; the most painful part being that those 85 would have won them a set of plaques. Since that was a total from 6 penalties, it probably wasn't as painful as the Dart Dawgz losing 2nd place, because their loss resulted from only 1 penalty.

WHERE WE PLAY

After Hours **552-4131**
7608 Purfoy Road Fuquay-Varina
-in front of Comfort Inn, near Sunset Lake/401 inter.

Babineau's **467-5411**
1102 Buck Jones Road Cary
-nearly across from Crossroads Ford dealership

Blinco's **790-3882**
5009 Falls of the Neuse Road N. Raleigh
-in Quail Corners Shopping Center

Breakers Billiards **772-9593**
305 Tryon Road Raleigh
-in Tryon Hills Shop. Ctr. at US 70 & Tryon Rd.

Champions Billiards **833-8337**
2109-152 Avent Ferry Road Raleigh
-in Mission Valley Shopping Center

The Comet Lounge **833-8090**
3003 Hillsborough Street near NCSU
-between Milano's and the Brewery near Dixie

Fenway Sports Bar & Grill **661-0888**
1490 Garner Station Boulevard S. Raleigh
-in North Station Shopping Center

Montas International Lounge **361-2390**
2223 NC Highway 54 (was PJ's) RTP
-across RR tracks just east of 54/55 intersection

Murphy's Pub **859-5411**
401 Asheville Avenue, Suite 109 Cary
-corner of Tryon and Asheville, next to Jiffy Lube

Pantana's Pool Hall **833-2990**
3112 Hillborough Road near NCSU
-I think it's between Concord and Shepherd streets

Players Retreat **755-9589**
105 Oberlin Road near NCSU
-at corner of Oberlin Rd. & Hillsborough St.

Rack'M Up West **851-9006**
5563 Western Boulevard W. Raleigh
-at inter. with Buck Jones Rd. in Plaza West Shp. Ctr.

Sharky's Place **783-5448**
5800 Duraleigh Road NW Raleigh
-in the Yuppie Center near US 70 intersection

Snooker's-RW **828-7665**
3520 Wade Avenue NW Raleigh
-in Ridgewood Shopping Center

Tailgaters **872-2827**
2645-A East Millbrook Road N. Raleigh
-about half a mile west of US-1

The Upper Deck (Cary) **460-9977**
329 N. Harrison Avenue Cary
-near intersection. of N. Harrison & Hwy. 54

Upper Deck Profile **833-4527**
625 E. Whitaker Mill Road Raleigh
-near intersection of Whitaker Mill & Wake Forest Rd.

The Warehouse **836-9966**
427 S. Dawson Street Raleigh
-at the corner of Dawson and Cabarrus

Woody's **380-7737**
8322 Chapel Hill Road Cary
-between N. Harrison & Reedy Creek Road

IMPORTANT DATES FOR THE FALL SEASON

These dates are on page 8, and some are on page 1, but I am putting them in many locations because they might be be the most important thing for you in this newsletter.

-Fall registration: July 25 & 26, 7:30 p.m., Champions
-Fall preseason captains' meeting: Mon., Aug. 6, Champions(?), 7:00
-Fall match play starts on Wednesday, August 8
-Fall 5th week captains' meeting (tentative): Mon., Sept. 10
-Tournament matches: Nov. 14, Nov. 28, Dec. 5
-Fall season banquet: weekend of December 8/9

DON'T FORGET - RDL PAYMENT INFORMATION

IT'S NOT NEWS ANYMORE. WE DON'T TAKE CASH FOR REGISTRATION, NEWSLETTER, ETC. DON'T SHOW UP WITH CASH AT NEXT SEASON'S REGISTRATION, OR YOU ARE OUT OF LUCK.

AND REMEMBER: DON'T BOUNCE A CHECK TO RDL - THAT WILL COST YOU AN EXTRA $20 FEE!

SUMMER DARTS IN RALEIGH!

Let's face it. Your dart game needs more practice even when you're playing every week in RDL. You don't want to face the horror that will be your dart stroke if you take the entire summer off from the game. So, what are you going to do? You're going to play in a summer dart league! But alas, you have missed the start of both the Bull City Dart League and Tobacco Road Dart League, you say. Well, Slappy, I've got something simpler and probably a bit closer to home…

Capital Area Dart Club

- Weekly Singles and Doubles Leagues are back!
- Doubles Leagues will play at 8 p.m., Tuesdays
- Singles Leagues will play at 8 p.m., Thursdays
[Singles are likely to be separated by gender]
- Format is 2-of-3 cricket and 501 sets, ADO Rules apply
- Dues are $20 per player
- Season will run approximately 14 weeks, but the final length will depend on the number of players signed up in each division

Now, the CADC officers are kind of bending their own deadlines a bit to let you guys in, as match play has been scheduled to start in the next week. So, you should find Michelle Gaffney IMMEDIATELY if you think you would like to play. She can give you complete information as to what is required from you and when.

So, all those excuses you had about why you weren't going to play this summer are pretty much out the window, aren't they?

"I don't want to drive to RTP or Durham" - Ok, so join this league based right here in Raleigh.

"My teammates don't want to play in the summer" - Uh, so what? Screw them. You don't need them to play in a singles league, and you only need one or two for doubles.

"I've already missed registration" - They're letting you in now. Jump at the chance now or it's your own fault that you're going to suck when Fall RDL play starts.

For more information, see flier on page 29.

HOW TO REACH US

RDL VoiceMail

(919) 990-1218

Mail Scoresheets to:

Jason Kilts
2811 Duke Homestead Road
Durham, NC 27705

Scoresheet FAX available at:

=> Don't fax me. eFax software just doesn't work anymore.

New Member Fees and Newsletter Fees:

Kellee Enos
5803 Saddle Seat Drive, Raleigh, NC 27606

Nomination, Election, Referendum Ballots:

Michelle Gaffney - RDL Secretary
5413 Vista View Court, Raleigh, NC 27612

All Other RDL Correspondence to:

(The P.O. Box wasn't worth the cost, so just send any other stuff to Jason for the time being.)

2001 Board of Directors

President	[Interim - Dave Berry, assuming office very soon, I believe.]	
Vice President	Anthony Martin	252-452-3482
	email: martina@ci.rocky-mount.nc.us	
Secretary	Michelle Gaffney	571-1917
	email: pmgaffney@aol.com	
Treasurer	Kellee Enos	851-5068
Membership	Cathy Moeschet	789-0336
	email: dartist@ipass.net	
Rules/Grievances	Heather Thomas	839-6362
	email: Heather.Thomas@ncmail.net	
External Orgs.	Billie Churchwell	554-0848
	email: dvneeded@cs.com	

League Statistician/Editor

Jason Kilts 990-1218
email: kilts001@mc.duke.edu or jdkilts@yahoo.com

"HOT DARTS" CALL-IN GUIDELINES

Here are the guidelines you should use when deciding what you should use as your minimum number of all-star points for reporting when you call in your scores.

"A" Division = 4.5 or more ASPs
"B" Division = 4.0 or more ASPs
"C" Division = 3.5 or more ASPs
"D" and "E" Divisions = 3.0 or more ASPs
"F" and "G" Divisions = 2.5 or more ASPs

Also, call in any fast games, high ins, high outs, or other amazing feats that you think warrant a little recognition (e.g., Ins & Outs higher than a Ton, 24-dart cricket games, 15-dart 301s, 24-dart 501s, etc.)

CALENDAR OF EVENTS

July 25 & 26 7:30-9:00 p.m.	**Fall 2001 RDL Registration**; Champions? Returning teams - July 25, New teams - July 26; Bring one check for entire team dues - DO NOT BRING CASH - it will NOT be accepted!
Mon., Aug. 6 7:00-9:00 p.m.	**Mandatory Fall 2001 Preseason Captains' Meeting**; Champions Billiards(?)
Wed., Aug. 8	**Start of match play for the Fall 2001 Season**
Mon., Sept. 10 (tentatively)	**Mandatory Fall 2001 Fifth Week Captains' Meeting**; Champions Billiards(?)
Wed., Nov. 14	**Fall 2001 RDL Divisional Quarterfinals**
Wed., Nov. 28	**Fall 2001 RDL Divisional Semifinals**
Wed., Dec. 5	**Fall 2001 RDL Divisional Finals**
Dec. 8 or Dec. 9	**Fall 2001 RDL Banquet** - location, times, and which weekend day are yet to be determined

Other Local Weekly Leagues

Mondays	***Tobacco Road Dart League*** , Durham
Tuesdays	***Bull City Dart League*** , Durham
Thursdays	***Triangle Dart League*** , Chapel Hill
Tues./Thurs.	***Capital Area Dart Club*** , Raleigh/Cary/RTP

Weekly Blind Draws

Over the past few years, weekly blind draws have come and weekly blind draws have gone. If any of these folds or if any others start up, please let me know and I will put it back here in the Tons of Newsletter.

Friday	**Champions Billiards**, 8:00 p.m. (833-8337) (Champions matches the pot!)
Wednesday	**Pantana's Pool Hall**, 8:00 p.m. (833-2990) (These draws will be held each Wed. this summer, from the end of the Spring season to the start of the Fall season)

Champions Billiards & Darts - Blind Draw Notice!

Champions Billiards in Mission Valley Shopping Center is willing to hold a blind draw any day of the week that there are 14 or more people willing to enter. Seven days a week! Just get 14 people together, and they'll match the pot!

SEASON-LONG TROPHY DART MINIMUM GAMES PLAYED REQUIREMENTS

In order to be eligible for all-star point %-age and singles win %-age awards, you must play in at least 66% of the total projected games this season:

for "A", "B", "D" and "E" Divisions:

All-star pt. %-age: min. of 32 Total Games Played
Singles win %-age: min. of 16 Singles Games Played

for "C", "F" and "G" Divisions:

All-star pt. %-age: min. of 37 Total Games Played
Singles win %-age: min. of 19 Singles Games Played

PENALTY LOG

The penalty log returns this season in the same form it has had for several seasons. I will list all of the penalties assessed throughout the season right here, so that anyone who thinks that the point math in their division doesn't quite add up can just check here and see who lost what when. It should eliminate any confusion. **Preseason captains' meeting (5 pts.):** Bullweiser (C), One Armed Bandits (E). **Fifth week captains' meeting (5 pts.):** Dirty Dogs (A), Get the Point "33" (B), Last Call (B), Dodge Darts (C), Travelin' Beer Bellies (E), One Armed Bandits (E), Dynamic Darts (F), Damned Yankees! (F), Murphy's Law (G), Dead Sox (G). **Special Election Ballots:** Dilligaffs 2.0 (A), Dodge Darts (C), Dynamic Darts (F), Hard Cheddar (G), Murphy's Law (G), Dead Sox (G). **Mail-in (16 pts.):** Dilligaffs 2.0 (A,wk.13), Damage, Inc. (B,wk.4), Dodge Darts (C,wk.9,wk.11), Dart Dawgz (D,wk.12), Travelin' Beer Bellies (E,wk.13), Rat Bar Stewards (E,wk.5), BB & the Pimps (F,wk.8), Madhouse Patients III (F,wk.6), Hard Cheddar (G,wk.6), Point Break (G,wk.2,wk.3,wk.4,wk.10,wk.11), Dead Sox (G,wk.10), Dart Attack (G,wk.9). **Ineligible player - Partial (all pts.):** D. V. Needed (A,wk.1,4pts.). **Phone-in (5 pts.):** Industrial Strength (A,wk.13), Get the Point "33" (B,wk.4), Dodge Darts (C,wk.9,wk.14), Dynamic Darts (F,wk.7,wk.8), Madhouse Patients III (F,wk.7,wk.13), Hard Cheddar (G,wk.1,wk.7), Point Break (G,wk.2).

THE NINTH SEMI-ANNUAL EDITION OF : JK'S DIVISIONAL ALL-STAR TEAM PICKS

(Players within each division are listed alphabetically) (Players are chosen any way I damn well please - not purely by the numbers!)
(This is not purely my own guesses at who is simply the best thrower, but also who is important to their team, who is good in the clutch, etc.)

Divisional MVPs

All of RDL	*Joshua Pope*	*Modena Company*
A Division	Wil Tan	Industrial Strength
B Division	Scott Butters	Dazed & Confused
C Division	Bob James	Dartitude
D Division	Anton Johnston	Dart Dawgz
E Division	Bob Hounsell	Pog Mo Hon
F Division	Tom Winters	Bull Daggers
G Division	Joshua Pope	Modena Company

"A" Division

Tom Brown	Lunatic Fringe	Part-timer was simply on fire.
Jim Budelman	Lunatic Fringe	He says he's off. I wish I could be off.
Jim Davis	Dirty Dogs	This guy's the real deal, & then some.
Bob Gargan	Industrial Strength	3 RDL matches, 1 Mug. Nice ave.
Chuck Greer	Dilligaffs 2.0	16-2 in cricket in A is damn skippy.
Dale Hyler	Overlooked	Can beat anybody in the league.
Brian Selby	Industrial Strength	Most balanced winner in all of RDL.
Wil Tan	Industrial Strength	Deadly in all sets, all the time.

"B" Division

Scott Butters	Dazed & Confused	Captain, best player for Mug winners.
Greg Crumpler	Dazed & Confused	Only needs a few more double-outs.
Joel Eason	Damage, Inc.	Deputy Dog was rolling all season.
John Jenkins	Get the Point "33"	As Connie says, 'the John J. show'.
Mark Knight	Damage, Inc.	Several years off? NOT a problem.
Christopher Mori	Black & Tans	Solid record in all four sets.
Keith Stark	Black & Tans	Just needs to find a doubles partner.
Nate Wade	Last Call	Season after season… still wailing.

"C" Division

Pat Crowley	A Comf. Numb Exp.	After 1 off season, back to normal.
Ron Hendricks	Starving Dartists	Mr. C Singles winner makes the team.
Chris Hope	Dodge Darts	A couple 301s is only thing missing.
Chris Hoyt	Dartitude	2/3 in singles, 2/3 in doubles. Solid.
Bob James	Dartitude	Won 53% of his team's doubles wins.
Tim McNamara	Dodge Darts	Big Mac may be best in the division.
Chip Walker	Cheap Shots	Awesome in 301, SCkt and 501.
Steve Witz	Cheap Shots	Top win %-age in RDL. Enough said.

"D" Division

Robb Beeson	Smackdown	Needs a new shelf after this season…
Fon Denton	UZMALL	Great SCkt, good in everything else.
Danny Hall	BFD II	Most important teammate in the div.
Patrick Johnson	Home Thrown	Great in cricket, but needs some -01s.
Anton Johnston	Dart Dawgz	Dawgz needed a player. Nice find.
Kurt Kunttu	Smackdown	Rocks everywhere but in SCkt(!?).
Rick Perkins	Grateful Darts	Solid record in all four match sets.
Bob Rube	UZMALL	If only had the clutch 501s, too.

"E" Division

Kevin Barton	Heroes In Trouble	17-4 in cricket is good in any division.
Paul Beaudoin	Bulls Hitters	Just solid for a team that is *so* close.
Bob Hounsell	Trip Tight	Top star on a well-balanced team.
Mike Knox	I.N.C.	With some 501s, could be top winner.
David Martin	Travelin' Beer Bellies	E division's 501 relief pitcher/closer.
Sarge Smith	Rat Bar Stewards	Wailing in Sgls, surviving in Dbls.
Bill Stasko	Heroes In Trouble	The clutch 138-Out cemented this.
Mark Wackerman	Heroes In Trouble	28-8 over the final three match sets.

"F" Division

Frank Allison	Sharky's Machine	WHAT is that 501 record doing here?
David Arensdorf	Sharky's Machine	HE says he's slumped for 2 seasons…
Jim Doroshanko	Damned Yankees!	Great in all sets except for DCkt.
Chris Fournier	Damned Yankees!	Great in singles, passable in doubles.
Sean Harrington	Madhouse Patients III	If only he could play more often…
Ron Penny	Madhouse Patients III	Ironman wins alot for being picked…
Robert Ray	Madhouse Patients III	If only he could play more often too…
Tom Winters	Bull Daggers	Fantastic record all the way across.

"G" Division

Jim Britt	Dead Sox	Just imagine if he wasn't a part-timer.
Carter Farthing	Point Break	Awesome singles. But the doubles…
Karsh Fourhman	Hard Cheddar	Fast starter, but solid record across.
Steve Motley	Dart Attack	Living proof that ASPs mean jack.
Jim Murdock	Hard Cheddar	With some DCkts, he rules the div.
Joshua Pope	Modena Company	Newcomer took names, kicked ass.
Don Sautter	Dart Attack	31-11 in the first three sets is nice.
Jeff Taylor	Dead Sox	Wins two-thirds of everything.

QUICK STAT TIDBITS

-The **Quadruple Double Award** winners (double-digit wins in all four sections): with the RDL having several 7-team divisions, we've been running low on quad double winners. We got exactly ZERO this season. There were twelve individuals who did pretty well, but none reached the quad double plateau. The top winners can be divided into four categories. *Tom Winters* of Bull Daggers achieved 11 wins in three sets and 9 wins in the other. Four players achieved 10 wins in three sets and 9 in the other: *Bob James* of Dartitude, *Ron Penny* of Madhouse Patients III, *Charlie Lawley* of Get Over It (who had the benefit of being on a four-player team), and *Joshua Pope* of Modena Company. Maybe the most impressive record was the three 10-win sets in a 12-week season by *Brian Selby* of Industrial Strength. *Pat Crowley* of A.C. N.E. and *Jeff Danvlich* did the same in a 14-week season. Finally, *Joel Eason* , *Tim McNamara* , *Robb Beeson* and *Mike Knox* each had three 9-win sets in 12-week seasons. Eight more people did that, but they had 14-week seasons.

-**IronMan/Woman Award**: HOLY CRAP! WOW! This absolutely HAS to be the all-time RDL record. Jeff Young of Get Over It in G played 72 games… and he finished *fourth* in the division… and *fourth* on his team. Charlie Lawley played 75, Lisa Lawley played 87, and **Dave Wilser** played an astonishing 92 games! 24 301s, 22 SCkts, 23 DCkts, 20 501s, and 3 1001s. Woah. Those guys need some more teammates… Honorable mentions go to: Bob Terry, Steve Hoffmann and Jason Kilts (hey, who's that guy?) in A with 51; Chris Mori in B with 57; Gerry Mondou in C with 62; Laurie Rhea in D with 53; Mike Knox in E with 53; and Brian Ford in F with 73. Ford's BB & the Pimps squad may have set some records themselves if Get Over It hadn't been around. They played much of the season with only four players, too.

-The **Team Attendance Award** winners: once again, there weren't any teams that had all of the players play the exact same numbers of games (like the old Last Call squads), but there were half a dozen that were pretty tight. The most obvious are the aforementioned Get Over It in G and BB & the Pimps in F, as those two basically subsisted on four players for the entire season. Who had the most games was determined by their opponents instead of themselves. Also pretty close were Industrial Strength in A (only 6 players for 11 of the 12 regular season matches), Damage, Inc. in B (only one of their standard six missed even one set), Grateful Darts in D (six players with 38 or 39 games, and one with 32), and Murphy's Law in G (five of six players with 57-62 games).

MY IN-SEASON, PRESEASON & TOURNEY PREDICTION RESULTS

It's that time every season when we see how much of an idiot I proved to be in my prediction columns this season. Throughout the season I picked every last match and finished with a respectable record of 210-102. Not quite 70%, but pretty close. Considering the significant number of matches that were decided more by who wasn't there than by who was, I'll take that record.

As for my tournament predictions, all I can say is that if everything was two out of three, I would start running book! I went 37-8 overall. That's 22-2 in the first round, 11-3 in the semis, and 4-3 in the finals. And that's with having to pick every round before the whole thing even starts. Even in the 3 finals that I got wrong, my pick was still in the final. I picked two brackets fully correct from beginning to end (A and C), and only missed 1 each in B and D.

My preseason predictions didn't fare quite as well as my tournament picks. It's always tough to try to see everything that far into the future, but it was especially difficult this season for some reason. My A pick finished 3rd, my C pick finished 6th, my D pick finished 3rd, my E pick finished 2nd, and my G pick finished 5th (but G is *always* just a guess anyway). I did manage to pull out Damage, Inc. and Madhouse Patients III as the winners of B and F, respectively. I said that D&C would be close in B, I said that UZMALL would be tough in D (they looked good at 5-0, eh?), and I had Hard Cheddar in the thick of the G race. Plus, two teams I tagged as dark horses (Heroes and The Machine) both fared pretty well all season and in the tourneys.

RANDOM RDL THOUGHTS AND ITEMS

--Does it strike anybody else as stupid that the worst-rated bar in the RDL (see column on the right) still averaged a score above the 'average' score defined on the scoresheet? A total of 18 is supposed to be average, but the real average is somewhere over 23. Maybe we should be a bit more critical of our surroundings? Glowing reports if the establishment doesn't really deserve them doesn't help anybody realize what needs to be fixed.

--Something that struck me as funny: a team reported a name misspelling after the league semifinals. Sixteen weeks the name was misspelled (and pretty clearly incorrect) and nobody even noticed. Well, there's one team that I'm pretty sure doesn't spend an inordinately high amount of time with the Tons.

--Want to hear something pretty damn impressive? Well, too bad, because I'm telling you anyway. In my tournament semifinal match, I played Bob Gargan in 301. And he threw 8(!) consecutive perfect darts against me! He finished the first game with t17-d16 for an 83-out. Then he hit a dBull diddle (I matched but mine fell out, and I'm not in the habit of hitting back-to-back dBulls…). Then he started with d16-t19-t20, followed by two more t20s. He hit a s16 instead of the double, so he didn't hit the 'perfect' six-dart game, but it was damn impressive. EIGHT in a row. If he had hit the ninth, I would have had a game in which I threw ONE turn…

--I have come to the conclusion that many of you have bad misconceptions about A division players. A captain left a message bitching and complaining about their tournament match location, and saying that 'A players would never stand for it, that they would whine until it was fixed'. The kicker is that it was an A division bar! To tell the truth, I hear MANY more complaints/arguments/fights in the lower divisions than in A…

NOTE ON PERPETUAL PLAQUES

Our award maker, Matt Everett, was not informed of the change in the RDL's plans for the perpetual plaques until after they had already been made. Therefore, fast games and high ins/outs will be included on the perpetual plaques starting next season. Sorry, but with the mass Board resignations, it just fell through the cracks this time around.

ADDRESS CORRECTION

Woody's is at 8322 Chapel Hill Road, not the 8260 that was listed.

DON'T FORGET…

Summer Wednesday blind draws at Pantana's. See page 8…

SPRING 2001 BAR RATING RESULTS

Included here are the cumulative averages of each RDL host establishment's ratings from their visiting captains. William Holland used to compile these numbers, but since he resigned this season, I told him that I would compile them this time. I've taken the individual ratings and averaged them. I was going to remove the ratings from matches involving two teams from the same host establishment, but William didn't and I didn't want to change the system unless the Board said to do so. It's important to recognize our establishments that have provided the most excellent accommodations to our members, and to give those that might need some improvements some feedback. In any case, here are the average totals for each of our establishments for the past season. The top three of the season receive awards in recognition of their facilities & service.

SPRING 2001 SEASON

The establishments were rated in six categories, with possible scores of 1 to 5 in each category. The lowest total possible then is **6**, while the highest total possible is **30**.

Establishment	Average	Times Rated
Tailgaters	26.222	27
Montas Intl. Lounge	26.091	11
Upper Deck (Cary)	25.923	13
After Hours	25.750	12
Sharky's Place	25.609	23
Breakers	24.714	7
Blinco's	24.389	18
Upper Deck Profile	24.292	24
Warehouse	23.923	13
The Comet Lounge	23.778	9
Pantana's Pool Hall	23.692	26
Rack'M Up West	23.500	12
Babineau's	22.667	6
Murphy's Pub	22.444	9
Woody's	22.286	14
Snooker's-RW	21.731	26
Champions Billiards	21.000	42
Fenway Sports Grill	20.417	12
Players Retreat	19.667	6

ONE SCORESHEET IS MISSING…

Last season I said that one sheet was missing, and "oh well… we'll get 'em all next season". Evidently I lied. We lost a week 13 sheet from A division, and neither team has a copy, and it wasn't found at the bar. No big deal, it didn't affect any awards.

For those who might be curious about such things, here are the current NC State League standings.

NORTH CAROLINA CITY DART LEAGUE (NCCDL)

		W	L	Pts.
1	Wilmington (ACDA)	4	0	96
2	Jacksonville (JDA)	3	0	74
3	Charlotte (QCDA)	3	1	64
4	Capital Area (CADC)	2	1	71
5	Piedmont (PDA)	2	1	66
6	Durham (BCDL)	2	2	101
7	Boone (HCDA)	2	2	47
8	Morehead City (CCDA)	1	2	58
9	Lake Norman (LNDA)	1	3	64
10	Chapel Hill (TDL)	0	4	40
11	Burlington (BDO)	0	4	28

NORTH CAROLINA LADIES' CUP (NCLC)

		W	L	Pts.
1	Durham (BCDL)	3	1	55
2	Raleigh (RDL)	2	1	48
3	Jacksonville (JDA)	2	1	40
4	Wilmington (ACDA)	2	1	36
5	Lake Norman (LNDA)	2	1	33
6	Charlotte (QCDA)	2	2	49
7	Burlington (BDO)	2	2	46
8	Piedmont (PDA)	1	2	38
9	Capital Area (CADC)	0	2	20
10	Boone (HCDA)	0	3	11

Spring 2001 RDL Top Singles Records (by division) (FINAL!)

(Missing statistics: week 13, 17-7 win by A1 over A6)

(Game minimum required for this listing: 16 for "A", "B", "D" and "E" divisions, 19 for "C", "F" and "G" divisions)

"A" Division

			W	L	%-age
1	Tan, Wil	A2/ Industrial Strength	19	4	0.826
2	Selby, Brian	A2/ Industrial Strength	17	6	0.739
3	Phillips, Robbie	A2/ Industrial Strength	17	7	0.708
4	Davis, Jim	*A6/ Dirty Dogs	15	7	0.682
	Horton, Tony	A2/ Industrial Strength	15	7	0.682
6	Gibbs, Keith	*A1/ Dilligaffs 2.0	12	6	0.667
7	McDonald, Mike	A7/ D. V. Needed	15	8	0.652
8	Hyler, Dale	A5/ Overlooked	13	7	0.650
	Scott, Lee	*A1/ Dilligaffs 2.0	13	7	0.650
10	Budelman, Jim	A3/ Lunatic Fringe	15	9	0.625
	Eastmead, Phillip	A2/ Industrial Strength	15	9	0.625
	Hall, Mike	A4/ Dart Shadows	15	9	0.625
	Samaluk, Somchai	A2/ Industrial Strength	15	9	0.625
	Wandscher, Chris	A4/ Dart Shadows	10	6	0.625
15	(two tied)		11	7	0.611

"B" Division

			W	L	%-age
1	Eason, Joel "Deputy"	B3/ Damage, Inc.	20	4	0.833
2	Wade, Nate	B6/ Last Call	18	4	0.818
3	Knight, Mark	B3/ Damage, Inc.	18	6	0.750
4	Phillips, Britt	B2/ Horsemen	15	6	0.714
	Pierce, Barry	B7/ Dazed & Confused	15	6	0.714
6	Hunsberger, Jim	B4/ Get the Point "33"	14	6	0.700
7	Jenkins, John	B4/ Get the Point "33"	13	6	0.684
	McCredie, Bob	B2/ Horsemen	13	6	0.684
9	Stark, Keith	B1/ Black & Tans	17	8	0.680
10	Butters, Scott	B7/ Dazed & Confused	16	8	0.667
	Chaney, Bill	B7/ Dazed & Confused	14	7	0.667
12	Wilcenski, Steve	B6/ Last Call	11	6	0.647
13	Crumpler, Greg	B7/ Dazed & Confused	12	7	0.632
14	Mori, Christopher	B1/ Black & Tans	16	11	0.593
15	Benson, Will	B3/ Damage, Inc.	14	10	0.583

"C" Division

			W	L	%-age
1	Hendricks, Ron	C6/ Starving Dartists	17	2	0.895
2	James, Bob	C2/ Dartitude	22	5	0.815
3	Walker, Chip	C4/ Cheap Shots	19	5	0.792
4	Witz, Steve	C4/ Cheap Shots	18	6	0.750
5	Crowley, Pat	C1/ A Comf. Numb Exp.	19	7	0.731
6	Sellers, Mark	C4/ Cheap Shots	16	6	0.727
7	Kvasnicka, Bob	C3/ Bullweiser	21	8	0.724
8	McNamara, Tim	C5/ Dodge Darts	18	7	0.720
9	Hope, Chris	C5/ Dodge Darts	16	7	0.696
10	Hoyt, Chris	C2/ Dartitude	16	8	0.667
	Warren, Randy	C4/ Cheap Shots	16	8	0.667
12	Sosa, Bo	C7/ Nine Lives	17	9	0.654
13	Hindle, Mikey	C1/ A Comf. Numb Exp.	13	8	0.619
14	Howell, John	C6/ Starving Dartists	16	10	0.615
15	Shown, Marc	C6/ Starving Dartists	14	9	0.609

"D" Division

			W	L	%-age
1	Beeson, Robb	D3/ Smackdown	19	3	0.864
2	Rube, Bob	D6/ UZMALL	18	4	0.818
3	Johnston, Anton	D5/ Dart Dawgz	16	4	0.800
4	Denton, Fon	D6/ UZMALL	18	6	0.750
	Kunttu, Kurt	D3/ Smackdown	18	6	0.750
6	Hall, Danny	D7/ BFD II	14	6	0.700
7	Simpson, Phil	D1/ Grateful Darts	14	7	0.667
	Gillett, Galen	D7/ BFD II	12	6	0.667
9	Perkins, Rick	D1/ Grateful Darts	13	7	0.650
10	Griffin, Craig	D3/ Smackdown	14	8	0.636
	Iager, John	D1/ Grateful Darts	14	8	0.636
12	Hansen, Paul	D4/ Kozmic Debris	10	6	0.625
13	Krasnow, Dave	D4/ Kozmic Debris	11	7	0.611
14	Honeycutt, Allen	D5/ Dart Dawgz	15	10	0.600
15	Holland, William	D1/ Grateful Darts	13	9	0.591

"E" Division

			W	L	%-age
1	Smith, Sarge	E2/ Rat Bar Stewards	17	2	0.895
2	Knox, Mike	E6/ I.N.C.	20	5	0.800
3	Barton, Kevin	E5/ Heroes In Trouble	15	4	0.789
4	Hounsell, Bob	E4/ Pog Mo Hon	14	4	0.778
5	Vitale, Brian	E3/ One Armed Bandits	16	6	0.727
6	Sawyer, Matt	E6/ I.N.C.	17	7	0.708
7	Sawyer, Duane	E6/ I.N.C.	16	7	0.696
	Stasko, Bill	E5/ Heroes In Trouble	16	7	0.696
9	Robertson, Ginger	E4/ Pog Mo Hon	13	6	0.684
10	Yoneoka, Oakie	E1/ Travelin' Beer Bellies	13	7	0.650
11	Shine, Donnie	E5/ Heroes In Trouble	14	8	0.636
12	Wackerman, Mark	E5/ Heroes In Trouble	15	9	0.625
13	Robertson, David	E4/ Pog Mo Hon	13	8	0.619
14	Enos, Kellee	E5/ Heroes In Trouble	12	8	0.600
	Kring, Jeremy	E1/ Travelin' Beer Bellies	12	8	0.600

"F" Division

			W	L	%-age
1	Fournier, Chris	F5/ Damned Yankees!	17	2	0.895
2	Arensdorf, David	F4/ Sharky's Machine	19	3	0.864
3	Winters, Tom	F8/ Bull Daggers	23	6	0.793
4	Doroshanko, Jim	F5/ Damned Yankees!	21	7	0.750
5	Penny, Ron	F6/ Madhouse Patients III	20	10	0.667
6	Cox, John	F6/ Madhouse Patients III	17	9	0.654
7	Kerr, Duncan	F3/ Da Bulls	15	8	0.652
8	Browndorf, Ken	F4/ Sharky's Machine	15	9	0.625
9	Sarantos, Alex	F5/ Damned Yankees!	16	10	0.615
10	Herbert, Kirk	F8/ Bull Daggers	18	12	0.600
	Rowe, Travis	F8/ Bull Daggers	15	10	0.600
12	White, Bill	F3/ Da Bulls	16	11	0.593
13	Markov, Jim	F2/ Dynamic Darts	17	12	0.586
14	Nobles, Jonathan	F6/ Madhouse Patients III	11	8	0.579
15	Allison, Frank	F4/ Sharky's Machine	15	11	0.577

"G" Division

			W	L	%-age
1	Farthing, Carter	G3/ Point Break	20	2	0.909
2	Pope, Joshua	G8/ Modena Company	22	6	0.786
3	Taylor, Jeff	G6/ Dead Sox	17	5	0.773
4	Sautter, Don	G7/ Dart Attack	20	7	0.741
5	Fourhman, Karsh	G1/ Hard Cheddar	19	7	0.731
6	Murdock, Jim	G1/ Hard Cheddar	20	8	0.714
7	Lawley, Charlie	G2/ Get Over It	22	10	0.688
8	Thomas, Heather	G4/ The G Spot	12	7	0.632
9	Bacanskas, Andrew	G7/ Dart Attack	17	11	0.607
10	Simmons, Tate	G3/ Point Break	15	10	0.600
	DeMattos, Rick	G1/ Hard Cheddar	12	8	0.600
12	Wilser, Dave	G2/ Get Over It	27	19	0.587
13	Motley, Steve	G7/ Dart Attack	14	10	0.583
14	Young, Jeff	G2/ Get Over It	19	14	0.576
15	Hatch, Nicole	G5/ Murphy's Law	17	13	0.567

Women's Records

			W	L	%-age
1	Robertson, Ginger	E4/ Pog Mo Hon	13	6	0.684
2	Thomas, Heather	G4/ The G Spot	12	7	0.632
3	Enos, Kellee	E5/ Heroes In Trouble	12	8	0.600
4	Hatch, Nicole	G5/ Murphy's Law	17	13	0.567
5	Austin, Connie	B4/ Get the Point "33"	9	7	0.563
6	Delp, Paula	A7/ D. V. Needed	12	10	0.545
7	Kilsdonk, Kris	D5/ Dart Dawgz	13	11	0.542
8	Rhea, Laurie	D5/ Dart Dawgz	12	11	0.522
9	Perry, Anita	F1/ BB & the Pimps	16	19	0.457
10	Shpritz, Lisa	A5/ Overlooked	8	10	0.444
	Ferrell, Sierra	D7/ BFD II	8	10	0.444
12	Wills, Chris	G4/ The G Spot	11	14	0.440
13	Austin, Jan	B4/ Get the Point "33"	8	12	0.400
14	Campbell, Britt	F1/ BB & the Pimps	13	21	0.382
15	Gaffney, Michelle	C8/ Past & Present	9	15	0.375

Spring 2001 RDL Top Doubles Records (by division) (FINAL!)

(Missing statistics: week 13, 17-7 win by A1 over A6)

(Game minimum required for this listing: 16 for "A", "B", "D" and "E" divisions, 19 for "C", "F" and "G" divisions)

"A" Division

			W	L	%-age
1	Selby, Brian	A2/ Industrial Strength	21	4	0.840
2	Greer, Chuck	*A1/ Dilligaffs 2.0	13	4	0.765
3	Tan, Wil	A2/ Industrial Strength	18	6	0.750
4	Scott, Lee	*A1/ Dilligaffs 2.0	13	5	0.722
5	Horton, Tony	A2/ Industrial Strength	15	6	0.714
6	Baber, Todd	A5/ Overlooked	14	6	0.700
7	Eastmead, Phillip	A2/ Industrial Strength	16	7	0.696
8	Hoffmann, Steve	A3/ Lunatic Fringe	18	8	0.692
9	Samaluk, Somchai	A2/ Industrial Strength	17	8	0.680
10	Budelman, Jim	A3/ Lunatic Fringe	16	9	0.640
11	Phillips, Robbie	A2/ Industrial Strength	15	9	0.625
	Wall, Keith	A3/ Lunatic Fringe	15	9	0.625
13	Oakley, Jerry	*A1/ Dilligaffs 2.0	13	8	0.619
14	Jeffcoat, Doug	*A1/ Dilligaffs 2.0	11	7	0.611
15	Gibbs, Keith	*A1/ Dilligaffs 2.0	12	8	0.600

"B" Division

			W	L	%-age
1	Bonar, Eric	B3/ Damage, Inc.	17	7	0.708
	Eason, Joel "Deputy"	B3/ Damage, Inc.	17	7	0.708
	Knight, Mark	B3/ Damage, Inc.	17	7	0.708
4	Mori, Christopher	B1/ Black & Tans	18	9	0.667
5	Butters, Scott	B7/ Dazed & Confused	15	8	0.652
6	Crumpler, Greg	B7/ Dazed & Confused	13	7	0.650
7	Root, Andrew	B6/ Last Call	11	6	0.647
8	Benson, Will	B3/ Damage, Inc.	15	9	0.625
9	Jenkins, John	B4/ Get the Point "33"	12	8	0.600
10	Bryant, Whit	B1/ Black & Tans	14	10	0.583
11	Daly, Drew	B1/ Black & Tans	10	8	0.556
12	Wilcenski, Steve	B6/ Last Call	11	9	0.550
13	(five tied)		12	10	0.545

"C" Division

			W	L	%-age
1	Witz, Steve	C4/ Cheap Shots	19	3	0.864
2	Danvlich, Jeff	C5/ Dodge Darts	22	6	0.786
3	Crowley, Pat	C1/ A Comf. Numb Exp.	20	6	0.769
4	James, Bob	C2/ Dartitude	21	8	0.724
5	McNamara, Tim	C5/ Dodge Darts	18	7	0.720
6	Hall, Josh	C4/ Cheap Shots	17	7	0.708
	Hope, Chris	C5/ Dodge Darts	17	7	0.708
8	Benson, Kevin	C1/ A Comf. Numb Exp.	15	7	0.682
	Warren, Randy	C4/ Cheap Shots	15	7	0.682
10	Galloway, Dave	C1/ A Comf. Numb Exp.	18	9	0.667
	Hoyt, Chris	C2/ Dartitude	16	8	0.667
12	Walker, Chip	C4/ Cheap Shots	15	8	0.652
13	Evans, J.P.	C5/ Dodge Darts	15	9	0.625
14	Smith, Butch	C7/ Nine Lives	16	11	0.593
15	Buckman, Dave	C4/ Cheap Shots	13	9	0.591

"D" Division

			W	L	%-age
1	Johnston, Anton	D5/ Dart Dawgz	16	4	0.800
2	Babcock, Daren	D3/ Smackdown	17	5	0.773
3	Kilsdonk, Kris	D5/ Dart Dawgz	18	6	0.750
4	Williams, Denny	D6/ UZMALL	17	6	0.739
5	Beeson, Robb	D3/ Smackdown	17	7	0.708
6	Kunttu, Kurt	D3/ Smackdown	16	7	0.696
	Perkins, Rick	D1/ Grateful Darts	16	7	0.696
8	Edgecombe, Andrew	D2/ Home Thrown	13	7	0.650
	Giberson, Kristopher	D3/ Smackdown	13	7	0.650
10	Denton, Fon	D6/ UZMALL	15	9	0.625
11	Iager, John	D1/ Grateful Darts	13	8	0.619
12	Johnson, Patrick	D2/ Home Thrown	14	9	0.609
13	Griffin, Craig	D3/ Smackdown	13	9	0.591
	Rube, Bob	D6/ UZMALL	13	9	0.591
15	Roman-Cusher, Jason	D1/ Grateful Darts	12	9	0.571

"E" Division

			W	L	%-age
1	Hounsell, Bob	E4/ Pog Mo Hon	13	3	0.813
2	Wackerman, Mark	E5/ Heroes In Trouble	19	5	0.792
3	Lorbacher, Scott	E4/ Pog Mo Hon	16	6	0.727
4	Barton, Kevin	E5/ Heroes In Trouble	13	6	0.684
	Beaudoin, Paul	E7/ Bulls Hitters	13	6	0.684
6	Phelps, Doug	E3/ One Armed Bandits	15	7	0.682
7	Whalen, Brendan	E3/ One Armed Bandits	14	7	0.667
8	Stasko, Bill	E5/ Heroes In Trouble	15	8	0.652
	Yoneoka, J.J.	E1/ Travelin' Beer Bellies	15	8	0.652
10	Knox, Mike	E6/ I.N.C.	15	9	0.625
11	Robertson, David	E4/ Pog Mo Hon	13	8	0.619
12	Whitney, Bob	E7/ Bulls Hitters	12	8	0.600
13	Blackburn, Larry	E4/ Pog Mo Hon	13	9	0.591
14	Robertson, Ginger	E4/ Pog Mo Hon	11	9	0.550
	Shine, Donnie	E5/ Heroes In Trouble	11	9	0.550

"F" Division

			W	L	%-age
1	Winters, Tom	F8/ Bull Daggers	20	8	0.714
2	Arensdorf, David	F4/ Sharky's Machine	15	7	0.682
3	Collins, Mike	F8/ Bull Daggers	21	10	0.677
	Penny, Ron	F6/ Madhouse Patients III	21	10	0.677
5	Sarantos, Alex	F5/ Damned Yankees!	15	9	0.625
6	Allison, Frank	F4/ Sharky's Machine	16	10	0.615
	Kerr, Duncan	F3/ Da Bulls	16	10	0.615
8	Lupien, Bam	F5/ Damned Yankees!	13	9	0.591
9	McSorley, Paul	F3/ Da Bulls	14	10	0.583
10	Krueger, Lonny	F4/ Sharky's Machine	15	11	0.577
11	White, Bill	F3/ Da Bulls	14	11	0.560
12	McFadden, Kevin	F2/ Dynamic Darts	16	13	0.552
13	Snowden, Mark	F3/ Da Bulls	13	11	0.542
14	Gross, Tom	F4/ Sharky's Machine	14	12	0.538
	Robinson, Lance	F6/ Madhouse Patients III	14	12	0.538

"G" Division

			W	L	%-age
1	Motley, Steve	G7/ Dart Attack	18	6	0.750
2	Huray, Adam	G8/ Modena Company	14	5	0.737
3	Pope, Joshua	G8/ Modena Company	20	8	0.714
	Buzzard, Peter	G8/ Modena Company	15	6	0.714
5	Smith, Van	G6/ Dead Sox	14	7	0.667
6	Pope, Sherman	G8/ Modena Company	15	9	0.625
7	Waldrip, Jay	G5/ Murphy's Law	18	11	0.621
8	DeMattos, Rick	G1/ Hard Cheddar	14	9	0.609
9	Hatfield, James	G4/ The G Spot	13	9	0.591
10	Sautter, Don	G7/ Dart Attack	17	12	0.586
11	Taylor, Jeff	G6/ Dead Sox	15	11	0.577
12	Murdock, Jim	G1/ Hard Cheddar	16	12	0.571
13	Simmons, Tate	G3/ Point Break	14	11	0.560
14	Miller, Jay	G1/ Hard Cheddar	16	13	0.552
15	(two tied)		13	11	0.542

Women's Records

			W	L	%-age
1	Kilsdonk, Kris	D5/ Dart Dawgz	18	6	0.750
2	Robertson, Ginger	E4/ Pog Mo Hon	11	9	0.550
3	Clement, Dawn	E6/ I.N.C.	13	11	0.542
4	Campbell, Britt	F1/ BB & the Pimps	18	16	0.529
5	Perry, Anita	F1/ BB & the Pimps	17	16	0.515
6	Hatch, Nicole	G5/ Murphy's Law	14	14	0.500
	Alapin, Toni	E5/ Heroes In Trouble	8	8	0.500
8	Austin, Connie	B4/ Get the Point "33"	10	11	0.476
9	Enos, Kellee	E5/ Heroes In Trouble	8	10	0.444
10	Wills, Chris	G4/ The G Spot	8	11	0.421
11	Oakley, Gina	C8/ Past & Present	11	16	0.407
12	Lawley, Lisa	G2/ Get Over It	16	24	0.400
13	Gaffney, Michelle	C8/ Past & Present	10	16	0.385
14	Rhea, Laurie	D5/ Dart Dawgz	10	17	0.370
15	Summers, Alexis	E2/ Rat Bar Stewards	7	12	0.368

Spring 2001 RDL Top Singles+Doubles Records (by division) (FINAL!)

(Missing statistics: week 13, 17-7 win by A1 over A6)

(Game minimum required for this listing: 32 for "A", "B", "D" and "E" divisions, 37 for "C", "F" and "G" divisions)

"A" Division

			W	L	%-age
1	Selby, Brian	A2/ Industrial Strength	38	10	0.792
2	Tan, Wil	A2/ Industrial Strength	37	10	0.787
3	Greer, Chuck	*A1/ Dilligaffs 2.0	24	8	0.750
4	Horton, Tony	A2/ Industrial Strength	30	13	0.698
5	Scott, Lee	*A1/ Dilligaffs 2.0	26	12	0.684
6	Phillips, Robbie	A2/ Industrial Strength	32	16	0.667
7	Eastmead, Phillip	A2/ Industrial Strength	31	16	0.660
8	Samaluk, Somchai	A2/ Industrial Strength	32	17	0.653
9	Hoffmann, Steve	A3/ Lunatic Fringe	32	18	0.640
10	Budelman, Jim	A3/ Lunatic Fringe	31	18	0.633
11	Gibbs, Keith	*A1/ Dilligaffs 2.0	24	14	0.632
12	Hyler, Dale	A5/ Overlooked	26	16	0.619
13	Jeffcoat, Doug	*A1/ Dilligaffs 2.0	22	14	0.611
14	Hall, Mike	A4/ Dart Shadows	29	19	0.604
15	Butman, Don	A3/ Lunatic Fringe	21	14	0.600

"B" Division

			W	L	%-age
1	Eason, Joel "Deputy"	B3/ Damage, Inc.	37	11	0.771
2	Knight, Mark	B3/ Damage, Inc.	35	13	0.729
3	Wade, Nate	B6/ Last Call	30	14	0.682
4	Butters, Scott	B7/ Dazed & Confused	31	16	0.660
5	Crumpler, Greg	B7/ Dazed & Confused	25	14	0.641
	Jenkins, John	B4/ Get the Point "33"	25	14	0.641
7	Mori, Christopher	B1/ Black & Tans	34	20	0.630
8	Chaney, Bill	B7/ Dazed & Confused	26	17	0.605
	Phillips, Britt	B2/ Horsemen	26	17	0.605
10	Benson, Will	B3/ Damage, Inc.	29	19	0.604
11	Hunsberger, Jim	B4/ Get the Point "33"	24	16	0.600
12	Wilcenski, Steve	B6/ Last Call	22	15	0.595
13	Stark, Keith	B1/ Black & Tans	30	21	0.588
14	Pierce, Barry	B7/ Dazed & Confused	24	17	0.585
15	McCredie, Bob	B2/ Horsemen	21	16	0.568

"C" Division

			W	L	%-age
1	Witz, Steve	C4/ Cheap Shots	37	9	0.804
2	James, Bob	C2/ Dartitude	43	13	0.768
3	Crowley, Pat	C1/ A Comf. Numb Exp.	39	13	0.750
4	Hall, Josh	C4/ Cheap Shots	29	11	0.725
5	Walker, Chip	C4/ Cheap Shots	34	13	0.723
6	McNamara, Tim	C5/ Dodge Darts	36	14	0.720
7	Hendricks, Ron	C6/ Starving Dartists	26	11	0.703
8	Hope, Chris	C5/ Dodge Darts	33	14	0.702
9	Warren, Randy	C4/ Cheap Shots	31	15	0.674
10	Danvlich, Jeff	C5/ Dodge Darts	39	19	0.672
11	Hoyt, Chris	C2/ Dartitude	32	16	0.667
12	Sellers, Mark	C4/ Cheap Shots	27	15	0.643
13	Galloway, Dave	C1/ A Comf. Numb Exp.	32	19	0.627
14	Sosa, Bo	C7/ Nine Lives	30	21	0.588
15	Howell, John	C6/ Starving Dartists	31	22	0.585

"D" Division

			W	L	%-age
1	Johnston, Anton	D5/ Dart Dawgz	32	8	0.800
2	Beeson, Robb	D3/ Smackdown	36	10	0.783
3	Kunttu, Kurt	D3/ Smackdown	34	13	0.723
4	Rube, Bob	D6/ UZMALL	31	13	0.705
5	Denton, Fon	D6/ UZMALL	33	15	0.688
6	Williams, Denny	D6/ UZMALL	27	13	0.675
7	Perkins, Rick	D1/ Grateful Darts	29	14	0.674
8	Kilsdonk, Kris	D5/ Dart Dawgz	31	17	0.646
9	Iager, John	D1/ Grateful Darts	27	16	0.628
10	Griffin, Craig	D3/ Smackdown	27	17	0.614
11	Hall, Danny	D7/ BFD II	24	17	0.585
12	Babcock, Daren	D3/ Smackdown	26	19	0.578
13	Johnson, Patrick	D2/ Home Thrown	27	20	0.574
14	Holland, William	D1/ Grateful Darts	24	18	0.571
	Simpson, Phil	D1/ Grateful Darts	24	18	0.571

"E" Division

			W	L	%-age
1	Hounsell, Bob	E4/ Pog Mo Hon	27	7	0.794
2	Barton, Kevin	E5/ Heroes In Trouble	28	10	0.737
3	Knox, Mike	E6/ I.N.C.	35	14	0.714
4	Wackerman, Mark	E5/ Heroes In Trouble	34	14	0.708
5	Stasko, Bill	E5/ Heroes In Trouble	31	15	0.674
6	Smith, Sarge	E2/ Rat Bar Stewards	28	15	0.651
7	Beaudoin, Paul	E7/ Bulls Hitters	24	14	0.632
8	Vitale, Brian	E3/ One Armed Bandits	22	13	0.629
9	Robertson, David	E4/ Pog Mo Hon	26	16	0.619
10	Sawyer, Duane	E6/ I.N.C.	29	18	0.617
11	Phelps, Doug	E3/ One Armed Bandits	24	15	0.615
	Robertson, Ginger	E4/ Pog Mo Hon	24	15	0.615
13	Margets, Steve	E4/ Pog Mo Hon	18	12	0.600
14	Shine, Donnie	E5/ Heroes In Trouble	25	17	0.595
15	Yoneoka, Oakie	E1/ Travelin' Beer Bellies	22	16	0.579

"F" Division

			W	L	%-age
1	Arensdorf, David	F4/ Sharky's Machine	34	10	0.773
2	Winters, Tom	F8/ Bull Daggers	43	14	0.754
3	Fournier, Chris	F5/ Damned Yankees!	28	12	0.700
4	Penny, Ron	F6/ Madhouse Patients III	41	20	0.672
5	Kerr, Duncan	F3/ Da Bulls	31	18	0.633
6	Doroshanko, Jim	F5/ Damned Yankees!	35	21	0.625
7	Sarantos, Alex	F5/ Damned Yankees!	31	19	0.620
8	Collins, Mike	F8/ Bull Daggers	36	23	0.610
9	Allison, Frank	F4/ Sharky's Machine	31	21	0.596
10	McSorley, Paul	F3/ Da Bulls	26	19	0.578
11	White, Bill	F3/ Da Bulls	30	22	0.577
12	Cox, John	F6/ Madhouse Patients III	31	23	0.574
13	Browndorf, Ken	F4/ Sharky's Machine	27	21	0.563
14	Gross, Tom	F4/ Sharky's Machine	29	24	0.547
15	Herbert, Kirk	F8/ Bull Daggers	31	26	0.544

"G" Division

			W	L	%-age
1	Pope, Joshua	G8/ Modena Company	42	14	0.750
2	Farthing, Carter	G3/ Point Break	31	14	0.689
3	Motley, Steve	G7/ Dart Attack	32	16	0.667
	Taylor, Jeff	G6/ Dead Sox	32	16	0.667
5	Sautter, Don	G7/ Dart Attack	37	19	0.661
6	Murdock, Jim	G1/ Hard Cheddar	36	20	0.643
7	Fourhman, Karsh	G1/ Hard Cheddar	33	19	0.635
8	Huray, Adam	G8/ Modena Company	24	14	0.632
9	Smith, Van	G6/ Dead Sox	27	17	0.614
10	DeMattos, Rick	G1/ Hard Cheddar	26	17	0.605
11	Lawley, Charlie	G2/ Get Over It	42	30	0.583
	Pope, Sherman	G8/ Modena Company	28	20	0.583
13	Simmons, Tate	G3/ Point Break	29	21	0.580
14	Buzzard, Peter	G8/ Modena Company	23	17	0.575
15	Waldrip, Jay	G5/ Murphy's Law	33	25	0.569

Women's Records

			W	L	%-age
1	Kilsdonk, Kris	D5/ Dart Dawgz	31	17	0.646
2	Robertson, Ginger	E4/ Pog Mo Hon	24	15	0.615
3	Hatch, Nicole	G5/ Murphy's Law	31	27	0.534
4	Enos, Kellee	E5/ Heroes In Trouble	20	18	0.526
5	Austin, Connie	B4/ Get the Point "33"	19	18	0.514
6	Thomas, Heather	G4/ The G Spot	19	20	0.487
7	Perry, Anita	F1/ BB & the Pimps	33	35	0.485
8	Campbell, Britt	F1/ BB & the Pimps	31	37	0.456
9	Delp, Paula	A7/ D. V. Needed	20	25	0.444
10	Rhea, Laurie	D5/ Dart Dawgz	22	28	0.440
11	Clement, Dawn	E6/ I.N.C.	18	23	0.439
12	Wills, Chris	G4/ The G Spot	19	25	0.432
13	Lawley, Lisa	G2/ Get Over It	32	52	0.381
14	Gaffney, Michelle	C8/ Past & Present	19	31	0.380
15	Payne, Julie	D3/ Smackdown	12	21	0.364

Spring 2001 RDL Top All-Star Percentages (by division) (FINAL!)

(Missing statistics: week 13, 17-7 win by A1 over A6)

(Game minimum required for this listing: 32 for "A", "B", "D" and "E" divisions, 37 for "C", "F" and "G" divisions)

"A" Division

			ASP	TGP	%-age
1	Samaluk, Somchai	A2/ Industrial Strength	78.5	50	1.570
2	Tan, Wil	A2/ Industrial Strength	70.0	48	1.458
3	Whitehead, Lee	A7/ D. V. Needed	57.5	40	1.438
4	Davis, Jim	*A6/ Dirty Dogs	60.0	45	1.333
5	Eastmead, Phillip	A2/ Industrial Strength	62.5	48	1.302
6	Budelman, Jim	A3/ Lunatic Fringe	61.0	50	1.220
7	Greer, Chuck	*A1/ Dilligaffs 2.0	41.0	34	1.206
8	Scott, Lee	*A1/ Dilligaffs 2.0	48.0	40	1.200
9	Hyler, Dale	A5/ Overlooked	48.0	42	1.143
10	Hall, Mike	A4/ Dart Shadows	54.0	48	1.125
11	McDonald, Mike	A7/ D. V. Needed	53.5	48	1.115
12	Delp, Paula	A7/ D. V. Needed	51.0	46	1.109
13	Gibbs, Keith	*A1/ Dilligaffs 2.0	44.0	40	1.100
14	Terry, Bob	A3/ Lunatic Fringe	56.0	51	1.098
15	Oakley, Jerry	*A1/ Dilligaffs 2.0	47.0	43	1.093

"B" Division

			ASP	TGP	%-age
1	Jenkins, John	B4/ Get the Point "33"	47.0	39	1.205
2	Knight, Mark	B3/ Damage, Inc.	57.0	50	1.140
3	Wade, Nate	B6/ Last Call	53.5	47	1.138
4	Butters, Scott	B7/ Dazed & Confused	47.5	49	0.969
5	Wilcenski, Steve	B6/ Last Call	38.5	40	0.963
6	Hunsberger, Jim	B4/ Get the Point "33"	37.5	40	0.938
7	Eason, Joel "Deputy"	B3/ Damage, Inc.	39.5	50	0.790
8	Mori, Christopher	B1/ Black & Tans	44.5	57	0.781
9	Stark, Keith	B1/ Black & Tans	42.0	54	0.778
10	Rodgers, Trey	B3/ Damage, Inc.	30.5	45	0.678
11	Daly, Drew	B1/ Black & Tans	25.5	38	0.671
12	Butters, Kent	B7/ Dazed & Confused	31.5	49	0.643
13	Buckner, Jacky	B4/ Get the Point "33"	26.5	43	0.616
14	Dwight, Mike	B1/ Black & Tans	32.5	53	0.613
15	Phillips, Britt	B2/ Horsemen	26.0	43	0.605

"C" Division

			ASP	TGP	%-age
1	McNamara, Tim	C5/ Dodge Darts	59.0	52	1.135
2	James, Bob	C2/ Dartitude	57.5	57	1.009
3	Crowley, Pat	C1/ A Comf. Numb Exp.	52.5	54	0.972
4	Smith, Butch	C7/ Nine Lives	50.5	52	0.971
5	Witz, Steve	C4/ Cheap Shots	35.5	46	0.772
6	Dowling, Jack	C3/ Bullweiser	37.0	58	0.638
7	Copple, Matthew	C7/ Nine Lives	32.5	51	0.637
8	Pollard, Daniel	C8/ Past & Present	31.0	50	0.620
9	Kvasnicka, Bob	C3/ Bullweiser	37.5	61	0.615
10	Hoyt, Chris	C2/ Dartitude	29.5	49	0.602
11	Hendricks, Ron	C6/ Starving Dartists	22.0	37	0.595
12	Deemer, Randy	C6/ Starving Dartists	32.0	54	0.593
13	Walker, Chip	C4/ Cheap Shots	27.0	47	0.574
14	Holland, Steve	C5/ Dodge Darts	32.0	58	0.552
15	Hope, Chris	C5/ Dodge Darts	27.0	49	0.551

"D" Division

			ASP	TGP	%-age
1	Beeson, Robb	D3/ Smackdown	43.5	48	0.906
2	Kunttu, Kurt	D3/ Smackdown	43.0	49	0.878
3	Hansen, Paul	D4/ Kozmic Debris	22.0	32	0.688
4	Holland, William	D1/ Grateful Darts	28.0	42	0.667
5	Wenhart, Jeff	D4/ Kozmic Debris	25.0	38	0.658
6	Murdaugh, John	D2/ Home Thrown	28.5	45	0.633
7	Rube, Bob	D6/ UZMALL	28.0	45	0.622
8	Powell, Mark	D6/ UZMALL	25.0	44	0.568
9	Edgecombe, Andrew	D2/ Home Thrown	23.5	42	0.560
	Hall, Danny	D7/ BFD II	23.5	42	0.560
11	Johnson, Patrick	D2/ Home Thrown	25.5	48	0.531
12	Perkins, Rick	D1/ Grateful Darts	21.0	43	0.488
13	Griffin, Craig	D3/ Smackdown	21.5	46	0.467
14	Iager, John	D1/ Grateful Darts	19.5	43	0.453
15	Krasnow, Dave	D4/ Kozmic Debris	14.0	34	0.412

"E" Division

			ASP	TGP	%-age
1	Hounsell, Bob	E4/ Pog Mo Hon	31.0	34	0.912
2	Barton, Kevin	E5/ Heroes In Trouble	28.5	40	0.713
3	Vitale, Brian	E3/ One Armed Bandits	25.5	36	0.708
4	Smith, Sarge	E2/ Rat Bar Stewards	30.0	44	0.682
5	Lorbacher, Scott	E4/ Pog Mo Hon	24.5	36	0.681
6	Knox, Mike	E6/ I.N.C.	34.5	53	0.651
7	Beaudoin, Paul	E7/ Bulls Hitters	25.0	39	0.641
8	Side, Eric	E1/ Travelin' Beer Bellies	26.0	43	0.605
9	Robertson, Ginger	E4/ Pog Mo Hon	23.0	39	0.590
10	McGettigan, Peter	E2/ Rat Bar Stewards	24.5	45	0.544
11	Wackerman, Mark	E5/ Heroes In Trouble	27.0	50	0.540
12	Yoneoka, J.J.	E1/ Travelin' Beer Bellies	22.0	44	0.500
13	Phelps, Doug	E3/ One Armed Bandits	19.5	40	0.488
14	Sawyer, Duane	E6/ I.N.C.	24.0	51	0.471
15	Kiser, Lyman	E3/ One Armed Bandits	18.5	42	0.440

"F" Division

			ASP	TGP	%-age
1	Winters, Tom	F8/ Bull Daggers	47.0	57	0.825
2	Grannis, Jason	F1/ BB & the Pimps	48.5	65	0.746
3	Penny, Ron	F6/ Madhouse Patients III	45.0	61	0.738
4	Nobles, Jonathan	F6/ Madhouse Patients III	27.5	39	0.705
5	Doroshanko, Jim	F5/ Damned Yankees!	34.5	57	0.605
6	Markov, Jim	F2/ Dynamic Darts	28.0	52	0.538
7	Fournier, Chris	F5/ Damned Yankees!	21.5	41	0.524
8	Sarantos, Alex	F5/ Damned Yankees!	26.0	51	0.510
9	Herbert, Kirk	F8/ Bull Daggers	29.0	57	0.509
10	Collins, Mike	F8/ Bull Daggers	27.5	59	0.466
11	Perry, Anita	F1/ BB & the Pimps	31.0	68	0.456
12	McSorley, Paul	F3/ Da Bulls	20.5	45	0.456
13	McFadden, Kevin	F2/ Dynamic Darts	22.5	54	0.417
14	Tollerton, Steve	F7/ Fup'd Ducks Again	21.0	54	0.389
15	Converse, Stan	F7/ Fup'd Ducks Again	17.0	44	0.386

"G" Division

			ASP	TGP	%-age
1	Pope, Joshua	G8/ Modena Company	46.0	57	0.807
2	Farthing, Carter	G3/ Point Break	31.5	47	0.670
3	Pope, Sherman	G8/ Modena Company	27.0	49	0.551
4	Mozzetti, Tim	G3/ Point Break	26.0	48	0.542
5	Taylor, Jeff	G6/ Dead Sox	24.0	51	0.471
6	Saunders, Joshua	G8/ Modena Company	24.0	52	0.462
7	Kirkpatrick, Craig	G8/ Modena Company	20.5	51	0.402
8	Waldrip, Jay	G5/ Murphy's Law	22.5	58	0.388
9	Peterman, Philip	G5/ Murphy's Law	22.0	59	0.373
10	Simmons, Tate	G3/ Point Break	19.0	51	0.373
11	Hatfield, James	G4/ The G Spot	17.0	46	0.370
12	Crowley, Fulton	G3/ Point Break	18.0	51	0.353
13	DeMattos, Rick	G1/ Hard Cheddar	15.5	44	0.352
14	Smith, Van	G6/ Dead Sox	15.5	47	0.330
15	Hatch, Nicole	G5/ Murphy's Law	19.0	58	0.328

Women's Records

			ASP	TGP	%-age
1	Delp, Paula	A7/ D. V. Needed	51.0	46	1.109
2	Shpritz, Lisa	A5/ Overlooked	22.0	36	0.611
3	Robertson, Ginger	E4/ Pog Mo Hon	23.0	39	0.590
4	Perry, Anita	F1/ BB & the Pimps	31.0	68	0.456
5	Grape, Mel	C2/ Dartitude	18.0	46	0.391
6	Enos, Kellee	E5/ Heroes In Trouble	14.5	40	0.363
7	Hatch, Nicole	G5/ Murphy's Law	19.0	58	0.328
8	Austin, Jan	B4/ Get the Point "33"	12.0	37	0.324
9	Austin, Connie	B4/ Get the Point "33"	11.0	37	0.297
10	Gaffney, Michelle	C8/ Past & Present	14.0	50	0.280
11	Kilsdonk, Kris	D5/ Dart Dawgz	14.0	51	0.275
12	Rhea, Laurie	D5/ Dart Dawgz	14.5	53	0.274
13	Campbell, Britt	F1/ BB & the Pimps	18.5	68	0.272
14	Whitehurst, Carol	D7/ BFD II	9.5	36	0.264
15	Ferrell, Sierra	D7/ BFD II	10.0	40	0.250

Spring 2001 RDL League-Wide Sectional Statistics (ranked by percentage) (FINAL!)

(Missing statistics: week 13, 17-7 win by A1 over A6)

(Game minimum required for this listing: 6 for "A", "B", "D" and "E" divisions, 7 for "C", "F" and "G" divisions)

Singles 301 Records

			W	L	%-age
1	Sellers, Mark	C4/ Cheap Shots	11	1	0.917
	Kunttu, Kurt	D3/ Smackdown	11	1	0.917
3	Vitale, Brian	E3/ One Armed Bandits	10	1	0.909
	Arensdorf, David	F4/ Sharky's Machine	10	1	0.909
5	Fournier, Chris	F5/ Damned Yankees!	8	1	0.889
6	Hendricks, Ron	C6/ Starving Dartists	7	1	0.875
	Hounsell, Bob	E4/ Pog Mo Hon	7	1	0.875
8	Kvasnicka, Bob	C3/ Bullweiser	13	2	0.867
9	Winters, Tom	F8/ Bull Daggers	12	2	0.857
	Berry, Dave	C1/ A Comf. Numb Exp.	6	1	0.857
	Kempf, Greg	E3/ One Armed Bandits	6	1	0.857
	Smith, Sarge	E2/ Rat Bar Stewards	6	1	0.857
	Slowasski, Chris	F5/ Damned Yankees!	6	1	0.857
14	Phillips, Robbie	A2/ Industrial Strength	10	2	0.833
	Selby, Brian	A2/ Industrial Strength	10	2	0.833
	Eason, Joel "Deputy"	B3/ Damage, Inc.	10	2	0.833
	McNamara, Tim	C5/ Dodge Darts	10	2	0.833
	Knox, Mike	E6/ I.N.C.	10	2	0.833
	Bear, Bart	B2/ Horsemen	5	1	0.833
	Ford, Russell, Sr.	D7/ BFD II	5	1	0.833
21	Wade, Nate	B6/ Last Call	9	2	0.818
	Witz, Steve	C4/ Cheap Shots	9	2	0.818
	Beeson, Robb	D3/ Smackdown	9	2	0.818
	Robertson, David	E4/ Pog Mo Hon	9	2	0.818
	Farthing, Carter	G3/ Point Break	9	2	0.818
26	Hunsberger, Jim	B4/ Get the Point "33"	8	2	0.800
	Johnston, Anton	D5/ Dart Dawgz	8	2	0.800
	Yoneoka, Oakie	E1/ Travelin' Beer Bellies	8	2	0.800
	Taylor, Jeff	G6/ Dead Sox	8	2	0.800
30	(three tied - 1 in C, 2 in G)		11	3	0.786

Singles Cricket Records

			W	L	%-age
1	Farthing, Carter	G3/ Point Break	11	0	1.000
	Britt, Jim	G6/ Dead Sox	8	0	1.000
3	James, Bob	C2/ Dartitude	13	1	0.929
4	Crowley, Pat	C1/ A Comf. Numb Exp.	12	1	0.923
5	Tan, Wil	A2/ Industrial Strength	11	1	0.917
	Denton, Fon	D6/ UZMALL	11	1	0.917
	Smith, Sarge	E2/ Rat Bar Stewards	11	1	0.917
8	Hendricks, Ron	C6/ Starving Dartists	10	1	0.909
	Beeson, Robb	D3/ Smackdown	10	1	0.909
	Rube, Bob	D6/ UZMALL	10	1	0.909
	Barton, Kevin	E5/ Heroes In Trouble	10	1	0.909
12	Hyler, Dale	A5/ Overlooked	9	1	0.900
	Wilcenski, Steve	B6/ Last Call	9	1	0.900
	Fournier, Chris	F5/ Damned Yankees!	9	1	0.900
15	Greer, Chuck	*A1/ Dilligaffs 2.0	8	1	0.889
16	Gillett, Galen	D7/ BFD II	7	1	0.875
	Harrington, Sean	F6/ Madhouse Patients III	7	1	0.875
	Ray, Robert	F6/ Madhouse Patients III	7	1	0.875
	Wissinger, Wes	G3/ Point Break	7	1	0.875
20	Pope, Joshua	G8/ Modena Company	12	2	0.857
21	Eason, Joel "Deputy"	B3/ Damage, Inc.	10	2	0.833
	Knight, Mark	B3/ Damage, Inc.	10	2	0.833
	Sosa, Bo	C7/ Nine Lives	10	2	0.833
	Walker, Chip	C4/ Cheap Shots	10	2	0.833
	Sawyer, Duane	E6/ I.N.C.	10	2	0.833
	Cox, John	F6/ Madhouse Patients III	10	2	0.833
27	(five tied - 1 in A, 2 in B, 1 in C, 1 in F)		9	2	0.818

Doubles Cricket Records

			W	L	%-age
1	Ray, Robert	F6/ Madhouse Patients III	8	0	1.000
2	Witz, Steve	C4/ Cheap Shots	13	1	0.929
3	Allison, Frank	F4/ Sharky's Machine	12	1	0.923
4	Johnston, Anton	D5/ Dart Dawgz	9	1	0.900
5	Greer, Chuck	*A1/ Dilligaffs 2.0	8	1	0.889
	Turner, Stuart	G6/ Dead Sox	8	1	0.889
7	Selby, Brian	A2/ Industrial Strength	10	2	0.833
	Tan, Wil	A2/ Industrial Strength	10	2	0.833
	Benson, Will	B3/ Damage, Inc.	10	2	0.833
	Butters, Scott	B7/ Dazed & Confused	10	2	0.833
	Knight, Mark	B3/ Damage, Inc.	10	2	0.833
	Hall, Josh	C4/ Cheap Shots	10	2	0.833
	Kilsdonk, Kris	D5/ Dart Dawgz	10	2	0.833
	Williams, Denny	D6/ UZMALL	10	2	0.833
	Wackerman, Mark	E5/ Heroes In Trouble	10	2	0.833
16	Benson, Kevin	C1/ A Comf. Numb Exp.	9	2	0.818
	Stasko, Bill	E5/ Heroes In Trouble	9	2	0.818
	Arensdorf, David	F4/ Sharky's Machine	9	2	0.818
19	Danvlich, Jeff	C5/ Dodge Darts	12	3	0.800
	Scott, Lee	*A1/ Dilligaffs 2.0	8	2	0.800
	Robertson, Ginger	E4/ Pog Mo Hon	8	2	0.800
	Huray, Adam	G8/ Modena Company	8	2	0.800
23	Winters, Tom	F8/ Bull Daggers	11	3	0.786
24	Root, Andrew	B6/ Last Call	7	2	0.778
	Gibson, Jack	C7/ Nine Lives	7	2	0.778
	Hounsell, Bob	E4/ Pog Mo Hon	7	2	0.778
27	Crowley, Pat	C1/ A Comf. Numb Exp.	10	3	0.769
	Motley, Steve	G7/ Dart Attack	10	3	0.769
29	(eight tied - 1 in A, 2 in B, 3 in D, 1 in E, 1 in G)		9	3	0.750
	(three tied - 1 in A, 2 in F)		6	2	0.750

Doubles 501 Records

			W	L	%-age
1	Baber, Todd	A5/ Overlooked	8	1	0.889
2	Hounsell, Bob	E4/ Pog Mo Hon	6	1	0.857
	Young, Perry	F7/ Fup'd Ducks Again	6	1	0.857
	Britt, Jim	G6/ Dead Sox	6	1	0.857
5	Selby, Brian	A2/ Industrial Strength	11	2	0.846
6	Babcock, Daren	D3/ Smackdown	10	2	0.833
7	Hyler, Dale	A5/ Overlooked	9	2	0.818
	Buzzard, Peter	G8/ Modena Company	9	2	0.818
9	Pope, Joshua	G8/ Modena Company	11	3	0.786
10	Hoffmann, Steve	A3/ Lunatic Fringe	10	3	0.769
	Crowley, Pat	C1/ A Comf. Numb Exp.	10	3	0.769
	Danvlich, Jeff	C5/ Dodge Darts	10	3	0.769
	Galloway, Dave	C1/ A Comf. Numb Exp.	10	3	0.769
14	Collins, Mike	F8/ Bull Daggers	12	4	0.750
	Samaluk, Somchai	A2/ Industrial Strength	9	3	0.750
	Wall, Keith	A3/ Lunatic Fringe	9	3	0.750
	McNamara, Tim	C5/ Dodge Darts	9	3	0.750
	Wackerman, Mark	E5/ Heroes In Trouble	9	3	0.750
	Witz, Steve	C4/ Cheap Shots	6	2	0.750
	Ray, Robert	F6/ Madhouse Patients III	6	2	0.750
21	James, Bob	C2/ Dartitude	11	4	0.733
	Penny, Ron	F6/ Madhouse Patients III	11	4	0.733
23	Eastmead, Phillip	A2/ Industrial Strength	8	3	0.727
	Horton, Tony	A2/ Industrial Strength	8	3	0.727
	Griffin, Craig	D3/ Smackdown	8	3	0.727
	Lorbacher, Scott	E4/ Pog Mo Hon	8	3	0.727
	Martin, David	E1/ Travelin' Beer Bellies	8	3	0.727
	Yoneoka, J.J.	E1/ Travelin' Beer Bellies	8	3	0.727
	Motley, Steve	G7/ Dart Attack	8	3	0.727
30	(five tied - 2 in B, 1 in E, 2 in G)				0.714

League-Wide Spring 2001 RDL Top Individual Records (FINAL!)

(Missing statistics: week 13, 17-7 win by A1 over A6)

(Game minimum required for this listing: 16 for "A", "B", "D" and "E" divisions, 19 for "C", "F" and "G" divisions)

Singles Win %-ages

			W	L	%-age
1	Farthing, Carter	G3/ Point Break	20	2	0.909
2	Hendricks, Ron	C6/ Starving Dartists	17	2	0.895
	Smith, Sarge	E2/ Rat Bar Stewards	17	2	0.895
	Fournier, Chris	F5/ Damned Yankees!	17	2	0.895
5	Beeson, Robb	D3/ Smackdown	19	3	0.864
	Arensdorf, David	F4/ Sharky's Machine	19	3	0.864
7	Eason, Joel "Deputy"	B3/ Damage, Inc.	20	4	0.833
8	Tan, Wil	A2/ Industrial Strength	19	4	0.826
9	Wade, Nate	B6/ Last Call	18	4	0.818
	Rube, Bob	D6/ UZMALL	18	4	0.818
11	James, Bob	C2/ Dartitude	22	5	0.815
12	Knox, Mike	E6/ I.N.C.	20	5	0.800
	Johnston, Anton	D5/ Dart Dawgz	16	4	0.800
14	Winters, Tom	F8/ Bull Daggers	23	6	0.793
15	Walker, Chip	C4/ Cheap Shots	19	5	0.792
16	Barton, Kevin	E5/ Heroes In Trouble	15	4	0.789
17	Pope, Joshua	G8/ Modena Company	22	6	0.786
18	Hounsell, Bob	E4/ Pog Mo Hon	14	4	0.778
19	Taylor, Jeff	G6/ Dead Sox	17	5	0.773
20	Doroshanko, Jim	F5/ Damned Yankees!	21	7	0.750
	Knight, Mark	B3/ Damage, Inc.	18	6	0.750
	Witz, Steve	C4/ Cheap Shots	18	6	0.750
	Denton, Fon	D6/ UZMALL	18	6	0.750
	Kunttu, Kurt	D3/ Smackdown	18	6	0.750
25	Sautter, Don	G7/ Dart Attack	20	7	0.741
26	Selby, Brian	A2/ Industrial Strength	17	6	0.739
27	Crowley, Pat	C1/ A Comf. Numb Exp.	19	7	0.731
	Fourhman, Karsh	G1/ Hard Cheddar	19	7	0.731
29	Sellers, Mark	C4/ Cheap Shots	16	6	0.727
	Vitale, Brian	E3/ One Armed Bandits	16	6	0.727
31	Kvasnicka, Bob	C3/ Bullweiser	21	8	0.724
32	McNamara, Tim	C5/ Dodge Darts	18	7	0.720
33	Murdock, Jim	G1/ Hard Cheddar	20	8	0.714
	Phillips, Britt	B2/ Horsemen	15	6	0.714
	Pierce, Barry	B7/ Dazed & Confused	15	6	0.714
36	Phillips, Robbie	A2/ Industrial Strength	17	7	0.708
	Sawyer, Matt	E6/ I.N.C.	17	7	0.708
38	Hunsberger, Jim	B4/ Get the Point "33"	14	6	0.700
	Hall, Danny	D7/ BFD II	14	6	0.700
40	Hope, Chris	C5/ Dodge Darts	16	7	0.696
	Sawyer, Duane	E6/ I.N.C.	16	7	0.696
	Stasko, Bill	E5/ Heroes In Trouble	16	7	0.696
43	Lawley, Charlie	G2/ Get Over It	22	10	0.688
44	Jenkins, John	B4/ Get the Point "33"	13	6	0.684
	McCredie, Bob	B2/ Horsemen	13	6	0.684
	Robertson, Ginger	E4/ Pog Mo Hon	13	6	0.684
47	Davis, Jim	*A6/ Dirty Dogs	15	7	0.682
	Horton, Tony	A2/ Industrial Strength	15	7	0.682
49	Stark, Keith	B1/ Black & Tans	17	8	0.680
50	Penny, Ron	F6/ Madhouse Patients III	20	10	0.667
	Butters, Scott	B7/ Dazed & Confused	16	8	0.667
	Hoyt, Chris	C2/ Dartitude	16	8	0.667
	Warren, Randy	C4/ Cheap Shots	16	8	0.667
	Chaney, Bill	B7/ Dazed & Confused	14	7	0.667
	Simpson, Phil	D1/ Grateful Darts	14	7	0.667
	Gibbs, Keith	*A1/ Dilligaffs 2.0	12	6	0.667
	Gillett, Galen	D7/ BFD II	12	6	0.667
58	Sosa, Bo	C7/ Nine Lives	17	9	0.654
	Cox, John	F6/ Madhouse Patients III	17	9	0.654
60	McDonald, Mike	A7/ D. V. Needed	15	8	0.652
	Kerr, Duncan	F3/ Da Bulls	15	8	0.652
62	Hyler, Dale	A5/ Overlooked	13	7	0.650
	Scott, Lee	*A1/ Dilligaffs 2.0	13	7	0.650
	Perkins, Rick	D1/ Grateful Darts	13	7	0.650
	Yoneoka, Oakie	E1/ Travelin' Beer Bellies	13	7	0.650

Doubles Win %-ages

			W	L	%-age
1	Witz, Steve	C4/ Cheap Shots	19	3	0.864
2	Selby, Brian	A2/ Industrial Strength	21	4	0.840
3	Hounsell, Bob	E4/ Pog Mo Hon	13	3	0.813
4	Johnston, Anton	D5/ Dart Dawgz	16	4	0.800
5	Wackerman, Mark	E5/ Heroes In Trouble	19	5	0.792
6	Danvlich, Jeff	C5/ Dodge Darts	22	6	0.786
7	Babcock, Daren	D3/ Smackdown	17	5	0.773
8	Crowley, Pat	C1/ A Comf. Numb Exp.	20	6	0.769
9	Greer, Chuck	*A1/ Dilligaffs 2.0	13	4	0.765
10	Tan, Wil	A2/ Industrial Strength	18	6	0.750
	Kilsdonk, Kris	D5/ Dart Dawgz	18	6	0.750
	Motley, Steve	G7/ Dart Attack	18	6	0.750
13	Williams, Denny	D6/ UZMALL	17	6	0.739
14	Huray, Adam	G8/ Modena Company	14	5	0.737
15	Lorbacher, Scott	E4/ Pog Mo Hon	16	6	0.727
16	James, Bob	C2/ Dartitude	21	8	0.724
17	Scott, Lee	*A1/ Dilligaffs 2.0	13	5	0.722
18	McNamara, Tim	C5/ Dodge Darts	18	7	0.720
19	Winters, Tom	F8/ Bull Daggers	20	8	0.714
	Pope, Joshua	G8/ Modena Company	20	8	0.714
	Horton, Tony	A2/ Industrial Strength	15	6	0.714
	Buzzard, Peter	G8/ Modena Company	15	6	0.714
23	Bonar, Eric	B3/ Damage, Inc.	17	7	0.708
	Eason, Joel "Deputy"	B3/ Damage, Inc.	17	7	0.708
	Knight, Mark	B3/ Damage, Inc.	17	7	0.708
	Hall, Josh	C4/ Cheap Shots	17	7	0.708
	Hope, Chris	C5/ Dodge Darts	17	7	0.708
	Beeson, Robb	D3/ Smackdown	17	7	0.708
29	Baber, Todd	A5/ Overlooked	14	6	0.700
30	Eastmead, Phillip	A2/ Industrial Strength	16	7	0.696
	Kunttu, Kurt	D3/ Smackdown	16	7	0.696
	Perkins, Rick	D1/ Grateful Darts	16	7	0.696
33	Hoffmann, Steve	A3/ Lunatic Fringe	18	8	0.692
34	Barton, Kevin	E5/ Heroes In Trouble	13	6	0.684
	Beaudoin, Paul	E7/ Bulls Hitters	13	6	0.684
36	Benson, Kevin	C1/ A Comf. Numb Exp.	15	7	0.682
	Warren, Randy	C4/ Cheap Shots	15	7	0.682
	Phelps, Doug	E3/ One Armed Bandits	15	7	0.682
	Arensdorf, David	F4/ Sharky's Machine	15	7	0.682
40	Samaluk, Somchai	A2/ Industrial Strength	17	8	0.680
41	Collins, Mike	F8/ Bull Daggers	21	10	0.677
	Penny, Ron	F6/ Madhouse Patients III	21	10	0.677
43	Mori, Christopher	B1/ Black & Tans	18	9	0.667
	Galloway, Dave	C1/ A Comf. Numb Exp.	18	9	0.667
	Hoyt, Chris	C2/ Dartitude	16	8	0.667
	Whalen, Brendan "Bee"	E3/ One Armed Bandits	14	7	0.667
	Smith, Van	G6/ Dead Sox	14	7	0.667
48	Butters, Scott	B7/ Dazed & Confused	15	8	0.652
	Walker, Chip	C4/ Cheap Shots	15	8	0.652
	Stasko, Bill	E5/ Heroes In Trouble	15	8	0.652
	Yoneoka, J.J.	E1/ Travelin' Beer Bellies	15	8	0.652
52	Crumpler, Greg	B7/ Dazed & Confused	13	7	0.650
	Edgecombe, Andrew	D2/ Home Thrown	13	7	0.650
	Giberson, Kristopher	D3/ Smackdown	13	7	0.650
55	Root, Andrew	B6/ Last Call	11	6	0.647
56	Budelman, Jim	A3/ Lunatic Fringe	16	9	0.640
57	Phillips, Robbie	A2/ Industrial Strength	15	9	0.625
	Wall, Keith	A3/ Lunatic Fringe	15	9	0.625
	Benson, Will	B3/ Damage, Inc.	15	9	0.625
	Evans, J.P.	C5/ Dodge Darts	15	9	0.625
	Denton, Fon	D6/ UZMALL	15	9	0.625
	Knox, Mike	E6/ I.N.C.	15	9	0.625
	Sarantos, Alex	F5/ Damned Yankees!	15	9	0.625
	Pope, Sherman	G8/ Modena Company	15	9	0.625
65	Waldrip, Jay	G5/ Murphy's Law	18	11	0.621

League-Wide Spring 2001 RDL Top Individual Records (FINAL!)

(Missing statistics: week 13, 17-7 win by A1 over A6)

(Game minimum required for this listing: 32 for "A", "B", "D" and "E" divisions, 37 for "C", "F" and "G" divisions)

Singles+Doubles Win %-ages

			W	L	%-age
1	Witz, Steve	C4/ Cheap Shots	37	9	0.804
2	Johnston, Anton	D5/ Dart Dawgz	32	8	0.800
3	Hounsell, Bob	E4/ Pog Mo Hon	27	7	0.794
4	Selby, Brian	A2/ Industrial Strength	38	10	0.792
5	Tan, Wil	A2/ Industrial Strength	37	10	0.787
6	Beeson, Robb	D3/ Smackdown	36	10	0.783
7	Arensdorf, David	F4/ Sharky's Machine	34	10	0.773
8	Eason, Joel "Deputy"	B3/ Damage, Inc.	37	11	0.771
9	James, Bob	C2/ Dartitude	43	13	0.768
10	Winters, Tom	F8/ Bull Daggers	43	14	0.754
11	Pope, Joshua	G8/ Modena Company	42	14	0.750
	Crowley, Pat	C1/ A Comf. Numb Exp.	39	13	0.750
	Greer, Chuck	*A1/ Dilligaffs 2.0	24	8	0.750
14	Barton, Kevin	E5/ Heroes In Trouble	28	10	0.737
15	Knight, Mark	B3/ Damage, Inc.	35	13	0.729
16	Hall, Josh	C4/ Cheap Shots	29	11	0.725
17	Walker, Chip	C4/ Cheap Shots	34	13	0.723
	Kunttu, Kurt	D3/ Smackdown	34	13	0.723
19	McNamara, Tim	C5/ Dodge Darts	36	14	0.720
20	Knox, Mike	E6/ I.N.C.	35	14	0.714
21	Wackerman, Mark	E5/ Heroes In Trouble	34	14	0.708
22	Rube, Bob	D6/ UZMALL	31	13	0.705
23	Hendricks, Ron	C6/ Starving Dartists	26	11	0.703
24	Hope, Chris	C5/ Dodge Darts	33	14	0.702
25	Fournier, Chris	F5/ Damned Yankees!	28	12	0.700
26	Horton, Tony	A2/ Industrial Strength	30	13	0.698
27	Farthing, Carter	G3/ Point Break	31	14	0.689
28	Denton, Fon	D6/ UZMALL	33	15	0.688
29	Scott, Lee	*A1/ Dilligaffs 2.0	26	12	0.684
30	Wade, Nate	B6/ Last Call	30	14	0.682
31	Williams, Denny	D6/ UZMALL	27	13	0.675
32	Perkins, Rick	D1/ Grateful Darts	29	14	0.674
33	Warren, Randy	C4/ Cheap Shots	31	15	0.674
	Stasko, Bill	E5/ Heroes In Trouble	31	15	0.674
35	Danvlich, Jeff	C5/ Dodge Darts	39	19	0.672
36	Penny, Ron	F6/ Madhouse Patients III	41	20	0.672
37	Phillips, Robbie	A2/ Industrial Strength	32	16	0.667
	Hoyt, Chris	C2/ Dartitude	32	16	0.667
	Motley, Steve	G7/ Dart Attack	32	16	0.667
	Taylor, Jeff	G6/ Dead Sox	32	16	0.667
41	Sautter, Don	G7/ Dart Attack	37	19	0.661
42	Eastmead, Phillip	A2/ Industrial Strength	31	16	0.660
	Butters, Scott	B7/ Dazed & Confused	31	16	0.660
44	Samaluk, Somchai	A2/ Industrial Strength	32	17	0.653
45	Smith, Sarge	E2/ Rat Bar Stewards	28	15	0.651
46	Kilsdonk, Kris	D5/ Dart Dawgz	31	17	0.646
47	Murdock, Jim	G1/ Hard Cheddar	36	20	0.643
	Sellers, Mark	C4/ Cheap Shots	27	15	0.643
49	Crumpler, Greg	B7/ Dazed & Confused	25	14	0.641
	Jenkins, John	B4/ Get the Point "33"	25	14	0.641
51	Hoffmann, Steve	A3/ Lunatic Fringe	32	18	0.640
52	Fourhman, Karsh	G1/ Hard Cheddar	33	19	0.635
53	Budelman, Jim	A3/ Lunatic Fringe	31	18	0.633
	Kerr, Duncan	F3/ Da Bulls	31	18	0.633
55	Gibbs, Keith	*A1/ Dilligaffs 2.0	24	14	0.632
	Beaudoin, Paul	E7/ Bulls Hitters	24	14	0.632
	Huray, Adam	G8/ Modena Company	24	14	0.632
58	Mori, Christopher	B1/ Black & Tans	34	20	0.630
59	Vitale, Brian	E3/ One Armed Bandits	22	13	0.629
60	Iager, John	D1/ Grateful Darts	27	16	0.628
61	Galloway, Dave	C1/ A Comf. Numb Exp.	32	19	0.627
62	Doroshanko, Jim	F5/ Damned Yankees!	35	21	0.625
63	Sarantos, Alex	F5/ Damned Yankees!	31	19	0.620
64	Hyler, Dale	A5/ Overlooked	26	16	0.619
	Robertson, David	E4/ Pog Mo Hon	26	16	0.619

All-Star %-ages

			ASPs	TGP	%-age
1	Samaluk, Somchai	A2/ Industrial Strength	78.5	50	1.570
2	Tan, Wil	A2/ Industrial Strength	70.0	48	1.458
3	Whitehead, Lee	A7/ D. V. Needed	57.5	40	1.438
4	Davis, Jim	*A6/ Dirty Dogs	60.0	45	1.333
5	Eastmead, Phillip	A2/ Industrial Strength	62.5	48	1.302
6	Budelman, Jim	A3/ Lunatic Fringe	61.0	50	1.220
7	Greer, Chuck	*A1/ Dilligaffs 2.0	41.0	34	1.206
8	Jenkins, John	B4/ Get the Point "33"	47.0	39	1.205
9	Scott, Lee	*A1/ Dilligaffs 2.0	48.0	40	1.200
10	Hyler, Dale	A5/ Overlooked	48.0	42	1.143
11	Knight, Mark	B3/ Damage, Inc.	57.0	50	1.140
12	Wade, Nate	B6/ Last Call	53.5	47	1.138
13	McNamara, Tim	C5/ Dodge Darts	59.0	52	1.135
14	Hall, Mike	A4/ Dart Shadows	54.0	48	1.125
15	McDonald, Mike	A7/ D. V. Needed	53.5	48	1.115
16	Delp, Paula	A7/ D. V. Needed	51.0	46	1.109
17	Gibbs, Keith	*A1/ Dilligaffs 2.0	44.0	40	1.100
18	Terry, Bob	A3/ Lunatic Fringe	56.0	51	1.098
19	Oakley, Jerry	*A1/ Dilligaffs 2.0	47.0	43	1.093
20	Wall, Keith	A3/ Lunatic Fringe	54.5	50	1.090
21	Selby, Brian	A2/ Industrial Strength	51.5	49	1.051
22	Butman, Don	A3/ Lunatic Fringe	37.5	36	1.042
23	Hoffmann, Steve	A3/ Lunatic Fringe	51.5	51	1.010
24	James, Bob	C2/ Dartitude	57.5	57	1.009
25	Jeffcoat, Doug	*A1/ Dilligaffs 2.0	38.0	38	1.000
26	Aldridge, Barron	A4/ Dart Shadows	46.0	47	0.979
27	Carroll, John	*A6/ Dirty Dogs	44.0	45	0.978
28	Crowley, Pat	C1/ A Comf. Numb Exp.	52.5	54	0.972
29	Smith, Butch	C7/ Nine Lives	50.5	52	0.971
30	Butters, Scott	B7/ Dazed & Confused	47.5	49	0.969
31	Wilcenski, Steve	B6/ Last Call	38.5	40	0.963
32	Hunsberger, Jim	B4/ Get the Point "33"	37.5	40	0.938
33	Hounsell, Bob	E4/ Pog Mo Hon	31.0	34	0.912
34	Beeson, Robb	D3/ Smackdown	43.5	48	0.906
35	Kunttu, Kurt	D3/ Smackdown	43.0	49	0.878
36	Winters, Tom	F8/ Bull Daggers	47.0	57	0.825
37	Pope, Joshua	G8/ Modena Company	46.0	57	0.807
38	Eason, Joel "Deputy"	B3/ Damage, Inc.	39.5	50	0.790
39	Van Dyke, Darren	A4/ Dart Shadows	27.5	35	0.786
40	Cashwell, Craig	A4/ Dart Shadows	37.5	48	0.781
41	Mori, Christopher	B1/ Black & Tans	44.5	57	0.781
42	Stark, Keith	B1/ Black & Tans	42.0	54	0.778
43	Phillips, Robbie	A2/ Industrial Strength	38.0	49	0.776
44	Witz, Steve	C4/ Cheap Shots	35.5	46	0.772
45	Baber, Todd	A5/ Overlooked	31.0	41	0.756
46	Lane, Tim	A3/ Lunatic Fringe	32.5	43	0.756
47	Umstead, Randy	A7/ D. V. Needed	30.0	40	0.750
48	Grannis, Jason	F1/ BB & the Pimps	48.5	65	0.746
49	Lemons, Todd	A5/ Overlooked	30.5	41	0.744
50	Penny, Ron	F6/ Madhouse Patients III	45.0	61	0.738
51	Barton, Kevin	E5/ Heroes In Trouble	28.5	40	0.713
52	Vitale, Brian	E3/ One Armed Bandits	25.5	36	0.708
53	Nobles, Jonathan	F6/ Madhouse Patients III	27.5	39	0.705
54	Horton, Tony	A2/ Industrial Strength	31.0	44	0.705
55	Hansen, Paul	D4/ Kozmic Debris	22.0	32	0.688
56	Smith, Sarge	E2/ Rat Bar Stewards	30.0	44	0.682
57	Lorbacher, Scott	E4/ Pog Mo Hon	24.5	36	0.681
58	Rodgers, Trey	B3/ Damage, Inc.	30.5	45	0.678
59	Daly, Drew	B1/ Black & Tans	25.5	38	0.671
60	Farthing, Carter	G3/ Point Break	31.5	47	0.670
61	Holland, William	D1/ Grateful Darts	28.0	42	0.667
62	Wenhart, Jeff	D4/ Kozmic Debris	25.0	38	0.658
63	Knox, Mike	E6/ I.N.C.	34.5	53	0.651
64	Butters, Kent	B7/ Dazed & Confused	31.5	49	0.643
65	Beaudoin, Paul	E7/ Bulls Hitters	25.0	39	0.641

Spring 2001 RDL Records (by team) (FINAL!)

(Missing statistics: week 13, 17-7 win by A1 over A6)

Singles Win Percentages

		W	L	%-age
1	A2/ Industrial Strength	99	43	0.697
2	C4/ Cheap Shots	111	57	0.661
3	E5/ Heroes In Trouble	90	54	0.625
4	F6/ Madhouse Patients III	98	68	0.590
5	D5/ Dart Dawgz	83	60	0.580
6	A3/ Lunatic Fringe	82	60	0.577
7	F4/ Sharky's Machine	96	72	0.571
	F5/ Damned Yankees!	96	72	0.571
9	G7/ Dart Attack	94	72	0.566
10	B3/ Damage, Inc.	81	63	0.563
	B7/ Dazed & Confused	81	63	0.563
12	G1/ Hard Cheddar	94	74	0.560
13	G2/ Get Over It	91	73	0.555
14	D1/ Grateful Darts	79	65	0.549
15	C6/ Starving Dartists	90	76	0.542
16	E1/ Travelin' Beer Bellies	78	66	0.542
17	F8/ Bull Daggers	90	78	0.536
18	*A1/ Dilligaffs 2.0	70	62	0.530
19	C5/ Dodge Darts	89	79	0.530
20	D6/ UZMALL	76	68	0.528
	E6/ I.N.C.	76	68	0.528
22	G8/ Modena Company	87	79	0.524
23	E4/ Pog Mo Hon	75	69	0.521
24	C1/ A Comf. Numb Exp.	86	80	0.518
25	D3/ Smackdown	74	70	0.514
26	B2/ Horsemen	73	71	0.507
27	G3/ Point Break	85	83	0.506
28	C3/ Bullweiser	83	85	0.494
29	B4/ Get the Point "33"	71	73	0.493
30	F3/ Da Bulls	82	86	0.488
31	B1/ Black & Tans	69	75	0.479
32	D2/ Home Thrown	68	75	0.476
33	A5/ Overlooked	68	76	0.472
34	C7/ Nine Lives	79	89	0.470
35	A4/ Dart Shadows	67	77	0.465
36	G4/ The G Spot	78	90	0.464
37	F2/ Dynamic Darts	77	91	0.458
38	B5/ Excalibur	65	79	0.451
	E3/ One Armed Bandits	65	79	0.451
40	D7/ BFD II	64	79	0.448
41	B6/ Last Call	64	80	0.444
42	C2/ Dartitude	73	95	0.435
43	F7/ Fup'd Ducks Again	70	96	0.422
44	E2/ Rat Bar Stewards	60	84	0.417
	E7/ Bulls Hitters	60	84	0.417
46	G5/ Murphy's Law	68	96	0.415
47	G6/ Dead Sox	69	99	0.411
48	D4/ Kozmic Debris	59	85	0.410
49	A7/ D. V. Needed	53	87	0.379
50	*A6/ Dirty Dogs	49	83	0.371
51	F1/ BB & the Pimps	61	107	0.363
52	C8/ Past & Present	59	109	0.351

Doubles Win Percentages

		W	L	%-age
1	A2/ Industrial Strength	52	20	0.722
2	B3/ Damage, Inc.	46	26	0.639
	D3/ Smackdown	46	26	0.639
4	C5/ Dodge Darts	53	31	0.631
5	A3/ Lunatic Fringe	45	27	0.625
6	*A1/ Dilligaffs 2.0	41	25	0.621
7	C4/ Cheap Shots	52	32	0.619
	G8/ Modena Company	52	32	0.619
9	E4/ Pog Mo Hon	44	28	0.611
	E5/ Heroes In Trouble	44	28	0.611
11	C1/ A Comf. Numb Exp.	49	35	0.583
	F6/ Madhouse Patients III	49	35	0.583
13	D2/ Home Thrown	41	31	0.569
14	F4/ Sharky's Machine	47	37	0.560
15	F3/ Da Bulls	46	38	0.548
	G1/ Hard Cheddar	46	38	0.548
17	B1/ Black & Tans	39	33	0.542
	D1/ Grateful Darts	39	33	0.542
19	B6/ Last Call	38	34	0.528
	B7/ Dazed & Confused	38	34	0.528
	D5/ Dart Dawgz	38	34	0.528
22	F5/ Damned Yankees!	44	40	0.524
	G7/ Dart Attack	44	40	0.524
24	D6/ UZMALL	37	35	0.514
	E1/ Travelin' Beer Bellies	37	35	0.514
26	G6/ Dead Sox	43	41	0.512
27	F1/ BB & the Pimps	42	42	0.500
	F8/ Bull Daggers	42	42	0.500
29	A5/ Overlooked	35	37	0.486
30	C2/ Dartitude	40	44	0.476
	C7/ Nine Lives	40	44	0.476
	G4/ The G Spot	40	44	0.476
33	E6/ I.N.C.	34	38	0.472
34	C6/ Starving Dartists	39	45	0.464
	G5/ Murphy's Law	39	45	0.464
36	E3/ One Armed Bandits	33	39	0.458
37	B2/ Horsemen	32	40	0.444
	B4/ Get the Point "33"	32	40	0.444
	E7/ Bulls Hitters	32	40	0.444
40	G3/ Point Break	37	47	0.440
41	F2/ Dynamic Darts	36	48	0.429
42	G2/ Get Over It	35	49	0.417
43	D4/ Kozmic Debris	29	43	0.403
44	C3/ Bullweiser	33	51	0.393
45	A4/ Dart Shadows	28	44	0.389
	E2/ Rat Bar Stewards	28	44	0.389
47	B5/ Excalibur	27	45	0.375
48	*A6/ Dirty Dogs	24	42	0.364
49	C8/ Past & Present	30	54	0.357
	F7/ Fup'd Ducks Again	30	54	0.357
51	D7/ BFD II	22	50	0.306
52	A7/ D. V. Needed	21	51	0.292

Spring 2001 RDL Records (by team) (FINAL!)

(Missing statistics: week 13, 17-7 win by A1 over A6)

Singles+Doubles Win Percentages

		W	L	%-age
1	A2/ Industrial Strength	203	83	0.710
2	C4/ Cheap Shots	215	121	0.640
3	E5/ Heroes In Trouble	178	110	0.618
4	A3/ Lunatic Fringe	172	114	0.601
5	B3/ Damage, Inc.	173	115	0.601
6	F6/ Madhouse Patients III	196	138	0.587
7	C5/ Dodge Darts	195	141	0.580
8	D3/ Smackdown	166	122	0.576
9	*A1/ Dilligaffs 2.0	152	112	0.576
10	G8/ Modena Company	191	143	0.572
11	E4/ Pog Mo Hon	163	125	0.566
12	F4/ Sharky's Machine	190	146	0.565
13	D5/ Dart Dawgz	159	128	0.554
14	G1/ Hard Cheddar	186	150	0.554
15	C1/ A Comf. Numb Exp.	184	150	0.551
16	F5/ Damned Yankees!	184	152	0.548
17	B7/ Dazed & Confused	157	131	0.545
	D1/ Grateful Darts	157	131	0.545
19	G7/ Dart Attack	182	152	0.545
20	E1/ Travelin' Beer Bellies	152	136	0.528
21	D2/ Home Thrown	150	137	0.523
22	D6/ UZMALL	150	138	0.521
23	F3/ Da Bulls	174	162	0.518
	F8/ Bull Daggers	174	162	0.518
25	B1/ Black & Tans	147	141	0.510
26	C6/ Starving Dartists	168	166	0.503
27	E6/ I.N.C.	144	144	0.500
28	B6/ Last Call	140	148	0.486
29	G2/ Get Over It	161	171	0.485
30	A5/ Overlooked	138	150	0.479
31	B2/ Horsemen	137	151	0.476
32	C7/ Nine Lives	159	177	0.473
	G3/ Point Break	159	177	0.473
34	G4/ The G Spot	158	178	0.470
35	B4/ Get the Point "33"	135	153	0.469
36	G6/ Dead Sox	155	181	0.461
37	C2/ Dartitude	153	183	0.455
38	E3/ One Armed Bandits	131	157	0.455
39	C3/ Bullweiser	149	187	0.443
	F2/ Dynamic Darts	149	187	0.443
41	G5/ Murphy's Law	146	186	0.440
42	F1/ BB & the Pimps	145	191	0.432
43	E7/ Bulls Hitters	124	164	0.431
44	A4/ Dart Shadows	123	165	0.427
45	B5/ Excalibur	119	169	0.413
46	D4/ Kozmic Debris	117	171	0.406
47	E2/ Rat Bar Stewards	116	172	0.403
48	F7/ Fup'd Ducks Again	130	204	0.389
49	D7/ BFD II	108	179	0.376
50	*A6/ Dirty Dogs	97	167	0.367
51	C8/ Past & Present	119	217	0.354
52	A7/ D. V. Needed	95	189	0.335

All-Star Percentages

		ASP	TGP	%-age
1	A2/ Industrial Strength	335.0	292	1.147
2	A3/ Lunatic Fringe	307.5	292	1.053
3	*A1/ Dilligaffs 2.0	263.5	277	0.951
4	A4/ Dart Shadows	231.5	288	0.804
5	A5/ Overlooked	217.0	288	0.753
6	A7/ D. V. Needed	215.5	290	0.743
7	*A6/ Dirty Dogs	172.0	271	0.635
8	B3/ Damage, Inc.	189.5	300	0.632
9	B1/ Black & Tans	179.5	306	0.587
10	B6/ Last Call	181.0	310	0.584
11	B4/ Get the Point "33"	168.0	288	0.583
12	B7/ Dazed & Confused	174.5	302	0.578
13	C7/ Nine Lives	186.5	336	0.555
14	C5/ Dodge Darts	191.5	347	0.552
15	D3/ Smackdown	160.0	301	0.532
16	E4/ Pog Mo Hon	149.5	288	0.519
17	B2/ Horsemen	147.5	288	0.512
18	C4/ Cheap Shots	171.5	336	0.510
19	C2/ Dartitude	170.0	342	0.497
20	F6/ Madhouse Patients III	162.0	334	0.485
21	E5/ Heroes In Trouble	134.0	302	0.444
22	F8/ Bull Daggers	149.0	336	0.443
23	C1/ A Comf. Numb Exp.	151.0	349	0.433
24	C3/ Bullweiser	146.5	348	0.421
25	G8/ Modena Company	143.0	341	0.419
26	B5/ Excalibur	126.0	302	0.417
27	D1/ Grateful Darts	120.0	288	0.417
28	D2/ Home Thrown	120.5	294	0.410
29	F1/ BB & the Pimps	134.0	336	0.399
30	C6/ Starving Dartists	135.0	341	0.396
31	D4/ Kozmic Debris	109.5	288	0.380
32	E6/ I.N.C.	118.5	313	0.379
33	E2/ Rat Bar Stewards	110.0	296	0.372
34	C8/ Past & Present	122.0	336	0.363
35	G3/ Point Break	125.0	349	0.358
36	F5/ Damned Yankees!	122.0	344	0.355
37	E3/ One Armed Bandits	103.0	296	0.348
38	E1/ Travelin' Beer Bellies	103.0	297	0.347
39	D6/ UZMALL	102.0	296	0.345
40	E7/ Bulls Hitters	101.0	294	0.344
41	D5/ Dart Dawgz	104.5	305	0.343
42	F2/ Dynamic Darts	111.5	336	0.332
43	D7/ BFD II	92.5	293	0.316
44	F3/ Da Bulls	95.5	336	0.284
45	G5/ Murphy's Law	89.0	332	0.268
46	F7/ Fup'd Ducks Again	88.5	340	0.260
47	G2/ Get Over It	89.5	345	0.259
48	F4/ Sharky's Machine	87.5	348	0.251
49	G1/ Hard Cheddar	85.5	343	0.249
50	G4/ The G Spot	83.5	350	0.239
51	G6/ Dead Sox	74.5	359	0.208
52	G7/ Dart Attack	68.5	334	0.205

	Week 1			Week 2			Week 3			Week 4			Week 5			Week 6			Week 7			Week 8			Week 9			Week 10			Week 11			Week 12			Week 13			Week 14			Forfeits
RDL - Spring, 2001	vs.	W/L	Pts.	vs.	W/L	Pts.	vs.	W/L	Pts.	vs.	W/L	Pts.	vs.	W/L	Pts.	vs.	W/L	Pts.	vs.	W/L	Pts.	vs.	W/L	Pts.	vs.	W/L	Pts.	vs.	W/L	Pts.	vs.	W/L	Pts.	vs.	W/L	Pts.	vs.	W/L	Pts.	vs.	W/L	Pts.	
A1/ Dilligaffs 2.0	A4	W	16	a3	L	12	A7	W	17	A5	W	16	Bye	-	-	A6	W	15	a2	W	13	a4	W	18	A3	L	10	a7	W	14	a5	L	11	Bye	-	-	a6	W	17	A2	L	11	
A2/ Industrial Strength	A7	W	16	a6	W	23	a5	W	18	Bye	-	-	A3	W	17	a4	W	14	A1	L	12	a7	W	14	A6	W	20	A5	W	18	Bye	-	-	a3	W	15	A4	W	19	a1	W	13	
A3/ Lunatic Fringe	Bye	-	-	A1	W	13	a4	W	16	A6	W	12	a2	L	7	A7	W	19	a5	W	16	Bye	-	-	a1	W	14	A4	W	15	a6	W	18	A2	L	9	a7	W	15	A5	W	12	
A4/ Dart Shadows	a1	L	8	Bye	-	-	A3	L	8	a7	W	13	a5	W	15	A2	L	10	a6	W	14	A1	L	6	Bye	-	-	a3	L	9	A7	W	14	A5	L	8	a2	L	5	A6	W	13	
A5/ Overlooked	A6	L	10	a7	W	16	A2	L	6	a1	L	7	A4	L	8	Bye	-	-	A3	L	8	a6	W	13	A7	W	18	a2	L	6	A1	W	13	a4	W	16	Bye	-	-	a3	L	9	
A6/ Dirty Dogs	a5	W	14	A2	L	1	Bye	-	-	a3	L	9	A7	W	16	a1	L	9	A4	L	10	A5	L	5	a2	L	4	Bye	-	-	A3	L	6	a7	W	13	A1	L	7	a4	L	11	
A7/ D. V. Needed	a2	L	4	A5	L	8	a1	L	7	A4	L	11	a6	L	8	a3	L	5	Bye	-	-	A2	L	10	a5	L	6	A1	L	10	a4	L	10	A6	L	12	A3	L	6	Bye	-	-	
B1/ Black & Tans	B7	L	10	b6	W	13	Bye	-	-	B4	L	9	b2	W	17	B3	L	12	b5	W	17	b7	W	13	B6	W	13	Bye	-	-	b4	L	11	B2	L	6	b3	L	9	B5	L	9	
B2/ Horsemen	B6	L	6	b7	L	7	B3	W	14	b5	W	15	B1	L	7	B4	W	15	Bye	-	-	b6	L	11	B7	L	11	b3	W	14	B5	L	9	b1	W	18	b4	L	9	Bye	-	-	
B3/ Damage, Inc.	b4	W	16	B5	W	14	b2	L	10	b6	W	16	Bye	-	-	b1	W	13	B7	W	20	B4	W	15	b5	W	19	B2	L	10	B6	L	12	Bye	-	-	B1	W	15	b7	W	13	
B4/ Get the Point "33"	B3	L	8	Bye	-	-	B5	W	12	b1	W	13	B7	L	6	b2	L	9	B6	L	11	b3	L	9	Bye	-	-	b5	W	13	B1	W	13	b7	L	9	B2	W	14	b6	W	18	
B5/ Excalibur	Bye	-	-	b3	L	10	b4	L	11	B2	L	9	B6	L	12	b7	W	13	B1	L	7	Bye	-	-	B3	L	5	B4	L	11	b2	W	13	b6	L	10	B7	L	6	b1	W	10	
B6/ Last Call	b2	W	18	B1	L	10	b7	W	14	B3	L	7	b5	W	13	Bye	-	-	b4	W	13	B2	W	13	b1	L	12	B7	L	9	b3	W	13	B5	W	14	Bye	-	-	B4	L	6	
B7/ Dazed & Confused	b1	W	12	B2	W	17	B6	L	10	Bye	-	-	b4	W	18	B5	L	12	b3	L	4	B1	L	12	b2	W	13	b6	W	15	Bye	-	-	B4	W	15	b5	W	18	B3	L	11	
C1/ A Comfortably Numb Experi	c8	W	17	C4	L	4	C5	W	11	c7	W	17	c3	W	14	C2	W	13	c6	W	14	C8	W	23	c4	L	8	c5	W	13	C7	W	17	C3	L	7	c2	W	17	C6	L	9	
C2/ Dartitude	C7	W	16	c6	L	8	c3	W	13	C4	L	9	C5	L	7	c1	L	11	C8	W	14	c7	L	10	C6	L	5	C3	W	15	c4	W	13	c5	L	10	C1	L	7	c8	W	14	
C3/ Bullweiser	C6	W	12	c7	L	9	C2	L	12	c8	L	9	C1	L	10	c4	L	6	C5	L	8	c6	W	13	C7	L	10	c2	L	9	C8	W	12	c1	W	13	C4	L	7	c5	L	8	
C4/ Cheap Shots	C5	W	12	c1	W	20	C6	W	14	c2	W	15	C8	W	17	C3	W	18	c7	W	13	c5	W	16	C1	W	16	c6	W	14	C2	L	11	c8	W	18	c3	W	17	C7	W	14	
C5/ Dodge Darts	c4	L	10	C8	W	12	c1	L	10	C6	L	5	c2	W	15	C7	W	15	c3	W	13	C4	L	8	c8	W	19	C1	L	12	c6	W	17	C2	W	11	c7	W	19	C3	W	16	
C6/ Starving Dartists	c3	L	11	C2	W	14	c4	L	10	c5	W	19	C7	W	13	c8	L	10	C1	L	10	C3	L	10	c2	W	17	C4	L	10	C5	L	7	c7	L	4	C8	W	15	c1	W	10	
C7/ Nine Lives	c2	L	8	C3	W	15	c8	W	19	C1	L	7	c6	L	11	c5	L	9	C4	L	11	C2	W	14	c3	W	14	C8	W	14	c1	L	7	C6	W	15	C5	L	5	c4	L	10	
C8/ Past & Present	C1	L	7	c5	L	10	C7	L	5	C3	W	15	c4	L	7	C6	W	14	c2	L	10	c1	L	1	C5	L	5	c7	L	10	c3	L	10	C4	L	6	c6	L	5	C2	L	10	
D1/ Grateful Darts	d5	L	10	D6	L	9	d2	L	8	D4	W	19	d3	L	11	Bye	-	-	d7	W	15	D5	W	15	d6	W	13	D2	W	15	d4	W	17	D3	L	11	Bye	-	-	D7	W	14	
D2/ Home Thrown	d6	L	6	D5	L	9	D1	W	16	Bye	-	-	d7	W	14	D3	W	14	d4	W	16	D6	W	17	d5	W	13	d1	L	9	Bye	-	-	D7	W	13	d3	L	9	D4	W	15	
D3/ Smackdown	Bye	-	-	d4	W	16	d7	W	19	D5	L	11	D1	W	13	d2	L	10	D6	W	13	Bye	-	-	D4	W	18	D7	W	14	d5	W	13	d1	W	13	D2	W	15	d6	L	12	
D4/ Kozmic Debris	d7	W	23	D3	L	7	d5	L	7	d1	L	5	Bye	-	-	d6	L	9	D2	L	8	D7	L	11	d3	L	6	D5	L	10	D1	L	7	Bye	-	-	D6	W	14	d2	L	9	
D5/ Dart Dawgz	D1	W	12	d2	W	15	D4	W	17	d3	W	13	D6	L	9	D7	W	16	Bye	-	-	d1	L	9	D2	L	12	d4	W	14	D3	L	12	d6	W	16	d7	W	12	Bye	-	-	
D6/ UZMALL	D2	W	18	d1	W	15	Bye	-	-	D7	W	17	d5	W	15	D4	W	15	d3	L	11	d2	L	7	D1	L	11	Bye	-	-	d7	L	11	D5	L	8	d4	L	10	D3	W	13	
D7/ BFD II	D4	L	1	Bye	-	-	D3	L	5	d6	L	7	D2	L	10	d5	L	8	D1	L	9	d4	W	13	Bye	-	-	d3	L	10	D6	W	13	d2	L	11	D5	L	11	d1	L	10	
E1/ Travelin' Beer Bellies	E3	W	15	e4	L	11	E7	W	14	E5	W	13	Bye	-	-	E2	W	13	e6	W	15	e3	L	11	E4	L	10	e7	W	13	e5	L	7	Bye	-	-	e2	W	18	E6	W	13	
E2/ Rat Bar Stewards	e5	W	14	E6	W	13	Bye	-	-	e4	L	5	E7	W	16	e1	L	12	E3	L	7	E5	L	10	e6	L	7	Bye	-	-	E4	L	6	e7	L	7	E1	L	6	e3	L	9	
E3/ One Armed Bandits	e1	L	9	Bye	-	-	E4	L	11	e7	L	10	e5	L	3	E6	L	11	e2	W	15	E1	W	13	Bye	-	-	e4	W	14	E7	W	15	E5	L	9	e6	L	6	E2	W	15	
E4/ Pog Mo Hon	Bye	-	-	E1	W	13	e3	W	13	E2	W	19	e6	W	14	E7	W	14	e5	L	11	Bye	-	-	e1	W	14	E3	L	10	e2	W	18	E6	W	14	e7	W	16	E5	L	7	
E5/ Heroes In Trouble	E2	L	10	e7	W	15	E6	W	13	e1	L	11	E3	W	21	Bye	-	-	E4	W	13	e2	W	14	E7	W	21	e6	L	12	E1	W	17	e3	W	15	Bye	-	-	e4	W	17	
E6/ I.N.C.	E7	W	13	e2	L	11	e5	L	12	Bye	-	-	E4	L	10	e3	W	12	E1	L	9	e7	L	11	E2	W	15	E5	W	13	Bye	-	-	e4	L	10	E3	W	18	e1	L	11	
E7/ Bulls Hitters	e6	L	12	E5	L	9	e1	L	10	E3	W	13	e2	L	8	e4	L	10	Bye	-	-	E6	W	13	e5	L	3	E1	L	11	e3	L	9	E2	W	17	E4	L	8	Bye	-	-	
F1/ BB & the Pimps	f4	L	5	F6	L	9	f5	L	6	f8	L	11	F3	L	7	f7	W	13	F2	L	8	F4	W	13	f6	W	12	F5	L	2	F8	L	7	f3	L	4	F7	W	10	f2	L	10	
F2/ Dynamic Darts	f7	W	15	F5	W	15	F8	L	4	f3	L	9	f4	L	11	F6	L	10	f1	W	12	F7	W	13	f5	W	14	f8	L	9	F3	L	11	F4	L	6	f6	L	5	F1	W	13	
F3/ Da Bulls	f6	W	12	F4	L	6	f7	W	16	F2	W	15	f1	W	17	f8	L	6	F5	W	15	F6	L	8	f4	W	15	F7	L	10	f2	W	13	F1	W	17	F8	L	11	f5	W	12	
F4/ Sharky's Machine	F1	W	19	f3	W	18	F6	W	13	f7	W	18	F2	W	13	f5	L	12	F8	W	13	f1	L	11	F3	L	9	f6	L	10	F7	W	13	f2	W	18	F5	L	10	f8	W	14	
F5/ Damned Yankees!	F8	W	15	f2	L	9	F1	W	17	f6	W	12	F7	W	17	F4	W	13	f3	L	9	f8	W	16	F2	L	10	f1	W	17	F6	L	8	f7	W	16	f4	W	14	F3	L	11	
F6/ Madhouse Patients III	F3	L	11	f1	W	15	f4	L	10	F5	L	11	F8	W	11	f2	W	14	F7	W	10	f3	W	13	F1	L	11	F4	W	14	f5	W	16	f8	W	16	F2	W	17	f7	W	12	
F7/ Fup'd Ducks Again	F2	L	9	f8	L	9	F3	L	6	F4	L	6	f5	L	7	F1	L	11	f6	L	7	f2	L	11	F8	L	10	f3	W	14	f4	L	12	F5	L	8	f1	L	8	F6	L	10	
F8/ Bull Daggers	f5	L	9	F7	W	15	f2	W	20	F1	W	13	f6	L	10	F3	W	18	f4	L	11	F5	L	8	f7	W	11	F2	W	11	f1	W	10	F6	L	8	f3	W	13	F4	L	10	
G1/ Hard Cheddar	g4	W	14	G5	W	18	g3	L	11	G8	W	14	g7	W	14	G6	W	19	g2	W	18	G4	W	15	g5	L	9	G3	L	12	g8	L	9	G7	L	3	g6	W	12	G2	W	15	
G2/ Get Over It	G8	L	7	g6	L	4	G7	L	5	g5	L	9	G3	W	10	g4	L	10	G1	L	2	g8	L	7	G6	L	11	g7	L	8	G5	L	9	g3	L	7	G4	W	11	g1	L	4	
G3/ Point Break	g5	L	7	G4	W	13	G1	W	13	g6	W	16	g2	L	9	G7	W	15	g8	L	6	G5	W	13	g4	L	9	g1	W	13	G6	W	14	G2	W	10	g7	W	14	G8	L	8	
G4/ The G Spot	G1	L	10	g3	L	11	G8	L	10	g7	W	12	G5	W	18	G2	W	11	g6	L	12	g1	L	7	G3	W	15	g8	L	7	G7	W	13	g5	W	13	g2	L	7	G6	L	11	
G5/ Murphy's Law	G3	W	17	g1	L	6	G6	L	6	G2	W	11	g4	L	6	G8	L	8	g7	W	13	g3	L	11	G1	W	13	g6	L	10	g2	W	12	G4	L	10	g8	L	5	G7	L	11	
G6/ Dead Sox	g7	L	8	G2	W	15	g5	W	18	G3	L	8	g8	W	13	g1	L	5	G4	W	13	G7	W	13	g2	W	12	G5	W	11	g3	L	10	G8	L	9	G1	L	9	g4	W	13	
G7/ Dart Attack	G6	W	16	g8	W	15	g2	W	12	G4	L	9	G1	L	8	g3	L	9	G5	L	9	g6	L	10	G8	W	14	G2	W	14	g4	L	11	g1	W	21	G3	L	10	g5	W	13	
G8/ Modena Company	g2	W	11	G7	L	6	g4	W	14	g1	L	8	G6	L	12	g5	W	16	G3	W	18	G2	W	15	g7	L	10	G4	W	17	G1	W	15	g6	W	14	G5	W	17	g3	W	16	

		Singles	301	Singles	Cricket	Singles	Record	Singles Win %-age	Doubles	Cricket	Doubles	501	Doubles	Record	Doubles Win %-age	Sngls + Dbls	Record	Sngls + Dbls Win %-age	1001 Wins	1001 Losses	All-Star Points	Games Played	All-Star %-age
(Missing statistics: week 13, 17-7 win by A1 over A6)																							
*	A1/ Dilligaffs 2.0	31	35	39	27	70	62	0.530	22	11	19	14	41	25	0.621	152	112	0.576	6	7	263.5	277	0.951
*	A 10 Greer, Chuck	3	3	8	1	11	4	0.733	8	1	5	3	13	4	0.765	24	8	0.750	1	1	41.0	34	1.206
*	A 11 Gibbs, Keith	7	3	5	3	12	6	0.667	6	4	6	4	12	8	0.600	24	14	0.632	1	1	44.0	40	1.100
*	A 12 West, Billy	4	3	4	4	8	7	0.533	4	3	5	3	9	6	0.600	17	13	0.567	0	1	24.5	31	0.790
*	A 13 Jeffcoat, Doug	4	4	7	3	11	7	0.611	6	2	5	5	11	7	0.611	22	14	0.611	1	1	38.0	38	1.000
*	A 14 Stewart, Shannon	2	7	1	4	3	11	0.214	4	4	4	3	8	7	0.533	11	18	0.379	1	1	13.5	31	0.435
*	A 15 Scott, Lee	6	4	7	3	13	7	0.650	8	2	5	3	13	5	0.722	26	12	0.684	1	1	48.0	40	1.200
*	A 16 Oakley, Jerry	3	6	6	5	9	11	0.450	7	4	6	4	13	8	0.619	22	19	0.537	1	1	47.0	43	1.093
*	A 17 Bogaerts, Stef	1	0	1	0	2	0	1.000	1	0	0	0	1	0	1.000	3	0	1.000	0	0	2.0	3	0.667
*	A 18 Ramser, K.C.	1	5	0	4	1	9	0.100	0	2	2	3	2	5	0.286	3	14	0.176	0	0	5.5	17	0.324
	A2/ Industrial Strength	47	23	52	20	99	43	0.697	26	10	26	10	52	20	0.722	203	83	0.710	0	6	335.0	292	1.147
	A 20 Selby, Brian	10	2	7	4	17	6	0.739	10	2	11	2	21	4	0.840	38	10	0.792	0	1	51.5	49	1.051
	A 21 Samaluk, Somchai	5	6	10	3	15	9	0.625	8	5	9	3	17	8	0.680	32	17	0.653	0	1	78.5	50	1.570
	A 22 Eastmead, Phillip	7	5	8	4	15	9	0.625	8	4	8	3	16	7	0.696	31	16	0.660	0	1	62.5	48	1.302
	A 23 Tan, Wil	8	3	11	1	19	4	0.826	10	2	8	4	18	6	0.750	37	10	0.787	0	1	70.0	48	1.458
	A 24 Phillips, Robbie	10	2	7	5	17	7	0.708	8	4	7	5	15	9	0.625	32	16	0.667	0	1	38.0	49	0.776
	A 25 Horton, Tony	7	4	8	3	15	7	0.682	7	3	8	3	15	6	0.714	30	13	0.698	0	1	31.0	44	0.705
	A 26 Gargan, Bob	0	1	1	0	1	1	0.500	1	0	1	0	2	0	1.000	3	1	0.750	0	0	3.5	4	0.875
	A 27 Brendell, Johnny	0	0	0	0	0	0	#DIV/0!	0	0	0	0	0	0	#DIV/0!	0	0	#DIV/0!	0	0	0.0	0	#DIV/0!
	A3/ Lunatic Fringe	40	31	42	29	82	60	0.577	23	13	22	14	45	27	0.625	172	114	0.601	6	0	307.5	292	1.053
	A 30 Hoffmann, Steve	8	4	6	6	14	10	0.583	8	5	10	3	18	8	0.692	32	18	0.640	1	0	51.5	51	1.010
	A 31 Brown, Tom	2	0	3	0	5	0	1.000	2	1	3	0	5	1	0.833	10	1	0.909	0	0	14.5	11	1.318
	A 32 Budelman, Jim	6	6	9	3	15	9	0.625	9	4	7	5	16	9	0.640	31	18	0.633	1	0	61.0	50	1.220
	A 33 Butman, Don	5	4	6	3	11	7	0.611	5	3	5	4	10	7	0.588	21	14	0.600	1	0	37.5	36	1.042
	A 34 Terry, Bob	8	5	6	6	14	11	0.560	9	3	5	8	14	11	0.560	28	22	0.560	1	0	56.0	51	1.098
	A 35 Lane, Tim	4	6	5	6	9	12	0.429	7	4	5	5	12	9	0.571	21	21	0.500	1	0	32.5	43	0.756
	A 36 Wall, Keith	7	6	7	5	14	11	0.560	6	6	9	3	15	9	0.625	29	20	0.592	1	0	54.5	50	1.090
	A 37 Wilson, Joe	0	0	0	0	0	0	#DIV/0!	0	0	0	0	0	0	#DIV/0!	0	0	#DIV/0!	0	0	0.0	0	#DIV/0!
	A4/ Dart Shadows	38	34	29	43	67	77	0.465	16	20	12	24	28	44	0.389	123	165	0.427	0	0	231.5	288	0.804
	A 40 Rutten, Pete	1	9	2	6	3	15	0.167	2	5	1	7	3	12	0.200	6	27	0.182			13.0	33	0.394
	A 41 Cashwell, Craig	7	6	5	6	12	12	0.500	7	5	4	8	11	13	0.458	23	25	0.479			37.5	48	0.781
	A 42 Aldridge, Barron	9	3	5	7	14	10	0.583	3	9	3	8	6	17	0.261	20	27	0.426			46.0	47	0.979
	A 43 Hall, Mike	9	3	6	6	15	9	0.625	8	4	6	6	14	10	0.583	29	19	0.604			54.0	48	1.125
	A 44 Knott, Mike	1	3	1	9	2	12	0.143	5	6	4	7	9	13	0.409	11	25	0.306			8.0	36	0.222
	A 45 Wandscher, Chris	5	3	5	3	10	6	0.625	4	4	3	3	7	7	0.500	17	13	0.567			32.5	30	1.083
	A 46 Smith, Allen	1	1	0	2	1	3	0.250	1	0	0	2	1	2	0.333	2	5	0.286			4.5	7	0.643
	A 47 Van Dyke, Darren	4	6	4	4	8	10	0.444	2	6	2	7	4	13	0.235	12	23	0.343			27.5	35	0.786
	A 48 Blake, Brian	1	0	1	0	2	0	1.000	0	1	1	0	1	1	0.500	3	1	0.750			8.5	4	2.125
	A5/ Overlooked	32	40	36	36	68	76	0.472	12	24	23	13	35	37	0.486	138	150	0.479	0	0	217.0	288	0.753
	A 50 Kilts, Jason	8	7	3	11	11	18	0.379	4	6	7	5	11	11	0.500	22	29	0.431			31.0	51	0.608
	A 51 Baber, Todd	4	6	6	5	10	11	0.476	6	5	8	1	14	6	0.700	24	17	0.585			31.0	41	0.756
	A 52 Hester, Billy	3	7	2	7	5	14	0.263	4	7	6	5	10	12	0.455	15	26	0.366			22.5	41	0.549
	A 53 Hyler, Dale	4	6	9	1	13	7	0.650	4	7	9	2	13	9	0.591	26	16	0.619			48.0	42	1.143
	A 54 Lemons, Todd	5	5	6	4	11	9	0.550	1	9	6	5	7	14	0.333	18	23	0.439			30.5	41	0.744
	A 55 Mead, Andy	1	3	2	3	3	6	0.333	1	4	3	1	4	5	0.444	7	11	0.389			11.0	18	0.611
	A 56 Seward, Mike	2	1	5	0	7	1	0.875	3	2	3	2	6	4	0.600	13	5	0.722			21.0	18	1.167
	A 57 Shpritz, Lisa	5	5	3	5	8	10	0.444	1	8	4	5	5	13	0.278	13	23	0.361			22.0	36	0.611
*	A6/ Dirty Dogs	28	38	21	45	49	83	0.371	13	20	11	22	24	42	0.364	97	167	0.367	7	0	172.0	271	0.635
*	A 60 Wilkie, Felipe	4	5	3	6	7	11	0.389	4	7	5	4	9	11	0.450	16	22	0.421	1	0	24.0	39	0.615
*	A 61 Carroll, John	6	5	4	7	10	12	0.455	6	5	4	7	10	12	0.455	20	24	0.455	1	0	44.0	45	0.978
*	A 62 Currin, David	1	3	0	9	1	12	0.077	3	7	4	7	7	14	0.333	8	26	0.235	1	0	9.5	35	0.271
*	A 63 Bradshaw, Rick	3	6	1	3	4	9	0.308	4	5	2	7	6	12	0.333	10	21	0.323	1	0	10.5	32	0.328
*	A 64 Davis, Jim	6	5	9	2	15	7	0.682	4	7	4	7	8	14	0.364	23	21	0.523	1	0	60.0	45	1.333
*	A 65 Davis, Bob	1	2	0	3	1	5	0.167	4	4	2	4	6	8	0.429	7	13	0.350	0	0	7.5	20	0.375
*	A 66 Wight, Al	3	7	0	9	3	16	0.158	0	0	0	2	0	2	0.000	3	18	0.143	1	0	3.0	22	0.136
*	A 67 Mehok, Larry	4	5	4	6	8	11	0.421	1	5	1	6	2	11	0.154	10	22	0.313	1	0	13.5	33	0.409
	A7/ D. V. Needed	27	42	26	45	53	87	0.379	11	25	10	26	21	51	0.292	95	189	0.335	0	6	215.5	290	0.743
	A 70 Churchwell, Billie	2	10	0	11	2	21	0.087	2	10	1	9	3	19	0.136	5	40	0.111	0	1	10.0	46	0.217
	A 71 Delp, Paula	5	6	7	4	12	10	0.545	4	7	4	8	8	15	0.348	20	25	0.444	0	1	51.0	46	1.109
	A 72 Whitehead, Lee	4	5	7	3	11	8	0.579	5	5	5	5	10	10	0.500	21	18	0.538	0	1	57.5	40	1.438
	A 73 Umstead, Randy	7	3	1	9	8	12	0.400	3	8	4	5	7	13	0.350	15	25	0.375	0	0	30.0	40	0.750
	A 74 McDonald, Mike	6	5	9	3	15	8	0.652	4	8	3	9	7	17	0.292	22	25	0.468	0	1	53.5	48	1.115
	A 75 Futima, Joe	0	0	0	0	0	0	#DIV/0!	0	0	0	0	0	0	#DIV/0!	0	0	#DIV/0!	0	0	0.0	0	#DIV/0!
	A 76 Kelso, Danica	0	1	1	0	1	1	0.500	1	0	1	0	2	0	1.000	3	1	0.750	0	0	1.0	4	0.250
	A 77 Adams, Tammy	0	6	0	6	0	12	0.000	1	5	1	6	2	11	0.154	2	23	0.080	0	1	0.0	26	0.000
	A 78 Peters, Craig	3	6	1	9	4	15	0.211	2	7	1	10	3	17	0.150	7	32	0.179	0	1	12.5	40	0.313
	A 79 Gelhar, Tommy	0	0	0	0	0	0	#DIV/0!	0	0	0	0	0	0	#DIV/0!	0	0	#DIV/0!	0	0	0.0	0	#DIV/0!

	Singles 301	Singles Cricket	Singles Record	Singles Win %-age	Doubles Cricket	Doubles 501	Doubles Record	Doubles Win %-age	Sngls + Dbls Record	Sngls + Dbls Win %-age	1001 Wins	1001 Losses	All-Star Points	Games Played	All-Star %-age
B1/ Black & Tans	35 37	34 38	69 75	0.479	17 19	22 14	39 33	0.542	147 141	0.510	12	6	179.5	306	0.587
B 10 Mori, Christopher	7 6	9 5	16 11	0.593	8 5	10 4	18 9	0.667	34 20	0.630	2	1	44.5	57	0.781
B 11 Bryant, Whit	4 8	6 5	10 13	0.435	7 6	7 4	14 10	0.583	24 23	0.511	2	1	21.0	50	0.420
B 12 Stark, Keith	8 5	9 3	17 8	0.680	6 7	7 6	13 13	0.500	30 21	0.588	2	1	42.0	54	0.778
B 13 Daly, Drew	5 3	0 9	5 12	0.294	4 5	6 3	10 8	0.556	15 20	0.429	2	1	25.5	38	0.671
B 14 Gordon, Bill	6 6	4 8	10 14	0.417	4 7	6 5	10 12	0.455	20 26	0.435	2	1	14.0	49	0.286
B 15 Niver, Jim	0 0	0 0	0 0	#DIV/0!	0 0	0 0	0 0	#DIV/0!	0 0	#DIV/0!	0	0	0.0	0	#DIV/0!
B 16 Dwight, Mike	5 8	6 7	11 15	0.423	5 6	7 6	12 12	0.500	23 27	0.460	2	1	32.5	53	0.613
B 17 Tuttle, Mike	0 1	0 1	0 2	0.000	0 2	1 0	1 2	0.333	1 4	0.200	0	0	0.0	5	0.000
B2/ Horsemen	35 37	38 34	73 71	0.507	13 23	19 17	32 40	0.444	137 151	0.476	0	0	147.5	288	0.512
B 20 Keller, Tony	6 6	3 6	9 12	0.429	5 6	7 4	12 10	0.545	21 22	0.488			21.5	43	0.500
B 21 Maminski, Len	5 6	5 6	10 12	0.455	4 7	6 5	10 12	0.455	20 24	0.455			21.0	44	0.477
B 22 McCredie, Bob	6 3	7 3	13 6	0.684	4 5	4 5	8 10	0.444	21 16	0.568			21.5	37	0.581
B 23 Knight, Steve	1 6	5 6	6 12	0.333	3 9	3 4	6 13	0.316	12 25	0.324			17.5	37	0.473
B 24 Phillips, Britt	7 3	8 3	15 6	0.714	4 7	7 4	11 11	0.500	26 17	0.605			26.0	43	0.605
B 25 Metzker, Dave	2 6	5 3	7 9	0.438	2 6	5 2	7 8	0.467	14 17	0.452			14.0	31	0.452
B 26 Bear, Bart	5 1	3 3	8 4	0.667	4 2	4 3	8 5	0.615	16 9	0.640			20.5	25	0.820
B 27 Elliott, Jeff	0 0	0 0	0 0	#DIV/0!	0 0	0 0	0 0	#DIV/0!	0 0	#DIV/0!			0.0	0	#DIV/0!
B 28 Long, Mike	3 6	2 4	5 10	0.333	0 4	2 7	2 11	0.154	7 21	0.250			5.5	28	0.196
B3/ Damage, Inc.	36 36	45 27	81 63	0.563	26 10	20 16	46 26	0.639	173 115	0.601	6	6	189.5	300	0.632
B 30 Benson, Will	5 7	9 3	14 10	0.583	10 2	5 7	15 9	0.625	29 19	0.604	1	1	16.5	50	0.330
B 31 Eason, Joel "Deputy"	10 2	10 2	20 4	0.833	9 3	8 4	17 7	0.708	37 11	0.771	1	1	39.5	50	0.790
B 32 Rodgers, Trey	3 7	9 2	12 9	0.571	7 4	5 6	12 10	0.545	24 19	0.558	1	1	30.5	45	0.678
B 33 Bonar, Eric	6 6	4 8	10 14	0.417	9 3	8 4	17 7	0.708	27 21	0.563	1	1	27.5	50	0.550
B 34 Tomlinson, Steve	3 10	3 8	6 18	0.250	6 6	6 6	12 12	0.500	18 30	0.375	1	1	15.5	50	0.310
B 35 Knight, Mark	8 4	10 2	18 6	0.750	10 2	7 5	17 7	0.708	35 13	0.729	1	1	57.0	50	1.140
B 36 Hirneisen, Randy	1 0	0 2	1 2	0.333	1 0	1 0	2 0	1.000	3 2	0.600	0	0	3.0	5	0.600
B4/ Get the Point "33"	35 37	36 36	71 73	0.493	16 20	16 20	32 40	0.444	135 153	0.469	0	0	168.0	288	0.583
B 40 Austin, Connie	2 4	7 3	9 7	0.563	4 7	6 4	10 11	0.476	19 18	0.514			11.0	37	0.297
B 41 Buckner, Jacky	6 5	6 5	12 10	0.545	3 8	5 5	8 13	0.381	20 23	0.465			26.5	43	0.616
B 42 Branch, Johnny	4 1	0 3	4 4	0.500	1 3	1 2	2 5	0.286	6 9	0.400			5.0	15	0.333
B 43 Jenkins, John	6 3	7 3	13 6	0.684	7 3	5 5	12 8	0.600	25 14	0.641			47.0	39	1.205
B 44 Thompson, Barry	3 7	1 6	4 13	0.235	4 5	6 5	10 10	0.500	14 23	0.378			10.5	37	0.284
B 45 Lewis, Todd	3 8	4 7	7 15	0.318	5 4	4 5	9 9	0.500	16 24	0.400			18.5	40	0.463
B 46 Hunsberger, Jim	8 2	6 4	14 6	0.700	7 3	3 7	10 10	0.500	24 16	0.600			37.5	40	0.938
B 47 Austin, Jan	3 7	5 5	8 12	0.400	1 7	2 7	3 14	0.176	11 26	0.297			12.0	37	0.324
B5/ Excalibur	42 30	23 49	65 79	0.451	11 25	16 20	27 45	0.375	119 169	0.413	6	8	126.0	302	0.417
B 50 Burney, Gary	6 6	2 6	8 12	0.400	3 4	5 5	8 9	0.471	16 21	0.432	1	1	16.5	39	0.423
B 51 Slominski, Mark	4 3	3 3	7 6	0.538	3 4	3 2	6 6	0.500	13 12	0.520	0	1	13.5	26	0.519
B 52 Prior, Jeff	4 1	2 7	6 8	0.429	2 8	4 6	6 14	0.300	12 22	0.353	1	1	15.5	36	0.431
B 53 Berry, Robert	8 3	2 7	10 10	0.500	2 8	5 4	7 12	0.368	17 22	0.436	1	1	18.5	41	0.451
B 54 Long, Dale	7 4	4 7	11 11	0.500	1 10	3 7	4 17	0.190	15 28	0.349	1	1	18.5	45	0.411
B 55 Montgomery, Robert	0 0	0 0	0 0	#DIV/0!	0 0	0 0	0 0	#DIV/0!	0 0	#DIV/0!	0	0	0.0	0	#DIV/0!
B 56 Wells, Ryan	0 1	0 0	0 1	0.000	0 1	0 0	0 1	0.000	0 2	0.000	0	0	0.0	2	0.000
B 57 Sherrin, Keith	1 7	3 8	4 15	0.211	3 4	4 7	7 11	0.389	11 26	0.297	1	1	13.5	39	0.346
B 58 Laythan, Chris	8 4	5 7	13 11	0.542	5 7	6 6	11 13	0.458	24 24	0.500	1	1	18.0	50	0.360
B 59 Baldwin, Randy	4 1	2 4	6 5	0.545	3 4	2 3	5 7	0.417	11 12	0.478	0	1	12.0	24	0.500
B6/ Last Call	32 40	32 40	64 80	0.444	20 16	18 18	38 34	0.528	140 148	0.486	14	8	181.0	310	0.584
B 60 Root, Andrew	3 6	3 9	6 15	0.286	7 2	4 4	11 6	0.647	17 21	0.447	2	1	13.0	41	0.317
B 61 Daniel, Rob	5 6	2 6	7 12	0.368	2 4	3 7	5 11	0.313	12 23	0.343	1	1	12.0	37	0.324
B 62 Wade, Nate	9 2	9 2	18 4	0.818	6 5	6 5	12 10	0.545	30 14	0.682	2	1	53.5	47	1.138
B 63 Ney, Scott	2 7	3 5	5 12	0.294	4 4	5 4	9 8	0.529	14 20	0.412	2	1	12.0	37	0.324
B 64 Wilcenski, Steve	2 5	9 1	11 6	0.647	6 4	5 5	11 9	0.550	22 15	0.595	2	1	38.5	40	0.963
B 65 Gullett, Kevin	6 5	5 7	11 12	0.478	6 6	6 4	12 10	0.545	23 22	0.511	2	1	28.0	48	0.583
B 66 Hamilton, Billy	0 1	0 1	0 2	0.000	1 0	1 0	2 0	1.000	2 2	0.500	0	0	6.0	4	1.500
B 67 Schuelke, Dave	3 2	1 6	4 8	0.333	3 2	2 4	5 6	0.455	9 14	0.391	1	1	8.0	25	0.320
B 68 Bridges, Jeff	2 6	0 3	2 9	0.182	5 5	4 3	9 8	0.529	11 17	0.393	2	1	10.0	31	0.323
B7/ Dazed & Confused	37 35	44 28	81 63	0.563	23 13	15 21	38 34	0.528	157 131	0.545	0	14	174.5	302	0.578
B 70 Butters, Scott	7 5	9 3	16 8	0.667	10 2	5 6	15 8	0.652	31 16	0.660	0	2	47.5	49	0.969
B 71 Matthews, Eric	1 6	6 2	7 8	0.467	5 4	2 4	7 8	0.467	14 16	0.467	0	1	19.0	31	0.613
B 72 Butters, Kent	9 3	4 8	13 11	0.542	5 6	5 7	10 13	0.435	23 24	0.489	0	2	31.5	49	0.643
B 73 Pierce, Barry	8 3	7 3	15 6	0.714	5 5	4 6	9 11	0.450	24 17	0.585	0	2	19.0	43	0.442
B 74 Crumpler, Greg	5 4	7 3	12 7	0.632	8 3	5 4	13 7	0.650	25 14	0.641	0	2	24.0	41	0.585
B 75 Holt, Lonnie	0 7	2 7	2 14	0.125	4 1	4 6	8 7	0.533	10 21	0.323	0	2	8.0	33	0.242
B 76 Lipscomb, Scott	1 2	1 0	2 2	0.500	1 2	1 2	2 4	0.333	4 6	0.400	0	1	1.0	11	0.091
B 77 Chaney, Bill	6 5	8 2	14 7	0.667	8 3	4 7	12 10	0.545	26 17	0.605	0	2	24.5	45	0.544

	Singles 301		Singles Cricket		Singles Record		Singles Win %-age	Doubles Cricket		Doubles 501		Doubles Record		Doubles Win %-age	Sngls + Dbls Record		Sngls + Dbls Win %-age	1001 Wins	1001 Losses	All-Star Points	Games Played	All-Star %-age
C1/ A Comfortably Numb Experience	42	41	44	39	86	80	0.518	24	18	25	17	49	35	0.583	184	150	0.551	15	0	151.0	349	0.433
C 10 Galloway, Dave	7	6	7	4	14	10	0.583	8	6	10	3	18	9	0.667	32	19	0.627	2	0	16.0	53	0.302
C 11 Crowley, Pat	7	6	12	1	19	7	0.731	10	3	10	3	20	6	0.769	39	13	0.750	2	0	52.5	54	0.972
C 12 Robertson, Ronnie	6	7	5	9	11	16	0.407	6	6	7	5	13	11	0.542	24	27	0.471	2	0	14.5	53	0.274
C 13 Benson, Kevin	6	4	0	8	6	12	0.333	9	2	6	5	15	7	0.682	21	19	0.525	1	0	7.0	41	0.171
C 14 Coyne, Kevin	3	9	3	9	6	18	0.250	2	8	6	4	8	12	0.400	14	30	0.318	2	0	14.5	46	0.315
C 15 Charlton, Eric	0	0	0	1	0	1	0.000	0	0	0	1	0	1	0.000	0	2	0.000	0	0	0.0	2	0.000
C 16 Berry, Dave	6	1	3	2	9	3	0.750	5	1	0	3	5	4	0.556	14	7	0.667	2	0	14.5	23	0.630
C 17 Mohan, Mike	3	3	5	2	8	5	0.615	5	4	4	4	9	8	0.529	17	13	0.567	2	0	13.0	32	0.406
C 18 Hindle, Mikey	4	5	9	3	13	8	0.619	3	6	7	6	10	12	0.455	23	20	0.535	2	0	19.0	45	0.422
C2/ Dartitude	33	51	40	44	73	95	0.435	18	24	22	20	40	44	0.476	153	183	0.455	6	0	170.0	342	0.497
C 20 Herman, Fritz	3	6	4	5	7	11	0.389	4	10	5	3	9	13	0.409	16	24	0.400	1	0	16.5	41	0.402
C 21 James, Bob	9	4	13	1	22	5	0.815	10	4	11	4	21	8	0.724	43	13	0.768	1	0	57.5	57	1.009
C 22 Hoyt, Chris	7	5	9	3	16	8	0.667	8	4	8	4	16	8	0.667	32	16	0.667	1	0	29.5	49	0.602
C 23 Smith, Brian	5	8	3	10	8	18	0.308	2	8	7	5	9	13	0.409	17	31	0.354	1	0	15.5	49	0.316
C 24 Worley, Don	2	11	1	5	3	16	0.158	3	5	5	7	8	12	0.400	11	28	0.282	1	0	10.5	40	0.263
C 25 Davenport, Ed	3	3	5	5	8	8	0.500	6	4	3	7	9	11	0.450	17	19	0.472	0	0	18.0	36	0.500
C 26 Grape, Mel	3	7	5	7	8	14	0.364	3	10	5	6	8	16	0.333	16	30	0.348	0	0	18.0	46	0.391
C 27 Ballard, Scott	1	7	0	8	1	15	0.063	0	3	0	4	0	7	0.000	1	22	0.043	1	0	4.5	24	0.188
C3/ Bullweiser	45	39	38	46	83	85	0.494	19	23	14	28	33	51	0.393	149	187	0.443	5	7	146.5	348	0.421
C 30 Dowling, Jack	4	9	10	5	14	14	0.500	6	8	4	10	10	18	0.357	24	32	0.429	1	1	37.0	58	0.638
C 31 Kvasnicka, Bob	13	2	8	6	21	8	0.724	6	9	5	10	11	19	0.367	32	27	0.542	1	1	37.5	61	0.615
C 32 Lewis, Scott	8	6	5	10	13	16	0.448	10	5	6	8	16	13	0.552	29	29	0.500	1	1	25.0	60	0.417
C 33 Bianca, Lyle	4	8	5	6	9	14	0.391	2	9	3	8	5	17	0.227	14	31	0.311	1	1	14.0	47	0.298
C 34 Hall, Jim	1	4	2	2	3	6	0.333	2	1	0	4	2	5	0.286	5	11	0.313	0	1	2.5	17	0.147
C 35 Mondou, Gerry	10	4	7	8	17	12	0.586	10	6	5	10	15	16	0.484	32	28	0.533	1	1	23.5	62	0.379
C 36 Femenella, Mike	5	6	1	9	6	15	0.286	2	8	5	6	7	14	0.333	13	29	0.310	0	1	7.0	43	0.163
C4/ Cheap Shots	60	24	51	33	111	57	0.661	26	16	26	16	52	32	0.619	215	121	0.640	0	0	171.5	336	0.510
C 40 Witz, Steve	9	2	9	4	18	6	0.750	13	1	6	2	19	3	0.864	37	9	0.804			35.5	46	0.772
C 41 Sellers, Mark	11	1	5	5	16	6	0.727	6	4	5	5	11	9	0.550	27	15	0.643			20.5	42	0.488
C 42 Hall, Josh	6	0	6	4	12	4	0.750	10	2	7	5	17	7	0.708	29	11	0.725			15.0	40	0.375
C 43 Warren, Randy	11	3	5	5	16	8	0.667	7	3	8	4	15	7	0.682	31	15	0.674			24.0	46	0.522
C 44 Domanski, Dave	2	5	6	5	8	10	0.444	3	6	5	5	8	11	0.421	16	21	0.432			17.0	37	0.459
C 45 Stevens, Joe	5	4	7	4	12	8	0.600	2	7	4	3	6	10	0.375	18	18	0.500			19.5	36	0.542
C 46 Buckman, Dave	7	6	3	4	10	10	0.500	5	5	8	4	13	9	0.591	23	19	0.548			13.0	42	0.310
C 47 Walker, Chip	9	3	10	2	19	5	0.792	6	4	9	4	15	8	0.652	34	13	0.723			27.0	47	0.574
C5/ Dodge Darts	43	41	46	38	89	79	0.530	26	16	27	15	53	31	0.631	195	141	0.580	0	11	191.5	347	0.552
C 50 Holland, Steve	8	6	4	9	12	15	0.444	6	8	9	6	15	14	0.517	27	29	0.482	0	2	32.0	58	0.552
C 51 McNamara, Tim	10	2	8	5	18	7	0.720	9	4	9	3	18	7	0.720	36	14	0.720	0	2	59.0	52	1.135
C 52 Hope, Chris	7	5	9	2	16	7	0.696	8	3	9	4	17	7	0.708	33	14	0.702	0	2	27.0	49	0.551
C 53 Butler, Brent	3	9	7	6	10	15	0.400	5	9	9	4	14	13	0.519	24	28	0.462	0	2	22.5	54	0.417
C 54 Bonfiglio, Chris	1	1	2	0	3	1	0.750	2	0	0	3	2	3	0.400	5	4	0.556	0	0	6.0	9	0.667
C 55 Evans, J.P.	4	10	8	6	12	16	0.429	8	4	7	5	15	9	0.625	27	25	0.519	0	2	21.5	54	0.398
C 56 Langley, Fred	0	1	0	2	0	3	0.000	1	0	0	1	1	1	0.500	1	4	0.200	0	0	1.0	5	0.200
C 57 Danvlich, Jeff	10	6	7	7	17	13	0.567	12	3	10	3	22	6	0.786	39	19	0.672	0	1	18.5	59	0.314
C 58 Sibincic, Rich	0	1	1	1	1	2	0.333	1	1	1	1	2	2	0.500	3	4	0.429	0	0	4.0	7	0.571
C6/ Starving Dartists	43	40	47	36	90	76	0.542	20	22	19	23	39	45	0.464	168	166	0.503	0	7	135.0	341	0.396
C 60 Shown, Marc	7	5	7	4	14	9	0.609	6	6	4	7	10	13	0.435	24	22	0.522	0	1	12.5	47	0.266
C 61 Hendricks, Ron	7	1	10	1	17	2	0.895	5	5	4	4	9	9	0.500	26	11	0.703	0	0	22.0	37	0.595
C 62 Hartley, Kevin	4	9	5	8	9	17	0.346	5	3	8	7	13	10	0.565	22	27	0.449	0	1	10.0	50	0.200
C 63 Howell, John	8	5	8	5	16	10	0.615	8	5	7	7	15	12	0.556	31	22	0.585	0	1	24.5	54	0.454
C 64 Fleming, Frank	6	5	4	4	10	9	0.526	4	7	6	5	10	12	0.455	20	21	0.488	0	1	16.0	42	0.381
C 65 Harrell, Forrest	0	2	0	3	0	5	0.000	1	5	2	4	3	9	0.250	3	14	0.176	0	1	3.5	18	0.194
C 66 Hagan, Mark	3	7	4	6	7	13	0.350	4	8	3	3	7	11	0.389	14	24	0.368	0	1	14.5	39	0.372
C 67 Johnson, Will	0	0	0	0	0	0	#DIV/0!	0	0	0	0	0	0	#DIV/0!	0	0	#DIV/0!	0	0	0.0	0	#DIV/0!
C 68 Deemer, Randy	8	6	9	5	17	11	0.607	7	5	4	9	11	14	0.440	28	25	0.528	0	1	32.0	54	0.593
C7/ Nine Lives	32	52	47	37	79	89	0.470	24	18	16	26	40	44	0.476	159	177	0.473	0	0	186.5	336	0.555
C 70 Smith, Butch	4	7	8	6	12	13	0.480	10	4	6	7	16	11	0.593	28	24	0.538			50.5	52	0.971
C 71 Fuhrmann, Al	1	2	2	8	3	10	0.231	3	5	3	4	6	9	0.400	9	19	0.321			5.5	28	0.196
C 72 Copple, Matthew	6	8	9	4	15	12	0.556	8	6	3	7	11	13	0.458	26	25	0.510			32.5	51	0.637
C 73 Sosa, Bo	7	7	10	2	17	9	0.654	8	5	5	7	13	12	0.520	30	21	0.588			25.5	51	0.500
C 74 Romanchek, David	5	7	8	5	13	12	0.520	7	5	6	6	13	11	0.542	26	23	0.531			26.5	49	0.541
C 75 Sutphen, George	0	2	0	1	0	3	0.000	0	1	0	0	0	1	0.000	0	4	0.000			0.0	4	0.000
C 76 Green, Sam	3	3	6	4	9	7	0.563	3	6	2	6	5	12	0.294	14	19	0.424			18.5	33	0.561
C 77 Moeschet, Cathy	3	10	0	2	3	12	0.200	0	1	2	5	2	6	0.250	5	18	0.217			4.5	23	0.196
C 78 Gibson, Jack	1	4	3	2	4	6	0.400	7	2	3	8	10	10	0.500	14	16	0.467			22.0	30	0.733
C 79 Marsden, James	2	2	1	3	3	5	0.375	2	1	2	2	4	3	0.571	7	8	0.467			1.0	15	0.067
C8/ Past & Present	37	47	22	62	59	109	0.351	11	31	19	23	30	54	0.357	119	217	0.354	0	0	122.0	336	0.363
C 80 Gaffney, Michelle	5	9	4	6	9	15	0.375	3	10	7	6	10	16	0.385	19	31	0.380			14.0	50	0.280
C 81 Rothschild, Michelle	2	4	0	7	2	11	0.154	0	6	2	4	2	10	0.167	4	21	0.160			3.5	25	0.140
C 82 Barefield, Josh	7	5	6	7	13	12	0.520	4	9	6	6	10	15	0.400	23	27	0.460			23.0	50	0.460
C 83 Oakley, Gina	5	9	2	12	7	21	0.250	4	10	7	6	11	16	0.407	18	37	0.327			11.5	55	0.209
C 84 Grayckowski, Bob	7	3	4	6	11	9	0.550	3	7	3	7	6	14	0.300	17	23	0.425			16.0	40	0.400
C 85 Scott, Ed	1	5	1	7	2	12	0.143	1	5	1	8	2	13	0.133	4	25	0.138			8.5	29	0.293
C 86 Newbold, Robert	0	1	0	2	0	3	0.000	1	0	0	1	1	1	0.500	1	4	0.200			1.0	5	0.200
C 87 Pollard, Daniel	5	6	4	9	9	15	0.375	3	10	8	5	11	15	0.423	20	30	0.400			31.0	50	0.620
C 88 Skinner, Mark	0	5	0	3	0	8	0.000	1	2	1	1	2	3	0.400	2	11	0.154			1.0	13	0.077
C 89 Gaffney, Chris	5	0	1	3	6	3	0.667	2	3	3	2	5	5	0.500	11	8	0.579			12.5	19	0.658

		Singles	301	Singles	Cricket	Singles	Record	Singles Win %-age	Doubles	Cricket	Doubles	501	Doubles	Record	Doubles Win %-age	Sngls + Dbls	Record	Sngls + Dbls Win %-age	1001 Wins	1001 Losses	All-Star Points	Games Played	All-Star %-age
D1/ Grateful Darts		39	33	40	32	79	65	0.549	20	16	19	17	39	33	0.542	157	131	0.545	0	0	120.0	288	0.417
D 10	Roman-Cusher, Jason	6	5	5	5	11	10	0.524	8	3	4	6	12	9	0.571	23	19	0.548			16.0	42	0.381
D 11	Holland, William	5	6	8	3	13	9	0.591	7	3	4	6	11	9	0.550	24	18	0.571			28.0	42	0.667
D 12	Simpson, Phil	7	3	7	4	14	7	0.667	3	8	7	3	10	11	0.476	24	18	0.571			17.0	42	0.405
D 13	Lilienthal, John	4	7	4	5	8	12	0.400	5	5	5	6	10	11	0.476	18	23	0.439			9.5	41	0.232
D 14	Iager, John	7	4	7	4	14	8	0.636	8	3	5	5	13	8	0.619	27	16	0.628			19.5	43	0.453
D 15	Byrd, Joel	0	0	0	0	0	0	#DIV/0!	0	0	0	0	0	0	#DIV/0!	0	0	#DIV/0!			0.0	0	#DIV/0!
D 16	McGrail, Tony	2	4	4	8	6	12	0.333	1	7	5	4	6	11	0.353	12	23	0.343			9.0	35	0.257
D 17	Perkins, Rick	8	4	5	3	13	7	0.650	8	3	8	4	16	7	0.696	29	14	0.674			21.0	43	0.488
D2/ Home Thrown		32	39	36	36	68	75	0.476	20	16	21	15	41	31	0.569	150	137	0.523	7	0	120.5	294	0.410
D 20	Johnson, Patrick	4	8	9	3	13	11	0.542	9	3	5	6	14	9	0.609	27	20	0.574	1	0	25.5	48	0.531
D 21	Edgecombe, Sean	7	5	6	6	13	11	0.542	4	8	8	4	12	12	0.500	25	23	0.521	1	0	13.0	49	0.265
D 22	Edgecombe, Andrew	5	6	5	5	10	11	0.476	7	3	6	4	13	7	0.650	23	18	0.561	1	0	23.5	42	0.560
D 23	Randolph, Jon	6	6	4	8	10	14	0.417	7	5	6	5	13	10	0.565	23	24	0.489	1	0	14.5	48	0.302
D 24	Murdaugh, John	5	6	7	4	12	10	0.545	7	4	5	6	12	10	0.545	24	20	0.545	1	0	28.5	45	0.633
D 25	Burdette, Kevin	5	5	3	3	8	8	0.500	5	5	4	4	9	9	0.500	17	17	0.500	1	0	13.5	35	0.386
D 26	Lieto, Mike	0	3	1	6	1	9	0.100	1	0	4	1	5	1	0.833	6	10	0.375	1	0	1.0	17	0.059
D 27	Brown, Bill	0	0	0	1	0	1	0.000	0	1	1	0	1	1	0.500	1	2	0.333	0	0	1.0	3	0.333
D 28	Ferebee, Ed	0	0	1	0	1	0	1.000	0	3	3	0	3	3	0.500	4	3	0.571	0	0	0.0	7	0.000
D3/ Smackdown		36	36	38	34	74	70	0.514	22	14	24	12	46	26	0.639	166	122	0.576	6	7	160.0	301	0.532
D 30	Payne, Julie	1	10	2	5	3	15	0.167	3	3	6	3	9	6	0.600	12	21	0.364	0	1	7.5	34	0.221
D 31	Beeson, Robb	9	2	10	1	19	3	0.864	9	3	8	4	17	7	0.708	36	10	0.783	1	1	43.5	48	0.906
D 32	Babcock, Daren	4	7	5	7	9	14	0.391	7	3	10	2	17	5	0.773	26	19	0.578	1	1	19.0	47	0.404
D 33	Griffin, Craig	8	3	6	5	14	8	0.636	5	6	8	3	13	9	0.591	27	17	0.614	1	1	21.5	46	0.467
D 34	Ashley, Kevin	0	5	5	5	5	10	0.333	4	7	3	4	7	11	0.389	12	21	0.364	1	1	11.0	35	0.314
D 35	Perrault, Melissa	0	0	0	0	0	0	#DIV/0!	0	0	0	0	0	0	#DIV/0!	0	0	#DIV/0!	0	0	0.0	0	#DIV/0!
D 36	Kunttu, Kurt	11	1	7	5	18	6	0.750	9	3	7	4	16	7	0.696	34	13	0.723	1	1	43.0	49	0.878
D 37	Mathers, Robin	0	0	0	0	0	0	#DIV/0!	0	0	0	0	0	0	#DIV/0!	0	0	#DIV/0!	0	0	0.0	0	#DIV/0!
D 38	Giberson, Kristopher	3	8	3	6	6	14	0.300	7	3	6	4	13	7	0.650	19	21	0.475	1	1	14.5	42	0.345
D4/ Kozmic Debris		31	41	28	44	59	85	0.410	11	25	18	18	29	43	0.403	117	171	0.406	0	0	109.5	288	0.380
D 40	Martin, Anthony	5	5	5	7	10	12	0.455	3	9	6	5	9	14	0.391	19	26	0.422			16.5	45	0.367
D 41	DeLoach, David	3	4	1	5	4	9	0.308	1	5	3	3	4	8	0.333	8	17	0.320			7.0	25	0.280
D 42	Flowers, Fred	3	6	1	6	4	12	0.250	1	6	7	4	8	10	0.444	12	22	0.353			8.5	34	0.250
D 43	Hansen, Paul	5	3	5	3	10	6	0.625	3	5	2	6	5	11	0.313	15	17	0.469			22.0	32	0.688
D 44	Krasnow, Dave	6	3	5	4	11	7	0.611	3	5	5	3	8	8	0.500	19	15	0.559			14.0	34	0.412
D 45	Wenhart, Jeff	4	6	6	4	10	10	0.500	3	7	3	5	6	12	0.333	16	22	0.421			25.0	38	0.658
D 46	Wildermann, Carl	0	4	1	3	1	7	0.125	2	4	4	1	6	5	0.545	7	12	0.368			1.5	19	0.079
D 47	Nickolaysen, Nick	5	5	1	8	6	13	0.316	3	7	3	5	6	12	0.333	12	25	0.324			9.0	37	0.243
D 48	Carr, Peter	0	0	0	0	0	0	#DIV/0!	0	0	1	0	1	0	1.000	1	0	1.000			2.0	1	2.000
D 49	Claycomb, Larry "Clay"	0	5	3	4	3	9	0.250	3	2	2	4	5	6	0.455	8	15	0.348			4.0	23	0.174
D5/ Dart Dawgz		43	28	40	32	83	60	0.580	22	14	16	20	38	34	0.528	159	128	0.554	5	13	104.5	305	0.343
D 50	Bland, Barbara	4	2	4	3	8	5	0.615	1	5	2	5	3	10	0.231	11	15	0.423	0	2	11.5	28	0.411
D 51	Kilsdonk, Kris	5	7	8	4	13	11	0.542	10	2	8	4	18	6	0.750	31	17	0.646	1	2	14.0	51	0.275
D 52	Hodges, Michael	7	5	7	5	14	10	0.583	6	6	3	9	9	15	0.375	23	25	0.479	1	2	20.5	51	0.402
D 53	Honeycutt, Allen	9	3	6	7	15	10	0.600	6	6	6	6	12	12	0.500	27	22	0.551	1	2	19.5	52	0.375
D 54	Herbert, Paul	1	0	0	1	1	1	0.500	0	0	0	0	0	0	#DIV/0!	1	1	0.500	0	0	2.0	2	1.000
D 55	Rhea, Bill	3	2	1	3	4	5	0.444	2	0	1	1	3	1	0.750	7	6	0.538	0	0	5.0	13	0.385
D 56	Rhea, Laurie	6	6	6	5	12	11	0.522	7	7	3	10	10	17	0.370	22	28	0.440	1	2	14.5	53	0.274
D 57	Johnston, Anton	8	2	8	2	16	4	0.800	9	1	7	3	16	4	0.800	32	8	0.800	1	2	17.5	43	0.407
D 58	Bordeau, Eric	0	1	0	2	0	3	0.000	3	1	2	2	5	3	0.625	5	6	0.455	0	1	0.0	12	0.000
D6/ UZMALL		36	36	40	32	76	68	0.528	22	14	15	21	37	35	0.514	150	138	0.521	8	0	102.0	296	0.345
D 60	Kunesh, Joe	4	5	2	6	6	11	0.353	3	3	0	5	3	8	0.273	9	19	0.321	1	0	2.0	29	0.069
D 61	Powell, Mark	7	4	5	6	12	10	0.545	7	4	3	7	10	11	0.476	22	21	0.512	1	0	25.0	44	0.568
D 62	Rouse, Chuck	2	5	0	0	2	5	0.286	1	2	2	7	3	9	0.250	5	14	0.263	1	0	0.0	20	0.000
D 63	Rube, Bob	8	3	10	1	18	4	0.818	8	3	5	6	13	9	0.591	31	13	0.705	1	0	28.0	45	0.622
D 64	Wilkinson, Charlie	2	4	3	7	5	11	0.313	2	5	1	3	3	8	0.273	8	19	0.296	1	0	6.0	28	0.214
D 65	Denton, Fon	7	5	11	1	18	6	0.750	8	4	7	5	15	9	0.625	33	15	0.688	1	0	18.0	49	0.367
D 66	Williams, Denny	3	3	7	4	10	7	0.588	10	2	7	4	17	6	0.739	27	13	0.675	1	0	16.0	41	0.390
D 67	Fulghum, Mark	3	3	0	2	3	5	0.375	3	1	2	2	5	3	0.625	8	8	0.500	0	0	2.0	16	0.125
D 68	Stewart, Nick	0	4	2	5	2	9	0.182	2	4	3	3	5	7	0.417	7	16	0.304	1	0	5.0	24	0.208
D7/ BFD II		34	37	30	42	64	79	0.448	9	27	13	23	22	50	0.306	108	179	0.376	0	6	92.5	293	0.316
D 70	Gillett, Galen	5	5	7	1	12	6	0.667	3	6	3	8	6	14	0.300	18	20	0.474	0	1	15.5	39	0.397
D 71	Ferrell, Sierra	4	4	4	6	8	10	0.444	1	10	4	6	5	16	0.238	13	26	0.333	0	1	10.0	40	0.250
D 72	McCann, April	3	6	1	8	4	14	0.222	0	5	0	5	0	10	0.000	4	24	0.143	0	0	2.5	28	0.089
D 73	Hall, Frank	5	6	4	5	9	11	0.450	2	9	5	6	7	15	0.318	16	26	0.381	0	1	14.5	43	0.337
D 74	Whitehurst, Carol	3	6	1	9	4	15	0.211	2	7	3	4	5	11	0.313	9	26	0.257	0	1	9.5	36	0.264
D 75	Ford, Russell, Sr.	5	1	4	2	9	3	0.750	3	3	3	3	6	6	0.500	15	9	0.625	0	0	5.5	24	0.229
D 76	Ford, Russell, Jr.	0	1	0	3	0	4	0.000	0	3	0	2	0	5	0.000	0	9	0.000	0	0	1.0	9	0.111
D 77	Wildblood, Steven	2	6	2	4	4	10	0.286	2	6	3	6	5	12	0.294	9	22	0.290	0	1	10.5	32	0.328
D 78	Wilson, Greg	0	0	0	0	0	0	#DIV/0!	0	0	0	0	0	0	#DIV/0!	0	0	#DIV/0!	0	0	0.0	0	#DIV/0!
D 79	Hall, Danny	7	2	7	4	14	6	0.700	5	5	5	6	10	11	0.476	24	17	0.585	0	1	23.5	42	0.560

	Singles	301	Singles	Cricket	Singles	Record	Singles Win %-age	Doubles	Cricket	Doubles	501	Doubles	Record	Doubles Win %-age	Sngls + Dbls	Record	Sngls + Dbls Win %-age	1001 Wins	1001 Losses	All-Star Points	Games Played	All-Star %-age
E1/ Travelin' Beer Bellies	43	29	35	37	78	66	0.542	18	18	19	17	37	35	0.514	152	136	0.528	9	0	103.0	297	0.347
E 10 Yoneoka, J.J.	3	5	6	6	9	11	0.450	7	5	8	3	15	8	0.652	24	19	0.558	1	0	22.0	44	0.500
E 11 Yoneoka, Oakie	8	2	5	5	13	7	0.650	6	5	3	4	9	9	0.500	22	16	0.579	1	0	8.0	39	0.205
E 12 Blinco, Jim	1	0	0	0	1	0	1.000	0	1	0	1	0	2	0.000	1	2	0.333	0	0	1.0	3	0.333
E 13 Keesar, John	3	4	4	3	7	7	0.500	3	2	3	2	6	4	0.600	13	11	0.542	1	0	8.5	25	0.340
E 14 Side, Eric	8	3	4	7	12	10	0.545	6	5	4	5	10	10	0.500	22	20	0.524	1	0	26.0	43	0.605
E 15 Kring, Jeremy	7	4	5	4	12	8	0.600	6	4	3	5	9	9	0.500	21	17	0.553	1	0	13.5	39	0.346
E 16 Gabriel, Eric "Big E"	5	4	3	5	8	9	0.471	4	5	2	3	6	8	0.429	14	17	0.452	1	0	12.5	32	0.391
E 17 Thompson, Derek	1	1	3	4	4	5	0.444	1	4	4	5	5	9	0.357	9	14	0.391	1	0	3.0	24	0.125
E 18 Mathews, James	5	4	4	3	9	7	0.563	2	5	3	3	5	8	0.385	14	15	0.483	1	0	4.5	30	0.150
E 19 Martin, David	2	2	1	0	3	2	0.600	1	0	8	3	9	3	0.750	12	5	0.706	1	0	4.0	18	0.222
E2/ Rat Bar Stewards	29	43	31	41	60	84	0.417	11	25	17	19	28	44	0.389	116	172	0.403	0	8	110.0	296	0.372
E 20 McGettigan, Peter	4	8	7	4	11	12	0.478	3	6	5	7	8	13	0.381	19	25	0.432	0	1	24.5	45	0.544
E 21 Downs, Aaron	5	4	5	3	10	7	0.588	3	5	3	5	6	10	0.375	16	17	0.485	0	1	9.0	34	0.265
E 22 Walton, Terry	5	7	1	9	6	16	0.273	0	10	4	4	4	14	0.222	10	30	0.250	0	1	8.0	41	0.195
E 23 Bowes, Chuck	3	1	3	2	6	3	0.667	2	2	1	3	3	5	0.375	9	8	0.529	0	1	8.5	18	0.472
E 24 Sager, Chris	4	7	2	8	6	15	0.286	4	6	6	6	10	12	0.455	16	27	0.372	0	1	17.5	44	0.398
E 25 Hoffman, Pete	2	7	1	5	3	12	0.200	2	7	5	2	7	9	0.438	10	21	0.323	0	1	5.5	32	0.172
E 26 Smith, Sarge	6	1	11	1	17	2	0.895	6	6	5	7	11	13	0.458	28	15	0.651	0	1	30.0	44	0.682
E 27 Summers, Alexis	0	8	1	9	1	17	0.056	2	8	5	4	7	12	0.368	8	29	0.216	0	1	7.0	38	0.184
E3/ One Armed Bandits	34	38	31	41	65	79	0.451	15	21	18	18	33	39	0.458	131	157	0.455	0	8	103.0	296	0.348
E 30 Taylor, Wayne	4	5	0	7	4	12	0.250	0	8	2	9	2	17	0.105	6	29	0.171	0	1	9.0	36	0.250
E 31 Johnson, Sven	4	5	3	5	7	10	0.412	4	5	4	2	8	7	0.533	15	17	0.469	0	1	9.0	33	0.273
E 32 Kempf, Greg	6	1	4	6	10	7	0.588	3	4	5	6	8	10	0.444	18	17	0.514	0	1	7.5	36	0.208
E 33 Taylor, Walter	0	0	0	0	0	0	#DIV/0!	0	0	0	0	0	0	#DIV/0!	0	0	#DIV/0!	0	0	0.0	0	#DIV/0!
E 34 Vitale, Brian	10	1	6	5	16	6	0.727	3	4	3	3	6	7	0.462	22	13	0.629	0	1	25.5	36	0.708
E 35 Phelps, Doug	0	5	9	3	9	8	0.529	8	4	7	3	15	7	0.682	24	15	0.615	0	1	19.5	40	0.488
E 36 Kiser, Lyman	5	4	4	8	9	12	0.429	4	8	4	4	8	12	0.400	17	24	0.415	0	1	18.5	42	0.440
E 37 Wiles, Jay	3	7	3	5	6	12	0.333	1	5	4	6	5	11	0.313	11	23	0.324	0	1	3.0	35	0.086
E 38 Whalen, Brendan "Bee"	2	10	2	2	4	12	0.250	7	4	7	3	14	7	0.667	18	19	0.486	0	1	11.0	38	0.289
E4/ Pog Mo Hon	38	34	37	35	75	69	0.521	23	13	21	15	44	28	0.611	163	125	0.566	0	0	149.5	288	0.519
E 40 Robertson, Ginger	5	4	8	2	13	6	0.684	8	2	3	7	11	9	0.550	24	15	0.615			23.0	39	0.590
E 41 Robertson, David	9	2	4	6	13	8	0.619	6	5	7	3	13	8	0.619	26	16	0.619			15.0	42	0.357
E 42 Ryan, Ann	2	0	2	3	4	3	0.571	2	2	5	4	7	6	0.538	11	9	0.550			9.5	20	0.475
E 43 Lang, Brian	3	7	2	3	5	10	0.333	2	1	0	4	2	5	0.286	7	15	0.318			7.0	22	0.318
E 44 Lorbacher, Scott	0	5	4	5	4	10	0.286	8	3	8	3	16	6	0.727	20	16	0.556			24.5	36	0.681
E 45 Hounsell, Bob	7	1	7	3	14	4	0.778	7	2	6	1	13	3	0.813	27	7	0.794			31.0	34	0.912
E 46 Margets, Steve	5	4	4	4	9	8	0.529	5	3	4	1	9	4	0.692	18	12	0.600			11.5	30	0.383
E 47 Jaraszewicz, Jay	2	6	1	5	3	11	0.214	2	3	2	3	4	6	0.400	7	17	0.292			10.5	24	0.438
E 48 Blackburn, Larry	5	5	5	4	10	9	0.526	6	5	7	4	13	9	0.591	23	18	0.561			17.5	41	0.427
E5/ Heroes In Trouble	41	31	49	23	90	54	0.625	23	13	21	15	44	28	0.611	178	110	0.618	7	7	134.0	302	0.444
E 50 Enos, Kellee	8	4	4	4	12	8	0.600	2	6	6	4	8	10	0.444	20	18	0.526	1	1	14.5	40	0.363
E 51 Barton, Kevin	5	3	10	1	15	4	0.789	7	3	6	3	13	6	0.684	28	10	0.737	1	1	28.5	40	0.713
E 52 Shine, Donnie	6	5	8	3	14	8	0.636	8	3	3	6	11	9	0.550	25	17	0.595	1	1	16.5	44	0.375
E 53 DuFraine, Pete	5	5	4	4	9	9	0.500	4	2	3	4	7	6	0.538	16	15	0.516	0	0	11.5	31	0.371
E 54 Stasko, Bill	7	4	9	3	16	7	0.696	9	2	6	6	15	8	0.652	31	15	0.674	1	1	19.5	48	0.406
E 55 Alapin, Toni	3	3	1	1	4	4	0.500	2	5	6	3	8	8	0.500	12	12	0.500	1	1	5.5	26	0.212
E 56 Wackerman, Mark	6	6	9	3	15	9	0.625	10	2	9	3	19	5	0.792	34	14	0.708	1	1	27.0	50	0.540
E 57 Goyen, Dave	1	1	4	4	5	5	0.500	4	3	3	1	7	4	0.636	12	9	0.571	1	1	11.0	23	0.478
E6/ I.N.C.	39	33	37	35	76	68	0.528	21	15	13	23	34	38	0.472	144	144	0.500	18	7	118.5	313	0.379
E 60 Clement, Dawn	4	8	1	4	5	12	0.294	8	4	5	7	13	11	0.542	18	23	0.439	3	1	10.5	45	0.233
E 61 Mitchell, Steve	0	0	0	0	0	0	#DIV/0!	0	0	0	0	0	0	#DIV/0!	0	0	#DIV/0!	0	0	0.0	0	#DIV/0!
E 62 Gildea, Tom	5	5	2	9	7	14	0.333	3	6	5	4	8	10	0.444	15	24	0.385	2	1	12.5	42	0.298
E 63 Alm, Doug	4	7	2	9	6	16	0.273	4	3	2	8	6	11	0.353	12	27	0.308	2	1	12.5	42	0.298
E 64 Sawyer, Matt	8	4	9	3	17	7	0.708	9	4	1	10	10	14	0.417	27	21	0.563	3	1	18.5	52	0.356
E 65 Sawyer, Duane	6	5	10	2	16	7	0.696	7	5	6	6	13	11	0.542	29	18	0.617	3	1	24.0	51	0.471
E 66 Medlin, Joe	2	2	3	5	5	7	0.417	2	5	1	5	3	10	0.231	8	17	0.320	2	1	6.0	28	0.214
E 67 Knox, Mike	10	2	10	3	20	5	0.800	9	3	6	6	15	9	0.625	35	14	0.714	3	1	34.5	53	0.651
E7/ Bulls Hitters	28	44	32	40	60	84	0.417	15	21	17	19	32	40	0.444	124	164	0.431	0	6	101.0	294	0.344
E 70 Cummings, Dick	5	6	5	5	10	11	0.476	4	6	5	5	9	11	0.450	19	22	0.463	0	1	14.0	42	0.333
E 71 Moulds, Patrick	3	8	1	9	4	17	0.190	1	10	6	5	7	15	0.318	11	32	0.256	0	1	6.0	44	0.136
E 72 Moulds, Ron	1	3	3	1	4	4	0.500	1	3	2	2	3	5	0.375	7	9	0.438	0	0	10.0	16	0.625
E 73 Beaudoin, Patrick	2	2	3	0	5	2	0.714	0	4	1	3	1	7	0.125	6	9	0.400	0	0	6.5	15	0.433
E 74 Beaudoin, Paul	4	4	7	4	11	8	0.579	6	3	7	3	13	6	0.684	24	14	0.632	0	1	25.0	39	0.641
E 75 Watt, Chuck	2	4	1	6	3	10	0.231	5	2	2	5	7	7	0.500	10	17	0.370	0	0	8.5	27	0.315
E 76 Whitney, Bob	4	7	4	6	8	13	0.381	7	3	5	5	12	8	0.600	20	21	0.488	0	1	9.5	42	0.226
E 77 Kessing, Ned	5	4	4	5	9	9	0.500	3	7	3	5	6	12	0.333	15	21	0.417	0	1	13.0	37	0.351
E 78 Markiewicz, Dave	2	6	4	4	6	10	0.375	3	4	3	5	6	9	0.400	12	19	0.387	0	1	8.5	32	0.266

	Singles	301	Singles	Cricket	Singles	Record	Singles Win %-age	Doubles	Cricket	Doubles	501	Doubles	Record	Doubles Win %-age	Sngls + Dbls	Record	Sngls + Dbls Win %-age	1001 Wins	1001 Losses	All-Star Points	Games Played	All-Star %-age
F1/ BB & the Pimps	37	47	24	60	61	107	0.363	20	22	22	20	42	42	0.500	145	191	0.432	0	0	134.0	336	0.399
F 10 Campbell, Britt	10	6	3	15	13	21	0.382	8	9	10	7	18	16	0.529	31	37	0.456			18.5	68	0.272
F 11 Grannis, Jason	8	7	5	11	13	18	0.419	8	9	10	7	18	16	0.529	31	34	0.477			48.5	65	0.746
F 12 Ford, Brian	7	13	4	13	11	26	0.297	9	11	8	8	17	19	0.472	28	45	0.384			17.5	73	0.240
F 13 Price, David	1	1	1	2	2	3	0.400	3	0	1	2	4	2	0.667	6	5	0.545			6.0	11	0.545
F 14 Perry, Anita	8	10	8	9	16	19	0.457	8	7	9	9	17	16	0.515	33	35	0.485			31.0	68	0.456
F 15 Gilmour, Barbara	0	1	0	0	0	1	0.000	0	0	0	0	0	0	#DIV/0!	0	1	0.000			0.0	1	0.000
F 16 Miller, John	0	0	1	1	1	1	0.500	0	0	0	1	0	1	0.000	1	2	0.333			0.0	3	0.000
F 17 Vail, Paul	0	6	2	2	2	8	0.200	1	5	2	3	3	8	0.273	5	16	0.238			8.0	21	0.381
F 18 Quintana, Devon	1	1	0	3	1	4	0.200	0	2	1	2	1	4	0.200	2	8	0.200			1.0	10	0.100
F 19 Griffin, Kevin	2	2	0	4	2	6	0.250	3	1	3	1	6	2	0.750	8	8	0.500			3.5	16	0.219
F2/ Dynamic Darts	42	42	35	49	77	91	0.458	21	21	15	27	36	48	0.429	149	187	0.443	0	0	111.5	336	0.332
F 20 McFadden, Kevin	3	10	9	3	12	13	0.480	8	7	8	6	16	13	0.552	28	26	0.519			22.5	54	0.417
F 21 Jackson, Barry "Bump"	7	4	5	6	12	10	0.545	5	3	3	2	8	5	0.615	20	15	0.571			14.0	35	0.400
F 22 Markov, Jim	11	4	6	8	17	12	0.586	5	6	4	8	9	14	0.391	26	26	0.500			28.0	52	0.538
F 23 Kroll, Brian	6	6	3	4	9	10	0.474	7	3	3	7	10	10	0.500	19	20	0.487			6.0	39	0.154
F 24 Ellison, George	0	2	3	6	3	8	0.273	4	5	3	5	7	10	0.412	10	18	0.357			13.0	28	0.464
F 25 Costen, Todd	7	5	3	8	10	13	0.435	5	5	3	9	8	14	0.364	18	27	0.400			10.5	45	0.233
F 26 Antonacci, Jay	2	2	2	6	4	8	0.333	1	6	2	5	3	11	0.214	7	19	0.269			3.5	26	0.135
F 27 Kissinger, Tim	6	5	3	4	9	9	0.500	5	4	4	6	9	10	0.474	18	19	0.486			11.0	37	0.297
F 28 Haskins, Mike	0	2	0	1	0	3	0.000	0	0	0	0	0	0	#DIV/0!	0	3	0.000			0.0	3	0.000
F 29 Wiley, Chris	0	2	1	3	1	5	0.167	2	3	0	6	2	9	0.182	3	14	0.176			3.0	17	0.176
F3/ Da Bulls	45	39	37	47	82	86	0.488	20	22	26	16	46	38	0.548	174	162	0.518	0	0	95.5	336	0.284
F 30 Kerr, Duncan	8	4	7	4	15	8	0.652	8	6	8	4	16	10	0.615	31	18	0.633			15.5	49	0.316
F 31 White, Bill	8	6	8	5	16	11	0.593	5	7	9	4	14	11	0.560	30	22	0.577			14.0	52	0.269
F 32 Munn, Chuck	4	3	3	4	7	7	0.500	4	4	5	3	9	7	0.563	16	14	0.533			4.5	30	0.150
F 33 McSorley, Paul	6	4	6	5	12	9	0.571	7	5	7	5	14	10	0.583	26	19	0.578			20.5	45	0.456
F 34 Snowden, Mark	8	5	5	7	13	12	0.520	5	7	8	4	13	11	0.542	26	23	0.531			17.0	49	0.347
F 35 Ammon, Mark	3	8	4	8	7	16	0.304	3	9	7	4	10	13	0.435	17	29	0.370			9.0	46	0.196
F 36 Palkoski, Scott	5	1	0	6	5	7	0.417	4	3	4	2	8	5	0.615	13	12	0.520			10.0	25	0.400
F 37 Galvin, Dan	3	8	4	8	7	16	0.304	4	3	4	6	8	9	0.471	15	25	0.375			5.0	40	0.125
F4/ Sharky's Machine	44	40	52	32	96	72	0.571	27	15	20	22	47	37	0.560	190	146	0.565	6	6	87.5	348	0.251
F 40 Arensdorf, David	10	1	9	2	19	3	0.864	9	2	6	5	15	7	0.682	34	10	0.773	1	1	17.5	46	0.380
F 41 Allison, Frank	7	6	8	5	15	11	0.577	12	1	4	9	16	10	0.615	31	21	0.596	1	1	18.5	54	0.343
F 42 Gross, Tom	8	5	7	7	15	12	0.556	7	7	7	5	14	12	0.538	29	24	0.547	1	1	12.0	55	0.218
F 43 Hines, Curtis	5	8	4	8	9	16	0.360	7	6	6	7	13	13	0.500	22	29	0.431	1	1	8.0	53	0.151
F 44 Browndorf, Ken	7	5	8	4	15	9	0.625	7	5	5	7	12	12	0.500	27	21	0.563	0	1	15.0	49	0.306
F 45 Krueger, Lonny	3	8	8	4	11	12	0.478	9	4	6	7	15	11	0.577	26	23	0.531	1	1	12.0	51	0.235
F 46 O'Dell, Jay	0	0	1	0	1	0	1.000	1	0	0	0	1	0	1.000	2	0	1.000	0	0	0.0	2	0.000
F 47 Parks, Paul	4	7	7	2	11	9	0.550	2	5	6	4	8	9	0.471	19	18	0.514	1	0	4.5	38	0.118
F5/ Damned Yankees!	46	38	50	34	96	72	0.571	24	18	20	22	44	40	0.524	184	152	0.548	8	0	122.0	344	0.355
F 50 Dougherty, Henry	1	5	0	7	1	12	0.077	6	3	4	6	10	9	0.526	11	21	0.344	1	0	2.0	33	0.061
F 51 Lupien, Bam	4	9	8	6	12	15	0.444	9	5	4	4	13	9	0.591	25	24	0.510	1	0	13.0	50	0.260
F 52 Doroshanko, Kim	5	7	0	5	5	12	0.294	3	3	3	7	6	10	0.375	11	22	0.333	1	0	3.0	34	0.088
F 53 Doroshanko, Jim	10	4	11	3	21	7	0.750	5	9	9	5	14	14	0.500	35	21	0.625	1	0	34.5	57	0.605
F 54 Boykin, Greg	3	6	7	3	10	9	0.526	6	4	3	7	9	11	0.450	19	20	0.487	1	0	15.0	40	0.375
F 55 Slowasski, Chris	6	1	7	4	13	5	0.722	6	2	4	5	10	7	0.588	23	12	0.657	1	0	7.0	36	0.194
F 56 Sarantos, Alex	8	5	8	5	16	10	0.615	8	4	7	5	15	9	0.625	31	19	0.620	1	0	26.0	51	0.510
F 57 Fournier, Chris	8	1	9	1	17	2	0.895	5	5	6	5	11	10	0.524	28	12	0.700	1	0	21.5	41	0.524
F 58 Crim, Shane	1	0	0	0	1	0	1.000	0	1	0	0	0	1	0.000	1	1	0.500	0	0	0.0	2	0.000
F6/ Madhouse Patients III	45	38	53	30	98	68	0.590	24	18	25	17	49	35	0.583	196	138	0.587	0	0	162.0	334	0.485
F 60 Robinson, Lance	6	6	4	10	10	16	0.385	5	7	9	5	14	12	0.538	24	28	0.462			14.5	52	0.279
F 61 Bennett, Mike "Bull"	6	5	4	7	10	12	0.455	5	6	6	4	11	10	0.524	21	22	0.488			14.0	43	0.326
F 62 Keleher, John	2	3	4	1	6	4	0.600	4	1	2	3	6	4	0.600	12	8	0.600			7.0	20	0.350
F 63 Harrington, Sean	5	3	7	1	12	4	0.750	6	2	3	5	9	7	0.563	21	11	0.656			14.5	32	0.453
F 64 Ray, Robert	5	4	7	1	12	5	0.706	8	0	6	2	14	2	0.875	26	7	0.788			21.0	33	0.636
F 65 Penny, Ron	9	6	11	4	20	10	0.667	10	6	11	4	21	10	0.677	41	20	0.672			45.0	61	0.738
F 66 Cox, John	7	7	10	2	17	9	0.654	7	6	7	8	14	14	0.500	31	23	0.574			18.5	54	0.343
F 67 Nobles, Jonathan	5	4	6	4	11	8	0.579	3	8	6	3	9	11	0.450	20	19	0.513			27.5	39	0.705
F7/ Fup'd Ducks Again	32	51	38	45	70	96	0.422	12	30	18	24	30	54	0.357	130	204	0.389	0	6	88.5	340	0.260
F 70 Carawon, Bob	8	6	6	7	14	13	0.519	7	7	5	9	12	16	0.429	26	29	0.473	0	1	12.5	56	0.223
F 71 Young, Perry	1	6	0	7	1	13	0.071	2	4	6	1	8	5	0.615	9	18	0.333	0	1	3.0	28	0.107
F 72 Casadonte, Paul	4	4	7	2	11	6	0.647	1	8	5	3	6	11	0.353	17	17	0.500	0	1	12.0	35	0.343
F 73 Tollerton, Steve "Tolly"	5	8	9	5	14	13	0.519	3	10	3	10	6	20	0.231	20	33	0.377	0	1	21.0	54	0.389
F 74 Converse, Stan	2	7	7	4	9	11	0.450	5	6	6	7	11	13	0.458	20	24	0.455	0	0	17.0	44	0.386
F 75 Tollerton, David	6	9	4	9	10	18	0.357	2	12	5	10	7	22	0.241	17	40	0.298	0	1	9.0	58	0.155
F 76 Stevens, Tim	1	4	0	5	1	9	0.100	0	5	2	3	2	8	0.200	3	17	0.150	0	0	2.5	20	0.125
F 77 Meeks, Tommy	5	7	5	6	10	13	0.435	4	8	4	5	8	13	0.381	18	26	0.409	0	1	11.5	45	0.256
F 78 Spivey, Robbie	0	0	0	0	0	0	#DIV/0!	0	0	0	0	0	0	#DIV/0!	0	0	#DIV/0!	0	0	0.0	0	#DIV/0!
F8/ Bull Daggers	44	40	46	38	90	78	0.536	20	22	22	20	42	42	0.500	174	162	0.518	0	0	149.0	336	0.443
F 80 Herbert, Kirk	10	6	8	6	18	12	0.600	6	8	7	6	13	14	0.481	31	26	0.544			29.0	57	0.509
F 81 Collins, Debbie	3	4	3	7	6	11	0.353	2	7	5	6	7	13	0.350	13	24	0.351			9.0	37	0.243
F 82 Collins, Mike	5	8	10	5	15	13	0.536	9	6	12	4	21	10	0.677	36	23	0.610			27.5	59	0.466
F 83 Winters, Tom	12	2	11	4	23	6	0.793	11	3	9	5	20	8	0.714	43	14	0.754			47.0	57	0.825
F 84 Rowe, Travis	7	6	8	4	15	10	0.600	5	9	6	7	11	16	0.407	26	26	0.500			13.5	52	0.260
F 85 Balogh, Alice	1	8	4	2	5	10	0.333	0	6	1	4	1	10	0.091	6	20	0.231			7.0	26	0.269
F 86 Bull, Perry	6	6	2	10	8	16	0.333	7	5	4	8	11	13	0.458	19	29	0.396			16.0	48	0.333

		Singles	301	Singles	Cricket	Singles	Record	Singles Win %-age	Doubles	Cricket	Doubles	501	Doubles	Record	Doubles Win %-age	Sngls + Dbls	Record	Sngls + Dbls Win %-age	1001 Wins	1001 Losses	All-Star Points	Games Played	All-Star %-age
G1/ Hard Cheddar		49	35	45	39	94	74	0.560	23	19	23	19	46	38	0.548	186	150	0.554	0	7	85.5	343	0.249
G 10	Fourhman, Karsh	10	3	9	4	19	7	0.731	8	5	6	7	14	12	0.538	33	19	0.635	0	1	16.5	53	0.311
G 11	DeMattos, Rick	8	3	4	5	12	8	0.600	6	5	8	4	14	9	0.609	26	17	0.605	0	1	15.5	44	0.352
G 12	Miller, Jay	6	9	7	5	13	14	0.481	7	8	9	5	16	13	0.552	29	27	0.518	0	1	14.0	57	0.246
G 13	Davis, Stuart	3	3	3	5	6	8	0.429	5	1	1	6	6	7	0.462	12	15	0.444	0	1	4.0	28	0.143
G 14	Murdock, Jim	11	3	9	5	20	8	0.714	6	8	10	4	16	12	0.571	36	20	0.643	0	1	9.5	57	0.167
G 15	Howley, John	5	8	6	9	11	17	0.393	6	6	8	6	14	12	0.538	25	29	0.463	0	1	10.5	55	0.191
G 16	Lynch, Jim	6	6	7	6	13	12	0.520	8	5	4	6	12	11	0.522	25	23	0.521	0	1	15.5	49	0.316
G2/ Get Over It		50	32	41	41	91	73	0.555	16	26	19	23	35	49	0.417	161	171	0.485	4	9	89.5	345	0.259
G 20	Young, Jeff	11	5	8	9	19	14	0.576	7	8	9	12	16	20	0.444	35	34	0.507	1	2	18.5	72	0.257
G 21	Steinhauer, Bruce	0	0	0	0	0	0	#DIV/0!	0	0	0	0	0	0	#DIV/0!	0	0	#DIV/0!	0	0	0.0	0	#DIV/0!
G 22	Wilser, Dave	16	8	11	11	27	19	0.587	5	18	7	13	12	31	0.279	39	50	0.438	1	2	27.0	92	0.293
G 23	Lawley, Charlie	12	5	10	5	22	10	0.688	9	10	11	10	20	20	0.500	42	30	0.583	1	2	20.5	75	0.273
G 24	Lawley, Lisa	8	12	8	16	16	28	0.364	8	14	8	10	16	24	0.400	32	52	0.381	1	2	19.5	87	0.224
G 25	Sharp, Scooter	3	2	4	0	7	2	0.778	3	2	3	1	6	3	0.667	13	5	0.722	0	1	4.0	19	0.211
G3/ Point Break		38	46	47	37	85	83	0.506	19	23	18	24	37	47	0.440	159	177	0.473	7	6	125.0	349	0.358
G 30	Crowley, Fulton	6	8	8	3	14	11	0.560	9	4	3	8	12	12	0.500	26	23	0.531	1	1	18.0	51	0.353
G 31	Mozzetti, Tim	7	3	6	7	13	10	0.565	6	6	7	5	13	11	0.542	26	21	0.553	0	1	26.0	48	0.542
G 32	Swaid, Jill	3	4	4	6	7	10	0.412	5	5	3	4	8	9	0.471	15	19	0.441	1	1	9.0	36	0.250
G 33	Wissinger, Wes	3	2	7	1	10	3	0.769	6	5	1	10	7	15	0.318	17	18	0.486	0	1	15.0	36	0.417
G 34	Farthing, Carter	9	2	11	0	20	2	0.909	5	6	6	6	11	12	0.478	31	14	0.689	1	1	31.5	47	0.670
G 35	Simmons, Tate	6	7	9	3	15	10	0.600	6	6	8	5	14	11	0.560	29	21	0.580	1	0	19.0	51	0.373
G 36	Hubbard, Kevin	2	4	1	7	3	11	0.214	0	7	5	3	5	10	0.333	8	21	0.276	1	1	4.5	31	0.145
G 37	Webb, Steve	1	9	1	9	2	18	0.100	1	5	3	4	4	9	0.308	6	27	0.182	1	0	1.0	34	0.029
G 38	Lyndsay, Lynette	1	7	0	1	1	8	0.111	0	2	0	3	0	5	0.000	1	13	0.071	1	0	1.0	15	0.067
G 39	Thomas, Jason	0	0	0	0	0	0	#DIV/0!	0	0	0	0	0	0	#DIV/0!	0	0	#DIV/0!	0	0	0.0	0	#DIV/0!
G4/ The G Spot		38	46	40	44	78	90	0.464	19	23	21	21	40	44	0.476	158	178	0.470	7	7	83.5	350	0.239
G 40	Thomas, Heather	4	5	8	2	12	7	0.632	2	8	5	5	7	13	0.350	19	20	0.487	1	0	5.5	40	0.138
G 41	Sanger, Randy	5	3	4	5	9	8	0.529	5	3	5	4	10	7	0.588	19	15	0.559	1	1	12.0	36	0.333
G 42	McKeever, Mark	6	8	4	8	10	16	0.385	6	7	5	9	11	16	0.407	21	32	0.396	1	1	10.0	55	0.182
G 43	Wills, Chris	6	6	5	8	11	14	0.440	3	4	5	7	8	11	0.421	19	25	0.432	1	1	8.5	46	0.185
G 44	Hatfield, James	4	6	5	7	9	13	0.409	8	4	5	5	13	9	0.591	22	22	0.500	1	1	17.0	46	0.370
G 45	Roache, Michael	0	5	3	3	3	8	0.273	4	5	5	2	9	7	0.563	12	15	0.444	0	0	4.0	27	0.148
G 46	Hurley, John	4	5	3	5	7	10	0.412	2	5	4	3	6	8	0.429	13	18	0.419	1	1	13.5	33	0.409
G 47	Keither, Bill	0	0	1	0	1	0	1.000	0	2	2	0	2	2	0.500	3	2	0.600	0	0	0.0	5	0.000
G 48	Griffin, Bill	2	3	1	1	3	4	0.429	1	3	3	3	4	6	0.400	7	10	0.412	0	1	7.0	18	0.389
G 49	Beavers, Clarke	7	5	6	5	13	10	0.565	7	5	3	4	10	9	0.526	23	19	0.548	1	1	6.0	44	0.136
G5/ Murphy's Law		34	48	34	48	68	96	0.415	20	22	19	23	39	45	0.464	146	186	0.440	0	0	89.0	332	0.268
G 50	Peterman, Philip	8	7	6	9	14	16	0.467	9	6	6	8	15	14	0.517	29	30	0.492			22.0	59	0.373
G 51	Hatch, Nicole	8	7	9	6	17	13	0.567	7	7	7	7	14	14	0.500	31	27	0.534			19.0	58	0.328
G 52	Osborne, Trish	3	12	4	10	7	22	0.241	4	13	6	10	10	23	0.303	17	45	0.274			12.0	62	0.194
G 53	Waldrip, Jay	7	8	8	6	15	14	0.517	10	4	8	7	18	11	0.621	33	25	0.569			22.5	58	0.388
G 54	Ricket, Mike	4	9	5	10	9	19	0.321	6	8	6	9	12	17	0.414	21	36	0.368			8.0	57	0.140
G 55	Chase, Jim	4	5	2	7	6	12	0.333	4	6	5	5	9	11	0.450	15	23	0.395			5.5	38	0.145
G6/ Dead Sox		35	49	34	50	69	99	0.411	23	19	20	22	43	41	0.512	155	181	0.461	23	0	74.5	359	0.208
G 60	Sedgwick, Jim	2	7	0	2	2	9	0.182	1	3	3	4	4	7	0.364	6	16	0.273	2	0	1.0	24	0.042
G 61	Cullen, Pat	4	8	1	8	5	16	0.238	3	5	4	5	7	10	0.412	12	26	0.316	3	0	7.0	41	0.171
G 62	Britt, Jim	6	2	8	0	14	2	0.875	4	3	6	1	10	4	0.714	24	6	0.800	1	0	15.5	31	0.500
G 63	Smith, Van	5	6	8	4	13	10	0.565	9	3	5	4	14	7	0.667	27	17	0.614	3	0	15.5	47	0.330
G 64	Williams, Nelson	4	6	2	5	6	11	0.353	5	4	4	3	9	7	0.563	15	18	0.455	3	0	4.5	36	0.125
G 65	Turner, Stuart	3	5	3	5	6	10	0.375	8	1	3	5	11	6	0.647	17	16	0.515	2	0	5.0	35	0.143
G 66	Breton, Fuzzy	0	7	2	8	2	15	0.118	4	4	2	5	6	9	0.400	8	24	0.250	2	0	0.0	34	0.000
G 67	Colton, Mitch	3	6	1	11	4	17	0.190	5	7	4	7	9	14	0.391	13	31	0.295	3	0	2.0	47	0.043
G 68	Dobbin, Charles	0	0	0	4	0	4	0.000	0	2	1	5	1	7	0.125	1	11	0.083	1	0	0.0	13	0.000
G 69	Taylor, Jeff	8	2	9	3	17	5	0.773	7	6	8	5	15	11	0.577	32	16	0.667	3	0	24.0	51	0.471
G7/ Dart Attack		46	37	48	35	94	72	0.566	23	19	21	21	44	40	0.524	182	152	0.545	0	0	68.5	334	0.205
G 70	Sautter, Don	11	3	9	4	20	7	0.741	11	4	6	8	17	12	0.586	37	19	0.661			16.0	56	0.286
G 71	Nagy, Jason	6	7	3	8	9	15	0.375	5	8	8	4	13	12	0.520	22	27	0.449			12.0	49	0.245
G 72	Bacanskas, Andrew	9	5	8	6	17	11	0.607	5	7	6	9	11	16	0.407	28	27	0.509			8.0	55	0.145
G 73	Dolan, Alex	2	3	4	2	6	5	0.545	5	2	4	5	9	7	0.563	15	12	0.556			5.0	27	0.185
G 74	Humeniuk, Dave	3	3	2	5	5	8	0.385	0	5	3	3	3	8	0.273	8	16	0.333			5.0	24	0.208
G 75	Street, Matt	5	7	9	4	14	11	0.560	6	6	4	6	10	12	0.455	24	23	0.511			14.0	47	0.298
G 76	Motley, Steve	6	6	8	4	14	10	0.583	10	3	8	3	18	6	0.750	32	16	0.667			5.5	48	0.115
G 77	Pollard, Bill	1	1	1	0	2	1	0.667	0	2	0	2	0	4	0.000	2	5	0.286			0.0	7	0.000
G 78	Leonard, Shawn	3	2	4	2	7	4	0.636	4	1	3	2	7	3	0.700	14	7	0.667			3.0	21	0.143
G8/ Modena Company		43	40	44	39	87	79	0.524	25	17	27	15	52	32	0.619	191	143	0.572	0	7	143.0	341	0.419
G 80	Pope, Joshua	10	4	12	2	22	6	0.786	9	5	11	3	20	8	0.714	42	14	0.750	0	1	46.0	57	0.807
G 81	Pope, Sherman	7	5	6	6	13	11	0.542	8	4	7	5	15	9	0.625	28	20	0.583	0	1	27.0	49	0.551
G 82	Saunders, Joshua	7	6	7	7	14	13	0.519	5	6	7	6	12	12	0.500	26	25	0.510	0	1	24.0	52	0.462
G 83	Buzzard, Peter	5	5	3	6	8	11	0.421	6	4	9	2	15	6	0.714	23	17	0.575	0	1	4.5	41	0.110
G 84	Huray, Adam	6	4	4	5	10	9	0.526	8	2	6	3	14	5	0.737	24	14	0.632	0	1	8.0	39	0.205
G 85	O'Farrell, Dustin	3	7	5	8	8	15	0.348	7	7	8	6	15	13	0.536	23	28	0.451	0	1	13.0	52	0.250
G 86	Kirkpatrick, Craig	5	9	7	5	12	14	0.462	7	6	6	5	13	11	0.542	25	25	0.500	0	1	20.5	51	0.402

Tournament Coordinators:

Michelle Gaffney
(919) 571-1917
e-mail - pmgaffney@aol.com

Fred Jordan
910-617-8346
e-mail - fjordan@ec.rr.com

Bob Gargan
e-mail - rggargan@aol.com

Carolina Dart Classic

Proceeds benefitting Habitat For Humanity

$10,000+

July 13-15, 2001

Sanctioning Pending

Tournament Location:

Wilmington Hilton
301 N. Water St.
Wilmington, NC 28401
910-763-5900
$75.00 Rate - Reserve by June 20
(Free parking and Shuttle from Airport)

Day Time	Friday 6:30pm	Friday 8:30pm	Saturday 10:00am	Saturday 12:30pm	Saturday 1:00pm	Saturday 3:00pm	Saturday 3:30pm	Saturday 5:00pm	Saturday 8:00pm	Sunday 10:30am	Sunday 1:00pm	Sunday 1:30pm	Sunday 3:00pm	Sunday 3:30pm
Sponsor	**Capital Area Dart Club**	**Raleigh Dart League**												
EVENTS	Chicago Pro Singles***	Blind Draw 501	Mixed Doubles Cricket	Open Doubles Cricket	Ladies Singles Cricket	Open Singles Cricket	Ladies Doubles Cricket	**Charity Mixed Triples**	Blind Draw Cricket	Mixed Doubles 501	Open Doubles 501	Ladies Singles 501	Open Singles 501	Ladies Doubles 501
Fee	$25 Person	$10 Person	$28 Team	$28 Team	** $18	** $18	$28 Team	$45 per team entry	$10 Person	$28 Team	$28 Team	** $18	** $18	$28 Team
1st	$200	%	$440	$440	$260	$440	$280	%	%	$400	$400	$200	$360	$200
2nd	$100	%	$220	$220	$140	$220	$140	%	%	$200	$200	$100	$160	$100
Top 4	$50	%	$110	$110	$60	$110	$60	%	%	$100	$80	$60	$80	$60
Top 8	$25	%	$60	$60	$30	$60	$30	%	%	$60	$40	$30	$40	$30
Top 16		%	$20	$20		$20			%	$20	$20		$20	
Total	$500	80%	$1,280	$1,280	$640	$1,280	$660	80%	80%	$1,200	$1,080	$540	$1,000	$540

Sign-up Closes at Posted Times

** $2.00 ADO Surcharge Applied to Singles Events

*** There will be Ladies Pro Singles Event (80% Payout) if there are at least 12 entries signed up to play.

Youth Singles - Saturday Morning 9:00am (by age group).
Adult/Youth Draw Doubles - Saturday afternoon at 5:30pm

Disclaimer for amateur status: The host association and/or the ADO assume no responsibility for any adverse effects which awards may have on the amateur status of any youth participant.
Warning: Darts is an adult sport. It is Dangerous for Children to play without adult supervision

Contact Bob Gargan for the Friday morning Golf Challenge

Exhibition with former World Champion John Part
Wednesday in Raleigh at Champions
Thursday in Wilmington at Reggie's
Starts at 6:30pm. LOD to follow

Go on-line at ncdarts.org or Call about Pre-registration!
All events for $115.00
(does not include Pro Singles or Golf)

Presented By:

Azelea Coast Dart Association

Singles and Doubles Leagues are starting!!!

CADC will be hosting doubles leagues on Tuesday nights and singles leagues (men and women separately) on Thursday nights beginning May 22nd and 24th.

Play begins at 8pm
Format is 2 out of 3 Cricket and 501
ADO rules apply
Cost is $20.00
Approximately 14 weeks of play depending on number of players per division.

Sign-ups will be taken at Champions on Friday nights before the LOD or contact Michelle at 571-1917 or via e-mail at pmgaffney@aol.com.

☞ DUE TO THE LATE TIMEFRAME FOR SIGNING UP FOR THIS SUMMER SEASON, PLEASE TALK TO MICHELLE GAFFNEY *ASAP* IF YOU ARE INTERESTED. ☜



Registration for Fall 2001 season

Site to be determined, 7:30 – 9:00 pm

[The wise captain calls the VoiceMail in early July for specifics…]
(Likely to be Champions Sports Bar, Mission Valley Shopping Center, Avent Ferry Road, Raleigh)

Wednesday July 25 — For returning teams (If your team is not returning leave message on voice mail. New captain! Pass info on to him).

Thursday July 26 — For new teams

Bring
1). Completed roster - use BLACK pen please
Divisions played by each member for last 3 seasons
2). ONE check for bar fee and a minimum of six players
(Bar fee is $20; player registration fee is $20)
NO CASH WILL BE ACCEPTED!!!!

Wednesday Aug. 1 — DEADLINE for unrestricted add-ons to roster

Aug. 2 thru Sept. 10 (tentatively) — Add-ons pre-approved by the Membership Committee:
1). Checks and player information as per roster to:
Kellee Enos (treasurer), tele# 851-5068
5803 Saddle Seat Dr, Raleigh, NC 27606
2). Mem.Sec. will inform captain of Committee's decision
A PLAYER IS NOT ELIGIBLE UNTIL APPROVED

Monday Aug 6 — Captains' Meeting, 7:30 pm, site TBA (Champions?)
- Pickup schedules, blank scoresheets, team rosters

Wednesday Aug 8 — 8:00 pm: Season starts

Monday Sept 10 (tentatively) — 5th week Captains Meeting (site and time, TBA)
- Bring NEW rosters if any changes from registration
- Deadline for submitting add-ons for approval

PLEASE WRITE IN BLACK, IN BLOCK LETTERS - ROSTER WILL BE PHOTOCOPIED
CAPTAINS: ADD E-MAIL ADDRESSES OF PLAYERS WISHING TO RECEIVE NEWSLETTER

(LEAVE SPACE BLANK FOR OFFICE USE)

TOTAL

Team Name _____ Team Number _____ (PLEASE LEAVE BLANK)

	Divisions played in previous 3 seasons	Name Home Bar & Dart Rep	Address Board #'s	M/F	Phone #	Fee Paid Date Paid
Captain						
0			e-mail		(H) (W)	
1					(H) (W)	
2					(H) (W)	
3					(H) (W)	
4					(H) (W)	
5					(H) (W)	
6					(H) (W)	
7					(H) (W)	
8					(H) (W)	
9					(H) (W)	

TONS OF NEWSLETTER

Home to the Fall Session of the Raleigh Dart League for the Banquet, Sunday, December 9, 2001
The "Exhibitionist Goth Chicks' First Class Flight to a Hawaiian International House of Pancakes" Edition

TOURNAMENT WINNERS

"A" Division - ***Lunatic Fringe*** *(14-8)*
Lunatic Fringe rides the shoulders of the Bigg Dogg's 4-0 record once again, as it becomes the only team this season to go undefeated in the season AND tournament. A surprising 5-1 loss in SCkt was the key to this match lasting as long as it did.

"B" Division - ***Dodge Darts*** *(?-?)*
The Dodgers came from the #5 spot to win their 2nd tournament in a row. That also makes 2 of the last 4, though they did win 3 tournaments before that. Not surprising since they ALWAYS win the tournament. Don't believe me? Just ask them (page 4).

"C" Division - ***Horsemen*** *(13-11)*
Nine Lives made things interesting in the semis, but other than that the Horsemen-Excalibur final seemed pre-destined, even in the fact that it went down to the final double in the final set.

"D" Division - ***UZMALL*** *(13-9)*
D division lives! Season after season, it is almost impossible to know what is coming from this division. Here, the #5 smoked the #1, then downed the #3 in the final. Both finalists were a whopping 6-6 in the regular season, making this the wild show of the season.

"E" Division - ***Sharky's Machine*** *(14-10)*
The Machine took this title, but I doubt anybody expected the route they took. They defeated the #7 in the quarters, the #6 in the semis, and the #5 in the finals. Are you kidding me? This is starting to look like a D division tournament…

"F" Division - ***Dynamic Darts*** *(13-9)*
Yawn. The top four advance. The top two advance. The top one wins. Boring, right? Wrong! Dynamic was down 9-3 after singles in the finals before winning 5 straight doubles for the Mugs.

"G" Division - ***AFLAC*** *(11-4)*
Well, the surest thing of this RDL season showed up shorthanded one too many times. And AFLAC took 'em out behind the wood-shed and swiped themselves a set of Mugs. That's just ducky…

REGULAR SEASON WINNERS

"A" Division - ***Lunatic Fringe*** *(12 wins, 0 losses)*
2nd place - Industrial Strength

"B" Division - ***Cheap Shots*** *(9 wins, 3 losses)*
2nd place - Last Call

"C" Division - ***Excalibur*** *(10 wins, 2 losses)*
2nd place - Horsemen

"D" Division - ***Pog Mo Hon*** *(9 wins, 3 losses)*
2nd place - Bullweiser

"E" Division - ***Woodchucks*** *(11 wins, 1 loss)*
2nd place - Sharky's Machine

"F" Division - ***Dynamic Darts*** *(13 wins, 1 loss)*
2nd place - Da Bulls

"G" Division - ***Don't Know*** *(11 wins, 1 loss)*
2nd place - AFLAC

(Rosters of all tournament-winning and regular season first place teams can be found on page 4.)

TABLE OF CONTENTS

Item	Page Number
Tournament & Regular Season Winning Teams	1
Spring 2002 RDL Season Information	1
Final Divisional Standings	2
Final Divisional Tournament Results	3
Tournament Winning Team Rosters	4
Regular Season Winning Team Rosters	4
Quotes from the tournaments	4
Request for Volunteers	4
Regular Season Trophy Dart Awards	5
Tournament Trophy Dart Awards	5
Other Tournament Hot Darts	5
Divisional Singles Win %-age Winners	6
Divisional All-Star Point %-age Winners	6
Players Who Beat the Singles Winners	6
Tiebreaker Stat Facts	6
Season Penalty Summary	6
List of Host Establishments	7
Notes for Spring 2002 RDL Registration	7
Contacts for other local spring dart leagues	7
RDL Address and Phone No. Information	8
Calendar of Events and Related Items	8
Season Penalty Log, Individual Trophy Requirements	8
JK's All-Star Team Picks	9
Quick Stat Tidbits	9
My Prediction Results	9
Rule Changes from Board Meeting, Bar ratings	10
NCCDL/NCLC summary	10
A couple random thoughts	10
NCCDL/NCLC Season and Tournament Results	11,12
Season Results from Past Six RDL Seasons	13,14
Top Fall 2001 Singles Records, by Division	15
Top Fall 2001 Doubles Records, by Division	16
Top Fall 2001 Singles+Doubles, by Division	17
Top Fall 2001 All Star %-ages, by Division	18
Top Individual Records, by Section of Play	19
League-Wide Individual Singles, Doubles Records	20
League-Wide Individual Singles+Doubles Records, All-Star %-ages	21
Singles, Doubles Records, Ranked by Team	22
Singles+Doubles Records, All-Star %-ages, Ranked by Team	23
Week-by-Week Match Results Table	24
Complete "A" Division Statistics	25
Complete "B" Division Statistics	26
Complete "C" Division Statistics	27
Complete "D" Division Statistics	28
Complete "E" Division Statistics	29
Complete "F" Division Statistics	30
Complete "G" Division Statistics	31
Registration Materials for Spring 2002 RDL Season	32

SPRING 2002 RALEIGH DART LEAGUE SEASON INFORMATION

Registration Meeting for ALL Teams (we have disposed of the 2nd meeting!) Champions Billiards; **Wednesday, January 9**, 7:30-9:00

Unlimited player addition through January 16, addition with approval until RDL Board meeting on Tuesday, March 12

MANDATORY Preseason Captains' Meeting
Champions Billiards; **Wednesday, January 30**, 7:30 p.m.

Match Play begins on Wednesday, February 6

There will be NO 5th week captains' meeting!!

FINAL!! DIVISIONAL TEAM STANDINGS FOR THE *FALL 2001* RDL SEASON

"A" Division

		W	L	Pts.
👍	Lunatic Fringe 👍	12	0	207
👍	Industrial Strength	9	3	158
3	Pig Darts	5	7	124
4	The Phrinj	5	7	121
5	Wherz Baldo?	5	7	108
👎	Dazed & Confused	3	9	112
👎	Dart Shadows	3	9	97

"B" Division

		W	L	Pts.
👍	Cheap Shots 👍	9	3	161
👍	Last Call	8	4	160
3	D. V. Needed	6	6	142
4	Dirty Dogs	6	6	132
5	Dodge Darts	6	6	124
👎	Get the Point!!!	5	7	140
👎	Another Comf. Numb Exp.	2	10	120

"C" Division

		W	L	Pts.
👍	Excalibur 👍	10	2	182
👍	Horsemen	10	2	170
3	Nine Lives	7	5	141
4	Hard Times	7	5	102
5	Home Thrown	4	8	106
👎	Starving Dartists	3	9	129
👎	SNAFU	1	11	75

"G" Division

		W	L	Pts.
👍	Don't Know 👍	11	1	193
👍	Bubba's Garage	8	4	165
3	AFLAC	8	4	159
4	Get Over It	6	6	108
5	Dead Sox	5	7	123
👎	The G Spot	3	9	107
👎	Murphy's Law	1	11	84

"D" Division

		W	L	Pts.
👍	Pog Mo Hon 👍	9	3	170
👍	Bullweiser	9	3	120
3	Some Old Some New	6	6	158
4	Heroes In Trouble	6	6	145
5	UZMALL	6	6	142
👎	Grateful Darts	5	7	129
👎	Travelin' Beer Bellies	1	11	105

"E" Division

		W	L	Pts.
👍	Woodchucks 👍	11	1	179
👍	Sharky's Machine	8	4	147
3	Damn Yankees	7	5	149
4	Kozmic Debris	7	5	148
5	BFD II	7	5	148
👎	One-Armed Bandits	1	11	105
👎	Tir na nOg	1	11	84

"F" Division

		W	L	Pts.
👍	Dynamic Darts 👍	13	1	215
👍	Da Bulls	9	5	191
3	Modena Company	9	5	165
4	Point Break	7	7	134
5	Rat Bar Stewards	6	8	134
6	Breakers Intimidators	5	9	125
👎	Madhouse Patients III	4	10	131
👎	Hard Cheddar	3	11	78

☎ = *phone-in penalty (5 pts.)*
📠 = *mail-in penalty (16 pts.)*
💣 = *captains' meeting penalty (5 pts.)*
☑ = *ballot penalty,* ✍ = *runoff ballot penalty (5 pts.)*
☹ = *ineligible player (match win, all pts., all team stats.)*
👎 = *clinched* "bottom-two" *finish in division*
👍 = *clinched* "top-two" *finish in division*
☝ = *regular season division champion*

FALL 2001 RDL DIVISIONAL TOURNAMENT RESULTS

Quarterfinals	*Semifinals*	*Finals*	***WINNER***

"A" Division

1 **Lunatic Fringe**
(Bye) — **Lunatic Fringe**
(13-5) **Lunatic Fringe**
5 Wherz Baldo?
(13-11) The Phrinj
4 The Phrinj — *(14-8)* **Lunatic Fringe**
3 Pig Darts
(?-?) Pig Darts
6 Dazed & Confused — *(13-4)* Industrial Strength
7 Dart Shadows
(13-2) Industrial Strength
2 Industrial Strength

"B" Division

1 Cheap Shots
(Bye) — Cheap Shots
(14-8) **Dodge Darts**
5 **Dodge Darts**
(14-6) **Dodge Darts**
4 Dirty Dogs — *(?-?)* **Dodge Darts**
3 D. V. Needed
(14-10) D. V. Needed
6 Get the Point!!! — *(13-11)* Last Call
7 Another Comf. Numb Exp.
(13-3) Last Call
2 Last Call

"C" Division

1 Excalibur
(Bye) — Excalibur
(11-3) Excalibur
5 Home Thrown
(11-7) Home Thrown
4 Hard Times — *(13-11)* **Horsemen**
3 Nine Lives
(14-10) Nine Lives
6 Starving Dartists — *(13-9)* **Horsemen**
7 SNAFU
(13-1) **Horsemen**
2 **Horsemen**

Quarterfinals	*Semifinals*	*Finals*	***WINNER***

"D" Division

1 Pog Mo Hon
(Bye) — Pog Mo Hon
(14-4) **UZMALL**
5 **UZMALL**
(13-11) **UZMALL**
4 Heroes In Trouble — *(13-9)* **UZMALL**
3 Some Old Some New
(14-4) Some Old Some New
6 Grateful Darts — *(14-10)* Some Old Some New
7 Travelin' Beer Bellies
(?-?) Bullweiser
2 Bullweiser

"E" Division

1 Woodchucks
(Bye) — Woodchucks
(14-8) BFD II
5 BFD II
(13-5) BFD II
4 Kozmic Debris — *(14-10)* **Sharky's Machine**
3 Damn Yankees
(13-12) One-Armed Bandits
6 One-Armed Bandits — *(14-10)* **Sharky's Machine**
7 Tir na nOg
(13-5) **Sharky's Machine**
2 **Sharky's Machine**

"F" Division

1 **Dynamic Darts**
(12-2) **Dynamic Darts**
8 Hard Cheddar — *(12-6)* **Dynamic Darts**
5 Rat Bar Stewards
(11-10) Point Break
4 Point Break — *(13-9)* **Dynamic Darts**
3 Modena Company
(12-5) Modena Company
6 Breakers Intimidators — *(?-?)* Da Bulls
7 Madhouse Patients III
(12-6) Da Bulls
2 Da Bulls

Quarterfinals	*Semifinals*	*Finals*

Finals	*Semifinals*	*Quarterfinals*

"G" Division

1 Don't Know
(Bye) — Don't Know
(12-7) Don't Know
5 Dead Sox
(12-7) Get Over It
4 Get Over It

(11-4)
AFLAC
WINNER

AFLAC
(14-8)

AFLAC 3
(14-0)
The G Spot 6

Murphy's Law 7
(?-?)
Bubba's Garage 2

TOURNAMENT WINNERS!!!!!!

"A" Division - ***Lunatic Fringe***

Steve Hoffmann (c)	Tom Brown	Jim Budelman
Bob Terry	Keith Wall	Don Butman
James Wilson	Chuck Greer	Joe Wilson

"B" Division - ***Dodge Darts***

Steve Holland (c)	Tim McNamara	Chris Hope
J.P. Evans	Rohan Anderson	Brent Butler
Fred Langley		Jeff Dahulich

"C" Division - ***Horsemen***

Tony Keller (c)	Len Maminski	Bob McCredie
Dave Metzker	Jeff Elliott	Steve Knight
Britt Phillips	Bart Bear	Mike Long
	Mike Knox	

"D" Division - ***UZMALL***

Joe Kunesh (c)	Mark Powell	Chuck Rouse
Fon Denton	Charlie Wilkinson	Bob Rube
Denny Williams	Mark Fulghum	Nick Stewart

"E" Division - ***Sharky's Machine***

David Arensdorf (c)	Frank Allison	Tom Gross
Lonny Kruger	Ken Browndorf	Curtis Hines
Corey Pitcher		Paul Parks

"F" Division - ***Dynamic Darts***

Kevin McFadden (c)	Jim Markov	Barry Jackson
Tim Kissinger	Brian Kroll	Todd Costen
George Ellison	Jim Costen	Chris Wiley
	Dave Granger	

"G" Division - ***AFLAC***

Bob Carawon (c)	Perry Young	Paul Casadonte
David Tollerton	Stan Converse	Steve Tollerton
Tim Stevens	Jim Hall	George Sutphen
	Dave Hodgeton	

REGULAR SEASON WINNERS!!!!!!

"A" Division - ***Lunatic Fringe***

Steve Hoffmann (c)	Tom Brown	Jim Budelman
Bob Terry	Keith Wall	Don Butman
James Wilson	Chuck Greer	Joe Wilson

"B" Division - ***Cheap Shots***

Steve Witz (c)	Mark Sellers	Josh Hall
Joe Stevens	Dave Domanski	Randy Warren
Dave Buckman		Chip Walker

"C" Division - ***Excalibur***

Gary Burney (c)	Jeff Prior	Robert Berry
Keith Shearin	Mark Slominski	Dale Long
Randy Baldwin		Chris Latham

"D" Division - ***Pog Mo Hon***

Ginger Robertson (c)	David Robertson	Ann Ryan
Brian Lang	Scott Lorbacher	Bob Hounsell
Larry Blackburn	Kevin Carter	Taylor White

"E" Division - ***Woodchucks***

Duane Sawyer (c)	Paul Beaudoin	Eric Side
Nicki Blackwood	Jeremy Kring	Matt Sawyer
Frank Loveland	Mark Dugger	Mitch Kenney

"F" Division - ***Dynamic Darts***

Kevin McFadden (c)	Jim Markov	Barry Jackson
Tim Kissinger	Brian Kroll	Todd Costen
George Ellison	Jim Costen	Chris Wiley
	Dave Granger	

"G" Division - ***Don't Know***

Britt Campbell (c)	Jason Grannis	John Tighe
Brian Ford	Keith Moats	John Branch
Aaron Mooty		David Price

VOLUNTEERS? ANYONE?

Every season I write this bit. I'm not begging anymore. Here is what the RDL Board can use help with almost every season:

Stanchion transport/setup at the banquet (they pay this person!)
Breakdown of the stanchions at the banquet
People to serve on the Rules Committee … and a bunch of
People to help plan/organize the banquet other little crap…

Ever really helped out before? No? Then it's probably your turn to get off your butt for a change… Find a Board member and volunteer now. They'll appreciate it, and your leaguemates will appreciate it.

START PLANNING NOW…

You know, it's never too early to start planning for the Spring season. Sometimes it's hard to track down teammates after the holiday break, so start setting your roster plans now and avoid the headache later.

QUOTES FROM THE TOURNAMENT

Quotes #1, 2 & 3 of the tournament : from Steve Holland, captain of B division's Dodge Darts, and Laura (Ludwig??), who also claims to be with Dodge Darts. *Quote #1* , from Steve, after the semifinals: "I can't believe you didn't pick us to win the tournament. We always win the tournament. I'll be calling you next week after we finish." *Quote #2* , from Laura, the night that Dodge Darts won: " Hi Jason, this is Laura from Dodge Darts. Ah, next season when you're doing the predictions, why don't you give me a call? I'll let you know whose gonna win because you did such a GREAT job this season." *Quote #3* , from Steve, the day after the final: " Hey Jason, Steve Holland with Dodge Darts, your upset special of the month. We beat Last Call, and we will appreciate next time if you give us a LITTLE bit of press. We always win the tournament." [Well, ok, let's address a few of these comments, shall we? First, you do/did get a little press. Dodge Darts was listed among my dark-horse picks for divisional tournament winners at the end of the column. Read any more than what specifically has your division letter next to it and you would have seen that. Second, if you want more recognition in my tournament predictions, maybe you shouldn't lose as often as you win ALL SEASON LONG. Third, if you guys are so dependably wonderful, I think that makes Cathy Moeschet's job (as Membership Director who sets the division) pretty easy - just put you heavily talented players in A division and be done with it. Fourth, you guys definitely win the award for most confident team in the league (no, I didn't SAY arrogant…), especially considering that you have people that aren't even on the roster calling and telling me how much more you know than I do. I can only assume that Laura is the one that played with Dodge Darts many seasons ago, and must still be hanging around with you guys. Care to put in a guest set of picks all season next season as a little competition? - JK]

Quote #4 : from Sharky's Machine, a team that really needs more to do in its spare time if it has time to plan little displays like this one: "Sharky's Machine… now that you've won the tournament, what are you going to do?… We're going to DISNEYLAND!" [Oh yikes. - JK]

Quote #5 : from Jim Markov, via email, with a little play-by-play: "Da Bulls got off to a great start by going 5-1 in singles 301, then 4-2 in singles cricket. That was 9-3 with only 6 doubles left. Dynamic needed to win 5 of the final 6 and things looked pretty bleak. DD managed to sweep doubles cricket (6-0) to square the match at 9-9...three games to go...both teams needed 2 out of the last three. DD won the first game when Kevin McFadden nailed double-1 and Barry "Bump" Jackson ended the season with a double-20 in the other game. It was a very exciting match and both teams threw great darts. Da Bulls are a great team and we look forward to playing them again in E division next spring. This season marks the first time DD managed to win a tournament in many years of competing. Yeah!!"

FINAL REGULAR SEASON TROPHY DART AWARDS

High In (301 only)

Tom Brown	**Ton-60**
Lunatic Fringe	8/8
Tom Brown (again!!)	**Ton-60**
Lunatic Fringe	9/26

High Out (301, 501, and 1001)

Paula Delp	**Ton-30**
D. V. Needed	8/22

Fast Singles 301

Steve Hoffmann	**9 darts**
Lunatic Fringe	9/12
John Jenkins	**9 darts**
Get the Point!!!	10/3
Mike Knox	**9 darts**
Horsemen	8/22
Keith Stark	**9 darts**
Last Call	8/29

Fast Singles Cricket

David Arensdorf	**15 darts**
Sharky's Machine	9/19
Bob McCredie	**15 darts**
Horsemen	11/7

Fast Doubles Cricket

Jim Budelman & Bob Terry	**19 darts**
Lunatic Fringe	8/15
Jim Budelman & Keith Wall	**19 darts**
Lunatic Fringe	10/24

Fast Doubles 501

Don Butman & Bob Terry	**17 darts**
Lunatic Fringe	8/15
Scott Butters & Barry Pierce	**17 darts**
Dazed & Confused	9/5
Jim Davis & Timothy Lane	**17 darts**
Pig Darts	9/5
Brian Ford & Keith Moats	**17 darts**
Don't Know	10/17

9 Marks

Jim Davis **(2)**	Pig Darts	9/12, 11/7
Wil Tan **(2)**	Industrial Strength	8/15, 9/12
Barron Aldridge	Dart Shadows	9/5
Kenny Allen	Dazed & Confused	9/26
Todd Baber	The Phrinj	9/26
Robb Beeson	Wherz Baldo?	10/31
Jim Budelman	Lunatic Fringe	9/5
Don Butman	Lunatic Fringe	9/26
Scott Butters	Dazed & Confused	11/7
Craig Cashwell	Pig Darts	8/22
Pat Cullen	Dead Sox	9/19
Joel Eason	Pig Darts	9/19
Barry Jackson	Dynamic Darts	10/31
Joe Kunesh	UZMALL	8/15
Chris Peoples	Last Call	9/5
Robbie Phillips	Industrial Strength	9/12
Somchai Samaluk	Industrial Strength	9/19
Mark Sellers	Cheap Shots	10/3
Marc Shown	Starving Dartists	10/17
Bill Stasko	Heroes In Trouble	10/31
Jill Swald	Point Break	10/24
Keith Wall	Lunatic Fringe	10/17
Lee Whitehead	D. V. Needed	10/3
Tom Winters	Bullweiser	8/29

Ton-80s

Scott Butters **(2)**	Dazed & Confused	9/5, 9/19
Randy Baldwin	Excalibur	11/7
Tom Brown	Lunatic Fringe	9/19
Kent Butters	Dazed & Confused	9/19
John Carpenter	The Phrinj	10/3
Chris Fournier	Damn Yankees	9/12
Chuck Greer	Lunatic Fringe	8/29
Bill Rhea	SNAFU	8/15
Brian Smith	Breakers Intimidators	8/15
Wil Tan	Industrial Strength	10/17
Lee Whitehead	D. V. Needed	10/31

6 Bulls

(none reported)

TOURNAMENT!!! TROPHY DART AWARDS

9 Marks

Eric Bonar	Pig Darts	11/14
Jim Hunsberger	Get the Point!!!	11/14
Lee Scott	Wherz Baldo?	11/14
Britt Campbell	Don't Know	11/28
John Carpenter	The Phrinj	11/28
Tom Brown	Lunatic Fringe	12/5
Don Butman	Lunatic Fringe	12/5
Somchai Samaluk	Industrial Strength	12/5

Ton-80s

Scott Lewis	Bullweiser	11/14
Lee Whitehead	D. V. Needed	11/14

6-Bulls

Jim Davis	Pig Darts	11/28

Ton-70-Ins/Outs

(none reported)

OTHER TOURNAMENT HOT DARTS

(Sorry, no award for these, but they're still good shots)

Joel Eason	Pig Darts	151-Out
Bill Stasko	Heroes In Trouble	5-Bulls
David Romanchek	Nine Lives	4-dart SCkt
Whit Bryant & Steve Wilcenski	Last Call	17-dart 501
Tom Brown & Keith Wall	Lunatic Fringe	19-dart 501
Tom Brown & Keith Wall	*(again in same set! - for the Mugs!)* Lunatic Fringe	19-dart 501

(…and no, I don't include an all-star list for the tournament because any fool can throw a bunch of all-stars when he or she is playing two-out-of-three singles cricket sets…)

For those who are new or simply were not aware of it: fast games, high ins and high outs in the tournament do not win awards unless they are perfect shots (170s) or games.

Fall 2001 RDL Individual Season-Long Awards

(The sets of women's awards are currently under revision. The awards may be different again next season, but for this season we are giving out divisional awards for both singles and all-stars, regardless of how many women are in each division.)

SINGLES WIN PERCENTAGE

			W	L	%-age
		"A" Division			
M:	Tom Brown	A2/ Lunatic Fringe	22	2	0.917
W:	(the only woman in A didn't play the minimum number of games)				
		"B" Division			
M:	Lee Whitehead	B2/ D. V. Needed	22	2	0.917
W:	Paula Delp	B2/ D. V. Needed	15	6	0.714
		"C" Division			
M:	Mike Knox	C1/ Horsemen	20	3	0.870
W:	Laurie Rhea	C6/ SNAFU	9	16	0.360
		"D" Division			
M:	Bill Stasko	D4/ Heroes In Trouble	21	3	0.875
W:	Ginger Robertson	D5/ Pog Mo Hon	13	7	0.650
		"E" Division			
M:	Frank Allison	E4/ Sharky's Machine	17	3	0.850
W:	Sierra Ferrell	E2/ BFD II	10	9	0.526
		"F" Division			
M:	Tim Kissinger	F3/ Dynamic Darts	20	4	0.833
W:	Ruthie Hendrick	F7/ Breakers Intimidators	7	12	0.368
		"G" Division			
M:	Jason Grannis	G1/ Don't Know	18	3	0.857
W:	Britt Campbell	G1/ Don't Know	11	10	0.524

ALL-STAR PERCENTAGE

			ASPs	TGP	%-age
		"A" Division			
M:	Jim Davis	A7/ Pig Darts	67.0	36	1.861
W:	(the only woman in A didn't play the minimum number of games)				
		"B" Division			
M:	Lee Whitehead	B2/ D. V. Needed	79.5	51	1.559
W:	Connie Austin	B4/ Get the Point!!!	18.0	34	0.529
		"C" Division			
M:	Bob James	C5/ Hard Times	40.5	45	0.900
W:	Laurie Rhea	C6/ SNAFU	21.5	48	0.448
		"D" Division			
M:	Kurt Kunttu	D7/ Some Old Some New	63.0	51	1.235
W:	Ginger Robertson	D5/ Pog Mo Hon	13.0	34	0.382
		"E" Division			
M:	Galen Gillett	E2/ BFD II	33.5	41	0.817
W:	Carol Whitehurst	E2/ BFD II	12.5	35	0.357
		"F" Division			
M:	John Cox	F8/ Madhouse Patients III	51.0	65	0.785
W:	Mel Grape	F7/ Breakers Intimidators	12.0	44	0.273
		"G" Division			
M:	John Tighe	G1/ Don't Know	25.5	40	0.638
W:	Nicole Hatch	G6/ Murphy's Law	15.0	41	0.366

THE PLAYERS WHO *BEAT* THE SINGLES %-AGE WINNERS (just the top winner in each division, plus the top leaguewide woman)

Who beat Tom Brown of Lunatic Fringe?
in 301: Will Benson (wk.5).
in cricket: Keith Gibbs (wk.2).

Who beat Lee Whitehead of D. V. Needed?
in 301: Dave Galloway (wk.3), Scott Ney (wk.8).
in cricket: (none).

Who beat Mike Knox of Horsemen?
in 301: Bill Rhea (wk.2).
in cricket: Sean Edgecombe (wk.1), James Marsden (wk.12).

Who beat Bill Stasko of Heroes In Trouble?
in 301: Scott Lorbacher (wk.10), Kirk Herbert (wk.11).
in cricket: Jack Dowling (wk.11).

Who beat Frank Allison of Sharky's Machine?
in 301: Billy Saunders (wk.6), Walter Taylor (wk.10).
in cricket: Mitch Kenney (wk.12).

Who beat Tim Kissinger of Dynamic Darts?
in 301: Joshua Pope (wk.6).
in cricket: Jill Swald (wk.2), Angie Bruns (wk.10), Peter McGettigan

Who beat Jason Grannis of Don't Know? (wk.12).
in 301: Don Sautter (wk.11), Jody Howard (wk.12).
in cricket: Steve Tollerton (wk.6).

Who beat Paula Delp of D. V. Needed?
in 301: Jim Hunsberger (wk.9), Jonathan Nobles (wk.14).
in cricket: Whit Bryant (wk.1), Tim McNamara (wk.6), Nate Wade (wk.8), Jan Austin (wk.9).

OUTGOING OFFICERS FROM 2001

Ok, so five of your RDL Board members are willing to continue their terms for another year. I doubt that most of you realize what that entails, so when you get a chance, check out who your Board is on page 8 and buy them a drink, tell them how you appreciate it, etc. But please don't forget Michelle Gaffney and Billie Churchwell, whose terms just ended. They have both served local darts for years, and deserve their thanks too.

THIS SEASON'S TIEBREAKERS

Last season we jumped back up to 30 regular season tiebreakers, a serious increase over the couple seasons prior. Well, we did that a pair better this season, with a total of 32 (plus at least 1 in the tournament). There were 2 in A division, 6 in B , 2 in C, 7 in D, 5 in E (1 of those was in the tourney), 6 in F, and 5 in G. 36 of the 50 RDL teams took part in at least one 1001 game, with 9 teams playing in at least 3 of the extra legs. Dirty Dogs and D. V. Needed in B division, UZMALL, Heroes In Trouble and Some Old Some New in D, BFD II and One-Armed Bandits in E, and Modena Company and Breakers Intimidators were the squads that loved getting more for their money. SOSN and Modena actually went for a 4th 1001 each! The team that made the best use of the team game was the Dirty Dogs, with their 3-0 record, while the heartbreak award has to go to Some Old Some New, which lost 3 of their 4 chances in overtime.

FALL 2001 PENALTY SUMMARY

After that penalty-laden debacle that we called the Fall 2000 season, last season's total was relatively refreshing. Luckily this season looks a great deal like last season. Our total number of penalties dropped again, from 47 to 44, and the total point loss decreased from 371 to 350 points. And the number of teams with three or more penalties stayed at 6 for the 2nd consecutive season, while the number of teams with at least one penalty increased from 22 of last season's 52 teams to 24 out of 50 this season. There was 1 Preseason Captains' Meeting Penalties (5 pts.), 6 Fifth Week Captains' Meeting Penalties (5 pts. each), 11 Election Ballot Penalties (5 pts. each), 1 Ineligible Player Penalty (3 pts.), 13 Phone-In Penalties (5 pts. each), and 12 Mail-In Penalties (16 pts. each), for a total of 350 points in penalty losses. Bullweiser led the way with 4 penalties, but they didn't actually end up costing them anything. The two most painful penalty sets go to: Wherz Baldo?, whose 3 penalties dropped them from 3rd to 5th in A division, and AFLAC, whose lone 5-point penalty wouldn't have been enough on its own to get them some plaques, but with only a 1-pt. difference at the end, some G division listing certainly may have been altered. And the only other team to lose position to penalty (Dodge Darts in B, from 3rd to 5th) didn't matter, since they won the Mugs anyway…

WHERE WE PLAY

After Hours **552-4131**
7608 Purfoy Road Fuquay-Varina
-in front of Comfort Inn, near Sunset Lake/401 inter.

Babineau's **467-5411**
1102 Buck Jones Road Cary
-nearly across from Crossroads Ford dealership

Blinco's **790-3882**
5009 Falls of the Neuse Road N. Raleigh
-in Quail Corners Shopping Center

Breakers Billiards **772-9593**
305 Tryon Road Raleigh
-in Tryon Hills Shop. Ctr. at US 70 & Tryon Rd.

Champions Billiards **833-8337**
2109-152 Avent Ferry Road Raleigh
-in Mission Valley Shopping Center

The Comet Lounge **833-8090**
3003 Hillsborough Street near NCSU
-between Milano's and the Brewery near Dixie

Fenway Sports Bar & Grill **661-0888**
1490 Garner Station Boulevard S. Raleigh
-in North Station Shopping Center

Hard Times Café **835-1600**
410 Glenwood Avenue Raleigh
-betw. Peace/Hillsborough in old Pine State Creamery

Montas International Lounge **361-2390**
2223 NC Highway 54 (was PJ's) RTP
-across RR tracks just east of 54/55 intersection

Murphy's Pub **859-5411**
401 Asheville Avenue, Suite 109 Cary
-corner of Tryon and Asheville, next to Jiffy Lube

Out Of The Park **465-1900**
108 Jerusalem Drive Morrisville
-off Airport Blvd., heading toward Cary from airport

Pantana's Pool Hall **833-2990**
3112 Hillborough Road near NCSU
-I think it's between Concord and Shepherd streets

Players Retreat **755-9589**
105 Oberlin Road near NCSU
-at corner of Oberlin Rd. & Hillsborough St.

Rack'M Up West **851-9006**
5563 Western Boulevard W. Raleigh
-at inter. with Buck Jones Rd. in Plaza West Shp. Ctr.

Scores Sports Bar **876-8143**
3050 Wake Forest Road N. Raleigh
-just inside the I-440 beltline

Sharky's Place **783-5448**
5800 Duraleigh Road NW Raleigh
-in the Yuppie Center near US 70 intersection

Snooker's-RW **828-7665**
3520 Wade Avenue NW Raleigh
-in Ridgewood Shopping Center

Tailgaters **872-2827**
2645-A East Millbrook Road N. Raleigh
-about half a mile west of US-1

Tir na nOg Irish Pub **833-7795**
218 South Blount Street Dwtn. Raleigh
-across from City Market

The Upper Deck (Cary) **460-9977**
329 N. Harrison Avenue Cary
-near intersection. of N. Harrison & Hwy. 54

Upper Deck Profile **833-4527**
625 E. Whitaker Mill Road Raleigh
-near intersection of Whitaker Mill & Wake Forest Rd.

Woody's **380-7737**
8260 Chapel Hill Road Cary
-between N. Harrison & Reedy Creek Road

SPRING 2002 RDL SEASON REGISTRATION DATES

Team registration dates: ALL teams - January 9 (please note that we no longer have the dual Wednesday/Thurs. registration meetings), Champions Billiards. Preseason captains' meeting is at 7:30 p.m, January 30th (please note that this meeting is now held on a Wednesday evening as well), at Champions. Match play starts February 6th.

And yes, I realize that this information is elsewhere in the Tons a couple of times, but I really don't want to lose any teams because they forgot to register. It's one thing to lose a team because they have other things to do every Wednesday, but it sucks when we lose a team because either we or they weren't paying attention.

DON'T FORGET - RDL PAYMENT INFORMATION

IT'S NOT NEWS ANYMORE. WE DON'T TAKE CASH FOR REGISTRATION, NEWSLETTER, ETC. DON'T SHOW UP WITH CASH AT NEXT SEASON'S REGISTRATION, OR YOU ARE OUT OF LUCK.

AND REMEMBER: DON'T BOUNCE A CHECK TO RDL - THAT WILL COST YOU AN EXTRA $20 FEE!

SPRING DARTS ELSEWHERE IN THE TRIANGLE

Generally, right about here I include information about the registration dates of the other local leagues. The officers of those leagues are usually pounding my door down with information for registration to be included in this edition of the Tons (hey, who wouldn't want their notice in the news of a league of 400-450 dart throwers?). But this time, I've really got nothing specific. I can probably give you guys a little help though.

Bull City Dart League: Tuesdays, Durham/RTP. The BCDL was left with a bit of extra time before the end of the year, so they decided to start the league earlier than ever before. So, they're one week in already. Teams may still be looking for players though. Email President Bob Rankl for information at brankl@yahoo.com.

Tobacco Road Dart League: Mondays, Durham/RTP. The TRDL should be starting up again sometime around the first of the year. Call President Don Richards for more information at 596-2019.

Capital Area Dart Club: Raleigh/Cary. I don't know the current status of play in the CADC, but Michelle Gaffney is always a good bet for help here, at 571-1917.

Triangle Dart League: Thursdays, Chapel Hill. The TDL just used a 5-week season to get back on a 3 seasons/yr. schedule. Call me if you want info. for this one, and I'll get back to you with some contact numbers as soon as I can.

HOW TO REACH US

RDL VoiceMail

(919) 990-1218

Mail Scoresheets to:

Jason Kilts
2811 Duke Homestead Road, Durham, NC 27705

Scoresheet FAX available at:

(253)-660-4966 - email me for confirmation of receipt!

New Member Fees and Newsletter Fees:

Kellee Enos
5803 Saddle Seat Drive, Raleigh, NC 27606

Nomination and Election Ballots:

Jim Hunsberger - RDL Secretary
109 East Spring Street, Fuquay-Varina, NC 27526

All Other RDL Correspondence to:

(The P.O. Box wasn't worth the cost, so just send any other stuff to Jason for the time being.)

2002 Board of Directors

President	Dave Berry	467-4382
	email: dfberry41@hotmail.com	
Vice President	Anthony Martin	252-452-3482
	email: martina@ci.rocky-mount.nc.us	
Secretary	Jim Hunsberger	557-0284
	email: jim.hunsberger@wcom.com	
Treasurer	Kellee Enos	523-2961
	email: k88nk3@aol.com	
Membership	Cathy Moeschet	855-8775
	email: dartist@ipass.net	
Rules/Grievances	Heather Thomas	784-0324
	email: Heather.Thomas@ncmail.net	
External Orgs.	Barry Barker	380-7576
	email: barker@carpentervillage.com	

League Statistician/Editor

Jason Kilts 990-1218
email: kilts001@mc.duke.edu or jdkilts@yahoo.com

SEASON-LONG TROPHY DART MINIMUM GAMES PLAYED REQUIREMENTS

In order to be eligible for all-star point %-age and singles win %-age awards, you must play in at least 66% of the total projected games this season:

for all Divisions except "F":

All-star pt. %-age: min. of 32 Total Games Played
Singles win %-age: min. of 16 Singles Games Played

for "F"Division:

All-star pt. %-age: min. of 37 Total Games Played
Singles win %-age: min. of 19 Singles Games Played

CALENDAR OF EVENTS

Wed., Jan. 9 7:30-9:00 p.m.	**Spring 2002 RDL Registration**; Champions All teams register at this meeting - no Thurs. meeting; Bring one check for entire dues - DO NOT BRING CASH - it will NOT be accepted!
Wed., Jan. 30 7:30-9:00 p.m.	**Mandatory Spring 2002 Preseason Captains' Meeting**; Champions Billiards
Wed., Feb. 6	**Start of match play for Spring 2002 Season**
THERE IS NO FIFTH WEEK CAPTAINS' MEETING!	
Wed., May 15	**Spring 2002 RDL Divisional Quarterfinals**
Wed., May 22	**Spring 2002 RDL Divisional Semifinals**
Wed., May 29	**Spring 2002 RDL Divisional Finals**
June 1 or 2	**Spring 2002 Banquet**; site to be determined

Other Local Weekly Leagues

Mondays	***Tobacco Road Dart League*** , Durham
Tuesdays	***Bull City Dart League*** , Durham
Thursdays	***Triangle Dart League*** , Chapel Hill
Tues./Thurs.	***Capital Area Dart Club*** , Raleigh/Cary/RTP

Weekly Blind Draws

Over the past few years, weekly blind draws have come and weekly blind draws have gone. If any of these folds or if any others start up, please let me know and I will put it back here in the Tons of Newsletter.

Thursday	**Hunter Hill Pub**, Rocky Mount, 7:30 p.m. $5 (252-451-0679) (Bar matches up to $50!)
Friday	**Champions Billiards**, 8:00 p.m. (833-8337) (Champions matches the pot!)
Monday	**Tailgaters**, 8:00 p.m. (872-2827) (This draw is just starting up, so go show your support)

Champions Billiards & Darts - Blind Draw Notice!

Champions Billiards in Mission Valley Shopping Center is willing to hold a blind draw any day of the week that there are 14 or more people willing to enter. Seven days a week! Just get 14 people together, and they'll match the pot!

"HOT DARTS" CALL-IN GUIDELINES

Here are the guidelines you should use when deciding what you should use as your minimum number of all-star points for reporting when you call in your scores.

"A" Division = 4.5 or more ASPs; "B" Div. = 4.0 or more
"C" Division = 3.5 or more ASPs
"D", "E", "F" Divs. = 3.0 or more; "G" Div. = 2.5 or more

Also, call in any fast games, high ins, high outs, or other amazing feats that you think warrant a little recognition (e.g., Ins & Outs higher than a Ton, 24-dart cricket games, 15-dart 301s, 24-dart 501s, etc.)

PENALTY LOG

The penalty log returns this season in the same form it has had for several seasons. I will list all of the penalties assessed throughout the season right here, so that anyone who thinks that the point math in their division doesn't quite add up can just check here and see who lost what when. It should eliminate any confusion. **Preseason captains' meeting (5 pts.):** One-Armed Bandits (E).
Fifth week captains' meeting (5 pts.): Dirty Dogs (B), Horsemen (C), Bullweiser (D), Da Bulls (F), Hard Cheddar (F), AFLAC (G).
Election ballot (5 pts.): Dart Shadows (A), Dodge Darts (B), Hard Times (C), One-Armed Bandits (E), Sharky's Machine (E), Damn Yankees (E), Hard Cheddar (F), Point Break (F), Breakers Intimidators (F), Don't Know (G), Get Over It (G). **Ineligible player (win, all pts., all stats.):** Murphy's Law (G,wk.5,3 pts.). **Phone-in (5 pts.):** Wherz Baldo? (A,wk.5), Hard Times (C,wk.13), Home Thrown (C,wk.4,wk.6), Bullweiser (D,wk.11), Damn Yankees (E,wk.5), Rat Bar Stewards (F,wk.1), Dynamic Darts (F,wk.7), Hard Cheddar (F,wk.5), Breakers Intimidators (F,wk.5), Madhouse Patients III (F,wk.1), Dead Sox (G,wk.6), Get Over It (G,wk.9). **Mail-in (16 pts.):** Wherz Baldo? (A,wk.3,wk.8), Dodge Darts (B,wk.9), Hard Times (C,wk.11), Bullweiser (D,wk.6,wk.13), Rat Bar Stewards (F,wk.6), Modena Company (F,wk.8), Hard Cheddar (F,wk.5), Point Break (F,wk.4), Breakers Intimidators (F,wk.5), Get Over It (G,wk.9).

THE TENTH SEMI-ANNUAL EDITION OF : JK'S DIVISIONAL ALL-STAR TEAM PICKS

(Players within each division are listed alphabetically) (Players are chosen any way I damn well please - not purely by the numbers!)
(This is not purely my own guesses at who is simply the best thrower, but also who is important to their team, who is good in the clutch, etc.)

Divisional MVPs		
All of RDL	*Tom Brown*	*Lunatic Fringe*
A Division	Tom Brown	Lunatic Fringe
B Division	Lee Whitehead	D. V. Needed
C Division	Bob James	Hard Times
D Division	Kurt Kunttu	Some Old Some New
E Division	Danny Hall	BFD II
F Division	Jim Markov	Dynamic Darts
G Division	Jason Grannis	Don't Know

"A" Division		
Robb Beeson	Wherz Baldo?	New guy is torching most of A div.
Tom Brown	Lunatic Fringe	Simply the best in the state in 2001.
Jim Budelman	Lunatic Fringe	Season after season… still winning.
Jim Davis	Dirty Dogs	Orthodox? No. Awesome? Yes.
Dale Hyler	Overlooked	Nobody rises to a challenge better.
Robbie Phillips	Industrial Strength	Purest stroke in the division is on fire.
Wil Tan	Industrial Strength	Whips yo' ass, doesn't break a sweat.
Bob Terry	Lunatic Fringe	He's so nice you enjoy your beating.

"B" Division		
David Currin	Dirty Dogs	So we sit him in singles cricket…
Paula Delp	D. V. Needed	Rolled through first three sets.
Jim Hunsberger	Get the Point!!!	Can he keep the pace & be Secretary?
Tim McNamara	Dodge Darts	Big Mac led them to *another* Mug.
Nate Wade	Last Call	I finally get to lose… uh, play… him.
Chip Walker	Cheap Shots	WHAT is that 301 record doing here?
Lee Whitehead	D. V. Needed	Basically just crushed everybody.
Steve Witz	Cheap Shots	He's captain AND he can play. Nice.

"C" Division		
Randy Baldwin	Excalibur	Imagine if he was a full-timer…
Randy Deemer	Starving Dartists	Wins a lot of cricket, splits in -01.
Jack Gibson	Nine Lives	Strong when he's in attendance.
Bob James	Hard Times	He just keeps winning every season.
Mike Knox	Horsemen	Best shot in C just needs some time.
John Murdaugh	Home Thrown	Might need a steady doubles partner.
Britt Phillips	Horsemen	Solid across all four sets for Mugs.
Mark Slominski	Excalibur	Had outstanding season for #1 team.

"D" Division		
Dave Berry	Some Old Some New	The President doesn't mess in cricket.
Fon Denton	UZMALL	10-1 in SCkt gets him on the team.
Kurt Kunttu	Some Old Some New	Former state champ rules this div.
Gerry Mondou	Bullweiser	20-3 in both cricket sets is strong.
Phil Simpson	Grateful Darts	Ok, so he's a SCkt specialist…
Bill Stasko	Heroes In Trouble	Rocks in singles, needs help in dbls.
Taylor White	Pog Mo Hon	Three big sets. We'll sit him in DCkt.
Tom Winters	Bullweiser	No Kunttu around and he's top gun.

"E" Division		
Frank Allison	Sharky's Machine	25-5 in first three sets of the match.
David Arensdorf	Sharky's Machine	He just needs to show up more often.
Jim Doroshanko	Damn Yankees	Great in singles, solid in doubles.
Galen Gillett	BFD II	Did well in 301, SCkt, and 501.
Danny Hall	BFD II	Great 1-2 punch with Gillett for BFD.
Duane Sawyer	Woodchucks	The Sawyer brothers did well in
Matt Sawyer	Woodchucks	every set - we'll list them together.
Wes Wissinger	Tir na nOg	Big gun kept it interesting for nOg.

"F" Division		
John Keleher	Point Break	Mr. Cricket for Fulton's crew.
Duncan Kerr	Da Bulls	12-0 in 501. Now THAT's delivering.
Tim Kissinger	Dynamic Darts	30-6 in first 3 sets is just awesome.
Jim Markov	Dynamic Darts	Great record. Great match writeup.
Kevin McFadden	Dynamic Darts	Strong record for captain of F killers.
Peter McGettigan	Rat Bar Stewards	Decent record all the way across.
Joshua Pope	Modena Company	Not completely dominant, but strong.
Sherman Pope	Modena Company	12-0 in 501. Now THAT's delivering.

"G" Division		
Andrew Bacanskas	Bubba's Garage	Very good singles, great in doubles.
Stan Converse	AFLAC	0.500 in -01, but 17-3 in cricket sets.
Jason Grannis	Don't Know	A couple 501 outs and he has it all.
Shawn Leonard	Bubba's Garage	Great in singles, very good in doubles.
Keith Moats	Don't Know	Winning 75% is good at any level.
Jeff Taylor	Dead Sox	Singles cricket record got him here.
John Tighe	Don't Know	Won a lot of everything all season.
Steve Tollerton	AFLAC	Solid record for upset Mug winners.

QUICK STAT TIDBITS

-The **Quadruple Double Award** winners (double-digit wins in all four sections): with the RDL having several 7-team divisions, we've been running low on quad double winners for several seasons now. We had 0 last season, so the pickings have been slim lately. Generally, we have about dozen people do well, but not reach that plateau. Well, this season one thrower broke through for complete domination… and he did it in A division! **Tom Brown** of Lunatic Fringe went 11-1 in each and every set! That is freakin' amazing considering the talent around nowadays. Only two other players managed to get double-digit wins in three sets: *Lee Whitehead* of D. V. Needed and Tim Kissinger of Dynamic Darts. Nobody else managed that many wins though one player did get three sets with 9+ wins, but he was in F division with a 14-week season.

-**IronMan/Woman Award**: Ok, this is NOTHING like last season, when four different members of Get Over It played from 72 to 92 games (the all-time record, I'm sure). But we still did have one thrower separate herself from the pack in fine fashion: **Lynette Lindsay** of Madhouse Patients III played a rather tiring 72 games in 14 matches this season, clearly making her the Wheaties IronWoman of the season. Honorable mention goes to: *Brian Selby* in A with 54, *Randy Umstead* , *Lee Whitehead* , *Daniel Pollard* and *Chris Hope* in B with 51, *Andrew Edgecombe* in C with 58, *Bill Stasko* , *Mark Wackerman* and *Kurt Kunttu* in D with 51, *Danny Hall* in E with 50, and *John Branch* in G with 53. I'm not positive, but I'm relatively certain that this season was out of the ordinary in one respect - rarely are so many of the top game-players among the best throwers in their division.

-The **Team Attendance Award** winners: remember the days when teams like Diddler's Choice would bring the exact same six guys to every single match and none of them ever missed a match. I really haven't seen a team like that in a few years. So, we're left with a bunch of teams that achieve honorable mention, but aren't really tight enough to really earn the award. This season's honorable mentionees: *Pig Darts* in A, who would have had the same six every set if Davis wasn't away for work; *Dazed & Confused* in A, who basically had two guys split the sixth spot; *Murphy's Law* in G, who played with only six, but more often was shorthanded; and *Get Over It* , which used mostly just six.

MY IN-SEASON, PRESEASON & TOURNEY PREDICTION RESULTS

If we listen to the members of Dodge Darts (and their friends that don't play), then I'm a big idiot when it comes to predicting our dart matches. Well, I picked every match this season (except week 1, when even I didn't have the match list), and I went 204-76. That's almost 73% correct for the season. I don't think that's so bad. (And just for the record, I was 8-3 in my picks of Dodge Darts' matches, with one of my three wrong being where I picked them to win and they didn't.)

As for my tournament predictions, I didn't do as well as last season, but I still nailed 31 of the 43 correctly. Considering that I lost a couple matches at a time when one of my big teams went down early, that's not too bad. On top of that, one of my dark horse picks claimed the Mugs from the #5 slot, and another of my dark horses lost in the finals. The only bracket in which I got every single match right was A division, which held form and is also the one about which I obviously would know the most.

My preseason predictions this time around were pretty damn successful. I put Fringe on top in A, being pushed by Industrial, their finals opponent; I had Cheap Shots winning B, which they did; Horsemen were my C pick, and they finished 2nd and won the tournament; Pog Mo Hon won the D season, as predicted; the Machine finished 2nd in E and then claimed the Mugs; I said that Dynamic would finish 2nd in F; and finally, Don't Know rolled all the way to the finals. Plus, I even had Excalibur as one of my dark horses. You guys are getting too easy…

RULE CHANGES FOR THE SPRING!!!

Based on the surveys that many of us returned with our oh so valuable opinions, the RDL Board has decided to make a few rather important changes, effective next season.

#1 - the preseason captains' meeting is now on Wednesday the week before play begins.

#2 - the 5th week captains' meeting will be dropped.

#3 - the last chance to add players for the Spring 2002 season will be at the Board meeting on Tuesday, March 12th.

#4 - the Thursday registration has been dropped, so all teams will register on the same day.

BOARD NEEDS VOLUNTEERS FOR BAR CHECKING

The RDL Board is hoping to go out to all of our establishments prior to next season and make any necessary recommendations to the owners/managers of each establishment. This is NOT some sort of certification system, but it may be a way to help our host establishments help us. The Board is looking for a few dependable sticklers for detail to help them check out all the conditions, measure distances, etc. If you are interested in helping out with this, please contact the Board members listed on page 8.

NEXT RDL BOARD MEETING

Need a few minutes of face-to-face time with your Board, without a whole line of people waiting to register? Then go to the next RDL Board meeting: Tues., February 5th, at Tir na nOg. I think the meetings generally start around 7:00-7:30.

SHORT RESULTS OF THE 2001 NC CITY LEAGUE AND NC LADIES' CUP TOURNAMENTS

The 2001 tournaments for the NC City Cup leagues were hosted by Durham (City League) and Raleigh (Ladies' Cup), as those two teams were the defending champions. Well, I sure hope that all the teams visiting liked the accomodations, because both teams successfully defended their titles.

In the City League, Durham advanced to the semifinals with a solid win over Boone, while Capital Area used a final set come-back to overcome Jacksonville, and Charlotte and Wilmington also advanced. Durham then downed Capital Area 20-8 in the semifinals to set up a finals rematch from the year before with Charlotte, who had defeated regular season winner Wilmington. Durham then took the final in the first set of the four-player 701s to repeat as champions. RDL members playing for Durham were: **Tom Brown**, **Dale Hyler**, **Doug Jeffcoat**, **Jason Kilts**, **Todd Lemons**, **Robbie Phillips**, **Wil Tan** and **Keith Wall**.

In the Ladies' Cup, Raleigh kept things interesting all weekend. A tough quarterfinals win over Lake Norman put them into the semis against Piedmont. Another hard fought victory put Raleigh into the Sunday finals against the upset-minded #7 seed from Jacksonville. Playing without their top player in the finals, the Raleigh ladies fell behind early but reeled them back in and kept the one constant that has been true in the Ladies' Cup since it went to division play four seasons ago - Raleigh has the Cup. RDL members playing for the Raleigh squad were: **Connie Austin**, **Jan Austin**, **Britt Campbell**, **Billie Churchwell**, **Paula Delp**, **Michelle Gaffney** and **Kris Kilsdonk**.

Several other teams had RDL members as well, including Lisa Shpritz, Bob Gargan, Joe Futima, Robb Beeson, Scott Butters, Kevin Coyne, Jim Davis, Joel Eason, Phillip Eastmead, Keith Gibbs, William Holland, Kurt Kunttu, Somchai Samaluk and Brian Selby.

FALL 2001 BAR RATING RESULTS

Included here are the cumulative averages of each RDL host establishment's ratings from their visiting captains. William Holland used to compile these numbers, but since he resigned I've taken over the duty. I've taken the individual ratings and averaged them. Like last season, I was going to remove the ratings from matches involving two teams from the same host establishment, but William didn't and I didn't want to change the system unless the Board said to do so. It's important to recognize our establishments that have provided the most excellent accommodations to our members, and to give those that might need some improvements some feedback. In any case, here are this season's averages for our establishments. The top 3 receive awards in recognition of their facilities/service.

FALL 2001 SEASON

The establishments were rated in six categories, with possible scores of 1 to 5 in each category. The lowest total possible then is **6**, while the highest total possible is **30**. Under this system then, the average score should be 18, but pretty much as always, EVERY bar averages above the theoretical average of 18. Aren't we so generous?

Establishment	Average	Times Rated
Hard Times Café	27.400	5
Montas Intl. Lounge	27.200	5
Out of the Park	26.800	5
After Hours	26.636	11
The Comet Lounge	26.333	9
Tailgaters	25.167	18
Murphy's Pub	24.500	6
Sharky's Place	23.688	16
Breakers Billiards	22.833	6
Scores Sports Bar	22.750	12
Fenway Sports Grill	22.667	6
Babineau's	22.500	2
Snooker's-RW	22.417	36
Rack'M Up West	22.273	11
Upper Deck (Cary)	21.737	19
Upper Deck Profile	21.636	11
Blinco's	21.545	11
Pantana's Pool Hall	21.542	24
Champions Billiards	21.167	24
Woody's	21.000	15
Tir na nOg	19.667	6
Players Retreat	18.600	5

ONE SCORESHEET IS MISSING…

For the third consecutive season, we've lost exactly one score-sheet. It was from A division for the second season in a row, but this time it was early in the season. Unlike last season, however, some of the statistics on this sheet really might have had an impact on one of the season-long singles awards.

A COUPLE LAST RANDOM THOUGHTS…

--Congratulations to Dale Hyler, Mike Seward, Doug Jeffcoat and Todd Baber (all of The Phrinj), as these four just won their third consecutive league championship in the Bull City Dart League. I would probably be even happier for them if I hadn't been on the losing team in the finals *all three seasons* …

--I really commend the RDL Board for their actions of late - it really appears to me that they are getting rid of whatever is unnecessary, making it more about just playing darts. Kudos.

2001 North Carolina City Dart League &
2001 North Carolina Ladies' Cup

CITY LEAGUE SUMMARIES

For a short summary of some of the season results (especially as they pertain to RDL members), please see the item on page 10.

TOURNAMENT PERFECT THROWS (RDL members in bold)

NCCDL Perfect Throws

Kip Funderburk **(2)** - Lake N. - (T80,9m,12/1)
Greg Stroud **(2)** - Char. - (T80,T80,12/1,12/2)
Ryan Barnette - Pied. - (T80,12/1)
Jerry Branstool - Char. - (9m,12/2)
Jim Davis - C.Area - (9m,12/1)
Bob Gargan - Wilm. - (T80,12/1)
Keith Gibbs - C.Area - (9m,12/1)
Tracy Gray - Wilm. - (9m,12/1)
Jim Green - Wilm. - (9m,12/1)
Ed Grubb - Dur. - (T80,12/2)
Larry Higdon - Pied. - (T80,12/1)
Doug Jeffcoat - Dur. - (9m,12/1)
Todd Lemons - Dur. - (T80,12/1)
Jeff Page - Char. - (9m,12/1)
Robbie Phillips - Dur. - (T80,12/1)
Vic White - Jack. - (9m,12/1)

NCLC Perfect Throw: **Paula Delp** - Ral. - (T80,12/1)

2001 North Carolina City Dart League Post-Season Tournament
(Dec. 1 & 2 - Arnie's Place and Montas International Lounge, Durham)

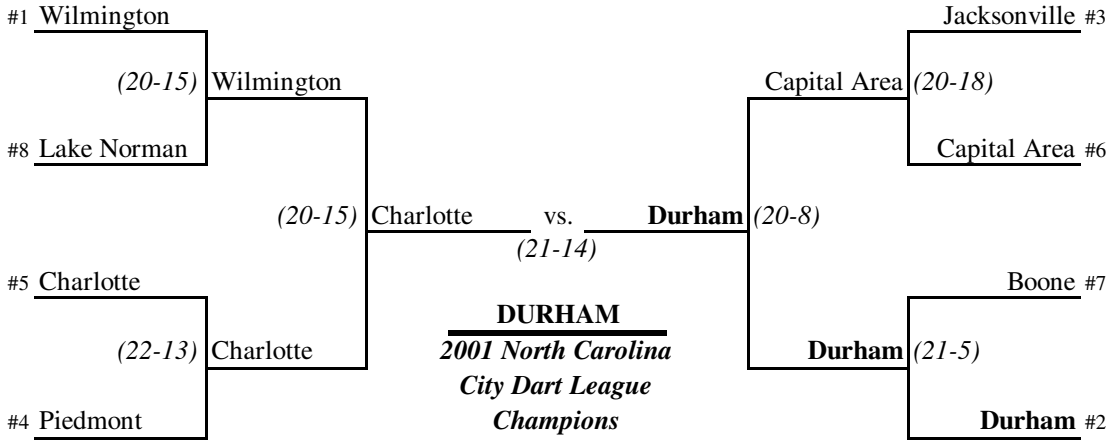

2001 North Carolina Ladies' Cup Post-Season Tournament
(Dec. 1 & 2 - Champions Billiards, Raleigh)

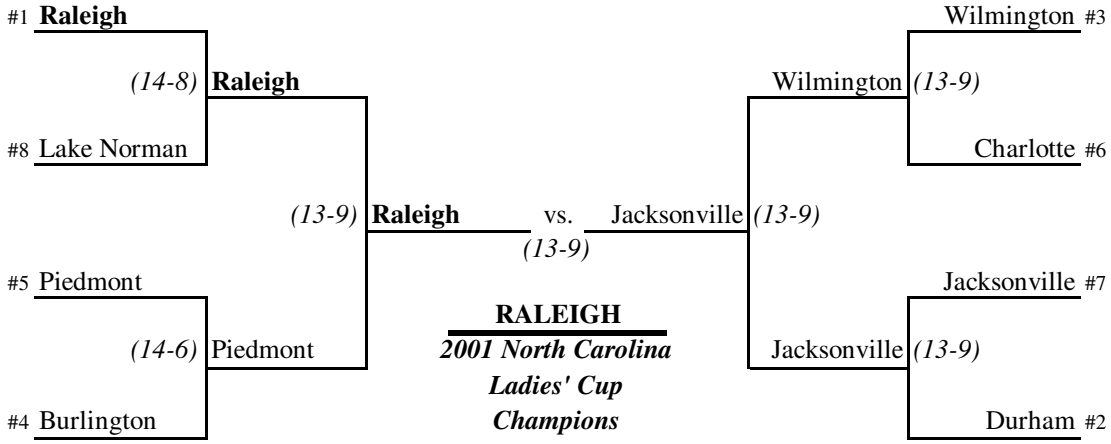

2001 North Carolina City Dart League &
2001 North Carolina Ladies' Cup

FINAL REGULAR SEASON TEAM STANDINGS

NORTH CAROLINA CITY DART LEAGUE (NCCDL)

		W	L	Pts.
1	Wilmington (ACDA)	10	0	261
2	Durham (BCDL)	8	2	236
3	Jacksonville (JDA)	8	2	227
4	Piedmont (PDA)	7	3	227
5	Charlotte (QCDA)	7	3	204
6	Capital Area (CADC)	5	5	213
7	Boone (HCDA)	4	6	138
8	Lake Norman (LNDA)	3	7	173
9	Morehead City (CCDA)	2	8	129
10	Chapel Hill (TDL)	1	9	112
11	Burlington (BDO)	0	10	95

NORTH CAROLINA LADIES' CUP (NCLC)

		W	L	Pts.
1	Raleigh (RDL)	8	1	146
2	Durham (BCDL)	8	1	128
3	Wilmington (ACDA)	8	1	125
4	Burlington (BDO)	5	4	109
5	Piedmont (PDA)	4	5	104
6	Charlotte (QCDA)	4	5	103
7	Jacksonville (JDA)	3	6	110
8	Lake Norman (LNDA)	3	6	94
9	Capital Area (CADC)	2	7	95
10	**Boone (HCDA)	0	9	18

Congratulations to the winners of the 2001 awards for best singles win percentages:
Joe Tadder (Wilmington) - 15-1 **Daphne Leach** (Durham) - 10-0

NCCDL REGULAR SEASON PERFECT THROWS & HIGH INS/OUTS (RDL members in bold)

High In : **160** - **Tom Brown** - Dur. - (4/28), Jim Green - Wilm. - (4/28), Larry Higdon - Pied. - (2/3), Allan Hodge - Lake N. - (10/20), Keary Murphy - Lake N. - (4/21), Art Oliver - Jack. - (6/9), **Keith Wall** - Dur. - (8/25), Vic White - Jack. - (9/22), Shane Wright - Pied. - (2/3)

High Out : **158** - **Bob Gargan** - Wilm. - (4/28)

Perfect Throws

Joe Tadder **(6)** - Wilm. - (9m,T80,4/28; 9m,5/5; 9m,6/9; 9m,7/7; 9m,8/25)
David Annas **(4)** - C.Hill - (T80,T80, T80,9m,9/22)
Joe Futima (4) - Pied. - (T80,T80, 2/3; T80,4/28; 9m,7/7)
Neal Bedworth **(3)** - Jack. - (T80,6/9; T80,8/25; T80,10/20)
Jerry Branstool **(3)** - Char. - (9m,T80, 3/31; 9m,4/28)
Tom Brown (3) - Dur. - (T80,3/31; 9m,7/7; 9m,11/10)
Jim Davis (3) - Cap.Area - (6Bull,7/7; 9m,8/25; T80,9/22)
Wayne Durham **(3)** - M.City - (T80,5/12; 9m,8/4; T80,10/20)
Bob Gargan (3) - Wilm. - (T80,5/5; 9m,10/20; 9m,11/10)
Adam Hawkins **(3)** - M.City - (9m,7/7; 9m,9m,9/15)
Keary Murphy **(3)** - LakeN. - (T80,4/21; T80,10/20; 9m,11/10)
Shane Wright **(3)** - Pied. - (T80,3/3; T80,8/4; T80,9/22)
Brian Blake **(2)** - Wilm. - (T80,10/20; T80,11/10)
John Carpenter (2) - Dur. - (T80,2/3; 9m,10/20)
Gary Goodwin **(2)** - Burl. - (9m,8/4; 9m,9/22)
Jim Green **(2)** - Wilm. - (9m,4/28; 9m,8/4)
Larry Higdon **(2)** - Pied. - (T80,9/22; 9m,10/20)
Dale Hyler (2) - Dur. - (T80,2/3; 9m,3/3)
Jerry Oakley (2) - Wilm. - (9m,3/3; 9m,8/4)
Robbie Phillips (2) - Dur. - (9m,7/7;) T80,11/10)
Somchai Samaluk (2) - Cap.Area - (9m,4/21; 9m,9/22)
Wil Tan (2) - Dur. - (9m,2/3; 9m,8/25)
Henry Allred - M.City - (9m,8/4)
Johnny Brendell - Wilm. - (9m,8/4)
Don Butman - Dur. - (9m,6/9)
Scott Butters - Cap. Area - (9m,8/25)
Chris Chisholm - Boone - (T80,7/7)
Mark Curry - Boone - (T80,6/9)
Joel Eason - Cap.Area - (9m,7/7)
B.J. Franklin - M.City - (9m,2/10)
Kip Funderburk - LakeN. - (T80,4/21)
Ed Grubb - Dur. - (T80,9/22)
Bob Harding - Char. - (9m,2/3)
Joe Hawkins - M.City - (T80,7/7)
Richie Hazlett - M.City -(T80,8/25)
Allan Hodge - LakeN. - (9m,4/28)
Mike Marcinak - Wilm. - (9m,8/25)
Charles McClearen - Pied. - (T80,3/3)
Mike McNeill - Pied. - (T80,7/7)
Jim Morris - Pied. - (T80,8/25)
Matt Newton - Jack. - (9m,5/5)
Jerry Parker - Boone - (9m,3/3)
A.J. Pierce - Jack. - (T80,7/7)
Leonard Pierce - Jack. -(T80,11/10)
Eric Pitts - Boone - (9m,9/22)
John Poteat - C.Hill - (T80,3/3)
Pete Rutten - C.Hill - (9m,2/3)
Lee Scott - Cap.Area - (9m,6/9)
Bert Stirton - Boone - (T80,4/28)
Greg Stroud - Char. - (T80, 5/5)
Ken Swing - Pied. - (9m,8/25)
Tommy Wallwork - Char. - (T80,11/10)
Don White - Jack. - (9m,11/10)
Vic White - Jack. - (9m,11/10)
Ben Widgeon - M.City - (9m,2/10)
Joe Wise - Pied. - (9m,10/20)

NCLC REGULAR SEASON PERFECT THROWS & HIGH OUTS (RDL members in bold)

High Out

134 - **Paula Delp** - Ral. - (2/3)

Perfect Throws

Joan Brown - Jack. - (T80,11/10)
Britt Campbell - Ral. - (9m,2/3)
Billie Churchwell - Ral. - (T80,10/20)
Erin Cole - Boone - (T80,3/3)
Jamie Henton - Pied. - (9m,9/22)
Kelly Smith - Char. - (9m,11/10)

Interested in seeing how your team has fared over the six seasons prior to this one? Check out the results here on pages 13 and 14. Tournament-winning teams in each division are marked with asterisks.
Talk about the regular season not meaning much… in these six plus the current season, here is the number of teams that won both the season and the tournament: A-4, B-2, C-2, D-3, E-2, F-2, G-3. 18 out of 49. Yikes.

DIVISIONAL STANDINGS FOR THE FALL *1998* SEASON

"A" Division

		W	L	Pts.
1	Lunatic Fringe	11	1	183
2	Shameless & Aimless	8	4	175
3	Dart Shadows VII	8	4	140
4	So What**	7	5	160
5	Let's Go!	3	9	124
6	Top Dead Center	3	9	100
7	Swine Flew!	2	10	91

"B" Division

		W	L	Pts.
1	No Clue**	10	2	176
2	Dogs of War	10	2	145
3	Arrowing Experience	8	4	160
4	Dazed and Confused	6	6	141
5	Dixie Chickens	4	8	128
6	Rare Breed Darters	3	9	119
7	Shooter's Buzz	1	11	94

"C" Division

		W	L	Pts.
1	Friends of the Devil	13	1	204
2	Stik It	10	4	168
3	Comfortably Numb**	9	5	176
4	One & Done	6	8	158
5	Double Shots	6	8	152
6	Neighbors	5	9	135
7	Reggaeheads	4	10	147
8	Kozmik Debris	3	11	147

"D" Division

		W	L	Pts.
1	Excalibur	10	2	164
2	Horsemen	8	4	140
3	Black and Tans	7	5	131
4	Grateful Darts	5	7	155
5	Flying Aces**	5	7	140
6	Starving Dartists	5	7	106
7	Last Call	2	10	98

"E" Division

		W	L	Pts.
1	Half & Half	11	3	184
2	Scavengers**	9	5	183
3	Heroes in Trouble	9	5	150
4	Bulls Hitters	7	7	153
5	Nine Lives	5	9	155
6	Dynamic Darts	5	9	145
7	UZMALL	5	9	141
8	Rubber Duckies	5	9	132

"F" Division

		W	L	Pts.
1	Cheap Shots	13	1	214
2	Been There, "F"d That	12	2	196
3	B.F.D.	7	7	171
4	Woody's Gang	7	7	158
5	Dodge Darts**	7	7	148
6	Travelin' Beer Bellies	5	9	150
7	Dead Sox	3	11	101
8	Spank This	2	12	131

"G" Division

		W	L	Pts.
1	Positive Vibration	12	2	225
2	Sharp Darts**	11	3	164
3	DA Bulls	9	5	139
4	Tattoo the Red Eye	7	7	155
5	AH & the Diddlers	5	9	129
6	The Underdog	4	10	141
7	Get Over It	4	10	120
8	Moonlighters	4	10	103

DIVISIONAL STANDINGS FOR THE SPRING *1999* SEASON

"A" Division

		W	L	Pts.
1	Shameless & Aimless	12	2	224
2	Lunatic Fringe** VIII	11	3	201
3	Dart Shadows	11	3	196
4	Dogs of War	6	8	142
5	So What!!	5	9	139
6	The Bye	4	10	147
7	Top to Bottom	4	10	138
8	No Clue	3	11	121

"B" Division

		W	L	Pts.
1	Wieblin	11	1	171
2	Dazed and Confused	7	5	146
3	Arrowing Experience**	7	5	145
4	Excalibur	6	6	148
5	Friends of the Devil	6	6	142
6	Dixie Chickens	4	8	120
7	Stik It	1	11	95

"C" Division

		W	L	Pts.
1	One & Done	12	2	217
2	Shooter's Buzz	11	3	192
3	Black & Tans**	10	4	194
4	Comfortably Numb	10	4	172
5	Horsemen	5	9	154
6	Neighbors	5	9	137
7	Half & Half	3	11	149
8	Darting Eyes	0	14	36

"D" Division

		W	L	Pts.
1	Scavengers	13	1	202
2	Cheap Shots	10	4	187
3	Starving Dartists	9	5	153
4	Grateful Darts	8	6	179
5	Heroes in Trouble	6	8	147
6	Kozmic Debris	5	9	144
7	Flying Aces**	4	10	156
8	Reggaeheads	1	13	124

"E" Division

		W	L	Pts.
1	Nine Lives**	11	3	197
2	Last Call	11	3	181
3	Bulls Hitters	7	7	166
4	Positive Vibration	6	8	172
5	Not Again!	6	8	147
6	Dynamic Darts	5	9	150
7	Sharp Darts	5	9	137
8	To The Point	5	9	137

"F" Division

		W	L	Pts.
1	Dodge Darts**	12	2	215
2	Travelin' Beer Bellies	10	4	163
3	UZMALL	9	5	177
4	Damn Yankees!	8	6	138
5	Fup'd Ducks	6	8	142
6	B.F.D.	5	9	147
7	Woody's Gangstas	3	11	133
8	DA Bulls	3	11	130

"G" Division

		W	L	Pts.
1	Tattoo the Red Eye	13	1	209
2	Big Shots**	10	4	191
3	Dead Sox	7	7	169
4	Team Red Eye	7	7	147
5	Get Over It	6	8	162
6	Sharky's Machine	5	9	153
7	The "G" Spot	4	10	126
8	2 Eggs & 4 Swimmers	4	10	125

DIVISIONAL STANDINGS FOR THE FALL *1999* SEASON

"A" Division

		W	L	Pts.
1	Lunatic Fringe**	13	1	235
2	So What!!!!	12	2	221
3	Dart Shadows	11	3	192
4	Britney's Spears	8	6	163
5	Dogs of War	4	10	130
6	Dazed and Confused	4	10	128
7	One Eyed at Fenway's	3	11	120
8	Arrowing Experience	1	13	99

"B" Division

		W	L	Pts.
1	Volume of a Cue Ball*	12	0	187
2	Excalibur	8	4	152
3	Black & Tans	8	4	118
4	Friends of the Devil	6	6	131
5	Shooter's Buzz	4	8	125
6	One & Done	2	10	101
7	Ray's Cosmic Babes	2	10	83

"C" Division

		W	L	Pts.
1	Horsemen**	11	1	190
2	Comfortably Numb	9	3	166
3	Cheap Shots	8	4	153
4	Scavengers	6	6	133
5	Dixie Chickens	5	7	124
6	Stik It	3	9	87
7	Neighbors	0	12	40

"D" Division

		W	L	Pts.
1	Get The Point**	12	0	183
2	Kozmic Debris	6	6	141
3	Nine Lives	6	6	137
4	Last Call	6	6	133
5	Starving Dartists	6	6	111
6	Grateful Darts	4	8	140
7	Heroes in Trouble	2	10	97

"E" Division

		W	L	Pts.
1	Travelin' Beer Bellies	9	3	161
2	Dodge Darts**	7	5	163
3	Not Again!	7	5	141
4	Birds of a Feather	6	6	154
5	Dynamic Darts	5	7	118
6	Bulls Hitters	4	8	126
7	Flying Aces	4	8	121

"F" Division

		W	L	Pts.
1	To The Point	9	3	142
2	Tattoo the Red Eye	8	4	153
3	One Armed Bandits**	8	4	151
4	UZMALL	6	6	148
5	Fum Duckers	5	7	114
6	Damn Yankees!	4	8	133
7	I.N.C.	2	10	119

"G" Division

		W	L	Pts.
1	DA Bulls**	10	2	174
2	Woody's Gang	10	2	166
3	Team Red Eye	8	4	150
4	Sharky's Machine	5	7	111
5	The G Spot	4	8	121
6	Get Over It	4	8	105
7	Dead Sox	1	11	85

Interested in seeing how your team has fared over the six seasons prior to this one? Check out the results here on pages 13 and 14. Tournament-winning teams in each division are marked with asterisks.
Talk about the regular season not meaning much… in these six plus the current season, here is the number of teams that won both the season and the tournament: A-4, B-2, C-2, D-3, E-2, F-2, G-3. 18 out of 49. Yikes.

DIVISIONAL STANDINGS FOR THE SPRING *2000* SEASON

	W	L	Pts.
"A" Division			
Lunatic Fringe**	12	0	191
Industrial Strength	9	3	180
Nil Is Agöm	7	5	165
Kilroy Was Here	5	7	127
Dart Shadows	5	7	126
Dogs of War	2	10	111
Dazed & Confused	2	10	95
"B" Division			
Horsemen	9	3	171
Black & Tan	8	4	153
Excalibur**	8	4	112
Arrowing Experience	7	5	157
Comfortably Numb	7	5	150
Stop Drop and Throw	2	10	90
Shooter Buzz	1	11	101
"C" Division			
Get The Point**	10	2	186
Rocking "B" Jiggles	9	3	144
Cheap Shots	6	6	150
Bullweiser	6	6	132
Dixie Chickens	5	7	112
Hairless Cats	4	8	128
Kozmic Debris	2	10	96

	W	L	Pts.
"D" Division			
Last Call**	11	1	195
Dodge Darts	8	4	170
Nine Lives	8	4	153
Travelin' Beer Bellies	6	6	120
Starving Dartists	5	7	121
Flicking Steel	2	10	89
Not Again!	2	10	80
"E" Division			
Home Thrown**	10	2	178
Grateful Darts	9	3	163
Dynamic Darts	9	3	155
One Armed Bandits	6	6	148
Dart Dawgz	5	7	147
Tattoo the Red Eye	2	10	103
Heroes in Trouble	1	11	111
"F" Division			
UZMALL	10	2	164
Woody's Gang**	9	3	161
DA Bulls	8	4	150
Sharky's Machine	5	7	127
Bulls Hitters	4	8	134
Damned Yankees	4	8	115
Fum Duckers	2	10	112
"G" Division			
Get Over It	10	2	168
I.N.C.**	9	3	180
Madhouse Patients	8	4	173
The G Spot	7	5	139
Rowdy Kidz	4	8	71
Broken Arrows	3	9	57
Dead Sox	1	11	72

DIVISIONAL STANDINGS FOR THE FALL *2000* SEASON

	W	L	Pts.
"A" Division			
The Dilligaffs	12	0	186
Industrial Strength**	10	2	195
Lunatic Fringe	8	4	177
Dart Shadows	6	6	127
BOOM!	4	8	141
Black & Tans	2	10	79
Horsemen	0	12	45
"B" Division			
Dirty Dogs	11	1	155
D. V. Needed**	9	3	185
Damage, Inc.	9	3	173
Get the Point!!!	5	7	134
Excalibur	4	8	108
Arrowing Experience	3	9	66
Comfortably Numb	1	11	92
"C" Division			
Last Call	10	4	181
Double-1	9	5	193
Breakers Chunkers**	9	5	171
Bullweiser	9	5	143
Cheap Shots	7	7	183
Dodge Darts	6	8	93
Diddler's Choice	3	11	149
Shooter's Buzz	3	11	90

	W	L	Pts.
"D" Division			
Starving Dartists	9	5	176
Nine Lives	9	5	173
Grateful Darts**	8	6	178
Home Thrown	8	6	171
Smackdown	7	7	158
Kozmic Debris	6	8	151
Travelin' Beer Bellies	5	9	144
Rat Bar Stewards	4	10	153
"E" Division			
Dart Dawgz	9	3	166
UZMALL	7	5	156
One-Armed Bandits	7	5	151
Trip Tight**	6	6	150
Heroes in Trouble	5	7	132
B. B. & the Pimps	5	7	107
Dynamic Darts	3	9	89
"F" Division			
I.N.C.	9	3	160
Bulls Hitters**	8	4	160
DA Bulls	8	4	133
Sharky's Machine	7	5	131
Damned Yankees!	6	6	130
Hard Cheddar	2	10	90
Get Over It	2	10	76
"G" Division			
Madhouse Patients**	14	0	209
G. D. Goldeneyes	8	6	169
Point Break	8	6	120
The G Spot	6	8	160
Yankees & a Surfer	6	8	139
Dead Sox	5	9	137
Dart Attack	5	9	66
Deck Hashers	4	10	108

DIVISIONAL STANDINGS FOR THE *SPRING 2001* SEASON

	W	L	Pts.
"A" Division			
Industrial Strength**	11	1	194
Lunatic Fringe	10	2	166
Dilligaffs 2.0	8	4	149
Overlooked	5	7	130
Dart Shadows	5	7	123
Dirty Dogs	3	9	100
D. V. Needed	0	12	93
"B" Division			
Damage, Inc.	9	3	157
Dazed & Confused**	7	5	157
Last Call	7	5	137
Get the Point "33"	6	6	125
Black & Tans	5	7	139
Horsemen	5	7	136
Excalibur	3	9	117
"C" Division			
Cheap Shots	13	1	215
A Comf. Numb Exp.	10	4	184
Dodge Darts**	9	5	125
Starving Dartists	6	8	160
Nine Lives	6	8	159
Dartitude	6	8	152
Bullweiser	4	10	128
Past & Present	2	12	115

	W	L	Pts.
"D" Division			
Smackdown**	9	3	167
Home Thrown	8	4	151
Dart Dawgz	8	4	141
Grateful Darts	7	5	157
UZMALL	6	6	151
Kozmic Debris	2	10	116
BFD II	2	10	108
"E" Division			
Heroes In Trouble	9	3	179
Pog Mo Hon**	9	3	163
Travelin' Beer Bellies	8	4	132
I.N.C.	5	7	145
One Armed Bandits	5	7	121
Bulls Hitters	3	9	123
Rat Bar Stewards	3	9	96
"F" Division			
Madhouse Patients III	10	4	155
Sharky's Machine**	9	5	191
Damned Yankees!	9	5	179
Da Bulls	9	5	173
Bull Daggers	8	6	167
Dynamic Darts	6	8	127
BB & the Pimps	4	10	101
Fup'd Ducks Again	1	13	128
"G" Division			
Modena Company**	10	4	189
Hard Cheddar	9	5	152
Point Break	9	5	75
Dead Sox	8	6	131
Dart Attack	7	7	155
The G Spot	6	8	157
Murphy's Law	5	9	129
Get Over It	2	12	104

Fall 2001 RDL Top Singles Records (by division) (FINAL!)

(Missing statistics: week 3, 18-6 win by A3 over A6)

(Game minimum required for this listing: 19 for "F" division, 16 for all other divisions)

"A" Division

			W	L	%-age
1	Brown, Tom	A2/ Lunatic Fringe	22	2	0.917
2	Beeson, Robb	A3/ Wherz Baldo?	19	3	0.864
3	Davis, Jim	A7/ Pig Darts	15	3	0.833
4	Hyler, Dale	A4/ The Phrinj	15	4	0.789
5	Terry, Bob	A2/ Lunatic Fringe	16	5	0.762
6	Budelman, Jim	A2/ Lunatic Fringe	15	5	0.750
7	Horton, Tony	A1/ Industrial Strength	12	5	0.706
8	Phillips, Robbie	A1/ Industrial Strength	14	6	0.700
	Tan, Wil	A1/ Industrial Strength	14	6	0.700
10	Butman, Don	A2/ Lunatic Fringe	16	7	0.696
11	Selby, Brian	A1/ Industrial Strength	18	10	0.643
12	Samaluk, Somchai	A1/ Industrial Strength	16	9	0.640
13	Cashwell, Craig	A7/ Pig Darts	15	9	0.625
	West, Billy	A3/ Wherz Baldo?	10	6	0.625
15	Scoville, Bruce	A1/ Industrial Strength	15	10	0.600

"B" Division

			W	L	%-age
1	Whitehead, Lee	B2/ D. V. Needed	22	2	0.917
2	Hunsberger, Jim	B4/ Get the Point!!!	19	4	0.826
3	Wade, Nate	B3/ Last Call	18	4	0.818
4	Witz, Steve	B5/ Cheap Shots	18	5	0.783
5	McNamara, Tim	B7/ Dodge Darts	15	5	0.750
	Bryant, Whit	B3/ Last Call	12	4	0.750
7	Delp, Paula	B2/ D. V. Needed	15	6	0.714
8	Hall, Josh	B5/ Cheap Shots	14	6	0.700
9	Crowley, Pat	B6/ Another Comf. Numb Ex	16	8	0.667
	Umstead, Randy	B2/ D. V. Needed	16	8	0.667
11	Jenkins, John	B4/ Get the Point!!!	13	7	0.650
12	Walker, Chip	B5/ Cheap Shots	12	7	0.632
13	Currin, David	B1/ Dirty Dogs	13	8	0.619
14	Buckner, Jacky	B4/ Get the Point!!!	13	10	0.565
15	Warren, Randy	B5/ Cheap Shots	9	7	0.563

"C" Division

			W	L	%-age
1	Knox, Mike	C1/ Horsemen	20	3	0.870
2	Keller, Tony	C1/ Horsemen	14	5	0.737
3	Murdaugh, John	C7/ Home Thrown	13	5	0.722
4	Phillips, Britt	C1/ Horsemen	12	5	0.706
5	Baldwin, Randy	C2/ Excalibur	11	5	0.688
6	Latham, Chris	C2/ Excalibur	15	7	0.682
7	Deemer, Randy	C3/ Starving Dartists	16	8	0.667
	James, Bob	C5/ Hard Times	14	7	0.667
	Slominski, Mark	C2/ Excalibur	12	6	0.667
10	Berry, Robert	C2/ Excalibur	13	7	0.650
11	Hoyt, Chris	C5/ Hard Times	14	8	0.636
12	Bear, Bart	C1/ Horsemen	10	6	0.625
13	Edgecombe, Andrew	C7/ Home Thrown	16	12	0.571
	Romanchek, David	C4/ Nine Lives	12	9	0.571
15	Fleming, Frank	C3/ Starving Dartists	9	7	0.563

"D" Division

			W	L	%-age
1	Stasko, Bill	D4/ Heroes In Trouble	21	3	0.875
2	White, Taylor	D5/ Pog Mo Hon	16	4	0.800
3	Lorbacher, Scott	D5/ Pog Mo Hon	14	4	0.778
4	Denton, Fon	D3/ UZMALL	17	5	0.773
5	Kunttu, Kurt	D7/ Some Old Some New	18	6	0.750
6	Simpson, Phil	D2/ Grateful Darts	17	6	0.739
	Winters, Tom	D1/ Bullweiser	17	6	0.739
8	Berry, Dave	D7/ Some Old Some New	14	5	0.737
9	Mondou, Gerry	D1/ Bullweiser	14	6	0.700
10	Lang, Brian	D5/ Pog Mo Hon	12	6	0.667
11	Robertson, Ginger	D5/ Pog Mo Hon	13	7	0.650
12	Yoneoka, J.J.	D6/ Travelin' Beer Bellies	14	8	0.636
13	Barton, Kevin	D4/ Heroes In Trouble	12	7	0.632
14	(three tied)		15	9	0.625

"E" Division

			W	L	%-age
1	Allison, Frank	E4/ Sharky's Machine	17	3	0.850
2	Doroshanko, Jim	E5/ Damn Yankees	16	4	0.800
3	Gillett, Galen	E2/ BFD II	14	4	0.778
4	Sawyer, Duane	E6/ Woodchucks	13	4	0.765
5	Sawyer, Matt	E6/ Woodchucks	17	6	0.739
6	Krasnow, Dave	E1/ Kozmic Debris	16	6	0.727
7	Taylor, Walter	E3/ One-Armed Bandits	13	5	0.722
8	Hall, Danny	E2/ BFD II	17	7	0.708
9	Kvasnicka, Bob	E2/ BFD II	11	5	0.688
10	Hansen, Paul	E1/ Kozmic Debris	12	6	0.667
	Phelps, Doug	E3/ One-Armed Bandits	12	6	0.667
12	Fournier, Chris	E5/ Damn Yankees	13	7	0.650
	Wissinger, W. Wes	E7/ Tir na nOg	13	7	0.650
14	Penny, Ron	E7/ Tir na nOg	12	7	0.632
15	Taylor, Wayne	E3/ One-Armed Bandits	13	8	0.619

"F" Division

			W	L	%-age
1	Kissinger, Tim	F3/ Dynamic Darts	20	4	0.833
2	McFadden, Kevin	F3/ Dynamic Darts	20	5	0.800
3	Kerr, Duncan	F2/ Da Bulls	16	6	0.727
4	White, Bill	F2/ Da Bulls	17	7	0.708
5	Jackson, Barry	F3/ Dynamic Darts	19	8	0.704
6	Keleher, John	F6/ Point Break	15	7	0.682
7	McGettigan, Peter	F1/ Rat Bar Stewards	15	8	0.652
8	Smith, Sarge	F8/ Madhouse Patients III	19	11	0.633
9	Cox, John	F8/ Madhouse Patients III	20	12	0.625
10	Pope, Joshua	F4/ Modena Company	16	10	0.615
11	Bowes, Chuck	F1/ Rat Bar Stewards	14	9	0.609
	Kirkpatrick, Craig	F4/ Modena Company	14	9	0.609
	O'Farrell, Dustin	F4/ Modena Company	14	9	0.609
14	(three tied)		13	9	0.591

"G" Division

			W	L	%-age
1	Grannis, Jason	G1/ Don't Know	18	3	0.857
2	Sutphen, George	G2/ AFLAC	18	5	0.783
3	Moats, Keith	G1/ Don't Know	14	4	0.778
4	Converse, Stan	G2/ AFLAC	13	4	0.765
	Taylor, Jeff	G3/ Dead Sox	13	4	0.765
6	Leonard, Shawn	G4/ Bubba's Garage	16	6	0.727
7	Smith, Van	G3/ Dead Sox	12	5	0.706
8	Tighe, John	G1/ Don't Know	13	6	0.684
	Tollerton, Steve	G2/ AFLAC	13	6	0.684
10	Ford, Brian	G1/ Don't Know	17	8	0.680
11	Branch, John	G1/ Don't Know	17	9	0.654
12	Nagy, Jason	G4/ Bubba's Garage	12	7	0.632
13	Bacanskas, Andrew	G4/ Bubba's Garage	14	9	0.609
14	Lawley, Charley	G7/ Get Over It	15	10	0.600
15	Campbell, Britt	G1/ Don't Know	11	10	0.524

Women's Records

			W	L	%-age
1	Delp, Paula	B2/ D. V. Needed	15	6	0.714
2	Robertson, Ginger	D5/ Pog Mo Hon	13	7	0.650
3	Ferrell, Sierra	E2/ BFD II	10	9	0.526
4	Campbell, Britt	G1/ Don't Know	11	10	0.524
5	Barker, Jane	D7/ Some Old Some New	8	8	0.500
6	Hatch, Nicole	G6/ Murphy's Law	9	11	0.450
7	Austin, Connie	B4/ Get the Point!!!	8	10	0.444
8	Lawley, Lisa	G7/ Get Over It	10	13	0.435
9	Thomas, Heather	G5/ The G Spot	6	10	0.375
10	Hendrick, Ruthie	F7/ Breakers Intimidators	7	12	0.368
11	Enos, Kellee	D4/ Heroes In Trouble	8	14	0.364
12	Rhea, Laurie	C6/ SNAFU	9	16	0.360
13	Wills, Chris	G5/ The G Spot	6	11	0.353
14	Cotton, Barbara	C6/ SNAFU	7	15	0.318
15	Kelley, Joanna	G5/ The G Spot	6	13	0.316

Fall 2001 RDL Top Doubles Records (by division) (FINAL!)

(Missing statistics: week 3, 18-6 win by A3 over A6)

(Game minimum required for this listing: 19 for "F" division, 16 for all other divisions)

"A" Division

			W	L	%-age
1	Brown, Tom	A2/ Lunatic Fringe	22	2	0.917
2	Wall, Keith	A2/ Lunatic Fringe	17	3	0.850
3	Butters, Scott	A6/ Dazed & Confused	15	7	0.682
4	Phillips, Robbie	A1/ Industrial Strength	16	8	0.667
	Terry, Bob	A2/ Lunatic Fringe	12	6	0.667
6	Budelman, Jim	A2/ Lunatic Fringe	15	8	0.652
	Butman, Don	A2/ Lunatic Fringe	15	8	0.652
8	Tan, Wil	A1/ Industrial Strength	13	7	0.650
9	Lemons, Todd	A4/ The Phrinj	14	8	0.636
10	Hall, Mike	A5/ Dart Shadows	12	7	0.632
11	Selby, Brian	A1/ Industrial Strength	16	10	0.615
12	Hyler, Dale	A4/ The Phrinj	12	8	0.600
13	Beeson, Robb	A3/ Wherz Baldo?	13	9	0.591
	Scoville, Bruce	A1/ Industrial Strength	13	9	0.591
15	(four tied)				0.500

"B" Division

			W	L	%-age
1	Whitehead, Lee	B2/ D. V. Needed	20	4	0.833
2	Ney, Scott	B3/ Last Call	17	4	0.810
3	Currin, David	B1/ Dirty Dogs	17	5	0.773
	Nobles, Jonathan	B1/ Dirty Dogs	17	5	0.773
5	Wade, Nate	B3/ Last Call	15	5	0.750
6	Delp, Paula	B2/ D. V. Needed	16	6	0.727
7	Walker, Chip	B5/ Cheap Shots	15	6	0.714
8	Evans, J.P.	B7/ Dodge Darts	14	6	0.700
9	Witz, Steve	B5/ Cheap Shots	13	6	0.684
10	Lewis, Todd	B4/ Get the Point!!!	16	8	0.667
11	Hunsberger, Jim	B4/ Get the Point!!!	14	8	0.636
12	Jenkins, John	B4/ Get the Point!!!	13	8	0.619
13	Griffin, Craig	B6/ Another Comf. Numb Ex	14	9	0.609
14	Wilkie, Felipe	B1/ Dirty Dogs	12	8	0.600
15	(two tied)		11	8	0.579

"C" Division

			W	L	%-age
1	James, Bob	C5/ Hard Times	17	5	0.773
2	Slominski, Mark	C2/ Excalibur	15	5	0.750
	Marsden, James	C4/ Nine Lives	12	4	0.750
	Shearin, Keith	C2/ Excalibur	12	4	0.750
5	Knight, Steve	C1/ Horsemen	13	5	0.722
6	Phillips, Britt	C1/ Horsemen	14	6	0.700
7	McCredie, Bob	C1/ Horsemen	11	5	0.688
8	Knox, Mike	C1/ Horsemen	14	8	0.636
9	Paulsen, Glenn	C4/ Nine Lives	10	6	0.625
10	Deemer, Randy	C3/ Starving Dartists	14	9	0.609
11	Hoyt, Chris	C5/ Hard Times	13	9	0.591
12	Prior, Jeff	C2/ Excalibur	11	8	0.579
13	Maminski, Len	C1/ Horsemen	12	9	0.571
14	Edgecombe, Andrew	C7/ Home Thrown	17	13	0.567
15	(two tied)		9	7	0.563

"D" Division

			W	L	%-age
1	Dowling, Jack	D1/ Bullweiser	13	5	0.722
2	Wackerman, Mark	D4/ Heroes In Trouble	17	7	0.708
3	Kunttu, Kurt	D7/ Some Old Some New	16	7	0.696
4	Barker, Barry	D7/ Some Old Some New	11	5	0.688
5	Carter, Kevin	D5/ Pog Mo Hon	13	6	0.684
6	Blackburn, Larry	D5/ Pog Mo Hon	14	7	0.667
7	Mondou, Gerry	D1/ Bullweiser	13	8	0.619
	Winters, Tom	D1/ Bullweiser	13	8	0.619
9	Fulghum, Mark	D3/ UZMALL	12	8	0.600
10	Berry, Dave	D7/ Some Old Some New	10	7	0.588
	Lorbacher, Scott	D5/ Pog Mo Hon	10	7	0.588
12	McKenna, Joe	D1/ Bullweiser	11	8	0.579
13	Yoneoka, J.J.	D6/ Travelin' Beer Bellies	13	10	0.565
14	Hounsell, Bob	D5/ Pog Mo Hon	9	7	0.563
15	Williams, Denny	D3/ UZMALL	13	11	0.542

"E" Division

			W	L	%-age
1	Dugger, Mark	E6/ Woodchucks	13	3	0.813
2	Browndorf, Ken	E4/ Sharky's Machine	16	5	0.762
3	Slowasski, Chris	E5/ Damn Yankees	12	4	0.750
4	Saunders, Billy	E5/ Damn Yankees	17	7	0.708
5	Beaudoin, Paul	E6/ Woodchucks	11	5	0.688
6	Sawyer, Duane	E6/ Woodchucks	13	6	0.684
7	Hall, Danny	E2/ BFD II	15	8	0.652
8	Side, Eric	E6/ Woodchucks	12	7	0.632
9	Sawyer, Matt	E6/ Woodchucks	15	9	0.625
	Kvasnicka, Bob	E2/ BFD II	10	6	0.625
11	Allison, Frank	E4/ Sharky's Machine	12	8	0.600
	Doroshanko, Jim	E5/ Damn Yankees	12	8	0.600
	Sarantos, Alex	E5/ Damn Yankees	12	8	0.600
14	Phelps, Doug	E3/ One-Armed Bandits	11	8	0.579
15	Doroshanko, Kim	E5/ Damn Yankees	9	7	0.563

"F" Division

			W	L	%-age
1	McSorley, Paul	F2/ Da Bulls	16	5	0.762
2	Pope, Sherman	F4/ Modena Company	18	6	0.750
3	Keleher, John	F6/ Point Break	18	7	0.720
4	Munn, Chuck	F2/ Da Bulls	15	6	0.714
5	McFadden, Kevin	F3/ Dynamic Darts	16	7	0.696
6	Kerr, Duncan	F2/ Da Bulls	16	8	0.667
7	McGettigan, Peter	F1/ Rat Bar Stewards	15	8	0.652
8	O'Farrell, Dustin	F4/ Modena Company	13	7	0.650
9	White, Bill	F2/ Da Bulls	16	9	0.640
10	Ellison, George	F3/ Dynamic Darts	12	7	0.632
11	Kissinger, Tim	F3/ Dynamic Darts	15	9	0.625
12	Pope, Joshua	F4/ Modena Company	15	11	0.577
13	Smith, Sarge	F8/ Madhouse Patients III	17	13	0.567
14	Grape, Mel	F7/ Breakers Intimidators	13	10	0.565
15	DeMattos, Rick	F5/ Hard Cheddar	14	11	0.560

"G" Division

			W	L	%-age
1	Campbell, Britt	G1/ Don't Know	19	4	0.826
2	Tighe, John	G1/ Don't Know	15	4	0.789
3	Sutphen, George	G2/ AFLAC	17	5	0.773
4	Grannis, Jason	G1/ Don't Know	16	6	0.727
5	Moats, Keith	G1/ Don't Know	13	5	0.722
6	Sautter, Don	G4/ Bubba's Garage	13	6	0.684
7	Motley, Steve	G4/ Bubba's Garage	15	7	0.682
8	Branch, John	G1/ Don't Know	17	8	0.680
9	Bacanskas, Andrew	G4/ Bubba's Garage	16	8	0.667
10	Ford, Brian	G1/ Don't Know	15	8	0.652
11	Converse, Stan	G2/ AFLAC	11	6	0.647
12	Lawley, Bucky	G7/ Get Over It	10	6	0.625
13	Leonard, Shawn	G4/ Bubba's Garage	13	8	0.619
14	Tollerton, Steve	G2/ AFLAC	10	7	0.588
15	Steffen, Chris	G4/ Bubba's Garage	9	7	0.563

Women's Records

			W	L	%-age
1	Campbell, Britt	G1/ Don't Know	19	4	0.826
2	Delp, Paula	B2/ D. V. Needed	16	6	0.727
3	Grape, Mel	F7/ Breakers Intimidators	13	10	0.565
4	Doroshanko, Kim	E5/ Damn Yankees	9	7	0.563
5	Barker, Jane	D7/ Some Old Some New	9	8	0.529
6	Hatch, Nicole	G6/ Murphy's Law	11	10	0.524
7	Enos, Kellee	D4/ Heroes In Trouble	12	11	0.522
	Lawley, Lisa	G7/ Get Over It	12	11	0.522
9	Whitehurst, Carol	E2/ BFD II	8	9	0.471
10	Onorati, Heather	C6/ SNAFU	7	9	0.438
11	Draper, Lisa	F5/ Hard Cheddar	9	12	0.429
12	Hendrick, Ruthie	F7/ Breakers Intimidators	7	12	0.368
13	Wills, Chris	G5/ The G Spot	8	16	0.333
	Churchwell, Billie	B2/ D. V. Needed	7	14	0.333
15	Gaffney, Michelle	G6/ Murphy's Law	7	15	0.318

Fall 2001 RDL Top Singles+Doubles Records (by division) (FINAL!)

(Missing statistics: week 3, 18-6 win by A3 over A6)

(Game minimum required for this listing: 37 for "F" division, 32 for all other divisions)

"A" Division

			W	L	%-age
1	Brown, Tom	A2/ Lunatic Fringe	44	4	0.917
2	Beeson, Robb	A3/ Wherz Baldo?	32	12	0.727
3	Terry, Bob	A2/ Lunatic Fringe	28	11	0.718
4	Budelman, Jim	A2/ Lunatic Fringe	30	13	0.698
5	Hyler, Dale	A4/ The Phrinj	27	12	0.692
6	Phillips, Robbie	A1/ Industrial Strength	30	14	0.682
7	Tan, Wil	A1/ Industrial Strength	27	13	0.675
8	Wall, Keith	A2/ Lunatic Fringe	29	14	0.674
9	Butman, Don	A2/ Lunatic Fringe	31	15	0.674
10	Selby, Brian	A1/ Industrial Strength	34	20	0.630
11	Davis, Jim	A7/ Pig Darts	22	14	0.611
12	Scoville, Bruce	A1/ Industrial Strength	28	19	0.596
13	Horton, Tony	A1/ Industrial Strength	20	15	0.571
14	Cashwell, Craig	A7/ Pig Darts	27	21	0.563
	West, Billy	A3/ Wherz Baldo?	18	14	0.563

"B" Division

			W	L	%-age
1	Whitehead, Lee	B2/ D. V. Needed	42	6	0.875
2	Wade, Nate	B3/ Last Call	33	9	0.786
3	Witz, Steve	B5/ Cheap Shots	31	11	0.738
4	Hunsberger, Jim	B4/ Get the Point!!!	33	12	0.733
5	Delp, Paula	B2/ D. V. Needed	31	12	0.721
6	Currin, David	B1/ Dirty Dogs	30	13	0.698
7	Walker, Chip	B5/ Cheap Shots	27	13	0.675
8	Nobles, Jonathan	B1/ Dirty Dogs	28	15	0.651
9	McNamara, Tim	B7/ Dodge Darts	27	15	0.643
10	Hall, Josh	B5/ Cheap Shots	25	14	0.641
11	Jenkins, John	B4/ Get the Point!!!	26	15	0.634
12	Ney, Scott	B3/ Last Call	26	16	0.619
13	Evans, J.P.	B7/ Dodge Darts	23	17	0.575
14	Bryant, Whit	B3/ Last Call	20	15	0.571
15	Buckner, Jacky	B4/ Get the Point!!!	26	20	0.565

"C" Division

			W	L	%-age
1	Knox, Mike	C1/ Horsemen	34	11	0.756
2	James, Bob	C5/ Hard Times	31	12	0.721
3	Slominski, Mark	C2/ Excalibur	27	11	0.711
4	Phillips, Britt	C1/ Horsemen	26	11	0.703
5	Keller, Tony	C1/ Horsemen	23	11	0.676
6	Prior, Jeff	C2/ Excalibur	21	11	0.656
7	Deemer, Randy	C3/ Starving Dartists	30	17	0.638
8	Murdaugh, John	C7/ Home Thrown	23	14	0.622
9	Latham, Chris	C2/ Excalibur	26	16	0.619
10	Hoyt, Chris	C5/ Hard Times	27	17	0.614
11	Berry, Robert	C2/ Excalibur	21	15	0.583
12	Edgecombe, Andrew	C7/ Home Thrown	33	25	0.569
13	Shown, Marc	C3/ Starving Dartists	28	22	0.560
14	Maminski, Len	C1/ Horsemen	20	17	0.541
15	Davenport, Ed	C5/ Hard Times	18	16	0.529

"D" Division

			W	L	%-age
1	Kunttu, Kurt	D7/ Some Old Some New	34	13	0.723
2	Stasko, Bill	D4/ Heroes In Trouble	33	15	0.688
3	Lorbacher, Scott	D5/ Pog Mo Hon	24	11	0.686
4	Winters, Tom	D1/ Bullweiser	30	14	0.682
5	Wackerman, Mark	D4/ Heroes In Trouble	32	16	0.667
	Berry, Dave	D7/ Some Old Some New	24	12	0.667
7	Mondou, Gerry	D1/ Bullweiser	27	14	0.659
8	Barker, Barry	D7/ Some Old Some New	26	14	0.650
9	Carter, Kevin	D5/ Pog Mo Hon	22	12	0.647
	Lewis, Scott	D1/ Bullweiser	22	12	0.647
11	White, Taylor	D5/ Pog Mo Hon	27	16	0.628
12	Denton, Fon	D3/ UZMALL	28	17	0.622
13	Yoneoka, J.J.	D6/ Travelin' Beer Bellies	27	18	0.600
	Fulghum, Mark	D3/ UZMALL	24	16	0.600
15	Dowling, Jack	D1/ Bullweiser	19	13	0.594

"E" Division

			W	L	%-age
1	Allison, Frank	E4/ Sharky's Machine	29	11	0.725
2	Sawyer, Duane	E6/ Woodchucks	26	10	0.722
3	Doroshanko, Jim	E5/ Damn Yankees	28	12	0.700
4	Hall, Danny	E2/ BFD II	32	15	0.681
	Sawyer, Matt	E6/ Woodchucks	32	15	0.681
6	Gillett, Galen	E2/ BFD II	25	13	0.658
7	Kvasnicka, Bob	E2/ BFD II	21	11	0.656
8	Hansen, Paul	E1/ Kozmic Debris	21	12	0.636
9	Phelps, Doug	E3/ One-Armed Bandits	23	14	0.622
10	Krasnow, Dave	E1/ Kozmic Debris	26	16	0.619
11	Fournier, Chris	E5/ Damn Yankees	24	16	0.600
12	Sarantos, Alex	E5/ Damn Yankees	23	16	0.590
13	Taylor, Walter	E3/ One-Armed Bandits	21	15	0.583
14	Kring, Jeremy	E6/ Woodchucks	22	16	0.579
15	(two tied)		23	17	0.575

"F" Division

			W	L	%-age
1	McFadden, Kevin	F3/ Dynamic Darts	36	12	0.750
2	Kissinger, Tim	F3/ Dynamic Darts	35	13	0.729
3	Keleher, John	F6/ Point Break	33	14	0.702
4	Kerr, Duncan	F2/ Da Bulls	32	14	0.696
5	White, Bill	F2/ Da Bulls	33	16	0.673
6	McSorley, Paul	F2/ Da Bulls	28	14	0.667
7	McGettigan, Peter	F1/ Rat Bar Stewards	30	16	0.652
8	Munn, Chuck	F2/ Da Bulls	25	14	0.641
9	Pope, Sherman	F4/ Modena Company	32	18	0.640
10	O'Farrell, Dustin	F4/ Modena Company	27	16	0.628
11	Jackson, Barry	F3/ Dynamic Darts	32	19	0.627
12	Smith, Sarge	F8/ Madhouse Patients III	36	24	0.600
	Costen, Todd	F3/ Dynamic Darts	24	16	0.600
14	Pope, Joshua	F4/ Modena Company	31	21	0.596
15	DeMattos, Rick	F5/ Hard Cheddar	26	20	0.565

"G" Division

			W	L	%-age
1	Grannis, Jason	G1/ Don't Know	34	9	0.791
2	Sutphen, George	G2/ AFLAC	35	10	0.778
3	Moats, Keith	G1/ Don't Know	27	9	0.750
4	Tighe, John	G1/ Don't Know	28	10	0.737
5	Converse, Stan	G2/ AFLAC	24	10	0.706
6	Campbell, Britt	G1/ Don't Know	30	14	0.682
7	Leonard, Shawn	G4/ Bubba's Garage	29	14	0.674
8	Branch, John	G1/ Don't Know	34	17	0.667
	Ford, Brian	G1/ Don't Know	32	16	0.667
10	Tollerton, Steve	G2/ AFLAC	23	13	0.639
11	Bacanskas, Andrew	G4/ Bubba's Garage	30	17	0.638
12	Nagy, Jason	G4/ Bubba's Garage	21	15	0.583
13	Taylor, Jeff	G3/ Dead Sox	20	15	0.571
14	Smith, Van	G3/ Dead Sox	21	16	0.568
15	Sautter, Don	G4/ Bubba's Garage	22	17	0.564

Women's Records

			W	L	%-age
1	Delp, Paula	B2/ D. V. Needed	31	12	0.721
2	Campbell, Britt	G1/ Don't Know	30	14	0.682
3	Robertson, Ginger	D5/ Pog Mo Hon	19	14	0.576
4	Barker, Jane	D7/ Some Old Some New	17	16	0.515
5	Grape, Mel	F7/ Breakers Intimidators	21	20	0.512
6	Hatch, Nicole	G6/ Murphy's Law	20	21	0.488
7	Lawley, Lisa	G7/ Get Over It	22	24	0.478
8	Enos, Kellee	D4/ Heroes In Trouble	20	25	0.444
9	Austin, Connie	B4/ Get the Point!!!	13	20	0.394
	Whitehurst, Carol	E2/ BFD II	13	20	0.394
11	Hendrick, Ruthie	F7/ Breakers Intimidators	14	24	0.368
12	Moeschet, Cathy	C4/ Nine Lives	12	22	0.353
13	Ferrell, Sierra	E2/ BFD II	12	23	0.343
14	Wills, Chris	G5/ The G Spot	14	27	0.341
15	Onorati, Heather	C6/ SNAFU	11	22	0.333

Fall 2001 RDL Top All-Star Percentages (by division) (FINAL!)

(Missing statistics: week 3, 18-6 win by A3 over A6)

(Game minimum required for this listing: 37 for "F" division, 32 for all other divisions)

"A" Division

			ASP	TGP	%-age
1	Davis, Jim	A7/ Pig Darts	67.0	36	1.861
2	Budelman, Jim	A2/ Lunatic Fringe	69.0	44	1.568
3	Brown, Tom	A2/ Lunatic Fringe	74.5	49	1.520
4	Butters, Scott	A6/ Dazed & Confused	67.0	45	1.489
5	Tan, Wil	A1/ Industrial Strength	58.5	40	1.463
6	Horton, Tony	A1/ Industrial Strength	49.0	35	1.400
7	Terry, Bob	A2/ Lunatic Fringe	52.0	40	1.300
8	Beeson, Robb	A3/ Wherz Baldo?	58.0	45	1.289
9	Butman, Don	A2/ Lunatic Fringe	56.0	47	1.191
10	West, Billy	A3/ Wherz Baldo?	37.5	33	1.136
11	Hyler, Dale	A4/ The Phrinj	44.5	40	1.113
12	Cashwell, Craig	A7/ Pig Darts	51.5	48	1.073
13	Selby, Brian	A1/ Industrial Strength	57.0	54	1.056
14	Eason, Joel	A7/ Pig Darts	49.0	48	1.021
15	Hall, Mike	A5/ Dart Shadows	35.5	35	1.014

"B" Division

			ASP	TGP	%-age
1	Whitehead, Lee	B2/ D. V. Needed	79.5	51	1.559
2	McNamara, Tim	B7/ Dodge Darts	50.0	44	1.136
3	Bryant, Whit	B3/ Last Call	31.0	36	0.861
4	Carroll, John	B1/ Dirty Dogs	39.5	46	0.859
5	Witz, Steve	B5/ Cheap Shots	35.5	42	0.845
6	Wade, Nate	B3/ Last Call	35.5	44	0.807
7	Umstead, Randy	B2/ D. V. Needed	38.5	51	0.755
8	Hunsberger, Jim	B4/ Get the Point!!!	34.5	46	0.750
9	Crowley, Pat	B6/ Another Comf. Numb Ex	33.5	49	0.684
10	Holland, Steve	B7/ Dodge Darts	31.5	48	0.656
11	Evans, J.P.	B7/ Dodge Darts	27.5	42	0.655
12	Walker, Chip	B5/ Cheap Shots	25.0	40	0.625
13	Mehok, Larry	B1/ Dirty Dogs	25.5	41	0.622
14	Jenkins, John	B4/ Get the Point!!!	25.5	42	0.607
15	Buckner, Jacky	B4/ Get the Point!!!	27.5	47	0.585

"C" Division

			ASP	TGP	%-age
1	James, Bob	C5/ Hard Times	40.5	45	0.900
2	Knox, Mike	C1/ Horsemen	35.5	46	0.772
3	Latham, Chris	C2/ Excalibur	29.5	42	0.702
4	Shown, Marc	C3/ Starving Dartists	35.5	51	0.696
5	Murdaugh, John	C7/ Home Thrown	23.5	37	0.635
6	Prior, Jeff	C2/ Excalibur	19.5	32	0.609
7	Romanchek, David	C4/ Nine Lives	24.0	42	0.571
8	Slominski, Mark	C2/ Excalibur	19.0	38	0.500
	Keller, Tony	C1/ Horsemen	17.5	35	0.500
	Smith, Butch	C4/ Nine Lives	16.0	32	0.500
11	Deemer, Randy	C3/ Starving Dartists	23.5	48	0.490
12	Randolph, Jon	C7/ Home Thrown	23.0	48	0.479
13	Hoyt, Chris	C5/ Hard Times	22.0	46	0.478
14	Davenport, Ed	C5/ Hard Times	16.5	35	0.471
15	Hagan, Mark	C3/ Starving Dartists	18.0	40	0.450

"D" Division

			ASP	TGP	%-age
1	Kunttu, Kurt	D7/ Some Old Some New	63.0	51	1.235
2	Mondou, Gerry	D1/ Bullweiser	30.5	43	0.709
3	Winters, Tom	D1/ Bullweiser	32.5	46	0.707
4	Denton, Fon	D3/ UZMALL	32.0	48	0.667
5	Dowling, Jack	D1/ Bullweiser	21.0	34	0.618
6	Barker, Barry	D7/ Some Old Some New	26.0	44	0.591
7	Fulghum, Mark	D3/ UZMALL	24.0	43	0.558
8	Blackburn, Larry	D5/ Pog Mo Hon	21.0	38	0.553
9	Berry, Dave	D7/ Some Old Some New	21.5	39	0.551
10	Stasko, Bill	D4/ Heroes In Trouble	26.5	51	0.520
11	Herbert, Kirk	D1/ Bullweiser	23.0	45	0.511
12	Barton, Kevin	D4/ Heroes In Trouble	21.5	43	0.500
13	Wackerman, Mark	D4/ Heroes In Trouble	24.5	51	0.480
14	Swindell, Rick	D7/ Some Old Some New	22.5	47	0.479
15	Williams, Denny	D3/ UZMALL	18.5	40	0.463

"E" Division

			ASP	TGP	%-age
1	Gillett, Galen	E2/ BFD II	33.5	41	0.817
2	Sawyer, Duane	E6/ Woodchucks	23.0	37	0.622
3	Penny, Ron	E7/ Tir na nOg	19.0	35	0.543
4	Hall, Danny	E2/ BFD II	26.5	50	0.530
5	Fournier, Chris	E5/ Damn Yankees	19.5	40	0.488
6	Hansen, Paul	E1/ Kozmic Debris	17.0	35	0.486
7	Allison, Frank	E4/ Sharky's Machine	19.0	40	0.475
8	Sawyer, Matt	E6/ Woodchucks	22.5	48	0.469
9	Kvasnicka, Bob	E2/ BFD II	15.0	34	0.441
10	Krasnow, Dave	E1/ Kozmic Debris	19.0	44	0.432
11	Wissinger, W. Wes	E7/ Tir na nOg	17.0	40	0.425
12	Kiser, Lyman	E3/ One-Armed Bandits	19.0	46	0.413
13	Kruger, Lonny	E4/ Sharky's Machine	16.0	39	0.410
14	Hines, Curtis	E4/ Sharky's Machine	15.5	39	0.397
15	Nickolaysen, Nick	E1/ Kozmic Debris	14.5	37	0.392

"F" Division

			ASP	TGP	%-age
1	Cox, John	F8/ Madhouse Patients III	51.0	65	0.785
2	Pope, Joshua	F4/ Modena Company	42.5	56	0.759
3	Kerr, Duncan	F2/ Da Bulls	29.5	48	0.615
4	Downs, Aaron	F1/ Rat Bar Stewards	22.5	43	0.523
5	Kissinger, Tim	F3/ Dynamic Darts	23.5	48	0.490
6	Smith, David	F1/ Rat Bar Stewards	22.5	46	0.489
7	Smith, Brian	F7/ Breakers Intimidators	25.0	52	0.481
8	Jackson, Barry	F3/ Dynamic Darts	22.5	51	0.441
9	McFadden, Kevin	F3/ Dynamic Darts	21.0	48	0.438
10	Keleher, John	F6/ Point Break	20.5	48	0.427
11	Gildea, Tom	F8/ Madhouse Patients III	23.0	54	0.426
12	Sager, Chris	F1/ Rat Bar Stewards	22.5	53	0.425
13	Denning, David	F7/ Breakers Intimidators	19.0	45	0.422
14	Pope, Sherman	F4/ Modena Company	22.0	53	0.415
15	Bowes, Chuck	F1/ Rat Bar Stewards	18.5	46	0.402

"G" Division

			ASP	TGP	%-age
1	Tighe, John	G1/ Don't Know	25.5	40	0.638
2	Grannis, Jason	G1/ Don't Know	22.5	44	0.511
3	Taylor, Jeff	G3/ Dead Sox	16.5	36	0.458
4	Branch, John	G1/ Don't Know	23.5	53	0.443
5	Sutphen, George	G2/ AFLAC	19.5	47	0.415
6	Tollerton, Steve	G2/ AFLAC	14.5	37	0.392
7	Leonard, Shawn	G4/ Bubba's Garage	17.0	45	0.378
8	Hatch, Nicole	G6/ Murphy's Law	15.0	41	0.366
9	Carawon, Bob	G2/ AFLAC	14.5	42	0.345
10	Motley, Steve	G4/ Bubba's Garage	15.0	44	0.341
11	Bacanskas, Andrew	G4/ Bubba's Garage	14.5	49	0.296
12	Lawley, Lisa	G7/ Get Over It	13.5	47	0.287
13	Moats, Keith	G1/ Don't Know	10.0	38	0.263
14	Nagy, Jason	G4/ Bubba's Garage	9.5	37	0.257
15	(two tied)				0.250

Women's Records

			ASP	TGP	%-age
1	Austin, Connie	B4/ Get the Point!!!	18.0	34	0.529
2	Delp, Paula	B2/ D. V. Needed	23.5	46	0.511
3	Rhea, Laurie	C6/ SNAFU	21.5	48	0.448
4	Robertson, Ginger	D5/ Pog Mo Hon	13.0	34	0.382
5	Barker, Jane	D7/ Some Old Some New	14.0	37	0.378
6	Hatch, Nicole	G6/ Murphy's Law	15.0	41	0.366
7	Whitehurst, Carol	E2/ BFD II	12.5	35	0.357
8	Enos, Kellee	D4/ Heroes In Trouble	14.5	48	0.302
9	Cotton, Barbara	C6/ SNAFU	13.5	47	0.287
	Lawley, Lisa	G7/ Get Over It	13.5	47	0.287
11	Grape, Mel	F7/ Breakers Intimidators	12.0	44	0.273
12	Churchwell, Billie	B2/ D. V. Needed	11.5	46	0.250
	Ferrell, Sierra	E2/ BFD II	9.0	36	0.250
14	Campbell, Britt	G1/ Don't Know	11.0	46	0.239
15	Payne, Julie	C6/ SNAFU	9.5	49	0.194

Fall 2001 RDL League-Wide Sectional Statistics (ranked by percentage) (FINAL!)

(Missing statistics: week 3, 18-6 win by A3 over A6)

(Game minimum required for this listing: 7 for "F" division, 6 for all other divisions)

Singles 301 Records

			W	L	%-age
1	Lorbacher, Scott	D5/ Pog Mo Hon	9	0	1.000
	Ray, Robert	F6/ Point Break	7	0	1.000
3	Brown, Tom	A2/ Lunatic Fringe	11	1	0.917
	Knox, Mike	C1/ Horsemen	11	1	0.917
5	Kissinger, Tim	F3/ Dynamic Darts	10	1	0.909
6	Carter, Kevin	D5/ Pog Mo Hon	7	1	0.875
	White, Taylor	D5/ Pog Mo Hon	7	1	0.875
8	Hunsberger, Jim	B4/ Get the Point!!!	10	2	0.833
	Wade, Nate	B3/ Last Call	10	2	0.833
	Whitehead, Lee	B2/ D. V. Needed	10	2	0.833
	Stasko, Bill	D4/ Heroes In Trouble	10	2	0.833
12	Beeson, Robb	A3/ Wherz Baldo?	9	2	0.818
	Hall, Josh	B5/ Cheap Shots	9	2	0.818
	Witz, Steve	B5/ Cheap Shots	9	2	0.818
	Gross, Tom	E4/ Sharky's Machine	9	2	0.818
16	Delp, Paula	B2/ D. V. Needed	8	2	0.800
	McNamara, Tim	B7/ Dodge Darts	8	2	0.800
	Robertson, David	D5/ Pog Mo Hon	8	2	0.800
	Allison, Frank	E4/ Sharky's Machine	8	2	0.800
	Doroshanko, Jim	E5/ Damn Yankees	8	2	0.800
	Sawyer, Duane	E6/ Woodchucks	8	2	0.800
	Grannis, Jason	G1/ Don't Know	8	2	0.800
23	Hyler, Dale	A4/ The Phrinj	7	2	0.778
	Robertson, Ginger	D5/ Pog Mo Hon	7	2	0.778
	Beaudoin, Paul	E6/ Woodchucks	7	2	0.778
	Gillett, Galen	E2/ BFD II	7	2	0.778
	Phelps, Doug	E3/ One-Armed Bandits	7	2	0.778
	Markov, Jim	F3/ Dynamic Darts	7	2	0.778
	Moats, Keith	G1/ Don't Know	7	2	0.778
30	(11 tied - 2 in A, 1 in B, 2 in C, 2 in D, 2 in E, 2 in F)				0.750

Singles Cricket Records

			W	L	%-age
1	Whitehead, Lee	B2/ D. V. Needed	12	0	1.000
	Simpson, Phil	D2/ Grateful Darts	12	0	1.000
	Sutphen, George	G2/ AFLAC	11	0	1.000
	Walker, Chip	B5/ Cheap Shots	10	0	1.000
	Davis, Jim	A7/ Pig Darts	9	0	1.000
	Converse, Stan	G2/ AFLAC	9	0	1.000
7	Brown, Tom	A2/ Lunatic Fringe	11	1	0.917
	Stasko, Bill	D4/ Heroes In Trouble	11	1	0.917
	McFadden, Kevin	F3/ Dynamic Darts	11	1	0.917
10	Beeson, Robb	A3/ Wherz Baldo?	10	1	0.909
	Denton, Fon	D3/ UZMALL	10	1	0.909
	Mondou, Gerry	D1/ Bullweiser	10	1	0.909
	Krasnow, Dave	E1/ Kozmic Debris	10	1	0.909
	Grannis, Jason	G1/ Don't Know	10	1	0.909
15	Bryant, Whit	B3/ Last Call	9	1	0.900
	Allison, Frank	E4/ Sharky's Machine	9	1	0.900
	Wissinger, W. Wes	E7/ Tir na nOg	9	1	0.900
18	Berry, Dave	D7/ Some Old Some New	8	1	0.889
	Keleher, John	F6/ Point Break	8	1	0.889
	Taylor, Jeff	G3/ Dead Sox	8	1	0.889
21	Wilcenski, Steve	B3/ Last Call	7	1	0.875
	Baldwin, Randy	C2/ Excalibur	7	1	0.875
	Ennis, Micky	F7/ Breakers Intimidators	7	1	0.875
24	Gibbs, Keith	A3/ Wherz Baldo?	6	1	0.857
	Hoffmann, Steve	A2/ Lunatic Fringe	6	1	0.857
	Arensdorf, David	E4/ Sharky's Machine	6	1	0.857
	Walker, Bob	G3/ Dead Sox	6	1	0.857
28	(seven tied - 2 in A, 1 in B, 3 in D, 1 in E)		10	2	0.833
			5	1	0.833

Doubles Cricket Records

			W	L	%-age
1	Whitehead, Lee	B2/ D. V. Needed	12	0	1.000
	Delp, Paula	B2/ D. V. Needed	11	0	1.000
	Ney, Scott	B3/ Last Call	10	0	1.000
	Beaudoin, Paul	E6/ Woodchucks	8	0	1.000
	Barker, Barry	D7/ Some Old Some New	6	0	1.000
6	Brown, Tom	A2/ Lunatic Fringe	11	1	0.917
7	Grannis, Jason	G1/ Don't Know	10	1	0.909
8	Ford, Brian	G1/ Don't Know	8	1	0.889
9	Wall, Keith	A2/ Lunatic Fringe	7	1	0.875
	Baldwin, Randy	C2/ Excalibur	7	1	0.875
	Knight, Steve	C1/ Horsemen	7	1	0.875
	Berry, Dave	D7/ Some Old Some New	7	1	0.875
	Dugger, Mark	E6/ Woodchucks	7	1	0.875
	Markov, Jim	F3/ Dynamic Darts	7	1	0.875
15	Branch, John	G1/ Don't Know	13	2	0.867
16	Shearin, Keith	C2/ Excalibur	6	1	0.857
	Arensdorf, David	E4/ Sharky's Machine	6	1	0.857
18	Keleher, John	F6/ Point Break	11	2	0.846
19	Mondou, Gerry	D1/ Bullweiser	10	2	0.833
	Kissinger, Tim	F3/ Dynamic Darts	10	2	0.833
	Sutphen, George	G2/ AFLAC	10	2	0.833
	Shpritz, Lisa	A4/ The Phrinj	5	1	0.833
	Butler, Brent	B7/ Dodge Darts	5	1	0.833
24	Nobles, Jonathan	B1/ Dirty Dogs	9	2	0.818
	Fulghum, Mark	D3/ UZMALL	9	2	0.818
	McFadden, Kevin	F3/ Dynamic Darts	9	2	0.818
27	(six tied - 1 in B, 2 in D, 2 in E, 1 in G)		8	2	0.800

Doubles 501 Records

			W	L	%-age
1	Kerr, Duncan	F2/ Da Bulls	12	0	1.000
	Pope, Sherman	F4/ Modena Company	12	0	1.000
	Markov, Jim	F3/ Dynamic Darts	8	0	1.000
4	Brown, Tom	A2/ Lunatic Fringe	11	1	0.917
	Campbell, Britt	G1/ Don't Know	11	1	0.917
6	Hall, Mike	A5/ Dart Shadows	9	1	0.900
	Jenkins, John	B4/ Get the Point!!!	9	1	0.900
	Munn, Chuck	F2/ Da Bulls	9	1	0.900
9	Lewis, Scott	D1/ Bullweiser	7	1	0.875
	Lawley, Bucky	G7/ Get Over It	7	1	0.875
11	Wall, Keith	A2/ Lunatic Fringe	10	2	0.833
	Collins, Debbie	D1/ Bullweiser	5	1	0.833
	Blackwood, Nicki	E6/ Woodchucks	5	1	0.833
	Hansen, Paul	E1/ Kozmic Debris	5	1	0.833
	Lougher, Shannon	G5/ The G Spot	5	1	0.833
16	Currin, David	B1/ Dirty Dogs	9	2	0.818
	James, Bob	C5/ Hard Times	9	2	0.818
	Kunttu, Kurt	D7/ Some Old Some New	9	2	0.818
19	Tan, Wil	A1/ Industrial Strength	8	2	0.800
20	Wade, Nate	B3/ Last Call	7	2	0.778
	Marsden, James	C4/ Nine Lives	7	2	0.778
	Slominski, Mark	C2/ Excalibur	7	2	0.778
	Flowers, Fred	E1/ Kozmic Debris	7	2	0.778
	McSorley, Paul	F2/ Da Bulls	7	2	0.778
	Sautter, Don	G4/ Bubba's Garage	7	2	0.778
	Tighe, John	G1/ Don't Know	7	2	0.778
27	Lewis, Todd	B4/ Get the Point!!!	10	3	0.769
28	Wackerman, Mark	D4/ Heroes In Trouble	9	3	0.750
	(five tied - 1 in B, 2 in C, 2 in E)		6	2	0.750

League-Wide Fall 2001 RDL Top Individual Records (FINAL!)

(Missing statistics: week 3, 18-6 win by A3 over A6)

(Game minimum required for this listing: 19 for "F" division, 16 for all other divisions)

Singles Win %-ages

			W	L	%-age
1	Brown, Tom	A2/ Lunatic Fringe	22	2	0.917
	Whitehead, Lee	B2/ D. V. Needed	22	2	0.917
3	Stasko, Bill	D4/ Heroes In Trouble	21	3	0.875
4	Knox, Mike	C1/ Horsemen	20	3	0.870
5	Beeson, Robb	A3/ Wherz Baldo?	19	3	0.864
6	Grannis, Jason	G1/ Don't Know	18	3	0.857
7	Allison, Frank	E4/ Sharky's Machine	17	3	0.850
8	Kissinger, Tim	F3/ Dynamic Darts	20	4	0.833
	Davis, Jim	A7/ Pig Darts	15	3	0.833
10	Hunsberger, Jim	B4/ Get the Point!!!	19	4	0.826
11	Wade, Nate	B3/ Last Call	18	4	0.818
12	McFadden, Kevin	F3/ Dynamic Darts	20	5	0.800
	White, Taylor	D5/ Pog Mo Hon	16	4	0.800
	Doroshanko, Jim	E5/ Damn Yankees	16	4	0.800
15	Hyler, Dale	A4/ The Phrinj	15	4	0.789
16	Witz, Steve	B5/ Cheap Shots	18	5	0.783
	Sutphen, George	G2/ AFLAC	18	5	0.783
18	Lorbacher, Scott	D5/ Pog Mo Hon	14	4	0.778
	Gillett, Galen	E2/ BFD II	14	4	0.778
	Moats, Keith	G1/ Don't Know	14	4	0.778
21	Denton, Fon	D3/ UZMALL	17	5	0.773
22	Sawyer, Duane	E6/ Woodchucks	13	4	0.765
	Converse, Stan	G2/ AFLAC	13	4	0.765
	Taylor, Jeff	G3/ Dead Sox	13	4	0.765
25	Terry, Bob	A2/ Lunatic Fringe	16	5	0.762
26	Kunttu, Kurt	D7/ Some Old Some New	18	6	0.750
	Budelman, Jim	A2/ Lunatic Fringe	15	5	0.750
	McNamara, Tim	B7/ Dodge Darts	15	5	0.750
	Bryant, Whit	B3/ Last Call	12	4	0.750
30	Simpson, Phil	D2/ Grateful Darts	17	6	0.739
	Winters, Tom	D1/ Bullweiser	17	6	0.739
	Sawyer, Matt	E6/ Woodchucks	17	6	0.739
33	Keller, Tony	C1/ Horsemen	14	5	0.737
	Berry, Dave	D7/ Some Old Some New	14	5	0.737
35	Krasnow, Dave	E1/ Kozmic Debris	16	6	0.727
	Kerr, Duncan	F2/ Da Bulls	16	6	0.727
	Leonard, Shawn	G4/ Bubba's Garage	16	6	0.727
38	Murdaugh, John	C7/ Home Thrown	13	5	0.722
	Taylor, Walter	E3/ One-Armed Bandits	13	5	0.722
40	Delp, Paula	B2/ D. V. Needed	15	6	0.714
41	Hall, Danny	E2/ BFD II	17	7	0.708
	White, Bill	F2/ Da Bulls	17	7	0.708
43	Horton, Tony	A1/ Industrial Strength	12	5	0.706
	Phillips, Britt	C1/ Horsemen	12	5	0.706
	Smith, Van	G3/ Dead Sox	12	5	0.706
46	Jackson, Barry	F3/ Dynamic Darts	19	8	0.704
47	Phillips, Robbie	A1/ Industrial Strength	14	6	0.700
	Tan, Wil	A1/ Industrial Strength	14	6	0.700
	Hall, Josh	B5/ Cheap Shots	14	6	0.700
	Mondou, Gerry	D1/ Bullweiser	14	6	0.700
51	Butman, Don	A2/ Lunatic Fringe	16	7	0.696
52	Baldwin, Randy	C2/ Excalibur	11	5	0.688
	Kvasnicka, Bob	E2/ BFD II	11	5	0.688
54	Tighe, John	G1/ Don't Know	13	6	0.684
	Tollerton, Steve	G2/ AFLAC	13	6	0.684
56	Latham, Chris	C2/ Excalibur	15	7	0.682
	Keleher, John	F6/ Point Break	15	7	0.682
58	Ford, Brian	G1/ Don't Know	17	8	0.680
59	Crowley, Pat	B6/ Another Comf. Numb Exp.	16	8	0.667
	Umstead, Randy	B2/ D. V. Needed	16	8	0.667
	Deemer, Randy	C3/ Starving Dartists	16	8	0.667
	James, Bob	C5/ Hard Times	14	7	0.667
	(four tied - 1 in C, 1 in D, 2 in E)		12	6	0.667

Doubles Win %-ages

			W	L	%-age
1	Brown, Tom	A2/ Lunatic Fringe	22	2	0.917
2	Wall, Keith	A2/ Lunatic Fringe	17	3	0.850
3	Whitehead, Lee	B2/ D. V. Needed	20	4	0.833
4	Campbell, Britt	G1/ Don't Know	19	4	0.826
5	Dugger, Mark	E6/ Woodchucks	13	3	0.813
6	Ney, Scott	B3/ Last Call	17	4	0.810
7	Tighe, John	G1/ Don't Know	15	4	0.789
8	Currin, David	B1/ Dirty Dogs	17	5	0.773
	Nobles, Jonathan	B1/ Dirty Dogs	17	5	0.773
	James, Bob	C5/ Hard Times	17	5	0.773
	Sutphen, George	G2/ AFLAC	17	5	0.773
12	Browndorf, Ken	E4/ Sharky's Machine	16	5	0.762
	McSorley, Paul	F2/ Da Bulls	16	5	0.762
14	Pope, Sherman	F4/ Modena Company	18	6	0.750
	Wade, Nate	B3/ Last Call	15	5	0.750
	Slominski, Mark	C2/ Excalibur	15	5	0.750
	Marsden, James	C4/ Nine Lives	12	4	0.750
	Shearin, Keith	C2/ Excalibur	12	4	0.750
	Slowasski, Chris	E5/ Damn Yankees	12	4	0.750
20	Delp, Paula	B2/ D. V. Needed	16	6	0.727
	Grannis, Jason	G1/ Don't Know	16	6	0.727
22	Knight, Steve	C1/ Horsemen	13	5	0.722
	Dowling, Jack	D1/ Bullweiser	13	5	0.722
	Moats, Keith	G1/ Don't Know	13	5	0.722
25	Keleher, John	F6/ Point Break	18	7	0.720
26	Walker, Chip	B5/ Cheap Shots	15	6	0.714
	Munn, Chuck	F2/ Da Bulls	15	6	0.714
28	Wackerman, Mark	D4/ Heroes In Trouble	17	7	0.708
	Saunders, Billy	E5/ Damn Yankees	17	7	0.708
30	Evans, J.P.	B7/ Dodge Darts	14	6	0.700
	Phillips, Britt	C1/ Horsemen	14	6	0.700
32	Kunttu, Kurt	D7/ Some Old Some New	16	7	0.696
	McFadden, Kevin	F3/ Dynamic Darts	16	7	0.696
34	McCredie, Bob	C1/ Horsemen	11	5	0.688
	Barker, Barry	D7/ Some Old Some New	11	5	0.688
	Beaudoin, Paul	E6/ Woodchucks	11	5	0.688
37	Witz, Steve	B5/ Cheap Shots	13	6	0.684
	Carter, Kevin	D5/ Pog Mo Hon	13	6	0.684
	Sawyer, Duane	E6/ Woodchucks	13	6	0.684
	Sautter, Don	G4/ Bubba's Garage	13	6	0.684
41	Butters, Scott	A6/ Dazed & Confused	15	7	0.682
	Motley, Steve	G4/ Bubba's Garage	15	7	0.682
43	Branch, John	G1/ Don't Know	17	8	0.680
44	Phillips, Robbie	A1/ Industrial Strength	16	8	0.667
	Lewis, Todd	B4/ Get the Point!!!	16	8	0.667
	Kerr, Duncan	F2/ Da Bulls	16	8	0.667
	Bacanskas, Andrew	G4/ Bubba's Garage	16	8	0.667
	Blackburn, Larry	D5/ Pog Mo Hon	14	7	0.667
	Terry, Bob	A2/ Lunatic Fringe	12	6	0.667
50	Budelman, Jim	A2/ Lunatic Fringe	15	8	0.652
	Butman, Don	A2/ Lunatic Fringe	15	8	0.652
	Hall, Danny	E2/ BFD II	15	8	0.652
	McGettigan, Peter	F1/ Rat Bar Stewards	15	8	0.652
	Ford, Brian	G1/ Don't Know	15	8	0.652
55	Tan, Wil	A1/ Industrial Strength	13	7	0.650
	O'Farrell, Dustin	F4/ Modena Company	13	7	0.650
57	Converse, Stan	G2/ AFLAC	11	6	0.647
58	White, Bill	F2/ Da Bulls	16	9	0.640
59	Lemons, Todd	A4/ The Phrinj	14	8	0.636
	Hunsberger, Jim	B4/ Get the Point!!!	14	8	0.636
	Knox, Mike	C1/ Horsemen	14	8	0.636
62	Hall, Mike	A5/ Dart Shadows	12	7	0.632
	Side, Eric	E6/ Woodchucks	12	7	0.632
	Ellison, George	F3/ Dynamic Darts	12	7	0.632
65	(five tied - 1 in C, 2 in E, 1 in F, 1 in G)				0.625

League-Wide Fall 2001 RDL Top Individual Records (FINAL!)

(Missing statistics: week 3, 18-6 win by A3 over A6)

(Game minimum required for this listing: 37 for "F" division, 32 for all other divisions)

Singles+Doubles Win %-ages

			W	L	%-age
1	Brown, Tom	A2/ Lunatic Fringe	44	4	0.917
2	Whitehead, Lee	B2/ D. V. Needed	42	6	0.875
3	Grannis, Jason	G1/ Don't Know	34	9	0.791
4	Wade, Nate	B3/ Last Call	33	9	0.786
5	Sutphen, George	G2/ AFLAC	35	10	0.778
6	Knox, Mike	C1/ Horsemen	34	11	0.756
7	McFadden, Kevin	F3/ Dynamic Darts	36	12	0.750
	Moats, Keith	G1/ Don't Know	27	9	0.750
9	Witz, Steve	B5/ Cheap Shots	31	11	0.738
10	Tighe, John	G1/ Don't Know	28	10	0.737
11	Hunsberger, Jim	B4/ Get the Point!!!	33	12	0.733
12	Kissinger, Tim	F3/ Dynamic Darts	35	13	0.729
13	Beeson, Robb	A3/ Wherz Baldo?	32	12	0.727
14	Allison, Frank	E4/ Sharky's Machine	29	11	0.725
15	Kunttu, Kurt	D7/ Some Old Some New	34	13	0.723
16	Sawyer, Duane	E6/ Woodchucks	26	10	0.722
17	Delp, Paula	B2/ D. V. Needed	31	12	0.721
	James, Bob	C5/ Hard Times	31	12	0.721
19	Terry, Bob	A2/ Lunatic Fringe	28	11	0.718
20	Slominski, Mark	C2/ Excalibur	27	11	0.711
21	Converse, Stan	G2/ AFLAC	24	10	0.706
22	Phillips, Britt	C1/ Horsemen	26	11	0.703
23	Keleher, John	F6/ Point Break	33	14	0.702
24	Doroshanko, Jim	E5/ Damn Yankees	28	12	0.700
25	Budelman, Jim	A2/ Lunatic Fringe	30	13	0.698
	Currin, David	B1/ Dirty Dogs	30	13	0.698
27	Kerr, Duncan	F2/ Da Bulls	32	14	0.696
28	Hyler, Dale	A4/ The Phrinj	27	12	0.692
29	Stasko, Bill	D4/ Heroes In Trouble	33	15	0.688
30	Lorbacher, Scott	D5/ Pog Mo Hon	24	11	0.686
31	Phillips, Robbie	A1/ Industrial Strength	30	14	0.682
	Winters, Tom	D1/ Bullweiser	30	14	0.682
	Campbell, Britt	G1/ Don't Know	30	14	0.682
34	Hall, Danny	E2/ BFD II	32	15	0.681
	Sawyer, Matt	E6/ Woodchucks	32	15	0.681
36	Keller, Tony	C1/ Horsemen	23	11	0.676
37	Tan, Wil	A1/ Industrial Strength	27	13	0.675
	Walker, Chip	B5/ Cheap Shots	27	13	0.675
39	Wall, Keith	A2/ Lunatic Fringe	29	14	0.674
	Leonard, Shawn	G4/ Bubba's Garage	29	14	0.674
41	Butman, Don	A2/ Lunatic Fringe	31	15	0.674
42	White, Bill	F2/ Da Bulls	33	16	0.673
43	Branch, John	G1/ Don't Know	34	17	0.667
	Wackerman, Mark	D4/ Heroes In Trouble	32	16	0.667
	Ford, Brian	G1/ Don't Know	32	16	0.667
	McSorley, Paul	F2/ Da Bulls	28	14	0.667
	Berry, Dave	D7/ Some Old Some New	24	12	0.667
48	Mondou, Gerry	D1/ Bullweiser	27	14	0.659
49	Gillett, Galen	E2/ BFD II	25	13	0.658
50	Ellison, George	F3/ Dynamic Darts	23	12	0.657
51	Prior, Jeff	C2/ Excalibur	21	11	0.656
	Kvasnicka, Bob	E2/ BFD II	21	11	0.656
53	McGettigan, Peter	F1/ Rat Bar Stewards	30	16	0.652
54	Nobles, Jonathan	B1/ Dirty Dogs	28	15	0.651
55	Barker, Barry	D7/ Some Old Some New	26	14	0.650
56	Carter, Kevin	D5/ Pog Mo Hon	22	12	0.647
	Lewis, Scott	D1/ Bullweiser	22	12	0.647
58	McNamara, Tim	B7/ Dodge Darts	27	15	0.643
59	Hall, Josh	B5/ Cheap Shots	25	14	0.641
	Munn, Chuck	F2/ Da Bulls	25	14	0.641
61	Pope, Sherman	F4/ Modena Company	32	18	0.640
62	Tollerton, Steve	G2/ AFLAC	23	13	0.639
63	Deemer, Randy	C3/ Starving Dartists	30	17	0.638
	Bacanskas, Andrew	G4/ Bubba's Garage	30	17	0.638
65	Hansen, Paul	E1/ Kozmic Debris	21	12	0.636

All-Star %-ages

			ASPs	TGP	%-age
1	Davis, Jim	A7/ Pig Darts	67.0	36	1.861
2	Budelman, Jim	A2/ Lunatic Fringe	69.0	44	1.568
3	Whitehead, Lee	B2/ D. V. Needed	79.5	51	1.559
4	Brown, Tom	A2/ Lunatic Fringe	74.5	49	1.520
5	Butters, Scott	A6/ Dazed & Confused	67.0	45	1.489
6	Tan, Wil	A1/ Industrial Strength	58.5	40	1.463
7	Horton, Tony	A1/ Industrial Strength	49.0	35	1.400
8	Terry, Bob	A2/ Lunatic Fringe	52.0	40	1.300
9	Beeson, Robb	A3/ Wherz Baldo?	58.0	45	1.289
10	Kunttu, Kurt	D7/ Some Old Some New	63.0	51	1.235
11	Butman, Don	A2/ Lunatic Fringe	56.0	47	1.191
12	McNamara, Tim	B7/ Dodge Darts	50.0	44	1.136
	West, Billy	A3/ Wherz Baldo?	37.5	33	1.136
14	Hyler, Dale	A4/ The Phrinj	44.5	40	1.113
15	Cashwell, Craig	A7/ Pig Darts	51.5	48	1.073
16	Selby, Brian	A1/ Industrial Strength	57.0	54	1.056
17	Eason, Joel	A7/ Pig Darts	49.0	48	1.021
18	Hall, Mike	A5/ Dart Shadows	35.5	35	1.014
19	Samaluk, Somchai	A1/ Industrial Strength	51.0	51	1.000
20	James, Bob	C5/ Hard Times	40.5	45	0.900
21	Scoville, Bruce	A1/ Industrial Strength	42.0	47	0.894
22	Scott, Lee	A3/ Wherz Baldo?	34.5	40	0.863
23	Bryant, Whit	B3/ Last Call	31.0	36	0.861
24	Carroll, John	B1/ Dirty Dogs	39.5	46	0.859
25	Gelhar, Tommy	A5/ Dart Shadows	44.0	52	0.846
26	Witz, Steve	B5/ Cheap Shots	35.5	42	0.845
27	Kilts, Jason	A4/ The Phrinj	36.0	43	0.837
28	Phillips, Robbie	A1/ Industrial Strength	36.5	44	0.830
29	Gillett, Galen	E2/ BFD II	33.5	41	0.817
30	Wade, Nate	B3/ Last Call	35.5	44	0.807
31	Cox, John	F8/ Madhouse Patients III	51.0	65	0.785
32	Allen, Kenny	A6/ Dazed & Confused	25.0	32	0.781
33	Wall, Keith	A2/ Lunatic Fringe	34.0	44	0.773
34	Knox, Mike	C1/ Horsemen	35.5	46	0.772
35	Pope, Joshua	F4/ Modena Company	42.5	56	0.759
36	Lemons, Todd	A4/ The Phrinj	34.0	45	0.756
37	Umstead, Randy	B2/ D. V. Needed	38.5	51	0.755
38	Hunsberger, Jim	B4/ Get the Point!!!	34.5	46	0.750
39	Seward, Mike	A4/ The Phrinj	26.0	36	0.722
40	Mondou, Gerry	D1/ Bullweiser	30.5	43	0.709
41	Winters, Tom	D1/ Bullweiser	32.5	46	0.707
42	Latham, Chris	C2/ Excalibur	29.5	42	0.702
43	Shown, Marc	C3/ Starving Dartists	35.5	51	0.696
44	Crowley, Pat	B6/ Another Comf. Numb Ex	33.5	49	0.684
45	Bonar, Eric	A7/ Pig Darts	35.5	52	0.683
46	Denton, Fon	D3/ UZMALL	32.0	48	0.667
47	Holland, Steve	B7/ Dodge Darts	31.5	48	0.656
48	Evans, J.P.	B7/ Dodge Darts	27.5	42	0.655
49	Hester, Billy	A4/ The Phrinj	29.0	45	0.644
50	Tighe, John	G1/ Don't Know	25.5	40	0.638
51	Murdaugh, John	C7/ Home Thrown	23.5	37	0.635
52	Lane, Timothy	A7/ Pig Darts	32.0	51	0.627
53	Walker, Chip	B5/ Cheap Shots	25.0	40	0.625
54	Mehok, Larry	B1/ Dirty Dogs	25.5	41	0.622
55	Sawyer, Duane	E6/ Woodchucks	23.0	37	0.622
56	Chaney, Bill	A6/ Dazed & Confused	28.5	46	0.620
57	Dowling, Jack	D1/ Bullweiser	21.0	34	0.618
58	Kerr, Duncan	F2/ Da Bulls	29.5	48	0.615
59	Prior, Jeff	C2/ Excalibur	19.5	32	0.609
60	Jenkins, John	B4/ Get the Point!!!	25.5	42	0.607
61	Stewart, Shannon	A3/ Wherz Baldo?	24.5	41	0.598
62	Barker, Barry	D7/ Some Old Some New	26.0	44	0.591
63	Butters, Kent	A6/ Dazed & Confused	26.5	45	0.589
64	Buckner, Jacky	B4/ Get the Point!!!	27.5	47	0.585
65	Romanchek, David	C4/ Nine Lives	24.0	42	0.571

Fall 2001 RDL Records (by team) (FINAL!)

(Missing statistics: week 3, 18-6 win by A3 over A6)

Singles Win Percentages

		W	L	%-age
1	A2/ Lunatic Fringe	104	40	0.722
2	G1/ Don't Know	101	42	0.706
3	F3/ Dynamic Darts	115	53	0.685
4	A1/ Industrial Strength	93	48	0.660
5	C2/ Excalibur	86	46	0.652
6	D5/ Pog Mo Hon	89	55	0.618
7	C1/ Horsemen	86	58	0.597
8	B5/ Cheap Shots	85	59	0.590
9	E6/ Woodchucks	84	60	0.583
10	G2/ AFLAC	83	61	0.576
11	F2/ Da Bulls	91	77	0.542
	B2/ D. V. Needed	78	66	0.542
	B3/ Last Call	78	66	0.542
	E2/ BFD II	78	66	0.542
15	D1/ Bullweiser	76	68	0.528
16	C5/ Hard Times	67	60	0.528
17	D7/ Some Old Some New	75	69	0.521
	E5/ Damn Yankees	75	69	0.521
	G4/ Bubba's Garage	75	69	0.521
20	F6/ Point Break	81	75	0.519
21	D2/ Grateful Darts	74	70	0.514
22	C7/ Home Thrown	71	69	0.507
23	F4/ Modena Company	79	77	0.506
24	A3/ Wherz Baldo?	66	66	0.500
	E4/ Sharky's Machine	66	66	0.500
26	F8/ Madhouse Patients III	83	85	0.494
27	B4/ Get the Point!!!	71	73	0.493
28	D3/ UZMALL	70	74	0.486
	D4/ Heroes In Trouble	70	74	0.486
30	C3/ Starving Dartists	68	72	0.486
31	E1/ Kozmic Debris	64	68	0.485
	G3/ Dead Sox	64	68	0.485
33	F1/ Rat Bar Stewards	81	87	0.482
34	B7/ Dodge Darts	69	75	0.479
35	A7/ Pig Darts	67	76	0.469
36	G7/ Get Over It	66	78	0.458
37	B1/ Dirty Dogs	62	82	0.431
	C4/ Nine Lives	62	82	0.431
	E3/ One-Armed Bandits	62	82	0.431
40	E7/ Tir na nOg	51	69	0.425
41	B6/ Another Comfortably Numb E	61	83	0.424
42	A4/ The Phrinj	58	85	0.406
43	F7/ Breakers Intimidators	63	93	0.404
44	A5/ Dart Shadows	55	86	0.390
45	G5/ The G Spot	56	88	0.389
46	G6/ Murphy's Law	43	76	0.361
47	F5/ Hard Cheddar	55	101	0.353
48	D6/ Travelin' Beer Bellies	50	94	0.347
49	A6/ Dazed & Confused	45	87	0.341
50	C6/ SNAFU	45	98	0.315

Doubles Win Percentages

		W	L	%-age
1	G1/ Don't Know	52	20	0.722
2	A2/ Lunatic Fringe	51	21	0.708
3	E6/ Woodchucks	47	25	0.653
4	F3/ Dynamic Darts	54	30	0.643
5	G4/ Bubba's Garage	45	27	0.625
6	F2/ Da Bulls	52	32	0.619
7	C1/ Horsemen	44	28	0.611
	D1/ Bullweiser	44	28	0.611
9	C2/ Excalibur	40	26	0.606
10	B3/ Last Call	43	29	0.597
11	E5/ Damn Yankees	42	30	0.583
12	A1/ Industrial Strength	41	30	0.577
13	C5/ Hard Times	38	28	0.576
14	C4/ Nine Lives	41	31	0.569
	D7/ Some Old Some New	41	31	0.569
16	E4/ Sharky's Machine	37	29	0.561
17	D5/ Pog Mo Hon	40	32	0.556
	G2/ AFLAC	40	32	0.556
19	F4/ Modena Company	43	35	0.551
20	B7/ Dodge Darts	39	33	0.542
21	B5/ Cheap Shots	38	34	0.528
22	E1/ Kozmic Debris	34	32	0.515
23	B1/ Dirty Dogs	37	35	0.514
	D4/ Heroes In Trouble	37	35	0.514
25	B4/ Get the Point!!!	35	37	0.486
	C3/ Starving Dartists	35	37	0.486
	D3/ UZMALL	35	37	0.486
	G7/ Get Over It	35	37	0.486
29	F6/ Point Break	37	41	0.474
30	E2/ BFD II	34	38	0.472
31	A3/ Wherz Baldo?	31	35	0.470
	A6/ Dazed & Confused	31	35	0.470
33	A4/ The Phrinj	33	39	0.458
34	F1/ Rat Bar Stewards	38	46	0.452
35	F7/ Breakers Intimidators	35	43	0.449
36	C7/ Home Thrown	32	40	0.444
37	B2/ D. V. Needed	31	41	0.431
38	F8/ Madhouse Patients III	35	49	0.417
	A7/ Pig Darts	30	42	0.417
40	B6/ Another Comfortably Numb E	29	43	0.403
41	G6/ Murphy's Law	24	36	0.400
42	A5/ Dart Shadows	28	43	0.394
43	D6/ Travelin' Beer Bellies	28	44	0.389
44	F5/ Hard Cheddar	30	48	0.385
45	D2/ Grateful Darts	27	45	0.375
	E3/ One-Armed Bandits	27	45	0.375
47	G3/ Dead Sox	24	42	0.364
48	G5/ The G Spot	25	47	0.347
49	E7/ Tir na nOg	19	41	0.317
50	C6/ SNAFU	16	56	0.222

Fall 2001 RDL Records (by team) (FINAL!)

(Missing statistics: week 3, 18-6 win by A3 over A6)

Singles+Doubles Win Percentages

		W	L	%-age
1	A2/ Lunatic Fringe	206	82	0.715
2	G1/ Don't Know	205	82	0.714
3	F3/ Dynamic Darts	223	113	0.664
4	C2/ Excalibur	166	98	0.629
5	A1/ Industrial Strength	175	108	0.618
6	E6/ Woodchucks	178	110	0.618
7	C1/ Horsemen	174	114	0.604
8	D5/ Pog Mo Hon	169	119	0.587
9	F2/ Da Bulls	195	141	0.580
10	G4/ Bubba's Garage	165	123	0.573
11	B3/ Last Call	164	124	0.569
	D1/ Bullweiser	164	124	0.569
13	G2/ AFLAC	163	125	0.566
14	B5/ Cheap Shots	161	127	0.559
15	C5/ Hard Times	143	116	0.552
16	E5/ Damn Yankees	159	129	0.552
17	D7/ Some Old Some New	157	131	0.545
18	E4/ Sharky's Machine	140	124	0.530
19	F4/ Modena Company	165	147	0.529
20	B7/ Dodge Darts	147	141	0.510
21	E2/ BFD II	146	142	0.507
22	C4/ Nine Lives	144	144	0.500
	D4/ Heroes In Trouble	144	144	0.500
	E1/ Kozmic Debris	132	132	0.500
25	F6/ Point Break	155	157	0.497
26	B4/ Get the Point!!!	141	147	0.490
27	B2/ D. V. Needed	140	148	0.486
	D3/ UZMALL	140	148	0.486
29	C3/ Starving Dartists	138	146	0.486
30	A3/ Wherz Baldo?	128	136	0.485
31	C7/ Home Thrown	135	149	0.475
32	B1/ Dirty Dogs	136	152	0.472
	G7/ Get Over It	136	152	0.472
34	F1/ Rat Bar Stewards	157	179	0.467
35	F8/ Madhouse Patients III	153	183	0.455
36	D2/ Grateful Darts	128	160	0.444
37	A7/ Pig Darts	127	160	0.443
38	A4/ The Phrinj	124	163	0.432
39	F7/ Breakers Intimidators	133	179	0.426
40	G3/ Dead Sox	112	152	0.424
41	B6/ Another Comfortably Numb E	119	169	0.413
42	A6/ Dazed & Confused	107	157	0.405
43	E3/ One-Armed Bandits	116	172	0.403
44	A5/ Dart Shadows	111	172	0.392
45	G6/ Murphy's Law	91	148	0.381
46	E7/ Tir na nOg	89	151	0.371
47	F5/ Hard Cheddar	115	197	0.369
48	D6/ Travelin' Beer Bellies	106	182	0.368
	G5/ The G Spot	106	182	0.368
50	C6/ SNAFU	77	210	0.268

All-Star Percentages

		ASP	TGP	%-age
1	A2/ Lunatic Fringe	353.0	296	1.193
2	A1/ Industrial Strength	308.5	283	1.090
3	A7/ Pig Darts	263.5	287	0.918
4	A4/ The Phrinj	238.0	294	0.810
5	A3/ Wherz Baldo?	219.0	271	0.808
6	A6/ Dazed & Confused	196.5	270	0.728
7	A5/ Dart Shadows	202.5	283	0.716
8	B5/ Cheap Shots	180.5	288	0.627
9	B2/ D. V. Needed	191.0	308	0.620
10	B7/ Dodge Darts	179.5	301	0.596
11	B3/ Last Call	171.5	298	0.576
12	D7/ Some Old Some New	169.0	320	0.528
13	B4/ Get the Point!!!	153.5	296	0.519
14	C5/ Hard Times	135.5	269	0.504
15	B1/ Dirty Dogs	149.0	310	0.481
16	C1/ Horsemen	135.0	293	0.461
17	D3/ UZMALL	141.0	312	0.452
18	C2/ Excalibur	118.5	264	0.449
19	D1/ Bullweiser	128.5	304	0.423
20	C4/ Nine Lives	121.5	288	0.422
21	D5/ Pog Mo Hon	117.5	295	0.398
22	E2/ BFD II	121.0	307	0.394
23	B6/ Another Comfortably Numb E	116.0	296	0.392
24	E1/ Kozmic Debris	109.0	279	0.391
25	E4/ Sharky's Machine	103.0	264	0.390
26	G1/ Don't Know	116.0	299	0.388
27	C3/ Starving Dartists	111.5	290	0.384
28	C7/ Home Thrown	108.0	284	0.380
29	D4/ Heroes In Trouble	114.5	309	0.371
30	E6/ Woodchucks	109.0	295	0.369
31	F3/ Dynamic Darts	124.0	336	0.369
32	F4/ Modena Company	120.5	339	0.355
33	F1/ Rat Bar Stewards	118.0	336	0.351
34	F8/ Madhouse Patients III	116.5	342	0.341
35	C6/ SNAFU	95.0	287	0.331
36	E5/ Damn Yankees	91.5	288	0.318
37	D2/ Grateful Darts	93.5	295	0.317
38	G2/ AFLAC	92.5	300	0.308
39	F2/ Da Bulls	103.5	350	0.296
40	F6/ Point Break	93.0	321	0.290
41	E3/ One-Armed Bandits	79.5	301	0.264
42	G4/ Bubba's Garage	77.0	301	0.256
43	E7/ Tir na nOg	61.0	240	0.254
44	G7/ Get Over It	72.0	293	0.246
45	F7/ Breakers Intimidators	82.0	334	0.246
46	D6/ Travelin' Beer Bellies	70.0	288	0.243
47	G6/ Murphy's Law	58.0	239	0.243
48	G5/ The G Spot	66.0	301	0.219
49	G3/ Dead Sox	52.0	272	0.191
50	F5/ Hard Cheddar	58.0	319	0.182

RDL - Fall, 2001	Week 1			Week 2			Week 3			Week 4			Week 5			Week 6			Week 7			Week 8			Week 9			Week 10			Week 11			Week 12			Week 13			Week 14			Forfeits
	vs.	W/L	Pts.	vs.	W/L	Pts.	vs.	W/L	Pts.	vs.	W/L	Pts.	vs.	W/L	Pts.	vs.	W/L	Pts.	vs.	W/L	Pts.	vs.	W/L	Pts.	vs.	W/L	Pts.	vs.	W/L	Pts.	vs.	W/L	Pts.	vs.	W/L	Pts.	vs.	W/L	Pts.	vs.	W/L	Pts.	
A1/ Industrial Strength	Bye	-	-	A4	W	17	a7	W	15	A2	L	9	a3	L	7	A5	W	14	a6	W	17	Bye	-	-	a4	W	17	A7	W	16	a2	L	10	A3	W	13	a5	W	11	A6	W	12	
A2/ Lunatic Fringe	a6	W	21	A3	W	13	Bye	-	-	a1	W	15	A5	W	16	a4	W	18	A7	W	20	A6	W	18	a3	W	14	Bye	-	-	A1	W	14	a5	W	22	A4	W	16	a7	W	20	
A3/ Wherz Baldo?	A5	L	8	a2	L	12	a6	W	18	Bye	-	-	A1	W	14	a7	W	13	A4	L	11	a5	W	13	A2	L	10	A6	L	9	Bye	-	-	a1	L	11	A7	L	10	a4	W	16	
A4/ The Phrinj	A7	L	10	a1	L	7	A5	W	17	A6	W	13	Bye	-	-	A2	L	6	a3	W	13	a7	W	12	A1	L	5	a5	L	8	a6	W	15	Bye	-	-	a2	L	7	A3	L	8	
A5/ Dart Shadows	a3	W	16	A6	L	11	a4	L	4	A7	L	6	a2	L	7	a1	L	6	Bye	-	-	A3	L	11	a6	W	14	A4	W	16	a7	L	6	A2	L	1	A1	L	4	Bye	-	-	
A6/ Dazed & Confused	A2	L	3	a5	W	12	A3	L	6	a4	L	12	A7	L	9	Bye	-	-	A1	L	7	a2	L	6	A5	L	10	a3	W	14	A4	L	9	a7	W	16	Bye	-	-	a1	L	8	
A7/ Pig Darts	a4	W	14	Bye	-	-	A1	L	9	a5	W	18	a6	W	14	A3	L	11	a2	L	4	A4	L	8	Bye	-	-	a1	L	7	A5	W	16	A6	L	7	a3	W	12	A2	L	4	
B1/ Dirty Dogs	b7	L	9	B6	W	16	B5	L	11	Bye	-	-	b3	W	11	B4	L	9	b2	W	14	B7	W	13	b6	L	9	b5	L	9	Bye	-	-	B3	L	10	b4	W	13	B2	W	13	
B2/ D. V. Needed	b3	W	13	B4	W	17	b6	W	13	b5	L	11	Bye	-	-	b7	W	13	B1	L	10	B3	L	8	b4	L	6	B6	W	14	B5	L	11	Bye	-	-	B7	W	14	b1	L	12	
B3/ Last Call	B2	L	12	Bye	-	-	B4	W	16	b7	L	8	B1	L	10	b6	W	17	B5	W	13	b2	W	16	Bye	-	-	b4	L	10	B7	W	15	b1	W	14	B6	W	14	b5	W	15	
B4/ Get the Point!!!	Bye	-	-	b2	L	7	b3	L	8	B6	W	15	B5	L	10	b1	W	15	B7	L	11	Bye	-	-	B2	W	18	B3	W	13	b6	W	14	b5	L	11	B1	L	12	b7	L	6	
B5/ Cheap Shots	b6	W	17	B7	W	19	b1	W	13	B2	W	13	b4	W	14	Bye	-	-	b3	L	11	B6	W	14	b7	L	10	B1	W	15	b2	W	13	B4	W	13	Bye	-	-	B3	L	9	
B6/ Another Comf. Numb Exp.	B5	L	7	b1	L	8	B2	L	11	b4	L	9	B7	W	13	B3	L	7	Bye	-	-	b5	L	10	B1	W	15	b2	L	10	B4	L	10	b7	L	10	b3	L	10	Bye	-	-	
B7/ Dodge Darts	B1	W	13	b5	L	5	Bye	-	-	B3	W	16	b6	L	12	B2	L	12	b4	W	13	b1	L	11	B5	W	14	Bye	-	-	b3	L	7	B6	W	14	b2	L	10	B4	W	18	
C1/ Horsemen	c7	W	17	C6	W	19	C3	W	17	Bye	-	-	c4	L	11	C2	L	11	c5	W	14	C7	W	16	c6	W	19	c3	W	12	Bye	-	-	C4	W	13	c2	W	14	C5	W	12	
C2/ Excalibur	Bye	-	-	c5	L	11	c4	W	18	C6	W	19	C3	W	13	c1	W	13	C7	W	15	Bye	-	-	C5	*W*	*16*	C4	W	17	c6	W	22	c3	W	14	C1	L	10	c7	W	14	
C3/ Starving Dartists	c6	W	20	C7	W	13	c1	L	7	C5	L	11	c2	L	10	Bye	-	-	c4	L	8	C6	W	19	c7	L	7	C1	L	10	c5	L	4	C2	L	10	Bye	-	-	C4	L	10	
C4/ Nine Lives	C5	L	8	Bye	-	-	C2	L	5	c7	L	11	C1	W	13	c6	W	13	C3	W	16	c5	W	13	Bye	-	-	c2	L	7	C7	W	14	c1	L	11	C6	W	19	c3	W	11	
C5/ Hard Times	c4	W	14	C2	W	13	c6	W	14	c3	W	12	Bye	-	-	c7	L	7	C1	L	7	C4	L	7	c2	*L*	*0*	C6	W	14	C3	W	16	Bye	-	-	C7	W	13	c1	L	11	1
C6/ SNAFU	C3	L	4	c1	L	5	C5	L	6	c2	L	5	C7	L	11	C4	L	9	Bye	-	-	c3	L	2	C1	L	5	c5	L	10	C2	L	2	c7	W	11	c4	L	5	Bye	-	-	
C7/ Home Thrown	C1	L	6	c3	L	11	Bye	-	-	C4	W	13	c6	W	13	C5	W	15	c2	L	7	c1	L	8	C3	W	11	Bye	-	-	c4	L	10	C6	L	8	c5	L	5	C2	L	9	
D1/ Bullweiser	d2	W	14	D7	L	12	d6	W	19	D4	L	11	d3	W	14	d5	W	13	Bye	-	-	D2	W	15	d7	W	13	D6	W	15	d4	W	11	D3	L	10	D5	W	15	Bye	-	-	
D2/ Grateful Darts	D1	L	10	d3	W	15	d7	L	7	Bye	-	-	D5	L	8	d4	W	13	D6	W	18	d1	L	9	D3	W	13	D7	L	8	Bye	-	-	d5	L	7	D4	L	8	d6	W	13	
D3/ UZMALL	d7	W	15	D2	L	9	Bye	-	-	d5	L	9	D1	L	10	d6	W	16	D4	L	12	D7	W	13	d2	L	11	Bye	-	-	D5	L	6	d1	W	14	D6	W	14	d4	W	13	
D4/ Heroes In Trouble	d6	W	13	Bye	-	-	D5	L	10	d1	W	13	d7	L	8	D2	L	12	d3	W	13	D6	W	16	Bye	-	-	d5	W	13	D1	L	10	D7	L	9	d2	W	16	D3	L	12	
D5/ Pog Mo Hon	Bye	-	-	D6	W	17	d4	W	14	D3	W	15	d2	W	16	D1	L	11	d7	W	14	Bye	-	-	d6	W	15	D4	L	11	d3	W	18	D2	W	17	d1	L	9	D7	W	13	
D6/ Travelin' Beer Bellies	D4	L	11	d5	L	7	D1	L	5	D7	W	13	Bye	-	-	D3	L	8	d2	L	6	d4	L	8	D5	L	8	d1	L	9	d7	L	9	Bye	-	-	d3	L	10	D2	L	11	
D7/ Some Old Some New	D3	L	9	d1	W	13	D2	W	17	d6	L	11	D4	W	16	Bye	-	-	D5	L	10	d3	L	12	D1	L	12	d2	W	16	D6	W	15	d4	W	15	Bye	-	-	d5	L	12	
E1/ Kozmic Debris	e4	L	6	E3	W	13	e5	W	14	e2	W	15	Bye	-	-	e7	W	17	E6	W	18	E4	L	10	e3	W	13	E5	L	6	E2	L	12	Bye	-	-	E7	*W*	*16*	e6	L	8	
E2/ BFD II	e5	W	15	E7	W	15	e6	L	12	E1	L	9	e3	W	13	Bye	-	-	e4	L	10	E5	W	13	e7	W	18	E6	L	9	e1	W	13	E3	W	16	Bye	-	-	E4	L	5	
E3/ One-Armed Bandits	Bye	-	-	e1	L	12	e4	L	11	E5	L	8	E2	L	12	e6	L	7	E7	W	14	Bye	-	-	E1	L	11	E4	L	10	e5	L	6	e2	L	8	E6	L	6	e7	L	10	
E4/ Sharky's Machine	E1	W	15	Bye	-	-	E3	W	13	e7	W	14	E6	L	10	e5	L	9	E2	W	14	e1	W	14	Bye	-	-	e3	W	14	E7	*W*	*16*	e6	L	5	E5	L	9	e2	W	19	
E5/ Damn Yankees	E2	L	9	e6	L	9	E1	L	10	e3	W	16	E7	W	14	E4	W	15	Bye	-	-	e2	L	11	E6	L	9	e1	W	18	E3	W	18	e7	W	15	e4	W	15	Bye	-	-	
E6/ Woodchucks	e7	W	16	E5	W	15	E2	W	13	Bye	-	-	e4	W	12	E3	W	16	e1	L	6	E7	W	18	e5	W	15	e2	W	15	Bye	-	-	E4	W	19	e3	W	18	E1	W	16	
E7/ Tir na nOg	E6	L	8	e2	L	7	Bye	-	-	E4	L	10	e5	L	9	E1	L	7	e3	L	10	e6	L	6	E2	L	5	Bye	-	-	e4	*L*	*0*	E5	L	9	e1	*L*	*0*	E3	W	13	2
F1/ Rat Bar Stewards	f5	W	17	F8	W	14	f4	L	7	F6	L	10	f3	L	10	F2	W	15	f7	L	11	F5	W	14	f8	W	13	F4	L	11	f6	L	7	F3	L	7	f2	L	5	F7	W	14	
F2/ Da Bulls	f3	L	10	F7	W	16	f8	W	15	F4	L	12	f6	W	13	f1	L	9	F5	W	16	F3	L	8	f7	W	17	F8	W	16	f4	L	10	F6	W	15	F1	W	19	f5	W	20	
F3/ Dynamic Darts	F2	W	14	f6	W	14	f7	W	16	F5	W	21	F1	W	14	f4	L	11	F8	W	17	f2	W	16	F6	W	13	F7	W	16	f5	W	19	f1	W	17	F4	W	17	f8	W	15	
F4/ Modena Company	f8	L	7	F5	W	13	F1	W	17	f2	W	13	f7	L	12	F3	W	13	f6	L	10	F8	W	14	f5	W	20	f1	W	13	F2	W	14	F7	L	12	f3	L	7	F6	*W*	*16*	
F5/ Hard Cheddar	F1	L	7	f4	L	12	F6	L	9	f3	L	3	F8	W	10	F7	W	14	f2	L	8	f1	L	9	F4	L	4	f6	W	18	F3	L	5	f8	L	8	f7	*L*	*0*	F2	L	2	1
F6/ Point Break	f7	L	10	F3	L	7	f5	W	15	f1	W	14	F2	L	12	f8	W	15	F4	W	14	F7	W	14	f3	L	11	F5	L	6	F1	W	15	f2	L	9	F8	W	13	f4	*L*	*0*	1
F7/ Breakers Intimidators	F6	W	14	f2	L	8	F3	L	8	f8	L	12	F4	W	13	f5	L	10	F1	W	13	f6	L	10	F2	L	7	f3	L	8	F8	L	9	f4	W	13	F5	*W*	*16*	f1	L	10	
F8/ Madhouse Patients III	F4	W	15	f1	L	10	F2	L	8	F7	W	13	f5	L	9	F6	L	9	f3	L	7	f4	L	10	F1	L	9	f2	L	6	f7	W	12	F5	W	12	f6	L	7	F3	L	9	
G1/ Don't Know	g3	W	20	Bye	-	-	G7	W	18	g4	W	13	g6	W	19	G2	W	18	g5	W	15	G3	W	14	Bye	-	-	g7	W	20	G4	W	13	G6	W	17	g2	L	12	G5	W	19	
G2/ AFLAC	G4	W	13	g5	W	20	g6	W	15	Bye	-	-	G7	L	11	g1	L	6	G3	L	12	g4	W	15	G5	W	16	G6	L	10	Bye	-	-	g7	W	18	G1	W	13	g3	W	15	
G3/ Dead Sox	G1	L	4	g7	L	11	G4	L	7	G6	*W*	*16*	Bye	-	-	G5	W	15	g2	W	13	g1	L	7	G7	L	7	g4	L	8	g6	W	14	Bye	-	-	g5	W	17	G2	L	9	
G4/ Bubba's Garage	g2	L	11	G6	W	19	g3	W	17	G1	L	12	g5	W	13	g7	W	13	Bye	-	-	G2	L	9	g6	W	13	G3	W	15	g1	L	7	G5	W	19	G7	W	17	Bye	-	-	
G5/ The G Spot	g6	W	11	G2	L	4	Bye	-	-	g7	L	9	G4	L	12	g3	L	9	G1	L	9	G6	W	16	g2	L	8	Bye	-	-	G7	W	12	g4	L	5	G3	L	7	g1	L	5	
G6/ Murphy's Law	G5	L	10	g4	L	5	G2	L	9	g3	*L*	*0*	G1	L	3	Bye	-	-	G7	L	7	g5	L	8	G4	L	9	g2	W	14	G3	L	10	g1	L	2	Bye	-	-	g7	L	10	1
G7/ Get Over It	Bye	-	-	G3	W	13	g1	L	6	G5	W	15	g2	W	13	G4	L	11	g6	W	17	Bye	-	-	g3	W	17	G1	L	4	g5	L	11	G2	L	6	g4	L	7	G6	W	14	

	Singles 301	Singles Cricket	Singles Record	Singles Win %-age	Doubles Cricket	Doubles 501	Doubles Record	Doubles Win %-age	Sngls + Dbls Record	Sngls + Dbls Win %-age	1001 Wins	1001 Losses	All-Star Points	Games Played	All-Star %-age
(Lost scoresheet: week 3, 18-6 win by A3 over A6)															
A1/ Industrial Strength	46 25	47 23	93 48	0.660	20 16	21 14	41 30	0.577	175 108	0.618	0	0	308.5	283	1.090
A 10 Selby, Brian	9 5	9 5	18 10	0.643	8 5	8 5	16 10	0.615	34 20	0.630			57.0	54	1.056
A 11 Samaluk, Somchai	9 4	7 5	16 9	0.640	6 7	6 7	12 14	0.462	28 23	0.549			51.0	51	1.000
A 12 Eastmead, Phillip	2 1	2 1	4 2	0.667	2 1	2 1	4 2	0.667	8 4	0.667			14.5	12	1.208
A 13 Tan, Wil	6 4	8 2	14 6	0.700	5 5	8 2	13 7	0.650	27 13	0.675			58.5	40	1.463
A 14 Phillips, Robbie	8 3	6 3	14 6	0.700	9 4	7 4	16 8	0.667	30 14	0.682			36.5	44	0.830
A 15 Horton, Tony	6 2	6 3	12 5	0.706	3 5	5 5	8 10	0.444	20 15	0.571			49.0	35	1.400
A 16 Gargan, Bob	0 0	0 0	0 0	#DIV/0!	0 0	0 0	0 0	#DIV/0!	0 0	#DIV/0!			0.0	0	#DIV/0!
A 17 Futima, Joe	0 0	0 0	0 0	#DIV/0!	0 0	0 0	0 0	#DIV/0!	0 0	#DIV/0!			0.0	0	#DIV/0!
A 18 Scoville, Bruce	6 6	9 4	15 10	0.600	7 5	6 4	13 9	0.591	28 19	0.596			42.0	47	0.894
A2/ Lunatic Fringe	50 22	54 18	104 40	0.722	25 11	26 10	51 21	0.708	206 82	0.715	8	0	353.0	296	1.193
A 20 Hoffmann, Steve	4 3	6 1	10 4	0.714	6 3	4 1	10 4	0.714	20 8	0.714	1	0	26.5	29	0.914
A 21 Brown, Tom	11 1	11 1	22 2	0.917	11 1	11 1	22 2	0.917	44 4	0.917	1	0	74.5	49	1.520
A 22 Budelman, Jim	6 3	9 2	15 5	0.750	9 3	6 5	15 8	0.652	30 13	0.698	1	0	69.0	44	1.568
A 23 Butman, Don	9 3	7 4	16 7	0.696	8 4	7 4	15 8	0.652	31 15	0.674	1	0	56.0	47	1.191
A 24 Terry, Bob	8 3	8 2	16 5	0.762	5 3	7 3	12 6	0.667	28 11	0.718	1	0	52.0	40	1.300
A 25 Wall, Keith	7 5	5 6	12 11	0.522	7 1	10 2	17 3	0.850	29 14	0.674	1	0	34.0	44	0.773
A 26 Wilson, Joe	0 0	0 0	0 0	#DIV/0!	0 0	0 0	0 0	#DIV/0!	0 0	#DIV/0!	0	0	0.0	0	#DIV/0!
A 27 Greer, Chuck	2 3	3 1	5 4	0.556	1 2	2 1	3 3	0.500	8 7	0.533	1	0	20.0	16	1.250
A 28 Wilson, James	3 1	5 1	8 2	0.800	3 5	5 3	8 8	0.500	16 10	0.615	1	0	21.0	27	0.778
‡ A3/ Wherz Baldo?	34 32	32 34	66 66	0.500	18 15	13 20	31 35	0.470	128 136	0.485	0	7	219.0	271	0.808
‡ A 30 Beeson, Robb	9 2	10 1	19 3	0.864	8 3	5 6	13 9	0.591	32 12	0.727	0	1	58.0	45	1.289
‡ A 31 Gibbs, Keith	2 5	6 1	8 6	0.571	4 3	5 2	9 5	0.643	17 11	0.607	0	1	29.0	29	1.000
‡ A 32 Ramser, K.C.	2 4	0 5	2 9	0.182	4 3	2 5	6 8	0.429	8 17	0.320	0	1	11.0	26	0.423
‡ A 33 Scott, Lee	7 3	4 5	11 8	0.579	5 5	3 7	8 12	0.400	19 20	0.487	0	1	34.5	40	0.863
‡ A 34 West, Billy	4 4	6 2	10 6	0.625	5 3	3 5	8 8	0.500	18 14	0.563	0	1	37.5	33	1.136
‡ A 35 Stewart, Shannon	3 6	5 4	8 10	0.444	5 7	4 6	9 13	0.409	17 23	0.425	0	1	24.5	41	0.598
‡ A 36 Brown, Darrell	3 4	1 8	4 12	0.250	2 4	2 5	4 9	0.308	8 21	0.276	0	1	13.5	30	0.450
‡ A 37 McDonald, Mike	4 4	0 8	4 12	0.250	3 2	2 4	5 6	0.455	9 18	0.333	0	0	11.0	27	0.407
A4/ The Phrinj	24 47	34 38	58 85	0.406	17 19	16 20	33 39	0.458	124 163	0.432	7	0	238.0	294	0.810
A 40 Kilts, Jason	3 7	6 7	9 14	0.391	2 9	5 4	7 13	0.350	16 27	0.372	0	0	36.0	43	0.837
A 41 Baber, Todd	2 4	4 4	6 8	0.429	2 5	1 7	3 12	0.200	9 20	0.310	1	0	20.0	30	0.667
A 42 Carpenter, John	1 1	1 2	2 3	0.400	2 1	1 1	3 2	0.600	5 5	0.500	0	0	10.5	10	1.050
A 43 Hester, Billy	2 12	2 7	4 19	0.174	3 7	3 8	6 15	0.286	10 34	0.227	1	0	29.0	45	0.644
A 44 Hyler, Dale	7 2	8 2	15 4	0.789	6 3	6 5	12 8	0.600	27 12	0.692	1	0	44.5	40	1.113
A 45 Jeffcoat, Doug	2 3	1 4	3 7	0.300	2 3	1 2	3 5	0.375	6 12	0.333	1	0	21.0	19	1.105
A 46 Lemons, Todd	2 9	6 5	8 14	0.364	7 4	7 4	14 8	0.636	22 22	0.500	1	0	34.0	45	0.756
A 47 Seward, Mike	3 5	3 5	6 10	0.375	5 5	3 6	8 11	0.421	14 21	0.400	1	0	26.0	36	0.722
A 48 Shpritz, Lisa	2 4	3 2	5 6	0.455	5 1	5 3	10 4	0.714	15 10	0.600	1	0	17.0	26	0.654
A5/ Dart Shadows	32 39	23 47	55 86	0.390	13 23	15 20	28 43	0.394	111 172	0.392	0	0	202.5	283	0.716
A 50 Aldridge, Barron	3 10	4 7	7 17	0.292	4 10	6 7	10 17	0.370	17 34	0.333			28.0	51	0.549
A 51 Knott, Mike	3 7	4 7	7 14	0.333	5 8	3 8	8 16	0.333	15 30	0.333			20.5	45	0.456
A 52 Van Dyke, Darren	4 4	3 4	7 8	0.467	3 4	2 7	5 11	0.313	12 19	0.387			23.5	31	0.758
A 53 Hall, Mike	4 4	3 5	7 9	0.438	3 6	9 1	12 7	0.632	19 16	0.543			35.5	35	1.014
A 54 Gilbert, Chris	5 2	1 6	6 8	0.429	2 5	2 4	4 9	0.308	10 17	0.370			22.0	27	0.815
A 55 Gelhar, Tommy	6 7	5 10	11 17	0.393	4 9	6 5	10 14	0.417	21 31	0.404			44.0	52	0.846
A 56 Smith, Allen	1 0	0 1	1 1	0.500	0 1	1 0	1 1	0.500	2 2	0.500			5.5	4	1.375
A 57 Murray, David	1 0	0 1	1 1	0.500	1 0	0 0	1 0	1.000	2 1	0.667			4.0	3	1.333
A 58 Benson, Will	5 5	3 6	8 11	0.421	4 3	1 8	5 11	0.313	13 22	0.371			19.5	35	0.557
‡ A6/ Dazed & Confused	29 37	16 50	45 87	0.341	17 16	14 19	31 35	0.470	107 157	0.405	0	6	196.5	270	0.728
‡ A 60 Butters, Scott	7 4	2 9	9 13	0.409	8 3	7 4	15 7	0.682	24 20	0.545	0	1	67.0	45	1.489
‡ A 61 Matthews, Eric	1 1	0 4	1 5	0.167	1 3	4 0	5 3	0.625	6 8	0.429	0	0	15.5	14	1.107
‡ A 62 Butters, Kent	5 6	2 9	7 15	0.318	6 5	4 7	10 12	0.455	17 27	0.386	0	1	26.5	45	0.589
‡ A 63 Pierce, Barry	4 8	3 8	7 16	0.304	5 5	3 8	8 13	0.381	15 29	0.341	0	1	17.5	45	0.389
‡ A 64 Rodgers, Trey	5 6	2 9	7 15	0.318	7 4	2 7	9 11	0.450	16 26	0.381	0	1	16.5	43	0.384
‡ A 65 Allen, Kenny	1 7	3 4	4 11	0.267	5 3	3 5	8 8	0.500	12 19	0.387	0	1	25.0	32	0.781
‡ A 66 Chaney, Bill	6 5	4 7	10 12	0.455	2 9	5 7	7 16	0.304	17 28	0.378	0	1	28.5	46	0.620
A7/ Pig Darts	29 42	38 34	67 76	0.469	13 23	17 19	30 42	0.417	127 160	0.443	0	0	263.5	287	0.918
A 70 Rutten, Pete	2 11	2 11	4 22	0.154	4 9	7 6	11 15	0.423	15 37	0.288			28.5	52	0.548
A 71 Lane, Timothy	6 7	5 7	11 14	0.440	4 9	6 7	10 16	0.385	21 30	0.412			32.0	51	0.627
A 72 Cashwell, Craig	5 7	10 2	15 9	0.625	6 6	6 6	12 12	0.500	27 21	0.563			51.5	48	1.073
A 73 Davis, Jim	6 3	9 0	15 3	0.833	3 6	4 5	7 11	0.389	22 14	0.611			67.0	36	1.861
A 74 Eason, Joel	5 7	8 4	13 11	0.542	6 6	5 7	11 13	0.458	24 24	0.500			49.0	48	1.021
A 75 Bonar, Eric	5 7	4 10	9 17	0.346	3 10	6 7	9 17	0.346	18 34	0.346			35.5	52	0.683

	Singles 301		Singles Cricket		Singles Record		Singles Win %-age	Doubles Cricket		Doubles 501		Doubles Record		Doubles Win %-age	Sngls + Dbls Record		Sngls + Dbls Win %-age	1001 Wins	1001 Losses	All-Star Points	Games Played	All-Star %-age
B1/ Dirty Dogs	30	42	32	40	62	82	0.431	19	17	18	18	37	35	0.514	136	152	0.472	22	0	149.0	310	0.481
B 10 Wilkie, Felipe	2	6	7	5	9	11	0.450	7	4	5	4	12	8	0.600	21	19	0.525	3	0	19.0	43	0.442
B 11 Carroll, John	4	7	7	4	11	11	0.500	7	4	4	6	11	10	0.524	22	21	0.512	3	0	39.5	46	0.859
B 12 Mehok, Larry	3	7	5	5	8	12	0.400	4	6	4	4	8	10	0.444	16	22	0.421	3	0	25.5	41	0.622
B 13 Currin, David	8	3	5	5	13	8	0.619	8	3	9	2	17	5	0.773	30	13	0.698	3	0	16.0	46	0.348
B 14 Wight, Al	0	5	1	5	1	10	0.091	0	5	0	5	0	10	0.000	1	20	0.048	1	0	8.0	22	0.364
B 15 Caldwell, Tim	4	6	1	5	5	11	0.313	3	6	4	7	7	13	0.350	12	24	0.333	3	0	9.0	39	0.231
B 16 Nobles, Jonathan	6	4	5	6	11	10	0.524	9	2	8	3	17	5	0.773	28	15	0.651	3	0	23.5	46	0.511
B 17 Boucher, Keith	3	4	1	5	4	9	0.308	0	4	2	5	2	9	0.182	6	18	0.250	3	0	8.5	27	0.315
B2/ D. V. Needed	38	34	40	32	78	66	0.542	17	19	14	22	31	41	0.431	140	148	0.486	13	7	191.0	308	0.620
B 20 Churchwell, Billie	4	7	2	9	6	16	0.273	3	8	4	6	7	14	0.333	13	30	0.302	2	1	11.5	46	0.250
B 21 Delp, Paula	8	2	7	4	15	6	0.714	11	0	5	6	16	6	0.727	31	12	0.721	2	1	23.5	46	0.511
B 22 Umstead, Randy	6	6	10	2	16	8	0.667	3	9	4	8	7	17	0.292	23	25	0.479	2	1	38.5	51	0.755
B 23 Whitehead, Lee	10	2	12	0	22	2	0.917	12	0	8	4	20	4	0.833	42	6	0.875	2	1	79.5	51	1.559
B 24 Adams, Tammy	2	8	0	6	2	14	0.125	2	3	2	6	4	9	0.308	6	23	0.207	2	1	1.5	32	0.047
B 25 Stiver, Brenda	0	0	0	0	0	0	#DIV/0!	0	0	1	1	1	1	0.500	1	1	0.500	0	0	0.0	2	0.000
B 26 Pollard, Daniel	6	6	7	5	13	11	0.542	3	9	4	8	7	17	0.292	20	28	0.417	2	1	29.0	51	0.569
B 27 Rothchild, Michelle	2	3	2	6	4	9	0.308	0	9	0	5	0	14	0.000	4	23	0.148	1	1	7.5	29	0.259
B3/ Last Call	36	36	42	30	78	66	0.542	21	15	22	14	43	29	0.597	164	124	0.569	0	10	171.5	298	0.576
B 30 Wade, Nate	10	2	8	2	18	4	0.818	8	3	7	2	15	5	0.750	33	9	0.786	0	2	35.5	44	0.807
B 31 Daniel, Rob	2	2	1	5	3	7	0.300	2	3	2	4	4	7	0.364	7	14	0.333	0	1	6.0	22	0.273
B 32 Wilcenski, Steve	5	2	7	1	12	3	0.800	4	4	5	2	9	6	0.600	21	9	0.700	0	0	32.0	30	1.067
B 33 Gullett, Kevin	0	2	2	1	2	3	0.400	1	1	1	1	2	2	0.500	4	5	0.444	0	1	6.5	10	0.650
B 34 Bridges, Jeff	1	7	3	2	4	9	0.308	5	4	4	1	9	5	0.643	13	14	0.481	0	1	12.0	28	0.429
B 35 Peoples, Chris	3	10	5	6	8	16	0.333	5	5	7	5	12	10	0.545	20	26	0.435	0	2	15.0	48	0.313
B 36 Ney, Scott	6	5	3	7	9	12	0.429	10	0	7	4	17	4	0.810	26	16	0.619	0	2	16.5	44	0.375
B 37 Stark, Keith	6	3	4	5	10	8	0.556	5	3	5	5	10	8	0.556	20	16	0.556	0	0	17.0	36	0.472
B 38 Bryant, Whit	3	3	9	1	12	4	0.750	2	7	6	4	8	11	0.421	20	15	0.571	0	1	31.0	36	0.861
B4/ Get the Point!!!	41	31	30	42	71	73	0.493	14	22	21	15	35	37	0.486	141	147	0.490	0	8	153.5	296	0.519
B 40 Jenkins, John	7	4	6	3	13	7	0.650	4	7	9	1	13	8	0.619	26	15	0.634	0	1	25.5	42	0.607
B 41 Austin, Connie	6	2	2	8	8	10	0.444	2	8	3	2	5	10	0.333	13	20	0.394	0	1	18.0	34	0.529
B 42 Buckner, Jacky	7	5	6	5	13	10	0.565	7	5	6	5	13	10	0.565	26	20	0.565	0	1	27.5	47	0.585
B 43 Thompson, Barry	2	5	1	6	3	11	0.214	0	6	5	6	5	12	0.294	8	23	0.258	0	1	10.5	32	0.328
B 44 Lewis, Todd	3	9	5	7	8	16	0.333	6	5	10	3	16	8	0.667	24	24	0.500	0	1	18.5	49	0.378
B 45 Hunsberger, Jim	10	2	9	2	19	4	0.826	8	3	6	5	14	8	0.636	33	12	0.733	0	1	34.5	46	0.750
B 46 Austin, Jan	1	0	1	5	2	5	0.286	1	2	1	2	2	4	0.333	4	9	0.308	0	1	9.5	14	0.679
B 47 Hodges, Mike	5	4	0	6	5	10	0.333	0	8	2	6	2	14	0.125	7	24	0.226	0	1	9.5	32	0.297
B5/ Cheap Shots	40	32	45	27	85	59	0.590	20	16	18	18	38	34	0.528	161	127	0.559	0	0	180.5	288	0.627
B 50 Witz, Steve	9	2	9	3	18	5	0.783	8	3	5	3	13	6	0.684	31	11	0.738			35.5	42	0.845
B 51 Sellers, Mark	2	6	6	3	8	9	0.471	3	3	6	2	9	5	0.643	17	14	0.548			26.0	31	0.839
B 52 Hall, Josh	9	2	5	4	14	6	0.700	6	4	5	4	11	8	0.579	25	14	0.641			19.5	39	0.500
B 53 Warren, Randy	5	2	4	5	9	7	0.563	4	5	5	5	9	10	0.474	18	17	0.514			19.0	35	0.543
B 54 Domanski, Dave	1	3	5	4	6	7	0.462	5	4	3	5	8	9	0.471	14	16	0.467			21.5	30	0.717
B 55 Stevens, Joe	7	4	3	5	10	9	0.526	3	5	2	6	5	11	0.313	15	20	0.429			19.0	35	0.543
B 56 Buckman, Dave	5	6	3	3	8	9	0.471	3	6	3	7	6	13	0.316	14	22	0.389			15.0	36	0.417
B 57 Walker, Chip	2	7	10	0	12	7	0.632	8	2	7	4	15	6	0.714	27	13	0.675			25.0	40	0.625
B6/ Another Comfortably Numb Ex	36	36	25	47	61	83	0.424	16	20	13	23	29	43	0.403	119	169	0.413	8	0	116.0	296	0.392
B 60 Coyne, Kevin	4	7	1	7	5	14	0.263	3	4	2	6	5	10	0.333	10	24	0.294	1	0	13.0	35	0.371
B 61 Galloway, Dave	5	7	2	7	7	14	0.333	4	7	5	5	9	12	0.429	16	26	0.381	1	0	8.5	43	0.198
B 62 Crowley, Pat	8	4	8	4	16	8	0.667	4	8	3	9	7	17	0.292	23	25	0.479	1	0	33.5	49	0.684
B 63 Robertson, Ronnie	2	4	4	4	6	8	0.429	5	5	4	5	9	10	0.474	15	18	0.455	1	0	15.0	34	0.441
B 64 Benson, Kevin	3	4	0	4	3	8	0.273	0	3	0	5	0	8	0.000	3	16	0.158	1	0	4.5	20	0.225
B 65 Hindle, Mikey	5	4	4	5	9	9	0.500	6	4	5	4	11	8	0.579	20	17	0.541	1	0	21.5	38	0.566
B 66 Griffin, Craig	8	4	3	8	11	12	0.478	8	4	6	5	14	9	0.609	25	21	0.543	1	0	11.0	47	0.234
B 67 Giberson, Kris	1	2	3	8	4	10	0.286	2	5	1	7	3	12	0.200	7	22	0.241	1	0	9.0	30	0.300
B7/ Dodge Darts	31	41	38	34	69	75	0.479	19	17	20	16	39	33	0.542	147	141	0.510	0	13	179.5	301	0.596
B 70 Holland, Steve	5	7	5	6	10	13	0.435	6	5	5	7	11	12	0.478	21	25	0.457	0	2	31.5	48	0.656
B 71 Butler, Brent	4	3	3	2	7	5	0.583	5	1	3	3	8	4	0.667	15	9	0.625	0	1	9.5	25	0.380
B 72 Evans, J.P.	3	7	6	4	9	11	0.450	7	3	7	3	14	6	0.700	23	17	0.575	0	2	27.5	42	0.655
B 73 McNamara, Tim	8	2	7	3	15	5	0.750	7	4	5	6	12	10	0.545	27	15	0.643	0	2	50.0	44	1.136
B 74 Hope, Chris	4	7	7	5	11	12	0.478	6	7	9	4	15	11	0.577	26	23	0.531	0	2	27.0	51	0.529
B 75 Dahulich, Jeff	3	6	5	5	8	11	0.421	4	6	6	3	10	9	0.526	18	20	0.474	0	1	20.5	39	0.526
B 76 Anderson, Rohan	3	7	5	6	8	13	0.381	2	7	5	4	7	11	0.389	15	24	0.385	0	2	13.5	41	0.329
B 77 Langley, Fred	1	2	0	3	1	5	0.167	1	1	0	2	1	3	0.250	2	8	0.200	0	1	0.0	11	0.000

	Singles	301	Singles	Cricket	Singles	Record	Singles Win %-age	Doubles	Cricket	Doubles	501	Doubles	Record	Doubles Win %-age	Sngls + Dbls	Record	Sngls + Dbls Win %-age	1001 Wins	1001 Losses	All-Star Points	Games Played	All-Star %-age
C1/ Horsemen	44	28	42	30	86	58	0.597	23	13	21	15	44	28	0.611	174	114	0.604	5	0	135.0	293	0.461
C 10 Keller, Tony	9	3	5	2	14	5	0.737	3	2	6	4	9	6	0.600	23	11	0.676	1	0	17.5	35	0.500
C 11 Maminski, Len	4	4	4	4	8	8	0.500	5	5	7	4	12	9	0.571	20	17	0.541	0	0	11.5	37	0.311
C 12 McCredie, Bob	4	5	5	0	9	5	0.643	7	2	4	3	11	5	0.688	20	10	0.667	1	0	16.5	31	0.532
C 13 Knight, Steve	1	1	5	5	6	6	0.500	7	1	6	4	13	5	0.722	19	11	0.633	0	0	7.0	30	0.233
C 14 Elliott, Jeff	3	2	2	7	5	9	0.357	5	2	3	5	8	7	0.533	13	16	0.448	0	0	16.5	29	0.569
C 15 Metzker, Dave	0	0	0	0	0	0	#DIV/0!	0	0	0	0	0	0	#DIV/0!	0	0	#DIV/0!	0	0	0.0	0	#DIV/0!
C 16 Phillips, Britt	7	3	5	2	12	5	0.706	7	2	7	4	14	6	0.700	26	11	0.703	1	0	16.0	38	0.421
C 17 Bear, Bart	5	4	5	2	10	6	0.625	3	5	2	0	5	5	0.500	15	11	0.577	0	0	8.0	26	0.308
C 18 Long, Mike	0	5	2	6	2	11	0.154	1	3	1	2	2	5	0.286	4	16	0.200	1	0	6.5	21	0.310
C 19 Knox, Mike	11	1	9	2	20	3	0.870	8	4	6	4	14	8	0.636	34	11	0.756	1	0	35.5	46	0.772
C2/ Excalibur	42	24	44	22	86	46	0.652	23	10	17	16	40	26	0.606	166	98	0.629	0	0	118.5	264	0.449
C 20 Burney, Gary	6	3	4	1	10	4	0.714	4	1	3	2	7	3	0.700	17	7	0.708			9.0	24	0.375
C 21 Prior, Jeff	4	0	6	3	10	3	0.769	6	3	5	5	11	8	0.579	21	11	0.656			19.5	32	0.609
C 22 Berry, Robert	8	3	5	4	13	7	0.650	2	4	6	4	8	8	0.500	21	15	0.583			8.5	36	0.236
C 23 Long, Dale	3	5	4	3	7	8	0.467	5	4	2	7	7	11	0.389	14	19	0.424			11.5	33	0.348
C 24 Slominski, Mark	4	3	8	3	12	6	0.667	8	3	7	2	15	5	0.750	27	11	0.711			19.0	38	0.500
C 25 Shearin, Keith	6	2	2	4	8	6	0.571	6	1	6	3	12	4	0.750	20	10	0.667			7.5	30	0.250
C 26 Baldwin, Randy	4	4	7	1	11	5	0.688	7	1	2	3	9	4	0.692	20	9	0.690			14.0	29	0.483
C 27 Latham, Chris	7	4	8	3	15	7	0.682	8	3	3	6	11	9	0.550	26	16	0.619			29.5	42	0.702
C3/ Starving Dartists	32	38	36	34	68	72	0.486	18	18	17	19	35	37	0.486	138	146	0.486	0	6	111.5	290	0.384
C 30 Shown, Marc	7	5	7	6	14	11	0.560	7	5	7	6	14	11	0.560	28	22	0.560	0	1	35.5	51	0.696
C 31 Hendricks, Ron	3	3	3	3	6	6	0.500	3	3	3	3	6	6	0.500	12	12	0.500	0	1	9.0	25	0.360
C 32 Hartley, Kevin	2	7	1	7	3	14	0.176	2	6	3	4	5	10	0.333	8	24	0.250	0	0	6.5	32	0.203
C 33 Howell, John	7	6	5	9	12	15	0.444	5	8	5	8	10	16	0.385	22	31	0.415	0	1	9.0	54	0.167
C 34 Fleming, Frank	4	4	5	3	9	7	0.563	4	5	3	3	7	8	0.467	16	15	0.516	0	1	10.0	32	0.313
C 35 Harrell, Forrest	0	0	0	0	0	0	#DIV/0!	1	1	3	3	4	4	0.500	4	4	0.500	0	0	0.0	8	0.000
C 36 Hagan, Mark	2	8	6	3	8	11	0.421	5	5	5	5	10	10	0.500	18	21	0.462	0	1	18.0	40	0.450
C 37 Deemer, Randy	7	5	9	3	16	8	0.667	9	3	5	6	14	9	0.609	30	17	0.638	0	1	23.5	48	0.490
C4/ Nine Lives	31	41	31	41	62	82	0.431	20	16	21	15	41	31	0.569	144	144	0.500	0	0	121.5	288	0.422
C 40 Smith, Butch	1	5	4	6	5	11	0.313	5	5	4	2	9	7	0.563	14	18	0.438			16.0	32	0.500
C 41 Copple, Matthew	6	4	3	6	9	10	0.474	5	3	2	5	7	8	0.467	16	18	0.471			11.0	34	0.324
C 42 Sosa, Bo	0	2	1	0	1	2	0.333	1	1	1	1	2	2	0.500	3	4	0.429			3.0	7	0.429
C 43 Romanchek, David	3	7	9	2	12	9	0.571	5	6	4	6	9	12	0.429	21	21	0.500			24.0	42	0.571
C 44 Green, Sam	3	2	3	6	6	8	0.429	4	2	4	2	8	4	0.667	14	12	0.538			11.5	26	0.442
C 45 Moeschet, Cathy	6	8	0	6	6	14	0.300	2	3	4	5	6	8	0.429	12	22	0.353			6.5	34	0.191
C 46 Marsden, James	2	2	2	5	4	7	0.364	5	2	7	2	12	4	0.750	16	11	0.593			5.5	27	0.204
C 47 Gibson, Jack	5	2	6	2	11	4	0.733	5	2	6	2	11	4	0.733	22	8	0.733			18.0	30	0.600
C 48 Paulsen, Glenn	3	5	0	4	3	9	0.250	4	4	6	2	10	6	0.625	13	15	0.464			8.0	28	0.286
C 49 Darity, Don	2	4	3	4	5	8	0.385	4	4	4	3	8	7	0.533	13	15	0.464			18.0	28	0.643
C5/ Hard Times	32	31	35	29	67	60	0.528	20	13	18	15	38	28	0.576	143	116	0.552	5	5	135.5	269	0.504
C 50 Hoyt, Chris	7	5	7	3	14	8	0.636	6	4	7	5	13	9	0.591	27	17	0.614	1	1	22.0	46	0.478
C 51 Herman, Fritz	8	4	5	8	13	12	0.520	7	5	4	6	11	11	0.500	24	23	0.511	1	1	17.0	49	0.347
C 52 Baker, Dave	0	0	0	0	0	0	#DIV/0!	0	0	0	0	0	0	#DIV/0!	0	0	#DIV/0!	0	0	0.0	0	#DIV/0!
C 53 Heath, Mark	4	3	4	4	8	7	0.533	5	3	4	4	9	7	0.563	17	14	0.548	0	0	18.0	31	0.581
C 54 James, Bob	6	5	8	2	14	7	0.667	8	3	9	2	17	5	0.773	31	12	0.721	1	1	40.5	45	0.900
C 55 Davenport, Ed	4	4	4	4	8	8	0.500	6	5	4	3	10	8	0.556	18	16	0.529	0	1	16.5	35	0.471
C 56 Worley, Don	3	9	7	8	10	17	0.370	8	5	8	8	16	13	0.552	26	30	0.464	1	1	21.5	58	0.371
C 57 Riano, Richard	0	1	0	0	0	1	0.000	0	1	0	2	0	3	0.000	0	4	0.000	1	0	0.0	5	0.000
C6/ SNAFU	25	46	20	52	45	98	0.315	4	32	12	24	16	56	0.222	77	210	0.268	0	0	95.0	287	0.331
C 60 Payne, Julie	4	7	3	9	7	16	0.304	2	12	3	9	5	21	0.192	12	37	0.245			9.5	49	0.194
C 61 Rhea, Laurie	4	9	5	7	9	16	0.360	1	11	1	10	2	21	0.087	11	37	0.229			21.5	48	0.448
C 62 Rhea, Bill	1	5	0	6	1	11	0.083	1	5	4	2	5	7	0.417	6	18	0.250			13.0	24	0.542
C 63 Cotton, Barbara	4	8	3	7	7	15	0.318	1	11	4	9	5	20	0.200	12	35	0.255			13.5	47	0.287
C 64 Onorati, Heather	4	5	0	8	4	13	0.235	0	6	7	3	7	9	0.438	11	22	0.333			3.0	33	0.091
C 65 Ashley, Kevin	0	1	0	2	0	3	0.000	1	1	0	2	1	3	0.250	1	6	0.143			3.5	7	0.500
C 66 Mathers, Robin	3	2	2	6	5	8	0.385	2	6	2	5	4	11	0.267	9	19	0.321			15.5	28	0.554
C 67 Barker, Mike	3	8	5	6	8	14	0.364	0	9	3	6	3	15	0.167	11	29	0.275			13.5	40	0.338
C 68 Vail, Philip	2	1	2	1	4	2	0.667	0	3	0	2	0	5	0.000	4	7	0.364			2.0	11	0.182
C7/ Home Thrown	36	34	35	35	71	69	0.507	15	21	17	19	32	40	0.444	135	149	0.475	0	0	108.0	284	0.380
C 70 Johnson, Pat	2	2	2	2	4	4	0.500	2	2	1	4	3	6	0.333	7	10	0.412			3.0	17	0.176
C 71 Edgecombe, Sean	4	11	8	5	12	16	0.429	5	9	8	5	13	14	0.481	25	30	0.455			21.5	55	0.391
C 72 Murdaugh, John	6	3	7	2	13	5	0.722	4	5	6	4	10	9	0.526	23	14	0.622			23.5	37	0.635
C 73 Randolph, Jon	7	5	4	10	11	15	0.423	5	6	7	4	12	10	0.545	23	25	0.479			23.0	48	0.479
C 74 Burdette, Kevin	5	5	5	6	10	11	0.476	3	9	2	9	5	18	0.217	15	29	0.341			13.0	44	0.295
C 75 Ferebee, Ed	3	3	2	3	5	6	0.455	2	5	2	5	4	10	0.286	9	16	0.360			6.0	25	0.240
C 76 Edgecombe, Andrew	9	5	7	7	16	12	0.571	9	6	8	7	17	13	0.567	33	25	0.569			18.0	58	0.310

		Singles	301	Singles	Cricket	Singles	Record	Singles Win %-age	Doubles	Cricket	Doubles	501	Doubles	Record	Doubles Win %-age	Sngls + Dbls	Record	Sngls + Dbls Win %-age	1001 Wins	1001 Losses	All-Star Points	Games Played	All-Star %-age
D1/ Bullweiser		36	36	40	32	76	68	0.528	24	12	20	16	44	28	0.611	164	124	0.569	7	9	128.5	304	0.423
D 10	Lewis, Scott	7	4	4	4	11	8	0.579	4	3	7	1	11	4	0.733	22	12	0.647	1	1	4.5	36	0.125
D 11	Mondou, Gerry	4	5	10	1	14	6	0.700	10	2	3	6	13	8	0.619	27	14	0.659	1	1	30.5	43	0.709
D 12	Dowling, Jack	1	3	5	5	6	8	0.429	8	2	5	3	13	5	0.722	19	13	0.594	1	1	21.0	34	0.618
D 13	Bianca, Lyle	1	5	1	5	2	10	0.167	0	4	2	3	2	7	0.222	4	17	0.190	1	1	3.0	23	0.130
D 14	Winters, Tom	7	4	10	2	17	6	0.739	7	3	6	5	13	8	0.619	30	14	0.682	1	1	32.5	46	0.707
D 15	Herbert, Kirk	7	4	6	6	13	10	0.565	7	5	2	6	9	11	0.450	22	21	0.512	1	1	23.0	45	0.511
D 16	Collins, Debbie	3	6	0	1	3	7	0.300	2	1	5	1	7	2	0.778	10	9	0.526	1	1	2.0	21	0.095
D 17	Herbert, Paul	2	3	1	2	3	5	0.375	4	1	5	2	9	3	0.750	12	8	0.600	0	1	4.0	21	0.190
D 18	McKenna, Joe	4	2	3	6	7	8	0.467	6	3	5	5	11	8	0.579	18	16	0.529	0	1	8.0	35	0.229
D2/ Grateful Darts		37	35	37	35	74	70	0.514	14	22	13	23	27	45	0.375	128	160	0.444	7	0	93.5	295	0.317
D 20	Perkins, Rick	9	3	1	0	10	3	0.769	2	3	3	7	5	10	0.333	15	13	0.536	1	0	9.0	29	0.310
D 21	Holland, William	6	6	7	5	13	11	0.542	6	6	4	7	10	13	0.435	23	24	0.489	1	0	19.5	48	0.406
D 22	Simpson, Phil	5	6	12	0	17	6	0.739	3	8	1	6	4	14	0.222	21	20	0.512	1	0	18.0	42	0.429
D 23	Lilienthal, John	2	2	2	9	4	11	0.267	3	7	3	6	6	13	0.316	10	24	0.294	0	0	9.0	34	0.265
D 24	McGrail, Tony	1	5	6	6	7	11	0.389	2	3	3	5	5	8	0.385	12	19	0.387	1	0	9.0	32	0.281
D 25	Iager, John	6	3	3	8	9	11	0.450	4	7	5	7	9	14	0.391	18	25	0.419	1	0	13.0	44	0.295
D 26	Roman-Cusher, Jason	4	4	3	5	7	9	0.438	6	2	4	3	10	5	0.667	17	14	0.548	1	0	11.5	32	0.359
D 27	Byrd, Joel	4	6	3	2	7	8	0.467	2	8	3	5	5	13	0.278	12	21	0.364	1	0	4.5	34	0.132
D3/ UZMALL		31	41	39	33	70	74	0.486	21	15	14	22	35	37	0.486	140	148	0.486	17	7	141.0	312	0.452
D 30	Kunesh, Joe	3	8	3	5	6	13	0.316	1	5	1	3	2	8	0.200	8	21	0.276	2	1	11.0	32	0.344
D 31	Powell, Mark	4	2	3	5	7	7	0.500	6	2	4	2	10	4	0.714	17	11	0.607	1	0	13.0	29	0.448
D 32	Rouse, Chuck	3	6	0	1	3	7	0.300	2	2	3	5	5	7	0.417	8	14	0.364	2	1	3.5	25	0.140
D 33	Rube, Bob	4	4	7	3	11	7	0.611	5	3	2	6	7	9	0.438	18	16	0.529	2	1	16.5	37	0.446
D 34	Wilkinson, Charlie	0	8	2	3	2	11	0.154	3	3	1	5	4	8	0.333	6	19	0.240	2	1	15.5	28	0.554
D 35	Denton, Fon	7	4	10	1	17	5	0.773	7	5	4	7	11	12	0.478	28	17	0.622	2	1	32.0	48	0.667
D 36	Williams, Denny	2	0	4	7	6	7	0.462	8	4	5	7	13	11	0.542	19	18	0.514	2	1	18.5	40	0.463
D 37	Fulghum, Mark	4	6	8	2	12	8	0.600	9	2	3	6	12	8	0.600	24	16	0.600	2	1	24.0	43	0.558
D 38	Stewart, Nick	4	3	2	6	6	9	0.400	1	4	5	3	6	7	0.462	12	16	0.429	2	0	7.0	30	0.233
D4/ Heroes In Trouble		34	38	36	36	70	74	0.486	16	20	21	15	37	35	0.514	144	144	0.500	7	14	114.5	309	0.371
D 40	Enos, Kellee	5	6	3	8	8	14	0.364	4	7	8	4	12	11	0.522	20	25	0.444	1	2	14.5	48	0.302
D 41	Barton, Kevin	7	4	5	3	12	7	0.632	4	7	5	5	9	12	0.429	21	19	0.525	1	2	21.5	43	0.500
D 42	Stasko, Bill	10	2	11	1	21	3	0.875	5	7	7	5	12	12	0.500	33	15	0.688	1	2	26.5	51	0.520
D 43	Wackerman, Mark	7	5	8	4	15	9	0.625	8	4	9	3	17	7	0.708	32	16	0.667	1	2	24.5	51	0.480
D 44	DuFraine, Pete	2	6	0	7	2	13	0.133	3	2	4	2	7	4	0.636	9	17	0.346	1	2	5.5	29	0.190
D 45	Goodwin, Steve	3	5	2	8	5	13	0.278	4	2	2	5	6	7	0.462	11	20	0.355	1	2	5.0	34	0.147
D 46	Alapin, Toni	0	5	1	1	1	6	0.143	1	6	3	2	4	8	0.333	5	14	0.263	1	1	4.0	21	0.190
D 47	Goyen, Dave	0	3	5	3	5	6	0.455	3	4	4	3	7	7	0.500	12	13	0.480	0	1	10.5	26	0.404
D 48	Shine, Donnie	0	2	1	1	1	3	0.250	0	1	0	1	0	2	0.000	1	5	0.167	0	0	2.5	6	0.417
D5/ Pog Mo Hon		53	19	36	36	89	55	0.618	18	18	22	14	40	32	0.556	169	119	0.587	7	0	117.5	295	0.398
D 50	Robertson, Ginger	7	2	6	5	13	7	0.650	2	5	4	2	6	7	0.462	19	14	0.576	1	0	13.0	34	0.382
D 51	Robertson, David	8	2	2	6	10	8	0.556	5	4	3	5	8	9	0.471	18	17	0.514	1	0	13.0	36	0.361
D 52	Ryan, Ann	3	2	0	0	3	2	0.600	0	1	3	3	3	4	0.429	6	6	0.500	0	0	2.0	12	0.167
D 53	Hounsell, Bob	4	1	4	5	8	6	0.571	5	4	4	3	9	7	0.563	17	13	0.567	0	0	21.0	30	0.700
D 54	Lorbacher, Scott	9	0	5	4	14	4	0.778	5	5	5	2	10	7	0.588	24	11	0.686	1	0	10.5	36	0.292
D 55	Lang, Brian	7	4	5	2	12	6	0.667	2	2	4	3	6	5	0.545	18	11	0.621	1	0	11.0	30	0.367
D 56	Blackburn, Larry	1	6	3	6	4	12	0.250	6	4	8	3	14	7	0.667	18	19	0.486	1	0	21.0	38	0.553
D 57	Carter, Kevin	7	1	2	5	9	6	0.600	8	2	5	4	13	6	0.684	22	12	0.647	1	0	8.0	35	0.229
D 58	White, Taylor	7	1	9	3	16	4	0.800	3	9	8	3	11	12	0.478	27	16	0.628	1	0	18.0	44	0.409
D6/ Travelin' Beer Bellies		27	45	23	49	50	94	0.347	12	24	16	20	28	44	0.389	106	182	0.368	0	0	70.0	288	0.243
D 60	Yoneoka, J.J.	7	4	7	4	14	8	0.636	5	6	8	4	13	10	0.565	27	18	0.600			12.0	45	0.267
D 61	Yoneoka, Oakie	8	4	5	7	13	11	0.542	6	6	5	6	11	12	0.478	24	23	0.511			15.5	47	0.330
D 62	Blinco, Jim	2	1	1	4	3	5	0.375	2	3	2	2	4	5	0.444	7	10	0.412			7.0	17	0.412
D 63	Gabriel, Eric "Big E"	0	3	0	2	0	5	0.000	0	2	0	2	0	4	0.000	0	9	0.000			1.0	9	0.111
D 64	Thompson, Derek	2	5	5	4	7	9	0.438	4	5	3	6	7	11	0.389	14	20	0.412			9.0	34	0.265
D 65	Kaesar, John	3	7	1	9	4	16	0.200	2	7	2	6	4	13	0.235	8	29	0.216			7.5	37	0.203
D 66	Martin, David	1	10	0	8	1	18	0.053	0	9	6	5	6	14	0.300	7	32	0.179			9.5	39	0.244
D 67	Matthews, James	0	2	0	2	0	4	0.000	0	2	0	2	0	4	0.000	0	8	0.000			0.0	8	0.000
D 68	Kremer, J.	4	7	3	8	7	15	0.318	5	6	4	6	9	12	0.429	16	27	0.372			6.5	43	0.151
D 69	Derion, Joe	0	2	1	1	1	3	0.250	0	2	2	1	2	3	0.400	3	6	0.333			2.0	9	0.222
D7/ Some Old Some New		34	38	41	31	75	69	0.521	21	15	20	16	41	31	0.569	157	131	0.545	9	23	169.0	320	0.528
D 70	Barker, Barry	8	4	7	5	15	9	0.625	6	0	5	5	11	5	0.688	26	14	0.650	1	3	26.0	44	0.591
D 71	Barker, Jane	6	2	2	6	8	8	0.500	3	4	6	4	9	8	0.529	17	16	0.515	1	3	14.0	37	0.378
D 72	Berry, Dave	6	4	8	1	14	5	0.737	7	1	3	6	10	7	0.588	24	12	0.667	1	2	21.5	39	0.551
D 73	Berry, Mary-Lou	0	1	0	1	0	2	0.000	1	1	3	6	4	7	0.364	4	9	0.308	1	2	0.0	16	0.000
D 74	Wilcox, Randy	0	4	1	7	1	11	0.083	4	3	1	3	5	6	0.455	6	17	0.261	1	2	5.5	26	0.212
D 75	Kunttu, Kurt	8	4	10	2	18	6	0.750	7	5	9	2	16	7	0.696	34	13	0.723	1	3	63.0	51	1.235
D 76	Nagy, Les	0	7	1	4	1	11	0.083	4	4	2	1	6	5	0.545	7	16	0.304	0	2	9.0	25	0.360
D 77	Nagy, Ann	0	0	0	0	0	0	#DIV/0!	2	6	1	1	3	7	0.300	3	7	0.300	1	1	0.0	12	0.000
D 78	Swindell, Rick	5	7	10	2	15	9	0.625	4	6	6	3	10	9	0.526	25	18	0.581	1	3	22.5	47	0.479
D 79	Spencer, Rick "Spence"	1	5	2	3	3	8	0.273	4	0	4	1	8	1	0.889	11	9	0.550	1	2	7.5	23	0.326

		Singles	301	Singles	Cricket	Singles	Record	Singles Win %-age	Doubles	Cricket	Doubles	501	Doubles	Record	Doubles Win %-age	Sngls + Dbls	Record	Sngls + Dbls Win %-age	1001 Wins	1001 Losses	All-Star Points	Games Played	All-Star %-age
E1/ Kozmic Debris		28	38	36	30	64	68	0.485	15	18	19	14	34	32	0.515	132	132	0.500	8	7	109.0	279	0.391
E 10	Martin, Anthony	2	9	6	5	8	14	0.364	4	8	4	5	8	13	0.381	16	27	0.372	1	1	12.5	45	0.278
E 11	Carr, Peter	0	0	0	0	0	0	#DIV/0!	0	0	0	0	0	0	#DIV/0!	0	0	#DIV/0!	0	0	0.0	0	#DIV/0!
E 12	Flowers, Fred	1	4	0	5	1	9	0.100	3	2	7	2	10	4	0.714	11	13	0.458	1	1	10.0	26	0.385
E 13	Hansen, Paul	6	3	6	3	12	6	0.667	4	5	5	1	9	6	0.600	21	12	0.636	1	1	17.0	35	0.486
E 14	Krasnow, Dave	6	5	10	1	16	6	0.727	5	6	5	4	10	10	0.500	26	16	0.619	1	1	19.0	44	0.432
E 15	Nickolaysen, Nick	3	7	4	5	7	12	0.368	2	6	4	4	6	10	0.375	13	22	0.371	1	1	14.5	37	0.392
E 16	Wenhart, Jeff	2	3	1	3	3	6	0.333	1	3	3	2	4	5	0.444	7	11	0.389	1	1	4.5	20	0.225
E 17	Claycomb, Larry "Clay"	5	4	4	5	9	9	0.500	6	3	3	5	9	8	0.529	18	17	0.514	1	0	11.0	36	0.306
E 18	Wildermann, Carl	0	2	1	2	1	4	0.200	1	1	2	1	3	2	0.600	4	6	0.400	0	0	7.0	10	0.700
E 19	Johnston, Anton	3	1	4	1	7	2	0.778	4	2	5	4	9	6	0.600	16	8	0.667	1	1	13.5	26	0.519
E2/ BFD II		41	31	37	35	78	66	0.542	15	21	19	17	34	38	0.472	146	142	0.507	13	6	121.0	307	0.394
E 20	Gillett, Galen	7	2	7	2	14	4	0.778	4	6	7	3	11	9	0.550	25	13	0.658	2	1	33.5	41	0.817
E 21	Ferrell, Sierra	6	4	4	5	10	9	0.526	0	8	2	6	2	14	0.125	12	23	0.343	1	0	9.0	36	0.250
E 22	Hall, April	1	2	0	5	1	7	0.125	0	4	2	3	2	7	0.222	3	14	0.176	1	1	0.0	19	0.000
E 23	Hall, Frank	4	7	4	3	8	10	0.444	4	8	2	9	6	17	0.261	14	27	0.341	2	1	11.0	44	0.250
E 24	Whitehurst, Carol	3	4	2	7	5	11	0.313	3	5	5	4	8	9	0.471	13	20	0.394	1	1	12.5	35	0.357
E 25	Ford, Russell	3	0	2	1	5	1	0.833	1	2	2	0	3	2	0.600	8	3	0.727	1	0	3.0	12	0.250
E 26	Wildblood, Steven	1	2	0	3	1	5	0.167	2	0	2	0	4	0	1.000	5	5	0.500	1	0	4.5	11	0.409
E 27	Hall, Danny	7	5	10	2	17	7	0.708	7	5	8	3	15	8	0.652	32	15	0.681	2	1	26.5	50	0.530
E 28	Kvasnicka, Bob	6	2	5	3	11	5	0.688	5	3	5	3	10	6	0.625	21	11	0.656	1	1	15.0	34	0.441
E 29	Bleakley, Tom	3	3	3	4	6	7	0.462	4	1	3	3	7	4	0.636	13	11	0.542	1	0	6.0	25	0.240
E3/ One-Armed Bandits		29	43	33	39	62	82	0.431	14	22	13	23	27	45	0.375	116	172	0.403	0	13	79.5	301	0.264
E 30	Johnson, Sven	1	5	4	6	5	11	0.313	4	4	2	6	6	10	0.375	11	21	0.344	0	1	8.5	33	0.258
E 31	Kempf, Greg	0	0	0	0	0	0	#DIV/0!	0	0	0	0	0	0	#DIV/0!	0	0	#DIV/0!	0	0	0.0	0	#DIV/0!
E 32	Kiser, Lyman	1	6	4	9	5	15	0.250	3	9	5	7	8	16	0.333	13	31	0.295	0	2	19.0	46	0.413
E 33	Phelps, Doug	7	2	5	4	12	6	0.667	6	3	5	5	11	8	0.579	23	14	0.622	0	2	10.0	39	0.256
E 34	Taylor, Walter	6	3	7	2	13	5	0.722	5	5	3	5	8	10	0.444	21	15	0.583	0	2	13.5	38	0.355
E 35	Taylor, Wayne	4	6	9	2	13	8	0.619	4	5	3	5	7	10	0.412	20	18	0.526	0	2	9.0	40	0.225
E 36	Whalen, Brendan "Bee"	5	8	1	6	6	14	0.300	2	10	4	6	6	16	0.273	12	30	0.286	0	2	11.0	44	0.250
E 37	Wiles, Jay	5	7	3	7	8	14	0.364	4	4	3	10	7	14	0.333	15	28	0.349	0	2	8.5	45	0.189
E 38	Hickman, Pete	0	6	0	3	0	9	0.000	0	4	1	2	1	6	0.143	1	15	0.063	0	0	0.0	16	0.000
E4/ Sharky's Machine		34	32	32	34	66	66	0.500	20	13	17	16	37	29	0.561	140	124	0.530	0	0	103.0	264	0.390
E 40	Arensdorf, David	4	2	6	1	10	3	0.769	6	1	3	3	9	4	0.692	19	7	0.731			25.0	26	0.962
E 41	Allison, Frank	8	2	9	1	17	3	0.850	8	2	4	6	12	8	0.600	29	11	0.725			19.0	40	0.475
E 42	Browndorf, Ken	1	9	6	3	7	12	0.368	8	2	8	3	16	5	0.762	23	17	0.575			14.5	40	0.363
E 43	Gross, Tom	9	2	3	8	12	10	0.545	7	4	4	6	11	10	0.524	23	20	0.535			10.0	43	0.233
E 44	Kruger, Lonny	3	5	3	10	6	15	0.286	5	6	5	2	10	8	0.556	16	23	0.410			16.0	39	0.410
E 45	Hines, Curtis	6	5	5	6	11	11	0.500	2	5	5	5	7	10	0.412	18	21	0.462			15.5	39	0.397
E 46	Parks, Paul	3	5	0	3	3	8	0.273	4	4	3	5	7	9	0.438	10	17	0.370			1.0	27	0.037
E 47	Pitcher, Corey	0	2	0	2	0	4	0.000	0	2	2	2	2	4	0.333	2	8	0.200			2.0	10	0.200
E5/ Damn Yankees		33	39	42	30	75	69	0.521	22	14	20	16	42	30	0.583	159	129	0.552	0	0	91.5	288	0.318
E 50	Dougherty, Henry	0	2	1	3	1	5	0.167	2	5	5	3	7	8	0.467	8	13	0.381			2.0	21	0.095
E 51	Lupien, Bam	6	5	6	5	12	10	0.545	1	5	1	3	2	8	0.200	14	18	0.438			11.0	32	0.344
E 52	Sarantos, Alex	4	5	7	3	11	8	0.579	7	3	5	5	12	8	0.600	23	16	0.590			12.0	39	0.308
E 53	Doroshanko, Kim	1	7	2	2	3	9	0.250	4	3	5	4	9	7	0.563	12	16	0.429			3.5	28	0.125
E 54	Doroshanko, Jim	8	2	8	2	16	4	0.800	6	4	6	4	12	8	0.600	28	12	0.700			15.0	40	0.375
E 55	Fournier, Chris	6	4	7	3	13	7	0.650	7	3	4	6	11	9	0.550	24	16	0.600			19.5	40	0.488
E 56	Slowasski, Chris	2	2	5	3	7	5	0.583	6	2	6	2	12	4	0.750	19	9	0.679			13.5	28	0.482
E 57	Morales, Jose	1	5	1	2	2	7	0.222	2	0	0	1	2	1	0.667	4	8	0.333			3.0	12	0.250
E 58	Saunders, Billy	5	7	5	7	10	14	0.417	9	3	8	4	17	7	0.708	27	21	0.563			12.0	48	0.250
E6/ Woodchucks		47	25	37	35	84	60	0.583	26	10	21	15	47	25	0.653	178	110	0.618	7	0	109.0	295	0.369
E 60	Sawyer, Duane	8	2	5	2	13	4	0.765	7	3	6	3	13	6	0.684	26	10	0.722	1	0	23.0	37	0.622
E 61	Beaudoin, Paul	7	2	1	4	8	6	0.571	8	0	3	5	11	5	0.688	19	11	0.633	1	0	7.0	31	0.226
E 62	Side, Eric	6	6	1	7	7	13	0.350	8	3	4	4	12	7	0.632	19	20	0.487	1	0	15.0	40	0.375
E 63	Sawyer, Matt	9	3	8	3	17	6	0.739	7	5	8	4	15	9	0.625	32	15	0.681	1	0	22.5	48	0.469
E 64	Kring, Jeremy	7	4	6	6	13	10	0.565	5	4	4	2	9	6	0.600	22	16	0.579	1	0	9.5	39	0.244
E 65	Blackwood, Nicki	0	0	2	5	2	5	0.286	1	0	5	1	6	1	0.857	8	6	0.571	0	0	6.5	14	0.464
E 66	Loveland, Frank	4	5	6	3	10	8	0.556	8	3	4	7	12	10	0.545	22	18	0.550	1	0	15.0	41	0.366
E 67	Dugger, Mark	2	2	6	2	8	4	0.667	7	1	6	2	13	3	0.813	21	7	0.750	1	0	4.5	29	0.155
E 68	Kenney, Mitch	4	1	2	3	6	4	0.600	1	1	2	2	3	3	0.500	9	7	0.563	0	0	6.0	16	0.375
E7/ Tir na nOg		28	32	23	37	51	69	0.425	8	22	11	19	19	41	0.317	89	151	0.371	0	0	61.0	240	0.254
E 70	Buzzard, Terry	0	0	0	0	0	0	#DIV/0!	0	0	0	0	0	0	#DIV/0!	0	0	#DIV/0!			0.0	0	#DIV/0!
E 71	Gannaway, Georgia	2	4	1	7	3	11	0.214	1	8	2	7	3	15	0.167	6	26	0.188			4.0	32	0.125
E 72	Keller, Hilda	0	0	0	0	0	0	#DIV/0!	0	0	0	0	0	0	#DIV/0!	0	0	#DIV/0!			0.0	0	#DIV/0!
E 73	Penny, Ron	8	3	4	4	12	7	0.632	2	6	4	4	6	10	0.375	18	17	0.514			19.0	35	0.543
E 74	Bennett, Mike "Bull"	4	3	4	3	8	6	0.571	2	6	3	4	5	10	0.333	13	16	0.448			8.0	29	0.276
E 75	Crump, Kevin	1	0	1	0	2	0	1.000	0	1	1	0	1	1	0.500	3	1	0.750			0.0	4	0.000
E 76	Cicco, Phil	5	5	3	8	8	13	0.381	4	6	5	6	9	12	0.429	17	25	0.405			6.0	42	0.143
E 77	Wissinger, W. Wes	4	6	9	1	13	7	0.650	6	4	4	6	10	10	0.500	23	17	0.575			17.0	40	0.425
E 78	Goodrich, Josh	0	5	0	5	0	10	0.000	0	5	0	5	0	10	0.000	0	20	0.000			2.0	20	0.100
E 79	Crouse, Tom	4	6	1	9	5	15	0.250	1	8	3	6	4	14	0.222	9	29	0.237			5.0	38	0.132

		Singles	301	Singles	Cricket	Singles	Record	Singles Win %-age	Doubles	Cricket	Doubles	501	Doubles	Record	Doubles Win %-age	Sngls + Dbls	Record	Sngls + Dbls Win %-age	1001 Wins	1001 Losses	All-Star Points	Games Played	All-Star %-age
F1/ Rat Bar Stewards		42	42	39	45	81	87	0.482	18	24	20	22	38	46	0.452	157	179	0.467	0	0	118.0	336	0.351
F 10	McGettigan, Peter	8	4	7	4	15	8	0.652	6	4	9	4	15	8	0.652	30	16	0.652			15.5	46	0.337
F 11	Downs, Aaron	5	5	8	4	13	9	0.591	6	5	5	5	11	10	0.524	24	19	0.558			22.5	43	0.523
F 12	Walton, Terry	1	3	0	4	1	7	0.125	4	2	2	3	6	5	0.545	7	12	0.368			6.0	19	0.316
F 13	Bowes, Chuck	7	4	7	5	14	9	0.609	5	6	6	6	11	12	0.478	25	21	0.543			18.5	46	0.402
F 14	Sager, Chris	6	6	7	8	13	14	0.481	5	9	7	5	12	14	0.462	25	28	0.472			22.5	53	0.425
F 15	Hoffman, Pete	5	6	3	5	8	11	0.421	3	7	5	5	8	12	0.400	16	23	0.410			8.0	39	0.205
F 16	Summers, Alexis	3	9	2	8	5	17	0.227	3	8	3	8	6	16	0.273	11	33	0.250			2.5	44	0.057
F 17	Smith, David	7	5	5	7	12	12	0.500	4	7	3	8	7	15	0.318	19	27	0.413			22.5	46	0.489
F2/ Da Bulls		48	36	43	41	91	77	0.542	22	20	30	12	52	32	0.619	195	141	0.580	8	6	103.5	350	0.296
F 20	Kerr, Duncan	9	3	7	3	16	6	0.727	4	8	12	0	16	8	0.667	32	14	0.696	1	1	29.5	48	0.615
F 21	White, Bill	9	4	8	3	17	7	0.708	9	5	7	4	16	9	0.640	33	16	0.673	1	1	14.5	51	0.284
F 22	Munn, Chuck	3	6	7	2	10	8	0.556	6	5	9	1	15	6	0.714	25	14	0.641	1	0	6.5	40	0.163
F 23	McSorley, Paul	8	3	4	6	12	9	0.571	9	3	7	2	16	5	0.762	28	14	0.667	1	0	11.5	43	0.267
F 24	Snowden, Mark	7	6	5	8	12	14	0.462	5	7	7	6	12	13	0.480	24	27	0.471	1	1	19.5	53	0.368
F 25	Palkoski, Scott	0	1	1	3	1	4	0.200	3	1	3	1	6	2	0.750	7	6	0.538	1	0	6.0	14	0.429
F 26	Ammon, Mark	5	4	5	6	10	10	0.500	2	5	7	4	9	9	0.500	19	19	0.500	0	1	5.5	39	0.141
F 27	Galvin, Dan	2	5	2	7	4	12	0.250	3	3	4	4	7	7	0.500	11	19	0.367	1	1	4.5	32	0.141
F 28	Miller, Jay	5	4	4	3	9	7	0.563	3	3	4	2	7	5	0.583	16	12	0.571	1	1	6.0	30	0.200
F3/ Dynamic Darts		56	28	59	25	115	53	0.685	30	12	24	18	54	30	0.643	223	113	0.664	0	0	124.0	336	0.369
F 30	McFadden, Kevin	9	4	11	1	20	5	0.800	9	2	7	5	16	7	0.696	36	12	0.750			21.0	48	0.438
F 31	Markov, Jim	7	2	7	2	14	4	0.778	7	1	8	0	15	1	0.938	29	5	0.853			17.0	34	0.500
F 32	Jackson, Barry "Bump"	9	5	10	3	19	8	0.704	6	7	7	4	13	11	0.542	32	19	0.627			22.5	51	0.441
F 33	Costen, Todd	7	5	6	4	13	9	0.591	5	3	6	4	11	7	0.611	24	16	0.600			9.0	40	0.225
F 34	Kroll, Brian	6	2	4	2	10	4	0.714	4	2	5	2	9	4	0.692	19	8	0.704			6.0	27	0.222
F 35	Kissinger, Tim	10	1	10	3	20	4	0.833	10	2	5	7	15	9	0.625	35	13	0.729			23.5	48	0.490
F 36	Ellison, George	3	1	8	4	11	5	0.688	9	3	3	4	12	7	0.632	23	12	0.657			19.0	35	0.543
F 37	Costen, Jim	4	6	0	1	4	7	0.364	3	1	2	2	5	3	0.625	9	10	0.474			2.5	19	0.132
F 38	Wiley, Chris	1	0	2	3	3	3	0.500	4	2	2	6	6	8	0.429	9	11	0.450			2.5	20	0.125
F 39	Granger, Dave	0	2	1	2	1	4	0.200	3	1	3	2	6	3	0.667	7	7	0.500			1.0	14	0.071
F4/ Modena Company		43	35	36	42	79	77	0.506	18	21	25	14	43	35	0.551	165	147	0.529	13	14	120.5	339	0.355
F 40	Pope, Joshua	9	4	7	6	16	10	0.615	9	4	6	7	15	11	0.577	31	21	0.596	2	2	42.5	56	0.759
F 41	Pope, Sherman	5	8	9	4	14	12	0.538	6	6	12	0	18	6	0.750	32	18	0.640	1	2	22.0	53	0.415
F 42	O'Farrell, Dustin	7	4	7	5	14	9	0.609	5	4	8	3	13	7	0.650	27	16	0.628	2	2	15.0	47	0.319
F 43	Huray, Adam	4	3	2	6	6	9	0.400	3	7	5	2	8	9	0.471	14	18	0.438	2	2	11.5	36	0.319
F 44	Buzzard, Peter	4	3	3	4	7	7	0.500	4	4	7	3	11	7	0.611	18	14	0.563	2	2	10.0	36	0.278
F 45	Stowe, Brian	5	3	0	4	5	7	0.417	4	4	4	4	8	8	0.500	13	15	0.464	0	1	3.0	29	0.103
F 46	Kirkpatrick, Craig	7	5	7	4	14	9	0.609	2	8	5	5	7	13	0.350	21	22	0.488	2	1	12.0	46	0.261
F 47	Slack, Rebecca	2	5	1	9	3	14	0.176	3	5	3	4	6	9	0.400	9	23	0.281	2	2	4.5	36	0.125
F5/ Hard Cheddar		22	56	33	45	55	101	0.353	13	26	17	22	30	48	0.385	115	197	0.369	0	7	58.0	319	0.182
F 50	Fourhman, Karsh	4	8	3	10	7	18	0.280	2	11	5	8	7	19	0.269	14	37	0.275	0	1	8.0	52	0.154
F 51	Lynch, Jim	6	7	5	6	11	13	0.458	3	8	7	4	10	12	0.455	21	25	0.457	0	1	12.5	47	0.266
F 52	Howley, John	3	9	5	8	8	17	0.320	3	9	4	6	7	15	0.318	15	32	0.319	0	1	10.5	48	0.219
F 53	Vincent, Robert	1	5	4	2	5	7	0.417	3	4	2	3	5	7	0.417	10	14	0.417	0	1	1.5	25	0.060
F 54	Draper, Lisa	2	10	1	10	3	20	0.130	4	6	5	6	9	12	0.429	12	32	0.273	0	1	3.5	45	0.078
F 55	Adams, Irene	0	0	0	0	0	0	#DIV/0!	0	0	0	0	0	0	#DIV/0!	0	0	#DIV/0!	0	0	0.0	0	#DIV/0!
F 56	DeMattos, Rick	5	5	7	4	12	9	0.571	9	4	5	7	14	11	0.560	26	20	0.565	0	1	16.0	47	0.340
F 57	Kent, Sean	1	12	8	5	9	17	0.346	2	10	6	10	8	20	0.286	17	37	0.315	0	1	6.0	55	0.109
F6/ Point Break		40	38	41	37	81	75	0.519	22	17	15	24	37	41	0.474	155	157	0.497	0	9	93.0	321	0.290
F 60	Crowley, Fulton	4	8	7	4	11	12	0.478	7	4	1	7	8	11	0.421	19	23	0.452	0	1	17.0	43	0.395
F 61	Keleher, John	7	6	8	1	15	7	0.682	11	2	7	5	18	7	0.720	33	14	0.702	0	1	20.5	48	0.427
F 62	Mozzetti, Tim	3	4	4	4	7	8	0.467	2	5	2	7	4	12	0.250	11	20	0.355	0	1	5.0	32	0.156
F 63	Swald, Jill	0	2	4	2	4	4	0.500	3	5	2	6	5	11	0.313	9	15	0.375	0	1	6.0	25	0.240
F 64	Farthing, Carter	0	0	0	1	0	1	0.000	0	1	1	1	1	2	0.333	1	3	0.250	0	1	1.5	5	0.300
F 65	Ray, Robert	7	0	5	3	12	3	0.800	3	2	3	5	6	7	0.462	18	10	0.643	0	1	16.5	29	0.569
F 66	Webb, Steve	3	5	1	4	4	9	0.308	3	0	4	3	7	3	0.700	11	12	0.478	0	1	3.5	24	0.146
F 67	Rangler, David	5	5	5	6	10	11	0.476	5	6	5	2	10	8	0.556	20	19	0.513	0	1	7.5	40	0.188
F 68	Monsiour, Jason	8	3	5	6	13	9	0.591	5	5	3	4	8	9	0.471	21	18	0.538	0	0	7.5	39	0.192
F 69	Bond, Joel	3	5	2	6	5	11	0.313	5	4	2	8	7	12	0.368	12	23	0.343	0	1	8.0	36	0.222
F7/ Breakers Intimidators		28	50	35	43	63	93	0.404	19	20	16	23	35	43	0.449	133	179	0.426	15	7	82.0	334	0.246
F 70	Grape, Mel	3	6	5	4	8	10	0.444	7	5	6	5	13	10	0.565	21	20	0.512	2	1	12.0	44	0.273
F 71	Smith, Brian	6	6	7	4	13	10	0.565	4	9	4	9	8	18	0.308	21	28	0.429	2	1	25.0	52	0.481
F 72	Bruns, Angie	1	5	3	8	4	13	0.235	6	4	1	3	7	7	0.500	11	20	0.355	1	1	3.0	33	0.091
F 73	Hendrick, Ruthie	6	3	1	9	7	12	0.368	3	5	4	7	7	12	0.368	14	24	0.368	2	1	2.0	41	0.049
F 74	Denning, David	5	6	6	3	11	9	0.550	4	7	6	5	10	12	0.455	21	21	0.500	2	1	19.0	45	0.422
F 75	Vincelli, Lewis	1	10	0	6	1	16	0.059	4	4	1	7	5	11	0.313	6	27	0.182	2	0	1.0	35	0.029
F 76	Ennis, Micky	1	7	7	1	8	8	0.500	4	2	5	3	9	5	0.643	17	13	0.567	2	1	9.5	33	0.288
F 77	Rhoden, Lenny	2	3	2	5	4	8	0.333	3	1	3	3	6	4	0.600	10	12	0.455	2	0	3.5	24	0.146
F 78	Locklear, Phillip	3	4	4	3	7	7	0.500	3	3	2	4	5	7	0.417	12	14	0.462	0	1	7.0	27	0.259
F8/ Madhouse Patients III		45	39	38	46	83	85	0.494	20	22	15	27	35	49	0.417	153	183	0.455	6	0	116.5	342	0.341
F 80	Cox, John	10	5	10	7	20	12	0.625	8	6	5	13	13	19	0.406	33	31	0.516	1	0	51.0	65	0.785
F 81	Lindsay, Lynnette	8	12	0	17	8	29	0.216	6	13	2	13	8	26	0.235	16	55	0.225	1	0	5.0	72	0.069
F 82	Varnadoe, Matt	4	3	4	2	8	5	0.615	4	2	3	3	7	5	0.583	15	10	0.600	1	0	10.5	26	0.404
F 83	Gildea, Tom	7	5	7	6	14	11	0.560	7	7	5	9	12	16	0.429	26	27	0.491	1	0	23.0	54	0.426
F 84	Victor, Joshua "Vic"	4	3	3	5	7	8	0.467	5	3	5	4	10	7	0.588	17	15	0.531	1	0	2.0	33	0.061
F 85	Faircloth, John	0	1	0	1	0	2	0.000	0	1	0	1	0	2	0.000	0	4	0.000	0	0	0.0	4	0.000
F 86	Smith, Sarge	8	7	11	4	19	11	0.633	9	6	8	7	17	13	0.567	36	24	0.600	1	0	21.5	61	0.352
F 87	Martin, Alan J.	4	3	3	4	7	7	0.500	1	6	2	4	3	10	0.231	10	17	0.370	0	0	3.5	27	0.130

	Singles	301	Singles	Cricket	Singles	Record	Singles Win %-age	Doubles	Cricket	Doubles	501	Doubles	Record	Doubles Win %-age	Sngls + Dbls	Record	Sngls + Dbls Win %-age	1001 Wins	1001 Losses	All-Star Points	Games Played	All-Star %-age
G1/ Don't Know	51	21	50	21	101	42	0.706	30	6	22	14	52	20	0.722	205	82	0.714	6	6	116.0	299	0.388
G 10 Campbell, Britt	9	4	2	6	11	10	0.524	8	3	11	1	19	4	0.826	30	14	0.682	1	1	11.0	46	0.239
G 11 Grannis, Jason "Opie"	8	2	10	1	18	3	0.857	10	1	6	5	16	6	0.727	34	9	0.791	0	1	22.5	44	0.511
G 12 Tighe, John	5	4	8	2	13	6	0.684	8	2	7	2	15	4	0.789	28	10	0.737	1	1	25.5	40	0.638
G 13 Branch, John	9	5	8	4	17	9	0.654	13	2	4	6	17	8	0.680	34	17	0.667	1	1	23.5	53	0.443
G 14 Moats, Keith	7	2	7	2	14	4	0.778	7	2	6	3	13	5	0.722	27	9	0.750	1	1	10.0	38	0.263
G 15 Ford, Brian	8	4	9	4	17	8	0.680	8	1	7	7	15	8	0.652	32	16	0.667	1	1	10.5	50	0.210
G 16 Mooty, Aaron	1	0	3	1	4	1	0.800	2	1	2	2	4	3	0.571	8	4	0.667	1	0	6.5	13	0.500
G 17 Price, David	4	0	3	1	7	1	0.875	4	0	1	2	5	2	0.714	12	3	0.800	0	0	6.5	15	0.433
G2/ AFLAC	35	37	48	24	83	61	0.576	21	15	19	17	40	32	0.556	163	125	0.566	6	6	92.5	300	0.308
G 20 Carawon, Bob	2	8	7	4	9	12	0.429	3	5	6	5	9	10	0.474	18	22	0.450	1	1	14.5	42	0.345
G 21 Young, Perry	2	1	3	6	5	7	0.417	4	4	4	5	8	9	0.471	13	16	0.448	1	1	11.0	31	0.355
G 22 Casadonte, Paul	2	2	4	1	6	3	0.667	2	1	2	1	4	2	0.667	10	5	0.667	0	0	3.5	15	0.233
G 23 Tollerton, Steve "Tolly"	7	4	6	2	13	6	0.684	5	4	5	3	10	7	0.588	23	13	0.639	1	0	14.5	37	0.392
G 24 Converse, Stan	4	4	9	0	13	4	0.765	8	3	3	3	11	6	0.647	24	10	0.706	1	1	9.0	36	0.250
G 25 Tollerton, David	2	1	2	1	4	2	0.667	1	2	1	1	2	3	0.400	6	5	0.545	0	0	2.5	11	0.227
G 26 Stevens, Tim	0	1	0	2	0	3	0.000	1	0	1	1	2	1	0.667	2	4	0.333	0	0	1.0	6	0.167
G 27 Hall, Jim "Sparky"	4	8	5	5	9	13	0.409	5	7	5	7	10	14	0.417	19	27	0.413	1	1	9.5	48	0.198
G 28 Sutphen, George	7	5	11	0	18	5	0.783	10	2	7	3	17	5	0.773	35	10	0.778	1	1	19.5	47	0.415
G 29 Hodgeton, Dave	5	3	1	3	6	6	0.500	3	2	4	5	7	7	0.500	13	13	0.500	0	1	7.5	27	0.278
G3/ Dead Sox	32	34	32	34	64	68	0.485	13	20	11	22	24	42	0.364	112	152	0.424	8	0	52.0	272	0.191
G 30 Sedgwick, Jim	2	5	0	2	2	7	0.222	1	1	1	2	2	3	0.400	4	10	0.286	1	0	0.0	15	0.000
G 31 Williams, Nelson	2	2	0	2	2	4	0.333	2	2	1	4	3	6	0.333	5	10	0.333	1	0	3.0	16	0.188
G 32 Britt, Jim	3	1	4	0	7	1	0.875	1	3	1	3	2	6	0.250	9	7	0.563	0	0	6.0	16	0.375
G 33 Cullen, Pat	3	5	1	8	4	13	0.235	2	5	3	5	5	10	0.333	9	23	0.281	1	0	3.0	33	0.091
G 34 Taylor, Jeff	5	3	8	1	13	4	0.765	3	6	4	5	7	11	0.389	20	15	0.571	1	0	16.5	36	0.458
G 35 Turner, Stu	2	4	2	3	4	7	0.364	2	4	2	2	4	6	0.400	8	13	0.381	1	0	4.5	22	0.205
G 36 Breton, Fuzzy	1	4	2	7	3	11	0.214	1	6	2	3	3	9	0.250	6	20	0.231	1	0	2.0	27	0.074
G 37 Colton, Mitch	6	4	2	7	8	11	0.421	5	5	2	10	7	15	0.318	15	26	0.366	1	0	6.0	42	0.143
G 38 Smith, Van	5	2	7	3	12	5	0.706	5	5	4	6	9	11	0.450	21	16	0.568	1	0	5.5	38	0.145
G 39 Walker, Bob	3	4	6	1	9	5	0.643	4	3	2	4	6	7	0.462	15	12	0.556	0	0	5.5	27	0.204
G4/ Bubba's Garage	35	37	40	32	75	69	0.521	21	15	24	12	45	27	0.625	165	123	0.573	7	6	77.0	301	0.256
G 40 Sautter, Don	3	8	6	3	9	11	0.450	6	4	7	2	13	6	0.684	22	17	0.564	0	1	8.5	40	0.213
G 41 Nagy, Jason	6	3	6	4	12	7	0.632	4	4	5	4	9	8	0.529	21	15	0.583	1	0	9.5	37	0.257
G 42 Motley, Steve	3	7	5	5	8	12	0.400	7	4	8	3	15	7	0.682	23	19	0.548	1	1	15.0	44	0.341
G 43 Bacanskas, Andrew	7	4	7	5	14	9	0.609	8	4	8	4	16	8	0.667	30	17	0.638	1	1	14.5	49	0.296
G 44 Dolan, Alex	1	1	0	2	1	3	0.250	1	0	2	0	3	0	1.000	4	3	0.571	0	0	0.0	7	0.000
G 45 Leonard, Shawn	8	3	8	3	16	6	0.727	6	4	7	4	13	8	0.619	29	14	0.674	1	1	17.0	45	0.378
G 46 Street, Matt	1	0	1	1	2	1	0.667	2	0	2	1	4	1	0.800	6	2	0.750	1	0	1.0	9	0.111
G 47 Steffen, Chris	4	4	3	4	7	8	0.467	4	4	5	3	9	7	0.563	16	15	0.516	1	1	5.0	33	0.152
G 48 Fitzsimmons, Bob	2	7	4	5	6	12	0.333	4	6	4	3	8	9	0.471	14	21	0.400	1	1	6.5	37	0.176
G5/ The G Spot	27	45	29	43	56	88	0.389	11	25	14	22	25	47	0.347	106	182	0.368	6	7	66.0	301	0.219
G 50 Thomas, Heather	4	5	2	5	6	10	0.375	0	2	2	6	2	8	0.200	8	18	0.308	1	1	6.0	28	0.214
G 51 McKeever, Mark	4	7	4	6	8	13	0.381	4	7	5	5	9	12	0.429	17	25	0.405	1	0	8.5	43	0.198
G 52 Wills, Chris	3	6	3	5	6	11	0.353	3	9	5	7	8	16	0.333	14	27	0.341	1	1	6.5	43	0.151
G 53 Hatfield, James	2	4	2	5	4	9	0.308	2	6	2	5	4	11	0.267	8	20	0.286	0	1	6.0	29	0.207
G 54 Roache, Michael	3	7	3	7	6	14	0.300	4	8	4	3	8	11	0.421	14	25	0.359	1	1	2.0	41	0.049
G 55 Seibel, Derek	2	3	4	2	6	5	0.545	2	4	1	2	3	6	0.333	9	11	0.450	0	1	10.5	21	0.500
G 56 Hill, Amber	2	7	3	4	5	11	0.313	2	5	1	7	3	12	0.200	8	23	0.258	0	1	5.0	32	0.156
G 57 Kelley, Joanna	3	4	3	9	6	13	0.316	3	6	3	8	6	14	0.300	12	27	0.308	1	1	5.5	41	0.134
G 58 Lougher, Shannon	4	2	5	0	9	2	0.818	2	3	5	1	7	4	0.636	16	6	0.727	1	0	16.0	23	0.696
G6/ Murphy's Law	31	29	12	47	43	76	0.361	12	18	12	18	24	36	0.400	91	148	0.381	0	0	58.0	239	0.243
G 60 Peterman, Philip	4	3	2	6	6	9	0.400	2	5	5	4	7	9	0.438	13	18	0.419			13.0	31	0.419
G 61 Hatch, Nicole	5	5	4	6	9	11	0.450	6	4	5	6	11	10	0.524	20	21	0.488			15.0	41	0.366
G 62 Lee, Chris	0	0	0	0	0	0	#DIV/0!	0	0	0	0	0	0	#DIV/0!	0	0	#DIV/0!			0.0	0	#DIV/0!
G 63 Ricket, Mike	5	8	1	11	6	19	0.240	5	7	3	8	8	15	0.348	14	34	0.292			12.0	48	0.250
G 64 Lewter, Mike	3	4	1	6	4	10	0.286	1	6	3	4	4	10	0.286	8	20	0.286			3.0	28	0.107
G 65 Howard, Jody	7	4	4	7	11	11	0.500	6	6	5	7	11	13	0.458	22	24	0.478			8.5	46	0.185
G 66 Gaffney, Michelle	7	5	0	11	7	16	0.304	4	8	3	7	7	15	0.318	14	31	0.311			6.5	45	0.144
G7/ Get Over It	33	39	33	39	66	78	0.458	15	21	20	16	35	37	0.486	136	152	0.472	0	5	72.0	293	0.246
G 70 Lawley, Charley	8	4	7	6	15	10	0.600	5	7	7	6	12	13	0.480	27	23	0.540	0	1	9.5	51	0.186
G 71 Lawley, Lisa	5	6	5	7	10	13	0.435	4	6	8	5	12	11	0.522	22	24	0.478	0	1	13.5	47	0.287
G 72 Lawley, Bucky	2	7	6	3	8	10	0.444	3	5	7	1	10	6	0.625	18	16	0.529	0	0	8.0	34	0.235
G 73 Jaraszewicz, Jason "Jaye"	4	8	5	6	9	14	0.391	5	7	5	6	10	13	0.435	19	27	0.413	0	1	8.5	47	0.181
G 74 Moore, Tim	5	5	4	6	9	11	0.450	4	6	6	4	10	10	0.500	19	21	0.475	0	1	8.5	41	0.207
G 75 Wilser, Dave	8	5	4	8	12	13	0.480	6	7	7	5	13	12	0.520	25	25	0.500	0	1	12.0	51	0.235
G 76 Young, Jeff	1	3	1	3	2	6	0.250	3	3	0	4	3	7	0.300	5	13	0.278	0	0	8.0	18	0.444
G 77 Steinhauer, Bruce	0	1	1	0	1	1	0.500	0	1	0	1	0	2	0.000	1	3	0.250	0	0	4.0	4	1.000

Raleigh Dart League

Registration for Spring 2002 season

Wednesday, Jan. 9, Champions Billiards, 7:30 – 9:00 pm

Wednesday January 9 For returning teams AND new teams – there is only one night of registration!!!!!! (If your team is not returning, please leave a message on voice mail. New captain! Pass info on to him).

Bring 1). Completed roster - use BLACK pen please – with divisions played by each member for last 3 seasons

2). ONE check for bar fee and a minimum of six players

(Bar fee is $20; player registration fee is $20)

NO CASH WILL BE ACCEPTED!!!!

Wednesday January 16 DEADLINE for unrestricted add-ons to roster

Jan. 17 thru March 12 Add-ons pre-approved by the Membership Committee:

1). Checks and player information as per roster to:

Kellee Enos (treasurer), tele# 523-2961

5803 Saddle Seat Dr, Raleigh, NC 27606

2). Mem.Sec. will inform captain of Committee's decision

A PLAYER IS NOT ELIGIBLE UNTIL APPROVED

Wednesday January 30 Captains' Meeting, 7:30 pm, Champions - Pickup schedules, blank scoresheets, team rosters

Wednesday February 6 8:00 pm: Season starts

Tuesday March 12 Last day to add a player with approval

There is NO 5th week Captains Meeting!!!

Team Name _____ Team Number _____

(PLEASE LEAVE BLANK)

Fee Paid:

	Player Name: Home Bar & Dart Rep.:	Player Address: Board #'s:	M/F	Phone #:	Date Paid:	Divisions played in previous 3 seasons
Captain:						
0				(H) (W)		0
e-mail:						
1				(H) (W)		1
2				(H) (W)		2
3				(H) (W)		3
4				(H) (W)		4
5				(H) (W)		5
6				(H) (W)		6
7				(H) (W)		7
8				(H) (W)		8
9				(H) (W)		9

PLEASE WRITE IN BLACK, IN BLOCK LETTERS - ROSTER WILL BE PHOTOCOPIED

TOTAL: _____ (LEAVE SPACE BLANK FOR OFFICE USE)

IMPORTANT!!! PLEASE READ AND SIGN BELOW:

THIS IS TO VERIFY THAT I HAVE RECEIVED, READ AND UNDERSTAND THE CHANGES THAT HAVE BEEN MADE TO THE REGISTRATION / MEMBERSHIP PROCESS, EFFECTIVE IMMEDIATELY.

_____ _____

CAPTAIN / TEAM REPRESENTATIVE'S SIGNATURE DATE

TONS OF NEWSLETTER

Home to the Fall Session of the Raleigh Dart League for the Banquet, Saturday, June 1, 2002

The "Carolina Hurricanes and the Eastern Conference Championship… Boy-eee!" Edition

TOURNAMENT WINNERS

"A" Division - ***The Raleigh Lamas*** *(14-10)*
Bottom five in "A" division vs. Fringe = 0-11. The Raleigh Lamas vs. Fringe = 3-0. Another classic battle saw the Lamas pull out to a 12-6 lead, then have to survive shots in the third set of 501 that would have sent this one into the extra session.

"B" Division - ***Dodge Darts*** *(14-8)*
The Dodgers take their 6th Mug in 8 seasons and second in a row in B division. They were the lowest seed, the #4, to claim a tournament victory, beating the last place Horsemen(?!) in the final. If teams fold in A, will they still be a B team next season?

"C" Division - ***Get the Point "33"*** *(?-?)*
The Pointers claim the Simpson-Jenkins family reunion title, prompting some rather colorful phone messages. Sounds like everybody had some fun in this one anyway…

"D" Division - ***Woodchucks*** *(14-4)*
I'm just not going to spend too much time talking about this one. The 'Chucks didn't need any 501s in the tournament, and the higher seed won every single match. Yawn…

"E" Division - ***Kozmic Debris*** *(13-11)*
I'm not sure who hit the out, but (with the possible exceptions of the unreported C and F scores) this was the only final with the whole match on the line in the final set. The Debris beat the Yanks in three great matches this season, so this result is fitting.

"F" Division - ***One Armed Bandits*** *(?-?)*
After the quarterfinals, this bracket looked like it would be pretty textbook. Then the #3 and #4 seeds popped through, and the Bandits finally made me look smart for saying they would contend for the title this season.

"G" Division - ***AFLAC Attack*** *(14-8)*
The Ducks claimed their 2nd consecutive "G" Mugs, but this time they did it by completing the undefeated season. Along with the Woodchucks, they were the only #1 seeds to win the tourney.

REGULAR SEASON WINNERS

"A" Division - ***Lunatic Fringe*** *(10 wins, 2 losses)*
2nd place - The Raleigh Lamas

"B" Division - ***D. V. Needed*** *(10 wins, 2 losses)*
2nd place - Dazed & Confused

"C" Division - ***Home Thrown*** *(9 wins, 3 losses)*
2nd place - Get the Point "33"

"D" Division - ***Woodchucks*** *(14 wins, 0 losses)*
2nd place - UZMALL

"E" Division - ***Damn Yankees*** *(9 wins, 3 losses)*
2nd place - Kozmic Debris

"F" Division - ***Mangina*** *(11 wins, 3 losses)*
2nd place - Bubba's Garage

"G" Division - ***AFLAC Attack*** *(12 wins, 0 losses)*
2nd place - Chupacabras

(Rosters of all tournament-winning and regular season first place teams can be found on page 4.)

TABLE OF CONTENTS

Item	Page Number
Tournament & Regular Season Winning Teams	1
Fall 2002 RDL Season Information	1
Final Divisional Standings	2
Final Divisional Tournament Results	3
Tournament Winning Team Rosters	4
Regular Season Winning Team Rosters	4
Request for Volunteers	4
Tournament quotes	4
Regular Season Trophy Dart Awards	5
Tournament Trophy Dart Awards	5
Other Tournament Hot Darts	5
Divisional Singles Win %-age Winners	6
Divisional All-Star Point %-age Winners	6
Players Who Beat the Singles Winners	6
Tiebreaker Stat Facts	6
Season Penalty Summary	6
List of Host Establishments	7
Notes for Fall 2002 RDL Registration	7
New blind draw(!), new establishments, local leagues	7
RDL Address and Phone No. Information	8
Calendar of Events and Related Items	8
Season Penalty Log, Individual Trophy Requirements	8
JK's All-Star Team Picks	9
Quick Stat Tidbits	9
My Prediction Results	9
Bar ratings, a couple random thoughts, other stuff	10
NCCDL/NCLC current standings	11
15-season team progression charts	12-15
Top Spring 2002 Singles Records, by Division	16
Top Spring 2002 Doubles Records, by Division	17
Top Spring 2002 Singles+Doubles, by Division	18
Top Spring 2002 All Star %-ages, by Division	19
Top Individual Records, by Section of Play	20,21
League-Wide Individual Singles, Doubles Records	22
League-Wide Individual Singles+Doubles Records, All-Star %-ages	23
Singles, Doubles Records, Ranked by Team	24
Singles+Doubles Records, All-Star %-ages, Ranked by Team	25
Week-by-Week Match Results Table	26
Complete "A" Division Statistics	27
Complete "B" Division Statistics	28
Complete "C" Division Statistics	29
Complete "D" Division Statistics	30
Complete "E" Division Statistics	31
Complete "F" Division Statistics	32
Complete "G" Division Statistics	33
Tournament fliers - Washington & Firecracker Opens	34
Tournament fliers - M.D. Classic & NC State Champ.	35
Registration Materials for Fall 2002 RDL Season	36

FALL 2002 RALEIGH DART LEAGUE SEASON INFORMATION

Registration Meeting for ALL Teams (we no longer hold the 2nd meeting!) Champions Billiards; **Wednesday, July 17**, 7:30-9:00

Unlimited player addition through July 24, addition with approval until end of 'fifth week' on Tuesday, September 17

MANDATORY Preseason Captains' Meeting
Champions Billiards; **Wednesday, August 7**, 7:30 p.m.

Match Play begins on Wednesday, August 14

There will be NO 5th week captains' meeting!!

FINAL!! DIVISIONAL TEAM STANDINGS FOR THE *SPRING 2002* RDL SEASON

"A" Division

		W	L	Pts.
👍	Lunatic Fringe ☝	10	2	185
👍	The Raleigh Lamas	10	2	184
3	Pig Darts	7	5	138
4	Big J's ... Crew of Ill Repute	5	7	132
5	Last Call	4	8	113
👎	Dart Shadows Inc.	3	9	118
👎	Cheap Shots	3	9	103

"B" Division

		W	L	Pts.
👍	D. V. Needed ☝	10	2	178
👍	Dazed & Confused	6	6	136
3	Excalibur	6	6	135
4	Dodge Darts	6	6	123
5	Nine Lives	5	7	131
👎	Dirty Dogs	5	7	128
👎	Horsemen	4	8	126

"C" Division

		W	L	Pts.
👍	Home Thrown ☝	9	3	171
👍	Get the Point "33"	9	3	168
3	WIEBLS	8	4	150
4	Some Old Some New	7	5	150
5	The Socials "T3"	5	7	133
👎	Pog Mo Hon	4	8	130
👎	Wireless	0	12	72

"G" Division

		W	L	Pts.
👍	AFLAC Attack ☝	12	0	179
👍	Chupacabras	8	4	132
3	Dead Sox	7	5	150
4	Tub Kids	5	7	131
5	Three Legged Dog	5	7	107
👎	Get Over It	3	9	103
👎	Big Deck	2	10	118

"D" Division

		W	L	Pts.
👍	Woodchucks ☝	14	0	245
👍	UZMALL	9	5	196
3	Sharky's Machine	8	6	182
4	Starving Dartists	7	7	160
5	SNAFU	5	9	141
6	Sharky's Shooters	5	9	111
👎	Heroes In Trouble	4	10	141
👎	Throwing While Impaired 📣	4	10	101

"E" Division

		W	L	Pts.
👍	Damn Yankees ☝	9	3	173
👍	Kozmic Debris	9	3	160
3	Dynamic Darts	8	4	159
4	Da Bulls	6	6	124
5	NBF	4	8	126
👎	Grateful Darts	3	9	124
👎	Travelin' Beer Bellies	3	9	115

"F" Division

		W	L	Pts.
👍	Mangina ☝	11	3	190
👍	Bubba's Garage	11	3	184
3	One Armed Bandits	8	6	168
4	Rat Bar Stewards	7	7	141
5	Don't Know	6	8	126
6	Modena Cartel	6	8	125
👎	Point Break	5	9	157
👎	Diddlers on the Roof	2	12	119

☎ = *phone-in penalty (5 pts.)*
📣 = *mail-in penalty (16 pts.)*
💣 = *captains' meeting penalty (5 pts.)*
☑ = *ballot penalty,* ✍ = *runoff ballot penalty (5 pts.)*
☹ = *ineligible player (match win, all pts., all team stats.)*
👎 = *clinched* "bottom-two" *finish in division*
👍 = *clinched* "top-two" *finish in division*
☝ = *regular season division champion*

SPRING 2002 RDL DIVISIONAL TOURNAMENT RESULTS

Quarterfinals	*Semifinals*	*Finals*	***WINNER***

"A" Division

1 Lunatic Fringe
(Bye)
Lunatic Fringe
(13-5) Lunatic Fringe
5 Last Call
(14-8) Big J's ... Crew of Ill Repute
4 Big J's ... Crew of Ill Repute
(14-10) **The Raleigh Lamas**
3 Pig Darts
(forfeit) Pig Darts
6 Dart Shadows Inc.
(14-4) **The Raleigh Lamas**
7 Cheap Shots
(14-2) **The Raleigh Lamas**
2 **The Raleigh Lamas**

"B" Division

1 D. V. Needed
(Bye)
D. V. Needed
(13-11) **Dodge Darts**
5 Nine Lives
(13-5) **Dodge Darts**
4 **Dodge Darts**
(14-8) **Dodge Darts**
3 Excalibur
(13-5) Excalibur
6 Dirty Dogs
(12-3) Horsemen
7 Horsemen
(13-11) Horsemen
2 Dazed & Confused

"C" Division

1 Home Thrown
(Bye)
Home Thrown
(13-11) Home Thrown
5 The Socials "T3"
(13-12) Some Old Some New
4 Some Old Some New
(?-?) **Get the Point "33"**
3 WIEBLS
(13-7) WIEBLS
6 Pog Mo Hon
(14-6) **Get the Point "33"**
7 Wireless
(12-3) **Get the Point "33"**
2 **Get the Point "33"**

Quarterfinals	*Semifinals*	*Finals*	***WINNER***

"D" Division

1 **Woodchucks**
(14-3) **Woodchucks**
8 Throwing While Impaired
(11-3) **Woodchucks**
5 SNAFU
(13-3) Starving Dartists
4 Starving Dartists
(14-4) **Woodchucks**
3 Sharky's Machine
(?-?) Sharky's Machine
6 Sharky's Shooters
(14-10) UZMALL
7 Heroes In Trouble
(13-5) UZMALL
2 UZMALL

"E" Division

1 Damn Yankees
(Bye)
Damn Yankees
(13-9) Damn Yankees
5 NBF
(13-5) NBF
4 Da Bulls
(13-11) **Kozmic Debris**
3 Dynamic Darts
(14-6) Dynamic Darts
6 Grateful Darts
(14-4) **Kozmic Debris**
7 Travelin' Beer Bellies
(14-6) **Kozmic Debris**
2 **Kozmic Debris**

"F" Division

1 Mangina
(13-1) Mangina
8 Diddlers on the Roof
(13-7) Rat Bar Stewards
5 Don't Know
(13-8) Rat Bar Stewards
4 Rat Bar Stewards
(?-?) **One Armed Bandits**
3 **One Armed Bandits**
(13-7) **One Armed Bandits**
6 Modena Cartel
(14-8) **One Armed Bandits**
7 Point Break
(?-?) Bubba's Garage
2 Bubba's Garage

Quarterfinals	*Semifinals*	*Finals*

Finals	*Semifinals*	*Quarterfinals*

"G" Division

1 **AFLAC Attack**
AFLAC Attack
(Bye)
(12-9) **AFLAC Attack**
5 Three Legged Dog
(?-?) Tub Kids
4 Tub Kids
(14-8) **AFLAC Attack**
WINNER
Chupacabras *(13-7)*
Get Over It
Dead Sox 3
(?-?)
Get Over It 6
Chupacabras
Big Deck 7
(14-10)
Chupacabras 2

TOURNAMENT WINNERS!!!!!!

"A" Division - ***The Raleigh Lamas***

Brian Selby (c)	Somchai Samaluk	Wil Tan
Robbie Phillips	Billy West	Phillip Eastmead
Keith Gibbs	Shannon Stewart	Scott Ingram

"B" Division - ***Dodge Darts***

Steve Holland (c)	Tim McNamara	Chris Hope
J.P. Evans	Rohan Anderson	Brent Butler
Fred Langley	Chris Bonfiglio	Jeff Dahulich

"C" Division - ***Get the Point "33"***

John Jenkins (c)	Jacky Buckner	Connie Austin
Jan Austin	Barry Thompson	Todd Lewis
David Simpson		Jim Hunsberger

"D" Division - ***Woodchucks***

Duane Sawyer (c)	Paul Beaudoin	Gerald Ray
Frank Loveland	Kenny Persson	Matt Sawyer
Mark Dugger		Mitch Kenney

"E" Division - ***Kozmic Debris***

Anthony Martin (c)	Fred Flowers	Paul Hansen
Burt Strickland	Dave Krasnow	Anton Johnston
Jeff Wenhart		T.C. Smith

"F" Division - ***One Armed Bandits***

Sven Johnson (c)	Wayne Taylor	Walter Taylor
Lyman Kiser	Jay Wiles	Doug Phelps
Brendan Whalen	Richard Kilby	Rob Henson

"G" Division - ***AFLAC Attack***

Bob Carawon (c)	Perry Young	Paul Casadonte
Dave Hodgdon	Stan Converse	Steve Tollerton
Ralph Colborn	Jim Hall	George Sutphen
	Bob Burch	

REGULAR SEASON WINNERS!!!!!!

"A" Division - ***Lunatic Fringe***

Steve Hoffmann (c)	Keith Wall	Jim Budelman
Bob Terry	James Wilson	Don Butman
Tom Brown		Joe Wilson

"B" Division - ***D. V. Needed***

Billie Churchwell (c)	Lee Whitehead	Tammy Adams
Paula Delp	David Currin	Will Benson
Michelle Rothschild		Daniel Pollard

"C" Division - ***Home Thrown***

Jon Randolph (c)	Neal Windley	John Murdaugh
Andrew Edgecombe	Sean Edgecombe	Donnie Simpson
Ricky Nel	Bill Brown	Luey Santas

"D" Division - ***Woodchucks***

Duane Sawyer (c)	Paul Beaudoin	Gerald Ray
Frank Loveland	Kenny Persson	Matt Sawyer
Mark Dugger		Mitch Kenney

"E" Division - ***Damn Yankees***

Henry Dougherty (c)	Bam Lupien	Kim Doroshanko
Chris Fournier	Alex Sarantos	Jim Doroshanko
Chris Slowasski	Pat Maguire	Jeff Fournier

"F" Division - ***Mangina***

Tate Simmons (c)	William Wissinger	David Ringler
Joel Bond	Edwin Jeffords	John Keleher
Ron Penny	Phil Cicco	Dan Williams

"G" Division - ***AFLAC Attack***

Bob Carawon (c)	Perry Young	Paul Casadonte
Dave Hodgdon	Stan Converse	Steve Tollerton
Ralph Colborn	Jim Hall	George Sutphen
	Bob Burch	

VOLUNTEERS? ANYONE?

Every season I write this bit. I'm not begging anymore. Here is what the RDL Board can use help with almost every season:

Stanchion transport/setup at the banquet (they pay this person!)
Breakdown of the stanchions at the banquet
People to serve on the Rules Committee … and a bunch of
People to help plan/organize the banquet other little crap…

Ever really helped out before? No? Then it's probably your turn to get off your butt for a change… Find a Board member and volunteer now. They'll appreciate it, and your leaguemates will appreciate it.

START PLANNING NOW…

You know, it's never too early to start planning for the Fall season. Sometimes it's hard to track down teammates after the summer break, so start setting your roster plans now and avoid the headache later.

QUOTES FROM THE TOURNAMENT

Quotes #1, 2 & 3 of the tournament (for the second season in a row): from members of B division's Dodge Darts: *Quote #1* , from Jeff Dahulich: "You should be getting used to this by now brother. We decided to take those 26 penalty points and stick them in our cap and smoke 'em. Print this… next week, Dodge Darts - D. V. Needed for the championship." *Quote #2* : from Jeff again… something quite a bit similar with the same point… *Quote #3* : from Steve Holland, the team's captain: "If you remember, when we had a slight week 1 conversation there, when we all got our packets, and you asked me if we wanted our Mugs yet. Well, we want 'em. Gimme me my damn Mug!" [That is Dodge Darts' 6th Mug in the last 8 seasons. - JK]

Quote #4 : from Tony Keller, captain of the #7 seed B team: "Hey Jason, has anyone ever come from the last seed and won the tournament? Well, if they haven't, then… they still haven't. We got beat tonight… [Hmmm… I don't know. You can peruse pages 12-15 for at least a partial answer. The best I can remember is the Flying Aces winning D from 7th place in an 8-team D division a few years ago. And they won handily! - JK]

Quote #5 : from a member of The Raleigh Lamas, who will remain anonymous so that all of his friends on Lunatic Fringe remain as his friends: "The guys were talking… what the tally on the last ten games between Industrial Strength and the Fringe?" [Well, let's see here… counting the tournament… I'll go you a few better… Industrial/Lamas won all three this season. Fringe won all three last season. Industrial won all three two seasons ago. Industrial also won all three three seasons ago. Four seasons ago, the teams split and didn't meet in the tournament. Five seasons ago, Industrial was called So What and Fringe won all three times. So, over the past ten matches, it's 7-3 Industrial/Lamas. Over the past three years, it's 10-7 So What/Industrial/Lamas. - JK]

Quote #6 : from Duane Sawyer, captain of the Woodchucks, this season's most dominant team: "You were right. We didn't make it to 501 all tournament. So, you called that one." [Heck, that was an easy one. The 'Chucks would have won C division, and would have contended in B. They'll be there soon, I'm sure. - JK]

Quote #7 : from Patrick Todd of Chupacabras: "In a match that threatened to go to 1001 at one in the morning, Chupacabras pull it out 14-10." [I feel for ya, brother, but that's nowhere near the 3:10 a.m. record, in a match that ended in a FORFEIT of 1001. - JK]

Quote #8 : from Brian Selby, captain of The Raleigh Lamas, who accepted a forfeit phone call from a team that they weren't playing(!): "As I said before, I'm just a little bit pi**ed off that my team almost forfeited because somebody called me and I wasn't paying attention… We didn't end up shorthanded, but I'm in deep sh** with my team…]

FINAL REGULAR SEASON TROPHY DART AWARDS

High In (301 only)

John Jenkins	**Ton-60**
Get the Point "33"	5/8
John Lilienthal	**Ton-60**
Grateful Darts	5/8
Bob Terry	**Ton-60**
Lunatic Fringe	3/20

High Out (301, 501, and 1001)

Jack Gibson	**Ton-47**
Nine Lives	3/13
John Tighe	**Ton-47**
Don't Know	2/13

Fast Singles 301

Pat Crowley	**9 darts**
Wireless	3/20
Donnie Simpson	**9 darts**
Home Thrown	4/24

Fast Singles Cricket

Jim Budelman	**15 darts**
Lunatic Fringe	4/17

Fast Doubles Cricket

Keith Gibbs & Robbie Phillips	**13 darts**
The Raleigh Lamas	5/8

Fast Doubles 501

Whit Bryant & Steve Wilcenski	**17 darts**
Last Call	3/6
Jim Budelman & Don Butman	**17 darts**
Lunatic Fringe	2/20

9 Marks

Jim Budelman **(2)**	Lunatic Fringe	3/6, 4/17
Don Butman **(2)**	Lunatic Fringe	2/27, 4/3
Robb Beeson	Pig Darts	4/3
Keith Boucher	Dirty Dogs	4/10
Tom Brown	Lunatic Fringe	5/8
John Carroll	Dirty Dogs	3/27
Joel Eason	Pig Darts	3/13
J.P. Evans	Dodge Darts	3/6
Jack Gibson	Nine Lives	5/8
Mike Hall	Dart Shadows Inc.	5/1
Fritz Herman	Starving Dartists	4/24
Steve Hoffmann	Lunatic Fringe	2/20
Steve Holland	Dodge Darts	2/13
David Murray	Dart Shadows Inc.	2/6
Keith Stark	Last Call	2/27
Kevin Stubbs	Sharky's Shooters	2/13
Wil Tan	The Raleigh Lamas	4/10
Bob Terry	Lunatic Fringe	5/8
Barry Thompson	Get the Point "33"	2/13
Chip Walker	Cheap Shots	5/1
Steve Wilcenski	Last Call	3/6
Denny Williams	UZMALL	3/13
Dave Wilser	Get Over It	3/6
J.J. Yoneoka	Travelin' Beer Bellies	4/17

Ton-80s

Don Butman	Lunatic Fringe	4/17
Jim Davis	Pig Darts	2/20
Tommy Gelhar	Dart Shadows Inc.	4/24
Bob Hounsell	Pog Mo Hon	4/24
Chris Hoyt	Tub Kids	5/1
Bob James	Dart Shadows Inc.	4/24
Laura Long	Rat Bar Stewards	3/20
Tim McNamara	Dodge Darts	5/1
Marty Mongillo	Don't Know	4/17
Joshua Pope	Modena Cartel	3/20
Mike Seward	Big J's Crew of Ill Repute	3/27
Marc Shown	Starving Dartists	2/13
Lisa Shpritz	Big J's Crew of Ill Repute	5/1
Jeff Taylor	Dead Sox	2/20
Lee Whitehead	D. V. Needed	4/17
Steve Wilcenski	Last Call	4/10
Felipe Wilkie	Dirty Dogs	2/27

6 Bulls

(none reported)

TOURNAMENT!!! TROPHY DART AWARDS

9 Marks

Randy Baldwin **(2)**	Excalibur	5/15, 5/22
Jim Britt	Dead Sox	5/15
Tony Keller	Horsemen	5/15
Brian Lang	Pog Mo Hon	5/15
Shannon Lougher	WIEBLS	5/22
Steve Motley	Bubba's Garage	5/22
Paul Parks	Sharky's Machine	5/15

Ton-80s

Tim McNamara **(2)**	Dodge Darts	5/15, 5/22
Jim Britt	Dead Sox	5/15
Kurt Kunttu	Some Old Some New	5/15
Len Maminski	Horsemen	5/22
T.C. Smith	Kozmic Debris	5/29

6-Bulls, Ton-70-Ins/Outs

(none reported)

OTHER TOURNAMENT HOT DARTS

(Sorry, no award for these, but they're still good shots)

Bob Terry	Lunatic Fringe	**160-In**
Steve Witz	Cheap Shots	**160-In**
Dale Hyler (*twice)*	Big J's … Crew of Ill Repute	120-In
Lisa Shpritz	Big J's … Crew of Ill Repute	120-In
Nate Wade	Last Call	120-In
Steve Wilcenski	Last Call	118-In
Jeff Bridges	Last Call	108-In
Mark Sellers	Cheap Shots	**8-dart 301**
Aaron Downs	Rat Bar Stewards	10-dart 301
J.P. Evans	Dodge Darts	10-dart 301
Lisa Shpritz	Big J's … Crew of Ill Repute	11-dart 301

(…and no, I don't include an all-star list for the tournament because any fool can throw a bunch of all-stars when he or she is playing two-out-of-three singles cricket sets…)

For those who are new or simply were not aware of it: fast games, high ins and high outs in the tournament do not win awards unless they are perfect shots (170s) or games.

Spring 2002 RDL Individual Season-Long Awards

(The sets of women's awards were revised again this season. Rather than leaguewide awards or divisional awards, the women's awards have been divided into three subsets of divisions. I believe they will be the same breakdowns next season as well.)

SINGLES WIN PERCENTAGE

		W	L	%-age
	"A" Division			
Jim Budelman	A1/ Lunatic Fringe	19	3	0.864
	"B" Division			
Scott Butters	B1/ Dazed & Confused	22	2	0.917
	"C" Division			
David Simpson	C1/ Get the Point "33"	16	2	0.889
	"D" Division			
Gerald Ray	D5/ Woodchucks	24	4	0.857
David Arensdorf	D6/ Sharky's Machine	18	3	0.857
	"E" Division			
Tom Winters	E6/ Dynamic Darts	17	1	0.944
	"F" Division			
Andrew Bacanskas	F7/ Bubba's Garage	18	5	0.783
	"G" Division			
Chris Hoyt	G6/ Tub Kids	18	2	0.900
	Women's Records - "A" and "B" Divisions			
Paula Delp	B2/ D. V. Needed	16	6	0.727
	Women's Records - "C", "D" and "E" Divisions			
Connie Austin	C1/ Get the Point "33"	12	9	0.571
	Women's Records - "F" and "G" Divisions			
Nicole Hatch	G5/ Big Deck	20	6	0.769

ALL-STAR PERCENTAGE

		ASPs	TGP	%-age
	"A" Division			
Wil Tan	A2/ The Raleigh Lamas	63.0	42	1.500
	"B" Division			
Scott Butters	B1/ Dazed & Confused	70.0	51	1.373
	"C" Division			
John Jenkins	C1/ Get the Point "33"	59.5	49	1.214
	"D" Division			
Gerald Ray	D5/ Woodchucks	77.0	56	1.375
	"E" Division			
Tom Winters	E6/ Dynamic Darts	26.5	32	0.828
	"F" Division			
Aaron Downs	F4/ Rat Bar Stewards	37.0	45	0.822
	"G" Division			
Jim Britt	G4/ Dead Sox	27.0	36	0.750
	Women's Records - "A" and "B" Divisions			
Paula Delp	B2/ D. V. Needed	35.0	45	0.778
	Women's Records - "C", "D" and "E" Divisions			
Deb Blackwelder	D8/ Throwing W. Impaired	28.0	55	0.509
	Women's Records - "F" and "G" Divisions			
Nicole Hatch	G5/ Big Deck	20.0	51	0.392

THE PLAYERS WHO *BEAT* THE SINGLES %-AGE WINNERS

Who beat Jim Budelman of Lunatic Fringe?
in 301: David Murray (wk.1), Keith Stark (wk.2). [Rough 301 start, eh?]
in cricket: Chip Walker (wk.12).

Who beat Scott Butters of Dazed & Confused?
in 301: John Carroll (wk.10).
in cricket: Felipe Wilkie (wk.10). [Oooo, Dogs are tough in week 10…]

Who beat David Simpson of Get the Point "33"?
in 301: Rick Spencer (wk.10).
in cricket: Taylor White (wk.14).

Who beat Gerald Ray of Woodchucks?
in 301: Joe Kunesh (wk.8), Mike Hodges (wk.9), John Howell (wk.12),
in cricket: (none). Frank Allison (wk.14).

Who beat David Arensdorf of Sharky's Machine?
in 301: Randy Deemer (wk.8), Mike Long (wk.9), Paul Beaudoin (wk.14).
in cricket: (none). [Dave and Gerald should have played in cricket…]

Who beat Tom Winters of Dynamic Darts?
in 301: Bam Lupien (wk.3).
in cricket: (none).

Who beat Andrew Bacanskas of Bubba's Garage?
in 301: Tim Mozzetti (wk.2), David Smith (wk.6), Wayne Taylor (wk.12).
in cricket: Brian Smith (wk.3), Peter McGettigan (wk.6).

Who beat Chris Hoyt of Tub Kids?
in 301: Lisa Lawley (wk.12).
in cricket: Jeff Taylor (wk.2).

Who beat Paula Delp of D. V. Needed?
in 301: Dale Long (wk.3), Don Darity (wk.4), Tim McNamara (wk.8).
in cricket: Glenn Paulson (w.4), Jack Gibson (w.11), Tim Caldwell (w.14).

Who beat Connie Austin of Get the Point "33"?
in 301: Tim Mills (wk.6), Kevin Coyne (wk.9), Les Nagy (wk.10), John Murdaugh (wk.11). in cricket: Kevin Coyne (wk.2), Barry Barker (wk.3), Tim Mills (wk.6), John Murdaugh (wk.11), Brian Lang (wk.14).

Who beat Nicole Hatch of Big Deck?
in 301: Stan Converse (wk.3), Tim Moore (wk.4), Ed Meintel (wk.5), Chris
in cricket: Jim Hall (wk.3), Steve Tollerton (wk.10). Hoyt (wk.6).

THIS SEASON'S TIEBREAKERS

The past few seasons, we've slowly been climbing in terms of our number of tiebreakers. Well, no more. We dropped back down to 25 this season (after 30+ the last two seasons) despite having 15 more matches than we had last season. We had 3 in A division, 5 in B , 3 in C (1 of those was in the tourney), 1 in D, 3 in E, 6 in F, and 4 in G. 36 of the 51 RDL teams took part in at least one 1001 game, with only 2 teams playing in at least 3 of the extra legs. Dazed & Confused in B division, and One Armed Bandits in F were the only two getting a lot of extra play for their money. I don't know if we've ever had a season with so few teams playing multiple 1001s. Both of those two went 2-1, so I guess that makes the Modena Cartel in F division the heartbreak award winners (though I don't know if they really earned it - they were just the ONLY team in RDL to lose two tiebreakers).

SPRING 2002 PENALTY SUMMARY

Oh, baby, what a painful season for penalties! Our total number flat out freakin' plummeted this season, so kudos to you guys for that. But… a couple of them hurt… a lot. After having 44+ penalties for 350+ points in each of the past two seasons, we had only 32 penalties for 270 points this season. The number of teams with 3 or more penalties also dropped, from 6 to only 3 this season. 22 teams chalked up at least one penalty (out of 51), and that was pretty average so I guess we're just missing some repeat offenders. There was 1 Preseason Captains' Meeting Penalties (5 pts.), 12 Voting Ballot Penalties (5 pts. each), 9 Phone-In Penalties (5 pts. each), and 10 Mail-In Penalties (16 pts. each), for a total of 270 points in penalty losses. Don't Know led the penalty parade with 3 for a total of 37 points, but they were followed closely by Dodge Darts' 3 for 26, Chupacabras 3 for 26, and Modena Cartel's 2 for 32 points. Only four teams lost a spot or more in the standings, including Modena dropping one spot and Dirty Dogs dropping one spot. But the two winners of most painful are…: *runner-up* : Dodge Darts - their penalties cost them both 3rd and 2nd in B division (and hence a set of plaques), but they won the Mugs so they probably will get over it; and *the winner* : The Raleigh Lamas - their lone 5-point penalty cost them 1st place in A(!) division. Oh man… ouch. But… like the Dodgers, they soothed their aches with a nice set of Mugs.

WHERE WE PLAY

After Hours **552-4131**
7608 Purfoy Road Fuquay-Varina
-in front of Comfort Inn, near Sunset Lake/401 inter.

Arnie's Place **806-1441**
1725 Carpenter Fletcher Road RTP
-corner of Carpenter Fletcher and Alston Avenue

Blinco's **790-3882**
5009 Falls of the Neuse Road N. Raleigh
-in Quail Corners Shopping Center

Breakers Billiards **772-9593**
305 Tryon Road Raleigh
-in Tryon Hills Shop. Ctr. at US 70 & Tryon Rd.

Champions Billiards **833-8337**
2109-152 Avent Ferry Road Raleigh
-in Mission Valley Shopping Center

Fenway Sports Bar & Grill **661-0888**
1490 Garner Station Boulevard S. Raleigh
-in North Station Shopping Center

Hard Times Café **835-1600**
410 Glenwood Avenue Raleigh
-betw. Peace/Hillsborough in old Pine State Creamery

Hot Shots **460-6307**
107 Edinburgh Drive Cary
-in the MacGregor Village Shopping Center

Murphy's Pub **859-5411**
401 Asheville Avenue, Suite 109 Cary
-corner of Tryon and Asheville, next to Jiffy Lube

Out Of The Park **465-1900**
108 Jerusalem Drive Morrisville
-off Airport Blvd., heading toward Cary from airport

Pantana's Pool Hall **833-2990**
3112 Hillsborough Road near NCSU
-I think it's between Concord and Shepherd streets

Players Retreat **755-9589**
105 Oberlin Road near NCSU
-at corner of Oberlin Rd. & Hillsborough St.

Rack'M Up West **851-9006**
5563 Western Boulevard W. Raleigh
-at inter. with Buck Jones Rd. in Plaza West Shp. Ctr.

Scooters **954-2171**
1911 Sego Court N. Raleigh
-near corner of Atlantic & Millbrook, behind Batteries Plus

Sharky's Place **783-5448**
5800 Duraleigh Road NW Raleigh
-in the Yuppie Center near US 70 intersection

Snooker's-RW **828-7665**
3520 Wade Avenue NW Raleigh
-in Ridgewood Shopping Center

TJ's Café **469-0047**
744-A East Chatham Street Cary
-corner of E. Chatham & Maynard, across from Circus Rest.

Tailgaters **872-2827**
2645-A East Millbrook Road N. Raleigh
-about half a mile west of US-1

Tir na nOg Irish Pub **833-7795**
218 South Blount Street Dwtn. Raleigh
-across from City Market

FALL 2002 RDL SEASON REGISTRATION DATES

These dates are on page 8, as well as on page 1, but I am putting them in many locations because they might be be the most important thing for you in this newsletter.

-Fall registration: July 17, 7:30-9:00 p.m., Champions
-Fall preseason captains' meeting: Wed., August 7, 7:30 p.m., Champions Billiards
-Fall match play starts on Wednesday, August 14

And yes, I realize that this information is elsewhere in the Tons (a couple of times), but I really don't want to lose any teams because they forgot to register. It's one thing to lose a team because they have other things to do every Wednesday, but it sucks when we lose a team because either we or they weren't paying attention.

DON'T FORGET - RDL PAYMENT INFORMATION

IT'S NOT NEWS ANYMORE. WE DON'T TAKE CASH FOR REGISTRATION, NEWSLETTER, ETC. DON'T SHOW UP WITH CASH AT NEXT SEASON'S REGISTRATION, OR YOU ARE OUT OF LUCK.

AND REMEMBER: DON'T BOUNCE A CHECK TO RDL - THAT WILL COST YOU AN EXTRA $20 FEE!

NEW BLIND DRAW & ESTABLISHMENT!!!

Varina Sports Bar
314 Fayetteville Street
Fuquay-Varina, NC 27526
552-0081
Tuesday nights starting June 11th
bar contributes $150 AND matches the entry fees(!!)

ANOTHER POSSIBLE NEW ESTABLISHMENT

Chesapeake Bay Brewing Company
off Capital Avenue, taproom on second floor
www.chesbaybrewing.com
contact Brook Baldridge, 873-9290
They don't have teams yet… but they're looking…

RECENT VICTORS IN OTHER LOCAL LEAGUES

A few recent congratulations to give out to RDL members that have taken titles in the recently finished Bull City Dart League and Tobacco Road Dart League seasons…

Bull City: **Jim Budelman**, **Tom Brown**, **Jason Kilts**, Allen Smith, **Lisa Shpritz** and **Keith Wall.**

Tobacco Road: **Robb Beeson**, Adam Harriss, **Kurt Kunttu**, **Lisa Shpritz**, Josh Turner and Matt Varnadoe.

[Hmmm… there's one common factor there, isn't there?]

The Upper Deck (Cary) **460-9977**
329 N. Harrison Avenue Cary
-near intersection. of N. Harrison & Hwy. 54

Upper Deck Profile **833-4527**
625 E. Whitaker Mill Road Raleigh
-near intersection of Whitaker Mill & Wake Forest Rd.

Woody's **380-7737**
8260 Chapel Hill Road Cary
-between N. Harrison & Reedy Creek Road

HOW TO REACH US

RDL VoiceMail

(919) 990-1218

Mail Scoresheets to:

Jason Kilts
2811 Duke Homestead Road
Durham, NC 27705

Scoresheet FAX available at:

(253)-660-4966 - email me for confirmation of receipt!

New Member Fees and Newsletter Fees:

Kellee Enos - RDL Treasurer
505 South Lakeside Drive
Raleigh, NC 27606

Nomination and Election Ballots:

Jim Hunsberger - RDL Secretary
109 East Spring Street
Fuquay-Varina, NC 27526

All Other RDL Correspondence to:

(The P.O. Box wasn't worth the cost, so just send any other stuff to Jason for the time being.)

2002 Board of Directors

President	Dave Berry	467-4382
	email: dfberry41@hotmail.com	
Vice President	Anthony Martin	252-452-3482
	email: martina@ci.rocky-mount.nc.us	
Secretary	Jim Hunsberger	557-0284
	email: jim.hunsberger@wcom.com	
Treasurer	Kellee Enos	233-8948
	email: k88nk3@aol.com	
Membership	Cathy Moeschet	855-8775
	email: dartist@ipass.net	
Rules/Grievances	Heather Thomas	784-0324
	email: Heather.Thomas@ncmail.net	
External Orgs.	Barry Barker	380-7576
	email: barker@carpentervillage.com	

League Statistician/Editor

Jason Kilts 990-1218
email: kilts001@mc.duke.edu or jdkilts@yahoo.com

"HOT DARTS" CALL-IN GUIDELINES

Here are the guidelines you should use when deciding what you should use as your minimum number of all-star points for reporting when you call in your scores.

"A" Division = 4.5 or more ASPs
"B" Division = 4.0 or more ASPs
"C" Division = 3.5 or more ASPs
"D", "E" and "F" Divisions = 3.0 or more ASPs
"G" Division = 2.5 or more ASPs

Also, call in any fast games, high ins, high outs, or other amazing feats that you think warrant a little recognition (e.g., Ins & Outs higher than a Ton, 24-dart cricket games, 15-dart 301s, 24-dart 501s, etc.)

CALENDAR OF EVENTS

Sat., June 8 2:00 p.m. — **NC City Dart League & NC Ladies' Cup** - (There is no Raleigh City Team), Raleigh ladies- @ Jacksonville [others: Durham @ Charlotte, Wilm. @ Cap. Area, C.Hill - bye (NCCDL only)]

Wed., July 17 7:30-9:00 p.m. — **Fall 2002 RDL Registration**; Champions All teams register at this meeting - no Thurs. meeting; Bring one check for entire dues - DO NOT BRING CASH - it will NOT be accepted!

Wed., Aug. 7 7:30 p.m. — **Fall 2002 RDL Mandatory Preseason Captains' Meeting**; Champions

Wed., Aug. 14 — **Start of match play for Fall 2002 Season**

Other Local Weekly Leagues

Mondays	***Tobacco Road Dart League*** , Durham
Tuesdays	***Bull City Dart League*** , Durham
Thursdays	***Triangle Dart League*** , Chapel Hill
Tues./Wed.	***Capital Area Dart Club*** , Raleigh/Cary/RTP

Weekly Blind Draws

Over the past few years, weekly blind draws have come and weekly blind draws have gone. If any of these folds or if any others start up, please let me know and I will put it back here in the Tons of Newsletter.

Thursday	**Upper Deck**, 8:00 p.m. (460-9977) (Call Jeff at 319-0837 for info.) (U.D. matches the pot!)
Thursday	**Hunter Hill Pub**, Rocky Mount, 7:30 p.m. $5 (252-451-0679) (Bar matches up to $50!)
Friday	**Champions Billiards**, 8:00 p.m. (833-8337) (Champions matches the pot!)
Sunday (every other)	**Down Under Pub**, 7:00 p.m.(?), every other Sun.?; call Brian at 6982-0039 for info.
Monday	**Tailgaters**, 8:00 p.m. (872-2827)
Tuesday	**Varina Sports Bar**, (starts June 11) (552-0081) (Bar matches the pot plus $150!) 8:00 p.m.?

Champions Billiards & Darts - Blind Draw Notice!

Champions Billiards in Mission Valley Shopping Center is willing to hold a blind draw any day of the week that there are 14 or more people willing to enter. Seven days a week! Just get 14 people together, and they'll match the pot!

SEASON-LONG TROPHY DART MINIMUM GAMES PLAYED REQUIREMENTS

In order to be eligible for all-star point %-age and singles win %-age awards, you must play in at least 66% of the total projected games this season:

for "A", "B", "C", "E" and "G" Divisions:

All-star pt. %-age: min. of 32 Total Games Played
Singles win %-age: min. of 16 Singles Games Played

for "D" and "F" Divisions:

All-star pt. %-age: min. of 37 Total Games Played
Singles win %-age: min. of 19 Singles Games Played

PENALTY LOG

All of the penalties throughout the season are listed right here, with division and week…

Preseason captains' meeting (5 pts.): One-Armed Bandits (F). **Voting ballot (5 pts.):** Dart Shadows (A), Dirty Dogs (B), Dodge Darts (B), Pog Mo Hon (C), The Socials "T3" (C), Sharky's Shooters (D), Throwing While Impaired (D), Da Bulls (E), Rat Bar Stewards (F), Don't Know (F), Mangina (F), Dead Sox (G). **Phone-in (5 pts.):** The Raleigh Lamas (A,wk.11), Dodge Darts (B,wk.12), Nine Lives (B,wk.9), Starving Dartists (D,wk.11), Dynamic Darts (E,wk.9), Chupacabras (G,wk.7,wk.11), Get Over It (G,wk.5), Tub Kids (G,wk.13). **Mail-in (16 pts.):** Dodge Darts (B,wk.10), Sharky's Shooters (D,wk.5), Throwing While Impaired (D,wk.14), Modena Cartel (F,wk.3,wk.4), Don't Know (F,wk.5,wk.12), Chupacabras (G,wk.4), Get Over It (G,wk.5), Three Legged Dog (G,wk.2).

THE ELEVENTH SEMI-ANNUAL EDITION OF : JK'S DIVISIONAL ALL-STAR TEAM PICKS

(Players within each division are listed alphabetically) (Players are chosen any way I damn well please - not purely by the numbers!)
(This is not purely my own guesses at who is simply the best thrower, but also who is important to their team, who is good in the clutch, etc.)

Divisional MVPs

All of RDL	*Scott Butters*	*Dazed & Confused*
A Division	Dale Hyler	Big J's … Crew Of Ill Repute
B Division	Scott Butters	Dazed & Confused
C Division	John Jenkins	Get the Point "33"
D Division	David Arensdorf	Sharky's Machine
E Division	Paul Hansen	Kozmic Debris
F Division	Brian Smith	Diddlers on the Roof
G Division	Chris Hoyt	Tub Kids

"A" Division

Robb Beeson	Pig Darts	No worse than 8-3 in any match set.
Jim Budelman	Lunatic Fringe	Basically just won everything.
Don Butman	Lunatic Fringe	Tough luck in 301, hot elsewhere.
Phillip Eastmead	The Raleigh Lamas	Might need a new doubles partner.
Mike Hall	Dart Shadows Inc.	Top shot for the ever-shorthanded.
Dale Hyler	Crew of Ill Repute	Clearly most important to his team.
Wil Tan	The Raleigh Lamas	Got to sit 301, was obviously happy.
Bob Terry	Lunatic Fringe	Still makes you enjoy your beating.

"B" Division

Randy Baldwin	Excalibur	Has become Mr. Perfect Throw.
Kent Butters	Dazed & Confused	Kind of a painful 501 record though.
Scott Butters	Dazed & Confused	22-2 in singles. Enough for me.
John Carroll	Dirty Dogs	Good singles, ASPs, if not doubles.
David Currin	D. V. Needed	Solid all the way across the four sets.
Paula Delp	D. V. Needed	8-3+ in all sets is dominating.
J.P. Evans	Dodge Darts	Great singles record for Mug winners.
Lee Whitehead	D. V. Needed	Top player in B at any given time.

"C" Division

Kenny Allen	The Socials "T3"	Won more than half of team's DCkts.
Barry Barker	Some Old Some New	Strong record until 501 set.
Pat Crowley	Wireless	Won 12 of team's 17 doubles games.
Bob Hounsell	Pog Mo Hon	15-3 in the two cricket sets is great.
John Jenkins	Get the Point "33"	Dominating despite captain duties.
Kurt Kunttu	Some Old Some New	Very strong record outside DCkt.
David Simpson	Get the Point "33"	If he played earlier, they win both.
Donnie Simpson	Home Thrown	Mr. Doubles is big in the clutch.

"D" Division

[Any three members of Woodchucks. Go ahead… you pick out which three it is. I don't care which you choose. I'm just not going to put more than three of a team that dominant on the all-star squad.]

David Arensdorf	Sharky's Machine	Back to full time and taking names…
Fon Denton	UZMALL	Got better with each set of the match.
Mark Powell	UZMALL	Nine wins in every set is impressive.
Bob Rube	UZMALL	Mr. Cricket just needs more -01s.
Marc Shown	Starving Dartists	Great singles, moderate doubles.

"E" Division

Jim Doroshanko	Damn Yankees	Tough 8-3+ in every set of the match.
Jeff Fournier	Damn Yankees	Cricket specialist needs -01 practice.
Dan Hall	NBF	Strong, just needs to play a little more.
Paul Hansen	Kozmic Debris	Oh man, if only he wasn't part-time.
John Iager	Grateful Darts	Top player not on top three teams.
Anton Johnston	Kozmic Debris	Good, but slowly tapers during match.
Alex Sarantos	Damn Yankees	LOTS of SCkt and 501 victories.
Tom Winters	Dynamic Darts	Only needs more doubles wins.

"F" Division

Andrew Bacanskas	Bubba's Garage	Big in singles, decent in doubles.
Aaron Downs	Rat Bar Stewards	Singles is great, doubles needs help.
John Keleher	Mangina	Big record for winningest team.
Shawn Leonard	Bubba's Garage	WHAT is that DCkt record?
Joshua Pope	Modena Cartel	Stellar outside of DCkt results.
Tate Simmons	Mangina	Div.-winning captain won a lot.
Brian Smith	Diddlers on the Roof	Won 11(!) of team's 17 DCkts.
Jason Thomas	Point Break	Solid record, except for stinky 501s.

"G" Division

Jim Britt	Dead Sox	Just dominates when he plays.
Bill Buckley	Chupacabras	Wow, nice addition for last roster spot.
Stan Converse	AFLAC Attack	Won almost everything but 501s.
Chris Gagner	Three Legged Dog	New captain got better every set.
Nicole Hatch	Big Deck	Clear leader of a shorthanded crew.
Chris Hoyt	Tub Kids	Just powered through first three sets.
Jeff Taylor	Dead Sox	19-2 in Ckt sets covers for poor 301.
Steve Tollerton	AFLAC Attack	Balanced, good, dependable.

QUICK STAT TIDBITS

-The **Quadruple Double Award** winners (double-digit wins in all four sections): with the RDL having several 7-team divisions, we've been running low on quad double winners for several seasons now. We've had a total of 1 in the last 2 seasons Generally, we have about dozen people do well, but not reach that plateau. Well, this season again nobody made it. Here are those who were close… Three 10-win sets: *Fon Denton* of UZMALL, *Sawyer/Ray/Sawyer/Persson* of Woodchucks, *Joshua Pope* of Modena Cartel; four 9-win sets: *Mark Powell* of UZMALL and Gerald Ray again; three 9-win sets: *Jim Budelman* of Lunatic Fringe, *Robb Beeson* of Pig Darts, *John Jenkins* of Get the Point "33", *Kurt Kunttu* of Some Old Some New, *Alex Sarantos* of Damn Yankees, *Tate Simmons* of Mangina, and *Steve Tollerton* of AFLAC Attack.

-**IronMan/Woman Award**: Still not approaching the Get Over It records from a year ago when four different members of Get Over It played from 72 to 92 games (the all-time record, I'm sure), but we did have some pretty impressive totals from Diddlers on the Roof. The winner? Charles Wirth played a manly 70 games, outlasting his captain Ruthie Hendrick by a single game. Honorable mention for other division leaders goes to: *Barron Aldridge* in A with 58 games, *Steve Tomlinson* in B with 55, *Kris Giberson* in C with 56, *Tom Gross* in D with 59, *Anthony Martin* in E with 53, and *Lisa Lawley* and *Nicole Hatch* in G with 51.

-The **Team Attendance Award** winners: still no teams like the old Diddler's Choice where the same six played every set all season, but we have a couple that were pretty close this season The winner is clearly *Dazed & Confused*, which carried only six players and finished with all six players in the 47-53 game range. *Lunatic Fringe* was a close second, with only six players playing until the final week of the season. And *Diddlers on the Roof* took a slightly different path with four players in the 62-70 game range, and two others splitting a set of 70 games. Other honorable mentions: *Last Call* in A, who survived with a solid 7-man rotation; *D. V. Needed* in B, who were 14 total games from a six-player roster; and *Heroes In Trouble* in D, and *Modena Cartel* in F.

MY IN-SEASON, PRESEASON & TOURNEY PREDICTION RESULTS

I learned this season, but not enough. I once again didn't pick Dodge Darts to win the Mugs. Of course, they did. When am I going to learn? Dangit.

Well, I went 204-94 in the regular season, for a correct pick percentage of a little under 69%, which is decent but not as good as last season. Considering the start that I had this season though, I'll take it.

My tournament prediction rate dropped as well, primarily because a couple of my picks bowed out in the semis, thereby instantly getting me two games wrong at once. I went 26-17 (+1 forfeit, which I also got right!) in the first round, and then dropped to 0.500 in the semis. Oh, well. For the first time in a while, I also didn't get any bracket completely correct, though I was only one match off in A, C and D divisions.

My preseason predictions showed a few successes along the way. In A division, I got the season and tournament winners backwards, but got them both for at least something (though admittedly A division is the easiest). In B, I called both the regular season winner AND the tournament winner (why didn't I just listen to myself when I was writing the tournament edition?). I picked the C winner correctly also, as well as the D winner (which I tabbed as the surest thing, which they certainly were). E division basically nuked me. The top two teams in F got some props from me at the start, but I only said that one of them might actually win the division. And in G, I pretty much got it exactly right. Geez, after going back and looking at that list, other than E division, I did pretty doggone well. You guys should have saved yourselves the time and just asked me what was going to happen, eh?

A FEW RANDOM THOUGHTS…

--It's Friday night as I write this page (this is pretty much always the last page that I finish), so I've just finished watching the most wonderful television program. It was called something like The Education of Patrick Roy. The plot was this complete a**-kicking of the Colorado Pansy-lanche by the Detroit Red Wings. That was, in a word, beautiful. For those who missed it: a) you're a loser, and b) they chased Roy 26:25 into the game with 6 goals on 16 shots. If you don't know the magnitude of that, then ask me - I'm sure I'll still be in the mood to talk about it. Now, I just have to decide if I root for my lifelong favorites or my hometown heroes. Either way, I'm ending up with souvenirs. (The caption to a photo on Yahoo during the game read "Detroit has been celebrating virtually nonstop." That is fantastic.)

--Congratulations to the Woodchucks and AFLAC Attack. Not only were they the only two teams to go undefeated both in the regular season and tournament, but they were also the only two #1 seeds to win the Mugs (despite the fact that five of the seven top seeds had byes into the semifinals).

--There are always a few messages that make me ponder things a bit, and this season's tournaments were no exception. My favorite was the following from Joe Kunesh of UZMALL: "And Fon Denton had a nice Ton-78." A Ton-78, eh? Did he do that with the standard triple-20/triple-20/double-29, or did he go for the less common triple-19/triple-17/double-35?

--This season a D division thrower (Gerald Ray) tied for second in the league in all-star percentage. I don't have the stack of numbers from the previous decade right in front of me, but I'm pretty sure that that is the high for a non-A player in recent memory. Not that G-Ray is really a D player… but that's where his statistics can be found this season.

--You know what really kills me when I'm playing darts? Losing to somebody who throws at a STUPID shot, but they do it well enough that they hit it and win anyway. '55 left? Oh, that's bull, double-15.' Poink, poink, game. Man, I hate crap like that…

--I have to admit that I'm starting to lose a little faith in the scores that you guys give to the host establishments of our league. This season I sent a copy of every one of your comments to the Board all season long so that they could help address whatever problems were encountered. Then, at the end of the season I typed in the bar ranking scores to get the standings on the right side of this page. Well, as it turns out, those scores do not necessarily match the comments. Some of the bars that received just horrid comments all season are in the upper tier of the rankings, and vice versa. HOW can that be? Do some of you just assume that every score is a 5 unless you can find some very specific reason to lower it? Shouldn't you start with every score being a 3, since that is supposed to be the average? Does it bother anybody else that even our lowest-rated bar scores above 'average'? Come on people, not every place is perfect, and if you don't give helpful feedback, our gracious hosts won't know what really needs fixing. Thanks.

--Did I mention that the Red Wings were back in the Cup finals? Maybe next season I'll just name my team something simple… like Darren McCarty.

--Are you aware that darts is on television every week on Time Warner digital cable? Granted, it's on in the wee hours of Tues. morning, but at least it's on. Set your VCR. FoxSports network.

--Man, I've been looking forward to this summer break. Now, I have to go sit and think about what I might want to change in the Tons to change it's appearance for the Fall. I think it's time again.

SPRING 2002 BAR RATING RESULTS

Included here are the cumulative averages of each RDL host establishment's ratings from their visiting captains. William Holland used to compile these numbers, but since he resigned I've taken over the duty. I've taken the individual ratings and averaged them. Like previous seasons, I was going to remove ratings from matches involving two teams from the same host establishment, but William didn't and I didn't want to change the system unless the Board said to do so. It's important to recognize our establishments that have provided the most excellent accommodations to our members, and to give those that might need some improvements some feedback. In any case, here are this season's averages for our establishments. The top 3 receive awards in recognition of their facilities/service.

SPRING 2002 SEASON

The establishments were rated in six categories, with possible scores of 1 to 5 in each category. The lowest total possible then is **6**, while the highest total possible is **30**. Under this system then, the average score should be 18, but pretty much as always, EVERY bar averages above the theoretical average of 18. Aren't we so generous?

Establishment	Average	Times Rated
Hard Times Café	28.667	6
TJ's Café	27.833	6
Out of the Park	26.833	6
Scores	26.800	5
Murphy's Pub	25.333	12
Upper Deck Profile	24.878	41
After Hours	24.769	26
Upper Deck (Cary)	24.500	18
Arnie's Place	24.500	4
Blinco's	24.167	12
Tailgaters	24.100	10
Rack'M Up West	23.846	13
Sharky's Place	23.840	25
Hot Shots	23.600	5
Scooters	23.286	12
Pantana's Pool Hall	22.947	19
Fenway Sports Grill	22.400	5
Woody's	22.333	12
Champions Billiards	22.000	12
Breakers	21.833	6
Snooker's-RW	21.759	29
Tir na nOg	21.600	5
Players Retreat	18.333	6

CONGRATULATIONS to Hard Times Café and Out of the Park on their repeats as bar #1 and bar #3, respectively.

SHOT OF THE TOURNAMENT

Now, generally the shot of the tournament is a clutch double-out in 1001 to send a team to the finals. Or it's a 124-Out in the third leg of the last 501 with your opponents on 32. But not this time, baby… This time, the best shot of the tournament belongs to Jason Thomas of Point Break, during the opening set of the opening week of tournament play. In 301, Jason was having a bit of trouble getting 'in' in the second game (I think he was up one). 3 darts, 6 darts, 9 darts at a double… 12 darts, 15 darts… 117,246 darts or so… Jason just couldn't get in. Then I saw something absolutely freakin' awesome. Jason's frustration got the best of him, and he reared back and just winged his third dart! You know where it went… D-Bull…

2002 North Carolina City Dart League & 2002 North Carolina Ladies' Cup

DIVISIONAL TEAM STANDINGS and MATCH RESULTS FROM WEEK 4 (5/4/02), and EVEN ONE FROM WEEK 5 (6/8/02)

NORTH CAROLINA CITY DART LEAGUE (NCCDL)

		W	L	Pts.	
1	Wilmington (ACDA)	4	0	101	
2	Durham (BCDL)	2	0	64	*
3	Capital Area (CADC)	3	1	74	*
4	Jacksonville (JDA)	2	1	72	
5	Charlotte (QCDA)	2	1	64	
6	Lake Norman (LNDA)	3	2	109	
7	Boone (HCDA)	3	2	94	
8	Morehead City (CCDA)	1	2	27	
9	Burlington (BDO)	0	3	39	
10	Piedmont (PDA)	0	4	56	
11	Chapel Hill (TDL)	0	4	37	

Match results from May 4, 2002:

Wilmington	20	Jacksonville	18
Durham	31	*Boone*	7
Lake Norman	31	Chapel Hill	7
Capital Area	21	*Piedmont*	7
Charlotte	25	Morehead City (forfeit)	0

BYE - Burlington

(home teams in italics)

Matches scheduled for June 8, 2002:

Boone	26	*Lake Norman*	12
(match played on May 11)		M. City @ Jacksonville	
Wilmington @ Capital Are		Burlington @ Piedmont	
Durham @ Charlotte		BYE - Chapel Hill	

Matches scheduled for June 22, 2002:

Lake Norman @ Durham	Burlington @ Charlotte
Capital Area @ Chapel Hill	Piedmont @ M. City
Jacksonville @ Boone	BYE - Wilmington

Matches scheduled for July 20, 2002:

Charlotte @ Wilmington	Chapel Hill @ Jacksonville
Durham @ Piedmont	M. City @ Burlington
Capital Area @ Boone	BYE - Lake Norman

NORTH CAROLINA LADIES' CUP (NCLC)

		W	L	Pts.
1	Wilmington (ACDA)	4	0	70
2	Capital Area (CADC)	4	0	62
3	Durham (BCDL)	2	0	29
4	Burlington (BDO)	2	1	37
5	Piedmont (PDA)	2	2	56
6	Raleigh (RDL)	1	1	20
7	Charlotte (QCDA)	1	2	34
8	Lake Norman (LNDA)	0	3	22
9	Boone (HCDA)	0	3	15
10	Jacksonville (JDA)	0	4	39

Match results from May 4, 2002:

Wilmington	16	Jacksonville	8
Capital Area	14	*Piedmont*	10
Durham	16	*Boone*	8
Raleigh	13	Charlotte	11

BYES - Burlington, Lake Norman

(home teams in italics)

Matches scheduled for June 8, 2002:

Wilmington @ Capital Area	
Durham @ Charlotte (June 15)	
Burlington @ Piedmont	
Raleigh @ Jacksonville	Boone @ Lake Norman

Matches scheduled for June 22, 2002:

Lake Norman @ Durham	Jacksonville @ Boone
Burlington @ Charlotte	BYES - Wilmington,
Piedmont @ Raleigh	Capital Area

Matches scheduled for July 20, 2002:

Charlotte @ Wilmington	Raleigh @ Burlington
Capital Area @ Boone	BYES - Jacksonville,
Durham @ Piedmont	Lake Norman

NCCDL PERFECT THROWS & HIGH INS/OUTS

High In : **160** - Brian Blake - Wilm. - (5/4)

High Out : **170** - Jerry Trivette - Boone - (4/6) [bummer for Ben Widgeon of M.City and his 167-Out on 2/2]

Perfect Throws

Tracy Gray **(3)** - Wilm. - (9m,9m,2/2; 9m,3/2)	Wayne Durham - M.City - (9m,4/6)	Jerry Oakley - Wilm. - (9m,2/2)
Tom Brown (2) - Dur. - (9m,3/2; T80,5/4)	**Joel Eason** - Cap.Area - (T80,4/6)	Jeff Page - Char. - (9m,2/2)
Jim Morris **(2)** - Pied. - (T80,4/6; 9m,5/4)	Joe Futima - Pied. - (9m,5/4)	Janel Pelletier - Boone - (9m,2/2)
Vic White **(2)** - Jack. - (9m,T80,2/2)	Mike George - Burl. - (9m,2/2)	Pat Ryan - LakeN. - (9m,3/2)
Matt Zawila **(2)** - LakeN. - (9m,T80,4/6)	Jim Green - Wilm. - (9m,3/2)	Brian Smith - Boone - (T80,2/2)
Jerry Branstool - Char. - (9m,2/2)	Joe Hawkins - M.City - (9m,2/2)	David Taylor - LakeN. - (9m,4/6)
Don Butler - LakeN. - (9m,3/2)	Dan Huray - Char. - (T80,2/2)	Jim Westmoreland -Burl.-(9m,3/2)
Paul Cotton - Wilm. - (9m,3/2)	Charles McClearen - Pied. - (T80,2/2)	

NCLC PERFECT THROWS & HIGH OUTS

High Out	Perfect Throws
108 - Gina Oakley - Wilm. - (3/2)	**Toni Alapin** - Cap.Area - (T80,5/4)

SEVEN AND A HALF-YEAR (Fifteen-Season) TEAM PROGRESSION RECORDS

Ok, so you're probably wondering what the heck this is. Well, it's a table listing where each team has finished in each of the last 15 seasons. You can track just how your team has moved up or down over the past fifteen seasons of play, and maybe relive that one great season just one more time. What each set of information means: Division / Regular Season Finish Position / W-L Record / Tournament Result (xx = first round loss) (Whenever a team changed its composition significantly from season to season, I just did the best I could.) (This list only includes teams that played in the past nine seasons.)
(Whenever possible, I also included the different team names for those groups that change their name from season to season.)

Team	Spring, 2002	Fall, 2001	Spring, 2001	Fall, 2000	Spring, 2000	Fall, 1999	Spring, 1999	Fall, 1998
Lunatic Fringe	A/1st/10-2/2nd	A/1st/12-0/1st	A/2nd/10-2/2nd	A/3rd/8-4/Top4	A/1st/12-0/1st	A/1st/13-1/1st	A/2nd/11-3/1st	A/1st/11-1/Top4
The Raleigh Lamas	A/2nd/10-2/1st	A/2nd/9-3/2nd Industrial Strength	A/1st/11-1/1st	A/2nd/10-2/1st	A/2nd/9-3/Top4	A/2nd/12-2/2nd So What	A/5th/5-9/Top4	A/4th/7-5/1st
Pig Darts	A/3rd/7-5/Top4	A/3rd/5-7/Top4						A/7th/2-10/xx Swine Flew!
Big J's Rump-Shakin'…	A/4th/5-7/Top4	A/4th/5-7/Top4	A/4th/5-7/Top4	A/5th/4-8/Top4	A/4th/5-7/xx	A/4th/8-6/Top4	A/6th/4-10/Top4	A/5th/3-9/xx
… Crew of Ill Repute		The Phrinj	Overlooked	BOOM!	Kilroy Was Here	Britney's Spears	The Bye	Let's Go!
Last Call	A/5th/4-8/xx	B/2nd/8-4/2nd	B/3rd/7-5/Top4	C/1st/10-4/2nd	D/1st/11-1/1st	D/4th/6-6/xx	E/2nd/11-3/xx	D/7th/2-10/2nd
Dart Shadows Inc.	A/6th/3-9/xx	A/7th/3-9/xx	A/5th/5-7/xx	A/4th/6-6/xx	A/5th/5-7/Top4	A/3rd/11-3/Top4	A/3rd/11-3/xx	A/3rd/8-4/Top4
Cheap Shots	A/7th/3-9/xx	B/1st/9-3/Top4	C/1st/13-1/2nd	C/5th/7-7/xx	C/3rd/6-6/2nd	C/3rd/8-4/2nd	D/2nd/10-4/xx	F/1st/13-1/Top4
D. V. Needed	B/1st/10-2/Top4	B/3rd/6-6/Top4	A/7th/0-12/xx	B/2nd/9-3/1st	C/2nd/9-3/Top4 Rocking "B" Jiggles	B/7th/1-10/xx Ray's Cosmic Babes		
Dazed and Confused	B/2nd/6-6/xx	A/6th/3-9/xx	B/2nd/7-5/1st		A/7th/2-10/xx	A/6th/4-10/xx	B/2nd/7-5/xx	B/4th/6-6/Top4
Excalibur	B/3rd/6-6/Top4	C/1st/10-2/2nd	B/7th/3-9/xx	B/5th/4-8/xx	B/3rd/8-4/1st	B/2nd/8-4/Top4	B/4th/6-6/2nd	D/1st/10-2/Top4
Dodge Darts	B/4th/6-6/1st	B/5th/6-6/1st	C/3rd/9-5/1st	C/6th/6-8/xx	D/2nd/8-4/2nd	E/2nd/7-5/1st	F/1st/12-2/1st	F/5th/7-7/1st
Nine Lives	B/5th/5-7/xx	C/3rd/7-5/Top4	C/5th/6-8/xx	D/2nd/9-5/Top4	D/3rd/8-4/Top4	D/3rd/6-6/Top4	E/1st/11-3/1st	E/5th/5-9/xx
Dirty Dogs	B/6th/5-7/xx	B/4th/6-6/xx	A/6th/3-9/xx	B/1st/11-1/Top4	A/6th/2-10/xx Dogs of War	A/5th/4-10/xx	A/4th/6-8/xx	B/2nd/10-2/Top4
Horsemen	B/7th/4-8/2nd	C/2nd//10-2/1st	B/6th/5-7/xx	A/7th/0-12/xx	B/1st/9-3/2nd	C/1st/11-1/1st	C/5th/5-9/xx	D/2nd/8-4/xx
Home Thrown	C/1st/9-3/2nd	C/5th/4-8/Top4	D/2nd/8-4/2nd	D/4th/8-6/Top4	E/1st/10-2/1st	E/4th/6-6/2nd Birds of a Feather	E/4th/6-8/Top4 Positive Vibration	G/1st/12-2/Top4
Get the Point "33"	C/2nd/9-3/1st	B/6th/5-7/xx	B/4th/6-6/xx	B/4th/5-7/2nd	C/1st/10-2/1st	D/1st/12-0/1st	C/7th/3-11/xx Half & Half	E/1st/11-3/2nd
WIEBLS	C/3rd/8-4/Top4							
Some Old Some New	C/4th/7-5/Top4	D/3rd/6-6/2nd		B/6th/3-9/xx Arrowing Experience	B/4th/7-5/Top4	A/8th/1-13/xx	B/3rd/7-5/1st	B/3rd/8-4/2nd
The Socials "T3"	C/5th/5-7/xx							
Pog Mo Hon	C/6th/4-8/xx	D/1st/9-3/Top4	E/2nd/9-3/1st	E/4th/6-6/1st Trip Tight	F/2nd/9-3/1st Woody's Gang	G/2nd/10-2/2nd Woody's Gangstas	F/7th/3-11/xx Woody's Gang	F/4th/7-7/xx
Wireless	C/7th/0-12/xx	B/7th/2-10/xx A Comf. Numb Experience	C/2nd/10-4/Top4	B/7th/1-11/xx Comfortably Numb	B/5th/7-5/xx	C/2nd/9-3/Top4	C/4th/10-4/2nd	C/3rd/9-5/1st
Woodchucks	D/1st/14-0/1st	E/1st/11-1/Top4						
UZMALL	D/2nd/9-5/2nd	D/5th/6-6/1st	D/5th/6-6/Top4	E/2nd/7-5/Top4	F/1st/10-2/Top4	F/4th/6-6/Top4	F/3rd/9-5/xx	E/7th/5-9/xx
Sharky's Machine	D/3rd/8-6/Top4	E/2nd/8-4/1st	F/2nd/9-5/1st	F/4th/7-5/2nd	F/4th/5-7/2nd	G/4th/5-7/Top4	G/6th/5-9/xx	
Starving Dartists	D/4th/7-7/Top4	C/6th/3-9/xx	C/4th/6-8/Top4	D/1st/9-5/2nd	D/5th/5-7/Top4	D/5th/6-6/Top4	D/3rd/9-5/Top4	D/6th/5-7/xx
SNAFU	D/5th/5-9/xx	C/7th/1-11/xx	D/1st/9-3/1st Smackdown	D/5th/7-7/xx				
Sharky's Shooters	D/6th/5-9/xx							
Heroes in Trouble	D/7th/4-10/xx	D/4th/6-6/xx	E/1st/9-3/2nd	E/5th/5-7/xx	E/7th/1-11/xx	D/7th/2-10/xx	D/5th/6-8/xx	E/3rd/9-5/Top4
Throwing W. Impaired	D/8th/4-10/xx							
Damn Yankees	E/1st/9-3/2nd	E/3rd/7-5/xx	F/3rd/9-5/Top4	F/5th/6-6/xx	F/6th/4-8/Top4	F/6th/4-8/xx	F/4th/8-6/Top4	
Kozmic Debris	E/2nd/9-3/1st	E/4th/7-5/xx	D/6th/2-10/xx	D/6th/6-8/xx	C/7th/2-10/xx	D/2nd/6-6/2nd	D/6th/5-9/xx	C/8th/3-11/xx
Dynamic Darts	E/3rd/8-4/Top4	F/1st/13-1/1st	F/6th/6-8/xx	E/7th/3-9/xx	E/3rd/9-3/xx	E/5th/5-7/xx	E/6th/5-9/Top4	E/6th/5-9/xx
Da Bulls	E/4th/6-6/xx	F/2nd/9-5/2nd	F/4th/9-5/Top4	F/3rd/8-4/Top4	F/3rd/8-4/xx	G/1st/10-2/1st	F/8th/3-11/xx	G/3rd/9-5/Top4
NBF	E/5th/4-8/Top4	E/5th/7-5/2nd BFD II	D/8th/2-10/xx				F/6th/5-9/Top4 B.F.D.	F/3rd/7-7/2nd
Grateful Darts	E/6th/3-9/xx	D/6th/5-7/xx	D/4th/7-5/xx	D/3rd/8-6/1st	E/2nd/9-3/2nd	D/6th/4-8/xx	D/4th/8-6/2nd	D/4th/5-7/xx
Travelin' Beer Bellies	E/7th/3-9/xx	D/7th/1-11/xx	E/3rd/8-4/xx	D/7th/5-9/xx	D/4th/6-6/xx	E/1st/9-3/Top4	F/2nd/10-4/2nd	F/6th/5-9/xx
Mangina	F/1st/11-3/Top4	E/7th/1-11/xx Tir na nOg						
Bubba's Garage	F/2nd/11-3/Top4	G/2nd/8-4/Top4	G/5th/7-7/xx Dart Attack	G/7th/5-9/xx				
One Armed Bandits	F/3rd/8-6/1st	E/6th/1-11/Top4	E/5th/5-7/xx	E/3rd/7-5/2nd	E/4th/6-6/xx	F/3rd/8-4/1st	G/2nd/10-4/1st Big Shots	G/8th/4-10/xx Moonlighters
Rat Bar Stewards	F/4th/7-7/2nd	F/5th/6-8/xx	E/7th/3-9/xx	D/8th/4-10/xx	C/6th/4-8/xx Hairless Cats	B/6th/2-10/xx One & Done	C/1st/12-2/Top4	C/4th/6-8/2nd
Don't Know	F/5th/6-8/xx	G/1st/11-1/2nd	F/7th/4-10/xx B. B. & the Pimps	E/6th/5-7/xx	D/6th/2-10/xx Flicking Steel			
Modena Cartel	F/6th/6-8/xx	F/3rd/9-5/Top4 Modena Company	G/1st/10-4/1st					

SEVEN AND A HALF-YEAR (Fifteen-Season) TEAM PROGRESSION RECORDS

Ok, so you're probably wondering what the heck this is. Well, it's a table listing where each team has finished in each of the last 15 seasons. You can track just how your team has moved up or down over the past fifteen seasons of play, and maybe relive that one great season just one more time. What each set of information means: Division / Regular Season Finish Position / W-L Record / Tournament Result (xx = first round loss) (Whenever a team changed its composition significantly from season to season, I just did the best I could.) (This list only includes teams that played in the past nine seasons.)
(Whenever possible, I also included the different team names for those groups that change their name from season to season.)

Team	Spring, 1998	Fall, 1997	Spring, 1997	Fall, 1996	Spring, 1996	Fall, 1995	Spring, 1995
Lunatic Fringe	A/1st/13-1/2nd	A/1st/13-1/1st	A/1st/14-0/1st	A/1st/14-0/1st	A/1st/12-2/1st	A/1st/14-0/Top4	A/2nd/11-3/Top4
The Raleigh Lamas	A/3rd/9-5/1st	A/2nd/10-4/2nd 3 In A Bed	A/2nd/11-3/2nd	A/2nd/11-3/2nd	A/2nd/10-4/2nd	A/2nd/9-4/2nd	A/4th/8-6/Top4
Pig Darts	A/6th/6-8/xx	B/2nd/11-3/2nd		A/6th/6-8/Top4 When Pigs Fly!			
Big J's Rump-Shakin'…	A/2nd/9-5/Top4 … Crew of Ill Repute	A/6th/4-10/xx Letting Go	B/2nd/9-5/Top4 We're Not Worthy	C/1st/14-0/1st The Donner Party	D/1st/13-1/1st The Dart Party Bottom Feeders		
Last Call	D/6th/5-9/xx	D/5th/7-7/xx	E/1st/12-2/1st	G/1st/12-2/Top4			
Dart Shadows Inc.	A/4th/8-6/Top4	A/4th/9-5/Top4	A/3rd/7-7/Top4	A/3rd/9-5/xx	A/4th/8-6/xx	A/4th/8-6/xx	A/3rd/9-5/2nd
Cheap Shots	F/4th/7-7/1st	G/1st/13-1/2nd					
D. V. Needed							
Dazed and Confused							
Excalibur	C/8th/4-8/xx	C/2nd/10-4/2nd	C/3rd/10-4/Top4	E/1st/12-0/2nd	E/6th/5-9/Top4		
Dodge Darts	G/1st/11-3/2nd	G/5th/7-7/Top4 Who Darted?	G/4th/7-7/Top4 Savage Indians				
Nine Lives	E/4th/7-7/xx	D/7th/7-7/xx	D/5th/5-9/Top4	E/5th/5-7/xx	D/7th/3-11/xx	C/8th/1-13/xx	B/8th/2-12/xx
Dirty Dogs	B/5th/5-9/xx	B/4th/8-6/Top4	B/5th/7-7/xx	C/3rd/8-6/Top4	D/3rd/9-5/2nd	E/1st/10-4/1st	
Horsemen	E/2nd/10-4/xx	F/2nd/11-3/Top4	G/2nd/11-3/Top4				
Home Thrown							
Get the Point "33"	F/1st/11-3/Top4	F/4th/8-6/xx Dead Beat Darts	F/3rd/8-6/Top4	G/4th/7-7/Top4			
WIEBLS							
Some Old Some New	B/4th/6-8/Top4	B/5th/6-8/xx	B/3rd/9-5/1st	C/2nd/10-4/2nd	C/5th/6-8/xx	C/4th/6-8/Top4	C/6th/4-10/xx
The Socials "T3"							
Pog Mo Hon	G/3rd/11-3/Top4 One More Butt Kickin'						
Wireless	C/6th/4-8/Top4	C/4th/8-6/Top4	B/7th/4-10/xx	B/4th/5-7/Top4	B/6th/4-10/xx	C/3rd/9-5/xx	C/4th/7-7/Top4 Sharky's Hookers
Woodchucks							
UZMALL	E/6th/6-8/xx S.S.H.	E/3rd/8-4/Top4	E/5th/7-7/Top4	F/3rd/10-4/2nd	F/4th/7-7/2nd	E/7th/4-10/xx Bubba Boyz	E/7th/4-10/xx
Sharky's Machine							
Starving Dartists	D/4th/8-6/xx	E/1st/12-0/1st	D/7th/4-10/xx	C/7th/4-10/xx	C/6th/5-9/Top4	C/6th/5-9/2nd	B/7th/3-11/xx
SNAFU							
Sharky's Shooters							
Heroes in Trouble	F/2nd/11-3/2nd						
Throwing W. Impaired							
Damn Yankees							
Kozmic Debris	B/8th/3-11/xx	A/5th/5-9/xx X-Men					
Dynamic Darts	E/5th/6-8/Top4	F/1st/12-2/2nd	G/1st/12-2/2nd				
Da Bulls							
NBF	E/7th/6-8/2nd	E/5th/4-8/xx Hole In The Wall Gang	F/1st/13-1/2nd				
Grateful Darts	D/5th/7-7/2nd	D/6th/7-7/Top4	E/2nd/11-3/Top4	D/6th/2-10/xx	D/6th/3-11/xx	D/6th/5-9/xx	D/3rd/10-4/Top4
Travelin' Beer Bellies	G/2nd/11-3/1st	G/6th/7-7/1st Woody's Woodies				F/5th/6-8/Top4 Connors' Corkers	
Mangina							
Bubba's Garage							
One Armed Bandits							
Rat Bar Stewards	D/2nd/9-5/xx	D/3rd/8-6/xx	E/3rd/10-4/2nd	G/2nd/10-4/1st Cork It			
Don't Know							
Modena Cartel							

SEVEN AND A HALF-YEAR (Fifteen-Season) TEAM PROGRESSION RECORDS

Ok, so you're probably wondering what the heck this is. Well, it's a table listing where each team has finished in each of the last 15 seasons. You can track just how your team has moved up or down over the past fifteen seasons of play, and maybe relive that one great season just one more time. What each set of information means: Division / Regular Season Finish Position / W-L Record / Tournament Result (xx = first round loss) (Whenever a team changed its composition significantly from season to season, I just did the best I could.) (This list only includes teams that played in the past nine seasons.)
(Whenever possible, I also included the different team names for those groups that change their name from season to season.)

Point Break	F/7th/5-9/xx	F/4th/7-7/Top4	G/3rd/9-5/2nd	G/3rd/8-6/2nd				
Diddlers on the Roof	F/8th/2-12/xx	F/6th/5-9/xx Breakers Intimidators						
AFLAC Attack	G/1st/12-0/1st	G/3rd/8-4/1st AFLAC	F/8th/1-13/xx Fup'd Ducks Again	G/2nd/8-6/Top4 G. D. Goldeneyes	F/7th/2-10/xx Fum Duckers	F/5th/5-7/xx	F/5th/6-8/xx Fup'd Ducks	E/8th/5-9/xx Rubber Duckies
Chupacabras	G/2nd/8-4/2nd	F/8th/3-11/xx Hard Cheddar	G/2nd/9-5/Top4	F/6th/2-10/xx		C/7th/0-12/xx Neighbors	C/6th/5-9/xx	C/6th/5-9/xx
Dead Sox	G/3rd/7-5/xx	G/5th/5-7/xx	G/4th/8-6/Top4	G/6th/5-9/xx	G/7th/1-11/xx	G/7th/1-11/xx	G/3rd/7-7/Top4	F/7th/3-11/xx
Tub Kids	G/4th/5-7/Top4							
Three Legged Dog	G/5th/5-7/xx							
Get Over It	G/6th/3-9/Top4	G/4th/6-6/Top4	G/8th/2-12/xx	F/7th/2-10/xx	G/1st/10-2/2nd	G/6th/4-8/xx	G/5th/6-8/xx	G/7th/4-10/xx
Big Deck	G/7th/2-10/xx	G/7th/1-11/xx Murphy's Law	G/7th/5-9/xx	G/5th/6-8/xx The Yankees & a Surfer				
Wherz Baldo?		A/5th/5-7/xx	A/3rd/8-4/Top4 Dilligaffs 2.0	A/1st/12-0/2nd The Dilligaffs	A/3rd/7-5/2nd Nil Is Agòm	B/1st/12-0/1st Volume of a Cue Ball		
Hard Times		C/4th/7-5/xx	C/6th/6-8/xx Dartitude	C/3rd/9-5/1st Breakers Chunkers	C/5th/5-7/Top4 Dixie Chickens	C/5th/5-7/Top4	B/6th/4-8/xx	B/5th/4-8/xx
Bullweiser		D/2nd/9-3/Top4	C/7th/4-10/xx	C/4th/9-5/Top4	C/4th/6-6/xx	C/6th/3-9/xx	B/7th/1-11/Top4	C/2nd/10-4/Top4
Madhouse Patients		F/7th/4-10/xx	F/1st/10-4/2nd	G/1st/14-0/1st	G/3rd/8-4/Top4			
The "G" Spot		G/6th/3-9/xx	G/6th/6-8/xx	G/4th/6-8/Top4	G/4th/7-5/xx	G/5th/4-8/xx	G/7th/4-10/xx	F/8th/2-12/xx Spank This
Damage, Inc.			B/1st/9-3/2nd	B/3rd/9-3/Top4				
Black and Tans			B/5th/5-7/Top4	A/6th/2-10/xx	B/2nd/8-4/Top4	B/3rd/8-4/2nd	C/3rd/10-4/1st	D/3rd/7-5/Top4
Past & Present			C/8th/2-12/xx					
Dart Dawgz			D/3rd/8-4/Top4	E/1st/9-3/Top4	E/5th/5-7/Top4			
I.N.C.			E/4th/5-7/Top4	F/1st/9-3/Top4	G/2nd/9-3/1st	F/7th/2-10/xx		
Bulls Hitters			E/6th/3-9/Top4	F/2nd/8-4/1st	F/5th/4-8/xx	E/6th/4-8/Top4	E/3rd/7-7/xx	E/4th/7-7/Top4
Bull Daggers			F/5th/8-6/xx					
Double-1				C/2nd/9-5/xx				
Diddler's Choice				C/7th/3-11/Top4	B/6th/2-10/xx Stop Drop and Throw	A/7th/3-11/xx One Eyed at Fenway's	A/1st/12-2/2nd Shameless & Aimless	A/2nd/8-4/2nd
Shooter's Buzz				C/8th/3-11/xx	B/7th/1-11/xx	B/5th/4-8/Top4	C/2nd/11-3/Top4	B/7th/1-11/xx
Deck Hashers				G/8th/4-10/xx				
Not Again!					D/7th/2-10/xx	E/3rd/7-5/xx	E/5th/6-8/xx	
Tattoo the Red Eye					E/6th/2-10/Top4	F/2nd/8-4/Top4	G/1st/13-1/2nd	G/4th/7-7/2nd
Rowdy Kidz					G/5th/4-8/Top4			
Broken Arrows					G/6th/3-9/xx			
Friends of the Devil						B/4th/6-6/xx	B/5th/6-6/xx	C/1st/13-1/Top4
Scavengers						C/4th/6-6/xx	D/1st/13-1/Top4	E/2nd/9-5/1st
Stik It						C/6th/3-9/xx	B/7th/1-11/Top4	C/2nd/10-4/Top4
Flying Aces						E/7th/4-8/xx	D/7th/4-10/1st	D/5th/5-7/1st
To The Point						F/1st/9-3/2nd	E/8th/5-9/xx	
Team Red Eye						G/3rd/8-4/Top4	G/4th/7-7/Top4	
Top to Bottom							A/7th/4-10/xx	
No Clue							A/8th/3-11/xx	B/1st/10-2/1st
Wieblin							B/1st/11-1/Top4	B/6th/3-9/xx Rare Breed Darters
Darting Eyes							C/8th/0-14/xx	
Reggaeheads							D/8th/1-13/xx	C/7th/4-10/xx
Sharp Darts							E/7th/5-9/2nd	G/2nd/11-3/1st
2 Eggs & 4 Swimmers							G/8th/4-10/xx	G/6th/4-10/xx The Underdog
Top Dead Center								A/6th/3-9/xx
Double Shots								C/5th/6-8/xx
Been There, "F"d That								F/2nd/12-2/Top4
AH & the Diddlers								G/5th/5-9/xx

SEVEN AND A HALF-YEAR (Fifteen-Season) TEAM PROGRESSION RECORDS

Ok, so you're probably wondering what the heck this is. Well, it's a table listing where each team has finished in each of the last 15 seasons. You can track just how your team has moved up or down over the past fifteen seasons of play, and maybe relive that one great season just one more time. What each set of information means: Division / Regular Season Finish Position / W-L Record / Tournament Result (xx = first round loss) (Whenever a team changed its composition significantly from season to season, I just did the best I could.) (This list only includes teams that played in the past nine seasons.) (Whenever possible, I also included the different team names for those groups that change their name from season to season.)

Point Break							
Diddlers on the Roof							
AFLAC Attack	E/3rd/7-7/Top4 M.R.Ducks	E/4th/4-8/Top4	E/4th/8-6/xx Doroth'E'a Ducks	D/7th/1-11/xx "D" Ducks Again	C/8th/3-11/xx C.D.Ducks	D/3rd/8-6/Top4 "D" Ducks	D/6th/4-10/xx Bad News Ducks
Chupacabras	C/3rd/5-7/xx	B/8th/1-13/xx	B/6th/4-10/xx	B/5th/5-7/xx	C/3rd/8-6/xx	C/5th/6-8/xx	D/2nd/10-4/2nd
Dead Sox							
Tub Kids							
Three Legged Dog							
Get Over It	F/7th/2-12/xx	G/2nd/9-5/Top4	G/6th/4-10/xx	F/7th/2-12/xx	F/5th/5-9/xx	F/3rd/7-7/Top4 Donkey Darts	F/6th/5-9/xx Politically Correct
Big Deck							
Wherz Baldo?							
Hard Times	C/2nd/9-3/2nd	C/3rd/9-5/Top4 Coral Reefers	C/4th/8-6/Top4	D/3rd/7-5/Top4	D/4th/7-7/xx	D/5th/8-6/Top4	C/8th/3-11/xx
Bullweiser	C/5th/5-7/Top4	C/6th/6-8/xx	B/8th/4-10/xx	C/4th/8-6/Top4	D/2nd/12-2/Top4	E/2nd/10-4/Top4	F/2nd/11-3/Top4
Madhouse Patients							
The "G" Spot	F/6th/6-8/Top4	F/5th/6-8/Top4	G/3rd/10-4/1st Pokey & the Bandits	G/8th/4-10/xx			
Damage, Inc.							
Black and Tans	D/3rd/9-5/1st						
Past & Present							
Dart Dawgz							
I.N.C.							
Bulls Hitters		C/5th/6-8/xx	D/2nd/11-3/Top4	F/2nd/10-4/Top4	G/1st/13-1/1st		
Bull Daggers							
Double-1							
Diddler's Choice	B/1st/13-1/1st	C/1st/13-1/1st	D/1st/11-3/1st	E/2nd/8-4/1st	F/1st/11-3/Top4	F/4th/7-7/xx	
Shooter's Buzz	B/6th/5-9/xx	B/6th/5-9/xx	B/4th/7-7/Top4	D/1st/11-1/2nd	E/2nd/10-4/2nd	F/1st/13-1/1st	F/4th/10-4/Top4
Deck Hashers							
Not Again!							
Tattoo the Red Eye	G/7th/4-10/xx	F/7th/2-12/xx	F/5th/5-9/Top4	G/6th/5-9/xx	F/7th/4-10/xx Dead Eyes	F/6th/5-9/xx	
Rowdy Kidz							
Broken Arrows							
Friends of the Devil	D/1st/11-3/Top4	E/2nd/9-3/2nd	F/2nd/12-2/1st	E/6th/4-8/xx	F/3rd/9-5/Top4		
Scavengers	D/8th/2-12/xx	C/7th/3-11/xx	C/5th/6-8/xx	C/5th/5-9/xx	C/4th/8-6/Top4 Helga & the Horribles	D/2nd/8-6/xx	F/8th/1-13/xx In Again
Stik It	C/5th/5-7/Top4	C/6th/6-8/xx	B/8th/4-10/xx	C/4th/8-6/Top4	D/2nd/12-2/Top4	E/2nd/10-4/Top4	F/2nd/11-3/Top4
Flying Aces	E/1st/11-3/1st	F/3rd/10-4/1st					
To The Point							
Team Red Eye							
Top to Bottom							
No Clue	C/1st/10-2/1st	D/1st/9-5/2nd	D/6th/5-9/xx Diddling While Impaired	E/3rd/6-6/Top4			
Wieblin							
Darting Eyes							
Reggaeheads	C/4th/5-7/xx	D/2nd/9-5/1st	D/3rd/10-4/2nd	F/1st/13-1/1st			
Sharp Darts	G/4th/7-7/xx	G/3rd/8-6/xx	F/8th/3-11/xx	E/7th/2-10/xx	D/8th/2-12/xx	C/7th/2-12/xx	C/5th/5-9/xx
2 Eggs & 4 Swimmers	G/8th/3-11/xx The Outlaws	G/7th/4-10/xx Where's Gary?	G/7th/3-11/xx Defendants	F/8th/0-14/xx To Kill A Brew	F/6th/5-9/xx		
Top Dead Center	B/2nd/12-2/Top4	A/8th/2-12/xx	A/7th/5-9/xx	B/1st/12-0/1st	A/7th/4-10/xx	A/3rd/9-5/Top4	A/6th/5-9/xx Flight Tyme
Double Shots							
Been There, "F"d That	E/8th/3-11/xx						
AH & the Diddlers	F/8th/2-12/xx	F/6th/5-9/xx	F/4th/6-8/xx	G/3rd/9-5/Top4	G/4th/6-8/Top4 The Clarifiers		

Spring 2002 RDL Top Singles Records (by division) (FINAL!)

(All statistics are included, as there were no missing scoresheets this season)
(Game minimum required for this listing: 19 for "D" and "F" divisions, 16 for all other divisions)

"A" Division

			W	L	%-age
1	Budelman, Jim	A1/ Lunatic Fringe	19	3	0.864
2	Eastmead, Phillip	A2/ The Raleigh Lamas	19	4	0.826
3	Terry, Bob	A1/ Lunatic Fringe	21	6	0.778
4	Beeson, Robb	A3/ Pig Darts	17	6	0.739
5	Tan, Wil	A2/ The Raleigh Lamas	13	5	0.722
6	Hall, Mike	A5/ Dart Shadows Inc.	14	6	0.700
7	Hyler, Dale	A4/ Big J's Crew of Ill Reput	15	7	0.682
8	Wall, Keith	A1/ Lunatic Fringe	16	8	0.667
	Samaluk, Somchai	A2/ The Raleigh Lamas	12	6	0.667
10	Gibbs, Keith	A2/ The Raleigh Lamas	15	8	0.652
11	Shpritz, Lisa	A4/ Big J's Crew of Ill Reput	11	6	0.647
12	Eason, Joel	A3/ Pig Darts	12	7	0.632
13	Van Dyke, Darren	A5/ Dart Shadows Inc.	10	6	0.625
14	Davis, Jim	A3/ Pig Darts	10	7	0.588
15	Butman, Don	A1/ Lunatic Fringe	14	10	0.583

"B" Division

			W	L	%-age
1	Butters, Scott	B1/ Dazed & Confused	22	2	0.917
2	Whitehead, Lee	B2/ D. V. Needed	18	2	0.900
3	Evans, J.P.	B4/ Dodge Darts	19	5	0.792
4	Carroll, John	B3/ Dirty Dogs	16	6	0.727
	Delp, Paula	B2/ D. V. Needed	16	6	0.727
6	Butters, Kent	B1/ Dazed & Confused	17	7	0.708
7	Currin, David	B2/ D. V. Needed	16	8	0.667
8	Knox, Mike	B6/ Horsemen	13	7	0.650
9	Sosa, Bo	B7/ Nine Lives	14	8	0.636
10	Baldwin, Randy	B5/ Excalibur	12	7	0.632
11	Benson, Will	B2/ D. V. Needed	14	9	0.609
12	Pollard, Daniel	B2/ D. V. Needed	15	10	0.600
	McNamara, Tim	B4/ Dodge Darts	12	8	0.600
14	Holland, Steve	B4/ Dodge Darts	13	9	0.591
15	Gibson, Jack	B7/ Nine Lives	10	8	0.556

"C" Division

			W	L	%-age
1	Simpson, David	C1/ Get the Point "33"	16	2	0.889
2	Jenkins, John	C1/ Get the Point "33"	20	4	0.833
3	Kunttu, Kurt	C6/ Some Old Some New	19	5	0.792
4	Barker, Barry	C6/ Some Old Some New	18	5	0.783
5	Murdaugh, John	C4/ Home Thrown	17	7	0.708
6	Allen, Kenny	C7/ The Socials "T3"	16	7	0.696
7	Crowley, Pat	C3/ Wireless	15	7	0.682
8	Smith, Sarge	C2/ WIEBLS	17	9	0.654
9	Swindell, Rick	C6/ Some Old Some New	14	8	0.636
10	Edgecombe, Sean	C4/ Home Thrown	15	9	0.625
	Simpson, Donnie	C4/ Home Thrown	10	6	0.625
12	Lewis, Todd	C1/ Get the Point "33"	13	8	0.619
	White, Taylor	C5/ Pog Mo Hon	13	8	0.619
14	Blackburn, Larry	C5/ Pog Mo Hon	14	10	0.583
	Coyne, Kevin	C2/ WIEBLS	14	10	0.583

"D" Division

			W	L	%-age
1	Ray, Gerald	D5/ Woodchucks	24	4	0.857
1	Arensdorf, David	D6/ Sharky's Machine	18	3	0.857
3	Beaudoin, Paul	D5/ Woodchucks	17	3	0.850
4	Sawyer, Duane	D5/ Woodchucks	22	4	0.846
5	Persson, Kenny	D5/ Woodchucks	19	6	0.760
6	Hodges, Mike	D8/ Throwing W. Impaired	19	7	0.731
	Shown, Marc	D1/ Starving Dartists	19	7	0.731
8	Allison, Frank	D6/ Sharky's Machine	17	7	0.708
9	Howell, John	D1/ Starving Dartists	18	8	0.692
	Powell, Mark	D4/ UZMALL	18	8	0.692
11	Rube, Bob	D4/ UZMALL	14	7	0.667
12	Sawyer, Matt	D5/ Woodchucks	19	10	0.655
13	Hagan, Mark	D1/ Starving Dartists	13	8	0.619
14	Browndorf, Ken	D6/ Sharky's Machine	16	10	0.615
15	Stasko, Bill	D3/ Heroes In Trouble	17	11	0.607

"E" Division

			W	L	%-age
1	Winters, Tom	E6/ Dynamic Darts	17	1	0.944
2	Sarantos, Alex	E3/ Damn Yankees	19	5	0.792
3	Doroshanko, Jim	E3/ Damn Yankees	17	5	0.773
4	Johnston, Anton	E4/ Kozmic Debris	18	6	0.750
	Hall, Dan	E5/ NBF	12	4	0.750
	Strickland, Burt	E4/ Kozmic Debris	12	4	0.750
7	Iager, John	E1/ Grateful Darts	16	6	0.727
8	White, Bill	E7/ Da Bulls	15	6	0.714
9	Fournier, Jeff	E3/ Damn Yankees	16	8	0.667
	Kerr, Duncan	E7/ Da Bulls	16	8	0.667
	Krasnow, Dave	E4/ Kozmic Debris	14	7	0.667
	Markov, Jim	E6/ Dynamic Darts	12	6	0.667
13	McSorley, Paul	E7/ Da Bulls	13	7	0.650
14	Kissinger, Tim	E6/ Dynamic Darts	12	8	0.600
15	Kring, Jeremy	E2/ Travelin' Beer Bellies	11	8	0.579

"F" Division

			W	L	%-age
1	Bacanskas, Andrew	F7/ Bubba's Garage	18	5	0.783
2	Downs, Aaron	F4/ Rat Bar Stewards	17	5	0.773
3	Pope, Joshua	F2/ Modena Cartel	20	6	0.769
4	Leonard, Shawn	F7/ Bubba's Garage	21	7	0.750
5	Thomas, Jason	F3/ Point Break	18	8	0.692
6	Simmons, Tate	F8/ Mangina	18	9	0.667
	Tighe, John	F6/ Don't Know	16	8	0.667
8	Smith, Brian	F5/ Diddlers on the Roof	19	10	0.655
9	O'Farrell, Dustin	F2/ Modena Cartel	13	7	0.650
10	Simons, Emmett	F3/ Point Break	18	10	0.643
11	Hoffman, Pete	F4/ Rat Bar Stewards	12	7	0.632
	McGettigan, Peter	F4/ Rat Bar Stewards	12	7	0.632
13	Smith, David	F4/ Rat Bar Stewards	13	8	0.619
14	Mongillo, Marty	F6/ Don't Know	16	10	0.615
	Sautter, Don	F7/ Bubba's Garage	16	10	0.615

"G" Division

			W	L	%-age
1	Hoyt, Chris	G6/ Tub Kids	18	2	0.900
2	Britt, Jim	G4/ Dead Sox	16	2	0.889
3	Tollerton, Steve	G2/ AFLAC Attack	17	4	0.810
4	Converse, Stan	G2/ AFLAC Attack	19	5	0.792
5	Hatch, Nicole	G5/ Big Deck	20	6	0.769
6	Gorsica, Jay	G5/ Big Deck	16	6	0.727
7	Carawon, Bob	G2/ AFLAC Attack	13	5	0.722
8	Hodgdon, Dave	G2/ AFLAC Attack	15	6	0.714
9	Taylor, Jeff	G4/ Dead Sox	14	7	0.667
10	Thomas, Heather	G3/ Get Over It	13	7	0.650
	Turner, Stu	G4/ Dead Sox	13	7	0.650
12	Fourhman, Karsh	G1/ Chupacabras	11	6	0.647
13	Todd, Patrick	G1/ Chupacabras	12	7	0.632
14	Martin, George	G6/ Tub Kids	14	9	0.609
15	Moore, Tim	G3/ Get Over It	9	7	0.563

Women's Records

			W	L	%-age
		"A" and "B" Divisions			
1	Delp, Paula	B2/ D. V. Needed	16	6	0.727
2	Shpritz, Lisa	A4/ Big J's Crew of Ill Reput	11	6	0.647
3	Churchwell, Billie	B2/ D. V. Needed	7	13	0.350
		"C", "D" and "E" Divisions			
1	Austin, Connie	C1/ Get the Point "33"	12	9	0.571
2	Rhea, Laurie	D2/ SNAFU	15	13	0.536
3	Barker, Jane	C6/ Some Old Some New	10	11	0.476
4	Enos, Kellee	D3/ Heroes In Trouble	12	15	0.444
		"F" and "G" Divisions			
1	Hatch, Nicole	G5/ Big Deck	20	6	0.769
2	Thomas, Heather	G3/ Get Over It	13	7	0.650
3	Swald, Jill	F3/ Point Break	15	13	0.536
4	Long, Laura	F4/ Rat Bar Stewards	12	14	0.462

Spring 2002 RDL Top Doubles Records (by division) (FINAL!)

(All statistics are included, as there were no missing scoresheets this season)
(Game minimum required for this listing: 19 for "D" and "F" divisions, 16 for all other divisions)

"A" Division

			W	L	%-age
1	Beeson, Robb	A3/ Pig Darts	20	4	0.833
2	Stewart, Shannon	A2/ The Raleigh Lamas	13	3	0.813
3	Budelman, Jim	A1/ Lunatic Fringe	17	5	0.773
4	Butman, Don	A1/ Lunatic Fringe	18	6	0.750
	Tan, Wil	A2/ The Raleigh Lamas	18	6	0.750
6	Hyler, Dale	A4/ Big J's Crew of Ill Reput	15	7	0.682
7	Gibbs, Keith	A2/ The Raleigh Lamas	14	7	0.667
8	Terry, Bob	A1/ Lunatic Fringe	17	9	0.654
9	Hall, Mike	A5/ Dart Shadows Inc.	13	7	0.650
10	Hoffmann, Steve	A1/ Lunatic Fringe	16	9	0.640
11	Eason, Joel	A3/ Pig Darts	12	8	0.600
12	Wall, Keith	A1/ Lunatic Fringe	15	11	0.577
13	Eastmead, Phillip	A2/ The Raleigh Lamas	12	9	0.571
14	James, Bob	A5/ Dart Shadows Inc.	13	10	0.565
15	Hester, Billy	A4/ Big J's Crew of Ill Reput	12	10	0.545

"B" Division

			W	L	%-age
1	Delp, Paula	B2/ D. V. Needed	17	5	0.773
2	Whitehead, Lee	B2/ D. V. Needed	16	5	0.762
3	Churchwell, Billie	B2/ D. V. Needed	18	8	0.692
4	Currin, David	B2/ D. V. Needed	16	8	0.667
	Shearin, Keith	B5/ Excalibur	14	7	0.667
6	Barton, Kevin	B3/ Dirty Dogs	14	8	0.636
7	Baldwin, Randy	B5/ Excalibur	13	8	0.619
8	Copple, Matthew	B7/ Nine Lives	12	8	0.600
	Gibson, Jack	B7/ Nine Lives	12	8	0.600
	McNamara, Tim	B4/ Dodge Darts	12	8	0.600
11	Pollard, Daniel	B2/ D. V. Needed	14	10	0.583
12	Benson, Will	B2/ D. V. Needed	13	10	0.565
13	Phillips, Britt	B6/ Horsemen	10	8	0.556
14	Rodgers, Trey	B1/ Dazed & Confused	12	10	0.545
15	(two tied)		13	11	0.542

"C" Division

			W	L	%-age
1	Simpson, Donnie	C4/ Home Thrown	17	1	0.944
2	Edgecombe, Sean	C4/ Home Thrown	18	4	0.818
3	Hounsell, Bob	C5/ Pog Mo Hon	13	5	0.722
4	Jenkins, John	C1/ Get the Point "33"	17	7	0.708
5	Santas, Luey	C4/ Home Thrown	11	5	0.688
6	Nagy, Les	C6/ Some Old Some New	13	6	0.684
7	Giberson, Kris	C2/ WIEBLS	18	9	0.667
	Simpson, David	C1/ Get the Point "33"	12	6	0.667
9	Smith, Sarge	C2/ WIEBLS	15	8	0.652
10	Buckner, Jacky	C1/ Get the Point "33"	16	9	0.640
11	Griffin, Craig	C2/ WIEBLS	15	9	0.625
12	Hindle, Mikey	C2/ WIEBLS	15	10	0.600
	Spencer, Rick	C6/ Some Old Some New	12	8	0.600
14	Allen, Kenny	C7/ The Socials "T3"	14	10	0.583
	Kunttu, Kurt	C6/ Some Old Some New	14	10	0.583

"D" Division

			W	L	%-age
1	Persson, Kenny	D5/ Woodchucks	25	2	0.926
2	Denton, Fon	D4/ UZMALL	22	5	0.815
3	Rube, Bob	D4/ UZMALL	15	4	0.789
4	Ray, Gerald	D5/ Woodchucks	22	6	0.786
5	Powell, Mark	D4/ UZMALL	18	6	0.750
6	Arensdorf, David	D6/ Sharky's Machine	15	7	0.682
	Deemer, Randy	D1/ Starving Dartists	15	7	0.682
8	Sawyer, Matt	D5/ Woodchucks	17	8	0.680
9	Beaudoin, Paul	D5/ Woodchucks	13	7	0.650
10	Williams, Denny	D4/ UZMALL	16	9	0.640
11	Kruger, Lonny	D6/ Sharky's Machine	17	10	0.630
12	Parks, Paul	D6/ Sharky's Machine	13	8	0.619
13	Sawyer, Duane	D5/ Woodchucks	16	10	0.615
14	Loveland, Frank	D5/ Woodchucks	14	9	0.609
15	Browndorf, Ken	D6/ Sharky's Machine	15	10	0.600

"E" Division

			W	L	%-age
1	Slowasski, Chris	E3/ Damn Yankees	14	4	0.778
2	Doroshanko, Jim	E3/ Damn Yankees	16	6	0.727
3	Jackson, Barry	E6/ Dynamic Darts	13	5	0.722
4	Fournier, Jeff	E3/ Damn Yankees	17	7	0.708
	Sarantos, Alex	E3/ Damn Yankees	17	7	0.708
6	Gillett, Galen	E5/ NBF	16	9	0.640
7	Markov, Jim	E6/ Dynamic Darts	12	7	0.632
8	Johnston, Anton	E4/ Kozmic Debris	15	9	0.625
9	Hall, Dan	E5/ NBF	11	7	0.611
10	White, Bill	E7/ Da Bulls	13	9	0.591
11	Whitehurst, Carol	E5/ NBF	10	7	0.588
12	Flowers, Fred	E4/ Kozmic Debris	11	8	0.579
	Smith, T.C.	E4/ Kozmic Debris	11	8	0.579
14	Martin, Anthony	E4/ Kozmic Debris	15	11	0.577
15	McFadden, Kevin	E6/ Dynamic Darts	12	9	0.571

"F" Division

			W	L	%-age
1	Bond, Joel	F8/ Mangina	22	6	0.786
2	Simmons, Tate	F8/ Mangina	19	6	0.760
3	Sautter, Don	F7/ Bubba's Garage	17	8	0.680
4	Motley, Steve	F7/ Bubba's Garage	15	9	0.625
	Penny, Ron	F8/ Mangina	15	9	0.625
6	Mongillo, Marty	F6/ Don't Know	16	10	0.615
	Pope, Joshua	F2/ Modena Cartel	16	10	0.615
8	Branch, John	F6/ Don't Know	13	9	0.591
	Pope, Daniel	F2/ Modena Cartel	13	9	0.591
10	Smith, Brian	F5/ Diddlers on the Roof	18	13	0.581
11	Bacanskas, Andrew	F7/ Bubba's Garage	15	11	0.577
12	Wissinger, William	F8/ Mangina	12	9	0.571
13	Long, Laura	F4/ Rat Bar Stewards	15	13	0.536
14	Huray, Adam	F2/ Modena Cartel	11	10	0.524
	Pope, Sherman	F2/ Modena Cartel	11	10	0.524

"G" Division

			W	L	%-age
1	Taylor, Jeff	G4/ Dead Sox	17	5	0.773
2	Britt, Jim	G4/ Dead Sox	13	4	0.765
	Turner, Stu	G4/ Dead Sox	13	4	0.765
4	Converse, Stan	G2/ AFLAC Attack	16	7	0.696
5	Park, Ed	G1/ Chupacabras	11	5	0.688
6	Tollerton, Steve	G2/ AFLAC Attack	15	7	0.682
7	Gagner, Chris	G7/ Three Legged Dog	16	8	0.667
8	Fourhman, Karsh	G1/ Chupacabras	11	6	0.647
9	Vest, Ronnie	G1/ Chupacabras	11	7	0.611
10	Carawon, Bob	G2/ AFLAC Attack	13	9	0.591
11	Todd, Patrick	G1/ Chupacabras	12	9	0.571
12	Lyford, Chris	G7/ Three Legged Dog	13	10	0.565
13	Theall, Kenneth P.	G7/ Three Legged Dog	10	8	0.556
14	Hoyt, Chris	G6/ Tub Kids	11	9	0.550
15	(two tied)		9	8	0.529

Women's Records

			W	L	%-age
		"A" and "B" Divisions			
1	Delp, Paula	B2/ D. V. Needed	17	5	0.773
2	Churchwell, Billie	B2/ D. V. Needed	18	8	0.692
3	Shpritz, Lisa	A4/ Big J's Crew of Ill Reput	9	8	0.529
		"C", "D" and "E" Divisions			
1	Whitehurst, Carol	E5/ NBF	10	7	0.588
2	Austin, Connie	C1/ Get the Point "33"	10	9	0.526
3	Rhea, Laurie	D2/ SNAFU	13	13	0.500
4	Hall, April	E5/ NBF	8	9	0.471
		"F" and "G" Divisions			
1	Long, Laura	F4/ Rat Bar Stewards	15	13	0.536
2	Hatch, Nicole	G5/ Big Deck	13	12	0.520
3	Swald, Jill	F3/ Point Break	12	14	0.462
4	Hendrick, Ruthie	F5/ Diddlers on the Roof	14	19	0.424

Spring 2002 RDL Top Singles+Doubles Records (by division) (FINAL!)

(All statistics are included, as there were no missing scoresheets this season)

(Game minimum required for this listing: 37 for "D" and "F" divisions, 32 for all other divisions)

"A" Division

			W	L	%-age
1	Budelman, Jim	A1/ Lunatic Fringe	36	8	0.818
2	Beeson, Robb	A3/ Pig Darts	37	10	0.787
3	Tan, Wil	A2/ The Raleigh Lamas	31	11	0.738
4	Terry, Bob	A1/ Lunatic Fringe	38	15	0.717
5	Eastmead, Phillip	A2/ The Raleigh Lamas	31	13	0.705
6	Hyler, Dale	A4/ Big J's Crew of Ill Reput	30	14	0.682
7	Hall, Mike	A5/ Dart Shadows Inc.	27	13	0.675
8	Butman, Don	A1/ Lunatic Fringe	32	16	0.667
9	Gibbs, Keith	A2/ The Raleigh Lamas	29	15	0.659
10	Wall, Keith	A1/ Lunatic Fringe	31	19	0.620
11	Eason, Joel	A3/ Pig Darts	24	15	0.615
12	Hoffmann, Steve	A1/ Lunatic Fringe	31	20	0.608
13	Samaluk, Somchai	A2/ The Raleigh Lamas	21	14	0.600
14	Shpritz, Lisa	A4/ Big J's Crew of Ill Reput	20	14	0.588
15	James, Bob	A5/ Dart Shadows Inc.	27	21	0.563

"B" Division

			W	L	%-age
1	Whitehead, Lee	B2/ D. V. Needed	34	7	0.829
2	Delp, Paula	B2/ D. V. Needed	33	11	0.750
3	Butters, Scott	B1/ Dazed & Confused	34	14	0.708
4	Currin, David	B2/ D. V. Needed	32	16	0.667
5	Evans, J.P.	B4/ Dodge Darts	31	17	0.646
6	Baldwin, Randy	B5/ Excalibur	25	15	0.625
7	Carroll, John	B3/ Dirty Dogs	26	17	0.605
8	McNamara, Tim	B4/ Dodge Darts	24	16	0.600
	Shearin, Keith	B5/ Excalibur	24	16	0.600
10	Pollard, Daniel	B2/ D. V. Needed	29	20	0.592
11	Barton, Kevin	B3/ Dirty Dogs	26	18	0.591
12	Knox, Mike	B6/ Horsemen	23	16	0.590
13	Benson, Will	B2/ D. V. Needed	27	19	0.587
14	Sosa, Bo	B7/ Nine Lives	25	18	0.581
15	Gibson, Jack	B7/ Nine Lives	22	16	0.579

"C" Division

			W	L	%-age
1	Simpson, Donnie	C4/ Home Thrown	27	7	0.794
2	Simpson, David	C1/ Get the Point "33"	28	8	0.778
3	Jenkins, John	C1/ Get the Point "33"	37	11	0.771
4	Edgecombe, Sean	C4/ Home Thrown	33	13	0.717
5	Kunttu, Kurt	C6/ Some Old Some New	33	15	0.688
6	Barker, Barry	C6/ Some Old Some New	30	15	0.667
7	Smith, Sarge	C2/ WIEBLS	32	17	0.653
8	Allen, Kenny	C7/ The Socials "T3"	30	17	0.638
9	Hounsell, Bob	C5/ Pog Mo Hon	21	12	0.636
10	Crowley, Pat	C3/ Wireless	27	17	0.614
11	Murdaugh, John	C4/ Home Thrown	29	19	0.604
12	Giberson, Kris	C2/ WIEBLS	33	22	0.600
	Griffin, Craig	C2/ WIEBLS	27	18	0.600
14	Lewis, Todd	C1/ Get the Point "33"	25	17	0.595
15	Buckner, Jacky	C1/ Get the Point "33"	30	21	0.588

"D" Division

			W	L	%-age
1	Persson, Kenny	D5/ Woodchucks	44	8	0.846
2	Ray, Gerald	D5/ Woodchucks	46	10	0.821
3	Arensdorf, David	D6/ Sharky's Machine	33	10	0.767
4	Beaudoin, Paul	D5/ Woodchucks	30	10	0.750
5	Sawyer, Duane	D5/ Woodchucks	38	14	0.731
6	Rube, Bob	D4/ UZMALL	29	11	0.725
7	Powell, Mark	D4/ UZMALL	36	14	0.720
8	Denton, Fon	D4/ UZMALL	38	17	0.691
9	Sawyer, Matt	D5/ Woodchucks	36	18	0.667
10	Loveland, Frank	D5/ Woodchucks	27	14	0.659
11	Kenney, Mitch	D5/ Woodchucks	24	13	0.649
12	Allison, Frank	D6/ Sharky's Machine	29	17	0.630
13	Shown, Marc	D1/ Starving Dartists	32	19	0.627
14	Deemer, Randy	D1/ Starving Dartists	28	17	0.622
15	Howell, John	D1/ Starving Dartists	32	20	0.615

"E" Division

			W	L	%-age
1	Sarantos, Alex	E3/ Damn Yankees	36	12	0.750
	Doroshanko, Jim	E3/ Damn Yankees	33	11	0.750
	Winters, Tom	E6/ Dynamic Darts	24	8	0.750
4	Slowasski, Chris	E3/ Damn Yankees	24	9	0.727
5	Fournier, Jeff	E3/ Damn Yankees	33	15	0.688
	Johnston, Anton	E4/ Kozmic Debris	33	15	0.688
7	Hall, Dan	E5/ NBF	23	11	0.676
8	White, Bill	E7/ Da Bulls	28	15	0.651
9	Markov, Jim	E6/ Dynamic Darts	24	13	0.649
10	Iager, John	E1/ Grateful Darts	29	17	0.630
11	Jackson, Barry	E6/ Dynamic Darts	23	14	0.622
12	Gillett, Galen	E5/ NBF	28	19	0.596
13	Krasnow, Dave	E4/ Kozmic Debris	23	16	0.590
14	Kring, Jeremy	E2/ Travelin' Beer Bellies	21	16	0.568
15	Kissinger, Tim	E6/ Dynamic Darts	21	17	0.553

"F" Division

			W	L	%-age
1	Simmons, Tate	F8/ Mangina	37	15	0.712
2	Pope, Joshua	F2/ Modena Cartel	36	16	0.692
3	Bacanskas, Andrew	F7/ Bubba's Garage	33	16	0.673
4	Bond, Joel	F8/ Mangina	34	17	0.667
5	Sautter, Don	F7/ Bubba's Garage	33	18	0.647
6	Downs, Aaron	F4/ Rat Bar Stewards	29	16	0.644
7	Leonard, Shawn	F7/ Bubba's Garage	35	21	0.625
8	Smith, Brian	F5/ Diddlers on the Roof	37	23	0.617
9	Mongillo, Marty	F6/ Don't Know	32	20	0.615
10	Thomas, Jason	F3/ Point Break	31	21	0.596
11	Penny, Ron	F8/ Mangina	28	20	0.583
12	Wissinger, William	F8/ Mangina	25	18	0.581
13	Motley, Steve	F7/ Bubba's Garage	30	22	0.577
14	Tighe, John	F6/ Don't Know	27	21	0.563
15	Smith, David	F4/ Rat Bar Stewards	23	18	0.561

"G" Division

			W	L	%-age
1	Britt, Jim	G4/ Dead Sox	29	6	0.829
2	Converse, Stan	G2/ AFLAC Attack	35	12	0.745
3	Tollerton, Steve	G2/ AFLAC Attack	32	11	0.744
4	Hoyt, Chris	G6/ Tub Kids	29	11	0.725
5	Taylor, Jeff	G4/ Dead Sox	31	12	0.721
6	Turner, Stu	G4/ Dead Sox	26	11	0.703
7	Carawon, Bob	G2/ AFLAC Attack	26	14	0.650
8	Hatch, Nicole	G5/ Big Deck	33	18	0.647
	Fourhman, Karsh	G1/ Chupacabras	22	12	0.647
10	Hodgdon, Dave	G2/ AFLAC Attack	26	16	0.619
11	Gagner, Chris	G7/ Three Legged Dog	29	19	0.604
12	Todd, Patrick	G1/ Chupacabras	24	16	0.600
13	Gorsica, Jay	G5/ Big Deck	26	18	0.591
14	Ricket, Mike	G5/ Big Deck	24	21	0.533
15	Davis, Stuart	G1/ Chupacabras	18	16	0.529

Women's Records

"A" and "B" Divisions

			W	L	%-age
1	Delp, Paula	B2/ D. V. Needed	33	11	0.750
2	Shpritz, Lisa	A4/ Big J's Crew of Ill Reput	20	14	0.588
3	Churchwell, Billie	B2/ D. V. Needed	25	21	0.543

"C", "D" and "E" Divisions

			W	L	%-age
1	Austin, Connie	C1/ Get the Point "33"	22	18	0.550
2	Rhea, Laurie	D2/ SNAFU	28	26	0.519
3	Barker, Jane	C6/ Some Old Some New	17	20	0.459
4	Enos, Kellee	D3/ Heroes In Trouble	24	30	0.444

"F" and "G" Divisions

			W	L	%-age
1	Hatch, Nicole	G5/ Big Deck	33	18	0.647
2	Thomas, Heather	G3/ Get Over It	22	20	0.524
3	Long, Laura	F4/ Rat Bar Stewards	27	27	0.500
	Swald, Jill	F3/ Point Break	27	27	0.500

Spring 2002 RDL Top All-Star Percentages (by division) (FINAL!)

(All statistics are included, as there were no missing scoresheets this season)

(Game minimum required for this listing: 37 for "D" and "F" divisions, 32 for all other divisions)

"A" Division

			ASP	TGP	%-age
1	Tan, Wil	A2/ The Raleigh Lamas	63.0	42	1.500
2	Butman, Don	A1/ Lunatic Fringe	66.0	48	1.375
3	Eastmead, Phillip	A2/ The Raleigh Lamas	60.0	44	1.364
4	Beeson, Robb	A3/ Pig Darts	63.5	48	1.323
5	Hoffmann, Steve	A1/ Lunatic Fringe	62.5	51	1.225
6	Davis, Jim	A3/ Pig Darts	45.5	38	1.197
7	Budelman, Jim	A1/ Lunatic Fringe	52.5	44	1.193
	Gibbs, Keith	A2/ The Raleigh Lamas	52.5	44	1.193
9	Hyler, Dale	A4/ Big J's Crew of Ill Reput	53.5	45	1.189
10	Van Dyke, Darren	A5/ Dart Shadows Inc.	36.5	34	1.074
11	James, Bob	A5/ Dart Shadows Inc.	50.5	49	1.031
12	Wilcenski, Steve	A7/ Last Call	41.0	42	0.976
13	Eason, Joel	A3/ Pig Darts	38.5	40	0.963
	Hall, Mike	A5/ Dart Shadows Inc.	38.5	40	0.963
15	Terry, Bob	A1/ Lunatic Fringe	50.0	53	0.943

"B" Division

			ASP	TGP	%-age
1	Butters, Scott	B1/ Dazed & Confused	70.0	51	1.373
2	Whitehead, Lee	B2/ D. V. Needed	47.0	42	1.119
3	Carroll, John	B3/ Dirty Dogs	45.5	43	1.058
4	McNamara, Tim	B4/ Dodge Darts	42.5	41	1.037
5	Gibson, Jack	B7/ Nine Lives	39.0	40	0.975
6	Holland, Steve	B4/ Dodge Darts	36.5	46	0.793
7	Delp, Paula	B2/ D. V. Needed	35.0	45	0.778
8	Pollard, Daniel	B2/ D. V. Needed	38.0	50	0.760
9	Evans, J.P.	B4/ Dodge Darts	37.0	49	0.755
10	Barton, Kevin	B3/ Dirty Dogs	33.0	45	0.733
11	Smith, Butch	B7/ Nine Lives	29.5	41	0.720
12	Crumpler, Greg	B1/ Dazed & Confused	34.5	49	0.704
	Currin, David	B2/ D. V. Needed	34.5	49	0.704
14	Hope, Chris	B4/ Dodge Darts	34.0	50	0.680
15	Dahulich, Jeff	B4/ Dodge Darts	33.0	49	0.673

"C" Division

			ASP	TGP	%-age
1	Jenkins, John	C1/ Get the Point "33"	59.5	49	1.214
2	Simpson, Donnie	C4/ Home Thrown	39.5	35	1.129
3	Crowley, Pat	C3/ Wireless	43.0	44	0.977
4	Santas, Luey	C4/ Home Thrown	28.0	32	0.875
5	Simpson, David	C1/ Get the Point "33"	29.0	36	0.806
6	Allen, Kenny	C7/ The Socials "T3"	37.5	47	0.798
7	Murdaugh, John	C4/ Home Thrown	39.0	49	0.796
8	Hounsell, Bob	C5/ Pog Mo Hon	25.5	34	0.750
9	Buckner, Jacky	C1/ Get the Point "33"	37.5	52	0.721
10	Barker, Barry	C6/ Some Old Some New	32.0	45	0.711
11	Kunttu, Kurt	C6/ Some Old Some New	31.0	48	0.646
12	Robertson, David	C5/ Pog Mo Hon	30.0	47	0.638
13	Swindell, Rick	C6/ Some Old Some New	27.0	46	0.587
14	Edgecombe, Andrew	C4/ Home Thrown	27.5	47	0.585
15	McKenna, Joey	C7/ The Socials "T3"	20.0	35	0.571

"D" Division

			ASP	TGP	%-age
1	Ray, Gerald	D5/ Woodchucks	77.0	56	1.375
2	Arensdorf, David	D6/ Sharky's Machine	31.0	44	0.705
3	Brown, Phil	D8/ Throwing W. Impaired	38.0	55	0.691
4	Sharp, Scooter	D7/ Sharky's Shooters	28.5	43	0.663
5	Williams, Denny	D4/ UZMALL	30.0	46	0.652
6	Rube, Bob	D4/ UZMALL	26.5	41	0.646
7	Sawyer, Duane	D5/ Woodchucks	32.0	52	0.615
8	Sawyer, Matt	D5/ Woodchucks	32.5	54	0.602
9	Deemer, Randy	D1/ Starving Dartists	26.0	45	0.578
10	Persson, Kenny	D5/ Woodchucks	30.0	52	0.577
11	Stasko, Bill	D3/ Heroes In Trouble	31.0	56	0.554
12	Beaudoin, Paul	D5/ Woodchucks	22.0	40	0.550
13	Powell, Mark	D4/ UZMALL	28.0	51	0.549
14	Allison, Frank	D6/ Sharky's Machine	25.5	47	0.543
15	Mooty, Aaron	D8/ Throwing W. Impaired	25.5	48	0.531

"E" Division

			ASP	TGP	%-age
1	Winters, Tom	E6/ Dynamic Darts	26.5	32	0.828
2	Gillett, Galen	E5/ NBF	37.0	49	0.755
3	Fournier, Jeff	E3/ Damn Yankees	35.0	48	0.729
4	Iager, John	E1/ Grateful Darts	34.5	48	0.719
5	Yoneoka, J.J.	E2/ Travelin' Beer Bellies	27.5	45	0.611
6	Side, Eric	E2/ Travelin' Beer Bellies	26.5	44	0.602
	White, Bill	E7/ Da Bulls	26.5	44	0.602
8	Smith, T.C.	E4/ Kozmic Debris	22.0	37	0.595
9	Hall, Dan	E5/ NBF	20.5	35	0.586
10	Johnston, Anton	E4/ Kozmic Debris	27.5	48	0.573
11	Slowasski, Chris	E3/ Damn Yankees	17.5	33	0.530
	Strickland, Burt	E4/ Kozmic Debris	17.5	33	0.530
13	Fournier, Chris	E3/ Damn Yankees	18.0	35	0.514
14	Bleakley, Tom	E5/ NBF	20.0	39	0.513
15	Sarantos, Alex	E3/ Damn Yankees	19.5	48	0.406

"F" Division

			ASP	TGP	%-age
1	Downs, Aaron	F4/ Rat Bar Stewards	37.0	45	0.822
2	Wissinger, William	F8/ Mangina	34.0	43	0.791
3	Penny, Ron	F8/ Mangina	36.0	49	0.735
4	McGettigan, Peter	F4/ Rat Bar Stewards	27.5	41	0.671
5	Pope, Joshua	F2/ Modena Cartel	35.0	54	0.648
6	Leonard, Shawn	F7/ Bubba's Garage	32.0	57	0.561
7	Bacanskas, Andrew	F7/ Bubba's Garage	27.5	50	0.550
8	Branch, John	F6/ Don't Know	23.5	45	0.522
9	Tighe, John	F6/ Don't Know	26.0	50	0.520
10	Mongillo, Marty	F6/ Don't Know	28.0	54	0.519
11	Thomas, Jason	F3/ Point Break	25.5	53	0.481
12	Webb, Steve	F3/ Point Break	24.5	52	0.471
13	Motley, Steve	F7/ Bubba's Garage	24.0	53	0.453
14	Taylor, Wayne	F1/ One Armed Bandits	19.5	50	0.390
15	Long, Laura	F4/ Rat Bar Stewards	21.0	54	0.389

"G" Division

			ASP	TGP	%-age
1	Britt, Jim	G4/ Dead Sox	27.0	36	0.750
2	Hoyt, Chris	G6/ Tub Kids	24.5	42	0.583
3	Tollerton, Steve	G2/ AFLAC Attack	25.5	45	0.567
4	Taylor, Jeff	G4/ Dead Sox	24.0	44	0.545
5	Carter, Chris	G6/ Tub Kids	18.0	37	0.486
6	Martin, George	G6/ Tub Kids	20.0	49	0.408
7	Hatch, Nicole	G5/ Big Deck	20.0	51	0.392
8	Converse, Stan	G2/ AFLAC Attack	19.0	49	0.388
9	Hodgdon, Dave	G2/ AFLAC Attack	16.0	43	0.372
10	Hall, Jim	G2/ AFLAC Attack	17.0	48	0.354
11	Kent, Sean	G1/ Chupacabras	12.0	34	0.353
12	Carawon, Bob	G2/ AFLAC Attack	14.0	42	0.333
13	Wilser, Dave	G3/ Get Over It	16.5	50	0.330
14	Vest, Ronnie	G1/ Chupacabras	11.5	35	0.329
15	Ricket, Mike	G5/ Big Deck	13.5	45	0.300

Women's Records

			ASP	TGP	%-age
		"A" and "B" Divisions			
1	Delp, Paula	B2/ D. V. Needed	35.0	45	0.778
2	Shpritz, Lisa	A4/ Big J's Crew of Ill Reput	25.5	34	0.750
3	Churchwell, Billie	B2/ D. V. Needed	15.0	47	0.319
		"C", "D" and "E" Divisions			
1	Blackwelder, Deborah	D8/ Throwing W. Impaired	28.0	55	0.509
2	Austin, Connie	C1/ Get the Point "33"	17.0	41	0.415
3	Whitehurst, Carol	E5/ NBF	12.5	37	0.338
4	Rhea, Laurie	D2/ SNAFU	18.0	54	0.333
		"F" and "G" Divisions			
1	Hatch, Nicole	G5/ Big Deck	20.0	51	0.392
2	Long, Laura	F4/ Rat Bar Stewards	21.0	54	0.389
3	Hendrick, Ruthie	F5/ Diddlers on the Roof	18.5	69	0.268
4	Swald, Jill	F3/ Point Break	13.5	55	0.245

Spring 2002 RDL League-Wide Sectional Statistics (ranked by percentage) (FINAL!)

(All statistics are included, as there were no missing scoresheets this season)

(Game minimum required for this listing: 7 for "D" and "F" divisions, 6 for all other divisions)

Singles 301 Win Percentage

			W	L	%-age
1	Mehok, Larry	B3/ Dirty Dogs	6	0	1.000
	Hochalter, Ronnie	C7/ The Socials "T3"	6	0	1.000
	Hansen, Paul	E4/ Kozmic Debris	6	0	1.000
4	Eastmead, Phillip	A2/ The Raleigh Lamas	11	1	0.917
	Butters, Scott	B1/ Dazed & Confused	11	1	0.917
6	Gorsica, Jay	G5/ Big Deck	10	1	0.909
7	Whitehead, Lee	B2/ D. V. Needed	9	1	0.900
	Loveland, Frank	D5/ Woodchucks	9	1	0.900
	Hoyt, Chris	G6/ Tub Kids	9	1	0.900
10	Simpson, David	C1/ Get the Point "33"	8	1	0.889
11	Ingram, Scott	A2/ The Raleigh Lamas	7	1	0.875
	Lewis, Jim	E6/ Dynamic Darts	7	1	0.875
	Winters, Tom	E6/ Dynamic Darts	7	1	0.875
	Buckley, Bill	G1/ Chupacabras	7	1	0.875
	Carawon, Bob	G2/ AFLAC Attack	7	1	0.875
16	Victor, Joshua	F5/ Diddlers on the Roof	6	1	0.857
17	Persson, Kenny	D5/ Woodchucks	11	2	0.846
	Shown, Marc	D1/ Starving Dartists	11	2	0.846
19	Barker, Barry	C6/ Some Old Some New	10	2	0.833
	Jenkins, John	C1/ Get the Point "33"	10	2	0.833
	Kunttu, Kurt	C6/ Some Old Some New	10	2	0.833
	Johnston, Anton	E4/ Kozmic Debris	10	2	0.833
	Converse, Stan	G2/ AFLAC Attack	10	2	0.833
24	Budelman, Jim	A1/ Lunatic Fringe	9	2	0.818
	Doroshanko, Jim	E3/ Damn Yankees	9	2	0.818
	Sarantos, Alex	E3/ Damn Yankees	9	2	0.818
	Downs, Aaron	F4/ Rat Bar Stewards	9	2	0.818
	Tollerton, Steve	G2/ AFLAC Attack	9	2	0.818
29	Hall, Mike	A5/ Dart Shadows Inc.	8	2	0.800
30	Shpritz, Lisa	A4/ Big J's Crew of Ill Reput	7	2	0.778
	Smith, Alex	C7/ The Socials "T3"	7	2	0.778
	Kring, Jeremy	E2/ Travelin' Beer Bellies	7	2	0.778
	McSorley, Paul	E7/ Da Bulls	7	2	0.778
	O'Farrell, Dustin	F2/ Modena Cartel	7	2	0.778
	Britt, Jim	G4/ Dead Sox	7	2	0.778
36	Coyne, Kevin	C2/ WIEBLS	10	3	0.769
	Hodges, Mike	D8/ Throwing W. Impaired	10	3	0.769
	Pope, Joshua	F2/ Modena Cartel	10	3	0.769
	Sautter, Don	F7/ Bubba's Garage	10	3	0.769
40	Evans, J.P.	B4/ Dodge Darts	9	3	0.750
	Lewis, Todd	C1/ Get the Point "33"	9	3	0.750
	Hagan, Mark	D1/ Starving Dartists	9	3	0.750
	Sawyer, Duane	D5/ Woodchucks	9	3	0.750
	Simpson, Donnie	C4/ Home Thrown	6	2	0.750
	Keleher, John	F8/ Mangina	6	2	0.750
	Fourhman, Karsh	G1/ Chupacabras	6	2	0.750
	Williams, Nelson	G4/ Dead Sox	6	2	0.750
48	Beeson, Robb	A3/ Pig Darts	8	3	0.727
	Hyler, Dale	A4/ Big J's Crew of Ill Reput	8	3	0.727
	Delp, Paula	B2/ D. V. Needed	8	3	0.727
	DePope, Jim	B6/ Horsemen	8	3	0.727
	Crowley, Pat	C3/ Wireless	8	3	0.727
	Allison, Frank	D6/ Sharky's Machine	8	3	0.727
	Bacanskas, Andrew	F7/ Bubba's Garage	8	3	0.727
55	Ray, Gerald	D5/ Woodchucks	10	4	0.714
	Leonard, Shawn	F7/ Bubba's Garage	10	4	0.714
	Simons, Emmett	F3/ Point Break	10	4	0.714
	Van Dyke, Darren	A5/ Dart Shadows Inc.	5	2	0.714
	Butler, Brent	B4/ Dodge Darts	5	2	0.714
	Hall, Dan	E5/ NBF	5	2	0.714
61	Samaluk, Somchai	A2/ The Raleigh Lamas	7	3	0.700
	Knox, Mike	B6/ Horsemen	7	3	0.700
	Arensdorf, David	D6/ Sharky's Machine	7	3	0.700
	Beaudoin, Paul	D5/ Woodchucks	7	3	0.700
	Rhea, Bill	D2/ SNAFU	7	3	0.700
	White, Bill	E7/ Da Bulls	7	3	0.700
	Hoffman, Pete	F4/ Rat Bar Stewards	7	3	0.700
	Turner, Stu	G4/ Dead Sox	7	3	0.700
69	(three tied - 1 in D, 1 in F, 1 in G)		9	4	0.692

Singles Cricket Win Percentage

			W	L	%-age
1	Ray, Gerald	D5/ Woodchucks	14	0	1.000
	Arensdorf, David	D6/ Sharky's Machine	11	0	1.000
	Beaudoin, Paul	D5/ Woodchucks	10	0	1.000
	Winters, Tom	E6/ Dynamic Darts	10	0	1.000
	Taylor, Jeff	G4/ Dead Sox	10	0	1.000
	Britt, Jim	G4/ Dead Sox	9	0	1.000
7	Terry, Bob	A1/ Lunatic Fringe	13	1	0.929
	Sawyer, Duane	D5/ Woodchucks	13	1	0.929
9	Butters, Scott	B1/ Dazed & Confused	11	1	0.917
10	Budelman, Jim	A1/ Lunatic Fringe	10	1	0.909
11	Whitehead, Lee	B2/ D. V. Needed	9	1	0.900
	Hoyt, Chris	G6/ Tub Kids	9	1	0.900
13	Simpson, David	C1/ Get the Point "33"	8	1	0.889
14	West, Billy	A2/ The Raleigh Lamas	7	1	0.875
	Strickland, Burt	E4/ Kozmic Debris	7	1	0.875
	Keleher, John	F8/ Mangina	7	1	0.875
17	Hochalter, Ronnie	C7/ The Socials "T3"	6	1	0.857
	Bowes, Charles	F4/ Rat Bar Stewards	6	1	0.857
	Buckley, Bill	G1/ Chupacabras	6	1	0.857
20	Hatch, Nicole	G5/ Big Deck	11	2	0.846
21	Butters, Kent	B1/ Dazed & Confused	10	2	0.833
	Evans, J.P.	B4/ Dodge Darts	10	2	0.833
	Jenkins, John	C1/ Get the Point "33"	10	2	0.833
	Murdaugh, John	C4/ Home Thrown	10	2	0.833
	Howell, John	D1/ Starving Dartists	10	2	0.833
	Sharp, Scooter	D7/ Sharky's Shooters	10	2	0.833
	Fournier, Jeff	E3/ Damn Yankees	10	2	0.833
	Bacanskas, Andrew	F7/ Bubba's Garage	10	2	0.833
29	Carroll, John	B3/ Dirty Dogs	9	2	0.818
	Iager, John	E1/ Grateful Darts	9	2	0.818
	Wissinger, William	F8/ Mangina	9	2	0.818
32	Hodgdon, Dave	G2/ AFLAC Attack	8	2	0.800
	Tollerton, Steve	G2/ AFLAC Attack	8	2	0.800
34	Leonard, Shawn	F7/ Bubba's Garage	11	3	0.786
35	Davis, Jim	A3/ Pig Darts	7	2	0.778
	Hall, Josh	A6/ Cheap Shots	7	2	0.778
	Hounsell, Bob	C5/ Pog Mo Hon	7	2	0.778
	Hall, Dan	E5/ NBF	7	2	0.778
	Slowasski, Chris	E3/ Damn Yankees	7	2	0.778
40	Tan, Wil	A2/ The Raleigh Lamas	10	3	0.769
	Sarantos, Alex	E3/ Damn Yankees	10	3	0.769
	Pope, Joshua	F2/ Modena Cartel	10	3	0.769
	Thomas, Jason	F3/ Point Break	10	3	0.769
44	Beeson, Robb	A3/ Pig Darts	9	3	0.750
	Butman, Don	A1/ Lunatic Fringe	9	3	0.750
	Wall, Keith	A1/ Lunatic Fringe	9	3	0.750
	Holland, Steve	B4/ Dodge Darts	9	3	0.750
	Allen, Kenny	C7/ The Socials "T3"	9	3	0.750
	Kunttu, Kurt	C6/ Some Old Some New	9	3	0.750
	Smith, David	F4/ Rat Bar Stewards	9	3	0.750
	Converse, Stan	G2/ AFLAC Attack	9	3	0.750
	Santas, Luey	C4/ Home Thrown	6	2	0.750
	Markov, Jim	E6/ Dynamic Darts	6	2	0.750
	Casadonte, Paul	G2/ AFLAC Attack	6	2	0.750
55	Smith, Brian	F5/ Diddlers on the Roof	11	4	0.733
56	Eastmead, Phillip	A2/ The Raleigh Lamas	8	3	0.727
	Delp, Paula	B2/ D. V. Needed	8	3	0.727
	Barker, Barry	C6/ Some Old Some New	8	3	0.727
	Randolph, Jon	C4/ Home Thrown	8	3	0.727
	White, Taylor	C5/ Pog Mo Hon	8	3	0.727
	Rube, Bob	D4/ UZMALL	8	3	0.727
	Doroshanko, Jim	E3/ Damn Yankees	8	3	0.727
	White, Bill	E7/ Da Bulls	8	3	0.727
	Downs, Aaron	F4/ Rat Bar Stewards	8	3	0.727
	Pope, Sherman	F2/ Modena Cartel	8	3	0.727
	Martin, George	G6/ Tub Kids	8	3	0.727
67	(six tied - 1 in A, 2 in B, 1 in E, 1 in F, 1 in G)		7	3	0.700

Spring 2002 RDL League-Wide Sectional Statistics (ranked by percentage) (FINAL!)

(All statistics are included, as there were no missing scoresheets this season)

(Game minimum required for this listing: 7 for "D" and "F" divisions, 6 for all other divisions)

Doubles Cricket Win Percentage

			W	L	%-age
1	Simpson, Donnie	C4/ Home Thrown	9	0	1.000
2	Persson, Kenny	D5/ Woodchucks	13	1	0.929
	Ray, Gerald	D5/ Woodchucks	13	1	0.929
4	Sawyer, Duane	D5/ Woodchucks	12	1	0.923
	Bond, Joel	F8/ Mangina	12	1	0.923
6	Beeson, Robb	A3/ Pig Darts	11	1	0.917
	Fournier, Jeff	E3/ Damn Yankees	11	1	0.917
8	Barton, Kevin	B3/ Dirty Dogs	10	1	0.909
	Rube, Bob	D4/ UZMALL	10	1	0.909
	Converse, Stan	G2/ AFLAC Attack	10	1	0.909
11	Hounsell, Bob	C5/ Pog Mo Hon	8	1	0.889
	Britt, Jim	G4/ Dead Sox	8	1	0.889
13	Stewart, Shannon	A2/ The Raleigh Lamas	7	1	0.875
	Cicco, Phil	F8/ Mangina	7	1	0.875
15	Kenney, Mitch	D5/ Woodchucks	6	1	0.857
	Buckley, Bill	G1/ Chupacabras	6	1	0.857
17	Sawyer, Matt	D5/ Woodchucks	11	2	0.846
18	Griffin, Craig	C2/ WIEBLS	10	2	0.833
	Mohan, Mike	C2/ WIEBLS	5	1	0.833
	Hansen, Paul	E4/ Kozmic Debris	5	1	0.833
21	Delp, Paula	B2/ D. V. Needed	9	2	0.818
	Taylor, Jeff	G4/ Dead Sox	9	2	0.818
	Tollerton, Steve	G2/ AFLAC Attack	9	2	0.818
24	Hall, Mike	A5/ Dart Shadows Inc.	8	2	0.800
	Whitehead, Lee	B2/ D. V. Needed	8	2	0.800
	Hoyt, Chris	G6/ Tub Kids	8	2	0.800
	Park, Ed	G1/ Chupacabras	8	2	0.800
	Smith, Van	G4/ Dead Sox	8	2	0.800
	Turner, Stu	G4/ Dead Sox	8	2	0.800
30	Simpson, David	C1/ Get the Point "33"	7	2	0.778
	Jackson, Barry	E6/ Dynamic Darts	7	2	0.778
	Slowasski, Chris	E3/ Damn Yankees	7	2	0.778
33	Wall, Keith	A1/ Lunatic Fringe	10	3	0.769
34	Butman, Don	A1/ Lunatic Fringe	9	3	0.750
	Allen, Kenny	C7/ The Socials "T3"	9	3	0.750
	Giberson, Kris	C2/ WIEBLS	9	3	0.750
	Hindle, Mikey	C2/ WIEBLS	9	3	0.750
	Penny, Ron	F8/ Mangina	9	3	0.750
	Sautter, Don	F7/ Bubba's Garage	9	3	0.750
	Buckman, Dave	A6/ Cheap Shots	6	2	0.750
	Mathers, Robin	D2/ SNAFU	6	2	0.750
	Kissinger, Tim	E6/ Dynamic Darts	6	2	0.750
	Parks, Tim	F6/ Don't Know	6	2	0.750
44	Budelman, Jim	A1/ Lunatic Fringe	8	3	0.727
	Hyler, Dale	A4/ Big J's Crew of Ill Reput	8	3	0.727
	Edgecombe, Sean	C4/ Home Thrown	8	3	0.727
	Arensdorf, David	D6/ Sharky's Machine	8	3	0.727
	Fulghum, Mark	D4/ UZMALL	8	3	0.727
	Doroshanko, Jim	E3/ Damn Yankees	8	3	0.727
	Wissinger, William	F8/ Mangina	8	3	0.727
	Carawon, Bob	G2/ AFLAC Attack	8	3	0.727
52	Denton, Fon	D4/ UZMALL	10	4	0.714
53	Copple, Matthew	B7/ Nine Lives	7	3	0.700
	Gibson, Jack	B7/ Nine Lives	7	3	0.700
	McNamara, Tim	B4/ Dodge Darts	7	3	0.700
	Barker, Barry	C6/ Some Old Some New	7	3	0.700
	Beaudoin, Paul	D5/ Woodchucks	7	3	0.700
	McFadden, Kevin	E6/ Dynamic Darts	7	3	0.700
59	Terry, Bob	A1/ Lunatic Fringe	9	4	0.692
	Powell, Mark	D4/ UZMALL	9	4	0.692
	Simmons, Tate	F8/ Mangina	9	4	0.692
	Thomas, Jason	F3/ Point Break	9	4	0.692
63	Smith, Brian	F5/ Diddlers on the Roof	11	5	0.688
64	(nine tied - 2 in A, 3 in C, 2 in D, 2 in E)		8	4	0.667
	(seven tied - 1 in B, 1 in D, 2 in E, 2 in F, 1 in G)		6	3	0.667
	(two tied - 1 in B, 1 in G)		4	2	0.667

Doubles 501 Win Percentage

			ASP	TGP	%-age
1	Nagy, Les	C6/ Some Old Some New	9	0	1.000
2	Denton, Fon	D4/ UZMALL	12	1	0.923
	Persson, Kenny	D5/ Woodchucks	12	1	0.923
4	Shearin, Keith	B5/ Excalibur	10	1	0.909
	Edgecombe, Sean	C4/ Home Thrown	10	1	0.909
6	Simpson, Donnie	C4/ Home Thrown	8	1	0.889
7	Buckley, Bill	G1/ Chupacabras	7	1	0.875
8	Pope, Joshua	F2/ Modena Cartel	11	2	0.846
9	Hoffmann, Steve	A1/ Lunatic Fringe	10	2	0.833
	Tan, Wil	A2/ The Raleigh Lamas	10	2	0.833
	Sarantos, Alex	E3/ Damn Yankees	10	2	0.833
	Simmons, Tate	F8/ Mangina	10	2	0.833
	Ingram, Scott	A2/ The Raleigh Lamas	5	1	0.833
	Jeffcoat, Doug	A4/ Big J's Crew of Ill Reput	5	1	0.833
	Grant, Tim	G7/ Three Legged Dog	5	1	0.833
16	Budelman, Jim	A1/ Lunatic Fringe	9	2	0.818
	Powell, Mark	D4/ UZMALL	9	2	0.818
18	Baldwin, Randy	B5/ Excalibur	8	2	0.800
	Deemer, Randy	D1/ Starving Dartists	8	2	0.800
	Markov, Jim	E6/ Dynamic Darts	8	2	0.800
	Huray, Adam	F2/ Modena Cartel	8	2	0.800
	Pope, Daniel	F2/ Modena Cartel	8	2	0.800
23	Krasnow, Dave	E4/ Kozmic Debris	7	2	0.778
	Slowasski, Chris	E3/ Damn Yankees	7	2	0.778
	Parks, Tim	F6/ Don't Know	7	2	0.778
	Fourhman, Karsh	G1/ Chupacabras	7	2	0.778
27	Churchwell, Billie	B2/ D. V. Needed	10	3	0.769
	Lyford, Chris	G7/ Three Legged Dog	10	3	0.769
29	Beeson, Robb	A3/ Pig Darts	9	3	0.750
	Butman, Don	A1/ Lunatic Fringe	9	3	0.750
	Currin, David	B2/ D. V. Needed	9	3	0.750
	Jenkins, John	C1/ Get the Point "33"	9	3	0.750
	Kunttu, Kurt	C6/ Some Old Some New	9	3	0.750
	Gagner, Chris	G7/ Three Legged Dog	9	3	0.750
	Stewart, Shannon	A2/ The Raleigh Lamas	6	2	0.750
	Van Dyke, Darren	A5/ Dart Shadows Inc.	6	2	0.750
	Santas, Luey	C4/ Home Thrown	6	2	0.750
	Keleher, John	F8/ Mangina	6	2	0.750
	Kilby, Richard	F1/ One Armed Bandits	6	2	0.750
	Nagy, Jason	F7/ Bubba's Garage	6	2	0.750
	Taylor, Walter	F1/ One Armed Bandits	6	2	0.750
42	Delp, Paula	B2/ D. V. Needed	8	3	0.727
	Whitehead, Lee	B2/ D. V. Needed	8	3	0.727
	Crowley, Pat	C3/ Wireless	8	3	0.727
	Lewis, Todd	C1/ Get the Point "33"	8	3	0.727
	Hines, Curtis	D6/ Sharky's Machine	8	3	0.727
	Doroshanko, Jim	E3/ Damn Yankees	8	3	0.727
	Taylor, Jeff	G4/ Dead Sox	8	3	0.727
49	Gilbert, Chris	A5/ Dart Shadows Inc.	5	2	0.714
	Turner, Stu	G4/ Dead Sox	5	2	0.714
	Vest, Ronnie	G1/ Chupacabras	5	2	0.714
52	Gibbs, Keith	A2/ The Raleigh Lamas	9	4	0.692
	Mongillo, Marty	F6/ Don't Know	9	4	0.692
54	Bond, Joel	F8/ Mangina	10	5	0.667
	Burney, Gary	B5/ Excalibur	8	4	0.667
	Buckner, Jacky	C1/ Get the Point "33"	8	4	0.667
	Edgecombe, Andrew	C4/ Home Thrown	8	4	0.667
	Spencer, Rick	C6/ Some Old Some New	8	4	0.667
	Williams, Denny	D4/ UZMALL	8	4	0.667
	Eastmead, Phillip	A2/ The Raleigh Lamas	6	3	0.667
	Peoples, Chris	A7/ Last Call	6	3	0.667
	Phillips, Britt	B6/ Horsemen	6	3	0.667
	Jackson, Barry	E6/ Dynamic Darts	6	3	0.667
	Kring, Jeremy	E2/ Travelin' Beer Bellies	6	3	0.667
	Smith, T.C.	E4/ Kozmic Debris	6	3	0.667
	Hoffman, Pete	F4/ Rat Bar Stewards	6	3	0.667
	(six tied - 1 in A, 1 in C, 2 in E, 2 in G)		4	2	0.667

Spring 2002 RDL Top Singles Records (League-Wide) (FINAL!)
and Top Doubles Records (League-Wide) (FINAL!)

(All statistics are included, as there were no missing scoresheets this season)

(Game minimums required for these listings: singles - 19 for "D" and "F" divisions, 16 for all other divisions)

Singles Win Percentage

			W	L	%-age
1	Winters, Tom	E6/ Dynamic Darts	17	1	0.944
2	Butters, Scott	B1/ Dazed & Confused	22	2	0.917
3	Whitehead, Lee	B2/ D. V. Needed	18	2	0.900
	Hoyt, Chris	G6/ Tub Kids	18	2	0.900
5	Simpson, David	C1/ Get the Point "33"	16	2	0.889
	Britt, Jim	G4/ Dead Sox	16	2	0.889
7	Budelman, Jim	A1/ Lunatic Fringe	19	3	0.864
8	Ray, Gerald	D5/ Woodchucks	24	4	0.857
	Arensdorf, David	D6/ Sharky's Machine	18	3	0.857
10	Beaudoin, Paul	D5/ Woodchucks	17	3	0.850
11	Sawyer, Duane	D5/ Woodchucks	22	4	0.846
12	Jenkins, John	C1/ Get the Point "33"	20	4	0.833
13	Eastmead, Phillip	A2/ The Raleigh Lamas	19	4	0.826
14	Tollerton, Steve	G2/ AFLAC Attack	17	4	0.810
15	Evans, J.P.	B4/ Dodge Darts	19	5	0.792
	Kunttu, Kurt	C6/ Some Old Some New	19	5	0.792
	Sarantos, Alex	E3/ Damn Yankees	19	5	0.792
	Converse, Stan	G2/ AFLAC Attack	19	5	0.792
19	Barker, Barry	C6/ Some Old Some New	18	5	0.783
	Bacanskas, Andrew	F7/ Bubba's Garage	18	5	0.783
21	Terry, Bob	A1/ Lunatic Fringe	21	6	0.778
22	Doroshanko, Jim	E3/ Damn Yankees	17	5	0.773
	Downs, Aaron	F4/ Rat Bar Stewards	17	5	0.773
24	Pope, Joshua	F2/ Modena Cartel	20	6	0.769
	Hatch, Nicole	G5/ Big Deck	20	6	0.769
26	Persson, Kenny	D5/ Woodchucks	19	6	0.760
27	Leonard, Shawn	F7/ Bubba's Garage	21	7	0.750
	Johnston, Anton	E4/ Kozmic Debris	18	6	0.750
	Hall, Dan	E5/ NBF	12	4	0.750
	Strickland, Burt	E4/ Kozmic Debris	12	4	0.750
31	Beeson, Robb	A3/ Pig Darts	17	6	0.739
32	Hodges, Mike	D8/ Throwing W. Impaired	19	7	0.731
	Shown, Marc	D1/ Starving Dartists	19	7	0.731
34	Carroll, John	B3/ Dirty Dogs	16	6	0.727
	Delp, Paula	B2/ D. V. Needed	16	6	0.727
	Iager, John	E1/ Grateful Darts	16	6	0.727
	Gorsica, Jay	G5/ Big Deck	16	6	0.727
38	Tan, Wil	A2/ The Raleigh Lamas	13	5	0.722
	Carawon, Bob	G2/ AFLAC Attack	13	5	0.722
40	White, Bill	E7/ Da Bulls	15	6	0.714
	Hodgdon, Dave	G2/ AFLAC Attack	15	6	0.714
42	Butters, Kent	B1/ Dazed & Confused	17	7	0.708
	Murdaugh, John	C4/ Home Thrown	17	7	0.708
	Allison, Frank	D6/ Sharky's Machine	17	7	0.708
45	Hall, Mike	A5/ Dart Shadows Inc.	14	6	0.700
46	Allen, Kenny	C7/ The Socials "T3"	16	7	0.696
47	Howell, John	D1/ Starving Dartists	18	8	0.692
	Powell, Mark	D4/ UZMALL	18	8	0.692
	Thomas, Jason	F3/ Point Break	18	8	0.692
50	Hyler, Dale	A4/ Big J's Crew of Ill Repu	15	7	0.682
	Crowley, Pat	C3/ Wireless	15	7	0.682
52	Simmons, Tate	F8/ Mangina	18	9	0.667
	Wall, Keith	A1/ Lunatic Fringe	16	8	0.667
	Currin, David	B2/ D. V. Needed	16	8	0.667
	Fournier, Jeff	E3/ Damn Yankees	16	8	0.667
	Kerr, Duncan	E7/ Da Bulls	16	8	0.667
	Tighe, John	F6/ Don't Know	16	8	0.667
	Rube, Bob	D4/ UZMALL	14	7	0.667
	Krasnow, Dave	E4/ Kozmic Debris	14	7	0.667
	Taylor, Jeff	G4/ Dead Sox	14	7	0.667
	Samaluk, Somchai	A2/ The Raleigh Lamas	12	6	0.667
	Markov, Jim	E6/ Dynamic Darts	12	6	0.667
63	Sawyer, Matt	D5/ Woodchucks	19	10	0.655
	Smith, Brian	F5/ Diddlers on the Roof	19	10	0.655
65	Smith, Sarge	C2/ WIEBLS	17	9	0.654

Doubles Win Percentage

			W	L	%-age
1	Simpson, Donnie	C4/ Home Thrown	17	1	0.944
2	Persson, Kenny	D5/ Woodchucks	25	2	0.926
3	Beeson, Robb	A3/ Pig Darts	20	4	0.833
4	Edgecombe, Sean	C4/ Home Thrown	18	4	0.818
5	Denton, Fon	D4/ UZMALL	22	5	0.815
6	Stewart, Shannon	A2/ The Raleigh Lamas	13	3	0.813
7	Rube, Bob	D4/ UZMALL	15	4	0.789
8	Ray, Gerald	D5/ Woodchucks	22	6	0.786
	Bond, Joel	F8/ Mangina	22	6	0.786
10	Slowasski, Chris	E3/ Damn Yankees	14	4	0.778
11	Budelman, Jim	A1/ Lunatic Fringe	17	5	0.773
	Delp, Paula	B2/ D. V. Needed	17	5	0.773
	Taylor, Jeff	G4/ Dead Sox	17	5	0.773
14	Britt, Jim	G4/ Dead Sox	13	4	0.765
	Turner, Stu	G4/ Dead Sox	13	4	0.765
16	Whitehead, Lee	B2/ D. V. Needed	16	5	0.762
17	Simmons, Tate	F8/ Mangina	19	6	0.760
18	Butman, Don	A1/ Lunatic Fringe	18	6	0.750
	Tan, Wil	A2/ The Raleigh Lamas	18	6	0.750
	Powell, Mark	D4/ UZMALL	18	6	0.750
21	Doroshanko, Jim	E3/ Damn Yankees	16	6	0.727
22	Hounsell, Bob	C5/ Pog Mo Hon	13	5	0.722
	Jackson, Barry	E6/ Dynamic Darts	13	5	0.722
24	Jenkins, John	C1/ Get the Point "33"	17	7	0.708
	Fournier, Jeff	E3/ Damn Yankees	17	7	0.708
	Sarantos, Alex	E3/ Damn Yankees	17	7	0.708
27	Converse, Stan	G2/ AFLAC Attack	16	7	0.696
28	Churchwell, Billie	B2/ D. V. Needed	18	8	0.692
29	Santas, Luey	C4/ Home Thrown	11	5	0.688
	Park, Ed	G1/ Chupacabras	11	5	0.688
31	Nagy, Les	C6/ Some Old Some New	13	6	0.684
32	Hyler, Dale	A4/ Big J's Crew of Ill Repu	15	7	0.682
	Arensdorf, David	D6/ Sharky's Machine	15	7	0.682
	Deemer, Randy	D1/ Starving Dartists	15	7	0.682
	Tollerton, Steve	G2/ AFLAC Attack	15	7	0.682
36	Sawyer, Matt	D5/ Woodchucks	17	8	0.680
	Sautter, Don	F7/ Bubba's Garage	17	8	0.680
38	Giberson, Kris	C2/ WIEBLS	18	9	0.667
	Currin, David	B2/ D. V. Needed	16	8	0.667
	Gagner, Chris	G7/ Three Legged Dog	16	8	0.667
	Gibbs, Keith	A2/ The Raleigh Lamas	14	7	0.667
	Shearin, Keith	B5/ Excalibur	14	7	0.667
	Simpson, David	C1/ Get the Point "33"	12	6	0.667
44	Terry, Bob	A1/ Lunatic Fringe	17	9	0.654
45	Smith, Sarge	C2/ WIEBLS	15	8	0.652
46	Hall, Mike	A5/ Dart Shadows Inc.	13	7	0.650
	Beaudoin, Paul	D5/ Woodchucks	13	7	0.650
48	Fourhman, Karsh	G1/ Chupacabras	11	6	0.647
49	Hoffmann, Steve	A1/ Lunatic Fringe	16	9	0.640
	Buckner, Jacky	C1/ Get the Point "33"	16	9	0.640
	Williams, Denny	D4/ UZMALL	16	9	0.640
	Gillett, Galen	E5/ NBF	16	9	0.640
53	Barton, Kevin	B3/ Dirty Dogs	14	8	0.636
54	Markov, Jim	E6/ Dynamic Darts	12	7	0.632
55	Kruger, Lonny	D6/ Sharky's Machine	17	10	0.630
56	Griffin, Craig	C2/ WIEBLS	15	9	0.625
	Johnston, Anton	E4/ Kozmic Debris	15	9	0.625
	Motley, Steve	F7/ Bubba's Garage	15	9	0.625
	Penny, Ron	F8/ Mangina	15	9	0.625
60	Baldwin, Randy	B5/ Excalibur	13	8	0.619
	Parks, Paul	D6/ Sharky's Machine	13	8	0.619
62	Sawyer, Duane	D5/ Woodchucks	16	10	0.615
	Mongillo, Marty	F6/ Don't Know	16	10	0.615
	Pope, Joshua	F2/ Modena Cartel	16	10	0.615
65	(two tied - 1 in E, 1 in G)		11	7	0.611

Spring 2002 RDL Top Singles + Doubles Records (League-Wide) (FINAL!)
and Top All-Star Point Percentages (League-Wide) (FINAL!)

(All statistics are included, as there were no missing scoresheets this season)

(Game minimums required for these listings: singles - 37 for "D" and "F" divisions, 32 for all other divisions)

Singles + Doubles Win Percentage

			W	L	%-age
1	Persson, Kenny	D5/ Woodchucks	44	8	0.846
2	Whitehead, Lee	B2/ D. V. Needed	34	7	0.829
3	Britt, Jim	G4/ Dead Sox	29	6	0.829
4	Ray, Gerald	D5/ Woodchucks	46	10	0.821
5	Budelman, Jim	A1/ Lunatic Fringe	36	8	0.818
6	Simpson, Donnie	C4/ Home Thrown	27	7	0.794
7	Beeson, Robb	A3/ Pig Darts	37	10	0.787
8	Simpson, David	C1/ Get the Point "33"	28	8	0.778
9	Jenkins, John	C1/ Get the Point "33"	37	11	0.771
10	Arensdorf, David	D6/ Sharky's Machine	33	10	0.767
11	Sarantos, Alex	E3/ Damn Yankees	36	12	0.750
	Delp, Paula	B2/ D. V. Needed	33	11	0.750
	Doroshanko, Jim	E3/ Damn Yankees	33	11	0.750
	Beaudoin, Paul	D5/ Woodchucks	30	10	0.750
	Winters, Tom	E6/ Dynamic Darts	24	8	0.750
16	Converse, Stan	G2/ AFLAC Attack	35	12	0.745
17	Tollerton, Steve	G2/ AFLAC Attack	32	11	0.744
18	Tan, Wil	A2/ The Raleigh Lamas	31	11	0.738
19	Sawyer, Duane	D5/ Woodchucks	38	14	0.731
20	Slowasski, Chris	E3/ Damn Yankees	24	9	0.727
21	Rube, Bob	D4/ UZMALL	29	11	0.725
	Hoyt, Chris	G6/ Tub Kids	29	11	0.725
23	Taylor, Jeff	G4/ Dead Sox	31	12	0.721
24	Powell, Mark	D4/ UZMALL	36	14	0.720
25	Edgecombe, Sean	C4/ Home Thrown	33	13	0.717
26	Terry, Bob	A1/ Lunatic Fringe	38	15	0.717
27	Simmons, Tate	F8/ Mangina	37	15	0.712
28	Butters, Scott	B1/ Dazed & Confused	34	14	0.708
29	Eastmead, Phillip	A2/ The Raleigh Lamas	31	13	0.705
30	Turner, Stu	G4/ Dead Sox	26	11	0.703
31	Pope, Joshua	F2/ Modena Cartel	36	16	0.692
32	Denton, Fon	D4/ UZMALL	38	17	0.691
33	Kunttu, Kurt	C6/ Some Old Some New	33	15	0.688
	Fournier, Jeff	E3/ Damn Yankees	33	15	0.688
	Johnston, Anton	E4/ Kozmic Debris	33	15	0.688
36	Hyler, Dale	A4/ Big J's Crew of Ill Repu	30	14	0.682
37	Hall, Dan	E5/ NBF	23	11	0.676
38	Hall, Mike	A5/ Dart Shadows Inc.	27	13	0.675
39	Bacanskas, Andrew	F7/ Bubba's Garage	33	16	0.673
40	Sawyer, Matt	D5/ Woodchucks	36	18	0.667
	Bond, Joel	F8/ Mangina	34	17	0.667
	Butman, Don	A1/ Lunatic Fringe	32	16	0.667
	Currin, David	B2/ D. V. Needed	32	16	0.667
	Barker, Barry	C6/ Some Old Some New	30	15	0.667
45	Gibbs, Keith	A2/ The Raleigh Lamas	29	15	0.659
46	Loveland, Frank	D5/ Woodchucks	27	14	0.659
47	Smith, Sarge	C2/ WIEBLS	32	17	0.653
48	White, Bill	E7/ Da Bulls	28	15	0.651
49	Carawon, Bob	G2/ AFLAC Attack	26	14	0.650
50	Kenney, Mitch	D5/ Woodchucks	24	13	0.649
	Markov, Jim	E6/ Dynamic Darts	24	13	0.649
52	Sautter, Don	F7/ Bubba's Garage	33	18	0.647
	Hatch, Nicole	G5/ Big Deck	33	18	0.647
	Fourhman, Karsh	G1/ Chupacabras	22	12	0.647
55	Evans, J.P.	B4/ Dodge Darts	31	17	0.646
56	Downs, Aaron	F4/ Rat Bar Stewards	29	16	0.644
57	Allen, Kenny	C7/ The Socials "T3"	30	17	0.638
58	Hounsell, Bob	C5/ Pog Mo Hon	21	12	0.636
59	Allison, Frank	D6/ Sharky's Machine	29	17	0.630
	Iager, John	E1/ Grateful Darts	29	17	0.630
61	Shown, Marc	D1/ Starving Dartists	32	19	0.627
62	Leonard, Shawn	F7/ Bubba's Garage	35	21	0.625
	Baldwin, Randy	B5/ Excalibur	25	15	0.625
64	Deemer, Randy	D1/ Starving Dartists	28	17	0.622
65	Jackson, Barry	E6/ Dynamic Darts	23	14	0.622

All-Star Point Percentage

			ASP	TGP	%-age
1	Tan, Wil	A2/ The Raleigh Lamas	63.0	42	1.500
2	Ray, Gerald	D5/ Woodchucks	77.0	56	1.375
	Butman, Don	A1/ Lunatic Fringe	66.0	48	1.375
4	Butters, Scott	B1/ Dazed & Confused	70.0	51	1.373
5	Eastmead, Phillip	A2/ The Raleigh Lamas	60.0	44	1.364
6	Beeson, Robb	A3/ Pig Darts	63.5	48	1.323
7	Hoffmann, Steve	A1/ Lunatic Fringe	62.5	51	1.225
8	Jenkins, John	C1/ Get the Point "33"	59.5	49	1.214
9	Davis, Jim	A3/ Pig Darts	45.5	38	1.197
10	Budelman, Jim	A1/ Lunatic Fringe	52.5	44	1.193
	Gibbs, Keith	A2/ The Raleigh Lamas	52.5	44	1.193
12	Hyler, Dale	A4/ Big J's Crew of Ill Repu	53.5	45	1.189
13	Simpson, Donnie	C4/ Home Thrown	39.5	35	1.129
14	Whitehead, Lee	B2/ D. V. Needed	47.0	42	1.119
15	Van Dyke, Darren	A5/ Dart Shadows Inc.	36.5	34	1.074
16	Carroll, John	B3/ Dirty Dogs	45.5	43	1.058
17	McNamara, Tim	B4/ Dodge Darts	42.5	41	1.037
18	James, Bob	A5/ Dart Shadows Inc.	50.5	49	1.031
19	Crowley, Pat	C3/ Wireless	43.0	44	0.977
20	Wilcenski, Steve	A7/ Last Call	41.0	42	0.976
21	Gibson, Jack	B7/ Nine Lives	39.0	40	0.975
22	Eason, Joel	A3/ Pig Darts	38.5	40	0.963
	Hall, Mike	A5/ Dart Shadows Inc.	38.5	40	0.963
24	Terry, Bob	A1/ Lunatic Fringe	50.0	53	0.943
25	Walker, Chip	A6/ Cheap Shots	37.0	40	0.925
26	Witz, Steve	A6/ Cheap Shots	42.5	46	0.924
27	Seward, Mike	A4/ Big J's Crew of Ill Repu	42.0	47	0.894
28	Santas, Luey	C4/ Home Thrown	28.0	32	0.875
29	Wall, Keith	A1/ Lunatic Fringe	43.0	50	0.860
30	Winters, Tom	E6/ Dynamic Darts	26.5	32	0.828
31	Downs, Aaron	F4/ Rat Bar Stewards	37.0	45	0.822
32	Simpson, David	C1/ Get the Point "33"	29.0	36	0.806
33	Umstead, Randy	A3/ Pig Darts	34.5	43	0.802
34	Allen, Kenny	C7/ The Socials "T3"	37.5	47	0.798
35	Murdaugh, John	C4/ Home Thrown	39.0	49	0.796
36	Holland, Steve	B4/ Dodge Darts	36.5	46	0.793
37	Wissinger, William	F8/ Mangina	34.0	43	0.791
38	Delp, Paula	B2/ D. V. Needed	35.0	45	0.778
39	Gelhar, Tommy	A5/ Dart Shadows Inc.	44.0	57	0.772
40	Sellers, Mark	A6/ Cheap Shots	31.5	41	0.768
41	Pollard, Daniel	B2/ D. V. Needed	38.0	50	0.760
42	Evans, J.P.	B4/ Dodge Darts	37.0	49	0.755
	Gillett, Galen	E5/ NBF	37.0	49	0.755
44	Britt, Jim	G4/ Dead Sox	27.0	36	0.750
	Shpritz, Lisa	A4/ Big J's Crew of Ill Repu	25.5	34	0.750
	Hounsell, Bob	C5/ Pog Mo Hon	25.5	34	0.750
47	Penny, Ron	F8/ Mangina	36.0	49	0.735
48	Barton, Kevin	B3/ Dirty Dogs	33.0	45	0.733
49	Fournier, Jeff	E3/ Damn Yankees	35.0	48	0.729
50	Buckner, Jacky	C1/ Get the Point "33"	37.5	52	0.721
51	Smith, Butch	B7/ Nine Lives	29.5	41	0.720
52	Iager, John	E1/ Grateful Darts	34.5	48	0.719
53	Barker, Barry	C6/ Some Old Some New	32.0	45	0.711
54	Arensdorf, David	D6/ Sharky's Machine	31.0	44	0.705
55	Crumpler, Greg	B1/ Dazed & Confused	34.5	49	0.704
	Currin, David	B2/ D. V. Needed	34.5	49	0.704
57	Wade, Nate	A7/ Last Call	33.0	47	0.702
58	Wilson, James	A1/ Lunatic Fringe	27.0	39	0.692
59	Brown, Phil	D8/ Throwing W. Impaired	38.0	55	0.691
60	Hope, Chris	B4/ Dodge Darts	34.0	50	0.680
61	Dahulich, Jeff	B4/ Dodge Darts	33.0	49	0.673
62	McGettigan, Peter	F4/ Rat Bar Stewards	27.5	41	0.671
63	Warren, Randy	A6/ Cheap Shots	32.0	48	0.667
64	Sharp, Scooter	D7/ Sharky's Shooters	28.5	43	0.663
65	Cashwell, Craig	A3/ Pig Darts	29.0	44	0.659

Spring 2002 RDL Records (by team) (FINAL!)

(All statistics are included, as there were no missing scoresheets this season)

Singles Win Percentages

		W	L	%-age
1	D5/ Woodchucks	128	40	0.762
2	G2/ AFLAC Attack	97	47	0.674
3	A1/ Lunatic Fringe	96	48	0.667
	A2/ The Raleigh Lamas	96	48	0.667
5	E3/ Damn Yankees	90	54	0.625
6	C1/ Get the Point "33"	89	55	0.618
7	B2/ D. V. Needed	86	58	0.597
	E4/ Kozmic Debris	86	58	0.597
9	E6/ Dynamic Darts	83	61	0.576
10	C4/ Home Thrown	82	62	0.569
11	D6/ Sharky's Machine	95	73	0.565
12	D1/ Starving Dartists	94	74	0.560
	F8/ Mangina	94	74	0.560
14	F7/ Bubba's Garage	93	75	0.554
15	F4/ Rat Bar Stewards	86	70	0.551
16	C2/ WIEBLS	79	65	0.549
17	B4/ Dodge Darts	78	66	0.542
18	D4/ UZMALL	90	78	0.536
19	B1/ Dazed & Confused	77	67	0.535
20	C6/ Some Old Some New	76	68	0.528
21	E7/ Da Bulls	75	69	0.521
22	C7/ The Socials "T3"	74	70	0.514
	G1/ Chupacabras	74	70	0.514
24	F3/ Point Break	86	82	0.512
25	G4/ Dead Sox	73	71	0.507
26	F1/ One Armed Bandits	77	77	0.500
27	B3/ Dirty Dogs	71	72	0.497
28	A5/ Dart Shadows Inc.	71	73	0.493
	G3/ Get Over It	71	73	0.493
	G5/ Big Deck	71	73	0.493
31	F6/ Don't Know	82	86	0.488
32	A3/ Pig Darts	69	75	0.479
	B7/ Nine Lives	69	75	0.479
34	G6/ Tub Kids	67	77	0.465
35	F2/ Modena Cartel	77	91	0.458
36	C5/ Pog Mo Hon	65	79	0.451
37	B5/ Excalibur	63	80	0.441
38	A4/ Big J's Crew of Ill Repute	62	82	0.431
39	E1/ Grateful Darts	61	83	0.424
40	D3/ Heroes In Trouble	71	97	0.423
41	B6/ Horsemen	59	85	0.410
42	E2/ Travelin' Beer Bellies	58	86	0.403
43	D2/ SNAFU	66	102	0.393
44	A7/ Last Call	56	88	0.389
45	D7/ Sharky's Shooters	64	104	0.381
	D8/ Throwing While Impaired	64	104	0.381
47	F5/ Diddlers on the Roof	63	103	0.380
48	A6/ Cheap Shots	54	90	0.375
49	E5/ NBF	51	93	0.354
	G7/ Three Legged Dog	51	93	0.354
51	C3/ Wireless	39	105	0.271

Doubles Win Percentages

		W	L	%-age
1	D5/ Woodchucks	60	24	0.714
2	A2/ The Raleigh Lamas	48	24	0.667
3	A1/ Lunatic Fringe	47	25	0.653
	B2/ D. V. Needed	47	25	0.653
5	C4/ Home Thrown	46	26	0.639
6	D4/ UZMALL	53	31	0.631
	F8/ Mangina	53	31	0.631
8	C2/ WIEBLS	43	29	0.597
	E3/ Damn Yankees	43	29	0.597
	G1/ Chupacabras	43	29	0.597
11	C1/ Get the Point "33"	42	30	0.583
12	D6/ Sharky's Machine	48	36	0.571
	F7/ Bubba's Garage	48	36	0.571
14	E4/ Kozmic Debris	41	31	0.569
	E6/ Dynamic Darts	41	31	0.569
	G4/ Dead Sox	41	31	0.569
17	G2/ AFLAC Attack	40	32	0.556
18	F1/ One Armed Bandits	42	36	0.538
19	B5/ Excalibur	38	34	0.528
	G7/ Three Legged Dog	38	34	0.528
21	A4/ Big J's Crew of Ill Repute	37	35	0.514
	C6/ Some Old Some New	37	35	0.514
	E5/ NBF	37	35	0.514
24	A3/ Pig Darts	36	36	0.500
	B4/ Dodge Darts	36	36	0.500
26	C5/ Pog Mo Hon	35	37	0.486
27	F2/ Modena Cartel	40	44	0.476
	F6/ Don't Know	40	44	0.476
29	G6/ Tub Kids	34	38	0.472
30	F4/ Rat Bar Stewards	36	42	0.462
31	B1/ Dazed & Confused	33	39	0.458
	B6/ Horsemen	33	39	0.458
	B7/ Nine Lives	33	39	0.458
34	D1/ Starving Dartists	38	46	0.452
	D2/ SNAFU	38	46	0.452
36	B3/ Dirty Dogs	32	40	0.444
	C7/ The Socials "T3"	32	40	0.444
	E2/ Travelin' Beer Bellies	32	40	0.444
39	A5/ Dart Shadows Inc.	31	41	0.431
	E1/ Grateful Darts	31	41	0.431
41	F3/ Point Break	36	48	0.429
42	D3/ Heroes In Trouble	35	49	0.417
	F5/ Diddlers on the Roof	35	49	0.417
44	D7/ Sharky's Shooters	34	50	0.405
45	G3/ Get Over It	29	43	0.403
46	A7/ Last Call	28	44	0.389
47	E7/ Da Bulls	27	45	0.375
	G5/ Big Deck	27	45	0.375
49	D8/ Throwing While Impaired	30	54	0.357
50	A6/ Cheap Shots	25	47	0.347
51	C3/ Wireless	17	55	0.236

Spring 2002 RDL Records (by team) (FINAL!)

(All statistics are included, as there were no missing scoresheets this season)

Singles+Doubles Win Percentages

		W	L	%-age
1	D5/ Woodchucks	248	88	0.738
2	A2/ The Raleigh Lamas	192	96	0.667
3	A1/ Lunatic Fringe	190	98	0.660
4	B2/ D. V. Needed	180	108	0.625
5	G2/ AFLAC Attack	177	111	0.615
6	E3/ Damn Yankees	176	112	0.611
7	C4/ Home Thrown	174	114	0.604
8	C1/ Get the Point "33"	173	115	0.601
9	F8/ Mangina	200	136	0.595
10	D4/ UZMALL	196	140	0.583
	E4/ Kozmic Debris	168	120	0.583
12	C2/ WIEBLS	165	123	0.573
	E6/ Dynamic Darts	165	123	0.573
14	D6/ Sharky's Machine	191	145	0.568
15	F7/ Bubba's Garage	189	147	0.563
16	G1/ Chupacabras	160	128	0.556
17	G4/ Dead Sox	155	133	0.538
18	B4/ Dodge Darts	150	138	0.521
	C6/ Some Old Some New	150	138	0.521
20	F1/ One Armed Bandits	161	149	0.519
21	F4/ Rat Bar Stewards	158	154	0.506
22	D1/ Starving Dartists	170	166	0.506
23	B1/ Dazed & Confused	143	145	0.497
24	A3/ Pig Darts	141	147	0.490
25	B5/ Excalibur	139	148	0.484
26	F6/ Don't Know	162	174	0.482
27	C7/ The Socials "T3"	138	150	0.479
28	A4/ Big J's Crew of Ill Repute	136	152	0.472
29	B3/ Dirty Dogs	135	152	0.470
30	F3/ Point Break	158	178	0.470
31	B7/ Nine Lives	135	153	0.469
	C5/ Pog Mo Hon	135	153	0.469
	G6/ Tub Kids	135	153	0.469
34	F2/ Modena Cartel	157	179	0.467
35	A5/ Dart Shadows Inc.	133	155	0.462
36	E7/ Da Bulls	129	159	0.448
	G3/ Get Over It	129	159	0.448
38	G7/ Three Legged Dog	127	161	0.441
39	B6/ Horsemen	125	163	0.434
	E5/ NBF	125	163	0.434
	G5/ Big Deck	125	163	0.434
42	E1/ Grateful Darts	123	165	0.427
43	E2/ Travelin' Beer Bellies	122	166	0.424
44	D2/ SNAFU	142	194	0.423
45	D3/ Heroes In Trouble	141	195	0.420
46	F5/ Diddlers on the Roof	133	201	0.398
47	D7/ Sharky's Shooters	132	204	0.393
48	A7/ Last Call	112	176	0.389
49	D8/ Throwing While Impaired	124	212	0.369
50	A6/ Cheap Shots	104	184	0.361
51	C3/ Wireless	73	215	0.253

All-Star Percentages

		ASP	TGP	%-age
1	A1/ Lunatic Fringe	307.0	288	1.066
2	A2/ The Raleigh Lamas	302.5	288	1.050
3	A3/ Pig Darts	250.5	293	0.855
4	A5/ Dart Shadows Inc.	248.5	294	0.845
5	A4/ Big J's Crew of Ill Repute	226.0	293	0.771
6	B4/ Dodge Darts	207.0	296	0.699
7	D5/ Woodchucks	228.0	336	0.679
8	B2/ D. V. Needed	193.0	294	0.656
9	A6/ Cheap Shots	190.5	295	0.646
10	C1/ Get the Point "33"	189.0	294	0.643
11	B1/ Dazed & Confused	190.5	304	0.627
12	C4/ Home Thrown	182.5	295	0.619
13	A7/ Last Call	176.5	301	0.586
14	B3/ Dirty Dogs	170.0	293	0.580
15	B7/ Nine Lives	167.0	306	0.546
16	D4/ UZMALL	172.0	344	0.500
17	C5/ Pog Mo Hon	146.5	296	0.495
18	E4/ Kozmic Debris	139.5	288	0.484
19	B5/ Excalibur	142.5	295	0.483
20	C7/ The Socials "T3"	135.0	288	0.469
21	C2/ WIEBLS	135.5	294	0.461
22	F8/ Mangina	157.0	341	0.460
23	B6/ Horsemen	134.0	292	0.459
24	C6/ Some Old Some New	129.0	288	0.448
25	D6/ Sharky's Machine	153.0	342	0.447
26	D8/ Throwing While Impaired	144.5	336	0.430
27	E3/ Damn Yankees	122.0	288	0.424
28	D3/ Heroes In Trouble	136.0	336	0.405
29	F4/ Rat Bar Stewards	125.0	312	0.401
30	D7/ Sharky's Shooters	134.0	336	0.399
31	E5/ NBF	120.0	302	0.397
32	D1/ Starving Dartists	130.0	336	0.387
33	E6/ Dynamic Darts	109.0	288	0.378
34	E2/ Travelin' Beer Bellies	111.5	295	0.378
35	G2/ AFLAC Attack	111.5	300	0.372
36	F7/ Bubba's Garage	124.0	342	0.363
37	G4/ Dead Sox	107.0	297	0.360
38	F6/ Don't Know	125.0	350	0.357
39	E1/ Grateful Darts	105.0	302	0.348
40	F1/ One Armed Bandits	107.5	330	0.326
41	E7/ Da Bulls	96.0	295	0.325
42	C3/ Wireless	92.0	288	0.319
43	F2/ Modena Cartel	107.0	349	0.307
44	D2/ SNAFU	102.5	336	0.305
45	F3/ Point Break	102.0	342	0.298
46	F5/ Diddlers on the Roof	100.0	345	0.290
47	G1/ Chupacabras	81.0	288	0.281
48	G6/ Tub Kids	80.5	302	0.267
49	G5/ Big Deck	73.0	288	0.253
50	G3/ Get Over It	63.0	301	0.209
51	G7/ Three Legged Dog	53.5	294	0.182

	Week 1			Week 2			Week 3			Week 4			Week 5			Week 6			Week 7			Week 8			Week 9			Week 10			Week 11			Week 12			Week 13			Week 14			Forfeits
RDL - Spring, 2002	vs.	W/L	Pts.	vs.	W/L	Pts.	vs.	W/L	Pts.	vs.	W/L	Pts.	vs.	W/L	Pts.	vs.	W/L	Pts.	vs.	W/L	Pts.	vs.	W/L	Pts.	vs.	W/L	Pts.	vs.	W/L	Pts.	vs.	W/L	Pts.	vs.	W/L	Pts.	vs.	W/L	Pts.	vs.	W/L	Pts.	
A1/ Lunatic Fringe	A5	W	13	a7	W	17	A4	W	15	a3	W	19	A6	W	21	Bye	-	-	A2	L	11	a5	W	14	A7	W	17	a4	W	17	A3	W	13	a6	W	18	Bye	-	-	a2	L	10	
A2/ The Raleigh Lamas	Bye	-	-	A3	L	9	a6	W	23	A5	L	11	a4	W	15	A7	W	21	a1	W	12	Bye	-	-	a3	W	16	A6	W	15	a5	W	14	A4	W	19	a7	W	20	A1	W	14	
A3/ Pig Darts	A6	W	12	a2	W	15	A7	W	14	A1	L	5	Bye	-	-	A5	W	13	a4	L	12	a6	L	11	A2	L	8	a7	W	13	a1	L	9	Bye	-	-	a5	W	12	A4	W	14	
A4/ Big J's ... Crew of Ill Repute	A7	W	16	a5	W	13	a1	L	7	Bye	-	-	A2	L	9	a6	W	17	A3	W	13	a7	L	9	A5	W	16	A1	L	7	Bye	-	-	a2	L	5	A6	L	10	a3	L	10	
A5/ Dart Shadows Inc.	a1	L	11	A4	L	11	Bye	-	-	a2	W	13	A7	W	13	a3	L	11	A6	L	11	A1	L	10	a4	L	6	Bye	-	-	A2	L	6	a7	L	8	A3	L	10	a6	W	13	
A6/ Cheap Shots	a3	L	9	Bye	-	-	A2	L	1	a7	L	12	a1	L	3	A4	L	4	a5	W	13	A3	W	13	Bye	-	-	a2	L	8	A7	L	11	A1	L	6	a4	W	13	A5	L	10	
A7/ Last Call	a4	L	8	A1	L	7	a3	L	10	A6	W	13	a5	L	12	a2	L	3	Bye	-	-	A4	W	14	a1	L	7	A3	L	11	a6	W	12	A5	W	12	A2	L	4	Bye	-	-	
B1/ Dazed & Confused	B6	L	10	b4	W	12	B3	W	13	Bye	-	-	b2	L	9	B5	W	13	b7	W	14	b6	W	15	B4	L	9	b3	L	9	Bye	-	-	B2	L	8	b5	L	11	B7	W	13	
B2/ D. V. Needed	B4	W	16	b6	W	17	B5	W	15	b7	W	13	B1	W	13	Bye	-	-	b3	W	17	b4	W	15	B6	W	18	b5	L	10	B7	L	11	b1	W	16	Bye	-	-	B3	W	17	
B3/ Dirty Dogs	b7	W	18	Bye	-	-	b1	L	12	B6	L	11	b5	L	10	b4	W	13	B2	L	7	B7	W	15	Bye	-	-	B1	W	14	b6	L	7	B5	W	13	B4	L	6	b2	L	7	
B4/ Dodge Darts	b2	L	8	B1	L	9	b6	W	15	B5	W	17	b7	L	12	B3	L	11	Bye	-	-	B2	L	9	b1	W	14	B6	W	13	b5	L	9	B7	W	14	b3	W	18	Bye	-	-	
B5/ Excalibur	Bye	-	-	B7	L	9	b2	L	8	b4	L	7	B3	W	13	b1	L	12	B6	W	15	Bye	-	-	b7	L	9	B2	W	11	B4	W	15	b3	L	9	B1	W	13	b6	W	14	
B6/ Horsemen	b1	W	11	B2	L	7	B4	L	9	b3	W	13	Bye	-	-	B7	W	13	b5	L	9	B1	L	9	b2	L	6	b4	L	11	B3	W	17	Bye	-	-	b7	L	11	B5	L	10	
B7/ Nine Lives	B3	L	6	b5	W	15	Bye	-	-	B2	L	12	B4	W	13	b6	L	11	B1	L	10	b3	L	9	B5	W	13	Bye	-	-	b2	W	13	b4	L	10	B6	W	13	b1	L	11	
C1/ Get the Point "33"	C3	W	13	c2	W	13	c6	L	10	C4	W	13	Bye	-	-	c7	L	9	C5	W	14	c3	W	22	C2	W	16	C6	L	11	c4	W	16	Bye	-	-	C7	W	15	c5	W	16	
C2/ WIEBLS	c6	W	15	C1	L	12	c4	W	17	Bye	-	-	C3	W	13	c5	W	15	C7	L	10	C6	W	13	c1	L	8	C4	L	6	Bye	-	-	c3	W	13	C5	W	13	c7	W	15	
C3/ Wireless	c1	L	5	C6	L	10	c5	L	5	C7	L	5	c2	L	7	Bye	-	-	C4	L	5	C1	L	2	c6	L	6	C5	L	8	c7	L	8	C2	L	8	Bye	-	-	c4	L	3	
C4/ Home Thrown	Bye	-	-	c7	W	14	C2	L	7	c1	L	11	C5	W	17	C6	W	15	c3	W	15	Bye	-	-	C7	W	14	c2	W	18	C1	L	8	c5	W	13	c6	W	18	C3	W	21	
C5/ Pog Mo Hon	C7	L	9	Bye	-	-	C3	W	19	C6	L	11	c4	L	7	C2	L	9	c1	L	10	c7	W	13	Bye	-	-	c3	W	15	c6	W	13	C4	L	12	c2	L	9	C1	L	8	
C6/ Some Old Some New	C2	L	9	c3	W	14	C1	W	14	c5	W	13	C7	W	16	c4	L	9	Bye	-	-	c2	L	11	C3	W	18	c1	W	13	C5	L	11	c7	W	16	C4	L	6	Bye	-	-	
C7/ The Socials "T3"	c5	W	15	C4	L	10	Bye	-	-	c3	W	19	c6	L	8	C1	W	15	c2	W	11	C5	L	11	c4	L	10	Bye	-	-	C3	W	16	C6	L	8	c1	L	9	C2	L	6	
D1/ Starving Dartists	D6	L	8	d2	W	13	D7	L	8	d4	L	8	D5	L	9	d8	L	11	D3	W	13	d6	L	7	D2	W	16	d7	W	16	D4	W	14	d5	L	8	D8	W	15	d3	W	19	
D2/ SNAFU	d7	W	15	D1	L	7	d4	L	6	D5	L	8	d6	W	14	d3	W	13	D8	L	9	D7	L	11	d1	L	8	D4	W	13	d5	L	6	D6	L	8	D3	W	15	d8	L	8	
D3/ Heroes In Trouble	d8	W	22	D4	L	8	d5	L	5	D6	W	13	d7	L	11	D2	L	11	d1	L	11	D8	W	14	d4	L	7	D5	L	1	d6	W	13	D7	L	11	d2	L	9	D1	L	5	
D4/ UZMALL	D5	L	10	d3	W	16	D2	W	18	D1	W	16	d8	W	16	D6	W	12	d7	W	15	d5	L	10	D3	W	17	d2	L	11	d1	L	10	D8	W	15	d6	L	12	D7	W	18	
D5/ Woodchucks	d4	W	14	D8	W	21	D3	W	19	d2	W	16	d1	W	15	D7	W	19	d6	W	17	D4	W	14	d8	W	17	d3	W	23	D2	W	18	D1	W	16	d7	W	21	D6	W	15	
D6/ Sharky's Machine	d1	W	16	D7	W	17	d8	W	15	d3	L	11	D2	L	10	d4	L	8	D5	L	7	D1	W	17	d7	W	14	D8	W	19	D3	L	11	d2	W	15	D4	W	13	d5	L	9	
D7/ Sharky's Shooters	D2	L	9	d6	L	7	d1	W	15	D8	L	9	D3	W	13	d5	L	5	D4	L	9	d2	W	13	D6	L	7	D1	L	8	d8	W	15	d3	W	13	D5	L	3	d4	L	6	
D8/ Throwing While Impaired	D3	L	2	d5	L	3	D6	L	6	d7	W	15	D4	L	8	D1	W	13	d2	W	14	d3	L	10	D5	L	4	d6	L	4	D7	L	9	d4	L	9	d1	L	9	D2	W	16	
E1/ Grateful Darts	E4	W	16	Bye	-	-	E5	L	12	e2	W	13	E6	L	9	e7	L	10	E3	L	8	e4	L	8	Bye	-	-	e5	L	9	E2	W	15	e6	L	9	E7	L	8	e3	L	7	
E2/ Travelin' Beer Bellies	E6	L	8	e3	L	10	Bye	-	-	E1	L	12	e7	W	16	E4	L	8	e5	W	14	e6	L	7	E3	W	11	Bye	-	-	e1	L	6	E7	L	11	e4	L	2	E5	L	10	
E3/ Damn Yankees	e7	W	16	E2	W	14	e6	W	19	E4	L	10	e5	W	14	Bye	-	-	e1	W	16	E7	W	19	e2	L	9	E6	W	17	e4	L	10	E5	W	15	Bye	-	-	E1	W	14	
E4/ Kozmic Debris	e1	L	6	E5	L	8	e7	W	12	e3	W	14	Bye	-	-	e2	W	16	E6	W	13	E1	W	16	e5	W	17	E7	W	16	E3	W	14	Bye	-	-	E2	W	22	e6	L	6	
E5/ NBF	Bye	-	-	e4	W	16	e1	W	13	E7	L	12	E3	L	10	e6	L	8	E2	L	10	Bye	-	-	E4	L	7	E1	W	15	e7	L	11	e3	L	9	E6	L	1	e2	W	14	
E6/ Dynamic Darts	e2	W	16	E7	L	9	E3	L	5	Bye	-	-	e1	W	15	E5	W	16	e4	L	11	E2	W	17	e7	W	15	e3	L	7	Bye	-	-	E1	W	15	e5	W	23	E4	W	15	
E7/ Da Bulls	E3	L	8	e6	W	15	E4	L	11	e5	W	13	E2	L	8	E1	W	14	Bye	-	-	e3	L	5	E6	L	8	e4	L	6	E5	W	13	e2	W	13	e1	W	15	Bye	-	-	
F1/ One Armed Bandits	F3	L	9	f2	W	17	F6	W	18	F4	L	10	f7	L	9	F5	L	6	f8	W	14	f3	W	14	F2	W	13	f6	W	13	f4	*W*	*16*	F7	L	10	f5	W	13	F8	L	11	
F2/ Modena Cartel	f7	W	12	F1	L	7	f3	W	14	F5	W	16	f8	L	9	F6	L	7	f4	W	12	F7	W	13	f1	L	12	F3	L	9	f5	L	12	F8	L	10	f6	W	13	F4	L	11	
F3/ Point Break	f1	W	13	F7	L	8	F2	L	10	f6	L	11	f4	L	11	F8	L	7	f5	W	15	F1	L	10	f7	L	8	f2	W	15	F6	L	12	F4	W	13	f8	L	8	F5	W	16	
F4/ Rat Bar Stewards	F5	W	13	f6	W	14	F8	L	5	f1	W	14	F3	W	12	f7	L	10	F2	L	9	f5	W	15	F6	L	11	f8	W	13	F1	*L*	*0*	f3	L	8	F7	L	9	f2	W	13	1
F5/ Diddlers on the Roof	f4	L	11	F8	L	6	f7	L	11	f2	L	8	F6	L	9	f1	W	13	F3	L	8	F4	L	5	f8	L	7	F7	L	7	F2	W	13	f6	L	8	F1	L	7	f3	L	6	
F6/ Don't Know	f8	L	11	F4	L	10	f1	L	6	F3	W	13	f5	W	15	f2	W	17	F7	L	10	F8	L	11	f4	W	13	F1	L	12	f3	W	13	F5	W	13	F2	L	11	f7	L	8	
F7/ Bubba's Garage	F2	L	8	f3	W	16	F5	W	12	f8	W	13	F1	W	14	F4	W	14	f6	W	14	f2	L	11	F3	W	14	f5	W	15	F8	L	9	f1	W	13	f4	W	15	F6	W	16	
F8/ Mangina	F6	W	13	f5	W	18	f4	W	19	F7	L	11	F2	W	15	f3	W	17	F1	L	10	f6	W	12	F5	W	17	F4	L	9	f7	W	15	f2	W	14	F3	W	13	f1	W	12	
G1/ Chupacabras	G2	L	6	g5	L	10	G6	W	19	G4	W	16	Bye	-	-	G3	W	14	g7	W	12	g2	L	10	G5	W	13	g6	L	10	g4	W	14	Bye	-	-	g3	W	18	G7	W	16	
G2/ AFLAC Attack	g1	W	18	Bye	-	-	G5	W	15	g6	W	14	g4	W	13	G7	W	13	g3	W	16	G1	W	14	Bye	-	-	g5	W	13	G6	W	15	G4	W	21	g7	W	14	G3	W	13	
G3/ Get Over It	g4	L	8	G7	L	11	Bye	-	-	g5	W	18	G6	W	13	g1	L	10	G2	L	8	G4	L	8	g7	L	7	Bye	-	-	G5	W	14	g6	L	9	G1	L	6	g2	L	12	
G4/ Dead Sox	G3	W	16	g6	W	17	G7	W	16	g1	L	8	G2	L	11	Bye	-	-	G5	W	14	g3	W	16	G6	L	12	g7	W	19	G1	L	8	g2	L	3	Bye	-	-	g5	W	15	
G5/ Big Deck	Bye	-	-	G1	W	13	g2	L	9	G3	L	6	g7	L	10	G6	W	14	g4	L	10	Bye	-	-	g1	L	11	G2	L	11	g3	L	9	G7	L	9	g6	L	7	G4	L	9	
G6/ Tub Kids	g7	L	11	G4	L	7	g1	L	5	G2	L	10	g3	L	12	g5	L	10	Bye	-	-	G7	W	18	g4	W	13	G1	W	14	g2	L	9	G3	W	15	G5	W	12	Bye	-	-	
G7/ Three Legged Dog	G6	W	13	g3	W	13	g4	L	8	Bye	-	-	G5	W	14	g2	L	12	G1	L	10	g6	L	6	G3	W	12	G4	L	5	Bye	-	-	g5	W	14	G2	L	8	g1	L	8	

	Singles 301		Singles Cricket		Singles Record		Singles Win %-age	Doubles Cricket		Doubles 501		Doubles Record		Doubles Win %-age	Sngls + Dbls Record		Sngls + Dbls Win %-age	1001 Wins	1001 Losses	All-Star Points	Games Played	All-Star %-age
A1/ Lunatic Fringe	42	30	54	18	96	48	0.667	24	12	23	13	47	25	0.653	190	98	0.660	0	0	307.0	288	1.066
A 10 Hoffmann, Steve	7	6	8	5	15	11	0.577	6	7	10	2	16	9	0.640	31	20	0.608			62.5	51	1.225
A 11 Brown, Tom	0	0	1	0	1	0	1.000	1	0	0	1	1	1	0.500	2	1	0.667			6.0	3	2.000
A 12 Budelman, Jim	9	2	10	1	19	3	0.864	8	3	9	2	17	5	0.773	36	8	0.818			52.5	44	1.193
A 13 Butman, Don	5	7	9	3	14	10	0.583	9	3	9	3	18	6	0.750	32	16	0.667			66.0	48	1.375
A 14 Terry, Bob	8	5	13	1	21	6	0.778	9	4	8	5	17	9	0.654	38	15	0.717			50.0	53	0.943
A 15 Wall, Keith	7	5	9	3	16	8	0.667	10	3	5	8	15	11	0.577	31	19	0.620			43.0	50	0.860
A 16 Wilson, Joe	0	0	0	0	0	0	#DIV/0!	0	0	0	0	0	0	#DIV/0!	0	0	#DIV/0!			0.0	0	#DIV/0!
A 17 Wilson, James	6	5	4	5	10	10	0.500	5	4	5	5	10	9	0.526	20	19	0.513			27.0	39	0.692
A2/ The Raleigh Lamas	49	23	47	25	96	48	0.667	22	14	26	10	48	24	0.667	192	96	0.667	0	0	302.5	288	1.050
A 20 Selby, Brian	6	4	1	2	7	6	0.538	2	1	3	2	5	3	0.625	12	9	0.571			17.5	21	0.833
A 21 Samaluk, Somchai	7	3	5	3	12	6	0.667	4	5	5	3	9	8	0.529	21	14	0.600			19.0	35	0.543
A 22 Tan, Wil	3	2	10	3	13	5	0.722	8	4	10	2	18	6	0.750	31	11	0.738			63.0	42	1.500
A 23 Eastmead, Phillip	11	1	8	3	19	4	0.826	6	6	6	3	12	9	0.571	31	13	0.705			60.0	44	1.364
A 24 West, Billy	1	2	7	1	8	3	0.727	5	3	4	2	9	5	0.643	17	8	0.680			18.0	25	0.720
A 25 Phillips, Robbie	2	1	2	3	4	4	0.500	3	2	4	1	7	3	0.700	11	7	0.611			20.0	18	1.111
A 26 Gibbs, Keith	8	4	7	4	15	8	0.652	5	3	9	4	14	7	0.667	29	15	0.659			52.5	44	1.193
A 27 Stewart, Shannon	4	5	3	3	7	8	0.467	7	1	6	2	13	3	0.813	20	11	0.645			26.5	31	0.855
A 28 Ingram, Scott	7	1	4	3	11	4	0.733	4	3	5	1	9	4	0.692	20	8	0.714			26.0	28	0.929
A3/ Pig Darts	35	37	34	38	69	75	0.479	19	17	17	19	36	36	0.500	141	147	0.490	0	5	250.5	293	0.855
A 30 Rutten, Pete	6	5	2	4	8	9	0.471	0	2	2	8	2	10	0.167	10	19	0.345	0	0	13.5	29	0.466
A 31 Lane, Timothy	4	1	0	7	4	8	0.333	2	5	0	1	2	6	0.250	6	14	0.300	0	0	13.5	20	0.675
A 32 Cashwell, Craig	5	7	4	7	9	14	0.391	6	5	3	6	9	11	0.450	18	25	0.419	0	1	29.0	44	0.659
A 33 Davis, Jim	3	5	7	2	10	7	0.588	5	5	3	7	8	12	0.400	18	19	0.486	0	1	45.5	38	1.197
A 34 Eason, Joel	5	4	7	3	12	7	0.632	6	4	6	4	12	8	0.600	24	15	0.615	0	1	38.5	40	0.963
A 35 Bonar, Eric	2	4	1	5	3	9	0.250	3	8	5	3	8	11	0.421	11	20	0.355	0	0	12.5	31	0.403
A 36 Beeson, Robb	8	3	9	3	17	6	0.739	11	1	9	3	20	4	0.833	37	10	0.787	0	1	63.5	48	1.323
A 37 Umstead, Randy	2	8	4	7	6	15	0.286	5	4	6	6	11	10	0.524	17	25	0.405	0	1	34.5	43	0.802
A4/ Big J's … Crew of Ill Repute	35	37	27	45	62	82	0.431	18	18	19	17	37	35	0.514	136	152	0.472	5	0	226.0	293	0.771
A 40 Kilts, Jason	4	8	2	12	6	20	0.231	3	9	4	7	7	16	0.304	13	36	0.265	1	0	32.0	50	0.640
A 41 Hester, Billy	5	6	3	7	8	13	0.381	7	4	5	6	12	10	0.545	20	23	0.465	0	0	25.0	43	0.581
A 42 Hirneisen, Randy	3	5	0	9	3	14	0.176	3	5	4	4	7	9	0.438	10	23	0.303	1	0	15.5	34	0.456
A 43 Hyler, Dale	8	3	7	4	15	7	0.682	8	3	7	4	15	7	0.682	30	14	0.682	1	0	53.5	45	1.189
A 44 Jeffcoat, Doug	3	2	4	2	7	4	0.636	5	0	5	1	10	1	0.909	17	5	0.773	1	0	22.0	23	0.957
A 45 Seward, Mike	5	7	5	5	10	12	0.455	4	8	5	7	9	15	0.375	19	27	0.413	1	0	42.0	47	0.894
A 46 Shpritz, Lisa	7	2	4	4	11	6	0.647	5	3	4	5	9	8	0.529	20	14	0.588	0	0	25.5	34	0.750
A 47 Stoner, Jeff	0	4	2	2	2	6	0.250	1	4	4	0	5	4	0.556	7	10	0.412	0	0	10.5	17	0.618
A5/ Dart Shadows Inc.	37	35	34	38	71	73	0.493	13	23	18	18	31	41	0.431	133	155	0.462	6	0	248.5	294	0.845
A 50 Aldridge, Barron	8	7	7	5	15	12	0.556	5	9	7	9	12	18	0.400	27	30	0.474	1	0	25.0	58	0.431
A 51 Hall, Mike	8	2	6	4	14	6	0.700	8	2	5	5	13	7	0.650	27	13	0.675	0	0	38.5	40	0.963
A 52 Gelhar, Tommy	3	12	4	10	7	22	0.241	2	11	4	10	6	21	0.222	13	43	0.232	1	0	44.0	57	0.772
A 53 Murray, David	1	1	2	0	3	1	0.750	0	2	1	1	1	3	0.250	4	4	0.500	0	0	5.5	8	0.688
A 54 Knott, Mike	0	0	0	0	0	0	#DIV/0!	0	0	0	0	0	0	#DIV/0!	0	0	#DIV/0!	0	0	0.0	0	#DIV/0!
A 55 James, Bob	8	4	6	7	14	11	0.560	7	5	6	5	13	10	0.565	27	21	0.563	1	0	50.5	49	1.031
A 56 Gilbert, Chris	3	3	1	6	4	9	0.308	2	5	5	2	7	7	0.500	11	16	0.407	1	0	25.5	28	0.911
A 57 Matz, Mike	1	4	3	2	4	6	0.400	2	3	2	2	4	5	0.444	8	11	0.421	1	0	23.0	20	1.150
A 58 Van Dyke, Darren	5	2	5	4	10	6	0.625	0	9	6	2	6	11	0.353	16	17	0.485	1	0	36.5	34	1.074
A6/ Cheap Shots	23	49	31	41	54	90	0.375	19	17	6	30	25	47	0.347	104	184	0.361	0	7	190.5	295	0.646
A 60 Witz, Steve	6	6	5	7	11	13	0.458	8	4	3	6	11	10	0.524	22	23	0.489	0	1	42.5	46	0.924
A 61 Sellers, Mark	1	9	3	7	4	16	0.200	2	8	1	9	3	17	0.150	7	33	0.175	0	1	31.5	41	0.768
A 62 Hall, Josh	1	10	7	2	8	12	0.400	6	6	1	10	7	16	0.304	15	28	0.349	0	1	21.5	44	0.489
A 63 Warren, Randy	1	8	5	8	6	16	0.273	8	5	3	9	11	14	0.440	17	30	0.362	0	1	32.0	48	0.667
A 64 Domanski, Dave	0	0	0	1	0	1	0.000	0	1	0	1	0	2	0.000	0	3	0.000	0	0	2.5	3	0.833
A 65 Stevens, Joe	5	4	2	7	7	11	0.389	2	4	0	9	2	13	0.133	9	24	0.273	0	1	12.0	34	0.353
A 66 Buckman, Dave	5	7	3	5	8	12	0.400	6	2	1	9	7	11	0.389	15	23	0.395	0	1	11.5	39	0.295
A 67 Walker, Chip	4	5	6	4	10	9	0.526	6	4	3	7	9	11	0.450	19	20	0.487	0	1	37.0	40	0.925
A7/ Last Call	31	41	25	47	56	88	0.389	11	25	17	19	28	44	0.389	112	176	0.389	6	7	176.5	301	0.586
A 70 Wade, Nate	6	6	5	7	11	13	0.458	3	7	5	6	8	13	0.381	19	26	0.422	1	1	33.0	47	0.702
A 71 Ney, Scott	4	6	2	5	6	11	0.353	1	9	6	5	7	14	0.333	13	25	0.342	1	1	16.0	40	0.400
A 72 Wilcenski, Steve	3	6	7	4	10	10	0.500	5	6	4	6	9	12	0.429	19	22	0.463	0	1	41.0	42	0.976
A 73 Daniel, Rob	0	2	0	2	0	4	0.000	0	1	0	1	0	2	0.000	0	6	0.000	0	0	1.0	6	0.167
A 74 Bryant, Whit	6	5	4	7	10	12	0.455	3	7	5	5	8	12	0.400	18	24	0.429	1	1	20.0	44	0.455
A 75 Stark, Keith	5	6	2	9	7	15	0.318	3	7	6	5	9	12	0.429	16	27	0.372	1	1	26.0	45	0.578
A 76 Peoples, Chris	3	5	2	8	5	13	0.278	2	8	6	3	8	11	0.421	13	24	0.351	1	1	17.5	39	0.449
A 77 Bridges, Jeff	4	5	3	5	7	10	0.412	5	5	2	7	7	12	0.368	14	22	0.389	1	1	22.0	38	0.579

	Singles	301	Singles	Cricket	Singles	Record	Singles Win %-age	Doubles	Cricket	Doubles	501	Doubles	Record	Doubles Win %-age	Sngls + Dbls	Record	Sngls + Dbls Win %-age	1001 Wins	1001 Losses	All-Star Points	Games Played	All-Star %-age
B1/ Dazed & Confused	37	35	40	32	77	67	0.535	16	20	17	19	33	39	0.458	143	145	0.497	12	4	190.5	304	0.627
B 10 Butters, Scott	11	1	11	1	22	2	0.917	6	6	6	6	12	12	0.500	34	14	0.708	2	1	70.0	51	1.373
B 11 Chaney, Bill	4	8	6	7	10	15	0.400	6	6	5	8	11	14	0.440	21	29	0.420	2	1	21.5	53	0.406
B 12 Butters, Kent	7	5	10	2	17	7	0.708	6	5	3	8	9	13	0.409	26	20	0.565	2	1	29.0	49	0.592
B 13 Crumpler, Greg	5	6	6	5	11	11	0.500	5	8	5	7	10	15	0.400	21	26	0.447	2	0	34.5	49	0.704
B 14 Rodgers, Trey	3	9	4	7	7	16	0.304	5	6	7	4	12	10	0.545	19	26	0.422	2	0	19.0	47	0.404
B 15 Tomlinson, Steve	7	6	3	10	10	16	0.385	4	9	8	5	12	14	0.462	22	30	0.423	2	1	16.5	55	0.300
B2/ D. V. Needed	41	31	45	27	86	58	0.597	23	13	24	12	47	25	0.653	180	108	0.625	6	0	193.0	294	0.656
B 20 Churchwell, Billie	2	8	5	5	7	13	0.350	8	5	10	3	18	8	0.692	25	21	0.543	1	0	15.0	47	0.319
B 21 Whitehead, Lee	9	1	9	1	18	2	0.900	8	2	8	3	16	5	0.762	34	7	0.829	1	0	47.0	42	1.119
B 22 Adams, Tammy	0	4	0	5	0	9	0.000	0	2	0	2	0	4	0.000	0	13	0.000	0	0	1.0	13	0.077
B 23 Benson, Will	7	4	7	5	14	9	0.609	7	5	6	5	13	10	0.565	27	19	0.587	1	0	22.5	47	0.479
B 24 Currin, David	8	4	8	4	16	8	0.667	7	5	9	3	16	8	0.667	32	16	0.667	1	0	34.5	49	0.704
B 25 Rothschild, Michelle	0	1	0	0	0	1	0.000	0	0	0	0	0	0	#DIV/0!	0	1	0.000	0	0	0.0	1	0.000
B 26 Delp, Paula	8	3	8	3	16	6	0.727	9	2	8	3	17	5	0.773	33	11	0.750	1	0	35.0	45	0.778
B 27 Pollard, Daniel	7	6	8	4	15	10	0.600	7	5	7	5	14	10	0.583	29	20	0.592	1	0	38.0	50	0.760
B3/ Dirty Dogs	39	33	32	39	71	72	0.497	16	20	16	20	32	40	0.444	135	152	0.470	0	6	170.0	293	0.580
B 30 Wilkie, Felipe	7	6	4	9	11	15	0.423	9	5	5	8	14	13	0.519	25	28	0.472	0	1	31.0	54	0.574
B 31 Carroll, John	7	4	9	2	16	6	0.727	5	6	5	5	10	11	0.476	26	17	0.605	0	0	45.5	43	1.058
B 32 Wight, Al	1	6	1	6	2	12	0.143	1	7	3	6	4	13	0.235	6	25	0.194	0	1	8.5	32	0.266
B 33 Mehok, Larry	6	0	3	3	9	3	0.750	3	3	3	3	6	6	0.500	15	9	0.625	0	1	13.0	25	0.520
B 34 Boucher, Keith	6	6	5	6	11	12	0.478	3	9	7	5	10	14	0.417	21	26	0.447	0	1	23.5	48	0.490
B 35 Caldwell, Tim	6	6	4	8	10	14	0.417	1	9	5	6	6	15	0.286	16	29	0.356	0	1	15.5	46	0.337
B 36 Barton, Kevin	6	5	6	5	12	10	0.545	10	1	4	7	14	8	0.636	26	18	0.591	0	1	33.0	45	0.733
B4/ Dodge Darts	35	37	43	29	78	66	0.542	20	16	16	20	36	36	0.500	150	138	0.521	0	8	207.0	296	0.699
B 40 Holland, Steve	4	6	9	3	13	9	0.591	5	7	5	6	10	13	0.435	23	22	0.511	0	1	36.5	46	0.793
B 41 McNamara, Tim	5	5	7	3	12	8	0.600	7	3	5	5	12	8	0.600	24	16	0.600	0	1	42.5	41	1.037
B 42 Butler, Brent	5	2	4	7	9	9	0.500	5	4	3	6	8	10	0.444	17	19	0.472	0	1	16.5	37	0.446
B 43 Evans, J.P.	9	3	10	2	19	5	0.792	7	5	5	7	12	12	0.500	31	17	0.646	0	1	37.0	49	0.755
B 44 Hope, Chris	3	10	6	4	9	14	0.391	7	6	7	6	14	12	0.538	23	26	0.469	0	1	34.0	50	0.680
B 45 Dahulich, Jeff	7	5	5	7	12	12	0.500	7	5	6	6	13	11	0.542	25	23	0.521	0	1	33.0	49	0.673
B 46 Anderson, Rohan	1	3	0	0	1	3	0.250	0	1	0	2	0	3	0.000	1	6	0.143	0	1	0.0	8	0.000
B 47 Langley, Fred	0	0	0	0	0	0	#DIV/0!	0	0	0	0	0	0	#DIV/0!	0	0	#DIV/0!	0	0	0.0	0	#DIV/0!
B 48 Bonfiglio, Chris	1	3	2	3	3	6	0.333	2	1	1	2	3	3	0.500	6	9	0.400	0	1	7.5	16	0.469
B5/ Excalibur	32	40	31	40	63	80	0.441	15	21	23	13	38	34	0.528	139	148	0.484	0	8	142.5	295	0.483
B 50 Burney, Gary	6	8	4	8	10	16	0.385	5	7	8	4	13	11	0.542	23	27	0.460	0	1	30.5	51	0.598
B 51 Slominski, Mark	2	4	1	4	3	8	0.273	3	2	4	1	7	3	0.700	10	11	0.476	0	1	23.0	22	1.045
B 52 Prior, Jeff	0	3	4	1	4	4	0.500	4	2	3	5	7	7	0.500	11	11	0.500	0	1	10.0	23	0.435
B 53 Berry, Robert	4	6	2	6	6	12	0.333	2	6	2	5	4	11	0.267	10	23	0.303	0	1	9.0	34	0.265
B 54 Long, Dale	6	4	3	7	9	11	0.450	4	7	5	4	9	11	0.450	18	22	0.450	0	1	14.5	41	0.354
B 55 Shearin, Keith	4	5	6	4	10	9	0.526	4	6	10	1	14	7	0.667	24	16	0.600	0	1	15.0	41	0.366
B 56 Baldwin, Randy	5	4	7	3	12	7	0.632	5	6	8	2	13	8	0.619	25	15	0.625	0	1	27.0	41	0.659
B 57 Latham, Chris	5	6	4	7	9	13	0.409	3	6	6	4	9	10	0.474	18	23	0.439	0	1	13.5	42	0.321
B6/ Horsemen	33	39	26	46	59	85	0.410	17	19	16	20	33	39	0.458	125	163	0.434	4	0	134.0	292	0.459
B 60 Keller, Tony	3	8	3	4	6	12	0.333	3	8	5	7	8	15	0.348	14	27	0.341	0	0	19.5	41	0.476
B 61 Maminski, Len	5	5	2	8	7	13	0.350	2	6	5	5	7	11	0.389	14	24	0.368	0	0	16.0	38	0.421
B 62 McCredie, Bob	2	3	2	3	4	6	0.400	2	2	3	2	5	4	0.556	9	10	0.474	0	0	11.0	19	0.579
B 63 Knight, Steve	0	5	0	9	0	14	0.000	6	3	4	7	10	10	0.500	10	24	0.294	0	0	5.5	34	0.162
B 64 Phillips, Britt	6	6	5	7	11	13	0.458	4	5	6	3	10	8	0.556	21	21	0.500	1	0	20.5	43	0.477
B 65 Bear, Bart	2	6	5	3	7	9	0.438	5	5	2	6	7	11	0.389	14	20	0.412	1	0	12.0	35	0.343
B 66 Knox, Mike	7	3	6	4	13	7	0.650	5	5	5	4	10	9	0.526	23	16	0.590	1	0	23.0	40	0.575
B 67 DePope, Jim	8	3	3	8	11	11	0.500	7	4	2	6	9	10	0.474	20	21	0.488	1	0	26.5	42	0.631
B7/ Nine Lives	35	37	34	38	69	75	0.479	19	17	14	22	33	39	0.458	135	153	0.469	9	9	167.0	306	0.546
B 70 Smith, Butch	4	3	5	6	9	9	0.500	5	6	2	8	7	14	0.333	16	23	0.410	1	1	29.5	41	0.720
B 71 Copple, Matthew	6	4	2	7	8	11	0.421	7	3	5	5	12	8	0.600	20	19	0.513	1	1	22.5	41	0.549
B 72 Romanchek, David	3	5	5	4	8	9	0.471	3	7	3	5	6	12	0.333	14	21	0.400	1	1	22.0	37	0.595
B 73 Moeschet, Cathy	3	9	0	2	3	11	0.214	1	0	2	2	3	2	0.600	6	13	0.316	1	1	0.0	21	0.000
B 74 Marsden, James	2	3	0	5	2	8	0.200	1	1	3	3	4	4	0.500	6	12	0.333	1	0	4.0	19	0.211
B 75 Paulson, Glenn	1	0	4	3	5	3	0.625	2	4	1	3	3	7	0.300	8	10	0.444	1	1	4.0	20	0.200
B 76 Darity, Don	4	4	3	4	7	8	0.467	3	4	1	4	4	8	0.333	11	16	0.407	0	1	12.5	28	0.446
B 77 Gibson, Jack	5	5	5	3	10	8	0.556	7	3	5	5	12	8	0.600	22	16	0.579	1	1	39.0	40	0.975
B 78 Sosa, Bo	7	4	7	4	14	8	0.636	7	4	4	6	11	10	0.524	25	18	0.581	1	1	26.0	45	0.578
B 79 Fuhrmann, Al	0	0	3	0	3	0	1.000	2	2	2	3	4	5	0.444	7	5	0.583	1	1	7.5	14	0.536

	Singles 301	Singles Cricket	Singles Record	Singles Win %-age	Doubles Cricket	Doubles 501	Doubles Record	Doubles Win %-age	Sngls + Dbls Record	Sngls + Dbls Win %-age	1001 Wins	1001 Losses	All-Star Points	Games Played	All-Star %-age
C1/ Get the Point "33"	42 30	47 25	89 55	0.618	19 17	23 13	42 30	0.583	173 115	0.601	6	0	189.0	294	0.643
C 10 Jenkins, John	10 2	10 2	20 4	0.833	8 4	9 3	17 7	0.708	37 11	0.771	1	0	59.5	49	1.214
C 11 Buckner, Jacky	5 8	9 4	14 12	0.538	8 5	8 4	16 9	0.640	30 21	0.588	1	0	37.5	52	0.721
C 12 Austin, Connie	6 4	6 5	12 9	0.571	5 4	5 5	10 9	0.526	22 18	0.550	1	0	17.0	41	0.415
C 13 Hunsberger, Jim	0 0	0 0	0 0	#DIV/0!	0 0	0 0	0 0	#DIV/0!	0 0	#DIV/0!	0	0	0.0	0	#DIV/0!
C 14 Lewis, Todd	9 3	4 5	13 8	0.619	4 6	8 3	12 9	0.571	25 17	0.595	1	0	21.0	43	0.488
C 15 Thompson, Barry	4 10	4 3	8 13	0.381	4 8	7 4	11 12	0.478	19 25	0.432	1	0	16.5	45	0.367
C 16 Austin, Jan	0 2	6 5	6 7	0.462	2 5	4 3	6 8	0.429	12 15	0.444	1	0	8.5	28	0.304
C 17 Simpson, David	8 1	8 1	16 2	0.889	7 2	5 4	12 6	0.667	28 8	0.778	0	0	29.0	36	0.806
C2/ WIEBLS	44 28	35 37	79 65	0.549	26 10	17 19	43 29	0.597	165 123	0.573	0	6	135.5	294	0.461
C 20 Coyne, Kevin	10 3	4 7	14 10	0.583	7 7	4 7	11 14	0.440	25 24	0.510	0	1	20.5	50	0.410
C 21 Hindle, Mikey	7 5	6 7	13 12	0.520	9 3	6 7	15 10	0.600	28 22	0.560	0	1	24.0	51	0.471
C 22 Griffin, Craig	7 4	5 5	12 9	0.571	10 2	5 7	15 9	0.625	27 18	0.600	0	1	17.5	46	0.380
C 23 Giberson, Kris	8 5	7 8	15 13	0.536	9 3	9 6	18 9	0.667	33 22	0.600	0	1	24.5	56	0.438
C 24 Mohan, Mike	3 4	3 4	6 8	0.429	5 1	2 4	7 5	0.583	13 13	0.500	0	1	12.5	27	0.463
C 25 Smith, Sarge	9 5	8 4	17 9	0.654	8 4	7 4	15 8	0.652	32 17	0.653	0	1	26.0	50	0.520
C 26 Lougher, Shannon	0 2	2 2	2 4	0.333	4 0	1 3	5 3	0.625	7 7	0.500	0	0	10.5	14	0.750
C3/ Wireless	24 48	15 57	39 105	0.271	6 30	11 25	17 55	0.236	73 215	0.253	0	0	92.0	288	0.319
C 30 Galloway, Dave	4 8	2 10	6 18	0.250	1 11	6 6	7 17	0.292	13 35	0.271			13.0	48	0.271
C 31 Crowley, Pat	8 3	7 4	15 7	0.682	4 7	8 3	12 10	0.545	27 17	0.614			43.0	44	0.977
C 32 Robertson, Ronnie	6 6	3 10	9 16	0.360	2 10	3 10	5 20	0.200	14 36	0.280			11.5	50	0.230
C 33 Benson, Kevin	2 3	0 5	2 8	0.200	1 4	1 4	2 8	0.200	4 16	0.200			5.0	20	0.250
C 34 Allen, Jeffrey	1 11	1 12	2 23	0.080	0 11	1 11	1 22	0.043	3 45	0.063			7.0	48	0.146
C 35 Robertson, Susan	1 9	0 9	1 18	0.053	3 8	2 7	5 15	0.250	6 33	0.154			6.5	39	0.167
C 36 Charlton, Eric	2 7	2 7	4 14	0.222	1 8	1 9	2 17	0.105	6 31	0.162			6.0	37	0.162
C 37 Johnson, Dave	0 1	0 0	0 1	0.000	0 1	0 0	0 1	0.000	0 2	0.000			0.0	2	0.000
C4/ Home Thrown	36 36	46 26	82 62	0.569	21 15	25 11	46 26	0.639	174 114	0.604	7	0	182.5	295	0.619
C 40 Randolph, Jon	4 7	8 3	12 10	0.545	7 5	6 6	13 11	0.542	25 21	0.543	1	0	23.5	47	0.500
C 41 Windley, Neal	0 6	0 2	0 8	0.000	0 4	3 1	3 5	0.375	3 13	0.188	0	0	3.0	16	0.188
C 42 Murdaugh, John	7 5	10 2	17 7	0.708	6 6	6 6	12 12	0.500	29 19	0.604	1	0	39.0	49	0.796
C 43 Simpson, Donnie	6 2	4 4	10 6	0.625	9 0	8 1	17 1	0.944	27 7	0.794	1	0	39.5	35	1.129
C 44 Edgecombe, Sean	7 5	8 4	15 9	0.625	8 3	10 1	18 4	0.818	33 13	0.717	1	0	13.0	47	0.277
C 45 Edgecombe, Andrew	5 5	6 6	11 11	0.500	5 7	8 4	13 11	0.542	24 22	0.522	1	0	27.5	47	0.585
C 46 Nel, Ricky	2 2	2 3	4 5	0.444	1 2	2 1	3 3	0.500	7 8	0.467	0	0	4.5	15	0.300
C 47 Brown, Bill	1 1	2 0	3 1	0.750	1 0	1 0	2 0	1.000	5 1	0.833	1	0	4.5	7	0.643
C 48 Santas, Luey	4 3	6 2	10 5	0.667	5 3	6 2	11 5	0.688	21 10	0.677	1	0	28.0	32	0.875
C5/ Pog Mo Hon	29 43	36 36	65 79	0.451	20 16	15 21	35 37	0.486	135 153	0.469	0	8	146.5	296	0.495
C 50 Lorbacher, Scott	7 4	4 6	11 10	0.524	6 5	4 7	10 12	0.455	21 22	0.488	0	1	23.0	44	0.523
C 51 Robertson, David	4 8	4 7	8 15	0.348	5 6	5 7	10 13	0.435	18 28	0.391	0	1	30.0	47	0.638
C 52 Lang, Brian	2 7	3 5	5 12	0.294	1 3	0 3	1 6	0.143	6 18	0.250	0	1	7.5	25	0.300
C 53 Blackburn, Larry	6 6	8 4	14 10	0.583	8 4	5 7	13 11	0.542	27 21	0.563	0	1	26.0	49	0.531
C 54 Carter, Kevin	3 6	2 8	5 14	0.263	6 6	6 6	12 12	0.500	17 26	0.395	0	1	10.5	44	0.239
C 55 White, Taylor	5 5	8 3	13 8	0.619	6 5	4 7	10 12	0.455	23 20	0.535	0	1	23.0	44	0.523
C 56 Hounsell, Bob	1 5	7 2	8 7	0.533	8 1	5 4	13 5	0.722	21 12	0.636	0	1	25.5	34	0.750
C 57 Ryan, Ann	0 1	0 0	0 1	0.000	0 1	0 1	0 2	0.000	0 3	0.000	0	0	1.0	3	0.333
C 58 White, Martin	1 1	0 1	1 2	0.333	0 1	1 0	1 1	0.500	2 3	0.400	0	1	0.0	6	0.000
C6/ Some Old Some New	40 32	36 36	76 68	0.528	17 19	20 16	37 35	0.514	150 138	0.521	0	0	129.0	288	0.448
C 60 Barker, Barry	10 2	8 3	18 5	0.783	7 3	5 7	12 10	0.545	30 15	0.667			32.0	45	0.711
C 61 Barker, Jane	6 4	4 7	10 11	0.476	4 5	3 4	7 9	0.438	17 20	0.459			10.0	37	0.270
C 62 Berry, Dave	0 0	0 0	0 0	#DIV/0!	0 0	0 0	0 0	#DIV/0!	0 0	#DIV/0!			0.0	0	#DIV/0!
C 63 Nagy, Les	3 9	1 8	4 17	0.190	4 6	9 0	13 6	0.684	17 23	0.425			10.0	40	0.250
C 64 Nagy, Ann	0 0	0 0	0 0	#DIV/0!	0 1	0 0	0 1	0.000	0 1	0.000			0.0	1	0.000
C 65 Wilcox, Randy	1 5	1 5	2 10	0.167	5 5	1 7	6 12	0.333	8 22	0.267			4.0	30	0.133
C 66 Spencer, Rick	4 6	5 6	9 12	0.429	4 4	8 4	12 8	0.600	21 20	0.512			15.0	41	0.366
C 67 Kunttu, Kurt	10 2	9 3	19 5	0.792	5 7	9 3	14 10	0.583	33 15	0.688			31.0	48	0.646
C 68 Swindell, Rick	6 4	8 4	14 8	0.636	5 7	5 7	10 14	0.417	24 22	0.522			27.0	46	0.587
C7/ The Socials "T3"	37 35	37 35	74 70	0.514	17 19	15 21	32 40	0.444	138 150	0.479	0	0	135.0	288	0.469
C 70 Herbert, Paul	6 5	1 6	7 11	0.389	2 8	5 4	7 12	0.368	14 23	0.378			15.5	37	0.419
C 71 Bacon, Jill	1 4	0 0	1 4	0.200	1 1	2 3	3 4	0.429	4 8	0.333			1.5	12	0.125
C 72 Allen, Kenny	7 4	9 3	16 7	0.696	9 3	5 7	14 10	0.583	30 17	0.638			37.5	47	0.798
C 73 Jolly, Jennifer	0 3	4 4	4 7	0.364	3 5	3 4	6 9	0.400	10 16	0.385			6.0	26	0.231
C 74 Jolly, Steve	1 9	2 1	3 10	0.231	2 1	2 5	4 6	0.400	7 16	0.304			4.5	23	0.196
C 75 McKenna, Joey	3 2	4 7	7 9	0.438	4 6	4 5	8 11	0.421	15 20	0.429			20.0	35	0.571
C 76 Smith, Alex	7 2	4 8	11 10	0.524	6 5	3 7	9 12	0.429	20 22	0.476			23.0	42	0.548
C 77 Mills, Tim	6 6	7 5	13 11	0.542	6 5	2 5	8 10	0.444	21 21	0.500			17.5	42	0.417
C 78 Hochalter, Ronnie	6 0	6 1	12 1	0.923	1 4	4 2	5 6	0.455	17 7	0.708			9.5	24	0.396

	Singles 301		Singles Cricket		Singles Record		Singles Win %-age	Doubles Cricket		Doubles 501		Doubles Record		Doubles Win %-age	Sngls + Dbls Record		Sngls + Dbls Win %-age	1001 Wins	1001 Losses	All-Star Points	Games Played	All-Star %-age
D1/ Starving Dartists	48	36	46	38	94	74	0.560	15	27	23	19	38	46	0.452	170	166	0.506	0	0	130.0	336	0.387
D 10 Shown, Marc	11	2	8	5	19	7	0.731	6	7	7	5	13	12	0.520	32	19	0.627			22.0	51	0.431
D 11 Hendricks, Ron	4	2	5	0	9	2	0.818	2	4	4	1	6	5	0.545	15	7	0.682			15.0	22	0.682
D 12 Hartley, Kevin	2	5	4	6	6	11	0.353	2	7	5	5	7	12	0.368	13	23	0.361			14.0	36	0.389
D 13 Howell, John	8	6	10	2	18	8	0.692	6	7	8	5	14	12	0.538	32	20	0.615			18.5	52	0.356
D 14 Fleming, Frank	1	5	3	3	4	8	0.333	1	3	2	4	3	7	0.300	7	15	0.318			3.5	22	0.159
D 15 Hagan, Mark	9	3	4	5	13	8	0.619	2	8	5	6	7	14	0.333	20	22	0.476			8.5	42	0.202
D 16 Deemer, Randy	7	4	6	6	13	10	0.565	7	5	8	2	15	7	0.682	28	17	0.622			26.0	45	0.578
D 17 Herman, Fritz	6	9	5	10	11	19	0.367	3	9	4	8	7	17	0.292	18	36	0.333			18.5	54	0.343
D 18 Harrell, Forrest	0	0	1	1	1	1	0.500	1	4	3	2	4	6	0.400	5	7	0.417			4.0	12	0.333
D2/ SNAFU	35	49	31	53	66	102	0.393	17	25	21	21	38	46	0.452	142	194	0.423	0	0	102.5	336	0.305
D 20 Payne, Julie	5	9	4	10	9	19	0.321	4	8	7	5	11	13	0.458	20	32	0.385			15.5	52	0.298
D 21 Cotton, Barbara	6	8	1	7	7	15	0.318	5	9	7	5	12	14	0.462	19	29	0.396			11.0	48	0.229
D 22 Mathers, Robin	1	4	4	4	5	8	0.385	6	2	4	4	10	6	0.625	15	14	0.517			12.5	29	0.431
D 23 Rhea, Laurie	7	7	8	6	15	13	0.536	8	6	5	7	13	13	0.500	28	26	0.519			18.0	54	0.333
D 24 Rhea, Bill	7	3	5	7	12	10	0.545	4	8	6	5	10	13	0.435	22	23	0.489			23.0	45	0.511
D 25 Magnus, Greg	0	0	0	0	0	0	#DIV/0!	0	0	0	0	0	0	#DIV/0!	0	0	#DIV/0!			0.0	0	#DIV/0!
D 26 Wilkins, Melanie	3	9	1	5	4	14	0.222	0	3	3	7	3	10	0.231	7	24	0.226			4.5	31	0.145
D 27 Cox, John	6	6	3	9	9	15	0.375	4	8	7	5	11	13	0.458	20	28	0.417			11.5	48	0.240
D 28 Gildea, Tom	0	3	5	5	5	8	0.385	3	6	3	4	6	10	0.375	11	18	0.379			6.5	29	0.224
D3/ Heroes In Trouble	38	46	33	51	71	97	0.423	15	27	20	22	35	49	0.417	141	195	0.420	0	0	136.0	336	0.405
D 30 Enos, Kellee	6	8	6	7	12	15	0.444	3	10	9	5	12	15	0.444	24	30	0.444			17.0	54	0.315
D 31 Stasko, Bill	9	5	8	6	17	11	0.607	6	8	6	8	12	16	0.429	29	27	0.518			31.0	56	0.554
D 32 Wackerman, Mark	7	7	8	6	15	13	0.536	4	10	8	6	12	16	0.429	27	29	0.482			25.5	56	0.455
D 33 Alapin, Toni	5	9	3	8	8	17	0.320	4	9	8	6	12	15	0.444	20	32	0.385			16.0	52	0.308
D 34 Goyen, Dave	1	2	2	5	3	7	0.300	4	4	2	6	6	10	0.375	9	17	0.346			17.0	26	0.654
D 35 DuFraine, Pete	5	6	4	7	9	13	0.409	5	5	4	6	9	11	0.450	18	24	0.429			19.5	42	0.464
D 36 Goodwin, Steve	5	9	2	12	7	21	0.250	4	8	3	7	7	15	0.318	14	36	0.280			10.0	50	0.200
D4/ UZMALL	48	36	42	42	90	78	0.536	29	13	24	18	53	31	0.631	196	140	0.583	0	8	172.0	344	0.500
D 40 Kunesh, Joe	7	5	2	5	9	10	0.474	6	4	4	6	10	10	0.500	19	20	0.487	0	1	13.5	40	0.338
D 41 Powell, Mark	9	4	9	4	18	8	0.692	9	4	9	2	18	6	0.750	36	14	0.720	0	1	28.0	51	0.549
D 42 Rouse, Chuck	3	7	0	1	3	8	0.273	2	1	2	8	4	9	0.308	7	17	0.292	0	1	3.0	25	0.120
D 43 Rube, Bob	6	4	8	3	14	7	0.667	10	1	5	3	15	4	0.789	29	11	0.725	0	1	26.5	41	0.646
D 44 Wilkinson, Charlie	4	1	5	8	9	9	0.500	4	4	4	5	8	9	0.471	17	18	0.486	0	1	22.5	36	0.625
D 45 Denton, Fon	7	7	9	5	16	12	0.571	10	4	12	1	22	5	0.815	38	17	0.691	0	1	28.5	56	0.509
D 46 Williams, Denny	4	2	5	9	9	11	0.450	8	5	8	4	16	9	0.640	25	20	0.556	0	1	30.0	46	0.652
D 47 Fulghum, Mark	7	5	4	5	11	10	0.524	8	3	3	5	11	8	0.579	22	18	0.550	0	1	16.5	41	0.402
D 48 Stewart, Nick	1	1	0	2	1	3	0.250	1	0	1	2	2	2	0.500	3	5	0.375	0	0	3.5	8	0.438
D5/ Woodchucks	62	22	66	18	128	40	0.762	35	7	25	17	60	24	0.714	248	88	0.738	0	0	228.0	336	0.679
D 50 Sawyer, Duane	9	3	13	1	22	4	0.846	12	1	4	9	16	10	0.615	38	14	0.731			32.0	52	0.615
D 51 Beaudoin, Paul	7	3	10	0	17	3	0.850	7	3	6	4	13	7	0.650	30	10	0.750			22.0	40	0.550
D 52 Ray, Gerald	10	4	14	0	24	4	0.857	13	1	9	5	22	6	0.786	46	10	0.821			77.0	56	1.375
D 53 Sawyer, Matt	9	5	10	5	19	10	0.655	11	2	6	6	17	8	0.680	36	18	0.667			32.5	54	0.602
D 54 Persson, Kenny	11	2	8	4	19	6	0.760	13	1	12	1	25	2	0.926	44	8	0.846			30.0	52	0.577
D 55 Loveland, Frank	9	1	4	4	13	5	0.722	7	4	7	5	14	9	0.609	27	14	0.659			20.5	41	0.500
D 56 Dugger, Mark	0	0	2	0	2	0	1.000	1	1	0	0	1	1	0.500	3	1	0.750			0.0	4	0.000
D 57 Kenney, Mitch	7	4	5	4	12	8	0.600	6	1	6	4	12	5	0.706	24	13	0.649			14.0	37	0.378
D6/ Sharky's Machine	44	40	51	33	95	73	0.565	23	19	25	17	48	36	0.571	191	145	0.568	6	0	153.0	342	0.447
D 60 Arensdorf, David	7	3	11	0	18	3	0.857	8	3	7	4	15	7	0.682	33	10	0.767	1	0	31.0	44	0.705
D 61 Browndorf, Ken	8	5	8	5	16	10	0.615	8	4	7	6	15	10	0.600	31	20	0.608	1	0	18.5	52	0.356
D 62 Allison, Frank	8	3	9	4	17	7	0.708	8	4	4	6	12	10	0.545	29	17	0.630	1	0	25.5	47	0.543
D 63 Gross, Tom	8	8	5	8	13	16	0.448	4	11	9	5	13	16	0.448	26	32	0.448	1	0	30.5	59	0.517
D 64 Kruger, Lonny	4	8	8	5	12	13	0.480	9	5	8	5	17	10	0.630	29	23	0.558	1	0	23.0	53	0.434
D 65 Hines, Curtis	7	6	5	5	12	11	0.522	3	8	8	3	11	11	0.500	23	22	0.511	1	0	14.0	46	0.304
D 66 Parks, Paul	2	7	5	6	7	13	0.350	6	3	7	5	13	8	0.619	20	21	0.488	0	0	10.5	41	0.256
D7/ Sharky's Shooters	29	55	35	49	64	104	0.381	19	23	15	27	34	50	0.405	132	204	0.393	0	0	134.0	336	0.399
D 70 Denton, Mike	7	5	4	8	11	13	0.458	7	6	4	9	11	15	0.423	22	28	0.440			24.5	50	0.490
D 71 Long, Mike	5	8	5	8	10	16	0.385	5	7	3	2	8	9	0.471	18	25	0.419			14.0	43	0.326
D 72 Elliot, Jeff	6	7	5	9	11	16	0.407	5	8	5	9	10	17	0.370	21	33	0.389			15.5	54	0.287
D 73 Stubbs, Kevin	3	5	6	7	9	12	0.429	6	8	6	5	12	13	0.480	21	25	0.457			21.5	46	0.467
D 74 Piskorik, Jeff	3	9	3	8	6	17	0.261	2	9	2	10	4	19	0.174	10	36	0.217			14.0	46	0.304
D 75 Provost, Jason	5	8	1	5	6	13	0.316	4	2	4	7	8	9	0.471	14	22	0.389			9.0	36	0.250
D 76 Sharp, Scooter	0	5	10	2	10	7	0.588	8	5	5	8	13	13	0.500	23	20	0.535			28.5	43	0.663
D 77 Stokes, William	0	8	1	2	1	10	0.091	1	1	1	4	2	5	0.286	3	15	0.167			7.0	18	0.389
D8/ Throwing While Impaired	32	52	32	52	64	104	0.381	15	27	15	27	30	54	0.357	124	212	0.369	0	0	144.5	336	0.430
D 80 Brown, Phil	5	6	7	8	12	14	0.462	6	9	4	10	10	19	0.345	22	33	0.400			38.0	55	0.691
D 81 Hodges, Mike	10	3	9	4	19	7	0.731	5	8	5	7	10	15	0.400	29	22	0.569			14.5	51	0.284
D 82 Moats, Keith	3	10	3	8	6	18	0.250	4	6	4	8	8	14	0.364	14	32	0.304			23.0	46	0.500
D 83 Blackwelder, Deborah	4	10	5	8	9	18	0.333	6	8	7	7	13	15	0.464	22	33	0.400			28.0	55	0.509
D 84 Brown, Tami	3	9	0	11	3	20	0.130	3	9	4	9	7	18	0.280	10	38	0.208			3.5	48	0.073
D 85 Meyer, Jeff	1	0	0	1	1	1	0.500	0	1	0	0	0	1	0.000	1	2	0.333			1.0	3	0.333
D 86 Mooty, Jim	2	6	2	6	4	12	0.250	1	5	2	6	3	11	0.214	7	23	0.233			11.0	30	0.367
D 87 Mooty, Aaron	4	8	6	6	10	14	0.417	5	8	4	7	9	15	0.375	19	29	0.396			25.5	48	0.531

		Singles	301	Singles	Cricket	Singles	Record	Singles Win %-age	Doubles	Cricket	Doubles	501	Doubles	Record	Doubles Win %-age	Sngls + Dbls	Record	Sngls + Dbls Win %-age	1001 Wins	1001 Losses	All-Star Points	Games Played	All-Star %-age
E1/ Grateful Darts		35	37	26	46	61	83	0.424	18	18	13	23	31	41	0.431	123	165	0.427	6	8	105.0	302	0.348
E 10	McGrail, Tony	1	1	1	11	2	12	0.143	3	4	2	3	5	7	0.417	7	19	0.269	1	1	4.0	28	0.143
E 11	Lilienthal, John	3	6	4	6	7	12	0.368	4	3	4	6	8	9	0.471	15	21	0.417	0	1	10.0	37	0.270
E 12	Perkins, Rick	5	6	1	0	6	6	0.500	5	6	3	8	8	14	0.364	14	20	0.412	1	1	4.0	36	0.111
E 13	Simpson, Phil	5	6	4	8	9	14	0.391	6	5	4	5	10	10	0.500	19	24	0.442	1	1	18.0	45	0.400
E 14	Romano-Cusher, Jason	7	4	2	9	9	13	0.409	5	3	3	5	8	8	0.500	17	21	0.447	1	1	14.5	40	0.363
E 15	Holland, William	5	6	5	5	10	11	0.476	4	7	3	9	7	16	0.304	17	27	0.386	1	1	16.0	46	0.348
E 16	Byrd, Joel	2	4	0	5	2	9	0.182	2	3	1	4	3	7	0.300	5	16	0.238	0	1	4.0	22	0.182
E 17	Iager, John	7	4	9	2	16	6	0.727	7	5	6	6	13	11	0.542	29	17	0.630	1	1	34.5	48	0.719
E2/ Travelin' Beer Bellies		28	44	30	42	58	86	0.403	14	22	18	18	32	40	0.444	122	166	0.424	0	7	111.5	295	0.378
E 20	Yoneoka, J.J.	4	3	6	6	10	9	0.526	6	6	8	5	14	11	0.560	24	20	0.545	0	1	27.5	45	0.611
E 21	Yoneoka, Oakie	3	9	4	9	7	18	0.280	3	7	6	5	9	12	0.429	16	30	0.348	0	1	14.0	47	0.298
E 22	Blinco, Jim	0	0	0	0	0	0	#DIV/0!	0	0	0	0	0	0	#DIV/0!	0	0	#DIV/0!	0	0	0.0	0	#DIV/0!
E 23	Gabriel, Eric "Big E"	2	4	0	2	2	6	0.250	0	6	1	3	1	9	0.100	3	15	0.167	0	1	3.5	19	0.184
E 24	Kaesar, John	3	5	4	6	7	11	0.389	6	4	2	6	8	10	0.444	15	21	0.417	0	1	10.0	37	0.270
E 25	Kring, Jeremy	7	2	4	6	11	8	0.579	4	5	6	3	10	8	0.556	21	16	0.568	0	1	15.0	38	0.395
E 26	Side, Eric	5	6	7	4	12	10	0.545	3	7	4	7	7	14	0.333	19	24	0.442	0	1	26.5	44	0.602
E 27	Thompson, Derek	1	5	4	3	5	8	0.385	2	4	3	3	5	7	0.417	10	15	0.400	0	0	8.0	25	0.320
E 28	Martin, David	3	10	1	5	4	15	0.211	3	5	6	4	9	9	0.500	13	24	0.351	0	1	6.0	38	0.158
E 29	Smith, Chris	0	0	0	1	0	1	0.000	1	0	0	0	1	0	1.000	1	1	0.500	0	0	1.0	2	0.500
E3/ Damn Yankees		39	33	51	21	90	54	0.625	23	13	20	16	43	29	0.597	176	112	0.611	0	0	122.0	288	0.424
E 30	Dougherty, Henry	0	3	2	2	2	5	0.286	2	2	1	6	3	8	0.273	5	13	0.278			2.5	18	0.139
E 31	Lupien, Bam	1	7	6	3	7	10	0.412	4	3	1	3	5	6	0.455	12	16	0.429			7.0	28	0.250
E 32	Doroshanko, Kim	6	4	1	1	7	5	0.583	0	3	1	4	1	7	0.125	8	12	0.400			2.0	20	0.100
E 33	Doroshanko, Jim	9	2	8	3	17	5	0.773	8	3	8	3	16	6	0.727	33	11	0.750			16.0	44	0.364
E 34	Sarantos, Alex	9	2	10	3	19	5	0.792	7	5	10	2	17	7	0.708	36	12	0.750			19.5	48	0.406
E 35	Fournier, Chris	5	4	5	4	10	8	0.556	5	4	4	4	9	8	0.529	19	16	0.543			18.0	35	0.514
E 36	Slowasski, Chris	3	3	7	2	10	5	0.667	7	2	7	2	14	4	0.778	24	9	0.727			17.5	33	0.530
E 37	Maguire, Pat	0	2	2	1	2	3	0.400	2	3	2	2	4	5	0.444	6	8	0.429			4.5	14	0.321
E 38	Fournier, Jeff	6	6	10	2	16	8	0.667	11	1	6	6	17	7	0.708	33	15	0.688			35.0	48	0.729
E4/ Kozmic Debris		41	31	45	27	86	58	0.597	20	16	21	15	41	31	0.569	168	120	0.583	0	0	139.5	288	0.484
E 40	Martin, Anthony	4	9	6	8	10	17	0.370	6	6	9	5	15	11	0.577	25	28	0.472			20.5	53	0.387
E 41	Claycomb, Larry "Clay"	0	0	0	0	0	0	#DIV/0!	0	0	0	0	0	0	#DIV/0!	0	0	#DIV/0!			0.0	0	#DIV/0!
E 42	Flowers, Fred	4	5	4	4	8	9	0.471	6	3	5	5	11	8	0.579	19	17	0.528			9.0	36	0.250
E 43	Hansen, Paul	6	0	4	1	10	1	0.909	5	1	4	2	9	3	0.750	19	4	0.826			20.5	23	0.891
E 44	Johnston, Anton	10	2	8	4	18	6	0.750	8	4	7	5	15	9	0.625	33	15	0.688			27.5	48	0.573
E 45	Krasnow, Dave	7	4	7	3	14	7	0.667	2	7	7	2	9	9	0.500	23	16	0.590			13.5	39	0.346
E 46	Nickolaysen, Nick	0	0	0	0	0	0	#DIV/0!	0	0	0	0	0	0	#DIV/0!	0	0	#DIV/0!			0.0	0	#DIV/0!
E 47	Strickland, Burt	5	3	7	1	12	4	0.750	4	5	2	6	6	11	0.353	18	15	0.545			17.5	33	0.530
E 48	Wenhart, Jeff	2	2	3	3	5	5	0.500	4	1	2	2	6	3	0.667	11	8	0.579			9.0	19	0.474
E 49	Smith, T.C.	3	6	6	3	9	9	0.500	5	5	6	3	11	8	0.579	20	17	0.541			22.0	37	0.595
E5/ NBF		27	45	24	48	51	93	0.354	19	17	18	18	37	35	0.514	125	163	0.434	8	6	120.0	302	0.397
E 50	Gillett, Galen	6	6	6	4	12	10	0.545	8	4	8	5	16	9	0.640	28	19	0.596	1	1	37.0	49	0.755
E 51	Ferrell, Sierra	2	6	2	8	4	14	0.222	3	5	3	7	6	12	0.333	10	26	0.278	1	1	5.5	38	0.145
E 52	Hall, April	2	9	1	9	3	18	0.143	4	7	4	2	8	9	0.471	11	27	0.289	1	1	6.0	40	0.150
E 53	Hall, Frank	4	8	1	9	5	17	0.227	5	4	4	8	9	12	0.429	14	29	0.326	1	1	13.0	45	0.289
E 54	Whitehurst, Carol	2	7	3	7	5	14	0.263	5	4	5	3	10	7	0.588	15	21	0.417	1	0	12.5	37	0.338
E 55	Bleakley, Tom	5	4	4	5	9	9	0.500	4	5	6	4	10	9	0.526	19	18	0.514	1	1	20.0	39	0.513
E 56	Wildblood, Steven	0	0	0	0	0	0	#DIV/0!	0	0	0	0	0	0	#DIV/0!	0	0	#DIV/0!	0	0	0.0	0	#DIV/0!
E 57	Hall, Dan	5	2	7	2	12	4	0.750	6	3	5	4	11	7	0.611	23	11	0.676	1	0	20.5	35	0.586
E 58	Brewer, Dennis	1	3	0	4	1	7	0.125	3	2	1	3	4	5	0.444	5	12	0.294	1	1	5.5	19	0.289
E6/ Dynamic Darts		42	30	41	31	83	61	0.576	21	15	20	16	41	31	0.569	165	123	0.573	0	0	109.0	288	0.378
E 60	McFadden, Kevin	2	5	7	4	9	9	0.500	7	3	5	6	12	9	0.571	21	18	0.538			13.0	39	0.333
E 61	Jackson, Barry "Bump"	5	4	5	5	10	9	0.526	7	2	6	3	13	5	0.722	23	14	0.622			12.5	37	0.338
E 62	Markov, Jim	6	4	6	2	12	6	0.667	4	5	8	2	12	7	0.632	24	13	0.649			11.0	37	0.297
E 63	Kissinger, Tim	7	4	5	4	12	8	0.600	6	2	3	7	9	9	0.500	21	17	0.553			8.0	38	0.211
E 64	Kroll, Brian	2	2	2	2	4	4	0.500	3	1	1	2	4	3	0.571	8	7	0.533			8.0	15	0.533
E 65	Costen, Todd	4	4	2	4	6	8	0.429	3	5	4	5	7	10	0.412	13	18	0.419			8.0	31	0.258
E 66	Costen, Jim	2	5	0	1	2	6	0.250	2	0	3	1	5	1	0.833	7	7	0.500			3.0	14	0.214
E 67	Ellison, George	0	0	2	6	2	6	0.250	4	3	2	1	6	4	0.600	8	10	0.444			10.0	18	0.556
E 68	Winters, Tom	7	1	10	0	17	1	0.944	4	5	3	2	7	7	0.500	24	8	0.750			26.5	32	0.828
E 69	Lewis, Jim	7	1	2	3	9	4	0.692	2	4	5	3	7	7	0.500	16	11	0.593			9.0	27	0.333
E7/ Da Bulls		40	32	35	37	75	69	0.521	11	25	16	20	27	45	0.375	129	159	0.448	7	0	96.0	295	0.325
E 70	Munn, Chuck	3	1	2	6	5	7	0.417	1	7	3	4	4	11	0.267	9	18	0.333	0	0	8.5	27	0.315
E 71	Kerr, Duncan	8	4	8	4	16	8	0.667	5	7	5	7	10	14	0.417	26	22	0.542	1	0	19.5	49	0.398
E 72	White, Bill	7	3	8	3	15	6	0.714	6	5	7	4	13	9	0.591	28	15	0.651	1	0	26.5	44	0.602
E 73	McSorley, Paul	7	2	6	5	13	7	0.650	4	7	2	8	6	15	0.286	19	22	0.463	1	0	12.0	42	0.286
E 74	Snowden, Mark	3	6	2	5	5	11	0.313	2	6	3	4	5	10	0.333	10	21	0.323	1	0	6.0	32	0.188
E 75	Ammon, Mark	2	7	3	3	5	10	0.333	2	6	2	6	4	12	0.250	9	22	0.290	1	0	5.0	32	0.156
E 76	Palkoski, Scott	2	2	0	3	2	5	0.286	2	2	4	1	6	3	0.667	8	8	0.500	0	0	3.0	16	0.188
E 77	Miller, Jay	6	5	4	6	10	11	0.476	0	7	5	4	5	11	0.313	15	22	0.405	1	0	9.0	38	0.237
E 78	Galvin, Dan	2	2	2	2	4	4	0.500	0	3	1	2	1	5	0.167	5	9	0.357	1	0	6.5	15	0.433

		Singles	301	Singles	Cricket	Singles	Record	Singles Win %-age	Doubles	Cricket	Doubles	501	Doubles	Record	Doubles Win %-age	Sngls + Dbls	Record	Sngls + Dbls Win %-age	1001 Wins	1001 Losses	All-Star Points	Games Played	All-Star %-age
F1/ One Armed Bandits		42	35	35	42	77	77	0.500	20	19	22	17	42	36	0.538	161	149	0.519	13	7	107.5	330	0.326
F 10	Johnson, Sven	7	6	1	9	8	15	0.348	6	6	6	6	12	12	0.500	20	27	0.426	2	1	12.0	50	0.240
F 11	Taylor, Wayne	6	6	8	4	14	10	0.583	5	7	6	5	11	12	0.478	25	22	0.532	2	1	19.5	50	0.390
F 12	Taylor, Walter	3	0	3	2	6	2	0.750	4	4	6	2	10	6	0.625	16	8	0.667	0	1	14.0	25	0.560
F 13	Phelps, Doug	2	0	5	1	7	1	0.875	4	3	6	0	10	3	0.769	17	4	0.810	1	1	12.0	23	0.522
F 14	Wiles, Jay	9	4	6	6	15	10	0.600	6	4	4	7	10	11	0.476	25	21	0.543	2	1	14.5	49	0.296
F 15	Kiser, Lyman	5	5	6	4	11	9	0.550	6	3	4	3	10	6	0.625	21	15	0.583	2	1	14.5	39	0.372
F 16	Whalen, Brendan "Bee"	3	4	2	5	5	9	0.357	2	2	1	5	3	7	0.300	8	16	0.333	0	0	6.0	24	0.250
F 17	Kilby, Richard	2	5	1	6	3	11	0.214	4	6	6	2	10	8	0.556	13	19	0.406	2	0	7.0	34	0.206
F 18	Henson, Rob	5	5	3	5	8	10	0.444	3	3	5	4	8	7	0.533	16	17	0.485	2	1	8.0	36	0.222
F2/ Modena Cartel		36	48	41	43	77	91	0.458	16	26	24	18	40	44	0.476	157	179	0.467	0	13	107.0	349	0.307
F 20	Pope, Joshua	10	3	10	3	20	6	0.769	5	8	11	2	16	10	0.615	36	16	0.692	0	2	35.0	54	0.648
F 21	Pope, Sherman	3	5	8	3	11	8	0.579	5	6	6	4	11	10	0.524	22	18	0.550	0	0	15.5	40	0.388
F 22	Huray, Adam	3	9	5	7	8	16	0.333	3	8	8	2	11	10	0.524	19	26	0.422	0	2	15.5	47	0.330
F 23	Buzzard, Peter	3	10	6	3	9	13	0.409	7	4	2	8	9	12	0.429	18	25	0.419	0	2	8.5	45	0.189
F 24	O'Farrell, Dustin	7	2	6	5	13	7	0.650	2	7	4	4	6	11	0.353	19	18	0.514	0	1	10.5	38	0.276
F 25	Pope, Daniel	2	4	2	7	4	11	0.267	5	7	8	2	13	9	0.591	17	20	0.459	0	2	11.5	39	0.295
F 26	Kirkpatrick, Craig	3	9	1	9	4	18	0.182	4	3	4	8	8	11	0.421	12	29	0.293	0	2	3.0	43	0.070
F 27	Slack, Rebecca	5	6	3	6	8	12	0.400	1	9	5	6	6	15	0.286	14	27	0.341	0	2	7.5	43	0.174
F3/ Point Break		43	41	43	41	86	82	0.512	21	21	15	27	36	48	0.429	158	178	0.470	0	6	102.0	342	0.298
F 30	Swald, Jill	8	6	7	7	15	13	0.536	6	7	6	7	12	14	0.462	27	27	0.500	0	1	13.5	55	0.245
F 31	Edwards, Annie	1	3	0	5	1	8	0.111	5	5	2	6	7	11	0.389	8	19	0.296	0	0	1.0	27	0.037
F 32	Mozzetti, Tim	5	9	8	5	13	14	0.481	4	7	5	8	9	15	0.375	22	29	0.431	0	1	20.0	52	0.385
F 33	Webb, Steve	5	8	5	8	10	16	0.385	6	6	3	10	9	16	0.360	19	32	0.373	0	1	24.5	52	0.471
F 34	Thomas, Jason	8	5	10	3	18	8	0.692	9	4	4	9	13	13	0.500	31	21	0.596	0	1	25.5	53	0.481
F 35	Bird, Victor	0	3	0	3	0	6	0.000	0	2	1	1	1	3	0.250	1	9	0.100	0	0	0.0	10	0.000
F 36	Simons, Emmett	10	4	8	6	18	10	0.643	6	8	7	7	13	15	0.464	31	25	0.554	0	1	14.5	57	0.254
F 37	Lee, Eric	6	3	5	4	11	7	0.611	6	3	2	6	8	9	0.471	19	16	0.543	0	1	3.0	36	0.083
F4/ Rat Bar Stewards		41	37	45	33	86	70	0.551	19	20	17	22	36	42	0.462	158	154	0.506	0	0	125.0	312	0.401
F 40	Sager, Chris	6	7	4	8	10	15	0.400	4	6	6	5	10	11	0.476	20	26	0.435			5.0	46	0.109
F 41	McGettigan, Peter	5	4	7	3	12	7	0.632	6	6	4	6	10	12	0.455	22	19	0.537			27.5	41	0.671
F 42	Summers, Alexis	1	3	0	4	1	7	0.125	0	4	0	3	0	7	0.000	1	14	0.067			2.0	15	0.133
F 43	Bowes, Charles	3	4	6	1	9	5	0.643	5	3	2	6	7	9	0.438	16	14	0.533			10.5	30	0.350
F 44	Smith, David	4	5	9	3	13	8	0.619	7	4	3	6	10	10	0.500	23	18	0.561			14.5	41	0.354
F 45	Hoffman, Pete	7	3	5	4	12	7	0.632	1	6	6	3	7	9	0.438	19	16	0.543			7.5	35	0.214
F 46	Long, Laura	6	7	6	7	12	14	0.462	8	6	7	7	15	13	0.536	27	27	0.500			21.0	54	0.389
F 47	Downs, Aaron	9	2	8	3	17	5	0.773	6	5	6	6	12	11	0.522	29	16	0.644			37.0	45	0.822
F 48	Kuss, Raymond	0	2	0	0	0	2	0.000	1	0	0	2	1	2	0.333	1	4	0.200			0.0	5	0.000
F5/ Diddlers on the Roof		32	51	31	52	63	103	0.380	17	25	18	24	35	49	0.417	133	201	0.398	6	5	100.0	345	0.290
F 50	Hendrick, Ruthie	3	15	5	11	8	26	0.235	8	8	6	11	14	19	0.424	22	45	0.328	1	1	18.5	69	0.268
F 51	Grape, Mel	0	2	2	0	2	2	0.500	0	2	1	1	1	3	0.250	3	5	0.375	0	0	1.5	8	0.188
F 52	Smith, Brian	8	6	11	4	19	10	0.655	11	5	7	8	18	13	0.581	37	23	0.617	1	1	22.5	62	0.363
F 53	Locklear, Phillip	0	0	0	0	0	0	#DIV/0!	0	0	0	0	0	0	#DIV/0!	0	0	#DIV/0!	0	0	0.0	0	#DIV/0!
F 54	Ridley, Dave	7	9	4	10	11	19	0.367	2	12	9	7	11	19	0.367	22	38	0.367	1	1	19.5	62	0.315
F 55	Wirth, Charles	2	15	4	15	6	30	0.167	7	9	7	9	14	18	0.438	20	48	0.294	1	1	11.0	70	0.157
F 56	Denning, Dave	1	0	0	1	1	1	0.500	0	1	0	1	0	2	0.000	1	3	0.250	0	0	2.5	4	0.625
F 57	Pope, Eric	0	0	0	0	0	0	#DIV/0!	0	0	0	0	0	0	#DIV/0!	0	0	#DIV/0!	0	0	0.0	0	#DIV/0!
F 58	Victor, Joshua	6	1	1	7	7	8	0.467	2	8	4	4	6	12	0.333	13	20	0.394	1	1	12.0	35	0.343
F 59	McGrath, Brian	5	3	4	4	9	7	0.563	4	5	2	7	6	12	0.333	15	19	0.441	1	0	12.5	35	0.357
F6/ Don't Know		45	39	37	47	82	86	0.488	21	21	19	23	40	44	0.476	162	174	0.482	6	8	125.0	350	0.357
F 60	Campbell, Britt	6	7	5	6	11	13	0.458	5	7	4	8	9	15	0.375	20	28	0.417	1	1	9.0	50	0.180
F 61	Tighe, John	8	4	8	4	16	8	0.667	7	5	4	8	11	13	0.458	27	21	0.563	1	1	26.0	50	0.520
F 62	Branch, John	5	5	4	7	9	12	0.429	6	5	7	4	13	9	0.591	22	21	0.512	1	1	23.5	45	0.522
F 63	Ford, Brian	7	4	3	9	10	13	0.435	7	7	3	6	10	13	0.435	20	26	0.435	1	1	11.5	48	0.240
F 64	Parks, Tim	4	4	4	4	8	8	0.500	6	2	7	2	13	4	0.765	21	12	0.636	0	1	10.0	34	0.294
F 65	Mongillo, Marty	7	6	9	4	16	10	0.615	7	6	9	4	16	10	0.615	32	20	0.615	1	1	28.0	54	0.519
F 66	Fleming, Barry	5	4	2	8	7	12	0.368	3	6	3	7	6	13	0.316	13	25	0.342	1	1	12.0	40	0.300
F 67	Price, David	0	1	0	1	0	2	0.000	0	1	0	0	0	1	0.000	0	3	0.000	0	0	1.0	3	0.333
F 68	Kelley, Joanna	3	4	2	4	5	8	0.385	1	3	1	7	2	10	0.167	7	18	0.280	0	1	4.0	26	0.154
F7/ Bubba's Garage		49	35	44	40	93	75	0.554	23	19	25	17	48	36	0.571	189	147	0.563	6	0	124.0	342	0.363
F 70	Sautter, Don	10	3	6	7	16	10	0.615	9	3	8	5	17	8	0.680	33	18	0.647	1	0	16.5	52	0.317
F 71	Nagy, Jason	4	4	3	4	7	8	0.467	3	4	6	2	9	6	0.600	16	14	0.533	0	0	4.5	30	0.150
F 72	Motley, Steve	8	6	7	7	15	13	0.536	7	4	8	5	15	9	0.625	30	22	0.577	1	0	24.0	53	0.453
F 73	Bacanskas, Andrew	8	3	10	2	18	5	0.783	7	6	8	5	15	11	0.577	33	16	0.673	1	0	27.5	50	0.550
F 74	Leonard, Shawn	10	4	11	3	21	7	0.750	6	9	8	5	14	14	0.500	35	21	0.625	1	0	32.0	57	0.561
F 75	Street, Matt	2	2	0	5	2	7	0.222	5	3	2	3	7	6	0.538	9	13	0.409	0	0	5.5	22	0.250
F 76	Steffen, Chris	6	7	3	4	9	11	0.450	5	5	5	3	10	8	0.556	19	19	0.500	1	0	7.5	39	0.192
F 77	Fitzsimmons, Bob	1	6	4	8	5	14	0.263	4	4	5	6	9	10	0.474	14	24	0.368	1	0	6.5	39	0.167
F 78	Turner, Chris	0	0	0	0	0	0	#DIV/0!	0	0	0	0	0	0	#DIV/0!	0	0	#DIV/0!	0	0	0.0	0	#DIV/0!
F8/ Mangina		41	43	53	31	94	74	0.560	28	14	25	17	53	31	0.631	200	136	0.595	5	0	157.0	341	0.460
F 80	Simmons, Tate	10	5	8	4	18	9	0.667	9	4	10	2	19	6	0.760	37	15	0.712	1	0	20.0	53	0.377
F 81	Wissinger, William "Wes"	4	7	9	2	13	9	0.591	8	3	4	6	12	9	0.571	25	18	0.581	0	0	34.0	43	0.791
F 82	Ringler, David	3	6	3	4	6	10	0.375	1	5	5	4	6	9	0.400	12	19	0.387	0	0	6.0	31	0.194
F 83	Keleher, John	6	2	7	1	13	3	0.813	5	3	6	2	11	5	0.688	24	8	0.750	1	0	22.0	33	0.667
F 84	Jeffords, Edwin	3	3	5	5	8	8	0.500	2	5	4	4	6	9	0.400	14	17	0.452	1	0	9.5	32	0.297
F 85	Bond, Joel	4	6	8	5	12	11	0.522	12	1	10	5	22	6	0.786	34	17	0.667	1	0	13.5	52	0.260
F 86	Penny, Ron	6	6	7	5	13	11	0.542	9	3	6	6	15	9	0.625	28	20	0.583	1	0	36.0	49	0.735
F 87	Cicco, Phil	3	5	3	2	6	7	0.462	7	1	2	3	9	4	0.692	15	11	0.577	0	0	9.0	26	0.346
F 88	Williams, Dan	2	3	3	3	5	6	0.455	3	3	3	2	6	5	0.545	11	11	0.500	0	0	7.0	22	0.318

		Singles	301	Singles	Cricket	Singles	Record	Singles Win %-age	Doubles	Cricket	Doubles	501	Doubles	Record	Doubles Win %-age	Sngls + Dbls	Record	Sngls + Dbls Win %-age	1001 Wins	1001 Losses	All-Star Points	Games Played	All-Star %-age
G1/ Chupacabras		33	39	41	31	74	70	0.514	21	15	22	14	43	29	0.597	160	128	0.556	0	0	81.0	288	0.281
G 10	DeMattos, Rick	4	4	2	3	6	7	0.462	2	2	5	3	7	5	0.583	13	12	0.520			7.5	25	0.300
G 11	Davis, Stuart	3	5	6	3	9	8	0.529	5	3	4	5	9	8	0.529	18	16	0.529			6.5	34	0.191
G 12	Hinson, Dell	0	0	0	0	0	0	#DIV/0!	0	1	0	1	0	2	0.000	0	2	0.000			0.0	2	0.000
G 13	Vest, Ronnie	3	7	4	3	7	10	0.412	6	5	5	2	11	7	0.611	18	17	0.514			11.5	35	0.329
G 14	Kent, Sean	0	6	7	4	7	10	0.412	3	7	4	3	7	10	0.412	14	20	0.412			12.0	34	0.353
G 15	Murdock, Jim	1	3	1	3	2	6	0.250	2	2	3	2	5	4	0.556	7	10	0.412			4.0	17	0.235
G 16	Fourhman, Karsh	6	2	5	4	11	6	0.647	4	4	7	2	11	6	0.647	22	12	0.647			6.0	34	0.176
G 17	Todd, Patrick	6	4	6	3	12	7	0.632	6	3	6	6	12	9	0.571	24	16	0.600			10.5	40	0.263
G 18	Park, Ed	3	7	4	7	7	14	0.333	8	2	3	3	11	5	0.688	18	19	0.486			7.5	37	0.203
G 19	Buckley, Bill	7	1	6	1	13	2	0.867	6	1	7	1	13	2	0.867	26	4	0.867			15.5	30	0.517
G2/ AFLAC Attack		50	22	47	25	97	47	0.674	23	13	17	19	40	32	0.556	177	111	0.615	12	0	111.5	300	0.372
G 20	Carawon, Bob	7	1	6	4	13	5	0.722	8	3	5	6	13	9	0.591	26	14	0.650	2	0	14.0	42	0.333
G 21	Young, Perry	1	1	0	2	1	3	0.250	1	2	2	1	3	3	0.500	4	6	0.400	1	0	1.0	11	0.091
G 22	Casadonte, Paul	4	3	6	2	10	5	0.667	5	3	1	4	6	7	0.462	16	12	0.571	0	0	11.0	28	0.393
G 23	Tollerton, Steve "Tolly"	9	2	8	2	17	4	0.810	9	2	6	5	15	7	0.682	32	11	0.744	2	0	25.5	45	0.567
G 24	Converse, Stan	10	2	9	3	19	5	0.792	10	1	6	6	16	7	0.696	35	12	0.745	2	0	19.0	49	0.388
G 25	Hall, Jim "Sparky"	6	5	5	7	11	12	0.478	4	7	6	6	10	13	0.435	21	25	0.457	2	0	17.0	48	0.354
G 26	Sutphen, George	2	1	2	0	4	1	0.800	1	1	1	1	2	2	0.500	6	3	0.667	0	0	6.0	9	0.667
G 27	Hodgdon, Dave	7	4	8	2	15	6	0.714	5	5	6	5	11	10	0.524	26	16	0.619	1	0	16.0	43	0.372
G 28	Burch, Bob	0	0	0	0	0	0	#DIV/0!	0	0	0	0	0	0	#DIV/0!	0	0	#DIV/0!	0	0	0.0	0	#DIV/0!
G 29	Colborn, Ralph	4	3	3	3	7	6	0.538	3	2	1	4	4	6	0.400	11	12	0.478	2	0	2.0	25	0.080
G3/ Get Over It		36	36	35	37	71	73	0.493	14	22	15	21	29	43	0.403	129	159	0.448	6	7	63.0	301	0.209
G 30	Lawley, Charles	3	9	7	4	10	13	0.435	5	6	4	8	9	14	0.391	19	27	0.413	1	1	12.5	48	0.260
G 31	Lawley, Lisa	7	5	3	9	10	14	0.417	5	7	3	10	8	17	0.320	18	31	0.367	1	1	9.5	51	0.186
G 32	Young, Jeff	3	3	4	2	7	5	0.583	3	4	3	4	6	8	0.429	13	13	0.500	0	1	6.5	27	0.241
G 33	Wilser, Dave	7	6	6	6	13	12	0.520	6	5	4	8	10	13	0.435	23	25	0.479	1	1	16.5	50	0.330
G 34	Thomas, Heather	6	4	7	3	13	7	0.650	3	8	6	5	9	13	0.409	22	20	0.524	1	1	7.5	44	0.170
G 35	Jaraszewicz, Jason	5	6	4	9	9	15	0.375	5	7	5	7	10	14	0.417	19	29	0.396	1	1	4.0	50	0.080
G 36	Moore, Tim	5	3	4	4	9	7	0.563	1	7	5	0	6	7	0.462	15	14	0.517	1	1	6.5	31	0.210
G4/ Dead Sox		36	36	37	35	73	71	0.507	22	14	19	17	41	31	0.569	155	133	0.538	0	9	107.0	297	0.360
G 40	Sedgwick, Jim	3	7	0	2	3	9	0.250	1	1	3	2	4	3	0.571	7	12	0.368	0	0	5.0	19	0.263
G 41	Williams, Nelson	6	2	1	3	7	5	0.583	3	2	5	4	8	6	0.571	15	11	0.577	0	1	10.5	27	0.389
G 42	Britt, Jim	7	2	9	0	16	2	0.889	8	1	5	3	13	4	0.765	29	6	0.829	0	1	27.0	36	0.750
G 43	Cullen, Pat	1	5	0	6	1	11	0.083	2	1	4	2	6	3	0.667	7	14	0.333	0	1	3.5	22	0.159
G 44	Taylor, Jeff	4	7	10	0	14	7	0.667	9	2	8	3	17	5	0.773	31	12	0.721	0	1	24.0	44	0.545
G 45	Turner, Stu	7	3	6	4	13	7	0.650	8	2	5	2	13	4	0.765	26	11	0.703	0	1	8.5	38	0.224
G 46	Breton, Fuzzy	0	3	1	9	1	12	0.077	2	5	0	3	2	8	0.200	3	20	0.130	0	1	7.5	24	0.313
G 47	Colton, Mitch	1	0	3	4	4	4	0.500	3	6	5	3	8	9	0.471	12	13	0.480	0	1	6.5	26	0.250
G 48	Smith, Van	4	5	5	3	9	8	0.529	8	2	2	7	10	9	0.526	19	17	0.528	0	1	9.0	37	0.243
G 49	Rollins, Douglas	3	2	2	4	5	6	0.455	0	6	1	5	1	11	0.083	6	17	0.261	0	1	5.5	24	0.229
G5/ Big Deck		41	31	30	42	71	73	0.493	11	25	16	20	27	45	0.375	125	163	0.434	0	0	73.0	288	0.253
G 50	Hatch, Nicole	9	4	11	2	20	6	0.769	7	6	6	6	13	12	0.520	33	18	0.647			20.0	51	0.392
G 51	Gaffney, Michelle	7	6	1	12	8	18	0.308	2	9	3	7	5	16	0.238	13	34	0.277			8.0	47	0.170
G 52	Peterman, Philip	2	2	1	3	3	5	0.375	0	4	4	4	4	8	0.333	7	13	0.350			6.5	20	0.325
G 53	Ricket, Mike	5	6	7	4	12	10	0.545	7	5	5	6	12	11	0.522	24	21	0.533			13.5	45	0.300
G 54	Basil, Lewis	6	6	2	10	8	16	0.333	2	11	3	9	5	20	0.200	13	36	0.265			6.5	49	0.133
G 55	Gorsica, Jay	10	1	6	5	16	6	0.727	3	8	7	4	10	12	0.455	26	18	0.591			13.0	44	0.295
G 56	Dunmyer, Dave	1	6	2	5	3	11	0.214	1	6	2	4	3	10	0.231	6	21	0.222			5.5	27	0.204
G 57	Lewter, Mike	1	0	0	1	1	1	0.500	0	1	2	0	2	1	0.667	3	2	0.600			0.0	5	0.000
G6/ Tub Kids		32	40	35	37	67	77	0.465	21	15	13	23	34	38	0.472	135	153	0.469	8	6	80.5	302	0.267
G 60	Hoyt, Chris	9	1	9	1	18	2	0.900	8	2	3	7	11	9	0.550	29	11	0.725	1	1	24.5	42	0.583
G 61	Rudd, Mark	2	0	1	1	3	1	0.750	2	0	2	0	4	0	1.000	7	1	0.875	0	0	0.0	8	0.000
G 62	Tarrant, John	4	8	3	7	7	15	0.318	7	4	4	6	11	10	0.524	18	25	0.419	1	1	5.0	45	0.111
G 63	Shirley, April	1	1	1	6	2	7	0.222	2	3	1	4	3	7	0.300	5	14	0.263	1	0	0.0	20	0.000
G 64	Medlin, Steve	2	9	1	7	3	16	0.158	4	5	3	6	7	11	0.389	10	27	0.270	1	1	5.5	39	0.141
G 65	Baker, Dave	3	5	5	3	8	8	0.500	3	5	4	4	7	9	0.438	15	17	0.469	1	0	3.5	33	0.106
G 66	Ragan, Marcus	1	4	2	5	3	9	0.250	3	2	2	5	5	7	0.417	8	16	0.333	1	1	4.0	26	0.154
G 67	Carter, Chris	4	5	5	4	9	9	0.500	5	4	4	4	9	8	0.529	18	17	0.514	1	1	18.0	37	0.486
G 68	Martin, George	6	6	8	3	14	9	0.609	7	5	3	9	10	14	0.417	24	23	0.511	1	1	20.0	49	0.408
G 69	Hoyt, Debbie	0	1	0	0	0	1	0.000	1	0	0	1	1	1	0.500	1	2	0.333	0	0	0.0	3	0.000
G7/ Three Legged Dog		24	48	27	45	51	93	0.354	14	22	24	12	38	34	0.528	127	161	0.441	0	6	53.5	294	0.182
G 70	Gagner, Chris	5	7	8	4	13	11	0.542	7	5	9	3	16	8	0.667	29	19	0.604	0	1	12.0	49	0.245
G 71	Lyford, Chris	1	11	0	7	1	18	0.053	3	7	10	3	13	10	0.565	14	28	0.333	0	1	2.0	43	0.047
G 72	Meintel, Ed	3	6	2	7	5	13	0.278	1	7	5	5	6	12	0.333	11	25	0.306	0	0	6.5	36	0.181
G 73	Theall, Kenneth P.	3	4	3	7	6	11	0.353	5	5	5	3	10	8	0.556	16	19	0.457	0	1	6.0	36	0.167
G 74	Grant, Tim	4	5	4	6	8	11	0.421	3	6	5	1	8	7	0.533	16	18	0.471	0	1	6.5	35	0.186
G 75	Geske, Paul	2	5	2	6	4	11	0.267	2	5	4	2	6	7	0.462	10	18	0.357	0	1	5.5	29	0.190
G 76	Graziano, John	3	9	5	6	8	15	0.348	3	7	7	5	10	12	0.455	18	27	0.400	0	1	8.0	46	0.174
G 77	Hidalgo, Gonzalo	0	0	0	0	0	0	#DIV/0!	0	0	0	0	0	0	#DIV/0!	0	0	#DIV/0!	0	0	0.0	0	#DIV/0!
G 78	Lotton, Jim	3	1	3	2	6	3	0.667	4	2	3	2	7	4	0.636	13	7	0.650	0	0	7.0	20	0.350

SANCTIONED BY:

SPONSORED BY:

The 2002 WASHINGTON AREA OPEN DART TOURNAMENT

JUNE 14th, 15th, and 16th, 2002

$7,500+ Guaranteed Payout

	FRIDAY		SATURDAY					SUNDAY					
	501 LOD	Cricket LOD	Mens Doubles 501	Ladies Doubles 501	Mens Singles Cricket	Ladies Singles Cricket	Mixed Trips 701	501/CKT CC LOD	Mixed Doubles 501	Mens Doubles Cricket	Ladies Doubles Cricket	Mens Singles 501	Ladies Singles 501
TIME	7 P.M.	9 P.M.	11am	12pm	1:30pm	3pm	5pm	7 P.M.	11am	1pm	2:30pm	3pm	4pm
Entry $$	$10	$10	$25/team	$25/team	$17 *	$17 *	$30/team	$10	$25/team	$25/team	$25/team	$17 *	$17 *
First	200	200	280	200	320	200	240	200	240	280	200	320	200
Second	100	100	140	100	160	100	120	100	120	140	100	160	100
Top 4	50	50	80	50	80	50	60	50	60	80	50	80	50
Top 8	20	20	40		40	25	30	20	30	40		40	25
Total	480	480	740	400	800	500	600	480	600	740	400	800	500

*includes a $2.00 ADO Sanctioning Fee

- Registration closes 15 minutes prior to event times.
- Full bar and dart concessions available.
- Tournament Equipment by:

DART DEN

Hotel Information

Holiday Inn Washington Dulles
1000 Sully Road (Rte 28), Sterling, VA
(703) 471-7411 $89

Fairfield Inn Dulles
23000 Indian Creek Dr, Sterling, VA
(703) 435-5300 $79

Country Inn & Suites
45620 Falke Plaza, Sterling, VA
(703) 435-2700 $59-$79

Tournament Location

Mighty Mike's
22330 Sterling Boulevard
Sterling, VA (703) 421-8920

Tournament Directors

Belynda Hicks & Vicky Ames
Email: Vicky@boo.net

WADA Director

Gene Glasser
wada.director@erols.com
(703) 736-0028

T.A.D.A. Firecracker Open

July 19-21, 2002

$3,000 +

FRIDAY	Time	Entry Fee	1st	2nd	T-4
LOD Chicago	8:00 pm	$10 per person	$50	$50	$30
LOD Cricket	TBA	$10 per person	80 % payout		
SATURDAY	**Time**	**Entry Fee**	**1st**	**2nd**	**T-4**
Mixed Doubles 501	11:00 am	$20 per team	$110	$50	$30
Ladies Doubles Cricket	12:30 pm	$20 per team	$110	$50	$30
Mens Singles 501 *	1:30 pm	$10 per person	$200	$100	$50
Ladies Singles 501 *	2:30 pm	$10 per person	$110	$50	$30
Mens Doubles Cricket	3:30 pm	$20 per team	$200	$100	$50
Mixed Triples Cricket	6:00 pm	$30 per team	$150	$75	$45
SUNDAY	**Time**	**Entry Fee**	**1st**	**2nd**	**T-4**
Mixed Triples 701	11:00 am	$30 per team	$150	$75	$45
Ladies Singles Cricket *	1:00 pm	$10 per person	$110	$50	$30
Mens Singles Cricket *	2:00 pm	$10 per person	$200	$100	$50

$3,000 +

* Includes a $2.00 ADO Surcharge. If time permits, a 2nd LOD will be held on Friday with an 80% payout. Registration will close at posted event time. All matches best 2 of 3. Singles Finals matches are best 3 of 5.

TOURNAMENT DIRECTOR:
Chris Bender (757) 671-1290 or CRB64@iuno.com
5344 Commons Court Virginia Beach, VA 23462
www.tidewaterdarts.com

TOURNAMENT LOCATION:
Glenda's
4402 Princess Anne Road
Virginia Beach, VA
(757) 467-7105

HOTEL INFO:

Suburban Lodge (757) 499-1700
416 S. Independence Blvd, Virginia Beach

Days Inn (757) 473-9745
4600 Bonney Road, Virginia Beach

Clarion Hotel (757)-473-1700
4453 Bonney Road, Virginia Beach

29th Annual Muscular Dystrophy Dart Classic
Aug 30-Sep 1, 2002 $15,780
presented by:

Tournament Director:
Chris Bender (757) 671-1290
Crb64@juno.com
5344 Commons Court
Virginia Beach, VA 23462

www.tidewaterdarts.com

DAY	TIME	EVENT	*ENTRY FEE*	1st	2nd	T-4	T-8	T-16
FRI	7:00 pm	Open Singles 301	*$25*	$500	$250	$100	$50	--
	8:30 pm	Luck of the Draw 501	*$10*	$500	$250	$125	$80	$40
SAT	10:30 am	Mixed Triples 601	*$36*	$600	$300	$150	$90	--
	1:30 pm	Ladies Doubles Cricket	*$30*	$300	$150	$80	$40	--
	2:00 pm	Mens Singles Cricket	*$20**	$500	$250	$125	$80	$40
	3:30 pm	Ladies Singles Cricket	*$20**	$300	$150	$80	$40	$25
	4:30 pm	Mens Doubles Cricket	*$30*	$500	$250	$150	$80	--
	7:30 pm	Luck of the Draw Cricket	*$10*	$400	$200	$100	$50	$20
SUN	8:30 am	YOUTH & ADULT	*No Fee*	--	--	--	--	--
	10:30 am	Ladies Doubles 501	*$30*	$300	$150	$80	$40	--
	11:30 am	Mens Singles 501	*$20**	$500	$250	$125	$80	$40
	12:30 pm	Ladies Singles 501	*$20**	$300	$150	$80	$40	$25
	1:30 pm	Mens Doubles 501	*$30*	$500	$250	$150	$80	--
	4:00 pm	Mixed Doubles 501	*$30*	$300	$150	$80	$40	--

LAKE WRIGHT RESORT AND CONVENTION CENTER

6280 Northampton Blvd. (757) 461-6251 or www.lakewright.com

DARTERS RATES: $87 per night. Suites are $119 per night. Must ask for Darters Rates when making your reservations. Deadline for Darters Rates is July 30, 2002. Please remember that this is a Holiday Weekend, make your reservations early.

* Includes ADO Surcharge. Proper attire required. Registration will close at posted event time. All matches best 2 of 3. Singles finals matches are the best of 5. DISCLAIMER: The Host Association and/or the ADO assumes no responsibility for any adverse effects which Dart Awards may have on the amateur status of any Youth Participant.

2002 North Carolina Dart Organization
Steel Tip Championships
October 4-6, 2002
Boone, NC

Location: High Country Inn, 1785 US Hwy. 105 S., Boone, NC 28607
1-828-264-1000 (Darter's Rates Available)
Host: High Country Dart Association
Contact: Tournament Director-Kay Wilson (828) 264-2999
Tournament Host-Blake Sorensen (828) 264-1000

EVENTS:

Friday, October 4, 2002

8:00pm Blind Draw – Cricket, 501, Diddler's Choice - $10 per player
***Please note: registration for this event will close at 7:30 pm*

Saturday, October 5, 2001

10:00am	1:00pm	1:30pm	3:30pm	4:30pm	8:00pm
Mixed Doubles Cricket $20 team	Men's Doubles Cricket $20 team	Ladies' Singles Cricket $12 player	Men's Singles Cricket $12 player	Ladies' Doubles Cricket $20 team	Four Person 701†† $40 team

***Please note: Registration for these events closes 15 minutes prior to the posted times of play.*
†† The "All Female" team winning the most matches will win $80. Ties will be played off.

Sunday, October 6, 2002

11:00am	1:30pm	2:00pm	3:30pm	4:30pm
Mixed Triples 601 $3 team	Men's Doubles 501 $20 team	Ladies' Singles 501 $12 person	Men's Singles 501 $12 player	Ladies' Doubles 501 $20 team

***Please note: Registration for these events closes 15 minutes prior to the posted times of play.*

Youth Events: 5:30pm, Saturday, October 5: 12 and Under 301 FIFO
13-17 Singles 501 FIDO
9:00am Sunday, October 6: Youth/Adult Doubles 501 FIDO
***Please note: The youth must diddle to start the game and throw the double to end the game.*
***All youth MUST be accompanied by an adult to be allowed on the premises.*

Driving Directions

·From the East, take US 421 North to Boone. Take a RIGHT onto US Hwy. 105 South in Boone and CROSS US 321 (large two-story Wendy's). Approximately 1.5 miles up on LEFT is the High Country Inn (waterwheel out front).

·From the South, take US 321 North to Boone. Turn LEFT onto US Hwy. 105 South (large two-story Wendy's). Approximately 1.5 miles up on LEFT is the High Country Inn (waterwheel out front).

Warning: Darts is an adult sport. It is dangerous for children to play darts without adult supervision. Please use your discretion.

Disclaimer-Amateur Status: The host association and/or the ADO assumes no responsibility for any adverse affects which dart awards may have on the amateur status of any youth participant. Please check local regulations.

Sanctioned by the North Carolina Darting Organization

For more location information, visit www.genoslounge.com or www.highcountryinn.com

Raleigh Dart League

Registration for Fall 2002 season

Wednesday, July 17, Champions Billiards, 7:30 – 9:00 pm

Wednesday July 17 — For returning teams AND new teams – there is only one night of registration!!!!!! (If your team is not returning, please leave a message on voice mail. New captain! Pass info on to him).

Bring 1). Completed roster - use BLACK pen please – with divisions played by each member for last 3 seasons

2). ONE check for bar fee and a minimum of six players

(Bar fee is $20; player registration fee is $20)

NO CASH WILL BE ACCEPTED!!!!

Wednesday July 24 — DEADLINE for unrestricted add-ons to roster

July 25 thru Sept. 17 — Add-ons pre-approved by the Membership Committee:

1). Checks and player information as per roster to:

Kellee Enos (treasurer), tele# 233-8948

505 South Lakeside Dr, Raleigh, NC 27606

2). Mem.Sec. will inform captain of Committee's decision

A PLAYER IS NOT ELIGIBLE UNTIL APPROVED

Wednesday August 7 — Captains' Meeting, 7:30 pm, Champions
- Pickup schedules, blank scoresheets, team rosters

Wednesday August 14 — 8:00 pm: Season starts

Tuesday Sept. 17 — Last day to add a player with approval

There is NO 5th week Captains Meeting!!!

Team Name _____ Team Number _____

(PLEASE LEAVE BLANK) Fee Paid: _____

	Divisions played in previous 3 seasons	Player Name: Home Bar & Dart Rep.:	Player Address: Board #'s:	M/F	Phone #:	Date Paid:
		Captain:				
0			e-mail:		(H)	0
					(W)	
1					(H)	1
					(W)	
2					(H)	2
					(W)	
3					(H)	3
					(W)	
4					(H)	4
					(W)	
5					(H)	5
					(W)	
6					(H)	6
					(W)	
7					(H)	7
					(W)	
8					(H)	8
					(W)	
9					(H)	9
					(W)	

PLEASE WRITE IN BLACK, IN BLOCK LETTERS - ROSTER WILL BE PHOTOCOPIED

TOTAL: _____

(LEAVE SPACE BLANK FOR OFFICE USE)

TONS OF NEWSLETTER

Home to the Fall Session of the Raleigh Dart League for the Banquet, Saturday, December 14, 2002

The "Night The Lights Went Out In Carolina" Edition

TOURNAMENT WINNERS

"A" Division - ***Lunatic Fringe*** *(13-9)*

The monster matchup round three was everything it was billed to be. After grabbing a 4-2 lead, Fringe dropped 5 SCkts, before re-asserting themselves in doubles. Brown/Wall highlighted the doubles sets with another quick pair in 501 to set up the win.

"B" Division - ***Wild Geese*** *(13-8)*

The Geese became the ONLY non-#1 seed to claim a set of Mugs this season, as they made it seven-for-seven in Mug winnings by the teams with the highest point totals in the divisions.

"C" Division - ***WIEBLS*** *(?-?)*

Winning isn't everything, but clearly Mugs don't suck. The WIEBLS took on the only team to crack the #1 vs #2 pairings in the Starving Dartists, and the Dartists were no slouch, as they were the #3 seed.

"D" Division - ***Damn Yankees*** *(13-11)*

In true D division fashion, the winner had to struggle to win both their matches. Sure, they were the #1 seed, but both of their matches went to the final set of 501.

"E" Division - ***Dynamic Darts*** *(13-12)*

The league's only perfect record this season was in serious jeopardy when the Gratefuls jumped out to a 6-0 lead in 301. But Dynamic reeled them in, tied it up, and then won their second 1001 in their 17-match run this season.

"F" Division - ***Tub Kids*** *(13-12)*

Amazing. Tub Kids vs. Replacements. Maybe the best race all season. Maybe the most exciting finish to the regular season. Then this… a tournament final for the ages. The Tubbies fell behind 12-4 after the first pair of DCkts sets, then they won the final DCkt, swept the 501s, then took the 1001 & the Mugs. Wow!

"G" Division - ***Big Deck*** *(?-?)*

After a whooping and a forfeit win, the Deckers outlasted the Pigs in the final to secure their season/tournament double-win.

REGULAR SEASON WINNERS

"A" Division - ***Lunatic Fringe*** *(13 wins, 1 loss)*
2nd place - Hall of Justice

"B" Division - ***Varina Sports Bar*** *(12 wins, 2 losses)*
2nd place - Wild Geese

"C" Division - ***WIEBLS*** *(9 wins, 3 losses)*
2nd place - Them Again

"D" Division - ***Damn Yankees*** *(9 wins, 3 losses)*
2nd place - Been There Done That

"E" Division - ***Dynamic Darts*** *(14 wins, 0 losses)*
2nd place - Grateful Darts

"F" Division - ***Tub Kids*** *(12 wins, 2 losses)*
2nd place - The Replacements

"G" Division - ***Big Deck*** *(11 wins, 3 losses)*
2nd place - Sneaky Pigs

(Rosters of all tournament-winning and regular season first place teams can be found on page 4.)

TABLE OF CONTENTS

Item	Page Number
Tournament & Regular Season Winning Teams	1
Spring 2003 RDL Season Information	1
Final Divisional Standings	2
Final Divisional Tournament Results	3
Tournament Winning Team Rosters	4
Regular Season Winning Team Rosters	4
Request for Volunteers	4
Incoming/Outgoing Officer, Reminders from Board	4
Regular Season Trophy Dart Awards	5
Tournament Trophy Dart Awards	5
Other Tournament Hot Darts	5
Divisional Singles Win %-age Winners	6
Divisional All-Star Point %-age Winners	6
Players Who Beat the Singles Winners	6
Tiebreaker Stat Facts	6
Season Penalty Summary	6
List of Host Establishments	7
Notes for Spring 2003 RDL Registration	7
Upcoming ADO Events	7
RDL Address and Phone No. Information	8
Calendar of Events and Related Items	8
Season Penalty Log, Individual Trophy Requirements	8
JK's All-Star Team Picks	9
Quick Stat Tidbits	9
My Prediction Results	9
Quotes, other area leagues, Bar ratings(?)	10
NCCDL/NCLC summary	10
A few random thoughts	10
NCCDL/NCLC Season and Tournament Results	11,12
Season Results from Past Nine RDL Seasons	13,14,15
Top Fall 2002 Singles Records, by Division	16
Top Fall 2002 Doubles Records, by Division	17
Top Fall 2002 Singles+Doubles, by Division	18
Top Fall 2002 All Star %-ages, by Division	19
Top Individual Records, by Section of Play	20,21
League-Wide Individual Singles, Doubles Records	22
League-Wide Individual Singles+Doubles Records, All-Star %-ages	23
Singles, Doubles Records, Ranked by Team	24
Singles+Doubles Records, All-Star %-ages, Ranked by Team	25
Week-by-Week Match Results Table	26
Complete "A" Division Statistics	27
Complete "B" Division Statistics	28
Complete "C" Division Statistics	29
Complete "D" Division Statistics	30
Complete "E" Division Statistics	31
Complete "F" Division Statistics	32
Complete "G" Division Statistics	33
Registration Materials for Spring 2003 RDL Season	34

SPRING 2003 RALEIGH DART LEAGUE SEASON INFORMATION

Registration Meeting for ALL Teams (we disposed of the 2nd meeting seasons ago) Champions Billiards; **Wednesday, January 8**, 7:30-9:00

Unlimited player addition through January 15, addition with approval until RDL Board meeting on Tuesday, March 11

MANDATORY Preseason Captains' Meeting Champions Billiards; **Wednesday, January 29**, 7:30 p.m.

Match Play begins on Wednesday, February 5

There will be NO 5th week captains' meeting!!

FINAL!! DIVISIONAL TEAM STANDINGS FOR THE *FALL 2002* RDL SEASON

"A" Division

			W	L	Pts.
👍	Lunatic Fringe	☝	13	1	248
👍	Hall of Justice	✍	13	1	226
3	Yahtzee Blossoms		9	5	195
4	D. V. Needed		7	7	149
5	Dazed & Confused		4	10	121
6	Last Call		4	10	117
👎	Pig Darts	✍	3	11	131
👎	Dodge Darts	✍	3	11	126

"B" Division

			W	L	Pts.
👍	Varina Sports Bar	☝	12	2	197
👍	Wild Geese		10	4	206
3	Get the Point "33"		10	4	190
4	Home Thrown		9	5	170
5	Nine Lives	✍	7	7	132
6	Horsemen	✍	3	11	147
👎	Excalibur		3	11	139
👎	Dogs of War II		2	12	109

"C" Division

			W	L	Pts.
👍	WIEBLS	☝	9	3	176
👍	Them Again		8	4	161
3	Starving Dartists		8	4	148
4	UZMALL		6	6	136
5	Sharky's Machine	✍	4	8	116
👎	Pog Mo Hon	✍	4	8	68
👎	Happy Hours		3	9	126

"G" Division

			W	L	Pts.
👍	Big Deck	☝	11	3	198
👍	Sneaky Pigs		10	4	198
3	Darts'R'Us		10	4	173
4	Young Guns	✍	9	5	113
5	Get Over It	✍	6	8	157
6	Irishmen	✍	6	8	152
👎	Gruesome Severed Hands	✍	2	12	115
👎	3 Legged Dog	✍	2	12	106

"D" Division

			W	L	Pts.
👍	Damn Yankees	☝	9	3	160
👍	Been There Done That		8	4	148
3	Wireless	✍	7	5	146
4	Heroes In Trouble		6	6	154
5	5 Drunks, 1 Driver	✍	5	7	116
👎	C.O.W.A.		4	8	110
👎	Kozmic Debris		3	9	108

"E" Division

			W	L	Pts.
👍	Dynamic Darts	☝✍	14	0	194
👍	Grateful Darts		9	5	174
3	Travelin' Beer Bellies		8	6	163
4	FAH-Que	✍	7	7	147
5	Bubba's Garage		6	8	164
6	One Armed Bandits	✍	6	8	150
👎	Da Bulls		5	9	163
👎	NBF		1	13	107

"F" Division

			W	L	Pts.
👍	Tub Kids	☝	12	2	227
👍	The Replacements		12	2	224
3	Chupacabras	✍	10	4	180
4	Web'O'D'Feet	✍	8	6	176
5	Coral Reefers	✍	7	7	140
6	Dartaholics		4	10	96
👎	Bogarts	✍	2	12	82
👎	The Posse	✍	1	13	90

☎ = *phone-in penalty (5 pts.)*
📨 = *mail-in penalty (16 pts.)*
💣 = *captains' meeting penalty (5 pts.)*
☑ = *ballot penalty,* ✍ = *runoff ballot penalty (5 pts.)*
☹ = *ineligible player (match win, all pts., all team stats.)*
👎 = *clinched* "bottom-two" *finish in division*
👍 = *clinched* "top-two" *finish in division*
☝ = *regular season division champion*

FALL 2002 RDL DIVISIONAL TOURNAMENT RESULTS

Quarterfinals	*Semifinals*	*Finals*	***WINNER***

"A" Division

1 **Lunatic Fringe**
(14-0) **Lunatic Fringe**
8 Dodge Darts
(13-1) **Lunatic Fringe**
5 Dazed & Confused
(13-12) Dazed & Confused
4 D. V. Needed
(13-9) **Lunatic Fringe**
3 Yahtzee Blossoms
(14-4) Yahtzee Blossoms
6 Last Call
(14-4) Hall of Justice
7 Pig Darts
(14-2) Hall of Justice
2 Hall of Justice

"B" Division

1 Varina Sports Bar
(11-3) Varina Sports Bar
8 Dogs of War II
(11-4) Varina Sports Bar
5 Nine Lives
(12-6) Home Thrown
4 Home Thrown
(13-8) **Wild Geese**
3 Get the Point "33"
(14-6) Get the Point "33"
6 Horsemen
(13-5) **Wild Geese**
7 Excalibur
(14-6) **Wild Geese**
2 **Wild Geese**

"C" Division

1 **WIEBLS**
WIEBLS
(Bye)
(?-?) **WIEBLS**
5 Sharky's Machine
(13-9) UZMALL
4 UZMALL
(?-?) **WIEBLS**
3 Starving Dartists
(forfeit) Starving Dartists
6 Pog Mo Hon
(11-3) Starving Dartists
7 Happy Hours
(?-?) Them Again
2 Them Again

Quarterfinals	*Semifinals*	*Finals*	***WINNER***

"D" Division

1 **Damn Yankees**
Damn Yankees
(Bye)
(13-11) **Damn Yankees**
5 5 Drunks, 1 Driver
(14-10?) 5 Drunks, 1 Driver
4 Heroes In Trouble
(13-11) **Damn Yankees**
3 Wireless
(13-12) Wireless
6 C.O.W.A.
(14-6) Been There Done That
7 Kozmic Debris
(13-3) Been There Done That
2 Been There Done That

"E" Division

1 **Dynamic Darts**
(13-5) **Dynamic Darts**
8 NBF
(14-10) **Dynamic Darts**
5 Bubba's Garage
(13-11) FAH-Que
4 FAH-Que
(13-12) **Dynamic Darts**
3 Travelin' Beer Bellies
(13-7) Travelin' Beer Bellies
6 One Armed Bandits
(13-12) Grateful Darts
7 Da Bulls
(14-4) Grateful Darts
2 Grateful Darts

"F" Division

1 **Tub Kids**
(?-?) **Tub Kids**
8 The Posse
(?-?) **Tub Kids**
5 Coral Reefers
(13-8) Coral Reefers
4 Web'O'D'Feet
(13-12) **Tub Kids**
3 Chupacabras
(automatic forfeit) Chupacabras
6 Dartaholics
(14-4) The Replacements
7 Bogarts
(13-3) The Replacements
2 The Replacements

Quarterfinals	*Semifinals*	*Finals*

Finals	*Semifinals*	*Quarterfinals*

"G" Division

1 **Big Deck**
(13-3) **Big Deck**
8 3 Legged Dog
(forfeit) **Big Deck**
5 Get Over It
(?-?) Young Guns
4 Young Guns
(?-?) **Big Deck**
WINNER
Sneaky Pigs
(13-5)
Darts'R'Us
Darts'R'Us 3
(14-2)
Irishmen 6
… Severed Hands 7
(forfeit)
Sneaky Pigs 2

TOURNAMENT WINNERS!!!!!!

"A" Division - ***Lunatic Fringe***

Steve Hoffmann (c)	Keith Wall	Jim Budelman
Bob Terry	James Wilson	Don Butman
Tom Brown	Joe Gaglione	Joe Wilson

"B" Division - ***Wild Geese***

Duane Sawyer (c)	Paul Beaudoin	Gerald Ray
Jerry Blevins	Kenny Persson	Matt Sawyer
	Mitch Kenney	

"C" Division - ***WIEBLS***

Kevin Coyne (c)	Mikey Hindle	Sarge Smith
Shannon Lougher	Bob James	Kris Giberson
	Somchai Samaluk	

"D" Division - ***Damn Yankees***

Henry Dougherty (c)	Bam Lupien	Alex Sarantos
Chris Fournier	Kim Doroshanko	Jim Doroshanko
Jeff Founier	Kevin Patrick	Ronnie Arthur

"E" Division - ***Dynamic Darts***

Kevin McFadden (c)	Barry Jackson	Jim Markov
Todd Costen	Tim Kissinger	Tom Winters
Jimbo Lewis	Travis Rowe	Jim Costen
	George Ellison	

"F" Division - ***Tub Kids***

Chris Hoyt (c)	Dave Baker	Marcus Ragan	
Peter McGettigan	Darryl Nutter	George Martin	
Chris Carter	Aaron Downs	Chuck Bowes	Chris Colon

"G" Division - ***Big Deck***

Nicole Hatch (c)	Michelle Gaffney	Phillip Peterman
Lynn Chavis	John Tarrant	Jay Gorsica
Lewis Basil		Tom Kubel

REGULAR SEASON WINNERS!!!!!!

"A" Division - ***Lunatic Fringe***

Steve Hoffmann (c)	Keith Wall	Jim Budelman
Bob Terry	James Wilson	Don Butman
Tom Brown	Joe Gaglione	Joe Wilson

"B" Division - ***Varina Sports Bar***

Keith Moats (c)	John Tighe	John Branch
Wes Vaux	Melissa Dixon	J.D. Dixon
Bill Chaney		Kenny Allen

"C" Division - ***WIEBLS***

Kevin Coyne (c)	Mikey Hindle	Sarge Smith
Shannon Lougher	Bob James	Kris Giberson
	Somchai Samaluk	

"D" Division - ***Damn Yankees***

Henry Dougherty (c)	Bam Lupien	Alex Sarantos
Chris Fournier	Kim Doroshanko	Jim Doroshanko
Jeff Founier	Kevin Patrick	Ronnie Arthur

"E" Division - ***Dynamic Darts***

Kevin McFadden (c)	Barry Jackson	Jim Markov
Todd Costen	Tim Kissinger	Tom Winters
Jimbo Lewis	Travis Rowe	Jim Costen
	George Ellison	

"F" Division - ***Tub Kids***

Chris Hoyt (c)	Dave Baker	Marcus Ragan	
Peter McGettigan	Darryl Nutter	George Martin	
Chris Carter	Aaron Downs	Chuck Bowes	Chris Colon

"G" Division - ***Big Deck***

Nicole Hatch (c)	Michelle Gaffney	Phillip Peterman
Lynn Chavis	John Tarrant	Jay Gorsica
Lewis Basil		Tom Kubel

VOLUNTEERS? ANYONE?

Every season I write this bit. I'm not begging anymore. Here is what the RDL Board can use help with almost every season:

Stanchion transport/setup at the banquet (they pay this person!)
Breakdown of the stanchions at the banquet
People to serve on the Rules Committee … and a bunch of
People to help plan/organize the banquet other little crap…

Ever really helped out before? No? Then it's probably your turn to get off your butt for a change… Find a Board member and volunteer now. They'll appreciate it, and your leaguemates will appreciate it.

START PLANNING NOW…

You know, you should start planning now for the Spring season. Sometimes it's hard to track down teammates over the holiday break, so start setting your roster plans now and avoid the headache later.

NEW SECRETARY FOR 2003

Congratulations to *Jennifer Jolly* of Happy Hours. Jennifer won the recent run-off election for the position of Secretary for 2003.

OUTGOING OFFICER FROM 2002

Amazingly, six of your RDL Board members are willing to continue their terms for another year, and all successfully won the elections for their offices. I doubt that most of you realize what that entails, so when you get a chance, check out who your Board is on page 8 and buy them a drink, tell them how you appreciate it, etc. But please don't forget Jim Hunsberger, your outgoing Secretary. Despite a schedule so busy that he often doesn't even get the pleasure of actually *throwing* darts, Jim willingly gave up quite a bit of his time (I would say 'free time', but Jim has none) to help maintain the hobby/sport that all of you enjoy so much. So, next time you run into him, make sure that you let him know that you haven't forgotten how much he gave for you even if he isn't in office anymore.

RERUN OF NOTE FROM RDL BOARD / R&G DIRECTOR

Here is another statement from the RDL Board. They know, I know, and you know who you are. How about growing up, eh?

"It has come to our attention that there was a recent incident during a RDL match. This incident involved an honest mistake by the server, who then did everything possible to make the situation right. The RDL member affected was very rude & confrontational with the server. The management of the establishment then stepped in and was very generous in their solution to the problem. Despite this, on his way out the RDL member used profanity to the server and called her something very unkind.

This type of behavior at our host establishments is UNACCEPTABLE! Please note that one of the rules in the RDL is sportsmanlike conduct. This includes not only being courteous to the other darters but also being courteous to the employees and other patrons of host establishments. Failure to follow this rule may result in suspension for partial or complete seasons of darts! In addition, please note that host bars have the right to ban offensive persons from their bars, which means that the team with an offending member may have to play short there the next season! If you are old enough to play darts in a bar you are old enough to act like the adult you are supposed to be."

RETURN OF THE RALEIGH CITY TEAM!!!

Tryouts ongoing now?

The official tryout dates have passed, but there may still be time to try out for the newly re-forming Raleigh City Team. Interested? Call Ext. Org. Officer Kevin Coyne at 876-8636 right about… now.

FINAL REGULAR SEASON TROPHY DART AWARDS

High In (301 only)

Robb Beeson	**Ton-60**
Yahtzee Blossoms	10/9
John Carroll	**Ton-60**
Dogs of War II	9/25
Mikey Hindle	**Ton-60**
WIEBLS	10/30
Somchai Samaluk	**Ton-60**
WIEBLS	8/21
Keith Wall	**Ton-60**
Lunatic Fringe	11/13

High Out (301, 501, and 1001)

Tom Brown	**Ton-55**
Lunatic Fringe	9/25

Fast Singles 301

Tom Brown	**9 darts**
Lunatic Fringe	9/25
Dale Hyler	**9 darts**
Yahtzee Blossoms	9/11
Scott Ingrum	**9 darts**
Hall of Justice	9/4

Fast Singles Cricket

Tom Brown (twice!!)	**13 darts**
Lunatic Fringe	8/28, 9/4

Fast Doubles Cricket

Steve Hoffmann & Bob Terry	**17 darts**
Lunatic Fringe	10/23

Fast Doubles 501

Duane Sawyer & Matt Sawyer	**14 darts**
Wild Geese	10/23

9 Marks

Matthew Copple **(3!)**	Nine Lives	9/4,10/2,10/30
Robb Beeson **(2)**	Yahtzee Blossoms	9/11, 10/30
Chris Hope **(2)**	Dodge Darts	10/2, 11/13
Mustafa Keitany **(2)**	Young Guns	9/11, 10/30
Lee Whitehead **(2)**	D. V. Needed	8/28, 10/2
Connie Austin	Get the Point "33"	10/23
Don Butman	Lunatic Fringe	8/28
John Carroll	Dogs of War II	9/18
Craig Cashwell	Pig Darts	10/30
Bill Chaney	Varina Sports Bar	8/28
J.D. Dixon	Varina Sports Bar	8/28
Eugene Foushee	Excalibur	8/21
Keith Gibbs	Hall of Justice	10/30
Chris Goodknecht	Grateful Darts	11/13
Mark Hagan	Starving Dartists	11/6
Ron Hendricks	Starving Dartists	10/30
Rob Henson	One Armed Bandits	8/21
John Iager	Grateful Darts	9/18
Scott Ingrum	Hall of Justice	9/18
Chris Peoples	Last Call	9/25
Robbie Phillips	Yahtzee Blossoms	9/18
Luey Santas	Happy Hours	9/4
Ron Vest	Chupacabras	11/6
Keith Wall	Lunatic Fringe	10/23
Carol Whitehurst	NBF	8/28
James Wilson	Lunatic Fringe	11/6

Ton-80s

Neal Bedworth	Hall of Justice	9/25
Robb Beeson	Yahtzee Blossoms	10/2
Jim Budelman	Lunatic Fringe	9/25
Bridgette Carroll	The Posse	10/23
Pat Crowley	Wireless	11/6
Rick DeMattos	Chupacabras	9/11
J.D. Dixon	Varina Sports Bar	10/30
Steve Hoffmann	Lunatic Fringe	9/4
Chris Hoyt	Tub Kids	9/18
Dale Hyler	Yahtzee Blossoms	9/18
Scott Ingrum	Hall of Justice	11/6
Tim McNamara	Dodge Darts	8/28
Jon Randolph	Home Thrown	11/13
Luey Santas	Happy Hours	8/14
Mike Seward	Yahtzee Blossoms	10/30
Jeff Taylor	The Posse	11/6
Mark Wackerman	Heroes In Trouble	8/28
Lee Whitehead	D. V. Needed	9/18

6 Bulls

(none reported)

TOURNAMENT!!! TROPHY DART AWARDS

9 Marks

Connie Austin	Get the Point "33"	11/20
Mikey Hindle	WIEBLS	12/11
John Lilienthal	Grateful Darts	12/5
Jim Markov	Dynamic Darts	12/11
David Romanchek	Nine Lives	11/20
Wil Tan	Hall of Justice	12/11

Ton-80s

Tom Brown	Lunatic Fringe	11/20
Scott Ingrum	Hall of Justice	12/10
Robbie Phillips	Yahtzee Blossoms	12/10
Dave Wilser	Get Over It	11/20

6-Bulls, Ton-70-Ins/Outs

(none reported)

OTHER TOURNAMENT HOT DARTS

(Sorry, no award for these, but they're still good shots)

Wayne Taylor	One Armed Bandits	**160-In**
Jason Kilts	Yahtzee Blossoms	12- & 13-dart 301s
Steve Witz	Dazed & Confused	12-dart 301

Tom Brown & Keith Wall, of Lunatic Fringe

18- & 17-dart DCkts (in same set)

18- & 19-dart 501s (in same set)

… and no, Tom & Keith didn't throw both of those sets in the same match - they like to spread the pain around…

(…and no, I don't include an all-star list for the tournament because any fool can throw a bunch of all-stars when he or she is playing two-out-of-three singles cricket sets…)

For those who are new or simply were not aware of it: fast games, high ins and high outs in the tournament do not win awards unless they are perfect shots (170s) or games.

Fall 2002 RDL Individual Season-Long Awards

(The sets of women's awards were kept the same this season as last, divided into three divisional subsets. At this point, I believe they will be the same breakdowns next season as well.)

SINGLES WIN PERCENTAGE

		W	L	%-age
"A" Division				
Tom Brown	A1/ Lunatic Fringe	21	2	0.913
"B" Division				
Donnie Simpson	B3/ Home Thrown	24	3	0.889
"C" Division				
Somchai Samaluk	C1/ WIEBLS	18	4	0.818
"D" Division				
Pat Crowley	D1/ Wireless	23	1	0.958
"E" Division				
Kevin McFadden	E1/ Dynamic Darts	16	3	0.842
"F" Division				
Jason Thomas	F3/ The Replacements	20	3	0.870
"G" Division				
Mustafa Keitany	G6/ Young Guns	19	1	0.950
Women's Records - "A" and "B" Divisions				
Paula Delp	A6/ D. V. Needed	20	8	0.714
Women's Records - "C", "D" and "E" Divisions				
Barbara Cotton	D2/ C.O.W.A.	13	14	0.481
Women's Records - "F" and "G" Divisions				
Nicole Hatch	G3/ Big Deck	19	5	0.792

ALL-STAR PERCENTAGE

		ASPs	TGP	%-age
"A" Division				
Tom Brown	A1/ Lunatic Fringe	83.5	46	1.815
"B" Division				
J.D. Dixon	B7/ Varina Sports Bar	92.5	54	1.713
"C" Division				
Kurt Kunttu	C2/ Them Again	50.0	49	1.020
"D" Division				
Pat Crowley	D1/ Wireless	49.0	50	0.980
"E" Division				
Galen Gillett	E3/ NBF	35.5	44	0.807
"F" Division				
Tony Alcon	F2/ Chupacabras	40.0	51	0.784
"G" Division				
Mustafa Keitany	G6/ Young Guns	34.0	48	0.708
Women's Records - "A" and "B" Divisions				
Paula Delp	A6/ D. V. Needed	55.5	60	0.925
Women's Records - "C", "D" and "E" Divisions				
Kellee Enos	D5/ Heroes In Trouble	19.5	46	0.424
Women's Records - "F" and "G" Divisions				
Nicole Hatch	G3/ Big Deck	29.0	50	0.580

THE PLAYERS WHO *BEAT* THE SINGLES %-AGE WINNERS

Who beat Tom Brown of Lunatic Fringe?
in 301: Scott Ingrum (wk.14).
in cricket: Taylor White (wk.6).

Who beat Donnie Simpson of Home Thrown?
in 301: Tim Caldwell (wk.6), J.D. Dixon (wk.8). [Word has it that J.D.
in cricket: Gerald Ray (wk.11). found Donnie in the tourney too...]

Who beat Somchai Samaluk of WIEBLS?
in 301: Marc Shown (wk.1), Luey Santas (wk.5).
in cricket: Rick Swindell (wk.7 AND wk.14). [Them Again? Him Again!]

Who beat Pat Crowley of Wireless?
in 301: (none)
in cricket: Jeff Wenhart (wk.12).

Who beat Kevin McFadden of Dynamic Darts?
in 301: Chuck Munn (wk.4). [Kevin probably doesn't like Da Bulls
in cricket: J.J. Yoneoka (wk.8), Paul McSorley (wk.11). much, eh?]

Who beat Jason Thomas of The Replacements?
in 301: Chris Hoyt (wk.7), George Martin (wk.14). [Any more Tub Kids
in cricket: Tony Alcon (wk.6). want some of Jason in 301?]

Who beat Mustafa Keitany of Young Guns?
in 301: Michelle Gaffney (wk.12).
in cricket: (none).

Who beat Paula Delp of D. V. Needed?
in 301: J.P. Evans (wk.3), Steve Hoffmann (wk.5), Neal Bedworth (wk.9), Joel Eason (wk.13). in cricket: Tom Brown (wk.5), Keith Stark (wk.7), Billy Hester (wk.11), Steve Wilcenski (wk.14).

Who beat Barbara Cotton of C.O.W.A.?
in 301: Anthony Martin (wk.2 AND wk.9), Mark Wackerman (wk.3), Jim Doroshanko (wk.4), David Simpson (wk.6), Jason Walters (wk.7), Jeff Fournier (wk.11), Amy Simpson (wk.13), Eric Matthews (wk.14), Aaron Mooty (wk.14). in cricket: Jason Walters (wk.7), Jeffrey Allen (wk.8), Bam Lupien (wk.11), Aaron Mooty (wk.14).

Who beat Nicole Hatch of Big Deck?
in 301: Keith Lewis (wk.6), Chris Gagner (wk.9), Mike Davidson (wk.10), Tim Moore (wk.11). in cricket: Jeremy Kleem (wk.5).

THIS SEASON'S TIEBREAKERS

Wow! Kudos to Cathy Moeschet for setting divisions with incredibly close competition levels! We soared up to 43 tiebreakers this season,with two of those even coming in the tournament finals! That total is nearly double last season's paltry number. We had 7 in A division, 8 in B, 4 in C, 9 in D (with one in the tournament), 4 in E (including the final), 6 in F (including the final), and 5 in G. A whopping 11 teams went into the extra league at least three times, with 5 of those playing 1001 for a FOURTH time. The absolute kings of overtime this season were the members of **D. V. Needed**, who went an astonishing 4-0(!) in 1001. For them, a tie score was as good as a win. Honorable mention goes to Home Thrown and Damn Yankees, who both went 3-1. The heartbreak award clearly goes to the Horsemen, who unfortunately dropped 3 of their 4 tiebreakers.

FALL 2002 PENALTY SUMMARY

It's just a fact of life - you start tossing a couple of mandatory ballot returns into the mix and you're going to generate some penalties. And generate some penalties we did. We amassed the huge total of 56 penalties for a grand sum of 401 points! And almost 60% of those 56 were ballot or run-off ballot penalties. 30 of the 54 teams rang up at least one penalty, with 16 of those 30 going back for seconds… or more. There was once again 1 Preseason Captains' Meeting Penalty (5 pts.), 11 Election Ballot Penalties (5 pts. each), 22 Run-Off Election Ballot Penalties (5 pts. each), 11 Phone-In Penalties (5 pts. each), and 11 Mail-In Penalties (16 pts. each). Add it all up and it comes out to more than half a point per week for every team in the league. Six teams were found guilty of at least three offenses during the season, but amazingly only two teams lost so much as a spot in the standings for their offenses. Chupacabras and Dynamic Darts each chalked up 3 penalties for totals of 26 points, and FAH-Que got 4 penalties for 20 points. The penalty kings though were the **Young Guns**, who totaled half a dozen penalties for a colossal 63 pts., earning themselves the Fulton Crowley award. The real losses, though, were: *runners-up*: Irishmen, whose 3 penalties for 15 pts. cost them a spot in the G standings, and the *winners*: Darts'R'Us, who got 3 penalties for 26 points, and finished out of 2nd in G by… 25 points. Doh!

WHERE WE PLAY

After Hours **552-4131**
7608 Purfoy Road Fuquay-Varina
-in front of Comfort Inn, near Sunset Lake/401 inter.

Arnie's Place **806-1441**
1725 Carpenter Fletcher Road RTP
-at the corner of Carp. Fletcher & Alston, ½ mile from I-40

Blinco's **790-3882**
5009 Falls of the Neuse Road N. Raleigh
-in Quail Corners Shopping Center

Breakers Billiards **772-9593**
305 Tryon Road Raleigh
-in Tryon Hills Shop. Ctr. at US 70 & Tryon Rd.

Cellar at the Warehouse **828-1102**
427 South Dawson Street downtown Raleigh
-at the corner of Dawson and Cabarrus streets

Champions Billiards **833-8337**
2109-152 Avent Ferry Road Raleigh
-in Mission Valley Shopping Center

Hard Times Café **835-1600**
410 Glenwood Avenue Raleigh
-betw. Peace/Hillsborough in old Pine State Creamery

Harrison's Bar and Grill **481-2442**
301-C N. Harrison Avenue Cary
-under Pure Gold, betw. Chatham St. & 54 @ RR tracks

Hot Shots **460-6307**
107 Edinburgh Drive Cary
-in the MacGregor Village Shopping Center

McCann's Harp & Fiddle **518-8321**
7201 Sandy Forks Road N. Raleigh
-at corner of Falls of the Neuse and Sandy Forks

Murphy's Pub **859-5411**
401 Asheville Avenue, Suite 109 Cary
-corner of Tryon and Asheville, next to Jiffy Lube

Out Of The Park **465-1900**
108 Jerusalem Drive Morrisville
-off Airport Blvd., heading toward Cary from airport

Pantana's Pool Hall **833-2990**
3112 Hillsborough Road near NCSU
-I think it's between Concord and Shepherd streets

Players Retreat **755-9589**
105 Oberlin Road near NCSU
-at corner of Oberlin Rd. & Hillsborough St.

Rack'M Up West **851-9006**
5563 Western Boulevard W. Raleigh
-at inter. with Buck Jones Rd. in Plaza West Shp. Ctr.

Scooters **954-2171**
1911 Sego Court N. Raleigh
-near corner of Atlantic & Millbrook, behind Batteries Plus

Sharky's Place **783-5448**
5800 Duraleigh Road NW Raleigh
-in the Yuppie Center near US 70 intersection

Snooker's-RW **828-7665**
3520 Wade Avenue NW Raleigh
-in Ridgewood Shopping Center

TJ's Café **469-0047**
744-A East Chatham Street Cary
-corner of E. Chatham & Maynard, across from Circus Rest.

SPRING 2003 RDL SEASON REGISTRATION DATES

These dates are on page 8, as well as on page 1, but I am putting them in many locations because they might be be the most important thing for you in this newsletter.
Registration : Wed., January 8, 7:30-9:00 p.m., Champions
Blind draws held on January 15 and 22, provided that a non-Board member can be found to run them, site TBA.
Preseason captains' meeting : Wed., January 29, 7:30 p.m., Champions.
First week of play : February 5.
Week 5 Board meeting (end of player additions) : Tues., March 11, site TBA.
Tournament : May 14/21/28.
Banquet : Sat., May 31, site TBA.

DON'T FORGET - RDL PAYMENT INFORMATION

IT'S NOT NEWS ANYMORE. WE DON'T TAKE CASH FOR REGISTRATION, NEWSLETTER, ETC. DON'T BRING CASH TO NEXT SEASON'S REGISTRATION, OR YOU ARE OUT OF LUCK.
AND REMEMBER: DON'T BOUNCE A CHECK TO RDL - THAT WILL COST YOU AN EXTRA $20 FEE!

UPCOMING ADO TOURNAMENTS

I don't really have room for all of them on the calendar page at this time, but I thought I might pass on a list of some of the closer ADO tournaments in the coming months for those of you that might like to try your luck, or even try to 'join the circuit'…

Jan. 17-19 - Foothills Fling, Greenville, SC
Feb. 7-9 - Seashore Shootout, Jacksonville, NC
Feb. 21-23 - Spears Open, Atlanta, GA
Feb. 28, Mar. 1/2 - Aim for Eastern NC, Newport, NC
Mar. 14-16 - Masters Regional Play-offs
Apr. 11 - Master National Finals, Charlotte, NC
Apr. 11-13 - Charlotte Open, Charlotte, NC
May 16-18 - East-West All-Star Regional Play-offs
May 16-18 - Central VA Dart Classic, Richmond, VA

Tailgaters **872-2827**
2645-A East Millbrook Road N. Raleigh
-about half a mile west of US-1

Tir na nOg Irish Pub **833-7795**
218 South Blount Street Dwtn. Raleigh
-across from City Market

The Upper Deck (Cary) **460-9977**
329 N. Harrison Avenue Cary
-near intersection. of N. Harrison & Hwy. 54

Upper Deck Profile **833-4527**
625 E. Whitaker Mill Road Raleigh
-near intersection of Whitaker Mill & Wake Forest Rd.

Varina Sports Bar **552-0081**
213 Fayetteville Street Fuquay-Varina
-across from Stevens Hardware

VFW Post 7383 **467-1188**
522 Reedy Creek Road Cary
-where the RDL banquet was many times in the late '90s

HOW TO REACH US

RDL VoiceMail

(919) 990-1218

Mail Scoresheets to:

Jason Kilts
2811 Duke Homestead Road, Durham, NC 27705

Scoresheet FAX available at:

(253)-660-4966 - email me for confirmation of receipt!

New Member Fees and Newsletter Fees:

Kellee Enos - RDL Treasurer
505 South Lakeside Drive, Raleigh, NC 27606

Nomination and Election Ballots:

Jim Hunsberger - RDL Secretary
109 East Spring Street, Fuquay-Varina, NC 27526

All Other RDL Correspondence to:

(The P.O. Box wasn't worth the cost, so just send any other stuff to Jason for the time being.)

2002 Board of Directors (all the same for 2003 except Sec.)

President	Dave Berry	467-4382
	email: dfberry41@hotmail.com	
Vice President	Anthony Martin	252-452-3482
	email: martina@ci.rocky-mount.nc.us	
Secretary	Jim Hunsberger	557-0284
	email: jim.hunsberger@wcom.com	
Treasurer	Kellee Enos	233-8948
	email: k88nk3@aol.com	
Membership	Cathy Moeschet	855-8775
	email: dartist@ipass.net	
Rules/Grievances	Heather Thomas	773-7190
	email: Heather.Thomas@ncmail.net	
External Orgs.	Kevin Coyne	876-8636
	email: krcoyne@mindspring.com	

League Statistician/Editor

Jason Kilts 990-1218
email: kilts001@mc.duke.edu or jdkilts@yahoo.com

"HOT DARTS" CALL-IN GUIDELINES

Here are the guidelines you should use when deciding what you should use as your minimum number of all-star points for reporting when you call in your scores.

"A" Div. = 4.5 or more ASPs; "B" Div. = 4.0 or more ASPs
"C" Div. = 3.5 or more ASPs; "D/E/F" Divs. = 3.0+ ASPs
"G" Division = 2.5 or more ASPs

Also, call in any fast games, high ins, high outs, or other amazing feats that you think warrant a little recognition (e.g., Ins & Outs higher than a Ton, 24-dart cricket games, 15-dart 301s, 24-dart 501s, etc.)

CALENDAR OF EVENTS

Wed., Jan. 8 7:30-9:00 p.m.	**Spring 2002 RDL Registration**; Champions All teams register at this meeting - no Thurs. meeting; Bring one check for entire dues - DO NOT BRING CASH - it will NOT be accepted!
Wed., Jan. 15 and Jan. 22	**Blind draws**, provided that a non-Board member can be found to run them; site TBA
Wed., Jan. 29 7:30-9:00 p.m.	**Mandatory Spring 2002 Preseason Captains' Meeting**; Champions Billiards
Wed., Feb. 5	**Start of match play for Spring 2002 Season**

THERE IS NO FIFTH WEEK CAPTAINS' MEETING!

Other Local Weekly Leagues

Mondays	***Tobacco Road Dart League*** , Durham
Tuesdays	***Bull City Dart League*** , Durham
Thursdays	***Triangle Dart League*** , Chapel Hill
various days	***Capital Area Dart Club*** , Raleigh/Cary/RTP

Weekly Blind Draws

Weekly blind draws come and weekly blind draws go. If any of these folds or if any others start up, please let me know and I will put it back here in the Tons of Newsletter.

Thursday	**Upper Deck**, 8:00 p.m. (460-9977) (Call Jeff at 319-0837 for info.) (U.D. matches the pot!)
Friday	**Champions Billiards**, 8:00 p.m. (833-8337) (Champions matches the pot!)
Monday	**Tailgaters**, 8:00 p.m. (872-2827)
Monday	**Varina Sports Bar**, 8:00 p.m. sharp! (552-0081) (Bar matches the pot plus $150!)
Monday	**After Hours**, 8:00 p.m. (552-4131) (Call bar for entry fee and payout information)

Champions Billiards & Darts - Blind Draw Notice!

Champions Billiards in Mission Valley Shopping Center is willing to hold a blind draw any day of the week that there are 14 or more people willing to enter. Seven days a week! Just get 14 people together, and they'll match the pot!

SEASON-LONG TROPHY DART MINIMUM GAMES PLAYED REQUIREMENTS

In order to be eligible for all-star point %-age and singles win %-age awards, you must play in at least 66% of the total projected games this season:

for "C" and "D" Divisions:

All-star pt. %-age: min. of 32 Total Games Played
Singles win %-age: min. of 16 Singles Games Played

for "A", "B", "E", "F" and "G" Divisions:

All-star pt. %-age: min. of 37 Total Games Played
Singles win %-age: min. of 19 Singles Games Played

PENALTY LOG

The penalty log returns this season in the same form it has had for several seasons. I will list all penalties assessed throughout the season right here, so that anyone who thinks that the point math in their division doesn't quite add up can just check here and see who lost what when. It should eliminate any confusion. **Preseason captains' meeting (5 pts.):** Dartaholics (F). **Election ballot (5 pts.):** Sharky's Machine (C), Starving Dartists (C), 5 Drunks, 1 Driver (D), Dynamic Darts (E), Travelin' Beer Bellies (E), One Armed Bandits (E), FAH-Que (E), 3 Legged Dog (G), Irishmen (G), Young Guns (G), Darts'R'Us (G). **Run-off Election Ballots (5 pts.):** Hall of Justice (A), Pig Darts (A), Dodge Darts (A), Nine Lives (B), Horsemen (B), Pog Mo Hon (C), Sharky's Machine (C), Wireless (D), 5 Drunks, 1 Driver (D), Dynamic Darts (E), One Armed Bandits (E), FAH-Que (E), Web'O'D'Feet (F), Chupacabras (F), Coral Reefers (F), Bogarts (F), The Posse (F), 3 Legged Dog (G), Get Over It (G), Irishmen (G), The Gruesome Severed Hands (G), Young Guns (G). **Phone-in (5 pts.):** Excalibur (B,wk.11), Happy Hours (C,wk.6), Starving Dartists (C,wk.12), FAH-Que (E,wk.1,wk.10), Chupacabras (F,wk.11), Bogarts (F,wk.6), Irishmen (G,wk.11), Gruesome Severed Hands (G,wk.14), Young Guns (G,wk.6), Darts'R'Us (G,wk.4). **Mail-in (16 pts.):** Nine Lives (B,wk.10), Pog Mo Hon (C,wk.2), C.O.W.A. (D,wk.9), Been There Done That (D,wk.5), Dynamic Darts (E,wk.6), Chupacabras (F,wk.9), Dartaholics (F,wk.9), Young Guns (G,wk.2,wk.4,wk.7), Darts'R'Us (G,wk.8).

THE TWELFTH SEMI-ANNUAL EDITION OF : JK'S DIVISIONAL ALL-STAR TEAM PICKS

(Players within each division are listed alphabetically) (Players are chosen any way I damn well please - not purely by the numbers!)
(This is not purely my own guesses at who is simply the best thrower, but also who is important to their team, who is good in the clutch, etc.)

Divisional MVPs

All of RDL	*J.D. Dixon*	*Varina Sports Bar*
A Division	Tom Brown	Lunatic Fringe
B Division	J.D. Dixon	Varina Sports Bar
C Division	Kurt Kunttu	Them Again
D Division	Pat Crowley	Wireless
E Division	Joshua Pope	FAH-Que
F Division	Stan Converse	Web'O'D'Feet
G Division	Mustafa Keitany	Young Guns

"A" Division

Neal Bedworth	Hall of Justice	Nice addition to already strong roster.
Tom Brown	Lunatic Fringe	Intimidation Incarnate.
Don Butman	Lunatic Fringe	Mr. Singles Cricket makes the team.
Phillip Eastmead	Hall of Justice	One of the best when he's 'on'.
Dale Hyler	Yahtzee Blossoms	Keeps ripping every set every season.
Robbie Phillips	Yahtzee Blossoms	Best doubles partner outside 'Big 2'.
Wil Tan	Hall of Justice	What if he loved 301 and the 18s?
Keith Wall	Lunatic Fringe	Hammer was hammering this season.

"B" Division

Paul Beaudoin	Wild Geese	I think he needs a new 501 partner.
J.D. Dixon	Varina Sports Bar	Imagine if he practiced…
John Jenkins	Get the Point "33"	The captain will just sit out in 501.
Duane Sawyer	Wild Geese	Solid all the way across the sets.
Matt Sawyer	Wild Geese	Must run in the family, eh?
Donnie Simpson	Home Thrown	Fantastic singles, hurtin' doubles ckt.
Bo Sosa	Nine Lives	Key player for upset-minded team.
Wes Vaux	Varina Sports Bar	Got stronger as matches went on.

"C" Division

Dave Arensdorf	Sharky's Machine	He showed up. Winning was a bonus.
Barry Barker	Them Again	Solid in singles, decent in doubles.
Randy Deemer	Starving Dartists	Evidently, he's a cricket specialist.
Ron Hendricks	Starving Dartists	Strong record season after season.
Bob James	WIEBLS	One of the hottest in RDL at times.
Kurt Kunttu	Them Again	Won lots of sngls, half of team's dbls.
Mark Powell	UZMALL	Will never see the line in 501…
Somchai Samaluk	WIEBLS	Yes, this is C division…

"D" Division

Phil Brown	Been There Done Tha	Went There, Almost Did That.
Pat Crowley	Wireless	Winningest lifetime RDL record?
Jim Doroshanko	Damn Yankees	Needs some serious doubles help.
David Simpson	5 Drunks, 1 Driver	Drunk in DCkt, Driving the other sets.
Bill Stasko	Heroes In Trouble	Just killing it, especially in SCkt.
Barry Thompson	5 Drunks, 1 Driver	Only needs some clutch 501 wins.
Jason Walters	Been There Done Tha	Ok, so he's not a big fan of 301…
Jeff Wenhart	Kozmic Debris	Too bad he couldn't play more often.

"E" Division

Galen Gillett	NBF	No clearer team leader around here.
Duncan Kerr	Da Bulls	-01 = 0.500. Cricket = slammin'!
Tim Kissinger	Dynamic Darts	Slow starter picks it up in a hurry.
Kevin McFadden	Dynamic Darts	Makes the team as the singles champ.
Joshua Pope	FAH-Que	Who the hell picked him in 301?
Bill White	Da Bulls	Another good season with lots of Ws.
Tom Winters	Dynamic Darts	"Tiny" Tom has been huge for a year.
J.J. Yoneoka	Travelin' Beer Bellies	Team captain leads by example.

"F" Division

Tony Alcon	Chupacabras	Great in cricket, still good in -01.
Chris Carter	Tub Kids	Just seems to win in any of the sets.
Stan Converse	Web'O'D'Feet	Why was this guy sat in four ckt sets?
Aaron Downs	Tub Kids	Like Alcon, great cricket, good -01.
Tim King	The Replacements	Top winner for the heartbreak kids.
George Martin	Tub Kids	Dependable, and wins all the time.
Jeff Taylor	The Posse	Won almost half of his team's points.
Jason Thomas	The Replacements	Mr. singles needs more dbls. wins.

"G" Division

Lynn Chavis	Big Deck	Most balanced winner for Mug team.
Brad Hamilton	Sneaky Pigs	Newcomer was solid from beginning.
Nicole Hatch	Big Deck	SCkt just doesn't match with DCkt.
Bret Heater	Irishmen	Best record for the Harp&Fiddle crew.
Mustafa Keitany	Young Guns	Late addition rolled through the div.
Tom Kubel	Big Deck	Q-Ball quietly added up nice numbers.
Tim Moore	Get Over It	The GOI gun needs a few 501 wins.
Chris Skelton	Darts'R'Us	Likes -01, but apparently loves Ckt.

QUICK STAT TIDBITS

-The **Quadruple Double Award** winners (double-digit wins in all four sections): They're back. After having only 1 person achieve this in the 3 previous seasons, we have three this time around. And we also have several others that were quite close. Four 10-win sets: *Tom Brown* of Lunatic Fringe, *J.D. Dixon* of Varina Sports Bar, and *Joshua Pope* of FAH-Que. Congrats to all three on a VERY difficult feat. Others who were close include the following… three 10-win sets + a 9-win set: *Keith Wall* of Lunatic Fringe, *Stan Converse* of Web'O'D'Feet, and *George Martin* of Tub Kids. Four 9-win sets: *Kurt Kunttu* of Them Again (playing in a 12-week schedule). We also had 5 players achieve ten+ wins in three sets, including *Pat Crowley* of Wireless, who did it in a 12-match season. And there were 13 more people with three 9-win sets.

-**IronMan/Woman Award**: Nobody even close to approaching the recent Get Over It records from a year ago that included a player with 92 games (the all-time record, I'm sure), but we had a few moderately impressive totals in A and B. We have a three-way tie for first: *Nate Wade* in A division, and *Al Wight* and *Tim Caldwell* in B division all had 64 games played. Decent, but nothing shocking. Honorable mention for other division leaders goes to: *Larry Blackburn/David Robertson/Kenny Browndorf* in C with 57 games (with only 12 matches in C!), *Jill Simpson* in D with 54 games, *Don Sautter* in E with 61 games, *George Martin* in F with 56 games, and *Steve Bristow* in G with 59.

-The **Team Attendance Award** winners: the days of the old Diddler's Choice where the same six played every set all season are evidently gone, and none of the current teams really even come all that close. I've picked out seven teams that maybe deserve some honorable mention, but none of them is really being declared the winner of this award by me this season. The honorable mentions include: *Dazed & Confused* in A division, *Get the Point "33"*, *Dogs of War*, and *Wild Geese* in B division, *Happy Hours* in C division, *5 Drunks, 1 Driver* in D division, and *Darts'R'Us* in G division. Each of those seven teams had a relatively consistent crew that showed and played relatively equal amounts of games. Just nothing all that alarming from any of them either.

MY IN-SEASON, PRESEASON & TOURNEY PREDICTION RESULTS

I pumped up my averages a bit this season. I really seemed to know most of you guys right from the beginning. Maybe you guys are just getting easier…

I went 334-100 in the regular season, for a correct pick percentage of just under 77%, which is a full 8% higher than last season. That's not too bad, if you ask me. Plus, I hit lots of scores dead on the nose this season - even some that were shorthanded or tiebreakers.

My tournament picks absolutely rocked (yeah, ok, so there weren't as many upsets this time around). I went 38-6 in the tournament matches, and that's with half of the match picks being dependent on getting the previous match correct. I perfectly nailed both A and B divisions (and B was the lone bracket that didn't end up with the #1 seed winning!). Plus, I was but one pick off from getting my entire D, F, and G brackets correct, too.

My preseason picks, for the most part, look as if I wrote them last week. Maybe I should open up my own Miss Cleo line… My paragraph about A division was dead on. My paragraph about B was dead on, if you consider the Geese's tournament win as the top prize. I was close in most cases in C, but my pick was runner-up to the hardware in both the season and tourney. My paragraph about D division makes me look like a friggin' Nostrodamus. In E, I gave Bubba too much credit, Grateful not enough, and the rest was pretty much correct. In F division, I overestimated the Ducks, but got all the rest pretty nicely. And in G I went no farther than to say that Big Deck would win, which they did. I even called the winless team in F (that win was a forfeit…), though I didn't think anyone would go undefeated - kudos to DD.

SPRING DARTS ELSEWHERE IN THE TRIANGLE

In the past, I have included registration information for the other local leagues in an issue such as this one for the banquet. The officers of those leagues used to pound my door down with information for registration to be included in this our newsletters (hey, who wouldn't want their notice in the news of a league of about 450 dart throwers?). But for the past few seasons, I've really got nothing specific. I can probably give you guys a little help though, in case you're interested.

Bull City Dart League : Tuesdays, Durham/RTP. The BCDL went a bit unorthodox this season, and wrapped its schedule right through the holidays. So, they'll be playing this season into February. If nothing else, that gives you a little extra time to make plans to play there. Contact President John Strobel (382-7433) as that time draws closer for information.

Tobacco Road Dart League : Mondays, Durham/RTP. The TRDL should be starting up again sometime around the first of the year. Call President Kurt Kunttu for more information at 468-9138.

Capital Area Dart Club : Raleigh/Cary. The CADC is currently sponsoring singles (and doubles?) leagues, though I'm not sure when the current season ends. For more info., contact Michelle Gaffney at 571-1917.

Triangle Dart League : Thursdays, Chapel Hill. The TDL just hasn't been on a really regular schedule in a while, so I'm not really sure where their season stands. But I could find out. Call me if you want info. for this one, and I'll get back to you with some contact numbers as soon as I can.

SHORT RESULTS OF THE 2002 NC CITY LEAGUE AND NC LADIES' CUP SEASONS/TOURNAMENTS

Well, the 2001 seasons had ended just as the 2000 seasons had: with Durham holding the City League Cup and Raleigh holding the Ladies' Cup. That left all the same teams chasing all the same people. And a couple pretty good races ensued.

In the City League, Wilmington and Durham waged a point race early in the year, until Jacksonville upended Durham. Then Wilmington took one off Durham too, and Wilmington coasted to the regular season title.

Over in the Ladies' Cup, things weren't so clear cut. The Raleigh ladies took an early loss and hovered in the 3rd and 4th spots for a while, sort of cruising under the radar as Durham, Capital Area, and Wilmington led the way. The Raleigh ladies never fell far behind though, and a solid streak with only one loss toward the end put the Raleigh ladies in second for the year, behind only Durham.

But then it was tournament time. And if you have ever paid ANY attention to the NC Ladies' Cup over the past half decade, then you know that the Raleigh ladies own this tournament. Quite literally. Going into this season's tournament, they had NEVER lost a match. Sure, the tournament is only a handful of years old, but nobody else has been able to knock them down yet. This year though, they were underdogs. But as you'll see on page 11, that mattered little to the Raleigh ladies. They kept the Cup yet *again* , and all the other teams will just have to trek back to Champions again next year for another try. And an extra loud congratulations should go to the Raleigh ladies this year, as they qualified the almost bare minimum of six ladies to play in the tournament: **Billie Churchwell, Paula Delp, Michelle Gaffney, Nicole Hatch, Kris Kilsdonk,** and **Carol Whitehurst**.

And, oh yeah, Wilmington won the City League Cup. Dangit.

FALL 2002 BAR RATING RESULTS

…

…

Well, now you didn't think that I was going to go without power (or heat!) for an entire week immediately prior to the season-ending banquet and not have something that didn't get done, now did you? Well, this is that one thing. I just didn't have time to generate the bar ratings this time around. So, I'll crank 'em up and include them in the first (well, actually, probably the second) issue of the Tons next season. Sorry for the delay, but to be honest, I have to admit that even I'm a little surprised that I was able to get together as much of this issue as I was, in the time span that I had…

…

…

A COUPLE LAST QUOTES & NOTES

Quote #1 : from Phil Brown, of Been There Done That, and previously of Diddler's Choice: "According to Keith's trivia question, weren't old Diddler's Choice in there with the four divisions thing. I might be wrong, I might be right, I might be off a little, but I'm just calling for clarification…" [Phil, my man, you are correct! Diddler's Choice actually won plaques FIVE seasons in a row - three firsts and two seconds. Not too shabby, eh? Sorry that I overlooked you guys. - JK]

Quote #2 : from J.J. Yoneoka, of Travelin' Beer Bellies, who asked a question that maybe more than one of you have thought to yourself before: "But I was just wondering about the prediction you made in the Tons about us winning 13-12. I was just wondering how we get 25 points out of a match. Awww, I'm just giving you a hard time. Later." [Alas, J.J., you can get 25 points. The RDL magically creates an extra point when a match goes into 1001! - JK]

Quote #3 : from Jerry Rice, of the Oakland Raiders, in a pre-game sideline interview, when asked how the Raiders would handle the hostile Denver crowd: "We just need to come out balls out, juices flowing…" [Holy crap! What kind of show is Monday night football becoming?! I couldn't believe that he said that. And Al Michaels noticed and made a pretty funny comment about it on the way to commercial. - JK]

A FEW LAST RANDOM THOUGHTS…

--Sometimes it takes a bad thing to make you grateful for all the good things. I was without power and heat because of the ice storm for a full week. I had friends that I met through darts offer me their heating equipment from their job sites, invite me into their homes, bring me a generator even though I didn't ask just because they thought I might be able to use it, etc. What a great life I have sometimes. Everybody… be happy.

--Did the team name Sneaky Pigs really grow on you like it did me? I now think that is really just a great name.

--And has a team with multiple players with the same name ever made it clearer who was who all season than the Sneaky Pigs did this season? They will never know how much I appreciate that type of effort and care.

--Hey, what do you think Chuck Spears' real name is?

--No, I don't have the results yet from the state championships in Boone. I guess they'll have to wait until next season.

--So, did anybody else notice that Tom Brown was using the trophy darts section as a sort of 'to-do' list this season? Geez.

--Everybody have a safe and happy holiday. See you in 2003.

2002 North Carolina City Dart League &
2002 North Carolina Ladies' Cup

CITY LEAGUE SUMMARIES

For a short summary of some of the season results (especially as they pertain to RDL members), please see the item on page 10.

TOURNAMENT PERFECT THROWS (RDL members in bold)

NCCDL Perfect Throws

Tom Brown (2) - Dur. - (9m,9m,11/23)
Keith Wall (2) - Dur. - (9m,9m,11/23)
Johnny Brendell - Wilm. - (T80,11/24)
Bob Gargan - Wilm. - (T80,11/23)
Tracy Gray - Wilm. - (9m,11/23)
Scott Ingrum - Cap.Area - (T80,11/23)
Robbie Phillips - Dur. - (T80,11/23)
Greg Stroud - Char. - (9m,11/23)
Wil Tan - Dur. - (9m,11/24)

And while these aren't considered 'perfect throws', these seem pretty perfect to me:

Tom Brown - Dur. - (160-In,11/23)
Tracy Gray - Wilm. - (160-In,11/24)
Jim Green - Wilm. - (160-In,11/23)
Charles McClearen - Pied. - (160-In,11/23)

2002 North Carolina City Dart League Post-Season Tournament
(Nov. 23 & 24 - Arnie's Place and Ray's Elbow Room, Durham)

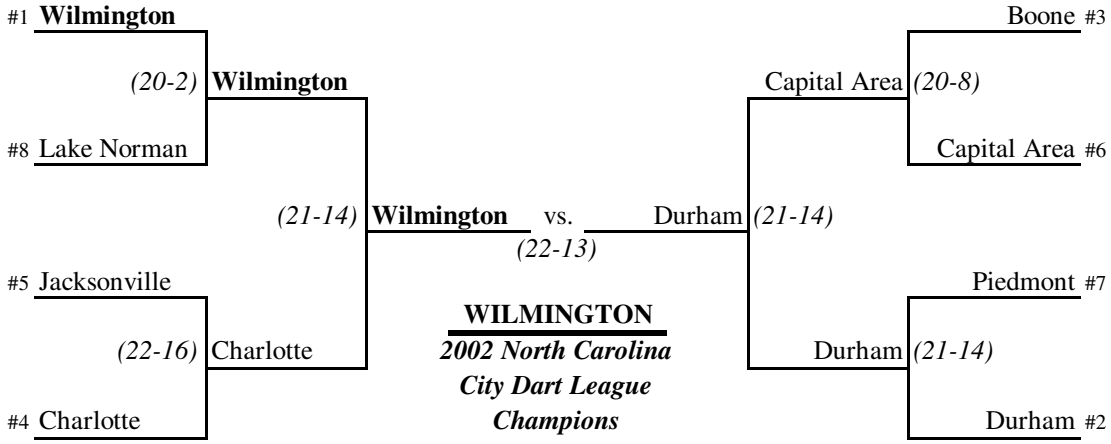

2002 North Carolina Ladies' Cup Post-Season Tournament
(Nov. 23 & 24 - Champions Billiards, Raleigh)

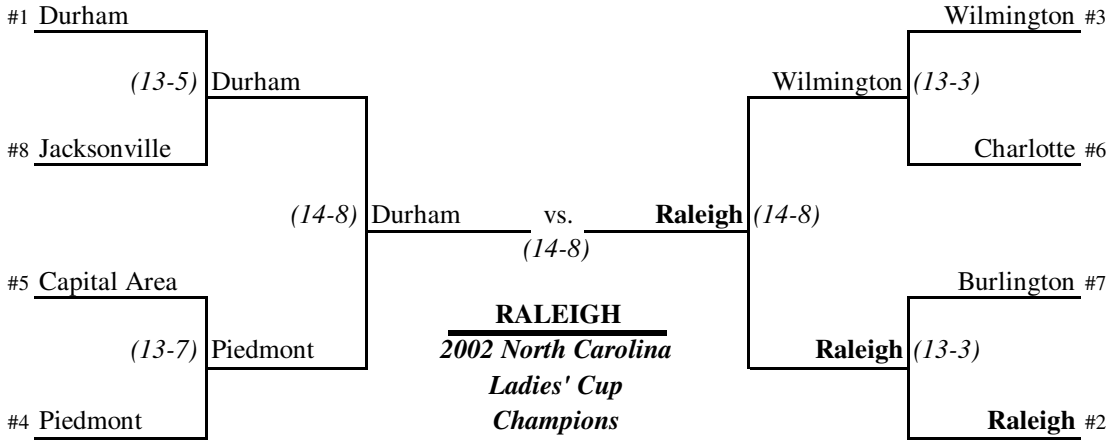

2002 North Carolina City Dart League & 2002 North Carolina Ladies' Cup

FINAL REGULAR SEASON TEAM STANDINGS

NORTH CAROLINA CITY DART LEAGUE (NCCDL)

		W	L	Pts.
1	Wilmington (ACDA)	9	1	252
2	Durham (BCDL)	8	2	263
3	Boone (HCDA)	7	3	194
4	Charlotte (QCDA)	7	3	149
5	Jacksonville (JDA)	6	4	216
6	Capital Area (CADC)	6	4	182
7	Piedmont (PDA)	5	5	195
8	Lake Norman (LNDA)	4	6	191
9	Burlington (BDO)	2	8	141
10	*xx*- Morehead City (CCDA)	1	9	92
11	Chapel Hill (TDL)	0	10	89

NORTH CAROLINA LADIES' CUP (NCLC)

		W	L	Pts.
1	Durham (BCDL)	8	1	135
2	Raleigh (RDL)	7	2	122
3	Wilmington (ACDA)	6	3	131
4	Piedmont (PDA)	5	4	117
5	Capital Area (CADC)	5	4	112
6	Charlotte (QCDA)	5	4	110
7	Burlington (BDO)	3	6	105
8	Jacksonville (JDA)	3	6	101
9	Lake Norman (LNDA)	2	7	81
10	Boone (HCDA)	1	8	66

Congratulations to the winners of the 2002 awards for best singles win percentages:

Vic White (Jacksonville) - 13-1 **Lisa Shpritz** (Durham) - 14-0

NCCDL REGULAR SEASON PERFECT THROWS & HIGH INS/OUTS (RDL members in bold)

High In : **160** - Brian Blake - Wilm. - (5/4); Wayne Durham - M.City - (8/24); Matt Parks - Wilm. - (9/7)

High Out : **170** - Jerry Trivette - Boone - (4/6) [bummer for Ben Widgeon of M.City and his 167-Out on 2/2]

Perfect Throws

Tom Brown (5) - Dur. - (9m,3/2; T80,5/4; 9m,8/17; 9m,9/28; 9m,10/19)
Dan Huray **(4)** - Char. - (T80,2/2; T80,8/10; 9m,9/7; 9m,10/19)
Tracy Gray **(3)** - Wilm. - (9m,9m,2/2; 9m,3/
Jeff Page **(3)** - Char. - (9m,2/2; 9m,6/15; T80,9/7)
Janel Pelletier **(3)** - Boone - (9m,2/2; T80,7/20; 9m,10/19)
Matt Zawila **(3)** - LakeN. - (9m,T80,4/6; 9m 8/10)
Steve Chorba **(2)** - Wilm. - (9m,8/10; 9m, 10/19)
Jim Green **(2)** - Wilm. - (9m,3/2; T80,9/14)
Richie Hazlett **(2)** - Jack. - (9m,6/22; 9m, 10/19)
Charles McClearen **(2)** - Pied. - (T80,2/2; 9m,10/13)
Jim Morris **(2)** - Pied. - (T80,4/6; 9m,5/4)
Kevin Taylor **(2)** - Boone - (T80,7/20; 9m,9/7)
Wil Tan (2) - Dur. - (9m,8/17; 9m,10/19)
Don White **(2)** - Jack. - (9m,6/22; 9m,8/17)
Vic White **(2)** - Jack. - (9m,T80,2/2)
David Annas - C.Hill - (T80,7/20)
Robb Beeson - Cap.Area - (9m,6/8)
Jerry Branstool - Char. - (9m,2/2)
Johnny Brendell - Wilm. - (T80,10/19)
Jim Budelman - Dur. - (T80,9/7)
Don Butler - LakeN. - (9m,3/2)
Paul Cotton - Wilm. - (9m,3/2)
Gary Damron - LakeN. - (T80,10/19)
Matt Davis - Pied. - (9m,6/22)
Ken Draughn - Burl. - (9m,8/10)
Wayne Durham - M.City - (9m,4/6)
Joel Eason - Cap.Area - (T80,4/6)
Joe Futima - Pied. - (9m,5/4)
Bob Gargan - Wilm. - (T80,6/8)
Mike George - Burl. - (9m,2/2)
Joe Hawkins - M.City - (9m,2/2)
Scott Ingrum - Cap.Area - (T80,7/20)
Mikey Lacorte - Jack. - (9m,6/8)
Jim Laudenslager - Pied. - (9m,10/13)
Rob McGee - Char. - (9m,6/15)
A.J. Mucha - Jack. - (T80,7/20)
Jerry Oakley - Wilm. - (9m,2/2)
Matt Parks - Wilm. - (9m,8/10)
Daryle Peters - M.City - (9m,8/24)
Eric Pitts - Boone - (9m,6/22)
Pat Ryan - LakeN. - (9m,3/2)
Brian Smith - Boone - (T80,2/2)
Joe Tadder - Wilm. - (9m,9/14)
David Taylor - LakeN. - (9m,4/6)
Keith Wall - Dur. - (9m,9/28)
Jim Westmoreland - Burl. - (9m,3/2)

NCLC REGULAR SEASON PERFECT THROWS & HIGH OUTS (RDL members in bold)

High Out

116 - Laura Grzybowski - LakeN. - (6/8)
116 - Barbara Moten - Char. - (7/20)

Perfect Throws

Paula Delp (2) - Ral. (T80,6/8; T80,8/10)
Toni Alapin - Cap.Area - (T80,5/4)
Belinda Cunningham - Wilm. - (9m,9/28)
Charlie Daniel - Wilm. - (T80,7/20)
Beth Hutchins - Burl. - (9m,7/20)
Lisa Shpritz - Dur. - (T80,9/28)

Interested in seeing how your team has fared over the nine seasons prior to this one? Check out the results here on pages 13, 14, and 15. Tournament-winning teams in each division are marked with asterisks. Talk about the regular season not meaning much… in these nine + the current season, here is the # of teams that won both the season and the tournament: A-5, B-3, C-4, D-5, E-4, F-3, G-5. 29 out of 70, even with 6 of 7 this season. Yikes.

DIVISIONAL STANDINGS FOR THE SPRING *1998* SEASON

"A" Division

	W	L	Pts.
Lunatic Fringe	13	1	253
Letting Go	9	5	161
So What!**	9	5	158
Dart Shadows	8	6	170
Diddler's Choice	7	7	150
Swine Flew!	6	8	157
Burnt Weeny's Revenge	4	10	141
Double Trouble	0	14	101

"B" Division

	W	L	Pts.
S & A VI**	13	1	230
Top Dead Center	12	2	210
Pog Mo Hon	8	6	166
Arrowing Experience	6	8	163
Dogs of War	5	9	158
Shooter's Buzz	5	9	134
Team Piranha	4	10	118
Kozmik Debris	3	11	89

"C" Division

	W	L	Pts.
No Clue**	10	2	191
Dixie Chickens	9	3	149
Neighbors	5	7	135
Reggaeheads	5	7	129
Stik It	5	7	118
Comfortably Numb	4	8	140
Excalibur	4	8	110

"D" Division

	W	L	Pts.
Friends of the Devil	11	3	185
1 & Done	9	5	180
Black and Tans**	9	5	161
Starving Dartists	8	6	161
Grateful Darts	7	7	169
Last Call	5	9	147
Bar Stools	5	9	139
Scavengers	2	12	137

"E" Division

	W	L	Pts.
Flying Aces**	11	3	195
Horsemen	10	4	185
M.R.Ducks	7	7	174
Nine Lives	7	7	150
Dynamic Darts	6	8	162
S.S.H.	6	8	152
B.F.D.	6	8	135
Been There, Missed That	3	11	131

"F" Division

	W	L	Pts.
Half & Half	11	3	195
Heroes in Trouble Agai	11	3	156
Freebirds	10	4	199
Cheap Shots**	7	7	167
Horseshoes & Hand Grenades	7	7	166
Spank This	6	8	159
Get Over It	2	12	121
A.H. & the Diddlers	2	12	115

"G" Division

	W	L	Pts.
Dodge Darts	11	3	204
Trav.' Beer Bellies**	11	3	176
One More Butt Kickin'	11	3	167
Sharp Darts	7	7	124
Armed and Hammered	5	9	153
It's All Good	4	10	139
Tattoo the Red Eye	4	10	139
The Outlaws	3	11	119

DIVISIONAL STANDINGS FOR THE FALL *1998* SEASON

"A" Division

	W	L	Pts.
Lunatic Fringe	11	1	183
Shameless & Aimless	8	4	175
Dart Shadows VII	8	4	140
So What**	7	5	160
Let's Go!	3	9	124
Top Dead Center	3	9	100
Swine Flew!	2	10	91

"B" Division

	W	L	Pts.
No Clue**	10	2	176
Dogs of War	10	2	145
Arrowing Experience	8	4	160
Dazed and Confused	6	6	141
Dixie Chickens	4	8	128
Rare Breed Darters	3	9	119
Shooter's Buzz	1	11	94

"C" Division

	W	L	Pts.
Friends of the Devil	13	1	204
Stik It	10	4	168
Comfortably Numb**	9	5	176
One & Done	6	8	158
Double Shots	6	8	152
Neighbors	5	9	135
Reggaeheads	4	10	147
Kozmik Debris	3	11	147

"D" Division

	W	L	Pts.
Excalibur	10	2	164
Horsemen	8	4	140
Black and Tans	7	5	131
Grateful Darts	5	7	155
Flying Aces**	5	7	140
Starving Dartists	5	7	106
Last Call	2	10	98

"E" Division

	W	L	Pts.
Half & Half	11	3	184
Scavengers**	9	5	183
Heroes in Trouble	9	5	150
Bulls Hitters	7	7	153
Nine Lives	5	9	155
Dynamic Darts	5	9	145
UZMALL	5	9	141
Rubber Duckies	5	9	132

"F" Division

	W	L	Pts.
Cheap Shots	13	1	214
Been There, "F"d That	12	2	196
B.F.D.	7	7	171
Woody's Gang	7	7	158
Dodge Darts**	7	7	148
Travelin' Beer Bellies	5	9	150
Dead Sox	3	11	101
Spank This	2	12	131

"G" Division

	W	L	Pts.
Positive Vibration	12	2	225
Sharp Darts**	11	3	164
DA Bulls	9	5	139
Tattoo the Red Eye	7	7	155
AH & the Diddlers	5	9	129
The Underdog	4	10	141
Get Over It	4	10	120
Moonlighters	4	10	103

DIVISIONAL STANDINGS FOR THE SPRING *1999* SEASON

"A" Division

	W	L	Pts.
Shameless & Aimless	12	2	224
Lunatic Fringe** VIII	11	3	201
Dart Shadows	11	3	196
Dogs of War	6	8	142
So What!!	5	9	139
The Bye	4	10	147
Top to Bottom	4	10	138
No Clue	3	11	121

"B" Division

	W	L	Pts.
Wieblin	11	1	171
Dazed and Confused	7	5	146
Arrowing Experience**	7	5	145
Excalibur	6	6	148
Friends of the Devil	6	6	142
Dixie Chickens	4	8	120
Stik It	1	11	95

"C" Division

	W	L	Pts.
One & Done	12	2	217
Shooter's Buzz	11	3	192
Black & Tans**	10	4	194
Comfortably Numb	10	4	172
Horsemen	5	9	154
Neighbors	5	9	137
Half & Half	3	11	149
Darting Eyes	0	14	36

"D" Division

	W	L	Pts.
Scavengers	13	1	202
Cheap Shots	10	4	187
Starving Dartists	9	5	153
Grateful Darts	8	6	179
Heroes in Trouble	6	8	147
Kozmic Debris	5	9	144
Flying Aces**	4	10	156
Reggaeheads	1	13	124

"E" Division

	W	L	Pts.
Nine Lives**	11	3	197
Last Call	11	3	181
Bulls Hitters	7	7	166
Positive Vibration	6	8	172
Not Again!	6	8	147
Dynamic Darts	5	9	150
Sharp Darts	5	9	137
To The Point	5	9	137

"F" Division

	W	L	Pts.
Dodge Darts**	12	2	215
Travelin' Beer Bellies	10	4	163
UZMALL	9	5	177
Damn Yankees!	8	6	138
Fup'd Ducks	6	8	142
B.F.D.	5	9	147
Woody's Gangstas	3	11	133
DA Bulls	3	11	130

"G" Division

	W	L	Pts.
Tattoo the Red Eye	13	1	209
Big Shots**	10	4	191
Dead Sox	7	7	169
Team Red Eye	7	7	147
Get Over It	6	8	162
Sharky's Machine	5	9	153
The "G" Spot	4	10	126
2 Eggs & 4 Swimmers	4	10	125

Interested in seeing how your team has fared over the nine seasons prior to this one? Check out the results here on pages 13, 14, and 15. Tournament-winning teams in each division are marked with asterisks. Talk about the regular season not meaning much… in these nine + the current season, here is the # of teams that won both the season and the tournament: A-5, B-3, C-4, D-5, E-4, F-3, G-5. 29 out of 70, even with 6 of 7 this season. Yikes.

DIVISIONAL STANDINGS FOR THE FALL *1999* SEASON

"A" Division

	W	L	Pts.
Lunatic Fringe**	13	1	235
So What!!!!	12	2	221
Dart Shadows	11	3	192
Britney's Spears	8	6	163
Dogs of War	4	10	130
Dazed and Confused	4	10	128
One Eyed at Fenway's	3	11	120
Arrowing Experience	1	13	99

"B" Division

	W	L	Pts.
Volume of a Cue Ball*	12	0	187
Excalibur	8	4	152
Black & Tans	8	4	118
Friends of the Devil	6	6	131
Shooter's Buzz	4	8	125
One & Done	2	10	101
Ray's Cosmic Babes	2	10	83

"C" Division

	W	L	Pts.
Horsemen**	11	1	190
Comfortably Numb	9	3	166
Cheap Shots	8	4	153
Scavengers	6	6	133
Dixie Chickens	5	7	124
Stik It	3	9	87
Neighbors	0	12	40

"D" Division

	W	L	Pts.
Get The Point**	12	0	183
Kozmic Debris	6	6	141
Nine Lives	6	6	137
Last Call	6	6	133
Starving Dartists	6	6	111
Grateful Darts	4	8	140
Heroes in Trouble	2	10	97

"E" Division

	W	L	Pts.
Travelin' Beer Bellies	9	3	161
Dodge Darts**	7	5	163
Not Again!	7	5	141
Birds of a Feather	6	6	154
Dynamic Darts	5	7	118
Bulls Hitters	4	8	126
Flying Aces	4	8	121

"F" Division

	W	L	Pts.
To The Point	9	3	142
Tattoo the Red Eye	8	4	153
One Armed Bandits**	8	4	151
UZMALL	6	6	148
Fum Duckers	5	7	114
Damn Yankees!	4	8	133
I.N.C.	2	10	119

"G" Division

	W	L	Pts.
DA Bulls**	10	2	174
Woody's Gang	10	2	166
Team Red Eye	8	4	150
Sharky's Machine	5	7	111
The G Spot	4	8	121
Get Over It	4	8	105
Dead Sox	1	11	85

DIVISIONAL STANDINGS FOR THE SPRING *2000* SEASON

"A" Division

	W	L	Pts.
Lunatic Fringe**	12	0	191
Industrial Strength	9	3	180
Nil Is Agòm	7	5	165
Kilroy Was Here	5	7	127
Dart Shadows	5	7	126
Dogs of War	2	10	111
Dazed & Confused	2	10	95

"B" Division

	W	L	Pts.
Horsemen	9	3	171
Black & Tan	8	4	153
Excalibur**	8	4	112
Arrowing Experience	7	5	157
Comfortably Numb	7	5	150
Stop Drop and Throw	2	10	90
Shooter Buzz	1	11	101

"C" Division

	W	L	Pts.
Get The Point**	10	2	186
Rocking "B" Jiggles	9	3	144
Cheap Shots	6	6	150
Bullweiser	6	6	132
Dixie Chickens	5	7	112
Hairless Cats	4	8	128
Kozmic Debris	2	10	96

"D" Division

	W	L	Pts.
Last Call**	11	1	195
Dodge Darts	8	4	170
Nine Lives	8	4	153
Travelin' Beer Bellies	6	6	120
Starving Dartists	5	7	121
Flicking Steel	2	10	89
Not Again!	2	10	80

"E" Division

	W	L	Pts.
Home Thrown**	10	2	178
Grateful Darts	9	3	163
Dynamic Darts	9	3	155
One Armed Bandits	6	6	148
Dart Dawgz	5	7	147
Tattoo the Red Eye	2	10	103
Heroes in Trouble	1	11	111

"F" Division

	W	L	Pts.
UZMALL	10	2	164
Woody's Gang**	9	3	161
DA Bulls	8	4	150
Sharky's Machine	5	7	127
Bulls Hitters	4	8	134
Damned Yankees	4	8	115
Fum Duckers	2	10	112

"G" Division

	W	L	Pts.
Get Over It	10	2	168
I.N.C.**	9	3	180
Madhouse Patients	8	4	173
The G Spot	7	5	139
Rowdy Kidz	4	8	71
Broken Arrows	3	9	57
Dead Sox	1	11	72

DIVISIONAL STANDINGS FOR THE FALL *2000* SEASON

"A" Division

	W	L	Pts.
The Dilligaffs	12	0	186
Industrial Strength**	10	2	195
Lunatic Fringe	8	4	177
Dart Shadows	6	6	127
BOOM!	4	8	141
Black & Tans	2	10	79
Horsemen	0	12	45

"B" Division

	W	L	Pts.
Dirty Dogs	11	1	155
D. V. Needed**	9	3	185
Damage, Inc.	9	3	173
Get the Point!!!	5	7	134
Excalibur	4	8	108
Arrowing Experience	3	9	66
Comfortably Numb	1	11	92

"C" Division

	W	L	Pts.
Last Call	10	4	181
Double-1	9	5	193
Breakers Chunkers**	9	5	171
Bullweiser	9	5	143
Cheap Shots	7	7	183
Dodge Darts	6	8	93
Diddler's Choice	3	11	149
Shooter's Buzz	3	11	90

"D" Division

	W	L	Pts.
Starving Dartists	9	5	176
Nine Lives	9	5	173
Grateful Darts**	8	6	178
Home Thrown	8	6	171
Smackdown	7	7	158
Kozmic Debris	6	8	151
Travelin' Beer Bellies	5	9	144
Rat Bar Stewards	4	10	153

"E" Division

	W	L	Pts.
Dart Dawgz	9	3	166
UZMALL	7	5	156
One-Armed Bandits	7	5	151
Trip Tight**	6	6	150
Heroes in Trouble	5	7	132
B. B. & the Pimps	5	7	107
Dynamic Darts	3	9	89

"F" Division

	W	L	Pts.
I.N.C.	9	3	160
Bulls Hitters**	8	4	160
DA Bulls	8	4	133
Sharky's Machine	7	5	131
Damned Yankees!	6	6	130
Hard Cheddar	2	10	90
Get Over It	2	10	76

"G" Division

	W	L	Pts.
Madhouse Patients**	14	0	209
G. D. Goldeneyes	8	6	169
Point Break	8	6	120
The G Spot	6	8	160
Yankees & a Surfer	6	8	139
Dead Sox	5	9	137
Dart Attack	5	9	66
Deck Hashers	4	10	108

Interested in seeing how your team has fared over the nine seasons prior to this one? Check out the results here on pages 13, 14, and 15. Tournament-winning teams in each division are marked with asterisks. Talk about the regular season not meaning much… in these nine + the current season, here is the # of teams that won both the season and the tournament: A-5, B-3, C-4, D-5, E-4, F-3, G-5. 29 out of 70, even with 6 of 7 this season. Yikes.

DIVISIONAL STANDINGS FOR THE *SPRING 2001* SEASON

"A" Division

	W	L	Pts.
Industrial Strength**	11	1	194
Lunatic Fringe	10	2	166
Dilligaffs 2.0	8	4	149
Overlooked	5	7	130
Dart Shadows	5	7	123
Dirty Dogs	3	9	100
D. V. Needed	0	12	93

"B" Division

	W	L	Pts.
Damage, Inc.	9	3	157
Dazed & Confused**	7	5	157
Last Call	7	5	137
Get the Point "33"	6	6	125
Black & Tans	5	7	139
Horsemen	5	7	136
Excalibur	3	9	117

"C" Division

	W	L	Pts.
Cheap Shots	13	1	215
A Comf. Numb Exp.	10	4	184
Dodge Darts**	9	5	125
Starving Dartists	6	8	160
Nine Lives	6	8	159
Dartitude	6	8	152
Bullweiser	4	10	128
Past & Present	2	12	115

"D" Division

	W	L	Pts.
Smackdown**	9	3	167
Home Thrown	8	4	151
Dart Dawgz	8	4	141
Grateful Darts	7	5	157
UZMALL	6	6	151
Kozmic Debris	2	10	116
BFD II	2	10	108

"E" Division

	W	L	Pts.
Heroes In Trouble	9	3	179
Pog Mo Hon**	9	3	163
Travelin' Beer Bellies	8	4	132
I.N.C.	5	7	145
One Armed Bandits	5	7	121
Bulls Hitters	3	9	123
Rat Bar Stewards	3	9	96

"F" Division

	W	L	Pts.
Madhouse Patients III	10	4	155
Sharky's Machine**	9	5	191
Damned Yankees!	9	5	179
Da Bulls	9	5	173
Bull Daggers	8	6	167
Dynamic Darts	6	8	127
BB & the Pimps	4	10	101
Fup'd Ducks Again	1	13	128

"G" Division

	W	L	Pts.
Modena Company**	10	4	189
Hard Cheddar	9	5	152
Point Break	9	5	75
Dead Sox	8	6	131
Dart Attack	7	7	155
The G Spot	6	8	157
Murphy's Law	5	9	129
Get Over It	2	12	104

DIVISIONAL STANDINGS FOR THE *FALL 2001* SEASON

"A" Division

	W	L	Pts.
Lunatic Fringe**	12	0	207
Industrial Strength	9	3	158
Pig Darts	5	7	124
The Phrinj	5	7	121
Wherz Baldo?	5	7	108
Dazed & Confused	3	9	112
Dart Shadows	3	9	97

"B" Division

	W	L	Pts.
Cheap Shots	9	3	161
Last Call	8	4	160
D. V. Needed	6	6	142
Dirty Dogs	6	6	132
Dodge Darts**	6	6	124
Get the Point!!!	5	7	140
Another Comf. Numb E	2	10	120

"C" Division

	W	L	Pts.
Excalibur	10	2	182
Horsemen**	10	2	170
Nine Lives	7	5	141
Hard Times	7	5	102
Home Thrown	4	8	106
Starving Dartists	3	9	129
SNAFU	1	11	75

"D" Division

	W	L	Pts.
Pog Mo Hon	9	3	170
Bullweiser	9	3	120
Some Old Some New	6	6	158
Heroes In Trouble	6	6	145
UZMALL**	6	6	142
Grateful Darts	5	7	129
Travelin' Beer Bellies	1	11	105

"E" Division

	W	L	Pts.
Woodchucks	11	1	179
Sharky's Machine**	8	4	147
Damn Yankees	7	5	149
Kozmic Debris	7	5	148
BFD II	7	5	148
One-Armed Bandits	1	11	105
Tir na nOg	1	11	84

"F" Division

	W	L	Pts.
Dynamic Darts**	13	1	215
Da Bulls	9	5	191
Modena Company	9	5	165
Point Break	7	7	134
Rat Bar Stewards	6	8	134
Breakers Intimidators	5	9	125
Madhouse Patients III	4	10	131
Hard Cheddar	3	11	78

"G" Division

	W	L	Pts.
Don't Know	11	1	193
Bubba's Garage	8	4	165
AFLAC**	8	4	159
Get Over It	6	6	108
Dead Sox	5	7	123
The G Spot	3	9	107
Murphy's Law	1	11	84

DIVISIONAL STANDINGS FOR THE *SPRING 2002* SEASON

"A" Division

	W	L	Pts.
Lunatic Fringe	10	2	185
The Raleigh Lamas**	10	2	184
Pig Darts	7	5	138
Big J's Crew of Ill Repu	5	7	132
Last Call	4	8	113
Dart Shadows Inc.	3	9	118
Cheap Shots	3	9	103

"B" Division

	W	L	Pts.
D. V. Needed	10	2	178
Dazed & Confused	6	6	136
Excalibur	6	6	135
Dodge Darts**	6	6	123
Nine Lives	5	7	131
Dirty Dogs	5	7	128
Horsemen	4	8	126

"C" Division

	W	L	Pts.
Home Thrown	9	3	171
Get the Point "33"**	9	3	168
WIEBLS	8	4	150
Some Old Some New	7	5	150
The Socials "T3"	5	7	133
Pog Mo Hon	4	8	130
Wireless	0	12	72

"D" Division

	W	L	Pts.
Woodchucks**	14	0	245
UZMALL	9	5	196
Sharky's Machine	8	6	182
Starving Dartists	7	7	160
SNAFU	5	9	141
Sharky's Shooters	5	9	111
Heroes In Trouble	4	10	141
Throwing While Impair	4	10	101

"E" Division

	W	L	Pts.
Damn Yankees	9	3	173
Kozmic Debris**	9	3	160
Dynamic Darts	8	4	159
Da Bulls	6	6	124
NBF	4	8	126
Grateful Darts	3	9	124
Travelin' Beer Bellies	3	9	115

"F" Division

	W	L	Pts.
Mangina	11	3	190
Bubba's Garage	11	3	184
One Armed Bandits**	8	6	168
Rat Bar Stewards	7	7	141
Don't Know	6	8	126
Modena Cartel	6	8	125
Point Break	5	9	157
Diddlers on the Roof	2	12	119

"G" Division

	W	L	Pts.
AFLAC Attack**	12	0	179
Chupacabras	8	4	132
Dead Sox	7	5	150
Tub Kids	5	7	131
Three Legged Dog	5	7	107
Get Over It	3	9	103
Big Deck	2	10	118

Fall 2002 RDL Top Singles Records (by division) (FINAL!)

(All statistics are included, as there were no missing scoresheets this season)
(Game minimum required for this listing: 16 for "C" and "D" divisions, 19 for all other divisions)

"A" Division

			W	L	%-age
1	Brown, Tom	A1/ Lunatic Fringe	21	2	0.913
2	Butman, Don	A1/ Lunatic Fringe	22	3	0.880
3	Wall, Keith	A1/ Lunatic Fringe	23	5	0.821
4	Bedworth, Neal	A2/ Hall of Justice	21	5	0.808
5	Davis, Jim	A3/ Pig Darts	16	4	0.800
	Tan, Wil	A2/ Hall of Justice	16	4	0.800
7	Eastmead, Phillip	A2/ Hall of Justice	22	6	0.786
8	Delp, Paula	A6/ D. V. Needed	20	8	0.714
	Stark, Keith	A5/ Last Call	20	8	0.714
10	Hyler, Dale	A4/ Yahtzee Blossoms	16	7	0.696
11	Selby, Brian	A2/ Hall of Justice	13	6	0.684
12	Beeson, Robb	A4/ Yahtzee Blossoms	18	9	0.667
13	Ingrum, Scott	A2/ Hall of Justice	16	9	0.640
14	Butters, Scott	A7/ Dazed & Confused	16	10	0.615
	Gaglione, Joe	A1/ Lunatic Fringe	16	10	0.615

"B" Division

			W	L	%-age
1	Simpson, Donnie	B3/ Home Thrown	24	3	0.889
2	Dixon, J.D.	B7/ Varina Sports Bar	23	3	0.885
3	Jenkins, John	B4/ Get the Point "33"	24	4	0.857
4	Persson, Kenny	B8/ Wild Geese	21	6	0.778
5	Beaudoin, Paul	B8/ Wild Geese	21	7	0.750
	Sawyer, Matt	B8/ Wild Geese	21	7	0.750
7	Allen, Kenny	B7/ Varina Sports Bar	14	5	0.737
8	Sawyer, Duane	B8/ Wild Geese	19	8	0.704
9	Vaux, Wes	B7/ Varina Sports Bar	18	9	0.667
10	Sosa, Bo	B2/ Nine Lives	19	10	0.655
11	Ray, Gerald	B8/ Wild Geese	17	9	0.654
12	Knox, Mike	B6/ Horsemen	15	9	0.625
13	Hunsberger, Jim	B4/ Get the Point "33"	14	9	0.609
14	Denton, Mike	B6/ Horsemen	17	11	0.607
15	Foushee, Eugene	B1/ Excalibur	17	12	0.586

"C" Division

			W	L	%-age
1	Samaluk, Somchai	C1/ WIEBLS	18	4	0.818
2	Arensdorf, Dave	C6/ Sharky's Machine	16	4	0.800
	Dwight, Mike	C4/ UZMALL	16	4	0.800
4	James, Bob	C1/ WIEBLS	17	5	0.773
5	Kunttu, Kurt	C2/ Them Again	18	6	0.750
6	Barker, Barry	C2/ Them Again	16	6	0.727
	Powell, Mark	C4/ UZMALL	16	6	0.727
8	Deemer, Randy	C7/ Starving Dartists	16	7	0.696
9	Stewart, Nick	C4/ UZMALL	11	5	0.688
10	Santas, Luey	C3/ Happy Hours	16	8	0.667
	Hendricks, Ron	C7/ Starving Dartists	14	7	0.667
12	Lougher, Shannon	C1/ WIEBLS	15	8	0.652
	Swindell, Rick	C2/ Them Again	15	8	0.652
14	Howell, John	C7/ Starving Dartists	13	7	0.650
15	Denton, Fon	C4/ UZMALL	13	9	0.591

"D" Division

			W	L	%-age
1	Crowley, Pat	D1/ Wireless	23	1	0.958
2	Stasko, Bill	D5/ Heroes In Trouble	19	3	0.864
3	Doroshanko, Jim	D3/ Damn Yankees	18	6	0.750
	Matthews, Eric	D6/ Been There Done That	12	4	0.750
5	Brown, Phil	D6/ Been There Done That	17	7	0.708
	Sarantos, Alex	D3/ Damn Yankees	17	7	0.708
7	Fournier, Chris	D3/ Damn Yankees	12	5	0.706
8	Cox, John	D2/ C.O.W.A.	14	6	0.700
9	Donleycott, Kenneth	D1/ Wireless	15	7	0.682
	Wackerman, Mark	D5/ Heroes In Trouble	15	7	0.682
11	Hodges, Michael	D6/ Been There Done That	15	8	0.652
12	DuFraine, Pete	D5/ Heroes In Trouble	13	7	0.650
13	Martin, Anthony	D4/ Kozmic Debris	14	8	0.636
14	Gildea, Tom	D2/ C.O.W.A.	10	6	0.625
	Hansen, Paul	D4/ Kozmic Debris	10	6	0.625

"E" Division

			W	L	%-age
1	McFadden, Kevin	E1/ Dynamic Darts	16	3	0.842
2	White, Bill	E2/ Da Bulls	21	4	0.840
3	Winters, Tom	E1/ Dynamic Darts	22	5	0.815
4	Yoneoka, J.J.	E6/ Travelin' Beer Bellies	17	4	0.810
5	Holland, William	E5/ Grateful Darts	18	5	0.783
6	Pope, Joshua	E8/ FAH-Que	22	7	0.759
7	Kerr, Duncan	E2/ Da Bulls	20	8	0.714
8	Leonard, Shawn	E4/ Bubba's Garage	18	8	0.692
9	Gillett, Galen	E3/ NBF	15	7	0.682
10	Bacanskas, Andrew	E4/ Bubba's Garage	19	9	0.679
11	Kissinger, Tim	E1/ Dynamic Darts	14	7	0.667
12	Sautter, Don	E4/ Bubba's Garage	19	10	0.655
13	Gabriel, Eric	E6/ Travelin' Beer Bellies	13	7	0.650
14	McSorley, Paul	E2/ Da Bulls	12	7	0.632
15	Jackson, Barry	E1/ Dynamic Darts	15	10	0.600

"F" Division

			W	L	%-age
1	Thomas, Jason	F3/ The Replacements	20	3	0.870
2	Alcon, Tony	F2/ Chupacabras	22	4	0.846
3	Wissinger, Wes	F3/ The Replacements	18	4	0.818
4	Converse, Stan	F1/ Web'O'D'Feet	21	5	0.808
5	King, Tim	F3/ The Replacements	22	6	0.786
6	Simons, Emmett	F3/ The Replacements	18	5	0.783
7	Hoyt, Chris	F7/ Tub Kids	16	5	0.762
8	Downs, Aaron	F7/ Tub Kids	18	6	0.750
	Taylor, Jeff	F8/ The Posse	18	6	0.750
10	Martin, George	F7/ Tub Kids	19	7	0.731
11	Denning, Dave	F4/ Dartaholics	16	6	0.727
	Fourhman, Karsh	F2/ Chupacabras	16	6	0.727
13	Carter, Chris	F7/ Tub Kids	17	7	0.708
14	Buckley, Bill	F2/ Chupacabras	17	9	0.654
15	Park, Ed	F2/ Chupacabras	15	8	0.652

"G" Division

			W	L	%-age
1	Keitany, Mustafa	G6/ Young Guns	19	1	0.950
2	Hatch, Nicole	G3/ Big Deck	19	5	0.792
3	Moore, Tim	G2/ Get Over It	18	6	0.750
4	Long, Laura	G6/ Young Guns	20	7	0.741
5	Heater, Bret	G4/ Irishmen	20	8	0.714
6	Hamilton, Brad	G7/ Sneaky Pigs	17	7	0.708
7	Kubel, Tom	G3/ Big Deck	19	8	0.704
8	Champion, Steve	G7/ Sneaky Pigs	13	6	0.684
9	Chavis, Lynn	G3/ Big Deck	19	10	0.655
10	Skelton, Chris	G8/ Darts'R'Us	17	9	0.654
11	Bristow, Steve	G6/ Young Guns	18	10	0.643
12	Gagner, Chris	G1/ 3 Legged Dog	14	8	0.636
13	Cullis, Pete	G4/ Irishmen	12	7	0.632
	Hodges, Doug	G7/ Sneaky Pigs	12	7	0.632
15	Yarborough, Scott	G8/ Darts'R'Us	17	10	0.630

Women's Records

"A" and "B" Divisions

			W	L	%-age
1	Delp, Paula	A6/ D. V. Needed	20	8	0.714
2	Austin, Connie	B4/ Get the Point "33"	12	16	0.429

"C", "D" and "E" Divisions

			W	L	%-age
1	Cotton, Barbara	D2/ C.O.W.A.	13	14	0.481
2	Jolly, Jennifer	C3/ Happy Hours	10	12	0.455
3	Enos, Kellee	D5/ Heroes In Trouble	9	13	0.409
4	Ferrell, Sierra	E3/ NBF	7	14	0.333

"F" and "G" Divisions

			W	L	%-age
1	Hatch, Nicole	G3/ Big Deck	19	5	0.792
2	Long, Laura	G6/ Young Guns	20	7	0.741
3	Gaffney, Michelle	G3/ Big Deck	9	11	0.450
4	Thomas, Heather	G2/ Get Over It	8	11	0.421

Fall 2002 RDL Top Doubles Records (by division) (FINAL!)

(All statistics are included, as there were no missing scoresheets this season)
(Game minimum required for this listing: 16 for "C" and "D" divisions, 19 for all other divisions)

"A" Division

			W	L	%-age
1	Brown, Tom	A1/ Lunatic Fringe	20	3	0.870
2	Wall, Keith	A1/ Lunatic Fringe	22	4	0.846
3	Phillips, Robbie	A4/ Yahtzee Blossoms	23	5	0.821
4	Gibbs, Keith	A2/ Hall of Justice	18	4	0.818
5	Terry, Bob	A1/ Lunatic Fringe	17	4	0.810
6	Hoffmann, Steve	A1/ Lunatic Fringe	14	5	0.737
7	Bedworth, Neal	A2/ Hall of Justice	19	7	0.731
8	Hyler, Dale	A4/ Yahtzee Blossoms	16	6	0.727
9	Gaglione, Joe	A1/ Lunatic Fringe	19	8	0.704
10	Eastmead, Phillip	A2/ Hall of Justice	16	8	0.667
	Tan, Wil	A2/ Hall of Justice	16	8	0.667
12	Davis, Jim	A3/ Pig Darts	13	7	0.650
13	Ingrum, Scott	A2/ Hall of Justice	14	8	0.636
14	Whitehead, Lee	A6/ D. V. Needed	12	7	0.632
15	Butman, Don	A1/ Lunatic Fringe	15	9	0.625

"B" Division

			W	L	%-age
1	Allen, Kenny	B7/ Varina Sports Bar	16	4	0.800
2	Dixon, J.D.	B7/ Varina Sports Bar	22	6	0.786
3	Buckner, Jacky	B4/ Get the Point "33"	21	6	0.778
4	Vaux, Wes	B7/ Varina Sports Bar	21	7	0.750
5	Randolph, Jon	B3/ Home Thrown	17	9	0.654
6	Lewis, Todd	B4/ Get the Point "33"	15	8	0.652
7	Hunsberger, Jim	B4/ Get the Point "33"	18	10	0.643
8	Sawyer, Duane	B8/ Wild Geese	17	10	0.630
	Sawyer, Matt	B8/ Wild Geese	17	10	0.630
	Sosa, Bo	B2/ Nine Lives	17	10	0.630
11	Blackwelder, Deborah	B4/ Get the Point "33"	12	8	0.600
12	Austin, Connie	B4/ Get the Point "33"	16	11	0.593
	Smith, Butch	B2/ Nine Lives	16	11	0.593
14	Chaney, Bill	B7/ Varina Sports Bar	15	11	0.577
	Copple, Matthew	B2/ Nine Lives	15	11	0.577

"C" Division

			W	L	%-age
1	Kunttu, Kurt	C2/ Them Again	20	4	0.833
2	Samaluk, Somchai	C1/ WIEBLS	15	4	0.789
3	Giberson, Kris	C1/ WIEBLS	14	4	0.778
4	Nagy, Les	C2/ Them Again	16	5	0.762
5	Hindle, Mikey	C1/ WIEBLS	14	6	0.700
6	Deemer, Randy	C7/ Starving Dartists	15	7	0.682
	Jones, Wade	C3/ Happy Hours	15	7	0.682
	Shown, Marc	C7/ Starving Dartists	15	7	0.682
9	Wilcox, Randy	C2/ Them Again	13	7	0.650
10	Hendricks, Ron	C7/ Starving Dartists	14	8	0.636
	James, Bob	C1/ WIEBLS	14	8	0.636
12	Hartley, Kevin	C7/ Starving Dartists	12	7	0.632
13	Herman, Fritz	C7/ Starving Dartists	11	7	0.611
14	Allison, Frank	C6/ Sharky's Machine	11	8	0.579
	Coyne, Kevin	C1/ WIEBLS	11	8	0.579

"D" Division

			W	L	%-age
1	Crowley, Pat	D1/ Wireless	18	6	0.750
2	Stasko, Bill	D5/ Heroes In Trouble	16	6	0.727
3	Enos, Kellee	D5/ Heroes In Trouble	15	7	0.682
	Walters, Jason	D6/ Been There Done That	15	7	0.682
5	Brown, Phil	D6/ Been There Done That	16	8	0.667
	Sarantos, Alex	D3/ Damn Yankees	16	8	0.667
7	Matthews, Eric	D6/ Been There Done That	13	7	0.650
8	Allen, Jeffrey	D1/ Wireless	16	9	0.640
9	Arthur, Ronnie	D3/ Damn Yankees	10	6	0.625
10	Fournier, Jeff	D3/ Damn Yankees	14	9	0.609
	Hines, Eric	D7/ 5 Drunks, 1 Driver	14	9	0.609
12	Mooty, Aaron	D6/ Been There Done That	12	8	0.600
13	Brown, Tammy	D6/ Been There Done That	9	7	0.563
14	Fournier, Chris	D3/ Damn Yankees	11	9	0.550
15	Simpson, David	D7/ 5 Drunks, 1 Driver	13	11	0.542

"E" Division

			W	L	%-age
1	Pope, Joshua	E8/ FAH-Que	21	6	0.778
2	Kissinger, Tim	E1/ Dynamic Darts	15	5	0.750
3	Winters, Tom	E1/ Dynamic Darts	16	6	0.727
4	Kiser, Lyman	E7/ One Armed Bandits	18	8	0.692
5	Ellison, George	E1/ Dynamic Darts	13	6	0.684
6	Yoneoka, J.J.	E6/ Travelin' Beer Bellies	19	9	0.679
7	Kerr, Duncan	E2/ Da Bulls	18	9	0.667
8	Side, Eric	E6/ Travelin' Beer Bellies	18	10	0.643
9	White, Bill	E2/ Da Bulls	15	11	0.577
10	Howard, Brian	E4/ Bubba's Garage	12	9	0.571
	Thompson, Derek	E6/ Travelin' Beer Bellies	12	9	0.571
12	Rowe, Travis	E1/ Dynamic Darts	13	10	0.565
	Taylor, Wayne	E7/ One Armed Bandits	13	10	0.565
14	Bacanskas, Andrew	E4/ Bubba's Garage	15	12	0.556
15	McSorley, Paul	E2/ Da Bulls	12	10	0.545

"F" Division

			W	L	%-age
1	Lee, Eric	F3/ The Replacements	17	4	0.810
2	Tollerton, Steve	F1/ Web'O'D'Feet	20	5	0.800
3	Bowes, Chuck	F7/ Tub Kids	15	4	0.789
4	Martin, George	F7/ Tub Kids	21	6	0.778
5	Downs, Aaron	F7/ Tub Kids	17	6	0.739
	Simons, Emmett	F3/ The Replacements	17	6	0.739
7	Converse, Stan	F1/ Web'O'D'Feet	19	7	0.731
8	Alcon, Tony	F2/ Chupacabras	17	7	0.708
9	Hoyt, Chris	F7/ Tub Kids	14	6	0.700
10	Fourhman, Karsh	F2/ Chupacabras	16	7	0.696
	Nutter, Darryl	F7/ Tub Kids	16	7	0.696
12	King, Tim	F3/ The Replacements	17	8	0.680
13	Williams, Nelson	F5/ Coral Reefers	14	7	0.667
14	Buckley, Bill	F2/ Chupacabras	15	8	0.652
15	Pope, Eric	F4/ Dartaholics	13	9	0.591

"G" Division

			W	L	%-age
1	Slawter, Mark	G7/ Sneaky Pigs	15	6	0.714
2	Hamilton, Brad	G7/ Sneaky Pigs	14	6	0.700
3	Chavis, Lynn	G3/ Big Deck	18	8	0.692
4	Kubel, Tom	G3/ Big Deck	17	8	0.680
	Schaeffer, Greg	G8/ Darts'R'Us	17	8	0.680
6	Skelton, Chris	G8/ Darts'R'Us	18	9	0.667
	Yarborough, Scott	G8/ Darts'R'Us	18	9	0.667
	Adams, Brad	G7/ Sneaky Pigs	16	8	0.667
9	Lewis, Keith	G4/ Irishmen	13	7	0.650
10	Hill, Roger	G8/ Darts'R'Us	17	10	0.630
11	Cullis, Pete	G4/ Irishmen	15	9	0.625
12	McClure, Mark	G8/ Darts'R'Us	13	8	0.619
13	Terrell, Mark	G8/ Darts'R'Us	16	10	0.615
14	Lawley, Charley	G2/ Get Over It	14	9	0.609
	Tarrant, John	G3/ Big Deck	14	9	0.609

Women's Records

			W	L	%-age
		"A" and "B" Divisions			
1	Blackwelder, Deborah	B4/ Get the Point "33"	12	8	0.600
2	Austin, Connie	B4/ Get the Point "33"	16	11	0.593
3	Delp, Paula	A6/ D. V. Needed	16	12	0.571
	Shpritz, Lisa	A4/ Yahtzee Blossoms	12	9	0.571
		"C", "D" and "E" Divisions			
1	Enos, Kellee	D5/ Heroes In Trouble	15	7	0.682
2	Brown, Tammy	D6/ Been There Done That	9	7	0.563
3	Simpson, Jill	D7/ 5 Drunks, 1 Driver	12	13	0.480
4	Hall, April	E3/ NBF	9	10	0.474
		"F" and "G" Divisions			
1	Hatch, Nicole	G3/ Big Deck	15	11	0.577
2	Gaffney, Michelle	G3/ Big Deck	13	10	0.565
3	Long, Laura	G6/ Young Guns	15	12	0.556
4	Thomas, Heather	G2/ Get Over It	10	11	0.476

Fall 2002 RDL Top Singles+Doubles Records (by division) (FINAL!)

(All statistics are included, as there were no missing scoresheets this season)
(Game minimum required for this listing: 32 for "C" and "D" divisions, 37 for all other divisions)

"A" Division

			W	L	%-age
1	Brown, Tom	A1/ Lunatic Fringe	41	5	0.891
2	Wall, Keith	A1/ Lunatic Fringe	45	9	0.833
3	Bedworth, Neal	A2/ Hall of Justice	40	12	0.769
4	Butman, Don	A1/ Lunatic Fringe	37	12	0.755
5	Eastmead, Phillip	A2/ Hall of Justice	38	14	0.731
6	Tan, Wil	A2/ Hall of Justice	32	12	0.727
7	Davis, Jim	A3/ Pig Darts	29	11	0.725
8	Hyler, Dale	A4/ Yahtzee Blossoms	32	13	0.711
9	Gibbs, Keith	A2/ Hall of Justice	31	13	0.705
	Terry, Bob	A1/ Lunatic Fringe	31	13	0.705
11	Whitehead, Lee	A6/ D. V. Needed	26	11	0.703
12	Phillips, Robbie	A4/ Yahtzee Blossoms	39	17	0.696
13	Gaglione, Joe	A1/ Lunatic Fringe	35	18	0.660
14	Delp, Paula	A6/ D. V. Needed	36	20	0.643
15	Ingrum, Scott	A2/ Hall of Justice	30	17	0.638

"B" Division

			W	L	%-age
1	Dixon, J.D.	B7/ Varina Sports Bar	45	9	0.833
2	Allen, Kenny	B7/ Varina Sports Bar	30	9	0.769
3	Simpson, Donnie	B3/ Home Thrown	39	16	0.709
	Vaux, Wes	B7/ Varina Sports Bar	39	16	0.709
5	Jenkins, John	B4/ Get the Point "33"	36	16	0.692
6	Sawyer, Matt	B8/ Wild Geese	38	17	0.691
7	Sawyer, Duane	B8/ Wild Geese	36	18	0.667
8	Beaudoin, Paul	B8/ Wild Geese	35	19	0.648
9	Sosa, Bo	B2/ Nine Lives	36	20	0.643
10	Persson, Kenny	B8/ Wild Geese	34	19	0.642
11	Hunsberger, Jim	B4/ Get the Point "33"	32	19	0.627
12	Buckner, Jacky	B4/ Get the Point "33"	34	21	0.618
13	Randolph, Jon	B3/ Home Thrown	31	20	0.608
14	Knox, Mike	B6/ Horsemen	29	21	0.580
15	Ray, Gerald	B8/ Wild Geese	30	22	0.577

"C" Division

			W	L	%-age
1	Samaluk, Somchai	C1/ WIEBLS	33	8	0.805
2	Kunttu, Kurt	C2/ Them Again	38	10	0.792
3	James, Bob	C1/ WIEBLS	31	13	0.705
4	Deemer, Randy	C7/ Starving Dartists	31	14	0.689
5	Giberson, Kris	C1/ WIEBLS	22	10	0.688
6	Arensdorf, Dave	C6/ Sharky's Machine	27	13	0.675
7	Hendricks, Ron	C7/ Starving Dartists	28	15	0.651
8	Barker, Barry	C2/ Them Again	27	15	0.643
	Dwight, Mike	C4/ UZMALL	27	15	0.643
10	Shown, Marc	C7/ Starving Dartists	27	16	0.628
11	Hindle, Mikey	C1/ WIEBLS	26	16	0.619
12	Lougher, Shannon	C1/ WIEBLS	27	19	0.587
13	Santas, Luey	C3/ Happy Hours	28	20	0.583
14	Denton, Fon	C4/ UZMALL	25	19	0.568
15	Howell, John	C7/ Starving Dartists	21	16	0.568

"D" Division

			W	L	%-age
1	Crowley, Pat	D1/ Wireless	41	7	0.854
2	Stasko, Bill	D5/ Heroes In Trouble	35	9	0.795
3	Matthews, Eric	D6/ Been There Done That	25	11	0.694
4	Brown, Phil	D6/ Been There Done That	33	15	0.688
	Sarantos, Alex	D3/ Damn Yankees	33	15	0.688
6	Walters, Jason	D6/ Been There Done That	28	16	0.636
7	Doroshanko, Jim	D3/ Damn Yankees	30	18	0.625
8	Fournier, Chris	D3/ Damn Yankees	23	14	0.622
9	Allen, Jeffrey	D1/ Wireless	30	20	0.600
10	Donleycott, Kenneth	D1/ Wireless	26	18	0.591
	Wackerman, Mark	D5/ Heroes In Trouble	26	18	0.591
12	Cox, John	D2/ C.O.W.A.	21	15	0.583
13	DuFraine, Pete	D5/ Heroes In Trouble	22	16	0.579
14	Mooty, Aaron	D6/ Been There Done That	24	18	0.571
15	(two tied)				0.563

"E" Division

			W	L	%-age
1	Winters, Tom	E1/ Dynamic Darts	38	11	0.776
2	Pope, Joshua	E8/ FAH-Que	43	13	0.768
3	Yoneoka, J.J.	E6/ Travelin' Beer Bellies	36	13	0.735
4	Kissinger, Tim	E1/ Dynamic Darts	29	12	0.707
5	White, Bill	E2/ Da Bulls	36	15	0.706
6	McFadden, Kevin	E1/ Dynamic Darts	26	11	0.703
7	Kerr, Duncan	E2/ Da Bulls	38	17	0.691
8	Ellison, George	E1/ Dynamic Darts	25	12	0.676
9	Holland, William	E5/ Grateful Darts	32	17	0.653
10	Kiser, Lyman	E7/ One Armed Bandits	32	19	0.627
11	Bacanskas, Andrew	E4/ Bubba's Garage	34	21	0.618
12	Side, Eric	E6/ Travelin' Beer Bellies	33	22	0.600
13	Sautter, Don	E4/ Bubba's Garage	35	24	0.593
14	Gillett, Galen	E3/ NBF	26	18	0.591
15	McSorley, Paul	E2/ Da Bulls	24	17	0.585

"F" Division

			W	L	%-age
1	Carter, Chris	F7/ Tub Kids	34	8	0.810
2	Alcon, Tony	F2/ Chupacabras	39	11	0.780
3	Converse, Stan	F1/ Web'O'D'Feet	40	12	0.769
4	Simons, Emmett	F3/ The Replacements	35	11	0.761
5	Martin, George	F7/ Tub Kids	40	13	0.755
6	Downs, Aaron	F7/ Tub Kids	35	12	0.745
7	King, Tim	F3/ The Replacements	39	14	0.736
8	Hoyt, Chris	F7/ Tub Kids	30	11	0.732
9	Thomas, Jason	F3/ The Replacements	32	12	0.727
10	Fourhman, Karsh	F2/ Chupacabras	32	13	0.711
11	Bowes, Chuck	F7/ Tub Kids	28	12	0.700
12	Wissinger, Wes	F3/ The Replacements	30	13	0.698
13	Tollerton, Steve	F1/ Web'O'D'Feet	33	17	0.660
14	Buckley, Bill	F2/ Chupacabras	32	17	0.653
15	Lee, Eric	F3/ The Replacements	28	15	0.651

"G" Division

			W	L	%-age
1	Keitany, Mustafa	G6/ Young Guns	32	13	0.711
2	Hamilton, Brad	G7/ Sneaky Pigs	31	13	0.705
3	Kubel, Tom	G3/ Big Deck	36	16	0.692
4	Hatch, Nicole	G3/ Big Deck	34	16	0.680
5	Chavis, Lynn	G3/ Big Deck	37	18	0.673
6	Slawter, Mark	G7/ Sneaky Pigs	26	13	0.667
7	Heater, Bret	G4/ Irishmen	37	19	0.661
8	Skelton, Chris	G8/ Darts'R'Us	35	18	0.660
9	Long, Laura	G6/ Young Guns	35	19	0.648
	Yarborough, Scott	G8/ Darts'R'Us	35	19	0.648
11	Champion, Steve	G7/ Sneaky Pigs	25	14	0.641
12	Adams, Brad	G7/ Sneaky Pigs	27	16	0.628
	Cullis, Pete	G4/ Irishmen	27	16	0.628
14	Schaeffer, Greg	G8/ Darts'R'Us	31	19	0.620
15	(two tied)	G2/ Get Over It	28	19	0.596

Women's Records

			W	L	%-age
		"A" and "B" Divisions			
1	Delp, Paula	A6/ D. V. Needed	36	20	0.643
2	Austin, Connie	B4/ Get the Point "33"	28	27	0.509
3	Shpritz, Lisa	A4/ Yahtzee Blossoms	19	19	0.500
4	Blackwelder, Deborah	B4/ Get the Point "33"	16	21	0.432
		"C", "D" and "E" Divisions			
1	Enos, Kellee	D5/ Heroes In Trouble	24	20	0.545
2	Cotton, Barbara	D2/ C.O.W.A.	23	28	0.451
3	Jolly, Jennifer	C3/ Happy Hours	18	26	0.409
4	Simpson, Jill	D7/ 5 Drunks, 1 Driver	19	32	0.373
		"F" and "G" Divisions			
1	Hatch, Nicole	G3/ Big Deck	34	16	0.680
2	Long, Laura	G6/ Young Guns	35	19	0.648
3	Gaffney, Michelle	G3/ Big Deck	22	21	0.512
4	Thomas, Heather	G2/ Get Over It	18	22	0.450

Fall 2002 RDL Top All-Star Percentages (by division) (FINAL!)

(All statistics are included, as there were no missing scoresheets this season)
(Game minimum required for this listing: 32 for "C" and "D" divisions, 37 for all other divisions)

"A" Division

			ASP	TGP	%-age
1	Brown, Tom	A1/ Lunatic Fringe	83.5	46	1.815
2	Eastmead, Phillip	A2/ Hall of Justice	81.5	53	1.538
3	Hyler, Dale	A4/ Yahtzee Blossoms	69.5	46	1.511
4	Beeson, Robb	A4/ Yahtzee Blossoms	83.0	56	1.482
5	Whitehead, Lee	A6/ D. V. Needed	54.5	40	1.363
6	Butman, Don	A1/ Lunatic Fringe	66.5	49	1.357
7	Bedworth, Neal	A2/ Hall of Justice	69.5	53	1.311
8	Tan, Wil	A2/ Hall of Justice	59.0	45	1.311
9	Phillips, Robbie	A4/ Yahtzee Blossoms	74.5	57	1.307
10	Butters, Scott	A7/ Dazed & Confused	59.5	54	1.102
11	Davis, Jim	A3/ Pig Darts	46.0	42	1.095
12	Ingrum, Scott	A2/ Hall of Justice	51.5	48	1.073
13	Gaglione, Joe	A1/ Lunatic Fringe	54.0	53	1.019
14	Wall, Keith	A1/ Lunatic Fringe	55.0	54	1.019
15	Terry, Bob	A1/ Lunatic Fringe	41.5	44	0.943

"B" Division

			ASP	TGP	%-age
1	Dixon, J.D.	B7/ Varina Sports Bar	92.5	54	1.713
2	Jenkins, John	B4/ Get the Point "33"	75.0	54	1.389
3	Ray, Gerald	B8/ Wild Geese	56.0	54	1.037
4	Carroll, John	B5/ Dogs of War II	52.5	53	0.991
5	Simpson, Donnie	B3/ Home Thrown	58.0	59	0.983
6	Keller, Tony	B6/ Horsemen	46.0	58	0.793
7	Romanchek, David	B2/ Nine Lives	47.5	60	0.792
8	Copple, Matthew	B2/ Nine Lives	41.5	53	0.783
9	Buckner, Jacky	B4/ Get the Point "33"	43.5	57	0.763
10	Murdaugh, John	B3/ Home Thrown	43.5	60	0.725
11	Slominski, Mark	B1/ Excalibur	35.5	49	0.724
12	Beaudoin, Paul	B8/ Wild Geese	39.5	56	0.705
13	Chaney, Bill	B7/ Varina Sports Bar	35.0	51	0.686
14	Barton, Kevin	B5/ Dogs of War II	24.5	38	0.645
15	Sawyer, Duane	B8/ Wild Geese	36.0	56	0.643

"C" Division

			ASP	TGP	%-age
1	Kunttu, Kurt	C2/ Them Again	50.0	49	1.020
2	Samaluk, Somchai	C1/ WIEBLS	42.0	42	1.000
3	James, Bob	C1/ WIEBLS	44.0	45	0.978
4	Arensdorf, Dave	C6/ Sharky's Machine	37.0	42	0.881
5	Santas, Luey	C3/ Happy Hours	38.0	48	0.792
6	Barker, Barry	C2/ Them Again	32.5	43	0.756
7	Deemer, Randy	C7/ Starving Dartists	34.5	47	0.734
8	Giberson, Kris	C1/ WIEBLS	21.0	32	0.656
9	Swindell, Rick	C2/ Them Again	31.0	48	0.646
10	Smith, Sarge	C1/ WIEBLS	28.0	48	0.583
11	Hindle, Mikey	C1/ WIEBLS	25.0	43	0.581
12	Hendricks, Ron	C7/ Starving Dartists	24.5	44	0.557
13	Lougher, Shannon	C1/ WIEBLS	26.0	47	0.553
14	Powell, Mark	C4/ UZMALL	26.5	48	0.552
15	McCommons, Ben	C3/ Happy Hours	23.5	45	0.522

"D" Division

			ASP	TGP	%-age
1	Crowley, Pat	D1/ Wireless	49.0	50	0.980
2	Simpson, David	D7/ 5 Drunks, 1 Driver	36.5	51	0.716
3	Doroshanko, Jim	D3/ Damn Yankees	37.0	52	0.712
4	Hansen, Paul	D4/ Kozmic Debris	22.5	35	0.643
5	Wackerman, Mark	D5/ Heroes In Trouble	29.0	46	0.630
6	Thompson, Barry	D7/ 5 Drunks, 1 Driver	28.5	53	0.538
7	Brown, Phil	D6/ Been There Done That	25.5	48	0.531
8	Cox, John	D2/ C.O.W.A.	20.0	38	0.526
9	Stasko, Bill	D5/ Heroes In Trouble	23.0	46	0.500
10	Walters, Jason	D6/ Been There Done That	21.0	44	0.477
11	Fournier, Chris	D3/ Damn Yankees	18.5	41	0.451
12	Enos, Kellee	D5/ Heroes In Trouble	19.5	46	0.424
13	Fournier, Jeff	D3/ Damn Yankees	20.0	50	0.400
14	Hines, Eric	D7/ 5 Drunks, 1 Driver	19.0	48	0.396
15	Martin, Anthony	D4/ Kozmic Debris	20.0	51	0.392

"E" Division

			ASP	TGP	%-age
1	Gillett, Galen	E3/ NBF	35.5	44	0.807
2	Pope, Joshua	E8/ FAH-Que	44.5	57	0.781
3	Winters, Tom	E1/ Dynamic Darts	36.0	50	0.720
4	Holland, William	E5/ Grateful Darts	31.5	49	0.643
5	Kerr, Duncan	E2/ Da Bulls	35.0	55	0.636
6	Jackson, Barry	E1/ Dynamic Darts	24.0	45	0.533
7	Yoneoka, J.J.	E6/ Travelin' Beer Bellies	24.5	50	0.490
8	Sautter, Don	E4/ Bubba's Garage	29.5	61	0.484
9	White, Bill	E2/ Da Bulls	24.0	51	0.471
10	Pridgen, Mike	E6/ Travelin' Beer Bellies	18.5	40	0.463
11	Ellison, George	E1/ Dynamic Darts	17.0	37	0.459
12	Howard, Brian	E4/ Bubba's Garage	21.5	47	0.457
13	Kissinger, Tim	E1/ Dynamic Darts	18.5	42	0.440
14	Motley, Steve	E4/ Bubba's Garage	24.5	57	0.430
15	Bacanskas, Andrew	E4/ Bubba's Garage	23.5	57	0.412

"F" Division

			ASP	TGP	%-age
1	Alcon, Tony	F2/ Chupacabras	40.0	51	0.784
2	Hoyt, Chris	F7/ Tub Kids	28.5	44	0.648
3	Taylor, Jeff	F8/ The Posse	27.0	45	0.600
4	Thomas, Jason	F3/ The Replacements	25.5	45	0.567
5	Wissinger, Wes	F3/ The Replacements	23.0	44	0.523
6	Downs, Aaron	F7/ Tub Kids	26.0	50	0.520
7	Converse, Stan	F1/ Web'O'D'Feet	27.5	55	0.500
8	Buckley, Bill	F2/ Chupacabras	24.5	50	0.490
9	Pope, Eric	F4/ Dartaholics	19.0	41	0.463
10	Lee, Eric	F3/ The Replacements	19.0	44	0.432
11	Martin, George	F7/ Tub Kids	22.5	56	0.402
12	Williams, Nelson	F5/ Coral Reefers	15.5	41	0.378
13	Carter, Chris	F7/ Tub Kids	15.5	44	0.352
14	Simons, Emmett	F3/ The Replacements	16.5	47	0.351
15	Tollerton, Steve	F1/ Web'O'D'Feet	18.0	53	0.340

"G" Division

			ASP	TGP	%-age
1	Keitany, Mustafa	G6/ Young Guns	34.0	48	0.708
2	Hatch, Nicole	G3/ Big Deck	29.0	50	0.580
3	Slawter, Mark	G7/ Sneaky Pigs	19.0	40	0.475
4	Graziano, John	G1/ 3 Legged Dog	24.0	53	0.453
5	Long, Laura	G6/ Young Guns	24.0	57	0.421
6	Lawley, Charley	G2/ Get Over It	20.5	49	0.418
7	Chavis, Lynn	G3/ Big Deck	22.0	55	0.400
8	Hill, Roger	G8/ Darts'R'Us	22.0	56	0.393
9	Gagner, Chris	G1/ 3 Legged Dog	16.5	43	0.384
10	Skelton, Chris	G8/ Darts'R'Us	19.0	55	0.345
11	Lewis, Keith	G4/ Irishmen	14.5	43	0.337
12	Fjelstad, Michael	G6/ Young Guns	15.5	46	0.337
13	Kubel, Tom	G3/ Big Deck	17.0	52	0.327
14	Cullis, Pete	G4/ Irishmen	14.5	45	0.322
15	Sampson, John	G4/ Irishmen	11.5	37	0.311

Women's Records

			ASP	TGP	%-age
		"A" and "B" Divisions			
1	Delp, Paula	A6/ D. V. Needed	55.5	60	0.925
2	Austin, Connie	B4/ Get the Point "33"	27.5	57	0.482
3	Shpritz, Lisa	A4/ Yahtzee Blossoms	18.0	39	0.462
4	Austin, Jan	B4/ Get the Point "33"	12.5	39	0.321
		"C", "D" and "E" Divisions			
1	Enos, Kellee	D5/ Heroes In Trouble	19.5	46	0.424
2	Cotton, Barbara	D2/ C.O.W.A.	19.5	53	0.368
3	Whitehurst, Carol	E3/ NBF	13.5	37	0.365
4	Payne, Julie	D2/ C.O.W.A.	12.5	45	0.278
		"F" and "G" Divisions			
1	Hatch, Nicole	G3/ Big Deck	29.0	50	0.580
2	Long, Laura	G6/ Young Guns	24.0	57	0.421
3	Gaffney, Michelle	G3/ Big Deck	10.0	43	0.233
4	Moeschet, Cathy	F1/ Web'O'D'Feet	8.5	47	0.181

Fall 2002 RDL League-Wide Sectional Statistics (ranked by percentage) (FINAL!)

(All statistics are included, as there were no missing scoresheets this season)

(Game minimum required for this listing: 6 for "C" and "D" divisions, 7 for all other divisions)

Singles 301 Win Percentage

			W	L	%-age
1	Crowley, Pat	D1/ Wireless	12	0	1.000
	Whitehead, Lee	A6/ D. V. Needed	9	0	1.000
	Arensdorf, Dave	C6/ Sharky's Machine	9	0	1.000
	Rhea, Bill	D2/ C.O.W.A.	7	0	1.000
5	Wall, Keith	A1/ Lunatic Fringe	13	1	0.929
6	White, Bill	E2/ Da Bulls	11	1	0.917
7	Brown, Tom	A1/ Lunatic Fringe	10	1	0.909
	Markov, Jim	E1/ Dynamic Darts	10	1	0.909
	Denning, Dave	F4/ Dartaholics	10	1	0.909
10	Davis, Jim	A3/ Pig Darts	9	1	0.900
	Dwight, Mike	C4/ UZMALL	9	1	0.900
12	McFadden, Kevin	E1/ Dynamic Darts	8	1	0.889
13	Hoffmann, Steve	A1/ Lunatic Fringe	7	1	0.875
14	Eastmead, Phillip	A2/ Hall of Justice	12	2	0.857
	Sawyer, Matt	B8/ Wild Geese	12	2	0.857
	Yarborough, Scott	G8/ Darts'R'Us	12	2	0.857
	Keitany, Mustafa	G6/ Young Guns	6	1	0.857
18	Persson, Kenny	B8/ Wild Geese	11	2	0.846
	Simpson, Donnie	B3/ Home Thrown	11	2	0.846
	Leonard, Shawn	E4/ Bubba's Garage	11	2	0.846
21	Dixon, J.D.	B7/ Varina Sports Bar	10	2	0.833
	Sarantos, Alex	D3/ Damn Yankees	10	2	0.833
	Simons, Emmett	F3/ The Replacements	10	2	0.833
24	Barker, Barry	C2/ Them Again	9	2	0.818
	James, Bob	C1/ WIEBLS	9	2	0.818
	Samaluk, Somchai	C1/ WIEBLS	9	2	0.818
	Thomas, Jason	F3/ The Replacements	9	2	0.818
	Moore, Tim	G2/ Get Over It	9	2	0.818
29	Howell, John	C7/ Starving Dartists	8	2	0.800
	Holland, William	E5/ Grateful Darts	8	2	0.800
	DeMattos, Rick	F2/ Chupacabras	8	2	0.800
32	Stark, Keith	A5/ Last Call	11	3	0.786
	Beaudoin, Paul	B8/ Wild Geese	11	3	0.786
	Jenkins, John	B4/ Get the Point "33"	11	3	0.786
	Winters, Tom	E1/ Dynamic Darts	11	3	0.786
	King, Tim	F3/ The Replacements	11	3	0.786
37	Kubel, Tom	G3/ Big Deck	10	3	0.769
38	Butman, Don	A1/ Lunatic Fringe	9	3	0.750
	Kunttu, Kurt	C2/ Them Again	9	3	0.750
	Santas, Luey	C3/ Happy Hours	9	3	0.750
	Brown, Phil	D6/ Been There Done That	9	3	0.750
	Carter, Chris	F7/ Tub Kids	9	3	0.750
	Taylor, Jeff	F8/ The Posse	9	3	0.750
	Matthews, Eric	D6/ Been There Done That	6	2	0.750
	Turner, Stu	F5/ Coral Reefers	6	2	0.750
46	Knox, Mike	B6/ Horsemen	8	3	0.727
	Powell, Mark	C4/ UZMALL	8	3	0.727
	Donleycott, Kenneth	D1/ Wireless	8	3	0.727
	Stasko, Bill	D5/ Heroes In Trouble	8	3	0.727
	Wackerman, Mark	D5/ Heroes In Trouble	8	3	0.727
	Wissinger, Wes	F3/ The Replacements	8	3	0.727
	Champion, Steve	G7/ Sneaky Pigs	8	3	0.727
	Gagner, Chris	G1/ 3 Legged Dog	8	3	0.727
	Hamilton, Brad	G7/ Sneaky Pigs	8	3	0.727
	Pilo, Chris	G6/ Young Guns	8	3	0.727
	Schneider, Jeff	G5/ The Gruesome Severed I	8	3	0.727
57	Delp, Paula	A6/ D. V. Needed	10	4	0.714
	Sawyer, Duane	B8/ Wild Geese	10	4	0.714
	Bacanskas, Andrew	E4/ Bubba's Garage	10	4	0.714
	Converse, Stan	F1/ Web'O'D'Feet	10	4	0.714
	Martin, George	F7/ Tub Kids	10	4	0.714
	Heater, Bret	G4/ Irishmen	10	4	0.714
	Tan, Wil	A2/ Hall of Justice	5	2	0.714
	Yoneoka, J.J.	E6/ Travelin' Beer Bellies	5	2	0.714
	Britt, Jim	F5/ Coral Reefers	5	2	0.714
	Ridley, Dave	F4/ Dartaholics	5	2	0.714
	Smith, Brian	F4/ Dartaholics	5	2	0.714
68	(five tied - 1 in A, 1 in B, 1 in C, 2 in D)		7	3	0.700

Singles Cricket Win Percentage

			W	L	%-age
1	Bedworth, Neal	A2/ Hall of Justice	13	0	1.000
	Butman, Don	A1/ Lunatic Fringe	13	0	1.000
	Alcon, Tony	F2/ Chupacabras	13	0	1.000
	Keitany, Mustafa	G6/ Young Guns	13	0	1.000
	Stasko, Bill	D5/ Heroes In Trouble	11	0	1.000
6	Dixon, J.D.	B7/ Varina Sports Bar	13	1	0.929
	Jenkins, John	B4/ Get the Point "33"	13	1	0.929
	Simpson, Donnie	B3/ Home Thrown	13	1	0.929
	Kerr, Duncan	E2/ Da Bulls	13	1	0.929
10	Hatch, Nicole	G3/ Big Deck	12	1	0.923
11	Brown, Tom	A1/ Lunatic Fringe	11	1	0.917
	Crowley, Pat	D1/ Wireless	11	1	0.917
	Converse, Stan	F1/ Web'O'D'Feet	11	1	0.917
	Thomas, Jason	F3/ The Replacements	11	1	0.917
15	Wissinger, Wes	F3/ The Replacements	10	1	0.909
16	Kissinger, Tim	E1/ Dynamic Darts	9	1	0.900
	Hoyt, Chris	F7/ Tub Kids	9	1	0.900
18	Pope, Joshua	E8/ FAH-Que	12	2	0.857
	Yoneoka, J.J.	E6/ Travelin' Beer Bellies	12	2	0.857
	Long, Laura	G6/ Young Guns	12	2	0.857
	Stewart, Nick	C4/ UZMALL	6	1	0.857
	Krasnow, Dave	D4/ Kozmic Debris	6	1	0.857
23	Tan, Wil	A2/ Hall of Justice	11	2	0.846
	Ray, Gerald	B8/ Wild Geese	11	2	0.846
	Winters, Tom	E1/ Dynamic Darts	11	2	0.846
	Buckley, Bill	F2/ Chupacabras	11	2	0.846
27	Doroshanko, Jim	D3/ Damn Yankees	10	2	0.833
	Downs, Aaron	F7/ Tub Kids	10	2	0.833
	Dougherty, Henry	D3/ Damn Yankees	5	1	0.833
	Wenhart, Jeff	D4/ Kozmic Debris	5	1	0.833
31	Hendricks, Ron	C7/ Starving Dartists	9	2	0.818
	Samaluk, Somchai	C1/ WIEBLS	9	2	0.818
	Walters, Jason	D6/ Been There Done That	9	2	0.818
	Fourhman, Karsh	F2/ Chupacabras	9	2	0.818
35	Barton, Kevin	B5/ Dogs of War II	8	2	0.800
	Fournier, Chris	D3/ Damn Yankees	8	2	0.800
	McFadden, Kevin	E1/ Dynamic Darts	8	2	0.800
	Hodges, Doug	G7/ Sneaky Pigs	8	2	0.800
	Tarrant, John	G3/ Big Deck	8	2	0.800
40	Foushee, Eugene	B1/ Excalibur	11	3	0.786
	King, Tim	F3/ The Replacements	11	3	0.786
	Bristow, Steve	G6/ Young Guns	11	3	0.786
	Chavis, Lynn	G3/ Big Deck	11	3	0.786
44	Wilcenski, Steve	A5/ Last Call	7	2	0.778
	Allen, Kenny	B7/ Varina Sports Bar	7	2	0.778
46	Ingrum, Scott	A2/ Hall of Justice	10	3	0.769
	White, Bill	E2/ Da Bulls	10	3	0.769
	Holland, William	E5/ Grateful Darts	10	3	0.769
49	Gaglione, Joe	A1/ Lunatic Fringe	9	3	0.750
	Hyler, Dale	A4/ Yahtzee Blossoms	9	3	0.750
	Deemer, Randy	C7/ Starving Dartists	9	3	0.750
	Kunttu, Kurt	C2/ Them Again	9	3	0.750
	Lougher, Shannon	C1/ WIEBLS	9	3	0.750
	Swindell, Rick	C2/ Them Again	9	3	0.750
	Hodges, Michael	D6/ Been There Done That	9	3	0.750
	Martin, George	F7/ Tub Kids	9	3	0.750
	Taylor, Jeff	F8/ The Posse	9	3	0.750
	Matthews, Eric	D6/ Been There Done That	6	2	0.750
	Nutter, Darryl	F7/ Tub Kids	6	2	0.750
	Peers, Martin	F1/ Web'O'D'Feet	6	2	0.750
61	Sautter, Don	E4/ Bubba's Garage	11	4	0.733
62	James, Bob	C1/ WIEBLS	8	3	0.727
	Powell, Mark	C4/ UZMALL	8	3	0.727
	Gillett, Galen	E3/ NBF	8	3	0.727
	McSorley, Paul	E2/ Da Bulls	8	3	0.727
	Simons, Emmett	F3/ The Replacements	8	3	0.727
67	(twelve tied - 4 in A, 5 in B, 3 in G)		10	4	0.714
	(seven tied - 1 in each division)		5	2	0.714

Fall 2002 RDL League-Wide Sectional Statistics (ranked by percentage) (FINAL!)

(All statistics are included, as there were no missing scoresheets this season)

(Game minimum required for this listing: 6 for "C" and "D" divisions, 7 for all other divisions)

Doubles Cricket Win Percentage

			W	L	%-age
1	Bowes, Chuck	F7/ Tub Kids	11	0	1.000
	Carter, Chris	F7/ Tub Kids	10	0	1.000
3	Wall, Keith	A1/ Lunatic Fringe	13	1	0.929
4	Kunttu, Kurt	C2/ Them Again	11	1	0.917
	Downs, Aaron	F7/ Tub Kids	11	1	0.917
6	Brown, Tom	A1/ Lunatic Fringe	10	1	0.909
7	Davis, Jim	A3/ Pig Darts	9	1	0.900
8	Davis, Stuart	F2/ Chupacabras	8	1	0.889
9	Stewart, Shannon	A2/ Hall of Justice	7	1	0.875
	Stewart, Nick	C4/ UZMALL	7	1	0.875
11	Phillips, Robbie	A4/ Yahtzee Blossoms	12	2	0.857
	Buckner, Jacky	B4/ Get the Point "33"	12	2	0.857
	Britt, Jim	F5/ Coral Reefers	6	1	0.857
	Vest, Ron	F2/ Chupacabras	6	1	0.857
	Ferguson, Bob	G4/ Irishmen	6	1	0.857
16	Kerr, Duncan	E2/ Da Bulls	11	2	0.846
	Alcon, Tony	F2/ Chupacabras	11	2	0.846
	Martin, George	F7/ Tub Kids	11	2	0.846
19	Deemer, Randy	C7/ Starving Dartists	10	2	0.833
	Crowley, Pat	D1/ Wireless	10	2	0.833
	Sarantos, Alex	D3/ Damn Yankees	10	2	0.833
	Ellison, George	E1/ Dynamic Darts	10	2	0.833
	Winters, Tom	E1/ Dynamic Darts	10	2	0.833
	Tollerton, Steve	F1/ Web'O'D'Feet	10	2	0.833
25	Samaluk, Somchai	C1/ WIEBLS	9	2	0.818
	Hoyt, Chris	F7/ Tub Kids	9	2	0.818
27	Allen, Kenny	B7/ Varina Sports Bar	8	2	0.800
	Matthews, Eric	D6/ Been There Done That	8	2	0.800
	Kissinger, Tim	E1/ Dynamic Darts	8	2	0.800
	Lawley, Charley	G2/ Get Over It	8	2	0.800
31	Hunsberger, Jim	B4/ Get the Point "33"	11	3	0.786
	Vaux, Wes	B7/ Varina Sports Bar	11	3	0.786
	Pope, Joshua	E8/ FAH-Que	11	3	0.786
34	Giberson, Kris	C1/ WIEBLS	7	2	0.778
	Phelps, Doug	E7/ One Armed Bandits	7	2	0.778
	Hodgdon, Dave	F1/ Web'O'D'Feet	7	2	0.778
	Lee, Eric	F3/ The Replacements	7	2	0.778
38	Eastmead, Phillip	A2/ Hall of Justice	10	3	0.769
	Rowe, Travis	E1/ Dynamic Darts	10	3	0.769
	Simons, Emmett	F3/ The Replacements	10	3	0.769
41	Jenkins, John	B4/ Get the Point "33"	9	3	0.750
	Lewis, Todd	B4/ Get the Point "33"	9	3	0.750
	Powell, Mark	C4/ UZMALL	9	3	0.750
	Shown, Marc	C7/ Starving Dartists	9	3	0.750
	Fournier, Jeff	D3/ Damn Yankees	9	3	0.750
	Hines, Eric	D7/ 5 Drunks, 1 Driver	9	3	0.750
	Thompson, Barry	D7/ 5 Drunks, 1 Driver	9	3	0.750
	Converse, Stan	F1/ Web'O'D'Feet	9	3	0.750
	Cullis, Pete	G4/ Irishmen	9	3	0.750
	Pilo, Chris	G6/ Young Guns	9	3	0.750
	Slawter, Mark	G7/ Sneaky Pigs	9	3	0.750
	Hester, Billy	A4/ Yahtzee Blossoms	6	2	0.750
	Triplett, Phil	E7/ One Armed Bandits	6	2	0.750
54	Gibbs, Keith	A2/ Hall of Justice	8	3	0.727
	Hyler, Dale	A4/ Yahtzee Blossoms	8	3	0.727
	Terry, Bob	A1/ Lunatic Fringe	8	3	0.727
	Jones, Wade	C3/ Happy Hours	8	3	0.727
	Enos, Kellee	D5/ Heroes In Trouble	8	3	0.727
	Stasko, Bill	D5/ Heroes In Trouble	8	3	0.727
	McSorley, Paul	E2/ Da Bulls	8	3	0.727
	Park, Ed	F2/ Chupacabras	8	3	0.727
	Fjelstad, Michael	G6/ Young Guns	8	3	0.727
	Hamilton, Brad	G7/ Sneaky Pigs	8	3	0.727
64	(six tied - 1 in A, 2 in B, 1 in E, 2 in G)		10	4	0.714
	(three tied - 1 in A, 1 in B, 1 in E)		5	2	0.714

Doubles 501 Win Percentage

			ASP	TGP	%-age
1	Gibbs, Keith	A2/ Hall of Justice	10	1	0.909
2	Terry, Bob	A1/ Lunatic Fringe	9	1	0.900
3	Wilcox, Randy	C2/ Them Again	8	1	0.889
	Hodges, Doug	G7/ Sneaky Pigs	8	1	0.889
5	Stewart, Shannon	A2/ Hall of Justice	7	1	0.875
	Carter, Chris	F7/ Tub Kids	7	1	0.875
	Ridley, Dave	F4/ Dartaholics	7	1	0.875
8	Dixon, J.D.	B7/ Varina Sports Bar	12	2	0.857
	Seward, Mike	A4/ Yahtzee Blossoms	6	1	0.857
	Smith, Brian	F4/ Dartaholics	6	1	0.857
11	Bedworth, Neal	A2/ Hall of Justice	11	2	0.846
12	Brown, Tom	A1/ Lunatic Fringe	10	2	0.833
	Lee, Eric	F3/ The Replacements	10	2	0.833
14	Nagy, Les	C2/ Them Again	9	2	0.818
	Walters, Jason	D6/ Been There Done That	9	2	0.818
16	Hoffmann, Steve	A1/ Lunatic Fringe	8	2	0.800
	Allen, Kenny	B7/ Varina Sports Bar	8	2	0.800
18	Phillips, Robbie	A4/ Yahtzee Blossoms	11	3	0.786
19	Giberson, Kris	C1/ WIEBLS	7	2	0.778
	Hartley, Kevin	C7/ Starving Dartists	7	2	0.778
	Wissinger, Wes	F3/ The Replacements	7	2	0.778
22	Pope, Joshua	E8/ FAH-Que	10	3	0.769
	Tollerton, Steve	F1/ Web'O'D'Feet	10	3	0.769
24	Wall, Keith	A1/ Lunatic Fringe	9	3	0.750
	Kunttu, Kurt	C2/ Them Again	9	3	0.750
	Brown, Phil	D6/ Been There Done That	9	3	0.750
	King, Tim	F3/ The Replacements	9	3	0.750
	Budelman, Jim	A1/ Lunatic Fringe	6	2	0.750
	Samaluk, Somchai	C1/ WIEBLS	6	2	0.750
30	Gibson, Jack	A2/ Hall of Justice	8	3	0.727
	Hyler, Dale	A4/ Yahtzee Blossoms	8	3	0.727
	Tan, Wil	A2/ Hall of Justice	8	3	0.727
	Hindle, Mikey	C1/ WIEBLS	8	3	0.727
	James, Bob	C1/ WIEBLS	8	3	0.727
	Stasko, Bill	D5/ Heroes In Trouble	8	3	0.727
	Fourhman, Karsh	F2/ Chupacabras	8	3	0.727
	Adams, Brad	G7/ Sneaky Pigs	8	3	0.727
38	Delp, Paula	A6/ D. V. Needed	10	4	0.714
	Denton, Mike	B6/ Horsemen	10	4	0.714
	Tighe, John	B7/ Varina Sports Bar	10	4	0.714
	Vaux, Wes	B7/ Varina Sports Bar	10	4	0.714
	Converse, Stan	F1/ Web'O'D'Feet	10	4	0.714
	Martin, George	F7/ Tub Kids	10	4	0.714
	Nutter, Darryl	F7/ Tub Kids	10	4	0.714
	Yarborough, Scott	G8/ Darts'R'Us	10	4	0.714
	Wilson, James	A1/ Lunatic Fringe	5	2	0.714
	Mongillo, Marty	B3/ Home Thrown	5	2	0.714
	Barker, Jane	C2/ Them Again	5	2	0.714
	Goodwin, Steve	D5/ Heroes In Trouble	5	2	0.714
	Rhea, Bill	D2/ C.O.W.A.	5	2	0.714
	Goodknecht, Chris	E5/ Grateful Darts	5	2	0.714
52	Kissinger, Tim	E1/ Dynamic Darts	7	3	0.700
	Pope, Daniel	E8/ FAH-Que	7	3	0.700
	Buckley, Bill	F2/ Chupacabras	7	3	0.700
	Simons, Emmett	F3/ The Replacements	7	3	0.700
	Swald, Jill	F3/ The Replacements	7	3	0.700
	Lewis, Keith	G4/ Irishmen	7	3	0.700
	Lyford, Chris	G1/ 3 Legged Dog	7	3	0.700
59	Gaglione, Joe	A1/ Lunatic Fringe	9	4	0.692
	Buckner, Jacky	B4/ Get the Point "33"	9	4	0.692
	Simpson, Jill	D7/ 5 Drunks, 1 Driver	9	4	0.692
	Kiser, Lyman	E7/ One Armed Bandits	9	4	0.692
	Chavis, Lynn	G3/ Big Deck	9	4	0.692
	Hatch, Nicole	G3/ Big Deck	9	4	0.692
	Kubel, Tom	G3/ Big Deck	9	4	0.692
66	(eight tied - 1 each in A/C/E/F, 2 in D/G)		8	4	0.667
	(eight tied - 2 each in A/C/E/G)		6	3	0.667
	(two tied)	D5/ Heroes In Trouble	4	2	0.667

Fall 2002 RDL Top Singles Records (League-Wide) (FINAL!)
and Top Doubles Records (League-Wide) (FINAL!)

(All statistics are included, as there were no missing scoresheets this season)

(Game minimums required for these listings: singles - 16 for "C" and "D" divisions, 19 for all other divisions)

Singles Win Percentage

			W	L	%-age
1	Crowley, Pat	D1/ Wireless	23	1	0.958
2	Keitany, Mustafa	G6/ Young Guns	19	1	0.950
3	Brown, Tom	A1/ Lunatic Fringe	21	2	0.913
4	Simpson, Donnie	B3/ Home Thrown	24	3	0.889
5	Dixon, J.D.	B7/ Varina Sports Bar	23	3	0.885
6	Butman, Don	A1/ Lunatic Fringe	22	3	0.880
7	Thomas, Jason	F3/ The Replacements	20	3	0.870
8	Stasko, Bill	D5/ Heroes In Trouble	19	3	0.864
9	Jenkins, John	B4/ Get the Point "33"	24	4	0.857
10	Alcon, Tony	F2/ Chupacabras	22	4	0.846
11	McFadden, Kevin	E1/ Dynamic Darts	16	3	0.842
12	White, Bill	E2/ Da Bulls	21	4	0.840
13	Wall, Keith	A1/ Lunatic Fringe	23	5	0.821
14	Samaluk, Somchai	C1/ WIEBLS	18	4	0.818
	Wissinger, Wes	F3/ The Replacements	18	4	0.818
16	Winters, Tom	E1/ Dynamic Darts	22	5	0.815
17	Yoneoka, J.J.	E6/ Travelin' Beer Bellies	17	4	0.810
18	Bedworth, Neal	A2/ Hall of Justice	21	5	0.808
	Converse, Stan	F1/ Web'O'D'Feet	21	5	0.808
20	Davis, Jim	A3/ Pig Darts	16	4	0.800
	Tan, Wil	A2/ Hall of Justice	16	4	0.800
	Arensdorf, Dave	C6/ Sharky's Machine	16	4	0.800
	Dwight, Mike	C4/ UZMALL	16	4	0.800
24	Hatch, Nicole	G3/ Big Deck	19	5	0.792
25	Eastmead, Phillip	A2/ Hall of Justice	22	6	0.786
	King, Tim	F3/ The Replacements	22	6	0.786
27	Holland, William	E5/ Grateful Darts	18	5	0.783
	Simons, Emmett	F3/ The Replacements	18	5	0.783
29	Persson, Kenny	B8/ Wild Geese	21	6	0.778
30	James, Bob	C1/ WIEBLS	17	5	0.773
31	Hoyt, Chris	F7/ Tub Kids	16	5	0.762
32	Pope, Joshua	E8/ FAH-Que	22	7	0.759
33	Beaudoin, Paul	B8/ Wild Geese	21	7	0.750
	Sawyer, Matt	B8/ Wild Geese	21	7	0.750
	Kunttu, Kurt	C2/ Them Again	18	6	0.750
	Doroshanko, Jim	D3/ Damn Yankees	18	6	0.750
	Downs, Aaron	F7/ Tub Kids	18	6	0.750
	Taylor, Jeff	F8/ The Posse	18	6	0.750
	Moore, Tim	G2/ Get Over It	18	6	0.750
	Matthews, Eric	D6/ Been There Done That	12	4	0.750
41	Long, Laura	G6/ Young Guns	20	7	0.741
42	Allen, Kenny	B7/ Varina Sports Bar	14	5	0.737
43	Martin, George	F7/ Tub Kids	19	7	0.731
44	Barker, Barry	C2/ Them Again	16	6	0.727
	Powell, Mark	C4/ UZMALL	16	6	0.727
	Denning, Dave	F4/ Dartaholics	16	6	0.727
	Fourhman, Karsh	F2/ Chupacabras	16	6	0.727
48	Delp, Paula	A6/ D. V. Needed	20	8	0.714
	Stark, Keith	A5/ Last Call	20	8	0.714
	Kerr, Duncan	E2/ Da Bulls	20	8	0.714
	Heater, Bret	G4/ Irishmen	20	8	0.714
52	Brown, Phil	D6/ Been There Done That	17	7	0.708
	Sarantos, Alex	D3/ Damn Yankees	17	7	0.708
	Carter, Chris	F7/ Tub Kids	17	7	0.708
	Hamilton, Brad	G7/ Sneaky Pigs	17	7	0.708
56	Fournier, Chris	D3/ Damn Yankees	12	5	0.706
57	Sawyer, Duane	B8/ Wild Geese	19	8	0.704
	Kubel, Tom	G3/ Big Deck	19	8	0.704
59	Cox, John	D2/ C.O.W.A.	14	6	0.700
60	Hyler, Dale	A4/ Yahtzee Blossoms	16	7	0.696
	Deemer, Randy	C7/ Starving Dartists	16	7	0.696
62	Leonard, Shawn	E4/ Bubba's Garage	18	8	0.692
63	Stewart, Nick	C4/ UZMALL	11	5	0.688
64	Selby, Brian	A2/ Hall of Justice	13	6	0.684
	Champion, Steve	G7/ Sneaky Pigs	13	6	0.684

Doubles Win Percentage

			W	L	%-age
1	Brown, Tom	A1/ Lunatic Fringe	20	3	0.870
2	Wall, Keith	A1/ Lunatic Fringe	22	4	0.846
3	Kunttu, Kurt	C2/ Them Again	20	4	0.833
4	Phillips, Robbie	A4/ Yahtzee Blossoms	23	5	0.821
5	Gibbs, Keith	A2/ Hall of Justice	18	4	0.818
6	Terry, Bob	A1/ Lunatic Fringe	17	4	0.810
	Lee, Eric	F3/ The Replacements	17	4	0.810
8	Tollerton, Steve	F1/ Web'O'D'Feet	20	5	0.800
	Allen, Kenny	B7/ Varina Sports Bar	16	4	0.800
10	Samaluk, Somchai	C1/ WIEBLS	15	4	0.789
	Bowes, Chuck	F7/ Tub Kids	15	4	0.789
12	Dixon, J.D.	B7/ Varina Sports Bar	22	6	0.786
13	Buckner, Jacky	B4/ Get the Point "33"	21	6	0.778
	Pope, Joshua	E8/ FAH-Que	21	6	0.778
	Martin, George	F7/ Tub Kids	21	6	0.778
	Giberson, Kris	C1/ WIEBLS	14	4	0.778
17	Nagy, Les	C2/ Them Again	16	5	0.762
18	Vaux, Wes	B7/ Varina Sports Bar	21	7	0.750
	Crowley, Pat	D1/ Wireless	18	6	0.750
	Kissinger, Tim	E1/ Dynamic Darts	15	5	0.750
21	Downs, Aaron	F7/ Tub Kids	17	6	0.739
	Simons, Emmett	F3/ The Replacements	17	6	0.739
23	Hoffmann, Steve	A1/ Lunatic Fringe	14	5	0.737
24	Bedworth, Neal	A2/ Hall of Justice	19	7	0.731
	Converse, Stan	F1/ Web'O'D'Feet	19	7	0.731
26	Hyler, Dale	A4/ Yahtzee Blossoms	16	6	0.727
	Stasko, Bill	D5/ Heroes In Trouble	16	6	0.727
	Winters, Tom	E1/ Dynamic Darts	16	6	0.727
29	Slawter, Mark	G7/ Sneaky Pigs	15	6	0.714
30	Alcon, Tony	F2/ Chupacabras	17	7	0.708
31	Gaglione, Joe	A1/ Lunatic Fringe	19	8	0.704
32	Hindle, Mikey	C1/ WIEBLS	14	6	0.700
	Hoyt, Chris	F7/ Tub Kids	14	6	0.700
	Hamilton, Brad	G7/ Sneaky Pigs	14	6	0.700
35	Fourhman, Karsh	F2/ Chupacabras	16	7	0.696
	Nutter, Darryl	F7/ Tub Kids	16	7	0.696
37	Kiser, Lyman	E7/ One Armed Bandits	18	8	0.692
	Chavis, Lynn	G3/ Big Deck	18	8	0.692
39	Ellison, George	E1/ Dynamic Darts	13	6	0.684
40	Deemer, Randy	C7/ Starving Dartists	15	7	0.682
	Jones, Wade	C3/ Happy Hours	15	7	0.682
	Shown, Marc	C7/ Starving Dartists	15	7	0.682
	Enos, Kellee	D5/ Heroes In Trouble	15	7	0.682
	Walters, Jason	D6/ Been There Done That	15	7	0.682
45	King, Tim	F3/ The Replacements	17	8	0.680
	Kubel, Tom	G3/ Big Deck	17	8	0.680
	Schaeffer, Greg	G8/ Darts'R'Us	17	8	0.680
48	Yoneoka, J.J.	E6/ Travelin' Beer Bellies	19	9	0.679
49	Kerr, Duncan	E2/ Da Bulls	18	9	0.667
	Skelton, Chris	G8/ Darts'R'Us	18	9	0.667
	Yarborough, Scott	G8/ Darts'R'Us	18	9	0.667
	Eastmead, Phillip	A2/ Hall of Justice	16	8	0.667
	Tan, Wil	A2/ Hall of Justice	16	8	0.667
	Brown, Phil	D6/ Been There Done That	16	8	0.667
	Sarantos, Alex	D3/ Damn Yankees	16	8	0.667
	Adams, Brad	G7/ Sneaky Pigs	16	8	0.667
	Williams, Nelson	F5/ Coral Reefers	14	7	0.667
58	Randolph, Jon	B3/ Home Thrown	17	9	0.654
59	Lewis, Todd	B4/ Get the Point "33"	15	8	0.652
	Buckley, Bill	F2/ Chupacabras	15	8	0.652
61	Davis, Jim	A3/ Pig Darts	13	7	0.650
	Wilcox, Randy	C2/ Them Again	13	7	0.650
	Matthews, Eric	D6/ Been There Done That	13	7	0.650
	Lewis, Keith	G4/ Irishmen	13	7	0.650
65	(two tied)		18	10	0.643

Fall 2002 RDL Top Singles + Doubles Records (League-Wide) (FINAL!)
and Top All-Star Point Percentages (League-Wide) (FINAL!)

(All statistics are included, as there were no missing scoresheets this season)

(Game minimums required for these listings: singles - 32 for "C" and "D" divisions, 37 for all other divisions)

Singles + Doubles Win Percentage

			W	L	%-age
1	Brown, Tom	A1/ Lunatic Fringe	41	5	0.891
2	Crowley, Pat	D1/ Wireless	41	7	0.854
3	Wall, Keith	A1/ Lunatic Fringe	45	9	0.833
	Dixon, J.D.	B7/ Varina Sports Bar	45	9	0.833
5	Carter, Chris	F7/ Tub Kids	34	8	0.810
6	Samaluk, Somchai	C1/ WIEBLS	33	8	0.805
7	Stasko, Bill	D5/ Heroes In Trouble	35	9	0.795
8	Kunttu, Kurt	C2/ Them Again	38	10	0.792
9	Alcon, Tony	F2/ Chupacabras	39	11	0.780
10	Winters, Tom	E1/ Dynamic Darts	38	11	0.776
11	Bedworth, Neal	A2/ Hall of Justice	40	12	0.769
	Converse, Stan	F1/ Web'O'D'Feet	40	12	0.769
	Allen, Kenny	B7/ Varina Sports Bar	30	9	0.769
14	Pope, Joshua	E8/ FAH-Que	43	13	0.768
15	Simons, Emmett	F3/ The Replacements	35	11	0.761
16	Butman, Don	A1/ Lunatic Fringe	37	12	0.755
17	Martin, George	F7/ Tub Kids	40	13	0.755
18	Downs, Aaron	F7/ Tub Kids	35	12	0.745
19	King, Tim	F3/ The Replacements	39	14	0.736
20	Yoneoka, J.J.	E6/ Travelin' Beer Bellies	36	13	0.735
21	Hoyt, Chris	F7/ Tub Kids	30	11	0.732
22	Eastmead, Phillip	A2/ Hall of Justice	38	14	0.731
23	Tan, Wil	A2/ Hall of Justice	32	12	0.727
	Thomas, Jason	F3/ The Replacements	32	12	0.727
25	Davis, Jim	A3/ Pig Darts	29	11	0.725
26	Hyler, Dale	A4/ Yahtzee Blossoms	32	13	0.711
	Fourhman, Karsh	F2/ Chupacabras	32	13	0.711
	Keitany, Mustafa	G6/ Young Guns	32	13	0.711
29	Simpson, Donnie	B3/ Home Thrown	39	16	0.709
	Vaux, Wes	B7/ Varina Sports Bar	39	16	0.709
31	Kissinger, Tim	E1/ Dynamic Darts	29	12	0.707
32	White, Bill	E2/ Da Bulls	36	15	0.706
33	Gibbs, Keith	A2/ Hall of Justice	31	13	0.705
	Terry, Bob	A1/ Lunatic Fringe	31	13	0.705
	James, Bob	C1/ WIEBLS	31	13	0.705
	Hamilton, Brad	G7/ Sneaky Pigs	31	13	0.705
37	Whitehead, Lee	A6/ D. V. Needed	26	11	0.703
	McFadden, Kevin	E1/ Dynamic Darts	26	11	0.703
39	Bowes, Chuck	F7/ Tub Kids	28	12	0.700
40	Wissinger, Wes	F3/ The Replacements	30	13	0.698
41	Phillips, Robbie	A4/ Yahtzee Blossoms	39	17	0.696
42	Matthews, Eric	D6/ Been There Done That	25	11	0.694
43	Jenkins, John	B4/ Get the Point "33"	36	16	0.692
	Kubel, Tom	G3/ Big Deck	36	16	0.692
45	Sawyer, Matt	B8/ Wild Geese	38	17	0.691
	Kerr, Duncan	E2/ Da Bulls	38	17	0.691
47	Deemer, Randy	C7/ Starving Dartists	31	14	0.689
48	Brown, Phil	D6/ Been There Done That	33	15	0.688
	Sarantos, Alex	D3/ Damn Yankees	33	15	0.688
	Giberson, Kris	C1/ WIEBLS	22	10	0.688
51	Hatch, Nicole	G3/ Big Deck	34	16	0.680
52	Ellison, George	E1/ Dynamic Darts	25	12	0.676
53	Arensdorf, Dave	C6/ Sharky's Machine	27	13	0.675
54	Chavis, Lynn	G3/ Big Deck	37	18	0.673
55	Sawyer, Duane	B8/ Wild Geese	36	18	0.667
	Slawter, Mark	G7/ Sneaky Pigs	26	13	0.667
57	Heater, Bret	G4/ Irishmen	37	19	0.661
58	Gaglione, Joe	A1/ Lunatic Fringe	35	18	0.660
	Skelton, Chris	G8/ Darts'R'Us	35	18	0.660
60	Tollerton, Steve	F1/ Web'O'D'Feet	33	17	0.660
61	Holland, William	E5/ Grateful Darts	32	17	0.653
	Buckley, Bill	F2/ Chupacabras	32	17	0.653
63	Hendricks, Ron	C7/ Starving Dartists	28	15	0.651
	Lee, Eric	F3/ The Replacements	28	15	0.651
65	Nutter, Darryl	F7/ Tub Kids	26	14	0.650

All-Star Point Percentage

			ASP	TGP	%-age
1	Brown, Tom	A1/ Lunatic Fringe	83.5	46	1.815
2	Dixon, J.D.	B7/ Varina Sports Bar	92.5	54	1.713
3	Eastmead, Phillip	A2/ Hall of Justice	81.5	53	1.538
4	Hyler, Dale	A4/ Yahtzee Blossoms	69.5	46	1.511
5	Beeson, Robb	A4/ Yahtzee Blossoms	83.0	56	1.482
6	Jenkins, John	B4/ Get the Point "33"	75.0	54	1.389
7	Whitehead, Lee	A6/ D. V. Needed	54.5	40	1.363
8	Butman, Don	A1/ Lunatic Fringe	66.5	49	1.357
9	Bedworth, Neal	A2/ Hall of Justice	69.5	53	1.311
10	Tan, Wil	A2/ Hall of Justice	59.0	45	1.311
11	Phillips, Robbie	A4/ Yahtzee Blossoms	74.5	57	1.307
12	Butters, Scott	A7/ Dazed & Confused	59.5	54	1.102
13	Davis, Jim	A3/ Pig Darts	46.0	42	1.095
14	Ingrum, Scott	A2/ Hall of Justice	51.5	48	1.073
15	Ray, Gerald	B8/ Wild Geese	56.0	54	1.037
16	Kunttu, Kurt	C2/ Them Again	50.0	49	1.020
17	Gaglione, Joe	A1/ Lunatic Fringe	54.0	53	1.019
18	Wall, Keith	A1/ Lunatic Fringe	55.0	54	1.019
19	Samaluk, Somchai	C1/ WIEBLS	42.0	42	1.000
20	Carroll, John	B5/ Dogs of War II	52.5	53	0.991
21	Simpson, Donnie	B3/ Home Thrown	58.0	59	0.983
22	Crowley, Pat	D1/ Wireless	49.0	50	0.980
23	James, Bob	C1/ WIEBLS	44.0	45	0.978
24	Terry, Bob	A1/ Lunatic Fringe	41.5	44	0.943
25	Delp, Paula	A6/ D. V. Needed	55.5	60	0.925
26	Arensdorf, Dave	C6/ Sharky's Machine	37.0	42	0.881
27	McNamara, Tim	A8/ Dodge Darts	43.5	50	0.870
28	Hester, Billy	A4/ Yahtzee Blossoms	32.5	39	0.833
29	Gibbs, Keith	A2/ Hall of Justice	35.5	44	0.807
	Gillett, Galen	E3/ NBF	35.5	44	0.807
31	Keller, Tony	B6/ Horsemen	46.0	58	0.793
32	Romanchek, David	B2/ Nine Lives	47.5	60	0.792
	Santas, Luey	C3/ Happy Hours	38.0	48	0.792
34	Alcon, Tony	F2/ Chupacabras	40.0	51	0.784
35	Copple, Matthew	B2/ Nine Lives	41.5	53	0.783
36	Pope, Joshua	E8/ FAH-Que	44.5	57	0.781
37	Buckner, Jacky	B4/ Get the Point "33"	43.5	57	0.763
38	Barker, Barry	C2/ Them Again	32.5	43	0.756
39	Holland, Steve	A8/ Dodge Darts	40.0	53	0.755
40	Cashwell, Craig	A3/ Pig Darts	41.5	56	0.741
41	Deemer, Randy	C7/ Starving Dartists	34.5	47	0.734
42	Stark, Keith	A5/ Last Call	43.0	59	0.729
43	Crumpler, Greg	A7/ Dazed & Confused	30.5	42	0.726
44	Murdaugh, John	B3/ Home Thrown	43.5	60	0.725
45	Slominski, Mark	B1/ Excalibur	35.5	49	0.724
46	Winters, Tom	E1/ Dynamic Darts	36.0	50	0.720
47	Simpson, David	D7/ 5 Drunks, 1 Driver	36.5	51	0.716
48	Doroshanko, Jim	D3/ Damn Yankees	37.0	52	0.712
49	Keitany, Mustafa	G6/ Young Guns	34.0	48	0.708
50	Beaudoin, Paul	B8/ Wild Geese	39.5	56	0.705
51	Benson, Will	A6/ D. V. Needed	35.0	51	0.686
	Sellers, Mark	A7/ Dazed & Confused	35.0	51	0.686
	Chaney, Bill	B7/ Varina Sports Bar	35.0	51	0.686
54	Hope, Chris	A8/ Dodge Darts	39.0	57	0.684
55	Eason, Joel	A3/ Pig Darts	30.0	44	0.682
56	Stevens, Joe	A5/ Last Call	31.5	48	0.656
	Giberson, Kris	C1/ WIEBLS	21.0	32	0.656
58	Evans, J.P.	A8/ Dodge Darts	35.0	54	0.648
59	Hoyt, Chris	F7/ Tub Kids	28.5	44	0.648
60	Swindell, Rick	C2/ Them Again	31.0	48	0.646
61	Barton, Kevin	B5/ Dogs of War II	24.5	38	0.645
62	Sawyer, Duane	B8/ Wild Geese	36.0	56	0.643
	Holland, William	E5/ Grateful Darts	31.5	49	0.643
	Hansen, Paul	D4/ Kozmic Debris	22.5	35	0.643
65	Knox, Mike	B6/ Horsemen	34.5	54	0.639

Fall 2002 RDL Records (by team) (FINAL!)

(All statistics are included, as there were no missing scoresheets this season)

Singles Win Percentages

		W	L	%-age
1	A1/ Lunatic Fringe	124	44	0.738
2	F3/ The Replacements	117	51	0.696
3	B8/ Wild Geese	113	55	0.673
	E1/ Dynamic Darts	113	55	0.673
5	A2/ Hall of Justice	112	56	0.667
6	F7/ Tub Kids	103	53	0.660
7	F2/ Chupacabras	97	59	0.622
8	C1/ WIEBLS	89	55	0.618
9	G3/ Big Deck	100	68	0.595
10	B7/ Varina Sports Bar	97	71	0.577
11	G7/ Sneaky Pigs	96	72	0.571
12	D6/ Been There Done That	82	62	0.569
13	G6/ Young Guns	95	73	0.565
14	E4/ Bubba's Garage	94	74	0.560
	E5/ Grateful Darts	94	74	0.560
16	D3/ Damn Yankees	79	65	0.549
17	G8/ Darts'R'Us	90	78	0.536
18	F1/ Web'O'D'Feet	82	73	0.529
19	C7/ Starving Dartists	76	68	0.528
20	B4/ Get the Point "33"	87	81	0.518
21	C2/ Them Again	74	70	0.514
	D1/ Wireless	74	70	0.514
23	B1/ Excalibur	86	82	0.512
24	F4/ Dartaholics	61	59	0.508
25	C4/ UZMALL	73	71	0.507
26	A6/ D. V. Needed	85	83	0.506
	G2/ Get Over It	85	83	0.506
28	A4/ Yahtzee Blossoms	84	84	0.500
	E2/ Da Bulls	84	84	0.500
	E6/ Travelin' Beer Bellies	84	84	0.500
	G4/ Irishmen	84	84	0.500
32	C6/ Sharky's Machine	70	74	0.486
	D2/ C.O.W.A.	70	74	0.486
34	D5/ Heroes In Trouble	64	68	0.485
35	B3/ Home Thrown	79	87	0.476
36	D4/ Kozmic Debris	62	70	0.470
37	E8/ FAH-Que	78	90	0.464
38	C3/ Happy Hours	65	79	0.451
39	B2/ Nine Lives	74	92	0.446
40	B6/ Horsemen	74	94	0.440
	E7/ One Armed Bandits	74	94	0.440
42	F5/ Coral Reefers	63	81	0.438
43	A5/ Last Call	72	96	0.429
44	D7/ 5 Drunks, 1 Driver	61	83	0.424
45	A3/ Pig Darts	67	101	0.399
	A8/ Dodge Darts	67	101	0.399
47	C5/ Pog Mo Hon	57	87	0.396
48	G5/ The Gruesome Severed Hands	66	102	0.393
49	A7/ Dazed & Confused	60	108	0.357
50	B5/ Dogs of War II	58	106	0.354
51	G1/ 3 Legged Dog	56	112	0.333
52	E3/ NBF	51	117	0.304
53	F6/ Bogarts	47	121	0.280
54	F8/ The Posse	41	114	0.265

Doubles Win Percentages

		W	L	%-age
1	A1/ Lunatic Fringe	62	22	0.738
2	F7/ Tub Kids	57	21	0.731
3	A2/ Hall of Justice	59	25	0.702
4	A4/ Yahtzee Blossoms	56	28	0.667
5	G8/ Darts'R'Us	54	30	0.643
6	E1/ Dynamic Darts	53	31	0.631
	F3/ The Replacements	53	31	0.631
8	C1/ WIEBLS	45	27	0.625
9	C2/ Them Again	44	28	0.611
	C7/ Starving Dartists	44	28	0.611
11	B4/ Get the Point "33"	51	33	0.607
	G3/ Big Deck	51	33	0.607
	G7/ Sneaky Pigs	51	33	0.607
14	B7/ Varina Sports Bar	50	34	0.595
15	F2/ Chupacabras	46	32	0.590
16	D6/ Been There Done That	41	31	0.569
17	D5/ Heroes In Trouble	37	29	0.561
18	B8/ Wild Geese	46	38	0.548
	E7/ One Armed Bandits	46	38	0.548
	E8/ FAH-Que	46	38	0.548
21	D3/ Damn Yankees	39	33	0.542
22	F1/ Web'O'D'Feet	42	36	0.538
23	B3/ Home Thrown	45	39	0.536
24	D1/ Wireless	38	34	0.528
25	B2/ Nine Lives	44	40	0.524
26	F4/ Dartaholics	31	29	0.517
27	E6/ Travelin' Beer Bellies	43	41	0.512
28	G4/ Irishmen	42	42	0.500
29	E2/ Da Bulls	40	44	0.476
	E5/ Grateful Darts	40	44	0.476
	G6/ Young Guns	40	44	0.476
32	D7/ 5 Drunks, 1 Driver	34	38	0.472
	F5/ Coral Reefers	34	38	0.472
34	A3/ Pig Darts	39	45	0.464
	B6/ Horsemen	39	45	0.464
	E4/ Bubba's Garage	39	45	0.464
37	C3/ Happy Hours	33	39	0.458
38	G2/ Get Over It	38	46	0.452
39	C6/ Sharky's Machine	32	40	0.444
40	C4/ UZMALL	31	41	0.431
41	D2/ C.O.W.A.	30	42	0.417
42	D4/ Kozmic Debris	27	39	0.409
43	A8/ Dodge Darts	32	52	0.381
44	A6/ D. V. Needed	31	53	0.369
	A7/ Dazed & Confused	31	53	0.369
	B5/ Dogs of War II	31	53	0.369
47	B1/ Excalibur	30	54	0.357
	G1/ 3 Legged Dog	30	54	0.357
	G5/ The Gruesome Severed Hands	30	54	0.357
50	E3/ NBF	29	55	0.345
51	C5/ Pog Mo Hon	23	49	0.319
52	A5/ Last Call	26	58	0.310
53	F6/ Bogarts	23	61	0.274
54	F8/ The Posse	20	58	0.256

Fall 2002 RDL Records (by team) (FINAL!)

(All statistics are included, as there were no missing scoresheets this season)

Singles+Doubles Win Percentages

		W	L	%-age
1	A1/ Lunatic Fringe	248	88	0.738
2	F7/ Tub Kids	217	95	0.696
3	A2/ Hall of Justice	230	106	0.685
4	F3/ The Replacements	223	113	0.664
5	E1/ Dynamic Darts	219	117	0.652
6	C1/ WIEBLS	179	109	0.622
7	B8/ Wild Geese	205	131	0.610
8	F2/ Chupacabras	189	123	0.606
9	G3/ Big Deck	202	134	0.601
10	G7/ Sneaky Pigs	198	138	0.589
	G8/ Darts'R'Us	198	138	0.589
12	B7/ Varina Sports Bar	197	139	0.586
13	A4/ Yahtzee Blossoms	196	140	0.583
14	C7/ Starving Dartists	164	124	0.569
	D6/ Been There Done That	164	124	0.569
16	B4/ Get the Point "33"	189	147	0.563
	C2/ Them Again	162	126	0.563
18	D3/ Damn Yankees	157	131	0.545
19	F1/ Web'O'D'Feet	166	145	0.534
20	D5/ Heroes In Trouble	138	126	0.523
21	G6/ Young Guns	175	161	0.521
	D1/ Wireless	150	138	0.521
23	E5/ Grateful Darts	174	162	0.518
24	F4/ Dartaholics	123	117	0.513
25	E4/ Bubba's Garage	172	164	0.512
26	B3/ Home Thrown	169	165	0.506
27	E6/ Travelin' Beer Bellies	170	166	0.506
	E8/ FAH-Que	170	166	0.506
29	G4/ Irishmen	168	168	0.500
30	E7/ One Armed Bandits	166	170	0.494
31	E2/ Da Bulls	164	172	0.488
32	B2/ Nine Lives	162	172	0.485
33	G2/ Get Over It	161	175	0.479
34	C4/ UZMALL	135	153	0.469
35	C6/ Sharky's Machine	134	154	0.465
36	C3/ Happy Hours	131	157	0.455
	F5/ Coral Reefers	131	157	0.455
38	B6/ Horsemen	152	184	0.452
39	D2/ C.O.W.A.	130	158	0.451
40	D7/ 5 Drunks, 1 Driver	129	159	0.448
41	D4/ Kozmic Debris	116	148	0.439
42	A6/ D. V. Needed	147	189	0.438
43	B1/ Excalibur	146	190	0.435
44	A3/ Pig Darts	145	191	0.432
45	A8/ Dodge Darts	131	205	0.390
46	G5/ The Gruesome Severed Hands	126	210	0.375
47	A5/ Last Call	124	212	0.369
48	A7/ Dazed & Confused	122	214	0.363
49	B5/ Dogs of War II	120	212	0.361
50	C5/ Pog Mo Hon	103	185	0.358
51	G1/ 3 Legged Dog	116	220	0.345
52	E3/ NBF	109	227	0.324
53	F6/ Bogarts	93	243	0.277
54	F8/ The Posse	81	230	0.260

All-Star Percentages

		ASP	TGP	%-age
1	A1/ Lunatic Fringe	378.0	336	1.125
2	A4/ Yahtzee Blossoms	377.0	342	1.102
3	A2/ Hall of Justice	370.0	342	1.082
4	A6/ D. V. Needed	254.5	360	0.707
5	A3/ Pig Darts	241.0	349	0.691
6	B7/ Varina Sports Bar	228.0	336	0.679
7	C1/ WIEBLS	191.0	294	0.650
8	A7/ Dazed & Confused	221.5	350	0.633
	B4/ Get the Point "33"	221.5	350	0.633
10	B8/ Wild Geese	218.5	348	0.628
11	A8/ Dodge Darts	218.0	349	0.625
12	A5/ Last Call	207.0	347	0.597
13	C2/ Them Again	167.0	296	0.564
14	B2/ Nine Lives	191.5	347	0.552
15	B3/ Home Thrown	189.5	364	0.521
16	B6/ Horsemen	175.5	361	0.486
17	B5/ Dogs of War II	155.0	332	0.467
18	C7/ Starving Dartists	136.0	300	0.453
19	E1/ Dynamic Darts	151.0	343	0.440
20	C3/ Happy Hours	124.5	288	0.432
21	B1/ Excalibur	147.5	348	0.424
22	D3/ Damn Yankees	125.5	313	0.401
23	E4/ Bubba's Garage	133.5	347	0.385
24	D5/ Heroes In Trouble	106.5	277	0.384
25	D7/ 5 Drunks, 1 Driver	117.0	306	0.382
26	F3/ The Replacements	130.0	344	0.378
27	C6/ Sharky's Machine	111.0	300	0.370
28	E5/ Grateful Darts	123.5	336	0.368
29	F7/ Tub Kids	122.0	335	0.364
30	F2/ Chupacabras	116.5	320	0.364
31	D2/ C.O.W.A.	109.0	300	0.363
32	D6/ Been There Done That	103.5	288	0.359
33	E8/ FAH-Que	121.0	341	0.355
34	D1/ Wireless	106.5	301	0.354
35	D4/ Kozmic Debris	98.5	282	0.349
36	E6/ Travelin' Beer Bellies	120.5	345	0.349
37	E2/ Da Bulls	117.0	336	0.348
38	C4/ UZMALL	103.5	301	0.344
39	G3/ Big Deck	111.0	336	0.330
40	G6/ Young Guns	114.5	359	0.319
41	C5/ Pog Mo Hon	90.0	288	0.313
42	F1/ Web'O'D'Feet	98.5	329	0.299
43	E7/ One Armed Bandits	102.0	343	0.297
44	E3/ NBF	92.0	336	0.274
45	G4/ Irishmen	91.5	351	0.261
46	G7/ Sneaky Pigs	80.0	345	0.232
47	G8/ Darts'R'Us	80.5	349	0.231
48	F5/ Coral Reefers	66.0	288	0.229
49	G1/ 3 Legged Dog	73.0	336	0.217
50	F4/ Dartaholics	51.5	248	0.208
51	G2/ Get Over It	70.0	348	0.201
52	F8/ The Posse	59.0	319	0.185
53	G5/ The Gruesome Severed Hands	59.5	336	0.177
54	F6/ Bogarts	48.0	336	0.143

RDL - Fall, 2002	Week 1			Week 2			Week 3			Week 4			Week 5			Week 6			Week 7			Week 8			Week 9			Week 10			Week 11			Week 12			Week 13			Week 14			Forfeits
	vs.	W/L	Pts.	vs.	W/L	Pts.	vs.	W/L	Pts.	vs.	W/L	Pts.	vs.	W/L	Pts.	vs.	W/L	Pts.	vs.	W/L	Pts.	vs.	W/L	Pts.	vs.	W/L	Pts.	vs.	W/L	Pts.	vs.	W/L	Pts.	vs.	W/L	Pts.	vs.	W/L	Pts.	vs.	W/L	Pts.	
A1/ Lunatic Fringe	A3	W	16	a4	W	16	a5	W	20	A7	W	24	A6	W	19	a8	W	19	A2	W	15	a3	W	14	A4	W	15	A5	W	20	a7	W	20	a6	W	21	A8	W	21	a2	L	8	
A2/ Hall of Justice	A8	W	16	a6	W	13	A3	W	14	A5	W	18	a7	W	20	A4	W	14	a1	L	9	a8	W	22	A6	W	15	a3	W	19	a5	W	21	A7	W	21	a4	W	13	A1	W	16	
A3/ Pig Darts	a1	L	6	A5	W	16	a2	L	10	A8	W	17	a4	L	11	a6	L	5	A7	L	11	A1	L	10	a5	L	5	A2	L	5	a8	L	7	A4	L	8	A6	L	12	a7	W	13	
A4/ Yahtzee Blossoms	a5	W	16	A1	L	8	a7	W	17	a6	L	11	A3	W	13	a2	L	10	A8	W	19	A5	W	17	a1	L	9	A7	W	13	A6	W	18	a3	W	16	A2	L	12	a8	W	16	
A5/ Last Call	A4	L	8	a3	L	8	A1	L	4	a2	L	6	A8	L	7	a7	W	13	A6	L	12	a4	L	7	A3	W	13	a1	L	4	A2	L	2	a8	W	11	A7	L	12	a6	W	10	
A6/ D. V. Needed	a7	L	9	A2	L	11	a8	W	13	A4	W	13	a1	L	5	A3	W	17	a5	W	13	A7	W	15	a2	L	9	A8	W	13	a4	L	6	A1	L	3	a3	W	13	A5	L	9	
A7/ Dazed & Confused	A6	W	15	a8	W	13	A4	L	7	a1	L	0	A2	L	4	A5	L	11	a3	W	12	a6	L	9	A8	L	9	a4	L	9	A1	L	4	a2	L	3	a5	W	13	A3	L	12	
A8/ Dodge Darts	a2	L	8	A7	L	11	A6	L	12	a3	L	7	a5	W	17	A1	L	5	a4	L	5	A2	L	2	a7	W	15	a6	L	12	A3	W	16	A5	L	10	a1	L	3	A4	L	8	
B1/ Excalibur	B4	L	8	b3	L	9	B6	W	11	b5	L	10	B7	L	9	B2	L	11	b8	L	10	b4	W	13	B3	L	11	b6	L	12	B5	W	15	b7	L	11	b2	L	7	B8	L	7	
B2/ Nine Lives	B6	W	13	b8	L	4	B5	W	14	b7	L	3	B3	L	12	b1	W	13	B4	W	18	b6	W	13	B8	L	7	b5	W	14	B7	L	9	b3	L	11	B1	W	15	b4	L	7	
B3/ Home Thrown	b7	L	10	B1	W	15	B4	L	11	b8	L	7	b2	W	13	B5	W	16	b6	W	14	B7	L	9	b1	W	13	b4	L	12	B8	W	13	B2	W	13	b5	W	11	B6	W	13	
B4/ Get the Point "33"	b1	W	16	B7	W	13	b3	W	13	B6	W	15	b5	W	14	B8	L	7	b2	L	4	B1	L	12	b7	L	10	B3	W	13	b6	W	20	B5	W	23	b8	W	15	B2	W	15	
B5/ Dogs of War II	B8	L	6	b6	W	13	b2	L	8	B1	W	14	B4	L	10	b3	L	7	B7	L	8	b8	L	8	B6	L	5	B2	L	6	b1	L	9	b4	L	0	B3	L	6	b7	L	9	
B6/ Horsemen	b2	L	11	B5	L	11	b1	L	10	b4	L	9	B8	L	7	b7	L	11	B3	L	10	B2	L	12	b5	W	14	B1	W	13	B4	L	4	b8	L	12	B7	W	16	b3	L	12	
B7/ Varina Sports Bar	B3	W	14	b4	L	11	B8	W	16	B2	W	21	b1	W	15	B6	W	13	b5	W	16	b3	W	15	B4	W	14	b8	W	13	b2	W	13	B1	W	13	b6	L	8	B5	W	15	
B8/ Wild Geese	b5	W	18	B2	W	20	b7	L	8	B3	W	17	b6	W	17	b4	W	17	B1	W	14	B5	W	16	b2	W	17	B7	L	11	b3	L	12	B6	W	13	B4	L	9	b1	W	17	
C1/ WIEBLS	c7	L	11	C6	W	19	Bye	-	-	c5	W	22	c3	W	16	C4	W	18	c2	L	11	C7	W	13	c6	W	11	Bye	-	-	C5	W	18	C3	W	12	c4	L	12	C2	W	13	
C2/ Them Again	c3	L	11	C4	W	14	c6	W	12	Bye	-	-	C5	W	19	c7	W	13	C1	W	13	C3	L	10	c4	L	8	C6	W	16	Bye	-	-	c5	W	19	C7	W	15	c1	L	11	
C3/ Happy Hours	C2	W	13	c5	L	11	C4	L	11	c7	L	8	C1	L	8	c6	W	17	Bye	-	-	c2	W	14	C5	L	10	c4	L	11	C7	L	8	c1	L	9	C6	L	11	Bye	-	-	
C4/ UZMALL	C5	W	15	c2	L	9	c3	W	13	C6	W	13	Bye	-	-	c1	L	6	C7	L	9	c5	L	10	C2	W	14	C3	W	13	c6	L	10	Bye	-	-	C1	W	13	c7	L	11	
C5/ Pog Mo Hon	c4	L	9	C3	W	13	c7	L	7	C1	L	2	c2	L	5	Bye	-	-	C6	W	9	C4	W	12	c3	W	11	C7	L	6	c1	L	6	C2	L	5	Bye	-	-	c6	L	4	
C6/ Sharky's Machine	Bye	-	-	c1	L	2	C2	L	9	c4	L	12	C7	W	13	C3	L	7	c5	L	8	Bye	-	-	C1	L	10	c2	L	8	C4	W	14	c7	L	10	c3	W	13	C5	W	20	
C7/ Starving Dartists	C1	W	13	Bye	-	-	C5	W	16	C3	W	16	c6	L	12	C2	L	12	c4	W	11	c1	L	11	Bye	-	-	c5	W	17	c3	W	16	C6	W	14	c2	L	7	C4	W	13	
D1/ Wireless	D2	W	12	d5	W	15	D3	L	12	Bye	-	-	d4	W	15	D6	L	7	d7	W	18	d2	L	11	D5	L	8	d3	L	9	Bye	-	-	D4	W	13	d6	W	13	D7	W	18	
D2/ C.O.W.A.	d1	L	11	D4	L	9	D5	L	11	d3	L	8	Bye	-	-	D7	W	13	d6	L	8	D1	W	13	d4	W	15	d5	W	16	D3	L	9	Bye	-	-	d7	L	8	D6	L	5	
D3/ Damn Yankees	d7	W	15	Bye	-	-	d1	W	13	D2	W	15	d6	L	8	d5	W	14	D4	L	11	D7	W	19	Bye	-	-	D1	W	15	d2	W	15	D6	L	9	D5	W	13	d4	W	13	
D4/ Kozmic Debris	D5	*L*	*0*	d2	W	12	D6	W	14	d7	L	12	D1	L	8	Bye	-	-	d3	W	12	d5	L	5	D2	L	9	d6	L	8	D7	L	5	d1	L	11	Bye	-	-	D3	L	12	1
D5/ Heroes In Trouble	d4	*W*	*16*	D1	L	9	d2	W	13	D6	W	16	d7	L	12	D3	L	10	Bye	-	-	D4	W	19	d1	W	16	D2	L	8	d6	L	9	D7	W	14	d3	L	12	Bye	-	-	
D6/ Been There Done That	Bye	-	-	D7	L	9	d4	L	10	d5	L	8	D3	W	16	d1	W	17	D2	W	16	Bye	-	-	d7	W	15	D4	W	14	D5	W	15	d3	W	15	D1	L	11	d2	W	18	
D7/ 5 Drunks, 1 Driver	D3	L	9	d6	W	15	Bye	-	-	D4	W	13	D5	W	13	d2	L	12	D1	L	6	d3	L	5	D6	L	9	Bye	-	-	d4	W	15	d5	L	8	D2	W	15	d1	L	6	
E1/ Dynamic Darts	E6	W	18	e7	W	13	e5	W	17	E2	W	14	E8	W	13	e4	W	19	E3	W	15	e6	W	15	E7	W	18	E5	W	14	e2	W	13	e8	W	15	E4	W	17	e3	W	19	
E2/ Da Bulls	E8	L	9	e4	W	14	E7	L	10	e1	L	10	E3	W	13	E5	L	11	e6	W	15	e8	L	10	E4	L	10	e7	L	11	E1	L	11	e3	L	10	e5	W	16	E6	W	13	
E3/ NBF	E4	L	5	e8	L	6	E6	L	11	E5	L	3	e2	L	10	E7	L	10	e1	L	7	e4	L	6	E8	L	9	e6	L	8	e5	L	7	E2	W	14	e7	L	6	E1	L	5	
E4/ Bubba's Garage	e3	W	16	E2	L	10	E8	L	9	e6	L	12	e5	W	16	E1	L	5	e7	L	9	E3	W	18	e2	W	14	e8	L	10	E6	L	10	E5	W	13	e1	L	7	E7	W	15	
E5/ Grateful Darts	E7	W	14	e6	W	14	E1	L	7	e3	W	21	E4	L	8	e2	W	13	E8	W	12	e7	W	13	E6	W	12	e1	L	10	E3	W	17	e4	L	11	E2	L	8	e8	W	14	
E6/ Travelin' Beer Bellies	e1	L	6	E5	L	10	e3	W	13	E4	W	13	e7	W	13	e8	W	13	E2	L	9	E1	L	9	e5	L	9	E3	W	16	e4	W	13	E7	W	18	E8	W	15	e2	L	11	
E7/ One Armed Bandits	e5	L	10	E1	L	12	e2	W	14	e8	L	8	E6	L	11	e3	W	14	E4	W	15	E5	L	11	e1	L	5	E2	W	12	E8	W	17	e6	L	6	E3	W	18	e4	L	7	
E8/ FAH-Que	e2	W	15	E3	W	18	e4	W	15	E7	W	14	e1	L	11	E6	L	11	e5	L	10	E2	W	14	e3	W	13	E4	W	11	e7	L	7	E1	L	9	e6	L	9	E5	L	10	
F1/ Web'O'D'Feet	F6	W	18	f3	W	11	F4	W	14	f8	W	20	F5	*W*	*16*	f7	L	12	F2	L	11	f6	W	22	F3	L	10	f4	W	13	F8	W	13	f5	L	9	F7	L	5	f2	L	7	
F2/ Chupacabras	f7	L	10	F8	W	19	f5	W	15	F6	W	19	f4	L	10	F3	L	11	f1	W	13	F7	W	13	f8	W	19	F5	W	17	f6	W	20	F4	*W*	*16*	f3	L	7	F1	W	17	
F3/ The Replacements	f4	W	17	F1	L	10	f8	W	18	F5	W	20	f6	W	21	f2	W	13	F7	L	10	F4	W	16	f1	W	14	F8	W	20	f5	W	17	F6	W	18	F2	W	17	f7	W	13	
F4/ Dartaholics	F3	L	4	f6	W	16	f1	L	10	F7	L	7	F2	W	14	f5	L	10	F8	W	17	f3	L	8	F6	W	19	F1	L	12	f7	*L*	*0*	f2	*L*	*0*	F5	*L*	*0*	f8	*L*	*0*	4
F5/ Coral Reefers	f8	W	19	F7	L	7	F2	L	9	f3	L	4	f1	*L*	*0*	F4	W	11	f6	W	16	F8	W	16	f7	L	3	f2	L	7	F3	L	7	F1	W	15	f4	*W*	*16*	F6	W	15	1
F6/ Bogarts	f1	L	6	F4	L	8	f7	L	5	f2	L	5	F3	L	3	f8	W	12	F5	L	8	F1	L	2	f4	L	5	F7	L	2	F2	L	4	f3	L	6	F8	W	18	f5	L	8	
F7/ Tub Kids	F2	W	14	f5	W	15	F6	W	19	f4	W	17	F8	W	21	F1	W	13	f3	W	14	f2	L	12	F5	W	14	f6	W	22	F4	*W*	*16*	f8	W	19	f1	W	19	F3	L	12	
F8/ The Posse	F5	L	4	f2	L	5	F3	L	6	F1	L	3	f7	L	3	F6	L	11	f4	L	7	f5	L	8	F2	L	5	f3	L	4	f1	L	12	F7	L	5	f6	L	6	F4	*W*	*16*	
G1/ 3 Legged Dog	G5	W	13	g3	L	8	G8	L	10	g4	L	6	G7	L	4	G6	L	10	g2	L	8	g5	W	13	G3	L	10	g8	L	3	G4	L	8	g7	L	5	g6	L	8	G2	L	10	
G2/ Get Over It	g4	L	9	G6	L	9	g7	L	11	G3	L	9	g8	L	11	g5	W	13	G1	W	16	G4	W	13	g6	L	12	G7	L	6	g3	L	11	G8	W	13	G5	W	15	g1	W	14	
G3/ Big Deck	g7	W	19	G1	W	16	G5	W	14	g2	W	15	g6	W	12	G4	L	9	g8	W	14	G7	L	10	g1	W	13	g5	W	22	G2	W	13	G6	L	11	g4	W	16	G8	W	14	
G4/ Irishmen	G2	W	15	g8	L	12	g6	W	13	G1	W	18	G5	L	11	g3	W	15	G7	L	8	g2	L	11	G8	L	7	G6	L	10	g1	W	16	g5	W	14	G3	L	8	g7	L	9	
G5/ The Gruesome Severed Han	g1	L	11	G7	L	9	g3	L	7	G8	L	11	g4	W	13	G2	L	11	g6	L	9	G1	L	11	g7	L	5	G3	L	2	g8	L	4	G4	L	10	g2	L	9	G6	W	13	
G6/ Young Guns	G8	L	7	g2	W	15	G4	L	12	g7	W	13	G3	L	11	g1	W	14	G5	W	15	g8	L	10	G2	W	13	g4	W	12	G7	W	14	g3	W	13	G1	W	16	g5	L	11	
G7/ Sneaky Pigs	G3	L	5	g5	W	15	G2	W	13	G6	L	12	g1	W	20	G8	L	10	g4	W	16	g3	W	14	G5	W	18	g2	W	18	g6	L	10	G1	W	19	g8	W	13	G4	W	15	
G8/ Darts'R'Us	g6	W	17	G4	W	13	g1	W	14	g5	W	13	G2	W	13	g7	W	14	G3	L	10	G6	W	14	g4	W	17	G1	W	21	G5	W	20	g2	L	12	G7	L	11	g3	L	10	

		Singles	301	Singles	Cricket	Singles	Record	Singles Win %-age	Doubles	Cricket	Doubles	501	Doubles	Record	Doubles Win %-age	Sngls + Dbls	Record	Sngls + Dbls Win %-age	1001 Wins	1001 Losses	All-Star Points	Games Played	All-Star %-age
A1/ Lunatic Fringe		60	24	64	20	124	44	0.738	30	12	32	10	62	22	0.738	248	88	0.738	0	0	378.0	336	1.125
A 10	Hoffmann, Steve	7	1	5	4	12	5	0.706	6	3	8	2	14	5	0.737	26	10	0.722			30.5	36	0.847
A 11	Brown, Tom	10	1	11	1	21	2	0.913	10	1	10	2	20	3	0.870	41	5	0.891			83.5	46	1.815
A 12	Budelman, Jim	3	4	5	2	8	6	0.571	3	4	6	2	9	6	0.600	17	12	0.586			30.5	29	1.052
A 13	Butman, Don	9	3	13	0	22	3	0.880	7	5	8	4	15	9	0.625	37	12	0.755			66.5	49	1.357
A 14	Terry, Bob	7	6	7	3	14	9	0.609	8	3	9	1	17	4	0.810	31	13	0.705			41.5	44	0.943
A 15	Wall, Keith	13	1	10	4	23	5	0.821	13	1	9	3	22	4	0.846	45	9	0.833			55.0	54	1.019
A 16	Wilson, Joe	0	0	0	0	0	0	#DIV/0!	0	0	0	0	0	0	#DIV/0!	0	0	#DIV/0!			0.0	0	#DIV/0!
A 17	Wilson, James	4	1	4	3	8	4	0.667	3	3	5	2	8	5	0.615	16	9	0.640			16.5	25	0.660
A 18	Gaglione, Joe	7	7	9	3	16	10	0.615	10	4	9	4	19	8	0.704	35	18	0.660			54.0	53	1.019
A2/ Hall of Justice		49	35	63	21	112	56	0.667	28	14	31	11	59	25	0.702	230	106	0.685	6	0	370.0	342	1.082
A 20	Selby, Brian	6	3	7	3	13	6	0.684	4	3	5	3	9	6	0.600	22	12	0.647	1	0	31.5	35	0.900
A 21	Eastmead, Phillip	12	2	10	4	22	6	0.786	10	3	6	5	16	8	0.667	38	14	0.731	1	0	81.5	53	1.538
A 22	Gibbs, Keith	7	3	6	6	13	9	0.591	8	3	10	1	18	4	0.818	31	13	0.705	0	0	35.5	44	0.807
A 23	Ingrum, Scott	6	6	10	3	16	9	0.640	7	4	7	4	14	8	0.636	30	17	0.638	1	0	51.5	48	1.073
A 24	Stewart, Shannon	2	7	3	3	5	10	0.333	7	1	7	1	14	2	0.875	19	12	0.613	0	0	23.0	31	0.742
A 25	West, Billy	1	0	1	0	2	0	1.000	0	1	0	0	0	1	0.000	2	1	0.667	0	0	2.5	3	0.833
A 26	Tan, Wil	5	2	11	2	16	4	0.800	8	5	8	3	16	8	0.667	32	12	0.727	1	0	59.0	45	1.311
A 27	Gibson, Jack	2	7	2	0	4	7	0.364	4	3	8	3	12	6	0.667	16	13	0.552	1	0	16.0	30	0.533
A 28	Bedworth, Neal	8	5	13	0	21	5	0.808	8	5	11	2	19	7	0.731	40	12	0.769	1	0	69.5	53	1.311
A3/ Pig Darts		34	50	33	51	67	101	0.399	24	18	15	27	39	45	0.464	145	191	0.432	7	6	241.0	349	0.691
A 30	Rutten, Pete	4	11	5	8	9	19	0.321	8	6	3	11	11	17	0.393	20	36	0.357	1	1	25.0	58	0.431
A 31	Bonar, Eric	4	10	2	12	6	22	0.214	4	8	2	11	6	19	0.240	12	41	0.226	1	1	24.5	55	0.445
A 32	Davis, Jim	9	1	7	3	16	4	0.800	9	1	4	6	13	7	0.650	29	11	0.725	1	1	46.0	42	1.095
A 33	Eason, Joel	4	5	3	8	7	13	0.350	7	4	5	6	12	10	0.545	19	23	0.452	1	1	30.0	44	0.682
A 34	Umstead, Randy	4	2	4	3	8	5	0.615	3	4	3	4	6	8	0.429	14	13	0.519	1	1	21.5	29	0.741
A 35	Lane, Timothy	3	6	3	6	6	12	0.333	5	6	2	6	7	12	0.368	13	24	0.351	1	0	19.5	38	0.513
A 36	Cashwell, Craig	3	11	6	7	9	18	0.333	7	5	8	7	15	12	0.556	24	30	0.444	1	1	41.5	56	0.741
A 37	Hall, Mike	3	4	3	4	6	8	0.429	5	2	3	3	8	5	0.615	14	13	0.519	0	0	33.0	27	1.222
A4/ Yahtzee Blossoms		41	43	43	41	84	84	0.500	28	14	28	14	56	28	0.667	196	140	0.583	0	6	377.0	342	1.102
A 40	Kilts, Jason	4	8	1	6	5	14	0.263	5	4	4	3	9	7	0.563	14	21	0.400	0	0	22.5	35	0.643
A 41	Beeson, Robb	8	5	10	4	18	9	0.667	8	6	9	5	17	11	0.607	35	20	0.636	0	1	83.0	56	1.482
A 42	Grubb, Ed	1	2	1	2	2	4	0.333	3	1	3	1	6	2	0.750	8	6	0.571	0	1	11.0	15	0.733
A 43	Hester, Billy	3	7	3	9	6	16	0.273	6	2	6	3	12	5	0.706	18	21	0.462	0	0	32.5	39	0.833
A 44	Hirneisen, Randy	0	0	0	3	0	3	0.000	0	1	1	1	1	2	0.333	1	5	0.167	0	0	5.5	6	0.917
A 45	Hyler, Dale	7	4	9	3	16	7	0.696	8	3	8	3	16	6	0.727	32	13	0.711	0	1	69.5	46	1.511
A 46	Phillips, Robbie	8	6	8	6	16	12	0.571	12	2	11	3	23	5	0.821	39	17	0.696	0	1	74.5	57	1.307
A 47	Seward, Mike	4	2	4	3	8	5	0.615	4	4	6	1	10	5	0.667	18	10	0.643	0	1	38.0	29	1.310
A 48	Shpritz, Lisa	3	7	4	3	7	10	0.412	7	3	5	6	12	9	0.571	19	19	0.500	0	1	18.0	39	0.462
A 49	Smith, Allen	3	2	3	2	6	4	0.600	3	2	3	2	6	4	0.600	12	8	0.600	0	0	22.5	20	1.125
A5/ Last Call		38	46	34	50	72	96	0.429	13	29	13	29	26	58	0.310	124	212	0.369	0	11	207.0	347	0.597
A 50	Peoples, Chris	0	14	3	10	3	24	0.111	1	14	3	11	4	25	0.138	7	49	0.125	0	1	22.0	57	0.386
A 51	Bryant, Whit	1	2	3	1	4	3	0.571	2	1	0	3	2	4	0.333	6	7	0.462	0	0	15.5	13	1.192
A 52	Ney, Scott	2	3	0	5	2	8	0.200	4	2	2	3	6	5	0.545	8	13	0.381	0	1	10.0	22	0.455
A 53	Wilcenski, Steve	6	3	7	2	13	5	0.722	4	4	3	5	7	9	0.438	20	14	0.588	0	2	32.5	36	0.903
A 54	Stark, Keith	11	3	9	5	20	8	0.714	5	10	6	8	11	18	0.379	31	26	0.544	0	2	43.0	59	0.729
A 55	Bridges, Jeff	4	7	0	11	4	18	0.182	1	10	4	9	5	19	0.208	9	37	0.196	0	2	13.0	48	0.271
A 56	Wade, Nate	8	8	6	10	14	18	0.438	5	9	5	11	10	20	0.333	24	38	0.387	0	2	39.5	64	0.617
A 57	Stevens, Joe	6	6	6	6	12	12	0.500	4	8	3	8	7	16	0.304	19	28	0.404	0	1	31.5	48	0.656
A6/ D. V. Needed		49	35	36	48	85	83	0.506	13	29	18	24	31	53	0.369	147	189	0.438	24	0	254.5	360	0.707
A 60	Churchwell, Billie	1	2	0	3	1	5	0.167	0	4	0	5	0	9	0.000	1	14	0.067	1	0	5.5	16	0.344
A 61	Whitehead, Lee	9	0	5	4	14	4	0.778	6	4	6	3	12	7	0.632	26	11	0.703	3	0	54.5	40	1.363
A 62	Delp, Paula	10	4	10	4	20	8	0.714	6	8	10	4	16	12	0.571	36	20	0.643	4	0	55.5	60	0.925
A 63	Currin, David	8	6	5	10	13	16	0.448	3	11	3	10	6	21	0.222	19	37	0.339	4	0	32.5	60	0.542
A 64	Pollard, Daniel	8	6	5	8	13	14	0.481	4	10	5	9	9	19	0.321	22	33	0.400	4	0	35.5	59	0.602
A 65	Benson, Will	8	5	5	7	13	12	0.520	5	6	6	6	11	12	0.478	24	24	0.500	3	0	35.0	51	0.686
A 66	Phillips, Britt	1	2	1	4	2	6	0.250	0	3	1	2	1	5	0.167	3	11	0.214	1	0	8.5	15	0.567
A 67	Buckman, David	4	10	5	8	9	18	0.333	2	12	5	9	7	21	0.250	16	39	0.291	4	0	27.5	59	0.466
A7/ Dazed & Confused		31	53	29	55	60	108	0.357	16	26	15	27	31	53	0.369	122	214	0.363	7	7	221.5	350	0.633
A 70	Butters, Scott	8	5	8	5	16	10	0.615	7	6	7	6	14	12	0.538	30	22	0.577	1	1	59.5	54	1.102
A 71	Butters, Kent	7	7	4	11	11	18	0.379	7	8	2	11	9	19	0.321	20	37	0.351	1	1	33.0	59	0.559
A 72	Crumpler, Greg	3	7	2	9	5	16	0.238	2	7	4	6	6	13	0.316	11	29	0.275	1	1	30.5	42	0.726
A 73	Tomlinson, Steve	3	9	0	6	3	15	0.167	5	6	5	5	10	11	0.476	13	26	0.333	1	1	5.0	41	0.122
A 74	Witz, Steve	7	5	6	6	13	11	0.542	3	10	3	9	6	19	0.240	19	30	0.388	1	1	26.0	51	0.510
A 75	Sellers, Mark	1	11	5	8	6	19	0.240	5	7	4	8	9	15	0.375	15	34	0.306	1	1	35.0	51	0.686
A 76	Warren, Randy	2	9	4	10	6	19	0.240	3	8	5	9	8	17	0.320	14	36	0.280	1	1	32.5	52	0.625
A8/ Dodge Darts		33	51	34	50	67	101	0.399	16	26	16	26	32	52	0.381	131	205	0.390	0	13	218.0	349	0.625
A 80	Holland, Steve	5	8	6	7	11	15	0.423	3	10	3	9	6	19	0.240	17	34	0.333	0	2	40.0	53	0.755
A 81	Butler, Brent	2	8	1	6	3	14	0.176	2	4	1	7	3	11	0.214	6	25	0.194	0	2	10.5	33	0.318
A 82	Dahulich, Jeff	6	7	4	10	10	17	0.370	5	9	3	11	8	20	0.286	18	37	0.327	0	2	25.0	57	0.439
A 83	Evans, J.P.	6	7	5	8	11	15	0.423	6	7	7	6	13	13	0.500	24	28	0.462	0	2	35.0	54	0.648
A 84	Hope, Chris	5	9	6	8	11	17	0.393	7	7	7	6	14	13	0.519	25	30	0.455	0	2	39.0	57	0.684
A 85	McNamara, Tim	6	6	8	4	14	10	0.583	3	9	6	6	9	15	0.375	23	25	0.479	0	2	43.5	50	0.870
A 86	Anderson, Rohan	0	2	1	0	1	2	0.333	1	0	1	1	2	1	0.667	3	3	0.500	0	0	3.5	6	0.583
A 87	White, Taylor	3	4	3	7	6	11	0.353	5	6	4	6	9	12	0.429	15	23	0.395	0	1	21.5	39	0.551

	Singles	301	Singles	Cricket	Singles	Record	Singles Win %-age	Doubles	Cricket	Doubles	501	Doubles	Record	Doubles Win %-age	Sngls + Dbls	Record	Sngls + Dbls Win %-age	1001 Wins	1001 Losses	All-Star Points	Games Played	All-Star %-age
B1/ Excalibur	38	46	48	36	86	82	0.512	16	26	14	28	30	54	0.357	146	190	0.435	6	6	147.5	348	0.424
B 10 Burney, Gary	7	7	7	4	14	11	0.560	4	6	5	6	9	12	0.429	23	23	0.500	1	1	23.0	48	0.479
B 11 Slominski, Mark	6	6	7	6	13	12	0.520	4	7	7	4	11	11	0.500	24	23	0.511	1	1	35.5	49	0.724
B 12 Baldwin, Randy	4	1	3	3	7	4	0.636	5	2	3	4	8	6	0.571	15	10	0.600	0	0	11.5	25	0.460
B 13 Latham, Chris	1	0	1	1	2	1	0.667	1	1	0	2	1	3	0.250	3	4	0.429	0	0	1.0	7	0.143
B 14 Shearin, Keith	8	6	6	8	14	14	0.500	4	10	3	10	7	20	0.259	21	34	0.382	1	1	17.5	57	0.307
B 15 Foushee, Eugene	6	9	11	3	17	12	0.586	5	10	4	10	9	20	0.310	26	32	0.448	1	1	23.0	60	0.383
B 16 Long, Dale	3	3	5	7	8	10	0.444	3	7	1	9	4	16	0.200	12	26	0.316	0	1	16.5	39	0.423
B 17 Prior, Jeff	2	3	5	2	7	5	0.583	3	4	2	3	5	7	0.417	12	12	0.500	1	0	10.5	25	0.420
B 18 Berry, Robert	1	11	3	2	4	13	0.235	3	5	3	8	6	13	0.316	10	26	0.278	1	1	9.0	38	0.237
B2/ Nine Lives	37	46	37	46	74	92	0.446	21	21	23	19	44	40	0.524	162	172	0.485	7	6	191.5	347	0.552
B 20 Smith, Butch	3	10	8	6	11	16	0.407	8	5	8	6	16	11	0.593	27	27	0.500	1	1	29.5	56	0.527
B 21 Copple, Matthew	6	6	6	7	12	13	0.480	7	6	8	5	15	11	0.577	27	24	0.529	1	1	41.5	53	0.783
B 22 Romanchek, David	6	8	8	7	14	15	0.483	8	7	6	8	14	15	0.483	28	30	0.483	1	1	47.5	60	0.792
B 23 Marsden, James	6	5	0	10	6	15	0.286	1	7	4	3	5	10	0.333	11	25	0.306	1	0	9.5	37	0.257
B 24 Paulson, Glenn	4	6	2	9	6	15	0.286	4	6	5	5	9	11	0.450	15	26	0.366	1	0	16.5	42	0.393
B 25 Sosa, Bo	9	6	10	4	19	10	0.655	8	5	9	5	17	10	0.630	36	20	0.643	1	1	29.0	58	0.500
B 26 Fuhrmann, Al	0	1	0	1	0	2	0.000	3	1	3	2	6	3	0.667	6	5	0.545	0	1	2.5	12	0.208
B 27 Green, Sam	3	4	3	2	6	6	0.500	3	5	3	4	6	9	0.400	12	15	0.444	1	1	15.5	29	0.534
B3/ Home Thrown	38	45	41	42	79	87	0.476	24	18	21	21	45	39	0.536	169	165	0.506	23	7	189.5	364	0.521
B 30 Randolph, Jon	7	6	7	5	14	11	0.560	9	4	8	5	17	9	0.654	31	20	0.608	3	1	17.5	55	0.318
B 31 Edgecombe, Sean	6	8	8	6	14	14	0.500	10	4	4	8	14	12	0.538	28	26	0.519	3	1	30.0	58	0.517
B 32 Edgecombe, Andrew	1	7	2	7	3	14	0.176	3	3	3	6	6	9	0.400	9	23	0.281	3	1	10.5	36	0.292
B 33 Murdaugh, John	7	7	6	8	13	15	0.464	9	5	6	8	15	13	0.536	28	28	0.500	3	1	43.5	60	0.725
B 34 Simpson, Donnie	11	2	13	1	24	3	0.889	6	8	9	5	15	13	0.536	39	16	0.709	3	1	58.0	59	0.983
B 35 Finder, Martin	2	10	2	6	4	16	0.200	6	4	3	6	9	10	0.474	13	26	0.333	3	1	11.5	43	0.267
B 36 Brown, Bill	1	3	2	3	3	6	0.333	1	3	4	2	5	5	0.500	8	11	0.421	2	0	7.5	21	0.357
B 37 Mongillo, Marty	3	2	1	6	4	8	0.333	4	5	5	2	9	7	0.563	13	15	0.464	3	1	11.0	32	0.344
B4/ Get the Point "33"	43	41	44	40	87	81	0.518	30	12	21	21	51	33	0.607	189	147	0.563	7	7	221.5	350	0.633
B 40 Jenkins, John	11	3	13	1	24	4	0.857	9	3	3	9	12	12	0.500	36	16	0.692	1	1	75.0	54	1.389
B 41 Buckner, Jacky	8	6	5	9	13	15	0.464	12	2	9	4	21	6	0.778	34	21	0.618	1	1	43.5	57	0.763
B 42 Austin, Connie	6	8	6	8	12	16	0.429	8	6	8	5	16	11	0.593	28	27	0.509	1	1	27.5	57	0.482
B 43 Lewis, Todd	6	7	7	6	13	13	0.500	9	3	6	5	15	8	0.652	28	21	0.571	1	1	31.0	51	0.608
B 44 Austin, Jan	3	3	4	8	7	11	0.389	5	4	3	7	8	11	0.421	15	22	0.405	1	1	12.5	39	0.321
B 45 Blackwelder, Deborah	2	10	2	3	4	13	0.235	6	3	6	5	12	8	0.600	16	21	0.432	1	1	8.5	39	0.218
B 46 Hunsberger, Jim	7	4	7	5	14	9	0.609	11	3	7	7	18	10	0.643	32	19	0.627	1	1	23.5	53	0.443
B5/ Dogs of War II	34	48	24	58	58	106	0.354	13	29	18	24	31	53	0.369	120	212	0.361	0	0	155.0	332	0.467
B 50 Wilkie, Felipe	6	8	2	11	8	19	0.296	2	12	4	9	6	21	0.222	14	40	0.259			26.5	54	0.491
B 51 Carroll, John	7	6	8	5	15	11	0.577	8	5	7	7	15	12	0.556	30	23	0.566			52.5	53	0.991
B 52 Wight, Al	6	9	0	17	6	26	0.188	2	14	8	8	10	22	0.313	16	48	0.250			17.5	64	0.273
B 53 Boucher, Keith	4	10	2	12	6	22	0.214	2	14	5	10	7	24	0.226	13	46	0.220			11.5	59	0.195
B 54 Caldwell, Tim	8	9	4	11	12	20	0.375	9	7	8	8	17	15	0.531	29	35	0.453			22.5	64	0.352
B 55 Barton, Kevin	3	6	8	2	11	8	0.579	3	6	4	6	7	12	0.368	18	20	0.474			24.5	38	0.645
B 56 Weigdon, Tom	0	0	0	0	0	0	#DIV/0!	0	0	0	0	0	0	#DIV/0!	0	0	#DIV/0!			0.0	0	#DIV/0!
B6/ Horsemen	41	43	33	51	74	94	0.440	18	24	21	21	39	45	0.464	152	184	0.452	7	18	175.5	361	0.486
B 60 Keller, Tony	8	6	4	9	12	15	0.444	8	5	6	8	14	13	0.519	26	28	0.481	1	3	46.0	58	0.793
B 61 Maminski, Len	5	7	4	10	9	17	0.346	5	7	9	5	14	12	0.538	23	29	0.442	1	3	25.5	56	0.455
B 62 Knight, Steve	5	7	1	8	6	15	0.286	3	7	4	4	7	11	0.389	13	26	0.333	1	2	14.0	42	0.333
B 63 Bear, Bart	5	4	3	5	8	9	0.471	3	4	3	3	6	7	0.462	14	16	0.467	1	2	11.0	33	0.333
B 64 Knox, Mike	8	3	7	6	15	9	0.625	8	5	6	7	14	12	0.538	29	21	0.580	1	3	34.5	54	0.639
B 65 Elliott, Jeff	3	5	3	5	6	10	0.375	4	7	2	8	6	15	0.286	12	25	0.324	1	2	11.5	40	0.288
B 66 Denton, Mike	7	7	10	4	17	11	0.607	4	10	10	4	14	14	0.500	31	25	0.554	1	3	29.5	60	0.492
B 67 Stubbs, Kevin	0	4	1	4	1	8	0.111	1	3	2	3	3	6	0.333	4	14	0.222	0	0	3.5	18	0.194
B7/ Varina Sports Bar	48	36	49	35	97	71	0.577	22	20	28	14	50	34	0.595	197	139	0.586	0	0	228.0	336	0.679
B 70 Moats, Keith R.	3	7	3	6	6	13	0.316	1	7	4	3	5	10	0.333	11	23	0.324			21.0	34	0.618
B 71 Tighe, John	7	7	6	8	13	15	0.464	2	12	10	4	12	16	0.429	25	31	0.446			19.5	56	0.348
B 72 Branch, John	6	3	2	5	8	8	0.500	2	5	5	3	7	8	0.467	15	16	0.484			6.0	31	0.194
B 73 Dixon, J.D.	10	2	13	1	23	3	0.885	10	4	12	2	22	6	0.786	45	9	0.833			92.5	54	1.713
B 74 Dixon, Melissa	1	3	2	2	3	5	0.375	1	3	1	3	2	6	0.250	5	11	0.313			6.5	16	0.406
B 75 Vaux, Wes	8	5	10	4	18	9	0.667	11	3	10	4	21	7	0.750	39	16	0.709			26.0	55	0.473
B 76 Chaney, Bill	6	6	6	7	12	13	0.480	9	4	6	7	15	11	0.577	27	24	0.529			35.0	51	0.686
B 77 Allen, Kenny	7	3	7	2	14	5	0.737	8	2	8	2	16	4	0.800	30	9	0.769			21.5	39	0.551
B8/ Wild Geese	55	29	58	26	113	55	0.673	24	18	22	20	46	38	0.548	205	131	0.610	6	6	218.5	348	0.628
B 80 Sawyer, Duane	10	4	9	4	19	8	0.704	8	5	9	5	17	10	0.630	36	18	0.667	1	1	36.0	56	0.643
B 81 Beaudoin, Paul	11	3	10	4	21	7	0.750	9	4	5	8	14	12	0.538	35	19	0.648	1	1	39.5	56	0.705
B 82 Sawyer, Matt	12	2	9	5	21	7	0.750	9	5	8	5	17	10	0.630	38	17	0.691	1	1	32.0	57	0.561
B 83 Ray, Gerald	6	7	11	2	17	9	0.654	6	7	7	6	13	13	0.500	30	22	0.577	1	1	56.0	54	1.037
B 84 Persson, Kenny	11	2	10	4	21	6	0.778	7	6	6	7	13	13	0.500	34	19	0.642	1	1	28.0	55	0.509
B 85 Kenney, Mitch	3	5	3	3	6	8	0.429	3	3	2	3	5	6	0.455	11	14	0.440	0	0	6.0	25	0.240
B 86 Blevins, Jerry	2	6	6	4	8	10	0.444	6	6	7	6	13	12	0.520	21	22	0.488	1	1	21.0	45	0.467

	Singles	301	Singles	Cricket	Singles	Record	Singles Win %-age	Doubles	Cricket	Doubles	501	Doubles	Record	Doubles Win %-age	Sngls + Dbls	Record	Sngls + Dbls Win %-age	1001 Wins	1001 Losses	All-Star Points	Games Played	All-Star %-age
C1/ WIEBLS	42	30	47	25	89	55	0.618	22	14	23	13	45	27	0.625	179	109	0.622	0	6	191.0	294	0.650
C 10 Coyne, Kevin	4	7	2	4	6	11	0.353	6	3	5	5	11	8	0.579	17	19	0.472	0	1	5.0	37	0.135
C 11 Hindle, Mikey	6	5	6	5	12	10	0.545	6	3	8	3	14	6	0.700	26	16	0.619	0	1	25.0	43	0.581
C 12 Smith, Sarge	6	6	7	5	13	11	0.542	4	7	6	6	10	13	0.435	23	24	0.489	0	1	28.0	48	0.583
C 13 Giberson, Kris	2	3	6	3	8	6	0.571	7	2	7	2	14	4	0.778	22	10	0.688	0	0	21.0	32	0.656
C 14 James, Bob	9	2	8	3	17	5	0.773	6	5	8	3	14	8	0.636	31	13	0.705	0	1	44.0	45	0.978
C 15 Lougher, Shannon	6	5	9	3	15	8	0.652	6	6	6	5	12	11	0.522	27	19	0.587	0	1	26.0	47	0.553
C 16 Samaluk, Somchai	9	2	9	2	18	4	0.818	9	2	6	2	15	4	0.789	33	8	0.805	0	1	42.0	42	1.000
C2/ Them Again	39	33	35	37	74	70	0.514	19	17	25	11	44	28	0.611	162	126	0.563	8	0	167.0	296	0.564
C 20 Barker, Barry	9	2	7	4	16	6	0.727	5	4	6	5	11	9	0.550	27	15	0.643	1	0	32.5	43	0.756
C 21 Barker, Jane	4	5	1	7	5	12	0.294	3	2	5	2	8	4	0.667	13	16	0.448	1	0	12.0	30	0.400
C 22 Berry, Dave	5	7	2	4	7	11	0.389	5	5	4	3	9	8	0.529	16	19	0.457	1	0	13.5	36	0.375
C 23 Kunttu, Kurt	9	3	9	3	18	6	0.750	11	1	9	3	20	4	0.833	38	10	0.792	1	0	50.0	49	1.020
C 24 Swindell, Rick	6	5	9	3	15	8	0.652	2	10	8	4	10	14	0.417	25	22	0.532	1	0	31.0	48	0.646
C 25 Nagy, Les	4	7	2	6	6	13	0.316	7	3	9	2	16	5	0.762	22	18	0.550	1	0	15.0	41	0.366
C 26 Wilcox, Randy	0	3	4	7	4	10	0.286	5	6	8	1	13	7	0.650	17	17	0.500	1	0	9.0	35	0.257
C 27 Spencer, Rick	2	1	1	3	3	4	0.429	0	3	1	2	1	5	0.167	4	9	0.308	1	0	4.0	14	0.286
C3/ Happy Hours	29	43	36	36	65	79	0.451	17	19	16	20	33	39	0.458	131	157	0.455	0	0	124.5	288	0.432
C 30 Jolly, Steve	2	5	0	3	2	8	0.200	0	3	2	4	2	7	0.222	4	15	0.211			0.0	19	0.000
C 31 Jolly, Jennifer	4	7	6	5	10	12	0.455	6	6	2	8	8	14	0.364	18	26	0.409			11.0	44	0.250
C 32 Mills, Tim	2	9	7	4	9	13	0.409	6	5	5	5	11	10	0.524	20	23	0.465			19.0	43	0.442
C 33 Santas, Luey	9	3	7	5	16	8	0.667	6	6	6	6	12	12	0.500	28	20	0.583			38.0	48	0.792
C 34 Jones, Wade	4	8	5	7	9	15	0.375	8	3	7	4	15	7	0.682	24	22	0.522			21.0	46	0.457
C 35 McCommons, Ben	5	5	5	7	10	12	0.455	4	7	4	8	8	15	0.348	18	27	0.400			23.5	45	0.522
C 36 Weaver, Mark	3	6	6	5	9	11	0.450	4	8	6	5	10	13	0.435	19	24	0.442			12.0	43	0.279
C4/ UZMALL	36	36	37	35	73	71	0.507	18	18	13	23	31	41	0.431	135	153	0.469	13	0	103.5	301	0.344
C 40 Kunesh, Joe	3	5	2	9	5	14	0.263	4	7	2	3	6	10	0.375	11	24	0.314	1	0	5.0	36	0.139
C 41 Powell, Mark	8	3	8	3	16	6	0.727	9	3	1	11	10	14	0.417	26	20	0.565	2	0	26.5	48	0.552
C 42 Rouse, Chuck	1	8	0	3	1	11	0.083	1	2	3	6	4	8	0.333	5	19	0.208	0	0	3.0	24	0.125
C 43 Wilkinson, Charlie	1	7	1	8	2	15	0.118	2	4	3	3	5	7	0.417	7	22	0.241	1	0	5.5	30	0.183
C 44 Denton, Fon	6	5	7	4	13	9	0.591	5	6	7	4	12	10	0.545	25	19	0.568	2	0	20.5	46	0.446
C 45 Williams, Denny	2	3	6	3	8	6	0.571	2	7	3	5	5	12	0.294	13	18	0.419	2	0	7.5	33	0.227
C 46 Fulghum, Mark	1	0	0	1	1	1	0.500	1	0	1	1	2	1	0.667	3	2	0.600	1	0	0.0	6	0.000
C 47 Stewart, Nick	5	4	6	1	11	5	0.688	7	1	0	8	7	9	0.438	18	14	0.563	2	0	13.0	34	0.382
C 48 Dwight, Mike	9	1	7	3	16	4	0.800	5	6	6	5	11	11	0.500	27	15	0.643	2	0	22.5	44	0.511
C5/ Pog Mo Hon	33	39	24	48	57	87	0.396	10	26	13	23	23	49	0.319	103	185	0.358	0	0	90.0	288	0.313
C 50 Lang, Brian	7	3	4	7	11	10	0.524	3	8	4	9	7	17	0.292	18	27	0.400			17.0	45	0.378
C 51 Blackburn, Larry	8	7	3	10	11	17	0.393	6	9	6	8	12	17	0.414	23	34	0.404			24.5	57	0.430
C 52 Robertson, David	8	4	3	12	11	16	0.407	3	10	4	13	7	23	0.233	18	39	0.316			10.0	57	0.175
C 53 Horne, Jeff	0	1	1	0	1	1	0.500	1	0	1	0	2	0	1.000	3	1	0.750			1.0	4	0.250
C 54 Agnew, Anthony	5	3	5	2	10	5	0.667	2	8	3	5	5	13	0.278	15	18	0.455			14.5	33	0.439
C 55 Jenniches, Bill	1	11	1	11	2	22	0.083	1	7	3	5	4	12	0.250	6	34	0.150			6.0	40	0.150
C 56 Spears, Chuck	4	10	7	6	11	16	0.407	4	10	5	6	9	16	0.360	20	32	0.385			17.0	52	0.327
C6/ Sharky's Machine	36	36	34	38	70	74	0.486	15	21	17	19	32	40	0.444	134	154	0.465	6	6	111.0	300	0.370
C 60 Arensdorf, Dave	9	0	7	4	16	4	0.800	6	4	5	5	11	9	0.550	27	13	0.675	1	1	37.0	42	0.881
C 61 Kruger, Lonny	5	7	5	8	10	15	0.400	5	9	6	8	11	17	0.393	21	32	0.396	1	1	11.5	55	0.209
C 62 Gross, Tom	7	6	7	5	14	11	0.560	5	8	5	8	10	16	0.385	24	27	0.471	1	1	17.5	53	0.330
C 63 Hines, Curtis	3	5	2	6	5	11	0.313	1	6	6	3	7	9	0.438	12	20	0.375	0	1	9.0	33	0.273
C 64 Medlin, Adam	0	0	0	0	0	0	#DIV/0!	0	0	0	0	0	0	#DIV/0!	0	0	#DIV/0!	0	0	0.0	0	#DIV/0!
C 65 Browndorf, Kenny	4	10	7	7	11	17	0.393	6	7	4	10	10	17	0.370	21	34	0.382	1	1	17.0	57	0.298
C 66 Allison, Frank	5	5	6	4	11	9	0.550	6	4	5	4	11	8	0.579	22	17	0.564	1	1	15.0	41	0.366
C 67 Kaltz, Eric	3	3	0	4	3	7	0.300	1	4	3	0	4	4	0.500	7	11	0.389	1	0	4.0	19	0.211
C7/ Starving Dartists	37	35	39	33	76	68	0.528	25	11	19	17	44	28	0.611	164	124	0.569	0	12	136.0	300	0.453
C 70 Shown, Marc	5	6	7	3	12	9	0.571	9	3	6	4	15	7	0.682	27	16	0.628	0	2	20.5	45	0.456
C 71 Hendricks, Ron	5	5	9	2	14	7	0.667	7	3	7	5	14	8	0.636	28	15	0.651	0	1	24.5	44	0.557
C 72 Hartley, Kevin	3	6	1	8	4	14	0.222	5	5	7	2	12	7	0.632	16	21	0.432	0	2	11.5	39	0.295
C 73 Howell, John	8	2	5	5	13	7	0.650	5	3	3	6	8	9	0.471	21	16	0.568	0	1	11.5	38	0.303
C 74 Fleming, Frank	2	4	3	3	5	7	0.417	5	0	2	2	7	2	0.778	12	9	0.571	0	2	13.0	23	0.565
C 75 Hagan, Mark	3	2	2	2	5	4	0.556	4	2	2	5	6	7	0.462	11	11	0.500	0	0	6.5	22	0.295
C 76 Deemer, Randy	7	4	9	3	16	7	0.696	10	2	5	5	15	7	0.682	31	14	0.689	0	2	34.5	47	0.734
C 77 Herman, Fritz	3	6	3	6	6	12	0.333	5	4	6	3	11	7	0.611	17	19	0.472	0	2	11.5	38	0.303
C 78 Harrell, Forrest	1	0	0	1	1	1	0.500	0	0	0	2	0	2	0.000	1	3	0.250	0	0	2.5	4	0.625

	Singles	301	Singles	Cricket	Singles	Record	Singles Win %-age	Doubles	Cricket	Doubles	501	Doubles	Record	Doubles Win %-age	Sngls + Dbls	Record	Sngls + Dbls Win %-age	1001 Wins	1001 Losses	All-Star Points	Games Played	All-Star %-age
D1/ Wireless	40	32	34	38	74	70	0.514	18	18	20	16	38	34	0.528	150	138	0.521	7	6	106.5	301	0.354
D 10 Galloway, Dave	6	6	5	8	11	14	0.440	4	9	5	7	9	16	0.360	20	30	0.400	1	1	19.5	52	0.375
D 11 Crowley, Pat	12	0	11	1	23	1	0.958	10	2	8	4	18	6	0.750	41	7	0.854	1	1	49.0	50	0.980
D 12 Robertson, Ronnie	3	9	3	9	6	18	0.250	4	8	6	6	10	14	0.417	16	32	0.333	1	1	8.5	50	0.170
D 13 Allen, Jeffrey	7	6	7	5	14	11	0.560	8	4	8	5	16	9	0.640	30	20	0.600	1	1	13.0	52	0.250
D 14 Jordan, Jerrell	1	6	1	6	2	12	0.143	4	2	4	3	8	5	0.615	10	17	0.370	1	1	0.0	29	0.000
D 15 Donleycott, Kenneth	8	3	7	4	15	7	0.682	4	7	7	4	11	11	0.500	26	18	0.591	1	1	14.5	46	0.315
D 16 Robertson, Susan	3	2	0	5	3	7	0.300	2	4	2	3	4	7	0.364	7	14	0.333	1	0	2.0	22	0.091
D2/ C.O.W.A.	36	36	34	38	70	74	0.486	13	23	17	19	30	42	0.417	130	158	0.451	7	5	109.0	300	0.363
D 20 Payne, Julie	4	9	4	8	8	17	0.320	3	5	4	6	7	11	0.389	15	28	0.349	1	1	12.5	45	0.278
D 21 Cotton, Barbara	5	10	8	4	13	14	0.481	4	7	6	7	10	14	0.417	23	28	0.451	1	1	19.5	53	0.368
D 22 Rhea, Laurie	5	8	2	9	7	17	0.292	5	7	3	5	8	12	0.400	15	29	0.341	1	1	11.0	46	0.239
D 23 Rhea, Bill	7	0	3	4	10	4	0.714	2	4	5	2	7	6	0.538	17	10	0.630	1	0	17.5	28	0.625
D 24 Carter, Kevin	3	3	3	6	6	9	0.400	4	6	4	6	8	12	0.400	14	21	0.400	1	0	13.0	36	0.361
D 25 Gildea, Tom	5	3	5	3	10	6	0.625	2	7	6	4	8	11	0.421	18	17	0.514	1	1	13.0	37	0.351
D 26 Cox, John	7	3	7	3	14	6	0.700	4	4	3	5	7	9	0.438	21	15	0.583	1	1	20.0	38	0.526
D 27 Baynor, Jessica	0	0	2	1	2	1	0.667	2	6	3	3	5	9	0.357	7	10	0.412	0	0	2.5	17	0.147
D3/ Damn Yankees	35	37	44	28	79	65	0.549	22	14	17	19	39	33	0.542	157	131	0.545	18	7	125.5	313	0.401
D 30 Dougherty, Henry	1	4	5	1	6	5	0.545	4	4	1	8	5	12	0.294	11	17	0.393	3	1	10.5	32	0.328
D 31 Lupien, Bam	2	6	5	5	7	11	0.389	2	3	2	3	4	6	0.400	11	17	0.393	2	1	3.5	31	0.113
D 32 Sarantos, Alex	10	2	7	5	17	7	0.708	10	2	6	6	16	8	0.667	33	15	0.688	3	1	18.5	52	0.356
D 33 Doroshanko, Jim	8	4	10	2	18	6	0.750	6	6	6	6	12	12	0.500	30	18	0.625	3	1	37.0	52	0.712
D 34 Doroshanko, Kim	2	8	0	2	2	10	0.167	1	2	4	1	5	3	0.625	7	13	0.350	0	0	2.5	20	0.125
D 35 Fournier, Chris	4	3	8	2	12	5	0.706	6	4	5	5	11	9	0.550	23	14	0.622	3	1	18.5	41	0.451
D 36 Fournier, Jeff	5	7	5	7	10	14	0.417	9	3	5	6	14	9	0.609	24	23	0.511	2	1	20.0	50	0.400
D 37 Patrick, Kevin	1	1	0	0	1	1	0.500	1	1	0	0	1	1	0.500	2	2	0.500	0	0	0.0	4	0.000
D 38 Arthur, Ronnie	2	2	4	4	6	6	0.500	5	3	5	3	10	6	0.625	16	12	0.571	2	1	15.0	31	0.484
D4/ Kozmic Debris	32	34	30	36	62	70	0.470	15	18	12	21	27	39	0.409	116	148	0.439	5	13	98.5	282	0.349
D 40 Martin, Anthony	7	4	7	4	14	8	0.636	4	10	6	6	10	16	0.385	24	24	0.500	1	2	20.0	51	0.392
D 41 Flowers, Fred	2	0	0	1	2	1	0.667	1	1	0	2	1	3	0.250	3	4	0.429	0	0	0.0	7	0.000
D 42 Hansen, Paul	5	4	5	2	10	6	0.625	5	3	3	5	8	8	0.500	18	14	0.563	1	2	22.5	35	0.643
D 43 Krasnow, Dave	4	3	6	1	10	4	0.714	4	4	4	5	8	9	0.471	18	13	0.581	1	1	8.5	33	0.258
D 44 Long, Mike	2	6	4	6	6	12	0.333	4	2	4	5	8	7	0.533	14	19	0.424	1	1	11.5	35	0.329
D 45 Smith, T.C.	0	1	0	1	0	2	0.000	0	1	0	0	0	1	0.000	0	3	0.000	0	1	2.0	4	0.500
D 46 Wenhart, Jeff	4	2	5	1	9	3	0.750	4	2	3	3	7	5	0.583	16	8	0.667	0	2	13.0	26	0.500
D 47 Piskorik, Jeff	3	6	2	6	5	12	0.294	4	4	1	6	5	10	0.333	10	22	0.313	0	1	12.5	33	0.379
D 48 Wesson, Linda	1	3	0	6	1	9	0.100	2	4	0	4	2	8	0.200	3	17	0.150	0	2	2.5	22	0.114
D 49 Brandt, Patrice	4	5	1	8	5	13	0.278	2	5	3	6	5	11	0.313	10	24	0.294	1	1	6.0	36	0.167
D5/ Heroes In Trouble	31	35	33	33	64	68	0.485	18	15	19	14	37	29	0.561	138	126	0.523	0	13	106.5	277	0.384
D 50 Wackerman, Mark	8	3	7	4	15	7	0.682	5	6	6	5	11	11	0.500	26	18	0.591	0	2	29.0	46	0.630
D 51 Enos, Kellee	3	8	6	5	9	13	0.409	8	3	7	4	15	7	0.682	24	20	0.545	0	2	19.5	46	0.424
D 52 Alapin, Toni	2	3	0	3	2	6	0.250	2	2	4	2	6	4	0.600	8	10	0.444	0	2	3.5	20	0.175
D 53 Stasko, Bill	8	3	11	0	19	3	0.864	8	3	8	3	16	6	0.727	35	9	0.795	0	2	23.0	46	0.500
D 54 DuFraine, Pete	7	3	6	4	13	7	0.650	7	3	2	6	9	9	0.500	22	16	0.579	0	1	13.5	39	0.346
D 55 Goodwin, Steve	1	5	2	5	3	10	0.231	3	5	5	2	8	7	0.533	11	17	0.393	0	2	4.5	30	0.150
D 56 Goyen, Dave	0	0	0	0	0	0	#DIV/0!	0	0	0	0	0	0	#DIV/0!	0	0	#DIV/0!	0	0	0.0	0	#DIV/0!
D 57 Clarke, Jennifer	0	5	0	3	0	8	0.000	0	3	4	2	4	5	0.444	4	13	0.235	0	2	5.5	19	0.289
D 58 Sawyer, Dean	2	5	1	9	3	14	0.176	3	5	2	4	5	9	0.357	8	23	0.258	0	0	8.0	31	0.258
D6/ Been There Done That	40	32	42	30	82	62	0.569	20	16	21	15	41	31	0.569	164	124	0.569	0	0	103.5	288	0.359
D 60 Brown, Phil	9	3	8	4	17	7	0.708	7	5	9	3	16	8	0.667	33	15	0.688			25.5	48	0.531
D 61 Brown, Tammy	2	5	2	4	4	9	0.308	5	3	4	4	9	7	0.563	13	16	0.448			6.0	29	0.207
D 62 Matthews, Eric	6	2	6	2	12	4	0.750	8	2	5	5	13	7	0.650	25	11	0.694			14.0	36	0.389
D 63 Walters, Jason	4	7	9	2	13	9	0.591	6	5	9	2	15	7	0.682	28	16	0.636			21.0	44	0.477
D 64 Mooty, Aaron	8	4	4	6	12	10	0.545	7	5	5	3	12	8	0.600	24	18	0.571			11.5	42	0.274
D 65 Mooty, James	4	3	3	0	7	3	0.700	2	4	2	2	4	6	0.400	11	9	0.550			6.0	20	0.300
D 66 Hodges, Michael	6	5	9	3	15	8	0.652	4	5	4	6	8	11	0.421	23	19	0.548			16.0	42	0.381
D 67 Smoak, David	1	0	0	0	1	0	1.000	0	1	0	0	0	1	0.000	1	1	0.500			0.0	2	0.000
D 68 Adams, Trent	0	3	1	9	1	12	0.077	1	2	4	5	5	7	0.417	6	19	0.240			3.5	25	0.140
D7/ 5 Drunks, 1 Driver	32	40	29	43	61	83	0.424	17	19	17	19	34	38	0.472	129	159	0.448	12	6	117.0	306	0.382
D 70 Simpson, David	7	5	7	5	14	10	0.583	5	7	8	4	13	11	0.542	27	21	0.563	2	1	36.5	51	0.716
D 71 Simpson, Jill	5	9	2	10	7	19	0.269	3	9	9	4	12	13	0.480	19	32	0.373	2	1	8.0	54	0.148
D 72 Hines, Eric	5	6	6	6	11	12	0.478	9	3	5	6	14	9	0.609	25	21	0.543	1	1	19.0	48	0.396
D 73 Simpson, Amy	4	6	1	9	5	15	0.250	2	8	4	6	6	14	0.300	11	29	0.275	2	1	8.0	43	0.186
D 74 Thompson, Barry	7	5	8	5	15	10	0.600	9	3	4	9	13	12	0.520	28	22	0.560	2	1	28.5	53	0.538
D 75 Miller, Brandon	3	9	4	8	7	17	0.292	5	8	4	8	9	16	0.360	16	33	0.327	2	1	17.0	52	0.327
D 76 Jenkins, Vickie	1	0	1	0	2	0	1.000	1	0	0	1	1	1	0.500	3	1	0.750	1	0	0.0	5	0.000

		Singles 301		Singles Cricket		Singles Record		Singles Win %-age	Doubles Cricket		Doubles 501		Doubles Record		Doubles Win %-age	Sngls + Dbls	Record	Sngls + Dbls Win %-age	1001 Wins	1001 Losses	All-Star Points	Games Played	All-Star %-age
E1/ Dynamic Darts		56	28	57	27	113	55	0.673	29	13	24	18	53	31	0.631	219	117	0.652	7	0	151.0	343	0.440
E 10	McFadden, Kevin	8	1	8	2	16	3	0.842	4	4	6	4	10	8	0.556	26	11	0.703	1	0	12.5	38	0.329
E 11	Jackson, Barry "Bump"	8	5	7	5	15	10	0.600	6	5	4	4	10	9	0.526	25	19	0.568	1	0	24.0	45	0.533
E 12	Markov, Jim	10	1	3	2	13	3	0.813	4	1	7	4	11	5	0.688	24	8	0.750	0	0	9.0	32	0.281
E 13	Winters, Tom	11	3	11	2	22	5	0.815	10	2	6	4	16	6	0.727	38	11	0.776	1	0	36.0	50	0.720
E 14	Kissinger, Tim	5	6	9	1	14	7	0.667	8	2	7	3	15	5	0.750	29	12	0.707	1	0	18.5	42	0.440
E 15	Costen, Todd	3	2	3	3	6	5	0.545	5	4	6	3	11	7	0.611	17	12	0.586	1	0	7.5	30	0.250
E 16	Lewis, Jimbo	3	2	2	2	5	4	0.556	0	2	4	2	4	4	0.500	9	8	0.529	1	0	4.5	18	0.250
E 17	Rowe, Travis	1	3	6	5	7	8	0.467	10	3	3	7	13	10	0.565	20	18	0.526	1	0	15.0	39	0.385
E 18	Costen, Jim	2	2	1	2	3	4	0.429	1	1	2	1	3	2	0.600	6	6	0.500	0	0	7.0	12	0.583
E 19	Ellison, George	5	3	7	3	12	6	0.667	10	2	3	4	13	6	0.684	25	12	0.676	0	0	17.0	37	0.459
E2/ Da Bulls		42	42	42	42	84	84	0.500	23	19	17	25	40	44	0.476	164	172	0.488	0	0	117.0	336	0.348
E 20	Munn, Chuck	2	5	1	7	3	12	0.200	5	1	2	8	7	9	0.438	10	21	0.323			3.0	31	0.097
E 21	Kerr, Duncan	7	7	13	1	20	8	0.714	11	2	7	7	18	9	0.667	38	17	0.691			35.0	55	0.636
E 22	McSorley, Paul	4	4	8	3	12	7	0.632	8	3	4	7	12	10	0.545	24	17	0.585			16.0	41	0.390
E 23	White, Bill	11	1	10	3	21	4	0.840	7	6	8	5	15	11	0.577	36	15	0.706			24.0	51	0.471
E 24	Snowden, Mark	2	7	2	8	4	15	0.211	3	7	2	5	5	12	0.294	9	27	0.250			17.0	36	0.472
E 25	Ammon, Mark	4	6	0	7	4	13	0.235	3	6	3	7	6	13	0.316	10	26	0.278			9.0	36	0.250
E 26	Palkoski, Scott	2	2	1	1	3	3	0.500	2	3	3	2	5	5	0.500	8	8	0.500			3.5	16	0.219
E 27	Charlton, Warwick	6	8	5	8	11	16	0.407	5	7	4	5	9	12	0.429	20	28	0.417			2.0	48	0.042
E 28	Miller, Jay	4	2	2	4	6	6	0.500	2	3	1	4	3	7	0.300	9	13	0.409			7.5	22	0.341
E3/ NBF		28	56	23	61	51	117	0.304	15	27	14	28	29	55	0.345	109	227	0.324	0	0	92.0	336	0.274
E 30	Gillett, Galen	7	4	8	3	15	7	0.682	7	4	4	7	11	11	0.500	26	18	0.591			35.5	44	0.807
E 31	Ferrell, Sierra	6	4	1	10	7	14	0.333	2	7	4	8	6	15	0.286	13	29	0.310			2.0	42	0.048
E 32	Hall, April	0	11	0	13	0	24	0.000	4	6	5	4	9	10	0.474	9	34	0.209			3.5	43	0.081
E 33	Hall, Frank	3	12	3	8	6	20	0.231	2	11	5	9	7	20	0.259	13	40	0.245			14.5	53	0.274
E 34	Whitehurst, Carol	3	5	3	7	6	12	0.333	5	5	2	7	7	12	0.368	13	24	0.351			13.5	37	0.365
E 35	Bleakley, Tom	7	5	4	8	11	13	0.458	3	10	2	11	5	21	0.192	16	34	0.320			10.0	50	0.200
E 36	Brewer, Dennis	1	3	2	2	3	5	0.375	1	2	0	3	1	5	0.167	4	10	0.286			3.0	14	0.214
E 37	Jones, Benton	0	2	0	1	0	3	0.000	0	1	0	2	0	3	0.000	0	6	0.000			2.0	6	0.333
E 38	Jones, Candi	0	2	0	1	0	3	0.000	1	1	0	0	1	1	0.500	1	4	0.200			0.0	5	0.000
E 39	Rittlinger, David	1	8	2	8	3	16	0.158	5	7	6	5	11	12	0.478	14	28	0.333			8.0	42	0.190
E4/ Bubba's Garage		49	35	45	39	94	74	0.560	16	26	23	19	39	45	0.464	172	164	0.512	0	11	133.5	347	0.385
E 40	Sautter, Don	8	6	11	4	19	10	0.655	7	7	9	7	16	14	0.533	35	24	0.593	0	2	29.5	61	0.484
E 41	Bacanskas, Andrew	10	4	9	5	19	9	0.679	7	7	8	5	15	12	0.556	34	21	0.618	0	2	23.5	57	0.412
E 42	Motley, Steve	7	7	7	7	14	14	0.500	7	7	7	6	14	13	0.519	28	27	0.509	0	2	24.5	57	0.430
E 43	Leonard, Shawn	11	2	7	6	18	8	0.692	5	8	7	6	12	14	0.462	30	22	0.577	0	1	15.0	53	0.283
E 44	Steffen, Chris	1	2	1	6	2	8	0.200	0	6	2	4	2	10	0.167	4	18	0.182	0	1	5.0	23	0.217
E 45	Fitzsimmons, Bob	5	7	3	5	8	12	0.400	1	10	5	5	6	15	0.286	14	27	0.341	0	1	13.5	42	0.321
E 46	Howard, Brian	7	6	7	4	14	10	0.583	5	5	7	4	12	9	0.571	26	19	0.578	0	2	21.5	47	0.457
E 47	Pollard, Bill	0	1	0	2	0	3	0.000	0	2	1	1	1	3	0.250	1	6	0.143	0	0	1.0	7	0.143
E5/ Grateful Darts		46	38	48	36	94	74	0.560	20	22	20	22	40	44	0.476	174	162	0.518	0	0	123.5	336	0.368
E 50	Simpson, Phil	5	9	9	5	14	14	0.500	6	5	4	7	10	12	0.455	24	26	0.480			15.5	50	0.310
E 51	McGrail, Tony	2	2	6	7	8	9	0.471	4	7	4	6	8	13	0.381	16	22	0.421			15.0	38	0.395
E 52	Lilienthal, John	7	7	7	6	14	13	0.519	3	4	7	4	10	8	0.556	24	21	0.533			14.0	45	0.311
E 53	Perkins, Rick	7	7	1	0	8	7	0.533	6	7	2	4	8	11	0.421	16	18	0.471			7.0	34	0.206
E 54	Roman-Cusher, Jason	8	4	5	7	13	11	0.542	7	6	5	8	12	14	0.462	25	25	0.500			13.5	50	0.270
E 55	Byrd, Joel	4	3	3	3	7	6	0.538	0	3	3	2	3	5	0.375	10	11	0.476			2.0	21	0.095
E 56	Goodknecht, Chris	4	0	5	2	9	2	0.818	2	4	5	2	7	6	0.538	16	8	0.667			12.0	24	0.500
E 57	Holland, William	8	2	10	3	18	5	0.783	7	6	7	6	14	12	0.538	32	17	0.653			31.5	49	0.643
E 58	Iager, John	1	4	2	3	3	7	0.300	5	2	3	5	8	7	0.533	11	14	0.440			13.0	25	0.520
E6/ Travelin' Beer Bellies		39	45	45	39	84	84	0.500	19	23	24	18	43	41	0.512	170	166	0.506	9	0	120.5	345	0.349
E 60	Yoneoka, J.J.	5	2	12	2	17	4	0.810	10	4	9	5	19	9	0.679	36	13	0.735	1	0	24.5	50	0.490
E 61	Yoneoka, Oakie	6	6	2	9	8	15	0.348	4	9	3	3	7	12	0.368	15	27	0.357	0	0	15.0	42	0.357
E 62	Gabriel, Eric "Big E"	7	4	6	3	13	7	0.650	2	6	4	3	6	9	0.400	19	16	0.543	1	0	11.0	36	0.306
E 63	Blinco, Jim	0	0	0	0	0	0	#DIV/0!	1	1	1	0	2	1	0.667	2	1	0.667	1	0	1.0	4	0.250
E 64	Side, Eric	6	6	9	6	15	12	0.556	10	5	8	5	18	10	0.643	33	22	0.600	1	0	22.0	56	0.393
E 65	Kring, Jeremy	5	6	2	6	7	12	0.368	3	7	4	4	7	11	0.389	14	23	0.378	1	0	7.0	38	0.184
E 66	Thompson, Derek	1	4	6	3	7	7	0.500	4	5	8	4	12	9	0.571	19	16	0.543	1	0	10.5	36	0.292
E 67	Martin, David	3	11	1	3	4	14	0.222	1	2	6	5	7	7	0.500	11	21	0.344	1	0	7.0	33	0.212
E 68	Pridgen, Mike	6	5	5	7	11	12	0.478	2	5	5	4	7	9	0.438	18	21	0.462	1	0	18.5	40	0.463
E 69	Sibincic, Rich	0	1	2	0	2	1	0.667	1	2	0	3	1	5	0.167	3	6	0.333	1	0	4.0	10	0.400
E7/ One Armed Bandits		36	48	38	46	74	94	0.440	24	18	22	20	46	38	0.548	166	170	0.494	0	7	102.0	343	0.297
E 70	Johnson, Sven	5	7	1	10	6	17	0.261	4	6	4	5	8	11	0.421	14	28	0.333	0	1	11.0	43	0.256
E 71	Taylor, Wayne	5	7	7	5	12	12	0.500	6	5	7	5	13	10	0.565	25	22	0.532	0	1	17.0	48	0.354
E 72	Taylor, Walter	4	1	2	2	6	3	0.667	3	1	1	3	4	4	0.500	10	7	0.588	0	1	5.5	18	0.306
E 73	Kiser, Lyman	7	6	7	5	14	11	0.560	9	4	9	4	18	8	0.692	32	19	0.627	0	1	19.5	52	0.375
E 74	Phelps, Doug	4	4	4	3	8	7	0.533	7	2	6	3	13	5	0.722	21	12	0.636	0	1	12.5	34	0.368
E 75	Wiles, Jay	7	5	6	7	13	12	0.520	5	5	5	9	10	14	0.417	23	26	0.469	0	1	5.5	50	0.110
E 76	Henson, Rob	4	9	7	6	11	15	0.423	7	7	7	5	14	12	0.538	25	27	0.481	0	1	16.0	53	0.302
E 77	Kilby, Richard	0	5	0	5	0	10	0.000	1	4	2	2	3	6	0.333	3	16	0.158	0	0	3.0	19	0.158
E 78	Triplett, Phil	0	4	4	3	4	7	0.364	6	2	3	4	9	6	0.600	13	13	0.500	0	0	12.0	26	0.462
E8/ FAH-Que		40	44	38	46	78	90	0.464	22	20	24	18	46	38	0.548	170	166	0.506	5	0	121.0	341	0.355
E 80	Kirkpatrick, Craig	5	8	1	9	6	17	0.261	4	5	4	2	8	7	0.533	14	24	0.368	0	0	3.5	38	0.092
E 81	Pope, Joshua	10	5	12	2	22	7	0.759	11	3	10	3	21	6	0.778	43	13	0.768	1	0	44.5	57	0.781
E 82	Buzzard, Peter	1	6	2	7	3	13	0.188	5	7	7	5	12	12	0.500	15	25	0.375	0	0	3.0	40	0.075
E 83	Reynolds, Joe	3	5	4	4	7	9	0.438	5	4	5	4	10	8	0.556	17	17	0.500	1	0	16.0	35	0.457
E 84	Pope, Daniel	2	7	2	8	4	15	0.211	2	4	7	3	9	7	0.563	13	22	0.371	0	0	7.0	35	0.200
E 85	Huray, Adam	9	4	4	7	13	11	0.542	7	6	6	6	13	12	0.520	26	23	0.531	1	0	18.5	50	0.370
E 86	Kirkpatrick, Brian	5	6	8	6	13	12	0.520	6	7	8	7	14	14	0.500	27	26	0.509	1	0	19.0	54	0.352
E 87	Teeter, Kyle	5	3	5	3	10	6	0.625	4	4	1	6	5	10	0.333	15	16	0.484	1	0	9.5	32	0.297

	Singles	301	Singles	Cricket	Singles	Record	Singles Win %-age	Doubles	Cricket	Doubles	501	Doubles	Record	Doubles Win %-age	Sngls + Dbls	Record	Sngls + Dbls Win %-age	1001 Wins	1001 Losses	All-Star Points	Games Played	All-Star %-age
F1/ Web'O'D'Feet	40	37	42	36	82	73	0.529	21	18	21	18	42	36	0.538	166	145	0.534	11	7	98.5	329	0.299
F 10 Carawon, Bob	1	0	3	1	4	1	0.800	6	7	6	6	12	13	0.480	16	14	0.533	2	1	3.5	33	0.106
F 11 Young, Perry	1	4	0	5	1	9	0.100	1	3	1	4	2	7	0.222	3	16	0.158	1	0	1.5	20	0.075
F 12 Casadonte, Paul	4	1	3	3	7	4	0.636	2	4	1	4	3	8	0.273	10	12	0.455	1	0	9.0	23	0.391
F 13 Tollerton, Steve "Tolly"	6	7	7	5	13	12	0.520	10	2	10	3	20	5	0.800	33	17	0.660	2	1	18.0	53	0.340
F 14 Converse, Stan	10	4	11	1	21	5	0.808	9	3	10	4	19	7	0.731	40	12	0.769	2	1	27.5	55	0.500
F 15 Hodgdon, Dave	5	3	3	6	8	9	0.471	7	2	5	3	12	5	0.706	20	14	0.588	0	1	16.5	35	0.471
F 16 Colborn, Ralph	5	3	3	6	8	9	0.471	2	4	3	3	5	7	0.417	13	16	0.448	0	1	7.0	30	0.233
F 17 Moeschet, Cathy	3	11	6	7	9	18	0.333	4	7	2	5	6	12	0.333	15	30	0.333	1	1	8.5	47	0.181
F 18 Peers, Martin	5	4	6	2	11	6	0.647	1	4	4	4	5	8	0.385	16	14	0.533	2	1	7.0	33	0.212
F2/ Chupacabras	46	32	51	27	97	59	0.622	28	11	18	21	46	32	0.590	189	123	0.606	8	0	116.5	320	0.364
F 20 Todd, Patrick	3	3	5	6	8	9	0.471	4	2	4	8	8	10	0.444	16	19	0.457	1	0	5.5	36	0.153
F 21 Buckley, Bill	6	7	11	2	17	9	0.654	8	5	7	3	15	8	0.652	32	17	0.653	1	0	24.5	50	0.490
F 22 Vest, Ron	5	4	3	3	8	7	0.533	6	1	3	7	9	8	0.529	17	15	0.531	1	0	7.5	33	0.227
F 23 Davis, Stuart	0	4	2	6	2	10	0.167	8	1	2	3	10	4	0.714	12	14	0.462	1	0	4.0	27	0.148
F 24 Park, Ed	8	4	7	4	15	8	0.652	8	3	3	8	11	11	0.500	26	19	0.578	1	0	12.0	46	0.261
F 25 DeMattos, Rick	8	2	1	4	9	6	0.600	3	4	3	5	6	9	0.400	15	15	0.500	1	0	10.0	31	0.323
F 26 Fourhman, Karsh	7	4	9	2	16	6	0.727	8	4	8	3	16	7	0.696	32	13	0.711	1	0	13.0	46	0.283
F 27 Alcon, Tony	9	4	13	0	22	4	0.846	11	2	6	5	17	7	0.708	39	11	0.780	1	0	40.0	51	0.784
F 28 Park, Jason	0	0	0	0	0	0	#DIV/0!	0	0	0	0	0	0	#DIV/0!	0	0	#DIV/0!	0	0	0.0	0	#DIV/0!
F3/ The Replacements	57	27	60	24	117	51	0.696	25	17	28	14	53	31	0.631	223	113	0.664	8	0	130.0	344	0.378
F 30 Swald, Jill	2	1	4	3	6	4	0.600	4	4	7	3	11	7	0.611	17	11	0.607	1	0	7.0	29	0.241
F 31 Mozzetti, Tim	6	3	5	5	11	8	0.579	7	4	6	6	13	10	0.565	24	18	0.571	1	0	14.5	43	0.337
F 32 Thomas, Jason	9	2	11	1	20	3	0.870	6	5	6	4	12	9	0.571	32	12	0.727	1	0	25.5	45	0.567
F 33 Webb, Steve	6	6	5	4	11	10	0.524	3	4	4	5	7	9	0.438	18	19	0.486	1	0	7.5	38	0.197
F 34 Simons, Emmett	10	2	8	3	18	5	0.783	10	3	7	3	17	6	0.739	35	11	0.761	1	0	16.5	47	0.351
F 35 Lee, Eric	5	7	6	4	11	11	0.500	7	2	10	2	17	4	0.810	28	15	0.651	1	0	19.0	44	0.432
F 36 King, Tim	11	3	11	3	22	6	0.786	8	5	9	3	17	8	0.680	39	14	0.736	1	0	17.0	54	0.315
F 37 Wissinger, Wes	8	3	10	1	18	4	0.818	5	7	7	2	12	9	0.571	30	13	0.698	1	0	23.0	44	0.523
F4/ Dartaholics	35	25	26	34	61	59	0.508	11	19	20	10	31	29	0.517	123	117	0.513	0	8	51.5	248	0.208
F 40 Hendrick, Ruthie	2	5	1	5	3	10	0.231	4	3	3	2	7	5	0.583	10	15	0.400	0	1	1.0	26	0.038
F 41 Lee, Ronnie	3	6	5	6	8	12	0.400	2	7	5	4	7	11	0.389	15	23	0.395	0	1	9.0	39	0.231
F 42 Deadwyler, Kevin	2	2	3	5	5	7	0.417	3	4	4	1	7	5	0.583	12	12	0.500	0	1	6.0	25	0.240
F 43 Smith, Brian	5	2	2	5	7	7	0.500	2	5	6	1	8	6	0.571	15	13	0.536	0	1	5.5	29	0.190
F 44 Bruns, Angie	3	4	0	2	3	6	0.333	0	4	1	3	1	7	0.125	4	13	0.235	0	1	2.5	18	0.139
F 45 Ridley, Dave	5	2	2	3	7	5	0.583	2	4	7	1	9	5	0.643	16	10	0.615	0	1	2.5	27	0.093
F 46 Pope, Eric	5	3	7	3	12	6	0.667	6	5	7	4	13	9	0.591	25	15	0.625	0	1	19.0	41	0.463
F 47 Denning, Dave	10	1	6	5	16	6	0.727	3	6	7	4	10	10	0.500	26	16	0.619	0	1	6.0	43	0.140
F5/ Coral Reefers	35	37	28	44	63	81	0.438	16	20	18	18	34	38	0.472	131	157	0.455	0	0	66.0	288	0.229
F 50 Sedgwick, Jim	2	10	0	6	2	16	0.111	0	6	3	8	3	14	0.176	5	30	0.143			3.0	35	0.086
F 51 Britt, Jim	5	2	5	2	10	4	0.714	6	1	3	1	9	2	0.818	19	6	0.760			8.5	25	0.340
F 52 Smith, Van	6	4	6	6	12	10	0.545	5	7	8	4	13	11	0.542	25	21	0.543			10.5	46	0.228
F 53 Williams, Nelson	6	5	4	5	10	10	0.500	7	3	7	4	14	7	0.667	24	17	0.585			15.5	41	0.378
F 54 Cullen, Pat	2	4	1	9	3	13	0.188	3	5	4	4	7	9	0.438	10	22	0.313			4.5	32	0.141
F 55 Turner, Stu	6	2	5	3	11	5	0.688	3	5	3	4	6	9	0.400	17	14	0.548			8.0	31	0.258
F 56 Boyd, Richard	5	5	5	7	10	12	0.455	5	7	6	5	11	12	0.478	21	24	0.467			8.0	45	0.178
F 57 Walker, Bob	0	0	0	0	0	0	#DIV/0!	0	0	0	0	0	0	#DIV/0!	0	0	#DIV/0!			0.0	0	#DIV/0!
F 58 Baker, Tamatha	1	4	2	4	3	8	0.273	2	4	0	1	2	5	0.286	5	13	0.278			5.5	18	0.306
F 59 Mairty, Jennifer	2	1	0	2	2	3	0.400	1	2	2	5	3	7	0.300	5	10	0.333			2.5	15	0.167
F6/ Bogarts	17	67	30	54	47	121	0.280	10	32	13	29	23	61	0.274	93	243	0.277	0	0	48.0	336	0.143
F 60 Draper, Lisa	1	12	3	6	4	18	0.182	1	13	4	9	5	22	0.185	9	40	0.184			6.5	49	0.133
F 61 Smith, Brian	2	10	3	9	5	19	0.208	4	9	5	8	9	17	0.346	14	36	0.280			5.0	50	0.100
F 62 Aneretski, Lara	2	8	5	7	7	15	0.318	2	9	4	8	6	17	0.261	13	32	0.289			7.5	45	0.167
F 63 Munoz, Diego	1	7	2	6	3	13	0.188	3	6	1	7	4	13	0.235	7	26	0.212			3.0	33	0.091
F 64 Watkins, Rudy	6	5	7	4	13	9	0.591	3	8	4	7	7	15	0.318	20	24	0.455			8.5	44	0.193
F 65 Todd, David	0	3	1	2	1	5	0.167	1	0	1	0	2	0	1.000	3	5	0.375			5.0	8	0.625
F 66 Kent, Sean	3	8	8	6	11	14	0.440	3	9	4	8	7	17	0.292	18	31	0.367			10.0	49	0.204
F 67 Davis, Linda	2	11	1	11	3	22	0.120	3	9	3	8	6	17	0.261	9	39	0.188			2.5	48	0.052
F 68 Ahlheit, Joe	0	3	0	3	0	6	0.000	0	1	0	3	0	4	0.000	0	10	0.000			0.0	10	0.000
F7/ Tub Kids	49	29	54	24	103	53	0.660	32	7	25	14	57	21	0.731	217	95	0.696	8	15	122.0	335	0.364
F 70 Hoyt, Chris	7	4	9	1	16	5	0.762	9	2	5	4	14	6	0.700	30	11	0.732	1	2	28.5	44	0.648
F 71 Baker, Dave	2	3	2	1	4	4	0.500	3	2	5	0	8	2	0.800	12	6	0.667	0	1	2.0	19	0.105
F 72 Ragan, Marcus	0	1	3	4	3	5	0.375	2	3	1	3	3	6	0.333	6	11	0.353	1	1	2.0	19	0.105
F 73 Martin, George	10	4	9	3	19	7	0.731	11	2	10	4	21	6	0.778	40	13	0.755	1	2	22.5	56	0.402
F 74 Nutter, Darryl	4	5	6	2	10	7	0.588	6	3	10	4	16	7	0.696	26	14	0.650	1	2	7.5	43	0.174
F 75 Carter, Chris	9	3	8	4	17	7	0.708	10	0	7	1	17	1	0.944	34	8	0.810	1	1	15.5	44	0.352
F 76 Downs, Aaron	8	4	10	2	18	6	0.750	11	1	6	5	17	6	0.739	35	12	0.745	1	2	26.0	50	0.520
F 77 Colon, Chris	0	0	0	0	0	0	#DIV/0!	0	0	0	0	0	0	#DIV/0!	0	0	#DIV/0!	0	0	0.0	0	#DIV/0!
F 78 McGettigan, Peter	2	1	1	3	3	4	0.429	1	1	2	3	3	4	0.429	6	8	0.429	1	2	5.0	17	0.294
F 79 Bowes, Chuck	7	4	6	4	13	8	0.619	11	0	4	4	15	4	0.789	28	12	0.700	1	2	13.0	43	0.302
F8/ The Posse	26	51	15	63	41	114	0.265	10	29	10	29	20	58	0.256	81	230	0.260	0	8	59.0	319	0.185
F 80 Taylor, Jeff	9	3	9	3	18	6	0.750	5	7	5	3	10	10	0.500	28	16	0.636	0	1	27.0	45	0.600
F 81 Breton, Fuzzy	1	8	0	10	1	18	0.053	2	8	3	8	5	16	0.238	6	34	0.150	0	1	2.0	41	0.049
F 82 Breton, Pam	2	8	0	11	2	19	0.095	3	10	2	9	5	19	0.208	7	38	0.156	0	1	3.5	46	0.076
F 83 Rollins, Doug	2	3	0	8	2	11	0.154	1	7	2	5	3	12	0.200	5	23	0.179	0	1	3.0	29	0.103
F 84 Rollins, Jolie	4	5	1	5	5	10	0.333	0	7	1	6	1	13	0.071	6	23	0.207	0	1	2.0	30	0.067
F 85 Colton, Mitch	3	8	4	6	7	14	0.333	4	5	0	10	4	15	0.211	11	29	0.275	0	1	13.5	41	0.329
F 86 Carroll, Bridgette	2	9	0	13	2	22	0.083	3	7	3	10	6	17	0.261	8	39	0.170	0	1	4.0	48	0.083
F 87 Miller, Wayne	0	0	0	0	0	0	#DIV/0!	0	0	0	0	0	0	#DIV/0!	0	0	#DIV/0!	0	0	0.0	0	#DIV/0!
F 88 Jolly, King	3	5	0	5	3	10	0.231	2	5	3	4	5	9	0.357	8	19	0.296	0	1	4.0	28	0.143
F 89 McCoy, Allen	0	2	1	2	1	4	0.200	0	2	1	3	1	5	0.167	2	9	0.182	0	0	0.0	11	0.000

	Singles 301		Singles Cricket		Singles Record		Singles Win %-age	Doubles Cricket		Doubles 501		Doubles Record		Doubles Win %-age	Sngls + Dbls Record		Sngls + Dbls Win %-age	1001 Wins	1001 Losses	All-Star Points	Games Played	All-Star %-age
G1/ 3 Legged Dog	28	56	28	56	56	112	0.333	7	35	23	19	30	54	0.357	116	220	0.345	0	0	73.0	336	0.217
G 10 Theall, Ken	3	5	1	8	4	13	0.235	1	8	2	3	3	11	0.214	7	24	0.226			6.5	31	0.210
G 11 Graziano, John	6	8	5	9	11	17	0.393	4	10	6	5	10	15	0.400	21	32	0.396			24.0	53	0.453
G 12 Lyford, Chris	0	11	3	6	3	17	0.150	1	7	7	3	8	10	0.444	11	27	0.289			3.5	38	0.092
G 13 Gagner, Chris	8	3	6	5	14	8	0.636	3	7	7	4	10	11	0.476	24	19	0.558			16.5	43	0.384
G 14 Welch, Chris	4	9	10	4	14	13	0.519	1	13	6	8	7	21	0.250	21	34	0.382			11.0	55	0.200
G 15 Bush, Mark	2	3	3	2	5	5	0.500	2	3	2	2	4	5	0.444	9	10	0.474			4.0	19	0.211
G 16 Meintel, Ed	4	8	0	8	4	16	0.200	1	10	7	6	8	16	0.333	12	32	0.273			1.0	44	0.023
G 17 Grant, Tim	1	2	0	5	1	7	0.125	1	4	2	3	3	7	0.300	4	14	0.222			5.5	18	0.306
G 18 Guerrero, John	0	7	0	9	0	16	0.000	0	8	7	4	7	12	0.368	7	28	0.200			1.0	35	0.029
G2/ Get Over It	44	40	41	43	85	83	0.506	22	20	16	26	38	46	0.452	161	175	0.479	6	6	70.0	348	0.201
G 20 Lawley, Lisa	3	8	6	5	9	13	0.409	8	5	3	9	11	14	0.440	20	27	0.426	1	1	3.0	49	0.061
G 21 Lawley, Charley	7	6	7	4	14	10	0.583	8	2	6	7	14	9	0.609	28	19	0.596	1	1	20.5	49	0.418
G 22 Lawley, Bucky	1	0	0	2	1	2	0.333	0	2	0	2	0	4	0.000	1	6	0.143	0	0	1.0	7	0.143
G 23 Steinhauer, Bruce	3	3	2	4	5	7	0.417	2	3	1	3	3	6	0.333	8	13	0.381	0	0	4.0	21	0.190
G 24 Young, Jeff	3	1	2	2	5	3	0.625	3	1	0	2	3	3	0.500	8	6	0.571	0	1	6.5	15	0.433
G 25 Wilser, Dave	7	5	6	7	13	12	0.520	7	6	4	9	11	15	0.423	24	27	0.471	1	1	10.5	53	0.198
G 26 Moore, Tim	9	2	9	4	18	6	0.750	7	6	3	7	10	13	0.435	28	19	0.596	1	0	12.0	48	0.250
G 27 Small, Jeff	2	6	6	3	8	9	0.471	3	3	5	3	8	6	0.571	16	15	0.516	1	0	7.5	32	0.234
G 28 Thomas, Heather	6	5	2	6	8	11	0.421	4	6	6	5	10	11	0.476	18	22	0.450	1	1	5.0	42	0.119
G 29 Richardson, Joy	3	4	1	6	4	10	0.286	2	6	4	5	6	11	0.353	10	21	0.323	0	1	0.0	32	0.000
G3/ Big Deck	46	38	54	30	100	68	0.595	23	19	28	14	51	33	0.607	202	134	0.601	0	0	111.0	336	0.330
G 30 Hatch, Nicole	7	4	12	1	19	5	0.792	6	7	9	4	15	11	0.577	34	16	0.680			29.0	50	0.580
G 31 Gaffney, Michelle	7	4	2	7	9	11	0.450	4	5	9	5	13	10	0.565	22	21	0.512			10.0	43	0.233
G 32 Peterman, Philip	8	4	6	5	14	9	0.609	4	6	6	4	10	10	0.500	24	19	0.558			10.0	43	0.233
G 33 Gorsica, Jay	2	1	3	1	5	2	0.714	3	1	2	1	5	2	0.714	10	4	0.714			2.5	14	0.179
G 34 Tarrant, John	3	8	8	2	11	10	0.524	6	5	8	4	14	9	0.609	25	19	0.568			10.5	44	0.239
G 35 Chavis, Lynn	8	7	11	3	19	10	0.655	9	4	9	4	18	8	0.692	37	18	0.673			22.0	55	0.400
G 36 Basil, Lewis	1	7	3	6	4	13	0.235	6	6	4	2	10	8	0.556	14	21	0.400			10.0	35	0.286
G 37 Kubel, Tom "Q-Ball"	10	3	9	5	19	8	0.704	8	4	9	4	17	8	0.680	36	16	0.692			17.0	52	0.327
G4/ Irishmen	43	41	41	43	84	84	0.500	27	15	15	27	42	42	0.500	168	168	0.500	7	8	91.5	351	0.261
G 40 Cullis, Pete	5	3	7	4	12	7	0.632	9	3	6	6	15	9	0.625	27	16	0.628	1	1	14.5	45	0.322
G 41 Williams, Barry	7	7	4	8	11	15	0.423	8	5	4	10	12	15	0.444	23	30	0.434	1	1	11.0	55	0.200
G 42 McCann, Jack	6	3	3	6	9	9	0.500	3	3	1	7	4	10	0.286	13	19	0.406	1	1	5.5	34	0.162
G 43 Ferguson, Rhonda	2	2	0	3	2	5	0.286	2	1	0	3	2	4	0.333	4	9	0.308	0	1	5.0	14	0.357
G 44 Sampson, John	0	2	5	6	5	8	0.385	8	4	3	7	11	11	0.500	16	19	0.457	1	1	11.5	37	0.311
G 45 Cullis, Karyn	3	7	0	1	3	8	0.273	0	2	0	2	0	4	0.000	3	12	0.200	1	0	1.0	16	0.063
G 46 Heater, Bret	10	4	10	4	20	8	0.714	8	6	9	5	17	11	0.607	37	19	0.661	1	1	17.0	58	0.293
G 47 Lewis, Keith	4	7	6	4	10	11	0.476	6	4	7	3	13	7	0.650	23	18	0.561	1	1	14.5	43	0.337
G 48 Scott, Brian	2	3	1	5	3	8	0.273	4	1	0	6	4	7	0.364	7	15	0.318	0	0	2.5	22	0.114
G 49 Ferguson, Bob	4	3	5	2	9	5	0.643	6	1	0	5	6	6	0.500	15	11	0.577	0	1	9.0	27	0.333
G5/ The Gruesome Severed Hands	40	44	26	58	66	102	0.393	11	31	19	23	30	54	0.357	126	210	0.375	0	0	59.5	336	0.177
G 50 Christy, Marshall	8	6	7	7	15	13	0.536	6	9	6	8	12	17	0.414	27	30	0.474			13.5	57	0.237
G 51 Berkowitz, Robert	4	8	1	10	5	18	0.217	5	6	4	5	9	11	0.450	14	29	0.326			5.5	43	0.128
G 52 Johns, Jason	4	9	2	11	6	20	0.231	2	10	6	8	8	18	0.308	14	38	0.269			6.0	52	0.115
G 53 Abernathy, Vann	5	5	5	4	10	9	0.526	2	8	5	4	7	12	0.368	17	21	0.447			10.5	38	0.276
G 54 Schneider, Jeff	8	3	4	7	12	10	0.545	3	8	6	6	9	14	0.391	21	24	0.467			11.5	45	0.256
G 55 O'Donnell, Shane	3	2	1	5	4	7	0.364	3	3	3	3	6	6	0.500	10	13	0.435			1.5	23	0.065
G 56 Davidson, Mike	4	4	4	4	8	8	0.500	1	7	3	5	4	12	0.250	12	20	0.375			4.5	32	0.141
G 57 Zhu, Peter	2	4	0	7	2	11	0.154	0	6	3	3	3	9	0.250	5	20	0.200			2.0	25	0.080
G 58 Weaver, Brian	2	3	2	3	4	6	0.400	0	5	2	4	2	9	0.182	6	15	0.286			4.5	21	0.214
G6/ Young Guns	43	41	52	32	95	73	0.565	25	17	15	27	40	44	0.476	175	161	0.521	15	8	114.5	359	0.319
G 60 Long, Laura	8	5	12	2	20	7	0.741	8	6	7	6	15	12	0.556	35	19	0.648	2	1	24.0	57	0.421
G 61 Fjelstad, Michael	4	6	5	6	9	12	0.429	8	3	4	7	12	10	0.545	21	22	0.488	2	1	15.5	46	0.337
G 62 Steppe, Michael	3	1	0	3	3	4	0.429	3	1	0	4	3	5	0.375	6	9	0.400	1	1	6.0	17	0.353
G 63 Pilo, Chris	8	3	5	7	13	10	0.565	9	3	4	6	13	9	0.591	26	19	0.578	2	1	9.5	48	0.198
G 64 Williams, Carrie	3	10	0	3	3	13	0.188	0	3	4	8	4	11	0.267	7	24	0.226	2	1	1.0	34	0.029
G 65 Kleem, Jeremy	4	8	6	8	10	16	0.385	6	7	2	6	8	13	0.381	18	29	0.383	2	1	10.5	50	0.210
G 66 Bristow, Steve	7	7	11	3	18	10	0.643	8	6	4	10	12	16	0.429	30	26	0.536	2	1	14.0	59	0.237
G 67 Keitany, Mustafa	6	1	13	0	19	1	0.950	8	5	5	7	13	12	0.520	32	13	0.711	2	1	34.0	48	0.708
G7/ Sneaky Pigs	45	39	51	33	96	72	0.571	25	17	26	16	51	33	0.607	198	138	0.589	0	9	80.0	345	0.232
G 70 Slawter, Mark	5	4	6	3	11	7	0.611	9	3	6	3	15	6	0.714	26	13	0.667	0	1	19.0	40	0.475
G 71 Champion, Steve	8	3	5	3	13	6	0.684	7	4	5	4	12	8	0.600	25	14	0.641	0	1	2.5	40	0.063
G 72 Adams, Brad	9	5	2	3	11	8	0.579	8	5	8	3	16	8	0.667	27	16	0.628	0	1	4.5	44	0.102
G 73 Gauley, Mark	3	8	0	3	3	11	0.214	2	2	3	3	5	5	0.500	8	16	0.333	0	0	2.0	24	0.083
G 74 Palmer, Randy	0	6	6	3	6	9	0.400	3	5	4	7	7	12	0.368	13	21	0.382	0	1	5.5	35	0.157
G 75 Conrad, Rob	1	0	7	3	8	3	0.727	4	4	4	3	8	7	0.533	16	10	0.615	0	1	6.0	27	0.222
G 76 Snyder, Mark	3	2	7	4	10	6	0.625	6	4	3	1	9	5	0.643	19	11	0.633	0	1	8.5	31	0.274
G 77 Elliot, Chris	4	3	1	5	5	8	0.385	0	0	5	4	5	4	0.556	10	12	0.455	0	1	2.0	23	0.087
G 78 Hodges, Doug	4	5	8	2	12	7	0.632	3	4	8	1	11	5	0.688	23	12	0.657	0	1	18.5	36	0.514
G 79 Hamilton, Brad	8	3	9	4	17	7	0.708	8	3	6	3	14	6	0.700	31	13	0.705	0	1	11.5	45	0.256
G8/ Darts'R'Us	47	37	43	41	90	78	0.536	28	14	26	16	54	30	0.643	198	138	0.589	6	7	80.5	349	0.231
G 80 McClure, Mark	7	7	2	6	9	13	0.409	6	4	7	4	13	8	0.619	22	21	0.512	1	1	6.0	45	0.133
G 81 Hill, Roger	6	7	9	5	15	12	0.556	10	4	7	6	17	10	0.630	32	22	0.593	1	1	22.0	56	0.393
G 82 Terrell, Mark	3	7	7	7	10	14	0.417	8	4	8	6	16	10	0.615	26	24	0.520	1	1	13.0	52	0.250
G 83 Skelton, Chris	7	5	10	4	17	9	0.654	10	4	8	5	18	9	0.667	35	18	0.660	1	1	19.0	55	0.345
G 84 Yarborough, Scott	12	2	5	8	17	10	0.630	8	5	10	4	18	9	0.667	35	19	0.648	1	1	11.0	56	0.196
G 85 Schaeffer, Greg	7	6	7	5	14	11	0.560	9	4	8	4	17	8	0.680	31	19	0.620	1	1	4.5	52	0.087
G 86 Base, Robert	5	3	3	6	8	9	0.471	5	3	4	3	9	6	0.600	17	15	0.531	0	1	5.0	33	0.152

Raleigh Dart League

Registration for Spring 2003 season

Wednesday, January 8, Champions Billiards, 7:30 – 9:00 pm

Wednesday January 8 **For returning teams AND new teams – there is only one night of registration!!!!!!** (If your team is not returning, please leave a message on voice mail. New captain! Pass info on to him).

Bring 1). Completed roster - use BLACK pen please – with divisions played by each member for last 3 seasons

2). ONE check for bar fee and a minimum of six players

(Bar fee is $20; player registration fee is $20)

NO CASH WILL BE ACCEPTED!!!!

Wednesday January 15 **DEADLINE for unrestricted add-ons to roster**

Jan. 16 thru March 11 **Add-ons pre-approved by the Membership Committee:**

1). Checks and player information as per roster to:

Kellee Enos (treasurer), tele# 233-8948

505 South Lakeside Dr, Raleigh, NC 27606

2). Mem.Sec. will inform captain of Committee's decision

A PLAYER IS NOT ELIGIBLE UNTIL APPROVED

Wednesday January 29 **Captains' Meeting, 7:30 pm, Champions**

- Pickup schedules, blank scoresheets, team rosters

Wednesday February 5 **8:00 pm: Season starts**

Tuesday March 11 **Last day to add a player with approval**

There is NO 5th week Captains Meeting!!!

Team Name _____ Team Number _____

(PLEASE LEAVE BLANK)
Fee Paid:

	Divisions played in previous 3 seasons	Player Name: Home Bar & Dart Rep.:	Player Address: Board #'s:	M/F	Phone #:	Date Paid:
0		Captain:			(H) (W)	
1			e-mail:		(H) (W)	
2					(H) (W)	
3					(H) (W)	
4					(H) (W)	
5					(H) (W)	
6					(H) (W)	
7					(H) (W)	
8					(H) (W)	
9					(H) (W)	

TOTAL:

(LEAVE SPACE BLANK FOR OFFICE USE)

PLEASE WRITE IN BLACK, IN BLOCK LETTERS - ROSTER WILL BE PHOTOCOPIED

TONS OF NEWSLETTER

Home to the Spring Session of the Raleigh Dart League for the Banquet, Saturday, May 31, 2003
The "Is A Change To The RDL Landscape Imminent?" Edition

TOURNAMENT WINNERS

"A" Division - ***Lunatic Fringe*** *(13-7)*
Fringe finishes the most dominating season in recent memory with a 6-0 start and a cruise to the win. I would go into more detail, but is there really any more to say about their success this season?

"B" Division - ***Dodge Darts*** *(14-4)*
The captain goes off and gets married (the nerve!), so the rest of my surest bet of the season completes their season double, then serves notice to next season's A division teams (see page 10).

"C" Division - ***Sharky's Machine*** *(13-9)*
It took the Machine until the tournament final to actually get all six team members together (seriously!), but when they did, the gears were all hummin'. They took out the #3, #2, and #1 teams in succession, then made a VoiceMail plea to stay in C next season.

"D" Division - ***Dynamic Darts*** *(13-5)*
Through the quarterfinals, this wildest of all divisions was boring, with the top four teams in the semis. Then D division acted like D division, the #3 and #4 advanced, and Dynamic took the Mugs by taking 11 of the 12 cricket points in the match.

"E" Division - ***Tub Kids*** *(13-11)*
The Tubbies were one of only three teams (along with Fringe and Dynamic) to win both the season and the tournament. In the longest-odds final (the #5 vs. the #3), the Tub Kids escape in the final set when Chris Carter delivers the double and the Mugs.

"F" Division - ***Mangina Douche*** *(13-5)*
Mangina didn't need points to win their season title, & they didn't need 501 to win their Mugs. The 13-5 final was the closest anyone got to them, as F tied A division for the most basic tourney results.

"G" Division - ***Orange Crush*** *(13-9)*
Maybe it was the ineligible player that cost them two spots in the standings, or maybe they were just getting geared up at the right time… I don't know. Regardless, the Oranges Crushed the #3, #2, and #1 teams in succession to win out of the #6 spot.

REGULAR SEASON WINNERS

"A" Division - ***Lunatic Fringe*** *(14 wins, 0 losses)*
2nd place - Varina Sports Bar

"B" Division - ***Dodge Darts*** *(10 wins, 2 losses)*
2nd place - Them Again

"C" Division - ***Starving Dartists*** *(10 wins, 2 losses)*
2nd place - UZMALL

"D" Division - ***Grateful Darts*** *(8 wins, 4 losses)*
2nd place - 5 Drunks, 1 Driver

"E" Division - ***Travelin' Beer Bellies*** *(9 wins, 3 losses)*
2nd place - Bubba's Garage

"F" Division - ***Mangina Douche*** *(12 wins, 2 losses)*
2nd place - Big Deck

"G" Division - ***Brain Dead*** *(9 wins, 3 losses)*
2nd place - The Potato Heads

(Rosters of all tournament-winning and regular season first place teams can be found on page 4.)

TABLE OF CONTENTS

Item	Page Number
Tournament & Regular Season Winning Teams	1
Fall 2003 RDL Season Information	1
Final Divisional Standings	2
Final Divisional Tournament Results	3
Tournament Winning Team Rosters	4
Regular Season Winning Team Rosters	4
Quotes from the last month of the season	4
Regular Season Trophy Dart Awards	5
Tournament Trophy Dart Awards	5
Other Tournament Hot Darts	5
Divisional Singles Win %-age Winners	6
Divisional All-Star Point %-age Winners	6
Players Who Beat the Singles Winners	6
Tiebreaker Stat Facts	6
Season Penalty Summary	6
List of Host Establishments	7
Notes for Fall 2003 RDL Registration	7
Summer darts in the Triangle, recent TRDL victors	7
RDL Address and Phone No. Information	8
Calendar of Events and Related Items	8
Season Penalty Log, Individual Trophy Requirements	8
JK's All-Star Team Picks	9
Quick Stat Tidbits	9
My Prediction Results	9
Season-long Bar Ratings	10
Random thoughts from JK on darts and other crap	10
Golden Chalker Award, Dart Caddies, RDL website	11
NCCDL/NCLC summary	11
Team Progression Records Table	12-15
Top Spring 2003 Singles Records, by Division	16
Top Spring 2003 Doubles Records, by Division	17
Top Spring 2003 Singles+Doubles, by Division	18
Top Spring 2003 All Star %-ages, by Division	19
Top Individual Records, by Section of Play	20,21
League-Wide Individual Singles, Doubles Records	22
League-Wide Individual Singles+Doubles Records, All-Star %-ages	23
Singles, Doubles Records, Ranked by Team	24
Singles+Doubles Records, All-Star %-ages, Ranked by Team	25
Week-by-Week Match Results Table	26
Complete "A" Division Statistics	27
Complete "B" Division Statistics	28
Complete "C" Division Statistics	29
Complete "D" Division Statistics	30
Complete "E" Division Statistics	31
Complete "F" Division Statistics	32
Complete "G" Division Statistics	33
Summer tournament fliers, including Carolina Classic	34-35
Registration Materials for Fall 2003 RDL Season	36

FALL 2003 RALEIGH DART LEAGUE SEASON INFORMATION

Registration Meeting for ALL Teams (we disposed of the 2nd meeting seasons ago) Champions Billiards; **Wednesday, July 16**, 7:30-9:00
Unlimited player addition through July 23, addition with approval until RDL Board meeting on September 15 (Mon.) or 16 (Tues.)

MANDATORY Preseason Captains' Meeting
Champions Billiards; **Wednesday, August 6**, 7:30 p.m.
Match Play begins on Wednesday, August 13
There will be NO 5th week captains' meeting!!

FINAL!! DIVISIONAL TEAM STANDINGS FOR THE *SPRING 2003* RDL SEASON

"A" Division

		W	L	Pts.
👍	Lunatic Fringe 👍	14	0	259
👍	Varina Sports Bar	10	4	190
3	Industrial Extra Strength	8	6	176
4	Swine Flew Too	8	6	161
5	D V Needed	6	8	145
6	Evicted	6	8	125
👎	Wild Geese	2	12	118
👎	Cheap Shots	2	12	116

"B" Division

		W	L	Pts.
👍	Dodge Darts 👍	10	2	173
👍	Them Again	9	3	160
3	Nine Lives	6	6	152
4	Get the Point "33"	5	7	140
5	Home Thrown	5	7	139
👎	WIEBLS	4	8	112
👎	Horsemen	3	9	106

"C" Division

		W	L	Pts.
👍	Starving Dartists 👍	10	2	170
👍	UZMALL	10	2	166
3	Excalibur	6	6	143
4	Dogs of War II	6	6	103
5	Been There Done That	5	7	140
👎	Sharky's Machine	3	9	96
👎	Damn Yankees!	2	10	98

"G" Division

		W	L	Pts.
👍	Brain Dead 👍	9	3	164
👍	The Potato Heads	7	5	116
3	3 Legged Dog	6	6	160
4	Get Over It	6	6	129
5	Bogarts	6	6	121
👎	Orange Crush	5	7	125
👎	The Posse	2	10	118

"D" Division

		W	L	Pts.
👍	Grateful Darts 👍	8	4	139
👍	5 Drunks, 1 Driver	7	5	157
3	Dynamic Darts	6	6	146
4	Heroes In Trouble	6	6	146
5	Wireless	6	6	134
👎	Kozmic Debris	5	7	143
👎	Happy Hours	4	8	127

"E" Division

		W	L	Pts.
👍	Travelin' Beer Bellies 👍	9	3	149
👍	Bubba's Garage	8	4	153
3	Tub Kids	7	5	151
4	The Replacements	7	5	131
5	FYL&EMS	6	6	168
👎	C.O.W.A.	3	9	122
👎	One Armed Bandits	2	10	99

"F" Division

		W	L	Pts.
👍	Mangina Douche 👍	12	2	106
👍	Big Deck	11	3	206
3	DA Bulls	9	5	178
4	IBF	9	5	171
5	Darts'R'Us	7	7	178
6	Chupacabras	5	9	170
👎	Duck'N'Cover	2	12	109
👎	Coral Reefers	1	13	106

☎ = *phone-in penalty (5 pts.)*
✉ = *mail-in penalty (16 pts.)*
💣 = *captains' meeting penalty (5 pts.)*
☑ = *ballot penalty,* ✍ = *special election ballot (5 pts.)*
☹ = *ineligible player (match win, all pts., all team stats.)*
👎 = *clinched* "bottom-two" *finish in division*
👍 = *clinched* "top-two" *finish in division*
☝ = *regular season division champion*

SPRING 2003 RDL DIVISIONAL TOURNAMENT RESULTS

Quarterfinals	*Semifinals*	*Finals*	***WINNER***

"A" Division

1 **Lunatic Fringe**
(13-3) **Lunatic Fringe**
8 Cheap Shots
(14-4) **Lunatic Fringe**
5 D V Needed
(?-?) Swine Flew Too
4 Swine Flew Too
(13-7) **Lunatic Fringe**
3 Industrial Extra Strength
(13-7) Industrial Extra Strength
6 Evicted
(13-9) Industrial Extra Strength
7 Wild Geese
(13-3) Varina Sports Bar
2 Varina Sports Bar

"B" Division

1 **Dodge Darts**
Dodge Darts
(Bye)
(14-10) **Dodge Darts**
5 Home Thrown
(13-7) Home Thrown
4 Get the Point "33"
(14-4) **Dodge Darts**
3 Nine Lives
(14-2) Nine Lives
6 WIEBLS
(?-?) Them Again
7 Horsemen
(13-7) Them Again
2 Them Again

"C" Division

1 Starving Dartists
Starving Dartists
(Bye)
(13-11) Starving Dartists
5 Been There Done That
(13-3) Been There Done That
4 Dogs of War II
(13-9) **Sharky's Machine**
3 Excalibur
(12-11) **Sharky's Machine**
6 **Sharky's Machine**
(?-?) **Sharky's Machine**
7 Damn Yankees!
(13-11) UZMALL
2 UZMALL

Quarterfinals	*Semifinals*	*Finals*	***WINNER***

"D" Division

1 Grateful Darts
Grateful Darts
(Bye)
(13-9) Heroes In Trouble
5 Wireless
(13-11) Heroes In Trouble
4 Heroes In Trouble
(13-5) **Dynamic Darts**
3 **Dynamic Darts**
(14-6) **Dynamic Darts**
6 Kozmic Debris
(13-9) **Dynamic Darts**
7 Happy Hours
(13-3) 5 Drunks, 1 Driver
2 5 Drunks, 1 Driver

"E" Division

1 Travelin' Beer Bellies
Travelin' Beer Bellies
(Bye)
(14-10) FYL&EMS
5 FYL&EMS
(14-6) FYL&EMS
4 The Replacements
(13-11) **Tub Kids**
3 **Tub Kids**
(13-7) **Tub Kids**
6 C.O.W.A.
(13-12) **Tub Kids**
7 One Armed Bandits
(?-?) Bubba's Garage
2 Bubba's Garage

"F" Division

1 **Mangina Douche**
(13-3) **Mangina Douche**
8 Coral Reefers
(13-3) **Mangina Douche**
5 Darts'R'Us
(14-10) IBF
4 IBF
(13-5) **Mangina Douche**
3 DA Bulls
(13-11) DA Bulls
6 Chupacabras
(13-12) DA Bulls
7 Duck'N'Cover
(13-5) Big Deck
2 Big Deck

Quarterfinals	*Semifinals*	*Finals*

Finals	*Semifinals*	*Quarterfinals*

"G" Division

1 Brain Dead
Brain Dead
(Bye)
(13-9) Brain Dead
5 Bogarts
(?-?) Get Over It
4 Get Over It
(13-9) **Orange Crush**
WINNER
Orange Crush *(12-3)*
3 Legged Dog 3
Orange Crush *(13-7)*
Orange Crush 6
The Posse 7
The Potato Heads *(13-11)*
The Potato Heads 2

TOURNAMENT WINNERS!!!!!!

"A" Division - ***Lunatic Fringe***

Steve Hoffmann (c)	Tom Brown	Keith Wall
Bob Terry	Joe Gaglione	Jim Budelman
Don Butman	James Wilson	Joe Wilson

"B" Division - ***Dodge Darts***

Steve Holland (c)	Tim McNamara	Jeff Dahulich
Bob James	Chris Hope	Rohan Anderson
J.P. Evans	Brent Butler	Tim Lane

"C" Division - ***Sharky's Machine***

Ken Browndorf (c)	Dave Arensdorf	Frank Allison
Lonny Kruger	Tom Gross	Curtis Hines

"D" Division - ***Dynamic Darts***

Jim Markov (c)	George Ellison	Barry Jackson
Jim Costen	Todd Costen	Kevin McFadden
Tim Kissinger	Tom Winters	Travis Rowe

"E" Division - ***Tub Kids***

George Martin (c)	Dave Baker	Marcus Ragan
Aaron Downs	Chris Carter	Darryl Nutter
Peter McGettigan	Kirsten Tyler	Chip Knowles

"F" Division - ***Mangina Douche***

Tate Simmons (c)	Fulton Crowley	William Wessinger
John Keleher	Jamie Iannone	David Gernon
Tim King	Joel Bond	Ron Penny
	Sal Reitano	

"G" Division - ***Orange Crush***

Tracy Brown (c)	Charlie Caudle	Milton Rider
Tommy Meeks	Josh Zemlo	John Wells
Susie Ewald		Dan Ewald

REGULAR SEASON WINNERS!!!!!!

"A" Division - ***Lunatic Fringe***

Steve Hoffmann (c)	Tom Brown	Keith Wall
Bob Terry	Joe Gaglione	Jim Budelman
Don Butman	James Wilson	Joe Wilson

"B" Division - ***Dodge Darts***

Steve Holland (c)	Tim McNamara	Jeff Dahulich
Bob James	Chris Hope	Rohan Anderson
J.P. Evans	Brent Butler	Tim Lane

"C" Division - ***Starving Dartists***

Marc Shown (c)	Ron Hendricks	Kevin Hartley
Mark Hagan	Frank Fleming	John Howell
Randy Deemer	Fritz Herman	Forrest Harrell

"D" Division - ***Grateful Darts***

John Iager (c)	Phil Simpson	John Lilienthal
Joel Byrd	Rick Perkins	Tony McGrail
Chris Goodknecht	Jason Roman-Cusher	Willam Holland

"E" Division - ***Travelin' Beer Bellies***

J.J. Yoneoka (c)	Oakie Yoneoka	Eric Gabriel
Derek Thompson	Jeremy Kring	Eric Side
David Martin	Mike Pridgen	Ed Gibson
	J. Kremer	

"F" Division - ***Mangina Douche***

Tate Simmons (c)	Fulton Crowley	William Wessinger
John Keleher	Jamie Iannone	David Gernon
Tim King	Joel Bond	Ron Penny
	Sal Reitano	

"G" Division - ***Brain Dead***

Eric Auch (c)	Shannon Parker	David Smoak
Chris Pilo	Brett Yates	Mike Fjelstad
Ronnie Lee		Frank Mayes

START PLANNING NOW…

You know, you should start planning now for the Fall season. Sometimes it's hard to track down teammates over the summer, so start setting your roster plans now and avoid the headache later.

QUOTES FROM THE PAST SEVERAL WEEKS

… Quotes from before week 14 …

Quote #1 : from a captain who shall remain anonymous, but whose team took exception to a bar rating earlier this season based on the toilet paper in the women's rest room: "And we got the wonderful feedback on toilet paper in the men's bathroom. But I also offered to wipe anybody's ass that needed wiping if there was none in there. And please note that the waitstaff was excellent (she's cute and she's got a nice a** according to the other guys, I don't know what to say)."

Quote #2 : from Steve Holland, captain of Dodge Darts, busting on me for not getting his team's score *exactly* right for only the 2nd or 3rd time all season, and also giving me a little more information than I wanted: "Dude, you were TOTALLY wrong this week. 13-11 was WAY off. We actually won 13-12. Heh, just a little joke there… … And Jeff Dahulich wants to give you a little woowoo!" [Ok, I've seen Jeff and he's cute and all, but he's just not my type… Plus, if I was going to swing that way, I imagine that I would probably prefer a big woowoo. … … … Ok, ok, relax, they meant a big WOOWOO scream, which ensued shortly after Steve stopped speaking. My ear rang for thirty seconds… - JK]

Quotes #3, 4, 5, and 6 : all based off of my predictions… *#3* : from Felipe Wilkie of Dogs of War II: "If you want to improve your average, maybe you better leave our games off." [I said that months ago when you guys started varying how many players you brought each week. Still managed 6-6 with you guys. - JK] *#4* : from Rick DeMattos of the Chupacabras: "It's getting near tournament time, so beware the Chupacabra…" [Well, I know that hindsight is 20/20, but with that in mind, I still ask 'Why?' Doh! - JK] *#5* : from J.J. Yoneoka of Travelin' Beer Bellies: "I was just trying to figure out which you preferred, as far as your predictions, because you predicted us to win the division at the beginning of the year, and then you went against us when we played the first place team that was holding us back…" [Yeah, yeah, I had you guys pegged in week 1 and then lost faith in week 13. But since you tanked it in your only playoff match, I guess I just should have held faith a little longer and *then* lost it, eh? - JK] *#6* : from Lisa Lawley, of Get Over It, whose team fooled me pretty much all season, win or lose: "It's real hard to keep pulling s**t out of you're a** when you're continually picked to win… I mean lose… no, win… no, no, lose, that's what I meant, yeah… I've had a bit to drink." [Hmmm… maybe I should have picked you guys to dump a few more of those matches decided at the end of the night… - JK]

… Quote from after week 14 …

Quote #7 : from Barry Thompson, captain of 5 Drunks, 1 Driver: "I Jill Simpson in my first call. She hit three all-stars tonight, and I was sorry to forget her… and she reminded me real quick too… though I think actually David might have…" [Oh, my brother… miss all the guys' all-stars that you want… but the ladies'? - JK]

… Quote from after the semifinals …

Quote #8 : from Ken Browndorf of Sharky's Machine: "The Machine won last night. We're going to the Big Show." [The Big Show, eh? So was it Fringe or Industrial whose spot you took? Man, I'll bet those guys were mad… - JK]

… Quote from after the finals …

Quote #9 : from Josh Pope of FYL&EMS, exhibiting why there are people in the RDL that I'm really glad that I've had the chance to meet:

[… quotes continued on page 5 …]

FINAL REGULAR SEASON TROPHY DART AWARDS

High In (301 only)

	Tom Brown	**Ton-49**
	Lunatic Fringe	3/19
	Jim Budelman	**Ton-49**
	Lunatic Fringe	4/30

High Out (301, 501, and 1001)

	Steve Motley	**Ton-29**
	Bubba's Garage	2/5

Fast Singles 301

	Tom Brown	**8 darts**
	Lunatic Fringe	3/19

Fast Singles Cricket

	Wil Tan	**14 darts**
	Industrial Extra Strength	4/2
	Bob Terry	**14 darts**
	Lunatic Fringe	4/16

Fast Doubles Cricket

	Joe Gaglione & Bob Terry	**13 darts**
	Lunatic Fringe	3/26

Fast Doubles 501

	Don Butman & Joe Gaglione	**18 darts**
	Lunatic Fringe	3/5
	J.D. Dixon & Mike Seward	**18 darts (twice!)**
	Varina Sports Bar	4/9, 4/16

9 Marks

Bob Terry **(3!)**	Lunatic Fringe	3/19, 3/26, 5/7
Tom Brown **(2)**	Lunatic Fringe	2/12, 2/12
Jim Davis **(2)**	Industrial Extra Strength	3/12, 4/16
Paula Delp **(2)**	D V Needed	3/19, 3/26
Scott Butters	Varina Sports Bar	2/26
Paul Cafolla	WIEBLS	3/12
Matthew Copple	Nine Lives	4/23
Fon Denton	UZMALL	3/19
J.D. Dixon	Varina Sports Bar	2/19
Joel Eason	Swine Flew Too	3/5
David Gernon	Mangina Douche	4/23
Steve Hoffmann	Lunatic Fringe	3/26
John Jenkins	Get the Point "33"	2/5
John Keleher	Mangina Douche	3/26
Ronnie Lee	Brain Dead	4/30
Tim Mills	Home Thrown	3/19
Amy Page	D V Needed	4/30
Daniel Pollard	D V Needed	3/19
Emmett Simons	The Replacements	4/23
Sarge Smith	Heroes In Trouble	4/30
Wil Tan	Industrial Extra Strength	5/7
Jeff Taylor	The Posse	4/9
Barry Thompson	5 Drunks, 1 Driver	5/7
Nate Wade	Cheap Shots	3/26
Tim Wellborn	WIEBLS	3/19
Josh Zemlo	Orange Crush	3/12

Ton-80s

Jeffrey Allen	Wireless	4/2
Tom Brown	Lunatic Fringe	3/26
Craig Cashwell	Swine Flew Too	4/23
Al Fuhrmann	Nine Lives	4/2
Joe Gaglione	Lunatic Fringe	3/12
Eric Lee	The Replacements	4/30
Todd Lewis	Get the Point "33"	2/19
Tim McNamara	Dodge Darts	3/19
Tim Mills	Home Thrown	4/2
David Romanchek	Nine Lives	4/9
Brian Selby	Industrial Extra Strength	5/7
Mark Terrell	Darts'R'Us	3/19
Steve Witz	Cheap Shots	4/30

6 Bulls

Warwick Charlton	DA Bulls	3/26
John Tarrant	Big Deck	3/12

TOURNAMENT!!! TROPHY DART AWARDS

9 Marks

Bill Buckley	Chupacabras	5/14
Keith Gibbs	Industrial Extra Strength	5/14
Paul Jacobi	Nine Lives	5/14
Mike Seward	Varina Sports Bar	5/14
Tom Brown	Lunatic Fringe	5/21
Jim Budelman	Lunatic Fringe	5/21
Ron Penny	Mangina Douche	5/21

Ton-80s

Jim Davis **(2)**	Industrial Extra Strength	5/14, 5/28
Steve Wilcenski	Swine Flew Too	5/14

6-Bulls, Ton-70-Ins/Outs

(none reported)

OTHER TOURNAMENT HOT DARTS

(Sorry, no award for these, but they're still good shots)

Jason Thomas	The Replacements	**160-In**
Mark Wackerman	Heroes In Trouble	140-Out
Ronnie Lee	Brain Dead	130-Out
Josh Zemlo	Orange Crush	11-dart 301

Keith Gibbs & Luis Martinez, of Industrial Extra Strength — 21- & 22-dart 501s (in same set)

(…and no, I don't include an all-star list for the tournament because any fool can throw a bunch of all-stars when he or she is playing two-out-of-three singles cricket sets…)

For those who are new or simply were not aware of it: fast games, high ins and high outs in the tournament do not win awards unless they are perfect shots (170s) or games.

QUOTES (… continued from page 4 …)

"I was checking on the RDL webpage and I didn't see the Ton-60-In that Jason Thomas threw in the first week of the tournament and I just wanted to make sure that he got credit for what he did." [Unfortunately for Jason, tournament Ins & Outs are just for show. But good for Jason, he now knows that he's a nice enough guy that others on other teams are looking out for him. - JK]

Quote #10 : from Dave Arensdorf of Sharky's Machine, whose team has quite a little tradition going: "We're the champs, baby! The highlights of the match? We're outside of Pure Gold lookin' at titties! Nothin' better than that, buddy…" [Outside!? - JK]

Quote #11 : from Jim Markov of Dynamic Darts, finally giving props where props are due: " You picked us wrong most of the season, but I'll give you credit. You did pick Heroes & Dynamic as the teams to beat in week one. While we didn't finish 1st and 2nd in the season, we did finish 1st and 2nd in the tournament."

Quote #12 : from Jeff Dahulich of Dodge Darts: "Calling in for Steve Holland, who thought it was more important to take his new bride on their honeymoon instead of throwing with his teammates in the championship."

Spring 2003 RDL Individual Season-Long Awards

(The sets of women's awards were kept the same this season as last, divided into three divisional subsets. At this point, I believe they will be the same breakdowns next season as well.)

SINGLES WIN PERCENTAGE

		W	L	%-age
"A" Division				
Keith Wall	A1/ Lunatic Fringe	25	3	0.893
"B" Division				
John Murdaugh	B3/ Home Thrown	20	4	0.833
"C" Division				
John Carroll	C2/ Dogs of War II	20	2	0.909
"D" Division				
Tommy Gelhar	D7/ Kozmic Debris	22	2	0.917
"E" Division				
Darryl Nutter	E6/ Tub Kids	17	2	0.895
"F" Division				
Nicholas Smith	F2/ IBF	22	4	0.846
"G" Division				
Jeff Taylor	G2/ The Posse	21	3	0.875
Women's Records - "A" and "B" Divisions				
Jane Barker	B7/ Them Again	11	8	0.579
Women's Records - "C", "D" and "E" Divisions				
Deborah Blackweld	C7/ Been There Done Tha	14	9	0.609
Women's Records - "F" and "G" Divisions				
Nicole Hatch	F6/ Big Deck	14	10	0.583

ALL-STAR PERCENTAGE

		ASPs	TGP	%-age
"A" Division				
Jim Budelman	A1/ Lunatic Fringe	82.0	52	1.577
"B" Division				
Donnie Simpson	B3/ Home Thrown	58.0	46	1.261
"C" Division				
Marc Shown	C3/ Starving Dartists	41.0	42	0.976
"D" Division				
William Holland	D6/ Grateful Darts	47.0	44	1.068
"E" Division				
Aaron Downs	E6/ Tub Kids	36.0	46	0.783
"F" Division				
Jerry Oakley	F6/ Big Deck	52.5	54	0.972
"G" Division				
Jeff Taylor	G2/ The Posse	41.5	48	0.865
Women's Records - "A" and "B" Divisions				
Paula Delp	A4/ D V Needed	46.5	53	0.877
Women's Records - "C", "D" and "E" Divisions				
Deborah Blackweld	C7/ Been There Done Tha	27.0	48	0.563
Women's Records - "F" and "G" Divisions				
Michelle Gaffney	F6/ Big Deck	14.5	39	0.372

THE PLAYERS WHO *BEAT* THE SINGLES %-AGE WINNERS

Who beat Keith Wall of Lunatic Fringe?
in 301: Randy Warren (wk.1), Pete Rutten (wk.11), J.D. Dixon (wk.13).
in cricket: (none).

Who beat John Murdaugh of Home Thrown?
in 301: Britt Phillips (wk.9), David Romanchek (wk.12), Les Nagy
in cricket: John Jenkins (wk.8). (wk.13).

Who beat John Carroll of Dogs of War II?
in 301: Frank Allison (wk.8), Ron Hendricks (wk.10).
in cricket: (none).

Who beat Tommy Gelhar of Kozmic Debris?
in 301: Dave Johnson (wk.10), Barry Thompson (wk.13).
in cricket: (none).

Who beat Darryl Nutter of Tub Kids?
in 301: Barbara Cotton (wk.1), Mike Pridgen (wk.10).
in cricket: (none).

Who beat Nicholas Smith of IBF?
in 301: Bill White (wk.7). in cricket: Duncan Kerr (wk.7), Steve Tollerton (wk.12), Jerry Oakley (wk.13).

Who beat Jeff Taylor of The Posse?
in 301: Ed Meintel (wk.1), Dave Wilser (wk.7).
in cricket: David Smoak (wk.11).

Who beat Jane Barker of Them Again?
in 301: Bob James (wk.2), John Jenkins (wk.4), Mike Knox (wk.7).
in cricket: Jeff Dahulich (wk.2), John Murdaugh (wk.6), J.P. Evans (wk.9), Glenn Paulson (wk.10), Connie Austin (wk.11).

Who beat Deborah Blackwelder of Been There Done That?
in 301: Mark Powell (wk.3), Tom Wiegand (wk.4), Chris Rickard (wk.6), Robert Berry (wk.8), Fon Denton (wk.10). In cricket: Denny Williams (wk. 3), Mark Powell (wk.10), Kevin Barton (wk.11), Dave Arensdorf (wk.12).

Who beat Nicole Hatch of Big Deck?
in 301: Chris Skelton (wk.1), Patrick Todd (wk.10), Tim King (wk.14).
in cricket: Roger Hill (wk.1), Tony Alcon (wk.3), David Rittlinger (wk.6), William Wessinger (wk.7), Rob Base (wk.8), Duncan Kerr (wk.9), David Gernon (wk.14).

THIS SEASON'S TIEBREAKERS

Not a record-setting tiebreaker season, but we certainly had a decent sum this time around. It was an especially enjoyable set for three teams, as I'll detail in just a minute. We had 32 regular season tiebreakers, and 3 more in the tournaments. There were 7 in A division, 3 in B, 3 in C (one of them in the tournament), 5 in D, 7 in E (including a tournament semi), 6 in F (one of them being a tournament semi), and 4 in G. Eight teams played 1001 at least three times, with 3 of those playing 1001 for a FOURTH time (one of them even in a 12-week division). This season's 1001 kings were **DA Bulls** who rolled to a 4-0 record in 1001, including their tournament semifinal. Honorable mention goes to Evicted and the Travelin' Beer Bellies, who both went 3-1. Excalibur claims this season's heartbreak award, losing all 3 of their tiebreakers, including a season-ending quarterfinals loss.

SPRING 2003 PENALTY SUMMARY

Flo returns!!!! A few seasons ago, I renamed the top penalty-getter title the Fulton Crowley Award in honor of the man who had reigned supreme in terms of penalties. Well, Fulton ("Flo") returned this season, and how appropriate that his new team, **Mangina Douche**, shattered even his rather astonishing penalty records. EIGHT penalties, including SIX mail-in violations, for a total of 106(!) lost points. I'm pretty sure that most of the current captains won't amass that in a lifetime. But you know what? They don't give a crap, because they won the regular season AND tournament anyway. "Points?! We don't need no stinking points!!" Anyway, on the whole, we had 0(!) captains' meeting penalties, 1 ineligible player (13 pts., and a match win… ouch), 13 special election ballot penalties (5 pts. each), 10 phone-in penalties (5 pts. each), and 9 mail-in penalties (16 pts. each). That makes a total of 33 penalties for 272 points, far less than the totals from last season, especially since Mangina accounted for 39% of all lost points. Only 17 of the 51 teams were penalized, and every division had at least one team penalized and at least two penalties total doled out. The team that paid the biggest price was G division's Orange Crush, whose ineligible 1001 player cost them two spots in the standings. The other two teams that each lost one spot in the standings due to penalties were Cheap Shots in A, and The Replacements in E. But nobody lost plaques…

WHERE WE PLAY

After Hours **552-4131**
7608 Purfoy Road Fuquay-Varina
-in front of Comfort Inn, near Sunset Lake/401 inter.

Blinco's **790-3882**
5009 Falls of the Neuse Road N. Raleigh
-in Quail Corners Shopping Center

Cellar at the Warehouse **828-1102**
427 South Dawson Street downtown Raleigh
-at the corner of Dawson and Cabarrus streets

Champions Billiards **833-8337**
2109-152 Avent Ferry Road Raleigh
-in Mission Valley Shopping Center

Hard Times Café **835-1600**
410 Glenwood Avenue Raleigh
-betw. Peace/Hillsborough in old Pine State Creamery

Harrison's Bar and Grill **481-2442**
301-C N. Harrison Avenue Cary
-under Pure Gold, betw. Chatham St. & 54 @ RR tracks

Hot Shots **460-6307**
107 Edinburgh Drive Cary
-in the MacGregor Village Shopping Center

McCann's Harp & Fiddle **518-8321**
7201 Sandy Forks Road N. Raleigh
-at corner of Falls of the Neuse and Sandy Forks

Murphy's Pub **859-5411**
401 Asheville Avenue, Suite 109 Cary
-corner of Tryon and Asheville, next to Jiffy Lube

Out Of The Park **465-1900**
108 Jerusalem Drive Morrisville
-off Airport Blvd., heading toward Cary from airport

Pantana's Pool Hall **833-2990**
3112 Hillborough Road near NCSU
-I think it's between Concord and Shepherd streets

Players Retreat **755-9589**
105 Oberlin Road near NCSU
-at corner of Oberlin Rd. & Hillsborough St.

Rack'M Up West **851-9006**
5563 Western Boulevard W. Raleigh
-at inter. with Buck Jones Rd. in Plaza West Shp. Ctr.

Scooters **954-2171**
1911 Sego Court N. Raleigh
-near corner of Atlantic & Millbrook, behind Batteries Plus

Sharky's Place **783-5448**
5800 Duraleigh Road NW Raleigh
-in the Yuppie Center near US 70 intersection

Snooker's-RW **828-7665**
3520 Wade Avenue NW Raleigh
-in Ridgewood Shopping Center

TJ's Café **469-0047**
744-A East Chatham Street Cary
-corner of E. Chatham & Maynard, acr. from Circus Rest.

Tailgaters **872-2827**
2645-A East Millbrook Road N. Raleigh
-about half a mile west of US-1

Tir na nOg Irish Pub **833-7795**
218 South Blount Street Dwtn. Raleigh
-across from City Market

The Upper Deck (Cary) **460-9977**
329 N. Harrison Avenue Cary
-near intersection. of N. Harrison & Hwy. 54

Upper Deck Profile **833-4527**
625 E. Whitaker Mill Road Raleigh
-near intersection of Whitaker Mill & Wake Forest Rd.

Varina Sports Bar **552-0081**
213 Fayetteville Street Fuquay-Varina
-across from Stevens Hardware

FALL 2003 RDL SEASON REGISTRATION DATES

These dates are on page 8, as well as on page 1, but I am putting them in many locations because they might be the most important thing for you in this newsletter.

-Fall registration: Wednesday, July 17, 7:30-9:00 p.m., Champions
-Fall preseason captains' meeting: Wed., August 6, 7:30 p.m., Champions Billiards
-Fall match play starts on Wednesday, August 13

And yes, I realize that this information is elsewhere in the Tons (a couple of times), but I really don't want to lose any teams because they forgot to register. It's one thing to lose a team because they have other things to do every Wednesday, but it sucks when we lose a team because either we or they weren't paying attention.

DON'T FORGET - RDL PAYMENT INFORMATION

IT'S NOT NEWS ANYMORE. WE DON'T TAKE CASH FOR REGISTRATION, NEWSLETTER, ETC. DON'T SHOW UP WITH CASH AT NEXT SEASON'S REGISTRATION, OR YOU ARE OUT OF LUCK.

AND REMEMBER: DON'T BOUNCE A CHECK TO RDL - THAT WILL COST YOU AN EXTRA $20 FEE!

Can't wait until the Fall RDL Season? Then look here…

RECENT VICTORS IN ANOTHER LOCAL LEAGUE

A few recent congratulations to give out to RDL members that won the Spring 2003 Leaguewide Championship of the Tobacco Road Dart League: Adam Harriss, **Tom Kubel**, **Kurt Kunttu**, **Wade Moricle**, **Lisa Shpritz**, and **Randy Umstead**.

That's a pretty good team, don't you think? You're right, it is. But do you know what it also is? It's pretty good competition (as are several of the other Tobacco Road teams), and it's waiting for the Summer season to start… See the next item.

SUMMER DARTS IN THE TRIANGLE

Tobacco Road Dart League

This league is starting this coming week!! Sign up now for Summer Darts!!! - 4-6 players per team - all sets are 2-out-of-3 - league is based out of RTP and Durham - Registration is RIGHT FRIGGIN' NOW!! I've run a version of this notice before for their regular registration dates, but the league decided to very politely hold registration open through TODAY for any RDL members that wanted to pick up some summer darting at the last minute. Obviously, no non-negotiable promises can be made about the schedule, but the Board will certainly be considering the Fall RDL Season starting point if there is a considerable number of RDL members signed up for play. Interested? Then call talk to Kurt Kunttu right now. No, no… I mean right now. He's here at the banquet. Find him and ask him what you need to get in for the Summer season. Don't know what he looks like? Then either ask me, or call him at 244-6170 (he has his cell phone on) and he'll come find you wherever you are here at Tir na nOg.

Can't wait until the Fall RDL Season? Then look here…

RDL WEBSITE - *NEW FORMAT!*

www.raleighdartleague.org
Questions? Submissions?: barry@netified.com (Barry Barker)

HOW TO REACH US

RDL VoiceMail
(919) 990-1218

Mail Scoresheets to:
Jason Kilts - RDL Statistician
2811 Duke Homestead Road, Durham, NC 27705

Scoresheet FAX available at:
(253)-660-4966 - email me for confirmation of receipt!

New Member Fees and Newsletter Fees:
Kellee Enos, 505 South Lakeside Drive, Raleigh, NC 27606

Nomination and Election Ballots:
Jennifer Jolly, 4528 Birnamwood Ct, Holly Springs, NC 27540

Grievances/Complaints/Rules Suggestions:
Heather Thomas, 206 Shoals Lane, Garner, NC 27529

All Other RDL Correspondence to:
(The P.O. Box wasn't worth the cost, so just send any other stuff to Jason for the time being.)

2003 Board of Directors

President	Brian Selby	844-1462
	email: beselby@nc.rr.com	
Vice President	Anthony Martin	252-452-3482
	email: martina@ci.rocky-mount.nc.us	
Secretary	Jennifer Jolly	552-3492
	email: bmeisnutz@aol.com	
Treasurer	Kellee Enos	233-8948
	email: k88nk3@aol.com	
Membership	Cathy Moeschet	855-8775-h, 270-0929-c
	email: dartist@ipass.net	
Rules/Grievances	Heather Thomas	773-7190
	email: Heather.Thomas@ncmail.net	
External Orgs.	Kevin Coyne	876-8636
	email: krcoyne@mindspring.com	

League Statistician/Editor
Jason Kilts 990-1218
email: kilts001@mc.duke.edu or jdkilts@yahoo.com

"HOT DARTS" CALL-IN GUIDELINES

Here are the guidelines you should use when deciding what you should use as your minimum number of all-star points for reporting when you call in your scores.

"A" Division = 4.5 or more ASPs
"B" Div. = 4.0 or more ASPs; "C" Div. = 3.5 or more ASPs
"D", "E" and "F" Divisions = 3.0 or more ASPs
"G" Division = 2.5 or more ASPs

Also, call in any fast games, high ins, high outs, or other amazing feats that you think warrant a little recognition (e.g., Ins & Outs higher than a Ton, 24-dart cricket games, 15-dart 301s, 24-dart 501s, 5-Bulls+, etc.).

CALENDAR OF EVENTS

Sat., June 7 2:00 p.m.	**NC City Dart League & NC Ladies' Cup -** Lake Norman @ Raleigh; Boone @ Durham; Capital Area @ Wilmington; C.Hill - (Bye)
July 11-13	**Carolina Dart Classic**; (ADO), $10,000+ Sheraton Airport Plaza-Charlotte, 707-392-1200 darters' rates until June 15; for info.: Michelle Gaffney, 919-571-1917, pmgaffney@aol.com
Wed., July 16 7:30-9:00 p.m.	**Fall 2003 RDL Registration**; Champions Pre-registration by mail also accepted!!
Wed., Aug. 6 7:30 p.m.	**Fall 2003 RDL Mandatory Preseason Captains' Meeting**; Champions
Wed., Aug. 13	**Start of match play for Fall 2003 Season**

THERE IS NO FIFTH WEEK CAPTAINS' MEETING!

Other Local Weekly Leagues

Mondays	***Tobacco Road Dart League*** , Durham
Tuesdays	***Bull City Dart League*** , Durham
Thursdays	***Triangle Dart League*** , Chapel Hill
various days	***Capital Area Dart Club*** , Raleigh/Cary/RTP

Weekly Blind Draws

Over the past few years, weekly blind draws have come and weekly blind draws have gone. If any of these folds or if any others start up, please let me know and I will make the change to the list here in the Tons of Newsletter.

In all cases, I recommend calling ahead to the bar just to make sure that you aren't making a pointless trip…

Friday	**Champions Billiards**, 8:00 p.m. (833-8337) (Champions matches the pot!)
Sunday	**Upper Deck**, 8:00 p.m. (460-9977) (Ask for Mike Kralic for info.) (U.D. matches the pot!)
Monday	**Tailgaters**, 8:00 p.m. (872-2827) (Bar matches the pot!)
Monday	**Varina Sports Bar**, 8:00 p.m. sharp! (552-0081) (Bar matches the pot plus $150!)

Champions Billiards & Darts - Blind Draw Notice!

Champions Billiards in Mission Valley Shopping Center is willing to hold a blind draw any day of the week that there are 14 or more people willing to enter. Seven days a week! Just get 14 people together, and they'll match the pot!

SEASON-LONG TROPHY DART MINIMUM GAMES PLAYED REQUIREMENTS

In order to be eligible for all-star point %-age and singles win %-age awards, you must play in at least 66% of the total projected games this season:

for "B", "C", "D", "E", and "G" Divisions:
All-star pt. %-age: min. of 32 Total Games Played
Singles win %-age: min. of 16 Singles Games Played
for "A" and "F" Divisions:
All-star pt. %-age: min. of 37 Total Games Played
Singles win %-age: min. of 19 Singles Games Played

PENALTY LOG

Here are all the penalties assessed this season. Think the point math in your division doesn't quite add up? Check here to see who lost what when. **Captains' meeting (5 pts):** (none). **Ineligible player (win,pts,stats):** Orange Crush (wk.9, match win, 13 pts.). **Special Election ballots (5 pts):** Cheap Shots (A), Swine Flew Too (A), Horsemen (B), Them Again (B), Dogs of War II (C), Sharky's Machine (C), Damn Yankees! (C), One Armed Bandits (E), The Replacements (E), Mangina Douche (F), The Potato Heads (G), Brain Dead (G), Orange Crush (G). **Mail-in (16 pts):** Horsemen (B,wk.5), Grateful Darts (B,wk.5), The Replacements (E,wk.1), Mangina Douche (F,wk.2,wk.5,wk.6,wk.9,wk.10,wk.12). **Phone-in (5 pts):** Dogs of War II (C,wk.4), Grateful Darts (D,wk.5), Travelin' Beer Bellies (E, wk.4,wk.12), Chupacabras (F,wk.7), Big Deck (F,wk.11), Mangina Douche (F,wk.9), The Potato Heads (G,wk.3,wk.6), Brain Dead (G,wk.3).

THE THIRTEENTH SEMI-ANNUAL EDITION OF : JK'S DIVISIONAL ALL-STAR TEAM PICKS

(Players within each division are listed alphabetically) (Players are chosen any way I damn well please - not purely by the numbers!)
(This is not purely my own guesses at who is simply the best thrower, but also who is important to their team, who is good in the clutch, etc.)

Divisional MVPs		
All of RDL	*Nick Stewart*	*UZMALL*
A Division	Wil Tan	Industrial Extra Strength
B Division	Barry Barker	Them Again
C Division	Nick Stewart	UZMALL
D Division	David Simpson	5 Drunks, 1 Driver
E Division	J.J. Yoneoka	Travelin' Beer Bellies
F Division	Jerry Oakley	Big Deck
G Division	Jeff Taylor	The Posse

"A" Division		
Tom Brown	Lunatic Fringe	All I know is: I don't want to play him.
J.D. Dixon	Varina Sports Bar	Back in A, and not missing a beat.
Keith Gibbs	Ind. Extra Strength	If only he had played more matches.
Mike Seward	Varina Sports Bar	Winningest player for reg. season #2.
Wil Tan	Ind. Extra Strength	Without him, runner-up falls apart.
Bob Terry	Lunatic Fringe	Sole RDL member w/10 W's every set.
Keith Wall	Lunatic Fringe	RDL's best overall record... In A div.
Steve Wilcenski	Swine Flew Too	Best season outside top three teams.

"B" Division		
Barry Barker	Them Again	Website is great, his darts are better.
Jim Hunsberger	Get the Point "33"	Mr. singles slipped a bit in doubles.
Paul Jacobi	Nine Lives	Got stronger as season progressed.
Bob James	Dodge Darts	Best record in B for division winners.
Kurt Kunttu	Them Again	Finally back to A where he belongs.
Tim McNamara	Dodge Darts	Big Mac wins a lot in every set.
John Murdaugh	Home Thrown	We can list him only in singles, right?
Bo Sosa	Nine Lives	Will be the B team doubles specialist.

"C" Division		
Frank Allison	Sharky's Machine	Got better as the match went on.
John Carroll	Dogs of War II	Big horse needs teammates… literally.
Greg Crumpler	BeenThereDoneThat	With a DCkt partner, one of C's best.
Mike Dwight	UZMALL	One of league's best in final 3 sets.
Ron Hendricks	Starving Dartists	Brilliant singles, decent doubles.
Mark Powell	UZMALL	Superb record every set every season.
Marc Shown	Starving Dartists	Div. Winner captain owned cricket.
Nick Stewart	UZMALL	Defend my country? Make my team.

"D" Division		
Pat Crowley	Wireless	Win upon win, season upon season.
Tommy Gelhar	Kozmic Debris	Definitely wins a lot of games.
William Holland	Grateful Darts	Lots of wins, with lots of all-star pts.
Jim Markov	Dynamic Darts	Big singles winner needs dbls wins.
Ben McCommons	Happy Hours	Surprisingly good record for last team.
David Simpson	5 Drunks, 1 Driver	Top gun in D rules the cricket roost.
Sarge Smith	Heroes In Trouble	New Hero came with a bit of a cape.
Tom Winters	Dynamic Darts	Obviously Markov's teammate, eh?

"E" Division		
Aaron Downs	Tub Kids	10-1 SCkt & 3-8 DCkt? Uh, what?
Brian Howard	Bubba's Garage	Being solid across the board is great.
Jeff Hunter	FYL&EMS	Strong once 301 was finished.
George Martin	Tub Kids	Mr. DCkt for losing doubles team.
Darryl Nutter	Tub Kids	Downs' partner? Almost identical…
Josh Pope	FYL&EMS	One of division's best, despite 501s.
Jason Thomas	The Replacements	No quicksand for top Replacement.
J.J. Yoneoka	Travelin' Beer Bellies	Captain carried team to season title.

"F" Division		
Tony Alcon	Chupacabras	Ten SCkts and ten DCkts isn't shabby.
Galen Gillett	IBF	Perennial all-star needs 501 help.
John Keleher	Mangina Douche	Wins everything; very, very solid.
Jerry Oakley	Big Deck	Pretty intimidating for an F thrower.
Ron Penny	Mangina Douche	301 stunk, then BOOM in the rest.
Nicholas Smith	IBF	Any argument with rookie of the year?
Mark Terrell	Darts'R'Us	SCkt star was just solid elsewhere.
Bill White	DA Bulls	Solid record basically every season.

"G" Division		
Dan Ewald	Orange Crush	So we just play him in singles…
Brett Heater	The Potato Heads	Played well, and held team together.
Billy Mitchell	3 Legged Dog	Just needs some clutch 501 wins.
Shannon Parker	Brain Dead	It's clear why he played every set.
George Sutphen	Bogarts	Late addition, but won a lot anyway.
Jeff Taylor	The Posse	This one requires no explanation.
John Wells	Orange Crush	Top winner for tourney upset runners.
Brett Yates	Brain Dead	301 is passable, rest is really strong.

QUICK STAT TIDBITS

-The **Quadruple Double Award** winners (double-digit wins in all four sections): Poof! After a season with three players with four 10-win sets, eight more with three 10-win sets, and thirteen more with three 9-win sets, slipping back to only 2 eight-team division erased almost all of those types of numbers. Only one person achieved four 10-win sets this season, two more achieved three 11-win sets, two more achieved three 10-win sets, and eight more achieved three 9-win sets. The big winner was ***Bob Terry*** of Lunatic Fringe with 10+ wins in every set. The others… Three 11-win sets: *Keith Wall* of Lunatic Fringe, and *Jerry Oakley* of Big Deck. Three 10-win sets: *Tom Brown* and *Jim Budelman* of Lunatic Fringe. And of the eight with three 9-win sets, only one came from a 7-team (12-week) division: *Tommy Gelhar* of Kozmic Debris.

-**IronMan/Woman Award**: The all-time record of 92 games wasn't approached this season, but we might just have a new record for a 7-team (12-week) division. That possible new record belongs to none other than ***Al Wight*** of Dogs of War II, who tied for most the most games last season as well (Al is clearly getting more darts for his dollar than the rest of us). Al pitched a very iron-worthy 78 games, with no 1001 games! That's 6.5 games/match! I suppose that is what happens when a team is seriously shorthanded. Honorable mentions: *Duane Sawyer* and *Randy Warren* in A with 61 games, *John Murdaugh* in B with 50 games, *Felipe Wilkie* in C with 67 (who didn't even play the most on his team, but played the second most leaguewide), *Eric Hines/David Simpson/ Barry Thompson* in D with 51 games each, *Jeff Dopko* in E with 52 games, *Leigh Highfill* in F with 59 games, and *Shannon Parker* in G with 49 games.

-The **Team Attendance Award** winners: Well, Sharky's Machine had visions of six guys showing up and playing every set, but that failed pretty miserably. So, we're left with a handful of honorable mentions, as no teams play the same group the same amount anymore. The mentions: *Wild Geese* in A and *5 Drunks, 1 Driver* in D, both of whom started mainly five with two others splitting the final spot; also *Get the Point "33"* in B, *Darts'R'Us* in F, *One Armed Bandits* in E, and *Brain Dead* in G, all of whom had a fairly constant lineup all season.

MY IN-SEASON, TOURNEY & PRESEASON PREDICTION RESULTS

After a simply superb season of predictions in the Fall season, I went back to about my average this season. And my success level varied little based on whether it was my season-long picks, my weekly picks, or my tourney picks…

During the season in my weekly picks, I put up a final record of 216-99 for a correct pick rate of about 69% (with several more potential wins erased by forfeited matches!). But you guys could follow that progress as the season went on, so let's move on to check out the other sets of picks.

My tournament picks went along within 1% of the rate of my regular season weekly picks. I went 30-14 in the tournament, with quite a few of my losses coming at the hands of the seemingly countless upset teams in the finals. The only bracket that I nailed perfectly was A division (gee, don't think that I've seen those teams a few teams in the past, do ya?), though I came within a single pick of getting both B and G divisions exactly right. As a bonus, two of my four dark horse picks were finalists (with one winning), and another that I just tossed into the D paragraph as a dark horse won it all. Woowoo!

As for my preseason predictions, those were pretty damn good, so maybe I should have just listened to myself. A division went pretty much exactly as I said it would. As did B division with the lone exception of Them Again coming up a bit higher than I thought. In C, my pick finished 3rd behind the two teams that I had put right behind my pick. While my D division picks didn't rule the regular season, they did meet in the tournament final, saving me a bit. My E pick won the regular season, and another team that I put in the race for 2nd was in the final. My top two F picks finished pretty much exactly like I said they would. And my pick in G won the regular season while my 3rd place pick finished 2nd. All in all, not too bad if I do say so myself…

RANDOM THOUGHTS FROM JK

==This is generally the very last item that I write (and it is again this season) so even I'm curious what might fall out of my head…
--I don't EVER want to hear anybody complain about their arm being tired again. The other night I watched the final of the women's College World Series, which was won by UCLA. In the tournament, UCLA pitchers threw over 700 pitches, which was not all that remarkable until you realized that they only used ONE pitcher! Her name is Keira Goerl, and she ended their title run with a 9-inning (softball games are only 7 innings) no-hitter in the championship! Sure, the throwing motion of a softball is different and supposedly easier on the arm/shoulder, but we're talking 700+ pitches, most in the 60-65 mph range. Woah.
--And one more note on women doing amazing physical things… Have you seen the ad with Debbie Rice in it yet? She roller blades and has reached 61 mph on a level surface. 61 MPH?! Holy crap! I'm not sure I could reach 61 mph if I just jumped out of a window! (Yeah, yeah, you science nerds… I know that I actually could… I said that to make a point.)
--Anybody else watch American Idol? I do, but I only like about half of it. Which half you ask? The singing half. The filler crap is annoying, and I'm not sure I've seen a show that stretches a very little bit of worthy programming into an hour like the "Idol results" shows do. Thank heavens they are on Wednesdays so I tape them during matches and can just skim through them. But man I do love the singing/critiquing part…
--Did you happen to catch that game in the NCAA basketball tournament where the referee threw out a school's mascot AND radio announcer? I've heard of a mascot getting pitched, but the radio guy?! (I forget which school it was.)
--At some point in my life I want to be as smooth as Roland Scholten at the line. Absolutely nothing elicits emotion from him. Did you see his quarterfinal match on Fox Sports World? Right about the time they were pronouncing him dead for the day, he was on 302. First dart triple-20 leaving him 242, which as any good darter knows means that you should switch to the 18s in case you go single/triple. Yeah, right!! But that's exactly what he did, leaving 170. Which, of course, he took out. Good lord!! I suppose if your game is at the level where you switch numbers at 242 to set up an out, you're supposed to hit the 170. And this guy didn't even make it out of the quarterfinals. Geez.
--Ok, last comment on Fringe for the season: Did you realize that not once all season did they step to the line with the other team playing to win the match? The closest they came was winning in the first two 501 games in week 14, and that was the only time they even came that close. Scary.
--A license plate that I saw the other day said BECHBUM, and it was a Kansas plate. Which friggin' beach are we talking about? Down at the reservoir!? [Well, I guess I will give them credit for being in North Carolina though.]
--Just realized that I reminded all of you to thank Barry Barker for volunteering his time and efforts for the website (page 11), but I didn't remind you to thank your Board members. They also are unpaid volunteers, and without them, you wouldn't be sitting here enjoying this banquet, much less playing darts all season.
--Finally, I would like to thank the following teams for being good to me and my picks all season: Fringe, Cheapies, Varina, Geese, Dodgers, Dartists, UZMALL, Heroes, C.O.W.A., Bandits, Ducks, Reefers, and Mangina. I was anywhere from 10-2 to 14-0 in picks of their matches. No thanks to Dynamic (4-8) and Grateful (5-7) though, the only two for whom I got more wrong than right.

SPRING 2003 BAR RATING RESULTS

Every season, I write about the same thing here: all ratings for all bars are included in these totals, even if both teams play out of the same host establishment. Any comments that you may have put on your scoresheet rating form have already been passed on to the Board, and I'm sure that any horrible situations will be addressed to the bar in a polite manner. Anyway, congratulations to the top-rated bars! Their efforts to give us the best darting experiences possible are not recognized nearly often enough.

SPRING 2003 SEASON

The establishments were rated in six categories, with possible scores of 1 to 5 in each category. The lowest total possible then is **6**, while the highest total possible is **30**.
Under this system then, the average score should be 18, but pretty much as always, almost every bar averages above the theoretical average of 18. Aren't we so generous?

Establishment	Average	Times Rated
The Cellar	27.200	5
Out of the Park	25.667	12
Tailgaters	25.294	17
Varina Sports Bar	25.045	22
Harrison's Bar & Grill	25.000	4
After Hours	24.706	17
TJ's Café	24.400	5
Blinco's	24.091	11
Snooker's-RW	24.000	22
Tir na nOg	23.600	5
Scooters	23.222	9
ALL BOARDS, ALL SEASON	23.159	271
Upper Deck (Cary)	23.036	28
Champions Billiards	23.000	6
Murphy's Pub	22.636	11
Hard Times Café	22.400	5
Upper Deck Profile	22.333	33
Players Retreat	22.200	5
Rack'M Up West	22.083	12
Hot Shots	21.583	12
Pantana's Pool Hall	21.375	8
Sharky's Place	21.000	11
McCann's Harp & Fiddle	15.545	11

A LITTLE NOTICE FOR NEXT SEASON, EH?

Upon calling in Dodge Darts' B division tournament victory, interim captain Jeff Dahulich had this to say to the rest of A div.: "I've got four names for you… Lee Whitehead, Doug Jeffcoat, Keith Gibbs, and Billy West. HELLOOOO, A Division!" [Now I like a little trash talk as much as the next guy, and I'm looking forward to playing against what looks to be a good team, but talk about putting the pressure on the four new recruits… - JK]

JUST FOR THE RECORD

If you are looking at the G division statistics, or if you happened to have played The Potato Heads in the tournament, you likely noticed that their roster had been changed. Due to some rather problematic situations that caused the team to lose several of its players late in the season, The Potato Heads took advantage of a seldom-used RDL rule that allows teams to declare "lost" players as off the team and replace them, provided that the loss of those players drops the roster below six. Interesting, eh?

THE FIRST *GOLDEN CHALKER* AWARD

Every now and then I try to start up a new column, or ask the captains for input about a new topic. And sometimes I start up a new "award" that I give out whenever I deem somebody to be worthy of it. Well, today is one of those times. This is not an award that I will be taking lightly, as only the true crème de la crème of this category will be receiving this highest honor. Therefore, I may not give another one of these awards for seasons or even years. But rest assured, if you do something worthy of this honor, I'll immortalize you in print in a similar fashion. So without any further ado, I present to you the first ever recipient of JK's Golden Chalker award: **Wade Moricle** of Evicted.

Now for what wonderful feat could Wade be bestowed with this title you are now wondering. Well, it all happened April 16th at the Upper Deck Profile when we were playing D V Needed. Wade was chalking a game of 301 for Mike Reynolds and Deb Parker, and both throwers proceeded to just miss their double-out for several turns. At some point, Wade likely lost count of how many darts they threw at the double, primarily because HE FELL ASLEEP!!!! To be fair, it was only for a few moments, but by his own admission, he remembers that one of the throwers had walked away with his/her darts, and the next thing he remembers is the other thrower walking away from the board. Sure, not a full nap, but it's several seconds at least. Geez, imagine if the game shot had been thrown that turn…

ANYBODY NEED A CADDY?

Ever have an idea for a product/service that you just know that darters would love? Well, Paula Delp and I have decided that we have one. Who wouldn't like their own personal DART CADDY? No, not one of those big cases used to carry your darts - your own personal aid like a golfer has! Think about it. Wouldn't that be cool? We'll carry your darts to the line for you, retrieve them after you throw them, chalk your score, and even offer strategic advice if you would like. Who cares if you're good enough to warrant actually having a servant help you during your games? You would certainly be the talk of the match at the very least. (And yes, we would likely be willing to make trips to the bar for you. The jury is still out on whether we would want to sign up as your designated driver week after week though…) So, who is going to make the first bid, eh?

ONE FINAL SET OF WEBSITE KUDOS

Congratulations and thanks to Barry Barker one last time for devoting his time and efforts to producing the new RDL website this season. If you haven't checked it out yet, then you're missing out. The web address is on page 8 of this banquet Tons, and is on page 4 of every weekly Tons each season. Barry isn't a Board member, and he isn't paid. And he likely doesn't hear "thank you" nearly enough. Find him today and thank him, eh?

2003 North Carolina City Dart League & 2003 North Carolina Ladies' Cup

Divisional Team Standings - provided by NC Statistician TOM KUBEL!!

NORTH CAROLINA CITY DART LEAGUE (NCCDL)

		W	L	Pts.	
1	Durham (BCDL)	4	0	103	
2	Wilmington (ACDA)	3	0	90	
3	Piedmont (PDA)	3	0	69	*
4	Raleigh (RDL)	3	1	94	
5	Jacksonville (JDA)	2	1	65	*
6	Charlotte (QCDA)	2	1	50	
7	Capital Area (CADC)	1	3	81	
8	Lake Norman (LNDA)	1	3	62	
9	Boone (HCDA)	0	3	41	
10	Burlington (BDO)	0	3	27	
11	Chapel Hill (TDL)	0	4	14	

Matches scheduled for June 7, 2003:
- Boone @ Durham
- Lake Norman @ Raleigh
- Capital Area @ Wilmington
- Jacksonville @ Burlington
- Charlotte @ Piedmont
- BYE - Chapel Hill

Matches scheduled for June 28, 2003:
- Charlotte @ Durham
- Cap. Area @ Lake Norman
- Raleigh @ Wilmington
- Boone @ Burlington
- Piedmont @ Chapel Hill
- BYE - Jacksonville

Matches scheduled for August 2, 2003:
- Durham @ Raleigh
- Chapel Hill @ Capital Area
- Wilmington @ Jacksonville
- Lake Norman @ Boone
- Burlington @ Charlotte
- BYE - Piedmont

NORTH CAROLINA LADIES' CUP (NCLC)

		W	L	Pts.
1	Durham (BCDL)	3	0	48
2	Burlington (BDO)	3	0	45
3	Wilmington (ACDA)	2	0	34
4	Piedmont (PDA)	3	1	56
5	Raleigh (RDL)	2	1	43
6	Charlotte (QCDA)	1	1	22
7	Boone (HCDA)	1	2	33
8	Capital Area (CADC)	1	3	45
9	Jacksonville (JDA)	0	4	35
10	Lake Norman (LNDA)	0	4	23

Matches scheduled for June 7, 2003:
- Boone @ Durham
- Charlotte @ Piedmont
- Jacksonville @ Burlington
- Lake Norman @ Raleigh
- Capital Area @ Wilmington

Matches scheduled for June 28, 2003:
- Charlotte @ Durham
- Cap. Area @ Lake Norman
- Boone @ Burlington
- BYES - Piedmont, Jacksonville
- Raleigh @ Wilmington

Matches scheduled for August 2, 2003:
- Durham @ Raleigh
- Lake Norman @ Boone
- Burlington @ Charlotte
- BYES - Piedmont, Capital Area
- Wilmington @ Jacksonville

EIGHT AND A HALF-YEAR (17-Season) TEAM PROGRESSION RECORDS

Ok, those of you who didn't see this a few seasons ago are probably wondering what the heck this is. Well, it's a table listing where each team has finished in each of the last 17 seasons. You can track just how your team has moved up or down over the past seventeen seasons of play, and maybe relive that one great season just one more time. What each set of information means: Division / Regular Season Finish Position / W-L Record / Tournament Result (xx = first round loss) (Whenever a team changed its composition significantly from season to season, I just did the best I could.) (This list only includes teams that played in the past eleven seasons.) (Whenever possible, I also included the different team names for those groups that change their name from season to season.)

Team	Spring, 2003	Fall, 2002	Spring, 2002	Fall, 2001	Spring, 2001	Fall, 2000	Spring, 2000	Fall, 1999	Spring, 1999
Lunatic Fringe	A/1st/14-0/1st	A/1st/13-1/1st	A/1st/10-2/2nd	A/1st/12-0/1st	A/2nd/10-2/2nd	A/3rd/8-4/Top4	A/1st/12-0/1st	A/1st/13-1/1st	A/2nd/11-3/1st
Varina Sports Bar	A/2nd/10-4/Top4	B/1st/12-2/2nd							
Industrial Extra Strength	A/3rd/8-6/2nd	A/2nd/13-1/2nd Hall of Justice	A/2nd/10-2/1st The Raleigh Lamas	A/2nd/9-3/2nd Industrial Strength	A/1st/11-1/1st	A/2nd/10-2/1st	A/2nd/9-3/Top4	A/2nd/12-2/2nd So What	A/5th/5-9/Top4
Swine Flew Too	A/4th/8-6/Top4	A/7th/3-11/xx Pig Darts	A/3rd/7-5/Top4	A/3rd/5-7/Top4					
D V Needed	A/5th/6-8/xx	A/4th/7-7/xx	B/1st/10-2/Top4	B/3rd/6-6/Top4	A/7th/0-12/xx	B/2nd/9-3/1st	C/2nd/9-3/Top4 Rocking "B" Jiggles	B/7th/1-10/xx Ray's Cosmic Babes	
Evicted	A/6th/6-8/xx	A/3rd/9-5/Top4 Yahtzee Blossoms	A/4th/5-7/Top4 Big J's . . . Crew of Ill Reput	A/4th/5-7/Top4 The Phrinj	A/4th/5-7/Top4 Overlooked	A/5th/4-8/Top4 BOOM!	A/4th/5-7/xx Kilroy Was Here	A/4th/8-6/Top4 Britney's Spears	A/6th/4-10/Top4 The Bye
Wild Geese	A/7th/2-12/xx	B/2nd/10-4/1st	D/1st/14-0/1st Woodchucks	E/1st/11-1/Top4					
Cheap Shots	A/8th/2-12/xx		A/7th/3-9/xx	B/1st/9-3/Top4	C/1st/13-1/2nd	C/5th/7-7/xx	C/3rd/6-6/2nd	C/3rd/8-4/2nd	D/2nd/10-4/xx
Dodge Darts	B/1st/10-2/1st	A/8th/3-11/xx	B/4th/6-6/1st	B/5th/6-6/1st	C/3rd/9-5/1st	C/6th/6-8/xx	D/2nd/8-4/2nd	E/2nd/7-5/1st	F/1st/12-2/1st
Them Again	B/2nd/9-3/2nd	C/2nd/8-4/Top4	C/4th/7-5/Top4 Some Old Some New	D/3rd/6-6/2nd		B/6th/3-9/xx Arrowing Experience	B/4th/7-5/Top4	A/8th/1-13/xx	B/3rd/7-5/1st
Nine Lives	B/3rd/6-6/Top4	B/5th/7-7/xx	B/5th/5-7/xx	C/3rd/7-5/Top4	C/5th/6-8/xx	D/2nd/9-5/Top4	D/3rd/8-4/Top4	D/3rd/6-6/Top4	E/1st/11-3/1st
Get the Point "33"	B/4th/5-7/xx	B/3rd/10-4/Top4	C/2nd/9-3/1st	B/6th/5-7/xx	B/4th/6-6/xx	B/4th/5-7/2nd	C/1st/10-2/1st	D/1st/12-0/1st	C/7th/3-11/xx Half & Half
Home Thrown	B/5th/5-7/Top4	B/4th/9-5/Top4	C/1st/9-3/2nd	C/5th/4-8/Top4	D/2nd/8-4/2nd	D/4th/8-6/Top4	E/1st/10-2/1st	E/4th/6-6/2nd Birds of a Feather	E/4th/6-8/Top4 Positive Vibration
WIEBLS	B/6th/4-8/xx	C/1st/9-3/1st	C/3rd/8-4/Top4						
Horsemen	B/7th/3-9/xx	B/6th/3-11/xx	B/7th/4-8/2nd	C/2nd//10-2/1st	B/6th/5-7/xx	A/7th/0-12/xx	B/1st/9-3/2nd	C/1st/11-1/1st	C/5th/5-9/xx
Starving Dartists	C/1st/10-2/2nd	C/3rd/8-4/2nd	D/4th/7-7/Top4	C/6th/3-9/xx	C/4th/6-8/Top4	D/1st/9-5/2nd	D/5th/5-7/Top4	D/5th/6-6/Top4	D/3rd/9-5/Top4
UZMALL	C/2nd/10-2/Top4	C/4th/6-6/Top4	D/2nd/9-5/2nd	D/5th/6-6/1st	D/5th/6-6/Top4	E/2nd/7-5/Top4	F/1st/10-2/Top4	F/4th/6-6/Top4	F/3rd/9-5/xx
Excalibur	C/3rd/6-6/xx	B/7th/3-11/xx	B/3rd/6-6/Top4	C/1st/10-2/2nd	B/7th/3-9/xx	B/5th/4-8/xx	B/3rd/8-4/1st	B/2nd/8-4/Top4	B/4th/6-6/2nd
Dogs of War II	C/4th/6-6/xx	B/8th/2-12/xx	B/6th/5-7/xx Dirty Dogs	B/4th/6-6/xx	A/6th/3-9/xx	B/1st/11-1/Top4	A/6th/2-10/xx Dogs of War	A/5th/4-10/xx	A/4th/6-8/xx
Been There Done That	C/5th/5-7/Top4	D/2nd/8-4/2nd	D/8th/4-10/xx Throwing While Impaired						
Sharky's Machine	C/6th/3-9/1st	C/5th/4-8/xx	D/3rd/8-6/Top4	E/2nd/8-4/1st	F/2nd/9-5/1st	F/4th/7-5/2nd	F/4th/5-7/2nd	G/4th/5-7/Top4	G/6th/5-9/xx
Damn Yankees!	C/7th/2-10/xx	D/1st/9-3/1st	E/1st/9-3/2nd	E/3rd/7-5/xx	F/3rd/9-5/Top4	F/5th/6-6/xx	F/6th/4-8/Top4	F/6th/4-8/xx	F/4th/8-6/Top4
Grateful Darts	D/1st/8-4/Top4	E/2nd/9-5/2nd	E/6th/3-9/xx	D/6th/5-7/xx	D/4th/7-5/xx	D/3rd/8-6/1st	E/2nd/9-3/2nd	D/6th/4-8/xx	D/4th/8-6/2nd
5 Drunks, 1 Driver	D/2nd/7-5/Top4	D/5th/5-7/Top4							
Dynamic Darts	D/3rd/6-6/1st	E/1st/14-0/1st	E/3rd/8-4/Top4	F/1st/13-1/1st	F/6th/6-8/xx	E/7th/3-9/xx	E/3rd/9-3/xx	E/5th/5-7/xx	E/6th/5-9/Top4
Heroes in Trouble	D/4th/6-6/2nd	D/4th/6-6/xx	D/7th/4-10/xx	D/4th/6-6/xx	E/1st/9-3/2nd	E/5th/5-7/xx	E/7th/1-11/xx	D/7th/2-10/xx	D/5th/6-8/xx
Wireless	D/5th/6-6/xx	D/3rd/7-5/Top4	C/7th/0-12/xx	B/7th/2-10/xx A Comf. Numb Experience	C/2nd/10-4/Top4	B/7th/1-11/xx Comfortably Numb	B/5th/7-5/xx	C/2nd/9-3/Top4	C/4th/10-4/2nd
Kozmic Debris	D/6th/5-7/xx	D/7th/3-9/xx	E/2nd/9-3/1st	E/4th/7-5/xx	D/6th/2-10/xx	D/6th/6-8/xx	C/7th/2-10/xx	D/2nd/6-6/2nd	D/6th/5-9/xx
Happy Hours	D/7th/4-8/xx	C/7th/3-9/xx	C/5th/5-7/xx The Socials "T3"						
Travelin' Beer Bellies	E/1st/9-3/Top4	E/3rd/8-6/Top4	E/7th/3-9/xx	D/7th/1-11/xx	E/3rd/8-4/xx	D/7th/5-9/xx	D/4th/6-6/xx	E/1st/9-3/Top4	F/2nd/10-4/2nd
Bubba's Garage	E/2nd/8-4/Top4	E/5th/6-8/xx	F/2nd/11-3/Top4	G/2nd/8-4/Top4	G/5th/7-7/xx Dart Attack	G/7th/5-9/xx			
Tub Kids	E/3rd/7-5/1st	F/1st/12-2/1st	G/4th/5-7/Top4						
The Replacements	E/4th/7-5/xx	F/2nd/12-2/2nd	F/7th/5-9/xx Point Break	F/4th/7-7/Top4	G/3rd/9-5/2nd	G/3rd/8-6/2nd			
FYL&EMS	E/5th/6-6/2nd	E/4th/7-7/Top4 FAH-Que	F/6th/6-8/xx Modena Cartel	F/3rd/9-5/Top4 Modena Company	G/1st/10-4/1st				
C.O.W.A.	E/6th/3-9/xx	D/6th/4-8/xx	D/5th/5-9/xx SNAFU	C/7th/1-11/xx	D/1st/9-3/1st Smackdown	D/5th/7-7/xx			
One Armed Bandits	E/7th/2-10/xx	E/6th/6-8/xx	F/3rd/8-6/1st	E/6th/1-11/Top4	E/5th/5-7/xx	E/3rd/7-5/2nd	E/4th/6-6/xx	F/3rd/8-4/1st	G/2nd/10-4/1st Big Shots
Mangina Douche	F/1st/12-2/1st		F/1st/11-3/Top4 Mangina	E/7th/1-11/xx Tir na nOg					
Big Deck	F/2nd/11-3/Top4	G/1st/11-3/1st	G/7th/2-10/xx	G/7th/1-11/xx Murphy's Law	G/7th/5-9/xx	G/5th/6-8/xx The Yankees & a Surfer			
DA Bulls	F/3rd/9-5/2nd	E/7th/5-9/xx	E/4th/6-6/xx	F/2nd/9-5/2nd	F/4th/9-5/Top4	F/3rd/8-4/Top4	F/3rd/8-4/xx	G/1st/10-2/1st	F/8th/3-11/xx
IBF	F/4th/9-5/Top4	E/8th/1-13/xx NBF	E/5th/4-8/Top4	E/5th/7-5/2nd BFD II	D/8th/2-10/xx				F/6th/5-9/Top4 B.F.D.
Darts'R'Us	F/5th/7-7/xx	G/3rd/10-4/Top4							
Chupacabras	F/6th/5-9/xx	F/3rd/10-4/Top4	G/2nd/8-4/2nd	F/8th/3-11/xx Hard Cheddar	G/2nd/9-5/Top4	F/6th/2-10/xx		C/7th/0-12/xx Neighbors	C/6th/5-9/xx
Duck'N'Cover	F/7th/2-12/xx	F/4th/8-6/xx Web'O'D'Feet	G/1st/12-0/1st AFLAC Attack	G/3rd/8-4/1st AFLAC	F/8th/1-13/xx Fup'd Ducks Again	G/2nd/8-6/Top4 G. D. Goldeneyes	F/7th/2-10/xx Fum Duckers	F/5th/5-7/xx	F/5th/6-8/xx Fup'd Ducks
Coral Reefers	F/8th/1-13/xx	F/5th/7-7/xx	G/3rd/7-5/xx Dead Sox	G/5th/5-7/xx	G/4th/8-6/Top4	G/6th/5-9/xx	G/7th/1-11/xx	G/7th/1-11/xx	G/3rd/7-7/Top4
Brain Dead	G/1st/9-3/1st								
The Potato Heads	G/2nd/7-5/Top4	G/6th/6-8/xx Irishmen							
3 Legged Dog	G/3rd/6-6/xx	G/8th/2-12/xx	G/5th/5-7/xx						
Get Over It	G/4th/6-6/Top4	G/5th/6-8/xx	G/6th/3-9/Top4	G/4th/6-6/Top4	G/8th/2-12/xx	F/7th/2-10/xx	G/1st/10-2/2nd	G/6th/4-8/xx	G/5th/6-8/xx
Bogarts	G/5th/6-6/xx	F/7th/2-12/xx							
Orange Crush	G/6th/5-7/2nd								
The Posse	G/7th/2-10/xx	F/8th/1-13/xx							

EIGHT AND A HALF-YEAR (17-Season) TEAM PROGRESSION RECORDS

Ok, those of you who didn't see this a few seasons ago are probably wondering what the heck this is. Well, it's a table listing where each team has finished in each of the last 17 seasons. You can track just how your team has moved up or down over the past seventeen seasons of play, and maybe relive that one great season just one more time. What each set of information means: Division / Regular Season Finish Position / W-L Record / Tournament Result (xx = first round loss) (Whenever a team changed its composition significantly from season to season, I just did the best I could.) (This list only includes teams that played in the past eleven seasons.) (Whenever possible, I also included the different team names for those groups that change their name from season to season.)

Team	Fall, 1998	Spring, 1998	Fall, 1997	Spring, 1997	Fall, 1996	Spring, 1996	Fall, 1995	Spring, 1995
Lunatic Fringe	A/1st/11-1/Top4	A/1st/13-1/2nd	A/1st/13-1/1st	A/1st/14-0/1st	A/1st/14-0/1st	A/1st/12-2/1st	A/1st/14-0/Top4	A/2nd/11-3/Top4
Varina Sports Bar								
Industrial Extra Strength	A/4th/7-5/1st	A/3rd/9-5/1st	A/2nd/10-4/2nd 3 In A Bed	A/2nd/11-3/2nd	A/2nd/11-3/2nd	A/2nd/10-4/2nd	A/2nd/9-4/2nd	A/4th/8-6/Top4
Swine Flew Too	A/7th/2-10/xx Swine Flew!	A/6th/6-8/xx	B/2nd/11-3/2nd		A/6th/6-8/Top4 When Pigs Fly!			
D V Needed								
Evicted	A/5th/3-9/xx Let's Go!	A/2nd/9-5/Top4 Letting Go	A/6th/4-10/xx We're Not Worthy	B/2nd/9-5/Top4 The Donner Party	C/1st/14-0/1st The Dart Party	D/1st/13-1/1st Bottom Feeders		
Wild Geese								
Cheap Shots	F/1st/13-1/Top4	F/4th/7-7/1st	G/1st/13-1/2nd					
Dodge Darts	F/5th/7-7/1st	G/1st/11-3/2nd	G/5th/7-7/Top4 Who Darted?	G/4th/7-7/Top4 Savage Indians				
Them Again	B/3rd/8-4/2nd	B/4th/6-8/Top4	B/5th/6-8/xx	B/3rd/9-5/1st	C/2nd/10-4/2nd	C/5th/6-8/xx	C/4th/6-8/Top4	C/6th/4-10/xx
Nine Lives	E/5th/5-9/xx	E/4th/7-7/xx	D/7th/7-7/xx	D/5th/5-9/Top4	E/5th/5-7/xx	D/7th/3-11/xx	C/8th/1-13/xx	B/8th/2-12/xx
Get the Point "33"	E/1st/11-3/2nd	F/1st/11-3/Top4	F/4th/8-6/xx Dead Beat Darts	F/3rd/8-6/Top4	G/4th/7-7/Top4			
Home Thrown	G/1st/12-2/Top4							
WIEBLS								
Horsemen	D/2nd/8-4/xx	E/2nd/10-4/xx	F/2nd/11-3/Top4	G/2nd/11-3/Top4				
Starving Dartists	D/6th/5-7/xx	D/4th/8-6/xx	E/1st/12-0/1st	D/7th/4-10/xx	C/7th/4-10/xx	C/6th/5-9/Top4	C/6th/5-9/2nd	B/7th/3-11/xx
UZMALL	E/7th/5-9/xx	E/6th/6-8/xx S.S.H.	E/3rd/8-4/Top4	E/5th/7-7/Top4	F/3rd/10-4/2nd	F/4th/7-7/2nd	E/7th/4-10/xx Bubba Boyz	E/7th/4-10/xx
Excalibur	D/1st/10-2/Top4	C/8th/4-8/xx	C/2nd/10-4/2nd	C/3rd/10-4/Top4	E/1st/12-0/2nd	E/6th/5-9/Top4		
Dogs of War II	B/2nd/10-2/Top4	B/5th/5-9/xx	B/4th/8-6/Top4	B/5th/7-7/xx	C/3rd/8-6/Top4	D/3rd/9-5/2nd	E/1st/10-4/1st	
Been There Done That								
Sharky's Machine								
Damn Yankees!								
Grateful Darts	D/4th/5-7/xx	D/5th/7-7/2nd	D/6th/7-7/Top4	E/2nd/11-3/Top4	D/6th/2-10/xx	D/6th/3-11/xx	D/6th/5-9/xx	D/3rd/10-4/Top4
5 Drunks, 1 Driver								
Dynamic Darts	E/6th/5-9/xx	E/5th/6-8/Top4	F/1st/12-2/2nd	G/1st/12-2/2nd				
Heroes in Trouble	E/3rd/9-5/Top4	F/2nd/11-3/2nd						
Wireless	C/3rd/9-5/1st	C/6th/4-8/Top4	C/4th/8-6/Top4	B/7th/4-10/xx	B/4th/5-7/Top4	B/6th/4-10/xx	C/3rd/9-5/xx	C/4th/7-7/Top4 Sharky's Hookers
Kozmic Debris	C/8th/3-11/xx	B/8th/3-11/xx	A/5th/5-9/xx X-Men					
Happy Hours								
Travelin' Beer Bellies	F/6th/5-9/xx	G/2nd/11-3/1st	G/6th/7-7/1st Woody's Woodies				F/5th/6-8/Top4 Connors' Corkers	
Bubba's Garage								
Tub Kids								
The Replacements								
FYL&EMS								
C.O.W.A.								
One Armed Bandits	G/8th/4-10/xx Moonlighters							
Mangina Douche								
Big Deck								
DA Bulls	G/3rd/9-5/Top4							
IBF	F/3rd/7-7/2nd	E/7th/6-8/2nd	E/5th/4-8/xx Hole In The Wall Gang	F/1st/13-1/2nd				
Darts'R'Us								
Chupacabras	C/6th/5-9/xx	C/3rd/5-7/xx	B/8th/1-13/xx	B/6th/4-10/xx	B/5th/5-7/xx	C/3rd/8-6/xx	C/5th/6-8/xx	D/2nd/10-4/2nd
Duck'N'Cover	E/8th/5-9/xx Rubber Duckies	E/3rd/7-7/Top4 M.R.Ducks	E/4th/4-8/Top4	E/4th/8-6/xx Doroth'E'a Ducks	D/7th/1-11/xx "D" Ducks Again	C/8th/3-11/xx C.D.Ducks	D/3rd/8-6/Top4 "D" Ducks	D/6th/4-10/xx Bad News Ducks
Coral Reefers	F/7th/3-11/xx							
Brain Dead								
The Potato Heads								
3 Legged Dog								
Get Over It	G/7th/4-10/xx	F/7th/2-12/xx	G/2nd/9-5/Top4	G/6th/4-10/xx	F/7th/2-12/xx	F/5th/5-9/xx	F/3rd/7-7/Top4 Donkey Darts	F/6th/5-9/xx Politically Correct
Bogarts								
Orange Crush								
The Posse								

EIGHT AND A HALF-YEAR (17-Season) TEAM PROGRESSION RECORDS

Ok, those of you who didn't see this a few seasons ago are probably wondering what the heck this is. Well, it's a table listing where each team has finished in each of the last 17 seasons. You can track just how your team has moved up or down over the past seventeen seasons of play, and maybe relive that one great season just one more time. What each set of information means: Division / Regular Season Finish Position / W-L Record / Tournament Result (xx = first round loss) (Whenever a team changed its composition significantly from season to season, I just did the best I could.) (This list only includes teams that played in the past eleven seasons.) (Whenever possible, I also included the different team names for those groups that change their name from season to season.)

Team	Spring, 2003	Fall, 2002	Spring, 2002	Fall, 2001	Spring, 2001	Fall, 2000	Spring, 2000	Fall, 1999	Spring, 1999
Dazed & Confused		A/5th/4-10/Top4	B/2nd/6-6/xx	A/6th/3-9/xx	B/2nd/7-5/1st		A/7th/2-10/xx	A/6th/4-10/xx	B/2nd/7-5/xx
Last Call		A/6th/4-10/xx	A/5th/4-8/xx	B/2nd/8-4/2nd	B/3rd/7-5/Top4	C/1st/10-4/2nd	D/1st/11-1/1st	D/4th/6-6/xx	E/2nd/11-3/xx
Pog Mo Hon		C/6th/4-8/xx	C/6th/4-8/xx	D/1st/9-3/Top4	E/2nd/9-3/1st	E/4th/6-6/1st Trip Tight	F/2nd/9-3/1st Woody's Gang	G/2nd/10-2/2nd Woody's Gangstas	F/7th/3-11/xx Woody's Gang
Dartaholics		F/6th/4-10/xx	F/8th/2-12/xx Diddlers on the Roof	F/6th/5-9/xx Breakers Intimidators					
Sneaky Pigs		G/2nd/10-4/2nd							
Young Guns		G/4th/9-5/Top4							
Gruesome Severed Hands		G/7th/2-12/xx							
Dart Shadows Inc.			A/6th/3-9/xx	A/7th/3-9/xx	A/5th/5-7/xx	A/4th/6-6/xx	A/5th/5-7/Top4	A/3rd/11-3/Top4	A/3rd/11-3/xx
Sharky's Shooters			D/6th/5-9/xx						
Rat Bar Stewards			F/4th/7-7/2nd	F/5th/6-8/xx	E/7th/3-9/xx	D/8th/4-10/xx	C/6th/4-8/xx Hairless Cats	B/6th/2-10/xx One & Done	C/1st/12-2/Top4
Don't Know			F/5th/6-8/xx	G/1st/11-1/2nd	F/7th/4-10/xx B. B. & the Pimps	E/6th/5-7/xx	D/6th/2-10/xx Flicking Steel		
Wherz Baldo?				A/5th/5-7/xx	A/3rd/8-4/Top4 Dilligaffs 2.0	A/1st/12-0/2nd The Dilligaffs	A/3rd/7-5/2nd Nil Is Agòm	B/1st/12-0/1st Volume of a Cue Ball	
Hard Times				C/4th/7-5/xx	C/6th/6-8/xx Dartitude	C/3rd/9-5/1st Breakers Chunkers	C/5th/5-7/Top4 Dixie Chickens	C/5th/5-7/Top4	B/6th/4-8/xx
Bullweiser				D/2nd/9-3/Top4	C/7th/4-10/xx	C/4th/9-5/Top4	C/4th/6-6/xx	C/6th/3-9/xx	B/7th/1-11/Top4
Madhouse Patients				F/7th/4-10/xx	F/1st/10-4/2nd	G/1st/14-0/1st	G/3rd/8-4/Top4		
The "G" Spot				G/6th/3-9/xx	G/6th/6-8/xx	G/4th/6-8/Top4	G/4th/7-5/xx	G/5th/4-8/xx	G/7th/4-10/xx
Damage, Inc.					B/1st/9-3/2nd	B/3rd/9-3/Top4			
Black and Tans					B/5th/5-7/Top4	A/6th/2-10/xx	B/2nd/8-4/Top4	B/3rd/8-4/2nd	C/3rd/10-4/1st
Past & Present					C/8th/2-12/xx				
Dart Dawgz					D/3rd/8-4/Top4	E/1st/9-3/Top4	E/5th/5-7/Top4		
I.N.C.					E/4th/5-7/Top4	F/1st/9-3/Top4	G/2nd/9-3/1st	F/7th/2-10/xx	
Bulls Hitters					E/6th/3-9/Top4	F/2nd/8-4/1st	F/5th/4-8/xx	E/6th/4-8/Top4	E/3rd/7-7/xx
Bull Daggers					F/5th/8-6/xx				
Double-1						C/2nd/9-5/xx			
Diddler's Choice						C/7th/3-11/Top4	B/6th/2-10/xx Stop Drop and Throw	A/7th/3-11/xx One Eyed at Fenway's	A/1st/12-2/2nd Shameless & Aimless
Shooter's Buzz						C/8th/3-11/xx	B/7th/1-11/xx	B/5th/4-8/Top4	C/2nd/11-3/Top4
Deck Hashers						G/8th/4-10/xx			
Not Again!							D/7th/2-10/xx	E/3rd/7-5/xx	E/5th/6-8/xx
Tattoo the Red Eye							E/6th/2-10/Top4	F/2nd/8-4/Top4	G/1st/13-1/2nd
Rowdy Kidz							G/5th/4-8/Top4		
Broken Arrows							G/6th/3-9/xx		
Friends of the Devil								B/4th/6-6/xx	B/5th/6-6/xx
Scavengers								C/4th/6-6/xx	D/1st/13-1/Top4
Stik It								C/6th/3-9/xx	B/7th/1-11/Top4
Flying Aces								E/7th/4-8/xx	D/7th/4-10/1st
To The Point								F/1st/9-3/2nd	E/8th/5-9/xx
Team Red Eye								G/3rd/8-4/Top4	G/4th/7-7/Top4
Top to Bottom									A/7th/4-10/xx
No Clue									A/8th/3-11/xx
Wieblin									B/1st/11-1/Top4
Darting Eyes									C/8th/0-14/xx
Reggaeheads									D/8th/1-13/xx
Sharp Darts									E/7th/5-9/2nd
2 Eggs & 4 Swimmers									G/8th/4-10/xx
Top Dead Center									
Double Shots									
Been There, "F"d That									
AH & the Diddlers									

EIGHT AND A HALF-YEAR (17-Season) TEAM PROGRESSION RECORDS

Ok, those of you who didn't see this a few seasons ago are probably wondering what the heck this is. Well, it's a table listing where each team has finished in each of the last 17 seasons. You can track just how your team has moved up or down over the past seventeen seasons of play, and maybe relive that one great season just one more time. What each set of information means: Division / Regular Season Finish Position / W-L Record / Tournament Result (xx = first round loss) (Whenever a team changed its composition significantly from season to season, I just did the best I could.) (This list only includes teams that played in the past eleven seasons.) (Whenever possible, I also included the different team names for those groups that change their name from season to season.)

Team	Fall, 1998	Spring, 1998	Fall, 1997	Spring, 1997	Fall, 1996	Spring, 1996	Fall, 1995	Spring, 1995
Dazed & Confused	B/4th/6-6/Top4							
Last Call	D/7th/2-10/2nd	D/6th/5-9/xx	D/5th/7-7/xx	E/1st/12-2/1st	G/1st/12-2/Top4			
Pog Mo Hon	F/4th/7-7/xx	G/3rd/11-3/Top4 One More Butt Kickin'						
Dartaholics								
Sneaky Pigs								
Young Guns								
Gruesome Severed Hand								
Dart Shadows Inc.	A/3rd/8-4/Top4	A/4th/8-6/Top4	A/4th/9-5/Top4	A/3rd/7-7/Top4	A/3rd/9-5/xx	A/4th/8-6/xx	A/4th/8-6/xx	A/3rd/9-5/2nd
Sharky's Shooters								
Rat Bar Stewards	C/4th/6-8/2nd	D/2nd/9-5/xx	D/3rd/8-6/xx	E/3rd/10-4/2nd	G/2nd/10-4/1st Cork It			
Don't Know								
Wherz Baldo?								
Hard Times	B/5th/4-8/xx	C/2nd/9-3/2nd	C/3rd/9-5/Top4 Coral Reefers	C/4th/8-6/Top4	D/3rd/7-5/Top4	D/4th/7-7/xx	D/5th/8-6/Top4	C/8th/3-11/xx
Bullweiser	C/2nd/10-4/Top4	C/5th/5-7/Top4	C/6th/6-8/xx	B/8th/4-10/xx	C/4th/8-6/Top4	D/2nd/12-2/Top4	E/2nd/10-4/Top4	F/2nd/11-3/Top4
Madhouse Patients								
The "G" Spot	F/8th/2-12/xx Spank This	F/6th/6-8/Top4	F/5th/6-8/Top4	G/3rd/10-4/1st Pokey & the Bandits	G/8th/4-10/xx			
Damage, Inc.								
Black and Tans	D/3rd/7-5/Top4	D/3rd/9-5/1st						
Past & Present								
Dart Dawgz								
I.N.C.								
Bulls Hitters	E/4th/7-7/Top4		C/5th/6-8/xx	D/2nd/11-3/Top4	F/2nd/10-4/Top4	G/1st/13-1/1st		
Bull Daggers								
Double-1								
Diddler's Choice	A/2nd/8-4/2nd	B/1st/13-1/1st	C/1st/13-1/1st	D/1st/11-3/1st	E/2nd/8-4/1st	F/1st/11-3/Top4	F/4th/7-7/xx	
Shooter's Buzz	B/7th/1-11/xx	B/6th/5-9/xx	B/6th/5-9/xx	B/4th/7-7/Top4	D/1st/11-1/2nd	E/2nd/10-4/2nd	F/1st/13-1/1st	F/4th/10-4/Top4
Deck Hashers								
Not Again!								
Tattoo the Red Eye	G/4th/7-7/2nd	G/7th/4-10/xx	F/7th/2-12/xx	F/5th/5-9/Top4	G/6th/5-9/xx	F/7th/4-10/xx Dead Eyes	F/6th/5-9/xx	
Rowdy Kidz								
Broken Arrows								
Friends of the Devil	C/1st/13-1/Top4	D/1st/11-3/Top4	E/2nd/9-3/2nd	F/2nd/12-2/1st	E/6th/4-8/xx	F/3rd/9-5/Top4		
Scavengers	E/2nd/9-5/1st	D/8th/2-12/xx	C/7th/3-11/xx	C/5th/6-8/xx	C/5th/5-9/xx	C/4th/8-6/Top4 Helga & the Horribles	D/2nd/8-6/xx	F/8th/1-13/xx In Again
Stik It	C/2nd/10-4/Top4	C/5th/5-7/Top4	C/6th/6-8/xx	B/8th/4-10/xx	C/4th/8-6/Top4	D/2nd/12-2/Top4	E/2nd/10-4/Top4	F/2nd/11-3/Top4
Flying Aces	D/5th/5-7/1st	E/1st/11-3/1st	F/3rd/10-4/1st					
To The Point								
Team Red Eye								
Top to Bottom								
No Clue	B/1st/10-2/1st	C/1st/10-2/1st	D/1st/9-5/2nd	D/6th/5-9/xx Diddling While Impaired	E/3rd/6-6/Top4			
Wieblin	B/6th/3-9/xx Rare Breed Darters							
Darting Eyes								
Reggaeheads	C/7th/4-10/xx	C/4th/5-7/xx	D/2nd/9-5/1st	D/3rd/10-4/2nd	F/1st/13-1/1st			
Sharp Darts	G/2nd/11-3/1st	G/4th/7-7/xx	G/3rd/8-6/xx	F/8th/3-11/xx	E/7th/2-10/xx	D/8th/2-12/xx	C/7th/2-12/xx	C/5th/5-9/xx
2 Eggs & 4 Swimmers	G/6th/4-10/xx The Underdog	G/8th/3-11/xx The Outlaws	G/7th/4-10/xx Where's Gary?	G/7th/3-11/xx Defendants	F/8th/0-14/xx To Kill A Brew	F/6th/5-9/xx		
Top Dead Center	A/6th/3-9/xx	B/2nd/12-2/Top4	A/8th/2-12/xx	A/7th/5-9/xx	B/1st/12-0/1st	A/7th/4-10/xx	A/3rd/9-5/Top4	A/6th/5-9/xx Flight Tyme
Double Shots	C/5th/6-8/xx							
Been There, "F"d That	F/2nd/12-2/Top4	E/8th/3-11/xx						
AH & the Diddlers	G/5th/5-9/xx	F/8th/2-12/xx	F/6th/5-9/xx	F/4th/6-8/xx	G/3rd/9-5/Top4	G/4th/6-8/Top4 The Clarifiers		

Spring 2003 RDL Top Singles Records (by division) (FINAL!)

(Missing statistics: week 10, 18-6 win by F8 over F5)

(Game minimum required for this listing: 19 for "A" and "F" divisions, 16 for all other divisions)

"A" Division

			W	L	%-age
1	Wall, Keith	A1/ Lunatic Fringe	25	3	0.893
2	Brown, Tom	A1/ Lunatic Fringe	22	3	0.880
3	Terry, Bob	A1/ Lunatic Fringe	23	4	0.852
4	Tan, Wil	A2/ Industrial Extra Strength	21	4	0.840
5	Dixon, J.D.	A6/ Varina Sports Bar	19	4	0.826
6	Gaglione, Joe	A1/ Lunatic Fringe	18	6	0.750
7	Budelman, Jim	A1/ Lunatic Fringe	20	7	0.741
8	Martinez, Luis	A2/ Industrial Extra Strength	19	7	0.731
9	Butman, Don	A1/ Lunatic Fringe	16	6	0.727
10	Wilcenski, Steve	A8/ Swine Flew Too	18	7	0.720
11	Seward, Mike	A6/ Varina Sports Bar	18	8	0.692
12	Hall, Mike	A6/ Varina Sports Bar	13	7	0.650
	Whitehead, Lee	A4/ D V Needed	13	7	0.650
14	Selby, Brian	A2/ Industrial Extra Strength	15	9	0.625
15	Baldwin, Randy	A8/ Swine Flew Too	16	11	0.593

"B" Division

			W	L	%-age
1	Murdaugh, John	B3/ Home Thrown	20	4	0.833
2	Hunsberger, Jim	B2/ Get the Point "33"	19	4	0.826
3	James, Bob	B1/ Dodge Darts	18	4	0.818
4	Jacobi, Paul	B4/ Nine Lives	18	5	0.783
5	Barker, Barry	B7/ Them Again	18	6	0.750
6	Knox, Mike	B5/ Horsemen	13	5	0.722
	McNamara, Tim	B1/ Dodge Darts	13	5	0.722
8	Evans, J.P.	B1/ Dodge Darts	17	7	0.708
9	Kunttu, Kurt	B7/ Them Again	16	7	0.696
10	Jenkins, John	B2/ Get the Point "33"	15	7	0.682
11	Phillips, Britt	B5/ Horsemen	13	7	0.650
12	Simpson, Donnie	B3/ Home Thrown	14	8	0.636
13	Buckner, Jacky	B2/ Get the Point "33"	12	8	0.600
14	Mills, Tim	B3/ Home Thrown	13	9	0.591
15	(two tied)		11	8	0.579

"C" Division

			W	L	%-age
1	Carroll, John	C2/ Dogs of War II	20	2	0.909
2	Hendricks, Ron	C3/ Starving Dartists	18	2	0.900
3	Shown, Marc	C3/ Starving Dartists	19	3	0.864
4	Powell, Mark	C4/ UZMALL	16	6	0.727
5	Dwight, Mike	C4/ UZMALL	16	7	0.696
6	Crumpler, Greg	C7/ Been There Done That	16	8	0.667
7	Deemer, Randy	C3/ Starving Dartists	15	9	0.625
8	Blackwelder, Deborah	C7/ Been There Done That	14	9	0.609
	Williams, Denny	C4/ UZMALL	14	9	0.609
10	Gross, Tom	C5/ Sharky's Machine	17	11	0.607
11	Sarantos, Alex	C6/ Damn Yankees!	12	8	0.600
12	Wiegand, Tom	C2/ Dogs of War II	15	11	0.577
13	Allison, Frank	C5/ Sharky's Machine	12	9	0.571
14	Slominski, Mark	C1/ Excalibur	10	8	0.556
	Walters, Jason	C7/ Been There Done That	10	8	0.556

"D" Division

			W	L	%-age
1	Gelhar, Tommy	D7/ Kozmic Debris	22	2	0.917
2	Markov, Jim	D5/ Dynamic Darts	15	2	0.882
3	Crowley, Pat	D2/ Wireless	16	4	0.800
4	Winters, Tom	D5/ Dynamic Darts	18	5	0.783
5	Lilienthal, John	D6/ Grateful Darts	13	4	0.765
6	Holland, William	D6/ Grateful Darts	16	6	0.727
7	Simpson, David	D4/ 5 Drunks, 1 Driver	17	7	0.708
8	Smith, Sarge	D3/ Heroes In Trouble	13	6	0.684
9	Goodknecht, Chris	D6/ Grateful Darts	14	8	0.636
10	Hines, Eric	D4/ 5 Drunks, 1 Driver	15	9	0.625
	McCommons, Ben	D1/ Happy Hours	15	9	0.625
12	McFadden, Kevin	D5/ Dynamic Darts	12	8	0.600
13	Stasko, Bill	D3/ Heroes In Trouble	14	10	0.583
14	Hewlett, Rich	D7/ Kozmic Debris	11	8	0.579
15	Ridenour, Ron	D1/ Happy Hours	13	10	0.565

"E" Division

			W	L	%-age
1	Nutter, Darryl	E6/ Tub Kids	17	2	0.895
2	Downs, Aaron	E6/ Tub Kids	17	5	0.773
3	Martin, George	E6/ Tub Kids	18	6	0.750
	Teeter, Kyle	E3/ FYL&EMS	15	5	0.750
	Yoneoka, J.J.	E2/ Travelin' Beer Bellies	15	5	0.750
6	Pope, Josh	E3/ FYL&EMS	15	6	0.714
7	Thomas, Jason	E7/ The Replacements	17	7	0.708
8	Motley, Steve	E4/ Bubba's Garage	16	8	0.667
	Yoneoka, Oakie	E2/ Travelin' Beer Bellies	16	8	0.667
10	Howard, Brian	E4/ Bubba's Garage	15	8	0.652
11	Pridgen, Mike	E2/ Travelin' Beer Bellies	14	8	0.636
12	Carter, Chris	E6/ Tub Kids	14	9	0.609
13	Hunter, Jeff	E3/ FYL&EMS	12	8	0.600
	Simons, Emmett	E7/ The Replacements	12	8	0.600
15	Mitchell, Sid	E7/ The Replacements	13	9	0.591

"F" Division

			W	L	%-age
1	Smith, Nicholas	F2/ IBF	22	4	0.846
2	Oakley, Jerry	F6/ Big Deck	23	5	0.821
3	Gillett, Galen	F2/ IBF	16	4	0.800
4	Keleher, John	*F8/ Mangina Douche	20	6	0.769
5	Wessinger, William	*F8/ Mangina Douche	15	5	0.750
6	Chavis, Lynn	F6/ Big Deck	15	6	0.714
7	Terrell, Mark	F7/ Darts'R'Us	17	7	0.708
8	Base, Rob	F7/ Darts'R'Us	17	9	0.654
9	Rittlinger, David	F2/ IBF	13	7	0.650
	Tollerton, Steve	F4/ Duck'N'Cover	13	7	0.650
11	White, Bill	F1/ DA Bulls	18	10	0.643
12	Hill, Roger	F7/ Darts'R'Us	14	8	0.636
13	Hall, Danny	F2/ IBF	12	7	0.632
14	Alcon, Tony	F3/ Chupacabras	17	10	0.630
15	(two tied)		15	9	0.625

"G" Division

			W	L	%-age
1	Taylor, Jeff	G2/ The Posse	21	3	0.875
2	Sutphen, George	G1/ Bogarts	13	3	0.813
3	Mitchell, Billy	G5/ 3 Legged Dog	13	4	0.765
4	Heater, Brett	G4/ The Potato Heads	14	5	0.737
5	Moore, Tim	G3/ Get Over It	15	6	0.714
6	Parker, Shannon	G6/ Brain Dead	17	7	0.708
7	Wells, John	G7/ Orange Crush	15	7	0.682
8	Yates, Brett	G6/ Brain Dead	15	8	0.652
9	Auch, Eric	G6/ Brain Dead	13	7	0.650
	Zemlo, Josh	G7/ Orange Crush	13	7	0.650
11	Lawley, Charley	G3/ Get Over It	12	8	0.600
12	Wilser, Dave	G3/ Get Over It	12	9	0.571
13	Smoak, David	G6/ Brain Dead	13	10	0.565
14	Sick, Andy	G3/ Get Over It	10	8	0.556
15	(two tied)		11	9	0.550

Women's Records

			W	L	%-age
		"A" and "B" Divisions			
1	Barker, Jane	B7/ Them Again	11	8	0.579
2	Delp, Paula	A4/ D V Needed	15	11	0.577
3	Austin, Jan	B2/ Get the Point "33"	10	10	0.500
	Reynolds, Renee	B7/ Them Again	8	8	0.500
		"C", "D" and "E" Divisions			
1	Blackwelder, Deborah	C7/ Been There Done That	14	9	0.609
2	Long, Laura	D3/ Heroes In Trouble	10	10	0.500
	Swald, Jill	E7/ The Replacements	9	9	0.500
4	Payne, Julie	E1/ C.O.W.A.	10	11	0.476
		"F" and "G" Divisions			
1	Hatch, Nicole	F6/ Big Deck	14	10	0.583
2	Ewald, Susie	G7/ Orange Crush	10	9	0.526
3	Gaffney, Michelle	F6/ Big Deck	10	11	0.476
4	Brown, Tracy	G7/ Orange Crush	10	12	0.455

Spring 2003 RDL Top Doubles Records (by division) (FINAL!)

(Missing statistics: week 10, 18-6 win by F8 over F5)

(Game minimum required for this listing: 19 for "A" and "F" divisions, 16 for all other divisions)

"A" Division

			W	L	%-age
1	Gibbs, Keith	A2/ Industrial Extra Strength	15	4	0.789
2	Gaglione, Joe	A1/ Lunatic Fringe	20	6	0.769
	Terry, Bob	A1/ Lunatic Fringe	20	6	0.769
4	Wall, Keith	A1/ Lunatic Fringe	19	6	0.760
5	Butman, Don	A1/ Lunatic Fringe	16	6	0.727
6	Brown, Tom	A1/ Lunatic Fringe	18	7	0.720
	Budelman, Jim	A1/ Lunatic Fringe	18	7	0.720
8	Hall, Mike	A6/ Varina Sports Bar	14	6	0.700
9	Seward, Mike	A6/ Varina Sports Bar	18	8	0.692
10	Tan, Wil	A2/ Industrial Extra Strength	17	8	0.680
11	Whitehead, Lee	A4/ D V Needed	13	7	0.650
12	Cashwell, Craig	A8/ Swine Flew Too	17	10	0.630
13	Martinez, Luis	A2/ Industrial Extra Strength	15	11	0.577
14	Hyler, Dale	A3/ Evicted	12	9	0.571
15	(two tied)		14	11	0.560

"B" Division

			W	L	%-age
1	Sosa, Bo	B4/ Nine Lives	18	4	0.818
2	McNamara, Tim	B1/ Dodge Darts	14	6	0.700
3	Nagy, Les	B7/ Them Again	11	5	0.688
4	Holland, Steve	B1/ Dodge Darts	15	7	0.682
5	Kunttu, Kurt	B7/ Them Again	16	8	0.667
	Barker, Barry	B7/ Them Again	14	7	0.667
	Copple, Matthew	B4/ Nine Lives	14	7	0.667
	Maminski, Len	B5/ Horsemen	14	7	0.667
9	James, Bob	B1/ Dodge Darts	14	8	0.636
10	Hope, Chris	B1/ Dodge Darts	12	7	0.632
	Reynolds, Renee	B7/ Them Again	12	7	0.632
12	Denton, Mike	B5/ Horsemen	15	9	0.625
13	Dahulich, Jeff	B1/ Dodge Darts	13	9	0.591
14	Smith, Butch	B4/ Nine Lives	12	9	0.571
15	Barker, Jane	B7/ Them Again	9	7	0.563

"C" Division

			W	L	%-age
1	Powell, Mark	C4/ UZMALL	20	4	0.833
2	Dwight, Mike	C4/ UZMALL	18	5	0.783
3	Shown, Marc	C3/ Starving Dartists	15	5	0.750
4	Burney, Gary	C1/ Excalibur	13	6	0.684
5	Howell, John	C3/ Starving Dartists	15	7	0.682
6	Denton, Fon	C4/ UZMALL	16	8	0.667
7	Allison, Frank	C5/ Sharky's Machine	15	8	0.652
	Williams, Denny	C4/ UZMALL	15	8	0.652
9	Deemer, Randy	C3/ Starving Dartists	13	7	0.650
10	Shearin, Keith	C1/ Excalibur	14	8	0.636
11	Slominski, Mark	C1/ Excalibur	11	7	0.611
12	Hendricks, Ron	C3/ Starving Dartists	12	8	0.600
13	Crumpler, Greg	C7/ Been There Done That	13	9	0.591
14	Hartley, Kevin	C3/ Starving Dartists	10	7	0.588
15	Browndorf, Ken	C5/ Sharky's Machine	14	10	0.583

"D" Division

			W	L	%-age
1	Dillon, Lancelot	D4/ 5 Drunks, 1 Driver	17	5	0.773
2	Crowley, Pat	D2/ Wireless	15	5	0.750
3	Simpson, Jill	D4/ 5 Drunks, 1 Driver	16	7	0.696
4	Gelhar, Tommy	D7/ Kozmic Debris	16	8	0.667
	Hines, Eric	D4/ 5 Drunks, 1 Driver	16	8	0.667
	McCommons, Ben	D1/ Happy Hours	16	8	0.667
	Simpson, David	D4/ 5 Drunks, 1 Driver	16	8	0.667
	Wackerman, Mark	D3/ Heroes In Trouble	16	8	0.667
9	Holland, William	D6/ Grateful Darts	14	8	0.636
10	Galloway, Dave	D2/ Wireless	12	7	0.632
11	Smith, Sarge	D3/ Heroes In Trouble	14	9	0.609
12	Long, Laura	D3/ Heroes In Trouble	9	7	0.563
13	Smith, T.C.	D7/ Kozmic Debris	10	8	0.556
14	Lilienthal, John	D6/ Grateful Darts	9	8	0.529
15	Iager, John	D6/ Grateful Darts	12	11	0.522

"E" Division

			W	L	%-age
1	Yoneoka, J.J.	E2/ Travelin' Beer Bellies	17	5	0.773
2	Side, Eric	E2/ Travelin' Beer Bellies	16	5	0.762
3	Kirkpatrick, Brian	E3/ FYL&EMS	13	5	0.722
4	Pope, Josh	E3/ FYL&EMS	15	6	0.714
5	Hunter, Jeff	E3/ FYL&EMS	12	6	0.667
6	Swald, Jill	E7/ The Replacements	11	6	0.647
7	Sautter, Don	E4/ Bubba's Garage	16	9	0.640
8	McGettigan, Peter	E6/ Tub Kids	14	8	0.636
9	Leonard, Shawn	E4/ Bubba's Garage	15	9	0.625
	Martin, George	E6/ Tub Kids	15	9	0.625
11	Reynolds, Joe	E3/ FYL&EMS	11	7	0.611
12	Lee, Eric	E7/ The Replacements	12	8	0.600
13	Howard, Brian	E4/ Bubba's Garage	13	9	0.591
14	Rhea, Laurie	E1/ C.O.W.A.	11	8	0.579
15	Mitchell, Sid	E7/ The Replacements	12	9	0.571

"F" Division

			W	L	%-age
1	Palkoski, Scott	F1/ DA Bulls	18	3	0.857
2	Penny, Ron	*F8/ Mangina Douche	19	6	0.760
3	Oakley, Jerry	F6/ Big Deck	19	7	0.731
4	Hatch, Nicole	F6/ Big Deck	17	7	0.708
5	Reitano, Sal	*F8/ Mangina Douche	13	6	0.684
6	McSorley, Paul	F1/ DA Bulls	15	8	0.652
7	Tarrant, John	F6/ Big Deck	16	9	0.640
8	Kubel, Tom	F6/ Big Deck	15	9	0.625
9	Base, Rob	F7/ Darts'R'Us	16	10	0.615
	Keleher, John	*F8/ Mangina Douche	16	10	0.615
11	Miller, Jay	F1/ DA Bulls	14	9	0.609
	White, Bill	F1/ DA Bulls	14	9	0.609
13	Hall, Danny	F2/ IBF	12	8	0.600
	Scheaffer, Greg	F7/ Darts'R'Us	12	8	0.600
15	Smith, Nicholas	F2/ IBF	16	11	0.593

"G" Division

			W	L	%-age
1	Parker, Shannon	G6/ Brain Dead	17	7	0.708
	Yates, Brett	G6/ Brain Dead	17	7	0.708
3	Fjelstad, Mike	G6/ Brain Dead	14	6	0.700
4	xx - Williams, Barry	G4/ The Potato Heads	11	5	0.688
5	Heater, Brett	G4/ The Potato Heads	12	6	0.667
	Pilo, Chris	G6/ Brain Dead	12	6	0.667
7	Graziano, John	G5/ 3 Legged Dog	11	7	0.611
8	Taylor, Jeff	G2/ The Posse	14	9	0.609
9	Wells, John	G7/ Orange Crush	13	9	0.591
10	Lee, Ronnie	G6/ Brain Dead	11	8	0.579
11	Auch, Eric	G6/ Brain Dead	12	9	0.571
12	Lawley, Charley	G3/ Get Over It	13	10	0.565
13	Gagner, Chris	G5/ 3 Legged Dog	9	8	0.529
14	Mitchell, Billy	G5/ 3 Legged Dog	10	9	0.526
15	(seven tied)				0.500

Women's Records

			W	L	%-age
		"A" and "B" Divisions			
1	Reynolds, Renee	B7/ Them Again	12	7	0.632
2	Barker, Jane	B7/ Them Again	9	7	0.563
3	Delp, Paula	A4/ D V Needed	12	14	0.462
4	Austin, Connie	B2/ Get the Point "33"	7	9	0.438
		"C", "D" and "E" Divisions			
1	Simpson, Jill	D4/ 5 Drunks, 1 Driver	16	7	0.696
2	Swald, Jill	E7/ The Replacements	11	6	0.647
3	Rhea, Laurie	E1/ C.O.W.A.	11	8	0.579
4	Long, Laura	D3/ Heroes In Trouble	9	7	0.563
		"F" and "G" Divisions			
1	Hatch, Nicole	F6/ Big Deck	17	7	0.708
2	Oakley, Gina	F6/ Big Deck	11	8	0.579
3	Colton, Bridgette	G2/ The Posse	10	10	0.500
4	(two tied)		8	12	0.400

Spring 2003 RDL Top Singles+Doubles Records (by division) (FINAL!)

(Missing statistics: week 10, 18-6 win by F8 over F5)

(Game minimum required for this listing: 37 for "A" and "F" divisions, 32 for all other divisions)

"A" Division

			W	L	%-age
1	Wall, Keith	A1/ Lunatic Fringe	44	9	0.830
2	Terry, Bob	A1/ Lunatic Fringe	43	10	0.811
3	Brown, Tom	A1/ Lunatic Fringe	40	10	0.800
4	Gaglione, Joe	A1/ Lunatic Fringe	38	12	0.760
	Tan, Wil	A2/ Industrial Extra Strength	38	12	0.760
6	Budelman, Jim	A1/ Lunatic Fringe	38	14	0.731
7	Butman, Don	A1/ Lunatic Fringe	32	12	0.727
8	Seward, Mike	A6/ Varina Sports Bar	36	16	0.692
9	Dixon, J.D.	A6/ Varina Sports Bar	32	15	0.681
10	Hall, Mike	A6/ Varina Sports Bar	27	13	0.675
11	Martinez, Luis	A2/ Industrial Extra Strength	34	18	0.654
12	Whitehead, Lee	A4/ D V Needed	26	14	0.650
13	Wilcenski, Steve	A8/ Swine Flew Too	32	18	0.640
14	Butters, Scott	A6/ Varina Sports Bar	29	22	0.569
15	Selby, Brian	A2/ Industrial Extra Strength	28	22	0.560

"B" Division

			W	L	%-age
1	James, Bob	B1/ Dodge Darts	32	12	0.727
2	Barker, Barry	B7/ Them Again	32	13	0.711
3	McNamara, Tim	B1/ Dodge Darts	27	11	0.711
4	Hunsberger, Jim	B2/ Get the Point "33"	32	15	0.681
	Kunttu, Kurt	B7/ Them Again	32	15	0.681
6	Jacobi, Paul	B4/ Nine Lives	31	16	0.660
7	Sosa, Bo	B4/ Nine Lives	29	15	0.659
8	Knox, Mike	B5/ Horsemen	23	13	0.639
9	Evans, J.P.	B1/ Dodge Darts	28	18	0.609
10	Hope, Chris	B1/ Dodge Darts	24	16	0.600
11	Simpson, Donnie	B3/ Home Thrown	26	18	0.591
12	Holland, Steve	B1/ Dodge Darts	25	18	0.581
13	Barker, Jane	B7/ Them Again	20	15	0.571
	Reynolds, Renee	B7/ Them Again	20	15	0.571
15	(two tied)		25	19	0.568

"C" Division

			W	L	%-age
1	Shown, Marc	C3/ Starving Dartists	34	8	0.810
2	Powell, Mark	C4/ UZMALL	36	10	0.783
3	Hendricks, Ron	C3/ Starving Dartists	30	10	0.750
4	Dwight, Mike	C4/ UZMALL	34	12	0.739
5	Carroll, John	C2/ Dogs of War II	31	13	0.705
6	Deemer, Randy	C3/ Starving Dartists	28	16	0.636
7	Crumpler, Greg	C7/ Been There Done That	29	17	0.630
	Williams, Denny	C4/ UZMALL	29	17	0.630
9	Allison, Frank	C5/ Sharky's Machine	27	17	0.614
10	Denton, Fon	C4/ UZMALL	29	19	0.604
11	Slominski, Mark	C1/ Excalibur	21	15	0.583
12	Howell, John	C3/ Starving Dartists	26	19	0.578
13	Burney, Gary	C1/ Excalibur	23	17	0.575
14	Walters, Jason	C7/ Been There Done That	21	16	0.568
15	Gross, Tom	C5/ Sharky's Machine	29	25	0.537

"D" Division

			W	L	%-age
1	Gelhar, Tommy	D7/ Kozmic Debris	38	10	0.792
2	Crowley, Pat	D2/ Wireless	31	9	0.775
3	Simpson, David	D4/ 5 Drunks, 1 Driver	33	15	0.688
4	Holland, William	D6/ Grateful Darts	30	14	0.682
5	Markov, Jim	D5/ Dynamic Darts	23	11	0.676
6	Lilienthal, John	D6/ Grateful Darts	22	12	0.647
7	Hines, Eric	D4/ 5 Drunks, 1 Driver	31	17	0.646
	McCommons, Ben	D1/ Happy Hours	31	17	0.646
9	Smith, Sarge	D3/ Heroes In Trouble	27	15	0.643
10	Winters, Tom	D5/ Dynamic Darts	25	14	0.641
11	Iager, John	D6/ Grateful Darts	23	13	0.639
12	Dillon, Lancelot	D4/ 5 Drunks, 1 Driver	28	16	0.636
13	Simpson, Phil	D6/ Grateful Darts	22	16	0.579
14	Goodknecht, Chris	D6/ Grateful Darts	24	19	0.558
15	(two tied)				0.556

"E" Division

			W	L	%-age
1	Yoneoka, J.J.	E2/ Travelin' Beer Bellies	32	10	0.762
2	Pope, Josh	E3/ FYL&EMS	30	12	0.714
3	Martin, George	E6/ Tub Kids	33	15	0.688
4	Kirkpatrick, Brian	E3/ FYL&EMS	24	13	0.649
5	Downs, Aaron	E6/ Tub Kids	28	16	0.636
	Reynolds, Joe	E3/ FYL&EMS	21	12	0.636
7	Hunter, Jeff	E3/ FYL&EMS	24	14	0.632
8	Howard, Brian	E4/ Bubba's Garage	28	17	0.622
9	Nutter, Darryl	E6/ Tub Kids	23	14	0.622
10	Motley, Steve	E4/ Bubba's Garage	30	19	0.612
11	McGettigan, Peter	E6/ Tub Kids	26	17	0.605
12	Thomas, Jason	E7/ The Replacements	27	18	0.600
13	Teeter, Kyle	E3/ FYL&EMS	24	17	0.585
14	Leonard, Shawn	E4/ Bubba's Garage	28	20	0.583
15	Mitchell, Sid	E7/ The Replacements	25	18	0.581

"F" Division

			W	L	%-age
1	Oakley, Jerry	F6/ Big Deck	42	12	0.778
2	Smith, Nicholas	F2/ IBF	38	15	0.717
3	Palkoski, Scott	F1/ DA Bulls	26	11	0.703
4	Penny, Ron	*F8/ Mangina Douche	34	15	0.694
5	Keleher, John	*F8/ Mangina Douche	36	16	0.692
6	Chavis, Lynn	F6/ Big Deck	26	13	0.667
7	Gillett, Galen	F2/ IBF	24	13	0.649
8	Hatch, Nicole	F6/ Big Deck	31	17	0.646
9	Base, Rob	F7/ Darts'R'Us	33	19	0.635
10	McSorley, Paul	F1/ DA Bulls	26	15	0.634
11	White, Bill	F1/ DA Bulls	32	19	0.627
12	Kubel, Tom	F6/ Big Deck	30	18	0.625
	Terrell, Mark	F7/ Darts'R'Us	30	18	0.625
14	Tarrant, John	F6/ Big Deck	29	18	0.617
15	Hall, Danny	F2/ IBF	24	15	0.615

"G" Division

			W	L	%-age
1	Taylor, Jeff	G2/ The Posse	35	12	0.745
2	Parker, Shannon	G6/ Brain Dead	34	14	0.708
3	Heater, Brett	G4/ The Potato Heads	26	11	0.703
4	Yates, Brett	G6/ Brain Dead	32	15	0.681
5	Mitchell, Billy	G5/ 3 Legged Dog	23	13	0.639
6	Wells, John	G7/ Orange Crush	28	16	0.636
7	Auch, Eric	G6/ Brain Dead	25	16	0.610
8	Pilo, Chris	G6/ Brain Dead	23	15	0.605
9	Lawley, Charley	G3/ Get Over It	25	18	0.581
10	Chapman, Alex	G5/ 3 Legged Dog	18	15	0.545
11	Gagner, Chris	G5/ 3 Legged Dog	20	17	0.541
12	Fjelstad, Mike	G6/ Brain Dead	21	18	0.538
13	Smoak, David	G6/ Brain Dead	22	19	0.537
14	Moore, Tim	G3/ Get Over It	23	20	0.535
	Wilser, Dave	G3/ Get Over It	23	20	0.535

Women's Records

			W	L	%-age
		"A" and "B" Divisions			
1	Barker, Jane	B7/ Them Again	20	15	0.571
	Reynolds, Renee	B7/ Them Again	20	15	0.571
3	Delp, Paula	A4/ D V Needed	27	25	0.519
4	Austin, Jan	B2/ Get the Point "33"	20	24	0.455
		"C", "D" and "E" Divisions			
1	Swald, Jill	E7/ The Replacements	20	15	0.571
2	Long, Laura	D3/ Heroes In Trouble	19	17	0.528
3	Blackwelder, Deborah	C7/ Been There Done That	24	24	0.500
4	Enos, Kellee	D3/ Heroes In Trouble	16	18	0.471
		"F" and "G" Divisions			
1	Hatch, Nicole	F6/ Big Deck	31	17	0.646
2	Gaffney, Michelle	F6/ Big Deck	22	17	0.564
3	Brown, Tracy	G7/ Orange Crush	18	24	0.429
4	Ewald, Susie	G7/ Orange Crush	15	21	0.417

Spring 2003 RDL Top All-Star Percentages (by division) (FINAL!)

(Missing statistics: week 10, 18-6 win by F8 over F5)

(Game minimum required for this listing: 37 for "A" and "F" divisions, 32 for all other divisions)

"A" Division

			ASP	TGP	%-age
1	Budelman, Jim	A1/ Lunatic Fringe	82.0	52	1.577
2	Dixon, J.D.	A6/ Varina Sports Bar	77.0	49	1.571
3	Tan, Wil	A2/ Industrial Extra Strength	74.5	52	1.433
4	Brown, Tom	A1/ Lunatic Fringe	71.0	50	1.420
5	Whitehead, Lee	A4/ D V Needed	56.0	40	1.400
6	Seward, Mike	A6/ Varina Sports Bar	75.5	54	1.398
7	Wall, Keith	A1/ Lunatic Fringe	67.5	53	1.274
8	Gaglione, Joe	A1/ Lunatic Fringe	62.5	50	1.250
9	Terry, Bob	A1/ Lunatic Fringe	64.0	53	1.208
10	Butman, Don	A1/ Lunatic Fringe	52.5	44	1.193
11	Wilcenski, Steve	A8/ Swine Flew Too	53.5	50	1.070
12	Hall, Mike	A6/ Varina Sports Bar	44.5	42	1.060
13	Selby, Brian	A2/ Industrial Extra Strength	53.5	51	1.049
14	Hyler, Dale	A3/ Evicted	46.0	45	1.022
15	Eason, Joel	A8/ Swine Flew Too	51.5	56	0.920

"B" Division

			ASP	TGP	%-age
1	Simpson, Donnie	B3/ Home Thrown	58.0	46	1.261
2	McNamara, Tim	B1/ Dodge Darts	45.0	39	1.154
3	Barker, Barry	B7/ Them Again	50.0	45	1.111
4	Jacobi, Paul	B4/ Nine Lives	50.5	48	1.052
5	Jenkins, John	B2/ Get the Point "33"	43.0	45	0.956
6	Kunttu, Kurt	B7/ Them Again	44.5	47	0.947
7	Murdaugh, John	B3/ Home Thrown	38.0	50	0.760
8	Evans, J.P.	B1/ Dodge Darts	35.0	47	0.745
9	Stevens, Joseph	B7/ Them Again	32.5	44	0.739
10	Sosa, Bo	B4/ Nine Lives	33.0	45	0.733
11	Holland, Steve	B1/ Dodge Darts	32.0	44	0.727
12	James, Bob	B1/ Dodge Darts	31.0	44	0.705
13	Keller, Tony	B5/ Horsemen	30.5	44	0.693
14	Hunsberger, Jim	B2/ Get the Point "33"	33.0	48	0.688
15	Hindle, Mikey	B6/ WIEBLS	31.5	46	0.685

"C" Division

			ASP	TGP	%-age
1	Shown, Marc	C3/ Starving Dartists	41.0	42	0.976
2	Brown, Phil	C7/ Been There Done That	41.5	47	0.883
3	Carroll, John	C2/ Dogs of War II	38.0	44	0.864
4	Powell, Mark	C4/ UZMALL	35.0	48	0.729
5	Deemer, Randy	C3/ Starving Dartists	32.0	44	0.727
6	Wiegand, Tom	C2/ Dogs of War II	39.0	55	0.709
7	Walters, Jason	C7/ Been There Done That	25.5	37	0.689
8	Hendricks, Ron	C3/ Starving Dartists	25.5	40	0.638
9	Williams, Denny	C4/ UZMALL	30.0	48	0.625
10	Dwight, Mike	C4/ UZMALL	28.5	48	0.594
11	Denton, Fon	C4/ UZMALL	29.5	50	0.590
12	Slominski, Mark	C1/ Excalibur	21.5	37	0.581
13	Crumpler, Greg	C7/ Been There Done That	26.5	46	0.576
14	Blackwelder, Deborah	C7/ Been There Done That	27.0	48	0.563
15	Long, Dale	C1/ Excalibur	24.0	44	0.545

"D" Division

			ASP	TGP	%-age
1	Holland, William	D6/ Grateful Darts	47.0	44	1.068
2	Simpson, David	D4/ 5 Drunks, 1 Driver	52.0	51	1.020
3	Crowley, Pat	D2/ Wireless	39.5	42	0.940
4	Gelhar, Tommy	D7/ Kozmic Debris	41.0	49	0.837
5	Winters, Tom	D5/ Dynamic Darts	33.0	40	0.825
6	Wackerman, Mark	D3/ Heroes In Trouble	34.0	48	0.708
7	Goodknecht, Chris	D6/ Grateful Darts	30.0	43	0.698
8	Smith, T.C.	D7/ Kozmic Debris	24.5	37	0.662
9	Smith, Sarge	D3/ Heroes In Trouble	29.5	45	0.656
10	Iager, John	D6/ Grateful Darts	22.0	36	0.611
11	Hines, Eric	D4/ 5 Drunks, 1 Driver	29.0	51	0.569
12	Thompson, Barry	D4/ 5 Drunks, 1 Driver	28.0	51	0.549
13	Dillon, Lancelot	D4/ 5 Drunks, 1 Driver	25.0	47	0.532
14	McCommons, Ben	D1/ Happy Hours	24.0	48	0.500
15	Hibbert, Jimmy	D3/ Heroes In Trouble	15.0	33	0.455

"E" Division

			ASP	TGP	%-age
1	Downs, Aaron	E6/ Tub Kids	36.0	46	0.783
2	Thomas, Jason	E7/ The Replacements	32.0	46	0.696
3	Simons, Emmett	E7/ The Replacements	26.5	39	0.679
4	Reynolds, Joe	E3/ FYL&EMS	22.5	34	0.662
5	Kiser, Lyman	E5/ One Armed Bandits	32.0	49	0.653
6	Pope, Josh	E3/ FYL&EMS	26.0	44	0.591
7	Howard, Brian	E4/ Bubba's Garage	24.5	46	0.533
8	Hunter, Jeff	E3/ FYL&EMS	21.0	40	0.525
9	Leonard, Shawn	E4/ Bubba's Garage	25.5	49	0.520
10	Motley, Steve	E4/ Bubba's Garage	24.5	50	0.490
11	Carter, Chris	E6/ Tub Kids	23.0	48	0.479
	Yoneoka, Oakie	E2/ Travelin' Beer Bellies	23.0	48	0.479
13	Teeter, Kyle	E3/ FYL&EMS	19.5	43	0.453
14	Martin, George	E6/ Tub Kids	22.0	50	0.440
15	Sautter, Don	E4/ Bubba's Garage	21.0	48	0.438

"F" Division

			ASP	TGP	%-age
1	Oakley, Jerry	F6/ Big Deck	52.5	54	0.972
2	Keleher, John	*F8/ Mangina Douche	42.0	52	0.808
3	Penny, Ron	*F8/ Mangina Douche	32.0	49	0.653
4	Kubel, Tom	F6/ Big Deck	31.0	48	0.646
5	White, Bill	F1/ DA Bulls	34.5	54	0.639
6	Smith, Nicholas	F2/ IBF	33.0	55	0.600
7	Terrell, Mark	F7/ Darts'R'Us	29.0	49	0.592
8	Tarrant, John	F6/ Big Deck	26.0	47	0.553
9	Gillett, Galen	F2/ IBF	21.0	39	0.538
10	Chavis, Lynn	F6/ Big Deck	19.5	39	0.500
11	Alcon, Tony	F3/ Chupacabras	26.0	55	0.473
12	Hill, Roger	F7/ Darts'R'Us	23.5	51	0.461
13	Park, Ed	F3/ Chupacabras	19.0	45	0.422
14	Buckley, Bill	F3/ Chupacabras	21.5	51	0.422
15	McSorley, Paul	F1/ DA Bulls	18.0	44	0.409

"G" Division

			ASP	TGP	%-age
1	Taylor, Jeff	G2/ The Posse	41.5	48	0.865
2	Zemlo, Josh	G7/ Orange Crush	30.5	40	0.763
3	Wells, John	G7/ Orange Crush	20.0	44	0.455
4	Lawley, Charley	G3/ Get Over It	19.5	45	0.433
5	Lee, Ronnie	G6/ Brain Dead	14.0	35	0.400
6	Parker, Shannon	G6/ Brain Dead	19.0	49	0.388
7	Mitchell, Billy	G5/ 3 Legged Dog	14.5	38	0.382
8	Auch, Eric	G6/ Brain Dead	16.0	42	0.381
9	Heater, Brett	G4/ The Potato Heads	13.5	37	0.365
10	Smoak, David	G6/ Brain Dead	14.5	42	0.345
11	Colton, Mitch	G2/ The Posse	13.5	40	0.338
12	Yates, Brett	G6/ Brain Dead	16.0	48	0.333
	Wilser, Dave	G3/ Get Over It	15.0	45	0.333
	Kent, Sean	G1/ Bogarts	13.0	39	0.333
15	Fjelstad, Mike	G6/ Brain Dead	13.0	40	0.325

Women's Records

			ASP	TGP	%-age
		"A" and "B" Divisions			
1	Delp, Paula	A4/ D V Needed	46.5	53	0.877
2	Reynolds, Renee	B7/ Them Again	11.0	35	0.314
3	Austin, Connie	B2/ Get the Point "33"	10.5	35	0.300
4	Austin, Jan	B2/ Get the Point "33"	13.0	45	0.289
		"C", "D" and "E" Divisions			
1	Blackwelder, Deborah	C7/ Been There Done That	27.0	48	0.563
2	Long, Laura	D3/ Heroes In Trouble	14.5	39	0.372
3	Brown, Tami	C7/ Been There Done That	13.0	36	0.361
4	Swald, Jill	E7/ The Replacements	12.5	36	0.347
		"F" and "G" Divisions			
1	Gaffney, Michelle	F6/ Big Deck	14.5	39	0.372
2	Hatch, Nicole	F6/ Big Deck	13.5	48	0.281
3	Highfill, Leigh	F4/ Duck'N'Cover	13.0	59	0.220
4	Lawley, Lisa	G3/ Get Over It	9.5	46	0.207

Spring 2003 RDL League-Wide Sectional Statistics (ranked by percentage) (FINAL!)

(Missing statistics: week 10, 18-6 win by F8 over F5)

(Game minimum required for this listing: 7 for "A" and "F" divisions, 6 for all other divisions)

Singles 301 Win Percentage

			W	L	%-age
1	Ewald, Dan	G7/ Orange Crush	6	0	1.000
2	Gaglione, Joe	A1/ Lunatic Fringe	11	1	0.917
	Smith, Nicholas	F2/ IBF	11	1	0.917
4	Hendricks, Ron	C3/ Starving Dartists	9	1	0.900
	Heater, Brett	G4/ The Potato Heads	9	1	0.900
	Moore, Tim	G3/ Get Over It	9	1	0.900
7	Markov, Jim	D5/ Dynamic Darts	8	1	0.889
	Wessinger, William	*F8/ Mangina Douche	8	1	0.889
9	Sutphen, George	G1/ Bogarts	7	1	0.875
10	Terry, Bob	A1/ Lunatic Fringe	12	2	0.857
	Foushee, Eugene	C1/ Excalibur	6	1	0.857
	Reynolds, Joe	E3/ FYL&EMS	6	1	0.857
	Mitchell, Billy	G5/ 3 Legged Dog	6	1	0.857
14	Brown, Tom	A1/ Lunatic Fringe	11	2	0.846
15	Gelhar, Tommy	D7/ Kozmic Debris	10	2	0.833
	Lilienthal, John	D6/ Grateful Darts	10	2	0.833
	Taylor, Jeff	G2/ The Posse	10	2	0.833
18	Dixon, J.D.	A6/ Varina Sports Bar	9	2	0.818
	Hunsberger, Jim	B2/ Get the Point "33"	9	2	0.818
	Carroll, John	C2/ Dogs of War II	9	2	0.818
21	Crowley, Pat	D2/ Wireless	8	2	0.800
	Nutter, Darryl	E6/ Tub Kids	8	2	0.800
	Pope, Josh	E3/ FYL&EMS	8	2	0.800
24	Wall, Keith	A1/ Lunatic Fringe	11	3	0.786
	Oakley, Jerry	F6/ Big Deck	11	3	0.786
26	Knox, Mike	B5/ Horsemen	7	2	0.778
27	Tan, Wil	A2/ Industrial Extra Strength	10	3	0.769
	Keleher, John	*F8/ Mangina Douche	10	3	0.769
29	Martinez, Luis	A2/ Industrial Extra Strength	9	3	0.750
	Wilcenski, Steve	A8/ Swine Flew Too	9	3	0.750
	Barker, Barry	B7/ Them Again	9	3	0.750
	Murdaugh, John	B3/ Home Thrown	9	3	0.750
	Carter, Chris	E6/ Tub Kids	9	3	0.750
	Motley, Steve	E4/ Bubba's Garage	9	3	0.750
	Yoneoka, Oakie	E2/ Travelin' Beer Bellies	9	3	0.750
	Base, Rob	F7/ Darts'R'Us	9	3	0.750
	Beeson, Robb	A2/ Industrial Extra Strength	6	2	0.750
	McNamara, Tim	B1/ Dodge Darts	6	2	0.750
	Martin, David	E2/ Travelin' Beer Bellies	6	2	0.750
	Ferguson, Bob	G4/ The Potato Heads	6	2	0.750
41	Austin, Jan	B2/ Get the Point "33"	8	3	0.727
	Jacobi, Paul	B4/ Nine Lives	8	3	0.727
	James, Bob	B1/ Dodge Darts	8	3	0.727
	Powell, Mark	C4/ UZMALL	8	3	0.727
	Shown, Marc	C3/ Starving Dartists	8	3	0.727
	Williams, Denny	C4/ UZMALL	8	3	0.727
	Goodknecht, Chris	D6/ Grateful Darts	8	3	0.727
	Hewlett, Rich	D7/ Kozmic Debris	8	3	0.727
	Holland, William	D6/ Grateful Darts	8	3	0.727
	Simpson, Phil	D6/ Grateful Darts	8	3	0.727
	Winters, Tom	D5/ Dynamic Darts	8	3	0.727
	Gillett, Galen	F2/ IBF	8	3	0.727
	Hatch, Nicole	F6/ Big Deck	8	3	0.727
	Wells, John	G7/ Orange Crush	8	3	0.727
55	Budelman, Jim	A1/ Lunatic Fringe	10	4	0.714
	Gibbs, Keith	A2/ Industrial Extra Strength	5	2	0.714
	Knight, Mark	A3/ Evicted	5	2	0.714
	Johnson, David	D2/ Wireless	5	2	0.714
	Iannone, Jamie	*F8/ Mangina Douche	5	2	0.714
60	Hall, Mike	A6/ Varina Sports Bar	7	3	0.700
	Reynolds, Mike	A3/ Evicted	7	3	0.700
	Barker, Jane	B7/ Them Again	7	3	0.700
	Mills, Tim	B3/ Home Thrown	7	3	0.700
	Nagy, Les	B7/ Them Again	7	3	0.700
	McGettigan, Peter	E6/ Tub Kids	7	3	0.700
	Payne, Julie	E1/ C.O.W.A.	7	3	0.700
	Pridgen, Mike	E2/ Travelin' Beer Bellies	7	3	0.700
	Chavis, Lynn	F6/ Big Deck	7	3	0.700
	Todd, Patrick	F3/ Chupacabras	7	3	0.700
	Tollerton, Steve	F4/ Duck'N'Cover	7	3	0.700
	Gagner, Chris	G5/ 3 Legged Dog	7	3	0.700

Singles Cricket Win Percentage

			W	L	%-age
1	Wall, Keith	A1/ Lunatic Fringe	14	0	1.000
	Gelhar, Tommy	D7/ Kozmic Debris	12	0	1.000
	Carroll, John	C2/ Dogs of War II	11	0	1.000
	Shown, Marc	C3/ Starving Dartists	11	0	1.000
	Nutter, Darryl	E6/ Tub Kids	9	0	1.000
	Hoffmann, Steve	A1/ Lunatic Fringe	7	0	1.000
7	Penny, Ron	*F8/ Mangina Douche	12	1	0.923
8	Brown, Tom	A1/ Lunatic Fringe	11	1	0.917
	Tan, Wil	A2/ Industrial Extra Strength	11	1	0.917
	Murdaugh, John	B3/ Home Thrown	11	1	0.917
	Parker, Shannon	G6/ Brain Dead	11	1	0.917
	Taylor, Jeff	G2/ The Posse	11	1	0.917
13	James, Bob	B1/ Dodge Darts	10	1	0.909
	Iager, John	D6/ Grateful Darts	10	1	0.909
	Downs, Aaron	E6/ Tub Kids	10	1	0.909
16	Hendricks, Ron	C3/ Starving Dartists	9	1	0.900
	Zemlo, Josh	G7/ Orange Crush	9	1	0.900
18	Gillett, Galen	F2/ IBF	8	1	0.889
19	Markov, Jim	D5/ Dynamic Darts	7	1	0.875
20	Oakley, Jerry	F6/ Big Deck	12	2	0.857
	Davis, Jim	A2/ Industrial Extra Strength	6	1	0.857
22	Terry, Bob	A1/ Lunatic Fringe	11	2	0.846
23	Butman, Don	A1/ Lunatic Fringe	10	2	0.833
	Dixon, J.D.	A6/ Varina Sports Bar	10	2	0.833
	Hunsberger, Jim	B2/ Get the Point "33"	10	2	0.833
	Jacobi, Paul	B4/ Nine Lives	10	2	0.833
	Dwight, Mike	C4/ UZMALL	10	2	0.833
	Simpson, David	D4/ 5 Drunks, 1 Driver	10	2	0.833
	Winters, Tom	D5/ Dynamic Darts	10	2	0.833
	Martin, George	E6/ Tub Kids	10	2	0.833
	Yoneoka, J.J.	E2/ Travelin' Beer Bellies	10	2	0.833
	Terrell, Mark	F7/ Darts'R'Us	10	2	0.833
	Barton, Kevin	C2/ Dogs of War II	5	1	0.833
	DuFraine, Pete	D3/ Heroes In Trouble	5	1	0.833
35	Simpson, Donnie	B3/ Home Thrown	9	2	0.818
	Hunter, Jeff	E3/ FYL&EMS	9	2	0.818
	Teeter, Kyle	E3/ FYL&EMS	9	2	0.818
	Yates, Brett	G6/ Brain Dead	9	2	0.818
39	Whitehead, Lee	A4/ D V Needed	8	2	0.800
	Hope, Chris	B1/ Dodge Darts	8	2	0.800
	Crowley, Pat	D2/ Wireless	8	2	0.800
	Smith, Sarge	D3/ Heroes In Trouble	8	2	0.800
	Simons, Emmett	E7/ The Replacements	8	2	0.800
	Bond, Joel	*F8/ Mangina Douche	8	2	0.800
45	Smith, Nicholas	F2/ IBF	11	3	0.786
46	Gibbs, Keith	A2/ Industrial Extra Strength	7	2	0.778
47	Budelman, Jim	A1/ Lunatic Fringe	10	3	0.769
	Delp, Paula	A4/ D V Needed	10	3	0.769
	Seward, Mike	A6/ Varina Sports Bar	10	3	0.769
	Hill, Roger	F7/ Darts'R'Us	10	3	0.769
	Keleher, John	*F8/ Mangina Douche	10	3	0.769
52	Barker, Barry	B7/ Them Again	9	3	0.750
	Evans, J.P.	B1/ Dodge Darts	9	3	0.750
	Kunttu, Kurt	B7/ Them Again	9	3	0.750
	Thomas, Jason	E7/ The Replacements	9	3	0.750
	Beeson, Robb	A2/ Industrial Extra Strength	6	2	0.750
	Pilo, Chris	G6/ Brain Dead	6	2	0.750
	Sutphen, George	G1/ Bogarts	6	2	0.750
59	Jenkins, John	B2/ Get the Point "33"	8	3	0.727
	Powell, Mark	C4/ UZMALL	8	3	0.727
	Holland, William	D6/ Grateful Darts	8	3	0.727
	Chavis, Lynn	F6/ Big Deck	8	3	0.727
	McSorley, Paul	F1/ DA Bulls	8	3	0.727
64	Martinez, Luis	A2/ Industrial Extra Strength	10	4	0.714
	Alcon, Tony	F3/ Chupacabras	10	4	0.714
	Mooty, Aaron	C7/ Been There Done That	5	2	0.714
	Matthews, Gary	D4/ 5 Drunks, 1 Driver	5	2	0.714
	Santas, Luey	D1/ Happy Hours	5	2	0.714
	Swald, Jill	E7/ The Replacements	5	2	0.714
	Ewald, Dan	G7/ Orange Crush	5	2	0.714
	Meeks, Tommy	G7/ Orange Crush	5	2	0.714

Spring 2003 RDL League-Wide Sectional Statistics (ranked by percentage) (FINAL!)

(Missing statistics: week 10, 18-6 win by F8 over F5)

(Game minimum required for this listing: 7 for "A" and "F" divisions, 6 for all other divisions)

Doubles Cricket Win Percentage

			W	L	%-age
1	Simpson, David	D4/ 5 Drunks, 1 Driver	11	1	0.917
2	Pope, Josh	E3/ FYL&EMS	10	1	0.909
3	Hall, Mike	A6/ Varina Sports Bar	9	1	0.900
	Shown, Marc	C3/ Starving Dartists	9	1	0.900
5	Kirkpatrick, Brian	E3/ FYL&EMS	8	1	0.889
6	Davis, Jim	A2/ Industrial Extra Strength	7	1	0.875
	Fjelstad, Mike	G6/ Brain Dead	7	1	0.875
8	Johnson, David	D2/ Wireless	6	1	0.857
9	Wall, Keith	A1/ Lunatic Fringe	11	2	0.846
	Penny, Ron	*F8/ Mangina Douche	11	2	0.846
11	Powell, Mark	C4/ UZMALL	10	2	0.833
	Simpson, Jill	D4/ 5 Drunks, 1 Driver	10	2	0.833
	Tarrant, John	F6/ Big Deck	10	2	0.833
	Fulton, Jeff	E7/ The Replacements	5	1	0.833
	Chapman, Alex	G5/ 3 Legged Dog	5	1	0.833
16	Sosa, Bo	B4/ Nine Lives	9	2	0.818
	Dillon, Lancelot	D4/ 5 Drunks, 1 Driver	9	2	0.818
	McSorley, Paul	F1/ DA Bulls	9	2	0.818
19	Gibbs, Keith	A2/ Industrial Extra Strength	8	2	0.800
	Barker, Barry	B7/ Them Again	8	2	0.800
	Hall, Danny	F2/ IBF	8	2	0.800
	Palkoski, Scott	F1/ DA Bulls	8	2	0.800
23	Oakley, Jerry	F6/ Big Deck	11	3	0.786
24	Simmons, Tate	*F8/ Mangina Douche	7	2	0.778
	Heater, Brett	G4/ The Potato Heads	7	2	0.778
26	Brown, Tom	A1/ Lunatic Fringe	10	3	0.769
	Terry, Bob	A1/ Lunatic Fringe	10	3	0.769
28	Gaglione, Joe	A1/ Lunatic Fringe	9	3	0.750
	Dahulich, Jeff	B1/ Dodge Darts	9	3	0.750
	Dwight, Mike	C4/ UZMALL	9	3	0.750
	Martin, George	E6/ Tub Kids	9	3	0.750
	Yoneoka, J.J.	E2/ Travelin' Beer Bellies	9	3	0.750
	Charlton, Warwick	F1/ DA Bulls	6	2	0.750
	Oakley, Gina	F6/ Big Deck	6	2	0.750
	Vest, Ron	F3/ Chupacabras	6	2	0.750
	Sutphen, George	G1/ Bogarts	6	2	0.750
	xx - Williams, Barry	G4/ The Potato Heads	6	2	0.750
38	Holland, Steve	B1/ Dodge Darts	8	3	0.727
	Hope, Chris	B1/ Dodge Darts	8	3	0.727
	James, Bob	B1/ Dodge Darts	8	3	0.727
	Maminski, Len	B5/ Horsemen	8	3	0.727
	Howell, John	C3/ Starving Dartists	8	3	0.727
	Side, Eric	E2/ Travelin' Beer Bellies	8	3	0.727
44	Alcon, Tony	F3/ Chupacabras	10	4	0.714
	Base, Rob	F7/ Darts'R'Us	10	4	0.714
	Beeson, Robb	A2/ Industrial Extra Strength	5	2	0.714
	Hoffmann, Steve	A1/ Lunatic Fringe	5	2	0.714
	Barker, Jane	B7/ Them Again	5	2	0.714
	Burney, Gary	C1/ Excalibur	5	2	0.714
	Hartley, Kevin	C3/ Starving Dartists	5	2	0.714
	Perkins, Rick	D6/ Grateful Darts	5	2	0.714
52	Hyler, Dale	A3/ Evicted	7	3	0.700
	McNamara, Tim	B1/ Dodge Darts	7	3	0.700
	Walters, Jason	C7/ Been There Done That	7	3	0.700
	Crowley, Pat	D2/ Wireless	7	3	0.700
	Lee, Eric	E7/ The Replacements	7	3	0.700
	Reitano, Sal	*F8/ Mangina Douche	7	3	0.700
	Mitchell, Billy	G5/ 3 Legged Dog	7	3	0.700
	Pilo, Chris	G6/ Brain Dead	7	3	0.700
60	Seward, Mike	A6/ Varina Sports Bar	9	4	0.692
	Wilcenski, Steve	A8/ Swine Flew Too	9	4	0.692
	Sautter, Don	E4/ Bubba's Garage	9	4	0.692
	White, Bill	F1/ DA Bulls	9	4	0.692
64	(seventeen tied - 2 in A, 1 in B, 2 in C, 6 in D, 2 in E, 2 in F, 2 in G)		8	4	0.667
	(five tied - 1 in A, 2 in B, 1 in E, 1 in F)		6	3	0.667
	(two tied - 1 in D, 1 in E)		4	2	0.667

Doubles 501 Win Percentage

			ASP	TGP	%-age
1	Peterman, Philip	F6/ Big Deck	7	0	1.000
	Krasnow, Dave	D7/ Kozmic Debris	6	0	1.000
	Wenhart, Jeff	D7/ Kozmic Debris	6	0	1.000
4	Budelman, Jim	A1/ Lunatic Fringe	10	1	0.909
	Palkoski, Scott	F1/ DA Bulls	10	1	0.909
6	Davis, Bob	B3/ Home Thrown	7	1	0.875
7	Johnson, David	D2/ Wireless	6	1	0.857
	Rollins, Doug	G2/ The Posse	6	1	0.857
9	Butman, Don	A1/ Lunatic Fringe	10	2	0.833
	Denton, Fon	C4/ UZMALL	10	2	0.833
	Powell, Mark	C4/ UZMALL	10	2	0.833
	Kissinger, Tim	D5/ Dynamic Darts	5	1	0.833
13	Sosa, Bo	B4/ Nine Lives	9	2	0.818
	Dwight, Mike	C4/ UZMALL	9	2	0.818
	McGettigan, Peter	E6/ Tub Kids	9	2	0.818
16	Crowley, Pat	D2/ Wireless	8	2	0.800
	Bacanskas, Andrew	E4/ Bubba's Garage	8	2	0.800
	Side, Eric	E2/ Travelin' Beer Bellies	8	2	0.800
	Yoneoka, J.J.	E2/ Travelin' Beer Bellies	8	2	0.800
	Gaffney, Michelle	F6/ Big Deck	8	2	0.800
21	Gaglione, Joe	A1/ Lunatic Fringe	11	3	0.786
22	Gibbs, Keith	A2/ Industrial Extra Strength	7	2	0.778
	Nagy, Les	B7/ Them Again	7	2	0.778
	Slominski, Mark	C1/ Excalibur	7	2	0.778
	Rhea, Laurie	E1/ C.O.W.A.	7	2	0.778
26	Cashwell, Craig	A8/ Swine Flew Too	10	3	0.769
	Terry, Bob	A1/ Lunatic Fringe	10	3	0.769
	Miller, Jay	F1/ DA Bulls	10	3	0.769
29	Kunttu, Kurt	B7/ Them Again	9	3	0.750
	Gelhar, Tommy	D7/ Kozmic Debris	9	3	0.750
	Hatch, Nicole	F6/ Big Deck	9	3	0.750
	Parker, Shannon	G6/ Brain Dead	9	3	0.750
	Yates, Brett	G6/ Brain Dead	9	3	0.750
	Davis, Jim	A2/ Industrial Extra Strength	6	2	0.750
	Hunter, Jeff	E3/ FYL&EMS	6	2	0.750
36	Copple, Matthew	B4/ Nine Lives	8	3	0.727
	Simpson, Donnie	B3/ Home Thrown	8	3	0.727
	Williams, Denny	C4/ UZMALL	8	3	0.727
	Crumpler, Greg	C7/ Been There Done That	8	3	0.727
	Dillon, Lancelot	D4/ 5 Drunks, 1 Driver	8	3	0.727
	Holland, William	D6/ Grateful Darts	8	3	0.727
	Downs, Aaron	E6/ Tub Kids	8	3	0.727
	Kerr, Duncan	F1/ DA Bulls	8	3	0.727
44	Buzzard, Peter	E3/ FYL&EMS	5	2	0.714
	Iannone, Jamie	*F8/ Mangina Douche	5	2	0.714
	King, Tim	*F8/ Mangina Douche	5	2	0.714
47	Whitehead, Lee	A4/ D V Needed	7	3	0.700
	McNamara, Tim	B1/ Dodge Darts	7	3	0.700
	Shearin, Keith	C1/ Excalibur	7	3	0.700
	Enos, Kellee	D3/ Heroes In Trouble	7	3	0.700
	Simpson, Phil	D6/ Grateful Darts	7	3	0.700
	Scheaffer, Greg	F7/ Darts'R'Us	7	3	0.700
	Vest, Ron	F3/ Chupacabras	7	3	0.700
54	Seward, Mike	A6/ Varina Sports Bar	9	4	0.692
	Tan, Wil	A2/ Industrial Extra Strength	9	4	0.692
56	Brown, Tom	A1/ Lunatic Fringe	8	4	0.667
	Wall, Keith	A1/ Lunatic Fringe	8	4	0.667
	Browndorf, Ken	C5/ Sharky's Machine	8	4	0.667
	Burney, Gary	C1/ Excalibur	8	4	0.667
	Hines, Eric	D4/ 5 Drunks, 1 Driver	8	4	0.667
	McCommons, Ben	D1/ Happy Hours	8	4	0.667
	Wackerman, Mark	D3/ Heroes In Trouble	8	4	0.667
	Kiser, Lyman	E5/ One Armed Bandits	8	4	0.667
	Oakley, Jerry	F6/ Big Deck	8	4	0.667
	Penny, Ron	*F8/ Mangina Douche	8	4	0.667
	Lawley, Charley	G3/ Get Over It	8	4	0.667
	(eight tied - 1 in B, 1 in C, 1 in D, 3 in E, 1 in F, 1 i		6	3	0.667
	(five tied - 2 in C, 3 in G)		4	2	0.667

Spring 2003 RDL Top Singles Records (League-Wide) (FINAL!)
and Top Doubles Records (League-Wide) (FINAL!)

(Missing statistics: week 10, 18-6 win by F8 over F5)

(Game minimums required for these listings: 19 for "A" and "F" divisions, 16 for all other divisions)

Singles Win Percentage

			W	L	%-age
1	Gelhar, Tommy	D7/ Kozmic Debris	22	2	0.917
2	Carroll, John	C2/ Dogs of War II	20	2	0.909
3	Hendricks, Ron	C3/ Starving Dartists	18	2	0.900
4	Nutter, Darryl	E6/ Tub Kids	17	2	0.895
5	Wall, Keith	A1/ Lunatic Fringe	25	3	0.893
6	Markov, Jim	D5/ Dynamic Darts	15	2	0.882
7	Brown, Tom	A1/ Lunatic Fringe	22	3	0.880
8	Taylor, Jeff	G2/ The Posse	21	3	0.875
9	Shown, Marc	C3/ Starving Dartists	19	3	0.864
10	Terry, Bob	A1/ Lunatic Fringe	23	4	0.852
11	Smith, Nicholas	F2/ IBF	22	4	0.846
12	Tan, Wil	A2/ Industrial Extra Strengtl	21	4	0.840
13	Murdaugh, John	B3/ Home Thrown	20	4	0.833
14	Dixon, J.D.	A6/ Varina Sports Bar	19	4	0.826
	Hunsberger, Jim	B2/ Get the Point "33"	19	4	0.826
16	Oakley, Jerry	F6/ Big Deck	23	5	0.821
17	James, Bob	B1/ Dodge Darts	18	4	0.818
18	Sutphen, George	G1/ Bogarts	13	3	0.813
19	Crowley, Pat	D2/ Wireless	16	4	0.800
	Gillett, Galen	F2/ IBF	16	4	0.800
21	Jacobi, Paul	B4/ Nine Lives	18	5	0.783
	Winters, Tom	D5/ Dynamic Darts	18	5	0.783
23	Downs, Aaron	E6/ Tub Kids	17	5	0.773
24	Keleher, John	*F8/ Mangina Douche	20	6	0.769
25	Lilienthal, John	D6/ Grateful Darts	13	4	0.765
	Mitchell, Billy	G5/ 3 Legged Dog	13	4	0.765
27	Gaglione, Joe	A1/ Lunatic Fringe	18	6	0.750
	Barker, Barry	B7/ Them Again	18	6	0.750
	Martin, George	E6/ Tub Kids	18	6	0.750
	Teeter, Kyle	E3/ FYL&EMS	15	5	0.750
	Yoneoka, J.J.	E2/ Travelin' Beer Bellies	15	5	0.750
	Wessinger, William	*F8/ Mangina Douche	15	5	0.750
33	Budelman, Jim	A1/ Lunatic Fringe	20	7	0.741
34	Heater, Brett	G4/ The Potato Heads	14	5	0.737
35	Martinez, Luis	A2/ Industrial Extra Strengtl	19	7	0.731
36	Butman, Don	A1/ Lunatic Fringe	16	6	0.727
	Powell, Mark	C4/ UZMALL	16	6	0.727
	Holland, William	D6/ Grateful Darts	16	6	0.727
39	Knox, Mike	B5/ Horsemen	13	5	0.722
	McNamara, Tim	B1/ Dodge Darts	13	5	0.722
41	Wilcenski, Steve	A8/ Swine Flew Too	18	7	0.720
42	Pope, Josh	E3/ FYL&EMS	15	6	0.714
	Chavis, Lynn	F6/ Big Deck	15	6	0.714
	Moore, Tim	G3/ Get Over It	15	6	0.714
45	Evans, J.P.	B1/ Dodge Darts	17	7	0.708
	Simpson, David	D4/ 5 Drunks, 1 Driver	17	7	0.708
	Thomas, Jason	E7/ The Replacements	17	7	0.708
	Terrell, Mark	F7/ Darts'R'Us	17	7	0.708
	Parker, Shannon	G6/ Brain Dead	17	7	0.708
50	Kunttu, Kurt	B7/ Them Again	16	7	0.696
	Dwight, Mike	C4/ UZMALL	16	7	0.696
52	Seward, Mike	A6/ Varina Sports Bar	18	8	0.692
53	Smith, Sarge	D3/ Heroes In Trouble	13	6	0.684
54	Jenkins, John	B2/ Get the Point "33"	15	7	0.682
	Wells, John	G7/ Orange Crush	15	7	0.682
56	Crumpler, Greg	C7/ Been There Done That	16	8	0.667
	Motley, Steve	E4/ Bubba's Garage	16	8	0.667
	Yoneoka, Oakie	E2/ Travelin' Beer Bellies	16	8	0.667
59	Base, Rob	F7/ Darts'R'Us	17	9	0.654
60	Howard, Brian	E4/ Bubba's Garage	15	8	0.652
	Yates, Brett	G6/ Brain Dead	15	8	0.652
62	(seven tied - 2 in A, 1 in B, 2 in F, 2 in G)		13	7	0.650

Doubles Win Percentage

			ASP	TGP	%-age
1	Palkoski, Scott	F1/ DA Bulls	18	3	0.857
2	Powell, Mark	C4/ UZMALL	20	4	0.833
3	Sosa, Bo	B4/ Nine Lives	18	4	0.818
4	Gibbs, Keith	A2/ Industrial Extra Strengtl	15	4	0.789
5	Dwight, Mike	C4/ UZMALL	18	5	0.783
6	Dillon, Lancelot	D4/ 5 Drunks, 1 Driver	17	5	0.773
	Yoneoka, J.J.	E2/ Travelin' Beer Bellies	17	5	0.773
8	Gaglione, Joe	A1/ Lunatic Fringe	20	6	0.769
	Terry, Bob	A1/ Lunatic Fringe	20	6	0.769
10	Side, Eric	E2/ Travelin' Beer Bellies	16	5	0.762
11	Wall, Keith	A1/ Lunatic Fringe	19	6	0.760
	Penny, Ron	*F8/ Mangina Douche	19	6	0.760
13	Shown, Marc	C3/ Starving Dartists	15	5	0.750
	Crowley, Pat	D2/ Wireless	15	5	0.750
15	Oakley, Jerry	F6/ Big Deck	19	7	0.731
16	Butman, Don	A1/ Lunatic Fringe	16	6	0.727
17	Kirkpatrick, Brian	E3/ FYL&EMS	13	5	0.722
18	Brown, Tom	A1/ Lunatic Fringe	18	7	0.720
	Budelman, Jim	A1/ Lunatic Fringe	18	7	0.720
20	Pope, Josh	E3/ FYL&EMS	15	6	0.714
21	Hatch, Nicole	F6/ Big Deck	17	7	0.708
	Parker, Shannon	G6/ Brain Dead	17	7	0.708
	Yates, Brett	G6/ Brain Dead	17	7	0.708
24	Hall, Mike	A6/ Varina Sports Bar	14	6	0.700
	McNamara, Tim	B1/ Dodge Darts	14	6	0.700
	Fjelstad, Mike	G6/ Brain Dead	14	6	0.700
27	Simpson, Jill	D4/ 5 Drunks, 1 Driver	16	7	0.696
28	Seward, Mike	A6/ Varina Sports Bar	18	8	0.692
29	Nagy, Les	B7/ Them Again	11	5	0.688
	Williams, Barry	G4/ The Potato Heads	11	5	0.688
31	Burney, Gary	C1/ Excalibur	13	6	0.684
	Reitano, Sal	*F8/ Mangina Douche	13	6	0.684
33	Holland, Steve	B1/ Dodge Darts	15	7	0.682
	Howell, John	C3/ Starving Dartists	15	7	0.682
35	Tan, Wil	A2/ Industrial Extra Strengtl	17	8	0.680
36	Kunttu, Kurt	B7/ Them Again	16	8	0.667
	Denton, Fon	C4/ UZMALL	16	8	0.667
	Gelhar, Tommy	D7/ Kozmic Debris	16	8	0.667
	Hines, Eric	D4/ 5 Drunks, 1 Driver	16	8	0.667
	McCommons, Ben	D1/ Happy Hours	16	8	0.667
	Simpson, David	D4/ 5 Drunks, 1 Driver	16	8	0.667
	Wackerman, Mark	D3/ Heroes In Trouble	16	8	0.667
	Barker, Barry	B7/ Them Again	14	7	0.667
	Copple, Matthew	B4/ Nine Lives	14	7	0.667
	Maminski, Len	B5/ Horsemen	14	7	0.667
	Hunter, Jeff	E3/ FYL&EMS	12	6	0.667
	Heater, Brett	G4/ The Potato Heads	12	6	0.667
	Pilo, Chris	G6/ Brain Dead	12	6	0.667
49	Allison, Frank	C5/ Sharky's Machine	15	8	0.652
	Williams, Denny	C4/ UZMALL	15	8	0.652
	McSorley, Paul	F1/ DA Bulls	15	8	0.652
52	Whitehead, Lee	A4/ D V Needed	13	7	0.650
	Deemer, Randy	C3/ Starving Dartists	13	7	0.650
54	Swald, Jill	E7/ The Replacements	11	6	0.647
55	Sautter, Don	E4/ Bubba's Garage	16	9	0.640
	Tarrant, John	F6/ Big Deck	16	9	0.640
57	James, Bob	B1/ Dodge Darts	14	8	0.636
	Shearin, Keith	C1/ Excalibur	14	8	0.636
	Holland, William	D6/ Grateful Darts	14	8	0.636
	McGettigan, Peter	E6/ Tub Kids	14	8	0.636
61	Hope, Chris	B1/ Dodge Darts	12	7	0.632
	Reynolds, Renee	B7/ Them Again	12	7	0.632
	Galloway, Dave	D2/ Wireless	12	7	0.632
64	Cashwell, Craig	A8/ Swine Flew Too	17	10	0.630
65	(four tied - 1 in B , 2 in E, 1 in F)		15	9	0.625

Spring 2003 RDL Top Singles + Doubles Records (League-Wide) (FINAL!)
and Top All-Star Point Percentages (League-Wide) (FINAL!)

(Missing statistics: week 10, 18-6 win by F8 over F5)

(Game minimums required for these listings: 37 for "A" and "F" divisions, 32 for all other divisions)

Singles + Doubles Win Percentage

			W	L	%-age
1	Wall, Keith	A1/ Lunatic Fringe	44	9	0.830
2	Terry, Bob	A1/ Lunatic Fringe	43	10	0.811
3	Shown, Marc	C3/ Starving Dartists	34	8	0.810
4	Brown, Tom	A1/ Lunatic Fringe	40	10	0.800
5	Gelhar, Tommy	D7/ Kozmic Debris	38	10	0.792
6	Powell, Mark	C4/ UZMALL	36	10	0.783
7	Oakley, Jerry	F6/ Big Deck	42	12	0.778
8	Crowley, Pat	D2/ Wireless	31	9	0.775
9	Yoneoka, J.J.	E2/ Travelin' Beer Bellies	32	10	0.762
10	Gaglione, Joe	A1/ Lunatic Fringe	38	12	0.760
	Tan, Wil	A2/ Industrial Extra Strengtl	38	12	0.760
12	Hendricks, Ron	C3/ Starving Dartists	30	10	0.750
13	Taylor, Jeff	G2/ The Posse	35	12	0.745
14	Dwight, Mike	C4/ UZMALL	34	12	0.739
15	Budelman, Jim	A1/ Lunatic Fringe	38	14	0.731
16	Butman, Don	A1/ Lunatic Fringe	32	12	0.727
	James, Bob	B1/ Dodge Darts	32	12	0.727
18	Smith, Nicholas	F2/ IBF	38	15	0.717
19	Pope, Josh	E3/ FYL&EMS	30	12	0.714
20	Barker, Barry	B7/ Them Again	32	13	0.711
21	McNamara, Tim	B1/ Dodge Darts	27	11	0.711
22	Parker, Shannon	G6/ Brain Dead	34	14	0.708
23	Carroll, John	C2/ Dogs of War II	31	13	0.705
24	Palkoski, Scott	F1/ DA Bulls	26	11	0.703
	Heater, Brett	G4/ The Potato Heads	26	11	0.703
26	Penny, Ron	*F8/ Mangina Douche	34	15	0.694
27	Seward, Mike	A6/ Varina Sports Bar	36	16	0.692
	Keleher, John	*F8/ Mangina Douche	36	16	0.692
29	Simpson, David	D4/ 5 Drunks, 1 Driver	33	15	0.688
	Martin, George	E6/ Tub Kids	33	15	0.688
31	Holland, William	D6/ Grateful Darts	30	14	0.682
32	Dixon, J.D.	A6/ Varina Sports Bar	32	15	0.681
	Hunsberger, Jim	B2/ Get the Point "33"	32	15	0.681
	Kunttu, Kurt	B7/ Them Again	32	15	0.681
	Yates, Brett	G6/ Brain Dead	32	15	0.681
36	Markov, Jim	D5/ Dynamic Darts	23	11	0.676
37	Hall, Mike	A6/ Varina Sports Bar	27	13	0.675
38	Chavis, Lynn	F6/ Big Deck	26	13	0.667
39	Jacobi, Paul	B4/ Nine Lives	31	16	0.660
40	Sosa, Bo	B4/ Nine Lives	29	15	0.659
41	Martinez, Luis	A2/ Industrial Extra Strengtl	34	18	0.654
42	Whitehead, Lee	A4/ D V Needed	26	14	0.650
43	Kirkpatrick, Brian	E3/ FYL&EMS	24	13	0.649
	Gillett, Galen	F2/ IBF	24	13	0.649
45	Lilienthal, John	D6/ Grateful Darts	22	12	0.647
46	Hines, Eric	D4/ 5 Drunks, 1 Driver	31	17	0.646
	McCommons, Ben	D1/ Happy Hours	31	17	0.646
	Hatch, Nicole	F6/ Big Deck	31	17	0.646
49	Smith, Sarge	D3/ Heroes In Trouble	27	15	0.643
50	Winters, Tom	D5/ Dynamic Darts	25	14	0.641
51	Wilcenski, Steve	A8/ Swine Flew Too	32	18	0.640
52	Knox, Mike	B5/ Horsemen	23	13	0.639
	Iager, John	D6/ Grateful Darts	23	13	0.639
	Mitchell, Billy	G5/ 3 Legged Dog	23	13	0.639
55	Deemer, Randy	C3/ Starving Dartists	28	16	0.636
	Dillon, Lancelot	D4/ 5 Drunks, 1 Driver	28	16	0.636
	Downs, Aaron	E6/ Tub Kids	28	16	0.636
	Wells, John	G7/ Orange Crush	28	16	0.636
	Reynolds, Joe	E3/ FYL&EMS	21	12	0.636
60	Base, Rob	F7/ Darts'R'Us	33	19	0.635
61	McSorley, Paul	F1/ DA Bulls	26	15	0.634
62	Hunter, Jeff	E3/ FYL&EMS	24	14	0.632
63	Crumpler, Greg	C7/ Been There Done That	29	17	0.630
	Williams, Denny	C4/ UZMALL	29	17	0.630
65	White, Bill	F1/ DA Bulls	32	19	0.627

All-Star Point Percentage

			ASP	TGP	%-age
1	Budelman, Jim	A1/ Lunatic Fringe	82.0	52	1.577
2	Dixon, J.D.	A6/ Varina Sports Bar	77.0	49	1.571
3	Tan, Wil	A2/ Industrial Extra Strengtl	74.5	52	1.433
4	Brown, Tom	A1/ Lunatic Fringe	71.0	50	1.420
5	Whitehead, Lee	A4/ D V Needed	56.0	40	1.400
6	Seward, Mike	A6/ Varina Sports Bar	75.5	54	1.398
7	Wall, Keith	A1/ Lunatic Fringe	67.5	53	1.274
8	Simpson, Donnie	B3/ Home Thrown	58.0	46	1.261
9	Gaglione, Joe	A1/ Lunatic Fringe	62.5	50	1.250
10	Terry, Bob	A1/ Lunatic Fringe	64.0	53	1.208
11	Butman, Don	A1/ Lunatic Fringe	52.5	44	1.193
12	McNamara, Tim	B1/ Dodge Darts	45.0	39	1.154
13	Barker, Barry	B7/ Them Again	50.0	45	1.111
14	Wilcenski, Steve	A8/ Swine Flew Too	53.5	50	1.070
15	Holland, William	D6/ Grateful Darts	47.0	44	1.068
16	Hall, Mike	A6/ Varina Sports Bar	44.5	42	1.060
17	Jacobi, Paul	B4/ Nine Lives	50.5	48	1.052
18	Selby, Brian	A2/ Industrial Extra Strengtl	53.5	51	1.049
19	Hyler, Dale	A3/ Evicted	46.0	45	1.022
20	Simpson, David	D4/ 5 Drunks, 1 Driver	52.0	51	1.020
21	Shown, Marc	C3/ Starving Dartists	41.0	42	0.976
22	Oakley, Jerry	F6/ Big Deck	52.5	54	0.972
23	Jenkins, John	B2/ Get the Point "33"	43.0	45	0.956
24	Kunttu, Kurt	B7/ Them Again	44.5	47	0.947
25	Crowley, Pat	D2/ Wireless	39.5	42	0.940
26	Eason, Joel	A8/ Swine Flew Too	51.5	56	0.920
27	Butters, Scott	A6/ Varina Sports Bar	47.0	53	0.887
28	Brown, Phil	C7/ Been There Done That	41.5	47	0.883
29	Delp, Paula	A4/ D V Needed	46.5	53	0.877
30	Taylor, Jeff	G2/ The Posse	41.5	48	0.865
31	Carroll, John	C2/ Dogs of War II	38.0	44	0.864
32	Baldwin, Randy	A8/ Swine Flew Too	43.5	51	0.853
33	Gelhar, Tommy	D7/ Kozmic Debris	41.0	49	0.837
34	Winters, Tom	D5/ Dynamic Darts	33.0	40	0.825
35	Beaudoin, Paul	A7/ Wild Geese	48.0	59	0.814
36	Witz, Steve	A5/ Cheap Shots	47.0	58	0.810
37	Keleher, John	*F8/ Mangina Douche	42.0	52	0.808
38	Gibson, Jack	A2/ Industrial Extra Strengtl	38.5	48	0.802
39	Sawyer, Matt	A7/ Wild Geese	46.5	59	0.788
40	Martinez, Luis	A2/ Industrial Extra Strengtl	42.5	54	0.787
41	Downs, Aaron	E6/ Tub Kids	36.0	46	0.783
42	Vaux, Wes	A6/ Varina Sports Bar	33.5	43	0.779
43	Zemlo, Josh	G7/ Orange Crush	30.5	40	0.763
44	Murdaugh, John	B3/ Home Thrown	38.0	50	0.760
45	Cashwell, Craig	A8/ Swine Flew Too	41.5	55	0.755
46	Wade, Nate	A5/ Cheap Shots	36.5	49	0.745
47	Evans, J.P.	B1/ Dodge Darts	35.0	47	0.745
48	Stevens, Joseph	B7/ Them Again	32.5	44	0.739
49	Sosa, Bo	B4/ Nine Lives	33.0	45	0.733
50	Powell, Mark	C4/ UZMALL	35.0	48	0.729
51	Holland, Steve	B1/ Dodge Darts	32.0	44	0.727
	Deemer, Randy	C3/ Starving Dartists	32.0	44	0.727
53	Wiegand, Tom	C2/ Dogs of War II	39.0	55	0.709
54	Wackerman, Mark	D3/ Heroes In Trouble	34.0	48	0.708
55	Warren, Randy	A5/ Cheap Shots	43.0	61	0.705
56	James, Bob	B1/ Dodge Darts	31.0	44	0.705
57	Persson, Kenny	A7/ Wild Geese	42.0	60	0.700
58	Goodknecht, Chris	D6/ Grateful Darts	30.0	43	0.698
59	Thomas, Jason	E7/ The Replacements	32.0	46	0.696
60	Keller, Tony	B5/ Horsemen	30.5	44	0.693
61	Walters, Jason	C7/ Been There Done That	25.5	37	0.689
62	Hunsberger, Jim	B2/ Get the Point "33"	33.0	48	0.688
63	Moricle, Wade	A3/ Evicted	35.0	51	0.686
64	Hindle, Mikey	B6/ WIEBLS	31.5	46	0.685
65	Simons, Emmett	E7/ The Replacements	26.5	39	0.679

Spring 2003 RDL Records (by team) (FINAL!)

(Missing statistics: week 10, 18-6 win by F8 over F5)

Singles Win Percentages

		W	L	%-age
1	A1/ Lunatic Fringe	135	33	0.804
2	A2/ Industrial Extra Strength	100	56	0.641
3	F8/ Mangina Douche	98	58	0.628
4	G7/ Orange Crush	78	54	0.591
5	F6/ Big Deck	99	69	0.589
6	B1/ Dodge Darts	84	60	0.583
	E6/ Tub Kids	84	60	0.583
8	D5/ Dynamic Darts	83	61	0.576
9	F2/ IBF	96	72	0.571
10	A6/ Varina Sports Bar	89	67	0.571
11	D6/ Grateful Darts	82	62	0.569
	G6/ Brain Dead	82	62	0.569
13	B7/ Them Again	81	63	0.563
	C3/ Starving Dartists	81	63	0.563
	E2/ Travelin' Beer Bellies	81	63	0.563
	E3/ FYL&EMS	81	63	0.563
17	F7/ Darts'R'Us	92	76	0.548
18	C2/ Dogs of War II	76	64	0.543
19	C4/ UZMALL	78	66	0.542
20	B3/ Home Thrown	77	67	0.535
21	G3/ Get Over It	70	62	0.530
22	F3/ Chupacabras	89	79	0.530
23	G4/ The Potato Heads	57	51	0.528
24	D7/ Kozmic Debris	75	69	0.521
25	G5/ 3 Legged Dog	62	58	0.517
26	B2/ Get the Point "33"	74	70	0.514
27	D3/ Heroes In Trouble	73	71	0.507
	E4/ Bubba's Garage	73	71	0.507
	E7/ The Replacements	73	71	0.507
30	D4/ 5 Drunks, 1 Driver	72	72	0.500
31	C7/ Been There Done That	71	72	0.497
32	C5/ Sharky's Machine	62	65	0.488
33	B4/ Nine Lives	70	74	0.486
34	A8/ Swine Flew Too	78	89	0.467
35	B5/ Horsemen	67	77	0.465
36	F1/ Da Bulls	77	91	0.458
37	C1/ Excalibur	58	70	0.453
38	G1/ Bogarts	53	67	0.442
39	D1/ Happy Hours	63	81	0.438
40	A4/ D V Needed	65	91	0.417
	C6/ Damn Yankees!	60	84	0.417
	E1/ C.O.W.A.	60	84	0.417
43	A3/ Evicted	63	93	0.404
44	D2/ Wireless	56	88	0.389
45	A5/ Cheap Shots	61	106	0.365
46	E5/ One Armed Bandits	52	92	0.361
47	B6/ WIEBLS	51	93	0.354
48	F4/ Duck'N'Cover	59	109	0.351
49	G2/ The Posse	50	94	0.347
50	A7/ Wild Geese	56	112	0.333
51	F5/ Coral Reefers	50	106	0.321

Doubles Win Percentages

		W	L	%-age
1	A1/ Lunatic Fringe	62	22	0.738
2	F6/ Big Deck	56	28	0.667
3	G6/ Brain Dead	46	26	0.639
4	C3/ Starving Dartists	45	27	0.625
5	F8/ Mangina Douche	48	30	0.615
6	B1/ Dodge Darts	44	28	0.611
7	C4/ UZMALL	43	29	0.597
	E3/ FYL&EMS	43	29	0.597
9	A2/ Industrial Extra Strength	46	32	0.590
10	F1/ Da Bulls	49	35	0.583
	B7/ Them Again	42	30	0.583
	D4/ 5 Drunks, 1 Driver	42	30	0.583
13	B4/ Nine Lives	41	31	0.569
14	C1/ Excalibur	37	29	0.561
15	E4/ Bubba's Garage	40	32	0.556
	G4/ The Potato Heads	30	24	0.556
17	G5/ 3 Legged Dog	33	27	0.550
18	D6/ Grateful Darts	39	33	0.542
	E2/ Travelin' Beer Bellies	39	33	0.542
	E7/ The Replacements	39	33	0.542
21	A6/ Varina Sports Bar	42	36	0.538
22	D2/ Wireless	38	34	0.528
23	A8/ Swine Flew Too	44	40	0.524
24	F3/ Chupacabras	43	41	0.512
	F7/ Darts'R'Us	43	41	0.512
26	D3/ Heroes In Trouble	36	36	0.500
	C5/ Sharky's Machine	33	33	0.500
28	C7/ Been There Done That	35	37	0.486
29	B2/ Get the Point "33"	34	38	0.472
	D7/ Kozmic Debris	34	38	0.472
	E6/ Tub Kids	34	38	0.472
	G2/ The Posse	34	38	0.472
33	A3/ Evicted	36	42	0.462
34	D1/ Happy Hours	32	40	0.444
35	F2/ IBF	37	47	0.440
36	G3/ Get Over It	29	37	0.439
37	G1/ Bogarts	26	34	0.433
38	B3/ Home Thrown	31	41	0.431
	D5/ Dynamic Darts	31	41	0.431
	E1/ C.O.W.A.	31	41	0.431
41	B5/ Horsemen	30	42	0.417
	B6/ WIEBLS	30	42	0.417
	C2/ Dogs of War II	30	42	0.417
44	A4/ D V Needed	32	46	0.410
45	G7/ Orange Crush	26	40	0.394
46	A5/ Cheap Shots	31	53	0.369
	A7/ Wild Geese	31	53	0.369
48	E5/ One Armed Bandits	26	46	0.361
49	F5/ Coral Reefers	27	51	0.346
50	F4/ Duck'N'Cover	27	57	0.321
51	C6/ Damn Yankees!	23	49	0.319

Spring 2003 RDL Records (by team) (FINAL!)

(Missing statistics: week 10, 18-6 win by F8 over F5)

Singles+Doubles Win Percentages

		W	L	%-age
1	A1/ Lunatic Fringe	259	77	0.771
2	F6/ Big Deck	211	125	0.628
3	F8/ Mangina Douche	194	118	0.622
4	A2/ Industrial Extra Strength	192	120	0.615
5	G6/ Brain Dead	174	114	0.604
6	B1/ Dodge Darts	172	116	0.597
7	C3/ Starving Dartists	171	117	0.594
8	E3/ FYL&EMS	167	121	0.580
9	B7/ Them Again	165	123	0.573
10	C4/ UZMALL	164	124	0.569
11	D6/ Grateful Darts	160	128	0.556
12	A6/ Varina Sports Bar	173	139	0.554
13	E2/ Travelin' Beer Bellies	159	129	0.552
14	D4/ 5 Drunks, 1 Driver	156	132	0.542
	G4/ The Potato Heads	117	99	0.542
16	G5/ 3 Legged Dog	128	112	0.533
17	E4/ Bubba's Garage	153	135	0.531
18	F7/ Darts'R'Us	178	158	0.530
19	B4/ Nine Lives	152	136	0.528
	E6/ Tub Kids	152	136	0.528
21	E7/ The Replacements	151	137	0.524
22	F1/ Da Bulls	175	161	0.521
	F3/ Chupacabras	175	161	0.521
24	C1/ Excalibur	132	128	0.508
25	F2/ IBF	170	166	0.506
26	D3/ Heroes In Trouble	145	143	0.503
	D5/ Dynamic Darts	145	143	0.503
28	D7/ Kozmic Debris	143	145	0.497
29	A8/ Swine Flew Too	166	169	0.496
30	C5/ Sharky's Machine	128	131	0.494
31	B2/ Get the Point "33"	142	146	0.493
32	G7/ Orange Crush	130	134	0.492
33	C7/ Been There Done That	141	146	0.491
34	G3/ Get Over It	128	136	0.485
35	B3/ Home Thrown	139	149	0.483
36	C2/ Dogs of War II	136	148	0.479
37	D2/ Wireless	132	156	0.458
38	B5/ Horsemen	127	161	0.441
	D1/ Happy Hours	127	161	0.441
40	G1/ Bogarts	105	135	0.438
41	A3/ Evicted	135	177	0.433
42	E1/ C.O.W.A.	122	166	0.424
43	A4/ D V Needed	129	183	0.413
44	G2/ The Posse	118	170	0.410
45	B6/ WIEBLS	111	177	0.385
46	C6/ Damn Yankees!	106	182	0.368
47	A5/ Cheap Shots	123	212	0.367
48	E5/ One Armed Bandits	104	184	0.361
49	A7/ Wild Geese	118	218	0.351
50	F4/ Duck'N'Cover	113	223	0.336
51	F5/ Coral Reefers	104	208	0.333

All-Star Percentages

		ASP	TGP	%-age
1	A1/ Lunatic Fringe	430.5	336	1.281
2	A2/ Industrial Extra Strength	327.0	322	1.016
3	A6/ Varina Sports Bar	329.5	325	1.014
4	A8/ Swine Flew Too	263.5	335	0.787
5	A4/ D V Needed	233.0	318	0.733
6	A3/ Evicted	241.5	336	0.719
7	B1/ Dodge Darts	200.5	294	0.682
8	B7/ Them Again	196.0	288	0.681
9	A7/ Wild Geese	231.5	348	0.665
10	B3/ Home Thrown	190.0	302	0.629
11	A5/ Cheap Shots	211.5	354	0.597
12	B4/ Nine Lives	173.5	295	0.588
13	C7/ Been There Done That	165.5	287	0.577
14	B5/ Horsemen	156.5	288	0.543
15	C2/ Dogs of War II	150.0	284	0.528
16	C3/ Starving Dartists	145.5	288	0.505
17	C4/ UZMALL	152.0	302	0.503
18	D4/ 5 Drunks, 1 Driver	155.0	308	0.503
19	B2/ Get the Point "33"	148.0	295	0.502
20	F6/ Big Deck	167.5	336	0.499
21	D6/ Grateful Darts	142.0	288	0.493
22	D7/ Kozmic Debris	136.0	295	0.461
23	F8/ Mangina Douche	139.5	312	0.447
24	D3/ Heroes In Trouble	138.0	310	0.445
25	E7/ The Replacements	129.5	296	0.438
26	E3/ FYL&EMS	129.0	303	0.426
27	B6/ WIEBLS	124.0	295	0.420
28	E4/ Bubba's Garage	122.5	295	0.415
29	D5/ Dynamic Darts	122.5	296	0.414
30	C1/ Excalibur	112.5	273	0.412
31	C5/ Sharky's Machine	106.0	259	0.409
32	E6/ Tub Kids	120.0	301	0.399
33	E2/ Travelin' Beer Bellies	121.0	315	0.384
34	F1/ Da Bulls	134.5	356	0.378
35	D2/ Wireless	111.5	302	0.369
36	F2/ IBF	128.0	351	0.365
37	C6/ Damn Yankees!	103.0	288	0.358
38	D1/ Happy Hours	100.0	288	0.347
39	G6/ Brain Dead	102.0	295	0.346
40	F7/ Darts'R'Us	114.5	343	0.334
41	F3/ Chupacabras	114.0	352	0.324
42	E1/ C.O.W.A.	89.0	294	0.303
43	G7/ Orange Crush	78.0	264	0.295
44	E5/ One Armed Bandits	87.0	295	0.295
45	F5/ Coral Reefers	77.5	327	0.237
46	G4/ The Potato Heads	51.0	216	0.236
47	G2/ The Posse	68.5	294	0.233
48	G3/ Get Over It	64.0	277	0.231
49	G5/ 3 Legged Dog	58.5	255	0.229
50	G1/ Bogarts	56.0	247	0.227
51	F4/ Duck'N'Cover	73.5	336	0.219

	Week 1			Week 2			Week 3			Week 4			Week 5			Week 6			Week 7			Week 8			Week 9			Week 10			Week 11			Week 12			Week 13			Week 14			Forfeits
RDL - Spring, 2003	vs.	W/L	Pts.	vs.	W/L	Pts.	vs.	W/L	Pts.	vs.	W/L	Pts.	vs.	W/L	Pts.	vs.	W/L	Pts.	vs.	W/L	Pts.	vs.	W/L	Pts.	vs.	W/L	Pts.	vs.	W/L	Pts.	vs.	W/L	Pts.	vs.	W/L	Pts.	vs.	W/L	Pts.	vs.	W/L	Pts.	
A1/ Lunatic Fringe	A5	W	21	a3	W	17	A7	W	23	a8	W	21	A4	W	23	a6	W	17	A2	W	18	a5	W	22	A3	W	16	a7	W	17	A8	W	19	a4	W	17	A6	W	15	a2	W	13	
A2/ Industrial Extra Strength	a6	L	12	A8	L	10	a4	W	19	A5	W	14	a7	W	16	A3	W	20	a1	L	6	A6	W	15	a8	L	9	A4	*L*	*0*	a5	W	14	A7	W	19	a3	W	11	A1	L	11	1
A3/ Evicted	a7	W	13	A1	L	5	a8	L	6	A4	L	10	a5	W	11	a2	L	4	A6	W	13	A7	W	13	a1	L	8	A8	W	13	a4	L	7	A5	W	12	A2	L	10	a6	*L*	*0*	1
A4/ D V Needed	a8	L	5	A6	L	5	A2	L	3	a3	W	14	a1	L	1	A7	W	15	a5	W	20	A8	L	11	a6	L	5	a2	*W*	*16*	A3	W	16	A1	L	7	a7	W	15	A5	L	12	
A5/ Cheap Shots	a1	L	3	A7	W	13	a6	L	11	a2	L	10	A3	L	10	a8	L	11	A4	L	4	A1	L	2	a7	L	12	A6	L	9	A2	L	7	a3	L	9	A8	L	7	a4	W	13	
A6/ Varina Sports Bar	A2	W	13	a4	W	19	A5	W	13	a7	W	15	A8	W	16	A1	L	7	a3	L	12	a2	L	9	A4	W	19	a5	W	15	A7	W	13	a8	W	14	a1	L	9	A3	*W*	*16*	
A7/ Wild Geese	A3	L	5	a5	L	11	a1	L	1	A6	L	9	A2	L	8	a4	L	9	A8	W	15	a3	L	12	A5	W	13	A1	L	7	a6	L	11	a2	L	1	A4	L	9	a8	L	7	
A8/ Swine Flew Too	A4	W	19	a2	W	14	A3	W	18	A1	L	3	a6	L	8	A5	W	13	a7	L	9	a4	W	13	A2	W	11	a3	L	11	a1	L	5	A6	L	10	a5	W	16	A7	W	16	
B1/ Dodge Darts	Bye	-	-	B7	W	17	b6	W	17	B3	W	14	b5	L	11	B4	W	17	b2	W	15	Bye	-	-	b7	L	7	B6	W	16	b3	W	14	B5	W	17	b4	W	13	B2	W	15	
B2/ Get the Point "33"	B3	W	13	b4	W	19	B5	L	11	b7	L	10	B6	W	15	Bye	-	-	B1	L	9	b3	L	10	B4	L	10	b5	W	12	B7	L	9	b6	W	14	Bye	-	-	b1	L	8	
B3/ Home Thrown	b2	L	12	B5	W	15	Bye	-	-	b1	L	10	B4	W	13	b7	L	8	B6	W	17	B2	W	14	b5	W	14	Bye	-	-	B1	L	10	b4	L	8	B7	L	6	b6	L	12	
B4/ Nine Lives	b5	W	13	B2	L	5	b7	L	8	B6	W	19	b3	L	11	b1	L	7	Bye	-	-	B5	L	10	b2	W	14	B7	W	18	b6	W	19	B3	W	16	B1	L	12	Bye	-	-	
B5/ Horsemen	B4	L	11	b3	L	9	b2	W	13	Bye	-	-	B1	W	13	b6	L	10	B7	L	10	b4	W	14	B3	L	10	B2	L	10	Bye	-	-	b1	L	7	B6	L	11	b7	L	9	
B6/ WIEBLS	b7	W	13	Bye	-	-	B1	L	7	b4	L	5	b2	L	9	B5	W	14	b3	L	7	B7	L	8	Bye	-	-	b1	L	8	B4	L	5	B2	L	10	b5	W	13	B3	W	13	
B7/ Them Again	B6	L	11	b1	L	7	B4	W	16	B2	W	14	Bye	-	-	B3	W	16	b5	W	14	b6	W	16	B1	W	17	b4	L	6	b2	W	15	Bye	-	-	b3	W	18	B5	W	15	
C1/ Excalibur	c7	W	13	C4	L	12	c6	W	16	Bye	-	-	C3	L	9	c2	L	7	C5	*W*	*16*	C7	W	14	c4	L	12	C6	W	16	Bye	-	-	c3	L	7	C2	L	8	c5	W	13	
C2/ Dogs of War II	C5	W	12	Bye	-	-	C3	L	8	C7	W	15	c6	W	11	C1	W	13	c4	L	5	c5	L	6	Bye	-	-	c3	L	4	c7	L	4	C6	W	15	c1	W	11	C4	L	9	
C3/ Starving Dartists	c4	W	13	C7	L	10	c2	W	15	C5	W	15	c1	W	15	Bye	-	-	C6	W	15	C4	W	16	c7	L	8	C2	W	17	c5	W	14	C1	W	17	Bye	-	-	c6	W	15	
C4/ UZMALL	C3	L	11	c1	W	13	c7	W	13	C6	W	14	Bye	-	-	c5	W	15	C2	W	19	c3	L	8	C1	W	13	C7	W	16	c6	W	17	Bye	-	-	C5	W	12	c2	W	15	
C5/ Sharky's Machine	c2	L	10	C6	L	5	Bye	-	-	c3	L	9	c7	L	8	C4	L	9	c1	*L*	*0*	C2	W	13	c6	W	12	Bye	-	-	C3	L	5	C7	W	13	c4	L	9	C1	L	8	1
C6/ Damn Yankees!	Bye	-	-	c5	W	17	C1	L	8	c4	L	10	C2	L	8	C7	L	7	c3	L	9	Bye	-	-	C5	L	4	c1	L	8	C4	L	7	c2	L	6	c7	W	12	C3	L	7	
C7/ Been There Done That	C1	L	11	c3	W	13	C4	L	11	c2	L	8	C5	W	13	c6	W	16	Bye	-	-	c1	L	10	C3	W	16	c4	L	8	C2	W	15	c5	L	8	C6	L	11	Bye	-	-	
D1/ Happy Hours	d2	W	14	D4	W	13	d3	L	11	D7	W	16	d5	L	8	D6	L	9	Bye	-	-	D2	L	8	d4	L	7	D3	L	11	d7	W	13	D5	L	10	d6	L	7	Bye	-	-	
D2/ Wireless	D1	L	10	d3	L	5	D7	W	13	d5	L	10	D4	L	7	Bye	-	-	d6	L	5	d1	W	16	D3	L	10	d7	W	15	D5	W	16	d4	W	13	Bye	-	-	D6	W	14	
D3/ Heroes In Trouble	d4	W	13	D2	W	19	D1	W	13	d6	L	10	Bye	-	-	D5	L	7	d7	W	14	D4	L	12	d2	W	14	d1	W	13	D6	L	11	Bye	-	-	d5	L	12	D7	L	8	
D4/ 5 Drunks, 1 Driver	D3	L	12	d1	L	11	D6	W	13	Bye	-	-	d2	W	17	D7	W	14	d5	L	9	d3	W	13	D1	W	17	d6	W	14	Bye	-	-	D2	L	12	d7	L	10	D5	W	15	
D5/ Dynamic Darts	D6	L	11	d7	L	10	Bye	-	-	D2	W	14	D1	W	16	d3	W	17	D4	W	15	d6	L	10	D7	L	9	Bye	-	-	d2	L	8	d1	W	14	D3	W	13	d4	L	9	
D6/ Grateful Darts	d5	W	13	Bye	-	-	d4	L	11	D3	W	14	d7	W	16	d1	W	15	D2	W	19	D5	W	14	Bye	-	-	D4	L	10	d3	W	13	D7	L	8	D1	W	17	d2	L	10	
D7/ Kozmic Debris	Bye	-	-	D5	W	14	d2	L	12	d1	L	8	D6	L	8	d4	L	10	D3	L	10	Bye	-	-	d5	W	15	D2	L	9	D1	L	11	d6	W	16	D4	W	14	d3	W	16	
E1/ C.O.W.A.	E6	L	9	e4	L	8	e3	W	13	E5	W	17	E7	L	10	Bye	-	-	E2	L	11	e6	L	10	E4	L	11	E3	L	1	e5	W	13	e7	L	10	Bye	-	-	e2	L	9	
E2/ Travelin' Beer Bellies	Bye	-	-	e7	L	7	E6	W	13	E3	W	13	e5	W	16	E4	W	13	e1	W	12	Bye	-	-	E7	L	11	e6	W	13	e3	L	12	E5	W	19	e4	W	15	E1	W	15	
E3/ FYL&EMS	E4	L	10	e6	L	11	E1	L	11	e2	L	12	Bye	-	-	e5	W	18	E7	W	17	e4	L	10	E6	L	11	e1	W	23	E2	W	13	Bye	-	-	E5	W	18	e7	W	14	
E4/ Bubba's Garage	e3	W	14	E1	W	16	e5	W	15	e7	L	11	E6	W	13	e2	L	11	Bye	-	-	E3	W	14	e1	W	13	E5	L	9	E7	W	15	e6	W	13	E2	L	9	Bye	-	-	
E5/ One Armed Bandits	E7	L	12	Bye	-	-	E4	L	9	e1	L	7	E2	L	8	E3	L	6	e6	L	7	e7	L	3	Bye	-	-	e4	W	15	E1	L	11	e2	L	5	e3	L	6	E6	W	15	
E6/ Tub Kids	e1	W	15	E3	W	13	e2	L	10	Bye	-	-	e4	L	12	e7	W	13	E5	W	17	E1	W	14	e3	W	13	E2	L	12	Bye	-	-	E4	L	10	E7	W	14	e5	L	8	
E7/ The Replacements	e5	W	13	E2	W	17	Bye	-	-	E4	W	13	e1	W	14	E6	L	11	e3	L	7	E5	W	21	e2	W	13	Bye	-	-	e4	L	9	E1	W	14	e6	L	10	E3	L	10	
F1/ DA Bulls	f3	L	8	F6	W	16	f4	W	14	F5	W	13	f7	L	9	f8	L	8	F2	W	13	F3	W	13	f6	L	8	F4	W	20	f5	W	20	F7	W	13	F8	L	7	f2	W	16	
F2/ IBF	F8	W	15	f5	W	16	F7	W	13	f3	W	13	F4	W	15	F6	L	9	f1	L	12	f8	L	8	F5	W	14	f7	W	14	F3	W	14	f4	W	14	f6	L	6	F1	L	8	
F3/ Chupacabras	F1	W	16	f7	W	16	f6	L	11	F2	L	12	F8	L	7	f5	L	12	F4	W	16	f1	L	11	F7	L	11	F6	L	9	f2	L	10	f8	L	11	F5	W	18	f4	W	15	
F4/ Duck'N'Cover	F5	W	15	f8	L	5	F1	L	10	F6	L	5	f2	L	9	F7	L	3	f3	L	8	f5	W	13	F8	L	7	f1	L	4	f6	L	4	F2	L	10	f7	L	7	F3	L	9	
F5/ Coral Reefers	f4	L	9	F2	L	8	F8	L	6	f1	L	12	f6	L	1	F3	W	13	f7	L	5	F4	L	11	f2	L	10	f8	L	6	F1	L	4	F6	L	4	f3	L	6	F7	L	11	
F6/ Big Deck	F7	W	17	f1	L	8	F3	W	13	f4	W	19	F5	W	23	f2	W	15	F8	W	17	f7	L	6	F1	W	16	f3	W	15	F4	W	19	f5	W	15	F2	W	18	f8	L	10	
F7/ Darts'R'Us	f6	L	7	F3	L	8	f2	L	11	f8	L	9	F1	W	15	f4	W	18	F5	W	19	F6	W	18	f3	W	13	F2	L	10	F8	L	8	f1	L	12	F4	W	17	f5	W	13	
F8/ Mangina Douche	f2	L	9	F4	W	19	f5	W	18	F7	W	15	f3	W	17	F1	W	16	f6	L	7	F2	W	16	f4	W	17	F5	W	18	f7	W	16	F3	W	13	f1	W	17	F6	W	14	
G1/ Bogarts	G3	L	10	g6	L	9	Bye	-	-	g5	W	14	G2	W	13	g4	L	8	G7	W	15	g3	W	13	G6	L	7	Bye	-	-	G5	*L*	*0*	g2	W	13	G4	*W*	*16*	g7	L	3	1
G2/ The Posse	g5	L	3	G4	L	9	G7	L	8	g6	L	8	g1	L	12	Bye	-	-	g3	L	10	G5	L	8	g4	W	16	g7	L	8	G6	W	16	G1	L	11	Bye	-	-	G3	L	9	
G3/ Get Over It	g1	W	14	Bye	-	-	g4	L	8	g7	L	11	G6	W	13	g5	L	8	G2	W	14	G1	L	11	Bye	-	-	G4	*L*	*0*	G7	W	14	g6	L	8	G5	W	13	g2	W	15	1
G4/ The Potato Heads	G7	W	14	g2	W	15	G3	W	16	Bye	-	-	G5	W	13	G1	W	16	g6	W	13	g7	L	11	G2	L	7	g3	*W*	*16*	Bye	-	-	g5	*L*	*0*	g1	*L*	*0*	G6	L	10	2
G5/ 3 Legged Dog	G2	W	21	g7	W	16	G6	L	5	G1	L	10	g4	L	11	G3	W	16	Bye	-	-	g2	W	16	G7	L	12	g6	L	9	g1	*W*	*16*	G4	*W*	*16*	g3	L	12	Bye	-	-	
G6/ Brain Dead	Bye	-	-	G1	W	14	g5	W	19	G2	W	16	g3	L	12	g7	W	15	G4	L	11	Bye	-	-	g1	W	17	G5	W	15	g2	L	8	G3	W	15	G7	W	18	g4	W	14	
G7/ Orange Crush	g4	L	9	G5	L	8	g2	W	16	G3	W	13	Bye	-	-	G6	L	9	g1	L	9	G4	W	13	g5	W	13	G2	W	16	g3	L	10	Bye	-	-	g6	L	6	G1	W	21	

	Singles	301	Singles	Cricket	Singles	Record	Singles Win %-age	Doubles	Cricket	Doubles	501	Doubles	Record	Doubles Win %-age	Sngls + Dbls	Record	Sngls + Dbls Win %-age	1001 Wins	1001 Losses	All-Star Points	Games Played	All-Star %-age
A1/ Lunatic Fringe	65	19	70	14	135	33	0.804	30	12	32	10	62	22	0.738	259	77	0.771	0	0	430.5	336	1.281
A 10 Hoffmann, Steve	4	2	7	0	11	2	0.846	5	2	5	3	10	5	0.667	21	7	0.750			29.0	28	1.036
A 11 Brown, Tom	11	2	11	1	22	3	0.880	10	3	8	4	18	7	0.720	40	10	0.800			71.0	50	1.420
A 12 Budelman, Jim	10	4	10	3	20	7	0.741	8	6	10	1	18	7	0.720	38	14	0.731			82.0	52	1.577
A 13 Butman, Don	6	4	10	2	16	6	0.727	6	4	10	2	16	6	0.727	32	12	0.727			52.5	44	1.193
A 14 Terry, Bob	12	2	11	2	23	4	0.852	10	3	10	3	20	6	0.769	43	10	0.811			64.0	53	1.208
A 15 Wall, Keith	11	3	14	0	25	3	0.893	11	2	8	4	19	6	0.760	44	9	0.830			67.5	53	1.274
A 16 Wilson, Joe	0	1	0	1	0	2	0.000	0	1	1	0	1	1	0.500	1	3	0.250			2.0	4	0.500
A 17 Wilson, James	0	0	0	0	0	0	#DIV/0!	1	0	1	0	2	0	1.000	2	0	1.000			0.0	2	0.000
A 18 Gaglione, Joe	11	1	7	5	18	6	0.750	9	3	11	3	20	6	0.769	38	12	0.760			62.5	50	1.250
A2/ Industrial Extra Strength	46	32	54	24	100	56	0.641	24	15	22	17	46	32	0.590	192	120	0.615	4	6	327.0	322	1.016
A 20 Selby, Brian	8	5	7	4	15	9	0.625	8	5	5	8	13	13	0.500	28	22	0.560	1	0	53.5	51	1.049
A 21 Gibbs, Keith	5	2	7	2	12	4	0.750	8	2	7	2	15	4	0.789	27	8	0.771	0	1	35.5	36	0.986
A 22 Tan, Wil	10	3	11	1	21	4	0.840	8	4	9	4	17	8	0.680	38	12	0.760	1	1	74.5	52	1.433
A 23 Gibson, Jack	1	11	4	7	5	18	0.217	5	7	4	7	9	14	0.391	14	32	0.304	1	1	38.5	48	0.802
A 24 Bedworth, Neil	0	0	0	0	0	0	#DIV/0!	0	0	0	0	0	0	#DIV/0!	0	0	#DIV/0!	0	0	0.0	0	#DIV/0!
A 25 Beeson, Robb	6	2	6	2	12	4	0.750	5	2	3	3	8	5	0.615	20	9	0.690	0	1	39.0	30	1.300
A 26 Davis, Jim	4	4	6	1	10	5	0.667	7	1	6	2	13	3	0.813	23	8	0.742	0	0	35.0	31	1.129
A 27 Samaluk, Somchai	2	2	3	3	5	5	0.500	1	4	1	2	2	6	0.250	7	11	0.389	0	1	8.5	19	0.447
A 28 Martinez, Luis	9	3	10	4	19	7	0.731	6	5	9	6	15	11	0.577	34	18	0.654	1	1	42.5	54	0.787
A 29 Stewart, Shannon	1	0	0	0	1	0	1.000	0	0	0	0	0	0	#DIV/0!	1	0	1.000	0	0	0.0	1	0.000
A3/ Evicted	39	39	24	54	63	93	0.404	18	21	18	21	36	42	0.462	135	177	0.433	19	5	241.5	336	0.719
A 30 Kilts, Jason	7	5	2	7	9	12	0.429	6	7	6	7	12	14	0.462	21	26	0.447	2	0	28.5	49	0.582
A 31 Grubb, Ed	4	1	5	1	9	2	0.818	2	4	4	2	6	6	0.500	15	8	0.652	1	1	20.5	25	0.820
A 32 Stoner, Jeff	2	10	1	9	3	19	0.136	2	7	4	6	6	13	0.316	9	32	0.220	3	0	17.0	44	0.386
A 33 Hester, Billy	2	1	1	3	3	4	0.429	2	2	1	2	3	4	0.429	6	8	0.429	1	0	12.0	15	0.800
A 34 Hyler, Dale	6	4	3	8	9	12	0.429	7	3	5	6	12	9	0.571	21	21	0.500	2	1	46.0	45	1.022
A 35 Moricle, Wade	2	9	3	10	5	19	0.208	4	8	5	7	9	15	0.375	14	34	0.292	3	0	35.0	51	0.686
A 36 Shpritz, Lisa	3	3	2	6	5	9	0.357	4	4	3	4	7	8	0.467	12	17	0.414	3	1	25.5	33	0.773
A 37 Jeffcoat, Doug	1	1	2	0	3	1	0.750	2	0	1	0	3	0	1.000	6	1	0.857	0	0	5.0	7	0.714
A 38 Reynolds, Mike	7	3	1	7	8	10	0.444	3	3	4	4	7	7	0.500	15	17	0.469	2	1	22.5	35	0.643
A 39 Knight, Mark	5	2	4	3	9	5	0.643	4	4	3	4	7	8	0.467	16	13	0.552	2	1	29.5	32	0.922
A4/ D V Needed	31	47	34	44	65	91	0.417	14	25	18	21	32	46	0.410	129	183	0.413	0	6	233.0	318	0.733
A 40 Churchwell, Billie	2	3	0	3	2	6	0.250	0	6	2	5	2	11	0.154	4	17	0.190	0	0	8.0	21	0.381
A 41 Whitehead, Lee	5	5	8	2	13	7	0.650	6	4	7	3	13	7	0.650	26	14	0.650	0	0	56.0	40	1.400
A 42 Delp, Paula	5	8	10	3	15	11	0.577	5	8	7	6	12	14	0.462	27	25	0.519	0	1	46.5	53	0.877
A 43 Currin, David	4	7	1	10	5	17	0.227	4	6	3	6	7	12	0.368	12	29	0.293	0	1	25.0	42	0.595
A 44 Buckman, David	3	10	3	9	6	19	0.240	3	7	3	6	6	13	0.316	12	32	0.273	0	1	25.5	45	0.567
A 45 Pollard, Daniel	6	7	5	8	11	15	0.423	3	10	4	9	7	19	0.269	18	34	0.346	0	1	36.0	53	0.679
A 46 Parker, Deb	2	4	3	6	5	10	0.333	4	5	5	4	9	9	0.500	14	19	0.424	0	1	16.5	34	0.485
A 47 Page, Amy	4	3	4	3	8	6	0.571	3	4	5	3	8	7	0.533	16	13	0.552	0	1	19.5	30	0.650
A5/ Cheap Shots	30	53	31	53	61	106	0.365	12	30	19	23	31	53	0.369	123	212	0.367	6	13	211.5	354	0.597
A 50 Sellers, Mark	4	8	6	5	10	13	0.435	5	7	6	6	11	13	0.458	21	26	0.447	1	2	28.5	50	0.570
A 51 Witz, Steve	6	8	6	8	12	16	0.429	5	9	6	7	11	16	0.407	23	32	0.418	1	2	47.0	58	0.810
A 52 Warren, Randy	4	8	3	11	7	19	0.269	2	14	10	6	12	20	0.375	19	39	0.328	1	2	43.0	61	0.705
A 53 Stark, Keith	3	2	2	3	5	5	0.500	4	1	2	3	6	4	0.600	11	9	0.550	0	1	18.5	21	0.881
A 54 Wade, Nate	5	6	5	7	10	13	0.435	1	11	4	7	5	18	0.217	15	31	0.326	1	2	36.5	49	0.745
A 55 Hall, Josh	5	5	6	6	11	11	0.500	5	6	6	4	11	10	0.524	22	21	0.512	1	1	17.0	45	0.378
A 56 Harvison, Jon	2	11	2	10	4	21	0.160	1	7	4	7	5	14	0.263	9	35	0.205	1	1	15.0	46	0.326
A 57 Ney, Scott	1	5	1	3	2	8	0.200	1	5	0	6	1	11	0.083	3	19	0.136	0	2	6.0	24	0.250
A6/ Varina Sports Bar	45	33	44	34	89	67	0.571	25	14	17	22	42	36	0.538	173	139	0.554	6	7	329.5	325	1.014
A 60 Moats, Keith	0	0	0	0	0	0	#DIV/0!	0	0	0	0	0	0	#DIV/0!	0	0	#DIV/0!	0	0	0.0	0	#DIV/0!
A 61 Tighe, John	4	4	1	5	5	9	0.357	4	2	1	6	5	8	0.385	10	17	0.370	0	1	9.5	28	0.339
A 62 Chaney, Bill	4	4	2	7	6	11	0.353	4	4	2	8	6	12	0.333	12	23	0.343	1	1	17.0	37	0.459
A 63 Dixon, J.D.	9	2	10	2	19	4	0.826	8	4	5	7	13	11	0.542	32	15	0.681	1	1	77.0	49	1.571
A 64 Butters, Scott	8	5	7	6	15	11	0.577	7	6	7	5	14	11	0.560	29	22	0.569	1	1	47.0	53	0.887
A 65 Seward, Mike	8	5	10	3	18	8	0.692	9	4	9	4	18	8	0.692	36	16	0.692	1	1	75.5	54	1.398
A 66 Vaux, Wes	3	7	5	5	8	12	0.400	5	6	3	7	8	13	0.381	16	25	0.390	1	1	33.5	43	0.779
A 67 Allen, Kenny	2	3	3	2	5	5	0.500	4	1	2	2	6	3	0.667	11	8	0.579	0	0	25.5	19	1.342
A 68 Hall, Mike	7	3	6	4	13	7	0.650	9	1	5	5	14	6	0.700	27	13	0.675	1	1	44.5	42	1.060
A7/ Wild Geese	25	59	31	53	56	112	0.333	16	26	15	27	31	53	0.369	118	218	0.351	6	6	231.5	348	0.665
A 70 Sawyer, Duane	5	10	5	10	10	20	0.333	6	8	5	10	11	18	0.379	21	38	0.356	1	1	36.5	61	0.598
A 71 Beaudoin, Paul	5	9	6	8	11	17	0.393	7	8	7	7	14	15	0.483	25	32	0.439	1	1	48.0	59	0.814
A 72 Ray, Gerald	4	4	5	3	9	7	0.563	2	6	3	5	5	11	0.313	14	18	0.438	0	1	31.5	33	0.955
A 73 Sawyer, Matt	5	9	7	7	12	16	0.429	5	10	3	11	8	21	0.276	20	37	0.351	1	1	46.5	59	0.788
A 74 Persson, Kenny	3	12	4	11	7	23	0.233	8	6	5	9	13	15	0.464	20	38	0.345	1	1	42.0	60	0.700
A 75 Blevins, Jerry	2	10	3	9	5	19	0.208	3	10	6	8	9	18	0.333	14	37	0.275	1	1	23.5	53	0.443
A 76 Rist, Johnny "Bravo"	1	5	1	5	2	10	0.167	1	4	1	4	2	8	0.200	4	18	0.182	1	0	3.5	23	0.152
A8/ Swine Flew Too	42	41	36	48	78	89	0.467	23	19	21	21	44	40	0.524	166	169	0.496	0	0	263.5	335	0.787
A 80 Rutten, Pete	5	7	0	7	5	14	0.263	4	4	5	7	9	11	0.450	14	25	0.359			19.0	39	0.487
A 81 Cashwell, Craig	7	7	2	12	9	19	0.321	7	7	10	3	17	10	0.630	26	29	0.473			41.5	55	0.755
A 82 Bonar, Eric	2	7	4	9	6	16	0.273	7	7	7	5	14	12	0.538	20	28	0.417			21.0	48	0.438
A 83 Eason, Joel	8	6	8	6	16	12	0.571	7	7	5	9	12	16	0.429	28	28	0.500			51.5	56	0.920
A 84 Umstead, Randy	3	6	5	4	8	10	0.444	6	3	5	4	11	7	0.611	19	17	0.528			33.5	36	0.931
A 85 Baldwin, Randy	8	5	8	6	16	11	0.593	6	6	5	7	11	13	0.458	27	24	0.529			43.5	51	0.853
A 86 Wilcenski, Steve	9	3	9	4	18	7	0.720	9	4	5	7	14	11	0.560	32	18	0.640			53.5	50	1.070

	Singles 301		Singles Cricket		Singles Record		Singles Win %-age	Doubles Cricket		Doubles 501		Doubles Record		Doubles Win %-age	Sngls + Dbls Record		Sngls + Dbls Win %-age	1001 Wins	1001 Losses	All-Star Points	Games Played	All-Star %-age
B1/ Dodge Darts	37	35	47	25	84	60	0.583	25	11	19	17	44	28	0.611	172	116	0.597	6	0	200.5	294	0.682
B 10 Holland, Steve	3	7	7	4	10	11	0.476	8	3	7	4	15	7	0.682	25	18	0.581	1	0	32.0	44	0.727
B 11 McNamara, Tim	6	2	7	3	13	5	0.722	7	3	7	3	14	6	0.700	27	11	0.711	1	0	45.0	39	1.154
B 12 Dahulich, Jeff	6	4	6	6	12	10	0.545	9	3	4	6	13	9	0.591	25	19	0.568	1	0	18.0	45	0.400
B 13 Hope, Chris	4	7	8	2	12	9	0.571	8	3	4	4	12	7	0.632	24	16	0.600	1	0	23.0	41	0.561
B 14 Evans, J.P.	8	4	9	3	17	7	0.708	7	5	4	6	11	11	0.500	28	18	0.609	1	0	35.0	47	0.745
B 15 Lane, Tim	1	4	0	2	1	6	0.143	1	1	2	3	3	4	0.429	4	10	0.286	0	0	8.5	14	0.607
B 16 James, Bob	8	3	10	1	18	4	0.818	8	3	6	5	14	8	0.636	32	12	0.727	0	0	31.0	44	0.705
B 18 Butler, Brent	0	0	0	0	0	0	#DIV/0!	0	0	0	0	0	0	#DIV/0!	0	0	#DIV/0!	0	0	0.0	0	#DIV/0!
B 19 Anderson, Rohan	1	4	0	4	1	8	0.111	2	1	4	3	6	4	0.600	7	12	0.368	1	0	8.0	20	0.400
B2/ Get the Point "33"	41	31	33	39	74	70	0.514	16	20	18	18	34	38	0.472	142	146	0.493	7	0	148.0	295	0.502
B 20 Jenkins, John	7	4	8	3	15	7	0.682	6	5	3	8	9	13	0.409	24	20	0.545	1	0	43.0	45	0.956
B 21 Buckner, Jacky	6	4	6	4	12	8	0.600	5	5	5	4	10	9	0.526	22	17	0.564	1	0	19.0	40	0.475
B 22 Austin, Connie	4	5	4	5	8	10	0.444	3	4	4	5	7	9	0.438	15	19	0.441	1	0	10.5	35	0.300
B 23 Austin, Jan	8	3	2	7	10	10	0.500	4	9	6	5	10	14	0.417	20	24	0.455	1	0	13.0	45	0.289
B 24 Lewis, Todd	4	7	1	12	5	19	0.208	6	6	5	6	11	12	0.478	16	31	0.340	1	0	14.0	48	0.292
B 25 Hunsberger, Jim	9	2	10	2	19	4	0.826	6	6	7	5	13	11	0.542	32	15	0.681	1	0	33.0	48	0.688
B 26 Branch, John	3	6	2	6	5	12	0.294	2	5	6	3	8	8	0.500	13	20	0.394	1	0	15.5	34	0.456
B3/ Home Thrown	37	35	40	32	77	67	0.535	14	22	17	19	31	41	0.431	139	149	0.483	0	14	190.0	302	0.629
B 30 Randolph, Jon	5	4	5	6	10	10	0.500	5	7	5	7	10	14	0.417	20	24	0.455	0	2	23.0	46	0.500
B 31 Edgecombe, Sean	5	6	5	6	10	12	0.455	5	6	4	4	9	10	0.474	19	22	0.463	0	2	24.0	43	0.558
B 32 Edgecombe, Andrew	1	2	0	3	1	5	0.167	0	0	3	0	3	0	1.000	4	5	0.444	0	1	2.0	10	0.200
B 33 Murdaugh, John	9	3	11	1	20	4	0.833	4	8	3	9	7	17	0.292	27	21	0.563	0	2	38.0	50	0.760
B 34 Simpson, Donnie	5	6	9	2	14	8	0.636	4	7	8	3	12	10	0.545	26	18	0.591	0	2	58.0	46	1.261
B 35 Davis, Bob	2	6	0	4	2	10	0.167	3	3	7	1	10	4	0.714	12	14	0.462	0	1	5.5	27	0.204
B 36 Boudrias, Andre "Rocky"	3	5	4	4	7	9	0.438	2	6	0	7	2	13	0.133	9	22	0.290	0	2	12.5	33	0.379
B 37 Mills, Tim	7	3	6	6	13	9	0.591	5	7	4	7	9	14	0.391	22	23	0.489	0	2	27.0	47	0.574
B4/ Nine Lives	32	40	38	34	70	74	0.486	19	17	22	14	41	31	0.569	152	136	0.528	0	7	173.5	295	0.588
B 40 Smith, Butch	3	8	5	6	8	14	0.364	6	5	6	4	12	9	0.571	20	23	0.465	0	1	20.5	44	0.466
B 41 Copple, Matthew	5	7	6	5	11	12	0.478	6	4	8	3	14	7	0.667	25	19	0.568	0	1	22.5	45	0.500
B 42 Romanchek, David	5	7	3	8	8	15	0.348	6	5	7	6	13	11	0.542	21	26	0.447	0	1	19.0	48	0.396
B 43 Marsden, James	1	4	2	4	3	8	0.273	2	4	2	4	4	8	0.333	7	16	0.304	0	0	11.0	23	0.478
B 44 Paulson, Glenn	6	4	5	4	11	8	0.579	3	6	4	4	7	10	0.412	18	18	0.500	0	1	14.0	37	0.378
B 45 Sosa, Bo	4	7	7	4	11	11	0.500	9	2	9	2	18	4	0.818	29	15	0.659	0	1	33.0	45	0.733
B 46 Fuhrmann, Al	0	0	0	1	0	1	0.000	0	2	1	0	1	2	0.333	1	3	0.250	0	1	3.0	5	0.600
B 47 Jacobi, Paul	8	3	10	2	18	5	0.783	6	6	7	5	13	11	0.542	31	16	0.660	0	1	50.5	48	1.052
B5/ Horsemen	34	38	33	39	67	77	0.465	17	19	13	23	30	42	0.417	127	161	0.441	0	0	156.5	288	0.543
B 50 Keller, Tony	6	6	6	5	12	11	0.522	5	7	0	9	5	16	0.238	17	27	0.386			30.5	44	0.693
B 51 Maminski, Len	3	5	3	7	6	12	0.333	8	3	6	4	14	7	0.667	20	19	0.513			21.5	39	0.551
B 52 Knight, Steve	1	5	0	6	1	11	0.083	0	7	1	5	1	12	0.077	2	23	0.080			8.0	25	0.320
B 53 Knox, Mike	7	2	6	3	13	5	0.722	6	3	4	5	10	8	0.556	23	13	0.639			21.0	36	0.583
B 54 Elliott, Jeff	1	1	0	2	1	3	0.250	0	2	1	2	1	4	0.200	2	7	0.222			2.0	9	0.222
B 55 Denton, Mike	5	7	7	5	12	12	0.500	8	4	7	5	15	9	0.625	27	21	0.563			32.0	48	0.667
B 56 Phillips, Britt	6	4	7	3	13	7	0.650	3	7	4	4	7	11	0.389	20	18	0.526			23.0	38	0.605
B 57 Long, Mike	4	4	3	6	7	10	0.412	2	2	1	9	3	11	0.214	10	21	0.323			13.5	31	0.435
B 58 Colenda, Steve	1	4	1	2	2	6	0.250	2	3	2	3	4	6	0.400	6	12	0.333			5.0	18	0.278
B6/ WIEBLS	27	45	24	48	51	93	0.354	14	22	16	20	30	42	0.417	111	177	0.385	7	0	124.0	295	0.420
B 60 Coyne, Kevin	2	9	1	5	3	14	0.176	1	4	0	7	1	11	0.083	4	25	0.138	1	0	3.0	30	0.100
B 61 Hindle, Mikey	5	6	5	6	10	12	0.455	4	8	7	4	11	12	0.478	21	24	0.467	1	0	31.5	46	0.685
B 62 Griffin, Craig	1	4	4	1	5	5	0.500	3	3	3	3	6	6	0.500	11	11	0.500	0	0	10.0	22	0.455
B 63 Giberson, Kris	7	5	6	6	13	11	0.542	6	6	7	5	13	11	0.542	26	22	0.542	1	0	22.5	49	0.459
B 64 White, Taylor	3	4	2	7	5	11	0.313	4	6	2	7	6	13	0.316	11	24	0.314	1	0	17.0	36	0.472
B 65 Ramirez, Alex	2	1	1	2	3	3	0.500	1	1	2	1	3	2	0.600	6	5	0.545	0	0	5.5	11	0.500
B 66 Cafolla, Paul	0	8	0	9	0	17	0.000	4	5	3	5	7	10	0.412	7	27	0.206	1	0	11.5	35	0.329
B 67 Gaertner, Brian	6	4	4	5	10	9	0.526	2	7	4	5	6	12	0.333	16	21	0.432	1	0	17.0	38	0.447
B 68 Welborn, Tim	1	4	1	7	2	11	0.154	3	4	4	3	7	7	0.500	9	18	0.333	1	0	6.0	28	0.214
B7/ Them Again	44	28	37	35	81	63	0.563	21	15	21	15	42	30	0.583	165	123	0.573	0	0	196.0	288	0.681
B 70 Barker, Barry	9	3	9	3	18	6	0.750	8	2	6	5	14	7	0.667	32	13	0.711			50.0	45	1.111
B 71 Barker, Jane	7	3	4	5	11	8	0.579	5	2	4	5	9	7	0.563	20	15	0.571			8.5	35	0.243
B 72 Kunttu, Kurt	7	4	9	3	16	7	0.696	7	5	9	3	16	8	0.667	32	15	0.681			44.5	47	0.947
B 73 Nagy, Les	7	3	0	4	7	7	0.500	4	3	7	2	11	5	0.688	18	12	0.600			14.5	30	0.483
B 74 Wilcox, Randy	1	3	3	8	4	11	0.267	4	5	3	3	7	8	0.467	11	19	0.367			15.5	30	0.517
B 75 Stevens, Joseph	6	5	6	5	12	10	0.545	5	6	5	6	10	12	0.455	22	22	0.500			32.5	44	0.739
B 76 Reynolds, Renee	5	4	3	4	8	8	0.500	6	3	6	4	12	7	0.632	20	15	0.571			11.0	35	0.314
B 77 Grayckowski, Bob	2	3	3	3	5	6	0.455	3	4	2	2	5	6	0.455	10	12	0.455			19.5	22	0.886

	Singles	301	Singles	Cricket	Singles	Record	Singles Win %-age	Doubles	Cricket	Doubles	501	Doubles	Record	Doubles Win %-age	Sngls + Dbls	Record	Sngls + Dbls Win %-age	1001 Wins	1001 Losses	All-Star Points	Games Played	All-Star %-age
C1/ Excalibur	31	33	27	37	58	70	0.453	16	17	21	12	37	29	0.561	132	128	0.508	0	13	112.5	273	0.412
C 10 Burney, Gary	6	5	4	6	10	11	0.476	5	2	8	4	13	6	0.684	23	17	0.575	0	2	14.0	42	0.333
C 11 Slominski, Mark	5	4	5	4	10	8	0.556	4	5	7	2	11	7	0.611	21	15	0.583	0	1	21.5	37	0.581
C 12 Prior, Jeff	1	1	3	1	4	2	0.667	3	2	1	3	4	5	0.444	8	7	0.533	0	2	7.0	17	0.412
C 13 Berry, Robert	3	5	0	5	3	10	0.231	2	5	4	3	6	8	0.429	9	18	0.333	0	2	6.0	29	0.207
C 14 Long, Dale	7	4	4	6	11	10	0.524	2	8	7	4	9	12	0.429	20	22	0.476	0	2	24.0	44	0.545
C 15 Shearin, Keith	3	7	5	6	8	13	0.381	7	5	7	3	14	8	0.636	22	21	0.512	0	2	19.0	45	0.422
C 16 Foushee, Eugene	6	1	3	4	9	5	0.643	4	4	4	3	8	7	0.533	17	12	0.586	0	1	10.0	30	0.333
C 17 Vann, Tim	0	6	3	5	3	11	0.214	5	3	4	2	9	5	0.643	12	16	0.429	0	1	11.0	29	0.379
C2/ Dogs of War II	38	32	38	32	76	64	0.543	17	19	13	23	30	42	0.417	136	148	0.479	0	0	150.0	284	0.528
C 20 Caldwell, Tim	2	0	0	2	2	2	0.500	1	1	1	1	2	2	0.500	4	4	0.500			6.5	8	0.813
C 21 Wight, Al	9	10	5	16	14	26	0.350	7	12	7	12	14	24	0.368	28	50	0.359			19.0	78	0.244
C 22 Wiegand, Tom	8	6	7	5	15	11	0.577	8	5	6	10	14	15	0.483	29	26	0.527			39.0	55	0.709
C 23 Wilkie, Felipe	7	9	10	8	17	17	0.500	7	11	5	10	12	21	0.364	29	38	0.433			33.5	67	0.500
C 24 Carroll, John	9	2	11	0	20	2	0.909	7	4	4	7	11	11	0.500	31	13	0.705			38.0	44	0.864
C 25 Barton, Kevin	3	5	5	1	8	6	0.571	4	5	3	6	7	11	0.389	15	17	0.469			14.0	32	0.438
C 26 Bumpus, Al	0	0	0	0	0	0	#DIV/0!	0	0	0	0	0	0	#DIV/0!	0	0	#DIV/0!			0.0	0	#DIV/0!
C3/ Starving Dartists	39	33	42	30	81	63	0.563	25	11	20	16	45	27	0.625	171	117	0.594	0	0	145.5	288	0.505
C 30 Shown, Marc	8	3	11	0	19	3	0.864	9	1	6	4	15	5	0.750	34	8	0.810			41.0	42	0.976
C 31 Hendricks, Ron	9	1	9	1	18	2	0.900	6	4	6	4	12	8	0.600	30	10	0.750			25.5	40	0.638
C 32 Hartley, Kevin	2	6	0	8	2	14	0.125	5	2	5	5	10	7	0.588	12	21	0.364			10.5	33	0.318
C 33 Howell, John	4	7	7	5	11	12	0.478	8	3	7	4	15	7	0.682	26	19	0.578			13.0	45	0.289
C 34 Fleming, Frank	4	3	1	5	5	8	0.385	5	3	4	2	9	5	0.643	14	13	0.519			8.0	27	0.296
C 35 Hagan, Mark	0	3	3	1	3	4	0.429	3	1	1	4	4	5	0.444	7	9	0.438			4.0	16	0.250
C 36 Deemer, Randy	8	4	7	5	15	9	0.625	7	4	6	3	13	7	0.650	28	16	0.636			32.0	44	0.727
C 37 Herman, Fritz	4	6	4	5	8	11	0.421	6	4	5	5	11	9	0.550	19	20	0.487			11.5	39	0.295
C 38 Harrell, Forrest	0	0	0	0	0	0	#DIV/0!	1	0	0	1	1	1	0.500	1	1	0.500			0.0	2	0.000
C4/ UZMALL	39	33	39	33	78	66	0.542	20	16	23	13	43	29	0.597	164	124	0.569	14	0	152.0	302	0.503
C 40 Kunesh, Joe	3	3	2	9	5	12	0.294	4	7	2	3	6	10	0.375	11	22	0.333	1	0	9.0	34	0.265
C 41 Powell, Mark	8	3	8	3	16	6	0.727	10	2	10	2	20	4	0.833	36	10	0.783	2	0	35.0	48	0.729
C 42 Rouse, Chuck	3	7	0	1	3	8	0.273	1	1	4	8	5	9	0.357	8	17	0.320	2	0	5.0	27	0.185
C 43 Wilkinson, Charlie	3	6	5	4	8	10	0.444	3	4	3	6	6	10	0.375	14	20	0.412	2	0	14.0	36	0.389
C 44 Denton, Fon	7	5	6	6	13	11	0.542	6	6	10	2	16	8	0.667	29	19	0.604	2	0	29.5	50	0.590
C 45 Williams, Denny	8	3	6	6	14	9	0.609	7	5	8	3	15	8	0.652	29	17	0.630	2	0	30.0	48	0.625
C 46 Stewart, Nick	1	1	2	2	3	3	0.500	0	4	0	0	0	4	0.000	3	7	0.300	1	0	1.0	11	0.091
C 47 Dwight, Mike	6	5	10	2	16	7	0.696	9	3	9	2	18	5	0.783	34	12	0.739	2	0	28.5	48	0.594
C5/ Sharky's Machine	32	31	30	34	62	65	0.488	17	16	16	17	33	33	0.500	128	131	0.494	0	0	106.0	259	0.409
C 50 Browndorf, Ken	6	9	2	11	8	20	0.286	6	6	8	4	14	10	0.583	22	30	0.423			11.5	52	0.221
C 51 Arensdorf, Dave	2	4	4	1	6	5	0.545	3	3	2	5	5	8	0.385	11	13	0.458			17.0	24	0.708
C 52 Allison, Frank	6	4	6	5	12	9	0.571	8	4	7	4	15	8	0.652	27	17	0.614			20.0	44	0.455
C 53 Hines, Curtis	5	3	2	7	7	10	0.412	4	4	3	6	7	10	0.412	14	20	0.412			12.0	34	0.353
C 54 Gross, Tom	8	6	9	5	17	11	0.607	5	8	7	6	12	14	0.462	29	25	0.537			20.0	54	0.370
C 55 Kruger, Lonny	5	5	7	5	12	10	0.545	8	7	5	9	13	16	0.448	25	26	0.490			25.5	51	0.500
C6/ Damn Yankees!	27	45	33	39	60	84	0.417	9	27	14	22	23	49	0.319	106	182	0.368	0	0	103.0	288	0.358
C 60 Dougherty, Henry	1	7	2	7	3	14	0.176	1	8	5	6	6	14	0.300	9	28	0.243			8.5	37	0.230
C 61 Lupien, Bam	4	7	4	5	8	12	0.400	0	8	2	7	2	15	0.118	10	27	0.270			7.0	37	0.189
C 62 Sarantos, Alex	6	4	6	4	12	8	0.600	5	5	4	6	9	11	0.450	21	19	0.525			18.0	40	0.450
C 63 Doroshanko, Jim	2	3	4	1	6	4	0.600	3	2	2	3	5	5	0.500	11	9	0.550			14.5	20	0.725
C 64 Doroshanko, Kim	0	3	0	0	0	3	0.000	0	0	1	0	1	0	1.000	1	3	0.250			0.0	4	0.000
C 65 Fournier, Chris	4	5	4	5	8	10	0.444	1	7	3	5	4	12	0.250	12	22	0.353			15.5	34	0.456
C 66 Fournier, Jeff	4	7	6	6	10	13	0.435	3	7	5	4	8	11	0.421	18	24	0.429			15.5	42	0.369
C 67 Rickard, Chris	3	1	2	4	5	5	0.500	0	6	0	6	0	12	0.000	5	17	0.227			11.0	22	0.500
C 68 Howley, John	1	3	2	2	3	5	0.375	1	5	2	3	3	8	0.273	6	13	0.316			3.5	19	0.184
C 69 Pavlic, Jerome	2	5	3	5	5	10	0.333	4	6	4	4	8	10	0.444	13	20	0.394			9.5	33	0.288
C7/ Been There Done That	36	35	35	37	71	72	0.497	19	17	16	20	35	37	0.486	141	146	0.491	0	0	165.5	287	0.577
C 70 Brown, Tami	3	5	2	7	5	12	0.294	4	5	3	7	7	12	0.368	12	24	0.333			13.0	36	0.361
C 71 Brown, Phil	6	7	2	8	8	15	0.348	8	4	4	8	12	12	0.500	20	27	0.426			41.5	47	0.883
C 72 Blackwelder, Deborah	7	5	7	4	14	9	0.609	5	8	5	7	10	15	0.400	24	24	0.500			27.0	48	0.563
C 73 Weaver, Mark	5	7	6	6	11	13	0.458	5	5	6	5	11	10	0.524	22	23	0.489			16.0	45	0.356
C 74 Matthews, Eric	0	1	0	1	0	2	0.000	1	0	0	2	1	2	0.333	1	4	0.200			0.0	5	0.000
C 75 Walters, Jason	5	3	5	5	10	8	0.556	7	3	4	5	11	8	0.579	21	16	0.568			25.5	37	0.689
C 76 Mooty, Aaron	2	3	5	2	7	5	0.583	3	3	2	3	5	6	0.455	12	11	0.522			16.0	23	0.696
C 77 Crumpler, Greg	8	4	8	4	16	8	0.667	5	6	8	3	13	9	0.591	29	17	0.630			26.5	46	0.576

	Singles	301	Singles	Cricket	Singles	Record	Singles Win %-age	Doubles	Cricket	Doubles	501	Doubles	Record	Doubles Win %-age	Sngls + Dbls	Record	Sngls + Dbls Win %-age	1001 Wins	1001 Losses	All-Star Points	Games Played	All-Star %-age
D1/ Happy Hours	31	41	32	40	63	81	0.438	17	19	15	21	32	40	0.444	127	161	0.441	0	0	100.0	288	0.347
D 10 Jolly, Jennifer	4	7	1	9	5	16	0.238	5	5	2	6	7	11	0.389	12	27	0.308			6.5	39	0.167
D 11 Jolly, Steve	3	7	1	1	4	8	0.333	1	2	3	3	4	5	0.444	8	13	0.381			4.0	21	0.190
D 12 Santas, Luey	3	4	5	2	8	6	0.571	3	4	4	3	7	7	0.500	15	13	0.536			12.5	28	0.446
D 13 Ridenour, Ron	6	5	7	5	13	10	0.565	6	6	6	6	12	12	0.500	25	22	0.532			15.0	47	0.319
D 14 McCommons, Ben	8	4	7	5	15	9	0.625	8	4	8	4	16	8	0.667	31	17	0.646			24.0	48	0.500
D 15 Kelley, Joanna	3	7	3	9	6	16	0.273	5	6	3	7	8	13	0.381	14	29	0.326			9.5	43	0.221
D 16 Mongillo, Marty	4	7	5	7	9	14	0.391	6	6	3	9	9	15	0.375	18	29	0.383			20.5	47	0.436
D 17 Blackwelder, Allysan	0	0	3	2	3	2	0.600	0	5	1	4	1	9	0.100	4	11	0.267			8.0	15	0.533
D2/ Wireless	32	40	24	48	56	88	0.389	16	20	22	14	38	34	0.528	132	156	0.458	14	0	111.5	302	0.369
D 20 Galloway, Dave	6	4	3	6	9	10	0.474	6	4	6	3	12	7	0.632	21	17	0.553	2	0	12.0	40	0.300
D 21 Crowley, Pat	8	2	8	2	16	4	0.800	7	3	8	2	15	5	0.750	31	9	0.775	2	0	39.5	42	0.940
D 22 Robertson, Ronnie	4	6	3	7	7	13	0.350	2	9	6	5	8	14	0.364	15	27	0.357	2	0	12.0	44	0.273
D 23 Allen, Jeffrey	3	8	3	9	6	17	0.261	3	9	6	6	9	15	0.375	15	32	0.319	2	0	8.5	49	0.173
D 24 Donleycott, Kenneth	3	8	3	8	6	16	0.273	4	7	7	4	11	11	0.500	17	27	0.386	2	0	18.5	46	0.402
D 25 Gilliam, David	2	6	0	4	2	10	0.167	0	3	3	3	3	6	0.333	5	16	0.238	1	0	0.0	22	0.000
D 26 Robertson, Susan	0	2	0	3	0	5	0.000	4	2	2	2	6	4	0.600	6	9	0.400	2	0	1.0	17	0.059
D 27 Stewart, Wendy	1	2	0	6	1	8	0.111	0	2	0	2	0	4	0.000	1	12	0.077	0	0	1.0	13	0.077
D 28 Johnson, David	5	2	4	3	9	5	0.643	6	1	6	1	12	2	0.857	21	7	0.750	1	0	19.0	29	0.655
D3/ Heroes In Trouble	32	40	41	31	73	71	0.507	19	17	17	19	36	36	0.500	145	143	0.503	7	15	138.0	310	0.445
D 30 Wackerman, Mark	4	5	5	7	9	12	0.429	8	4	8	4	16	8	0.667	25	20	0.556	1	2	34.0	48	0.708
D 31 Enos, Kellee	4	6	3	6	7	12	0.368	2	3	7	3	9	6	0.600	16	18	0.471	1	2	7.5	37	0.203
D 32 Stasko, Bill	7	5	7	5	14	10	0.583	5	6	6	6	11	12	0.478	25	22	0.532	1	2	20.5	50	0.410
D 33 Alapin, Toni	5	7	0	1	5	8	0.385	1	6	1	9	2	15	0.118	7	23	0.233	1	2	6.5	33	0.197
D 34 DuFraine, Pete	2	7	5	1	7	8	0.467	3	1	1	4	4	5	0.444	11	13	0.458	0	1	10.5	25	0.420
D 35 Clarke, Jennifer	0	0	0	0	0	0	#DIV/0!	0	0	0	0	0	0	#DIV/0!	0	0	#DIV/0!	0	0	0.0	0	#DIV/0!
D 36 Long, Laura	4	4	6	6	10	10	0.500	8	4	1	3	9	7	0.563	19	17	0.528	1	2	14.5	39	0.372
D 37 Hibbert, Jimmy	1	2	7	3	8	5	0.615	3	6	4	4	7	10	0.412	15	15	0.500	1	2	15.0	33	0.455
D 38 Smith, W.D. "Sarge"	5	4	8	2	13	6	0.684	8	4	6	5	14	9	0.609	27	15	0.643	1	2	29.5	45	0.656
D4/ 5 Drunks, 1 Driver	34	38	38	34	72	72	0.500	23	13	19	17	42	30	0.583	156	132	0.542	6	14	155.0	308	0.503
D 40 Thompson, Barry	6	6	6	6	12	12	0.500	5	7	7	5	12	12	0.500	24	24	0.500	1	2	28.0	51	0.549
D 41 Hines, Eric	7	5	8	4	15	9	0.625	8	4	8	4	16	8	0.667	31	17	0.646	1	2	29.0	51	0.569
D 42 Simpson, David	7	5	10	2	17	7	0.708	11	1	5	7	16	8	0.667	33	15	0.688	1	2	52.0	51	1.020
D 43 Simpson, Jill	0	10	3	9	3	19	0.136	10	2	6	5	16	7	0.696	19	26	0.422	1	2	14.5	48	0.302
D 44 Dillon, Lancelot	6	5	5	6	11	11	0.500	9	2	8	3	17	5	0.773	28	16	0.636	1	2	25.0	47	0.532
D 45 Miller, Brandon	4	5	1	5	5	10	0.333	0	5	4	4	4	9	0.308	9	19	0.321	1	2	3.0	31	0.097
D 46 Matthews, Gary	4	2	5	2	9	4	0.692	3	5	0	6	3	11	0.214	12	15	0.444	0	2	3.5	29	0.121
D5/ Dynamic Darts	35	37	48	24	83	61	0.576	16	20	15	21	31	41	0.431	145	143	0.503	8	0	122.5	296	0.414
D 50 Markov, Jim	8	1	7	1	15	2	0.882	3	4	5	5	8	9	0.471	23	11	0.676	1	0	14.0	35	0.400
D 51 Ellison, George	2	4	5	5	7	9	0.438	4	7	4	4	8	11	0.421	15	20	0.429	1	0	13.5	36	0.375
D 52 Jackson, Barry "Bump"	3	5	6	3	9	8	0.529	1	7	4	6	5	13	0.278	14	21	0.400	1	0	12.0	36	0.333
D 53 McFadden, Kevin	8	4	4	4	12	8	0.600	5	6	2	5	7	11	0.389	19	19	0.500	1	0	14.0	39	0.359
D 54 Costen, Todd	1	5	6	3	7	8	0.467	5	4	4	6	9	10	0.474	16	18	0.471	1	0	12.5	35	0.357
D 55 Costen, Jim "FBJ"	2	4	2	2	4	6	0.400	3	2	1	4	4	6	0.400	8	12	0.400	1	0	3.5	21	0.167
D 56 Kissinger, Tim	2	3	3	1	5	4	0.556	2	1	5	1	7	2	0.778	12	6	0.667	0	0	7.0	18	0.389
D 57 Winters, "Tiny" Tom	8	3	10	2	18	5	0.783	5	5	2	4	7	9	0.438	25	14	0.641	1	0	33.0	40	0.825
D 58 Rowe, Travis	1	8	5	3	6	11	0.353	4	4	3	7	7	11	0.389	13	22	0.371	1	0	13.0	36	0.361
D6/ Grateful Darts	48	24	34	38	82	62	0.569	20	16	19	17	39	33	0.542	160	128	0.556	0	0	142.0	288	0.493
D 60 Iager, John	1	1	10	1	11	2	0.846	8	4	4	7	12	11	0.522	23	13	0.639			22.0	36	0.611
D 61 Simpson, Phil	8	3	4	8	12	11	0.522	3	2	7	3	10	5	0.667	22	16	0.579			8.5	38	0.224
D 62 Lilienthal, John	10	2	3	2	13	4	0.765	5	5	4	3	9	8	0.529	22	12	0.647			10.5	34	0.309
D 63 McGrail, Tony	1	0	2	10	3	10	0.231	2	1	4	3	6	4	0.600	9	14	0.391			7.0	23	0.304
D 64 Perkins, Rick	6	6	0	0	6	6	0.500	5	2	1	6	6	8	0.429	12	14	0.462			5.5	26	0.212
D 65 Byrd, Joel	2	0	0	5	2	5	0.286	1	2	2	1	3	3	0.500	5	8	0.385			1.0	13	0.077
D 66 Goodknecht, Chris	8	3	6	5	14	8	0.636	5	6	5	5	10	11	0.476	24	19	0.558			30.0	43	0.698
D 67 Roman-Cusher, Jason	4	6	1	4	5	10	0.333	5	5	3	3	8	8	0.500	13	18	0.419			10.5	31	0.339
D 68 Holland, William	8	3	8	3	16	6	0.727	6	5	8	3	14	8	0.636	30	14	0.682			47.0	44	1.068
D7/ Kozmic Debris	40	32	35	37	75	69	0.521	15	21	19	17	34	38	0.472	143	145	0.497	0	7	136.0	295	0.461
D 70 Martin, Anthony	5	7	6	6	11	13	0.458	4	7	5	7	9	14	0.391	20	27	0.426	0	1	21.0	48	0.438
D 71 Brandt, Patrice	1	6	1	7	2	13	0.133	1	6	0	8	1	14	0.067	3	27	0.100	0	0	6.0	30	0.200
D 72 Mimcieli, Brian	0	1	0	1	0	2	0.000	0	2	0	0	0	2	0.000	0	4	0.000	0	0	0.0	4	0.000
D 73 Hansen, Paul	4	2	1	6	5	8	0.385	2	4	2	3	4	7	0.364	9	15	0.375	0	0	13.5	24	0.563
D 74 Hewlett, Rich	8	3	3	5	11	8	0.579	4	6	4	7	8	13	0.381	19	21	0.475	0	1	7.0	41	0.171
D 75 Krasnow, Dave	4	2	4	2	8	4	0.667	4	3	6	0	10	3	0.769	18	7	0.720	0	1	10.5	26	0.404
D 76 Smith, T.C.	5	4	5	4	10	8	0.556	5	4	5	4	10	8	0.556	20	16	0.556	0	1	24.5	37	0.662
D 77 Wenhart, Jeff	3	3	2	4	5	7	0.417	3	3	6	0	9	3	0.750	14	10	0.583	0	1	12.5	25	0.500
D 78 Wesson, Linda	0	2	1	2	1	4	0.200	0	2	1	2	1	4	0.200	2	8	0.200	0	1	0.0	11	0.000
D 79 Gelhar, Tommy	10	2	12	0	22	2	0.917	7	5	9	3	16	8	0.667	38	10	0.792	0	1	41.0	49	0.837

	Singles	301	Singles	Cricket	Singles	Record	Singles Win %-age	Doubles	Cricket	Doubles	501	Doubles	Record	Doubles Win %-age	Sngls + Dbls	Record	Sngls + Dbls Win %-age	1001 Wins	1001 Losses	All-Star Points	Games Played	All-Star %-age
E1/ C.O.W.A.	35	37	25	47	60	84	0.417	14	22	17	19	31	41	0.431	122	166	0.424	0	6	89.0	294	0.303
E 10 Payne, Julie	7	3	3	8	10	11	0.476	5	5	4	8	9	13	0.409	19	24	0.442	0	1	12.5	44	0.284
E 11 Cotton, Barbara	6	6	3	9	9	15	0.375	3	9	7	4	10	13	0.435	19	28	0.404	0	1	14.0	48	0.292
E 12 Carter, Kevin	6	6	7	5	13	11	0.542	6	6	4	8	10	14	0.417	23	25	0.479	0	1	19.0	49	0.388
E 13 Rhea, Laurie	3	7	3	7	6	14	0.300	4	6	7	2	11	8	0.579	17	22	0.436	0	0	13.0	39	0.333
E 14 Rhea, Bill	1	1	0	1	1	2	0.333	1	0	0	1	1	1	0.500	2	3	0.400	0	0	1.0	5	0.200
E 15 Cox, John	6	6	6	3	12	9	0.571	3	9	6	4	9	13	0.409	21	22	0.488	0	1	13.5	44	0.307
E 16 Gildae, Tom	3	2	2	5	5	7	0.417	2	7	2	4	4	11	0.267	9	18	0.333	0	1	7.5	28	0.268
E 17 Baynor, Jessica	0	0	0	2	0	2	0.000	1	0	0	1	1	1	0.500	1	3	0.250	0	0	1.0	4	0.250
E 18 Reed, Rebecca	3	6	1	7	4	13	0.235	3	2	4	6	7	8	0.467	11	21	0.344	0	1	7.5	33	0.227
E2/ Travelin' Beer Bellies	40	32	41	31	81	63	0.563	21	15	18	18	39	33	0.542	159	129	0.552	19	8	121.0	315	0.384
E 20 Yoneoka, J.J.	5	3	10	2	15	5	0.750	9	3	8	2	17	5	0.773	32	10	0.762	3	1	17.0	46	0.370
E 21 Yoneoka, Oakie	9	3	7	5	16	8	0.667	5	6	4	5	9	11	0.450	25	19	0.568	3	1	23.0	48	0.479
E 22 Gabriel, Eric "Big E"	3	6	6	3	9	9	0.500	4	5	3	3	7	8	0.467	16	17	0.485	1	1	14.5	35	0.414
E 23 Side, Eric	2	3	4	8	6	11	0.353	8	3	8	2	16	5	0.762	22	16	0.579	3	1	17.0	42	0.405
E 24 Kring, Jeremy	0	3	0	2	0	5	0.000	1	2	2	1	3	3	0.500	3	8	0.273	0	0	1.0	11	0.091
E 25 Thompson, Derek	1	0	2	1	3	1	0.750	3	2	1	2	4	4	0.500	7	5	0.583	2	1	7.5	15	0.500
E 26 Martin, David	6	2	1	3	7	5	0.583	1	1	2	4	3	5	0.375	10	10	0.500	1	1	8.0	22	0.364
E 27 Pridgen, Mike	7	3	7	5	14	8	0.636	6	5	2	6	8	11	0.421	22	19	0.537	3	1	16.5	45	0.367
E 28 Gibson, Ed	4	6	2	2	6	8	0.429	3	2	4	7	7	9	0.438	13	17	0.433	2	1	11.0	33	0.333
E 29 Kremer, J.	3	3	2	0	5	3	0.625	2	1	2	4	4	5	0.444	9	8	0.529	1	0	5.5	18	0.306
E3/ FYL&EMS	39	33	42	30	81	63	0.563	24	12	19	17	43	29	0.597	167	121	0.580	6	9	129.0	303	0.426
E 30 Kirkpatrick, Craig	1	1	0	1	1	2	0.333	1	0	1	1	2	1	0.667	3	3	0.500	0	1	1.0	7	0.143
E 31 Pope, Josh	8	2	7	4	15	6	0.714	10	1	5	5	15	6	0.714	30	12	0.714	1	1	26.0	44	0.591
E 32 Huray, Adam	2	6	0	1	2	7	0.222	3	2	2	4	5	6	0.455	7	13	0.350	1	1	2.5	22	0.114
E 33 Buzzard, Peter	4	5	4	1	8	6	0.571	4	2	5	2	9	4	0.692	17	10	0.630	0	1	7.0	28	0.250
E 34 Kirkpatrick, Brian	6	4	5	4	11	8	0.579	8	1	5	4	13	5	0.722	24	13	0.649	1	1	15.0	39	0.385
E 35 Pope, Daniel	1	2	0	4	1	6	0.143	3	1	2	3	5	4	0.556	6	10	0.375	0	0	5.5	16	0.344
E 36 Reynolds, Joe	6	1	4	4	10	5	0.667	5	4	6	3	11	7	0.611	21	12	0.636	0	1	22.5	34	0.662
E 37 Teeter, Kyle	6	3	9	2	15	5	0.750	6	4	3	8	9	12	0.429	24	17	0.585	1	1	19.5	43	0.453
E 38 Hunter, Jeff	3	6	9	2	12	8	0.600	6	4	6	2	12	6	0.667	24	14	0.632	1	1	21.0	40	0.525
E 39 Polston, Tony	2	3	4	7	6	10	0.375	2	5	3	2	5	7	0.417	11	17	0.393	1	1	9.0	30	0.300
E4/ Bubba's Garage	38	34	35	37	73	71	0.507	18	18	22	14	40	32	0.556	153	135	0.531	7	0	122.5	295	0.415
E 40 Sautter, Don	5	6	5	6	10	12	0.455	9	4	7	5	16	9	0.640	26	21	0.553	1	0	21.0	48	0.438
E 41 Bacanskas, Andrew	4	4	4	5	8	9	0.471	1	6	8	2	9	8	0.529	17	17	0.500	1	0	10.0	35	0.286
E 42 Motley, Steve	9	3	7	5	16	8	0.667	7	5	7	6	14	11	0.560	30	19	0.612	1	0	24.5	50	0.490
E 43 Leonard, Shawn	6	6	7	5	13	11	0.542	8	4	7	5	15	9	0.625	28	20	0.583	1	0	25.5	49	0.520
E 44 Steffen, Chris	2	5	2	4	4	9	0.308	1	4	6	3	7	7	0.500	11	16	0.407	1	0	7.5	28	0.268
E 45 Fitzsimmons, Bob	4	5	2	8	6	13	0.316	3	7	3	2	6	9	0.400	12	22	0.353	1	0	9.5	35	0.271
E 46 Howard, Brian	8	4	7	4	15	8	0.652	7	4	6	5	13	9	0.591	28	17	0.622	1	0	24.5	46	0.533
E 47 Herrell, Brian	0	1	1	0	1	1	0.500	0	2	0	0	0	2	0.000	1	3	0.250	0	0	0.0	4	0.000
E5/ One Armed Bandits	27	45	25	47	52	92	0.361	11	25	15	21	26	46	0.361	104	184	0.361	0	7	87.0	295	0.295
E 50 Johnson, Sven	3	5	4	3	7	8	0.467	4	4	3	5	7	9	0.438	14	17	0.452	0	1	5.5	32	0.172
E 51 Kiser, Lyman	8	4	6	6	14	10	0.583	4	8	8	4	12	12	0.500	26	22	0.542	0	1	32.0	49	0.653
E 52 Wiles, Jay	5	6	4	8	9	14	0.391	4	8	6	7	10	15	0.400	19	29	0.396	0	1	16.0	49	0.327
E 53 Henson, Rob	5	6	5	6	10	12	0.455	5	6	6	4	11	10	0.524	21	22	0.488	0	1	15.0	44	0.341
E 54 Hickman, Pete	0	5	1	4	1	9	0.100	1	5	1	4	2	9	0.182	3	18	0.143	0	1	0.0	22	0.000
E 55 Bonaparte, Chris	2	11	0	13	2	24	0.077	0	10	2	8	2	18	0.100	4	42	0.087	0	1	5.0	47	0.106
E 56 Dopko, Jeff	4	8	5	7	9	15	0.375	4	9	4	10	8	19	0.296	17	34	0.333	0	1	13.5	52	0.260
E 57 Taylor, Wayne	0	0	0	0	0	0	#DIV/0!	0	0	0	0	0	0	#DIV/0!	0	0	#DIV/0!	0	0	0.0	0	#DIV/0!
E6/ Tub Kids	43	29	41	31	84	60	0.583	16	20	18	18	34	38	0.472	152	136	0.528	0	13	120.0	301	0.399
E 60 Martin, George	8	4	10	2	18	6	0.750	9	3	6	6	15	9	0.625	33	15	0.688	0	2	22.0	50	0.440
E 61 Baker, Dave	2	1	0	1	2	2	0.500	1	1	0	1	1	2	0.333	3	4	0.429	0	0	0.0	7	0.000
E 62 Ragan, Marcus	0	5	2	4	2	9	0.182	1	4	2	5	3	9	0.250	5	18	0.217	0	0	5.0	23	0.217
E 63 Nutter, Darryl	8	2	9	0	17	2	0.895	2	8	4	4	6	12	0.333	23	14	0.622	0	2	15.0	39	0.385
E 64 Carter, Chris	9	3	5	6	14	9	0.609	8	4	3	8	11	12	0.478	25	21	0.543	0	2	23.0	48	0.479
E 65 Downs, Aaron	7	4	10	1	17	5	0.773	3	8	8	3	11	11	0.500	28	16	0.636	0	2	36.0	46	0.783
E 66 McGettigan, Peter	7	3	5	6	12	9	0.571	5	6	9	2	14	8	0.636	26	17	0.605	0	2	14.0	45	0.311
E 67 Tyler, Kirsten	1	5	0	6	1	11	0.083	2	4	2	5	4	9	0.308	5	20	0.200	0	2	1.0	27	0.037
E 68 Knowles, Chip	1	2	0	5	1	7	0.125	1	2	2	2	3	4	0.429	4	11	0.267	0	1	4.0	16	0.250
E7/ The Replacements	30	42	43	29	73	71	0.507	22	14	17	19	39	33	0.542	151	137	0.524	8	0	129.5	296	0.438
E 70 Swald, Jill	4	7	5	2	9	9	0.500	5	3	6	3	11	6	0.647	20	15	0.571	1	0	12.5	36	0.347
E 71 Thomas, Jason	8	4	9	3	17	7	0.708	6	5	4	6	10	11	0.476	27	18	0.600	1	0	32.0	46	0.696
E 72 Webb, Steve	3	4	2	4	5	8	0.385	4	3	3	6	7	9	0.438	12	17	0.414	1	0	8.5	30	0.283
E 73 Mozzetti, Tim	3	9	5	4	8	13	0.381	4	5	5	5	9	10	0.474	17	23	0.425	1	0	12.0	41	0.293
E 74 Lee, Eric	1	6	6	4	7	10	0.412	7	3	5	5	12	8	0.600	19	18	0.514	1	0	14.5	38	0.382
E 75 Simons, Emmett	4	6	8	2	12	8	0.600	6	3	3	6	9	9	0.500	21	17	0.553	1	0	26.5	39	0.679
E 76 Fulton, Jeff	0	2	2	5	2	7	0.222	5	1	3	3	8	4	0.667	10	11	0.476	1	0	6.5	22	0.295
E 77 Mitchell, Sid	7	4	6	5	13	9	0.591	7	5	5	4	12	9	0.571	25	18	0.581	1	0	17.0	44	0.386

(Lost scoresheet: week 10, 18-6 win by F8 over F5)

		Singles	301	Singles	Cricket	Singles	Record	Singles Win %-age	Doubles	Cricket	Doubles	501	Doubles	Record	Doubles Win %-age	Sngls + Dbls	Record	Sngls + Dbls Win %-age	1001 Wins	1001 Losses	All-Star Points	Games Played	All-Star %-age
F1/ DA Bulls		34	50	43	41	77	91	0.458	23	19	26	16	49	35	0.583	175	161	0.521	20	0	134.5	356	0.378
F 10	Munn, Chuck	3	1	1	6	4	7	0.364	1	4	4	2	5	6	0.455	9	13	0.409	1	0	7.5	23	0.326
F 11	Kerr, Duncan	7	6	9	4	16	10	0.615	3	9	8	3	11	12	0.478	27	22	0.551	3	0	20.5	52	0.394
F 12	White, Bill	9	5	9	5	18	10	0.643	9	4	5	5	14	9	0.609	32	19	0.627	3	0	34.5	54	0.639
F 13	McSorley, Paul	3	4	8	3	11	7	0.611	9	2	6	6	15	8	0.652	26	15	0.634	3	0	18.0	44	0.409
F 14	Snowden, Mark	2	7	5	5	7	12	0.368	3	5	4	2	7	7	0.500	14	19	0.424	2	0	12.0	35	0.343
F 15	Ammon, Mark	1	4	0	3	1	7	0.125	3	4	2	6	5	10	0.333	6	17	0.261	1	0	5.5	24	0.229
F 16	Miller, Jay	3	10	1	7	4	17	0.190	4	6	10	3	14	9	0.609	18	26	0.409	3	0	11.5	47	0.245
F 17	Palkoski, Scott	3	5	5	3	8	8	0.500	8	2	10	1	18	3	0.857	26	11	0.703	2	0	9.5	39	0.244
F 18	Charlton, Warwick	3	8	5	5	8	13	0.381	6	2	3	4	9	6	0.600	17	19	0.472	2	0	15.5	38	0.408
F2/ IBF		50	34	46	38	96	72	0.571	22	20	15	27	37	47	0.440	170	166	0.506	8	7	128.0	351	0.365
F 20	Hall, April	0	3	0	1	0	4	0.000	1	1	0	3	1	4	0.200	1	8	0.111	0	1	1.5	10	0.150
F 21	Hall, Frank	8	4	3	6	11	10	0.524	2	6	5	7	7	13	0.350	18	23	0.439	1	1	13.0	43	0.302
F 22	Gillett, Galen	8	3	8	1	16	4	0.800	6	5	2	4	8	9	0.471	24	13	0.649	1	1	21.0	39	0.538
F 23	Bleakley, Tom	4	6	1	6	5	12	0.294	3	4	2	7	5	11	0.313	10	23	0.303	1	0	7.0	34	0.206
F 24	Brewer, Dennis	1	3	1	3	2	6	0.250	3	1	0	4	3	5	0.375	5	11	0.313	0	0	5.0	16	0.313
F 25	Rittlinger, David	6	4	7	3	13	7	0.650	5	4	3	8	8	12	0.400	21	19	0.525	1	1	17.0	42	0.405
F 26	Harrison, Mark	3	4	5	6	8	10	0.444	4	7	5	5	9	12	0.429	17	22	0.436	1	0	8.0	40	0.200
F 27	Ferrell, Sierra	4	3	3	5	7	8	0.467	3	5	2	4	5	9	0.357	12	17	0.414	1	1	6.0	31	0.194
F 28	Hall, Danny	5	3	7	4	12	7	0.632	8	2	4	6	12	8	0.600	24	15	0.615	1	1	16.5	41	0.402
F 29	Smith, Nicholas	11	1	11	3	22	4	0.846	9	5	7	6	16	11	0.593	38	15	0.717	1	1	33.0	55	0.600
F3/ Chupacabras		42	42	47	37	89	79	0.530	23	19	20	22	43	41	0.512	175	161	0.521	0	16	114.0	352	0.324
F 30	DeMattos, Rick	7	7	2	2	9	9	0.500	5	6	7	4	12	10	0.545	21	19	0.525	0	2	7.0	42	0.167
F 31	Fourhman, Karsh	6	4	6	4	12	8	0.600	5	5	4	5	9	10	0.474	21	18	0.538	0	2	11.0	41	0.268
F 32	Alcon, Tony	7	6	10	4	17	10	0.630	10	4	5	7	15	11	0.577	32	21	0.604	0	2	26.0	55	0.473
F 33	Davis, Stuart	0	2	3	9	3	11	0.214	4	5	5	6	9	11	0.450	12	22	0.353	0	2	5.5	36	0.153
F 34	Buckley, Bill	6	7	8	4	14	11	0.560	7	5	4	8	11	13	0.458	25	24	0.510	0	2	21.5	51	0.422
F 35	Vest, Ron	6	6	6	5	12	11	0.522	6	2	7	3	13	5	0.722	25	16	0.610	0	2	11.5	43	0.267
F 36	Todd, Patrick	7	3	5	5	12	8	0.600	4	4	3	6	7	10	0.412	19	18	0.514	0	2	12.5	39	0.321
F 37	Park, Ed	3	7	7	4	10	11	0.476	5	7	5	5	10	12	0.455	20	23	0.465	0	2	19.0	45	0.422
F4/ Duck'N'Cover		35	49	24	60	59	109	0.351	8	34	19	23	27	57	0.321	113	223	0.336	0	0	73.5	336	0.219
F 40	Carawon, Bob	5	8	2	10	7	18	0.280	0	12	6	5	6	17	0.261	13	35	0.271			8.5	48	0.177
F 41	Young, Perry	1	8	0	7	1	15	0.063	1	6	4	5	5	11	0.313	6	26	0.188			2.5	32	0.078
F 42	Casadonte, Paul	3	2	5	4	8	6	0.571	0	8	3	3	3	11	0.214	11	17	0.393			6.5	28	0.232
F 43	Tollerton, Steve "Tolly"	7	3	6	4	13	7	0.650	4	6	5	4	9	10	0.474	22	17	0.564			14.0	39	0.359
F 44	Converse, Stan	3	2	5	0	8	2	0.800	4	1	2	3	6	4	0.600	14	6	0.700			10.5	20	0.525
F 45	Colborn, Ralph	1	0	0	1	1	1	0.500	0	1	0	1	0	2	0.000	1	3	0.250			0.0	4	0.000
F 46	Moeschet, Cathy	2	10	1	11	3	21	0.125	2	11	5	6	7	17	0.292	10	38	0.208			7.5	48	0.156
F 47	Peers, Martin	6	5	2	8	8	13	0.381	1	9	6	7	7	16	0.304	15	29	0.341			5.5	44	0.125
F 48	Highfill, Leigh	6	9	2	12	8	21	0.276	2	13	4	11	6	24	0.200	14	45	0.237			13.0	59	0.220
F 49	Maxwell, Mike	1	2	1	3	2	5	0.286	2	1	3	1	5	2	0.714	7	7	0.500			5.5	14	0.393
‡ F5/ Coral Reefers		27	51	23	55	50	106	0.321	13	26	14	25	27	51	0.346	104	208	0.333	7	8	77.5	327	0.237
‡ F 50	Cullen, Pat	0	9	0	9	0	18	0.000	3	5	2	5	5	10	0.333	5	28	0.152	1	1	2.0	35	0.057
‡ F 51	Williams, Nelson	4	8	4	7	8	15	0.348	3	9	7	6	10	15	0.400	18	30	0.375	1	1	12.0	50	0.240
‡ F 52	Sedgwick, Jim	1	4	0	3	1	7	0.125	0	2	1	2	1	4	0.200	2	11	0.154	0	1	1.0	14	0.071
‡ F 53	Britt, Jim	3	3	5	0	8	3	0.727	2	3	0	5	2	8	0.200	10	11	0.476	1	1	13.0	23	0.565
‡ F 54	Boyd, Richard	4	1	2	4	6	5	0.545	3	3	2	4	5	7	0.417	11	12	0.478	0	1	10.5	24	0.438
‡ F 55	Smith, Van	3	3	4	8	7	11	0.389	7	5	4	8	11	13	0.458	18	24	0.429	1	1	10.0	44	0.227
‡ F 56	Turner, Stuart	2	2	1	3	3	5	0.375	1	3	2	2	3	5	0.375	6	10	0.375	0	1	7.0	17	0.412
‡ F 57	Marity, Jennifer	0	8	0	5	0	13	0.000	2	3	1	6	3	9	0.250	3	22	0.120	1	0	2.5	26	0.096
‡ F 58	Baker, Tammy	4	5	1	8	5	13	0.278	2	9	4	4	6	13	0.316	11	26	0.297	1	0	6.5	38	0.171
‡ F 59	Hodge, Hugh	6	8	6	8	12	16	0.429	3	10	5	8	8	18	0.308	20	34	0.370	1	1	13.0	56	0.232
F6/ Big Deck		51	33	48	36	99	69	0.589	29	13	27	15	56	28	0.667	211	125	0.628	0	0	167.5	336	0.499
F 60	Hatch, Nicole	8	3	6	7	14	10	0.583	8	4	9	3	17	7	0.708	31	17	0.646			13.5	48	0.281
F 61	Gaffney, Michelle	6	6	4	5	10	11	0.476	4	4	8	2	12	6	0.667	22	17	0.564			14.5	39	0.372
F 62	Tarrant, John	5	5	8	4	13	9	0.591	10	2	6	7	16	9	0.640	29	18	0.617			26.0	47	0.553
F 63	Kubel, Tom "Q-Ball"	8	4	7	5	15	9	0.625	8	4	7	5	15	9	0.625	30	18	0.625			31.0	48	0.646
F 64	Peterman, Philip	4	4	3	3	7	7	0.500	4	3	7	0	11	3	0.786	18	10	0.643			6.5	28	0.232
F 65	Chavis, Lynn	7	3	8	3	15	6	0.714	7	4	4	3	11	7	0.611	26	13	0.667			19.5	39	0.500
F 66	Oakley, Gina	2	5	0	7	2	12	0.143	6	2	5	6	11	8	0.579	13	20	0.394			4.0	33	0.121
F 67	Oakley, Jerry	11	3	12	2	23	5	0.821	11	3	8	4	19	7	0.731	42	12	0.778			52.5	54	0.972
F7/ Darts'R'Us		48	36	44	40	92	76	0.548	21	21	22	20	43	41	0.512	178	158	0.530	0	7	114.5	343	0.334
F 70	Hill, Roger	4	5	10	3	14	8	0.636	7	7	7	7	14	14	0.500	28	22	0.560	0	1	23.5	51	0.461
F 71	McClure, Mark	8	5	5	3	13	8	0.619	4	7	6	6	10	13	0.435	23	21	0.523	0	1	16.5	45	0.367
F 72	Skelton, Chris	9	5	6	7	15	12	0.556	7	7	7	5	14	12	0.538	29	24	0.547	0	1	17.5	54	0.324
F 73	Terrell, Mark	7	5	10	2	17	7	0.708	7	6	6	5	13	11	0.542	30	18	0.625	0	1	29.0	49	0.592
F 74	Yarborough, Scott	6	7	1	11	7	18	0.280	2	6	5	8	7	14	0.333	14	32	0.304	0	1	6.5	47	0.138
F 75	Base, Rob	9	3	8	6	17	9	0.654	10	4	6	6	16	10	0.615	33	19	0.635	0	1	11.5	53	0.217
F 76	Scheaffer, Greg	5	6	4	8	9	14	0.391	5	5	7	3	12	8	0.600	21	22	0.488	0	1	10.0	44	0.227
‡ F8/ Mangina Douche		43	35	55	23	98	58	0.628	26	13	22	17	48	30	0.615	194	118	0.622	0	0	139.5	312	0.447
‡ F 80	Simmons, Tate	4	4	2	7	6	11	0.353	7	2	5	4	12	6	0.667	18	17	0.514			8.0	35	0.229
‡ F 81	King, Tim	3	6	6	4	9	10	0.474	6	3	5	2	11	5	0.688	20	15	0.571			13.5	35	0.386
‡ F 82	Wessinger, William "Wes"	8	1	7	4	15	5	0.750	7	4	3	7	10	11	0.476	25	16	0.610			16.5	41	0.402
‡ F 83	Penny, Ron	3	8	12	1	15	9	0.625	11	2	8	4	19	6	0.760	34	15	0.694			32.0	49	0.653
‡ F 84	Bond, Joel	3	4	8	2	11	6	0.647	3	4	3	5	6	9	0.400	17	15	0.531			7.0	32	0.219
‡ F 85	Keleher, John	10	3	10	3	20	6	0.769	8	5	8	5	16	10	0.615	36	16	0.692			42.0	52	0.808
‡ F 86	Crowley, Fulton "Flo"	2	1	1	1	3	2	0.600	1	2	0	2	1	4	0.200	4	6	0.400			1.0	10	0.100
‡ F 87	Iannone, Jamie	5	2	2	1	7	3	0.700	2	0	5	2	7	2	0.778	14	5	0.737			2.5	19	0.132
‡ F 88	Gernon, David	1	2	3	0	4	2	0.667	0	1	1	0	1	1	0.500	5	3	0.625			5.0	8	0.625
‡ F 89	Reitano, Sal	4	4	4	0	8	4	0.667	7	3	6	3	13	6	0.684	21	10	0.677			12.0	31	0.387

		Singles	301	Singles	Cricket	Singles	Record	Singles Win %-age	Doubles	Cricket	Doubles	501	Doubles	Record	Doubles Win %-age	Sngls + Dbls	Record	Sngls + Dbls Win %-age	1001 Wins	1001 Losses	All-Star Points	Games Played	All-Star %-age
G1/ Bogarts		25	35	28	32	53	67	0.442	14	16	12	18	26	34	0.433	105	135	0.438	7	0	56.0	247	0.227
G 10	Draper, Lisa	3	5	0	4	3	9	0.250	3	2	1	7	4	9	0.308	7	18	0.280	1	0	1.0	26	0.038
G 11	Aneretsky, Lara	0	2	2	4	2	6	0.250	2	4	2	2	4	6	0.400	6	12	0.333	0	0	3.5	18	0.194
G 12	Sutphen, George	7	1	6	2	13	3	0.813	6	2	4	2	10	4	0.714	23	7	0.767	0	0	14.0	30	0.467
G 13	Smith, Brian	4	4	4	5	8	9	0.471	4	5	5	5	9	10	0.474	17	19	0.472	1	0	7.5	37	0.203
G 14	Ahlheit, Joe	1	5	2	4	3	9	0.250	0	4	0	3	0	7	0.000	3	16	0.158	1	0	1.0	20	0.050
G 15	Bettencourt, Rodney	4	5	4	4	8	9	0.471	5	3	3	5	8	8	0.500	16	17	0.485	1	0	10.5	34	0.309
G 16	Kent, Sean	3	6	4	6	7	12	0.368	4	5	4	6	8	11	0.421	15	23	0.395	1	0	13.0	39	0.333
G 17	Munoz, Diego	0	2	1	0	1	2	0.333	2	1	1	2	3	3	0.500	4	5	0.444	1	0	0.0	10	0.000
G 18	Knick, Rob	1	0	0	0	1	0	1.000	0	1	0	0	0	1	0.000	1	1	0.500	0	0	0.0	2	0.000
G 19	Christensen, Chris	2	5	5	3	7	8	0.467	2	5	4	4	6	9	0.400	13	17	0.433	1	0	5.5	31	0.177
G2/ The Posse		28	44	22	50	50	94	0.347	15	21	19	17	34	38	0.472	118	170	0.410	0	6	68.5	294	0.233
G 20	Taylor, Jeff	10	2	11	1	21	3	0.875	7	5	7	4	14	9	0.609	35	12	0.745	0	1	41.5	48	0.865
G 21	Taylor, Melinda	1	7	2	4	3	11	0.214	3	1	3	2	6	3	0.667	9	14	0.391	0	0	2.0	23	0.087
G 22	Breton, Fuzzy	1	7	0	7	1	14	0.067	3	3	0	4	3	7	0.300	4	21	0.160	0	1	2.0	26	0.077
G 23	Breton, Pam	2	8	0	9	2	17	0.105	1	7	5	5	6	12	0.333	8	29	0.216	0	1	1.0	38	0.026
G 24	Colton, Mitch	3	6	4	7	7	13	0.350	4	6	3	6	7	12	0.368	14	25	0.359	0	1	13.5	40	0.338
G 25	Colton, Bridgette	3	6	0	10	3	16	0.158	3	6	7	4	10	10	0.500	13	26	0.333	0	1	2.5	40	0.063
G 26	Rollins, Doug	0	0	0	0	0	0	#DIV/0!	4	3	6	1	10	4	0.714	10	4	0.714	0	1	0.0	15	0.000
G 27	Rollins, Jolie	0	0	0	3	0	3	0.000	0	1	1	2	1	3	0.250	1	6	0.143	0	0	0.0	7	0.000
G 28	Brienzi, Kevin	5	3	3	5	8	8	0.500	4	4	4	4	8	8	0.500	16	16	0.500	0	0	5.0	32	0.156
G 29	Jolly, King	3	5	2	4	5	9	0.357	1	6	2	2	3	8	0.273	8	17	0.320	0	0	1.0	25	0.040
G3/ Get Over It		37	29	33	33	70	62	0.530	14	19	15	18	29	37	0.439	128	136	0.485	13	0	64.0	277	0.231
G 30	Lawley, Lisa	3	9	3	9	6	18	0.250	4	7	4	5	8	12	0.400	14	30	0.318	2	0	9.5	46	0.207
G 31	Lawley, Charley	6	4	6	4	12	8	0.600	5	6	8	4	13	10	0.565	25	18	0.581	2	0	19.5	45	0.433
G 32	Moore, Tim	9	1	6	5	15	6	0.714	4	7	4	7	8	14	0.364	23	20	0.535	2	0	9.0	45	0.200
G 33	Small, Jeff	6	4	5	6	11	10	0.524	5	6	4	7	9	13	0.409	20	23	0.465	2	0	6.5	45	0.144
G 34	Sick, Andy	4	5	6	3	10	8	0.556	3	6	4	4	7	10	0.412	17	18	0.486	2	0	4.5	37	0.122
G 35	Steinhauer, Bruce	0	0	0	0	0	0	#DIV/0!	0	0	0	0	0	0	#DIV/0!	0	0	#DIV/0!	0	0	0.0	0	#DIV/0!
G 36	Wilser, Dave	6	5	6	4	12	9	0.571	7	4	4	7	11	11	0.500	23	20	0.535	2	0	15.0	45	0.333
G 37	Young, Jeff	0	1	0	0	0	1	0.000	0	1	1	0	1	1	0.500	1	2	0.333	0	0	0.0	3	0.000
G 38	Thomas, Heather	3	0	1	2	4	2	0.667	0	1	1	2	1	3	0.250	5	5	0.500	1	0	0.0	11	0.000
G4/ The Potato Heads		32	22	25	29	57	51	0.528	15	12	15	12	30	24	0.556	117	99	0.542	0	0	51.0	216	0.236
G 4x	xx - Williams, Barry	4	3	5	3	9	6	0.600	6	2	5	3	11	5	0.688	20	11	0.645			4.0	31	0.129
G 4x	xx - McCann, Jack	4	1	1	4	5	5	0.500	2	4	4	2	6	6	0.500	11	11	0.500			2.5	22	0.114
G 4x	xx - Scott, Brian	1	2	1	2	2	4	0.333	3	1	2	2	5	3	0.625	7	7	0.500			1.0	14	0.071
G 43	Cullis, Karyn	0	1	0	1	0	2	0.000	0	1	1	0	1	1	0.500	1	3	0.250			0.0	4	0.000
G 44	Antoniak, John	3	5	4	5	7	10	0.412	5	4	4	5	9	9	0.500	16	19	0.457			7.0	35	0.200
G 45	Heater, Brett	9	1	5	4	14	5	0.737	7	2	5	4	12	6	0.667	26	11	0.703			13.5	37	0.365
G 46	Ferguson, Bob	6	2	4	3	10	5	0.667	1	6	4	2	5	8	0.385	15	13	0.536			8.0	28	0.286
G 4x	xx - Post, Gary	2	3	2	3	4	6	0.400	4	0	3	2	7	2	0.778	11	8	0.579			4.0	19	0.211
G 48	Hare, Wes	3	4	3	4	6	8	0.429	2	4	2	4	4	8	0.333	10	16	0.385			11.0	26	0.423
G 49	Cullis, Pete	0	0	0	0	0	0	#DIV/0!	0	0	0	0	0	0	#DIV/0!	0	0	#DIV/0!			0.0	0	#DIV/0!
G5/ 3 Legged Dog		34	26	28	32	62	58	0.517	17	13	16	14	33	27	0.550	128	112	0.533	0	15	58.5	255	0.229
G 50	Theall, Ken	4	2	2	2	6	4	0.600	4	6	2	3	6	9	0.400	12	13	0.480	0	2	4.5	27	0.167
G 51	Welch, Chris	4	6	6	4	10	10	0.500	5	5	4	4	9	9	0.500	19	19	0.500	0	2	8.0	40	0.200
G 52	Lyford, Chris	2	1	0	0	2	1	0.667	0	0	3	0	3	0	1.000	5	1	0.833	0	0	0.0	6	0.000
G 53	Gagner, Chris	7	3	4	6	11	9	0.550	3	5	6	3	9	8	0.529	20	17	0.541	0	2	11.5	39	0.295
G 54	Graziano, John	4	5	4	6	8	11	0.421	6	4	5	3	11	7	0.611	19	18	0.514	0	2	4.5	39	0.115
G 55	Guerrero, John	0	2	2	4	2	6	0.250	3	1	2	2	5	3	0.625	7	9	0.438	0	2	3.0	18	0.167
G 56	Mitchell, Billy	6	1	7	3	13	4	0.765	7	3	3	6	10	9	0.526	23	13	0.639	0	2	14.5	38	0.382
G 57	Meintel, Ed	2	2	0	1	2	3	0.400	1	1	2	3	3	4	0.429	5	7	0.417	0	2	2.0	14	0.143
G 58	Chapman, Alex	5	4	3	6	8	10	0.444	5	1	5	4	10	5	0.667	18	15	0.545	0	1	10.5	34	0.309
G6/ Brain Dead		32	40	50	22	82	62	0.569	23	13	23	13	46	26	0.639	174	114	0.604	0	7	102.0	295	0.346
G 60	Auch, Eric	7	4	6	3	13	7	0.650	6	4	6	5	12	9	0.571	25	16	0.610	0	1	16.0	42	0.381
G 61	Parker, Shannon	6	6	11	1	17	7	0.708	8	4	9	3	17	7	0.708	34	14	0.708	0	1	19.0	49	0.388
G 62	Smoak, David	6	6	7	4	13	10	0.565	5	6	4	3	9	9	0.500	22	19	0.537	0	1	14.5	42	0.345
G 63	Fjelstad, Mike	2	6	5	6	7	12	0.368	7	1	7	5	14	6	0.700	21	18	0.538	0	1	13.0	40	0.325
G 64	Yates, Brett	6	6	9	2	15	8	0.652	8	4	9	3	17	7	0.708	32	15	0.681	0	1	16.0	48	0.333
G 65	Pilo, Chris	5	7	6	2	11	9	0.550	7	3	5	3	12	6	0.667	23	15	0.605	0	1	9.5	39	0.244
G 66	Lee, Ronnie	0	5	6	4	6	9	0.400	5	4	6	4	11	8	0.579	17	17	0.500	0	1	14.0	35	0.400
G 67	Mayes, Frank	0	0	0	0	0	0	#DIV/0!	0	0	0	0	0	0	#DIV/0!	0	0	#DIV/0!	0	0	0.0	0	#DIV/0!
G7/ Orange Crush		38	28	40	26	78	54	0.591	13	20	13	20	26	40	0.394	130	134	0.492	0	0	78.0	264	0.295
G 70	Brown, Tracy	4	7	6	5	10	12	0.455	4	7	4	5	8	12	0.400	18	24	0.429			3.5	42	0.083
G 71	Caudle, Charlie	4	3	0	4	4	7	0.364	1	1	1	6	2	7	0.222	6	14	0.300			2.0	20	0.100
G 72	Rider, Milton	3	1	3	4	6	5	0.545	3	5	2	3	5	8	0.385	11	13	0.458			7.0	24	0.292
G 73	Wells, John	8	3	7	4	15	7	0.682	6	5	7	4	13	9	0.591	28	16	0.636			20.0	44	0.455
G 74	Zemlo, Josh	4	6	9	1	13	7	0.650	3	7	5	5	8	12	0.400	21	19	0.525			30.5	40	0.763
G 75	Ewald, Susie	5	5	5	4	10	9	0.526	3	6	2	6	5	12	0.294	15	21	0.417			1.5	36	0.042
G 76	Ewald, Dan	6	0	5	2	11	2	0.846	2	5	3	5	5	10	0.333	16	12	0.571			6.0	28	0.214
G 77	Meeks, Tommy	4	3	5	2	9	5	0.643	4	4	2	6	6	10	0.375	15	15	0.500			7.5	30	0.250

Break Time Billiards & Piedmont Dart Association Presents:

2nd Annual Dart Shootout

June 13th, 14th, and 15th, 2003

$2,000.00 Guaranteed

DAY	TIME	EVENT	ENTRY FEE
FRI	8:00 pm	Luck of the Draw	$10.00
SAT	10:30 am	Mixed Doubles Cricket	$20.00
	1:30 pm	Ladies' Doubles Cricket	$20.00
	2:00 pm	Men's Doubles Cricket	$20.00
	3:30 pm	Ladies' Singles Cricket	$10.00
	4:30 pm	Men's Singles Cricket	$10.00
	7:30 pm	Luck of the Draw	$10.00
SUN	10:30 am	Mixed Triples 601	$30.00
	1:00 pm	Men's Doubles 501	$20.00
	1:30 pm	Ladies' Singles 501	$10.00
	3:30 pm	Men's Singles 501	$10.00
	4:30 pm	Ladies' Doubles 501	$20.00

SUPER 8 MOTEL
200 Mercantile Drive
Winston-Salem NC 27105
336-714-8888 Ext. 404
Reservations: 1-800-800-8000

DARTERS RATES:
Before June 1st $65.99 per night.
After June 1st $80.77 per night.
Must ask for Darters Rates
when making your reservations.
Winston-Salem NC 27105
336-714-8888 Ext. 404
Reservations: 1-800-800-8000

Dart supplies by Woody.

DIRECTIONS TO SUPER 8
- Follow the directions below to University Pkwy South
- Turn right onto University Pkwy
- Go thru one stop light and turn right on Mercantile Drive (Beside Holiday Inn)

DIRECTIONS TO BREAK TIME
- I-40 (E or W) to Hwy 52 North
- Take University Pkwy South, Exit 115B
- Turn right on top of ramp, go thru 4 stop lights and North Chase Shopping Center will be on the left.
- Break Time Billiards located in the shopping center

Tournament Location:
Break Time Billiards
5083 University Parkway
Winston-Salem, NC 27106
336-744-9404

Tournament Director:
Nancy Coley
Tournament coordinator:
Phill Ellis
336-326-5496

PIEDMONT DART ASSOCIATION

BREAK TIME

SANCTIONED BY:

The 2003 WASHINGTON AREA OPEN DART TOURNAMENT

JUNE 20th, 21st, and 22nd, 2003

$7,500+ Guaranteed Payout

SPONSORED BY....

WASHINGTON AREA DARTS ASSOCIATION WADA

	FRIDAY		SATURDAY					SUNDAY					
	501 LOD	Cricket LOD	Mens Doubles 501	Ladies Doubles 501	Mens Singles Cricket	Ladies Singles Cricket	Mixed Trips 701	501/OKT CC LOD	Mixed Doubles 501	Mens Doubles Cricket	Ladies Doubles Cricket	Mens Singles 501	Ladies Singles 501
TIME	7 P.M.	9 P.M.	11am	12pm	1:30pm	3pm	5pm	7 P.M.	11am	1pm	2:30pm	3:30pm	4:30pm
Entry $$	$10	$10	$25/team	$25/team	$20 *	$20 *	$30/team	$10	$25/team	$25/team	$25/team	$20 *	$20 *
First	200	200	280	200	320	200	240	200	240	280	200	320	200
Second	100	100	140	100	160	100	120	100	120	140	100	160	100
Top4	50	50	80	50	80	50	60	50	60	80	50	80	50
Top8	20	20	40	- 0 -	40	25	30	20	30	40	- 0 -	40	25
Total	480	480	740	400	800	500	600	480	600	740	400	800	500

*includes a $2.00 ADO Sanctioning Fee

Registration closes 15 minutes prior to event times.

Full bar and dart concessions available.

Washington Area Darts Association
Executive Director: Darren Parzow
Email: Director@wadadarts.org
Phone: (202) 232-9232
Website: http://www.wadadarts.org
Board Chairman: Mick Nardelli

Hotel Information

Country Inn & Suites
45620 Falke Plaza, Sterling, VA
(703) 435-2700

Holiday Inn Washington Dulles
1000 Sully Road (Rte 28), Sterling, VA
(703) 471-7411

Fairfield Inn Dulles
23000 Indian Creek Dr, Sterling, VA
(703) 435-5300

Tournament Location

Mighty Mike's
22330 Sterling Boulevard
Sterling, Virginia
(703) 421-8920

Tournament Directors

Gene Glasser & Lisa Cutler
Email Parzowl 80@aol.com

NATIONAL MULTIPLE SCLEROSIS SOCIETY

Carolina Dart Classic

Percentage of Proceeds benefitting The National Multiple Sclerosis Society

$10,000+

July 11-13, 2003

Sanctioned By (pending)

Tournament Location:
Sheraton Airport Plaza
3315 South I-85/Billy Graham Pkwy
Charlotte, NC 28208
704-392-1200
$74.00 Rate - Reserve by June 15
(Free parking and Shuttle from Airport)

Tournament Coordinator:
Michelle Gaffney
(919) 271-5811
e-mail - pmgaffney@aol.com

Day Time	Friday 6:30pm	Friday 8:30pm	Saturday 10:00am	Saturday 12:30pm	Saturday 1:00pm	Saturday 3:00pm	Saturday 3:30pm	Saturday 5:00pm	Saturday 8:00pm	Sunday 10:30am	Sunday 1:00pm	Sunday 1:30pm	Sunday 3:00pm	Sunday 3:30pm
EVENTS	Chicago Pro Singles	Blind Draw 501	Mixed Doubles Cricket	Open Doubles Cricket	Ladies Singles Cricket	Open Singles Cricket	Ladies Doubles Cricket	**Charity Mixed Triples**	Blind Draw Cricket	Mixed Doubles 501	Open Doubles 501	Ladies Singles 501	Open Singles 501	Ladies Doubles 501
Fee	$25 Person	$10 Person	$28 Team	$28 Team	** $16	** $16	$28 Team	$45 per team entry	$10 Person	$28 Team	$28 Team	** $16	** $16	$28 Team
1st	$200	%	$520	$440	$260	$440	$280	%	%	$480	$480	$200	$440	$200
2nd	$100	%	$300	$220	$140	$220	$140	%	%	$280	$280	$100	$240	$100
Top 4	$50	%	$110	$110	$60	$110	$60	%	%	$100	$80	$60	$80	$60
Top 8	$25	%	$60	$60	$30	$60	$30	%	%	$60	$40	$30	$40	$30
Top 16		%		$20		$20								
Total	$500	80%	$1,280	$1,280	$640	$1,280	$660	80%	80%	$1,200	$1,080	$540	$1,000	$540

Sign-up Closes at Posted Times
** $2.00 ADO Surcharge Applied to Singles Events

Youth Singles - Saturday Afternoon at 5:30pm (by age group).
Adult/Youth Draw Doubles - Sunday Morning 9:30am

Disclaimer for amateur status: The host association and/or the ADO assume no responsibility for any adverse effects which awards may have on the amateur status of any youth participant.
Warning: Darts is an adult sport. It is Dangerous for Children to play without adult supervision

Take I-85 to the Billy Graham Pkwy South exit in Charlotte. The Sheraton is just off the interstate.

Saturday night Karaoke with our favorite couple Joan and Bob Sparrow from Sparrow Communications!

Presented By:
CADC Capital Area Dart Club

Dart Supplies provided by Jim Boan at Atlanta Dart Supply

2003 Peachtree Open

$5,250 Steel Tip Dart Tournament

August 1-3 2003

LOCATION:SWEETWATER BILLIARDS 2920 OLD NORCROSS RD DULUTH, GA 30096 770 921 5556

Take Pleasantville, exit 104 on I-85 (about 10 miles North of Atlanta), go East or South (away from mall), take a left at the first red light (Breckenridge Blvd) take a right at the 2nd light (Old Norcross Rd) , go to 1st red light (Sweetwater Rd), Sweetwater Billiards if located behind gas station at corner of Old Norcross and Sweetwater Rd.

ROOMS -Holiday Inn Express 3670 Shackleford Road Duluth GA 30096 $ --- 770 935 7171

Holiday Inn Express - from exit 104 off I 85 (Pleasanthill Rd) -take right at first red light , Holiday Inn is 1/4 mile on left

EVENT	DAY	TIME	ENTRY	1	2	Top 4	Top 8
Ladies Singles 501	Friday	6:30pm	15 *	120	60	30	15
Men's Singles 501	Friday	6:45pm	15 *	200	100	50	25
Blind Draw 501	Friday	9:00pm	10	200	100	50	25
Mixed Doubles Cricket	Saturday	11:00am	25	200	100	50	25
Ladies Doubles Cricket	Saturday	2:00pm	25	150	80	40	0
Men's Doubles Cricket	Saturday	2:15pm	25	200	100	50	25
Mixed Triples 501	Saturday	5:00pm	30	260	130	70	0
Blind Draw Cricket	Saturday	8:30pm	10	200	100	50	25
Ladies Doubles 501	Sunday	12:30pm	25	150	80	40	0
Men's Doubles 501	Sunday	12:45pm	25	200	100	50	25
Ladies Singles Cricket	Sunday	2:00pm	15 *	120	60	30	15
Men's Singles Cricket	Sunday	2:15pm	15 *	200	100	50	25

Singles include $2.00 ADO Fee.
WARNING: DARTS is an adult sport. It is dangerous to play without adult supervision.
DISCLAIMER AMATEUR STATUS- The Host Association assumes no responsibility for any adverse effects which awards may have on the amateur status of any youth participant. Please check local regulations/restrictions

800 554 9248
770 279 8537

Raleigh Dart League

Registration for Fall 2003 Season

Wednesday, July 16, Champions Billiards, 7:30-9:00 p.m.

Wednesday, July 16 **For returning teams AND new teams - there is only one night of registration!!!**
(If your team is not returning, please leave a message on VoiceMail.
New captain? Please pass this information on to him/her.)
Bring: 1) Completed roster - use BLACK pen please - with divisions played by by each member for last 3 seasons
2) ONE check for bar fee and a minimum of six players (Bar fee is $20; Player registration is $20) NO CASH WILL BE ACCEPTED!!!

Wednesday, July 23 **DEADLINE for unrestricted add-ons to roster**
July 24 through Sept. 15 Add-ons pre-approved by the Membership Committee:
1) Checks and player information as per roster to: Kellee Enos (treasurer), 505 South Lakeside Dr, Raleigh, NC 27606; telephone: 919-233-8948
2) Membership Director will inform captain of Committee's decision
A PLAYER IS NOT ELIGIBLE UNTIL APPROVED

Wednesday, August 6 **Captains' meeting, 7:30 p.m., Champions Billiards (MANDATORY)**
Pickup schedules, blank scoresheets, team rosters, phone lists, rules, etc.

Wednesday, August 13 **8:00 p.m. Season starts**

Either Mon., Sept. 15 OR Tues., Sept. 16 RDL Board Meeting; Last day to add/replace a player with approval
There is NO fifth week captains' meeting!

FALL 2003 RALEIGH DART LEAGUE TEAM REGISTRATION FORM

Team Name _____ Team Number _____
(PLEASE LEAVE BLANK)
Fee Paid:
Date Paid:

Divisions played in previous 3 seasons	Player Name:	Player Address:	M/F	Phone #:	
	Home Bar & Dart Rep.:	Board #s:			
	Captain: 0	email:		(H) (W)	0
	1			(H) (W)	1
	2			(H) (W)	2
	3			(H) (W)	3
	4			(H) (W)	4
	5			(H) (W)	5
	6			(H) (W)	6
	7			(H) (W)	7
	8			(H) (W)	8
	9			(H) (W)	9

PLEASE WRITE IN BLACK, IN BLOCK LETTERS - ROSTERS WILL BE PHOTOCOPIED

TOTAL: _____

(LEAVE SPACE BLANK FOR OFFICE USE)

tons of newsletter

Home to the Fall Session of the Raleigh Dart League for the Banquet, Saturday, December 13, 2003

The "Hey, I Haven't Had One Of These In Almost Eight Years" Edition

TOURNAMENT WINNERS

"A" Division - ***The Subversive Element*** *(14-10)*

One of the best tournament finals in recent memory, with neither team more than two points ahead at any time until the final dart. A 9m, a 6-Bull, two 180s, a 132-Out to tie the match at 10s, etc., combined to keep the crowd on the edge of its seats (see page 11).

"B" Division - ***Home Thrown*** *(13-9)*

A couple nice upsets in the quarterfinals seemed to signal big stories in B, but in the end, the only story was that the Cheap Shots were able to force the Homers into 501 in the final.

"C" Division - ***Back Here Doing That*** *(14-10)*

Back Here took care of business in the final, but their regular season/tournament double was sort of expected. What wasn't expected was the winless Dogs of War III beating the #2 seed, crushing the #3 seed, and pushing the #1 to the last 501 set!!

"D" Division - ***Wireless*** *(13-3)*

This season's big upset pullers squeezed through the first two rounds 13-11 and 12-10, but then lowered the boom in the final. In typical D division fashion, the lower seed won 4 of the 6 matches, with the #5 and #6 seeds combining for a 4-1 record.

"E" Division - ***Modena*** *(13-9)*

Modena took a rather improbable route to their Mugs, beating the #7, #6, and #4 seeds, with every match going into 501. Upon winning, they declared themselves the big dogs, and challenged the A division runners-up (see quotes on page 4).

"F" Division - ***Tres Equis*** *(13-11)*

The 'Cabras finally decided to tap some of their deep talent pool, rolling to the finals. However, waiting for them in the finals was a XXX show that built to a crescendo on the final shot of the night.

"G" Division - ***3 Legged Dog*** *(13-7)*

Ho, hum. G division was ultra-boring this time around. The higher seed won every match, and only one match was even as close as 14-10. The Dog did at least complete their perfect season.

REGULAR SEASON WINNERS

"A" Division - ***The Subversive Element*** *(10 wins, 2 losses)*
2nd place - Varina Sports Bar

"B" Division - ***Home Thrown*** *(12 wins, 0 losses)*
2nd place - Cheap Shots

"C" Division - ***Back Here Doing That*** *(10 wins, 2 losses)*
2nd place - Nothing But Darts

"D" Division - ***Heroes In Trouble*** *(10 wins, 2 losses)*
2nd place - Bubba's Garage

"E" Division - ***No Fear*** *(9 wins, 3 losses)*
2nd place - Modena

"F" Division - ***Brain Dead*** *(10 wins, 2 losses)*
2nd place - Tres Equis

"G" Division - ***3 Legged Dog*** *(12 wins, 0 losses)*
2nd place - Orange Crush

(Rosters of all tournament-winning and regular season first place teams can be found on page 4.)

TABLE OF CONTENTS

Item	Page Number
Tournament & Regular Season Winning Teams	1
Spring 2004 RDL Season Information	1
Final Divisional Standings	2
Final Divisional Tournament Results	3
Tournament Winning Team Rosters	4
Regular Season Winning Team Rosters	4
Request for Volunteers; 2004 ADO tournaments	4
Quotes from the tournament	4
Regular Season Trophy Dart Awards	5
Tournament Trophy Dart Awards	5
Other Tournament Hot Darts	5
Divisional Singles Win %-age Winners	6
Divisional All-Star Point %-age Winners	6
Players Who Beat the Singles Winners	6
Tiebreaker Stat Facts	6
Season Penalty Summary	6
List of Host Establishments	7
Notes for Spring 2004 RDL Registration/Season	7
BCDL victors, Individual Trophy Requirements	7
RDL Address and Phone No. Information	8
Calendar of Events, Season Penalty Log	8
JK's All-Star Team Picks	9
Quick Stat Tidbits	9
My Prediction Results Summary	9
Prediction Results Table	10
Contributed column, RDL-related photos	11
Random thoughts from JK on darts and other crap	12
NCCDL/NCLC 2003 regular season results	13
NCCDL/NCLC 2003 tournament results	14
Top Fall 2003 Singles Records, by Division	15
Top Fall 2003 Doubles Records, by Division	16
Top Fall 2003 Singles+Doubles, by Division	17
Top Fall 2003 All Star %-ages, by Division	18
Top Individual Records, by Section of Play	19,20
League-Wide Individual Singles, Doubles Records	21
League-Wide Individual Singles+Doubles Records, All-Star %-ages	22
Singles, Doubles Records, Ranked by Team	23
Singles+Doubles Records, All-Star %-ages, Ranked by Team	24
Week-by-Week Match Results Table	25
Complete "A" Division Statistics	26
Complete "B" Division Statistics	27
Complete "C" Division Statistics	28
Complete "D" Division Statistics	29
Complete "E" Division Statistics	30
Complete "F" Division Statistics	31
Complete "G" Division Statistics	32
Flier for 2004 Charlotte Getaway tournament	33
Registration Materials for Spring 2004 RDL Season	34

SPRING 2004 RALEIGH DART LEAGUE SEASON INFORMATION

Registration Meeting for ALL Teams (we disposed of the 2nd meeting seasons ago) Upper Deck Profile; **Wednesday, January 7**, 7:30-9:00

Unlimited player addition through January 12, addition with approval until RDL Board meeting on Monday, March 1

MANDATORY Preseason Captains' Meeting
Upper Deck Profile; **Wednesday, January 21**, 7:30 p.m.

Match Play begins on Wednesday, January 28

There is no 5th week captains' meeting, at least not yet…

FINAL!! DIVISIONAL TEAM STANDINGS FOR THE *FALL 2003* RDL SEASON

"A" Division

		W	L	Pts.
👍	The Subversive Element ☝	10	2	191
👍	Varina Sports Bar	9	3	192
3	Dodge Darts	9	3	171
4	Lunatic Fringe	8	4	158
5	Swine Flew Again	3	9	92
👎	Lords of the Instrumentality	3	9	85
👎	D V Needed	0	12	71

"B" Division

		W	L	Pts.
👍	Home Thrown ☝	12	0	198
👍	Cheap Shots	8	4	149
3	Get the Point "33"	7	5	144
4	Starving Dartists	4	8	116
5	UZMALL	4	8	114
👎	Nine Lives	4	8	113
👎	WIEBLS	3	9	111

"C" Division

		W	L	Pts.
👍	Back Here Doing That ☝	10	2	162
👍	Nothing But Darts	8	4	141
3	Grateful Darts	7	5	152
4	Horsemen	6	6	142
5	Excalibur	6	6	139
👎	All Over It!	5	7	129
👎	Dogs of War III	0	12	96

"G" Division

		W	L	Pts.
👍	3 Legged Dog ☝	12	0	185
👍	Orange Crush	10	2	173
3	Goin' Just Duckie	7	5	139
4	She Hate Me	7	5	131
5	Phantoms of the Dartboard	3	9	115
👎	The Posse	3	9	97
👎	Sidetracked	0	12	73

"D" Division

		W	L	Pts.
👍	Heroes In Trouble ☝	10	2	161
👍	Bubba's Garage	8	4	160
3	Travelin' Beer Bellies	8	4	155
4	Sharky's Machine	6	6	136
5	Wireless	6	6	133
👎	Dynamic Darts	4	8	124
👎	Damn Yankees!	0	12	62

"E" Division

		W	L	Pts.
👍	No Fear ☝	9	3	130
👍	Modena	8	4	103
3	The Replacements	7	5	154
4	The UDR's	6	6	149
5	Red Bull	6	6	143
👎	Kozmic Debris	6	6	126
👎	One Armed Bandits	0	12	88

"F" Division

		W	L	Pts.
👍	Brain Dead ☝	10	2	157
👍	Tres Equis	8	4	157
3	Da Bulls	7	5	153
4	Darts R Us	7	5	146
5	Chupacabras	5	7	126
👎	Mayberry	5	7	100
👎	Coral Reefers	0	12	96

☎ = *phone-in penalty (5 pts.)*
📣 = *mail-in penalty (16 pts.)*
💣 = *captains' meeting penalty (5 pts.)*
☑ = *ballot penalty,* ✍ = *special election ballot (5 pts.)*
☹ = *ineligible player (match win, all pts., all team stats.)*
👎 = *clinched* "bottom-two" *finish in division*
👍 = *clinched* "top-two" *finish in division*
☝ = *regular season division champion*

FALL 2003 RDL DIVISIONAL TOURNAMENT RESULTS

Quarterfinals	*Semifinals*	*Finals*	***WINNER***

"A" Division

1 **The Subversive Element**
(Bye) **The Subversive Element**
(12-4) **The Subversive Element**
5 Swine Flew Again
(13-5) Lunatic Fringe
4 Lunatic Fringe
(14-10) **The Subversive Element**
3 Dodge Darts
(14-2) Dodge Darts
6 Lords of the Instrumentality
(14-8) Varina Sports Bar
7 D V Needed
(13-1) Varina Sports Bar
2 Varina Sports Bar

"B" Division

1 **Home Thrown**
(Bye) **Home Thrown**
(13-4) **Home Thrown**
5 UZMALL
(13-9) UZMALL
4 Starving Dartists
(13-9) **Home Thrown**
3 Get the Point "33"
(13-11) Nine Lives
6 Nine Lives
(13-5) Cheap Shots
7 WIEBLS
(13-3) Cheap Shots
2 Cheap Shots

"C" Division

1 **Back Here Doing That**
(Bye) **Back Here Doing That**
(13-11) **Back Here Doing That**
5 Excalibur
(11-6) Excalibur
4 Horsemen
(14-10) **Back Here Doing That**
3 Grateful Darts
(13-7) Grateful Darts
6 All Over It!
(13-3) Dogs of War III
7 Dogs of War III
(14-10) Dogs of War III
2 Nothing But Darts

Quarterfinals	*Semifinals*	*Finals*	***WINNER***

"D" Division

1 Heroes In Trouble
(Bye) Heroes In Trouble
(12-10) **Wireless**
5 **Wireless**
(13-11) **Wireless**
4 Sharky's Machine
(13-3) **Wireless**
3 Travelin' Beer Bellies
(12+-12) Dynamic Darts
6 Dynamic Darts
(?-?) Bubba's Garage
7 Damn Yankees!
(?-?) Bubba's Garage
2 Bubba's Garage

"E" Division

1 No Fear
(Bye) No Fear
(12-7) The UDR's
5 Red Bull
(?-?) The UDR's
4 The UDR's
(13-9) **Modena**
3 The Replacements
(12-6) Kozmic Debris
6 Kozmic Debris
(12-10) **Modena**
7 One Armed Bandits
(13-7) **Modena**
2 **Modena**

"F" Division

1 Brain Dead
(Bye) Brain Dead
(14-6) Chupacabras
5 Chupacabras
(14-8) Chupacabras
4 Darts R Us
(13-11) **Tres Equis**
3 Da Bulls
(14-8) Da Bulls
6 Mayberry
(14-8) **Tres Equis**
7 Coral Reefers
(13-9) **Tres Equis**
2 **Tres Equis**

Quarterfinals	*Semifinals*	*Finals*

Finals	*Semifinals*	*Quarterfinals*

"G" Division

1 **3 Legged Dog**
(Bye) **3 Legged Dog**
(13-5) **3 Legged Dog**
5 Phantoms of the Dartboard
(14-8) She Hate Me
4 She Hate Me

(13-7)
3 Legged Dog
WINNER

Orange Crush *(14-10)*

Goin' Just Duckie 3
(14-6)
Goin' Just Duckie
The Posse 6
Sidetracked 7
(13-6)
Orange Crush
Orange Crush 2

TEAMS THAT WON BOTH THEIR DIVISIONAL TOURNAMENT AND REGULAR SEASON TITLE !!!!!!

"A" Division - ***The Subversive Element***

Jason Kilts (c)	Tom Brown	Keith Wall
Wil Tan	Joe Gaglione	Mark Knight
Robbie Phillips	Wade Moricle	Dale Hyler
	Lisa Shpritz	

"B" Division - ***Home Thrown***

Jon Randolph (c)	Sean Edgecombe	John Murdaugh
Bob Davis	Tim Mills	Andre Boudrias
Jimmy Davis	Ed Ferebee	Luis Martinez

"C" Division - ***Back Here Doing That***

Tami Brown (c)	Phil Brown	Deborah Blackwelder
Eric Matthews	Greg Crumpler	Mark Weaver
James Mooty	Jason Walters	Luey Santas

"G" Division - ***3 Legged Dog***

Ken Theall (c)	Chris Welch	Chris Gagner
Alex Chapman	John Guerriero	John Graziano
Scott Collins	Ed Meintel	Mike Matz
	Chris Owens	

TEAMS THAT WON THEIR DIVISIONAL TOURNAMENT (but not regular season title) !!!!!!

"D" Division - ***Wireless***

Jeffrey Allen (c)	Pat Crowley	Dave Galloway
Mike Johnson	David Johnson	Kenneth Donleycott
Bob Hounsell		Steve Margets

"E" Division - ***Modena***

Brian Kirkpatrick (c)	Craig Kirkpatrick	Josh Pope
Tony Polston	Kyle Teeter	Daniel Pope
Jeff Hunter		J.R. Grogan

"F" Division - ***Tres Equis***

April Hall (c)	Frank Hall	Danny Hall
Bob Kvasnicka	Nick Smith	Galen Gillett
Tom Bleakley	David Rittlinger	Mark Harrison

TEAMS THAT WON THEIR REGULAR SEASON TITLE (but not tournament) !!!!!!

"D" Division - ***Heroes In Trouble***

Mark Wackerman (c)	Kellee Enos	Kevin Barton
Sarge Smith	Pete DuFraine	Toni Alapin
Shannon Lougher		Dave Goyen

"E" Division - ***No Fear***

Sal Reitano, Jr. (c)	Tom Flood	William Wessinger
Rodney Stephenson	Tim King	John Keleher
Ron Penny		John Strickland

"F" Division - ***Brain Dead***

John Tighe (c)	Eric Auch	Shannon Parker
Brett Yates	Mike Fjestad	David Smoak
Chris Pilo		Greg Duhoski

VOLUNTEERS? ANYONE?

Every season I include an item like this one. Here is what the RDL Board can use help with almost every season:

Stanchion transport/setup at the banquet (they pay this person!)
Breakdown of the stanchions at the banquet
People to serve on the Rules Committee … and a bunch of
People to help plan/organize the banquet other little crap…

Ever really helped out before? No? Then it's probably your turn to get off your butt for a change… Find a Board member and volunteer now. They'll appreciate it, and your leaguemates will appreciate it.

START PLANNING NOW…

You know, you should start planning now for the Spring season. Sometimes it's hard to track down teammates over the holiday break, so start setting your roster plans now and avoid the headache later.

UPCOMING ADO TOURNAMENTS

I don't really have room for all of them on the calendar page at this time, but I thought I might pass on a list of some of the closer ADO (and larger soft tip) tournaments in the coming months for those of you that might like to try your luck, or even try to 'join the circuit'…

Jan. 2-4 - Getaway for the New Year, Charlotte, NC (see page 33)
Jan. 16-18 - Foothills Fling, Greenville, SC (864-246-5346)
Feb. 27-29 - Aim for Eastern NC, Newport, NC (252-240-2014)
Mar. 26-29 - GA Bullshooter Regional, Norcross, GA (800-435-8319)
June 25-27 - Bull City Classic, Durham, NC - that's right… *we have an ADO tournament back here right in the Triangle!*

And other events that I suspect will be held, but don't have full confirmation of yet:

Jacksonville tournament at Crazy Jerry's? - February?
St. Patrick's Day weekend - St. Pat's Day tourney, Greensboro
2nd weekend in April? - Charlotte Open, Charlotte, NC
3rd weekend in May? - Central VA Dart Classic, Richmond, VA

QUOTES FROM THE TOURNAMENTS

… Quote from after the semifinals …

Quote #1 : from Rick DeMattos, captain of the Chupacabras, after they took down the #1-seeded Brain Dead: "Hey, come on, how about having a little faith in the Chupacabras? Always beware the Chupacabra! One more win to go!" [Well, evidently, Tres Equis either respected the 'Cabras, or maybe just disrespected them. Either way, the Mugs have XXX on them. And… I've had faith in the Chupacabras many time in my past weekly predictions. Let's just say that I've 'learned'. - JK]

… Quote from during the finals …

Quote #2 : from Mike Seward of Varina Sports Bar: "Hey, if yours won't stay in, you can stick them in my potato." [You know, it took me a bit to decide what to say here, so I think maybe I'll just let this one go on without any comment… - JK]

… Quote from after the finals …

Quote #3 : from an unidentified member of Modena, who I think might have eyes that are a little bigger than his stomach, or… arm, or… whatever: "As predicted, Modena brings home the Cup. The Mug, the Cup, the Plaque, you name it. We're going up to A league, and Fruchitina, Froockarena, whatever the heck they are, Latina… they're dead meat if they ever meet up with Modena. Mark my words, Modena is here to stay! We're the big dogs!" [Ok, let's address this gem one bit at a team. First, it's Varina (Vuh'-ree-nuh), out of Fuquay-Varina. Second, if you really want to jump up to A, I'll see what I can do to pull a couple strings for you. Third, it might not be Varina that you have to look out for when you get there. - JK]

Quote #4 : from Jon Randolph, captain of the completely undefeated Home Thrown squad, who evidently has a little different bend to his motivation of his players: "You wouldn't believe it. Rocky, Andre Boudrias, threw a f***in' nine-mark!" [Uh, Jon, I'm not sure that you're supposed to report that with THAT much surprise and shock in your voice… - JK]

Quote #5 : from April Hall, captain of Tres Equis, who is threatening to take the John Elway approach to her darting career: " As long as I've been playing with Tres Equis and Galen and Danny and Bob, this is the first time we've won a Mug, and you know what? I'm retiring. Buh-bye!" [For some reason, I believe her not. - JK]

TOURNAMENT!!! TROPHY DART AWARDS

9 Marks

Rick Bradshaw **(2)**	Dogs of War III	11/19, 12/3
Wil Tan **(2)**	The Subversive Element	12/3, 12/10
Billie Churchwell	D V Needed	11/19
Joel Eason	Swine Flew Again	11/19
Tony Keller	Horsemen	11/19
J.D. Dixon	Varina Sports Bar	12/3
Kenny Persson	Home Thrown	12/3
Andre Boudrias	Home Thrown	12/10

Ton-80s

J.D. Denton	Nothing But Darts	11/19
Dan Ewald	Orange Crush	12/3
Mark Knight	The Subversive Element	12/10
Mike Seward	Varina Sports Bar	12/10

6-Bulls

Randy Umstead	Varina Sports Bar	12/10

Ton-70-Ins/Outs

(none reported)

OTHER TOURNAMENT HOT DARTS

(Sorry, no award for these, but they're still good shots)

[Didn't get too many 'extras' reported during the tournaments this time around. Anything included here isn't an award, but it's still good. In the future, if you think you might warrant a little extra tournament ink, just leave any really good turns or games on the VoiceMail along with your tournament match scores and tournament perfect throws.]

Tom Brown	The Subversive Element	Ton-71
Paul Beaudoin	UZMALL	142-In
Donnie Simpson	Varina Sports Bar	132-Out
James Wilson	Lunatic Fringe	9-dart 301

(…and no, I don't include an all-star list for the tournament because any fool can throw a bunch of all-stars when he or she is playing two-out-of-three singles cricket sets…)

For those who are new or simply were not aware of it: fast games, high ins and high outs in the tournament do not win awards unless they are perfect shots (170s) or games.

FINAL REGULAR SEASON TROPHY DART AWARDS

High In (301 only)

Eric Auch	**Ton-60**
Brain Dead	10/22
Steve Motley	**Ton-60**
Bubba's Garage	9/17
Mike Seward	**Ton-60**
Varina Sports Bar	10/8

High Out (301, 501, and 1001)

Randy Deemer	**Ton-48**
Starving Dartists	9/3

Fast Singles 301

Mike Seward	**8 darts**
Varina Sports Bar	9/17

Fast Singles Cricket

Keith Wall	**16 darts**
The Subversive Element	11/5
Jeff Wenhart	**16 darts**
Kozmic Debris	10/1
Lee Whitehead	**16 darts**
Dodge Darts	10/15

Fast Doubles Cricket

Bob Terry & James Wilson	**15 darts**
Lunatic Fringe	8/13

Fast Doubles 501

Jamie Henton & Amy Page	**15 darts**
D V Needed	10/29
Robbie Phillips & Wil Tan	**15 darts**
The Subversive Element	9/17

9 Marks

J.D. Dixon **(2)**	Varina Sports Bar	10/22, 11/12
Phil Simpson **(2)**	Grateful Darts	9/10, 10/8
Bob Terry **(2)**	Lunatic Fringe	8/13, 10/29
Toni Alapin	Heroes In Trouble	9/24
Connie Austin	Get the Point "33"	10/8
Don Butman	Lunatic Fringe	10/15
Scott Butters	Varina Sports Bar	10/8
Craig Cashwell	Swine Flew Again	9/3
Jeff Dahulich	Dodge Darts	9/10
Paula Delp	D V Needed	8/27
Jeff Farley	Damn Yankees!	9/17
Joe Gaglione	The Subversive Element	8/13
David Johnson	Wireless	10/29
Mike Johnson	Wireless	10/1
Duncan Kerr	Da Bulls	9/17
Kurt Kunttu	Lords of the Instrumentality	10/29
Tim Lane	Swine Flew Again	8/13
Luis Martinez	Home Thrown	9/24
Kenny Persson	UZMALL	9/24
Brian Selby	Lunatic Fringe	10/15
Mike Seward	Varina Sports Bar	10/8
Marc Shown	Starving Dartists	10/22
Steve Tollerton	Goin' Just Duckie	10/1
Randy Umstead	Varina Sports Bar	8/27
Lee Whitehead	Dodge Darts	11/12
J.J. Yoneoka	Travelin' Beer Bellies	8/27

Ton-80s

Mike Seward **(2)**	Varina Sports Bar	8/27, 9/17
Kevin Barton	Heroes In Trouble	11/5
Rick Bradshaw	Dogs of War III	10/1
Jim Hunsberger	Get the Point "33"	10/8
Barry Jackson	Dynamic Darts	10/15
Shannon Parker	Brain Dead	8/13
Kenny Persson	UZMALL	8/13
Keith Shearin	Excalibur	8/20
Marc Shown	Starving Dartists	8/20
Donnie Simpson	Varina Sports Bar	9/24
Lee Whitehead	Dodge Darts	9/10
Steve Witz	Cheap Shots	8/13

6 Bulls

Tom Gildea	Red Bull	10/8

Fall 2003 RDL Individual Season-Long Awards

(The sets of women's awards were kept the same this season as last, divided into three divisional subsets. At this point, I believe they will be the same breakdowns next season as well.)

SINGLES WIN PERCENTAGE

		W	L	%-age
"A" Division				
Wil Tan	A5/ The Subversive Element	18	2	0.900
"B" Division				
Tim Mills	B4/ Home Thrown	16	4	0.800
"C" Division				
Greg Crumpler	C4/ Back Here Doing That	17	3	0.850
"D" Division				
Pat Crowley	D5/ Wireless	19	2	0.905
"E" Division				
Tommy Gelhar	E1/ Kozmic Debris	22	1	0.957
"F" Division				
Paul McSorley	F1/ Da Bulls	14	2	0.875
"G" Division				
Mike Matz	G2/ 3 Legged Dog	15	1	0.938
Women's Records - "A" and "B" Divisions				
Connie Austin	B3/ Get the Point "33"	13	10	0.565
Women's Records - "C", "D" and "E" Divisions				
Barbara Cotton	E6/ Red Bull	11	9	0.550
Women's Records - "F" and "G" Divisions				
Tracy Brown	G4/ Orange Crush	14	12	0.538

ALL-STAR PERCENTAGE

		ASPs	TGP	%-age
"A" Division				
Mike Seward	A2/ Varina Sports Bar	79.5	45	1.767
"B" Division				
John Jenkins	B3/ Get the Point "33"	50.0	45	1.111
"C" Division				
William Holland	C5/ Grateful Darts	55.5	51	1.088
"D" Division				
Tom Winters	D3/ Dynamic Darts	45.5	47	0.968
"E" Division				
Tommy Gelhar	E1/ Kozmic Debris	50.5	48	1.052
"F" Division				
Tony Alcon	F4/ Chupacabras	31.5	50	0.630
"G" Division				
Jeff Taylor	G5/ The Posse	31.0	43	0.721
Women's Records - "A" and "B" Divisions				
Deb Parker	A4/ D V Needed	35.5	40	0.888
Women's Records - "C", "D" and "E" Divisions				
Deborah Blackwelder	C4/ Back Here Doing That	19.0	41	0.463
Women's Records - "F" and "G" Divisions				
Tracy Brown	G4/ Orange Crush	20.0	50	0.400

THE PLAYERS WHO *BEAT* THE SINGLES %-AGE WINNERS

Who beat Wil Tan of The Subversive Element?
in 301: (none).
in cricket: Joseph Stevens (wk.2), James Wilson (wk.10).

Who beat Tim Mills of Home Thrown?
in 301: Kenny Persson (wk.1), Connie Austin (wk.7), Kris Giberson
in cricket: John Mays (wk.12). (wk.13).

Who beat Greg Crumpler of Back Here Doing That?
in 301: Ben McCommons (wk.3), Chris Goodknecht (wk.4), Tom
in cricket: (none). Wiegand (wk.7).

Who beat Pat Crowley of Wireless?
in 301: Shawn Leonard (wk.2), Steve Motley (wk.9).
in cricket: (none).

Who beat Tommy Gelhar of Kozmic Debris?
in 301: Nicole Hatch (wk.9). in cricket: (none).

Who beat Paul McSorley of Da Bulls?
in 301: Pete Cullis (wk.13).
in cricket: Mark Terrell (wk.8).

Who beat Mike Matz of 3 Legged Dog?
in 301: (none). in cricket: Joe Clark (wk.6).

Who beat Connie Austin of Get the Point "33"?
in 301: Mikey Hindle (wk.2), Butch Smith (wk.3), John Howell (wk.12), Paul Beaudoin (wk.13), Tim Mills (wk.14).
in cricket: Jack Gibson (wk.4), Paul Beaudoin (wk.6), Tim Mills (wk.7), Jack Gibson (wk.11), Randy Deemer (wk.12).

Who beat Barbara Cotton of Red Bull?
in 301: Sal Reitano, Jr. (wk.2 AND wk.9), Jeff Dopko (wk.12).
in cricket: Brian Kirkpatrick (wk.1), Tommy Gelhar (wk.3 AND wk.10), Jerry Strain (wk.6), Tom Flood (wk.9), Greg Kempf (wk.12).

Who beat Tracy Brown of Orange Crush?
in 301: Chris Welch (wk.2), Jeff Taylor (wk.4), Scott Collins (wk.9), Ruthie Hendrick (wk.12).
in cricket: Chris Welch (wk.2), Kevin Brienzi (wk.4), Ronnie Lee (wk.5), Tim Moore (wk.6), Leigh Highfill (wk.7), Scott Collins (wk.9), Hope Hamlet (wk.11), King Jolly (wk.11).

THIS SEASON'S TIEBREAKERS

Either all the close matches just happened to be 7-5 coming out of singles this season, or parity went out the window. Sure, we had a couple more byes each week this season (relative to last), but we dropped to a lowly total of only 24 tiebreakers all season! There was 1 in A (which ultimately decided the division), 3 in B, 5 in C, 4 in D (one of those being the only tournament 1001), 2 in E, 6 in F, and 3 in G. Only three teams leaguewide played in as many as three 1001s, with the **Chupacabras** wearing the cardiac kids (I'm allowed to write that…) crown. The 'Cabras went 2-2, thereby playing in 17% of the RDL's extra legs. Honorable mention also goes to Dynamic Darts (2-1, including the lone tournament 1001) and Grateful Darts (1-2). At least most everybody got home early all season…

FALL 2003 PENALTY SUMMARY

Fulton Crowley has moved on yet again, but we still maintain our newly dubbed Fulton Crowley Award in honor of the man who broke all the standards in terms of penalties. This season, we didn't have a clear cut winner in terms of penalties (three different teams had four penalties each), but I'm going to go with **Mayberry** as this season's big "winner". Both Modena and No Fear matched their penalty number, and surpassed their point loss total, but neither of those ended up dropping because of the penalties. Mayberry, on the other hand, dropped 31 points on their four penalties, dropping them from 5th to 6th in F, thus sending them to G next season! Bummer. Anyway, as a whole, we had 0(!) captains' meeting or ineligible player penalties, 13 election ballot penalties (5 pts. each), 9 phone-in penalties (5 pts. each), and 12 mail-in penalties (16 pts. each). That makes a total of 34 penalties for 302 points, both totals being moderate increases over last season. A whopping 22 of the 49 teams were penalized, and every division had at least two teams penalized. Of those 22 teams, 18 teams did not lose anything in terms of final standing spots (although nobody quantifies the effect penalties have on team happiness). The four teams that did drop due to penalties paid pretty big: Nine Lives (who fell from 4th to 6th in B, and is thus headed to C div.), Wireless (who fell from 4th to 5th in D), Mayberry (whose penalties dropped them to G, as described above), and The Posse (who dropped from 5th to 6th in G).

WHERE WE PLAY

After Hours **552-4131**
7608 Purfoy Road Fuquay-Varina
-in front of Comfort Inn, near Sunset Lake/401 inter.

Babineau's **467-5411**
1102 Buck Jones Rd toward Cary
-nearly across from Crossroads Ford dealership

Blinco's **790-3882**
5009 Falls of the Neuse Road N. Raleigh
-in Quail Corners Shopping Center

Champions Billiards **833-8337**
2109-152 Avent Ferry Road Raleigh
-in Mission Valley Shopping Center

Hard Times Café **835-1600**
410 Glenwood Avenue Raleigh
-betw. Peace/Hillsborough in old Pine State Creamery

Harrison's Bar and Grill **481-2442**
301-C N. Harrison Avenue Cary
-under Pure Gold, betw. Chatham St. & 54 @ RR tracks

Hot Shots **460-6307**
107 Edinburgh Drive Cary
-in the MacGregor Village Shopping Center

Katie's Cues **773-9855**
415 Chapanoake Road S. Raleigh
-1 mi. south of Beltline on the 401, behind Wendy's

Murphy's Pub **859-5411**
401 Asheville Avenue, Suite 109 Cary
-corner of Tryon and Asheville, next to Jiffy Lube

Out Of The Park **465-1900**
108 Jerusalem Drive Morrisville
-off Airport Blvd., heading toward Cary from airport

Pantana's Pool Hall **833-2990**
3112 Hillborough Road near NCSU
-I think it's between Concord and Shepherd streets

Players Retreat **755-9589**
105 Oberlin Road near NCSU
-at corner of Oberlin Rd. & Hillsborough St.

The Pub **872-1414**
2913 Brentwood Road N. Raleigh
-in Davis Square Shopping Ctr. near Capital Blvd.

Rack'M Up West **851-9006**
5563 Western Boulevard W. Raleigh
-at inter. with Buck Jones Rd. in Plaza West Shp. Ctr.

Scooters **954-2171**
1911 Sego Court N. Raleigh
-near corner of Atlantic & Millbrook, behind Batteries Plus

Sharky's Place **783-5448**
5800 Duraleigh Road NW Raleigh
-in the Yuppie Center near US 70 intersection

Snooker's-RW **828-7665**
3520 Wade Avenue NW Raleigh
-in Ridgewood Shopping Center

Tailgaters **872-2827**
2645-A East Millbrook Road N. Raleigh
-about half a mile west of US-1

Tir na nOg Irish Pub **833-7795**
218 South Blount Street Dwtn. Raleigh
-across from City Market

The Upper Deck (Cary) **460-9977**
329 N. Harrison Avenue Cary
-near intersection. of N. Harrison & Hwy. 54

Upper Deck Profile **833-4527**
625 E. Whitaker Mill Road Raleigh
-near intersection of Whitaker Mill & Wake Forest Rd.

Varina Sports Bar **552-0081**
213 Fayetteville Street Fuquay-Varina
-across from Stevens Hardware

SPRING 2004 RDL SEASON IMPORTANT DATES

These dates (or at least some of them) are on page 8, as well as on pages 1 and 24, but I am putting them in many locations because they might be the most important thing for you in this newsletter.

-Spring registration: Wed., January 7, 7:30-9:00 p.m., Upper Deck Profile
-RDL-sponsored blind draw, Wed., January 14, Upper Deck Profile
-Spring preseason captains' meeting: Wed., January 21, 7:30 p.m., Upper Deck Profile
-Spring match play starts on Wednesday, January 28
-All roster additions must be completed by Monday, March 1
-Divisional Tournaments - May 5/12/19
-Spring banquet: Sat., May 22

And yes, I realize that this information is elsewhere in the Tons (a couple of times), but I really don't want to lose any teams because they forgot to register. It's one thing to lose a team because they have other things to do every Wednesday, but it sucks when we lose a team because either we or they weren't paying attention.

DON'T FORGET - RDL PAYMENT INFORMATION

IT'S NOT NEWS ANYMORE. WE DON'T TAKE CASH FOR REGISTRATION, NEWSLETTER, ETC. DON'T SHOW UP WITH CASH AT NEXT SEASON'S REGISTRATION, OR YOU ARE OUT OF LUCK.

AND REMEMBER: DON'T BOUNCE A CHECK TO RDL - THAT WILL COST YOU AN EXTRA $20 FEE!

RECENT HONORS IN ANOTHER LOCAL LEAGUE

Today marks the end of another fantastic season of RDL competition, but we all know that ours is not the only darting show in the area. The Bull City Dart League (possibly the only handicapped steel-tip dart league in existence, and the home of the newly crowned NC Ladies' Cup champion team) has recently finished its Fall season, and some more RDL members reigned supreme. Congratulations to **Dale Hyler** and **Doug Jeffcoat**, who combined with Ed Grubb (ex-RDL member), Wesley Winston, John Carpenter (ex-RDL member), and David Page, to win roughly their three-millionth league title in the last three million and two seasons. The final was never really all that close against their top rivals, the regular season champions who featured RDL member **Mark Knight**. Knight collected no less than TEN individual awards during the season (fast games in FOUR different sets, a few perfect throws, A div. singles title, league high point-per-dart average, team season title, sole Survivor, Pulitzer Prize, Durham City Council humanitarian service award, MTV lifetime achievement award, etc.).

Normally, this item would be included on the calendar page (flip this page over), but that page was getting a little crowded…

SEASON-LONG TROPHY DART MINIMUM GAMES PLAYED REQUIREMENTS

In order to be eligible for all-star point %-age and singles win %-age awards, you must play in at least 66% of the total projected games this season: *for ALL Divisions -*

All-star pt. %-age: **min. of 32 Total Games Played**
Singles win %-age: **min. of 16 Singles Games Played**

HOW TO REACH US

RDL VoiceMail

(919) 990-1218

Mail Scoresheets to:

Jason Kilts - RDL Statistician

2811 Duke Homestead Road, Durham, NC 27705

Scoresheet FAX available at:

(253)-660-4966 - email me for confirmation of receipt!

New Member Fees and Newsletter Fees:

Kellee Enos

505 South Lakeside Drive, Raleigh, NC 27606

Nomination and Election Ballots (this season only):

Cathy Moeschet

3305 Julian Dr, Raleigh, NC 27604

Grievances/Complaints/Rules Suggestions:

Heather Thomas, 206 Shoals Lane, Garner, NC 27529

All Other RDL Correspondence to:

(The P.O. Box wasn't worth the cost, so just send any other stuff to Jason for the time being.)

2003 (& 2004) Board of Directors

President	Brian Selby	844-1462
	email: beselby@nc.rr.com	
Vice President	Anthony Martin	252-452-3482
	email: martina@ci.rocky-mount.nc.us	
Secretary	Julie Payne	210-9781
	email: jupayne@cisco.com	
Treasurer	Kellee Enos	233-8948
	email: k88nk3@aol.com	
Membership	Cathy Moeschet	855-8775-h, 270-0929-c
	email: dartist@ipass.net	
Rules/Grievances	Heather Thomas	**990-1220 - new!!**
	email: Heather.Thomas@ncmail.net	
External Orgs.	Kevin Coyne	876-8636
	email: krcoyne@mindspring.com	

League Statistician/Editor

Jason Kilts 990-1218

email: kilts001@mc.duke.edu or jdkilts@yahoo.com

"HOT DARTS" CALL-IN GUIDELINES

Here are the guidelines you should use when deciding what you should use as your minimum number of all-star points for reporting when you call in your scores.

"A" Division = 4.5 or more ASPs
"B" Div. = 4.0 or more ASPs
"C" Div. = 3.5 or more ASPs
"D", "E" and "F" Divisions = 3.0 or more ASPs
"G" Division = 2.5 or more ASPs

Also, call in any fast games, high ins, high outs, or other amazing feats that you think warrant a little recognition (e.g., Ins & Outs higher than a Ton, 24-dart cricket games, 15-dart 301s, 24-dart 501s, 5-Bulls+, etc.).

RDL WEBSITE - *NEW FORMAT!*

www.raleighdartleague.org

Questions? Submissions?: barry@netified.com (Barry Barker)

CALENDAR OF EVENTS

Wed., Jan. 7 7:30-9:00 p.m.	**Spring 2004 RDL Registration** - Upper Deck Profile
Mon., Jan. 12	**RDL Board Meeting** - end of open roster additions, Upper Deck Profile
Wed., Jan. 14	**RDL-sponsored Blind Draw** - Upper Deck Profile, registration closes at 8:00 p.m.
Wed., Jan 21 7:30 p.m.	**Spring 2004 Mandatory Preseason Captains' Meeting** - Upper Deck Profile
Wed., Jan. 28	**Start of match play for Spring 2004 Season**
Mon., Feb. 9	**RDL Board Mtg.** - open to league members
Mon., Mar. 1	**RDL Board Meeting** - end of roster additions or replacements - potential date for 5th week captains' meeting if it is reinstated
Wed., May 5	**RDL Divisional Tournament Quarterfinals**
Wed., May 12	**RDL Divisional Tournament Semifinals**
Wed., May 19	**RDL Divisional Tournament Finals**
Sat., May 22 noon	**Spring 2004 Season Banquet** - site yet to be determined
Wed., July 14 7:30-9:00 p.m.	**Fall 2004 RDL Registration** - site yet to be determined
Wed., Jan. 21 **Wed., July 28**	**RDL-sponsored Blind Draws** - locations yet to be determined
Wed., Aug. 11	**Start of match play for Fall 2004 Season**

Other Local Weekly Leagues

Mondays	***Tobacco Road Dart League*** , Durham
Tuesdays	***Bull City Dart League*** , Durham
Thursdays	***Triangle Dart League*** , Chapel Hill
various days	***Capital Area Dart Club*** , Raleigh/Cary/RTP

Weekly Blind Draws

Over the past few years, weekly blind draws have come and weekly blind draws have gone. If any of these folds or if any others start up, please let me know and I will make the change to the list here in the Tons of Newsletter.

In all cases, I recommend calling ahead to the bar just to make sure that you aren't making a pointless trip…

Friday	**Upper Deck**, 8:00 p.m. (460-9977 - ask for Jeff Dahulich for info.) (U.D. matches the pot!)
Saturday	**Snooker's**, Ridgewood Shopping Center, 8:00 p.m. (828-7665) (Snooker's matches the pot!)
Sunday	**Upper Deck**, 8:00 p.m. (460-9977 - ask for Jeff Dahulich for info.) (U.D. matches the pot!)
Monday??	**Tailgaters**, 8:00 p.m. (872-2827) (bar matches!)
Monday	**Varina Sports Bar**, 8:00 p.m. sharp! (552-0081) (Bar matches the pot plus $150!)

PENALTY LOG

Here are all the penalties assessed this season. Think the point math in your division doesn't quite add up? Well, you can check here to see who lost what when. **Captains' meeting (5 pts):** (none). **Election ballot (5 pts):** Varina Sports Bar (A), Lords of the Instrumentality (A), Horsemen (C), Damn Yankees! (D), Dynamic Darts (D), Wireless (D), Modena (E), No Fear (E), One Armed Bandits (E), Mayberry (F), Coral Reefers (F), 3 Legged Dog (G), Phantoms of the Dartboard (G). **Phone-in (5 pts):** Nine Lives (B,wk.13), WIEBLS (B,wk.9), Modena (E,wk.7), No Fear (E,wk.1), The UDR's (E,wk.4), Mayberry (F,wk.7,wk.8), Orange Crush (G,wk.11), The Posse (G,wk.7). **Mail-in (16 pts):** Dodge Darts (A,wk.13), Grateful Darts (C,wk.14), Dynamic Darts (D,wk.8), Modena (E,wk.7,wk.9), No Fear (E,wk.5,wk.14), Chupacabras (F,wk.13), Brain Dead (F,wk.7), Mayberry (F,wk.1), 3 Legged Dog (G,wk.2), The Posse (G,wk.14).

THE FOURTEENTH SEMI-ANNUAL EDITION OF : JK'S DIVISIONAL ALL-STAR TEAM PICKS

(Players within each division are listed alphabetically) (Players are chosen any way I damn well please - not purely by the numbers!)
(This is not purely my own guesses at who is simply the best thrower, but also who is important to their team, who is good in the clutch, etc.)

Divisional MVPs

All of RDL	*Mike Seward*	*Varina Sports Bar*
A Division	Mike Seward	Varina Sports Bar
B Division	John Jenkins	Get the Point "33"
C Division	William Holland	Grateful Darts
D Division	Pat Crowley	Wireless
E Division	Tommy Gelhar	Kozmic Debris
F Division	John Detmers	Mayberry
G Division	Jeff Taylor	The Posse

"A" Division

Tom Brown	Subversive Element	Big winner in cricket all season.
Jim Budelman	Lunatic Fringe	21-2 in the two cricket sets.
J.D. Dixon	Varina Sports Bar	Winningest player in A is a terminator.
Doug Jeffcoat	Dodge Darts	Solid all season for title contender.
Mike Seward	Varina Sports Bar	Delivered the most, the most often.
Wil Tan	Subversive Element	"Mr. I Hate -01" was 9-0 in 301.
Keith Wall	Subversive Element	Hammer delivered, incl. Mug winner.
Lee Whitehead	Dodge Darts	Three 10-win sets in 12-week A div.

"B" Division

Jimmy Davis	Home Thrown	Superb, but missed 1/3 of the matches.
Mikey Hindle	WIEBLS	Had over half his team's doubles wins.
John Jenkins	Get the Point "33"	Just an amazing doubles record.
Luis Martinez	Home Thrown	If only he could have played more.
Tim Mills	Home Thrown	8-3 in 301 was his *bad* set…
Kenny Persson	UZMALL	Solid addition led new team in points.
Bo Sosa	Nine Lives	Strong record for shorthanded team.
Steve Witz	Cheap Shots	Needs a new doubles cricket partner.

"C" Division

Rick Bradshaw	Dogs of War III	Mr. Tournament Perfect Throw.
Gary Burney	Excalibur	Very good in ckt, pretty good in -01.
Greg Crumpler	BackHereDoingThat	Singles cricket makes up for the rest.
Chris Goodknecht	Grateful Darts	Maybe we'll just sit him in 301…
William Holland	Grateful Darts	He's like the Energizer bunny lately.
Andre Reaume	All Over It!	Great SCkt record for a newcomer.
David Simpson	Nothing But Darts	Clearly the big stick on a decent team.
Phil Simpson	Grateful Darts	Overshadowed only by Holland.

"D" Division

David Arensdorf	Sharky's Machine	As many W's as most w/only part-time.
Kevin Barton	Heroes In Trouble	Ok, so he's not a 301 specialist.
Ken Browndorf	Sharky's Machine	Captain Kenny leads good team in Ckt.
Pat Crowley	Wireless	A D div. opponent's freakin' nightmare.
Jeremy Kring	Travelin' Beer Bellie	That 0.500 SCkt record worries a bit.
Steve Motley	Bubba's Garage	Top winner for all-around runners-up.
Tom Winters	Dynamic Darts	Tiny just rolled for struggling team.
J.J. Yoneoka	Travelin' Beer Bellie	Probably 2nd best in the division.

"E" Division

Kevin Carter	Red Bull	Got stronger after 301 was over.
Tommy Gelhar	Kozmic Debris	Just crushed people up until 501.
Tim King	No Fear	Amazing how balanced his team is.
Sid Mitchell	The Replacements	A lot of wins in the first three sets.
Somchai Samaluk	Red Bull	Great in SCkt, decent in the rest.
Kyle Teeter	Modena	Nothing spectacular, but I like solid.
Jason Thomas	The Replacements	I guess we'll just list him in singles.
Matt Varnadoe	The UDR's	Just needs to play a little more often.

"F" Division

Tony Alcon	Chupacabras	Just *look* at those singles numbers.
Bill Buckley	Chupacabras	Nice complement to Alcon for 'Cabras.
John Detmers	Mayberry	Finished way, way above team ave.
Galen Gillett	Tres Equis	Many solid seasons, finally a Mug.
Paul McSorley	DA Bulls	Absolutely thumpin' in first three sets.
Shannon Parker	Brain Dead	Well, I know I'll list him in SCkt&501.
Nate Wade	Coral Reefers	Sort of a big fish in a small pond.
Brett Yates	Brain Dead	Got better throughout the match.

"G" Division

Alex Chapman	3 Legged Dog	Chapman, Collins, Matz… wow.
Scott Collins	3 Legged Dog	Chapman, Collins, Matz… wow.
Dan Ewald	Orange Crush	9+ wins in every set. In only 12 weeks.
Charlie Lawley	She Hate Me	Had a huge season in singles wins.
Mike Matz	3 Legged Dog	Chapman, Collins, Matz… wow.
Jeff Taylor	The Posse	This one is becoming a perennial.
John Wells	Orange Crush	Amazing that he might be team's #3.
Josh Zemlo	Orange Crush	Great singles, even better doubles.

QUICK STAT TIDBITS

-The **Quadruple Double Award** winners (double-digit wins in all four sections): With no eight-team divisions this season (meaning nobody could play more than twelve matches), we had exactly ZERO players achieve four 10-win sets this season. The best we had was ***Dan Ewald*** of Orange Crush, who had an 11-win set, two 10-win sets, and a 9-win set. That is pretty damn strong. One other player achieved 9+ wins in all four sets, so we would be remiss not to point out *William Holland* of Grateful Darts. Honorable mentions to those with three 10-win sets: *Lee Whitehead* of Dodge Darts, *Tommy Gelhar* of Kozmic Debris, and *Josh Zemlo* of Orange Crush. Additional honorable mentions to the six others with three 9-win sets: *Bob Terry* of Lunatic Fringe, *J.D. Dixon* and *Mike Seward* of Varina Sports Bar, *Brett Yates* of Brain Dead, and *Alex Chapman* and *Scott Collins* of 3 Legged Dog.

-**IronMan/Woman Award**: With all seven divisions having the same number of teams, the race for having played the most games was as close as it has ever been. Prevailing by a single game was ***David Romanchek*** of B division's Nine Lives, with a stout 61 games played (with no 1001s, meaning he averaged more than five games per night for his shorthanded squad). Honorable mentions go to: *Brian Selby* of Lunatic Fringe (as if the League President wasn't busy enough already) in A with 59 games, *Britt Phillips* of Horsemen in C with 54, *Tom Gross* of Sharky's Machine in D with 54, *Jeff Dopko* of One Armed Bandits in E with 58, *Bill Buckley* and *Tony Alcon* of Chupacabras in F with 50 each, and *Christi Henry* of Phantoms of the Dartboard in G with 60 games.

-The **Team Attendance Award** winners: Only three teams even came close to a nice balance of games played among all of its team members this season. The closest was *Get the Point "33"* in B division, with six of the seven team members playing between 44 and 49 games each. The next closest would be *Heroes In Trouble* in D division, with six of the eight team members playing from 41-48 games. And the final mention is for *UZMALL* in B division, with all seven players chipping in with 35-49 games each. All decent efforts.

MY IN-SEASON, TOURNEY & PRESEASON PREDICTION RESULTS

I had a decent season last season, but I pumped it up a bit this season, increasing my regular season and tournament success rates, and not doing all that poorly on my preseason picks either.

During the season in my weekly picks, I put up a final record of 216-75 for a correct pick rate of over 74%. You could follow that all season, so I won't go into deep detail here, especially considering the week-by-week table that I've provided on the following page.

Aside from D division (imagine that), my tournament picks were pretty decent. I finished with a total tournament record of 29-13, but I lost a few of those because some of the early upsets cost me more than one match for the losing team. I did pick all of the A and G brackets, but those were easy ones. Better than that, I picked several of the first round upsets, and I got a win from my lowest-seeded dark horse to boot. And it's comforting to note that all of my "Surest Things" came true, which is at least a little comforting (because if my Sure Things didn't happen, then I shouldn't be so sure, eh?).

As for my preseason predictions, I didn't nail them perfectly, but I got many of them, and was pretty close on some others. My A division pick won both the season and tournament, and I got the rest pretty accurately too. In B, my conditional picks (because another team didn't get a specific player) finished #2 and #1. In C, the only thing I got right was saying that "this is one of the toughest picks". In D, I predicted good things for the Mug winners, but that was about it. In E, I pretty much nailed it as far as the regular season race goes. In F, I just moved Brain Dead down a notch or two, but the rest was right on. And in G, I was certain that the Crush would finish ahead of the Dog and the Ducks - close, but my top two were reversed. Not too bad, I say.

JK'S TEAM-BY-TEAM, WEEK-BY-WEEK MATCH PREDICTION RESULTS

For several years, many of you have taken no greater pleasure in your weekly darting endeavors than to call the RDL VoiceMail and point out to me just how wrong I was in my prediction of your match result. On a related note, I have noticed that many of you seem to have relatively selective memories saving only the weeks when I was wrong. Further, many others of you regularly embellish your statistics of how often you fool me. It's not so easy to get away with those rambles anymore, however, as you can see below. Each W is a week when I picked your match correctly, and each L is one I picked incorrectly. Division totals are to the right of the team totals, and in the space between the 14 weeks and the team totals, the four 'o' symbols indicate a team for which I was only 0.500 (all in C and D divisions), and the two 'x' symbols indicate the only two teams (both in E division) that fooled me more often than not.

	wk1	wk2	wk3	wk4	wk5	wk6	wk7	wk8	wk9	wk10	wk11	wk12	wk13	wk14		Right	Wrong	**Overall**
A1/ Lunatic Fringe	W	W	L	W	W	-	W	W	W	W	L	W	-	W		10	2	74.23%
A2/ Varina Sports Bar	W	W	W	W	-	W	L	W	L	W	L	-	W	W		9	3	216 75
A3/ Swine Flew Again	W	-	W	W	W	W	L	W	-	W	W	W	W	L		10	2	
A4/ D V Needed	W	W	W	W	L	W	-	W	W	W	W	W	W	-		11	1	
A5/ The Subversive Elemer	W	W	L	-	L	W	L	W	W	W	-	W	W	W		9	3	**A Division**
A6/ Dodge Darts	-	W	W	W	L	W	W	-	L	W	W	W	W	W		10	2	80.95%
A7/ Lords of the Instrumen	W	W	-	W	L	W	L	W	W	-	W	W	W	L		9	3	34 8
B1/ Cheap Shots	W	L	W	W	W	-	W	W	W	W	L	W	-	W		10	2	
B2/ Nine Lives	L	-	W	L	W	L	W	W	-	W	W	W	W	W		9	3	
B3/ Get the Point "33"	-	L	W	W	W	W	W	-	L	W	L	L	W	W		8	4	
B4/ Home Thrown	W	L	W	-	W	W	W	W	W	W	-	W	W	W		11	1	
B5/ Starving Dartists	W	L	W	L	W	L	-	W	W	W	W	L	W	-		8	4	**B Division**
B6/ UZMALL	W	L	-	L	W	W	W	W	W	-	W	W	W	W		10	2	76.19%
B7/ WIEBLS	L	L	W	L	-	W	W	W	L	W	W	-	W	W		8	4	32 10
C1/ Horsemen	L	W	W	L	-	W	L	L	L	W	L	-	W	W	o	6	6	
C2/ Excalibur	W	L	W	L	L	L	-	W	W	W	L	W	L	-	o	6	6	
C3/ Dogs of War III	W	W	W	-	W	W	W	W	L	W	-	W	W	W		11	1	
C4/ Back Here Doing That	L	-	L	W	L	W	W	L	-	W	L	W	W	W		7	5	
C5/ Grateful Darts	W	L	W	W	W	-	L	W	W	W	L	W	-	W		9	3	**C Division**
C6/ Nothing But Darts	-	W	L	L	W	L	L	-	L	W	W	W	L	W	o	6	6	64.29%
C7/ All Over It!	W	W	-	L	W	W	L	W	L	-	W	W	W	W		9	3	27 15
D1/ Sharky's Machine	L	-	W	W	W	fft	W	W	-	W	L	W	fft	L		7	3	
D2/ Damn Yankees!	-	W	W	W	W	W	W	-	W	W	W	W	W	W		12	0	
D3/ Dynamic Darts	W	L	L	W	W	-	W	L	W	W	W	W	-	L		8	4	
D4/ Heroes In Trouble	W	L	-	W	L	W	W	L	W	-	L	L	W	W		7	5	
D5/ Wireless	W	L	W	W	L	fft	-	L	L	W	W	L	fft	-	o	5	5	**D Division**
D6/ Travelin' Beer Bellies	L	W	W	W	-	W	W	W	W	W	W	-	W	L		10	2	70.00%
D7/ Bubba's Garage	W	L	L	-	W	W	W	L	L	W	-	W	W	L		7	5	28 12
E1/ Kozmic Debris	L	L	L	L	-	W	L	L	L	W	W	-	W	L	x	4	8	
E2/ The Replacements	L	-	W	W	W	L	W	L	-	W	W	L	L	W		7	5	
E3/ Modena	L	W	W	-	L	L	L	L	W	L	-	L	L	L	x	3	9	
E4/ No Fear	W	L	W	L	W	-	W	W	W	L	W	L	-	W		8	4	
E5/ The UDR's	-	L	W	W	L	W	W	-	L	W	W	L	L	W		7	5	**E Division**
E6/ Red Bull	L	L	L	W	W	W	-	L	W	W	W	W	L	-		7	5	57.14%
E7/ One Armed Bandits	W	W	-	W	W	W	W	W	W	-	W	W	W	W		12	0	24 18
F1/ Da Bulls	W	W	-	W	L	W	L	L	W	-	W	W	L	W		8	4	
F2/ Tres Equis	-	W	W	W	L	W	L	-	W	W	L	W	L	W		8	4	
F3/ Darts R Us	W	W	W	-	W	W	L	L	W	L	-	W	L	W		8	4	
F4/ Chupacabras	W	W	W	W	L	W	-	W	W	L	L	W	W	-		9	3	
F5/ Brain Dead	W	W	W	W	L	-	W	W	W	L	W	W	-	W		10	2	**F Division**
F6/ Mayberry	W	W	W	W	-	W	L	W	W	L	W	-	L	W		9	3	76.19%
F7/ Coral Reefers	W	-	W	W	W	W	W	W	-	W	W	W	W	W		12	0	32 10
G1/ Goin' Just Duckie	W	-	W	W	W	W	W	W	-	W	W	W	W	W		12	0	
G2/ 3 Legged Dog	W	L	W	-	W	W	W	W	W	W	-	W	W	W		11	1	
G3/ She Hate Me	W	W	W	W	-	W	W	W	W	W	W	-	W	W		12	0	
G4/ Orange Crush	W	L	-	W	W	W	W	W	W	-	W	W	W	W		11	1	
G5/ The Posse	-	W	W	W	W	L	fft	-	W	W	W	W	W	W		10	1	**G Division**
G6/ Phantoms of the Dartbo	W	W	W	W	W	L	-	W	W	W	W	W	W	-		11	1	95.12%
G7/ Sidetracked	W	W	W	W	W	-	fft	W	W	W	W	W	-	W		11	0	39 2

GUEST POET SWITCHES GEARS

Keith Gibbs of Dodge Darts provided us with a couple pretty impressive poems this season (did you figure out the hidden messages?). Then he gave us a philosophical column that many of you didn't understand but the rest of you loved. Well, he sent me one last column during the season, but due to the number of additional information items that have to be included in the last few issues each season, I never had room to include it. Well, now I do, so I am. Keith wrote this after Mike Seward and the Varina Sports Bar crew played a truly inspired match against Keith's team in the second half of the season (the match of which he speaks eventually decided 2nd place in A division). So, without further delay, here is Keith's last offering…

"So we lost last night, or to be slightly more honest, our win streak was ended by a whole lot of unholy darting. I am calling for an exorcist because those boys were possessed. Especially Mike Seward. I have to give Mike credit. I used to own this guy, not lease to own, I actually held the papers on him, free and clear. So either I have gotten worse, or he has gotten a whole lot better. And I know, or at least will only admit to, that I am still good. Therefore, I take my hat off to Mike (last night a T60 In opening 301 and a nine-mark opener to boot with T20, T19, T18 in Doubles Cricket). And while my hat is off, I will give it to Mike. He needs one, as his haircut is not, how do I put it gently, flattering. I have seen better hair on a Troll Doll. So that being said, let's switch gears. I am calling for an RDL boycott of Outback Steakhouse. There is a menu item there called the Ayers Rock Strip Steak. A good piece of meat, named after the largest exposed monolith on the face of the planet, and the most recognizable geologic feature in the world. However, in the late 1980's the Australian government returned Ayer's Rock to Aboriginal control, and the Aboriginal Council immediately renamed it their culturally correct designation of Uluru. So after a confrontation with the local management, I decided to contact customer service at 1-800-OUTBACK to discuss how they were contributing to the cultural ignorance of the American population. I explained to the women that they needed to be more politically correct in regards to the overlooked culture that occupied the continent eons prior to Cook's sailing into Botany Bay. She hemmed and hawed, until I told her that I represented the NCAA. "You represent the National Collegiate Athletic Association?" she asked. "No," I replied, "I represent the North Carolina Aboriginal Alliance, and, if our demands are unheard, I will organize a mass boycott of your stores." This got her startled enough to request that I speak to her manager. "Can I have your name please?" she requested. "Well" I replied, "My aboriginal name given me when I lived in Perth is (make appropriate sounds) Whistle, Whistle, Tongue Click, Tongue Click, Whistle." "How do you spell that?" she asked dryly. "K-E-I-T-H," I replied. She then hung up on me. So, join me in this boycott. If you need help there is a Bloomin' Onion Detox program available."

[In case it wasn't already obvious, the views of Keith Gibbs do not necessarily reflect the views of the Raleigh Dart League. Except for the stuff about Mike's hair. In that regard, his views exactly reflect the views of the RDL. - JK]

CONTRIBUTIONS TO THE TONS

This page is a pretty good example of items contributed to the Tons from league members. Have a good photo? Want to write a column? Make 'em at least a little relevant and send 'em in!

THE GREATEST MATCH IN THE HISTORY OF RDL

The RDL A division final this season was absolutely a war between two teams that were extremely strong from the top of the roster all the way to the bottom. Onlookers agreed that the excitement was almost too much to take. For example, here is a staff photo snapped of Varina Sports Bar reserve team member Bill "Chicken Hawk" Chaney…



Ok, so maybe Bill wasn't exactly knocked out with excitement, but at least he was knocked out. (And just for the record, this photo of Chicken Hawk was snapped during… singles cricket. Yes, that's right, singles cricket.) Bill perked up a little bit later to toss in some in-depth commentary during the critical 501 matches that decided the Mug outcomes - Jim Nantz had better look out, as the competition for his job is already here.

AND WHILE WE'RE INCLUDING THE PHOTO OPS…

Quick quiz question: What is required to wrestle the NC Ladies' Cup away from the Raleigh team at the end of a full season and tournament? Well, until this past weekend, nobody could have answered that question, as nobody could have possibly known for certain, since it had never happened. Well, now after more than half a decade, the Raleigh ladies finished a tournament all the way down in the lowly position of… 2nd. That's right - the RDL ladies now boast a record of Forever and 1. Anyway, back to the answer to the question. The answer is: these ladies right here…



The Durham ladies' team is the new state champions, and are composed of (front row, left to right) Dawn Jeffcoat, Deb Parker, Gina Paul, Deanna Marx, and (back row) Jamie Henton, Hannah Stone, Amy Page, Lisa Shpritz, and Kristel Tripp. Probably not so coincidentally, Parker/Henton/Page/Shpritz are also top female throwers right here in our beloved RDL. Congrats, ladies!

RANDOM THOUGHTS FROM JK

Ok, I've expanded this column this season, because it appears that this is one of the columns that has generated the most interest/discussion over the past few seasons. So… some of these observations are dart-related, and some of them clearly are not. As always, this is the last thing that I'm writing and it's late, so let's see what falls out of my head.

--I've decided that Mark Knight and Randy Umstead have spine. By this, I mean that nothing phases them, regardless of how bad things might appear to be. In the A division final, Wil Tan hit a little nine-mark against Randy to go way up in the game. Most people would start mentally preparing for leg #2. What did Randy do? Throw 6-Bulls. I repeat, s-i-x b-u-l-l-s. Later in the match, Mike Seward pushed his team nearly 300 points ahead in the first leg of 501 by tossing a 180, against Mark. Six darts later, what did Mark do? That's right, hit a 180 right back on him. Sure, both Randy and Mark ended up losing those sets, but that is really intimidating when you toss in something perfect and your opponent matches it instead of packing it in.

--I wonder if I'm alone in that my indifference to baseball is slowly to turning to anger? Could there be any more overpaid athletes? And now fans reach out into the games and affect outcomes, players are testifying before grand juries, radio DJs are trying to entice players to sign with their teams with Hummers (the vehicles!… sheesh). And to top it off, baseball has come up with the most laughable anti-steroid policy in the history of anybody policing anything anywhere. That policy is insulting, and I will NOT be giving up one dollar to them until they change it.

--Speaking of ridiculous policies, it's overkill on the topic, but I think I have a bit more of a unique perspective. The topic? The BCS, of course. My uniqueness in the story. Well, I am, for the first time ever, torn as to whether I want my beloved alma mater to win a football game. Michigan is the only thing in America that can save the BCS from itself. If Michigan wins, the Sugar Bowl winner is the only 1-loss team and everything is smoothed over. But if Michigan loses, the BCS is exposed as the fraud that it is (again). Hmmm. Tough call for me.

--Is it a coincidence that Jeffrey Allen of Wireless signed up for the email version of the Tons of Newsletter merely hours after his team won the D division Mugs out of the #5 slot? No interest shown in the Tons all season while Wireless was going 6-6 and trailing four teams, but a Mug later, and Jeffrey is signing up for some ink. Not to worry Jeffrey, as I'm sure your change in perspective is not unique to you.

--Do any of you go by your first name anymore? Over the past 12 months, I have slowly found out that a disproportionately large percentage of my friends go by their middle name. Is that a geographic preference in this area or something?

--Could there have been a better story in RDL this season than if the Dogs of War III could have finished off their Mug run? 0-12 in the regular season, then 2-1 in the tournament with one of those being a whoopin'. And tourney matches are best-2-of-3!

--I've found three things out about darts. 1) Winning is great. 2) Playing with your friends is better. And 3) Winning with your friends really doesn't suck either.

--Anybody else notice how many restaurants in the style of Japan Express takeout hibachi there are all of a sudden? It seems like they just all sprouted up. Which is great for me, because I love them. Still… they seem to have all opened at once.

--Alright, it's time to pick on some horrible television ads:

Smirnoff Ice: have you seen the one where the guy slashes his own tires so that he won't drive drunk after the party? How many Smirnoffs had he had when THAT became a good idea!? Good lord is that stupid.

Check Into Cash: I've never used one of these "services", but there is a line on the screen during these ads that just cracks me up - "In many cases, checks will be issued in lieu of cash." Well, doesn't that make it Check Into Check? I know that the thought is that their check is good and yours isn't right now, but that is just friggin' misleading.

EPT: This one is almost as insulting as the baseball policy on steroids (see left column). The woman is looking flustered and she says "I can't concentrate. Could I be pregnant?" I'm not kidding, that's what she says. By this logic, every time I'm sitting next to a cute girl, I must be pregnant. And my 9-year-old has been pregnant for years. Who the hell wrote that?! And more to the point, who the hell approved it for production?!

McDonald's: Ok, I'm so not "lovin' it"! That new catch phrase evidently is targeted at the absolutely stupidest people on the planet. My favorite is the one where the guy is trying to scrape together enough change from his couch to get lunch. Once he has it, he says that now all he needs is a Swedish Bikini Masseuse. Seriously. I couldn't make this stuff up. The best part? At the end of the ad, after the announcer has finished his part, you hear "Ello? My name is Inga", and the guy just says "Awwwriggghhhht." Ouch, my brain hurts.

Movie ad: I can't remember which military thriller the ad was for, but it hailed itself as the "best military thriller since Black Hawk Down". That's big praise. Or at least it would have been if this movie hadn't been out about 4 months after Black Hawk. If that is the best review you have to quote/twist, why bother?

Old Navy: Lil' Kim is the new spokesperson. That just doesn't need any further comment.

--Ok, to be fair there are a couple of really, really great ads out there too. Including:

Volkswagen: The handle-licker ad is beautiful.

Viagra: The ad with the older woman greeting her husband at the door with the big goofy grin when he gets home from work makes me laugh EVERY time that I see it.

--I get so tired of sports announcers that try to impress upon me how wonderfully intelligent some college athletes are. Whenever there is a football player that doesn't major in sports training or communication, they beat it to death. When NCSU played Ohio State, the announcers pointed out four times in fifteen minutes that Craig Krenzel majored in molecular biogenetics. That sounds really big and great, doesn't it? The only problem is that you can't major in something as specialized as molecular biogenetics. Plus, some of that title is redundant. Just exactly how much non-bio genetics is going on around here anyway? I hate it when they basically exaggerate just to make a guy sound even better. It diminishes the truth. I'm impressed that Krenzel is majoring in genetics (I'm assuming her), but to just add a bunch of prefixes and adjectives makes the announcers sound painfully stupid and awed to anybody in the know.

--Today has been a pretty strange day, but a great day at the same time. If only I could tell you what I've been thinking all day. But I can't. So, I'll just revel in my own little dream world. [And no, it's nothing bad or evil. Geez. It's really good.]

2003 North Carolina City Dart League & 2003 North Carolina Ladies' Cup

FINAL REGULAR SEASON TEAM STANDINGS

NORTH CAROLINA CITY DART LEAGUE (NCCDL)

		W	L	Pts.
1	Wilmington (ACDA)	9	1	260
2	Durham (BCDL)	9	1	245
3	Raleigh (RDL)	8	2	212
4	Piedmont (PDA)	7	3	206
5	Lake Norman (LNDA)	5	5	197
6	Charlotte (QCDA)	5	5	175
7	Capital Area (CADC)	4	6	204
8	Jacksonville (JDA)	4	6	177
9	Burlington (BDO)	3	7	132
10	Boone (HCDA)	1	9	141
11	Chapel Hill (TDL)	0	10	76

NORTH CAROLINA LADIES' CUP (NCLC)

		W	L	Pts.
1	Durham (BCDL)	8	1	139
2	Burlington (BDO)	7	2	121
3	Raleigh (RDL)	6	3	133
4	Piedmont (PDA)	6	3	112
5	Wilmington (ACDA)	6	3	118
6	Capital Area (CADC)	4	5	104
7	Jacksonville (JDA)	3	6	104
8	Boone (HCDA)	3	6	78
9	Charlotte (QCDA)	2	7	82
10	Lake Norman (LNDA)	0	9	62

Many thanks to RDL Secretary Julie Payne for stepping in and saving the state leagues' butts by VERY quickly compiling all of these league statistics on some very short notice…

NCCDL REGULAR SEASON PERFECT THROWS & HIGH INS/OUTS (RDL members in bold)

High In : **160** - Phil Ellis - Piedmont - 6/7, Pat Ryan - Lake Norman, 8/23

High Out : **152** - Bob Gargan - Wilmington - 6/7

Perfect Throws

Ed Grubb - Dur. - 9m,3/8
Bob Terry - Ral. - 9m,3/8
Gary Damron - L.Norman - 9m,1/25
Eddie Pope - Boone - 9m,2/22
Doug Jeffcoat (2) - Ral. - 9m,2/22,4/26
J.D. Dixon - CADC - 9m,3/29
Donnie Simpson - CADC - 9m,3/29
Jim Hunsberger (2) - Ral. - 9m,4/26,4/26
Charles McClearen - Pied. - 9m,3/8
Jim Green (3) - Wilm. - 9m,3/8,6/7,9/13
Jerry Oakley (3) - Wilm. - 9m,3/8,6/28,9/13
David Annas - Ch. Hill - 9m,5/3
J.P. Evans - Ral. - 9m,5/3
Woody Laird - Burl. - 9m,5/3
Tom Brown - Dur. - 9m,5/3
Wil Tan - Dur. - 9m,6/7
A.J. Mucha (2) - Jack. - 9m,3/29,6/6
Leonard Peirce (2) - Jack. - 9m,3/29,6/6
Phil Ellis - Pied. - 9m,6/7
Kenyan Harris - Burl. - 9m,6/7
Austin Amalogo - Boone - 9m,6/28
Bob Gargan - Wilm. - 9m,9/13
Joe Futima - Pied. - 9m,6/28,10/18
Joe Tadder - Wilm. - 9m,9/13
Mark Curry - Boone - 9m,9/13
John Jenkins - CADC - 9m,10/18
Paul Olson - Pied. - 9m,10/18
Josh Turner - Ch. Hill - 9m,8/23
Tracy Gray - Wilm. - 9m,11/15
Ryan Barnette (2) - Pied. - T80,3/8,3/8
Jim Budelman - Dur. - T80,2/1
Jacques McMillan - Char. - T80,2/22
J.D. Dixon - CADC - T80,3/29
J.P. Evans - Ral. - T80,3/8
Tom Pritchard - Wilm. - T80,3/8
Jeff Dahulich - Ral. - T80,5/3
Jerry Branstool - Char. - T80,6/7
Chip Fuquay - Char. - T80,6/7
Ben Widgeon (4) -Jack.-T80,3/29,3/29,6/6,6/6
Brian Blake - Wilm. - T80,6/28
James Mabie - L.Norman - T80,6/28
Robbie Phillips - Dur.-T80,6/28,11/15
Scott Butters - CADC - T80,8/2
Bert Stirton - Boone - T80,6/28
Paul Olson - Pied. - T80,6/28,10/18
Sean O'Brien - Ch. Hill - T80,6/28
Phil Ellis - Pied. - T80,6/28
Mark Bordeaux - Ch.Hill - T80,6/28
Matt Zawila (2) - L.Norman-T80,10/18
Pete Rutten - Ch. Hill - T80,10/18
Neil Forand - Ch. Hill - T80,9/13
Charles McClearan - Pied. - T80,10/18
Lee Whitehead - Ral. - T80,10/18
Clem Bearan - Burl. - T80,11/15
David Annas - Ch. Hill - T80,8/23
Joe Tadder - Wilm. - T80,11/15
Som Samuluk - CADC - 6-Bulls,3/8
Chris Chisholm - Boone - 6-Bulls,3/8
Jim Green - Wilm. - 6-Bulls,5/3
Eddie Pope - Boone - 6-Bulls,6/28

NCLC REGULAR SEASON PERFECT THROWS & HIGH OUTS (RDL members in bold)

High Out

120 - Charlie Daniels - Wilmington - 6/7
120 - Evey Hodge - Charlotte - 9/13

Perfect Throws

Lisa Brown - Burl. - 9m,2/22
Sandy Heuerman - Wilm. - 9m,6/7
Dawn Bocchinfuso - Jack. - T80,3/8
Deb Parker - Dur. - 9m,6/7
Gina Paul - Dur. - 9m,9/13
Anne Martin - Pied. - 9m,1/25
Beth Hutchins - Ral. - 9m,2/22
Debbie Harden - Pied. - T80,5/3

2003 North Carolina City Dart League &
2003 North Carolina Ladies' Cup

CITY LEAGUE TOURNAMENT SUMMARIES

While some things change, some things stay the same…

The change…: Since the inception of the Ladies' Cup season format, the Cup itself has known only one home - Champions Billiards in Raleigh. The Raleigh ladies had won every tournament ever held… until now. Raleigh made the final once again, but this time the Durham ladies prevailed, taking the Cup all of 20 miles down the road (see, the Triangle is still the home of NC ladies' darts). The RDL was still pretty successful, however, as league members *Jamie Henton* , *Amy Page* , *Deb Parker* , and *Lisa Shpritz* are all members of the Durham squad. Congratulations, ladies! **The same…:** For the fifth year in a row the City League Cup will reside in either Wilmington or Durham. For the second year in a row, Wilmington downed Durham in the final, making the Cup count 3-to-2 Wilmington over Durham in the past five years. Considering the number of RDL members on the Durham City Team, our league is looking pretty successful in that setting as well.

TOURNAMENT PERFECT THROWS (RDL members in bold)

(This list may be woefully incomplete - these are just the perfect throws that I, the editor, witnessed…)

NCCDL Perfect Throws

Tom Brown (2) - Dur. - (9m,T80,12/7) **Keith Gibbs** - Ral. - (9m,12/7) **Lee Whitehead** - Ral. - (T80,12/7)

And while these aren't considered 'perfect throws', these seem pretty perfect to me:

Bob Gargan - Wilm. - (160-In,12/7) Jerry Oakley - Wilm. - (160-Out,12/7)

2003 North Carolina City Dart League Post-Season Tournament (December 7 & 8 - Reggie's, Wilmington)

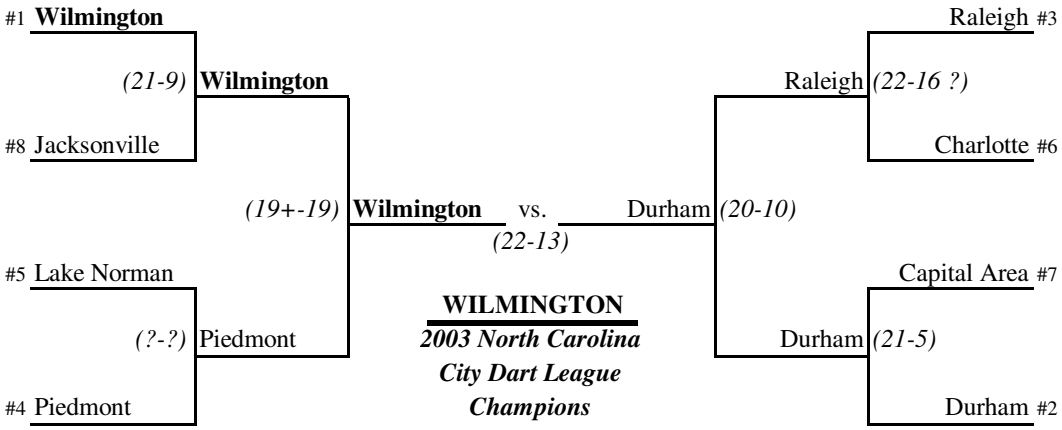

2003 North Carolina Ladies' Cup Post-Season Tournament (December 7 & 8 - Champions Billiards, Raleigh)

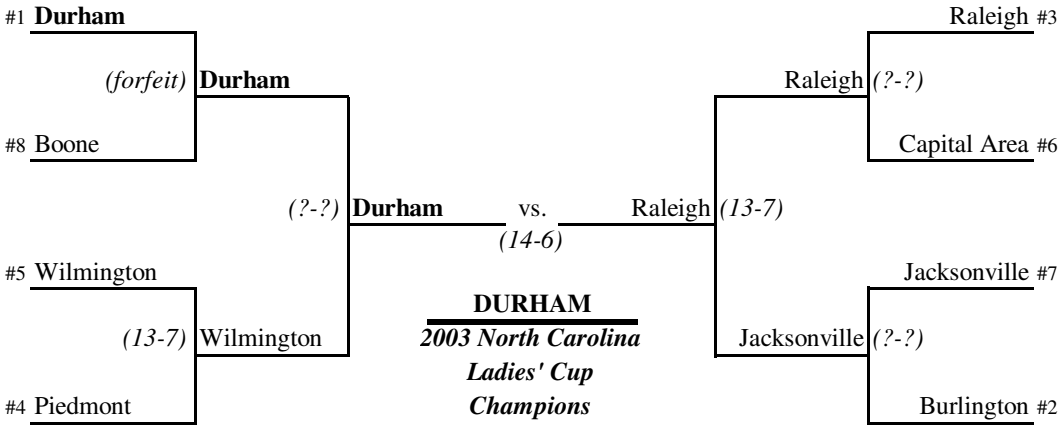

Fall 2003 RDL Top Singles Records (by division) (FINAL!)

(All statistics are included, as there were no missing scoresheets this season)
(Game minimum required for this listing: 16 for all divisions)

"A" Division

			W	L	%-age
1	Tan, Wil	A5/ The Subversive Element	18	2	0.900
2	Seward, Mike	A2/ Varina Sports Bar	19	3	0.864
3	Dixon, J.D.	A2/ Varina Sports Bar	20	4	0.833
	Whitehead, Lee	A6/ Dodge Darts	20	4	0.833
5	Brown, Tom	A5/ The Subversive Element	16	5	0.762
6	Budelman, Jim	A1/ Lunatic Fringe	15	5	0.750
	Wall, Keith	A5/ The Subversive Element	15	5	0.750
8	Knight, Mark	A5/ The Subversive Element	15	6	0.714
9	Jeffcoat, Doug	A6/ Dodge Darts	17	7	0.708
10	Gaglione, Joe	A5/ The Subversive Element	13	6	0.684
11	Hall, Mike	A2/ Varina Sports Bar	11	7	0.611
12	Butters, Scott	A2/ Varina Sports Bar	14	9	0.609
13	Terry, Bob	A1/ Lunatic Fringe	15	10	0.600
14	Umstead, Randy	A2/ Varina Sports Bar	13	9	0.591
15	Evans, J.P.	A6/ Dodge Darts	11	8	0.579

"B" Division

			W	L	%-age
1	Mills, Tim	B4/ Home Thrown	16	4	0.800
2	Witz, Steve	B1/ Cheap Shots	18	7	0.720
3	Hunsberger, Jim	B3/ Get the Point "33"	14	6	0.700
	Murdaugh, John	B4/ Home Thrown	14	6	0.700
5	Randolph, Jon	B4/ Home Thrown	14	7	0.667
6	Gibson, Jack	B1/ Cheap Shots	13	7	0.650
7	Mays, John	B2/ Nine Lives	11	6	0.647
8	Jenkins, John	B3/ Get the Point "33"	14	8	0.636
9	Hindle, Mikey	B7/ WIEBLS	15	9	0.625
10	Ferebee, Ed	B4/ Home Thrown	11	7	0.611
11	Beaudoin, Paul	B6/ UZMALL	14	9	0.609
12	Sosa, Bo	B2/ Nine Lives	15	10	0.600
	Hendricks, Ron	B5/ Starving Dartists	12	8	0.600
14	Persson, Kenny	B6/ UZMALL	13	9	0.591
15	Deemer, Randy	B5/ Starving Dartists	14	10	0.583

"C" Division

			W	L	%-age
1	Crumpler, Greg	C4/ Back Here Doing That	17	3	0.850
2	Holland, William	C5/ Grateful Darts	20	4	0.833
3	Foushee, Eugene	C2/ Excalibur	17	5	0.773
4	Simpson, David	C6/ Nothing But Darts	17	7	0.708
5	Burney, Gary	C2/ Excalibur	15	7	0.682
	Goodknecht, Chris	C5/ Grateful Darts	15	7	0.682
	Shearin, Keith	C2/ Excalibur	15	7	0.682
8	Keller, Tony	C1/ Horsemen	17	8	0.680
9	Reaume, Andre	C7/ All Over It!	16	8	0.667
	Simpson, Phil	C5/ Grateful Darts	16	8	0.667
	Bradshaw, Rick	C3/ Dogs of War III	12	6	0.667
12	Phillips, Britt	C1/ Horsemen	16	9	0.640
13	Meng, Xiwen	C1/ Horsemen	14	8	0.636
14	Feller, Keith	C1/ Horsemen	11	7	0.611
	Wiegand, Tom	C3/ Dogs of War III	11	7	0.611

"D" Division

			W	L	%-age
1	Crowley, Pat	D5/ Wireless	19	2	0.905
2	Winters, Tom	D3/ Dynamic Darts	18	4	0.818
3	Yoneoka, J.J.	D6/ Travelin' Beer Bellies	16	4	0.800
4	Motley, Steve	D7/ Bubba's Garage	16	6	0.727
5	Browndorf, Ken	D1/ Sharky's Machine	13	5	0.722
6	Johnson, Mike	D5/ Wireless	14	6	0.700
7	Bacanskas, Andrew	D7/ Bubba's Garage	11	5	0.688
	Ellison, George	D3/ Dynamic Darts	11	5	0.688
9	Kring, Jeremy	D6/ Travelin' Beer Bellies	14	8	0.636
10	Smith, Sarge	D4/ Heroes In Trouble	15	9	0.625
11	Wackerman, Mark	D4/ Heroes In Trouble	13	9	0.591
12	Kruger, Lonny	D1/ Sharky's Machine	10	7	0.588
13	Leonard, Shawn	D7/ Bubba's Garage	14	10	0.583
	Sautter, Don	D7/ Bubba's Garage	14	10	0.583
15	Jackson, Barry	D3/ Dynamic Darts	11	8	0.579

"E" Division

			W	L	%-age
1	Gelhar, Tommy	E1/ Kozmic Debris	22	1	0.957
2	Thomas, Jason	E2/ The Replacements	17	5	0.773
3	Mitchell, Sid	E2/ The Replacements	17	6	0.739
4	Samaluk, Somchai	E6/ Red Bull	12	5	0.706
5	King, Tim	E4/ No Fear	17	8	0.680
6	Keleher, John	E4/ No Fear	16	8	0.667
	Teeter, Kyle	E3/ Modena	16	8	0.667
8	Kubel, Tom	E5/ The UDR's	14	8	0.636
9	Carter, Kevin	E6/ Red Bull	15	9	0.625
	Lee, Eric	E2/ The Replacements	15	9	0.625
11	Simons, Emmett	E2/ The Replacements	14	9	0.609
	Wessinger, William	E4/ No Fear	14	9	0.609
13	Penny, Ron	E4/ No Fear	13	9	0.591
	Pope, Josh	E3/ Modena	13	9	0.591
15	Cotton, Barbara	E6/ Red Bull	11	9	0.550

"F" Division

			W	L	%-age
1	McSorley, Paul	F1/ Da Bulls	14	2	0.875
2	Alcon, Tony	F4/ Chupacabras	20	4	0.833
3	Detmers, John	F6/ Mayberry	18	4	0.818
4	Wade, Nate	F7/ Coral Reefers	17	4	0.810
5	Skelton, Chris	F3/ Darts R Us	14	4	0.778
6	Cullis, Pete	F6/ Mayberry	17	5	0.773
7	Gillett, Galen	F2/ Tres Equis	15	5	0.750
8	Auch, Eric	F5/ Brain Dead	17	6	0.739
9	Kerr, Duncan	F1/ Da Bulls	16	6	0.727
10	Buckley, Bill	F4/ Chupacabras	16	7	0.696
11	Parker, Shannon	F5/ Brain Dead	11	5	0.688
12	Harrison, Mark	F2/ Tres Equis	13	6	0.684
13	Yates, Brett	F5/ Brain Dead	14	8	0.636
14	Jarvah, Sean	F7/ Coral Reefers	11	7	0.611
	Smith, Nick	F2/ Tres Equis	11	7	0.611

"G" Division

			W	L	%-age
1	Matz, Mike	G2/ 3 Legged Dog	15	1	0.938
2	Taylor, Jeff	G5/ The Posse	20	2	0.909
3	Chapman, Alex	G2/ 3 Legged Dog	21	3	0.875
4	Collins, Scott	G2/ 3 Legged Dog	21	4	0.840
5	Lawley, Charley	G3/ She Hate Me	20	4	0.833
6	Ewald, Dan	G4/ Orange Crush	20	5	0.800
7	Zemlo, Josh	G4/ Orange Crush	18	6	0.750
8	Young, Jeff	G3/ She Hate Me	13	5	0.722
9	Wells, John	G4/ Orange Crush	17	7	0.708
10	Graziano, John	G2/ 3 Legged Dog	13	6	0.684
11	Clark, Joe	G1/ Goin' Just Duckie	16	8	0.667
12	Lee, Ronnie	G6/ Phantoms of the Dartboa	16	9	0.640
13	Tollerton, Steve	G1/ Goin' Just Duckie	14	10	0.583
14	Colton, Mitch	G5/ The Posse	12	9	0.571
	Welch, Chris	G2/ 3 Legged Dog	12	9	0.571

Women's Records

			W	L	%-age
		"A" and "B" Divisions			
1	Austin, Connie	B3/ Get the Point "33"	13	10	0.565
2	Parker, Deb	A4/ D V Needed	9	11	0.450
	Long, Laura	B7/ WIEBLS	9	11	0.450
4	Henton, Jamie	A4/ D V Needed	8	11	0.421
		"C", "D" and "E" Divisions			
1	Cotton, Barbara	E6/ Red Bull	11	9	0.550
2	Enos, Kellee	D4/ Heroes In Trouble	13	11	0.542
3	Gaffney, Michelle	E5/ The UDR's	11	10	0.524
4	Payne, Julie	E6/ Red Bull	12	11	0.522
		"F" and "G" Divisions			
1	Brown, Tracy	G4/ Orange Crush	14	12	0.538
2	Hendrick, Ruthie	G6/ Phantoms of the Dartboa	12	14	0.462
3	Ewald, Susan	G4/ Orange Crush	11	14	0.440
4	Moeschet, Cathy	G1/ Goin' Just Duckie	8	11	0.421

Fall 2003 RDL Top Doubles Records (by division) (FINAL!)

(All statistics are included, as there were no missing scoresheets this season)
(Game minimum required for this listing: 16 for all divisions)

"A" Division

			W	L	%-age
1	Dixon, J.D.	A2/ Varina Sports Bar	20	4	0.833
2	Evans, J.P.	A6/ Dodge Darts	14	3	0.824
3	Terry, Bob	A1/ Lunatic Fringe	19	5	0.792
4	Hall, Mike	A2/ Varina Sports Bar	15	4	0.789
5	Seward, Mike	A2/ Varina Sports Bar	17	5	0.773
6	McNamara, Tim	A6/ Dodge Darts	15	5	0.750
	Butman, Don	A1/ Lunatic Fringe	12	4	0.750
8	Jeffcoat, Doug	A6/ Dodge Darts	17	6	0.739
	Whitehead, Lee	A6/ Dodge Darts	17	6	0.739
10	Butters, Scott	A2/ Varina Sports Bar	16	6	0.727
11	Hoffmann, Steve	A1/ Lunatic Fringe	19	8	0.704
12	Budelman, Jim	A1/ Lunatic Fringe	16	7	0.696
	Wall, Keith	A5/ The Subversive Element	16	7	0.696
14	Umstead, Randy	A2/ Varina Sports Bar	14	7	0.667
15	(two tied)	A5/ The Subversive Element	13	7	0.650

"B" Division

			W	L	%-age
1	Mills, Tim	B4/ Home Thrown	14	2	0.875
2	Jenkins, John	B3/ Get the Point "33"	18	3	0.857
3	Murdaugh, John	B4/ Home Thrown	14	4	0.778
4	Boudrias, Andre	B4/ Home Thrown	17	7	0.708
5	Persson, Kenny	B6/ UZMALL	15	7	0.682
6	Hindle, Mikey	B7/ WIEBLS	16	8	0.667
7	Warren, Randy	B1/ Cheap Shots	15	8	0.652
8	Edgecombe, Sean	B4/ Home Thrown	11	6	0.647
9	Hall, Josh	B1/ Cheap Shots	12	7	0.632
10	Sosa, Bo	B2/ Nine Lives	14	9	0.609
11	Hendricks, Ron	B5/ Starving Dartists	12	8	0.600
	Randolph, Jon	B4/ Home Thrown	12	8	0.600
13	Howell, John	B5/ Starving Dartists	13	9	0.591
	Lewis, Todd	B3/ Get the Point "33"	13	9	0.591
15	Witz, Steve	B1/ Cheap Shots	14	10	0.583

"C" Division

			W	L	%-age
1	Simpson, Phil	C5/ Grateful Darts	19	4	0.826
2	Holland, William	C5/ Grateful Darts	19	5	0.792
3	Iager, John	C5/ Grateful Darts	17	7	0.708
4	Blackwelder, Deborah	C4/ Back Here Doing That	13	6	0.684
5	Dautrich, Dan	C7/ All Over It!	11	6	0.647
6	Goodknecht, Chris	C5/ Grateful Darts	14	8	0.636
7	Walters, Jason	C4/ Back Here Doing That	12	7	0.632
8	Crumpler, Greg	C4/ Back Here Doing That	11	7	0.611
9	Burney, Gary	C2/ Excalibur	14	9	0.609
	McCommons, Ben	C6/ Nothing But Darts	14	9	0.609
11	Brown, Phil	C4/ Back Here Doing That	12	8	0.600
	Hines, Eric	C6/ Nothing But Darts	12	8	0.600
13	Slominski, Mark	C2/ Excalibur	13	9	0.591
14	Matthews, Eric	C4/ Back Here Doing That	13	10	0.565
15	Feller, Keith	C1/ Horsemen	10	8	0.556

"D" Division

			W	L	%-age
1	Browndorf, Ken	D1/ Sharky's Machine	14	4	0.778
2	Kruger, Lonny	D1/ Sharky's Machine	13	5	0.722
3	Winters, Tom	D3/ Dynamic Darts	16	7	0.696
4	Barton, Kevin	D4/ Heroes In Trouble	15	7	0.682
	Kring, Jeremy	D6/ Travelin' Beer Bellies	15	7	0.682
6	Side, Eric	D6/ Travelin' Beer Bellies	12	6	0.667
7	Sautter, Don	D7/ Bubba's Garage	15	8	0.652
	Yoneoka, J.J.	D6/ Travelin' Beer Bellies	15	8	0.652
9	Crowley, Pat	D5/ Wireless	14	8	0.636
10	Motley, Steve	D7/ Bubba's Garage	15	9	0.625
11	Howard, Brian	D7/ Bubba's Garage	14	9	0.609
12	Leonard, Shawn	D7/ Bubba's Garage	15	10	0.600
	Yoneoka, Oakie	D6/ Travelin' Beer Bellies	12	8	0.600
14	Wackerman, Mark	D4/ Heroes In Trouble	13	9	0.591
15	Alapin, Toni	D4/ Heroes In Trouble	14	10	0.583

"E" Division

			W	L	%-age
1	Penny, Ron	E4/ No Fear	15	6	0.714
2	Wessinger, William	E4/ No Fear	15	7	0.682
3	Gelhar, Tommy	E1/ Kozmic Debris	16	8	0.667
	Grogan, J.R.	E3/ Modena	16	8	0.667
5	Carter, Kevin	E6/ Red Bull	15	8	0.652
	Payne, Julie	E6/ Red Bull	15	8	0.652
7	Kubel, Tom	E5/ The UDR's	14	8	0.636
8	Samaluk, Somchai	E6/ Red Bull	10	6	0.625
9	Kirkpatrick, Brian	E3/ Modena	11	7	0.611
10	King, Tim	E4/ No Fear	14	9	0.609
11	Rippe, Lloyd	E5/ The UDR's	13	9	0.591
12	Lee, Eric	E2/ The Replacements	14	10	0.583
	Mitchell, Sid	E2/ The Replacements	14	10	0.583
14	Keleher, John	E4/ No Fear	14	11	0.560
15	Reitano, Sal, Jr.	E4/ No Fear	11	9	0.550

"F" Division

			W	L	%-age
1	Yates, Brett	F5/ Brain Dead	21	3	0.875
	Parker, Shannon	F5/ Brain Dead	14	2	0.875
3	Smith, Nick	F2/ Tres Equis	14	4	0.778
4	White, Bill	F1/ Da Bulls	17	5	0.773
5	Auch, Eric	F5/ Brain Dead	16	7	0.696
6	Hall, Frank	F2/ Tres Equis	15	7	0.682
7	Detmers, John	F6/ Mayberry	14	8	0.636
8	McSorley, Paul	F1/ Da Bulls	12	7	0.632
	Terrell, Mark	F3/ Darts R Us	12	7	0.632
10	Alcon, Tony	F4/ Chupacabras	14	9	0.609
11	Kerr, Duncan	F1/ Da Bulls	15	10	0.600
	Hall, Danny	F2/ Tres Equis	12	8	0.600
13	Heater, Brett	F6/ Mayberry	13	9	0.591
	Martin, George	F3/ Darts R Us	13	9	0.591
15	(three tied)		11	8	0.579

"G" Division

			W	L	%-age
1	Welch, Chris	G2/ 3 Legged Dog	18	2	0.900
2	Zemlo, Josh	G4/ Orange Crush	21	4	0.840
3	Ewald, Dan	G4/ Orange Crush	20	4	0.833
4	Young, Jeff	G3/ She Hate Me	14	5	0.737
5	Collins, Scott	G2/ 3 Legged Dog	16	6	0.727
	McCredie, Bob	G6/ Phantoms of the Dartboa	16	6	0.727
7	Chapman, Alex	G2/ 3 Legged Dog	15	6	0.714
8	Wells, John	G4/ Orange Crush	17	7	0.708
9	Tollerton, Steve	G1/ Goin' Just Duckie	15	8	0.652
10	Henry, Christi	G6/ Phantoms of the Dartboa	18	10	0.643
11	Graziano, John	G2/ 3 Legged Dog	10	6	0.625
12	Jordan, Jody	G7/ Sidetracked	13	8	0.619
13	Brown, Tracy	G4/ Orange Crush	13	11	0.542
14	Wilser, Dave	G3/ She Hate Me	15	13	0.536
15	(two tied)		12	11	0.522

Women's Records

			W	L	%-age
		"A" and "B" Divisions			
1	Long, Laura	B7/ WIEBLS	10	10	0.500
2	Austin, Connie	B3/ Get the Point "33"	9	13	0.409
3	Austin, Jan	B3/ Get the Point "33"	8	13	0.381
4	Henton, Jamie	A4/ D V Needed	5	13	0.278
		"C", "D" and "E" Divisions			
1	Blackwelder, Deborah	C4/ Back Here Doing That	13	6	0.684
2	Payne, Julie	E6/ Red Bull	15	8	0.652
3	Alapin, Toni	D4/ Heroes In Trouble	14	10	0.583
4	Enos, Kellee	D4/ Heroes In Trouble	13	10	0.565
		"F" and "G" Divisions			
1	Henry, Christi	G6/ Phantoms of the Dartboa	18	10	0.643
2	Brown, Tracy	G4/ Orange Crush	13	11	0.542
3	Hall, April	F2/ Tres Equis	9	8	0.529
4	(two tied)				0.500

Fall 2003 RDL Top Singles+Doubles Records (by division) (FINAL!)

(All statistics are included, as there were no missing scoresheets this season)
(Game minimum required for this listing: 32 for all divisions)

"A" Division

			W	L	%-age
1	Dixon, J.D.	A2/ Varina Sports Bar	40	8	0.833
2	Seward, Mike	A2/ Varina Sports Bar	36	8	0.818
3	Whitehead, Lee	A6/ Dodge Darts	37	10	0.787
4	Tan, Wil	A5/ The Subversive Element	31	9	0.775
5	Jeffcoat, Doug	A6/ Dodge Darts	34	13	0.723
6	Budelman, Jim	A1/ Lunatic Fringe	31	12	0.721
	Wall, Keith	A5/ The Subversive Element	31	12	0.721
8	Brown, Tom	A5/ The Subversive Element	29	12	0.707
9	Hall, Mike	A2/ Varina Sports Bar	26	11	0.703
10	Evans, J.P.	A6/ Dodge Darts	25	11	0.694
11	Terry, Bob	A1/ Lunatic Fringe	34	15	0.694
12	Knight, Mark	A5/ The Subversive Element	29	14	0.674
13	Butters, Scott	A2/ Varina Sports Bar	30	15	0.667
	McNamara, Tim	A6/ Dodge Darts	22	11	0.667
15	Butman, Don	A1/ Lunatic Fringe	21	11	0.656

"B" Division

			W	L	%-age
1	Mills, Tim	B4/ Home Thrown	30	6	0.833
2	Jenkins, John	B3/ Get the Point "33"	32	11	0.744
3	Murdaugh, John	B4/ Home Thrown	28	10	0.737
4	Witz, Steve	B1/ Cheap Shots	32	17	0.653
5	Hindle, Mikey	B7/ WIEBLS	31	17	0.646
6	Persson, Kenny	B6/ UZMALL	28	16	0.636
7	Randolph, Jon	B4/ Home Thrown	26	15	0.634
8	Boudrias, Andre	B4/ Home Thrown	27	16	0.628
9	Edgecombe, Sean	B4/ Home Thrown	20	13	0.606
10	Sosa, Bo	B2/ Nine Lives	29	19	0.604
11	Hendricks, Ron	B5/ Starving Dartists	24	16	0.600
12	Hunsberger, Jim	B3/ Get the Point "33"	25	17	0.595
13	Hall, Josh	B1/ Cheap Shots	21	15	0.583
14	Beaudoin, Paul	B6/ UZMALL	27	20	0.574
	Lewis, Todd	B3/ Get the Point "33"	27	20	0.574

"C" Division

			W	L	%-age
1	Holland, William	C5/ Grateful Darts	39	9	0.813
2	Simpson, Phil	C5/ Grateful Darts	35	12	0.745
3	Crumpler, Greg	C4/ Back Here Doing That	28	10	0.737
4	Goodknecht, Chris	C5/ Grateful Darts	29	15	0.659
5	Iager, John	C5/ Grateful Darts	30	16	0.652
6	Burney, Gary	C2/ Excalibur	29	16	0.644
7	Keller, Tony	C1/ Horsemen	28	19	0.596
8	Slominski, Mark	C2/ Excalibur	25	17	0.595
9	Foushee, Eugene	C2/ Excalibur	26	18	0.591
10	Walters, Jason	C4/ Back Here Doing That	24	17	0.585
11	Bradshaw, Rick	C3/ Dogs of War III	21	15	0.583
	Feller, Keith	C1/ Horsemen	21	15	0.583
13	Meng, Xiwen	C1/ Horsemen	26	19	0.578
14	Phillips, Britt	C1/ Horsemen	30	22	0.577
15	Hines, Eric	C6/ Nothing But Darts	23	17	0.575

"D" Division

			W	L	%-age
1	Crowley, Pat	D5/ Wireless	33	10	0.767
2	Winters, Tom	D3/ Dynamic Darts	34	11	0.756
3	Browndorf, Ken	D1/ Sharky's Machine	27	9	0.750
4	Yoneoka, J.J.	D6/ Travelin' Beer Bellies	31	12	0.721
5	Motley, Steve	D7/ Bubba's Garage	31	15	0.674
6	Kring, Jeremy	D6/ Travelin' Beer Bellies	29	15	0.659
7	Kruger, Lonny	D1/ Sharky's Machine	23	12	0.657
8	Johnson, Mike	D5/ Wireless	25	14	0.641
9	Sautter, Don	D7/ Bubba's Garage	29	18	0.617
10	Smith, Sarge	D4/ Heroes In Trouble	28	19	0.596
11	Leonard, Shawn	D7/ Bubba's Garage	29	20	0.592
12	Wackerman, Mark	D4/ Heroes In Trouble	26	18	0.591
13	Barton, Kevin	D4/ Heroes In Trouble	26	20	0.565
14	Enos, Kellee	D4/ Heroes In Trouble	26	21	0.553
15	Yoneoka, Oakie	D6/ Travelin' Beer Bellies	23	19	0.548

"E" Division

			W	L	%-age
1	Gelhar, Tommy	E1/ Kozmic Debris	38	9	0.809
2	Samaluk, Somchai	E6/ Red Bull	22	11	0.667
3	Mitchell, Sid	E2/ The Replacements	31	16	0.660
4	Penny, Ron	E4/ No Fear	28	15	0.651
5	King, Tim	E4/ No Fear	31	17	0.646
6	Wessinger, William	E4/ No Fear	29	16	0.644
7	Carter, Kevin	E6/ Red Bull	30	17	0.638
8	Kubel, Tom	E5/ The UDR's	28	16	0.636
9	Keleher, John	E4/ No Fear	30	19	0.612
10	Lee, Eric	E2/ The Replacements	29	19	0.604
	Teeter, Kyle	E3/ Modena	29	19	0.604
12	Thomas, Jason	E2/ The Replacements	26	18	0.591
13	Payne, Julie	E6/ Red Bull	27	19	0.587
14	Pope, Josh	E3/ Modena	19	14	0.576
15	Grogan, J.R.	E3/ Modena	23	17	0.575

"F" Division

			W	L	%-age
1	Parker, Shannon	F5/ Brain Dead	25	7	0.781
2	Yates, Brett	F5/ Brain Dead	35	11	0.761
3	McSorley, Paul	F1/ Da Bulls	26	9	0.743
4	Detmers, John	F6/ Mayberry	32	12	0.727
5	Alcon, Tony	F4/ Chupacabras	34	13	0.723
6	Auch, Eric	F5/ Brain Dead	33	13	0.717
7	Smith, Nick	F2/ Tres Equis	25	11	0.694
8	Skelton, Chris	F3/ Darts R Us	25	12	0.676
9	Gillett, Galen	F2/ Tres Equis	26	13	0.667
	Terrell, Mark	F3/ Darts R Us	22	11	0.667
11	Kerr, Duncan	F1/ Da Bulls	31	16	0.660
12	White, Bill	F1/ Da Bulls	29	15	0.659
13	Wade, Nate	F7/ Coral Reefers	26	15	0.634
14	Buckley, Bill	F4/ Chupacabras	29	17	0.630
15	Harrison, Mark	F2/ Tres Equis	25	15	0.625

"G" Division

			W	L	%-age
1	Ewald, Dan	G4/ Orange Crush	40	9	0.816
2	Chapman, Alex	G2/ 3 Legged Dog	36	9	0.800
3	Zemlo, Josh	G4/ Orange Crush	39	10	0.796
4	Collins, Scott	G2/ 3 Legged Dog	37	10	0.787
5	Welch, Chris	G2/ 3 Legged Dog	30	11	0.732
6	Young, Jeff	G3/ She Hate Me	27	10	0.730
7	Wells, John	G4/ Orange Crush	34	14	0.708
8	Taylor, Jeff	G5/ The Posse	29	13	0.690
9	Graziano, John	G2/ 3 Legged Dog	23	12	0.657
10	Lawley, Charley	G3/ She Hate Me	30	17	0.638
11	McCredie, Bob	G6/ Phantoms of the Dartboa	28	16	0.636
12	Tollerton, Steve	G1/ Goin' Just Duckie	29	18	0.617
13	Jordan, Jody	G7/ Sidetracked	25	19	0.568
14	Clark, Joe	G1/ Goin' Just Duckie	25	21	0.543
15	Brown, Tracy	G4/ Orange Crush	27	23	0.540

Women's Records

			W	L	%-age
		"A" and "B" Divisions			
1	Austin, Connie	B3/ Get the Point "33"	22	23	0.489
2	Long, Laura	B7/ WIEBLS	19	21	0.475
3	Austin, Jan	B3/ Get the Point "33"	17	29	0.370
4	Henton, Jamie	A4/ D V Needed	13	24	0.351
		"C", "D" and "E" Divisions			
1	Payne, Julie	E6/ Red Bull	27	19	0.587
2	Enos, Kellee	D4/ Heroes In Trouble	26	21	0.553
3	Blackwelder, Deborah	C4/ Back Here Doing That	22	18	0.550
4	Alapin, Toni	D4/ Heroes In Trouble	24	22	0.522
		"F" and "G" Divisions			
1	Brown, Tracy	G4/ Orange Crush	27	23	0.540
2	Henry, Christi	G6/ Phantoms of the Dartboa	28	31	0.475
3	Lawley, Lisa	G3/ She Hate Me	24	29	0.453
4	Ewald, Susan	G4/ Orange Crush	22	28	0.440

Fall 2003 RDL Top All-Star Percentages (by division) (FINAL!)

(All statistics are included, as there were no missing scoresheets this season)
(Game minimum required for this listing: 32 for all divisions)

"A" Division

			ASP	TGP	%-age
1	Seward, Mike	A2/ Varina Sports Bar	79.5	45	1.767
2	Whitehead, Lee	A6/ Dodge Darts	83.0	47	1.766
3	Dixon, J.D.	A2/ Varina Sports Bar	81.0	49	1.653
4	Budelman, Jim	A1/ Lunatic Fringe	66.0	43	1.535
5	Simpson, Donnie	A2/ Varina Sports Bar	53.0	35	1.514
6	Tan, Wil	A5/ The Subversive Element	61.0	41	1.488
7	Brown, Tom	A5/ The Subversive Element	60.5	42	1.440
8	Knight, Mark	A5/ The Subversive Element	55.5	44	1.261
9	Gaglione, Joe	A5/ The Subversive Element	48.5	39	1.244
10	Terry, Bob	A1/ Lunatic Fringe	59.5	49	1.214
11	Hall, Mike	A2/ Varina Sports Bar	45.5	38	1.197
12	Butman, Don	A1/ Lunatic Fringe	37.5	32	1.172
13	Wall, Keith	A5/ The Subversive Element	50.5	44	1.148
14	McNamara, Tim	A6/ Dodge Darts	37.5	33	1.136
15	Evans, J.P.	A6/ Dodge Darts	40.0	36	1.111

"B" Division

			ASP	TGP	%-age
1	Jenkins, John	B3/ Get the Point "33"	50.0	45	1.111
2	Persson, Kenny	B6/ UZMALL	51.0	46	1.109
3	Hunsberger, Jim	B3/ Get the Point "33"	45.0	44	1.023
4	Mills, Tim	B4/ Home Thrown	33.0	36	0.917
5	Beaudoin, Paul	B6/ UZMALL	39.5	49	0.806
	Hindle, Mikey	B7/ WIEBLS	39.5	49	0.806
7	Deemer, Randy	B5/ Starving Dartists	37.5	48	0.781
8	Randolph, Jon	B4/ Home Thrown	31.0	41	0.756
9	Witz, Steve	B1/ Cheap Shots	36.0	50	0.720
10	Sellers, Mark	B1/ Cheap Shots	33.0	51	0.647
	Mays, John	B2/ Nine Lives	22.0	34	0.647
12	Gibson, Jack	B1/ Cheap Shots	26.5	41	0.646
13	Vaux, Wes	B1/ Cheap Shots	29.5	46	0.641
14	Long, Laura	B7/ WIEBLS	26.0	41	0.634
15	Murdaugh, John	B4/ Home Thrown	22.5	38	0.592

"C" Division

			ASP	TGP	%-age
1	Holland, William	C5/ Grateful Darts	55.5	51	1.088
2	Bradshaw, Rick	C3/ Dogs of War III	29.0	36	0.806
3	Simpson, David	C6/ Nothing But Darts	38.5	48	0.802
4	Carroll, John	C3/ Dogs of War III	26.0	34	0.765
5	Iager, John	C5/ Grateful Darts	36.5	49	0.745
6	Crumpler, Greg	C4/ Back Here Doing That	28.5	39	0.731
7	Matthews, Eric	C4/ Back Here Doing That	27.0	37	0.730
8	Goodknecht, Chris	C5/ Grateful Darts	33.0	47	0.702
9	Reaume, Andre	C7/ All Over It!	32.5	47	0.691
10	Wiegand, Tom	C3/ Dogs of War III	24.0	36	0.667
11	Brown, Phil	C4/ Back Here Doing That	22.5	34	0.662
12	Beaird, Tommy	C7/ All Over It!	29.0	46	0.630
13	Phillips, Britt	C1/ Horsemen	32.0	54	0.593
14	Walters, Jason	C4/ Back Here Doing That	24.5	42	0.583
15	Burney, Gary	C2/ Excalibur	27.0	47	0.574

"D" Division

			ASP	TGP	%-age
1	Winters, Tom	D3/ Dynamic Darts	45.5	47	0.968
2	Crowley, Pat	D5/ Wireless	41.0	44	0.932
3	Yoneoka, J.J.	D6/ Travelin' Beer Bellies	36.0	43	0.837
4	Barton, Kevin	D4/ Heroes In Trouble	39.0	47	0.830
5	Side, Eric	D6/ Travelin' Beer Bellies	25.0	39	0.641
6	Johnson, David	D5/ Wireless	23.5	37	0.635
7	Jackson, Barry	D3/ Dynamic Darts	24.5	40	0.613
8	Gibson, Ed	D6/ Travelin' Beer Bellies	19.5	32	0.609
9	Sautter, Don	D7/ Bubba's Garage	27.5	47	0.585
10	Wackerman, Mark	D4/ Heroes In Trouble	24.5	45	0.544
11	Allison, Frank	D1/ Sharky's Machine	24.5	46	0.533
12	Leonard, Shawn	D7/ Bubba's Garage	25.5	49	0.520
13	Hines, Curtis	D1/ Sharky's Machine	25.0	51	0.490
14	Motley, Steve	D7/ Bubba's Garage	20.5	46	0.446
15	Howard, Brian	D7/ Bubba's Garage	20.0	46	0.435

"E" Division

			ASP	TGP	%-age
1	Gelhar, Tommy	E1/ Kozmic Debris	50.5	48	1.052
2	Thomas, Jason	E2/ The Replacements	40.5	45	0.900
3	Samaluk, Somchai	E6/ Red Bull	24.0	33	0.727
4	Simons, Emmett	E2/ The Replacements	29.0	44	0.659
5	King, Tim	E4/ No Fear	32.0	49	0.653
6	Kubel, Tom	E5/ The UDR's	28.5	44	0.648
7	Keleher, John	E4/ No Fear	31.5	50	0.630
8	Pope, Josh	E3/ Modena	19.5	33	0.591
9	Wessinger, William	E4/ No Fear	26.0	46	0.565
10	Teeter, Kyle	E3/ Modena	24.0	49	0.490
11	Rippe, Lloyd	E5/ The UDR's	16.0	36	0.444
12	Wenhart, Jeff	E1/ Kozmic Debris	14.5	34	0.426
13	Gaffney, Michelle	E5/ The UDR's	17.0	40	0.425
14	Cotton, Barbara	E6/ Red Bull	17.5	42	0.417
	Gildea, Tom	E6/ Red Bull	15.0	36	0.417

"F" Division

			ASP	TGP	%-age
1	Alcon, Tony	F4/ Chupacabras	31.5	50	0.630
2	Buckley, Bill	F4/ Chupacabras	29.0	50	0.580
3	Gillett, Galen	F2/ Tres Equis	22.5	40	0.563
	Hall, Danny	F2/ Tres Equis	22.5	40	0.563
5	Smith, Nick	F2/ Tres Equis	20.0	37	0.541
6	Parker, Shannon	F5/ Brain Dead	17.0	33	0.515
7	McSorley, Paul	F1/ Da Bulls	18.5	36	0.514
8	Skelton, Chris	F3/ Darts R Us	19.5	38	0.513
9	Martin, George	F3/ Darts R Us	22.5	45	0.500
10	Detmers, John	F6/ Mayberry	21.5	46	0.467
11	Pilo, Chris	F5/ Brain Dead	20.0	43	0.465
12	White, Bill	F1/ Da Bulls	20.5	46	0.446
13	Auch, Eric	F5/ Brain Dead	20.0	47	0.426
14	Charlton, Warwick	F1/ Da Bulls	18.0	43	0.419
15	Kerr, Duncan	F1/ Da Bulls	20.5	49	0.418

"G" Division

			ASP	TGP	%-age
1	Taylor, Jeff	G5/ The Posse	31.0	43	0.721
2	Wells, John	G4/ Orange Crush	32.0	48	0.667
3	Zemlo, Josh	G4/ Orange Crush	32.5	49	0.663
4	Collins, Scott	G2/ 3 Legged Dog	30.0	48	0.625
5	McCredie, Bob	G6/ Phantoms of the Dartboa	23.5	45	0.522
6	Chapman, Alex	G2/ 3 Legged Dog	23.0	45	0.511
7	Welch, Chris	G2/ 3 Legged Dog	20.5	42	0.488
8	Clark, Joe	G1/ Goin' Just Duckie	20.5	47	0.436
9	Ewald, Dan	G4/ Orange Crush	20.5	49	0.418
10	Brown, Tracy	G4/ Orange Crush	20.0	50	0.400
	Jordan, Jody	G7/ Sidetracked	18.0	45	0.400
12	Lawley, Charley	G3/ She Hate Me	18.0	48	0.375
13	Ewald, Susan	G4/ Orange Crush	16.0	50	0.320
14	Lee, Chris	G6/ Phantoms of the Dartboa	17.0	54	0.315
15	Graziano, John	G2/ 3 Legged Dog	11.0	35	0.314

Women's Records

			ASP	TGP	%-age
		"A" and "B" Divisions			
1	Parker, Deb	A4/ D V Needed	35.5	40	0.888
2	Henton, Jamie	A4/ D V Needed	30.0	37	0.811
3	Long, Laura	B7/ WIEBLS	26.0	41	0.634
4	Austin, Connie	B3/ Get the Point "33"	26.5	47	0.564
		"C", "D" and "E" Divisions			
1	Blackwelder, Deborah	C4/ Back Here Doing That	19.0	41	0.463
2	Gaffney, Michelle	E5/ The UDR's	17.0	40	0.425
3	Cotton, Barbara	E6/ Red Bull	17.5	42	0.417
4	Payne, Julie	E6/ Red Bull	19.0	46	0.413
		"F" and "G" Divisions			
1	Brown, Tracy	G4/ Orange Crush	20.0	50	0.400
2	Ewald, Susan	G4/ Orange Crush	16.0	50	0.320
3	Highfill, Leigh	G1/ Goin' Just Duckie	12.5	42	0.298
4	Henry, Christi	G6/ Phantoms of the Dartboa	14.0	60	0.233

Fall 2003 RDL League-Wide Sectional Statistics (ranked by percentage) (FINAL!)

(All statistics are included, as there were no missing scoresheets this season)

(Game minimum required for this listing: 6 for all divisions)

Singles 301 Win Percentage

			W	L	%-age
1	Cullis, Pete	F6/ Mayberry	11	0	1.000
	Tan, Wil	A5/ The Subversive Element	9	0	1.000
	Matz, Mike	G2/ 3 Legged Dog	8	0	1.000
4	Gelhar, Tommy	E1/ Kozmic Debris	10	1	0.909
	Lawley, Charley	G3/ She Hate Me	10	1	0.909
6	Young, Jeff	G3/ She Hate Me	8	1	0.889
7	Ellison, George	D3/ Dynamic Darts	7	1	0.875
	Kempf, Greg	E7/ One Armed Bandits	7	1	0.875
	McSorley, Paul	F1/ Da Bulls	7	1	0.875
10	Wilcenski, Steve	A3/ Swine Flew Again	6	1	0.857
11	Whitehead, Lee	A6/ Dodge Darts	10	2	0.833
	Mitchell, Sid	E2/ The Replacements	10	2	0.833
	Alcon, Tony	F4/ Chupacabras	10	2	0.833
	Kerr, Duncan	F1/ Da Bulls	10	2	0.833
	Chapman, Alex	G2/ 3 Legged Dog	10	2	0.833
	Santas, Luey	C4/ Back Here Doing That	5	1	0.833
	Arensdorf, Dave	D1/ Sharky's Machine	5	1	0.833
	Varnadoe, Matt	E5/ The UDR's	5	1	0.833
19	Knight, Mark	A5/ The Subversive Element	9	2	0.818
	Seward, Mike	A2/ Varina Sports Bar	9	2	0.818
	Foushee, Eugene	C2/ Excalibur	9	2	0.818
	Meng, Xiwen	C1/ Horsemen	9	2	0.818
	Motley, Steve	D7/ Bubba's Garage	9	2	0.818
	Thomas, Jason	E2/ The Replacements	9	2	0.818
	Wessinger, William	E4/ No Fear	9	2	0.818
	Taylor, Jeff	G5/ The Posse	9	2	0.818
27	Slominski, Mark	C2/ Excalibur	8	2	0.800
	Crowley, Pat	D5/ Wireless	8	2	0.800
	Johnson, Mike	D5/ Wireless	8	2	0.800
	Winters, Tom	D3/ Dynamic Darts	8	2	0.800
31	Mays, John	B2/ Nine Lives	7	2	0.778
32	Collins, Scott	G2/ 3 Legged Dog	10	3	0.769
	Ewald, Dan	G4/ Orange Crush	10	3	0.769
34	Hindle, Mikey	B7/ WIEBLS	9	3	0.750
	Holland, William	C5/ Grateful Darts	9	3	0.750
	Phillips, Britt	C1/ Horsemen	9	3	0.750
	Kring, Jeremy	D6/ Travelin' Beer Bellies	9	3	0.750
	Sautter, Don	D7/ Bubba's Garage	9	3	0.750
	Polston, Tony	E3/ Modena	9	3	0.750
	White, Bill	F1/ Da Bulls	9	3	0.750
	Lee, Ronnie	G6/ Phantoms of the Dartboa	9	3	0.750
	Bacanskas, Andrew	D7/ Bubba's Garage	6	2	0.750
	Yarbrough, Scott	F3/ Darts R Us	6	2	0.750
44	Deemer, Randy	B5/ Starving Dartists	8	3	0.727
	Mills, Tim	B4/ Home Thrown	8	3	0.727
	Detmers, John	F6/ Mayberry	8	3	0.727
47	Edgecombe, Sean	B4/ Home Thrown	5	2	0.714
48	Hines, Eric	C6/ Nothing But Darts	7	3	0.700
	Cotton, Barbara	E6/ Red Bull	7	3	0.700
	Gaffney, Michelle	E5/ The UDR's	7	3	0.700
	Gillett, Galen	F2/ Tres Equis	7	3	0.700
	Wade, Nate	F7/ Coral Reefers	7	3	0.700
	Colton, Mitch	G5/ The Posse	7	3	0.700
54	Terry, Bob	A1/ Lunatic Fringe	9	4	0.692
	King, Tim	E4/ No Fear	9	4	0.692
56	Herman, Fritz	B5/ Starving Dartists	10	5	0.667
	Dixon, J.D.	A2/ Varina Sports Bar	8	4	0.667
	Witz, Steve	B1/ Cheap Shots	8	4	0.667
	Keller, Tony	C1/ Horsemen	8	4	0.667
	McCommons, Ben	C6/ Nothing But Darts	8	4	0.667
	Simpson, David	C6/ Nothing But Darts	8	4	0.667
	Simpson, Phil	C5/ Grateful Darts	8	4	0.667
	Martin, Anthony	E1/ Kozmic Debris	8	4	0.667
	Teeter, Kyle	E3/ Modena	8	4	0.667
	Brown, Tracy	G4/ Orange Crush	8	4	0.667
	Clark, Joe	G1/ Goin' Just Duckie	8	4	0.667
	Wells, John	G4/ Orange Crush	8	4	0.667
	Zemlo, Josh	G4/ Orange Crush	8	4	0.667
	(eight tied - 1 in A, 1 in B, 2 in C, 1 in D, 2 in F)		6	3	0.667
	(two tied - 1 each in B and G)		4	2	0.667

Singles Cricket Win Percentage

			W	L	%-age
1	Dixon, J.D.	A2/ Varina Sports Bar	12	0	1.000
	Gelhar, Tommy	E1/ Kozmic Debris	12	0	1.000
	Crumpler, Greg	C4/ Back Here Doing That	11	0	1.000
	Crowley, Pat	D5/ Wireless	11	0	1.000
	Taylor, Jeff	G5/ The Posse	11	0	1.000
	Parker, Shannon	F5/ Brain Dead	8	0	1.000
	Davis, Jimmy	B4/ Home Thrown	7	0	1.000
	Flood, Tom	E4/ No Fear	6	0	1.000
9	Brown, Tom	A5/ The Subversive Element	11	1	0.917
	Holland, William	C5/ Grateful Darts	11	1	0.917
	Yoneoka, J.J.	D6/ Travelin' Beer Bellies	11	1	0.917
	Chapman, Alex	G2/ 3 Legged Dog	11	1	0.917
	Collins, Scott	G2/ 3 Legged Dog	11	1	0.917
14	Budelman, Jim	A1/ Lunatic Fringe	10	1	0.909
	Seward, Mike	A2/ Varina Sports Bar	10	1	0.909
	Goodknecht, Chris	C5/ Grateful Darts	10	1	0.909
	Detmers, John	F6/ Mayberry	10	1	0.909
	Skelton, Chris	F3/ Darts R Us	10	1	0.909
	Wade, Nate	F7/ Coral Reefers	10	1	0.909
20	Mills, Tim	B4/ Home Thrown	8	1	0.889
	Murdaugh, John	B4/ Home Thrown	8	1	0.889
	Terrell, Mark	F3/ Darts R Us	8	1	0.889
23	Browndorf, Ken	D1/ Sharky's Machine	7	1	0.875
	McSorley, Paul	F1/ Da Bulls	7	1	0.875
	Brienzi, Kevin	G5/ The Posse	7	1	0.875
	Matz, Mike	G2/ 3 Legged Dog	7	1	0.875
27	Varnadoe, Matt	E5/ The UDR's	6	1	0.857
28	Jeffcoat, Doug	A6/ Dodge Darts	10	2	0.833
	Whitehead, Lee	A6/ Dodge Darts	10	2	0.833
	Reaume, Andre	C7/ All Over It!	10	2	0.833
	Winters, Tom	D3/ Dynamic Darts	10	2	0.833
	Keleher, John	E4/ No Fear	10	2	0.833
	Alcon, Tony	F4/ Chupacabras	10	2	0.833
	Auch, Eric	F5/ Brain Dead	10	2	0.833
	Buckley, Bill	F4/ Chupacabras	10	2	0.833
	Ewald, Dan	G4/ Orange Crush	10	2	0.833
	Zemlo, Josh	G4/ Orange Crush	10	2	0.833
	Arensdorf, Dave	D1/ Sharky's Machine	5	1	0.833
	Kiser, Lyman	E7/ One Armed Bandits	5	1	0.833
40	Tan, Wil	A5/ The Subversive Element	9	2	0.818
	Wall, Keith	A5/ The Subversive Element	9	2	0.818
	Kubel, Tom	E5/ The UDR's	9	2	0.818
	Yates, Brett	F5/ Brain Dead	9	2	0.818
44	Gibson, Jack	B1/ Cheap Shots	8	2	0.800
	Gillett, Galen	F2/ Tres Equis	8	2	0.800
46	Samaluk, Somchai	E6/ Red Bull	7	2	0.778
47	Witz, Steve	B1/ Cheap Shots	10	3	0.769
	Lawley, Charley	G3/ She Hate Me	10	3	0.769
49	Shearin, Keith	C2/ Excalibur	9	3	0.750
	Simpson, David	C6/ Nothing But Darts	9	3	0.750
	Carter, Kevin	E6/ Red Bull	9	3	0.750
	Lee, Eric	E2/ The Replacements	9	3	0.750
	Jordan, Jody	G7/ Sidetracked	9	3	0.750
	Wells, John	G4/ Orange Crush	9	3	0.750
	Dahulich, Jeff	A6/ Dodge Darts	6	2	0.750
	Martinez, Luis	B4/ Home Thrown	6	2	0.750
57	Gaglione, Joe	A5/ The Subversive Element	8	3	0.727
	Hunsberger, Jim	B3/ Get the Point "33"	8	3	0.727
	Randolph, Jon	B4/ Home Thrown	8	3	0.727
	Sosa, Bo	B2/ Nine Lives	8	3	0.727
	Burney, Gary	C2/ Excalibur	8	3	0.727
	Foushee, Eugene	C2/ Excalibur	8	3	0.727
	Iager, John	C5/ Grateful Darts	8	3	0.727
	Thomas, Jason	E2/ The Replacements	8	3	0.727
	Charlton, Warwick	F1/ Da Bulls	8	3	0.727
	Graziano, John	G2/ 3 Legged Dog	8	3	0.727
	Moore, Tim	G3/ She Hate Me	8	3	0.727
68	Phillips, Robbie	A5/ The Subversive Element	5	2	0.714
	Wilcenski, Steve	A3/ Swine Flew Again	5	2	0.714
	Santas, Luey	C4/ Back Here Doing That	5	2	0.714

Fall 2003 RDL League-Wide Sectional Statistics (ranked by percentage) (FINAL!)

(All statistics are included, as there were no missing scoresheets this season)

(Game minimum required for this listing: 6 for all divisions)

Doubles Cricket Win Percentage

			W	L	%-age
1	Smith, Nick	F2/ Tres Equis	9	0	1.000
	Gagner, Chris	G2/ 3 Legged Dog	6	0	1.000
	Matz, Mike	G2/ 3 Legged Dog	6	0	1.000
4	Budelman, Jim	A1/ Lunatic Fringe	11	1	0.917
	Dixon, J.D.	A2/ Varina Sports Bar	11	1	0.917
6	Crowley, Pat	D5/ Wireless	10	1	0.909
	McCredie, Bob	G6/ Phantoms of the Dartboa	10	1	0.909
	Welch, Chris	G2/ 3 Legged Dog	10	1	0.909
9	Hall, Frank	F2/ Tres Equis	9	1	0.900
10	Browndorf, Ken	D1/ Sharky's Machine	8	1	0.889
11	Butman, Don	A1/ Lunatic Fringe	7	1	0.875
	Davis, Jimmy	B4/ Home Thrown	7	1	0.875
13	Zemlo, Josh	G4/ Orange Crush	11	2	0.846
14	Terry, Bob	A1/ Lunatic Fringe	10	2	0.833
	Holland, William	C5/ Grateful Darts	10	2	0.833
	Simpson, Phil	C5/ Grateful Darts	10	2	0.833
	Gelhar, Tommy	E1/ Kozmic Debris	10	2	0.833
	Martinez, Luis	B4/ Home Thrown	5	1	0.833
	Arensdorf, Dave	D1/ Sharky's Machine	5	1	0.833
	Stephenson, Rodney	E4/ No Fear	5	1	0.833
21	Seward, Mike	A2/ Varina Sports Bar	9	2	0.818
	Jenkins, John	B3/ Get the Point "33"	9	2	0.818
	Warren, Randy	B1/ Cheap Shots	9	2	0.818
	Collins, Scott	G2/ 3 Legged Dog	9	2	0.818
25	Knight, Mark	A5/ The Subversive Element	8	2	0.800
	Murdaugh, John	B4/ Home Thrown	8	2	0.800
	McSorley, Paul	F1/ Da Bulls	8	2	0.800
28	McNamara, Tim	A6/ Dodge Darts	7	2	0.778
	Mills, Tim	B4/ Home Thrown	7	2	0.778
	Dautrich, Dan	C7/ All Over It!	7	2	0.778
	Kruger, Lonny	D1/ Sharky's Machine	7	2	0.778
32	Hoffmann, Steve	A1/ Lunatic Fringe	10	3	0.769
	Lee, Eric	E2/ The Replacements	10	3	0.769
34	Brown, Tom	A5/ The Subversive Element	9	3	0.750
	Jeffcoat, Doug	A6/ Dodge Darts	9	3	0.750
	Hindle, Mikey	B7/ WIEBLS	9	3	0.750
	Barton, Kevin	D4/ Heroes In Trouble	9	3	0.750
	Mitchell, Sid	E2/ The Replacements	9	3	0.750
	White, Bill	F1/ Da Bulls	9	3	0.750
	Yates, Brett	F5/ Brain Dead	9	3	0.750
	Ewald, Dan	G4/ Orange Crush	9	3	0.750
	Parker, Shannon	F5/ Brain Dead	6	2	0.750
43	Evans, J.P.	A6/ Dodge Darts	8	3	0.727
	Persson, Kenny	B6/ UZMALL	8	3	0.727
	Burney, Gary	C2/ Excalibur	8	3	0.727
	Allison, Frank	D1/ Sharky's Machine	8	3	0.727
	Carter, Kevin	E6/ Red Bull	8	3	0.727
	Kubel, Tom	E5/ The UDR's	8	3	0.727
	Payne, Julie	E6/ Red Bull	8	3	0.727
	Penny, Ron	E4/ No Fear	8	3	0.727
51	Kiser, Lyman	E7/ One Armed Bandits	5	2	0.714
52	Gibbs, Keith	A6/ Dodge Darts	7	3	0.700
	Umstead, Randy	A2/ Varina Sports Bar	7	3	0.700
	Hendricks, Ron	B5/ Starving Dartists	7	3	0.700
	Walters, Jason	C4/ Back Here Doing That	7	3	0.700
	Kring, Jeremy	D6/ Travelin' Beer Bellies	7	3	0.700
	Hall, Danny	F2/ Tres Equis	7	3	0.700
	Martin, George	F3/ Darts R Us	7	3	0.700
	Terrell, Mark	F3/ Darts R Us	7	3	0.700
60	Chapman, Alex	G2/ 3 Legged Dog	9	4	0.692
61	(twelve tied - 1 in A, 3 in B, 4 in D, 1 in E, 2 in F, 1 in G)		8	4	0.667
	(eight tied - 1 in A, 2 in B, 1 in C, 2 in E, 2 in G)		6	3	0.667
	(six tied - 1 in A, 1 in D, 1 in E, 1 in F, 2 in G)		4	2	0.667

Doubles 501 Win Percentage

			ASP	TGP	%-age
1	Yates, Brett	F5/ Brain Dead	12	0	1.000
	Parker, Shannon	F5/ Brain Dead	8	0	1.000
	Mills, Tim	B4/ Home Thrown	7	0	1.000
	Evans, J.P.	A6/ Dodge Darts	6	0	1.000
5	Iager, John	C5/ Grateful Darts	11	1	0.917
	Ewald, Dan	G4/ Orange Crush	11	1	0.917
7	Whitehead, Lee	A6/ Dodge Darts	10	1	0.909
8	Hall, Mike	A2/ Varina Sports Bar	9	1	0.900
	Jenkins, John	B3/ Get the Point "33"	9	1	0.900
10	Welch, Chris	G2/ 3 Legged Dog	8	1	0.889
11	Martinez, Luis	B4/ Home Thrown	6	1	0.857
	Reed, Rebecca	E6/ Red Bull	6	1	0.857
	Theall, Ken	G2/ 3 Legged Dog	6	1	0.857
14	Zemlo, Josh	G4/ Orange Crush	10	2	0.833
	Arensdorf, Dave	D1/ Sharky's Machine	5	1	0.833
	Flood, Tom	E4/ No Fear	5	1	0.833
	Converse, Stan	G1/ Goin' Just Duckie	5	1	0.833
18	Butters, Scott	A2/ Varina Sports Bar	9	2	0.818
	Boudrias, Andre	B4/ Home Thrown	9	2	0.818
	Simpson, Phil	C5/ Grateful Darts	9	2	0.818
21	White, Bill	F1/ Da Bulls	8	2	0.800
	Young, Jeff	G3/ She Hate Me	8	2	0.800
23	Mooty, James	C4/ Back Here Doing That	7	2	0.778
	Yoneoka, Oakie	D6/ Travelin' Beer Bellies	7	2	0.778
	Fourhman, Karsh	F4/ Chupacabras	7	2	0.778
	Guerriero, John	G2/ 3 Legged Dog	7	2	0.778
27	Dixon, J.D.	A2/ Varina Sports Bar	9	3	0.750
	Terry, Bob	A1/ Lunatic Fringe	9	3	0.750
	Witz, Steve	B1/ Cheap Shots	9	3	0.750
	Holland, William	C5/ Grateful Darts	9	3	0.750
	Wells, John	G4/ Orange Crush	9	3	0.750
	Phillips, Robbie	A5/ The Subversive Element	6	2	0.750
	Simpson, Donnie	A2/ Varina Sports Bar	6	2	0.750
	Murdaugh, John	B4/ Home Thrown	6	2	0.750
	Blackwelder, Deborat	C4/ Back Here Doing That	6	2	0.750
	Side, Eric	D6/ Travelin' Beer Bellies	6	2	0.750
	Chapman, Alex	G2/ 3 Legged Dog	6	2	0.750
38	Jeffcoat, Doug	A6/ Dodge Darts	8	3	0.727
	McNamara, Tim	A6/ Dodge Darts	8	3	0.727
	Seward, Mike	A2/ Varina Sports Bar	8	3	0.727
	Wall, Keith	A5/ The Subversive Element	8	3	0.727
	Goodknecht, Chris	C5/ Grateful Darts	8	3	0.727
	McCommons, Ben	C6/ Nothing But Darts	8	3	0.727
	Winters, Tom	D3/ Dynamic Darts	8	3	0.727
	King, Tim	E4/ No Fear	8	3	0.727
	Wessinger, William	E4/ No Fear	8	3	0.727
	Alcon, Tony	F4/ Chupacabras	8	3	0.727
	Auch, Eric	F5/ Brain Dead	8	3	0.727
	Buckley, Bill	F4/ Chupacabras	8	3	0.727
	Jordan, Jody	G7/ Sidetracked	8	3	0.727
51	Dahulich, Jeff	A6/ Dodge Darts	5	2	0.714
	Davis, Jimmy	B4/ Home Thrown	5	2	0.714
	Gildea, Tom	E6/ Red Bull	5	2	0.714
	Stuart, George	E5/ The UDR's	5	2	0.714
	Varnadoe, Matt	E5/ The UDR's	5	2	0.714
	Tighe, John	F5/ Brain Dead	5	2	0.714
	Hamlet, Hope	G5/ The Posse	5	2	0.714
58	Long, Laura	B7/ WIEBLS	7	3	0.700
	Randolph, Jon	B4/ Home Thrown	7	3	0.700
	Hines, Eric	C6/ Nothing But Darts	7	3	0.700
	Fitzsimmons, Bob	D7/ Bubba's Garage	7	3	0.700
	Penny, Ron	E4/ No Fear	7	3	0.700
	Swald, Jill	E2/ The Replacements	7	3	0.700
64	Leonard, Shawn	D7/ Bubba's Garage	9	4	0.692
65	Henry, Christi	G6/ Phantoms of the Dartboa	10	5	0.667
	(five tied - 1 in B, 2 in D, 1 in E, 1 in G)		8	4	0.667
	(four tied - 1 in A, 2 in E, 1 in E)		6	3	0.667
	(six tied - 1 in A, 1 in C, 1 in D, 1 in F, 2 in G)		4	2	0.667

Fall 2003 RDL Top Singles Records (League-Wide) (FINAL!)
and Top Doubles Records (League-Wide) (FINAL!)

(All statistics are included, as there were no missing scoresheets this season)
(Game minimums required for these listings: 16 for all divisions)

Singles Win Percentage

			W	L	%-age
1	Gelhar, Tommy	E1/ Kozmic Debris	22	1	0.957
2	Matz, Mike	G2/ 3 Legged Dog	15	1	0.938
3	Taylor, Jeff	G5/ The Posse	20	2	0.909
4	Crowley, Pat	D5/ Wireless	19	2	0.905
5	Tan, Wil	A5/ The Subversive Element	18	2	0.900
6	Chapman, Alex	G2/ 3 Legged Dog	21	3	0.875
	McSorley, Paul	F1/ Da Bulls	14	2	0.875
8	Seward, Mike	A2/ Varina Sports Bar	19	3	0.864
9	Crumpler, Greg	C4/ Back Here Doing That	17	3	0.850
10	Collins, Scott	G2/ 3 Legged Dog	21	4	0.840
11	Dixon, J.D.	A2/ Varina Sports Bar	20	4	0.833
	Whitehead, Lee	A6/ Dodge Darts	20	4	0.833
	Holland, William	C5/ Grateful Darts	20	4	0.833
	Alcon, Tony	F4/ Chupacabras	20	4	0.833
	Lawley, Charley	G3/ She Hate Me	20	4	0.833
16	Winters, Tom	D3/ Dynamic Darts	18	4	0.818
	Detmers, John	F6/ Mayberry	18	4	0.818
18	Wade, Nate	F7/ Coral Reefers	17	4	0.810
19	Ewald, Dan	G4/ Orange Crush	20	5	0.800
	Mills, Tim	B4/ Home Thrown	16	4	0.800
	Yoneoka, J.J.	D6/ Travelin' Beer Bellies	16	4	0.800
22	Skelton, Chris	F3/ Darts R Us	14	4	0.778
23	Foushee, Eugene	C2/ Excalibur	17	5	0.773
	Thomas, Jason	E2/ The Replacements	17	5	0.773
	Cullis, Pete	F6/ Mayberry	17	5	0.773
26	Brown, Tom	A5/ The Subversive Element	16	5	0.762
27	Zemlo, Josh	G4/ Orange Crush	18	6	0.750
	Budelman, Jim	A1/ Lunatic Fringe	15	5	0.750
	Wall, Keith	A5/ The Subversive Element	15	5	0.750
	Gillett, Galen	F2/ Tres Equis	15	5	0.750
31	Mitchell, Sid	E2/ The Replacements	17	6	0.739
	Auch, Eric	F5/ Brain Dead	17	6	0.739
33	Motley, Steve	D7/ Bubba's Garage	16	6	0.727
	Kerr, Duncan	F1/ Da Bulls	16	6	0.727
35	Browndorf, Ken	D1/ Sharky's Machine	13	5	0.722
	Young, Jeff	G3/ She Hate Me	13	5	0.722
37	Witz, Steve	B1/ Cheap Shots	18	7	0.720
38	Knight, Mark	A5/ The Subversive Element	15	6	0.714
39	Jeffcoat, Doug	A6/ Dodge Darts	17	7	0.708
	Simpson, David	C6/ Nothing But Darts	17	7	0.708
	Wells, John	G4/ Orange Crush	17	7	0.708
42	Samaluk, Somchai	E6/ Red Bull	12	5	0.706
43	Hunsberger, Jim	B3/ Get the Point "33"	14	6	0.700
	Murdaugh, John	B4/ Home Thrown	14	6	0.700
	Johnson, Mike	D5/ Wireless	14	6	0.700
46	Buckley, Bill	F4/ Chupacabras	16	7	0.696
47	Bacanskas, Andrew	D7/ Bubba's Garage	11	5	0.688
	Ellison, George	D3/ Dynamic Darts	11	5	0.688
	Parker, Shannon	F5/ Brain Dead	11	5	0.688
50	Gaglione, Joe	A5/ The Subversive Element	13	6	0.684
	Harrison, Mark	F2/ Tres Equis	13	6	0.684
	Graziano, John	G2/ 3 Legged Dog	13	6	0.684
53	Burney, Gary	C2/ Excalibur	15	7	0.682
	Goodknecht, Chris	C5/ Grateful Darts	15	7	0.682
	Shearin, Keith	C2/ Excalibur	15	7	0.682
56	Keller, Tony	C1/ Horsemen	17	8	0.680
	King, Tim	E4/ No Fear	17	8	0.680
58	Reaume, Andre	C7/ All Over It!	16	8	0.667
	Simpson, Phil	C5/ Grateful Darts	16	8	0.667
	Keleher, John	E4/ No Fear	16	8	0.667
	Teeter, Kyle	E3/ Modena	16	8	0.667
	Clark, Joe	G1/ Goin' Just Duckie	16	8	0.667
	Randolph, Jon	B4/ Home Thrown	14	7	0.667
	Bradshaw, Rick	C3/ Dogs of War III	12	6	0.667
65	Gibson, Jack	B1/ Cheap Shots	13	7	0.650

Doubles Win Percentage

			ASP	TGP	%-age
1	Welch, Chris	G2/ 3 Legged Dog	18	2	0.900
2	Yates, Brett	F5/ Brain Dead	21	3	0.875
	Mills, Tim	B4/ Home Thrown	14	2	0.875
	Parker, Shannon	F5/ Brain Dead	14	2	0.875
5	Jenkins, John	B3/ Get the Point "33"	18	3	0.857
6	Zemlo, Josh	G4/ Orange Crush	21	4	0.840
7	Dixon, J.D.	A2/ Varina Sports Bar	20	4	0.833
	Ewald, Dan	G4/ Orange Crush	20	4	0.833
9	Simpson, Phil	C5/ Grateful Darts	19	4	0.826
10	Evans, J.P.	A6/ Dodge Darts	14	3	0.824
11	Terry, Bob	A1/ Lunatic Fringe	19	5	0.792
	Holland, William	C5/ Grateful Darts	19	5	0.792
13	Hall, Mike	A2/ Varina Sports Bar	15	4	0.789
14	Murdaugh, John	B4/ Home Thrown	14	4	0.778
	Browndorf, Ken	D1/ Sharky's Machine	14	4	0.778
	Smith, Nick	F2/ Tres Equis	14	4	0.778
17	Seward, Mike	A2/ Varina Sports Bar	17	5	0.773
	White, Bill	F1/ Da Bulls	17	5	0.773
19	McNamara, Tim	A6/ Dodge Darts	15	5	0.750
	Butman, Don	A1/ Lunatic Fringe	12	4	0.750
21	Jeffcoat, Doug	A6/ Dodge Darts	17	6	0.739
	Whitehead, Lee	A6/ Dodge Darts	17	6	0.739
23	Young, Jeff	G3/ She Hate Me	14	5	0.737
24	Butters, Scott	A2/ Varina Sports Bar	16	6	0.727
	Collins, Scott	G2/ 3 Legged Dog	16	6	0.727
	McCredie, Bob	G6/ Phantoms of the Dartbo	16	6	0.727
27	Kruger, Lonny	D1/ Sharky's Machine	13	5	0.722
28	Penny, Ron	E4/ No Fear	15	6	0.714
	Chapman, Alex	G2/ 3 Legged Dog	15	6	0.714
30	Boudrias, Andre	B4/ Home Thrown	17	7	0.708
	Iager, John	C5/ Grateful Darts	17	7	0.708
	Wells, John	G4/ Orange Crush	17	7	0.708
33	Hoffmann, Steve	A1/ Lunatic Fringe	19	8	0.704
34	Budelman, Jim	A1/ Lunatic Fringe	16	7	0.696
	Wall, Keith	A5/ The Subversive Element	16	7	0.696
	Winters, Tom	D3/ Dynamic Darts	16	7	0.696
	Auch, Eric	F5/ Brain Dead	16	7	0.696
38	Blackwelder, Deboral	C4/ Back Here Doing That	13	6	0.684
39	Persson, Kenny	B6/ UZMALL	15	7	0.682
	Barton, Kevin	D4/ Heroes In Trouble	15	7	0.682
	Kring, Jeremy	D6/ Travelin' Beer Bellies	15	7	0.682
	Wessinger, William	E4/ No Fear	15	7	0.682
	Hall, Frank	F2/ Tres Equis	15	7	0.682
44	Hindle, Mikey	B7/ WIEBLS	16	8	0.667
	Gelhar, Tommy	E1/ Kozmic Debris	16	8	0.667
	Grogan, J.R.	E3/ Modena	16	8	0.667
	Umstead, Randy	A2/ Varina Sports Bar	14	7	0.667
	Side, Eric	D6/ Travelin' Beer Bellies	12	6	0.667
49	Warren, Randy	B1/ Cheap Shots	15	8	0.652
	Sautter, Don	D7/ Bubba's Garage	15	8	0.652
	Yoneoka, J.J.	D6/ Travelin' Beer Bellies	15	8	0.652
	Carter, Kevin	E6/ Red Bull	15	8	0.652
	Payne, Julie	E6/ Red Bull	15	8	0.652
	Tollerton, Steve	G1/ Goin' Just Duckie	15	8	0.652
55	Brown, Tom	A5/ The Subversive Element	13	7	0.650
	Tan, Wil	A5/ The Subversive Element	13	7	0.650
57	Simpson, Donnie	A2/ Varina Sports Bar	11	6	0.647
	Edgecombe, Sean	B4/ Home Thrown	11	6	0.647
	Dautrich, Dan	C7/ All Over It!	11	6	0.647
60	Henry, Christi	G6/ Phantoms of the Dartbo	18	10	0.643
61	Knight, Mark	A5/ The Subversive Element	14	8	0.636
	Goodknecht, Chris	C5/ Grateful Darts	14	8	0.636
	Crowley, Pat	D5/ Wireless	14	8	0.636
	Kubel, Tom	E5/ The UDR's	14	8	0.636
	Detmers, John	F6/ Mayberry	14	8	0.636

Fall 2003 RDL Top Singles + Doubles Records (League-Wide) (FINAL!)
and Top All-Star Point Percentages (League-Wide) (FINAL!)

(All statistics are included, as there were no missing scoresheets this season)
(Game minimums required for these listings: 32 for all divisions)

Singles + Doubles Win Percentage

			W	L	%-age
1	Dixon, J.D.	A2/ Varina Sports Bar	40	8	0.833
	Mills, Tim	B4/ Home Thrown	30	6	0.833
3	Seward, Mike	A2/ Varina Sports Bar	36	8	0.818
4	Ewald, Dan	G4/ Orange Crush	40	9	0.816
5	Holland, William	C5/ Grateful Darts	39	9	0.813
6	Gelhar, Tommy	E1/ Kozmic Debris	38	9	0.809
7	Chapman, Alex	G2/ 3 Legged Dog	36	9	0.800
8	Zemlo, Josh	G4/ Orange Crush	39	10	0.796
9	Whitehead, Lee	A6/ Dodge Darts	37	10	0.787
	Collins, Scott	G2/ 3 Legged Dog	37	10	0.787
11	Parker, Shannon	F5/ Brain Dead	25	7	0.781
12	Tan, Wil	A5/ The Subversive Element	31	9	0.775
13	Crowley, Pat	D5/ Wireless	33	10	0.767
14	Yates, Brett	F5/ Brain Dead	35	11	0.761
15	Winters, Tom	D3/ Dynamic Darts	34	11	0.756
16	Browndorf, Ken	D1/ Sharky's Machine	27	9	0.750
17	Simpson, Phil	C5/ Grateful Darts	35	12	0.745
18	Jenkins, John	B3/ Get the Point "33"	32	11	0.744
19	McSorley, Paul	F1/ Da Bulls	26	9	0.743
20	Murdaugh, John	B4/ Home Thrown	28	10	0.737
	Crumpler, Greg	C4/ Back Here Doing That	28	10	0.737
22	Welch, Chris	G2/ 3 Legged Dog	30	11	0.732
23	Young, Jeff	G3/ She Hate Me	27	10	0.730
24	Detmers, John	F6/ Mayberry	32	12	0.727
25	Jeffcoat, Doug	A6/ Dodge Darts	34	13	0.723
	Alcon, Tony	F4/ Chupacabras	34	13	0.723
27	Budelman, Jim	A1/ Lunatic Fringe	31	12	0.721
	Wall, Keith	A5/ The Subversive Element	31	12	0.721
	Yoneoka, J.J.	D6/ Travelin' Beer Bellies	31	12	0.721
30	Auch, Eric	F5/ Brain Dead	33	13	0.717
31	Wells, John	G4/ Orange Crush	34	14	0.708
32	Brown, Tom	A5/ The Subversive Element	29	12	0.707
33	Hall, Mike	A2/ Varina Sports Bar	26	11	0.703
34	Evans, J.P.	A6/ Dodge Darts	25	11	0.694
	Smith, Nick	F2/ Tres Equis	25	11	0.694
36	Terry, Bob	A1/ Lunatic Fringe	34	15	0.694
37	Taylor, Jeff	G5/ The Posse	29	13	0.690
38	Skelton, Chris	F3/ Darts R Us	25	12	0.676
39	Knight, Mark	A5/ The Subversive Element	29	14	0.674
40	Motley, Steve	D7/ Bubba's Garage	31	15	0.674
41	Butters, Scott	A2/ Varina Sports Bar	30	15	0.667
	Gillett, Galen	F2/ Tres Equis	26	13	0.667
	McNamara, Tim	A6/ Dodge Darts	22	11	0.667
	Samaluk, Somchai	E6/ Red Bull	22	11	0.667
	Terrell, Mark	F3/ Darts R Us	22	11	0.667
46	Mitchell, Sid	E2/ The Replacements	31	16	0.660
	Kerr, Duncan	F1/ Da Bulls	31	16	0.660
48	Goodknecht, Chris	C5/ Grateful Darts	29	15	0.659
	Kring, Jeremy	D6/ Travelin' Beer Bellies	29	15	0.659
	White, Bill	F1/ Da Bulls	29	15	0.659
51	Kruger, Lonny	D1/ Sharky's Machine	23	12	0.657
	Graziano, John	G2/ 3 Legged Dog	23	12	0.657
53	Butman, Don	A1/ Lunatic Fringe	21	11	0.656
54	Witz, Steve	B1/ Cheap Shots	32	17	0.653
55	Iager, John	C5/ Grateful Darts	30	16	0.652
56	Penny, Ron	E4/ No Fear	28	15	0.651
57	Hindle, Mikey	B7/ WIEBLS	31	17	0.646
	King, Tim	E4/ No Fear	31	17	0.646
59	Burney, Gary	C2/ Excalibur	29	16	0.644
	Wessinger, William	E4/ No Fear	29	16	0.644
61	Johnson, Mike	D5/ Wireless	25	14	0.641
62	Carter, Kevin	E6/ Red Bull	30	17	0.638
	Lawley, Charley	G3/ She Hate Me	30	17	0.638
64	(three tied - 1 each in B, E, and G)		28	16	0.636

All-Star Point Percentage

			ASP	TGP	%-age
1	Seward, Mike	A2/ Varina Sports Bar	79.5	45	1.767
2	Whitehead, Lee	A6/ Dodge Darts	83.0	47	1.766
3	Dixon, J.D.	A2/ Varina Sports Bar	81.0	49	1.653
4	Budelman, Jim	A1/ Lunatic Fringe	66.0	43	1.535
5	Simpson, Donnie	A2/ Varina Sports Bar	53.0	35	1.514
6	Tan, Wil	A5/ The Subversive Element	61.0	41	1.488
7	Brown, Tom	A5/ The Subversive Element	60.5	42	1.440
8	Knight, Mark	A5/ The Subversive Element	55.5	44	1.261
9	Gaglione, Joe	A5/ The Subversive Element	48.5	39	1.244
10	Terry, Bob	A1/ Lunatic Fringe	59.5	49	1.214
11	Hall, Mike	A2/ Varina Sports Bar	45.5	38	1.197
12	Butman, Don	A1/ Lunatic Fringe	37.5	32	1.172
13	Wall, Keith	A5/ The Subversive Element	50.5	44	1.148
14	McNamara, Tim	A6/ Dodge Darts	37.5	33	1.136
15	Jenkins, John	B3/ Get the Point "33"	50.0	45	1.111
	Evans, J.P.	A6/ Dodge Darts	40.0	36	1.111
17	Persson, Kenny	B6/ UZMALL	51.0	46	1.109
18	Holland, William	C5/ Grateful Darts	55.5	51	1.088
19	Gelhar, Tommy	E1/ Kozmic Debris	50.5	48	1.052
20	Jeffcoat, Doug	A6/ Dodge Darts	49.0	47	1.043
21	Umstead, Randy	A2/ Varina Sports Bar	45.5	44	1.034
22	Hunsberger, Jim	B3/ Get the Point "33"	45.0	44	1.023
23	Winters, Tom	D3/ Dynamic Darts	45.5	47	0.968
24	Crowley, Pat	D5/ Wireless	41.0	44	0.932
25	Jacobi, Paul	A7/ Lords of the Instrument	44.5	48	0.927
26	Mills, Tim	B4/ Home Thrown	33.0	36	0.917
27	Thomas, Jason	E2/ The Replacements	40.5	45	0.900
28	Parker, Deb	A4/ D V Needed	35.5	40	0.888
29	Gibbs, Keith	A6/ Dodge Darts	31.0	35	0.886
30	Wilson, James	A1/ Lunatic Fringe	45.5	52	0.875
31	Selby, Brian	A1/ Lunatic Fringe	51.5	59	0.873
32	Yoneoka, J.J.	D6/ Travelin' Beer Bellies	36.0	43	0.837
33	Barton, Kevin	D4/ Heroes In Trouble	39.0	47	0.830
34	Henton, Jamie	A4/ D V Needed	30.0	37	0.811
35	Beaudoin, Paul	B6/ UZMALL	39.5	49	0.806
	Hindle, Mikey	B7/ WIEBLS	39.5	49	0.806
37	Bradshaw, Rick	C3/ Dogs of War III	29.0	36	0.806
38	Simpson, David	C6/ Nothing But Darts	38.5	48	0.802
39	Butters, Scott	A2/ Varina Sports Bar	36.0	46	0.783
40	Deemer, Randy	B5/ Starving Dartists	37.5	48	0.781
41	Carroll, John	C3/ Dogs of War III	26.0	34	0.765
42	Cashwell, Craig	A3/ Swine Flew Again	35.0	46	0.761
43	Hoffmann, Steve	A1/ Lunatic Fringe	39.5	52	0.760
44	Randolph, Jon	B4/ Home Thrown	31.0	41	0.756
45	Stevens, Joseph	A7/ Lords of the Instrument	35.5	47	0.755
46	Iager, John	C5/ Grateful Darts	36.5	49	0.745
47	Kunttu, Kurt	A7/ Lords of the Instrument	35.5	48	0.740
48	Crumpler, Greg	C4/ Back Here Doing That	28.5	39	0.731
49	Matthews, Eric	C4/ Back Here Doing That	27.0	37	0.730
50	Samaluk, Somchai	E6/ Red Bull	24.0	33	0.727
51	Taylor, Jeff	G5/ The Posse	31.0	43	0.721
52	Witz, Steve	B1/ Cheap Shots	36.0	50	0.720
53	Goodknecht, Chris	C5/ Grateful Darts	33.0	47	0.702
54	Reaume, Andre	C7/ All Over It!	32.5	47	0.691
55	Currin, David	A4/ D V Needed	22.0	32	0.688
	Dahulich, Jeff	A6/ Dodge Darts	22.0	32	0.688
57	Wells, John	G4/ Orange Crush	32.0	48	0.667
	Wiegand, Tom	C3/ Dogs of War III	24.0	36	0.667
59	Baldwin, Randy	A3/ Swine Flew Again	32.5	49	0.663
	Zemlo, Josh	G4/ Orange Crush	32.5	49	0.663
61	Brown, Phil	C4/ Back Here Doing That	22.5	34	0.662
62	Simons, Emmett	E2/ The Replacements	29.0	44	0.659
63	King, Tim	E4/ No Fear	32.0	49	0.653
64	Kubel, Tom	E5/ The UDR's	28.5	44	0.648
65	(two tied - both in B)				0.647

Fall 2003 RDL Records (by team) (FINAL!)

(All statistics are included, as there were no missing scoresheets this season)

Singles Win Percentages

		W	L	%-age
1	G2/ 3 Legged Dog	105	39	0.729
2	B4/ Home Thrown	100	44	0.694
3	A5/ The Subversive Element	97	47	0.674
4	A2/ Varina Sports Bar	93	51	0.646
5	G4/ Orange Crush	90	54	0.625
6	A6/ Dodge Darts	87	57	0.604
	E4/ No Fear	87	57	0.604
8	E2/ The Replacements	86	58	0.597
9	C1/ Horsemen	84	60	0.583
10	D7/ Bubba's Garage	82	60	0.577
11	D1/ Sharky's Machine	67	53	0.558
12	D5/ Wireless	65	53	0.551
13	B1/ Cheap Shots	78	66	0.542
	C2/ Excalibur	78	66	0.542
	C5/ Grateful Darts	78	66	0.542
16	A1/ Lunatic Fringe	77	66	0.538
17	B3/ Get the Point "33"	77	67	0.535
	D3/ Dynamic Darts	77	67	0.535
	D4/ Heroes In Trouble	77	67	0.535
	F1/ Da Bulls	77	67	0.535
	F3/ Darts R Us	77	67	0.535
	F5/ Brain Dead	77	67	0.535
23	F4/ Chupacabras	76	68	0.528
24	D6/ Travelin' Beer Bellies	75	69	0.521
25	C4/ Back Here Doing That	74	70	0.514
26	F2/ Tres Equis	73	71	0.507
	F6/ Mayberry	73	71	0.507
28	E1/ Kozmic Debris	72	72	0.500
	E5/ The UDR's	72	72	0.500
30	B2/ Nine Lives	71	73	0.493
31	E3/ Modena	70	74	0.486
32	G1/ Goin' Just Duckie	69	75	0.479
	G3/ She Hate Me	69	75	0.479
34	C6/ Nothing But Darts	67	77	0.465
35	C7/ All Over It!	65	79	0.451
	E6/ Red Bull	65	79	0.451
	G6/ Phantoms of the Dartboard	65	79	0.451
38	G5/ The Posse	58	74	0.439
39	B5/ Starving Dartists	62	82	0.431
40	B7/ WIEBLS	59	85	0.410
41	C3/ Dogs of War III	58	86	0.403
42	B6/ UZMALL	57	87	0.396
43	E7/ One Armed Bandits	52	92	0.361
44	A3/ Swine Flew Again	51	93	0.354
	A7/ Lords of the Instrumentality	51	93	0.354
	F7/ Coral Reefers	51	93	0.354
47	A4/ D V Needed	47	96	0.329
48	G7/ Sidetracked	36	96	0.273
49	D2/ Damn Yankees!	35	109	0.243

Doubles Win Percentages

		W	L	%-age
1	A2/ Varina Sports Bar	52	20	0.722
	B4/ Home Thrown	52	20	0.722
	G2/ 3 Legged Dog	52	20	0.722
4	A6/ Dodge Darts	50	22	0.694
5	F5/ Brain Dead	48	24	0.667
6	A5/ The Subversive Element	47	25	0.653
7	A1/ Lunatic Fringe	46	26	0.639
	G4/ Orange Crush	46	26	0.639
9	C5/ Grateful Darts	45	27	0.625
	E4/ No Fear	45	27	0.625
11	D1/ Sharky's Machine	37	23	0.617
12	C4/ Back Here Doing That	44	28	0.611
13	D4/ Heroes In Trouble	42	30	0.583
	F2/ Tres Equis	42	30	0.583
15	D7/ Bubba's Garage	41	31	0.569
	E5/ The UDR's	41	31	0.569
17	B1/ Cheap Shots	40	32	0.556
	D6/ Travelin' Beer Bellies	40	32	0.556
19	E6/ Red Bull	39	33	0.542
	F1/ Da Bulls	39	33	0.542
21	B3/ Get the Point "33"	38	34	0.528
	E3/ Modena	38	34	0.528
23	C6/ Nothing But Darts	37	35	0.514
24	C1/ Horsemen	36	36	0.500
	C2/ Excalibur	36	36	0.500
	F3/ Darts R Us	36	36	0.500
	G3/ She Hate Me	36	36	0.500
	G1/ Goin' Just Duckie	35	35	0.500
	D5/ Wireless	30	30	0.500
30	E2/ The Replacements	35	37	0.486
31	D3/ Dynamic Darts	34	38	0.472
32	F4/ Chupacabras	33	39	0.458
	G6/ Phantoms of the Dartboard	33	39	0.458
34	C7/ All Over It!	32	40	0.444
35	B5/ Starving Dartists	31	41	0.431
	B7/ WIEBLS	31	41	0.431
	E1/ Kozmic Debris	31	41	0.431
38	B2/ Nine Lives	30	42	0.417
	B6/ UZMALL	30	42	0.417
40	F6/ Mayberry	29	43	0.403
41	F7/ Coral Reefers	25	47	0.347
42	A3/ Swine Flew Again	24	48	0.333
	G5/ The Posse	22	44	0.333
44	E7/ One Armed Bandits	23	49	0.319
45	G7/ Sidetracked	20	44	0.313
46	C3/ Dogs of War III	22	50	0.306
47	A7/ Lords of the Instrumentality	20	52	0.278
48	D2/ Damn Yankees!	16	56	0.222
49	A4/ D V Needed	13	59	0.181

Fall 2003 RDL Records (by team) (FINAL!)

(All statistics are included, as there were no missing scoresheets this season)

Singles+Doubles Win Percentages

		W	L	%-age
1	G2/ 3 Legged Dog	209	79	0.726
2	B4/ Home Thrown	204	84	0.708
3	A2/ Varina Sports Bar	197	91	0.684
4	A5/ The Subversive Element	191	97	0.663
5	A6/ Dodge Darts	187	101	0.649
6	G4/ Orange Crush	182	106	0.632
7	E4/ No Fear	177	111	0.615
8	F5/ Brain Dead	173	115	0.601
9	A1/ Lunatic Fringe	169	118	0.589
10	D1/ Sharky's Machine	141	99	0.588
11	C5/ Grateful Darts	168	120	0.583
12	D7/ Bubba's Garage	164	122	0.573
13	C4/ Back Here Doing That	162	126	0.563
14	D4/ Heroes In Trouble	161	127	0.559
15	B1/ Cheap Shots	158	130	0.549
16	F2/ Tres Equis	157	131	0.545
17	C1/ Horsemen	156	132	0.542
	E2/ The Replacements	156	132	0.542
19	D6/ Travelin' Beer Bellies	155	133	0.538
	F1/ Da Bulls	155	133	0.538
21	E5/ The UDR's	154	134	0.535
22	B3/ Get the Point "33"	153	135	0.531
23	D5/ Wireless	125	113	0.525
24	C2/ Excalibur	150	138	0.521
25	F3/ Darts R Us	149	139	0.517
26	E3/ Modena	146	142	0.507
27	D3/ Dynamic Darts	145	143	0.503
28	E6/ Red Bull	143	145	0.497
29	F4/ Chupacabras	142	146	0.493
30	C6/ Nothing But Darts	141	147	0.490
	G3/ She Hate Me	141	147	0.490
32	G1/ Goin' Just Duckie	139	145	0.489
33	E1/ Kozmic Debris	134	154	0.465
34	B2/ Nine Lives	131	157	0.455
	F6/ Mayberry	131	157	0.455
	G6/ Phantoms of the Dartboard	131	157	0.455
37	C7/ All Over It!	129	159	0.448
38	B5/ Starving Dartists	124	164	0.431
39	B7/ WIEBLS	121	167	0.420
40	B6/ UZMALL	117	171	0.406
41	G5/ The Posse	102	162	0.386
42	C3/ Dogs of War III	102	186	0.354
43	F7/ Coral Reefers	101	187	0.351
44	A3/ Swine Flew Again	99	189	0.344
45	E7/ One Armed Bandits	98	190	0.340
46	A7/ Lords of the Instrumentality	91	197	0.316
47	G7/ Sidetracked	76	184	0.292
48	A4/ D V Needed	73	214	0.254
49	D2/ Damn Yankees!	67	221	0.233

All-Star Percentages

		ASP	TGP	%-age
1	A2/ Varina Sports Bar	354.0	294	1.204
2	A5/ The Subversive Element	341.0	294	1.160
3	A1/ Lunatic Fringe	299.5	287	1.044
4	A6/ Dodge Darts	296.0	288	1.028
5	B4/ Home Thrown	204.5	288	0.710
6	A4/ D V Needed	179.0	287	0.624
7	B1/ Cheap Shots	178.5	294	0.607
8	B3/ Get the Point "33"	183.0	302	0.606
9	A7/ Lords of the Instrumentality	168.5	288	0.585
10	A3/ Swine Flew Again	166.0	288	0.576
11	C5/ Grateful Darts	172.5	310	0.556
12	C4/ Back Here Doing That	160.5	296	0.542
13	B6/ UZMALL	159.0	301	0.528
14	B2/ Nine Lives	141.5	288	0.491
15	D6/ Travelin' Beer Bellies	140.0	288	0.486
16	D5/ Wireless	117.0	244	0.480
17	D4/ Heroes In Trouble	140.5	294	0.478
18	D7/ Bubba's Garage	134.5	286	0.470
19	E2/ The Replacements	137.0	295	0.464
20	G2/ 3 Legged Dog	135.5	294	0.461
21	D3/ Dynamic Darts	140.0	305	0.459
22	C6/ Nothing But Darts	134.5	294	0.457
23	E4/ No Fear	132.5	294	0.451
24	B7/ WIEBLS	132.0	294	0.449
25	G4/ Orange Crush	129.0	288	0.448
26	C3/ Dogs of War III	128.0	288	0.444
27	D1/ Sharky's Machine	111.0	251	0.442
28	E1/ Kozmic Debris	126.5	294	0.430
29	C1/ Horsemen	129.0	301	0.429
30	F5/ Brain Dead	125.0	295	0.424
31	E5/ The UDR's	120.0	288	0.417
32	B5/ Starving Dartists	118.5	288	0.411
33	C2/ Excalibur	119.5	301	0.397
34	F4/ Chupacabras	123.5	320	0.386
35	E6/ Red Bull	111.0	288	0.385
36	F3/ Darts R Us	112.0	296	0.378
37	C7/ All Over It!	110.0	296	0.372
38	E3/ Modena	102.5	294	0.349
39	F2/ Tres Equis	101.5	294	0.345
40	F1/ Da Bulls	102.5	301	0.341
41	G1/ Goin' Just Duckie	80.0	291	0.275
42	G6/ Phantoms of the Dartboard	75.5	294	0.257
43	F6/ Mayberry	73.5	302	0.243
44	E7/ One Armed Bandits	68.5	288	0.238
45	G3/ She Hate Me	68.0	293	0.232
46	D2/ Damn Yankees!	65.5	288	0.227
47	F7/ Coral Reefers	65.5	297	0.221
48	G5/ The Posse	47.0	270	0.174
49	G7/ Sidetracked	41.5	266	0.156

	Week 1			Week 2			Week 3			Week 4			Week 5			Week 6			Week 7			Week 8			Week 9			Week 10			Week 11			Week 12			Week 13			Week 14			Forfeits
RDL - Fall, 2003	vs.	W/L	Pts.	vs.	W/L	Pts.	vs.	W/L	Pts.	vs.	W/L	Pts.	vs.	W/L	Pts.	vs.	W/L	Pts.	vs.	W/L	Pts.	vs.	W/L	Pts.	vs.	W/L	Pts.	vs.	W/L	Pts.	vs.	W/L	Pts.	vs.	W/L	Pts.	vs.	W/L	Pts.	vs.	W/L	Pts.	
A1/ Lunatic Fringe	A7	W	13	a4	W	15	A5	W	14	a2	W	14	A3	W	20	Bye	-	-	A6	L	9	a7	W	18	A4	W	13	a5	L	11	A2	L	8	a3	W	14	Bye	-	-	a6	L	9	
A2/ Varina Sports Bar	A3	W	19	a6	W	15	A4	W	16	A1	L	10	Bye	-	-	A7	W	22	a5	L	12	a3	W	18	A6	W	18	a4	W	22	a1	W	15	Bye	-	-	a7	W	23	A5	L	7	
A3/ Swine Flew Again	a2	L	5	Bye	-	-	A6	L	4	a4	W	14	a1	L	4	A5	L	3	a7	L	9	A2	L	6	Bye	-	-	a6	L	5	A4	W	16	A1	L	10	a5	L	3	A7	W	13	
A4/ D V Needed	a5	L	4	A1	L	9	a2	L	8	A3	L	10	a7	L	7	a6	L	1	Bye	-	-	A5	L	5	a1	L	4	A2	L	2	a3	L	6	A7	L	10	A6	L	5	Bye	-	-	
A5/ The Subversive Element	A4	W	20	a7	W	15	a1	L	10	Bye	-	-	A6	L	10	a3	W	19	A2	W	12	a4	W	19	A7	W	22	A1	W	13	Bye	-	-	a6	W	13	A3	W	21	a2	W	17	
A6/ Dodge Darts	Bye	-	-	A2	L	9	a3	W	20	A7	W	21	a5	W	14	A4	W	23	a1	W	15	Bye	-	-	a2	L	6	A3	W	17	a7	W	17	A5	L	11	a4	W	19	A1	W	15	
A7/ Lords of the Instrumentality	a1	L	7	A5	L	8	Bye	-	-	a6	L	3	A4	W	17	a2	L	2	A3	W	12	A1	L	6	a5	L	2	Bye	-	-	A6	L	7	a4	W	14	A2	L	1	a3	L	11	
B1/ Cheap Shots	B5	W	13	b4	L	6	B7	W	17	B3	W	13	b6	W	17	Bye	-	-	b2	W	14	b5	W	14	B4	L	10	b7	W	15	b3	L	6	B6	L	12	Bye	-	-	B2	W	12	
B2/ Nine Lives	B7	L	9	Bye	-	-	b3	L	8	B6	W	12	B4	L	5	b5	L	11	B1	L	7	b7	W	13	Bye	-	-	B3	L	9	b6	W	18	b4	L	5	B5	W	12	b1	L	9	
B3/ Get the Point "33"	Bye	-	-	b7	W	13	B2	W	16	b1	L	11	B5	W	13	b6	W	12	B4	L	8	Bye	-	-	B7	L	12	b2	W	11	B1	W	16	b5	L	10	B6	W	12	b4	L	10	
B4/ Home Thrown	b6	W	12	B1	W	18	b5	W	15	Bye	-	-	b2	W	19	B7	W	16	b3	W	16	B6	W	19	b1	W	14	B5	W	19	Bye	-	-	B2	W	19	b7	W	18	B3	W	13	
B5/ Starving Dartists	b1	L	9	B6	W	14	B4	L	9	b7	L	8	b3	L	11	B2	W	13	Bye	-	-	B1	L	6	b6	L	10	b4	L	5	B7	W	11	B3	W	11	b2	L	9	Bye	-	-	
B6/ UZMALL	B4	L	7	b5	L	7	Bye	-	-	b2	L	10	B1	L	7	B3	L	10	b7	W	13	b4	L	5	B5	W	13	Bye	-	-	B2	L	6	b1	W	12	b3	L	12	B7	W	12	
B7/ WIEBLS	b2	W	13	B3	L	9	b1	L	7	B5	W	16	Bye	-	-	b4	L	7	B6	L	11	B2	L	11	b3	W	12	B1	L	4	b5	L	10	Bye	-	-	B4	L	6	b6	L	10	
C1/ Horsemen	C4	L	10	c6	L	7	C5	L	12	c2	W	12	Bye	-	-	C3	W	20	c7	W	17	c4	W	14	C6	L	9	c5	L	8	C2	W	14	Bye	-	-	c3	W	15	C7	L	9	
C2/ Excalibur	C7	W	15	c5	W	13	c3	W	15	C1	L	12	C4	W	12	c6	L	10	Bye	-	-	c7	W	16	C5	L	4	C3	W	13	c1	L	7	c4	L	12	C6	L	10	Bye	-	-	
C3/ Dogs of War III	C5	L	3	c7	L	9	C2	L	9	Bye	-	-	C6	L	7	c1	L	4	C4	L	10	c5	L	10	C7	L	9	c2	L	11	Bye	-	-	c6	L	7	C1	L	6	c4	L	11	
C4/ Back Here Doing That	c1	W	14	Bye	-	-	c6	W	18	C5	W	13	c2	L	10	C7	W	13	c3	W	14	C1	L	10	Bye	-	-	C6	W	17	c5	W	13	C2	W	12	c7	W	15	C3	W	13	
C5/ Grateful Darts	c3	W	18	C2	L	11	c1	W	12	c4	L	11	C7	L	12	Bye	-	-	C6	L	12	C3	W	14	c2	W	17	C1	W	16	C4	L	11	c7	W	16	Bye	-	-	c6	W	18	
C6/ Nothing But Darts	Bye	-	-	C1	W	15	C4	L	6	c7	L	10	c3	W	17	C2	W	14	c5	W	12	Bye	-	-	c1	W	14	c4	L	7	C7	W	15	C3	W	14	c2	W	11	C5	L	6	
C7/ All Over It!	c2	L	9	C3	W	15	Bye	-	-	C6	W	14	c5	W	12	c4	L	11	C1	L	7	C2	L	5	c3	W	15	Bye	-	-	c6	L	9	C5	L	8	C4	L	9	c1	W	15	
D1/ Sharky's Machine	D6	L	11	Bye	-	-	D2	W	16	d4	L	9	D7	W	13	d5	*L*	*0*	D3	W	13	d6	W	12	Bye	-	-	d2	W	15	D4	L	12	d7	L	8	D5	*W*	*16*	d3	L	11	1
D2/ Damn Yankees!	Bye	-	-	d6	L	4	d1	L	4	D5	L	8	D3	L	3	d7	L	2	D4	L	6	Bye	-	-	D6	L	8	D1	L	5	d5	L	4	d3	L	10	D7	L	9	d4	L	4	
D3/ Dynamic Darts	d5	L	12	D4	L	10	d7	L	11	D6	L	11	d2	W	21	Bye	-	-	d1	L	11	D5	W	16	d4	L	8	D7	L	9	d6	L	11	D2	W	14	Bye	-	-	D1	W	11	
D4/ Heroes In Trouble	D7	W	14	d3	W	14	Bye	-	-	D1	W	13	d5	W	13	D6	W	15	d2	W	18	d7	L	6	D3	W	16	Bye	-	-	d1	W	12	D5	L	7	d6	W	13	D2	W	20	
D5/ Wireless	D3	W	12	d7	L	11	D6	W	15	d2	W	16	D4	L	11	D1	*W*	*16*	Bye	-	-	d3	L	8	D7	L	8	d6	L	7	D2	W	17	d4	W	17	d1	*L*	*0*	Bye	-	-	1
D6/ Travelin' Beer Bellies	d1	W	12	D2	W	20	d5	L	9	d3	W	13	Bye	-	-	d4	L	9	D7	W	12	D1	L	10	d2	W	16	D5	W	17	D3	W	13	Bye	-	-	D4	L	11	d7	W	13	
D7/ Bubba's Garage	d4	L	10	D5	W	13	D3	W	13	Bye	-	-	d1	L	7	D2	W	22	d6	L	10	D4	W	17	d5	W	13	d3	W	15	Bye	-	-	D1	W	14	d2	W	15	D6	L	11	
E1/ Kozmic Debris	E2	L	5	e5	L	9	E6	W	15	E4	W	12	Bye	-	-	E7	W	18	e3	L	9	e2	L	8	E5	W	11	e6	L	9	e4	L	6	Bye	-	-	e7	W	11	E3	W	13	
E2/ The Replacements	e1	W	19	Bye	-	-	E5	L	9	e6	L	9	e4	L	11	E3	W	15	e7	W	14	E1	W	15	Bye	-	-	e5	W	13	E6	W	13	E4	L	9	e3	L	12	E7	W	15	
E3/ Modena	E6	L	10	e7	W	15	e4	L	5	Bye	-	-	E5	W	15	e2	L	9	E1	W	15	e6	W	14	E7	W	13	E4	W	13	Bye	-	-	e5	W	13	E2	W	12	e1	L	11	
E4/ No Fear	E7	W	20	e6	L	10	E3	W	16	e1	L	12	E2	W	13	Bye	-	-	E5	W	17	e7	W	15	E6	W	13	e3	L	11	E1	W	17	e2	W	15	Bye	-	-	e5	W	13	
E5/ The UDR's	Bye	-	-	E1	W	15	e2	W	15	E7	W	18	e3	L	9	E6	W	18	e4	L	7	Bye	-	-	e1	L	10	E2	L	11	e7	W	16	E3	L	11	e6	W	13	E4	L	11	
E6/ Red Bull	e3	W	14	E4	W	12	e1	L	9	E2	W	15	e7	W	14	e5	L	6	Bye	-	-	E3	L	10	e4	L	11	E1	W	15	e2	L	9	E7	W	17	E5	L	11	Bye	-	-	
E7/ One Armed Bandits	e4	L	4	E3	L	8	Bye	-	-	e5	L	4	E6	L	10	e1	L	6	E2	L	9	E4	L	9	e3	L	10	Bye	-	-	E5	L	8	e6	L	7	E1	L	10	e2	L	8	
F1/ Da Bulls	F3	W	14	f5	W	13	Bye	-	-	F7	W	16	f4	L	11	F6	W	12	f2	W	16	f3	L	10	F5	L	12	Bye	-	-	f7	W	15	F4	W	16	f6	L	11	F2	L	7	
F2/ Tres Equis	Bye	-	-	f6	W	17	f7	W	14	F4	W	12	F5	L	10	f3	W	14	F1	L	8	Bye	-	-	F6	W	17	F7	W	13	f4	L	7	f5	L	11	F3	W	19	f1	W	15	
F3/ Darts R Us	f1	L	10	F4	W	12	F5	L	6	Bye	-	-	f7	W	16	F2	L	10	f6	L	9	F1	W	14	f4	W	17	f5	W	16	Bye	-	-	F7	W	14	f2	L	5	F6	W	17	
F4/ Chupacabras	F5	L	11	f3	L	12	F6	W	12	f2	L	12	F1	W	13	F7	W	19	Bye	-	-	f5	L	9	F3	L	7	f6	L	10	F2	W	17	f1	L	8	f7	W	12	Bye	-	-	
F5/ Brain Dead	f4	W	13	F1	L	11	f3	W	18	F6	W	14	f2	W	14	Bye	-	-	f7	W	22	F4	W	15	f1	W	12	F3	L	8	f6	W	17	F2	W	13	Bye	-	-	F7	W	16	
F6/ Mayberry	f7	W	15	F2	L	7	f4	L	12	f5	L	10	Bye	-	-	f1	L	12	F3	W	12	F7	W	15	f2	L	7	F4	W	14	F5	L	7	Bye	-	-	F1	W	13	f3	L	7	
F7/ Coral Reefers	F6	L	9	Bye	-	-	F2	L	10	f1	L	8	F3	L	8	f4	L	5	F5	L	2	f6	L	9	Bye	-	-	f2	L	11	F1	L	9	f3	L	10	F4	L	12	f5	L	8	
G1/ Goin' Just Duckie	g3	W	18	Bye	-	-	G5	W	14	g6	W	13	g7	W	14	G2	L	6	g4	L	10	G3	L	7	Bye	-	-	g5	W	13	G6	W	13	G7	W	13	g2	L	12	G4	L	6	
G2/ 3 Legged Dog	G6	W	14	g4	W	11	g7	W	19	Bye	-	-	G5	W	15	g1	W	18	G3	W	19	g6	W	19	G4	W	19	G7	W	20	Bye	-	-	g5	W	17	G1	W	12	g3	W	23	
G3/ She Hate Me	G1	L	4	g5	W	11	G6	W	15	G7	W	13	Bye	-	-	G4	L	9	g2	L	5	g1	W	17	G5	W	15	g6	W	16	g7	W	17	Bye	-	-	g4	L	8	G2	L	1	
G4/ Orange Crush	g7	W	18	G2	L	10	Bye	-	-	g5	W	18	G6	W	15	g3	W	13	G1	W	14	G7	W	21	g2	L	5	Bye	-	-	G5	W	16	g6	W	16	G3	W	16	g1	W	16	
G5/ The Posse	Bye	-	-	G3	L	11	g1	L	10	G4	L	6	g2	L	9	G6	W	13	g7	*W*	*16*	Bye	-	-	g3	L	9	G1	L	11	g4	L	6	G2	L	7	g6	L	6	G7	W	14	
G6/ Phantoms of the Dartboard	g2	L	10	G7	W	12	g3	L	9	G1	L	11	g4	L	7	g5	L	10	Bye	-	-	G2	L	4	g7	W	15	G3	L	8	g1	L	10	G4	L	8	G5	W	16	Bye	-	-	
G7/ Sidetracked	G4	L	6	g6	L	12	G2	L	5	g3	L	7	G1	L	10	Bye	-	-	G5	*L*	*0*	g4	L	3	G6	L	5	g2	L	4	G3	L	6	g1	L	5	Bye	-	-	g5	L	10	1

	Singles	301	Singles	Cricket	Singles	Record	Singles Win %-age	Doubles	Cricket	Doubles	501	Doubles	Record	Doubles Win %-age	Sngls + Dbls	Record	Sngls + Dbls Win %-age	1001 Wins	1001 Losses	All-Star Points	Games Played	All-Star %-age
A1/ Lunatic Fringe	38	33	39	33	77	66	0.538	26	10	20	16	46	26	0.639	169	118	0.589	0	0	299.5	287	1.044
A 10 Hoffmann, Steve	7	5	7	6	14	11	0.560	10	3	9	5	19	8	0.704	33	19	0.635			39.5	52	0.760
A 11 Budelman, Jim	5	4	10	1	15	5	0.750	11	1	5	6	16	7	0.696	31	12	0.721			66.0	43	1.535
A 12 Butman, Don	5	3	4	4	9	7	0.563	7	1	5	3	12	4	0.750	21	11	0.656			37.5	32	1.172
A 13 Terry, Bob	9	4	6	6	15	10	0.600	10	2	9	3	19	5	0.792	34	15	0.694			59.5	49	1.214
A 14 Wilson, James	4	11	5	7	9	18	0.333	6	7	5	7	11	14	0.440	20	32	0.385			45.5	52	0.875
A 15 Selby, Brian	8	6	7	9	15	15	0.500	8	6	7	8	15	14	0.517	30	29	0.508			51.5	59	0.873
A2/ Varina Sports Bar	43	29	50	22	93	51	0.646	25	11	27	9	52	20	0.722	197	91	0.684	0	6	354.0	294	1.204
A 20 Moats, Keith	0	2	1	1	1	3	0.250	0	2	2	0	2	2	0.500	3	5	0.375	0	0	1.0	8	0.125
A 21 Dixon, J.D.	8	4	12	0	20	4	0.833	11	1	9	3	20	4	0.833	40	8	0.833	0	1	81.0	49	1.653
A 22 Seward, Mike	9	2	10	1	19	3	0.864	9	2	8	3	17	5	0.773	36	8	0.818	0	1	79.5	45	1.767
A 23 Hall, Mike	5	4	6	3	11	7	0.611	6	3	9	1	15	4	0.789	26	11	0.703	0	1	45.5	38	1.197
A 24 Simpson, Donnie	5	3	4	5	9	8	0.529	5	4	6	2	11	6	0.647	20	14	0.588	0	1	53.0	35	1.514
A 25 Butters, Scott	6	5	8	4	14	9	0.609	7	4	9	2	16	6	0.727	30	15	0.667	0	1	36.0	46	0.783
A 26 Allen, Kenny	1	1	1	0	2	1	0.667	1	0	0	0	1	0	1.000	3	1	0.750	0	0	3.5	4	0.875
A 27 Chaney, Bill	2	4	2	3	4	7	0.364	4	3	4	3	8	6	0.571	12	13	0.480	0	0	9.0	25	0.360
A 28 Umstead, Randy	7	4	6	5	13	9	0.591	7	3	7	4	14	7	0.667	27	16	0.628	0	1	45.5	44	1.034
A3/ Swine Flew Again	31	41	20	52	51	93	0.354	12	24	12	24	24	48	0.333	99	189	0.344	0	0	166.0	288	0.576
A 30 Rutten, Pete	9	7	3	11	12	18	0.400	3	9	4	10	7	19	0.269	19	37	0.339			22.0	56	0.393
A 31 Cashwell, Craig	2	10	3	9	5	19	0.208	3	8	5	6	8	14	0.364	13	33	0.283			35.0	46	0.761
A 32 Bonar, Eric	4	8	2	10	6	18	0.250	4	10	4	10	8	20	0.286	14	38	0.269			27.0	52	0.519
A 33 Baldwin, Randy	6	5	4	8	10	13	0.435	6	7	4	9	10	16	0.385	20	29	0.408			32.5	49	0.663
A 34 Wilcenski, Steve	6	1	5	2	11	3	0.786	4	3	3	4	7	7	0.500	18	10	0.643			19.5	28	0.696
A 35 Lane, Tim	1	5	0	7	1	12	0.077	1	4	0	3	1	7	0.125	2	19	0.095			10.0	21	0.476
A 36 Eason, Joel	3	5	3	5	6	10	0.375	3	7	4	6	7	13	0.350	13	23	0.361			20.0	36	0.556
A4/ D V Needed	26	45	21	51	47	96	0.329	5	31	8	28	13	59	0.181	73	214	0.254	0	0	179.0	287	0.624
A 40 Churchwell, Billie	1	11	0	11	1	22	0.043	1	9	1	9	2	18	0.100	3	40	0.070			18.5	43	0.430
A 41 Page, Amy	2	2	4	1	6	3	0.667	0	4	3	2	3	6	0.333	9	9	0.500			18.5	18	1.028
A 42 Parker, Deb	5	5	4	6	9	11	0.450	3	7	2	8	5	15	0.250	14	26	0.350			35.5	40	0.888
A 43 Henton, Jamie	5	4	3	7	8	11	0.421	2	7	3	6	5	13	0.278	13	24	0.351			30.0	37	0.811
A 44 Currin, David	5	3	1	7	6	10	0.375	0	8	1	7	1	15	0.063	7	25	0.219			22.0	32	0.688
A 45 Buckman, David	4	8	6	6	10	14	0.417	2	13	3	10	5	23	0.179	15	37	0.288			26.0	52	0.500
A 46 Delp, Paula	2	2	2	2	4	4	0.500	2	2	1	3	3	5	0.375	7	9	0.438			15.5	16	0.969
A 47 Pollard, Daniel	2	4	1	5	3	9	0.250	0	6	1	5	1	11	0.083	4	20	0.167			13.0	24	0.542
A 48 Bishop, Sandy	0	6	0	6	0	12	0.000	0	6	1	6	1	12	0.077	1	24	0.040			0.0	25	0.000
A5/ The Subversive Element	45	27	52	20	97	47	0.674	24	12	23	13	47	25	0.653	191	97	0.663	6	0	341.0	294	1.160
A 50 Kilts, Jason	2	0	0	1	2	1	0.667	2	0	1	1	3	1	0.750	5	2	0.714	0	0	3.0	7	0.429
A 51 Brown, Tom	5	4	11	1	16	5	0.762	9	3	4	4	13	7	0.650	29	12	0.707	1	0	60.5	42	1.440
A 52 Gaglione, Joe	5	3	8	3	13	6	0.684	3	5	7	4	10	9	0.526	23	15	0.605	1	0	48.5	39	1.244
A 53 Hyler, Dale	1	3	2	2	3	5	0.375	3	2	2	1	5	3	0.625	8	8	0.500	0	0	13.0	16	0.813
A 54 Knight, Mark	9	2	6	4	15	6	0.714	8	2	6	6	14	8	0.636	29	14	0.674	1	0	55.5	44	1.261
A 55 Moricle, Wade	5	6	2	1	7	7	0.500	3	2	4	2	7	4	0.636	14	11	0.560	0	0	15.5	25	0.620
A 56 Phillips, Robbie	3	5	5	2	8	7	0.533	4	2	6	2	10	4	0.714	18	11	0.621	1	0	33.5	30	1.117
A 57 Shpritz, Lisa	0	1	0	2	0	3	0.000	1	0	2	0	3	0	1.000	3	3	0.500	0	0	0.0	6	0.000
A 58 Tan, Wil	9	0	9	2	18	2	0.900	7	4	6	3	13	7	0.650	31	9	0.775	1	0	61.0	41	1.488
A 59 Wall, Keith	6	3	9	2	15	5	0.750	8	4	8	3	16	7	0.696	31	12	0.721	1	0	50.5	44	1.148
A6/ Dodge Darts	39	33	48	24	87	57	0.604	25	11	25	11	50	22	0.694	187	101	0.649	0	0	296.0	288	1.028
A 60 Holland, Steve	3	3	1	0	4	3	0.571	2	1	2	2	4	3	0.571	8	6	0.571			5.5	14	0.393
A 61 McNamara, Tim	2	3	5	3	7	6	0.538	7	2	8	3	15	5	0.750	22	11	0.667			37.5	33	1.136
A 62 Hope, Chris	2	4	1	1	3	5	0.375	2	0	3	1	5	1	0.833	8	6	0.571			8.0	14	0.571
A 63 Whitehead, Lee	10	2	10	2	20	4	0.833	7	5	10	1	17	6	0.739	37	10	0.787			83.0	47	1.766
A 64 Gibbs, Keith	2	2	7	4	9	6	0.600	7	3	4	6	11	9	0.550	20	15	0.571			31.0	35	0.886
A 65 Evans, J.P.	5	3	6	5	11	8	0.579	8	3	6	0	14	3	0.824	25	11	0.694			40.0	36	1.111
A 66 Jeffcoat, Doug	7	5	10	2	17	7	0.708	9	3	8	3	17	6	0.739	34	13	0.723			49.0	47	1.043
A 67 Dahulich, Jeff	3	7	6	2	9	9	0.500	3	4	5	2	8	6	0.571	17	15	0.531			22.0	32	0.688
A 68 West, Billy	2	2	1	2	3	4	0.429	3	1	1	2	4	3	0.571	7	7	0.500			15.0	14	1.071
A 69 James, Bob	3	2	1	3	4	5	0.444	2	0	3	2	5	2	0.714	9	7	0.563			5.0	16	0.313
A7/ Lords of the Instrumentality	29	43	22	50	51	93	0.354	9	27	11	25	20	52	0.278	91	197	0.316	0	0	168.5	288	0.585
A 70 Kunttu, Kurt	4	8	6	6	10	14	0.417	3	9	3	9	6	18	0.250	16	32	0.333			35.5	48	0.740
A 71 Stevens, Joseph	6	7	5	6	11	13	0.458	3	9	4	7	7	16	0.304	18	29	0.383			35.5	47	0.755
A 72 Nagy, Les	5	4	2	8	7	12	0.368	3	5	2	8	5	13	0.278	12	25	0.324			15.0	37	0.405
A 73 Wilcox, Randy	0	0	0	1	0	1	0.000	0	0	0	0	0	0	#DIV/0!	0	1	0.000			0.0	1	0.000
A 74 Grayckowski, Bob	3	6	0	8	3	14	0.176	1	6	3	4	4	10	0.286	7	24	0.226			12.0	31	0.387
A 75 Jacobi, Paul	7	4	6	6	13	10	0.565	5	8	6	6	11	14	0.440	24	24	0.500			44.5	48	0.927
A 76 White, Taylor	1	6	2	5	3	11	0.214	1	7	2	6	3	13	0.188	6	24	0.200			14.0	30	0.467
A 77 Reynolds, Renee	3	8	1	10	4	18	0.182	2	10	2	10	4	20	0.167	8	38	0.174			12.0	46	0.261
A 78 Hester, Billy	0	0	0	0	0	0	#DIV/0!	0	0	0	0	0	0	#DIV/0!	0	0	#DIV/0!			0.0	0	#DIV/0!

	Singles	301	Singles	Cricket	Singles	Record	Singles Win %-age	Doubles	Cricket	Doubles	501	Doubles	Record	Doubles Win %-age	Sngls + Dbls	Record	Sngls + Dbls Win %-age	1001 Wins	1001 Losses	All-Star Points	Games Played	All-Star %-age
B1/ Cheap Shots	34	38	44	28	78	66	0.542	22	14	18	18	40	32	0.556	158	130	0.549	0	6	178.5	294	0.607
B 10 Sellers, Mark	8	6	6	5	14	11	0.560	8	4	5	8	13	12	0.520	27	23	0.540	0	1	33.0	51	0.647
B 11 Witz, Steve	8	4	10	3	18	7	0.720	5	7	9	3	14	10	0.583	32	17	0.653	0	1	36.0	50	0.720
B 12 Warren, Randy	4	7	5	7	9	14	0.391	9	2	6	6	15	8	0.652	24	22	0.522	0	1	25.0	47	0.532
B 13 Hall, Josh	3	5	6	3	9	8	0.529	6	3	6	4	12	7	0.632	21	15	0.583	0	1	15.5	37	0.419
B 14 Gibson, Jack	5	5	8	2	13	7	0.650	5	5	3	7	8	12	0.400	21	19	0.525	0	1	26.5	41	0.646
B 15 Vaux, Wes	6	6	6	4	12	10	0.545	8	4	5	6	13	10	0.565	25	20	0.556	0	1	29.5	46	0.641
B 16 Domanski, Dave	0	2	1	2	1	4	0.200	1	1	0	2	1	3	0.250	2	7	0.222	0	0	3.0	9	0.333
B 17 Britt, Jim	0	3	2	2	2	5	0.286	2	2	2	0	4	2	0.667	6	7	0.462	0	0	10.0	13	0.769
B2/ Nine Lives	36	36	35	37	71	73	0.493	15	21	15	21	30	42	0.417	131	157	0.455	0	0	141.5	288	0.491
B 20 Smith, Butch	3	5	5	3	8	8	0.500	5	3	3	6	8	9	0.471	16	17	0.485			19.5	33	0.591
B 21 Copple, Matthew	6	6	5	8	11	14	0.440	6	6	7	6	13	12	0.520	24	26	0.480			19.0	50	0.380
B 22 Romanchek, David	6	7	7	10	13	17	0.433	6	9	6	10	12	19	0.387	25	36	0.410			27.5	61	0.451
B 23 Mays, John	7	2	4	4	11	6	0.647	2	8	3	4	5	12	0.294	16	18	0.471			22.0	34	0.647
B 24 Paulson, Glenn	5	7	4	6	9	13	0.409	4	8	3	7	7	15	0.318	16	28	0.364			16.5	44	0.375
B 25 Sosa, Bo	7	7	8	3	15	10	0.600	6	5	8	4	14	9	0.609	29	19	0.604			27.5	48	0.573
B 26 Fuhrmann, Al	0	1	1	0	1	1	0.500	1	0	0	2	1	2	0.333	2	3	0.400			1.0	5	0.200
B 27 Green, Sam	2	1	1	3	3	4	0.429	0	3	0	3	0	6	0.000	3	10	0.231			8.5	13	0.654
B3/ Get the Point "33"	41	31	36	36	77	67	0.535	18	18	20	16	38	34	0.528	153	135	0.531	7	7	183.0	302	0.606
B 30 Jenkins, John	7	4	7	4	14	8	0.636	9	2	9	1	18	3	0.857	32	11	0.744	1	1	50.0	45	1.111
B 31 Austin, Connie	6	5	7	5	13	10	0.565	4	7	5	6	9	13	0.409	22	23	0.489	1	1	26.5	47	0.564
B 32 Austin, Jan	5	8	4	8	9	16	0.360	3	8	5	5	8	13	0.381	17	29	0.370	1	1	22.5	48	0.469
B 33 Lewis, Todd	8	5	6	6	14	11	0.560	6	4	7	5	13	9	0.591	27	20	0.574	1	1	24.0	49	0.490
B 34 Hunsberger, Jim	6	3	8	3	14	6	0.700	5	6	6	5	11	11	0.500	25	17	0.595	1	1	45.0	44	1.023
B 35 Jenkins, Vickie	2	1	3	2	5	3	0.625	3	3	2	3	5	6	0.455	10	9	0.526	1	1	7.5	21	0.357
B 36 Hill, Mike	7	5	1	8	8	13	0.381	6	6	6	7	12	13	0.480	20	26	0.435	1	1	7.5	48	0.156
B4/ Home Thrown	49	23	51	21	100	44	0.694	25	11	27	9	52	20	0.722	204	84	0.708	0	0	204.5	288	0.710
B 40 Randolph, Jon	6	4	8	3	14	7	0.667	5	5	7	3	12	8	0.600	26	15	0.634			31.0	41	0.756
B 41 Edgecombe, Sean	5	2	4	5	9	7	0.563	6	3	5	3	11	6	0.647	20	13	0.606			18.5	33	0.561
B 42 Murdaugh, John	6	5	8	1	14	6	0.700	8	2	6	2	14	4	0.778	28	10	0.737			22.5	38	0.592
B 43 Boudrias, Andre "Rocky"	7	5	3	4	10	9	0.526	8	5	9	2	17	7	0.708	27	16	0.628			20.0	43	0.465
B 44 Mills, Tim	8	3	8	1	16	4	0.800	7	2	7	0	14	2	0.875	30	6	0.833			33.0	36	0.917
B 45 Davis, Bob	4	1	0	0	4	1	0.800	0	0	4	0	4	0	1.000	8	1	0.889			1.5	9	0.167
B 46 Davis, Jimmy	4	1	7	0	11	1	0.917	7	1	5	2	12	3	0.800	23	4	0.852			35.5	27	1.315
B 47 Ferebee, Ed	4	2	7	5	11	7	0.611	4	3	5	5	9	8	0.529	20	15	0.571			13.0	35	0.371
B 48 Martinez, Luis	5	0	6	2	11	2	0.846	5	1	6	1	11	2	0.846	22	4	0.846			29.5	26	1.135
B5/ Starving Dartists	32	40	30	42	62	82	0.431	15	21	16	20	31	41	0.431	124	164	0.431	0	0	118.5	288	0.411
B 50 Shown, Marc	3	7	6	3	9	10	0.474	4	7	4	6	8	13	0.381	17	23	0.425			21.5	40	0.538
B 51 Hendricks, Ron	5	5	7	3	12	8	0.600	7	3	5	5	12	8	0.600	24	16	0.600			17.0	40	0.425
B 52 Hartley, Kevin	1	8	2	5	3	13	0.188	2	8	3	7	5	15	0.250	8	28	0.222			3.5	36	0.097
B 53 Howell, John	3	8	5	6	8	14	0.364	8	4	5	5	13	9	0.591	21	23	0.477			16.0	44	0.364
B 54 Fleming, Frank	0	0	1	0	1	0	1.000	0	1	0	1	0	2	0.000	1	2	0.333			1.0	3	0.333
B 55 Hagan, Mark	2	4	1	7	3	11	0.214	2	5	2	3	4	8	0.333	7	19	0.269			6.0	26	0.231
B 56 Deemer, Randy	8	3	6	7	14	10	0.583	3	9	7	5	10	14	0.417	24	24	0.500			37.5	48	0.781
B 57 Herman, Fritz	10	5	2	11	12	16	0.429	4	5	6	8	10	13	0.435	22	29	0.431			16.0	51	0.314
B 58 Harrell, Forrest	0	0	0	0	0	0	#DIV/0!	0	0	0	0	0	0	#DIV/0!	0	0	#DIV/0!			0.0	0	#DIV/0!
B6/ UZMALL	30	42	27	45	57	87	0.396	17	19	13	23	30	42	0.417	117	171	0.406	6	7	159.0	301	0.528
B 60 Kunesh, Joe	2	7	3	9	5	16	0.238	3	8	2	7	5	15	0.250	10	31	0.244	0	1	10.0	42	0.238
B 61 Rouse, Chuck	4	7	1	4	5	11	0.313	2	4	2	9	4	13	0.235	9	24	0.273	1	1	4.5	35	0.129
B 62 Wilkinson, Charlie	3	6	2	9	5	15	0.250	4	7	0	8	4	15	0.211	9	30	0.231	1	1	18.0	41	0.439
B 63 Denton, Fon	4	7	3	8	7	15	0.318	5	6	5	6	10	12	0.455	17	27	0.386	1	1	21.5	46	0.467
B 64 Williams, Denny	4	6	4	6	8	12	0.400	6	4	3	7	9	11	0.450	17	23	0.425	1	1	14.5	42	0.345
B 65 Persson, Kenny	6	5	7	4	13	9	0.591	8	3	7	4	15	7	0.682	28	16	0.636	1	1	51.0	46	1.109
B 66 Beaudoin, Paul	7	4	7	5	14	9	0.609	6	6	7	5	13	11	0.542	27	20	0.574	1	1	39.5	49	0.806
B7/ WIEBLS	30	42	29	43	59	85	0.410	14	22	17	19	31	41	0.431	121	167	0.420	6	0	132.0	294	0.449
B 70 Hindle, Mikey	9	3	6	6	15	9	0.625	9	3	7	5	16	8	0.667	31	17	0.646	1	0	39.5	49	0.806
B 71 Giberson, Kris	7	5	7	6	14	11	0.560	7	5	6	7	13	12	0.520	27	23	0.540	1	0	29.0	51	0.569
B 72 Coyne, Kevin	2	8	0	8	2	16	0.111	1	9	3	6	4	15	0.211	6	31	0.162	1	0	6.0	38	0.158
B 73 Wellborn, Tim	1	1	1	2	2	3	0.400	1	2	3	0	4	2	0.667	6	5	0.545	0	0	5.0	11	0.455
B 74 Cafolla, Paul	2	6	1	9	3	15	0.167	2	7	0	7	2	14	0.125	5	29	0.147	1	0	6.0	35	0.171
B 75 Gaertner, Brian	5	8	7	5	12	13	0.480	4	8	6	7	10	15	0.400	22	28	0.440	1	0	17.5	51	0.343
B 76 Long, Laura	3	7	6	4	9	11	0.450	3	7	7	3	10	10	0.500	19	21	0.475	1	0	26.0	41	0.634
B 77 Garrett, Neil	1	4	1	3	2	7	0.222	1	3	2	3	3	6	0.333	5	13	0.278	0	0	3.0	18	0.167

	Singles 301		Singles Cricket		Singles Record		Singles Win %-age	Doubles Cricket		Doubles 501		Doubles Record		Doubles Win %-age	Sngls + Dbls Record		Sngls + Dbls Win %-age	1001 Wins	1001 Losses	All-Star Points	Games Played	All-Star %-age
C1/ Horsemen	46	26	38	34	84	60	0.583	19	17	17	19	36	36	0.500	156	132	0.542	7	6	129.0	301	0.429
C 10 Keller, Tony	8	4	9	4	17	8	0.680	6	5	5	6	11	11	0.500	28	19	0.596	1	1	20.0	49	0.408
C 11 Maminski, Len	4	8	7	5	11	13	0.458	6	7	6	6	12	13	0.480	23	26	0.469	1	1	20.0	51	0.392
C 12 Knight, Steve	8	5	3	8	11	13	0.458	6	5	5	7	11	12	0.478	22	25	0.468	1	1	7.5	49	0.153
C 13 Feller, Keith	6	3	5	4	11	7	0.611	6	3	4	5	10	8	0.556	21	15	0.583	1	1	21.0	38	0.553
C 14 Phillips, Britt	9	3	7	6	16	9	0.640	8	6	6	7	14	13	0.519	30	22	0.577	1	1	32.0	54	0.593
C 15 Colenda, Steve	2	1	2	1	4	2	0.667	0	2	2	2	2	4	0.333	6	6	0.500	1	0	6.5	13	0.500
C 16 Meng, Xiwen	9	2	5	6	14	8	0.636	6	6	6	5	12	11	0.522	26	19	0.578	1	1	22.0	47	0.468
C2/ Excalibur	40	32	38	34	78	66	0.542	19	17	17	19	36	36	0.500	150	138	0.521	0	13	119.5	301	0.397
C 20 Burney, Gary	7	4	8	3	15	7	0.682	8	3	6	6	14	9	0.609	29	16	0.644	0	2	27.0	47	0.574
C 21 Slominski, Mark	8	2	4	6	12	8	0.600	7	5	6	4	13	9	0.591	25	17	0.595	0	2	23.0	44	0.523
C 22 Shearin, Keith	6	4	9	3	15	7	0.682	7	5	5	8	12	13	0.480	27	20	0.574	0	2	17.0	49	0.347
C 23 Foushee, Eugene	9	2	8	3	17	5	0.773	4	7	5	6	9	13	0.409	26	18	0.591	0	2	20.5	46	0.446
C 24 Long, Dale	4	4	2	5	6	9	0.400	5	3	2	5	7	8	0.467	13	17	0.433	0	2	13.0	32	0.406
C 25 Vann, Tim	3	9	4	7	7	16	0.304	3	7	6	4	9	11	0.450	16	27	0.372	0	2	12.5	45	0.278
C 26 Williams, Chris	0	0	0	0	0	0	#DIV/0!	0	0	0	0	0	0	#DIV/0!	0	0	#DIV/0!	0	0	0.0	0	#DIV/0!
C 27 Krebs, John	3	7	3	7	6	14	0.300	4	4	4	5	8	9	0.471	14	23	0.378	0	1	6.5	38	0.171
C3/ Dogs of War III	28	44	30	42	58	86	0.403	10	26	12	24	22	50	0.306	102	186	0.354	0	0	128.0	288	0.444
C 30 Caldwell, Tim	3	9	7	5	10	14	0.417	4	10	3	9	7	19	0.269	17	33	0.340			14.0	50	0.280
C 31 Wight, Al	4	10	4	10	8	20	0.286	1	12	3	9	4	21	0.160	12	41	0.226			18.0	53	0.340
C 32 Wiegand, Tom	5	4	6	3	11	7	0.611	3	6	5	4	8	10	0.444	19	17	0.528			24.0	36	0.667
C 33 Wilkie, Felipe	6	5	4	8	10	13	0.435	3	10	4	9	7	19	0.269	17	32	0.347			14.5	49	0.296
C 34 Carroll, John	2	6	3	5	5	11	0.313	4	5	3	6	7	11	0.389	12	22	0.353			26.0	34	0.765
C 35 Bradshaw, Rick	6	3	6	3	12	6	0.667	5	4	4	5	9	9	0.500	21	15	0.583			29.0	36	0.806
C 36 Cooper, Joe	2	7	0	8	2	15	0.118	0	5	2	6	2	11	0.154	4	26	0.133			2.5	30	0.083
C4/ Back Here Doing That	34	38	40	32	74	70	0.514	22	14	22	14	44	28	0.611	162	126	0.563	8	0	160.5	296	0.542
C 40 Brown, Tami	1	3	1	1	2	4	0.333	3	1	4	4	7	5	0.583	9	9	0.500	1	0	2.5	19	0.132
C 41 Brown, Phil	2	3	0	8	2	11	0.154	7	4	5	4	12	8	0.600	14	19	0.424	1	0	22.5	34	0.662
C 42 Blackwelder, Deborah	3	9	6	3	9	12	0.429	7	4	6	2	13	6	0.684	22	18	0.550	1	0	19.0	41	0.463
C 43 Weaver, Mark	5	7	5	4	10	11	0.476	2	5	1	3	3	8	0.273	13	19	0.406	1	0	16.5	33	0.500
C 44 Crumpler, Greg	6	3	11	0	17	3	0.850	6	4	5	3	11	7	0.611	28	10	0.737	1	0	28.5	39	0.731
C 45 Matthews, Eric	3	2	2	6	5	8	0.385	6	5	7	5	13	10	0.565	18	18	0.500	1	0	27.0	37	0.730
C 46 Mooty, James	4	4	3	4	7	8	0.467	3	0	7	2	10	2	0.833	17	10	0.630	1	0	10.5	28	0.375
C 47 Walters, Jason	5	6	7	4	12	10	0.545	7	3	5	4	12	7	0.632	24	17	0.585	1	0	24.5	42	0.583
C 48 Santas, Luey	5	1	5	2	10	3	0.769	3	2	4	1	7	3	0.700	17	6	0.739	0	0	9.5	23	0.413
C5/ Grateful Darts	34	38	44	28	78	66	0.542	20	16	25	11	45	27	0.625	168	120	0.583	7	15	172.5	310	0.556
C 50 Goodknecht, Chris	5	6	10	1	15	7	0.682	6	5	8	3	14	8	0.636	29	15	0.659	1	2	33.0	47	0.702
C 51 Simpson, Phil	8	4	8	4	16	8	0.667	10	2	9	2	19	4	0.826	35	12	0.745	1	2	23.0	50	0.460
C 52 Perkins, Rick	2	8	0	3	2	11	0.154	1	1	4	6	5	7	0.417	7	18	0.280	1	2	2.5	28	0.089
C 53 Iager, John	5	6	8	3	13	9	0.591	6	6	11	1	17	7	0.708	30	16	0.652	1	2	36.5	49	0.745
C 54 McGrail, Tony	2	3	2	8	4	11	0.267	3	8	3	1	6	9	0.400	10	20	0.333	1	2	4.0	33	0.121
C 55 Holland, William	9	3	11	1	20	4	0.833	10	2	9	3	19	5	0.792	39	9	0.813	1	2	55.5	51	1.088
C 56 Lilienthal, John	3	8	5	7	8	15	0.348	4	8	5	5	9	13	0.409	17	28	0.378	1	2	16.0	48	0.333
C 57 Byrd, Joel	0	0	0	1	0	1	0.000	0	0	1	1	1	1	0.500	1	2	0.333	0	1	2.0	4	0.500
C6/ Nothing But Darts	36	36	31	41	67	77	0.465	17	19	20	16	37	35	0.514	141	147	0.490	6	0	134.5	294	0.457
C 60 Thompson, Barry	6	6	2	4	8	10	0.444	7	4	4	7	11	11	0.500	19	21	0.475	1	0	16.5	41	0.402
C 61 Hines, Eric	7	3	4	6	11	9	0.550	5	5	7	3	12	8	0.600	23	17	0.575	1	0	20.5	41	0.500
C 62 Simpson, David	8	4	9	3	17	7	0.708	5	7	5	6	10	13	0.435	27	20	0.574	1	0	38.5	48	0.802
C 63 Simpson, Jill	0	2	6	6	6	8	0.429	1	6	3	5	4	11	0.267	10	19	0.345	1	0	11.0	30	0.367
C 64 Matthews, Gary	0	1	1	2	1	3	0.250	2	1	0	0	2	1	0.667	3	4	0.429	0	0	2.5	7	0.357
C 65 Mongillo, Marty	1	6	1	4	2	10	0.167	3	2	5	3	8	5	0.615	10	15	0.400	0	0	7.0	25	0.280
C 66 McCommons, Ben	8	4	3	9	11	13	0.458	6	6	8	3	14	9	0.609	25	22	0.532	1	0	19.5	48	0.406
C 67 Jolly, Jennifer	2	7	0	2	2	9	0.182	1	1	4	2	5	3	0.625	7	12	0.368	0	0	1.0	19	0.053
C 68 Denton, J.D.	4	3	5	5	9	8	0.529	4	6	4	3	8	9	0.471	17	17	0.500	1	0	18.0	35	0.514
C7/ All Over It!	34	38	31	41	65	79	0.451	19	17	13	23	32	40	0.444	129	159	0.448	8	0	110.0	296	0.372
C 70 Sutphen, George	2	2	3	2	5	4	0.556	3	2	1	1	4	3	0.571	9	7	0.563	1	0	3.5	17	0.206
C 71 D'Alto, Armand	4	4	1	3	5	7	0.417	1	3	4	1	5	4	0.556	10	11	0.476	1	0	5.5	22	0.250
C 72 Finkbiner, Jeff	3	7	0	5	3	12	0.200	5	6	1	8	6	14	0.300	9	26	0.257	1	0	5.5	36	0.153
C 73 McDermott, Kevin	2	1	3	7	5	8	0.385	2	3	2	4	4	7	0.364	9	15	0.375	1	0	10.0	25	0.400
C 74 Hiller, Carl	2	4	1	7	3	11	0.214	3	2	3	7	6	9	0.400	9	20	0.310	0	0	4.5	29	0.155
C 75 Reaume, Andre	6	6	10	2	16	8	0.667	6	5	3	8	9	13	0.409	25	21	0.543	1	0	32.5	47	0.691
C 76 Pippy, George	0	0	0	0	0	0	#DIV/0!	0	0	0	0	0	0	#DIV/0!	0	0	#DIV/0!	0	0	0.0	0	#DIV/0!
C 77 Stites, Jon	5	5	4	6	9	11	0.450	5	6	3	7	8	13	0.381	17	24	0.415	1	0	11.5	42	0.274
C 78 Dautrich, Dan	4	4	3	3	7	7	0.500	7	2	4	4	11	6	0.647	18	13	0.581	1	0	8.0	32	0.250
C 79 Beaird, Tommy	6	5	6	6	12	11	0.522	6	5	5	6	11	11	0.500	23	22	0.511	1	0	29.0	46	0.630

	Singles	301	Singles	Cricket	Singles	Record	Singles Win %-age	Doubles	Cricket	Doubles	501	Doubles	Record	Doubles Win %-age	Sngls + Dbls	Record	Sngls + Dbls Win %-age	1001 Wins	1001 Losses	All-Star Points	Games Played	All-Star %-age
D1/ Sharky's Machine	32	28	35	25	67	53	0.558	21	9	16	14	37	23	0.617	141	99	0.588	0	11	111.0	251	0.442
D 10 Browndorf, Ken	6	4	7	1	13	5	0.722	8	1	6	3	14	4	0.778	27	9	0.750	0	2	10.5	38	0.276
D 11 Arensdorf, Dave	5	1	5	1	10	2	0.833	5	1	5	1	10	2	0.833	20	4	0.833	0	1	18.0	25	0.720
D 12 Allison, Frank	4	7	6	5	10	12	0.455	8	3	4	7	12	10	0.545	22	22	0.500	0	2	24.5	46	0.533
D 13 Hines, Curtis	6	7	6	8	12	15	0.444	5	6	6	5	11	11	0.500	23	26	0.469	0	2	25.0	51	0.490
D 14 Gross, Tom	7	6	5	6	12	12	0.500	9	5	5	9	14	14	0.500	26	26	0.500	0	2	18.0	54	0.333
D 15 Kruger, Lonny	4	3	6	4	10	7	0.588	7	2	6	3	13	5	0.722	23	12	0.657	0	2	15.0	37	0.405
D 16 Messing, Keith	0	0	0	0	0	0	#DIV/0!	0	0	0	0	0	0	#DIV/0!	0	0	#DIV/0!	0	0	0.0	0	#DIV/0!
D2/ Damn Yankees!	14	58	21	51	35	109	0.243	6	30	10	26	16	56	0.222	67	221	0.233	0	0	65.5	288	0.227
D 20 Dougherty, Henry	0	7	0	9	0	16	0.000	1	9	4	7	5	16	0.238	5	32	0.135			3.0	37	0.081
D 21 Lupien, Bam	2	11	7	5	9	16	0.360	1	10	4	6	5	16	0.238	14	32	0.304			9.5	46	0.207
D 22 Patrick, Kevin	1	7	0	6	1	13	0.071	0	10	2	5	2	15	0.118	3	28	0.097			3.5	31	0.113
D 23 Mariotti, Billy	0	1	0	1	0	2	0.000	0	2	0	0	0	2	0.000	0	4	0.000			1.0	4	0.250
D 24 Fournier, Chris	4	4	4	4	8	8	0.500	2	6	5	3	7	9	0.438	15	17	0.469			11.5	32	0.359
D 25 Fournier, Jeff	0	7	4	3	4	10	0.286	3	4	1	5	4	9	0.308	8	19	0.296			13.0	27	0.481
D 26 Pavlic, Jerome	1	1	0	3	1	4	0.200	0	3	1	2	1	5	0.167	2	9	0.182			1.0	11	0.091
D 27 Howley, John	0	6	2	4	2	10	0.167	0	4	1	7	1	11	0.083	3	21	0.125			2.0	24	0.083
D 28 Wrigley, Bob	4	6	1	10	5	16	0.238	2	7	1	9	3	16	0.158	8	32	0.200			14.5	40	0.363
D 29 Farley, Jeff	2	8	3	6	5	14	0.263	3	5	1	8	4	13	0.235	9	27	0.250			6.5	36	0.181
D3/ Dynamic Darts	39	33	38	34	77	67	0.535	16	20	18	18	34	38	0.472	145	143	0.503	8	9	140.0	305	0.459
D 30 Markov, Jim	2	3	2	1	4	4	0.500	2	1	4	1	6	2	0.750	10	6	0.625	0	1	3.0	17	0.176
D 31 Ellison, George	7	1	4	4	11	5	0.688	0	4	2	6	2	10	0.167	13	15	0.464	1	1	11.0	30	0.367
D 32 Jackson, Barry "Bump"	5	4	6	4	11	8	0.579	3	7	4	5	7	12	0.368	18	20	0.474	1	1	24.5	40	0.613
D 33 McFadden, Kevin	3	4	4	7	7	11	0.389	4	7	3	3	7	10	0.412	14	21	0.400	1	1	13.5	37	0.365
D 34 Costen, Todd	3	2	5	5	8	7	0.533	4	6	1	7	5	13	0.278	13	20	0.394	1	1	10.5	35	0.300
D 35 Costen, Jim "FBJ"	2	6	1	2	3	8	0.273	4	2	5	3	9	5	0.643	12	13	0.480	1	1	10.5	27	0.389
D 36 Kissinger, Tim	4	5	3	2	7	7	0.500	3	4	3	3	6	7	0.462	13	14	0.481	1	1	10.5	29	0.362
D 37 Winters, "Tiny" Tom	8	2	10	2	18	4	0.818	8	4	8	3	16	7	0.696	34	11	0.756	1	1	45.5	47	0.968
D 38 Rowe, Travis	5	6	3	7	8	13	0.381	4	5	6	5	10	10	0.500	18	23	0.439	1	1	11.0	43	0.256
D4/ Heroes In Trouble	36	36	41	31	77	67	0.535	23	13	19	17	42	30	0.583	161	127	0.559	6	0	140.5	294	0.478
D 40 Wackerman, Mark	6	5	7	4	13	9	0.591	7	4	6	5	13	9	0.591	26	18	0.591	1	0	24.5	45	0.544
D 41 Enos, Kellee	7	5	6	6	13	11	0.542	7	4	6	6	13	10	0.565	26	21	0.553	1	0	16.0	48	0.333
D 42 Barton, Kevin	4	8	7	5	11	13	0.458	9	3	6	4	15	7	0.682	26	20	0.565	1	0	39.0	47	0.830
D 43 Alapin, Toni	4	6	6	6	10	12	0.455	8	4	6	6	14	10	0.583	24	22	0.522	1	0	19.0	47	0.404
D 44 DuFraine, Pete	6	5	4	5	10	10	0.500	4	5	5	6	9	11	0.450	19	21	0.475	1	0	10.0	41	0.244
D 45 Smith, W.D. "Sarge"	7	5	8	4	15	9	0.625	6	5	7	5	13	10	0.565	28	19	0.596	1	0	20.0	48	0.417
D 46 Lougher, Shannon	1	0	1	1	2	1	0.667	1	1	1	1	2	2	0.500	4	3	0.571	0	0	4.5	7	0.643
D 47 Goyen, Dave	1	2	2	0	3	2	0.600	4	0	1	1	5	1	0.833	8	3	0.727	0	0	7.5	11	0.682
D5/ Wireless	33	26	32	27	65	53	0.551	18	12	12	18	30	30	0.500	125	113	0.525	6	0	117.0	244	0.480
D 50 Allen, Jeffrey	1	9	1	9	2	18	0.100	5	6	3	7	8	13	0.381	10	31	0.244	1	0	9.0	42	0.214
D 51 Crowley, Pat	8	2	11	0	19	2	0.905	10	1	4	7	14	8	0.636	33	10	0.767	1	0	41.0	44	0.932
D 52 Galloway, Dave	4	5	4	3	8	8	0.500	5	4	4	4	9	8	0.529	17	16	0.515	1	0	9.5	34	0.279
D 53 Donleycott, Kenneth	4	4	2	6	6	10	0.375	3	4	2	7	5	11	0.313	11	21	0.344	0	0	8.0	32	0.250
D 54 Johnson, David	6	3	4	5	10	8	0.556	4	5	2	7	6	12	0.333	16	20	0.444	1	0	23.5	37	0.635
D 55 Johnson, Mike	8	2	6	4	14	6	0.700	5	4	6	4	11	8	0.579	25	14	0.641	1	0	15.0	40	0.375
D 56 Hounsell, Bob	2	1	3	0	5	1	0.833	3	0	3	0	6	0	1.000	11	1	0.917	1	0	11.0	13	0.846
D 57 Margets, Steve	0	0	1	0	1	0	1.000	1	0	0	0	1	0	1.000	2	0	1.000	0	0	0.0	2	0.000
D6/ Travelin' Beer Bellies	39	33	36	36	75	69	0.521	18	18	22	14	40	32	0.556	155	133	0.538	0	0	140.0	288	0.486
D 60 Yoneoka, J.J.	5	3	11	1	16	4	0.800	8	4	7	4	15	8	0.652	31	12	0.721			36.0	43	0.837
D 61 Yoneoka, Oakie	6	6	5	5	11	11	0.500	5	6	7	2	12	8	0.600	23	19	0.548			13.0	42	0.310
D 62 Gabriel, Eric "Big E"	3	1	0	1	3	2	0.600	0	3	1	1	1	4	0.200	4	6	0.400			2.0	10	0.200
D 63 Side, Eric	4	5	5	7	9	12	0.429	6	4	6	2	12	6	0.667	21	18	0.538			25.0	39	0.641
D 64 Gibson, Ed	2	7	1	2	3	9	0.250	4	6	6	4	10	10	0.500	13	19	0.406			19.5	32	0.609
D 65 Pridgen, Mike	6	4	5	6	11	10	0.524	4	3	2	5	6	8	0.429	17	18	0.486			14.5	35	0.414
D 66 Martin, David	3	3	0	1	3	4	0.429	0	0	4	3	4	3	0.571	7	7	0.500			4.0	14	0.286
D 67 Doherty, Brian	0	0	4	4	4	4	0.500	1	5	1	1	2	6	0.250	6	10	0.375			5.0	16	0.313
D 68 Kring, Jeremy	9	3	5	5	14	8	0.636	7	3	8	4	15	7	0.682	29	15	0.659			18.5	44	0.420
D 69 Thompson, Derek	1	1	0	4	1	5	0.167	1	2	2	2	3	4	0.429	4	9	0.308			2.5	13	0.192
D7/ Bubba's Garage	46	25	36	35	82	60	0.577	18	18	23	13	41	31	0.569	164	122	0.573	0	0	134.5	286	0.470
D 70 Sautter, Don	9	3	5	7	14	10	0.583	7	4	8	4	15	8	0.652	29	18	0.617			27.5	47	0.585
D 71 Bacanskas, Andrew	6	2	5	3	11	5	0.688	3	5	3	4	6	9	0.400	17	14	0.548			8.5	31	0.274
D 72 Motley, Steve	9	2	7	4	16	6	0.727	8	4	7	5	15	9	0.625	31	15	0.674			20.5	46	0.446
D 73 Leonard, Shawn	7	5	7	5	14	10	0.583	6	6	9	4	15	10	0.600	29	20	0.592			25.5	49	0.520
D 74 Fitzsimmons, Bob	5	5	3	5	8	10	0.444	2	7	7	3	9	10	0.474	17	20	0.459			15.0	37	0.405
D 75 Howard, Brian	6	5	5	7	11	12	0.478	7	5	7	4	14	9	0.609	25	21	0.543			20.0	46	0.435
D 76 Parsons, Jeff	3	3	4	4	7	7	0.500	2	5	4	2	6	7	0.462	13	14	0.481			14.0	27	0.519
D 77 Guetermann, John	1	0	0	0	1	0	1.000	1	0	1	0	2	0	1.000	3	0	1.000			3.5	3	1.167

	Singles	301	Singles	Cricket	Singles	Record	Singles Win %-age	Doubles	Cricket	Doubles	501	Doubles	Record	Doubles Win %-age	Sngls + Dbls	Record	Sngls + Dbls Win %-age	1001 Wins	1001 Losses	All-Star Points	Games Played	All-Star %-age
E1/ Kozmic Debris	41	31	31	41	72	72	0.500	14	22	17	19	31	41	0.431	134	154	0.465	6	0	126.5	294	0.430
E 10 Martin, Anthony	8	4	5	10	13	14	0.481	3	11	7	6	10	17	0.370	23	31	0.426	1	0	19.5	55	0.355
E 11 Hewlett, Patrice	1	1	0	1	1	2	0.333	0	1	0	1	0	2	0.000	1	4	0.200	0	0	0.0	5	0.000
E 12 Flowers, Fred	4	5	0	7	4	12	0.250	2	5	3	6	5	11	0.313	9	23	0.281	0	0	7.0	32	0.219
E 13 Gelhar, Tommy	10	1	12	0	22	1	0.957	10	2	6	6	16	8	0.667	38	9	0.809	1	0	50.5	48	1.052
E 14 Thomas, Heather	3	4	1	7	4	11	0.267	1	6	3	3	4	9	0.308	8	20	0.286	0	0	7.5	28	0.268
E 15 Hewlett, Rich	2	8	4	4	6	12	0.333	2	7	6	3	8	10	0.444	14	22	0.389	1	0	10.5	37	0.284
E 16 Krasnow, Dave	6	4	3	7	9	11	0.450	4	6	6	5	10	11	0.476	19	22	0.463	1	0	8.5	42	0.202
E 17 Wenhart, Jeff	4	4	4	4	8	8	0.500	6	3	1	7	7	10	0.412	15	18	0.455	1	0	14.5	34	0.426
E 18 Zoller, Spencer	2	0	1	1	3	1	0.750	0	2	1	1	1	3	0.250	4	4	0.500	0	0	3.0	8	0.375
E 19 Denton, Shane	1	0	1	0	2	0	1.000	0	1	1	0	1	1	0.500	3	1	0.750	1	0	5.5	5	1.100
E2/ The Replacements	44	28	42	30	86	58	0.597	19	17	16	20	35	37	0.486	156	132	0.542	0	7	137.0	295	0.464
E 20 Mozzetti, Tim	4	6	8	4	12	10	0.545	4	5	5	8	9	13	0.409	21	23	0.477	0	1	14.5	45	0.322
E 21 Swald, Jill	5	3	1	8	6	11	0.353	3	8	7	3	10	11	0.476	16	22	0.421	0	1	12.5	39	0.321
E 22 Thomas, Jason	9	2	8	3	17	5	0.773	5	6	4	7	9	13	0.409	26	18	0.591	0	1	40.5	45	0.900
E 23 Webb, Steve	3	4	2	4	5	8	0.385	2	3	2	4	4	7	0.364	9	15	0.375	0	1	9.5	25	0.380
E 24 Lee, Eric	6	6	9	3	15	9	0.625	10	3	4	7	14	10	0.583	29	19	0.604	0	1	15.0	49	0.306
E 25 Simons, Emmett	7	5	7	4	14	9	0.609	5	6	5	4	10	10	0.500	24	19	0.558	0	1	29.0	44	0.659
E 26 Mitchell, Sid	10	2	7	4	17	6	0.739	9	3	5	7	14	10	0.583	31	16	0.660	0	1	16.0	48	0.333
E3/ Modena	33	39	37	35	70	74	0.486	19	17	19	17	38	34	0.528	146	142	0.507	6	0	102.5	294	0.349
E 30 Kirkpatrick, Brian	2	8	5	5	7	13	0.350	6	3	5	4	11	7	0.611	18	20	0.474	1	0	11.0	39	0.282
E 31 Kirkpatrick, Craig	0	1	0	0	0	1	0.000	0	0	0	1	0	1	0.000	0	2	0.000	0	0	0.0	2	0.000
E 32 Pope, Josh	7	4	6	5	13	9	0.591	5	3	1	2	6	5	0.545	19	14	0.576	0	0	19.5	33	0.591
E 33 Pope, Daniel	3	6	1	3	4	9	0.308	2	6	4	6	6	12	0.333	10	21	0.323	1	0	8.0	32	0.250
E 34 Teeter, Kyle	8	4	8	4	16	8	0.667	6	6	7	5	13	11	0.542	29	19	0.604	1	0	24.0	49	0.490
E 35 Polston, Tony	9	3	4	8	13	11	0.542	5	6	6	7	11	13	0.458	24	24	0.500	1	0	9.0	49	0.184
E 36 Hunter, Jeff	3	9	7	5	10	14	0.417	6	6	7	5	13	11	0.542	23	25	0.479	1	0	16.5	49	0.337
E 37 Grogan, J.R.	1	4	6	5	7	9	0.438	8	4	8	4	16	8	0.667	23	17	0.575	1	0	14.5	41	0.354
E4/ No Fear	44	28	43	29	87	57	0.604	21	15	24	12	45	27	0.625	177	111	0.615	0	6	132.5	294	0.451
E 40 Reitano, Sal, Jr.	6	6	7	5	13	11	0.542	4	5	7	4	11	9	0.550	24	20	0.545	0	1	16.0	45	0.356
E 41 Flood, Tom	4	0	6	0	10	0	1.000	3	3	5	1	8	4	0.667	18	4	0.818	0	0	7.5	22	0.341
E 42 Wessinger, William "Wes"	9	2	5	7	14	9	0.609	7	4	8	3	15	7	0.682	29	16	0.644	0	1	26.0	46	0.565
E 43 Keleher, John	6	6	10	2	16	8	0.667	7	6	7	5	14	11	0.560	30	19	0.612	0	1	31.5	50	0.630
E 44 King, Tim	9	4	8	4	17	8	0.680	6	6	8	3	14	9	0.609	31	17	0.646	0	1	32.0	49	0.653
E 45 Stephenson, Rodney	0	5	1	2	1	7	0.125	5	1	3	2	8	3	0.727	9	10	0.474	0	1	1.0	20	0.050
E 46 Penny, Ron	7	4	6	5	13	9	0.591	8	3	7	3	15	6	0.714	28	15	0.651	0	1	16.5	44	0.375
E 47 Strickland, John	3	1	0	4	3	5	0.375	2	2	3	3	5	5	0.500	8	10	0.444	0	0	2.0	18	0.111
E5/ The UDR's	33	39	39	33	72	72	0.500	22	14	19	17	41	31	0.569	154	134	0.535	0	0	120.0	288	0.417
E 50 Hatch, Nicole	2	6	3	7	5	13	0.278	4	5	4	6	8	11	0.421	13	24	0.351			10.5	37	0.284
E 51 Gaffney, Michelle	7	3	4	7	11	10	0.524	4	3	5	7	9	10	0.474	20	20	0.500			17.0	40	0.425
E 52 Kubel, Tom "Q-Ball"	5	6	9	2	14	8	0.636	8	3	6	5	14	8	0.636	28	16	0.636			28.5	44	0.648
E 53 Gevedon, Aimee	0	9	4	3	4	12	0.250	4	3	1	3	5	6	0.455	9	18	0.333			0.0	27	0.000
E 54 Ezzell, Dave	3	5	6	5	9	10	0.474	6	5	4	4	10	9	0.526	19	19	0.500			11.0	38	0.289
E 55 Strain, Jerry	2	1	1	2	3	3	0.500	3	0	2	0	5	0	1.000	8	3	0.727			7.0	11	0.636
E 56 Varnadoe, Matt	5	1	6	1	11	2	0.846	4	3	5	2	9	5	0.643	20	7	0.741			16.5	27	0.611
E 57 Stuart, George	4	3	4	4	8	7	0.533	4	2	5	2	9	4	0.692	17	11	0.607			13.5	28	0.482
E 58 Rippe, Lloyd	5	5	2	2	7	7	0.500	7	4	6	5	13	9	0.591	20	16	0.556			16.0	36	0.444
E6/ Red Bull	28	44	37	35	65	79	0.451	18	18	21	15	39	33	0.542	143	145	0.497	0	0	111.0	288	0.385
E 60 Payne, Julie	5	6	7	5	12	11	0.522	8	3	7	5	15	8	0.652	27	19	0.587			19.0	46	0.413
E 61 Cotton, Barbara	7	3	4	6	11	9	0.550	5	6	4	7	9	13	0.409	20	22	0.476			17.5	42	0.417
E 62 Carter, Kevin	6	6	9	3	15	9	0.625	8	3	7	5	15	8	0.652	30	17	0.638			16.0	47	0.340
E 63 Cox, John	0	5	2	2	2	7	0.222	1	3	1	3	2	6	0.250	4	13	0.235			7.5	17	0.441
E 64 Gildea, Tom	1	8	5	5	6	13	0.316	4	6	5	2	9	8	0.529	15	21	0.417			15.0	36	0.417
E 65 Baynor, Jessica	0	1	0	1	0	2	0.000	1	2	2	1	3	3	0.500	3	5	0.375			0.0	8	0.000
E 66 Rhea, Laurie	4	5	3	6	7	11	0.389	3	5	5	3	8	8	0.500	15	19	0.441			10.0	34	0.294
E 67 Samaluk, Somchai	5	3	7	2	12	5	0.706	5	3	5	3	10	6	0.625	22	11	0.667			24.0	33	0.727
E 68 Reed, Rebecca	0	7	0	5	0	12	0.000	1	5	6	1	7	6	0.538	7	18	0.280			2.0	25	0.080
E7/ One Armed Bandits	29	43	23	49	52	92	0.361	13	23	10	26	23	49	0.319	98	190	0.340	0	0	68.5	288	0.238
E 70 Johnson, Sven	6	7	6	8	12	15	0.444	3	7	5	6	8	13	0.381	20	28	0.417			14.0	48	0.292
E 71 Kiser, Lyman	3	3	5	1	8	4	0.667	5	2	3	6	8	8	0.500	16	12	0.571			11.0	28	0.393
E 72 Wiles, Jay	1	5	0	6	1	11	0.083	2	4	1	4	3	8	0.273	4	19	0.174			7.0	23	0.304
E 73 Henson, Rob	4	6	2	8	6	14	0.300	4	6	3	7	7	13	0.350	13	27	0.325			13.5	40	0.338
E 74 Dopko, Jeff	5	9	6	7	11	16	0.407	5	10	4	12	9	22	0.290	20	38	0.345			6.5	58	0.112
E 75 Bonaparte, Chris	3	10	0	13	3	23	0.115	2	11	2	9	4	20	0.167	7	43	0.140			2.0	50	0.040
E 76 Phelps, Doug	0	0	0	0	0	0	#DIV/0!	0	0	0	0	0	0	#DIV/0!	0	0	#DIV/0!			0.0	0	#DIV/0!
E 77 Peppers, Johnny	0	2	0	3	0	5	0.000	2	2	0	2	2	4	0.333	2	9	0.182			3.0	11	0.273
E 78 Kempf, Greg	7	1	4	3	11	4	0.733	3	4	2	6	5	10	0.333	16	14	0.533			11.5	30	0.383

		Singles	301	Singles	Cricket	Singles	Record	Singles Win %-age	Doubles	Cricket	Doubles	501	Doubles	Record	Doubles Win %-age	Sngls + Dbls	Record	Sngls + Dbls Win %-age	1001 Wins	1001 Losses	All-Star Points	Games Played	All-Star %-age
F1/ Da Bulls		44	28	33	39	77	67	0.535	23	13	16	20	39	33	0.542	155	133	0.538	6	7	102.5	301	0.341
F 10	McSorley, Paul	7	1	7	1	14	2	0.875	8	2	4	5	12	7	0.632	26	9	0.743	0	1	18.5	36	0.514
F 11	Kerr, Duncan	10	2	6	4	16	6	0.727	8	4	7	6	15	10	0.600	31	16	0.660	1	1	20.5	49	0.418
F 12	White, Bill	9	3	3	7	12	10	0.545	9	3	8	2	17	5	0.773	29	15	0.659	1	1	20.5	46	0.446
F 13	Ammon, Mark	3	1	2	8	5	9	0.357	5	4	3	7	8	11	0.421	13	20	0.394	0	1	5.5	34	0.162
F 14	Miller, Jay	5	8	3	8	8	16	0.333	4	2	2	7	6	9	0.400	14	25	0.359	1	1	11.5	41	0.280
F 15	Charlton, Warwick	4	6	8	3	12	9	0.571	7	4	4	5	11	9	0.550	23	18	0.561	1	1	18.0	43	0.419
F 16	Snowden, Mark	6	5	4	6	10	11	0.476	3	6	4	6	7	12	0.368	17	23	0.425	1	1	8.0	42	0.190
F 17	Palkoski, Scott	0	2	0	2	0	4	0.000	2	1	0	2	2	3	0.400	2	7	0.222	1	0	0.0	10	0.000
F2/ Tres Equis		35	37	38	34	73	71	0.507	25	11	17	19	42	30	0.583	157	131	0.545	6	0	101.5	294	0.345
F 20	Hall, April	1	8	0	8	1	16	0.059	5	3	4	5	9	8	0.529	10	24	0.294	1	0	3.0	35	0.086
F 21	Hall, Frank	4	9	7	4	11	13	0.458	9	1	6	6	15	7	0.682	26	20	0.565	1	0	13.5	47	0.287
F 22	Gillett, Galen	7	3	8	2	15	5	0.750	6	4	5	4	11	8	0.579	26	13	0.667	1	0	22.5	40	0.563
F 23	Bleakley, Tom	2	5	4	4	6	9	0.400	3	5	2	5	5	10	0.333	11	19	0.367	0	0	1.0	30	0.033
F 24	Rittlinger, David	3	2	1	4	4	6	0.400	3	2	2	3	5	5	0.500	9	11	0.450	1	0	3.0	21	0.143
F 25	Harrison, Mark	6	3	7	3	13	6	0.684	7	4	5	5	12	9	0.571	25	15	0.625	1	0	14.0	41	0.341
F 26	Hall, Danny	6	4	6	4	12	8	0.600	7	3	5	5	12	8	0.600	24	16	0.600	0	0	22.5	40	0.563
F 27	Smith, Nick	6	3	5	4	11	7	0.611	9	0	5	4	14	4	0.778	25	11	0.694	1	0	20.0	37	0.541
F 28	Kvasnicka, Bob	0	0	0	1	0	1	0.000	1	0	0	1	1	1	0.500	1	2	0.333	0	0	2.0	3	0.667
F3/ Darts R Us		35	37	42	30	77	67	0.535	19	17	17	19	36	36	0.500	149	139	0.517	8	0	112.0	296	0.378
F 30	Terrell, Mark	2	3	8	1	10	4	0.714	7	3	5	4	12	7	0.632	22	11	0.667	1	0	10.5	34	0.309
F 31	Martin, George	5	6	7	4	12	10	0.545	7	3	6	6	13	9	0.591	25	19	0.568	1	0	22.5	45	0.500
F 32	McClure, Mark	6	5	0	4	6	9	0.400	5	3	4	3	9	6	0.600	15	15	0.500	1	0	6.0	31	0.194
F 33	Hill, Roger	3	6	6	5	9	11	0.450	6	7	3	3	9	10	0.474	18	21	0.462	1	0	13.0	40	0.325
F 34	Burnett, Rob	6	6	7	4	13	10	0.565	2	6	5	5	7	11	0.389	20	21	0.488	1	0	17.0	42	0.405
F 35	Skelton, Chris	4	3	10	1	14	4	0.778	6	4	5	4	11	8	0.579	25	12	0.676	1	0	19.5	38	0.513
F 36	Yarbrough, Scott	6	2	1	6	7	8	0.467	4	3	2	7	6	10	0.375	13	18	0.419	1	0	12.5	32	0.391
F 37	Stevens, Todd	3	6	3	5	6	11	0.353	1	5	4	6	5	11	0.313	11	22	0.333	1	0	11.0	34	0.324
F4/ Chupacabras		40	32	36	36	76	68	0.528	11	25	22	14	33	39	0.458	142	146	0.493	17	15	123.5	320	0.386
F 40	DeMattos, Rick	4	6	4	2	8	8	0.500	0	4	7	4	7	8	0.467	15	16	0.484	2	2	10.5	35	0.300
F 41	Fourhman, Karsh	5	4	2	3	7	7	0.500	4	6	7	2	11	8	0.579	18	15	0.545	2	2	7.5	37	0.203
F 42	Vest, Ron	4	4	1	6	5	10	0.333	0	6	4	2	4	8	0.333	9	18	0.333	2	2	8.0	31	0.258
F 43	Park, Ed	5	3	3	4	8	7	0.533	2	7	2	3	4	10	0.286	12	17	0.414	2	2	10.0	33	0.303
F 44	Davis, Stuart	0	2	2	6	2	8	0.200	2	7	2	3	4	10	0.286	6	18	0.250	2	1	15.5	27	0.574
F 45	Buckley, Bill	6	5	10	2	16	7	0.696	5	7	8	3	13	10	0.565	29	17	0.630	2	2	29.0	50	0.580
F 46	Alcon, Tony	10	2	10	2	20	4	0.833	6	6	8	3	14	9	0.609	34	13	0.723	2	1	31.5	50	0.630
F 47	Todd, Patrick	4	3	2	7	6	10	0.375	2	5	3	4	5	9	0.357	11	19	0.367	1	2	8.5	33	0.258
F 48	Dehritz, Matt "Mavis"	2	3	2	4	4	7	0.364	1	2	3	4	4	6	0.400	8	13	0.381	2	1	3.0	24	0.125
F5/ Brain Dead		32	40	45	27	77	67	0.535	22	14	26	10	48	24	0.667	173	115	0.601	7	0	125.0	295	0.424
F 50	Tighe, John	4	4	5	3	9	7	0.563	3	4	5	2	8	6	0.571	17	13	0.567	1	0	21.5	31	0.694
F 51	Auch, Eric	7	4	10	2	17	6	0.739	8	4	8	3	16	7	0.696	33	13	0.717	1	0	20.0	47	0.426
F 52	Parker, Shannon	3	5	8	0	11	5	0.688	6	2	8	0	14	2	0.875	25	7	0.781	1	0	17.0	33	0.515
F 53	Smoak, David	3	7	3	8	6	15	0.286	3	5	6	5	9	10	0.474	15	25	0.375	1	0	9.0	41	0.220
F 54	Fjestad, Mike	4	6	4	5	8	11	0.421	5	4	5	5	10	9	0.526	18	20	0.474	1	0	14.5	39	0.372
F 55	Yates, Brett	5	6	9	2	14	8	0.636	9	3	12	0	21	3	0.875	35	11	0.761	1	0	18.0	47	0.383
F 56	Pilo, Chris	6	6	3	6	9	12	0.429	6	5	6	4	12	9	0.571	21	21	0.500	1	0	20.0	43	0.465
F 57	Duhoski, Greg	0	2	3	1	3	3	0.500	4	1	2	1	6	2	0.750	9	5	0.643	0	0	5.0	14	0.357
F6/ Mayberry		40	32	33	39	73	71	0.507	15	21	14	22	29	43	0.403	131	157	0.455	0	14	73.5	302	0.243
F 60	Antoniak, John	2	4	5	4	7	8	0.467	5	4	4	5	9	9	0.500	16	17	0.485	0	1	7.0	34	0.206
F 61	Heater, Brett	6	5	6	5	12	10	0.545	6	5	7	4	13	9	0.591	25	19	0.568	0	2	16.0	46	0.348
F 62	Cullis, Pete	11	0	6	5	17	5	0.773	4	7	5	6	9	13	0.409	26	18	0.591	0	2	15.0	46	0.326
F 63	Cullis, Karyn	3	8	0	6	3	14	0.176	1	5	0	5	1	10	0.091	4	24	0.143	0	2	2.0	30	0.067
F 64	Ferguson, Bob	4	3	4	3	8	6	0.571	1	6	2	5	3	11	0.214	11	17	0.393	0	2	6.0	30	0.200
F 65	Hare, Wes	1	0	1	0	2	0	1.000	1	0	1	0	2	0	1.000	4	0	1.000	0	0	0.0	4	0.000
F 66	Kastle, Anthony	1	1	0	3	1	4	0.200	0	3	0	3	0	6	0.000	1	10	0.091	0	0	0.0	11	0.000
F 67	Walker, Mike	0	5	0	4	0	9	0.000	1	3	1	4	2	7	0.222	2	16	0.111	0	2	1.0	20	0.050
F 68	Detmers, John	8	3	10	1	18	4	0.818	7	4	7	4	14	8	0.636	32	12	0.727	0	2	21.5	46	0.467
F 69	Kessler, Rich	4	3	1	8	5	11	0.313	4	5	1	8	5	13	0.278	10	24	0.294	0	1	5.0	35	0.143
F7/ Coral Reefers		26	46	25	47	51	93	0.354	11	25	14	22	25	47	0.347	101	187	0.351	0	9	65.5	297	0.221
F 70	Williams, Nelson	2	8	0	3	2	11	0.154	1	2	5	5	6	7	0.462	8	18	0.308	0	1	5.0	27	0.185
F 71	Baker, Tammy	1	8	1	7	2	15	0.118	4	6	4	4	8	10	0.444	10	25	0.286	0	1	6.5	36	0.181
F 72	Boyd, Richard	3	4	3	4	6	8	0.429	3	2	0	5	3	7	0.300	9	15	0.375	0	1	6.0	25	0.240
F 73	Cullen, Pat	1	6	0	6	1	12	0.077	2	6	1	8	3	14	0.176	4	26	0.133	0	1	3.0	31	0.097
F 74	Hodge, Hue	3	8	5	6	8	14	0.364	4	7	3	2	7	9	0.438	15	23	0.395	0	1	9.5	39	0.244
F 75	Mavity, Jennifer	0	2	0	10	0	12	0.000	1	9	6	5	7	14	0.333	7	26	0.212	0	1	2.0	34	0.059
F 76	Sedgwick, Jim	0	0	0	0	0	0	#DIV/0!	0	0	0	0	0	0	#DIV/0!	0	0	#DIV/0!	0	0	0.0	0	#DIV/0!
F 77	Smith, Van	3	3	1	7	4	10	0.286	1	4	1	5	2	9	0.182	6	19	0.240	0	1	10.5	26	0.404
F 78	Wade, Nate	7	3	10	1	17	4	0.810	5	6	4	5	9	11	0.450	26	15	0.634	0	1	14.0	42	0.333
F 79	Jarvah, Sean	6	4	5	3	11	7	0.611	1	8	4	5	5	13	0.278	16	20	0.444	0	1	9.0	37	0.243

	Singles	301	Singles	Cricket	Singles	Record	Singles Win %-age	Doubles	Cricket	Doubles	501	Doubles	Record	Doubles Win %-age	Sngls + Dbls	Record	Sngls + Dbls Win %-age	1001 Wins	1001 Losses	All-Star Points	Games Played	All-Star %-age
G1/ Goin' Just Duckie	36	36	33	39	69	75	0.479	16	19	19	16	35	35	0.500	139	145	0.489	0	7	80.0	291	0.275
G 10 Carawon, Bob	4	7	6	5	10	12	0.455	5	6	7	5	12	11	0.522	22	23	0.489	0	1	12.5	46	0.272
G 11 Young, Perry	1	5	1	7	2	12	0.143	1	6	4	2	5	8	0.385	7	20	0.259	0	1	1.0	28	0.036
G 12 Casadonte, Paul	1	0	1	0	2	0	1.000	0	0	0	0	0	0	#DIV/0!	2	0	1.000	0	0	1.0	2	0.500
G 13 Tollerton, Steve "Tolly"	7	5	7	5	14	10	0.583	7	4	8	4	15	8	0.652	29	18	0.617	0	1	15.0	48	0.313
G 14 Moeschet, Cathy	5	5	3	6	8	11	0.421	4	4	2	2	6	6	0.500	14	17	0.452	0	1	5.5	32	0.172
G 15 Peers, Martin	4	5	1	4	5	9	0.357	4	2	5	4	9	6	0.600	14	15	0.483	0	1	3.0	30	0.100
G 16 Highfill, Leigh	5	5	3	8	8	13	0.381	3	7	3	7	6	14	0.300	14	27	0.341	0	1	12.5	42	0.298
G 17 Clark, Joe	8	4	8	4	16	8	0.667	5	6	4	7	9	13	0.409	25	21	0.543	0	1	20.5	47	0.436
G 18 Converse, Stan	1	0	3	0	4	0	1.000	3	3	5	1	8	4	0.667	12	4	0.750	0	0	9.0	16	0.563
G2/ 3 Legged Dog	49	23	56	16	105	39	0.729	28	8	24	12	52	20	0.722	209	79	0.726	6	0	135.5	294	0.461
G 20 Theall, Ken	3	5	3	1	6	6	0.500	1	2	6	1	7	3	0.700	13	9	0.591	0	0	10.0	22	0.455
G 21 Welch, Chris	5	5	7	4	12	9	0.571	10	1	8	1	18	2	0.900	30	11	0.732	1	0	20.5	42	0.488
G 22 Gagner, Chris	5	3	4	2	9	5	0.643	6	0	3	4	9	4	0.692	18	9	0.667	1	0	10.5	28	0.375
G 23 Graziano, John	5	3	8	3	13	6	0.684	6	3	4	3	10	6	0.625	23	12	0.657	0	0	11.0	35	0.314
G 24 Guerriero, John	2	2	4	1	6	3	0.667	4	2	7	2	11	4	0.733	17	7	0.708	1	0	5.0	25	0.200
G 25 Chapman, Alex	10	2	11	1	21	3	0.875	9	4	6	2	15	6	0.714	36	9	0.800	0	0	23.0	45	0.511
G 26 Collins, Scott	10	3	11	1	21	4	0.840	9	2	7	4	16	6	0.727	37	10	0.787	1	0	30.0	48	0.625
G 27 Meintel, Ed	0	0	1	2	1	2	0.333	4	1	2	2	6	3	0.667	7	5	0.583	0	0	2.5	12	0.208
G 28 Matz, Mike	8	0	7	1	15	1	0.938	6	0	4	2	10	2	0.833	25	3	0.893	1	0	23.0	29	0.793
G 29 Owens, Chris	1	0	0	0	1	0	1.000	1	1	1	3	2	4	0.333	3	4	0.429	1	0	0.0	8	0.000
G3/ She Hate Me	32	40	37	35	69	75	0.479	19	17	17	19	36	36	0.500	141	147	0.490	5	0	68.0	293	0.232
G 30 Wilser, Dave	1	12	5	8	6	20	0.231	9	5	6	8	15	13	0.536	21	33	0.389	1	0	7.0	55	0.127
G 31 Lawley, Charley	10	1	10	3	20	4	0.833	5	6	5	7	10	13	0.435	30	17	0.638	1	0	18.0	48	0.375
G 32 Lawley, Lisa	6	9	6	8	12	17	0.414	6	6	6	6	12	12	0.500	24	29	0.453	1	0	10.5	54	0.194
G 33 Young, Jeff	8	1	5	4	13	5	0.722	6	3	8	2	14	5	0.737	27	10	0.730	1	0	11.5	38	0.303
G 34 Henderson, Bobby	0	5	0	3	0	8	0.000	1	4	1	3	2	7	0.222	2	15	0.118	0	0	3.0	17	0.176
G 35 Small, Jeff	3	4	2	6	5	10	0.333	4	5	2	6	6	11	0.353	11	21	0.344	0	0	6.5	32	0.203
G 36 Thompson, Michael	0	0	1	0	1	0	1.000	1	0	0	0	1	0	1.000	2	0	1.000	0	0	1.5	2	0.750
G 37 Moore, Tim	4	8	8	3	12	11	0.522	6	5	6	6	12	11	0.522	24	22	0.522	1	0	10.0	47	0.213
G4/ Orange Crush	47	25	43	29	90	54	0.625	23	13	23	13	46	26	0.639	182	106	0.632	0	0	129.0	288	0.448
G 40 Brown, Tracy	8	4	6	8	14	12	0.538	8	5	5	6	13	11	0.542	27	23	0.540			20.0	50	0.400
G 41 Wells, John	8	4	9	3	17	7	0.708	8	4	9	3	17	7	0.708	34	14	0.708			32.0	48	0.667
G 42 Caudle, Charlie	0	2	0	0	0	2	0.000	0	0	1	2	1	2	0.333	1	4	0.200			1.0	5	0.200
G 43 Ewald, Susan	8	5	3	9	11	14	0.440	5	7	6	7	11	14	0.440	22	28	0.440			16.0	50	0.320
G 44 Ewald, Dan	10	3	10	2	20	5	0.800	9	3	11	1	20	4	0.833	40	9	0.816			20.5	49	0.418
G 45 Adams, Trent	1	1	1	2	2	3	0.400	1	2	2	0	3	2	0.600	5	5	0.500			2.5	10	0.250
G 46 Zemlo, Josh	8	4	10	2	18	6	0.750	11	2	10	2	21	4	0.840	39	10	0.796			32.5	49	0.663
G 47 Daley, Cynthia	4	2	4	3	8	5	0.615	4	3	2	5	6	8	0.429	14	13	0.519			4.5	27	0.167
G5/ The Posse	29	37	29	37	58	74	0.439	11	22	11	22	22	44	0.333	102	162	0.386	0	6	47.0	270	0.174
G 50 Taylor, Jeff	9	2	11	0	20	2	0.909	6	5	3	6	9	11	0.450	29	13	0.690	0	1	31.0	43	0.721
G 51 Taylor, Melinda	3	5	0	2	3	7	0.300	0	1	0	6	0	7	0.000	3	14	0.176	0	1	0.0	18	0.000
G 52 Breton, Fuzzy	0	2	0	3	0	5	0.000	0	3	0	5	0	8	0.000	0	13	0.000	0	1	0.0	14	0.000
G 53 Breton, Pam	2	4	0	4	2	8	0.200	0	4	2	5	2	9	0.182	4	17	0.190	0	1	0.0	22	0.000
G 54 Colton, Mitch	7	3	5	6	12	9	0.571	4	7	3	5	7	12	0.368	19	21	0.475	0	0	7.0	40	0.175
G 55 Colton, Bridgette	1	9	0	8	1	17	0.056	3	6	0	5	3	11	0.214	4	28	0.125	0	0	0.0	32	0.000
G 56 Jolly, King	2	2	2	3	4	5	0.444	2	4	2	0	4	4	0.500	8	9	0.471	0	0	4.5	17	0.265
G 57 Brienzi, Kevin	2	4	7	1	9	5	0.643	2	6	5	6	7	12	0.368	16	17	0.485	0	1	1.0	34	0.029
G 58 Hamlet, Hope	3	4	2	5	5	9	0.357	4	7	5	2	9	9	0.500	14	18	0.438	0	1	2.5	33	0.076
G 59 Miacco, John	0	2	2	5	2	7	0.222	1	1	2	4	3	5	0.375	5	12	0.294	0	0	1.0	17	0.059
G6/ Phantoms of the Dartboard	35	37	30	42	65	79	0.451	18	18	15	21	33	39	0.458	131	157	0.455	6	0	75.5	294	0.257
G 60 Hendrick, Ruthie	5	9	7	5	12	14	0.462	4	10	3	9	7	19	0.269	19	33	0.365	1	0	5.5	53	0.104
G 61 Henry, Christi	8	6	2	15	10	21	0.323	8	5	10	5	18	10	0.643	28	31	0.475	1	0	14.0	60	0.233
G 62 Lee, Ronnie	9	3	7	6	16	9	0.640	7	7	3	10	10	17	0.370	26	26	0.500	1	0	10.5	53	0.198
G 63 Lee, Chris	5	9	4	8	9	17	0.346	6	7	6	8	12	15	0.444	21	32	0.396	1	0	17.0	54	0.315
G 6x xx-Aneretski, Lara	0	0	0	0	0	0	#DIV/0!	0	0	0	0	0	0	#DIV/0!	0	0	#DIV/0!	0	0	0.0	0	#DIV/0!
G 65 McCredie, Bob	6	5	6	5	12	10	0.545	10	1	6	5	16	6	0.727	28	16	0.636	1	0	23.5	45	0.522
G 66 Pritchard, Don	0	3	2	1	2	4	0.333	0	3	1	2	1	5	0.167	3	9	0.250	0	0	1.5	12	0.125
G 6x xx-McGill, Pete	2	2	2	2	4	4	0.500	1	3	1	3	2	6	0.250	6	10	0.375	1	0	3.5	17	0.206
G7/ Sidetracked	18	48	18	48	36	96	0.273	7	25	13	19	20	44	0.313	76	184	0.292	0	6	41.5	266	0.156
G 70 Jordan, Jody	3	8	9	3	12	11	0.522	5	5	8	3	13	8	0.619	25	19	0.568	0	1	18.0	45	0.400
G 71 Jordan, Judy	3	9	4	6	7	15	0.318	2	9	6	5	8	14	0.364	15	29	0.341	0	1	7.0	45	0.156
G 72 Hooker, Tommy	2	6	1	7	3	13	0.188	2	6	3	5	5	11	0.313	8	24	0.250	0	0	6.0	32	0.188
G 73 Linke, Baer	1	3	1	4	2	7	0.222	1	5	2	4	3	9	0.250	5	16	0.238	0	1	1.0	22	0.045
G 74 Bowman, John	2	9	1	10	3	19	0.136	2	9	3	8	5	17	0.227	8	36	0.182	0	1	6.5	45	0.144
G 75 Cole, Chris	1	2	1	2	2	4	0.333	2	0	1	2	3	2	0.600	5	6	0.455	0	1	1.0	12	0.083
G 76 Britt, Joy	5	7	1	10	6	17	0.261	0	11	3	7	3	18	0.143	9	35	0.205	0	1	2.0	45	0.044
G 77 Finn, Mandy	1	4	0	6	1	10	0.091	0	5	0	4	0	9	0.000	1	19	0.050	0	0	0.0	20	0.000

QUEEN CITY DARTING ASSOCIATION PRESENTS
2004 $2400 GETAWAY FOR THE NEW YEAR
JANUARY 2 - 4, 2004

Date	Signup cutoff Time	Event	Entry Fee	1st	2nd	Top 4
Friday January 2nd	8:30 PM	Blind Draw	$10 / Person	$80	$50	$20
Saturday January 3rd	10:00 AM	Mixed Trips 701	$30 / Team	$90	$60	$50
	1:00 PM	Ladies Doubles 501	$20 / Team	$80	$50	$20
	2:00 PM	Mens Doubles 501	$20 / Team	$100	$50	$20
	3:30 PM	Ladies Singles 501*	$12 / Person *	$70	$40	$20
	4:30 PM	Mens Singles 501*	$12 / Person *	$90	$60	$30
	6:00 PM	Mixed Doubles 501	$20 / Team	$100	$50	$30
	8:00 PM	Blind Draw	$10 / Person	$80	$50	$20
Sunday January 4th	11:00 AM	Mixed Doubles Cricket	$20 / Team	$100	$50	$30
	1:00 PM	Ladies Doubles Cricket	$20 / Team	$80	$50	$20
	1:30 PM	Mens Doubles Cricket	$20 / Team	$100	$50	$20
	3:00 PM	Ladies Singles Cricket *	$12 / Person *	$70	$40	$20
	3:30 PM	Mens Singles Cricket *	$12 / Person *	$90	$60	$30

* Include $2.00 ADO Fee

All Events are Single Elimination - Best 2 out of 3 - Finals Events are Best 3 out of 5

LOCATION:
THE GETAWAY PUB
6824-C ALBERMARLE RD.
CHARLOTTE, NC 28212
704.535.1802

TOURNAMENT DIRECTOR:
KEARY MURPHY
704.543.1945
MICKEYMOUZE@MINDSPRING.COM

DART SUPPLIES BY
ATLANTA DARTS

Raleigh Dart League

Registration for Spring 2004 Season

Wednesday, January 7, Upper Deck Profile, 7:30-9:00 p.m.

Wednesday, January 7 **For returning teams AND new teams - there is only one night of registration!!!**
(If your team is not returning, please leave a message on VoiceMail.
New captain? Please pass this information on to him/her.)
Bring: 1) Completed roster - use BLACK pen please - with divisions played by by each member for last 3 seasons
2) ONE check for bar fee and a minimum of six players (Bar fee is $20; Player registration is $20) NO CASH WILL BE ACCEPTED!!!

Monday, January 12 **DEADLINE for unrestricted add-ons to roster, at RDL Board meeting (Profile)**

January 13 through March 1 Add-ons pre-approved by the Membership Committee:
1) Checks and player information as per roster to: Kellee Enos (treasurer), 505 South Lakeside Dr, Raleigh, NC 27606; telephone: 919-233-8948
2) Membership Director will inform captain of Committee's decision
A PLAYER IS NOT ELIGIBLE UNTIL APPROVED

Wednesday, January 14 **RDL-Sponsored Blind Draw**, Upper Deck Profile, registration closes at 8:00 p.m.

Wednesday, January 21 **Captains' meeting, 7:30 p.m., Upper Deck Profile (MANDATORY)**
Pickup schedules, blank scoresheets, team rosters, phone lists, rules, etc.

Wednesday, January 28 **8:00 p.m. Season starts**

Monday, March 1 RDL Board Meeting; Last day to add/replace a player with approval
There is NO fifth week captains' meeting (yet?).

SPRING 2004 RALEIGH DART LEAGUE TEAM REGISTRATION FORM

Team Name _____ Team Number _____
(PLEASE LEAVE BLANK)
Fee Paid:
Date Paid:

Divisions played in previous 3 seasons	Player Name: / Home Bar & Dart Rep.:	Player Address: / Board #s:	M/F	Phone #:	
	Captain: 0	email:		(H) (W)	0
	1			(H) (W)	1
	2			(H) (W)	2
	3			(H) (W)	3
	4			(H) (W)	4
	5			(H) (W)	5
	6			(H) (W)	6
	7			(H) (W)	7
	8			(H) (W)	8
	9			(H) (W)	9

PLEASE WRITE IN BLACK, IN BLOCK LETTERS - ROSTERS WILL BE PHOTOCOPIED

TOTAL:

(LEAVE SPACE BLANK FOR OFFICE USE)

TONS OF NEWSLETTER

Home to the Spring Session of the Raleigh Dart League for the Banquet, Saturday, May 22, 2004

The "My Single Favorite Day Of The Darting Year" Edition

TOURNAMENT WINNERS

"A" Division - ***The Elusive Element*** *(13-9)*

For the second season in a row, I write here that an Element-Varina final is one of the best ever (see page 12). Varina held an early lead, but the Element took control in doubles, in a match highlighted by five 9m's, an 8m, and a Ton-77. In the end, the Element repeated its A division season/tournament double.

"B" Division - ***Swift Recovery*** *(14-10)*

Hello, dark horse! Had the Pointers not taken penalties this season, the members of Swift would be going from B, to the stage to pick up their Mugs, on then onward to C division. As it is, they are the only team below a #3 seed to claim Mugs this season, and they were only pushed to 501 once (in the final).

"C" Division - ***Excalibur*** *(14-6)*

What had been a wild and crazy division produced a relatively boring tournament result. Excalibur, fresh off their regular season title, rolled to the Mug victory in methodical fashion, winning each of its three tournament matches in the first pairing in 501.

"D" Division - ***Wireless*** *(13-9)*

All seven matches of the D tournament were won by the higher seeded team, so this was definitely the least newsworthy of the six divisions. Or so it would seem… In actuality, at least five of those matches were taken into 501, and champion Wireless was pushed to the limit a couple times (especially against Modena).

"E" Division - ***Tres Equis*** *(13-11)*

E division was rough to predict all season, and the tournament held that form nicely. Every match played (one was a forfeit) went into 501, and the favorite (Junior) went to the final pair in both of its matches. And in the end, XXX joined Wireless and The Element as the teams that won Mugs each of the last 2 seasons.

"F" Division - ***Coral Reefers*** *(13-11)*

The Reefers started their run in a close quarterfinal, and things just got tighter as they went. Maybe the biggest news of the final was that the pairing of Reefers-Get Over It didn't go to 1001 for the first time this season (they had split the first two).

REGULAR SEASON WINNERS

"A" Division - ***The Elusive Element*** *(13 wins, 1 loss)*
2nd place - Well Hungarians

"B" Division - ***Here for the Beer*** *(13 wins, 1 loss)*
2nd place - Shak'n Not Stirred

"C" Division - ***Excalibur*** *(10 wins, 4 losses)*
2nd place - Bubba's Garage

"D" Division - ***Wireless*** *(12 wins, 2 losses)*
2nd place - No Fear

"E" Division - ***Varina Sports Bar II*** *(11 wins, 3 losses)*
2nd place - 3 Legged Dog

"F" Division - ***Get Over It*** *(11 wins, 3 losses)*
2nd place - Mayberry

(Rosters of all tournament-winning and regular season first place teams can be found on page 4.)

TABLE OF CONTENTS

Item	Page Number
Tournament & Regular Season Winning Teams	1
Fall 2004 RDL Season Information	1
Final Divisional Standings	2
Final Divisional Tournament Results	3
Tournament Winning Team Rosters	4
Regular Season Winning Team Rosters	4
Quotes from the tournament	4
Regular Season Trophy Dart Awards	5
Tournament Trophy Dart Awards	5
Other Tournament Hot Darts	5
Divisional Singles Win %-age Winners	6
Divisional All-Star Point %-age Winners	6
Players Who Beat the Singles Winners	6
Tiebreaker Stat Facts	6
Season Penalty Summary	6
List of Host Establishments	7
Notes for Fall 2004 RDL Registration/Season	7
Registration & Recent Winners of Other Leagues	7
RDL Address and Phone No. Information	8
Event Calendar, Penalty Log, Trophy Requirements	8
JK's All-Star Team Picks	9
Quick Stat Tidbits	9
My Prediction Results Summary	9
Prediction Results Table	10
Best Seasons in Recent RDL History	11
ADO stuff; Request for Volunteers; Various notes/observations; Random Thoughts from JK	12
NCCDL/NCLC 2004 regular season results so far	13
NCCDL/NCLC 2004 perfect throws, indiv. leaders	14
Top Spring 2004 Singles Records, by Division	15
Top Spring 2004 Doubles Records, by Division	16
Top Spring 2004 Singles+Doubles, by Division	17
Top Spring 2004 All Star %-ages, by Division	18
Top Individual Records, by Section of Play	19,20
League-Wide Individual Singles, Doubles Records	21
League-Wide Individual Singles+Doubles Records, All-Star %-ages	22
Singles, Doubles Records, Ranked by Team	23
Singles+Doubles Records, All-Star %-ages, Ranked by Team	24
Week-by-Week Match Results Table	25
Complete "A" Division Statistics	26
Complete "B" Division Statistics	27
Complete "C" Division Statistics	28
Complete "D" Division Statistics	29
Complete "E" Division Statistics	30
Complete "F" Division Statistics	31
Flier for 2004 Winston-Salem Shootout tournament	32
Flier for 2004 Bull City Classic tournament	33
Registration Materials for Fall 2004 RDL Season	34

FALL 2004 RALEIGH DART LEAGUE SEASON INFORMATION

Registration Meeting for ALL Teams (we disposed of the 2nd meeting seasons ago) Snooker's-Ridgewood; **Wednesday, July 14**, 7:30-9:00

MANDATORY Preseason Captains' Meeting
Snooker's-Ridgewood; **Wednesday, August 4**, 7:30 p.m.

Match Play begins on Wednesday, August 11

MANDATORY Fifth Week Captains' Meeting
location TBA; **Monday, September 13**, 7:30 p.m.

Divisional tournament weeks - **Nov. 17**, **Dec. 1**, **Dec. 8**

FINAL!! DIVISIONAL TEAM STANDINGS FOR THE *SPRING 2004* RDL SEASON

"A" Division

		W	L	Pts.
👍	The Elusive Element ☝	13	1	231
👍	Well Hungarians	12	2	209
3	Varina Sports Bar	11	3	194
4	Lunatic Fringe	7	7	171
5	Damage, Inc.	7	7	105
6	Eight Blind Swine	3	11	111
👎	Cheap Shots	2	12	120
👎	Home Thrown	1	13	93

"B" Division

		W	L	Pts.
👍	Here for the Beer ☝	13	1	200
👍	Shak'n Not Stirred	8	6	178
3	Nine Lives	8	6	156
4	Nothing But Darts	7	7	155
5	Starving Dartists	6	8	169
6	Swift Recovery	6	8	164
👎	Get the Point "33"	6	8	144
👎	UZMALL	2	12	110

"C" Division

		W	L	Pts.
👍	Excalibur ☝	10	4	192
👍	Bubba's Garage	10	4	170
3	Grateful Darts	8	6	176
4	Horsemen	8	6	168
5	Hammer Heads	5	9	170
6	Heroes In Trouble	5	9	157
👎	Dogs of War	5	9	150
👎	Travelin' Beer Bellies	5	9	149

"D" Division

		W	L	Pts.
👍	Wireless ☝	12	2	205
👍	No Fear	10	4	172
3	The Replacements	9	5	197
4	Modena Cartel	9	5	160
5	Dynamic Darts	7	7	165
6	Sharky's Machine	4	10	111
👎	Damn Yankees!	3	11	126
👎	Red Bull	2	12	111

"E" Division

		W	L	Pts.
👍	Varina Sports Bar II ☝	11	3	201
👍	3 Legged Dog	9	5	190
3	Tres Equis	9	5	182
4	Kozmic Debris	8	6	154
5	Chupacabras	7	7	164
6	Da Bulls	6	8	175
👎	PB's	4	10	116
👎	Bogarts	2	12	123

"F" Division

		W	L	Pts.
👍	Get Over It ☝	11	3	182
👍	Mayberry	9	5	171
3	Coral Reefers	9	5	168
4	One Armed Bandits	8	6	163
5	Number One Stunners	7	7	157
6	Somebody's Mother	6	8	143
👎	The Posse	4	10	141
👎	Tailgaters	2	12	118

LEGEND OF SYMBOLS IN STANDINGS

👎 = *clinched* "bottom-two" *finish in division* 👍 = *clinched "top-two" finish in division*

☝ = *regular season division champion*

SPRING 2004 RDL DIVISIONAL TOURNAMENT RESULTS

Quarterfinals	*Semifinals*	*Finals*	***WINNER***

"A" Division

1 **The Elusive Element**
(13-2) **The Elusive Element**
8 Home Thrown
(13-3) **The Elusive Element**
5 Damage, Inc.
(14-2) Lunatic Fringe
4 Lunatic Fringe
(13-9) **The Elusive Element**
3 Varina Sports Bar
(13-1) Varina Sports Bar
6 Eight Blind Swine
(12+-12) Varina Sports Bar
7 Cheap Shots
(13-7) Well Hungarians
2 Well Hungarians

"B" Division

1 Here for the Beer
(14-8) Here for the Beer
8 UZMALL
(14-2) Here for the Beer
5 Starving Dartists
(14-10) Nothing But Darts
4 Nothing But Darts
(14-10) **Swift Recovery**
3 Nine Lives
(12-5) **Swift Recovery**
6 **Swift Recovery**
(14-4) **Swift Recovery**
7 Get the Point "33"
(13-5) Get the Point "33"
2 Shak'n Not Stirred

"C" Division

1 **Excalibur**
(13-7) **Excalibur**
8 Travelin' Beer Bellies
(13-7) **Excalibur**
5 Hammer Heads
(13-3) Hammer Heads
4 Horsemen
(14-6) **Excalibur**
3 Grateful Darts
(?-?) Grateful Darts
6 Heroes In Trouble
(?-?) Bubba's Garage
7 Dogs of War
(12-9) Bubba's Garage
2 Bubba's Garage

Quarterfinals	*Semifinals*	*Finals*	***WINNER***

"D" Division

1 **Wireless**
(14-6) **Wireless**
8 Red Bull
(13-11) **Wireless**
5 Dynamic Darts
(13-7) Modena Cartel
4 Modena Cartel
(13-9) **Wireless**
3 The Replacements
(12-3) The Replacements
6 Sharky's Machine
(14-10) No Fear
7 Damn Yankees!
(?-?) No Fear
2 No Fear

"E" Division

1 Varina Sports Bar II
(forfeit) Varina Sports Bar II
8 Bogarts
(13-11) Varina Sports Bar II
5 Chupacabras
(13-7) Chupacabras
4 Kozmic Debris
(13-11) **Tres Equis**
3 **Tres Equis**
(14-8) **Tres Equis**
6 Da Bulls
(14-8) **Tres Equis**
7 PB's
(14-6) 3 Legged Dog
2 3 Legged Dog

"F" Division

1 Get Over It
(12-2) Get Over It
8 Tailgaters
(?-?) Get Over It
5 Number One Stunners
(14-10) One Armed Bandits
4 One Armed Bandits
(13-11) **Coral Reefers**
3 **Coral Reefers**
(14-8) **Coral Reefers**
6 Somebody's Mother
(12-10) **Coral Reefers**
7 The Posse
(13-11) Mayberry
2 Mayberry

QUOTES FROM THE TOURNAMENTS

… Leftover quotes from after week 14 …

Quote #1 : from an unknown caller, in a dramatic, spooky, low voice: "Jason, it's the ghost of Christmas past…" [I have a guess at whose voice this was, but for the life of me, I have no idea why my guess or anyone else would leave this message. Odd, but interesting. - JK] [And yes, that was the *entire* message. - JK]

Quotes #2 & #3 : from Joe Stevens of Here for the Beer, who didn't get to play in the final week and subsequently clinched the B singles title: "If my math is good, the B division singles champion did not play yesterday. And I just want to set the record straight that I really do have four stitches on my thumb. ... I showed up, and my team wouldn't let me play, but they came through and kept us undefeated other than a damn forfeit. You take care, and we'll see you next f***in' season, ok, pal?" [Oh yes, we will, my new A division compadre. - JK] Then Joe called back again, evidently a little worried how we might view a singles titleist that skipped the final week: "Ya know, even though I tried to throw last night, and I did - I showed up, took off my flexible splint there, unwrapped all my shit, and tried to throw darts. I may just have to take a picture and send it you to put it in the Tons letter. Would that gross people out? Maybe? I'll do it for proof…" [Uh, no, but thanks, Joe. I do like when people submit their photos for the newsletter, but this isn't really what I generally have in mind. - JK]

Quote #4 : from John Jenkins, captain of Get the Point "33", mastering the understatement as he noticed that he hadn't called or mailed me when the Tons arrived with no result listed: "Uh-oh, Jason. I've made a boo-boo…" [How refreshing was that?!?! Just about every other time somebody calls after realizing they forgot to call in their call starts with some cussing. Nice guy, that John. - JK]

Quote #5 : from Karsh Fourhman of the Chupacabras, getting into the swing of my doubles pairings name recognition: "Going into doubles, we had Tony/Stuart in the pole position. However, it ended up being Rick/Stuart, Tony's less known brother with the win in the last match of -01."

Quote #6 : from Kurt Kunttu, captain of Here for the Beer, and maybe the most prolific VoiceMail caller of the past few years: "I have been told by my teammates that I to take this number off my SpeedDial. I don't know what that means, but… And I will make sure that I do NOT call in again, to-night…" [Two funny things here - first, I can only imagine that they're erasing the number from SpeedDial because they are heading to A next season; and second, when Joe Stevens called back later, he engaged Kurt in the call, and Kurt finished by saying 'oh, dangit, now I'm on tape as having called in again - I thought I was going to make it'. - JK]

… Quotes from after the semifinals …

Quote #7 : from John Tighe, captain of Varina Sports Bar II, a team that I have affectionately dubbed Junior due to their name similarity to Varina Sports Bar in A division: "If we win the Mugs, we decided that we don't care what name you put on 'em. As long as they have our names, the team name can be Junior, or Lucky, or whatever you want to write. We don't care as long as we have 'em." [Well, I'm sorry that it won't be an issue, John. But XXX clearly came to play. - JK]

Quote #8 : from Keith Moats, of Varina Sports Bar (Sr.), whose team used a 104-Out in the 3rd leg of the final 501 set to force 1001, then used another 104-Out to win the 1001 and move on to the A division final: "Unbelievable." [He said that word so many times in his message that he didn't even call in the perfect throws from the match. I was almost to the point where I expected to see the Hungarians the next Wednesday because it was too unbelievable that VSB won. - JK]

… Quotes from after the finals …

You know, you should start planning now for the Fall season. It can be hard to track down teammates over the summer break, so start setting your roster plans now to avoid the headache later.

TEAMS THAT WON BOTH THEIR DIVISIONAL TOURNAMENT AND REGULAR SEASON TITLE !!!!!!

"A" Division - ***The Elusive Element***

Jason Kilts (c)	Tom Brown	Keith Wall
Wil Tan	Joe Gaglione	Mark Knight
Wade Moricle	John Riner	Lisa Shpritz

"C" Division - ***Excalibur***

Gary Burney (c)	Mark Slominski	Keith Shearin
Tim Vann	Dale Long	Eugene Foushee
Mark Brinson	Keith Scott	Tony Horton

"D" Division - ***Wireless***

Jeffrey Allen (c)	Dave Galloway	Pat Crowley
Kenneth Donleycott	Mike Johnson	David Johnson
Joanna Mongillo	Mike McDonald	Marty Mongillo

TEAMS THAT WON THEIR DIVISIONAL TOURNAMENT (but not regular season title) !!!!!!

"B" Division - ***Swift Recovery***

Mikey Hindle (c)	Kris Giberson	Laura Long
Brian Gaertner	Paul Beaudoin	Kenny Persson
Daniel Pollard		Tommy Allen

"E" Division - ***Tres Equis***

Frank Hall (c)	Doug Kowalczyk	Danny Hall
Bob Kvasnicka	Nicholas Smith	Galen Gillett
Tom Bleakley	Scott Newman	Mark Harrison

"F" Division - ***Coral Reefers***

Nelson Williams (c)	Tammy Baker	Richard Boyd
Pat Cullen	Hue Hodge	Jennifer Mavity
Nate Wade	Van Smith	Jim Sedgwick
	Sean Jarvah	

TEAMS THAT WON THEIR REGULAR SEASON TITLE (but not tournament) !!!!!!

"B" Division - ***Here for the Beer***

Kurt Kunttu (c)	Les Nagy	Paul Jacobi
Barry Barker	Renee Reynolds	Joseph Stevens
Bob Grayckowski	Chris Kocaj	Chris Hope

"E" Division - ***Varina Sports Bar II***

John Tighe (c)	Jeff Beal	Cynthia Daley
John Wells	Susan Ewald	Dan Ewald
Josh Zemlo	Scott Collins	Phil Brown
	Charlie Caudle	

"F" Division - ***Get Over It***

Dave Wilser (c)	Lisa Lawley	Charley Lawley
Bobby Henderson	Tim Moore	Jeff Young
Brandon Lawley	Lauralee Johnson	Rob Dickens

Quotes #9, 10 & 11 : from Mikey Hindle, captain of the victorious #6 seed Swift Recovery: "152-In AND a 12-dart cricket for Paul Jacobi. I know those don't count, but if you want to play with it, he's gonna love it." [Well… I'm sure that he would, but I'm still not playing with it. - JK] *#10* : "By the way, somebody wants to yell 'Dark Horse rules.' " (followed by a yell of something like "Dark Holes Rules!") [Uh, Kris? Was that Kris? Holes? - JK] *#11* : "And Kurt Kunttu hit Kris in the nuts. I don't know if he meant to, but we won right after that, so it was cool. Maybe we're gonna start doing that every game with Kris." [Holy cow! Talk about taking one for the team… - JK]

TOURNAMENT!!! TROPHY DART AWARDS

9 Marks

Joe Gaglione **(2)**	The Elusive Element	5/12, 5/12
Tommy Beaird	Hammer Heads	5/5
John Iager	Grateful Darts	5/5
John Murdaugh	Home Thrown	5/5
Tom Brown	The Elusive Element	5/12
Doug Jeffcoat	Well Hungarians	5/12
Mike Seward	Varina Sports Bar	5/12
Jason Thomas	The Replacements	5/12
J.D. Dixon	Varina Sports Bar	5/19
Mark Knight	The Elusive Element	5/19
Donnie Simpson	Varina Sports Bar	5/19
Wil Tan	The Elusive Element	5/19
Don White	Varina Sports Bar	5/19

Ton-80s

Sal Reitano, Sr. **(2)**	No Fear	5/12, 5/19
Tim King	No Fear	5/5

6-Bulls

(none reported)

Ton-70-Ins/Outs

(none reported)

OTHER TOURNAMENT HOT DARTS

(Sorry, no award for these, but they're still good shots)

Wil Tan	The Elusive Element	8m
Tom Brown	The Elusive Element	T77
Paul Jacobi	Here for the Beer	152-In
Keith Wall	The Elusive Element	120-In
John Riner	The Elusive Element	116-In
Joe Gaglione	The Elusive Element	112-In
Mike Hall	Varina Sports Bar	104-Out
Mike Seward	Varina Sports Bar	104-Out
David Simpson	Nothing But Darts	104-Out
Tom Brown	The Elusive Element	11-dart 301
Wil Tan	The Elusive Element	11-dart 301
Keith Wall	The Elusive Element	12-dart 301
Wil Tan	The Elusive Element	14-dart 301
Paul Jacobi	Here for the Beer	12-dart SCkt

(…and no, I don't include an all-star list for the tournament because any fool can throw a bunch of all-stars when he or she is playing two-out-of-three singles cricket sets…)

For those who are new or simply were not aware of it: fast games, high ins and high outs in the tournament do not win awards unless they are perfect shots (170s) or games.

FINAL REGULAR SEASON TROPHY DART AWARDS

High In (301 only)

Craig Cashwell	**Ton-60**
Eight Blind Swine	3/31
John Iager	**Ton-60**
Grateful Darts	3/31
Mark Knight	**Ton-60**
The Elusive Element	3/10
Bob Terry	**Ton-60**
Lunatic Fringe	2/25
Keith Wall	**Ton-60**
The Elusive Element	2/25

High Out (301, 501, and 1001)

Dale Hyler	**Ton-70**
Lunatic Fringe	4/28

Fast Singles 301

Kenny Persson	**9 darts**
Swift Recovery	4/21

Fast Singles Cricket

Keith Gibbs	**15 darts**
Well Hungarians	2/25

Fast Doubles Cricket

Scott Casey & Tony Keller	**19 darts**
Horsemen	2/18
J.P. Evans & Doug Jeffcoat	**19 darts**
Well Hungarians	2/18

Fast Doubles 501

Mark Knight & Keith Wall	**15 darts**
The Elusive Element	3/31
Mike Seward & Randy Umstead	**15 darts**
Varina Sports Bar	4/7

9 Marks

Wil Tan **(3)**	The Elusive Element	2/4, 2/18, 4/28
Paul Beaudoin	Swift Recovery	4/14
Jerry Blevins	Damage, Inc.	3/24
Rick Bradshaw	Heroes In Trouble	2/25
Tom Brown	The Elusive Element	3/10
Jim Budelman	Lunatic Fringe	2/4
Scott Butters	Varina Sports Bar	4/21
Jeff Dahulich	Well Hungarians	2/18
J.D. Dixon	Varina Sports Bar	4/21
Tom Flood	No Fear	4/21
Kevin Folsom	The Posse	3/3
Joe Gaglione	The Elusive Element	4/28
Ron Hendricks	Starving Dartists	2/4
Steve Hoffmann	Lunatic Fringe	3/24
Tony Horton	Excalibur	4/14
John Howell	Starving Dartists	3/3
Jeffery Hunter	Modena Cartel	2/18
Dale Hyler	Lunatic Fringe	2/18
Jason Kilts	The Elusive Element	2/25
Tim Lane	Eight Blind Swine	4/14
Bam Lupien	Damn Yankees!	4/28
Eric Matthews	Shak'n Not Stirred	2/18
John Mays	Nine Lives	3/24
Wade Moricle	The Elusive Element	4/14
David Murray	Damage, Inc.	3/31
Gerald Ray	Damage, Inc.	2/11
Sal Reitano, Jr.	No Fear	3/17
Travis Rowe	Dynamic Darts	3/24
Matt Sawyer	Damn Yankees!	2/11
Mike Seward	Varina Sports Bar	3/10
Marc Shown	Starving Dartists	2/25
Donnie Simpson	Varina Sports Bar	2/25
Joseph Stevens	Here for the Beer	4/7
Bob Terry	Lunatic Fringe	2/4
Ron Vest	Chupacabras	2/4
Steve Witz	Cheap Shots	2/18

Ton-80s

Wil Tan **(2)**	The Elusive Element	3/3, 3/17
Steve Wilcenski **(2)**	Eight Blind Swine	4/7, 4/7
Billy Chaney	Shak'n Not Stirred	3/31
Matthew Copple	Nine Lives	2/11
Barbara Cotton	Red Bull	4/14
Keith Gibbs	Well Hungarians	4/21
Ed Gibson	Travelin' Beer Bellies	2/25
Dave Goyen	Heroes In Trouble	4/14
Steve Hoffmann	Lunatic Fringe	3/17
Jim Hunsberger	Get the Point "33"	3/10
Tony Keller	Horsemen	3/10
John Mays	Nine Lives	3/31
Tim McNamara	Well Hungarians	2/25
Jim Mitchell	Damage, Inc.	3/10
Richard Oakley	Damage, Inc.	4/7
Joshua Pope	Modena Cartel	3/17
David Romanchek	Nine Lives	4/14
Sarge Smith	Heroes In Trouble	4/21
Bob Terry	Lunatic Fringe	2/18
Wes Vaux	Cheap Shots	3/31
Nate Wade	Coral Reefers	4/21

6 Bulls

Wade Moricle	The Elusive Element	1/28
Mike Seward	Varina Sports Bar	2/25
Jeff Taylor	The Posse	4/14

Spring 2004 RDL Individual Season-Long Awards

SINGLES WIN PERCENTAGE

		W	L	%-age
	"A" Division			
Mike Seward	A2/ Varina Sports Bar	24	2	0.923
	"B" Division			
Joseph Stevens	B1/ Here for the Beer	18	4	0.818
	"C" Division			
Dan Dautrich	C6/ Hammer Heads	16	4	0.800
	"D" Division			
Mike McDonald	D2/ Wireless	20	3	0.870
	"E" Division			
Dan Ewald	E6/ Varina Sports Bar II	24	2	0.923
	"F" Division			
Jeff Taylor	F7/ The Posse	26	2	0.929
	Women's Records - "A" and "B" Divisions			
Deborah Blackwelder	B5/ Shak'n Not Stirred	11	15	0.423
	Women's Records - "C" and "D" Divisions			
Julie Payne	D8/ Red Bull	12	12	0.500
	Women's Records - "E" and "F" Divisions			
Lisa Lawley	F5/ Get Over It	12	10	0.545

ALL-STAR PERCENTAGE

		ASPs	TGP	%-age
	"A" Division			
Wil Tan	A1/ The Elusive Element	96.5	51	1.892
	"B" Division			
Jim Hunsberger	B2/ Get the Point "33"	52.0	53	0.981
	"C" Division			
William Holland	C1/ Grateful Darts	63.5	57	1.114
	"D" Division			
Tom Winters	D5/ Dynamic Darts	60.0	55	1.091
	"E" Division			
Josh Zemlo	E6/ Varina Sports Bar II	46.5	56	0.830
	"F" Division			
Jeff Taylor	F7/ The Posse	42.0	56	0.750
	Women's Records - "A" and "B" Divisions			
Deborah Blackwelder	B5/ Shak'n Not Stirred	43.0	57	0.754
	Women's Records - "C" and "D" Divisions			
Barbara Cotton	D8/ Red Bull	24.0	48	0.500
	Women's Records - "E" and "F" Divisions			
Christi Henry	E8/ PB's	15.0	53	0.283

THE PLAYERS WHO *BEAT* THE SINGLES %-AGE WINNERS

Who beat Mike Seward of Varina Sports Bar?
in 301: Mark Sellers (wk.13).
in cricket: Gerald Ray (wk.3).

Who beat Joseph Stevens of Here for the Beer?
in 301: Eric Hines (wk.3), John Howell (wk.7), David Simpson (wk.10).
in cricket: John Jenkins (wk.4).

Who beat Dan Dautrich of Hammer Heads?
in 301: Mark Wackerman (wk.2), Steve Motley (wk.7), Bob Fitzsimmons
in cricket: Mark Slominski (wk.1). (wk.14).

Who beat Mike McDonald of Wireless?
in 301: Tony Polston (wk.9), Tim King (wk.10).
in cricket: Skip Anderson (wk.6).

Who beat Dan Ewald of Varina Sports Bar II?
in 301: Chris Welch (wk.3).
in cricket: Galen Gillett (wk.1).

Who beat Jeff Taylor of The Posse?
in 301: Van Smith (wk.10).
in cricket: Jody Jordan (wk.14).

Who beat Deborah Blackwelder of Shak'n Not Stirred?
in 301: Mark Powell (wk.1), Jason Walters (wk.6), Jason Grannis (wk.7), Daniel Pollard (wk.9), Mark Hagan (wk.10), Renee Reynolds (wk.12).
in cricket: Randy Deemer (wk.3 AND wk.10), David Romanchek (wk.4), Kurt Kunttu (wk.5), Jason Grannis (wk.7), Kenny Persson (wk.9), Bob Grayckowski (wk.12), Jason Walters (wk.13), Todd Lewis (wk.14).

Who beat Julie Payne of Red Bull?
in 301: John Strickland (wk.4), Todd Costen (wk.5), Jeffrey Allen (wk.8), Todd Garrison (wk.10), Skip Anderson (wk.14).
in cricket: J.R. Grogan (wk.3), Sal Reitano, Sr. (wk.4), Jamie Iannone (wk.7), Kenneth Donleycott (wk.8), Lonny Kruger (wk.9), Kyle Teeter (wk.10), Tim Mozzetti (wk.14).

Who beat Lisa Lawley of Get Over It?
in 301: Laurence Converse (wk.7), William McEwen (wk.8), David Martin (wk.14).
in cricket: Bob McCredie (wk.2), Nate Wade (wk.4), Pam Breton (wk.6), David Martin (wk.7), Ronnie Lee (wk.9), Jeff Taylor (wk.13), Joe Clark (wk.14).

THIS SEASON'S TIEBREAKERS

We added 14% more matches this season over last, and we added just over that percentage in 1001 games. We had 24 last season, and climbed a bit to 28 this season. That's a pretty low total considering there were 378 matches this season. There were 4 in A division (including the only one in a tournament), 7 in B, 8 in C, 2 in D, 4 in E, and 3 in F. Five of the 48 teams leaguewide played in as many as three 1001s, with only **Heroes In Trouble** taking part in as many as four. The Heroes don't get the title of Heartbreakers for the season, however, despite the fact that they lost 3 of the 4 that they played. At least the Heroes won one, right? Neither the **Hammer Heads** nor **Shak'n Not Stirred** had a win to go along with their 3 tiebreaker losses. And who are this season's kings of the extra legs? Well, maybe we should crown a queen instead… This season's winners are definitely *Christi Henry* and her 3-0 **PB's**. 3-for-3… clutch.

SPRING 2004 PENALTY SUMMARY

First off, please allow me to congratulate this season's captains. Not a single one of you had a week off all season, and our penalty total went down, down, down!!! We had a grand total of 21 penalties for 215 points, down from 34 for 302 the previous season. That's a decrease of 38% in number of penalties, and a decrease of 29% in points lost. That is really a very good thing in my opinion. Kudos to you guys.

But… some of you were indeed penalized, so let's summarize, shall we? This season's penalty kings, with twice as many penalties for twice as many points as any other team in the league, is **Damage, Inc.** In the Damage's defense, however, all four of their penalties came late in the season and cost them nothing in the standings. Lazy? Maybe. But a huge problem for them? Not really. Anyway, here are the leaguewide totals - 0 ineligible player penalties, 1 captains' meeting penalty (5 pts.), 10 phone penalties (5 pts. each), and 10 mail penalties (16 pts. each). Of the 48 teams, only 14 chalked up a penalty, and exactly ZERO of those were C division teams. And while we're on those lines, F division had the most teams penalized, with 4. (3 teams each in A, B, and D, 1 in E)

And Damage was the penalty king, but did anybody actually pay a bigger price for their transgressions? Yup. **Get the Point "33"** only slipped one week, but they forgot to both call and mail, and thus lost 21 points. And finished 20 pts. out of 6th, and will now head to C. Ouch.

WHERE WE PLAY

After Hours **552-4131**
7608 Purfoy Road Fuquay-Varina
-in front of Comfort Inn, near Sunset Lake/401 inter.

Babineau's **467-5411**
1102 Buck Jones Rd toward Cary
-nearly across from Crossroads Ford dealership

Blinco's **790-3882**
5009 Falls of the Neuse Road N. Raleigh
-in Quail Corners Shopping Center

Harrison's Bar and Grill **481-2442**
301-C N. Harrison Avenue Cary
-under Pure Gold, betw. Chatham St. & 54 @ RR tracks

Hot Shots **460-6307**
107 Edinburgh Drive Cary
-in the MacGregor Village Shopping Center

Katie's Cues **773-9855**
415 Chapanoake Road S. Raleigh
-1 mi. south of Beltline on the 401, behind Wendy's

Mac's Tavern **467-4114**
1014 Ryan Road Cary
-behind Burger King in Village Market Spg. Ctr.

Manchester's **676-1060**
9101 Leesville Rd N. Raleigh
-across from Just Tires, under big clock in Pinecrest Point

Murphy's Pub **859-5411**
401 Asheville Avenue, Suite 109 Cary
-corner of Tryon and Asheville, next to Jiffy Lube

Out Of The Park **465-1900**
108 Jerusalem Drive Morrisville
-off Airport Blvd., heading toward Cary from airport

Pantana's Pool Hall **833-2990**
3112 Hillsborough Road near NCSU
-I think it's between Concord and Shepherd streets

Players Retreat **755-9589**
105 Oberlin Road near NCSU
-at corner of Oberlin Rd. & Hillsborough St.

The Pub **872-1414**
2913 Brentwood Road N. Raleigh
-in Davis Square Shopping Ctr. near Capital Blvd.

Rack'M Up West **851-9006**
5563 Western Boulevard W. Raleigh
-at inter. with Buck Jones Rd. in Plaza West Shp. Ctr.

Rocco's Grill & Bar **481-6600**
10255 Chapel Hill Rd Morrisville
-on 54 between Aviation and Airport Blvd.

Scooters **954-2171**
1911 Sego Court N. Raleigh
-near corner of Atlantic & Millbrook, behind Batteries Plus

Sharky's Place **783-5448**
5800 Duraleigh Road NW Raleigh
-in the Yuppie Center near US 70 intersection

Snooker's-RW **828-7665**
3520 Wade Avenue NW Raleigh
-in Ridgewood Shopping Center

Tailgaters **872-2827**
2645-A East Millbrook Road N. Raleigh
-about half a mile west of US-1

Tir na nOg Irish Pub **833-7795**
218 South Blount Street Dwtn. Raleigh
-across from City Market

FALL 2004 RDL SEASON IMPORTANT DATES

These dates (or at least some of them) are on page 8, as well as on pages 1 and 34, but I am putting them in many locations because they might be the most important thing for you in this newsletter.

Wednesday, July 14th - Fall season registration, Snooker's
Monday, July 19th - Preseason RDL Board meeting
Wed., July 21st & July 28th - RDL-sponsored blind draws
Wed., August 4th - Preseason capts.' mtg./packet pickup, Snooker's
Wednesday, August 11th - Start of Fall season match play
Monday, September 13th - Fifth week captains' meeting, Snooker's
Wed., Nov. 17 & Dec. 1/8 - Fall season divisional tournaments
Saturday, December 11 - Fall season banquet

And yes, I realize that this information is elsewhere in the Tons (a couple of times), but I really don't want to lose any teams because they forgot to register. It's one thing to lose a team because they have other things to do every Wednesday, but it sucks when we lose a team because either we or they weren't paying attention.

DON'T FORGET - RDL PAYMENT INFORMATION

IT'S NOT NEWS ANYMORE. WE DON'T TAKE CASH FOR REGISTRATION, NEWSLETTER, ETC. DON'T SHOW UP WITH CASH AT NEXT SEASON'S REGISTRATION, OR YOU ARE OUT OF LUCK.

AND REMEMBER: DON'T BOUNCE A CHECK TO RDL - THAT WILL COST YOU AN EXTRA $20 FEE!

NEW WEDNESDAY COUPLES LEAGUE!!

Felipe Wilkie of Dogs of War has decided to fill his summer Wednesday evenings by running a league for couples! It will be played at Mojo's, near the intersection of NC-55/US-64 in Apex. The season will be fit into the opening between the end of the Spring RDL season and the start of the Fall RDL season. If you and your partner are interested, call Felipe (906-4186) for details.

SUMMER DARTS IN DURHAM/RTP!!

Interested in picking up another night of team play during the summer break? Well, luckily for you, the Tobacco Road Dart League is starting up almost exactly when the RDL ends! How perfect, right? Well, registration ends this Monday, May 24th, at Arnie's Place (806-1441) (registration starts at roughly 7:30 p.m.). The league operates with teams of 4-6 players, and dues are $20 per player. Interestingly, there are reportedly a few bars that are interested in sponsoring a couple teams. For more info., call Wade Moricle (599-7502). And, oh yeah… the season will start on Monday, May 31st or maybe June 7th.

CONGRATS TO WINNERS OF ANOTHER LOCAL LEAGUE

While we're discussing Durham dart stuff… congratulations to the members of Wall of Voodoo, champions of the recent Bull City Dart League season. The champion squad included RDL members **Tom Brown**, **Joe Gaglione**, **Jason Kilts**, **Mark Knight**, and **Keith Wall**, as well as former RDL member Allen Smith. Nice, guys, very nice.

The Upper Deck (Cary) **460-9977**
329 N. Harrison Avenue Cary
-near intersection. of N. Harrison & Hwy. 54

Upper Deck Profile **833-4527**
625 E. Whitaker Mill Road Raleigh
-near intersection of Whitaker Mill & Wake Forest Rd.

Varina Sports Bar **552-0081**
213 Fayetteville Street Fuquay-Varina
-across from Stevens Hardware

RDL WEBSITE - *NEW FORMAT!*

www.raleighdartleague.org
Questions? Submissions?: barry@netified.com (Barry Barker)

HOW TO REACH US

RDL VoiceMail

(919) 990-1218

Mail Scoresheets to:

Jason Kilts - RDL Statistician
2811 Duke Homestead Road, Durham, NC 27705

Scoresheet FAX available at:

(253)-660-4966 - email me for confirmation of receipt!

New Member Fees and Newsletter Fees:

Kellee Enos, 505 South Lakeside Drive, Raleigh, NC 27606

Nomination and Election Ballots:

Julie Payne, 712 Homestead Park Drive, Apex, NC 27502

Grievances/Complaints/Rules Suggestions:

Heather Thomas, 206 Shoals Lane, Garner, NC 27529

All Other RDL Correspondence to:

(The P.O. Box wasn't worth the cost, so just send any other stuff to Jason for the time being.)

2004 Board of Directors

President	Brian Selby	844-1462
	email: beselby@nc.rr.com	
Vice President	Anthony Martin	252-452-3482
	email: martina@ci.rocky-mount.nc.us	
Secretary	Julie Payne	210-9781
	email: jpayne2@nc.rr.com	
Treasurer	Kellee Enos	233-8948
	email: k88nk3@aol.com	
Membership	Cathy Moeschet	855-8775-h, 270-0929-c
	email: dartist@ipass.net	
Rules/Grievances	Heather Thomas	990-1220-VoiceMail
	email: Heather.Thomas@ncmail.net	
External Orgs.	Kevin Coyne	876-8636
	email: krcoyne@mindspring.com	

League Statistician/Editor

Jason Kilts 990-1218
email: kilts001@mc.duke.edu or jdkilts@yahoo.com

"HOT DARTS" CALL-IN GUIDELINES

Here are the guidelines you should use when deciding what you should use as your minimum number of all-star points for reporting when you call in your scores.

"A" Division = 4.5 or more ASPs
"B" Div. = 4.0 or more ASPs; "C" Div. = 3.5 or more ASPs
"D" and "E" Divisions = 3.0 or more ASPs
"F" Division = 2.5 or more ASPs

Also, call in any fast games, high ins, high outs, or other amazing feats that you think warrant a little recognition (e.g., Ins & Outs higher than a Ton, 24-dart cricket games, 15-dart 301s, 24-dart 501s, 5-Bulls+, etc.).

SEASON-LONG TROPHY DART MINIMUM GAMES PLAYED REQUIREMENTS

In order to be eligible for all-star point %-age and singles win %-age awards, you must play in at least 66% of the total projected games this season - *for ALL Divisions:*

All-star pt. %-age: min. of 37 Total Games Played
Singles win %-age: min. of 19 Singles Games Played

CALENDAR OF EVENTS

June 4-6	**3rd Annual Shootout**, $2000 (ADO), Winston-Salem, Breaktime Billiards; Info.: 336-789-0213
Sat., June 12	**North Carolina City Dart League & Ladies' Cup** - Piedmont @ Raleigh; Charlotte @ Cap. Area; Lake Norman @ Durham (NCCDL only); Chapel Hill @ Burlington (NCCDL only)
June 25-27	**Bull City Classic**, $5000+ (ADO), Durham, The Tavern; Info.: Wade Moricle, 599-7502
Sat., July 10	**North Carolina City Dart League & Ladies' Cup** - Raleigh @ Durham; Burlington @ Cap. Area; Boone @ Chapel Hill (NCCDL only)
Wed., July 14 7:30-9:00 p.m.	**Fall 2004 RDL Registration** - Snooker's remember: no cash will be accepted!
Mon., July 19	**RDL Board Meeting** - Snooker's; as always, open to all league members
Wed., July 21 **Wed., July 28**	**RDL-sponsored Blind Draws** - locations yet to be determined
Wed., Aug. 4 7:30 p.m.	**Fall 2004 Mandatory Preseason Captains' Meeting** - Snooker's-Ridgewood
Wed., Aug. 11	**Start of match play for Fall 2004 Season**
Mon., Sept. 13 7:30 p.m.	**Fall 2004 Mandatory 5th week Captains' Meeting** - location TBA
Wed., Nov. 17, Dec. 1, Dec. 8	**- Divisional tournaments**
Sat., Dec. 11	**Fall 2004 Season Banquet** - site yet to be determined

Other Local Weekly Leagues

Mondays	***Tobacco Road Dart League*** , Durham
Tuesdays	***Bull City Dart League*** , Durham
Thursdays	***Triangle Dart League*** , Chapel Hill
Thursdays	***Capital Area Dart Club*** , Raleigh/Cary/RTP

Weekly Blind Draws

Over the past few years, weekly blind draws have come and weekly blind draws have gone. If any of these folds or if any others start up, please let me know and I will make the change to the list here in the Tons of Newsletter.

In all cases, I recommend calling ahead to the bar just to make sure that you aren't making a pointless trip…

Friday	**Upper Deck**, 8:00 p.m. (460-9977 - ask for Jeff Dahulich for info.) (U.D. matches the pot!)
Sunday	**Upper Deck**, 8:00 p.m. (460-9977 - ask for Jeff Dahulich for info.) (U.D. matches the pot!)
Monday	**Varina Sports Bar**, 8:00 p.m. sharp! (552-0081) (Bar matches the pot plus $100!)

PENALTY LOG

Here are all the penalties assessed this season. You can check here to see who lost what when.

Captains' meeting (5 pts): No Fear (D).

Phone (5 pts.): Well Hungarians (A,wk.6), Damage, Inc. (A,wk.11,wk.13), Get the Point "33" (B,wk.13), Nine Lives (B,wk.7), Sharky's Machine (D,wk.3,wk.10), Chupacabras (E,wk.8), Mayberry (F,wk.14), The Posse (F,wk.6).

Mail (16 pts.): Varina Sports Bar (A,wk.13), Damage, Inc. (A,wk.11,wk.13), Here for the Beer (B, wk.7), Get the Point "33" (B,wk.13), No Fear (D,wk.6), Modena Cartel (D,wk.8), One Armed Bandits (F,wk.9), Somebody's Mother (F,wk.10), The Posse (F,wk.6).

THE FIFTEENTH SEMI-ANNUAL EDITION OF : JK'S DIVISIONAL ALL-STAR TEAM PICKS

(Players within each division are listed alphabetically) (Players are chosen any way I damn well please - not purely by the numbers!)
(This is not purely my own guesses at who is simply the best thrower, but also who is important to their team, who is good in the clutch, etc.)

Divisional MVPs

A Division	Mike Seward	Varina Sports Bar	D Division	Mike McDonald	Wireless
B Division	Ron Hendricks	Starving Dartists	E Division	Nicholas Smith	Tres Equis
C Division	Eugene Foushee	Excalibur	F Division	Jeff Taylor	The Posse

All of RDL -- Eugene Foushee -- Excalibur

"A" Division

Tom Brown	Elusive Element	Was biggest when it mattered most.
Keith Gibbs	Well Hungarians	Doubles cricket record is impeccable.
Mark Knight	Elusive Element	Just to complete the "best week ever".
Mike Seward	Varina Sports Bar	Best RDL thrower right from week 1.
Wil Tan	Elusive Element	Wins, all-stars… simply a terminator.
Bob Terry	Lunatic Fringe	Was the rock for shorthanded squad.
Keith Wall	Elusive Element	Clutch in the biggest matches.
Lee Whitehead	Well Hungarians	Top shot for the runners up.

"B" Division

Ron Hendricks	Starving Dartists	Way above his team's average.
Jim Hunsberger	Get the Point "33"	We'll need to find him a DCkt partner.
Paul Jacobi	Here for the Beer	12-dart SCkt in finals was just icing.
Kurt Kunttu	Here for the Beer	If anything, too diplomatic as captain.
Kenny Persson	Swift Recovery	So we just list him in the cricket sets…
David Romanchek	Nine Lives	Carried sub-0.500 team to 3rd place.
David Simpson	Nothing But Darts	Absolutely huge… uh, until 501.
Joseph Stevens	Here for the Beer	Hand injury aside, impressive season.

"C" Division

Gary Burney	Excalibur	Slow start in 301, but picks up quickly.
John Carroll	Dogs of War	Yet another powerful season.
Eugene Foushee	Excalibur	Strong in -01, HUGE in cricket. Nice.
William Holland	Grateful Darts	Not his usual domination, but strong.
Tony Horton	Excalibur	The comeback is coming along nicely.
John Iager	Grateful Darts	He'll just sit out the SCkt rounds.
Tony Keller	Horsemen	Mr. Singles Cricket for C division.
Shawn Leonard	Bubba's Garage	Tops for Excalibur's real competition.

"D" Division

Brian Coleman	The Replacements	When 9-3 is your worst set… wow.
Pat Crowley	Wireless	Big winner season after season.
Mike Johnson	Wireless	Just look at that doubles record.
Tim King	No Fear	Starts strong, gets better every set.
Mike McDonald	Wireless	Top winner on underrated team.
Joshua Pope	Modena Cartel	If only he could play every week.
Jason Thomas	The Replacements	Not bad for alleged 3rd best on team.
Tom Winters	Dynamic Darts	Talk about raising a team's average…

"E" Division

Alex Chapman	3 Legged Dog	A couple more 501s and he leads E.
Dan Ewald	Varina Jr.	Best in RDL over the first three sets.
Galen Gillett	Tres Equis	Just the one blip (DCkt) to be raised.
Duncan Kerr	Da Bulls	75% or better in all four sets is tough.
Nicholas Smith	Tres Equis	11 wins in three sets, and now a Mug.
Billy West	Bogarts	Most out-of-place player in RDL.
Bill White	Da Bulls	Strong across all four match sets.
Josh Zemlo	Varina Jr.	That is a slammin' singles record.

"F" Division

John Antoniak	Mayberry	Fantastic record over the final 3 sets.
Joe Clark	Somebody'sMother	Peak in SCkt, but solid everywhere.
Brett Heater	Mayberry	Tails off toward end, but still good.
Lyman Kiser	One Armed Bandits	Why the heck do they sit him in 301?
Mike Reynolds	Tailgaters	What a friggin' find for 5-player team.
Jeff Taylor	The Posse	Can he *really* win that often?
Nate Wade	Coral Reefers	Big winner for F Mug champions.
Jeff Young	Get Over It	Top shot for very balanced F winners.

QUICK STAT TIDBITS

-The **Quadruple Double Award** winners (double-digit wins in all four sections): One season after we had zero divisions with eight teams (and thus had zero teams with more than twelve matches), everybody had fourteen matches. So… we had a truckload of people chalk up lots of wins in lots of sets. Thus, we have to re-raise our bar back to previous seasons' standards. No longer does three 9-win sets get your name here. Not even four 9-win sets, or even three 10-win sets get you here. Anyway, let's get to those that surpassed all those plateaus. The top winner, with FOUR 11-win sets is… **Jeff Taylor** of The Posse. Close behind with four 10-win sets were **Mike Seward** of Varina Sports Bar, and **Bob Terry** of Lunatic Fringe (who admittedly benefited from being picked a few times). Honorable mentions: *Tom Winters* of Dynamic Darts (with three 12(!)-win sets), and *Dan Ewald* of Varina Jr. (with three 11-win sets).

-**IronMan/Woman Award**: After a season with no eight-team divisions and very few teams playing shorthanded very often, we have come back to the long season and we have come back to a team that played short week after week. So what does that yield for us? Well, it yields ***Laura Jarasczewicz*** of course! Laura went for the marathon, chalking up **80** games this season! Honorable mentions go to: *Steve Hoffmann* of the oft-shorthanded Lunatic Fringe in A with 71 games, *Greg Crumpler* of Shak'n Not Stirred and *John Mays* of Nine Lives in B with 59 each, *Tim Caldwell* of Dogs of War in C with 61, *Tom Gross* of Sharky's Machine and *Travis Rowe* of Dynamic Darts in D with 59 each, *Anthony Martin* of Kozmic Debris and *Warwick Charlton* of Da Bulls in E with 60 each, and *Paul Conway* (Laura's teammate) with 75 games (second in the league, but also second on his team).

-The **Team Attendance Award** winners: Also returning this season are a handful of teams that relied on the same group of the same people week after week. Who are these tight groups you ask? Well, let's see… There's *Damage, Inc.* in A, with only six players, and with all six of them 12 of 14 times. There's also *Dogs of War* in C, with almost the exact same totals as Damage had. Then there's *No Fear* in D, also with only six guys and a similar attendance record, but they forfeited a match so they don't rank as highly. And finally, there's *PB's* in E, with all seven throwers having played 47-53 games each. (Oh, and there's also the five-player *Tailgaters* squad in F…)

MY IN-SEASON, TOURNEY & PRESEASON PREDICTION RESULTS

After a really strong season last time (over 74%), I dropped back a bit this season. However, my preseason picks were pretty good, and my tournament picks were positively wonderful. Let's break those down a bit…

During the season in my weekly picks, I put up a final record of 228-105 for a correct pick rate under 69%. You could follow that all season, and you can analyze the picks to your heart's content on page 10, so I won't go into deep detail here.

We lost a tournament match to a forfeit (and I would have had that one in a nice 1vs8 pairing!), so there were 41 tourney matches. I only got 2 matches wrong in the first round (both in B, and no I didn't get Swift wrong), and then followed that up with a 9-3 semifinals record. Sort of a lull in the final week at only 3-3, but I still finished the tournament with a 33-8 final record (and that's without knowing exactly who will be playing after week one!). Plus, my "sure things" were, and my "dark horses" advanced nicely (including a #6 seed that went all the way to a Mug victory in B!).

As for my preseason predictions, a couple of them were conditional, but for the most part, my column looked like I wrote it last week. I overcredited Fringe in A a bit, but got the rest almost perfectly. In B, I wrote that Here for the Beer would win and that Swift Recovery would make a nice run (sound familiar?). My pick in C finished 3rd, and my 3rd pick finished 1st, so I was close, sort of. In D, I wrote that Wireless would finish ahead of No Fear - no discussion needed there, I assume. In E, I overcredited the 'Cabras, but then picked Junior and XXX (the regular season and tournament winners), and even picked the number of losses the Dog would accumulate! And in F, I picked the top 3 in order… I just picked them to be #2/3/4 instead of #1/2/3. Decent.

JK'S TEAM-BY-TEAM, WEEK-BY-WEEK MATCH PREDICTION RESULTS

(I introduced this page last season, and it was quite a hit, so I brought it back. Unfortunately, I didn't pick as well as I did last season.)

For several years, many of you have taken no greater pleasure in your weekly darting endeavors than to call the RDL VoiceMail and point out to me just how wrong I was in my prediction of your match result. On a related note, I have noticed that many of you seem to have relatively selective memories saving only the weeks when I was wrong. Further, many others of you regularly embellish your statistics of how often you fool me. It's not so easy to get away with those rambles anymore, however, as you can see below. Each W is a week when I picked your match correctly, and each L is one I picked incorrectly. Division totals are to the right of the team totals, and in the space between the 14 weeks and the team totals, the four 'o' symbols indicate a team for which I was only 0.500 (all in E & F divisions), and the six(!!) 'x' symbols indicate the six teams (all in C & E divisions) that fooled me more often than not. [Conclusion? You C & E divisions suck!]

	wk1	wk2	wk3	wk4	wk5	wk6	wk7	wk8	wk9	wk10	wk11	wk12	wk13	wk14		Right	Wrong	**Overall**
A1/ The Elusive Element	L	W	W	W	W	W	W	W	W	W	L	W	W	W		12	2	68.47%
A2/ Varina Sports Bar	W	W	W	W	W	W	W	W	L	W	L	W	W	W		12	2	228 105
A3/ Well Hungarians	W	W	W	W	W	W	W	W	L	W	L	W	W	W		12	2	
A4/ Lunatic Fringe	L	W	W	W	W	W	L	W	W	W	L	W	W	W		11	3	
A5/ Eight Blind Swine	W	W	W	L	W	W	W	L	W	W	W	W	W	W		12	2	
A6/ Home Thrown	W	W	W	L	W	W	L	W	W	W	W	W	W	W		12	2	**A Division**
A7/ Cheap Shots	W	W	W	W	W	W	L	L	W	W	W	W	W	W		12	2	85.71%
A8/ Damage, Inc.	W	W	W	W	W	W	L	W	W	W	W	W	W	W		13	1	48 8
B1/ Here for the Beer	fft	W	W	W	W	W	W	W	W	W	W	W	W	W		13	0	
B2/ Get the Point "33"	L	L	W	W	L	W	W	W	W	W	W	L	W	L		9	5	
B3/ Starving Dartists	L	W	W	W	W	L	W	W	L	W	W	W	W	W		11	3	
B4/ UZMALL	W	W	W	W	W	W	W	W	W	W	W	W	W	L		13	1	
B5/ Shak'n Not Stirred	W	W	W	W	W	W	W	W	L	W	L	W	W	L		11	3	
B6/ Nothing But Darts	W	L	W	L	W	W	W	L	W	W	W	W	W	L		10	4	**B Division**
B7/ Nine Lives	W	W	W	W	W	W	L	L	L	W	L	W	W	W		10	4	76.36%
B8/ Swift Recovery	fft	W	W	L	L	L	L	W	L	W	W	L	W	W		7	6	42 13
C1/ Grateful Darts	L	W	L	L	L	W	W	L	W	L	W	W	W	W		8	6	
C2/ Horsemen	L	W	L	W	W	W	L	L	L	L	W	L	L	W	x	6	8	
C3/ Excalibur	W	L	L	W	L	L	L	W	W	W	W	W	L	W		8	6	
C4/ Heroes In Trouble	L	W	L	W	L	W	W	W	L	W	W	W	L	W		9	5	[Holy cow!
C5/ Bubba's Garage	W	W	L	L	L	L	L	W	L	L	L	W	L	L	x	4	10	Sub-0.500 in C!]
C6/ Hammer Heads	W	W	W	L	L	W	L	W	L	L	W	L	L	L	x	6	8	**C Division**
C7/ Dogs of War	W	W	W	W	W	W	L	W	W	L	W	L	L	L		9	5	48.21%
C8/ Travelin' Beer Bellies	L	L	L	L	L	W	L	W	W	L	L	L	W	L	x	4	10	27 29
D1/ Sharky's Machine	W	fft	W	L	W	W	W	W	W	W	W	W	W	W		12	1	
D2/ Wireless	W	W	W	W	W	W	W	W	L	L	W	W	W	W		12	2	
D3/ No Fear	fft	W	W	W	W	W	W	L	L	L	W	W	W	L		9	4	
D4/ Modena Cartel	W	W	W	W	L	W	W	W	L	W	W	L	L	L		9	5	
D5/ Dynamic Darts	L	W	W	W	W	W	W	W	L	W	W	W	L	W		11	3	
D6/ Damn Yankees!	L	L	W	W	W	L	W	W	W	W	W	W	W	W		11	3	**D Division**
D7/ The Replacements	fft	L	W	L	L	W	W	L	W	W	W	L	W	W		8	5	77.78%
D8/ Red Bull	W	fft	W	W	W	L	W	W	W	W	W	W	W	W		12	1	42 12
E1/ Tres Equis	W	L	W	L	W	L	L	L	L	L	W	W	L	W	x	6	8	
E2/ Kozmic Debris	L	L	W	L	W	W	L	L	L	W	L	W	W	W	o	7	7	
E3/ Da Bulls	W	L	L	W	W	L	W	L	L	L	W	L	L	W	x	6	8	
E4/ Chupacabras	L	W	L	L	L	W	L	L	W	L	W	W	W	W	o	7	7	
E5/ 3 Legged Dog	W	L	W	L	W	W	W	W	L	L	L	L	W	L	o	7	7	
E6/ Varina Sports Bar II	W	W	W	W	L	W	W	L	W	L	W	W	W	W		11	3	**E Division**
E7/ Bogarts	W	W	W	W	W	W	L	W	W	W	W	W	W	W		13	1	60.71%
E8/ PB's	W	W	W	W	W	W	W	L	W	L	W	W	W	L		11	3	34 22
F1/ One Armed Bandits	W	W	W	L	L	W	L	W	W	L	L	W	L	W		8	6	
F2/ Mayberry	W	W	W	L	W	L	L	L	W	W	W	W	L	W		9	5	
F3/ Coral Reefers	W	W	W	L	W	L	W	W	W	L	W	L	L	W		9	5	
F4/ Somebody's Mother	L	W	W	L	L	L	W	L	W	W	W	W	L	W		8	6	
F5/ Get Over It	W	W	W	L	W	L	W	L	L	L	W	W	W	W		9	5	
F6/ Number One Stunners	W	W	W	L	W	L	W	W	L	W	L	L	L	L	o	7	7	**F Division**
F7/ The Posse	L	W	W	L	W	L	W	L	W	L	W	W	W	L		8	6	62.50%
F8/ Tailgaters	W	W	W	L	W	W	W	W	W	W	W	W	L	W		12	2	35 21

THE VERY BEST SEASONS IN RECENT RDL HISTORY

I had a request for a listing of the players with the best cumulative records over the past five years or so, and I thought that was an interesting idea. Unfortunately, I didn't have time to write the spreadsheet calculations to combine my seasonal results and sort them out for that yet, but I did manage to pull out a couple of pretty interesting single-season lists. Here are the best single seasons thrown in any division in the last 8½ years.

30+ Best Seasons (Leaguewide, by Singles Win Percentage) in the Most Recent 17 Seasons

(Minimum required for this listing: 16 games)

	Season	Division		Singles 301		Singles Cricket		Singles Record		**Singles Win %-age**	Doubles Cricket		Doubles 501		Doubles Record		Doubles Win %-age	Sngls + Dbls Record		Sngls + Dbls Win %-age	1001 Wins	1001 Losses	All-Star Points	Games Played	All-Star %-age
1	98Fa	F	Gillett, Galen	10	0	10	0	20	0	**1.000**	5	5	5	5	10	10	0.500	30	10	0.750	1	1	24.5	42	0.583
2	97Fa	A	Budelman, Jim	12	1	13	0	25	1	**0.962**	9	4	9	3	18	7	0.720	43	8	0.843	1	1	96.0	53	1.811
3	98Sp	A	West, Billy	11	0	12	1	23	1	**0.958**	9	4	8	5	17	9	0.654	40	10	0.800	1	2	69.0	53	1.302
	00Fa	B	Oakley, Jerry	11	1	12	0	23	1	**0.958**	9	3	9	3	18	6	0.750	41	7	0.854	1	0	66.5	49	1.357
	02Fa	D	Crowley, Pat	12	0	11	1	23	1	**0.958**	10	2	8	4	18	6	0.750	41	7	0.854	1	1	49.0	50	0.980
	96Fa	D	Dixon, J.D.	11	1	12	0	23	1	**0.958**	10	2	8	4	18	6	0.750	41	7	0.854	1	0	58.5	49	1.194
7	03Fa	E	Gelhar, Tommy	10	1	12	0	22	1	**0.957**	10	2	6	6	16	8	0.667	38	9	0.809	1	0	50.5	48	1.052
8	99Fa	G	Rivenbark, Ginger	11	0	10	1	21	1	**0.955**	9	2	7	4	16	6	0.727	37	7	0.841	2	1	23.0	47	0.489
9	00Fa	A	Selby, Brian	10	0	9	1	19	1	**0.950**	6	3	6	2	12	5	0.706	31	6	0.838	0	0	43.5	37	1.176
	02Fa	G	Keitany, Mustafa	6	1	13	0	19	1	**0.950**	8	5	5	7	13	12	0.520	32	13	0.711	2	1	34.0	48	0.708
11	02Sp	E	Winters, Tom	7	1	10	0	17	1	**0.944**	4	5	3	2	7	7	0.500	24	8	0.750	0	0	26.5	32	0.828
12	03Fa	G	Matz, Mike	8	0	7	1	15	1	**0.938**	6	0	4	2	10	2	0.833	25	3	0.893	1	0	23.0	29	0.793
13	96Sp	B	Seward, Mike	13	1	13	1	26	2	**0.929**	10	4	11	3	21	7	0.750	47	9	0.839	0	0	60.0	56	1.071
	98Sp	B	Wandscher, Chris	13	1	13	1	26	2	**0.929**	12	2	12	2	24	4	0.857	50	6	0.893	0	2	70.5	58	1.216
	99Sp	C	King, Adam	13	1	13	1	26	2	**0.929**	9	5	9	5	18	10	0.643	44	12	0.786	0	0	52.0	56	0.929
	04Sp	F	Taylor, Jeff	13	1	13	1	26	2	**0.929**	11	3	12	2	23	5	0.821	49	7	0.875	0	0	42.0	56	0.750
17	99Sp	A	Eastmead, Phillip	13	0	11	2	24	2	**0.923**	5	8	5	7	10	15	0.400	34	17	0.667	1	1	62.5	53	1.179
	04Sp	A	Seward, Mike	12	1	12	1	24	2	**0.923**	10	3	12	1	22	4	0.846	46	6	0.885	1	0	91.5	53	1.726
	97Sp	C	Dixon, J.D.	12	1	12	1	24	2	**0.923**	12	1	11	2	23	3	0.885	47	5	0.904	3	1	88.5	56	1.580
	04Sp	E	Ewald, Dan	12	1	12	1	24	2	**0.923**	11	2	7	6	18	8	0.692	42	10	0.808	0	0	35.5	52	0.683
21	99Fa	A	Smith, Allen	10	1	13	1	23	2	**0.920**	10	4	7	1	17	5	0.773	40	7	0.851	0	0	72.0	47	1.532
22	01Fa	A	Brown, Tom	11	1	11	1	22	2	**0.917**	11	1	11	1	22	2	0.917	44	4	0.917	1	0	74.5	49	1.520
	02Sp	B	Butters, Scott	11	1	11	1	22	2	**0.917**	6	6	6	6	12	12	0.500	34	14	0.708	2	1	70.0	51	1.373
	98Fa	B	Oakley, Jerry	12	0	10	2	22	2	**0.917**	8	4	7	5	15	9	0.625	37	11	0.771	1	0	62.0	49	1.265
	01Fa	B	Whitehead, Lee	10	2	12	0	22	2	**0.917**	12	0	8	4	20	4	0.833	42	6	0.875	2	1	79.5	51	1.559
	03Sp	D	Gelhar, Tommy	10	2	12	0	22	2	**0.917**	7	5	9	3	16	8	0.667	38	10	0.792	0	1	41.0	49	0.837
	00Sp	D	Wade, Nate	11	1	11	1	22	2	**0.917**	9	3	8	4	17	7	0.708	39	9	0.813	0	0	45.0	48	0.938
	96Sp	G	Shirley, Ron	10	1	12	1	22	2	**0.917**	11	2	11	2	22	4	0.846	44	6	0.880	1	1	47.0	52	0.904
29	(five tied - 1 each in A, B, and F, 2 in G)							21	2	**0.913**															

30 Best Seasons (Leaguewide, by Singles+Doubles Win Percentage) in the Most Recent 17 Seasons

(Minimum required for this listing: 32 games)

	Season	Division		Singles 301		Singles Cricket		Singles Record		Singles Win % age	Doubles Cricket		Doubles 501		Doubles Record		Doubles Win %-age	Sngls + Dbls Record		**Sngls + Dbls Win %-age**	1001 Wins	1001 Losses	All-Star Points	Games Played	All-Star %-age
1	99Fa	B	Eastmead, Phillip	9	2	11	0	20	2	0.909	11	0	8	1	19	1	0.950	39	3	**0.929**	0	0	57.5	42	1.369
2	01Fa	A	Brown, Tom	11	1	11	1	22	2	0.917	11	1	11	1	22	2	0.917	44	4	**0.917**	1	0	74.5	49	1.520
3	97Sp	C	Dixon, J.D.	12	1	12	1	24	2	0.923	12	1	11	2	23	3	0.885	47	5	**0.904**	3	1	88.5	56	1.580
4	99Sp	G	Toth, John	9	1	9	1	18	2	0.900	9	1	9	1	18	2	0.900	36	4	**0.900**	2	0	31.5	42	0.750
5	96Sp	D	Kilts, Jason	9	3	13	0	22	3	0.880	12	1	9	1	21	2	0.913	43	5	**0.896**	1	0	49.5	49	1.010
6	96Fa	B	Tan, Will	10	2	11	1	21	3	0.875	10	1	11	1	21	2	0.913	42	5	**0.894**	0	0	48.0	47	1.021
7	98Sp	B	Wandscher, Chris	13	1	13	1	26	2	0.929	12	2	12	2	24	4	0.857	50	6	**0.893**	0	2	70.5	58	1.216
8	02Fa	A	Brown, Tom	10	1	11	1	21	2	0.913	10	1	10	2	20	3	0.870	41	5	**0.891**	0	0	83.5	46	1.815
	97Sp	A	Budelman, Jim	6	4	13	0	19	4	0.826	12	1	10	0	22	1	0.957	41	5	**0.891**	0	0	91.0	46	1.978
10	97Sp	A	Butman, Don	9	5	12	1	21	6	0.778	14	0	14	0	28	0	1.000	49	6	**0.891**	0	0	76.5	55	1.391
11	04Sp	A	Seward, Mike	12	1	12	1	24	2	0.923	10	3	12	1	22	4	0.846	46	6	**0.885**	1	0	91.5	53	1.726
12	97Fa	F	Selby, Brian	7	2	13	0	20	2	0.909	10	2	7	1	17	3	0.850	37	5	**0.881**	0	0	32.0	42	0.762
13	96Sp	G	Shirley, Ron	10	1	12	1	22	2	0.917	11	2	11	2	22	4	0.846	44	6	**0.880**	1	1	47.0	52	0.904
14	97Sp	E	Hamilton, Billy	10	4	13	1	23	5	0.821	13	1	13	1	26	2	0.929	49	7	**0.875**	0	0	37.0	56	0.661
	04Sp	F	Taylor, Jeff	13	1	13	1	26	2	0.929	11	3	12	2	23	5	0.821	49	7	**0.875**	0	0	42.0	56	0.750
	01Fa	B	Whitehead, Lee	10	2	12	0	22	2	0.917	12	0	8	4	20	4	0.833	42	6	**0.875**	2	1	79.5	51	1.559
	98Sp	A	Budelman, Jim	7	3	11	0	18	3	0.857	10	1	7	1	17	2	0.895	35	5	**0.875**	0	1	67.0	41	1.634
18	00Fa	B	Davis, Jim	8	3	11	1	19	4	0.826	11	1	10	1	21	2	0.913	40	6	**0.870**	1	1	78.5	48	1.635
	97Fa	G	Sellers, Mark	11	1	10	1	21	2	0.913	10	1	9	3	19	4	0.826	40	6	**0.870**	0	0	32.5	46	0.707
20	96Fa	A	Budelman, Jim	7	5	13	0	20	5	0.800	12	1	12	1	24	2	0.923	44	7	**0.863**	1	0	85.0	52	1.635
21	96Fa	E	Slominski, Mark	8	1	9	1	17	2	0.895	9	1	5	2	14	3	0.824	31	5	**0.861**	0	0	26.0	36	0.722
22	98Sp	B	Gaglione, Joe	9	5	14	0	23	5	0.821	13	1	13	2	26	3	0.897	49	8	**0.860**	0	2	68.0	59	1.153
23	00Fa	B	Oakley, Jerry	11	1	12	0	23	1	0.958	9	3	9	3	18	6	0.750	41	7	**0.854**	1	0	66.5	49	1.357
	02Fa	D	Crowley, Pat	12	0	11	1	23	1	0.958	10	2	8	4	18	6	0.750	41	7	**0.854**	1	1	49.0	50	0.980
	96Fa	D	Dixon, J.D.	11	1	12	0	23	1	0.958	10	2	8	4	18	6	0.750	41	7	**0.854**	1	0	58.5	49	1.194
26	99Fa	A	Budelman, Jim	8	3	11	0	19	3	0.864	10	0	6	3	16	3	0.842	35	6	**0.854**	0	0	52.0	41	1.268
27	01Fa	F	Markov, Jim	7	2	7	2	14	4	0.778	7	1	8	0	15	1	0.938	29	5	**0.853**	0	0	17.0	34	0.500
28	03Fa	B	Davis, Jimmy	4	1	7	0	11	1	0.917	7	1	5	2	12	3	0.800	23	4	**0.852**	0	0	35.5	27	1.315
29	99Fa	A	Smith, Allen	10	1	13	1	23	2	0.920	10	4	7	1	17	5	0.773	40	7	**0.851**	0	0	72.0	47	1.532
	00Sp	F	Arensdorf, David	11	1	10	1	21	2	0.913	11	1	8	4	19	5	0.792	40	7	**0.851**	0	0	40.5	47	0.862

APOLOGIES TO KEVIN FOLSOM

Kevin, a member of The Posse, had a postseason name correction for me (he had been listed as Folson). I got it corrected on his award and on the trophy darts page, but I missed the update on several of the statistics pages and they have already been copied for this edition of the Tons. Sorry, Kevin.

ADO REGIONAL QUALIFIER

There will be a 501 regional qualifier this coming Wednesday night (May 26) at 7:00 p.m. at Arnie's in Durham (806-1441). Winners of each men's and women's qualifier will have their expenses paid to attend the East-West All-Stars regional held in Richmond, VA, on June 5. The format is a three-game round-robin of 501 against everyone in your bracket. Entry fee is based on how many people show up, but is usually around $10. Call Wade Moricle at 599-7502 with any questions.

UPCOMING ADO TOURNAMENTS

Sometimes some of these events that wouldn't be considered really local are only of interest to the most hardcore of us, so I just include a list like this every now and then (instead of putting all of them in the weekly calendar). Anyway, here are the nearest upcoming summer ADO events:

May 28-30 - Savannah Open (savannahopen@aol.com)
June 4-6 - 3rd Annual Shootout, Winston-Salem (see page 32)
June 18-20 - Washington Area Open (703-430-6247)
June 25-27 - Bull City Classic, Durham (see page 33)
The Tavern, 493-5957; for info., call Wade Moricle, 599-7502
Aug. 6-8 - Peachtree Open, Atlanta, GA (770-279-8537)
Aug. 13-15 - Music City Classic, Nashville, TN (615-405-3031)

LONG ODDS ON THAT ONE

Anybody else notice that all three Ton-80s thrown in the divisional tournaments were thrown by the same team? And that the team was in D division? Tim King tossed one in the quarter-finals, and Sal Reitano, Sr. tossed one in both the semifinals and the finals. No Fear of -01 for them it appears…

WHAT THE H**L?!?!?

Anybody else watch the first tape of the World Championships two Sundays ago on FoxSports? Anybody else try to watch the second one? Where the heck did it go?! College softball was on!

VOLUNTEERS? ANYONE?

Every season I include an item like this one. Here is what the RDL Board can use help with almost every season:

Stanchion transport/setup at the banquet (they pay this person!)
Breakdown of the stanchions at the banquet
People to serve on the Rules Committee … and a bunch of
People to help plan/organize the banquet other little crap…

Ever really helped out before? No? Then it's probably your turn to get off your butt for a change… Find a Board member and volunteer now. They'll appreciate it, and your leaguemates will appreciate it.

CONTRIBUTIONS TO THE TONS

This season a few teams contributed photos to the Tons, and guys like Keith Gibbs have submitted columns in the past. Got a photo that might be good? Or maybe have a column you think we might enjoy? Make 'em at least a little relevant and send 'em in!

GREATEST RDL MATCH EVER… AGAIN

Last season I wrote that the RDL A division final was one of the greatest matches in RDL history. Of course, I was writing that as a joke setup for a funny photo taken at the match, but I did write it. Well, I have to write that again this season. The only difference is that this time I think I'm serious. I will have a hard time impressing upon you just exactly how high the level of play was in that match. Everyone from the tops of the rosters to the bottoms was on fire at some point during the match (and many were on fire the entire time!). I thought about it for a bit and I think that it is safe to say that the all-star point total was significantly beyond 100 in the match. Considering that our teams routinely throw 60-70 in a good regular season match (with only one game for each point) against each other, and that most of the biggest pairings went three games Wednesday, I think that 150+ is not just possible, but actually likely. That seems like a ridiculous number, but let's not forget that there were five 9m's, an 8m, and a T-77, along with a seemingly endless parade of 5m's, 6m's, and 7m's. I would have been glad just to be a bystander at the match. (Of course, I suppose I'll manage accepting the Mug that came from it… but it's still true that I would have been happy to watch that match even if my team hadn't been involved.)

RANDOM THOUGHTS FROM JK

This column is still generally one that generates some of the most interest/discussion, but I don't have as much room as I have in some other seasons. Like always, some of these observations are dart-related, and some of them clearly are not. As always, this is the last thing that I'm writing and it's getting late, so let's see what falls out of my head.

--The best news I heard all season: Jason Thomas and Jill Swald of The Replacements are getting married (and she even gave me permission to tell people!). He asked, she said yes, and there was joy! As teammate Tim Mozzetti, put it - "So Falco and Annabel are getting together…" Congratulations.

--You know what drives me crazy at dart matches? When throwers who are better than me at 'throwing' darts waste shots by using poor mathematics in their strategy. That drives me nuts. It just seems like such a waste for the highly talented to not take advantage of their own abilities.

--So I'm watching the Detroit Pistons dismantle the Nets in the seventh game of their conference semifinal series, and the announcer tells us what Ben Wallace did when he was younger to help raise money for his family. Ben Wallace… gave haircuts! Have you seen Ben Wallace?! Haircuts?

--Does anybody else find more than just a bit of humor in the fact that the upcoming tour of the American Idol finalists is actually titled Pop-Tarts Presents The American Idols? Pop? Tarts? Pop-Tarts? You just can't make up stuff that perfect.

--Have you looked at Dale Hyler's High Out on the trophy darts page? Ton-70. Yup, Ton-70. Now you're probably thinking something along the lines of "wow, how often could that possibly happen?" Well, I was warming up next to Dale the following Tuesday and he was playing a pickup game of 301, and he DID IT AGAIN! So, I guess the answer to your wonder is: roughly every six days, I guess. If you're Dale, that is…

--Anybody else here ever watch Around The Horn on ESPN? If so, what do you think: is it just me, or does Woody Paige make far too many really good points to warrant the abuse he takes?

2004 North Carolina City Dart League &
2004 North Carolina Ladies' Cup

Divisional Team Standings
and results of matches through April 24 (and even several from May 15)

NORTH CAROLINA CITY DART LEAGUE (NCCDL)

		W	L	Pts.	
1	Wilmington (ACDA)	5	0	127	
2	Durham (BCDL)	4	0	113	
3	Piedmont (PDA)	3	1	98	
4	Charlotte (QCDA)	3	1	96	
5	Pineville (BADA)	2	1	57	
6	Capital Area (CADC)	2	2	71	
7	Lake Norman (LNDA)	2	3	98	
8	Raleigh (RDL)	2	3	97	
9	Burlington (BDO)	1	2	47	*
10	Jacksonville (JDA)	1	3	65	
11	Chapel Hill (TDL)	1	4	70	
12	Boone (HCDA)	0	3	30	**
13	Morehead City (CCDA)	0	3	17	*

Match results from January 31, 2004: (Bye = Piedmont)

Burlington @ Boone (postponed)			
Lake Norman	27	Chapel Hill	11
Charlotte	30	Pineville	8
Durham	35	Morehead City	3
Wilmington	21	*Raleigh*	17
Capital Area	22	*Jacksonville*	16

Match results from March 6, 2004: (Bye = Pineville)

Piedmont	27	Boone	11
Burlington	23	Lake Norman	15
Charlotte	24	Raleigh	14
Chapel Hill	23	Jacksonville	15
Durham	26	*Capital Area*	12
Wilmington	34	Morehead City	4

Match results from April 3, 2004: (Bye = Charlotte)

Boone @ Morehead City (postponed)			
Wilmington	20	*Lake Norman*	18
Pineville	27	Chapel Hill	11
Durham	25	Piedmont	13
Jacksonville	22	Burlington	16
Raleigh	22	Capital Area	16

Match results from April 24, 2004: (Bye = Durham)

Charlotte	31	*Boone*	7
Pineville	22	Lake Norman	16
Piedmont	30	Burlington	8
Capital Area	21	*Chapel Hill*	17
Raleigh	28	*Morehead City*	10
Wilmington	26	Jacksonville	12

Matches scheduled for May 15, 2004: (Bye = Cap. Area)

Wilmington	26	Boone	12
Durham	27	*Charlotte*	11
Lake Norman	22	Raleigh	16
Piedmont	30	Chapel Hill	8
Pineville @ Jacksonville		M. City @ Burlington	

Matches scheduled for June 12, 2004: (Bye = M. City)

Lake Norman @ Durham	Piedmont @ Raleigh
Wilmington @ Pineville	Chapel Hill @ Burlington
Charlotte @ Capital Area	Jacksonville @ Boone

NORTH CAROLINA LADIES' CUP (NCLC)

		W	L	Pts.	
1	Raleigh (RDL)	3	0	52	
2	Jacksonville (JDA)	3	0	39	
3	Durham (BCDL)	2	1	39	
4	Charlotte (QCDA)	2	1	34	
5	Piedmont (PDA)	1	1	29	*
6	Burlington (BDO)	0	1	11	**
7	Wilmington (ACDA)	0	2	18	
8	Boone (HCDA)	0	2	9	*
9	Capital Area (CADC)	0	3	33	

(* = postponed match or unreported match score from matches prior to this last weekend, May 15)

Match results from January 31, 2004:

Burlington @ Boone (postponed)			
Raleigh	17	Wilmington	7
Jacksonville	13	Capital Area	11
BYES - Charlotte, Piedmont, Durham			

(home teams listed in italics)

Match results from March 6, 2004:

Piedmont	19	Boone	5
Raleigh	22	*Charlotte*	2
Durham	13	*Capital Area*	11
BYES - Burlington, Wilmington, Jacksonville			

Match results from April 3, 2004:

Durham	14	Piedmont	10
Jacksonville	13	Burlington	11
Raleigh	13	Capital Area	11
BYES - Boone, Charlotte, Wilmington			

Match results from April 24, 2004:

Charlotte	20	*Boone*	4
Burlington @ Piedmont (not reported - winner will receive 0 of their points)			
Jacksonville	13	*Wilmington*	11
BYES - Durham, Raleigh, Capital Area			

(home teams listed in italics)

Matches scheduled for May 15, 2004:

Charlotte	12+	Durham	12
Boone @ Wilmington			
BYES - Piedmont, Burlington, Raleigh, Capital Area, Jacksonville			

Matches scheduled for June 12, 2004:

Piedmont @ Raleigh	Charlotte @ Capital Area
Jacksonville @ Boone	
BYES - Piedmont, Durham, Wilmington	

2004 North Carolina City Dart League &
2004 North Carolina Ladies' Cup

Many thanks to RDL Secretary Julie Payne for this information, as she is also the statistician for the NC state leagues.

NCCDL REGULAR SEASON PERFECT THROWS & HIGH INS/OUTS (RDL members in bold)

High In : **160** - Wade McDonald - Wilm. - 4/24, **Wade Moricle** - Dur. - 3/6, **Steve Witz** - Cap.Area - 4/24

High Out : **126** - **Randy Umstead** - Cap.Area - 3/6

Perfect Throws

Bob Harding (**3**) -Pine. - 9m,4/3,4/3; T80,4/24
Jeff Page (**3**) - Char. - T80,1/31,4/24; 9m,3/6
Tom Brown (**2**) - Dur. - T80,1/31; 9m,3/6
J.D. Dixon (**2**) - Cap.Area - 9m,T80,1/31
Keith Gibbs (**2**) - Ral. - 9m,1/31,4/24
Jim Laudenslager (**2**) -Pied. - 9m,4/24; T80,4/24
Matt Stauffer (**2**) - Wilm. - 9m,T80,1/31
Keith Wall (**2**) - Dur. - 9m,T80,3/6
Dwight Briggs - Jack. - T80,1/31
Scott Butters - Cap.Area - T80,1/31
Mike Byrum - LakeN. - 9m,3/6
Kevin Carter - Ch.Hill - 9m,4/24
Bill Chaney - Cap.Area - 9m,1/31
Neil Forand - Burl. - T80,4/3
Joe Gaglione - Dur. - 9m,4/3
Joey Hilton - Char. - 9m,4/24
Dan Huray - Char. - T80,1/31
Jerry Jarman - M.City - T80,1/31
John Jenkins - Cap.Area - T80,4/24
Nick Katsanos - Char. - 9m,1/31
Chuck Mann - Jack. - 9m,4/24
Jacques McMillan - Char. - 9m,3/6
John Murdaugh - Cap.Area - 9m,4/3
Keary Murphy - Char. - T80,1/31
Paul Olson - Pied. - T80,4/3
Eddie Pope - Boone - 9m,3/6
Donnie Simpson - Cap.Area - 9m,3/6
Joe Tadder - Wilm. - 9m,1/31
Wil Tan - Dur. - T80,1/31
Matt Zawilla - LakeN. - 9m,4/3
Don Zornes - Jack. - 9m,4/3

NCLC REGULAR SEASON PERFECT THROWS & HIGH OUTS (RDL members in bold)

High Out

90 - **Kellee Enos** - Cap. Area, 1/31

Perfect Throws

Sue Green - Wilm. - 9m, 1/31
Amanda Welch - Pied. - 9m, 4/3

NCCDL & NCLC SINGLES & OVERALL WIN %-AGE LEADERS (RDL members in bold)

SINGLES WIN PERCENTAGE - through April 24th, 3-set minimum required to be on list

North Carolina City Dart League (NCCDL)

	Player	City	Sets			Games		
1	Charles McClearen	Piedmont	4	0	1.000	8	0	1.000
	Matt Parks	Wilmington	3	0	1.000	6	0	1.000
3	**Tom Brown**	Durham	6	0	1.000	12	1	0.923
4	Joe Tadder	Wilmington	5	0	1.000	10	1	0.909
5	Chris Boling	Chapel Hill	6	0	1.000	12	2	0.857
6	**Lee Whitehead**	Raleigh	8	0	1.000	16	3	0.842
7	**Steve Witz**	Cap. Area	6	0	1.000	12	3	0.800
	Eddie Davis	Piedmont	4	0	1.000	8	2	0.800
	Neal Forand	Burlington	4	0	1.000	8	2	0.800
	Keith Gibbs	Raleigh	4	0	1.000	8	2	0.800
11	**Joe Gaglione**	Durham	6	0	1.000	12	4	0.750
	Tommy Wallwork	Charlotte	6	0	1.000	12	4	0.750
	Steve Chorba	Wilmington	3	0	1.000	6	2	0.750
14	**JD Dixon**	Cap. Area	6	1	0.857	13	4	0.765

North Carolina Ladies' Cup (NCLC)

	Player	City	Sets			Games		
1	Deb Parker	Durham	4	0	1.000	8	1	0.889
2	Beth Hutchins	Raleigh	6	0	1.000	12	2	0.857
	Alicia Lees	Jacksonville	6	0	1.000	12	2	0.857
4	**Julie Payne**	Cap. Area	4	0	1.000	8	2	0.800
5	**Deb Blackwelder**	Raleigh	6	0	1.000	12	4	0.750
	Amanda Welch	Piedmont	3	0	1.000	6	2	0.750
7	**Nicole Hatch**	Raleigh	5	1	0.833	10	4	0.714
8	Kris Kilsdonk	Raleigh	5	1	0.833	10	5	0.667
9	Jamie Henton	Durham	3	1	0.750	7	2	0.778
	Evey Hodge	Charlotte	3	1	0.750	7	2	0.778
	Amy Newman	Durham	3	1	0.750	7	2	0.778
12	**Laurie Rhea**	Cap. Area	3	1	0.750	7	3	0.700
13	Lynne Knoer	Charlotte	3	1	0.750	6	3	0.667
	Anne Martin	Piedmont	3	1	0.750	6	3	0.667

OVERALL WIN PERCENTAGE - through April 24th, 6-set minimum required to be on list

North Carolina City Dart League (NCCDL)

	Player	City	Sets			Games		
1	**Tom Brown**	Durham	14	0	1.000	28	4	0.875
2	Charles McClearen	Piedmont	9	0	1.000	18	4	0.818
3	Jerry Barnstool	Charlotte	12	1	0.923	25	4	0.862
4	Tommy Wallwork	Charlotte	11	1	0.917	22	7	0.759
5	Jerry Oakley	Wilmington	9	1	0.900	18	7	0.720
6	Jason Hickok	Lake Norman	6	1	0.857	12	2	0.857
7	Jeff Page	Charlotte	12	2	0.857	25	7	0.781
8	Dan Huray	Charlotte	10	2	0.833	21	6	0.778
9	**Lee Whitehead**	Raleigh	15	3	0.833	32	12	0.727
10	Nick Katsanos	Charlotte	9	2	0.818	19	6	0.760
11	Jim Green	Wilmington	9	2	0.818	20	10	0.667
12	Matt Parks	Wilmington	8	2	0.800	16	6	0.727
13	Joe Tadder	Wilmington	8	2	0.800	17	7	0.708
14	**Joe Gaglione**	Durham	11	3	0.786	25	13	0.658

North Carolina Ladies' Cup (NCLC)

	Player	City	Sets			Games		
1	Amanda Welch	Piedmont	6	0	1.000	12	3	0.800
2	Beth Hutchins	Raleigh	11	1	0.917	22	7	0.759
3	Alicia Lees	Jacksonville	10	2	0.833	20	7	0.741
4	Amy Newman	Durham	6	2	0.750	14	5	0.737
5	Amanda Farkas	Jacksonville	9	3	0.750	21	9	0.700
	Jamie Henton	Durham	6	2	0.750	14	6	0.700
	Laura Long	Cap. Area	6	2	0.750	14	6	0.700
8	Deb Parker	Durham	6	2	0.750	13	6	0.684
9	Lisa Destiche	Jacksonville	9	3	0.750	20	10	0.667
	Anne Martin	Piedmont	6	2	0.750	12	6	0.667
11	**Nicole Hatch**	Raleigh	9	3	0.750	18	10	0.643
12	**Deb Blackwelder**	Raleigh	9	3	0.750	19	11	0.633
13	Kris Kilsdonk	Raleigh	9	3	0.750	18	12	0.600
14	**Aimee Gevedon**	Raleigh	8	3	0.727	17	9	0.654

Spring 2004 RDL Top Singles Records (by division) (FINAL!)

(All statistics are included, as there were no missing scoresheets this season) (Game minimum required for this listing: 19 for all divisions)

"A" Division

			W	L	%-age
1	Seward, Mike	A2/ Varina Sports Bar	24	2	0.923
2	Tan, Wil	A1/ The Elusive Element	22	3	0.880
3	Wall, Keith	A1/ The Elusive Element	19	4	0.826
4	Dixon, J.D.	A2/ Varina Sports Bar	19	6	0.760
5	Budelman, Jim	A4/ Lunatic Fringe	17	6	0.739
6	Brown, Tom	A1/ The Elusive Element	19	7	0.731
7	Terry, Bob	A4/ Lunatic Fringe	24	9	0.727
8	Whitehead, Lee	A3/ Well Hungarians	20	8	0.714
	Hyler, Dale	A4/ Lunatic Fringe	15	6	0.714
10	Gibbs, Keith	A3/ Well Hungarians	14	6	0.700
11	Knight, Mark	A1/ The Elusive Element	18	8	0.692
12	Butman, Don	A4/ Lunatic Fringe	13	6	0.684
13	Gaglione, Joe	A1/ The Elusive Element	15	8	0.652
14	Jeffcoat, Doug	A3/ Well Hungarians	18	10	0.643
15	Evans, J.P.	A3/ Well Hungarians	16	9	0.640

"B" Division

			W	L	%-age
1	Stevens, Joseph	B1/ Here for the Beer	18	4	0.818
2	Jacobi, Paul	B1/ Here for the Beer	21	5	0.808
3	Simpson, David	B6/ Nothing But Darts	21	7	0.750
	Kunttu, Kurt	B1/ Here for the Beer	15	5	0.750
5	Walters, Jason	B6/ Nothing But Darts	17	6	0.739
6	Grannis, Jason	B2/ Get the Point "33"	19	7	0.731
7	Romanchek, David	B7/ Nine Lives	20	8	0.714
8	Hunsberger, Jim	B2/ Get the Point "33"	18	8	0.692
9	Crumpler, Greg	B5/ Shak'n Not Stirred	18	10	0.643
10	Persson, Kenny	B8/ Swift Recovery	16	9	0.640
11	Hendricks, Ron	B3/ Starving Dartists	14	8	0.636
12	Ridenour, Ron	B5/ Shak'n Not Stirred	17	10	0.630
13	Pollard, Daniel	B8/ Swift Recovery	13	8	0.619
14	Beaudoin, Paul	B8/ Swift Recovery	15	10	0.600
	McCommons, Ben	B6/ Nothing But Darts	15	10	0.600

"C" Division

			W	L	%-age
1	Dautrich, Dan	C6/ Hammer Heads	16	4	0.800
2	Carroll, John	C7/ Dogs of War	22	6	0.786
3	Goodknecht, Chris	C1/ Grateful Darts	17	5	0.773
4	Foushee, Eugene	C3/ Excalibur	18	6	0.750
5	Snyder, Mark	C2/ Horsemen	16	6	0.727
6	Keller, Tony	C2/ Horsemen	20	8	0.714
7	Hopkins, Chris	C6/ Hammer Heads	17	7	0.708
	Howard, Brian	C5/ Bubba's Garage	17	7	0.708
9	Holland, William	C1/ Grateful Darts	19	8	0.704
10	Horton, Tony	C3/ Excalibur	14	6	0.700
	Stites, Jon	C6/ Hammer Heads	14	6	0.700
12	Smith, Sarge	C4/ Heroes In Trouble	16	9	0.640
13	Kring, Jeremy	C8/ Travelin' Beer Bellies	16	10	0.615
14	Vann, Tim	C3/ Excalibur	14	9	0.609
15	(three tied)		17	11	0.607

"D" Division

			W	L	%-age
1	McDonald, Mike	D2/ Wireless	20	3	0.870
2	Winters, Tom	D5/ Dynamic Darts	24	4	0.857
3	Crowley, Pat	D2/ Wireless	18	4	0.818
4	Thomas, Jason	D7/ The Replacements	19	5	0.792
5	Coleman, Brian	D7/ The Replacements	18	5	0.783
6	Teeter, Kyle	D4/ Modena Cartel	20	8	0.714
	Mozzetti, Tim	D7/ The Replacements	15	6	0.714
8	Reitano, Sal, Jr.	D3/ No Fear	19	8	0.704
9	Gross, Tom	D1/ Sharky's Machine	21	9	0.700
10	King, Tim	D3/ No Fear	18	8	0.692
11	Reitano, Sal, Sr.	D3/ No Fear	18	9	0.667
12	Fournier, Chris	D6/ Damn Yankees!	14	8	0.636
13	Flood, Tom	D3/ No Fear	15	9	0.625
14	Sawyer, Matt	D6/ Damn Yankees!	13	8	0.619
15	(two tied)		17	11	0.607

"E" Division

			W	L	%-age
1	Ewald, Dan	E6/ Varina Sports Bar II	24	2	0.923
2	Zemlo, Josh	E6/ Varina Sports Bar II	23	5	0.821
3	Chapman, Alex	E5/ 3 Legged Dog	19	5	0.792
	Gillett, Galen	E1/ Tres Equis	19	5	0.792
5	Smith, Nicholas	E1/ Tres Equis	22	6	0.786
6	Kerr, Duncan	E3/ Da Bulls	19	6	0.760
	Wells, John	E6/ Varina Sports Bar II	19	6	0.760
8	Graziano, John	E5/ 3 Legged Dog	19	7	0.731
9	Snowden, Mark	E3/ Da Bulls	16	6	0.727
10	Johnston, Anton	E2/ Kozmic Debris	18	8	0.692
11	White, Bill	E3/ Da Bulls	17	8	0.680
12	Buckley, Bill	E4/ Chupacabras	17	9	0.654
13	Welch, Chris	E5/ 3 Legged Dog	18	10	0.643
14	Fourhman, Karsh	E4/ Chupacabras	14	9	0.609
15	Todd, Patrick	E4/ Chupacabras	16	11	0.593

"F" Division

			W	L	%-age
1	Taylor, Jeff	F7/ The Posse	26	2	0.929
2	Reynolds, Mike	F8/ Tailgaters	23	3	0.885
3	Wade, Nate	F3/ Coral Reefers	22	4	0.846
4	Kiser, Lyman	F1/ One Armed Bandits	15	4	0.789
5	Clark, Joe	F4/ Somebody's Mother	17	5	0.773
6	Heater, Brett	F2/ Mayberry	22	8	0.733
7	McCredie, Bob	F6/ Number One Stunners	14	6	0.700
8	Martin, David	F4/ Somebody's Mother	17	8	0.680
9	Henson, Rob	F1/ One Armed Bandits	18	9	0.667
	Jarvah, Sean	F3/ Coral Reefers	16	8	0.667
	Moore, Tim	F5/ Get Over It	14	7	0.667
12	Antoniak, John	F2/ Mayberry	17	9	0.654
13	Smith, Van	F3/ Coral Reefers	18	10	0.643
14	Dopko, Jeff	F1/ One Armed Bandits	17	10	0.630
15	Jordan, Jody	F6/ Number One Stunners	17	11	0.607

Women's Records

			W	L	%-age
		"A" and "B" Divisions			
1	Blackwelder, Deborah	B5/ Shak'n Not Stirred	11	15	0.423
2	Austin, Jan	B2/ Get the Point "33"	7	12	0.368
3	Austin, Connie	B2/ Get the Point "33"	7	15	0.318
		"C" and "D" Divisions			
1	Payne, Julie	D8/ Red Bull	12	12	0.500
2	Cotton, Barbara	D8/ Red Bull	9	15	0.375
3	Alapin, Toni	C4/ Heroes In Trouble	7	12	0.368
4	Hatch, Nicole	D8/ Red Bull	7	14	0.333
		"E" and "F" Divisions			
1	Lawley, Lisa	F5/ Get Over It	12	10	0.545
2	Jordan, Judy	F6/ Number One Stunners	9	13	0.409
3	Jaraszewicz, Laura	F8/ Tailgaters	16	26	0.381
	Highfill, Leigh	F4/ Somebody's Mother	8	13	0.381

I wrote this bit for the tourney tons. It generated more discussion than most columns, so I'm re-running it here for those who missed it.

Sometimes I wonder if we don't need to adopt a Major League Baseball-style rule about our minimum games played requirement for individual awards. Several years ago, Baseball adopted the "George Brett" rule when it was determined that he wasn't going to win the batting title because of a lack of at-bats, even though he would have won if every missing at-bat up to the minimum required was an out. -- This season, Renee Reynolds (and her 13-5 singles record in B div.) will not win the A/B award (see above), due to her being one game short of the minimum. Even if she lost her next TWELVE games, she would have the best %-age in A/B. -- And Billy West and his 1.153 ASP %-age won't win the E award, because he was 1 game short of the 37-game min. This despite the fact that he could have hit exactly zero all-star points in his next THIRTEEN games and still had the best %-age in his division. -- Is this type of rule good for the game? Not sure. I clearly see the necessity to actually show up and play to claim the awards. But then there are clear cases like this that make you wonder now and then.

Spring 2004 RDL Top Doubles Records (by division) (FINAL!)

(All statistics are included, as there were no missing scoresheets this season) (Game minimum required for this listing: 19 for all divisions)

"A" Division

			W	L	%-age
1	Seward, Mike	A2/ Varina Sports Bar	22	4	0.846
2	Gibbs, Keith	A3/ Well Hungarians	19	5	0.792
3	Tan, Wil	A1/ The Elusive Element	20	6	0.769
4	Wall, Keith	A1/ The Elusive Element	16	6	0.727
5	Brown, Tom	A1/ The Elusive Element	18	7	0.720
6	Jeffcoat, Doug	A3/ Well Hungarians	20	8	0.714
7	Budelman, Jim	A4/ Lunatic Fringe	17	7	0.708
	McNamara, Tim	A3/ Well Hungarians	17	7	0.708
9	Knight, Mark	A1/ The Elusive Element	19	8	0.704
10	Terry, Bob	A4/ Lunatic Fringe	21	9	0.700
11	Whitehead, Lee	A3/ Well Hungarians	18	9	0.667
	Moricle, Wade	A1/ The Elusive Element	16	8	0.667
	Umstead, Randy	A2/ Varina Sports Bar	16	8	0.667
14	Gaglione, Joe	A1/ The Elusive Element	16	9	0.640
15	Evans, J.P.	A3/ Well Hungarians	15	9	0.625

"B" Division

			W	L	%-age
1	Nagy, Les	B1/ Here for the Beer	17	4	0.810
2	Stevens, Joseph	B1/ Here for the Beer	16	5	0.762
3	Mays, John	B7/ Nine Lives	20	8	0.714
4	Hendricks, Ron	B3/ Starving Dartists	17	7	0.708
5	Kunttu, Kurt	B1/ Here for the Beer	14	6	0.700
6	Grayckowski, Bob	B1/ Here for the Beer	13	6	0.684
7	Blackwelder, Deborah	B5/ Shak'n Not Stirred	19	9	0.679
8	Jacobi, Paul	B1/ Here for the Beer	16	8	0.667
9	Shown, Marc	B3/ Starving Dartists	15	8	0.652
10	Howell, John	B3/ Starving Dartists	13	7	0.650
11	Chaney, Billy	B5/ Shak'n Not Stirred	17	10	0.630
12	Pierce, Barry	B5/ Shak'n Not Stirred	13	8	0.619
13	Crumpler, Greg	B5/ Shak'n Not Stirred	17	11	0.607
14	(four tied)		15	10	0.600
			12	8	0.600

"C" Division

			W	L	%-age
1	Foushee, Eugene	C3/ Excalibur	18	6	0.750
2	Iager, John	C1/ Grateful Darts	20	8	0.714
3	Wilkie, Felipe	C7/ Dogs of War	20	9	0.690
4	Burney, Gary	C3/ Excalibur	15	7	0.682
5	Howard, Brian	C5/ Bubba's Garage	16	8	0.667
6	Horton, Tony	C3/ Excalibur	13	7	0.650
7	Leonard, Shawn	C5/ Bubba's Garage	18	10	0.643
8	Gibson, Ed	C8/ Travelin' Beer Bellies	14	8	0.636
9	Stites, Jon	C6/ Hammer Heads	15	9	0.625
10	Holland, William	C1/ Grateful Darts	17	11	0.607
11	Barton, Kevin	C4/ Heroes In Trouble	13	9	0.591
12	Smith, Sarge	C4/ Heroes In Trouble	14	10	0.583
13	Bacanskas, Andrew	C5/ Bubba's Garage	11	8	0.579
14	Carroll, John	C7/ Dogs of War	16	12	0.571
	Wiegand, Tom	C7/ Dogs of War	16	12	0.571

"D" Division

			W	L	%-age
1	Johnson, Mike	D2/ Wireless	22	5	0.815
2	King, Tim	D3/ No Fear	21	5	0.808
3	Johnson, David	D2/ Wireless	22	6	0.786
4	Coleman, Brian	D7/ The Replacements	17	5	0.773
5	Rowe, Travis	D5/ Dynamic Darts	21	7	0.750
6	Winters, Tom	D5/ Dynamic Darts	20	7	0.741
7	Mitchell, Sid	D7/ The Replacements	18	7	0.720
8	Iannone, Jamie	D7/ The Replacements	15	6	0.714
9	Pope, Joshua	D4/ Modena Cartel	14	6	0.700
10	Galloway, Dave	D2/ Wireless	15	7	0.682
11	McDonald, Mike	D2/ Wireless	17	8	0.680
12	Reitano, Sal, Jr.	D3/ No Fear	19	9	0.679
13	Mozzetti, Tim	D7/ The Replacements	13	7	0.650
14	Crowley, Pat	D2/ Wireless	14	8	0.636
	Thomas, Jason	D7/ The Replacements	14	8	0.636

"E" Division

			W	L	%-age
1	Kerr, Duncan	E3/ Da Bulls	17	5	0.773
2	Chapman, Alex	E5/ 3 Legged Dog	16	6	0.727
3	Smith, Nicholas	E1/ Tres Equis	20	8	0.714
4	Harrison, Mark	E1/ Tres Equis	17	7	0.708
5	Charlton, Warwick	E3/ Da Bulls	19	8	0.704
	White, Bill	E3/ Da Bulls	19	8	0.704
7	Fourhman, Karsh	E4/ Chupacabras	16	7	0.696
8	Ewald, Dan	E6/ Varina Sports Bar II	18	8	0.692
	Wells, John	E6/ Varina Sports Bar II	18	8	0.692
10	Graziano, John	E5/ 3 Legged Dog	14	8	0.636
	Lewis, Brian	E3/ Da Bulls	14	8	0.636
12	Gagner, Chris	E5/ 3 Legged Dog	12	7	0.632
13	Brown, Phil	E6/ Varina Sports Bar II	17	10	0.630
14	Johnston, Anton	E2/ Kozmic Debris	16	10	0.615
15	(two tied)		14	9	0.609

"F" Division

			W	L	%-age
1	Antoniak, John	F2/ Mayberry	22	3	0.880
2	Koen, Tim	F2/ Mayberry	23	4	0.852
3	Taylor, Jeff	F7/ The Posse	23	5	0.821
4	Kiser, Lyman	F1/ One Armed Bandits	18	4	0.818
5	McCredie, Bob	F6/ Number One Stunners	15	5	0.750
6	Wade, Nate	F3/ Coral Reefers	17	6	0.739
7	Henson, Rob	F1/ One Armed Bandits	19	7	0.731
8	Clark, Joe	F4/ Somebody's Mother	14	6	0.700
9	Reynolds, Mike	F8/ Tailgaters	17	9	0.654
10	Smith, Van	F3/ Coral Reefers	16	9	0.640
11	Lawley, Charley	F5/ Get Over It	15	9	0.625
12	Wilser, Dave	F5/ Get Over It	16	10	0.615
13	Young, Jeff	F5/ Get Over It	14	9	0.609
14	Lee, Ronnie	F6/ Number One Stunners	15	10	0.600
15	Moore, Tim	F5/ Get Over It	13	9	0.591

Women's Records

			W	L	%-age
		"A" and "B" Divisions			
1	Blackwelder, Deborah	B5/ Shak'n Not Stirred	19	9	0.679
2	Austin, Connie	B2/ Get the Point "33"	13	9	0.591
3	Reynolds, Renee	B1/ Here for the Beer	11	8	0.579
4	Austin, Jan	B2/ Get the Point "33"	13	10	0.565
		"C" and "D" Divisions			
1	Enos, Kellee	C4/ Heroes In Trouble	13	10	0.565
2	Gaffney, Michelle	D8/ Red Bull	9	12	0.429
3	Hatch, Nicole	D8/ Red Bull	8	11	0.421
4	(two tied)		7	12	0.368
		"E" and "F" Divisions			
1	Breton, Pam	F7/ The Posse	11	9	0.550
	Lawley, Lisa	F5/ Get Over It	11	9	0.550
3	Ewald, Susan	E6/ Varina Sports Bar II	9	10	0.474
4	Henry, Christi	E8/ PB's	10	16	0.385

POSSIBLE NEW THROWING SPOT FOR YOU?

Anybody not too pleased with their host establishment? Well, you could always go to your bar's manager and voice your concerns - most are very receptive to constructive criticisms of their setups (just make sure that the criticism is indeed "constructive"). If that doesn't work for you, maybe you just need a new place to play. Along those lines, here are the specifics of a new establishment interested in adding a team or two. Maybe you might want to give them a call…

Overtime Sports Pub
on North Rogers Lane on the north side of Raleigh
255-9556

Membership Director Cathy Moeschet has spoken with the owners, and they already have one team for the Fall and are looking for more (if more than one more wants to play there, they are willing to hang more boards). If you are interested, give them a call, and ask for Tommy or for Dan (the owner).

Spring 2004 RDL Top Singles+Doubles Records (by division) (FINAL!)

(All statistics are included, as there were no missing scoresheets this season) (Game minimum required for this listing: 37 for all divisions)

"A" Division

			W	L	%-age
1	Seward, Mike	A2/ Varina Sports Bar	46	6	0.885
2	Tan, Wil	A1/ The Elusive Element	42	9	0.824
3	Wall, Keith	A1/ The Elusive Element	35	10	0.778
4	Gibbs, Keith	A3/ Well Hungarians	33	11	0.750
5	Brown, Tom	A1/ The Elusive Element	37	14	0.725
6	Budelman, Jim	A4/ Lunatic Fringe	34	13	0.723
7	Terry, Bob	A4/ Lunatic Fringe	45	18	0.714
8	Knight, Mark	A1/ The Elusive Element	37	16	0.698
9	Whitehead, Lee	A3/ Well Hungarians	38	17	0.691
10	Dixon, J.D.	A2/ Varina Sports Bar	35	16	0.686
11	Jeffcoat, Doug	A3/ Well Hungarians	38	18	0.679
12	Gaglione, Joe	A1/ The Elusive Element	31	17	0.646
13	Hyler, Dale	A4/ Lunatic Fringe	27	15	0.643
14	Evans, J.P.	A3/ Well Hungarians	31	18	0.633
15	Butters, Scott	A2/ Varina Sports Bar	25	15	0.625

"B" Division

			W	L	%-age
1	Stevens, Joseph	B1/ Here for the Beer	34	9	0.791
2	Nagy, Les	B1/ Here for the Beer	29	10	0.744
3	Jacobi, Paul	B1/ Here for the Beer	37	13	0.740
4	Kunttu, Kurt	B1/ Here for the Beer	29	11	0.725
5	Hendricks, Ron	B3/ Starving Dartists	31	15	0.674
6	Reynolds, Renee	B1/ Here for the Beer	24	13	0.649
7	Hunsberger, Jim	B2/ Get the Point "33"	33	18	0.647
8	Crumpler, Greg	B5/ Shak'n Not Stirred	35	21	0.625
	Romanchek, David	B7/ Nine Lives	35	21	0.625
10	Barker, Barry	B1/ Here for the Beer	23	14	0.622
11	Persson, Kenny	B8/ Swift Recovery	31	19	0.620
12	Beaudoin, Paul	B8/ Swift Recovery	30	20	0.600
	Walters, Jason	B6/ Nothing But Darts	27	18	0.600
14	Grannis, Jason	B2/ Get the Point "33"	31	21	0.596
15	Shown, Marc	B3/ Starving Dartists	28	19	0.596

"C" Division

			W	L	%-age
1	Foushee, Eugene	C3/ Excalibur	36	12	0.750
2	Howard, Brian	C5/ Bubba's Garage	33	15	0.688
3	Carroll, John	C7/ Dogs of War	38	18	0.679
4	Horton, Tony	C3/ Excalibur	27	13	0.675
5	Iager, John	C1/ Grateful Darts	37	19	0.661
6	Stites, Jon	C6/ Hammer Heads	29	15	0.659
7	Holland, William	C1/ Grateful Darts	36	19	0.655
8	Burney, Gary	C3/ Excalibur	27	15	0.643
	Goodknecht, Chris	C1/ Grateful Darts	27	15	0.643
10	Keller, Tony	C2/ Horsemen	33	19	0.635
11	Leonard, Shawn	C5/ Bubba's Garage	35	21	0.625
12	Smith, Sarge	C4/ Heroes In Trouble	30	19	0.612
13	Snyder, Mark	C2/ Horsemen	25	17	0.595
14	Shearin, Keith	C3/ Excalibur	26	19	0.578
15	Sautter, Don	C5/ Bubba's Garage	31	23	0.574

"D" Division

			W	L	%-age
1	Winters, Tom	D5/ Dynamic Darts	44	11	0.800
2	Coleman, Brian	D7/ The Replacements	35	10	0.778
3	McDonald, Mike	D2/ Wireless	37	11	0.771
4	King, Tim	D3/ No Fear	39	13	0.750
5	Crowley, Pat	D2/ Wireless	32	12	0.727
6	Thomas, Jason	D7/ The Replacements	33	13	0.717
7	Pope, Joshua	D4/ Modena Cartel	27	11	0.711
8	Johnson, Mike	D2/ Wireless	39	16	0.709
9	Reitano, Sal, Jr.	D3/ No Fear	38	17	0.691
10	Mozzetti, Tim	D7/ The Replacements	28	13	0.683
11	Johnson, David	D2/ Wireless	37	19	0.661
12	Mitchell, Sid	D7/ The Replacements	33	17	0.660
13	Teeter, Kyle	D4/ Modena Cartel	34	22	0.607
14	Sawyer, Matt	D6/ Damn Yankees!	26	17	0.605
15	Flood, Tom	D3/ No Fear	29	19	0.604

"E" Division

			W	L	%-age
1	Ewald, Dan	E6/ Varina Sports Bar II	42	10	0.808
2	Kerr, Duncan	E3/ Da Bulls	36	11	0.766
3	Chapman, Alex	E5/ 3 Legged Dog	35	11	0.761
4	Smith, Nicholas	E1/ Tres Equis	42	14	0.750
5	Wells, John	E6/ Varina Sports Bar II	37	14	0.725
6	Gillett, Galen	E1/ Tres Equis	33	14	0.702
7	White, Bill	E3/ Da Bulls	36	16	0.692
8	Graziano, John	E5/ 3 Legged Dog	33	15	0.688
9	Zemlo, Josh	E6/ Varina Sports Bar II	38	18	0.679
10	Snowden, Mark	E3/ Da Bulls	30	15	0.667
11	Johnston, Anton	E2/ Kozmic Debris	34	18	0.654
12	Fourhman, Karsh	E4/ Chupacabras	30	16	0.652
13	Harrison, Mark	E1/ Tres Equis	31	17	0.646
14	Todd, Patrick	E4/ Chupacabras	29	22	0.569
15	Gagner, Chris	E5/ 3 Legged Dog	23	18	0.561

"F" Division

			W	L	%-age
1	Taylor, Jeff	F7/ The Posse	49	7	0.875
2	Kiser, Lyman	F1/ One Armed Bandits	33	8	0.805
3	Wade, Nate	F3/ Coral Reefers	39	10	0.796
4	Reynolds, Mike	F8/ Tailgaters	40	12	0.769
5	Antoniak, John	F2/ Mayberry	39	12	0.765
6	Clark, Joe	F4/ Somebody's Mother	31	11	0.738
7	McCredie, Bob	F6/ Number One Stunners	29	11	0.725
8	Koen, Tim	F2/ Mayberry	40	16	0.714
9	Henson, Rob	F1/ One Armed Bandits	37	16	0.698
10	Smith, Van	F3/ Coral Reefers	34	19	0.642
11	Heater, Brett	F2/ Mayberry	36	21	0.632
12	Moore, Tim	F5/ Get Over It	27	16	0.628
13	Young, Jeff	F5/ Get Over It	24	15	0.615
14	Lawley, Charley	F5/ Get Over It	27	17	0.614
15	Martin, David	F4/ Somebody's Mother	29	19	0.604

Women's Records

			W	L	%-age
		"A" and "B" Divisions			
1	Reynolds, Renee	B1/ Here for the Beer	24	13	0.649
2	Blackwelder, Deborah	B5/ Shak'n Not Stirred	30	24	0.556
3	Austin, Jan	B2/ Get the Point "33"	20	22	0.476
4	Austin, Connie	B2/ Get the Point "33"	20	24	0.455
		"C" and "D" Divisions			
1	Payne, Julie	D8/ Red Bull	19	22	0.463
2	Enos, Kellee	C4/ Heroes In Trouble	18	26	0.409
3	Hatch, Nicole	D8/ Red Bull	15	25	0.375
4	Alapin, Toni	C4/ Heroes In Trouble	14	24	0.368
		"E" and "F" Divisions			
1	Lawley, Lisa	F5/ Get Over It	23	19	0.548
2	Breton, Pam	F7/ The Posse	17	23	0.425
3	Johnson, Lauralee	F5/ Get Over It	15	24	0.385
4	Jarasczewicz, Laura	F8/ Tailgaters	30	50	0.375

EVIDENTLY NICE GUYS DO FINISH LAST SOMETIMES

So we all know that Bob Terry of Lunatic Fringe is one of the nicest guys anywhere in the RDL. Doesn't it seem like guys would go out of their way to not be mean to Bob on the board? Evidently not. In Bob's singles pairings in the A division semifinals, Bob drew two of the top dozen or so players in the entire league… and they played like it. In singles 301, Wil Tan (he of the current RDL all-star percentage title) tossed 11-dart and 14-dart games against Bob (with a turn of no score to start the 14-darter). Then, in cricket, Joe Gaglione outlasted Bob (who was hitting a triple just about every turn) by throwing TWO nine-marks, then ending the set with a turn of bull, triple-15, single-19 to take the point lead and close out. The room was full of guys on both teams that were just smokin', but Bob probably would have / could have beaten just about anybody in the room that wasn't named Wil or Joe at the time. Isn't that always the way it goes?

Is it just me, or is Tir na nOg's the best RDL banquet food ever?

Spring 2004 RDL Top All-Star Percentages (by division) (FINAL!)

(All statistics are included, as there were no missing scoresheets this season) (Game minimum required for this listing: 37 for all divisions)

"A" Division

			ASP	TGP	%-age
1	Tan, Wil	A1/ The Elusive Element	96.5	51	1.892
2	Gibbs, Keith	A3/ Well Hungarians	79.0	44	1.795
3	Seward, Mike	A2/ Varina Sports Bar	91.5	53	1.726
4	Brown, Tom	A1/ The Elusive Element	82.5	51	1.618
5	Whitehead, Lee	A3/ Well Hungarians	84.5	55	1.536
6	Dixon, J.D.	A2/ Varina Sports Bar	77.0	52	1.481
7	Knight, Mark	A1/ The Elusive Element	72.0	53	1.358
8	Hyler, Dale	A4/ Lunatic Fringe	57.0	43	1.326
9	Mitchell, Jim	A8/ Damage, Inc.	61.5	48	1.281
10	Terry, Bob	A4/ Lunatic Fringe	81.0	64	1.266
11	Murray, David	A8/ Damage, Inc.	67.0	56	1.196
12	Hall, Mike	A2/ Varina Sports Bar	54.5	46	1.185
13	Jeffcoat, Doug	A3/ Well Hungarians	62.5	56	1.116
14	Budelman, Jim	A4/ Lunatic Fringe	53.5	48	1.115
15	Simpson, Donnie	A2/ Varina Sports Bar	52.5	48	1.094

"B" Division

			ASP	TGP	%-age
1	Hunsberger, Jim	B2/ Get the Point "33"	52.0	53	0.981
2	Kunttu, Kurt	B1/ Here for the Beer	39.0	42	0.929
3	Beaudoin, Paul	B8/ Swift Recovery	48.0	52	0.923
	Persson, Kenny	B8/ Swift Recovery	48.0	52	0.923
5	Jacobi, Paul	B1/ Here for the Beer	45.5	52	0.875
6	Jenkins, John	B2/ Get the Point "33"	43.0	51	0.843
7	Simpson, David	B6/ Nothing But Darts	45.5	55	0.827
8	Smith, Butch	B7/ Nine Lives	43.0	54	0.796
9	Blackwelder, Deborah	B5/ Shak'n Not Stirred	43.0	57	0.754
10	Powell, Mark	B4/ UZMALL	27.5	39	0.705
11	Stevens, Joseph	B1/ Here for the Beer	31.0	44	0.705
12	Hindle, Mikey	B8/ Swift Recovery	33.0	49	0.673
13	James, Bob	B3/ Starving Dartists	33.0	50	0.660
14	Nagy, Les	B1/ Here for the Beer	26.0	40	0.650
15	Chaney, Billy	B5/ Shak'n Not Stirred	37.0	58	0.638

"C" Division

			ASP	TGP	%-age
1	Holland, William	C1/ Grateful Darts	63.5	57	1.114
2	Carroll, John	C7/ Dogs of War	59.0	57	1.035
3	Bradshaw, Rick	C4/ Heroes In Trouble	47.5	53	0.896
4	Smith, Sarge	C4/ Heroes In Trouble	38.0	53	0.717
5	Barton, Kevin	C4/ Heroes In Trouble	34.0	49	0.694
6	Goodknecht, Chris	C1/ Grateful Darts	29.0	43	0.674
7	Iager, John	C1/ Grateful Darts	35.0	58	0.603
8	Beaird, Tommy	C6/ Hammer Heads	27.5	46	0.598
9	Keller, Tony	C2/ Horsemen	31.5	53	0.594
10	Side, Eric	C8/ Travelin' Beer Bellies	28.5	50	0.570
11	Foushee, Eugene	C3/ Excalibur	29.0	51	0.569
12	Reaume, Andre	C6/ Hammer Heads	25.5	46	0.554
13	Vann, Tim	C3/ Excalibur	26.5	48	0.552
14	Gibson, Ed	C8/ Travelin' Beer Bellies	21.0	39	0.538
15	Leonard, Shawn	C5/ Bubba's Garage	31.0	58	0.534

"D" Division

			ASP	TGP	%-age
1	Winters, Tom	D5/ Dynamic Darts	60.0	55	1.091
2	Crowley, Pat	D2/ Wireless	42.0	45	0.933
3	Johnson, Mike	D2/ Wireless	51.5	56	0.920
4	Sawyer, Matt	D6/ Damn Yankees!	37.5	43	0.872
5	McDonald, Mike	D2/ Wireless	40.5	49	0.827
6	Pope, Joshua	D4/ Modena Cartel	30.5	39	0.782
7	Thomas, Jason	D7/ The Replacements	35.5	47	0.755
8	Reitano, Sal, Jr.	D3/ No Fear	38.0	56	0.679
9	Johnson, David	D2/ Wireless	37.5	57	0.658
10	Penny, Ron	D3/ No Fear	32.0	55	0.582
11	Coleman, Brian	D7/ The Replacements	26.5	46	0.576
12	Hunter, Jeffery	D4/ Modena Cartel	29.0	52	0.558
13	Teeter, Kyle	D4/ Modena Cartel	31.0	57	0.544
14	Jackson, Barry	D5/ Dynamic Darts	27.5	51	0.539
15	King, Tim	D3/ No Fear	28.5	53	0.538

"E" Division

			ASP	TGP	%-age
1	Zemlo, Josh	E6/ Varina Sports Bar II	46.5	56	0.830
2	Gillett, Galen	E1/ Tres Equis	34.0	47	0.723
3	Ewald, Dan	E6/ Varina Sports Bar II	35.5	52	0.683
4	Chapman, Alex	E5/ 3 Legged Dog	27.5	46	0.598
5	Alcon, Tony	E4/ Chupacabras	32.0	54	0.593
6	Smith, Nicholas	E1/ Tres Equis	32.5	56	0.580
7	Johnston, Anton	E2/ Kozmic Debris	29.5	53	0.557
8	Park, Ed	E4/ Chupacabras	24.5	46	0.533
9	Welch, Chris	E5/ 3 Legged Dog	27.0	53	0.509
	White, Bill	E3/ Da Bulls	27.0	53	0.509
11	Wells, John	E6/ Varina Sports Bar II	25.0	51	0.490
12	Gagner, Chris	E5/ 3 Legged Dog	20.5	42	0.488
13	Buckley, Bill	E4/ Chupacabras	22.5	48	0.469
14	Charlton, Warwick	E3/ Da Bulls	27.5	60	0.458
15	Pilo, Chris	E5/ 3 Legged Dog	21.0	46	0.457

"F" Division

			ASP	TGP	%-age
1	Taylor, Jeff	F7/ The Posse	42.0	56	0.750
2	Reynolds, Mike	F8/ Tailgaters	29.5	52	0.567
3	Kiser, Lyman	F1/ One Armed Bandits	23.0	41	0.561
4	Wade, Nate	F3/ Coral Reefers	28.0	52	0.538
5	Martin, David	F4/ Somebody's Mother	20.0	49	0.408
6	Young, Jeff	F5/ Get Over It	16.5	41	0.402
7	Clark, Joe	F4/ Somebody's Mother	17.0	43	0.395
8	Hodge, Hue	F3/ Coral Reefers	21.0	57	0.368
9	Henson, Rob	F1/ One Armed Bandits	19.5	53	0.368
10	Wiles, Jay	F1/ One Armed Bandits	13.5	37	0.365
11	Moore, Tim	F5/ Get Over It	15.5	45	0.344
12	Heater, Brett	F2/ Mayberry	19.5	57	0.342
13	Smith, Van	F3/ Coral Reefers	18.5	56	0.330
14	McCredie, Bob	F6/ Number One Stunners	13.0	40	0.325
15	(two tied)		16.5	51	0.324

Women's Records

			ASP	TGP	%-age
		"A" and "B" Divisions			
1	Blackwelder, Deborah	B5/ Shak'n Not Stirred	43.0	57	0.754
2	Reynolds, Renee	B1/ Here for the Beer	23.5	39	0.603
3	Austin, Jan	B2/ Get the Point "33"	16.5	44	0.375
4	Brown, Tami	B5/ Shak'n Not Stirred	11.5	38	0.303
		"C" and "D" Divisions			
1	Cotton, Barbara	D8/ Red Bull	24.0	48	0.500
2	Hatch, Nicole	D8/ Red Bull	19.0	40	0.475
3	Enos, Kellee	C4/ Heroes In Trouble	15.5	48	0.323
4	Alapin, Toni	C4/ Heroes In Trouble	12.0	41	0.293
		"E" and "F" Divisions			
1	Henry, Christi	E8/ PB's	15.0	53	0.283
2	Daley, Cynthia	E6/ Varina Sports Bar II	10.0	37	0.270
3	Lawley, Lisa	F5/ Get Over It	9.0	43	0.209
4	Breton, Pam	F7/ The Posse	8.0	40	0.200

THE START OF A LITTLE TRADITION HERE…

Well, earlier in the season we had a photo of Here for the Beer. Then, we had one of The Elusive Element. Now, we bring you the motley crew more commonly known as Excalibur. Wouldn't want to meet these guys in a dark alley, would you? (Anybody else notice the trend that only teams that win their division seem to bother sending me a team photo? Makes sense because they want to the successful season, but I'm sure *somebody* else took a photo… Send 'em in!)



Spring 2004 RDL League-Wide Sectional Statistics (ranked by percentage) (FINAL!)

(All statistics are included, as there were no missing scoresheets this season) (Game minimum required for this listing: 7 for all divisions)

Singles 301 Win Percentage

			W	L	%-age
1	Taylor, Jeff	F7/ The Posse	13	1	0.929
2	Seward, Mike	A2/ Varina Sports Bar	12	1	0.923
	Grannis, Jason	B2/ Get the Point "33"	12	1	0.923
	Ewald, Dan	E6/ Varina Sports Bar II	12	1	0.923
5	Walters, Jason	B6/ Nothing But Darts	10	1	0.909
6	Davis, Jimmy	A6/ Home Thrown	7	1	0.875
7	Holland, William	C1/ Grateful Darts	12	2	0.857
	Winters, Tom	D5/ Dynamic Darts	12	2	0.857
	Graziano, John	E5/ 3 Legged Dog	12	2	0.857
	Stites, Jon	C6/ Hammer Heads	6	1	0.857
	West, Billy	E7/ Bogarts	6	1	0.857
12	Howard, Brian	C5/ Bubba's Garage	10	2	0.833
	Thomas, Jason	D7/ The Replacements	10	2	0.833
	Chapman, Alex	E5/ 3 Legged Dog	10	2	0.833
15	Wall, Keith	A1/ The Elusive Element	9	2	0.818
	Reynolds, Renee	B1/ Here for the Beer	9	2	0.818
	Coleman, Brian	D7/ The Replacements	9	2	0.818
	Crowley, Pat	D2/ Wireless	9	2	0.818
19	McDonald, Mike	D2/ Wireless	8	2	0.800
20	Gross, Tom	D1/ Sharky's Machine	11	3	0.786
	Polston, Tony	D4/ Modena Cartel	11	3	0.786
	Pilo, Chris	E5/ 3 Legged Dog	11	3	0.786
	Smith, Nicholas	E1/ Tres Equis	11	3	0.786
	Zemlo, Josh	E6/ Varina Sports Bar II	11	3	0.786
25	Butman, Don	A4/ Lunatic Fringe	7	2	0.778
	Kunttu, Kurt	B1/ Here for the Beer	7	2	0.778
	Casey, Scott	C2/ Horsemen	7	2	0.778
	Jackson, Ben	F7/ The Posse	7	2	0.778
29	Baldwin, Randy	A5/ Eight Blind Swine	10	3	0.769
	Kerr, Duncan	E3/ Da Bulls	10	3	0.769
	Reynolds, Mike	F8/ Tailgaters	10	3	0.769
	Wade, Nate	F3/ Coral Reefers	10	3	0.769
33	Budelman, Jim	A4/ Lunatic Fringe	9	3	0.750
	Tan, Wil	A1/ The Elusive Element	9	3	0.750
	Flood, Tom	D3/ No Fear	9	3	0.750
	Grayckowski, Bob	B1/ Here for the Beer	6	2	0.750
37	Heater, Brett	F2/ Mayberry	11	4	0.733
38	Hall, Mike	A2/ Varina Sports Bar	8	3	0.727
	Stevens, Joseph	B1/ Here for the Beer	8	3	0.727
	Dautrich, Dan	C6/ Hammer Heads	8	3	0.727
	Goodknecht, Chris	C1/ Grateful Darts	8	3	0.727
	Snyder, Mark	C2/ Horsemen	8	3	0.727
	Fournier, Chris	D6/ Damn Yankees!	8	3	0.727
	Snowden, Mark	E3/ Da Bulls	8	3	0.727
	Lawley, Lisa	F5/ Get Over It	8	3	0.727
46	Hines, Eric	B6/ Nothing But Darts	10	4	0.714
	Simpson, David	B6/ Nothing But Darts	10	4	0.714
	Carroll, John	C7/ Dogs of War	10	4	0.714
	Iager, John	C1/ Grateful Darts	10	4	0.714
	Smith, Van	F3/ Coral Reefers	10	4	0.714
	Powell, Mark	B4/ UZMALL	5	2	0.714
	Creech, Doug	C6/ Hammer Heads	5	2	0.714
	DeLoach, David	E2/ Kozmic Debris	5	2	0.714
	Flowers, Fred	E2/ Kozmic Debris	5	2	0.714
55	Butters, Scott	A2/ Varina Sports Bar	7	3	0.700
	Hopkins, Chris	C6/ Hammer Heads	7	3	0.700
	Clark, Joe	F4/ Somebody's Mother	7	3	0.700
58	Jacobi, Paul	B1/ Here for the Beer	9	4	0.692
	Johnston, Anton	E2/ Kozmic Debris	9	4	0.692
60	Terry, Bob	A4/ Lunatic Fringe	11	5	0.688
61	Howley, John	F8/ Tailgaters	10	5	0.667
	Brown, Tom	A1/ The Elusive Element	8	4	0.667
	Dixon, J.D.	A2/ Varina Sports Bar	8	4	0.667
	Foushee, Eugene	C3/ Excalibur	8	4	0.667
	Gillett, Galen	E1/ Tres Equis	8	4	0.667
	Wells, John	E6/ Varina Sports Bar II	8	4	0.667
	Jarvah, Sean	F3/ Coral Reefers	8	4	0.667
	Martin, David	F4/ Somebody's Mother	8	4	0.667
	Nagy, Les	B1/ Here for the Beer	6	3	0.667
	Tollerton, Steve	F4/ Somebody's Mother	6	3	0.667

Singles Cricket Win Percentage

			W	L	%-age
1	Tan, Wil	A1/ The Elusive Element	13	0	1.000
	Reynolds, Mike	F8/ Tailgaters	13	0	1.000
3	Taylor, Jeff	F7/ The Posse	13	1	0.929
4	Seward, Mike	A2/ Varina Sports Bar	12	1	0.923
	Jacobi, Paul	B1/ Here for the Beer	12	1	0.923
	Keller, Tony	C2/ Horsemen	12	1	0.923
	McDonald, Mike	D2/ Wireless	12	1	0.923
	Ewald, Dan	E6/ Varina Sports Bar II	12	1	0.923
	Wade, Nate	F3/ Coral Reefers	12	1	0.923
10	Gillett, Galen	E1/ Tres Equis	11	1	0.917
	Kiser, Lyman	F1/ One Armed Bandits	11	1	0.917
12	Stevens, Joseph	B1/ Here for the Beer	10	1	0.909
	Mozzetti, Tim	D7/ The Replacements	10	1	0.909
14	Dautrich, Dan	C6/ Hammer Heads	8	1	0.889
	West, Billy	E7/ Bogarts	8	1	0.889
16	Jackson, Ben	F7/ The Posse	7	1	0.875
17	Carroll, John	C7/ Dogs of War	12	2	0.857
	Smith, Sarge	C4/ Heroes In Trouble	12	2	0.857
	Teeter, Kyle	D4/ Modena Cartel	12	2	0.857
	Winters, Tom	D5/ Dynamic Darts	12	2	0.857
	Zemlo, Josh	E6/ Varina Sports Bar II	12	2	0.857
22	Dixon, J.D.	A2/ Varina Sports Bar	11	2	0.846
	Wells, John	E6/ Varina Sports Bar II	11	2	0.846
	Antoniak, John	F2/ Mayberry	11	2	0.846
25	Wall, Keith	A1/ The Elusive Element	10	2	0.833
	Persson, Kenny	B8/ Swift Recovery	10	2	0.833
	Foushee, Eugene	C3/ Excalibur	10	2	0.833
	Clark, Joe	F4/ Somebody's Mother	10	2	0.833
29	Gibbs, Keith	A3/ Well Hungarians	9	2	0.818
	Goodknecht, Chris	C1/ Grateful Darts	9	2	0.818
	Crowley, Pat	D2/ Wireless	9	2	0.818
32	Hyler, Dale	A4/ Lunatic Fringe	8	2	0.800
	Horton, Tony	C3/ Excalibur	8	2	0.800
	Pope, Joshua	D4/ Modena Cartel	8	2	0.800
	McCredie, Bob	F6/ Number One Stunners	8	2	0.800
36	Brown, Tom	A1/ The Elusive Element	11	3	0.786
	Jeffcoat, Doug	A3/ Well Hungarians	11	3	0.786
	Whitehead, Lee	A3/ Well Hungarians	11	3	0.786
	Crumpler, Greg	B5/ Shak'n Not Stirred	11	3	0.786
	Romanchek, David	B7/ Nine Lives	11	3	0.786
	Simpson, David	B6/ Nothing But Darts	11	3	0.786
	Smith, Nicholas	E1/ Tres Equis	11	3	0.786
	Welch, Chris	E5/ 3 Legged Dog	11	3	0.786
44	Davis, Jimmy	A6/ Home Thrown	7	2	0.778
	Barker, Barry	B1/ Here for the Beer	7	2	0.778
	Lawley, Charley	F5/ Get Over It	7	2	0.778
47	Knight, Mark	A1/ The Elusive Element	10	3	0.769
	Hunsberger, Jim	B2/ Get the Point "33"	10	3	0.769
	Hunter, Jeffery	D4/ Modena Cartel	10	3	0.769
	King, Tim	D3/ No Fear	10	3	0.769
	Reitano, Sal, Jr.	D3/ No Fear	10	3	0.769
	White, Bill	E3/ Da Bulls	10	3	0.769
53	Terry, Bob	A4/ Lunatic Fringe	13	4	0.765
54	Gaglione, Joe	A1/ The Elusive Element	9	3	0.750
	Bradshaw, Rick	C4/ Heroes In Trouble	9	3	0.750
	Shearin, Keith	C3/ Excalibur	9	3	0.750
	Coleman, Brian	D7/ The Replacements	9	3	0.750
	Thomas, Jason	D7/ The Replacements	9	3	0.750
	Chapman, Alex	E5/ 3 Legged Dog	9	3	0.750
	Kerr, Duncan	E3/ Da Bulls	9	3	0.750
	Bear, Bart	C2/ Horsemen	6	2	0.750
62	Heater, Brett	F2/ Mayberry	11	4	0.733
63	(ten tied - 1 in A, 2 in B, 3 in C, 1 in D, 2 in E, 1 in F)		8	3	0.727

Spring 2004 RDL League-Wide Sectional Statistics (ranked by percentage) (FINAL!)

(All statistics are included, as there were no missing scoresheets this season) (Game minimum required for this listing: 7 for all divisions)

Doubles Cricket Win Percentage

			W	L	%-age
1	Gibbs, Keith	A3/ Well Hungarians	12	0	1.000
	Varnadoe, Matt	A3/ Well Hungarians	9	0	1.000
3	Johnson, David	D2/ Wireless	13	1	0.929
	Johnson, Mike	D2/ Wireless	13	1	0.929
	Winters, Tom	D5/ Dynamic Darts	13	1	0.929
6	Antoniak, John	F2/ Mayberry	12	1	0.923
7	Hyler, Dale	A4/ Lunatic Fringe	9	1	0.900
8	Rowe, Travis	D5/ Dynamic Darts	12	2	0.857
	Koen, Tim	F2/ Mayberry	12	2	0.857
10	Mitchell, Sid	D7/ The Replacements	11	2	0.846
	Ewald, Dan	E6/ Varina Sports Bar II	11	2	0.846
	Wade, Nate	F3/ Coral Reefers	11	2	0.846
13	McNamara, Tim	A3/ Well Hungarians	10	2	0.833
	Foushee, Eugene	C3/ Excalibur	10	2	0.833
	Chapman, Alex	E5/ 3 Legged Dog	10	2	0.833
	Snowden, Mark	E3/ Da Bulls	10	2	0.833
17	Budelman, Jim	A4/ Lunatic Fringe	9	2	0.818
18	Grayckowski, Bob	B1/ Here for the Beer	8	2	0.800
	Enos, Kellee	C4/ Heroes In Trouble	8	2	0.800
	Coleman, Brian	D7/ The Replacements	8	2	0.800
21	Jeffcoat, Doug	A3/ Well Hungarians	11	3	0.786
	Tan, Wil	A1/ The Elusive Element	11	3	0.786
	Holland, William	C1/ Grateful Darts	11	3	0.786
	Wilkie, Felipe	C7/ Dogs of War	11	3	0.786
	Smith, Nicholas	E1/ Tres Equis	11	3	0.786
	Taylor, Jeff	F7/ The Posse	11	3	0.786
27	Iannone, Jamie	D7/ The Replacements	7	2	0.778
	West, Billy	E7/ Bogarts	7	2	0.778
29	Seward, Mike	A2/ Varina Sports Bar	10	3	0.769
	Shown, Marc	B3/ Starving Dartists	10	3	0.769
	King, Tim	D3/ No Fear	10	3	0.769
	Wells, John	E6/ Varina Sports Bar II	10	3	0.769
33	Flood, Tom	D3/ No Fear	9	3	0.750
	Mozzetti, Tim	D7/ The Replacements	9	3	0.750
	Fourhman, Karsh	E4/ Chupacabras	9	3	0.750
	Harrison, Mark	E1/ Tres Equis	9	3	0.750
	Kerr, Duncan	E3/ Da Bulls	9	3	0.750
	Gagner, Chris	E5/ 3 Legged Dog	6	2	0.750
	Folsom, Kevin	F7/ The Posse	6	2	0.750
40	Terry, Bob	A4/ Lunatic Fringe	11	4	0.733
41	Evans, J.P.	A3/ Well Hungarians	8	3	0.727
	Kunttu, Kurt	B1/ Here for the Beer	8	3	0.727
	Nagy, Les	B1/ Here for the Beer	8	3	0.727
	Stevens, Joseph	B1/ Here for the Beer	8	3	0.727
	Walters, Jason	B6/ Nothing But Darts	8	3	0.727
	Lewis, Brian	E3/ Da Bulls	8	3	0.727
	Clark, Joe	F4/ Somebody's Mother	8	3	0.727
	Kiser, Lyman	F1/ One Armed Bandits	8	3	0.727
49	Brown, Tom	A1/ The Elusive Element	10	4	0.714
	Blackwelder, Deborah	B5/ Shak'n Not Stirred	10	4	0.714
	Crumpler, Greg	B5/ Shak'n Not Stirred	10	4	0.714
	Leonard, Shawn	C5/ Bubba's Garage	10	4	0.714
	Wiegand, Tom	C7/ Dogs of War	10	4	0.714
	Reitano, Sal, Jr.	D3/ No Fear	10	4	0.714
	Reitano, Sal, Sr.	D3/ No Fear	10	4	0.714
	Brown, Phil	E6/ Varina Sports Bar II	10	4	0.714
	Graziano, John	E5/ 3 Legged Dog	10	4	0.714
	White, Bill	E3/ Da Bulls	10	4	0.714
	Kempf, Greg	F1/ One Armed Bandits	5	2	0.714
60	Moricle, Wade	A1/ The Elusive Element	7	3	0.700
	Pierce, Barry	B5/ Shak'n Not Stirred	7	3	0.700
	Burney, Gary	C3/ Excalibur	7	3	0.700
	Gibson, Ed	C8/ Travelin' Beer Bellies	7	3	0.700
	Horton, Tony	C3/ Excalibur	7	3	0.700
	Galloway, Dave	D2/ Wireless	7	3	0.700
	Pope, Joshua	D4/ Modena Cartel	7	3	0.700
	McCredie, Bob	F6/ Number One Stunners	7	3	0.700
68	(six tied - 1 in A, 2 in B, 2 in C, 1 in D)		9	4	0.692

Doubles 501 Win Percentage

			ASP	TGP	%-age
1	Kilts, Jason	A1/ The Elusive Element	7	0	1.000
2	Seward, Mike	A2/ Varina Sports Bar	12	1	0.923
3	Kiser, Lyman	F1/ One Armed Bandits	10	1	0.909
4	Barker, Barry	B1/ Here for the Beer	9	1	0.900
	Nagy, Les	B1/ Here for the Beer	9	1	0.900
6	Charlton, Warwick	E3/ Da Bulls	12	2	0.857
	Taylor, Jeff	F7/ The Posse	12	2	0.857
	Allen, Kenny	A2/ Varina Sports Bar	6	1	0.857
9	King, Tim	D3/ No Fear	11	2	0.846
	Henson, Rob	F1/ One Armed Bandits	11	2	0.846
	Koen, Tim	F2/ Mayberry	11	2	0.846
12	Wall, Keith	A1/ The Elusive Element	10	2	0.833
	Antoniak, John	F2/ Mayberry	10	2	0.833
14	Hendricks, Ron	B3/ Starving Dartists	9	2	0.818
15	Hall, Mike	A2/ Varina Sports Bar	8	2	0.800
	Stevens, Joseph	B1/ Here for the Beer	8	2	0.800
	Bacanskas, Andrew	C5/ Bubba's Garage	8	2	0.800
	Kerr, Duncan	E3/ Da Bulls	8	2	0.800
	McCredie, Bob	F6/ Number One Stunners	8	2	0.800
20	Knight, Mark	A1/ The Elusive Element	11	3	0.786
	Mays, John	B7/ Nine Lives	11	3	0.786
	Iager, John	C1/ Grateful Darts	11	3	0.786
23	Howell, John	B3/ Starving Dartists	7	2	0.778
	West, Billy	E7/ Bogarts	7	2	0.778
	Johnson, Sven	F1/ One Armed Bandits	7	2	0.778
	Young, Perry	F4/ Somebody's Mother	7	2	0.778
27	Gaglione, Joe	A1/ The Elusive Element	10	3	0.769
	Umstead, Randy	A2/ Varina Sports Bar	10	3	0.769
29	Tan, Wil	A1/ The Elusive Element	9	3	0.750
	Austin, Jan	B2/ Get the Point "33"	9	3	0.750
	Hunsberger, Jim	B2/ Get the Point "33"	9	3	0.750
	Jacobi, Paul	B1/ Here for the Beer	9	3	0.750
	Howard, Brian	C5/ Bubba's Garage	9	3	0.750
	Coleman, Brian	D7/ The Replacements	9	3	0.750
	Barton, Kevin	C4/ Heroes In Trouble	6	2	0.750
36	Brown, Tom	A1/ The Elusive Element	8	3	0.727
	Butters, Scott	A2/ Varina Sports Bar	8	3	0.727
	Herman, Fritz	B3/ Starving Dartists	8	3	0.727
	Meng, Xiwen	C2/ Horsemen	8	3	0.727
	Crowley, Pat	D2/ Wireless	8	3	0.727
	Sawyer, Matt	D6/ Damn Yankees!	8	3	0.727
42	Smith, Brian	E7/ Bogarts	10	4	0.714
	Carter, Kevin	D8/ Red Bull	5	2	0.714
	DeMattos, Rick	E4/ Chupacabras	5	2	0.714
	Theall, Ken	E5/ 3 Legged Dog	5	2	0.714
46	Powell, Mark	B4/ UZMALL	7	3	0.700
	Casey, Scott	C2/ Horsemen	7	3	0.700
	Pope, Joshua	D4/ Modena Cartel	7	3	0.700
	Thomas, Jason	D7/ The Replacements	7	3	0.700
	Breton, Pam	F7/ The Posse	7	3	0.700
	Hamlet, Hope	F7/ The Posse	7	3	0.700
52	Whitehead, Lee	A3/ Well Hungarians	9	4	0.692
	Chaney, Billy	B5/ Shak'n Not Stirred	9	4	0.692
	Maminski, Len	C2/ Horsemen	9	4	0.692
	Stites, Jon	C6/ Hammer Heads	9	4	0.692
	Johnson, Mike	D2/ Wireless	9	4	0.692
	Todd, Patrick	E4/ Chupacabras	9	4	0.692
	White, Bill	E3/ Da Bulls	9	4	0.692
	Reynolds, Mike	F8/ Tailgaters	9	4	0.692
60	Ray, Gerald	A8/ Damage, Inc.	10	5	0.667
	Terry, Bob	A4/ Lunatic Fringe	10	5	0.667
	(nine tied - 2 in C, 5 in D, 2 in E)		8	4	0.667
	(six tied - 2 in B, 2 in C, 2 in F)		6	3	0.667

Spring 2004 RDL Top Singles Records (League-Wide) (FINAL!)
and Top Doubles Records (League-Wide) (FINAL!)

(All statistics are included, as there were no missing scoresheets this season) (Game minimums required for these listings: 19 for all divisions)

Singles Win Percentage

			W	L	%-age
1	Taylor, Jeff	F7/ The Posse	26	2	0.929
2	Seward, Mike	A2/ Varina Sports Bar	24	2	0.923
	Ewald, Dan	E6/ Varina Sports Bar II	24	2	0.923
4	Reynolds, Mike	F8/ Tailgaters	23	3	0.885
5	Tan, Wil	A1/ The Elusive Element	22	3	0.880
6	McDonald, Mike	D2/ Wireless	20	3	0.870
7	Winters, Tom	D5/ Dynamic Darts	24	4	0.857
8	Wade, Nate	F3/ Coral Reefers	22	4	0.846
9	Wall, Keith	A1/ The Elusive Element	19	4	0.826
10	Zemlo, Josh	E6/ Varina Sports Bar II	23	5	0.821
11	Stevens, Joseph	B1/ Here for the Beer	18	4	0.818
	Crowley, Pat	D2/ Wireless	18	4	0.818
13	Jacobi, Paul	B1/ Here for the Beer	21	5	0.808
14	Dautrich, Dan	C6/ Hammer Heads	16	4	0.800
15	Thomas, Jason	D7/ The Replacements	19	5	0.792
	Chapman, Alex	E5/ 3 Legged Dog	19	5	0.792
	Gillett, Galen	E1/ Tres Equis	19	5	0.792
18	Kiser, Lyman	F1/ One Armed Bandits	15	4	0.789
19	Carroll, John	C7/ Dogs of War	22	6	0.786
	Smith, Nicholas	E1/ Tres Equis	22	6	0.786
21	Coleman, Brian	D7/ The Replacements	18	5	0.783
22	Goodknecht, Chris	C1/ Grateful Darts	17	5	0.773
	Clark, Joe	F4/ Somebody's Mother	17	5	0.773
24	Dixon, J.D.	A2/ Varina Sports Bar	19	6	0.760
	Kerr, Duncan	E3/ Da Bulls	19	6	0.760
	Wells, John	E6/ Varina Sports Bar II	19	6	0.760
27	Simpson, David	B6/ Nothing But Darts	21	7	0.750
	Foushee, Eugene	C3/ Excalibur	18	6	0.750
	Kunttu, Kurt	B1/ Here for the Beer	15	5	0.750
30	Budelman, Jim	A4/ Lunatic Fringe	17	6	0.739
	Walters, Jason	B6/ Nothing But Darts	17	6	0.739
32	Heater, Brett	F2/ Mayberry	22	8	0.733
33	Brown, Tom	A1/ The Elusive Element	19	7	0.731
	Grannis, Jason	B2/ Get the Point "33"	19	7	0.731
	Graziano, John	E5/ 3 Legged Dog	19	7	0.731
36	Terry, Bob	A4/ Lunatic Fringe	24	9	0.727
	Snyder, Mark	C2/ Horsemen	16	6	0.727
	Snowden, Mark	E3/ Da Bulls	16	6	0.727
39	Whitehead, Lee	A3/ Well Hungarians	20	8	0.714
	Romanchek, David	B7/ Nine Lives	20	8	0.714
	Keller, Tony	C2/ Horsemen	20	8	0.714
	Teeter, Kyle	D4/ Modena Cartel	20	8	0.714
	Hyler, Dale	A4/ Lunatic Fringe	15	6	0.714
	Mozzetti, Tim	D7/ The Replacements	15	6	0.714
45	Hopkins, Chris	C6/ Hammer Heads	17	7	0.708
	Howard, Brian	C5/ Bubba's Garage	17	7	0.708
47	Holland, William	C1/ Grateful Darts	19	8	0.704
	Reitano, Sal, Jr.	D3/ No Fear	19	8	0.704
49	Gross, Tom	D1/ Sharky's Machine	21	9	0.700
	Gibbs, Keith	A3/ Well Hungarians	14	6	0.700
	Horton, Tony	C3/ Excalibur	14	6	0.700
	Stites, Jon	C6/ Hammer Heads	14	6	0.700
	McCredie, Bob	F6/ Number One Stunners	14	6	0.700
54	Knight, Mark	A1/ The Elusive Element	18	8	0.692
	Hunsberger, Jim	B2/ Get the Point "33"	18	8	0.692
	King, Tim	D3/ No Fear	18	8	0.692
	Johnston, Anton	E2/ Kozmic Debris	18	8	0.692
58	Butman, Don	A4/ Lunatic Fringe	13	6	0.684
59	White, Bill	E3/ Da Bulls	17	8	0.680
	Martin, David	F4/ Somebody's Mother	17	8	0.680
61	Reitano, Sal, Sr.	D3/ No Fear	18	9	0.667
	Henson, Rob	F1/ One Armed Bandits	18	9	0.667
	Jarvah, Sean	F3/ Coral Reefers	16	8	0.667
	Moore, Tim	F5/ Get Over It	14	7	0.667
65	(two tied - 1 in E, 1 in F)		17	9	0.654

Doubles Win Percentage

			ASP	TGP	%-age
1	Antoniak, John	F2/ Mayberry	22	3	0.880
2	Koen, Tim	F2/ Mayberry	23	4	0.852
3	Seward, Mike	A2/ Varina Sports Bar	22	4	0.846
4	Taylor, Jeff	F7/ The Posse	23	5	0.821
5	Kiser, Lyman	F1/ One Armed Bandits	18	4	0.818
6	Johnson, Mike	D2/ Wireless	22	5	0.815
7	Nagy, Les	B1/ Here for the Beer	17	4	0.810
8	King, Tim	D3/ No Fear	21	5	0.808
9	Gibbs, Keith	A3/ Well Hungarians	19	5	0.792
10	Johnson, David	D2/ Wireless	22	6	0.786
11	Coleman, Brian	D7/ The Replacements	17	5	0.773
	Kerr, Duncan	E3/ Da Bulls	17	5	0.773
13	Tan, Wil	A1/ The Elusive Element	20	6	0.769
14	Stevens, Joseph	B1/ Here for the Beer	16	5	0.762
15	Rowe, Travis	D5/ Dynamic Darts	21	7	0.750
	Foushee, Eugene	C3/ Excalibur	18	6	0.750
	McCredie, Bob	F6/ Number One Stunners	15	5	0.750
18	Winters, Tom	D5/ Dynamic Darts	20	7	0.741
19	Wade, Nate	F3/ Coral Reefers	17	6	0.739
20	Henson, Rob	F1/ One Armed Bandits	19	7	0.731
21	Wall, Keith	A1/ The Elusive Element	16	6	0.727
	Chapman, Alex	E5/ 3 Legged Dog	16	6	0.727
23	Brown, Tom	A1/ The Elusive Element	18	7	0.720
	Mitchell, Sid	D7/ The Replacements	18	7	0.720
25	Jeffcoat, Doug	A3/ Well Hungarians	20	8	0.714
	Mays, John	B7/ Nine Lives	20	8	0.714
	Iager, John	C1/ Grateful Darts	20	8	0.714
	Smith, Nicholas	E1/ Tres Equis	20	8	0.714
	Iannone, Jamie	D7/ The Replacements	15	6	0.714
30	Budelman, Jim	A4/ Lunatic Fringe	17	7	0.708
	McNamara, Tim	A3/ Well Hungarians	17	7	0.708
	Hendricks, Ron	B3/ Starving Dartists	17	7	0.708
	Harrison, Mark	E1/ Tres Equis	17	7	0.708
34	Knight, Mark	A1/ The Elusive Element	19	8	0.704
	Charlton, Warwick	E3/ Da Bulls	19	8	0.704
	White, Bill	E3/ Da Bulls	19	8	0.704
37	Terry, Bob	A4/ Lunatic Fringe	21	9	0.700
	Kunttu, Kurt	B1/ Here for the Beer	14	6	0.700
	Pope, Joshua	D4/ Modena Cartel	14	6	0.700
	Clark, Joe	F4/ Somebody's Mother	14	6	0.700
41	Fourhman, Karsh	E4/ Chupacabras	16	7	0.696
42	Ewald, Dan	E6/ Varina Sports Bar II	18	8	0.692
	Wells, John	E6/ Varina Sports Bar II	18	8	0.692
44	Wilkie, Felipe	C7/ Dogs of War	20	9	0.690
45	Grayckowski, Bob	B1/ Here for the Beer	13	6	0.684
46	Burney, Gary	C3/ Excalibur	15	7	0.682
	Galloway, Dave	D2/ Wireless	15	7	0.682
48	McDonald, Mike	D2/ Wireless	17	8	0.680
49	Blackwelder, Deboral	B5/ Shak'n Not Stirred	19	9	0.679
	Reitano, Sal, Jr.	D3/ No Fear	19	9	0.679
51	Whitehead, Lee	A3/ Well Hungarians	18	9	0.667
	Moricle, Wade	A1/ The Elusive Element	16	8	0.667
	Umstead, Randy	A2/ Varina Sports Bar	16	8	0.667
	Jacobi, Paul	B1/ Here for the Beer	16	8	0.667
	Howard, Brian	C5/ Bubba's Garage	16	8	0.667
56	Reynolds, Mike	F8/ Tailgaters	17	9	0.654
57	Shown, Marc	B3/ Starving Dartists	15	8	0.652
58	Howell, John	B3/ Starving Dartists	13	7	0.650
	Horton, Tony	C3/ Excalibur	13	7	0.650
	Mozzetti, Tim	D7/ The Replacements	13	7	0.650
61	Leonard, Shawn	C5/ Bubba's Garage	18	10	0.643
62	Gaglione, Joe	A1/ The Elusive Element	16	9	0.640
	Smith, Van	F3/ Coral Reefers	16	9	0.640
64	(five tied - 1 in C, 2 in D, 2 in E)		14	8	0.636

Spring 2004 RDL Top Singles + Doubles Records (League-Wide) (FINAL!)
and Top All-Star Point Percentages (League-Wide) (FINAL!)

(All statistics are included, as there were no missing scoresheets this season) (Game minimums required for these listings: 37 for all divisions)

Singles + Doubles Win Percentage

			W	L	%-age
1	Seward, Mike	A2/ Varina Sports Bar	46	6	0.885
2	Taylor, Jeff	F7/ The Posse	49	7	0.875
3	Tan, Wil	A1/ The Elusive Element	42	9	0.824
4	Ewald, Dan	E6/ Varina Sports Bar II	42	10	0.808
5	Kiser, Lyman	F1/ One Armed Bandits	33	8	0.805
6	Winters, Tom	D5/ Dynamic Darts	44	11	0.800
7	Wade, Nate	F3/ Coral Reefers	39	10	0.796
8	Stevens, Joseph	B1/ Here for the Beer	34	9	0.791
9	Wall, Keith	A1/ The Elusive Element	35	10	0.778
	Coleman, Brian	D7/ The Replacements	35	10	0.778
11	McDonald, Mike	D2/ Wireless	37	11	0.771
12	Reynolds, Mike	F8/ Tailgaters	40	12	0.769
13	Kerr, Duncan	E3/ Da Bulls	36	11	0.766
14	Antoniak, John	F2/ Mayberry	39	12	0.765
15	Chapman, Alex	E5/ 3 Legged Dog	35	11	0.761
16	Smith, Nicholas	E1/ Tres Equis	42	14	0.750
	King, Tim	D3/ No Fear	39	13	0.750
	Foushee, Eugene	C3/ Excalibur	36	12	0.750
	Gibbs, Keith	A3/ Well Hungarians	33	11	0.750
20	Nagy, Les	B1/ Here for the Beer	29	10	0.744
21	Jacobi, Paul	B1/ Here for the Beer	37	13	0.740
22	Clark, Joe	F4/ Somebody's Mother	31	11	0.738
23	Crowley, Pat	D2/ Wireless	32	12	0.727
24	Brown, Tom	A1/ The Elusive Element	37	14	0.725
	Wells, John	E6/ Varina Sports Bar II	37	14	0.725
26	Kunttu, Kurt	B1/ Here for the Beer	29	11	0.725
	McCredie, Bob	F6/ Number One Stunners	29	11	0.725
28	Budelman, Jim	A4/ Lunatic Fringe	34	13	0.723
29	Thomas, Jason	D7/ The Replacements	33	13	0.717
30	Terry, Bob	A4/ Lunatic Fringe	45	18	0.714
	Koen, Tim	F2/ Mayberry	40	16	0.714
32	Pope, Joshua	D4/ Modena Cartel	27	11	0.711
33	Johnson, Mike	D2/ Wireless	39	16	0.709
34	Gillett, Galen	E1/ Tres Equis	33	14	0.702
35	Knight, Mark	A1/ The Elusive Element	37	16	0.698
	Henson, Rob	F1/ One Armed Bandits	37	16	0.698
37	White, Bill	E3/ Da Bulls	36	16	0.692
38	Whitehead, Lee	A3/ Well Hungarians	38	17	0.691
	Reitano, Sal, Jr.	D3/ No Fear	38	17	0.691
40	Howard, Brian	C5/ Bubba's Garage	33	15	0.688
	Graziano, John	E5/ 3 Legged Dog	33	15	0.688
42	Dixon, J.D.	A2/ Varina Sports Bar	35	16	0.686
43	Mozzetti, Tim	D7/ The Replacements	28	13	0.683
44	Jeffcoat, Doug	A3/ Well Hungarians	38	18	0.679
	Carroll, John	C7/ Dogs of War	38	18	0.679
	Zemlo, Josh	E6/ Varina Sports Bar II	38	18	0.679
47	Horton, Tony	C3/ Excalibur	27	13	0.675
48	Hendricks, Ron	B3/ Starving Dartists	31	15	0.674
49	Snowden, Mark	E3/ Da Bulls	30	15	0.667
50	Iager, John	C1/ Grateful Darts	37	19	0.661
	Johnson, David	D2/ Wireless	37	19	0.661
52	Mitchell, Sid	D7/ The Replacements	33	17	0.660
53	Stites, Jon	C6/ Hammer Heads	29	15	0.659
54	Holland, William	C1/ Grateful Darts	36	19	0.655
55	Johnston, Anton	E2/ Kozmic Debris	34	18	0.654
56	Fourhman, Karsh	E4/ Chupacabras	30	16	0.652
57	Reynolds, Renee	B1/ Here for the Beer	24	13	0.649
58	Hunsberger, Jim	B2/ Get the Point "33"	33	18	0.647
59	Gaglione, Joe	A1/ The Elusive Element	31	17	0.646
	Harrison, Mark	E1/ Tres Equis	31	17	0.646
61	Hyler, Dale	A4/ Lunatic Fringe	27	15	0.643
	Burney, Gary	C3/ Excalibur	27	15	0.643
	Goodknecht, Chris	C1/ Grateful Darts	27	15	0.643
64	Smith, Van	F3/ Coral Reefers	34	19	0.642
65	Keller, Tony	C2/ Horsemen	33	19	0.635

All-Star Point Percentage

			ASP	TGP	%-age
1	Tan, Wil	A1/ The Elusive Element	96.5	51	1.892
2	Gibbs, Keith	A3/ Well Hungarians	79.0	44	1.795
3	Seward, Mike	A2/ Varina Sports Bar	91.5	53	1.726
4	Brown, Tom	A1/ The Elusive Element	82.5	51	1.618
5	Whitehead, Lee	A3/ Well Hungarians	84.5	55	1.536
6	Dixon, J.D.	A2/ Varina Sports Bar	77.0	52	1.481
7	Knight, Mark	A1/ The Elusive Element	72.0	53	1.358
8	Hyler, Dale	A4/ Lunatic Fringe	57.0	43	1.326
9	Mitchell, Jim	A8/ Damage, Inc.	61.5	48	1.281
10	Terry, Bob	A4/ Lunatic Fringe	81.0	64	1.266
11	Murray, David	A8/ Damage, Inc.	67.0	56	1.196
12	Hall, Mike	A2/ Varina Sports Bar	54.5	46	1.185
13	Jeffcoat, Doug	A3/ Well Hungarians	62.5	56	1.116
14	Budelman, Jim	A4/ Lunatic Fringe	53.5	48	1.115
15	Holland, William	C1/ Grateful Darts	63.5	57	1.114
16	Simpson, Donnie	A2/ Varina Sports Bar	52.5	48	1.094
17	Winters, Tom	D5/ Dynamic Darts	60.0	55	1.091
	McNamara, Tim	A3/ Well Hungarians	48.0	44	1.091
19	Gaglione, Joe	A1/ The Elusive Element	51.0	48	1.063
20	Butters, Scott	A2/ Varina Sports Bar	42.5	41	1.037
21	Carroll, John	C7/ Dogs of War	59.0	57	1.035
22	Hoffmann, Steve	A4/ Lunatic Fringe	71.5	71	1.007
23	Evans, J.P.	A3/ Well Hungarians	49.0	49	1.000
24	Hunsberger, Jim	B2/ Get the Point "33"	52.0	53	0.981
25	Wall, Keith	A1/ The Elusive Element	44.0	45	0.978
26	Crowley, Pat	D2/ Wireless	42.0	45	0.933
27	Selby, Brian	A4/ Lunatic Fringe	58.5	63	0.929
	Umstead, Randy	A2/ Varina Sports Bar	45.5	49	0.929
	Kunttu, Kurt	B1/ Here for the Beer	39.0	42	0.929
30	Beaudoin, Paul	B8/ Swift Recovery	48.0	52	0.923
	Persson, Kenny	B8/ Swift Recovery	48.0	52	0.923
32	Johnson, Mike	D2/ Wireless	51.5	56	0.920
33	Bradshaw, Rick	C4/ Heroes In Trouble	47.5	53	0.896
34	Sellers, Mark	A7/ Cheap Shots	39.0	44	0.886
35	Jacobi, Paul	B1/ Here for the Beer	45.5	52	0.875
	Butman, Don	A4/ Lunatic Fringe	35.0	40	0.875
37	Sawyer, Matt	D6/ Damn Yankees!	37.5	43	0.872
38	Jenkins, John	B2/ Get the Point "33"	43.0	51	0.843
39	Witz, Steve	A7/ Cheap Shots	43.5	52	0.837
40	Ray, Gerald	A8/ Damage, Inc.	48.5	58	0.836
41	Zemlo, Josh	E6/ Varina Sports Bar II	46.5	56	0.830
42	Simpson, David	B6/ Nothing But Darts	45.5	55	0.827
43	McDonald, Mike	D2/ Wireless	40.5	49	0.827
44	Grogan, Steve	A7/ Cheap Shots	38.0	46	0.826
45	Smith, Butch	B7/ Nine Lives	43.0	54	0.796
46	Pope, Joshua	D4/ Modena Cartel	30.5	39	0.782
47	Murdaugh, John	A6/ Home Thrown	46.5	60	0.775
48	Edgecombe, Sean	A6/ Home Thrown	45.0	59	0.763
49	Thomas, Jason	D7/ The Replacements	35.5	47	0.755
50	Blackwelder, Deboral	B5/ Shak'n Not Stirred	43.0	57	0.754
51	Taylor, Jeff	F7/ The Posse	42.0	56	0.750
52	Moricle, Wade	A1/ The Elusive Element	32.5	44	0.739
53	Baldwin, Randy	A5/ Eight Blind Swine	39.0	53	0.736
54	Vaux, Wes	A7/ Cheap Shots	29.0	40	0.725
55	Oakley, Richard	A8/ Damage, Inc.	42.0	58	0.724
56	Gillett, Galen	E1/ Tres Equis	34.0	47	0.723
57	Scott, Lee	A8/ Damage, Inc.	41.0	57	0.719
58	Smith, Sarge	C4/ Heroes In Trouble	38.0	53	0.717
59	Powell, Mark	B4/ UZMALL	27.5	39	0.705
60	Stevens, Joseph	B1/ Here for the Beer	31.0	44	0.705
61	Barton, Kevin	C4/ Heroes In Trouble	34.0	49	0.694
62	Ewald, Dan	E6/ Varina Sports Bar II	35.5	52	0.683
63	Reitano, Sal, Jr.	D3/ No Fear	38.0	56	0.679
64	Goodknecht, Chris	C1/ Grateful Darts	29.0	43	0.674
65	Hindle, Mikey	B8/ Swift Recovery	33.0	49	0.673

Spring 2004 RDL Records (by team) (FINAL!)

(All statistics are included, as there were no missing scoresheets this season)

Singles Win Percentages

		W	L	%-age
1	B1/ Here for the Beer	108	48	0.692
2	A1/ The Elusive Element	113	55	0.673
3	D3/ No Fear	100	56	0.641
4	A2/ Varina Sports Bar	106	62	0.631
5	A4/ Lunatic Fringe	102	64	0.614
6	E5/ 3 Legged Dog	102	66	0.607
7	E6/ Varina Sports Bar II	101	67	0.601
8	D2/ Wireless	99	69	0.589
9	A3/ Well Hungarians	98	70	0.583
	C3/ Excalibur	98	70	0.583
11	C6/ Hammer Heads	94	73	0.563
12	F3/ Coral Reefers	93	75	0.554
13	D4/ Modena Cartel	92	76	0.548
	F2/ Mayberry	92	76	0.548
15	B8/ Swift Recovery	85	71	0.545
16	E2/ Kozmic Debris	90	76	0.542
17	B6/ Nothing But Darts	91	77	0.542
	C2/ Horsemen	91	77	0.542
19	D7/ The Replacements	83	73	0.532
20	D5/ Dynamic Darts	89	79	0.530
21	E4/ Chupacabras	87	81	0.518
22	C5/ Bubba's Garage	86	82	0.512
23	F4/ Somebody's Mother	85	83	0.506
24	B5/ Shak'n Not Stirred	84	84	0.500
	C1/ Grateful Darts	84	84	0.500
	E1/ Tres Equis	84	84	0.500
	F5/ Get Over It	84	84	0.500
28	E3/ Da Bulls	81	83	0.494
29	D1/ Sharky's Machine	75	80	0.484
30	B2/ Get the Point "33"	81	87	0.482
	B7/ Nine Lives	81	87	0.482
	F1/ One Armed Bandits	81	87	0.482
33	F8/ Tailgaters	80	88	0.476
34	C8/ Travelin' Beer Bellies	79	89	0.470
	F6/ Number One Stunners	79	89	0.470
36	B3/ Starving Dartists	77	91	0.458
	F7/ The Posse	77	91	0.458
38	A8/ Damage, Inc.	73	94	0.437
39	C4/ Heroes In Trouble	71	97	0.423
40	C7/ Dogs of War	68	99	0.407
41	A7/ Cheap Shots	64	104	0.381
42	E8/ PB's	62	102	0.378
43	D6/ Damn Yankees!	62	105	0.371
44	A5/ Eight Blind Swine	61	107	0.363
45	E7/ Bogarts	59	107	0.355
46	B4/ UZMALL	53	115	0.315
47	A6/ Home Thrown	52	113	0.315
48	D8/ Red Bull	47	109	0.301

Doubles Win Percentages

		W	L	%-age
1	A1/ The Elusive Element	59	25	0.702
2	B1/ Here for the Beer	54	24	0.692
3	A3/ Well Hungarians	58	26	0.690
4	D2/ Wireless	53	31	0.631
5	D3/ No Fear	49	29	0.628
	D7/ The Replacements	49	29	0.628
7	A2/ Varina Sports Bar	52	32	0.619
	E3/ Da Bulls	52	32	0.619
9	F1/ One Armed Bandits	51	33	0.607
10	E6/ Varina Sports Bar II	50	34	0.595
11	E1/ Tres Equis	49	35	0.583
	F5/ Get Over It	49	35	0.583
13	A4/ Lunatic Fringe	48	36	0.571
14	B5/ Shak'n Not Stirred	47	37	0.560
	C3/ Excalibur	47	37	0.560
16	F2/ Mayberry	45	36	0.556
17	B3/ Starving Dartists	46	38	0.548
	C1/ Grateful Darts	46	38	0.548
19	E5/ 3 Legged Dog	44	40	0.524
20	C4/ Heroes In Trouble	43	41	0.512
	C7/ Dogs of War	43	41	0.512
	D4/ Modena Cartel	43	41	0.512
	F7/ The Posse	43	41	0.512
24	B2/ Get the Point "33"	42	42	0.500
	B7/ Nine Lives	42	42	0.500
	C5/ Bubba's Garage	42	42	0.500
27	C2/ Horsemen	41	43	0.488
	D5/ Dynamic Darts	41	43	0.488
	E4/ Chupacabras	41	43	0.488
30	F6/ Number One Stunners	39	45	0.464
31	B8/ Swift Recovery	36	42	0.462
32	A8/ Damage, Inc.	38	46	0.452
	C6/ Hammer Heads	38	46	0.452
	F3/ Coral Reefers	38	46	0.452
35	E2/ Kozmic Debris	37	47	0.440
	F4/ Somebody's Mother	37	47	0.440
37	C8/ Travelin' Beer Bellies	36	48	0.429
38	D1/ Sharky's Machine	32	46	0.410
39	D6/ Damn Yankees!	33	51	0.393
40	F8/ Tailgaters	31	50	0.383
41	B6/ Nothing But Darts	32	52	0.381
	E7/ Bogarts	32	52	0.381
43	B4/ UZMALL	31	53	0.369
	E8/ PB's	31	53	0.369
45	A7/ Cheap Shots	29	55	0.345
46	A5/ Eight Blind Swine	28	56	0.333
47	D8/ Red Bull	24	54	0.308
48	A6/ Home Thrown	24	60	0.286

Spring 2004 RDL Records (by team) (FINAL!)

(All statistics are included, as there were no missing scoresheets this season)

Singles+Doubles Win Percentages

		W	L	%-age
1	B1/ Here for the Beer	216	96	0.692
2	A1/ The Elusive Element	231	105	0.688
3	A3/ Well Hungarians	214	122	0.637
4	D3/ No Fear	198	114	0.635
5	A2/ Varina Sports Bar	210	126	0.625
6	D2/ Wireless	205	131	0.610
7	E6/ Varina Sports Bar II	201	135	0.598
8	A4/ Lunatic Fringe	198	136	0.593
9	D7/ The Replacements	181	131	0.580
10	C3/ Excalibur	192	144	0.571
11	E5/ 3 Legged Dog	190	146	0.565
12	E3/ Da Bulls	185	147	0.557
13	F2/ Mayberry	182	148	0.552
14	F1/ One Armed Bandits	183	153	0.545
15	E1/ Tres Equis	182	154	0.542
	F5/ Get Over It	182	154	0.542
17	B5/ Shak'n Not Stirred	178	158	0.530
	D4/ Modena Cartel	178	158	0.530
19	C1/ Grateful Darts	176	160	0.524
20	C2/ Horsemen	173	163	0.515
21	D5/ Dynamic Darts	171	165	0.509
22	C6/ Hammer Heads	170	165	0.507
23	C5/ Bubba's Garage	170	166	0.506
24	B8/ Swift Recovery	157	155	0.503
25	B3/ Starving Dartists	169	167	0.503
	E4/ Chupacabras	169	167	0.503
	F3/ Coral Reefers	169	167	0.503
28	B2/ Get the Point "33"	165	171	0.491
	B7/ Nine Lives	165	171	0.491
30	E2/ Kozmic Debris	164	170	0.491
31	F7/ The Posse	163	173	0.485
32	F4/ Somebody's Mother	159	177	0.473
33	C4/ Heroes In Trouble	157	179	0.467
	F6/ Number One Stunners	157	179	0.467
35	B6/ Nothing But Darts	155	181	0.461
36	C7/ Dogs of War	154	181	0.460
37	C8/ Travelin' Beer Bellies	151	185	0.449
38	D1/ Sharky's Machine	139	172	0.447
39	A8/ Damage, Inc.	149	186	0.445
40	F8/ Tailgaters	142	188	0.430
41	D6/ Damn Yankees!	128	207	0.382
42	E8/ PB's	124	208	0.373
43	E7/ Bogarts	123	211	0.368
44	A7/ Cheap Shots	122	214	0.363
45	A5/ Eight Blind Swine	117	219	0.348
46	B4/ UZMALL	115	221	0.342
47	D8/ Red Bull	95	217	0.304
48	A6/ Home Thrown	100	233	0.300

All-Star Percentages

		ASP	TGP	%-age
1	A1/ The Elusive Element	418.0	336	1.244
2	A2/ Varina Sports Bar	403.0	343	1.175
3	A3/ Well Hungarians	373.0	336	1.110
4	A4/ Lunatic Fringe	366.5	340	1.078
5	A8/ Damage, Inc.	281.5	335	0.840
6	B1/ Here for the Beer	225.5	325	0.694
7	A5/ Eight Blind Swine	233.0	342	0.681
8	A7/ Cheap Shots	231.0	350	0.660
9	A6/ Home Thrown	222.0	339	0.655
10	B8/ Swift Recovery	211.5	323	0.655
11	D2/ Wireless	210.5	344	0.612
12	D3/ No Fear	177.5	318	0.558
13	B2/ Get the Point "33"	185.5	350	0.530
14	B5/ Shak'n Not Stirred	187.0	356	0.525
15	C1/ Grateful Darts	182.0	348	0.523
16	B6/ Nothing But Darts	167.0	336	0.497
17	B7/ Nine Lives	172.5	349	0.494
18	C4/ Heroes In Trouble	175.5	367	0.478
19	E6/ Varina Sports Bar II	158.5	336	0.472
20	D4/ Modena Cartel	159.5	343	0.465
21	D5/ Dynamic Darts	155.0	336	0.461
22	B3/ Starving Dartists	164.5	358	0.459
23	D7/ The Replacements	140.0	320	0.438
24	C7/ Dogs of War	148.0	341	0.434
25	E1/ Tres Equis	143.5	336	0.427
26	C6/ Hammer Heads	151.0	358	0.422
27	C5/ Bubba's Garage	144.0	349	0.413
28	E2/ Kozmic Debris	140.5	341	0.412
29	E4/ Chupacabras	138.0	336	0.411
30	D6/ Damn Yankees!	137.0	335	0.409
31	C3/ Excalibur	140.5	359	0.391
32	C8/ Travelin' Beer Bellies	131.0	336	0.390
33	C2/ Horsemen	133.5	343	0.389
	E5/ 3 Legged Dog	133.5	343	0.389
35	B4/ UZMALL	129.5	336	0.385
36	D1/ Sharky's Machine	111.5	311	0.359
37	E3/ Da Bulls	117.5	338	0.348
38	E7/ Bogarts	117.5	347	0.339
39	F7/ The Posse	104.0	336	0.310
40	F3/ Coral Reefers	108.0	363	0.298
41	D8/ Red Bull	91.0	312	0.292
42	F1/ One Armed Bandits	92.5	336	0.275
43	F2/ Mayberry	89.5	330	0.271
44	E8/ PB's	92.0	351	0.262
45	F4/ Somebody's Mother	89.5	342	0.262
46	F6/ Number One Stunners	82.0	336	0.244
47	F5/ Get Over It	85.5	351	0.244
48	F8/ Tailgaters	70.5	330	0.214

	Week 1			Week 2			Week 3			Week 4			Week 5			Week 6			Week 7			Week 8			Week 9			Week 10			Week 11			Week 12			Week 13			Week 14			Forfeits
RDL - Spring, 2004	vs.	W/L	Pts.	vs.	W/L	Pts.	vs.	W/L	Pts.	vs.	W/L	Pts.	vs.	W/L	Pts.	vs.	W/L	Pts.	vs.	W/L	Pts.	vs.	W/L	Pts.	vs.	W/L	Pts.	vs.	W/L	Pts.	vs.	W/L	Pts.	vs.	W/L	Pts.	vs.	W/L	Pts.	vs.	W/L	Pts.	
A1/ The Elusive Element	A4	W	18	a7	W	16	A5	W	22	a3	W	15	A8	W	17	a6	W	22	A2	W	15	a4	W	12	A7	W	15	a5	W	20	A3	L	10	a8	W	16	A6	W	19	a2	W	14	
A2/ Varina Sports Bar	a6	W	17	A3	W	19	a8	W	15	A4	W	12	a5	W	18	A7	W	16	a1	L	9	A6	W	18	a3	L	11	A8	W	14	a4	W	14	A5	W	18	a7	W	19	A1	L	10	
A3/ Well Hungarians	A8	W	17	a2	L	5	A7	W	15	A1	L	9	a6	W	20	A4	W	13	a5	W	19	a8	W	14	A2	W	13	a7	W	22	a1	W	14	A6	W	20	a4	W	15	A5	W	18	
A4/ Lunatic Fringe	a1	L	6	A5	W	12	a6	W	14	a2	L	12	A7	W	16	a3	L	9	A8	L	9	A1	L	10	a5	W	12	A6	W	19	A2	L	10	a7	W	15	A3	L	9	a8	W	18	
A5/ Eight Blind Swine	A7	L	12	a4	L	6	a1	L	2	A6	W	11	A2	L	6	a8	L	9	A3	L	5	a7	W	14	A4	L	6	A1	L	3	a6	W	15	a2	L	6	A8	L	10	a3	L	6	
A6/ Home Thrown	A2	L	5	a8	L	11	A4	L	8	a5	L	10	A3	L	4	A1	L	2	a7	W	12	a2	L	6	A8	L	7	a4	L	1	A5	L	9	a3	L	4	a1	L	4	A7	L	10	
A7/ Cheap Shots	a5	W	12	A1	L	8	a3	L	9	A8	L	11	a4	L	8	a2	L	8	A6	L	12	A5	L	10	a1	L	9	A3	L	2	a8	L	9	A4	L	6	A2	L	5	a6	W	11	
A8/ Damage, Inc.	a3	L	7	A6	W	13	A2	L	9	a7	W	13	a1	L	7	A5	W	13	a4	W	10	A3	L	10	a6	W	14	a2	L	10	A7	W	13	A1	L	8	a5	W	14	A4	L	6	
B1/ Here for the Beer	B8	*L*	*0*	b4	W	17	B6	W	17	b2	W	14	B5	W	21	B7	W	19	b3	W	16	b8	W	18	B4	W	19	b6	W	16	B2	W	21	b5	W	12	b7	W	14	B3	W	12	1
B2/ Get the Point "33"	B3	L	12	b6	L	11	b7	L	9	B1	L	10	B8	W	15	b4	W	15	B5	W	12	b3	W	13	B6	L	10	B7	L	10	b1	L	3	b8	W	13	B4	W	22	b5	L	10	
B3/ Starving Dartists	b2	W	12	B7	L	12	b5	L	9	B4	W	16	b6	W	16	b8	L	7	B1	L	8	B2	L	11	b7	W	15	B5	L	11	b4	W	13	B6	L	10	B8	W	17	b1	L	12	
B4/ UZMALL	b5	W	13	B1	L	7	B8	L	11	b3	L	8	b7	L	4	B2	L	9	b6	L	6	B5	L	9	b1	L	5	b8	L	6	B3	L	10	B7	L	7	b2	L	2	B6	W	13	
B5/ Shak'n Not Stirred	B4	L	11	b8	L	12	B3	W	15	B7	L	10	b1	L	3	B6	W	14	b2	L	12	b4	W	14	B8	W	16	b3	W	13	b7	W	17	B1	L	12	b6	W	15	B2	W	14	
B6/ Nothing But Darts	b7	L	10	B2	W	13	b1	L	7	b8	W	10	B3	L	8	b5	L	10	B4	W	16	B7	W	13	b2	W	14	B1	L	8	B8	W	13	b3	W	14	B5	L	9	b4	L	10	
B7/ Nine Lives	B6	W	14	b3	W	12	B2	W	15	b5	W	14	B4	W	17	b1	L	5	B8	W	11	b6	L	11	B3	L	9	b2	W	14	B5	L	7	b4	W	17	B1	L	10	b8	L	5	
B8/ Swift Recovery	b1	*W*	*16*	B5	W	12	b4	W	13	B6	L	9	b2	L	9	B3	W	17	b7	L	11	B1	L	6	b5	L	8	B4	W	18	b6	L	11	B2	L	9	b3	L	7	B7	W	18	
C1/ Grateful Darts	C2	L	9	c7	W	14	C5	L	10	c6	L	6	C3	W	12	c8	W	19	C4	W	20	c2	L	11	C7	W	14	c5	L	6	C6	W	12	c3	L	8	C8	W	20	c4	W	15	
C2/ Horsemen	c1	W	11	C5	W	18	c8	W	13	c4	W	16	C7	W	15	c6	L	10	C3	W	14	C1	W	13	c5	L	11	C8	L	9	C4	W	12	c7	L	10	C6	L	7	c3	L	9	
C3/ Excalibur	c6	W	15	C8	L	5	C4	W	15	c7	W	16	c1	L	12	C5	W	19	c2	L	10	C6	W	17	c8	W	16	c4	W	12	C7	W	13	C1	W	16	c5	L	12	C2	W	14	
C4/ Heroes In Trouble	c8	L	8	C6	W	13	c3	L	9	C2	L	8	c5	W	15	C7	W	19	c1	L	4	C8	W	15	c6	W	12	C3	L	12	c2	L	12	C5	L	9	c7	L	12	C1	L	9	
C5/ Bubba's Garage	C7	W	13	c2	L	6	c1	W	14	C8	W	14	C4	L	9	c3	L	5	C6	W	12	c7	W	13	C2	W	13	C1	W	18	c8	L	10	c4	W	15	C3	W	12	c6	W	16	
C6/ Hammer Heads	C3	L	9	c4	L	11	C7	L	9	C1	W	18	c8	W	17	C2	W	14	c5	L	12	c3	L	7	C4	L	12	c7	L	11	c1	L	12	C8	W	13	c2	W	17	C5	L	8	
C7/ Dogs of War	c5	L	11	C1	L	10	c6	W	13	C3	L	8	c2	L	9	c4	L	5	C8	W	16	C5	L	11	c1	L	10	C6	W	13	c3	L	11	C2	W	14	C4	W	12	c8	L	7	
C8/ Travelin' Beer Bellies	C4	W	16	c3	W	19	C2	L	11	c5	L	10	C6	L	7	C1	L	5	c7	L	5	c4	L	9	C3	L	8	c2	W	15	C5	W	12	c6	L	11	c1	L	4	C7	W	17	
D1/ Sharky's Machine	D4	W	10	d8	*L*	*0*	D6	W	14	D7	L	8	d2	L	4	D3	L	9	d5	L	10	d4	L	10	D8	W	14	d6	W	11	d7	L	8	D2	L	5	d3	L	9	D5	L	9	1
D2/ Wireless	D8	W	15	d4	W	15	D3	W	12	d5	W	14	D1	W	17	D7	W	14	d6	W	16	d8	W	19	D4	L	11	d3	L	7	D5	W	13	d1	W	19	d7	W	15	D6	W	18	
D3/ No Fear	d7	*L*	*0*	D5	W	14	d2	L	12	d8	W	18	D6	W	20	d1	W	12	D4	W	13	D7	W	15	d5	L	11	D2	W	17	D8	W	21	d6	W	18	D1	W	15	d4	L	7	1
D4/ Modena Cartel	d1	L	8	D2	L	9	D8	W	20	d6	W	14	d7	L	7	D5	W	14	d3	L	9	D1	W	14	d2	W	13	d8	W	15	D6	W	21	D7	W	12	d5	L	8	D3	W	12	
D5/ Dynamic Darts	D6	L	9	d3	L	10	d7	L	7	D2	L	10	D8	W	16	d4	L	10	D1	W	14	d6	W	13	D3	W	13	D7	L	10	d2	L	11	d8	W	11	D4	W	16	d1	W	15	
D6/ Damn Yankees!	d5	W	12	D7	W	16	d1	L	8	D4	L	10	d3	L	4	d8	L	9	D2	L	7	D5	L	11	d7	L	10	D1	L	9	d4	L	3	D3	L	6	D8	W	15	d2	L	6	
D7/ The Replacements	D3	*W*	*16*	d6	L	8	D5	W	17	d1	W	16	D4	W	17	d2	L	10	D8	W	23	d3	L	9	D6	W	14	d5	W	14	D1	W	14	d4	L	12	D2	L	9	d8	W	18	
D8/ Red Bull	d2	L	9	D1	*W*	*16*	d4	L	4	D3	L	6	d5	L	8	D6	W	15	d7	L	1	D2	L	5	d1	L	10	D4	L	9	d3	L	3	D5	L	10	d6	L	9	D7	L	6	
E1/ Tres Equis	E6	L	11	e5	L	7	E8	W	16	e4	L	11	E7	W	18	E3	W	13	e2	L	11	e6	W	13	E5	W	13	e8	L	11	E4	W	13	e7	W	18	e3	W	15	E2	W	12	
E2/ Kozmic Debris	e4	W	15	E3	W	17	e7	W	12	E5	L	11	e8	W	10	e6	L	8	E1	W	13	E4	L	9	e3	L	2	E7	W	14	e5	W	14	E8	W	12	E6	L	8	e1	L	9	
E3/ Da Bulls	E8	W	15	e2	L	7	E4	W	14	e7	W	19	E5	L	10	e1	L	11	E6	L	9	e8	L	10	E2	W	22	e4	L	11	E7	W	12	e5	W	15	E1	L	9	e6	L	11	
E4/ Chupacabras	E2	L	9	e8	W	17	e3	L	10	E1	W	13	E6	W	14	e5	L	6	E7	L	10	e2	W	15	E8	W	15	E3	W	13	e1	L	11	e6	L	11	E5	L	11	e7	W	14	
E5/ 3 Legged Dog	e7	W	17	E1	W	17	E6	W	15	e2	W	13	e3	W	11	E4	W	18	e8	W	16	E7	W	20	e1	L	11	e6	L	8	E2	L	10	E3	L	9	e4	W	13	E8	L	12	
E6/ Varina Sports Bar II	e1	W	13	E7	W	13	e5	L	9	E8	W	17	e4	L	10	E2	W	16	e3	W	15	E1	L	11	e7	W	18	E5	W	16	e8	W	22	E4	W	13	e2	W	16	E3	W	12	
E7/ Bogarts	E5	L	7	e6	L	11	E2	L	12	E3	L	5	e1	L	6	E8	W	15	e4	W	14	e5	L	4	E6	L	6	e2	L	10	e3	L	5	E1	L	6	e8	L	12	E4	L	10	
E8/ PB's	e3	L	5	E4	L	6	e1	L	8	e6	L	7	E2	L	8	e7	L	9	E5	L	8	E3	W	10	e4	L	9	E1	W	13	E6	L	2	e2	L	7	E7	W	12	e5	W	12	
F1/ One Armed Bandits	F3	W	17	f7	W	15	F5	W	14	F6	L	10	f4	L	11	F8	W	14	f2	L	9	f3	W	16	F7	W	13	f5	L	10	f6	W	18	F4	W	13	f8	L	10	F2	L	9	
F2/ Mayberry	F5	L	10	f8	W	13	f6	W	13	F4	L	9	F7	W	14	f3	L	11	F1	W	15	f5	L	11	F8	W	14	F6	W	14	f4	W	16	f7	W	14	F3	L	10	f1	W	12	
F3/ Coral Reefers	f1	L	7	F4	L	11	F7	W	15	f5	W	12	f6	L	11	F2	W	12	f8	W	14	F1	L	8	f4	W	12	f7	W	13	F5	L	12	F6	W	13	f2	W	14	F8	W	14	
F4/ Somebody's Mother	F7	L	10	f3	W	13	F8	W	14	f2	W	15	F1	W	13	F6	L	9	f5	L	10	f7	L	6	F3	L	12	f8	W	12	F2	L	8	f1	L	11	f6	W	15	F5	L	11	
F5/ Get Over It	f2	W	14	F6	W	14	f1	L	10	F3	L	12	f8	W	16	f7	L	7	F4	W	14	F2	W	13	f6	W	14	F1	W	13	f3	W	12	F8	W	15	F7	W	15	f4	W	13	
F6/ Number One Stunners	F8	W	14	f5	L	10	F2	L	11	f1	W	14	F3	W	13	f4	W	15	F7	W	14	f8	W	14	F5	L	10	f2	L	7	F1	L	3	f3	L	11	F4	L	9	f7	W	12	
F7/ The Posse	f4	W	14	F1	L	9	f3	L	9	F8	L	11	f2	L	10	F5	W	17	f6	L	10	F4	W	18	f1	L	11	F3	L	11	f8	W	13	F2	L	10	f5	L	8	F6	L	11	
F8/ Tailgaters	f6	L	9	F2	L	4	f4	L	8	f7	W	12	F5	L	6	f1	L	10	F3	L	8	F6	L	8	f2	L	9	F4	L	9	F7	L	9	f5	L	7	F1	W	12	f3	L	7	

	Singles 301		Singles Cricket		Singles Record		Singles Win %-age	Doubles Cricket		Doubles 501		Doubles Record		Doubles Win %-age	Sngls + Dbls Record		Sngls + Dbls Win %-age	1001 Wins	1001 Losses	All-Star Points	Games Played	All-Star %-age
A1/ The Elusive Element	50	34	63	21	113	55	0.673	27	15	32	10	59	25	0.702	231	105	0.688	0	0	418.0	336	1.244
A 10 Kilts, Jason	3	7	5	5	8	12	0.400	5	3	7	0	12	3	0.800	20	15	0.571			34.0	35	0.971
A 11 Brown, Tom	8	4	11	3	19	7	0.731	10	4	8	3	18	7	0.720	37	14	0.725			82.5	51	1.618
A 12 Gaglione, Joe	6	5	9	3	15	8	0.652	6	6	10	3	16	9	0.640	31	17	0.646			51.0	48	1.063
A 13 Knight, Mark	8	5	10	3	18	8	0.692	8	5	11	3	19	8	0.704	37	16	0.698			72.0	53	1.358
A 14 Moricle, Wade	7	5	4	4	11	9	0.550	7	3	9	5	16	8	0.667	27	17	0.614			32.5	44	0.739
A 15 Shpritz, Lisa	0	0	0	0	0	0	#DIV/0!	0	0	0	0	0	0	#DIV/0!	0	0	#DIV/0!			0.0	0	#DIV/0!
A 16 Tan, Wil	9	3	13	0	22	3	0.880	11	3	9	3	20	6	0.769	42	9	0.824			96.5	51	1.892
A 17 Wall, Keith	9	2	10	2	19	4	0.826	6	4	10	2	16	6	0.727	35	10	0.778			44.0	45	0.978
A 18 Riner, John	0	3	1	1	1	4	0.200	1	2	0	1	1	3	0.250	2	7	0.222			5.5	9	0.611
A2/ Varina Sports Bar	52	32	54	30	106	62	0.631	23	19	29	13	52	32	0.619	210	126	0.625	7	0	403.0	343	1.175
A 20 Moats, Keith	1	0	0	0	1	0	1.000	1	0	1	0	2	0	1.000	3	0	1.000	0	0	4.5	3	1.500
A 21 Dixon, J.D.	8	4	11	2	19	6	0.760	9	4	7	6	16	10	0.615	35	16	0.686	1	0	77.0	52	1.481
A 22 Seward, Mike	12	1	12	1	24	2	0.923	10	3	12	1	22	4	0.846	46	6	0.885	1	0	91.5	53	1.726
A 23 Hall, Mike	8	3	6	6	14	9	0.609	5	7	8	2	13	9	0.591	27	18	0.600	1	0	54.5	46	1.185
A 24 Simpson, Donnie	6	7	7	6	13	13	0.500	4	8	3	6	7	14	0.333	20	27	0.426	1	0	52.5	48	1.094
A 25 Umstead, Randy	3	8	7	6	10	14	0.417	6	5	10	3	16	8	0.667	26	22	0.542	1	0	45.5	49	0.929
A 26 Butters, Scott	7	3	5	4	12	7	0.632	5	5	8	3	13	8	0.619	25	15	0.625	1	0	42.5	41	1.037
A 27 Allen, Kenny	2	2	2	2	4	4	0.500	3	2	6	1	9	3	0.750	13	7	0.650	0	0	12.0	20	0.600
A 28 White, Don	5	4	4	3	9	7	0.563	3	4	3	4	6	8	0.429	15	15	0.500	1	0	23.0	31	0.742
A3/ Well Hungarians	45	39	53	31	98	70	0.583	33	9	25	17	58	26	0.690	214	122	0.637	0	0	373.0	336	1.110
A 30 Kubel, Tom	3	3	1	2	4	5	0.444	3	0	5	1	8	1	0.889	12	6	0.667			3.0	18	0.167
A 31 Evans, J.P.	8	5	8	4	16	9	0.640	8	3	7	6	15	9	0.625	31	18	0.633			49.0	49	1.000
A 32 Dahulich, Jeff	5	8	3	7	8	15	0.348	4	5	6	4	10	9	0.526	18	24	0.429			21.5	42	0.512
A 33 McNamara, Tim	4	5	6	5	10	10	0.500	10	2	7	5	17	7	0.708	27	17	0.614			48.0	44	1.091
A 34 Gibbs, Keith	5	4	9	2	14	6	0.700	12	0	7	5	19	5	0.792	33	11	0.750			79.0	44	1.795
A 35 Jeffcoat, Doug	7	7	11	3	18	10	0.643	11	3	9	5	20	8	0.714	38	18	0.679			62.5	56	1.116
A 36 Varnadoe, Matt	4	2	4	5	8	7	0.533	9	0	0	4	9	4	0.692	17	11	0.607			25.5	28	0.911
A 37 Whitehead, Lee	9	5	11	3	20	8	0.714	9	5	9	4	18	9	0.667	38	17	0.691			84.5	55	1.536
A 38 Gargan, Bob	0	0	0	0	0	0	#DIV/0!	0	0	0	0	0	0	#DIV/0!	0	0	#DIV/0!			0.0	0	#DIV/0!
A4/ Lunatic Fringe	49	34	53	30	102	64	0.614	27	15	21	21	48	36	0.571	198	136	0.593	0	6	366.5	340	1.078
A 40 Hoffmann, Steve	5	11	10	6	15	17	0.469	13	7	9	9	22	16	0.579	37	33	0.529	0	1	71.5	71	1.007
A 41 Budelman, Jim	9	3	8	3	17	6	0.739	9	2	8	5	17	7	0.708	34	13	0.723	0	1	53.5	48	1.115
A 42 Butman, Don	7	2	6	4	13	6	0.684	5	5	3	7	8	12	0.400	21	18	0.538	0	1	35.0	40	0.875
A 43 Terry, Bob	11	5	13	4	24	9	0.727	11	4	10	5	21	9	0.700	45	18	0.714	0	1	81.0	64	1.266
A 44 Wilson, James	1	1	1	2	2	3	0.400	1	2	1	2	2	4	0.333	4	7	0.364	0	0	10.0	11	0.909
A 45 Selby, Brian	9	8	7	9	16	17	0.485	6	9	8	6	14	15	0.483	30	32	0.484	0	1	58.5	63	0.929
A 46 Hyler, Dale	7	4	8	2	15	6	0.714	9	1	3	8	12	9	0.571	27	15	0.643	0	1	57.0	43	1.326
A5/ Eight Blind Swine	36	48	25	59	61	107	0.363	11	31	17	25	28	56	0.333	117	219	0.348	0	6	233.0	342	0.681
A 50 Rutten, Pete	2	13	6	8	8	21	0.276	5	12	8	7	13	19	0.406	21	40	0.344	0	1	41.5	62	0.669
A 51 Cashwell, Craig	9	5	3	10	12	15	0.444	2	11	5	8	7	19	0.269	19	34	0.358	0	1	36.0	54	0.667
A 52 Bonar, Eric	5	9	3	11	8	20	0.286	3	9	6	8	9	17	0.346	17	37	0.315	0	1	25.0	55	0.455
A 53 Baldwin, Randy	10	3	6	7	16	10	0.615	5	8	7	6	12	14	0.462	28	24	0.538	0	1	39.0	53	0.736
A 54 Wilcenski, Steve	3	1	1	3	4	4	0.500	1	3	2	2	3	5	0.375	7	9	0.438	0	0	21.0	16	1.313
A 55 Lane, Tim	2	3	0	6	2	9	0.182	1	4	1	3	2	7	0.222	4	16	0.200	0	0	17.5	20	0.875
A 56 Eason, Joel	2	4	2	5	4	9	0.308	2	5	2	5	4	10	0.286	8	19	0.296	0	1	21.0	28	0.750
A 57 O'Brien, Sean	3	10	4	9	7	19	0.269	3	10	3	11	6	21	0.222	13	40	0.245	0	1	32.0	54	0.593
A6/ Home Thrown	28	54	24	59	52	113	0.315	13	29	11	31	24	60	0.286	100	233	0.300	6	0	222.0	339	0.655
A 60 Randolph, Jon	3	9	3	10	6	19	0.240	3	12	1	14	4	26	0.133	10	45	0.182	0	0	30.5	55	0.555
A 61 Edgecombe, Sean	3	11	3	12	6	23	0.207	6	9	3	11	9	20	0.310	15	43	0.259	1	0	45.0	59	0.763
A 62 Murdaugh, John	4	11	4	11	8	22	0.267	5	10	5	9	10	19	0.345	18	41	0.305	1	0	46.5	60	0.775
A 63 Boudrias, Andre "Rocky"	2	9	2	9	4	18	0.182	2	8	1	10	3	18	0.143	7	36	0.163	1	0	16.0	44	0.364
A 64 Mills, Tim	4	7	3	9	7	16	0.304	5	7	3	9	8	16	0.333	15	32	0.319	1	0	25.0	48	0.521
A 65 Davis, Bob	4	6	2	5	6	11	0.353	2	4	3	4	5	8	0.385	11	19	0.367	1	0	7.0	31	0.226
A 66 Davis, Jimmy	7	1	7	2	14	3	0.824	3	6	5	4	8	10	0.444	22	13	0.629	1	0	49.0	36	1.361
A 67 Ferebee, Ed	0	0	0	0	0	0	#DIV/0!	0	0	0	0	0	0	#DIV/0!	0	0	#DIV/0!	0	0	0.0	0	#DIV/0!
A 68 Martinez, Luis	1	0	0	1	1	1	0.500	0	2	1	1	1	3	0.250	2	4	0.333	0	0	3.0	6	0.500
A7/ Cheap Shots	37	47	27	57	64	104	0.381	12	30	17	25	29	55	0.345	122	214	0.363	7	7	231.0	350	0.660
A 70 Witz, Steve	9	5	6	8	15	13	0.536	6	6	3	7	9	13	0.409	24	26	0.480	1	1	43.5	52	0.837
A 71 Sellers, Mark	4	6	3	9	7	15	0.318	5	6	6	4	11	10	0.524	18	25	0.419	0	1	39.0	44	0.886
A 72 Warren, Randy	5	5	1	12	6	17	0.261	1	8	5	9	6	17	0.261	12	34	0.261	1	1	17.0	48	0.354
A 73 Buckman, Dave	5	9	4	6	9	15	0.375	1	12	6	6	7	18	0.280	16	33	0.327	1	1	26.5	51	0.520
A 74 Gibson, Jack	8	6	3	10	11	16	0.407	6	9	4	8	10	17	0.370	21	33	0.389	1	1	36.0	56	0.643
A 75 Vaux, Wes	2	5	3	7	5	12	0.294	1	10	2	9	3	19	0.136	8	31	0.205	1	0	29.0	40	0.725
A 76 Coyne, Kevin	0	4	0	0	0	4	0.000	0	3	1	3	1	6	0.143	1	10	0.091	1	1	2.0	13	0.154
A 77 Grogan, Steve	4	7	7	5	11	12	0.478	4	6	7	4	11	10	0.524	22	22	0.500	1	1	38.0	46	0.826
A8/ Damage, Inc.	37	46	36	48	73	94	0.437	22	20	16	26	38	46	0.452	149	186	0.445	0	0	281.5	335	0.840
A 80 Mitchell, Jim	5	7	8	4	13	11	0.542	6	6	5	7	11	13	0.458	24	24	0.500			61.5	48	1.281
A 81 Murray, David	6	8	9	5	15	13	0.536	9	5	2	12	11	17	0.393	26	30	0.464			67.0	56	1.196
A 82 Ray, Gerald	9	6	4	10	13	16	0.448	8	6	10	5	18	11	0.621	31	27	0.534			48.5	58	0.836
A 83 Oakley, Richard	6	8	7	7	13	15	0.464	9	6	5	10	14	16	0.467	27	31	0.466			42.0	58	0.724
A 84 Scott, Lee	4	10	5	10	9	20	0.310	9	6	6	7	15	13	0.536	24	33	0.421			41.0	57	0.719
A 85 Blevins, Jerry	7	7	3	12	10	19	0.345	3	11	4	11	7	22	0.241	17	41	0.293			21.5	58	0.371
A 86 White, Vic	0	0	0	0	0	0	#DIV/0!	0	0	0	0	0	0	#DIV/0!	0	0	#DIV/0!			0.0	0	#DIV/0!

	Singles	301	Singles	Cricket	Singles	Record	Singles Win %-age	Doubles	Cricket	Doubles	501	Doubles	Record	Doubles Win %-age	Sngls + Dbls	Record	Sngls + Dbls Win %-age	1001 Wins	1001 Losses	All-Star Points	Games Played	All-Star %-age
B1/ Here for the Beer	51	27	57	21	108	48	0.692	27	12	27	12	54	24	0.692	216	96	0.692	13	0	225.5	325	0.694
B 10 Kunttu, Kurt	7	2	8	3	15	5	0.750	8	3	6	3	14	6	0.700	29	11	0.725	2	0	39.0	42	0.929
B 11 Nagy, Les	6	3	6	3	12	6	0.667	8	3	9	1	17	4	0.810	29	10	0.744	1	0	26.0	40	0.650
B 12 Jacobi, Paul	9	4	12	1	21	5	0.808	7	5	9	3	16	8	0.667	37	13	0.740	2	0	45.5	52	0.875
B 13 Stevens, Joseph	8	3	10	1	18	4	0.818	8	3	8	2	16	5	0.762	34	9	0.791	1	0	31.0	44	0.705
B 14 Barker, Barry	3	7	7	2	10	9	0.526	4	4	9	1	13	5	0.722	23	14	0.622	2	0	15.0	39	0.385
B 15 Reynolds, Renee	9	2	4	3	13	5	0.722	6	3	5	5	11	8	0.579	24	13	0.649	2	0	23.5	39	0.603
B 16 Grayckowski, Bob	6	2	5	4	11	6	0.647	8	2	5	4	13	6	0.684	24	12	0.667	2	0	20.5	38	0.539
B 17 Kocaj, Chris	0	1	2	1	2	2	0.500	0	0	2	1	2	1	0.667	4	3	0.571	0	0	2.5	7	0.357
B 18 Hope, Chris	3	3	3	3	6	6	0.500	5	1	1	4	6	5	0.545	12	11	0.522	1	0	22.5	24	0.938
B2/ Get the Point "33"	44	40	37	47	81	87	0.482	17	25	25	17	42	42	0.500	165	171	0.491	6	8	185.5	350	0.530
B 20 Jenkins, John	5	8	8	4	13	12	0.520	4	8	7	6	11	14	0.440	24	26	0.480	0	1	43.0	51	0.843
B 21 Austin, Connie	4	8	3	7	7	15	0.318	7	6	6	3	13	9	0.591	20	24	0.455	1	1	12.5	46	0.272
B 22 Austin, Jan	3	3	4	9	7	12	0.368	4	7	9	3	13	10	0.565	20	22	0.476	1	1	16.5	44	0.375
B 23 Lewis, Todd	7	5	2	11	9	16	0.360	3	8	5	5	8	13	0.381	17	29	0.370	1	1	21.0	48	0.438
B 24 Hunsberger, Jim	8	5	10	3	18	8	0.692	6	7	9	3	15	10	0.600	33	18	0.647	1	1	52.0	53	0.981
B 25 Jenkins, Vickie	2	3	2	3	4	6	0.400	3	3	4	3	7	6	0.538	11	12	0.478	0	1	9.0	24	0.375
B 26 Hill, Mike	3	7	1	4	4	11	0.267	1	4	4	4	5	8	0.385	9	19	0.321	1	1	7.0	30	0.233
B 27 Grannis, Jason	12	1	7	6	19	7	0.731	6	7	6	7	12	14	0.462	31	21	0.596	1	1	24.5	54	0.454
B3/ Starving Dartists	36	48	41	43	77	91	0.458	22	20	24	18	46	38	0.548	169	167	0.503	8	14	164.5	358	0.459
B 30 Shown, Marc	6	6	7	5	13	11	0.542	10	3	5	5	15	8	0.652	28	19	0.596	1	1	28.0	49	0.571
B 31 Hendricks, Ron	6	5	8	3	14	8	0.636	8	5	9	2	17	7	0.708	31	15	0.674	1	2	24.0	49	0.490
B 32 Hartley, Kevin	4	6	1	9	5	15	0.250	0	7	3	7	3	14	0.176	8	29	0.216	1	1	10.5	39	0.269
B 33 Howell, John	8	5	5	6	13	11	0.542	6	5	7	2	13	7	0.650	26	18	0.591	1	2	22.0	47	0.468
B 34 Hagan, Mark	1	5	0	3	1	8	0.111	2	3	2	5	4	8	0.333	5	16	0.238	1	2	6.0	24	0.250
B 35 Deemer, Randy	6	6	9	5	15	11	0.577	6	7	8	6	14	13	0.519	29	24	0.547	1	2	26.5	56	0.473
B 36 Herman, Fritz	3	7	3	8	6	15	0.286	4	5	8	3	12	8	0.600	18	23	0.439	1	2	14.5	44	0.330
B 37 James, Bob	2	8	8	4	10	12	0.455	8	5	6	6	14	11	0.560	24	23	0.511	1	2	33.0	50	0.660
B4/ UZMALL	33	51	20	64	53	115	0.315	12	30	19	23	31	53	0.369	115	221	0.342	0	0	129.5	336	0.385
B 40 Kunesh, Joe	6	7	3	10	9	17	0.346	4	10	5	8	9	18	0.333	18	35	0.340			16.5	53	0.311
B 41 Rouse, Chuck	2	15	0	13	2	28	0.067	1	12	7	8	8	20	0.286	10	48	0.172			6.5	58	0.112
B 42 Wilkinson, Charlie	3	9	2	10	5	19	0.208	3	9	4	8	7	17	0.292	12	36	0.250			17.5	48	0.365
B 43 Denton, Fon	7	7	3	12	10	19	0.345	6	8	7	7	13	15	0.464	23	34	0.404			20.5	57	0.360
B 44 Williams, Denny	8	5	3	11	11	16	0.407	4	8	4	9	8	17	0.320	19	33	0.365			29.5	52	0.567
B 45 Powell, Mark	5	2	5	5	10	7	0.588	6	6	7	3	13	9	0.591	23	16	0.590			27.5	39	0.705
B 46 Stewart, Nick	2	6	4	3	6	9	0.400	0	7	4	3	4	10	0.286	10	19	0.345			11.5	29	0.397
B5/ Shak'n Not Stirred	40	44	44	40	84	84	0.500	24	18	23	19	47	37	0.560	178	158	0.530	0	20	187.0	356	0.525
B 50 Brown, Tami	4	8	1	4	5	12	0.294	1	6	5	6	6	12	0.333	11	24	0.314	0	3	11.5	38	0.303
B 51 Blackwelder, Deborah	7	6	4	9	11	15	0.423	10	4	9	5	19	9	0.679	30	24	0.556	0	3	43.0	57	0.754
B 52 Chaney, Billy	6	8	7	7	13	15	0.464	8	6	9	4	17	10	0.630	30	25	0.545	0	3	37.0	58	0.638
B 53 Crumpler, Greg	7	7	11	3	18	10	0.643	10	4	7	7	17	11	0.607	35	21	0.625	0	3	25.5	59	0.432
B 54 Matthews, Eric	7	4	5	6	12	10	0.545	6	5	4	5	10	10	0.500	22	20	0.524	0	2	22.5	44	0.511
B 55 Ridenour, Ron	8	5	9	5	17	10	0.630	6	8	6	6	12	14	0.462	29	24	0.547	0	3	21.5	56	0.384
B 56 Pierce, Barry	1	6	7	6	8	12	0.400	7	3	6	5	13	8	0.619	21	20	0.512	0	3	26.0	44	0.591
B6/ Nothing But Darts	50	34	41	43	91	77	0.542	21	21	11	31	32	52	0.381	155	181	0.461	0	0	167.0	336	0.497
B 60 Thompson, Barry	1	8	5	4	6	12	0.333	7	7	4	9	11	16	0.407	17	28	0.378			20.0	45	0.444
B 61 Hines, Eric	10	4	5	9	15	13	0.536	5	8	5	9	10	17	0.370	25	30	0.455			23.0	55	0.418
B 62 Simpson, David	10	4	11	3	21	7	0.750	9	5	2	11	11	16	0.407	32	23	0.582			45.5	55	0.827
B 63 Simpson, Jill	3	2	1	7	4	9	0.308	1	3	1	4	2	7	0.222	6	16	0.273			1.5	22	0.068
B 64 Santas, Luey	7	7	5	8	12	15	0.444	6	8	4	10	10	18	0.357	22	33	0.400			28.5	55	0.518
B 65 McCommons, Ben	8	5	7	5	15	10	0.600	6	7	3	9	9	16	0.360	24	26	0.480			28.0	50	0.560
B 66 Walters, Jason	10	1	7	5	17	6	0.739	8	3	2	9	10	12	0.455	27	18	0.600			19.5	45	0.433
B 67 Matthews, Gary	1	3	0	2	1	5	0.167	0	1	1	1	1	2	0.333	2	7	0.222			1.0	9	0.111
B7/ Nine Lives	37	47	44	40	81	87	0.482	22	20	20	22	42	42	0.500	165	171	0.491	13	0	172.5	349	0.494
B 70 Smith, Butch	5	8	8	5	13	13	0.500	6	6	5	9	11	15	0.423	24	28	0.462	2	0	43.0	54	0.796
B 71 Copple, Matthew	6	8	7	7	13	15	0.464	7	7	6	7	13	14	0.481	26	29	0.473	2	0	24.0	57	0.421
B 72 Romanchek, David	9	5	11	3	20	8	0.714	8	5	7	8	15	13	0.536	35	21	0.625	2	0	35.0	58	0.603
B 73 Paulson, Glenn	5	7	3	8	8	15	0.348	6	5	2	8	8	13	0.381	16	28	0.364	1	0	10.5	45	0.233
B 74 Sosa, Bo	4	7	6	5	10	12	0.455	7	5	6	6	13	11	0.542	23	23	0.500	2	0	23.5	48	0.490
B 75 Fuhrmann, Al	1	1	0	2	1	3	0.250	0	3	1	1	1	4	0.200	2	7	0.222	1	0	1.5	10	0.150
B 76 Mays, John	6	8	7	8	13	16	0.448	9	5	11	3	20	8	0.714	33	24	0.579	2	0	31.0	59	0.525
B 77 Saleeby, Phred	1	3	2	2	3	5	0.375	1	4	2	2	3	6	0.333	6	11	0.353	1	0	4.0	18	0.222
B8/ Swift Recovery	39	39	46	32	85	71	0.545	20	19	16	23	36	42	0.462	157	155	0.503	6	5	211.5	323	0.655
B 80 Hindle, Mikey	7	5	5	7	12	12	0.500	4	8	4	8	8	16	0.333	20	28	0.417	0	1	33.0	49	0.673
B 81 Giberson, Kris	7	6	7	6	14	12	0.538	6	7	6	7	12	14	0.462	26	26	0.500	1	1	25.5	54	0.472
B 82 Long, Laura	1	3	3	1	4	4	0.500	1	3	2	2	3	5	0.375	7	9	0.438	1	0	6.0	17	0.353
B 83 Gaertner, Brian	5	9	6	7	11	16	0.407	6	6	4	8	10	14	0.417	21	30	0.412	1	0	22.0	52	0.423
B 84 Beaudoin, Paul	7	5	8	5	15	10	0.600	9	4	6	6	15	10	0.600	30	20	0.600	1	1	48.0	52	0.923
B 85 Persson, Kenny	6	7	10	2	16	9	0.640	9	4	6	6	15	10	0.600	31	19	0.620	1	1	48.0	52	0.923
B 86 Allen, Tommy	0	0	0	0	0	0	#DIV/0!	0	0	0	0	0	0	#DIV/0!	0	0	#DIV/0!	0	0	0.0	0	#DIV/0!
B 87 Pollard, Daniel	6	4	7	4	13	8	0.619	5	6	4	9	9	15	0.375	22	23	0.489	1	1	29.0	47	0.617

	Singles	301	Singles	Cricket	Singles	Record	Singles Win %-age	Doubles	Cricket	Doubles	501	Doubles	Record	Doubles Win %-age	Sngls + Dbls	Record	Sngls + Dbls Win %-age	1001 Wins	1001 Losses	All-Star Points	Games Played	All-Star %-age
C1/ Grateful Darts	47	37	37	47	84	84	0.500	26	16	20	22	46	38	0.548	176	160	0.524	12	0	182.0	348	0.523
C 10 Lilienthal, John	6	6	6	7	12	13	0.480	9	4	3	6	12	10	0.545	24	23	0.511	2	0	17.5	49	0.357
C 11 Simpson, Phil	5	8	4	9	9	17	0.346	9	4	5	7	14	11	0.560	23	28	0.451	2	0	20.5	53	0.387
C 12 Iager, John	10	4	7	7	17	11	0.607	9	5	11	3	20	8	0.714	37	19	0.661	2	0	35.0	58	0.603
C 13 Perkins, Rick	2	10	1	3	3	13	0.188	2	4	4	3	6	7	0.462	9	20	0.310	1	0	3.5	30	0.117
C 14 McGrail, Tony	2	4	3	10	5	14	0.263	5	6	6	8	11	14	0.440	16	28	0.364	2	0	7.5	46	0.163
C 15 Goodknecht, Chris	8	3	9	2	17	5	0.773	6	3	4	7	10	10	0.500	27	15	0.643	1	0	29.0	43	0.674
C 16 Holland, William	12	2	7	6	19	8	0.704	11	3	6	8	17	11	0.607	36	19	0.655	2	0	63.5	57	1.114
C 17 Byrd, Joel	2	0	0	3	2	3	0.400	1	3	1	2	2	5	0.286	4	8	0.333	0	0	5.5	12	0.458
C2/ Horsemen	45	39	46	38	91	77	0.542	18	24	23	19	41	43	0.488	173	163	0.515	7	0	133.5	343	0.389
C 20 Keller, Tony	8	7	12	1	20	8	0.714	8	5	5	6	13	11	0.542	33	19	0.635	1	0	31.5	53	0.594
C 21 Maminski, Len	6	4	4	9	10	13	0.435	4	9	9	4	13	13	0.500	23	26	0.469	1	0	23.0	50	0.460
C 22 Knight, Steve	4	3	1	6	5	9	0.357	5	3	5	4	10	7	0.588	15	16	0.484	0	0	7.0	31	0.226
C 23 Phillips, Britt	6	5	6	6	12	11	0.522	6	7	5	5	11	12	0.478	23	23	0.500	1	0	23.5	47	0.500
C 24 Meng, Xiwen	2	9	6	4	8	13	0.381	3	11	8	3	11	14	0.440	19	27	0.413	1	0	7.5	47	0.160
C 25 Snyder, Mark	8	3	8	3	16	6	0.727	4	5	5	6	9	11	0.450	25	17	0.595	1	0	20.5	43	0.477
C 26 Casey, Scott	7	2	3	7	10	9	0.526	3	3	7	3	10	6	0.625	20	15	0.571	1	0	6.0	36	0.167
C 27 Bear, Bart	4	6	6	2	10	8	0.556	3	5	2	7	5	12	0.294	15	20	0.429	1	0	14.5	36	0.403
C3/ Excalibur	45	39	53	31	98	70	0.583	23	19	24	18	47	37	0.560	192	144	0.571	7	16	140.5	359	0.391
C 30 Burney, Gary	4	5	8	3	12	8	0.600	7	3	8	4	15	7	0.682	27	15	0.643	1	1	21.5	44	0.489
C 31 Slominski, Mark	7	4	3	5	10	9	0.526	4	6	6	3	10	9	0.526	20	18	0.526	1	2	14.0	41	0.341
C 32 Shearin, Keith	3	5	9	3	12	8	0.600	7	5	7	6	14	11	0.560	26	19	0.578	1	2	19.0	48	0.396
C 33 Foushee, Eugene	8	4	10	2	18	6	0.750	10	2	8	4	18	6	0.750	36	12	0.750	1	2	29.0	51	0.569
C 34 Long, Dale	3	5	0	6	3	11	0.214	1	4	0	5	1	9	0.100	4	20	0.167	0	2	4.0	26	0.154
C 35 Vann, Tim	6	6	8	3	14	9	0.609	5	7	5	5	10	12	0.455	24	21	0.533	1	2	26.5	48	0.552
C 36 Brinson, Mark	2	1	5	6	7	7	0.500	1	1	6	3	7	4	0.636	14	11	0.560	1	2	7.0	28	0.250
C 37 Scott, Keith	6	5	2	1	8	6	0.571	4	7	2	2	6	9	0.400	14	15	0.483	1	2	5.5	32	0.172
C 38 Horton, Tony	6	4	8	2	14	6	0.700	7	3	6	4	13	7	0.650	27	13	0.675	0	1	14.0	41	0.341
C4/ Heroes In Trouble	30	54	41	43	71	97	0.423	23	19	20	22	43	41	0.512	157	179	0.467	8	23	175.5	367	0.478
C 40 Wackerman, Mark	7	6	5	5	12	11	0.522	8	5	6	6	14	11	0.560	26	22	0.542	1	3	15.0	52	0.288
C 41 Enos, Kellee	2	8	3	8	5	16	0.238	8	2	5	8	13	10	0.565	18	26	0.409	1	3	15.5	48	0.323
C 42 Barton, Kevin	5	4	3	11	8	15	0.348	7	7	6	2	13	9	0.591	21	24	0.467	1	3	34.0	49	0.694
C 43 Alapin, Toni	3	6	4	6	7	12	0.368	4	7	3	5	7	12	0.368	14	24	0.368	1	2	12.0	41	0.293
C 44 DuFraine, Pete	5	8	4	6	9	14	0.391	1	5	4	5	5	10	0.333	14	24	0.368	1	3	8.5	42	0.202
C 45 Smith, W.D. "Sarge"	4	7	12	2	16	9	0.640	8	4	6	6	14	10	0.583	30	19	0.612	1	3	38.0	53	0.717
C 46 Goyen, Dave	0	1	0	1	0	2	0.000	0	1	1	0	1	1	0.500	1	3	0.250	0	0	3.5	4	0.875
C 47 Bradshaw, Rick	3	8	9	3	12	11	0.522	9	5	5	7	14	12	0.538	26	23	0.531	1	3	47.5	53	0.896
C 48 Bradshaw, Mary Jane	1	6	1	1	2	7	0.222	1	2	4	5	5	7	0.417	7	14	0.333	1	3	1.5	25	0.060
C5/ Bubba's Garage	47	37	39	45	86	82	0.512	18	24	24	18	42	42	0.500	170	166	0.506	13	0	144.0	349	0.413
C 50 Sautter, Don	7	7	9	4	16	11	0.593	7	7	8	5	15	12	0.556	31	23	0.574	2	0	26.5	56	0.473
C 51 Bacanskas, Andrew	4	5	3	7	7	12	0.368	3	6	8	2	11	8	0.579	18	20	0.474	1	0	15.0	39	0.385
C 52 Motley, Steve	8	5	7	6	15	11	0.577	6	7	8	6	14	13	0.519	29	24	0.547	2	0	25.0	55	0.455
C 53 Leonard, Shawn	9	5	8	6	17	11	0.607	10	4	8	6	18	10	0.643	35	21	0.625	2	0	31.0	58	0.534
C 54 Fitzsimmons, Bob	2	9	1	8	3	17	0.150	1	9	3	7	4	16	0.200	7	33	0.175	2	0	6.0	42	0.143
C 55 Howard, Brian	10	2	7	5	17	7	0.708	7	5	9	3	16	8	0.667	33	15	0.688	2	0	23.5	50	0.470
C 56 Parsons, Jeff	7	4	4	9	11	13	0.458	2	10	4	7	6	17	0.261	17	30	0.362	2	0	17.0	49	0.347
C6/ Hammer Heads	47	37	47	36	94	73	0.563	18	24	20	22	38	46	0.452	170	165	0.507	0	23	151.0	358	0.422
C 60 Beaird, Tommy	7	5	3	3	10	8	0.556	7	6	7	5	14	11	0.560	24	19	0.558	0	3	27.5	46	0.598
C 61 Stites, Jon	6	1	8	5	14	6	0.700	6	5	9	4	15	9	0.625	29	15	0.659	0	3	24.0	47	0.511
C 62 D'Alto, Armand	3	7	1	6	4	13	0.235	1	3	3	4	4	7	0.364	8	20	0.286	0	1	8.5	29	0.293
C 63 Hiller, Carl	4	6	4	2	8	8	0.500	5	5	5	4	10	9	0.526	18	17	0.514	0	2	7.0	37	0.189
C 64 Reaume, Andre	5	5	6	5	11	10	0.524	7	6	3	6	10	12	0.455	21	22	0.488	0	3	25.5	46	0.554
C 65 Dautrich, Dan	8	3	8	1	16	4	0.800	1	6	3	10	4	16	0.200	20	20	0.500	0	3	13.0	43	0.302
C 66 Hopkins, Chris	7	3	10	4	17	7	0.708	1	8	5	6	6	14	0.300	23	21	0.523	0	3	19.0	47	0.404
C 67 Fischlein, Erin	2	5	1	7	3	12	0.200	4	3	2	3	6	6	0.500	9	18	0.333	0	2	8.0	29	0.276
C 68 Creech, Doug	5	2	6	3	11	5	0.688	4	6	3	2	7	8	0.467	18	13	0.581	0	3	18.5	34	0.544
C7/ Dogs of War	33	51	35	48	68	99	0.407	21	21	22	20	43	41	0.512	154	181	0.460	6	0	148.0	341	0.434
C 70 Caldwell, Tim	7	9	5	10	12	19	0.387	6	9	8	6	14	15	0.483	26	34	0.433	1	0	18.5	61	0.303
C 71 Wilkie, Felipe	3	11	6	8	9	19	0.321	11	3	9	6	20	9	0.690	29	28	0.509	1	0	23.0	58	0.397
C 72 Carroll, John	10	4	12	2	22	6	0.786	7	7	9	5	16	12	0.571	38	18	0.679	1	0	59.0	57	1.035
C 73 Wight, Al	2	11	2	10	4	21	0.160	3	9	6	6	9	15	0.375	13	36	0.265	1	0	10.5	50	0.210
C 74 Wiegand, Tom	7	7	8	6	15	13	0.536	10	4	6	8	16	12	0.571	31	25	0.554	1	0	28.5	57	0.500
C 75 Cooper, Joe	4	9	2	12	6	21	0.222	5	10	6	9	11	19	0.367	17	40	0.298	1	0	8.5	58	0.147
C 76 Harris, Martin	0	0	0	0	0	0	#DIV/0!	0	0	0	0	0	0	#DIV/0!	0	0	#DIV/0!	0	0	0.0	0	#DIV/0!
C8/ Travelin' Beer Bellies	42	42	37	47	79	89	0.470	21	21	15	27	36	48	0.429	151	185	0.449	0	0	131.0	336	0.390
C 80 Yoneoka, J.J.	9	5	8	6	17	11	0.607	6	8	6	6	12	14	0.462	29	25	0.537			26.5	54	0.491
C 81 Yoneoka, Oakie	9	6	5	8	14	14	0.500	5	6	5	8	10	14	0.417	24	28	0.462			12.5	52	0.240
C 82 Gabriel, Eric "Big E"	2	5	2	2	4	7	0.364	5	1	2	2	7	3	0.700	11	10	0.524			2.5	21	0.119
C 83 Side, Eric	6	6	4	9	10	15	0.400	7	6	3	9	10	15	0.400	20	30	0.400			28.5	50	0.570
C 84 Kring, Jeremy	7	6	9	4	16	10	0.615	5	8	3	9	8	17	0.320	24	27	0.471			18.0	51	0.353
C 85 Gibson, Ed	3	6	3	5	6	11	0.353	7	3	7	5	14	8	0.636	20	19	0.513			21.0	39	0.538
C 86 Pridgen, Mike	1	1	1	3	2	4	0.333	2	0	0	2	2	2	0.500	4	6	0.400			6.0	10	0.600
C 87 Thompson, Derek	2	3	5	9	7	12	0.368	4	8	2	10	6	18	0.250	13	30	0.302			13.5	43	0.314
C 88 Kremer, J.	3	4	0	1	3	5	0.375	1	2	2	3	3	5	0.375	6	10	0.375			2.5	16	0.156

	Singles 301		Singles Cricket		Singles Record		Singles Win %-age	Doubles Cricket		Doubles 501		Doubles Record		Doubles Win %-age	Sngls + Dbls Record		Sngls + Dbls Win %-age	1001 Wins	1001 Losses	All-Star Points	Games Played	All-Star %-age
D1/ Sharky's Machine	40	37	35	43	75	80	0.484	13	26	19	20	32	46	0.410	139	172	0.447	0	0	111.5	311	0.359
D 10 Browndorf, Ken	3	12	5	7	8	19	0.296	5	9	7	7	12	16	0.429	20	35	0.364			11.5	55	0.209
D 11 Arensdorf, Dave	0	1	1	0	1	1	0.500	1	0	1	0	2	0	1.000	3	1	0.750			2.5	4	0.625
D 12 Allison, Frank	6	7	7	5	13	12	0.520	5	8	7	5	12	13	0.480	25	25	0.500			23.5	50	0.470
D 13 Hines, Curtis	7	6	4	10	11	16	0.407	4	9	8	4	12	13	0.480	23	29	0.442			19.0	52	0.365
D 14 Gross, Tom	11	3	10	6	21	9	0.700	5	9	8	7	13	16	0.448	34	25	0.576			25.5	59	0.432
D 15 Kruger, Lonny	6	4	3	9	9	13	0.409	4	9	5	9	9	18	0.333	18	31	0.367			12.0	49	0.245
D 16 Hirneisen, Randy	7	4	5	6	12	10	0.545	2	8	2	8	4	16	0.200	16	26	0.381			17.5	42	0.417
D2/ Wireless	49	35	50	34	99	69	0.589	28	14	25	17	53	31	0.631	205	131	0.610	8	0	210.5	344	0.612
D 20 Allen, Jeffrey	7	6	2	7	9	13	0.409	6	6	4	6	10	12	0.455	19	25	0.432	1	0	10.0	45	0.222
D 21 Galloway, Dave	3	9	3	7	6	16	0.273	7	3	8	4	15	7	0.682	21	23	0.477	1	0	14.0	45	0.311
D 22 Crowley, Pat	9	2	9	2	18	4	0.818	6	5	8	3	14	8	0.636	32	12	0.727	1	0	42.0	45	0.933
D 23 Johnson, David	7	7	8	6	15	13	0.536	13	1	9	5	22	6	0.786	37	19	0.661	1	0	37.5	57	0.658
D 24 Johnson, Mike	8	6	9	5	17	11	0.607	13	1	9	4	22	5	0.815	39	16	0.709	1	0	51.5	56	0.920
D 25 Donleycott, Kenneth	5	1	4	1	9	2	0.818	2	4	1	4	3	8	0.273	12	10	0.545	1	0	7.5	23	0.326
D 26 Mongillo, Joanna	0	1	1	4	1	5	0.167	0	2	3	2	3	4	0.429	4	9	0.308	1	0	3.5	14	0.250
D 27 McDonald, Mike	8	2	12	1	20	3	0.870	9	4	8	4	17	8	0.680	37	11	0.771	1	0	40.5	49	0.827
D 28 Mongillo, Marty	2	1	2	1	4	2	0.667	0	2	0	2	0	4	0.000	4	6	0.400	0	0	4.0	10	0.400
D3/ No Fear	47	31	53	25	100	56	0.641	26	13	23	16	49	29	0.628	198	114	0.635	0	6	177.5	318	0.558
D 30 Reitano, Sal, Jr.	9	5	10	3	19	8	0.704	10	4	9	5	19	9	0.679	38	17	0.691	0	1	38.0	56	0.679
D 31 Reitano, Sal, Sr.	8	5	10	4	18	9	0.667	10	4	5	9	15	13	0.536	33	22	0.600	0	1	30.0	56	0.536
D 32 Flood, Tom	9	3	6	6	15	9	0.625	9	3	5	7	14	10	0.583	29	19	0.604	0	1	24.5	49	0.500
D 33 King, Tim	8	5	10	3	18	8	0.692	10	3	11	2	21	5	0.808	39	13	0.750	0	1	28.5	53	0.538
D 34 Strickland, John	6	6	7	5	13	11	0.542	7	5	8	4	15	9	0.625	28	20	0.583	0	1	24.5	49	0.500
D 35 Penny, Ron	7	7	10	4	17	11	0.607	6	7	8	5	14	12	0.538	31	23	0.574	0	1	32.0	55	0.582
D4/ Modena Cartel	42	42	50	34	92	76	0.548	23	19	20	22	43	41	0.512	178	158	0.530	7	0	159.5	343	0.465
D 40 Teeter, Kyle	8	6	12	2	20	8	0.714	8	6	6	8	14	14	0.500	34	22	0.607	1	0	31.0	57	0.544
D 41 Kirkpatrick, Brian	7	7	8	6	15	13	0.536	7	8	5	6	12	14	0.462	27	27	0.500	1	0	18.5	55	0.336
D 42 Polston, Tony	11	3	4	9	15	12	0.556	7	6	5	7	12	13	0.480	27	25	0.519	1	0	17.5	53	0.330
D 43 Hunter, Jeffery	5	8	10	3	15	11	0.577	7	6	4	8	11	14	0.440	26	25	0.510	1	0	29.0	52	0.558
D 44 Pope, Joshua	5	3	8	2	13	5	0.722	7	3	7	3	14	6	0.700	27	11	0.711	1	0	30.5	39	0.782
D 45 Grogan, J.R.	2	5	7	8	9	13	0.409	8	6	7	6	15	12	0.556	24	25	0.490	1	0	25.5	50	0.510
D 46 Kirkpatrick, Craig	0	1	0	2	0	3	0.000	1	0	1	1	2	1	0.667	2	4	0.333	0	0	3.0	6	0.500
D 47 Garrison, Todd	4	9	1	2	5	11	0.313	1	3	5	5	6	8	0.429	11	19	0.367	1	0	4.5	31	0.145
D5/ Dynamic Darts	43	41	46	38	89	79	0.530	25	17	16	26	41	43	0.488	171	165	0.509	0	0	155.0	336	0.461
D 50 Winters, "Tiny" Tom	12	2	12	2	24	4	0.857	13	1	7	6	20	7	0.741	44	11	0.800			60.0	55	1.091
D 51 McFadden, Kevin	9	5	8	7	17	12	0.586	4	8	4	10	8	18	0.308	25	30	0.455			15.5	55	0.282
D 52 Rowe, Travis	8	9	5	9	13	18	0.419	12	2	9	5	21	7	0.750	34	25	0.576			18.0	59	0.305
D 53 Jackson, Barry "Bump"	4	9	4	8	8	17	0.320	5	8	6	7	11	15	0.423	19	32	0.373			27.5	51	0.539
D 54 Costen, Todd	3	3	5	6	8	9	0.471	6	5	3	7	9	12	0.429	17	21	0.447			7.0	38	0.184
D 55 Costen, Jim "FBJ"	5	6	2	4	7	10	0.412	4	5	2	8	6	13	0.316	13	23	0.361			8.5	36	0.236
D 56 Ellison, George	1	5	4	2	5	7	0.417	4	2	1	5	5	7	0.417	10	14	0.417			9.5	24	0.396
D 57 Kissinger, Tim	1	2	4	0	5	2	0.714	0	3	0	3	0	6	0.000	5	8	0.385			6.0	13	0.462
D 58 Kroll, Brian	0	0	2	0	2	0	1.000	2	0	0	1	2	1	0.667	4	1	0.800			3.0	5	0.600
D6/ Damn Yankees!	32	51	30	54	62	105	0.371	13	29	20	22	33	51	0.393	128	207	0.382	0	0	137.0	335	0.409
D 60 Dougherty, Henry	3	6	1	7	4	13	0.235	2	10	4	6	6	16	0.273	10	29	0.256			6.5	39	0.167
D 61 Lupien, Bam	4	9	4	8	8	17	0.320	3	9	4	9	7	18	0.280	15	35	0.300			16.0	50	0.320
D 62 Patrick, Kevin	2	5	2	9	4	14	0.222	4	7	5	6	9	13	0.409	13	27	0.325			12.0	40	0.300
D 63 Kron, Jay	7	7	4	9	11	16	0.407	4	9	7	7	11	16	0.407	22	32	0.407			21.0	54	0.389
D 64 Fournier, Chris	8	3	6	5	14	8	0.636	2	9	7	4	9	13	0.409	23	21	0.523			20.0	44	0.455
D 65 Fournier, Jeff	2	4	2	4	4	8	0.333	3	1	1	1	4	2	0.667	8	10	0.444			8.0	18	0.444
D 66 Sawyer, Matt	5	5	8	3	13	8	0.619	5	6	8	3	13	9	0.591	26	17	0.605			37.5	43	0.872
D 67 Jaraszewicz, Jay	1	11	3	8	4	19	0.174	2	7	4	7	6	14	0.300	10	33	0.233			14.5	43	0.337
D 68 Doroshanko, Jim	0	1	0	1	0	2	0.000	1	0	0	1	1	1	0.500	1	3	0.250			1.5	4	0.375
D7/ The Replacements	38	40	45	33	83	73	0.532	26	13	23	16	49	29	0.628	181	131	0.580	0	8	140.0	320	0.438
D 70 Mozzetti, Tim	5	5	10	1	15	6	0.714	9	3	4	4	13	7	0.650	28	13	0.683	0	1	21.5	42	0.512
D 71 Thomas, Jason "Jay T"	10	2	9	3	19	5	0.792	7	5	7	3	14	8	0.636	33	13	0.717	0	1	35.5	47	0.755
D 72 Swald, Jill	1	5	2	7	3	12	0.200	4	4	3	8	7	12	0.368	10	24	0.294	0	1	5.0	35	0.143
D 73 Mitchell, Sid	6	6	9	4	15	10	0.600	11	2	7	5	18	7	0.720	33	17	0.660	0	1	26.0	51	0.510
D 74 Iannone, Jamie	3	9	4	7	7	16	0.304	7	2	8	4	15	6	0.714	22	22	0.500	0	1	10.0	45	0.222
D 75 Anderson, Skip	4	4	2	4	6	8	0.429	3	5	3	4	6	9	0.400	12	17	0.414	0	1	12.5	30	0.417
D 76 Coleman, Brian	9	2	9	3	18	5	0.783	8	2	9	3	17	5	0.773	35	10	0.778	0	1	26.5	46	0.576
D 77 Bird, Victor	0	7	0	4	0	11	0.000	3	3	5	1	8	4	0.667	8	15	0.348	0	1	3.0	24	0.125
D8/ Red Bull	32	46	15	63	47	109	0.301	8	31	16	23	24	54	0.308	95	217	0.304	0	0	91.0	312	0.292
D 80 Payne, Julie	7	5	5	7	12	12	0.500	2	7	5	3	7	10	0.412	19	22	0.463			10.5	41	0.256
D 81 Cotton, Barbara	7	5	2	10	9	15	0.375	4	9	3	8	7	17	0.292	16	32	0.333			24.0	48	0.500
D 82 Carter, Kevin	3	2	1	7	4	9	0.308	1	5	5	2	6	7	0.462	10	16	0.385			5.5	26	0.212
D 83 Rhea, Laurie	1	6	1	5	2	11	0.154	0	5	3	4	3	9	0.250	5	20	0.200			2.0	25	0.080
D 84 Gildea, Tom	1	1	2	5	3	6	0.333	1	4	0	3	1	7	0.125	4	13	0.235			4.0	17	0.235
D 85 Cox, John	4	7	0	3	4	10	0.286	0	8	2	4	2	12	0.143	6	22	0.214			9.5	28	0.339
D 86 Baynor, Jessica	0	3	0	2	0	5	0.000	0	4	1	7	1	11	0.083	1	16	0.059			0.0	17	0.000
D 87 Hatch, Nicole	4	5	3	9	7	14	0.333	3	6	5	5	8	11	0.421	15	25	0.375			19.0	40	0.475
D 88 Gaffney, Michelle	4	7	0	7	4	14	0.222	3	7	6	5	9	12	0.429	13	26	0.333			4.0	39	0.103
D 89 Gevedon, Aimee	1	5	1	8	2	13	0.133	2	7	2	5	4	12	0.250	6	25	0.194			12.5	31	0.403

		Singles 301		Singles Cricket		Singles Record		Singles Win %-age	Doubles Cricket		Doubles 501		Doubles Record		Doubles Win %-age	Sngls + Dbls	Record	Sngls + Dbls Win %-age	1001 Wins	1001 Losses	All-Star Points	Games Played	All-Star %-age
E1/ Tres Equis		41	43	43	41	84	84	0.500	24	18	25	17	49	35	0.583	182	154	0.542	0	0	143.5	336	0.427
E 10	Hall, Frank	5	7	5	4	10	11	0.476	5	6	7	7	12	13	0.480	22	24	0.478			17.0	46	0.370
E 11	Gillett, Galen	8	4	11	1	19	5	0.792	6	5	8	4	14	9	0.609	33	14	0.702			34.0	47	0.723
E 12	Bleakley, Tom	5	7	1	8	6	15	0.286	5	5	5	5	10	10	0.500	16	25	0.390			11.5	41	0.280
E 13	Harrison, Mark	6	7	8	3	14	10	0.583	9	3	8	4	17	7	0.708	31	17	0.646			18.5	48	0.385
E 14	Smith, Nicholas	11	3	11	3	22	6	0.786	11	3	9	5	20	8	0.714	42	14	0.750			32.5	56	0.580
E 15	Hall, Danny	4	7	4	5	8	12	0.400	5	5	7	5	12	10	0.545	20	22	0.476			13.0	42	0.310
E 16	Newman, Scott	0	2	1	6	1	8	0.111	2	4	0	0	2	4	0.333	3	12	0.200			5.0	15	0.333
E 17	Kowalczyk, Doug	2	5	1	10	3	15	0.167	5	5	4	4	9	9	0.500	12	24	0.333			6.5	36	0.181
E 18	Kvasnicka, Bob	0	1	1	1	1	2	0.333	0	0	2	0	2	0	1.000	3	2	0.600			5.5	5	1.100
E2/ Kozmic Debris		51	32	39	44	90	76	0.542	17	25	20	22	37	47	0.440	164	170	0.491	7	0	140.5	341	0.412
E 20	Martin, Anthony	9	6	7	7	16	13	0.552	6	9	8	7	14	16	0.467	30	29	0.508	1	0	17.0	60	0.283
E 21	Cook, Josh	2	3	4	4	6	7	0.462	4	5	2	4	6	9	0.400	12	16	0.429	1	0	9.0	29	0.310
E 22	Flowers, Fred	5	2	2	4	7	6	0.538	4	3	5	6	9	9	0.500	16	15	0.516	0	0	5.0	31	0.161
E 2x	xx-Gelhar, Tommy	5	0	4	1	9	1	0.900	2	3	2	3	4	6	0.400	13	7	0.650	0	0	28.5	20	1.425
E 24	Thomas, Heather	6	7	3	8	9	15	0.375	1	8	4	3	5	11	0.313	14	26	0.350	0	0	5.5	40	0.138
E 25	Johnston, Anton	9	4	9	4	18	8	0.692	8	5	8	5	16	10	0.615	34	18	0.654	1	0	29.5	53	0.557
E 26	Keever, Lindsey	2	3	1	5	3	8	0.273	0	5	2	4	2	9	0.182	5	17	0.227	1	0	1.0	23	0.043
E 27	Hansen, Paul	4	3	3	5	7	8	0.467	6	3	3	5	9	8	0.529	16	16	0.500	1	0	12.0	33	0.364
E 28	DeLoach, David	5	2	1	5	6	7	0.462	2	4	3	4	5	8	0.385	11	15	0.423	1	0	9.0	27	0.333
E 29	Denton, Shane	4	2	5	1	9	3	0.750	1	5	3	3	4	8	0.333	13	11	0.542	1	0	24.0	25	0.960
E3/ Da Bulls		38	44	43	39	81	83	0.494	26	16	26	16	52	32	0.619	185	147	0.557	0	6	117.5	338	0.348
E 30	McSorley, Paul	5	5	8	4	13	9	0.591	6	8	9	5	15	13	0.536	28	22	0.560	0	0	20.0	50	0.400
E 31	Kerr, Duncan	10	3	9	3	19	6	0.760	9	3	8	2	17	5	0.773	36	11	0.766	0	1	18.0	48	0.375
E 32	White, Bill	7	5	10	3	17	8	0.680	10	4	9	4	19	8	0.704	36	16	0.692	0	1	27.0	53	0.509
E 33	Ammon, Mark	0	7	1	8	1	15	0.063	2	5	4	6	6	11	0.353	7	26	0.212	0	1	8.5	34	0.250
E 34	Miller, Jay	0	1	0	1	0	2	0.000	0	1	0	1	0	2	0.000	0	4	0.000	0	1	0.0	5	0.000
E 35	Charlton, Warwick	5	11	6	10	11	21	0.344	7	6	12	2	19	8	0.704	30	29	0.508	0	1	27.5	60	0.458
E 36	Snowden, Mark	8	3	8	3	16	6	0.727	10	2	4	7	14	9	0.609	30	15	0.667	0	1	9.5	46	0.207
E 37	Lewis, Brian	3	9	1	7	4	16	0.200	8	3	6	5	14	8	0.636	18	24	0.429	0	0	7.0	42	0.167
E4/ Chupacabras		45	39	42	42	87	81	0.518	19	23	22	20	41	43	0.488	169	167	0.503	0	0	138.0	336	0.411
E 40	DeMattos, Rick	5	1	1	0	6	1	0.857	4	1	5	2	9	3	0.750	15	4	0.789			6.0	19	0.316
E 41	Fourhman, Karsh	7	5	7	4	14	9	0.609	9	3	7	4	16	7	0.696	30	16	0.652			18.5	46	0.402
E 42	Buckley, Bill	8	5	9	4	17	9	0.654	4	9	2	7	6	16	0.273	23	25	0.479			22.5	48	0.469
E 43	Alcon, Tony	6	8	8	5	14	13	0.519	8	6	8	5	16	11	0.593	30	24	0.556			32.0	54	0.593
E 44	Todd, Patrick	8	6	8	5	16	11	0.593	4	7	9	4	13	11	0.542	29	22	0.569			14.5	51	0.284
E 45	Park, Ed	6	5	5	6	11	11	0.500	4	8	6	6	10	14	0.417	21	25	0.457			24.5	46	0.533
E 46	Davis, Stuart	0	4	1	10	1	14	0.067	2	6	4	5	6	11	0.353	7	25	0.219			11.0	32	0.344
E 47	Vest, Ron	5	5	3	8	8	13	0.381	3	6	3	7	6	13	0.316	14	26	0.350			9.0	40	0.225
E5/ 3 Legged Dog		56	28	46	38	102	66	0.607	27	15	17	25	44	40	0.524	190	146	0.565	0	7	133.5	343	0.389
E 50	Theall, Ken	3	4	0	0	3	4	0.429	0	0	5	2	5	2	0.714	8	6	0.571	0	0	1.0	14	0.071
E 51	Gagner, Chris	6	5	5	6	11	11	0.500	6	2	6	5	12	7	0.632	23	18	0.561	0	1	20.5	42	0.488
E 52	Graziano, John	12	2	7	5	19	7	0.731	10	4	4	4	14	8	0.636	33	15	0.688	0	1	14.0	49	0.286
E 53	Welch, Chris	7	7	11	3	18	10	0.643	8	5	2	9	10	14	0.417	28	24	0.538	0	1	27.0	53	0.509
E 54	Chapman, Alex	10	2	9	3	19	5	0.792	10	2	6	4	16	6	0.727	35	11	0.761	0	0	27.5	46	0.598
E 55	Guerriero, John	4	3	2	8	6	11	0.353	5	1	3	7	8	8	0.500	14	19	0.424	0	0	13.0	33	0.394
E 56	Owens, Chris	0	0	0	0	0	0	#DIV/0!	4	2	2	4	6	6	0.500	6	6	0.500	0	1	3.0	13	0.231
E 57	Radcliff, Rob	1	0	4	2	5	2	0.714	1	7	2	5	3	12	0.200	8	14	0.364	0	1	1.0	23	0.043
E 58	Pilo, Chris	11	3	3	9	14	12	0.538	8	4	2	5	10	9	0.526	24	21	0.533	0	1	21.0	46	0.457
E 59	Fjelstad, Mike	2	2	5	2	7	4	0.636	2	3	2	5	4	8	0.333	11	12	0.478	0	1	5.5	24	0.229
E6/ Varina Sports Bar II		47	37	54	30	101	67	0.601	27	15	23	19	50	34	0.595	201	135	0.598	0	0	158.5	336	0.472
E 60	Tighe, John	3	3	5	4	8	7	0.533	5	4	3	4	8	8	0.500	16	15	0.516			9.5	31	0.306
E 61	Caudle, Charlie	0	0	0	0	0	0	#DIV/0!	0	0	0	0	0	0	#DIV/0!	0	0	#DIV/0!			0.0	0	#DIV/0!
E 62	Daley, Cynthia	3	8	1	10	4	18	0.182	3	3	5	4	8	7	0.533	12	25	0.324			10.0	37	0.270
E 63	Ewald, Dan	12	1	12	1	24	2	0.923	11	2	7	6	18	8	0.692	42	10	0.808			35.5	52	0.683
E 64	Ewald, Susan	4	8	0	5	4	13	0.235	3	6	6	4	9	10	0.474	13	23	0.361			5.0	36	0.139
E 65	Wells, John "Boy"	8	4	11	2	19	6	0.760	10	3	8	5	18	8	0.692	37	14	0.725			25.0	51	0.490
E 66	Zemlo, Josh	11	3	12	2	23	5	0.821	8	6	7	7	15	13	0.536	38	18	0.679			46.5	56	0.830
E 67	Collins, Scott	2	1	4	0	6	1	0.857	3	1	2	2	5	3	0.625	11	4	0.733			4.5	15	0.300
E 68	Brown, Phil	2	8	8	6	10	14	0.417	10	4	7	6	17	10	0.630	27	24	0.529			18.5	51	0.363
E 69	Beal, Jeff	2	1	1	0	3	1	0.750	1	1	1	0	2	1	0.667	5	2	0.714			4.0	7	0.571
E7/ Bogarts		26	57	33	50	59	107	0.355	14	28	18	24	32	52	0.381	123	211	0.368	0	13	117.5	347	0.339
E 70	Draper, Lisa	2	11	2	9	4	20	0.167	0	8	4	6	4	14	0.222	8	34	0.190	0	2	1.0	44	0.023
E 71	Smith, Brian	5	8	3	10	8	18	0.308	5	8	10	4	15	12	0.556	23	30	0.434	0	2	18.0	55	0.327
E 72	O'Conner, Tim	3	11	4	9	7	20	0.259	2	13	0	13	2	26	0.071	9	46	0.164	0	2	17.5	57	0.307
E 73	Ramser, K.C.	0	0	1	0	1	0	1.000	1	0	1	0	2	0	1.000	3	0	1.000	0	1	3.0	4	0.750
E 74	Munoz, Diego	3	2	4	3	7	5	0.583	1	6	4	3	5	9	0.357	12	14	0.462	0	0	8.5	26	0.327
E 75	Davis, Jeff	2	9	4	5	6	14	0.300	3	8	0	11	3	19	0.136	9	33	0.214	0	2	6.5	44	0.148
E 76	West, Billy	6	1	8	1	14	2	0.875	7	2	7	2	14	4	0.778	28	6	0.824	0	2	41.5	36	1.153
E 77	Davis, Al	0	0	0	0	0	0	#DIV/0!	0	0	0	0	0	0	#DIV/0!	0	0	#DIV/0!	0	0	0.0	0	#DIV/0!
E 78	Brown, Tracy	3	3	2	4	5	7	0.417	2	4	2	3	4	7	0.364	9	14	0.391	0	0	6.0	23	0.261
E 79	Watkins, Rudy	2	12	5	9	7	21	0.250	7	7	8	6	15	13	0.536	22	34	0.393	0	2	15.5	58	0.267
E8/ PB's		29	53	33	49	62	102	0.378	14	28	17	25	31	53	0.369	124	208	0.373	19	0	92.0	351	0.262
E 80	Lee, Eric	1	6	5	8	6	14	0.300	2	11	5	7	7	18	0.280	13	32	0.289	3	0	14.0	48	0.292
E 81	Waddell, Jim	4	7	8	5	12	12	0.500	3	7	4	7	7	14	0.333	19	26	0.422	2	0	8.5	47	0.181
E 82	Waddell, Brelyn	3	11	3	7	6	18	0.250	5	6	4	9	9	15	0.375	15	33	0.313	2	0	9.0	50	0.180
E 83	Ferguson, Travis	6	6	4	9	10	15	0.400	6	7	4	8	10	15	0.400	20	30	0.400	3	0	17.0	53	0.321
E 84	Baker, Brad	6	6	7	5	13	11	0.542	3	8	6	5	9	13	0.409	22	24	0.478	3	0	21.0	49	0.429
E 85	Stevenson, Rodney	6	8	4	5	10	13	0.435	4	9	6	6	10	15	0.400	20	28	0.417	3	0	7.5	51	0.147
E 86	Henry, Christi	3	9	2	10	5	19	0.208	5	8	5	8	10	16	0.385	15	35	0.300	3	0	15.0	53	0.283

		Singles 301		Singles Cricket		Singles Record		Singles Win %-age	Doubles Cricket		Doubles 501		Doubles Record		Doubles Win %-age	Sngls + Dbls	Record	Sngls + Dbls Win %-age	1001 Wins	1001 Losses	All-Star Points	Games Played	All-Star %-age
F1/ One Armed Bandits		36	48	45	39	81	87	0.482	22	20	29	13	51	33	0.607	183	153	0.545	0	0	92.5	336	0.275
F 10	Johnson, Sven	4	6	3	5	7	11	0.389	4	4	7	2	11	6	0.647	18	17	0.514			9.0	35	0.257
F 11	Kiser, Lyman	4	3	11	1	15	4	0.789	8	3	10	1	18	4	0.818	33	8	0.805			23.0	41	0.561
F 12	Wiles, Jay	5	4	6	4	11	8	0.579	3	5	6	4	9	9	0.500	20	17	0.541			13.5	37	0.365
F 13	Henson, Rob	8	5	10	4	18	9	0.667	8	5	11	2	19	7	0.731	37	16	0.698			19.5	53	0.368
F 14	Dopko, Jeff	8	6	9	4	17	10	0.630	7	6	9	7	16	13	0.552	33	23	0.589			10.0	56	0.179
F 15	Bonaparte, Chris	2	10	0	7	2	17	0.105	4	6	6	3	10	9	0.526	12	26	0.316			7.5	38	0.197
F 16	Kempf, Greg	4	4	5	4	9	8	0.529	5	2	5	3	10	5	0.667	19	13	0.594			5.5	32	0.172
F 17	Peppers, Johnny	0	0	0	0	0	0	#DIV/0!	0	0	0	0	0	0	#DIV/0!	0	0	#DIV/0!			0.0	0	#DIV/0!
F 18	Weingarten, Mike	0	2	1	4	1	6	0.143	1	5	1	1	2	6	0.250	3	12	0.200			1.5	15	0.100
F 19	Richardson, Shane	1	8	0	6	1	14	0.067	4	4	3	3	7	7	0.500	8	21	0.276			3.0	29	0.103
F2/ Mayberry		43	41	49	35	92	76	0.548	26	16	19	20	45	36	0.556	182	148	0.552	0	0	89.5	330	0.271
F 20	Antoniak, John	6	7	11	2	17	9	0.654	12	1	10	2	22	3	0.880	39	12	0.765			16.5	51	0.324
F 21	Heater, Brett	11	4	11	4	22	8	0.733	9	6	5	7	14	13	0.519	36	21	0.632			19.5	57	0.342
F 22	Gay, Chris	4	8	2	8	6	16	0.273	3	8	2	9	5	17	0.227	11	33	0.250			3.0	44	0.068
F 23	Kessler, Rich	8	6	5	10	13	16	0.448	5	9	5	9	10	18	0.357	23	34	0.404			16.0	57	0.281
F 24	McEwen, William	6	9	9	5	15	14	0.517	10	5	4	10	14	15	0.483	29	29	0.500			16.5	58	0.284
F 25	Koen, Tim	7	7	10	5	17	12	0.586	12	2	11	2	23	4	0.852	40	16	0.714			17.0	56	0.304
F 26	Ferguson, Bob	1	0	1	1	2	1	0.667	1	1	1	1	2	2	0.500	4	3	0.571			1.0	7	0.143
F3/ Coral Reefers		50	34	43	41	93	75	0.554	21	21	17	25	38	46	0.452	169	167	0.503	18	9	108.0	363	0.298
F 30	Williams, Nelson	3	1	2	6	5	7	0.417	3	4	1	8	4	12	0.250	9	19	0.321	2	1	8.5	31	0.274
F 31	Baker, Tammy	1	3	2	8	3	11	0.214	3	5	1	3	4	8	0.333	7	19	0.269	2	1	6.0	29	0.207
F 32	Boyd, Richard	1	0	1	2	2	2	0.500	2	1	1	2	3	3	0.500	5	5	0.500	1	0	0.0	11	0.000
F 33	Cullen, Pat	5	5	1	4	6	9	0.400	0	5	2	9	2	14	0.125	8	23	0.258	2	1	4.0	34	0.118
F 34	Hodge, Hue	8	6	9	6	17	12	0.586	5	9	6	5	11	14	0.440	28	26	0.519	2	1	21.0	57	0.368
F 35	Mavity, Jennifer	4	6	0	3	4	9	0.308	2	4	3	4	5	8	0.385	9	17	0.346	2	1	4.0	29	0.138
F 36	Sedgwick, Jim	0	2	0	1	0	3	0.000	0	1	0	4	0	5	0.000	0	8	0.000	1	1	1.5	10	0.150
F 37	Smith, Van	10	4	8	6	18	10	0.643	9	5	7	4	16	9	0.640	34	19	0.642	2	1	18.5	56	0.330
F 38	Wade, Nate	10	3	12	1	22	4	0.846	11	2	6	4	17	6	0.739	39	10	0.796	2	1	28.0	52	0.538
F 39	Jarvah, Sean	8	4	8	4	16	8	0.667	7	6	7	7	14	13	0.519	30	21	0.588	2	1	16.5	54	0.306
F4/ Somebody's Mother		41	43	44	40	85	83	0.506	16	26	21	21	37	47	0.440	159	177	0.473	0	6	89.5	342	0.262
F 40	Carawon, Bob	2	4	5	4	7	8	0.467	2	4	6	7	8	11	0.421	15	19	0.441	0	0	7.0	34	0.206
F 41	Tollerton, Steve "Tolly"	6	3	4	4	10	7	0.588	4	1	3	4	7	5	0.583	17	12	0.586	0	1	11.5	30	0.383
F 42	Young, Perry	1	1	4	4	5	5	0.500	1	7	7	2	8	9	0.471	13	14	0.481	0	1	5.0	28	0.179
F 43	Moeschet, Cathy	4	7	3	4	7	11	0.389	3	9	1	4	4	13	0.235	11	24	0.314	0	0	6.5	35	0.186
F 44	Peers, Martin	5	7	1	5	6	12	0.333	0	5	6	5	6	10	0.375	12	22	0.353	0	1	7.5	35	0.214
F 45	Highfill, Leigh	4	7	4	6	8	13	0.381	2	7	3	6	5	13	0.278	13	26	0.333	0	0	5.0	39	0.128
F 46	Clark, Joe	7	3	10	2	17	5	0.773	8	3	6	3	14	6	0.700	31	11	0.738	0	1	17.0	43	0.395
F 47	Converse, Laurence	4	6	3	7	7	13	0.350	6	8	4	6	10	14	0.417	17	27	0.386	0	1	8.0	45	0.178
F 48	Martin, David	8	4	9	4	17	8	0.680	6	7	6	4	12	11	0.522	29	19	0.604	0	1	20.0	49	0.408
F 49	Casadonte, Paul	0	1	1	0	1	1	0.500	0	1	0	1	0	2	0.000	1	3	0.250	0	0	2.0	4	0.500
F5/ Get Over It		44	40	40	44	84	84	0.500	25	17	24	18	49	35	0.583	182	154	0.542	6	9	85.5	351	0.244
F 50	Wilser, Dave	7	4	4	8	11	12	0.478	8	5	8	5	16	10	0.615	27	22	0.551	1	1	16.5	51	0.324
F 51	Lawley, Lisa	8	3	4	7	12	10	0.545	5	5	6	4	11	9	0.550	23	19	0.548	0	1	9.0	43	0.209
F 52	Lawley, Charley	5	6	7	2	12	8	0.600	8	4	7	5	15	9	0.625	27	17	0.614	0	1	7.0	45	0.156
F 53	Young, Jeff	2	3	8	3	10	6	0.625	7	5	7	4	14	9	0.609	24	15	0.615	1	1	16.5	41	0.402
F 54	Moore, Tim	7	4	7	3	14	7	0.667	8	4	5	5	13	9	0.591	27	16	0.628	1	1	15.5	45	0.344
F 55	Henderson, Bobby	2	1	2	3	4	4	0.500	1	1	2	1	3	2	0.600	7	6	0.538	0	1	1.5	14	0.107
F 56	Lawley, Brandon	5	5	3	5	8	10	0.444	5	1	3	5	8	6	0.571	16	16	0.500	1	1	6.0	34	0.176
F 57	Johnson, Lauralee	3	10	2	6	5	16	0.238	4	4	6	4	10	8	0.556	15	24	0.385	1	1	8.0	41	0.195
F 58	Dickens, Rob	5	4	3	7	8	11	0.421	4	5	4	3	8	8	0.500	16	19	0.457	1	1	5.5	37	0.149
F6/ Number One Stunners		39	45	40	44	79	89	0.470	20	22	19	23	39	45	0.464	157	179	0.467	0	0	82.0	336	0.244
F 60	Lee, Ronnie	7	7	9	5	16	12	0.571	7	4	8	6	15	10	0.600	31	22	0.585			12.5	53	0.236
F 61	Lee, Chris	2	9	2	11	4	20	0.167	8	5	5	7	13	12	0.520	17	32	0.347			13.5	49	0.276
F 62	Wirth, Charles	1	3	6	8	7	11	0.389	3	9	3	4	6	13	0.316	13	24	0.351			10.5	37	0.284
F 63	McCredie, Bob	6	4	8	2	14	6	0.700	7	3	8	2	15	5	0.750	29	11	0.725			13.0	40	0.325
F 64	van Voltenburg, Roger	5	7	0	1	5	8	0.385	0	3	3	9	3	12	0.200	8	20	0.286			1.0	28	0.036
F 65	Pritchard, Don	0	0	0	0	0	0	#DIV/0!	0	0	0	0	0	0	#DIV/0!	0	0	#DIV/0!			0.0	0	#DIV/0!
F 66	Jordan, Jody	8	6	9	5	17	11	0.607	7	7	8	6	15	13	0.536	32	24	0.571			18.0	56	0.321
F 67	Jordan, Judy	7	7	2	6	9	13	0.409	4	7	1	12	5	19	0.208	14	32	0.304			8.5	46	0.185
F 68	Stimac, Jeff	3	2	4	6	7	8	0.467	4	6	2	0	6	6	0.500	13	14	0.481			5.0	27	0.185
F7/ The Posse		35	49	42	42	77	91	0.458	21	21	22	20	43	41	0.512	163	173	0.485	0	0	104.0	336	0.310
F 70	Taylor, Jeff	13	1	13	1	26	2	0.929	11	3	12	2	23	5	0.821	49	7	0.875			42.0	56	0.750
F 71	Taylor, Melinda	2	2	0	6	2	8	0.200	0	2	1	3	1	5	0.167	3	13	0.188			3.0	16	0.188
F 72	Jackson, Ben	7	2	7	1	14	3	0.824	2	7	3	6	5	13	0.278	19	16	0.543			9.0	35	0.257
F 73	Breton, Pam	4	9	2	5	6	14	0.300	4	6	7	3	11	9	0.550	17	23	0.425			8.0	40	0.200
F 74	Colton, Mitch	1	8	5	4	6	12	0.333	5	5	5	5	10	10	0.500	16	22	0.421			12.0	38	0.316
F 75	Colton, Bridgette	1	10	1	10	2	20	0.091	6	4	1	2	7	6	0.538	9	26	0.257			4.5	35	0.129
F 76	Jolly, King	1	7	3	4	4	11	0.267	3	7	4	3	7	10	0.412	11	21	0.344			10.0	32	0.313
F 77	Brienzi, Kevin	1	0	5	3	6	3	0.667	1	3	3	4	4	7	0.364	10	10	0.500			3.5	20	0.175
F 78	Hamlet, Hope	1	5	2	5	3	10	0.231	4	3	7	3	11	6	0.647	14	16	0.467			2.0	30	0.067
F 79	Folsom, Kevin	4	4	4	3	8	7	0.533	6	2	1	9	7	11	0.389	15	18	0.455			10.0	33	0.303
F 7x	xx - Breton, Fuzzy	0	1	0	0	0	1	0.000	0	0	0	0	0	0	#DIV/0!	0	1	0.000			0.0	1	0.000
F8/ Tailgaters		47	37	33	51	80	88	0.476	17	25	14	25	31	50	0.383	142	188	0.430	0	0	70.5	330	0.214
F 80	Howley, John	10	5	7	9	17	14	0.548	4	12	5	11	9	23	0.281	26	37	0.413			12.5	63	0.198
F 81	Patrick, Melissa	0	0	0	0	0	0	#DIV/0!	0	0	0	0	0	0	#DIV/0!	0	0	#DIV/0!			0.0	0	#DIV/0!
F 82	Conway, Paul	8	10	3	17	11	27	0.289	9	11	4	13	13	24	0.351	24	51	0.320			14.0	75	0.187
F 83	Reynolds, Mike	10	3	13	0	23	3	0.885	8	5	9	4	17	9	0.654	40	12	0.769			29.5	52	0.567
F 84	Jarasczewicz, Laura	12	9	4	17	16	26	0.381	6	14	8	10	14	24	0.368	30	50	0.375			7.0	80	0.088
F 85	Hux, Kevin	1	1	0	1	1	2	0.333	0	1	0	0	0	1	0.000	1	3	0.250			0.0	4	0.000
F 86	Wiggins, Rob	6	9	6	7	12	16	0.429	7	7	2	12	9	19	0.321	21	35	0.375			7.5	56	0.134

Break Time Billiards & Piedmont Dart Association Present:

3rd Annual Dart Shootout

SANCTIONED BY

June 4-6, 2004

$2,000

PIEDMONT DART ASSOCIATION

*** Minimum Guaranteed Payout ***

DAY	FRIDAY	SATURDAY						SUNDAY				
TIME	8:00 PM	10:00 AM	12:30 PM	1:00 PM	3:00 PM	4:00 PM	7:30 PM	11:00 AM	1:30 PM	2:00 PM	3:30 PM	4:30 PM
	BLIND	MIXED	MEN'S	LADIES'	MEN'S	LADIES'	BLIND	MIXED	MEN'S	LADIES'	MEN'S	LADIES'
EVENT	DRAW	DOUBLES	DOUBLES	SINGLES	SINGLES	DOUBLES	DRAW	TRIPLES	DOUBLES	SINGLES	SINGLES	DOUBLES
	CHICAGO	CRICKET	CRICKET	CRICKET	CRICKET	CRICKET	CHICAGO	601	501	501	501	501
ENTRY	$10	$20	$20	$12	$12	$20	$10	$30	$20	$12	$12	$20
FEE	person	team	team	person ‡	person ‡	team	person	team	team	person ‡	person ‡	team
1st	$100	$100	$100	$50	$100	$50	$100	$105	$100	$50	$100	$50
2nd	$50	$50	$50	$24	$50	$24	$50	$57	$50	$24	$50	$24
Top 4	$24	$24	$24	$12	$24	$12	$24	$30	$24	$12	$24	$12

‡ Fee includes $2.00 ADO Surcharge - Posted Time is close of registration

***** 90% of All Entry Fees Over the $2,000 Guarantee Will Be Paid Out After Expenses *****

Accommodations:
Holiday Inn Select
5790 University Pkwy.
Winston-Salem, NC
1-800-553-9595

Must ask for "Shootout Darters Rate" $53.00 plus tax

Tournament Director:
Nancy Coley
Tournament Coordinator:
Phil Ellis
336-789-0213



Tournament Location:
Break Time Billiards
5083 University Parkway
Winston-Salem, NC 27106
336-744-9404



Directions to Break Time
- I-40 to Hwy 52 North
- Exit 115B (Univ. Pkwy.)
- Turn right at top of ramp, go thru 4 stop lights and North Chase Shopping Ctr. will be on the left.
- Break Time Billiards is in the shopping center

Dart Supplies by:
Spears
Custom Darts & Supplies

BULL CITY CLASSIC

HOSTED BY

Bull City Dart League

SANCTIONED BY

June 25-27, 2004

$5,000+

DAY	FRIDAY	SATURDAY						SUNDAY				
Time*	9 pm	10 am	12:30 pm	1 pm	3 pm	4 pm	7:30 pm	10 am	12:00 pm	12:30 pm	2:00 pm	3 pm
Event	Blind Draw Chicago	Mixed Doubles Cricket	Men's Doubles Cricket	Ladies' Singles Cricket	Men's Singles Cricket	Ladies' Doubles Cricket	Bull Durham! (baseball)	Mixed Doubles 501	Men's Doubles 501	Ladies' Singles 501	Men's Singles 501	Ladies' Doubles 501
Entry Fee‡	$10 person	$20 team	$20 team	$15** person	$15** person	$20 team	$10 Person	$20 team	$20 team	$15** person	$15** person	$20 team
1st	$200	$288	$288	$120	$288	$160	$200	$200	$200	$120	$200	$160
2nd	$100	$188	$188	$80	$188	$80	$100	$100	$100	$60	$100	$80
Top 4	$50	$50	$50	$30	$50	$40	$50	$50	$50	$30	$50	$40
Top 8	$25	$25	$25	—	$25	—	$25	$25	$25	—	$25	—
Total	$500	$588	$588	$240	$588	$320	$500	$500	$500	$240	$500	$320

* - Posted times reflect signup deadline, with matches starting 15 minutes later ** - Includes $2 ADO surcharge
‡ - In addition to the entry fee, there is a $1 shaller fee per thrower. Challers for each match can redeem tickets for $1 each
- NO OUTSIDE BEVERAGES ALLOWED!

Location: The Tavern, 5504 Durham-Chapel Hill Blvd., Durham, NC 27707—919-493-5957
Host: Durham Dart Club (ADO-affiliated) and the Bull City Dart League
Contact: Wade Mericle (tournament director)—919-599-7502 (cell)
E-mail: TRDL2002@hotmail.com for tournament information
Hotel: Red Roof Inn, 5623 Chapel Hill Boulevard, Durham, NC 27707—800-733-7663
($59.99 per night—refer to #201000960 (Bull City Classic) - reserve by May 25)

Warning: - Darts is an adult sport. It is dangerous for children to play darts without adult supervision. Please use your discretion.

Disclaimer-Amateur Status: - The host association and/or the ADO assumes no responsibility for any adverse effects which dart awards may have on the amateur status of any youth participant. Check local regulations.

Driving Directions: - Take I-40 to Durham. Take the HWY 15/501 exit (270) and turn north on 15/501 (right turn if coming from the east, left turn if coming from the west). At the first light, turn left on Mt. Moriah Rd. and make immediate left on Durham-Chapel Hill Blvd. the Tavern is on the left.



Raleigh Dart League

Registration for Fall 2004 Season

Wednesday, July 14, Snooker's-Ridgewood, 7:30-9:00 p.m.

Wednesday, July 14 ⌫⌦ **For returning teams AND new teams - there is only one night of registration!!!**
(If your team is not returning, please leave a message on VoiceMail.
New captain? Please pass this information on to him/her.)
Bring: 1) Completed roster - use BLACK pen please - with divisions played by by each member for last 3 seasons
2) <u>ONE</u> check for bar fee and a minimum of six players (Bar fee is $20; Player registration is $20) NO CASH WILL BE ACCEPTED!!!

Wednesday, July 14 **DEADLINE for <u>unrestricted roster</u> add-ons, at REGISTRATION (<u>no</u> extensions)**

July 15 through September 13 Add-ons <u>pre-approved</u> by the Membership Committee:
1) Checks and player information as per roster to: Kellee Enos (treasurer), 505 South Lakeside Dr, Raleigh, NC 27606; telephone: 919-233-8948
2) Membership Director will inform captain of Committee's decision
A PLAYER IS NOT ELIGIBLE UNTIL APPROVED

Wednesday, July 21 & 28 **RDL-Sponsored Blind Draws**, locations TBA, registration closes at 8:00 p.m.

Wednesday, August 4 ⌫⌦ **Captains' meeting, 7:30 p.m., Snooker's-Ridgewood (MANDATORY)**
Pickup schedules, blank scoresheets, team rosters, phone lists, rules, etc.

Wednesday, August 11 ⌫⌦ **8:00 p.m. Season starts**

Monday, September 13 **5th week captains' meeting (MANDATORY)**; & RDL Board Meeting
Last day to add/replace a player with approval

FALL 2004 RALEIGH DART LEAGUE TEAM REGISTRATION FORM

Team Name _____ Team Number _____
(PLEASE LEAVE BLANK)
Fee Paid:
Date Paid:

Divisions played in previous 3 seasons	Player Name: / Home Bar & Dart Rep.:	Player Address: / Board #s:	M/F	Phone #:	
	Captain: 0	email:		(H) (W)	0
	1			(H) (W)	1
	2			(H) (W)	2
	3			(H) (W)	3
	4			(H) (W)	4
	5			(H) (W)	5
	6			(H) (W)	6
	7			(H) (W)	7
	8			(H) (W)	8
	9			(H) (W)	9

PLEASE WRITE IN BLACK, IN BLOCK LETTERS - ROSTERS WILL BE PHOTOCOPIED

TOTAL: _____

(LEAVE SPACE BLANK FOR OFFICE USE)

TONS OF NEWSLETTER

Home to the Fall Session of the Raleigh Dart League for the Banquet, Sunday, December 12, 2004
The "I Can't Believe I'm Finally Missing A Banquet (After A Decade)" Edition

TOURNAMENT WINNERS

"A" Division - ***The Intrusive Element*** *(14-8)*
The final with Dodge Darts was tied at 2-2, 3-3, 4-4, 5-5, 6-6, and 8-8 before The Element began closing it out. But in the end, Oakley and Wall hit third-game doubles about 20 seconds apart to give The Element their third consecutive regular season/ tournament victory double in A division.

"B" Division - ***Cheap Shots*** *(14-2)*
It seems like years ago that the Cheapies were 0-2 and staring at last place in B division. A 15-match win streak later, and the Cheapies will now be drinking from a brand new set of Mugs, with only having been really pushed once in that whole streak.

"C" Division - ***Wireless*** *(13-7)*
Wireless has now won 24 matches in a row in C and D divisions, a fact evidently not lost on at least one of their team members who asked me what the recent record was. These guys were out of place in C - convenient since they'll now be in B (or A??).

"D" Division - ***Modena Cartel*** *(13-7)*
After 'scaring' one opponent into just phoning in a forfeit, Modena rolled right through Dynamic and then handled The Replacements in the final. Just to add the exclamation point to what was already quite a dominant season, Mike Hall popped a cool 170-Out in the 501 set of the Mug match.

"E" Division - ***Kozmic Debris*** *(14-8)*
Evidently one of the league's most shorthanded teams found just enough players at just the right time. The Debris is the only tournament winner that didn't also win that division's regular season as well. It wasn't easy, as they had to go through both the #1 and #2 teams, but Kozmic gladly carried the underdog flag.

"F" Division - ***Deadstroke*** *(12+-12)*
Perfect! The best regular season race in RDL this season led to the best tournament final. Neither team ever led by more than 2 points throughout the match, then 1001 went back and forth as well. In the end, Deadstroke had to withstand a shot at the out by the 'Gaters top gun before Som Samaluk checked out from 32.

REGULAR SEASON WINNERS

"A" Division - ***The Intrusive Element*** *(11 wins, 1 loss)*
2nd place - Lunatic Fringe

"B" Division - ***Cheap Shots*** *(12 wins, 2 losses)*
2nd place - Varina Sports Bar III

"C" Division - ***Wireless*** *(14 wins, 0 losses)*
2nd place - Get the Point "33"

"D" Division - ***Modena Cartel*** *(13 wins, 1 loss)*
2nd place - The Replacements

"E" Division - ***Chupacabras*** *(11 wins, 3 losses)*
2nd place - Da Bulls

"F" Division - ***Deadstroke*** *(12 wins, 2 losses)*
2nd place - Tailgaters

(Rosters of all tournament-winning and regular season first place teams can be found on page 4.)

TABLE OF CONTENTS

Item	Page Number
Tournament & Regular Season Winning Teams	1
Spring 2005 RDL Season Information	1
Final Divisional Standings	2
Final Divisional Tournament Results	3
Tournament Winning Team Rosters	4
Regular Season Winning Team Rosters	4
Fall 2004 Trivia Questions Revisited	4
Regular Season Trophy Dart Awards	5
Tournament Trophy Dart Awards	5
Other Tournament Hot Darts	5
Divisional Singles Win %-age Winners	6
Divisional All-Star Point %-age Winners	6
Players Who Beat the Singles Winners	6
Tiebreaker Stat Facts	6
Season Penalty Summary	6
List of Host Establishments	7
Notes for Spring 2005 RDL Registration/Season	7
Registration & Recent Winners of Another League	7
RDL Address and Phone No. Information	8
Event Calendar, Penalty Log	8
JK's All-Star Team Picks	9
Quick Stat Tidbits	9
My Prediction Results Summary	9
Prediction Results Table	10
2005 Board; Quotes; Connolly's Singles Ckt results; Volunteer Request; Various notes/observations	11
Random Thoughts and Experiences from JK	12
NCCDL/NCLC final 2004 regular season results	13
NCCDL/NCLC perfect throws, tournament results	14
Top Fall 2005 Singles Records, by Division	15
Top Fall 2005 Doubles Records, by Division	16
Top Fall 2005 Singles+Doubles, by Division	17
Top Fall 2005 All Star %-ages, by Division	18
Top Individual Records, by Section of Play	19,20
League-Wide Individual Singles, Doubles Records	21
League-Wide Individual Singles+Doubles Records, All-Star %-ages	22
Singles, Doubles Records, Ranked by Team	23
Singles+Doubles Records, All-Star %-ages, Ranked by Team	24
Week-by-Week Match Results Table	25
Complete "A" Division Statistics	26
Complete "B" Division Statistics	27
Complete "C" Division Statistics	28
Complete "D" Division Statistics	29
Complete "E" Division Statistics	30
Complete "F" Division Statistics	31
Flier for 2005 Getaway for the New Year tournament	32
Notice for 2004 Holiday Season area *Blind Draws*	33
Registration Materials for Spring 2005 RDL Season	34

SPRING 2005 RALEIGH DART LEAGUE SEASON INFORMATION

Registration Meeting for ALL Teams (we disposed of the 2nd meeting seasons ago) Champions; **Wednesday, January 5**, 7:30-9:00

MANDATORY Preseason Captains' Meeting
Snooker's-Ridgewood; **Wednesday, January 19**, 7:30 p.m.

Match Play begins on Wednesday, January 26

MANDATORY Fifth Week Captains' Meeting
Champions; **Monday, February 28**, 7:30 p.m.

Divisional tournament weeks - **May 4, May 11, May 18**

FINAL!! DIVISIONAL TEAM STANDINGS FOR THE *FALL 2004* RDL SEASON

"A" Division

		W	L	Pts.
👍	The Intrusive Element 👍	11	1	212
👍	Lunatic Fringe	11	1	190
3	Dodge Darts	8	4	159
4	Last Minute	6	6	131
5	Here for the Beer II	3	9	104
👎	The Suey Side	2	10	77
👎	Suze's Crew	1	11	96

"B" Division

		W	L	Pts.
👍	Cheap Shots 👍	12	2	236
👍	Varina Sports Bar III	11	3	195
3	Nine Lives	8	6	153
4	Bubba's Garage	7	7	175
5	Excalibur	5	9	148
6	Swift Recovery	5	9	132
👎	Starving Dartists	5	9	123
👎	Loving Every Minute Of It!	3	11	120

"C" Division

		W	L	Pts.
👍	Wireless 👍	14	0	234
👍	Get the Point "33"	10	4	188
3	Grateful Darts	10	4	157
4	Horsemen	9	5	148
5	Hammer Heads	5	9	134
6	Heroes In Trouble	3	11	132
👎	UZMALL	3	11	131
👎	Mojo Dogs	2	12	119

"D" Division

		W	L	Pts.
👍	Modena Cartel 👍	13	1	199
👍	The Replacements	10	4	214
3	Got Pepsi?	10	4	189
4	Dynamic Darts	8	6	135
5	Travelin' Beer Bellies	6	7	146
6	Rif-Raf	5	9	146
👎	3 Legged Dog	2	12	105
👎	Back in the Saddle	1	12	60

"E" Division

		W	L	Pts.
👍	Chupacabras 👍	11	3	208
👍	Da Bulls	10	4	169
3	Meet the Fockers!	9	5	163
4	Kozmic Debris	9	5	160
5	Damn Yankees!	7	7	148
6	Tres Equis	5	9	153
👎	Wirecutters	4	10	148
👎	Get Over It	1	13	101

"F" Division

		W	L	Pts.
👍	Deadstroke 👍	12	2	198
👍	Tailgaters	11	3	197
3	One Armed Bandits	11	3	178
4	Somebody's Mother	7	7	165
5	Stunners	7	7	158
6	Coral Reefers	4	10	149
👎	Overtime Outlaws	3	11	129
👎	Fujimo	1	13	117

LEGEND OF SYMBOLS IN STANDINGS

👎 = *clinched* "bottom-two" *finish in division* 👍 = *clinched "top-two" finish in division*

👍 = *regular season division champion*

FALL 2004 RDL DIVISIONAL TOURNAMENT RESULTS

Quarterfinals	*Semifinals*	*Finals*	***WINNER***

"A" Division

1 **The Intrusive Element**
The Intrusive Element
(BYE)
(13-1) **The Intrusive Element**
5 Here for the Beer II
(13-9) Here for the Beer II
4 Last Minute
(14-8) **The Intrusive Element**
3 Dodge Darts
(13-3) Dodge Darts
6 The Suey Side
(13-11) Dodge Darts
7 Suze's Crew
(13-5) Lunatic Fringe
2 Lunatic Fringe

"B" Division

1 **Cheap Shots**
(forfeit) **Cheap Shots**
8 Loving Every Minute Of It!
(14-10) **Cheap Shots**
5 Excalibur
(12+-12) Bubba's Garage
4 Bubba's Garage
(14-2) **Cheap Shots**
3 Nine Lives
(13-11) Swift Recovery
6 Swift Recovery
(14-10) Starving Dartists
7 Starving Dartists
(14-8) Starving Dartists
2 Varina Sports Bar III

"C" Division

1 **Wireless**
(13-3) **Wireless**
8 Mojo Dogs
(13-7) **Wireless**
5 Hammer Heads
(13-7) Horsemen
4 Horsemen
(13-7) **Wireless**
3 Grateful Darts
(12+-12) Heroes In Trouble
6 Heroes In Trouble
(14-8) Get the Point "33"
7 UZMALL
(14-10) Get the Point "33"
2 Get the Point "33"

Quarterfinals	*Semifinals*	*Finals*	***WINNER***

"D" Division

1 **Modena Cartel**
(forfeit) **Modena Cartel**
8 Back in the Saddle
(14-2) **Modena Cartel**
5 Travelin' Beer Bellies
(13-7) Dynamic Darts
4 Dynamic Darts
(13-7) **Modena Cartel**
3 Got Pepsi?
(13-11) Got Pepsi?
6 Rif-Raf
(13-5) The Replacements
7 3 Legged Dog
(14-4) The Replacements
2 The Replacements

"E" Division

1 Chupacabras
(13-11) Chupacabras
8 Get Over It
(13-10) **Kozmic Debris**
5 Damn Yankees!
(12-7) **Kozmic Debris**
4 **Kozmic Debris**
(14-8) **Kozmic Debris**
3 Meet the Fockers!
(13-5) Tres Equis
6 Tres Equis
(14-8) Da Bulls
7 Wirecutters
(13-5) Da Bulls
2 Da Bulls

"F" Division

1 **Deadstroke**
(13-4) **Deadstroke**
8 Fujimo
(13-5) **Deadstroke**
5 Stunners
(13-11) Stunners
4 Somebody's Mother
(12+-12) **Deadstroke**
3 One Armed Bandits
(13-9) Coral Reefers
6 Coral Reefers
(13-9) Tailgaters
7 Overtime Outlaws
(14-4) Tailgaters
2 Tailgaters

THIS SEASON'S TRIVIA QUESTIONS… REVISITED

I've had a couple of requests from league members for me to re-run some of the trivia questions from this past season. So, I figured what the heck and I'm running the entire set here. Each question is listed exactly as it was during the season, so there is potential for a question to now be out of date, but I don't think it will be much of a problem. Each question is listed under the week # when it ran, and the answers are at the end. No peeking…

Week 7 question(s): In which division have the most byes been placed since the start of 1996 (my first season as editor, and thus the first season about which I have definitive statistics)? How many byes has that division had in those 18 seasons?

Week 8 question: What is the greatest number of points that a team has scored in a 14-week season since the start of 1996? How about in a 12-week season (due to byes)?

Week 9 question: What is the one thing that the two teams in the previous answer had in common (other than the obvious facts that they won their division, and went undefeated)?

Week 10 question(s): What was included in the first issue of the newsletter that I ever wrote (for the matches of January 31, 1996)? How many pages was it?

Week 11 question: It's coming down to crunch time and we are approaching season's end. When we hit that last week of the season, six different teams will be sitting in 1st place in their various divisions, hoping to hold onto their lead and claim the regular season title. How many times in the past nine years has the team in first in a division entering the final week not held on to that position? [Answer below updated to include this season's results.]

Week 12 question(s): What is the greatest number of games that a player has played in one season in the past 9 years (my tenure as statistician) in a 14-week season? In a 12-week season? Who played that many?

Week 13 question: If you were to throw a dart into each individual scoring bed on the dartboard (each single bed, each double bed, and each triple bed), what would the average score of your darts be?

Week 7 answer: B division (11 times). Others were: E-10 times, D-9 times, A-8 times, C-8 times, G-7 times, and F-5 times. … … And a few other notes that might interest you: no byes in Sp97 and Sp04; a bye in every division in Sp00 and Fa03; G division existed in all of those seasons until 2004; and finally, four times in that span of years, there has been a bye in only one division, and it has never been the same division twice (A, B, C, E).

Week 8 answer: For a 12-week season, the top point total since 1996 is 211 points, for an average of 17.58 points per week. That total was achieved by Top Dead Center (of B division) in the Fall '96 season, and they actually blocked 8 more points throughout the season (so their win percentage in all games was 0.760). :::: For a 14-week season, the top point total was 259 by Lunatic Fringe (amazingly enough in A division) in the Spring '03 season, for an average of 18.50 points per week. That Fringe team also won more than 3/4 of the total player slots (0.771 win percentage).

Week 9 answer: Joe Gaglione! Joe was a member of both the Fall 96 Top Dead Center team that scored 211 points in 12 weeks and the Spring '03 Lunatic Fringe team that scored 259 points in 14 weeks.

Week 10 answer: Team listings by division, a bar listing, and a set of directions for mailing to the new statistician (me). That's it. It took two pages, one sheet front and back. Can anybody here imagine getting something that paltry nowadays?

Week 11 answer: In this and the 17 prior seasons, there have been 124 divisions contended (16 seasons with 7 divisions, and 2 seasons with 6 divisions). Of those 124, only 12 times has the team in first place heading into the final week not finished in that spot (and two of those probably shouldn't count because the first place team had a week 14 bye and it was completely expected that they would be passed in the final week). That means that only about 9.7% of the time is the first place team passed. No teams were passed for first place in the final week of the Fa96, Sp97, Sp98, Fa98, Sp99, Sp00, Fa02, or Sp04 seasons.

Week 12 answer(s): Holy cow, the answers to these questions are just astonishing to me. The greatest number of games in a 14-week season is 92, by Dave Wilser of Get Over It, in the Spring '01 season. That's 6.57 games per night for 14 nights! As 3 of those 92 games were 1001 legs, that's an average of 6.36 non-tiebreaker legs per match. (The second highest total in the past 9 years went to his teammate, Lisa Lawley, with 87 games that season.) The greatest number of games in a 12-week season is 78, by Al Wight of Dogs of War, in the Spring '03 season. Al's average games per match was 6.50, and that includes zero tiebreakers! So, you can decide which is the true IronMan, but both totals are pretty dang impressive to me…

Week 13 answer: 18.841.

You know, you should start planning now for the Spring season. It can be hard to track down teammates over the holiday break, so start setting your roster plans now to avoid the headache later.

TEAMS THAT WON BOTH THEIR DIVISIONAL TOURNAMENT AND REGULAR SEASON TITLE !!!!!!

"A" Division - ***The Intrusive Element***		
Jason Kilts (c)	Tom Brown	Keith Wall
Wil Tan	John Riner	Mark Knight
Randy Umstead	Jerry Oakley	Allen Smith
"B" Division - ***Cheap Shots***		
Steve Witz (c)	Mark Sellers	Randy Warren
Wes Vaux	Jack Gibson	Dave Buckman
Kevin Coyne	Josh Hall	Steve Grogan
"C" Division - ***Wireless***		
Jeffrey Allen (c)	Pat Crowley	Dave Galloway
Kenneth Donleycott	Mike Johnson	David Johnson
John Dunlevy	Mike McDonald	Kenneth Imvtam
"D" Division - ***Modena Cartel***		
Kyle Teeter (c)	Jeffery Hunter	Tony Polston
Tommy Gelhar	Brian Kirkpatrick	Mike Hall
J.R. Grogan	Craig Kirkpatrick	Todd Garrison
"F" Division - ***Deadstroke***		
Kevin Carter (c)	John Cox	Lynette Lindsey
Somchai Samaluk	Darrell Schwartz	Darren Babcock
Adnan Hamed	Stella Sutter	Melanie Foster

TEAM THAT WON ITS DIVISIONAL TOURNAMENT (but not regular season title) !!!!!!

"E" Division - ***Kozmic Debris***		
Anthony Martin (c)	Anton Johnston	Heather Thomas
Kent Thomas	Russell Bowen	Paul Hansen
Fred Flowers	Eugene Snyder	David DeLoach

TEAM THAT WON ITS REGULAR SEASON TITLE (but not tournament) !!!!!!

"E" Division - ***Chupacabras***		
Rick DeMattos (c)	Ed Park	Stuart Davis
Tony Alcon	Bill Buckley	Patrick Todd
Karsh Fourhman		Ron Vest

TOURNAMENT!!! TROPHY DART AWARDS

9 Marks

Joe Gaglione **(2)**	Dodge Darts	11/17, 12/8
Andrew Bacanskas	Bubba's Garage	11/17
Jeff Dahulich	Dodge Darts	11/17
Kurt Kunttu	Here for the Beer II	11/17
Mike Seward	Lunatic Fringe	11/17
Brian Coleman	The Replacements	12/1

Ton-80s

Pat Crowley	Wireless	12/1
Jason Thomas	The Replacements	12/1
David Johnson	Wireless	12/8
Tim McNamara	Dodge Darts	12/8

6-Bulls, Ton-70-Ins

(none reported)

Ton-70-Outs

Mike Hall	Modena Cartel	12/8

OTHER TOURNAMENT HOT DARTS

(Sorry, no award for these, but they're still good shots)

Steve Holland	Dodge Darts	5-Bulls
Daniel Pollard	Swift Recovery	5-Bulls
Lee Whitehead	Dodge Darts	120-In
Mark Knight	The Intrusive Element	116-In
Kris Giberson	Swift Recovery	130-Out
Randy Umstead	The Intrusive Element	11-dart 301
Jason Kilts & Wil Tan	The Intrusive Element	18-dart DCkt & 21-dart DCkt (same set)

(…and no, I don't include an all-star list for the tournament because any fool can throw a bunch of all-stars when he or she is playing two-out-of-three singles cricket sets…)

For those who are new or simply were not aware of it: fast games, high ins and high outs in the tournament do not win awards unless they are perfect shots (170s) or games.

FINAL REGULAR SEASON TROPHY DART AWARDS

High In (301 only)

Mike Seward	**Ton-70**
Lunatic Fringe	8/18

High Out (301, 501, and 1001)

Jerry Oakley	**Ton-70**
The Intrusive Element	8/11

Fast Singles 301

Dan Ewald	**8 darts**
Got Pepsi?	10/13
K.C. Ramser	**8 darts**
Last Minute	8/11

Fast Singles Cricket

Mark Knight	**14 darts**
The Intrusive Element	10/6

Fast Doubles Cricket

Victor Bird & Timmy King	**18 darts**
The Replacements	10/13

Fast Doubles 501

Tom Brown & Jerry Oakley	**17 darts**
The Intrusive Element	8/18
Don Butman & Bob Terry	**17 darts**
Lunatic Fringe	10/20

9 Marks

Mark Knight **(2)**	The Intrusive Element	9/22, 10/27
Wil Tan **(2)**	The Intrusive Element	8/11, 9/1
Andrew Bacanskas	Bubba's Garage	9/1
Randy Baldwin	The Suey Side	10/6
Deb Blackwelder	Suze's Crew	9/15
Rick Bradshaw	Heroes In Trouble	8/18
Tom Brown	The Intrusive Element	10/20
Bill Chaney	Suze's Crew	10/13
Jeff Dahulich	Dodge Darts	9/8
Jim Davis	Suze's Crew	9/22
Dan Ewald	Got Pepsi?	8/25
Brian Gaertner	Swift Recovery	8/11
Jason Grannis	Varina Sports Bar III	9/22
Steve Grogan	Cheap Shots	11/3
Mike Hall	Modena Cartel	9/15
Mikey Hindle	Swift Recovery	9/15
Jeffery Hunter	Modena Cartel	9/22
Jennifer Jolly	Loving Every Minute Of It!	8/25
Timmy King	The Replacements	10/13
Todd Lewis	Get the Point "33"	10/20
David Martin	Somebody's Mother	8/25
Mike McDonald	Wireless	9/1
David Murray	Last Minute	11/10
Sean O'Brien	The Suey Side	11/10
Ron Ridenour	Loving Every Minute Of It!	8/18
Lee Scott	Last Minute	10/13
J.J. Tant	Tailgaters	9/8
Jeff Taylor	Fujimo	10/20
Bob Terry	Lunatic Fringe	10/27
Patrick Todd	Chupacabras	11/10
Lee Whitehead	Dodge Darts	10/13
Tom Winters	Dynamic Darts	10/13
Josh Zemlo	Got Pepsi?	10/6

Ton-80s

Somchai Samaluk **(2)**	Deadstroke	10/20, 11/10
Eric Bonar	The Suey Side	8/25
Tom Brown	The Intrusive Element	8/18
Eugene Foushee	Excalibur	9/15
Jack Gibson	Cheap Shots	9/22
John Jenkins	Get the Point "33"	10/27
Mark Knight	The Intrusive Element	8/18
Tim Mills	Suze's Crew	10/6
Richard Oakley	Last Minute	8/25
K.C. Ramser	Last Minute	8/11
Mike Seward	Lunatic Fringe	10/6
Tom Winters	Dynamic Darts	10/20

6 Bulls

Matthew Copple	Nine Lives	11/3

Fall 2004 RDL Individual Season-Long Awards

SINGLES WIN PERCENTAGE

		W	L	%-age
	"A" Division			
Mike Seward	A3/ Lunatic Fringe	20	2	0.909
	"B" Division			
Steve Witz	B1/ Cheap Shots	21	4	0.840
	"C" Division			
David Simpson	C1/ Get the Point "33"	23	5	0.821
	"D" Division			
Kyle Teeter	D3/ Modena Cartel	24	4	0.857
Mike Hall	D3/ Modena Cartel	18	3	0.857
	"E" Division			
Matt Sawyer	E1/ Damn Yankees!	20	2	0.909
	"F" Division			
Steve Tollerton	F4/ Somebody's Mother	21	4	0.840
	Women's Records - "A" Division			
Debra Parker	A6/ Here for the Beer II	11	6	0.647
	Women's Records - "B" Division			
[No women in B satisfied the minimum number of games played and the RDL rule requiring a win percentage of 0.400 or higher.]				
	Women's Records - "C" Division			
Jan Austin	C1/ Get the Point "33"	13	7	0.650
	Women's Records - "D" Division			
Tami Brown	D5/ Got Pepsi?	10	9	0.526
	Women's Records - "E" Division			
Nicole Hatch	E2/ Meet the Fockers!	18	10	0.643
	Women's Records - "F" Division			
Cathy Moeschet	F4/ Somebody's Mother	10	14	0.417

ALL-STAR PERCENTAGE

		ASPs	TGP	%-age
	"A" Division			
Wil Tan	A1/ The Intrusive Element	82.5	46	1.793
	"B" Division			
Steve Grogan	B1/ Cheap Shots	45.0	43	1.047
	"C" Division			
John Jenkins	C1/ Get the Point "33"	64.0	59	1.085
	"D" Division			
Mike Hall	D3/ Modena Cartel	60.5	45	1.344
	"E" Division			
Tony Alcon	E5/ Chupacabras	32.5	46	0.707
	"F" Division			
Jeff Taylor	F5/ Fujimo	32.5	44	0.739
	Women's Records - "A" Division			
Debra Parker	A6/ Here for the Beer II	25.5	32	0.797
	Women's Records - "B" Division			
Jennifer Jolly	B3/ Loving Every Minute.	9.0	43	0.209
	Women's Records - "C" Division			
Jan Austin	C1/ Get the Point "33"	19.0	37	0.514
	Women's Records - "D" Division			
Tami Brown	D5/ Got Pepsi?	23.0	39	0.590
	Women's Records - "E" Division			
Barbara Cotton	E2/ Meet the Fockers!	22.0	48	0.458
	Women's Records - "F" Division			
Judy Jordan	F3/ Stunners	7.5	46	0.163

THE PLAYERS WHO *BEAT* THE SINGLES %-AGE WINNERS

Who beat Mike Seward of Lunatic Fringe?
in 301: Les Nagy (wk.11), K.C. Ramser (wk.12).
in cricket: (none).

Who beat Steve Witz of Cheap Shots?
in 301: Jason Grannis (wk.8), Sarge Smith (wk.11), Keith Shearin (wk.12).
in cricket: Greg Crumpler (wk.1).

Who beat David Simpson of Get the Point "33"?
in 301: David Johnson (wk.3), Mike McDonald (wk.10).
in cricket: David Johnson (wk.3), Mark Wackerman (wk.7), Chris Goodknecht (wk.8).

Who beat Kyle Teeter of Modena Cartel?
in 301: Barry Barker (wk.1), John Wells (wk.6).
in cricket: Jane Barker (wk.1), Dan Ewald (wk.6).

Who beat Mike Hall of Modena Cartel?
in 301: Brian Coleman (wk.2), Jason Walters (wk.6), Susan Ewald (wk.13).
in cricket: (none).

Who beat Matt Sawyer of Damn Yankees!?
in 301: Brandon Lawley (wk.7). in cricket: Galen Gillett (wk.1).

Who beat Steve Tollerton of Somebody's Mother?
in 301: Jimmy Dzengeleski (wk.6).
in cricket: Jeff Taylor (wk.1), Ronnie Lee (wk.2), Jeff Dopko (wk.5).

[Only listing the 'defeaters' of the top couple women's award winners…]

Who beat Deb Parker of Here for the Beer II?
in 301: Keith Wall (wk.14).
in cricket: Richard Oakley (wk.1), Kenny Persson (wk.6), Steve Holland (wk.9), John Murdaugh (wk.13), Keith Wall (wk.14).

Who beat Jan Austin of Get the Point "33"?
in 301: Jimmy Woodell (wk.11), Rick Bradshaw (wk.14).
in cricket: Chris Goodknecht (wk.1), Felipe Wilkie (wk.2), Carl Hiller (wk.6), Joe Kunesh (wk.11), Jon Stites (wk.12).

THIS SEASON'S TIEBREAKERS

Last season we had 8 full divisions and had 28 tiebreakers. This season we had one bye every week and had 27 tiebreakers. Makes sense… There were 4 1001 games in A division, 5 in B (including one in a tourney match), 3 in C (including one tourney match), 2 in D , 6 in E, and 7 in F (including one tournament match). The absolute kings/queen of playing extra games for free were the **Wirecutters**, who got themselves into FIVE extra legs (winning only two of them, unfortunately). The most clutch team was **Swift Recovery** in B division, which won all three of its 1001 efforts. And this season's heartbreak award winners? Well, you could make a case for the Wirecutters, but I'm going with **Tailgaters** in F division. The 'Gaters went a solid 2-1 in 1001, but their one loss? It was for the Mugs…

FALL 2004 PENALTY SUMMARY

Oh yikes! It was an election season AND we re-instated the fifth week captains' meeting. And what happened? The number of penalties almost doubled! After a very calm season in the Spring (21 penalties totaling 215 points), we jumped all the way up to 40 penalties for a total of 317 points! Oh, ouch… There were 2 preseason captains' meeting penalties (5 pts. each), 13 fifth week captains' meeting penalties (5 pts.), 8 election ballot penalties (5 pts.), 6 phone penalties (5 pts.), 10 mail penalties (16 pts.), and 1 ineligible player penalty (12 pts., plus all team statistics).

'"A" division was the cleanest, with only 3 penalties for 26 points, and "C" division was the least responsible, with 12 penalties for 93 points.

The biggest transgressors? Well, both the Hammer Heads and Horsemen drew 4 penalties each. But the point loss leader was Dynamic Darts and their 37 points lost on their three penalties.

But who did penalties cost the most?? Absolutely it's **Grateful Darts**, who lost a set of second place plaques due to their 32 penalty points.

WHERE WE PLAY

After Hours **552-4131**
7608 Purfoy Road Fuquay-Varina
-in front of Comfort Inn, near Sunset Lake/401 inter.

Babineau's **467-5411**
1102 Buck Jones Rd toward Cary
-nearly across from Crossroads Ford dealership

Blinco's **790-3882**
5009 Falls of the Neuse Road N. Raleigh
-in Quail Corners Shopping Center

The Capital Room **833-1722**
109 N. Salisbury Street Raleigh
-across fr. Sir Walter Raleigh statue, near Morgan/Salisbury

Champions Billiards **833-8337**
2109-152 Avent Ferry Road Raleigh
-in Mission Valley Shopping Center

Fat Daddy's **787-3773**
6201 Glenwood Avenue Raleigh
-next to the Golden Corral and the Hampton Inn

Hard Times Café **835-1600**
410 Glenwood Avenue Raleigh
-betw. Peace/Hillsborough in old Pine State Creamery

Harrison's Bar and Grill **481-2442**
301-C N. Harrison Avenue Cary
-under Pure Gold, betw. Chatham St. & 54 @ RR tracks

Hot Shots **460-6307**
107 Edinburgh Drive Cary
-in the MacGregor Village Shopping Center

Katie's Cues **773-9855**
415 Chapanoake Road S. Raleigh
-1 mi. south of Beltline on the 401, behind Wendy's

Mac's Tavern **467-4114**
1014 Ryan Road Cary
-behind Burger King in Village Market Spg. Ctr.

Manchester's **676-1060**
9101 Leesville Rd N. Raleigh
-across from Just Tires, under big clock in Pinecrest Point

Mojo's Pub **387-3500**
1400 Vision Drive Apex
-next to Southern States Nissan, near Hwys 55 & 64

Oh'Mulligans **465-1900**
108 Jerusalem Drive Morrisville
-off Airport Blvd., heading toward Cary from airport

Overtime Sports Pub **255-9556**
1030-149 N. Rogers Lane Raleigh
-corner of Rogers Ln./US-64, at end of Food Lion mall

Players Retreat **755-9589**
105 Oberlin Road near NCSU
-at corner of Oberlin Rd. & Hillsborough St.

The Pub **872-1414**
2913 Brentwood Road N. Raleigh
-in Davis Square Shopping Ctr. near Capital Blvd.

Rack'M Up West **851-9006**
5563 Western Boulevard W. Raleigh
-at inter. with Buck Jones Rd. in Plaza West Shp. Ctr.

Ri-Ra Irish Pub **833-5535**
126 N. West Street Raleigh
-corner of West and Jones Streets, in Powerhouse Square

Scooters **954-2171**
1911 Sego Court N. Raleigh
-near corner of Atlantic & Millbrook, behind Batteries Plus

Sharky's Place **783-5448**
5800 Duraleigh Road NW Raleigh
-in the Yuppie Center near US 70 intersection

Snooker's-RW **828-7665**
3520 Wade Avenue NW Raleigh
-in Ridgewood Shopping Center

Suze Q's **557-5800**
3616 NC Hwy 42 Willow Springs
-six miles off of I-40, take exit 312

Tailgaters
2645-A East Millbrook Road N. Raleigh
-about half a mile west of US-1

The Upper Deck (Cary) **460-9977**
329 N. Harrison Avenue Cary
-near intersection. of N. Harrison & Hwy. 54

Upper Deck Profile **833-4527**
625 E. Whitaker Mill Road Raleigh
-near intersection of Whitaker Mill & Wake Forest Rd.

Varina Sports Bar **552-0081**
213 Fayetteville Street Fuquay-Varina
-across from Stevens Hardware

SPRING 2005 RDL SEASON INFORMATION

These dates (or at least some of them) are on page 8, as well as on pages 1 and 34, but I am putting them in many locations because they might be the most important thing for you in this newsletter.

Wednesday, January 5th - Spring season registration, Champions
Monday, January 10th - Preseason RDL Board meeting
Wed., January 12th - RDL-sponsored blind draw (not definite)
Wed., Jan. 19th - Preseason capts.' mtg./packet pickup, Champions
Wednesday, January 26th - Start of Spring season match play
Monday, February 28th - Fifth week captains' meeting, Champions
Wed., May 4/11/18 - Spring season divisional tournaments
Saturday, May 21 - Spring season banquet

ANOTHER LOCAL LEAGUE FOR THE SPRING?

Is one weekly night of darts just not enough for you? Wanna try something a little bit different? Then maybe you want to try the Bull City Dart League. The BCDL is a handicapped steeltip league based in RTP/Durham, and plays on Tuesday nights. The league uses a 4-players-per-set list style, but the rosters may be as large as 8 team members. Dues are $22/player, and the season generally runs about 4 months (January to approximately the end of April).

Registration for the Spring 2005 season will be held at Arnie's Place (at the intersection of Carpenter Fletcher Rd and Alston Avenue, near exit 278 off of I-40; 806-1441) on Tuesday, January 4th, 7-9 p.m. For more information, call Jason Kilts at 477-0684.

CONGRATS TO THE RECENT BCDL WINNERS

While we're talking about BCDL… congratulations to the many RDL members that were part of Finger Lickin' Good, the Fall 2004 BCDL winning team: **Kurt Kunttu**, **Amy Newman**, & **Deb Parker** (of Here for the Beer II), as well as **John Riner** (of The Intrusive Element).

Normally, this item would be included on the calendar page (flip this page over), but that page was getting a little crowded…

SEASON-LONG TROPHY DART MINIMUM GAMES PLAYED REQUIREMENTS

In order to be eligible for all-star point %-age and singles win %-age awards, you must have played in at least 66% of the total projected games this season:

for all Divisions except "A" Division:
All-star pt. %-age: **min. of 37 Total Games Played**
Singles win %-age: **min. of 19 Singles Games Played**

for "A" Division:
All-star pt. %-age: **min. of 32 Total Games Played**
Singles win %-age: **min. of 16 Singles Games Played**

HOW TO REACH US

RDL VoiceMail

(919) 990-1218

Mail Scoresheets to:

Jason Kilts - RDL Statistician
2811 Duke Homestead Road, Durham, NC 27705

Scoresheet FAX available at:

(253)-660-4966 - email me for confirmation of receipt!

New Member Fees and Newsletter Fees:

Mark Wackerman, 110 Ridge Lake Drive, Apex, NC 27539

Nomination and Election Ballots:

Julie Payne, 712 Homestead Park Drive, Apex, NC 27502

Grievances/Complaints/Rules Suggestions:

Heather Thomas, 206 Shoals Lane, Garner, NC 27529

All Other RDL Correspondence to:

(The P.O. Box wasn't worth the cost, so just send any other stuff to Jason for the time being.)

2004 (& 2005 for all but Pres. & VP) Board of Directors

President	Brian Selby	844-1462
	email: beselby@nc.rr.com	
Vice President	Anthony Martin	252-452-3482
	email: martina@ci.rocky-mount.nc.us	
Secretary	Julie Payne	210-9781
	email: jpayne2@nc.rr.com	
Treasurer	Mark Wackerman	303-8917
	email: tex59mpw@hotmail.com	
Membership	Cathy Moeschet	855-8775-h, 270-0929-c
	email: rdl_duckette@bellsouth.net	
Rules/Grievances	Heather Thomas	773-7190
	email: Heather.Thomas@ncmail.net	
External Orgs.	Kevin Coyne	876-8636
	email: krcoyne@mindspring.com	

League Statistician/Editor

Jason Kilts 990-1218
email: kilts001@mc.duke.edu or jdkilts@yahoo.com

"HOT DARTS" CALL-IN GUIDELINES

Here are the guidelines you should use when deciding what you should use as your minimum number of all-star points for reporting when you call in your scores.

"A" Division = 4.5 or more ASPs
"B" Div. = 4.0 or more ASPs; "C" Div. = 3.5 or more ASPs
"D" and "E" Divisions = 3.0 or more ASPs
"F" Division = 2.5 or more ASPs

Also, call in any fast games, high ins, high outs, or other amazing feats that you think warrant a little recognition (e.g., Ins & Outs higher than a Ton, 24-dart cricket games, 15-dart 301s, 24-dart 501s, 5-Bulls+, etc.).

RDL WEBSITE

www.raleighdartleague.org
Questions? Submissions?: barry@netified.com (Barry Barker)

CALENDAR OF EVENTS

Mon., Dec. 13	**RDL Board Mtg.** - open to league members
Wednesdays, Dec. 15/22/29	**Snooker's and Upper Deck Holiday Season Blind Draws**; Each Wed. between RDL seasons, 7:30 p.m. start @ Snooker's, and 8:00 p.m. start @ Upper Deck; both bars match the pot!!!
Wed., Jan. 5 7:30-9:00 p.m.	**Spring 2005 RDL Registration** - Champions Remember: no cash will be accepted!
January 7-9	**Getaway for the New Year**, $2500 (ADO),The Getaway Pub, Charlotte; Info.: 704-236-6824
Mon., Jan. 10	**RDL Board Meeting** - location TBA
Wed., Jan. 12	**RDL-sponsored Blind Draw** - (probable)
Wed., Jan 19 7:30 p.m.	**Spring 2005 Mandatory Preseason Captains' Meeting** - Champions
Wed., Jan. 26	**Start of match play for Spring 2005 Season**
Mon., Feb. 7	**RDL Board Mtg.** - open to league members
Mon., Feb. 28	**Fifth week Capts.' Meeting -** Champions end of roster additions or replacements
Mon., April 4	**RDL Board Mtg.** - open to league members
May 4/11/18	**Spring 2005 Divisional Tournaments**
Sat., May 21 noon	**Spring 2005 Season Banquet** - site yet to be determined
Wed., July 20 7:30-9:00 p.m.	**Fall 2005 RDL Registration** - site yet to be determined

Other Local Weekly Leagues

Mondays	***Tobacco Road Dart League*** , Durham
Tuesdays	***Bull City Dart League*** , Durham
Thursdays	***Triangle Dart League*** , Chapel Hill
various days	***Capital Area Dart Club*** , Raleigh/Cary/RTP

Weekly Blind Draws

Over the past few years, weekly blind draws have come and weekly blind draws have gone. If any of these folds or if any others start up, please let me know and I will make the change to the list here in the Tons of Newsletter.

In all cases, I recommend calling ahead to the bar just to make sure that you aren't making a pointless trip…

Friday	**Upper Deck**, 8:00 p.m. (460-9977) (Upper Deck matches the pot!)
Sunday	**Upper Deck**, 8:00 p.m. (460-9977) (Upper Deck matches the pot!)
Monday	**Varina Sports Bar**, 8:00 p.m. sharp! (552-0081) (Bar matches the pot plus $100!)

PENALTY LOG

Here are all the penalties assessed this season. Think the point math in your division doesn't quite add up? Check here to see who lost what when. **Fifth week captains' meeting (5 pts):** Here for the Beer II (A), Starving Dartists (B), Swift Recovery (B), Excalibur (B), Get the Point "33" (C), Horsemen (C), Hammer Heads (C), Wireless (C), Back in the Saddle (D), One Armed Bandits (F), Fujimo (F), Tailgaters (F), Overtime Outlaws (F). **Preseason captains' meeting (5 pts):** Nine Lives (B), Get Over It (E).
Election Ballot (5 pts): Swift Recovery (B), Excalibur (B), Horsemen (C), Hammer Heads (C), Travelin' Beer Bellies (D), Modena Cartel (D), Dynamic Darts (D), Fujimo (F). **Ineligible player (match,pts,all statistics):** Damn Yankees! (E,wk.2,12pts).
Phone (5 pts): Dodge Darts (A,wk.9), Horsemen (C,wk.2,wk.11), Hammer Heads (C,wk.10), Chupacabras (C,wk.10), Travelin' Beer Bellies (wk.14).
Mail (16 pts): Last Minute (A,wk.1), Nine Lives (B,wk.8), Grateful Darts (C,wk.10,wk.13), Hammer Heads (C,wk.6), Travelin' Beer Bellies (D,wk.7), Modena Cartel (D,wk.10), Dynamic Darts (D,wk.6,wk.9), Damn Yankees! (wk.14).

THE SIXTEENTH SEMI-ANNUAL EDITION OF : JK'S DIVISIONAL ALL-STAR TEAM PICKS

(Players within each division are listed alphabetically) (Players are chosen any way I damn well please - not purely by the numbers!)
(This is not purely my own guesses at who is simply the best thrower, but also who is important to their team, who is good in the clutch, etc.)

Divisional MVPs

A Division	Wil Tan	The Intrusive Element	D Division	Tom Winters	Dynamic Darts
B Division	Steve Witz	Cheap Shots	E Division	Anton Johnston	Kozmic Debris
C Division	Jon Stites	Hammer Heads	F Division	Chris Pilo	Stunners

All of RDL -- Tom Winters -- Dynamic Darts

"A" Division

Tom Brown	Intrusive Element	Is he ever outside the league's top 8?
J.D. Dixon	Lunatic Fringe	Only 1 of the 8 different from Sp04.
Mark Knight	Intrusive Element	Top record, top div., top league in NC.
Mike Seward	Lunatic Fringe	Tailed off in doubles, but still tough.
Wil Tan	Intrusive Element	Always gets the big win in the clutch.
Bob Terry	Lunatic Fringe	Does he ever *not* hit the big out?
Keith Wall	Intrusive Element	A couple 501s short of top A record.
Lee Whitehead	Dodge Darts	Best non-Element/Fringe RDL player.

"B" Division

Matthew Copple	Nine Lives	Team slid, but Copple kept rolling.
Jason Grannis	Varina III	SCkt was decent, but rest was great.
Steve Grogan	Cheap Shots	Greensboro import owned B division.
Josh Hall	Cheap Shots	With more games, could've been best.
Eric Hines	Varina III	SCkt specialist needs a Dbls partner.
Shawn Leonard	Bubba's Garage	Best in DCkt, but decent all around.
Wes Vaux	Cheap Shots	Short a few games, but strong record.
Steve Witz	Cheap Shots	I can't believe he sat out wk14 singles.

"C" Division

Pat Crowley	Wireless	Another season, another pile of wins.
John Dunlevy	Wireless	Umm… why doesn't he play 301?
John Jenkins	Get the Point "33"	After 301, just an amazing record.
David Johnson	Wireless	Are the Johnsons really two guys?…
Mike Johnson	Wireless	…because their stats are eerily similar.
Shannon Lougher	Grateful Darts	The newest Grateful is the winningest.
David Simpson	Get the Point "33"	Drilling people in the first three sets.
Jon Stites	Hammer Heads	Captain Hammer had a great season.

"D" Division

Brian Coleman	The Replacements	Cricket sledge, -01 rubber mallet.
Tommy Gelhar	Modena Cartel	Record tails off, but still impressive.
Mike Hall	Modena Cartel	170-Out in 501 in the final?! Yikes!
Timmy King	The Replacements	What a great addition this guy was.
Kyle Teeter	Modena Cartel	Could he be the best in the Cartel?
Jason Thomas	The Replacements	See Coleman comment above…
Tom Winters	Dynamic Darts	So he sits 501. The rest is awesome.
Josh Zemlo	Got Pepsi?	Needs DCkt help, but nowhere else.

"E" Division

Tony Alcon	Chupacabras	Top shot for regular season winners.
Mark Harrison	Tres Equis	Might need to find a doubles partner.
Nicole Hatch	Meet the Fockers!	Simply wins a lot in every set.
Anton Johnston	Kozmic Debris	Played really well AND showed up.
Duncan Kerr	Da Bulls	Late for 301, but then pounded people.
Paul McSorley	Da Bulls	Some more clutch 501s would be nice.
Matt Sawyer	Damn Yankees!	Might be the best in the division.
Bill White	Da Bulls	WHY was this guy picked so often?!

"F" Division

Lyman Kiser	One Armed Bandits	Holy cow, WHAT is that 301 stuff?
Chris Pilo	Stunners	Saved team from 1st moment on roster.
Mike Reynolds	Tailgaters	Biggest shot on up-and-coming team.
Somchai Samaluk	Deadstroke	I still can't believe he's in F division.
Darrell Schwartz	Deadstroke	Chapel Hill import held his own easily.
Jeff Taylor	Fujimo	Missed a few weeks, but still the man.
Steve Tollerton	Somebody'sMother	Won one of best wk14 pairings ever.
Nate Wade	Coral Reefers	Season after season, more wins.

QUICK STAT TIDBITS

-The **Quadruple Double Award** winners (double-digit wins in all four sections): This season, every division but A had fourteen matches, so quite a few people got close to a quadruple double. But in the end, only one guy, **Bill White** of Da Bulls could make the four double-digit win totals. However… Bill was on a shorthanded team all the time and played 15-17 games in each set. So that isn't a pure quadruple double. And that leaves our six most impressive finishes with four players with three 11-win sets (**John Jenkins** and **David Simpson** of Get the Point "33", **Timmy King** of The Replacements, and **Tom Winters** of Dynamic Darts), and two players with four 9-win sets (**Pat Crowley** and **Mike Johnson** of Wireless). Honorable mentions: a bunch of players achieved three 10-win sets, and several more achieved three 9-win sets, but only *Tom Brown* , *Mark Knight* , *Wil Tan* , and *Keith Wall* of The Intrusive Element did it in a seven-team division.

-**IronMan/Woman Award**: I thought that it would be a while before anybody approached Laura Jarasczewicz's 80-game effort from last season, but I was wrong. This season's Iron Man is ***Brian Lewis*** of Da Bulls, who put in a tough 79 games this season (which is nowhere near the recent league record of 92, by Get Over It's Dave Wilser). This season's honorable mentions go to: *Eric Bonar* of The Suey Side and *Kenny Persson* of Suze's Crew in A with 50 games, *Kris Giberson* and *Daniel Pollard* of Swift Recovery in B with 59 games, *Todd Lewis* of Get the Point "33" in C with 62 games, *Cliff Barley* of Back in the Saddle in D with 71 games (whose team even forfeited a match!!), and *Hope Hamlett* of Fujimo in F with 62 games.

-The **Team Attendance Award** winners: Seemingly long gone are the days of teams with six guys that played every set all season. But… we've got a few teams that are decently close. The most closely knit attendees appear to be *Swift Recovery* in B division (6 of their 7 played 53-59 games each) and the *Chupacabras* in E division (all 8 members in the 38-46 game range). Some honorable mentions would include: *Varina Sports Bar III* (6 of their players with 50-58 each), *Horsemen* (all 8 players with 36 games or more each), *Mojo Dogs* (6 of their players in the 45-57 game range), *Modena Cartel* (all but 5 of the season's games going to 6 of their 9 players), and *Back in the Saddle* (which only had five players all season, so they played all the games).

MY IN-SEASON, TOURNEY & PRESEASON PREDICTION RESULTS

Last season I have to admit was pretty poor (under 69%). But THIS season is another story! I pumped it all the way up to 77.7% this season. Any time I'm getting more than three-fourths of the match predictions correct, I think that's pretty good. In addition, my preseason picks kicked some serious butt, and my tournament picks weren't too bad either. Let's examine each set a bit further, shall we?

In the regular season weekly predictions, I was over 0.500 with all but two teams (see page 10). And of those two 'problem' teams, I was right at 0.500 with one, and the other one kept switching which and how many players it was going to bring (dang Board members). E division proved to be the most difficult (only 67% right), while A division was the easiest (95% right).

My preseason set of predictions included four of the six division winners, and several picks of the next few (2nd, 3rd, etc.). The two preseason picks I got wrong were Lunatic Fringe (tied for best A record, 2nd by points) and Got Pepsi? (tied for 2nd best record in D, 3rd by points). All of the other division winners I tabbed correctly, including perennial heartbreakers Chupacabras and newcomers Deadstroke. On top of that, both teams that defeated my incorrect season-long picks were teams that I had put at 2nd (so I wasn't far off with those guys at all). Pretty pleased with that showing…

As for the tournament picks, I didn't do quite as well as with my previous sets, but at least my "Surest Things" all proved true. I picked 3 of the 6 tournament winners (A,B,C), and was 26-15 overall in the tournament (16-7 in the quarterfinals, 7-5 in the semifinals, and obviously 3-3 in the finals). If I picked each week individually once the pairings were known I would certainly increase my correct pick rate in the tournaments, but where would the fun be in that?

JK'S TEAM-BY-TEAM, WEEK-BY-WEEK MATCH PREDICTION RESULTS

(I introduced this page two seasons ago, and it has become almost expected as a newsletter staple. Feast your eyes on the success...)

For several years, many of you have taken no greater pleasure in your weekly darting endeavors than to call the RDL VoiceMail and point out to me just how wrong I was in my prediction of your match result. On a related note, I have noticed that many of you seem to have relatively selective memories saving only the weeks when I was wrong. Further, many others of you regularly embellish your statistics of how often you fool me. It's not so easy to get away with those rambles anymore, however, as you can see below. Each W is a week when I picked your match correctly, and each L is one I picked incorrectly. Division totals are to the right of the team totals, and in the space between the 14 weeks and the team totals, the one 'o' symbol indicates the team for which I was only 0.500 (stupid Bubba...), and the one 'x' symbol indicates the only team (dang shorthanded Debris) that fooled me more often than not. [A lot better than last season, eh?]

	wk1	wk2	wk3	wk4	wk5	wk6	wk7	wk8	wk9	wk10	wk11	wk12	wk13	wk14		Right	Wrong	**Overall**	
A1/ The Intrusive Element	W	W	-	W	W	W	W	L	W	-	W	W	W	W		11	1	77.67%	
A2/ Dodge Darts	-	W	W	W	W	W	W	-	W	W	W	W	W	W		12	0	247	71
A3/ Lunatic Fringe	W	W	W	W	W	W	-	L	W	W	W	W	W	-		11	1		
A4/ Last Minute	W	-	W	W	W	W	W	W	-	W	W	W	W	W		12	0		
A5/ The Suey Side	W	W	L	W	W	-	W	W	W	W	W	W	-	W		11	1	**A Division**	
A6/ Here for the Beer II	W	W	L	W	-	W	W	W	W	W	W	-	W	W		11	1	95.24%	
A7/ Suze's Crew	W	W	W	-	W	W	W	W	W	W	-	W	W	W		12	0	40	2
B1/ Cheap Shots	L	L	W	W	W	W	W	W	W	W	W	W	W	W		12	2		
B2/ Nine Lives	W	L	W	W	L	L	fft	W	W	W	L	L	W	W		8	5		
B3/ Loving Every Minute C	L	W	W	W	W	W	fft	W	W	W	W	L	W	W		11	2		
B4/ Starving Dartists	L	L	W	W	W	W	W	W	W	L	L	L	W	W		9	5		
B5/ Swift Recovery	L	W	W	W	W	L	L	W	W	L	W	W	W	W		10	4		
B6/ Excalibur	W	W	W	L	W	W	L	W	W	L	W	W	W	W		11	3	**B Division**	
B7/ Bubba's Garage	L	L	W	L	L	W	W	W	W	L	W	L	W	L	o	7	7	72.73%	
B8/ Varina Sports Bar III	L	W	W	W	W	W	W	W	W	W	W	W	W	L		12	2	40	15
C1/ Get the Point "33"	L	W	W	W	W	L	W	L	W	W	W	W	W	W		11	3		
C2/ UZMALL	W	W	L	W	W	W	L	W	W	L	W	W	W	L		10	4		
C3/ Grateful Darts	L	L	W	W	W	W	W	L	W	W	W	W	W	L		10	4		
C4/ Horsemen	W	W	W	W	W	L	W	W	W	L	W	W	W	L		11	3		
C5/ Hammer Heads	W	L	W	L	W	W	W	W	W	L	L	W	W	W		10	4		
C6/ Heroes In Trouble	W	W	L	L	L	W	W	W	W	L	L	W	W	W		9	5	**C Division**	
C7/ Wireless	W	W	W	W	W	W	W	W	W	W	W	W	W	W		14	0	76.79%	
C8/ Mojo Dogs	W	W	W	W	L	W	L	W	W	W	W	W	W	L		11	3	43	13
D1/ Travelin' Beer Bellies	W	W	W	W	W	L	W	W	W	W	W	L	W	W		12	2		
D2/ The Replacements	W	W	W	W	L	W	L	W	W	W	W	L	W	W		11	3		
D3/ Modena Cartel	W	W	W	W	W	W	W	W	W	W	fft	L	W	W		12	1		
D4/ Dynamic Darts	W	W	W	W	W	L	L	L	W	W	L	L	W	W		9	5		
D5/ Got Pepsi?	W	W	W	W	L	W	W	L	W	W	W	L	W	W		11	3		
D6/ 3 Legged Dog	W	W	W	W	W	L	W	L	W	W	W	L	W	W		11	3	**D Division**	
D7/ Rif-Raf	W	W	W	W	W	L	W	W	W	W	L	W	W	W		12	2	81.82%	
D8/ Back in the Saddle	W	W	W	W	W	W	W	L	W	W	fft	W	W	W		12	1	45	10
E1/ Damn Yankees!	L	L	W	L	L	W	W	L	W	W	L	W	W	W		8	6		
E2/ Meet the Fockers!	W	W	W	L	L	W	L	W	L	W	W	W	L	W		9	5		
E3/ Tres Equis	L	W	L	L	W	W	L	L	W	W	W	W	fft	W		8	5		
E4/ Kozmic Debris	W	W	L	L	L	L	L	W	L	W	L	L	W	W	x	6	8		
E5/ Chupacabras	W	W	W	W	W	W	L	W	W	W	L	W	L	W		11	3		
E6/ Da Bulls	W	W	W	W	L	W	L	W	W	W	L	L	W	W		10	4	**E Division**	
E7/ Get Over It	W	W	W	W	W	W	W	W	W	W	L	W	fft	W		12	1	67.27%	
E8/ Wirecutters	W	L	W	W	W	L	L	W	W	W	L	W	W	W		10	4	37	18
F1/ Coral Reefers	W	W	L	L	W	L	W	W	W	L	W	W	W	W		10	4		
F2/ One Armed Bandits	W	W	W	L	W	L	W	W	W	W	W	L	W	W		11	3		
F3/ Stunners	W	L	W	W	W	L	L	W	W	W	fft	W	W	W		10	3		
F4/ Somebody's Mother	W	L	L	W	W	W	W	L	W	L	W	L	W	W		9	5		
F5/ Fujimo	W	W	W	L	W	W	L	L	W	W	W	W	W	W		11	3		
F6/ Tailgaters	W	W	L	W	W	L	L	W	W	L	W	W	W	W		10	4	**F Division**	
F7/ Deadstroke	W	W	L	L	W	W	W	W	W	L	W	W	W	W		11	3	76.36%	
F8/ Overtime Outlaws	W	W	W	W	W	W	L	W	W	W	fft	W	W	W		12	1	42	13

2005 RDL BOARD

Five of the seven RDL Board members from 2004 will again be Board members in 2005. So, when you're thinking about offering a few thanks to all those that give up their time to make your hobby run so smoothly, here are the people for whom you should be looking:

The five that ARE officers and WILL BE officers: Secretary *Julie Payne* , Treasurer *Mark Wackerman* , Membership Director *Cathy Moeschet* , Rules and Grievances Director *Heather Thomas* , and External Orgs. Contact *Kevin Coyne* .

The two that aren't officers yet but WILL BE soon: President *Barry Barker* and Vice President *Rick DeMattos* .

The two that ARE officers now but won't be for long: *Brian Selby* (outgoing President) and *Anthony Martin* (outgoing Vice President).

QUOTE OF THE TOURNAMENTS

From an anonymous member of Modena Cartel (that I think was probably Kyle Teeter, but I'm not certain): "The men outplayed the boys tonight. Modena 13, Replacements 7. The real men stepped up and beat the boys. We are for real, and we're taking anybody down that wants a piece of us." [Hmmm… where exactly would the sign up list for that honor be? Because I'm pretty certain that I could talk a few of my guys into an extra night out. Or was that quote more intended for somebody else specifically? Either way... - JK]

FINAL UPDATE ON CONNOLLY'S CRICKET SERIES

Here were the specifics of the three-month singles cricket series hosted by Connolly's Irish Pub:

== www.connollysirish.com, 465-4458, pub@bellsouth.net

== Registration closed each Monday at 8:30 p.m. No entry fee, weekly winners received a $50 gift certificate.

== The event continued each Monday for eight weeks, then led to a 2-week tournament for the leaders (for $500!).

Here are the final top eight that qualified for the post-series tournament final:

Frank Goodrich, Wil Tan, Jim Davis, Hogan Stigall,
Randy Umstead, Brian Barlow, Jeff Eskew, Jimmy W.

These eight throwers started the finals this past Monday and will complete the finals tomorrow night!

VOLUNTEERS? ANYONE?

Every season I include an item like this one. Here is what the RDL Board can use help with almost every season:

Stanchion transport/setup at the banquet (they pay this person!)
Breakdown of the stanchions at the banquet
People to serve on the Rules Committee … and a bunch of
People to help plan/organize the banquet other little crap…

Ever really helped out before? No? Then it's probably your turn to get off your butt for a change… Find a Board member and volunteer now. They'll appreciate it, and your leaguemates will appreciate it.

DON'T FORGET - RDL PAYMENT INFORMATION

IT'S NOT NEWS ANYMORE. WE DON'T TAKE CASH FOR REGISTRATION, NEWSLETTER, ETC. DON'T SHOW UP WITH CASH AT NEXT SEASON'S REGISTRATION, OR YOU ARE OUT OF LUCK.

AND REMEMBER: DON'T BOUNCE A CHECK TO RDL - THAT WILL COST YOU AN EXTRA $20 FEE!

RDL TROPHY MAKER

Several of you in the past year have asked me who makes the RDL awards. A few of you wanted to have a damaged award re-made, one wanted to order some awards for something else, and a couple others didn't share a reason and I didn't ask. Anyway, our trophy makers are Rhonda and Matt Everett, and they can be most easily reached via email at:

rhondaeverett@nc.rr.com
matteverett@nc.rr.com

DART SUPPLIES

He was going to get some more specifics to me for this newsletter, but it seems that he got busy so I'll just pass on what I know. It appears that Lee Whitehead of Dodge Darts has taken over the dart supplies business at The Upper Deck in Cary. So, if you need anything in particular, find Lee to place your specific order/request.

CONGRATS TO SOME RDL TOURNAMENT GUNS

The final 2004 results are not in, but up through mid-November three RDL members are ranked in the top 25 (for their respective genders) in ADO points nationwide. *Wil Tan* of The Intrusive Element is 25th in the men's standings, while *Amy Newman* and *Deb Parker* of Here for the Beer II are 15th and 16th in the women's standings, respectively. Pretty impressive…

RECENT BANQUET BLIND DRAW WINNERS

So as you're signing up for today's blind draw, some of you are probably wondering just how this "seeded draw" has been working out. Well, I'm going to list the pairs that have placed in the Top 8 in each of the past few banquet blind draws and you can judge for yourself.

SPRING '04 (33 pairs)
1st - Randy Umstead & Karsh Fourhman
2nd - Bob James & Tim Mozzetti
Top 4 - Scott Butters & Martin Peers
Kris Giberson & Anthony Martin
Top 8 - Nicholas Smith & Brian Howard
Nate Wade & Travis Rowe
Steve Witz & Tom Flood
Jason Thomas & Jeff Parsons

FALL '03 (34 pairs)
1st - Randy Umstead & Chris Gagner
2nd - Donnie Simpson & Mark Harrison
Top 4 - Mark Knight & Kevin Coyne
Lee Whitehead & Julie Payne
Top 8 - Pete Rutten & John Wells
Tom Winters & Anthony Martin
Sean Edgecombe & David Johnson
Daniel Pollard & Mike Fjelstad

SPRING '03 (32 pairs)
1st - J.D. Dixon & Chris Gagner
2nd - Lee Whitehead & Dave Gernon
Top 4 - Mike Seward & Billy Mitchell
Brian Selby & Alex Chapman
Top 8 - Keith Gibbs & Laura Long
Kenny Persson & Jon Harvison
Steve Hoffmann & Jon Randolph
Duane Sawyer & Chris Welch

Clearly, this draw format has agreed with Randy Umstead, Chris Gagner, and Anthony Martin. If they pair up (again)…

RANDOM THOUGHTS FROM JK

This column has recently been the one generating the most reader response, so who am I to get rid of it?

--Ok, so I haven't been the biggest baseball fan since the last work stoppage. But even I could have told you which of these guys was on steroids. All of this is not news, and the guys acting like they didn't know (read: Bonds) are merely insulting our intelligence. The most ridiculous thing? That steroids weren't even banned in baseball until pretty recently. Ugh…

--If Wireless is in B next season and they manage to go through the season undefeated, would it be wrong of me to ask for my team to play them first in the Fall '05 A division season?

--Have you ever heard about the guy in Canada who named his software company Mike Rowe Soft? No matter how many times I hear that it makes me chuckle. How can you file suit against a guy naming his company after himself?

--So there's this guy driving around in front of me with a bumper sticker that says "The first word in my country's name is United!" Which got me to thinking… Wouldn't the first word be "The"?

--At a game in Oakland earlier this season they had JoDee Messina (did I spell that correctly?) sing the national anthem. They introduced her as the singer of "over eight #1 hits". So… that would be… what, nine? Then why don't they just friggin' say nine?!

--I'll bet some of you had questions in the back of your head about the legality of the match in which Kozmic Debris played with four players in 301, then with three players in the other sets, and won. Well, to put your mind at ease: that is *completely* legal under RDL rules. As long as a team starts with four players, that team is actually *required* by RDL rules to finish the match even if one or more players leaves.

--A few weeks ago a team went for two (after a TD) in some Texas college football game (Texas-Baylor, TCU-Tech, something, I don't remember…). Going for one would have tied the score in the last minute, but they went for two and won instead. The game commentators all lauded the move as brilliant. If they had failed, those same commentators would have called that coach the bonehead of the week. Weak.

--How great is it that the F division singles title came down to one game between the leaders in the final set of the season? And I found out later that one team was hoping for it to happen, but it was NOT set up by mutual agreement.

--Did you guys see that I got every prediction for the entire season correct for four different teams this season? Ok, so the Wireless picks weren't monumental, but the other three were pretty decent.

--Have you seen those HP digital photography ads where the live action melds with the white frames? The one of the guy at his desk is the coolest damn ad in years.

--My prediction for team with the least sleep on Wednesday nights: Wirecutters. FIVE tiebreakers?! Ouch. That's pulling down some extra duty there…

--Playing at some of the neutral-site establishments during the tournament gives me what I will generously describe only as a "new perspective" on some of the bars in which our teams play. Makes me wonder how much in awe some of those bars' teams must be when they come to the bars my teams generally use.

--I wonder which Board member cusses me and my absence first at this party: the one who has to call out the awards? The one who has to separate the blind draw participants? Another?

JK'S FIRST DECADE MEMORIES

This is the first time that I've ever missed the banquet in my ten years in RDL (nine of those as the statistician/newsletter editor), and I thought that I might chronicle just a few of the almost countless amazing things that I've seen here in my years in the RDL. So… here are some of them…

In my ten years here, I have seen…

… no less than four captains move, and then complain to me that I'm no longer sending them the Tons.

… one player play doubles on his own, throwing both slots instead of playing 3-darts-to-6.

… a guy stick his darts in a potato to make them stick in the board (because they kept slowly falling out of what originally appeared to a wonderful new board… in the finals… in A division…). And yes, it worked. I mean it REALLY worked. Try it out. I'm not kidding.

… a guy introduce himself to me at my A division tournament semifinal. And he was my teammate.

… a Board member blatantly ignore important RDL rules, and then defend the actions repeatedly as if nothing was wrong with it. (Obviously, we disagreed a bit…)

… a flight flip up on top of the board when one dart struck another. And then a turn just minutes later have another flight flip up and over the backboard and just disappear. (Was it just warming up the first time?)

… a guy with half-inch long rubber sleeves on his barrels (for grip) stick one dart in another… and then win five bucks from a friend when he stuck the third dart in the sleeve of the second. [Yes, Kyle did pay me the five bucks. And yes, I still consider that the greatest throw I've ever had. If only you could have seen the angle I had to use on the third dart…]

… a team quit the league because they torched B division and did not want to play in A division. And one of the team members was a Board member who simply resigned.

… a guy hit a 170-Out in 501 of a match between the top two teams in the league, with the match score tied.

… a bar leave the league because it burned to the ground.

… a team leave the league because it got busted playing a guy under somebody else's name. (An opponent played them, and then seven weeks later played them again - and the guy named "X" was not the guy that was named "X" the first time.)

… at least three dart couple marriages.

… a guy sit and read Ivanhoe while watching the A div. finals.

… a guy play 92 games in a single season.

… another guy not play a single game for many seasons while picking up the tab for others.

… too many people stop playing in RDL for one reason or another without coming back.

… at least 150 league members that know me by face and name that I do not know in return.

… a guy form a team of new players, and then get kicked off that team only five weeks into the season.

… a guy anger so many people at a dart match that both his opponents AND spectators were heckling him while he threw, which prompted him to flip them all off. After every turn.

… someone who was such a Trekkie nerd that he brought a TV and sat in the doorway of the bar to watch an episode. In the middle of January…

…enough good stuff that I genuinely hope that I'm around to see another ten years of RDL.

2004 North Carolina City Dart League &
2004 North Carolina Ladies' Cup

FINAL REGULAR SEASON TEAM STANDINGS

NORTH CAROLINA CITY DART LEAGUE (NCCDL)

		W	L	Pts.	
1	Durham (BCDL)	11	1	314	
2	Wilmington (ACDA)	11	1	312	
3	Charlotte (QCDA)	9	3	290	
4	Piedmont (PDA)	9	3	259	
5	Raleigh (RDL)	7	5	265	
6	Capital Area (CADC)	7	5	234	
7	Pineville (BADA)	6	6	205	
8	Boone (HCDA)	6	6	161	
9	Lake Norman (LNDA)	3	9	212	
10	Burlington (BDO)	3	9	169	
11	Jacksonville (JDA)	2	9	156	*
12	Morehead City	1	9	122	**
13	Chapel Hill (TDL)	1	10	110	*

NORTH CAROLINA LADIES' CUP (NCLC)

		W	L	Pts.
1	Raleigh (RDL)	8	0	125
2	Jacksonville (JDA)	6	2	108
3	Durham (BCDL)	6	2	110
4	Charlotte (QCDA)	6	2	113
5	Wilmington (ACDA)	3	5	83
6	Burlington (BDO)	3	5	64
7	Capital Area (CADC)	2	6	92
8	Piedmont (PDA)	2	6	96
9	Boone (HCDA)	0	8	50

(* = unplayed match, or unreported match score)

2004 MATCH RESULTS FOR AREA TEAMS

2004 match results for **Raleigh NCCDL** team:

Raleigh	17	Wilmington	**21**
Raleigh	14	*Charlotte*	**24**
Raleigh	**22**	Capital Area	16
Raleigh	**28**	*Morehead City*	10
Raleigh	16	*Lake Norman*	**22**
Raleigh	17	Piedmont	**21**
Raleigh	18	*Durham*	**20**
Raleigh	**28**	Chapel Hill	10
Raleigh	**27**	*Burlington*	11
Raleigh	**21**	Boone	17
Raleigh	**33**	Pineville	5
Raleigh	**24**	*Jacksonville*	14

2004 match results for **Capital Area NCCDL** team:

Capital Area	**22**	*Jacksonville*	16
Capital Area	12	Durham	**26**
Capital Area	16	*Raleigh*	**22**
Capital Area	**21**	*Chapel Hill*	17
Capital Area	**21**	Charlotte	17
Capital Area	**21**	Burlington	17
Capital Area	**20**	*Morehead City*	18
Capital Area	18	Wilmington	**20**
Capital Area	16	*Piedmont*	**22**
Capital Area	18	*Boone*	**20**
Capital Area	**24**	Lake Norman	14
Capital Area	**25**	Pineville	13

2004 match results for **Durham NCCDL** team:

Durham	**35**	Morehead City	3
Durham	**26**	*Capital Area*	12
Durham	**25**	Piedmont	13
Durham	**27**	*Charlotte*	11
Durham	**28**	Lake Norman	10
Durham	**20**	Raleigh	18
Durham	**23**	*Boone*	15
Durham	**26**	Jacksonville	12
Durham	**35**	*Chapel Hill*	3
Durham	16	*Wilmington*	**22**
Durham	**28**	*Pineville*	10
Durham	**25**	Burlington	(forfeit) 0

2004 match results for **Raleigh NCLC** team:

Raleigh	**17**	Wilmington	7
Raleigh	**22**	*Charlotte*	2
Raleigh	**13**	Capital Area	11
Raleigh	**13**	Piedmont	11
Raleigh	**18**	*Durham*	6
Raleigh	**13**	*Burlington*	11
Raleigh	**15**	Boone	9
Raleigh	**15**	*Jacksonville*	9

(winning score listed in bold)
(home teams listed in italics)

2004 match results for **Capital Area NCLC** team:

Capital Area	11	*Jacksonville*	**13**
Capital Area	11	Durham	**13**
Capital Area	11	*Raleigh*	**13**
Capital Area	8	Charlotte	**16**
Capital Area	11	Burlington	**13**
Capital Area	12	Wilmington	**12+**
Capital Area	**14**	*Piedmont*	10
Capital Area	**14**	*Boone*	10

(winning score listed in bold)
(home teams listed in italics)

2004 match results for **Durham NCLC** team:

Durham	**13**	*Capital Area*	11
Durham	**14**	Piedmont	10
Durham	12	*Charlotte*	**12+**
Durham	6	Raleigh	**18**
Durham	**14**	*Boone*	10
Durham	**13**	Jacksonville	11
Durham	**20**	*Wilmington*	4
Durham	**18**	Burlington	6

(winning score listed in bold)
(home teams listed in italics)

2004 North Carolina City Dart League &
2004 North Carolina Ladies' Cup

Many thanks to RDL Secretary Julie Payne for this information, as she is also the statistician for the NC state leagues.

2004 STATE LEAGUE AWARDS (listing of RDL members only)

NCCDL Singles Win Percentage	Keith Gibbs - Ral. - (10-0 in sets, 1.000; 20-2 in games, 0.909)	
NCCDL High "Ins"	Tom Brown - Dur. - Ton-60 - 10/16	Mark Knight - Dur. - Ton-60 - 6/12
	Wade Moricle - Dur. - Ton-60 - 3/6	Steve Witz - Cap.Area - Ton-60 - 4/24
NCCDL Perfect Throws	Keith Gibbs - Ral. - (9m,1/31)	Jerry Oakley - Wilm. - (T80,8/14)
Kenny Allen - Cap.Area - (9m,6/12)	Keith Gibbs - Ral. - (9m,4/24)	Jerry Oakley - Wilm. - (9m,10/16)
Tom Brown - Dur. - (T80,1/31)	Keith Gibbs - Ral. - (9m,9/18)	Pete Rutten - C.Hill - (9m,7/31)
Tom Brown - Dur. - (9m,3/6)	Jim Hunsberger - Ral. - (9m,7/10)	Donnie Simpson - Cap.Area - (9m,3/6)
Scott Butters - Cap.Area - (T80,1/31)	Dale Hyler - Dur. - (9m,5/15)	Allen Smith - Dur. - (T80,10/16)
Kevin Carter - C.Hill - (9m,4/24)	Dale Hyler - Dur. - (T80,9/18)	Wil Tan - Dur. - (T80,1/31)
Bill Chaney - Cap.Area - (9m,1/31)	John Jenkins - Cap.Area - (T80,4/24)	Wil Tan - Dur. - (9m,7/10)
Jeff Dahulich - Ral. - (T80,7/10)	John Jenkins - Cap.Area - (T80,7/10)	Wil Tan - Dur. - (9m,8/28)
Jim Davis - Cap.Area - (9m,10/16)	Jason Kilts- Dur. - (T80,10/16)	Bob Terry - Ral. - (T80,6/12)
J.D. Dixon - Cap.Area - (T80,1/31)	Mark Knight - Dur. - (9m,6/12)	Randy Umstead - Cap.Area - (T80,11/13)
J.D. Dixon - Cap.Area - (9m,1/31)	Mark Knight - Dur. - (9m,8/28)	Randy Umstead - Cap.Area - (9m,11/13)
J.D. Dixon - Cap.Area - (9m,8/14)	Mark Knight - Dur. - (T80,9/11)	Keith Wall - Dur. - (T80,3/6)
J.D. Dixon - Cap.Area - (9m,8/28)	John Murdaugh - Cap.Area - (9m,4/3)	Keith Wall - Dur. - (9m,3/6)
Joe Gaglione - Dur. - (9m,4/3)	Jerry Oakley - Wilm. - (9m,5/15)	Keith Wall - Dur. - (9m,5/15)
NCLC Perfect Throws	Deb Parker - Dur. - (9m,9/18)	

2004 North Carolina City Dart League Post-Season Tournament
(December 4 & 5 - Reggie's, Wilmington)

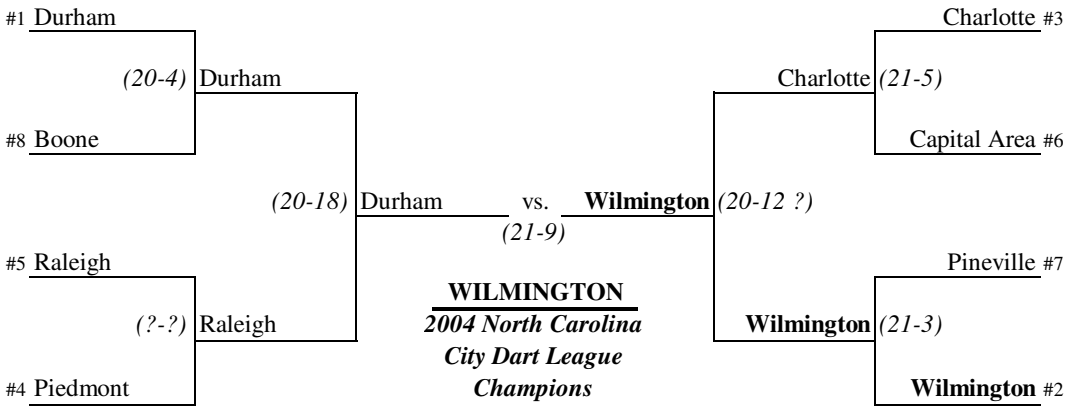

2004 North Carolina Ladies' Cup Post-Season Tournament
(December 4 & 5 - Arnie's Place, Durham)

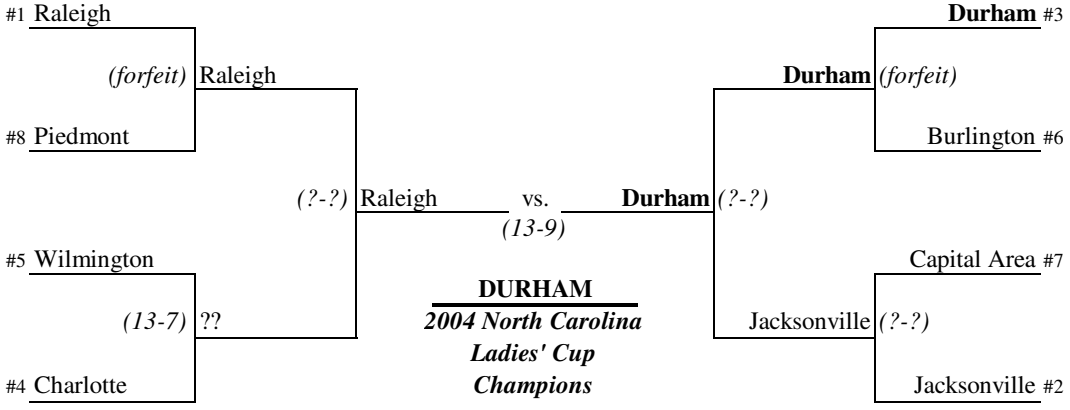

Fall 2004 RDL Top Singles Records (by division) (FINAL!)

(All statistics are included, as there were no missing scoresheets this season)
(Game minimum required for these listings: 16 for "A" division, 19 for all other divisions)

"A" Division

			W	L	%-age
1	Seward, Mike	A3/ Lunatic Fringe	20	2	0.909
2	Knight, Mark	A1/ The Intrusive Element	20	3	0.870
3	Dixon, J.D.	A3/ Lunatic Fringe	18	4	0.818
4	Whitehead, Lee	A2/ Dodge Darts	16	4	0.800
5	Wall, Keith	A1/ The Intrusive Element	18	5	0.783
6	Brown, Tom	A1/ The Intrusive Element	17	5	0.773
	Tan, Wil	A1/ The Intrusive Element	17	5	0.773
	Terry, Bob	A3/ Lunatic Fringe	17	5	0.773
9	Umstead, Randy	A1/ The Intrusive Element	13	4	0.765
10	Davis, Jim	A7/ Suze's Crew	14	6	0.700
11	Parker, Debra	A6/ Here for the Beer II	11	6	0.647
12	Oakley, Richard	A4/ Last Minute	15	9	0.625
13	Ramser, K.C.	A4/ Last Minute	13	8	0.619
14	Scott, Lee	A4/ Last Minute	11	7	0.611
15	(two tied)		13	9	0.591

"B" Division

			W	L	%-age
1	Witz, Steve	B1/ Cheap Shots	21	4	0.840
2	Grogan, Steve	B1/ Cheap Shots	20	4	0.833
3	Matthews, Eric	B8/ Varina Sports Bar III	19	5	0.792
4	Hall, Josh	B1/ Cheap Shots	14	5	0.737
5	Hines, Eric	B8/ Varina Sports Bar III	18	7	0.720
6	Buckman, Dave	B1/ Cheap Shots	16	7	0.696
7	Pollard, Daniel	B5/ Swift Recovery	19	9	0.679
8	Sosa, Bo	B2/ Nine Lives	15	8	0.652
9	Crumpler, Greg	B8/ Varina Sports Bar III	18	10	0.643
10	Slominski, Mark	B6/ Excalibur	14	8	0.636
11	Smith, Butch	B2/ Nine Lives	12	7	0.632
12	Copple, Matthew	B2/ Nine Lives	17	10	0.630
13	Mays, John	B2/ Nine Lives	13	8	0.619
14	Grannis, Jason	B8/ Varina Sports Bar III	16	10	0.615
	Hindle, Mikey	B5/ Swift Recovery	16	10	0.615

"C" Division

			W	L	%-age
1	Simpson, David	C1/ Get the Point "33"	23	5	0.821
2	Lougher, Shannon	C3/ Grateful Darts	18	4	0.818
3	Stites, Jon	C5/ Hammer Heads	22	5	0.815
4	Crowley, Pat	C7/ Wireless	21	5	0.808
5	Iager, John	C3/ Grateful Darts	16	4	0.800
6	Snyder, Mark	C4/ Horsemen	18	7	0.720
7	Johnson, David	C7/ Wireless	20	8	0.714
	Johnson, Mike	C7/ Wireless	20	8	0.714
	Keller, Tony	C4/ Horsemen	15	6	0.714
10	Bear, Bart	C4/ Horsemen	17	7	0.708
11	Denton, Fon	C2/ UZMALL	19	9	0.679
12	Goodknecht, Chris	C3/ Grateful Darts	17	9	0.654
13	Austin, Jan	C1/ Get the Point "33"	13	7	0.650
14	Creech, Doug	C5/ Hammer Heads	18	10	0.643
15	Wiegand, Tom	C8/ Mojo Dogs	16	9	0.640

"D" Division

			W	L	%-age
1	Teeter, Kyle	D3/ Modena Cartel	24	4	0.857
	Hall, Mike	D3/ Modena Cartel	18	3	0.857
3	King, Timmy	D2/ The Replacements	22	4	0.846
4	Kirkpatrick, Brian	D3/ Modena Cartel	20	5	0.800
5	Winters, Tom	D4/ Dynamic Darts	22	6	0.786
6	Gelhar, Tommy	D3/ Modena Cartel	20	6	0.769
7	Zemlo, Josh	D5/ Got Pepsi?	18	7	0.720
8	Williams, Ed	D4/ Dynamic Darts	16	7	0.696
9	Thomas, Jason	D2/ The Replacements	17	8	0.680
10	Yoneoka, J.J.	D1/ Travelin' Beer Bellies	16	8	0.667
11	Mitchell, Sid	D2/ The Replacements	17	9	0.654
12	Mitchell, Billy	D6/ 3 Legged Dog	15	8	0.652
	Walters, Jason	D5/ Got Pepsi?	15	8	0.652
	Wells, John	D5/ Got Pepsi?	15	8	0.652
15	Fournier, Chris	D1/ Travelin' Beer Bellies	13	7	0.650

"E" Division

			W	L	%-age
1	Sawyer, Matt	E1/ Damn Yankees!	20	2	0.909
2	McSorley, Paul	E6/ Da Bulls	18	4	0.818
3	Alcon, Tony	E5/ Chupacabras	21	6	0.778
4	Harrison, Mark	E3/ Tres Equis	17	6	0.739
5	DeMattos, Rick	E5/ Chupacabras	14	5	0.737
6	Johnston, Anton	E4/ Kozmic Debris	19	7	0.731
7	White, Bill	E6/ Da Bulls	24	9	0.727
8	Charlton, Warwick	E6/ Da Bulls	16	7	0.696
9	Park, Ed	E5/ Chupacabras	13	6	0.684
10	Bowen, Russell	E4/ Kozmic Debris	20	10	0.667
	Fourhman, Karsh	E5/ Chupacabras	14	7	0.667
12	Jones, Dave	E8/ Wirecutters	17	9	0.654
13	Gillett, Galen	E3/ Tres Equis	13	7	0.650
14	Hatch, Nicole	E2/ Meet the Fockers!	18	10	0.643
15	Hall, Danny	E3/ Tres Equis	12	7	0.632

"F" Division

			W	L	%-age
1	Tollerton, Steve	F4/ Somebody's Mother	21	4	0.840
2	Taylor, Jeff	F5/ Fujimo	18	4	0.818
3	Schwartz, Darrell	F7/ Deadstroke	21	5	0.808
4	Reynolds, Mike	F6/ Tailgaters	21	6	0.778
5	Tant, J.J.	F6/ Tailgaters	17	5	0.773
6	Samaluk, Somchai	F7/ Deadstroke	19	6	0.760
7	Wade, Nate	F1/ Coral Reefers	19	7	0.731
8	Stepp, John	F3/ Stunners	16	6	0.727
9	Hamed, Adnan	F7/ Deadstroke	16	7	0.696
	Pilo, Chris	F3/ Stunners	16	7	0.696
11	Martin, George	F8/ Overtime Outlaws	18	8	0.692
12	Johnson, Sven	F2/ One Armed Bandits	13	6	0.684
13	D'Alo, Armand	F6/ Tailgaters	18	9	0.667
	Dautrich, Dan	F6/ Tailgaters	18	9	0.667
15	Richardson, Shane	F2/ One Armed Bandits	15	8	0.652

Women's Records

			W	L	%-age
		"A" Division			
1	Parker, Debra	A6/ Here for the Beer II	11	6	0.647
2	Newman, Amy	A6/ Here for the Beer II	7	9	0.438
		"B" Division			
1	Gevedon, Aimee	B5/ Swift Recovery	5	20	0.200
2	Jolly, Jennifer	B3/ Loving Every Minute…	4	17	0.190
		"C" Division			
1	Austin, Jan	C1/ Get the Point "33"	13	7	0.650
2	Austin, Connie	C1/ Get the Point "33"	14	12	0.538
3	Bradshaw, Mary Jane	C6/ Heroes In Trouble	5	15	0.250
		"D" Division			
1	Brown, Tami	D5/ Got Pepsi?	10	9	0.526
2	Barker, Jane	D7/ Rif-Raf	8	12	0.400
3	Rhea, Laurie	D7/ Rif-Raf	9	18	0.333
4	Mongillo, Joanna	D8/ Back in the Saddle	9	23	0.281
		"E" Division			
1	Hatch, Nicole	E2/ Meet the Fockers!	18	10	0.643
2	Cotton, Barbara	E2/ Meet the Fockers!	13	10	0.565
3	Colburn, Nikki	E3/ Tres Equis	12	10	0.545
4	(two tied)	E2/ Meet the Fockers!	12	12	0.500
		"F" Division			
1	Moeschet, Cathy	F4/ Somebody's Mother	10	14	0.417
2	Hamlett, Hope	F5/ Fujimo	10	20	0.333
3	Jordan, Judy	F3/ Stunners	4	16	0.200
4	Breton, Pam	F5/ Fujimo	3	25	0.107

Fall 2004 RDL Top Doubles Records (by division) (FINAL!)

(All statistics are included, as there were no missing scoresheets this season)
(Game minimum required for these listings: 16 for "A" division, 19 for all other divisions)

"A" Division

			W	L	%-age
1	Budelman, Jim	A3/ Lunatic Fringe	17	4	0.810
2	Brown, Tom	A1/ The Intrusive Element	19	5	0.792
3	Tan, Wil	A1/ The Intrusive Element	18	5	0.783
4	Knight, Mark	A1/ The Intrusive Element	18	6	0.750
	Dixon, J.D.	A3/ Lunatic Fringe	15	5	0.750
6	Wall, Keith	A1/ The Intrusive Element	16	6	0.727
7	Jeffcoat, Doug	A2/ Dodge Darts	16	7	0.696
	Terry, Bob	A3/ Lunatic Fringe	16	7	0.696
9	Holland, Steve	A2/ Dodge Darts	13	6	0.684
	Hyler, Dale	A3/ Lunatic Fringe	13	6	0.684
11	Oakley, Jerry	A1/ The Intrusive Element	16	8	0.667
	Seward, Mike	A3/ Lunatic Fringe	14	7	0.667
13	Whitehead, Lee	A2/ Dodge Darts	13	7	0.650
14	Murray, David	A4/ Last Minute	15	9	0.625
	Umstead, Randy	A1/ The Intrusive Element	10	6	0.625

"B" Division

			W	L	%-age
1	Grogan, Steve	B1/ Cheap Shots	15	4	0.789
2	Smith, Butch	B2/ Nine Lives	15	5	0.750
3	Gibson, Jack	B1/ Cheap Shots	17	6	0.739
4	Grannis, Jason	B8/ Varina Sports Bar III	19	7	0.731
5	Tighe, John, Sr.	B8/ Varina Sports Bar III	17	7	0.708
6	Copple, Matthew	B2/ Nine Lives	19	8	0.704
7	Sellers, Mark	B1/ Cheap Shots	15	7	0.682
8	Buckman, Dave	B1/ Cheap Shots	16	8	0.667
9	Leonard, Shawn	B7/ Bubba's Garage	17	9	0.654
10	Sosa, Bo	B2/ Nine Lives	15	8	0.652
11	Hendricks, Ron	B4/ Starving Dartists	12	7	0.632
12	Romanchek, David	B2/ Nine Lives	13	8	0.619
	Sautter, Don	B7/ Bubba's Garage	13	8	0.619
14	Mays, John	B2/ Nine Lives	12	8	0.600
15	Burney, Gary	B6/ Excalibur	14	10	0.583

"C" Division

			W	L	%-age
1	Dunlevy, John	C7/ Wireless	21	4	0.840
2	Galloway, Dave	C7/ Wireless	20	4	0.833
3	Jenkins, John	C1/ Get the Point "33"	23	5	0.821
4	Crowley, Pat	C7/ Wireless	20	5	0.800
5	Lougher, Shannon	C3/ Grateful Darts	17	5	0.773
6	Johnson, Mike	C7/ Wireless	20	6	0.769
7	Lewis, Todd	C1/ Get the Point "33"	24	8	0.750
	Simpson, David	C1/ Get the Point "33"	21	7	0.750
9	Johnson, David	C7/ Wireless	20	7	0.741
10	McDonald, Mike	C7/ Wireless	19	8	0.704
11	Holland, William	C3/ Grateful Darts	18	8	0.692
12	Goodknecht, Chris	C3/ Grateful Darts	15	7	0.682
13	Creech, Doug	C5/ Hammer Heads	19	9	0.679
	Stites, Jon	C5/ Hammer Heads	19	9	0.679
15	Snyder, Mark	C4/ Horsemen	17	9	0.654

"D" Division

			W	L	%-age
1	Thomas, Jason	D2/ The Replacements	18	5	0.783
2	Coleman, Brian	D2/ The Replacements	19	6	0.760
3	Hall, Mike	D3/ Modena Cartel	18	6	0.750
4	Polston, Tony	D3/ Modena Cartel	17	6	0.739
5	King, Timmy	D2/ The Replacements	19	7	0.731
6	Walters, Jason	D5/ Got Pepsi?	15	6	0.714
7	Fournier, Jeff	D1/ Travelin' Beer Bellies	14	6	0.700
8	Teeter, Kyle	D3/ Modena Cartel	18	8	0.692
9	Mitchell, Sid	D2/ The Replacements	18	9	0.667
10	Gelhar, Tommy	D3/ Modena Cartel	17	9	0.654
11	Lee, Eric	D2/ The Replacements	15	8	0.652
12	Zemlo, Josh	D5/ Got Pepsi?	16	9	0.640
13	Yoneoka, J.J.	D1/ Travelin' Beer Bellies	15	9	0.625
14	Jackson, Barry	D4/ Dynamic Darts	16	10	0.615
15	(two tied)		17	11	0.607

"E" Division

			W	L	%-age
1	Buckley, Bill	E5/ Chupacabras	18	5	0.783
2	Johnston, Anton	E4/ Kozmic Debris	21	6	0.778
3	Kerr, Duncan	E6/ Da Bulls	21	8	0.724
4	White, Bill	E6/ Da Bulls	21	9	0.700
5	Todd, Patrick	E5/ Chupacabras	17	8	0.680
6	DeMattos, Rick	E5/ Chupacabras	16	8	0.667
7	Hutchins, Beth	E2/ Meet the Fockers!	17	9	0.654
8	Sawyer, Matt	E1/ Damn Yankees!	15	8	0.652
9	Park, Ed	E5/ Chupacabras	13	7	0.650
10	Hatch, Nicole	E2/ Meet the Fockers!	18	10	0.643
11	Lewis, Brian	E6/ Da Bulls	24	14	0.632
12	Charlton, Warwick	E6/ Da Bulls	13	9	0.591
13	Thomas, Heather	E4/ Kozmic Debris	20	14	0.588
14	McSorley, Paul	E6/ Da Bulls	14	10	0.583
15	Hall, Danny	E3/ Tres Equis	13	11	0.542

"F" Division

			W	L	%-age
1	Samaluk, Somchai	F7/ Deadstroke	16	4	0.800
2	Hamed, Adnan	F7/ Deadstroke	19	5	0.792
3	Pilo, Chris	F3/ Stunners	19	6	0.760
	Wade, Nate	F1/ Coral Reefers	19	6	0.760
5	Smith, Van	F1/ Coral Reefers	17	6	0.739
6	Dopko, Jeff	F2/ One Armed Bandits	20	8	0.714
7	Carter, Kevin	F7/ Deadstroke	19	8	0.704
	Kiser, Lyman	F2/ One Armed Bandits	19	8	0.704
9	Reynolds, Mike	F6/ Tailgaters	19	9	0.679
	Schwartz, Darrell	F7/ Deadstroke	19	9	0.679
11	Lee, Ronnie	F3/ Stunners	18	10	0.643
12	Tant, J.J.	F6/ Tailgaters	16	9	0.640
13	Taylor, Jeff	F5/ Fujimo	14	8	0.636
14	Weingarten, Mike	F2/ One Armed Bandits	12	7	0.632
15	Stepp, John	F3/ Stunners	13	8	0.619

Women's Records

"A" Division

			W	L	%-age
1	Newman, Amy	A6/ Here for the Beer II	9	7	0.563

"B" Division

			W	L	%-age
1	Gevedon, Aimee	B5/ Swift Recovery	6	19	0.240
2	Jolly, Jennifer	B3/ Loving Every Minute…	2	19	0.095

"C" Division

			W	L	%-age
1	Enos, Kellee	C6/ Heroes In Trouble	12	12	0.500
2	Austin, Connie	C1/ Get the Point "33"	12	15	0.444

"D" Division

			W	L	%-age
1	Rhea, Laurie	D7/ Rif-Raf	13	11	0.542
2	Brown, Tami	D5/ Got Pepsi?	10	9	0.526
3	Mongillo, Joanna	D8/ Back in the Saddle	4	27	0.129

"E" Division

			W	L	%-age
1	Hutchins, Beth	E2/ Meet the Fockers!	17	9	0.654
2	Hatch, Nicole	E2/ Meet the Fockers!	18	10	0.643
3	Thomas, Heather	E4/ Kozmic Debris	20	14	0.588
4	Payne, Julie	E2/ Meet the Fockers!	13	12	0.520

"F" Division

			W	L	%-age
1	Hamlett, Hope	F5/ Fujimo	13	19	0.406
2	Breton, Pam	F5/ Fujimo	9	19	0.321
3	Moeschet, Cathy	F4/ Somebody's Mother	6	14	0.300
4	Jordan, Judy	F3/ Stunners	7	17	0.292

Fall 2004 RDL Top Singles+Doubles Records (by division) (FINAL!)

(All statistics are included, as there were no missing scoresheets this season)
(Game minimum required for these listings: 32 for "A" division, 37 for all other divisions)

"A" Division

			W	L	%-age
1	Knight, Mark	A1/ The Intrusive Element	38	9	0.809
2	Seward, Mike	A3/ Lunatic Fringe	34	9	0.791
3	Dixon, J.D.	A3/ Lunatic Fringe	33	9	0.786
4	Brown, Tom	A1/ The Intrusive Element	36	10	0.783
5	Tan, Wil	A1/ The Intrusive Element	35	10	0.778
6	Wall, Keith	A1/ The Intrusive Element	34	11	0.756
7	Terry, Bob	A3/ Lunatic Fringe	33	12	0.733
8	Whitehead, Lee	A2/ Dodge Darts	29	11	0.725
9	Umstead, Randy	A1/ The Intrusive Element	23	10	0.697
10	Budelman, Jim	A3/ Lunatic Fringe	29	16	0.644
11	Oakley, Jerry	A1/ The Intrusive Element	29	17	0.630
12	Davis, Jim	A7/ Suze's Crew	25	15	0.625
13	Jeffcoat, Doug	A2/ Dodge Darts	27	17	0.614
14	Murray, David	A4/ Last Minute	29	19	0.604
15	Butman, Don	A3/ Lunatic Fringe	22	15	0.595

"B" Division

			W	L	%-age
1	Witz, Steve	B1/ Cheap Shots	36	7	0.837
2	Grogan, Steve	B1/ Cheap Shots	35	8	0.814
3	Smith, Butch	B2/ Nine Lives	27	12	0.692
4	Buckman, Dave	B1/ Cheap Shots	32	15	0.681
5	Grannis, Jason	B8/ Varina Sports Bar III	35	17	0.673
6	Copple, Matthew	B2/ Nine Lives	36	18	0.667
7	Sosa, Bo	B2/ Nine Lives	30	16	0.652
8	Sellers, Mark	B1/ Cheap Shots	29	16	0.644
9	Matthews, Eric	B8/ Varina Sports Bar III	32	18	0.640
10	Hines, Eric	B8/ Varina Sports Bar III	31	18	0.633
11	Gibson, Jack	B1/ Cheap Shots	28	17	0.622
12	Mays, John	B2/ Nine Lives	25	16	0.610
13	Sautter, Don	B7/ Bubba's Garage	26	17	0.605
14	Leonard, Shawn	B7/ Bubba's Garage	32	21	0.604
15	Crumpler, Greg	B8/ Varina Sports Bar III	33	24	0.579

"C" Division

			W	L	%-age
1	Dunlevy, John	C7/ Wireless	34	8	0.810
2	Crowley, Pat	C7/ Wireless	41	10	0.804
3	Lougher, Shannon	C3/ Grateful Darts	35	9	0.795
4	Simpson, David	C1/ Get the Point "33"	44	12	0.786
5	Stites, Jon	C5/ Hammer Heads	41	14	0.745
6	Johnson, Mike	C7/ Wireless	40	14	0.741
7	Johnson, David	C7/ Wireless	40	15	0.727
8	Jenkins, John	C1/ Get the Point "33"	42	16	0.724
9	Iager, John	C3/ Grateful Darts	34	14	0.708
10	Snyder, Mark	C4/ Horsemen	35	16	0.686
11	Lewis, Todd	C1/ Get the Point "33"	41	20	0.672
12	Goodknecht, Chris	C3/ Grateful Darts	32	16	0.667
	Galloway, Dave	C7/ Wireless	26	13	0.667
14	Creech, Doug	C5/ Hammer Heads	37	19	0.661
15	McDonald, Mike	C7/ Wireless	36	19	0.655

"D" Division

			W	L	%-age
1	Hall, Mike	D3/ Modena Cartel	36	9	0.800
2	King, Timmy	D2/ The Replacements	41	11	0.788
3	Teeter, Kyle	D3/ Modena Cartel	42	12	0.778
4	Thomas, Jason	D2/ The Replacements	35	13	0.729
5	Gelhar, Tommy	D3/ Modena Cartel	37	15	0.712
6	Kirkpatrick, Brian	D3/ Modena Cartel	37	16	0.698
7	Walters, Jason	D5/ Got Pepsi?	30	14	0.682
8	Zemlo, Josh	D5/ Got Pepsi?	34	16	0.680
9	Winters, Tom	D4/ Dynamic Darts	36	17	0.679
10	Coleman, Brian	D2/ The Replacements	33	16	0.673
11	Mitchell, Sid	D2/ The Replacements	35	18	0.660
12	Yoneoka, J.J.	D1/ Travelin' Beer Bellies	31	17	0.646
13	Lee, Eric	D2/ The Replacements	27	15	0.643
14	Fournier, Jeff	D1/ Travelin' Beer Bellies	28	16	0.636
15	Williams, Ed	D4/ Dynamic Darts	29	18	0.617

"E" Division

			W	L	%-age
1	Sawyer, Matt	E1/ Damn Yankees!	35	10	0.778
2	Kerr, Duncan	E6/ Da Bulls	32	10	0.762
3	Johnston, Anton	E4/ Kozmic Debris	40	13	0.755
4	Alcon, Tony	E5/ Chupacabras	33	12	0.733
5	White, Bill	E6/ Da Bulls	45	18	0.714
6	Buckley, Bill	E5/ Chupacabras	31	13	0.705
7	DeMattos, Rick	E5/ Chupacabras	30	13	0.698
8	McSorley, Paul	E6/ Da Bulls	32	14	0.696
9	Park, Ed	E5/ Chupacabras	26	13	0.667
10	Fourhman, Karsh	E5/ Chupacabras	24	13	0.649
11	Charlton, Warwick	E6/ Da Bulls	29	16	0.644
12	Hatch, Nicole	E2/ Meet the Fockers!	36	20	0.643
13	Harrison, Mark	E3/ Tres Equis	27	17	0.614
14	Todd, Patrick	E5/ Chupacabras	26	18	0.591
15	Hall, Danny	E3/ Tres Equis	25	18	0.581

"F" Division

			W	L	%-age
1	Samaluk, Somchai	F7/ Deadstroke	35	10	0.778
2	Wade, Nate	F1/ Coral Reefers	38	13	0.745
3	Hamed, Adnan	F7/ Deadstroke	35	12	0.745
4	Schwartz, Darrell	F7/ Deadstroke	40	14	0.741
5	Pilo, Chris	F3/ Stunners	35	13	0.729
6	Reynolds, Mike	F6/ Tailgaters	40	15	0.727
	Taylor, Jeff	F5/ Fujimo	32	12	0.727
8	Tant, J.J.	F6/ Tailgaters	33	14	0.702
9	Tollerton, Steve	F4/ Somebody's Mother	34	15	0.694
10	Smith, Van	F1/ Coral Reefers	28	13	0.683
11	Stepp, John	F3/ Stunners	29	14	0.674
12	Kiser, Lyman	F2/ One Armed Bandits	34	19	0.642
13	D'Alo, Armand	F6/ Tailgaters	31	18	0.633
14	Dautrich, Dan	F6/ Tailgaters	33	21	0.611
15	Henson, Rob	F2/ One Armed Bandits	28	20	0.583

Women's Records

			W	L	%-age
		"A" Division			
1	Newman, Amy	A6/ Here for the Beer II	16	16	0.500
2	Parker, Debra	A6/ Here for the Beer II	15	17	0.469
		"B" Division			
1	Gevedon, Aimee	B5/ Swift Recovery	11	39	0.220
2	Jolly, Jennifer	B3/ Loving Every Minute…	6	36	0.143
		"C" Division			
1	Austin, Connie	C1/ Get the Point "33"	26	27	0.491
2	Enos, Kellee	C6/ Heroes In Trouble	17	23	0.425
3	Bradshaw, Mary Jane	C6/ Heroes In Trouble	9	28	0.243
		"D" Division			
1	Barker, Jane	D7/ Rif-Raf	21	17	0.553
2	Brown, Tami	D5/ Got Pepsi?	20	18	0.526
3	Rhea, Laurie	D7/ Rif-Raf	22	29	0.431
4	Mongillo, Joanna	D8/ Back in the Saddle	13	50	0.206
		"E" Division			
1	Hatch, Nicole	E2/ Meet the Fockers!	36	20	0.643
2	Hutchins, Beth	E2/ Meet the Fockers!	29	21	0.580
3	Cotton, Barbara	E2/ Meet the Fockers!	25	22	0.532
4	Thomas, Heather	E4/ Kozmic Debris	34	35	0.493
		"F" Division			
1	Hamlett, Hope	F5/ Fujimo	23	39	0.371
2	Moeschet, Cathy	F4/ Somebody's Mother	16	28	0.364
3	Jordan, Judy	F3/ Stunners	11	33	0.250
4	Breton, Pam	F5/ Fujimo	12	44	0.214

Fall 2004 RDL Top All-Star Percentages (by division) (FINAL!)

(All statistics are included, as there were no missing scoresheets this season)
(Game minimum required for these listings: 32 for "A" division, 37 for all other divisions)

"A" Division

			ASP	TGP	%-age
1	Tan, Wil	A1/ The Intrusive Element	82.5	46	1.793
2	Dixon, J.D.	A3/ Lunatic Fringe	76.0	43	1.767
3	Brown, Tom	A1/ The Intrusive Element	71.5	47	1.521
4	Terry, Bob	A3/ Lunatic Fringe	67.0	46	1.457
5	Whitehead, Lee	A2/ Dodge Darts	62.5	43	1.453
6	Seward, Mike	A3/ Lunatic Fringe	62.0	44	1.409
7	Budelman, Jim	A3/ Lunatic Fringe	61.5	46	1.337
8	Murray, David	A4/ Last Minute	61.5	49	1.255
9	Davis, Jim	A7/ Suze's Crew	50.0	40	1.250
10	Knight, Mark	A1/ The Intrusive Element	57.0	48	1.188
11	Umstead, Randy	A1/ The Intrusive Element	38.5	34	1.132
12	Gaglione, Joe	A2/ Dodge Darts	53.0	48	1.104
13	Wall, Keith	A1/ The Intrusive Element	48.5	46	1.054
14	Persson, Kenny	A7/ Suze's Crew	51.5	50	1.030
15	(two tied)				1.000

"B" Division

			ASP	TGP	%-age
1	Grogan, Steve	B1/ Cheap Shots	45.0	43	1.047
2	Witz, Steve	B1/ Cheap Shots	44.0	44	1.000
3	Pollard, Daniel	B5/ Swift Recovery	57.5	59	0.975
4	Smith, Butch	B2/ Nine Lives	36.5	40	0.913
5	Mays, John	B2/ Nine Lives	37.0	42	0.881
6	Allison, Frank	B7/ Bubba's Garage	34.0	41	0.829
7	Santas, Luey	B3/ Loving Every Minute…	36.0	44	0.818
8	Sellers, Mark	B1/ Cheap Shots	37.0	46	0.804
9	Grannis, Jason	B8/ Varina Sports Bar III	42.5	53	0.802
10	Salisbury, John	B7/ Bubba's Garage	40.5	54	0.750
11	Hindle, Mikey	B5/ Swift Recovery	40.5	55	0.736
12	Hines, Eric	B8/ Varina Sports Bar III	36.0	50	0.720
13	Leonard, Shawn	B7/ Bubba's Garage	37.0	53	0.698
14	Sosa, Bo	B2/ Nine Lives	31.5	47	0.670
15	Foushee, Eugene	B6/ Excalibur	35.5	53	0.670

"C" Division

			ASP	TGP	%-age
1	Jenkins, John	C1/ Get the Point "33"	64.0	59	1.085
2	McDonald, Mike	C7/ Wireless	55.5	55	1.009
3	Simpson, David	C1/ Get the Point "33"	54.0	57	0.947
4	Dunlevy, John	C7/ Wireless	35.0	42	0.833
5	Goodknecht, Chris	C3/ Grateful Darts	40.0	49	0.816
6	Stites, Jon	C5/ Hammer Heads	44.5	55	0.809
7	Iager, John	C3/ Grateful Darts	39.0	49	0.796
8	Holland, William	C3/ Grateful Darts	39.5	53	0.745
9	Crowley, Pat	C7/ Wireless	36.0	51	0.706
10	Wiegand, Tom	C8/ Mojo Dogs	35.0	50	0.700
11	Bradshaw, Rick	C6/ Heroes In Trouble	36.5	57	0.640
12	Creech, Doug	C5/ Hammer Heads	34.0	56	0.607
13	Lougher, Shannon	C3/ Grateful Darts	27.0	45	0.600
14	Denton, Fon	C2/ UZMALL	33.0	57	0.579
15	Johnson, Mike	C7/ Wireless	31.0	54	0.574

"D" Division

			ASP	TGP	%-age
1	Hall, Mike	D3/ Modena Cartel	60.5	45	1.344
2	Winters, Tom	D4/ Dynamic Darts	64.0	54	1.185
3	Barker, Barry	D7/ Rif-Raf	61.5	57	1.079
4	Zemlo, Josh	D5/ Got Pepsi?	46.5	51	0.912
5	Gelhar, Tommy	D3/ Modena Cartel	45.5	52	0.875
6	King, Timmy	D2/ The Replacements	44.5	52	0.856
7	Thomas, Jason	D2/ The Replacements	38.0	48	0.792
8	Coleman, Brian	D2/ The Replacements	38.0	49	0.776
9	Ewald, Dan	D5/ Got Pepsi?	38.5	51	0.755
10	Fournier, Chris	D1/ Travelin' Beer Bellies	28.0	40	0.700
11	Teeter, Kyle	D3/ Modena Cartel	37.5	54	0.694
12	Wells, John	D5/ Got Pepsi?	32.0	47	0.681
13	Brown, Phil	D5/ Got Pepsi?	34.0	51	0.667
14	Hunter, Jeffery	D3/ Modena Cartel	37.0	56	0.661
15	Mitchell, Sid	D2/ The Replacements	31.5	53	0.594

"E" Division

			ASP	TGP	%-age
1	Alcon, Tony	E5/ Chupacabras	32.5	46	0.707
2	Sawyer, Matt	E1/ Damn Yankees!	31.0	45	0.689
3	Johnston, Anton	E4/ Kozmic Debris	29.0	53	0.547
4	Kerr, Duncan	E6/ Da Bulls	21.0	43	0.488
5	Gillett, Galen	E3/ Tres Equis	19.5	40	0.488
6	Cotton, Barbara	E2/ Meet the Fockers!	22.0	48	0.458
7	Cullis, Pete	E8/ Wirecutters	22.0	49	0.449
8	Hutchins, Beth	E2/ Meet the Fockers!	21.5	52	0.413
9	McSorley, Paul	E6/ Da Bulls	18.5	47	0.394
10	Vest, Ron	E5/ Chupacabras	16.5	43	0.384
11	Kron, Jay	E1/ Damn Yankees!	16.0	42	0.381
12	Hall, Frank	E3/ Tres Equis	16.5	44	0.375
13	Buckley, Bill	E5/ Chupacabras	16.5	45	0.367
	Lupien, Bam	E1/ Damn Yankees!	16.5	45	0.367
15	Payne, Julie	E2/ Meet the Fockers!	18.5	52	0.356

"F" Division

			ASP	TGP	%-age
1	Taylor, Jeff	F5/ Fujimo	32.5	44	0.739
2	Samaluk, Somchai	F7/ Deadstroke	33.5	46	0.728
3	Schwartz, Darrell	F7/ Deadstroke	38.0	56	0.679
4	Reynolds, Mike	F6/ Tailgaters	34.0	57	0.596
5	Hamed, Adnan	F7/ Deadstroke	26.5	48	0.552
6	Pilo, Chris	F3/ Stunners	27.0	49	0.551
7	Wade, Nate	F1/ Coral Reefers	28.0	53	0.528
8	Tant, J.J.	F6/ Tailgaters	25.5	49	0.520
9	Stepp, John	F3/ Stunners	20.0	44	0.455
10	Dautrich, Dan	F6/ Tailgaters	23.0	56	0.411
11	Jarvah, Sean	F1/ Coral Reefers	20.5	51	0.402
12	Folsom, Kevin	F5/ Fujimo	21.5	54	0.398
13	Martin, David	F4/ Somebody's Mother	22.0	56	0.393
14	Kiser, Lyman	F2/ One Armed Bandits	21.0	55	0.382
15	Cox, John	F7/ Deadstroke	17.0	45	0.378

Women's Records

			ASP	TGP	%-age
		"A" Division			
1	Parker, Debra	A6/ Here for the Beer II	25.5	32	0.797
2	Newman, Amy	A6/ Here for the Beer II	24.0	33	0.727
		"B" Division			
1	Jolly, Jennifer	B3/ Loving Every Minute…	9.0	43	0.209
2	Gevedon, Aimee	B5/ Swift Recovery	11.0	53	0.208
		"C" Division			
1	Austin, Jan	C1/ Get the Point "33"	19.0	37	0.514
2	Austin, Connie	C1/ Get the Point "33"	25.0	54	0.463
3	Enos, Kellee	C6/ Heroes In Trouble	8.0	41	0.195
4	Bradshaw, Mary Jane	C6/ Heroes In Trouble	5.5	38	0.145
		"D" Division			
1	Brown, Tami	D5/ Got Pepsi?	23.0	39	0.590
2	Barker, Jane	D7/ Rif-Raf	13.5	39	0.346
3	Rhea, Laurie	D7/ Rif-Raf	17.5	52	0.337
4	Mongillo, Joanna	D8/ Back in the Saddle	7.0	63	0.111
		"E" Division			
1	Cotton, Barbara	E2/ Meet the Fockers!	22.0	48	0.458
2	Hutchins, Beth	E2/ Meet the Fockers!	21.5	52	0.413
3	Payne, Julie	E2/ Meet the Fockers!	18.5	52	0.356
4	Hatch, Nicole	E2/ Meet the Fockers!	17.5	58	0.302
		"F" Division			
1	Jordan, Judy	F3/ Stunners	7.5	46	0.163
2	Moeschet, Cathy	F4/ Somebody's Mother	7.0	45	0.156
3	Hamlett, Hope	F5/ Fujimo	7.5	62	0.121
4	Breton, Pam	F5/ Fujimo	2.5	56	0.045

Fall 2004 RDL League-Wide Sectional Statistics (ranked by percentage) (FINAL!)

(All statistics are included, as there were no missing scoresheets this season)

(Game minimums required for these listings: 6 for "A" division, 7 for all other divisions)

Singles 301 Win Percentage

			W	L	%-age
1	Tollerton, Steve	F4/ Somebody's Mother	12	1	0.923
2	Lougher, Shannon	C3/ Grateful Darts	11	1	0.917
	Schwartz, Darrell	F7/ Deadstroke	11	1	0.917
4	Sawyer, Matt	E1/ Damn Yankees!	9	1	0.900
5	Parker, Debra	A6/ Here for the Beer II	7	1	0.875
6	Simpson, David	C1/ Get the Point "33"	12	2	0.857
	Teeter, Kyle	D3/ Modena Cartel	12	2	0.857
	Samaluk, Somchai	F7/ Deadstroke	12	2	0.857
9	Gelhar, Tommy	D3/ Modena Cartel	11	2	0.846
	King, Timmy	D2/ The Replacements	11	2	0.846
11	Terry, Bob	A3/ Lunatic Fringe	10	2	0.833
	Bear, Bart	C4/ Horsemen	10	2	0.833
13	Knight, Mark	A1/ The Intrusive Element	9	2	0.818
	Ramser, K.C.	A4/ Last Minute	9	2	0.818
	Seward, Mike	A3/ Lunatic Fringe	9	2	0.818
	Tan, Wil	A1/ The Intrusive Element	9	2	0.818
	Harrison, Mark	E3/ Tres Equis	9	2	0.818
	Jaraszewicz, Jay	E1/ Damn Yankees!	9	2	0.818
	McSorley, Paul	E6/ Da Bulls	9	2	0.818
	Stepp, John	F3/ Stunners	9	2	0.818
	Taylor, Jeff	F5/ Fujimo	9	2	0.818
22	D'Alo, Armand	F6/ Tailgaters	12	3	0.800
	Davis, Jim	A7/ Suze's Crew	8	2	0.800
	Whitehead, Lee	A2/ Dodge Darts	8	2	0.800
	Austin, Jan	C1/ Get the Point "33"	8	2	0.800
26	Denton, Fon	C2/ UZMALL	11	3	0.786
	Winters, Tom	D4/ Dynamic Darts	11	3	0.786
	Alcon, Tony	E5/ Chupacabras	11	3	0.786
	DeMattos, Rick	E5/ Chupacabras	11	3	0.786
30	Scott, Lee	A4/ Last Minute	7	2	0.778
	Hall, Josh	B1/ Cheap Shots	7	2	0.778
32	Buckman, Dave	B1/ Cheap Shots	10	3	0.769
	Hindle, Mikey	B5/ Swift Recovery	10	3	0.769
	Vest, Ron	E5/ Chupacabras	10	3	0.769
	Johnson, Sven	F2/ One Armed Bandits	10	3	0.769
	Martin, George	F8/ Overtime Outlaws	10	3	0.769
37	Wall, Keith	A1/ The Intrusive Element	9	3	0.750
	Grogan, Steve	B1/ Cheap Shots	9	3	0.750
	Witz, Steve	B1/ Cheap Shots	9	3	0.750
	Kirkpatrick, Brian	D3/ Modena Cartel	9	3	0.750
	Williams, Ed	D4/ Dynamic Darts	9	3	0.750
42	Bowen, Russell	E4/ Kozmic Debris	11	4	0.733
43	Jacobi, Paul	A6/ Here for the Beer II	8	3	0.727
	Slominski, Mark	B6/ Excalibur	8	3	0.727
	Sosa, Bo	B2/ Nine Lives	8	3	0.727
	Wells, John	D5/ Got Pepsi?	8	3	0.727
	Hamed, Adnan	F7/ Deadstroke	8	3	0.727
	Lee, Chris	F3/ Stunners	8	3	0.727
49	Pollard, Daniel	B5/ Swift Recovery	10	4	0.714
	Stites, Jon	C5/ Hammer Heads	10	4	0.714
	Buckley, Bill	E5/ Chupacabras	10	4	0.714
	Cullis, Pete	E8/ Wirecutters	5	2	0.714
	McEwen, Mike	E8/ Wirecutters	5	2	0.714
54	Brown, Tom	A1/ The Intrusive Element	7	3	0.700
	Dixon, J.D.	A3/ Lunatic Fringe	7	3	0.700
	Sellers, Mark	B1/ Cheap Shots	7	3	0.700
	Hall, Mike	D3/ Modena Cartel	7	3	0.700
	Colburn, Nikki	E3/ Tres Equis	7	3	0.700
59	Foushee, Eugene	B6/ Excalibur	9	4	0.692
	Grannis, Jason	B8/ Varina Sports Bar III	9	4	0.692
	Howell, John	B4/ Starving Dartists	9	4	0.692
	Crowley, Pat	C7/ Wireless	9	4	0.692
	Walters, Jason	D5/ Got Pepsi?	9	4	0.692
64	Parsons, Jeff	B7/ Bubba's Garage	8	4	0.667
	Fournier, Jeff	D1/ Travelin' Beer Bellies	8	4	0.667
	Zemlo, Josh	D5/ Got Pepsi?	8	4	0.667
67	White, Bill	E6/ Da Bulls	11	6	0.647
68	(seven tied - 3 in C, 1 each in B/D/E/F)		9	5	0.643

Singles Cricket Win Percentage

			W	L	%-age
1	Seward, Mike	A3/ Lunatic Fringe	11	0	1.000
	Hall, Mike	D3/ Modena Cartel	11	0	1.000
	Kerr, Duncan	E6/ Da Bulls	9	0	1.000
4	Reynolds, Mike	F6/ Tailgaters	13	1	0.929
5	Matthews, Eric	B8/ Varina Sports Bar III	12	1	0.923
	Witz, Steve	B1/ Cheap Shots	12	1	0.923
	Crowley, Pat	C7/ Wireless	12	1	0.923
	Stites, Jon	C5/ Hammer Heads	12	1	0.923
	Johnston, Anton	E4/ Kozmic Debris	12	1	0.923
	Tant, J.J.	F6/ Tailgaters	12	1	0.923
11	Dixon, J.D.	A3/ Lunatic Fringe	11	1	0.917
	Knight, Mark	A1/ The Intrusive Element	11	1	0.917
	Grogan, Steve	B1/ Cheap Shots	11	1	0.917
	Hines, Eric	B8/ Varina Sports Bar III	11	1	0.917
	Iager, John	C3/ Grateful Darts	11	1	0.917
	Sawyer, Matt	E1/ Damn Yankees!	11	1	0.917
17	Dunlevy, John	C7/ Wireless	10	1	0.909
18	Mays, John	B2/ Nine Lives	9	1	0.900
	Gillett, Galen	E3/ Tres Equis	9	1	0.900
20	Umstead, Randy	A1/ The Intrusive Element	8	1	0.889
21	Johnson, David	C7/ Wireless	12	2	0.857
	Teeter, Kyle	D3/ Modena Cartel	12	2	0.857
	Kiser, Lyman	F2/ One Armed Bandits	12	2	0.857
24	Goodknecht, Chris	C3/ Grateful Darts	11	2	0.846
	Snyder, Mark	C4/ Horsemen	11	2	0.846
	King, Timmy	D2/ The Replacements	11	2	0.846
	Kirkpatrick, Brian	D3/ Modena Cartel	11	2	0.846
	Wade, Nate	F1/ Coral Reefers	11	2	0.846
29	Brown, Tom	A1/ The Intrusive Element	10	2	0.833
	Coleman, Brian	D2/ The Replacements	10	2	0.833
31	Wall, Keith	A1/ The Intrusive Element	9	2	0.818
	Keller, Tony	C4/ Horsemen	9	2	0.818
	McSorley, Paul	E6/ Da Bulls	9	2	0.818
	Taylor, Jeff	F5/ Fujimo	9	2	0.818
35	White, Bill	E6/ Da Bulls	13	3	0.813
36	Whitehead, Lee	A2/ Dodge Darts	8	2	0.800
	Simpson, Phil	C3/ Grateful Darts	8	2	0.800
	Fournier, Chris	D1/ Travelin' Beer Bellies	8	2	0.800
	Smith, Van	F1/ Coral Reefers	8	2	0.800
40	Johnson, Mike	C7/ Wireless	11	3	0.786
	Simpson, David	C1/ Get the Point "33"	11	3	0.786
	Barker, Barry	D7/ Rif-Raf	11	3	0.786
	Winters, Tom	D4/ Dynamic Darts	11	3	0.786
44	Thomas, Jason	D2/ The Replacements	10	3	0.769
	Zemlo, Josh	D5/ Got Pepsi?	10	3	0.769
	Alcon, Tony	E5/ Chupacabras	10	3	0.769
	Henson, Rob	F2/ One Armed Bandits	10	3	0.769
48	Wiegand, Tom	C8/ Mojo Dogs	9	3	0.750
	Charlton, Warwick	E6/ Da Bulls	9	3	0.750
	Jones, Dave	E8/ Wirecutters	9	3	0.750
	Park, Ed	E5/ Chupacabras	9	3	0.750
	Pearsall, Worth	F8/ Overtime Outlaws	9	3	0.750
	Pilo, Chris	F3/ Stunners	9	3	0.750
	Tollerton, Steve	F4/ Somebody's Mother	9	3	0.750
	Newman, Amy	A6/ Here for the Beer II	6	2	0.750
	Yoneoka, Oakie	D1/ Travelin' Beer Bellies	6	2	0.750
	Young, Jeff	E7/ Get Over It	6	2	0.750
	Watkins, Rudy	F6/ Tailgaters	6	2	0.750
59	Jenkins, John	C1/ Get the Point "33"	11	4	0.733
60	Oakley, Jerry	A1/ The Intrusive Element	8	3	0.727
	Tan, Wil	A1/ The Intrusive Element	8	3	0.727
	Weaver, Mark	B3/ Loving Every Minute…	8	3	0.727
	Phillips, Britt	C4/ Horsemen	8	3	0.727
	Mitchell, Billy	D6/ 3 Legged Dog	8	3	0.727
	Cotton, Barbara	E2/ Meet the Fockers!	8	3	0.727
66	Crumpler, Greg	B8/ Varina Sports Bar III	10	4	0.714
	Creech, Doug	C5/ Hammer Heads	10	4	0.714
	Hunter, Jeffery	D3/ Modena Cartel	10	4	0.714
	Schwartz, Darrell	F7/ Deadstroke	10	4	0.714
	Hunsberger, Jim	A2/ Dodge Darts	5	2	0.714

Fall 2004 RDL League-Wide Sectional Statistics (ranked by percentage) (FINAL!)

(All statistics are included, as there were no missing scoresheets this season)

(Game minimums required for these listings: 6 for "A" division, 7 for all other divisions)

Doubles Cricket Win Percentage

			W	L	%-age
1	Coleman, Brian	D2/ The Replacements	13	1	0.929
2	Witz, Steve	B1/ Cheap Shots	12	1	0.923
	Thomas, Jason	D2/ The Replacements	12	1	0.923
4	Dunlevy, John	C7/ Wireless	11	1	0.917
5	Dixon, J.D.	A3/ Lunatic Fringe	10	1	0.909
	Wall, Keith	A1/ The Intrusive Element	10	1	0.909
	Grogan, Steve	B1/ Cheap Shots	10	1	0.909
	Lee, Eric	D2/ The Replacements	10	1	0.909
9	Samaluk, Somchai	F7/ Deadstroke	9	1	0.900
	Smith, Van	F1/ Coral Reefers	9	1	0.900
11	Bird, Victor	D2/ The Replacements	8	1	0.889
12	Hall, Josh	B1/ Cheap Shots	7	1	0.875
	Vaux, Wes	B1/ Cheap Shots	7	1	0.875
14	Jenkins, John	C1/ Get the Point "33"	12	2	0.857
	McDonald, Mike	C7/ Wireless	12	2	0.857
	Simpson, David	C1/ Get the Point "33"	12	2	0.857
	Mitchell, Sid	D2/ The Replacements	12	2	0.857
	Watkins, Rudy	F6/ Tailgaters	6	1	0.857
19	Crowley, Pat	C7/ Wireless	11	2	0.846
	King, Timmy	D2/ The Replacements	11	2	0.846
	Johnston, Anton	E4/ Kozmic Debris	11	2	0.846
	Kerr, Duncan	E6/ Da Bulls	11	2	0.846
23	Brown, Tom	A1/ The Intrusive Element	10	2	0.833
	Terry, Bob	A3/ Lunatic Fringe	10	2	0.833
	Sellers, Mark	B1/ Cheap Shots	10	2	0.833
	Galloway, Dave	C7/ Wireless	10	2	0.833
	Hamed, Adnan	F7/ Deadstroke	10	2	0.833
28	Buckman, Dave	B1/ Cheap Shots	9	2	0.818
	Gibson, Jack	B1/ Cheap Shots	9	2	0.818
30	Budelman, Jim	A3/ Lunatic Fringe	8	2	0.800
	Hyler, Dale	A3/ Lunatic Fringe	8	2	0.800
	Warren, Randy	B1/ Cheap Shots	8	2	0.800
	DeMattos, Rick	E5/ Chupacabras	8	2	0.800
34	Grannis, Jason	B8/ Varina Sports Bar III	11	3	0.786
	Leonard, Shawn	B7/ Bubba's Garage	11	3	0.786
	Creech, Doug	C5/ Hammer Heads	11	3	0.786
	Stites, Jon	C5/ Hammer Heads	11	3	0.786
	Winters, Tom	D4/ Dynamic Darts	11	3	0.786
	Kiser, Lyman	F2/ One Armed Bandits	11	3	0.786
	Reynolds, Mike	F6/ Tailgaters	11	3	0.786
41	Fourhman, Karsh	E5/ Chupacabras	7	2	0.778
	Clark, Joe	F4/ Somebody's Mother	7	2	0.778
43	Snyder, Mark	C4/ Horsemen	10	3	0.769
	Buckley, Bill	E5/ Chupacabras	10	3	0.769
	Hutchins, Beth	E2/ Meet the Fockers!	10	3	0.769
	Lee, Ronnie	F3/ Stunners	10	3	0.769
	Pilo, Chris	F3/ Stunners	10	3	0.769
48	Lewis, Todd	C1/ Get the Point "33"	12	4	0.750
	Tan, Wil	A1/ The Intrusive Element	9	3	0.750
	Lougher, Shannon	C3/ Grateful Darts	9	3	0.750
	Hall, Mike	D3/ Modena Cartel	9	3	0.750
52	White, Bill	E6/ Da Bulls	11	4	0.733
53	Seward, Mike	A3/ Lunatic Fringe	8	3	0.727
	Whitehead, Lee	A2/ Dodge Darts	8	3	0.727
	Tighe, John, Sr.	B8/ Varina Sports Bar III	8	3	0.727
	Polston, Tony	D3/ Modena Cartel	8	3	0.727
	Butler, John	F6/ Tailgaters	8	3	0.727
58	Iager, John	C3/ Grateful Darts	10	4	0.714
	Johnson, David	C7/ Wireless	10	4	0.714
	Johnson, Mike	C7/ Wireless	10	4	0.714
	Kirkpatrick, Brian	D3/ Modena Cartel	10	4	0.714
	Teeter, Kyle	D3/ Modena Cartel	10	4	0.714
	Hatch, Nicole	E2/ Meet the Fockers!	10	4	0.714
	Dopko, Jeff	F2/ One Armed Bandits	10	4	0.714
	Schwartz, Darrell	F7/ Deadstroke	10	4	0.714
	Mozzetti, Tim	D2/ The Replacements	5	2	0.714
	Alcon, Tony	E5/ Chupacabras	5	2	0.714
	Foster, Melanie	F7/ Deadstroke	5	2	0.714
69	Holland, Steve	A2/ Dodge Darts	7	3	0.700
70	(seven tied - 1 each in B/C/E, 2 each in D/F)		9	4	0.692

Doubles 501 Win Percentage

			ASP	TGP	%-age
1	Smith, Butch	B2/ Nine Lives	9	1	0.900
2	Fournier, Jeff	D1/ Travelin' Beer Bellies	8	1	0.889
3	Dahulich, Jeff	A2/ Dodge Darts	7	1	0.875
4	Barker, Jane	D7/ Rif-Raf	6	1	0.857
	Wilcox, Randy	D7/ Rif-Raf	6	1	0.857
6	Knight, Mark	A1/ The Intrusive Element	10	2	0.833
	Galloway, Dave	C7/ Wireless	10	2	0.833
	Johnson, Mike	C7/ Wireless	10	2	0.833
	Zemlo, Josh	D5/ Got Pepsi?	10	2	0.833
	Wade, Nate	F1/ Coral Reefers	10	2	0.833
	Hunsberger, Jim	A2/ Dodge Darts	5	1	0.833
12	Budelman, Jim	A3/ Lunatic Fringe	9	2	0.818
	Tan, Wil	A1/ The Intrusive Element	9	2	0.818
	Burney, Gary	B6/ Excalibur	9	2	0.818
	Goodknecht, Chris	C3/ Grateful Darts	9	2	0.818
16	Romanchek, David	B2/ Nine Lives	8	2	0.800
	Vaux, Wes	B1/ Cheap Shots	8	2	0.800
	Lougher, Shannon	C3/ Grateful Darts	8	2	0.800
	Walters, Jason	D5/ Got Pepsi?	8	2	0.800
	Buckley, Bill	E5/ Chupacabras	8	2	0.800
21	Jenkins, John	C1/ Get the Point "33"	11	3	0.786
	Barker, Barry	D7/ Rif-Raf	11	3	0.786
23	Hall, Josh	B1/ Cheap Shots	7	2	0.778
	Mays, John	B2/ Nine Lives	7	2	0.778
25	Dunlevy, John	C7/ Wireless	10	3	0.769
	Johnson, David	C7/ Wireless	10	3	0.769
27	Lewis, Todd	C1/ Get the Point "33"	12	4	0.750
	Brown, Tom	A1/ The Intrusive Element	9	3	0.750
	Jeffcoat, Doug	A2/ Dodge Darts	9	3	0.750
	Crowley, Pat	C7/ Wireless	9	3	0.750
	Polston, Tony	D3/ Modena Cartel	9	3	0.750
	Diamond, Pat	D7/ Rif-Raf	9	3	0.750
	Hall, Mike	D3/ Modena Cartel	9	3	0.750
	Hamed, Adnan	F7/ Deadstroke	9	3	0.750
	Pilo, Chris	F3/ Stunners	9	3	0.750
	Bonaparte, Chris	F2/ One Armed Bandits	6	2	0.750
37	Charlton, Warwick	E6/ Da Bulls	8	3	0.727
	Stepp, John	F3/ Stunners	8	3	0.727
39	Copple, Matthew	B2/ Nine Lives	10	4	0.714
	Johnston, Anton	E4/ Kozmic Debris	10	4	0.714
	Carter, Kevin	F7/ Deadstroke	10	4	0.714
	Dopko, Jeff	F2/ One Armed Bandits	10	4	0.714
43	Lewis, Brian	E6/ Da Bulls	12	5	0.706
44	Brinson, Mark	B6/ Excalibur	7	3	0.700
	Fazenbaker, Jon	B6/ Excalibur	7	3	0.700
	Hendricks, Ron	B4/ Starving Dartists	7	3	0.700
	McEwen, William	E8/ Wirecutters	7	3	0.700
	Samaluk, Somchai	F7/ Deadstroke	7	3	0.700
49	Tighe, John, Sr.	B8/ Varina Sports Bar III	9	4	0.692
	Holland, William	C3/ Grateful Darts	9	4	0.692
	Jackson, Barry	D4/ Dynamic Darts	9	4	0.692
52	White, Bill	E6/ Da Bulls	10	5	0.667
	Oakley, Jerry	A1/ The Intrusive Element	8	4	0.667
	Gibson, Jack	B1/ Cheap Shots	8	4	0.667
	Grannis, Jason	B8/ Varina Sports Bar III	8	4	0.667
	Scott, Keith	B6/ Excalibur	8	4	0.667
	Sosa, Bo	B2/ Nine Lives	8	4	0.667
	Scott, Kevin	D7/ Rif-Raf	8	4	0.667
	Teeter, Kyle	D3/ Modena Cartel	8	4	0.667
	Williams, Ed	D4/ Dynamic Darts	8	4	0.667
	Todd, Patrick	E5/ Chupacabras	8	4	0.667
	Tant, J.J.	F6/ Tailgaters	8	4	0.667
	Holland, Steve	A2/ Dodge Darts	6	3	0.667
	Motley, Steve	B7/ Bubba's Garage	6	3	0.667
	Allen, Jeffrey	C7/ Wireless	6	3	0.667
	Thomas, Kent	E4/ Kozmic Debris	6	3	0.667
	Peers, Martin	F4/ Somebody's Mother	6	3	0.667
68	Howell, John	B4/ Starving Dartists	9	5	0.643
	Simpson, David	C1/ Get the Point "33"	9	5	0.643
	Schwartz, Darrell	F7/ Deadstroke	9	5	0.643

Fall 2004 RDL Top Singles Records (League-Wide) (FINAL!)
and Top Doubles Records (League-Wide) (FINAL!)

(All statistics are included, as there were no missing scoresheets this season)
(Game minimum required for these listings: 16 for "A" division, 19 for all other divisions)

Singles Win Percentage

			W	L	%-age
1	Seward, Mike	A3/ Lunatic Fringe	20	2	0.909
	Sawyer, Matt	E1/ Damn Yankees!	20	2	0.909
3	Knight, Mark	A1/ The Intrusive Element	20	3	0.870
4	Teeter, Kyle	D3/ Modena Cartel	24	4	0.857
	Hall, Mike	D3/ Modena Cartel	18	3	0.857
6	King, Timmy	D2/ The Replacements	22	4	0.846
7	Witz, Steve	B1/ Cheap Shots	21	4	0.840
	Tollerton, Steve	F4/ Somebody's Mother	21	4	0.840
9	Grogan, Steve	B1/ Cheap Shots	20	4	0.833
10	Simpson, David	C1/ Get the Point "33"	23	5	0.821
11	Dixon, J.D.	A3/ Lunatic Fringe	18	4	0.818
	Lougher, Shannon	C3/ Grateful Darts	18	4	0.818
	McSorley, Paul	E6/ Da Bulls	18	4	0.818
	Taylor, Jeff	F5/ Fujimo	18	4	0.818
15	Stites, Jon	C5/ Hammer Heads	22	5	0.815
16	Crowley, Pat	C7/ Wireless	21	5	0.808
	Schwartz, Darrell	F7/ Deadstroke	21	5	0.808
18	Kirkpatrick, Brian	D3/ Modena Cartel	20	5	0.800
	Whitehead, Lee	A2/ Dodge Darts	16	4	0.800
	Iager, John	C3/ Grateful Darts	16	4	0.800
21	Matthews, Eric	B8/ Varina Sports Bar III	19	5	0.792
22	Winters, Tom	D4/ Dynamic Darts	22	6	0.786
23	Wall, Keith	A1/ The Intrusive Element	18	5	0.783
24	Alcon, Tony	E5/ Chupacabras	21	6	0.778
	Reynolds, Mike	F6/ Tailgaters	21	6	0.778
26	Brown, Tom	A1/ The Intrusive Element	17	5	0.773
	Tan, Wil	A1/ The Intrusive Element	17	5	0.773
	Terry, Bob	A3/ Lunatic Fringe	17	5	0.773
	Tant, J.J.	F6/ Tailgaters	17	5	0.773
30	Gelhar, Tommy	D3/ Modena Cartel	20	6	0.769
31	Umstead, Randy	A1/ The Intrusive Element	13	4	0.765
32	Samaluk, Somchai	F7/ Deadstroke	19	6	0.760
33	Harrison, Mark	E3/ Tres Equis	17	6	0.739
34	Hall, Josh	B1/ Cheap Shots	14	5	0.737
	DeMattos, Rick	E5/ Chupacabras	14	5	0.737
36	Johnston, Anton	E4/ Kozmic Debris	19	7	0.731
	Wade, Nate	F1/ Coral Reefers	19	7	0.731
38	White, Bill	E6/ Da Bulls	24	9	0.727
	Stepp, John	F3/ Stunners	16	6	0.727
40	Hines, Eric	B8/ Varina Sports Bar III	18	7	0.720
	Snyder, Mark	C4/ Horsemen	18	7	0.720
	Zemlo, Josh	D5/ Got Pepsi?	18	7	0.720
43	Johnson, David	C7/ Wireless	20	8	0.714
	Johnson, Mike	C7/ Wireless	20	8	0.714
	Keller, Tony	C4/ Horsemen	15	6	0.714
46	Bear, Bart	C4/ Horsemen	17	7	0.708
47	Davis, Jim	A7/ Suze's Crew	14	6	0.700
48	Buckman, Dave	B1/ Cheap Shots	16	7	0.696
	Williams, Ed	D4/ Dynamic Darts	16	7	0.696
	Charlton, Warwick	E6/ Da Bulls	16	7	0.696
	Hamed, Adnan	F7/ Deadstroke	16	7	0.696
	Pilo, Chris	F3/ Stunners	16	7	0.696
53	Martin, George	F8/ Overtime Outlaws	18	8	0.692
54	Park, Ed	E5/ Chupacabras	13	6	0.684
	Johnson, Sven	F2/ One Armed Bandits	13	6	0.684
56	Thomas, Jason	D2/ The Replacements	17	8	0.680
57	Pollard, Daniel	B5/ Swift Recovery	19	9	0.679
	Denton, Fon	C2/ UZMALL	19	9	0.679
59	Bowen, Russell	E4/ Kozmic Debris	20	10	0.667
	D'Alo, Armand	F6/ Tailgaters	18	9	0.667
	Dautrich, Dan	F6/ Tailgaters	18	9	0.667
	Yoneoka, J.J.	D1/ Travelin' Beer Bellies	16	8	0.667
	Fourhman, Karsh	E5/ Chupacabras	14	7	0.667
64	(three tied - 1 in C, 1 in D, 1 in E)		17	9	0.654

Doubles Win Percentage

			ASP	TGP	%-age
1	Dunlevy, John	C7/ Wireless	21	4	0.840
2	Galloway, Dave	C7/ Wireless	20	4	0.833
3	Jenkins, John	C1/ Get the Point "33"	23	5	0.821
4	Budelman, Jim	A3/ Lunatic Fringe	17	4	0.810
5	Crowley, Pat	C7/ Wireless	20	5	0.800
	Samaluk, Somchai	F7/ Deadstroke	16	4	0.800
7	Brown, Tom	A1/ The Intrusive Element	19	5	0.792
	Hamed, Adnan	F7/ Deadstroke	19	5	0.792
9	Grogan, Steve	B1/ Cheap Shots	15	4	0.789
10	Tan, Wil	A1/ The Intrusive Element	18	5	0.783
	Thomas, Jason	D2/ The Replacements	18	5	0.783
	Buckley, Bill	E5/ Chupacabras	18	5	0.783
13	Johnston, Anton	E4/ Kozmic Debris	21	6	0.778
14	Lougher, Shannon	C3/ Grateful Darts	17	5	0.773
15	Johnson, Mike	C7/ Wireless	20	6	0.769
16	Coleman, Brian	D2/ The Replacements	19	6	0.760
	Pilo, Chris	F3/ Stunners	19	6	0.760
	Wade, Nate	F1/ Coral Reefers	19	6	0.760
19	Lewis, Todd	C1/ Get the Point "33"	24	8	0.750
	Simpson, David	C1/ Get the Point "33"	21	7	0.750
	Knight, Mark	A1/ The Intrusive Element	18	6	0.750
	Hall, Mike	D3/ Modena Cartel	18	6	0.750
	Dixon, J.D.	A3/ Lunatic Fringe	15	5	0.750
	Smith, Butch	B2/ Nine Lives	15	5	0.750
25	Johnson, David	C7/ Wireless	20	7	0.741
26	Gibson, Jack	B1/ Cheap Shots	17	6	0.739
	Polston, Tony	D3/ Modena Cartel	17	6	0.739
	Smith, Van	F1/ Coral Reefers	17	6	0.739
29	Grannis, Jason	B8/ Varina Sports Bar III	19	7	0.731
	King, Timmy	D2/ The Replacements	19	7	0.731
31	Wall, Keith	A1/ The Intrusive Element	16	6	0.727
32	Kerr, Duncan	E6/ Da Bulls	21	8	0.724
33	Dopko, Jeff	F2/ One Armed Bandits	20	8	0.714
	Walters, Jason	D5/ Got Pepsi?	15	6	0.714
35	Tighe, John, Sr.	B8/ Varina Sports Bar III	17	7	0.708
36	Copple, Matthew	B2/ Nine Lives	19	8	0.704
	McDonald, Mike	C7/ Wireless	19	8	0.704
	Carter, Kevin	F7/ Deadstroke	19	8	0.704
	Kiser, Lyman	F2/ One Armed Bandits	19	8	0.704
40	White, Bill	E6/ Da Bulls	21	9	0.700
	Fournier, Jeff	D1/ Travelin' Beer Bellies	14	6	0.700
42	Jeffcoat, Doug	A2/ Dodge Darts	16	7	0.696
	Terry, Bob	A3/ Lunatic Fringe	16	7	0.696
44	Holland, William	C3/ Grateful Darts	18	8	0.692
	Teeter, Kyle	D3/ Modena Cartel	18	8	0.692
46	Holland, Steve	A2/ Dodge Darts	13	6	0.684
	Hyler, Dale	A3/ Lunatic Fringe	13	6	0.684
48	Sellers, Mark	B1/ Cheap Shots	15	7	0.682
	Goodknecht, Chris	C3/ Grateful Darts	15	7	0.682
50	Todd, Patrick	E5/ Chupacabras	17	8	0.680
51	Creech, Doug	C5/ Hammer Heads	19	9	0.679
	Stites, Jon	C5/ Hammer Heads	19	9	0.679
	Reynolds, Mike	F6/ Tailgaters	19	9	0.679
	Schwartz, Darrell	F7/ Deadstroke	19	9	0.679
55	Mitchell, Sid	D2/ The Replacements	18	9	0.667
	Oakley, Jerry	A1/ The Intrusive Element	16	8	0.667
	Buckman, Dave	B1/ Cheap Shots	16	8	0.667
	DeMattos, Rick	E5/ Chupacabras	16	8	0.667
	Seward, Mike	A3/ Lunatic Fringe	14	7	0.667
60	Leonard, Shawn	B7/ Bubba's Garage	17	9	0.654
	Snyder, Mark	C4/ Horsemen	17	9	0.654
	Gelhar, Tommy	D3/ Modena Cartel	17	9	0.654
	Hutchins, Beth	E2/ Meet the Fockers!	17	9	0.654
64	(three tied - 1 in B, 1 in D, 1 in E)		15	8	0.652

Fall 2004 RDL Top Singles + Doubles Records (League-Wide) (FINAL!)
and Top All-Star Point Percentages (League-Wide) (FINAL!)

(All statistics are included, as there were no missing scoresheets this season)

(Game minimum required for these listings: 32 for "A" division, 37 for all other divisions)

Singles + Doubles Win Percentage

			W	L	%-age
1	Witz, Steve	B1/ Cheap Shots	36	7	0.837
2	Grogan, Steve	B1/ Cheap Shots	35	8	0.814
3	Dunlevy, John	C7/ Wireless	34	8	0.810
4	Knight, Mark	A1/ The Intrusive Element	38	9	0.809
5	Crowley, Pat	C7/ Wireless	41	10	0.804
6	Hall, Mike	D3/ Modena Cartel	36	9	0.800
7	Lougher, Shannon	C3/ Grateful Darts	35	9	0.795
8	Seward, Mike	A3/ Lunatic Fringe	34	9	0.791
9	King, Timmy	D2/ The Replacements	41	11	0.788
10	Simpson, David	C1/ Get the Point "33"	44	12	0.786
	Dixon, J.D.	A3/ Lunatic Fringe	33	9	0.786
12	Brown, Tom	A1/ The Intrusive Element	36	10	0.783
13	Teeter, Kyle	D3/ Modena Cartel	42	12	0.778
	Tan, Wil	A1/ The Intrusive Element	35	10	0.778
	Sawyer, Matt	E1/ Damn Yankees!	35	10	0.778
	Samaluk, Somchai	F7/ Deadstroke	35	10	0.778
17	Kerr, Duncan	E6/ Da Bulls	32	10	0.762
18	Wall, Keith	A1/ The Intrusive Element	34	11	0.756
19	Johnston, Anton	E4/ Kozmic Debris	40	13	0.755
20	Stites, Jon	C5/ Hammer Heads	41	14	0.745
21	Wade, Nate	F1/ Coral Reefers	38	13	0.745
22	Hamed, Adnan	F7/ Deadstroke	35	12	0.745
23	Johnson, Mike	C7/ Wireless	40	14	0.741
	Schwartz, Darrell	F7/ Deadstroke	40	14	0.741
25	Terry, Bob	A3/ Lunatic Fringe	33	12	0.733
	Alcon, Tony	E5/ Chupacabras	33	12	0.733
27	Thomas, Jason	D2/ The Replacements	35	13	0.729
	Pilo, Chris	F3/ Stunners	35	13	0.729
29	Johnson, David	C7/ Wireless	40	15	0.727
	Reynolds, Mike	F6/ Tailgaters	40	15	0.727
	Taylor, Jeff	F5/ Fujimo	32	12	0.727
32	Whitehead, Lee	A2/ Dodge Darts	29	11	0.725
33	Jenkins, John	C1/ Get the Point "33"	42	16	0.724
34	White, Bill	E6/ Da Bulls	45	18	0.714
35	Gelhar, Tommy	D3/ Modena Cartel	37	15	0.712
36	Iager, John	C3/ Grateful Darts	34	14	0.708
37	Buckley, Bill	E5/ Chupacabras	31	13	0.705
38	Tant, J.J.	F6/ Tailgaters	33	14	0.702
39	Kirkpatrick, Brian	D3/ Modena Cartel	37	16	0.698
40	DeMattos, Rick	E5/ Chupacabras	30	13	0.698
41	Umstead, Randy	A1/ The Intrusive Element	23	10	0.697
42	McSorley, Paul	E6/ Da Bulls	32	14	0.696
43	Tollerton, Steve	F4/ Somebody's Mother	34	15	0.694
44	Smith, Butch	B2/ Nine Lives	27	12	0.692
45	Snyder, Mark	C4/ Horsemen	35	16	0.686
46	Smith, Van	F1/ Coral Reefers	28	13	0.683
47	Walters, Jason	D5/ Got Pepsi?	30	14	0.682
48	Buckman, Dave	B1/ Cheap Shots	32	15	0.681
49	Zemlo, Josh	D5/ Got Pepsi?	34	16	0.680
50	Winters, Tom	D4/ Dynamic Darts	36	17	0.679
51	Stepp, John	F3/ Stunners	29	14	0.674
52	Coleman, Brian	D2/ The Replacements	33	16	0.673
53	Grannis, Jason	B8/ Varina Sports Bar III	35	17	0.673
54	Lewis, Todd	C1/ Get the Point "33"	41	20	0.672
55	Copple, Matthew	B2/ Nine Lives	36	18	0.667
	Goodknecht, Chris	C3/ Grateful Darts	32	16	0.667
	Galloway, Dave	C7/ Wireless	26	13	0.667
	Park, Ed	E5/ Chupacabras	26	13	0.667
59	Creech, Doug	C5/ Hammer Heads	37	19	0.661
60	Mitchell, Sid	D2/ The Replacements	35	18	0.660
61	McDonald, Mike	C7/ Wireless	36	19	0.655
62	Holland, William	C3/ Grateful Darts	34	18	0.654
63	Sosa, Bo	B2/ Nine Lives	30	16	0.652
64	Fourhman, Karsh	E5/ Chupacabras	24	13	0.649
65	Yoneoka, J.J.	D1/ Travelin' Beer Bellies	31	17	0.646

All-Star Point Percentage

			ASP	TGP	%-age
1	Tan, Wil	A1/ The Intrusive Element	82.5	46	1.793
2	Dixon, J.D.	A3/ Lunatic Fringe	76.0	43	1.767
3	Brown, Tom	A1/ The Intrusive Element	71.5	47	1.521
4	Terry, Bob	A3/ Lunatic Fringe	67.0	46	1.457
5	Whitehead, Lee	A2/ Dodge Darts	62.5	43	1.453
6	Seward, Mike	A3/ Lunatic Fringe	62.0	44	1.409
7	Hall, Mike	D3/ Modena Cartel	60.5	45	1.344
8	Budelman, Jim	A3/ Lunatic Fringe	61.5	46	1.337
9	Murray, David	A4/ Last Minute	61.5	49	1.255
10	Davis, Jim	A7/ Suze's Crew	50.0	40	1.250
11	Knight, Mark	A1/ The Intrusive Element	57.0	48	1.188
12	Winters, Tom	D4/ Dynamic Darts	64.0	54	1.185
13	Umstead, Randy	A1/ The Intrusive Element	38.5	34	1.132
14	Gaglione, Joe	A2/ Dodge Darts	53.0	48	1.104
15	Jenkins, John	C1/ Get the Point "33"	64.0	59	1.085
16	Barker, Barry	D7/ Rif-Raf	61.5	57	1.079
17	Wall, Keith	A1/ The Intrusive Element	48.5	46	1.054
18	Grogan, Steve	B1/ Cheap Shots	45.0	43	1.047
19	Persson, Kenny	A7/ Suze's Crew	51.5	50	1.030
20	McDonald, Mike	C7/ Wireless	55.5	55	1.009
21	Oakley, Richard	A4/ Last Minute	48.0	48	1.000
	Jeffcoat, Doug	A2/ Dodge Darts	47.0	47	1.000
	Witz, Steve	B1/ Cheap Shots	44.0	44	1.000
24	Ramser, K.C.	A4/ Last Minute	42.0	43	0.977
25	Pollard, Daniel	B5/ Swift Recovery	57.5	59	0.975
26	Hyler, Dale	A3/ Lunatic Fringe	35.0	36	0.972
27	O'Brien, Sean	A5/ The Suey Side	42.5	44	0.966
28	Jacobi, Paul	A6/ Here for the Beer II	41.5	43	0.965
29	Oakley, Jerry	A1/ The Intrusive Element	45.0	47	0.957
30	Simpson, David	C1/ Get the Point "33"	54.0	57	0.947
31	Smith, Butch	B2/ Nine Lives	36.5	40	0.913
32	Zemlo, Josh	D5/ Got Pepsi?	46.5	51	0.912
33	Mays, John	B2/ Nine Lives	37.0	42	0.881
34	Gelhar, Tommy	D3/ Modena Cartel	45.5	52	0.875
35	King, Timmy	D2/ The Replacements	44.5	52	0.856
36	Scott, Lee	A4/ Last Minute	32.0	38	0.842
37	Dunlevy, John	C7/ Wireless	35.0	42	0.833
38	Allison, Frank	B7/ Bubba's Garage	34.0	41	0.829
39	Santas, Luey	B3/ Loving Every Minute…	36.0	44	0.818
40	Goodknecht, Chris	C3/ Grateful Darts	40.0	49	0.816
41	Stites, Jon	C5/ Hammer Heads	44.5	55	0.809
42	West, Billy	A4/ Last Minute	39.5	49	0.806
43	Sellers, Mark	B1/ Cheap Shots	37.0	46	0.804
44	Grannis, Jason	B8/ Varina Sports Bar III	42.5	53	0.802
45	Parker, Debra	A6/ Here for the Beer II	25.5	32	0.797
46	Iager, John	C3/ Grateful Darts	39.0	49	0.796
47	Thomas, Jason	D2/ The Replacements	38.0	48	0.792
48	Butman, Don	A3/ Lunatic Fringe	30.0	38	0.789
49	Coleman, Brian	D2/ The Replacements	38.0	49	0.776
50	Stevens, Joseph	A6/ Here for the Beer II	34.0	45	0.756
51	Ewald, Dan	D5/ Got Pepsi?	38.5	51	0.755
52	Salisbury, John	B7/ Bubba's Garage	40.5	54	0.750
53	Holland, William	C3/ Grateful Darts	39.5	53	0.745
54	Taylor, Jeff	F5/ Fujimo	32.5	44	0.739
55	Hindle, Mikey	B5/ Swift Recovery	40.5	55	0.736
56	Samaluk, Somchai	F7/ Deadstroke	33.5	46	0.728
57	Newman, Amy	A6/ Here for the Beer II	24.0	33	0.727
58	Hines, Eric	B8/ Varina Sports Bar III	36.0	50	0.720
59	Alcon, Tony	E5/ Chupacabras	32.5	46	0.707
60	Crowley, Pat	C7/ Wireless	36.0	51	0.706
61	Holland, Steve	A2/ Dodge Darts	31.0	44	0.705
62	Wiegand, Tom	C8/ Mojo Dogs	35.0	50	0.700
	Fournier, Chris	D1/ Travelin' Beer Bellies	28.0	40	0.700
64	Leonard, Shawn	B7/ Bubba's Garage	37.0	53	0.698
65	Teeter, Kyle	D3/ Modena Cartel	37.5	54	0.694

Fall 2004 RDL Records (by team) (FINAL!)

(All statistics are included, as there were no missing scoresheets this season)

Singles Win Percentages

		W	L	%-age
1	A1/ The Intrusive Element	106	38	0.736
2	D3/ Modena Cartel	110	46	0.705
3	B1/ Cheap Shots	114	54	0.679
4	A3/ Lunatic Fringe	94	50	0.653
5	C7/ Wireless	109	59	0.649
6	E5/ Chupacabras	107	61	0.637
7	F6/ Tailgaters	104	64	0.619
8	D2/ The Replacements	103	65	0.613
9	E6/ Da Bulls	99	65	0.604
10	B8/ Varina Sports Bar III	100	68	0.595
11	C3/ Grateful Darts	97	71	0.577
	D5/ Got Pepsi?	97	71	0.577
13	C1/ Get the Point "33"	96	72	0.571
14	D1/ Travelin' Beer Bellies	95	73	0.565
15	C4/ Horsemen	92	76	0.548
16	A4/ Last Minute	77	67	0.535
17	B2/ Nine Lives	83	73	0.532
	F3/ Stunners	83	73	0.532
19	D4/ Dynamic Darts	89	79	0.530
	F4/ Somebody's Mother	89	79	0.530
21	F7/ Deadstroke	88	80	0.524
22	F2/ One Armed Bandits	87	81	0.518
23	E4/ Kozmic Debris	85	81	0.512
24	A2/ Dodge Darts	72	72	0.500
25	B7/ Bubba's Garage	83	85	0.494
	C5/ Hammer Heads	83	85	0.494
27	E3/ Tres Equis	74	80	0.481
28	B5/ Swift Recovery	79	89	0.470
	E2/ Meet the Fockers!	79	89	0.470
30	E1/ Damn Yankees!	72	84	0.462
31	E8/ Wirecutters	77	91	0.458
	F1/ Coral Reefers	77	91	0.458
33	F8/ Overtime Outlaws	71	85	0.455
34	B6/ Excalibur	74	94	0.440
35	C6/ Heroes In Trouble	69	99	0.411
36	B3/ Loving Every Minute Of It!	64	92	0.410
37	A7/ Suze's Crew	59	85	0.410
38	C2/ UZMALL	65	103	0.387
39	B4/ Starving Dartists	63	105	0.375
40	A6/ Here for the Beer II	53	91	0.368
41	C8/ Mojo Dogs	61	107	0.363
	F5/ Fujimo	61	107	0.363
43	D7/ Rif-Raf	59	109	0.351
44	E7/ Get Over It	53	99	0.349
45	D6/ 3 Legged Dog	56	110	0.337
46	D8/ Back in the Saddle	49	105	0.318
47	A5/ The Suey Side	43	101	0.299

Doubles Win Percentages

		W	L	%-age
1	C7/ Wireless	65	19	0.774
2	A1/ The Intrusive Element	53	19	0.736
3	B1/ Cheap Shots	61	23	0.726
4	D2/ The Replacements	57	27	0.679
5	A3/ Lunatic Fringe	48	24	0.667
6	F7/ Deadstroke	55	29	0.655
7	D3/ Modena Cartel	51	27	0.654
8	A2/ Dodge Darts	46	26	0.639
9	E5/ Chupacabras	53	31	0.631
10	C1/ Get the Point "33"	51	33	0.607
	E6/ Da Bulls	51	33	0.607
12	F6/ Tailgaters	50	34	0.595
13	B2/ Nine Lives	46	32	0.590
14	B8/ Varina Sports Bar III	49	35	0.583
15	E4/ Kozmic Debris	48	36	0.571
	F2/ One Armed Bandits	48	36	0.571
17	B7/ Bubba's Garage	46	38	0.548
	C3/ Grateful Darts	46	38	0.548
	D5/ Got Pepsi?	46	38	0.548
20	F3/ Stunners	41	37	0.526
21	D1/ Travelin' Beer Bellies	44	40	0.524
	D7/ Rif-Raf	44	40	0.524
23	D4/ Dynamic Darts	43	41	0.512
24	B6/ Excalibur	42	42	0.500
	E2/ Meet the Fockers!	42	42	0.500
26	C5/ Hammer Heads	41	43	0.488
27	E1/ Damn Yankees!	38	40	0.487
28	A4/ Last Minute	35	37	0.486
29	C4/ Horsemen	38	46	0.452
	F4/ Somebody's Mother	38	46	0.452
31	F5/ Fujimo	37	47	0.440
32	E8/ Wirecutters	36	48	0.429
	F1/ Coral Reefers	36	48	0.429
34	E3/ Tres Equis	32	46	0.410
35	B4/ Starving Dartists	33	51	0.393
	C2/ UZMALL	33	51	0.393
	C6/ Heroes In Trouble	33	51	0.393
38	A6/ Here for the Beer II	28	44	0.389
39	B5/ Swift Recovery	32	52	0.381
40	E7/ Get Over It	28	50	0.359
41	C8/ Mojo Dogs	29	55	0.345
42	F8/ Overtime Outlaws	25	53	0.321
43	A7/ Suze's Crew	23	49	0.319
44	D6/ 3 Legged Dog	26	58	0.310
45	B3/ Loving Every Minute Of It!	21	57	0.269
46	A5/ The Suey Side	19	53	0.264
47	D8/ Back in the Saddle	19	59	0.244

Fall 2004 RDL Records (by team) (FINAL!)

(All statistics are included, as there were no missing scoresheets this season)

Singles+Doubles Win Percentages

		W	L	%-age
1	A1/ The Intrusive Element	212	76	0.736
2	C7/ Wireless	239	97	0.711
3	B1/ Cheap Shots	236	100	0.702
4	D3/ Modena Cartel	212	100	0.679
5	A3/ Lunatic Fringe	190	98	0.660
6	D2/ The Replacements	217	119	0.646
7	E5/ Chupacabras	213	123	0.634
8	F6/ Tailgaters	204	132	0.607
9	E6/ Da Bulls	201	131	0.605
10	B8/ Varina Sports Bar III	198	138	0.589
	C1/ Get the Point "33"	198	138	0.589
	F7/ Deadstroke	198	138	0.589
13	A2/ Dodge Darts	164	124	0.569
14	C3/ Grateful Darts	189	147	0.563
	D5/ Got Pepsi?	189	147	0.563
16	B2/ Nine Lives	175	137	0.561
17	D1/ Travelin' Beer Bellies	183	153	0.545
	F2/ One Armed Bandits	183	153	0.545
19	E4/ Kozmic Debris	181	153	0.542
20	F3/ Stunners	165	147	0.529
21	B7/ Bubba's Garage	175	161	0.521
	D4/ Dynamic Darts	175	161	0.521
23	A4/ Last Minute	147	141	0.510
24	C4/ Horsemen	168	168	0.500
25	C5/ Hammer Heads	165	171	0.491
	F4/ Somebody's Mother	165	171	0.491
27	E2/ Meet the Fockers!	163	173	0.485
28	E1/ Damn Yankees!	148	164	0.474
29	B6/ Excalibur	158	178	0.470
30	E3/ Tres Equis	138	172	0.445
31	E8/ Wirecutters	149	187	0.443
	F1/ Coral Reefers	149	187	0.443
33	D7/ Rif-Raf	147	189	0.438
34	B5/ Swift Recovery	143	193	0.426
35	C6/ Heroes In Trouble	135	201	0.402
	F5/ Fujimo	135	201	0.402
37	C2/ UZMALL	131	205	0.390
38	F8/ Overtime Outlaws	121	191	0.388
39	B4/ Starving Dartists	129	207	0.384
40	A6/ Here for the Beer II	109	179	0.378
41	A7/ Suze's Crew	105	183	0.365
42	C8/ Mojo Dogs	119	217	0.354
43	E7/ Get Over It	109	199	0.354
44	B3/ Loving Every Minute Of It!	106	206	0.340
45	D6/ 3 Legged Dog	108	226	0.323
46	A5/ The Suey Side	81	207	0.281
47	D8/ Back in the Saddle	87	223	0.281

All-Star Percentages

		ASP	TGP	%-age
1	A1/ The Intrusive Element	370.5	294	1.260
2	A3/ Lunatic Fringe	353.5	295	1.198
3	A4/ Last Minute	271.5	295	0.920
4	A2/ Dodge Darts	277.5	311	0.892
5	A7/ Suze's Crew	228.0	288	0.792
6	D3/ Modena Cartel	227.0	312	0.728
7	A6/ Here for the Beer II	199.5	295	0.676
8	A5/ The Suey Side	199.0	295	0.675
9	B1/ Cheap Shots	227.5	343	0.663
10	D5/ Got Pepsi?	221.5	344	0.644
11	C7/ Wireless	210.0	336	0.625
12	C1/ Get the Point "33"	211.5	343	0.617
13	B7/ Bubba's Garage	207.0	336	0.616
14	D2/ The Replacements	204.5	336	0.609
15	B2/ Nine Lives	185.5	319	0.582
16	B5/ Swift Recovery	205.0	354	0.579
17	B8/ Varina Sports Bar III	198.5	344	0.577
18	C3/ Grateful Darts	190.0	345	0.551
19	D4/ Dynamic Darts	186.5	344	0.542
20	C5/ Hammer Heads	161.5	336	0.481
21	B6/ Excalibur	162.5	344	0.472
22	D1/ Travelin' Beer Bellies	160.5	343	0.469
23	B4/ Starving Dartists	157.5	336	0.469
24	B3/ Loving Every Minute Of It!	139.5	319	0.437
25	F7/ Deadstroke	149.5	349	0.428
26	D7/ Rif-Raf	143.0	342	0.418
27	C8/ Mojo Dogs	135.0	336	0.402
28	C6/ Heroes In Trouble	129.5	342	0.379
29	C2/ UZMALL	129.0	342	0.377
30	F3/ Stunners	118.5	324	0.366
31	D6/ 3 Legged Dog	117.5	334	0.352
32	E5/ Chupacabras	119.5	344	0.347
33	C4/ Horsemen	121.0	350	0.346
34	F6/ Tailgaters	121.0	351	0.345
35	E2/ Meet the Fockers!	107.5	350	0.307
36	E4/ Kozmic Debris	101.5	334	0.304
37	E1/ Damn Yankees!	93.5	318	0.294
38	E6/ Da Bulls	95.0	338	0.281
39	F1/ Coral Reefers	96.0	355	0.270
40	F5/ Fujimo	90.5	336	0.269
41	F2/ One Armed Bandits	93.5	350	0.267
42	E3/ Tres Equis	80.0	319	0.251
43	D8/ Back in the Saddle	74.5	310	0.240
44	E8/ Wirecutters	89.5	373	0.240
45	F4/ Somebody's Mother	82.5	351	0.235
46	F8/ Overtime Outlaws	66.5	312	0.213
47	E7/ Get Over It	63.5	308	0.206

	Week 1			Week 2			Week 3			Week 4			Week 5			Week 6			Week 7			Week 8			Week 9			Week 10			Week 11			Week 12			Week 13			Week 14			Forfeits
RDL - Fall, 2004	vs.	W/L	Pts.	vs.	W/L	Pts.	vs.	W/L	Pts.	vs.	W/L	Pts.	vs.	W/L	Pts.	vs.	W/L	Pts.	vs.	W/L	Pts.	vs.	W/L	Pts.	vs.	W/L	Pts.	vs.	W/L	Pts.	vs.	W/L	Pts.	vs.	W/L	Pts.	vs.	W/L	Pts.	vs.	W/L	Pts.	
A1/ The Intrusive Element	a3	W	13	A7	W	17	Bye	-	-	A2	W	12	a5	W	21	a4	W	14	A6	W	20	A3	L	10	a7	W	20	Bye	-	-	a2	W	17	A5	W	24	A4	W	23	a6	W	21	
A2/ Dodge Darts	Bye	-	-	A6	W	15	A4	W	13	a1	L	12	a7	W	18	A3	L	10	a5	W	14	Bye	-	-	a6	W	16	a4	W	12	A1	L	7	A7	W	16	a3	L	12	A5	W	19	
A3/ Lunatic Fringe	A1	L	11	a5	W	14	a7	W	21	A6	W	14	A4	W	19	a2	W	14	Bye	-	-	a1	W	14	A5	W	20	A7	W	19	a6	W	17	a4	W	15	A2	W	12	Bye	-	-	
A4/ Last Minute	a6	W	13	Bye	-	-	a2	L	11	A5	W	18	a3	L	5	A1	L	10	a7	W	15	A6	W	19	Bye	-	-	A2	L	12	a5	W	21	A3	L	9	a1	L	1	A7	W	13	
A5/ The Suey Side	a7	W	14	A3	L	10	a6	W	12	a4	L	4	A1	L	1	Bye	-	-	A2	L	10	A7	L	5	a3	L	4	A6	L	9	A4	L	3	a1	L	0	Bye	-	-	a2	L	5	
A6/ Here for the Beer II	A4	L	11	a2	L	9	A5	L	12	a3	L	10	Bye	-	-	A7	W	13	a1	L	4	a4	L	5	A2	L	8	a5	W	15	A3	L	7	Bye	-	-	a7	W	12	A1	L	3	
A7/ Suze's Crew	A5	L	10	a1	L	7	A3	L	3	Bye	-	-	A2	L	6	a6	L	11	A4	L	9	a5	W	16	A1	L	4	a3	L	5	Bye	-	-	a2	L	6	A6	L	8	a4	L	11	
B1/ Cheap Shots	B8	L	12	b2	L	8	B3	W	23	b5	W	15	B6	W	19	B7	W	17	b4	W	19	b8	W	19	B2	W	14	b3	W	21	B5	W	17	b6	W	13	b7	W	19	B4	W	20	
B2/ Nine Lives	b6	W	15	B1	W	16	B8	W	13	b4	W	20	b7	L	11	B5	L	12	b3	*L*	*0*	B6	W	13	b1	L	10	b8	L	9	B4	L	10	B7	W	15	b5	W	14	B3	W	16	1
B3/ Loving Every Minute Of It!	b7	W	15	B5	W	15	b1	L	1	b8	L	8	B4	L	11	b6	L	8	B2	*W*	*16*	B7	L	3	b5	L	12	B1	L	3	B8	L	8	b4	L	6	B6	L	7	b2	L	7	
B4/ Starving Dartists	b5	W	14	B7	L	6	b6	W	13	B2	L	4	b3	W	13	b8	L	9	B1	L	5	B5	L	11	b7	L	6	B6	L	7	b2	W	13	B3	W	18	B8	L	5	b1	L	4	
B5/ Swift Recovery	B4	L	10	b3	L	9	b7	L	10	B1	L	9	B8	L	7	b2	W	12	B6	L	10	b4	W	13	B3	W	12	B7	W	14	b1	L	6	b8	L	8	B2	L	10	b6	W	12	
B6/ Excalibur	B2	L	9	b8	L	5	B4	L	11	B7	W	15	b1	L	5	B3	W	16	b5	W	14	b2	L	11	B8	L	10	b4	W	17	b7	L	5	B1	L	11	b3	W	17	B5	L	12	
B7/ Bubba's Garage	B3	L	9	b4	W	18	B5	W	14	b6	L	9	B2	W	13	b1	L	7	B8	L	11	b3	W	20	B4	W	18	b5	L	10	B6	W	19	b2	L	9	B1	L	5	b8	W	13	
B8/ Varina Sports Bar III	b1	W	12	B6	W	19	b2	L	11	B3	W	16	b5	W	17	B4	W	15	b7	W	13	B1	L	5	b6	W	14	B2	W	12	b3	W	16	B5	W	16	b4	W	18	B7	L	11	
C1/ Get the Point "33"	C3	W	15	c8	W	17	C7	L	9	C2	W	17	c5	W	14	C4	L	12	c6	W	15	c3	L	9	C8	W	12	c7	L	9	c2	W	14	C5	W	13	c4	W	20	C6	W	17	
C2/ UZMALL	C4	L	9	c7	L	3	C6	W	15	c1	L	7	C3	L	10	c5	L	7	C8	W	17	c4	L	11	C7	L	4	c6	W	12	C1	L	10	c3	L	8	C5	L	10	c8	L	8	
C3/ Grateful Darts	c1	L	9	C5	W	13	C8	W	16	c7	L	10	c2	W	14	C6	W	15	c4	W	15	C1	W	13	c5	W	15	c8	W	14	C7	L	10	C2	W	16	c6	W	17	C4	L	12	
C4/ Horsemen	c2	W	15	C6	W	15	c5	W	13	c8	W	17	C7	L	6	c1	W	12	C3	L	9	C2	W	13	c6	W	17	C5	L	10	C8	W	16	c7	L	9	C1	L	4	c3	W	12	
C5/ Hammer Heads	C8	W	22	c3	L	11	C4	L	11	c6	L	9	C1	L	9	C2	W	17	c7	L	7	c8	W	15	C3	L	9	c4	W	14	C6	L	11	c1	L	11	c2	W	14	C7	L	5	
C6/ Heroes In Trouble	C7	L	7	c4	L	9	c2	L	9	C5	W	12	C8	L	11	c3	L	9	C1	L	9	c7	L	4	C4	L	7	C2	L	12	c5	W	13	c8	W	16	C3	L	7	c1	L	7	
C7/ Wireless	c6	W	17	C2	W	21	c1	W	15	C3	W	14	c4	W	18	c8	W	13	C5	W	17	C6	W	20	c2	W	20	C1	W	15	c3	W	14	C4	W	15	C8	W	21	c5	W	19	
C8/ Mojo Dogs	c5	L	2	C1	L	7	c3	L	8	C4	L	7	c6	W	13	C7	L	11	c2	L	7	C5	L	9	c1	L	10	C3	L	10	c4	L	8	C6	L	8	c7	L	3	C2	W	16	
D1/ Travelin' Beer Bellies	D2	L	11	d7	W	18	D6	W	14	d5	L	12	d3	L	6	D4	L	11	d8	W	18	d2	L	11	D7	W	15	d6	W	19	D5	L	11	D3	W	14	d4	L	7	D8	W	16	
D2/ The Replacements	d1	W	13	D3	L	11	D7	W	16	d6	W	18	d5	W	20	D8	W	20	d4	L	11	D1	W	13	d3	L	10	d7	W	18	D6	W	19	D5	L	10	d8	W	18	D4	W	17	
D3/ Modena Cartel	D7	W	14	d2	W	13	D4	W	21	d8	W	21	D1	W	18	D5	W	16	d6	W	19	d7	W	17	D2	W	14	d4	W	13	D8	*W*	*16*	d1	L	9	d5	W	13	D6	W	16	
D4/ Dynamic Darts	d5	L	6	D8	W	17	d3	L	3	d7	W	14	D6	W	18	d1	W	13	D2	W	13	D5	W	17	d8	W	15	D3	L	11	D7	L	12	d6	L	9	D1	W	17	d2	L	7	
D5/ Got Pepsi?	D4	W	18	d6	W	17	D8	W	19	D1	W	12	D2	L	4	d3	L	8	D7	W	14	d4	L	7	D6	W	20	d8	W	19	d1	W	13	d2	W	14	D3	L	10	d7	W	14	
D6/ 3 Legged Dog	d8	W	12	D5	L	7	d1	L	10	D2	L	6	d4	L	6	d7	L	5	D3	L	3	D8	L	10	d5	L	4	D1	L	5	d2	L	5	D4	W	15	D7	L	9	d3	L	8	
D7/ Rif-Raf	d3	L	4	D1	L	6	d2	L	8	D4	L	7	d8	W	18	D6	W	19	d5	L	10	D3	L	7	d1	L	9	D2	L	6	d4	W	12	D8	W	16	d6	W	15	D5	L	9	
D8/ Back in the Saddle	D6	L	8	d4	L	5	d5	L	5	D3	L	2	D7	L	6	d2	L	3	D1	L	6	d6	W	11	D4	L	7	D5	L	5	d3	*L*	*0*	d7	L	4	D2	L	3	d1	L	6	1
E1/ Damn Yankees!	e3	W	14	E8	L	12	e5	L	9	E4	W	14	e2	W	15	E6	L	5	e7	W	14	E3	L	11	e8	W	12	E5	L	7	e4	W	14	E2	L	11	e6	L	7	E7	W	15	
E2/ Meet the Fockers!	E6	L	6	e4	L	10	e7	W	13	E3	W	17	E1	L	9	e5	L	5	E8	W	12	e6	L	9	E4	W	13	E7	W	16	e3	W	13	e1	W	13	E5	W	12	e8	W	15	
E3/ Tres Equis	E1	L	10	e5	L	11	E4	L	8	e2	L	7	E8	L	12	E7	W	21	e6	W	11	e1	W	13	E5	L	7	e4	L	8	E2	L	11	e8	W	13	e7	*W*	*16*	E6	L	5	
E4/ Kozmic Debris	e7	W	13	E2	W	13	e3	W	14	e1	L	7	E6	W	12	e8	L	7	E5	W	16	E7	W	17	e2	L	11	E3	W	9	E1	L	9	e6	W	12	E8	W	12	e5	L	8	
E5/ Chupacabras	e8	W	13	E3	W	13	E1	W	15	e6	W	14	e7	W	22	E2	W	19	e4	L	8	E8	W	22	e3	W	17	e1	W	17	E6	L	10	E7	W	17	e2	L	12	E4	W	14	
E6/ Da Bulls	e2	W	14	E7	W	13	e8	W	12	E5	L	10	e4	L	11	e1	W	13	E3	L	9	E2	W	13	e7	W	10	E8	W	14	e5	W	12	E4	L	10	E1	W	12	e3	W	16	
E7/ Get Over It	E4	L	7	e6	L	10	E2	L	11	e8	L	11	E5	L	2	e3	L	3	E1	L	10	e4	L	6	E6	L	9	e2	L	7	E8	W	14	e5	L	7	E3	*L*	*0*	e1	L	9	1
E8/ Wirecutters	E5	L	11	e1	W	12	E6	L	12	E7	W	13	e3	W	12	E4	W	17	e2	L	12	e5	L	2	E1	L	12	e6	L	7	e7	L	9	E3	L	11	e4	L	9	E2	L	9	
F1/ Coral Reefers	f7	L	6	F6	L	12	f4	L	12	F5	L	11	f8	W	13	f3	W	13	F2	L	10	F7	L	8	f6	L	7	F4	L	9	f5	W	15	F8	W	15	F3	L	11	f2	L	7	
F2/ One Armed Bandits	F3	W	12	f5	W	14	F8	W	15	f7	W	12	F4	W	18	F6	W	14	f1	W	14	f3	W	13	F5	W	14	f8	W	16	F7	L	9	f4	L	7	f6	L	8	F1	W	17	
F3/ Stunners	f2	L	12	F4	W	10	f5	W	13	F8	W	16	f7	L	6	F1	L	11	f6	W	13	F2	L	11	f4	W	13	F5	W	17	f8	*L*	*0*	F7	L	11	f1	W	13	F6	L	12	1
F4/ Somebody's Mother	F5	W	13	f3	L	8	F1	W	12	F6	L	9	f2	L	6	F8	W	13	f7	L	12	f5	W	15	F3	L	10	f1	W	15	f6	L	5	F2	W	17	f8	W	21	F7	L	9	
F5/ Fujimo	f4	L	11	F2	L	10	F3	L	11	f1	W	13	f6	L	8	F7	L	9	f8	L	10	F4	L	9	f2	L	10	f3	L	7	F1	L	9	F6	L	8	f7	L	6	F8	L	6	
F6/ Tailgaters	F8	W	15	f1	W	12	F7	W	17	f4	W	15	F5	W	16	f2	L	10	F3	L	11	f8	W	17	F1	W	17	f7	L	11	F4	W	19	f5	W	14	F2	W	16	f3	W	12	
F7/ Deadstroke	F1	W	18	f8	W	16	f6	L	7	F2	L	12	F3	W	18	f5	W	15	F4	W	12	f1	W	16	F8	W	13	F6	W	13	f2	W	15	f3	W	13	F5	W	15	f4	W	15	
F8/ Overtime Outlaws	f6	L	9	F7	L	8	f2	L	9	f3	L	7	F1	L	11	f4	L	11	F5	W	14	F6	L	7	f7	L	10	F2	L	7	F3	*W*	*16*	f1	L	9	F4	L	3	f5	W	13	

		Singles	301	Singles	Cricket	Singles	Record	Singles Win %-age	Doubles	Cricket	Doubles	501	Doubles	Record	Doubles Win %-age	Sngls + Dbls	Record	Sngls + Dbls Win %-age	1001 Wins	1001 Losses	All-Star Points	Games Played	All-Star %-age
A1/ The Intrusive Element		49	23	57	15	106	38	0.736	27	9	26	10	53	19	0.736	212	76	0.736	6	0	370.5	294	1.260
A 10	Kilts, Jason	4	3	2	2	6	5	0.545	4	0	4	0	8	0	1.000	14	5	0.737	0	0	21.5	19	1.132
A 11	Brown, Tom	7	3	10	2	17	5	0.773	10	2	9	3	19	5	0.792	36	10	0.783	1	0	71.5	47	1.521
A 12	Knight, Mark	9	2	11	1	20	3	0.870	8	4	10	2	18	6	0.750	38	9	0.809	1	0	57.0	48	1.188
A 13	Oakley, Jerry	5	6	8	3	13	9	0.591	8	4	8	4	16	8	0.667	29	17	0.630	1	0	45.0	47	0.957
A 14	Riner, John	1	1	1	1	2	2	0.500	0	1	1	1	1	2	0.333	3	4	0.429	0	0	6.0	7	0.857
A 15	Tan, Wil	9	2	8	3	17	5	0.773	9	3	9	2	18	5	0.783	35	10	0.778	1	0	82.5	46	1.793
A 16	Umstead, Randy	5	3	8	1	13	4	0.765	5	3	5	3	10	6	0.625	23	10	0.697	1	0	38.5	34	1.132
A 17	Wall, Keith	9	3	9	2	18	5	0.783	10	1	6	5	16	6	0.727	34	11	0.756	1	0	48.5	46	1.054
A 18	Smith, Allen	0	0	0	0	0	0	#DIV/0!	0	0	0	0	0	0	#DIV/0!	0	0	#DIV/0!	0	0	0.0	0	#DIV/0!
A2/ Dodge Darts		35	37	37	35	72	72	0.500	22	14	24	12	46	26	0.639	164	124	0.569	7	16	277.5	311	0.892
A 20	McNamara, Tim	0	2	2	5	2	7	0.222	5	3	3	3	8	6	0.571	10	13	0.435	0	1	17.0	24	0.708
A 21	Holland, Steve	5	7	5	5	10	12	0.455	7	3	6	3	13	6	0.684	23	18	0.561	1	2	31.0	44	0.705
A 22	Dahulich, Jeff	1	7	4	6	5	13	0.278	3	2	7	1	10	3	0.769	15	16	0.484	1	2	22.0	34	0.647
A 23	Jeffcoat, Doug	5	5	6	5	11	10	0.524	7	4	9	3	16	7	0.696	27	17	0.614	1	2	47.0	47	1.000
A 24	Whitehead, Lee	8	2	8	2	16	4	0.800	8	3	5	4	13	7	0.650	29	11	0.725	1	2	62.5	43	1.453
A 25	Evans, J.P.	2	4	1	3	3	7	0.300	4	4	2	4	6	8	0.429	9	15	0.375	1	2	20.0	27	0.741
A 26	Varnadoe, Matt	1	1	1	1	2	2	0.500	1	1	1	0	2	1	0.667	4	3	0.571	0	1	4.0	8	0.500
A 27	Hunsberger, Jim	5	5	5	2	10	7	0.588	2	2	5	1	7	3	0.700	17	10	0.630	1	2	19.0	30	0.633
A 28	Kubel, Tom	1	0	0	0	1	0	1.000	0	1	3	1	3	2	0.600	4	2	0.667	0	0	2.0	6	0.333
A 29	Gaglione, Joe	7	4	5	6	12	10	0.545	7	5	7	4	14	9	0.609	26	19	0.578	1	2	53.0	48	1.104
A3/ Lunatic Fringe		46	26	48	24	94	50	0.653	27	9	21	15	48	24	0.667	190	98	0.660	7	0	353.5	295	1.198
A 30	Moats, Keith	0	0	0	0	0	0	#DIV/0!	0	0	0	0	0	0	#DIV/0!	0	0	#DIV/0!	0	0	0.0	0	#DIV/0!
A 31	Hoffmann, Steve "Doc"	5	5	4	4	9	9	0.500	3	4	3	6	6	10	0.375	15	19	0.441	1	0	22.0	35	0.629
A 32	Budelman, Jim	5	7	7	5	12	12	0.500	8	2	9	2	17	4	0.810	29	16	0.644	1	0	61.5	46	1.337
A 33	Terry, Bob	10	2	7	3	17	5	0.773	10	2	6	5	16	7	0.696	33	12	0.733	1	0	67.0	46	1.457
A 34	Butman, Don	5	3	5	4	10	7	0.588	5	4	7	4	12	8	0.600	22	15	0.595	1	0	30.0	38	0.789
A 35	Seward, Mike	9	2	11	0	20	2	0.909	8	3	6	4	14	7	0.667	34	9	0.791	1	0	62.0	44	1.409
A 36	Hyler, Dale	4	3	3	6	7	9	0.438	8	2	5	4	13	6	0.684	20	15	0.571	1	0	35.0	36	0.972
A 37	Selby, Brian	1	1	0	1	1	2	0.333	2	0	1	1	3	1	0.750	4	3	0.571	0	0	0.0	7	0.000
A 38	Dixon, J.D.	7	3	11	1	18	4	0.818	10	1	5	4	15	5	0.750	33	9	0.786	1	0	76.0	43	1.767
A4/ Last Minute		42	30	35	37	77	67	0.535	18	18	17	19	35	37	0.486	147	141	0.510	0	7	271.5	295	0.920
A 40	Ray, Gerald	2	7	3	9	5	16	0.238	5	6	5	5	10	11	0.476	15	27	0.357	0	1	26.5	43	0.616
A 41	Scott, Lee	7	2	4	5	11	7	0.611	3	6	5	5	8	11	0.421	19	18	0.514	0	1	32.0	38	0.842
A 42	Oakley, Richard	7	5	8	4	15	9	0.625	5	6	6	6	11	12	0.478	26	21	0.553	0	1	48.0	48	1.000
A 43	West, Billy	7	5	6	6	13	11	0.542	8	4	6	6	14	10	0.583	27	21	0.563	0	1	39.5	49	0.806
A 44	Murray, David "Mo' Tea"	7	5	7	5	14	10	0.583	8	4	7	5	15	9	0.625	29	19	0.604	0	1	61.5	49	1.255
A 45	Ramser, K.C.	9	2	4	6	13	8	0.619	5	6	3	7	8	13	0.381	21	21	0.500	0	1	42.0	43	0.977
A 46	Denton, Shane	3	4	3	2	6	6	0.500	2	4	2	4	4	8	0.333	10	14	0.417	0	1	22.0	25	0.880
A5/ The Suey Side		22	50	21	51	43	101	0.299	10	26	9	27	19	53	0.264	81	207	0.281	7	0	199.0	295	0.675
A 50	Rutten, Pete	1	12	4	6	5	18	0.217	3	9	3	10	6	19	0.240	11	37	0.229	1	0	25.5	49	0.520
A 51	Cashwell, Craig	5	5	4	8	9	13	0.409	3	9	2	11	5	20	0.200	14	33	0.298	1	0	26.0	48	0.542
A 52	Bonar, Eric	3	9	2	10	5	19	0.208	2	11	3	9	5	20	0.200	10	39	0.204	1	0	25.5	50	0.510
A 53	Baldwin, Randy	3	2	1	6	4	8	0.333	2	5	3	3	5	8	0.385	9	16	0.360	1	0	21.0	26	0.808
A 54	Wilcenski, Steve	0	3	3	0	3	3	0.500	3	0	1	2	4	2	0.667	7	5	0.583	1	0	18.0	13	1.385
A 55	Lane, Timothy	3	8	2	8	5	16	0.238	3	7	1	6	4	13	0.235	9	29	0.237	0	0	19.5	38	0.513
A 56	Eason, Joel	0	6	1	6	1	12	0.077	1	5	2	5	3	10	0.231	4	22	0.154	1	0	21.0	27	0.778
A 57	O'Brien, Sean	7	5	4	7	11	12	0.478	3	6	3	8	6	14	0.300	17	26	0.395	1	0	42.5	44	0.966
A6/ Here for the Beer II		30	42	23	49	53	91	0.368	10	26	18	18	28	44	0.389	109	179	0.378	0	7	199.5	295	0.676
A 60	Kunttu, Kurt	1	7	2	5	3	12	0.200	3	7	5	5	8	12	0.400	11	24	0.314	0	1	23.5	36	0.653
A 61	Nagy, Les	3	3	1	4	4	7	0.364	2	5	4	4	6	9	0.400	10	16	0.385	0	0	12.5	26	0.481
A 62	Jacobi, Paul	8	3	5	6	13	9	0.591	3	8	4	5	7	13	0.350	20	22	0.476	0	1	41.5	43	0.965
A 63	Stevens, Joseph	4	7	3	9	7	16	0.304	2	8	6	5	8	13	0.381	15	29	0.341	0	1	34.0	45	0.756
A 64	Parker, Debra	7	1	4	5	11	6	0.647	2	6	2	5	4	11	0.267	15	17	0.469	0	0	25.5	32	0.797
A 65	Reynolds, Renee	1	2	0	3	1	5	0.167	1	1	3	3	4	4	0.500	5	9	0.357	0	1	5.5	15	0.367
A 66	Newman, Amy	1	7	6	2	7	9	0.438	4	4	5	3	9	7	0.563	16	16	0.500	0	1	24.0	33	0.727
A 67	Kocaj, Chris	2	2	0	5	2	7	0.222	1	4	2	3	3	7	0.300	5	14	0.263	0	0	6.0	19	0.316
A 68	Hope, Chris	2	5	2	3	4	8	0.333	0	6	2	2	2	8	0.200	6	16	0.273	0	1	15.5	23	0.674
A 69	Grayckowski, Bob	1	5	0	7	1	12	0.077	2	3	3	1	5	4	0.556	6	16	0.273	0	1	11.5	23	0.500
A7/ Suze's Crew		28	44	31	41	59	85	0.410	12	24	11	25	23	49	0.319	105	183	0.365	0	0	228.0	288	0.792
A 70	Blackwelder, Deb	2	6	1	5	3	11	0.214	3	4	2	6	5	10	0.333	8	21	0.276			15.0	29	0.517
A 71	Butters, Scott	1	5	4	2	5	7	0.417	2	4	1	4	3	8	0.273	8	15	0.348			22.5	23	0.978
A 72	Mills, Tim	3	3	2	6	5	9	0.357	0	6	1	6	1	12	0.077	6	21	0.222			12.5	27	0.463
A 73	Davis, Jim	8	2	6	4	14	6	0.700	7	4	4	5	11	9	0.550	25	15	0.625			50.0	40	1.250
A 74	Persson, Kenny	5	6	5	7	10	13	0.435	4	10	6	7	10	17	0.370	20	30	0.400			51.5	50	1.030
A 75	Murdaugh, John	4	6	4	6	8	12	0.400	3	8	4	7	7	15	0.318	15	27	0.357			27.5	42	0.655
A 76	Chaney, Bill	3	11	5	8	8	19	0.296	3	6	3	8	6	14	0.300	14	33	0.298			23.0	47	0.489
A 77	Beaudoin, Paul	2	5	4	3	6	8	0.429	2	6	1	7	3	13	0.188	9	21	0.300			26.0	30	0.867

	Singles 301		Singles Cricket		Singles Record		Singles Win %-age	Doubles Cricket		Doubles 501		Doubles Record		Doubles Win %-age	Sngls + Dbls Record		Sngls + Dbls Win %-age	1001 Wins	1001 Losses	All-Star Points	Games Played	All-Star %-age
B1/ Cheap Shots	58	26	56	28	114	54	0.679	36	6	25	17	61	23	0.726	236	100	0.702	0	7	227.5	343	0.663
B 10 Witz, Steve	9	3	12	1	21	4	0.840	12	1	3	2	15	3	0.833	36	7	0.837	0	1	44.0	44	1.000
B 11 Sellers, Mark	7	3	7	6	14	9	0.609	10	2	5	5	15	7	0.682	29	16	0.644	0	1	37.0	46	0.804
B 12 Warren, Randy	7	4	2	3	9	7	0.563	8	2	5	8	13	10	0.565	22	17	0.564	0	1	13.5	40	0.338
B 13 Buckman, Dave	10	3	6	4	16	7	0.696	9	2	7	6	16	8	0.667	32	15	0.681	0	1	27.0	48	0.563
B 14 Gibson, Jack	7	5	4	6	11	11	0.500	9	2	8	4	17	6	0.739	28	17	0.622	0	1	20.5	46	0.446
B 15 Vaux, Wes	2	2	7	3	9	5	0.643	7	1	8	2	15	3	0.833	24	8	0.750	0	1	22.0	33	0.667
B 16 Coyne, Kevin	0	1	0	1	0	2	0.000	0	0	2	2	2	2	0.500	2	4	0.333	0	1	0.0	7	0.000
B 17 Hall, Josh	7	2	7	3	14	5	0.737	7	1	7	2	14	3	0.824	28	8	0.778	0	0	18.5	36	0.514
B 18 Grogan, Steve	9	3	11	1	20	4	0.833	10	1	5	3	15	4	0.789	35	8	0.814	0	0	45.0	43	1.047
B2/ Nine Lives	38	40	45	33	83	73	0.532	20	19	26	13	46	32	0.590	175	137	0.561	0	7	185.5	319	0.582
B 20 Smith, Butch	5	4	7	3	12	7	0.632	6	4	9	1	15	5	0.750	27	12	0.692	0	1	36.5	40	0.913
B 21 Copple, Matthew	9	5	8	5	17	10	0.630	9	4	10	4	19	8	0.704	36	18	0.667	0	1	31.0	55	0.564
B 22 Romanchek, David	5	7	6	4	11	11	0.500	5	6	8	2	13	8	0.619	24	19	0.558	0	1	29.0	44	0.659
B 23 Paulson, Glenn	4	8	4	7	8	15	0.348	4	7	6	6	10	13	0.435	18	28	0.391	0	1	15.0	47	0.319
B 24 Sosa, Bo	8	3	7	5	15	8	0.652	7	4	8	4	15	8	0.652	30	16	0.652	0	1	31.5	47	0.670
B 25 Marsden, James	3	5	4	7	7	12	0.368	4	6	4	6	8	12	0.400	15	24	0.385	0	1	5.5	40	0.138
B 26 Mays, John	4	7	9	1	13	8	0.619	5	6	7	2	12	8	0.600	25	16	0.610	0	1	37.0	42	0.881
B 27 Saleeby, Phred	0	1	0	1	0	2	0.000	0	1	0	1	0	2	0.000	0	4	0.000	0	0	0.0	4	0.000
B3/ Loving Every Minute Of It!	35	43	29	49	64	92	0.410	11	28	10	29	21	57	0.269	106	206	0.340	0	7	139.5	319	0.437
B 30 Weaver, Mark	5	6	8	3	13	9	0.591	3	8	4	5	7	13	0.350	20	22	0.476	0	1	24.0	43	0.558
B 31 Santas, Luey	6	5	6	5	12	10	0.545	6	5	2	8	8	13	0.381	20	23	0.465	0	1	36.0	44	0.818
B 32 Allen, Kenny	3	0	3	0	6	0	1.000	1	2	2	1	3	3	0.500	9	3	0.750	0	0	10.0	12	0.833
B 33 Jolly, Jennifer	3	8	1	9	4	17	0.190	1	11	1	8	2	19	0.095	6	36	0.143	0	1	9.0	43	0.209
B 34 Simpson, Jill	3	4	1	5	4	9	0.308	3	2	3	6	6	8	0.429	10	17	0.370	0	0	5.5	27	0.204
B 35 McCommons, Ben	5	3	2	6	7	9	0.438	1	7	3	5	4	12	0.250	11	21	0.344	0	1	11.0	33	0.333
B 36 Ridenour, Ron	6	5	6	5	12	10	0.545	5	6	1	10	6	16	0.273	18	26	0.409	0	1	26.5	45	0.589
B 37 Arnold, Johnny	3	8	2	9	5	17	0.227	2	9	2	10	4	19	0.174	9	36	0.200	0	1	11.0	46	0.239
B 38 Mathews, Gary	1	4	0	7	1	11	0.083	0	6	2	5	2	11	0.154	3	22	0.120	0	1	6.5	26	0.250
B4/ Starving Dartists	36	48	27	57	63	105	0.375	15	27	18	24	33	51	0.393	129	207	0.384	0	0	157.5	336	0.469
B 40 Shown, Marc	4	5	3	7	7	12	0.368	4	3	3	6	7	9	0.438	14	21	0.400			17.0	35	0.486
B 41 Hendricks, Ron	2	6	6	4	8	10	0.444	5	4	7	3	12	7	0.632	20	17	0.541			23.0	37	0.622
B 42 Hartley, Kevin	4	5	0	11	4	16	0.200	6	8	3	8	9	16	0.360	13	32	0.289			12.5	45	0.278
B 43 Howell, John	9	4	5	9	14	13	0.519	3	10	9	5	12	15	0.444	26	28	0.481			32.5	54	0.602
B 44 Hagan, Mark	2	6	1	3	3	9	0.250	0	5	0	6	0	11	0.000	3	20	0.130			9.5	23	0.413
B 45 Deemer, Randy	7	4	5	7	12	11	0.522	6	6	5	6	11	12	0.478	23	23	0.500			10.5	46	0.228
B 46 Herman, Fritz	2	11	1	9	3	20	0.130	2	9	3	9	5	18	0.217	8	38	0.174			21.0	46	0.457
B 47 James, Bob	6	7	6	7	12	14	0.462	4	9	6	5	10	14	0.417	22	28	0.440			31.5	50	0.630
B5/ Swift Recovery	39	45	40	44	79	89	0.470	17	25	15	27	32	52	0.381	143	193	0.426	18	0	205.0	354	0.579
B 50 Giberson, Kris "Roc"	5	9	6	8	11	17	0.393	6	8	7	7	13	15	0.464	24	32	0.429	3	0	35.5	59	0.602
B 51 Hindle, Mikey	10	3	6	7	16	10	0.615	7	6	7	6	14	12	0.538	30	22	0.577	3	0	40.5	55	0.736
B 52 Pollard, Daniel	10	4	9	5	19	9	0.679	5	9	4	10	9	19	0.321	28	28	0.500	3	0	57.5	59	0.975
B 53 Smith, Willam "Sarge"	6	7	9	5	15	12	0.556	6	8	6	6	12	14	0.462	27	26	0.509	3	0	33.0	56	0.589
B 54 Gaertner, Brian	6	7	7	7	13	14	0.481	5	5	4	10	9	15	0.375	22	29	0.431	3	0	25.5	54	0.472
B 55 Gevedon, Aimee	2	10	3	10	5	20	0.200	4	10	2	9	6	19	0.240	11	39	0.220	3	0	11.0	53	0.208
B 56 Tuttle, Mike	0	5	0	2	0	7	0.000	1	4	0	6	1	10	0.091	1	17	0.056	0	0	2.0	18	0.111
B6/ Excalibur	39	45	35	49	74	94	0.440	15	27	27	15	42	42	0.500	158	178	0.470	0	8	162.5	344	0.472
B 60 Burney, Gary	3	6	7	3	10	9	0.526	5	8	9	2	14	10	0.583	24	19	0.558	0	1	29.0	44	0.659
B 61 Foushee, Eugene	9	4	4	9	13	13	0.500	6	7	8	5	14	12	0.538	27	25	0.519	0	1	35.5	53	0.670
B 62 Slominski, Mark	8	3	6	5	14	8	0.636	3	8	6	5	9	13	0.409	23	21	0.523	0	1	25.0	45	0.556
B 63 Shearin, Keith	4	6	7	6	11	12	0.478	7	7	8	6	15	13	0.536	26	25	0.510	0	1	21.5	52	0.413
B 64 Vann, Tim	2	1	1	4	3	5	0.375	1	3	1	1	2	4	0.333	5	9	0.357	0	1	10.5	15	0.700
B 65 Horton, Tony	1	0	0	1	1	1	0.500	0	1	0	1	0	2	0.000	1	3	0.250	0	0	1.0	4	0.250
B 66 Scott, Keith	3	10	3	8	6	18	0.250	3	5	8	4	11	9	0.550	17	27	0.386	0	1	11.0	45	0.244
B 67 Brinson, Mark	4	7	7	6	11	13	0.458	2	10	7	3	9	13	0.409	20	26	0.435	0	1	13.5	47	0.287
B 68 Fazenbaker, Jon	5	8	0	7	5	15	0.250	3	5	7	3	10	8	0.556	15	23	0.395	0	1	15.5	39	0.397
B7/ Bubba's Garage	41	43	42	42	83	85	0.494	26	16	20	22	46	38	0.548	175	161	0.521	0	0	207.0	336	0.616
B 70 Sautter, Don	6	6	7	3	13	9	0.591	6	4	7	4	13	8	0.619	26	17	0.605			17.0	43	0.395
B 71 Bacanskas, Andrew	2	5	2	5	4	10	0.286	4	2	1	3	5	5	0.500	9	15	0.375			14.0	24	0.583
B 72 Motley, Steve	1	6	1	5	2	11	0.154	4	4	6	3	10	7	0.588	12	18	0.400			7.0	30	0.233
B 73 Leonard, Shawn	7	6	8	6	15	12	0.556	11	3	6	6	17	9	0.654	32	21	0.604			37.0	53	0.698
B 74 Howard, Brian	6	6	6	6	12	12	0.500	8	4	4	6	12	10	0.545	24	22	0.522			29.0	46	0.630
B 75 Parsons, Jeff	8	4	5	5	13	9	0.591	6	4	7	6	13	10	0.565	26	19	0.578			28.5	45	0.633
B 76 Allison, Frank	4	4	4	7	8	11	0.421	5	6	2	9	7	15	0.318	15	26	0.366			34.0	41	0.829
B 77 Salisbury, John	7	6	9	5	16	11	0.593	8	5	7	7	15	12	0.556	31	23	0.574			40.5	54	0.750
B8/ Varina Sports Bar III	44	40	56	28	100	68	0.595	25	17	24	18	49	35	0.583	198	138	0.589	8	0	198.5	344	0.577
B 80 Tighe, John, Sr.	5	9	6	5	11	14	0.440	8	3	9	4	17	7	0.708	28	21	0.571	1	0	23.0	50	0.460
B 81 Parker, Shannon	7	7	4	10	11	17	0.393	7	6	8	5	15	11	0.577	26	28	0.481	1	0	30.5	55	0.555
B 82 Davis, Bob	1	1	3	0	4	1	0.800	2	1	3	0	5	1	0.833	9	2	0.818	1	0	5.0	12	0.417
B 83 Hines, Eric	7	6	11	1	18	7	0.720	8	5	5	6	13	11	0.542	31	18	0.633	1	0	36.0	50	0.720
B 84 Tighe, John, Jr.	0	3	3	1	3	4	0.429	0	3	1	3	1	6	0.143	4	10	0.286	1	0	4.5	15	0.300
B 85 Grannis, Jason "Opie"	9	4	7	6	16	10	0.615	11	3	8	4	19	7	0.731	35	17	0.673	1	0	42.5	53	0.802
B 86 Matthews, Eric	7	4	12	1	19	5	0.792	7	6	6	7	13	13	0.500	32	18	0.640	1	0	29.5	51	0.578
B 87 Yates, Brett	0	0	0	0	0	0	#DIV/0!	0	0	0	0	0	0	#DIV/0!	0	0	#DIV/0!	0	0	0.0	0	#DIV/0!
B 88 Crumpler, Greg	8	6	10	4	18	10	0.643	7	7	8	7	15	14	0.517	33	24	0.579	1	0	27.5	58	0.474

	Singles 301		Singles Cricket		Singles Record		Singles Win %-age	Doubles Cricket		Doubles 501		Doubles Record		Doubles Win %-age	Sngls + Dbls Record		Sngls + Dbls Win %-age	1001 Wins	1001 Losses	All-Star Points	Games Played	All-Star %-age
C1/ Get the Point "33"	50	34	46	38	96	72	0.571	27	15	24	18	51	33	0.607	198	138	0.589	0	7	211.5	343	0.617
C 10 Jenkins, John	8	7	11	4	19	11	0.633	12	2	11	3	23	5	0.821	42	16	0.724	0	1	64.0	59	1.085
C 11 Jenkins, Vickie	4	3	2	4	6	7	0.462	4	4	4	4	8	8	0.500	14	15	0.483	0	1	6.5	30	0.217
C 12 Austin, Connie	8	5	6	7	14	12	0.538	7	6	5	9	12	15	0.444	26	27	0.491	0	1	25.0	54	0.463
C 13 Austin, Jan	8	2	5	5	13	7	0.650	3	7	2	4	5	11	0.313	18	18	0.500	0	1	19.0	37	0.514
C 14 Lewis, Todd	8	7	9	5	17	12	0.586	12	4	12	4	24	8	0.750	41	20	0.672	0	1	32.5	62	0.524
C 15 Hill, Mike	2	8	2	10	4	18	0.182	4	5	5	7	9	12	0.429	13	30	0.302	0	1	10.5	44	0.239
C 16 Simpson, David	12	2	11	3	23	5	0.821	12	2	9	5	21	7	0.750	44	12	0.786	0	1	54.0	57	0.947
C2/ UZMALL	36	48	29	55	65	103	0.387	17	25	16	26	33	51	0.393	131	205	0.390	6	0	129.0	342	0.377
C 20 Kunesh, Joe	8	6	5	9	13	15	0.464	8	6	6	7	14	13	0.519	27	28	0.491	1	0	27.5	56	0.491
C 21 Rouse, Chuck	1	10	0	9	1	19	0.050	0	9	2	11	2	20	0.091	3	39	0.071	1	0	4.0	43	0.093
C 22 Wilkinson, Charlie	1	11	2	11	3	22	0.120	4	9	4	8	8	17	0.320	11	39	0.220	0	0	16.0	50	0.320
C 23 Denton, Fon	11	3	8	6	19	9	0.679	8	6	7	7	15	13	0.536	34	22	0.607	1	0	33.0	57	0.579
C 24 Stewart, Nick	1	1	0	1	1	2	0.333	1	0	0	1	1	1	0.500	2	3	0.400	0	0	0.0	5	0.000
C 25 Dwight, Mike	4	2	4	2	8	4	0.667	4	2	3	3	7	5	0.583	15	9	0.625	1	0	13.5	25	0.540
C 26 Williams, Denny	2	0	2	0	4	0	1.000	1	1	1	1	2	2	0.500	6	2	0.750	0	0	5.5	8	0.688
C 27 Woodell, Jimmy	7	5	6	6	13	11	0.542	5	7	5	6	10	13	0.435	23	24	0.489	1	0	22.5	48	0.469
C 28 Woodell, Joe	1	10	2	11	3	21	0.125	3	10	4	8	7	18	0.280	10	39	0.204	1	0	7.0	50	0.140
C3/ Grateful Darts	43	41	54	30	97	71	0.577	23	19	23	19	46	38	0.548	189	147	0.563	0	9	190.0	345	0.551
C 30 Iager, John	5	3	11	1	16	4	0.800	10	4	8	6	18	10	0.643	34	14	0.708	0	1	39.0	49	0.796
C 31 Goodknecht, Chris	6	7	11	2	17	9	0.654	6	5	9	2	15	7	0.682	32	16	0.667	0	1	40.0	49	0.816
C 32 Simpson, Phil	5	9	8	2	13	11	0.542	3	5	2	6	5	11	0.313	18	22	0.450	0	1	12.0	41	0.293
C 33 Lilienthal, John	0	6	4	7	4	13	0.235	3	6	4	6	7	12	0.368	11	25	0.306	0	1	16.0	37	0.432
C 34 Perkins, Rick	8	5	0	1	8	6	0.571	1	3	2	7	3	10	0.231	11	16	0.407	0	1	3.0	28	0.107
C 35 McGrail, Tony	0	0	4	9	4	9	0.308	2	5	3	3	5	8	0.385	9	17	0.346	0	1	8.5	27	0.315
C 36 Byrd, Joel	1	4	0	1	1	5	0.167	3	3	1	2	4	5	0.444	5	10	0.333	0	1	5.0	16	0.313
C 37 Holland, William	7	6	9	4	16	10	0.615	9	4	9	4	18	8	0.692	34	18	0.654	0	1	39.5	53	0.745
C 38 Lougher, Shannon	11	1	7	3	18	4	0.818	9	3	8	2	17	5	0.773	35	9	0.795	0	1	27.0	45	0.600
C4/ Horsemen	47	37	45	39	92	76	0.548	20	22	18	24	38	46	0.452	168	168	0.500	14	0	121.0	350	0.346
C 40 Keller, Tony	6	4	9	2	15	6	0.714	7	5	4	6	11	11	0.500	26	17	0.605	2	0	24.0	45	0.533
C 41 Maminski, Len	4	7	4	9	8	16	0.333	4	9	6	5	10	14	0.417	18	30	0.375	2	0	13.5	50	0.270
C 42 Phillips, Britt	5	5	8	3	13	8	0.619	5	6	2	6	7	12	0.368	20	20	0.500	2	0	13.0	42	0.310
C 43 Meng, Xiwen	7	5	1	7	8	12	0.400	2	3	5	7	7	10	0.412	15	22	0.405	2	0	8.0	39	0.205
C 44 Snyder, Mark	7	5	11	2	18	7	0.720	10	3	7	6	17	9	0.654	35	16	0.686	1	0	20.0	52	0.385
C 45 Casey, Scott	4	4	1	6	5	10	0.333	2	7	6	4	8	11	0.421	13	21	0.382	2	0	9.5	36	0.264
C 46 Bear, Bart	10	2	7	5	17	7	0.708	6	6	3	6	9	12	0.429	26	19	0.578	1	0	20.0	46	0.435
C 47 Hiller, Carl	4	5	4	5	8	10	0.444	4	5	3	8	7	13	0.350	15	23	0.395	2	0	13.0	40	0.325
C5/ Hammer Heads	41	43	42	42	83	85	0.494	19	23	22	20	41	43	0.488	165	171	0.491	0	0	161.5	336	0.481
C 50 Stites, Jon	10	4	12	1	22	5	0.815	11	3	8	6	19	9	0.679	41	14	0.745			44.5	55	0.809
C 51 Creech, Doug	8	6	10	4	18	10	0.643	11	3	8	6	19	9	0.679	37	19	0.661			34.0	56	0.607
C 52 Hopkins, Chris	3	3	3	3	6	6	0.500	1	3	4	2	5	5	0.500	11	11	0.500			14.0	22	0.636
C 53 Reaume, Andre	5	8	7	4	12	12	0.500	6	6	6	6	12	12	0.500	24	24	0.500			19.5	48	0.406
C 54 Leopald, Erick	2	4	3	4	5	8	0.385	1	6	2	2	3	8	0.273	8	16	0.333			8.0	24	0.333
C 55 Giorgi, J.R.	7	5	3	10	10	15	0.400	2	10	5	6	7	16	0.304	17	31	0.354			14.5	48	0.302
C 56 Steppe, Mike	1	1	0	0	1	1	0.500	1	1	2	0	3	1	0.750	4	2	0.667			2.0	6	0.333
C 57 Giorgi, Jimmy	2	6	1	9	3	15	0.167	0	8	4	6	4	14	0.222	7	29	0.194			7.0	36	0.194
C 58 Alvord, David	3	6	3	7	6	13	0.316	5	6	5	6	10	12	0.455	16	25	0.390			18.0	41	0.439
C6/ Heroes In Trouble	36	48	33	51	69	99	0.411	17	25	16	26	33	51	0.393	135	201	0.402	0	6	129.5	342	0.379
C 60 Enos, Kellee	3	6	2	5	5	11	0.313	5	7	7	5	12	12	0.500	17	23	0.425	0	1	8.0	41	0.195
C 61 Barton, Kevin	3	1	2	2	5	3	0.625	2	2	2	1	4	3	0.571	9	6	0.600	0	0	7.5	15	0.500
C 62 Wackerman, Mark	4	9	7	7	11	16	0.407	7	7	6	7	13	14	0.481	24	30	0.444	0	1	28.5	55	0.518
C 63 Alapin, Toni	3	7	1	6	4	13	0.235	1	4	1	8	2	12	0.143	6	25	0.194	0	0	3.0	31	0.097
C 64 DuFraine, Pete	3	1	1	3	4	4	0.500	0	3	2	1	2	4	0.333	6	8	0.429	0	0	4.5	14	0.321
C 65 Hirneisen, Randy	4	5	2	7	6	12	0.333	6	4	2	8	8	12	0.400	14	24	0.368	0	1	15.0	39	0.385
C 66 Bradshaw, Rick	7	7	8	6	15	13	0.536	7	7	7	7	14	14	0.500	29	27	0.518	0	1	36.5	57	0.640
C 67 Bradshaw, Mary Jane	3	7	2	8	5	15	0.250	1	7	3	6	4	13	0.235	9	28	0.243	0	1	5.5	38	0.145
C 68 Bearden, James	6	5	8	7	14	12	0.538	5	9	2	9	7	18	0.280	21	30	0.412	0	1	21.0	52	0.404
C7/ Wireless	50	34	59	25	109	59	0.649	34	8	31	11	65	19	0.774	239	97	0.711	0	0	210.0	336	0.625
C 70 Allen, Jeffrey	6	4	4	10	10	14	0.417	2	1	6	3	8	4	0.667	18	18	0.500			13.0	36	0.361
C 71 Crowley, Pat	9	4	12	1	21	5	0.808	11	2	9	3	20	5	0.800	41	10	0.804			36.0	51	0.706
C 72 Galloway, Dave	6	7	0	2	6	9	0.400	10	2	10	2	20	4	0.833	26	13	0.667			4.0	39	0.103
C 73 Johnson, David	8	6	12	2	20	8	0.714	10	4	10	3	20	7	0.741	40	15	0.727			30.0	55	0.545
C 74 Johnson, Mike	9	5	11	3	20	8	0.714	10	4	10	2	20	6	0.769	40	14	0.741			31.0	54	0.574
C 75 Donleycott, Kenneth	0	0	1	0	1	0	1.000	1	0	0	0	1	0	1.000	2	0	1.000			0.0	2	0.000
C 76 McDonald, Mike	9	5	8	6	17	11	0.607	12	2	7	6	19	8	0.704	36	19	0.655			55.5	55	1.009
C 77 Dunlevy, John	3	3	10	1	13	4	0.765	11	1	10	3	21	4	0.840	34	8	0.810			35.0	42	0.833
C 78 Imvtam, Kenneth	0	0	1	0	1	0	1.000	1	0	0	0	1	0	1.000	2	0	1.000			5.5	2	2.750
C8/ Mojo Dogs	33	51	28	56	61	107	0.363	11	31	18	24	29	55	0.345	119	217	0.354	0	0	135.0	336	0.402
C 80 Caldwell, Tim	6	8	3	12	9	20	0.310	4	11	6	7	10	18	0.357	19	38	0.333			20.5	57	0.360
C 81 Wilkie, Felipe	9	5	7	7	16	12	0.571	8	6	8	7	16	13	0.552	32	25	0.561			21.5	57	0.377
C 82 Wight, Al	2	12	4	10	6	22	0.214	3	10	7	6	10	16	0.385	16	38	0.296			20.5	54	0.380
C 83 Carroll, John	1	0	1	0	2	0	1.000	1	0	0	0	1	0	1.000	3	0	1.000			4.0	3	1.333
C 84 Cooper, Joe	2	13	1	11	3	24	0.111	1	13	6	9	7	22	0.241	10	46	0.179			19.0	56	0.339
C 85 Wiegand, Tom	7	6	9	3	16	9	0.640	4	8	5	8	9	16	0.360	25	25	0.500			35.0	50	0.700
C 86 Boyd, Paul	6	5	3	9	9	14	0.391	1	10	3	8	4	18	0.182	13	32	0.289			12.5	45	0.278
C 87 Haynes, Scott	0	2	0	4	0	6	0.000	0	4	1	3	1	7	0.125	1	13	0.071			2.0	14	0.143
C 88 Vollrath, Mark	0	0	0	0	0	0	#DIV/0!	0	0	0	0	0	0	#DIV/0!	0	0	#DIV/0!			0.0	0	#DIV/0!

		Singles 301		Singles Cricket		Singles Record		Singles Win %-age	Doubles Cricket		Doubles 501		Doubles Record		Doubles Win %-age	Sngls + Dbls	Record	Sngls + Dbls Win %-age	1001 Wins	1001 Losses	All-Star Points	Games Played	All-Star %-age
D1/ Travelin' Beer Bellies		46	38	49	35	95	73	0.565	23	19	21	21	44	40	0.524	183	153	0.545	0	7	160.5	342	0.469
D 10	Kring, Jeremy	7	7	4	4	11	11	0.500	4	5	7	4	11	9	0.550	22	20	0.524	0	1	18.0	43	0.419
D 11	Yoneoka, J.J.	7	4	9	4	16	8	0.667	9	4	6	5	15	9	0.625	31	17	0.646	0	1	25.5	49	0.520
D 12	Yoneoka, Oakie	5	4	6	2	11	6	0.647	2	5	1	7	3	12	0.200	14	18	0.438	0	1	7.5	33	0.227
D 13	Side, Eric	5	5	6	4	11	9	0.550	7	4	4	6	11	10	0.524	22	19	0.537	0	1	17.0	42	0.405
D 14	Thompson, Derek	1	1	2	4	3	5	0.375	0	3	3	3	3	6	0.333	6	11	0.353	0	1	10.0	18	0.556
D 15	Gibson, Ed	3	5	2	4	5	9	0.357	4	1	3	6	7	7	0.500	12	16	0.429	0	1	10.0	29	0.345
D 16	Fournier, Jeff	8	4	6	6	14	10	0.583	6	5	8	1	14	6	0.700	28	16	0.636	0	0	19.5	44	0.443
D 17	Fournier, Chris	5	5	8	2	13	7	0.650	7	4	4	5	11	9	0.550	24	16	0.600	0	0	28.0	40	0.700
D 18	Sarantos, Alex	5	3	6	5	11	8	0.579	7	6	6	5	13	11	0.542	24	19	0.558	0	1	25.0	44	0.568
D2/ The Replacements		48	36	55	29	103	65	0.613	37	5	20	22	57	27	0.679	217	119	0.646	0	0	204.5	336	0.609
D 20	Mozzetti, Tim "Tex"	5	4	4	6	9	10	0.474	5	2	3	4	8	6	0.571	17	16	0.515			22.0	33	0.667
D 21	Swald, Jill	3	3	0	3	3	6	0.333	0	0	3	5	3	5	0.375	6	11	0.353			2.0	17	0.118
D 22	Thomas, Jason "Jay T"	7	5	10	3	17	8	0.680	12	1	6	4	18	5	0.783	35	13	0.729			38.0	48	0.792
D 23	Simons, Emmett	0	1	1	2	1	3	0.250	3	0	0	3	3	3	0.500	4	6	0.400			6.0	10	0.600
D 24	Mitchell, Sid	8	5	9	4	17	9	0.654	12	2	6	7	18	9	0.667	35	18	0.660			31.5	53	0.594
D 25	Lee, Eric	5	3	7	4	12	7	0.632	10	1	5	7	15	8	0.652	27	15	0.643			18.5	42	0.440
D 26	Bird, Victor	5	5	3	3	8	8	0.500	8	1	3	4	11	5	0.688	19	13	0.594			4.0	32	0.125
D 27	Coleman, Brian	4	8	10	2	14	10	0.583	13	1	6	5	19	6	0.760	33	16	0.673			38.0	49	0.776
D 28	King, Timmy	11	2	11	2	22	4	0.846	11	2	8	5	19	7	0.731	41	11	0.788			44.5	52	0.856
D3/ Modena Cartel		52	26	58	20	110	46	0.705	27	12	24	15	51	27	0.654	212	100	0.679	0	0	227.0	312	0.728
D 30	Teeter, Kyle	12	2	12	2	24	4	0.857	10	4	8	4	18	8	0.692	42	12	0.778			37.5	54	0.694
D 31	Hunter, Jeffery	7	9	10	4	17	13	0.567	8	5	6	7	14	12	0.538	31	25	0.554			37.0	56	0.661
D 32	Polston, Tony	6	6	5	7	11	13	0.458	8	3	9	3	17	6	0.739	28	19	0.596			15.5	47	0.330
D 33	Garrison, Todd	0	0	0	0	0	0	#DIV/0!	0	0	0	0	0	0	#DIV/0!	0	0	#DIV/0!			0.0	0	#DIV/0!
D 34	Kirkpatrick, Craig	0	1	0	1	0	2	0.000	0	1	1	1	1	2	0.333	1	4	0.200			1.0	5	0.200
D 35	Grogan, J.R.	0	0	0	0	0	0	#DIV/0!	0	0	0	0	0	0	#DIV/0!	0	0	#DIV/0!			0.0	0	#DIV/0!
D 36	Gelhar, Tommy	11	2	9	4	20	6	0.769	9	4	8	5	17	9	0.654	37	15	0.712			45.5	52	0.875
D 37	Kirkpatrick, Brian	9	3	11	2	20	5	0.800	10	4	7	7	17	11	0.607	37	16	0.698			30.0	53	0.566
D 38	Hall, Mike	7	3	11	0	18	3	0.857	9	3	9	3	18	6	0.750	36	9	0.800			60.5	45	1.344
D4/ Dynamic Darts		46	38	43	41	89	79	0.530	23	19	20	22	43	41	0.512	175	161	0.521	0	8	186.5	344	0.542
D 40	Winters, "Tiny" Tom	11	3	11	3	22	6	0.786	11	3	3	8	14	11	0.560	36	17	0.679	0	1	64.0	54	1.185
D 41	Costen, Todd	2	1	3	7	5	8	0.385	3	3	3	3	6	6	0.500	11	14	0.440	0	1	10.0	26	0.385
D 42	McFadden, Kevin	9	5	5	7	14	12	0.538	8	5	4	6	12	11	0.522	26	23	0.531	0	1	24.5	50	0.490
D 43	Rowe, Travis	5	9	4	8	9	17	0.346	6	6	6	8	12	14	0.462	21	31	0.404	0	1	20.5	53	0.387
D 44	McFadden, Danny	1	1	0	1	1	2	0.333	1	0	0	2	1	2	0.333	2	4	0.333	0	1	1.0	7	0.143
D 45	Ellison, George	1	3	5	3	6	6	0.500	5	5	4	6	9	11	0.450	15	17	0.469	0	1	17.0	33	0.515
D 46	Costen, Jim "FBJ"	0	3	0	0	0	3	0.000	0	0	1	0	1	0	1.000	1	3	0.250	0	0	0.0	4	0.000
D 47	Gildea, Tom	0	4	2	2	2	6	0.250	0	3	2	3	2	6	0.250	4	12	0.250	0	0	3.0	16	0.188
D 48	Williams, Ed	9	3	7	4	16	7	0.696	5	7	8	4	13	11	0.542	29	18	0.617	0	1	23.5	48	0.490
D 49	Jackson, Barry "Bump"	8	6	6	6	14	12	0.538	7	6	9	4	16	10	0.615	30	22	0.577	0	1	23.0	53	0.434
D5/ Got Pepsi?		49	35	48	36	97	71	0.577	23	19	23	19	46	38	0.548	189	147	0.563	8	0	221.5	344	0.644
D 50	Brown, Phil "Pepsi"	5	5	7	6	12	11	0.522	7	6	4	10	11	16	0.407	23	27	0.460	1	0	34.0	51	0.667
D 51	Brown, Tami	4	3	6	6	10	9	0.526	5	6	5	3	10	9	0.526	20	18	0.526	1	0	23.0	39	0.590
D 52	Walters, Jason	9	4	6	4	15	8	0.652	7	4	8	2	15	6	0.714	30	14	0.682	1	0	26.0	45	0.578
D 53	Thompson, Barry	0	4	3	5	3	9	0.250	4	3	5	6	9	9	0.500	12	18	0.400	1	0	14.5	31	0.468
D 54	Ewald, Dan	8	6	9	5	17	11	0.607	7	5	5	5	12	10	0.545	29	21	0.580	1	0	38.5	51	0.755
D 55	Ewald, Susan	7	6	0	2	7	8	0.467	3	2	4	4	7	6	0.538	14	14	0.500	1	0	7.0	29	0.241
D 56	Zemlo, Josh	8	4	10	3	18	7	0.720	6	7	10	2	16	9	0.640	34	16	0.680	1	0	46.5	51	0.912
D 57	Wells, John "Boy"	8	3	7	5	15	8	0.652	7	5	5	6	12	11	0.522	27	19	0.587	1	0	32.0	47	0.681
D6/ 3 Legged Dog		30	53	26	57	56	110	0.337	12	30	14	28	26	58	0.310	108	226	0.323	0	0	117.5	334	0.352
D 60	Theall, Ken	4	4	4	5	8	9	0.471	3	6	2	6	5	12	0.294	13	21	0.382			8.0	34	0.235
D 61	Chapman, Alex	4	5	3	6	7	11	0.389	2	7	2	9	4	16	0.200	11	27	0.289			18.0	38	0.474
D 62	Graziano, John	5	4	3	6	8	10	0.444	2	8	3	6	5	14	0.263	13	24	0.351			18.0	37	0.486
D 63	Guerriero, John	3	9	1	10	4	19	0.174	4	5	5	6	9	11	0.450	13	30	0.302			10.5	43	0.244
D 64	Owens, Chris	1	7	2	7	3	14	0.176	3	6	4	4	7	10	0.412	10	24	0.294			10.5	34	0.309
D 65	Radcliff, Rob	5	9	4	7	9	16	0.360	3	11	5	8	8	19	0.296	17	35	0.327			13.0	52	0.250
D 66	Chagachbanian, Steve	1	5	0	8	1	13	0.071	2	5	1	6	3	11	0.214	4	24	0.143			9.0	28	0.321
D 67	Mitchell, Billy	7	5	8	3	15	8	0.652	4	7	6	6	10	13	0.435	25	21	0.543			26.5	46	0.576
D 68	Wagner, David	0	5	1	5	1	10	0.091	1	5	0	5	1	10	0.091	2	20	0.091			4.0	22	0.182
D7/ Rif-Raf		31	53	28	56	59	109	0.351	17	25	27	15	44	40	0.524	147	189	0.438	6	0	143.0	342	0.418
D 70	Barker, Jane	4	6	4	6	8	12	0.400	7	4	6	1	13	5	0.722	21	17	0.553	1	0	13.5	39	0.346
D 71	Barker, Barry	5	9	11	3	16	12	0.571	6	8	11	3	17	11	0.607	33	23	0.589	1	0	61.5	57	1.079
D 72	Nagy, Ann	1	0	0	0	1	0	1.000	0	0	3	5	3	5	0.375	4	5	0.444	0	0	0.0	9	0.000
D 73	Rhea, Laurie	6	7	3	11	9	18	0.333	6	6	7	5	13	11	0.542	22	29	0.431	1	0	17.5	52	0.337
D 74	Wilcox, Randy	2	6	3	5	5	11	0.313	3	5	6	1	9	6	0.600	14	17	0.452	1	0	21.0	32	0.656
D 75	Wilcox, Julie	1	2	2	3	3	5	0.375	3	3	0	3	3	6	0.333	6	11	0.353	0	0	3.5	17	0.206
D 76	Scott, Kevin	7	5	4	8	11	13	0.458	5	7	8	4	13	11	0.542	24	24	0.500	1	0	14.5	49	0.296
D 77	Roediger, Frank	2	5	0	5	2	10	0.167	1	5	2	2	3	7	0.300	5	17	0.227	1	0	2.0	23	0.087
D 78	Bustillos, Linda	0	4	0	3	0	7	0.000	0	3	2	3	2	6	0.250	2	13	0.133	0	0	0.0	15	0.000
D 79	Diamond, Pat "Paddy"	3	9	1	12	4	21	0.160	3	9	9	3	12	12	0.500	16	33	0.327	0	0	9.5	49	0.194
D8/ Back in the Saddle		27	50	22	55	49	105	0.318	3	36	16	23	19	59	0.244	87	223	0.281	0	0	74.5	310	0.240
D 80	Mongillo, Joanna	7	10	2	13	9	23	0.281	1	15	3	12	4	27	0.129	13	50	0.206			7.0	63	0.111
D 81	Bligh, Cloudwalker	2	10	4	11	6	21	0.222	1	17	8	7	9	24	0.273	15	45	0.250			14.0	60	0.233
D 82	Hall, Jonathon	0	0	0	0	0	0	#DIV/0!	0	0	0	0	0	0	#DIV/0!	0	0	#DIV/0!			0.0	0	#DIV/0!
D 83	Mongillo, Martin	8	6	8	5	16	11	0.593	1	12	8	7	9	19	0.321	25	30	0.455			21.5	55	0.391
D 84	Rutz, Paul	6	10	3	11	9	21	0.300	1	16	5	9	6	25	0.194	15	46	0.246			15.0	61	0.246
D 85	Long, Laura	0	0	0	0	0	0	#DIV/0!	0	0	0	0	0	0	#DIV/0!	0	0	#DIV/0!			0.0	0	#DIV/0!
D 86	Collins, Scott	0	0	0	0	0	0	#DIV/0!	0	0	0	0	0	0	#DIV/0!	0	0	#DIV/0!			0.0	0	#DIV/0!
D 87	Barley, Cliff	4	14	5	15	9	29	0.237	2	12	8	11	10	23	0.303	19	52	0.268			17.0	71	0.239

	Singles 301		Singles Cricket		Singles Record		Singles Win %-age	Doubles Cricket		Doubles 501		Doubles Record		Doubles Win %-age	Sngls + Dbls		Sngls + Dbls Win %-age	1001 Wins	1001 Losses	All-Star Points	Games Played	All-Star %-age
E1/ Damn Yankees!	38	40	34	44	72	84	0.462	17	22	21	18	38	40	0.487	148	164	0.474	6	0	93.5	318	0.294
E 10 Dougherty, Henry	0	4	1	2	1	6	0.143	1	6	3	1	4	7	0.364	5	13	0.278	1	0	0.0	19	0.000
E 11 Lupien, Bam	6	6	6	5	12	11	0.522	6	6	4	5	10	11	0.476	22	22	0.500	1	0	16.5	45	0.367
E 12 Patrick, Kevin	2	7	4	6	6	13	0.316	5	6	4	5	9	11	0.450	15	24	0.385	0	0	11.0	39	0.282
E 13 Kron, Jay	3	8	6	6	9	14	0.391	6	4	5	3	11	7	0.611	20	21	0.488	1	0	16.0	42	0.381
E 14 Wiggins, Rob	5	4	4	4	9	8	0.529	2	7	4	4	6	11	0.353	15	19	0.441	1	0	4.5	35	0.129
E 15 Sawyer, Matt	9	1	11	1	20	2	0.909	8	4	7	4	15	8	0.652	35	10	0.778	0	0	31.0	45	0.689
E 16 Jefferys, Danna	2	1	2	8	4	9	0.308	1	2	5	4	6	6	0.500	10	15	0.400	0	0	6.5	25	0.260
E 17 Jaraszewicz, Jay	9	2	0	10	9	12	0.429	4	4	4	5	8	9	0.471	17	21	0.447	1	0	7.0	39	0.179
E 18 Jaraszewicz, Laura	2	7	0	2	2	9	0.182	1	4	5	5	6	9	0.400	8	18	0.308	1	0	1.0	27	0.037
E 19 Lynch, Lisa	0	0	0	0	0	0	#DIV/0!	0	1	1	0	1	1	0.500	1	1	0.500	0	0	0.0	2	0.000
E2/ Meet the Fockers!	39	45	40	44	79	89	0.470	23	19	19	23	42	42	0.500	163	173	0.485	14	0	107.5	350	0.307
E 20 Payne, Julie	7	7	4	7	11	14	0.440	8	5	5	7	13	12	0.520	24	26	0.480	2	0	18.5	52	0.356
E 21 Cotton, Barbara	5	7	8	3	13	10	0.565	5	7	7	5	12	12	0.500	25	22	0.532	1	0	22.0	48	0.458
E 22 Gaffney, Michelle	4	5	2	6	6	11	0.353	4	7	4	6	8	13	0.381	14	24	0.368	2	0	6.0	40	0.150
E 23 Baynor, Jessica	2	0	2	11	4	11	0.267	1	4	1	4	2	8	0.200	6	19	0.240	2	0	8.5	27	0.315
E 24 Oakley, Gina	3	7	9	5	12	12	0.500	8	6	5	9	13	15	0.464	25	27	0.481	2	0	12.5	54	0.231
E 25 Highfill, Leigh	3	9	0	0	3	9	0.250	0	2	1	3	1	5	0.167	4	14	0.222	1	0	1.0	19	0.053
E 26 Hutchins, Beth	6	5	6	7	12	12	0.500	10	3	7	6	17	9	0.654	29	21	0.580	2	0	21.5	52	0.413
E 27 Hatch, Nicole	9	5	9	5	18	10	0.643	10	4	8	6	18	10	0.643	36	20	0.643	2	0	17.5	58	0.302
E3/ Tres Equis	36	41	38	39	74	80	0.481	15	24	17	22	32	46	0.410	138	172	0.445	0	9	80.0	319	0.251
E 30 Hall, Frank	3	5	5	6	8	11	0.421	6	5	5	8	11	13	0.458	19	24	0.442	0	1	16.5	44	0.375
E 31 Harrison, Mark	9	2	8	4	17	6	0.739	4	7	6	4	10	11	0.476	27	17	0.614	0	1	12.0	45	0.267
E 32 Meintel, Ed	2	2	0	4	2	6	0.250	2	2	1	0	3	2	0.600	5	8	0.385	0	1	2.0	14	0.143
E 33 Bleakley, Tom	1	10	3	4	4	14	0.222	3	7	6	4	9	11	0.450	13	25	0.342	0	1	4.0	39	0.103
E 34 Gillett, Galen	4	6	9	1	13	7	0.650	4	5	3	7	7	12	0.368	20	19	0.513	0	1	19.5	40	0.488
E 35 Champion, Gary	1	1	0	2	1	3	0.250	0	1	0	2	0	3	0.000	1	6	0.143	0	1	3.5	8	0.438
E 36 Hall, Danny	7	4	5	3	12	7	0.632	7	5	6	6	13	11	0.542	25	18	0.581	0	1	12.0	44	0.273
E 37 Colburn, Trent	1	7	1	8	2	15	0.118	1	7	1	6	2	13	0.133	4	28	0.125	0	1	3.0	33	0.091
E 38 Colburn, Nikki	7	3	5	7	12	10	0.545	2	7	3	7	5	14	0.263	17	24	0.415	0	1	3.0	42	0.071
E 39 Kvasnicka, Bob	1	1	2	0	3	1	0.750	1	2	3	0	4	2	0.667	7	3	0.700	0	0	4.5	10	0.450
E4/ Kozmic Debris	43	40	42	41	85	81	0.512	25	17	23	19	48	36	0.571	181	153	0.542	0	0	101.5	334	0.304
E 40 Martin, Anthony	9	8	6	11	15	19	0.441	8	9	7	9	15	18	0.455	30	37	0.448			19.5	67	0.291
E 41 Snyder, Eugene	3	2	1	4	4	6	0.400	2	1	2	2	4	3	0.571	8	9	0.471			2.0	17	0.118
E 42 Flowers, Fred	1	2	1	2	2	4	0.333	3	1	3	1	6	2	0.750	8	6	0.571			1.0	14	0.071
E 43 Johnston, Anton	7	6	12	1	19	7	0.731	11	2	10	4	21	6	0.778	40	13	0.755			29.0	53	0.547
E 44 Thomas, Heather	8	9	6	12	14	21	0.400	9	7	11	7	20	14	0.588	34	35	0.493			10.5	69	0.152
E 45 Hansen, Paul	2	3	2	1	4	4	0.500	4	2	2	2	6	4	0.600	10	8	0.556			14.5	18	0.806
E 46 Thomas, Kent	2	6	5	4	7	10	0.412	4	5	6	3	10	8	0.556	17	18	0.486			7.5	35	0.214
E 47 Bowen, Russell	11	4	9	6	20	10	0.667	9	7	5	10	14	17	0.452	34	27	0.557			17.5	61	0.287
E 48 DeLoach, David	0	0	0	0	0	0	#DIV/0!	0	0	0	0	0	0	#DIV/0!	0	0	#DIV/0!			0.0	0	#DIV/0!
E5/ Chupacabras	57	27	50	34	107	61	0.637	29	13	24	18	53	31	0.631	213	123	0.634	0	8	119.5	344	0.347
E 50 DeMattos, Rick	11	3	3	2	14	5	0.737	8	2	8	6	16	8	0.667	30	13	0.698	0	1	12.0	44	0.273
E 51 Park, Ed	4	3	9	3	13	6	0.684	8	4	5	3	13	7	0.650	26	13	0.667	0	1	5.0	40	0.125
E 52 Davis, Stuart	0	1	6	8	6	9	0.400	7	6	6	8	13	14	0.481	19	23	0.452	0	1	13.0	43	0.302
E 53 Todd, Patrick	4	6	5	4	9	10	0.474	9	4	8	4	17	8	0.680	26	18	0.591	0	1	15.5	45	0.344
E 54 Buckley, Bill	10	4	3	4	13	8	0.619	10	3	8	2	18	5	0.783	31	13	0.705	0	1	16.5	45	0.367
E 55 Alcon, Tony	11	3	10	3	21	6	0.778	5	2	7	4	12	6	0.667	33	12	0.733	0	1	32.5	46	0.707
E 56 Fourhman, Karsh	7	4	7	3	14	7	0.667	7	2	3	4	10	6	0.625	24	13	0.649	0	1	8.5	38	0.224
E 57 Vest, Ron	10	3	7	7	17	10	0.630	4	3	3	5	7	8	0.467	24	18	0.571	0	1	16.5	43	0.384
E6/ Da Bulls	45	37	54	28	99	65	0.604	26	16	25	17	51	33	0.607	201	131	0.605	6	0	95.0	338	0.281
E 60 Charlton, Warwick	7	4	9	3	16	7	0.696	5	6	8	3	13	9	0.591	29	16	0.644	1	0	13.0	46	0.283
E 61 Lewis, Brian	10	11	7	12	17	23	0.425	12	9	12	5	24	14	0.632	41	37	0.526	1	0	17.0	79	0.215
E 62 White, Bill	11	6	13	3	24	9	0.727	11	4	10	5	21	9	0.700	45	18	0.714	1	0	18.0	64	0.281
E 63 McSorley, Paul	9	2	9	2	18	4	0.818	8	4	6	6	14	10	0.583	32	14	0.696	1	0	18.5	47	0.394
E 64 Kerr, Duncan	2	2	9	0	11	2	0.846	11	2	10	6	21	8	0.724	32	10	0.762	1	0	21.0	43	0.488
E 65 Brindley, Dennis	0	3	1	2	1	5	0.167	1	1	1	2	2	3	0.400	3	8	0.273	1	0	2.5	12	0.208
E 66 Tamburro, Dan	6	8	6	5	12	13	0.480	4	6	3	7	7	13	0.350	19	26	0.422	0	0	5.0	45	0.111
E 67 Adams, Peter	0	1	0	1	0	2	0.000	0	0	0	0	0	0	#DIV/0!	0	2	0.000	0	0	0.0	2	0.000
E 68 Murphy, Phil	0	0	0	0	0	0	#DIV/0!	0	0	0	0	0	0	#DIV/0!	0	0	#DIV/0!	0	0	0.0	0	#DIV/0!
E7/ Get Over It	25	51	28	48	53	99	0.349	14	25	14	25	28	50	0.359	109	199	0.354	0	0	63.5	308	0.206
E 70 Lawley, Lisa	1	13	5	9	6	22	0.214	1	13	6	8	7	21	0.250	13	43	0.232			14.5	56	0.259
E 71 Lawley, Charles	5	7	6	6	11	13	0.458	7	6	4	9	11	15	0.423	22	28	0.440			10.0	50	0.200
E 72 Wilser, Dave	1	2	1	2	2	4	0.333	3	0	1	3	4	3	0.571	6	7	0.462			2.5	13	0.192
E 73 Lawley, Brandon	5	8	3	8	8	16	0.333	5	9	7	5	12	14	0.462	20	30	0.400			8.0	50	0.160
E 74 Johnson, LauraLee	4	6	1	9	5	15	0.250	2	7	3	7	5	14	0.263	10	29	0.256			4.5	39	0.115
E 75 Steinhauer, Bruce	1	1	1	1	2	2	0.500	0	1	0	2	0	3	0.000	2	5	0.286			1.0	7	0.143
E 76 Worley, Tracy	0	0	0	0	0	0	#DIV/0!	0	0	0	0	0	0	#DIV/0!	0	0	#DIV/0!			0.0	0	#DIV/0!
E 77 Dickens, Rob	1	7	3	8	4	15	0.211	4	7	2	9	6	16	0.273	10	31	0.244			6.0	41	0.146
E 78 Moore, Tim	2	3	2	3	4	6	0.400	3	1	3	1	6	2	0.750	10	8	0.556			6.0	18	0.333
E 79 Young, Jeff	5	4	6	2	11	6	0.647	3	6	2	6	5	12	0.294	16	18	0.471			11.0	34	0.324
E8/ Wirecutters	40	44	37	47	77	91	0.458	16	26	20	22	36	48	0.429	149	187	0.443	15	22	89.5	373	0.240
E 80 Cullis, Pete	5	2	6	6	11	8	0.579	5	8	7	5	12	13	0.480	23	21	0.523	2	3	22.0	49	0.449
E 81 Cullis, Karyn	0	5	2	4	2	9	0.182	0	2	3	0	3	2	0.600	5	11	0.313	2	2	2.5	20	0.125
E 82 Koen, Tim	5	9	5	9	10	18	0.357	7	6	8	7	15	13	0.536	25	31	0.446	2	3	17.5	61	0.287
E 83 Jones, Dave	8	6	9	3	17	9	0.654	7	6	6	8	13	14	0.481	30	23	0.566	2	3	14.0	58	0.241
E 84 McEwen, William	6	5	7	6	13	11	0.542	4	9	7	3	11	12	0.478	24	23	0.511	2	3	10.0	52	0.192
E 85 Kessler, Rich	5	7	5	7	10	14	0.417	4	10	5	8	9	18	0.333	19	32	0.373	2	3	14.5	56	0.259
E 86 McEwen, Mike	5	2	2	10	7	12	0.368	3	8	2	6	5	14	0.263	12	26	0.316	1	3	6.0	42	0.143
E 87 Ferguson, Bob	3	2	1	2	4	4	0.500	1	2	0	1	1	3	0.250	5	7	0.417	0	0	1.0	12	0.083
E 88 Gay, Chris	3	6	0	0	3	6	0.333	1	1	2	6	3	7	0.300	6	13	0.316	2	2	2.0	23	0.087

		Singles	301	Singles	Cricket	Singles	Record	Singles Win %-age	Doubles	Cricket	Doubles	501	Doubles	Record	Doubles Win %-age	Sngls + Dbls	Record	Sngls + Dbls Win %-age	1001 Wins	1001 Losses	All-Star Points	Games Played	All-Star %-age
F1/ Coral Reefers		31	53	46	38	77	91	0.458	16	26	20	22	36	48	0.429	149	187	0.443	0	19	96.0	355	0.270
F 10	Williams, Nelson	0	2	3	1	3	3	0.500	2	4	2	2	4	6	0.400	7	9	0.438	0	2	7.5	18	0.417
F 11	Baker, Tammy	2	2	3	8	5	10	0.333	1	9	1	4	2	13	0.133	7	23	0.233	0	2	5.5	32	0.172
F 12	Boyd, Richard	1	3	4	6	5	9	0.357	1	6	3	3	4	9	0.308	9	18	0.333	0	1	9.0	28	0.321
F 13	Cullen, Pat	0	7	0	4	0	11	0.000	0	4	4	10	4	14	0.222	4	25	0.138	0	2	3.0	31	0.097
F 14	Hodge, Hue	7	5	6	7	13	12	0.520	5	9	5	3	10	12	0.455	23	24	0.489	0	2	13.0	49	0.265
F 15	Mavity, Jennifer	3	8	1	2	4	10	0.286	1	5	0	4	1	9	0.100	5	19	0.208	0	2	0.0	26	0.000
F 16	Sedgwick, Jim	2	9	2	0	4	9	0.308	0	2	4	3	4	5	0.444	8	14	0.364	0	2	1.0	24	0.042
F 17	Smith, Van	3	5	8	2	11	7	0.611	9	1	8	5	17	6	0.739	28	13	0.683	0	2	8.5	43	0.198
F 18	Wade, Nate	8	5	11	2	19	7	0.731	9	4	10	2	19	6	0.760	38	13	0.745	0	2	28.0	53	0.528
F 19	Jarvah, Sean	5	7	8	6	13	13	0.500	4	8	3	8	7	16	0.304	20	29	0.408	0	2	20.5	51	0.402
F2/ One Armed Bandits		43	41	44	40	87	81	0.518	23	19	25	17	48	36	0.571	183	153	0.545	14	0	93.5	350	0.267
F 20	Johnson, Sven	10	3	3	3	13	6	0.684	1	7	7	4	8	11	0.421	21	17	0.553	2	0	5.0	40	0.125
F 21	Kiser, Lyman	3	9	12	2	15	11	0.577	11	3	8	5	19	8	0.704	34	19	0.642	2	0	21.0	55	0.382
F 22	Wiles, Jay	2	2	0	3	2	5	0.286	0	0	0	1	0	1	0.000	2	6	0.250	0	0	2.5	8	0.313
F 23	Henson, Rob	4	6	10	3	14	9	0.609	6	6	8	5	14	11	0.560	28	20	0.583	2	0	16.5	50	0.330
F 24	Bonaparte, Chris	5	7	2	8	7	15	0.318	0	7	6	2	6	9	0.400	13	24	0.351	2	0	4.5	39	0.115
F 25	Dopko, Jeff	7	7	4	9	11	16	0.407	10	4	10	4	20	8	0.714	31	24	0.564	2	0	14.5	57	0.254
F 26	Kempf, Greg	2	1	2	3	4	4	0.500	3	1	3	1	6	2	0.750	10	6	0.625	1	0	6.5	17	0.382
F 27	Richardson, Shane	7	4	8	4	15	8	0.652	7	6	4	9	11	15	0.423	26	23	0.531	2	0	19.0	51	0.373
F 28	Weingarten, Mike	3	2	3	5	6	7	0.462	8	4	4	3	12	7	0.632	18	14	0.563	1	0	4.0	33	0.121
F 29	Haislip, Chuck	0	0	0	0	0	0	#DIV/0!	0	0	0	0	0	0	#DIV/0!	0	0	#DIV/0!	0	0	0.0	0	#DIV/0!
F3/ Stunners		42	36	41	37	83	73	0.532	20	19	21	18	41	37	0.526	165	147	0.529	0	12	118.5	324	0.366
F 30	Jordan, Jody	7	6	8	6	15	12	0.556	6	6	7	6	13	12	0.520	28	24	0.538	0	2	16.5	54	0.306
F 31	Jordan, Judy	2	9	2	7	4	16	0.200	2	10	5	7	7	17	0.292	11	33	0.250	0	2	7.5	46	0.163
F 32	Lee, Ronnie	6	9	6	7	12	16	0.429	10	3	8	7	18	10	0.643	30	26	0.536	0	2	18.5	58	0.319
F 33	Lee, Chris	8	3	6	5	14	8	0.636	2	8	5	6	7	14	0.333	21	22	0.488	0	1	13.0	44	0.295
F 34	Stimac, Jeff	1	1	1	3	2	4	0.333	3	1	0	1	3	2	0.600	5	6	0.455	0	1	8.5	12	0.708
F 35	van Voltenburg, Roger	0	1	0	1	0	2	0.000	1	0	0	1	1	1	0.500	1	3	0.250	0	1	0.0	5	0.000
F 36	McCredie, Bob	2	1	2	1	4	2	0.667	1	2	0	2	1	4	0.200	5	6	0.455	0	1	7.5	12	0.625
F 37	Pilo, Chris	7	4	9	3	16	7	0.696	10	3	9	3	19	6	0.760	35	13	0.729	0	1	27.0	49	0.551
F 38	Stepp, John	9	2	7	4	16	6	0.727	5	5	8	3	13	8	0.619	29	14	0.674	0	1	20.0	44	0.455
F4/ Somebody's Mother		49	35	40	44	89	79	0.530	18	24	20	22	38	46	0.452	165	171	0.491	7	8	82.5	351	0.235
F 40	Carawon, Bob	6	5	3	5	9	10	0.474	3	8	5	7	8	15	0.348	17	25	0.405	1	1	5.0	44	0.114
F 41	Tollerton, Steve "Tolly"	12	1	9	3	21	4	0.840	6	5	7	6	13	11	0.542	34	15	0.694	1	1	18.0	51	0.353
F 42	Young, Perry	6	7	7	6	13	13	0.500	4	10	4	6	8	16	0.333	21	29	0.420	1	1	5.5	52	0.106
F 43	Moeschet, Cathy	4	9	6	5	10	14	0.417	3	8	3	6	6	14	0.300	16	28	0.364	0	1	7.0	45	0.156
F 44	Peers, Martin	7	5	2	6	9	11	0.450	3	6	6	3	9	9	0.500	18	20	0.474	1	1	5.0	40	0.125
F 45	Clark, Joe	4	0	4	4	8	4	0.667	7	2	5	4	12	6	0.667	20	10	0.667	1	1	9.0	32	0.281
F 46	Converse, Laurence	2	1	1	8	3	9	0.250	1	5	3	4	4	9	0.308	7	18	0.280	1	1	9.0	27	0.333
F 47	Martin, David	7	7	7	7	14	14	0.500	8	4	7	7	15	11	0.577	29	25	0.537	1	1	22.0	56	0.393
F 48	Casadonte, Paul	1	0	1	0	2	0	1.000	1	0	0	1	1	1	0.500	3	1	0.750	0	0	2.0	4	0.500
F5/ Fujimo		32	52	29	55	61	107	0.363	16	26	21	21	37	47	0.440	135	201	0.402	0	0	90.5	336	0.269
F 50	Taylor, Jeff	9	2	9	2	18	4	0.818	7	4	7	4	14	8	0.636	32	12	0.727			32.5	44	0.739
F 51	Breton, Pam	3	10	0	15	3	25	0.107	5	10	4	9	9	19	0.321	12	44	0.214			2.5	56	0.045
F 52	Jackson, Ben	5	7	5	7	10	14	0.417	6	6	8	5	14	11	0.560	24	25	0.490			17.0	49	0.347
F 53	Folsom, Kevin	6	7	9	6	15	13	0.536	1	12	7	6	8	18	0.308	23	31	0.426			21.5	54	0.398
F 54	Hamlett, Hope	5	11	5	9	10	20	0.333	6	9	7	10	13	19	0.406	23	39	0.371			7.5	62	0.121
F 55	Thivierge, Lisa	2	6	0	8	2	14	0.125	3	3	4	3	7	6	0.538	9	20	0.310			2.0	29	0.069
F 56	Krutski, Paul	2	9	1	8	3	17	0.150	4	8	5	5	9	13	0.409	12	30	0.286			7.5	42	0.179
F6/ Tailgaters		45	39	59	25	104	64	0.619	28	14	22	20	50	34	0.595	204	132	0.607	15	0	121.0	351	0.345
F 60	Howley, John	4	9	2	2	6	11	0.353	2	2	5	8	7	10	0.412	13	21	0.382	2	0	2.0	36	0.056
F 61	Conway, Paul	3	5	4	6	7	11	0.389	5	4	5	3	10	7	0.588	17	18	0.486	2	0	3.0	37	0.081
F 62	Tant, J.J.	5	4	12	1	17	5	0.773	8	5	8	4	16	9	0.640	33	14	0.702	2	0	25.5	49	0.520
F 63	Butler, John	1	2	7	3	8	5	0.615	8	3	2	4	10	7	0.588	18	12	0.600	2	0	11.0	32	0.344
F 64	D'Alo, Armand	12	3	6	6	18	9	0.667	7	5	6	4	13	9	0.591	31	18	0.633	2	0	13.5	51	0.265
F 65	Watkins, Rudy	3	6	6	2	9	8	0.529	6	1	4	4	10	5	0.667	19	13	0.594	1	0	9.0	33	0.273
F 66	Dautrich, Dan	9	5	9	4	18	9	0.667	9	5	6	7	15	12	0.556	33	21	0.611	2	0	23.0	56	0.411
F 67	Reynolds, Mike	8	5	13	1	21	6	0.778	11	3	8	6	19	9	0.679	40	15	0.727	2	0	34.0	57	0.596
F7/ Deadstroke		49	35	39	45	88	80	0.524	29	13	26	16	55	29	0.655	198	138	0.589	7	6	149.5	349	0.428
F 70	Carter, Kevin	6	8	5	9	11	17	0.393	9	4	10	4	19	8	0.704	30	25	0.545	1	1	16.0	57	0.281
F 71	Cox, John "Mickey"	4	7	4	7	8	14	0.364	7	4	6	5	13	9	0.591	21	23	0.477	1	0	17.0	45	0.378
F 72	Lindsey, Lynette	2	8	0	3	2	11	0.154	1	4	5	6	6	10	0.375	8	21	0.276	1	1	1.0	31	0.032
F 73	Babcock, Darren	3	0	2	1	5	1	0.833	3	0	2	1	5	1	0.833	10	2	0.833	0	0	4.5	12	0.375
F 74	Schwartz, Darrell	11	1	10	4	21	5	0.808	10	4	9	5	19	9	0.679	40	14	0.741	1	1	38.0	56	0.679
F 75	Sutter, Stella	0	4	3	7	3	11	0.214	4	5	3	2	7	7	0.500	10	18	0.357	1	1	9.5	30	0.317
F 76	Samaluk, Somchai	12	2	7	4	19	6	0.760	9	1	7	3	16	4	0.800	35	10	0.778	0	1	33.5	46	0.728
F 77	Hamed, Adnan	8	3	8	4	16	7	0.696	10	2	9	3	19	5	0.792	35	12	0.745	1	0	26.5	48	0.552
F 78	Foster, Melanie	3	2	0	6	3	8	0.273	5	2	1	3	6	5	0.545	9	13	0.409	1	1	3.5	24	0.146
F8/ Overtime Outlaws		39	39	32	46	71	85	0.455	15	24	10	29	25	53	0.321	121	191	0.388	0	0	66.5	312	0.213
F 80	Martin, George	10	3	8	5	18	8	0.692	5	8	4	10	9	18	0.333	27	26	0.509			17.5	53	0.330
F 81	Murphy, Mike	3	0	1	2	4	2	0.667	1	2	0	3	1	5	0.167	5	7	0.417			1.0	12	0.083
F 82	Harris, Rodney	0	0	0	0	0	0	#DIV/0!	0	0	0	0	0	0	#DIV/0!	0	0	#DIV/0!			0.0	0	#DIV/0!
F 83	Cullipher, Tommy	0	0	0	0	0	0	#DIV/0!	0	0	0	0	0	0	#DIV/0!	0	0	#DIV/0!			0.0	0	#DIV/0!
F 84	Clark, Danny	6	7	8	5	14	12	0.538	7	6	3	10	10	16	0.385	24	28	0.462			15.5	52	0.298
F 85	Dzengeleski, Jimmy	5	4	3	5	8	9	0.471	4	6	2	7	6	13	0.316	14	22	0.389			6.0	36	0.167
F 86	Cross, Bill	5	8	1	10	6	18	0.250	4	4	5	4	9	8	0.529	15	26	0.366			4.0	41	0.098
F 87	Peterson, Chris	3	6	2	10	5	16	0.238	1	9	3	8	4	17	0.190	9	33	0.214			5.0	42	0.119
F 88	Birmingham, Chris	1	4	0	6	1	10	0.091	3	6	1	6	4	12	0.250	5	22	0.185			1.0	27	0.037
F 89	Pearsall, Worth	6	7	9	3	15	10	0.600	5	7	2	10	7	17	0.292	22	27	0.449			16.5	49	0.337

2005

DART TOURNAMENT

HOSTED BY

THE QUEEN CITY DARTING ASSOC.

GETAWAY

FOR THE NEW YEAR

JANUARY 7, 8, 9

$2,500 GUARANTEED

DATE	FRIDAY	SATURDAY							SUNDAY				
TIME	8:30 PM	10:00 AM	1:00 PM	2:00 PM	3:30 PM	4:30 PM	6:00 PM	8:30 PM	11:00 AM	1:00 PM	1:30 PM	3:00 PM	3:30 PM
EVENT	BLIND DRAW	MIXED TRIPS 701	LADIES DOUBLES CRICKET	MENS DOUBLES CRICKET	LADIES SINGLES CRICKET*	MENS SINGLES CRICKET*	MIXED DOUBLES CRICKET	BLIND DRAW	MIXED DOUBLES 501	LADIES DOUBLES 501	MENS DOUBLES 501	LADIES SINGLES 501 *	MENS SINGLES 501 *
ENTRY FEE	$10 PERSON	$30 TEAM	$20 TEAM	$20 TEAM	$12 PERSON	$12 PERSON	$20 TEAM	$10 PERSON	$20 TEAM	$20 TEAM	$20 TEAM	$12 PERSON	$12 PERSON
1ST	110	90	80	100	70	100	100	120	100	80	100	70	90
2ND	60	60	50	50	40	60	50	50	50	50	50	40	60
TOP 4	20	30	20	20	20	30	30	20	30	20	20	20	30

* INCLUDES $2.00 ADO SURCHARGE FOR SINGLES EVENTS- POSTED TIME IS CUT OFF TIME

ALL EVENTS ARE SINGLE ELIMINATION-SINGLE SET-BEST 2 OUT OF 3 GAMES. FINALS ARE 1 SET-BEST 3 OUT OF 5 GAMES

WARNING: Darts is an adult sport. It is dangerous for children to play without adult supervision. The QCDA takes no responsibility for event entry or outcomes on amateur status

TOURNAMENT DIRECTOR: Ritchard Kennington

(704) 236-6824

rkennington@carolina.rr.com

SANCTIONING APPLIED FOR

NEARBY ACCOMODATIONS
INTOWN SUITES
7135 ALBEMARLE RD.
(704)536-8376



The Getaway Pub

6824-C Albemarle Rd.
Charlotte, NC 2821
(704)535-1802

HOLY COW!!!

It's almost the holidays, and do you know what that means?!

It means that there isn't any league play on Wednesday nights!! What are you addicts going to do with your Wednesday nights throughout the break?!

Well… I've got a couple of ideas…

PRESENTING…

Snooker's Holiday Season Wednesday Blind Draws

Each Wednesday throughout the holiday season, the first being on December 15th and the last being on December 29th

Draws start at 7:30 p.m.
Snooker's matches the pot!!

Snooker's-Ridgewood
3520 Wade Avenue
in Ridgewood Shopping Center
828-7665

&

Upper Deck's Holiday Season Wednesday Blind Draws

Each Wednesday throughout the holiday season, the first being on December 15th and the last being on December 29th

Draws start at 8:00 p.m.
Upper Deck matches the pot!!

The Upper Deck (Cary)
329 N. Harrison Avenue
near intersection. of N. Harrison & Hwy. 54
460-9977

That's right, you have two choices every Wednesday this holiday season!! It's a veritable plethora of darting opportunities!

Just today (this past Thursday) somebody told me that going to the weekly blind draws was the best thing he could have ever done for his dart game, and also for his team (for meeting players). Here is your chance to get a taste of the weekly blind draws without having to forfeit a night of the week other than your regular Wednesdays. (And yes, as far as I know the Upper Deck will still be holding it's normal Friday and Sunday draws as well. Although you might want to call ahead just to make sure.)

Raleigh Dart League

Registration for Spring 2005 Season
Wednesday, January 5, Champions, 7:30-9:00 p.m.

Wednesday, January 5 ⌫⌦ **For returning teams AND new teams - there is only one night of registration!!!**
(If your team is not returning, please leave a message on VoiceMail.
New captain? Please pass this information on to him/her.)
Bring: 1) Completed roster - use BLACK pen please - with divisions played by by each member for last 3 seasons
2) ONE check for bar fee and a minimum of six players (Bar fee is $20; Player registration is $20) NO CASH WILL BE ACCEPTED!!!

Wednesday, January 5
January 6 through February 28
DEADLINE for unrestricted roster add-ons, at REGISTRATION (no extensions)
Add-ons pre-approved by the Membership Committee:
1) Checks & player information as per roster to: Mark Wackerman (Treas.), 110 Ridge Lake Dr, Apex, NC 27539; telephone: 919-303-8917
2) Membership Director will inform captain of Committee's decision
A PLAYER IS NOT ELIGIBLE UNTIL APPROVED

Wednesday, January 12 **RDL-Sponsored Blind Draw(??)**, location TBA, registration closes at 8:00 p.m.

Wednesday, January 19 ⌫⌦ **Captains' meeting, 7:30 p.m., Champions (MANDATORY)**
Pickup schedules, blank scoresheets, team rosters, phone lists, rules, etc.

Wednesday, January 26 ⌫⌦ **8:00 p.m. Season starts**

Monday, February 28 **5th week captains' meeting (MANDATORY)**; & RDL Board Meeting
Last day to add/replace a player with approval

SPRING 2005 RALEIGH DART LEAGUE TEAM REGISTRATION FORM

Team Name _____ Team Number _____
(PLEASE LEAVE BLANK)
Fee Paid:
Date Paid:

Divisions played in previous 3 seasons	Player Name: / Home Bar & Dart Rep.:	Player Address: / Board #s:	M/F	Phone #:	
	Captain: 0	email:		(H) (W)	0
	1			(H) (W)	1
	2			(H) (W)	2
	3			(H) (W)	3
	4			(H) (W)	4
	5			(H) (W)	5
	6			(H) (W)	6
	7			(H) (W)	7
	8			(H) (W)	8
	9			(H) (W)	9

PLEASE WRITE IN BLACK, IN BLOCK LETTERS - ROSTERS WILL BE PHOTOCOPIED

TOTAL: _____

(LEAVE SPACE BLANK FOR OFFICE USE)

TONS OF NEWSLETTER

Home to the Spring Session of the Raleigh Dart League for the Banquet, Saturday, May 21, 2005

The "Why Did My Clutch Cable Pick This Last Wednesday Night To Break?!" Edition

TOURNAMENT WINNERS

"A" Division - ***The Elements of Style*** *(14-6)*

The Element locked up its 4th straight "A" Mug with a pounding in singles (5-1 in each set), much different than their semifinal match when they trailed Last Minute by a 7-5 score before sweeping doubles. In the end, Randy Umstead backed up Wil Tan's Ton-80 with a cool double-10 in the first pairing in 501.

"B" Division - ***Wireless*** *(13-7)*

Bubba took Wireless to the final pairs in 501 in the semis, but that was as close as Wireless came to failing to be this season's only undefeated RDL team. Wireless' win streak now stands at 41 as they head to "A" next season (No Fear was the last team to beat them, in Sp04 wk10 - and that was the 2nd of 2 L's in a row!).

"C" Division - ***The Replacements*** *(14-8)*

After a 1-3 start to the season (with the one win being in 1001), McGinty's crew found some fire. A 13-match win streak has brought them a second place regular season finish, and now a set of Mugs. And in the finals, Jason Thomas claimed the perfect throw title for Spring '05, as he hit his 3rd 9-mark of the season.

"D" Division - ***Dynamic Darts*** *(13-7)*

The Beer Bellies and Dog both upset an opponent in the "D" tournament, but Dynamic was not only never upset, but wasn't really even pressed. Following up a two-match win in the regular season, Dynamic only saw 501 in the final (and then only briefly).

"E" Division - ***Deadstroke*** *(14-10)*

Maybe the most notable thing in Deadstroke's path to their title was that they faced Tailgaters and *didn't* go to a tiebreaker. Their opponent in the final (Kozmic Debris) had rolled into the finals, but Deadstroke took their 2nd Mug in the team's 2 seasons.

"F" Division - ***Mojo's Jerksquad*** *(14-10)*

Well, almost all of the fireworks in this season's tournaments were here in F! A #1 or a #2 won the title in A-E divisions, but in F the final was a matchup of #3 vs. #4. Mojo's didn't put any of their three opponents away quickly, but that was the norm in this division. The *biggest* blowout in F this season was 13-9!

REGULAR SEASON WINNERS

"A" Division - ***Lunatic Fringe*** *(13 wins, 1 loss)*
2nd place - The Elements of Style

"B" Division - ***Wireless*** *(14 wins, 0 losses)*
2nd place - Get the Point "33"

"C" Division - ***Modena Cartel*** *(13 wins, 1 loss)*
2nd place - The Replacements

"D" Division - ***Dynamic Darts*** *(12 wins, 2 losses)*
2nd place - Da Bulls

"E" Division - ***Kozmic Debris*** *(12 wins, 2 losses)*
2nd place - Deadstroke

"F" Division - ***One Armed Bandits*** *(13 wins, 1 loss)*
2nd place - Quackers & Beer

(Rosters of all tournament-winning and regular season first place teams can be found on page 4.)

TABLE OF CONTENTS

Item	Page Number
Tournament & Regular Season Winning Teams	1
Fall 2005 RDL Season Information	1
Final Divisional Standings	2
Final Divisional Tournament Results	3
Tournament Winning Team Rosters	4
Regular Season Winning Team Rosters	4
Spring 2005 Trivia Questions Revisited	4
Regular Season Trophy Dart Awards	5
Tournament Trophy Dart Awards	5
Other Tournament Hot Darts	5
Divisional Singles Win %-age Winners	6
Divisional All-Star Point %-age Winners	6
Players Who Beat the Singles Winners	6
Tiebreaker Stat Facts	6
Season Penalty Summary	6
List of Host Establishments	7
Notes for Fall 2005 RDL Registration/Season	7
Registration & Recent Winners of Another League	7
RDL Address and Phone No. Information	8
Event Calendar, Penalty Log	8
JK's All-Star Team Picks	9
Quick Stat Tidbits	9
My Prediction Results Summary	9
Prediction Results Table	10
Tie in "F"; Fa05 Board; Reminders; Gibbs' response	11
Thoughts from JK; Random Stories and Quotes	12
NCCDL/NCLC current 2005 regular season results	13
History of JK's Seasonal All-Star Teams	14,15
Top Spring 2005 Singles Records, by Division	16
Top Spring 2005 Doubles Records, by Division	17
Top Spring 2005 Singles+Doubles, by Division	18
Top Spring 2005 All Star %-ages, by Division	19
Top Individual Records, by Section of Play	20,21
League-Wide Individual Singles, Doubles Records	22
League-Wide Individual Singles+Doubles Records, All-Star %-ages	23
Singles, Doubles Records, Ranked by Team	24
Singles+Doubles Records, All-Star %-ages, Ranked by Team	25
Week-by-Week Match Results Table	26
Complete "A" Division Statistics	27
Complete "B" Division Statistics	28
Complete "C" Division Statistics	29
Complete "D" Division Statistics	30
Complete "E" Division Statistics	31
Complete "F" Division Statistics	32
Flier for 2005 Bull City Classic tournament(**in Cary!**)	33
Fliers for WADA & Piedmont Shootout tournaments	34
Notice for 2005 Summer Season area dart nights	35
Registration Materials for Fall 2005 RDL Season	36

FALL 2005 RALEIGH DART LEAGUE SEASON INFORMATION

Registration Meeting for ALL Teams (we disposed of the 2nd meeting seasons ago) site TBA; **Wednesday, July 20**, 7:30-9:00

MANDATORY Preseason Captains' Meeting; site TBA (check the website this summer); **Wednesday, August 3**, 7:30 p.m.

Match Play begins on Wednesday, August 10

MANDATORY Fifth Week Captains' Meeting; site TBA (check website this summer); **Monday, September 12**, 7:30 p.m.

Divisional tournament weeks - **Nov. 16, Nov. 30, Dec. 7**

FINAL!! DIVISIONAL TEAM STANDINGS FOR THE *SPRING 2005* RDL SEASON

"A" Division

		W	L	Pts.
👍	Lunatic Fringe 👍	13	1	249
👍	The Elements of Style	13	1	237
3	Last Minute Again	10	4	190
4	Dodge Darts	8	6	173
5	Cheap Shots	4	10	124
6	Dazed & Confused	4	10	111
👎	Gravy Suckin' Pigs	2	12	106
👎	x - Here for the Beer	2	12	32

"B" Division

		W	L	Pts.
👍	Wireless 👍	14	0	222
👍	Get the Point "33"	10	4	183
3	Nine Lives	8	6	180
4	Bubba's Garage	7	7	169
5	Excalibur	6	8	152
6	Starving Dartists	5	9	151
👎	Grateful Darts	4	10	135
👎	Horsemen	2	12	119

"C" Division

		W	L	Pts.
👍	Modena Cartel 👍	13	1	242
👍	The Replacements	11	3	214
3	Hammer Heads	10	4	191
4	Got Pepsi?	8	6	185
5	Heroes In Trouble	5	9	114
6	Armed and Dangerous	3	11	140
👎	UZMALL	3	11	126
👎	We Need All These	3	11	115

"D" Division

		W	L	Pts.
👍	Dynamic Darts 👍	12	2	232
👍	Da Bulls	10	4	182
3	Travelin' Beer Bellies	9	5	196
4	Chupacabras	8	6	184
5	3 Legged Dog	8	6	164
6	Fire-It-Up	3	11	126
👎	Have Darts, Will Travel	3	11	110
👎	x - It Ain't A Thing	3	11	69

"E" Division

		W	L	Pts.
👍	Kozmic Debris 👍	12	2	216
👍	Deadstroke	12	2	202
3	Tailgaters	10	4	194
4	Tres Equis	8	6	165
5	Meet the Fockers!	5	9	135
6	Damn Yankees!	4	10	124
👎	The Misfits	3	11	151
👎	Rif-Raf	2	12	132

"F" Division

		W	L	Pts.
👍	One Armed Bandits 👍	13	1	220
👍	Quackers & Beer	10	4	184
3	Coral Reefers	9	5	153
4	Mojo's Jerksquad	8	6	154
5	Money Shot	6	8	124
6	Overtime Outlaws	4	10	127
👎	Get Over It **tied!**	3	11	142
👎	Stunn 'Em **tied!**	3	11	142

LEGEND OF SYMBOLS IN STANDINGS

👎 = *clinched* "bottom-two" *finish in division* 👍 = *clinched "top-two" finish in division*

👍 = *regular season division champion*

SPRING 2005 RDL DIVISIONAL TOURNAMENT RESULTS

Quarterfinals	*Semifinals*	*Finals*	***WINNER***

"A" Division

1 Lunatic Fringe
(automatic forfeit) Lunatic Fringe
8 Here for the Beer
(10-1) Lunatic Fringe
5 Cheap Shots
(11-4) Dodge Darts
4 Dodge Darts
(14-6) **The Elements of Style**
3 Last Minute Again
(13-5) Last Minute Again
6 Dazed & Confused
(13-7) **The Elements of Style**
7 Gravy Suckin' Pigs
(14-0) **The Elements of Style**
2 **The Elements of Style**

"B" Division

1 **Wireless**
(13-3) **Wireless**
8 Horsemen
(13-11) **Wireless**
5 Excalibur
(13-7) Bubba's Garage
4 Bubba's Garage
(13-7) **Wireless**
3 Nine Lives
(14-8) Starving Dartists
6 Starving Dartists
(14-8) Get the Point "33"
7 Grateful Darts
(12-8) Get the Point "33"
2 Get the Point "33"

"C" Division

1 Modena Cartel
(13-1) Modena Cartel
8 We Need All These
(13-5) Modena Cartel
5 Heroes In Trouble
(forfeit) Got Pepsi?
4 Got Pepsi?
(14-8) **The Replacements**
3 Hammer Heads
(11-5) Hammer Heads
6 Armed and Dangerous
(14-10) **The Replacements**
7 UZMALL
(14-4) **The Replacements**
2 **The Replacements**

Quarterfinals	*Semifinals*	*Finals*	***WINNER***

"D" Division

1 **Dynamic Darts**
(automatic forfeit) **Dynamic Darts**
8 It Ain't A Thing
(13-5) **Dynamic Darts**
5 3 Legged Dog
(13-7) 3 Legged Dog
4 Chupacabras
(13-7) **Dynamic Darts**
3 Travelin' Beer Bellies
(?-?) Travelin' Beer Bellies
6 Fire-It-Up
(?-?) Travelin' Beer Bellies
7 Have Darts, Will Travel
(12-6) Da Bulls
2 Da Bulls

"E" Division

1 Kozmic Debris
(12-0) Kozmic Debris
8 Rif-Raf
(13-5) Kozmic Debris
5 Meet the Fockers!
(?-?) Meet the Fockers!
4 Tres Equis
(14-10) **Deadstroke**
3 Tailgaters
(14-6) Tailgaters
6 Damn Yankees!
(14-6) **Deadstroke**
7 The Misfits
(13-5) **Deadstroke**
2 **Deadstroke**

"F" Division

1 One Armed Bandits
(13-11) One Armed Bandits
8 Stunn 'Em
(14-10) **Mojo's Jerksquad**
5 Money Shot
(13-9) **Mojo's Jerksquad**
4 **Mojo's Jerksquad**
(14-10) **Mojo's Jerksquad**
3 Coral Reefers
(13-11) Coral Reefers
6 Overtime Outlaws
(14-10) Coral Reefers
7 Get Over It
(12-10) Quackers & Beer
2 Quackers & Beer

THIS SEASON'S TRIVIA QUESTIONS… REVISITED

Last season I re-ran the season's trivia questions in the banquet Tons and it met with a surprisingly positive response. So, I'm doing it again this season. Each question is listed exactly as it was during the season, so there is potential for a question to now be out of date, but I don't think it will be much of a problem. Each question is listed under the week # when it ran, and the answers are at the end. No peeking…

Week 7 question: How many dart matches are played in a 48-team season (like this one) and in a 49-team season (what we would've had with just ONE more team added) in RDL?

Week 9 question: What percentage of the league members this season in RDL are female (rounded to a full %-age point)?

Week 10 question: How many teams have played in A division in the past 19 seasons? And I mean, different squads, not 19 seasons x 8 teams. And yes, this one is a little subjective, but I'm just going to use my best judgment as to what constitutes being the same team again, and so should you.

Week 11 question: What is the greatest number of perfect throws by one person in one league match (in the past 19 seasons, as that is all the full records that I have)? Who threw them?

Week 12 question(s): How many teams in the previous 18 seasons (all the seasons for which I have full records) both had a "bottom-two" finish in the division regular season AND won the divisional tournament Mugs? Who were they?

Week 13 question: How many teams in the most recent 19 seasons have been removed from the schedule due to the three-forfeit rule?

Week 7 answers: 48-team season = 336 regular season matches, 49-teams season = 294 regular season matches. There are 42 tournament matches in both cases. So, the bottom line is that that 49th team sure could cost us all some playing time…

Week 9 answer: 13%. 53 of the 415 RDL members. By division: 3 of 68 in A division = 4.4% (and 2 of those 3 have been removed because their team kept forfeiting); 3 of 65 in B = 4.6%; 4 of 66 in C = 6.1%; 6 of 70 in D = 8.6%; 23 of 73 in E = 31.5%; and 14 of 73 in F = 19.2%.

Week 10 answer: 26. Many of these we all recognize as long-standing A division teams, but others may not be so obvious. The 26 team identities, listed by what I'm guessing we would most easily remember them as: Element, Fringe, Dodge Darts, Last Minute, Pigs, Here for the Beer, Dazed & Confused, Cheap Shots, Varina Sports Bar, Industrial Strength, D V Needed, Evicted, Home Thrown, Wild Geese, Them Again, Horsemen, Dogs of War, Dart Shadows, Last Call, Diddler's Choice, No Clue, Top Dead Center, Top to Bottom, Black and Tans, Damage, Inc., and Kozmic Debris (distant descendent of the X-Men!).

Week 11 answer: 2. It has been done 11 times in the past nine and a half years (plus 4 more times if you include divisional tournaments, although a player can get a LOT more throws in tournaments). The 11 times have been done by 9 different throwers, with the clear king of the multi-perfect-throw being **Tom Brown**. Brown has pitched a pair of perfects in one night three times! Others that have tossed two in one night are: *Allen Smith* , *Stephen Margets* , *David Murray* , *Gibb Allen* , *Jerry Johnston* , *Joe Kipping* , *Lee Whitehead* , and *Steve Wilcenski* . For the record, the only one of that list to include a 6-Bull as one of the two throws was **David Murray**, on 10/23/96, when he was a Dart Shadow. [Side note: David's 6-Bull and 9m that night were in the same game! Don't believe me? Just ask Mike Seward, his victim that night…]

Week 12 answer: 3. Spring '99 - Flying Aces - 7th of 8 in D, 4-10 in regular season. Spring '03 - Sharky's Machine - 6th of 7 in C, 3-9 in regular season. Spring '03 - Orange Crush - 6th of 7 in G, 5-7 in regular season. So, it appears that wild stuff only happens in the spring, and that you had better not be dead last if you want Mugs.

Week 13 answer: Since the 3-forfeit rule was instituted in 1996, there have been 7 teams removed from the schedule for forfeiting. They are: Wholy Funk (Fa97 - 8th in C - 1-13), Bent Shafts (Fa97 - 8th in F - 2-12), Darting Eyes (Sp99 - 8th in C - 0-14), Neighbors (Fa99 - 7th(of7) in C - 0-12), Dartaholics (Fa02 - 6th(of8) in F - 4-10), Here for the Beer (Sp05 - 8th in A - 2-12) and It Ain't A Thing (Sp05 - 8th in D - 3-11).

TEAMS THAT WON BOTH THEIR DIVISIONAL TOURNAMENT AND REGULAR SEASON TITLE !!!!!!

"B" Division - ***Wireless***

Jeffrey Allen (c)	Pat Crowley	Dave Galloway
Kenneth Donleycott	Mike Johnson	Dave Johnson
John Dunleavy	Mike McDonald	J.P. Evans

"D" Division - ***Dynamic Darts***

Travis Rowe (c)	Tom Winters	Barry Jackson
Ed Williams	George Ellison	Kevin McFadden
Tom Gildea	Jim Lewis	Todd Costen

TEAMS THAT WON THEIR DIVISIONAL TOURNAMENT (but not regular season title) !!!!!!

"A" Division - ***The Elements of Style***

Jason Kilts (c)	Tom Brown	Keith Wall
Wil Tan	Dale Hyler	Mark Knight
Randy Umstead	Robbie Phillips	John Riner

"C" Division - ***The Replacements***

Sid Mitchell (c)	Tim Mozzetti	Jill Swald
Victor Bird	Eric Lee	Jason Thomas
Brian Coleman	Timmy King	Sal Reitano, Jr.

"E" Division - ***Deadstroke***

Kevin Carter (c)	John Cox	Lynnette Lindsey
Somchai Samaluk	Darrell Schwartz	John Stepp
Adnan Hamed	Laurel Schwartz	Chris Pilo
	Stella Sutter	

"F" Division - ***Mojo's Jerksquad***

Eric Bordeau (c)	Brett Addy	Justin Berstler
Matt Meier	Jeff Eskew	Sean Dowell
Chris Montesi	Brian Barlow	Sami Taweel
	Holly Stoyle	

TEAMS THAT WON THEIR REGULAR SEASON TITLE (but not tournament) !!!!!!

"A" Division - ***Lunatic Fringe***

Keith Moats (c)	Steve Hoffmann	Jim Budelman
Mike Seward	Bob Terry	Don Butman
J.D. Dixon		Jim Davis

"C" Division - ***Modena Cartel***

Kyle Teeter	Jeffery Hunter	Tony Polston
Barron Aldridge (c)	Mike Hall	Tommy Gelhar
Brian Kirkpatrick		Craig Kirkpatrick

"E" Division - ***Kozmic Debris***

Anthony Martin (c)	Anton Johnston	Heather Thomas
Kent Thomas	Russell Bowen	Paul Hansen
Fred Flowers	Jeff Wenhart	Chris Meacham

"F" Division - ***One Armed Bandits***

Sven Johnson (c)	Lyman Kiser	Rob Henson
Shane Richardson	Jeff Dopko	Chris Bonaparte
Greg Kempf	Mike Weingarten	Walter Taylor

For those who are new or simply were not aware of it: fast games, high ins and high outs in the tournament do not win awards unless they are perfect shots (170s) or games.

TOURNAMENT!!! TROPHY DART AWARDS

9 Marks

Todd Lewis	Get the Point "33"	5/4
Richard Oakley	Last Minute Again	5/4
Sid Mitchell	The Replacements	5/11
Matt Varnadoe	Dodge Darts	5/11
Tom Brown	The Elements of Style	5/18
Robbie Phillips	The Elements of Style	5/18
Jason Thomas	The Replacements	5/18

Ton-80s

Keith Shearin	Excalibur	5/4
Wil Tan	The Elements of Style	5/18

(this one was in the clinching 501 set of the "A" division final - doesn't get much more clutch than that…)

6-Bulls, Ton-70-Ins, Ton-70-Outs

(none reported)

Interesting comment overheard by… me!

Immediately after the 301 set that my teammate Robbie Phillips threw that is listed in the box immediately below this one, a teammate of Robbie's opponent had this to say to the quickly vanquished darter: "Oh man, that was close. They got lucky that you gave him that one."

Oh, come on! Gave him that one?! He threw 27 darts in the entire set… counting the flippin' diddles! Gave it to him…

OTHER TOURNAMENT HOT DARTS

(Sorry, no award for these, but they're still good shots)

Mike Seward	Lunatic Fringe	130-In
Eric Bonar	Gravy Suckin' Pigs	110-In
Tom Brown	The Elements of Style	105-In
Wil Tan	The Elements of Style	107-Out
Jason Kilts	The Elements of Style	12-dart 301
Robbie Phillips	The Elements of Style	12-dart 301 & 13-dart 301 (same set)

(…and no, I don't include an all-star list for the tournament because any fool can throw a bunch of all-stars when he or she is playing two-out-of-three singles cricket sets…)

FINAL REGULAR SEASON TROPHY DART AWARDS

High In (301 only)

Tim Koen	**Ton-64**
The Misfits	3/9

High Out (301, 501, and 1001)

Mark Knight	**Ton-58**
The Elements of Style	4/20

Fast Singles 301

Jim Budelman	**9 darts**
Lunatic Fringe	2/23

Fast Singles Cricket

Mike Reynolds	**15 darts**
Tailgaters	4/20

Fast Doubles Cricket

Robbie Phillips & Wil Tan	**20 darts**
The Elements of Style	3/23

Fast Doubles 501

J.D. Dixon & Steve Hoffmann	**14 darts**
Lunatic Fringe	3/23

9 Marks

Jeffery Hunter **(2)**	Modena Cartel	3/9, 3/16
Jason Thomas **(2)**	The Replacements	3/9, 3/30
Maryjane Bradshaw	Fire-It-Up	3/23
Rick Bradshaw	Get the Point "33"	2/16
Tom Brown	The Elements of Style	3/9
Dave Buckman	Cheap Shots	3/2
Don Butman	Lunatic Fringe	2/23
Jim Davis	Lunatic Fringe	3/2
J.D. Dixon	Lunatic Fringe	2/2
Jeff Dopko	One Armed Bandits	4/20
Brian Gaertner	Hammer Heads	3/9
Ron Hendricks	Starving Dartists	4/6
Jim Hunsberger	Got Pepsi?	3/23
Sean Jarvah	Coral Reefers	4/6
Doug Jeffcoat	Dodge Darts	4/27
John Jenkins	Get the Point "33"	3/23
Timmy King	The Replacements	3/16
Charles Lawley	Get Over It	4/6
John Murdaugh	Dazed & Confused	4/13
Jerry Oakley	Last Minute Again	1/26
Robbie Phillips	The Elements of Style	2/23
Somchai Samaluk	Deadstroke	4/13
Lee Scott	Last Minute Again	1/26
Mark Snyder	Horsemen	4/13
Wil Tan	The Elements of Style	2/2
J.J. Tant	Tailgaters	3/9
Kyle Teeter	Modena Cartel	2/2
Wes Vaux	Cheap Shots	4/6
Keith Wall	The Elements of Style	4/6
Tom Wiegand	We Need All These	2/9

Ton-80s

Frank Allison	Bubba's Garage	2/16
Justin Berstler	Mojo's Jerksquad	4/13
Eric Bonar	Gravy Suckin' Pigs	1/26
Jim Budelman	Lunatic Fringe	2/23
J.D. Dixon	Lunatic Fringe	4/27
Steve Grogan	Cheap Shots	3/2
John Howell	Starving Dartists	2/23
Mark Knight	The Elements of Style	2/23
Timothy Lane	Gravy Suckin' Pigs	3/30
Sean O'Brien	Gravy Suckin' Pigs	4/6
Tim Vann	Excalibur	3/30
Matt Varnadoe	Dodge Darts	3/23
Jason Walters	Got Pepsi?	4/13

6 Bulls

Sean O'Brien	Gravy Suckin' Pigs	3/23
Jerry Oakley	Last Minute Again	3/30

Spring 2005 RDL Individual Season-Long Awards

SINGLES WIN PERCENTAGE

		W	L	%-age
"A" Division				
Tom Brown	A1/ The Elements of Style	19	2	0.905
"B" Division				
Luey Santas	B5/ Get the Point "33"	19	3	0.864
"C" Division				
Mike Hall	C3/ Modena Cartel	21	3	0.875
"D" Division				
Tony Alcon	D3/ Chupacabras	17	4	0.810
"E" Division				
Mike Reynolds	E6/ Tailgaters	26	0	1.000
"F" Division				
Lyman Kiser	F2/ One Armed Bandits	19	2	0.905
Women's Records - "A" Division				
[No women in A satisfied the minimum number of games played and the RDL rule requiring a win percentage of 0.400 or higher.]				
Women's Records - "B" Division				
Connie Austin	B5/ Get the Point "33"	12	7	0.632
Women's Records - "C" Division				
Tami Brown	C7/ Got Pepsi?	9	10	0.474
Women's Records - "D" Division				
[No women in D satisfied the minimum number of games played and the RDL rule requiring a win percentage of 0.400 or higher.]				
Women's Records - "E" Division				
Barbara Cotton	E1/ Meet the Fockers!	15	11	0.577
Aimee Gevedon	E1/ Meet the Fockers!	15	11	0.577
Women's Records - "F" Division				
Cathy Moeschet	F3/ Quackers & Beer	18	13	0.581

ALL-STAR PERCENTAGE

		ASPs	TGP	%-age
"A" Division				
Mike Seward	A2/ Lunatic Fringe	87.5	48	1.823
"B" Division				
John Jenkins	B5/ Get the Point "33"	69.0	50	1.380
"C" Division				
Mike Hall	C3/ Modena Cartel	63.0	52	1.212
"D" Division				
Tony Alcon	D3/ Chupacabras	38.0	44	0.864
"E" Division				
Mike Reynolds	E6/ Tailgaters	47.0	54	0.870
"F" Division				
Justin Berstler	F8/ Mojo's Jerksquad	35.0	50	0.700
Women's Records - "A" Division				
Deb Blackwelder	A8/ Dazed & Confused	18.0	48	0.375
Women's Records - "B" Division				
Jan Austin	B5/ Get the Point "33"	18.0	43	0.419
Women's Records - "C" Division				
Tami Brown	C7/ Got Pepsi?	21.5	37	0.581
Women's Records - "D" Division				
Maryjane Bradshaw	D6/ Fire-It-Up	11.5	51	0.225
Women's Records - "E" Division				
Barbara Cotton	E1/ Meet the Fockers!	23.0	52	0.442
Women's Records - "F" Division				
Hope Hamlett	F7/ Money Shot	17.0	54	0.315

THE PLAYERS WHO *BEAT* THE SINGLES %-AGE WINNERS

Who beat Tom Brown of The Elements of Style?
in 301: Lee Scott (wk.6). in cricket: Jim Davis (wk.7).

Who beat Luey Santas of Get the Point "33"?
in 301: Mike Johnson (wk.7). [Might want to avoid Mike J.…]
in cricket: Mike Johnson (wk.7), Keith Shearin (wk.10).

Who beat Mike Hall of Modena Cartel?
in 301: Eric Hines (wk.2), Brian Coleman (wk.8), Jim Hunsberger (wk.9).
in cricket: (none).

Who beat Tony Alcon of Chupacabras?
in 301: Kevin Scott (wk.1), Jim Lewis (wk.2), Billy Mitchell (wk.4), Ed Gibson (wk.6). [Sort of a rough 301 start to the season…]
in cricket: (none).

Who beat Mike Reynolds of Tailgaters?
in 301: (none). in cricket: (none). That's right… **nobody**!!

Who beat Lyman Kiser of One Armed Bandits?
in 301: Jeff Eskew (wk.3), Lauralee Johnson (wk.14).
in cricket: (none).

[Only listing the 'defeaters' of the top couple women's award winners…]

Who beat Connie Austin of Get the Point "33"?
in 301: Marc Shown (wk.5), Kris Giberson (wk.6), Dave Johnson (wk.7), Dave Johson *again* (wk.14).
in ckt: Phil Simpson (wk.4), Marc Shown (wk.5), Brian Howard (wk.13).

Who beat Tami Brown of Got Pepsi?
in 301: Kellee Enos (wk.1), Felipe Wilkie (wk.7), Denny Williams (wk.11), Mike Kendall (wk.14).
in cricket: Jeffery Hunter (wk.2), Pete DuFraine (wk.8), Jeffery Hunter *again* (wk.9), Mitch Kenney (wk.10), Brian Coleman (wk.12), Charles Parker (wk.13).

THIS SEASON'S TIEBREAKERS

Well, I would have to say that this might be the fewest number of 1001 legs we've had in a single season in at least a decade. Six divisions, no byes, and we had only 19 total tiebreakers leaguewide (and NONE in the divisional tournaments!). There were 2 tiebreakers in A, 2 in B (the same two teams each time), 5 in C, only 1 in D, 5 in E, and 4 in F division. 10 teams played two tiebreakers each, but only ONE team played as many as three extra legs. So, sort of by default, that makes the **Coral Reefers** the cardiac kids for this season. The Reefers were the only team to win two tiebreakers (they went 2-1), and three teams each went 0-2 (Got Pepsi?, Armed and Dangerous, Damn Yankees!). Sort of uneventful in the 1001 department, for the most part. Ho hum…

SPRING 2005 PENALTY SUMMARY

I'm going to start this item by doing exactly one thing: congratulating this season's captains! This might be a new league record low in terms of penalty number and penalty points assessed. Coming on the heels of seasons with 21 penalties for 215 points and then 40 penalties for 317 points, we only had **16** penalties for a grand total of **124** points this season!! Granted, we had no election ballots and no preseason meeting (not an election season, and then bad weather), but those totals are still flippin' awesome. We had 4 mail penalties (for 64 total points), 5 phone penalties (for 25 total points), and 7 fifth week meeting penalties (for 35 totals points). [In addition, we had two teams forfeit themselves into disqualification. While those aren't technically 'penalties', those surely are some of the harshest consequences for a team in a while.]

Only F division had more than two penalties or lost more than 16 points as a group. Plus, F division had the only team that lost any spots in the standings due to a penalty: **Stunn 'Em**, whose 5 points cost them 7th.

WHERE WE PLAY

After Hours **552-4131**
7608 Purfoy Road Fuquay-Varina
-in front of Comfort Inn, near Sunset Lake/401 inter.

Babineau's **467-5411**
1102 Buck Jones Rd toward Cary
-nearly across from Crossroads Ford dealership

Blinco's **790-3882**
5009 Falls of the Neuse Road N. Raleigh
-in Quail Corners Shopping Center

The Capital Room **833-1722**
109 N. Salisbury Street Raleigh
-across fr. Sir Walter Raleigh statue, near Morgan/Salisbury

Champions Billiards **833-8337**
2109-152 Avent Ferry Road Raleigh
-in Mission Valley Shopping Center

Dive Bar of Raleigh **832-9363**
3 Glenwood Avenue Raleigh
-note: bar doesn't open until 8 pm on normal nights...

Fat Daddy's **787-3773**
6201 Glenwood Avenue Raleigh
-next to the Golden Corral and the Hampton Inn

Harrison's Bar and Grill **481-2442**
301-C N. Harrison Avenue Cary
-under Pure Gold, betw. Chatham St. & 54 @ RR tracks

Mac's Tavern **467-4114**
1014 Ryan Road Cary
-behind Burger King in Village Market Spg. Ctr.

Mojo's Pub **387-3500**
1400 Vision Drive Apex
-next to Southern States Nissan, near Hwys 55 & 64

Murphy's Pub **859-5411**
401 Asheville Avenue, Suite 109 Cary
-corner of Tryon and Asheville, next to Jiffy Lube

Overtime Sports Pub **255-9556**
1030-149 N. Rogers Lane Raleigh
-corner of Rogers Ln/US-64, at end of Food Lion strip mall

Players Retreat **755-9589**
105 Oberlin Road near NCSU
-at corner of Oberlin Rd. & Hillsborough St.

The Pub **872-1414**
2913 Brentwood Road N. Raleigh
-in Davis Square Shopping Ctr. near Capital Blvd.

Rack'M Up West **851-9006**
5563 Western Boulevard W. Raleigh
-at inter. with Buck Jones Rd. in Plaza West Shp. Ctr.

Ri-Ra Irish Pub **833-5535**
126 N. West Street Raleigh
-corner of West and Jones Streets, in Powerhouse Square

Scooters **954-2171**
1911 Sego Court N. Raleigh
-near corner of Atlantic & Millbrook, behind Batteries Plus

Sharky's Place **783-5448**
5800 Duraleigh Road NW Raleigh
-in the Yuppie Center near US 70 intersection

Snooker's-RW **828-7665**
3520 Wade Avenue NW Raleigh
-in Ridgewood Shopping Center

Sports Page **266-3130**
835 North Smithfield Road Knightdale
-turn right at light past Walmart in K'dale, then 2nd driveway

Tailgaters **872-2827**
2645-A East Millbrook Road N. Raleigh
-about half a mile west of US-1

The Upper Deck (Cary) **460-9977**
329 N. Harrison Avenue Cary
-near intersection. of N. Harrison & Hwy. 54

Upper Deck Profile **833-4527**
625 E. Whitaker Mill Road Raleigh
-near intersection of Whitaker Mill & Wake Forest Rd.

Varina Sports Bar **552-0081**
213 Fayetteville Street Fuquay-Varina
-across from Stevens Hardware

Woody's Sports Tavern & Grill **380-7737**
8322 Chapel Hill Road Cary
-between N. Harrison and Reedy Creek Road

FALL 2005 RDL SEASON INFORMATION

These dates (or at least some of them) are on page 8, as well as on pages 1 and 36, but I am putting them in many locations because they might be the most important thing for you in this newsletter.

Wednesday, July 20th - Fall season registration, site TBA
Monday, July 25th - Preseason RDL Board meeting
Wednesday, July 27th - RDL-sponsored blind draw (not definite)
Wed., Aug. 3rd - Preseason capts.' mtg./packet pickup, site TBA
Wednesday, August 10th - Start of Fall season match play
Monday, September 12th - Fifth week captains' meeting, site TBA
Wed., Nov. 16/30, Dec. 7 - Fall season divisional tournaments
Saturday, December 10 - Fall season banquet

ANOTHER LOCAL LEAGUE FOR THE SUMMER?

Well, it's time for a handful of Wednesdays off from league play. If you simply need some Wednesday darts, then you may want to check out the new summer blind draws at The Upper Deck (see pg. 35). But if you just need a little more structure in your darting endeavors, then maybe you need to add a different league over the summer. Well, if that's the case, then lucky you! The Tobacco Road Dart League has its registration just one week from now (see page 35 again)! The TRDL uses a 4-person list, with a roster size of 4-6 people. Dues is $20/player, and is due at registration (a week from Monday). For more information, see page 35. For even more information, call me (Jason Kilts) at 477-0684, and I'll get you in touch with somebody of importance with the TRDL. Come on over and sign up, and we'll toss a few together (and maybe toss back a few too) - I always slap together a team for the summer.

CONGRATS TO THE RECENT TRDL WINNERS

While we're talking about TRDL… congratulations to the RDL's own **Deborah Blackwelder** (of Dazed & Confused here in RDL), who teamed up with former RDL members Nicole Hatch and Ed Grubb (and also David Page and Wesley Winston) to claim the recent Spring season championship. Very nice…

Normally, this item would be included on the calendar page (flip this page over), but that page was getting a little crowded…

SEASON-LONG TROPHY DART MINIMUM GAMES PLAYED REQUIREMENTS

In order to be eligible for all-star point %-age and singles win %-age awards, you must play in at least 66% of the total projected games this season:

for "A" div., 1 team in C div., and 4 teams in D div.
(different minimums based on forfeits):
ASP average: 32:**A**1/6; 35:**A**2/3/4/7/8,**C**6,**D**1/3/6/7; 37:**A**5
Sngls win %-age: 16:**A**1/6; 18:**A**2/3/4/7/8,**C**6,**D**1/3/6/7; 19:**A**5

for all other teams/divisions:
All-star pt. %-age: min. of 37 Total Games Played
Singles win %-age: min. of 19 Singles Games Played

RDL WEBSITE - *NEW FORMAT!*

www.raleighdartleague.org

Questions? Submissions?: barry@netified.com (Barry Barker)

HOW TO REACH US

RDL VoiceMail

(919) 990-1218

Mail Scoresheets to:

Jason Kilts - RDL Statistician

2811 Duke Homestead Road, Durham, NC 27705

Scoresheet FAX available at:

(253)-660-4966 - email me for confirmation of receipt!

New Member Fees and Newsletter Fees:

Mark Wackerman, 110 Ridge Lake Drive, Apex, NC 27539

Nomination and Election Ballots:

Julie Payne, 712 Homestead Park Drive, Apex, NC 27502

Grievances/Complaints/Rules Suggestions:

Heather Thomas, 206 Shoals Lane, Garner, NC 27529

All Other RDL Correspondence to:

(The P.O. Box wasn't worth the cost, so just send any other stuff to Jason for the time being.)

2005 Board of Directors

President	Barry Barker	338-1501
	email: barry@netified.com	
Vice President	Rick DeMattos	676-4432
	email: rickdemattos@yahoo.com	
Secretary	Barbara Cotton	210-0020
	email: bjcotton69@hotmail.com	
Treasurer	Mark Wackerman	303-8917
	email: wackermanm@bek.com	
Membership	Julie Payne	210-9781
	email: jpayne2@nc.rr.com	
Rules/Grievances	Heather Thomas	773-7190
	email: Heather.Thomas@ncmail.net	
External Orgs.	Kevin Coyne	961-8303
	email: krcoyne@mindspring.com	

League Statistician/Editor

Jason Kilts 990-1218

email: kilts001@mc.duke.edu or jdkilts@yahoo.com

"HOT DARTS" CALL-IN GUIDELINES

Here are the guidelines you should use when deciding what you should use as your minimum number of all-star points for reporting when you call in your scores.

"A" Division = 4.5 or more ASPs

"B" Div. = 4.0 or more ASPs; "C" Div. = 3.5 or more ASPs

"D" and "E" Divisions = 3.0 or more ASPs

"F" Division = 2.5 or more ASPs

Also, call in any fast games, high ins, high outs, or other amazing feats that you think warrant a little recognition (e.g., Ins & Outs higher than a Ton, 24-dart cricket games, 15-dart 301s, 24-dart 501s, 5-Bulls+, etc.).

CALENDAR OF EVENTS

Mon., May 30 7:00-9:00 p.m.	**Tobacco Road Dart League Registration** Summer Season, Arnie's Place (play starts 6/6)
June 3-5	**Bull City Classic**, (ADO), $5180+; The Upper Deck, Cary (460-9977); Info: Debra Parker 601-2268 or 554-8099 (tourn. coordinator)
Mon., June 6	**RDL Board Mtg.** - open to league members
June 10-12	**Washington Area Open**, (ADO), $10,000; Days Hotel Dulles, Herndon, VA; Info.: 703-723-5100, tournaments@wadadarts.com
Sat., June 18	**North Carolina City Dart League & Ladies' Cup** - Morehead City @ Raleigh (NCCDL only), Cap. Area @ Wilmington, Ch.Hill @ Fuquay-Varina (NCCDL only), Durham @ Jacksonville
June 24-26	**Piedmont Dart Shootout IV**, (ADO), $2500; Breaktime Billards, Winston-Salem; Info.: Phil Ellis, 336-789-0213 (tourn. coordinator)
Wed., July 20 7:30-9:00 p.m.	**Fall 2005 RDL Registration** - site yet to be determined
Mon., July 25	**RDL Board Mtg.** - open to league members
Sat., July 30	**North Carolina City Dart League & Ladies' Cup** - Raleigh @ Chapel Hill (NCCDL only), Jacksonville @ Cap. Area, Fuquay-Var. @ M. City (NCCDL only), Durham @ Wilmington
Wed., Aug. 3 7:30 p.m.	**Fall 2005 RDL Preseason Captains' Mtg.** site yet to be determined
Wed., Aug. 10	**Fall 2005 RDL - Start of match play**
Wed., Sep. 12 7:30 p.m.	**Fall 2005 RDL Fifth Week Captains' Mtg.** end of roster additions/replacements (This is also the date of the RDL Board Mtg.)
Oct. 7-9	**2005 North Carolina State Championships** American Legion Post 53, Greensboro

Other Local Weekly Leagues

Mondays	***Tobacco Road Dart League*** , Durham
Tuesdays	***Bull City Dart League*** , Durham
Thursdays	***Triangle Dart League*** , Chapel Hill
various days	***Capital Area Dart Club*** , Raleigh/Cary/RTP

Weekly Blind Draws

Over the past few years, weekly blind draws have come and weekly blind draws have gone. If any of these folds or if any others start up, please let me know and I will make the change to the list here in the Tons of Newsletter.

In all cases, I recommend calling ahead to the bar just to make sure that you aren't making a pointless trip…

Friday	**Upper Deck**, 8:00 p.m. (460-9977) (Upper Deck matches the pot!)
Sunday	**Upper Deck**, 8:00 p.m. (460-9977) (Upper Deck matches the pot!)
Monday	**Varina Sports Bar**, 8:00 p.m. sharp! (552-0081) (Varina Sports Bar matches the pot!)

PENALTY LOG

Here are all the penalties assessed this season. Think the point math in your division doesn't quite add up? Check here to see who lost what when. **Fifth week captains' meeting (5 pts.)**: Here for the Beer (A), Grateful Darts (B), It Ain't A Thing (D), Stunn 'Em (F), Coral Reefers (F), Overtime Outlaws (F), Money Shot (F). **Phone (5 pts.):** Last Minute Again (A,wk.14), Get the Point "33" (B,wk.5), Hammer Heads (C,wk.10), Dynamic Darts (D,wk.1), Money Shot (F,wk.5).
Mail (16 pts.): Damn Yankees! (E,wk.5), Coral Reefers (F,wk.7), Overtime Outlaws (F,wk.10), Money Shot (F,wk.7).
Three Forfeits (team disqualification): Here for the Beer (A, effective wk.9), It Ain't A Thing (D, effective wk.14).

THE SEVENTEENTH SEMI-ANNUAL EDITION OF : JK'S DIVISIONAL ALL-STAR TEAM PICKS

(Players within each division are listed alphabetically) (Players are chosen any way I damn well please - not purely by the numbers!)
(This is not purely my own guesses at who is simply the best thrower, but also who is important to their team, who is good in the clutch, etc.)

Divisional MVPs

A Division	Tom Brown	The Elements of Style	D Division	J.J. Yoneoka	Travelin' Beer Bellies
B Division	David Simpson	Get the Point "33"	E Division	Mike Reynolds	Tailgaters
C Division	Mike Hall	Modena Cartel	F Division	Justin Berstler	Mojo's Jerksquad

All of RDL -- Mike Reynolds -- Tailgaters

"A" Division

Tom Brown	Elements of Style	Top A winner is perennial all-star.
Don Butman	Lunatic Fringe	Absence in wk14 certainly hurt Fringe.
Jim Davis	Lunatic Fringe	New addition was clearly a great fit.
Doug Jeffcoat	Dodge Darts	Was dependable AND won a bunch.
Mark Knight	Elements of Style	Took down top opponents all season.
Mike Seward	Lunatic Fringe	Best in RDL this season… after 301…
Wil Tan	Elements of Style	Unorthodox. Successful. Lovin' it.
Bob Terry	Lunatic Fringe	Season after season, more great darts.

"B" Division

Matthew Copple	Nine Lives	Needs dbls help, we'll list him in sngls.
Pat Crowley	Wireless	Different division, same pile of wins.
J.P. Evans	Wireless	Drop from A division was short-lived.
John Jenkins	Get the Point "33"	"A" thrower finally headed back up.
Mike McDonald	Wireless	Top shot for only undefeated team.
Luey Santas	Get the Point "33"	Doubles moderate, but singles great.
David Simpson	Get the Point "33"	Got HALF of his team's doubles wins.
Bo Sosa	Nine Lives	Evidently sort of a SnglsCkt specialist.

"C" Division

Paul Beaudoin	Armed & Dangerou	Week 14 singles stumble was tough.
Brian Coleman	The Replacements	So we sit him out of 301… big whoop.
Tommy Gelhar	Modena Cartel	Four sets w/ double-digit wins. Yikes.
Mike Hall	Modena Cartel	Won, delivered in clutch, etc., etc.
Jim Hunsberger	Got Pepsi?	Booming singles covers 0.500 doubles.
Timmy King	The Replacements	25-1 in 301 and DCkt is awesome.
Kenny Persson	Armed & Dangerou	Killer in singles needs a dbls partner.
Jason Thomas	The Replacements	Now Mr. Perfect Throw and Mr. Mug.

"D" Division

Tony Alcon	Chupacabras	Look at that Singles Cricket record…
Barry Jackson	Dynamic Darts	Jackson/Winters simply dominated.
Duncan Kerr	Da Bulls	Top winner for division runners-up.
Jim Lewis	Dynamic Darts	This team was just deep. All good.
Billy Mitchell	3 Legged Dog	10+ wins in first three sets. Strong.
Bill White	Da Bulls	Not his best season, but still decent.
Tom Winters	Dynamic Darts	Winters/Jackson simply dominated.
J.J. Yoneoka	Travelin' Beer Belli	Nobody means more to his team in D.

"E" Division

Tom Bleakley	Tres Equis	Not crushing. Just solid all the way.
Russell Bowen	Kozmic Debris	Division Iron Man won a whole bunch.
Paul Hansen	Kozmic Debris	If only he could be there every week.
William McEwen	The Misfits	Good captain was 12-1 in 501. Clutch.
Chris Pilo	Deadstroke	Slipped across sets, but hit the big out.
Mike Reynolds	Tailgaters	Maybe the definition of a "gimme".
J.J. Tant	Tailgaters	Top support for the Reynolds-ator.
Jeff Wenhart	Kozmic Debris	Great re-addition for division winners.

"F" Division

Justin Berstler	Mojo's Jerksquad	Rookie kicked some serious a**.
Dan Clark	Overtime Outlaws	How is he 20-8 in sngls, 12-17 in dbls?
Jeff Dopko	One Armed Bandits	Solid record across the boards.
Jody Jordan	Stunn 'Em	Big stick led serious hot streak at end.
Lyman Kiser	One Armed Bandits	Winningest player on winningest team.
David Martin	Quackers & Beer	501 stinks, but the rest is just super.
Walter Taylor	One Armed Bandits	33-6 in final three sets is impressive.
Nate Wade	Coral Reefers	Annual all-star… but 1-6 in 301?!

QUICK STAT TIDBITS

-The **Quadruple Double Award** winners (double-digit wins in all 4 sections): Holy cow, after a relative dearth of winners in this category, this season we had THREE players chalk up the quadruple double. This season's big winners were: **Tommy Gelhar** of Modena Cartel in C division, **Russell Bowen** of Kozmic Debris in E division, and **Mike Reynolds** of Tailgaters in E division. Amazingly, all three of these guys had at least three sections with 11+ wins, and Reynolds actually had three sections with 12+ wins! Close behind these guys were 4 players that achieved 9+ wins in all 4 sets, and 9 more players that achieved 10+ wins in 3 of the 4 sets. Probably the most impressive of these honorable mentions were *Mike Seward* and *Doug Jeffcoat* in A division, and *Mike Hall* in C division, all of whom achieved not only three sets of 10 wins, but rather three sets of 11+ wins.

-**IronMan/Woman Award**: After a handful of seasons in a row with at least one player tossing 70 or 80 games, this season we toned it back. A lot. I guess no teams really showed up shorthanded week after week (well, other than those who forfeited their way out of the season, that is). So, our Iron Man this season is **Eric Emerton** of Have Darts, Will Travel in D division, with a modest **62** games played. Decent, but nothing monumental. Other division leaders were: *Jeff Dahulich* of Dodge Darts in A with 57 games, *Tony Keller* of Horsemen in B with 59 games, *Kenny Persson* of Armed and Dangerous in C with 58 games, *Russell Bowen* of Kozmic Debris and *Pete Cullis* of The Misfits in E with 60 games, and *Bob Carawon* of Quackers & Beer in F with 61 games.

-The **Team Attendance Award** winners: This award isn't dead, but it's not all that lively either. Teams just don't show up with the same people week after week like they used to… Anyway, we had several teams that were pretty close to being all Joe Dependables. The best would have to be *The Misfits* in E division (6 of their players played 54-60 games each). Next would be the *Chupacabras* in D division (all 8 players with 33-44 games each). Honorable mentions go to: *Lunatic Fringe* in A (7 players with 41-52 games), *Get the Point "33"* in B (7 of their players with 42-56 games), *Got Pepsi?* in C (8 of their players with 34-47 games), and *Overtime Outlaws* in F (with 6 of their 7 players with 47-59 games each).

MY SEASON, TOURNEY & PRESEASON PREDICTION RESULTS

Oh man, I'm getting to be pretty decent at this! I've been over 77% for two seasons in a row now. Not too bad if you ask me. Anytime I'm getting more than three-fourths of the match predictions correct, I think that's good. I said that last season, and I still think it's true. And if you look at my sets of preseason picks, I absolutely OWNED you guys. And my tournament set of picks didn't really suck either…

In the regular season weekly predictions, I was over 0.500 with all but two teams (see page 10). And for both of those 'problem' teams, I was right at 0.500, getting the week 14 pick wrong for each of them (dangit, I could have so easily had a winning record with everybody!). As for the divisions, F was by far the most difficult (only 66% right), an A division was again the easiest (89% right) although not as good as last season.

In my preseason set of predictions, if the multi-forfeits and the Element's lone shorthanded match hadn't occurred, I would have hit EVERY one of the six division winners. And I would have had just about every team in every division slotted in nearly the EXACT spot where they finished. My few downfalls came by having too much confidence in We Need All These, The Fockers, and Get Over It. That might have been the best set of preseason picks that I've ever had. I'm very pleased with those…

As for the tournament picks, I batted 0.800 again, hitting 32 of the 40 picks. I picked 4 of the 6 tournament winners (A,B,D,E), and went 19-3 in the quarterfinals and 9-3 in the semifinals. And 2 of my 8 incorrect picks were ones where I had lost the team in the previous round, so if I picked each week individually once the pairings were known I once again could have increased my correct pick rate in the tournaments. Like I've said before though, where would the fun be in that?

JK'S TEAM-BY-TEAM, WEEK-BY-WEEK MATCH PREDICTION RESULTS

(I introduced this page three seasons ago, and it has become almost expected as a newsletter staple. Feast your eyes on the success...)

For several years, many of you have taken no greater pleasure in your weekly darting endeavors than to call the RDL VoiceMail and point out to me just how wrong I was in my prediction of your match result. On a related note, I have noticed that many of you seem to have relatively selective memories saving only the weeks when I was wrong. Further, many others of you regularly embellish your statistics of how often you fool me. It's not so easy to get away with those rambles anymore, however, as you can see below. Each W is a week when I picked your match correctly, and each L is one I picked incorrectly. Division totals are to the right of the team totals, weekly totals are at the bottom, and in the space between the 14 weeks and the team totals, the two 'o' symbols indicates the teams for which I was only 0.500 (stupid Yanks and Money Shot...), and exactly *zero* teams fooled me more often than not. [Even better than last season, which was a good one.]

	wk1	wk2	wk3	wk4	wk5	wk6	wk7	wk8	wk9	wk10	wk11	wk12	wk13	wk14		Right	Wrong	**Overall**	
A1/ The Elements of Style	fft	W	W	W	W	W	L	fft	W	W	W	W	W	L		10	2	77.57%	
A2/ Lunatic Fringe	W	W	W	W	W	W	L	W	W	W	W	fft	W	L		11	2	249	72
A3/ Dodge Darts	W	W	W	W	W	W	W	W	W	fft	W	W	W	W		13	0		
A4/ Last Minute Again	W	W	W	W	W	W	W	W	W	W	fft	W	W	W		13	0		
A5/ Here for the Beer	fft	W	W	W	W	W	fft	fft	fft	fft	fft	fft	fft	fft		5	0		
A6/ Cheap Shots	W	W	W	W	W	L	fft	W	W	W	W	W	L	fft		10	2	**A Division**	
A7/ Gravy Suckin' Pigs	W	W	W	W	W	W	W	W	W	W	W	W	fft	L		12	1	89.36%	
A8/ Dazed & Confused	W	W	W	W	W	L	W	W	fft	W	W	W	L	L		10	3	42	5
B1/ Nine Lives	W	L	W	L	W	W	L	L	W	L	W	W	W	W		9	5		
B2/ Bubba's Garage	W	W	L	W	W	W	L	W	W	W	W	L	L	W		10	4		
B3/ Excalibur	W	W	W	L	W	L	L	W	L	W	W	L	W	L		8	6		
B4/ Wireless	W	W	W	W	W	W	W	W	W	W	W	W	W	W		14	0		
B5/ Get the Point "33"	W	W	W	W	W	W	W	L	W	W	W	W	L	W		12	2		
B6/ Starving Dartists	W	L	L	W	W	L	L	W	W	W	W	W	W	L		9	5	**B Division**	
B7/ Grateful Darts	W	W	W	W	W	L	W	W	L	W	W	W	W	W		12	2	76.79%	
B8/ Horsemen	W	W	W	W	W	L	W	W	W	L	W	W	W	W		12	2	43	13
C1/ Hammer Heads	W	W	W	W	W	W	W	W	W	W	W	W	L	W		13	1		
C2/ Heroes In Trouble	W	L	W	L	W	W	W	L	W	W	W	L	fft	W		9	4		
C3/ Modena Cartel	W	W	W	W	W	W	W	L	W	W	W	W	W	W		13	1		
C4/ The Replacements	W	L	W	W	L	W	W	L	W	W	W	W	W	W		11	3		
C5/ UZMALL	L	W	W	W	W	W	W	W	L	W	W	L	W	W		11	3		
C6/ We Need All These	L	W	W	W	L	W	W	W	W	W	W	W	fft	W		11	2	**C Division**	
C7/ Got Pepsi?	W	W	W	W	L	W	W	L	W	W	W	W	L	W		11	3	81.82%	
C8/ Armed and Dangerous	W	W	W	L	L	W	W	W	L	W	W	W	W	W		11	3	45	10
D1/ Dynamic Darts	W	W	W	W	L	W	W	W	W	W	fft	W	L	W		11	2		
D2/ Travelin' Beer Bellies	W	W	W	W	W	W	W	W	W	L	W	W	L	W		12	2		
D3/ Chupacabras	W	W	L	W	W	W	L	W	W	fft	L	W	L	W		9	4		
D4/ Da Bulls	W	L	W	W	W	W	L	W	L	W	W	W	L	W		10	4		
D5/ 3 Legged Dog	W	L	W	W	L	L	W	W	L	L	L	W	w/h	W		7	6		
D6/ Fire-It-Up	W	W	W	W	W	L	W	W	L	W	W	W	fft	W		11	2	**D Division**	
D7/ Have Darts, Will Trave	W	W	W	W	W	L	W	W	L	W	W	W	w/h	fft		10	2	76.47%	
D8/ It Ain't A Thing	W	W	L	W	W	L	W	W	W	fft	fft	W	fft	fft		8	2	39	12
E1/ Meet the Fockers!	L	W	L	W	W	W	W	W	L	L	W	W	W	L		9	5		
E2/ Kozmic Debris	W	W	W	W	W	W	W	W	W	W	W	W	W	W		14	0		
E3/ Damn Yankees!	L	W	L	W	W	W	W	L	L	L	W	L	W	L	o	7	7		
E4/ Tres Equis	L	W	W	W	W	W	W	L	L	W	L	W	W	W		10	4		
E5/ Deadstroke	W	W	W	W	W	W	L	W	W	W	L	W	W	W		12	2		
E6/ Tailgaters	L	W	W	W	W	W	L	W	L	W	W	W	W	W		11	3	**E Division**	
E7/ The Misfits	W	W	W	W	W	W	W	W	L	W	W	L	W	L		11	3	76.79%	
E8/ Rif-Raf	W	W	W	W	W	W	W	W	L	W	W	W	W	L		12	2	43	13
F1/ Get Over It	L	L	L	W	L	W	W	W	W	W	W	L	L	W		8	6		
F2/ One Armed Bandits	W	W	W	W	W	W	W	W	W	W	W	L	W	W		13	1		
F3/ Quackers & Beer	W	W	W	W	W	W	W	W	W	L	W	L	L	L		10	4		
F4/ Stunn 'Em	W	W	L	W	W	W	W	W	W	L	W	L	L	L		9	5		
F5/ Coral Reefers	W	L	W	W	L	W	W	W	W	L	W	W	W	L		10	4		
F6/ Overtime Outlaws	W	L	L	W	W	W	L	W	W	W	W	L	L	L		8	6	**F Division**	
F7/ Money Shot	W	W	L	W	L	W	L	W	W	L	W	L	L	L	o	7	7	66.07%	
F8/ Mojo's Jerksquad	L	L	W	W	L	W	W	W	W	W	W	W	L	L		9	5	37	19
Right:	19	19	19	22	19	19	17	19	16	17	20	17	12	14					
Wrong:	4	5	5	2	5	5	6	4	7	5	2	6	8	8					
forfeited:	1						1	1	1	2	2	1	3	2					
withheld by request:													1						

You know, you should start planning now for the Fall season. It can be hard to track down teammates over the summer break, so start setting your roster plans now to avoid the headache later.

RESOLUTION OF TIED "F" STANDING

[Here is what I wrote in the week 15 / tournament Tons…]

When I took over the Tons, I asked the Board to clarify several Rules for the league. One of those was tiebreakers if teams have the same match record and point totals. In response to that, the Board included head-to-head matches and head-to-head points as the next tiebreakers. In the nine years since those rules were instituted, we had never had a tie for a position. Until now… Get Over It and Stunn 'Em finished with the same record and same point total, and beat each other by identical 14-10 scores. Under RDL Rules, they are now required to play a tiebreaker match prior to the tournament. Due to the short time available and to the fact that they aren't exactly fighting for a season title, they've been told they can decide it any way to which they both agree (play a match, flip a coin, go bowling, play Texas Hold 'Em, whatever). Just decide it in some fashion, then tell us who won.

[And now here was the resolution of the situation…]

After several phone calls to members of each of their teams, the two captains came to the realization that they would just not be able to get together to settle this tie in any competitive setting. So, they asked me to pick a criterion. It only made sense to me that we use team win percentage (singles+doubles). Based on that criterion, Get Over It was placed in 7th place with their 0.443 percentage and Stunn 'Em was placed in 8th with their 0.438 percentage. (And then BOTH of them nearly pulled off the big upsets in the quarterfinals - see page 3.)

RDL TROPHY MAKER

Several of you in the past couple years have asked me who makes the RDL awards. A few of you wanted to have a damaged award re-made, one wanted to order some awards for something else, and a couple others didn't share a reason and I didn't ask. Anyway, our trophy makers are Rhonda and Matt Everett, and they can be most easily reached via email at:

rhondaeverett@nc.rr.com
matteverett@nc.rr.com

VOLUNTEERS? ANYONE?

Every season I include an item like this one. Here is what the RDL Board can use help with almost every season:

Stanchion transport/setup at the banquet (they pay this person!)
Breakdown of the stanchions at the banquet
People to serve on the Rules Committee … and a bunch of
People to help plan/organize the banquet other little crap…

Ever really helped out before? No? Then it's probably your turn to get off your butt for a change… Find a Board member and volunteer now. They'll appreciate it, and your leaguemates will appreciate it.

DON'T FORGET - RDL PAYMENT INFORMATION

It's not news anymore. We don't take cash for registration, newsletter, etc. Don't show up with case at next season's registraion, or you are out of luck.

AND REMEMBER: DON'T BOUNCE A CHECK TO RDL - THAT WILL COST YOU AN EXTRA $20 FEE!

2005 RDL BOARD

Just so that everybody is up-to-date… Cathy Moeschet's recall as Membership Director was upheld. Julie Payne has switched over to the Membership position, and **Barbara Cotton** has graciously agreed to fill in as Secretary for now (see page 8).

KEITH GIBBS' RESPONSE TO TAMI BROWN ET AL.

[Remember when Tami Brown and others were picking on Keith Gibbs, because he was picking on people who were, basically… shorter than him. Well, it appears that Keith certainly does. His "corporation's" response:]

Announcement: Growth Clinic offered by The Raleigh Llama Health Spa! (a division of Dodge Darts Industries)

Attention: For years, growth enhancement experts have quietly helped others discover a newly found confidence and increased self-esteem with these little-known height increase secrets. Now you can use this information yourself. You will grow taller!

You will discover new, proven-to-be effective, heart-pounding techniques currently being applied by thousands of men, women, teenagers, and children all over the world! These techniques have the potential to make you grow taller which will change and improve your life!

This clinic will present physical, physiological, and psychological techniques and procedures that will allow you to grow taller, promote human growth as well as these other benefits:

== longer, stronger, flexible, and more supple spine
== thin and sculpted stomach and back
== enhanced ability to perform skilled movements
== increased mental and physical relaxation
== enhanced development of body awareness
== reduced risk of injury to joints, muscles, and tendons
== why tall people make more money
== enhanced physical fitness and sexual energy
== increased suppleness due to stimulation of the production of chemicals which lubricate connective tissues
== enhanced ability to learn and perform skilled movements
== reduced severity of painful menstruation (dysmenorrhea) in females

To put it clearly; You will grow taller; You will think clearly: You will be physically fit; You will have lots of energy; You will reduce the effects of aging; Your organs will function better; You will be able to enjoy your life!

Tallness is a subjective term, what one person might consider as tall may be considered short by someone else. Nevertheless the advantages that you will have by being taller are beneficial, in fact, they're ecstatic!

== Discover the five psychological advantages you will immediately have by being taller.
== Why being taller will get you more respect and how to benefit from this.
== The role of dominance and its relationship to height.
== Why you will receive so much more attention by being taller and how this contributes to better life opportunities. In fact, many clichés indirectly describe tallness, height, or stature as something that you should thrive for.
== How strength and height correlate and the benefits that this promotes.
== What 'survival of the fittest' really means today and how you can attract the opposite sex just by knowing this.

RANDOM THOUGHTS FROM JK

For several seasons now, this column has generated the most reader response, so here it is one more time…

--Kudos to Deadstroke and Tailgaters. They have found what is important in your nights out at a dart match. They aren't always the best throwers in the bar, and neither team even won their division's regular season title. But they have found such a fun and competitive balance between their teams that they have developed an enjoyable rivalry topped by no others in the league. It is to the point that both teams have left messages requesting that they not be split next season, regardless of whether that means they both go up or they both go down. They simply want to compete with each other again. And again. Commendable.

--Do you watch pro basketball at all? I don't watch a lot during the season, but I catch a bunch of the playoffs. And I think that I've found the two main reasons that I don't watch more than I do. Too much one-on-one play? Nope. Lack of defense? Nope. Maybe no desire to watch a bunch of complaining millionaires? Not even that. It's… Bill Walton and Steven A. Smith! Those guys are supposed to be experts/analysts/whatever, and the more I watch them, the more I think "they just talk louder and longer all the time in hopes that nobody refutes the crap they're talking". What a couple of morons those guys are. They are annoying, they speak their opinions as facts, and they are mostly illogical. And they're probably being paid ten times more than I'll ever make. Turns my stomach…

--Anybody here bank with BB&T? Ever use one of the "older" ATMs they have around? You know the ones - the ones that don't have the video screen with the woman pulling the cash from the machine, but rather have the basic two-color screen. If you look closely, you'll see that the computer programmers for BB&T slipped one past the higher-ups! On the image of the card on the screen showing you in which orientation you should have your ATM card for proper insertion, the name of the cardholder is Dick Mazzarella. Yes, that's right, the name is basically DickCheese!! They toyed with the spelling and all, but I'm still surprised that nobody caught that one when they were first set up. Beautiful.

--Time for me to toss in my two cents about using the "George Brett rule" for our game minimum requirements again. Decades ago, baseball adopted the "George Brett" rule when it was determined that he wasn't going to win the batting title because of a lack of at-bats, even though he would have won if *every* missing at-bat up to the minimum required was an out. == If we used that type of logic here in the RDL, awards might change hands and certainly people who don't show up on the leaders' lists all of a sudden would. == For example, let's look at the singles standings in E division. Paul Hansen is listed in 3rd at 16-3. His teammate Anton Johnston, however, does not appear on the list despite the fact that Anton was 16-2 (one game short of the minimum). If Anton had played up to the minimum (one more game), he would have been *no worse* than Paul's 16-3. But, he didn't have 19 games so he is unlisted, and Paul is listed because he played (and lost!) a 19th game. == Does anybody else see the lack of logic in that? Given ten minutes, I could show you a dozen more examples just like that in almost every division in almost every season. Anyway, there's my two cents… Well, actually after looking back up the column, that's more like my nine cents or so. But you've probably come to expect that, eh?

--Note to Julie, the new Membership Director: I was only half-kidding earlier this season when I was hinting about being the first A team to play Wireless next season. Test 'em early, I say… :o)

WHO DIDN'T PLAY?!

I didn't have room to run this in the tournament Tons this season, so I saved it for the banquet Tons. Here it is…

This has long been one of my favorite items - the one where I report which individual leaders sat out sets in the final week. Although we can never be certain of the reason that somebody sits out, I'm sure we all have our guesses, and knowing who to guess about is a lot of fun. Last season, we were even so lucky as to have a guy not only sit out, but he even called the Voice Mail and pre-warned me that he had done it. It's going to be tough to top that one (thanks, Steve…).

The only possible candidate this season was Tony Alcon of the Chupacabras. Tony sat out 301 for the first time since week 8. That didn't clinch the title for Tony, but it did leave him with only cricket to deal with, and Tony didn't lose a cricket all season (he was 4-4 in 301).

QUOTES THAT I SAVED

From Kevin Carter of Deadstroke (who seemingly has made it a habit of saying things that find their way into the Tons): "We may need to implement a performance-enhancing drug policy. No, not for steroids like Major League Baseball and the NFL, but for JaegerBombs and beer. The reason? PiloVick was blistered last night, and basically he was the one who won our match for us. He was sitting on an 80, the first dart he shot a double-20, the second dart he went at it again, and flew it just a little bit high. And then what ensued to the shock of both teams was something that I call the PiloVick Concentration Dance, where he was jumping about, spinning, throwing his arms, for about 30 seconds or so. And then he calmly stepped up to the line, composed himself, and sank another double-20 to win the match." [Well… ok, then… congratulations to Chris… I think… - JK]

From President Barry Barker of Rif-Raf, who clearly knows on which side his bread is buttered: "Jane decided to join us tonight as a spectator, so that's obviously why we won." [For those who don't know, Jane is Barry's better half… - JK]

From the back of a Misfits' scoresheet: "Pete & Karyn Cullis - undefeated in 501 when playing together" [This is wholly unconfirmed, primarily because I was too lazy to look it up, but that's pretty cool and impressive if it's true. Unless, of course, they've only played together once or twice… - JK]

From Deborah Blackwelder of Dazed & Confused: "Peanut butter and a vibrator!?!?" [Now why would anybody have ever said that? Because she misheard Tom Brown of The Elements of Style who was saying that two things were going together like "peanut butter and rye bread". Personally, I think Deb just heard what she wanted to hear, don't ya think? I suppose maybe congratulations to Bill might be in order… - JK]

RDL IN THE ADO

A couple of early-season congratulations to RDL members that are ranked in the most recent ADO national standings (as of April 6). **Amy Newman** and **Deb Parker** of (Not) Here for the Beer are 4th and 6th, respectively, in the country. Obviously, it's early in the year, but even only three months in, those are some right lofty rankings…

NOT TOO SHABBY…

In week 14, my team ended Fringe's undefeated season, in 1001. In a 41-dart game. I think that's pretty good. That's 73.2/turn!

2005 North Carolina City Dart League (NCCDL) & 2005 North Carolina Ladies' Cup (NCLC)

Divisional Team Standings, AND results of matches played on April 9 and May 7, AND matches scheduled for June 18 and July 30

NCCDL - East Division

		W	L	Pts.	
1	Durham (BCDL)	3	0	83	*
2	Wilmington (ACDA)	3	0	77	*
3	Raleigh (RDL)	3	1	87	
4	Fuquay-Varina (FVDO)	2	2	87	
5	Morehead City (CCDA)	1	2	55	*
6	Jacksonville (JDA)	1	3	66	
7	Capital Area (CADC)	1	3	47	
8	Chapel Hill (TDL)	0	3	36	*

NCCDL - West Division

		W	L	Pts.
1	Charlotte (QCDA)	3	0	67
2	Piedmont (PDA)	2	1	56
3	Boone (HCDA)	2	1	52
4	Asheville (WCDA)	2	2	101
5	Lake Norman (LNDA)	2	2	70
6	Burlington (BDO)	2	2	67
7	Pineville (BADA)	0	4	62

INTERDIVISIONAL PLAY

Wilmington	30	Burlington	8	Piedmont	26	*Capital Area*	12
Charlotte	21	*Morehead City*	17	Fuquay-Varina	23	*Pineville*	15
Raleigh	31	Boone	7	*Asheville*	34	Chapel Hill	4
Lake Norman	22	Jacksonville	16	BYE - Durham		*(home teams listed in italics)*	

INTRADIVISIONAL PLAY

Morehead City @ Durham - postponed to July

Wilmington @ Chapel Hill - postponed

Raleigh	21	*Jacksonville*	17
Fuquay-Varina	29	*Capital Area*	9

Matches scheduled for June 18:

Durham @ Jacksonville — Morehead City @ Raleigh

Cap. Area @ Wilmington — Ch.Hill @ Fuquay-Varina

Matches scheduled for July 30:

Durham @ Wilmington — Fuquay-Varina @ M.City

Raleigh @ Chapel Hill — Jacksonville @ Cap. Area

INTRADIVISIONAL PLAY

Burlington	20	Asheville	18
Boone	22	Lake Norman	16
Piedmont	24	Pineville	14
BYE - Charlotte		*(home teams listed in italics)*	

Matches scheduled for June 18:

Charlotte @ Boone — Pineville @ Asheville

Piedmont @ Burlington — BYE - Lake Norman

Matches scheduled for July 30:

Charlotte @ Pineville — Boone @ Asheville

Piedmont @ Lake Norman — BYE - Burlington

NCLC - East Division

		W	L	Pts.
1	Raleigh (RDL)	3	0	61
2	Jacksonville (JDA)	2	0	35
3	Fuquay-Varina (FVDO)	2	2	49
4	Wilmington (ACDA)	1	2	43
5	Capital Area (CADC)	1	2	36
6	Durham (BCDL)	0	3	32

NCLC - West Division

		W	L	Pts.
1	Charlotte (QCDA)	3	0	55
2	Asheville (WCDA)	2	1	42
3	Piedmont (PDA)	1	1	31
4	Lake Norman (LNDA)	1	2	40
5	Boone (HCDA)	0	2	14

INTERDIVISIONAL PLAY

Raleigh	22	Boone	6	Charlotte	17	*Wilmington*	11
Jacksonville	18	*Lake Norman*	10	*Asheville*	17	Durham	11
Piedmont	20	*Capital Area*	8	BYE - Fuquay-Varina		*(home teams listed in italics)*	

INTRADIVISIONAL PLAY

Raleigh @ Jacksonville - postponed to July 16

Fuquay-Varina	15	*Capital Area*	13

BYES - Wilmington, Durham

Matches scheduled for June 18:

Durham @ Jacksonville — BYES - Raleigh,

Cap. Area @ Wilmington — Fuquay-Varina

Matches scheduled for July 30:

Jacksonville @ Cap. Area — BYES - Raleigh,

Durham @ Wilmington — Fuquay-Varina

INTRADIVISIONAL PLAY

Lake Norman	20	*Boone*	8

BYES - Charlotte, Asheville, Piedmont

(home teams listed in italics)

Matches scheduled for June 18:

Charlotte @ Boone

BYE - Asheville, Piedmont, Lake Norman

Matches scheduled for July 30:

Boone @ Asheville

Piedmont @ Lake Norman — BYE - Charlotte

THE HISTORY OF JK'S SEASONAL ALL-STAR TEAMS - 17 SEASONS - PART I

(On this and the following page is some summary information from the divisional all-star teams that I have selected in this and the previous 16 seasons. See yourself in here anywhere?)

Each season I select my own personal 8-player all-star team for each division, as well as a lone divisional MVP, and a lone leaguewide MVP (except for one season when I named a pair of leaguewide co-MVPs). In general, it's obvious that players who win more often will be more likely to be selected for my all-star teams, but I admit that I take into account pretty much anything that I think is important (percentage of team's success, dependability, good captainship, buying me a beer, whatever…). While being picked by me doesn't really carry any real honor with it, I imagine that it is still pretty cool to be recognized in the season-ending issue of the Tons as being among the best in your division. That being said, here are some historical records of the teams that I have selected over the past 17 seasons. I hope you enjoy…

Listed below on this page are the 36 people that have been selected to one of my divisional all-star teams in 6 or more of the 17 seasons. Obviously, players in lower divisions are not competing against the same competition as those in higher divisions. But these teams aren't necessarily all about who the best 48-56 players in the entire league are - rather, they're just to recognize the players that excelled at whichever level their teams were.

[Key: letter represents the division for that player for that season, underline = div. MVP, italic/underline = leaguewide MVP]

	# of selections	# of divisional MVPs	# of leaguewide MVPs	Sp97	Fa97	Sp98	Fa98	Sp99	Fa99	Sp00	Fa00	Sp01	Fa01	Sp02	Fa02	Sp03	Fa03	Sp04	Fa04	Sp05
Brown, Tom	14	3	1	A	A	A	A	A		A		A	*A*		A	A	A	A	A	A
Crowley, Pat	13	5		B		C	C		C	B		C		C	D	D	D	D	C	B
Jenkins, John	11	4		A	C	B			D	C		B		C	B		B		C	B
Tan, Wil	11	3			A					A		A	A	A	A	A	A	A	A	A
Budelman, Jim	11	2	1	A	*A*	A		A	A	A	A	A	A	A			A			
Dixon, J.D.	10	2	2	*C*	B	A	A	A	A						*B*	A	A		A	
Wade, Nate	10	1					E	D		D	C	B	B				F	F	F	F
Winters, Tom	9	2	1									F	D	E	E	D	D	D	*D*	D
Simpson, David	9	2			B		D							C	D	D	C	B	C	B
Rube, Bob	9				E	E	E	F	F	F	E	D		D						
Kunttu, Kurt	8	3				A	A					D	D	C	C	B		B		
Taylor, Jeff	8	3										G	G	G	F	G	G	F	F	
Holland, William	8	2	1		D		D	*D*	D	E						D	C	C		
Eastmead, Phillip	8	2			B		B	A	B	A	A			A	A					
James, Bob	7	3			C			B			C	C	C		C	B				
Arensdorf, David	7	2	1							*F*	F	F	E	D	C		D			
Seward, Mike	7	2	1	B						B						A	*A*	A	A	A
Gillett, Galen	7	1	1			*E*	F						E		E	F	F	E		
Converse, Stan	7	1		E	E	E					G		G	G	F					
Hendricks, Ron	7	1			E	D					D	C			C	C		B		
Powell, Mark	7	1		E	E			F		F				D	C	C				
Witz, Steve	7	1				F		D			C	C	B				B		B	
Kerr, Duncan	7								G		F		F		E			E	E	D
Shown, Marc	7				E		D	D		D	D			D		C				
Terry, Bob	7						A						A	A		A		A	A	A
Thomas, Jason	7													F	F	E	E	D	D	C
Wall, Keith	7									A	A				A	A	A	A	A	
Pope, Joshua	6	2	1									*G*	F	F	E	E		D		
Feller, Keith	6	1		G	F	F		E	C	B										
Hall, Danny	6	1		F			F	F				D	E	E						
Hoyt, Chris	6	1					C		C	C	C	C		G						
Hunsberger, Jim	6	1					E	C					B			B		B		C
Oakley, Jerry	6	1		A	A		B		A		B					F				
Baldwin, Randy	6			B				E	E	D			C	B						
Smith, Allen	6			A	A	A	A	A	A											
White, Bill	6										F				E	F		E	E	D

THE HISTORY OF JK'S SEASONAL ALL-STAR TEAMS - 17 SEASONS - PART II

(On this and the previous page is some summary information from the divisional all-star teams that I have selected in this and the previous 16 seasons. See yourself in here anywhere?)

So the previous page gave you a list of the players that have made the team the most often… This page will give a few of the more noteworthy things I've noticed, as well as a list of every player that ever put on one of my teams more than once…

17 seasons (14 with 7 divisions, 3 with 6 divisions) = 116 divisions = 928 all-star team spots
That means that there have been 116 division MVPs, as well as 18 league MVPs (one season had co-MVPs).

358 different people have been named to an all-star team
1 person has made 14 teams, 1 has made 13 teams, and the rest are: 11 teams = 3 people, 10 = 2 people, 9 = 3 people, 8 = 4 people, 7 = 13 people, 6 = 9 people, 5 = 24 people, 4 = 27 people, 3 = 40 people, 2 = 65 people, and 1 = 166 people

82 people have been named the **division MVP**, with 24 of them earning that distinction more than once
Pat Crowley is the king of the divisional MVP title, having earned that title FIVE times

17 people have been named the **leaguewide MVP**, with **J.D. Dixon** being the only two-time leaguewide MVP

Longest streak in terms of seasons on an all-star team **= 9, Wil Tan**
Coincidentally, this streak is also the longest streak in A division AND the longest *current* streak in any division

39 people have secured a spot at least once in **RDL's "A" Division**, a pretty impressive feat if you ask me…
Those people, with the number of times on the A division team: **14 times** - Tom Brown, **11 times** - Wil Tan, Jim Budelman, **7 times** - Bob Terry, Keith Wall, J.D. Dixon, **6 times** - Allen Smith, **5 times** - Don Butman, Phillip Eastmead, Dale Hyler, Mike Seward, **3 times** - Jim Davis, Keith Gibbs, Steve Hoffmann, Doug Jeffcoat, Mark Knight, Tim Lane, Jerry Oakley, Billy West, Lee Whitehead, **2 times** - Robb Beeson, Stef Bogaerts, Mike Hall, Joe Kipping, Kurt Kunttu, Robbie Phillips, Brian Selby, **1 time** - Kevin Barton, Neal Bedworth, Todd Camplin, Joel Eason, Joe Gaglione, Bob Gargan, Chuck Greer, John Jenkins, Todd Lemons, Frank Telesz, Chris Wandscher, Steve Wilcenski

All 192 players that have been named to an all-star team at least two times (with number of teams)

Alcon, Tony	5	Delp, Paula	5	Hounsell, Bob	3	McCredie, Bob	3	Smith, Butch	3
Allen, Kenny	4	Denton, Fon	5	Hoyt, Chris	6	McDonald, Mike	2	Smith, Nicholas	2
Allison, Frank	3	Dixon, J.D.	10	Hunsberger, Jim	6	McFadden, Kevin	3	Smith, Sarge	2
Arensdorf, David	7	Doroshanko, Jim	4	Hyler, Dale	5	McNamara, Tim	3	Sosa, Bo	5
Austin, Connie	2	Dowling, Jack	2	Iager, John	4	McSorley, Paul	4	Stark, Keith	4
Baber, Todd	2	Downs, Aaron	3	Jackson, Barry	5	Mitchell, Billy	2	Stasko, Bill	5
Bacanskas, Andrew	2	Dwight, Mike	3	Jacobi, Paul	2	Morgan, Thom	2	Steinhauer, Bruce	2
Baldwin, Randy	6	Eason, Joel	3	James, Bob	7	Motley, Steve	2	Stevens, Joe	2
Barker, Barry	3	Eastmead, Phillip	8	Janosko, John	3	Murdaugh, John	4	Stewart, Shannon	2
Barton, Kevin	4	Elliott, Jeff	3	Jeffcoat, Doug	5	Ney, Scott	2	Tan, Wil	11
Beaudoin, Paul	4	Evans, J.P.	2	Jenkins, John	11	Oakley, Jerry	6	Taylor, Jeff	8
Beeson, Robb	3	Ewald, Dan	3	Johnson, Mike	2	Parker, Shannon	2	Teeter, Kyle	2
Benson, Will	4	Feller, Keith	6	Johnson, Patrick	5	Penny, Ron	4	Terry, Bob	7
Bogaerts, Stef	2	Fournier, Chris	3	Johnston, Anton	3	Persson, Kenny	4	Thomas, Jason	7
Bradshaw, Rick	2	Frame, Scott	2	Keleher, John	5	Phelps, Doug	3	Tighe, John	2
Britt, Jim	3	Gaglione, Joe	2	Keller, Tony	3	Phillips, Robbie	2	Tollerton, Steve	4
Brown, Phil	2	Gelhar, Tommy	4	Kerr, Duncan	7	Pilo, Chris	2	Vaux, Wes	2
Brown, Tom	14	Gibbs, Keith	5	Kilsdonk, Kris	2	Pope, Joshua	6	Vitale, Brian	2
Buckley, Bill	2	Gildea, Tom	2	King, Timmy	5	Powell, Mark	7	Wade, Nate	10
Buckner, Jacky	4	Gillett, Galen	7	Kipping, Joe	2	Redmon, Art	2	Walker, Chip	5
Budelman, Jim	11	Gordon, Bill	2	Kiser, Lyman	4	Reynolds, Mike	3	Wall, Keith	7
Burney, Gary	3	Grannis, Jason	2	Kissinger, Tim	2	Robinson, Lance	2	Walters, Jason	2
Butman, Don	5	Greer, Chuck	4	Knight, Mark	4	Rodgers, Trey	3	Wandscher, Chris	2
Butters, Scott	3	Gullett, Kevin	4	Knight, Tracey	4	Romanchek, David	2	Warnke, Larry	2
Camplin, Todd	5	Hall, Danny	6	Knox, Mike	3	Rube, Bob	9	Wells, John	2
Carroll, John	5	Hall, Josh	4	Kunttu, Kurt	8	Samaluk, Somchai	5	Wenhart, Jeff	2
Cashwell, Craig	2	Hall, Mike	5	Kvasnicka, Bob	2	Sarantos, Alex	2	West, Billy	4
Chaney, Bill	2	Hamilton, Billy	3	Lane, Tim	3	Sawyer, Duane	2	White, Bill	6
Chapman, Alex	2	Hansen, Paul	4	Lawley, Charlie	2	Sawyer, Matt	5	Whitehead, Lee	5
Coleman, Brian	3	Hatch, Nicole	3	Lemons, Todd	2	Schuelke, David	2	Wilcenski, Steve	2
Converse, Stan	7	Heater, Brett	3	Leonard, Shawn	4	Selby, Brian	4	Williams, Nelson	5
Copple, Matthew	3	Hendricks, Ron	7	Lorbacher, Scott	3	Sellers, Mark	4	Winters, Tom	9
Crabtree, Jason	2	Herbert, Kirk	3	Lougher, Shannon	2	Seward, Mike	7	Witz, Steve	7
Crowley, Pat	13	Herbert, Paul	3	Margets, Steve	2	Shown, Marc	7	Yates, Brett	2
Crumpler, Greg	4	Hester, Billy	3	Markov, Jim	2	Simpson, David	9	Yoneoka, J.J.	5
Cummings, Dick	3	Hines, Eric	2	Martin, David	2	Simpson, Donnie	5	Zemlo, Josh	3
Currin, David	2	Hoffmann, Steve	3	Martin, George	2	Simpson, Phil	3		
Davis, Jim	5	Holland, William	8	Marx, Jim	3	Slominski, Mark	2		
Deemer, Randy	2	Horton, Tony	4	McCoy, Chris	3	Smith, Allen	6		

Spring 2005 RDL Top Singles Records (by division) (FINAL!)

(All statistics are included, as there were no missing scoresheets this season)

(Game minimums required for these listings: 16 for teams **A**1/6, 18 for teams **A**2/3/4/7/8,**C**6,**D**1/3/6/7, 19 for all other teams)

"A" Division

			W	L	%-age
1	Brown, Tom	A1/ The Elements of Style	19	2	0.905
2	Butman, Don	A2/ Lunatic Fringe	18	3	0.857
3	Terry, Bob	A2/ Lunatic Fringe	21	4	0.840
4	Knight, Mark	A1/ The Elements of Style	18	4	0.818
5	Jeffcoat, Doug	A3/ Dodge Darts	20	7	0.741
6	Davis, Jim	A2/ Lunatic Fringe	17	6	0.739
	Seward, Mike	A2/ Lunatic Fringe	17	6	0.739
8	Tan, Wil	A1/ The Elements of Style	16	6	0.727
9	Dixon, J.D.	A2/ Lunatic Fringe	14	6	0.700
10	Hoffmann, Steve	A2/ Lunatic Fringe	16	7	0.696
11	Whitehead, Lee	A3/ Dodge Darts	15	7	0.682
12	Murray, David	A4/ Last Minute Again	16	8	0.667
13	Gaglione, Joe	A4/ Last Minute Again	15	8	0.652
14	Oakley, Jerry	A4/ Last Minute Again	15	9	0.625
15	Wall, Keith	A1/ The Elements of Style	14	9	0.609

"B" Division

			W	L	%-age
1	Santas, Luey	B5/ Get the Point "33"	19	3	0.864
2	Copple, Matthew	B1/ Nine Lives	19	4	0.826
3	McDonald, Mike	B4/ Wireless	21	6	0.778
4	Iager, John	B7/ Grateful Darts	20	7	0.741
5	Evans, J.P.	B4/ Wireless	16	7	0.696
6	Jenkins, John	B5/ Get the Point "33"	18	8	0.692
	Sosa, Bo	B1/ Nine Lives	18	8	0.692
8	Parsons, Jeff	B2/ Bubba's Garage	14	7	0.667
9	Crowley, Pat	B4/ Wireless	17	9	0.654
10	James, Bob	B6/ Starving Dartists	15	8	0.652
11	Johnson, Mike	B4/ Wireless	16	9	0.640
12	Shown, Marc	B6/ Starving Dartists	14	8	0.636
13	Austin, Connie	B5/ Get the Point "33"	12	7	0.632
14	Deemer, Randy	B6/ Starving Dartists	16	10	0.615
15	Simpson, David	B5/ Get the Point "33"	17	11	0.607

"C" Division

			W	L	%-age
1	Hall, Mike	C3/ Modena Cartel	21	3	0.875
2	Beaudoin, Paul	C8/ Armed and Dangerous	23	4	0.852
3	Thomas, Jason	C4/ The Replacements	22	4	0.846
4	Hunsberger, Jim	C7/ Got Pepsi?	20	4	0.833
5	Gelhar, Tommy	C3/ Modena Cartel	23	5	0.821
6	Persson, Kenny	C8/ Armed and Dangerous	22	6	0.786
7	Coleman, Brian	C4/ The Replacements	18	6	0.750
8	King, Timmy	C4/ The Replacements	19	7	0.731
9	Aldridge, Barron	C3/ Modena Cartel	20	8	0.714
10	Hunter, Jeffery	C3/ Modena Cartel	15	7	0.682
	Kirkpatrick, Brian	C3/ Modena Cartel	15	7	0.682
12	Alvord, David	C1/ Hammer Heads	18	9	0.667
	Stites, Jon	C1/ Hammer Heads	16	8	0.667
14	Polston, Tony	C3/ Modena Cartel	12	7	0.632
15	Hines, Eric	C7/ Got Pepsi?	15	9	0.625

"D" Division

			W	L	%-age
1	Alcon, Tony	D3/ Chupacabras	17	4	0.810
2	Mitchell, Billy	D5/ 3 Legged Dog	21	7	0.750
	Winters, Tom	D1/ Dynamic Darts	18	6	0.750
4	Jackson, Barry	D1/ Dynamic Darts	19	7	0.731
5	Lewis, Jim	D1/ Dynamic Darts	18	7	0.720
6	Fourhman, Karsh	D3/ Chupacabras	15	6	0.714
7	DeMattos, Rick	D3/ Chupacabras	14	6	0.700
	Kerr, Duncan	D4/ Da Bulls	14	6	0.700
9	McSorley, Paul	D4/ Da Bulls	16	7	0.696
10	Yoneoka, J.J.	D2/ Travelin' Beer Bellies	18	8	0.692
11	White, Bill	D4/ Da Bulls	16	8	0.667
12	Gibson, Ed	D2/ Travelin' Beer Bellies	13	7	0.650
13	Reaume, Andre	D8/ It Ain't A Thing	12	7	0.632
14	McFadden, Kevin	D1/ Dynamic Darts	13	8	0.619
15	Todd, Patrick	D3/ Chupacabras	11	7	0.611

"E" Division

			W	L	%-age
1	Reynolds, Mike	E6/ Tailgaters	26	0	1.000
2	Pilo, Chris	E5/ Deadstroke	22	2	0.917
3	Hansen, Paul	E2/ Kozmic Debris	16	3	0.842
4	Bowen, Russell	E2/ Kozmic Debris	24	6	0.800
	Schwartz, Darrell	E5/ Deadstroke	16	4	0.800
6	Hamed, Adnan	E5/ Deadstroke	15	4	0.789
7	Tant, J.J.	E6/ Tailgaters	19	6	0.760
8	Samaluk, Somchai	E5/ Deadstroke	19	7	0.731
9	Bleakley, Tom	E4/ Tres Equis	20	8	0.714
	Phelan, Johnny	E8/ Rif-Raf	15	6	0.714
	Wenhart, Jeff	E2/ Kozmic Debris	15	6	0.714
12	Stepp, John	E5/ Deadstroke	14	6	0.700
13	McEwen, William	E7/ The Misfits	18	8	0.692
14	Kron, Jay	E3/ Damn Yankees!	17	9	0.654
15	Cox, John	E5/ Deadstroke	11	8	0.579

"F" Division

			W	L	%-age
1	Kiser, Lyman	F2/ One Armed Bandits	19	2	0.905
2	Jordan, Jody	F4/ Stunn 'Em	18	3	0.857
3	Martin, David	F3/ Quackers & Beer	22	4	0.846
4	Dopko, Jeff	F2/ One Armed Bandits	19	6	0.760
5	Henson, Rob	F2/ One Armed Bandits	16	6	0.727
6	Clark, Dan	F6/ Overtime Outlaws	20	8	0.714
7	Lawley, Charles	F1/ Get Over It	19	8	0.704
8	Berstler, Justin	F8/ Mojo's Jerksquad	18	8	0.692
9	Johnson, Sven	F2/ One Armed Bandits	13	6	0.684
10	Taylor, Walter	F2/ One Armed Bandits	15	7	0.682
11	Lichty, Ben	F7/ Money Shot	18	9	0.667
12	Folsom, Kevin	F7/ Money Shot	17	9	0.654
	Jackson, Ben	F7/ Money Shot	17	9	0.654
14	Wade, Nate	F5/ Coral Reefers	13	7	0.650
15	(two tied)		13	8	0.619

Women's Records

			W	L	%-age
		"A" Division			
1	Blackwelder, Deb	A8/ Dazed & Confused	8	16	0.333
		"B" Division			
1	Austin, Connie	B5/ Get the Point "33"	12	7	0.632
2	Austin, Jan	B5/ Get the Point "33"	8	12	0.400
		"C" Division			
1	Brown, Tami	C7/ Got Pepsi?	9	10	0.474
2	Enos, Kellee	C2/ Heroes In Trouble	6	17	0.261
		"D" Division			
1	Bradshaw, Maryjane	D6/ Fire-It-Up	7	18	0.280
2	Emerton, Diane	D7/ Have Darts, Will Travel	6	19	0.240
3	Jenkins, Vickie	D6/ Fire-It-Up	5	16	0.238
		"E" Division			
1	Cotton, Barbara	E1/ Meet the Fockers!	15	11	0.577
	Gevedon, Aimee	E1/ Meet the Fockers!	15	11	0.577
3	Rhea, Laurie	E8/ Rif-Raf	10	9	0.526
4	Oakley, Gina	E1/ Meet the Fockers!	11	13	0.458
		"F" Division			
1	Moeschet, Cathy	F3/ Quackers & Beer	18	13	0.581
2	Hamlett, Hope	F7/ Money Shot	12	14	0.462
3	Lawley, Lisa	F1/ Get Over It	9	13	0.409
4	Baker, Tammy	F5/ Coral Reefers	6	13	0.316

Spring 2005 RDL Top Doubles Records (by division) (FINAL!)

(All statistics are included, as there were no missing scoresheets this season)

(Game minimums required for these listings: 16 for teams **A**1/6, 18 for teams **A**2/3/4/7/8,**C**6,**D**1/3/6/7, 19 for all other teams)

"A" Division

			W	L	%-age
1	Seward, Mike	A2/ Lunatic Fringe	22	2	0.917
2	Davis, Jim	A2/ Lunatic Fringe	18	3	0.857
3	Butman, Don	A2/ Lunatic Fringe	19	5	0.792
4	Tan, Wil	A1/ The Elements of Style	18	5	0.783
5	Brown, Tom	A1/ The Elements of Style	16	5	0.762
6	Jeffcoat, Doug	A3/ Dodge Darts	22	7	0.759
	McNamara, Tim	A3/ Dodge Darts	22	7	0.759
8	Terry, Bob	A2/ Lunatic Fringe	19	7	0.731
9	Knight, Mark	A1/ The Elements of Style	15	6	0.714
	Wall, Keith	A1/ The Elements of Style	15	6	0.714
	Whitehead, Lee	A3/ Dodge Darts	15	6	0.714
12	Budelman, Jim	A2/ Lunatic Fringe	14	6	0.700
	Hoffmann, Steve	A2/ Lunatic Fringe	14	6	0.700
14	Gaglione, Joe	A4/ Last Minute Again	16	8	0.667
	Dixon, J.D.	A2/ Lunatic Fringe	14	7	0.667

"B" Division

			W	L	%-age
1	Dunleavy, John	B4/ Wireless	23	2	0.920
2	Simpson, David	B5/ Get the Point "33"	23	5	0.821
3	McDonald, Mike	B4/ Wireless	19	5	0.792
4	Evans, J.P.	B4/ Wireless	18	6	0.750
5	Mays, John	B1/ Nine Lives	15	7	0.682
6	Johnson, Mike	B4/ Wireless	13	7	0.650
7	Galloway, Dave	B4/ Wireless	16	9	0.640
8	Crowley, Pat	B4/ Wireless	13	8	0.619
9	Sosa, Bo	B1/ Nine Lives	16	10	0.615
10	Howard, Brian	B2/ Bubba's Garage	15	10	0.600
11	Santas, Luey	B5/ Get the Point "33"	13	9	0.591
12	Keller, Tony	B8/ Horsemen	17	12	0.586
13	Howell, John	B6/ Starving Dartists	14	10	0.583
14	Romanchek, David	B1/ Nine Lives	15	11	0.577
15	Shearin, Keith	B3/ Excalibur	14	11	0.560

"C" Division

			W	L	%-age
1	Hall, Mike	C3/ Modena Cartel	23	4	0.852
2	Kirkpatrick, Brian	C3/ Modena Cartel	17	4	0.810
3	King, Timmy	C4/ The Replacements	22	6	0.786
4	Coleman, Brian	C4/ The Replacements	20	6	0.769
5	Stites, Jon	C1/ Hammer Heads	19	6	0.760
6	Gelhar, Tommy	C3/ Modena Cartel	21	7	0.750
7	Teeter, Kyle	C3/ Modena Cartel	19	7	0.731
	Thomas, Jason	C4/ The Replacements	19	7	0.731
9	White, Taylor	C1/ Hammer Heads	16	6	0.727
10	Mitchell, Sid	C4/ The Replacements	18	8	0.692
11	Aldridge, Barron	C3/ Modena Cartel	16	8	0.667
12	Hines, Eric	C7/ Got Pepsi?	14	8	0.636
13	Parker, Shannon	C7/ Got Pepsi?	12	7	0.632
14	Hunter, Jeffery	C3/ Modena Cartel	13	8	0.619
15	Parker, Charles	C1/ Hammer Heads	15	10	0.600

"D" Division

			W	L	%-age
1	Jackson, Barry	D1/ Dynamic Darts	21	3	0.875
2	Winters, Tom	D1/ Dynamic Darts	19	3	0.864
3	Kerr, Duncan	D4/ Da Bulls	17	5	0.773
4	Rowe, Travis	D1/ Dynamic Darts	19	6	0.760
5	Yoneoka, J.J.	D2/ Travelin' Beer Bellies	19	7	0.731
6	McFadden, Kevin	D1/ Dynamic Darts	17	7	0.708
7	Lewis, Jim	D1/ Dynamic Darts	14	7	0.667
8	Side, Eric	D2/ Travelin' Beer Bellies	15	8	0.652
	Snowden, Mark	D4/ Da Bulls	15	8	0.652
10	Mitchell, Billy	D5/ 3 Legged Dog	18	10	0.643
11	Alcon, Tony	D3/ Chupacabras	14	8	0.636
12	Fourhman, Karsh	D3/ Chupacabras	11	7	0.611
	Park, Ed	D3/ Chupacabras	11	7	0.611
14	Todd, Patrick	D3/ Chupacabras	13	10	0.565
15	Hudelson, Hans	D5/ 3 Legged Dog	16	13	0.552

"E" Division

			W	L	%-age
1	Wenhart, Jeff	E2/ Kozmic Debris	18	2	0.900
2	Reynolds, Mike	E6/ Tailgaters	22	4	0.846
3	Bowen, Russell	E2/ Kozmic Debris	22	7	0.759
4	Tant, J.J.	E6/ Tailgaters	18	7	0.720
5	Carter, Kevin	E5/ Deadstroke	15	6	0.714
6	Johnston, Anton	E2/ Kozmic Debris	14	6	0.700
7	Cullis, Pete	E7/ The Misfits	19	10	0.655
8	Hill, Roger	E4/ Tres Equis	17	9	0.654
	McEwen, William	E7/ The Misfits	17	9	0.654
10	Conway, Paul	E6/ Tailgaters	13	7	0.650
	Flowers, Fred	E2/ Kozmic Debris	13	7	0.650
12	Pilo, Chris	E5/ Deadstroke	18	10	0.643
13	Gillett, Galen	E4/ Tres Equis	14	8	0.636
	Samaluk, Somchai	E5/ Deadstroke	14	8	0.636
15	Colburn, Nikki	E4/ Tres Equis	12	7	0.632

"F" Division

			W	L	%-age
1	Taylor, Walter	F2/ One Armed Bandits	22	4	0.846
2	Berstler, Justin	F8/ Mojo's Jerksquad	19	4	0.826
3	Kiser, Lyman	F2/ One Armed Bandits	22	5	0.815
4	Wade, Nate	F5/ Coral Reefers	19	6	0.760
5	Pearsall, Worth	F6/ Overtime Outlaws	18	7	0.720
6	Williams, Nelson	F5/ Coral Reefers	13	6	0.684
7	Dopko, Jeff	F2/ One Armed Bandits	17	8	0.680
8	Barlow, Brian	F8/ Mojo's Jerksquad	14	7	0.667
9	Cross, Bill	F6/ Overtime Outlaws	15	8	0.652
10	Converse, Stan	F3/ Quackers & Beer	12	7	0.632
11	Jarvah, Sean	F5/ Coral Reefers	15	9	0.625
	Tollerton, Steve	F3/ Quackers & Beer	15	9	0.625
13	Smith, Van	F5/ Coral Reefers	15	10	0.600
	Lawley, Lisa	F1/ Get Over It	12	8	0.600
15	Lee, Ronnie	F4/ Stunn 'Em	16	11	0.593

Women's Records

			W	L	%-age
		"A" Division			
1	Blackwelder, Deb	A8/ Dazed & Confused	10	14	0.417
		"B" Division			
1	Austin, Connie	B5/ Get the Point "33"	11	12	0.478
	Austin, Jan	B5/ Get the Point "33"	11	12	0.478
		"C" Division			
1	Enos, Kellee	C2/ Heroes In Trouble	7	15	0.318
		"D" Division			
1	Jenkins, Vickie	D6/ Fire-It-Up	9	12	0.429
2	Bradshaw, Maryjane	D6/ Fire-It-Up	10	15	0.400
3	Emerton, Diane	D7/ Have Darts, Will Travel	7	21	0.250
		"E" Division			
1	Colburn, Nikki	E4/ Tres Equis	12	7	0.632
2	Thomas, Heather	E2/ Kozmic Debris	14	9	0.609
3	Rhea, Laurie	E8/ Rif-Raf	12	10	0.545
4	Cullis, Karyn	E7/ The Misfits	14	12	0.538
		"F" Division			
1	Lawley, Lisa	F1/ Get Over It	12	8	0.600
2	Baker, Tammy	F5/ Coral Reefers	10	9	0.526
3	Moeschet, Cathy	F3/ Quackers & Beer	12	11	0.522
4	Hamlett, Hope	F7/ Money Shot	11	15	0.423

Spring 2005 RDL Top Singles+Doubles Records (by division) (FINAL!)

(All statistics are included, as there were no missing scoresheets this season)

(Game minimums required for these listings: 32 for teams **A**1/6, 35 for teams **A**2/3/4/7/8,**C**6,**D**1/3/6/7, 37 for all other teams)

"A" Division

			W	L	%-age
1	Brown, Tom	A1/ The Elements of Style	35	7	0.833
2	Seward, Mike	A2/ Lunatic Fringe	39	8	0.830
3	Butman, Don	A2/ Lunatic Fringe	37	8	0.822
4	Davis, Jim	A2/ Lunatic Fringe	35	9	0.795
5	Terry, Bob	A2/ Lunatic Fringe	40	11	0.784
6	Knight, Mark	A1/ The Elements of Style	33	10	0.767
7	Tan, Wil	A1/ The Elements of Style	34	11	0.756
8	Jeffcoat, Doug	A3/ Dodge Darts	42	14	0.750
9	Hoffmann, Steve	A2/ Lunatic Fringe	30	13	0.698
	Whitehead, Lee	A3/ Dodge Darts	30	13	0.698
11	Dixon, J.D.	A2/ Lunatic Fringe	28	13	0.683
12	Gaglione, Joe	A4/ Last Minute Again	31	16	0.660
13	Wall, Keith	A1/ The Elements of Style	29	15	0.659
14	Murray, David	A4/ Last Minute Again	28	17	0.622
15	Oakley, Richard	A4/ Last Minute Again	23	14	0.622

"B" Division

			W	L	%-age
1	McDonald, Mike	B4/ Wireless	40	11	0.784
2	Dunleavy, John	B4/ Wireless	32	10	0.762
3	Santas, Luey	B5/ Get the Point "33"	32	12	0.727
4	Evans, J.P.	B4/ Wireless	34	13	0.723
5	Simpson, David	B5/ Get the Point "33"	40	16	0.714
6	Sosa, Bo	B1/ Nine Lives	34	18	0.654
7	Copple, Matthew	B1/ Nine Lives	30	16	0.652
8	Johnson, Mike	B4/ Wireless	29	16	0.644
9	Crowley, Pat	B4/ Wireless	30	17	0.638
10	Iager, John	B7/ Grateful Darts	34	22	0.607
11	Galloway, Dave	B4/ Wireless	23	15	0.605
12	Jenkins, John	B5/ Get the Point "33"	30	20	0.600
	Mays, John	B1/ Nine Lives	27	18	0.600
	Parsons, Jeff	B2/ Bubba's Garage	24	16	0.600
15	Johnson, Dave	B4/ Wireless	23	16	0.590

"C" Division

			W	L	%-age
1	Hall, Mike	C3/ Modena Cartel	44	7	0.863
2	Thomas, Jason	C4/ The Replacements	41	11	0.788
3	Gelhar, Tommy	C3/ Modena Cartel	44	12	0.786
4	Coleman, Brian	C4/ The Replacements	38	12	0.760
5	King, Timmy	C4/ The Replacements	41	13	0.759
6	Kirkpatrick, Brian	C3/ Modena Cartel	32	11	0.744
7	Stites, Jon	C1/ Hammer Heads	35	14	0.714
8	Aldridge, Barron	C3/ Modena Cartel	36	16	0.692
9	Hunsberger, Jim	C7/ Got Pepsi?	29	13	0.690
10	Polston, Tony	C3/ Modena Cartel	25	12	0.676
11	Beaudoin, Paul	C8/ Armed and Dangerous	35	17	0.673
12	Hunter, Jeffery	C3/ Modena Cartel	28	15	0.651
13	Mitchell, Sid	C4/ The Replacements	33	18	0.647
14	Persson, Kenny	C8/ Armed and Dangerous	36	20	0.643
15	Teeter, Kyle	C3/ Modena Cartel	32	18	0.640

"D" Division

			W	L	%-age
1	Winters, Tom	D1/ Dynamic Darts	37	9	0.804
2	Jackson, Barry	D1/ Dynamic Darts	40	10	0.800
3	Kerr, Duncan	D4/ Da Bulls	31	11	0.738
4	Alcon, Tony	D3/ Chupacabras	31	12	0.721
5	Yoneoka, J.J.	D2/ Travelin' Beer Bellies	37	15	0.712
6	Mitchell, Billy	D5/ 3 Legged Dog	39	17	0.696
7	Lewis, Jim	D1/ Dynamic Darts	32	14	0.696
8	Rowe, Travis	D1/ Dynamic Darts	30	14	0.682
9	McFadden, Kevin	D1/ Dynamic Darts	30	15	0.667
	Fourhman, Karsh	D3/ Chupacabras	26	13	0.667
11	White, Bill	D4/ Da Bulls	29	19	0.604
12	DeMattos, Rick	D3/ Chupacabras	23	16	0.590
13	Snowden, Mark	D4/ Da Bulls	27	19	0.587
14	Todd, Patrick	D3/ Chupacabras	24	17	0.585
15	Kring, Jeremy	D2/ Travelin' Beer Bellies	25	18	0.581

"E" Division

			W	L	%-age
1	Reynolds, Mike	E6/ Tailgaters	48	4	0.923
2	Wenhart, Jeff	E2/ Kozmic Debris	33	8	0.805
3	Johnston, Anton	E2/ Kozmic Debris	30	8	0.789
4	Bowen, Russell	E2/ Kozmic Debris	46	13	0.780
5	Pilo, Chris	E5/ Deadstroke	40	12	0.769
6	Tant, J.J.	E6/ Tailgaters	37	13	0.740
7	Schwartz, Darrell	E5/ Deadstroke	28	12	0.700
8	Samaluk, Somchai	E5/ Deadstroke	33	15	0.688
9	McEwen, William	E7/ The Misfits	35	17	0.673
10	Bleakley, Tom	E4/ Tres Equis	37	19	0.661
11	Gillett, Galen	E4/ Tres Equis	26	14	0.650
12	Stepp, John	E5/ Deadstroke	27	16	0.628
13	Hill, Roger	E4/ Tres Equis	32	20	0.615
14	Cullis, Pete	E7/ The Misfits	35	23	0.603
15	Phelan, Johnny	E8/ Rif-Raf	22	16	0.579

"F" Division

			W	L	%-age
1	Kiser, Lyman	F2/ One Armed Bandits	41	7	0.854
2	Taylor, Walter	F2/ One Armed Bandits	37	11	0.771
3	Berstler, Justin	F8/ Mojo's Jerksquad	37	12	0.755
4	Jordan, Jody	F4/ Stunn 'Em	28	10	0.737
5	Dopko, Jeff	F2/ One Armed Bandits	36	14	0.720
6	Wade, Nate	F5/ Coral Reefers	32	13	0.711
7	Martin, David	F3/ Quackers & Beer	34	18	0.654
8	Pearsall, Worth	F6/ Overtime Outlaws	32	17	0.653
9	Richardson, Shane	F2/ One Armed Bandits	25	15	0.625
10	Jarvah, Sean	F5/ Coral Reefers	28	17	0.622
11	Williams, Nelson	F5/ Coral Reefers	24	15	0.615
12	Lee, Ronnie	F4/ Stunn 'Em	29	19	0.604
	Tollerton, Steve	F3/ Quackers & Beer	29	19	0.604
14	Jackson, Ben	F7/ Money Shot	30	21	0.588
15	Barlow, Brian	F8/ Mojo's Jerksquad	26	19	0.578

Women's Records

			W	L	%-age
		"A" Division			
1	Blackwelder, Deb	A8/ Dazed & Confused	18	30	0.375
		"B" Division			
1	Austin, Connie	B5/ Get the Point "33"	23	19	0.548
2	Austin, Jan	B5/ Get the Point "33"	19	24	0.442
		"C" Division			
1	Brown, Tami	C7/ Got Pepsi?	15	20	0.429
2	Enos, Kellee	C2/ Heroes In Trouble	13	32	0.289
		"D" Division			
1	Bradshaw, Maryjane	D6/ Fire-It-Up	17	33	0.340
2	Jenkins, Vickie	D6/ Fire-It-Up	14	28	0.333
3	Emerton, Diane	D7/ Have Darts, Will Travel	13	40	0.245
		"E" Division			
1	Rhea, Laurie	E8/ Rif-Raf	22	19	0.537
2	Gevedon, Aimee	E1/ Meet the Fockers!	27	24	0.529
3	Cotton, Barbara	E1/ Meet the Fockers!	26	26	0.500
4	Colburn, Nikki	E4/ Tres Equis	19	20	0.487
		"F" Division			
1	Moeschet, Cathy	F3/ Quackers & Beer	30	24	0.556
2	Lawley, Lisa	F1/ Get Over It	21	21	0.500
3	Hamlett, Hope	F7/ Money Shot	23	29	0.442
4	Baker, Tammy	F5/ Coral Reefers	16	22	0.421

Spring 2005 RDL Top All-Star Percentages (by division) (FINAL!)

(All statistics are included, as there were no missing scoresheets this season)

(Game minimums required for these listings: 32 for teams **A**1/6, 35 for teams **A**2/3/4/7/8,**C**6,**D**1/3/6/7, 37 for all other teams)

"A" Division

			ASP	TGP	%-age
1	Seward, Mike	A2/ Lunatic Fringe	87.5	48	1.823
2	Dixon, J.D.	A2/ Lunatic Fringe	69.0	42	1.643
3	Brown, Tom	A1/ The Elements of Style	68.0	43	1.581
4	Knight, Mark	A1/ The Elements of Style	67.0	44	1.523
5	Davis, Jim	A2/ Lunatic Fringe	67.5	45	1.500
6	Oakley, Jerry	A4/ Last Minute Again	69.5	50	1.390
7	Whitehead, Lee	A3/ Dodge Darts	56.5	43	1.314
8	Murray, David	A4/ Last Minute Again	59.0	45	1.311
9	Grogan, Steve	A6/ Cheap Shots	59.0	46	1.283
10	Tan, Wil	A1/ The Elements of Style	58.5	46	1.272
11	Oakley, Richard	A4/ Last Minute Again	46.0	37	1.243
12	Jeffcoat, Doug	A3/ Dodge Darts	69.0	56	1.232
13	Terry, Bob	A2/ Lunatic Fringe	61.0	52	1.173
14	Wall, Keith	A1/ The Elements of Style	51.5	45	1.144
15	Hoffmann, Steve	A2/ Lunatic Fringe	48.5	44	1.102

"B" Division

			ASP	TGP	%-age
1	Jenkins, John	B5/ Get the Point "33"	69.0	50	1.380
2	Evans, J.P.	B4/ Wireless	46.0	47	0.979
3	Crowley, Pat	B4/ Wireless	44.0	47	0.936
4	Simpson, David	B5/ Get the Point "33"	50.0	56	0.893
5	Hindle, Mikey	B2/ Bubba's Garage	44.5	53	0.840
6	Iager, John	B7/ Grateful Darts	43.5	56	0.777
7	McDonald, Mike	B4/ Wireless	38.5	51	0.755
8	James, Bob	B6/ Starving Dartists	34.0	46	0.739
9	Johnson, Mike	B4/ Wireless	32.5	45	0.722
10	Santas, Luey	B5/ Get the Point "33"	31.5	44	0.716
11	Allison, Frank	B2/ Bubba's Garage	28.5	40	0.713
12	Dunleavy, John	B4/ Wireless	28.5	42	0.679
13	Sosa, Bo	B1/ Nine Lives	34.5	52	0.663
14	Leonard, Shawn	B2/ Bubba's Garage	24.5	37	0.662
15	Bradshaw, Rick	B5/ Get the Point "33"	29.5	49	0.602

"C" Division

			ASP	TGP	%-age
1	Hall, Mike	C3/ Modena Cartel	63.0	52	1.212
2	Persson, Kenny	C8/ Armed and Dangerous	63.5	58	1.095
3	Pollard, Daniel	C6/ We Need All These	37.5	38	0.987
4	King, Timmy	C4/ The Replacements	49.5	55	0.900
5	Hunsberger, Jim	C7/ Got Pepsi?	37.0	43	0.860
6	Gelhar, Tommy	C3/ Modena Cartel	49.0	57	0.860
7	Stites, Jon	C1/ Hammer Heads	41.0	50	0.820
8	Beaudoin, Paul	C8/ Armed and Dangerous	43.5	54	0.806
9	Aldridge, Barron	C3/ Modena Cartel	42.0	53	0.792
10	Hines, Eric	C7/ Got Pepsi?	36.0	47	0.766
11	Parker, Charles	C1/ Hammer Heads	32.0	45	0.711
12	Barton, Kevin	C2/ Heroes In Trouble	32.5	49	0.663
13	Walters, Jason	C7/ Got Pepsi?	30.5	46	0.663
14	Gaertner, Brian	C1/ Hammer Heads	30.0	47	0.638
15	Brown, Phil	C7/ Got Pepsi?	28.0	44	0.636

"D" Division

			ASP	TGP	%-age
1	Alcon, Tony	D3/ Chupacabras	38.0	44	0.864
2	Gibson, Ed	D2/ Travelin' Beer Bellies	25.5	40	0.638
3	Yoneoka, J.J.	D2/ Travelin' Beer Bellies	32.0	52	0.615
4	Mitchell, Billy	D5/ 3 Legged Dog	33.5	56	0.598
5	Winters, Tom	D1/ Dynamic Darts	26.0	46	0.565
6	Kerr, Duncan	D4/ Da Bulls	22.5	42	0.536
7	Nations, Bradley	D6/ Fire-It-Up	19.5	38	0.513
8	Reaume, Andre	D8/ It Ain't A Thing	18.5	39	0.474
9	Jackson, Barry	D1/ Dynamic Darts	23.0	50	0.460
10	Lewis, Jim	D1/ Dynamic Darts	21.0	46	0.457
	Side, Eric	D2/ Travelin' Beer Bellies	21.0	46	0.457
12	Wilcox, Randy	D7/ Have Darts, Will Travel	25.5	56	0.455
13	Phillips, Britt	D8/ It Ain't A Thing	19.0	43	0.442
14	Brown, Mike	D6/ Fire-It-Up	18.5	45	0.411
15	Kring, Jeremy	D2/ Travelin' Beer Bellies	17.5	43	0.407

"E" Division

			ASP	TGP	%-age
1	Reynolds, Mike	E6/ Tailgaters	47.0	54	0.870
2	Samaluk, Somchai	E5/ Deadstroke	33.0	49	0.673
3	Schwartz, Darrell	E5/ Deadstroke	28.0	42	0.667
4	Johnston, Anton	E2/ Kozmic Debris	25.0	38	0.658
5	Tant, J.J.	E6/ Tailgaters	31.0	52	0.596
6	Hansen, Paul	E2/ Kozmic Debris	20.5	37	0.554
7	Bowen, Russell	E2/ Kozmic Debris	31.5	60	0.525
8	Pilo, Chris	E5/ Deadstroke	27.5	54	0.509
9	Wenhart, Jeff	E2/ Kozmic Debris	20.5	42	0.488
10	Cullis, Pete	E7/ The Misfits	28.5	60	0.475
11	Dautrich, Dan	E6/ Tailgaters	24.0	53	0.453
12	Cotton, Barbara	E1/ Meet the Fockers!	23.0	52	0.442
13	Gillett, Galen	E4/ Tres Equis	17.5	40	0.438
14	Stepp, John	E5/ Deadstroke	17.5	44	0.398
15	Gevedon, Aimee	E1/ Meet the Fockers!	20.0	52	0.385

"F" Division

			ASP	TGP	%-age
1	Berstler, Justin	F8/ Mojo's Jerksquad	35.0	50	0.700
2	Wade, Nate	F5/ Coral Reefers	27.5	48	0.573
3	Taylor, Walter	F2/ One Armed Bandits	26.0	48	0.542
4	Martin, David	F3/ Quackers & Beer	24.5	52	0.471
5	Lichty, Ben	F7/ Money Shot	24.0	57	0.421
6	Montesi, Chris	F8/ Mojo's Jerksquad	15.5	37	0.419
7	Lee, Ronnie	F4/ Stunn 'Em	19.0	49	0.388
8	Kiser, Lyman	F2/ One Armed Bandits	18.5	48	0.385
9	Folsom, Kevin	F7/ Money Shot	19.0	54	0.352
10	Lawley, Bucky	F1/ Get Over It	20.0	58	0.345
11	Hamlett, Hope	F7/ Money Shot	17.0	54	0.315
12	Jarvah, Sean	F5/ Coral Reefers	15.0	48	0.313
13	Jackson, Ben	F7/ Money Shot	16.5	53	0.311
14	Smith, Van	F5/ Coral Reefers	13.5	44	0.307
15	Clark, Dan	F6/ Overtime Outlaws	17.0	57	0.298

Women's Records

"A" Division

			ASP	TGP	%-age
1	Blackwelder, Deb	A8/ Dazed & Confused	18.0	48	0.375

"B" Division

			ASP	TGP	%-age
1	Austin, Jan	B5/ Get the Point "33"	18.0	43	0.419
2	Austin, Connie	B5/ Get the Point "33"	16.5	42	0.393

"C" Division

			ASP	TGP	%-age
1	Brown, Tami	C7/ Got Pepsi?	21.5	37	0.581
2	Enos, Kellee	C2/ Heroes In Trouble	10.5	45	0.233

"D" Division

			ASP	TGP	%-age
1	Bradshaw, Maryjane	D6/ Fire-It-Up	11.5	51	0.225
2	Jenkins, Vickie	D6/ Fire-It-Up	9.0	43	0.209
3	Emerton, Diane	D7/ Have Darts, Will Travel	8.0	53	0.151

"E" Division

			ASP	TGP	%-age
1	Cotton, Barbara	E1/ Meet the Fockers!	23.0	52	0.442
2	Gevedon, Aimee	E1/ Meet the Fockers!	20.0	52	0.385
3	Rhea, Laurie	E8/ Rif-Raf	15.0	41	0.366
4	Payne, Julie	E1/ Meet the Fockers!	13.5	46	0.293

"F" Division

			ASP	TGP	%-age
1	Hamlett, Hope	F7/ Money Shot	17.0	54	0.315
2	Lawley, Lisa	F1/ Get Over It	10.0	42	0.238
3	Johnson, LauraLee	F1/ Get Over It	8.5	57	0.149
4	Moeschet, Cathy	F3/ Quackers & Beer	7.5	54	0.139

Spring 2005 RDL League-Wide Sectional Statistics (ranked by percentage) (FINAL!)

(All statistics are included, as there were no missing scoresheets this season)

(Game minimums required for these listings: 6 for teams A1/6, 7 for all other teams)

Singles 301 Win Percentage

			W	L	%-age
1	Reynolds, Mike	E6/ Tailgaters	13	0	1.000
2	King, Timmy	C4/ The Replacements	11	1	0.917
3	Fourhman, Karsh	D3/ Chupacabras	10	1	0.909
4	Brown, Tom	A1/ The Elements of Style	9	1	0.900
	Butman, Don	A2/ Lunatic Fringe	9	1	0.900
	Santas, Luey	B5/ Get the Point "33"	9	1	0.900
	Phelan, Johnny	E8/ Rif-Raf	9	1	0.900
	Pilo, Chris	E5/ Deadstroke	9	1	0.900
9	Johnston, Anton	E2/ Kozmic Debris	8	1	0.889
	Jordan, Jody	F4/ Stunn 'Em	8	1	0.889
11	Gelhar, Tommy	C3/ Modena Cartel	12	2	0.857
	Bear, Bart	B8/ Horsemen	6	1	0.857
	Scott, Kevin	D7/ Have Darts, Will Travel	6	1	0.857
	Clark, Joe	F3/ Quackers & Beer	6	1	0.857
15	Dopko, Jeff	F2/ One Armed Bandits	11	2	0.846
	Folsom, Kevin	F7/ Money Shot	11	2	0.846
	Martin, David	F3/ Quackers & Beer	11	2	0.846
18	Hoffmann, Steve	A2/ Lunatic Fringe	10	2	0.833
	Hunsberger, Jim	C7/ Got Pepsi?	10	2	0.833
20	Knight, Mark	A1/ The Elements of Style	9	2	0.818
	Copple, Matthew	B1/ Nine Lives	9	2	0.818
22	Hansen, Paul	E2/ Kozmic Debris	8	2	0.800
23	McDonald, Mike	B4/ Wireless	11	3	0.786
	Beaudoin, Paul	C8/ Armed and Dangerous	11	3	0.786
	Persson, Kenny	C8/ Armed and Dangerous	11	3	0.786
	Lawley, Charles	F1/ Get Over It	11	3	0.786
27	Dixon, J.D.	A2/ Lunatic Fringe	7	2	0.778
	Kerr, Duncan	D4/ Da Bulls	7	2	0.778
29	Terry, Bob	A2/ Lunatic Fringe	10	3	0.769
	Thomas, Jason	C4/ The Replacements	10	3	0.769
	DeMattos, Rick	D3/ Chupacabras	10	3	0.769
	Berstler, Justin	F8/ Mojo's Jerksquad	10	3	0.769
33	Grogan, Steve	A6/ Cheap Shots	9	3	0.750
	Winters, Tom	D1/ Dynamic Darts	9	3	0.750
	Stepp, John	E5/ Deadstroke	9	3	0.750
	Umstead, Randy	A1/ The Elements of Style	6	2	0.750
	Goodknecht, Chris	B7/ Grateful Darts	6	2	0.750
	Hamed, Adnan	E5/ Deadstroke	6	2	0.750
	Sawyer, Matt	E3/ Damn Yankees!	6	2	0.750
40	Bowen, Russell	E2/ Kozmic Debris	11	4	0.733
41	Davis, Jim	A2/ Lunatic Fringe	8	3	0.727
	Tan, Wil	A1/ The Elements of Style	8	3	0.727
	Hall, Mike	C3/ Modena Cartel	8	3	0.727
	Parker, Shannon	C7/ Got Pepsi?	8	3	0.727
	Wilkie, Felipe	C6/ We Need All These	8	3	0.727
	McSorley, Paul	D4/ Da Bulls	8	3	0.727
	Henson, Rob	F2/ One Armed Bandits	8	3	0.727
48	Aldridge, Barron	C3/ Modena Cartel	10	4	0.714
	Mitchell, Billy	D5/ 3 Legged Dog	10	4	0.714
	Clark, Dan	F6/ Overtime Outlaws	10	4	0.714
	Johnson, Sven	F2/ One Armed Bandits	10	4	0.714
	Davis, Stuart	D3/ Chupacabras	5	2	0.714
	Schwartz, Darrell	E5/ Deadstroke	5	2	0.714
	Kiser, Lyman	F2/ One Armed Bandits	5	2	0.714
55	Ramser, K.C.	A4/ Last Minute Again	7	3	0.700
	Wenhart, Jeff	E2/ Kozmic Debris	7	3	0.700
	Williams, Nelson	F5/ Coral Reefers	7	3	0.700
58	Crowley, Pat	B4/ Wireless	9	4	0.692
	Jackson, Barry	D1/ Dynamic Darts	9	4	0.692
	Kring, Jeremy	D2/ Travelin' Beer Bellies	9	4	0.692
	Gevedon, Aimee	E1/ Meet the Fockers!	9	4	0.692
	Samaluk, Somchai	E5/ Deadstroke	9	4	0.692
	Hamlett, Hope	F7/ Money Shot	9	4	0.692
64	(ten tied - 1 in A, 2 in B, 2 in C, 4 in D, 1 in F)		8	4	0.667
	(three tied - 1 each in A,C,E)		6	3	0.667

Singles Cricket Win Percentage

			W	L	%-age
1	Kiser, Lyman	F2/ One Armed Bandits	14	0	1.000
	Hall, Mike	C3/ Modena Cartel	13	0	1.000
	Alcon, Tony	D3/ Chupacabras	13	0	1.000
	Reynolds, Mike	E6/ Tailgaters	13	0	1.000
	Seward, Mike	A2/ Lunatic Fringe	12	0	1.000
	Chapman, Alex	D5/ 3 Legged Dog	9	0	1.000
	Sawyer, Matt	E3/ Damn Yankees!	8	0	1.000
8	Iager, John	B7/ Grateful Darts	14	1	0.933
9	Coleman, Brian	C4/ The Replacements	13	1	0.929
	Pilo, Chris	E5/ Deadstroke	13	1	0.929
11	Beaudoin, Paul	C8/ Armed and Dangerous	12	1	0.923
	Thomas, Jason	C4/ The Replacements	12	1	0.923
	Wade, Nate	F5/ Coral Reefers	12	1	0.923
14	Terry, Bob	A2/ Lunatic Fringe	11	1	0.917
15	Brown, Tom	A1/ The Elements of Style	10	1	0.909
16	Hansen, Paul	E2/ Kozmic Debris	8	1	0.889
	Johnston, Anton	E2/ Kozmic Debris	8	1	0.889
	Pell, Josh	F4/ Stunn 'Em	8	1	0.889
19	Gillett, Galen	E4/ Tres Equis	7	1	0.875
20	Bowen, Russell	E2/ Kozmic Debris	13	2	0.867
21	Jeffcoat, Doug	A3/ Dodge Darts	12	2	0.857
	Tant, J.J.	E6/ Tailgaters	12	2	0.857
23	Sosa, Bo	B1/ Nine Lives	11	2	0.846
	McEwen, William	E7/ The Misfits	11	2	0.846
	Schwartz, Darrell	E5/ Deadstroke	11	2	0.846
	Martin, David	F3/ Quackers & Beer	11	2	0.846
	Taylor, Walter	F2/ One Armed Bandits	11	2	0.846
28	Gaglione, Joe	A4/ Last Minute Again	10	2	0.833
	Copple, Matthew	B1/ Nine Lives	10	2	0.833
	Santas, Luey	B5/ Get the Point "33"	10	2	0.833
	Hunsberger, Jim	C7/ Got Pepsi?	10	2	0.833
	White, Bill	D4/ Da Bulls	10	2	0.833
	Jordan, Jody	F4/ Stunn 'Em	10	2	0.833
	Kilts, Jason	A1/ The Elements of Style	5	1	0.833
35	Butman, Don	A2/ Lunatic Fringe	9	2	0.818
	Knight, Mark	A1/ The Elements of Style	9	2	0.818
	Hamed, Adnan	E5/ Deadstroke	9	2	0.818
38	Rowe, Travis	D1/ Dynamic Darts	8	2	0.800
39	Deemer, Randy	B6/ Starving Dartists	11	3	0.786
	Gelhar, Tommy	C3/ Modena Cartel	11	3	0.786
	Persson, Kenny	C8/ Armed and Dangerous	11	3	0.786
	Mitchell, Billy	D5/ 3 Legged Dog	11	3	0.786
	Yoneoka, J.J.	D2/ Travelin' Beer Bellies	11	3	0.786
	Bleakley, Tom	E4/ Tres Equis	11	3	0.786
45	Parsons, Jeff	B2/ Bubba's Garage	7	2	0.778
	Reaume, Andre	D8/ It Ain't A Thing	7	2	0.778
47	Wall, Keith	A1/ The Elements of Style	10	3	0.769
	Evans, J.P.	B4/ Wireless	10	3	0.769
	McDonald, Mike	B4/ Wireless	10	3	0.769
	Jackson, Barry	D1/ Dynamic Darts	10	3	0.769
	Lewis, Jim	D1/ Dynamic Darts	10	3	0.769
	Samaluk, Somchai	E5/ Deadstroke	10	3	0.769
53	Davis, Jim	A2/ Lunatic Fringe	9	3	0.750
	Stites, Jon	C1/ Hammer Heads	9	3	0.750
	Winters, Tom	D1/ Dynamic Darts	9	3	0.750
	Lewis, Brian	D4/ Da Bulls	9	3	0.750
	Barrow, Dennis	F4/ Stunn 'Em	9	3	0.750
	Pearsall, Worth	F6/ Overtime Outlaws	9	3	0.750
	Goodknecht, Chris	B7/ Grateful Darts	6	2	0.750
60	Tan, Wil	A1/ The Elements of Style	8	3	0.727
	Whitehead, Lee	A3/ Dodge Darts	8	3	0.727
	Hines, Eric	C7/ Got Pepsi?	8	3	0.727
	Parker, Charles	C1/ Hammer Heads	8	3	0.727
	Wenhart, Jeff	E2/ Kozmic Debris	8	3	0.727
	Henson, Rob	F2/ One Armed Bandits	8	3	0.727
	Montesi, Chris	F8/ Mojo's Jerksquad	8	3	0.727
	Richardson, Shane	F2/ One Armed Bandits	8	3	0.727
68	(five tied - 2 in B, 1 in C, 2 in F)		10	4	0.714
	(three tied - 1 each in A,B,E)		5	2	0.714

Spring 2005 RDL League-Wide Sectional Statistics (ranked by percentage) (FINAL!)

(All statistics are included, as there were no missing scoresheets this season)

(Game minimums required for these listings: 6 for teams A1/6, 7 for all other teams)

Doubles Cricket Win Percentage

			W	L	%-age
1	King, Timmy	C4/ The Replacements	14	0	1.000
2	Dunleavy, John	B4/ Wireless	13	1	0.929
	Simpson, David	B5/ Get the Point "33"	13	1	0.929
4	Seward, Mike	A2/ Lunatic Fringe	11	1	0.917
	McDonald, Mike	B4/ Wireless	11	1	0.917
	Jackson, Barry	D1/ Dynamic Darts	11	1	0.917
7	Winters, Tom	D1/ Dynamic Darts	10	1	0.909
8	Wenhart, Jeff	E2/ Kozmic Debris	9	1	0.900
9	Hansen, Paul	E2/ Kozmic Debris	8	1	0.889
10	Clark, Joe	F3/ Quackers & Beer	7	1	0.875
11	Taylor, Walter	F2/ One Armed Bandits	12	2	0.857
	Kilts, Jason	A1/ The Elements of Style	6	1	0.857
	Pell, Josh	F4/ Stunn 'Em	6	1	0.857
14	Terry, Bob	A2/ Lunatic Fringe	11	2	0.846
	Mitchell, Sid	C4/ The Replacements	11	2	0.846
16	Butman, Don	A2/ Lunatic Fringe	10	2	0.833
	Evans, J.P.	B4/ Wireless	10	2	0.833
	McFadden, Kevin	D1/ Dynamic Darts	10	2	0.833
	Phillips, Robbie	A1/ The Elements of Style	5	1	0.833
	Umstead, Randy	A1/ The Elements of Style	5	1	0.833
21	Brown, Tom	A1/ The Elements of Style	9	2	0.818
	Davis, Jim	A2/ Lunatic Fringe	9	2	0.818
	Dixon, J.D.	A2/ Lunatic Fringe	9	2	0.818
	Wall, Keith	A1/ The Elements of Style	9	2	0.818
	Kerr, Duncan	D4/ Da Bulls	9	2	0.818
	Thomas, Heather	E2/ Kozmic Debris	9	2	0.818
27	Bowen, Russell	E2/ Kozmic Debris	12	3	0.800
	Johnson, Aaron	D4/ Da Bulls	8	2	0.800
	Lewis, Jim	D1/ Dynamic Darts	8	2	0.800
30	Jeffcoat, Doug	A3/ Dodge Darts	11	3	0.786
	Gelhar, Tommy	C3/ Modena Cartel	11	3	0.786
	Hall, Mike	C3/ Modena Cartel	11	3	0.786
	Stites, Jon	C1/ Hammer Heads	11	3	0.786
	Yoneoka, J.J.	D2/ Travelin' Beer Bellies	11	3	0.786
35	Gaglione, Joe	A4/ Last Minute Again	10	3	0.769
	Coleman, Brian	C4/ The Replacements	10	3	0.769
	Reynolds, Mike	E6/ Tailgaters	10	3	0.769
	Samaluk, Somchai	E5/ Deadstroke	10	3	0.769
	Wade, Nate	F5/ Coral Reefers	10	3	0.769
40	Berstler, Justin	F8/ Mojo's Jerksquad	9	3	0.750
	Ellison, George	D1/ Dynamic Darts	6	2	0.750
	Hutchins, Beth	E1/ Meet the Fockers!	6	2	0.750
43	Tan, Wil	A1/ The Elements of Style	8	3	0.727
	Whitehead, Lee	A3/ Dodge Darts	8	3	0.727
	Conway, Paul	E6/ Tailgaters	8	3	0.727
	Barlow, Brian	F8/ Mojo's Jerksquad	8	3	0.727
	Jarvah, Sean	F5/ Coral Reefers	8	3	0.727
48	McNamara, Tim	A3/ Dodge Darts	10	4	0.714
	Howard, Brian	B2/ Bubba's Garage	10	4	0.714
	Teeter, Kyle	C3/ Modena Cartel	10	4	0.714
	Thomas, Jason	C4/ The Replacements	10	4	0.714
	Mitchell, Billy	D5/ 3 Legged Dog	10	4	0.714
	Pilo, Chris	E5/ Deadstroke	10	4	0.714
	Kiser, Lyman	F2/ One Armed Bandits	10	4	0.714
	Alvord, David	C1/ Hammer Heads	5	2	0.714
	Williams, Ed	D1/ Dynamic Darts	5	2	0.714
	Flowers, Fred	E2/ Kozmic Debris	5	2	0.714
	Schwartz, Darrell	E5/ Deadstroke	5	2	0.714
59	Knight, Mark	A1/ The Elements of Style	7	3	0.700
	Leonard, Shawn	B2/ Bubba's Garage	7	3	0.700
	Santas, Luey	B5/ Get the Point "33"	7	3	0.700
	Kirkpatrick, Brian	C3/ Modena Cartel	7	3	0.700
	Kring, Jeremy	D2/ Travelin' Beer Bellies	7	3	0.700
	Carter, Kevin	E5/ Deadstroke	7	3	0.700
	Johnston, Anton	E2/ Kozmic Debris	7	3	0.700
	Jordan, Jody	F4/ Stunn 'Em	7	3	0.700
	Lawley, Lisa	F1/ Get Over It	7	3	0.700
	Williams, Nelson	F5/ Coral Reefers	7	3	0.700
69	(four tied - 2 in A, 1 in B, 1 in F)		9	4	0.692

Doubles 501 Win Percentage

			ASP	TGP	%-age
1	Hall, Mike	C3/ Modena Cartel	12	1	0.923
	McEwen, William	E7/ The Misfits	12	1	0.923
	Reynolds, Mike	E6/ Tailgaters	12	1	0.923
	Kiser, Lyman	F2/ One Armed Bandits	12	1	0.923
5	Seward, Mike	A2/ Lunatic Fringe	11	1	0.917
6	Dunleavy, John	B4/ Wireless	10	1	0.909
	Kirkpatrick, Brian	C3/ Modena Cartel	10	1	0.909
	Berstler, Justin	F8/ Mojo's Jerksquad	10	1	0.909
9	Davis, Jim	A2/ Lunatic Fringe	9	1	0.900
	Wenhart, Jeff	E2/ Kozmic Debris	9	1	0.900
11	Umstead, Randy	A1/ The Elements of Style	8	1	0.889
12	Cullis, Pete	E7/ The Misfits	12	2	0.857
	Kilts, Jason	A1/ The Elements of Style	6	1	0.857
14	Rowe, Travis	D1/ Dynamic Darts	11	2	0.846
	Tant, J.J.	E6/ Tailgaters	11	2	0.846
16	Tan, Wil	A1/ The Elements of Style	10	2	0.833
	Jackson, Barry	D1/ Dynamic Darts	10	2	0.833
	Taylor, Walter	F2/ One Armed Bandits	10	2	0.833
19	White, Taylor	C1/ Hammer Heads	9	2	0.818
	Winters, Tom	D1/ Dynamic Darts	9	2	0.818
21	McNamara, Tim	A3/ Dodge Darts	12	3	0.800
	Aldridge, Barron	C3/ Modena Cartel	8	2	0.800
23	Budelman, Jim	A2/ Lunatic Fringe	7	2	0.778
	Ramser, K.C.	A4/ Last Minute Again	7	2	0.778
25	Coleman, Brian	C4/ The Replacements	10	3	0.769
	Side, Eric	D2/ Travelin' Beer Bellies	10	3	0.769
	Pearsall, Worth	F6/ Overtime Outlaws	10	3	0.769
28	Butman, Don	A2/ Lunatic Fringe	9	3	0.750
	Hoffmann, Steve	A2/ Lunatic Fringe	9	3	0.750
	Mays, John	B1/ Nine Lives	9	3	0.750
	Polston, Tony	C3/ Modena Cartel	9	3	0.750
	Teeter, Kyle	C3/ Modena Cartel	9	3	0.750
	Thomas, Jason	C4/ The Replacements	9	3	0.750
	Snowden, Mark	D4/ Da Bulls	9	3	0.750
	D'Alo, Armand	E6/ Tailgaters	9	3	0.750
	Dautrich, Dan	E6/ Tailgaters	9	3	0.750
	Wade, Nate	F5/ Coral Reefers	9	3	0.750
	Hansen, Paul	E2/ Kozmic Debris	6	2	0.750
39	Jeffcoat, Doug	A3/ Dodge Darts	11	4	0.733
	Kessler, Rich	E7/ The Misfits	11	4	0.733
41	Knight, Mark	A1/ The Elements of Style	8	3	0.727
	Stites, Jon	C1/ Hammer Heads	8	3	0.727
	Kerr, Duncan	D4/ Da Bulls	8	3	0.727
	Carter, Kevin	E5/ Deadstroke	8	3	0.727
	Gillett, Galen	E4/ Tres Equis	8	3	0.727
	Dopko, Jeff	F2/ One Armed Bandits	8	3	0.727
	Small, Jeff	F1/ Get Over It	8	3	0.727
48	Simpson, David	B5/ Get the Point "33"	10	4	0.714
	Gelhar, Tommy	C3/ Modena Cartel	10	4	0.714
	Bowen, Russell	E2/ Kozmic Debris	10	4	0.714
	Park, Ed	D3/ Chupacabras	5	2	0.714
	Dowell, Sean	F8/ Mojo's Jerksquad	5	2	0.714
53	Brown, Tom	A1/ The Elements of Style	7	3	0.700
	Whitehead, Lee	A3/ Dodge Darts	7	3	0.700
	Johnson, Mike	B4/ Wireless	7	3	0.700
	Parker, Shannon	C7/ Got Pepsi?	7	3	0.700
	Alcon, Tony	D3/ Chupacabras	7	3	0.700
	Colburn, Nikki	E4/ Tres Equis	7	3	0.700
	Johnston, Anton	E2/ Kozmic Debris	7	3	0.700
60	Sosa, Bo	B1/ Nine Lives	9	4	0.692
	Vann, Tim	B3/ Excalibur	9	4	0.692
	Lewis, Brian	D4/ Da Bulls	9	4	0.692
	Hill, Roger	E4/ Tres Equis	9	4	0.692
64	(eleven tied - 1 in A, 4 in B, 1 in C, 3 in D, 2 in E)		8	4	0.667
	(five tied - 1 in A, 2 in B, 1 in C, 1 in F)		6	3	0.667
	(one more tied in A division)		4	2	0.667

Spring 2005 RDL Top Singles Records (League-Wide) (FINAL!)
and Top Doubles Records (League-Wide) (FINAL!)

(All statistics are included, as there were no missing scoresheets this season)

(Game minimums required for these listings: 16 for teams **A**1/6, 18 for teams **A**2/3/4/7/8,**C**6,**D**1/3/6/7, 19 for all other teams)

Singles Win Percentage

			W	L	%-age
1	Reynolds, Mike	E6/ Tailgaters	26	0	1.000
2	Pilo, Chris	E5/ Deadstroke	22	2	0.917
3	Brown, Tom	A1/ The Elements of Style	19	2	0.905
	Kiser, Lyman	F2/ One Armed Bandits	19	2	0.905
5	Hall, Mike	C3/ Modena Cartel	21	3	0.875
6	Santas, Luey	B5/ Get the Point "33"	19	3	0.864
7	Butman, Don	A2/ Lunatic Fringe	18	3	0.857
	Jordan, Jody	F4/ Stunn 'Em	18	3	0.857
9	Beaudoin, Paul	C8/ Armed and Dangerous	23	4	0.852
10	Thomas, Jason	C4/ The Replacements	22	4	0.846
	Martin, David	F3/ Quackers & Beer	22	4	0.846
12	Hansen, Paul	E2/ Kozmic Debris	16	3	0.842
13	Terry, Bob	A2/ Lunatic Fringe	21	4	0.840
14	Hunsberger, Jim	C7/ Got Pepsi?	20	4	0.833
15	Copple, Matthew	B1/ Nine Lives	19	4	0.826
16	Gelhar, Tommy	C3/ Modena Cartel	23	5	0.821
17	Knight, Mark	A1/ The Elements of Style	18	4	0.818
18	Alcon, Tony	D3/ Chupacabras	17	4	0.810
19	Bowen, Russell	E2/ Kozmic Debris	24	6	0.800
	Schwartz, Darrell	E5/ Deadstroke	16	4	0.800
21	Hamed, Adnan	E5/ Deadstroke	15	4	0.789
22	Persson, Kenny	C8/ Armed and Dangerous	22	6	0.786
23	McDonald, Mike	B4/ Wireless	21	6	0.778
24	Tant, J.J.	E6/ Tailgaters	19	6	0.760
	Dopko, Jeff	F2/ One Armed Bandits	19	6	0.760
26	Mitchell, Billy	D5/ 3 Legged Dog	21	7	0.750
	Coleman, Brian	C4/ The Replacements	18	6	0.750
	Winters, Tom	D1/ Dynamic Darts	18	6	0.750
29	Jeffcoat, Doug	A3/ Dodge Darts	20	7	0.741
	Iager, John	B7/ Grateful Darts	20	7	0.741
31	Davis, Jim	A2/ Lunatic Fringe	17	6	0.739
	Seward, Mike	A2/ Lunatic Fringe	17	6	0.739
33	King, Timmy	C4/ The Replacements	19	7	0.731
	Jackson, Barry	D1/ Dynamic Darts	19	7	0.731
	Samaluk, Somchai	E5/ Deadstroke	19	7	0.731
36	Tan, Wil	A1/ The Elements of Style	16	6	0.727
	Henson, Rob	F2/ One Armed Bandits	16	6	0.727
38	Lewis, Jim	D1/ Dynamic Darts	18	7	0.720
39	Aldridge, Barron	C3/ Modena Cartel	20	8	0.714
	Bleakley, Tom	E4/ Tres Equis	20	8	0.714
	Clark, Dan	F6/ Overtime Outlaws	20	8	0.714
	Fourhman, Karsh	D3/ Chupacabras	15	6	0.714
	Phelan, Johnny	E8/ Rif-Raf	15	6	0.714
	Wenhart, Jeff	E2/ Kozmic Debris	15	6	0.714
45	Lawley, Charles	F1/ Get Over It	19	8	0.704
46	Dixon, J.D.	A2/ Lunatic Fringe	14	6	0.700
	DeMattos, Rick	D3/ Chupacabras	14	6	0.700
	Kerr, Duncan	D4/ Da Bulls	14	6	0.700
	Stepp, John	E5/ Deadstroke	14	6	0.700
50	Hoffmann, Steve	A2/ Lunatic Fringe	16	7	0.696
	Evans, J.P.	B4/ Wireless	16	7	0.696
	McSorley, Paul	D4/ Da Bulls	16	7	0.696
53	Jenkins, John	B5/ Get the Point "33"	18	8	0.692
	Sosa, Bo	B1/ Nine Lives	18	8	0.692
	Yoneoka, J.J.	D2/ Travelin' Beer Bellies	18	8	0.692
	McEwen, William	E7/ The Misfits	18	8	0.692
	Berstler, Justin	F8/ Mojo's Jerksquad	18	8	0.692
58	Johnson, Sven	F2/ One Armed Bandits	13	6	0.684
59	Whitehead, Lee	A3/ Dodge Darts	15	7	0.682
	Hunter, Jeffery	C3/ Modena Cartel	15	7	0.682
	Kirkpatrick, Brian	C3/ Modena Cartel	15	7	0.682
	Taylor, Walter	F2/ One Armed Bandits	15	7	0.682
63	Alvord, David	C1/ Hammer Heads	18	9	0.667
	Lichty, Ben	F7/ Money Shot	18	9	0.667
	(four more tied - 1 each in A,B,C,D divisions)				0.667

Doubles Win Percentage

			ASP	TGP	%-age
1	Dunleavy, John	B4/ Wireless	23	2	0.920
2	Seward, Mike	A2/ Lunatic Fringe	22	2	0.917
3	Wenhart, Jeff	E2/ Kozmic Debris	18	2	0.900
4	Jackson, Barry	D1/ Dynamic Darts	21	3	0.875
5	Winters, Tom	D1/ Dynamic Darts	19	3	0.864
6	Davis, Jim	A2/ Lunatic Fringe	18	3	0.857
7	Hall, Mike	C3/ Modena Cartel	23	4	0.852
8	Reynolds, Mike	E6/ Tailgaters	22	4	0.846
	Taylor, Walter	F2/ One Armed Bandits	22	4	0.846
10	Berstler, Justin	F8/ Mojo's Jerksquad	19	4	0.826
11	Simpson, David	B5/ Get the Point "33"	23	5	0.821
12	Kiser, Lyman	F2/ One Armed Bandits	22	5	0.815
13	Kirkpatrick, Brian	C3/ Modena Cartel	17	4	0.810
14	Butman, Don	A2/ Lunatic Fringe	19	5	0.792
	McDonald, Mike	B4/ Wireless	19	5	0.792
16	King, Timmy	C4/ The Replacements	22	6	0.786
17	Tan, Wil	A1/ The Elements of Style	18	5	0.783
18	Kerr, Duncan	D4/ Da Bulls	17	5	0.773
19	Coleman, Brian	C4/ The Replacements	20	6	0.769
20	Brown, Tom	A1/ The Elements of Style	16	5	0.762
21	Stites, Jon	C1/ Hammer Heads	19	6	0.760
	Rowe, Travis	D1/ Dynamic Darts	19	6	0.760
	Wade, Nate	F5/ Coral Reefers	19	6	0.760
24	Jeffcoat, Doug	A3/ Dodge Darts	22	7	0.759
	McNamara, Tim	A3/ Dodge Darts	22	7	0.759
	Bowen, Russell	E2/ Kozmic Debris	22	7	0.759
27	Gelhar, Tommy	C3/ Modena Cartel	21	7	0.750
	Evans, J.P.	B4/ Wireless	18	6	0.750
29	Terry, Bob	A2/ Lunatic Fringe	19	7	0.731
	Teeter, Kyle	C3/ Modena Cartel	19	7	0.731
	Thomas, Jason	C4/ The Replacements	19	7	0.731
	Yoneoka, J.J.	D2/ Travelin' Beer Bellies	19	7	0.731
33	White, Taylor	C1/ Hammer Heads	16	6	0.727
34	Tant, J.J.	E6/ Tailgaters	18	7	0.720
	Pearsall, Worth	F6/ Overtime Outlaws	18	7	0.720
36	Knight, Mark	A1/ The Elements of Style	15	6	0.714
	Wall, Keith	A1/ The Elements of Style	15	6	0.714
	Whitehead, Lee	A3/ Dodge Darts	15	6	0.714
	Carter, Kevin	E5/ Deadstroke	15	6	0.714
40	McFadden, Kevin	D1/ Dynamic Darts	17	7	0.708
41	Budelman, Jim	A2/ Lunatic Fringe	14	6	0.700
	Hoffmann, Steve	A2/ Lunatic Fringe	14	6	0.700
	Johnston, Anton	E2/ Kozmic Debris	14	6	0.700
44	Mitchell, Sid	C4/ The Replacements	18	8	0.692
45	Williams, Nelson	F5/ Coral Reefers	13	6	0.684
46	Mays, John	B1/ Nine Lives	15	7	0.682
47	Dopko, Jeff	F2/ One Armed Bandits	17	8	0.680
48	Gaglione, Joe	A4/ Last Minute Again	16	8	0.667
	Aldridge, Barron	C3/ Modena Cartel	16	8	0.667
	Dixon, J.D.	A2/ Lunatic Fringe	14	7	0.667
	Lewis, Jim	D1/ Dynamic Darts	14	7	0.667
	Barlow, Brian	F8/ Mojo's Jerksquad	14	7	0.667
53	Cullis, Pete	E7/ The Misfits	19	10	0.655
54	Hill, Roger	E4/ Tres Equis	17	9	0.654
	McEwen, William	E7/ The Misfits	17	9	0.654
56	Side, Eric	D2/ Travelin' Beer Bellies	15	8	0.652
	Snowden, Mark	D4/ Da Bulls	15	8	0.652
	Cross, Bill	F6/ Overtime Outlaws	15	8	0.652
59	Johnson, Mike	B4/ Wireless	13	7	0.650
	Conway, Paul	E6/ Tailgaters	13	7	0.650
	Flowers, Fred	E2/ Kozmic Debris	13	7	0.650
62	Mitchell, Billy	D5/ 3 Legged Dog	18	10	0.643
	Pilo, Chris	E5/ Deadstroke	18	10	0.643
64	Galloway, Dave	B4/ Wireless	16	9	0.640
65	(five tied - 1 each in A,C,D divisions, 2 in E div.)		14	8	0.636

Spring 2005 RDL Top Singles + Doubles Records (League-Wide) (FINAL!)
and Top All-Star Point Percentages (League-Wide) (FINAL!)

(All statistics are included, as there were no missing scoresheets this season)

(Game minimums required for these listings: 32 for teams **A**1/6, 35 for teams **A**2/3/4/7/8,**C**6,**D**1/3/6/7, 37 for all other teams)

Singles + Doubles Win Percentage

			W	L	%-age
1	Reynolds, Mike	E6/ Tailgaters	48	4	0.923
2	Hall, Mike	C3/ Modena Cartel	44	7	0.863
3	Kiser, Lyman	F2/ One Armed Bandits	41	7	0.854
4	Brown, Tom	A1/ The Elements of Style	35	7	0.833
5	Seward, Mike	A2/ Lunatic Fringe	39	8	0.830
6	Butman, Don	A2/ Lunatic Fringe	37	8	0.822
7	Wenhart, Jeff	E2/ Kozmic Debris	33	8	0.805
8	Winters, Tom	D1/ Dynamic Darts	37	9	0.804
9	Jackson, Barry	D1/ Dynamic Darts	40	10	0.800
10	Davis, Jim	A2/ Lunatic Fringe	35	9	0.795
11	Johnston, Anton	E2/ Kozmic Debris	30	8	0.789
12	Thomas, Jason	C4/ The Replacements	41	11	0.788
13	Gelhar, Tommy	C3/ Modena Cartel	44	12	0.786
14	Terry, Bob	A2/ Lunatic Fringe	40	11	0.784
	McDonald, Mike	B4/ Wireless	40	11	0.784
16	Bowen, Russell	E2/ Kozmic Debris	46	13	0.780
17	Taylor, Walter	F2/ One Armed Bandits	37	11	0.771
18	Pilo, Chris	E5/ Deadstroke	40	12	0.769
19	Knight, Mark	A1/ The Elements of Style	33	10	0.767
20	Dunleavy, John	B4/ Wireless	32	10	0.762
21	Coleman, Brian	C4/ The Replacements	38	12	0.760
22	King, Timmy	C4/ The Replacements	41	13	0.759
23	Tan, Wil	A1/ The Elements of Style	34	11	0.756
24	Berstler, Justin	F8/ Mojo's Jerksquad	37	12	0.755
25	Jeffcoat, Doug	A3/ Dodge Darts	42	14	0.750
26	Kirkpatrick, Brian	C3/ Modena Cartel	32	11	0.744
27	Tant, J.J.	E6/ Tailgaters	37	13	0.740
28	Kerr, Duncan	D4/ Da Bulls	31	11	0.738
29	Jordan, Jody	F4/ Stunn 'Em	28	10	0.737
30	Santas, Luey	B5/ Get the Point "33"	32	12	0.727
31	Evans, J.P.	B4/ Wireless	34	13	0.723
32	Alcon, Tony	D3/ Chupacabras	31	12	0.721
33	Dopko, Jeff	F2/ One Armed Bandits	36	14	0.720
34	Simpson, David	B5/ Get the Point "33"	40	16	0.714
	Stites, Jon	C1/ Hammer Heads	35	14	0.714
36	Yoneoka, J.J.	D2/ Travelin' Beer Bellies	37	15	0.712
37	Wade, Nate	F5/ Coral Reefers	32	13	0.711
38	Schwartz, Darrell	E5/ Deadstroke	28	12	0.700
39	Hoffmann, Steve	A2/ Lunatic Fringe	30	13	0.698
	Whitehead, Lee	A3/ Dodge Darts	30	13	0.698
41	Mitchell, Billy	D5/ 3 Legged Dog	39	17	0.696
42	Lewis, Jim	D1/ Dynamic Darts	32	14	0.696
43	Aldridge, Barron	C3/ Modena Cartel	36	16	0.692
44	Hunsberger, Jim	C7/ Got Pepsi?	29	13	0.690
45	Samaluk, Somchai	E5/ Deadstroke	33	15	0.688
46	Dixon, J.D.	A2/ Lunatic Fringe	28	13	0.683
47	Rowe, Travis	D1/ Dynamic Darts	30	14	0.682
48	Polston, Tony	C3/ Modena Cartel	25	12	0.676
49	Beaudoin, Paul	C8/ Armed and Dangerous	35	17	0.673
	McEwen, William	E7/ The Misfits	35	17	0.673
51	McFadden, Kevin	D1/ Dynamic Darts	30	15	0.667
	Fourhman, Karsh	D3/ Chupacabras	26	13	0.667
53	Bleakley, Tom	E4/ Tres Equis	37	19	0.661
54	Gaglione, Joe	A4/ Last Minute Again	31	16	0.660
55	Wall, Keith	A1/ The Elements of Style	29	15	0.659
56	Sosa, Bo	B1/ Nine Lives	34	18	0.654
	Martin, David	F3/ Quackers & Beer	34	18	0.654
58	Pearsall, Worth	F6/ Overtime Outlaws	32	17	0.653
59	Copple, Matthew	B1/ Nine Lives	30	16	0.652
60	Hunter, Jeffery	C3/ Modena Cartel	28	15	0.651
61	Gillett, Galen	E4/ Tres Equis	26	14	0.650
62	Mitchell, Sid	C4/ The Replacements	33	18	0.647
63	Johnson, Mike	B4/ Wireless	29	16	0.644
64	Persson, Kenny	C8/ Armed and Dangerous	36	20	0.643
65	Teeter, Kyle	C3/ Modena Cartel	32	18	0.640

All-Star Point Percentage

			ASP	TGP	%-age
1	Seward, Mike	A2/ Lunatic Fringe	87.5	48	1.823
2	Dixon, J.D.	A2/ Lunatic Fringe	69.0	42	1.643
3	Brown, Tom	A1/ The Elements of Style	68.0	43	1.581
4	Knight, Mark	A1/ The Elements of Style	67.0	44	1.523
5	Davis, Jim	A2/ Lunatic Fringe	67.5	45	1.500
6	Oakley, Jerry	A4/ Last Minute Again	69.5	50	1.390
7	Jenkins, John	B5/ Get the Point "33"	69.0	50	1.380
8	Whitehead, Lee	A3/ Dodge Darts	56.5	43	1.314
9	Murray, David	A4/ Last Minute Again	59.0	45	1.311
10	Grogan, Steve	A6/ Cheap Shots	59.0	46	1.283
11	Tan, Wil	A1/ The Elements of Style	58.5	46	1.272
12	Oakley, Richard	A4/ Last Minute Again	46.0	37	1.243
13	Jeffcoat, Doug	A3/ Dodge Darts	69.0	56	1.232
14	Hall, Mike	C3/ Modena Cartel	63.0	52	1.212
15	Terry, Bob	A2/ Lunatic Fringe	61.0	52	1.173
16	Wall, Keith	A1/ The Elements of Style	51.5	45	1.144
17	Hoffmann, Steve	A2/ Lunatic Fringe	48.5	44	1.102
18	Persson, Kenny	C8/ Armed and Dangerous	63.5	58	1.095
19	Butman, Don	A2/ Lunatic Fringe	48.5	45	1.078
20	Butters, Scott	A8/ Dazed & Confused	48.5	48	1.010
21	Pollard, Daniel	C6/ We Need All These	37.5	38	0.987
22	Gaglione, Joe	A4/ Last Minute Again	46.0	47	0.979
	Evans, J.P.	B4/ Wireless	46.0	47	0.979
24	Varnadoe, Matt	A3/ Dodge Darts	36.0	38	0.947
25	Crowley, Pat	B4/ Wireless	44.0	47	0.936
26	King, Timmy	C4/ The Replacements	49.5	55	0.900
27	Simpson, David	B5/ Get the Point "33"	50.0	56	0.893
28	Holland, Steve	A3/ Dodge Darts	49.0	55	0.891
29	Murdaugh, John	A8/ Dazed & Confused	44.5	50	0.890
30	McNamara, Tim	A3/ Dodge Darts	47.5	54	0.880
31	Reynolds, Mike	E6/ Tailgaters	47.0	54	0.870
32	Alcon, Tony	D3/ Chupacabras	38.0	44	0.864
33	O'Brien, Sean	A7/ Gravy Suckin' Pigs	44.0	51	0.863
34	Hunsberger, Jim	C7/ Got Pepsi?	37.0	43	0.860
35	Gelhar, Tommy	C3/ Modena Cartel	49.0	57	0.860
36	Witz, Steve	A6/ Cheap Shots	35.5	42	0.845
37	Hindle, Mikey	B2/ Bubba's Garage	44.5	53	0.840
38	Stites, Jon	C1/ Hammer Heads	41.0	50	0.820
39	Beaudoin, Paul	C8/ Armed and Dangerous	43.5	54	0.806
40	Dahulich, Jeff	A3/ Dodge Darts	45.5	57	0.798
41	Aldridge, Barron	C3/ Modena Cartel	42.0	53	0.792
42	Iager, John	B7/ Grateful Darts	43.5	56	0.777
43	Hines, Eric	C7/ Got Pepsi?	36.0	47	0.766
44	McDonald, Mike	B4/ Wireless	38.5	51	0.755
45	James, Bob	B6/ Starving Dartists	34.0	46	0.739
46	Johnson, Mike	B4/ Wireless	32.5	45	0.722
47	Santas, Luey	B5/ Get the Point "33"	31.5	44	0.716
48	Allison, Frank	B2/ Bubba's Garage	28.5	40	0.713
49	Parker, Charles	C1/ Hammer Heads	32.0	45	0.711
50	Budelman, Jim	A2/ Lunatic Fringe	29.0	41	0.707
51	Berstler, Justin	F8/ Mojo's Jerksquad	35.0	50	0.700
52	Dunleavy, John	B4/ Wireless	28.5	42	0.679
53	Samaluk, Somchai	E5/ Deadstroke	33.0	49	0.673
54	Schwartz, Darrell	E5/ Deadstroke	28.0	42	0.667
	Eason, Joel	A7/ Gravy Suckin' Pigs	24.0	36	0.667
56	Sosa, Bo	B1/ Nine Lives	34.5	52	0.663
57	Barton, Kevin	C2/ Heroes In Trouble	32.5	49	0.663
58	Walters, Jason	C7/ Got Pepsi?	30.5	46	0.663
59	Leonard, Shawn	B2/ Bubba's Garage	24.5	37	0.662
60	Johnston, Anton	E2/ Kozmic Debris	25.0	38	0.658
61	Cashwell, Craig	A7/ Gravy Suckin' Pigs	31.0	48	0.646
62	Gaertner, Brian	C1/ Hammer Heads	30.0	47	0.638
63	Gibson, Ed	D2/ Travelin' Beer Bellies	25.5	40	0.638
64	Brown, Phil	C7/ Got Pepsi?	28.0	44	0.636
65	Thomas, Jason	C4/ The Replacements	33.5	53	0.632

Spring 2005 RDL Records (by team) (FINAL!)

(All statistics are included, as there were no missing scoresheets this season)

Singles Win Percentages

		W	L	%-age
1	A1/ The Elements of Style	107	37	0.743
2	A2/ Lunatic Fringe	113	43	0.724
3	C3/ Modena Cartel	119	49	0.708
4	F2/ One Armed Bandits	112	56	0.667
5	D1/ Dynamic Darts	103	53	0.660
6	E5/ Deadstroke	110	58	0.655
7	E2/ Kozmic Debris	106	62	0.631
8	B4/ Wireless	104	64	0.619
9	C4/ The Replacements	102	66	0.607
10	F3/ Quackers & Beer	100	68	0.595
11	B5/ Get the Point "33"	96	72	0.571
	D2/ Travelin' Beer Bellies	96	72	0.571
13	A4/ Last Minute Again	89	67	0.571
14	C7/ Got Pepsi?	95	73	0.565
15	D3/ Chupacabras	88	68	0.564
16	C1/ Hammer Heads	94	74	0.560
17	D4/ Da Bulls	91	75	0.548
18	B1/ Nine Lives	91	77	0.542
19	A3/ Dodge Darts	81	73	0.526
20	D5/ 3 Legged Dog	86	80	0.518
21	E6/ Tailgaters	86	82	0.512
22	B6/ Starving Dartists	84	84	0.500
23	B2/ Bubba's Garage	83	84	0.497
24	F4/ Stunn 'Em	83	85	0.494
25	B7/ Grateful Darts	81	87	0.482
	E4/ Tres Equis	81	87	0.482
27	F7/ Money Shot	80	88	0.476
28	C8/ Armed and Dangerous	79	89	0.470
29	E3/ Damn Yankees!	78	90	0.464
	F8/ Mojo's Jerksquad	78	90	0.464
31	F5/ Coral Reefers	76	92	0.452
32	F1/ Get Over It	75	93	0.446
33	A5/ Here for the Beer	25	33	0.431
34	E1/ Meet the Fockers!	71	97	0.423
35	B3/ Excalibur	70	98	0.417
	E7/ The Misfits	70	98	0.417
	E8/ Rif-Raf	70	98	0.417
38	C6/ We Need All These	64	92	0.410
39	F6/ Overtime Outlaws	68	100	0.405
40	D8/ It Ain't A Thing	44	73	0.376
41	B8/ Horsemen	62	105	0.371
42	D7/ Have Darts, Will Travel	55	96	0.364
43	C2/ Heroes In Trouble	55	101	0.353
44	D6/ Fire-It-Up	54	100	0.351
45	A7/ Gravy Suckin' Pigs	54	102	0.346
46	A8/ Dazed & Confused	49	107	0.314
47	C5/ UZMALL	52	116	0.310
48	A6/ Cheap Shots	44	100	0.306

Doubles Win Percentages

		W	L	%-age
1	A2/ Lunatic Fringe	60	18	0.769
2	D1/ Dynamic Darts	59	19	0.756
3	C3/ Modena Cartel	62	22	0.738
4	A1/ The Elements of Style	53	19	0.736
5	B4/ Wireless	60	24	0.714
6	E2/ Kozmic Debris	58	26	0.690
7	C4/ The Replacements	56	28	0.667
8	E6/ Tailgaters	55	29	0.655
9	F2/ One Armed Bandits	54	30	0.643
10	C1/ Hammer Heads	51	33	0.607
11	A3/ Dodge Darts	47	31	0.603
12	D2/ Travelin' Beer Bellies	50	34	0.595
13	F5/ Coral Reefers	49	35	0.583
14	A4/ Last Minute Again	45	33	0.577
15	B1/ Nine Lives	46	38	0.548
	B2/ Bubba's Garage	46	38	0.548
	B5/ Get the Point "33"	46	38	0.548
	D4/ Da Bulls	46	38	0.548
	E5/ Deadstroke	46	38	0.548
	F3/ Quackers & Beer	46	38	0.548
21	C7/ Got Pepsi?	45	39	0.536
22	D3/ Chupacabras	40	38	0.513
23	E4/ Tres Equis	42	42	0.500
	F6/ Overtime Outlaws	42	42	0.500
25	B3/ Excalibur	41	43	0.488
	E7/ The Misfits	41	43	0.488
	F8/ Mojo's Jerksquad	41	43	0.488
28	D5/ 3 Legged Dog	40	44	0.476
29	C5/ UZMALL	37	47	0.440
	F1/ Get Over It	37	47	0.440
31	F7/ Money Shot	35	49	0.417
32	B6/ Starving Dartists	34	50	0.405
33	C2/ Heroes In Trouble	30	48	0.385
	D6/ Fire-It-Up	30	48	0.385
35	B7/ Grateful Darts	32	52	0.381
	B8/ Horsemen	32	52	0.381
	E1/ Meet the Fockers!	32	52	0.381
	F4/ Stunn 'Em	32	52	0.381
39	C8/ Armed and Dangerous	31	53	0.369
	E3/ Damn Yankees!	31	53	0.369
	E8/ Rif-Raf	31	53	0.369
42	D8/ It Ain't A Thing	22	38	0.367
43	A6/ Cheap Shots	24	48	0.333
	A5/ Here for the Beer	10	20	0.333
45	A8/ Dazed & Confused	25	53	0.321
	D7/ Have Darts, Will Travel	25	53	0.321
47	A7/ Gravy Suckin' Pigs	18	60	0.231
	C6/ We Need All These	18	60	0.231

Spring 2005 RDL Records (by team) (FINAL!)

(All statistics are included, as there were no missing scoresheets this season)

Singles+Doubles Win Percentages

		W	L	%-age
1	A2/ Lunatic Fringe	233	79	0.747
2	A1/ The Elements of Style	213	75	0.740
3	C3/ Modena Cartel	243	93	0.723
4	D1/ Dynamic Darts	221	91	0.708
5	B4/ Wireless	224	112	0.667
6	E2/ Kozmic Debris	222	114	0.661
7	F2/ One Armed Bandits	220	116	0.655
8	C4/ The Replacements	214	122	0.637
9	E5/ Deadstroke	202	134	0.601
10	C1/ Hammer Heads	196	140	0.583
	D2/ Travelin' Beer Bellies	196	140	0.583
	E6/ Tailgaters	196	140	0.583
13	A4/ Last Minute Again	179	133	0.574
14	F3/ Quackers & Beer	192	144	0.571
15	A3/ Dodge Darts	175	135	0.565
16	B5/ Get the Point "33"	188	148	0.560
17	C7/ Got Pepsi?	185	151	0.551
18	D4/ Da Bulls	183	151	0.548
19	B1/ Nine Lives	183	153	0.545
20	D3/ Chupacabras	168	144	0.538
21	B2/ Bubba's Garage	175	160	0.522
22	F5/ Coral Reefers	174	162	0.518
23	D5/ 3 Legged Dog	166	168	0.497
24	E4/ Tres Equis	165	171	0.491
25	F8/ Mojo's Jerksquad	160	176	0.476
26	B3/ Excalibur	152	184	0.452
	B6/ Starving Dartists	152	184	0.452
	E7/ The Misfits	152	184	0.452
	F6/ Overtime Outlaws	152	184	0.452
30	F7/ Money Shot	150	186	0.446
31	F1/ Get Over It	149	187	0.443
32	F4/ Stunn 'Em	147	189	0.438
33	B7/ Grateful Darts	145	191	0.432
34	C8/ Armed and Dangerous	141	195	0.420
35	E3/ Damn Yankees!	140	196	0.417
36	E1/ Meet the Fockers!	135	201	0.402
37	E8/ Rif-Raf	132	204	0.393
38	A5/ Here for the Beer	45	73	0.381
39	B8/ Horsemen	126	209	0.376
40	C5/ UZMALL	126	210	0.375
41	D8/ It Ain't A Thing	88	149	0.371
42	C2/ Heroes In Trouble	115	197	0.369
43	D6/ Fire-It-Up	114	196	0.368
44	D7/ Have Darts, Will Travel	105	202	0.342
45	C6/ We Need All These	100	212	0.321
46	A6/ Cheap Shots	92	196	0.319
47	A8/ Dazed & Confused	99	213	0.317
48	A7/ Gravy Suckin' Pigs	90	222	0.288

All-Star Percentages

		ASP	TGP	%-age
1	A2/ Lunatic Fringe	411.0	318	1.292
2	A1/ The Elements of Style	366.0	294	1.245
3	A4/ Last Minute Again	314.5	312	1.008
4	A3/ Dodge Darts	311.0	310	1.003
5	A6/ Cheap Shots	207.5	294	0.706
6	C3/ Modena Cartel	242.0	343	0.706
7	B4/ Wireless	228.0	336	0.679
8	B5/ Get the Point "33"	225.5	336	0.671
9	A5/ Here for the Beer	78.0	118	0.661
10	C1/ Hammer Heads	215.0	343	0.627
11	A7/ Gravy Suckin' Pigs	192.5	319	0.603
12	C7/ Got Pepsi?	211.5	352	0.601
13	A8/ Dazed & Confused	186.5	312	0.598
14	B2/ Bubba's Garage	205.0	349	0.587
15	C4/ The Replacements	188.0	343	0.548
16	B1/ Nine Lives	174.5	336	0.519
17	C8/ Armed and Dangerous	170.5	349	0.489
18	D2/ Travelin' Beer Bellies	163.0	336	0.485
19	B7/ Grateful Darts	159.5	336	0.475
20	B6/ Starving Dartists	156.0	336	0.464
21	C5/ UZMALL	159.0	343	0.464
22	E5/ Deadstroke	159.5	351	0.454
23	C6/ We Need All These	141.0	318	0.443
24	D1/ Dynamic Darts	135.0	312	0.433
25	B3/ Excalibur	140.0	350	0.400
26	E6/ Tailgaters	138.5	350	0.396
27	C2/ Heroes In Trouble	122.0	318	0.384
28	B8/ Horsemen	127.0	335	0.379
29	E2/ Kozmic Debris	129.5	342	0.379
30	D5/ 3 Legged Dog	123.0	334	0.368
31	D3/ Chupacabras	112.0	320	0.350
32	D4/ Da Bulls	106.5	334	0.319
33	D7/ Have Darts, Will Travel	91.5	307	0.298
34	D8/ It Ain't A Thing	70.5	237	0.297
35	F7/ Money Shot	103.0	348	0.296
36	F2/ One Armed Bandits	99.0	336	0.295
37	F8/ Mojo's Jerksquad	101.0	345	0.293
38	E1/ Meet the Fockers!	99.0	343	0.289
39	F3/ Quackers & Beer	95.0	336	0.283
40	D6/ Fire-It-Up	84.5	317	0.267
41	E7/ The Misfits	92.0	348	0.264
42	F4/ Stunn 'Em	87.5	344	0.254
43	F5/ Coral Reefers	91.5	363	0.252
44	E4/ Tres Equis	84.5	336	0.251
45	E8/ Rif-Raf	75.5	336	0.225
46	F1/ Get Over It	71.0	336	0.211
47	E3/ Damn Yankees!	73.0	349	0.209
48	F6/ Overtime Outlaws	54.5	336	0.162

	Week 1			Week 2			Week 3			Week 4			Week 5			Week 6			Week 7			Week 8			Week 9			Week 10			Week 11			Week 12			Week 13			Week 14			Forfeits
RDL - Spring, 2005	vs.	W/L	Pts.	vs.	W/L	Pts.	vs.	W/L	Pts.	vs.	W/L	Pts.	vs.	W/L	Pts.	vs.	W/L	Pts.	vs.	W/L	Pts.	vs.	W/L	Pts.	vs.	W/L	Pts.	vs.	W/L	Pts.	vs.	W/L	Pts.	vs.	W/L	Pts.	vs.	W/L	Pts.	vs.	W/L	Pts.	
A1/ The Elements of Style	a5	*W*	*16*	A3	W	19	a7	W	23	a6	W	17	A8	W	21	a4	W	16	A2	L	8	A5	*W*	*16*	a3	W	15	A7	W	15	A6	W	21	a8	W	21	A4	W	17	a2	W	12	
A2/ Lunatic Fringe	a4	W	15	A7	W	20	A6	W	20	a8	W	20	a5	W	22	A3	W	13	a1	W	16	A4	W	14	a7	W	22	a6	W	22	A8	W	20	A5	*W*	*16*	a3	W	17	A1	L	12	
A3/ Dodge Darts	A8	W	18	a1	L	5	a5	W	15	A7	W	13	A6	W	12	a2	L	11	A4	L	11	a8	W	16	A1	L	9	A5	*W*	*16*	a7	W	15	a6	W	17	A2	L	7	a4	L	8	
A4/ Last Minute Again	A2	L	9	a6	W	16	A8	W	18	A5	W	19	a7	W	20	A1	L	8	a3	W	13	a2	L	10	A6	W	17	a8	W	16	a5	*W*	*16*	A7	W	16	a1	L	7	A3	W	10	
A5/ Here for the Beer	A1	*L*	*0*	a8	W	16	A3	L	4	a4	L	5	A2	L	1	a7	W	11	A6	*L*	*0*	a1	*L*	*0*	A8	*L*	*0*	a3	*L*	*0*	A4	*L*	*0*	a2	*L*	*0*	A7	*L*	*0*	a6	*L*	*0*	9
A6/ Cheap Shots	a7	W	14	A4	L	8	a2	L	4	A1	L	7	a3	L	11	A8	L	9	a5	*W*	*16*	A7	W	12	a4	L	7	A2	L	2	a1	L	3	A3	L	7	a8	L	8	A5	*W*	*16*	
A7/ Gravy Suckin' Pigs	A6	L	10	a2	L	4	A1	L	1	a3	L	8	A4	L	4	A5	L	10	a8	W	16	a6	L	12	A2	L	2	a1	L	1	A3	L	5	a4	L	8	a5	*W*	*16*	A8	L	9	
A8/ Dazed & Confused	a3	L	6	A5	L	5	a4	L	6	A2	L	4	a1	L	3	a6	W	15	A7	L	8	A3	L	6	a5	*W*	*16*	A4	L	8	a2	L	4	A1	L	1	A6	W	14	a7	W	15	
B1/ Nine Lives	b5	L	9	B6	L	9	B8	W	21	b3	L	9	b7	W	15	B4	L	9	b2	W	14	B5	W	13	b6	W	14	b8	L	11	B3	W	15	B7	W	18	b4	L	8	B2	W	15	
B2/ Bubba's Garage	b7	W	16	B4	L	11	b6	L	11	b8	W	18	B3	W	12	b5	L	11	B1	L	9	B7	W	13	b4	L	9	B6	W	13	B8	W	12	b3	L	12	B5	W	13	b1	L	9	
B3/ Excalibur	b4	L	8	B7	L	10	b5	L	10	B1	W	15	b2	L	12	b8	L	6	B6	W	15	B4	L	6	b7	W	16	B5	L	6	b1	L	9	B2	W	12	B8	W	13	b6	W	14	
B4/ Wireless	B3	W	16	b2	W	13	b7	W	16	B6	W	15	B8	W	20	b1	W	15	B5	W	19	b3	W	18	B2	W	13	B7	W	14	b6	W	16	b8	W	17	B1	W	16	b5	W	14	
B5/ Get the Point "33"	B1	W	15	B8	W	17	B3	W	14	B7	W	16	b6	W	15	B2	W	13	b4	L	5	b1	L	11	b8	W	15	b3	W	18	b7	W	14	B6	W	14	b2	L	11	B4	L	10	
B6/ Starving Dartists	B8	W	13	b1	W	15	B2	W	13	b4	L	9	B5	L	8	B7	L	9	b3	L	9	b8	W	14	B1	L	8	b2	L	8	B4	L	8	b5	L	10	b7	W	17	B3	L	10	
B7/ Grateful Darts	B2	L	8	b3	W	14	B4	L	8	b5	L	8	B1	L	9	b6	W	14	B8	W	12	b2	L	11	B3	L	8	b4	L	7	B5	L	10	b1	L	6	B6	L	6	b8	W	19	
B8/ Horsemen	b6	L	11	b5	L	7	b1	L	3	B2	L	6	b4	L	4	B3	W	18	b7	L	10	B6	L	8	B5	L	7	B1	W	13	b2	L	9	B4	L	7	b3	L	11	B7	L	5	
C1/ Hammer Heads	C8	W	15	c6	W	14	C5	W	20	c4	W	13	C3	L	11	c7	W	17	C2	W	18	c8	W	12	C6	W	19	c5	W	13	C4	L	10	c3	L	9	C7	L	9	c2	W	16	
C2/ Heroes In Trouble	c7	L	6	C4	W	13	c3	L	6	C8	W	13	c5	W	16	C6	W	14	c1	L	6	C7	W	12	c4	L	4	C3	L	2	c8	L	6	C5	L	8	c6	*L*	*0*	C1	L	8	1
C3/ Modena Cartel	c4	W	16	C7	W	22	C2	W	18	c6	W	19	c1	W	13	C5	W	18	c8	W	19	C4	L	7	c7	W	12	c2	W	22	C6	W	23	C1	W	15	c5	W	21	C8	W	17	
C4/ The Replacements	C3	L	8	c2	L	11	C6	W	12	C1	L	11	c7	W	13	C8	W	20	c5	W	17	c3	W	17	C2	W	20	c6	W	20	c1	W	14	C7	W	18	c8	W	17	C5	W	16	
C5/ UZMALL	C6	W	16	c8	L	10	c1	L	4	C7	L	5	C2	L	8	c3	L	6	C4	L	7	c6	L	11	C8	W	12	C1	L	11	c7	L	9	c2	W	16	C3	L	3	c4	L	8	
C6/ We Need All These	c5	L	8	C1	L	10	c4	L	12	C3	L	4	c8	W	15	c2	L	10	C7	L	9	C5	W	13	c1	L	5	C4	L	4	c3	L	1	C8	L	3	C2	*W*	*16*	c7	L	5	
C7/ Got Pepsi?	C2	W	18	c3	L	2	C8	W	18	c5	W	19	C4	L	11	C1	L	7	c6	W	15	c2	L	12	C3	L	12	c8	W	16	C5	W	15	c4	L	6	c1	W	15	C6	W	19	
C8/ Armed and Dangerous	c1	L	9	C5	W	14	c7	L	6	c2	L	11	C6	L	9	c4	L	4	C3	L	5	C1	L	12	c5	L	12	C7	L	8	C2	W	17	c6	W	20	C4	L	7	c3	L	6	
D1/ Dynamic Darts	D6	W	22	d3	W	16	D7	W	20	d8	W	20	D5	L	11	d4	W	16	D2	W	15	d6	W	21	D3	W	18	d7	W	20	D8	*W*	*16*	d5	W	17	D4	L	11	d2	W	14	
D2/ Travelin' Beer Bellies	d4	L	11	D8	W	19	d5	W	15	D6	W	13	d7	W	18	D3	W	13	d1	L	9	D4	W	15	d8	W	19	D5	L	10	d6	W	18	D7	W	16	d3	L	10	D1	L	10	
D3/ Chupacabras	d7	W	21	D1	L	8	d8	L	11	D5	W	19	d6	W	17	d2	L	11	D4	W	13	D7	W	14	d1	L	6	D8	*W*	*16*	d5	L	11	D6	W	12	D2	W	14	d4	L	11	
D4/ Da Bulls	D2	W	13	d5	L	10	D6	W	17	d7	W	15	D8	W	12	D1	L	8	d3	L	11	d2	L	9	D5	W	15	d6	W	18	D7	W	15	d8	W	13	d1	W	13	D3	W	13	
D5/ 3 Legged Dog	d8	L	11	D4	W	14	D2	L	9	d3	L	5	d1	W	13	D7	L	9	d6	W	13	D8	W	18	d4	L	9	d2	W	14	D3	W	13	D1	L	7	d7	W	15	D6	W	14	
D6/ Fire-It-Up	d1	L	2	D7	W	16	d4	L	7	d2	L	11	D3	L	7	d8	W	14	D5	L	11	D1	L	3	d7	L	5	D4	L	6	D2	L	6	d3	L	12	D8	*W*	*16*	d5	L	10	
D7/ Have Darts, Will Travel	D3	L	3	d6	L	8	d1	L	4	D4	L	5	D2	L	5	d5	W	15	D8	L	6	d3	L	9	D6	W	13	D1	L	4	d4	L	7	d2	L	6	D5	L	9	d8	*W*	*16*	
D8/ It Ain't A Thing	D5	W	13	d2	L	5	D3	W	13	D1	L	4	d4	L	6	D6	L	10	d7	W	12	d5	L	2	D2	L	3	d3	*L*	*0*	d1	*L*	*0*	D4	L	6	d6	*L*	*0*	D7	*L*	*0*	4
E1/ Meet the Fockers!	E6	L	11	e4	W	13	E3	L	11	e8	W	15	E5	L	4	e2	L	6	E7	W	14	e6	L	6	E4	L	9	e3	W	12	E8	W	15	e5	L	6	E2	L	6	e7	L	7	
E2/ Kozmic Debris	E7	W	12	e5	L	11	E6	W	13	e3	W	18	E8	W	16	E1	W	18	e4	W	19	e7	W	17	E5	L	9	e6	W	16	E3	W	21	e8	W	13	e1	W	18	E4	W	15	
E3/ Damn Yankees!	E4	L	9	e6	L	5	e1	W	13	E2	L	6	E7	W	14	e5	L	11	E8	W	15	e4	L	10	E6	W	13	E1	L	12	e2	L	3	e7	L	12	E5	L	11	e8	L	6	
E4/ Tres Equis	e3	W	15	E1	L	11	e8	W	15	E5	L	7	e6	L	10	e7	W	15	E2	L	5	E3	W	14	e1	W	15	E8	W	13	e5	W	13	E6	L	10	E7	W	13	e2	L	9	
E5/ Deadstroke	e8	W	17	E2	W	13	E7	W	15	e4	W	17	e1	W	20	E3	W	13	e6	L	12	E8	W	13	e2	W	15	e7	W	13	E4	L	11	E1	W	18	e3	W	13	E6	W	12	
E6/ Tailgaters	e1	W	13	E3	W	19	e2	L	11	e7	W	15	E4	W	14	e8	W	18	E5	W	12	E1	W	18	e3	L	9	E2	L	8	E7	W	13	e4	W	14	E8	W	18	e5	L	12	
E7/ The Misfits	e2	L	12	E8	W	13	e5	L	9	E6	L	9	e3	L	10	E4	L	9	e1	L	10	E2	L	6	e8	L	11	E5	L	11	e6	L	11	E3	W	12	e4	L	11	E1	W	17	
E8/ Rif-Raf	E5	L	7	e7	L	11	E4	L	9	E1	L	9	e2	L	8	E6	L	6	e3	L	9	e5	L	11	E7	W	13	e4	L	11	e1	L	9	E2	L	5	e6	L	6	E3	W	18	
F1/ Get Over It	F8	L	9	f5	L	8	f6	W	12	F3	L	10	F7	L	10	f4	W	14	F2	L	6	f8	L	10	F5	L	7	F6	L	11	f3	L	9	f7	W	16	F4	L	10	f2	L	10	
F2/ One Armed Bandits	F4	W	16	f7	W	17	F8	W	15	F6	W	16	f3	W	16	F5	W	16	f1	W	18	f4	W	16	F7	W	14	f8	W	18	f6	W	21	F3	L	10	f5	W	13	F1	W	14	
F3/ Quackers & Beer	F7	W	19	f4	W	16	F5	W	15	f1	W	14	F2	L	8	F6	W	12	f8	W	18	f7	W	12	F4	W	14	f5	L	11	F1	W	13	f2	W	14	f6	L	7	F8	L	11	
F4/ Stunn 'Em	f2	L	8	F3	L	8	F7	L	8	f8	L	11	f6	L	9	F1	L	10	f5	L	12	F2	L	8	f3	L	10	f7	L	8	F8	L	11	F6	W	16	f1	W	14	F5	W	14	
F5/ Coral Reefers	f6	W	13	F1	W	16	f3	L	9	f7	W	17	F8	L	11	f2	L	8	F4	W	12	F6	W	13	f1	W	15	F3	W	13	F7	W	12	f8	W	14	F2	L	11	f4	L	10	
F6/ Overtime Outlaws	F5	L	11	f8	W	18	F1	L	9	f2	L	8	F4	W	15	f3	L	10	F7	L	10	f5	L	9	F8	L	10	f1	W	12	F2	L	3	f4	L	8	F3	W	15	f7	L	10	
F7/ Money Shot	f3	L	5	F2	L	7	f4	W	16	F5	L	7	f1	W	14	F8	L	9	f6	W	14	F3	L	10	F4	W	16	f5	L	12	F1	L	8	f8	W	10	F6	W	13				
F8/ Mojo's Jerksquad	f1	W	15	F6	L	6	f2	L	9	F4	W	13	f5	W	11	f7	W	15	F3	L	6	F1	W	14	f6	W	14	F2	L	6	f4	W	13	F5	L	10	F7	L	10	f3	W	12	

		Singles	301	Singles	Cricket	Singles	Record	Singles Win %-age	Doubles	Cricket	Doubles	501	Doubles	Record	Doubles Win %-age	Sngls + Dbls	Record	Sngls + Dbls Win %-age	1001 Wins	1001 Losses	All-Star Points	Games Played	All-Star %-age
A1/ The Elements of Style		51	21	56	16	107	37	0.743	27	9	26	10	53	19	0.736	213	75	0.740	6	0	366.0	294	1.245
A 10	Kilts, Jason	4	4	5	1	9	5	0.643	6	1	6	1	12	2	0.857	21	7	0.750	0	0	27.5	28	0.982
A 11	Brown, Tom	9	1	10	1	19	2	0.905	9	2	7	3	16	5	0.762	35	7	0.833	1	0	68.0	43	1.581
A 12	Hyler, Dale	5	3	5	2	10	5	0.667	4	4	4	1	8	5	0.615	18	10	0.643	0	0	35.0	28	1.250
A 13	Knight, Mark	9	2	9	2	18	4	0.818	7	3	8	3	15	6	0.714	33	10	0.767	1	0	67.0	44	1.523
A 14	Riner, John	3	0	1	0	4	0	1.000	1	1	1	1	2	2	0.500	6	2	0.750	0	0	6.5	8	0.813
A 15	Tan, Wil	8	3	8	3	16	6	0.727	8	3	10	2	18	5	0.783	34	11	0.756	1	0	58.5	46	1.272
A 16	Umstead, Randy	6	2	4	3	10	5	0.667	5	1	8	1	13	2	0.867	23	7	0.767	1	0	31.0	31	1.000
A 17	Wall, Keith	4	6	10	3	14	9	0.609	9	2	6	4	15	6	0.714	29	15	0.659	1	0	51.5	45	1.144
A 18	Phillips, Robbie	3	0	4	1	7	1	0.875	5	1	2	4	7	5	0.583	14	6	0.700	1	0	21.0	21	1.000
A2/ Lunatic Fringe		55	23	58	20	113	43	0.724	31	8	29	10	60	18	0.769	233	79	0.747	0	6	411.0	318	1.292
A 20	Moats, Keith	1	0	0	0	1	0	1.000	0	0	0	0	0	0	#DIV/0!	1	0	1.000	0	0	0.0	1	0.000
A 21	Hoffmann, Steve "Doc"	10	2	6	5	16	7	0.696	5	3	9	3	14	6	0.700	30	13	0.698	0	1	48.5	44	1.102
A 22	Budelman, Jim	5	6	4	5	9	11	0.450	7	4	7	2	14	6	0.700	23	17	0.575	0	1	29.0	41	0.707
A 23	Butman, Don	9	1	9	2	18	3	0.857	10	2	9	3	19	5	0.792	37	8	0.822	0	0	48.5	45	1.078
A 24	Terry, Bob	10	3	11	1	21	4	0.840	11	2	8	5	19	7	0.731	40	11	0.784	0	1	61.0	52	1.173
A 25	Seward, Mike	5	6	12	0	17	6	0.739	11	1	11	1	22	2	0.917	39	8	0.830	0	1	87.5	48	1.823
A 26	Dixon, J.D.	7	2	7	4	14	6	0.700	9	2	5	5	14	7	0.667	28	13	0.683	0	1	69.0	42	1.643
A 27	Davis, Jim	8	3	9	3	17	6	0.739	9	2	9	1	18	3	0.857	35	9	0.795	0	1	67.5	45	1.500
A3/ Dodge Darts		40	37	41	36	81	73	0.526	24	15	23	16	47	31	0.603	175	135	0.565	0	0	311.0	310	1.003
A 30	Whitehead, Lee	7	4	8	3	15	7	0.682	8	3	7	3	15	6	0.714	30	13	0.698			56.5	43	1.314
A 31	Kunttu, Kurt	0	1	0	1	0	2	0.000	0	1	0	1	0	2	0.000	0	4	0.000			5.5	4	1.375
A 32	Jeffcoat, Doug	8	5	12	2	20	7	0.741	11	3	11	4	22	7	0.759	42	14	0.750			69.0	56	1.232
A 33	Dahulich, Jeff	5	10	5	10	10	20	0.333	6	8	6	7	12	15	0.444	22	35	0.386			45.5	57	0.798
A 34	McNamara, Tim	5	8	5	7	10	15	0.400	10	4	12	3	22	7	0.759	32	22	0.593			47.5	54	0.880
A 35	Holland, Steve	9	6	7	7	16	13	0.552	6	6	7	7	13	13	0.500	29	26	0.527			49.0	55	0.891
A 36	Varnadoe, Matt	6	3	4	5	10	8	0.556	7	4	2	7	9	11	0.450	19	19	0.500			36.0	38	0.947
A 37	Gibbs, Keith	0	0	0	1	0	1	0.000	0	1	1	0	1	1	0.500	1	2	0.333			2.0	3	0.667
A4/ Last Minute Again		39	39	50	28	89	67	0.571	25	14	20	19	45	33	0.577	179	133	0.574	0	0	314.5	312	1.008
A 40	Scott, Lee	4	5	5	3	9	8	0.529	4	3	4	4	8	7	0.533	17	15	0.531			28.0	32	0.875
A 41	Murray, David "Mo'Tea"	8	4	8	4	16	8	0.667	6	6	6	3	12	9	0.571	28	17	0.622			59.0	45	1.311
A 42	Oakley, Jerry	7	5	8	4	15	9	0.625	9	4	6	7	15	11	0.577	30	20	0.600			69.5	50	1.390
A 43	West, Billy	1	2	2	0	3	2	0.600	1	2	0	4	1	6	0.143	4	8	0.333			4.5	12	0.375
A 44	Oakley, Richard	2	1	9	4	11	5	0.688	9	4	3	5	12	9	0.571	23	14	0.622			46.0	37	1.243
A 45	Gaglione, Joe	5	6	10	2	15	8	0.652	10	3	6	5	16	8	0.667	31	16	0.660			46.0	47	0.979
A 46	Ramser, K.C.	7	3	3	4	10	7	0.588	4	3	7	2	11	5	0.688	21	12	0.636			28.0	33	0.848
A 47	Denton, Shane	4	5	2	5	6	10	0.375	2	0	3	5	5	5	0.500	11	15	0.423			20.0	26	0.769
A 48	Ray, Gerald	1	8	3	1	4	9	0.308	4	2	3	1	7	3	0.700	11	12	0.478			10.5	23	0.457
A 49	Stewart, Shannon	0	0	0	1	0	1	0.000	1	1	2	2	3	3	0.500	3	4	0.429			3.0	7	0.429
‡‡ A5/ Here for the Beer		11	18	14	15	25	33	0.431	4	11	6	9	10	20	0.333	45	73	0.381	0	0	78.0	118	0.661
‡‡ A 50	Grayckowski, Bob	2	3	1	4	3	7	0.300	2	4	2	3	4	7	0.364	7	14	0.333			11.0	21	0.524
‡‡ A 51	Parker, Deb	1	2	2	2	3	4	0.429	0	3	1	4	1	7	0.125	4	11	0.267			12.0	15	0.800
‡‡ A 52	Newman, Amy	1	4	1	4	2	8	0.200	2	3	1	5	3	8	0.273	5	16	0.238			8.0	21	0.381
‡‡ A 53	Jacobi, Paul	2	5	3	2	5	7	0.417	1	6	2	3	3	9	0.250	8	16	0.333			13.5	24	0.563
‡‡ A 54	Nagy, Les	1	0	1	1	2	1	0.667	0	1	0	1	0	2	0.000	2	3	0.400			2.0	5	0.400
‡‡ A 55	Denton, Mike	0	0	0	0	0	0	#DIV/0!	0	0	0	0	0	0	#DIV/0!	0	0	#DIV/0!			0.0	0	#DIV/0!
‡‡ A 56	Meshan, Garrett	2	2	4	0	6	2	0.750	2	1	2	1	4	2	0.667	10	4	0.714			10.0	14	0.714
‡‡ A 57	Stevens, Joe	2	2	2	2	4	4	0.500	1	4	4	1	5	5	0.500	9	9	0.500			21.5	18	1.194
A6/ Cheap Shots		30	42	14	58	44	100	0.306	11	25	13	23	24	48	0.333	92	196	0.319	6	0	207.5	294	0.706
A 60	Witz, Steve	4	8	2	9	6	17	0.261	5	6	3	4	8	10	0.444	14	27	0.341	1	0	35.5	42	0.845
A 61	Sellers, Mark	3	5	2	8	5	13	0.278	2	8	2	7	4	15	0.211	9	28	0.243	0	0	23.0	37	0.622
A 62	Hall, Josh	5	6	2	8	7	14	0.333	3	6	4	6	7	12	0.368	14	26	0.350	1	0	13.5	41	0.329
A 63	Warren, Randy	3	4	0	6	3	10	0.231	2	4	4	6	6	10	0.375	9	20	0.310	1	0	12.0	30	0.400
A 64	Buckman, Dave	2	8	1	6	3	14	0.176	1	8	2	9	3	17	0.150	6	31	0.162	1	0	17.5	38	0.461
A 65	Gibson, Jack	3	5	2	6	5	11	0.313	3	6	3	1	6	7	0.462	11	18	0.379	0	0	18.0	29	0.621
A 66	Vaux, Wes	1	2	1	7	2	9	0.182	3	3	4	2	7	5	0.583	9	14	0.391	1	0	27.5	24	1.146
A 67	Coyne, Kevin	0	1	0	0	0	1	0.000	0	0	0	6	0	6	0.000	0	7	0.000	0	0	1.5	7	0.214
A 68	Grogan, Steve	9	3	4	8	13	11	0.542	3	9	4	5	7	14	0.333	20	25	0.444	1	0	59.0	46	1.283
A7/ Gravy Suckin' Pigs		30	48	24	54	54	102	0.346	7	32	11	28	18	60	0.231	90	222	0.288	0	7	192.5	319	0.603
A 70	Rutten, Pete	5	7	3	6	8	13	0.381	1	9	4	7	5	16	0.238	13	29	0.310	0	1	21.5	43	0.500
A 71	Lane, Timothy	5	3	4	4	9	7	0.563	2	6	0	5	2	11	0.154	11	18	0.379	0	1	24.5	30	0.817
A 72	Cashwell, Craig	2	10	6	5	8	15	0.348	5	7	4	9	9	16	0.360	17	31	0.354	0	0	31.0	48	0.646
A 73	Bonar, Eric	3	7	1	8	4	15	0.211	0	12	3	10	3	22	0.120	7	37	0.159	0	1	16.5	45	0.367
A 74	Baldwin, Randy	5	4	0	10	5	14	0.263	2	6	4	2	6	8	0.429	11	22	0.333	0	1	17.0	34	0.500
A 75	Eason, Joel	2	6	4	6	6	12	0.333	1	7	4	5	5	12	0.294	11	24	0.314	0	1	24.0	36	0.667
A 76	O'Brien, Sean	6	7	5	8	11	15	0.423	3	10	3	8	6	18	0.250	17	33	0.340	0	1	44.0	51	0.863
A 77	Bush, Jim	2	4	1	7	3	11	0.214	0	7	0	10	0	17	0.000	3	28	0.097	0	1	14.0	32	0.438
A8/ Dazed & Confused		25	53	24	54	49	107	0.314	12	27	13	26	25	53	0.321	99	213	0.317	0	0	186.5	312	0.598
A 80	Butters, Scott	6	7	7	6	13	13	0.500	6	4	8	4	14	8	0.636	27	21	0.563			48.5	48	1.010
A 81	Chaney, Bill	4	8	1	9	5	17	0.227	6	6	2	11	8	17	0.320	13	34	0.277			23.0	47	0.489
A 82	Matthews, Eric	0	6	2	6	2	12	0.143	1	5	1	4	2	9	0.182	4	21	0.160			12.0	25	0.480
A 83	Crumpler, Greg	4	8	4	7	8	15	0.348	4	9	3	10	7	19	0.269	15	34	0.306			18.0	49	0.367
A 84	Pierce, Barry	0	0	0	2	0	2	0.000	0	2	0	2	0	4	0.000	0	6	0.000			3.5	6	0.583
A 85	Blackwelder, Deb	4	8	4	8	8	16	0.333	2	9	8	5	10	14	0.417	18	30	0.375			18.0	48	0.375
A 86	Rodgers, Trey	3	7	4	6	7	13	0.350	2	8	2	7	4	15	0.211	11	28	0.282			19.0	39	0.487
A 87	Murdaugh, John	4	9	2	10	6	19	0.240	3	11	2	9	5	20	0.200	11	39	0.220			44.5	50	0.890

		Singles	301	Singles	Cricket	Singles	Record	Singles Win %-age	Doubles	Cricket	Doubles	501	Doubles	Record	Doubles Win %-age	Sngls + Dbls	Record	Sngls + Dbls Win %-age	1001 Wins	1001 Losses	All-Star Points	Games Played	All-Star %-age
B1/ Nine Lives		41	43	50	34	91	77	0.542	20	22	26	16	46	38	0.548	183	153	0.545	0	0	174.5	336	0.519
B 10	Smith, Butch	3	9	9	4	12	13	0.480	5	9	7	5	12	14	0.462	24	27	0.471			30.5	51	0.598
B 11	Copple, Matthew	9	2	10	2	19	4	0.826	5	7	6	5	11	12	0.478	30	16	0.652			25.0	46	0.543
B 12	Romanchek, David	7	7	4	11	11	18	0.379	7	5	8	6	15	11	0.577	26	29	0.473			32.0	55	0.582
B 13	Paulson, Glenn	6	7	5	6	11	13	0.458	6	7	7	5	13	12	0.520	24	25	0.490			17.5	49	0.357
B 14	Sosa, Bo	7	6	11	2	18	8	0.692	7	6	9	4	16	10	0.615	34	18	0.654			34.5	52	0.663
B 15	Fuhrmann, Al	0	0	0	0	0	0	#DIV/0!	1	1	0	1	1	2	0.333	1	2	0.333			0.0	3	0.000
B 16	Mays, John	5	7	7	4	12	11	0.522	6	4	9	3	15	7	0.682	27	18	0.600			16.5	45	0.367
B 17	Marsden, James	4	5	4	5	8	10	0.444	3	5	6	3	9	8	0.529	17	18	0.486			18.5	35	0.529
B2/ Bubba's Garage		39	44	44	40	83	84	0.497	25	17	21	21	46	38	0.548	175	160	0.522	8	6	205.0	349	0.587
B 20	Sautter, Don	6	6	7	5	13	11	0.542	6	4	5	7	11	11	0.500	24	22	0.522	1	1	26.0	48	0.542
B 21	Bacanskas, Andrew	1	1	3	2	4	3	0.571	4	2	4	2	8	4	0.667	12	7	0.632	1	1	9.5	21	0.452
B 22	Leonard, Shawn	6	4	3	7	9	11	0.450	7	3	3	3	10	6	0.625	19	17	0.528	1	0	24.5	37	0.662
B 23	Howard, Brian	6	8	8	6	14	14	0.500	10	4	5	6	15	10	0.600	29	24	0.547	1	1	29.0	55	0.527
B 24	Parsons, Jeff	7	5	7	2	14	7	0.667	5	6	5	3	10	9	0.526	24	16	0.600	1	1	24.5	42	0.583
B 25	Allison, Frank	2	6	3	6	5	12	0.294	5	5	6	6	11	11	0.500	16	23	0.410	1	0	28.5	40	0.713
B 26	Giberson, Kris	6	8	6	5	12	13	0.480	6	5	8	7	14	12	0.538	26	25	0.510	1	1	18.5	53	0.349
B 27	Hindle, Mikey	5	6	7	7	12	13	0.480	7	5	6	8	13	13	0.500	25	26	0.490	1	1	44.5	53	0.840
B3/ Excalibur		36	48	34	50	70	98	0.417	18	24	23	19	41	43	0.488	152	184	0.452	7	7	140.0	350	0.400
B 30	Burney, Gary	4	4	4	6	8	10	0.444	4	4	5	3	9	7	0.563	17	17	0.500	1	1	8.5	36	0.236
B 31	Foushee, Eugene	4	8	5	7	9	15	0.375	4	8	8	4	12	12	0.500	21	27	0.438	1	1	26.0	50	0.520
B 32	Slominski, Mark	2	4	2	6	4	10	0.286	2	5	2	7	4	12	0.250	8	22	0.267	1	1	12.0	32	0.375
B 33	Shearin, Keith	7	4	6	7	13	11	0.542	7	6	7	5	14	11	0.560	27	22	0.551	1	0	22.0	50	0.440
B 34	Vann, Tim	3	10	4	9	7	19	0.269	6	8	9	4	15	12	0.556	22	31	0.415	1	1	27.5	55	0.500
B 35	Scott, Keith	6	7	6	7	12	14	0.462	5	8	4	5	9	13	0.409	21	27	0.438	1	1	18.0	50	0.360
B 36	Brinson, Mark	3	7	6	3	9	10	0.474	3	5	5	5	8	10	0.444	17	20	0.459	1	1	12.5	39	0.321
B 37	Fazenbaker, Jon	7	4	1	5	8	9	0.471	5	4	6	5	11	9	0.550	19	18	0.514	0	1	13.5	38	0.355
B4/ Wireless		51	33	53	31	104	64	0.619	32	10	28	14	60	24	0.714	224	112	0.667	0	0	228.0	336	0.679
B 40	Allen, Jeffrey	2	6	3	3	5	9	0.357	3	0	4	5	7	5	0.583	12	14	0.462			4.0	26	0.154
B 41	Galloway, Dave	7	5	0	1	7	6	0.538	8	5	8	4	16	9	0.640	23	15	0.605			13.5	38	0.355
B 42	Crowley, Pat	9	4	8	5	17	9	0.654	9	4	4	4	13	8	0.619	30	17	0.638			44.0	47	0.936
B 43	McDonald, Mike	11	3	10	3	21	6	0.778	11	1	8	4	19	5	0.792	40	11	0.784			38.5	51	0.755
B 44	Johnson, Mike	7	5	9	4	16	9	0.640	6	4	7	3	13	7	0.650	29	16	0.644			32.5	45	0.722
B 45	Johnson, Dave	8	4	5	6	13	10	0.565	4	3	6	3	10	6	0.625	23	16	0.590			21.0	39	0.538
B 46	Dunleavy, John	1	2	8	6	9	8	0.529	13	1	10	1	23	2	0.920	32	10	0.762			28.5	42	0.679
B 47	Donleycott, Kenneth	0	0	0	0	0	0	#DIV/0!	0	0	1	0	1	0	1.000	1	0	1.000			0.0	1	0.000
B 48	Evans, J.P.	6	4	10	3	16	7	0.696	10	2	8	4	18	6	0.750	34	13	0.723			46.0	47	0.979
B5/ Get the Point "33"		48	36	48	36	96	72	0.571	27	15	19	23	46	38	0.548	188	148	0.560	0	0	225.5	336	0.671
B 50	Jenkins, John	8	4	10	4	18	8	0.692	8	5	4	7	12	12	0.500	30	20	0.600			69.0	50	1.380
B 51	Simpson, David	7	7	10	4	17	11	0.607	13	1	10	4	23	5	0.821	40	16	0.714			50.0	56	0.893
B 52	Austin, Connie	6	4	6	3	12	7	0.632	6	6	5	6	11	12	0.478	23	19	0.548			16.5	42	0.393
B 53	Austin, Jan	4	6	4	6	8	12	0.400	6	5	5	7	11	12	0.478	19	24	0.442			18.0	43	0.419
B 54	Lewis, Todd	6	8	2	10	8	18	0.308	6	4	2	11	8	15	0.348	16	33	0.327			9.5	49	0.194
B 55	Bradshaw, Rick	8	5	6	6	14	11	0.560	7	6	6	5	13	11	0.542	27	22	0.551			29.5	49	0.602
B 56	Santas, Luey	9	1	10	2	19	3	0.864	7	3	6	6	13	9	0.591	32	12	0.727			31.5	44	0.716
B 57	Lewis, Darla	0	1	0	1	0	2	0.000	1	0	0	0	1	0	1.000	1	2	0.333			1.5	3	0.500
B6/ Starving Dartists		42	42	42	42	84	84	0.500	16	26	18	24	34	50	0.405	152	184	0.452	0	0	156.0	336	0.464
B 60	Shown, Marc	7	4	7	4	14	8	0.636	5	5	3	5	8	10	0.444	22	18	0.550			20.5	40	0.513
B 61	Hendricks, Ron	4	2	5	3	9	5	0.643	6	4	4	6	10	10	0.500	19	15	0.559			26.0	34	0.765
B 62	Hartley, Kevin	1	8	1	6	2	14	0.125	2	7	3	7	5	14	0.263	7	28	0.200			2.5	35	0.071
B 63	Howell, John	6	5	6	5	12	10	0.545	7	6	7	4	14	10	0.583	26	20	0.565			23.5	46	0.511
B 64	Hagan, Mark	5	6	1	8	6	14	0.300	1	4	0	9	1	13	0.071	7	27	0.206			2.0	34	0.059
B 65	Deemer, Randy	5	7	11	3	16	10	0.615	4	10	7	4	11	14	0.440	27	24	0.529			28.5	51	0.559
B 66	Herman, Fritz	7	6	3	9	10	15	0.400	4	8	5	8	9	16	0.360	19	31	0.380			19.0	50	0.380
B 67	James, Bob	7	4	8	4	15	8	0.652	3	8	7	5	10	13	0.435	25	21	0.543			34.0	46	0.739
B7/ Grateful Darts		45	39	36	48	81	87	0.482	16	26	16	26	32	52	0.381	145	191	0.432	0	0	159.5	336	0.475
B 70	Iager, John	6	6	14	1	20	7	0.741	7	7	7	8	14	15	0.483	34	22	0.607			43.5	56	0.777
B 71	Goodknecht, Chris	6	2	6	2	12	4	0.750	5	3	4	4	9	7	0.563	21	11	0.656			24.5	32	0.766
B 72	Simpson, Phil	6	9	6	8	12	17	0.414	4	10	3	9	7	19	0.269	19	36	0.345			12.5	55	0.227
B 73	Lilienthal, John	6	8	2	13	8	21	0.276	5	9	4	9	9	18	0.333	17	39	0.304			29.5	56	0.527
B 74	Perkins, Rick	8	5	2	4	10	9	0.526	3	6	5	8	8	14	0.364	18	23	0.439			9.5	41	0.232
B 75	McGrail, Tony	6	4	1	11	7	15	0.318	3	9	4	7	7	16	0.304	14	31	0.311			13.5	45	0.300
B 76	Byrd, Joel	3	2	0	6	3	8	0.273	2	4	2	4	4	8	0.333	7	16	0.304			6.0	23	0.261
B 77	Lougher, Shannon	4	3	5	3	9	6	0.600	3	4	3	3	6	7	0.462	15	13	0.536			20.5	28	0.732
B8/ Horsemen		33	50	29	55	62	105	0.371	15	27	17	25	32	52	0.381	126	209	0.376	0	0	127.0	335	0.379
B 80	Keller, Tony	8	6	9	7	17	13	0.567	9	7	8	5	17	12	0.586	34	25	0.576			34.0	59	0.576
B 81	Maminski, Len	3	7	0	10	3	17	0.150	2	8	4	8	6	16	0.273	9	33	0.214			8.5	42	0.202
B 82	Meng, Xiwen	3	8	1	11	4	19	0.174	4	6	2	9	6	15	0.286	10	34	0.227			12.0	44	0.273
B 83	Snyder, Mark	4	6	6	5	10	11	0.476	3	9	4	7	7	16	0.304	17	27	0.386			21.0	44	0.477
B 84	Casey, Scott	1	2	0	2	1	4	0.200	1	2	0	3	1	5	0.167	2	9	0.182			0.0	11	0.000
B 85	Bear, Bart	6	1	5	2	11	3	0.786	3	4	3	4	6	8	0.429	17	11	0.607			18.5	28	0.661
B 86	Hiller, Carl	5	10	1	12	6	22	0.214	2	11	5	9	7	20	0.259	13	42	0.236			7.5	55	0.136
B 87	Feller, Keith	3	10	7	6	10	16	0.385	6	7	8	5	14	12	0.538	24	28	0.462			25.5	52	0.490

	Singles 301		Singles Cricket		Singles Record		Singles Win %-age	Doubles Cricket		Doubles 501		Doubles Record		Doubles Win %-age	Sngls + Dbls Record		Sngls + Dbls Win %-age	1001 Wins	1001 Losses	All-Star Points	Games Played	All-Star %-age
C1/ Hammer Heads	42	42	52	32	94	74	0.560	27	15	24	18	51	33	0.607	196	140	0.583	7	0	215.0	343	0.627
C 10 Stites, Jon	7	5	9	3	16	8	0.667	11	3	8	3	19	6	0.760	35	14	0.714	1	0	41.0	50	0.820
C 11 Creech, Doug	6	7	9	5	15	12	0.556	9	5	4	4	13	9	0.591	28	21	0.571	1	0	26.0	50	0.520
C 12 Hopkins, Chris	4	4	6	3	10	7	0.588	2	1	2	4	4	5	0.444	14	12	0.538	0	0	21.5	26	0.827
C 13 Alvord, David	9	5	9	4	18	9	0.667	5	2	6	8	11	10	0.524	29	19	0.604	1	0	25.5	49	0.520
C 14 White, Taylor	4	1	4	3	8	4	0.667	7	4	9	2	16	6	0.727	24	10	0.706	1	0	29.5	35	0.843
C 15 Gaertner, Brian	8	6	4	6	12	12	0.500	7	5	4	6	11	11	0.500	23	23	0.500	1	0	30.0	47	0.638
C 16 White, Martin	3	7	3	5	6	12	0.333	6	5	7	4	13	9	0.591	19	21	0.475	1	0	9.5	41	0.232
C 17 Parker, Charles	1	7	8	3	9	10	0.474	7	5	8	5	15	10	0.600	24	20	0.545	1	0	32.0	45	0.711
C2/ Heroes In Trouble	28	50	27	51	55	101	0.353	14	25	16	23	30	48	0.385	115	197	0.369	6	0	122.0	318	0.384
C 20 Enos, Kellee	4	7	2	10	6	17	0.261	3	9	4	6	7	15	0.318	13	32	0.289	0	0	10.5	45	0.233
C 21 Barton, Kevin	7	5	7	5	14	10	0.583	5	7	6	6	11	13	0.458	25	23	0.521	1	0	32.5	49	0.663
C 22 DuFraine, Pete	2	9	4	6	6	15	0.286	4	5	2	8	6	13	0.316	12	28	0.300	1	0	12.5	41	0.305
C 23 Alapin, Toni	2	7	0	4	2	11	0.154	2	4	2	4	4	8	0.333	6	19	0.240	0	0	2.0	25	0.080
C 24 Hirneisen, Randy	1	6	1	7	2	13	0.133	1	7	2	7	3	14	0.176	5	27	0.156	1	0	5.5	33	0.167
C 25 Wackerman, Mark	6	7	7	6	13	13	0.500	4	9	6	7	10	16	0.385	23	29	0.442	1	0	30.0	53	0.566
C 26 Bearden, James	3	5	5	6	8	11	0.421	6	5	7	4	13	9	0.591	21	20	0.512	1	0	22.5	42	0.536
C 27 Shine, Donnie	3	4	1	7	4	11	0.267	3	4	3	4	6	8	0.429	10	19	0.345	1	0	6.5	30	0.217
C3/ Modena Cartel	59	25	60	24	119	49	0.708	29	13	33	9	62	22	0.738	243	93	0.723	7	0	242.0	343	0.706
C 30 Teeter, Kyle	7	5	6	6	13	11	0.542	10	4	9	3	19	7	0.731	32	18	0.640	1	0	28.0	51	0.549
C 31 Hunter, Jeffery	6	3	9	4	15	7	0.682	7	5	6	3	13	8	0.619	28	15	0.651	1	0	27.5	44	0.625
C 32 Polston, Tony	8	4	4	3	12	7	0.632	4	2	9	3	13	5	0.722	25	12	0.676	1	0	11.0	38	0.289
C 33 Gelhar, Tommy	12	2	11	3	23	5	0.821	11	3	10	4	21	7	0.750	44	12	0.786	1	0	49.0	57	0.860
C 34 Hall, Mike	8	3	13	0	21	3	0.875	11	3	12	1	23	4	0.852	44	7	0.863	1	0	63.0	52	1.212
C 35 Aldridge, Barron	10	4	10	4	20	8	0.714	8	6	8	2	16	8	0.667	36	16	0.692	1	0	42.0	53	0.792
C 36 Kirkpatrick, Brian	8	4	7	3	15	7	0.682	7	3	10	1	17	4	0.810	32	11	0.744	1	0	21.5	44	0.489
C 37 Kirkpatrick, Craig	0	0	0	1	0	1	0.000	0	0	2	1	2	1	0.667	2	2	0.500	0	0	0.0	4	0.000
C4/ The Replacements	47	37	55	29	102	66	0.607	32	10	24	18	56	28	0.667	214	122	0.637	7	0	188.0	343	0.548
C 40 Mitchell, Sid	6	6	9	4	15	10	0.600	11	2	7	6	18	8	0.692	33	18	0.647	1	0	28.0	52	0.538
C 41 Mozzetti, Tim "Tex"	4	3	4	6	8	9	0.471	4	4	3	3	7	7	0.500	15	16	0.484	1	0	13.5	32	0.422
C 42 Swald, Jill	3	7	0	0	3	7	0.300	1	1	4	6	5	7	0.417	8	14	0.364	1	0	1.0	23	0.043
C 43 Thomas, Jason "Jay T"	10	3	12	1	22	4	0.846	10	4	9	3	19	7	0.731	41	11	0.788	1	0	33.5	53	0.632
C 44 Lee, Eric	2	4	8	4	10	8	0.556	7	4	1	3	8	7	0.533	18	15	0.545	1	0	11.5	34	0.338
C 45 Bird, Victor	2	5	1	3	3	8	0.273	1	2	2	4	3	6	0.333	6	14	0.300	0	0	4.5	20	0.225
C 46 Coleman, Brian	5	5	13	1	18	6	0.750	10	3	10	3	20	6	0.769	38	12	0.760	1	0	32.0	51	0.627
C 47 King, Timmy	11	1	8	6	19	7	0.731	14	0	8	6	22	6	0.786	41	13	0.759	1	0	49.5	55	0.900
C 48 Reitano, Sal, Jr.	4	3	0	4	4	7	0.364	6	0	4	2	10	2	0.833	14	9	0.609	0	0	14.5	23	0.630
C5/ UZMALL	27	57	25	59	52	116	0.310	15	27	22	20	37	47	0.440	126	210	0.375	7	0	159.0	343	0.464
C 50 Kunesh, Joe	5	7	3	6	8	13	0.381	5	8	3	3	8	11	0.421	16	24	0.400	0	0	20.0	40	0.500
C 51 Rouse, Chuck	2	8	0	0	2	8	0.200	0	1	2	6	2	7	0.222	4	15	0.211	1	0	3.0	20	0.150
C 52 Wilkinson, Charlie	2	4	1	10	3	14	0.176	4	8	3	7	7	15	0.318	10	29	0.256	1	0	9.0	40	0.225
C 53 Denton, Fon	2	11	5	9	7	20	0.259	3	11	9	5	12	16	0.429	19	36	0.345	1	0	31.5	56	0.563
C 54 Williams, Denny	6	5	5	7	11	12	0.478	6	6	7	4	13	10	0.565	24	22	0.522	1	0	24.0	47	0.511
C 55 Woodell, Joe	1	4	0	11	1	15	0.063	2	4	6	6	8	10	0.444	9	25	0.265	1	0	14.0	35	0.400
C 56 Woodell, Jimmy	5	9	5	9	10	18	0.357	6	7	7	5	13	12	0.520	23	30	0.434	1	0	33.5	54	0.620
C 57 Dwight, Mike	4	9	6	7	10	16	0.385	4	9	7	4	11	13	0.458	21	29	0.420	1	0	24.0	51	0.471
C6/ We Need All These	38	40	26	52	64	92	0.410	11	28	7	32	18	60	0.231	100	212	0.321	0	6	141.0	318	0.443
C 60 Caldwell, Tim	7	4	3	6	10	10	0.500	0	10	2	7	2	17	0.105	12	27	0.308	0	1	11.5	40	0.288
C 61 Wilkie, Felipe	8	3	6	7	14	10	0.583	6	7	4	8	10	15	0.400	24	25	0.490	0	1	23.0	50	0.460
C 62 Wiegand, Tom	7	6	7	6	14	12	0.538	6	7	3	10	9	17	0.346	23	29	0.442	0	1	31.0	53	0.585
C 63 Cooper, Joe	3	10	0	6	3	16	0.158	0	7	2	10	2	17	0.105	5	33	0.132	0	0	5.5	38	0.145
C 64 Barnes, Marshall	1	5	2	9	3	14	0.176	0	7	1	5	1	12	0.077	4	26	0.133	0	1	4.5	31	0.145
C 65 Carroll, John	0	1	1	1	1	2	0.333	0	2	0	2	0	4	0.000	1	6	0.143	0	0	6.0	7	0.857
C 66 Pollard, Daniel	4	4	4	5	8	9	0.471	5	5	1	9	6	14	0.300	14	23	0.378	0	1	37.5	38	0.987
C 67 Tuttle, Michael	6	6	2	8	8	14	0.364	5	7	1	11	6	18	0.250	14	32	0.304	0	1	18.0	47	0.383
C 68 Kendall, Mike	2	1	1	4	3	5	0.375	0	4	0	2	0	6	0.000	3	11	0.214	0	0	4.0	14	0.286
C7/ Got Pepsi?	46	38	49	35	95	73	0.565	23	19	22	20	45	39	0.536	185	151	0.551	0	16	211.5	352	0.601
C 70 Brown, Phil "Pepsi"	2	3	7	6	9	9	0.500	6	6	5	7	11	13	0.458	20	22	0.476	0	2	28.0	44	0.636
C 71 Brown, Tami	3	4	6	6	9	10	0.474	1	3	5	7	6	10	0.375	15	20	0.429	0	2	21.5	37	0.581
C 72 Wells, John "Boy"	4	8	5	4	9	12	0.429	6	5	5	4	11	9	0.550	20	21	0.488	0	2	15.0	43	0.349
C 73 Thompson, Barry	4	6	3	2	7	8	0.467	5	3	2	7	7	10	0.412	14	18	0.438	0	2	8.5	34	0.250
C 74 Parker, Shannon	8	3	4	5	12	8	0.600	5	4	7	3	12	7	0.632	24	15	0.615	0	2	24.5	41	0.598
C 75 Hines, Eric	7	6	8	3	15	9	0.625	8	4	6	4	14	8	0.636	29	17	0.630	0	1	36.0	47	0.766
C 76 Walters, Jason	6	6	3	6	9	12	0.429	7	7	5	4	12	11	0.522	21	23	0.477	0	2	30.5	46	0.663
C 77 Hunsberger, Jim	10	2	10	2	20	4	0.833	5	5	4	4	9	9	0.500	29	13	0.690	0	1	37.0	43	0.860
C 78 Grannis, Jason "Opie"	2	0	3	1	5	1	0.833	3	1	5	0	8	1	0.889	13	2	0.867	0	2	10.5	17	0.618
C8/ Armed and Dangerous	43	41	36	48	79	89	0.470	14	28	17	25	31	53	0.369	141	195	0.420	0	13	170.5	349	0.489
C 80 Persson, Kenny	11	3	11	3	22	6	0.786	7	7	7	7	14	14	0.500	36	20	0.643	0	2	63.5	58	1.095
C 81 Beaudoin, Paul	11	3	12	1	23	4	0.852	7	6	5	7	12	13	0.480	35	17	0.673	0	2	43.5	54	0.806
C 82 Byzek, John	7	6	2	11	9	17	0.346	3	6	5	6	8	12	0.400	17	29	0.370	0	2	11.5	48	0.240
C 83 King, Simon	2	9	1	8	3	17	0.150	3	9	8	4	11	13	0.458	14	30	0.318	0	2	9.5	46	0.207
C 84 Williams, Keith	5	8	6	7	11	15	0.423	3	11	4	7	7	18	0.280	18	33	0.353	0	2	11.0	53	0.208
C 85 Kenney, Mitch	4	6	3	7	7	13	0.350	2	8	1	8	3	16	0.158	10	29	0.256	0	1	14.5	40	0.363
C 86 Hesselberth, David	3	6	1	11	4	17	0.190	3	9	4	11	7	20	0.259	11	37	0.229	0	2	17.0	50	0.340

		Singles 301		Singles Cricket		Singles Record		Singles Win %-age	Doubles Cricket		Doubles 501		Doubles Record		Doubles Win %-age	Sngls + Dbls Record		Sngls + Dbls Win %-age	1001 Wins	1001 Losses	All-Star Points	Games Played	All-Star %-age
D1/ Dynamic Darts		47	31	56	22	103	53	0.660	31	8	28	11	59	19	0.756	221	91	0.708	0	0	135.0	312	0.433
D 10	Rowe, Travis	3	6	8	2	11	8	0.579	8	4	11	2	19	6	0.760	30	14	0.682			17.0	44	0.386
D 11	Winters, "Tiny" Tom	9	3	9	3	18	6	0.750	10	1	9	2	19	3	0.864	37	9	0.804			26.0	46	0.565
D 12	McFadden, Kevin	7	5	6	3	13	8	0.619	10	2	7	5	17	7	0.708	30	15	0.667			15.5	45	0.344
D 13	Jackson, Barry "Bump"	9	4	10	3	19	7	0.731	11	1	10	2	21	3	0.875	40	10	0.800			23.0	50	0.460
D 14	Ellison, George	3	3	6	4	9	7	0.563	6	2	5	3	11	5	0.688	20	12	0.625			17.5	32	0.547
D 15	Williams, Ed	4	4	2	3	6	7	0.462	5	2	5	1	10	3	0.769	16	10	0.615			6.0	26	0.231
D 16	Gildea, Tom	0	1	1	0	1	1	0.500	0	0	1	0	1	0	1.000	2	1	0.667			1.0	3	0.333
D 17	Lewis, Jim	8	4	10	3	18	7	0.720	8	2	6	5	14	7	0.667	32	14	0.696			21.0	46	0.457
D 18	Costen, Todd	4	1	4	1	8	2	0.800	4	2	2	2	6	4	0.600	14	6	0.700			8.0	20	0.400
D2/ Travelin' Beer Bellies		46	38	50	34	96	72	0.571	24	18	26	16	50	34	0.595	196	140	0.583	0	0	163.0	336	0.485
D 20	Kring, Jeremy	9	4	5	7	14	11	0.560	7	3	4	4	11	7	0.611	25	18	0.581			17.5	43	0.407
D 21	Yoneoka, J.J.	7	5	11	3	18	8	0.692	11	3	8	4	19	7	0.731	37	15	0.712			32.0	52	0.615
D 22	Yoneoka, Oakie	8	6	3	1	11	7	0.611	3	7	8	4	11	11	0.500	22	18	0.550			7.0	40	0.175
D 23	Side, Eric	6	5	4	8	10	13	0.435	5	5	10	3	15	8	0.652	25	21	0.543			21.0	46	0.457
D 24	Fournier, Chris	4	2	7	4	11	6	0.647	4	6	3	3	7	9	0.438	18	15	0.545			21.0	33	0.636
D 25	Fournier, Jeff	1	6	3	4	4	10	0.286	5	1	4	1	9	2	0.818	13	12	0.520			13.5	25	0.540
D 26	Gibson, Ed	6	4	7	3	13	7	0.650	4	6	6	4	10	10	0.500	23	17	0.575			25.5	40	0.638
D 27	Sarantos, Alex	0	0	4	1	4	1	0.800	3	2	2	2	5	4	0.556	9	5	0.643			6.0	14	0.429
D 28	O'Donnell, Tim	2	5	2	2	4	7	0.364	3	3	3	7	6	10	0.375	10	17	0.370			8.0	27	0.296
D 29	Sawyer, Duane	3	1	4	1	7	2	0.778	3	0	4	0	7	0	1.000	14	2	0.875			11.5	16	0.719
D3/ Chupacabras		50	28	38	40	88	68	0.564	18	21	22	17	40	38	0.513	168	144	0.538	8	0	112.0	320	0.350
D 30	DeMattos, Rick	10	3	4	3	14	6	0.700	1	5	8	5	9	10	0.474	23	16	0.590	1	0	7.0	40	0.175
D 31	Fourhman, Karsh	10	1	5	5	15	6	0.714	6	3	5	4	11	7	0.611	26	13	0.667	1	0	13.5	40	0.338
D 32	Buckley, Bill	8	4	2	4	10	8	0.556	5	6	4	6	9	12	0.429	19	20	0.487	1	0	15.5	40	0.388
D 33	Alcon, Tony	4	4	13	0	17	4	0.810	7	5	7	3	14	8	0.636	31	12	0.721	1	0	38.0	44	0.864
D 34	Davis, Stuart	5	2	3	10	8	12	0.400	2	7	5	5	7	12	0.368	15	24	0.385	1	0	13.0	40	0.325
D 35	Todd, Patrick	8	5	3	2	11	7	0.611	5	6	8	4	13	10	0.565	24	17	0.585	1	0	3.0	42	0.071
D 36	Vest, Ron	1	4	3	8	4	12	0.250	4	5	2	5	6	10	0.375	10	22	0.313	1	0	8.0	33	0.242
D 37	Park, Ed	4	5	5	8	9	13	0.409	6	5	5	2	11	7	0.611	20	20	0.500	1	0	14.0	41	0.341
D4/ Da Bulls		41	42	50	33	91	75	0.548	22	20	24	18	46	38	0.548	183	151	0.548	0	0	106.5	334	0.319
D 40	Lewis, Brian	2	11	9	3	11	14	0.440	4	7	9	4	13	11	0.542	24	25	0.490			15.5	49	0.316
D 41	Charlton, Warwick	5	5	7	3	12	8	0.600	5	5	5	4	10	9	0.526	22	17	0.564			13.5	39	0.346
D 42	McSorley, Paul	8	3	8	4	16	7	0.696	3	9	7	5	10	14	0.417	26	21	0.553			15.5	47	0.330
D 43	Kerr, Duncan	7	2	7	4	14	6	0.700	9	2	8	3	17	5	0.773	31	11	0.738			22.5	42	0.536
D 44	White, Bill	6	6	10	2	16	8	0.667	6	6	7	5	13	11	0.542	29	19	0.604			15.0	48	0.313
D 45	Tamburro, Dan	4	3	5	3	9	6	0.600	3	4	1	4	4	8	0.333	13	14	0.481			8.5	27	0.315
D 46	Snowden, Mark	8	4	4	7	12	11	0.522	6	5	9	3	15	8	0.652	27	19	0.587			13.0	46	0.283
D 47	Johnson, Aaron	1	8	0	7	1	15	0.063	8	2	2	8	10	10	0.500	11	25	0.306			3.0	36	0.083
D5/ 3 Legged Dog		42	41	44	39	86	80	0.518	24	18	16	26	40	44	0.476	166	168	0.497	0	0	123.0	334	0.368
D 50	Radcliff, Rob	6	8	3	6	9	14	0.391	6	5	4	6	10	11	0.476	19	25	0.432			9.5	44	0.216
D 51	Theall, Ken	5	3	2	5	7	8	0.467	2	2	2	6	4	8	0.333	11	16	0.407			5.5	27	0.204
D 52	Chapman, Alex	2	5	9	0	11	5	0.688	5	4	3	5	8	9	0.471	19	14	0.576			21.5	33	0.652
D 53	Guerriero, John	1	4	6	5	7	9	0.438	4	7	3	8	7	15	0.318	14	24	0.368			12.0	38	0.316
D 54	Owens, Chris	5	7	7	6	12	13	0.480	8	5	4	8	12	13	0.480	24	26	0.480			12.5	50	0.250
D 55	Chagachbanian, Steve	3	2	0	3	3	5	0.375	1	2	0	2	1	4	0.200	4	9	0.308			5.5	13	0.423
D 56	Mitchell, Billy	10	4	11	3	21	7	0.750	10	4	8	6	18	10	0.643	39	17	0.696			33.5	56	0.598
D 57	Wagner, Dave	3	1	2	1	5	2	0.714	3	2	1	3	4	5	0.444	9	7	0.563			6.5	16	0.406
D 58	Hudelson, Hans	7	7	4	10	11	17	0.393	9	5	7	8	16	13	0.552	27	30	0.474			16.5	57	0.289
D6/ Fire-It-Up		27	50	27	50	54	100	0.351	16	23	14	25	30	48	0.385	114	196	0.368	0	7	84.5	317	0.267
D 60	Jenkins, Vickie	3	7	2	9	5	16	0.238	4	7	5	5	9	12	0.429	14	28	0.333	0	1	9.0	43	0.209
D 61	Rutz, Paul	6	7	4	2	10	9	0.526	2	6	5	7	7	13	0.350	17	22	0.436	0	1	9.5	40	0.238
D 62	Bligh, Cloudwalker	0	2	0	2	0	4	0.000	1	2	0	1	1	3	0.250	1	7	0.125	0	0	0.0	8	0.000
D 63	Bradshaw, Maryjane	2	10	5	8	7	18	0.280	6	7	4	8	10	15	0.400	17	33	0.340	0	1	11.5	51	0.225
D 64	Brown, Mike	5	6	5	7	10	13	0.435	5	6	5	5	10	11	0.476	20	24	0.455	0	1	18.5	45	0.411
D 65	Simpson, Tyler	6	5	4	8	10	13	0.435	4	8	2	9	6	17	0.261	16	30	0.348	0	1	12.5	47	0.266
D 66	Hill, Mike	2	8	2	9	4	17	0.190	4	6	6	7	10	13	0.435	14	30	0.318	0	1	4.0	45	0.089
D 67	Nations, Bradley	3	5	5	5	8	10	0.444	6	4	1	8	7	12	0.368	15	22	0.405	0	1	19.5	38	0.513
D7/ Have Darts, Will Travel		32	43	23	53	55	96	0.364	10	29	15	24	25	53	0.321	105	202	0.342	0	0	91.5	307	0.298
D 70	Wilcox, Randy	4	10	8	5	12	15	0.444	7	9	6	7	13	16	0.448	25	31	0.446			25.5	56	0.455
D 71	Scott, Kevin	6	1	3	4	9	5	0.643	2	5	3	5	5	10	0.333	14	15	0.483			11.5	29	0.397
D 72	Wilcox, Julie	2	5	5	3	7	8	0.467	3	6	3	5	6	11	0.353	13	19	0.406			11.0	32	0.344
D 73	Roediger, Frank	4	7	2	9	6	16	0.273	3	7	4	6	7	13	0.350	13	29	0.310			10.0	42	0.238
D 74	Bustillos, Linda	0	1	0	0	0	1	0.000	0	0	0	1	0	1	0.000	0	2	0.000			0.0	2	0.000
D 75	Wilson, Jonathan	1	1	1	1	2	2	0.500	1	1	1	1	2	2	0.500	4	4	0.500			9.0	8	1.125
D 76	Emerton, Diane	6	6	0	13	6	19	0.240	1	12	6	9	7	21	0.250	13	40	0.245			8.0	53	0.151
D 77	Emerton, Eric	8	7	3	13	11	20	0.355	3	12	4	12	7	24	0.226	18	44	0.290			13.0	62	0.210
D 78	Jackson, Eddie	1	4	1	4	2	8	0.200	0	5	3	1	3	6	0.333	5	14	0.263			3.5	19	0.184
D 79	Jackson, Peggy	0	1	0	1	0	2	0.000	0	1	0	1	0	2	0.000	0	4	0.000			0.0	4	0.000
‡ D8/ It Ain't A Thing		23	35	21	38	44	73	0.376	11	19	11	19	22	38	0.367	88	149	0.371	0	0	70.5	237	0.297
‡ D 80	Phillips, Britt	8	4	4	5	12	9	0.571	5	5	7	5	12	10	0.545	24	19	0.558			19.0	43	0.442
‡ D 81	Reaume, Andre	5	5	7	2	12	7	0.632	4	6	3	7	7	13	0.350	19	20	0.487			18.5	39	0.474
‡ D 82	Knight, Steve	2	9	4	8	6	17	0.261	4	8	4	8	8	16	0.333	14	33	0.298			15.0	47	0.319
‡ D 83	Thurm, Brian	2	1	2	2	4	3	0.571	0	4	0	2	0	6	0.000	4	9	0.308			1.0	13	0.077
‡ D 84	McGee, Billy	1	4	2	5	3	9	0.250	1	3	1	3	2	6	0.250	5	15	0.250			4.0	20	0.200
‡ D 85	Roddick, Matt	1	5	1	7	2	12	0.143	2	6	4	4	6	10	0.375	8	22	0.267			5.5	30	0.183
‡ D 86	Benson, Kevin	4	5	1	8	5	13	0.278	5	6	3	8	8	14	0.364	13	27	0.325			7.5	40	0.188
‡ D 87	Hill, Ronnie "Cowboy"	0	2	0	1	0	3	0.000	1	0	0	1	1	1	0.500	1	4	0.200			0.0	5	0.000

	Singles 301		Singles Cricket		Singles Record		Singles Win %-age	Doubles Cricket		Doubles 501		Doubles Record		Doubles Win %-age	Sngls + Dbls Record		Sngls + Dbls Win %-age	1001 Wins	1001 Losses	All-Star Points	Games Played	All-Star %-age
E1/ Meet the Fockers!	40	44	31	53	71	97	0.423	15	27	17	25	32	52	0.381	135	201	0.402	7	0	99.0	343	0.289
E 10 Payne, Julie	6	6	1	11	7	17	0.292	4	9	0	8	4	17	0.190	11	34	0.244	1	0	13.5	46	0.293
E 11 Cotton, Barbara	6	7	9	4	15	11	0.577	6	7	5	8	11	15	0.423	26	26	0.500	0	0	23.0	52	0.442
E 12 Gaffney, Michelle	6	6	3	8	9	14	0.391	3	9	4	7	7	16	0.304	16	30	0.348	1	0	5.0	47	0.106
E 13 Oakley, Gina	6	4	5	9	11	13	0.458	4	9	4	10	8	19	0.296	19	32	0.373	1	0	13.5	52	0.260
E 14 Baynor, Jessica	2	3	1	4	3	7	0.300	1	3	4	2	5	5	0.500	8	12	0.400	1	0	2.5	21	0.119
E 15 Highfill, Leigh	2	6	0	4	2	10	0.167	0	5	4	4	4	9	0.308	6	19	0.240	1	0	3.5	26	0.135
E 16 Gevedon, Aimee	9	4	6	7	15	11	0.577	5	7	7	6	12	13	0.480	27	24	0.529	1	0	20.0	52	0.385
E 17 Hutchins, Beth	2	4	5	2	7	6	0.538	6	2	4	2	10	4	0.714	17	10	0.630	1	0	12.5	28	0.446
E 18 Ewald, Susan	1	4	1	4	2	8	0.200	1	3	2	3	3	6	0.333	5	14	0.263	0	0	5.5	19	0.289
E2/ Kozmic Debris	54	30	52	32	106	62	0.631	32	10	26	16	58	26	0.690	222	114	0.661	6	0	129.5	342	0.379
E 20 Martin, Anthony	5	7	5	6	10	13	0.435	7	5	3	7	10	12	0.455	20	25	0.444	1	0	12.0	46	0.261
E 21 Thomas, Kent	1	0	0	1	1	1	0.500	1	0	0	0	1	0	1.000	2	1	0.667	0	0	0.0	3	0.000
E 22 Flowers, Fred	5	1	3	1	8	2	0.800	5	2	8	5	13	7	0.650	21	9	0.700	1	0	3.0	31	0.097
E 23 Johnston, Anton	8	1	8	1	16	2	0.889	7	3	7	3	14	6	0.700	30	8	0.789	0	0	25.0	38	0.658
E 24 Thomas, Heather	5	7	4	10	9	17	0.346	9	2	5	7	14	9	0.609	23	26	0.469	1	0	10.5	50	0.210
E 25 Hansen, Paul	8	2	8	1	16	3	0.842	8	1	6	2	14	3	0.824	30	6	0.833	1	0	20.5	37	0.554
E 26 Bowen, Russell	11	4	13	2	24	6	0.800	12	3	10	4	22	7	0.759	46	13	0.780	1	0	31.5	60	0.525
E 27 Wenhart, Jeff	7	3	8	3	15	6	0.714	9	1	9	1	18	2	0.900	33	8	0.805	1	0	20.5	42	0.488
E 28 Meacham, Chris	4	5	3	7	7	12	0.368	6	3	4	3	10	6	0.625	17	18	0.486	0	0	6.5	35	0.186
E3/ Damn Yankees!	40	44	38	46	78	90	0.464	21	21	10	32	31	53	0.369	140	196	0.417	0	13	73.0	349	0.209
E 30 Lupien, Bam	3	7	5	7	8	14	0.364	7	4	3	5	10	9	0.526	18	23	0.439	0	2	12.5	43	0.291
E 31 Dougherty, Henry	2	5	3	9	5	14	0.263	5	4	2	9	7	13	0.350	12	27	0.308	0	2	5.0	41	0.122
E 32 Patrick, Kevin	5	7	5	9	10	16	0.385	4	9	2	9	6	18	0.250	16	34	0.320	0	2	11.5	52	0.221
E 33 Kron, Jay	8	5	9	4	17	9	0.654	6	7	3	9	9	16	0.360	26	25	0.510	0	2	17.0	53	0.321
E 34 Wiggins, Rob	5	4	4	3	9	7	0.563	5	6	2	3	7	9	0.438	16	16	0.500	0	1	5.5	33	0.167
E 35 Sawyer, Matt	6	2	8	0	14	2	0.875	5	3	3	3	8	6	0.571	22	8	0.733	0	0	4.0	30	0.133
E 36 Jefferys, Danna	0	1	2	3	2	4	0.333	4	1	0	6	4	7	0.364	6	11	0.353	0	0	2.0	17	0.118
E 37 Jaraszewicz, Jay	6	7	1	5	7	12	0.368	5	6	3	6	8	12	0.400	15	24	0.385	0	2	11.5	41	0.280
E 38 Jaraszewicz, Laura	4	6	1	5	5	11	0.313	1	1	1	10	2	11	0.154	7	22	0.241	0	2	4.0	31	0.129
E 39 Lynch, Lisa	1	0	0	1	1	1	0.500	0	1	1	4	1	5	0.167	2	6	0.250	0	0	0.0	8	0.000
E4/ Tres Equis	40	44	41	43	81	87	0.482	20	22	22	20	42	42	0.500	165	171	0.491	0	0	84.5	336	0.251
E 40 Hall, Frank	1	5	6	6	7	11	0.389	2	7	3	8	5	15	0.250	12	26	0.316			5.5	38	0.145
E 41 Colburn, Nikki	4	7	3	6	7	13	0.350	5	4	7	3	12	7	0.632	19	20	0.487			7.0	39	0.179
E 42 James, Karen	4	9	0	9	4	18	0.182	3	7	2	9	5	16	0.238	9	34	0.209			3.0	43	0.070
E 43 Gillett, Galen	5	5	7	1	12	6	0.667	6	5	8	3	14	8	0.636	26	14	0.650			17.5	40	0.438
E 44 Colburn, Trent	4	3	2	8	6	11	0.353	4	6	3	1	7	7	0.500	13	18	0.419			1.0	31	0.032
E 45 Bleakley, Tom	9	5	11	3	20	8	0.714	8	6	9	5	17	11	0.607	37	19	0.661			20.0	56	0.357
E 46 Railey, Cody	0	0	0	0	0	0	#DIV/0!	0	0	0	0	0	0	#DIV/0!	0	0	#DIV/0!			0.0	0	#DIV/0!
E 47 Hill, Roger	8	5	7	6	15	11	0.577	8	5	9	4	17	9	0.654	32	20	0.615			18.5	52	0.356
E 48 Hall, Danny	4	4	3	4	7	8	0.467	3	3	2	6	5	9	0.357	12	17	0.414			10.0	29	0.345
E 49 Kvasnicka, Bob	1	1	2	0	3	1	0.750	1	1	1	1	2	2	0.500	5	3	0.625			2.0	8	0.250
E5/ Deadstroke	51	33	59	25	110	58	0.655	27	15	19	23	46	38	0.548	202	134	0.601	9	6	159.5	351	0.454
E 50 Carter, Kevin	4	6	2	1	6	7	0.462	7	3	8	3	15	6	0.714	21	13	0.618	1	1	9.5	36	0.264
E 51 Cox, John "Mickey"	6	3	5	5	11	8	0.579	5	6	2	8	7	14	0.333	18	22	0.450	1	1	11.0	42	0.262
E 52 Lindsey, Lynnette	1	11	0	2	1	13	0.071	1	1	0	7	1	8	0.111	2	21	0.087	1	1	1.0	25	0.040
E 53 Stepp, John	9	3	5	3	14	6	0.700	6	4	7	6	13	10	0.565	27	16	0.628	1	0	17.5	44	0.398
E 54 Schwartz, Darrell	5	2	11	2	16	4	0.800	5	2	7	6	12	8	0.600	28	12	0.700	1	1	28.0	42	0.667
E 55 Sutter, Stella	0	0	0	0	0	0	#DIV/0!	0	0	0	0	0	0	#DIV/0!	0	0	#DIV/0!	0	0	0.0	0	#DIV/0!
E 56 Samaluk, Somchai	9	4	10	3	19	7	0.731	10	3	4	5	14	8	0.636	33	15	0.688	1	0	33.0	49	0.673
E 57 Hamed, Adnan	6	2	9	2	15	4	0.789	6	4	2	4	8	8	0.500	23	12	0.657	1	0	22.5	36	0.625
E 58 Schwartz, Laurel	2	1	4	6	6	7	0.462	4	3	0	1	4	4	0.500	10	11	0.476	1	1	9.5	23	0.413
E 59 Pilo, Chris	9	1	13	1	22	2	0.917	10	4	8	6	18	10	0.643	40	12	0.769	1	1	27.5	54	0.509
E6/ Tailgaters	40	44	46	38	86	82	0.512	23	19	32	10	55	29	0.655	196	140	0.583	7	7	138.5	350	0.396
E 60 Howley, John	1	13	1	5	2	18	0.100	3	4	8	4	11	8	0.579	13	26	0.333	1	1	8.0	41	0.195
E 61 Reynolds, Mike	13	0	13	0	26	0	1.000	10	3	12	1	22	4	0.846	48	4	0.923	1	1	47.0	54	0.870
E 62 Conway, Paul	3	5	2	9	5	14	0.263	8	3	5	4	13	7	0.650	18	21	0.462	1	1	7.0	41	0.171
E 63 Dautrich, Dan	6	7	8	5	14	12	0.538	4	9	9	3	13	12	0.520	27	24	0.529	1	1	24.0	53	0.453
E 64 D'Alo, Armand	4	8	5	7	9	15	0.375	6	6	9	3	15	9	0.625	24	24	0.500	1	1	11.5	50	0.230
E 65 Butler, John	2	5	2	8	4	13	0.235	4	6	5	3	9	9	0.500	13	22	0.371	0	0	3.0	35	0.086
E 66 Gandhi, Sundeep	4	2	3	2	7	4	0.636	4	2	5	0	9	2	0.818	16	6	0.727	1	1	7.0	24	0.292
E 67 Tant, J.J.	7	4	12	2	19	6	0.760	7	5	11	2	18	7	0.720	37	13	0.740	1	1	31.0	52	0.596
E7/ The Misfits	33	51	37	47	70	98	0.417	15	27	26	16	41	43	0.488	152	184	0.452	6	6	92.0	348	0.264
E 70 McEwen, William	7	6	11	2	18	8	0.692	5	8	12	1	17	9	0.654	35	17	0.673	1	1	14.5	54	0.269
E 71 Cullis, Pete	7	8	9	5	16	13	0.552	7	8	12	2	19	10	0.655	35	23	0.603	1	1	28.5	60	0.475
E 72 Cullis, Karyn	3	12	2	10	5	22	0.185	6	8	8	4	14	12	0.538	19	34	0.358	1	1	8.0	55	0.145
E 73 Koen, Tim	6	8	6	8	12	16	0.429	4	9	4	10	8	19	0.296	20	35	0.364	1	1	17.5	57	0.307
E 74 Kessler, Rich	5	8	5	8	10	16	0.385	3	11	11	4	14	15	0.483	24	31	0.436	1	1	12.5	57	0.219
E 75 Jones, Dave	5	9	4	10	9	19	0.321	5	8	4	9	9	17	0.346	18	36	0.333	1	1	10.0	56	0.179
E 76 Ferguson, Bob	0	0	0	0	0	0	#DIV/0!	0	0	0	0	0	0	#DIV/0!	0	0	#DIV/0!	0	0	0.0	0	#DIV/0!
E 77 Kessler, Michelle	0	0	0	4	0	4	0.000	0	2	1	2	1	4	0.200	1	8	0.111	0	0	1.0	9	0.111
E8/ Rif-Raf	38	46	32	52	70	98	0.417	15	27	16	26	31	53	0.369	132	204	0.393	0	0	75.5	336	0.225
E 80 Barker, Barry	6	4	4	3	10	7	0.588	2	3	2	4	4	7	0.364	14	14	0.500			11.5	28	0.411
E 81 Rhea, Laurie	3	4	7	5	10	9	0.526	7	5	5	5	12	10	0.545	22	19	0.537			15.0	41	0.366
E 82 Diamond, Pat "Paddy"	3	8	3	6	6	14	0.300	2	10	1	5	3	15	0.167	9	29	0.237			6.0	38	0.158
E 83 Phelan, Johnny	9	1	6	5	15	6	0.714	3	5	4	5	7	10	0.412	22	16	0.579			9.5	38	0.250
E 84 Mandaluk, Drew	3	7	1	7	4	14	0.222	2	8	2	5	4	13	0.235	8	27	0.229			8.5	35	0.243
E 85 Clarke, Jeremy	8	6	6	7	14	13	0.519	5	7	6	6	11	13	0.458	25	26	0.490			12.5	51	0.245
E 86 Ayers, Judson	3	7	3	8	6	15	0.286	4	5	5	5	9	10	0.474	15	25	0.375			5.5	40	0.138
E 87 Diamond, Kim	0	4	0	4	0	8	0.000	0	6	3	10	3	16	0.158	3	24	0.111			1.0	27	0.037
E 88 Hart, Patricia	3	5	2	7	5	12	0.294	5	5	4	7	9	12	0.429	14	24	0.368			6.0	38	0.158

	Singles 301		Singles Cricket		Singles Record		Singles Win %-age	Doubles Cricket		Doubles 501		Doubles Record		Doubles Win %-age	Sngls + Dbls	Record	Sngls + Dbls Win %-age	1001 Wins	1001 Losses	All-Star Points	Games Played	All-Star %-age
F1/ Get Over It	41	43	34	50	75	93	0.446	20	22	17	25	37	47	0.440	149	187	0.443	0	0	71.0	336	0.211
F 10 Lawley, Lisa	6	4	3	9	9	13	0.409	7	3	5	5	12	8	0.600	21	21	0.500			10.0	42	0.238
F 11 Lawley, Charles	11	3	8	5	19	8	0.704	7	8	6	9	13	17	0.433	32	25	0.561			16.0	57	0.281
F 12 Lawley, Brandon	3	10	4	9	7	19	0.269	6	8	4	11	10	19	0.345	17	38	0.309			9.0	55	0.164
F 13 Johnson, LauraLee	5	11	3	10	8	21	0.276	4	9	4	11	8	20	0.286	16	41	0.281			8.5	57	0.149
F 14 Lawley, Bucky	7	7	7	7	14	14	0.500	10	6	6	8	16	14	0.533	30	28	0.517			20.0	58	0.345
F 15 Small, Jeff	5	7	8	6	13	13	0.500	5	8	8	3	13	11	0.542	26	24	0.520			6.5	50	0.130
F 16 Small, Jill	0	0	0	0	0	0	#DIV/0!	0	0	0	0	0	0	#DIV/0!	0	0	#DIV/0!			0.0	0	#DIV/0!
F 17 Moore, Tim	1	0	1	0	2	0	1.000	0	0	0	1	0	1	0.000	2	1	0.667			1.0	3	0.333
F 18 Moore, Anya	1	0	0	1	1	1	0.500	0	0	0	1	0	1	0.000	1	2	0.333			0.0	3	0.000
F 19 Smith, Jeff	2	1	0	3	2	4	0.333	1	2	1	1	2	3	0.400	4	7	0.364			0.0	11	0.000
F2/ One Armed Bandits	51	33	61	23	112	56	0.667	26	16	28	14	54	30	0.643	220	116	0.655	0	0	99.0	336	0.295
F 20 Johnson, Sven	10	4	3	2	13	6	0.684	2	2	7	4	9	6	0.600	22	12	0.647			8.5	34	0.250
F 21 Kiser, Lyman	5	2	14	0	19	2	0.905	10	4	12	1	22	5	0.815	41	7	0.854			18.5	48	0.385
F 22 Henson, Rob	8	3	8	3	16	6	0.727	4	3	4	3	8	6	0.571	24	12	0.667			8.5	36	0.236
F 23 Bonaparte, Chris	2	5	0	3	2	8	0.200	2	6	3	3	5	9	0.357	7	17	0.292			2.0	24	0.083
F 24 Dopko, Jeff	11	2	8	4	19	6	0.760	9	5	8	3	17	8	0.680	36	14	0.720			13.5	50	0.270
F 25 Richardson, Shane	6	6	8	3	14	9	0.609	5	1	6	5	11	6	0.647	25	15	0.625			10.0	40	0.250
F 26 Kempf, Greg	1	1	6	0	7	1	0.875	3	3	3	1	6	4	0.600	13	5	0.722			3.5	18	0.194
F 27 Weingarten, Mike	4	5	3	6	7	11	0.389	5	6	3	6	8	12	0.400	15	23	0.395			8.5	38	0.224
F 28 Taylor, Walter	4	5	11	2	15	7	0.682	12	2	10	2	22	4	0.846	37	11	0.771			26.0	48	0.542
F3/ Quackers & Beer	52	32	48	36	100	68	0.595	25	17	21	21	46	38	0.548	192	144	0.571	0	0	95.0	336	0.283
F 30 Carawon, Bob	5	9	8	8	13	17	0.433	8	8	8	7	16	15	0.516	29	32	0.475			13.0	61	0.213
F 31 Tollerton, Steve "Tolly"	7	5	7	5	14	10	0.583	8	4	7	5	15	9	0.625	29	19	0.604			11.5	48	0.240
F 32 Young, Perry	0	0	0	0	0	0	#DIV/0!	0	0	0	0	0	0	#DIV/0!	0	0	#DIV/0!			0.0	0	#DIV/0!
F 33 Moeschet, Cathy	10	6	8	7	18	13	0.581	5	5	7	6	12	11	0.522	30	24	0.556			7.5	54	0.139
F 34 Peers, Martin	8	4	5	6	13	10	0.565	6	7	5	7	11	14	0.440	24	24	0.500			7.0	48	0.146
F 35 Clark, Joe	6	1	4	4	10	5	0.667	7	1	4	3	11	4	0.733	21	9	0.700			12.0	30	0.400
F 36 Converse, Stan	3	2	3	2	6	4	0.600	6	3	6	4	12	7	0.632	18	11	0.621			15.5	29	0.534
F 37 Martin, David	11	2	11	2	22	4	0.846	8	5	4	9	12	14	0.462	34	18	0.654			24.5	52	0.471
F 38 Casadonte, Paul	2	3	2	2	4	5	0.444	2	1	1	1	3	2	0.600	7	7	0.500			4.0	14	0.286
F4/ Stunn 'Em	34	50	49	35	83	85	0.494	16	26	16	26	32	52	0.381	147	189	0.438	0	8	87.5	344	0.254
F 40 Jordan, Jody	8	1	10	2	18	3	0.857	7	3	3	4	10	7	0.588	28	10	0.737	0	1	6.5	39	0.167
F 41 Jordan, Judy	2	4	0	4	2	8	0.200	1	5	3	3	4	8	0.333	6	16	0.273	0	0	2.5	22	0.114
F 42 Lee, Ronnie	5	4	8	4	13	8	0.619	9	4	7	7	16	11	0.593	29	19	0.604	0	1	19.0	49	0.388
F 43 Elliot, Erin	1	12	0	5	1	17	0.056	2	8	4	8	6	16	0.273	7	33	0.175	0	1	2.5	41	0.061
F 44 Lee, Chris	2	5	4	4	6	9	0.400	1	5	3	5	4	10	0.286	10	19	0.345	0	1	8.0	30	0.267
F 45 Pell, Josh	4	2	8	1	12	3	0.800	6	1	2	3	8	4	0.667	20	7	0.741	0	1	18.0	28	0.643
F 46 Yarley, Scott	3	3	4	3	7	6	0.538	1	5	1	4	2	9	0.182	9	15	0.375	0	1	7.0	25	0.280
F 47 Kabello, Ed	2	6	1	4	3	10	0.231	1	5	2	6	3	11	0.214	6	21	0.222	0	0	5.5	27	0.204
F 48 Ortega, Greg	2	6	5	5	7	11	0.389	1	7	1	8	2	15	0.118	9	26	0.257	0	1	7.0	36	0.194
F 49 Barrow, Dennis	5	7	9	3	14	10	0.583	3	9	6	4	9	13	0.409	23	23	0.500	0	1	11.5	47	0.245
F5/ Coral Reefers	36	48	40	44	76	92	0.452	25	17	24	18	49	35	0.583	174	162	0.518	19	8	91.5	363	0.252
F 50 Jarvah, Sean	4	3	9	5	13	8	0.619	8	3	7	6	15	9	0.625	28	17	0.622	2	1	15.0	48	0.313
F 51 Baker, Tammy	5	6	1	7	6	13	0.316	5	6	5	3	10	9	0.526	16	22	0.421	2	0	2.0	40	0.050
F 52 Boyd, Richard	1	2	2	5	3	7	0.300	2	3	0	1	2	4	0.333	5	11	0.313	2	1	3.0	19	0.158
F 53 Cullen, Pat	4	6	0	2	4	8	0.333	0	2	3	7	3	9	0.250	7	17	0.292	2	1	4.5	27	0.167
F 54 Hodge, Hue	5	4	5	7	10	11	0.476	7	5	6	4	13	9	0.591	23	20	0.535	2	1	11.5	46	0.250
F 55 Mavity, Jennifer	2	9	2	7	4	16	0.200	3	4	2	2	5	6	0.455	9	22	0.290	2	0	2.5	33	0.076
F 56 Sedgwick, Jim	3	5	0	0	3	5	0.375	0	0	3	2	3	2	0.600	6	7	0.462	2	1	0.0	16	0.000
F 57 Smith, Van	4	4	5	4	9	8	0.529	8	5	7	5	15	10	0.600	24	18	0.571	1	1	13.5	44	0.307
F 58 Wade, Nate	1	6	12	1	13	7	0.650	10	3	9	3	19	6	0.760	32	13	0.711	2	1	27.5	48	0.573
F 59 Williams, Nelson	7	3	4	6	11	9	0.550	7	3	6	3	13	6	0.684	24	15	0.615	2	1	12.0	42	0.286
F6/ Overtime Outlaws	34	50	34	50	68	100	0.405	19	23	23	19	42	42	0.500	152	184	0.452	0	0	54.5	336	0.162
F 60 Clark, Dan	10	4	10	4	20	8	0.714	6	8	6	9	12	17	0.414	32	25	0.561			17.0	57	0.298
F 61 Cross, Bill	4	7	2	11	6	18	0.250	8	4	7	4	15	8	0.652	21	26	0.447			9.0	47	0.191
F 62 Peterson, Chris	6	10	5	9	11	19	0.367	5	9	9	6	14	15	0.483	25	34	0.424			4.0	59	0.068
F 63 Birmingham, Chris	5	8	1	10	6	18	0.250	5	10	4	7	9	17	0.346	15	35	0.300			0.0	50	0.000
F 64 Kirby, Brandon	1	3	3	2	4	5	0.444	2	3	3	2	5	5	0.500	9	10	0.474			3.0	19	0.158
F 65 Mody, Nirov "Nero"	3	11	4	11	7	22	0.241	4	8	7	7	11	15	0.423	18	37	0.327			8.0	55	0.145
F 66 Pearsall, Worth	5	7	9	3	14	10	0.583	8	4	10	3	18	7	0.720	32	17	0.653			13.5	49	0.276
F7/ Money Shot	48	36	32	52	80	88	0.476	18	24	17	25	35	49	0.417	150	186	0.446	6	6	103.0	348	0.296
F 70 Folsom, Kevin	11	2	6	7	17	9	0.654	7	6	6	7	13	13	0.500	30	22	0.577	1	1	19.0	54	0.352
F 71 Hamlett, Hope	9	4	3	10	12	14	0.462	5	8	6	7	11	15	0.423	23	29	0.442	1	1	17.0	54	0.315
F 72 Jackson, Ben	8	5	9	4	17	9	0.654	7	6	6	6	13	12	0.520	30	21	0.588	1	1	16.5	53	0.311
F 73 Folsom, Kyle	7	6	3	10	10	16	0.385	6	7	6	8	12	15	0.444	22	31	0.415	1	1	15.5	55	0.282
F 74 Lichty, Ben	8	5	10	4	18	9	0.667	7	8	3	10	10	18	0.357	28	27	0.509	1	1	24.0	57	0.421
F 75 Krupski, Paul	2	2	0	4	2	6	0.250	0	2	0	2	0	4	0.000	2	10	0.167	0	0	5.0	12	0.417
F 76 Breton, Pam	3	9	1	8	4	17	0.190	4	9	4	8	8	17	0.320	12	34	0.261	1	1	2.0	48	0.042
F 77 Thivierge, Lisa	0	3	0	5	0	8	0.000	0	2	3	2	3	4	0.429	3	12	0.200	0	0	4.0	15	0.267
F8/ Mojo's Jerksquad	40	44	38	46	78	90	0.464	19	23	22	20	41	43	0.488	160	176	0.476	5	4	101.0	345	0.293
F 80 Bordeau, Eric	3	4	3	5	6	9	0.400	2	7	2	5	4	12	0.250	10	21	0.323	1	0	4.5	32	0.141
F 81 Addy, Brett	4	7	1	5	5	12	0.294	2	6	1	8	3	14	0.176	8	26	0.235	1	0	5.0	35	0.143
F 82 Berstler, Justin	10	3	8	5	18	8	0.692	9	3	10	1	19	4	0.826	37	12	0.755	1	0	35.0	50	0.700
F 83 Dowell, Sean	2	4	0	3	2	7	0.222	2	3	5	2	7	5	0.583	9	12	0.429	0	1	7.0	22	0.318
F 84 Eskew, Jeff	6	7	9	6	15	13	0.536	5	8	9	5	14	13	0.519	29	26	0.527	1	1	9.5	57	0.167
F 85 Meier, Matt	3	6	3	8	6	14	0.300	4	5	2	6	6	11	0.353	12	25	0.324	0	0	6.0	37	0.162
F 86 Montesi, Chris	2	4	8	3	10	7	0.588	4	5	5	5	9	10	0.474	19	17	0.528	0	1	15.5	37	0.419
F 87 Stoyle, Holly	0	0	0	0	0	0	#DIV/0!	0	1	0	0	0	1	0.000	0	1	0.000	0	0	1.0	1	1.000
F 88 Taweel, Sami	3	4	1	4	4	8	0.333	2	5	4	4	6	9	0.400	10	17	0.370	0	0	4.0	27	0.148
F 89 Barlow, Brian	7	5	5	7	12	12	0.500	8	3	6	4	14	7	0.667	26	19	0.578	1	1	13.5	47	0.287

BULL CITY CLASSIC

HOSTED BY

The Upper Deck
Restaurant & Sports Bar

June 3-5, 2005
$5,180+

SANCTIONED BY

DAY	FRIDAY	SATURDAY							SUNDAY				
Time*	8:00 pm	11:00 am	1:00 pm	1:30 pm	3:00 pm	3:30 pm	5:30 pm	7:00 pm	11:00 am	1:00 pm	1:30 pm	2:30 pm	3:00 pm
Event	Blind Draw Chicago	Mixed Doubles Cricket	Men's Doubles Cricket	Ladies' Singles Cricket	Men's Singles Cricket	Ladies' Doubles Cricket	Bull Durham Baseball	Blind Draw Cricket	Mixed Doubles 501	Men's Doubles 501	Ladies' Singles 501	Men's Singles 501	Ladies' Doubles 501
Entry Fee	$10 person	$20 team	$20 team	$15** person	$15** person	$20 team	$10 Person	$10 Person	$20 team	$20 team	$15** person	$15** person	$20 team
1st	$200	$200	$200	$120	$200	$140	$200	40%	$200	$200	$120	$200	$140
2nd	$100	$100	$100	$60	$100	$70	$100	20%	$100	$100	$60	$100	$70
Top 4	$50	$50	$50	$30	$50	$40	$50	10%	$50	$50	$30	$50	$40
Top 8	$25	$25	$25	$15	$25	—	$25	5%	$25	$25	$15	$25	—
Total	$500	$500	$500	$300	$500	$290	$500	100%	$500	$500	$300	$500	$290

* - Posted times reflect signup deadline, with matches starting 15 minutes later

** - Includes $2 ADO surcharge

NO OUTSIDE BEVERAGES ALLOWED!

Location: **The Upper Deck** 329 N. Harrison Ave Cary, NC 27513
Host: **Durham Dart Club and The Upper Deck**
Contact: **Debra Parker** 919-601-2268 or 919-554-8099
E-mail: **ParkerSellsHomes@aol.com** for tournament information
Hotel: **Hampton Inn**, 111 Hampton Woods La, Raleigh NC 27607—919-233-1798
($80.00 per night—refer to (Bull City Classic) - **reserve by May 21**)

RELAY FOR LIFE
American Cancer Society

Warning: - Darts is an adult sport. It is dangerous for children to play darts without adult supervision. Please use your discretion.

Disclaimer-Amateur Status: - The host association and/or the ADO assumes no responsibility for any adverse effects which dart awards may have on the amateur status of any youth participant. Check local regulations.

Driving Directions: - **From West**: I-40 East to Raleigh. Exit onto Harrison Avenue. Travel approx. 4.5 miles south on Harrison Ave. The Upper Deck is in the shopping center on the right immediately following the traffic light at Chapel Hill Rd.

From North: I-95 south to I-85 south to US-1 south to Raleigh. US-1 (Capital Blvd) to I-540 west toward RDU. Airport exit (RDU) around to Aviation Dr. Exit Aviation onto I-40 east. I-40 to Harrison Avenue exit. Follow from above directions.

From South: I-95 to I-40 to Raleigh. In Raleigh, I-40 toward RDU to NC 54. NC 54 (Chapel Hill Rd) west to Harrison Avenue. Turn left onto Harrison then right into the shopping center.

Hotel: The Hotel is located approx. 4.5 miles east from The Upper Deck on NC 54 (Chapel Hill Rd) near I-40.

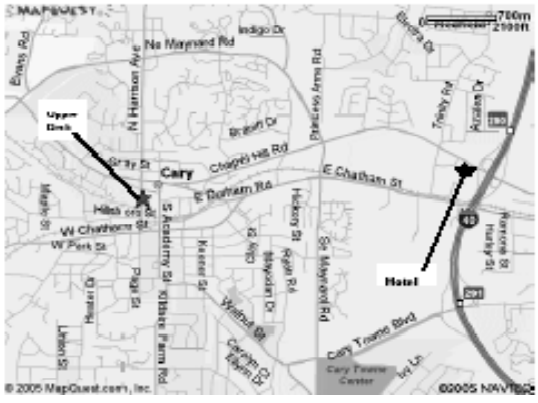

The 6TH ANNUAL WASHINGTON AREA OPEN DART TOURNAMENT

$10,000

JUNE 10TH, 11TH, AND 12TH 2005

TO BENEFIT THE JUVENILE DIABETES RESEARCH FUND

	FRIDAY	SATURDAY					SUNDAY						
	Pro Singles 501/crk/cc	501 LOD	Mens Doubles 501	Ladies Doubles 501	Mens Singles Cricket	Ladies Singles Cricket	Mixed Trips 601	Cricket LOD	Mixed Doubles 501	Mens Doubles Cricket	Ladies Doubles Cricket	Mens Singles 501	Ladies Singles 501
TIME	6:30pm	9:00pm	11:00am	12:00pm	2:00pm	2:30pm	5:30pm	8:00pm	10:30am	12:00pm	12:30pm	2:00pm	2:30pm
Entry $$	$20	$10	$30/team	$30/team	$17 *	$17 *	$45/team	$10	$30/team	$30/team	$30/team	$17 *	$17 *
First	275	400	400	200	450	200	420	300	300	300	200	300	200
Second	150	200	200	100	225	100	240	150	150	150	100	150	100
Top 4	50	100	100	50	120	50	120	80	80	80	50	80	50
Top 8	25	50	50	30	50	25	60	40	40	40	30	40	25
Total	625	1000	1000	520	1115	500	1140	770	770	770	520	770	500

*Includes a $2.00 ADO Sanctioning Fee
Registration closes 15 mins. prior to event times
All singles Finals will be best of 5 legs
(Pro Singles 501,crk,501,crk,cc) if necessary
Youth events Sat and Sun

SANCTIONED BY

DAYS HOTEL DULLES
2200 CENTREVILLE ROAD
HERNDON, VA. 20170

1-800-DAYS-INN
ASK FOR THE DARTERS RATE $89/NIGHT

Tournament Directors

Alyssa Dempsey & Misse Parzow
Email: Tournaments@wadadarts.org

Washington Area Darts Association
Phone: 703-723-5100
Website: www.wadadarts.org

Executive Director: Darren Parzow
Email: Director@wadadarts.org
Board Chairman: Mick Nardelli
Email: Board.chairman@wadadarts.org

Double "D" Darts
Atlanta Darts

FirstRun Sports

Break Time Billiards & Piedmont Dart Association Present:

Piedmont Dart Shootout IV

June 24-26, 2005

$2,500

PIEDMONT DART ASSOCIATION

SANCTIONED BY

***** Minimum Guaranteed Payout *****

DAY	FRIDAY	SATURDAY						SUNDAY					
TIME	8:00 PM	10:00 AM	12:30 PM	1:00 PM	3:00 PM	4:00 PM	7:30 PM	11:00 AM	1:30 PM	2:00 PM	3:30 PM	4:30 PM
EVENT	BLIND DRAW	MIXED DOUBLES	MEN'S DOUBLES	LADIES' SINGLES	MEN'S SINGLES	LADIES' DOUBLES	BLIND DRAW	MIXED TRIPLES	MEN'S DOUBLES	LADIES' SINGLES	MEN'S SINGLES	LADIES' DOUBLES
		CRICKET	CRICKET	CRICKET	CRICKET	CRICKET		601	501	501	501	501
ENTRY	$10	$20	$20	$12	$12	$20	$10	$30	$20	$12	$12	$20
FEE	person	team	team	person ‡	person ‡	team	person	team	team	person	person ‡	team
1st	$120	$100	$120	$70	$120	$70	$120	$150	$120	$70	$120	$70
2nd	$60	$50	$60	$35	$60	$36	$60	$75	$60	$35	$60	$36
Top 4	$30	$24	$30	$18	$30	$18	$30	$36	$30	$18	$30	$18

‡ Fee includes $2.00 ADO Surcharge - Posted Time is close of registration

***** 90% of All Entry Fees Over the $2,500 Guarantee Will Be Paid Out After Expenses *****

Must ask for "Shootout Darters Rate" $53.00 plus tax

Tournament Director: Nancy Coley
Tournament Coordinator: Phil Ellis 336-789-0213

Directions to Break Time
- I-40 to Hwy 52 North
- Exit 115B (Univ. Pkwy.)
- Turn right at top of ramp, go thru 4 stop lights and North Chase Shopping Ctr. will be on the left.
- Break Time Billiards is in the shopping center

Dart Supplies by:
Spears
Custom Darts & Supplies

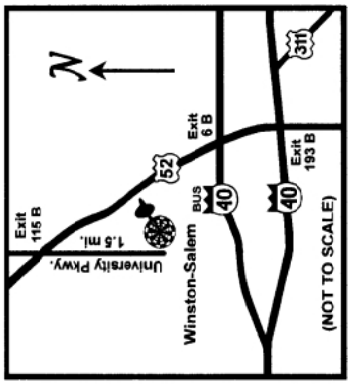

Accommodations:
Holiday Inn Select
5790 University Pkwy.
Winston-Salem, NC
1-800-553-9595

Tournament Location:
Break Time Billiards
5083 University Parkway
Winston-Salem, NC 27106
336-744-9404

Today is the banquet. That means… summer is coming!
Whatever will you and your darts do?

No Wednesday night league play for May/June/July! You're going to need another plan for a few months. Might I offer a few ideas?

☞ Looking for league play? ☜

Then how about…

Tobacco Road Dart League

Monday nights, RTP and Durham primarily, matches begin at 7:30 p.m.
Teams consist of 4-6 players (4 players listed per set), $20/player
Registration is at Arnie's Place (806-1441, 1725 Carpenter Fletcher Rd.)
Registration will take place on Monday, May 30th, at 7-9 p.m.

☞ Looking for a weekly blind draw instead? ☜

Then you have five (that's right, FIV'E) options…

Upper Deck Summer Blind Draws - 3 Nights!! -

In addition to their year-round weekly Friday and Sunday night blind draws, the Deck is adding one each Wednesday throughout the summer, the first being on May 25th and the last being on July 13th

Draws start at 8:00 p.m.
Upper Deck matches the pot!!

The Upper Deck
329 N. Harrison Ave., Cary
near inter. of Harrison & Hwy. 54
460-9977

&

Connolly's No-Cost Summer Monday Blind Draws

Each Monday throughout the summer (and maybe beyond), Connolly's will be holding weekly blind draws that only pays the winners… but has no entry fee at all!
-- This blind draw series is already under way, so head over as early as this week!

Draws start at 9:00 p.m.
No entry fee at all! $100 to winning pair!

Connolly's Irish Pub
1979 High House Rd., Cary
Cornerstone Spg. Ctr., @ Davis Dr. & High House
465-4458, www.connollysirish.com

&

Varina Sports Bar's Weekly Monday Blind Draws

Varina Sports Bar will continue their weekly Monday blind draws throughout the summer (and likely beyond) - same time, same place, same payout as during RDL seasons

Draws start at 8:00 p.m. sharp!
Varina matches the pot (plus extra)!

Varina Sports Bar
213 Fayetteville St., Fuquay-Varina
across from Stevens Hardware
552-0081

So, there you have it. You can play darts almost all week long. Your game should be better than ever when we start up in the Fall, right?

Raleigh Dart League

Registration for Fall 2005 Season

Wednesday, July 20, location TBA, 7:30-9:00 p.m.

[Locations for registration and captains' meeting have yet to be decided. Call the VoiceMail, check the website, or check the preseason captains' mailing this summer for the locations as the season draws near.]

Wednesday, July 20 **For returning teams AND new teams - there is only one night of registration!!!**
(If your team is not returning, please leave a message on VoiceMail.
New captain? Please pass this information on to him/her.)
Bring: 1) Completed roster - use BLACK pen please - with divisions played by by each member for last 3 seasons
2) ONE check for bar fee and a minimum of six players (Bar fee is $20; Player registration is $20) NO CASH WILL BE ACCEPTED!!!

Wednesday, July 20 **DEADLINE for unrestricted roster add-ons, at REGISTRATION (no extensions)**

July 21 through September 12 Add-ons pre-approved by the Membership Committee:
1) Checks & player information as per roster to: Mark Wackerman (Treas.), 110 Ridge Lake Dr, Apex, NC 27539; telephone: 919-303-8917
2) Membership Director will inform captain of Committee's decision
A PLAYER IS NOT ELIGIBLE UNTIL APPROVED

Wednesday, July 27 **RDL-Sponsored Blind Draw(??)**, location TBA, registration closes at 8:00 p.m.

Wednesday, August 3 **Captains' meeting, 7:30 p.m., location TBA (MANDATORY)**
Pickup schedules, blank scoresheets, team rosters, phone lists, rules, etc.

Wednesday, August 10 **8:00 p.m. Season starts**

Monday, September 12 **5th week captains' meeting (MANDATORY)**; & RDL Board Meeting
Last day to add/replace a player with approval

FALL 2005 RALEIGH DART LEAGUE TEAM REGISTRATION FORM

Team Name _____ Team Number _____
(PLEASE LEAVE BLANK)
Fee Paid:
Date Paid:

Divisions played in previous 3 seasons	Player Name:	Player Address:	M/F	Phone #:	
	Home Bar & Dart Rep.:	Board #s:			
	Captain: 0	email:		(H) (W)	0
	1			(H) (W)	1
	2			(H) (W)	2
	3			(H) (W)	3
	4			(H) (W)	4
	5			(H) (W)	5
	6			(H) (W)	6
	7			(H) (W)	7
	8			(H) (W)	8
	9			(H) (W)	9

PLEASE WRITE IN BLACK, IN BLOCK LETTERS - ROSTERS WILL BE PHOTOCOPIED

TOTAL:

(LEAVE SPACE BLANK FOR OFFICE USE)

TONS OF NEWSLETTER

Home to the Fall Session of the Raleigh Dart League for the Banquet, Saturday, December 10, 2005
The "Geez, What Kind Of A Loser Would Write A Dart League Newsletter For A Whole Decade?" Edition

TOURNAMENT WINNERS

"A" Division - ***Lunatic Fringe*** *(14-10)*
Fringe jumped out to a 7-1 lead, let it get back to 8-8, then inched ahead when Phil Taylor donned his Bob Terry costume for a night. The Doctor delivered the final double to end the Element's A division Mug run at four in a row.

"B" Division - ***Bad News Pigs*** *(12+-12)*
In what was clearly the best final of this season (and that's saying a lot given the end of the A final), the Pigs had to use the extra leg to outlast the regular season division winners. Captain Pete called in the score and perfect throws twice, but neither time did he report who hit the out. Whoever it was, congrats to the hero.

"C" Division - ***HammerHeads*** *(13-7)*
The Hammers were hardly pressed at any time during the entire C tournament, although they did have to play a little 501 in the final. I wonder if Taylor came back from the beach to join in the Mug-winning fun this past week…

"D" Division - ***Kozmic Debris*** *(14-8)*
After an amazing three-team race all season (between No Names, Kozmic, and the Beer Bellies), the tournament final contained only one of those three teams. Shark Shooters had downed the No Names to crash the party, but ran out of upsets when faced a Kozmic team playing in its third tournament final in a row.

"E" Division - ***One Armed Bandits*** *(13-9)*
The Bandits had, on paper, the easiest road to their set of Mugs, facing the #8, #5, and #3 teams in the division. And they took advantage, becoming one of only two teams this season to pull the season/tournament double (HammerHeads in C is the other).

"F" Division - ***Rif Raf*** *(?-?)*
This crazy division tournament began with a rare #8 over #1 result when Menace To Sobriety took down Mojo's. Menace then bowed to #5 seed Money Shot to complete a crazy side of the bracket. On the other side, the top seeds won each match, although not one of the scores with those teams was reported.

REGULAR SEASON WINNERS

"A" Division - ***The Fifth Element*** *(14 wins, 0 losses)*
2nd place - Lunatic Fringe

"B" Division - ***The Replacements*** *(11 wins, 3 losses)*
2nd place - Bad News Pigs

"C" Division - ***HammerHeads*** *(13 wins, 1 loss)*
2nd place - Dynamic Darts

"D" Division - ***No Names*** *(10 wins, 4 losses)*
2nd place - Kozmic Debris

"E" Division - ***One Armed Bandits*** *(13 wins, 1 loss)*
2nd place - The Hostile Amish

"F" Division - ***Mojo's Jerksquad*** *(13 wins, 1 loss)*
2nd place - Rif Raf

(Rosters of all tournament-winning and regular season first place teams can be found on page 4.)

TABLE OF CONTENTS

Item	Page Number
Tournament & Regular Season Winning Teams	1
Spring 2006 RDL Season Information	1
Final Divisional Standings	2
Final Divisional Tournament Results	3
Tournament Winning Team Rosters	4
Regular Season Winning Team Rosters	4
Fall 2005 Trivia Questions Revisited	4
Regular Season Trophy Dart Awards	5
Tournament Trophy Dart Awards	5
Other Tournament Hot Darts	5
Divisional Singles Win %-age Winners	6
Divisional All-Star Point %-age Winners	6
Players Who Beat the Singles Winners	6
Tiebreaker Stat Facts	6
Season Penalty Summary	6
List of Host Establishments	7
Rescheduled Benefit Blind Draw	7
Other Local Dart Leagues - BCDL, Cary Dart Lg.	7
Holiday Blind Draws & a new Blind Draw Series	7
A couple randoms news bits from JK	7
RDL Address and Phone No. Information	8
Event Calendar, Penalty Log	8
JK's All-Star Team Picks	9
Quick Stat Tidbits	9
My Prediction Results Summary	9
Prediction Results Table	10
A Decade of Winning Teams	11-13
NCCDL/NCLC final 2005 regular season results	14
NCCDL/NCLC perfect throws, tournament results	15
Top Fall 2005 Singles Records, by Division	16
Top Fall 2005 Doubles Records, by Division	17
Top Fall 2005 Singles+Doubles, by Division	18
Top Fall 2005 All Star %-ages, by Division	19
Top Individual Records, by Section of Play	20,21
League-Wide Individual Singles, Doubles Records	22
League-Wide Individual Singles+Doubles Records, All-Star %-ages	23
Singles, Doubles Records, Ranked by Team	24
Singles+Doubles Records, All-Star %-ages, Ranked by Team	25
Week-by-Week Match Results Table	26
Complete "A" Division Statistics	27
Complete "B" Division Statistics	28
Complete "C" Division Statistics	29
Complete "D" Division Statistics	30
Complete "E" Division Statistics	31
Complete "F" Division Statistics	32
Flier for Charlotte New Year tournament	33
Registration Materials for Spring 2006 RDL Season	34

SPRING 2006 RALEIGH DART LEAGUE SEASON INFORMATION

Registration Meeting for ALL Teams (we disposed of the 2nd meeting seasons ago) Champions; **Wednesday, January 4**, 7:30-9:00

MANDATORY Preseason Captains' Meeting; Champions **Wednesday, January 18**, 7:30 p.m. (blind draw to follow at 8 p.m.)

Match Play begins on Wednesday, January 25

MANDATORY Fifth Week Captains' Meeting; site TBA (this date still tenative); **Monday, February 27**, 7:30 p.m.

Divisional tournament weeks - **May 3, May 10, May 17**

FINAL!! DIVISIONAL TEAM STANDINGS FOR THE *FALL 2005* RDL SEASON

		W	L	Pts.
	"A" Division			
👍	The Fifth Element 👍	14	0	243
👍	Lunatic Fringe	12	2	204
3	Dodge Darts	9	5	200
4	Modena Cartel	8	6	122
5	Wireless	6	8	127
6	Dazed & Confused	3	11	115
👎	Cheap Shots	3	11	109
👎	Old School	1	13	125
	"B" Division			
👍	The Replacements 👍	11	3	208
👍	Bad News Pigs	11	3	196
3	Bubba's Garage	9	5	183
4	Starving Dartists	8	6	182
5	Nine Lives	8	6	163
6	Excalibur	6	8	147
👎	Get the Point "33"	2	12	118
👎	Grateful Darts	1	13	91
	"C" Division			
👍	HammerHeads 👍	13	1	205
👍	Dynamic Darts	11	3	188
3	Armed and Dangerous	9	5	166
4	Fired Up	8	6	184
5	3 Legged Dog	6	8	156
6	Da Bulls	6	8	150
👎	Got Pepsi?	3	11	136
👎	UZMALL	0	14	105

		W	L	Pts.
	"D" Division			
👍	No Names 👍	10	4	188
👍	Kozmic Debris	10	4	185
3	Travelin' Beer Bellies	9	5	180
4	Shark Shooters	7	7	167
5	You Made Me Miss	7	7	158
6	Dead Stroke	6	8	143
👎	Dive Bombers	5	9	144
👎	Have Darts, Will Travel	2	12	127
	"E" Division			
👍	One Armed Bandits 👍	13	1	215
👍	The Hostile Amish	8	6	187
3	Bulls on Parade	8	6	173
4	Tres Equis	8	6	161
5	Boondock Saints	8	6	155
6	Meet the Fockers!	4	10	139
👎	Damn Yankees!!	4	10	136
👎	Skulduckery	3	11	137
	"F" Division			
👍	Mojo's Jerksquad 👍	13	1	224
👍	Rif Raf	10	4	167
3	Panthers	8	6	156
4	Coral Reefers	8	6	141
5	Money Shot	7	7	110
6	Overtime Outlaws	4	10	100
👎	Bad News Beers	3	11	138
👎	Menace To Sobriety	3	11	134

LEGEND OF SYMBOLS IN STANDINGS

👎 = *clinched* "bottom-two" *finish in division* 👍 = *clinched "top-two" finish in division*

👍 = *regular season division champion*

FALL 2005 RDL DIVISIONAL TOURNAMENT RESULTS

Quarterfinals	*Semifinals*	*Finals*	***WINNER***

"A" Division

1 The Fifth Element
(14-2) The Fifth Element
8 Old School
(13-3) The Fifth Element
5 Wireless
(13-11) Modena Cartel
4 Modena Cartel
(14-10) **Lunatic Fringe**
3 Dodge Darts
(12-2) Dodge Darts
6 Dazed & Confused
(13-7) **Lunatic Fringe**
7 Cheap Shots
(13-1) **Lunatic Fringe**
2 **Lunatic Fringe**

"B" Division

1 The Replacements
(13-7) The Replacements
8 Grateful Darts
(13-5) The Replacements
5 Nine Lives
(12+-12) Nine Lives
4 Starving Dartists
(12+-12) **Bad News Pigs**
3 Bubba's Garage
(13-3) Bubba's Garage
6 Excalibur
(13-5) **Bad News Pigs**
7 Get the Point "33"
(forfeit) **Bad News Pigs**
2 **Bad News Pigs**

"C" Division

1 **HammerHeads**
(14-2) **HammerHeads**
8 UZMALL
(?-?) **HammerHeads**
5 3 Legged Dog
(14-6) Fired Up
4 Fired Up
(13-7) **HammerHeads**
3 Armed and Dangerous
(forfeit) Armed and Dangerous
6 Da Bulls
(13-9) Armed and Dangerous
7 Got Pepsi?
(14-10) Dynamic Darts
2 Dynamic Darts

Quarterfinals	*Semifinals*	*Finals*	***WINNER***

"D" Division

1 No Names
(14-8) No Names
8 Have Darts, Will Travel
(13-5) Shark Shooters
5 You Made Me Miss
(13-11) Shark Shooters
4 Shark Shooters
(14-8) **Kozmic Debris**
3 Travelin' Beer Bellies
(?-?) Travelin' Beer Bellies
6 Dead Stroke
(14-8) **Kozmic Debris**
7 Dive Bombers
(13-4) **Kozmic Debris**
2 **Kozmic Debris**

"E" Division

1 **One Armed Bandits**
(14-2) **One Armed Bandits**
8 Skulduckery
(13-9) **One Armed Bandits**
5 Boondock Saints
(14-4) Boondock Saints
4 Tres Equis
(13-9) **One Armed Bandits**
3 Bulls on Parade
(13-3) Bulls on Parade
6 Meet the Fockers!
(14-8) Bulls on Parade
7 Damn Yankees!!
(12+-12) The Hostile Amish
2 The Hostile Amish

"F" Division

1 Mojo's Jerksquad
(14-8) Menace To Sobriety
8 Menace To Sobriety
(13-3) Money Shot
5 Money Shot
(12-9) Money Shot
4 Coral Reefers
(?-?) **Rif Raf**
3 Panthers
(?-?) Panthers
6 Overtime Outlaws
(?-?) **Rif Raf**
7 Bad News Beers
(?-?) **Rif Raf**
2 **Rif Raf**

THIS SEASON'S TRIVIA QUESTIONS… REVISITED

This has become a season-ending staple here in the Tons. Each question is listed exactly as it was during the season, so there is potential for a question to now be out of date, but it's usually not too much of a problem. Each question is listed under the week # when it ran, and the answers are at the end. No peeking…

Week 6 question(s): How many league members have been RDL President in the past decade? Who are they?

Week 7 question(s): How many league members are there in the RDL this season? How many were there last season? And how many in each of those seasons were females?

Week 8 question(s): What is the greatest number of the 9 trophy dart categories (high in/out, 4 fast games, and 3 perfect throw types) for which one player has been a given an award in one season in the past decade? Who did it?

Week 9 question: How many legitimately different teams have played in A division in the past decade (meaning not the same groups of players reforming over and over again)?

Week 10 question: This season there are several ties for fast games and high ins/outs so far. How many times in the past decade have we had ZERO ties for any of the six In/Out/Game awards for a season?

Week 11 question(s): In how many establishments has the RDL played in the last decade? How many can you name?

Week 12 question(s): How many people have thrown a 6-Bull in the past decade in RDL? How many can you name?

Week 6 answer: 7. Joe Wilson, William Holland, and Dave Berry, of course, as they were all pretty long-term and publicly visible for the most part. We also have Barry Barker (who just recently had to resign after a short stint), Rick DeMattos (who is the current acting President since Barry left), and Cathy Moeschet (who acted as President when several Board members resigned at the same time several years ago).

Week 7 answer: We have 414 paid roster spots (one less than last last season), but if you count the two players that were approved for replacement, then we actually had 416 people involved (one more than last season). Pretty consistent, eh? What is NOT consistent, however, is the number of female RDL members we have. That number dropped from 53 last season to 43 this season (a loss of 19% from last season).

Week 8 answer: 4 sections, achieved 4 times. The winners, with their seasons and awards are: Phillip Maxwell (Sp96 - In, 9m, T80, 6B); Tom Brown (Fa97 - Out, 501, 9m twice, T80); Brown *again* (Sp03 - In, 301, 9m twice, T80); Mike Seward (Fa03 - In, 301, 9m, T80 twice). *[Note added for banquet Tons: Check out Tom Brown THIS season!]*

Week 9 answer: 28, although a few of these could be argued as to whether they are really just different versions of another of these teams. Anyway, here are the teams (listed under what is likely the most recognizable of their team names): Arrowing Experience, Black & Tans, Cheap Shots, D V Needed, Dart Shadows, Dazed & Confused, Diddler's Choice, Dilligaffs, Dodge Darts, Dogs of War, The Element, Evicted, Here for the Beer, Home Thrown, Horsemen, Industrial Strength, Last Call, Last Minute/Modena, Lunatic Fringe, No Clue, Old School, Pigs, Top Dead Center, Top to Bottom, Varina Sports Bar, Wild Geese, Wireless, and X-Men.

Week 10 answer: Once! Last season was the first time in (at least) a decade without any ties. With a High In of 164, a High Out of 158, a Fast 301 of 9 darts, a Fast SCkt of 15 darts, and a Fast 501 of 14 darts, that seems pretty understandable. But… a 20-dart Doubles Cricket was the best we could do?! And only once all season?!

Week 11 answer: 66!! And this answer does NOT include name changes for establishments as separate places (e.g., Rams Head and Clarky's *are* the same place). We currently play at 24 establishments and there are 29 more around that still have space and/or equipment to host matches. But there are also 13 more places RDL has frequented in the past decade. Remember any of these?: Banana's, Cellar at the Warehouse, Champs Sports Bar, Double Deuce at the Ramada Inn, Mix-A-Lot Sports Bar, One More Time, PJ's Sports Bar/Montas Lounge, Players Club, The Roadhouse, Scores Sports Bar, Scramble Dog, Tapps, and West End.

Week 12 answer: 31. The list of Bull-masters is in the week 13 Tons, but the Mac Daddy bull machine of them all is Steve Hoffmann of Lunatic Fringe, the only person in RDL to hit TWO 6-Bulls in the past decade (Fa97, and the only 6-Bull of this season).

TEAMS THAT WON BOTH THEIR DIVISIONAL TOURNAMENT AND REGULAR SEASON TITLE !!!!!!

"C" Division - ***HammerHeads***

Jon Stites (c)	Mark Snyder	Taylor White
Brian Gaertner	David Alvord	Charles Parker
Doug Creech	Martin White	Chris Hopkins

"E" Division - ***One Armed Bandits***

Sven Johnson (c)	Lyman Kiser	Rob Henson
Shane Richardson	Jeff Dopko	Chris Bonaparte
Mike Weingarten	Walter Taylor	Greg Kempf

TEAMS THAT WON THEIR DIVISIONAL TOURNAMENT (but not regular season title) !!!!!!

"A" Division - ***Lunatic Fringe***

Steve Hoffmann (c)	Jim Budelman	Bob Terry
Jim Davis	Paul Jacobi	Don Butman
J.D. Dixon		Tom Van Arsdale

"B" Division - ***Bad News Pigs***

Pete Rutten (c)	Tim Lane	Craig Cashwell
Joel Eason	Randy Baldwin	Eric Bonar
Sean O'Brien		Jim Bush

"D" Division - ***Kozmic Debris***

Anthony Martin (c)	Fred Flowers	Dave Krasnow
Russell Bowen	Paul Hansen	Heather Thomas
T.C. Smith	Jeff Wenhart	Chris Meacham

"F" Division - ***Rif Raf***

Paddy Diamond (c)	Kimmy Diamond	Johnny Phelan
Chris Matthews	Drew Mandaluk	Jeremy Clark
Judson Ayers	Matt St. Clair	Chris Whittenben
	Trish Hart	

TEAMS THAT WON THEIR REGULAR SEASON TITLE (but not tournament) !!!!!!

"A" Division - ***The Fifth Element***

Jason Kilts (c)	Tom Brown	Dale Hyler
Wil Tan	Mike Seward	Robbie Phillips
Keith Wall	Randy Umstead	John Riner

"B" Division - ***The Replacements***

Sid Mitchell (c)	Tim Mozzetti	Jill Swald
Victor Bird	Eric Lee	Jason Thomas
Brian Coleman		Timmy King

"D" Division - ***No Names***

Tim Caldwell (c)	Felipe Wilkie	Tom Wiegand
John Carroll	Marshall Barnes	Joe Cooper
Richie Clayton		Brandon Bitting

"F" Division - ***Mojo's Jerksquad***

Brian Barlow (c)	Eric Bordeau	Justin Berstler
Chris Montesi	Matt Meier	Jeff Eskew
Sami Taweel	Linda Joyner	Jeff Jones
	Brett Addy	

FINAL REGULAR SEASON TROPHY DART AWARDS

High In (301 only)

Tom Brown	**Ton-60**
The Fifth Element	9/14
Jim Budelman	**Ton-60**
Lunatic Fringe	11/2
Gary Burney	**Ton-60**
Excalibur	10/19
J.D. Dixon	**Ton-60**
Lunatic Fringe	10/5
J.P. Evans	**Ton-60**
Wireless	8/31
Joe Gaglione	**Ton-60**
Dodge Darts	10/12

High Out (301, 501, and 1001)

Mikey Hindle	**Ton-51**
Bubba's Garage	11/9
Keith Wall	**Ton-51**
The Fifth Element	11/2

Fast Singles 301

Tom Brown	**7 darts**
The Fifth Element	9/14

Fast Singles Cricket

Tom Brown	**16 darts**
The Fifth Element	9/21
Jim Budelman	**16 darts**
Lunatic Fringe	8/10

Fast Doubles Cricket

Tommy Gelhar & David Murray	**15 darts**
Modena Cartel	8/24
Jason Kilts & Mike Seward	**15 darts**
The Fifth Element	10/12

Fast Doubles 501

Tom Brown & Dale Hyler	**15 darts**
The Fifth Element	8/17
Robbie Phillips & Mike Seward	**15 darts**
The Fifth Element	11/2

9 Marks

Wil Tan **(4!!)**	The Fifth Element	10/5,12,19, 11/9
Tom Brown **(2)**	The Fifth Element	9/7, 9/28
Jim Budelman **(2)**	Lunatic Fringe	8/10, 10/5
Pat Crowley **(2)**	Wireless	8/24, 9/28
Tommy Gelhar **(2)**	Modena Cartel	8/10, 8/24
Donnie Simpson **(2)**	Old School	9/7, 11/9
Justin Berstler	Mojo's Jerksquad	9/14
Russell Bowen	Kozmic Debris	10/26
Jim Davis	Lunatic Fringe	9/28
Joel Eason	Bad News Pigs	9/28
Kevin Folsom	Money Shot	11/2
Joe Gaglione	Dodge Darts	8/17
Geoffrey Gilbert	Bad News Beers	10/19
Mike Hall	Modena Cartel	10/5
Adnan Hamed	Dead Stroke	8/24
Mikey Hindle	Bubba's Garage	8/31
John Iager	Grateful Darts	11/9
Bob James	Starving Dartists	10/12
Tony Keller	Fired Up	10/5
Duncan Kerr	Da Bulls	10/26
Mark Knight	Dodge Darts	8/17
Eric Lee	The Replacements	10/12
Sean O'Brien	Bad News Pigs	9/21
Jerry Oakley	Modena Cartel	11/9
Keith Ohrberg	Panthers	9/14
Kenny Persson	Armed and Dangerous	9/7
Robbie Phillips	The Fifth Element	10/5
David Romanchek	Nine Lives	9/7
Keith Shearin	Excalibur	8/10
Van Smith	Coral Reefers	10/19
Steve Witz	Cheap Shots	9/21

Ton-80s

Bob Terry **(2)**	Lunatic Fringe	8/24, 9/21
Tony Alcon	3 Legged Dog	8/24
Frank Allison	Bubba's Garage	10/5
Tom Brown	The Fifth Element	8/10
Todd Costen	Dynamic Darts	10/26
Brian Howard	Bubba's Garage	10/19
John Iager	Grateful Darts	10/12
Timmy King	The Replacements	9/14
Joe Kunesh	UZMALL	11/2
Jerry Oakley	Modena Cartel	11/2
Julie Payne	Meet the Fockers!	9/14
Shane Richardson	One Armed Bandits	9/7
Mark Sellers	Cheap Shots	10/26
Donnie Simpson	Old School	9/21
Bo Sosa	Nine Lives	8/31
Tim Vann	Excalibur	8/17
John Wells	Got Pepsi?	9/21
Charlie Wilkinson	UZMALL	8/10

6 Bulls

Steve Hoffmann	Lunatic Fringe	8/24

For those who are new or simply were not aware of it: fast games, high ins and high outs in the tournament do not win awards unless they are perfect shots (170s) or games.

TOURNAMENT!!! TROPHY DART AWARDS

9 Marks

Tom Brown **(2)**	The Fifth Element	12/7, 12/7
Justin Berstler	Mojo's Jerksquad	11/16
Matt Dehritz	You Made Me Miss	11/16
Lyman Kiser	One Armed Bandits	11/16
Billy Mitchell	3 Legged Dog	11/16
Jason Thomas	The Replacements	11/16
Tim Vann	Excalibur	11/16
Steve Hoffmann	Lunatic Fringe	11/30
Tim Lane	Bad News Pigs	11/30
Kenny Persson	Armed and Dangerous	11/30
Bob Terry	Lunatic Fringe	11/30
Jim Budelman	Lunatic Fringe	12/7
Pete Rutten	Bad News Pigs	12/7

Ton-80s

Tommy Beaird	Shark Shooters	11/16
Rick Bradshaw	Old School	11/16
Tony Keller	Fired Up	11/16
Jim Davis	Lunatic Fringe	11/30
Robert Yang	Boondock Saints	11/30
Eric Bonar	Bad News Pigs	12/7
Sid Mitchell	The Replacements	12/7
Mike Seward	The Fifth Element	12/7

Ton-70-Out

Jason Kilts	The Fifth Element	11/30

6-Bulls, Ton-70-Ins

(none reported)

OTHER TOURNAMENT HOT DARTS

(Sorry, no award for these, but they're still good shots)

Wil Tan	The Fifth Element	
	Perfect 8m (triple-16, triple-15, double-bull)	
Billy Mitchell	3 Legged Dog	150-Out
Shane Givens	Boondock Saints	112-In

(…and no, I don't include an all-star list for the tournament because any fool can throw a bunch of all-stars when he or she is playing two-out-of-three singles cricket sets…)

Fall 2005 RDL Individual Season-Long Awards

SINGLES WIN PERCENTAGE

		W	L	%-age
"A" Division				
Bob Terry	A2/ Lunatic Fringe	25	4	0.862
"B" Division				
Timmy King	B7/ The Replacements	23	4	0.852
"C" Division				
Kenny Persson	C3/ Armed and Dangerous	25	3	0.893
"D" Division				
John Carroll	D1/ No Names	18	4	0.818
"E" Division				
John Stepp	E8/ The Hostile Amish	23	5	0.821
"F" Division				
Justin Berstler	F4/ Mojo's Jerksquad	21	4	0.840
Women's Records - "A" Division				
[No women in A satisfied the minimum number of games played and the RDL rule requiring a win percentage of 0.400 or higher.]				
Women's Records - "B" Division				
Jan Austin	B1/ Get the Point "33"	10	15	0.400
Women's Records - "C" Division				
Deb Blackwelder	C4/ Got Pepsi?	11	11	0.500
Women's Records - "D" Division				
Laurie Rhea	D2/ Dead Stroke	13	15	0.464
Women's Records - "E" Division				
Jennifer Buckley	E7/ Boondock Saints	11	8	0.579
Women's Records - "F" Division				
Nikki Colburn	F6/ Overtime Outlaws	13	11	0.542

ALL-STAR POINT AVERAGE

		ASPs	TGP	%-age
"A" Division				
Tom Brown	A1/ The Fifth Element	99.5	54	1.843
"B" Division				
Jason Thomas	B7/ The Replacements	65.5	51	1.284
"C" Division				
Kenny Persson	C3/ Armed and Dangerous	70.5	57	1.237
"D" Division				
John Carroll	D1/ No Names	48.5	46	1.054
"E" Division				
Bill Buckley	E7/ Boondock Saints	27.0	41	0.659
"F" Division				
Justin Berstler	F4/ Mojo's Jerksquad	47.0	49	0.959
Women's Records - "A" Division				
Vickie Jenkins	A8/ Old School	12.0	45	0.267
Women's Records - "B" Division				
Jan Austin	B1/ Get the Point "33"	18.0	47	0.383
Women's Records - "C" Division				
Tami Wells	C4/ Got Pepsi?	20.5	50	0.410
Women's Records - "D" Division				
Julie Wilcox	D6/ Have Darts, Will Trav	15.0	48	0.313
Women's Records - "E" Division				
Jennifer Buckley	E7/ Boondock Saints	17.0	40	0.425
Women's Records - "F" Division				
Nikki Colburn	F6/ Overtime Outlaws	15.5	46	0.337

THE PLAYERS WHO *BEAT* THE SINGLES %-AGE WINNERS

Who beat Bob Terry of Lunatic Fringe?
in 301: Joe Gaglione (wk.3), David Simpson (wk.13).
in cricket: Donnie Simpson (wk.13), Jerry Oakley (wk.14).

Who beat Timmy King of The Replacements?
in 301: Butch Smith (wk.11).
in cricket: Bob James (wk.2), Craig Cashwell (wk.12), Shawn Leonard (wk.14).

Who beat Kenny Persson of Armed and Dangerous?
in 301: Rob Radcliff (wk.2), Tom Winters (wk.7).
in cricket: Mark Snyder (wk.10).

Who beat John Carroll of No Names?
in 301: Paul Hansen (wk.2), Laurie Rhea (wk.8), Matt Huff (wk.10), Rick DeMattos (wk.14).
in cricket: (none).

Who beat John Stepp of The Hostile Amish?
in 301: (none). in cricket: Scott Yarley (wk.1), Alex Sarantos (wk.4), Steve Tollerton (wk.5), Paul Casadonte (wk.12), Rich Kessler (wk.13).

Who beat Justin Berstler of Mojo's Jerksquad?
in 301: Johnny Phelan (wk.2), Erik Shold (wk.3), Chris Matthews (wk.9), Dave Wagner (wk.10).
in cricket: (none).

[Only listing the 'defeaters' of the top couple women's award winners…]

Who beat Jennifer Buckley of Boondock Saints?
in 301: Frank Hall (wk.11).
in ckt: David Martin (wk.3), Danny Chastain (wk.4), Ed Park (wk.5), Greg Kempf (wk.6), Frank Balena (wk.7), Sven Johnson (wk.13), Sal Reitano (wk.14).

Who beat Nikki Colburn of Overtime Outlaws?
in 301: Hope Folsom (wk.2), Jeff Jones (wk.6), Chris Matthews (wk.11), Brian Barlow (wk.13).
in cricket: Hope Folsom (wk.2), Jeremy Clark (wk.4), Brian Barlow (wk.6), Nate Wade (wk.7), Shervin Ejlali (wk.10), Paddy Diamond (wk.11), Brian Barlow *yet again* (wk.13).

THIS SEASON'S TIEBREAKERS

After what was maybe a record low in tiebreakers last season (19), we're back up to a grand total of 30 tiebreakers this season. Those 30 include 27 in the regular season and 3 in the postseason tournaments. There were 3 1001 legs in A division, only 1 in B, 7 in C, 7 in D, 3 in E, and 6 in F. Of those, the tournament tiebreakers were 2 in B (including the final!) and 1 in E. As for teams that find themselves in overtime more often than most, five different teams played 3+ tiebreakers. The kings of the clutch finishes would be D division's **Dive Bombers** (3-0 in 1001), and F division's **Coral Reefers** (3-1 in 1001). The race for the heartbreak award was anything but, as only one team lost more than two: *Dead Stroke* of D division, who went a rather deflating 0-4 in the extra legs.

FALL 2005 PENALTY SUMMARY

Oh well, not every season can be like last season (when we had a near record low number of penalties). This season, we racked up a total of 39 penalties for a grand total of 316 points, far more than either of the last two seasons, and almost the exact same as the season before that. We had 2 preseason captains' meeting penalties (for 10 total points), 9 fifth week captains' meeting penalties (for 45 total points), 11 election ballot penalties (for 55 total points), 6 phone penalties (for 30 total points), and 11 mail penalties (for 176 total points).

F division led the way (by a lot!) with 18 of the 39 penalties, for 156 of the 316 total points. No other division had more than 5 penalties or a total of 58 points, and E div. was the low with only three 5-pt penalties.

Who were the big losers? Well, *Money Shot* lost the greatest number of points (47, on 5 penalties), and *Overtime Outlaws* matched their 5 penalties (but only for 36 points). But the real losers were the three teams that dropped in the standings due to their penalties: **Menace to Sobriety**, **Coral Reefers**, and the biggest losers of all, the **Damn Yankees!!** (whose 10 point loss dropped them a spot AND a division!).

WHERE WE PLAY

After Hours **552-4131**
7608 Purfoy Road Fuquay-Varina
-in front of Comfort Inn, near Sunset Lake/401 inter.

The Capital Room **833-1722**
109 N. Salisbury Street Raleigh
-acr. fr. Sir Walter Raleigh statue, near Morgan/Salisbury

Champions Billiards **833-8337**
2109-152 Avent Ferry Road Raleigh
-in Mission Valley Shopping Center

Dive Bar of Raleigh **832-9363**
3 Glenwood Avenue Raleigh
-note: bar doesn't open until 8 pm on normal nights...

Harrison's Bar and Grill **481-2442**
301-C N. Harrison Avenue Cary
-under Pure Gold, betw. Chatham St. & 54 @ RR tracks

Lucky B's Around the Corner **833-1310**
609 Tucker Street Raleigh
-near inter. of Glenwood and Tucker, near Armadillo Grill

Mac's Tavern **467-4114**
1014 Ryan Road Cary
-behind Burger King in Village Market Spg. Ctr.

Mojo's Pub **387-3500**
1400 Vision Drive Apex
-next to Southern States Nissan, near Hwys 55 & 64

Murphy's Pub **859-5411**
401 Asheville Avenue, Suite 109 Cary
-corner of Tryon and Asheville, next to Jiffy Lube

Oh'Mulligans **465-1900**
108 Jerusalem Drive Morrisville
-off Airport Blvd., heading toward Cary from airport

Overtime Sports Pub **255-9556**
1030-149 N. Rogers Lane Raleigh
-crnr. of Rogers Lane/US-64, at end of Food Lion strip mall

Pantana's Pool Hall **833-2990**
3112 Hillborough Road near NCSU
-I think it's between Concord and Shepherd streets

Players Retreat **755-9589**
105 Oberlin Road near NCSU
-at corner of Oberlin Rd. & Hillsborough St.

The Pub **872-1414**
2913 Brentwood Road N. Raleigh
-in Davis Square Shopping Ctr. near Capital Blvd.

Rack'M Up West **851-9006**
5563 Western Boulevard W. Raleigh
-at inter. with Buck Jones Rd. in Plaza West Shp. Ctr.

Ri-Ra Irish Pub **833-5535**
126 N. West Street Raleigh
-corner of West and Jones Streets, in Powerhouse Square

Scooters **954-2171**
1911 Sego Court N. Raleigh
-near corner of Atlantic & Millbrook, behind Batteries Plus

Sharky's Place **783-5448**
5800 Duraleigh Road NW Raleigh
-in the Yuppie Center near US 70 intersection

Snooker's-RW **828-7665**
3520 Wade Avenue NW Raleigh
-in Ridgewood Shopping Center

Tir na nOg Irish Pub **833-7795**
218 South Blount Street Dwtn. Raleigh
-across from City Market

The Upper Deck (Cary) **460-9977**
329 N. Harrison Avenue Cary
-near intersection. of N. Harrison & Hwy. 54

Upper Deck Profile **833-4527**
625 E. Whitaker Mill Road Raleigh
-near intersection of Whitaker Mill & Wake Forest Rd.

Varina Sports Bar **552-0081**
213 Fayetteville Street Fuquay-Varina
-across from Stevens Hardware

Woody's Sports Tavern & Grill **380-7737**
8322 Chapel Hill Road Cary
-between N. Harrison and Reedy Creek Road

I MISCALCULATED!!

I had several text items that I was going to include on a full page (or even two), but I miscalculated how much space stuff was going to take in the newsletter when I started copying the initial pages many days ago. Thus, I suppose I'll have to save some for the Spring…

BENEFIT TOURNAMENT

The benefit blind draw for Chris Fournier has been rescheduled to this coming Friday at the Upper Deck. Details in the calendar on page 8.

NEED ANOTHER LEAGUE? TWO OPTIONS…

Looking for another night of team play? Well, the Bull City Dart League is registering teams for its next season of play on Tuesday, January 3rd at Arnie's Place in Durham. The BCDL uses 4-8 player rosters, dues are $20/player, and the entire league is handicapped. For more information, call Jason Kilts at 477-0684.

Or maybe you want to play more often, but don't want to have to put a team together? Well, maybe the brand spankin' new Cary Dart League is for you. As I understand it, the CDL will be a cash award singles league, with singles play on either Tues. or Thurs. night, based out of the Upper Deck in Cary. Signups will be taken starting today, and running through January 15th. For more info., contact Randy Umstead (633-7433 or randusoleis@gmail.com).

HOLIDAY SEASON BLIND DRAWS

During the holiday break between the Fall '05 & Spring '06 seasons, The Upper Deck will be hosting blind draws each Wednesday. The first Upper Deck draw will be held Dec. 14th, and they will host one every week until registration for the Spring season (January 4th). The blind draws will be held at 8:00 p.m. just like the regular weekly Upper Deck Friday and Sunday blind draws. However, there is one difference - the mystery out pot for the Friday/Sunday blind draws will be kept separate from the Wednesday blind draws' - instead the out on each Wed. will be pulled until someone hits it that night.

NEW CONNOLLY'S SPRING BLIND DRAW SERIES

Starting Jan. 2nd, Connolly's Irish Pub (1979 High House Rd., Cary, Cornerstone Spg. Ctr., @ Davis Dr. & High House, 465-4458, www.connollysirish.com) will be hosting a weekly doubles blind draw every Monday at 8:30 p.m. It will be double elimination, have a $5 entry fee, and will be set up just like those at the Upper Deck Friday and Sunday draws.

RDL REPRESENTED ON STATE CHAMPION TEAM

The 2006 NC State title was claimed last weekend by the *Durham* City team, but the RDL was well represented. Congratulations to my teammates **Tom Brown**, **Dale Hyler**, **Paul Jacobi**, **Mark Knight**, **Robbie Phillips**, **John Riner**, **Wil Tan**, and **Keith Wall**. Additionally, *Don Butman* served as the Durham team's emergency sub throughout the season. That makes 10 of us RDL members on the Durham state champion team. Not too shabby…

THE WHOLE TRUTH…

So, yes, there is evidence on page 5 that even blind squirrels find acorns… I closed my eyes and took out a 170 in our tournament semifinal. But the part that you don't see in that printed line is that it took me and my opponent several turns to get 'in' that game. Nothing quite like taking out a 170 to complete a 21-dart, or 24-dart, or 27-dart game or whatever it was… Aaah well, still a decent turn…

RDL WEBSITE - *NEW FORMAT!*

www.raleighdartleague.org
Questions? Submissions?: barry@netified.com (Barry Barker)

HOW TO REACH US

RDL VoiceMail

(919) 990-1218

Mail Scoresheets to:

Jason Kilts - RDL Statistician
2811 Duke Homestead Road, Durham, NC 27705

Scoresheet FAX available at:

(919)-**882-8898** - email me for confirmation of receipt!

New Member Fees and Newsletter Fees:

Mark Wackerman, 110 Ridge Lake Drive, Apex, NC 27539

Nomination and Election Ballots:

Barbara Cotton, 405 Gooseneck Drive #A2, Cary, NC 27513

Grievances/Complaints/Rules Suggestions:

Heather Thomas, 206 Shoals Lane, Garner, NC 27529

All Other RDL Correspondence to:

(The P.O. Box wasn't worth the cost, so just send any other stuff to Jason for the time being.)

2005 Board of Directors

President	(vacant as of 7/05)	
Vice President	Rick DeMattos	279-1049
	email: rickdemattos@yahoo.com	
Secretary	Barbara Cotton	210-0020
	email: bjcotton69@hotmail.com	
Treasurer	Mark Wackerman	303-8917
	email: wackermanm@bek.com	
Membership	Julie Payne	210-9781
	email: jpayne2@nc.rr.com	
Rules/Grievances	Heather Thomas	326-1956
	email: Heather.Thomas@ncmail.net	
External Orgs.	Kevin Coyne	961-8303
	email: krcoyne@mindspring.com	

League Statistician/Editor

Jason Kilts 990-1218
email: kilts001@mc.duke.edu or jdkilts@yahoo.com

"HOT DARTS" CALL-IN GUIDELINES

Here are the guidelines you should use when deciding what you should use as your minimum number of all-star points for reporting when you call in your scores.

"A" Division = 4.5 or more ASPs
"B" Div. = 4.0 or more ASPs; "C" Div. = 3.5 or more ASPs
"D" and "E" Divisions = 3.0 or more ASPs
"F" Division = 2.5 or more ASPs

Also, call in any fast games, high ins, high outs, or other amazing feats that you think warrant a little recognition (e.g., Ins & Outs higher than a Ton, 24-dart cricket games, 15-dart 301s, 24-dart 501s, 5-Bulls+, etc.).

SEASON-LONG TROPHY DART MINIMUM GAMES PLAYED REQUIREMENTS

In order to be eligible for all-star point average and singles win %-age awards, you must play in at least 66% of the total projected games this season:

for all teams except D1 (due to match forfeit win):

All-star pt. Average: **min.=37 Total Games Played** (D1 = 35)
Singles win %-age: **min.=19 Sngls Games Played** (D1 = 18)

CALENDAR OF EVENTS

Sun., Dec. 11	**Bull City Dart League Fall Season Party**
1:00 p.m.	Arnie's Place, handicapped LOD around 3 pm
Fri., Dec. 16	**Benefit Blind Draw for Travelin' Beer Belly**
8:00 p.m.	**Chris Fournier**, Upper Deck, Cary; donation of $5 to play, prizes awarded to winners
Mon., Dec. 19	**RDL Board Mtg.** - open to league members
Wed., Jan. 4	**Spring 2006 RDL Registration**
7:30 p.m	Champions - do NOT bring cash!!
Wed. Jan. 11 & Jan. 18	**RDL-Sponsored Blind Draws** - Champions, registration closes at 8 p.m.
Wed., Jan. 18	**Spring 2006 RDL Preseason Captains' Mtg.**
7:30 p.m.	Champions - Mandatory for each team
Wed., Jan. 25	**Spring 2006 RDL - Start of match play**
Mon., Feb. 27	**Spring 2006 RDL Fifth Week Captains' Mtg.**
7:30 p.m.	end of roster additions/replacements (This is also the date of the RDL Board Mtg.)

Other Local Weekly Leagues

Tuesdays	***Bull City Dart League*** , Durham
Thursdays	***Triangle Dart League*** , Chapel Hill

Weekly Blind Draws

Over the past few years, weekly blind draws have come and weekly blind draws have gone. If any of these folds or if any others start up, please let me know and I will make the change to the list here in the Tons of Newsletter.

In all cases, I recommend calling ahead to the bar just to make sure that you aren't making a pointless trip…

Friday	**Upper Deck**, 8:00 p.m. (460-9977) (Upper Deck matches the pot!)
Sunday	**Upper Deck**, 8:00 p.m. (460-9977) (Upper Deck matches the pot!)
Monday	**Varina Sports Bar**, 8:00 p.m. sharp! (552-0081) (Bar matches the pot plus $100!)
Monday	**Connolly's Irish Pub**, 9:00 p.m. (465-4458) (No entry fee! $100 to the winning pair)

PENALTY LOG

Here are all the penalties assessed this season. Think the point math in your div. doesn't quite add up? Check here for who lost what when.

Preseason captains' meeting (5 pts): Bubba's Garage (B), Overtime Outlaws (F).

Fifth week captains' meeting (5 pts): Modena Cartel (A), Nine Lives (B), Grateful Darts (B), Got Pepsi? (C), Have Darts, Will Travel (D), Damn Yankees!! (E), Menace to Sobriety (F), Money Shot (F), Overtime Outlaws (F).

Election ballots (5 pts.): Modena Cartel (A), Grateful Darts, Bubba's Garage (B), Dead Stroke, Shark Shooters (D), Damn Yankees!! (E), Menace to Sobriety, Coral Reefers, Money Shot, Overtime Outlaws, Panthers (F).

Phone (5 pts): HammerHeads (C,wk.1), Dynamic Darts (C,wk2), Tres Equis (E,wk.10), Rif Raf (F,wk.4), Money Shot (F,wk.4), Overtime Outlaws (F,wk.12).

Mail (16 pts): Wireless (A,wk.6), Modena Cartel (A,wk.4, wk.12), Armed and Dangerous (C,wk.13), Dead Stroke (D,wk.6), Rif Raf (F,wk.4), Coral Reefers (F,wk.11), Money Shot (F,wk.8,wk.13), Overtime Outlaws (F,wk.12), Panthers (F,wk.9).

THE EIGHTEENTH SEMI-ANNUAL EDITION OF : JK'S DIVISIONAL ALL-STAR TEAM PICKS

(Players within each division are listed alphabetically) (Players are chosen any way I damn well please - not purely by the numbers!)
(This is not purely my own guesses at who is simply the best thrower, but also who is important to their team, who is good in the clutch, etc.)

Divisional MVPs

A Division	Tom Brown	The Fifth Element	D Division	Paul Hansen	Kozmic Debris
B Division	Timmy King	The Replacements	E Division	John Stepp	The Hostile Amish
C Division	Kenny Persson	Armed and Dangerous	F Division	Justin Berstler	Mojo's Jerksquad

All of RDL -- Kenny Persson -- Armed and Dangerous

"A" Division

Tom Brown	The Fifth Element	What *didn't* he do this season?
Jim Budelman	Lunatic Fringe	Nice to see him back in form again.
Mark Knight	Dodge Darts	Nationals would've been enough…
Robbie Phillips	The Fifth Element	Mr. State Singles is A *doubles* king.
Mike Seward	The Fifth Element	Seems to almost never miss. Ever.
Donnie Simpson	Old School	Surprisingly, best player we faced.
Wil Tan	The Fifth Element	Seems to basically live on this page.
Bob Terry	Lunatic Fringe	Always on *fire* when he needs it most.

"B" Division

Brian Coleman	The Replacements	Starts matches well, then gets better.
Joel Eason	Bad News Pigs	Biggest gun for the Mug winners.
Ron Hendricks	Starving Dartists	Quiet… unassuming… deadly…
Timmy King	The Replacements	501 is good, the rest is just awesome.
Tim Lane	Bad News Pigs	Strong wins in the first three sets.
Shawn Leonard	Bubba's Garage	Was a hammer in the singles sections.
Sid Mitchell	The Replacements	We'll sit him out in 301, then roll.
Jason Thomas	The Replacements	26-2 in the cricket sets is scary good.

"C" Division

David Alvord	HammerHeads	Last season was good, this one's great.
Kevin McFadden	Dynamic Darts	Further proof that ASPs are just icing.
Billy Mitchell	3 Legged Dog	Mr. Steady for an up-and-down team.
Kenny Persson	Armed & Dangerou	One of the best seasons in memory.
Mike Reynolds	Fired Up	He's becoming a win machine.
Jon Stites	HammerHeads	Winning captain is a top player too.
J.J. Tant	Fired Up	Just smoked people in singles all Fall.
Tom Winters	Dynamic Darts	Top thrower for strong runners-up.

"D" Division

Tommy Beaird	Shark Shooters	Didn't play a lot, but he played well.
Russell Bowen	Kozmic Debris	Quite a welcome return from Europe…
John Carroll	No Names	Played a full season, won all season.
Paul Hansen	Kozmic Debris	Hammer back to playing full time.
Eric Taylor	Shark Shooters	We'll just send him home before 501.
Mark Wackerman	You Made Me Miss	Set records get better as he goes.
Felipe Wilkie	No Names	What a great season for the ol' captain.
J.J. Yoneoka	Travelin' Beer Belli	Not his best season, but he's clutch.

"E" Division

Jeff Dopko	One Armed Bandits	Don't love his SCkt, but I do his DCkt.
Thomas Flood	Bulls on Parade	If only he wasn't a part-timer…
Galen Gillett	Tres Equis	Lack of full-time status was a bummer.
Lyman Kiser	One Armed Bandits	Not much for -01, but look at that Ckt.
Sal Reitano	Bulls on Parade	Evidently, sort of a singles specialist?
Shane Richardson	One Armed Bandits	Generally, I prefer better SCkt, but…
John Stepp	The Hostile Amish	Might be the flat out -01 king of RDL.
Robert Yang	Boondock Saints	Evidently NOT the -01 king of RDL.

"F" Division

Justin Berstler	Mojo's Jerksquad	'A' player masquerading as 'F' player.
Jeremy Clark	Rif Raf	Yikes, 501 is bad. But the rest is great.
Ben Jackson	Money Shot	Quite a strong record up until 501.
Jeff Jones	Mojo's Jerksquad	Top shot overshadowed by Berstler.
Dale Lego	Panthers	Captain of new team is no newcomer.
Keith Ohrberg	Panthers	Awesome record in all four sets.
Johnny Phelan	Rif Raf	Slows down set to set, but not a lot.
Nate Wade	Coral Reefers	Perennial hammer needs some 'outs'.

QUICK STAT TIDBITS

-The **Quadruple Double Award** winners (double-digit wins in all 4 sections): Wow, 2005 was quite a year for throwers putting up big numbers for this category. We had three winners in the Spring, and now we have three again in the Fall: **Bob Terry** and **Jim Budelman** of Lunatic Fringe in A division (who were helped a bit by being shorthanded a lot), and **Kenny Persson** of Armed and Dangerous in C division. Amazingly, both Terry and Persson actually had 11 or more wins in all four sets! In addition, 16 more throwers nearly reached the quadruple double plateau, with all 9+-win sets, or 3 sets with 10 or 11 wins, etc. Probably the most impressive honorable mentions would be: *Tom Brown* and *Mike Seward* of The Fifth Element in A, and *Joel Eason* of Bad News Pigs in B, each with four sets of 9+ wins. Also, 3 players achieved 3 sets of 11+ wins (w/a 4th set of 9 wins or fewer): *Brown* again, The Replacements' *Timmy King* , and HammerHeads' *David Alvord* .

-**IronMan/Woman Award**: Only one team showed up shorthanded week after week this season, so this award wasn't a big surprise. Thus, this season's Iron Man is **Jim Budelman** of Lunatic Fringe with **67** games played. That total includes only one tiebreaker, leaving 66 games in the 56 sets of our 14-week season. Now that's the kind of workload that can test a sore elbow, eh? Other division leaders were: *David Romanchek* of Nine Lives, and *Kris Giberson* and *Brian Howard* of Bubba's Garage in B division with 61 games each; *John Wells* of Got Pepsi? in C with 60 games; *Laurie Rhea* of Dead Stroke in D with 59 games; *Bam Lupien* of Damn Yankees!! in E with 63 games; and *Dale Lego* of the Panthers in F with 59 games.

-The **Team Attendance Award** winners: A minor resurgence this season in teams with players that attend at a mostly consistent rate. The two best were both in E division: *Boondock Saints* , who had 8 players on the roster, all of whom played 37-44 games each; and *Meet the Fockers!* , who had 6 of their 7 members play 50-59 games each. Honorable mentions also go to: *Old School* in A, who had 6 of their 7 players in the 45-57 game range; *Excalibur* in B, who had all 7 of their players play at least 36 games, with 6 of the 7 in the 46-52 game range; *Bad News Pigs* in B, who had 6 of their 7 active throwers in the range of 45-52 games; and *Got Pepsi?* in C, with 6 of their 7 players all in the range of 47-60 games played.

MY SEASON, TOURNEY & PRESEASON PREDICTION RESULTS

Crap! I dropped back over 2% relative to the past couple years, in terms of my weekly picks. I still hit over 74%, but I finished with an awful week of only 14-10 to fall below the three-fourths line for the season. Not a single team could fool me more often than not -- not even The Hostile Amish, with whom I started the season 0-6!! Unfortunately, five teams did hold me to only a 0.500 record, including four that each proved me wrong in 3 of the last 4 weeks.

As far as the divisions go, A division was my easiest (50-6 for the season, for >89% correct), and that stupid E division was my worst (36-20, <65%).

My preseason set of predictions was better than even I expected them to be (except for that E division mess). Flip Fringe and Dodge Darts and I had A division down cold. My B division pick isn't really valid because the RDL Board moved my pick to a different division after the schedules were out, but the team that I picked next finished 2nd and won the Mugs. My picks in C were so dead on that you would have thought that I had a copy of the final standings when I wrote it. My D picks were all spot on except for one thing - a little over-faith in YMMM. And E division… well… we're not going to talk about E division (other than recognizing that I did say the Bandits would make a good run at the title). And F was a lot like I said would be, with my one mistake being a lack of recognition of Rif Raf. Not too bad…

In the postseason tournament predictions, I was pretty close on all but two things: I once again had way too much faith in the President's team in D division, and I never saw that #8 over #1 upset in F coming! I had a total record of 18-4 in the quarterfinals (two others were forfeited), 9-3 in the semis, and 3-3 in the finals. That gives me a final tournament pick record of 30-10, with several of my late round picks wrong because of a bad early pick.

JK'S TEAM-BY-TEAM, WEEK-BY-WEEK MATCH PREDICTION RESULTS

(I introduced this page four seasons ago, and it has become almost expected as a newsletter staple. Feast your eyes on the success...)

For several years, many of you have taken no greater pleasure in your weekly darting endeavors than to call the RDL VoiceMail and point out to me just how wrong I was in my prediction of your match result. On a related note, I have noticed that many of you seem to have relatively selective memories saving only the weeks when I was wrong. Further, many others of you regularly embellish your statistics of how often you fool me. It's not so easy to get away with those rambles anymore, however, as you can see below. Each W is a week when I picked your match correctly, and each L is one I picked incorrectly. Division totals are to the right of the team totals, weekly totals are at the bottom, and in the space between the 14 weeks and the team totals, the five 'o' symbols indicate the teams for which I was only 0.500 (cold string at the end for four of those), and exactly *zero* teams fooled me more often than not. [Not as good as last season, but still decent.]

	wk1	wk2	wk3	wk4	wk5	wk6	wk7	wk8	wk9	wk10	wk11	wk12	wk13	wk14		Right	Wrong	**Overall**
A1/ The Fifth Element	W	W	W	W	W	W	W	W	L	W	W	W	W	W		13	1	74.33%
A2/ Lunatic Fringe	W	W	L	W	W	W	W	W	W	W	W	W	W	W		13	1	249 86
A3/ Dodge Darts	W	W	L	L	W	W	W	W	L	W	W	W	W	W		11	3	
A4/ Wireless	W	W	W	W	W	W	W	W	W	W	W	W	W	W		14	0	
A5/ Cheap Shots	W	W	W	W	W	W	W	W	W	L	W	W	W	W		13	1	
A6/ Dazed & Confused	W	W	L	W	W	W	W	L	W	W	W	W	W	W		12	2	**A Division**
A7/ Modena Cartel	W	W	L	L	W	W	W	W	W	W	W	W	W	W		12	2	89.29%
A8/ Old School	W	W	W	W	W	W	W	L	W	L	W	W	W	W		12	2	50 6
B1/ Get the Point "33"	W	W	W	W	L	W	W	W	W	W	W	W	W	W		13	1	
B2/ Excalibur	W	W	W	W	L	W	W	W	W	W	W	W	W	L		12	2	
B3/ Bad News Pigs	W	W	W	L	L	W	W	W	W	W	L	L	W	W		10	4	
B4/ Nine Lives	L	W	W	W	W	W	W	W	W	W	L	L	W	L		10	4	
B5/ Grateful Darts	W	W	W	W	L	W	W	W	W	W	W	W	W	L		12	2	
B6/ Bubba's Garage	W	W	W	W	W	W	L	W	W	W	W	L	L	L		10	4	**B Division**
B7/ The Replacements	W	L	W	W	L	W	L	W	W	W	L	L	W	L		8	6	73.21%
B8/ Starving Dartists	L	L	W	L	L	W	W	W	W	W	L	W	L	L	o	7	7	41 15
C1/ HammerHeads	W	W	W	W	W	W	W	W	W	L	W	W	W	W		13	1	
C2/ Dynamic Darts	W	W	W	W	W	W	W	W	W	L	W	W	W	L		12	2	
C3/ Armed and Dangerous	L	L	W	L	W	L	W	W	W	L	W	W	W	L		8	6	
C4/ Got Pepsi?	W	W	L	W	W	L	W	L	W	W	W	W	W	W		11	3	
C5/ Da Bulls	W	W	L	L	W	W	L	W	L	W	W	W	W	L		9	5	
C6/ 3 Legged Dog	W	L	W	W	W	W	L	L	W	W	W	W	L	L		9	5	**C Division**
C7/ UZMALL	W	W	W	W	W	W	W	W	W	W	W	W	W	W		14	0	76.79%
C8/ Fired Up	L	W	W	W	W	W	W	W	L	L	W	W	L	W		10	4	43 13
D1/ No Names	W	W	L	W	fft	W	L	W	W	W	W	L	W	L		9	4	
D2/ Dead Stroke	W	W	W	W	W	L	L	W	L	L	W	L	L	L	o	7	7	
D3/ You Made Me Miss	W	W	W	W	L	L	L	W	W	W	L	W	L	L		8	6	
D4/ Kozmic Debris	W	W	W	W	W	W	L	W	W	W	W	W	W	L		12	2	
D5/ Travelin' Beer Bellies	W	W	W	W	fft	W	W	W	W	W	W	L	W	L		11	2	
D6/ Have Darts, Will Trave	W	W	W	W	W	L	W	W	L	W	W	W	L	W		11	3	**D Division**
D7/ Shark Shooters	W	W	W	W	L	W	W	W	W	L	W	W	W	W		12	2	70.91%
D8/ Dive Bombers	W	W	L	W	W	L	W	W	W	W	L	L	L	L		8	6	39 16
E1/ One Armed Bandits	W	W	L	W	W	W	W	W	W	W	W	W	W	W		13	1	
E2/ Skulduckery	W	W	W	W	L	L	W	W	W	W	L	W	W	W		11	3	
E3/ Damn Yankees!!	W	L	L	L	W	L	W	W	L	W	W	L	W	W		8	6	
E4/ Tres Equis	L	W	L	L	W	W	W	W	W	W	L	L	L	W		8	6	
E5/ Meet the Fockers!	W	L	L	W	W	W	W	W	L	W	L	W	L	W		9	5	
E6/ Bulls on Parade	W	W	L	W	W	L	L	W	W	W	W	L	W	L		9	5	**E Division**
E7/ Boondock Saints	W	L	W	L	W	W	L	W	L	W	L	L	W	L	o	7	7	64.29%
E8/ The Hostile Amish	L	L	L	L	L	L	W	W	L	W	W	W	W	W	o	7	7	36 20
F1/ Menace To Sobriety	W	W	W	W	W	L	L	L	L	W	L	L	L	W	o	7	7	
F2/ Rif Raf	W	W	L	W	W	W	W	L	L	L	W	W	W	L		9	5	
F3/ Coral Reefers	W	W	L	W	L	W	W	W	L	L	W	L	W	W		9	5	
F4/ Mojo's Jerksquad	W	W	W	W	W	W	W	W	L	W	W	W	W	W		13	1	
F5/ Money Shot	W	L	W	W	W	W	W	W	W	W	L	W	W	W		12	2	
F6/ Overtime Outlaws	L	L	W	W	W	W	W	W	W	L	W	L	W	W		10	4	**F Division**
F7/ Bad News Beers	W	W	W	W	W	L	W	W	W	L	W	W	L	L		10	4	71.43%
F8/ Panthers	L	W	W	W	L	W	L	W	W	W	W	L	W	W		10	4	40 16
Right:	20	19	16	19	17	18	18	21	17	18	18	16	18	14				
Wrong:	4	5	8	5	6	6	6	3	7	6	6	8	6	10				
forfeited:	-	-	-	-	1	-	-	-	-	-	-	-	-	-				

A DECADE OF WINNERS...

Believe it or not, this issue of the Tons of Newsletter completes one full decade with me (JK) at the helm. Twenty seasons have come and gone, and a lot of teams and individuals have come and gone with them. On this page and the following two, I thought I might take us back just a bit and recount the lists of every team that finished in the top two in the regular season and/or postseason tournament in every division in that decade. Maybe you'll see a team or two of yours in there... Probably some pretty decent memories there...

A DIVISION	Regular Season		Postseason Tournament	
	First Place	Second Place	Winner	Runner-Up
Spring 1996	Lunatic Fringe	3 In A Bed	Lunatic Fringe	3 In A Bed
Fall 1996	Lunatic Fringe	3 In A Bed	Lunatic Fringe	3 In A Bed
Spring 1997	Lunatic Fringe	3 In A Bed	Lunatic Fringe	3 In A Bed
Fall 1997	Lunatic Fringe	3 In A Bed	Lunatic Fringe	3 In A Bed
Spring 1998	Lunatic Fringe	Letting Go	Lunatic Fringe	So What!
Fall 1998	Lunatic Fringe	Shameless & Aimless VII	So What	Shameless & Aimless VII
Spring 1999	Shameless & Aimless VIII	Lunatic Fringe	Lunatic Fringe	Shameless & Aimless VIII
Fall 1999	Lunatic Fringe	So What!!!!	Lunatic Fringe	So What!!!!
Spring 2000	Lunatic Fringe	Industrial Strength	Lunatic Fringe	Nil Is Agòm
Fall 2000	The Dilligaffs	Industrial Strength	Industrial Strength	The Dilligaffs
Spring 2001	Industrial Strength	Lunatic Fringe	Industrial Strength	Lunatic Fringe
Fall 2001	Lunatic Fringe	Industrial Strength	Lunatic Fringe	Industrial Strength
Spring 2002	Lunatic Fringe	The Raleigh Lamas	The Raleigh Lamas	Lunatic Fringe
Fall 2002	Lunatic Fringe	Hall of Justice	Lunatic Fringe	Hall of Justice
Spring 2003	Lunatic Fringe	Varina Sports Bar	Lunatic Fringe	Industrial Extra Strength
Fall 2003	The Subversive Element	Varina Sports Bar	The Subversive Element	Varina Sports Bar
Spring 2004	The Elusive Element	Well Hungarians	The Elusive Element	Varina Sports Bar
Fall 2004	The Intrusive Element	Lunatic Fringe	The Intrusive Element	Dodge Darts
Spring 2005	Lunatic Fringe	The Elements of Style	The Elements of Style	Lunatic Fringe
Fall 2005	The Fifth Element	Lunatic Fringe	Lunatic Fringe	The Fifth Element

B DIVISION	Regular Season		Postseason Tournament	
	First Place	Second Place	Winner	Runner-Up
Spring 1996	X-Men	Double Trouble	First Flight	Double Trouble
Fall 1996	Top Dead Center	Pog Mo Hon	Top Dead Center	Tossing Heads
Spring 1997	X-Men	The Donner Party	Arrowing Experience	X-Men
Fall 1997	Diddler's Choice	Swine Flew!	Diddler's Choice	Swine Flew!
Spring 1998	Shameless & Aimless VI	Top Dead Center	Shameless & Aimless VI	Pog Mo Hon
Fall 1998	No Clue	Dogs of War	No Clue	Arrowing Experience
Spring 1999	Wieblin	Dazed and Confused	Arrowing Experience	Excalibur
Fall 1999	Volume of a Cue Ball	Excalibur	Volume of a Cue Ball	Black & Tans
Spring 2000	Horsemen	Black & Tan	Excalibur	Horsemen
Fall 2000	Dirty Dogs	D. V. Needed	D. V. Needed	Get the Point!!!
Spring 2001	Damage, Inc.	Dazed & Confused	Dazed & Confused	Damage, Inc.
Fall 2001	Cheap Shots	Last Call	Dodge Darts	Last Call
Spring 2002	D. V. Needed	Dazed & Confused	Dodge Darts	Horsemen
Fall 2002	Varina Sports Bar	Wild Geese	Wild Geese	Varina Sports Bar
Spring 2003	Dodge Darts	Them Again	Dodge Darts	Them Again
Fall 2003	Home Thrown	Cheap Shots	Home Thrown	Cheap Shots
Spring 2004	Here for the Beer	Shak'n Not Stirred	Swift Recovery	Here for the Beer
Fall 2004	Cheap Shots	Varina Sports Bar III	Cheap Shots	Starving Dartists
Spring 2005	Wireless	Get the Point "33"	Wireless	Get the Point "33"
Fall 2005	The Replacements	Bad News Pigs	Bad News Pigs	The Replacements

C DIVISION	Regular Season		Postseason Tournament	
	First Place	Second Place	Winner	Runner-Up
Spring 1996	Pog Mo Hon	Rack'M Uppers	Rack'M Uppers	Pog Mo Hon
Fall 1996	The Dart Party	Arrowing Experience	The Dart Party	Arrowing Experience
Spring 1997	Diddler's Choice	Burnt Weeny's Revenge	Diddler's Choice	Burnt Weeny's Revenge
Fall 1997	Shameless & Aimless V	Excalibur	Shameless & Aimless V	Excalibur
Spring 1998	No Clue	Dixie Chickens	No Clue	Dixie Chickens
Fall 1998	Friends of the Devil	Stik It	Comfortably Numb	One & Done
Spring 1999	One & Done	Shooter's Buzz	Black & Tans	Comfortably Numb
Fall 1999	Horsemen	Comfortably Numb	Horsemen	Cheap Shots
Spring 2000	Get The Point	Rocking "B" Jiggles	Get The Point	Cheap Shots
Fall 2000	Last Call	Double-1	Breakers Chunkers	Last Call
Spring 2001	Cheap Shots	A Comfortably Numb Exp.	Dodge Darts	Cheap Shots
Fall 2001	Excalibur	Horsemen	Horsemen	Excalibur
Spring 2002	Home Thrown	Get the Point "33"	Get the Point "33"	Home Thrown
Fall 2002	WIEBLS	Them Again	WIEBLS	Starving Dartists
Spring 2003	Starving Dartists	UZMALL	Sharky's Machine	Starving Dartists
Fall 2003	Back Here Doing That	Nothing But Darts	Back Here Doing That	Dogs of War III
Spring 2004	Excalibur	Bubba's Garage	Excalibur	Bubba's Garage
Fall 2004	Wireless	Get the Point "33"	Wireless	Get the Point "33"
Spring 2005	Modena Cartel	The Replacements	The Replacements	Modena Cartel
Fall 2005	HammerHeads	Dynamic Darts	HammerHeads	Armed and Dangerous

D DIVISION	Regular Season		Postseason Tournament	
	First Place	Second Place	Winner	Runner-Up
Spring 1996	Bottom Feeders	Stik It	Bottom Feeders	Dogs of War
Fall 1996	Shooter's Buzz	Diddler's Choice	Diddler's Choice	Shooter's Buzz
Spring 1997	Shameless & Aimless IV	Bulls Hitters	Shameless & Aimless IV	Reggaeheads
Fall 1997	No Clue	Reggaeheads	Reggaeheads	No Clue
Spring 1998	Friends of the Devil	1 & Done	Black and Tans	Grateful Darts
Fall 1998	Excalibur	Horsemen	Flying Aces	Last Call
Spring 1999	Scavengers	Cheap Shots	Flying Aces	Grateful Darts
Fall 1999	Get The Point	Kozmic Debris	Get The Point	Kozmic Debris
Spring 2000	Last Call	Dodge Darts	Last Call	Dodge Darts
Fall 2000	Starving Dartists	Nine Lives	Grateful Darts	Starving Dartists
Spring 2001	Smackdown	Home Thrown	Smackdown	Home Thrown
Fall 2001	Pog Mo Hon	Bullweiser	UZMALL	Some Old Some New
Spring 2002	Woodchucks	UZMALL	Woodchucks	UZMALL
Fall 2002	Damn Yankees	Been There Done That	Damn Yankees	Been There Done That
Spring 2003	Grateful Darts	5 Drunks, 1 Driver	Dynamic Darts	Heroes In Trouble
Fall 2003	Heroes In Trouble	Bubba's Garage	Wireless	Bubba's Garage
Spring 2004	Wireless	No Fear	Wireless	No Fear
Fall 2004	Modena Cartel	The Replacements	Modena Cartel	The Replacements
Spring 2005	Dynamic Darts	Da Bulls	Dynamic Darts	Travelin' Beer Bellies
Fall 2005	No Names	Kozmic Debris	Kozmic Debris	Shark Shooters

E DIVISION	Regular Season		Postseason Tournament	
	First Place	Second Place	Winner	Runner-Up
Spring 1996	Diddler's Choice	Shooter's Buzz	PMS	Shooter's Buzz
Fall 1996	Excalibur	Shameless & Aimless III	Shameless & Aimless III	Excalibur
Spring 1997	Last Call	Grateful Darts	Last Call	1 & Done
Fall 1997	Starving Dartists	Friends of the Devil	Starving Dartists	Friends of the Devil
Spring 1998	Flying Aces	Horsemen	Flying Aces	B.F.D.
Fall 1998	Half & Half	Scavengers	Scavengers	Half & Half
Spring 1999	Nine Lives	Last Call	Nine Lives	Sharp Darts
Fall 1999	Travelin' Beer Bellies	Dodge Darts	Dodge Darts	Birds of a Feather

(continued on next page)

(E division - continued from previous page)

Spring 2000	Home Thrown	Grateful Darts	Home Thrown	Grateful Darts
Fall 2000	Dart Dawgz	UZMALL	Trip Tight	One-Armed Bandits
Spring 2001	Heroes In Trouble	Pog Mo Hon	Pog Mo Hon	Heroes In Trouble
Fall 2001	Woodchucks	Sharky's Machine	Sharky's Machine	BFD II
Spring 2002	Damn Yankees	Kozmic Debris	Kozmic Debris	Damn Yankees
Fall 2002	Dynamic Darts	Grateful Darts	Dynamic Darts	Grateful Darts
Spring 2003	Travelin' Beer Bellies	Bubba's Garage	Tub Kids	FYL&EMS
Fall 2003	No Fear	Modena	Modena	The UDR's
Spring 2004	Varina Sports Bar II	3 Legged Dog	Tres Equis	Varina Sports Bar II
Fall 2004	Chupacabras	Da Bulls	Kozmic Debris	Da Bulls
Spring 2005	Kozmic Debris	Deadstroke	Deadstroke	Kozmic Debris
Fall 2005	One Armed Bandits	The Hostile Amish	One Armed Bandits	Bulls on Parade

F DIVISION	Regular Season		Postseason Tournament	
	First Place	Second Place	Winner	Runner-Up
Spring 1996	Shameless & Aimless II	Come-N-Gone	Come-N-Gone	S.S.H.
Fall 1996	Reggaheads	Bulls Hitters	Reggaeheads	S.S.H.
Spring 1997	Hole In The Wall Gang	Friends of the Devil	Friends of the Devil	Hole In The Wall Gang
Fall 1997	Dynamic Darts	Horsemen	Flying Aces	Dynamic Darts
Spring 1998	Half & Half	Heroes In Trouble Again	Cheap Shots	Heroes In Trouble Again
Fall 1998	Cheap Shots	Been There, "F"d That	Dodge Darts	B.F.D.
Spring 1999	Dodge Darts	Travelin' Beer Bellies	Dodge Darts	Travelin' Beer Bellies
Fall 1999	To The Point	Tattoo the Red Eye	One Armed Bandits	To The Point
Spring 2000	UZMALL	Woody's Gang	Woody's Gang	Sharky's Machine
Fall 2000	I.N.C.	Bulls Hitters	Bulls Hitters	Sharky's Machine
Spring 2001	Madhouse Patients III	Sharky's Machine	Sharky's Machine	Madhouse Patients III
Fall 2001	Dynamic Darts	Da Bulls	Dynamic Darts	Da Bulls
Spring 2002	Mangina	Bubba's Garage	One Armed Bandits	Rat Bar Stewards
Fall 2002	Tub Kids	The Replacements	Tub Kids	The Replacements
Spring 2003	Mangina Douche	Big Deck	Mangina Douche	Da Bulls
Fall 2003	Brain Dead	Tres Equis	Tres Equis	Chupacabras
Spring 2004	Get Over It	Mayberry	Coral Reefers	Get Over It
Fall 2004	Deadstroke	Tailgaters	Deadstroke	Tailgaters
Spring 2005	One Armed Bandits	Quackers & Beer	Mojo's Jerksquad	Coral Reefers
Fall 2005	Mojo's Jerksquad	Rif Raf	Rif Raf	Money Shot

G DIVISION	Regular Season		Postseason Tournament	
	First Place	Second Place	Winner	Runner-Up
Spring 1996	Bulls Hitters	Bull Me Baby	Bulls Hitters	Cricketeers
Fall 1996	Last Call	Cork It	Cork It	Dead Beat Darts
Spring 1997	Dynamic Darts	The Horsemen	Pokey & the Bandits	Dynamic Darts
Fall 1997	Cheap Shots	Get Over It	Woody's Woodies	Cheap Shots
Spring 1998	Dodge Darts	Travelin' Beer Bellies	Travelin' Beer Bellies	Dodge Darts
Fall 1998	Positive Vibration	Sharp Darts	Sharp Darts	Tattoo the Red Eye
Spring 1999	Tattoo the Red Eye	Big Shots	Big Shots	Tattoo the Red Eye
Fall 1999	DA Bulls	Woody's Gang	DA Bulls	Woody's Gang
Spring 2000	Get Over It	I.N.C.	I.N.C.	Get Over It
Fall 2000	Madhouse Patients	G. D. Goldeneyes	Madhouse Patients	Point Break
Spring 2001	Modena Company	Hard Cheddar	Modena Company	Point Break
Fall 2001	Don't Know	Bubba's Garage	AFLAC	Don't Know
Spring 2002	AFLAC Attack	Chupacabras	AFLAC Attack	Chupacabras
Fall 2002	Big Deck	Sneaky Pigs	Big Deck	Sneaky Pigs
Spring 2003	Brain Dead	The Potato Heads	Orange Crush	Brain Dead
Fall 2003	3 Legged Dog	Orange Crush	3 Legged Dog	Orange Crush
Spring 2004	(none)	(none)	(none)	(none)
Fall 2004	(none)	(none)	(none)	(none)
Spring 2005	(none)	(none)	(none)	(none)
Fall 2005	(none)	(none)	(none)	(none)

2005 North Carolina City Dart League (NCCDL) & 2005 North Carolina Ladies' Cup (NCLC)

FINAL REGULAR SEASON TEAM STANDINGS

NCCDL - East Division

		W	L	Pts.
1	Wilmington (ACDA)	9	0	234
2	Durham (BCDL)	8	1	254
3	Raleigh (RDL)	6	3	214
4	Fuquay-Varina (FVDO)	5	4	207
5	Jacksonville (JDA)	4	5	175
6	Morehead City (CCDA)	2	7	96
7	Chapel Hill (TDL)	1	8	84
8	Capital Area (CADC)	1	8	78

NCCDL - West Division

		W	L	Pts.
1	Charlotte (QCDA)	7	1	185
2	Asheville (WCDA)	6	2	182
3	Piedmont (PDA)	5	3	161
4	Boone (HCDA)	5	3	149
5	Lake Norman (LNDA)	3	5	136
6	Burlington (BDO)	3	5	90
7	Pineville (BADA)	0	8	92

NCLC - East Division

		W	L	Pts.	
1	Raleigh (RDL)	7	0	130	
2	Jacksonville (JDA)	5	1	106	*
3	Wilmington (ACDA)	4	3	114	
4	Fuquay-Varina (FVDO)	2	4	72	*
5	Durham (BCDL)	1	6	76	
6	Capital Area (CADC)	1	6	53	

(one score still unknown to me - Jack @ Fuq-Var)

NCLC - West Division

		W	L	Pts.
1	Charlotte (QCDA)	4	2	105
2	Piedmont (PDA)	4	2	92
3	Asheville (WCDA)	4	2	86
4	Lake Norman (LNDA)	3	3	88
5	Boone (HCDA)	1	5	56

2005 MATCH RESULTS FOR AREA TEAMS

2005 match results for **Raleigh NCCDL** team:

Raleigh	**20**	*Fuquay-Varina*	18
Raleigh	15	Durham	**23**
Raleigh	**31**	Boone	7
Raleigh	**21**	*Jacksonville*	17
Raleigh	**35**	Morehead City	3
Raleigh	**25**	*Chapel Hill*	13
Raleigh	14	*Charlotte*	**24**
Raleigh	**36**	Capital Area	2
Raleigh	17	Wilmington	**21**

2005 match results for **Capital Area NCCDL** team:

Capital Area	3	*Durham*	**35**
Capital Area	**23**	Chapel Hill	15
Capital Area	12	Piedmont	**26**
Capital Area	9	Fuquay-Varina	**29**
Capital Area	5	*Wilmington*	**33**
Capital Area	6	Jacksonville	**32**
Capital Area	18	*Burlington*	**20**
Capital Area	2	*Raleigh*	**36**
Capital Area	fft.	*Morehead City*	**25**

2005 match results for **Fuquay-Varina NCCDL** team:

Fuquay-Varina	18	Raleigh	**20**
Fuquay-Varina	17	*Wilmington*	**21**
Fuquay-Varina	**23**	*Pineville*	15
Fuquay-Varina	**29**	*Capital Area*	9
Fuquay-Varina	**38**	Chapel Hill	0
Fuquay-Varina	**30**	*Morehead City*	8
Fuquay-Varina	9	Asheville	**29**
Fuquay-Varina	10	*Durham*	**28**
Fuquay-Varina	**26**	Jacksonville	12

2005 match results for **Durham NCCDL** team:

Durham	**35**	Capital Area	3
Durham	**23**	*Raleigh*	15
Durham	**25**	(Bye)	
Durham	**35**	Morehead City	3
Durham	**29**	*Jacksonville*	9
Durham	19	*Wilmington*	**19+**
Durham	**25**	Lake Norman	13
Durham	**28**	Fuquay-Varina	10
Durham	**35**	*Chapel Hill*	3

2005 match results for **Raleigh NCLC** team:

Raleigh	**19**	*Fuquay-Varina*	9
Raleigh	**20**	Durham	8
Raleigh	**22**	Boone	6
Raleigh	**16**	*Jacksonville*	12
Raleigh	**14+**	*Charlotte*	14
Raleigh	**24**	Capital Area	4
Raleigh	**15**	Wilmington	13

(winning score listed in bold)
(home teams listed in italics)

2005 match results for **Capital Area NCLC** team:

Capital Area	**15**	*Durham*	13
Capital Area	8	Piedmont	**20**
Capital Area	13	Fuquay-Varina	**15**
Capital Area	7	*Wilmington*	**21**
Capital Area	6	Jacksonville	**22**
Capital Area	fft.	*Boone*	**18**
Capital Area	4	*Raleigh*	**24**

(winning score listed in bold)
(home teams listed in italics)

2005 match results for **Fuquay-Varina NCLC** team:

Fuquay-Varina	9	Raleigh	**19**
Fuquay-Varina	7	*Wilmington*	**21**
Fuquay-Varina	**18**	(Bye)	
Fuquay-Varina	**15**	*Capital Area*	13
Fuquay-Varina	10	Asheville	**18**
Fuquay-Varina	13	*Durham*	**15**
Fuquay-Varina	?	Jacksonville	?

(winning score listed in bold)
(home teams listed in italics)

2005 match results for **Durham NCLC** team:

Durham	13	Capital Area	**15**
Durham	8	*Raleigh*	**20**
Durham	11	*Asheville*	**17**
Durham	9	*Jacksonville*	**19**
Durham	7	*Wilmington*	**21**
Durham	13	Lake Norman	**15**
Durham	**15**	Fuquay-Varina	13

(winning score listed in bold)
(home teams listed in italics)

2005 North Carolina City Dart League &
2005 North Carolina Ladies' Cup

Many thanks to Piedmont's Bill McGuire (Director/statistician for the NC City Dart League), and Wilmington's Amy Ramser (Director/statistician for the NC Ladies' Cup) for most of this information.

2005 STATE LEAGUE AWARDS (listing of RDL members only)

NCCDL High "Ins" — J.P. Evans - Ral. - Ton-60 - 8/27; Bob Terry - Ral. - Ton-60 (**x2**) - 2/5, 5/7

NCCDL High "Out" — Mike Seward - Fuq.-Var. - Ton-70 - 2/5 (Honorable mention: Paul Jacobi - Dur. - Ton-57 - 8/27)

NCCDL Perfect Throws

Tom Brown - Dur. - (9m,2/5)
Tom Brown - Dur. - (T80,6/18)
Tom Brown - Dur. - (9m,6/18)
Tom Brown - Dur. - (T80,8/27)
Don Butman - Dur. - (9m,8/27)
Jeff Dahulich - Ral. - (T80,10/22)
Jim Davis - Fuq.-Var. - (9m,8/27)
J.D. Dixon - Fuq.-Var. - (T80,4/9)
J.D. Dixon - Fuq.-Var. - (9m,9/24)
J.D. Dixon - Fuq.-Var. - (T80,10/22)
J.D. Dixon - Fuq.-Var. - (9m,12/3,tourn.)
J.D. Dixon - Fuq.-Var. - (9m,12/3,tourn.)
Steve Hoffmann - Ral. - (T80,5/7)
Steve Holland - Ral. - (T80,2/5)
Jim Hunsberger - Ral. - (T80,6/18)
Jim Hunsberger - Ral. - (9m,9/24)
Dale Hyler - Dur. - (T80,8/27)
Dale Hyler - Dur. - (T80,8/27)
Mark Knight - Dur. - (9m,3/12)
Mark Knight - Dur. - (T80,5/7)
Mark Knight - Dur. - (9m,6/18)
Mark Knight - Dur. - (T80,7/30)
Sean O'Brien - Cap.Area - (9m,4/9)
Sean O'Brien - Cap.Area - (9m,6/18)
Jerry Oakley - Wilm. - (T80,8/27)
Robbie Phillips - Dur. - (T80,7/30)
Robbie Phillips - Dur. - (9m,12/3,tourn.)
Robbie Phillips - Dur. - (9m,12/3,tourn.)
John Riner - Dur. - (9m,6/18)
John Riner - Dur. - (9m,7/30)
Mike Seward - Fuq.-Var. - (9m,10/22)
Donnie Simpson - Fuq.-Var. - (T80,10/22)
Wil Tan - Dur. - (9m,7/30)
Wil Tan - Dur. - (9m,9/24)
Wil Tan - Dur. - (9m,12/4,tourn.)
Wil Tan - Dur. - (T80,12/4,tourn.)
Lee Whitehead - Ral. - (9m,3/12)
Lee Whitehead - Ral. - (9m,4/9)
Lee Whitehead - Ral. - (T80,10/22)
Steve Witz - Fuq.-Var. - (T80,2/5)
…and while he's not an RDL member, he does play for the Raleigh team…
Ed Grubb - Ral. - (T80s, 2/5, 4/9, 8/27)

NCLC High Out — Barbara Cotton - Ral. - Ton-20

2005 North Carolina City Dart League Post-Season Tournament
(December 3 & 4 - 42nd St Tavern & George St Tavern, Wilmington)

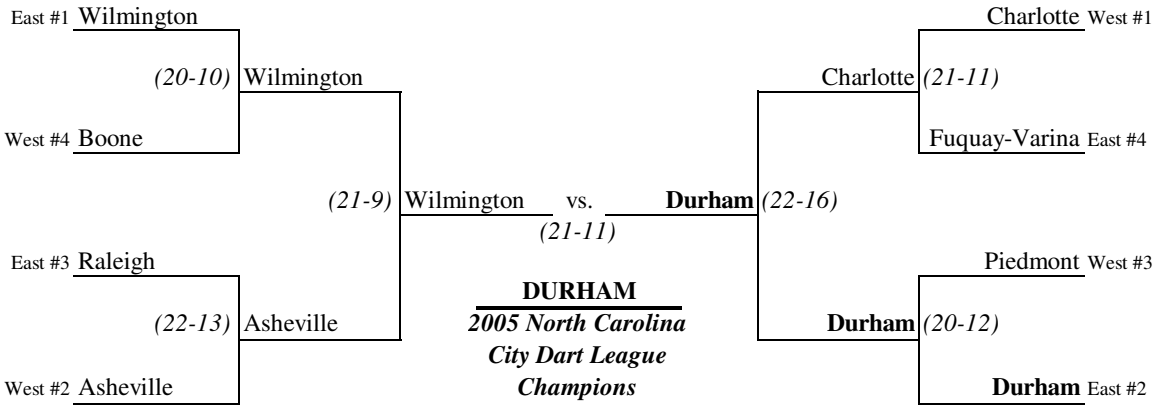

2005 North Carolina Ladies' Cup Post-Season Tournament
(December 3 & 4 - Arnie's Place, Durham, & Upper Deck, Cary)

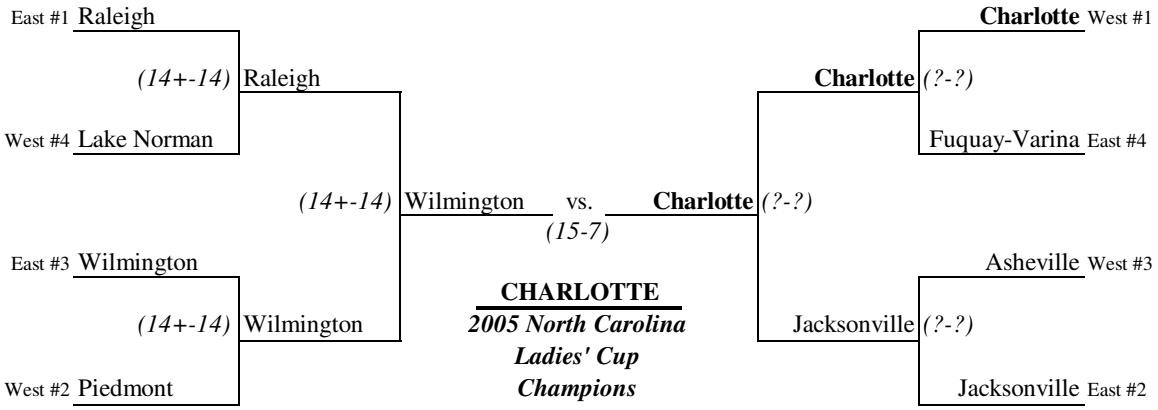

Fall 2005 RDL Top Singles Records (by division) (FINAL!)

(All statistics are included, as there were no missing scoresheets this season)
(Game minimums required for these listings: 18 for team D1, 19 for all other teams)

"A" Division

			W	L	%-age
1	Terry, Bob	A2/ Lunatic Fringe	25	4	0.862
2	Seward, Mike	A1/ The Fifth Element	21	4	0.840
3	Brown, Tom	A1/ The Fifth Element	23	5	0.821
4	Knight, Mark	A3/ Dodge Darts	20	6	0.769
5	Oakley, Jerry	A7/ Modena Cartel	16	6	0.727
6	Wall, Keith	A1/ The Fifth Element	15	7	0.682
7	Tan, Wil	A1/ The Fifth Element	17	8	0.680
	Whitehead, Lee	A3/ Dodge Darts	17	8	0.680
9	Jeffcoat, Doug	A3/ Dodge Darts	17	9	0.654
10	Budelman, Jim	A2/ Lunatic Fringe	22	12	0.647
11	Phillips, Robbie	A1/ The Fifth Element	14	9	0.609
12	Gaglione, Joe	A3/ Dodge Darts	15	10	0.600
13	Jacobi, Paul	A2/ Lunatic Fringe	19	14	0.576
14	Hoffmann, Steve	A2/ Lunatic Fringe	16	13	0.552
	Rodgers, Trey	A6/ Dazed & Confused	16	13	0.552

"B" Division

			W	L	%-age
1	King, Timmy	B7/ The Replacements	23	4	0.852
2	Leonard, Shawn	B6/ Bubba's Garage	20	5	0.800
3	Copple, Matthew	B4/ Nine Lives	22	6	0.786
4	Coleman, Brian	B7/ The Replacements	19	6	0.760
5	Thomas, Jason	B7/ The Replacements	21	7	0.750
6	Eason, Joel	B3/ Bad News Pigs	20	8	0.714
7	Allison, Frank	B6/ Bubba's Garage	19	9	0.679
	Hindle, Mikey	B6/ Bubba's Garage	19	9	0.679
9	Shearin, Keith	B2/ Excalibur	16	8	0.667
	Smith, Butch	B4/ Nine Lives	14	7	0.667
11	Lane, Tim	B3/ Bad News Pigs	17	9	0.654
12	Bonar, Eric	B3/ Bad News Pigs	14	9	0.609
	Shown, Marc	B8/ Starving Dartists	14	9	0.609
14	Mitchell, Sid	B7/ The Replacements	17	11	0.607
	O'Brien, Sean	B3/ Bad News Pigs	17	11	0.607

"C" Division

			W	L	%-age
1	Persson, Kenny	C3/ Armed and Dangerous	25	3	0.893
2	Tant, J.J.	C8/ Fired Up	21	3	0.875
3	Alvord, David	C1/ HammerHeads	23	4	0.852
4	McFadden, Kevin	C2/ Dynamic Darts	20	6	0.769
5	Keller, Tony	C8/ Fired Up	21	7	0.750
6	Reynolds, Mike	C8/ Fired Up	19	7	0.731
7	Stites, Jon	C1/ HammerHeads	18	7	0.720
8	Winters, Tom	C2/ Dynamic Darts	20	8	0.714
9	Mitchell, Billy	C6/ 3 Legged Dog	17	9	0.654
10	Parker, Charles	C1/ HammerHeads	16	9	0.640
	Vaux, Wes	C3/ Armed and Dangerous	16	9	0.640
	White, Bill	C5/ Da Bulls	16	9	0.640
13	Snyder, Mark	C1/ HammerHeads	14	8	0.636
14	Rowe, Travis	C2/ Dynamic Darts	17	10	0.630
15	Kerr, Duncan	C5/ Da Bulls	15	9	0.625

"D" Division

			W	L	%-age
1	Carroll, John	D1/ No Names	18	4	0.818
2	Bowen, Russell	D4/ Kozmic Debris	22	6	0.786
3	Taylor, Eric	D7/ Shark Shooters	17	5	0.773
4	Hansen, Paul	D4/ Kozmic Debris	19	6	0.760
5	Wilcox, Randy	D6/ Have Darts, Will Travel	17	7	0.708
6	Wilkie, Felipe	D1/ No Names	18	8	0.692
7	Fournier, Jeff	D5/ Travelin' Beer Bellies	16	8	0.667
8	Gibson, Ed	D5/ Travelin' Beer Bellies	13	7	0.650
9	Fischlein, Kris	D7/ Shark Shooters	12	7	0.632
10	Hamed, Adnan	D2/ Dead Stroke	17	10	0.630
11	Wiegand, Tom	D1/ No Names	11	7	0.611
12	Krasnow, Dave	D4/ Kozmic Debris	16	11	0.593
13	Wackerman, Mark	D3/ You Made Me Miss	17	12	0.586
14	Phillips, Glenn	D5/ Travelin' Beer Bellies	11	8	0.579
15	Carter, Kevin	D2/ Dead Stroke	15	11	0.577

"E" Division

			W	L	%-age
1	Stepp, John	E8/ The Hostile Amish	23	5	0.821
2	Reitano, Sal	E6/ Bulls on Parade	22	6	0.786
3	Johnson, Sven	E1/ One Armed Bandits	17	7	0.708
4	Kiser, Lyman	E1/ One Armed Bandits	18	8	0.692
5	Park, Ed	E3/ Damn Yankees!!	20	9	0.690
6	Harrilchak, Travis	E7/ Boondock Saints	13	6	0.684
7	Dopko, Jeff	E1/ One Armed Bandits	17	8	0.680
8	Richardson, Shane	E1/ One Armed Bandits	15	9	0.625
9	Yang, Robert	E7/ Boondock Saints	13	8	0.619
10	Hodges, Mike	E8/ The Hostile Amish	17	11	0.607
	McEwen, William	E6/ Bulls on Parade	17	11	0.607
12	Hall, Danny	E4/ Tres Equis	12	8	0.600
13	Tollerton, Steve	E2/ Skulduckery	13	9	0.591
14	Buckley, Jennifer	E7/ Boondock Saints	11	8	0.579
	Jordan, Jody	E8/ The Hostile Amish	11	8	0.579

"F" Division

			W	L	%-age
1	Berstler, Justin	F4/ Mojo's Jerksquad	21	4	0.840
2	Jones, Jeff	F4/ Mojo's Jerksquad	19	5	0.792
3	Gilbert, Geoffrey	F7/ Bad News Beers	17	5	0.773
4	Clark, Jeremy	F2/ Rif Raf	20	6	0.769
5	Wade, Nate	F3/ Coral Reefers	19	6	0.760
6	Lego, Dale	F8/ Panthers	21	7	0.750
	Phelan, Johnny	F2/ Rif Raf	21	7	0.750
8	Jackson, Ben	F5/ Money Shot	19	7	0.731
9	Johnson, Dave	F1/ Menace To Sobriety	17	7	0.708
10	Folsom, Kevin	F5/ Money Shot	19	8	0.704
11	Clark, Dan	F6/ Overtime Outlaws	19	9	0.679
12	Ohrberg, Keith	F8/ Panthers	17	9	0.654
	Pearsall, Worth	F7/ Bad News Beers	17	9	0.654
14	Diamond, Paddy	F2/ Rif Raf	14	8	0.636
15	Barlow, Brian	F4/ Mojo's Jerksquad	17	10	0.630

Women's Records

			W	L	%-age
		"A" Division			
1	Jenkins, Vickie	A8/ Old School	3	18	0.143
2	Bradshaw, Maryjane	A8/ Old School	2	19	0.095
		"B" Division			
1	Austin, Jan	B1/ Get the Point "33"	10	15	0.400
		"C" Division			
1	Blackwelder, Deb	C4/ Got Pepsi?	11	11	0.500
2	Wells, Tami	C4/ Got Pepsi?	6	17	0.261
		"D" Division			
1	Rhea, Laurie	D2/ Dead Stroke	13	15	0.464
2	Schwartz, Laurel	D2/ Dead Stroke	11	14	0.440
3	Fischlein, Erin	D7/ Shark Shooters	8	11	0.421
4	Wilcox, Julie	D6/ Have Darts, Will Travel	10	14	0.417
		"E" Division			
1	Buckley, Jennifer	E7/ Boondock Saints	11	8	0.579
2	Gevedon, Aimee	E5/ Meet the Fockers!	16	12	0.571
3	Cotton, Barbara	E5/ Meet the Fockers!	14	13	0.519
4	Payne, Julie	E5/ Meet the Fockers!	13	13	0.500
		"F" Division			
1	Colburn, Nikki	F6/ Overtime Outlaws	13	11	0.542
2	Folsom, Hope	F5/ Money Shot	15	13	0.536
3	Boyd, Jennifer	F1/ Menace To Sobriety	8	12	0.400

Fall 2005 RDL Top Doubles Records (by division) (FINAL!)

(All statistics are included, as there were no missing scoresheets this season)
(Game minimums required for these listings: 18 for team D1, 19 for all other teams)

"A" Division

			W	L	%-age
1	Phillips, Robbie	A1/ The Fifth Element	20	3	0.870
2	Tan, Wil	A1/ The Fifth Element	21	5	0.808
3	Terry, Bob	A2/ Lunatic Fringe	24	6	0.800
	Brown, Tom	A1/ The Fifth Element	20	5	0.800
5	Jacobi, Paul	A2/ Lunatic Fringe	20	6	0.769
	Seward, Mike	A1/ The Fifth Element	20	6	0.769
7	Budelman, Jim	A2/ Lunatic Fringe	24	8	0.750
	Wall, Keith	A1/ The Fifth Element	15	5	0.750
9	Jeffcoat, Doug	A3/ Dodge Darts	21	8	0.724
10	McNamara, Tim	A3/ Dodge Darts	17	7	0.708
11	Hoffmann, Steve	A2/ Lunatic Fringe	21	11	0.656
12	Dahulich, Jeff	A3/ Dodge Darts	13	8	0.619
13	Gaglione, Joe	A3/ Dodge Darts	15	10	0.600
14	Oakley, Jerry	A7/ Modena Cartel	13	9	0.591
	Whitehead, Lee	A3/ Dodge Darts	13	9	0.591

"B" Division

			W	L	%-age
1	Thomas, Jason	B7/ The Replacements	20	3	0.870
2	Mitchell, Sid	B7/ The Replacements	22	5	0.815
3	Coleman, Brian	B7/ The Replacements	20	5	0.800
4	King, Timmy	B7/ The Replacements	21	6	0.778
5	Shown, Marc	B8/ Starving Dartists	16	5	0.762
6	Hendricks, Ron	B8/ Starving Dartists	17	6	0.739
7	Howard, Brian	B6/ Bubba's Garage	22	8	0.733
8	Eason, Joel	B3/ Bad News Pigs	20	8	0.714
9	Deemer, Randy	B8/ Starving Dartists	17	7	0.708
10	O'Brien, Sean	B3/ Bad News Pigs	17	10	0.630
11	Romanchek, David	B4/ Nine Lives	20	12	0.625
12	Sosa, Bo	B4/ Nine Lives	18	11	0.621
13	Lane, Tim	B3/ Bad News Pigs	16	10	0.615
14	Smith, Butch	B4/ Nine Lives	14	9	0.609
15	Copple, Matthew	B4/ Nine Lives	17	11	0.607

"C" Division

			W	L	%-age
1	Persson, Kenny	C3/ Armed and Dangerous	22	6	0.786
2	Parker, Charles	C1/ HammerHeads	20	6	0.769
3	Alvord, David	C1/ HammerHeads	20	7	0.741
4	Reynolds, Mike	C8/ Fired Up	19	7	0.731
5	Beaudoin, Paul	C3/ Armed and Dangerous	17	9	0.654
	Winters, Tom	C2/ Dynamic Darts	17	9	0.654
7	Stites, Jon	C1/ HammerHeads	17	10	0.630
8	Costen, Todd	C2/ Dynamic Darts	15	9	0.625
9	Mitchell, Billy	C6/ 3 Legged Dog	16	10	0.615
10	Lewis, Jim	C2/ Dynamic Darts	14	9	0.609
	Snyder, Mark	C1/ HammerHeads	14	9	0.609
12	Brown, Phil	C4/ Got Pepsi?	17	11	0.607
13	Kerr, Duncan	C5/ Da Bulls	15	10	0.600
14	Johnson, Aaron	C5/ Da Bulls	15	11	0.577
	Tant, J.J.	C8/ Fired Up	15	11	0.577

"D" Division

			W	L	%-age
1	Hansen, Paul	D4/ Kozmic Debris	21	5	0.808
2	Side, Eric	D5/ Travelin' Beer Bellies	18	7	0.720
3	Yoneoka, J.J.	D5/ Travelin' Beer Bellies	17	7	0.708
4	Hiller, Carl	D7/ Shark Shooters	18	8	0.692
	Wilkie, Felipe	D1/ No Names	18	8	0.692
6	Carroll, John	D1/ No Names	15	7	0.682
7	Wackerman, Mark	D3/ You Made Me Miss	19	9	0.679
8	Bitting, Brandon	D1/ No Names	12	6	0.667
9	Gibson, Ed	D5/ Travelin' Beer Bellies	12	7	0.632
10	Wiegand, Tom	D1/ No Names	11	7	0.611
11	Fournier, Jeff	D5/ Travelin' Beer Bellies	14	9	0.609
12	Hamed, Adnan	D2/ Dead Stroke	17	11	0.607
13	DeMattos, Rick	D3/ You Made Me Miss	11	9	0.550
14	Todd, Patrick	D3/ You Made Me Miss	13	11	0.542
15	Krasnow, Dave	D4/ Kozmic Debris	15	13	0.536

"E" Division

			W	L	%-age
1	Dopko, Jeff	E1/ One Armed Bandits	17	3	0.850
2	Taylor, Walter	E1/ One Armed Bandits	16	4	0.800
3	Richardson, Shane	E1/ One Armed Bandits	17	6	0.739
4	Majchrzak, Ted	E8/ The Hostile Amish	18	8	0.692
5	Stepp, John	E8/ The Hostile Amish	19	9	0.679
6	Kiser, Lyman	E1/ One Armed Bandits	18	9	0.667
	Goldsmith, Bill	E8/ The Hostile Amish	16	8	0.667
8	Hall, Frank	E4/ Tres Equis	15	8	0.652
9	Jordan, Jody	E8/ The Hostile Amish	12	7	0.632
	Morrill, Robert	E8/ The Hostile Amish	12	7	0.632
11	Bleakley, Tom	E4/ Tres Equis	17	10	0.630
12	Weingarten, Mike	E1/ One Armed Bandits	15	9	0.625
13	Hall, Danny	E4/ Tres Equis	13	8	0.619
14	Cullis, Pete	E6/ Bulls on Parade	13	9	0.591
15	Gillett, Galen	E4/ Tres Equis	11	8	0.579

"F" Division

			W	L	%-age
1	Berstler, Justin	F4/ Mojo's Jerksquad	22	2	0.917
2	Montesi, Chris	F4/ Mojo's Jerksquad	15	5	0.750
3	Ohrberg, Keith	F8/ Panthers	19	7	0.731
4	Pearsall, Worth	F7/ Bad News Beers	16	6	0.727
5	Jones, Jeff	F4/ Mojo's Jerksquad	15	6	0.714
6	Eskew, Jeff	F4/ Mojo's Jerksquad	13	6	0.684
7	Taweel, Sami	F4/ Mojo's Jerksquad	14	7	0.667
8	Lego, Dale	F8/ Panthers	19	10	0.655
9	Bordeau, Eric	F4/ Mojo's Jerksquad	15	8	0.652
	Gilbert, Geoffrey	F7/ Bad News Beers	15	8	0.652
11	Diamond, Paddy	F2/ Rif Raf	15	9	0.625
	Smith, Van	F3/ Coral Reefers	15	9	0.625
13	Wade, Nate	F3/ Coral Reefers	16	10	0.615
14	Clark, Jeremy	F2/ Rif Raf	14	9	0.609
15	Phelan, Johnny	F2/ Rif Raf	16	11	0.593

Women's Records

			W	L	%-age
		"A" Division			
1	Jenkins, Vickie	A8/ Old School	9	14	0.391
2	Bradshaw, Maryjane	A8/ Old School	9	15	0.375
		"B" Division			
1	Austin, Connie	B1/ Get the Point "33"	8	12	0.400
2	Austin, Jan	B1/ Get the Point "33"	8	14	0.364
		"C" Division			
1	Wells, Tami	C4/ Got Pepsi?	9	16	0.360
2	Blackwelder, Deb	C4/ Got Pepsi?	8	15	0.348
		"D" Division			
1	Hiller, Becky	D7/ Shark Shooters	10	10	0.500
2	Thomas, Heather	D4/ Kozmic Debris	12	13	0.480
3	Rhea, Laurie	D2/ Dead Stroke	12	15	0.444
4	Schwartz, Laurel	D2/ Dead Stroke	10	16	0.385
		"E" Division			
1	Cotton, Barbara	E5/ Meet the Fockers!	13	13	0.500
	Payne, Julie	E5/ Meet the Fockers!	13	13	0.500
3	Hatch, Nicole	E5/ Meet the Fockers!	10	14	0.417
4	Baynor, Jessica	E5/ Meet the Fockers!	12	17	0.414
		"F" Division			
1	Boyd, Jennifer	F1/ Menace To Sobriety	10	10	0.500
2	Colburn, Nikki	F6/ Overtime Outlaws	9	13	0.409
3	Folsom, Hope	F5/ Money Shot	11	17	0.393
4	Birmingham, Christin	F6/ Overtime Outlaws	3	16	0.158

Fall 2005 RDL Top Singles+Doubles Records (by division) (FINAL!)

(All statistics are included, as there were no missing scoresheets this season)
(Game minimums required for these listings: 35 for team D1, 37 for all other teams)

"A" Division

			W	L	%-age
1	Terry, Bob	A2/ Lunatic Fringe	49	10	0.831
2	Brown, Tom	A1/ The Fifth Element	43	10	0.811
3	Seward, Mike	A1/ The Fifth Element	41	10	0.804
4	Tan, Wil	A1/ The Fifth Element	38	13	0.745
5	Phillips, Robbie	A1/ The Fifth Element	34	12	0.739
6	Wall, Keith	A1/ The Fifth Element	30	12	0.714
7	Budelman, Jim	A2/ Lunatic Fringe	46	20	0.697
8	Jeffcoat, Doug	A3/ Dodge Darts	38	17	0.691
9	Jacobi, Paul	A2/ Lunatic Fringe	39	20	0.661
10	Oakley, Jerry	A7/ Modena Cartel	29	15	0.659
11	Whitehead, Lee	A3/ Dodge Darts	30	17	0.638
12	Knight, Mark	A3/ Dodge Darts	33	19	0.635
13	McNamara, Tim	A3/ Dodge Darts	28	18	0.609
14	Hoffmann, Steve	A2/ Lunatic Fringe	37	24	0.607
15	Gaglione, Joe	A3/ Dodge Darts	30	20	0.600

"B" Division

			W	L	%-age
1	King, Timmy	B7/ The Replacements	44	10	0.815
2	Thomas, Jason	B7/ The Replacements	41	10	0.804
3	Coleman, Brian	B7/ The Replacements	39	11	0.780
4	Hendricks, Ron	B8/ Starving Dartists	30	10	0.750
5	Eason, Joel	B3/ Bad News Pigs	40	16	0.714
6	Mitchell, Sid	B7/ The Replacements	39	16	0.709
7	Leonard, Shawn	B6/ Bubba's Garage	35	15	0.700
8	Copple, Matthew	B4/ Nine Lives	39	17	0.696
9	Shown, Marc	B8/ Starving Dartists	30	14	0.682
10	Howard, Brian	B6/ Bubba's Garage	39	22	0.639
11	Smith, Butch	B4/ Nine Lives	28	16	0.636
12	Lane, Tim	B3/ Bad News Pigs	33	19	0.635
13	Allison, Frank	B6/ Bubba's Garage	34	21	0.618
	O'Brien, Sean	B3/ Bad News Pigs	34	21	0.618
15	Deemer, Randy	B8/ Starving Dartists	31	20	0.608

"C" Division

			W	L	%-age
1	Persson, Kenny	C3/ Armed and Dangerous	47	9	0.839
2	Alvord, David	C1/ HammerHeads	43	11	0.796
3	Reynolds, Mike	C8/ Fired Up	38	14	0.731
4	Tant, J.J.	C8/ Fired Up	36	14	0.720
5	Parker, Charles	C1/ HammerHeads	36	15	0.706
6	Winters, Tom	C2/ Dynamic Darts	37	17	0.685
7	Stites, Jon	C1/ HammerHeads	35	17	0.673
8	McFadden, Kevin	C2/ Dynamic Darts	34	17	0.667
9	Keller, Tony	C8/ Fired Up	36	19	0.655
10	Mitchell, Billy	C6/ 3 Legged Dog	33	19	0.635
11	Snyder, Mark	C1/ HammerHeads	28	17	0.622
12	Kerr, Duncan	C5/ Da Bulls	30	19	0.612
13	Lewis, Jim	C2/ Dynamic Darts	28	19	0.596
14	Beaudoin, Paul	C3/ Armed and Dangerous	30	22	0.577
15	Walters, Jason	C4/ Got Pepsi?	32	25	0.561

"D" Division

			W	L	%-age
1	Hansen, Paul	D4/ Kozmic Debris	40	11	0.784
2	Carroll, John	D1/ No Names	33	11	0.750
3	Wilkie, Felipe	D1/ No Names	36	16	0.692
4	Gibson, Ed	D5/ Travelin' Beer Bellies	25	14	0.641
5	Fournier, Jeff	D5/ Travelin' Beer Bellies	30	17	0.638
	Side, Eric	D5/ Travelin' Beer Bellies	30	17	0.638
7	Wackerman, Mark	D3/ You Made Me Miss	36	21	0.632
8	Yoneoka, J.J.	D5/ Travelin' Beer Bellies	30	18	0.625
9	Hiller, Carl	D7/ Shark Shooters	28	17	0.622
10	Bowen, Russell	D4/ Kozmic Debris	34	21	0.618
	Hamed, Adnan	D2/ Dead Stroke	34	21	0.618
12	Wilcox, Randy	D6/ Have Darts, Will Travel	30	19	0.612
13	Bitting, Brandon	D1/ No Names	22	14	0.611
	Wiegand, Tom	D1/ No Names	22	14	0.611
15	Taylor, Eric	D7/ Shark Shooters	28	18	0.609

"E" Division

			W	L	%-age
1	Dopko, Jeff	E1/ One Armed Bandits	34	11	0.756
2	Stepp, John	E8/ The Hostile Amish	42	14	0.750
3	Richardson, Shane	E1/ One Armed Bandits	32	15	0.681
4	Kiser, Lyman	E1/ One Armed Bandits	36	17	0.679
5	Johnson, Sven	E1/ One Armed Bandits	28	14	0.667
6	Reitano, Sal	E6/ Bulls on Parade	35	21	0.625
7	Taylor, Walter	E1/ One Armed Bandits	24	15	0.615
8	Hall, Danny	E4/ Tres Equis	25	16	0.610
9	Jordan, Jody	E8/ The Hostile Amish	23	15	0.605
10	Harrilchak, Travis	E7/ Boondock Saints	27	18	0.600
11	Yang, Robert	E7/ Boondock Saints	26	18	0.591
12	Weingarten, Mike	E1/ One Armed Bandits	24	17	0.585
13	Hodges, Mike	E8/ The Hostile Amish	32	23	0.582
14	Cullis, Pete	E6/ Bulls on Parade	25	19	0.568
15	Majchrzak, Ted	E8/ The Hostile Amish	27	21	0.563

"F" Division

			W	L	%-age
1	Berstler, Justin	F4/ Mojo's Jerksquad	43	6	0.878
2	Jones, Jeff	F4/ Mojo's Jerksquad	34	11	0.756
3	Gilbert, Geoffrey	F7/ Bad News Beers	32	13	0.711
4	Lego, Dale	F8/ Panthers	40	17	0.702
5	Clark, Jeremy	F2/ Rif Raf	34	15	0.694
6	Ohrberg, Keith	F8/ Panthers	36	16	0.692
7	Pearsall, Worth	F7/ Bad News Beers	33	15	0.688
8	Wade, Nate	F3/ Coral Reefers	35	16	0.686
9	Barlow, Brian	F4/ Mojo's Jerksquad	30	14	0.682
10	Phelan, Johnny	F2/ Rif Raf	37	18	0.673
11	Folsom, Kevin	F5/ Money Shot	35	20	0.636
12	Diamond, Paddy	F2/ Rif Raf	29	17	0.630
13	Jackson, Ben	F5/ Money Shot	32	20	0.615
14	Eskew, Jeff	F4/ Mojo's Jerksquad	25	16	0.610
15	Clark, Dan	F6/ Overtime Outlaws	31	21	0.596

Women's Records

			W	L	%-age
		"A" Division			
1	Jenkins, Vickie	A8/ Old School	12	32	0.273
2	Bradshaw, Maryjane	A8/ Old School	11	34	0.244
		"B" Division			
1	Austin, Jan	B1/ Get the Point "33"	18	29	0.383
		"C" Division			
1	Blackwelder, Deb	C4/ Got Pepsi?	19	26	0.422
2	Wells, Tami	C4/ Got Pepsi?	15	33	0.313
		"D" Division			
1	Rhea, Laurie	D2/ Dead Stroke	25	30	0.455
2	Hiller, Becky	D7/ Shark Shooters	19	23	0.452
3	Thomas, Heather	D4/ Kozmic Debris	23	29	0.442
4	Schwartz, Laurel	D2/ Dead Stroke	21	30	0.412
		"E" Division			
1	Cotton, Barbara	E5/ Meet the Fockers!	27	26	0.509
2	Payne, Julie	E5/ Meet the Fockers!	26	26	0.500
3	Gevedon, Aimee	E5/ Meet the Fockers!	24	31	0.436
4	Buckley, Jennifer	E7/ Boondock Saints	16	24	0.400
		"F" Division			
1	Colburn, Nikki	F6/ Overtime Outlaws	22	24	0.478
2	Folsom, Hope	F5/ Money Shot	26	30	0.464
3	Boyd, Jennifer	F1/ Menace To Sobriety	18	22	0.450
4	Birmingham, Christin	F6/ Overtime Outlaws	7	30	0.189

Fall 2005 RDL Top All-Star Averages (by division) (FINAL!)

(All statistics are included, as there were no missing scoresheets this season)
(Game minimums required for these listings: 35 for team D1, 37 for all other teams)

"A" Division

			ASP	TGP	%-age
1	Brown, Tom	A1/ The Fifth Element	99.5	54	1.843
2	Tan, Wil	A1/ The Fifth Element	76.5	52	1.471
3	Knight, Mark	A3/ Dodge Darts	76.0	52	1.462
4	Simpson, Donnie	A8/ Old School	82.0	57	1.439
5	Seward, Mike	A1/ The Fifth Element	74.0	52	1.423
6	Murray, David	A7/ Modena Cartel	65.5	48	1.365
7	Phillips, Robbie	A1/ The Fifth Element	62.0	47	1.319
8	Terry, Bob	A2/ Lunatic Fringe	79.0	60	1.317
9	Gaglione, Joe	A3/ Dodge Darts	64.0	50	1.280
10	Evans, J.P.	A4/ Wireless	52.5	42	1.250
11	Wall, Keith	A1/ The Fifth Element	52.0	43	1.209
12	Oakley, Jerry	A7/ Modena Cartel	53.0	44	1.205
13	Budelman, Jim	A2/ Lunatic Fringe	79.0	67	1.179
14	Butters, Scott	A6/ Dazed & Confused	56.0	49	1.143
15	Hoffmann, Steve	A2/ Lunatic Fringe	66.5	62	1.073

"B" Division

			ASP	TGP	%-age
1	Thomas, Jason	B7/ The Replacements	65.5	51	1.284
2	King, Timmy	B7/ The Replacements	53.5	54	0.991
3	Leonard, Shawn	B6/ Bubba's Garage	44.5	50	0.890
4	Vann, Tim	B2/ Excalibur	38.5	50	0.770
5	Eason, Joel	B3/ Bad News Pigs	41.5	56	0.741
6	Allison, Frank	B6/ Bubba's Garage	40.5	55	0.736
7	Lane, Tim	B3/ Bad News Pigs	38.0	52	0.731
8	O'Brien, Sean	B3/ Bad News Pigs	39.5	55	0.718
9	Coleman, Brian	B7/ The Replacements	34.5	50	0.690
10	Howard, Brian	B6/ Bubba's Garage	41.0	61	0.672
11	Hendricks, Ron	B8/ Starving Dartists	27.5	41	0.671
12	Sosa, Bo	B4/ Nine Lives	37.0	57	0.649
13	Romanchek, David	B4/ Nine Lives	39.5	61	0.648
14	Hindle, Mikey	B6/ Bubba's Garage	34.5	57	0.605
15	Goodknecht, Chris	B5/ Grateful Darts	22.0	37	0.595

"C" Division

			ASP	TGP	%-age
1	Persson, Kenny	C3/ Armed and Dangerous	70.5	57	1.237
2	Stites, Jon	C1/ HammerHeads	46.5	53	0.877
3	Keller, Tony	C8/ Fired Up	49.5	57	0.868
4	Mitchell, Billy	C6/ 3 Legged Dog	46.5	54	0.861
5	Alvord, David	C1/ HammerHeads	44.0	55	0.800
6	Tant, J.J.	C8/ Fired Up	36.5	52	0.702
7	Thompson, Brett	C6/ 3 Legged Dog	37.0	54	0.685
8	Kerr, Duncan	C5/ Da Bulls	34.0	51	0.667
9	Vaux, Wes	C3/ Armed and Dangerous	33.0	52	0.635
10	Beaudoin, Paul	C3/ Armed and Dangerous	33.5	53	0.632
11	Winters, Tom	C2/ Dynamic Darts	35.0	56	0.625
12	Wells, John	C4/ Got Pepsi?	33.0	60	0.550
13	Woodell, Jimmy	C7/ UZMALL	24.5	45	0.544
14	Snyder, Mark	C1/ HammerHeads	25.0	46	0.543
15	Alcon, Tony	C6/ 3 Legged Dog	31.5	58	0.543

"D" Division

			ASP	TGP	%-age
1	Carroll, John	D1/ No Names	48.5	46	1.054
2	Wiegand, Tom	D1/ No Names	30.0	37	0.811
3	Hansen, Paul	D4/ Kozmic Debris	38.0	52	0.731
4	Wilkie, Felipe	D1/ No Names	36.5	54	0.676
5	Wackerman, Mark	D3/ You Made Me Miss	34.5	58	0.595
6	Bowen, Russell	D4/ Kozmic Debris	31.0	56	0.554
7	Hamed, Adnan	D2/ Dead Stroke	28.5	58	0.491
8	Yoneoka, J.J.	D5/ Travelin' Beer Bellies	23.5	48	0.490
9	Wenhart, Jeff	D4/ Kozmic Debris	18.0	38	0.474
10	Clayton, Richie	D1/ No Names	17.5	37	0.473
11	Krasnow, Dave	D4/ Kozmic Debris	25.0	56	0.446
12	Martin, Anthony	D4/ Kozmic Debris	21.5	51	0.422
13	Emerton, Eric	D6/ Have Darts, Will Travel	15.5	38	0.408
14	Harrison, Mark	D3/ You Made Me Miss	19.5	51	0.382
15	Wilcox, Randy	D6/ Have Darts, Will Travel	18.5	51	0.363

"E" Division

			ASP	TGP	%-age
1	Buckley, Bill	E7/ Boondock Saints	27.0	41	0.659
2	Reitano, Sal	E6/ Bulls on Parade	33.0	57	0.579
3	Morrill, Robert	E8/ The Hostile Amish	21.0	39	0.538
4	Stepp, John	E8/ The Hostile Amish	31.0	58	0.534
5	Givens, Shane	E7/ Boondock Saints	22.5	44	0.511
6	Jordan, Jody	E8/ The Hostile Amish	19.5	40	0.488
7	Martin, David	E2/ Skulduckery	25.5	54	0.472
8	Richardson, Shane	E1/ One Armed Bandits	22.5	48	0.469
9	Hodges, Mike	E8/ The Hostile Amish	26.0	57	0.456
	Van Olst, Jason	E2/ Skulduckery	26.0	57	0.456
11	Tollerton, Steve	E2/ Skulduckery	18.0	41	0.439
12	Dopko, Jeff	E1/ One Armed Bandits	20.0	46	0.435
13	Kiser, Lyman	E1/ One Armed Bandits	23.0	54	0.426
14	Buckley, Jennifer	E7/ Boondock Saints	17.0	40	0.425
15	Hall, Danny	E4/ Tres Equis	17.0	41	0.415

"F" Division

			ASP	TGP	%-age
1	Berstler, Justin	F4/ Mojo's Jerksquad	47.0	49	0.959
2	Phelan, Johnny	F2/ Rif Raf	39.0	56	0.696
3	Clark, Jeremy	F2/ Rif Raf	30.5	50	0.610
4	Ohrberg, Keith	F8/ Panthers	30.5	54	0.565
5	Pearsall, Worth	F7/ Bad News Beers	27.0	49	0.551
6	Diamond, Paddy	F2/ Rif Raf	23.5	46	0.511
7	Barlow, Brian	F4/ Mojo's Jerksquad	21.5	44	0.489
8	Johnson, Dave	F1/ Menace To Sobriety	21.5	47	0.457
9	Jones, Jeff	F4/ Mojo's Jerksquad	20.5	45	0.456
10	Wade, Nate	F3/ Coral Reefers	25.0	55	0.455
11	Lego, Dale	F8/ Panthers	24.0	59	0.407
12	Colton, Mitch	F5/ Money Shot	20.5	51	0.402
13	Folsom, Kevin	F5/ Money Shot	22.5	57	0.395
14	Jackson, Ben	F5/ Money Shot	21.0	54	0.389
15	Gilbert, Geoffrey	F7/ Bad News Beers	18.0	47	0.383

Women's Records

			ASP	TGP	%-age
		"A" Division			
1	Jenkins, Vickie	A8/ Old School	12.0	45	0.267
2	Bradshaw, Maryjane	A8/ Old School	4.0	46	0.087
		"B" Division			
1	Austin, Jan	B1/ Get the Point "33"	18.0	47	0.383
		"C" Division			
1	Wells, Tami	C4/ Got Pepsi?	20.5	50	0.410
2	Blackwelder, Deb	C4/ Got Pepsi?	18.0	47	0.383
		"D" Division			
1	Wilcox, Julie	D6/ Have Darts, Will Travel	15.0	48	0.313
2	Rhea, Laurie	D2/ Dead Stroke	15.5	59	0.263
3	Schwartz, Laurel	D2/ Dead Stroke	13.0	55	0.236
4	Thomas, Heather	D4/ Kozmic Debris	11.0	53	0.208
		"E" Division			
1	Buckley, Jennifer	E7/ Boondock Saints	17.0	40	0.425
2	Cotton, Barbara	E5/ Meet the Fockers!	21.5	54	0.398
3	Payne, Julie	E5/ Meet the Fockers!	15.0	53	0.283
4	Gaffney, Michelle	E5/ Meet the Fockers!	14.0	50	0.280
		"F" Division			
1	Colburn, Nikki	F6/ Overtime Outlaws	15.5	46	0.337
2	Folsom, Hope	F5/ Money Shot	13.5	58	0.233
3	Baker, Tammy	F3/ Coral Reefers	7.5	37	0.203
4	Boyd, Jennifer	F1/ Menace To Sobriety	6.5	41	0.159

Fall 2005 RDL League-Wide Sectional Statistics (ranked by percentage) (FINAL!)

(All statistics are included, as there were no missing scoresheets this season) (Game minimums required for these listings: 7 for all teams)

Singles 301 Win Percentage

			W	L	%-age
1	Stepp, John	E8/ The Hostile Amish	14	0	1.000
2	King, Timmy	B7/ The Replacements	12	1	0.923
3	Taylor, Eric	D7/ Shark Shooters	9	1	0.900
	Gilbert, Geoffrey	F7/ Bad News Beers	9	1	0.900
5	Buckley, Jennifer	E7/ Boondock Saints	7	1	0.875
6	Terry, Bob	A2/ Lunatic Fringe	12	2	0.857
	Copple, Matthew	B4/ Nine Lives	12	2	0.857
	Alvord, David	C1/ HammerHeads	12	2	0.857
	Persson, Kenny	C3/ Armed and Dangerous	12	2	0.857
	Wilcox, Randy	D6/ Have Darts, Will Travel	12	2	0.857
	Gevedon, Aimee	E5/ Meet the Fockers!	12	2	0.857
12	Tant, J.J.	C8/ Fired Up	9	2	0.818
13	Dahulich, Jeff	A3/ Dodge Darts	8	2	0.800
	Wall, Keith	A1/ The Fifth Element	8	2	0.800
15	Brown, Tom	A1/ The Fifth Element	11	3	0.786
	Eason, Joel	B3/ Bad News Pigs	11	3	0.786
	Hindle, Mikey	B6/ Bubba's Garage	11	3	0.786
	Reitano, Sal	E6/ Bulls on Parade	11	3	0.786
	Phelan, Johnny	F2/ Rif Raf	11	3	0.786
20	Goodknecht, Chris	B5/ Grateful Darts	7	2	0.778
	Fischlein, Kris	D7/ Shark Shooters	7	2	0.778
22	Seward, Mike	A1/ The Fifth Element	10	3	0.769
	Leonard, Shawn	B6/ Bubba's Garage	10	3	0.769
	McFadden, Kevin	C2/ Dynamic Darts	10	3	0.769
	Dopko, Jeff	E1/ One Armed Bandits	10	3	0.769
26	Martin, David	E2/ Skulduckery	9	3	0.750
	Johnson, Dave	F1/ Menace To Sobriety	9	3	0.750
	Jones, Jeff	F4/ Mojo's Jerksquad	9	3	0.750
	Gillett, Galen	E4/ Tres Equis	6	2	0.750
30	Park, Ed	E3/ Damn Yankees!!	11	4	0.733
31	Oakley, Jerry	A7/ Modena Cartel	8	3	0.727
	Shearin, Keith	B2/ Excalibur	8	3	0.727
	Fournier, Jeff	D5/ Travelin' Beer Bellies	8	3	0.727
	Side, Eric	D5/ Travelin' Beer Bellies	8	3	0.727
	Matthews, Chris	F2/ Rif Raf	8	3	0.727
36	Witz, Steve	A5/ Cheap Shots	10	4	0.714
	O'Brien, Sean	B3/ Bad News Pigs	10	4	0.714
	Rowe, Travis	C2/ Dynamic Darts	10	4	0.714
	Winters, Tom	C2/ Dynamic Darts	10	4	0.714
	Bowen, Russell	D4/ Kozmic Debris	10	4	0.714
	McEwen, William	E6/ Bulls on Parade	10	4	0.714
	Clark, Dan	F6/ Overtime Outlaws	10	4	0.714
	Folsom, Kevin	F5/ Money Shot	10	4	0.714
44	Hall, Danny	E4/ Tres Equis	7	3	0.700
45	Knight, Mark	A3/ Dodge Darts	9	4	0.692
	Hesselberth, David	C3/ Armed and Dangerous	9	4	0.692
	Thompson, Brett	C6/ 3 Legged Dog	9	4	0.692
	Richardson, Shane	E1/ One Armed Bandits	9	4	0.692
	Folsom, Kyle	F5/ Money Shot	9	4	0.692
	Jackson, Ben	F5/ Money Shot	9	4	0.692
51	Giberson, Kris	B6/ Bubba's Garage	11	5	0.688
52	Budelman, Jim	A2/ Lunatic Fringe	12	6	0.667
	Hall, Josh	A5/ Cheap Shots	8	4	0.667
	Coleman, Brian	B7/ The Replacements	8	4	0.667
	Jackson, Barry	C2/ Dynamic Darts	8	4	0.667
	Johnson, Aaron	C5/ Da Bulls	8	4	0.667
	Lewis, Jim	C2/ Dynamic Darts	8	4	0.667
	Hansen, Paul	D4/ Kozmic Debris	8	4	0.667
	Berstler, Justin	F4/ Mojo's Jerksquad	8	4	0.667
	Colburn, Nikki	F6/ Overtime Outlaws	8	4	0.667
	Colton, Mitch	F5/ Money Shot	8	4	0.667
	Chapman, Alex	C6/ 3 Legged Dog	6	3	0.667
	Bitting, Brandon	D1/ No Names	6	3	0.667
64	Buckman, Dave	A5/ Cheap Shots	9	5	0.643
	Keller, Tony	C8/ Fired Up	9	5	0.643
	Marler, Donald	D8/ Dive Bombers	9	5	0.643
	Barlow, Brian	F4/ Mojo's Jerksquad	9	5	0.643
	Lego, Dale	F8/ Panthers	9	5	0.643
69	(nine tied - 3 in A, 1 each in B/C/D/E, 2 in F)		7	4	0.636

Singles Cricket Win Percentage

			W	L	%-age
1	Berstler, Justin	F4/ Mojo's Jerksquad	13	0	1.000
	Carroll, John	D1/ No Names	11	0	1.000
3	Thomas, Jason	B7/ The Replacements	13	1	0.929
	Persson, Kenny	C3/ Armed and Dangerous	13	1	0.929
5	Tant, J.J.	C8/ Fired Up	12	1	0.923
	Kiser, Lyman	E1/ One Armed Bandits	12	1	0.923
	Clark, Jeremy	F2/ Rif Raf	12	1	0.923
8	Seward, Mike	A1/ The Fifth Element	11	1	0.917
	Whitehead, Lee	A3/ Dodge Darts	11	1	0.917
10	Wiegand, Tom	D1/ No Names	8	1	0.889
	Gillett, Galen	E4/ Tres Equis	8	1	0.889
12	Flood, Thomas	E6/ Bulls on Parade	7	1	0.875
13	Terry, Bob	A2/ Lunatic Fringe	13	2	0.867
14	Brown, Tom	A1/ The Fifth Element	12	2	0.857
	Keller, Tony	C8/ Fired Up	12	2	0.857
	Bowen, Russell	D4/ Kozmic Debris	12	2	0.857
	Lego, Dale	F8/ Panthers	12	2	0.857
	Wade, Nate	F3/ Coral Reefers	12	2	0.857
19	Knight, Mark	A3/ Dodge Darts	11	2	0.846
	Coleman, Brian	B7/ The Replacements	11	2	0.846
	Alvord, David	C1/ HammerHeads	11	2	0.846
	Reynolds, Mike	C8/ Fired Up	11	2	0.846
	Stites, Jon	C1/ HammerHeads	11	2	0.846
	Hansen, Paul	D4/ Kozmic Debris	11	2	0.846
25	Leonard, Shawn	B6/ Bubba's Garage	10	2	0.833
	Jones, Jeff	F4/ Mojo's Jerksquad	10	2	0.833
27	Hendricks, Ron	B8/ Starving Dartists	9	2	0.818
	Shown, Marc	B8/ Starving Dartists	9	2	0.818
	Snyder, Mark	C1/ HammerHeads	9	2	0.818
	Johnson, Sven	E1/ One Armed Bandits	9	2	0.818
31	King, Timmy	B7/ The Replacements	11	3	0.786
	Reitano, Sal	E6/ Bulls on Parade	11	3	0.786
	Van Olst, Jason	E2/ Skulduckery	11	3	0.786
34	Wenhart, Jeff	D4/ Kozmic Debris	7	2	0.778
35	McFadden, Kevin	C2/ Dynamic Darts	10	3	0.769
	Mitchell, Billy	C6/ 3 Legged Dog	10	3	0.769
	Vaux, Wes	C3/ Armed and Dangerous	10	3	0.769
	White, Bill	C5/ Da Bulls	10	3	0.769
	Wilkie, Felipe	D1/ No Names	10	3	0.769
	Kessler, Rich	E6/ Bulls on Parade	10	3	0.769
	Jackson, Ben	F5/ Money Shot	10	3	0.769
42	Parker, Charles	C1/ HammerHeads	9	3	0.750
	Yang, Robert	E7/ Boondock Saints	9	3	0.750
	Diamond, Paddy	F2/ Rif Raf	9	3	0.750
	Hodge, Hue	F3/ Coral Reefers	9	3	0.750
	White, Taylor	C1/ HammerHeads	6	2	0.750
	Schwartz, Darrell	D2/ Dead Stroke	6	2	0.750
	Whittenben, Chris	F2/ Rif Raf	6	2	0.750
49	Allison, Frank	B6/ Bubba's Garage	11	4	0.733
50	Oakley, Jerry	A7/ Modena Cartel	8	3	0.727
51	Tan, Wil	A1/ The Fifth Element	10	4	0.714
	Copple, Matthew	B4/ Nine Lives	10	4	0.714
	Mays, John	B4/ Nine Lives	10	4	0.714
	Mitchell, Sid	B7/ The Replacements	10	4	0.714
	Winters, Tom	C2/ Dynamic Darts	10	4	0.714
	Hamed, Adnan	D2/ Dead Stroke	10	4	0.714
	Hodges, Mike	E8/ The Hostile Amish	10	4	0.714
	Phelan, Johnny	F2/ Rif Raf	10	4	0.714
	Davis, Jim	A2/ Lunatic Fringe	5	2	0.714
	Beaird, Tommy	D7/ Shark Shooters	5	2	0.714
	Carter, Shawn	D7/ Shark Shooters	5	2	0.714
	Samaluk, Somchai	D2/ Dead Stroke	5	2	0.714
	Kempf, Greg	E1/ One Armed Bandits	5	2	0.714
64	Iager, John	B5/ Grateful Darts	7	3	0.700
	Smith, Butch	B4/ Nine Lives	7	3	0.700
	Gibson, Ed	D5/ Travelin' Beer Bellies	7	3	0.700
67	(five tied - 2 in B, 3 in F)		9	4	0.692

Fall 2005 RDL League-Wide Sectional Statistics (ranked by percentage) (FINAL!)

(All statistics are included, as there were no missing scoresheets this season) (Game minimums required for these listings: 7 for all teams)

Doubles Cricket Win Percentage

			W	L	%-age
1	Berstler, Justin	F4/ Mojo's Jerksquad	12	0	1.000
	Dopko, Jeff	E1/ One Armed Bandits	11	0	1.000
	Taweel, Sami	F4/ Mojo's Jerksquad	8	0	1.000
4	King, Timmy	B7/ The Replacements	13	1	0.929
	Thomas, Jason	B7/ The Replacements	13	1	0.929
	Alvord, David	C1/ HammerHeads	13	1	0.929
7	Diamond, Paddy	F2/ Rif Raf	11	1	0.917
8	Phillips, Robbie	A1/ The Fifth Element	9	1	0.900
9	Kilts, Jason	A1/ The Fifth Element	8	1	0.889
	Eskew, Jeff	F4/ Mojo's Jerksquad	8	1	0.889
11	Butman, Don	A2/ Lunatic Fringe	7	1	0.875
12	Terry, Bob	A2/ Lunatic Fringe	13	2	0.867
13	Parker, Charles	C1/ HammerHeads	12	2	0.857
	James, Bob	B8/ Starving Dartists	6	1	0.857
	Scott, Kevin	D6/ Have Darts, Will Travel	6	1	0.857
16	Jacobi, Paul	A2/ Lunatic Fringe	11	2	0.846
	Seward, Mike	A1/ The Fifth Element	11	2	0.846
	Tan, Wil	A1/ The Fifth Element	11	2	0.846
19	Yoneoka, J.J.	D5/ Travelin' Beer Bellies	10	2	0.833
20	McNamara, Tim	A3/ Dodge Darts	9	2	0.818
	Carroll, John	D1/ No Names	9	2	0.818
	Hall, Frank	E4/ Tres Equis	9	2	0.818
23	Snyder, Mark	C1/ HammerHeads	8	2	0.800
	Goldsmith, Bill	E8/ The Hostile Amish	8	2	0.800
	Richardson, Shane	E1/ One Armed Bandits	8	2	0.800
26	Brown, Tom	A1/ The Fifth Element	11	3	0.786
	Jeffcoat, Doug	A3/ Dodge Darts	11	3	0.786
	Copple, Matthew	B4/ Nine Lives	11	3	0.786
	Eason, Joel	B3/ Bad News Pigs	11	3	0.786
	Mitchell, Sid	B7/ The Replacements	11	3	0.786
	Sosa, Bo	B4/ Nine Lives	11	3	0.786
	Persson, Kenny	C3/ Armed and Dangerous	11	3	0.786
	Kiser, Lyman	E1/ One Armed Bandits	11	3	0.786
34	Coleman, Brian	B7/ The Replacements	10	3	0.769
	Lane, Tim	B3/ Bad News Pigs	10	3	0.769
	Beaudoin, Paul	C3/ Armed and Dangerous	10	3	0.769
	Reynolds, Mike	C8/ Fired Up	10	3	0.769
	Hansen, Paul	D4/ Kozmic Debris	10	3	0.769
	Wilkie, Felipe	D1/ No Names	10	3	0.769
	Clark, Jeremy	F2/ Rif Raf	10	3	0.769
	Ohrberg, Keith	F8/ Panthers	10	3	0.769
	Pearsall, Worth	F7/ Bad News Beers	10	3	0.769
43	Romanchek, David	B4/ Nine Lives	13	4	0.765
44	Budelman, Jim	A2/ Lunatic Fringe	12	4	0.750
	Hoffmann, Steve	A2/ Lunatic Fringe	12	4	0.750
	Murray, David	A7/ Modena Cartel	9	3	0.750
	Yang, Robert	E7/ Boondock Saints	9	3	0.750
	Montesi, Chris	F4/ Mojo's Jerksquad	9	3	0.750
	Whittenben, Chris	F2/ Rif Raf	6	2	0.750
50	Howard, Brian	B6/ Bubba's Garage	11	4	0.733
51	Wall, Keith	A1/ The Fifth Element	8	3	0.727
	Hendricks, Ron	B8/ Starving Dartists	8	3	0.727
	Taylor, Eric	D7/ Shark Shooters	8	3	0.727
	Taylor, Walter	E1/ One Armed Bandits	8	3	0.727
55	O'Brien, Sean	B3/ Bad News Pigs	10	4	0.714
	Lewis, Jim	C2/ Dynamic Darts	10	4	0.714
	Wade, Nate	F3/ Coral Reefers	10	4	0.714
	Hyler, Dale	A1/ The Fifth Element	5	2	0.714
	Byzek, John	C3/ Armed and Dangerous	5	2	0.714
	Howley, John	C8/ Fired Up	5	2	0.714
	Kempf, Greg	E1/ One Armed Bandits	5	2	0.714
62	Butler, John	C8/ Fired Up	7	3	0.700
	Fischlein, Kris	D7/ Shark Shooters	7	3	0.700
	Miller, Mike	D8/ Dive Bombers	7	3	0.700
	Hall, Danny	E4/ Tres Equis	7	3	0.700
66	Stites, Jon	C1/ HammerHeads	9	4	0.692
	Winters, Tom	C2/ Dynamic Darts	9	4	0.692
	Bleakley, Tom	E4/ Tres Equis	9	4	0.692
	Majchrzak, Ted	E8/ The Hostile Amish	9	4	0.692
	Joyner, Linda	F4/ Mojo's Jerksquad	9	4	0.692

Doubles 501 Win Percentage

			ASP	TGP	%-age
1	Shown, Marc	B8/ Starving Dartists	9	1	0.900
2	Taylor, Walter	E1/ One Armed Bandits	8	1	0.889
3	Davis, Jim	A2/ Lunatic Fringe	7	1	0.875
	Hyler, Dale	A1/ The Fifth Element	7	1	0.875
	Flood, Thomas	E6/ Bulls on Parade	7	1	0.875
6	Phillips, Robbie	A1/ The Fifth Element	11	2	0.846
	Mitchell, Sid	B7/ The Replacements	11	2	0.846
	Hansen, Paul	D4/ Kozmic Debris	11	2	0.846
9	Coleman, Brian	B7/ The Replacements	10	2	0.833
	Hiller, Carl	D7/ Shark Shooters	10	2	0.833
	Berstler, Justin	F4/ Mojo's Jerksquad	10	2	0.833
12	Brown, Tom	A1/ The Fifth Element	9	2	0.818
	Bordeau, Eric	F4/ Mojo's Jerksquad	9	2	0.818
14	Persson, Kenny	C3/ Armed and Dangerous	11	3	0.786
	Hamed, Adnan	D2/ Dead Stroke	11	3	0.786
	Stepp, John	E8/ The Hostile Amish	11	3	0.786
17	Butman, Don	A2/ Lunatic Fringe	7	2	0.778
	Wall, Keith	A1/ The Fifth Element	7	2	0.778
	Thomas, Jason	B7/ The Replacements	7	2	0.778
	Gibson, Ed	D5/ Travelin' Beer Bellies	7	2	0.778
21	Tan, Wil	A1/ The Fifth Element	10	3	0.769
	Side, Eric	D5/ Travelin' Beer Bellies	10	3	0.769
23	Budelman, Jim	A2/ Lunatic Fringe	12	4	0.750
	Deemer, Randy	B8/ Starving Dartists	9	3	0.750
	Hendricks, Ron	B8/ Starving Dartists	9	3	0.750
	Costen, Todd	C2/ Dynamic Darts	9	3	0.750
	Jones, Jeff	F4/ Mojo's Jerksquad	9	3	0.750
	Kilts, Jason	A1/ The Fifth Element	6	2	0.750
	Beaird, Tommy	D7/ Shark Shooters	6	2	0.750
	Clayton, Richie	D1/ No Names	6	2	0.750
	Bonaparte, Chris	E1/ One Armed Bandits	6	2	0.750
	Jordan, Jody	E8/ The Hostile Amish	6	2	0.750
	Rodriguez, Osvaldo	E6/ Bulls on Parade	6	2	0.750
	Montesi, Chris	F4/ Mojo's Jerksquad	6	2	0.750
35	Terry, Bob	A2/ Lunatic Fringe	11	4	0.733
	Howard, Brian	B6/ Bubba's Garage	11	4	0.733
	Lego, Dale	F8/ Panthers	11	4	0.733
38	Cullis, Pete	E6/ Bulls on Parade	8	3	0.727
	Barlow, Brian	F4/ Mojo's Jerksquad	8	3	0.727
40	Wackerman, Mark	D3/ You Made Me Miss	10	4	0.714
	Bradshaw, Rick	A8/ Old School	5	2	0.714
	Denton, Shane	A7/ Modena Cartel	5	2	0.714
	Owens, Chris	C6/ 3 Legged Dog	5	2	0.714
	Samaluk, Somchai	D2/ Dead Stroke	5	2	0.714
45	Fournier, Jeff	D5/ Travelin' Beer Bellies	7	3	0.700
46	Jacobi, Paul	A2/ Lunatic Fringe	9	4	0.692
	Seward, Mike	A1/ The Fifth Element	9	4	0.692
	Reynolds, Mike	C8/ Fired Up	9	4	0.692
	Majchrzak, Ted	E8/ The Hostile Amish	9	4	0.692
	Richardson, Shane	E1/ One Armed Bandits	9	4	0.692
	Ohrberg, Keith	F8/ Panthers	9	4	0.692
52	Jeffcoat, Doug	A3/ Dodge Darts	10	5	0.667
	Gaglione, Joe	A3/ Dodge Darts	8	4	0.667
	Bonar, Eric	B3/ Bad News Pigs	8	4	0.667
	Leonard, Shawn	B6/ Bubba's Garage	8	4	0.667
	Kerr, Duncan	C5/ Da Bulls	8	4	0.667
	Parker, Charles	C1/ HammerHeads	8	4	0.667
	Harrison, Mark	D3/ You Made Me Miss	8	4	0.667
	Weingarten, Mike	E1/ One Armed Bandits	8	4	0.667
	Galloway, Dave	A4/ Wireless	6	3	0.667
	Bitting, Brandon	D1/ No Names	6	3	0.667
	Simmons, Jeff	D8/ Dive Bombers	6	3	0.667
	Wiegand, Tom	D1/ No Names	6	3	0.667
	Dopko, Jeff	E1/ One Armed Bandits	6	3	0.667
	Morrill, Robert	E8/ The Hostile Amish	6	3	0.667
	Pearsall, Worth	F7/ Bad News Beers	6	3	0.667
67	Eason, Joel	B3/ Bad News Pigs	9	5	0.643
	Garratt, Neil	F1/ Menace To Sobriety	9	5	0.643
69	(eight tied - 1 in A, 1 in B, 2 in C, 4 in F)		7	4	0.636

Fall 2005 RDL Top Singles Records (League-Wide) (FINAL!)
and Top Doubles Records (League-Wide) (FINAL!)

(All statistics are included, as there were no missing scoresheets this season)
(Game minimums required for these listings: 18 for team D1, 19 for all other teams)

Singles Win Percentage

			W	L	%-age
1	Persson, Kenny	C3/ Armed and Dangerous	25	3	0.893
2	Tant, J.J.	C8/ Fired Up	21	3	0.875
3	Terry, Bob	A2/ Lunatic Fringe	25	4	0.862
4	King, Timmy	B7/ The Replacements	23	4	0.852
	Alvord, David	C1/ HammerHeads	23	4	0.852
6	Seward, Mike	A1/ The Fifth Element	21	4	0.840
	Berstler, Justin	F4/ Mojo's Jerksquad	21	4	0.840
8	Brown, Tom	A1/ The Fifth Element	23	5	0.821
	Stepp, John	E8/ The Hostile Amish	23	5	0.821
10	Carroll, John	D1/ No Names	18	4	0.818
11	Leonard, Shawn	B6/ Bubba's Garage	20	5	0.800
12	Jones, Jeff	F4/ Mojo's Jerksquad	19	5	0.792
13	Copple, Matthew	B4/ Nine Lives	22	6	0.786
	Bowen, Russell	D4/ Kozmic Debris	22	6	0.786
	Reitano, Sal	E6/ Bulls on Parade	22	6	0.786
16	Taylor, Eric	D7/ Shark Shooters	17	5	0.773
	Gilbert, Geoffrey	F7/ Bad News Beers	17	5	0.773
18	Knight, Mark	A3/ Dodge Darts	20	6	0.769
	McFadden, Kevin	C2/ Dynamic Darts	20	6	0.769
	Clark, Jeremy	F2/ Rif Raf	20	6	0.769
21	Coleman, Brian	B7/ The Replacements	19	6	0.760
	Hansen, Paul	D4/ Kozmic Debris	19	6	0.760
	Wade, Nate	F3/ Coral Reefers	19	6	0.760
24	Thomas, Jason	B7/ The Replacements	21	7	0.750
	Keller, Tony	C8/ Fired Up	21	7	0.750
	Lego, Dale	F8/ Panthers	21	7	0.750
	Phelan, Johnny	F2/ Rif Raf	21	7	0.750
28	Reynolds, Mike	C8/ Fired Up	19	7	0.731
	Jackson, Ben	F5/ Money Shot	19	7	0.731
30	Oakley, Jerry	A7/ Modena Cartel	16	6	0.727
31	Stites, Jon	C1/ HammerHeads	18	7	0.720
32	Eason, Joel	B3/ Bad News Pigs	20	8	0.714
	Winters, Tom	C2/ Dynamic Darts	20	8	0.714
34	Wilcox, Randy	D6/ Have Darts, Will Travel	17	7	0.708
	Johnson, Sven	E1/ One Armed Bandits	17	7	0.708
	Johnson, Dave	F1/ Menace To Sobriety	17	7	0.708
37	Folsom, Kevin	F5/ Money Shot	19	8	0.704
38	Wilkie, Felipe	D1/ No Names	18	8	0.692
	Kiser, Lyman	E1/ One Armed Bandits	18	8	0.692
40	Park, Ed	E3/ Damn Yankees!!	20	9	0.690
41	Harrilchak, Travis	E7/ Boondock Saints	13	6	0.684
42	Wall, Keith	A1/ The Fifth Element	15	7	0.682
43	Tan, Wil	A1/ The Fifth Element	17	8	0.680
	Whitehead, Lee	A3/ Dodge Darts	17	8	0.680
	Dopko, Jeff	E1/ One Armed Bandits	17	8	0.680
46	Allison, Frank	B6/ Bubba's Garage	19	9	0.679
	Hindle, Mikey	B6/ Bubba's Garage	19	9	0.679
	Clark, Dan	F6/ Overtime Outlaws	19	9	0.679
49	Shearin, Keith	B2/ Excalibur	16	8	0.667
	Fournier, Jeff	D5/ Travelin' Beer Bellies	16	8	0.667
	Smith, Butch	B4/ Nine Lives	14	7	0.667
52	Jeffcoat, Doug	A3/ Dodge Darts	17	9	0.654
	Lane, Tim	B3/ Bad News Pigs	17	9	0.654
	Mitchell, Billy	C6/ 3 Legged Dog	17	9	0.654
	Ohrberg, Keith	F8/ Panthers	17	9	0.654
	Pearsall, Worth	F7/ Bad News Beers	17	9	0.654
57	Gibson, Ed	D5/ Travelin' Beer Bellies	13	7	0.650
58	Budelman, Jim	A2/ Lunatic Fringe	22	12	0.647
59	Parker, Charles	C1/ HammerHeads	16	9	0.640
	Vaux, Wes	C3/ Armed and Dangerous	16	9	0.640
	White, Bill	C5/ Da Bulls	16	9	0.640
62	Snyder, Mark	C1/ HammerHeads	14	8	0.636
	Diamond, Paddy	F2/ Rif Raf	14	8	0.636
64	Fischlein, Kris	D7/ Shark Shooters	12	7	0.632
65	(three tied - 1 each in C, D, F)		17	10	0.630

Doubles Win Percentage

			ASP	TGP	%-age
1	Berstler, Justin	F4/ Mojo's Jerksquad	22	2	0.917
2	Phillips, Robbie	A1/ The Fifth Element	20	3	0.870
	Thomas, Jason	B7/ The Replacements	20	3	0.870
4	Dopko, Jeff	E1/ One Armed Bandits	17	3	0.850
5	Mitchell, Sid	B7/ The Replacements	22	5	0.815
6	Tan, Wil	A1/ The Fifth Element	21	5	0.808
	Hansen, Paul	D4/ Kozmic Debris	21	5	0.808
8	Terry, Bob	A2/ Lunatic Fringe	24	6	0.800
	Brown, Tom	A1/ The Fifth Element	20	5	0.800
	Coleman, Brian	B7/ The Replacements	20	5	0.800
	Taylor, Walter	E1/ One Armed Bandits	16	4	0.800
12	Persson, Kenny	C3/ Armed and Dangerous	22	6	0.786
13	King, Timmy	B7/ The Replacements	21	6	0.778
14	Jacobi, Paul	A2/ Lunatic Fringe	20	6	0.769
	Seward, Mike	A1/ The Fifth Element	20	6	0.769
	Parker, Charles	C1/ HammerHeads	20	6	0.769
17	Shown, Marc	B8/ Starving Dartists	16	5	0.762
18	Budelman, Jim	A2/ Lunatic Fringe	24	8	0.750
	Wall, Keith	A1/ The Fifth Element	15	5	0.750
	Montesi, Chris	F4/ Mojo's Jerksquad	15	5	0.750
21	Alvord, David	C1/ HammerHeads	20	7	0.741
22	Hendricks, Ron	B8/ Starving Dartists	17	6	0.739
	Richardson, Shane	E1/ One Armed Bandits	17	6	0.739
24	Howard, Brian	B6/ Bubba's Garage	22	8	0.733
25	Reynolds, Mike	C8/ Fired Up	19	7	0.731
	Ohrberg, Keith	F8/ Panthers	19	7	0.731
27	Pearsall, Worth	F7/ Bad News Beers	16	6	0.727
28	Jeffcoat, Doug	A3/ Dodge Darts	21	8	0.724
29	Side, Eric	D5/ Travelin' Beer Bellies	18	7	0.720
30	Eason, Joel	B3/ Bad News Pigs	20	8	0.714
	Jones, Jeff	F4/ Mojo's Jerksquad	15	6	0.714
32	McNamara, Tim	A3/ Dodge Darts	17	7	0.708
	Deemer, Randy	B8/ Starving Dartists	17	7	0.708
	Yoneoka, J.J.	D5/ Travelin' Beer Bellies	17	7	0.708
35	Hiller, Carl	D7/ Shark Shooters	18	8	0.692
	Wilkie, Felipe	D1/ No Names	18	8	0.692
	Majchrzak, Ted	E8/ The Hostile Amish	18	8	0.692
38	Eskew, Jeff	F4/ Mojo's Jerksquad	13	6	0.684
39	Carroll, John	D1/ No Names	15	7	0.682
40	Wackerman, Mark	D3/ You Made Me Miss	19	9	0.679
	Stepp, John	E8/ The Hostile Amish	19	9	0.679
42	Kiser, Lyman	E1/ One Armed Bandits	18	9	0.667
	Goldsmith, Bill	E8/ The Hostile Amish	16	8	0.667
	Taweel, Sami	F4/ Mojo's Jerksquad	14	7	0.667
	Bitting, Brandon	D1/ No Names	12	6	0.667
46	Hoffmann, Steve	A2/ Lunatic Fringe	21	11	0.656
47	Lego, Dale	F8/ Panthers	19	10	0.655
48	Beaudoin, Paul	C3/ Armed and Dangerous	17	9	0.654
	Winters, Tom	C2/ Dynamic Darts	17	9	0.654
50	Hall, Frank	E4/ Tres Equis	15	8	0.652
	Bordeau, Eric	F4/ Mojo's Jerksquad	15	8	0.652
	Gilbert, Geoffrey	F7/ Bad News Beers	15	8	0.652
53	Gibson, Ed	D5/ Travelin' Beer Bellies	12	7	0.632
	Jordan, Jody	E8/ The Hostile Amish	12	7	0.632
	Morrill, Robert	E8/ The Hostile Amish	12	7	0.632
56	O'Brien, Sean	B3/ Bad News Pigs	17	10	0.630
	Stites, Jon	C1/ HammerHeads	17	10	0.630
	Bleakley, Tom	E4/ Tres Equis	17	10	0.630
59	Romanchek, David	B4/ Nine Lives	20	12	0.625
	Costen, Todd	C2/ Dynamic Darts	15	9	0.625
	Weingarten, Mike	E1/ One Armed Bandits	15	9	0.625
	Diamond, Paddy	F2/ Rif Raf	15	9	0.625
	Smith, Van	F3/ Coral Reefers	15	9	0.625
64	Sosa, Bo	B4/ Nine Lives	18	11	0.621
65	(two tied - 1 each in A, E)		13	8	0.619

Fall 2005 RDL Top Singles + Doubles Records (League-Wide) (FINAL!)
and Top All-Star Point Averages (League-Wide) (FINAL!)

(All statistics are included, as there were no missing scoresheets this season)
(Game minimums required for these listings: 35 for team D1, 37 for all other teams)

Singles + Doubles Win Percentage

			W	L	%-age
1	Berstler, Justin	F4/ Mojo's Jerksquad	43	6	0.878
2	Persson, Kenny	C3/ Armed and Dangerous	47	9	0.839
3	Terry, Bob	A2/ Lunatic Fringe	49	10	0.831
4	King, Timmy	B7/ The Replacements	44	10	0.815
5	Brown, Tom	A1/ The Fifth Element	43	10	0.811
6	Seward, Mike	A1/ The Fifth Element	41	10	0.804
	Thomas, Jason	B7/ The Replacements	41	10	0.804
8	Alvord, David	C1/ HammerHeads	43	11	0.796
9	Hansen, Paul	D4/ Kozmic Debris	40	11	0.784
10	Coleman, Brian	B7/ The Replacements	39	11	0.780
11	Dopko, Jeff	E1/ One Armed Bandits	34	11	0.756
	Jones, Jeff	F4/ Mojo's Jerksquad	34	11	0.756
13	Stepp, John	E8/ The Hostile Amish	42	14	0.750
	Carroll, John	D1/ No Names	33	11	0.750
	Hendricks, Ron	B8/ Starving Dartists	30	10	0.750
16	Tan, Wil	A1/ The Fifth Element	38	13	0.745
17	Phillips, Robbie	A1/ The Fifth Element	34	12	0.739
18	Reynolds, Mike	C8/ Fired Up	38	14	0.731
19	Tant, J.J.	C8/ Fired Up	36	14	0.720
20	Eason, Joel	B3/ Bad News Pigs	40	16	0.714
	Wall, Keith	A1/ The Fifth Element	30	12	0.714
22	Gilbert, Geoffrey	F7/ Bad News Beers	32	13	0.711
23	Mitchell, Sid	B7/ The Replacements	39	16	0.709
24	Parker, Charles	C1/ HammerHeads	36	15	0.706
25	Lego, Dale	F8/ Panthers	40	17	0.702
26	Leonard, Shawn	B6/ Bubba's Garage	35	15	0.700
27	Budelman, Jim	A2/ Lunatic Fringe	46	20	0.697
28	Copple, Matthew	B4/ Nine Lives	39	17	0.696
29	Clark, Jeremy	F2/ Rif Raf	34	15	0.694
30	Wilkie, Felipe	D1/ No Names	36	16	0.692
	Ohrberg, Keith	F8/ Panthers	36	16	0.692
32	Jeffcoat, Doug	A3/ Dodge Darts	38	17	0.691
33	Pearsall, Worth	F7/ Bad News Beers	33	15	0.688
34	Wade, Nate	F3/ Coral Reefers	35	16	0.686
35	Winters, Tom	C2/ Dynamic Darts	37	17	0.685
36	Shown, Marc	B8/ Starving Dartists	30	14	0.682
	Barlow, Brian	F4/ Mojo's Jerksquad	30	14	0.682
38	Richardson, Shane	E1/ One Armed Bandits	32	15	0.681
39	Kiser, Lyman	E1/ One Armed Bandits	36	17	0.679
40	Stites, Jon	C1/ HammerHeads	35	17	0.673
41	Phelan, Johnny	F2/ Rif Raf	37	18	0.673
42	McFadden, Kevin	C2/ Dynamic Darts	34	17	0.667
	Johnson, Sven	E1/ One Armed Bandits	28	14	0.667
44	Jacobi, Paul	A2/ Lunatic Fringe	39	20	0.661
45	Oakley, Jerry	A7/ Modena Cartel	29	15	0.659
46	Keller, Tony	C8/ Fired Up	36	19	0.655
47	Gibson, Ed	D5/ Travelin' Beer Bellies	25	14	0.641
48	Howard, Brian	B6/ Bubba's Garage	39	22	0.639
49	Whitehead, Lee	A3/ Dodge Darts	30	17	0.638
	Fournier, Jeff	D5/ Travelin' Beer Bellies	30	17	0.638
	Side, Eric	D5/ Travelin' Beer Bellies	30	17	0.638
52	Folsom, Kevin	F5/ Money Shot	35	20	0.636
	Smith, Butch	B4/ Nine Lives	28	16	0.636
54	Knight, Mark	A3/ Dodge Darts	33	19	0.635
	Lane, Tim	B3/ Bad News Pigs	33	19	0.635
	Mitchell, Billy	C6/ 3 Legged Dog	33	19	0.635
57	Wackerman, Mark	D3/ You Made Me Miss	36	21	0.632
58	Diamond, Paddy	F2/ Rif Raf	29	17	0.630
59	Reitano, Sal	E6/ Bulls on Parade	35	21	0.625
	Yoneoka, J.J.	D5/ Travelin' Beer Bellies	30	18	0.625
61	Snyder, Mark	C1/ HammerHeads	28	17	0.622
	Hiller, Carl	D7/ Shark Shooters	28	17	0.622
63	(five tied - 2 in B, 3 in D)		34	21	0.618
			21	13	0.618

All-Star Point Average

			ASP	TGP	%-age
1	Brown, Tom	A1/ The Fifth Element	99.5	54	1.843
2	Tan, Wil	A1/ The Fifth Element	76.5	52	1.471
3	Knight, Mark	A3/ Dodge Darts	76.0	52	1.462
4	Simpson, Donnie	A8/ Old School	82.0	57	1.439
5	Seward, Mike	A1/ The Fifth Element	74.0	52	1.423
6	Murray, David	A7/ Modena Cartel	65.5	48	1.365
7	Phillips, Robbie	A1/ The Fifth Element	62.0	47	1.319
8	Terry, Bob	A2/ Lunatic Fringe	79.0	60	1.317
9	Thomas, Jason	B7/ The Replacements	65.5	51	1.284
10	Gaglione, Joe	A3/ Dodge Darts	64.0	50	1.280
11	Evans, J.P.	A4/ Wireless	52.5	42	1.250
12	Persson, Kenny	C3/ Armed and Dangerous	70.5	57	1.237
13	Wall, Keith	A1/ The Fifth Element	52.0	43	1.209
14	Oakley, Jerry	A7/ Modena Cartel	53.0	44	1.205
15	Budelman, Jim	A2/ Lunatic Fringe	79.0	67	1.179
16	Butters, Scott	A6/ Dazed & Confused	56.0	49	1.143
17	Hoffmann, Steve	A2/ Lunatic Fringe	66.5	62	1.073
18	McDonald, Mike	A4/ Wireless	45.5	43	1.058
19	Carroll, John	D1/ No Names	48.5	46	1.054
20	Oakley, Richard	A7/ Modena Cartel	57.5	55	1.045
21	Jeffcoat, Doug	A3/ Dodge Darts	57.0	55	1.036
22	King, Timmy	B7/ The Replacements	53.5	54	0.991
23	Berstler, Justin	F4/ Mojo's Jerksquad	47.0	49	0.959
24	Gelhar, Tommy	A7/ Modena Cartel	51.0	55	0.927
25	Jenkins, John	A8/ Old School	51.5	56	0.920
26	Whitehead, Lee	A3/ Dodge Darts	42.5	47	0.904
27	Jacobi, Paul	A2/ Lunatic Fringe	54.0	60	0.900
28	Crowley, Pat	A4/ Wireless	45.5	51	0.892
29	Leonard, Shawn	B6/ Bubba's Garage	44.5	50	0.890
30	Simpson, David	A8/ Old School	50.5	57	0.886
31	Stites, Jon	C1/ HammerHeads	46.5	53	0.877
32	Keller, Tony	C8/ Fired Up	49.5	57	0.868
33	Mitchell, Billy	C6/ 3 Legged Dog	46.5	54	0.861
34	McNamara, Tim	A3/ Dodge Darts	38.0	46	0.826
35	Johnson, Michael	A4/ Wireless	36.0	44	0.818
36	Wiegand, Tom	D1/ No Names	30.0	37	0.811
37	Alvord, David	C1/ HammerHeads	44.0	55	0.800
38	Vann, Tim	B2/ Excalibur	38.5	50	0.770
39	Johnson, Dave	A4/ Wireless	34.0	45	0.756
40	Eason, Joel	B3/ Bad News Pigs	41.5	56	0.741
41	Allison, Frank	B6/ Bubba's Garage	40.5	55	0.736
42	Lane, Tim	B3/ Bad News Pigs	38.0	52	0.731
	Hansen, Paul	D4/ Kozmic Debris	38.0	52	0.731
44	O'Brien, Sean	B3/ Bad News Pigs	39.5	55	0.718
45	Rodgers, Trey	A6/ Dazed & Confused	40.5	57	0.711
46	Chaney, Bill	A6/ Dazed & Confused	29.0	41	0.707
47	Tant, J.J.	C8/ Fired Up	36.5	52	0.702
48	Phelan, Johnny	F2/ Rif Raf	39.0	56	0.696
49	Coleman, Brian	B7/ The Replacements	34.5	50	0.690
50	Thompson, Brett	C6/ 3 Legged Dog	37.0	54	0.685
51	Sellers, Mark	A5/ Cheap Shots	38.0	56	0.679
52	Wilkie, Felipe	D1/ No Names	36.5	54	0.676
53	Dahulich, Jeff	A3/ Dodge Darts	29.0	43	0.674
54	Howard, Brian	B6/ Bubba's Garage	41.0	61	0.672
55	Hendricks, Ron	B8/ Starving Dartists	27.5	41	0.671
56	Kerr, Duncan	C5/ Da Bulls	34.0	51	0.667
57	Buckley, Bill	E7/ Boondock Saints	27.0	41	0.659
58	Sosa, Bo	B4/ Nine Lives	37.0	57	0.649
59	Romanchek, David	B4/ Nine Lives	39.5	61	0.648
60	Vaux, Wes	C3/ Armed and Dangerous	33.0	52	0.635
61	Beaudoin, Paul	C3/ Armed and Dangerous	33.5	53	0.632
62	Winters, Tom	C2/ Dynamic Darts	35.0	56	0.625
63	Clark, Jeremy	F2/ Rif Raf	30.5	50	0.610
64	Hindle, Mikey	B6/ Bubba's Garage	34.5	57	0.605
65	Wackerman, Mark	D3/ You Made Me Miss	34.5	58	0.595

Fall 2005 RDL Records (by team) (FINAL!)

(All statistics are included, as there were no missing scoresheets this season)

Singles Win Percentages

		W	L	%-age
1	A1/ The Fifth Element	115	53	0.685
2	A2/ Lunatic Fringe	110	58	0.655
3	C1/ HammerHeads	106	62	0.631
4	A3/ Dodge Darts	104	64	0.619
	B6/ Bubba's Garage	104	64	0.619
6	B3/ Bad News Pigs	102	66	0.607
	F2/ Rif Raf	102	66	0.607
	F4/ Mojo's Jerksquad	102	66	0.607
9	C2/ Dynamic Darts	101	67	0.601
10	B7/ The Replacements	100	68	0.595
11	E1/ One Armed Bandits	99	69	0.589
12	D4/ Kozmic Debris	97	71	0.577
13	E3/ Damn Yankees!!	92	74	0.554
14	D1/ No Names	86	70	0.551
	D5/ Travelin' Beer Bellies	86	70	0.551
16	E6/ Bulls on Parade	91	77	0.542
	F5/ Money Shot	91	77	0.542
18	C8/ Fired Up	89	77	0.536
19	B4/ Nine Lives	89	78	0.533
20	A7/ Modena Cartel	88	80	0.524
21	E8/ The Hostile Amish	87	81	0.518
22	F8/ Panthers	86	81	0.515
23	C3/ Armed and Dangerous	85	83	0.506
24	C5/ Da Bulls	84	83	0.503
25	D7/ Shark Shooters	84	84	0.500
26	D3/ You Made Me Miss	81	87	0.482
27	D2/ Dead Stroke	80	88	0.476
28	A4/ Wireless	79	89	0.470
	B2/ Excalibur	79	89	0.470
	B8/ Starving Dartists	79	89	0.470
	E7/ Boondock Saints	79	89	0.470
32	C6/ 3 Legged Dog	78	88	0.470
33	D8/ Dive Bombers	78	90	0.464
	E4/ Tres Equis	78	90	0.464
35	F6/ Overtime Outlaws	77	91	0.458
36	F3/ Coral Reefers	76	92	0.452
37	E2/ Skulduckery	73	93	0.440
38	F1/ Menace To Sobriety	73	94	0.437
39	E5/ Meet the Fockers!	71	97	0.423
40	D6/ Have Darts, Will Travel	68	100	0.405
41	C4/ Got Pepsi?	67	100	0.401
42	A6/ Dazed & Confused	66	102	0.393
43	F7/ Bad News Beers	64	104	0.381
44	B1/ Get the Point "33"	63	105	0.375
45	C7/ UZMALL	59	109	0.351
46	A5/ Cheap Shots	57	111	0.339
47	B5/ Grateful Darts	55	112	0.329
48	A8/ Old School	53	115	0.315

Doubles Win Percentages

		W	L	%-age
1	A1/ The Fifth Element	66	18	0.786
2	A2/ Lunatic Fringe	62	22	0.738
3	F4/ Mojo's Jerksquad	61	23	0.726
4	E1/ One Armed Bandits	58	26	0.690
5	B7/ The Replacements	54	30	0.643
6	B8/ Starving Dartists	52	32	0.619
	C1/ HammerHeads	52	32	0.619
8	D5/ Travelin' Beer Bellies	47	31	0.603
9	A3/ Dodge Darts	50	34	0.595
	E8/ The Hostile Amish	50	34	0.595
11	B6/ Bubba's Garage	49	35	0.583
	C3/ Armed and Dangerous	49	35	0.583
13	C8/ Fired Up	48	36	0.571
	E4/ Tres Equis	48	36	0.571
	F8/ Panthers	48	36	0.571
16	B3/ Bad News Pigs	47	37	0.560
	B4/ Nine Lives	47	37	0.560
18	D1/ No Names	43	35	0.551
19	C2/ Dynamic Darts	46	38	0.548
20	D4/ Kozmic Debris	44	40	0.524
	D7/ Shark Shooters	44	40	0.524
22	D3/ You Made Me Miss	43	41	0.512
	F2/ Rif Raf	43	41	0.512
	F3/ Coral Reefers	43	41	0.512
25	D2/ Dead Stroke	42	42	0.500
	E6/ Bulls on Parade	42	42	0.500
27	C4/ Got Pepsi?	40	44	0.476
	C6/ 3 Legged Dog	40	44	0.476
29	A7/ Modena Cartel	39	45	0.464
30	E7/ Boondock Saints	38	46	0.452
31	F1/ Menace To Sobriety	37	47	0.440
	F7/ Bad News Beers	37	47	0.440
33	A8/ Old School	36	48	0.429
	C5/ Da Bulls	36	48	0.429
35	E5/ Meet the Fockers!	35	49	0.417
36	B2/ Excalibur	34	50	0.405
	D6/ Have Darts, Will Travel	34	50	0.405
	E2/ Skulduckery	34	50	0.405
39	F5/ Money Shot	33	50	0.398
	F6/ Overtime Outlaws	33	50	0.398
41	D8/ Dive Bombers	33	51	0.393
42	A4/ Wireless	32	52	0.381
43	E3/ Damn Yankees!!	31	53	0.369
44	B1/ Get the Point "33"	28	56	0.333
45	A5/ Cheap Shots	26	58	0.310
46	A6/ Dazed & Confused	25	59	0.298
	B5/ Grateful Darts	25	59	0.298
	C7/ UZMALL	25	59	0.298

Fall 2005 RDL Records (by team) (FINAL!)

(All statistics are included, as there were no missing scoresheets this season)

Singles+Doubles Win Percentages

		W	L	%-age
1	A1/ The Fifth Element	247	89	0.735
2	A2/ Lunatic Fringe	234	102	0.696
3	F4/ Mojo's Jerksquad	224	112	0.667
4	E1/ One Armed Bandits	215	121	0.640
5	C1/ HammerHeads	210	126	0.625
6	B7/ The Replacements	208	128	0.619
7	A3/ Dodge Darts	204	132	0.607
8	B6/ Bubba's Garage	202	134	0.601
9	B3/ Bad News Pigs	196	140	0.583
10	D5/ Travelin' Beer Bellies	180	132	0.577
11	C2/ Dynamic Darts	193	143	0.574
12	F2/ Rif Raf	188	148	0.560
13	E8/ The Hostile Amish	187	149	0.557
14	C8/ Fired Up	185	149	0.554
15	D1/ No Names	172	140	0.551
16	D4/ Kozmic Debris	185	151	0.551
17	B4/ Nine Lives	183	152	0.546
18	B8/ Starving Dartists	183	153	0.545
	C3/ Armed and Dangerous	183	153	0.545
20	F8/ Panthers	182	153	0.543
21	E6/ Bulls on Parade	175	161	0.521
22	E4/ Tres Equis	174	162	0.518
23	D7/ Shark Shooters	172	164	0.512
24	D3/ You Made Me Miss	167	169	0.497
25	A7/ Modena Cartel	166	170	0.494
26	D2/ Dead Stroke	164	172	0.488
27	F3/ Coral Reefers	162	174	0.482
28	C6/ 3 Legged Dog	158	176	0.473
29	F5/ Money Shot	157	177	0.470
30	C5/ Da Bulls	156	179	0.466
31	E7/ Boondock Saints	155	181	0.461
32	E3/ Damn Yankees!!	154	180	0.461
33	C4/ Got Pepsi?	147	188	0.439
	F1/ Menace To Sobriety	147	188	0.439
35	B2/ Excalibur	147	189	0.438
36	D8/ Dive Bombers	144	192	0.429
37	F6/ Overtime Outlaws	143	191	0.428
38	A4/ Wireless	143	193	0.426
39	E2/ Skulduckery	141	193	0.422
40	E5/ Meet the Fockers!	141	195	0.420
41	F7/ Bad News Beers	138	198	0.411
42	D6/ Have Darts, Will Travel	136	200	0.405
43	A8/ Old School	125	211	0.372
44	B1/ Get the Point "33"	119	217	0.354
45	A6/ Dazed & Confused	116	220	0.345
46	A5/ Cheap Shots	109	227	0.324
	C7/ UZMALL	109	227	0.324
48	B5/ Grateful Darts	105	230	0.313

All-Star Averages

		ASP	TGP	%-age
1	A1/ The Fifth Element	435.0	343	1.268
2	A2/ Lunatic Fringe	373.5	343	1.089
3	A3/ Dodge Darts	345.5	336	1.028
4	A7/ Modena Cartel	324.5	336	0.966
5	A4/ Wireless	283.0	336	0.842
6	A8/ Old School	244.0	342	0.713
7	A6/ Dazed & Confused	239.5	344	0.696
8	B7/ The Replacements	221.5	336	0.659
9	B6/ Bubba's Garage	207.5	336	0.618
10	C1/ HammerHeads	208.5	343	0.608
11	B3/ Bad News Pigs	186.5	336	0.555
12	C6/ 3 Legged Dog	180.0	345	0.522
13	D1/ No Names	169.0	326	0.518
14	C3/ Armed and Dangerous	172.0	342	0.503
15	B4/ Nine Lives	159.0	335	0.475
16	C4/ Got Pepsi?	161.5	349	0.463
17	A5/ Cheap Shots	161.5	351	0.460
18	C8/ Fired Up	158.0	347	0.455
19	D4/ Kozmic Debris	156.0	343	0.455
20	B8/ Starving Dartists	149.5	343	0.436
21	C2/ Dynamic Darts	154.0	355	0.434
22	B2/ Excalibur	145.5	336	0.433
23	F2/ Rif Raf	145.0	342	0.424
24	E6/ Bulls on Parade	137.0	341	0.402
25	F4/ Mojo's Jerksquad	133.5	336	0.397
26	C7/ UZMALL	135.0	343	0.394
27	D3/ You Made Me Miss	134.5	342	0.393
28	B1/ Get the Point "33"	127.5	336	0.379
29	E8/ The Hostile Amish	131.0	353	0.371
30	E7/ Boondock Saints	124.5	336	0.371
31	E1/ One Armed Bandits	125.0	345	0.362
32	C5/ Da Bulls	121.0	348	0.348
33	D2/ Dead Stroke	125.0	361	0.346
34	D5/ Travelin' Beer Bellies	105.5	312	0.338
35	E2/ Skulduckery	109.0	340	0.321
36	B5/ Grateful Darts	109.5	343	0.319
37	E3/ Damn Yankees!!	105.5	334	0.316
38	F5/ Money Shot	105.5	348	0.303
39	E4/ Tres Equis	101.0	336	0.301
40	F8/ Panthers	104.0	348	0.299
41	D6/ Have Darts, Will Travel	102.5	347	0.295
42	D7/ Shark Shooters	97.0	344	0.282
43	E5/ Meet the Fockers!	89.0	342	0.260
44	F3/ Coral Reefers	93.5	370	0.253
45	D8/ Dive Bombers	81.0	357	0.227
46	F7/ Bad News Beers	79.5	353	0.225
47	F1/ Menace To Sobriety	76.5	344	0.222
48	F6/ Overtime Outlaws	71.0	334	0.213

	Week 1			Week 2			Week 3			Week 4			Week 5			Week 6			Week 7			Week 8			Week 9			Week 10			Week 11			Week 12			Week 13			Week 14			Forfeits
RDL - Fall, 2005	vs.	W/L	Pts.	vs.	W/L	Pts.	vs.	W/L	Pts.	vs.	W/L	Pts.	vs.	W/L	Pts.	vs.	W/L	Pts.	vs.	W/L	Pts.	vs.	W/L	Pts.	vs.	W/L	Pts.	vs.	W/L	Pts.	vs.	W/L	Pts.	vs.	W/L	Pts.	vs.	W/L	Pts.	vs.	W/L	Pts.	
A1/ The Fifth Element	A2	W	12	a3	W	14	A4	W	17	a5	W	19	a6	W	21	A7	W	18	a8	W	18	a2	W	12	A3	W	16	a4	W	19	A5	W	20	A6	W	20	a7	W	19	A8	W	18	
A2/ Lunatic Fringe	a1	L	9	a4	W	16	A3	W	14	A6	W	14	a5	W	10	a8	W	21	A7	W	14	A1	L	12	A4	W	19	a3	W	12	a6	W	19	A5	W	16	A8	W	12	a7	W	16	
A3/ Dodge Darts	A4	W	17	A1	L	10	a2	L	10	a7	L	10	A8	W	15	A5	W	20	a6	W	17	a4	W	14	a1	L	8	A2	L	10	A7	W	16	a8	W	11	a5	W	22	A6	W	20	
A4/ Wireless	a3	L	7	A2	L	5	a1	L	7	A8	W	15	A7	L	9	a6	W	14	a5	W	13	A3	L	10	a2	L	5	A1	L	5	a8	W	13	a7	L	11	A6	W	15	A5	W	14	
A5/ Cheap Shots	a7	L	9	A6	W	12	a8	W	13	A1	L	5	A2	L	7	a3	L	4	A4	L	11	A7	L	6	a6	L	9	A8	W	12	a1	L	4	a2	L	5	A3	L	2	a4	L	10	
A6/ Dazed & Confused	A8	W	14	a5	L	12	a7	W	13	a2	L	7	A1	L	3	A4	L	10	A3	L	7	a8	L	9	A5	W	15	A7	L	8	A2	L	5	a1	L	0	a4	L	8	a3	L	4	
A7/ Modena Cartel	A5	W	15	A8	W	14	A6	L	11	A3	W	14	a4	W	15	a1	L	6	a2	L	8	a5	W	18	a8	W	15	a6	W	16	a3	L	8	A4	W	13	A1	L	5	A2	L	6	
A8/ Old School	a6	L	10	a7	L	10	A5	L	11	a4	L	9	a3	L	9	A2	L	2	A1	L	6	A6	W	15	A7	L	9	a5	L	12	A4	L	11	A3	L	9	a2	L	6	a1	L	6	
B1/ Get the Point "33"	b2	L	11	b4	L	3	B8	L	6	b6	L	3	b5	W	17	b7	L	9	B3	L	6	B2	L	7	B4	L	11	b8	L	6	B6	L	4	B5	W	18	B7	L	6	b3	L	11	
B2/ Excalibur	B1	W	13	b6	L	9	b7	L	9	B5	W	16	B8	W	17	b3	L	8	B4	L	5	b1	W	17	B6	L	6	B7	L	5	b5	W	14	b8	L	9	B3	L	6	b4	W	13	
B3/ Bad News Pigs	B6	W	12	B5	W	14	b4	W	18	b8	L	11	B7	L	9	B2	W	16	b1	W	18	b6	W	15	b5	W	19	B4	W	13	B8	L	7	b7	W	13	b2	W	18	B1	W	13	
B4/ Nine Lives	b8	L	9	B1	W	17	B3	L	5	B7	L	10	b6	L	7	B5	W	17	b2	W	16	B8	W	13	b1	W	13	b3	L	11	b7	W	12	B6	W	13	b5	W	14	B2	L	11	
B5/ Grateful Darts	B7	L	6	b3	L	10	B6	L	5	b2	L	8	B1	L	7	b4	L	7	b8	L	12	b7	L	4	B3	L	5	b6	L	6	B2	L	8	b1	L	5	B4	L	5	B8	W	13	
B6/ Bubba's Garage	b3	L	10	B2	W	13	b5	W	19	B1	W	17	B4	W	14	b8	W	15	B7	L	7	B3	L	8	b2	W	18	B5	W	18	b1	W	20	b4	L	11	B8	L	8	b7	W	15	
B7/ The Replacements	b5	W	18	B8	W	14	B2	W	15	b4	W	14	b3	W	15	B1	W	15	b6	W	17	B5	W	20	b8	W	13	b2	W	19	B4	L	10	B3	L	11	b1	W	18	B6	L	9	
B8/ Starving Dartists	B4	W	15	b7	L	10	b1	W	18	B3	W	13	b2	L	7	B6	L	9	B5	W	12	b4	L	11	B7	L	11	B1	W	18	b3	W	16	B2	W	15	b6	W	16	b5	L	11	
C1/ HammerHeads	C2	W	12	C7	W	17	C3	W	14	C8	W	14	c6	W	14	C5	W	19	C4	W	15	c2	W	16	c7	W	17	c3	L	9	c8	W	15	C6	W	14	c5	W	17	c4	W	17	
C2/ Dynamic Darts	c1	L	12	c4	W	12	C8	W	16	C6	W	16	C5	W	14	c7	W	16	C3	W	12	C1	L	8	C4	W	16	c8	W	15	c6	W	17	c5	W	12	C7	W	18	c3	L	9	
C3/ Armed and Dangerous	c8	L	6	c6	L	7	c1	L	10	C5	W	15	c7	W	15	C4	W	17	c2	L	12	C8	L	10	C6	W	15	C1	W	15	c5	W	14	C7	W	14	c4	W	17	C2	W	15	
C4/ Got Pepsi?	C6	W	16	C2	L	10	c5	L	11	C7	W	20	C8	L	12	c3	L	7	c1	L	9	c6	L	10	c2	L	6	C5	L	7	c7	W	12	c8	L	7	C3	L	7	C1	L	7	
C5/ Da Bulls	C7	W	17	c8	L	5	C4	W	13	c3	L	9	c2	L	10	c1	L	5	c6	W	14	c7	W	14	C8	W	14	c4	W	9	C3	L	10	C2	L	12	C1	L	6	C6	L	12	
C6/ 3 Legged Dog	c4	L	8	C3	W	16	C7	W	15	c2	L	8	C1	L	10	c8	L	10	C5	L	10	C4	W	14	c3	L	8	c7	W	18	C2	L	7	c1	L	10	C8	W	10	c5	W	12	
C7/ UZMALL	c5	L	5	c1	L	7	c6	L	9	c4	L	4	C3	L	9	C2	L	8	C8	L	7	C5	L	10	C1	L	7	C6	L	6	C4	L	12	c3	L	10	c2	L	4	c8	L	7	
C8/ Fired Up	C3	W	18	C5	W	19	c2	L	8	c1	L	10	c4	W	12	C6	W	14	c7	W	17	c3	W	14	c5	L	10	C2	L	9	C1	L	9	C4	W	17	c6	L	10	C7	W	17	
D1/ No Names	D2	W	13	d4	W	12	D8	L	9	D6	W	14	D5	*W*	*16*	D7	W	17	d3	L	11	d2	W	12	D4	L	11	d8	W	15	d6	W	15	d5	W	16	d7	W	16	D3	L	11	
D2/ Dead Stroke	d1	L	11	D6	W	17	D7	W	13	d5	L	7	d8	W	13	d3	W	17	D4	W	17	D1	L	12	d6	L	10	d7	L	12	D5	L	5	D8	L	12	D3	L	5	d4	W	13	
D3/ You Made Me Miss	D6	W	15	D5	W	14	d4	L	9	d8	W	13	d7	L	7	D2	L	7	D1	W	13	d6	W	16	d5	L	8	D4	L	8	D8	L	12	D7	L	4	d2	W	19	d1	W	13	
D4/ Kozmic Debris	d8	W	19	D1	L	12	D3	W	15	D7	W	16	D6	W	14	d5	W	13	d2	L	7	D8	W	17	d1	W	13	d3	W	10	d7	W	13	d6	W	14	D5	L	11	D2	L	11	
D5/ Travelin' Beer Bellies	D7	W	16	d3	L	10	d6	W	15	D2	W	17	d1	*L*	*0*	D4	L	11	d8	W	17	d7	W	13	D3	W	16	D6	W	16	d2	W	19	D1	L	8	d4	W	13	D8	L	9	1
D6/ Have Darts, Will Travel	d3	L	9	d2	L	7	D5	L	9	d1	L	10	d4	L	10	D8	L	12	D7	L	6	D3	L	8	D2	W	10	d5	L	8	D1	L	9	D4	L	10	d8	W	15	d7	L	9	
D7/ Shark Shooters	d5	L	8	d8	W	13	d2	L	11	d4	L	8	D3	W	17	d1	L	7	d6	W	18	D5	L	11	D8	W	16	D2	W	12	D4	L	11	d3	W	17	D1	L	8	D6	W	15	
D8/ Dive Bombers	D4	L	5	D7	L	11	d1	W	15	D3	L	11	D2	L	11	d6	W	12	D5	L	7	d4	L	7	d7	L	8	D1	L	9	d3	W	12	d2	W	12	D6	L	9	d5	W	15	
E1/ One Armed Bandits	E2	W	13	e4	W	17	E8	L	7	E6	W	13	E5	W	18	E7	W	14	e3	W	16	e2	W	16	E4	W	19	e8	W	12	e6	W	17	e5	W	19	e7	W	22	E3	W	12	
E2/ Skulduckery	e1	L	11	e6	W	14	e7	W	13	E5	W	18	e8	L	6	E3	L	11	E4	L	7	E1	L	8	E6	L	6	E7	L	5	e5	L	11	E8	L	12	e3	L	5	e4	L	10	
E3/ Damn Yankees!!	E6	W	17	E5	L	10	e4	L	11	e8	L	6	e7	L	10	e2	W	13	E1	L	8	e6	L	8	e5	L	11	E4	L	8	E8	L	4	E7	W	15	E2	W	15	e1	L	10	
E4/ Tres Equis	e8	L	10	E1	L	6	E3	W	12	e7	W	17	E6	W	13	e5	W	17	e2	W	17	E8	W	14	e1	L	5	e3	W	15	E7	L	11	e6	L	8	E5	L	7	E2	W	14	
E5/ Meet the Fockers!	E7	L	8	e3	W	14	E6	L	11	e2	L	4	e1	L	6	E4	L	7	E8	L	10	e7	L	10	E3	W	12	e6	L	11	E2	W	13	E1	L	5	e4	W	17	e8	L	11	
E6/ Bulls on Parade	e3	L	7	E2	L	10	e5	W	11	e1	L	11	e4	L	11	E8	W	13	E7	W	20	E3	W	16	e2	W	17	E5	W	13	E1	L	7	E4	W	12	e8	W	14	e7	L	11	
E7/ Boondock Saints	e5	W	16	e8	W	13	E2	L	11	E4	L	7	E3	W	11	e1	L	10	e6	L	4	E5	W	14	E8	W	13	e2	W	19	e4	W	13	e3	L	9	E1	L	2	E6	W	13	
E8/ The Hostile Amish	E4	W	12	E7	L	11	e1	W	17	E3	W	18	E2	W	17	e6	L	11	e5	W	14	e4	L	10	e7	L	11	E1	L	12	e3	W	19	e2	W	12	E6	L	10	E5	W	13	
F1/ Menace To Sobriety	f2	L	11	f3	L	10	F4	L	7	f5	L	12	F6	L	11	F7	W	11	F8	W	17	F2	W	13	F3	L	7	f4	L	9	F5	L	11	f6	L	8	f7	L	9	f8	L	8	
F2/ Rif Raf	F1	W	13	f4	L	6	F3	W	12	f6	W	20	f5	W	17	F8	W	13	f7	W	17	f1	L	11	F4	W	15	f3	L	7	F6	W	18	F5	W	13	f8	W	15	F7	L	11	
F3/ Coral Reefers	f4	L	5	F1	W	14	f2	L	12	f7	W	12	f8	W	12	f5	L	8	F6	W	13	F4	L	8	f1	W	17	F2	W	17	F7	W	12	F8	L	9	F5	L	10	f6	W	13	
F4/ Mojo's Jerksquad	F3	W	19	F2	W	18	f1	W	17	F8	W	17	f7	W	17	f6	W	18	F5	W	15	f3	W	16	f2	L	9	F1	W	15	f8	W	13	F7	W	16	F6	W	16	f5	W	18	
F5/ Money Shot	F7	W	16	f6	L	11	f8	L	12	F1	W	12	F2	L	7	F3	W	16	f4	L	9	f7	W	13	F6	W	10	F8	L	7	f1	W	13	f2	L	11	f3	W	14	F4	L	6	
F6/ Overtime Outlaws	f8	L	7	F5	W	13	F7	W	14	F2	L	4	f1	W	13	F4	L	6	f3	L	11	F8	L	9	f5	L	8	f7	L	11	f2	L	6	F1	W	15	f4	L	8	F3	L	11	
F7/ Bad News Beers	f5	L	8	f8	L	8	f6	L	10	F3	L	12	F4	L	7	f1	L	10	F2	L	7	F5	L	11	F8	L	4	F6	W	13	f3	L	12	f4	L	8	F1	W	15	f2	W	13	
F8/ Panthers	F6	W	15	F7	W	16	F5	W	12	f4	L	7	F3	L	12	f2	L	11	f1	L	7	f6	W	15	f7	W	20	f5	W	17	F4	L	11	f3	W	15	F2	L	7	F1	W	12	

	Singles 301		Singles Cricket		Singles Record		Singles Win %-age	Doubles Cricket		Doubles 501		Doubles Record		Doubles Win %-age	Sngls + Dbls Record		Sngls + Dbls Win %-age	1001 Wins	1001 Losses	All-Star Points	Games Played	All-Star Point Ave.
A1/ The Fifth Element	54	30	61	23	115	53	0.685	34	8	32	10	66	18	0.786	247	89	0.735	7	0	435.0	343	1.268
A 10 Kilts, Jason	4	5	1	3	5	8	0.385	8	1	6	2	14	3	0.824	19	11	0.633	0	0	21.5	30	0.717
A 11 Brown, Tom	11	3	12	2	23	5	0.821	11	3	9	2	20	5	0.800	43	10	0.811	1	0	99.5	54	1.843
A 12 Hyler, Dale	2	4	4	3	6	7	0.462	5	2	7	1	12	3	0.800	18	10	0.643	1	0	21.0	29	0.724
A 13 Phillips, Robbie	6	5	8	4	14	9	0.609	9	1	11	2	20	3	0.870	34	12	0.739	1	0	62.0	47	1.319
A 14 Riner, John	1	1	3	0	4	1	0.800	1	1	1	1	2	2	0.500	6	3	0.667	0	0	7.0	9	0.778
A 15 Seward, Mike	10	3	11	1	21	4	0.840	11	2	9	4	20	6	0.769	41	10	0.804	1	0	74.0	52	1.423
A 16 Tan, Wil	7	4	10	4	17	8	0.680	11	2	10	3	21	5	0.808	38	13	0.745	1	0	76.5	52	1.471
A 17 Umstead, Randy	5	3	5	1	10	4	0.714	4	1	4	3	8	4	0.667	18	8	0.692	1	0	21.5	27	0.796
A 18 Wall, Keith	8	2	7	5	15	7	0.682	8	3	7	2	15	5	0.750	30	12	0.714	1	0	52.0	43	1.209
A2/ Lunatic Fringe	55	29	55	29	110	58	0.655	32	10	30	12	62	22	0.738	234	102	0.696	0	7	373.5	343	1.089
A 20 Hoffmann, Steve "Doc"	8	5	8	8	16	13	0.552	12	4	9	7	21	11	0.656	37	24	0.607	0	1	66.5	62	1.073
A 21 Budelman, Jim	12	6	10	6	22	12	0.647	12	4	12	4	24	8	0.750	46	20	0.697	0	1	79.0	67	1.179
A 22 Terry, Bob	12	2	13	2	25	4	0.862	13	2	11	4	24	6	0.800	49	10	0.831	0	1	79.0	60	1.317
A 23 Butman, Don	4	3	6	3	10	6	0.625	7	1	7	2	14	3	0.824	24	9	0.727	0	1	19.0	34	0.559
A 24 Jacobi, Paul	11	7	8	7	19	14	0.576	11	2	9	4	20	6	0.769	39	20	0.661	0	1	54.0	60	0.900
A 25 Davis, Jim	3	4	5	2	8	6	0.571	5	4	7	1	12	5	0.706	20	11	0.645	0	1	37.0	32	1.156
A 26 Dixon, J.D.	3	0	3	0	6	0	1.000	1	2	3	0	4	2	0.667	10	2	0.833	0	0	21.5	12	1.792
A 27 Van Arsdale, Tom	2	2	2	1	4	3	0.571	3	1	2	2	5	3	0.625	9	6	0.600	0	1	17.5	16	1.094
A3/ Dodge Darts	53	31	51	33	104	64	0.619	27	15	23	19	50	34	0.595	204	132	0.607	0	0	345.5	336	1.028
A 30 Whitehead, Lee	6	7	11	1	17	8	0.680	7	4	6	5	13	9	0.591	30	17	0.638			42.5	47	0.904
A 31 McNamara, Tim	8	5	3	6	11	11	0.500	9	2	8	5	17	7	0.708	28	18	0.609			38.0	46	0.826
A 32 Dahulich, Jeff	8	2	2	10	10	12	0.455	7	4	6	4	13	8	0.619	23	20	0.535			29.0	43	0.674
A 33 Holland, Steve	4	2	2	3	6	5	0.545	4	1	1	4	5	5	0.500	11	10	0.524			14.0	21	0.667
A 34 Knight, Mark	9	4	11	2	20	6	0.769	7	6	6	7	13	13	0.500	33	19	0.635			76.0	52	1.462
A 35 Gaglione, Joe	7	5	8	5	15	10	0.600	7	6	8	4	15	10	0.600	30	20	0.600			64.0	50	1.280
A 36 Gibbs, Keith	0	1	2	0	2	1	0.667	0	2	0	1	0	3	0.000	2	4	0.333			12.5	6	2.083
A 37 Varnadoe, Matt	4	1	2	1	6	2	0.750	2	2	1	3	3	5	0.375	9	7	0.563			12.5	16	0.781
A 38 Jeffcoat, Doug	7	4	10	5	17	9	0.654	11	3	10	5	21	8	0.724	38	17	0.691			57.0	55	1.036
A4/ Wireless	35	49	44	40	79	89	0.470	15	27	17	25	32	52	0.381	143	193	0.426	0	0	283.0	336	0.842
A 40 Allen, Jeffrey	1	7	1	1	2	8	0.200	0	1	0	5	0	6	0.000	2	14	0.125			2.0	16	0.125
A 41 Galloway, Dave	3	6	0	0	3	6	0.333	3	6	6	3	9	9	0.500	12	15	0.444			11.5	27	0.426
A 42 Crowley, Pat	7	6	7	6	14	12	0.538	4	9	6	6	10	15	0.400	24	27	0.471			45.5	51	0.892
A 43 Johnson, Michael	7	6	3	8	10	14	0.417	6	5	5	4	11	9	0.550	21	23	0.477			36.0	44	0.818
A 44 Johnson, Dave	4	6	7	4	11	10	0.524	6	4	7	7	13	11	0.542	24	21	0.533			34.0	45	0.756
A 45 McDonald, Mike	5	8	8	4	13	12	0.520	4	6	3	5	7	11	0.389	20	23	0.465			45.5	43	1.058
A 46 Dunleavy, John	1	0	9	5	10	5	0.667	2	11	1	7	3	18	0.143	13	23	0.361			31.5	36	0.875
A 47 Evans, J.P.	7	5	5	7	12	12	0.500	4	5	1	8	5	13	0.278	17	25	0.405			52.5	42	1.250
A 48 Ramser, K.C.	0	3	0	0	0	3	0.000	0	4	2	1	2	5	0.286	2	8	0.200			4.5	10	0.450
A 49 Hunsberger, Jim	0	2	4	5	4	7	0.364	1	3	3	4	4	7	0.364	8	14	0.364			20.0	22	0.909
A5/ Cheap Shots	36	48	21	63	57	111	0.339	11	31	15	27	26	58	0.310	109	227	0.324	15	0	161.5	351	0.460
A 50 Coyne, Kevin	1	10	1	6	2	16	0.111	2	5	3	8	5	13	0.278	7	29	0.194	2	0	6.5	38	0.171
A 51 Sellers, Mark	3	11	4	10	7	21	0.250	4	9	7	6	11	15	0.423	18	36	0.333	2	0	38.0	56	0.679
A 52 Witz, Steve	10	4	4	10	14	14	0.500	5	9	4	9	9	18	0.333	23	32	0.418	2	0	30.5	57	0.535
A 53 Hall, Josh	8	4	4	9	12	13	0.480	4	9	6	7	10	16	0.385	22	29	0.431	2	0	22.0	53	0.415
A 54 Warren, Randy	3	4	1	11	4	15	0.211	1	11	2	9	3	20	0.130	7	35	0.167	2	0	19.0	44	0.432
A 55 Buckman, Dave	9	5	6	8	15	13	0.536	3	10	3	11	6	21	0.222	21	34	0.382	2	0	25.0	57	0.439
A 56 Gibson, Jack	2	7	1	8	3	15	0.167	1	8	4	3	5	11	0.313	8	26	0.235	2	0	18.5	36	0.514
A 57 Britt, Jim	0	3	0	1	0	4	0.000	2	1	1	1	3	2	0.600	3	6	0.333	1	0	2.0	10	0.200
A6/ Dazed & Confused	32	52	34	50	66	102	0.393	12	30	13	29	25	59	0.298	116	220	0.345	0	8	239.5	344	0.696
A 60 Butters, Scott	5	7	7	5	12	12	0.500	5	8	4	7	9	15	0.375	21	27	0.438	0	1	56.0	49	1.143
A 61 Chaney, Bill	2	9	3	9	5	18	0.217	1	9	3	4	4	13	0.235	9	31	0.225	0	1	29.0	41	0.707
A 62 Crumpler, Greg	4	9	3	9	7	18	0.280	1	11	1	12	2	23	0.080	9	41	0.180	0	1	29.0	51	0.569
A 63 Rodgers, Trey	7	7	9	6	16	13	0.552	3	10	4	10	7	20	0.259	23	33	0.411	0	1	40.5	57	0.711
A 64 Murdaugh, John	6	8	4	9	10	17	0.370	4	9	5	8	9	17	0.346	19	34	0.358	0	1	32.0	54	0.593
A 65 Mills, Tim	4	3	5	3	9	6	0.600	4	4	2	6	6	10	0.375	15	16	0.484	0	1	16.5	32	0.516
A 66 Hines, Eric	1	7	1	7	2	14	0.125	3	6	4	7	7	13	0.350	9	27	0.250	0	1	21.0	37	0.568
A 67 Grannis, Jason	3	2	2	2	5	4	0.556	3	3	3	4	6	7	0.462	11	11	0.500	0	1	15.5	23	0.674
A7/ Modena Cartel	44	40	44	40	88	80	0.524	23	19	16	26	39	45	0.464	166	170	0.494	0	0	324.5	336	0.966
A 70 Aldridge, Barron	7	4	0	4	7	8	0.467	4	6	3	4	7	10	0.412	14	18	0.438			14.5	32	0.453
A 71 Hall, Mike	4	4	2	4	6	8	0.429	4	4	3	2	7	6	0.538	13	14	0.481			24.0	27	0.889
A 72 Gelhar, Tommy	7	8	8	6	15	14	0.517	9	5	4	8	13	13	0.500	28	27	0.509			51.0	55	0.927
A 73 Denton, Shane	2	5	5	1	7	6	0.538	3	3	5	2	8	5	0.615	15	11	0.577			25.0	26	0.962
A 74 Teeter, Kyle	0	0	6	3	6	3	0.667	1	3	0	6	1	9	0.100	7	12	0.368			18.5	19	0.974
A 75 Hunter, Jeffery	4	3	0	4	4	7	0.364	3	0	0	6	3	6	0.333	7	13	0.350			6.5	20	0.325
A 76 Murray, David	5	7	6	6	11	13	0.458	9	3	5	7	14	10	0.583	25	23	0.521			65.5	48	1.365
A 77 Ray, Gerald	1	0	1	3	2	3	0.400	2	0	0	3	2	3	0.400	4	6	0.400			9.0	10	0.900
A 78 Oakley, Richard	6	6	8	6	14	12	0.538	5	9	5	10	10	19	0.345	24	31	0.436			57.5	55	1.045
A 79 Oakley, Jerry	8	3	8	3	16	6	0.727	6	5	7	4	13	9	0.591	29	15	0.659			53.0	44	1.205
A8/ Old School	27	57	26	58	53	115	0.315	14	28	22	20	36	48	0.429	125	211	0.372	0	6	244.0	342	0.713
A 80 Jenkins, John	8	6	6	8	14	14	0.500	5	8	8	6	13	14	0.481	27	28	0.491	0	1	51.5	56	0.920
A 81 Jenkins, Vickie	1	8	2	10	3	18	0.143	4	9	5	5	9	14	0.391	12	32	0.273	0	1	12.0	45	0.267
A 82 Bradshaw, Rick	3	5	3	5	6	10	0.375	4	4	5	2	9	6	0.600	15	16	0.484	0	0	19.5	31	0.629
A 83 Bradshaw, Maryjane	1	11	1	8	2	19	0.095	2	9	7	6	9	15	0.375	11	34	0.244	0	1	4.0	46	0.087
A 84 Lewis, Todd	1	12	1	12	2	24	0.077	3	8	5	7	8	15	0.348	10	39	0.204	0	1	24.5	50	0.490
A 85 Simpson, David	6	8	5	9	11	17	0.393	4	10	7	7	11	17	0.393	22	34	0.393	0	1	50.5	57	0.886
A 86 Simpson, Donnie	7	7	8	6	15	13	0.536	6	8	7	7	13	15	0.464	28	28	0.500	0	1	82.0	57	1.439

	Singles 301		Singles Cricket		Singles Record		Singles Win %-age	Doubles Cricket		Doubles 501		Doubles Record		Doubles Win %-age	Sngls + Dbls Record		Sngls + Dbls Win %-age	1001 Wins	1001 Losses	All-Star Points	Games Played	All-Star Point Ave.
B1/ Get the Point "33"	34	50	29	55	63	105	0.375	11	31	17	25	28	56	0.333	119	217	0.354	0	0	127.5	336	0.379
B 10 Hill, Mike	6	4	2	7	8	11	0.421	1	11	4	7	5	18	0.217	13	29	0.310			11.5	42	0.274
B 11 Brown, Mike	2	10	3	9	5	19	0.208	3	7	6	5	9	12	0.429	14	31	0.311			16.0	45	0.356
B 12 Branch, John	3	4	2	4	5	8	0.385	1	4	2	4	3	8	0.273	8	16	0.333			4.5	24	0.188
B 13 Simpson, Tyler	5	7	1	10	6	17	0.261	3	8	6	4	9	12	0.429	15	29	0.341			13.5	44	0.307
B 14 Fach, Roland	7	5	3	7	10	12	0.455	2	8	4	6	6	14	0.300	16	26	0.381			18.0	42	0.429
B 15 Austin, Connie	1	2	4	4	5	6	0.455	4	7	4	5	8	12	0.400	13	18	0.419			16.0	31	0.516
B 16 Austin, Jan	4	8	6	7	10	15	0.400	4	8	4	6	8	14	0.364	18	29	0.383			18.0	47	0.383
B 17 Cooke, Joe	1	3	1	2	2	5	0.286	0	1	1	2	1	3	0.250	3	8	0.273			5.5	11	0.500
B 18 Cooke, Tina	0	1	0	1	0	2	0.000	0	2	0	3	0	5	0.000	0	7	0.000			0.0	7	0.000
B 19 Penny, Ron	5	6	7	4	12	10	0.545	4	6	3	8	7	14	0.333	19	24	0.442			24.5	43	0.570
B2/ Excalibur	40	44	39	45	79	89	0.470	16	26	18	24	34	50	0.405	147	189	0.438	0	0	145.5	336	0.433
B 20 Shearin, Keith	8	3	8	5	16	8	0.667	6	7	7	5	13	12	0.520	29	20	0.592			23.0	49	0.469
B 21 Burney, Gary	7	6	7	5	14	11	0.560	4	7	8	5	12	12	0.500	26	23	0.531			25.5	49	0.520
B 22 Foushee, Eugene	3	7	6	8	9	15	0.375	5	9	4	10	9	19	0.321	18	34	0.346			18.0	52	0.346
B 23 Vann, Tim	4	8	9	4	13	12	0.520	6	7	3	9	9	16	0.360	22	28	0.440			38.5	50	0.770
B 24 Scott, Keith	7	6	1	9	8	15	0.348	4	8	6	5	10	13	0.435	18	28	0.391			9.0	46	0.196
B 25 Brinson, Mark	5	6	2	7	7	13	0.350	2	5	3	6	5	11	0.313	12	24	0.333			13.5	36	0.375
B 26 Fazenbaker, Jon	6	8	6	7	12	15	0.444	5	9	5	8	10	17	0.370	22	32	0.407			18.0	54	0.333
B3/ Bad News Pigs	52	32	50	34	102	66	0.607	25	17	22	20	47	37	0.560	196	140	0.583	0	0	186.5	336	0.555
B 30 Rutten, Pete	8	5	7	6	15	11	0.577	8	4	6	7	14	11	0.560	29	22	0.569			17.5	51	0.343
B 31 Lane, Tim	8	5	9	4	17	9	0.654	10	3	6	7	16	10	0.615	33	19	0.635			38.0	52	0.731
B 32 Cashwell, Craig	7	6	7	5	14	11	0.560	6	7	3	7	9	14	0.391	23	25	0.479			24.5	48	0.510
B 33 Bonar, Eric	5	4	9	5	14	9	0.609	4	9	8	4	12	13	0.480	26	22	0.542			16.5	48	0.344
B 34 Baldwin, Randy	0	0	0	0	0	0	#DIV/0!	0	0	0	0	0	0	#DIV/0!	0	0	#DIV/0!			0.0	0	#DIV/0!
B 35 Eason, Joel	11	3	9	5	20	8	0.714	11	3	9	5	20	8	0.714	40	16	0.714			41.5	56	0.741
B 36 O'Brien, Sean	10	4	7	7	17	11	0.607	10	4	7	6	17	10	0.630	34	21	0.618			39.5	55	0.718
B 37 Bush, Jim	3	5	2	2	5	7	0.417	1	4	5	4	6	8	0.429	11	15	0.423			9.0	26	0.346
B4/ Nine Lives	43	40	46	38	89	78	0.533	26	16	21	21	47	37	0.560	183	152	0.546	0	0	159.0	335	0.475
B 40 Smith, Butch	7	4	7	3	14	7	0.667	7	4	7	5	14	9	0.609	28	16	0.636			26.0	44	0.591
B 41 Copple, Matthew	12	2	10	4	22	6	0.786	11	3	6	8	17	11	0.607	39	17	0.696			24.0	56	0.429
B 42 Romanchek, David	6	8	9	6	15	14	0.517	13	4	7	8	20	12	0.625	35	26	0.574			39.5	61	0.648
B 43 Mays, John	4	8	10	4	14	12	0.538	6	7	7	6	13	13	0.500	27	25	0.519			19.0	52	0.365
B 44 Sosa, Bo	8	6	8	6	16	12	0.571	11	3	7	8	18	11	0.621	34	23	0.596			37.0	57	0.649
B 45 Marsden, James	6	9	2	12	8	21	0.276	3	9	7	6	10	15	0.400	18	36	0.333			12.5	54	0.231
B 46 Paulson, Glenn	0	3	0	3	0	6	0.000	1	2	1	1	2	3	0.400	2	9	0.182			1.0	11	0.091
B5/ Grateful Darts	31	52	24	60	55	112	0.329	10	32	15	27	25	59	0.298	105	230	0.313	0	8	109.5	343	0.319
B 50 Goodknecht, Chris	7	2	5	4	12	6	0.667	3	6	4	5	7	11	0.389	19	17	0.528	0	1	22.0	37	0.595
B 51 Roemer, John	1	7	0	10	1	17	0.056	1	8	5	6	6	14	0.300	7	31	0.184	0	1	5.0	39	0.128
B 52 Lilienthal, John	4	8	3	10	7	18	0.280	1	12	2	6	3	18	0.143	10	36	0.217	0	1	11.5	47	0.245
B 53 Iager, John	5	5	7	3	12	8	0.600	4	6	6	4	10	10	0.500	22	18	0.550	0	1	24.0	41	0.585
B 54 Perkins, Rick	5	8	3	6	8	14	0.364	3	10	7	8	10	18	0.357	18	32	0.360	0	1	17.5	51	0.343
B 55 McGrail, Tony	4	7	3	10	7	17	0.292	4	8	2	10	6	18	0.250	13	35	0.271	0	1	8.5	49	0.173
B 56 Simpson, Phil	4	10	2	11	6	21	0.222	2	11	2	10	4	21	0.160	10	42	0.192	0	1	14.0	53	0.264
B 57 Byrd, Joel	1	5	1	6	2	11	0.154	2	3	2	5	4	8	0.333	6	19	0.240	0	1	7.0	26	0.269
B6/ Bubba's Garage	52	32	52	32	104	64	0.619	23	19	26	16	49	35	0.583	202	134	0.601	0	0	207.5	336	0.618
B 60 Leonard, Shawn	10	3	10	2	20	5	0.800	7	6	8	4	15	10	0.600	35	15	0.700			44.5	50	0.890
B 61 Giberson, Kris	11	5	7	7	18	12	0.600	9	7	7	8	16	15	0.516	34	27	0.557			27.0	61	0.443
B 62 Hindle, Mikey	11	3	8	6	19	9	0.679	6	8	9	6	15	14	0.517	34	23	0.596			34.5	57	0.605
B 63 Howard, Brian	7	8	10	6	17	14	0.548	11	4	11	4	22	8	0.733	39	22	0.639			41.0	61	0.672
B 64 Fields, Tyler	3	8	5	6	8	14	0.364	4	7	7	4	11	11	0.500	19	25	0.432			16.0	44	0.364
B 65 Parsons, Jeff	2	0	1	1	3	1	0.750	2	0	2	0	4	0	1.000	7	1	0.875			4.0	8	0.500
B 66 Nagy, Jason	0	0	0	0	0	0	#DIV/0!	0	0	0	0	0	0	#DIV/0!	0	0	#DIV/0!			0.0	0	#DIV/0!
B 67 Allison, Frank	8	5	11	4	19	9	0.679	7	6	8	6	15	12	0.556	34	21	0.618			40.5	55	0.736
B7/ The Replacements	44	40	56	28	100	68	0.595	30	12	24	18	54	30	0.643	208	128	0.619	0	0	221.5	336	0.659
B 70 Mitchell, Sid	7	7	10	4	17	11	0.607	11	3	11	2	22	5	0.815	39	16	0.709			31.5	55	0.573
B 71 Mozzetti, Tim "Tex"	2	5	1	4	3	9	0.250	6	4	2	4	8	8	0.500	11	17	0.393			12.0	28	0.429
B 72 Swald, Jill	2	9	0	2	2	11	0.154	0	1	2	6	2	7	0.222	4	18	0.182			4.5	22	0.205
B 73 Thomas, Jason "Jay T"	8	6	13	1	21	7	0.750	13	1	7	2	20	3	0.870	41	10	0.804			65.5	51	1.284
B 74 Lee, Eric	4	3	7	7	11	10	0.524	5	6	5	7	10	13	0.435	21	23	0.477			14.0	44	0.318
B 75 Bird, Victor	1	5	3	5	4	10	0.286	2	5	3	8	5	13	0.278	9	23	0.281			6.0	32	0.188
B 76 Coleman, Brian	8	4	11	2	19	6	0.760	10	3	10	2	20	5	0.800	39	11	0.780			34.5	50	0.690
B 77 King, Timmy	12	1	11	3	23	4	0.852	13	1	8	5	21	6	0.778	44	10	0.815			53.5	54	0.991
B8/ Starving Dartists	39	45	40	44	79	89	0.470	27	15	25	17	52	32	0.619	183	153	0.545	7	0	149.5	343	0.436
B 80 Shown, Marc	5	7	9	2	14	9	0.609	7	4	9	1	16	5	0.762	30	14	0.682	0	0	21.0	44	0.477
B 81 Hendricks, Ron	4	2	9	2	13	4	0.765	8	3	9	3	17	6	0.739	30	10	0.750	1	0	27.5	41	0.671
B 82 Hartley, Kevin	5	6	2	8	7	14	0.333	8	4	5	6	13	10	0.565	20	24	0.455	1	0	11.0	45	0.244
B 83 Howell, John	6	6	5	7	11	13	0.458	8	5	7	5	15	10	0.600	26	23	0.531	1	0	17.0	50	0.340
B 84 Hagan, Mark	4	4	2	5	6	9	0.400	0	4	3	6	3	10	0.231	9	19	0.321	1	0	11.0	29	0.379
B 85 Deemer, Randy	8	6	6	7	14	13	0.519	8	4	9	3	17	7	0.708	31	20	0.608	1	0	30.5	52	0.587
B 86 Herman, Fritz	4	8	1	9	5	17	0.227	9	5	5	7	14	12	0.538	19	29	0.396	1	0	9.0	49	0.184
B 87 James, Bob	3	6	6	4	9	10	0.474	6	1	3	3	9	4	0.692	18	14	0.563	1	0	22.5	33	0.682

	Singles 301		Singles Cricket		Singles Record		Singles Win %-age	Doubles Cricket		Doubles 501		Doubles Record		Doubles Win %-age	Sngls + Dbls Record		Sngls + Dbls Win %-age	1001 Wins	1001 Losses	All-Star Points	Games Played	All-Star Point Ave.
C1/ HammerHeads	46	38	60	24	106	62	0.631	30	12	22	20	52	32	0.619	210	126	0.625	7	0	208.5	343	0.608
C 10 Stites, Jon	7	5	11	2	18	7	0.720	9	4	8	6	17	10	0.630	35	17	0.673	1	0	46.5	53	0.877
C 11 Snyder, Mark	5	6	9	2	14	8	0.636	8	2	6	7	14	9	0.609	28	17	0.622	1	0	25.0	46	0.543
C 12 White, Taylor	2	3	6	2	8	5	0.615	4	5	3	2	7	7	0.500	15	12	0.556	1	0	22.0	28	0.786
C 13 Parker, Charles	7	6	9	3	16	9	0.640	12	2	8	4	20	6	0.769	36	15	0.706	1	0	23.5	52	0.452
C 14 Alvord, David	12	2	11	2	23	4	0.852	13	1	7	6	20	7	0.741	43	11	0.796	1	0	44.0	55	0.800
C 15 Gaertner, Brian	3	4	6	5	9	9	0.500	5	3	5	6	10	9	0.526	19	18	0.514	1	0	20.5	38	0.539
C 16 Creech, Doug	7	5	7	4	14	9	0.609	7	5	3	6	10	11	0.476	24	20	0.545	1	0	18.0	45	0.400
C 17 White, Martin	3	7	1	4	4	11	0.267	2	2	4	3	6	5	0.545	10	16	0.385	0	0	9.0	26	0.346
C 18 Hopkins, Chris	0	0	0	0	0	0	#DIV/0!	0	0	0	0	0	0	#DIV/0!	0	0	#DIV/0!	0	0	0.0	0	#DIV/0!
C2/ Dynamic Darts	55	29	46	38	101	67	0.601	24	18	22	20	46	38	0.548	193	143	0.574	13	6	154.0	355	0.434
C 20 Rowe, Travis	10	4	7	6	17	10	0.630	7	6	6	8	13	14	0.481	30	24	0.556	2	1	23.0	57	0.404
C 21 Winters, "Tiny" Tom	10	4	10	4	20	8	0.714	9	4	8	5	17	9	0.654	37	17	0.685	1	1	35.0	56	0.625
C 22 McFadden, Kevin	10	3	10	3	20	6	0.769	6	5	8	6	14	11	0.560	34	17	0.667	2	1	17.5	54	0.324
C 23 Jackson, Barry "Bump"	8	4	5	8	13	12	0.520	4	4	4	8	8	12	0.400	21	24	0.467	2	1	20.0	48	0.417
C 24 Ellison, George	3	3	5	6	8	9	0.471	5	6	4	5	9	11	0.450	17	20	0.459	2	0	15.5	39	0.397
C 25 Lewis, Jim	8	4	6	6	14	10	0.583	10	4	4	5	14	9	0.609	28	19	0.596	2	1	19.5	50	0.390
C 26 Kroll, Brian	0	1	1	1	1	2	0.333	1	1	1	0	2	1	0.667	3	3	0.500	0	0	4.0	6	0.667
C 27 Costen, Todd	6	6	2	4	8	10	0.444	6	6	9	3	15	9	0.625	23	19	0.548	2	1	19.5	45	0.433
C3/ Armed and Dangerous	47	37	38	46	85	83	0.506	27	15	22	20	49	35	0.583	183	153	0.545	0	6	172.0	342	0.503
C 30 Persson, Kenny	12	2	13	1	25	3	0.893	11	3	11	3	22	6	0.786	47	9	0.839	0	1	70.5	57	1.237
C 31 Beaudoin, Paul	7	6	6	7	13	13	0.500	10	3	7	6	17	9	0.654	30	22	0.577	0	1	33.5	53	0.632
C 32 Byzek, John	4	5	3	5	7	10	0.412	5	2	7	4	12	6	0.667	19	16	0.543	0	1	6.0	36	0.167
C 33 King, Simon	5	8	0	9	5	17	0.227	4	6	5	9	9	15	0.375	14	32	0.304	0	1	6.5	47	0.138
C 34 Williams, Keith	4	6	4	8	8	14	0.364	7	5	6	6	13	11	0.542	21	25	0.457	0	1	10.5	47	0.223
C 35 Hesselberth, David	9	4	2	13	11	17	0.393	9	6	3	3	12	9	0.571	23	26	0.469	0	1	12.0	50	0.240
C 36 Vaux, Wes	6	6	10	3	16	9	0.640	8	5	5	9	13	14	0.481	29	23	0.558	0	0	33.0	52	0.635
C4/ Got Pepsi?	31	52	36	48	67	100	0.401	18	24	22	20	40	44	0.476	147	188	0.439	7	7	161.5	349	0.463
C 40 Brown, Phil "Pepsi"	6	7	3	10	9	17	0.346	10	5	7	6	17	11	0.607	26	28	0.481	1	1	26.5	56	0.473
C 41 Wells, Tami	2	10	4	7	6	17	0.261	2	11	7	5	9	16	0.360	15	33	0.313	1	1	20.5	50	0.410
C 42 Wells, John "Boy"	5	9	9	6	14	15	0.483	6	8	7	8	13	16	0.448	27	31	0.466	1	1	33.0	60	0.550
C 43 Thompson, Barry	4	10	2	12	6	22	0.214	6	6	6	8	12	14	0.462	18	36	0.333	1	1	20.0	56	0.357
C 44 Walters, Jason	7	8	10	5	17	13	0.567	7	6	8	6	15	12	0.556	32	25	0.561	1	1	31.5	59	0.534
C 45 Parker, Shannon	2	2	2	3	4	5	0.444	2	3	4	1	6	4	0.600	10	9	0.526	1	1	12.0	21	0.571
C 46 Blackwelder, Deb	5	6	6	5	11	11	0.500	3	9	5	6	8	15	0.348	19	26	0.422	1	1	18.0	47	0.383
C5/ Da Bulls	42	41	42	42	84	83	0.503	18	24	18	24	36	48	0.429	156	179	0.466	0	13	121.0	348	0.348
C 50 Lewis, Brian	6	11	5	5	11	16	0.407	5	7	5	8	10	15	0.400	21	31	0.404	0	2	8.0	54	0.148
C 51 Charlton, Warwick	3	2	3	3	6	5	0.545	4	3	2	4	6	7	0.462	12	12	0.500	0	1	11.5	25	0.460
C 52 McSorley, Paul	3	3	4	3	7	6	0.538	3	3	0	7	3	10	0.231	10	16	0.385	0	2	12.5	28	0.446
C 53 Johnson, Aaron	8	4	5	10	13	14	0.481	7	5	8	6	15	11	0.577	28	25	0.528	0	2	21.5	55	0.391
C 54 Snowden, Mark	5	7	4	9	9	16	0.360	3	9	5	8	8	17	0.320	17	33	0.340	0	1	11.5	51	0.225
C 55 Kerr, Duncan	7	4	8	5	15	9	0.625	7	6	8	4	15	10	0.600	30	19	0.612	0	2	34.0	51	0.667
C 56 Tamburro, Dan	4	4	3	4	7	8	0.467	3	5	1	6	4	11	0.267	11	19	0.367	0	1	5.5	31	0.177
C 57 White, Bill	6	6	10	3	16	9	0.640	4	10	7	5	11	15	0.423	27	24	0.529	0	2	16.5	53	0.311
C6/ 3 Legged Dog	40	43	38	45	78	88	0.470	18	24	22	20	40	44	0.476	158	176	0.473	11	0	180.0	345	0.522
C 60 Radcliff, Rob	6	6	6	3	12	9	0.571	5	8	7	8	12	16	0.429	24	25	0.490	2	0	17.0	51	0.333
C 61 Theall, Ken	0	0	0	0	0	0	#DIV/0!	0	0	0	0	0	0	#DIV/0!	0	0	#DIV/0!	0	0	0.0	0	#DIV/0!
C 62 Chapman, Alex	6	3	3	6	9	9	0.500	5	5	4	4	9	9	0.500	18	18	0.500	0	0	17.0	36	0.472
C 63 Owens, Chris	1	4	2	6	3	10	0.231	1	4	5	2	6	6	0.500	9	16	0.360	1	0	15.5	26	0.596
C 64 Mitchell, Billy	7	6	10	3	17	9	0.654	8	5	8	5	16	10	0.615	33	19	0.635	2	0	46.5	54	0.861
C 65 Hudelson, Hans	2	3	2	5	4	8	0.333	1	8	2	2	3	10	0.231	7	18	0.280	0	0	9.0	25	0.360
C 66 Alcon, Tony	8	6	7	7	15	13	0.536	8	6	7	7	15	13	0.536	30	26	0.536	2	0	31.5	58	0.543
C 67 Thompson, Brett	9	4	6	7	15	11	0.577	8	5	6	7	14	12	0.538	29	23	0.558	2	0	37.0	54	0.685
C 68 Connelly, Patrick	1	11	2	8	3	19	0.136	0	7	5	5	5	12	0.294	8	31	0.205	2	0	6.5	41	0.159
C7/ UZMALL	35	49	24	60	59	109	0.351	8	34	17	25	25	59	0.298	109	227	0.324	0	7	135.0	343	0.394
C 70 Kunesh, Joe	3	7	2	11	5	18	0.217	2	12	2	6	4	18	0.182	9	36	0.200	0	1	22.5	46	0.489
C 71 Rouse, Chuck	4	8	0	5	4	13	0.235	0	4	3	9	3	13	0.188	7	26	0.212	0	0	2.0	33	0.061
C 72 Wilkinson, Charlie	3	7	4	10	7	17	0.292	1	8	7	5	8	13	0.381	15	30	0.333	0	1	12.5	46	0.272
C 73 Denton, Fon	8	6	3	11	11	17	0.393	2	12	4	10	6	22	0.214	17	39	0.304	0	1	26.0	57	0.456
C 74 Williams, Denny	4	6	4	7	8	13	0.381	3	8	3	7	6	15	0.286	14	28	0.333	0	1	16.5	43	0.384
C 75 Woodell, Joe	3	4	2	4	5	8	0.385	1	7	4	3	5	10	0.333	10	18	0.357	0	1	16.0	29	0.552
C 76 Woodell, Jimmy	6	5	6	5	12	10	0.545	3	8	7	4	10	12	0.455	22	22	0.500	0	1	24.5	45	0.544
C 77 Gilliam, Kent	4	6	3	7	7	13	0.350	4	9	4	6	8	15	0.348	15	28	0.349	0	1	15.0	44	0.341
C8/ Fired Up	38	45	51	32	89	77	0.536	25	17	23	19	48	36	0.571	185	149	0.554	8	5	158.0	347	0.455
C 80 Howley, John	2	10	0	5	2	15	0.118	5	2	5	5	10	7	0.588	12	22	0.353	1	1	4.5	36	0.125
C 81 Conway, Paul	2	7	0	5	2	12	0.143	4	2	3	4	7	6	0.538	9	18	0.333	1	1	6.0	29	0.207
C 82 Reynolds, Mike	8	5	11	2	19	7	0.731	10	3	9	4	19	7	0.731	38	14	0.731	1	0	24.5	53	0.462
C 83 Dautrich, Dan	3	8	5	7	8	15	0.348	5	7	7	5	12	12	0.500	20	27	0.426	1	0	12.5	48	0.260
C 84 Tant, J.J.	9	2	12	1	21	3	0.875	8	5	7	6	15	11	0.577	36	14	0.720	1	1	36.5	52	0.702
C 85 Butler, John	0	4	6	5	6	9	0.400	7	3	4	3	11	6	0.647	17	15	0.531	1	1	7.5	34	0.221
C 86 Keller, Tony	9	5	12	2	21	7	0.750	8	6	7	6	15	12	0.556	36	19	0.655	1	1	49.5	57	0.868
C 87 Batchler, Dave	5	4	5	5	10	9	0.526	3	6	4	5	7	11	0.389	17	20	0.459	1	0	17.0	38	0.447

	Singles	301	Singles	Cricket	Singles	Record	Singles Win %-age	Doubles	Cricket	Doubles	501	Doubles	Record	Doubles Win %-age	Sngls + Dbls	Record	Sngls + Dbls Win %-age	1001 Wins	1001 Losses	All-Star Points	Games Played	All-Star Point Ave.
D1/ No Names	41	37	45	33	86	70	0.551	20	19	23	16	43	35	0.551	172	140	0.551	14	0	169.0	326	0.518
D 10 Caldwell, Tim	7	6	5	5	12	11	0.522	4	9	6	6	10	15	0.400	22	26	0.458	2	0	12.0	50	0.240
D 11 Wilkie, Felipe	8	5	10	3	18	8	0.692	10	3	8	5	18	8	0.692	36	16	0.692	2	0	36.5	54	0.676
D 12 Wiegand, Tom	3	6	8	1	11	7	0.611	5	4	6	3	11	7	0.611	22	14	0.611	1	0	30.0	37	0.811
D 13 Cooper, Joe	4	9	0	5	4	14	0.222	2	5	8	5	10	10	0.500	14	24	0.368	2	0	6.0	40	0.150
D 14 Barnes, Marshall	2	1	2	9	4	10	0.286	1	5	0	3	1	8	0.111	5	18	0.217	2	0	6.5	25	0.260
D 15 Carroll, John	7	4	11	0	18	4	0.818	9	2	6	5	15	7	0.682	33	11	0.750	2	0	48.5	46	1.054
D 16 Clayton, Richie	4	3	5	5	9	8	0.529	3	7	6	2	9	9	0.500	18	17	0.514	2	0	17.5	37	0.473
D 17 Bitting, Brandon	6	3	4	5	10	8	0.556	6	3	6	3	12	6	0.667	22	14	0.611	1	0	12.0	37	0.324
D2/ Dead Stroke	35	49	45	39	80	88	0.476	19	23	23	19	42	42	0.500	164	172	0.488	0	25	125.0	361	0.346
D 20 Carter, Kevin	6	6	9	5	15	11	0.577	7	7	7	6	14	13	0.519	29	24	0.547	0	4	17.0	57	0.298
D 21 Sutter, Stella	1	2	0	2	1	4	0.200	0	2	1	1	1	3	0.250	2	7	0.222	0	0	1.0	9	0.111
D 22 Schwartz, Darrell	4	4	6	2	10	6	0.625	4	4	4	4	8	8	0.500	18	14	0.563	0	3	20.5	35	0.586
D 23 Schwartz, Laurel	5	8	6	6	11	14	0.440	5	8	5	8	10	16	0.385	21	30	0.412	0	4	13.0	55	0.236
D 24 Samaluk, Somchai	4	3	5	2	9	5	0.643	4	3	5	2	9	5	0.643	18	10	0.643	0	2	12.0	30	0.400
D 25 Hamed, Adnan	7	6	10	4	17	10	0.630	6	8	11	3	17	11	0.607	34	21	0.618	0	3	28.5	58	0.491
D 26 Rhea, Laurie	8	6	5	9	13	15	0.464	6	8	6	7	12	15	0.444	25	30	0.455	0	4	15.5	59	0.263
D 27 Lindsey, Lynnette	0	1	0	0	0	1	0.000	0	0	0	0	0	0	#DIV/0!	0	1	0.000	0	0	0.0	1	0.000
D 28 Cox, John "Mickey"	0	4	3	2	3	6	0.333	2	2	3	1	5	3	0.625	8	9	0.471	0	1	11.0	18	0.611
D 29 Enos, Kellee	0	9	1	7	1	16	0.059	4	4	4	6	8	10	0.444	9	26	0.257	0	4	6.5	39	0.167
D3/ You Made Me Miss	41	43	40	44	81	87	0.482	21	21	22	20	43	41	0.512	167	169	0.497	0	6	134.5	342	0.393
D 30 DeMattos, Rick	5	7	3	3	8	10	0.444	6	4	5	5	11	9	0.550	19	19	0.500	0	1	7.5	39	0.192
D 31 Fourhman, Karsh	3	1	2	4	5	5	0.500	3	2	2	3	5	5	0.500	10	10	0.500	0	0	14.5	20	0.725
D 32 Davis, Stuart	5	5	6	4	11	9	0.550	4	4	4	4	8	8	0.500	19	17	0.528	0	0	21.0	36	0.583
D 33 Todd, Patrick	7	5	5	6	12	11	0.522	5	6	8	5	13	11	0.542	25	22	0.532	0	1	13.0	48	0.271
D 34 Harrison, Mark	5	8	7	6	12	14	0.462	4	8	8	4	12	12	0.500	24	26	0.480	0	1	19.5	51	0.382
D 35 Wackerman, Mark "Tex"	8	6	9	6	17	12	0.586	9	5	10	4	19	9	0.679	36	21	0.632	0	1	34.5	58	0.595
D 36 Dehritz, Matt "Mavis"	3	5	4	8	7	13	0.350	5	6	3	7	8	13	0.381	15	26	0.366	0	1	12.5	42	0.298
D 37 Murdock, Jim	5	6	4	7	9	13	0.409	6	7	4	8	10	15	0.400	19	28	0.404	0	1	12.0	48	0.250
D4/ Kozmic Debris	46	38	51	33	97	71	0.577	22	20	22	20	44	40	0.524	185	151	0.551	0	7	156.0	343	0.455
D 40 Martin, Anthony	5	8	6	7	11	15	0.423	7	6	5	6	12	12	0.500	23	27	0.460	0	1	21.5	51	0.422
D 41 Smith, T.C.	0	0	0	0	0	0	#DIV/0!	0	0	0	0	0	0	#DIV/0!	0	0	#DIV/0!	0	0	0.0	0	#DIV/0!
D 42 Flowers, Fred	4	5	3	5	7	10	0.412	3	4	5	7	8	11	0.421	15	21	0.417	0	1	11.5	37	0.311
D 43 Krasnow, Dave	8	6	8	5	16	11	0.593	8	6	7	7	15	13	0.536	31	24	0.564	0	1	25.0	56	0.446
D 44 Thomas, Heather	7	6	4	10	11	16	0.407	5	8	7	5	12	13	0.480	23	29	0.442	0	1	11.0	53	0.208
D 45 Hansen, Paul	8	4	11	2	19	6	0.760	10	3	11	2	21	5	0.808	40	11	0.784	0	1	38.0	52	0.731
D 46 Bowen, Russell	10	4	12	2	22	6	0.786	8	6	4	9	12	15	0.444	34	21	0.618	0	1	31.0	56	0.554
D 47 Wenhart, Jeff	4	5	7	2	11	7	0.611	3	7	5	4	8	11	0.421	19	18	0.514	0	1	18.0	38	0.474
D 48 Meacham, Chris	0	0	0	0	0	0	#DIV/0!	0	0	0	0	0	0	#DIV/0!	0	0	#DIV/0!	0	0	0.0	0	#DIV/0!
D5/ Travelin' Beer Bellies	46	32	40	38	86	70	0.551	24	15	23	16	47	31	0.603	180	132	0.577	0	0	105.5	312	0.338
D 50 Fournier, Jeff	8	3	8	5	16	8	0.667	7	6	7	3	14	9	0.609	30	17	0.638			16.5	47	0.351
D 51 Yoneoka, Oakie	3	2	1	6	4	8	0.333	1	3	3	4	4	7	0.364	8	15	0.348			5.0	23	0.217
D 52 Side, Eric	8	3	4	7	12	10	0.545	8	4	10	3	18	7	0.720	30	17	0.638			16.5	47	0.351
D 53 Fastasski, Chris	1	2	1	1	2	3	0.400	2	1	2	1	4	2	0.667	6	5	0.545			1.0	11	0.091
D 54 Yoneoka, J.J.	6	6	7	5	13	11	0.542	10	2	7	5	17	7	0.708	30	18	0.625			23.5	48	0.490
D 55 Gibson, Ed	6	4	7	3	13	7	0.650	5	5	7	2	12	7	0.632	25	14	0.641			13.5	39	0.346
D 56 Bailey, Ryan	3	6	3	5	6	11	0.353	5	4	3	5	8	9	0.471	14	20	0.412			10.0	34	0.294
D 57 Levesque, Ben	0	1	0	0	0	1	0.000	0	1	1	0	1	1	0.500	1	2	0.333			0.0	3	0.000
D 58 Sibincic, Rich	2	0	1	2	3	2	0.600	3	0	1	3	4	3	0.571	7	5	0.583			3.0	12	0.250
D 59 Phillips, Glenn	6	5	5	3	11	8	0.579	4	4	3	5	7	9	0.438	18	17	0.514			9.5	35	0.271
D 5x x-Fournier, Chris	3	0	3	0	6	0	1.000	3	0	1	1	4	1	0.800	10	1	0.909			6.0	11	0.545
D 5x x-O'Donnel, Tim	0	0	0	1	0	1	0.000	0	0	1	0	1	0	1.000	1	1	0.500			1.0	2	0.500
D6/ Have Darts, Will Travel	35	49	33	51	68	100	0.405	18	24	16	26	34	50	0.405	136	200	0.405	5	6	102.5	347	0.295
D 60 Wilcox, Randy	12	2	5	5	17	7	0.708	7	4	6	8	13	12	0.520	30	19	0.612	1	1	18.5	51	0.363
D 61 Wilcox, Julie	3	5	7	9	10	14	0.417	6	9	1	6	7	15	0.318	17	29	0.370	1	1	15.0	48	0.313
D 62 Scott, Kevin	5	3	4	3	9	6	0.600	6	1	2	5	8	6	0.571	17	12	0.586	1	0	17.0	30	0.567
D 63 Roediger, Frank	1	9	1	6	2	15	0.118	2	4	4	7	6	11	0.353	8	26	0.235	0	1	2.0	35	0.057
D 64 Emerton, Eric	1	4	5	8	6	12	0.333	3	9	3	4	6	13	0.316	12	25	0.324	0	1	15.5	38	0.408
D 65 Nagy, Les	5	4	6	3	11	7	0.611	5	3	5	3	10	6	0.625	21	13	0.618	1	0	22.5	35	0.643
D 66 Wilson, Jonathan	3	0	2	2	5	2	0.714	0	2	1	3	1	5	0.167	6	7	0.462	0	1	7.0	14	0.500
D 67 Guile, Glen	2	10	0	8	2	18	0.100	3	7	4	6	7	13	0.350	9	31	0.225	1	0	1.0	41	0.024
D 68 Emerton, Diane	3	8	0	2	3	10	0.231	4	3	5	5	9	8	0.529	12	18	0.400	0	1	1.5	31	0.048
D 69 Barletta, Phil	0	4	3	5	3	9	0.250	0	6	1	5	1	11	0.083	4	20	0.167	0	0	2.5	24	0.104
D7/ Shark Shooters	44	40	40	44	84	84	0.500	23	19	21	21	44	40	0.524	172	164	0.512	8	0	97.0	344	0.282
D 70 Hiller, Carl	6	5	4	4	10	9	0.526	8	6	10	2	18	8	0.692	28	17	0.622	1	0	9.5	46	0.207
D 71 Hiller, Becky	6	6	3	7	9	13	0.409	5	4	5	6	10	10	0.500	19	23	0.452	1	0	5.5	43	0.128
D 72 Mitchell, Liz	1	10	1	10	2	20	0.091	1	4	4	6	5	10	0.333	7	30	0.189	0	0	5.0	37	0.135
D 73 Carter, Shawn	2	5	5	2	7	7	0.500	4	2	3	3	7	5	0.583	14	12	0.538	0	0	12.5	26	0.481
D 74 Kenney, Jon	3	2	5	3	8	5	0.615	5	4	3	4	8	8	0.500	16	13	0.552	1	0	9.5	30	0.317
D 75 Fischlein, Erin	6	5	2	6	8	11	0.421	3	8	3	5	6	13	0.316	14	24	0.368	1	0	4.5	39	0.115
D 76 Fischlein, Kris	7	2	5	5	12	7	0.632	7	3	5	1	12	4	0.750	24	11	0.686	1	0	9.5	36	0.264
D 77 Beaird, Tommy	3	2	5	2	8	4	0.667	5	3	6	2	11	5	0.688	19	9	0.679	1	0	23.5	29	0.810
D 78 D'Alo, Armand	1	2	2	1	3	3	0.500	0	1	0	3	0	4	0.000	3	7	0.300	1	0	2.0	11	0.182
D 79 Taylor, Eric	9	1	8	4	17	5	0.773	8	3	3	10	11	13	0.458	28	18	0.609	1	0	15.5	47	0.330
D8/ Dive Bombers	42	42	36	48	78	90	0.464	18	24	15	27	33	51	0.393	144	192	0.429	21	0	81.0	357	0.227
D 80 Lee, Carl	6	6	6	6	12	12	0.500	6	6	4	8	10	14	0.417	22	26	0.458	2	0	16.0	50	0.320
D 81 Dunn, Thom	8	5	4	7	12	12	0.500	5	8	4	9	9	17	0.346	21	29	0.420	3	0	11.0	53	0.208
D 82 Huff, Matt	8	5	6	8	14	13	0.519	7	7	3	10	10	17	0.370	24	30	0.444	3	0	14.0	57	0.246
D 83 Marler, Donald	9	5	3	8	12	13	0.480	6	8	7	5	13	13	0.500	25	26	0.490	3	0	10.0	54	0.185
D 84 Holland, Kory	1	3	4	4	5	7	0.417	2	6	0	9	2	15	0.118	7	22	0.241	2	0	7.0	31	0.226
D 85 Simmons, Jeff	2	5	4	9	6	14	0.300	0	4	6	3	6	7	0.462	12	21	0.364	3	0	6.0	36	0.167
D 86 Miller, Mike	5	6	7	4	12	10	0.545	7	3	3	6	10	9	0.526	22	19	0.537	2	0	12.0	43	0.279
D 87 Rodwell, Robby	3	7	2	2	5	9	0.357	3	6	3	4	6	10	0.375	11	19	0.367	3	0	5.0	33	0.152
D 88 Dasnolt, Nicole	0	0	0	0	0	0	#DIV/0!	0	0	0	0	0	0	#DIV/0!	0	0	#DIV/0!	0	0	0.0	0	#DIV/0!

	Singles 301		Singles Cricket		Singles Record		Singles Win %-age	Doubles Cricket		Doubles 501		Doubles Record		Doubles Win %-age	Sngls + Dbls Record		Sngls + Dbls Win %-age	1001 Wins	1001 Losses	All-Star Points	Games Played	All-Star Point Ave.
E1/ One Armed Bandits	45	39	54	30	99	69	0.589	31	11	27	15	58	26	0.690	215	121	0.640	9	0	125.0	345	0.362
E 10 Johnson, Sven	8	5	9	2	17	7	0.708	5	3	6	4	11	7	0.611	28	14	0.667	1	0	17.0	43	0.395
E 11 Kiser, Lyman	6	7	12	1	18	8	0.692	11	3	7	6	18	9	0.667	36	17	0.679	1	0	23.0	54	0.426
E 12 Henson, Rob	1	4	4	3	5	7	0.417	4	1	2	3	6	4	0.600	11	11	0.500	1	0	3.5	23	0.152
E 13 Bonaparte, Chris	4	5	0	3	4	8	0.333	3	3	6	2	9	5	0.643	13	13	0.500	1	0	2.0	27	0.074
E 14 Dopko, Jeff	10	3	7	5	17	8	0.680	11	0	6	3	17	3	0.850	34	11	0.756	1	0	20.0	46	0.435
E 15 Richardson, Shane	9	4	6	5	15	9	0.625	8	2	9	4	17	6	0.739	32	15	0.681	1	0	22.5	48	0.469
E 16 Weingarten, Mike	2	4	7	4	9	8	0.529	7	5	8	4	15	9	0.625	24	17	0.585	1	0	13.0	42	0.310
E 17 Taylor, Walter	4	6	4	5	8	11	0.421	8	3	8	1	16	4	0.800	24	15	0.615	1	0	16.5	40	0.413
E 18 Kempf, Greg	1	1	5	2	6	3	0.667	5	2	2	3	7	5	0.583	13	8	0.619	1	0	7.5	22	0.341
E2/ Skulduckery	32	51	41	42	73	93	0.440	13	29	21	21	34	50	0.405	141	193	0.422	0	6	109.0	340	0.321
E 20 Moeschet, Cathy	5	11	6	8	11	19	0.367	0	9	6	8	6	17	0.261	17	36	0.321	0	1	10.5	54	0.194
E 21 Carawon, Bob	3	11	4	10	7	21	0.250	2	10	5	9	7	19	0.269	14	40	0.259	0	1	8.0	55	0.145
E 22 Tollerton, Steve "Tolly"	7	4	6	5	13	9	0.591	4	6	4	4	8	10	0.444	21	19	0.525	0	1	18.0	41	0.439
E 23 Young, Perry	2	2	3	1	5	3	0.625	2	2	2	0	4	2	0.667	9	5	0.643	0	0	3.5	14	0.250
E 24 Peers, Martin	2	8	1	6	3	14	0.176	5	7	5	5	10	12	0.455	13	26	0.333	0	0	7.5	39	0.192
E 25 Converse, Stan	0	0	2	0	2	0	1.000	3	3	2	4	5	7	0.417	7	7	0.500	0	0	8.0	14	0.571
E 26 Martin, David	9	3	5	9	14	12	0.538	4	10	8	5	12	15	0.444	26	27	0.491	0	1	25.5	54	0.472
E 27 Casadonte, Paul	0	2	3	0	3	2	0.600	1	2	3	0	4	2	0.667	7	4	0.636	0	1	2.0	12	0.167
E 28 Van Olst, Jason	4	10	11	3	15	13	0.536	5	9	7	7	12	16	0.429	27	29	0.482	0	1	26.0	57	0.456
E3/ Damn Yankees!!	49	34	43	40	92	74	0.554	19	23	12	30	31	53	0.369	154	180	0.461	0	0	105.5	334	0.316
E 30 Dougherty, Henry	7	6	3	10	10	16	0.385	7	8	5	11	12	19	0.387	22	35	0.386			14.0	57	0.246
E 31 Lupien, Bam	8	7	11	7	19	14	0.576	8	8	2	12	10	20	0.333	29	34	0.460			17.5	63	0.278
E 32 Kron, Jay	6	6	6	6	12	12	0.500	6	6	6	7	12	13	0.480	24	25	0.490			14.5	49	0.296
E 33 Patrick, Kevin	9	7	8	6	17	13	0.567	6	9	5	12	11	21	0.344	28	34	0.452			17.5	62	0.282
E 34 Sarantos, Alex	5	3	4	4	9	7	0.563	3	5	3	4	6	9	0.400	15	16	0.484			14.0	31	0.452
E 35 Doroshanko, Jim	3	1	2	2	5	3	0.625	2	2	1	1	3	3	0.500	8	6	0.571			8.0	14	0.571
E 36 Park, Ed	11	4	9	5	20	9	0.690	6	8	2	13	8	21	0.276	28	30	0.483			20.0	58	0.345
E4/ Tres Equis	33	51	45	39	78	90	0.464	26	16	22	20	48	36	0.571	174	162	0.518	0	0	101.0	336	0.301
E 40 Hall, Frank	6	10	6	7	12	17	0.414	9	2	6	6	15	8	0.652	27	25	0.519			16.0	52	0.308
E 41 Gillett, Galen	6	2	8	1	14	3	0.824	6	4	5	4	11	8	0.579	25	11	0.694			14.5	36	0.403
E 42 Bleakley, Tom	4	8	8	6	12	14	0.462	9	4	8	6	17	10	0.630	29	24	0.547			21.0	53	0.396
E 43 Hill, Roger	4	10	6	9	10	19	0.345	10	6	8	9	18	15	0.545	28	34	0.452			15.5	62	0.250
E 44 Hall, Danny	7	3	5	5	12	8	0.600	7	3	6	5	13	8	0.619	25	16	0.610			17.0	41	0.415
E 45 Yarley, Scott	1	11	7	5	8	16	0.333	3	8	5	5	8	13	0.381	16	29	0.356			9.0	45	0.200
E 46 McClure, Mark	1	5	1	4	2	9	0.182	3	2	3	3	6	5	0.545	8	14	0.364			1.0	22	0.045
E 47 Ciulla, Joe	0	0	0	0	0	0	#DIV/0!	0	0	0	0	0	0	#DIV/0!	0	0	#DIV/0!			0.0	0	#DIV/0!
E 48 Chastain, Danny	4	2	4	2	8	4	0.667	5	3	3	2	8	5	0.615	16	9	0.640			7.0	25	0.280
E5/ Meet the Fockers!	45	39	26	58	71	97	0.423	17	25	18	24	35	49	0.417	141	195	0.420	0	6	89.0	342	0.260
E 50 Payne, Julie	7	6	6	7	13	13	0.500	5	8	8	5	13	13	0.500	26	26	0.500	0	1	15.0	53	0.283
E 51 Cotton, Barbara	8	6	6	7	14	13	0.519	6	7	7	6	13	13	0.500	27	26	0.509	0	1	21.5	54	0.398
E 52 Gaffney, Michelle	4	5	4	10	8	15	0.348	6	7	4	9	10	16	0.385	18	31	0.367	0	1	14.0	50	0.280
E 53 Hatch, Nicole	5	8	3	10	8	18	0.308	4	9	6	5	10	14	0.417	18	32	0.360	0	1	10.0	51	0.196
E 54 Baynor, Jessica	8	6	3	12	11	18	0.379	7	8	5	9	12	17	0.414	23	35	0.397	0	1	12.5	59	0.212
E 55 Highfill, Leigh	1	6	0	2	1	8	0.111	2	1	2	5	4	6	0.400	5	14	0.263	0	0	2.5	19	0.132
E 56 Gevedon, Aimee	12	2	4	10	16	12	0.571	4	10	4	9	8	19	0.296	24	31	0.436	0	1	13.5	56	0.241
E6/ Bulls on Parade	45	39	46	38	91	77	0.542	17	25	25	17	42	42	0.500	175	161	0.521	5	0	137.0	341	0.402
E 60 McEwen, William	10	4	7	7	17	11	0.607	6	8	7	6	13	14	0.481	30	25	0.545	1	0	18.0	56	0.321
E 61 Cullis, Pete	6	5	6	5	12	10	0.545	5	6	8	3	13	9	0.591	25	19	0.568	0	0	12.5	44	0.284
E 62 Cullis, Karyn	2	5	1	4	3	9	0.250	1	4	1	3	2	7	0.222	5	16	0.238	0	0	3.5	21	0.167
E 63 Kessler, Rich	4	8	10	3	14	11	0.560	6	7	7	6	13	13	0.500	27	24	0.529	1	0	21.5	52	0.413
E 64 Rodriguez, Osvaldo	0	4	0	6	0	10	0.000	2	4	6	2	8	6	0.571	8	16	0.333	1	0	5.0	25	0.200
E 65 Mitchell, Jon	0	0	0	0	0	0	#DIV/0!	0	0	0	0	0	0	#DIV/0!	0	0	#DIV/0!	0	0	0.0	0	#DIV/0!
E 66 Balena, Frank	7	7	4	9	11	16	0.407	4	9	7	6	11	15	0.423	22	31	0.415	1	0	19.5	54	0.361
E 67 Reitano, Sal	11	3	11	3	22	6	0.786	6	8	7	7	13	15	0.464	35	21	0.625	1	0	33.0	57	0.579
E 68 Flood, Thomas	5	3	7	1	12	4	0.750	4	4	7	1	11	5	0.688	23	9	0.719	0	0	24.0	32	0.750
E7/ Boondock Saints	43	41	36	48	79	89	0.470	21	21	17	25	38	46	0.452	155	181	0.461	0	0	124.5	336	0.371
E 70 Buckley, Jennifer	7	1	4	7	11	8	0.579	4	6	1	10	5	16	0.238	16	24	0.400			17.0	40	0.425
E 71 Buckley, Bill	4	5	5	5	9	10	0.474	5	6	6	5	11	11	0.500	20	21	0.488			27.0	41	0.659
E 72 Harrilchak, Travis	8	5	5	1	13	6	0.684	8	5	6	7	14	12	0.538	27	18	0.600			18.5	45	0.411
E 73 Smallwood, Jed	5	7	0	9	5	16	0.238	4	4	3	5	7	9	0.438	12	25	0.324			3.5	37	0.095
E 74 Vest, Ronald	7	7	4	10	11	17	0.393	2	8	2	4	4	12	0.250	15	29	0.341			12.5	44	0.284
E 75 Yang, Robert	4	5	9	3	13	8	0.619	9	3	4	7	13	10	0.565	26	18	0.591			17.0	44	0.386
E 76 Mayhew, Zak	4	5	4	8	8	13	0.381	2	5	7	6	9	11	0.450	17	24	0.415			6.5	41	0.159
E 77 Givens, Shane	4	6	5	5	9	11	0.450	8	5	5	6	13	11	0.542	22	22	0.500			22.5	44	0.511
E8/ The Hostile Amish	43	41	44	40	87	81	0.518	24	18	26	16	50	34	0.595	187	149	0.557	8	9	131.0	353	0.371
E 80 Stepp, John	14	0	9	5	23	5	0.821	8	6	11	3	19	9	0.679	42	14	0.750	1	1	31.0	58	0.534
E 81 Jordan, Jody	5	5	6	3	11	8	0.579	6	5	6	2	12	7	0.632	23	15	0.605	1	1	19.5	40	0.488
E 82 Jordan, Judy	1	5	0	1	1	6	0.143	0	1	1	2	1	3	0.250	2	9	0.182	1	1	1.5	13	0.115
E 83 Goldsmith, Bill	2	5	7	7	9	12	0.429	8	2	8	6	16	8	0.667	25	20	0.556	1	1	13.5	47	0.287
E 84 Fjelstad, Mike	4	5	2	7	6	12	0.333	2	6	4	3	6	9	0.400	12	21	0.364	1	1	7.5	35	0.214
E 85 Wilson, Alison	4	2	0	1	4	3	0.571	0	3	1	2	1	5	0.167	5	8	0.385	0	1	0.0	14	0.000
E 86 Hodges, Mike	7	7	10	4	17	11	0.607	9	5	6	7	15	12	0.556	32	23	0.582	1	1	26.0	57	0.456
E 87 Majchrzak, Ted	3	6	6	7	9	13	0.409	9	4	9	4	18	8	0.692	27	21	0.563	1	1	11.0	50	0.220
E 88 Morrill, Robert "Tyke"	3	6	4	5	7	11	0.389	6	4	6	3	12	7	0.632	19	18	0.514	1	1	21.0	39	0.538

	Singles	301	Singles	Cricket	Singles	Record	Singles Win %-age	Doubles	Cricket	Doubles	501	Doubles	Record	Doubles Win %-age	Sngls + Dbls	Record	Sngls + Dbls Win %-age	1001 Wins	1001 Losses	All-Star Points	Games Played	All-Star Point Ave.
F1/ Menace To Sobriety	44	39	29	55	73	94	0.437	16	26	21	21	37	47	0.440	147	188	0.439	0	9	76.5	344	0.222
F 10 Guerriero, John	4	4	1	3	5	7	0.417	3	3	1	4	4	7	0.364	9	14	0.391	0	1	1.5	24	0.063
F 11 Wagner, Dave	2	2	4	1	6	3	0.667	2	2	3	1	5	3	0.625	11	6	0.647	0	1	5.0	18	0.278
F 12 Tueting, Harry	1	3	0	5	1	8	0.111	1	2	1	2	2	4	0.333	3	12	0.200	0	1	1.0	16	0.063
F 13 Oglesby, Mark	6	6	0	8	6	14	0.300	4	8	7	4	11	12	0.478	17	26	0.395	0	1	9.0	44	0.205
F 14 Eichler, Todd	0	1	3	7	3	8	0.273	2	4	2	7	4	11	0.267	7	19	0.269	0	1	3.0	27	0.111
F 15 Boyd, Jennifer	7	4	1	8	8	12	0.400	5	6	5	4	10	10	0.500	18	22	0.450	0	1	6.5	41	0.159
F 16 Garratt, Neil	9	6	7	6	16	12	0.571	5	9	9	5	14	14	0.500	30	26	0.536	0	1	11.0	57	0.193
F 17 Johnson, Dave	9	3	8	4	17	7	0.708	4	7	6	6	10	13	0.435	27	20	0.574	0	0	21.5	47	0.457
F 18 Shold, Erik	6	6	4	8	10	14	0.417	5	8	6	7	11	15	0.423	21	29	0.420	0	1	16.0	51	0.314
F 19 Schmidt, Susan	0	4	1	5	1	9	0.100	1	3	2	2	3	5	0.375	4	14	0.222	0	1	2.0	19	0.105
F2/ Rif Raf	46	38	56	28	102	66	0.607	26	16	17	25	43	41	0.512	188	148	0.560	6	0	145.0	342	0.424
F 20 Diamond, Paddy	5	5	9	3	14	8	0.636	11	1	4	8	15	9	0.625	29	17	0.630	0	0	23.5	46	0.511
F 21 Diamond, Kimmy	2	8	0	1	2	9	0.182	0	1	2	5	2	6	0.250	4	15	0.211	0	0	1.0	19	0.053
F 22 Phelan, Johnny	11	3	10	4	21	7	0.750	9	5	7	6	16	11	0.593	37	18	0.673	1	0	39.0	56	0.696
F 23 Clark, Jeremy	8	5	12	1	20	6	0.769	10	3	4	6	14	9	0.609	34	15	0.694	1	0	30.5	50	0.610
F 24 Mandulak, Drew	6	6	4	2	10	8	0.556	2	7	4	4	6	11	0.353	16	19	0.457	1	0	6.0	36	0.167
F 25 Matthews, Chris	8	3	3	5	11	8	0.579	4	3	5	6	9	9	0.500	20	17	0.541	1	0	8.0	38	0.211
F 26 Hart, Trish	0	0	1	0	1	0	1.000	1	0	0	0	1	0	1.000	2	0	1.000	0	0	1.5	2	0.750
F 27 Ayers, Judson	1	4	3	6	4	10	0.286	1	5	4	4	5	9	0.357	9	19	0.321	1	0	7.0	29	0.241
F 28 St. Clair, Matt	3	4	8	4	11	8	0.579	8	5	3	7	11	12	0.478	22	20	0.524	1	0	13.5	43	0.314
F 29 Whittenben, Chris	2	0	6	2	8	2	0.800	6	2	1	4	7	6	0.538	15	8	0.652	0	0	15.0	23	0.652
F3/ Coral Reefers	29	55	47	37	76	92	0.452	19	23	24	18	43	41	0.512	162	174	0.482	27	7	93.5	370	0.253
F 30 Jarvah, Sean	5	4	5	4	10	8	0.556	5	8	4	5	9	13	0.409	19	21	0.475	3	0	10.0	43	0.233
F 31 Baker, Tammy	4	3	4	7	8	10	0.444	5	6	3	1	8	7	0.533	16	17	0.485	3	1	7.5	37	0.203
F 32 Boyd, Richard	2	5	6	3	8	8	0.500	1	3	4	1	5	4	0.556	13	12	0.520	3	0	8.5	28	0.304
F 33 Cullen, Pat	1	4	1	3	2	7	0.222	1	3	6	6	7	9	0.438	9	16	0.360	3	1	2.0	29	0.069
F 34 Hodge, Hue	1	7	9	3	10	10	0.500	2	9	5	1	7	10	0.412	17	20	0.459	3	1	9.5	41	0.232
F 35 Mavity, Jennifer	0	9	0	8	0	17	0.000	2	2	4	6	6	8	0.429	6	25	0.194	3	1	1.0	35	0.029
F 36 Sedgwick, Jim	0	7	0	0	0	7	0.000	0	1	5	3	5	4	0.556	5	11	0.313	1	0	7.0	17	0.412
F 37 Smith, Van	2	7	6	6	8	13	0.381	8	5	7	4	15	9	0.625	23	22	0.511	3	1	17.0	49	0.347
F 38 Wade, Nate	7	4	12	2	19	6	0.760	10	4	6	6	16	10	0.615	35	16	0.686	3	1	25.0	55	0.455
F 39 Williams, Nelson	7	5	4	1	11	6	0.647	4	5	4	3	8	8	0.500	19	14	0.576	2	1	6.0	36	0.167
F4/ Mojo's Jerksquad	49	35	53	31	102	66	0.607	32	10	29	13	61	23	0.726	224	112	0.667	0	0	133.5	336	0.397
F 40 Barlow, Brian	9	5	8	5	17	10	0.630	5	1	8	3	13	4	0.765	30	14	0.682			21.5	44	0.489
F 41 Bordeau, Eric	4	6	6	3	10	9	0.526	6	6	9	2	15	8	0.652	25	17	0.595			3.5	42	0.083
F 42 Addy, Brett	0	0	0	0	0	0	#DIV/0!	0	0	0	0	0	0	#DIV/0!	0	0	#DIV/0!			0.0	0	#DIV/0!
F 43 Berstler, Justin	8	4	13	0	21	4	0.840	12	0	10	2	22	2	0.917	43	6	0.878			47.0	49	0.959
F 44 Eskew, Jeff	7	5	5	5	12	10	0.545	8	1	5	5	13	6	0.684	25	16	0.610			9.5	41	0.232
F 45 Meier, Matt	3	1	0	1	3	2	0.600	1	2	3	0	4	2	0.667	7	4	0.636			1.5	11	0.136
F 46 Montesi, Chris	1	3	6	3	7	6	0.538	9	3	6	2	15	5	0.750	22	11	0.667			14.5	33	0.439
F 47 Taweel, Sami	3	4	3	6	6	10	0.375	8	0	6	7	14	7	0.667	20	17	0.541			7.5	37	0.203
F 48 Joyner, Linda	5	4	2	6	7	10	0.412	9	4	2	2	11	6	0.647	18	16	0.529			8.0	34	0.235
F 49 Jones, Jeff	9	3	10	2	19	5	0.792	6	3	9	3	15	6	0.714	34	11	0.756			20.5	45	0.456
F5/ Money Shot	49	35	42	42	91	77	0.542	18	24	15	26	33	50	0.398	157	177	0.470	7	7	105.5	348	0.303
F 50 Folsom, Kevin	10	4	9	4	19	8	0.704	9	5	7	7	16	12	0.571	35	20	0.636	1	1	22.5	57	0.395
F 51 Folsom, Hope	7	7	8	6	15	13	0.536	7	7	4	10	11	17	0.393	26	30	0.464	1	1	13.5	58	0.233
F 52 Jackson, Ben	9	4	10	3	19	7	0.731	8	5	5	8	13	13	0.500	32	20	0.615	1	1	21.0	54	0.389
F 53 Folsom, Kyle	9	4	6	7	15	11	0.577	2	11	5	8	7	19	0.269	22	30	0.423	1	1	15.5	54	0.287
F 54 Krupski, Paul	2	7	1	8	3	15	0.167	3	7	3	5	6	12	0.333	9	27	0.250	1	1	7.0	38	0.184
F 55 Maiocco, John	1	2	1	3	2	5	0.286	3	2	0	2	3	4	0.429	5	9	0.357	0	1	1.5	15	0.100
F 56 Colton, Mitch	8	4	6	7	14	11	0.560	4	9	5	7	9	16	0.360	23	27	0.460	1	0	20.5	51	0.402
F 57 Colton, Bridgette	3	3	1	4	4	7	0.364	0	2	1	5	1	7	0.125	5	14	0.263	1	1	4.0	21	0.190
F 58 Licty, Ben	0	0	0	0	0	0	#DIV/0!	0	0	0	0	0	0	#DIV/0!	0	0	#DIV/0!	0	0	0.0	0	#DIV/0!
F6/ Overtime Outlaws	41	43	36	48	77	91	0.458	15	27	18	23	33	50	0.398	143	191	0.428	0	0	71.0	334	0.213
F 60 Clark, Dan	10	4	9	5	19	9	0.679	5	8	7	4	12	12	0.500	31	21	0.596			19.0	52	0.365
F 61 Cross, Bill	2	10	4	9	6	19	0.240	6	9	6	5	12	14	0.462	18	33	0.353			2.0	51	0.039
F 62 Peterson, Chris	2	1	2	1	4	2	0.667	2	1	2	3	4	4	0.500	8	6	0.571			1.0	14	0.071
F 63 Compton, Steve	2	3	6	3	8	6	0.571	3	7	4	3	7	10	0.412	15	16	0.484			8.0	31	0.258
F 64 Hooks, Jeremy	3	3	1	3	4	6	0.400	2	5	2	5	4	10	0.286	8	16	0.333			9.0	24	0.375
F 65 Mody, Nirav	3	6	3	6	6	12	0.333	4	4	1	8	5	12	0.294	11	24	0.314			6.0	35	0.171
F 66 Birmingham, Christine	4	6	0	8	4	14	0.222	1	8	2	8	3	16	0.158	7	30	0.189			2.0	37	0.054
F 67 Colburn, Trent	7	6	6	6	13	12	0.520	4	4	6	5	10	9	0.526	23	21	0.523			8.5	44	0.193
F 68 Colburn, Nikki	8	4	5	7	13	11	0.542	3	8	6	5	9	13	0.409	22	24	0.478			15.5	46	0.337
F7/ Bad News Beers	33	51	31	53	64	104	0.381	19	23	18	24	37	47	0.440	138	198	0.411	0	17	79.5	353	0.225
F 70 Pearsall, Worth	8	5	9	4	17	9	0.654	10	3	6	3	16	6	0.727	33	15	0.688	0	1	27.0	49	0.551
F 71 Ejlali, Shervin	4	10	4	8	8	18	0.308	3	6	2	10	5	16	0.238	13	34	0.277	0	2	7.5	49	0.153
F 72 Barry, Matt	2	10	1	3	3	13	0.188	2	6	3	9	5	15	0.250	8	28	0.222	0	2	7.0	38	0.184
F 73 Woodard, David	4	9	2	8	6	17	0.261	2	6	8	5	10	11	0.476	16	28	0.364	0	2	2.0	46	0.043
F 74 Gwaltney, Alex	0	5	2	8	2	13	0.133	2	5	2	4	4	9	0.308	6	22	0.214	0	1	5.0	29	0.172
F 75 Gilbert, Geoffrey	9	1	8	4	17	5	0.773	8	4	7	4	15	8	0.652	32	13	0.711	0	2	18.0	47	0.383
F 76 Fine, Kenny	4	4	2	6	6	10	0.375	2	6	3	5	5	11	0.313	11	21	0.344	0	2	7.0	34	0.206
F 77 Reavis, Ben	1	5	3	4	4	9	0.308	6	5	3	5	9	10	0.474	13	19	0.406	0	2	4.0	34	0.118
F 78 Belch, Brandon	0	0	0	2	0	2	0.000	1	1	1	2	2	3	0.400	2	5	0.286	0	1	1.0	8	0.125
F 79 Thrasher, Clint	1	2	0	6	1	8	0.111	2	4	1	1	3	5	0.375	4	13	0.235	0	2	1.0	19	0.053
F8/ Panthers	44	39	42	42	86	81	0.515	23	19	25	17	48	36	0.571	182	153	0.543	6	7	104.0	348	0.299
F 80 Lego, Dale	9	5	12	2	21	7	0.750	8	6	11	4	19	10	0.655	40	17	0.702	1	1	24.0	59	0.407
F 81 Harney, Amber	4	3	1	1	5	4	0.556	2	3	2	3	4	6	0.400	9	10	0.474	1	1	0.0	21	0.000
F 82 Gagnon, Robert	7	5	4	11	11	16	0.407	6	8	8	7	14	15	0.483	25	31	0.446	1	1	13.5	58	0.233
F 83 Gandhi, Sundeep	5	5	5	5	10	10	0.500	5	6	6	5	11	11	0.500	21	21	0.500	1	1	10.5	44	0.239
F 84 DeMuro, Chris	6	7	5	9	11	16	0.407	8	6	6	7	14	13	0.519	25	29	0.463	1	1	13.5	56	0.241
F 85 Palermo, Cory	3	5	2	5	5	10	0.333	3	3	4	3	7	6	0.538	12	16	0.429	0	1	9.5	29	0.328
F 86 Ohrberg, Keith	8	5	9	4	17	9	0.654	10	3	9	4	19	7	0.731	36	16	0.692	1	1	30.5	54	0.565
F 87 Stuart, Brian	2	4	4	5	6	9	0.400	4	3	4	1	8	4	0.667	14	13	0.519	0	0	2.5	27	0.093

HOSTED BY

QUEEN CITY DARTING ASSOC.

$ 2,500 GET A WAY

SANCTIONED BY

For the New Year

January 6, 7 ,& 8 2006

Tournament Director
Ritchard Kennington
Tournamentdirector@charlottedarts.com
704.236.6824

Day	Friday	Saturday							Sunday				
Time	8:00 PM	10:30 AM	1:00 PM	2:00 PM	3:30 PM	4:30 PM	6:00 PM	8:30 PM	11:00 AM	1:00 PM	1:30 PM	3:00 PM	3:30 PM
Event	Blind Draw	Mixed Trips 701	Ladies Doubles Cricket	Mens Doubles Cricket	Ladies Singles Cricket	Men's Singles Cricket	Mixed doubles Cricket	Blind draw	Mixed Doubles 501	Ladies Doubles 501	Men's Doubles 501	Ladies Singles 501	Men's Singles 501
Fee	$10 Person	$30 Team	$20 Team	$20 Team	$12 Person	$12 Person	$20 Team	$10 Person	$20 Team	$20 Team	$20 Team	$12 Person	$12 Person
1st	110	90	80	100	70	100	100	120	100	80	100	70	90
2nd	60	60	50	50	40	60	50	50	50	50	50	40	60
Top 4	20	30	20	20	20	30	30	20	30	20	20	20	30

Near By Accomidations:

Ramada- Merchandise Mart
704-3771501
Hampton Inn - Matthews
704-841-1155

Dart supplies provided by:
Spears Custom Darts
770.923.0397
robton80@netzero.net

The Get-a-Way Pub
6824 - C Albemarle Rd
Charlotte NC 28212
(704) 535-1802

www.charlottedarts.com

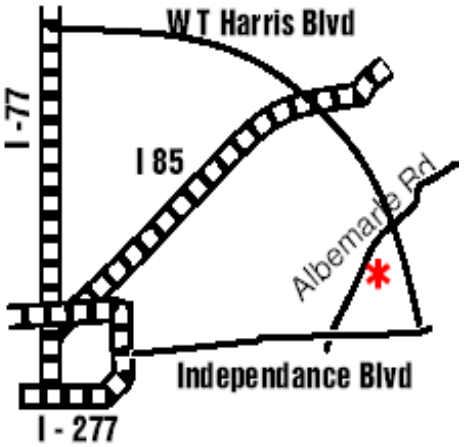

Raleigh Dart League

Registration for Spring 2006 Season
Wednesday, January 4, Champions, 7:30-9:00 p.m.

Wednesday, January 4 ⌫⌦ **For returning teams AND new teams - there is only one night of registration!!!**
(If your team is not returning, please leave a message on VoiceMail.
New captain? Please pass this information on to him/her.)
Bring: 1) Completed roster - use BLACK pen please - with divisions played by by each member for last 3 seasons
2) ONE check for bar fee and a minimum of six players (Bar fee is $20; Player registration is $20) NO CASH WILL BE ACCEPTED!!!

Wednesday, January 4
January 5 through February 27
DEADLINE for unrestricted roster add-ons, at REGISTRATION (no extensions)
Add-ons pre-approved by the Membership Committee (Director - Julie Payne):
1) Checks & player information as per roster to: Mark Wackerman (Treas.), 110 Ridge Lake Dr, Apex, NC 27539; telephone: 919-303-8917
2) Membership Director will inform captain of Committee's decision
A PLAYER IS NOT ELIGIBLE UNTIL APPROVED

Wednesday, January 11 & 18 **RDL-Sponsored Blind Draw**, Champions, registration closes at 8:00 p.m.

Wednesday, January 18 ⌫⌦ **Captains' meeting, 7:30 p.m., Champions (MANDATORY)**
Pickup schedules, blank scoresheets, team rosters, phone lists, rules, etc.

Wednesday, January 25 ⌫⌦ **8:00 p.m. Season starts**

Monday, February 27
(this date not 100% set yet)
5th week captains' meeting (MANDATORY); & RDL Board Meeting
Last day to add/replace a player with approval

SPRING 2006 RALEIGH DART LEAGUE TEAM REGISTRATION FORM

Team Name _____ Team Number _____
(PLEASE LEAVE BLANK)
Fee Paid:
Date Paid:

Divisions played in previous 3 seasons	Player Name: / Home Bar & Dart Rep.:		Player Address: / Board #s:	M/F	Phone #:	
	Captain:	0	email:		(H) (W)	0
		1			(H) (W)	1
		2			(H) (W)	2
		3			(H) (W)	3
		4			(H) (W)	4
		5			(H) (W)	5
		6			(H) (W)	6
		7			(H) (W)	7
		8			(H) (W)	8
		9			(H) (W)	9

PLEASE WRITE IN BLACK, IN BLOCK LETTERS - ROSTERS WILL BE PHOTOCOPIED

TOTAL:

(LEAVE SPACE BLANK FOR OFFICE USE)

TONS OF NEWSLETTER

Home to the Fall Session of the Raleigh Dart League for the Banquet, Saturday, May 20, 2006

The "It Really Is About The Fun And Hanging Out, At Least For Many Of Us" Edition

TOURNAMENT WINNERS

"A" Division - ***Elementary School Bullies*** *(14-8)*

Element completes the season/tournament double at the scene of last season's finals loss to the Fringe. But immediately after the match, Fringe became next season's favorites as a newly formed team took players from Fringe's top two competitors.

"B" Division - ***Who Needs One*** *(12+-12)*

For the second season in a row, the B final is decided in the extra leg. The Hammers only lost to one team all season, but it was unfortunately the same team three times. Captain Butters delivered the out after the Hammers had missed two shots at their double.

"C" Division - ***Fired Up*** *(14-10)*

#3 Fired Up faced the #5 No Names is one of this season's two wacky finals pairings involving two teams at or below 0.500. FU and the No Names had split during the season, and this one came down to the wire too.

"D" Division - ***Get the Point "33"*** *(13-9)*

The Fuquay Invitational ends up with another Mug for the Austin sisters. The road wasn't easy for Get the Point, as this match decided in the second 501 was their easiest win in the tournament.

"E" Division - ***Mojo's Jerksquad*** *(14-4)*

In what appeared on paper to be one of the marquee finals pairings, Mojo's came out and just slapped around the Shark Shooters. I guess maybe they owed them one for that week 6 shellacking.

"F" Division - ***Hostile Amish*** *(13-5)*

Much like Mojo's in E, the Amish took what looked to be a good matchup and stomped it into the ground. After trading wins in the regular season and being so close in points, I think most of us would have at least expected this one to reach 501. But, no...

"G" Division - ***Bad News Beers*** *(?-?)*

This is not a typo! The last place Beers matches their season total of 3 wins with 3 more in the tournament! And now they taking home the Mugs!! (And no mail-in penalties in the tournament...)

REGULAR SEASON WINNERS

"A" Division - ***Elementary School Bullies*** *(11 wins, 1 loss)*
2nd place - Lunatic Fringe

"B" Division - ***HammerHeads*** *(10 wins, 2 losses)*
2nd place - Who Needs One

"C" Division - ***Old School*** *(11 wins, 1 loss)*
2nd place - Excalibur

"D" Division - ***Get the Point "33"*** *(10 wins, 2 losses)*
2nd place - Got Pepsi?

"E" Division - ***Mojo's Jerksquad*** *(10 wins, 2 losses)*
2nd place - Shark Shooters

"F" Division - ***Hostile Amish*** *(9 wins, 3 losses)*
2nd place - Boondock Saints

"G" Division - ***Menace to Sobriety*** *(9 wins, 3 losses)*
2nd place - H5N1

(Rosters of all tournament-winning and regular season first place teams can be found on page 4.)

TABLE OF CONTENTS

Item	Page Number
Tournament & Regular Season Winning Teams	1
Fall 2006 RDL Season Information	1
Final Divisional Standings	2
Final Divisional Tournament Results	3
Tournament Winning Team Rosters	4
Regular Season Winning Team Rosters	4
Match Stories submitted by league members	4
Recent winners of other local dart leagues	5
Regular Season Trophy Dart Awards	5
Tournament Trophy Dart Awards	5
Other Tournament Hot Darts	5
Divisional Singles Win %-age Winners	6
Divisional All-Star Point %-age Winners	6
Players Who Beat the Singles Winners	6
Tiebreaker Stat Facts	6
Season Penalty Summary	6
List of Host Establishments	7
Important RDL Board and Fall 2006 notices	7
Match Stories submitted by league members (cont.)	7
RDL Address and Phone No. Information	8
Event Calendar, Penalty Log	8
JK's All-Star Team Picks	9
Quick Stat Tidbits	9
My Prediction Results Summary	9
Prediction Results Table	10
Week-by-Week Match Results Table	11
Quotes, notes, and other random stuff to read!	12
Summer darts! - 5 blind draws, Cary Dart League	13
2006 NCCDL/NCLC scores and standings	14
Top Singles Records, by Division	15
Top Doubles Records, by Division	16
Top Singles+Doubles, by Division	17
Top All Star Point Averages, by Division	18
Top Individual Records, by Section of Play	19,20
League-Wide Individual Singles, Doubles Records	21
League-Wide Individual Singles+Doubles Records, All-Star Point Averages	22
Singles, Doubles Records, Ranked by Team	23
Singles+Doubles Records, All-Star Point Averages, Ranked by Team	24
Complete "A" Division Statistics	25
Complete "B" Division Statistics	26
Complete "C" Division Statistics	27
Complete "D" Division Statistics	28
Complete "E" Division Statistics	29
Complete "F" Division Statistics	30
Complete "G" Division Statistics	31
Fliers for Savannah Open, Piedmont Shootout	32
Flier for Wreck at the Deck - right here in Cary!!	33
Registration Materials for Fall 2006 RDL Season	34

FALL 2006 RALEIGH DART LEAGUE SEASON INFORMATION

Registration Meeting for ALL Teams (we disposed of the 2nd meeting seasons ago) U.D. Profile; **Wednesday, July 19**, 7:30-9:00

MANDATORY Preseason Captains' Meeting; Upper Deck Profile **Wednesday, August 2**, 7:30 p.m.

Match Play begins on Wednesday, August 9

MANDATORY Fifth Week Captains' Meeting; Upper Deck Profile; **Monday, September 11**, 7:30 p.m.

Divisional tournament weeks - **Nov. 15, Nov. 29, Dec. 6**

FINAL!! DIVISIONAL TEAM STANDINGS FOR THE *SPRING 2006* RDL SEASON

		W	L	Pts.
	"A" Division			
👍	Elementary School Bullies ☝	11	1	213
👍	Lunatic Fringe	10	2	177
3	Dodge Darts	7	5	169
4	Shadows	6	6	153
5	The Replacements	4	8	112
👎	Tir na hOg	3	9	95
👎	Wireless	1	11	73
	"B" Division			
👍	HammerHeads ☝	10	2	167
👍	Who Needs One	10	2	133
3	Cheap Shots	8	4	165
4	Wallbangers	5	7	129
5	Nine Lives	4	8	145
👎	Dynamic Darts	3	9	107
👎	Starving Dartists	2	10	112
	"C" Division			
👍	Old School ☝	11	1	187
👍	Excalibur	9	3	152
3	Fired Up	6	6	152
4	Armed & Dangerous	5	7	140
5	No Names	4	8	131
👎	3 Legged Dog	4	8	112
👎	Grateful Darts	3	9	102

LEGEND OF SYMBOLS IN STANDINGS
👍 = clinched "top-two" finish in division
👎 = clinched "bottom-two" finish in division
☝ = regular season division champion

		W	L	Pts.
	"D" Division			
👍	Get the Point "33" ☝	10	2	173
👍	Got Pepsi?	8	4	173
3	Travelin' Beer Bellies	8	4	151
4	One Armed Bandits	7	5	145
5	Kozmic Debris	6	6	142
👎	Endeavor to Persevere	2	10	106
👎	Da Bulls	1	11	79
	"E" Division			
👍	Mojo's Jerksquad ☝	10	2	184
👍	Shark Shooters	10	2	177
3	Have Darts, Will Travel	7	5	144
4	The DIVE Bombers	4	8	134
5	Deadstroke	4	8	115
👎	Bulls on Parade	4	8	106
👎	You Made Me Miss	3	9	106
	"F" Division			
👍	Hostile Amish ☝	9	3	156
👍	Boondock Saints	9	3	152
3	Bennington Brawlers	7	5	128
4	Tres Equis	6	6	138
5	Rif Raf	5	7	139
👎	Meet the Fockers!	3	9	134
👎	Damn Yankees!	3	9	126
	"G" Division			
👍	Menace to Sobriety ☝	9	3	160
👍	H5N1	8	4	152
3	Money Shot	7	5	139
4	Coral Reefers	6	6	138
5	Overtime Outlaws	6	6	117
👎	Board to Death	3	9	126
👎	Bad News Beers	3	9	89

SPRING 2006 RDL DIVISIONAL TOURNAMENT SCHEDULE

Quarterfinals	*Semifinals*	*Finals*	***WINNER***

"A" Division

1 **Elementary School Bullies**
(Bye) — **Elementary School Bullies**
(13-5) — **Elementary School Bullies**
5 The Replacements
14-4 Shadows — Shadows
4 Shadows
(14-8) — **Elementary School Bullies**
3 Dodge Darts
14-10 Dodge Darts — Dodge Darts
6 Tir na hOg
(14-10) — Lunatic Fringe
7 Wireless
14-1 Lunatic Fringe — Lunatic Fringe
2 Lunatic Fringe

"B" Division

1 HammerHeads
(Bye) — HammerHeads
(?-?) — HammerHeads
5 Nine Lives
13-5 Nine Lives — Nine Lives
4 Wallbangers
(12+-12) — **Who Needs One**
3 Cheap Shots
13-7 Cheap Shots — Cheap Shots
6 Dynamic Darts
(14-6) — **Who Needs One**
7 Starving Dartists
13-5 **Who Needs One** — **Who Needs One**
2 **Who Needs One**

"C" Division

1 Old School
(Bye) — Old School
(13-7) — No Names
5 No Names
13-9 No Names — No Names
4 Armed & Dangerous
(14-10) — **Fired Up**
3 **Fired Up**
13-5 **Fired Up** — **Fired Up**
6 3 Legged Dog
(14-8) — **Fired Up**
7 Grateful Darts
13-5 Excalibur — Excalibur
2 Excalibur

Quarterfinals	*Semifinals*	*Finals*	***WINNER***

"D" Division

1 **Get the Point "33"**
(Bye) — **Get the Point "33"**
(14-10) — **Get the Point "33"**
5 Kozmic Debris
13-11 Kozmic Debris — Kozmic Debris
4 One Armed Bandits
(13-9) — **Get the Point "33"**
3 Travelin' Beer Bellies
12+-12 Endeavor to Persevere — Endeavor to Persevere
6 Endeavor to Persevere
(13-3) — Got Pepsi?
7 Da Bulls
?-? Got Pepsi? — Got Pepsi?
2 Got Pepsi?

"E" Division

1 **Mojo's Jerksquad**
(Bye) — **Mojo's Jerksquad**
(13-9) — **Mojo's Jerksquad**
5 Deadstroke
13-7 Deadstroke — Deadstroke
4 The DIVE Bombers
(14-4) — **Mojo's Jerksquad**
3 Have Darts, Will Travel
13-11 Bulls on Parade — Bulls on Parade
6 Bulls on Parade
(13-9) — Shark Shooters
7 You Made Me Miss
14-6 Shark Shooters — Shark Shooters
2 Shark Shooters

"F" Division

1 **Hostile Amish**
(Bye) — **Hostile Amish**
(14-10) — **Hostile Amish**
5 Rif Raf
14-8 Tres Equis — Tres Equis
4 Tres Equis
(13-5) — **Hostile Amish**
3 Bennington Brawlers
?-? Meet the Fockers! — Meet the Fockers!
6 Meet the Fockers!
(13-9) — Boondock Saints
7 Damn Yankees!
13-7 Boondock Saints — Boondock Saints
2 Boondock Saints

Quarterfinals	*Semifinals*	*Finals*

Finals	*Semifinals*	*Quarterfinals*

"G" Division

1 Menace to Sobriety
(Bye) — Menace to Sobriety
(14-6) — Coral Reefers
5 Overtime Outlaws
12-9 Coral Reefers — Coral Reefers
4 Coral Reefers

(?-?) — **Bad News Beers**
WINNER

Bad News Beers — *(13-11)*

Board to Death — Money Shot 3
?-?
Board to Death 6
Bad News Beers 7
14-10
Bad News Beers — H5N1 2

Did you notice this item in the tournament Tons? No? Well, take note: HE PULLED THE TRIPLE CROWN!!

Richard Oakley of the Shadows has pulled off a rare feat indeed - he has a 9m, a T80, *and* a 6-Bull this season. Wow. Nice.

A COUPLE STORIES SUBMITTED BY RDL MEMBERS AND LOYAL TONS READERS

I received a couple of pretty good re-tellings of matches this season that I just didn't have the room to include in the newsletter at the time. Well, now I do, so let's share, shall we?

From Brian Barlow, captain of Mojo's Jerksquad, recounting the epic battle his team had with Shark Shooters in week 13, with the E division regular season title on the line :

"I do not carry the gene for retelling but the whole night seemed to be scripted. A little preamble - it was a well known fact that Jon from the Sharks had been gunning for Kevin and/or Justin and the fact remains that Kevin boast more of his 01 skill than Cricket but is excellent at both. First round Kevin loses to Rob in 01, a small little addition to the drama. Rob is a great player himself but I feel Kevin the better. So, the two teams finish tied.

Ding!!! Second Round (observing the scantly clad ring girl parading around the ring)! Jon draws Kevin for the first game! Kevin blasts a 9m! Next, closes another number with three darts. Jon's face is pretty sheepish at this point and the match dwindles to a given win. After the game, Kevin congratulates Jon and walks off in his congenial manner while teammates calculate the number of darts thrown. We advise the Holy Bible (Tons for week #13) and note that his 14 is the best game. Round deux, part deux: Jose and Rob are in the heated battle. The score is rising 250 to 240, then 300s are quickly shot through. The 400s only lasted a short while, with Rob hitting 18s left and right, then Jose hitting 15s to match. First to have a breath of air was Jose. He was pointing on bulls. He hit two bulls, with one dart remaining and two 18s to finish, he looks around and every one on our teams tells him to go for the win! He barrels it to the board and as close as one can, he misses the trip 18 and it falls into the trip 4 with but a wire of separation. He had yet another chance to win this extended match with two darts left and two 18 yet again. Jose is very good with 18, mind you, but could not put it away and Rob finishes the match. I believe the combined score was in the 1500s, but may have been more.

Round three (1st game): Justin and I are keeping up with Jon and Eric and at some point are leading. Jon hits a 9m and boom, we could never recover. Jon has his revenge and we are left with a pit in the stomach as we're down 9-5. Kevin and Eric finish off a grueling match Tommy and Mike. Eric came over and looked like he had gotten off the red eye from LA. Jose and Jeff J finish with a win against the Hillers and the steam is starting to rise with the score 9-9. We have a pressure cooker!

Carl and I exchanged scoresheets and immediately knew what each other had done (score tied with 9). We had put two of our best at each other but left some for the last game. Kevin and Jose matched against Tommy and Jon with Mojo's prevailing. The second game was the second addition to the drama as Mike and Liz took out the two Jeffs. Wow! The score is tied yet again. I had put Justin last just in case this was to happen and selected Linda because she hates the pressure and or spotlight (and her refusal to score). Back and forth it went, Eric with the Tons and each with 26s, 30s, 70s and 11s. Came down to some outs. Justin had something that was do-able, he hit a 10 and something like a 5. Crickets chirped and the room fell into a silent 'Huh???'. I did not ask what he was going for and do not want to know. Rob and Eric were at double 1's and Linda and Justin at double 20's. Linda hits a millimeter above the double 20's on each of the three darts. I believe Rob and Eric went a couple of rounds with the double 1's by hitting a single 1 several throws. Finally, Justin steps up to the double 20's and misses the first only to make the second! It seemed like an hour had passed for the last game. Picture the sideline of a Super Bowl with teammates hand in hand and praying at the same time. Yvonne (Justin's finance) would turn around away from looking at the dartboard each time Justin went to the line but always glanced back as he was throwing. Jeff Jones (Linda's fiancé) was doing the same as she went to the line. What a great group of people, the Sharks, and very professional in their mannerisms and sportsmanship."

(The next story is on page 7, where this article is continued…)

TEAMS THAT WON <u>BOTH</u> THEIR DIVISIONAL TOURNAMENT AND REGULAR SEASON TITLE !!!!!!

"A" Division - ***Elementary School Bullies***

Jason Kilts (c)	Tom Brown	Dale Hyler
Wil Tan	Mike Seward	Robbie Phillips
Keith Wall		John Riner

"D" Division - ***Get the Point "33"***

Mike Hill (c)	Mike Brown	Jacky Buckner
Ron Penny	Roland Fach	John Branch
Connie Austin	Jan Austin	Bob Hansen

"E" Division - ***Mojo's Jerksquad***

Brian Barlow (c)	Eric Bordeau	Justin Berstler
Chris Montesi	Kevin Kendall	Jeff Eskew
Sami Taweel	Linda Joyner	Jeff Jones
	Jose Agvilar	

"F" Division - ***Hostile Amish***

John Stepp (c)	Ted Majchrzak	Mike Hodges
Mike Young	Alison Wilson	Robert Morrill
Darren Schmaus	Bill Goldsmith	Steve Hix
	Mike Fjelstad	

TEAMS THAT WON THEIR DIVISIONAL TOURNAMENT (but not regular season title) !!!!!!

"B" Division - ***Who Needs One***

Scott Butters (c)	Bill Chaney	Trey Rodgers
Greg Crumpler	Tim Mills	John Murdaugh

"C" Division - ***Fired Up***

John Howley (c)	Paul Conway	Mike Reynolds
Tony Keller	J.J. Tant	Dan Dautrich
Dave Batchelder		John Butler

"G" Division - ***Bad News Beers***

Worth Pearsall (c)	Shervin Ejlali	Matt Barry
Kenny Fine	Clint Thrasher	Ben Reavis
Geoffrey Gilbert	David Woodard	Alex Gwaltney
	Bart Holcomb	

TEAMS THAT WON THEIR REGULAR SEASON TITLE (but not tournament) !!!!!!

"B" Division - ***HammerHeads***

Jon Stites (c)	Charles Parker	David Alvord
Mark Snyder	Chris Hopkins	Doug Creech
Brian Gaertner	Taylor White	Martin White

"C" Division - ***Old School***

John Jenkins (c)	Vickie Jenkins	Donnie Simpson
Rick Bradshaw	Tyler Simpson	David Simpson
Maryjane Bradshaw	Todd Lewis	Darla Lewis

"G" Division - ***Menace to Sobriety***

John Guerriero (c)	Dave Wagner	Harry Tueting
Jennifer Boyd	Mark Harrison	Mark Oglesby
Neil Garrett	Dave Johnson	Eric McCartney
	Susan Eichler	

CONGRATS TO SOME OTHER LOCAL WINNERS!

Bull City Dart League

Congratulations to the members of Touch My Monkey?, on their recent championship over in Durham, their second consecutive. RDL members playing for the Monkey include: *Tom Brown* , *Wil Tan* , *Jason Kilts* , *Robbie Phillips* , and *Dale Hyler* of the Elementary School Bullies, along with *Paul Jacobi* of Lunatic Fringe, and *Mark Knight* of Dodge Darts.

Cary Dart League

And as if the BCDL title wasn't enough, *Wil Tan* of Elementary School Bullies also claimed both the regular season title and the tournament championship of the CDL. *Jerry Oakley* of Shadows was the tournament runner-up, while *Kenny Persson* of Armed & Dangerous was 2nd during the season. On the ladies' side, *Barbara Cotton* of Meet the Fockers! claimed the season race, while ex-teammate *Leigh Highfill* won the banquet tournament.

For those who are new or simply were not aware of it: fast games, high ins and high outs in the tournament do not win awards unless they are perfect shots (170s) or games.

TOURNAMENT!!! TROPHY DART AWARDS

9 Marks

Tommy Beaird	Shark Shooters	5/3
Paul Beaudoin	Armed & Dangerous	5/3
Timmy King	The Replacements	5/3
Mark Powell	Endeavor to Persevere	5/3
J.P. Evans	Dodge Darts	5/10
Tony Keller	Fired Up	5/10
Mark Knight	Dodge Darts	5/10
Robbie Phillips	Elementary School Bullies	5/17

Ton-80s

Jon Hardison	Shark Shooters	5/3
Lyman Kiser	One Armed Bandits	5/3
Jacky Buckner	Get the Point "33"	5/10
Scott Butters	Who Needs One	5/10
Joe Gaglione	Dodge Darts	5/10

OTHER TOURNAMENT HOT DARTS

(Sorry, no award for these, but they're still good shots)

Paul Jacobi	Lunatic Fringe	
	Perfect 8m (two triples and a double-bull)	
Scott Butters	Who Needs One	8m
Trey Rodgers	Who Needs One	8m
Richard Oakley	Shadows	5-Bulls
Wil Tan	Elementary School Bullies	5-Bulls
Tom Van Arsdale	Lunatic Fringe	149-In
David Murray	Shadows	120-In
Mike Seward	Elementary School Bullies	120-In
Bob Terry	Lunatic Fringe	115-In
Tom Brown	Elementary School Bullies	109-In
Robbie Phillips	Elementary School Bullies	120-Out
Robbie Phillips	Elementary School Bullies	12-dart 301
Robbie Phillips (again	Elementary School Bullies	12-dart 301
Mike Seward	Elementary School Bullies	12-dart 301
Mike Seward (again)	Elementary School Bullies	12-dart 301
Paul Hansen	Kozmic Debris	13-dart 301
Dale Hyler & Mike Seward	Elementary School Bullies	18-dart DCkt

(…and no, I don't include an all-star list for the tournament because any fool can throw a bunch of all-stars when he or she is playing two-out-of-three singles cricket sets…)

FINAL REGULAR SEASON TROPHY DART AWARDS

High In (301 only)

Mike Seward	**Ton-70**
Elementary School Bullies	3/15

High Out (301, 501, and 1001)

Dale Hyler	**Ton-54**
Elementary School Bullies	2/8

Fast Singles 301

Bob Terry	**8 darts**
Lunatic Fringe	4/19

Fast Singles Cricket

Kevin Kendall	**13 darts**
Mojo's Jerksquad	4/19

Fast Doubles Cricket

Barron Aldridge & Jerry Oakley	**15 darts**
Shadows	1/25

Fast Doubles 501

Tom Brown & Mike Seward	**18 darts**
Elementary School Bullies	4/19
Matt Copple & Bo Sosa	**18 darts**
Nine Lives	2/1

9 Marks

Steve Hoffmann **(3!)**	Lunatic Fringe	2/15, 2/22, 4/5
Craig Cashwell **(2)**	Tir na hOg	1/25, 2/1
Frank Allison	Wallbangers	2/15
Tommy Beaird	Shark Shooters	4/26
Paul Beaudoin	Armed & Dangerous	4/5
Jeff Fournier	Travelin' Beer Bellies	2/8
Adnan Hamed	Deadstroke	2/22
Jon Hardison	Shark Shooters	4/19
Mike Hill	Get the Point "33"	2/22
Doug Jeffcoat	Dodge Darts	4/5
Kevin Kendall	Mojo's Jerksquad	4/19
Jason Kilts	Elementary School Bullies	4/26
Richard Oakley	Shadows	2/8
Ed Park	Boondock Saints	1/25
Charles Parker	HammerHeads	4/19
Robbie Phillips	Elementary School Bullies	1/25
Trey Rodgers	Who Needs One	2/15
Darren Schmaus	Hostile Amish	3/22
Bob Terry	Lunatic Fringe	2/15
Jason Thomas	The Replacements	3/15
Patrick Todd	You Made Me Miss	3/8
Wes Vaux	Armed & Dangerous	2/8
Keith Wall	Elementary School Bullies	3/8
Tom Winters	Dynamic Darts	3/29
Steve Witz	Cheap Shots	2/8

Ton-80s

Bob Terry **(2)**	Lunatic Fringe	3/22, 4/5
Jeff Dahulich	Dodge Darts	2/1
Tommy Gelhar	Shadows	3/8
Paul Hansen	Kozmic Debris	4/26
Jess Jur	Damn Yankees!	4/26
Dave Krasnow	Kozmic Debris	4/12
Richard Oakley	Shadows	4/26
Deb Parker	Meet the Fockers!	2/15
Mike Seward	Elementary School Bullies	4/26
Wil Tan	Elementary School Bullies	2/22
Jason Walters	Got Pepsi?	3/8

6 Bulls

Richard Oakley	Shadows	4/26
Wil Tan	Elementary School Bullies	2/22

Spring 2006 RDL Individual Season-Long Awards

SINGLES WIN PERCENTAGE

		W	L	%-age
"A" Division				
Mark Knight	A4/ Dodge Darts	18	2	0.900
Mike Seward	A2/ Elementary School Bulli	18	2	0.900
"B" Division				
Steve Witz	B1/ Cheap Shots	20	4	0.833
"C" Division				
Tony Keller	C6/ Fired Up	20	1	0.952
"D" Division				
Chris Fournier	D3/ Travelin' Beer Bellies	14	2	0.875
"E" Division				
Kevin Kendall	E7/ Mojo's Jerksquad	16	1	0.941
"F" Division				
Danny Hall	F6/ Tres Equis	14	3	0.824
"F" Division				
Nate Wade	G2/ Coral Reefers	19	3	0.864

Women's Records - "A", "B", and "C" Divisions

[No women in A, B, or C satisfied the minimum number of games played and the RDL rule requiring a win percentage of 0.400 or higher.]

Women's Records - "D" Division				
Deb Blackwelder	D4/ Got Pepsi?	12	8	0.600
Women's Records - "E" Division				
Laurel Schwartz	E2/ Deadstroke	7	10	0.412
Women's Records - "F" Division				
Aimee Gevedon	F4/ Meet the Fockers!	17	6	0.739
Women's Records - "G" Division				
Hope Folsom	G3/ Money Shot	13	11	0.542

ALL-STAR POINT AVERAGE

		ASPs	TGP	%-age
"A" Division				
Bob Terry	A1/ Lunatic Fringe	96.0	51	1.882
"B" Division				
Jon Stites	B4/ HammerHeads	64.0	49	1.306
"C" Division				
Donnie Simpson	C2/ Old School	65.0	49	1.327
"D" Division				
Deb Blackwelder	D4/ Got Pepsi?	33.0	41	0.805
"E" Division				
Jon Hardison	E1/ Shark Shooters	40.0	41	0.976
"F" Division				
Jess Jur	F5/ Damn Yankees!	32.0	46	0.696
"G" Division				
Worth Pearsall	G5/ Bad News Beers	29.5	44	0.670

Women's Records - "A" and "B" Divisions

[No women in A or B satisfied the min. number of games requirement.]

Women's Records - "C" Division				
Vickie Jenkins	C2/ Old School	6.5	32	0.203
Women's Records - "D" Division				
Deb Blackwelder	D4/ Got Pepsi?	33.0	41	0.805
Women's Records - "E" Division				
Kellee Enos	E2/ Deadstroke	10.0	41	0.244
Women's Records - "F" Division				
Deb Parker	F4/ Meet the Fockers!	27.5	42	0.655
Women's Records - "G" Division				
Hope Folsom	G3/ Money Shot	11.5	47	0.245

THE PLAYERS WHO *BEAT* THE SINGLES %-AGE WINNERS

Who beat Mark Knight of Dodge Darts in A division?
in 301: (none). in cricket: Sean O'Brien (wk.1), Wil Tan (wk.5).

Who beat Mike Seward of Elementary School Bullies in A division?
in 301: Joe Stevens (wk.8). in cricket: Lee Whitehead (wk.12).
[And yes, Mike's 301 loss is the game in which he threw 170-In 1st turn.]

Who beat Steve Witz of Cheap Shots in B division?
in 301: John Howell (wk.2), Mikey Hindle (wk.4).
in cricket: Ron Hendricks (wk.2), Chris Hopkins (wk.8).
[Steve might want to skip the Dartists matches next time…]

Who beat Tony Keller of Fired Up in C division?
in 301: Tony McGrail (wk.6). in cricket: (none).

Who beat Chris Fournier of Travelin' Beer Bellies in D division?
in 301: Deb Blackwelder (wk.11). in cricket: Ron Penny (wk.13).

Who beat Kevin Kendall of Mojo's Jerksquad in E division?
in 301: Rob Yang (wk.13). in cricket: (none).

Who beat Danny Hall of Tres Equis in F division?
in 301: Julie Payne (wk.3).
in cricket: Bill Buckley (wk.7), Drew Mandaluk (wk.12).

Who beat Nate Wade of Coral Reefers in G division?
in 301: Kevin Folsom (wk.1), Dan Clark (wk.13).
in cricket: Hope Folsom (wk.1).
[I'm thinking Nate shouldn't play the Folsoms for $$ after the match…]

[Only listing the 'defeaters' of the top couple women's award winners…]

Who beat Deb Blackwelder of Got Pepsi? in D division?
in 301: Russell Bowen (wk.1), Mark Powell (wk.2), Mike Hill (wk.3), Chris Rickard (wk.4), Aaron Johnson (wk.7), Mark Fulghum (wk.9).
in ckt: Mark Powell (wk.2), Jeff Wenhart (wk.8).

Who beat Aimee Gevedon of Meet the Fockers! in F division?
in 301: Jeremy Clark (wk.2), Ed Park (wk.5), Jed Smallwood (wk.12).
in ckt: Travis Harrilchak (wk.5), Bill Buckley (wk.12), Jon Kenney (wk.14).
["If you can't beat 'em, join 'em"? Maybe Aimee should Boondock it…]

THIS SEASON'S TIEBREAKERS

It was partly due to the fact that every division had a bye every week (thus decreasing our total number of matches played), but we dropped down in the tiebreaker category again. We had only 23 (there were 30 last season), with 2 of those coming in the tournament. A division had only one extra game all season, while B had 5 (1 coming in the tournament final!), C had 4, D had 3 (1 of those in the tournament), E had 2, F had 2, and G had 6(!). B, C, and G division led the way with 6 of the 7 teams in each of those divisions going into overtime at least once. As for the individual teams, this category is all about two teams, and only two teams. First are this season's Cardiac Kids, the **Coral Reefers** of G division, who played an astonishing FIVE games of 1001 during the season (winning four of them!). And this season's Heartbreakers are without a doubt the **No Names** of C division, who played three 1001s… and lost them all.

SPRING 2006 PENALTY SUMMARY

Congratulations, captains! This was about as close to a penalty-free season as we've ever had. Now that's not to say that there weren't any penalties, just that there were fewer than normal (of course, with no ballots to mail this season, that number will immediately be lower than last season. We had 17 of the 49 teams take a penalty this season, with a grand total of 23 penalties for a loss of 214 points. There were 10 fifth week captains' meeting penalties (for 50 total points), 4 phone penalties (for 20 total points), and 9 mail penalties (for 144 total points).

G division led the way in both total penalties (only 6) and total points lost (74). All the other divisions had between 2 and 4 penalties, except A division (which had ZERO penalties, probably partly due to the fact that many of them played in my bar and could just hand me their sheets).

The biggest losers? Well, the *Bad News Beers* lost the most points (37), and could've passed Board to Death without the penalties and their forfeit to them. But the real losers are **Overtime Outlaws**, who dropped a spot due to penalties, and **Bulls on Parade**, who drop to F due to penalties!!

WHERE WE PLAY

After Hours **552-4131**
7608 Purfoy Road Fuquay-Varina
-in front of Comfort Inn, near Sunset Lake/401 inter.

Blinco's **790-3882**
6711 Glenwood Ave N. Raleigh
-near inter. of Glenwood/Millbrook, across from Wal-Mart

The Capital Room **833-1722**
109 N. Salisbury Street Raleigh
-across fr. Sir Walter Raleigh statue & Fayetteville St. Mall

Champions Billiards **833-8337**
2109-152 Avent Ferry Road Raleigh
-in Mission Valley Shopping Center

Dive Bar of Raleigh **832-9363**
3 Glenwood Avenue Raleigh
-note: bar doesn't open until 8 pm on normal nights...

Harrison's Bar and Grill **481-2442**
301-C N. Harrison Avenue Cary
-under Pure Gold, betw. Chatham St. & 54 @ RR tracks

Korner Pocket **876-9879**
8508 Capital Boulevard N. Raleigh
-just north of intersection with Durant Rd./Perry Creek Rd.

Lucky B's Around the Corner **833-1310**
609 Tucker Street Raleigh
-near inter. of Glenwood and Tucker, near Armadillo Grill

Mac's Tavern **467-4114**
1014 Ryan Road Cary
-behind Burger King in Village Market Spg. Ctr.

Mojo's Pub **387-3500**
1400 Vision Drive Apex
-next to Southern States Nissan, near Hwys 55 & 64

Murphy's Pub **859-5411**
401 Asheville Avenue, Suite 109 Cary
-corner of Tryon and Asheville, next to Jiffy Lube

Napper Tandys **833-5535**
126 N. West Street Raleigh
-corner of West and Jones Streets, in Powerhouse Square

Oh'Mulligans **465-1900**
108 Jerusalem Drive Morrisville
-off Airport Blvd., heading toward Cary from airport

Overtime Sports Pub **255-9556**
1030-149 N. Rogers Lane Raleigh
-corner of Rogers Ln/US-64, at end of Food Lion strip mall

Pantana's Pool Hall **833-2990**
3112 Hillborough Road near NCSU
-I think it's between Concord and Shepherd streets

Players Retreat **755-9589**
105 Oberlin Road near NCSU
-at corner of Oberlin Rd. & Hillsborough St.

Scooters **954-2171**
1911 Sego Court N. Raleigh
-near corner of Atlantic & Millbrook, behind Batteries Plus

Sharky's Place **783-5448**
5800 Duraleigh Road NW Raleigh
-in the Yuppie Center near US 70 intersection

Snooker's-RW **828-7665**
3520 Wade Avenue NW Raleigh
-in Ridgewood Shopping Center

Tir na nOg Irish Pub **833-7795**
218 South Blount Street Dwtn. Raleigh
-across from City Market

The Upper Deck (Cary) **460-9977**
329 N. Harrison Avenue Cary
-near intersection. of N. Harrison & Hwy. 54

Upper Deck Profile **833-4527**
625 E. Whitaker Mill Road Raleigh
-near intersection of Whitaker Mill & Wake Forest Rd.

Woody's Sports Tavern & Grill **380-7737**
8322 Chapel Hill Road Cary
-between N. Harrison and Reedy Creek Road

BOARD MEMBER NAME CHANGE

Please note that Rules & Grievances Director Heather Thomas has changed her last name to Bohanan. It was too late to get that change into the statistics pages, but it is already reflected in the Board Info box included on page 8. (Also note the new email address!!)

FALL 2006 RDL SEASON INFORMATION

These dates (or at least some of them) are on page 8, as well as on pages 1 and 34, but I am putting them in many locations because they might be the most important thing for you in this newsletter.

Wednesday, July 19th - Fall season registration, site TBD
Monday, July 24th - Preseason RDL Board meeting, site TBD
Wed., Aug. 2nd - Preseason capts.' mtg./packet pickup, site TBD
Wednesday, August 9th - Start of Fall season match play
Thur., Aug. 17th - Postmark deadline for 2007 Board nominations
Monday, September 11th - Fifth week captains' meeting, site TBD
Monday, Sept. 11th - Deadline for 2007 Board election ballots
Wed., Nov. 15/29, Dec. 6 - Fall season divisional tournaments
Wednesday, November 22nd - No matches, Thanksgiving holiday
Saturday, December 9th - Fall season banquet, site TBD

A COUPLE STORIES SUBMITTED BY RDL MEMBERS AND LOYAL TONS READERS (continued from page 4)

From Connie Austin, of Get the Point "33", recounting her team's week 13 battle with Travelin' Beer Bellies, as her team was both trying to win the match and clinch the division title:

"Wow, we had fun last night. Beer Bellies are a great team to play. I don't know which team wanted the win more, them or us. For a while there I thought we were jinxed with the (8) point thing. That's all I heard out of everyone on the team, 'all we have to have is (8) points, just (8) points and we take first place.' WRONG!!! We split 01, 3-3. Then they are up 2 points after singles cricket. Ok, I'm getting concerned. We need to sweep doubles cricket. I thought we would come out with at least 4 points. WRONG!!! The only team to pull out a win was Mike & Mike. Me I'm still worried about the (8) point thing, because at the end of doubles cricket we only have (7). Poor Mike Hill. He had all nine players show up for our last game of the season, and faced with the question of 'Who do I play?'… Of course at least six of us players all said 'Hey, no problem you can sit me.' Suurrre… that's what they say, but later you always hear different.

Ok, time to live up to our name 'GET THE POINT'. First up Jacky & John, second up Ron & Bob, and last but not least Connie & Jan. Actually Ron & Bob win first to clinch the title of first place, then Jacky & John win. No pressure, Jan & I can have fun. WRONG!!! Just so happens, two sisters are playing two brothers (Chris & Jeff). I look at Jan and say they are going to kill us. Well it starts good for them and slow for us, next thing you know we're in the game 247-246. A few more throws and its 105-96. Jan goes for trip-20, miss single-5, step back, it's ok, just throw trip-17, double-top, you can do it, I say. Miss single 2, no problem, give me a trip-19, miss trip-3, 16 thrown. Way too much discussion! 80 left. Ok, they throw, leave 40. A few feet from the line all I hear is a conversation from one of our players with the opponent about how they would have thrown a 96-out and not the way Jan was advised. WRONG!!! So to everyone's amazement I hit trip-20, double-10 to win. Sorry brothers, it was fun, but the old **Awesome Austin Sisters** pulled one out!!!! Boom Baby Boom"

RDL WEBSITE

www.raleighdartleague.org
Questions? Submissions?: barry@barryjbarker.com

HOW TO REACH US

RDL VoiceMail

(919) 990-1218

Mail Scoresheets to:

Jason Kilts - RDL Statistician
2811 Duke Homestead Road, Durham, NC 27705

Scoresheet FAX available at:

(919)-**882-8898** - email JK for confirmation of receipt!

New Member Fees and Newsletter Fees:

Mark Wackerman, 110 Ridge Lake Drive, Apex, NC 27539

Nomination and Election Ballots:

Barbara Cotton, 405 Gooseneck Drive #A2, Cary, NC 27513

Grievances/Complaints/Rules Suggestions:

Heather Thomas, 206 Shoals Lane, Garner, NC 27529

All Other RDL Correspondence to:

(The P.O. Box wasn't worth the cost, so just send any other stuff to Jason for the time being.)

2006 Board of Directors

President	Rick DeMattos	279-1049
	email: rickdemattos@yahoo.com	
Vice President	Jason Thomas	795-4247
	email: jason@beyond-beta.com	
Secretary	Barbara Cotton	210-0020
	email: bjcotton69@hotmail.com	
Treasurer	Mark Wackerman	303-8917
	email: wackermanm@bek.com	
Membership	Julie Payne	210-9781
	email: jpayne2@nc.rr.com	
Rules/Grievances	Heather Bohanan	326-1956
	email: Heather.Bohanan@ncmail.net	
External Orgs.	Kevin Coyne	961-8303
	email: krcoyne@mindspring.com	

League Statistician/Editor

Jason Kilts 990-1218
email: kilts001@mc.duke.edu or jdkilts@yahoo.com

"HOT DARTS" CALL-IN GUIDELINES

Here are the guidelines you should use when deciding what you should use as your minimum number of all-star points for reporting when you call in your scores.

"A" Div. = 4.5 or more ASPs; "B" Div. = 4.0 or more ASPs
"C" Div. = 3.5 or more ASPs; "D/E/F" Divs. = 3.0+ ASPs
"G" Division = 2.5 or more ASPs

Also, call in any fast games, high ins, high outs, or other amazing feats that you think warrant a little recognition (e.g., Ins & Outs higher than a Ton, 24-dart cricket games, 15-dart 301s, 24-dart 501s, 5-Bulls+, etc.).

SEASON-LONG TROPHY DART MINIMUM GAMES PLAYED REQUIREMENTS

In order to be eligible for all-star point %-age and singles win %-age awards, you must play in at least 66% of the total projected games this season: *for all Divisions:*

Singles win %-age: min. of 16 Singles Games Played
All-star pt. %-age: min. of 32 Total Games Played
for teams D4 & G6, (due to fft. received): **15 sngls, 30 total**

CALENDAR OF EVENTS

June 2-4	**2006 Wreck at the Deck** (formerly the Bull City Classic), (ADO), $5185+, Upper Deck, Cary, info: Barbara or Julie (see left column)
Sat., June 17	**North Carolina City Dart League & Ladies' Cup** - Raleigh - BYE, Fuquay-Varina @ Chapel Hill, Durham @ Jacksonville (NCCDL only)
June 23-25	**Piedmont Dart Shootout V**, (ADO), $2500 Break Time Billiards, Winston-Salem info: Nancy Coley, 336-299-8068 (tourn. dir.)
Wed., July 19 7:30 p.m	**Fall 2006 RDL Registration** Upper Deck Profile - do NOT bring cash!!
Sat., July 22	**North Carolina City Dart League & Ladies' Cup** - Chapel Hill @ Raleigh, Wilmington @ Durham (NCCDL only), Fuquay-Varina - BYE
Mon., July 24	**RDL Board Mtg.** - open to league members
Wed., Aug. 2 7:30 p.m.	**Fall 2006 RDL Preseason Captains' Mtg.** Upper Deck Profile - Mandatory for each team
Wed., Aug. 9	**Fall 2006 RDL - Start of match play**
Sat., Aug. 19	**NCCDL & NCLC** - match weekend
Mon., Sept. 11 7:30 p.m.	**Fall 2006 RDL Fifth Week Captains' Mtg.** end of roster additions/replacements (This is also the date of the RDL Board Mtg.)
Sat., Sept. 23	**NCCDL & NCLC** - match weekend
Sat., Dec. 9 noon	**Fall 2006 Season Banquet** location TBA

Other Local Weekly Leagues

Tuesdays	***Bull City Dart League*** , Durham
Tuesdays	***Cary Dart League*** , Cary
Thursdays	***Triangle Dart League*** , Chapel Hill

Weekly Blind Draws

Over the past few years, weekly blind draws have come and weekly blind draws have gone. If any of these folds or if any others start up, please let me know and I will make the change to the list here in the Tons of Newsletter.

In all cases, I recommend calling ahead to the bar just to make sure that you aren't making a pointless trip…

Wednesdays, Fridays, and Sundays!!! All summer!
Upper Deck, 8:00 p.m. (460-9977)
(Upper Deck matches the pot!)

Monday **Varina Sports Bar**, 8:00 p.m. sharp! (552-0081) (Bar matches the pot plus more!)

Monday **Connolly's Irish Pub**, 8:30 p.m. (465-4458)
($5 entry - bar matches the pot!)

PENALTY LOG - all the penalties assessed this season

Think the point math in your division doesn't quite add up? Check here for who lost what when.

5th week captains' meeting (5 pts): Who Needs One (B), Dynamic Darts (B), Grateful Darts (C), 3 Legged Dog (C), Fired Up (C), No Names (C), Travelin' Beer Bellies (D), Bulls on Parade (E), Overtime Outlaws (G), Bad News Beers (G).

Phone (5 pts): Who Needs One (B,wk12), Get the Point "33" (D,wk11), Mojo's Jerksquad (E,wk12), Hostile Amish (F,wk1).

Mail (16 pts): Who Needs Me (B,wk12), Da Bulls (D,wk8), You Made Me Miss (E,wk9), Bulls on Parade (E,wk6), Bad News Beers (G,wk11,wk13). Bennington Brawlers (F,wk12), Money Shot (G,wk12), Overtime Outlaws (G,wk14).

THE NINETEENTH SEMI-ANNUAL EDITION OF : JK'S DIVISIONAL ALL-STAR TEAM PICKS

(Players within each division are listed alphabetically) (Players are chosen any way I damn well please - not purely by the numbers!)
(This is not purely my own guesses at who is simply the best thrower, but also who is important to their team, who is good in the clutch, etc.)

Divisional MVPs		
All of RDL	*Donnie Simpson*	*Old School*
A Division	Mark Knight	Dodge Darts
B Division	Jon Stites	HammerHeads
C Division	Donnie Simpson	Old School
D Division	Paul Hansen	Kozmic Debris
E Division	Justin Berstler	Mojo's Jerksquad
F Division	John Stepp	Hostile Amish
G Division	Eric McCartney	Menace to Sobriety

"A" Division		
Tom Brown	Elem. Sch. Bullies	Another season of domination.
Jim Davis	Lunatic Fringe	Won some big sets for runners-up.
Dale Hyler	Elem. Sch. Bullies	Played best in the biggest matches.
Mark Knight	Dodge Darts	Won singles. Won doubles. Just won.
Robbie Phillips	Elem. Sch. Bullies	Great season, unstoppable in finals.
Mike Seward	Elem. Sch. Bullies	2nd best win pct. in RDL. In A div.
Bob Terry	Lunatic Fringe	When he's on, he's almost unbeatable.
Lee Whitehead	Dodge Darts	Although he lists himself out at times.

"B" Division		
Dave Buckman	Cheap Shots	Team's most important dbls thrower.
Mikey Hindle	Wallbangers	Evidently needs a new 501 partner.
Tim Mills	Who Needs One	Great Crkt counters weak -01 record.
John Murdaugh	Who Needs One	Season's top gun for Mug winners.
Charles Parker	HammerHeads	0.500 SCkt is a bit of a surprise.
Bo Sosa	Nine Lives	Makes Niners dangerous upset team.
Jon Stites	HammerHeads	Carried Hammers to A. Then bolted.
Steve Witz	Cheap Shots	Carried Shots (not to A). Then bolted.

"C" Division		
Tony Alcon	3 Legged Dog	Records slowly slipped set to set.
John Carroll	No Names	Quietly dangerous all the time.
Tony Keller	Fired Up	What a freakin' season. Except for 501.
Kenny Persson	Armed & Dangerous	Carried A&D (not to B). Then bolted.
Mike Reynolds	Fired Up	Becoming a perennial all-star name…
Donnie Simpson	Old School	One of RDL's best regardless of div.
J.J. Tant	Fired Up	0.500 in 301, then turned up the juice.
Tim Vann	Excalibur	Superb singles, passable doubles.

"D" Division		
Jacky Buckner	Get the Point "33"	What a great addition for D winners.
Jeff Dopko	One Armed Bandits	Fantastic Ckt record, especially dbls.
Chris Fournier	Travelin' Beer Bellie	Not a bad return! At least in singles.
Bob Hansen	Get the Point "33"	If only Mr. -01 could play more often.
Paul Hansen	Kozmic Debris	21-1 in ckt means 11-11 in -01 is ok.
Dave Krasnow	Kozmic Debris	Looks almost the same as P. Hansen.
John Wells	Got Pepsi?	8-3 in each of the 4 sets is awesome.
J.J. Yoneoka	Travelin' Beer Bellie	Won a ton of doubles for the Bellies.

"E" Division		
Tommy Beaird	Shark Shooters	Shark Shooter #1 is just awesome.
Justin Berstler	Mojo's Jerksquad	Mojo Jerk #1 is just awesome.
Jon Hardison	Shark Shooters	Shark Shooter #2 is just awesome.
Carl Hiller	Shark Shooters	Shark Shooter #3 is just awesome.
Galen Johnson	Have Darts, Will Tra	Best of the "next best" (3rd pl.) team.
Kevin Kendall	Mojo's Jerksquad	Mojo Jerk #2 is just awesome.
Chris Montesi	Mojo's Jerksquad	Mojo Jerk #3 is just awesome.
Sal Reitano	Bulls on Parade	Ok, so I just won't list him in 501…

"F" Division		
Travis Harrilchak	Boondock Saints	Very solid for 3 sets for runners-up.
Jess Jur	Damn Yankees!	Great singles & ASPs. Um, doubles?
Jon Kenney	Bennington Brawlers	10-1 in DCkt, 2-5 in 501. Seriously?
Zak Mayhew	Boondock Saints	Over 75% wins in Ckt says something.
Robert Morrill	Hostile Amish	I just want to know… why "Tyke"?
Keith Ohrberg	Rif Raf	Holy cow. Sngls 46% better than dbls.
Deb Parker	Damn Yankees!	Huge in SCkt & 501 is decent enough.
John Stepp	Hostile Amish	Has his hair, a plaque, AND a Mug.

"G" Division		
Dan Clark	Overtime Outlaws	Was 20% above the team's average.
Kevin Folsom	Money Shot	Just a great season, with lots of wins.
Geoffrey Gilbert	Bad News Beers	Decent record in all four sets.
Ronnie Lee	H5N1	So he doesn't specialize in DCkt…
David Martin	H5N1	19-3 in Ckt is among league's best.
Eric McCartney	Menace to Sobriety	FNG is simply the F'N Man!!
Worth Pearsall	Bad News Beers	Strong captain engineered Mug upset.
Nate Wade	Coral Reefers	Consistently strong every season.

QUICK STAT TIDBITS

-The **Quadruple Double Award** winners (double-digit wins in all 4 sections): This category definitely is tougher to join when all of the teams have only 12 matches. Thus, we have only one true member this season: **Donnie Simpson** of Old School in C division. Very impressive 43-5 record for Donnie, with no worse than 10-2 in any set. Wow. There were several other records that warrant a little honorable mention as well, including: *Bob Terry* of Lunatic Fringe in A (9 wins in all 4 sets, 10 wins in 3 sets), *Tom Brown* of Elementary School Bullies in A (10 wins in 3 sets, 8 wins in 4 sets), *Mike Seward* of Elementary School Bullies in A (9 wins in 3 sets, 8 wins in 4 sets), *Dave Buckman* of Cheap Shots in B (9 wins in 3 sets), *Jon Stites* of Hammer Heads in B (10 wins in 3 sets, 8 wins in 4 sets), *Tony Keller* of Fired Up in C (9 wins in 3 sets), and *John Wells* of Got Pepsi? in D (8 wins in 4 sets). again, The Replacements' *Timmy King* , and HammerHeads' *David Alvord* .
-**IronMan/Woman Award**: With all of the teams having the same number of matches, and no teams playing shorthanded regularly, the race for this title was very close. And the winners are… **Charlie Wilkinson** of Endeavor to Persevere in D, and **Bam Lupien** of Damn Yankees! in F, with 54 games each. Bam used two 1001s to reach those totals, so maybe Charlie is the real leader, eh? Other division leaders were: *Bob Terry* of Lunatic Fringe (what morons picked BOB!?!?) in A with 51 games; *Bill Chaney* of Who Needs One in B division with 52 games; *Tim Vann* of Excalibur and *Felipe Wilkie* of No Names in C with 50 games each; *Frank Balena* of Bulls on Parade in E with 50 games; and *Dan Clark* of the Overtime Outlaws in G with 50 games.
-The **Team Attendance Award** winners: This category was invented due to a Fuquay team that played every week, every season with the same 6 players. This season, another Fuquay team claims this title: **Who Needs One** of B division, which had 6 players on the roster, and all of them in attendance at all but one match. Excellent. Like a family… Some honorable mentions: *Got Pepsi?* in D, with almost the same closeness as Who Needs One (they simply had a sub for a week); *Damn Yankees!* in F, with six players, all with 46-52 games each; *Overtime Outlaws* in G, with 42-50 games for 6 of their 7.

MY SEASON, TOURNEY & PRESEASON PREDICTION RESULTS

Oh man, I had my worst match-predicting season in a couple years. 2% worse than last season, 4% worse than the season before that. And on top of that, I set a new record for futility, picking EIGHT consecutive Brawlers matches incorrectly. Eight. That's a 1-in-256 chance. How in the h**l… Anyway, the only other team that proved me wrong more than half the time was Rif Raf (also in F, beating my picks 7 of 12 times). And both the No Names (in C) and H5N1 (in G) were 0.500 teams for me. (Details on pg10.)

As for my preseason predictions, you would have thought I knew what I was talking about. I got A division almost exactly correct, just shorting the Replacements a win or two. The same was true for B, with the only error being my prediction of the Hammers behind WNO and the Cheapies. In C, I picked Old School, called Mug-winners Fired Up the dark horse, and got it almost all correct (picked 4th place A&D for 2nd). My D division trio of leading team picks was two-thirds correct (I had Kozmic instead of Pepsi), and I even put the Bandits as the fourth place onlooker. E division… we'll get back to that one. In F division, my only error was moving the Brawlers to the forefront (instead of their actual 3rd place spot), with the rest almost dead-on. And in G, I didn't do so well, not recognizing either H5N1 or the Menace as top threats. … … And now back to E… and one of my worst picks ever… I had six of the seven teams in a great order. Problem was that I put You Made Me Miss above them all, instead of below. Uh, whoops.

Tournament picks? Decent. 14-7 in the first round, 10-4 in the semis, and 3-4 in the finals (with three of those four losing before the finals match). But did you see my Bad News Beers dark horse pick in G? How about picking them to knock off the #2? I only wish that I had gone with my hunch and actually picked them to win it all. I really honestly saw that coming…

JK'S TEAM-BY-TEAM, WEEK-BY-WEEK MATCH PREDICTION RESULTS

(I introduced this page five seasons ago, and it has become almost expected as a newsletter staple. Feast your eyes on the success...)

For several years, many of you have taken no greater pleasure in your weekly darting endeavors than to call the RDL VoiceMail and point out to me just how wrong I was in my prediction of your match result. On a related note, I have noticed that many of you seem to have relatively selective memories saving only the weeks when I was wrong. Further, many others of you regularly embellish your statistics of how often you fool me. It's not so easy to get away with those rambles anymore, however, as you can see below. Each W is a week when I picked your match correctly, and each L is one I picked incorrectly. Division totals are to the right of the team totals, weekly totals are at the bottom, and in the space between the 14 weeks and the team totals, the two 'o' symbols indicate the teams for which I was only 0.500, and the two 'x' symbols indicate the teams that fooled me more often than not. [8 wrong in a row with the Brawlers?!?! Yikes. New record…]

	wk1	wk2	wk3	wk4	wk5	wk6	wk7	wk8	wk9	wk10	wk11	wk12	wk13	wk14		Right	Wrong	**Overall**	
A1/ Lunatic Fringe	-	W	W	W	W	W	W	-	L	W	W	W	W	L		10	2	71.58%	
A2/ Elementary School Bull	W	W	W	-	W	W	W	W	L	W	-	W	W	W		11	1	209	83
A3/ Shadows	W	W	W	W	-	W	W	W	L	W	W	-	W	L		10	2		
A4/ Dodge Darts	L	W	-	W	W	W	W	W	W	-	W	W	W	W		11	1		
A5/ Wireless	W	-	L	W	W	W	W	W	-	W	W	W	W	W		11	1	**A Division**	
A6/ The Replacements	W	W	W	W	W	W	-	W	W	W	W	W	W	-		12	0	88.10%	
A7/ Tir na hOg	L	W	L	W	W	-	W	W	L	W	W	W	-	W		9	3	37	5
B1/ Cheap Shots	L	W	W	W	-	L	W	W	W	W	W	-	W	W		10	2		
B2/ Who Needs One	W	L	L	W	W	L	-	W	W	L	W	W	W	-		8	4		
B3/ Nine Lives	W	W	W	W	W	-	W	W	L	W	W	W	-	W		11	1		
B4/ HammerHeads	L	-	L	W	W	W	W	W	-	L	W	W	W	W		9	3		
B5/ Starving Dartists	W	W	W	-	W	W	W	L	W	L	-	W	W	W		10	2	**B Division**	
B6/ Wallbangers	W	L	-	W	W	L	W	L	W	-	W	W	L	W		8	4	76.19%	
B7/ Dynamic Darts	-	W	W	W	W	L	W	-	L	L	W	W	L	W		8	4	32	10
C1/ Excalibur	L	W	L	W	L	-	W	W	L	W	W	W	-	W		8	4		
C2/ Old School	W	W	-	W	W	L	W	W	W	-	W	W	W	W		11	1		
C3/ Grateful Darts	W	-	W	W	L	W	W	W	-	L	W	W	W	W		10	2		
C4/ Armed & Dangerous	L	W	W	W	-	L	L	W	W	L	W	-	W	W		8	4		
C5/ 3 Legged Dog	-	W	W	W	W	L	W	-	L	L	L	W	W	W		8	4	**C Division**	
C6/ Fired Up	W	W	W	W	L	W	-	W	L	L	L	L	W	-		7	5	69.05%	
C7/ No Names	W	W	L	-	L	L	L	W	L	W	-	L	W	W	o	6	6	29	13
D1/ Get the Point "33"	W	W	L	W	L	L	-	W	W	L	W	W	L	-		7	5		
D2/ Kozmic Debris	W	-	W	W	L	W	W	W	-	L	W	W	W	W		10	2		
D3/ Travelin' Beer Bellies	-	L	W	W	W	L	W	-	W	W	L	L	L	W		7	5		
D4/ Got Pepsi?	W	W	L	W	W	-	W	W	W	L	L	L	-	fft		7	4		
D5/ Da Bulls	W	W	W	W	-	W	W	W	W	W	W	-	W	fft		11	0	**D Division**	
D6/ Endeavor to Persevere	W	W	-	W	W	W	W	W	W	-	W	L	W	W		11	1	75.61%	
D7/ One Armed Bandits	W	L	W	-	W	W	W	W	W	L	-	L	W	W		9	3	31	10
E1/ Shark Shooters	-	L	W	W	W	L	W	-	L	W	W	W	W	W		9	3		
E2/ Deadstroke	L	W	W	W	W	L	-	W	L	W	W	W	W	-		9	3		
E3/ You Made Me Miss	L	L	W	W	-	W	W	W	L	W	L	-	W	L		7	5		
E4/ The DIVE Bombers	W	W	W	L	W	-	W	W	W	W	L	W	-	L		9	3		
E5/ Have Darts, Will Travel	W	-	W	W	L	L	L	W	-	W	L	W	W	W		8	4	**E Division**	
E6/ Bulls on Parade	W	W	-	L	L	W	W	W	L	-	L	W	W	W		8	4	71.43%	
E7/ Mojo's Jerksquad	W	W	W	-	W	L	L	W	W	W	-	W	W	W		10	2	30	12
F1/ Bennington Brawlers	W	L	-	L	L	L	L	L	L	-	L	W	L	W	x	3	9		
F2/ Hostile Amish	W	W	W	W	-	L	W	W	W	L	L	-	L	W		8	4		
F3/ Boondock Saints	W	L	W	-	W	L	L	W	L	L	-	W	W	W		7	5		
F4/ Meet the Fockers!	W	L	W	L	W	-	L	W	L	W	L	W	-	W		7	5		
F5/ Damn Yankees!	W	-	W	L	L	L	W	W	-	L	L	W	W	W		7	5	**F Division**	
F6/ Tres Equis	-	W	W	L	W	L	L	-	W	W	L	L	W	W		7	5	52.38%	
F7/ Rif Raf	W	L	W	W	W	L	-	L	L	L	L	L	W	-	x	5	7	22	20
G1/ H5N1	W	L	L	W	W	W	-	L	L	W	L	L	W	-	o	6	6		
G2/ Coral Reefers	W	W	L	L	-	W	W	L	W	W	W	-	W	W		9	3		
G3/ Money Shot	W	L	W	W	W	-	W	L	L	W	W	W	-	L		8	4		
G4/ Overtime Outlaws	W	L	L	-	W	W	W	L	W	W	-	L	W	L		7	5		
G5/ Bad News Beers	-	W	L	W	W	W	fft	-	W	W	L	W	L	W		8	3	**G Division**	
G6/ Board to Death	W	-	W	L	W	W	fft	L	-	W	W	W	W	W		9	2	68.29%	
G7/ Menace to Sobriety	W	L	-	W	W	W	W	L	W	-	W	W	L	W		9	3	28	13
Right:	17	14	15	17	16	11	16	16	11	13	13	16	17	17					
Wrong:	4	7	6	4	5	10	4	5	10	8	8	5	4	3					
forfeited:	-	-	-	-	-	-	1	-	-	-	-	-	-	1					

	Week 1			Week 2			Week 3			Week 4			Week 5			Week 6			Week 7			Week 8			Week 9			Week 10			Week 11			Week 12			Week 13			Week 14			Forfeits
RDL - Spring, 2006	vs.	W/L	Pts.	vs.	W/L	Pts.	vs.	W/L	Pts.	vs.	W/L	Pts.	vs.	W/L	Pts.	vs.	W/L	Pts.	vs.	W/L	Pts.	vs.	W/L	Pts.	vs.	W/L	Pts.	vs.	W/L	Pts.	vs.	W/L	Pts.	vs.	W/L	Pts.	vs.	W/L	Pts.	vs.	W/L	Pts.	
A1/ Lunatic Fringe	Bye	-	-	a2	L	10	A6	W	14	a5	W	20	A7	W	18	a4	W	16	A3	W	13	Bye	-	-	A2	W	13	a6	W	15	A5	W	19	a7	W	17	A4	W	14	a3	L	8	
A2/ Elementary School Bullies	a6	W	20	A1	W	14	a3	W	17	Bye	-	-	A4	W	15	A5	W	20	a7	W	20	A6	W	16	a1	L	11	A3	W	18	Bye	-	-	a4	W	17	a5	W	21	A7	W	24	
A3/ Shadows	a5	W	20	A7	W	18	A2	L	7	a4	L	8	Bye	-	-	A6	W	15	a1	L	11	A5	W	23	a7	L	10	a2	L	6	A4	L	6	Bye	-	-	a6	W	15	A1	W	14	
A4/ Dodge Darts	a7	L	11	A6	W	14	Bye	-	-	A3	W	16	a2	L	9	A1	L	8	a5	W	18	A7	W	19	a6	W	17	Bye	-	-	a3	W	18	A2	L	7	a1	L	10	A5	W	22	
A5/ Wireless	A3	L	4	Bye	-	-	a7	W	13	A1	L	4	a6	L	10	a2	L	4	A4	L	6	a3	L	1	Bye	-	-	A7	L	10	a1	L	4	A6	L	12	A2	L	3	a4	L	2	
A6/ The Replacements	A2	L	4	a4	L	10	a1	L	6	A7	W	15	A5	W	14	a3	L	9	Bye	-	-	a2	L	8	A4	L	7	A1	L	5	a7	W	13	a5	W	12	A3	L	9	Bye	-	-	
A7/ Tir na hOg	A4	W	13	a3	L	6	A5	L	11	a6	L	9	a1	L	5	Bye	-	-	A2	L	4	a4	L	5	A3	W	14	a5	W	14	A6	L	11	A1	L	3	Bye	-	-	a2	L	0	
B1/ Cheap Shots	B4	L	11	b5	W	15	B3	W	12	B6	L	11	Bye	-	-	b2	W	13	B7	W	17	b4	L	5	B5	W	16	b3	W	19	b6	W	17	Bye	-	-	B2	L	11	b7	W	18	
B2/ Who Needs One	B3	W	14	b6	L	10	B4	W	12	b7	W	11	b5	W	16	B1	L	11	Bye	-	-	b3	W	13	B6	W	13	b4	W	12	B7	W	20	B5	W	14	b1	W	13	Bye	-	-	
B3/ Nine Lives	b2	L	10	b7	W	17	b1	L	12	b4	L	11	B6	L	12	Bye	-	-	B5	W	15	B2	L	11	B7	L	11	B1	L	5	B4	L	10	b6	W	15	Bye	-	-	b5	W	16	
B4/ HammerHeads	b1	W	13	Bye	-	-	b2	L	10	B3	W	13	b7	W	13	B5	W	15	B6	W	17	B1	W	17	Bye	-	-	B2	L	12	b3	W	12	B7	W	16	b5	W	15	b6	W	14	
B5/ Starving Dartists	b6	L	8	B1	L	9	B7	W	19	Bye	-	-	B2	L	8	b4	L	9	b3	L	5	B6	W	13	b1	L	8	b7	L	8	Bye	-	-	b2	L	8	B4	L	9	B3	L	8	
B6/ Wallbangers	B5	W	16	B2	W	13	Bye	-	-	b1	W	13	b3	W	12	B7	L	10	b4	L	7	b5	L	11	b2	L	11	Bye	-	-	B1	L	7	B3	L	9	b7	W	13	B4	L	7	
B7/ Dynamic Darts	Bye	-	-	B3	L	7	b5	L	5	B2	L	11	B4	L	11	b6	W	14	b1	L	7	Bye	-	-	b3	W	13	B5	W	16	b2	L	4	b4	L	8	B6	L	11	B1	L	5	
C1/ Excalibur	c4	W	12	C6	L	8	C7	W	12	c2	L	7	c3	W	18	Bye	-	-	C5	W	18	C4	W	14	c6	W	13	c7	W	13	C2	L	7	C3	W	15	Bye	-	-	c5	W	15	
C2/ Old School	c6	W	13	C4	W	13	Bye	-	-	C1	W	17	c5	W	16	C7	L	11	c3	W	17	C6	W	12	c4	W	15	Bye	-	-	c1	W	17	C5	W	15	c7	W	21	C3	W	20	
C3/ Grateful Darts	C7	W	12	Bye	-	-	c5	W	17	c4	W	15	C1	L	6	c6	L	5	C2	L	7	c7	L	8	Bye	-	-	C5	L	10	C4	L	6	c1	L	9	C6	L	8	c2	L	4	
C4/ Armed & Dangerous	C1	L	10	c2	L	11	c6	L	6	C3	L	9	Bye	-	-	C5	L	11	c7	W	12	c1	L	10	C2	L	9	C6	W	12	c3	W	18	Bye	-	-	c5	W	17	C7	W	15	
C5/ 3 Legged Dog	Bye	-	-	c7	L	7	C3	L	7	C6	L	9	C2	L	8	c4	W	13	c1	L	6	Bye	-	-	C7	W	14	c3	W	14	c6	W	15	c2	L	9	C4	L	7	C1	L	8	
C6/ Fired Up	C2	L	11	c1	W	15	C4	W	18	c5	W	15	c7	L	10	C3	W	14	Bye	-	-	c2	L	12	C1	L	11	c4	L	11	C5	L	9	C7	W	15	c3	W	16	Bye	-	-	
C7/ No Names	c3	L	12	C5	W	17	c1	L	12	Bye	-	-	C6	W	12	c2	W	13	C4	L	12	C3	W	16	c5	L	10	C1	L	11	Bye	-	-	c6	L	9	C2	L	3	c4	L	9	
D1/ Get the Point "33"	D7	W	16	d5	W	20	d4	L	7	d6	W	18	D2	W	16	D3	L	11	Bye	-	-	d7	W	16	D5	W	14	D4	W	14	D6	W	20	d2	W	13	d3	W	13	Bye	-	-	
D2/ Kozmic Debris	D4	W	13	Bye	-	-	d7	W	15	D5	W	12	d1	L	8	D6	W	17	d3	L	8	d4	L	8	Bye	-	-	D7	L	10	d5	W	13	D1	L	11	d6	W	16	D3	L	11	
D3/ Travelin' Beer Bellies	Bye	-	-	D7	L	9	d5	W	12	d4	L	7	D6	W	17	d1	W	13	D2	W	16	Bye	-	-	d7	W	15	D5	W	22	D4	W	12	d6	L	9	D1	L	11	d2	W	13	
D4/ Got Pepsi?	d2	L	11	D6	W	14	D1	W	17	D3	W	17	d7	W	14	Bye	-	-	d5	W	19	D2	W	16	d6	W	16	d1	L	10	d3	L	12	D7	L	11	Bye	-	-	D5	*W*	*16*	
D5/ Da Bulls	d6	L	10	D1	L	4	D3	L	10	d2	L	12	Bye	-	-	d7	L	8	D4	L	5	D6	W	13	d1	L	10	d3	L	2	D2	L	11	Bye	-	-	D7	L	10	d4	*L*	*0*	1
D6/ Endeavor to Persevere	D5	W	14	d4	L	10	Bye	-	-	D1	L	6	d3	L	7	d2	L	7	D7	L	7	d5	L	11	D4	L	7	Bye	-	-	d1	L	3	D3	W	15	D2	L	8	d7	L	11	
D7/ One Armed Bandits	d1	L	8	d3	W	15	D2	L	9	Bye	-	-	D4	L	10	D5	W	16	d6	W	17	D1	L	7	D3	L	9	d2	W	14	Bye	-	-	d4	W	13	d5	W	14	D6	W	13	
E1/ Shark Shooters	Bye	-	-	E3	W	17	E5	W	13	e2	W	17	E4	W	13	e7	W	19	e6	W	16	Bye	-	-	e3	L	11	e5	W	15	E2	W	17	e4	W	12	E7	L	11	E6	W	16	
E2/ Deadstroke	E3	W	15	e6	W	13	E4	W	15	E1	L	7	e7	L	6	E5	L	8	Bye	-	-	e3	W	15	E6	L	9	e4	L	7	e1	L	7	E7	L	8	e5	L	5	Bye	-	-	
E3/ You Made Me Miss	e2	L	9	e1	L	7	E7	L	10	e5	L	12	Bye	-	-	e6	L	10	E4	L	9	E2	L	9	E1	W	13	e7	L	2	E5	W	15	Bye	-	-	E6	L	11	e4	W	15	
E4/ The DIVE Bombers	E5	W	16	E7	L	6	e2	L	9	E6	L	8	e1	L	11	Bye	-	-	e3	W	15	e5	L	10	e7	L	7	E2	W	17	e6	W	14	E1	L	12	Bye	-	-	E3	L	9	
E5/ Have Darts, Will Travel	e4	L	8	Bye	-	-	e1	L	11	E3	W	12	E6	W	13	e2	W	16	E7	W	14	E4	W	14	Bye	-	-	E1	L	9	e3	L	9	e6	W	14	E2	W	19	e7	L	5	
E6/ Bulls on Parade	e7	L	2	E2	L	11	Bye	-	-	e4	W	16	e5	L	11	E3	W	14	E1	L	8	E7	L	9	e2	W	15	Bye	-	-	E4	L	10	E5	L	10	e3	W	13	e1	L	8	
E7/ Mojo's Jerksquad	E6	W	22	e4	W	18	e3	W	14	Bye	-	-	E2	W	18	E1	L	5	e5	L	10	e6	W	15	E4	W	17	E3	W	22	Bye	-	-	e2	W	16	e1	W	13	E5	W	19	
F1/ Bennington Brawlers	F7	W	14	f3	L	7	Bye	-	-	f6	L	8	F5	W	12	f2	W	15	F4	L	10	f7	W	16	F3	W	16	Bye	-	-	F6	L	8	f5	W	16	F2	L	8	f4	W	14	
F2/ Hostile Amish	F4	W	16	F6	W	16	F3	W	17	f7	W	13	Bye	-	-	F1	L	9	f5	W	12	f4	W	13	f6	W	13	f3	L	10	F7	L	10	Bye	-	-	f1	W	16	F5	W	16	
F3/ Boondock Saints	f5	W	13	F1	W	17	f2	L	7	Bye	-	-	f4	W	11	F7	L	6	f6	W	16	F5	W	13	f1	L	8	F2	W	14	Bye	-	-	F4	W	15	f7	W	14	F6	W	18	
F4/ Meet the Fockers!	f2	L	8	F7	W	15	F6	W	15	f5	L	11	F3	L	9	Bye	-	-	f1	W	14	F2	L	11	f7	L	10	f6	L	11	F5	L	11	f3	L	9	Bye	-	-	F1	L	10	
F5/ Damn Yankees!	F3	L	11	Bye	-	-	f7	W	16	F4	W	13	f1	L	12	f6	L	8	F2	L	12	f3	L	11	Bye	-	-	F7	L	6	f4	W	13	F1	L	7	F6	L	9	f2	L	8	
F6/ Tres Equis	Bye	-	-	f2	L	8	f4	L	9	F1	W	16	f7	W	14	F5	W	16	F3	L	8	Bye	-	-	F2	L	11	F4	W	13	f1	W	16	F7	L	10	f5	W	11	f3	L	6	
F7/ Rif Raf	f1	L	10	f4	L	9	F5	L	8	F2	L	11	F6	L	10	f3	W	18	Bye	-	-	F1	L	8	F4	W	14	f5	W	13	f2	W	14	f6	W	14	F3	L	10	Bye	-	-	
G1/ H5N1	G7	W	15	g3	W	13	G2	L	12	g5	W	14	G4	W	13	g6	W	16	Bye	-	-	g7	L	9	G3	W	15	g2	W	12	G5	L	9	g4	L	10	G6	W	14	Bye	-	-	
G2/ Coral Reefers	G3	L	5	G5	W	12	g1	W	12	G6	L	11	Bye	-	-	g4	L	8	G7	L	11	g3	W	12	g5	W	17	G1	L	12	g6	W	15	Bye	-	-	G4	W	12	g7	L	11	
G3/ Money Shot	g2	W	19	G1	L	11	g6	W	17	g7	W	16	G5	W	14	Bye	-	-	G4	W	14	G2	L	12	g1	L	9	G6	W	13	G7	L	8	g5	W	11	Bye	-	-	g4	L	11	
G4/ Overtime Outlaws	G6	W	12	g7	L	7	g5	W	13	Bye	-	-	g1	L	11	G2	W	16	g3	L	10	g6	L	10	G7	L	7	G5	W	13	Bye	-	-	G1	W	14	g2	L	12	G3	W	13	
G5/ Bad News Beers	Bye	-	-	g2	L	12	G4	L	11	G1	L	10	g3	L	10	g7	L	7	G6	*L*	*0*	Bye	-	-	G2	L	7	g4	L	11	g1	W	15	G3	L	10	G7	W	19	g6	W	14	1
G6/ Board to Death	g4	L	12	Bye	-	-	G3	L	7	g2	W	13	g7	L	11	G1	L	8	g5	*W*	*16*	G4	W	12	Bye	-	-	g3	L	11	G2	L	9	G7	L	7	g1	L	10	G5	L	10	
G7/ Menace to Sobriety	g1	L	9	G4	W	17	Bye	-	-	G3	L	8	G6	W	13	G5	W	17	g2	W	13	G1	W	15	g4	W	17	Bye	-	-	g3	W	16	g6	W	17	g5	L	5	G2	W	13	

THE LEFTOVER QUOTES...

Sometimes I just don't have enough space to include everything in the Tons that I would like. So some of it I save. Like these:

From the week 13 matches

Quote #1 : from John Guerriero of Menace to Sobriety, in one of the MANY messages their team left me after clinching the G regular season title: "I'm sorry, we got kind of toned down by the local authorities. But I gotta say that Harley Dave, Dave Wagner… I don't know anybody that drove further to be at dart matches. I'd bet he has probably got close to 10,000 miles on a Wednesday, leaving Atlanta at 8, 9, 10 o'clock to be up at Scooter to get the wings and then come down to wherever the match was. But man, that's the kind of fun we've had this year. Harley Dave… gotta have the mileage for comin' in on a first place team." [Woah... - JK]

Quote #2 : from Phil Brown of Got Pepsi?, whose team was fond of leaving goofy messages about the #1 D league team all season, both before it was them, and then when it was them, and now... After they dropped the big match to fall to second: "Well, how 'bout that second place D league team? Heh, they ain't nuthin' but the first loser…"

Quote #3 : from Mike Seward of Elementary School Bullies, uttered about 90 seconds before he walked up and stuck a 180: "I haven't hit a perfect throw all season…" [I, of course, immediately began saying things like 'I haven't found a hundred dollar bill all season', but evidently only Mike had the magic going for the wishes. - JK]

From the quarterfinals matches (or at least that day...)

Quote #4 : from Kevin Carter of Deadstroke, finally responding to the comments from John Howley of Fired Up (formerly Tailgaters): " And I'm not quite sure what John Howley said about our Tailgaters-Deadstroke rivalry, but I'll tell you this… we had six people show up, they had two. So therefore my spin on the whole thing is they are tired of getting their a** kicked and were kind of scared, so therefore they all hung out. I believe that he said that he was gonna spin it that they were in C division and they didn't feel like showing up because we were just E division people. But I would like it to be duly noted that we did win, by forfeit, because I had enough players to play. As always, we always kick their a**. Anyway, we're actually going to get together and do it this summer, so we'll report the results of that then."

Quote #5 : from Heather Thomas of Kozmic Debris, who also happens to be the Rules & Grievances Director: "Lyman Kiser has a Ton-80-In for his 501…" [A Ton-80-In in 501?! Argh. I suppose I'll have to stop yelling at all the captains now if the R&G Director is calling in 'Ins' for 501... - JK]

From the finals matches

Quote #6 : from Worth Pearsall, of the regular season last-place G team, who also now happen to be the G tournament champions: "Cinderella did not forget her slippers tonight! The Cinderella story is complete. Bad News Beers, G league champs. And oh, it feels so good…"

HEY, GO RECRUIT SOME OF YOUR FRIENDS...

Not that many years ago, the RDL had as many as 56 teams in it. Yes, 7 full divisions of 8 teams each. For some reason, that number shrank a few years ago and hasn't come back up. Go invite your friends, co-workers, family members, whoever... This is a great game and we have a great time, and it would be even better with more of us. Word of mouth is a powerful tool.

RANDOM RAMBLINGS FROM JK

Every now and then, I just sit down and start typing the random things that I notice. This happens to be one of those times...

--So I'm listening to the radio last week and they refer to a story about pregnant women all over the world that are worried that they will give birth on June 6 and their child will be evil due to its birthday being on 6/6/06. Seriously. I guess they choose to ignore the fact that there is a 0 stuck in the middle. Or that it should be a 200 stuck in the middle. Or that people all over follow religions with different calendars. Or that the start of every calendar's numbering system is in question because they are primarily estimates. Or that we've introduced leap year due to the 365-day calendar not being exact. Or that it isn't the same date all around the globe at the same time. Or that... any of a hundred other reasons that their fears are silly. Some people...

--A couple weeks ago I was at Wal-Mart and there was a fishing magazine on the rack called Crappie World. And 'World' was written really small, inside the E of Crappie. So, it looked like the name was just CRAPPIE. Can you imagine discussing your job with people? "What do you do?" "I'm a crappie editor." "No kidding, I'm a crappie writer!"

--One of our host establishments is clearly owned and/or run by a huge Pittsburgh Steelers fan. If you figure out which one it is, go visit and take a look in the men's bathroom (sorry, ladies, this item's not for you). They have adorned the upper walls with mini-painted jerseys of the team's Hall of Famers in sort of a Ring of Honor style (I think you should ignore the fact that the "Honor" circles a bunch of urinals). At the end of the ring of names, they have added (Jerome) Bettis, (Hines) Ward, and (Ben) Roethlisberger. Sort of jumping the gun on those, but at least Bettis is a sure Hall pick, and the other two did just engineer a Super Bowl victory. Kind of a nice tribute, I suppose. Or at least it would be if they hadn't misspelled Roethlisberger. Oops.

--I don't know if any of you watch Survivor, and it doesn't really matter for the point of this item (and yes, I do watch). At the end of each season, the winner between the last two people is decided by a vote of the seven contestants that were eliminated immediately prior to the end (so it's important to not screw everybody over or they won't vote for you). Well, at the end of this season, one of the voters didn't like either of the last two, so he told them to guess a number between 1 and 1,000,000. That's right, a million possible guesses, with the assumption that the closest gets his vote. What would you guess if you were first? Of course, 500,000 or 500,001, so that you got half the number line. What did the Tool guess on the show?! FOUR!! The other woman looked at him, and then said "uh, ten". Why not five, I don't know? But she got that vote because the number was 999,000 or something like that. He guessed friggin' FOUR! What a moron... (In a painful twist, the moron won the million bucks anyway.)

--By now many of you (at least those in A, B, or C divs) have heard about the new team forming, taking the best players off of several other teams. Mercenary teams come, and mercenary teams go, but you know what would be really really funny? If exactly 49 teams signed up again next season, leaving 7 teams per division. If none of the A teams folded over the summer, the new team would be forced to play in a lower division unless the Membership Director is inclined to ignore the RDL rules of teams moving up and down in top/bottom twos when they've earned it (not likely). I will laugh so hard...

Today is the banquet. That means… summer is coming! Whatever will you and your darts do?

No Wednesday night league play for May/June/July! You're going to need another plan for a few months. Might I offer a few ideas?

☞ Looking for a weekly blind draw? ☜

Then you have five (that's right, FIV'E) options…

Upper Deck Summer Blind Draws - 3 Nights!! -

In addition to their year-round weekly Friday and Sunday night blind draws, the Deck is adding one each Wednesday all summer

Draws start at 8:00 p.m.
Upper Deck matches the pot!!

The Upper Deck
329 N. Harrison Ave., Cary
near inter. of Harrison & Hwy. 54
460-9977

&

Connolly's No-Cost Summer Monday Blind Draws

Each Monday throughout the summer, Connolly's will also be continuing their weekly blind draw series - same time, same place!

Draws start at 8:30 p.m.
$5 entry, Connolly's matches the pot!

Connolly's Irish Pub
1979 High House Rd., Cary
Cornerstone Spg. Ctr., @ Davis Dr. & High House
465-4458, www.connollysirish.com

&

Varina Sports Bar's Weekly Monday Blind Draws

Varina Sports Bar will continue their weekly Monday blind draws all summer - same time, same place, same payout as during RDL seasons

Draws start at 8:00 p.m. sharp!
Varina matches the pot (plus extra)!

Varina Sports Bar
213 Fayetteville St., Fuquay-Varina
across from Stevens Hardware
552-0081

☞ Or maybe you're looking for league play? ☜

Then how about…

Cary Dart League

Summer Doubles League

A Summer League in between the RDL seasons

- League play at The Upper Deck begins on Tues., June 6th - Tues., July 25th @ 8pm. (no play July 4th)
- Tournament and Banquet on Tues., Aug. 1st starting at 7:00 pm (all 3 rounds per division).
- Ranked 8 team divisions, 7 season matches & a tourney (Doubles team can be any combination).
- Match win, total games won, 9 marks, and 180s are the only stats kept with weekly newsletter.
- Matches can be played short handed with one player (blocker in singles and 1 player doubles team)
- Matches must be played on scheduled dates with one reschedule approved prior by the CDL board.
- Match play will consist of 8 games per a player for a total of 16 pts. Tiebreaker is 1 game of doubles 701 DIDO. Season ending tournament play will be a race to 9 pts.
- Each player will play 2 singles of 501, 2 singles of CRI, 2 doubles of 501, and 2 doubles of CRI.
- Match format on 1 board follows this order; 501 singles, 501 doubles, CRI singles, & CRI doubles.
- League play will be $20 per team and will be paid back to the top teams at tourney end.
- You must be a CDL member ($10 per year) which includes ADO membership to play in the league.
- Registration will begin at the RDL Banquet on May. 20th, 2006 at the UD (See Randy Umstead) and thereafter at The Upper Deck blind draws, until Wednesday, May 31st.

For more info contact: Randy Umstead (CDL President)
919-633-7433 or randusoleis@gmail.com

Find CDL info at www.theupperdecksportspub.com

MEMBER OF AMERICAN DARTS ORGANIZATION

N.C.D.O.

The Upper Deck Sports Bar & Pub Cary, NC

2006 North Carolina City Dart League (NCCDL) & 2006 North Carolina Ladies' Cup (NCLC)

Divisional Team Standings, AND results of matches played through May 6

(note: points from winning scores in [brackets] were lost to due to late-mailing penalties)
(additional note: some matches may have been played on other dates due to rescheduling)

NCCDL - East Division

		W	L	Pts.	
1	Wilmington (ACDA)	4	0	85	
2	Fayetteville (CFVDA)	3	0	91	*
3	Durham (BCDL)	2	0	65	*
4	Raleigh (RDL)	3	1	101	
5	Fuquay-Varina (FVDO)	1	3	36	
6	Jacksonville (JDA)	0	3	30	
7	Chapel Hill (TDL)	0	3	20	

NCCDL - West Division

		W	L	Pts.
1	Piedmont (PDA)	3	0	69
2	Charlotte (QCDA)	2	1	61
3	Asheville (WCDA)	2	2	82
4	Lake Norman (LNDA)	2	2	46
5	Boone (HCDA)	1	2	37
6	Pineville (BADA)	1	3	52
7	Burlington (BDO)	0	4	41

INTRADIVISIONAL PLAY - FEB. 18

Wilmington	33	Jacksonville	5
Durham @ Fayetteville - postponed to July 8(?)			
Raleigh	31	Fuquay-Varina	7
BYE - Chapel Hill		*(home teams listed in italics)*	

INTRADIVISIONAL PLAY - MAR. 11

Wilmington	20	*Fuquay-Varina*	18
Fayetteville	33	*Chapel Hill*	5
Durham	31	Raleigh	7
BYE - Jacksonville		*(home teams listed in italics)*	

INTRADIVISIONAL PLAY - FEB. 18

Asheville	25	Charlotte	13
Lake Norman	[26]	Burlington	12
Boone	25	Pineville	13
BYE - Piedmont		*(home teams listed in italics)*	

INTRADIVISIONAL PLAY - MAR. 11

Piedmont	20	Asheville	18
Charlotte	28	*Lake Norman*	10
Pineville	19+	*Burlington*	19
BYE - Boone		*(home teams listed in italics)*	

INTERDIVISIONAL PLAY - APR. 8

Fayetteville	31	Asheville	7	*Wilmington*	32	Lake Norman	6
Durham	34	*Boone*	4	*Raleigh*	32	Pineville	6
Fuquay-Varina	[34]	*Burlington*	4	*Charlotte*	20	Jacksonville	18
Piedmont	25	Chapel Hill	13			*(home teams listed in italics)*	

INTRADIVISIONAL PLAY - MAY 6

Wilmington	[36]	Chapel Hill	2
Fayetteville	27	*Fuquay-Varina*	11
Raleigh	31	Jacksonville	7
BYE - Durham		*(home teams listed in italics)*	

INTRADIVISIONAL PLAY - MAY 6

Piedmont	24	*Pineville*	14
Asheville	32	Burlington	6
Lake Norman	30	Boone	8
BYE - Charlotte		*(home teams listed in italics)*	

NCLC - East Division

		W	L	Pts.
1	Raleigh (RDL)	2	0	35
2	Wilmington (ACDA)	2	1	52
3	Fayetteville (CFVDA)	1	1	31
4	Jacksonville (JDA)	1	1	29
5	Fuquay-Varina (FVDO)	1	2	31
6	Chapel Hill (TDL)	0	2	18

NCLC - West Division

		W	L	Pts.
1	Pineville (BADA)	3	0	50
2	Lake Norman (LNDA)	2	0	31
3	Charlotte (QCDA)	1	1	31
4	Piedmont (PDA)	1	1	29
5	Asheville (WCDA)	1	2	43
6	Boone (HCDA)	0	1	7
7	Burlington (BDO)	0	3	33

FEBRUARY 18 *(home teams listed in italics)*

Raleigh	19	Fuquay-Varina	9
Jacksonville	17	*Wilmington*	11
BYES - Chapel Hill, Fayetteville			

MARCH 11 *(home teams listed in italics)*

Fayetteville	17	*Chapel Hill*	11
Wilmington	20	*Fuquay-Varina*	8
BYES - Raleigh, Jacksonville			

MAY 6 *(home teams listed in italics)*

Fuquay-Varina	14+	Fayetteville	14
Wilmington	21	Chapel Hill	7
Raleigh	16	Jacksonville	12

Charlotte	19	*Asheville*	9
Pineville	21	*Boone*	7
Lake Norman	15	Burlington	13
BYE - Piedmont			

Piedmont	15	Asheville	13
Pineville	15	*Burlington*	13
Lake Norman	16	Charlotte	12
BYE - Boone			

Asheville	21	Burlington	7
Boone @ Lake Norman - rescheduled to June 3			
Pineville	14+	Piedmont	14
BYE - Charlotte			

Spring 2006 RDL Top Singles Records (by division) (FINAL!)

(All statistics are included, as there were no missing scoresheets this season)

(Game minimums required for these listings: 15 for teams D4 and G6, 16 for all other teams)

"A" Division

			W	L	%-age
1	Knight, Mark	A4/ Dodge Darts	18	2	0.900
	Seward, Mike	A2/ Element. School Bullies	18	2	0.900
3	Terry, Bob	A1/ Lunatic Fringe	20	4	0.833
4	Davis, Jim	A1/ Lunatic Fringe	16	4	0.800
5	Whitehead, Lee	A4/ Dodge Darts	15	4	0.789
6	Brown, Tom	A2/ Element. School Bullies	18	5	0.783
7	Oakley, Jerry	A3/ Shadows	18	6	0.750
	Phillips, Robbie	A2/ Element. School Bullies	12	4	0.750
9	Hyler, Dale	A2/ Element. School Bullies	16	6	0.727
10	Tan, Wil	A2/ Element. School Bullies	13	7	0.650
11	Hoffmann, Steve	A1/ Lunatic Fringe	16	9	0.640
12	Gelhar, Tommy	A3/ Shadows	14	8	0.636
13	Oakley, Richard	A3/ Shadows	14	9	0.609
14	(three tied)		12	8	0.600

"B" Division

			W	L	%-age
1	Witz, Steve	B1/ Cheap Shots	20	4	0.833
2	Stites, Jon	B4/ HammerHeads	19	5	0.792
3	Crumpler, Greg	B2/ Who Needs One	18	6	0.750
	Murdaugh, John	B2/ Who Needs One	18	6	0.750
5	Hall, Josh	B1/ Cheap Shots	16	6	0.727
	Mills, Tim	B2/ Who Needs One	16	6	0.727
7	Sosa, Bo	B3/ Nine Lives	17	7	0.708
8	Hendricks, Ron	B5/ Starving Dartists	12	5	0.706
9	Parker, Charles	B4/ HammerHeads	16	8	0.667
10	Winters, Tom	B7/ Dynamic Darts	13	7	0.650
11	Copple, Matthew	B3/ Nine Lives	14	8	0.636
12	Allison, Frank	B6/ Wallbangers	15	9	0.625
	Hindle, Mikey	B6/ Wallbangers	15	9	0.625
	Smith, Butch	B3/ Nine Lives	15	9	0.625
15	Rodgers, Trey	B2/ Who Needs One	14	10	0.583

"C" Division

			W	L	%-age
1	Keller, Tony	C6/ Fired Up	20	1	0.952
2	Simpson, Donnie	C2/ Old School	22	2	0.917
3	Vaux, Wes	C4/ Armed & Dangerous	17	4	0.810
4	Vann, Tim	C1/ Excalibur	20	5	0.800
	Carroll, John	C7/ No Names	16	4	0.800
6	Alcon, Tony	C5/ 3 Legged Dog	19	5	0.792
7	Reynolds, Mike	C6/ Fired Up	18	5	0.783
8	Jenkins, John	C2/ Old School	16	5	0.762
9	Burney, Gary	C1/ Excalibur	12	4	0.750
10	Bradshaw, Rick	C2/ Old School	17	7	0.708
11	Tant, J.J.	C6/ Fired Up	12	5	0.706
12	Thompson, Brett	C5/ 3 Legged Dog	15	7	0.682
13	Persson, Kenny	C4/ Armed & Dangerous	14	7	0.667
	Goodknecht, Chris	C3/ Grateful Darts	12	6	0.667
15	Iager, John	C3/ Grateful Darts	15	8	0.652

"D" Division

			W	L	%-age
1	Fournier, Chris	D3/ Travelin' Beer Bellies	14	2	0.875
2	Buckner, Jacky	D1/ Get the Point "33"	18	4	0.818
3	Krasnow, Dave	D2/ Kozmic Debris	14	4	0.778
4	Hansen, Paul	D2/ Kozmic Debris	17	5	0.773
	Walters, Jason	D4/ Got Pepsi?	17	5	0.773
6	Bowen, Russell	D2/ Kozmic Debris	16	5	0.762
7	Fournier, Jeff	D3/ Travelin' Beer Bellies	14	5	0.737
8	Wells, John	D4/ Got Pepsi?	16	6	0.727
9	Richardson, Shane	D7/ One Armed Bandits	14	7	0.667
	Wenhart, Jeff	D2/ Kozmic Debris	12	6	0.667
11	Dopko, Jeff	D7/ One Armed Bandits	15	9	0.625
	Yoneoka, J.J.	D3/ Travelin' Beer Bellies	10	6	0.625
13	Blackwelder, Deb	D4/ Got Pepsi?	12	8	0.600
14	Hill, Mike	D1/ Get the Point "33"	13	9	0.591
15	Brown, Mike	D1/ Get the Point "33"	10	7	0.588

"E" Division

			W	L	%-age
1	Kendall, Kevin	E7/ Mojo's Jerksquad	16	1	0.941
2	Berstler, Justin	E7/ Mojo's Jerksquad	17	2	0.895
3	Beaird, Tommy	E1/ Shark Shooters	15	2	0.882
4	Hiller, Carl	E1/ Shark Shooters	16	4	0.800
5	Hardison, Jon	E1/ Shark Shooters	14	4	0.778
6	Reitano, Sal	E6/ Bulls on Parade	15	5	0.750
7	Huff, Matt	E4/ The DIVE Bombers	14	6	0.700
8	Johnson, Galen	E5/ Have Darts, Will Travel	16	7	0.696
9	Cullis, Pete	E6/ Bulls on Parade	11	5	0.688
10	Chapman, Alex	E5/ Have Darts, Will Travel	13	6	0.684
11	Wilcox, Randy	E5/ Have Darts, Will Travel	11	6	0.647
12	Taylor, Eric	E1/ Shark Shooters	12	7	0.632
13	McEwen, William	E6/ Bulls on Parade	15	9	0.625
	Dehritz, Matt	E3/ You Made Me Miss	10	6	0.625
15	Miller, Mike	E4/ The DIVE Bombers	12	8	0.600

"F" Division

			W	L	%-age
1	Hall, Danny	F6/ Tres Equis	14	3	0.824
2	Jur, Jess	F5/ Damn Yankees!	18	4	0.818
3	Ohrberg, Keith	F7/ Rif Raf	17	4	0.810
4	Harrilchak, Travis	F3/ Boondock Saints	18	6	0.750
5	Gevedon, Aimee	F4/ Meet the Fockers!	17	6	0.739
6	Carter, Shawn	F1/ Bennington Brawlers	15	6	0.714
	Kenney, Jon	F1/ Bennington Brawlers	15	6	0.714
8	Morrill, Robert	F2/ Hostile Amish	17	7	0.708
	Stepp, John	F2/ Hostile Amish	17	7	0.708
10	Parker, Deb	F4/ Meet the Fockers!	13	7	0.650
11	Hobbs, Brian	F1/ Bennington Brawlers	10	6	0.625
12	St. Clair, Matt	F7/ Rif Raf	13	8	0.619
13	Phelan, Johnny	F7/ Rif Raf	13	9	0.591
14	Rosenhoff, Evan	F6/ Tres Equis	10	7	0.588
15	Hall, Frank	F6/ Tres Equis	11	8	0.579

"G" Division

			W	L	%-age
1	Wade, Nate	G2/ Coral Reefers	19	3	0.864
2	McCartney, Eric	G7/ Menace to Sobriety	15	4	0.789
3	Lee, Ronnie	G1/ H5N1	18	6	0.750
	Tollerton, Steve	G1/ H5N1	12	4	0.750
5	Martin, David	G1/ H5N1	17	6	0.739
6	Pearsall, Worth	G5/ Bad News Beers	16	6	0.727
7	Lane, Jonathan	G6/ Board to Death	14	6	0.700
8	Johnson, Dave	G7/ Menace to Sobriety	15	7	0.682
9	Clark, Dan	G4/ Overtime Outlaws	16	8	0.667
	Gilbert, Geoffrey	G5/ Bad News Beers	12	6	0.667
11	Folsom, Kevin	G3/ Money Shot	15	9	0.625
12	Williams, Nelson	G2/ Coral Reefers	11	7	0.611
13	Ejlali, Shervin	G5/ Bad News Beers	10	7	0.588
14	Harrison, Mark	G7/ Menace to Sobriety	11	8	0.579
	Jackson, Ben	G3/ Money Shot	11	8	0.579

Women's Records

	(# by div.: A-1, B-0, C-3, D-5, E-10, F-13, G-9)		W	L	%-age
A	-	-	-	-	-
B	-	-	-	-	-
C	-	-	-	-	-
	-	-	-	-	-
D	Blackwelder, Deb	D4/ Got Pepsi?	12	8	0.600
	Wells, Tami	D4/ Got Pepsi?	10	12	0.455
E	Schwartz, Laurel	E2/ Deadstroke	7	10	0.412
	Rhea, Laurie	E2/ Deadstroke	8	13	0.381
	Enos, Kellee	E2/ Deadstroke	7	15	0.318
F	Gevedon, Aimee	F4/ Meet the Fockers!	17	6	0.739
	Parker, Deb	F4/ Meet the Fockers!	13	7	0.650
	Cotton, Barbara	F4/ Meet the Fockers!	11	10	0.524
G	Folsom, Hope	G3/ Money Shot	13	11	0.542
	Moeschet, Cathy	G1/ H5N1	5	11	0.313
	Birmingham, Christine	G4/ Overtime Outlaws	2	19	0.095

Spring 2006 RDL Top Doubles Records (by division) (FINAL!)

(All statistics are included, as there were no missing scoresheets this season)

(Game minimums required for these listings: 15 for teams D4 and G6, 16 for all other teams)

"A" Division

			W	L	%-age
1	Kilts, Jason	A2/ Element. School Bullies	15	1	0.938
2	Brown, Tom	A2/ Element. School Bullies	20	3	0.870
3	Seward, Mike	A2/ Element. School Bullies	17	3	0.850
4	Hyler, Dale	A2/ Element. School Bullies	14	4	0.778
5	Terry, Bob	A1/ Lunatic Fringe	20	7	0.741
6	Hoffmann, Steve	A1/ Lunatic Fringe	16	6	0.727
7	Tan, Wil	A2/ Element. School Bullies	17	7	0.708
8	Phillips, Robbie	A2/ Element. School Bullies	12	5	0.706
9	Dahulich, Jeff	A4/ Dodge Darts	11	5	0.688
10	Davis, Jim	A1/ Lunatic Fringe	13	6	0.684
11	Knight, Mark	A4/ Dodge Darts	15	7	0.682
12	Murray, David	A3/ Shadows	14	7	0.667
13	Jacobi, Paul	A1/ Lunatic Fringe	15	8	0.652
14	Budelman, Jim	A1/ Lunatic Fringe	14	8	0.636
	Coleman, Brian	A6/ The Replacements	14	8	0.636

"B" Division

			W	L	%-age
1	Stites, Jon	B4/ HammerHeads	20	4	0.833
2	Buckman, Dave	B1/ Cheap Shots	18	6	0.750
3	Parker, Charles	B4/ HammerHeads	17	6	0.739
4	Alvord, David	B4/ HammerHeads	17	7	0.708
5	Warren, Randy	B1/ Cheap Shots	15	8	0.652
6	Sellers, Mark	B1/ Cheap Shots	13	7	0.650
7	Hall, Josh	B1/ Cheap Shots	14	8	0.636
8	Mays, John	B3/ Nine Lives	12	7	0.632
9	Sosa, Bo	B3/ Nine Lives	13	9	0.591
10	Copple, Matthew	B3/ Nine Lives	12	9	0.571
11	Hindle, Mikey	B6/ Wallbangers	14	11	0.560
	Romanchek, David	B3/ Nine Lives	14	11	0.560
13	Mills, Tim	B2/ Who Needs One	12	10	0.545
14	(three tied)		13	11	0.542

"C" Division

			W	L	%-age
1	Simpson, Donnie	C2/ Old School	21	3	0.875
2	Jenkins, Vickie	C2/ Old School	14	3	0.824
3	Tant, J.J.	C6/ Fired Up	14	4	0.778
4	Brown, Barry	C7/ No Names	12	5	0.706
5	Persson, Kenny	C4/ Armed & Dangerous	14	6	0.700
6	Wilkie, Felipe	C7/ No Names	16	8	0.667
	Keller, Tony	C6/ Fired Up	14	7	0.667
8	Carroll, John	C7/ No Names	12	7	0.632
	Hesselberth, David	C4/ Armed & Dangerous	12	7	0.632
10	Conway, Paul	C6/ Fired Up	13	8	0.619
11	Brinson, Mark	C1/ Excalibur	11	7	0.611
12	Bradshaw, Rick	C2/ Old School	14	9	0.609
13	Burney, Gary	C1/ Excalibur	13	9	0.591
14	Beaudoin, Paul	C4/ Armed & Dangerous	11	8	0.579
15	Simpson, Tyler	C2/ Old School	9	7	0.563

"D" Division

			W	L	%-age
1	Yoneoka, J.J.	D3/ Travelin' Beer Bellies	14	4	0.778
2	Penny, Ron	D1/ Get the Point "33"	16	5	0.762
3	Taylor, Walter	D7/ One Armed Bandits	17	6	0.739
4	Dopko, Jeff	D7/ One Armed Bandits	16	6	0.727
	Wells, John	D4/ Got Pepsi?	16	6	0.727
6	Brown, Phil	D4/ Got Pepsi?	15	7	0.682
	Hansen, Paul	D2/ Kozmic Debris	15	7	0.682
8	Hill, Mike	D1/ Get the Point "33"	13	7	0.650
9	Thompson, Barry	D4/ Got Pepsi?	14	8	0.636
10	Kunesh, Joe	D6/ Endeavor to Persevere	15	9	0.625
11	Richardson, Shane	D7/ One Armed Bandits	13	8	0.619
12	Austin, Connie	D1/ Get the Point "33"	11	7	0.611
	Krasnow, Dave	D2/ Kozmic Debris	11	7	0.611
	Raper, Jeremie	D6/ Endeavor to Persevere	11	7	0.611
15	Side, Eric	D3/ Travelin' Beer Bellies	12	8	0.600

"E" Division

			W	L	%-age
1	Hardison, Jon	E1/ Shark Shooters	20	2	0.909
2	Berstler, Justin	E7/ Mojo's Jerksquad	14	3	0.824
3	Beaird, Tommy	E1/ Shark Shooters	13	6	0.684
	Hiller, Carl	E1/ Shark Shooters	13	6	0.684
5	Steppe, Mike	E1/ Shark Shooters	12	6	0.667
	Yang, Rob	E1/ Shark Shooters	12	6	0.667
7	Jones, Jeff	E7/ Mojo's Jerksquad	13	7	0.650
8	Taylor, Eric	E1/ Shark Shooters	11	7	0.611
9	Miller, Mike	E4/ The DIVE Bombers	10	7	0.588
10	Joyner, Linda	E7/ Mojo's Jerksquad	11	8	0.579
	Lee, Carl	E4/ The DIVE Bombers	11	8	0.579
12	DeMattos, Rick	E3/ You Made Me Miss	9	7	0.563
13	Todd, Patrick	E3/ You Made Me Miss	12	10	0.545
14	Hiller, Becky	E1/ Shark Shooters	9	8	0.529
15	Johnson, Galen	E5/ Have Darts, Will Travel	11	10	0.524

"F" Division

			W	L	%-age
1	Stepp, John	F2/ Hostile Amish	15	6	0.714
2	Mayhew, Zak	F3/ Boondock Saints	17	7	0.708
3	Buckley, Bill	F3/ Boondock Saints	16	7	0.696
4	Kenney, Jon	F1/ Bennington Brawlers	12	6	0.667
5	Morrill, Robert	F2/ Hostile Amish	15	8	0.652
6	Hobbs, Brian	F1/ Bennington Brawlers	13	8	0.619
7	Hatch, Nicole	F4/ Meet the Fockers!	14	9	0.609
8	Buckley, Jennifer	F3/ Boondock Saints	13	9	0.591
	Diamond, Paddy	F7/ Rif Raf	13	9	0.591
	Parker, Deb	F4/ Meet the Fockers!	13	9	0.591
11	Bleakley, Tom	F6/ Tres Equis	10	7	0.588
12	Kron, Jay	F5/ Damn Yankees!	14	11	0.560
13	Hodges, Mike	F2/ Hostile Amish	10	8	0.556
14	Majchrzak, Ted	F2/ Hostile Amish	11	9	0.550
	Park, Ed	F3/ Boondock Saints	11	9	0.550

"G" Division

			W	L	%-age
1	Brienzi, Kevin	G3/ Money Shot	16	4	0.800
	McCartney, Eric	G7/ Menace to Sobriety	16	4	0.800
3	Folsom, Kevin	G3/ Money Shot	19	5	0.792
4	Martin, David	G1/ H5N1	14	5	0.737
5	Clark, Dan	G4/ Overtime Outlaws	17	7	0.708
6	Smith, Van	G2/ Coral Reefers	16	7	0.696
7	Mody, Nero	G4/ Overtime Outlaws	13	6	0.684
8	Garrett, Neil	G7/ Menace to Sobriety	13	7	0.650
9	Oglesby, Mark	G7/ Menace to Sobriety	12	7	0.632
10	Pearsall, Worth	G5/ Bad News Beers	13	8	0.619
11	Gilbert, Geoffrey	G5/ Bad News Beers	11	7	0.611
12	Lee, Ronnie	G1/ H5N1	10	7	0.588
13	Colton, Mitch	G3/ Money Shot	14	10	0.583
	DeMuro, Chris	G4/ Overtime Outlaws	14	10	0.583
15	Jarvah, Sean	G2/ Coral Reefers	10	8	0.556

Women's Records

	(# by div.: A-1, B-0, C-3, D-5, E-10, F-13, G-9)		W	L	%-age
A	-	-	-	-	-
B	-	-	-	-	-
C	Jenkins, Vickie	C2/ Old School	14	3	0.824
D	Austin, Connie	D1/ Get the Point "33"	11	7	0.611
	Blackwelder, Deb	D4/ Got Pepsi?	11	9	0.550
E	Joyner, Linda	E7/ Mojo's Jerksquad	11	8	0.579
	Hiller, Becky	E1/ Shark Shooters	9	8	0.529
	Alapin, Toni	E2/ Deadstroke	9	9	0.500
F	Hatch, Nicole	F4/ Meet the Fockers!	14	9	0.609
	Buckley, Jennifer	F3/ Boondock Saints	13	9	0.591
	Parker, Deb	F4/ Meet the Fockers!	13	9	0.591
G	Folsom, Hope	G3/ Money Shot	12	10	0.545
	Boyd, Jennifer	G7/ Menace to Sobriety	10	9	0.526
	Elliott, Erin	G1/ H5N1	10	9	0.526

Spring 2006 RDL Top Singles+Doubles Records (by division) (FINAL!)

(All statistics are included, as there were no missing scoresheets this season)
(Game minimums required for these listings: 30 for teams D4 and G6, 32 for all other teams)

"A" Division

			W	L	%-age
1	Seward, Mike	A2/ Element. School Bullies	35	5	0.875
2	Brown, Tom	A2/ Element. School Bullies	38	8	0.826
3	Knight, Mark	A4/ Dodge Darts	33	9	0.786
4	Terry, Bob	A1/ Lunatic Fringe	40	11	0.784
5	Hyler, Dale	A2/ Element. School Bullies	30	10	0.750
	Kilts, Jason	A2/ Element. School Bullies	24	8	0.750
7	Davis, Jim	A1/ Lunatic Fringe	29	10	0.744
8	Phillips, Robbie	A2/ Element. School Bullies	24	9	0.727
9	Whitehead, Lee	A4/ Dodge Darts	23	10	0.697
10	Tan, Wil	A2/ Element. School Bullies	30	14	0.682
11	Hoffmann, Steve	A1/ Lunatic Fringe	32	15	0.681
12	Budelman, Jim	A1/ Lunatic Fringe	26	16	0.619
13	Oakley, Richard	A3/ Shadows	28	18	0.609
14	Murray, David	A3/ Shadows	25	17	0.595
15	Gelhar, Tommy	A3/ Shadows	26	18	0.591

"B" Division

			W	L	%-age
1	Stites, Jon	B4/ HammerHeads	39	9	0.813
2	Parker, Charles	B4/ HammerHeads	33	14	0.702
3	Witz, Steve	B1/ Cheap Shots	33	15	0.688
4	Hall, Josh	B1/ Cheap Shots	30	14	0.682
5	Buckman, Dave	B1/ Cheap Shots	32	17	0.653
6	Sosa, Bo	B3/ Nine Lives	30	16	0.652
7	Murdaugh, John	B2/ Who Needs One	31	17	0.646
8	Mills, Tim	B2/ Who Needs One	28	16	0.636
9	Alvord, David	B4/ HammerHeads	29	17	0.630
10	Hendricks, Ron	B5/ Starving Dartists	22	14	0.611
11	Copple, Matthew	B3/ Nine Lives	26	17	0.605
12	Crumpler, Greg	B2/ Who Needs One	29	19	0.604
13	Hindle, Mikey	B6/ Wallbangers	29	20	0.592
14	Sellers, Mark	B1/ Cheap Shots	23	17	0.575
15	Rodgers, Trey	B2/ Who Needs One	27	21	0.563

"C" Division

			W	L	%-age
1	Simpson, Donnie	C2/ Old School	43	5	0.896
2	Keller, Tony	C6/ Fired Up	34	8	0.810
3	Tant, J.J.	C6/ Fired Up	26	9	0.743
4	Carroll, John	C7/ No Names	28	11	0.718
5	Jenkins, John	C2/ Old School	25	11	0.694
6	Persson, Kenny	C4/ Armed & Dangerous	28	13	0.683
7	Vann, Tim	C1/ Excalibur	33	16	0.673
8	Reynolds, Mike	C6/ Fired Up	30	15	0.667
9	Bradshaw, Rick	C2/ Old School	31	16	0.660
10	Vaux, Wes	C4/ Armed & Dangerous	27	14	0.659
11	Burney, Gary	C1/ Excalibur	25	13	0.658
12	Alcon, Tony	C5/ 3 Legged Dog	30	17	0.638
13	Beaudoin, Paul	C4/ Armed & Dangerous	23	15	0.605
14	Lewis, Todd	C2/ Old School	19	13	0.594
15	Thompson, Brett	C5/ 3 Legged Dog	26	18	0.591

"D" Division

			W	L	%-age
1	Hansen, Paul	D2/ Kozmic Debris	32	12	0.727
	Wells, John	D4/ Got Pepsi?	32	12	0.727
3	Yoneoka, J.J.	D3/ Travelin' Beer Bellies	24	10	0.706
4	Buckner, Jacky	D1/ Get the Point "33"	31	13	0.705
5	Krasnow, Dave	D2/ Kozmic Debris	25	11	0.694
6	Dopko, Jeff	D7/ One Armed Bandits	31	15	0.674
7	Walters, Jason	D4/ Got Pepsi?	29	15	0.659
8	Richardson, Shane	D7/ One Armed Bandits	27	15	0.643
9	Fournier, Chris	D3/ Travelin' Beer Bellies	21	12	0.636
10	Penny, Ron	D1/ Get the Point "33"	29	17	0.630
11	Hill, Mike	D1/ Get the Point "33"	26	16	0.619
12	Brown, Phil	D4/ Got Pepsi?	26	18	0.591
13	Blackwelder, Deb	D4/ Got Pepsi?	23	17	0.575
14	Taylor, Walter	D7/ One Armed Bandits	25	19	0.568
15	Brown, Mike	D1/ Get the Point "33"	19	15	0.559

"E" Division

			W	L	%-age
1	Berstler, Justin	E7/ Mojo's Jerksquad	31	5	0.861
2	Hardison, Jon	E1/ Shark Shooters	34	6	0.850
3	Beaird, Tommy	E1/ Shark Shooters	28	8	0.778
4	Hiller, Carl	E1/ Shark Shooters	29	10	0.744
5	Taylor, Eric	E1/ Shark Shooters	23	14	0.622
6	Johnson, Galen	E5/ Have Darts, Will Travel	27	17	0.614
7	Huff, Matt	E4/ The DIVE Bombers	25	17	0.595
8	Miller, Mike	E4/ The DIVE Bombers	22	15	0.595
	Yang, Rob	E1/ Shark Shooters	22	15	0.595
10	Jones, Jeff	E7/ Mojo's Jerksquad	23	16	0.590
	Reitano, Sal	E6/ Bulls on Parade	23	16	0.590
12	Chapman, Alex	E5/ Have Darts, Will Travel	20	15	0.571
13	Wilcox, Randy	E5/ Have Darts, Will Travel	22	18	0.550
14	Lee, Carl	E4/ The DIVE Bombers	21	18	0.538
15	Todd, Patrick	E3/ You Made Me Miss	23	20	0.535

"F" Division

			W	L	%-age
1	Stepp, John	F2/ Hostile Amish	32	13	0.711
2	Kenney, Jon	F1/ Bennington Brawlers	27	12	0.692
3	Morrill, Robert	F2/ Hostile Amish	32	15	0.681
4	Hall, Danny	F6/ Tres Equis	24	13	0.649
5	Harrilchak, Travis	F3/ Boondock Saints	31	17	0.646
6	Mayhew, Zak	F3/ Boondock Saints	31	18	0.633
7	Buckley, Bill	F3/ Boondock Saints	28	17	0.622
8	Hobbs, Brian	F1/ Bennington Brawlers	23	14	0.622
9	Parker, Deb	F4/ Meet the Fockers!	26	16	0.619
10	Carter, Shawn	F1/ Bennington Brawlers	22	15	0.595
11	Ohrberg, Keith	F7/ Rif Raf	24	17	0.585
12	Jur, Jess	F5/ Damn Yankees!	25	19	0.568
	Phelan, Johnny	F7/ Rif Raf	25	19	0.568
14	Diamond, Paddy	F7/ Rif Raf	23	18	0.561
15	Hall, Frank	F6/ Tres Equis	22	18	0.550

"G" Division

			W	L	%-age
1	McCartney, Eric	G7/ Menace to Sobriety	31	8	0.795
2	Martin, David	G1/ H5N1	31	11	0.738
3	Wade, Nate	G2/ Coral Reefers	30	12	0.714
4	Folsom, Kevin	G3/ Money Shot	34	14	0.708
5	Clark, Dan	G4/ Overtime Outlaws	33	15	0.688
6	Lee, Ronnie	G1/ H5N1	28	13	0.683
7	Pearsall, Worth	G5/ Bad News Beers	29	14	0.674
8	Brienzi, Kevin	G3/ Money Shot	25	14	0.641
9	Gilbert, Geoffrey	G5/ Bad News Beers	23	13	0.639
10	Smith, Van	G2/ Coral Reefers	24	15	0.615
11	Oglesby, Mark	G7/ Menace to Sobriety	20	13	0.606
12	Johnson, Dave	G7/ Menace to Sobriety	24	16	0.600
	Mody, Nero	G4/ Overtime Outlaws	24	16	0.600
14	DeMuro, Chris	G4/ Overtime Outlaws	27	20	0.574
15	Lane, Jonathan	G6/ Board to Death	22	17	0.564

Women's Records

	(# by div.: A-1, B-0, C-3, D-5, E-10, F-13, G-9)		W	L	%-age
A	-	-	-	-	-
B	-	-	-	-	-
C	-	-	-	-	-
	-	-	-	-	-
D	Blackwelder, Deb	D4/ Got Pepsi?	23	17	0.575
	Wells, Tami	D4/ Got Pepsi?	22	22	0.500
E	Hiller, Becky	E1/ Shark Shooters	13	23	0.361
	Rhea, Laurie	E2/ Deadstroke	14	26	0.350
	Enos, Kellee	E2/ Deadstroke	14	27	0.341
F	Parker, Deb	F4/ Meet the Fockers!	26	16	0.619
	Cotton, Barbara	F4/ Meet the Fockers!	22	21	0.512
	Gevedon, Aimee	F4/ Meet the Fockers!	22	21	0.512
G	Folsom, Hope	G3/ Money Shot	25	21	0.543
	Boyd, Jennifer	G7/ Menace to Sobriety	14	20	0.412
	Moeschet, Cathy	G1/ H5N1	10	22	0.313

Spring 2006 RDL Top All-Star Point Averages (by division) (FINAL!)

(All statistics are included, as there were no missing scoresheets this season)
(Game minimums required for these listings: 30 for teams D4 and G6, 32 for all other teams)

"A" Division

			ASP	TGP	%-age
1	Terry, Bob	A1/ Lunatic Fringe	96.0	51	1.882
2	Seward, Mike	A2/ Element. School Bullies	74.0	40	1.850
3	Brown, Tom	A2/ Element. School Bullies	80.5	46	1.750
4	Knight, Mark	A4/ Dodge Darts	68.5	42	1.631
5	Tan, Wil	A2/ Element. School Bullies	69.0	44	1.568
6	Davis, Jim	A1/ Lunatic Fringe	56.5	39	1.449
7	Phillips, Robbie	A2/ Element. School Bullies	47.0	33	1.424
8	Oakley, Jerry	A3/ Shadows	63.5	47	1.351
9	Whitehead, Lee	A4/ Dodge Darts	43.5	33	1.318
10	Hyler, Dale	A2/ Element. School Bullies	50.5	40	1.263
11	Hoffmann, Steve	A1/ Lunatic Fringe	56.5	47	1.202
12	Oakley, Richard	A3/ Shadows	55.0	46	1.196
13	Budelman, Jim	A1/ Lunatic Fringe	46.0	42	1.095
14	Jeffcoat, Doug	A4/ Dodge Darts	47.0	44	1.068
15	Thomas, Jason	A6/ The Replacements	50.5	48	1.052

"B" Division

			ASP	TGP	%-age
1	Stites, Jon	B4/ HammerHeads	64.0	49	1.306
2	Winters, Tom	B7/ Dynamic Darts	39.0	39	1.000
3	Parker, Charles	B4/ HammerHeads	44.0	48	0.917
4	Murdaugh, John	B2/ Who Needs One	44.5	50	0.890
5	Witz, Steve	B1/ Cheap Shots	40.5	49	0.827
6	Sosa, Bo	B3/ Nine Lives	39.5	48	0.823
7	Butters, Scott	B2/ Who Needs One	40.5	51	0.794
8	Hindle, Mikey	B6/ Wallbangers	39.5	50	0.790
9	Mills, Tim	B2/ Who Needs One	35.5	45	0.789
10	Alvord, David	B4/ HammerHeads	36.0	47	0.766
11	Leonard, Shawn	B6/ Wallbangers	35.0	47	0.745
12	Deemer, Randy	B5/ Starving Dartists	27.5	38	0.724
13	Copple, Matthew	B3/ Nine Lives	32.0	45	0.711
14	Hall, Josh	B1/ Cheap Shots	31.5	45	0.700
15	Allison, Frank	B6/ Wallbangers	34.0	50	0.680

"C" Division

			ASP	TGP	%-age
1	Simpson, Donnie	C2/ Old School	65.0	49	1.327
2	Persson, Kenny	C4/ Armed & Dangerous	53.5	42	1.274
3	Beaudoin, Paul	C4/ Armed & Dangerous	43.5	39	1.115
4	Goodknecht, Chris	C3/ Grateful Darts	34.5	38	0.908
5	Reynolds, Mike	C6/ Fired Up	40.5	46	0.880
6	Keller, Tony	C6/ Fired Up	37.5	43	0.872
7	Iager, John	C3/ Grateful Darts	40.0	48	0.833
8	Carroll, John	C7/ No Names	33.0	42	0.786
9	Bradshaw, Rick	C2/ Old School	37.0	48	0.771
10	Batchelder, Dave	C6/ Fired Up	30.5	40	0.763
11	Brown, Barry	C7/ No Names	23.5	33	0.712
12	Vann, Tim	C1/ Excalibur	35.5	50	0.710
13	Jenkins, John	C2/ Old School	25.5	37	0.689
14	Simpson, David	C2/ Old School	32.0	48	0.667
	Vaux, Wes	C4/ Armed & Dangerous	28.0	42	0.667

"D" Division

			ASP	TGP	%-age
1	Blackwelder, Deb	D4/ Got Pepsi?	33.0	41	0.805
2	Couch, Frank	D3/ Travelin' Beer Bellies	32.0	40	0.800
3	Powell, Mark	D6/ Endeavor to Persevere	31.0	40	0.775
4	Fournier, Chris	D3/ Travelin' Beer Bellies	26.0	34	0.765
5	Hansen, Paul	D2/ Kozmic Debris	33.0	45	0.733
6	Bowen, Russell	D2/ Kozmic Debris	29.5	43	0.686
7	Krasnow, Dave	D2/ Kozmic Debris	23.5	37	0.635
8	Kiser, Lyman	D7/ One Armed Bandits	29.0	47	0.617
9	Buckner, Jacky	D1/ Get the Point "33"	27.0	44	0.614
10	Penny, Ron	D1/ Get the Point "33"	28.0	46	0.609
11	Wenhart, Jeff	D2/ Kozmic Debris	23.0	39	0.590
12	Walters, Jason	D4/ Got Pepsi?	26.0	45	0.578
13	Yoneoka, J.J.	D3/ Travelin' Beer Bellies	19.5	35	0.557
14	Fournier, Jeff	D3/ Travelin' Beer Bellies	20.0	37	0.541
15	Thomas, Heather	D2/ Kozmic Debris	19.5	41	0.476

"E" Division

			ASP	TGP	%-age
1	Hardison, Jon	E1/ Shark Shooters	40.0	41	0.976
2	Reitano, Sal	E6/ Bulls on Parade	31.5	39	0.808
3	Berstler, Justin	E7/ Mojo's Jerksquad	27.0	36	0.750
4	Samaluk, Somchai	E2/ Deadstroke	26.0	35	0.743
5	Beaird, Tommy	E1/ Shark Shooters	24.0	37	0.649
6	Wilcox, Randy	E5/ Have Darts, Will Travel	25.5	41	0.622
7	Chapman, Alex	E5/ Have Darts, Will Travel	20.0	35	0.571
8	Todd, Patrick	E3/ You Made Me Miss	21.0	44	0.477
9	Miller, Mike	E4/ The DIVE Bombers	17.5	38	0.461
10	Yang, Rob	E1/ Shark Shooters	17.0	38	0.447
11	Radcliff, Rob	E5/ Have Darts, Will Travel	19.5	45	0.433
12	Johnson, Galen	E5/ Have Darts, Will Travel	19.0	45	0.422
13	Steppe, Mike	E1/ Shark Shooters	14.5	37	0.392
14	Lee, Carl	E4/ The DIVE Bombers	15.0	40	0.375
15	Wackerman, Mark	E3/ You Made Me Miss	16.5	46	0.359

"F" Division

			ASP	TGP	%-age
1	Jur, Jess	F5/ Damn Yankees!	32.0	46	0.696
2	Parker, Deb	F4/ Meet the Fockers!	27.5	42	0.655
3	Ohrberg, Keith	F7/ Rif Raf	23.0	41	0.561
4	Morrill, Robert	F2/ Hostile Amish	24.5	48	0.510
5	Hodges, Mike	F2/ Hostile Amish	20.0	41	0.488
6	Schmaus, Darren	F2/ Hostile Amish	16.0	33	0.485
7	Hobbs, Brian	F1/ Bennington Brawlers	17.5	38	0.461
8	Park, Ed	F3/ Boondock Saints	18.5	41	0.451
9	Harrilchak, Travis	F3/ Boondock Saints	21.5	48	0.448
10	Stepp, John	F2/ Hostile Amish	20.5	46	0.446
11	Kenney, Jon	F1/ Bennington Brawlers	17.0	40	0.425
12	Buckley, Jennifer	F3/ Boondock Saints	17.5	42	0.417
13	Mayhew, Zak	F3/ Boondock Saints	20.0	49	0.408
14	Buckley, Bill	F3/ Boondock Saints	18.0	45	0.400
	Hatch, Nicole	F4/ Meet the Fockers!	18.0	45	0.400

"G" Division

			W	L	%-age
1	Pearsall, Worth	G5/ Bad News Beers	29.5	44	0.670
2	Wade, Nate	G2/ Coral Reefers	27.5	46	0.598
3	McCartney, Eric	G7/ Menace to Sobriety	19.0	39	0.487
4	Jackson, Ben	G3/ Money Shot	18.5	40	0.463
5	Jarvah, Sean	G2/ Coral Reefers	17.0	37	0.459
6	Colton, Mitch	G3/ Money Shot	22.5	49	0.459
7	Martin, David	G1/ H5N1	19.5	44	0.443
8	Folsom, Kevin	G3/ Money Shot	21.5	49	0.439
9	Van Olst, Jason	G1/ H5N1	15.0	35	0.429
10	Gilbert, Geoffrey	G5/ Bad News Beers	15.5	37	0.419
11	Clark, Dan	G4/ Overtime Outlaws	20.5	50	0.410
12	Williams, Nelson	G2/ Coral Reefers	13.5	36	0.375
13	Lee, Ronnie	G1/ H5N1	16.0	43	0.372
14	Garrett, Neil	G7/ Menace to Sobriety	14.0	38	0.368
15	Johnson, Dave	G7/ Menace to Sobriety	14.0	40	0.350

Women's Records

	(# by div.: A-1, B-0, C-3, D-5, E-10, F-13, G-9)		W	L	%-age
A	-	-	-	-	-
B	-	-	-	-	-
C	Jenkins, Vickie	C2/ Old School	6.5	32	0.203
D	Blackwelder, Deb	D4/ Got Pepsi?	33.0	41	0.805
	Thomas, Heather	D2/ Kozmic Debris	19.5	41	0.476
E	Enos, Kellee	E2/ Deadstroke	10.0	41	0.244
	Rhea, Laurie	E2/ Deadstroke	7.5	40	0.188
	Schwartz, Laurel	E2/ Deadstroke	5.5	36	0.153
F	Parker, Deb	F4/ Meet the Fockers!	27.5	42	0.655
	Buckley, Jennifer	F3/ Boondock Saints	17.5	42	0.417
	Hatch, Nicole	F4/ Meet the Fockers!	18.0	45	0.400
G	Folsom, Hope	G3/ Money Shot	11.5	47	0.245
	Baker, Tammy	G2/ Coral Reefers	4.5	33	0.136
	Moeschet, Cathy	G1/ H5N1	4.5	34	0.132

Spring 2006 RDL League-Wide Sectional Statistics (ranked by percentage) (FINAL!)

(All statistics are included, as there were no missing scoresheets this season) (Game minimums required for these listings: 6 for all teams)

Singles 301 Win Percentage

			W	L	%-age
1	Knight, Mark	A4/ Dodge Darts	9	0	1.000
	Montesi, Chris	E7/ Mojo's Jerksquad	7	0	1.000
	Hansen, Bob	D1/ Get the Point "33"	6	0	1.000
4	Alcon, Tony	C5/ 3 Legged Dog	11	1	0.917
	Jenkins, John	C2/ Old School	11	1	0.917
6	Buckner, Jacky	D1/ Get the Point "33"	10	1	0.909
7	Davis, Jim	A1/ Lunatic Fringe	9	1	0.900
	Seward, Mike	A2/ Element. School Bullies	9	1	0.900
	Keller, Tony	C6/ Fired Up	9	1	0.900
	Bowen, Russell	D2/ Kozmic Debris	9	1	0.900
	Ohrberg, Keith	F7/ Rif Raf	9	1	0.900
12	Fournier, Chris	D3/ Travelin' Beer Bellies	8	1	0.889
	Hall, Danny	F6/ Tres Equis	8	1	0.889
14	Beaird, Tommy	E1/ Shark Shooters	7	1	0.875
	Cullis, Pete	E6/ Bulls on Parade	7	1	0.875
	Hardison, Jon	E1/ Shark Shooters	7	1	0.875
	Kendall, Kevin	E7/ Mojo's Jerksquad	7	1	0.875
18	Burney, Gary	C1/ Excalibur	6	1	0.857
	Payne, Julie	F4/ Meet the Fockers!	6	1	0.857
20	Oakley, Jerry	A3/ Shadows	10	2	0.833
	Terry, Bob	A1/ Lunatic Fringe	10	2	0.833
	Murdaugh, John	B2/ Who Needs One	10	2	0.833
	Parker, Charles	B4/ HammerHeads	10	2	0.833
	Witz, Steve	B1/ Cheap Shots	10	2	0.833
	Simpson, Donnie	C2/ Old School	10	2	0.833
	Lee, Ronnie	G1/ H5N1	10	2	0.833
	McDonald, Michael	A3/ Shadows	5	1	0.833
	Dehritz, Matt	E3/ You Made Me Miss	5	1	0.833
29	Hyler, Dale	A2/ Element. School Bullies	9	2	0.818
	Jur, Jess	F5/ Damn Yankees!	9	2	0.818
	Wade, Nate	G2/ Coral Reefers	9	2	0.818
32	Whitehead, Lee	A4/ Dodge Darts	8	2	0.800
	Vaux, Wes	C4/ Armed & Dangerous	8	2	0.800
34	Phillips, Robbie	A2/ Element. School Bullies	7	2	0.778
	Wenhart, Jeff	D2/ Kozmic Debris	7	2	0.778
	Berstler, Justin	E7/ Mojo's Jerksquad	7	2	0.778
	Connors, Tracy	F1/ Bennington Brawlers	7	2	0.778
	St. Clair, Matt	F7/ Rif Raf	7	2	0.778
	Jackson, Ben	G3/ Money Shot	7	2	0.778
40	Sosa, Bo	B3/ Nine Lives	9	3	0.750
	Bradshaw, Rick	C2/ Old School	9	3	0.750
	Hill, Mike	D1/ Get the Point "33"	9	3	0.750
	Harrilchak, Travis	F3/ Boondock Saints	9	3	0.750
	Morrill, Robert	F2/ Hostile Amish	9	3	0.750
	Stepp, John	F2/ Hostile Amish	9	3	0.750
	Johnson, Dave	G7/ Menace to Sobriety	9	3	0.750
	White, Taylor	B4/ HammerHeads	6	2	0.750
	Branch, John	D1/ Get the Point "33"	6	2	0.750
	Agvilar, Jose	E7/ Mojo's Jerksquad	6	2	0.750
	Wilcox, Randy	E5/ Have Darts, Will Travel	6	2	0.750
	McCartney, Eric	G7/ Menace to Sobriety	6	2	0.750
	Tollerton, Steve	G1/ H5N1	6	2	0.750
53	Brown, Tom	A2/ Element. School Bullies	8	3	0.727
	Gelhar, Tommy	A3/ Shadows	8	3	0.727
	Copple, Matthew	B3/ Nine Lives	8	3	0.727
	Hall, Josh	B1/ Cheap Shots	8	3	0.727
	Caldwell, Tim	C7/ No Names	8	3	0.727
	Thompson, Brett	C5/ 3 Legged Dog	8	3	0.727
	Wells, John "Boy"	D4/ Got Pepsi?	8	3	0.727
	Gevedon, Aimee	F4/ Meet the Fockers!	8	3	0.727
	Peers, Martin	G1/ H5N1	8	3	0.727
62	Butman, Don	A1/ Lunatic Fringe	5	2	0.714
	Hendricks, Ron	B5/ Starving Dartists	5	2	0.714
	Brown, Barry	C7/ No Names	5	2	0.714
	Barry, Matt	G5/ Bad News Beers	5	2	0.714
66	Mays, John	B3/ Nine Lives	7	3	0.700
	Carroll, John	C7/ No Names	7	3	0.700
	Hiller, Carl	E1/ Shark Shooters	7	3	0.700
	Williams, Nelson	G2/ Coral Reefers	7	3	0.700
70	Vann, Tim	C1/ Excalibur	9	4	0.692

Singles Cricket Win Percentage

			W	L	%-age
1	Simpson, Donnie	C2/ Old School	12	0	1.000
	Keller, Tony	C6/ Fired Up	11	0	1.000
	Hansen, Paul	D2/ Kozmic Debris	11	0	1.000
	Berstler, Justin	E7/ Mojo's Jerksquad	10	0	1.000
	Kendall, Kevin	E7/ Mojo's Jerksquad	9	0	1.000
	Butman, Don	A1/ Lunatic Fringe	8	0	1.000
	Boykin, Greg	D3/ Travelin' Beer Bellies	8	0	1.000
8	Stites, Jon	B4/ HammerHeads	11	1	0.917
	Vann, Tim	C1/ Excalibur	11	1	0.917
10	Mills, Tim	B2/ Who Needs One	10	1	0.909
	Reynolds, Mike	C6/ Fired Up	10	1	0.909
	Walters, Jason	D4/ Got Pepsi?	10	1	0.909
	Parker, Deb	F4/ Meet the Fockers!	10	1	0.909
	Wade, Nate	G2/ Coral Reefers	10	1	0.909
15	Seward, Mike	A2/ Element. School Bullies	9	1	0.900
	Beaudoin, Paul	C4/ Armed & Dangerous	9	1	0.900
	Carroll, John	C7/ No Names	9	1	0.900
	Hiller, Carl	E1/ Shark Shooters	9	1	0.900
	Reitano, Sal	E6/ Bulls on Parade	9	1	0.900
20	Tant, J.J.	C6/ Fired Up	8	1	0.889
	Krasnow, Dave	D2/ Kozmic Debris	8	1	0.889
	Beaird, Tommy	E1/ Shark Shooters	8	1	0.889
23	Fournier, Jeff	D3/ Travelin' Beer Bellies	7	1	0.875
	Montesi, Chris	E7/ Mojo's Jerksquad	7	1	0.875
25	Fournier, Chris	D3/ Travelin' Beer Bellies	6	1	0.857
26	Brown, Tom	A2/ Element. School Bullies	10	2	0.833
	Oakley, Richard	A3/ Shadows	10	2	0.833
	Terry, Bob	A1/ Lunatic Fringe	10	2	0.833
	Crumpler, Greg	B2/ Who Needs One	10	2	0.833
	Witz, Steve	B1/ Cheap Shots	10	2	0.833
	Martin, David	G1/ H5N1	10	2	0.833
	Flood, Thomas	E6/ Bulls on Parade	5	1	0.833
33	Knight, Mark	A4/ Dodge Darts	9	2	0.818
	Persson, Kenny	C4/ Armed & Dangerous	9	2	0.818
	Vaux, Wes	C4/ Armed & Dangerous	9	2	0.818
	Jur, Jess	F5/ Damn Yankees!	9	2	0.818
	McCartney, Eric	G7/ Menace to Sobriety	9	2	0.818
	Pearsall, Worth	G5/ Bad News Beers	9	2	0.818
39	McNamara, Tim	A4/ Dodge Darts	8	2	0.800
	Blackwelder, Deb	D4/ Got Pepsi?	8	2	0.800
	Miller, Mike	E4/ The DIVE Bombers	8	2	0.800
	Carter, Shawn	F1/ Bennington Brawlers	8	2	0.800
	Lane, Jonathan	G6/ Board to Death	8	2	0.800
44	Whitehead, Lee	A4/ Dodge Darts	7	2	0.778
	Huff, Matt	E4/ The DIVE Bombers	7	2	0.778
	Kenney, Jon	F1/ Bennington Brawlers	7	2	0.778
	Gilbert, Geoffrey	G5/ Bad News Beers	7	2	0.778
48	Mayhew, Zak	F3/ Boondock Saints	10	3	0.769
49	Jeffcoat, Doug	A4/ Dodge Darts	9	3	0.750
	Buckman, Dave	B1/ Cheap Shots	9	3	0.750
	Leonard, Shawn	B6/ Wallbangers	9	3	0.750
	Dopko, Jeff	D7/ One Armed Bandits	9	3	0.750
	Gevedon, Aimee	F4/ Meet the Fockers!	9	3	0.750
	Harrilchak, Travis	F3/ Boondock Saints	9	3	0.750
	Clark, Dan	G4/ Overtime Outlaws	9	3	0.750
	Barlow, Brian	E7/ Mojo's Jerksquad	6	2	0.750
	Hall, Danny	F6/ Tres Equis	6	2	0.750
	Brienzi, Kevin	G3/ Money Shot	6	2	0.750
	Ejlali, Shervin	G5/ Bad News Beers	6	2	0.750
	Tollerton, Steve	G1/ H5N1	6	2	0.750
61	Tan, Wil	A2/ Element. School Bullies	8	3	0.727
	Hall, Josh	B1/ Cheap Shots	8	3	0.727
	Jackson, Barry	B7/ Dynamic Darts	8	3	0.727
	Buckner, Jacky	D1/ Get the Point "33"	8	3	0.727
	Richardson, Shane	D7/ One Armed Bandits	8	3	0.727
	Wells, John	D4/ Got Pepsi?	8	3	0.727
	Johnson, Galen	E5/ Have Darts, Will Travel	8	3	0.727
	Ohrberg, Keith	F7/ Rif Raf	8	3	0.727
	Perry, Matt	F1/ Bennington Brawlers	8	3	0.727
70	(4 tied - 2 each in A and F)		5	2	0.714

Spring 2006 RDL League-Wide Sectional Statistics (ranked by percentage) (FINAL!)

(All statistics are included, as there were no missing scoresheets this season) (Game minimums required for these listings: 6 for all teams)

Doubles Cricket Win Percentage

			W	L	%-age
1	McCartney, Eric	G7/ Menace to Sobriety	10	0	1.000
	Kilts, Jason	A2/ Element. School Bullies	8	0	1.000
3	Hardison, Jon	E1/ Shark Shooters	11	1	0.917
4	Hoffmann, Steve	A1/ Lunatic Fringe	10	1	0.909
	Keller, Tony	C6/ Fired Up	10	1	0.909
	Hansen, Paul	D2/ Kozmic Debris	10	1	0.909
	Kenney, Jon	F1/ Bennington Brawlers	10	1	0.909
8	Seward, Mike	A2/ Element. School Bullies	9	1	0.900
	Martin, David	G1/ H5N1	9	1	0.900
10	Hyler, Dale	A2/ Element. School Bullies	8	1	0.889
	Kendall, Kevin	E7/ Mojo's Jerksquad	8	1	0.889
12	White, Taylor	B4/ HammerHeads	6	1	0.857
	Branch, John	D1/ Get the Point "33"	6	1	0.857
	Hix, Steve	F2/ Hostile Amish	6	1	0.857
15	Terry, Bob	A1/ Lunatic Fringe	11	2	0.846
	Hindle, Mikey	B6/ Wallbangers	11	2	0.846
17	Brown, Tom	A2/ Element. School Bullies	10	2	0.833
	Tan, Wil	A2/ Element. School Bullies	10	2	0.833
	Stites, Jon	B4/ HammerHeads	10	2	0.833
	Simpson, Donnie	C2/ Old School	10	2	0.833
	Dopko, Jeff	D7/ One Armed Bandits	10	2	0.833
	Mitchell, Liz	E1/ Shark Shooters	5	1	0.833
23	Jacobi, Paul	A1/ Lunatic Fringe	9	2	0.818
	Jenkins, Vickie	C2/ Old School	9	2	0.818
	Hobbs, Brian	F1/ Bennington Brawlers	9	2	0.818
	Morrill, Robert	F2/ Hostile Amish	9	2	0.818
27	Davis, Jim	A1/ Lunatic Fringe	8	2	0.800
	Beaudoin, Paul	C4/ Armed & Dangerous	8	2	0.800
	Berstler, Justin	E7/ Mojo's Jerksquad	8	2	0.800
30	Phillips, Robbie	A2/ Element. School Bullies	7	2	0.778
	Tant, J.J.	C6/ Fired Up	7	2	0.778
	Krasnow, Dave	D2/ Kozmic Debris	7	2	0.778
	Penny, Ron	D1/ Get the Point "33"	7	2	0.778
	Yoneoka, J.J.	D3/ Travelin' Beer Bellies	7	2	0.778
	Chapman, Alex	E5/ Have Darts, Will Travel	7	2	0.778
36	Buckman, Dave	B1/ Cheap Shots	9	3	0.750
	Warren, Randy	B1/ Cheap Shots	9	3	0.750
	Buckley, Bill	F3/ Boondock Saints	9	3	0.750
	Mayhew, Zak	F3/ Boondock Saints	9	3	0.750
	Clark, Dan	G4/ Overtime Outlaws	9	3	0.750
	Folsom, Kevin	G3/ Money Shot	9	3	0.750
	Jones, Jeff	E7/ Mojo's Jerksquad	6	2	0.750
	Montesi, Chris	E7/ Mojo's Jerksquad	6	2	0.750
	Yang, Rob	E1/ Shark Shooters	6	2	0.750
45	Coleman, Brian	A6/ The Replacements	8	3	0.727
	Knight, Mark	A4/ Dodge Darts	8	3	0.727
	Mills, Tim	B2/ Who Needs One	8	3	0.727
	Persson, Kenny	C4/ Armed & Dangerous	8	3	0.727
	Thompson, Barry	D4/ Got Pepsi?	8	3	0.727
	Wells, John	D4/ Got Pepsi?	8	3	0.727
	Hiller, Carl	E1/ Shark Shooters	8	3	0.727
	Buckley, Jennifer	F3/ Boondock Saints	8	3	0.727
53	Evans, J.P.	A4/ Dodge Darts	5	2	0.714
	Lewis, Todd	C2/ Old School	5	2	0.714
	Clark, Jeremy	F7/ Rif Raf	5	2	0.714
	Gwaltney, Alex	G5/ Bad News Beers	5	2	0.714
57	Murray, David	A3/ Shadows	7	3	0.700
	Lewis, Brian	D5/ Da Bulls	7	3	0.700
	Richardson, Shane	D7/ One Armed Bandits	7	3	0.700
	Beaird, Tommy	E1/ Shark Shooters	7	3	0.700
	Miller, Mike	E4/ The DIVE Bombers	7	3	0.700
	Majchrzak, Ted	F2/ Hostile Amish	7	3	0.700
	Brienzi, Kevin	G3/ Money Shot	7	3	0.700
	Garrett, Neil	G7/ Menace to Sobriety	7	3	0.700
65	(12 tied - 2 in A, 4 in B, 1 in D, 3 in F, 2 in G)		8	4	0.667
	(6 tied - 1 in C, 2 in E, 2 in F, 1 in G)		6	3	0.667
	(4 tied - 1 in C, 2 in E, 1 in F)		4	2	0.667

Doubles 501 Win Percentage

			ASP	TGP	%-age
1	Hansen, Bob	D1/ Get the Point "33"	6	0	1.000
	Clark, Jeremy	F7/ Rif Raf	6	0	1.000
3	Simpson, Donnie	C2/ Old School	11	1	0.917
4	Brown, Tom	A2/ Element. School Bullies	10	1	0.909
5	Hardison, Jon	E1/ Shark Shooters	9	1	0.900
	Brienzi, Kevin	G3/ Money Shot	9	1	0.900
7	Kilts, Jason	A2/ Element. School Bullies	7	1	0.875
8	Berstler, Justin	E7/ Mojo's Jerksquad	6	1	0.857
9	Stites, Jon	B4/ HammerHeads	10	2	0.833
	Taylor, Walter	D7/ One Armed Bandits	10	2	0.833
	Folsom, Kevin	G3/ Money Shot	10	2	0.833
	Jenkins, Vickie	C2/ Old School	5	1	0.833
13	Parker, Charles	B4/ HammerHeads	9	2	0.818
	Hatch, Nicole	F4/ Meet the Fockers!	9	2	0.818
15	Seward, Mike	A2/ Element. School Bullies	8	2	0.800
	Sellers, Mark	B1/ Cheap Shots	8	2	0.800
	Hill, Mike	D1/ Get the Point "33"	8	2	0.800
18	Coyne, Kevin	B1/ Cheap Shots	7	2	0.778
	Carroll, John	C7/ No Names	7	2	0.778
	Tant, J.J.	C6/ Fired Up	7	2	0.778
	Raper, Jeremie	D6/ Endeavor to Persevere	7	2	0.778
	Yoneoka, J.J.	D3/ Travelin' Beer Bellies	7	2	0.778
	Steppe, Mike	E1/ Shark Shooters	7	2	0.778
24	Alvord, David	B4/ HammerHeads	9	3	0.750
	Buckman, Dave	B1/ Cheap Shots	9	3	0.750
	Bradshaw, Rick	C2/ Old School	9	3	0.750
	Wilkie, Felipe	C7/ No Names	9	3	0.750
	Penny, Ron	D1/ Get the Point "33"	9	3	0.750
	Stepp, John	F2/ Hostile Amish	9	3	0.750
	McDonald, Michael	A3/ Shadows	6	2	0.750
	White, Taylor	B4/ HammerHeads	6	2	0.750
	Brinson, Mark	C1/ Excalibur	6	2	0.750
	Brown, Barry	C7/ No Names	6	2	0.750
	Jarvah, Sean	G2/ Coral Reefers	6	2	0.750
35	Oakley, Richard	A3/ Shadows	8	3	0.727
	Mays, John	B3/ Nine Lives	8	3	0.727
	Brown, Phil	D4/ Got Pepsi?	8	3	0.727
	Wells, John	D4/ Got Pepsi?	8	3	0.727
	Johnson, Galen	E5/ Have Darts, Will Travel	8	3	0.727
	Parker, Deb	F4/ Meet the Fockers!	8	3	0.727
	Smith, Van	G2/ Coral Reefers	8	3	0.727
42	Butman, Don	A1/ Lunatic Fringe	5	2	0.714
	Rowe, Travis	B7/ Dynamic Darts	5	2	0.714
	Jenkins, John	C2/ Old School	5	2	0.714
	Smallwood, Jed	F3/ Boondock Saints	5	2	0.714
	Harrison, Mark	G7/ Menace to Sobriety	5	2	0.714
	Hodge, Hue	G2/ Coral Reefers	5	2	0.714
48	Eason, Joel	A7/ Tir na hOg	7	3	0.700
	Gaglione, Joe	A4/ Dodge Darts	7	3	0.700
	Blackwelder, Deb	D4/ Got Pepsi?	7	3	0.700
	Johnson, Sven	D7/ One Armed Bandits	7	3	0.700
	Side, Eric	D3/ Travelin' Beer Bellies	7	3	0.700
	Bleakley, Tom	F6/ Tres Equis	7	3	0.700
	Lee, Ronnie	G1/ H5N1	7	3	0.700
	Mody, Nero	G4/ Overtime Outlaws	7	3	0.700
56	Kron, Jay	F5/ Damn Yankees!	9	4	0.692
57	Herman, Fritz	B5/ Starving Dartists	8	4	0.667
	Murdaugh, John	B2/ Who Needs One	8	4	0.667
	Rodgers, Trey	B2/ Who Needs One	8	4	0.667
	Hesselberth, David	C4/ Armed & Dangerous	8	4	0.667
	Kunesh, Joe	D6/ Endeavor to Persevere	8	4	0.667
	Mayhew, Zak	F3/ Boondock Saints	8	4	0.667
	Clark, Dan	G4/ Overtime Outlaws	8	4	0.667
	DeMuro, Chris	G4/ Overtime Outlaws	8	4	0.667
	(9 tied - 1 each in A/C/D/F, and G, 2 each in B/D/E)		6	3	0.667
	(5 tied - 1 in A, 1 in B, 1 in F, 2 in G)		4	2	0.667

Spring 2006 RDL Top Singles Records (League-Wide) (FINAL!)
and Top Doubles Records (League-Wide) (FINAL!)

(All statistics are included, as there were no missing scoresheets this season)
(Game minimums required for these listings: 15 for teams D4 and G6, 16 for all other teams)

Singles Win Percentage

			W	L	%-age
1	Keller, Tony	C6/ Fired Up	20	1	0.952
2	Kendall, Kevin	E7/ Mojo's Jerksquad	16	1	0.941
3	Simpson, Donnie	C2/ Old School	22	2	0.917
4	Knight, Mark	A4/ Dodge Darts	18	2	0.900
	Seward, Mike	A2/ Element. School Bullies	18	2	0.900
6	Berstler, Justin	E7/ Mojo's Jerksquad	17	2	0.895
7	Beaird, Tommy	E1/ Shark Shooters	15	2	0.882
8	Fournier, Chris	D3/ Travelin' Beer Bellies	14	2	0.875
9	Wade, Nate	G2/ Coral Reefers	19	3	0.864
10	Terry, Bob	A1/ Lunatic Fringe	20	4	0.833
	Witz, Steve	B1/ Cheap Shots	20	4	0.833
12	Hall, Danny	F6/ Tres Equis	14	3	0.824
13	Buckner, Jacky	D1/ Get the Point "33"	18	4	0.818
	Jur, Jess	F5/ Damn Yankees!	18	4	0.818
15	Vaux, Wes	C4/ Armed & Dangerous	17	4	0.810
	Ohrberg, Keith	F7/ Rif Raf	17	4	0.810
17	Vann, Tim	C1/ Excalibur	20	5	0.800
	Davis, Jim	A1/ Lunatic Fringe	16	4	0.800
	Carroll, John	C7/ No Names	16	4	0.800
	Hiller, Carl	E1/ Shark Shooters	16	4	0.800
21	Stites, Jon	B4/ HammerHeads	19	5	0.792
	Alcon, Tony	C5/ 3 Legged Dog	19	5	0.792
23	Whitehead, Lee	A4/ Dodge Darts	15	4	0.789
	McCartney, Eric	G7/ Menace to Sobriety	15	4	0.789
25	Brown, Tom	A2/ Element. School Bullies	18	5	0.783
	Reynolds, Mike	C6/ Fired Up	18	5	0.783
27	Krasnow, Dave	D2/ Kozmic Debris	14	4	0.778
	Hardison, Jon	E1/ Shark Shooters	14	4	0.778
29	Hansen, Paul	D2/ Kozmic Debris	17	5	0.773
	Walters, Jason	D4/ Got Pepsi?	17	5	0.773
31	Jenkins, John	C2/ Old School	16	5	0.762
	Bowen, Russell	D2/ Kozmic Debris	16	5	0.762
33	Oakley, Jerry	A3/ Shadows	18	6	0.750
	Crumpler, Greg	B2/ Who Needs One	18	6	0.750
	Murdaugh, John	B2/ Who Needs One	18	6	0.750
	Harrilchak, Travis	F3/ Boondock Saints	18	6	0.750
	Lee, Ronnie	G1/ H5N1	18	6	0.750
	Reitano, Sal	E6/ Bulls on Parade	15	5	0.750
	Phillips, Robbie	A2/ Element. School Bullies	12	4	0.750
	Burney, Gary	C1/ Excalibur	12	4	0.750
	Tollerton, Steve	G1/ H5N1	12	4	0.750
42	Gevedon, Aimee	F4/ Meet the Fockers!	17	6	0.739
	Martin, David	G1/ H5N1	17	6	0.739
44	Fournier, Jeff	D3/ Travelin' Beer Bellies	14	5	0.737
45	Hyler, Dale	A2/ Element. School Bullies	16	6	0.727
	Hall, Josh	B1/ Cheap Shots	16	6	0.727
	Mills, Tim	B2/ Who Needs One	16	6	0.727
	Wells, John	D4/ Got Pepsi?	16	6	0.727
	Pearsall, Worth	G5/ Bad News Beers	16	6	0.727
50	Carter, Shawn	F1/ Bennington Brawlers	15	6	0.714
	Kenney, Jon	F1/ Bennington Brawlers	15	6	0.714
52	Sosa, Bo	B3/ Nine Lives	17	7	0.708
	Bradshaw, Rick	C2/ Old School	17	7	0.708
	Morrill, Robert	F2/ Hostile Amish	17	7	0.708
	Stepp, John	F2/ Hostile Amish	17	7	0.708
56	Hendricks, Ron	B5/ Starving Dartists	12	5	0.706
	Tant, J.J.	C6/ Fired Up	12	5	0.706
58	Huff, Matt	E4/ The DIVE Bombers	14	6	0.700
	Lane, Jonathan	G6/ Board to Death	14	6	0.700
60	Johnson, Galen	E5/ Have Darts, Will Travel	16	7	0.696
61	Cullis, Pete	E6/ Bulls on Parade	11	5	0.688
62	Chapman, Alex	E5/ Have Darts, Will Travel	13	6	0.684
63	Thompson, Brett	C5/ 3 Legged Dog	15	7	0.682
	Johnson, Dave	G7/ Menace to Sobriety	15	7	0.682
65	(7 tied - 1 in B, 2 in C, 2 in D, 2 in G)				0.667

Doubles Win Percentage

			W	L	%-age
1	Kilts, Jason	A2/ Element. School Bullies	15	1	0.938
2	Hardison, Jon	E1/ Shark Shooters	20	2	0.909
3	Simpson, Donnie	C2/ Old School	21	3	0.875
4	Brown, Tom	A2/ Element. School Bullies	20	3	0.870
5	Seward, Mike	A2/ Element. School Bullies	17	3	0.850
6	Stites, Jon	B4/ HammerHeads	20	4	0.833
7	Jenkins, Vickie	C2/ Old School	14	3	0.824
	Berstler, Justin	E7/ Mojo's Jerksquad	14	3	0.824
9	Brienzi, Kevin	G3/ Money Shot	16	4	0.800
	McCartney, Eric	G7/ Menace to Sobriety	16	4	0.800
11	Folsom, Kevin	G3/ Money Shot	19	5	0.792
12	Hyler, Dale	A2/ Element. School Bullies	14	4	0.778
	Tant, J.J.	C6/ Fired Up	14	4	0.778
	Yoneoka, J.J.	D3/ Travelin' Beer Bellies	14	4	0.778
15	Penny, Ron	D1/ Get the Point "33"	16	5	0.762
16	Buckman, Dave	B1/ Cheap Shots	18	6	0.750
17	Terry, Bob	A1/ Lunatic Fringe	20	7	0.741
18	Parker, Charles	B4/ HammerHeads	17	6	0.739
	Taylor, Walter	D7/ One Armed Bandits	17	6	0.739
20	Martin, David	G1/ H5N1	14	5	0.737
21	Hoffmann, Steve	A1/ Lunatic Fringe	16	6	0.727
	Dopko, Jeff	D7/ One Armed Bandits	16	6	0.727
	Wells, John	D4/ Got Pepsi?	16	6	0.727
24	Stepp, John	F2/ Hostile Amish	15	6	0.714
25	Tan, Wil	A2/ Element. School Bullies	17	7	0.708
	Alvord, David	B4/ HammerHeads	17	7	0.708
	Mayhew, Zak	F3/ Boondock Saints	17	7	0.708
	Clark, Dan	G4/ Overtime Outlaws	17	7	0.708
29	Phillips, Robbie	A2/ Element. School Bullies	12	5	0.706
	Brown, Barry	C7/ No Names	12	5	0.706
31	Persson, Kenny	C4/ Armed & Dangerous	14	6	0.700
32	Buckley, Bill	F3/ Boondock Saints	16	7	0.696
	Smith, Van	G2/ Coral Reefers	16	7	0.696
34	Dahulich, Jeff	A4/ Dodge Darts	11	5	0.688
35	Davis, Jim	A1/ Lunatic Fringe	13	6	0.684
	Beaird, Tommy	E1/ Shark Shooters	13	6	0.684
	Hiller, Carl	E1/ Shark Shooters	13	6	0.684
	Mody, Nero	G4/ Overtime Outlaws	13	6	0.684
39	Knight, Mark	A4/ Dodge Darts	15	7	0.682
	Brown, Phil	D4/ Got Pepsi?	15	7	0.682
	Hansen, Paul	D2/ Kozmic Debris	15	7	0.682
42	Wilkie, Felipe	C7/ No Names	16	8	0.667
	Murray, David	A3/ Shadows	14	7	0.667
	Keller, Tony	C6/ Fired Up	14	7	0.667
	Steppe, Mike	E1/ Shark Shooters	12	6	0.667
	Yang, Rob	E1/ Shark Shooters	12	6	0.667
	Kenney, Jon	F1/ Bennington Brawlers	12	6	0.667
48	Jacobi, Paul	A1/ Lunatic Fringe	15	8	0.652
	Warren, Randy	B1/ Cheap Shots	15	8	0.652
	Morrill, Robert	F2/ Hostile Amish	15	8	0.652
51	Sellers, Mark	B1/ Cheap Shots	13	7	0.650
	Hill, Mike	D1/ Get the Point "33"	13	7	0.650
	Jones, Jeff	E7/ Mojo's Jerksquad	13	7	0.650
	Garrett, Neil	G7/ Menace to Sobriety	13	7	0.650
55	Budelman, Jim	A1/ Lunatic Fringe	14	8	0.636
	Coleman, Brian	A6/ The Replacements	14	8	0.636
	Hall, Josh	B1/ Cheap Shots	14	8	0.636
	Thompson, Barry	D4/ Got Pepsi?	14	8	0.636
59	Gaglione, Joe	A4/ Dodge Darts	12	7	0.632
	Mays, John	B3/ Nine Lives	12	7	0.632
	Carroll, John	C7/ No Names	12	7	0.632
	Hesselberth, David	C4/ Armed & Dangerous	12	7	0.632
	Oglesby, Mark	G7/ Menace to Sobriety	12	7	0.632
64	Kunesh, Joe	D6/ Endeavor to Persevere	15	9	0.625
	Butman, Don	A1/ Lunatic Fringe	10	6	0.625

Spring 2006 RDL Top Singles + Doubles Records (League-Wide) (FINAL!)
and Top All-Star Point Averages (League-Wide) (FINAL!)

(All statistics are included, as there were no missing scoresheets this season)
(Game minimums required for these listings: 30 for team D4 and G6, 32 for all other teams)

Singles + Doubles Win Percentage

			W	L	%-age
1	Simpson, Donnie	C2/ Old School	43	5	0.896
2	Seward, Mike	A2/ Element. School Bullies	35	5	0.875
3	Berstler, Justin	E7/ Mojo's Jerksquad	31	5	0.861
4	Hardison, Jon	E1/ Shark Shooters	34	6	0.850
5	Brown, Tom	A2/ Element. School Bullies	38	8	0.826
6	Stites, Jon	B4/ HammerHeads	39	9	0.813
7	Keller, Tony	C6/ Fired Up	34	8	0.810
8	McCartney, Eric	G7/ Menace to Sobriety	31	8	0.795
9	Knight, Mark	A4/ Dodge Darts	33	9	0.786
10	Terry, Bob	A1/ Lunatic Fringe	40	11	0.784
11	Beaird, Tommy	E1/ Shark Shooters	28	8	0.778
12	Hyler, Dale	A2/ Element. School Bullies	30	10	0.750
	Kilts, Jason	A2/ Element. School Bullies	24	8	0.750
14	Davis, Jim	A1/ Lunatic Fringe	29	10	0.744
	Hiller, Carl	E1/ Shark Shooters	29	10	0.744
16	Tant, J.J.	C6/ Fired Up	26	9	0.743
17	Martin, David	G1/ H5N1	31	11	0.738
18	Hansen, Paul	D2/ Kozmic Debris	32	12	0.727
	Wells, John	D4/ Got Pepsi?	32	12	0.727
	Phillips, Robbie	A2/ Element. School Bullies	24	9	0.727
21	Carroll, John	C7/ No Names	28	11	0.718
22	Wade, Nate	G2/ Coral Reefers	30	12	0.714
23	Stepp, John	F2/ Hostile Amish	32	13	0.711
24	Folsom, Kevin	G3/ Money Shot	34	14	0.708
25	Yoneoka, J.J.	D3/ Travelin' Beer Bellies	24	10	0.706
26	Buckner, Jacky	D1/ Get the Point "33"	31	13	0.705
27	Parker, Charles	B4/ HammerHeads	33	14	0.702
28	Whitehead, Lee	A4/ Dodge Darts	23	10	0.697
29	Jenkins, John	C2/ Old School	25	11	0.694
	Krasnow, Dave	D2/ Kozmic Debris	25	11	0.694
31	Kenney, Jon	F1/ Bennington Brawlers	27	12	0.692
32	Witz, Steve	B1/ Cheap Shots	33	15	0.688
	Clark, Dan	G4/ Overtime Outlaws	33	15	0.688
34	Persson, Kenny	C4/ Armed & Dangerous	28	13	0.683
	Lee, Ronnie	G1/ H5N1	28	13	0.683
36	Tan, Wil	A2/ Element. School Bullies	30	14	0.682
	Hall, Josh	B1/ Cheap Shots	30	14	0.682
38	Hoffmann, Steve	A1/ Lunatic Fringe	32	15	0.681
	Morrill, Robert	F2/ Hostile Amish	32	15	0.681
40	Pearsall, Worth	G5/ Bad News Beers	29	14	0.674
41	Dopko, Jeff	D7/ One Armed Bandits	31	15	0.674
42	Vann, Tim	C1/ Excalibur	33	16	0.673
43	Reynolds, Mike	C6/ Fired Up	30	15	0.667
44	Bradshaw, Rick	C2/ Old School	31	16	0.660
45	Walters, Jason	D4/ Got Pepsi?	29	15	0.659
46	Vaux, Wes	C4/ Armed & Dangerous	27	14	0.659
47	Burney, Gary	C1/ Excalibur	25	13	0.658
48	Buckman, Dave	B1/ Cheap Shots	32	17	0.653
49	Sosa, Bo	B3/ Nine Lives	30	16	0.652
50	Hall, Danny	F6/ Tres Equis	24	13	0.649
51	Murdaugh, John	B2/ Who Needs One	31	17	0.646
	Harrilchak, Travis	F3/ Boondock Saints	31	17	0.646
53	Richardson, Shane	D7/ One Armed Bandits	27	15	0.643
54	Brienzi, Kevin	G3/ Money Shot	25	14	0.641
55	Gilbert, Geoffrey	G5/ Bad News Beers	23	13	0.639
56	Alcon, Tony	C5/ 3 Legged Dog	30	17	0.638
57	Mills, Tim	B2/ Who Needs One	28	16	0.636
	Fournier, Chris	D3/ Travelin' Beer Bellies	21	12	0.636
59	Mayhew, Zak	F3/ Boondock Saints	31	18	0.633
60	Alvord, David	B4/ HammerHeads	29	17	0.630
	Penny, Ron	D1/ Get the Point "33"	29	17	0.630
62	Buckley, Bill	F3/ Boondock Saints	28	17	0.622
63	Taylor, Eric	E1/ Shark Shooters	23	14	0.622
	Hobbs, Brian	F1/ Bennington Brawlers	23	14	0.622
65	(3 tied - 1 each in A, D, and F)		26	16	0.619

All-Star Point Average

			ASP	TGP	%-age
1	Terry, Bob	A1/ Lunatic Fringe	96.0	51	1.882
2	Seward, Mike	A2/ Element. School Bullies	74.0	40	1.850
3	Brown, Tom	A2/ Element. School Bullies	80.5	46	1.750
4	Knight, Mark	A4/ Dodge Darts	68.5	42	1.631
5	Tan, Wil	A2/ Element. School Bullies	69.0	44	1.568
6	Davis, Jim	A1/ Lunatic Fringe	56.5	39	1.449
7	Phillips, Robbie	A2/ Element. School Bullies	47.0	33	1.424
8	Oakley, Jerry	A3/ Shadows	63.5	47	1.351
9	Simpson, Donnie	C2/ Old School	65.0	49	1.327
10	Whitehead, Lee	A4/ Dodge Darts	43.5	33	1.318
11	Stites, Jon	B4/ HammerHeads	64.0	49	1.306
12	Persson, Kenny	C4/ Armed & Dangerous	53.5	42	1.274
13	Hyler, Dale	A2/ Element. School Bullies	50.5	40	1.263
14	Hoffmann, Steve	A1/ Lunatic Fringe	56.5	47	1.202
15	Oakley, Richard	A3/ Shadows	55.0	46	1.196
16	Beaudoin, Paul	C4/ Armed & Dangerous	43.5	39	1.115
17	Budelman, Jim	A1/ Lunatic Fringe	46.0	42	1.095
18	Jeffcoat, Doug	A4/ Dodge Darts	47.0	44	1.068
19	Thomas, Jason	A6/ The Replacements	50.5	48	1.052
20	Jacobi, Paul	A1/ Lunatic Fringe	49.0	48	1.021
21	Eason, Joel	A7/ Tir na hOg	40.0	40	1.000
	Winters, Tom	B7/ Dynamic Darts	39.0	39	1.000
	Lane, Timothy	A7/ Tir na hOg	33.0	33	1.000
24	King, Timmy	A6/ The Replacements	47.5	48	0.990
25	Coleman, Brian	A6/ The Replacements	44.0	45	0.978
26	Hardison, Jon	E1/ Shark Shooters	40.0	41	0.976
27	McNamara, Tim	A4/ Dodge Darts	40.5	42	0.964
28	Gelhar, Tommy	A3/ Shadows	40.5	44	0.920
29	Parker, Charles	B4/ HammerHeads	44.0	48	0.917
30	Goodknecht, Chris	C3/ Grateful Darts	34.5	38	0.908
31	Kilts, Jason	A2/ Element. School Bullies	29.0	32	0.906
32	O'Brien, Sean	A7/ Tir na hOg	43.0	48	0.896
33	Gaglione, Joe	A4/ Dodge Darts	34.0	38	0.895
34	Murray, David	A3/ Shadows	37.5	42	0.893
35	Murdaugh, John	B2/ Who Needs One	44.5	50	0.890
36	Reynolds, Mike	C6/ Fired Up	40.5	46	0.880
37	Keller, Tony	C6/ Fired Up	37.5	43	0.872
38	Iager, John	C3/ Grateful Darts	40.0	48	0.833
39	Witz, Steve	B1/ Cheap Shots	40.5	49	0.827
40	Sosa, Bo	B3/ Nine Lives	39.5	48	0.823
41	Reitano, Sal	E6/ Bulls on Parade	31.5	39	0.808
42	Crowley, Pat	A5/ Wireless	33.0	41	0.805
	Blackwelder, Deb	D4/ Got Pepsi?	33.0	41	0.805
44	Couch, Frank	D3/ Travelin' Beer Bellies	32.0	40	0.800
45	Butters, Scott	B2/ Who Needs One	40.5	51	0.794
46	Hindle, Mikey	B6/ Wallbangers	39.5	50	0.790
47	Mills, Tim	B2/ Who Needs One	35.5	45	0.789
48	Carroll, John	C7/ No Names	33.0	42	0.786
49	Powell, Mark	D6/ Endeavor to Persevere	31.0	40	0.775
50	Wall, Keith	A2/ Element. School Bullies	35.5	46	0.772
51	Bradshaw, Rick	C2/ Old School	37.0	48	0.771
52	Hunsberger, Jim	A5/ Wireless	36.0	47	0.766
	Alvord, David	B4/ HammerHeads	36.0	47	0.766
54	Fournier, Chris	D3/ Travelin' Beer Bellies	26.0	34	0.765
55	Batchelder, Dave	C6/ Fired Up	30.5	40	0.763
56	Berstler, Justin	E7/ Mojo's Jerksquad	27.0	36	0.750
57	Leonard, Shawn	B6/ Wallbangers	35.0	47	0.745
58	Samaluk, Somchai	E2/ Deadstroke	26.0	35	0.743
59	Hansen, Paul	D2/ Kozmic Debris	33.0	45	0.733
60	Deemer, Randy	B5/ Starving Dartists	27.5	38	0.724
61	Brown, Barry	C7/ No Names	23.5	33	0.712
62	Copple, Matthew	B3/ Nine Lives	32.0	45	0.711
63	Vann, Tim	C1/ Excalibur	35.5	50	0.710
64	Hall, Josh	B1/ Cheap Shots	31.5	45	0.700
65	(2 tied - 1 each in A and F)		32.0	46	0.696

Spring 2006 RDL Records (by team) (FINAL!)

(All statistics are included, as there were no missing scoresheets this season)

Singles Win Percentages

		W	L	%-age
1	A2/ Elementary School Bullies	101	43	0.701
2	A1/ Lunatic Fringe	95	49	0.660
3	C2/ Old School	93	51	0.646
	E7/ Mojo's Jerksquad	93	51	0.646
5	B2/ Who Needs One	89	54	0.622
6	D3/ Travelin' Beer Bellies	86	58	0.597
	F1/ Bennington Brawlers	86	58	0.597
8	D1/ Get the Point "33"	85	59	0.590
9	D2/ Kozmic Debris	84	60	0.583
	G1/ H5N1	84	60	0.583
	D4/ Got Pepsi?	77	55	0.583
12	A4/ Dodge Darts	83	61	0.576
13	A3/ Shadows	79	65	0.549
	E1/ Shark Shooters	79	65	0.549
15	B1/ Cheap Shots	78	66	0.542
	C6/ Fired Up	78	66	0.542
17	C1/ Excalibur	77	67	0.535
	G3/ Money Shot	77	67	0.535
19	B4/ HammerHeads	76	68	0.528
20	B3/ Nine Lives	75	68	0.524
21	G5/ Bad News Beers	69	63	0.523
22	E6/ Bulls on Parade	75	69	0.521
23	F7/ Rif Raf	73	69	0.514
24	G7/ Menace to Sobriety	74	70	0.514
25	C4/ Armed & Dangerous	72	72	0.500
	E5/ Have Darts, Will Travel	72	72	0.500
	F6/ Tres Equis	71	71	0.500
28	F2/ Hostile Amish	71	73	0.493
29	F3/ Boondock Saints	70	74	0.486
30	B6/ Wallbangers	68	76	0.472
	E4/ The DIVE Bombers	68	76	0.472
	G4/ Overtime Outlaws	68	76	0.472
33	F4/ Meet the Fockers!	66	78	0.458
34	F5/ Damn Yankees!	63	77	0.450
35	C5/ 3 Legged Dog	64	80	0.444
	C7/ No Names	64	80	0.444
	G2/ Coral Reefers	64	80	0.444
38	D7/ One Armed Bandits	63	81	0.438
39	G6/ Board to Death	56	76	0.424
40	B7/ Dynamic Darts	60	84	0.417
41	E2/ Deadstroke	59	85	0.410
42	A6/ The Replacements	58	86	0.403
	E3/ You Made Me Miss	58	86	0.403
44	B5/ Starving Dartists	56	86	0.394
45	C3/ Grateful Darts	56	88	0.389
46	D5/ Da Bulls	48	84	0.364
47	D6/ Endeavor to Persevere	50	94	0.347
48	A7/ Tir na hOg	45	99	0.313
49	A5/ Wireless	43	101	0.299

Doubles Win Percentages

		W	L	%-age
1	A2/ Elementary School Bullies	56	16	0.778
2	A1/ Lunatic Fringe	49	23	0.681
	E1/ Shark Shooters	49	23	0.681
4	B4/ HammerHeads	48	24	0.667
	E7/ Mojo's Jerksquad	48	24	0.667
6	C2/ Old School	47	25	0.653
	D1/ Get the Point "33"	47	25	0.653
8	B1/ Cheap Shots	45	27	0.625
	F2/ Hostile Amish	45	27	0.625
10	D4/ Got Pepsi?	40	26	0.606
11	A4/ Dodge Darts	43	29	0.597
	F3/ Boondock Saints	43	29	0.597
	G7/ Menace to Sobriety	43	29	0.597
14	C6/ Fired Up	41	31	0.569
	D7/ One Armed Bandits	41	31	0.569
16	G3/ Money Shot	39	33	0.542
17	C1/ Excalibur	38	34	0.528
18	A3/ Shadows	37	35	0.514
	B3/ Nine Lives	37	35	0.514
	G2/ Coral Reefers	37	35	0.514
21	B2/ Who Needs One	36	36	0.500
	C7/ No Names	36	36	0.500
	D3/ Travelin' Beer Bellies	36	36	0.500
	E5/ Have Darts, Will Travel	36	36	0.500
	G4/ Overtime Outlaws	36	36	0.500
26	C4/ Armed & Dangerous	35	37	0.486
27	F4/ Meet the Fockers!	34	38	0.472
	F5/ Damn Yankees!	34	38	0.472
	F6/ Tres Equis	34	38	0.472
	G1/ H5N1	34	38	0.472
31	E4/ The DIVE Bombers	33	39	0.458
	F7/ Rif Raf	33	39	0.458
33	G5/ Bad News Beers	30	36	0.455
34	E3/ You Made Me Miss	32	40	0.444
35	B6/ Wallbangers	31	41	0.431
36	G6/ Board to Death	27	39	0.409
37	B5/ Starving Dartists	29	43	0.403
	D2/ Kozmic Debris	29	43	0.403
	D6/ Endeavor to Persevere	29	43	0.403
	F1/ Bennington Brawlers	29	43	0.403
41	C3/ Grateful Darts	28	44	0.389
	E2/ Deadstroke	28	44	0.389
43	A6/ The Replacements	27	45	0.375
	C5/ 3 Legged Dog	27	45	0.375
45	D5/ Da Bulls	24	42	0.364
46	B7/ Dynamic Darts	26	46	0.361
	E6/ Bulls on Parade	26	46	0.361
48	A7/ Tir na hOg	25	47	0.347
49	A5/ Wireless	15	57	0.208

Spring 2006 RDL Records (by team) (FINAL!)

(All statistics are included, as there were no missing scoresheets this season)

Singles+Doubles Win Percentages

		W	L	%-age
1	A2/ Elementary School Bullies	213	75	0.740
2	A1/ Lunatic Fringe	193	95	0.670
3	E7/ Mojo's Jerksquad	189	99	0.656
4	C2/ Old School	187	101	0.649
5	D1/ Get the Point "33"	179	109	0.622
6	E1/ Shark Shooters	177	111	0.615
7	B4/ HammerHeads	172	116	0.597
8	D4/ Got Pepsi?	157	107	0.595
9	A4/ Dodge Darts	169	119	0.587
10	B1/ Cheap Shots	168	120	0.583
11	B2/ Who Needs One	161	126	0.561
12	F2/ Hostile Amish	161	127	0.559
13	C6/ Fired Up	160	128	0.556
	G7/ Menace to Sobriety	160	128	0.556
15	D3/ Travelin' Beer Bellies	158	130	0.549
16	F3/ Boondock Saints	156	132	0.542
17	G3/ Money Shot	155	133	0.538
18	A3/ Shadows	153	135	0.531
	C1/ Excalibur	153	135	0.531
20	G1/ H5N1	152	136	0.528
21	B3/ Nine Lives	149	138	0.519
22	D7/ One Armed Bandits	145	143	0.503
23	E5/ Have Darts, Will Travel	144	144	0.500
	F1/ Bennington Brawlers	144	144	0.500
25	C4/ Armed & Dangerous	142	146	0.493
	D2/ Kozmic Debris	142	146	0.493
27	G5/ Bad News Beers	129	135	0.489
28	G4/ Overtime Outlaws	140	148	0.486
29	F6/ Tres Equis	139	147	0.486
	F7/ Rif Raf	139	147	0.486
31	G2/ Coral Reefers	138	150	0.479
32	C7/ No Names	136	152	0.472
33	E4/ The DIVE Bombers	134	154	0.465
	F4/ Meet the Fockers!	134	154	0.465
35	F5/ Damn Yankees!	131	153	0.461
36	B6/ Wallbangers	130	158	0.451
37	E6/ Bulls on Parade	127	161	0.441
38	E3/ You Made Me Miss	122	166	0.424
39	G6/ Board to Death	110	154	0.417
40	C5/ 3 Legged Dog	118	170	0.410
41	E2/ Deadstroke	115	173	0.399
42	B5/ Starving Dartists	114	172	0.399
43	A6/ The Replacements	112	176	0.389
	B7/ Dynamic Darts	112	176	0.389
	C3/ Grateful Darts	112	176	0.389
46	D6/ Endeavor to Persevere	108	180	0.375
47	D5/ Da Bulls	96	168	0.364
48	A7/ Tir na hOg	95	193	0.330
49	A5/ Wireless	73	215	0.253

All-Star Averages

		ASP	TGP	%-age
1	A1/ Lunatic Fringe	365.0	288	1.267
	A2/ Elementary School Bullies	388.5	288	1.349
3	A3/ Shadows	271.0	288	0.941
	A4/ Dodge Darts	287.5	288	0.998
5	A5/ Wireless	150.0	294	0.510
	A6/ The Replacements	220.0	295	0.746
7	A7/ Tir na hOg	199.5	288	0.693
8	B1/ Cheap Shots	156.0	294	0.531
	B2/ Who Needs One	193.0	298	0.648
10	B3/ Nine Lives	152.0	299	0.508
	B4/ HammerHeads	204.5	294	0.696
12	B5/ Starving Dartists	136.5	286	0.477
	B6/ Wallbangers	160.5	295	0.544
14	B7/ Dynamic Darts	134.0	295	0.454
	C1/ Excalibur	140.0	295	0.475
	C2/ Old School	191.5	296	0.647
17	C3/ Grateful Darts	124.5	296	0.421
	C4/ Armed & Dangerous	169.5	296	0.573
19	C5/ 3 Legged Dog	109.5	288	0.380
	C6/ Fired Up	158.5	294	0.539
21	C7/ No Names	139.0	310	0.448
22	D1/ Get the Point "33"	119.0	288	0.413
	D2/ Kozmic Debris	157.5	294	0.536
	D3/ Travelin' Beer Bellies	163.0	294	0.554
25	D4/ Got Pepsi?	129.5	270	0.480
26	D5/ Da Bulls	79.5	270	0.294
	D6/ Endeavor to Persevere	95.5	288	0.332
	D7/ One Armed Bandits	113.5	288	0.394
	E1/ Shark Shooters	132.0	296	0.446
30	E2/ Deadstroke	104.0	288	0.361
31	E3/ You Made Me Miss	88.0	296	0.297
	E4/ The DIVE Bombers	88.0	295	0.298
	E5/ Have Darts, Will Travel	107.5	295	0.364
34	E6/ Bulls on Parade	98.5	288	0.342
	E7/ Mojo's Jerksquad	127.5	288	0.443
36	F1/ Bennington Brawlers	91.5	296	0.309
	F2/ Hostile Amish	119.5	294	0.406
38	F3/ Boondock Saints	110.0	288	0.382
39	F4/ Meet the Fockers!	105.0	288	0.365
40	F5/ Damn Yankees!	102.0	296	0.345
41	F6/ Tres Equis	75.5	286	0.264
	F7/ Rif Raf	103.5	286	0.362
43	G1/ H5N1	86.5	301	0.287
44	G2/ Coral Reefers	82.5	330	0.250
	G3/ Money Shot	107.0	295	0.363
46	G4/ Overtime Outlaws	80.5	300	0.268
	G5/ Bad News Beers	89.0	272	0.327
48	G6/ Board to Death	44.5	271	0.164
	G7/ Menace to Sobriety	81.0	288	0.281

		Singles	301	Singles	Cricket	Singles	Record	Singles Win %-age	Doubles	Cricket	Doubles	501	Doubles	Record	Doubles Win %-age	Sngls + Dbls	Record	Sngls + Dbls Win %-age	1001 Wins	1001 Losses	All-Star Points	Games Played	All-Star Point Ave.
A1/ Lunatic Fringe		44	28	51	21	95	49	0.660	27	9	22	14	49	23	0.681	193	95	0.670	0	0	365.0	288	1.267
A 10	Hoffmann, Steve	7	5	9	4	16	9	0.640	10	1	6	5	16	6	0.727	32	15	0.681			56.5	47	1.202
A 11	Budelman, Jim	6	5	6	3	12	8	0.600	7	4	7	4	14	8	0.636	26	16	0.619			46.0	42	1.095
A 12	Terry, Bob	10	2	10	2	20	4	0.833	11	2	9	5	20	7	0.741	40	11	0.784			96.0	51	1.882
A 13	Butman, Don	5	2	8	0	13	2	0.867	5	4	5	2	10	6	0.625	23	8	0.742			35.0	31	1.129
A 14	Jacobi, Paul	5	8	7	5	12	13	0.480	9	2	6	6	15	8	0.652	27	21	0.563			49.0	48	1.021
A 15	Davis, Jim	9	1	7	3	16	4	0.800	8	2	5	4	13	6	0.684	29	10	0.744			56.5	39	1.449
A 16	Van Arsdale, Tom	1	2	2	1	3	3	0.500	2	1	3	0	5	1	0.833	8	4	0.667			8.0	12	0.667
A 17	Dixon, J.D.	0	0	0	0	0	0	#DIV/0!	0	0	0	0	0	0	#DIV/0!	0	0	#DIV/0!			0.0	0	#DIV/0!
A 18	Mitchell, Jim	1	3	2	3	3	6	0.333	2	2	3	2	5	4	0.556	8	10	0.444			18.0	18	1.000
A2/ Elementary School Bullies		49	23	52	20	101	43	0.701	30	6	26	10	56	16	0.778	213	75	0.740	0	0	388.5	288	1.349
A 20	Kilts, Jason	4	5	5	2	9	7	0.563	8	0	7	1	15	1	0.938	24	8	0.750			29.0	32	0.906
A 21	Brown, Tom	8	3	10	2	18	5	0.783	10	2	10	1	20	3	0.870	38	8	0.826			80.5	46	1.750
A 22	Hyler, Dale	9	2	7	4	16	6	0.727	8	1	6	3	14	4	0.778	30	10	0.750			50.5	40	1.263
A 23	Phillips, Robbie	7	2	5	2	12	4	0.750	7	2	5	3	12	5	0.706	24	9	0.727			47.0	33	1.424
A 24	Riner, John	2	0	2	0	4	0	1.000	1	0	2	0	3	0	1.000	7	0	1.000			3.0	7	0.429
A 25	Seward, Mike	9	1	9	1	18	2	0.900	9	1	8	2	17	3	0.850	35	5	0.875			74.0	40	1.850
A 26	Tan, Wil	5	4	8	3	13	7	0.650	10	2	7	5	17	7	0.708	30	14	0.682			69.0	44	1.568
A 27	Wall, Keith	5	6	6	6	11	12	0.478	7	4	7	5	14	9	0.609	25	21	0.543			35.5	46	0.772
A3/ Shadows		39	33	40	32	79	65	0.549	17	19	20	16	37	35	0.514	153	135	0.531	0	0	271.0	288	0.941
A 30	Oakley, Gina	3	3	1	1	4	4	0.500	0	2	1	3	1	5	0.167	5	9	0.357			4.5	14	0.321
A 31	Oakley, Richard	4	7	10	2	14	9	0.609	6	6	8	3	14	9	0.609	28	18	0.609			55.0	46	1.196
A 32	Hall, Mike	0	3	1	5	1	8	0.111	0	5	2	2	2	7	0.222	3	15	0.167			10.5	18	0.583
A 33	Gelhar, Tommy	8	3	6	5	14	8	0.636	8	4	4	6	12	10	0.545	26	18	0.591			40.5	44	0.920
A 34	Murray, David "Motea"	5	6	6	4	11	10	0.524	7	3	7	4	14	7	0.667	25	17	0.595			37.5	42	0.893
A 35	McDonald, Michael	5	1	4	5	9	6	0.600	4	3	6	2	10	5	0.667	19	11	0.633			25.5	30	0.850
A 36	Umstead, Randy	2	2	1	2	3	4	0.429	1	0	2	0	3	0	1.000	6	4	0.600			9.0	10	0.900
A 37	Aldridge, Barron	2	6	3	4	5	10	0.333	5	7	4	6	9	13	0.409	14	23	0.378			25.0	37	0.676
A 38	Oakley, Jerry	10	2	8	4	18	6	0.750	3	8	6	6	9	14	0.391	27	20	0.574			63.5	47	1.351
A4/ Dodge Darts		38	34	45	27	83	61	0.576	20	16	23	13	43	29	0.597	169	119	0.587	0	0	287.5	288	0.998
A 40	Whitehead, Lee	8	2	7	2	15	4	0.789	4	4	4	2	8	6	0.571	23	10	0.697			43.5	33	1.318
A 41	Dahulich, Jeff	6	4	3	7	9	11	0.450	4	0	7	5	11	5	0.688	20	16	0.556			14.5	36	0.403
A 42	Evans, J.P.	2	4	2	4	4	8	0.333	5	2	4	1	9	3	0.750	13	11	0.542			16.5	24	0.688
A 43	Gaglione, Joe	4	7	5	3	9	10	0.474	5	4	7	3	12	7	0.632	21	17	0.553			34.0	38	0.895
A 44	Gibbs, Keith	0	0	0	0	0	0	#DIV/0!	0	0	0	0	0	0	#DIV/0!	0	0	#DIV/0!			0.0	0	#DIV/0!
A 45	Jeffcoat, Doug	3	5	9	3	12	8	0.600	5	7	7	5	12	12	0.500	24	20	0.545			47.0	44	1.068
A 46	Holland, Steve	2	4	1	3	3	7	0.300	3	4	5	0	8	4	0.667	11	11	0.500			14.0	22	0.636
A 47	Knight, Mark	9	0	9	2	18	2	0.900	8	3	7	4	15	7	0.682	33	9	0.786			68.5	42	1.631
A 48	McNamara, Tim	3	8	8	2	11	10	0.524	6	6	4	5	10	11	0.476	21	21	0.500			40.5	42	0.964
A 49	Grubb, Ed	1	0	1	1	2	1	0.667	0	2	1	1	1	3	0.250	3	4	0.429			9.0	7	1.286
A5/ Wireless		25	47	18	54	43	101	0.299	8	28	7	29	15	57	0.208	73	215	0.253	0	6	150.0	294	0.510
A 50	Johnson, Dave	0	4	1	4	1	8	0.111	0	3	1	5	1	8	0.111	2	16	0.111	0	0	2.5	18	0.139
A 51	Johnson, Michael	3	9	2	10	5	19	0.208	4	8	2	10	6	18	0.250	11	37	0.229	0	1	27.0	49	0.551
A 52	Dunleavy, John	4	7	1	10	5	17	0.227	3	8	2	9	5	17	0.227	10	34	0.227	0	1	22.5	45	0.500
A 53	Galloway, Dave	1	8	1	7	2	15	0.118	1	8	2	6	3	14	0.176	5	29	0.147	0	1	7.5	35	0.214
A 54	Crowley, Pat	6	4	4	6	10	10	0.500	3	7	2	8	5	15	0.250	15	25	0.375	0	1	33.0	41	0.805
A 55	Allen, Jeffrey	1	3	0	3	1	6	0.143	0	4	0	3	0	7	0.000	1	13	0.071	0	0	1.0	14	0.071
A 56	Hunsberger, Jim	3	8	5	7	8	15	0.348	3	9	2	9	5	18	0.217	13	33	0.283	0	1	36.0	47	0.766
A 57	Pilo, Chris	7	4	4	7	11	11	0.500	2	9	3	8	5	17	0.227	16	28	0.364	0	1	20.5	45	0.456
A6/ The Replacements		34	38	24	48	58	86	0.403	16	20	11	25	27	45	0.375	112	176	0.389	7	0	220.0	295	0.746
A 60	Mitchell, Sid	6	6	6	6	12	12	0.500	8	4	6	6	14	10	0.583	26	22	0.542	1	0	29.5	49	0.602
A 61	Thomas, Jason "Jay T"	8	4	6	6	14	10	0.583	5	7	1	10	6	17	0.261	20	27	0.426	1	0	50.5	48	1.052
A 62	King, Timmy	7	5	5	7	12	12	0.500	4	8	2	9	6	17	0.261	18	29	0.383	1	0	47.5	48	0.990
A 63	Coleman, Brian	4	7	5	6	9	13	0.409	8	3	6	5	14	8	0.636	23	21	0.523	1	0	44.0	45	0.978
A 64	Bird, Victor	2	7	0	10	2	17	0.105	2	8	1	8	3	16	0.158	5	33	0.132	1	0	13.5	39	0.346
A 65	Mozzetti, Tim "Tex"	3	8	1	8	4	16	0.200	2	8	2	8	4	16	0.200	8	32	0.200	1	0	18.0	41	0.439
A 66	Stevens, Joe	4	1	1	5	5	6	0.455	3	2	4	4	7	6	0.538	12	12	0.500	1	0	17.0	25	0.680
A 67	Lee, Eric	0	0	0	0	0	0	#DIV/0!	0	0	0	0	0	0	#DIV/0!	0	0	#DIV/0!	0	0	0.0	0	#DIV/0!
A7/ Tir na hOg		23	49	22	50	45	99	0.313	8	28	17	19	25	47	0.347	95	193	0.330	0	0	199.5	288	0.693
A 70	Rutten, Pete	2	7	1	10	3	17	0.150	1	8	6	5	7	13	0.350	10	30	0.250			20.0	40	0.500
A 71	Lane, Timothy	2	8	4	6	6	14	0.300	3	6	4	0	7	6	0.538	13	20	0.394			33.0	33	1.000
A 72	Cashwell, Craig	4	8	1	11	5	19	0.208	3	8	5	6	8	14	0.364	13	33	0.283			32.0	46	0.696
A 73	Bonar, Eric	4	5	2	9	6	14	0.300	3	6	4	7	7	13	0.350	13	27	0.325			23.0	40	0.575
A 74	Eason, Joel	5	5	7	3	12	8	0.600	3	7	7	3	10	10	0.500	22	18	0.550			40.0	40	1.000
A 75	O'Brien, Sean	6	6	7	5	13	11	0.542	3	10	4	7	7	17	0.292	20	28	0.417			43.0	48	0.896
A 76	Bush, Jim	0	4	0	2	0	6	0.000	0	5	1	4	1	9	0.100	1	15	0.063			3.5	16	0.219
A 77	Warshawsky, Larry	0	6	0	4	0	10	0.000	0	6	3	6	3	12	0.200	3	22	0.120			5.0	25	0.200

	Singles 301		Singles Cricket		Singles Record		Singles Win %-age	Doubles Cricket		Doubles 501		Doubles Record		Doubles Win %-age	Sngls + Dbls Record		Sngls + Dbls Win %-age	1001 Wins	1001 Losses	All-Star Points	Games Played	All-Star Point Ave.
B1/ Cheap Shots	38	34	40	32	78	66	0.542	22	14	23	13	45	27	0.625	168	120	0.583	6	0	156.0	294	0.531
B 10 Coyne, Kevin	3	9	0	5	3	14	0.176	2	3	7	2	9	5	0.643	12	19	0.387	1	0	5.5	32	0.172
B 11 Sellers, Mark	5	5	5	5	10	10	0.500	5	5	8	2	13	7	0.650	23	17	0.575	1	0	23.0	41	0.561
B 12 Witz, Steve	10	2	10	2	20	4	0.833	8	4	5	7	13	11	0.542	33	15	0.688	1	0	40.5	49	0.827
B 13 Hall, Josh	8	3	8	3	16	6	0.727	7	4	7	4	14	8	0.636	30	14	0.682	1	0	31.5	45	0.700
B 14 Warren, Randy	2	2	4	8	6	10	0.375	9	3	6	5	15	8	0.652	21	18	0.538	0	0	23.0	39	0.590
B 15 Buckman, Dave	5	8	9	3	14	11	0.560	9	3	9	3	18	6	0.750	32	17	0.653	1	0	18.5	50	0.370
B 16 Gibson, Jack	5	5	4	6	9	11	0.450	4	6	4	3	8	9	0.471	17	20	0.459	1	0	14.0	38	0.368
B2/ Who Needs One	43	28	46	26	89	54	0.622	18	18	18	18	36	36	0.500	161	126	0.561	11	0	193.0	298	0.648
B 20 Butters, Scott	6	5	5	7	11	12	0.478	7	6	5	8	12	14	0.462	23	26	0.469	2	0	40.5	51	0.794
B 21 Chaney, Bill	5	8	7	6	12	14	0.462	5	7	6	6	11	13	0.458	23	27	0.460	2	0	20.5	52	0.394
B 22 Rodgers, Trey	8	4	6	6	14	10	0.583	5	7	8	4	13	11	0.542	27	21	0.563	2	0	29.0	50	0.580
B 23 Murdaugh, John	10	2	8	4	18	6	0.750	5	7	8	4	13	11	0.542	31	17	0.646	2	0	44.5	50	0.890
B 24 Mills, Tim	6	5	10	1	16	6	0.727	8	3	4	7	12	10	0.545	28	16	0.636	1	0	35.5	45	0.789
B 25 Crumpler, Greg	8	4	10	2	18	6	0.750	6	6	5	7	11	13	0.458	29	19	0.604	2	0	23.0	50	0.460
B3/ Nine Lives	39	32	36	36	75	68	0.524	17	19	20	16	37	35	0.514	149	138	0.519	0	12	152.0	299	0.508
B 30 Smith, Butch	8	4	7	5	15	9	0.625	4	9	7	5	11	14	0.440	26	23	0.531	0	2	30.5	51	0.598
B 31 Copple, Matthew	8	3	6	5	14	8	0.636	7	4	5	5	12	9	0.571	26	17	0.605	0	2	32.0	45	0.711
B 32 Romanchek, David	4	8	7	5	11	13	0.458	8	4	6	7	14	11	0.560	25	24	0.510	0	2	22.0	51	0.431
B 33 Paulson, Glenn	1	4	4	4	5	8	0.385	2	5	2	4	4	9	0.308	9	17	0.346	0	0	7.0	26	0.269
B 34 Sosa, Bo	9	3	8	4	17	7	0.708	7	4	6	5	13	9	0.591	30	16	0.652	0	2	39.5	48	0.823
B 35 Mays, John	7	3	2	8	9	11	0.450	4	4	8	3	12	7	0.632	21	18	0.538	0	2	14.5	41	0.354
B 36 Marsden, James	2	7	2	5	4	12	0.250	2	8	6	3	8	11	0.421	12	23	0.343	0	2	6.5	37	0.176
B4/ HammerHeads	38	34	38	34	76	68	0.528	22	14	26	10	48	24	0.667	172	116	0.597	0	6	204.5	294	0.696
B 40 Stites, Jon	8	4	11	1	19	5	0.792	10	2	10	2	20	4	0.833	39	9	0.813	0	1	64.0	49	1.306
B 41 Parker, Charles	10	2	6	6	16	8	0.667	8	4	9	2	17	6	0.739	33	14	0.702	0	1	44.0	48	0.917
B 42 Alvord, David	4	6	8	4	12	10	0.545	8	4	9	3	17	7	0.708	29	17	0.630	0	1	36.0	47	0.766
B 43 Creech, Doug	0	0	0	0	0	0	#DIV/0!	0	0	0	0	0	0	#DIV/0!	0	0	#DIV/0!	0	0	0.0	0	#DIV/0!
B 44 Hopkins, Chris	2	3	4	2	6	5	0.545	1	2	4	2	5	4	0.556	11	9	0.550	0	1	13.5	21	0.643
B 45 Snyder, Mark	4	4	3	7	7	11	0.389	4	6	6	3	10	9	0.526	17	20	0.459	0	1	9.0	38	0.237
B 46 Gaertner, Brian	3	7	0	7	3	14	0.176	5	7	5	3	10	10	0.500	13	24	0.351	0	1	10.5	38	0.276
B 47 White, Taylor	6	2	4	2	10	4	0.714	6	1	6	2	12	3	0.800	22	7	0.759	0	0	19.5	29	0.672
B 48 White, Martin	1	6	2	5	3	11	0.214	2	2	3	3	5	5	0.500	8	16	0.333	0	0	8.0	24	0.333
B5/ Starving Dartists	30	40	26	46	56	86	0.394	14	22	15	21	29	43	0.403	114	172	0.399	0	0	136.5	286	0.477
B 50 Shown, Marc	6	5	5	3	11	8	0.579	4	5	4	7	8	12	0.400	19	20	0.487			21.5	39	0.551
B 51 Hendricks, Ron	5	2	7	3	12	5	0.706	6	4	4	5	10	9	0.526	22	14	0.611			22.5	36	0.625
B 52 Hartley, Kevin	4	5	1	8	5	13	0.278	3	7	3	7	6	14	0.300	11	27	0.289			3.0	38	0.079
B 53 Howell, John	5	3	3	8	8	11	0.421	7	4	3	5	10	9	0.526	18	20	0.474			18.5	38	0.487
B 54 Hagan, Mark	3	8	2	9	5	17	0.227	0	3	2	9	2	12	0.143	7	29	0.194			10.0	36	0.278
B 55 Deemer, Randy	5	5	5	4	10	9	0.526	4	6	5	4	9	10	0.474	19	19	0.500			27.5	38	0.724
B 56 Herman, Fritz	1	7	3	6	4	13	0.235	3	10	8	4	11	14	0.440	15	27	0.357			19.0	42	0.452
B 57 James, Bob	1	5	0	5	1	10	0.091	1	5	1	1	2	6	0.250	3	16	0.158			14.5	19	0.763
B6/ Wallbangers	33	39	35	37	68	76	0.472	19	17	12	24	31	41	0.431	130	158	0.451	7	0	160.5	295	0.544
B 60 Leonard, Shawn	3	8	9	3	12	11	0.522	6	6	6	5	12	11	0.522	24	22	0.522	1	0	35.0	47	0.745
B 61 Allison, Frank	7	5	8	4	15	9	0.625	5	7	7	6	12	13	0.480	27	22	0.551	1	0	34.0	50	0.680
B 62 Giberson, Kris	7	5	3	9	10	14	0.417	8	5	4	9	12	14	0.462	22	28	0.440	1	0	24.0	51	0.471
B 63 Hindle, Mikey	7	5	8	4	15	9	0.625	11	2	3	9	14	11	0.560	29	20	0.592	1	0	39.5	50	0.790
B 64 Kruger, Lonny	4	2	2	6	6	8	0.429	2	7	1	7	3	14	0.176	9	22	0.290	1	0	8.5	32	0.266
B 65 Lee, Jon	0	6	0	4	0	10	0.000	1	2	1	5	2	7	0.222	2	17	0.105	1	0	0.0	20	0.000
B 66 Holly, Mike	5	8	5	7	10	15	0.400	5	5	2	7	7	12	0.368	17	27	0.386	1	0	19.5	45	0.433
B7/ Dynamic Darts	29	43	31	41	60	84	0.417	14	22	12	24	26	46	0.361	112	176	0.389	0	7	134.0	295	0.454
B 70 Rowe, Travis	1	5	0	7	1	12	0.077	1	8	5	2	6	10	0.375	7	22	0.241	0	1	7.5	30	0.250
B 71 Winters, "Tiny" Tom	6	4	7	3	13	7	0.650	4	6	3	5	7	11	0.389	20	18	0.526	0	1	39.0	39	1.000
B 72 McFadden, Kevin	3	7	2	7	5	14	0.263	5	5	4	6	9	11	0.450	14	25	0.359	0	1	8.0	40	0.200
B 73 Jackson, Barry "Bump"	4	7	8	3	12	10	0.545	1	6	3	8	4	14	0.222	16	24	0.400	0	1	20.0	41	0.488
B 74 Ellison, George	0	3	1	8	1	11	0.083	5	3	0	6	5	9	0.357	6	20	0.231	0	0	7.5	26	0.288
B 75 Costen, Todd	4	7	6	5	10	12	0.455	2	6	4	8	6	14	0.300	16	26	0.381	0	1	20.5	43	0.477
B 76 Lewis, Jim	6	6	7	4	13	10	0.565	4	6	4	8	8	14	0.364	21	24	0.467	0	1	22.5	46	0.489
B 77 Dzengeleski, Jim	5	4	0	4	5	8	0.385	6	4	1	5	7	9	0.438	12	17	0.414	0	1	9.0	30	0.300

		Singles	301	Singles	Cricket	Singles	Record	Singles Win %-age	Doubles	Cricket	Doubles	501	Doubles	Record	Doubles Win %-age	Sngls + Dbls	Record	Sngls + Dbls Win %-age	1001 Wins	1001 Losses	All-Star Points	Games Played	All-Star Point Ave.
C1/ Excalibur		36	36	41	31	77	67	0.535	18	18	20	16	38	34	0.528	153	135	0.531	7	0	140.0	295	0.475
C 10	Burney, Gary	6	1	6	3	12	4	0.750	6	5	7	4	13	9	0.591	25	13	0.658	1	0	18.5	39	0.474
C 11	Foushee, Eugene	8	4	6	6	14	10	0.583	7	5	6	6	13	11	0.542	27	21	0.563	1	0	28.5	49	0.582
C 12	Shearin, Keith	4	5	7	3	11	8	0.579	6	4	3	7	9	11	0.450	20	19	0.513	1	0	22.0	40	0.550
C 13	Vann, Tim	9	4	11	1	20	5	0.800	6	6	7	5	13	11	0.542	33	16	0.673	1	0	35.5	50	0.710
C 14	Brinson, Mark	3	5	7	3	10	8	0.556	5	5	6	2	11	7	0.611	21	15	0.583	1	0	15.0	37	0.405
C 15	Scott, Keith	4	7	1	6	5	13	0.278	2	4	4	4	6	8	0.429	11	21	0.344	1	0	5.5	33	0.167
C 16	Fazenbaker, Jon	2	10	3	9	5	19	0.208	4	7	7	4	11	11	0.500	16	30	0.348	1	0	15.0	47	0.319
C2/ Old School		48	24	45	27	93	51	0.646	22	14	25	11	47	25	0.653	187	101	0.649	8	0	191.5	296	0.647
C 20	Jenkins, John	11	1	5	4	16	5	0.762	4	4	5	2	9	6	0.600	25	11	0.694	1	0	25.5	37	0.689
C 21	Jenkins, Vickie	4	4	3	3	7	7	0.500	9	2	5	1	14	3	0.824	21	10	0.677	1	0	6.5	32	0.203
C 22	Bradshaw, Rick	9	3	8	4	17	7	0.708	5	6	9	3	14	9	0.609	31	16	0.660	1	0	37.0	48	0.771
C 23	Bradshaw, Maryjane	2	3	1	5	3	8	0.273	1	1	4	5	5	6	0.455	8	14	0.364	1	0	3.0	23	0.130
C 24	Simpson, Donnie	10	2	12	0	22	2	0.917	10	2	11	1	21	3	0.875	43	5	0.896	1	0	65.0	49	1.327
C 25	Simpson, David	7	5	8	4	15	9	0.625	5	7	7	4	12	11	0.522	27	20	0.574	1	0	32.0	48	0.667
C 26	Lewis, Todd	4	4	5	4	9	8	0.529	5	2	5	3	10	5	0.667	19	13	0.594	1	0	15.5	33	0.470
C 27	Simpson, Tyler	1	2	3	3	4	5	0.444	5	4	4	3	9	7	0.563	13	12	0.520	1	0	7.0	26	0.269
C 28	Lewis, Darla	0	0	0	0	0	0	#DIV/0!	0	0	0	0	0	0	#DIV/0!	0	0	#DIV/0!	0	0	0.0	0	#DIV/0!
C3/ Grateful Darts		32	40	24	48	56	88	0.389	13	23	15	21	28	44	0.389	112	176	0.389	8	0	124.5	296	0.421
C 30	Simpson, Phil	3	8	3	7	6	15	0.286	2	4	3	5	5	9	0.357	11	24	0.314	1	0	11.0	36	0.306
C 31	Byrd, Joel	1	4	0	7	1	11	0.083	3	3	3	3	6	6	0.500	7	17	0.292	1	0	7.0	25	0.280
C 32	Goodknecht, Chris	6	3	6	3	12	6	0.667	4	5	5	5	9	10	0.474	21	16	0.568	1	0	34.5	38	0.908
C 33	Iager, John	8	4	7	4	15	8	0.652	2	10	4	8	6	18	0.250	21	26	0.447	1	0	40.0	48	0.833
C 34	Lilienthal, John	5	5	3	8	8	13	0.381	5	5	5	4	10	9	0.526	18	22	0.450	1	0	14.0	41	0.341
C 35	McGrail, Tony	3	3	0	12	3	15	0.167	5	8	2	8	7	16	0.304	10	31	0.244	1	0	6.5	42	0.155
C 36	Perkins, Rick	4	6	2	1	6	7	0.462	2	7	3	5	5	12	0.294	11	19	0.367	1	0	8.5	31	0.274
C 37	Roemer, John	2	7	3	6	5	13	0.278	3	4	5	4	8	8	0.500	13	21	0.382	1	0	3.0	35	0.086
C4/ Armed & Dangerous		32	40	40	32	72	72	0.500	20	16	15	21	35	37	0.486	142	146	0.493	8	0	169.5	296	0.573
C 40	Persson, Kenny	5	5	9	2	14	7	0.667	8	3	6	3	14	6	0.700	28	13	0.683	1	0	53.5	42	1.274
C 41	Beaudoin, Paul	3	6	9	1	12	7	0.632	8	2	3	6	11	8	0.579	23	15	0.605	1	0	43.5	39	1.115
C 42	Byzek, John	2	4	4	6	6	10	0.375	4	5	3	4	7	9	0.438	13	19	0.406	1	0	7.0	33	0.212
C 43	King, Simon	4	4	0	3	4	7	0.364	4	4	3	5	7	9	0.438	11	16	0.407	1	0	4.5	28	0.161
C 44	Hesselberth, David	4	5	2	8	6	13	0.316	4	3	8	4	12	7	0.632	18	20	0.474	1	0	11.5	39	0.295
C 45	Vaux, Wes	8	2	9	2	17	4	0.810	7	4	3	6	10	10	0.500	27	14	0.659	1	0	28.0	42	0.667
C 46	Denton, Fon	4	9	1	5	5	14	0.263	1	6	3	7	4	13	0.235	9	27	0.250	1	0	5.0	37	0.135
C 47	Williams, Denny	2	5	6	5	8	10	0.444	4	5	1	7	5	12	0.294	13	22	0.371	1	0	16.5	36	0.458
C5/ 3 Legged Dog		36	36	28	44	64	80	0.444	14	22	13	23	27	45	0.375	118	170	0.410	0	0	109.5	288	0.380
C 50	Mitchell, Billy	6	5	6	5	12	10	0.545	5	6	6	6	11	12	0.478	23	22	0.511			26.5	45	0.589
C 51	Owens, Chris	1	4	0	6	1	10	0.091	1	4	0	4	1	8	0.111	2	18	0.100			1.0	20	0.050
C 52	Hudelson, Hans	4	7	4	6	8	13	0.381	3	7	3	3	6	10	0.375	14	23	0.378			11.0	37	0.297
C 53	Alcon, Tony	11	1	8	4	19	5	0.792	7	5	4	7	11	12	0.478	30	17	0.638			30.0	47	0.638
C 54	Thompson, Brett	8	3	7	4	15	7	0.682	4	7	7	4	11	11	0.500	26	18	0.591			20.0	44	0.455
C 55	Connelly, Patrick	3	7	1	8	4	15	0.211	1	7	1	10	2	17	0.105	6	32	0.158			10.0	38	0.263
C 56	Metters, Paul	1	3	2	7	3	10	0.231	5	4	4	4	9	8	0.529	12	18	0.400			8.5	30	0.283
C 57	Bozza, Doug	2	6	0	4	2	10	0.167	2	4	1	8	3	12	0.200	5	22	0.185			2.5	27	0.093
C6/ Fired Up		35	37	43	29	78	66	0.542	24	12	17	19	41	31	0.569	160	128	0.556	0	6	158.5	294	0.539
C 60	Howley, John	2	8	3	9	5	17	0.227	5	5	4	9	9	14	0.391	14	31	0.311	0	1	8.5	46	0.185
C 61	Conway, Paul	5	7	1	7	6	14	0.300	6	4	7	4	13	8	0.619	19	22	0.463	0	1	8.0	42	0.190
C 62	Reynolds, Mike	8	4	10	1	18	5	0.783	7	4	5	6	12	10	0.545	30	15	0.667	0	1	40.5	46	0.880
C 63	Dautrich, Dan	2	8	5	5	7	13	0.350	6	4	4	5	10	9	0.526	17	22	0.436	0	1	14.5	40	0.363
C 64	Tant, J.J.	4	4	8	1	12	5	0.706	7	2	7	2	14	4	0.778	26	9	0.743	0	0	17.5	35	0.500
C 65	Butler, John	0	0	1	0	1	0	1.000	1	0	0	0	1	0	1.000	2	0	1.000	0	0	1.5	2	0.750
C 66	Keller, Tony	9	1	11	0	20	1	0.952	10	1	4	6	14	7	0.667	34	8	0.810	0	1	37.5	43	0.872
C 67	Batchelder, Dave	5	5	4	6	9	11	0.450	6	4	3	6	9	10	0.474	18	21	0.462	0	1	30.5	40	0.763
C7/ No Names		33	39	31	41	64	80	0.444	15	21	21	15	36	36	0.500	136	152	0.472	0	22	139.0	310	0.448
C 70	Caldwell, Tim	8	3	1	3	9	6	0.600	2	6	4	3	6	9	0.400	15	15	0.500	0	2	6.0	32	0.188
C 71	Wilkie, Felipe	3	8	7	5	10	13	0.435	7	5	9	3	16	8	0.667	26	21	0.553	0	3	24.0	50	0.480
C 72	Carroll, John	7	3	9	1	16	4	0.800	5	5	7	2	12	7	0.632	28	11	0.718	0	3	33.0	42	0.786
C 73	Bitting, Brandon	3	2	2	4	5	6	0.455	3	3	3	3	6	6	0.500	11	12	0.478	0	2	5.0	25	0.200
C 74	Bailey, Ryan	2	4	3	6	5	10	0.333	1	8	3	3	4	11	0.267	9	21	0.300	0	2	19.0	32	0.594
C 75	Porter, Richard	1	5	3	6	4	11	0.267	2	6	2	5	4	11	0.267	8	22	0.267	0	3	12.5	33	0.379
C 76	Cooper, Joe	2	8	0	1	2	9	0.182	0	1	4	5	4	6	0.400	6	15	0.286	0	2	0.0	23	0.000
C 77	Wiegand, Tom	2	3	3	3	5	6	0.455	4	2	3	2	7	4	0.636	12	10	0.545	0	1	15.0	23	0.652
C 78	Barnes, Marshall	0	1	0	8	0	9	0.000	0	3	1	2	1	5	0.167	1	14	0.067	0	2	1.0	17	0.059
C 79	Brown, Barry	5	2	3	4	8	6	0.571	6	3	6	2	12	5	0.706	20	11	0.645	0	2	23.5	33	0.712

	Singles	301	Singles	Cricket	Singles	Record	Singles Win %-age	Doubles	Cricket	Doubles	501	Doubles	Record	Doubles Win %-age	Sngls + Dbls	Record	Sngls + Dbls Win %-age	1001 Wins	1001 Losses	All-Star Points	Games Played	All-Star Point Ave.
D1/ Get the Point "33"	48	24	37	35	85	59	0.590	21	15	26	10	47	25	0.653	179	109	0.622	0	0	119.0	288	0.413
D 10 Hill, Mike	9	3	4	6	13	9	0.591	5	5	8	2	13	7	0.650	26	16	0.619			14.0	42	0.333
D 11 Brown, Mike	6	4	4	3	10	7	0.588	4	5	5	3	9	8	0.529	19	15	0.559			9.0	34	0.265
D 12 Branch, John	6	2	3	5	9	7	0.563	6	1	5	3	11	4	0.733	20	11	0.645			9.5	31	0.306
D 13 Buckner, Jacky	10	1	8	3	18	4	0.818	7	4	6	5	13	9	0.591	31	13	0.705			27.0	44	0.614
D 14 Fach, Roland	3	3	2	5	5	8	0.385	3	3	4	0	7	3	0.700	12	11	0.522			5.0	23	0.217
D 15 Austin, Connie	1	1	4	0	5	1	0.833	5	4	6	3	11	7	0.611	16	8	0.667			9.0	24	0.375
D 16 Austin, Jan	1	3	2	5	3	8	0.273	2	4	3	1	5	5	0.500	8	13	0.381			1.0	21	0.048
D 17 Penny, Ron	6	7	7	5	13	12	0.520	7	2	9	3	16	5	0.762	29	17	0.630			28.0	46	0.609
D 18 Hansen, Bob	6	0	3	3	9	3	0.750	3	2	6	0	9	2	0.818	18	5	0.783			16.5	23	0.717
D2/ Kozmic Debris	42	30	42	30	84	60	0.583	16	20	13	23	29	43	0.403	142	146	0.493	6	0	157.5	294	0.536
D 20 Martin, Anthony	6	6	4	7	10	13	0.435	3	7	5	6	8	13	0.381	18	26	0.409	1	0	14.5	45	0.322
D 21 Thomas, Heather	4	7	3	7	7	14	0.333	2	8	2	7	4	15	0.211	11	29	0.275	1	0	19.5	41	0.476
D 22 Bowen, Russell	9	1	7	4	16	5	0.762	4	7	2	9	6	16	0.273	22	21	0.512	0	0	29.5	43	0.686
D 23 Krasnow, Dave	6	3	8	1	14	4	0.778	7	2	4	5	11	7	0.611	25	11	0.694	1	0	23.5	37	0.635
D 24 Hansen, Paul	6	5	11	0	17	5	0.773	10	1	5	6	15	7	0.682	32	12	0.727	1	0	33.0	45	0.733
D 25 Wenhart, Jeff	7	2	5	4	12	6	0.667	4	6	3	7	7	13	0.350	19	19	0.500	1	0	23.0	39	0.590
D 26 Feller, Keith	2	2	3	4	5	6	0.455	1	5	3	3	4	8	0.333	9	14	0.391	1	0	9.5	24	0.396
D 27 Nordgren, Tim	2	4	1	3	3	7	0.300	1	4	2	3	3	7	0.300	6	14	0.300	0	0	5.0	20	0.250
D3/ Travelin' Beer Bellies	38	34	48	24	86	58	0.597	20	16	16	20	36	36	0.500	158	130	0.549	6	0	163.0	294	0.554
D 30 Fournier, Jeff	7	4	7	1	14	5	0.737	4	5	2	6	6	11	0.353	20	16	0.556	1	0	20.0	37	0.541
D 31 Fournier, Chris	8	1	6	1	14	2	0.875	4	4	3	6	7	10	0.412	21	12	0.636	1	0	26.0	34	0.765
D 32 Side, Eric	5	5	4	4	9	9	0.500	5	5	7	3	12	8	0.600	21	17	0.553	1	0	18.5	39	0.474
D 33 Gibson, Ed	4	5	4	6	8	11	0.421	5	5	3	5	8	10	0.444	16	21	0.432	0	0	10.5	37	0.284
D 34 Phillips, Glenn	2	5	4	1	6	6	0.500	3	2	1	4	4	6	0.400	10	12	0.455	1	0	14.0	23	0.609
D 35 Yoneoka, J.J.	4	3	6	3	10	6	0.625	7	2	7	2	14	4	0.778	24	10	0.706	1	0	19.5	35	0.557
D 36 Yoneoka, Oakie	2	0	1	1	3	1	0.750	1	0	1	0	2	0	1.000	5	1	0.833	0	0	1.5	6	0.250
D 37 Rickard, Chris	2	0	2	3	4	3	0.571	0	2	2	1	2	3	0.400	6	6	0.500	0	0	3.0	12	0.250
D 38 Boykin, Greg	0	7	8	0	8	7	0.533	5	3	1	6	6	9	0.400	14	16	0.467	1	0	18.0	31	0.581
D 39 Couch, Frank	4	4	6	4	10	8	0.556	6	4	5	7	11	11	0.500	21	19	0.525	0	0	32.0	40	0.800
D4/ Got Pepsi?	32	34	45	21	77	55	0.583	19	14	21	12	40	26	0.606	157	107	0.595	0	6	129.5	270	0.480
D 40 Brown, Phil "Pepsi"	4	7	7	4	11	11	0.500	7	4	8	3	15	7	0.682	26	18	0.591	0	1	19.5	45	0.433
D 41 Thompson, Barry	3	8	6	5	9	13	0.409	8	3	6	5	14	8	0.636	23	21	0.523	0	1	18.0	45	0.400
D 42 Wells, John "Boy"	8	3	8	3	16	6	0.727	8	3	8	3	16	6	0.727	32	12	0.727	0	1	19.0	45	0.422
D 43 Wells, Tami	5	6	5	6	10	12	0.455	5	6	7	4	12	10	0.545	22	22	0.500	0	1	13.0	45	0.289
D 44 Walters, Jason	7	4	10	1	17	5	0.773	6	5	6	5	12	10	0.545	29	15	0.659	0	1	26.0	45	0.578
D 45 Blackwelder, Deb	4	6	8	2	12	8	0.600	4	6	7	3	11	9	0.550	23	17	0.575	0	1	33.0	41	0.805
D 46 Ridenour, Ron	1	0	1	0	2	0	1.000	0	1	0	1	0	2	0.000	2	2	0.500	0	0	1.0	4	0.250
D5/ Da Bulls	25	41	23	43	48	84	0.364	15	18	9	24	24	42	0.364	96	168	0.364	0	6	79.5	270	0.294
D 50 Lewis, Brian	3	8	1	8	4	16	0.200	7	3	2	8	9	11	0.450	13	27	0.325	0	1	13.5	41	0.329
D 51 McSorley, Paul	4	1	5	0	9	1	0.900	3	2	2	1	5	3	0.625	14	4	0.778	0	0	5.5	18	0.306
D 52 Kerr, Duncan	4	2	3	3	7	5	0.583	3	3	1	4	4	7	0.364	11	12	0.478	0	0	5.0	23	0.217
D 53 Johnson, Aaron	5	6	6	7	11	13	0.458	3	5	1	11	4	16	0.200	15	29	0.341	0	1	19.5	45	0.433
D 54 Tamburro, Dan	1	4	1	5	2	9	0.182	2	6	4	3	6	9	0.400	8	18	0.308	0	1	4.0	27	0.148
D 55 Vandelinde, Scott	0	1	1	1	1	2	0.333	1	2	1	2	2	4	0.333	3	6	0.333	0	0	2.0	9	0.222
D 56 Snowden, Mark	0	7	1	6	1	13	0.071	3	3	2	4	5	7	0.417	6	20	0.231	0	1	6.5	27	0.241
D 57 White, Bill	5	4	3	4	8	8	0.500	5	4	3	4	8	8	0.500	16	16	0.500	0	1	14.0	33	0.424
D 58 Charlton, Warwick	3	3	1	5	4	8	0.333	2	4	2	6	4	10	0.286	8	18	0.308	0	1	6.0	27	0.222
D 59 Pfahlert, Mark	0	5	1	4	1	9	0.100	1	4	0	5	1	9	0.100	2	18	0.100	0	0	3.5	20	0.175
D6/ Endeavor to Persevere	30	42	20	52	50	94	0.347	12	24	17	19	29	43	0.403	108	180	0.375	0	0	95.5	288	0.332
D 60 Kunesh, Joe	5	7	3	10	8	17	0.320	7	5	8	4	15	9	0.625	23	26	0.469			11.5	49	0.235
D 61 Wilkinson, Charlie	2	11	3	10	5	21	0.192	5	10	4	9	9	19	0.321	14	40	0.259			23.0	54	0.426
D 62 Fulghum, Mark	8	4	3	9	11	13	0.458	2	10	6	8	8	18	0.308	19	31	0.380			6.0	50	0.120
D 63 Rouse, Chuck	4	10	1	11	5	21	0.192	2	9	3	8	5	17	0.227	10	38	0.208			5.0	48	0.104
D 64 Powell, Mark	5	5	6	4	11	9	0.550	4	6	4	6	8	12	0.400	19	21	0.475			31.0	40	0.775
D 65 Moloney, Ed	1	1	0	3	1	4	0.200	0	3	2	1	2	4	0.333	3	8	0.273			2.0	11	0.182
D 66 Raper, Jeremie	5	4	4	5	9	9	0.500	4	5	7	2	11	7	0.611	20	16	0.556			17.0	36	0.472
D7/ One Armed Bandits	31	41	32	40	63	81	0.438	20	16	21	15	41	31	0.569	145	143	0.503	0	0	113.5	288	0.394
D 70 Johnson, Sven	5	6	0	5	5	11	0.313	3	6	7	3	10	9	0.526	15	20	0.429			11.5	35	0.329
D 71 Kiser, Lyman	5	7	7	5	12	12	0.500	8	4	5	6	13	10	0.565	25	22	0.532			29.0	47	0.617
D 72 Dopko, Jeff	6	6	9	3	15	9	0.625	10	2	6	4	16	6	0.727	31	15	0.674			21.5	46	0.467
D 73 Bonaparte, Chris	1	3	0	2	1	5	0.167	1	3	1	4	2	7	0.222	3	12	0.200			1.5	15	0.100
D 74 Richardson, Shane	6	4	8	3	14	7	0.667	7	3	6	5	13	8	0.619	27	15	0.643			18.5	42	0.440
D 75 Kempf, Greg	1	2	1	5	2	7	0.222	0	4	4	1	4	5	0.444	6	12	0.333			4.5	18	0.250
D 76 Weingarten, Mike	2	1	1	5	3	6	0.333	1	3	1	3	2	6	0.250	5	12	0.294			6.5	17	0.382
D 77 Taylor, Walter	2	7	6	6	8	13	0.381	7	4	10	2	17	6	0.739	25	19	0.568			16.0	44	0.364
D 78 Hudelson, Tim	3	5	0	6	3	11	0.214	3	3	2	2	5	5	0.500	8	16	0.333			4.5	24	0.188

	Singles	301	Singles	Cricket	Singles	Record	Singles Win %-age	Doubles	Cricket	Doubles	501	Doubles	Record	Doubles Win %-age	Sngls + Dbls	Record	Sngls + Dbls Win %-age	1001 Wins	1001 Losses	All-Star Points	Games Played	All-Star Point Ave.
E1/ Shark Shooters	37	35	42	30	79	65	0.549	25	11	24	12	49	23	0.681	177	111	0.615	8	0	132.0	296	0.446
E 10 Hiller, Carl	7	3	9	1	16	4	0.800	8	3	5	3	13	6	0.684	29	10	0.744	1	0	14.0	40	0.350
E 11 Hiller, Becky	1	9	3	6	4	15	0.211	3	4	6	4	9	8	0.529	13	23	0.361	1	0	5.0	37	0.135
E 12 Taylor, Eric	6	4	6	3	12	7	0.632	5	4	6	3	11	7	0.611	23	14	0.622	1	0	13.5	38	0.355
E 13 Mitchell, Liz	1	7	0	6	1	13	0.071	5	1	3	4	8	5	0.615	9	18	0.333	1	0	4.0	28	0.143
E 14 Beaird, Tommy	7	1	8	1	15	2	0.882	7	3	6	3	13	6	0.684	28	8	0.778	1	0	24.0	37	0.649
E 15 Hardison, Jon	7	1	7	3	14	4	0.778	11	1	9	1	20	2	0.909	34	6	0.850	1	0	40.0	41	0.976
E 16 Yang, Rob	4	5	6	4	10	9	0.526	6	2	6	4	12	6	0.667	22	15	0.595	1	0	17.0	38	0.447
E 17 Steppe, Mike	4	5	3	6	7	11	0.389	5	4	7	2	12	6	0.667	19	17	0.528	1	0	14.5	37	0.392
E2/ Deadstroke	31	41	28	44	59	85	0.410	12	24	16	20	28	44	0.389	115	173	0.399	0	0	104.0	288	0.361
E 20 Carter, Kevin	3	8	3	8	6	16	0.273	6	6	5	5	11	11	0.500	17	27	0.386			14.0	44	0.318
E 21 Sutter, Stella	0	0	0	0	0	0	#DIV/0!	0	0	0	0	0	0	#DIV/0!	0	0	#DIV/0!			0.0	0	#DIV/0!
E 22 Schwartz, Laurel	2	4	5	6	7	10	0.412	2	7	3	7	5	14	0.263	12	24	0.333			5.5	36	0.153
E 23 Samaluk, Somchai	4	5	6	3	10	8	0.556	2	7	4	4	6	11	0.353	16	19	0.457			26.0	35	0.743
E 24 Hamed, Adnan	3	3	2	5	5	8	0.385	4	2	2	4	6	6	0.500	11	14	0.440			16.0	25	0.640
E 25 Enos, Kellee	4	8	3	7	7	15	0.318	1	8	6	4	7	12	0.368	14	27	0.341			10.0	41	0.244
E 26 Rhea, Laurie	5	6	3	7	8	13	0.381	1	8	5	5	6	13	0.316	14	26	0.350			7.5	40	0.188
E 27 Alapin, Toni	5	3	0	3	5	6	0.455	4	4	5	5	9	9	0.500	14	15	0.483			8.5	29	0.293
E 28 Barden, David	3	3	3	5	6	8	0.429	4	3	0	5	4	8	0.333	10	16	0.385			11.0	26	0.423
E 29 Schwartz, Darrell	2	1	3	0	5	1	0.833	0	3	2	1	2	4	0.333	7	5	0.583			5.5	12	0.458
E3/ You Made Me Miss	31	41	27	45	58	86	0.403	17	19	15	21	32	40	0.444	122	166	0.424	0	8	88.0	296	0.297
E 30 DeMattos, Rick	2	9	0	1	2	10	0.167	4	4	5	3	9	7	0.563	11	17	0.393	0	1	2.5	29	0.086
E 31 Davis, Stuart	4	5	3	6	7	11	0.389	3	4	2	4	5	8	0.385	12	19	0.387	0	1	9.0	32	0.281
E 32 Dehritz, Matt "Mavis"	5	1	5	5	10	6	0.625	3	7	6	5	9	12	0.429	19	18	0.514	0	1	11.0	38	0.289
E 33 Murdock, Jim	4	3	3	7	7	10	0.412	6	4	2	6	8	10	0.444	15	20	0.429	0	1	7.0	36	0.194
E 34 Todd, Patrick	5	6	6	4	11	10	0.524	7	4	5	6	12	10	0.545	23	20	0.535	0	1	21.0	44	0.477
E 35 Wackerman, Mark "Tex"	6	6	8	4	14	10	0.583	7	5	3	6	10	11	0.476	24	21	0.533	0	1	16.5	46	0.359
E 36 Robertson, David	3	7	2	8	5	15	0.250	4	5	5	6	9	11	0.450	14	26	0.350	0	1	13.0	41	0.317
E 37 Hurley, Land	2	4	0	10	2	14	0.125	0	5	2	6	2	11	0.154	4	25	0.138	0	1	8.0	30	0.267
E4/ The DIVE Bombers	31	41	37	35	68	76	0.472	18	18	15	21	33	39	0.458	134	154	0.465	0	7	88.0	295	0.298
E 40 Dunn, Thom	2	4	6	5	8	9	0.471	6	4	4	6	10	10	0.500	18	19	0.486	0	1	7.0	38	0.184
E 41 Flowers, Fred	5	5	1	3	6	8	0.429	5	4	2	5	7	9	0.438	13	17	0.433	0	1	5.5	31	0.177
E 42 Huff, Matt	7	4	7	2	14	6	0.700	7	4	4	7	11	11	0.500	25	17	0.595	0	1	11.5	43	0.267
E 43 Lee, Carl	4	5	6	5	10	10	0.500	6	4	5	4	11	8	0.579	21	18	0.538	0	1	15.0	40	0.375
E 44 Marler, Donald "Duck"	7	4	4	6	11	10	0.524	4	4	5	5	9	9	0.500	20	19	0.513	0	1	13.5	40	0.338
E 45 Miller, Mike	4	6	8	2	12	8	0.600	7	3	3	4	10	7	0.588	22	15	0.595	0	1	17.5	38	0.461
E 46 Rodwell, Robby	1	5	4	5	5	10	0.333	0	6	2	5	2	11	0.154	7	21	0.250	0	1	6.5	29	0.224
E 47 Simmons, Jeff	1	1	1	4	2	5	0.286	1	3	2	3	3	6	0.333	5	11	0.313	0	0	9.5	16	0.594
E 48 Parker, Billy	0	7	0	3	0	10	0.000	0	4	3	3	3	7	0.300	3	17	0.150	0	0	2.0	20	0.100
E5/ Have Darts, Will Travel	36	36	36	36	72	72	0.500	15	21	21	15	36	36	0.500	144	144	0.500	7	0	107.5	295	0.364
E 50 Wilcox, Julie	1	1	4	6	5	7	0.417	6	5	1	1	7	6	0.538	12	13	0.480	0	0	10.0	25	0.400
E 51 Wilcox, Randy	6	2	5	4	11	6	0.647	4	8	7	4	11	12	0.478	22	18	0.550	1	0	25.5	41	0.622
E 52 Scott, Kevin	2	4	4	3	6	7	0.462	3	4	5	0	8	4	0.667	14	11	0.560	1	0	8.0	26	0.308
E 53 Radcliff, Rob	5	6	5	5	10	11	0.476	4	7	7	5	11	12	0.478	21	23	0.477	1	0	19.5	45	0.433
E 54 Nagy, Les	0	0	0	0	0	0	#DIV/0!	0	0	0	0	0	0	#DIV/0!	0	0	#DIV/0!	0	0	0.0	0	#DIV/0!
E 55 Guile, Glen	2	8	0	4	2	12	0.143	0	3	5	5	5	8	0.385	7	20	0.259	1	0	2.0	28	0.071
E 56 Johnson, Galen	8	4	8	3	16	7	0.696	3	7	8	3	11	10	0.524	27	17	0.614	1	0	19.0	45	0.422
E 57 Chapman, Alex	6	3	7	3	13	6	0.684	7	2	0	7	7	9	0.438	20	15	0.571	0	0	20.0	35	0.571
E 58 Emerton, Eric	2	1	3	7	5	8	0.385	3	6	2	1	5	7	0.417	10	15	0.400	1	0	3.5	26	0.135
E 59 Roediger, Frank	4	7	0	1	4	8	0.333	0	0	7	4	7	4	0.636	11	12	0.478	1	0	0.0	24	0.000
E6/ Bulls on Parade	39	33	36	36	75	69	0.521	13	23	13	23	26	46	0.361	127	161	0.441	0	0	98.5	288	0.342
E 60 McEwen, William	8	4	7	5	15	9	0.625	3	9	5	6	8	15	0.348	23	24	0.489			14.5	47	0.309
E 61 Cullis, Pete	7	1	4	4	11	5	0.688	4	4	4	3	8	7	0.533	19	12	0.613			11.0	31	0.355
E 62 Cullis, Karyn	0	0	0	0	0	0	#DIV/0!	0	0	0	0	0	0	#DIV/0!	0	0	#DIV/0!			0.0	0	#DIV/0!
E 63 Reitano, Sal	6	4	9	1	15	5	0.750	5	5	3	6	8	11	0.421	23	16	0.590			31.5	39	0.808
E 64 Flood, Thomas	2	4	5	1	7	5	0.583	2	4	0	6	2	10	0.167	9	15	0.375			11.0	24	0.458
E 65 Kessler, Rich	4	6	4	8	8	14	0.364	6	6	3	8	9	14	0.391	17	28	0.378			12.0	45	0.267
E 66 Balena, Frank	5	7	5	7	10	14	0.417	6	7	5	8	11	15	0.423	21	29	0.420			13.0	50	0.260
E 67 Rodriguez, Osvaldo	2	4	1	4	3	8	0.273	0	4	4	4	4	8	0.333	7	16	0.304			1.0	23	0.043
E 68 McEwen, Nathan	5	3	1	6	6	9	0.400	0	7	2	5	2	12	0.143	8	21	0.276			4.5	29	0.155
E7/ Mojo's Jerksquad	47	25	46	26	93	51	0.646	26	10	22	14	48	24	0.667	189	99	0.656	0	0	127.5	288	0.443
E 70 Barlow, Brian	3	2	6	2	9	4	0.692	4	2	4	3	8	5	0.615	17	9	0.654			8.5	26	0.327
E 71 Agvilar, Jose	6	2	3	4	9	6	0.600	6	3	4	1	10	4	0.714	19	10	0.655			6.5	29	0.224
E 72 Berstler, Justin	7	2	10	0	17	2	0.895	8	2	6	1	14	3	0.824	31	5	0.861			27.0	36	0.750
E 73 Bordeau, Eric	2	2	3	4	5	6	0.455	5	3	2	2	7	5	0.583	12	11	0.522			8.0	23	0.348
E 74 Eskew, Jeff	2	3	1	4	3	7	0.300	2	1	4	4	6	5	0.545	9	12	0.429			5.5	21	0.262
E 75 Jones, Jeff	6	6	4	3	10	9	0.526	6	2	7	5	13	7	0.650	23	16	0.590			13.5	39	0.346
E 76 Joyner, Linda	5	4	1	2	6	6	0.500	6	3	5	5	11	8	0.579	17	14	0.548			7.0	31	0.226
E 77 Kendall, Kevin	7	1	9	0	16	1	0.941	8	1	3	1	11	2	0.846	27	3	0.900			29.5	30	0.983
E 78 Montesi, Chris	7	0	7	1	14	1	0.933	6	2	3	2	9	4	0.692	23	5	0.821			14.0	28	0.500
E 79 Taweel, Sami	2	3	2	6	4	9	0.308	1	1	6	4	7	5	0.583	11	14	0.440			8.0	25	0.320

	Singles 301		Singles Cricket		Singles Record		Singles Win %-age	Doubles Cricket		Doubles 501		Doubles Record		Doubles Win %-age	Sngls + Dbls Record		Sngls + Dbls Win %-age	1001 Wins	1001 Losses	All-Star Points	Games Played	All-Star Point Ave.
F1/ Bennington Brawlers	42	30	44	28	86	58	0.597	17	19	12	24	29	43	0.403	144	144	0.500	8	0	91.5	296	0.309
F 10 Carter, Shawn	7	4	8	2	15	6	0.714	2	4	5	5	7	9	0.438	22	15	0.595	1	0	6.5	38	0.171
F 11 Fischlein, Erin	3	5	3	3	6	8	0.429	1	8	1	4	2	12	0.143	8	20	0.286	1	0	8.5	29	0.293
F 12 Hoppert, Jason	1	2	3	4	4	6	0.400	1	6	3	6	4	12	0.250	8	18	0.308	1	0	9.5	27	0.352
F 13 Brantley, Kevin	7	4	5	5	12	9	0.571	4	6	1	4	5	10	0.333	17	19	0.472	1	0	10.5	37	0.284
F 14 Kenney, Jon	8	4	7	2	15	6	0.714	10	1	2	5	12	6	0.667	27	12	0.692	1	0	17.0	40	0.425
F 15 Perry, Matt	1	2	8	3	9	5	0.643	4	8	3	7	7	15	0.318	16	20	0.444	1	0	13.0	37	0.351
F 16 Hobbs, Brian	3	3	7	3	10	6	0.625	9	2	4	6	13	8	0.619	23	14	0.622	1	0	17.5	38	0.461
F 17 Reynolds, Jon	5	4	3	5	8	9	0.471	2	2	1	5	3	7	0.300	11	16	0.407	1	0	6.5	28	0.232
F 18 Connors, Tracy	7	2	0	1	7	3	0.700	1	1	4	6	5	7	0.417	12	10	0.545	0	0	2.5	22	0.114
F2/ Hostile Amish	35	37	36	36	71	73	0.493	25	11	20	16	45	27	0.625	161	127	0.559	6	0	119.5	294	0.406
F 20 Stepp, John	9	3	8	4	17	7	0.708	6	3	9	3	15	6	0.714	32	13	0.711	1	0	20.5	46	0.446
F 21 Majchrzak, Ted	1	6	2	5	3	11	0.214	7	3	4	6	11	9	0.550	14	20	0.412	0	0	9.0	34	0.265
F 22 Hodges, Mike	5	6	3	8	8	14	0.364	6	3	4	5	10	8	0.556	18	22	0.450	1	0	20.0	41	0.488
F 23 Morrill, Robert "Tyke"	9	3	8	4	17	7	0.708	9	2	6	6	15	8	0.652	32	15	0.681	1	0	24.5	48	0.510
F 24 Fjelstad, Mike	2	4	2	4	4	8	0.333	3	0	4	0	7	0	1.000	11	8	0.579	1	0	7.0	20	0.350
F 25 Wilson, Alison	4	6	1	0	5	6	0.455	0	0	3	1	3	1	0.750	8	7	0.533	0	0	0.0	15	0.000
F 26 Young, Mike	0	3	1	3	1	6	0.143	7	4	2	4	9	8	0.529	10	14	0.417	0	0	7.5	24	0.313
F 27 Schmaus, Darren	2	3	3	6	5	9	0.357	4	6	4	4	8	10	0.444	13	19	0.406	1	0	16.0	33	0.485
F 28 Goldsmith, Bill	2	0	3	0	5	0	1.000	2	0	0	2	2	2	0.500	7	2	0.778	0	0	6.5	9	0.722
F 29 Hix, Steve	1	3	5	2	6	5	0.545	6	1	4	1	10	2	0.833	16	7	0.696	1	0	8.5	24	0.354
F3/ Boondock Saints	35	37	35	37	70	74	0.486	23	13	20	16	43	29	0.597	156	132	0.542	0	0	110.0	288	0.382
F 30 Buckley, Jennifer	2	7	5	6	7	13	0.350	8	3	5	6	13	9	0.591	20	22	0.476			17.5	42	0.417
F 31 Buckley, Bill	6	5	6	5	12	10	0.545	9	3	7	4	16	7	0.696	28	17	0.622			18.0	45	0.400
F 32 Harrilchak, Travis	9	3	9	3	18	6	0.750	8	4	5	7	13	11	0.542	31	17	0.646			21.5	48	0.448
F 33 Givens, Shane	0	0	0	0	0	0	#DIV/0!	0	0	0	0	0	0	#DIV/0!	0	0	#DIV/0!			0.0	0	#DIV/0!
F 34 Smallwood, Jed	3	3	2	4	5	7	0.417	2	4	5	2	7	6	0.538	12	13	0.480			4.0	25	0.160
F 35 Mayhew, Zak	4	8	10	3	14	11	0.560	9	3	8	4	17	7	0.708	31	18	0.633			20.0	49	0.408
F 36 Vest, Ronnie	5	7	0	8	5	15	0.250	5	5	4	4	9	9	0.500	14	24	0.368			10.5	38	0.276
F 37 Park, Ed	6	4	3	8	9	12	0.429	5	4	6	5	11	9	0.550	20	21	0.488			18.5	41	0.451
F4/ Meet the Fockers!	33	39	33	39	66	78	0.458	12	24	22	14	34	38	0.472	134	154	0.465	0	0	105.0	288	0.365
F 40 Cotton, Barbara	6	4	5	6	11	10	0.524	4	7	7	4	11	11	0.500	22	21	0.512			15.5	43	0.360
F 41 Payne, Julie	6	1	0	2	6	3	0.667	4	2	4	3	8	5	0.615	14	8	0.636			8.0	22	0.364
F 42 Gaffney, Michelle	2	7	3	7	5	14	0.263	2	7	6	3	8	10	0.444	13	24	0.351			11.5	37	0.311
F 43 Hatch, Nicole	3	8	5	6	8	14	0.364	5	7	9	2	14	9	0.609	22	23	0.489			18.0	45	0.400
F 44 Baynor, Jessica	4	4	1	7	5	11	0.313	1	6	4	2	5	8	0.385	10	19	0.345			4.0	29	0.138
F 45 Gevedon, Aimee	8	3	9	3	17	6	0.739	2	8	3	7	5	15	0.250	22	21	0.512			17.0	43	0.395
F 46 Williams, Sara	1	6	0	7	1	13	0.071	1	5	3	4	4	9	0.308	5	22	0.185			3.5	27	0.130
F 47 Parker, Deb	3	6	10	1	13	7	0.650	5	6	8	3	13	9	0.591	26	16	0.619			27.5	42	0.655
F5/ Damn Yankees!	32	38	31	39	63	77	0.450	17	19	17	19	34	38	0.472	131	153	0.461	0	12	102.0	296	0.345
F 50 Dougherty, Henry	3	9	4	7	7	16	0.304	5	7	6	6	11	13	0.458	18	29	0.383	0	2	17.0	49	0.347
F 51 Lupien, Bam	5	8	3	9	8	17	0.320	6	8	7	6	13	14	0.481	21	31	0.404	0	2	18.5	54	0.343
F 52 Patrick, Kevin	5	6	4	7	9	13	0.409	6	5	5	6	11	11	0.500	20	24	0.455	0	2	13.0	46	0.283
F 53 Kron, Jay	5	7	7	6	12	13	0.480	5	7	9	4	14	11	0.560	26	24	0.520	0	2	12.0	52	0.231
F 54 Jur, Jess	9	2	9	2	18	4	0.818	4	7	3	8	7	15	0.318	25	19	0.568	0	2	32.0	46	0.696
F 55 Brooks, Ricky	5	6	4	8	9	14	0.391	8	4	4	8	12	12	0.500	21	26	0.447	0	2	9.5	49	0.194
F6/ Tres Equis	38	33	33	38	71	71	0.500	15	21	19	17	34	38	0.472	139	147	0.486	0	0	75.5	286	0.264
F 60 Hall, Frank	4	3	7	5	11	8	0.579	5	5	6	5	11	10	0.524	22	18	0.550			15.0	40	0.375
F 61 Hall, Danny	8	1	6	2	14	3	0.824	4	5	6	5	10	10	0.500	24	13	0.649			9.5	37	0.257
F 62 Gillett, Galen	5	3	5	2	10	5	0.667	3	5	4	3	7	8	0.467	17	13	0.567			11.5	30	0.383
F 63 Bleakley, Tom	4	6	3	6	7	12	0.368	3	4	7	3	10	7	0.588	17	19	0.472			12.0	36	0.333
F 64 Yarley, Scott	4	5	2	7	6	12	0.333	3	5	5	4	8	9	0.471	14	21	0.400			3.5	35	0.100
F 65 Rosenhoff, Evan	5	4	5	3	10	7	0.588	4	4	3	3	7	7	0.500	17	14	0.548			5.5	31	0.177
F 66 Johansson, Sev	2	5	5	5	7	10	0.412	6	6	3	7	9	13	0.409	16	23	0.410			12.5	39	0.321
F 67 Hawn, Matt	6	5	0	7	6	12	0.333	2	7	4	4	6	11	0.353	12	23	0.343			6.0	35	0.171
F 68 Henderson, Rich	0	1	0	1	0	2	0.000	0	1	0	0	0	1	0.000	0	3	0.000			0.0	3	0.000
F 69 Kvasnicka, Bob	0	0	0	0	0	0	#DIV/0!	0	0	0	0	0	0	#DIV/0!	0	0	#DIV/0!			0.0	0	#DIV/0!
F7/ Rif Raf	35	36	38	33	73	69	0.514	17	19	16	20	33	39	0.458	139	147	0.486	0	0	103.5	286	0.362
F 70 Diamond, Paddy	4	3	6	6	10	9	0.526	8	4	5	5	13	9	0.591	23	18	0.561			16.0	41	0.390
F 71 Diamond, Kimmy	1	8	0	2	1	10	0.091	1	3	5	3	6	6	0.500	7	16	0.304			2.0	23	0.087
F 72 Phelan, Johnny	6	5	7	4	13	9	0.591	7	5	5	5	12	10	0.545	25	19	0.568			17.0	44	0.386
F 73 Clark, Jeremy	4	4	2	6	6	10	0.375	5	2	6	0	11	2	0.846	17	12	0.586			17.5	29	0.603
F 74 Mandulak, Drew	2	6	2	1	4	7	0.364	1	5	1	7	2	12	0.143	6	19	0.240			4.0	25	0.160
F 75 Matthews, Chris	0	2	0	1	0	3	0.000	0	1	1	0	1	1	0.500	1	4	0.200			0.0	5	0.000
F 76 Ayers, Judson	2	5	5	4	7	9	0.438	1	4	2	5	3	9	0.250	10	18	0.357			5.5	28	0.196
F 77 St. Clair, Matt	7	2	6	6	13	8	0.619	4	8	5	7	9	15	0.375	22	23	0.489			17.5	45	0.389
F 78 Whittenben, Chris	0	0	2	0	2	0	1.000	2	0	0	1	2	1	0.667	4	1	0.800			1.0	5	0.200
F 79 Ohrberg, Keith	9	1	8	3	17	4	0.810	5	6	2	7	7	13	0.350	24	17	0.585			23.0	41	0.561

		Singles	301	Singles	Cricket	Singles	Record	Singles Win %-age	Doubles	Cricket	Doubles	501	Doubles	Record	Doubles Win %-age	Sngls + Dbls	Record	Sngls + Dbls Win %-age	1001 Wins	1001 Losses	All-Star Points	Games Played	All-Star Point Ave.
G1/ H5N1		43	29	41	31	84	60	0.583	18	18	16	20	34	38	0.472	152	136	0.528	6	7	86.5	301	0.287
G 10	Moeschet, Cathy	2	3	3	8	5	11	0.313	3	6	2	5	5	11	0.313	10	22	0.313	1	1	4.5	34	0.132
G 11	Carawon, Bob	4	6	4	8	8	14	0.364	4	5	3	9	7	14	0.333	15	28	0.349	1	1	8.0	45	0.178
G 12	Young, Perry	1	1	2	1	3	2	0.600	3	1	3	1	6	2	0.750	9	4	0.692	0	1	1.0	14	0.071
G 13	Peers, Martin	8	3	2	1	10	4	0.714	2	6	3	8	5	14	0.263	15	18	0.455	0	1	9.5	34	0.279
G 14	Martin, David	7	4	10	2	17	6	0.739	9	1	5	4	14	5	0.737	31	11	0.738	1	1	19.5	44	0.443
G 15	Casadonte, Paul	0	0	0	0	0	0	#DIV/0!	0	0	0	0	0	0	#DIV/0!	0	0	#DIV/0!	0	0	0.0	0	#DIV/0!
G 16	Van Olst, Jason	3	3	6	4	9	7	0.563	5	5	3	4	8	9	0.471	17	16	0.515	1	1	15.0	35	0.429
G 17	Lee, Ronnie	10	2	8	4	18	6	0.750	3	4	7	3	10	7	0.588	28	13	0.683	1	1	16.0	43	0.372
G 18	Elliott, Erin	2	5	0	1	2	6	0.250	4	4	6	5	10	9	0.526	12	15	0.444	1	0	3.0	28	0.107
G 19	Tollerton, Steve "Tolly"	6	2	6	2	12	4	0.750	3	4	0	1	3	5	0.375	15	9	0.625	0	0	10.0	24	0.417
G2/ Coral Reefers		34	38	30	42	64	80	0.444	18	18	19	17	37	35	0.514	138	150	0.479	35	7	82.5	330	0.250
G 20	Jarvah, Sean	3	3	3	6	6	9	0.400	4	6	6	2	10	8	0.556	16	17	0.485	4	0	17.0	37	0.459
G 21	Baker, Tammy	1	4	2	6	3	10	0.231	2	5	3	5	5	10	0.333	8	20	0.286	4	1	4.5	33	0.136
G 22	Boyd, Richard	2	2	1	4	3	6	0.333	3	2	2	1	5	3	0.625	8	9	0.471	2	1	4.0	20	0.200
G 23	Cullen, Pat	3	6	0	6	3	12	0.200	0	1	4	5	4	6	0.400	7	18	0.280	4	1	0.0	30	0.000
G 24	Hodge, Hue	3	4	4	7	7	11	0.389	3	6	5	2	8	8	0.500	15	19	0.441	4	1	9.0	39	0.231
G 25	Mavity, Jennifer	2	7	0	2	2	9	0.182	6	4	2	3	8	7	0.533	10	16	0.385	2	1	3.0	29	0.103
G 26	Sedgwick, Jim	2	5	0	0	2	5	0.286	0	0	1	4	1	4	0.200	3	9	0.250	4	0	0.0	16	0.000
G 27	Smith, Van	2	2	6	6	8	8	0.500	8	4	8	3	16	7	0.696	24	15	0.615	4	1	4.0	44	0.091
G 28	Wade, Nate	9	2	10	1	19	3	0.864	6	4	5	5	11	9	0.550	30	12	0.714	4	0	27.5	46	0.598
G 29	Williams, Nelson	7	3	4	4	11	7	0.611	4	4	2	4	6	8	0.429	17	15	0.531	3	1	13.5	36	0.375
G3/ Money Shot		42	30	35	37	77	67	0.535	21	15	18	18	39	33	0.542	155	133	0.538	0	7	107.0	295	0.363
G 30	Folsom, Kevin	8	4	7	5	15	9	0.625	9	3	10	2	19	5	0.792	34	14	0.708	0	1	21.5	49	0.439
G 31	Folsom, Hope	8	4	5	7	13	11	0.542	7	5	5	5	12	10	0.545	25	21	0.543	0	1	11.5	47	0.245
G 32	Jackson, Ben	7	2	4	6	11	8	0.579	4	6	2	8	6	14	0.300	17	22	0.436	0	1	18.5	40	0.463
G 33	Folsom, Kyle	6	6	5	7	11	13	0.458	5	7	3	9	8	16	0.333	19	29	0.396	0	1	16.5	49	0.337
G 34	Brienzi, Kevin	3	8	6	2	9	10	0.474	7	3	9	1	16	4	0.800	25	14	0.641	0	1	9.0	40	0.225
G 35	Colton, Mitch	7	5	6	6	13	11	0.542	8	4	6	6	14	10	0.583	27	21	0.563	0	1	22.5	49	0.459
G 36	Colton, Bridgette	1	1	0	2	1	3	0.250	0	1	0	3	0	4	0.000	1	7	0.125	0	0	0.0	8	0.000
G 37	Monkhouse, Kevin	2	0	2	2	4	2	0.667	2	1	1	2	3	3	0.500	7	5	0.583	0	1	7.5	13	0.577
G4/ Overtime Outlaws		34	38	34	38	68	76	0.472	16	20	20	16	36	36	0.500	140	148	0.486	6	6	80.5	300	0.268
G 40	Clark, Dan	7	5	9	3	16	8	0.667	9	3	8	4	17	7	0.708	33	15	0.688	1	1	20.5	50	0.410
G 41	Cross, Bill	5	5	4	6	9	11	0.450	1	9	3	7	4	16	0.200	13	27	0.325	1	1	5.5	42	0.131
G 42	Birmingham, Christine	1	10	1	9	2	19	0.095	5	6	6	6	11	12	0.478	13	31	0.295	1	1	5.0	46	0.109
G 43	Mody, Nero	4	6	7	4	11	10	0.524	6	3	7	3	13	6	0.684	24	16	0.600	1	1	14.5	42	0.345
G 44	Hooks, Jeremy	4	2	3	3	7	5	0.583	3	2	2	3	5	5	0.500	12	10	0.545	0	0	4.5	22	0.205
G 45	Peterson, Chris	5	6	5	7	10	13	0.435	2	11	6	5	8	16	0.333	18	29	0.383	1	1	15.0	49	0.306
G 46	DeMuro, Chris	8	4	5	6	13	10	0.565	6	6	8	4	14	10	0.583	27	20	0.574	1	1	15.5	49	0.316
G5/ Bad News Beers		32	34	37	29	69	63	0.523	16	17	14	19	30	36	0.455	129	135	0.489	0	8	89.0	272	0.327
G 50	Pearsall, Worth	7	4	9	2	16	6	0.727	7	4	6	4	13	8	0.619	29	14	0.674	0	1	29.5	44	0.670
G 51	Ejlali, Shervin	4	5	6	2	10	7	0.588	3	6	1	6	4	12	0.250	14	19	0.424	0	1	11.5	34	0.338
G 52	Barry, Matt	5	2	2	3	7	5	0.583	0	1	4	5	4	6	0.400	11	11	0.500	0	1	4.5	23	0.196
G 53	Reavis, Ben	2	1	3	6	5	7	0.417	2	6	3	4	5	10	0.333	10	17	0.370	0	1	4.5	28	0.161
G 54	Thrasher, Clint	1	3	4	5	5	8	0.385	4	4	3	2	7	6	0.538	12	14	0.462	0	0	6.0	26	0.231
G 55	Fine, Kenny	4	4	2	4	6	8	0.429	1	2	2	5	3	7	0.300	9	15	0.375	0	1	6.0	25	0.240
G 56	Gilbert, Geoffrey	5	4	7	2	12	6	0.667	6	4	5	3	11	7	0.611	23	13	0.639	0	1	15.5	37	0.419
G 57	Woodard, David	1	5	1	3	2	8	0.200	4	4	4	2	8	6	0.571	10	14	0.417	0	1	3.0	25	0.120
G 58	Gwaltney, Alex	3	6	3	2	6	8	0.429	5	2	0	7	5	9	0.357	11	17	0.393	0	1	8.5	29	0.293
G 59	Holcomb, Bart	0	0	0	0	0	0	#DIV/0!	0	1	0	0	0	1	0.000	0	1	0.000	0	0	0.0	1	0.000
G6/ Board to Death		24	42	32	34	56	76	0.424	12	21	15	18	27	39	0.409	110	154	0.417	0	7	44.5	271	0.164
G 60	Lane, Jonathan	6	4	8	2	14	6	0.700	2	8	6	3	8	11	0.421	22	17	0.564	0	1	10.0	40	0.250
G 61	Hayes, Chad	0	1	0	1	0	2	0.000	0	1	0	1	0	2	0.000	0	4	0.000	0	1	0.0	5	0.000
G 62	Knot, Ronnie	4	7	6	5	10	12	0.455	5	6	4	7	9	13	0.409	19	25	0.432	0	1	7.0	45	0.156
G 63	Knot, Ryan	4	6	5	4	9	10	0.474	2	6	4	3	6	9	0.400	15	19	0.441	0	1	3.5	35	0.100
G 64	Grimes, Lynwood	2	7	2	7	4	14	0.222	2	6	3	7	5	13	0.278	9	27	0.250	0	1	1.5	37	0.041
G 65	Panepinto, Tom	4	7	6	5	10	12	0.455	5	6	4	7	9	13	0.409	19	25	0.432	0	1	15.0	45	0.333
G 66	Lane, Jeremy	2	6	4	5	6	11	0.353	4	6	6	4	10	10	0.500	16	21	0.432	0	1	6.5	38	0.171
G 67	Davis, Kevin	2	4	1	5	3	9	0.250	4	3	3	4	7	7	0.500	10	16	0.385	0	0	1.0	26	0.038
G7/ Menace to Sobriety		37	35	37	35	74	70	0.514	22	14	21	15	43	29	0.597	160	128	0.556	0	0	81.0	288	0.281
G 70	Guerriero, John	5	4	0	1	5	5	0.500	2	2	2	2	4	4	0.500	9	9	0.500			4.0	18	0.222
G 71	Wagner, Dave	4	3	3	6	7	9	0.438	5	3	4	2	9	5	0.643	16	14	0.533			6.5	30	0.217
G 72	Tueting, Harry	0	2	2	7	2	9	0.182	0	3	5	3	5	6	0.455	7	15	0.318			3.0	22	0.136
G 73	Oglesby, Mark	2	3	6	3	8	6	0.571	7	4	5	3	12	7	0.632	20	13	0.606			7.0	33	0.212
G 74	Harrison, Mark	4	5	7	3	11	8	0.579	3	5	5	2	8	7	0.533	19	15	0.559			10.0	34	0.294
G 75	Boyd, Jennifer	3	7	1	4	4	11	0.267	5	3	5	6	10	9	0.526	14	20	0.412			3.5	34	0.103
G 76	Garrett, Neil	4	6	3	5	7	11	0.389	7	3	6	4	13	7	0.650	20	18	0.526			14.0	38	0.368
G 77	Johnson, Dave	9	3	6	4	15	7	0.682	5	5	4	4	9	9	0.500	24	16	0.600			14.0	40	0.350
G 78	Eichler, Susan	0	0	0	0	0	0	#DIV/0!	0	0	0	0	0	0	#DIV/0!	0	0	#DIV/0!			0.0	0	#DIV/0!
G 79	McCartney, Eric	6	2	9	2	15	4	0.789	10	0	6	4	16	4	0.800	31	8	0.795			19.0	39	0.487

Break Time Billiards & Piedmont Dart Association Present:

Piedmont Dart Shootout V

SANCTIONED BY

June 23-25, 2006

$2,500

PIEDMONT DART ASSOCIATION

*** Minimum Guaranteed Payout ***

DAY	FRIDAY	SATURDAY						SUNDAY				
TIME	8:00 PM	10:00 AM	12:30 PM	1:00 PM	3:00 PM	4:00 PM	7:00 PM	11:00 AM	1:30 PM	2:00 PM	3:30 PM	4:30 PM
	BLIND	MIXED	MEN'S	LADIES'	MEN'S	LADIES'	BLIND	MIXED	MEN'S	LADIES'	MEN'S	LADIES'
EVENT	DRAW	DOUBLES	DOUBLES	SINGLES	SINGLES	DOUBLES	DRAW	TRIPLES	DOUBLES	SINGLES	SINGLES	DOUBLES
		CRICKET	CRICKET	CRICKET	CRICKET	CRICKET		601	501	501	501	501
ENTRY	$10	$20	$20	$12	$12	$20	$10	$30	$20	$12	$12	$20
FEE	person	team	team	person ‡	person ‡	team	person	team	team	person ‡	person ‡	team
1st	$120	$100	$120	$70	$120	$70	$120	$150	$120	$70	$120	$70
2nd	$60	$50	$60	$35	$60	$36	$60	$75	$60	$35	$60	$36
Top 4	$30	$24	$30	$18	$30	$18	$30	$36	$30	$18	$30	$18

‡ Fee includes $2.00 ADO Surcharge - Posted Time is close of registration

*** 90% of All Entry Fees Over the $2,500 Guarantee Will Be Paid Out After Expenses ***

Accommodations:
Super 8 Motel
200 Mercantile Dr
Winston-Salem, NC
336-714-8888

Must ask for "Rate Code: PDA 4" $52.00 plus tax

Tournament Director:
Nancy Coley 336-299-8068
Tournament Coordinator:
Phil Ellis
PDA Web Site:
www.piedmontdarts.org



Tournament Location:
Break Time Billiards
5083 University Parkway
Winston-Salem, NC 27106
336-744-9404

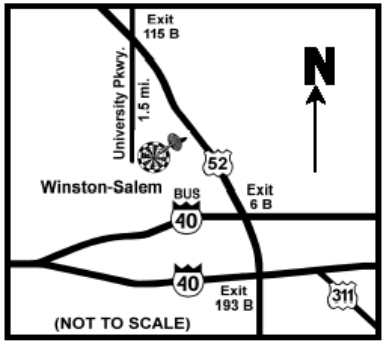

Directions to Break Time
- I-40 to Hwy 52 North
- Exit 115B (Univ. Pkwy.)
- Turn right at top of ramp, go thru 4 stop lights and North Chase Shopping Ctr. will be on the left.
- Break Time Billiards is in the shopping center

Dart Supplies by:
Spears
Custom Darts & Supplies

26th Annual "Savannah Open" Dart Tournament May 26 - 28, 2006



$10,000 + Guaranteed Purse and Trophies

Sponsored By
Your Business Name Or Team Name
Could Be Here

Sign-Up Ends	5:00 PM	5:30 PM	7:45 PM	9:15 AM	11:45 AM	12:15 PM	2:45 PM	5:15 PM	10:15 AM	10:45 AM	12:45 PM	1:45 PM	4:45 PM
Day	FRIDAY	FRIDAY	FRIDAY	SATURDAY	SATURDAY	SATURDAY	SATURDAY	SATURDAY	SUNDAY	SUNDAY	SUNDAY	SUNDAY	SUNDAY
Time	5:30 PM	6:00 PM	8:30 PM	10:00 AM	12:30 PM	1:00 PM	3:30 PM	6:00 PM	11:00 AM	11:30 AM	1:30 PM	2:30 PM	5:30 PM
Event	Men's Singles Cricket	Ladies' Singles Cricket	Draw Doubles 501	Mixed Doubles 501	Men's Doubles 501	Ladies' Doubles 501	Mixed Doubles Cricket	Open 4's 701	Men's Doubles Cricket	Ladies' Doubles Cricket	Men's Singles 501	Ladies' Singles 501	Mixed Triples 601
Entry	$15/person	$15/person	$10/person	$20/team	$20/team	$20/team	$20/team	$40/team	$20/team	$20/team	$15/person	$15/person	$30/team
1st	360	160	400	300	300	200	300	400	300	200	360	160	360
2nd	180	80	200	150	140	100	150	200	140	100	180	80	180
Top 4	90	40	100	80	70	40	80	100	70	40	90	40	90
Top 8	40	20	50	40	30		40	60	30		40	20	45
Top 16	20		20		20				20		20		
Total	1040	400	1160	770	860	380	770	1040	860	380	1040	400	900

JUNIOR EVENTS

Sign-Up Ends	8:15 AM	10:00 AM	3:00 PM
Day	SUNDAY	SUNDAY	SUNDAY
Time	8:30 AM	10:30 AM	3:30 PM
Event	Adult/Jr. Doubles 401	Junior Singles 401	Junior Double Cricket
Entry	$ 5 / Per Person Per Event		

Juniors may play in Jr. Singles or an Adult Doubles Cricket but NOT both.
Juniors may play in Jr. Doubles or an Adult Singles 501 but NOT both.

This will be a Non-Smoking Event
This will be a B.Y.O.B. Event

100% Payout
Ladies Events

Minus $2.00 per Entrant ADO Fee

HOSTED BY: COMFORT INN & SUITES
I-95 Exit 102 US-80
301 GOVERNOR TREUTLAN DR. POOLER, GA.
(912-748-6464) OR (888-895-6464)
Darter's Rate ($69.00) Cut Off - May 18th ($79.00) Thereafter

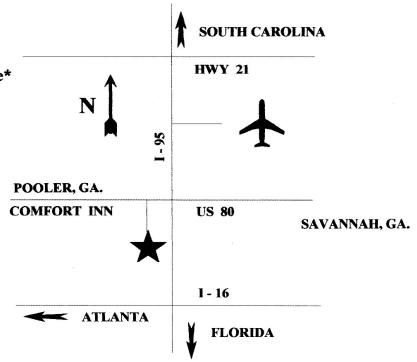

TOURNAMENT DIRECTOR
DAN JORDAN
FOR FURTHER INFORMATION
(843) 575-5395

OR SEE OUR WEB SITE AT:
http://www.SAVDARTS.ORG

"Tournament Scheduler"
Courtesy of:
Independent Software

SANCTIONED BY

DISCLAIMER - AMATEUR STATUS
The Host Association and/or the ADO assumes no responsibility for any adverse effects which Darts awards may have on the amateur status of any Youth participant. Please check local regulations/restrictions.

WARNING
DARTS is an adult sport. It is dangerous for children to play without adult supervision.

WRECK at the DECK

Hosted By The Upper Deck Sports Bar & Pub Cary, NC

Formerly "The Bull City Classic"

Sanctioned by American Darts Organization

June 2-4, 2006

$5,185+

DAY	FRIDAY	SATURDAY							SUNDAY				
Time*	8:00 pm	11:00 am	1:00 pm	1:30 pm	3:00 pm	3:30 pm	5:30 pm	7:00 pm	11:00 am	1:00 pm	1:30 pm	2:30 pm	3:00 pm
Event	Blind Draw Chicago	Mixed Doubles Cricket	Men's Doubles Cricket	Ladies' Singles Cricket	Men's Singles Cricket	Ladies' Doubles Cricket	Blind Draw 501	Blind Draw Cricket	Mixed Doubles 501	Men's Doubles 501	Ladies' Singles 501	Men's Singles 501	Ladies' Doubles 501
Entry Fee	$10 person	$20 team	$20 team	$15** person	$15** person	$20 team	$10 person	$10 person	$20 team	$20 team	$15** person	$15** person	$20 team
1st	$200	$200	$200	$120	$200	$140	$200	40%	$200	$200	$120	$200	$140
2nd	$100	$100	$100	$60	$100	$70	$100	20%	$100	$100	$60	$100	$70
Top 4	$50	$50	$50	$30	$50	$40	$50	10%	$50	$50	$30	$50	$40
Top 8	$26	$26	$26	$15	$25	---	$26	5%	$26	$26	$15	$25	---
Total	$501	$501	$501	$300	$500	$290	$501	100%	$501	$501	$300	$500	$290

* - Posted Times reflect signup deadline, with matches starting 15 minutes later ** - Includes $2 ADO surcharge

NO OUTSIDE BEVERAGES OR FOOD ALLOWED!

Relay For Life American Cancer Society

Location: **The Upper Deck** 329 N. Harrison Ave, Cary, NC 27513
Host: **Durham Dart Club, The Upper Deck, and Lee's Dart Supply**
Contact: **Barbara Cotton** 919-210-0020 or **Julie Payne** 919-210-9781
Email: bjcotton69@hotmail.com or jpayne2@nc.rr.com for tournament informa
Hotel: **Hampton Inn**, 111 Hampton Woods la, Raleigh, NC 27607—919-233-1798
($75.00 per night—refer to Wreck at the Deck- **reserve by May 21**)

Warning: Darts is an adult sport. It is dangerous for children to play darts without adult supervision. Please use your discretion.

Disclaimer-Amateur Status: The host association and/or the ADO assumes no responsibility for any adverse effects which dart awards may have on the amateur status of any youth participant. Check local regulations.

Driving Directions: **From West**: I-40 East to Raleigh. Exit onto Harrison Avenue. Travel approx. 4.5 miles south on Harrison Ave. The Upper Deck is in the shopping center on the right immediately following the traffic light at Chapel Hill Rd.

From North: I-95 south to I-85 south to US-1 south to Raleigh. US-1 (Capital Blvd) to I540 west toward RDU. Airport exit (RDU) around to Aviation Dr. Exit Aviation onto I-40 to Harrison Avenue exit.
Follow from above directions.

From South: I-95 to I-40 to Raleigh. In Raleigh, I-40 toward RDU to NC 54.
NC 54 (Chapel Hill Rd) west to Harrison Avenue. Turn left onto Harrison then right into shopping center.

Hotel: The hotel is located approx. 4.5 miles east from The Upper Deck on NC 54 (Chapel Hill Rd) near I-40.

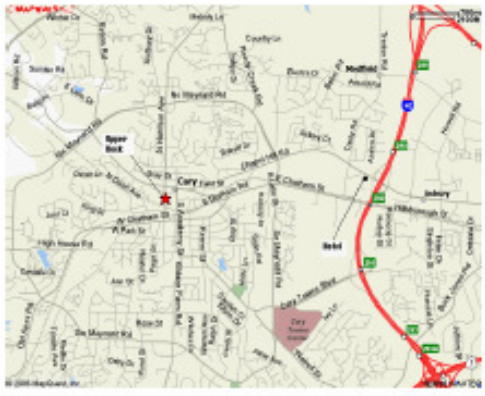

Raleigh Dart League

Registration for Fall 2006 Season

Wednesday, July 19, Upper Deck Profile, 7:30-9:00 p.m.

Wednesday, July 19 **For returning teams AND new teams - there is only one night of registration!!!**
(If your team is not returning, please leave a message on VoiceMail.
New captain? Please pass this information on to him/her.)
Bring: 1) Completed roster - use BLACK pen please - with divisions played by by each member for last 3 seasons
2) ONE check for bar fee and a minimum of six players (Bar fee is $20; Player registration is $20) NO CASH WILL BE ACCEPTED!!!

Wednesday, July 19 **DEADLINE for unrestricted roster add-ons, at REGISTRATION (no extensions)**
July 20 through September 11 Add-ons pre-approved by the Membership Committee (Director - Julie Payne):
1) Checks & player information as per roster to: Mark Wackerman (Treas.), 110 Ridge Lake Dr, Apex, NC 27539; telephone: 919-303-8917
2) Membership Director will inform captain of Committee's decision
A PLAYER IS NOT ELIGIBLE UNTIL APPROVED

Wednesday, August 2 **Captains' meeting, 7:30 p.m., Upper Deck Profile (MANDATORY)**
Pickup schedules, blank scoresheets, team rosters, phone lists, rules, etc.

Wednesday, August 9 **8:00 p.m. Season starts**

Monday, September 11 **5th week captains' meeting, Upper Deck Profile (MANDATORY)**
... and RDL Board meeting
Last day to add/replace a player with approval

FALL 2006 RALEIGH DART LEAGUE TEAM REGISTRATION FORM

Team Name _____ Team Number _____
(PLEASE LEAVE BLANK)
Fee Paid:
Date Paid:

Divisions played in previous 3 seasons	Player Name: / Home Bar & Dart Rep.:	Player Address: / Board #s:	M/F	Phone #:	
	Captain: 0	email:		(H) (W)	0
	1			(H) (W)	1
	2			(H) (W)	2
	3			(H) (W)	3
	4			(H) (W)	4
	5			(H) (W)	5
	6			(H) (W)	6
	7			(H) (W)	7
	8			(H) (W)	8
	9			(H) (W)	9

PLEASE WRITE IN BLACK, IN BLOCK LETTERS - ROSTERS WILL BE PHOTOCOPIED

TOTAL:

(LEAVE SPACE BLANK FOR OFFICE USE)

TONS OF NEWSLETTER

Home to the Fall Session of the Raleigh Dart League for the Banquet, Saturday, December 9, 2006
The "Three Finals Matches In Four Days Is Almost Too Much To Really Be Enthused About" Edition

TOURNAMENT WINNERS

"A" Division - ***Tossn Heads*** *(13-7)*
Maybe not the prettiest A final ever, but it worked just fine for the Heads, completing their season double. A 5-1 lead after 301 was reeled back to 9-7 before a couple more doubles clinched it. A huge 501 set by Tan/Redick over Phillips/Hyler provided the final winner.

"B" Division - ***Old School*** *(13-11)*
Old School took the most unlikely of paths to their Mugs, beating the bottom three teams (#7, #6, #5, in order) in the division to take the title. A win in the final 501 set ended the Cinderella hopes of the Wallbangers, and sent Old School to A division in style.

"C" Division - ***Starving Dartists*** *(14-10)*
The Dartists took the fizz out of Pepsi to become the only team this season to win Mugs without being a 'top-two' team during the regular season, winning in the final 501 over the C leaders.

"D" Division - ***Travelin' Beer Bellies*** *(?-?)*
The Bellies didn't report any of their scores from the tournament, but I'm guessing they rolled. They were one of the earliest teams to call in both the semis and the finals (they had a quarterfinal bye).

"E" Division - ***The Hostile Amish*** *(14-10)*
The Amish squeeze through in the E final, otherwise known as the battle for Upper Deck boards 9&10 supremacy. Of course, it took place at Oh'Mulligans, so that's sort of odd, eh? Anyway, by his own admission, the Amish won in spite of the captain's cold night.

"F" Division - ***Rif Raf*** *(12+-12)*
The most dominant team in the RDL this season (Rif Raf won the season by FIVE matches), had to go all the way to the extra leg to outlast XXX (a team that clearly wasn't intimidated, scoring 11, 10, and 12 against Rif Raf this season).

"G" Division - ***Off Constantly*** *(13-5)*
The OC had to work to sneak past the 2-12 Reefers and 10-4 Board 2 Death, but then they didn't even need to play 501 to snag the Mugs from the one-loss Designated Divers. Nice time to peak!

REGULAR SEASON WINNERS

"A" Division - ***Tossn Heads*** *(12 wins, 2 losses)*
2nd place - The Essential Elements

"B" Division - ***Cheap Shots*** *(9 wins, 3 losses)*
2nd place - Old School

"C" Division - ***Got Pepsi?*** *(9 wins, 3 losses)*
2nd place - No Names

"D" Division - ***Travelin' Beer Bellies*** *(11 wins, 1 loss)*
2nd place - Sharkshooters

"E" Division - ***Team America*** *(13 wins, 1 loss)*
2nd place - The Hostile Amish

"F" Division - ***Rif Raf*** *(14 wins, 0 losses)*
2nd place - Tres Equis

"G" Division - ***Designated Divers*** *(13 wins, 1 loss)*
2nd place - Off Constantly

(Rosters of all tournament-winning and regular season first place teams can be found on page 4.)

TABLE OF CONTENTS

Item	Page Number
Tournament & Regular Season Winning Teams	1
Spring 2007 RDL Season Information	1
Final Divisional Standings	2
Final Divisional Tournament Results	3
Tournament Winning Team Rosters	4
Regular Season Winning Team Rosters	4
Fall 2006 Trivia Questions Revisited	4
Regular Season Trophy Dart Awards	5
Tournament Trophy Dart Awards	5
Other Tournament Hot Darts	5
Divisional Singles Win %-age Winners	6
Divisional All-Star Point %-age Winners	6
Players Who Beat the Singles Winners	6
Tiebreaker Stat Facts	6
Season Penalty Summary	6
List of Host Establishments	7
Spring 2007 season notices, Holiday blind draws	7
Quotes from the tournament finals	7
Fall 2006 Trivia Question Answers (cont.)	7
RDL Address and Phone No. Information	8
Event Calendar, Penalty Log	8
JK's All-Star Team Picks	9
Quick Stat Tidbits	9
My Prediction Results Summary	9
Prediction Results Table	10
Week-by-Week Match Results Table	11
RDL Award Changes for Spring, other area leagues	12
Random Thoughts from JK	13
NCCDL/NCLC final 2006 regular season results	14
NCCDL/NCLC perfect throws, tournament results	15
Top Singles Records, by Division	16
Top Doubles Records, by Division	17
Top Singles+Doubles, by Division	18
Top All Star Point Averages, by Division	19
Top Individual Records, by Section of Play	20,21
League-Wide Individual Singles, Doubles Records	22
League-Wide Individual Singles+Doubles Records, All-Star Point Averages	23
Singles, Doubles Records, Ranked by Team	24
Singles+Doubles Records, All-Star Point Averages, Ranked by Team	25
Complete "A" Division Statistics	26
Complete "B" Division Statistics	27
Complete "C" Division Statistics	28
Complete "D" Division Statistics	29
Complete "E" Division Statistics	30
Complete "F" Division Statistics	31
Complete "G" Division Statistics	32
Fliers for Jan. Charlotte and Greenville tournaments	33
Registration Materials for Spring 2007 RDL Season	34

SPRING 2007 RALEIGH DART LEAGUE SEASON INFORMATION

Registration Meeting for ALL Teams (we disposed of the 2nd meeting seasons ago) Blinco's; **Wednesday, January 3**, 7:30-9:00

MANDATORY Preseason Captains' Meeting; Blinco's **Wednesday, January 17**, 7:30 p.m.

Match Play begins on Wednesday, January 24

MANDATORY Fifth Week Captains' Meeting; Blinco's; **Monday, February 26**, 7:30 p.m.

Divisional tournament weeks - **May 2, May 9, May 16**

FINAL!! DIVISIONAL TEAM STANDINGS FOR THE *FALL 2006* RDL SEASON

"A" Division

		W	L	Pts.
👍	Tossn Heads 👍	12	2	217
👍	The Essential Elements	12	2	209
3	The Shadows	10	4	195
4	Lunatic Fringe	9	5	188
5	Dodge Darts	5	9	165
6	The Boob Squad	4	10	152
👎	Tir na hOg	3	11	100
👎	The Replacements	1	13	100

"B" Division

		W	L	Pts.
👍	Cheap Shots 👍	9	3	153
👍	Old School	8	4	151
3	Wireless	6	6	146
4	Nine Lives	6	6	140
5	Wallbangers	6	6	140
👎	Rebels Without A Cause	6	6	125
👎	Excalibur	1	11	95

"C" Division

		W	L	Pts.
👍	Got Pepsi? 👍	9	3	157
👍	No Names	7	5	150
3	Starving Dartists	7	5	140
4	Dynamic Darts	6	6	143
5	3 Legged Dog	6	6	139
👎	Get the Point "33"	4	8	134
👎	Fired Up	3	9	118

LEGEND OF SYMBOLS IN STANDINGS
👍 = clinched "top-two" finish in division
👎 = clinched "bottom-two" finish in division
👍 = regular season division champion

"D" Division

		W	L	Pts.
👍	Travelin' Beer Bellies 👍	11	1	193
👍	Sharkshooters	9	3	163
3	Armed and Dangerous	9	3	155
4	One-Armed Bandits	6	6	145
5	Toro, Toro, Toro	4	8	119
👎	Grateful Darts	2	10	116
👎	Kozmic Debris	1	11	92

"E" Division

		W	L	Pts.
👍	Team America 👍	13	1	228
👍	The Hostile Amish	11	3	201
3	Screamin' Meanies	8	6	160
4	Da Bulls	8	6	144
5	The DIVE Bombers	6	8	166
6	Meet the Fockers!	5	9	137
👎	Whompas	4	10	121
👎	Endeavor	1	13	133

"F" Division

		W	L	Pts.
👍	Rif Raf 👍	14	0	217
👍	Tres Equis	9	5	178
3	Bennington Brawlers	9	5	153
4	Damn Yankees!!!	8	6	179
5	The Real DeCoys	7	7	160
6	Menace to Sobriety	6	8	153
👎	Capital Punishment	2	12	144
👎	Death Throw	1	13	114

"G" Division

		W	L	Pts.
👍	Designated Divers 👍	13	1	204
👍	Off Constantly	12	2	208
3	Board 2 Death	10	4	141
4	Money Shot	5	9	102
5	No Maam	5	9	73
6	Where's the Bullseye	4	10	130
👎	Coral Reefers	2	12	143
👎	Overtime Outlaws	2	12	121

FALL 2006 RDL DIVISIONAL TOURNAMENT SCHEDULE



THIS SEASON'S TRIVIA QUESTIONS… REVISITED

I now run this column during season in which I've included trivia questions all season. Each question is listed exactly as it was during the season, so there is potential for a question to now be out of date, but it's usually not too much of a problem. Each question is listed under the week # when it ran, and the answers are at the end. No peeking…

Week 4 question(s): What is the greatest number of 1001 tiebreakers the RDL has had in any of the past 21 seasons (the length of time that I have been editor of the Tons and for which I have full statistics)? What season was it?

Week 5 question(s): How many times in the past 21 seasons has a division gone with zero tiebreakers played? What is the highest number of tiebreakers in any one division in one season?

Week 6 question(s): What is the greatest number of points lost to penalty by a single team in the past 21 seasons? How many penalties did it take to achieve that total? And who was the team, and who was the captain?

Week 7 question(s): [I can't honestly say that this answer is absolutely, unequivocally the accurate answer, but the person in the answer is certain enough for both of us.] What is the highest individual all-star point average in RDL history? Who had it?

Week 8 question(s): Who has won the most postseason divisional tournament Mugs in the past eleven and a half years (the length of time for which I have complete records)? How many Mugs in those 23 seasons is the record?

Week 9 question(s): Which current RDL team has gone by its exact current name for the longest time? How many seasons is the current streak? (Of course, I haven't researched this answer yet, and it's possible that it will go back beyond the reach of my official records. Not sure, but I can see that possibility.)

Week 11 question: How many 24-0 match results has the RDL had since the start of 1996 (the length of time for which I have complete match records)?

Week 12 question: (This question is a reader-submitted question, and is one that made me chuckle.) How many times since Menace to Sobriety formed (in Fall '05) has captain John Guerriero been included in the Quotes of the Week column?

Week 4 answers: The tiebreaker highwater mark was 43 (40 during the season, 3 during the tournaments) in the Fall, 2002 season. That season we had 54 teams, so we had only one fewer bye than we have this season. For the first three weeks of this season, we were on pace for more than 65 tiebreakers during the regular season, but I think this trivia question might have jinxed that pace (as we had no tiebreakers this past week).

Week 5 answers: Only once!! In the Fall of 1998, D division didn't have a single tiebreaker. Every other division every season in the past decade has had at least one. == And the highest number? 14!! In C division in the Spring 1996 season - 13 in the season and 1 in the tournament. That is a lot of overtime to be paid…

Week 6 answers: In the Spring 2003 season, Fulton Crowley (for whom I have named the penalty award in each season's banquet Tons) and his Mangina Douche squad chalked up EIGHT penalties for a total of 106(!) lost points!!! Unlike the season in which he had set his previous record, these penalties didn't cost his team the division. (Possibly the most painful penalty, however, was Spring 2002's lone penalty for The Raleigh Llamas… which cost them the A division title! Not the only team to have lost a division due to penalty, but the only time that it decided A division this decade.)

Week 7 answers: Mike Hall, sometime around 1992 or 1993. Mike's average (when he was 16 years old!) was 2.714 ASPs/game. By his own admission, "yes, he was point whore!" [Anyway, if anyone has any actual proof of a higher average (as Mike still has his award), please let me know. Thanks. - JK]

Week 8 answers: Tom Brown, of The Essential Elements, and formerly of Lunatic Fringe and Pig Tour. And how many Mugs has Tom corralled in the past 23 seasons? SEVENTEEN!!! And every last one of them came from A division! That is just freakin' sick… And on top of that, his team was in the finals match in 4 of

(The answers are continued on page 7…)

TEAMS THAT WON BOTH THEIR DIVISIONAL TOURNAMENT AND REGULAR SEASON TITLE !!!!!!

"A" Division - ***Tossn Heads***

Mike Seward (c)	Wil Tan	Joey Gaglione
Tom Redick	Kenny Persson	Steve Witz

"D" Division - ***Travelin' Beer Bellies***

J.J. Yoneoka (c)	Oakie Yoneoka	Ed Gibson
Dave Krasnow	Chris Fournier	Eric Side
Paul Hansen	Tim O'Donnell	Bob McCredie
	Bart Bear	

"F" Division - ***Rif Raf***

Paddy Diamond (c)	Kimmy Diamond	Johnny Phelan
Rob Barwick	Keith Ohrberg	Judson Ayers
Matt St. Clair		Brian Buchholz

TEAMS THAT WON THEIR DIVISIONAL TOURNAMENT (but not regular season title) !!!!!!

"B" Division - ***Old School***

John Jenkins (c)	Vickie Jenkins	Donnie Simpson
Todd Lewis	Tyler Simpson	David Simpson
Rick Bradshaw		Maryjane Bradshaw

"C" Division - ***Starving Dartists***

Marc Shown (c)	Ron Hendricks	Kevin Hartley
Randy Deemer	Mark Hagan	John Howell
Fritz Herman		Bob James

"E" Division - ***The Hostile Amish***

John Stepp (c)	Ted Majchrzak	Robert Morrill
Darren Schmaus	Josh Claypool	Mike Young
Dilip Natarajan	Alison Wilson	Steve Hix

"G" Division - ***Off Constantly***

Sara Williams (c)	Zak Mayhew	Travis Harrilchak
Mike Finan	Rick Diggs	Nick Mayhew
Robb Beeson		Mike Roberts

TEAMS THAT WON THEIR REGULAR SEASON TITLE (but not tournament) !!!!!!

"B" Division - ***Cheap Shots***

Kevin Coyne (c)	Mark Sellers	Dave Buckman
Matt Sherman	Randy Warren	Josh Hall
Mark Sherman		Jeff Lyons

"C" Division - ***Got Pepsi?***

Phil Brown (c)	Brandon Brown	John Wells
Jason Grannis	Jason Walters	Barry Thompson
	Gary Matthews	

"E" Division - ***Team America***

Randy Wilcox (c)	Julie Wilcox	Rob Radcliff
Jerry Shengulette	Galen Johnson	Kevin Scott
Glen Guile		Christopher Mori

"G" Division - ***Designated Divers***

Kelly Parrish (c)	Sean Ackley	Bob George
Jack McAlpin	John Marsh	Jim Gotlibowski
"Jimmay" Meyer	Eric Morales	Robby Rodwell

FINAL REGULAR SEASON TROPHY DART AWARDS

High In (301 only)

Mitch Colton	**Ton-52**
Money Shot	10/18

High Out (301, 501, and 1001)

Robbie Phillips	**Ton-70**
The Essential Elements	9/20

Fast Singles 301

Tom Brown	**9 darts**
The Essential Elements	8/30
Mike Seward	**9 darts**
Tossn Heads	11/8

Fast Singles Cricket

Brian Blake	**13 darts**
The Shadows	9/13
Joe Gaglione	**13 darts**
Tossn Heads	8/16

Fast Doubles Cricket

Jason Kilts & Robbie Phillips	**15 darts**
The Essential Elements	9/6

Fast Doubles 501

Jeff Dahulich & Mark Knight	**14 darts**
Dodge Darts	10/18

9 Marks

Brian Blake **(3!)**	The Shadows	8/9,9/13,10/25
Kevin Kendall **(2)**	The Boob Squad	8/16, 9/13
Sid Mitchell **(2)**	The Replacements	9/20, 11/8
Robbie Phillips **(2)**	The Essential Elements	8/16, 9/6
Mike Seward **(2)**	Tossn Heads	10/18, 11/8
Wil Tan **(2)**	Tossn Heads	8/9, 11/1
Dave Alvord	The Boob Squad	8/23
Robb Beeson	Off Constantly	8/23
Jim Budelman	Lunatic Fringe	11/1
Bill Chaney	Rebels Without A Cause	10/4
Ed Chase	Armed and Dangerous	9/13
Marshall Chavis	The Shadows	10/4
Brian Coleman	The Replacements	8/30
Pat Crowley	Wireless	9/6
Jim Davis	Lunatic Fringe	8/9
Randy Deemer	Starving Dartists	8/16
Rick Diggs	Off Constantly	10/25
Joe Gaglione	Tossn Heads	8/16
Keith Gibbs	Dodge Darts	11/1
Glen Guile	Team America	11/8
Matt Huff	The DIVE Bombers	8/30
Timmy King	The Replacements	8/16
Timothy Lane	Tir na hOg	10/25
Mike McDonald	Dodge Darts	9/20
Mike Miller	The DIVE Bombers	9/6
Billy Mitchell	3 Legged Dog	10/25
Christopher Mori	Team America	10/11
David Murray	The Shadows	10/4
Sean O'Brien	Tir na hOg	11/8
Ed Park	Screamin' Meanies	9/13
Kenny Persson	Tossn Heads	9/6
Tom Redick	Tossn Heads	10/25
Trey Rodgers	Rebels Without A Cause	11/1
Matt Sherman	Cheap Shots	8/9
Tami Wells	Meet the Fockers!	9/27
Lee Whitehead	Dodge Darts	8/16

Ton-80s

Tom Brown **(2)**	The Essential Elements	10/4, 10/25
Bob Terry **(2)**	Lunatic Fringe	8/9, 8/23
Toni Alapin	Whompas	10/18
Jim Bush	Tir na hOg	11/8
Jeff Dahulich	Dodge Darts	9/27
Tanya DeBlonde	Screamin' Meanies	9/27
Tommy Gelhar	The Shadows	10/25
Barry Jackson	Dynamic Darts	10/4
Jason Kilts	The Essential Elements	9/20
Jonathan Lane	Board 2 Death	11/8
Mark Knight	Dodge Darts	10/18
John Marsh	Designated Divers	8/9
David Murray	The Shadows	9/13
Robbie Phillips	The Essential Elements	8/23
Mike Seward	Tossn Heads	11/1
Wil Tan	Tossn Heads	10/18

6 Bulls

(none reported)

For those who are new or simply were not aware of it: fast games, high ins and high outs in the tournament do not win awards unless they are perfect shots (170s) or games.

TOURNAMENT!!! TROPHY DART AWARDS

9 Marks

Jim Budelman	Lunatic Fringe	11/15
Don Butman	Lunatic Fringe	11/15
Joel Eason	Tir na hOg	11/15
Jim Hunsberger	Tir na hOg	11/15
Robbie Phillips	The Essential Elements	11/15
Steve Witz	Tossn Heads	11/15
Brian Blake	The Shadows	11/29
Rick Bradshaw	Old School	11/29
Jason Grannis	Got Pepsi?	11/29
Jim Lewis	Dynamic Darts	11/29
David Murray	The Shadows	11/29
Evan Rosenhoff	Tres Equis	11/29
Mark Sellers	Cheap Shots	11/29
Eric Side	Travelin' Beer Bellies	11/29

Ton-80s

David Martin	The Real DeCoys	11/15
John Carroll	No Names	11/29
Donnie Simpson	Old School	12/6
Wil Tan	Tossn Heads	12/6

6-Bulls

Craig Cashwell	Tir na hOg	11/15

Ton-70-Ins and Outs - (none reported)

OTHER TOURNAMENT HOT DARTS

(Sorry, no award for these, but they're still good shots)

Eric Side	Travelin' Beer Bellies	8m
Tom Brown	The Essential Elements	T74
Oakie Yoneoka	Travelin' Beer Bellies	T62
(Oakie's own version of a 9m… nine 18s in -01!)		
Mike Seward	Tossn Heads	160-In
Jason Kilts	The Essential Elements	137-In
Brian Blake	The Shadows	120-In
John Riner	The Essential Elements	120-In
Keith Wall	The Essential Elements	116-In
Dale Hyler	The Essential Elements	115-In
Brian Blake	The Shadows	141-Out
Keith Gibbs	Dodge Darts	121-Out
Tom Brown	The Essential Elements	119-Out
Tom Brown	The Essential Elements	107-Out
Brian Blake	The Shadows	10-dart 301
Jason Kilts	The Essential Elements	11-dart 301
Glen Guile	Team America	12-dart 301
Tom Brown & Jason Kilts	Lunatic Fringe	14-dart 501
Wil Tan & Tom Redick	Tossn Heads	14-dart 501

(…and no, I don't include an all-star list for the tournament because any fool can throw a bunch of all-stars when he or she is playing two-out-of-three singles cricket sets…)

Fall 2006 RDL Individual Season-Long Awards

SINGLES WIN PERCENTAGE

		W	L	%-age
"A" Division				
Brian Blake	A3/ The Shadows	25	3	0.893
"B" Division				
Donnie Simpson	B5/ Old School	19	3	0.864
"C" Division				
Barry Brown	C7/ No Names	17	3	0.850
"D" Division				
Donald Grubb	D6/ Armed and Dangerou	17	4	0.810
"E" Division				
Randy Wilcox	E1/ Team America	22	1	0.957
"F" Division				
Keith Ohrberg	F7/ Rif Raf	23	3	0.885
"G" Division				
Robb Beeson	G1/ Off Constantly	19	0	1.000

Women's Records - "A" and "B" Divisions

[There are no women in A, and no women in B satisfied the minimum number of games played and the RDL rule requiring a win percentage of 0.400 or higher.]

Women's Records - "C" Division				
Jan Austin	C4/ Get the Point "33"	8	9	0.471
Women's Records - "D" Division				
Becky Hiller	D5/ Sharkshooters	9	11	0.450
Women's Records - "E" Division				
Julie Wilcox	E1/ Team America	13	7	0.650
Women's Records - "F" Division				
Erin Fischlein	F8/ Bennington Brawlers	10	13	0.435
Women's Records - "G" Division				
Hope Folsom	G3/ Money Shot	21	6	0.778

ALL-STAR POINT AVERAGE

		ASPs	TGP	%-age
"A" Division				
Brian Blake	A3/ The Shadows	134.0	57	2.351
"B" Division				
Donnie Simpson	B5/ Old School	53.0	46	1.152
"C" Division				
John Carroll	C7/ No Names	38.0	39	0.974
"D" Division				
Eric Side	D2/ Travelin' Beer Bellies	46.5	44	1.057
"E" Division				
Mike Raquet	E6/ Screamin' Meanies	49.0	54	0.907
"F" Division				
Johnny Phelan	F7/ Rif Raf	44.0	54	0.815
"G" Division				
Robb Beeson	G1/ Off Constantly	29.5	38	0.776

Women's Records - "A" and "B" Divisions

[There are no women in A, and no women in B satisfied the minimum number of games played requirement.]

Women's Records - "C" Division				
Jan Austin	C4/ Get the Point "33"	14.5	32	0.453
Women's Records - "D" Division				
Karla McCray	D4/ Toro, Toro, Toro	11.0	34	0.324
Women's Records - "E" Division				
Julie Wilcox	E1/ Team America	18.5	40	0.463
Women's Records - "F" Division				
Erin Fischlein	F8/ Bennington Brawlers	10.0	43	0.233
Women's Records - "G" Division				
Hope Folsom	G3/ Money Shot	15.0	54	0.278

THE PLAYERS WHO *BEAT* THE SINGLES %-AGE WINNERS

Who beat Brian Blake of The Shadows in A division?
in 301: Jason Kilts (wk.1), Wil Tan (wk.10), Tim McNamara (wk.12).
in cricket: (none). [Yeah, that's right… I was undefeated against the A division singles champ… - JK]

Who beat Donnie Simpson of Old School in B division?
in 301: (none).
in cricket: Pat Crowley (wk.5), Tim Vann (wk.11), Bo Sosa (wk.14).

Who beat Barry Brown of No Names in C division?
in 301: Paul Metters (wk.8), Mike Hill (wk.10), Marc Shown (wk.12).
in cricket: (none).

Who beat Donald Grubb of Armed and Dangerous in D division?
in 301: George Bubanic (wk.3), Eric Side (wk.6).
in cricket: Eric Taylor (wk.3), Mike Weingarten (wk.5).

Who beat Randy Wilcox of Team America in E division?
in 301: (none). in cricket: Duncan Kerr (wk.1).

Who beat Keith Ohrberg of Rif Raf in F division?
in 301: Neil Garratt (wk.12).
in cricket: Martin Amundson (wk.4), David Hoyt (wk.14).

Who beat Robb Beeson of Off Constantly in G division?
in 301: (none). in cricket: (none). [That's right… not even one loss. He played the minimum, but by definition, that's just enough.]

[Only listing the 'defeaters' of the top couple women's award winners…]

Who beat Hope Folsom of Money Shot in G division?
in 301: Kenny Fine (wk.4), Jim Dunham (wk.14).
in ckt: Robb Beeson (wk.1), Chad Hayes (wk.2), Robb Beeson (wk.8), Jim Gotlibowski (wk.10). [Just a thought here… but maybe Hope should try to avoid RDL's only undefeated singles player in cricket…]

Who beat Julie Wilcox of Team America in E division?
in 301: Ed Park (wk.7), Dilip Natarajan (wk.11).
in ckt: Mark Snowden (wk.1), Jennifer Buckley (wk.7), Josh Claypool (wk.11), Rod Stacey (wk.12), Donald Marler (wk.13).

THIS SEASON'S TIEBREAKERS

The 1001 tiebreaker was back en vogue this season, with a whopping 38 of them (2 of those coming in the tournaments). F division led the way with 9 (1 of those in the tournament final), followed by C division with 8 (and the other tournament tiebreaker). A division had 5, B had 3, D had 2 (which were both between the same pair of teams!), E had 5, and G had 6. Eleven different teams played in at least three tiebreakers, but only two of those played in more than three. The first, **Menace to Sobriety**, played in an astonishing FIVE 1001 games (winning three). The other, **3 Legged Dog**, is our Heartbreaker team this season, losing three 1001s during the season, and then dumping another in the tournament. Ugh. And who likes 1001 the most? Maybe the **Dartists** or **Rif Raf** (3-0 each).

FALL 2006 PENALTY SUMMARY

Holy cow! After a near penalty-free season, the league exploded with problems this time around. The total of 37 penalties was no big record or anything, but we had SIX teams lose at least one place in the standings due to their lost points and/or matches. 19 of the 53 teams took at least one penalty, with 7 of the 8 G teams leading the way (A division did not take a single penalty, for the second consecutive season!). The 37 total penalties included 1 preseason captains' meeting (for 5 points), 6 fifth week captains' meeting (for 30 points), 14 election ballots (for 70 points), 4 phone penalties (for 20 points), and 12 mail penalties (for 192 points, AND three match wins, due to one team receiving a third, fourth, and fifth mail offense).

The biggest losers? Well, *No Maam* lost the most points (85!!), and had three match wins taken away, but they only dropped from 4th to 5th in G because of them. The real losers were the **Bennington Brawlers**, who lost a set of team plaques due to their penalties, and **Rebels Without A Cause**, who dropped two spots in the B standings due to their penalties, but also fell into a 'bottom-two' finish and likely a spot in C division next season.

WHERE WE PLAY

Babineau's **467-5411**
1102 Buck Jones Rd toward Cary
-nearly across from Crossroads Ford dealership

Blinco's **790-3882**
6711 Glenwood Ave N. Raleigh
-near inter. of Glenwood/Millbrook, across from Wal-Mart

The Capital Room **833-1722**
109 N. Salisbury Street Raleigh
-across fr. Sir Walter Raleigh statue and Fayetteville St. Mall

Champions Bars & More **380-1617**
10255 Chapel Hill Rd, Suite 200 Morrisville
-in the Morrisville Station, right before Airport Blvd

Dive Bar of Raleigh **832-9363**
3 Glenwood Avenue Raleigh
-note: bar doesn't open until 8 pm on normal nights...

Harrison's Bar and Grill **481-2442**
301-C N. Harrison Avenue Cary
-under Pure Gold, betw. Chatham St. & 54 @ RR tracks

Mac's Tavern **467-4114**
1014 Ryan Road Cary
-behind Burger King in Village Market Spg. Ctr.

Murphy's Pub **859-5411**
401 Asheville Avenue, Suite 109 Cary
-corner of Tryon and Asheville, next to Jiffy Lube

Napper Tandys **833-5535**
126 N. West Street Raleigh
-corner of West and Jones Streets, in Powerhouse Square

Oh'Mulligans **465-1900**
108 Jerusalem Drive Morrisville
-off Airport Blvd., heading toward Cary from airport

Overtime Sports Pub **255-9556**
1030-149 N. Rogers Lane Raleigh
-corner of Rogers Lane/US-64, at end of Food Lion strip mall

Pantana's Pool Hall **833-2990**
3112 Hillborough Road near NCSU
-I think it's between Concord and Shepherd streets

Players Retreat **755-9589**
105 Oberlin Road near NCSU
-at corner of Oberlin Rd. & Hillsborough St.

Scooters **954-2171**
1911 Sego Court N. Raleigh
-near corner of Atlantic & Millbrook, behind Batteries Plus

Sharky's Place **783-5448**
5800 Duraleigh Road NW Raleigh
-in the Yuppie Center near US 70 intersection

Snooker's-RW **828-7665**
3520 Wade Avenue NW Raleigh
-in Ridgewood Shopping Center

Tir na nOg Irish Pub **833-7795**
218 South Blount Street Dwtn. Raleigh
-across from City Market

The Upper Deck (Cary) **460-9977**
329 N. Harrison Avenue Cary
-near intersection. of N. Harrison & Hwy. 54

Upper Deck Profile **833-4527**
625 E. Whitaker Mill Road Raleigh
-near intersection of Whitaker Mill & Wake Forest Rd.

Varina Sports Bar **552-0081**
213 Fayetteville Street Fuquay-Varina
-across from Stevens Hardware

Woody's Sports Tavern & Grill **380-7737**
8322 Chapel Hill Road Cary
-between N. Harrison and Reedy Creek Road

SPRING 2007 RDL SEASON INFORMATION

These dates (or at least some of them) are on page 8, as well as on pages 1 and 34, but I am putting them in many locations because they might be the most important thing for you in this newsletter.

Wednesday, January 3rd - Spring season registration, Blinco's
Monday, January 8th - Preseason RDL Board meeting, site TBD
Wed., Jan. 17th - Preseason capts.' mtg./packet pickup, Blinco's
Wednesday, January 24th - Start of Spring season match play
Monday, February 26th - Fifth week captains' meeting, Blinco's
Monday, April 2nd - RDL Board meeting, site TBD
Wed., May 2, 9, 16 - Spring season divisional tournaments
Monday, May 7th - RDL Board meeting, site TBD
Saturday, May 19th - Spring season banquet, site TBD

HOLIDAY BLIND DRAWS @ UPPER DECK

During the holiday break between the Fall '06 & Spring '07 seasons, The Upper Deck will be hosting blind draws each Wednesday. The first Upper Deck draw will be held December 13th, and they will host one every week until registration for the Spring season (January 3rd). The blind draws will be held at 8:00 p.m. just like the regular weekly Upper Deck Friday and Sunday blind draws. Additionally, the Deck is going to re-start their mystery out pot for the Friday/Sunday blind draws, and because the mystery out is just re-starting up now, the Wednesday draws will be included in the mystery out rotation for this holiday season. So, now you know where to find holiday darting…

QUOTES FROM THE FINALS

Quote #1: from Paddy Diamond of Rif Raf, who clearly had been "celebrating" after his match: "Rif Raf won in 1001 over Tres Equis. I just want to say that it was not a fun match, and that Tres Equis was awesome opponents. … I'll see ya on Saturday. Get my Mug ready!"

Quote #2: from Sara Williams of Off Constantly: "Off Constantly defeated Designated Divers 13-5 tonight. And that's after we trailed 5-1 after 301." [Did you get that? Check out those numbers. Off Constantly SWEPT cricket. Both singles AND doubles. And that was against a team that was 61-23 in singles cricket and 27-15 in doubles cricket during the regular season. That is just an awesome nine-game run for the Mugs… - JK]

ANSWERS TO THIS SEASON'S TRIVIA QUESTIONS
(continued from page 4)

the other 6 seasons. (Personally, I'm sort of hoping that Tom makes it 18-of-24 this season… - JK)

Week 9 answer: Well, only 8 teams have had the exact same team name for at least the last 11 seasons: Lunatic Fringe, Nine Lives, Excalibur, Dynamic Darts, Starving Dartists, Travelin' Beer Bellies, Grateful Darts, and Kozmic Debris. Debris has been the same for the last 16 seasons, the Bellies for 18, Dynamic for 20, Nine Lives for 21, and Excalibur for 22. That leaves three teams that have had the exact same name for more than 11 years: Lunatic Fringe, Starving Dartists, and Grateful Darts. From a few guesses at the answer that I received, it appears that Lunatic Fringe may be the longest-lasting, starting with that team name roughly 37 seasons ago.

Week 11 answer: Four. Spring '99, C division, One & Done over Darting Eyes; Fall '02, A division, Lunatic Fringe over Dazed & Confused; Fall '04, A division, The Intrusive Element over The Suey Side; Spring '06, A division, Elementary School Bullies over Tir na hOg.

Week 12 answer: 11. Geez, it sure seems like more, doesn't it? Fa05: weeks 8 and 9; Sp06: weeks 6, 7, 10, 13, and banquet; Fa06: weeks 2 (printed a week later), 3, 10, and 11. [My guess (at least a dozen) was about as close as that of John's teammate Mark Oglesby (who guessed 9, but wanted to guess "every time we won"). - JK]

RDL WEBSITE - www.raleighdartleague.org
(webmaster: Jason Thomas): jason@beyond-beta.com

HOW TO REACH US

RDL VoiceMail (919) 990-1218

Mail Scoresheets to: Jason Kilts - RDL Statistician
2811 Duke Homestead Road, Durham, NC 27705

Scoresheet FAX available at:
(919)-**882-8898** - email JK for confirmation of receipt!

New Member Fees and Newsletter Fees:
Mark Wackerman, 110 Ridge Lake Drive, Apex, NC 27539

Nomination and Election Ballots *(this season only)* **:**
Julie Payne, 712 Homestead Park Drive, Apex, NC 27502

Grievances/Complaints/Rules Suggestions:
Thom Dunn, 418 Cameron Woods Dr, Apex, NC 27523

All Other RDL Correspondence to:
(Just send whatever to Jason and he'll pass it along…)

2006 (and 2007) Board of Directors

President	Rick DeMattos	279-1049
	email: rickdemattos@yahoo.com	
Vice President	Jason Thomas	795-4247
	email: jason@beyond-beta.com	
Secretary	Heather Bohanan	326-1956
	email: Heather.Bohanan@ncmail.net	
Treasurer	Mark Wackerman	303-8917
	email: wackermanm@bek.com	
Membership	Julie Payne	210-9781
	email: jpayne2@nc.rr.com	
Rules/Grievances	Thom Dunn	696-3820
	email: thomdunn@nc.rr.com	
External Orgs.	Kevin Coyne	961-8303
	email: krcoyne@mindspring.com	

League Statistician/Editor
Jason Kilts 990-1218
email: jdkilts@yahoo.com or kilts001@mc.duke.edu

"HOT DARTS" CALL-IN GUIDELINES

Here are the guidelines you should use for the minimum number of all-star points to report when calling in your scores.
"A" Division = 4.5 or more ASPs
"B" Div. = 4.0 or more ASPs; "C" Div. = 3.5 or more ASPs
"D", "E", and "F" Divisions = 3.0 or more ASPs
"G" Division = 2.5 or more ASPs
Also, call in any fast games, high ins, high outs, or other amazing feats that you think warrant a little recognition (e.g., Ins & Outs higher than a Ton, 24-dart cricket games, 15-dart 301s, 24-dart 501s, Ton-70s and up, 5-Bulls+, etc.).

SEASON-LONG TROPHY DART MINIMUM GAMES PLAYED REQUIREMENTS

In order to be eligible for all-star point %-age and singles win %-age awards, you must play in at least 66% of the total projected games this season:
for Divisions "B", "C", and "D":
Singles win %-age: min. of 16 Singles Games Played
All-star pt. %-age: min. of 32 Total Games Played
for Divisions "A", "E", "F", and "G":
Singles win %-age: min. of 19 Singles Games Played
All-star pt. %-age: min. of 37 Total Games Played
for teams F6, G4, G8 (due to fft. rcvd.): **18 singles, 35 total**

CALENDAR OF EVENTS

Tue., Dec. 12	**RDL Board Mtg.** - open to league members
7:00 p.m.	Sunny Side II, Garner
Sun., Dec. 16	**Bull City Dart League Fall Season Party**
1:00 p.m.	Oh'Mulligans, handicapped LOD around 3 pm
Wed., Jan. 3	**Spring 2007 RDL Registration**
7:30 p.m	Blinco's - do NOT bring cash!!
January 5-7	**Get A Way for the New Year**, (ADO), $2500
	The Get-A-Way Pub, Charlotte (see page 33)
	info: Ritchard Kennington, 704-236-6824
Wed., Jan. 17	**Spring 2007 RDL Preseason Captains' Mtg.**
7:30 p.m.	Blinco's - Mandatory for each team
Jan. 19-21	**Foothills Fling**, (ADO), $7120, Holiday Inn
	I-85, Greenville, SC (see page 33)
	info: John Wilder, 964-903-9512 (Tourn. Dir.)
Wed., Jan. 24	**Spring 2007 RDL - Start of match play**
Mon., Feb. 26	**Spring 2007 RDL Fifth Week Captains' Mtg.**
7:30 p.m.	end of roster additions/replacements - Blinco's
	(This is also the date of the RDL Board Mtg.)

Other Local Weekly Leagues

Tuesdays	***Bull City Dart League*** , Durham
Tuesdays	***Cary Dart League*** , Cary
Thursdays	***Triangle Dart League*** , Chapel Hill

Weekly Blind Draws

Over the past few years, weekly blind draws have come and weekly blind draws have gone. If any of these folds or if any others start up, please let me know and I will make the change to the list here in the Tons of Newsletter.
In all cases, I recommend calling ahead to the bar just to make sure that you aren't making a pointless trip…

Friday	**Upper Deck**, 8:00 p.m. (460-9977)
	(Upper Deck matches the pot!)
Sunday	**Upper Deck**, 8:00 p.m. (460-9977)
	(Upper Deck matches the pot!)
Sunday	**Napper Tandys**, 8:00 p.m. (833-5535)
	($5 entry - bar adds gift certificates!)
Monday	**Connolly's Irish Pub**, 8:30 p.m. (465-4458)
	($5 entry - bar matches the pot!)

PENALTY LOG - all the penalties assessed this season

Preseason captains' meeting (5 pts): 3 Legged Dog (C).
Fifth week captains' meeting (5 pts): 3 Legged Dog (C), One-Armed Bandits (D), Da Bulls (E), Menace to Sobriety (F), Board 2 Death (G), Money Shot (G).
Election ballot (5 pts): Wireless (B), Wallbangers (B), Get the Point "33" (C), 3 Legged Dog (C), Toro, Toro, Toro (D), Da Bulls (E), Tres Equis (F), Bennington Brawlers (F), Off Constantly (G), Coral Reefers (G), Money Shot (G), Overtime Outlaws (G), No Maam (G), Board 2 Death (G).
Phone (5 pts): Rebels Without A Cause (B,wk.6), Travelin' Beer Bellies (D,wk.11), Bennington Brawlers (F,wk.2), Overtime Outlaws (G,wk.9).
Mail (16 pts): Rebels Without A Cause (B,wk.6), Da Bulls (E,wk.4), Bennington Brawlers (F,wk.2), Money Shot (G,wk.5,wk.12), No Maam (G,wk.2,wk.3), Board 2 Death (G,wk.1), Designated Divers (G,wk.11).
Repeated mail, third offense or more (16 pts, match loss): No Maam (G,wk.4,wk.9,wk.12).

THE TWENTIETH SEMI-ANNUAL EDITION OF : JK'S DIVISIONAL ALL-STAR TEAM PICKS

(Players within each division are listed alphabetically) (Players are chosen any way I damn well please - not purely by the numbers!)
(This is not purely my own guesses at who is simply the best thrower, but also who is important to their team, who is good in the clutch, etc.)

Divisional MVPs		
All of RDL	*Mike Raquet*	*Screamin' Meanies*
A Division	Brian Blake	The Shadows
B Division	Donnie Simpson	Old School
C Division	John Carroll	No Names
D Division	Russell Bowen	Kozmic Debris
E Division	Mike Raquet	Screamin' Meanies
F Division	Steve Tollerton	The Real DeCoys
G Division	Geoffrey Gilbert	No Maam

"A" Division		
Brian Blake	The Shadows	Maybe the easiest pick on this page.
Tom Brown	Essential Elements	Hurt knee, works a ton... whoops you.
Jim Budelman	Lunatic Fringe	Played like the Jimbo of old this Fall.
Kevin Kendall	The Boob Squad	Nice newcomer to A raised eyebrows.
Mark Knight	Dodge Darts	Would have made it on SCkt alone.
Robbie Phillips	Essential Elements	Plays best at the biggest times.
Mike Seward	Tossn Heads	Made a team, and then led it to Mugs.
Wil Tan	Tossn Heads	Almost went undefeated in doubles!

"B" Division		
Dave Buckman	Cheap Shots	Top shot on a balanced div. winner.
Pat Crowley	Wireless	The drop to B clearly agreed with him.
Mikey Hindle	Wallbangers	Played in 56% of team's DCkt wins.
John Jenkins	Old School	Will be good to see him back in A.
John Murdaugh	Rebels w/out Cause	Quietly had a big year for 6th placers.
Chris Pilo	Wireless	Great record in the first three sets.
Donnie Simpson	Old School	A div. hammer in B division clothes…
Bo Sosa	Nine Lives	10-2 in three sets. Pretty good, eh?

"C" Division		
Barry Brown	No Names	10-0 in singles cricket says enough.
John Carroll	No Names	Greatest part-timer ever is clutch.
Jason Grannis	Got Pepsi?	29-7 in first three sets for C winners.
Billy Mitchell	3 Legged Dog	Head of the Dog had a good season.
Ron Penny	Get the Point "33"	Not huge, but important to his team.
Mike Reynolds	Fired Up	The top reason I picked FU so high.
John Wells	Got Pepsi?	Not flashy, just solid, especially Ckt.
Tom Winters	Dynamic Darts	Not his best season, but still decent.

"D" Division		
Russell Bowen	Kozmic Debris	Had 2/3 of team's doubles wins!!
George Bubanic	Sharkshooters	Great season dominated the division.
Chris Goodknecht	Grateful Darts	One of D's best records in last 3 sets.
Donald Grubb	Armed/Dangerous	Durham import was a singles champ.
Lyman Kiser	One-Armed Bandits	Strong cricket makes up for -01.
Bob McCredie	Travelin' Beer Bellie	The Bellies' roster is full of strong…
Eric Side	Travelin' Beer Bellie	… shots, so I just picked the three…
J.J. Yoneoka	Travelin' Beer Bellie	… that "seemed" the strongest…

"E" Division		
Carl Lee	The DIVE Bombers	Phenomenal record in 3 sets - 32-10.
Mike Miller	The DIVE Bombers	Great record across all four sets.
Robert Morrill	The Hostile Amish	When 9-4 is your bad set… nice.
Rob Radcliff	Team America	Sleeps in 301, then goes on fire.
Mike Raquet	Screamin' Meanies	Most valuable to his team of anyone.
Kevin Scott	Team America	Played full season, won all season.
Bill White	Da Bulls	Ok, so we sit him only in DCkt…
Randy Wilcox	Team America	League's best non-G div. record.

"F" Division		
Rob Barwick	Rif Raf	Just a solid winner for undefeateds.
Jess Jur	Damn Yankees!	Team's best in singles, decent in dbls.
Ronnie Lee	The Real DeCoys	Great at start, then decent… then 501.
Keith Ohrberg	Rif Raf	Big singles winner needs Dbls partner.
Johnny Phelan	Rif Raf	Mr. Doubles Cricket of whole league.
Brady Price	Menace to Sobriety	This season's new hero for Menace.
Alex Sarantos	Damn Yankees!!!	If only he could play more often…
Steve Tollerton	The Real DeCoys	Tolly really showed up in all 4 sets.

"G" Division		
Sean Ackley	Designated Divers	12-1 or 13-1 in 3 sets is just awesome.
Robb Beeson	Off Constantly	Ex-state champ had best RDL record.
Jim Dunham	Where's the Bullseye	Not super, but decent for newcomers.
Hope Folsom	Money Shot	Dynamite singles, but meh in doubles.
Geoffrey Gilbert	No Maam	21-1 in cricket. I repeat: 21 and 1.
Jim Gotlibowski	Designated Divers	Gives Divers strong 1-2-3 punch.
Zak Mayhew	Off Constantly	Consistency carried team some weeks.
Jack McAlpin	Designated Divers	Overshadowed only by Ackley…

QUICK STAT TIDBITS

-The **Quadruple Double Award** winners (double-digit wins in all 4 sections): With the return to eight-team schedules in four of our seven divisions this season, we had a revival of this category over several recent seasons. This season's top gun was clearly **Brian Blake** of The Shadows, compiling at least 11 wins in all four sets, and doing it in A division! Very impressive. Right behind Blake comes **Sean Ackley** of Designated Divers, who only rang up double digits in three sets, but did so with at least TWELVE wins in each of those sets (who needs 301 anyway?). Two more joined the club of quadruple-doubles to give us quite a top four: **Wil Tan** of Tossn Heads in A division, and **Mike Raquet** of Screamin' Meanies in E division. And seven honorable mentions (for three ten-win sets): *Tom Brown* of The Essential Elements in A, *Mike Seward* and *Joey Gaglione* of Tossn Heads in A, *Bo Sosa* of Nine Lives in B (in a 12-week season!), *Randy Wilcox* and *Rob Radcliff* of Team America in E, & *Robert Morrill* of The Hostile Amish in E.
-**IronMan/Woman Award**: Tough for a B, C, or D division player to win this one this season, with only twelve matches… Anyway, this season's Iron Woman Award goes to **Laurie Rhea** of Whompas in E division, with her relatively astonishing 66 games played this season. Honorable mentions go out to the Iron Men of the other seven divisions: *Steve Witz* of Tossn Heads in A with 60, *David Romanchek* of Nine Lives in B with 54, *Brett Thompson* of 3 Legged Dog in C with 51, *Anthony Martin* of Kozmic Debris in D with 52, *Eric McCartney* of Menace to Sobriety in F with 61, and *Ronnie Knott* of Board 2 Death in G with 58 games.
-The **Team Attendance Award** winners: This category was invented years ago when a team had six players that all played all the sets all the time. Sort of like they were a bunch of losers that NEVER had anything better to do on a Wednesday night… Well, with that in mind, this season's winning team is… MY TEAM!!! Yay! **The Essential Elements** had seven players, with the main six playing 50-59 games each, and the sub coming only occasionally.

MY SEASON, TOURNEY & PRESEASON PREDICTION RESULTS

Ok, so what we learned this season… #1 - I shouldn't have complained about getting only 71% right last season, as I got only 70.6% this season. Ugh. #2 - I should never even try to pick a Bennington Brawlers match. Seemingly pointless exercise for me. And #3 - It is always easier to get match predictions right in your own division. Three teams were able to fool me more often than not - of course, the Brawlers, but also Old School and the Starving Dartists. Another four let me hover at 0.500. The rest of you I own.

Now let's talk about those preseason predictions that I had back before the season. Or better yet, let's not… Those were pretty bad this time around. I told you that the Beer Bellies and Team America would roll in their divisions, and I told you about a lot of teams that would be contenders and were. But I didn't get any other division winner picks right, and I flat missed on the Cheap Shots and Got Pepsi? (I also missed on the Designated Divers, but new teams are almost impossible to call). And my best pick? Fired Up as the #2 C team. Oh yeah, that was a nice one. Thanks to John's bunch for making me look so "smart" (Reynolds is toast…).

And in the tournament? Pretty much the same pace as during the season, ending up at 34-12 (21-4 in the quarters, 11-3 in the semis, and a brutal 2-5 in the finals, although those are the toughest because the teams have to actually 'get' to the final match to win it). My Dark Horses fared ok, with three of the four losing in the semis; but my Sure Things were pretty strong, getting all of them on the money except for America's loss in the E final.

A few honorable mentions: *Tossn Heads* in A (probably the winners if they didn't split the season between two guys as the #6), *The Replacements* in A (who tailed off at the end, as they sort of, shall we say, lost interest…), *Excalibur* and *Wallbangers* in B, *Got Pepsi?* in C (who had sort of a similar path to the Element's), and *Screamin' Meanies* in E division.

JK'S TEAM-BY-TEAM, WEEK-BY-WEEK MATCH PREDICTION RESULTS

(I introduced this page six seasons ago, and it has become almost expected as a newsletter staple. Feast your eyes on the success...)

For several years, many of you have taken no greater pleasure in your weekly darting endeavors than to call the RDL VoiceMail and point out to me just how wrong I was in my prediction of your match result. On a related note, I have noticed that many of you seem to have relatively selective memories saving only the weeks when I was wrong. Further, many others of you regularly embellish your statistics of how often you fool me. It's not so easy to get away with those rambles anymore, however, as you can see below. Each W is a week when I picked your match correctly, and each L is one I picked incorrectly. Division totals are to the right of the team totals, weekly totals are at the bottom, and in the space between the 14 weeks and the team totals, the four 'o' symbols indicate the teams for which I was only 0.500, and the three 'x' symbols indicate the teams that fooled me more often than not. [And for the 2nd season in a row, the Brawlers confused me the most...]

	wk1	wk2	wk3	wk4	wk5	wk6	wk7	wk8	wk9	wk10	wk11	wk12	wk13	wk14		Right	Wrong	**Overall**
A1/ Lunatic Fringe	W	W	W	W	W	W	W	W	L	W	W	W	W	W		13	1	70.61%
A2/ The Essential Elements	W	W	W	W	W	L	W	W	W	W	W	W	W	W		13	1	245 102
A3/ The Shadows	W	W	W	W	W	W	W	W	L	W	W	L	W	W		12	2	
A4/ Dodge Darts	W	W	W	W	W	L	W	W	W	W	L	L	W	W		11	3	
A5/ Tossn Heads	W	W	W	W	W	L	W	W	W	W	L	W	W	W		12	2	
A6/ The Replacements	W	W	W	W	W	L	W	L	W	W	W	W	W	W		12	2	**A Division**
A7/ Tir na hOg	W	W	W	W	W	W	W	L	L	W	W	W	W	W		12	2	87.50%
A8/ The Boob Squad	W	W	W	W	W	W	W	W	L	W	W	W	W	W		13	1	49 7
B1/ Rebels Without A Caus	L	L	W	-	W	L	L	W	W	L	-	W	W	W		7	5	
B2/ Cheap Shots	L	W	W	W	L	W	-	W	W	L	L	L	W	-		7	5	
B3/ Nine Lives	W	W	W	L	L	-	L	W	W	L	W	L	-	L	o	6	6	
B4/ Wireless	-	L	L	L	W	W	W	-	W	L	W	L	W	W		7	5	
B5/ Old School	L	-	W	W	W	L	L	W	-	L	L	L	W	L	x	5	7	**B Division**
B6/ Excalibur	W	W	-	W	W	W	W	W	W	-	L	W	W	W		11	1	59.52%
B7/ Wallbangers	L	W	L	W	-	W	L	W	W	L	L	-	W	W		7	5	25 17
C1/ Starving Dartists	W	L	-	W	W	L	L	L	L	-	W	L	W	L	x	5	7	
C2/ Dynamic Darts	W	W	W	W	-	L	W	W	W	L	W	-	W	L		9	3	
C3/ Got Pepsi?	-	L	L	W	W	W	W	-	L	W	W	W	W	L		8	4	
C4/ Get the Point "33"	W	W	L	L	W	-	W	L	L	W	W	W	-	L		7	5	
C5/ 3 Legged Dog	W	-	W	L	L	W	L	W	-	L	W	W	W	L		7	5	**C Division**
C6/ Fired Up	W	W	L	W	W	L	-	W	L	W	W	W	W	-		9	3	61.90%
C7/ No Names	W	W	L	-	L	L	W	W	W	W	-	L	W	L		7	5	26 16
D1/ Kozmic Debris	W	W	W	W	-	W	W	L	W	W	W	-	W	W		11	1	
D2/ Travelin' Beer Bellies	-	W	W	L	W	W	W	-	W	W	L	W	W	W		10	2	
D3/ Grateful Darts	W	L	W	W	W	-	L	L	W	W	W	W	-	L		8	4	
D4/ Toro, Toro, Toro	W	L	W	-	W	W	L	W	W	W	-	W	W	L		9	3	
D5/ Sharkshooters	L	L	L	L	W	W	-	W	W	L	L	W	W	-	o	6	6	**D Division**
D6/ Armed and Dangerous	W	-	L	W	L	W	W	W	-	L	W	W	W	W		9	3	73.81%
D7/ One-Armed Bandits	L	L	-	W	L	W	W	W	W	-	W	W	W	W		9	3	31 11
E1/ Team America	W	W	W	W	W	W	W	W	W	W	L	W	W	W		13	1	
E2/ Whompas	W	L	W	L	L	W	W	W	L	W	W	L	W	W		9	5	
E3/ Endeavor	L	L	W	L	W	W	W	L	L	W	W	W	W	W		9	5	
E4/ The Hostile Amish	L	L	W	W	L	W	W	L	L	W	L	W	W	W		8	6	
E5/ Da Bulls	W	L	W	L	L	W	W	W	L	W	W	L	W	W		9	5	
E6/ Screamin' Meanies	W	W	W	W	L	W	W	W	W	W	L	W	W	W		12	2	**E Division**
E7/ The DIVE Bombers	L	W	L	L	L	W	W	L	W	L	W	L	W	W	o	7	7	66.07%
E8/ Meet the Fockers!	L	W	L	W	L	W	W	L	W	L	L	L	W	W	o	7	7	37 19
F1/ Death Throw	W	W	W	W	W	W	W	W	W	W	L	W	W	fft		12	1	
F2/ The Real DeCoys	W	W	W	L	W	L	L	L	W	W	W	W	W	L		9	5	
F3/ Capital Punishment	W	L	L	W	L	L	W	W	W	W	L	W	W	W		9	5	
F4/ Menace to Sobriety	W	L	W	L	W	L	L	L	W	W	L	W	W	W		8	6	
F5/ Damn Yankees!!!	W	W	W	L	L	L	L	W	W	L	W	W	W	W		9	5	
F6/ Tres Equis	W	W	W	W	L	L	W	W	W	L	W	L	W	fft		9	4	**F Division**
F7/ Rif Raf	L	W	W	W	W	W	W	W	W	W	W	W	W	W		13	1	67.27%
F8/ Bennington Brawlers	L	W	L	L	L	L	L	W	W	W	L	L	W	L	x	5	9	37 18
G1/ Off Constantly	W	L	W	W	W	W	W	W	L	W	W	L	W	W		11	3	
G2/ Coral Reefers	L	W	W	W	W	L	W	W	W	W	W	L	L	W		10	4	
G3/ Money Shot	W	L	W	W	L	L	L	W	W	W	W	L	L	W		8	6	
G4/ Overtime Outlaws	L	L	W	W	L	W	W	W	fft	W	W	L	W	W		9	4	
G5/ No Maam	L	W	W	W	W	W	W	W	W	fft	W	L	W	L		10	3	
G6/ Board 2 Death	W	L	W	W	W	W	W	W	W	W	W	W	W	L		12	2	**G Division**
G7/ Designated Divers	L	L	W	W	W	W	W	W	L	W	W	W	W	W		11	3	74.07%
G8/ Where's the Bullseye	W	L	W	W	W	W	L	W	fft	fft	W	L	W	W		9	3	40 14
Right:	17	15	19	18	16	16	18	19	17	17	17	15	24	17				
Wrong:	8	10	6	7	9	9	7	6	7	7	8	10	1	7				
forfeited:	-	-	-	-	-	-	-	-	1	1	-	-	-	1				

	Week 1			Week 2			Week 3			Week 4			Week 5			Week 6			Week 7			Week 8			Week 9			Week 10			Week 11			Week 12			Week 13			Week 14			Forfeits
RDL - Fall, 2006	vs.	W/L	Pts.	vs.	W/L	Pts.	vs.	W/L	Pts.	vs.	W/L	Pts.	vs.	W/L	Pts.	vs.	W/L	Pts.	vs.	W/L	Pts.	vs.	W/L	Pts.	vs.	W/L	Pts.	vs.	W/L	Pts.	vs.	W/L	Pts.	vs.	W/L	Pts.	vs.	W/L	Pts.	vs.	W/L	Pts.	
A1/ Lunatic Fringe	a4	W	14	A3	W	13	a2	L	5	A8	W	14	a6	W	16	A7	W	21	a5	L	11	A4	W	13	a3	L	11	A2	L	12	a8	W	15	A6	W	18	a7	W	17	A5	L	8	
A2/ The Essential Elements	a3	L	11	A4	W	14	A1	W	19	a7	W	21	A8	W	13	a5	L	9	A6	W	18	A3	W	16	a4	W	12	a1	W	12	A7	W	18	a8	W	14	A5	W	13	a6	W	19	
A3/ The Shadows	A2	W	11	a1	L	11	A5	L	6	A6	W	22	a4	W	18	a8	W	17	A7	W	19	a2	L	8	A1	W	13	a5	L	11	a6	W	16	A4	W	13	A8	W	12	a7	W	18	
A4/ Dodge Darts	A1	L	10	a2	L	10	A7	W	17	a5	L	7	A3	L	6	a6	L	11	A8	L	11	a1	L	8	A2	L	12	a7	W	19	A5	W	12	a3	L	11	A6	W	16	a8	W	15	
A5/ Tossn Heads	a8	W	16	A6	W	19	a3	W	18	A4	W	17	a7	W	12	A2	W	15	A1	W	13	A8	W	19	a6	W	21	A3	W	13	a4	L	12	A7	W	15	a2	L	11	a1	W	16	
A6/ The Replacements	A7	L	12	a5	L	5	a8	L	11	a3	L	2	A1	L	8	A4	W	13	a2	L	6	a7	L	11	A5	L	3	A8	L	6	A3	L	7	a1	L	5	a4	L	6	A2	L	5	
A7/ Tir na hOg	a6	W	12	A8	L	6	a4	L	7	A2	L	3	A5	L	8	a1	L	3	a3	L	5	A6	W	13	a8	W	14	A4	L	5	a2	L	6	a5	L	9	A1	L	3	A3	L	6	
A8/ The Boob Squad	A5	L	8	a7	W	18	A6	W	13	a1	L	10	a2	L	11	A3	L	7	a4	W	13	a5	L	5	A7	L	10	a6	W	18	A1	L	9	A2	L	10	a3	L	11	A4	L	9	
B1/ Rebels Without A Cause	b2	L	11	b4	L	9	B3	L	6	Bye	-	-	B6	W	22	B5	W	16	b7	L	8	B2	L	9	B4	L	11	b3	W	12	Bye	-	-	b6	W	16	b5	W	10	B7	W	16	
B2/ Cheap Shots	B1	W	13	b6	W	14	b5	L	9	B7	W	13	b3	W	16	B4	W	13	Bye	-	-	b1	W	15	B6	W	13	B5	L	11	b7	L	10	B3	W	13	b4	W	13	Bye	-	-	
B3/ Nine Lives	B6	W	15	b7	W	12	b1	W	14	b4	W	14	B2	L	8	Bye	-	-	b5	L	9	b6	W	16	B7	W	13	B1	L	11	B4	L	10	b2	L	11	Bye	-	-	B5	L	7	
B4/ Wireless	Bye	-	-	B1	W	15	b7	W	13	B3	L	9	B5	L	11	b2	L	11	b6	W	17	Bye	-	-	b1	W	13	B7	L	10	b3	W	14	b5	L	10	B2	L	11	B6	W	17	
B5/ Old School	B7	L	10	Bye	-	-	B2	W	12	b6	W	20	b4	W	13	b1	L	8	B3	W	15	b7	W	12	Bye	-	-	b2	W	13	B6	L	10	B4	W	12	B1	L	10	b3	W	16	
B6/ Excalibur	b3	L	9	B2	L	10	Bye	-	-	B5	L	4	b1	L	2	b7	L	9	B4	L	4	B3	L	7	b2	L	11	Bye	-	-	b5	W	14	B1	L	6	B7	L	12	b4	L	7	
B7/ Wallbangers	b5	W	14	B3	L	11	B4	L	11	b2	L	10	Bye	-	-	B6	W	12	B1	W	16	B5	L	12	b3	L	11	b4	W	14	B2	W	14	Bye	-	-	b6	W	12	b1	L	8	
C1/ Starving Dartists	c4	W	11	C3	L	8	Bye	-	-	c6	L	10	c7	W	13	C2	W	12	C5	L	10	C4	L	11	c3	W	17	Bye	-	-	C6	W	13	C7	W	12	c2	L	11	c5	W	12	
C2/ Dynamic Darts	c6	W	13	C7	W	14	c5	W	12	c3	L	10	Bye	-	-	c1	L	12	C4	W	13	C6	W	17	c7	L	9	C5	L	10	C3	L	11	Bye	-	-	C1	W	13	c4	L	9	
C3/ Got Pepsi?	Bye	-	-	c1	W	16	c6	L	10	C2	W	14	C4	W	14	C5	W	14	c7	W	12	Bye	-	-	C1	L	7	C6	W	15	c2	W	13	c4	W	15	c5	W	16	C7	L	11	
C4/ Get the Point "33"	C1	L	10	C6	L	12	c7	W	17	C5	L	11	c3	L	10	Bye	-	-	c2	L	11	c1	W	13	c6	W	14	C7	L	9	c5	L	8	C3	L	9	Bye	-	-	C2	W	15	
C5/ 3 Legged Dog	C7	L	12	Bye	-	-	C2	L	12	c4	W	13	C6	W	14	c3	L	10	c1	W	14	c7	L	11	Bye	-	-	c2	W	14	C4	W	16	c6	W	18	C3	L	8	C1	L	12	
C6/ Fired Up	C2	L	11	c4	W	12	C3	W	14	C1	W	14	c5	L	10	C7	L	10	Bye	-	-	c2	L	7	C4	L	10	c3	L	6	c1	L	10	C5	L	6	c7	L	8	Bye	-	-	
C7/ No Names	c5	W	12	c2	L	10	C4	L	7	Bye	-	-	C1	L	11	c6	W	14	C3	L	12	C5	W	13	C2	W	15	c4	W	15	Bye	-	-	c1	L	12	C6	W	16	c3	W	13	
D1/ Kozmic Debris	D3	L	7	d2	L	2	D4	L	11	D7	L	7	Bye	-	-	D5	L	8	d6	L	6	d3	W	14	D2	L	8	d4	L	7	d7	L	8	Bye	-	-	d5	L	4	D6	L	10	
D2/ Travelin' Beer Bellies	Bye	-	-	D1	W	22	d3	W	18	D5	L	8	d4	W	16	D6	W	15	D7	W	18	Bye	-	-	d1	W	16	D3	W	16	d5	W	20	D4	W	18	d6	W	16	d7	W	15	
D3/ Grateful Darts	d1	W	15	D7	L	8	D2	L	6	d6	L	10	d5	L	11	Bye	-	-	D4	W	16	D1	L	10	d7	L	7	d2	L	8	D6	L	6	D5	L	9	Bye	-	-	d4	L	10	
D4/ Toro, Toro, Toro	d6	L	10	D5	W	12	d1	W	13	Bye	-	-	D2	L	8	D7	L	9	d3	L	8	D6	L	11	d5	L	12	D1	W	14	Bye	-	-	d2	L	6	d7	L	7	D3	W	14	
D5/ Sharkshooters	d7	W	14	d4	L	12	D6	W	19	d2	W	16	D3	W	13	d1	W	16	Bye	-	-	D7	W	15	D4	W	12	d6	L	11	D2	L	4	d3	W	12	D1	W	19	Bye	-	-	
D6/ Armed and Dangerous	D4	W	14	Bye	-	-	d5	L	5	D3	W	14	d7	W	14	d2	L	9	D1	W	18	d4	W	13	Bye	-	-	D5	W	13	d3	W	18	D7	W	15	D2	L	8	d1	W	14	
D7/ One-Armed Bandits	D5	L	10	d3	W	15	Bye	-	-	d1	W	17	D6	L	10	d4	W	15	d2	L	6	d5	L	9	D3	W	17	Bye	-	-	D1	W	16	d6	L	9	D4	W	17	D2	L	9	
E1/ Team America	e5	W	12	E8	W	17	e2	W	18	E4	W	13	e3	W	18	E7	W	20	e6	W	17	E5	W	17	e8	W	16	E2	W	18	e4	L	10	E3	W	19	e7	W	17	E6	W	16	
E2/ Whompas	E6	L	7	e3	W	14	E1	L	6	e7	W	14	E8	W	16	e5	L	9	e4	L	5	e6	L	9	E3	L	8	e1	L	3	E7	L	8	e8	W	12	E5	L	6	E4	L	4	
E3/ Endeavor	e8	L	11	E2	L	10	e4	L	12	e5	L	9	E1	L	6	E6	L	11	e7	L	10	E8	L	9	e2	W	16	E4	L	9	E5	L	5	e1	L	5	e6	L	11	E7	L	9	
E4/ The Hostile Amish	E7	W	14	e5	W	15	E3	W	12	e1	L	11	E6	W	17	e8	W	20	E2	W	17	e7	L	7	E5	L	9	e3	W	15	E1	W	14	e6	W	16	E8	W	14	e2	W	20	
E5/ Da Bulls	E1	L	12	E4	L	9	e6	L	9	E3	W	13	e7	L	11	E2	W	15	e8	W	15	e1	L	7	e4	W	15	E6	W	11	e3	W	15	E7	L	8	e2	W	16	E8	W	14	
E6/ Screamin' Meanies	e2	W	17	E7	W	12	E5	W	14	E8	W	15	e4	L	7	e3	W	11	E1	L	7	E2	W	15	e7	W	12	e5	L	10	e8	L	11	E4	L	8	E3	W	13	e1	L	8	
E7/ The DIVE Bombers	e4	L	10	e6	L	12	e8	L	12	E2	L	10	E5	W	13	e1	L	4	E3	W	14	E4	W	17	E6	L	11	E8	L	9	e2	W	16	e5	W	16	E1	L	7	e3	W	15	
E8/ Meet the Fockers!	E3	W	13	e1	L	7	E7	W	12	e6	L	9	e2	L	8	E4	L	4	E5	L	5	e3	W	14	E1	L	8	e7	W	15	E6	W	13	E2	L	9	e4	L	10	e5	L	10	
F1/ Death Throw	f5	L	9	F8	L	8	f4	L	11	F3	L	8	F2	L	10	F7	L	6	f6	L	11	F5	L	10	f8	L	6	F4	L	11	f3	W	13	f2	L	7	f7	L	4	F6	*L*	*0*	1
F2/ The Real DeCoys	f4	L	8	F6	L	12	F7	L	8	f5	W	15	f1	W	14	F3	L	10	F8	W	12	F4	W	12	f6	L	9	f7	L	9	F5	L	5	F1	W	17	f3	W	13	f8	W	16	
F3/ Capital Punishment	f6	L	9	F4	L	12	f8	L	8	f1	W	16	F5	L	6	f2	W	14	F7	L	4	F6	L	11	f4	L	12	F8	L	9	F1	L	11	f5	L	11	F2	L	11	f7	L	10	
F4/ Menace to Sobriety	F2	W	16	f3	W	12	F1	W	13	f8	L	11	f7	L	12	F6	W	12	F5	L	10	f2	L	12	F3	W	12	f1	W	13	F8	L	10	F7	L	5	f6	L	10	f5	L	10	
F5/ Damn Yankees!!!	F1	W	15	F7	L	12	f6	L	9	F2	L	9	f3	W	18	F8	L	9	f4	W	14	f1	W	14	f7	L	11	F6	W	13	f2	W	19	F3	W	13	f8	L	9	F4	W	14	
F6/ Tres Equis	F3	W	15	f2	W	12	F5	W	15	f7	L	11	F8	W	16	f4	L	12	F1	W	13	f3	W	13	F2	W	15	f5	L	11	F7	L	10	f8	L	10	F4	W	14	f1	*W*	*16*	
F7/ Rif Raf	F8	W	18	f5	W	12	f2	W	16	F6	W	13	F4	W	12	f1	W	18	f3	W	20	f8	W	13	F5	W	13	F2	W	15	f6	W	14	f4	W	19	F1	W	20	F3	W	14	
F8/ Bennington Brawlers	f7	L	6	f1	W	16	F3	W	16	F4	W	13	f6	L	8	f5	W	13	f2	L	12	F7	L	11	F1	W	18	f3	W	15	f4	W	14	F6	W	14	F5	W	15	F2	L	8	
G1/ Off Constantly	G3	W	15	g7	L	11	G2	W	15	g8	W	18	G5	W	17	g6	W	14	g4	W	12	g3	W	20	G7	W	14	g2	W	13	G8	W	16	g5	L	10	G6	W	19	G4	W	19	
G2/ Coral Reefers	g4	L	9	G5	L	11	g1	L	9	G6	L	11	g8	W	12	G3	L	9	G7	L	9	G4	W	14	g5	L	12	G1	L	9	g6	L	12	G8	L	10	g3	L	11	g7	L	10	
G3/ Money Shot	g1	L	8	G6	L	10	g7	L	5	G5	L	7	G4	W	18	g2	W	15	G8	L	9	G1	L	4	g6	L	11	G7	L	5	g5	L	12	g4	W	14	G2	W	13	g8	W	13	
G4/ Overtime Outlaws	G2	W	13	g8	L	10	g6	L	11	G7	L	7	g3	L	6	g5	L	11	G1	L	10	g2	L	10	G8	*W*	*16*	G6	L	10	g7	L	6	G3	L	7	G5	L	11	g1	L	3	
G5/ No Maam	g7	L	12	g2	W	13	G8	W	16	g3	W	17	g1	L	7	G4	W	13	G6	L	11	G7	L	9	G2	W	12	g8	*L*	*0*	G3	W	12	G1	W	13	g4	W	12	g6	L	11	1
G6/ Board 2 Death	g8	W	15	g3	W	14	G4	W	13	g2	W	13	G7	L	6	G1	L	10	g5	W	13	G8	W	14	G3	W	13	g4	W	14	G2	W	12	g7	L	12	g1	L	5	G5	W	13	
G7/ Designated Divers	G5	W	12	G1	W	13	G3	W	19	g4	W	17	g6	W	18	G8	W	20	g2	W	15	g5	W	15	g1	L	10	g3	W	19	G4	W	16	G6	W	12	g8	W	20	G2	W	14	
G8/ Where's the Bullseye	G6	L	8	G4	W	14	g5	L	8	G1	L	6	G2	L	12	g7	L	4	g3	W	15	g6	L	10	g4	*L*	*0*	G5	*W*	*16*	g1	L	8	g2	W	14	G7	L	4	G3	L	11	1

AWARD CHANGES FOR THE SPRING 2007 SEASON
MORE HARDWARE TO BE HAD!!!

RDL members, the Board has spent some time recently examining ways to generate a little more excitement within the league, and also to recognize a few more people for their accomplishments. After some math based on the league's finances, the Board has decided to make two changes, effective with the coming season.

Change #1 - Fast Games and High Ins/Outs

Starting next season, there will be fast games and high ins and outs recognized in EVERY division. If we have seven divisions, we have seven different fast 301s, seven different High Outs, etc. (Ok, some of the awards may not end up "different" from each other, but they will at least be recognized within each division.) This means that many of you that are not accustomed to reporting fast games that are only "sort of" fast may need to get accustomed to it quickly.

Change #2 - Separation of Cricket and -01 All-Star Points

Starting next season, there will be separate awards for ASP average in cricket and -01. Each of these will be a Mug-winning category, and there will no longer be an "overall ASP average winner". I did not think to ask if one person actually gets two Mugs if they win both, but that can be one more thing the Board can work on, as the specifics of this change (do 1001 games count? what is the game minimum? etc.) are still being hammered out. The bottom line is that the only thing required of you is very minor - there will be -01 ASP Total and Ckt ASP Total columns on the back of the scoresheets.

For those that are curious what the statistical outcomes of this type of change will be, I have included to the right a column that I ran in the banquet Tons of the Spring, 1996 season (my first with the Tons). It easily illuminates the -01 vs. Ckt all-star point differences that most of us already readily acknowledge.

CONGRATS TO THE NEW (and old) STATE CHAMPS!

Full state league results on pages 14 and 15

For the second year in a row, the North Carolina City Dart League state championship has landed in Durham!! (I'm sort of partial to that team, I admit…) The Durham team is chock full of RDL members, with 11 of the 13 throwers included on RDL rosters. Check out this motley crew… (which won all 11 of its matches this year!)



Kneeling, squatting, or just plain short (left to right): Wil Tan (Tossn Heads), Keith Wall (The Essential Elements), Jason Kilts (The Essential Elements), and Allen Smith (The Essential Elements).

Standing (left to right): Paul Jacobi (Lunatic Fringe), Todd Lemons, John Riner (The Essential Elements), Mark Knight (Dodge Darts), Tom Brown (The Essential Elements), Mike Seward (Tossn Heads), Bob Gargan, Robbie Phillips (The Essential Elements), and Dale Hyler (The Essential Elements).

ANOTHER LOCAL LEAGUE SEASON READY TO START

The Bull City Dart League in Durham concluded its Fall season this past Tuesday (congrats to my teammates and fellow RDL members Robbie Phillips, Mark Knight, Tom Brown, Paul Jacobi, and Dale Hyler on the victory!), and another is right around the corner. The BCDL uses rosters of 4-8 players, costs $20/player, and is a handicapped steel-tip league. Registration: Tue., Jan. 2, 7-9 p.m., Charlie's on Ninth St., Dur.

This analysis was included in the banquet edition of the Tons during my first season as statistician/editor. Guess I was a bit ahead of the curve, eh?

Sp96 - ANALYSIS OF TOP PLAYERS' ASP AVERAGES

Are most all-stars really thrown in cricket? What does the ASP award really reflect? Let's take a little closer look with the top 20 (above 1.000) all-star average throwers in the RDL season:

Player & Team		ASPs	TGP	%-age
Phillip Maxwell	in cricket:	65.5	18	3.639
A6/ Dixie Chickens	in -01:	23.5	21	1.119
Ratio of cricket %-age to -01 %-age:			3.25 : 1	
Allen Smith	in cricket:	68.0	27	2.519
A4/ Dart Shadows	in -01:	24.5	27	0.907
Ratio of cricket %-age to -01 %-age:			2.78 : 1	
David Murray	in cricket:	41.5	20	2.075
A4/ Dart Shadows	in -01:	15.5	19	0.816
Ratio of cricket %-age to -01 %-age:			2.54 : 1	
Curtis Avery	in cricket:	45.0	25	1.800
A4/ Dart Shadows	in -01:	24.0	23	1.043
Ratio of cricket %-age to -01 %-age:			1.75 : 1	
Jim Budelman	in cricket:	63.0	28	2.250
A1/ Lunatic Fringe	in -01:	20.0	30	0.667
Ratio of cricket %-age to -01 %-age:			3.37 : 1	
Michael Knott	in cricket:	51.0	24	2.125
A4/ Dart Shadows	in -01:	8.5	18	0.472
Ratio of cricket %-age to -01 %-age:			4.50 : 1	
Steve Hoffmann	in cricket:	51.5	26	1.981
A5/ Pig Tour 96	in -01:	19.5	27	0.722
Ratio of cricket %-age to -01 %-age:			2.74 : 1	
Tom Brown	in cricket:	53.0	29	1.828
A1/ Lunatic Fringe	in -01:	22.5	28	0.804
Ratio of cricket %-age to -01 %-age:			2.27 : 1	
Phillip Eastmead	in cricket:	57.0	28	2.036
A1/ Lunatic Fringe	in -01:	16.0	30	0.533
Ratio of cricket %-age to -01 %-age:			3.82 : 1	
John Carroll	in cricket:	41.0	26	1.577
D6/ Dogs of War	in -01:	22.5	27	0.833
Ratio of cricket %-age to -01 %-age:			1.89 : 1	
Bill Carver	in cricket:	50.0	28	1.786
A2/ 3 In A Bed	in -01:	18.0	30	0.600
Ratio of cricket %-age to -01 %-age:			2.98 : 1	
Butch Smith	in cricket:	40.5	26	1.558
D2/ Nine-Lives	in -01:	22.5	28	0.804
Ratio of cricket %-age to -01 %-age:			1.94 : 1	
John Toth	in cricket:	46.5	26	1.788
A6/ Dixie Chickens	in -01:	17.0	29	0.586
Ratio of cricket %-age to -01 %-age:			3.05 : 1	
Bob Terry	in cricket:	34.0	26	1.308
A1/ Lunatic Fringe	in -01:	22.5	26	0.865
Ratio of cricket %-age to -01 %-age:			1.51 : 1	
Joe Gaglione	in cricket:	42.0	28	1.500
A3/ Top Dead Center	in -01:	20.5	30	0.683
Ratio of cricket %-age to -01 %-age:			2.20 : 1	
Mike Seward	in cricket:	36.5	28	1.304
B2/ X-Men	in -01:	23.5	28	0.839
Ratio of cricket %-age to -01 %-age:			1.55 : 1	
Lee Whitehead	in cricket:	41.0	26	1.577
A2/ 3 In A Bed	in -01:	18.5	30	0.617
Ratio of cricket %-age to -01 %-age:			2.56 : 1	
Jerry Johnston	in cricket:	38.0	27	1.407
A2/ 3 In A Bed	in -01:	19.5	29	0.672
Ratio of cricket %-age to -01 %-age:			2.09 : 1	
Chris Wandscher	in cricket:	43.5	28	1.554
A3/ Top Dead Center	in -01:	15.0	29	0.517
Ratio of cricket %-age to -01 %-age:			3.01 : 1	
Jason Kilts	in cricket:	40.5	26	1.558
D8/ Bottom Feeders	in -01:	9.0	23	0.391
Ratio of cricket %-age to -01 %-age:			3.98 : 1	
Total ratio of cricket to -01 %-ages for sum of all 20:			**2.54 : 1**	

RANDOM THOUGHTS FROM JK

I've run this page in a few recent banquet Tons, and it seems to generate about the most interest/discussion. So, I've decided to open up my head again and see what falls out. Some of these observations are dart-related, and some of them clearly are not. As always, this is the last thing that I'm writing and it's late, so not even I know what's about to hit the page…

--Ok, so who saw that story recently about the guy who recited the number pi to 100,000 decimal places. He didn't read it… he recited it from memory. It took him all day, something like 16 hours or some stupid time. Never mind the amount of time that it took to actually recite the number; what I want to know is how much time was spent MEMORIZING it. One hundred thousand decimal places! Did I read it wrong? Did he not memorize it? Whatever, it makes no difference… I think I'm nominating this rather amazing feat for two honors: #1 - the biggest waste of time in the history of man, and #2 - the nerdiest feat in the history of man. Rarely do I use such stupid "guy" phrases as 'that guy needs a woman', but hey, if the shoe fits…

--Have you ever seen the movie Jason X? It is, I suppose, the tenth installment in the Jason slasher flick series. Well, I caught a short bit of it a couple weeks ago. The plot is something like 300 years in the future, and Jason has been cryogenically frozen, launched/lost/something, then found and, of course, thawed. He kills everything, but the part that struck me wasn't that he killed everybody, but that there isn't even any musical prelude or suspenseful soundtrack anymore. He just walks in the room, whack, blood. It takes, like, five seconds. What in the h**l is the point? It's not scary, it's not well-written (rather obviously), and it's not even interesting in a how-bad-can-it-get way. Who paid for that garbage to be made? I give it negative four stars out of five…

--Turn to the G division stats (page 32). No, really, go ahead… I'll wait while you get that page and this one all lined up. Now go down to player G84, Jim Dunham of Where's the Bullseye. Jim was a so-so 14-18 in the final three sets of the match, but check out that 301 record. TWELVE and oh, baby! That boy has got doubles falling out of his pockets…

--On the outside of the building next to the one where I work at Duke is this sign: Smoking Absolutely Prohibited In This Area. Oh! It's "absolutely" prohibited?! Oh, well, I guess I won't smoke then. I was going to, because I thought it was just 'prohibited'. But since it's '*absolutely* prohibited', I guess I won't.

--Ok, without perusing the rosters on pages 26-32, how many teams do you think have players that have listed a nickname? What are those nicknames? (Answer at bottom of this column.)

--I'm a Michigan fan (alumnus also), so all of the Buckeye fans out there are probably expecting something from me somewhere in this issue. So, here it is. First of all, my only real heartfelt opinion is that the B(owl) C(hampionship) S(eries) is just too frigging dumb. A playoff, please. But with that said, I think that Ohio State should just be given the trophy and be done with it. Michigan is the second best team, but I'm not a real big fan of a "rematch" scenario. If it had happened and Michigan won, I think the only right thing would have been for Carr to walk over to Tressel and offer a tiebreaker in Ann Arbor…

--Answer to nickname question: 11 teams. And the nicknames: Mo'Tea, Hooch, Jay T, Tex, Daddio, Bump, Tiny, Pepsi, Boy (yes, Boy), Tyke, Duck, Tolly, Mavis, Doc, Tex (yes, another one), and Jimmay. How many of those people do you know?

--How's this for accurate ad slogan writing? I'm listening to the radio the other day and an advertisement comes on for a local plastic surgery clinic. They're hyping BoTox gift certificates for the holidays. And the ad slogan? "Give a gift like no other!" Well, I've got to give it to them on that one… I really have found no gift quite like a needle full of poison in the face…

--I also heard an ad for a radio contest recently with a "prize like no other" if you ask me. It was a contest sponsored by Dixie Crystals sugar. The grand prize? A year's supply of Dixie Crystals sugar!!! WOW! That's gotta be worth, what, maybe six bucks or so?!

--One of my favorite things about the RDL VoiceMail system is the impersonal nature of it. Because captains know that they are just talking to a digital recording machine, they don't feel the same need to hold back that they might if they were talking to a person. They celebrate their teams, their victories, their jokes, etc. And some of them really get arrogant with their comments and guarantees. What, you ask, would I love about that? The part where two-thirds of those making the comments immediately go right in the tank and don't call back in for weeks. Makes me chuckle how certain some are of their own success, and when it doesn't happen, their memories get reeeeally short.

--I flew up to Michigan not all that long ago, and when I went I encountered the latest Homeland Security measures in place. I understand why I had to take off my coat and shoes and have them scanned, and I understand why they were checking inside every third or fourth bag when the scanner showed an object they couldn't recognize immediately. I even understand why I couldn't bring any liquids/gels/pastes larger than 3 ounces in my carry-on bag. But for the LIFE of me, I can NOT figure out the last rule: that all liquids/gels/pastes 3 ounces or smaller have to be in a ziplock bag. One person guessed that it was just to keep them together for quick scanning - not a bad guess, but why does it HAVE to be a zipped bag instead of a folded-over bag? Nope, gotta be a ziplock. Absolutely must be, or you have to throw it away. And the best part? Once you're through the scan/checkpoint, you can put your stuff wherever you want, ziplock or not. One of the employees even told me that at another airport where her friend works, they have ziplocks out for use, passengers use one, go through the line, take their stuff back out of the bag, and give it back. What the heck? That little bag feature added *at least* 10 minutes to the check-in line.

--So I'm sitting at the stoplight near my parking lot at Duke, and the woman in front of me is on her cell phone as we sit at the red light. The light turns green, and the woman on the phone (who is second in line) begins honking at the car in front of her to move! How dare that car not move, right? Well, maybe the AMBULANCE with lights and sirens blaring that was racing through the intersection had something to do with it. Woman on the phone? Too engrossed in her conversation to hear OR see it. That's it, people… Hang up the phone and drive. Do NOT try to tell me that it is just like talking to somebody in the car - it is not, plain and simple. They require very different types and amounts of attention, and if you are talking while you drive, you're putting me and my family at risk. Cut it the hell out!

--If you've seriously read all the way to here, please allow me to say 'thanks'. Writing the Tons can be a pain in the butt, but it can also be a lot of fun. And thanks again to John Guerriero and his message… He knows which one. Happy holidays, everyone.

2006 North Carolina City Dart League (NCCDL) & 2006 North Carolina Ladies' Cup (NCLC)

FINAL REGULAR SEASON TEAM STANDINGS

NCCDL - East Division

		W	L	Pts.	
1	Durham (BCDL)	8	0	235	
2	Wilmington (ACDA)	7	1	173	
3	Fayetteville (CFVDA)	6	2	189	
4	Raleigh (RDL)	5	3	187	
5	Fuquay-Varina (FVDO)	4	4	108	
6	Jacksonville (JDA)	1	6	87	*
7	Chapel Hill (TDL)	0	7	58	*

NCCDL - West Division

		W	L	Pts.
1	Charlotte (QCDA)	6	2	204
2	Piedmont (PDA)	6	2	173
3	Asheville (WCDA)	5	3	185
4	Lake Norman (LNDA)	3	5	111
5	Burlington (BDO)	2	6	114
6	Pineville (BADA)	1	7	83
7	Boone (HCDA)	1	7	63

NCLC - East Division

		W	L	Pts.
1	Wilmington (ACDA)	4	1	89
2	Raleigh (RDL)	3	2	80
3	Jacksonville (JDA)	3	2	80
4	Fuquay-Varina (FVDO)	3	2	66
5	Fayetteville (CFVDA)	2	3	67
6	Chapel Hill (TDL)	0	5	38

NCLC - West Division

		W	L	Pts.
1	Charlotte (QCDA)	5	1	100
2	Piedmont (PDA)	4	2	97
3	Asheville (WCDA)	4	2	96
4	Pineville (BADA)	4	2	90
5	Lake Norman (LNDA)	3	3	87
6	Boone (HCDA)	1	5	52
7	Burlington (BDO)	0	6	46

2006 MATCH RESULTS FOR AREA TEAMS

2006 match results for **Raleigh NCCDL** team:

Raleigh	**31**	Fuquay-Varina	7
Raleigh	7	*Durham*	**31**
Raleigh	**32**	Pineville	6
Raleigh	**31**	Jacksonville	7
Raleigh	**29**	Chapel Hill	9
Raleigh	**20**	*Asheville*	18
Raleigh	18	*Fayetteville*	**20**
Raleigh	19	*Wilmington*	**19+**

2006 match results for **Fayetteville NCCDL** team:

Fayetteville	14	Durham	**24**
Fayetteville	**33**	*Chapel Hill*	5
Fayetteville	**31**	Asheville	7
Fayetteville	**27**	*Fuquay-Varina*	11
Fayetteville	7	Wilmington	**31**
Fayetteville	**30**	*Jacksonville*	8
Fayetteville	**27**	*Lake Norman*	11
Fayetteville	**20**	Raleigh	18

2006 match results for **Fuquay-Varina NCCDL** team:

Fuquay-Varina	7	*Raleigh*	**31**
Fuquay-Varina	18	Wilmington	**20**
Fuquay-Varina	**34**	*Burlington*	4
Fuquay-Varina	11	Fayetteville	**27**
Fuquay-Varina	**24**	*Chapel Hill*	14
Fuquay-Varina	**19+**	Piedmont	19
Fuquay-Varina	7	Durham	**31**
Fuquay-Varina	**22**	*Jacksonville*	16

2006 match results for **Durham NCCDL** team:

Durham	**24**	*Fayetteville*	14
Durham	**31**	Raleigh	7
Durham	**34**	*Boone*	4
Durham	**31**	*Jacksonville*	7
Durham	**30**	Wilmington	8
Durham	**19+**	Charlotte	19
Durham	**31**	*Fuquay-Varina*	7
Durham	**35**	Chapel Hill	3

2006 match results for **Raleigh NCLC** team:

Raleigh	**19**	Fuquay-Varina	9
Raleigh	**16**	Jacksonville	12
Raleigh	**24**	Chapel Hill	4
Raleigh	13	*Fayetteville*	**15**
Raleigh	8	*Wilmington*	**20**

(winning score listed in bold)
(home teams listed in italics)

2006 match results for **Fayetteville NCLC** team:

Fayetteville	**17**	*Chapel Hill*	11
Fayetteville	14	*Fuquay-Varina*	**14+**
Fayetteville	11	Wilmington	**17**
Fayetteville	10	*Jacksonville*	**18**
Fayetteville	**15**	Raleigh	13

(winning score listed in bold)
(home teams listed in italics)

2006 match results for **Fuquay-Varina NCLC** team:

Fuquay-Varina	9	*Raleigh*	**19**
Fuquay-Varina	8	Wilmington	**20**
Fuquay-Varina	**14+**	Fayetteville	14
Fuquay-Varina	**20**	*Chapel Hill*	8
Fuquay-Varina	**15**	*Jacksonville*	13

(winning score listed in bold)
(home teams listed in italics)

(Durham had no NCLC team in 2006 - they will be returning in 2007.)

(In addition, the Cary Dart League will be fielding a team in the NCCDL. So, the Triangle presence in the state dart scene is still expanding…)

2006 North Carolina City Dart League (NCCDL) & 2006 North Carolina Ladies' Cup (NCLC)

Many thanks to Piedmont's Bill McGuire (Director/statistician for the NC City Dart League), and Jacksonville's Dawn Bocchinfuso (Director/statistician for the NC Ladies' Cup) for most of this information.

2006 STATE LEAGUE AWARDS (listing of RDL members only)

NCCDL Singles Win Percentage - East Division Wil Tan - Dur. - 10-0 (sets), 20-2 (games)

NCCDL High "Ins" Mike Seward - Dur. - Ton-60 - 8/19

NCCDL Perfect Throws

Jeff Adam - Fay. - (9m,8/19)	Steve Hoffmann - Ral. - (T80,3/11)	Robbie Phillips - Dur. - (T80,8/19)
Brian Blake - Fay. - (9m,7/8)	Jim Hunsberger - Ral. - (T80,9/23)	Robbie Phillips - Dur. - (9m,12/2,tourn.)
Tom Brown - Dur. - (9m,6/17)	Doug Jeffcoat - Ral. - (T80,4/8)	John Riner - Dur. - (9m,4/8)
Tom Brown - Dur. - (9m,7/8)	Jason Kilts - Dur. - (9m,10/21)	John Riner - Dur. - (9m,9/23)
Tom Brown - Dur. - (9m,8/19)	Mark Knight - Dur. - (T80,4/8)	John Riner - Dur. - (T77,10/21)
Tom Brown - Dur. - (T80,12/2,tourn.)	Mark Knight - Dur. - (T80,8/19)	Mike Seward - Dur. - (9m,7/22)
Marshall Chavis - Fay. - (9m,8/19)	Mark Knight - Dur. - (T80,10/21)	Wil Tan - Dur. - (T74,7/22)
Jeff Dahulich - Ral. - (T74,2/18)	Mark Knight - Dur. - (T77,12/2,tourn.)	Wil Tan - Dur. - (T80,12/2,tourn.)
Joe Gaglione - Ral. - (9m,9.23)	John Murdaugh - Fuq.-Var. - (9m,3/11)	Keith Wall - Dur. - (9m,7/8)
Ed Grubb - Ral. - (T80,7/22)	Richard Oakley - Wilm. - (9m,4/8)	Lee Whitehead - Ral. - (9m,2/18)
Ed Grubb - Ral. - (9m,10/21)	Sean O'Brien - Ch. Hill - (9m,10/21)	

NCLC Perfect Throws Deb Blackwelder - Fuq.-Var. - (T80,10/7) Kris Kilsdonk - Ral. - (9m,7/22)

Ok, so Kris doesn't play in RDL, but she does play for the Raleigh Ladies' Team…

2006 North Carolina City Dart League Post-Season Tournament (December 2 & 3 - Arnie's Place, Durham, & Upper Deck, Cary)

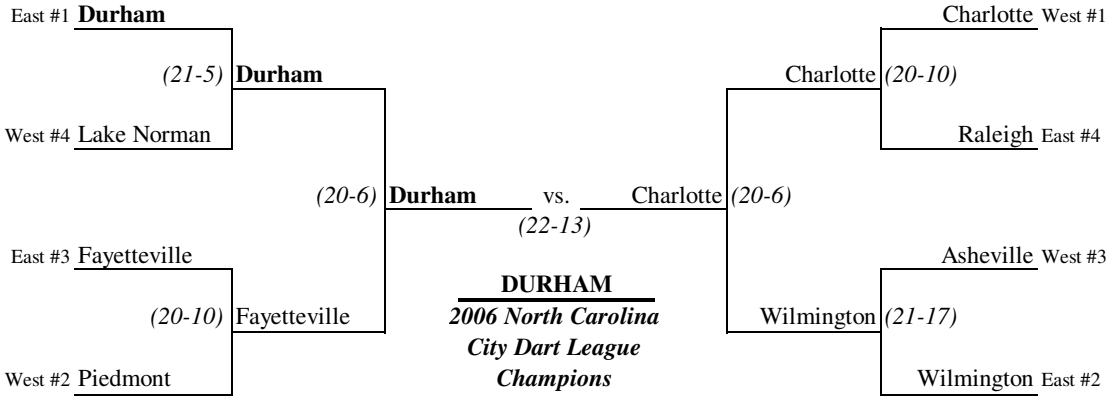

2006 North Carolina Ladies' Cup Post-Season Tournament (December 2 & 3 - The Getaway Pub, Charlotte)

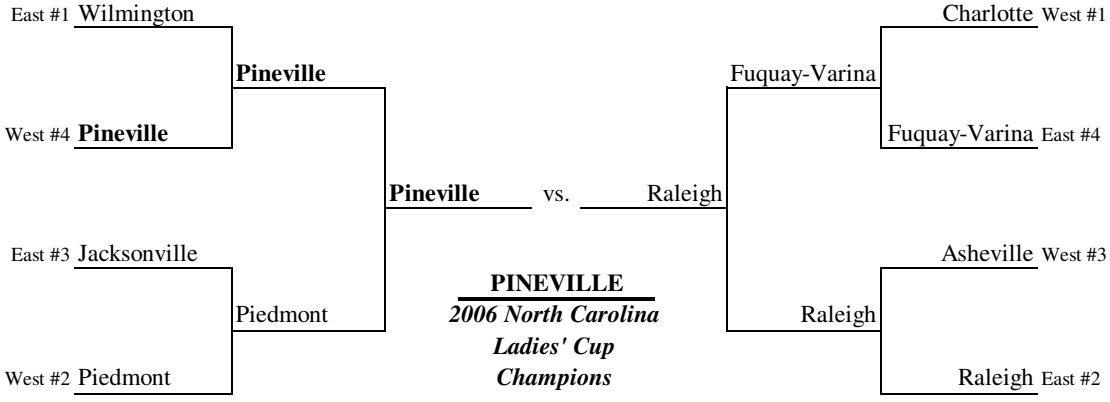

Fall 2006 RDL Top Singles Records (by division) (FINAL!)

(All statistics are included, as there were no missing scoresheets this season)

(Game minimum required for this listing: 16 for divisions B/C/D, 19 for divisions A/E/F/G, and 18 for teams F6/G4/G8 [due to a fft. received])

"A" Division

			W	L	%-age
1	Blake, Brian	A3/ The Shadows	25	3	0.893
2	Seward, Mike	A5/ Tossn Heads	23	3	0.885
3	Tan, Wil	A5/ Tossn Heads	22	6	0.786
4	Knight, Mark	A4/ Dodge Darts	21	6	0.778
5	Kendall, Kevin	A8/ The Boob Squad	21	7	0.750
6	Phillips, Robbie	A2/ The Essential Elements	19	7	0.731
7	Brown, Tom	A2/ The Essential Elements	20	8	0.714
8	Budelman, Jim	A1/ Lunatic Fringe	17	8	0.680
9	Davis, Jimmy	A1/ Lunatic Fringe	13	7	0.650
10	Persson, Kenny	A5/ Tossn Heads	18	10	0.643
11	Hoffmann, Steve	A1/ Lunatic Fringe	15	9	0.625
12	Riner, John	A2/ The Essential Elements	16	11	0.593
13	Adam, Stevie	A3/ The Shadows	13	9	0.591
14	Whitehead, Lee	A4/ Dodge Darts	10	7	0.588
15	Gaglione, Joey	A5/ Tossn Heads	17	12	0.586

"B" Division

			W	L	%-age
1	Simpson, Donnie	B5/ Old School	19	3	0.864
2	Murdaugh, John	B1/ Rebels Without A Cause	18	6	0.750
3	Burney, Gary	B6/ Excalibur	17	6	0.739
	Pilo, Chris	B4/ Wireless	17	6	0.739
	Rodgers, Trey	B1/ Rebels Without A Cause	17	6	0.739
6	Allison, Frank	B7/ Wallbangers	13	5	0.722
7	Buckman, Dave	B2/ Cheap Shots	17	7	0.708
	Jenkins, John	B5/ Old School	17	7	0.708
9	Hindle, Mikey	B7/ Wallbangers	16	7	0.696
10	Sosa, Bo	B3/ Nine Lives	16	8	0.667
	Crowley, Pat	B4/ Wireless	14	7	0.667
12	Vann, Tim	B6/ Excalibur	13	8	0.619
13	Chaney, Bill	B1/ Rebels Without A Cause	12	8	0.600
14	Hall, Josh	B2/ Cheap Shots	13	9	0.591
15	Dunleavy, John	B4/ Wireless	11	8	0.579

"C" Division

			W	L	%-age
1	Brown, Barry	C7/ No Names	17	3	0.850
2	Grannis, Jason	C3/ Got Pepsi?	19	5	0.792
3	Carroll, John	C7/ No Names	14	4	0.778
4	Reynolds, Mike	C6/ Fired Up	18	7	0.720
5	Wells, John	C3/ Got Pepsi?	16	7	0.696
6	Bitting, Brandon	C7/ No Names	16	8	0.667
	Thompson, Brett	C5/ 3 Legged Dog	16	8	0.667
	Winters, Tom	C2/ Dynamic Darts	16	8	0.667
9	Deemer, Randy	C1/ Starving Dartists	14	8	0.636
	Mitchell, Billy	C5/ 3 Legged Dog	14	8	0.636
	Penny, Ron	C4/ Get the Point "33"	14	8	0.636
12	Alcon, Tony	C5/ 3 Legged Dog	14	9	0.609
	Thompson, Barry	C3/ Got Pepsi?	14	9	0.609
14	Metters, Paul	C5/ 3 Legged Dog	10	7	0.588
15	James, Bob	C1/ Starving Dartists	14	10	0.583

"D" Division

			W	L	%-age
1	Grubb, Donald	D6/ Armed and Dangerous	17	4	0.810
2	Bubanic, George	D5/ Sharkshooters	19	5	0.792
3	Aguilar, Jose	D4/ Toro, Toro, Toro	15	5	0.750
4	Iager, John	D3/ Grateful Darts	16	6	0.727
5	McCredie, Bob	D2/ Travelin' Beer Bellies	13	5	0.722
6	Side, Eric	D2/ Travelin' Beer Bellies	15	6	0.714
7	Hansen, Paul	D2/ Travelin' Beer Bellies	12	5	0.706
8	Taylor, Walter	D7/ One-Armed Bandits	14	6	0.700
9	Yoneoka, J.J.	D2/ Travelin' Beer Bellies	11	5	0.688
10	Krasnow, Dave	D2/ Travelin' Beer Bellies	12	6	0.667
11	Beaudoin, Paul	D6/ Armed and Dangerous	13	7	0.650
	Bowen, Russell	D1/ Kozmic Debris	13	7	0.650
	Kiser, Lyman	D7/ One-Armed Bandits	13	7	0.650
	Richardson, Shane	D7/ One-Armed Bandits	13	7	0.650
	Williams, Denny	D6/ Armed and Dangerous	13	7	0.650

"E" Division

			W	L	%-age
1	Wilcox, Randy	E1/ Team America	22	1	0.957
2	Raquet, Mike	E6/ Screamin' Meanies	24	2	0.923
3	Lee, Carl	E7/ The DIVE Bombers	23	5	0.821
4	Miller, Mike	E7/ The DIVE Bombers	20	5	0.800
5	Scott, Kevin	E1/ Team America	21	7	0.750
6	Morrill, Robert	E4/ The Hostile Amish	20	7	0.741
7	White, Bill	E5/ Da Bulls	15	6	0.714
8	Claypool, Josh	E4/ The Hostile Amish	17	8	0.680
9	Radcliff, Rob	E1/ Team America	18	9	0.667
10	Wilcox, Julie	E1/ Team America	13	7	0.650
11	Fulghum, Mark	E3/ Endeavor	16	9	0.640
12	Blackwelder, Deb	E8/ Meet the Fockers!	14	8	0.636
	Johnson, Galen	E1/ Team America	14	8	0.636
14	Stepp, John	E4/ The Hostile Amish	15	9	0.625
15	Raper, Jeremie	E3/ Endeavor	13	8	0.619

"F" Division

			W	L	%-age
1	Ohrberg, Keith	F7/ Rif Raf	23	3	0.885
2	Price, Brady	F4/ Menace to Sobriety	19	4	0.826
3	Jur, Jess	F5/ Damn Yankees!!!	16	4	0.800
4	Hall, Danny	F6/ Tres Equis	16	5	0.762
5	Lee, Ronnie	F2/ The Real DeCoys	21	7	0.750
6	Kenney, Jon	F8/ Bennington Brawlers	19	7	0.731
	Tollerton, Steve	F2/ The Real DeCoys	19	7	0.731
8	Barwick, Rob	F7/ Rif Raf	18	8	0.692
9	Kron, Jay	F5/ Damn Yankees!!!	17	8	0.680
10	Gillett, Galen	F6/ Tres Equis	13	7	0.650
11	McCartney, Eric	F4/ Menace to Sobriety	18	10	0.643
12	McEwen, William	F6/ Tres Equis	16	9	0.640
13	Phelan, Johnny	F7/ Rif Raf	17	10	0.630
14	Diamond, Paddy	F7/ Rif Raf	13	8	0.619
15	Carter, Shawn	F8/ Bennington Brawlers	16	10	0.615

"G" Division

			W	L	%-age
1	Beeson, Robb	G1/ Off Constantly	19	0	1.000
2	Gilbert, Geoffrey	G5/ No Maam	19	3	0.864
3	Folsom, Hope	G3/ Money Shot	21	6	0.778
4	Ackley, Sean	G7/ Designated Divers	20	7	0.741
5	McAlpin, Jack	G7/ Designated Divers	20	8	0.714
	Dunham, Jim	G8/ Where's the Bullseye	15	6	0.714
7	Campbell, Dan	G8/ Where's the Bullseye	16	7	0.696
	Gotlibowski, Jim	G7/ Designated Divers	16	7	0.696
9	Knott, Ronnie	G6/ Board 2 Death	19	9	0.679
10	Hayes, Chad	G6/ Board 2 Death	13	7	0.650
11	Mayhew, Zak	G1/ Off Constantly	18	10	0.643
12	Clark, Dan	G4/ Overtime Outlaws	15	9	0.625
	Pearsall, Worth	G5/ No Maam	15	9	0.625
14	Smith, Van	G2/ Coral Reefers	15	10	0.600
15	Meyer, "Jimmay"	G7/ Designated Divers	13	10	0.565

Women's Records

	(# by div.: A-0, B-2, C-2, D-5, E-17, F-7, G-8)		W	L	%-age
A	-	-	-	-	-
B	-	-	-	-	-
C	Austin, Jan	C4/ Get the Point "33"	8	9	0.471
D	Hiller, Becky	D5/ Sharkshooters	9	11	0.450
	McCray, Karla	D4/ Toro, Toro, Toro	8	11	0.421
E	Wilcox, Julie	E1/ Team America	13	7	0.650
	Blackwelder, Deb	E8/ Meet the Fockers!	14	8	0.636
	Buckley, Jennifer	E6/ Screamin' Meanies	16	12	0.571
	Gevedon, Aimee	E8/ Meet the Fockers!	11	10	0.524
F	Fischlein, Erin	F8/ Bennington Brawlers	10	13	0.435
	Elliott, Erin	F2/ The Real DeCoys	1	20	0.048
	-	-	-	-	-
G	Folsom, Hope	G3/ Money Shot	21	6	0.778
	Birmingham, Christine	G4/ Overtime Outlaws	4	21	0.160
	-	-	-	-	-

Fall 2006 RDL Top Doubles Records (by division) (FINAL!)

(All statistics are included, as there were no missing scoresheets this season)

(Game minimum required for this listing: 16 for divisions B/C/D, 19 for divisions A/E/F/G, and 18 for teams F6/G4/G8 [due to a fft. received])

"A" Division

			W	L	%-age
1	Tan, Wil	A5/ Tossn Heads	25	3	0.893
2	Adam, Stevie	A3/ The Shadows	19	3	0.864
3	Phillips, Robbie	A2/ The Essential Elements	21	5	0.808
4	Blake, Brian	A3/ The Shadows	22	6	0.786
5	Gaglione, Joey	A5/ Tossn Heads	21	7	0.750
	Kilts, Jason	A2/ The Essential Elements	18	6	0.750
7	Budelman, Jim	A1/ Lunatic Fringe	20	7	0.741
8	Davis, Jimmy	A1/ Lunatic Fringe	14	5	0.737
9	Brown, Tom	A2/ The Essential Elements	20	8	0.714
10	Seward, Mike	A5/ Tossn Heads	18	8	0.692
11	Wall, Keith	A2/ The Essential Elements	17	9	0.654
12	Wilson, James	A1/ Lunatic Fringe	13	8	0.619
13	Terry, Bob	A1/ Lunatic Fringe	16	10	0.615
14	Knight, Mark	A4/ Dodge Darts	15	10	0.600
15	Oakley, Richard	A3/ The Shadows	14	10	0.583

"B" Division

			W	L	%-age
1	Copple, Matthew	B3/ Nine Lives	20	4	0.833
	Sosa, Bo	B3/ Nine Lives	20	4	0.833
3	Hindle, Mikey	B7/ Wallbangers	18	6	0.750
4	Holly, Mike	B7/ Wallbangers	12	5	0.706
	Warren, Randy	B2/ Cheap Shots	12	5	0.706
6	Hall, Josh	B2/ Cheap Shots	14	6	0.700
7	Crowley, Pat	B4/ Wireless	15	7	0.682
8	Coyne, Kevin	B2/ Cheap Shots	11	6	0.647
9	Bradshaw, Rick	B5/ Old School	14	8	0.636
10	Dunleavy, John	B4/ Wireless	12	7	0.632
11	Johnson, Michael	B4/ Wireless	15	9	0.625
12	Pilo, Chris	B4/ Wireless	13	8	0.619
13	Mills, Tim	B1/ Rebels Without A Cause	12	8	0.600
14	Simpson, Donnie	B5/ Old School	13	9	0.591
15	Murdaugh, John	B1/ Rebels Without A Cause	15	11	0.577

"C" Division

			W	L	%-age
1	Brown, Brandon	C3/ Got Pepsi?	14	5	0.737
2	Hudelson, Hans	C5/ 3 Legged Dog	13	5	0.722
3	Grannis, Jason	C3/ Got Pepsi?	17	7	0.708
4	Mitchell, Billy	C5/ 3 Legged Dog	15	7	0.682
5	Thompson, Barry	C3/ Got Pepsi?	16	8	0.667
	Carroll, John	C7/ No Names	12	6	0.667
7	Wells, John	C3/ Got Pepsi?	15	8	0.652
8	Panepinto, Tom	C4/ Get the Point "33"	10	6	0.625
9	Wilkie, Felipe	C7/ No Names	11	7	0.611
10	Howell, John	C1/ Starving Dartists	15	10	0.600
	Lewis, Jim	C2/ Dynamic Darts	12	8	0.600
12	Brown, Barry	C7/ No Names	13	9	0.591
	Deemer, Randy	C1/ Starving Dartists	13	9	0.591
14	Groves, Phil	C5/ 3 Legged Dog	10	7	0.588
15	Winters, Tom	C2/ Dynamic Darts	14	10	0.583

"D" Division

			W	L	%-age
1	Yoneoka, J.J.	D2/ Travelin' Beer Bellies	21	3	0.875
2	Side, Eric	D2/ Travelin' Beer Bellies	20	3	0.870
3	Bear, Bart	D2/ Travelin' Beer Bellies	15	4	0.789
4	Goodknecht, Chris	D3/ Grateful Darts	15	5	0.750
5	Bowen, Russell	D1/ Kozmic Debris	14	6	0.700
6	Taylor, Eric	D5/ Sharkshooters	16	7	0.696
7	Steppe, Mike	D5/ Sharkshooters	13	6	0.684
8	Hiller, Carl	D5/ Sharkshooters	15	7	0.682
9	Bubanic, George	D5/ Sharkshooters	14	7	0.667
10	Kiser, Lyman	D7/ One-Armed Bandits	14	8	0.636
11	Beaudoin, Paul	D6/ Armed and Dangerous	12	7	0.632
	Taylor, Walter	D7/ One-Armed Bandits	12	7	0.632
13	Byzek, John	D6/ Armed and Dangerous	10	6	0.625
	Krasnow, Dave	D2/ Travelin' Beer Bellies	10	6	0.625
15	Denton, Fon	D6/ Armed and Dangerous	12	8	0.600

"E" Division

			W	L	%-age
1	Radcliff, Rob	E1/ Team America	23	5	0.821
2	Raquet, Mike	E6/ Screamin' Meanies	21	5	0.808
	Wilcox, Randy	E1/ Team America	21	5	0.808
4	Morrill, Robert	E4/ The Hostile Amish	19	6	0.760
5	Johnson, Aaron	E5/ Da Bulls	18	8	0.692
6	Mori, Christopher	E1/ Team America	15	7	0.682
7	Scott, Kevin	E1/ Team America	18	9	0.667
	Miller, Mike	E7/ The DIVE Bombers	16	8	0.667
9	Majchrzak, Ted	E4/ The Hostile Amish	15	8	0.652
10	Fulghum, Mark	E3/ Endeavor	15	10	0.600
	Stepp, John	E4/ The Hostile Amish	15	10	0.600
12	White, Bill	E5/ Da Bulls	16	11	0.593
13	Wilcox, Julie	E1/ Team America	11	8	0.579
14	Schwartz, Laurel	E2/ Whompas	15	11	0.577
15	Young, Mike	E4/ The Hostile Amish	12	9	0.571

"F" Division

			W	L	%-age
1	Phelan, Johnny	F7/ Rif Raf	21	4	0.840
2	Diamond, Paddy	F7/ Rif Raf	16	6	0.727
3	Barwick, Rob	F7/ Rif Raf	18	7	0.720
4	Ayers, Judson	F7/ Rif Raf	15	6	0.714
5	Tollerton, Steve	F2/ The Real DeCoys	16	7	0.696
6	Buchholz, Brian	F7/ Rif Raf	13	6	0.684
7	Kron, Jay	F5/ Damn Yankees!!!	15	7	0.682
8	Rosenhoff, Evan	F6/ Tres Equis	16	8	0.667
9	Hobbs, Brian	F8/ Bennington Brawlers	14	9	0.609
10	Gillett, Galen	F6/ Tres Equis	12	8	0.600
	Jur, Jess	F5/ Damn Yankees!!!	12	8	0.600
12	Patrick, Kevin	F5/ Damn Yankees!!!	16	11	0.593
13	Hall, Danny	F6/ Tres Equis	14	10	0.583
	Ohrberg, Keith	F7/ Rif Raf	14	10	0.583
15	Lupien, Bam	F5/ Damn Yankees!!!	11	8	0.579

"G" Division

			W	L	%-age
1	Ackley, Sean	G7/ Designated Divers	25	2	0.926
2	Mayhew, Nick	G1/ Off Constantly	19	4	0.826
3	Gotlibowski, Jim	G7/ Designated Divers	16	4	0.800
4	Beeson, Robb	G1/ Off Constantly	15	4	0.789
5	Harrilchak, Travis	G1/ Off Constantly	17	5	0.773
6	Wade, Nate	G2/ Coral Reefers	16	6	0.727
7	Parrish, Kelly	G7/ Designated Divers	15	6	0.714
8	McAlpin, Jack	G7/ Designated Divers	19	8	0.704
9	Smith, Van	G2/ Coral Reefers	18	8	0.692
10	Meyer, "Jimmay"	G7/ Designated Divers	13	6	0.684
11	Gilbert, Geoffrey	G5/ No Maam	15	7	0.682
12	Mayhew, Zak	G1/ Off Constantly	17	8	0.680
13	Woodard, David	G5/ No Maam	16	8	0.667
	Diggs, Rick	G1/ Off Constantly	14	7	0.667
15	Lane, Jonathan	G6/ Board 2 Death	17	9	0.654

Women's Records

	(# by div.: A-0, B-2, C-2, D-5, E-17, F-7, G-8)		W	L	%-age
A	-	-	-	-	-
B	-	-	-	-	-
C	Austin, Connie	C4/ Get the Point "33"	8	9	0.471
D	Joyner, Linda	D4/ Toro, Toro, Toro	9	9	0.500
	Mitchell, Liz	D5/ Sharkshooters	9	9	0.500
E	Wilcox, Julie	E1/ Team America	11	8	0.579
	Schwartz, Laurel	E2/ Whompas	15	11	0.577
	Alapin, Toni	E2/ Whompas	14	11	0.560
	Hatch, Nicole	E8/ Meet the Fockers!	14	11	0.560
F	Fischlein, Erin	F8/ Bennington Brawlers	10	9	0.526
	Elliott, Erin	F2/ The Real DeCoys	4	17	0.190
	-	-	-	-	-
G	Williams, Sara	G1/ Off Constantly	16	10	0.615
	Folsom, Hope	G3/ Money Shot	11	15	0.423
	Birmingham, Christine	G4/ Overtime Outlaws	7	18	0.280

Fall 2006 RDL Top Singles+Doubles Records (by division) (FINAL!)

(All statistics are included, as there were no missing scoresheets this season)

(Game minimum required for this listing: 32 for divisions B/C/D, 37 for divisions A/E/F/G, and 37 for teams F6/G4/G8 [due to a fft. received])

"A" Division

			W	L	%-age
1	Blake, Brian	A3/ The Shadows	47	9	0.839
	Tan, Wil	A5/ Tossn Heads	47	9	0.839
3	Seward, Mike	A5/ Tossn Heads	41	11	0.788
4	Phillips, Robbie	A2/ The Essential Elements	40	12	0.769
5	Adam, Stevie	A3/ The Shadows	32	12	0.727
6	Brown, Tom	A2/ The Essential Elements	40	16	0.714
7	Budelman, Jim	A1/ Lunatic Fringe	37	15	0.712
8	Knight, Mark	A4/ Dodge Darts	36	16	0.692
	Davis, Jimmy	A1/ Lunatic Fringe	27	12	0.692
10	Gaglione, Joey	A5/ Tossn Heads	38	19	0.667
11	Kendall, Kevin	A8/ The Boob Squad	35	19	0.648
12	Kilts, Jason	A2/ The Essential Elements	30	18	0.625
13	Hoffmann, Steve	A1/ Lunatic Fringe	29	21	0.580
14	Riner, John	A2/ The Essential Elements	31	23	0.574
15	Wall, Keith	A2/ The Essential Elements	30	23	0.566

"B" Division

			W	L	%-age
1	Sosa, Bo	B3/ Nine Lives	36	12	0.750
2	Simpson, Donnie	B5/ Old School	32	12	0.727
3	Hindle, Mikey	B7/ Wallbangers	34	13	0.723
4	Pilo, Chris	B4/ Wireless	30	14	0.682
5	Copple, Matthew	B3/ Nine Lives	32	15	0.681
6	Crowley, Pat	B4/ Wireless	29	14	0.674
7	Murdaugh, John	B1/ Rebels Without A Cause	33	17	0.660
8	Rodgers, Trey	B1/ Rebels Without A Cause	30	16	0.652
9	Hall, Josh	B2/ Cheap Shots	27	15	0.643
10	Allison, Frank	B7/ Wallbangers	23	13	0.639
11	Burney, Gary	B6/ Excalibur	29	17	0.630
12	Warren, Randy	B2/ Cheap Shots	22	13	0.629
13	Buckman, Dave	B2/ Cheap Shots	30	18	0.625
14	Jenkins, John	B5/ Old School	28	18	0.609
15	Dunleavy, John	B4/ Wireless	23	15	0.605

"C" Division

			W	L	%-age
1	Grannis, Jason	C3/ Got Pepsi?	36	12	0.750
2	Carroll, John	C7/ No Names	26	10	0.722
3	Brown, Barry	C7/ No Names	30	12	0.714
4	Wells, John	C3/ Got Pepsi?	31	15	0.674
5	Mitchell, Billy	C5/ 3 Legged Dog	29	15	0.659
6	Thompson, Barry	C3/ Got Pepsi?	30	17	0.638
7	Winters, Tom	C2/ Dynamic Darts	30	18	0.625
8	Deemer, Randy	C1/ Starving Dartists	27	17	0.614
9	Bitting, Brandon	C7/ No Names	28	19	0.596
10	Alcon, Tony	C5/ 3 Legged Dog	26	18	0.591
11	Penny, Ron	C4/ Get the Point "33"	25	18	0.581
12	Hudelson, Hans	C5/ 3 Legged Dog	23	17	0.575
13	Reynolds, Mike	C6/ Fired Up	28	21	0.571
14	Shown, Marc	C1/ Starving Dartists	22	17	0.564
15	(two tied)				0.563

"D" Division

			W	L	%-age
1	Yoneoka, J.J.	D2/ Travelin' Beer Bellies	32	8	0.800
2	Side, Eric	D2/ Travelin' Beer Bellies	35	9	0.795
3	McCredie, Bob	D2/ Travelin' Beer Bellies	24	8	0.750
4	Bubanic, George	D5/ Sharkshooters	33	12	0.733
5	Bear, Bart	D2/ Travelin' Beer Bellies	26	11	0.703
6	Bowen, Russell	D1/ Kozmic Debris	27	13	0.675
	Goodknecht, Chris	D3/ Grateful Darts	27	13	0.675
8	Grubb, Donald	D6/ Armed and Dangerous	29	14	0.674
9	Taylor, Walter	D7/ One-Armed Bandits	26	13	0.667
10	Taylor, Eric	D5/ Sharkshooters	30	16	0.652
11	Krasnow, Dave	D2/ Travelin' Beer Bellies	22	12	0.647
12	Kiser, Lyman	D7/ One-Armed Bandits	27	15	0.643
13	Beaudoin, Paul	D6/ Armed and Dangerous	25	14	0.641
14	Hiller, Carl	D5/ Sharkshooters	26	16	0.619
15	Aguilar, Jose	D4/ Toro, Toro, Toro	22	14	0.611

"E" Division

			W	L	%-age
1	Wilcox, Randy	E1/ Team America	43	6	0.878
2	Raquet, Mike	E6/ Screamin' Meanies	45	7	0.865
3	Morrill, Robert	E4/ The Hostile Amish	39	13	0.750
4	Radcliff, Rob	E1/ Team America	41	14	0.745
5	Miller, Mike	E7/ The DIVE Bombers	36	13	0.735
6	Scott, Kevin	E1/ Team America	39	16	0.709
7	Lee, Carl	E7/ The DIVE Bombers	36	18	0.667
8	White, Bill	E5/ Da Bulls	31	17	0.646
9	Mori, Christopher	E1/ Team America	29	16	0.644
10	Majchrzak, Ted	E4/ The Hostile Amish	24	14	0.632
11	Johnson, Aaron	E5/ Da Bulls	34	20	0.630
12	Fulghum, Mark	E3/ Endeavor	31	19	0.620
13	Wilcox, Julie	E1/ Team America	24	15	0.615
14	Stepp, John	E4/ The Hostile Amish	30	19	0.612
15	Claypool, Josh	E4/ The Hostile Amish	27	19	0.587

"F" Division

			W	L	%-age
1	Ohrberg, Keith	F7/ Rif Raf	37	13	0.740
2	Phelan, Johnny	F7/ Rif Raf	38	14	0.731
3	Tollerton, Steve	F2/ The Real DeCoys	35	14	0.714
4	Barwick, Rob	F7/ Rif Raf	36	15	0.706
5	Jur, Jess	F5/ Damn Yankees!!!	28	12	0.700
6	Kron, Jay	F5/ Damn Yankees!!!	32	15	0.681
7	Diamond, Paddy	F7/ Rif Raf	29	14	0.674
8	Hall, Danny	F6/ Tres Equis	30	15	0.667
9	Buchholz, Brian	F7/ Rif Raf	27	15	0.643
10	Lee, Ronnie	F2/ The Real DeCoys	32	18	0.640
11	Price, Brady	F4/ Menace to Sobriety	30	17	0.638
	Rosenhoff, Evan	F6/ Tres Equis	30	17	0.638
13	Gillett, Galen	F6/ Tres Equis	25	15	0.625
14	Kenney, Jon	F8/ Bennington Brawlers	29	18	0.617
15	(two tied)				0.607

"G" Division

			W	L	%-age
1	Beeson, Robb	G1/ Off Constantly	34	4	0.895
2	Ackley, Sean	G7/ Designated Divers	45	9	0.833
3	Gilbert, Geoffrey	G5/ No Maam	34	10	0.773
4	Gotlibowski, Jim	G7/ Designated Divers	32	11	0.744
5	McAlpin, Jack	G7/ Designated Divers	39	16	0.709
6	Mayhew, Nick	G1/ Off Constantly	34	16	0.680
7	Mayhew, Zak	G1/ Off Constantly	35	18	0.660
8	Harrilchak, Travis	G1/ Off Constantly	32	17	0.653
9	Smith, Van	G2/ Coral Reefers	33	18	0.647
10	Wade, Nate	G2/ Coral Reefers	29	17	0.630
11	Meyer, "Jimmay"	G7/ Designated Divers	26	16	0.619
12	Dunham, Jim	G8/ Where's the Bullseye	26	17	0.605
13	Folsom, Hope	G3/ Money Shot	32	21	0.604
14	Campbell, Dan	G8/ Where's the Bullseye	26	18	0.591
15	Marsh, John	G7/ Designated Divers	24	18	0.571

Women's Records

	(# by div.: A-0, B-2, C-2, D-5, E-17, F-7, G-8)		W	L	%-age
A	-	-	-	-	-
B	-	-	-	-	-
C	-	-	-	-	-
D	Hiller, Becky	D5/ Sharkshooters	16	21	0.432
	McCray, Karla	D4/ Toro, Toro, Toro	13	19	0.406
E	Wilcox, Julie	E1/ Team America	24	15	0.615
	Blackwelder, Deb	E8/ Meet the Fockers!	25	18	0.581
	Hatch, Nicole	E8/ Meet the Fockers!	27	24	0.529
	Buckley, Jennifer	E6/ Screamin' Meanies	28	29	0.491
F	Fischlein, Erin	F8/ Bennington Brawlers	20	22	0.476
	Elliott, Erin	F2/ The Real DeCoys	5	37	0.119
	-	-	-	-	-
G	Folsom, Hope	G3/ Money Shot	32	21	0.604
	Williams, Sara	G1/ Off Constantly	22	21	0.512
	Birmingham, Christine	G4/ Overtime Outlaws	11	39	0.220

Fall 2006 RDL Top All-Star Point Averages (by division) (FINAL!)

(All statistics are included, as there were no missing scoresheets this season)

(Game minimum required for this listing: 32 for divisions B/C/D, 37 for divisions A/E/F/G, and 37 for teams F6/G4/G8 [due to a fft. received])

"A" Division

			ASP	TGP	Ave.
1	Blake, Brian	A3/ The Shadows	134.0	57	2.351
2	Tan, Wil	A5/ Tossn Heads	109.0	57	1.912
3	Seward, Mike	A5/ Tossn Heads	100.5	53	1.896
4	Knight, Mark	A4/ Dodge Darts	88.0	54	1.630
5	Phillips, Robbie	A2/ The Essential Elements	87.5	54	1.620
6	Brown, Tom	A2/ The Essential Elements	90.5	59	1.534
7	Davis, Jimmy	A1/ Lunatic Fringe	60.5	40	1.513
8	Kendall, Kevin	A8/ The Boob Squad	75.5	54	1.398
9	Terry, Bob	A1/ Lunatic Fringe	75.0	55	1.364
10	Berstler, Justin	A8/ The Boob Squad	67.5	52	1.298
11	Oakley, Richard	A3/ The Shadows	55.0	44	1.250
12	Chavis, Marshall	A3/ The Shadows	63.5	51	1.245
13	Hyler, Dale	A2/ The Essential Elements	65.5	56	1.170
14	Whitehead, Lee	A4/ Dodge Darts	41.0	37	1.108
15	Murray, David	A3/ The Shadows	57.0	52	1.096

"B" Division

			ASP	TGP	Ave.
1	Simpson, Donnie	B5/ Old School	53.0	46	1.152
2	Crowley, Pat	B4/ Wireless	48.0	43	1.116
3	Chaney, Bill	B1/ Rebels Without A Cause	40.0	42	0.952
4	Leonard, Shawn	B7/ Wallbangers	38.0	49	0.776
5	Rodgers, Trey	B1/ Rebels Without A Cause	34.5	47	0.734
6	Dunleavy, John	B4/ Wireless	27.5	38	0.724
7	Bradshaw, Rick	B5/ Old School	32.5	46	0.707
8	Allison, Frank	B7/ Wallbangers	26.5	38	0.697
9	Hindle, Mikey	B7/ Wallbangers	33.5	49	0.684
10	Pilo, Chris	B4/ Wireless	29.5	44	0.670
11	Murdaugh, John	B1/ Rebels Without A Cause	34.0	51	0.667
12	Sellers, Mark	B2/ Cheap Shots	26.5	40	0.663
13	Romanchek, David	B3/ Nine Lives	35.5	54	0.657
14	Holly, Mike	B7/ Wallbangers	22.0	34	0.647
15	Sosa, Bo	B3/ Nine Lives	31.0	48	0.646

"C" Division

			ASP	TGP	Ave.
1	Carroll, John	C7/ No Names	38.0	39	0.974
2	Winters, Tom	C2/ Dynamic Darts	48.5	50	0.970
3	Wiegand, Tom	C7/ No Names	34.5	39	0.885
4	Grannis, Jason	C3/ Got Pepsi?	43.0	49	0.878
5	Brown, Barry	C7/ No Names	37.0	45	0.822
6	Walters, Jason	C3/ Got Pepsi?	39.5	49	0.806
7	Wells, John	C3/ Got Pepsi?	37.0	47	0.787
8	Shown, Marc	C1/ Starving Dartists	33.0	42	0.786
9	Mitchell, Billy	C5/ 3 Legged Dog	35.5	47	0.755
10	Brown, Phil	C3/ Got Pepsi?	29.5	43	0.686
11	James, Bob	C1/ Starving Dartists	32.0	48	0.667
12	Reynolds, Mike	C6/ Fired Up	31.5	50	0.630
13	Penny, Ron	C4/ Get the Point "33"	27.5	44	0.625
14	Jackson, Barry	C2/ Dynamic Darts	20.5	34	0.603
15	Keller, Tony	C6/ Fired Up	26.5	45	0.589

"D" Division

			ASP	TGP	Ave.
1	Side, Eric	D2/ Travelin' Beer Bellies	46.5	44	1.057
2	Bubanic, George	D5/ Sharkshooters	41.5	47	0.883
3	Aguilar, Jose	D4/ Toro, Toro, Toro	32.0	38	0.842
4	Goodknecht, Chris	D3/ Grateful Darts	33.0	40	0.825
5	Kiser, Lyman	D7/ One-Armed Bandits	30.0	42	0.714
6	Bowen, Russell	D1/ Kozmic Debris	27.5	40	0.688
7	Bear, Bart	D2/ Travelin' Beer Bellies	25.0	37	0.676
8	Webster, Clark	D1/ Kozmic Debris	25.5	38	0.671
9	Grubb, Donald	D6/ Armed and Dangerous	27.0	43	0.628
10	Yoneoka, J.J.	D2/ Travelin' Beer Bellies	25.0	40	0.625
11	Lilienthal, John	D3/ Grateful Darts	23.5	41	0.573
12	Montesi, Chris	D4/ Toro, Toro, Toro	19.5	35	0.557
13	Richardson, Shane	D7/ One-Armed Bandits	22.0	40	0.550
14	Iager, John	D3/ Grateful Darts	22.5	41	0.549
15	Taylor, Walter	D7/ One-Armed Bandits	21.0	39	0.538

"E" Division

			ASP	TGP	Ave.
1	Raquet, Mike	E6/ Screamin' Meanies	49.0	54	0.907
2	Wilcox, Randy	E1/ Team America	36.5	50	0.730
3	Stepp, John	E4/ The Hostile Amish	34.0	50	0.680
4	Mori, Christopher	E1/ Team America	30.0	46	0.652
5	Johnson, Aaron	E5/ Da Bulls	32.0	55	0.582
6	Radcliff, Rob	E1/ Team America	28.5	56	0.509
7	Lee, Carl	E7/ The DIVE Bombers	27.5	56	0.491
8	Miller, Mike	E7/ The DIVE Bombers	24.0	51	0.471
9	Huff, Matt	E7/ The DIVE Bombers	22.5	48	0.469
10	Wilcox, Julie	E1/ Team America	18.5	40	0.463
11	Marler, Donald	E7/ The DIVE Bombers	22.5	50	0.450
12	Blackwelder, Deb	E8/ Meet the Fockers!	19.5	44	0.443
13	Scott, Kevin	E1/ Team America	24.5	56	0.438
14	Park, Ed	E6/ Screamin' Meanies	19.0	45	0.422
15	Rhea, Laurie	E2/ Whompas	26.5	66	0.402

"F" Division

			ASP	TGP	Ave.
1	Phelan, Johnny	F7/ Rif Raf	44.0	54	0.815
2	Jur, Jess	F5/ Damn Yankees!!!	27.5	40	0.688
3	Martin, David	F2/ The Real DeCoys	37.0	55	0.673
4	Ohrberg, Keith	F7/ Rif Raf	31.0	52	0.596
5	Perry, Matt	F8/ Bennington Brawlers	22.5	40	0.563
6	Hall, Danny	F6/ Tres Equis	25.0	46	0.543
7	Carter, Shawn	F8/ Bennington Brawlers	23.0	44	0.523
8	Lee, Ronnie	F2/ The Real DeCoys	27.5	53	0.519
9	Rosenhoff, Evan	F6/ Tres Equis	24.0	49	0.490
10	Gillett, Galen	F6/ Tres Equis	20.0	42	0.476
11	Hobbs, Brian	F8/ Bennington Brawlers	20.0	45	0.444
12	Buchholz, Brian	F7/ Rif Raf	19.5	44	0.443
13	Kenney, Jon	F8/ Bennington Brawlers	21.0	48	0.438
14	Amundson, Martin	F6/ Tres Equis	15.0	37	0.405
15	Johnson, Dave	F4/ Menace to Sobriety	21.0	52	0.404

"G" Division

			W	L	Ave.
1	Beeson, Robb	G1/ Off Constantly	29.5	38	0.776
2	Gotlibowski, Jim	G7/ Designated Divers	25.5	44	0.580
3	Wade, Nate	G2/ Coral Reefers	26.0	48	0.542
4	Ackley, Sean	G7/ Designated Divers	29.0	56	0.518
5	McAlpin, Jack	G7/ Designated Divers	29.5	57	0.518
6	Gilbert, Geoffrey	G5/ No Maam	21.5	47	0.457
7	Williams, Nelson	G2/ Coral Reefers	17.0	39	0.436
8	Mayhew, Zak	G1/ Off Constantly	22.5	53	0.425
9	Boyd, Richard	G2/ Coral Reefers	16.0	38	0.421
10	Harrilchak, Travis	G1/ Off Constantly	19.0	49	0.388
11	Colton, Mitch	G3/ Money Shot	19.5	54	0.361
12	Clark, Dan	G4/ Overtime Outlaws	16.0	45	0.356
13	Campbell, Dan	G8/ Where's the Bullseye	15.5	45	0.344
14	Lane, Jonathan	G6/ Board 2 Death	16.5	54	0.306
15	Folsom, Kyle	G3/ Money Shot	13.5	45	0.300

Women's Records

	(# by div.: A-0, B-2, C-2, D-5, E-17, F-7, G-8)		ASP	TGP	Ave.
A	-	-	-	-	-
B	-	-	-	-	-
C	Austin, Jan	C4/ Get the Point "33"	14.5	32	0.453
D	McCray, Karla	D4/ Toro, Toro, Toro	11.0	34	0.324
	Hiller, Becky	D5/ Sharkshooters	7.5	38	0.197
E	Wilcox, Julie	E1/ Team America	18.5	40	0.463
	Blackwelder, Deb	E8/ Meet the Fockers!	19.5	44	0.443
	Rhea, Laurie	E2/ Whompas	26.5	66	0.402
	Buckley, Jennifer	E6/ Screamin' Meanies	21.5	59	0.364
F	Fischlein, Erin	F8/ Bennington Brawlers	10.0	43	0.233
	Elliott, Erin	F2/ The Real DeCoys	3.5	45	0.078
	-	-	-	-	-
G	Folsom, Hope	G3/ Money Shot	15.0	54	0.278
	Birmingham, Christine	G4/ Overtime Outlaws	8.5	50	0.170
	Williams, Sara	G1/ Off Constantly	3.5	43	0.081

Fall 2006 RDL League-Wide Sectional Statistics (ranked by percentage) (FINAL!)

(All statistics are included, as there were no missing scoresheets this season)

(Game minimum required for this listing: 6 for divisions B/C/D, 7 for divisions A/E/F/G)

Singles 301 Win Percentage

			W	L	%-age
1	Wilcox, Randy	E1/ Team America	12	0	1.000
	Campbell, Dan	G8/ Where's the Bullseye	12	0	1.000
	Simpson, Donnie	B5/ Old School	11	0	1.000
	Beeson, Robb	G1/ Off Constantly	10	0	1.000
5	Ohrberg, Keith	F7/ Rif Raf	12	1	0.923
6	Burney, Gary	B6/ Excalibur	10	1	0.909
	Rodgers, Trey	B1/ Rebels Without A Cause	10	1	0.909
8	Side, Eric	D2/ Travelin' Beer Bellies	8	1	0.889
9	Metters, Paul	C5/ 3 Legged Dog	7	1	0.875
10	Brown, Tom	A2/ The Essential Elements	12	2	0.857
11	Raquet, Mike	E6/ Screamin' Meanies	11	2	0.846
	Folsom, Hope	G3/ Money Shot	11	2	0.846
13	Jackson, Barry	C2/ Dynamic Darts	5	1	0.833
	Byzek, John	D6/ Armed and Dangerous	5	1	0.833
15	Hill, Mike	C4/ Get the Point "33"	9	2	0.818
	Hall, Danny	F6/ Tres Equis	9	2	0.818
	Gilbert, Geoffrey	G5/ No Maam	9	2	0.818
18	Grubb, Donald	D6/ Armed and Dangerous	8	2	0.800
	Williams, Denny	D6/ Armed and Dangerous	8	2	0.800
	Jur, Jess	F5/ Damn Yankees!!!	8	2	0.800
	Grimes, Lynwood	G6/ Board 2 Death	8	2	0.800
22	Blake, Brian	A3/ The Shadows	11	3	0.786
	Lee, Carl	E7/ The DIVE Bombers	11	3	0.786
24	Allison, Frank	B7/ Wallbangers	7	2	0.778
25	Seward, Mike	A5/ Tossn Heads	10	3	0.769
	Tollerton, Steve	F2/ The Real DeCoys	10	3	0.769
27	Budelman, Jim	A1/ Lunatic Fringe	9	3	0.750
	Buckman, Dave	B2/ Cheap Shots	9	3	0.750
	Murdaugh, John	B1/ Rebels Without A Cause	9	3	0.750
	Grannis, Jason	C3/ Got Pepsi?	9	3	0.750
	Bubanic, George	D5/ Sharkshooters	9	3	0.750
	Claypool, Josh	E4/ The Hostile Amish	9	3	0.750
	Fulghum, Mark	E3/ Endeavor	9	3	0.750
	Miller, Mike	E7/ The DIVE Bombers	9	3	0.750
	Schmaus, Darren	E4/ The Hostile Amish	9	3	0.750
	Kron, Jay	F5/ Damn Yankees!!!	9	3	0.750
	Warren, Randy	B2/ Cheap Shots	6	2	0.750
	White, Bill	E5/ Da Bulls	6	2	0.750
39	Hindle, Mikey	B7/ Wallbangers	8	3	0.727
	Richardson, Shane	D7/ One-Armed Bandits	8	3	0.727
	Blackwelder, Deb	E8/ Meet the Fockers!	8	3	0.727
	Price, Brady	F4/ Menace to Sobriety	8	3	0.727
	Hodge, Hue	G2/ Coral Reefers	8	3	0.727
	Smith, Van	G2/ Coral Reefers	8	3	0.727
45	Kendall, Kevin	A8/ The Boob Squad	10	4	0.714
	Tan, Wil	A5/ Tossn Heads	10	4	0.714
	Morrill, Robert	E4/ The Hostile Amish	10	4	0.714
	Scott, Kevin	E1/ Team America	10	4	0.714
	Lee, Ronnie	F2/ The Real DeCoys	10	4	0.714
	Gelhar, Tommy	A3/ The Shadows	5	2	0.714
	McSorley, Paul	E5/ Da Bulls	5	2	0.714
	Sarantos, Alex	F5/ Damn Yankees!!!	5	2	0.714
	Boyd, Richard	G2/ Coral Reefers	5	2	0.714
54	Brown, Barry	C7/ No Names	7	3	0.700
	Beaudoin, Paul	D6/ Armed and Dangerous	7	3	0.700
	Dunham, Jim	G8/ Where's the Bullseye	7	3	0.700
57	Lane, Timothy	A7/ Tir na hOg	9	4	0.692
	Carter, Shawn	F8/ Bennington Brawlers	9	4	0.692
	McEwen, William	F6/ Tres Equis	9	4	0.692
	Phelan, Johnny	F7/ Rif Raf	9	4	0.692
	Colton, Mitch	G3/ Money Shot	9	4	0.692
	Mayhew, Nick	G1/ Off Constantly	9	4	0.692
63	Jenkins, John	B5/ Old School	8	4	0.667
	Pilo, Chris	B4/ Wireless	8	4	0.667
	Bitting, Brandon	C7/ No Names	8	4	0.667
	Thompson, Brett	C5/ 3 Legged Dog	8	4	0.667
	Snowden, Mark	E5/ Da Bulls	8	4	0.667
	Buchholz, Brian	F7/ Rif Raf	8	4	0.667
	(nine tied - 2 in B, 2 in C, 3 in D, 1 in F, 1 in G)		6	3	0.667
			4	2	0.667

Singles Cricket Win Percentage

			W	L	%-age
1	Blake, Brian	A3/ The Shadows	14	0	1.000
	Knight, Mark	A4/ Dodge Darts	14	0	1.000
	Seward, Mike	A5/ Tossn Heads	13	0	1.000
	Raquet, Mike	E6/ Screamin' Meanies	13	0	1.000
	Brown, Barry	C7/ No Names	10	0	1.000
	Aguilar, Jose	D4/ Toro, Toro, Toro	10	0	1.000
	Beeson, Robb	G1/ Off Constantly	9	0	1.000
8	Ackley, Sean	G7/ Designated Divers	13	1	0.929
	Knott, Ronnie	G6/ Board 2 Death	13	1	0.929
	McAlpin, Jack	G7/ Designated Divers	13	1	0.929
11	Kenney, Jon	F8/ Bennington Brawlers	12	1	0.923
12	Price, Brady	F4/ Menace to Sobriety	11	1	0.917
13	Wilcox, Randy	E1/ Team America	10	1	0.909
	Gilbert, Geoffrey	G5/ No Maam	10	1	0.909
15	Carroll, John	C7/ No Names	8	1	0.889
16	Sarantos, Alex	F5/ Damn Yankees!!!	7	1	0.875
	Jarvah, Sean	G2/ Coral Reefers	7	1	0.875
18	Tan, Wil	A5/ Tossn Heads	12	2	0.857
	Lee, Carl	E7/ The DIVE Bombers	12	2	0.857
	Radcliff, Rob	E1/ Team America	12	2	0.857
	McCartney, Eric	F4/ Menace to Sobriety	12	2	0.857
	Fine, Kenny	G5/ No Maam	6	1	0.857
23	Phillips, Robbie	A2/ The Essential Elements	11	2	0.846
	Miller, Mike	E7/ The DIVE Bombers	11	2	0.846
	Ohrberg, Keith	F7/ Rif Raf	11	2	0.846
26	Sosa, Bo	B3/ Nine Lives	10	2	0.833
	Grannis, Jason	C3/ Got Pepsi?	10	2	0.833
	Reynolds, Mike	C6/ Fired Up	10	2	0.833
	Bubanic, George	D5/ Sharkshooters	10	2	0.833
	Rosenhoff, Evan	F6/ Tres Equis	10	2	0.833
31	Crowley, Pat	B4/ Wireless	9	2	0.818
	Pilo, Chris	B4/ Wireless	9	2	0.818
	Vann, Tim	B6/ Excalibur	9	2	0.818
	Grubb, Donald	D6/ Armed and Dangerous	9	2	0.818
	Iager, John	D3/ Grateful Darts	9	2	0.818
	Kiser, Lyman	D7/ One-Armed Bandits	9	2	0.818
	Stepp, John	E4/ The Hostile Amish	9	2	0.818
	Hoyt, David	F3/ Capital Punishment	9	2	0.818
39	Sellers, Mark	B2/ Cheap Shots	8	2	0.800
	Goodknecht, Chris	D3/ Grateful Darts	8	2	0.800
	Jur, Jess	F5/ Damn Yankees!!!	8	2	0.800
42	Kendall, Kevin	A8/ The Boob Squad	11	3	0.786
	Persson, Kenny	A5/ Tossn Heads	11	3	0.786
	Scott, Kevin	E1/ Team America	11	3	0.786
	Lee, Ronnie	F2/ The Real DeCoys	11	3	0.786
46	Whitehead, Lee	A4/ Dodge Darts	7	2	0.778
	Bear, Bart	D2/ Travelin' Beer Bellies	7	2	0.778
	Hansen, Paul	D2/ Travelin' Beer Bellies	7	2	0.778
	McCredie, Bob	D2/ Travelin' Beer Bellies	7	2	0.778
50	Hyler, Dale	A2/ The Essential Elements	10	3	0.769
	Morrill, Robert	E4/ The Hostile Amish	10	3	0.769
	Barwick, Rob	F7/ Rif Raf	10	3	0.769
53	Jenkins, John	B5/ Old School	9	3	0.750
	Murdaugh, John	B1/ Rebels Without A Cause	9	3	0.750
	Wells, John	C3/ Got Pepsi?	9	3	0.750
	Winters, Tom	C2/ Dynamic Darts	9	3	0.750
	Kerr, Duncan	E5/ Da Bulls	9	3	0.750
	Gotlibowski, Jim	G7/ Designated Divers	9	3	0.750
	xx-Stites, Jon	A5/ Tossn Heads	6	2	0.750
	Costen, Todd	C2/ Dynamic Darts	6	2	0.750
61	Hall, Josh	B2/ Cheap Shots	8	3	0.727
	Simpson, Donnie	B5/ Old School	8	3	0.727
	Deemer, Randy	C1/ Starving Dartists	8	3	0.727
	Keller, Tony	C6/ Fired Up	8	3	0.727
	Mitchell, Billy	C5/ 3 Legged Dog	8	3	0.727
	Taylor, Walter	D7/ One-Armed Bandits	8	3	0.727
	Yoneoka, J.J.	D2/ Travelin' Beer Bellies	8	3	0.727
	Dunham, Jim	G8/ Where's the Bullseye	8	3	0.727
	Gwaltney, Alex	G5/ No Maam	8	3	0.727
70	(eight tied - 2 in D, 1 in E, 1 in F, 3 in G)				0.714

Fall 2006 RDL League-Wide Sectional Statistics (ranked by percentage) (FINAL!)

(All statistics are included, as there were no missing scoresheets this season)

(Game minimum required for this listing: 6 for divisions B/C/D, 7 for divisions A/E/F/G)

Doubles Cricket Win Percentage

			W	L	%-age
1	Tan, Wil	A5/ Tossn Heads	14	0	1.000
	Phelan, Johnny	F7/ Rif Raf	14	0	1.000
	Gilbert, Geoffrey	G5/ No Maam	11	0	1.000
	xx-Stites, Jon	A5/ Tossn Heads	8	0	1.000
	Sarantos, Alex	F5/ Damn Yankees!!!	8	0	1.000
6	Radcliff, Rob	E1/ Team America	13	1	0.929
	Ackley, Sean	G7/ Designated Divers	13	1	0.929
8	Wilcox, Randy	E1/ Team America	12	1	0.923
9	Yoneoka, J.J.	D2/ Travelin' Beer Bellies	11	1	0.917
10	Side, Eric	D2/ Travelin' Beer Bellies	10	1	0.909
	Taylor, Eric	D5/ Sharkshooters	10	1	0.909
	Wade, Nate	G2/ Coral Reefers	10	1	0.909
13	Bear, Bart	D2/ Travelin' Beer Bellies	9	1	0.900
14	Warren, Randy	B2/ Cheap Shots	8	1	0.889
	Steppe, Mike	D5/ Sharkshooters	8	1	0.889
16	Hix, Steve	E4/ The Hostile Amish	7	1	0.875
17	Budelman, Jim	A1/ Lunatic Fringe	12	2	0.857
	Diamond, Paddy	F7/ Rif Raf	12	2	0.857
	Panepinto, Tom	C4/ Get the Point "33"	6	1	0.857
20	Woodard, David	G5/ No Maam	11	2	0.846
21	Kilts, Jason	A2/ The Essential Elements	10	2	0.833
	Copple, Matthew	B3/ Nine Lives	10	2	0.833
	Hindle, Mikey	B7/ Wallbangers	10	2	0.833
	Sosa, Bo	B3/ Nine Lives	10	2	0.833
	Grannis, Jason	C3/ Got Pepsi?	10	2	0.833
	Gibson, Ed	D2/ Travelin' Beer Bellies	5	1	0.833
	McCredie, Bob	D2/ Travelin' Beer Bellies	5	1	0.833
28	Adam, Stevie	A3/ The Shadows	9	2	0.818
29	Bowen, Russell	D1/ Kozmic Debris	8	2	0.800
	Goodknecht, Chris	D3/ Grateful Darts	8	2	0.800
	Johnson, Galen	E1/ Team America	8	2	0.800
	Schmaus, Darren	E4/ The Hostile Amish	8	2	0.800
	Ayers, Judson	F7/ Rif Raf	8	2	0.800
	Beeson, Robb	G1/ Off Constantly	8	2	0.800
35	Blake, Brian	A3/ The Shadows	11	3	0.786
	Gaglione, Joey	A5/ Tossn Heads	11	3	0.786
37	Davis, Jimmy	A1/ Lunatic Fringe	7	2	0.778
	Carroll, John	C7/ No Names	7	2	0.778
	Hudelson, Hans	C5/ 3 Legged Dog	7	2	0.778
40	Seward, Mike	A5/ Tossn Heads	10	3	0.769
	Raquet, Mike	E6/ Screamin' Meanies	10	3	0.769
	Smith, Van	G2/ Coral Reefers	10	3	0.769
43	Terry, Bob	A1/ Lunatic Fringe	9	3	0.750
	Brown, Brandon	C3/ Got Pepsi?	9	3	0.750
	Thompson, Barry	C3/ Got Pepsi?	9	3	0.750
	Wells, John	C3/ Got Pepsi?	9	3	0.750
	Yang, Rob	D5/ Sharkshooters	9	3	0.750
	Johnson, Aaron	E5/ Da Bulls	9	3	0.750
	Coyne, Kevin	B2/ Cheap Shots	6	2	0.750
	Byzek, John	D6/ Armed and Dangerous	6	2	0.750
	Tamburro, Dan	E5/ Da Bulls	6	2	0.750
	Van Olst, Jason	F2/ The Real DeCoys	6	2	0.750
53	Crowley, Pat	B4/ Wireless	8	3	0.727
	Pilo, Chris	B4/ Wireless	8	3	0.727
	Mitchell, Billy	C5/ 3 Legged Dog	8	3	0.727
	Bubanic, George	D5/ Sharkshooters	8	3	0.727
	Blackwelder, Deb	E8/ Meet the Fockers!	8	3	0.727
	Young, Mike	E4/ The Hostile Amish	8	3	0.727
59	Brown, Tom	A2/ The Essential Elements	10	4	0.714
	Barwick, Rob	F7/ Rif Raf	10	4	0.714
	Jeffcoat, Doug	A4/ Dodge Darts	5	2	0.714
	Shengulette, Jerry	E1/ Team America	5	2	0.714
63	Dunleavy, John	B4/ Wireless	7	3	0.700
	Hall, Josh	B2/ Cheap Shots	7	3	0.700
	Moats, Keith	B1/ Rebels Without A Cause	7	3	0.700
	Gillett, Galen	F6/ Tres Equis	7	3	0.700
	Lee, Ronnie	F2/ The Real DeCoys	7	3	0.700
	Gotlibowski, Jim	G7/ Designated Divers	7	3	0.700
	Hodge, Hue	G2/ Coral Reefers	7	3	0.700
70	(five tied - 1 in A, 2 in E, 1 in F, 1 in G)		9	4	0.692

Doubles 501 Win Percentage

			ASP	TGP	%-age
1	Mayhew, Nick	G1/ Off Constantly	13	1	0.929
2	Phillips, Robbie	A2/ The Essential Elements	12	1	0.923
	Ackley, Sean	G7/ Designated Divers	12	1	0.923
4	Adam, Stevie	A3/ The Shadows	10	1	0.909
	Harrilchak, Travis	G1/ Off Constantly	10	1	0.909
6	Gotlibowski, Jim	G7/ Designated Divers	9	1	0.900
	Parrish, Kelly	G7/ Designated Divers	9	1	0.900
8	Gibson, Ed	D2/ Travelin' Beer Bellies	7	1	0.875
9	Raquet, Mike	E6/ Screamin' Meanies	11	2	0.846
10	Copple, Matthew	B3/ Nine Lives	10	2	0.833
	Sosa, Bo	B3/ Nine Lives	10	2	0.833
	Side, Eric	D2/ Travelin' Beer Bellies	10	2	0.833
	Yoneoka, J.J.	D2/ Travelin' Beer Bellies	10	2	0.833
	Morrill, Robert	E4/ The Hostile Amish	10	2	0.833
	Hansen, Paul	D2/ Travelin' Beer Bellies	5	1	0.833
16	Oakley, Richard	A3/ The Shadows	9	2	0.818
	Bradshaw, Rick	B5/ Old School	9	2	0.818
	Meyer, "Jimmay"	G7/ Designated Divers	9	2	0.818
19	Blake, Brian	A3/ The Shadows	11	3	0.786
	Tan, Wil	A5/ Tossn Heads	11	3	0.786
	Williams, Sara	G1/ Off Constantly	11	3	0.786
22	Simpson, Tyler	B5/ Old School	7	2	0.778
	James, Bob	C1/ Starving Dartists	7	2	0.778
	Beeson, Robb	G1/ Off Constantly	7	2	0.778
25	Wall, Keith	A2/ The Essential Elements	10	3	0.769
	Mayhew, Zak	G1/ Off Constantly	10	3	0.769
	McAlpin, Jack	G7/ Designated Divers	10	3	0.769
28	Fulghum, Mark	E3/ Endeavor	9	3	0.750
	Majchrzak, Ted	E4/ The Hostile Amish	9	3	0.750
	Buchholz, Brian	F7/ Rif Raf	9	3	0.750
	Kron, Jay	F5/ Damn Yankees!!!	9	3	0.750
	xx-Stites, Jon	A5/ Tossn Heads	6	2	0.750
	Holly, Mike	B7/ Wallbangers	6	2	0.750
	Fach, Roland	C4/ Get the Point "33"	6	2	0.750
	McCredie, Bob	D2/ Travelin' Beer Bellies	6	2	0.750
	Dougherty, Henry	F5/ Damn Yankees!!!	6	2	0.750
37	Deemer, Randy	C1/ Starving Dartists	8	3	0.727
	Mori, Christopher	E1/ Team America	8	3	0.727
	Barwick, Rob	F7/ Rif Raf	8	3	0.727
	Rosenhoff, Evan	F6/ Tres Equis	8	3	0.727
	Tollerton, Steve	F2/ The Real DeCoys	8	3	0.727
42	Brown, Tom	A2/ The Essential Elements	10	4	0.714
	Gaglione, Joey	A5/ Tossn Heads	10	4	0.714
	Radcliff, Rob	E1/ Team America	10	4	0.714
	White, Bill	E5/ Da Bulls	10	4	0.714
	Adam, Jeff	A3/ The Shadows	5	2	0.714
	Brown, Brandon	C3/ Got Pepsi?	5	2	0.714
	Shengulette, Jerry	E1/ Team America	5	2	0.714
	Lane, Jeremy	G6/ Board 2 Death	5	2	0.714
50	Davis, Jimmy	A1/ Lunatic Fringe	7	3	0.700
	Wilson, James	A1/ Lunatic Fringe	7	3	0.700
	Hall, Josh	B2/ Cheap Shots	7	3	0.700
	Alcon, Tony	C5/ 3 Legged Dog	7	3	0.700
	Goodknecht, Chris	D3/ Grateful Darts	7	3	0.700
	Hiller, Carl	D5/ Sharkshooters	7	3	0.700
	Taylor, Walter	D7/ One-Armed Bandits	7	3	0.700
57	Schwartz, Laurel	E2/ Whompas	9	4	0.692
	Stepp, John	E4/ The Hostile Amish	9	4	0.692
	Wilcox, Randy	E1/ Team America	9	4	0.692
60	Smallwood, Jed	E6/ Screamin' Meanies	10	5	0.667
	Kilts, Jason	A2/ The Essential Elements	8	4	0.667
	Hindle, Mikey	B7/ Wallbangers	8	4	0.667
	Sherman, Matt	B2/ Cheap Shots	8	4	0.667
	Miller, Mike	E7/ The DIVE Bombers	8	4	0.667
	Schaffer, Brian	E6/ Screamin' Meanies	8	4	0.667
	(twelve tied - 1 in A, 2 in C, 4 in D, 3 in F, 2 in G)		6	3	0.667

Fall 2006 RDL Top Singles Records (League-Wide) (FINAL!)
and Top Doubles Records (League-Wide) (FINAL!)

(All statistics are included, as there were no missing scoresheets this season)

(Game minimum required for these listings: 16 for divisions B/C/D, 19 for divisions A/E/F/G, and 18 for teams F6/G4/G8 [due to fft. received])

Singles Win Percentage

			W	L	%-age
1	Beeson, Robb	G1/ Off Constantly	19	0	1.000
2	Wilcox, Randy	E1/ Team America	22	1	0.957
3	Raquet, Mike	E6/ Screamin' Meanies	24	2	0.923
4	Blake, Brian	A3/ The Shadows	25	3	0.893
5	Seward, Mike	A5/ Tossn Heads	23	3	0.885
	Ohrberg, Keith	F7/ Rif Raf	23	3	0.885
7	Simpson, Donnie	B5/ Old School	19	3	0.864
	Gilbert, Geoffrey	G5/ No Maam	19	3	0.864
9	Brown, Barry	C7/ No Names	17	3	0.850
10	Price, Brady	F4/ Menace to Sobriety	19	4	0.826
11	Lee, Carl	E7/ The DIVE Bombers	23	5	0.821
12	Grubb, Donald	D6/ Armed and Dangerous	17	4	0.810
13	Miller, Mike	E7/ The DIVE Bombers	20	5	0.800
	Jur, Jess	F5/ Damn Yankees!!!	16	4	0.800
15	Grannis, Jason	C3/ Got Pepsi?	19	5	0.792
	Bubanic, George	D5/ Sharkshooters	19	5	0.792
17	Tan, Wil	A5/ Tossn Heads	22	6	0.786
18	Knight, Mark	A4/ Dodge Darts	21	6	0.778
	Folsom, Hope	G3/ Money Shot	21	6	0.778
	Carroll, John	C7/ No Names	14	4	0.778
21	Hall, Danny	F6/ Tres Equis	16	5	0.762
22	Kendall, Kevin	A8/ The Boob Squad	21	7	0.750
	Scott, Kevin	E1/ Team America	21	7	0.750
	Lee, Ronnie	F2/ The Real DeCoys	21	7	0.750
	Murdaugh, John	B1/ Rebels Without A Cause	18	6	0.750
	Aguilar, Jose	D4/ Toro, Toro, Toro	15	5	0.750
27	Morrill, Robert	E4/ The Hostile Amish	20	7	0.741
	Ackley, Sean	G7/ Designated Divers	20	7	0.741
29	Burney, Gary	B6/ Excalibur	17	6	0.739
	Pilo, Chris	B4/ Wireless	17	6	0.739
	Rodgers, Trey	B1/ Rebels Without A Cause	17	6	0.739
32	Phillips, Robbie	A2/ The Essential Elements	19	7	0.731
	Kenney, Jon	F8/ Bennington Brawlers	19	7	0.731
	Tollerton, Steve	F2/ The Real DeCoys	19	7	0.731
35	Iager, John	D3/ Grateful Darts	16	6	0.727
36	Allison, Frank	B7/ Wallbangers	13	5	0.722
	McCredie, Bob	D2/ Travelin' Beer Bellies	13	5	0.722
38	Reynolds, Mike	C6/ Fired Up	18	7	0.720
39	Brown, Tom	A2/ The Essential Elements	20	8	0.714
	McAlpin, Jack	G7/ Designated Divers	20	8	0.714
	Side, Eric	D2/ Travelin' Beer Bellies	15	6	0.714
	White, Bill	E5/ Da Bulls	15	6	0.714
	Dunham, Jim	G8/ Where's the Bullseye	15	6	0.714
44	Buckman, Dave	B2/ Cheap Shots	17	7	0.708
	Jenkins, John	B5/ Old School	17	7	0.708
46	Hansen, Paul	D2/ Travelin' Beer Bellies	12	5	0.706
47	Taylor, Walter	D7/ One-Armed Bandits	14	6	0.700
48	Hindle, Mikey	B7/ Wallbangers	16	7	0.696
	Wells, John	C3/ Got Pepsi?	16	7	0.696
	Campbell, Dan	G8/ Where's the Bullseye	16	7	0.696
	Gotlibowski, Jim	G7/ Designated Divers	16	7	0.696
52	Barwick, Rob	F7/ Rif Raf	18	8	0.692
53	Yoneoka, J.J.	D2/ Travelin' Beer Bellies	11	5	0.688
54	Budelman, Jim	A1/ Lunatic Fringe	17	8	0.680
	Claypool, Josh	E4/ The Hostile Amish	17	8	0.680
	Kron, Jay	F5/ Damn Yankees!!!	17	8	0.680
57	Knott, Ronnie	G6/ Board 2 Death	19	9	0.679
58	Radcliff, Rob	E1/ Team America	18	9	0.667
	Sosa, Bo	B3/ Nine Lives	16	8	0.667
	Bitting, Brandon	C7/ No Names	16	8	0.667
	Thompson, Brett	C5/ 3 Legged Dog	16	8	0.667
	Winters, Tom	C2/ Dynamic Darts	16	8	0.667
	Crowley, Pat	B4/ Wireless	14	7	0.667
	Krasnow, Dave	D2/ Travelin' Beer Bellies	12	6	0.667
65	(nine tied - 5 in D, and 1 each in A, E, F, and G)		13	7	0.650

Doubles Win Percentage

			W	L	%-age
1	Ackley, Sean	G7/ Designated Divers	25	2	0.926
2	Tan, Wil	A5/ Tossn Heads	25	3	0.893
3	Yoneoka, J.J.	D2/ Travelin' Beer Bellies	21	3	0.875
4	Side, Eric	D2/ Travelin' Beer Bellies	20	3	0.870
5	Adam, Stevie	A3/ The Shadows	19	3	0.864
6	Phelan, Johnny	F7/ Rif Raf	21	4	0.840
7	Copple, Matthew	B3/ Nine Lives	20	4	0.833
	Sosa, Bo	B3/ Nine Lives	20	4	0.833
9	Mayhew, Nick	G1/ Off Constantly	19	4	0.826
10	Radcliff, Rob	E1/ Team America	23	5	0.821
11	Phillips, Robbie	A2/ The Essential Elements	21	5	0.808
	Raquet, Mike	E6/ Screamin' Meanies	21	5	0.808
	Wilcox, Randy	E1/ Team America	21	5	0.808
14	Gotlibowski, Jim	G7/ Designated Divers	16	4	0.800
15	Bear, Bart	D2/ Travelin' Beer Bellies	15	4	0.789
	Beeson, Robb	G1/ Off Constantly	15	4	0.789
17	Blake, Brian	A3/ The Shadows	22	6	0.786
18	Harrilchak, Travis	G1/ Off Constantly	17	5	0.773
19	Morrill, Robert	E4/ The Hostile Amish	19	6	0.760
20	Gaglione, Joey	A5/ Tossn Heads	21	7	0.750
	Kilts, Jason	A2/ The Essential Elements	18	6	0.750
	Hindle, Mikey	B7/ Wallbangers	18	6	0.750
	Goodknecht, Chris	D3/ Grateful Darts	15	5	0.750
24	Budelman, Jim	A1/ Lunatic Fringe	20	7	0.741
25	Davis, Jimmy	A1/ Lunatic Fringe	14	5	0.737
	Brown, Brandon	C3/ Got Pepsi?	14	5	0.737
27	Diamond, Paddy	F7/ Rif Raf	16	6	0.727
	Wade, Nate	G2/ Coral Reefers	16	6	0.727
29	Hudelson, Hans	C5/ 3 Legged Dog	13	5	0.722
30	Barwick, Rob	F7/ Rif Raf	18	7	0.720
31	Brown, Tom	A2/ The Essential Elements	20	8	0.714
	Ayers, Judson	F7/ Rif Raf	15	6	0.714
	Parrish, Kelly	G7/ Designated Divers	15	6	0.714
34	Grannis, Jason	C3/ Got Pepsi?	17	7	0.708
35	Holly, Mike	B7/ Wallbangers	12	5	0.706
	Warren, Randy	B2/ Cheap Shots	12	5	0.706
37	McAlpin, Jack	G7/ Designated Divers	19	8	0.704
38	Hall, Josh	B2/ Cheap Shots	14	6	0.700
	Bowen, Russell	D1/ Kozmic Debris	14	6	0.700
40	Taylor, Eric	D5/ Sharkshooters	16	7	0.696
	Tollerton, Steve	F2/ The Real DeCoys	16	7	0.696
42	Seward, Mike	A5/ Tossn Heads	18	8	0.692
	Johnson, Aaron	E5/ Da Bulls	18	8	0.692
	Smith, Van	G2/ Coral Reefers	18	8	0.692
45	Steppe, Mike	D5/ Sharkshooters	13	6	0.684
	Buchholz, Brian	F7/ Rif Raf	13	6	0.684
	Meyer, "Jimmay"	G7/ Designated Divers	13	6	0.684
48	Crowley, Pat	B4/ Wireless	15	7	0.682
	Mitchell, Billy	C5/ 3 Legged Dog	15	7	0.682
	Hiller, Carl	D5/ Sharkshooters	15	7	0.682
	Mori, Christopher	E1/ Team America	15	7	0.682
	Kron, Jay	F5/ Damn Yankees!!!	15	7	0.682
	Gilbert, Geoffrey	G5/ No Maam	15	7	0.682
54	Mayhew, Zak	G1/ Off Constantly	17	8	0.680
55	Scott, Kevin	E1/ Team America	18	9	0.667
	Thompson, Barry	C3/ Got Pepsi?	16	8	0.667
	Miller, Mike	E7/ The DIVE Bombers	16	8	0.667
	Rosenhoff, Evan	F6/ Tres Equis	16	8	0.667
	Woodard, David	G5/ No Maam	16	8	0.667
	Bubanic, George	D5/ Sharkshooters	14	7	0.667
	Diggs, Rick	G1/ Off Constantly	14	7	0.667
	Carroll, John	C7/ No Names	12	6	0.667
63	Wall, Keith	A2/ The Essential Elements	17	9	0.654
	Lane, Jonathan	G6/ Board 2 Death	17	9	0.654
65	(two tied - 1 each in C and E)		15	8	0.652

Fall 2006 RDL Top Singles + Doubles Records (League-Wide) (FINAL!)
and Top All-Star Point Averages (League-Wide) (FINAL!)

(All statistics are included, as there were no missing scoresheets this season)

(Game minimum required for these listings: 32 for divisions B/C/D, 37 for divisions A/E/F/G, and 35 for teams F6/G4/G8 [due to fft. received])

Singles + Doubles Win Percentage

			W	L	%-age
1	Beeson, Robb	G1/ Off Constantly	34	4	0.895
2	Wilcox, Randy	E1/ Team America	43	6	0.878
3	Raquet, Mike	E6/ Screamin' Meanies	45	7	0.865
4	Blake, Brian	A3/ The Shadows	47	9	0.839
	Tan, Wil	A5/ Tossn Heads	47	9	0.839
6	Ackley, Sean	G7/ Designated Divers	45	9	0.833
7	Yoneoka, J.J.	D2/ Travelin' Beer Bellies	32	8	0.800
8	Side, Eric	D2/ Travelin' Beer Bellies	35	9	0.795
9	Seward, Mike	A5/ Tossn Heads	41	11	0.788
10	Gilbert, Geoffrey	G5/ No Maam	34	10	0.773
11	Phillips, Robbie	A2/ The Essential Elements	40	12	0.769
12	Morrill, Robert	E4/ The Hostile Amish	39	13	0.750
	Sosa, Bo	B3/ Nine Lives	36	12	0.750
	Grannis, Jason	C3/ Got Pepsi?	36	12	0.750
	McCredie, Bob	D2/ Travelin' Beer Bellies	24	8	0.750
16	Radcliff, Rob	E1/ Team America	41	14	0.745
17	Gotlibowski, Jim	G7/ Designated Divers	32	11	0.744
18	Ohrberg, Keith	F7/ Rif Raf	37	13	0.740
19	Miller, Mike	E7/ The DIVE Bombers	36	13	0.735
20	Bubanic, George	D5/ Sharkshooters	33	12	0.733
21	Phelan, Johnny	F7/ Rif Raf	38	14	0.731
22	Adam, Stevie	A3/ The Shadows	32	12	0.727
	Simpson, Donnie	B5/ Old School	32	12	0.727
24	Hindle, Mikey	B7/ Wallbangers	34	13	0.723
25	Carroll, John	C7/ No Names	26	10	0.722
26	Brown, Tom	A2/ The Essential Elements	40	16	0.714
	Tollerton, Steve	F2/ The Real DeCoys	35	14	0.714
	Brown, Barry	C7/ No Names	30	12	0.714
29	Budelman, Jim	A1/ Lunatic Fringe	37	15	0.712
30	Scott, Kevin	E1/ Team America	39	16	0.709
	McAlpin, Jack	G7/ Designated Divers	39	16	0.709
32	Barwick, Rob	F7/ Rif Raf	36	15	0.706
33	Bear, Bart	D2/ Travelin' Beer Bellies	26	11	0.703
34	Jur, Jess	F5/ Damn Yankees!!!	28	12	0.700
35	Knight, Mark	A4/ Dodge Darts	36	16	0.692
	Davis, Jimmy	A1/ Lunatic Fringe	27	12	0.692
37	Pilo, Chris	B4/ Wireless	30	14	0.682
38	Copple, Matthew	B3/ Nine Lives	32	15	0.681
	Kron, Jay	F5/ Damn Yankees!!!	32	15	0.681
40	Mayhew, Nick	G1/ Off Constantly	34	16	0.680
41	Bowen, Russell	D1/ Kozmic Debris	27	13	0.675
	Goodknecht, Chris	D3/ Grateful Darts	27	13	0.675
43	Crowley, Pat	B4/ Wireless	29	14	0.674
	Grubb, Donald	D6/ Armed and Dangerous	29	14	0.674
	Diamond, Paddy	F7/ Rif Raf	29	14	0.674
46	Wells, John	C3/ Got Pepsi?	31	15	0.674
47	Gaglione, Joey	A5/ Tossn Heads	38	19	0.667
	Lee, Carl	E7/ The DIVE Bombers	36	18	0.667
	Hall, Danny	F6/ Tres Equis	30	15	0.667
	Taylor, Walter	D7/ One-Armed Bandits	26	13	0.667
51	Mayhew, Zak	G1/ Off Constantly	35	18	0.660
52	Murdaugh, John	B1/ Rebels Without A Cause	33	17	0.660
53	Mitchell, Billy	C5/ 3 Legged Dog	29	15	0.659
54	Harrilchak, Travis	G1/ Off Constantly	32	17	0.653
55	Rodgers, Trey	B1/ Rebels Without A Cause	30	16	0.652
	Taylor, Eric	D5/ Sharkshooters	30	16	0.652
57	Kendall, Kevin	A8/ The Boob Squad	35	19	0.648
58	Smith, Van	G2/ Coral Reefers	33	18	0.647
	Krasnow, Dave	D2/ Travelin' Beer Bellies	22	12	0.647
60	White, Bill	E5/ Da Bulls	31	17	0.646
61	Mori, Christopher	E1/ Team America	29	16	0.644
62	Hall, Josh	B2/ Cheap Shots	27	15	0.643
	Kiser, Lyman	D7/ One-Armed Bandits	27	15	0.643
	Buchholz, Brian	F7/ Rif Raf	27	15	0.643
65	Beaudoin, Paul	D6/ Armed and Dangerous	25	14	0.641

All-Star Point Average

			ASP	TGP	Ave.
1	Blake, Brian	A3/ The Shadows	134.0	57	2.351
2	Tan, Wil	A5/ Tossn Heads	109.0	57	1.912
3	Seward, Mike	A5/ Tossn Heads	100.5	53	1.896
4	Knight, Mark	A4/ Dodge Darts	88.0	54	1.630
5	Phillips, Robbie	A2/ The Essential Elements	87.5	54	1.620
6	Brown, Tom	A2/ The Essential Elements	90.5	59	1.534
7	Davis, Jimmy	A1/ Lunatic Fringe	60.5	40	1.513
8	Kendall, Kevin	A8/ The Boob Squad	75.5	54	1.398
9	Terry, Bob	A1/ Lunatic Fringe	75.0	55	1.364
10	Berstler, Justin	A8/ The Boob Squad	67.5	52	1.298
11	Oakley, Richard	A3/ The Shadows	55.0	44	1.250
12	Chavis, Marshall	A3/ The Shadows	63.5	51	1.245
13	Hyler, Dale	A2/ The Essential Elements	65.5	56	1.170
14	Simpson, Donnie	B5/ Old School	53.0	46	1.152
15	Crowley, Pat	B4/ Wireless	48.0	43	1.116
16	Whitehead, Lee	A4/ Dodge Darts	41.0	37	1.108
17	Murray, David	A3/ The Shadows	57.0	52	1.096
18	Gaglione, Joey	A5/ Tossn Heads	62.5	58	1.078
19	Side, Eric	D2/ Travelin' Beer Bellies	46.5	44	1.057
20	Hardison, Jon	A8/ The Boob Squad	47.5	46	1.033
21	Kilts, Jason	A2/ The Essential Elements	51.0	50	1.020
22	King, Timmy	A6/ The Replacements	59.0	58	1.017
23	Witz, Steve	A5/ Tossn Heads	58.5	60	0.975
24	Carroll, John	C7/ No Names	38.0	39	0.974
25	Winters, Tom	C2/ Dynamic Darts	48.5	50	0.970
26	Wilson, James	A1/ Lunatic Fringe	41.5	43	0.965
27	Chaney, Bill	B1/ Rebels Without A Cause	40.0	42	0.952
28	Persson, Kenny	A5/ Tossn Heads	54.0	57	0.947
29	Lane, Timothy	A7/ Tir na hOg	44.0	47	0.936
30	Raquet, Mike	E6/ Screamin' Meanies	49.0	54	0.907
31	Hall, Mike	A3/ The Shadows	35.0	39	0.897
32	Budelman, Jim	A1/ Lunatic Fringe	47.0	53	0.887
33	Wiegand, Tom	C7/ No Names	34.5	39	0.885
34	Hunsberger, Jim	A7/ Tir na hOg	38.0	43	0.884
35	Bubanic, George	D5/ Sharkshooters	41.5	47	0.883
36	Grannis, Jason	C3/ Got Pepsi?	43.0	49	0.878
37	Thomas, Jason	A6/ The Replacements	46.5	53	0.877
38	Aguilar, Jose	D4/ Toro, Toro, Toro	32.0	38	0.842
39	Adam, Stevie	A3/ The Shadows	36.5	44	0.830
40	Goodknecht, Chris	D3/ Grateful Darts	33.0	40	0.825
41	Riner, John	A2/ The Essential Elements	47.0	57	0.825
42	Brown, Barry	C7/ No Names	37.0	45	0.822
43	Phelan, Johnny	F7/ Rif Raf	44.0	54	0.815
44	McDonald, Mike	A4/ Dodge Darts	39.0	48	0.813
45	O'Brien, Sean	A7/ Tir na hOg	44.5	55	0.809
46	Walters, Jason	C3/ Got Pepsi?	39.5	49	0.806
47	Alvord, David	A8/ The Boob Squad	41.5	52	0.798
48	Wells, John	C3/ Got Pepsi?	37.0	47	0.787
49	Shown, Marc	C1/ Starving Dartists	33.0	42	0.786
50	Beeson, Robb	G1/ Off Constantly	29.5	38	0.776
51	Leonard, Shawn	B7/ Wallbangers	38.0	49	0.776
52	Eason, Joel	A7/ Tir na hOg	39.5	51	0.775
53	Mitchell, Billy	C5/ 3 Legged Dog	35.5	47	0.755
54	Rodgers, Trey	B1/ Rebels Without A Cause	34.5	47	0.734
55	Wilcox, Randy	E1/ Team America	36.5	50	0.730
56	Dunleavy, John	B4/ Wireless	27.5	38	0.724
57	Kiser, Lyman	D7/ One-Armed Bandits	30.0	42	0.714
58	Bradshaw, Rick	B5/ Old School	32.5	46	0.707
59	Allison, Frank	B7/ Wallbangers	26.5	38	0.697
60	Wall, Keith	A2/ The Essential Elements	39.0	56	0.696
61	Bowen, Russell	D1/ Kozmic Debris	27.5	40	0.688
	Jur, Jess	F5/ Damn Yankees!!!	27.5	40	0.688
63	Brown, Phil	C3/ Got Pepsi?	29.5	43	0.686
64	Hindle, Mikey	B7/ Wallbangers	33.5	49	0.684
65	Stepp, John	E4/ The Hostile Amish	34.0	50	0.680

Fall 2006 RDL Records (by team) (FINAL!)

(All statistics are included, as there were no missing scoresheets this season)

Singles Win Percentages

		W	L	%-age
1	E1/ Team America	114	54	0.679
2	A5/ Tossn Heads	107	61	0.637
3	D2/ Travelin' Beer Bellies	88	56	0.611
4	E4/ The Hostile Amish	101	67	0.601
	F7/ Rif Raf	101	67	0.601
	G1/ Off Constantly	101	67	0.601
7	G7/ Designated Divers	100	68	0.595
8	A2/ The Essential Elements	99	69	0.589
9	D5/ Sharkshooters	82	62	0.569
10	B1/ Rebels Without A Cause	80	62	0.563
11	A1/ Lunatic Fringe	94	74	0.560
12	A3/ The Shadows	93	75	0.554
	F5/ Damn Yankees!!!	93	75	0.554
	F8/ Bennington Brawlers	93	75	0.554
15	D6/ Armed and Dangerous	79	65	0.549
16	E5/ Da Bulls	92	76	0.548
17	F6/ Tres Equis	85	71	0.545
	G5/ No Maam	85	71	0.545
19	C5/ 3 Legged Dog	76	68	0.528
20	E7/ The DIVE Bombers	88	80	0.524
21	B4/ Wireless	75	69	0.521
	B5/ Old School	75	69	0.521
	C3/ Got Pepsi?	75	69	0.521
24	G6/ Board 2 Death	87	81	0.518
25	B2/ Cheap Shots	74	70	0.514
26	A4/ Dodge Darts	86	82	0.512
27	B7/ Wallbangers	73	71	0.507
	C2/ Dynamic Darts	73	71	0.507
	D7/ One-Armed Bandits	73	71	0.507
30	C7/ No Names	72	72	0.500
31	B3/ Nine Lives	70	72	0.493
32	F4/ Menace to Sobriety	82	86	0.488
33	C1/ Starving Dartists	70	74	0.486
34	C4/ Get the Point "33"	69	75	0.479
	C6/ Fired Up	69	75	0.479
36	F2/ The Real DeCoys	80	88	0.476
37	A8/ The Boob Squad	79	89	0.470
	E6/ Screamin' Meanies	79	89	0.470
39	G3/ Money Shot	78	90	0.464
40	D4/ Toro, Toro, Toro	66	78	0.458
41	E3/ Endeavor	75	93	0.446
42	G2/ Coral Reefers	74	94	0.440
43	D3/ Grateful Darts	60	84	0.417
44	G4/ Overtime Outlaws	64	92	0.410
45	G8/ Where's the Bullseye	59	85	0.410
46	F3/ Capital Punishment	68	100	0.405
47	E8/ Meet the Fockers!	66	102	0.393
48	D1/ Kozmic Debris	56	88	0.389
49	B6/ Excalibur	55	89	0.382
50	F1/ Death Throw	58	98	0.372
51	A6/ The Replacements	60	108	0.357
52	E2/ Whompas	57	111	0.339
53	A7/ Tir na hOg	54	114	0.321

Doubles Win Percentages

		W	L	%-age
1	D2/ Travelin' Beer Bellies	55	17	0.764
2	G7/ Designated Divers	60	24	0.714
3	F7/ Rif Raf	58	26	0.690
4	A5/ Tossn Heads	57	27	0.679
	E1/ Team America	57	27	0.679
	G1/ Off Constantly	57	27	0.679
7	A2/ The Essential Elements	56	28	0.667
8	A3/ The Shadows	51	33	0.607
9	E4/ The Hostile Amish	50	34	0.595
10	A1/ Lunatic Fringe	49	35	0.583
	D5/ Sharkshooters	42	30	0.583
12	B2/ Cheap Shots	41	31	0.569
	B4/ Wireless	41	31	0.569
	C3/ Got Pepsi?	41	31	0.569
15	E5/ Da Bulls	46	38	0.548
16	C5/ 3 Legged Dog	39	33	0.542
	C7/ No Names	39	33	0.542
	D7/ One-Armed Bandits	39	33	0.542
19	B5/ Old School	38	34	0.528
	B7/ Wallbangers	38	34	0.528
	D6/ Armed and Dangerous	38	34	0.528
22	F6/ Tres Equis	41	37	0.526
23	F5/ Damn Yankees!!!	44	40	0.524
24	B3/ Nine Lives	37	35	0.514
	C1/ Starving Dartists	37	35	0.514
26	F8/ Bennington Brawlers	43	41	0.512
27	E6/ Screamin' Meanies	42	42	0.500
	B1/ Rebels Without A Cause	36	36	0.500
29	A4/ Dodge Darts	41	43	0.488
30	C2/ Dynamic Darts	35	37	0.486
	C4/ Get the Point "33"	35	37	0.486
32	F2/ The Real DeCoys	40	44	0.476
	G6/ Board 2 Death	40	44	0.476
34	G5/ No Maam	37	41	0.474
35	E7/ The DIVE Bombers	39	45	0.464
36	F3/ Capital Punishment	38	46	0.452
	F4/ Menace to Sobriety	38	46	0.452
38	A8/ The Boob Squad	37	47	0.440
	E2/ Whompas	37	47	0.440
	G2/ Coral Reefers	37	47	0.440
41	E8/ Meet the Fockers!	36	48	0.429
42	G3/ Money Shot	35	49	0.417
43	D4/ Toro, Toro, Toro	29	43	0.403
44	D3/ Grateful Darts	28	44	0.389
	G8/ Where's the Bullseye	28	44	0.389
46	G4/ Overtime Outlaws	30	48	0.385
47	C6/ Fired Up	26	46	0.361
48	F1/ Death Throw	28	50	0.359
49	E3/ Endeavor	29	55	0.345
50	B6/ Excalibur	21	51	0.292
	D1/ Kozmic Debris	21	51	0.292
52	A7/ Tir na hOg	23	61	0.274
53	A6/ The Replacements	22	62	0.262

Fall 2006 RDL Records (by team) (FINAL!)

(All statistics are included, as there were no missing scoresheets this season)

Singles+Doubles Win Percentages

		W	L	%-age
1	D2/ Travelin' Beer Bellies	198	90	0.688
2	E1/ Team America	228	108	0.679
3	A5/ Tossn Heads	221	115	0.658
4	G7/ Designated Divers	220	116	0.655
5	F7/ Rif Raf	217	119	0.646
6	G1/ Off Constantly	215	121	0.640
7	A2/ The Essential Elements	211	125	0.628
8	E4/ The Hostile Amish	201	135	0.598
9	A3/ The Shadows	195	141	0.580
10	D5/ Sharkshooters	166	122	0.576
11	A1/ Lunatic Fringe	192	144	0.571
12	E5/ Da Bulls	184	152	0.548
13	B4/ Wireless	157	131	0.545
	C3/ Got Pepsi?	157	131	0.545
15	B2/ Cheap Shots	156	132	0.542
16	F5/ Damn Yankees!!!	181	155	0.539
17	D6/ Armed and Dangerous	155	133	0.538
18	F6/ Tres Equis	167	145	0.535
19	C5/ 3 Legged Dog	154	134	0.535
20	F8/ Bennington Brawlers	179	157	0.533
21	B1/ Rebels Without A Cause	152	134	0.531
22	B5/ Old School	151	137	0.524
	D7/ One-Armed Bandits	151	137	0.524
24	C7/ No Names	150	138	0.521
25	B7/ Wallbangers	149	139	0.517
26	G5/ No Maam	159	153	0.510
27	B3/ Nine Lives	144	142	0.503
28	A4/ Dodge Darts	168	168	0.500
	C1/ Starving Dartists	144	144	0.500
30	G6/ Board 2 Death	167	169	0.497
31	C2/ Dynamic Darts	143	145	0.497
32	E7/ The DIVE Bombers	166	170	0.494
33	E6/ Screamin' Meanies	163	173	0.485
34	C4/ Get the Point "33"	139	149	0.483
35	F2/ The Real DeCoys	160	176	0.476
36	F4/ Menace to Sobriety	158	178	0.470
37	A8/ The Boob Squad	153	183	0.455
38	G2/ Coral Reefers	148	188	0.440
	G3/ Money Shot	148	188	0.440
40	D4/ Toro, Toro, Toro	124	164	0.431
41	F3/ Capital Punishment	144	192	0.429
42	C6/ Fired Up	121	167	0.420
43	E8/ Meet the Fockers!	138	198	0.411
44	D3/ Grateful Darts	116	172	0.403
45	G8/ Where's the Bullseye	115	173	0.399
46	G4/ Overtime Outlaws	124	188	0.397
47	E3/ Endeavor	133	203	0.396
48	E2/ Whompas	131	205	0.390
49	F1/ Death Throw	114	198	0.365
50	D1/ Kozmic Debris	98	190	0.340
51	B6/ Excalibur	97	191	0.337
52	A6/ The Replacements	104	232	0.310
53	A7/ Tir na hOg	100	236	0.298

All-Star Point Averages

		ASP	TGP	Ave.
1	A5/ Tossn Heads	453.5	342	1.326
2	A3/ The Shadows	428.5	341	1.257
3	A2/ The Essential Elements	402.5	353	1.140
4	A4/ Dodge Darts	336.0	349	0.963
5	A1/ Lunatic Fringe	321.5	342	0.940
6	A8/ The Boob Squad	299.5	336	0.891
7	A6/ The Replacements	219.0	342	0.640
8	A7/ Tir na hOg	217.5	342	0.636
9	C3/ Got Pepsi?	184.5	295	0.625
10	B5/ Old School	182.0	300	0.607
11	B4/ Wireless	172.5	288	0.599
12	B1/ Rebels Without A Cause	164.5	290	0.567
13	B7/ Wallbangers	166.5	301	0.553
14	C7/ No Names	174.0	315	0.552
15	B2/ Cheap Shots	156.5	288	0.543
16	D2/ Travelin' Beer Bellies	153.5	288	0.533
17	B3/ Nine Lives	145.0	286	0.507
18	E1/ Team America	170.0	343	0.496
19	C1/ Starving Dartists	140.5	306	0.459
20	C2/ Dynamic Darts	134.5	303	0.444
21	C5/ 3 Legged Dog	135.5	309	0.439
22	F7/ Rif Raf	152.5	352	0.433
23	D5/ Sharkshooters	130.0	301	0.432
24	C6/ Fired Up	126.5	295	0.429
25	B6/ Excalibur	126.0	294	0.429
26	D6/ Armed and Dangerous	123.0	288	0.427
27	C4/ Get the Point "33"	122.0	295	0.414
28	D3/ Grateful Darts	115.5	288	0.401
29	E6/ Screamin' Meanies	139.5	348	0.401
30	D7/ One-Armed Bandits	115.0	288	0.399
31	F8/ Bennington Brawlers	136.0	345	0.394
32	F6/ Tres Equis	128.5	326	0.394
33	E5/ Da Bulls	127.5	343	0.372
34	D4/ Toro, Toro, Toro	110.5	303	0.365
35	D1/ Kozmic Debris	103.5	288	0.359
36	F2/ The Real DeCoys	128.5	360	0.357
37	G7/ Designated Divers	124.0	350	0.354
38	G1/ Off Constantly	118.5	336	0.353
39	E7/ The DIVE Bombers	122.0	350	0.349
40	E4/ The Hostile Amish	119.5	344	0.347
41	F3/ Capital Punishment	118.0	349	0.338
42	E2/ Whompas	112.0	336	0.333
43	F5/ Damn Yankees!!!	112.0	343	0.327
44	F4/ Menace to Sobriety	107.0	368	0.291
45	E8/ Meet the Fockers!	98.0	343	0.286
46	G3/ Money Shot	93.5	342	0.273
47	E3/ Endeavor	95.0	352	0.270
48	G2/ Coral Reefers	96.0	359	0.267
49	G5/ No Maam	86.0	334	0.257
50	G4/ Overtime Outlaws	78.0	312	0.250
51	F1/ Death Throw	70.5	312	0.226
52	G6/ Board 2 Death	70.5	351	0.201
53	G8/ Where's the Bullseye	54.0	296	0.182

	Singles 301		Singles Cricket		Singles Record		Singles Win %-age	Doubles Cricket		Doubles 501		Doubles Record		Doubles Win %-age	Sngls + Dbls	Record	Sngls + Dbls Win %-age	1001 Wins	1001 Losses	All-Star Points	Games Played	All-Star Point Ave.
A1/ Lunatic Fringe	49	35	45	39	94	74	0.560	26	16	23	19	49	35	0.583	192	144	0.571	0	6	321.5	342	0.940
A 10 Hoffmann, Steve	7	4	8	5	15	9	0.625	7	6	7	6	14	12	0.538	29	21	0.580	0	1	30.0	51	0.588
A 11 Budelman, Jim	9	3	8	5	17	8	0.680	12	2	8	5	20	7	0.741	37	15	0.712	0	1	47.0	53	0.887
A 12 Terry, Bob	8	6	6	8	14	14	0.500	9	3	7	7	16	10	0.615	30	24	0.556	0	1	75.0	55	1.364
A 13 Butman, Don	5	3	5	5	10	8	0.556	4	4	3	6	7	10	0.412	17	18	0.486	0	0	30.5	35	0.871
A 14 Jacobi, Paul	7	5	4	6	11	11	0.500	6	5	5	6	11	11	0.500	22	22	0.500	0	1	30.5	45	0.678
A 15 Davis, Jimmy	6	4	7	3	13	7	0.650	7	2	7	3	14	5	0.737	27	12	0.692	0	1	60.5	40	1.513
A 16 Wilson, James	4	6	6	5	10	11	0.476	6	5	7	3	13	8	0.619	23	19	0.548	0	1	41.5	43	0.965
A 17 Ray, Gerald	3	4	1	2	4	6	0.400	1	5	2	2	3	7	0.300	7	13	0.350	0	0	6.5	20	0.325
A2/ The Essential Elements	50	34	49	35	99	69	0.589	26	16	30	12	56	28	0.667	211	125	0.628	12	5	402.5	353	1.140
A 20 Kilts, Jason	7	5	5	7	12	12	0.500	10	2	8	4	18	6	0.750	30	18	0.625	1	1	51.0	50	1.020
A 21 Brown, Tom	12	2	8	6	20	8	0.714	10	4	10	4	20	8	0.714	40	16	0.714	2	1	90.5	59	1.534
A 22 Hyler, Dale	5	8	10	3	15	11	0.577	7	7	7	6	14	13	0.519	29	24	0.547	2	1	65.5	56	1.170
A 23 Phillips, Robbie	8	5	11	2	19	7	0.731	9	4	12	1	21	5	0.808	40	12	0.769	2	0	87.5	54	1.620
A 24 Riner, John	8	5	8	6	16	11	0.593	6	7	9	5	15	12	0.556	31	23	0.574	2	1	47.0	57	0.825
A 25 Wall, Keith	8	6	5	8	13	14	0.481	7	6	10	3	17	9	0.654	30	23	0.566	2	1	39.0	56	0.696
A 26 Smith, Allen	2	3	2	3	4	6	0.400	3	2	4	1	7	3	0.700	11	9	0.550	1	0	22.0	21	1.048
A3/ The Shadows	43	41	50	34	93	75	0.554	24	18	27	15	51	33	0.607	195	141	0.580	5	0	428.5	341	1.257
A 30 Gelhar, Tommy	5	2	2	3	7	5	0.583	1	2	1	4	2	6	0.250	9	11	0.450	0	0	19.0	20	0.950
A 31 Murray, David "Mo'Tea"	6	7	8	4	14	11	0.560	6	7	6	7	12	14	0.462	26	25	0.510	1	0	57.0	52	1.096
A 32 Denton, Shane	0	1	0	0	0	1	0.000	0	0	0	1	0	1	0.000	0	2	0.000	0	0	0.0	2	0.000
A 33 Oakley, Richard	3	4	7	6	10	10	0.500	5	8	9	2	14	10	0.583	24	20	0.545	0	0	55.0	44	1.250
A 34 Aldridge, Barron	1	1	0	1	1	2	0.333	1	1	1	0	2	1	0.667	3	3	0.500	0	0	1.0	6	0.167
A 35 Blake, Brian	11	3	14	0	25	3	0.893	11	3	11	3	22	6	0.786	47	9	0.839	1	0	134.0	57	2.351
A 36 Adam, Stevie	6	4	7	5	13	9	0.591	9	2	10	1	19	3	0.864	32	12	0.727	0	0	36.5	44	0.830
A 37 Adam, Jeff	2	6	2	3	4	9	0.308	3	2	5	2	8	4	0.667	12	13	0.480	1	0	27.5	26	1.058
A 38 Hall, Mike	3	7	3	6	6	13	0.316	5	5	6	3	11	8	0.579	17	21	0.447	1	0	35.0	39	0.897
A 39 Chavis, Marshall	6	6	7	6	13	12	0.520	7	6	5	7	12	13	0.480	25	25	0.500	1	0	63.5	51	1.245
A4/ Dodge Darts	41	43	45	39	86	82	0.512	22	20	19	23	41	43	0.488	168	168	0.500	6	7	336.0	349	0.963
A 40 Whitehead, Lee	3	5	7	2	10	7	0.588	4	6	3	5	7	11	0.389	17	18	0.486	1	1	41.0	37	1.108
A 41 Evans, J.P.	3	2	1	6	4	8	0.333	6	5	6	5	12	10	0.545	16	18	0.471	0	1	34.0	35	0.971
A 42 McNamara, Tim	5	5	4	4	9	9	0.500	7	4	3	8	10	12	0.455	19	21	0.475	1	1	28.0	42	0.667
A 43 Holland, Steve	2	4	3	1	5	5	0.500	1	4	2	2	3	6	0.333	8	11	0.421	0	0	9.5	19	0.500
A 44 Jeffcoat, Doug	5	3	4	4	9	7	0.563	5	2	3	4	8	6	0.571	17	13	0.567	1	0	26.0	31	0.839
A 45 McDonald, Mike	6	7	4	7	10	14	0.417	6	5	5	6	11	11	0.500	21	25	0.457	1	1	39.0	48	0.813
A 46 Dahulich, Jeff "Hooch"	6	6	3	10	9	16	0.360	2	6	7	6	9	12	0.429	18	28	0.391	1	1	27.5	48	0.573
A 47 Grubb, Ed	2	3	2	3	4	6	0.400	3	1	0	4	3	5	0.375	7	11	0.389	0	0	15.5	18	0.861
A 48 Knight, Mark	7	6	14	0	21	6	0.778	8	5	7	5	15	10	0.600	36	16	0.692	1	1	88.0	54	1.630
A 49 Gibbs, Keith	2	2	3	2	5	4	0.556	2	2	2	1	4	3	0.571	9	7	0.563	0	1	27.5	17	1.618
A5/ Tossn Heads	47	37	60	24	107	61	0.637	30	12	27	15	57	27	0.679	221	115	0.658	0	6	453.5	342	1.326
A 50 Seward, Mike	10	3	13	0	23	3	0.885	10	3	8	5	18	8	0.692	41	11	0.788	0	1	100.5	53	1.896
A 51 Tan, Wil	10	4	12	2	22	6	0.786	14	0	11	3	25	3	0.893	47	9	0.839	0	1	109.0	57	1.912
A 52 Gaglione, Joey	7	7	10	5	17	12	0.586	11	3	10	4	21	7	0.750	38	19	0.667	0	1	62.5	58	1.078
A 53 Redick, Tom	3	3	1	5	4	8	0.333	5	1	3	3	8	4	0.667	12	12	0.500	0	1	33.5	25	1.340
A 54 Persson, Kenny	7	7	11	3	18	10	0.643	5	9	7	7	12	16	0.429	30	26	0.536	0	1	54.0	57	0.947
A 55 Witz, Steve	7	8	7	7	14	15	0.483	7	8	9	6	16	14	0.533	30	29	0.508	0	1	58.5	60	0.975
A 5x xx-Stites, Jon	3	5	6	2	9	7	0.563	8	0	6	2	14	2	0.875	23	9	0.719	0	0	35.5	32	1.109
A6/ The Replacements	35	49	25	59	60	108	0.357	11	31	11	31	22	62	0.262	104	232	0.310	0	6	219.0	342	0.640
A 60 Mitchell, Sid	7	7	3	11	10	18	0.357	4	11	3	9	7	20	0.259	17	38	0.309	0	1	36.0	56	0.643
A 61 Thomas, Jason "Jay T"	8	6	6	7	14	13	0.519	3	10	2	10	5	20	0.200	19	33	0.365	0	1	46.5	53	0.877
A 62 King, Timmy	8	7	8	6	16	13	0.552	4	10	6	8	10	18	0.357	26	31	0.456	0	1	59.0	58	1.017
A 63 Coleman, Brian	4	8	4	9	8	17	0.320	7	7	3	11	10	18	0.357	18	35	0.340	0	0	35.5	53	0.670
A 64 Bird, Victor	2	8	0	11	2	19	0.095	1	9	3	10	4	19	0.174	6	38	0.136	0	1	5.0	45	0.111
A 65 Mozzetti, Tim "Tex"	2	8	1	9	3	17	0.150	1	8	0	10	1	18	0.053	4	35	0.103	0	1	13.0	40	0.325
A 66 Flood, Tom	4	5	3	6	7	11	0.389	2	7	5	4	7	11	0.389	14	22	0.389	0	1	24.0	37	0.649
A7/ Tir na hOg	31	53	23	61	54	114	0.321	13	29	10	32	23	61	0.274	100	236	0.298	6	0	217.5	342	0.636
A 70 Rutten, Pete	3	7	0	8	3	15	0.167	0	10	2	10	2	20	0.091	5	35	0.125	1	0	18.5	41	0.451
A 71 Lane, Timothy	9	4	5	8	14	12	0.538	7	6	4	3	11	9	0.550	25	21	0.543	1	0	44.0	47	0.936
A 72 Cashwell, Craig	3	10	5	6	8	16	0.333	1	11	2	6	3	17	0.150	11	33	0.250	0	0	11.5	44	0.261
A 73 Bonar, Eric	1	5	0	11	1	16	0.059	2	9	1	11	3	20	0.130	4	36	0.100	1	0	16.0	41	0.390
A 74 Eason, Joel	6	6	5	8	11	14	0.440	6	7	5	7	11	14	0.440	22	28	0.440	1	0	39.5	51	0.775
A 75 O'Brien, Sean	3	11	5	9	8	20	0.286	5	9	2	10	7	19	0.269	15	39	0.278	1	0	44.5	55	0.809
A 76 Bush, Jim	1	0	0	1	1	1	0.500	0	1	0	4	0	5	0.000	1	6	0.143	0	0	3.0	7	0.429
A 77 Warshawsky, Larry	0	4	1	0	1	4	0.200	0	1	1	6	1	7	0.125	2	11	0.154	0	0	2.5	13	0.192
A 78 Hunsberger, Jim	5	6	2	10	7	16	0.304	5	4	3	7	8	11	0.421	15	27	0.357	1	0	38.0	43	0.884
A8/ The Boob Squad	40	44	39	45	79	89	0.470	16	26	21	21	37	47	0.440	153	183	0.455	0	0	299.5	336	0.891
A 80 Alvord, David	7	6	3	10	10	16	0.385	1	12	5	8	6	20	0.231	16	36	0.308			41.5	52	0.798
A 81 Parker, Charles	6	7	7	7	13	14	0.481	6	8	8	6	14	14	0.500	27	28	0.491			32.0	55	0.582
A 82 Gaertner, Brian	4	9	1	4	5	13	0.278	1	2	3	8	4	10	0.286	9	23	0.281			8.0	32	0.250
A 83 Hardison, Jon	5	7	5	7	10	14	0.417	3	9	6	4	9	13	0.409	19	27	0.413			47.5	46	1.033
A 84 Beaird, Tommy	2	3	3	9	5	12	0.294	7	7	6	4	13	11	0.542	18	23	0.439			25.0	41	0.610
A 85 Berstler, Justin	6	7	8	5	14	12	0.538	6	7	7	6	13	13	0.500	27	25	0.519			67.5	52	1.298
A 86 Kendall, Kevin	10	4	11	3	21	7	0.750	7	6	7	6	14	12	0.538	35	19	0.648			75.5	54	1.398
A 87 Creech, Doug	0	1	1	0	1	1	0.500	1	1	0	0	1	1	0.500	2	2	0.500			2.5	4	0.625

	Singles	301	Singles	Cricket	Singles	Record	Singles Win %-age	Doubles	Cricket	Doubles	501	Doubles	Record	Doubles Win %-age	Sngls + Dbls	Record	Sngls + Dbls Win %-age	1001 Wins	1001 Losses	All-Star Points	Games Played	All-Star Point Ave.
B1/ Rebels Without A Cause	43	28	37	34	80	62	0.563	20	16	16	20	36	36	0.500	152	134	0.531	4	0	164.5	290	0.567
B 10 Chaney, Bill	5	5	7	3	12	8	0.600	4	7	2	8	6	15	0.286	18	23	0.439	1	0	40.0	42	0.952
B 11 Crumpler, Greg	7	5	5	6	12	11	0.522	5	7	7	5	12	12	0.500	24	23	0.511	0	0	12.0	47	0.255
B 12 Mills, Tim	3	8	3	8	6	16	0.273	5	4	7	4	12	8	0.600	18	24	0.429	1	0	19.5	43	0.453
B 13 Rodgers, Trey	10	1	7	5	17	6	0.739	8	4	5	6	13	10	0.565	30	16	0.652	1	0	34.5	47	0.734
B 14 Moats, Keith "Daddio"	5	5	3	6	8	11	0.421	7	3	2	7	9	10	0.474	17	21	0.447	0	0	13.0	38	0.342
B 15 Murdaugh, John	9	3	9	3	18	6	0.750	8	5	7	6	15	11	0.577	33	17	0.660	1	0	34.0	51	0.667
B 16 Tighe, John	4	1	3	3	7	4	0.636	3	2	2	4	5	6	0.455	12	10	0.545	0	0	11.5	22	0.523
B2/ Cheap Shots	32	40	42	30	74	70	0.514	21	15	20	16	41	31	0.569	156	132	0.542	0	0	156.5	288	0.543
B 20 Coyne, Kevin	1	7	1	4	2	11	0.154	6	2	5	4	11	6	0.647	13	17	0.433			15.5	30	0.517
B 21 Sellers, Mark	2	8	8	2	10	10	0.500	5	5	4	6	9	11	0.450	19	21	0.475			26.5	40	0.663
B 22 Buckman, Dave	9	3	8	4	17	7	0.708	7	5	6	6	13	11	0.542	30	18	0.625			27.5	48	0.573
B 23 Hall, Josh	5	6	8	3	13	9	0.591	7	3	7	3	14	6	0.700	27	15	0.643			27.0	42	0.643
B 24 Warren, Randy	6	2	4	6	10	8	0.556	8	1	4	4	12	5	0.706	22	13	0.629			13.5	35	0.386
B 25 Sherman, Matt	6	6	7	5	13	11	0.542	5	7	8	4	13	11	0.542	26	22	0.542			27.0	48	0.563
B 26 Sherman, Mark	0	4	2	4	2	8	0.200	2	2	2	2	4	4	0.500	6	12	0.333			8.5	18	0.472
B 27 Lyons, Jeff	3	4	4	2	7	6	0.538	2	5	4	3	6	8	0.429	13	14	0.481			11.0	27	0.407
B3/ Nine Lives	32	39	38	33	70	72	0.493	18	18	19	17	37	35	0.514	144	142	0.503	0	0	145.0	286	0.507
B 30 Smith, Butch	6	3	4	5	10	8	0.556	2	7	2	5	4	12	0.250	14	20	0.412			17.0	34	0.500
B 31 Copple, Matthew	5	7	7	4	12	11	0.522	10	2	10	2	20	4	0.833	32	15	0.681			23.5	47	0.500
B 32 Romanchek, David	5	7	8	5	13	12	0.520	4	10	7	8	11	18	0.379	24	30	0.444			35.5	54	0.657
B 33 Paulson, Glenn	1	1	1	3	2	4	0.333	1	1	0	4	1	5	0.167	3	9	0.250			1.0	12	0.083
B 34 Sosa, Bo	6	6	10	2	16	8	0.667	10	2	10	2	20	4	0.833	36	12	0.750			31.0	48	0.646
B 35 Mays, John	6	7	6	6	12	13	0.480	6	6	5	7	11	13	0.458	23	26	0.469			25.0	49	0.510
B 36 Marsden, James	3	8	2	8	5	16	0.238	3	8	4	6	7	14	0.333	12	30	0.286			12.0	42	0.286
B4/ Wireless	36	36	39	33	75	69	0.521	22	14	19	17	41	31	0.569	157	131	0.545	0	0	172.5	288	0.599
B 40 Allen, Jeffrey	0	7	1	4	1	11	0.083	2	4	1	6	3	10	0.231	4	21	0.160			3.0	25	0.120
B 41 Crowley, Pat	5	5	9	2	14	7	0.667	8	3	7	4	15	7	0.682	29	14	0.674			48.0	43	1.116
B 42 Galloway, Dave	5	6	5	4	10	10	0.500	4	6	6	4	10	10	0.500	20	20	0.500			20.5	40	0.513
B 43 Dunleavy, John	5	4	6	4	11	8	0.579	7	3	5	4	12	7	0.632	23	15	0.605			27.5	38	0.724
B 44 Johnson, Michael	7	5	5	7	12	12	0.500	8	4	7	5	15	9	0.625	27	21	0.563			28.5	48	0.594
B 45 Johnson, Dave	5	5	4	9	9	14	0.391	6	5	7	5	13	10	0.565	22	24	0.478			14.5	46	0.315
B 46 Pilo, Chris	8	4	9	2	17	6	0.739	8	3	5	5	13	8	0.619	30	14	0.682			29.5	44	0.670
B 47 Donleycott, Kenneth	1	0	0	1	1	1	0.500	1	0	0	1	1	1	0.500	2	2	0.500			1.0	4	0.250
B5/ Old School	38	34	37	35	75	69	0.521	15	21	23	13	38	34	0.528	151	137	0.524	7	5	182.0	300	0.607
B 50 Jenkins, John	8	4	9	3	17	7	0.708	5	6	6	5	11	11	0.500	28	18	0.609	1	1	29.0	48	0.604
B 51 Jenkins, Vickie	2	4	3	1	5	5	0.500	4	2	1	4	5	6	0.455	10	11	0.476	1	0	5.0	22	0.227
B 52 Simpson, Donnie	11	0	8	3	19	3	0.864	7	4	6	5	13	9	0.591	32	12	0.727	1	1	53.0	46	1.152
B 53 Simpson, David	4	6	4	6	8	12	0.400	4	6	6	4	10	10	0.500	18	22	0.450	1	1	24.5	42	0.583
B 54 Simpson, Tyler	2	3	2	8	4	11	0.267	0	6	7	2	7	8	0.467	11	19	0.367	1	0	8.5	31	0.274
B 55 Lewis, Todd	6	3	5	6	11	9	0.550	4	6	7	4	11	10	0.524	22	19	0.537	0	1	25.5	42	0.607
B 56 Bradshaw, Rick	4	7	6	5	10	12	0.455	5	6	9	2	14	8	0.636	24	20	0.545	1	1	32.5	46	0.707
B 57 Bradshaw, Maryjane	1	7	0	3	1	10	0.091	1	6	4	0	5	6	0.455	6	16	0.273	1	0	4.0	23	0.174
B6/ Excalibur	32	40	23	49	55	89	0.382	11	25	10	26	21	51	0.292	97	191	0.337	0	6	126.0	294	0.429
B 60 Burney, Gary	10	1	7	5	17	6	0.739	6	5	6	6	12	11	0.522	29	17	0.630	0	1	20.5	47	0.436
B 61 Foushee, Eugene	6	4	1	8	7	12	0.368	1	9	4	6	5	15	0.250	12	27	0.308	0	1	19.0	40	0.475
B 62 Shearin, Keith	1	5	0	6	1	11	0.083	2	3	1	3	3	6	0.333	4	17	0.190	0	0	11.0	21	0.524
B 63 Vann, Tim	4	6	9	2	13	8	0.619	5	6	3	8	8	14	0.364	21	22	0.488	0	1	23.5	44	0.534
B 64 Brinson, Mark	4	8	2	10	6	18	0.250	4	8	2	9	6	17	0.261	12	35	0.255	0	1	18.0	48	0.375
B 65 Scott, Keith	2	10	3	8	5	18	0.217	2	11	2	11	4	22	0.154	9	40	0.184	0	1	18.0	50	0.360
B 66 Fazenbaker, Jon	5	6	1	10	6	16	0.273	2	8	2	9	4	17	0.190	10	33	0.233	0	1	16.0	44	0.364
B7/ Wallbangers	38	34	35	37	73	71	0.507	19	17	19	17	38	34	0.528	149	139	0.517	7	6	166.5	301	0.553
B 70 Leonard, Shawn	6	6	7	5	13	11	0.542	7	5	5	6	12	11	0.522	25	22	0.532	1	1	38.0	49	0.776
B 71 Allison, Frank	7	2	6	3	13	5	0.722	6	3	4	5	10	8	0.556	23	13	0.639	1	1	26.5	38	0.697
B 72 Hindle, Mikey	8	3	8	4	16	7	0.696	10	2	8	4	18	6	0.750	34	13	0.723	1	1	33.5	49	0.684
B 73 Grover, Justin	7	5	4	7	11	12	0.478	3	8	6	5	9	13	0.409	20	25	0.444	1	1	22.0	47	0.468
B 74 Martin, George	4	8	5	6	9	14	0.391	3	8	6	6	9	14	0.391	18	28	0.391	1	1	17.5	48	0.365
B 75 Hines, Curtis	2	6	2	7	4	13	0.235	3	5	3	6	6	11	0.353	10	24	0.294	1	1	7.0	36	0.194
B 76 Holly, Mike	4	4	3	5	7	9	0.438	6	3	6	2	12	5	0.706	19	14	0.576	1	0	22.0	34	0.647
B 77 Giberson, Kris	0	0	0	0	0	0	#DIV/0!	0	0	0	0	0	0	#DIV/0!	0	0	#DIV/0!	0	0	0.0	0	#DIV/0!

	Singles 301		Singles Cricket		Singles Record		Singles Win %-age	Doubles Cricket		Doubles 501		Doubles Record		Doubles Win %-age	Sngls + Dbls Record		Sngls + Dbls Win %-age	1001 Wins	1001 Losses	All-Star Points	Games Played	All-Star Point Ave.
C1/ Starving Dartists	35	37	35	37	70	74	0.486	16	20	21	15	37	35	0.514	144	144	0.500	18	0	140.5	306	0.459
C 10 Shown, Marc	5	5	6	4	11	9	0.550	5	4	6	4	11	8	0.579	22	17	0.564	3	0	33.0	42	0.786
C 11 Hendricks, Ron	4	2	4	4	8	6	0.571	4	4	5	3	9	7	0.563	17	13	0.567	0	0	16.5	30	0.550
C 12 Hartley, Kevin	5	5	4	6	9	11	0.450	4	6	4	7	8	13	0.381	17	24	0.415	3	0	6.0	44	0.136
C 13 Howell, John	6	5	5	6	11	11	0.500	8	5	7	5	15	10	0.600	26	21	0.553	3	0	19.5	50	0.390
C 14 Hagan, Mark	0	1	0	0	0	1	0.000	0	0	0	1	0	1	0.000	0	2	0.000	0	0	1.0	2	0.500
C 15 Deemer, Randy	6	5	8	3	14	8	0.636	5	6	8	3	13	9	0.591	27	17	0.614	3	0	27.5	47	0.585
C 16 Herman, Fritz	3	8	0	10	3	18	0.143	2	7	5	5	7	12	0.368	10	30	0.250	3	0	5.0	43	0.116
C 17 James, Bob	6	6	8	4	14	10	0.583	4	8	7	2	11	10	0.524	25	20	0.556	3	0	32.0	48	0.667
C2/ Dynamic Darts	38	34	35	37	73	71	0.507	19	17	16	20	35	37	0.486	143	145	0.497	7	8	134.5	303	0.444
C 20 Costen, Todd	4	3	6	2	10	5	0.667	4	6	3	4	7	10	0.412	17	15	0.531	1	1	10.0	34	0.294
C 21 Ellison, George	0	0	2	2	2	2	0.500	1	2	2	1	3	3	0.500	5	5	0.500	0	1	4.5	11	0.409
C 22 Jackson, Barry "Bump"	5	1	3	5	8	6	0.571	5	4	5	4	10	8	0.556	18	14	0.563	1	1	20.5	34	0.603
C 23 McFadden, Kevin	3	9	3	7	6	16	0.273	5	6	4	7	9	13	0.409	15	29	0.341	1	1	13.5	46	0.293
C 24 Winters, "Tiny" Tom	7	5	9	3	16	8	0.667	7	5	7	5	14	10	0.583	30	18	0.625	1	1	48.5	50	0.970
C 25 Rowe, Travis	7	5	1	8	8	13	0.381	3	4	3	6	6	10	0.375	14	23	0.378	1	1	10.5	39	0.269
C 26 Lewis, Jim	6	5	4	6	10	11	0.476	6	3	6	5	12	8	0.600	22	19	0.537	1	1	14.0	43	0.326
C 27 Dzengeleski, Jimmy	6	6	7	4	13	10	0.565	7	4	2	8	9	12	0.429	22	22	0.500	1	1	13.0	46	0.283
C3/ Got Pepsi?	34	38	41	31	75	69	0.521	23	13	18	18	41	31	0.569	157	131	0.545	7	0	184.5	295	0.625
C 30 Brown, Phil "Pepsi"	3	7	7	3	10	10	0.500	4	7	4	7	8	14	0.364	18	24	0.429	1	0	29.5	43	0.686
C 31 Brown, Brandon	2	8	1	10	3	18	0.143	9	3	5	2	14	5	0.737	17	23	0.425	1	0	15.0	41	0.366
C 32 Wells, John "Boy"	7	4	9	3	16	7	0.696	9	3	6	5	15	8	0.652	31	15	0.674	1	0	37.0	47	0.787
C 33 Thompson, Barry	7	5	7	4	14	9	0.609	9	3	7	5	16	8	0.667	30	17	0.638	1	0	19.5	48	0.406
C 34 Walters, Jason	6	6	7	5	13	11	0.542	5	7	6	6	11	13	0.458	24	24	0.500	1	0	39.5	49	0.806
C 35 Grannis, Jason	9	3	10	2	19	5	0.792	10	2	7	5	17	7	0.708	36	12	0.750	1	0	43.0	49	0.878
C 36 Matthews, Gary	0	5	0	4	0	9	0.000	0	1	1	6	1	7	0.125	1	16	0.059	1	0	1.0	18	0.056
C4/ Get the Point "33"	41	31	28	44	69	75	0.479	17	19	18	18	35	37	0.486	139	149	0.483	0	7	122.0	295	0.414
C 40 Hill, Mike	9	2	2	7	11	9	0.550	3	6	3	7	6	13	0.316	17	22	0.436	0	1	12.0	40	0.300
C 41 Brown, Mike	7	4	1	2	8	6	0.571	3	7	6	5	9	12	0.429	17	18	0.486	0	1	6.0	36	0.167
C 42 Branch, John	4	7	2	8	6	15	0.286	3	5	5	5	8	10	0.444	14	25	0.359	0	1	12.0	40	0.300
C 43 Fach, Roland	2	3	4	4	6	7	0.462	3	3	6	2	9	5	0.643	15	12	0.556	0	0	13.0	27	0.481
C 44 Austin, Connie	3	1	2	7	5	8	0.385	4	5	4	4	8	9	0.471	13	17	0.433	0	1	16.5	31	0.532
C 45 Austin, Jan	4	3	4	6	8	9	0.471	5	5	2	2	7	7	0.500	15	16	0.484	0	1	14.5	32	0.453
C 46 Penny, Ron	7	4	7	4	14	8	0.636	6	5	5	5	11	10	0.524	25	18	0.581	0	1	27.5	44	0.625
C 47 Hansen, Bob	1	1	1	1	2	2	0.500	1	1	1	1	2	2	0.500	4	4	0.500	0	0	4.0	8	0.500
C 48 Panepinto, Tom	4	6	5	5	9	11	0.450	6	1	4	5	10	6	0.625	19	17	0.528	0	1	16.5	37	0.446
C5/ 3 Legged Dog	38	34	38	34	76	68	0.528	19	17	20	16	39	33	0.542	154	134	0.535	0	21	135.5	309	0.439
C 50 Mitchell, Billy	6	5	8	3	14	8	0.636	8	3	7	4	15	7	0.682	29	15	0.659	0	3	35.5	47	0.755
C 51 Groves, Phil	1	4	6	4	7	8	0.467	6	4	4	3	10	7	0.588	17	15	0.531	0	2	13.5	34	0.398
C 52 Hudelson, Hans	4	7	6	5	10	12	0.455	7	2	6	3	13	5	0.722	23	17	0.575	0	3	16.5	43	0.384
C 53 Alcon, Tony	7	4	7	5	14	9	0.609	5	6	7	3	12	9	0.571	26	18	0.591	0	3	27.0	47	0.574
C 54 Thompson, Brett	8	4	8	4	16	8	0.667	5	7	6	6	11	13	0.458	27	21	0.563	0	3	22.0	51	0.431
C 55 Connelly, Patrick	4	8	0	5	4	13	0.235	4	5	6	6	10	11	0.476	14	24	0.368	0	3	4.5	41	0.110
C 56 Metters, Paul	7	1	3	6	10	7	0.588	3	4	3	3	6	7	0.462	16	14	0.533	0	2	15.0	32	0.469
C 57 Bozza, Doug	1	1	0	2	1	3	0.250	0	3	1	4	1	7	0.125	2	10	0.167	0	2	1.5	14	0.107
C6/ Fired Up	34	38	35	37	69	75	0.479	12	24	14	22	26	46	0.361	121	167	0.420	7	0	126.5	295	0.429
C 60 Howley, John	4	6	4	7	8	13	0.381	4	7	3	9	7	16	0.304	15	29	0.341	1	0	10.5	45	0.233
C 61 Reynolds, Mike	8	5	10	2	18	7	0.720	5	7	5	7	10	14	0.417	28	21	0.571	1	0	31.5	50	0.630
C 62 Conway, Paul	5	6	3	6	8	12	0.400	2	8	4	8	6	16	0.273	14	28	0.333	1	0	12.0	43	0.279
C 63 Dautrich, Dan	7	5	6	6	13	11	0.542	2	10	5	6	7	16	0.304	20	27	0.426	1	0	23.0	48	0.479
C 64 Keller, Tony	4	7	8	3	12	10	0.545	4	7	4	7	8	14	0.364	20	24	0.455	1	0	26.5	45	0.589
C 65 Tant, J.J.	0	1	0	1	0	2	0.000	0	1	0	0	0	1	0.000	0	3	0.000	0	0	1.5	3	0.500
C 66 Batchelder, Dave	2	3	2	3	4	6	0.400	3	2	1	3	4	5	0.444	8	11	0.421	1	0	10.5	20	0.525
C 67 Bess, Mike	4	5	2	9	6	14	0.300	4	6	6	4	10	10	0.500	16	24	0.400	1	0	11.0	41	0.268
C7/ No Names	32	40	40	32	72	72	0.500	20	16	19	17	39	33	0.542	150	138	0.521	10	17	174.0	315	0.552
C 70 Caldwell, Tim	2	10	2	1	4	11	0.267	3	3	6	3	9	6	0.600	13	17	0.433	1	2	5.5	33	0.167
C 71 Wilkie, Felipe	3	6	5	6	8	12	0.400	6	4	5	3	11	7	0.611	19	19	0.500	1	1	11.5	40	0.288
C 72 Wiegand, Tom	5	4	4	5	9	9	0.500	6	3	4	5	10	8	0.556	19	17	0.528	1	2	34.5	39	0.885
C 73 Bitting, Brandon	8	4	8	4	16	8	0.667	5	7	7	4	12	11	0.522	28	19	0.596	1	2	27.0	50	0.540
C 74 Cooper, Joe	0	1	0	1	0	2	0.000	0	0	0	2	0	2	0.000	0	4	0.000	1	2	0.0	7	0.000
C 75 Brown, Barry	7	3	10	0	17	3	0.850	6	5	7	4	13	9	0.591	30	12	0.714	1	2	37.0	45	0.822
C 76 Carroll, John	6	3	8	1	14	4	0.778	7	2	5	4	12	6	0.667	26	10	0.722	1	2	38.0	39	0.974
C 77 Porter, Richard	0	2	1	2	1	4	0.200	1	4	2	5	3	9	0.250	4	13	0.235	1	1	7.5	19	0.395
C 78 Barnes, Marshall	1	3	0	3	1	6	0.143	1	1	1	1	2	2	0.500	3	8	0.273	1	2	2.0	14	0.143
C 79 Gregory, Mark	0	4	2	9	2	13	0.133	5	3	1	3	6	6	0.500	8	19	0.296	1	1	11.0	29	0.379

		Singles	301	Singles	Cricket	Singles	Record	Singles Win %-age	Doubles	Cricket	Doubles	501	Doubles	Record	Doubles Win %-age	Sngls + Dbls	Record	Sngls + Dbls Win %-age	1001 Wins	1001 Losses	All-Star Points	Games Played	All-Star Point Ave.
D1/ Kozmic Debris		31	41	25	47	56	88	0.389	12	24	9	27	21	51	0.292	98	190	0.340	0	0	103.5	288	0.359
D 10	Martin, Anthony	6	6	4	9	10	15	0.400	2	11	1	13	3	24	0.111	13	39	0.250			15.0	52	0.288
D 11	Bohanan, Heather	5	6	2	10	7	16	0.304	1	11	0	11	1	22	0.043	8	38	0.174			7.0	46	0.152
D 12	Bowen, Russell	6	4	7	3	13	7	0.650	8	2	6	4	14	6	0.700	27	13	0.675			27.5	40	0.688
D 13	Wenhart, Jeff	4	3	5	3	9	6	0.600	5	3	3	5	8	8	0.500	17	14	0.548			16.5	31	0.532
D 14	Hurley, Land	3	7	0	9	3	16	0.158	0	9	1	7	1	16	0.059	4	32	0.111			7.0	36	0.194
D 15	Pellett, Justin	2	3	0	4	2	7	0.222	2	3	1	4	3	7	0.300	5	14	0.263			0.0	19	0.000
D 16	Rummler, C.J.	0	0	0	0	0	0	#DIV/0!	0	0	0	0	0	0	#DIV/0!	0	0	#DIV/0!			0.0	0	#DIV/0!
D 17	Cubero, Chris	2	5	3	4	5	9	0.357	1	5	2	4	3	9	0.250	8	18	0.308			5.0	26	0.192
D 18	Webster, Clark	3	7	4	5	7	12	0.368	5	4	4	6	9	10	0.474	16	22	0.421			25.5	38	0.671
D2/ Travelin' Beer Bellies		42	30	46	26	88	56	0.611	28	8	27	9	55	17	0.764	198	90	0.688	0	0	153.5	288	0.533
D 20	Yoneoka, J.J.	3	2	8	3	11	5	0.688	11	1	10	2	21	3	0.875	32	8	0.800			25.0	40	0.625
D 21	Yoneoka, Oakie	4	6	1	3	5	9	0.357	4	3	5	3	9	6	0.600	14	15	0.483			3.0	29	0.103
D 22	Gibson, Ed	4	6	4	2	8	8	0.500	5	1	7	1	12	2	0.857	20	10	0.667			9.5	30	0.317
D 23	Side, Eric	8	1	7	5	15	6	0.714	10	1	10	2	20	3	0.870	35	9	0.795			46.5	44	1.057
D 24	Fournier, Chris	0	0	0	2	0	2	0.000	0	1	0	1	0	2	0.000	0	4	0.000			3.0	4	0.750
D 25	Krasnow, Dave	7	4	5	2	12	6	0.667	6	3	4	3	10	6	0.625	22	12	0.647			10.5	34	0.309
D 26	Hansen, Paul	5	3	7	2	12	5	0.706	5	3	5	1	10	4	0.714	22	9	0.710			13.5	31	0.435
D 27	O'Donnell, Tim	1	0	0	3	1	3	0.250	1	1	1	0	2	1	0.667	3	4	0.429			2.0	7	0.286
D 28	McCredie, Bob	6	3	7	2	13	5	0.722	5	1	6	2	11	3	0.786	24	8	0.750			15.5	32	0.484
D 29	Bear, Bart	4	5	7	2	11	7	0.611	9	1	6	3	15	4	0.789	26	11	0.703			25.0	37	0.676
D3/ Grateful Darts		31	41	29	43	60	84	0.417	12	24	16	20	28	44	0.389	116	172	0.403	0	0	115.5	288	0.401
D 30	Lilienthal, John	5	7	3	9	8	16	0.333	4	5	3	5	7	10	0.412	15	26	0.366			23.5	41	0.573
D 31	Byrd, Joel	2	3	2	3	4	6	0.400	1	7	3	3	4	10	0.286	8	16	0.333			10.0	24	0.417
D 32	Goodknecht, Chris	4	6	8	2	12	8	0.600	8	2	7	3	15	5	0.750	27	13	0.675			33.0	40	0.825
D 33	Iager, John	7	4	9	2	16	6	0.727	3	7	6	3	9	10	0.474	25	16	0.610			22.5	41	0.549
D 34	McGrail, Tony	3	6	0	8	3	14	0.176	0	10	3	6	3	16	0.158	6	30	0.167			7.0	36	0.194
D 35	Perkins, Rick	3	2	2	2	5	4	0.556	0	2	3	5	3	7	0.300	8	11	0.421			4.0	19	0.211
D 36	Roemer, John	1	7	1	9	2	16	0.111	6	5	5	7	11	12	0.478	13	28	0.317			7.0	41	0.171
D 37	Simpson, Phillip	6	6	4	8	10	14	0.417	2	10	2	8	4	18	0.182	14	32	0.304			8.5	46	0.185
D4/ Toro, Toro, Toro		32	40	34	38	66	78	0.458	11	25	18	18	29	43	0.403	124	164	0.431	8	7	110.5	303	0.365
D 40	Bordeau, Eric	5	5	2	8	7	13	0.350	3	4	5	5	8	9	0.471	15	22	0.405	1	1	13.5	39	0.346
D 41	Aguilar, Jose	5	5	10	0	15	5	0.750	2	4	5	5	7	9	0.438	22	14	0.611	1	1	32.0	38	0.842
D 42	Barlow, Brian	5	4	7	5	12	9	0.571	2	8	1	6	3	14	0.176	15	23	0.395	1	1	15.0	40	0.375
D 43	Guereschi, Joe	1	1	1	1	2	2	0.500	1	0	0	1	1	1	0.500	3	3	0.500	0	0	1.0	6	0.167
D 44	Jones, Jeff	4	4	4	3	8	7	0.533	3	5	5	3	8	8	0.500	16	15	0.516	1	1	10.5	33	0.318
D 45	Joyner, Linda	1	6	0	5	1	11	0.083	4	6	5	3	9	9	0.500	10	20	0.333	1	1	2.0	32	0.063
D 46	McCray, Karla	4	5	4	6	8	11	0.421	0	5	5	3	5	8	0.385	13	19	0.406	1	1	11.0	34	0.324
D 47	Meier, Matt	0	0	0	5	0	5	0.000	1	4	2	2	3	6	0.333	3	11	0.214	0	0	0.0	14	0.000
D 48	Montesi, Chris	3	2	6	4	9	6	0.600	4	6	6	3	10	9	0.526	19	15	0.559	1	0	19.5	35	0.557
D 49	Taweel, Sami	4	8	0	1	4	9	0.308	2	8	2	5	4	13	0.235	8	22	0.267	1	1	6.0	32	0.188
D5/ Sharkshooters		39	33	43	29	82	62	0.569	26	10	16	20	42	30	0.583	166	122	0.576	7	6	130.0	301	0.432
D 50	Hiller, Carl	5	4	6	5	11	9	0.550	8	4	7	3	15	7	0.682	26	16	0.619	1	0	18.5	43	0.430
D 51	Hiller, Becky	4	6	5	5	9	11	0.450	3	4	4	6	7	10	0.412	16	21	0.432	1	0	7.5	38	0.197
D 52	Taylor, Eric	7	4	7	5	14	9	0.609	10	1	6	6	16	7	0.696	30	16	0.652	1	1	24.5	48	0.510
D 53	Mitchell, Liz	2	7	3	1	5	8	0.385	6	3	3	6	9	9	0.500	14	17	0.452	1	1	6.0	33	0.182
D 54	Hopkins, Chris	1	0	1	0	2	0	1.000	0	1	0	1	0	2	0.000	2	2	0.500	0	1	1.0	5	0.200
D 55	Bubanic, George	9	3	10	2	19	5	0.792	8	3	6	4	14	7	0.667	33	12	0.733	1	1	41.5	47	0.883
D 56	Snyder, Mark	0	0	0	0	0	0	#DIV/0!	0	0	0	0	0	0	#DIV/0!	0	0	#DIV/0!	0	0	0.0	0	#DIV/0!
D 57	Yang, Rob	5	6	7	5	12	11	0.522	9	3	1	9	10	12	0.455	22	23	0.489	1	1	14.0	47	0.298
D 58	Steppe, Mike	6	3	4	6	10	9	0.526	8	1	5	5	13	6	0.684	23	15	0.605	1	1	17.0	40	0.425
D6/ Armed and Dangerous		46	26	33	39	79	65	0.549	20	16	18	18	38	34	0.528	155	133	0.538	0	0	123.0	288	0.427
D 60	Denton, Fon	5	7	1	10	6	17	0.261	5	3	7	5	12	8	0.600	18	25	0.419			7.5	43	0.174
D 61	Beaudoin, Paul	7	3	6	4	13	7	0.650	6	4	6	3	12	7	0.632	25	14	0.641			19.5	39	0.500
D 62	Byzek, John	5	1	2	6	7	7	0.500	6	2	4	4	10	6	0.625	17	13	0.567			13.5	30	0.450
D 63	King, Simon	6	4	5	2	11	6	0.647	6	5	5	6	11	11	0.500	22	17	0.564			13.0	39	0.333
D 64	Hesselberth, David	4	5	1	9	5	14	0.263	2	7	3	7	5	14	0.263	10	28	0.263			10.5	38	0.276
D 65	Williams, Denny	8	2	5	5	13	7	0.650	4	6	2	4	6	10	0.375	19	17	0.528			16.5	36	0.458
D 66	Chase, Ed	3	2	4	1	7	3	0.700	4	1	4	1	8	2	0.800	15	5	0.750			15.5	20	0.775
D 67	Grubb, Donald	8	2	9	2	17	4	0.810	7	4	5	6	12	10	0.545	29	14	0.674			27.0	43	0.628
D7/ One-Armed Bandits		31	41	42	30	73	71	0.507	17	19	22	14	39	33	0.542	151	137	0.524	0	0	115.0	288	0.399
D 70	Johnson, Sven	7	4	3	4	10	8	0.556	3	4	4	5	7	9	0.438	17	17	0.500			8.0	34	0.235
D 71	Kiser, Lyman	4	5	9	2	13	7	0.650	8	4	6	4	14	8	0.636	27	15	0.643			30.0	42	0.714
D 72	Dopko, Jeff	1	2	3	1	4	3	0.571	1	1	3	1	4	2	0.667	8	5	0.615			1.0	13	0.077
D 73	Richardson, Shane	8	3	5	4	13	7	0.650	5	5	6	4	11	9	0.550	24	16	0.600			22.0	40	0.550
D 74	Bonaparte, Chris	0	4	0	0	0	4	0.000	0	3	2	1	2	4	0.333	2	8	0.200			0.0	10	0.000
D 75	Taylor, Walter	6	3	8	3	14	6	0.700	5	4	7	3	12	7	0.632	26	13	0.667			21.0	39	0.538
D 76	Hudelson, Tim	1	6	2	4	3	10	0.231	4	3	4	3	8	6	0.571	11	16	0.407			6.0	27	0.222
D 77	Taylor, Wayne	3	6	2	6	5	12	0.294	2	4	5	3	7	7	0.500	12	19	0.387			7.5	31	0.242
D 78	Kempf, Greg	0	3	7	4	7	7	0.500	5	5	5	3	10	8	0.556	17	15	0.531			9.5	32	0.297
D 79	Weingarten, Mike	1	5	3	2	4	7	0.364	1	5	2	1	3	6	0.333	7	13	0.350			10.0	20	0.500

	Singles 301		Singles Cricket		Singles Record		Singles Win %-age	Doubles Cricket		Doubles 501		Doubles Record		Doubles Win %-age	Sngls + Dbls	Record	Sngls + Dbls Win %-age	1001 Wins	1001 Losses	All-Star Points	Games Played	All-Star Point Ave.
E1/ Team America	53	31	61	23	114	54	0.679	32	10	25	17	57	27	0.679	228	108	0.679	7	0	170.0	343	0.496
E 10 Wilcox, Randy	12	0	10	1	22	1	0.957	12	1	9	4	21	5	0.808	43	6	0.878	1	0	36.5	50	0.730
E 11 Wilcox, Julie	4	2	9	5	13	7	0.650	8	5	3	3	11	8	0.579	24	15	0.615	1	0	18.5	40	0.463
E 12 Radcliff, Rob	6	7	12	2	18	9	0.667	13	1	10	4	23	5	0.821	41	14	0.745	1	0	28.5	56	0.509
E 13 Scott, Kevin	10	4	11	3	21	7	0.750	9	4	9	5	18	9	0.667	39	16	0.709	1	0	24.5	56	0.438
E 14 Johnson, Galen	7	5	7	3	14	8	0.636	8	2	0	6	8	8	0.500	22	16	0.579	1	0	12.5	39	0.321
E 15 Shengulette, Jerry	1	1	4	2	5	3	0.625	5	2	5	2	10	4	0.714	15	7	0.682	0	0	15.5	22	0.705
E 16 Guile, Glen	6	8	1	2	7	10	0.412	2	1	6	7	8	8	0.500	15	18	0.455	1	0	4.0	34	0.118
E 17 Mori, Christopher	7	4	7	5	14	9	0.609	7	4	8	3	15	7	0.682	29	16	0.644	1	0	30.0	46	0.652
E2/ Whompas	25	59	32	52	57	111	0.339	15	27	22	20	37	47	0.440	131	205	0.390	0	0	112.0	336	0.333
E 20 Sutter, Stella	0	0	0	0	0	0	#DIV/0!	0	0	0	0	0	0	#DIV/0!	0	0	#DIV/0!			0.0	0	#DIV/0!
E 21 Schwartz, Laurel	2	11	3	10	5	21	0.192	6	7	9	4	15	11	0.577	20	32	0.385			13.0	52	0.250
E 22 Schwartz, Darrell	4	2	5	1	9	3	0.750	3	3	3	3	6	6	0.500	15	9	0.625			18.5	24	0.771
E 23 Rhea, Laurie	5	12	7	10	12	22	0.353	6	10	10	6	16	16	0.500	28	38	0.424			26.5	66	0.402
E 24 Alapin, Toni	3	9	5	8	8	17	0.320	7	6	7	5	14	11	0.560	22	28	0.440			17.5	50	0.350
E 25 Fournier, Jeff	5	3	5	3	10	6	0.625	2	6	5	3	7	9	0.438	17	15	0.531			13.0	32	0.406
E 26 Enos, Kellee	2	13	2	14	4	27	0.129	4	13	5	12	9	25	0.265	13	52	0.200			13.5	65	0.208
E 27 Barden, David	4	9	5	6	9	15	0.375	2	9	5	7	7	16	0.304	16	31	0.340			10.0	47	0.213
E 28 Pelletier, Billy	0	0	0	0	0	0	#DIV/0!	0	0	0	0	0	0	#DIV/0!	0	0	#DIV/0!			0.0	0	#DIV/0!
E3/ Endeavor	40	44	35	49	75	93	0.446	12	30	17	25	29	55	0.345	133	203	0.396	0	16	95.0	352	0.270
E 30 Kunesh, Joe	5	4	2	9	7	13	0.350	2	11	4	6	6	17	0.261	13	30	0.302	0	2	14.5	45	0.322
E 31 Rouse, Chuck	5	6	0	2	5	8	0.385	0	5	4	9	4	14	0.222	9	22	0.290	0	2	2.0	33	0.061
E 32 Wilkinson, Charlie	4	5	5	6	9	11	0.450	3	7	1	6	4	13	0.235	13	24	0.351	0	2	13.5	39	0.346
E 33 Fulghum, Mark	9	3	7	6	16	9	0.640	6	7	9	3	15	10	0.600	31	19	0.620	0	2	13.0	52	0.250
E 34 Moloney, Ed	0	0	0	1	0	1	0.000	1	0	1	1	2	1	0.667	2	2	0.500	0	0	2.0	4	0.500
E 35 Stacey, Rod	1	10	2	9	3	19	0.136	3	5	3	7	6	12	0.333	9	31	0.225	0	2	8.5	42	0.202
E 36 Guarneri, Mike	7	6	6	7	13	13	0.500	3	9	6	5	9	14	0.391	22	27	0.449	0	2	19.0	51	0.373
E 37 Raper, Jeremie	5	4	8	4	13	8	0.619	3	7	3	7	6	14	0.300	19	22	0.463	0	2	13.5	43	0.314
E 38 Hall, Steve	4	6	5	5	9	11	0.450	3	9	3	6	6	15	0.286	15	26	0.366	0	2	9.0	43	0.209
E4/ The Hostile Amish	50	34	51	33	101	67	0.601	26	16	24	18	50	34	0.595	201	135	0.598	8	0	119.5	344	0.347
E 40 Stepp, John	6	7	9	2	15	9	0.625	6	6	9	4	15	10	0.600	30	19	0.612	1	0	34.0	50	0.680
E 41 Majchrzak, Ted	4	3	5	3	9	6	0.600	6	5	9	3	15	8	0.652	24	14	0.632	1	0	13.5	39	0.346
E 42 Morrill, Robert "Tyke"	10	4	10	3	20	7	0.741	9	4	10	2	19	6	0.760	39	13	0.750	1	0	15.0	53	0.283
E 43 Young, Mike	5	1	2	6	7	7	0.500	8	3	4	6	12	9	0.571	19	16	0.543	1	0	3.5	36	0.097
E 44 Claypool, Josh	9	3	8	5	17	8	0.680	3	6	7	5	10	11	0.476	27	19	0.587	1	0	17.5	47	0.372
E 45 Schmaus, Darren	9	3	6	7	15	10	0.600	8	2	3	8	11	10	0.524	26	20	0.565	1	0	11.5	47	0.245
E 46 Natarajan, Dilip	4	2	6	3	10	5	0.667	5	5	4	5	9	10	0.474	19	15	0.559	1	0	10.5	35	0.300
E 47 Wilson, Alison	1	9	0	0	1	9	0.100	0	0	1	2	1	2	0.333	2	11	0.154	0	0	0.0	13	0.000
E 48 Hix, Steve	2	2	5	4	7	6	0.538	7	1	1	1	8	2	0.800	15	8	0.652	1	0	14.0	24	0.583
E5/ Da Bulls	46	38	46	38	92	76	0.548	25	17	21	21	46	38	0.548	184	152	0.548	0	7	127.5	343	0.372
E 50 Snowden, Mark	8	4	6	5	14	9	0.609	8	4	4	7	12	11	0.522	26	20	0.565	0	1	16.5	47	0.351
E 51 Kerr, Duncan	4	9	9	3	13	12	0.520	7	4	4	5	11	9	0.550	24	21	0.533	0	1	16.5	46	0.359
E 52 White, Bill	6	2	9	4	15	6	0.714	6	7	10	4	16	11	0.593	31	17	0.646	0	1	17.0	49	0.347
E 53 McSorley, Paul	5	2	6	3	11	5	0.688	5	5	4	5	9	10	0.474	20	15	0.571	0	1	12.0	36	0.333
E 54 Charlton, Warwick	2	3	3	2	5	5	0.500	3	3	2	4	5	7	0.417	10	12	0.455	0	0	7.0	22	0.318
E 55 Lewis, Brian	5	8	2	7	7	15	0.318	6	3	5	6	11	9	0.550	18	24	0.429	0	1	12.0	43	0.279
E 56 Johnson, Aaron	9	5	7	7	16	12	0.571	9	3	9	5	18	8	0.692	34	20	0.630	0	1	32.0	55	0.582
E 57 Tamburro, Dan	4	3	2	4	6	7	0.462	6	2	4	4	10	6	0.625	16	13	0.552	0	0	6.5	29	0.224
E 58 Pfahlert, Mark	3	2	2	3	5	5	0.500	0	3	0	2	0	5	0.000	5	10	0.333	0	1	8.0	16	0.500
E6/ Screamin' Meanies	37	47	42	42	79	89	0.470	16	26	26	16	42	42	0.500	163	173	0.485	12	0	139.5	348	0.401
E 60 Buckley, Jennifer	6	8	10	4	16	12	0.571	4	11	8	6	12	17	0.414	28	29	0.491	2	0	21.5	59	0.364
E 61 Buckley, Bill	4	8	4	9	8	17	0.320	4	8	7	5	11	13	0.458	19	30	0.388	1	0	14.0	50	0.280
E 62 Smallwood, Jed	5	9	2	11	7	20	0.259	3	9	10	5	13	14	0.481	20	34	0.370	2	0	11.0	56	0.196
E 63 Park, Ed	2	8	5	7	7	15	0.318	4	7	5	5	9	12	0.429	16	27	0.372	2	0	19.0	45	0.422
E 64 Raquet, Mike	11	2	13	0	24	2	0.923	10	3	11	2	21	5	0.808	45	7	0.865	2	0	49.0	54	0.907
E 65 DeBlonde, Tanya	2	5	4	5	6	10	0.375	2	6	3	5	5	11	0.313	11	21	0.344	1	0	13.5	33	0.409
E 66 Schaffer, Brian	7	7	4	6	11	13	0.458	5	8	8	4	13	12	0.520	24	25	0.490	2	0	11.5	51	0.225
E7/ The DIVE Bombers	44	40	44	40	88	80	0.524	23	19	16	26	39	45	0.464	166	170	0.494	0	14	122.0	350	0.349
E 70 Dunn, Thom	1	5	0	7	1	12	0.077	3	5	3	5	6	10	0.375	7	22	0.241	0	2	3.0	31	0.097
E 71 Flowers, Fred	6	5	4	6	10	11	0.476	5	3	5	6	10	9	0.526	20	20	0.500	0	2	9.0	42	0.214
E 72 Huff, Matt	5	7	8	4	13	11	0.542	5	6	3	8	8	14	0.364	21	25	0.457	0	2	22.5	48	0.469
E 73 Keller, Jim	3	5	0	7	3	12	0.200	4	5	1	5	5	10	0.333	8	22	0.267	0	0	8.0	30	0.267
E 74 Lee, Carl	11	3	12	2	23	5	0.821	9	5	4	8	13	13	0.500	36	18	0.667	0	2	27.5	56	0.491
E 75 Marler, Donald "Duck"	7	6	8	6	15	12	0.556	4	5	4	8	8	13	0.381	23	25	0.479	0	2	22.5	50	0.450
E 76 Miller, Mike	9	3	11	2	20	5	0.800	8	4	8	4	16	8	0.667	36	13	0.735	0	2	24.0	51	0.471
E 77 Parker, Billy	2	6	1	6	3	12	0.200	8	5	4	8	12	13	0.480	15	25	0.375	0	2	5.5	42	0.131
E8/ Meet the Fockers!	41	43	25	59	66	102	0.393	19	23	17	25	36	48	0.429	138	198	0.411	7	0	98.0	343	0.286
E 80 Payne, Julie	8	6	3	8	11	14	0.440	4	7	6	6	10	13	0.435	21	27	0.438	1	0	13.5	49	0.276
E 81 Hatch, Nicole	6	7	7	6	13	13	0.500	7	6	7	5	14	11	0.560	27	24	0.529	1	0	18.5	52	0.356
E 82 Gaffney, Michelle	4	7	2	7	6	14	0.300	4	8	5	7	9	15	0.375	15	29	0.341	1	0	10.5	45	0.233
E 83 Gevedon, Aimee	7	4	4	6	11	10	0.524	3	3	1	6	4	9	0.308	15	19	0.441	1	0	11.0	35	0.314
E 84 Baynor, Jessica	0	2	1	6	1	8	0.111	4	6	4	5	8	11	0.421	9	19	0.321	1	0	6.5	29	0.224
E 85 Blackwelder, Deb	8	3	6	5	14	8	0.636	8	3	3	7	11	10	0.524	25	18	0.581	1	0	19.5	44	0.443
E 86 Wells, Tami	7	6	1	11	8	17	0.320	6	6	5	9	11	15	0.423	19	32	0.373	1	0	11.5	52	0.221
E 87 Dancy, Kristy	1	8	1	10	2	18	0.100	2	7	3	5	5	12	0.294	7	30	0.189	0	0	7.0	37	0.189

	Singles	301	Singles	Cricket	Singles	Record	Singles Win %-age	Doubles	Cricket	Doubles	501	Doubles	Record	Doubles Win %-age	Sngls + Dbls	Record	Sngls + Dbls Win %-age	1001 Wins	1001 Losses	All-Star Points	Games Played	All-Star Point Ave.
F1/ Death Throw	30	48	28	50	58	98	0.372	10	29	18	21	28	50	0.359	114	198	0.365	0	0	70.5	312	0.226
F 10 Austin, Jeff	7	6	7	5	14	11	0.560	4	9	4	7	8	16	0.333	22	27	0.449			19.0	49	0.388
F 11 Hogan, Neal	5	8	6	7	11	15	0.423	4	7	8	5	12	12	0.500	23	27	0.460			12.0	50	0.240
F 12 Willis, Tolson	7	6	4	9	11	15	0.423	3	9	9	5	12	14	0.462	23	29	0.442			20.0	52	0.385
F 13 Appleman, Travis	2	11	3	10	5	21	0.192	1	9	3	9	4	18	0.182	9	39	0.188			2.0	48	0.042
F 14 Hughes, Kevin	1	0	0	1	1	1	0.500	1	1	0	2	1	3	0.250	2	4	0.333			1.5	6	0.250
F 15 Dysard, Rick	4	5	3	8	7	13	0.350	5	6	5	5	10	11	0.476	17	24	0.415			6.0	41	0.146
F 16 Thompson, Ben	2	6	5	6	7	12	0.368	1	10	5	5	6	15	0.286	13	27	0.325			4.0	40	0.100
F 17 Hoomani, John	2	5	0	3	2	8	0.200	1	6	2	4	3	10	0.231	5	18	0.217			6.0	23	0.261
F 18 Brooks, Doug	0	1	0	1	0	2	0.000	0	1	0	0	0	1	0.000	0	3	0.000			0.0	3	0.000
F2/ The Real DeCoys	39	45	41	43	80	88	0.476	19	23	21	21	40	44	0.476	160	176	0.476	16	8	128.5	360	0.357
F 20 Moeschet, Cathy	0	1	0	2	0	3	0.000	0	1	0	1	0	2	0.000	0	5	0.000	0	0	1.0	5	0.200
F 21 Carawon, Bob	5	6	5	8	10	14	0.417	5	8	3	5	8	13	0.381	18	27	0.400	2	1	13.0	48	0.271
F 22 Young, Perry	0	4	1	4	1	8	0.111	0	4	1	1	1	5	0.167	2	13	0.133	1	1	3.5	17	0.206
F 23 Peers, Martin	5	6	2	5	7	11	0.389	1	8	6	4	7	12	0.368	14	23	0.378	2	1	7.0	40	0.175
F 24 Martin, David	6	5	9	5	15	10	0.600	6	8	7	6	13	14	0.481	28	24	0.538	2	1	37.0	55	0.673
F 25 Converse, Stan	0	0	0	0	0	0	#DIV/0!	3	0	6	4	9	4	0.692	9	4	0.692	2	1	4.0	16	0.250
F 26 Van Olst, Jason	2	4	4	4	6	8	0.429	6	2	5	1	11	3	0.786	17	11	0.607	1	1	11.5	30	0.383
F 27 Lee, Ronnie	10	4	11	3	21	7	0.750	7	3	4	8	11	11	0.500	32	18	0.640	2	1	27.5	53	0.519
F 28 Elliott, Erin	1	12	0	8	1	20	0.048	2	8	2	9	4	17	0.190	5	37	0.119	2	1	3.5	45	0.078
F 29 Tollerton, Steve "Tolly"	10	3	9	4	19	7	0.731	8	4	8	3	16	7	0.696	35	14	0.714	2	0	20.5	51	0.402
F3/ Capital Punishment	37	47	31	53	68	100	0.405	20	22	18	24	38	46	0.452	144	192	0.429	0	13	118.0	349	0.338
F 30 Todd, Patrick	7	6	3	9	10	15	0.400	5	3	5	7	10	10	0.500	20	25	0.444	0	1	16.5	46	0.359
F 31 DeMattos, Rick	6	4	1	4	7	8	0.467	2	4	5	4	7	8	0.467	14	16	0.467	0	1	4.5	31	0.145
F 32 Davis, Stuart	3	6	4	6	7	12	0.368	2	4	4	5	6	9	0.400	13	21	0.382	0	1	12.5	35	0.357
F 33 Dehritz, Matt "Mavis"	3	10	1	5	4	15	0.211	6	7	7	5	13	12	0.520	17	27	0.386	0	2	12.0	46	0.261
F 34 Murdock, Jim "Doc"	2	5	5	8	7	13	0.350	3	7	5	4	8	11	0.421	15	24	0.385	0	2	13.0	41	0.317
F 35 Wackerman, Mark "Tex"	7	7	6	8	13	15	0.464	7	6	5	8	12	14	0.462	25	29	0.463	0	2	20.5	56	0.366
F 36 Leengran, Sean	5	7	0	5	5	12	0.294	7	6	0	4	7	10	0.412	12	22	0.353	0	2	5.5	36	0.153
F 37 Hoyt, David	1	0	9	2	10	2	0.833	6	5	4	6	10	11	0.476	20	13	0.606	0	1	30.5	34	0.897
F 38 Morris, Chris	3	2	2	6	5	8	0.385	2	2	1	5	3	7	0.300	8	15	0.348	0	1	3.0	24	0.125
F4/ Menace to Sobriety	39	45	43	41	82	86	0.488	19	23	19	23	38	46	0.452	158	178	0.470	18	14	107.0	368	0.291
F 40 Guerriero, John	1	4	1	5	2	9	0.182	0	4	2	0	2	4	0.333	4	13	0.235	1	2	3.5	20	0.175
F 41 Wagner, Dave	1	3	3	4	4	7	0.364	4	3	0	1	4	4	0.500	8	11	0.421	0	0	10.0	19	0.526
F 42 Tueting, Harry	6	4	2	7	8	11	0.421	3	5	5	6	8	11	0.421	16	22	0.421	2	2	4.0	42	0.095
F 43 Oglesby, Mark	5	5	2	5	7	10	0.412	5	5	4	3	9	8	0.529	16	18	0.471	1	1	12.0	36	0.333
F 44 Harrison, Mark	1	0	0	1	1	1	0.500	0	1	1	1	1	2	0.333	2	3	0.400	1	0	3.0	6	0.500
F 45 Boyd, Jennifer	3	6	1	5	4	11	0.267	0	3	3	9	3	12	0.200	7	23	0.233	2	2	1.0	34	0.029
F 46 Garratt, Neil	3	5	4	6	7	11	0.389	5	7	6	6	11	13	0.458	18	24	0.429	3	1	13.5	46	0.293
F 47 Johnson, Dave	5	7	7	5	12	12	0.500	5	8	6	5	11	13	0.458	23	25	0.479	2	2	21.0	52	0.404
F 48 Price, Brady	8	3	11	1	19	4	0.826	7	5	4	8	11	13	0.458	30	17	0.638	3	2	15.5	52	0.298
F 49 McCartney, Eric	6	8	12	2	18	10	0.643	9	5	7	7	16	12	0.571	34	22	0.607	3	2	23.5	61	0.385
F5/ Damn Yankees!!!	51	33	42	42	93	75	0.554	21	21	23	19	44	40	0.524	181	155	0.539	0	7	112.0	343	0.327
F 50 Dougherty, Henry	1	3	0	4	1	7	0.125	2	8	6	2	8	10	0.444	9	17	0.346	0	1	7.0	27	0.259
F 51 Lupien, Bam	8	5	3	9	11	14	0.440	4	3	7	5	11	8	0.579	22	22	0.500	0	1	7.0	45	0.156
F 52 Patrick, Kevin	5	9	4	8	9	17	0.346	8	6	8	5	16	11	0.593	25	28	0.472	0	1	13.5	54	0.250
F 53 Sarantos, Alex	5	2	7	1	12	3	0.800	8	0	5	3	13	3	0.813	25	6	0.806	0	1	14.5	32	0.453
F 54 Kron, Jay	9	3	8	5	17	8	0.680	6	4	9	3	15	7	0.682	32	15	0.681	0	0	11.5	47	0.245
F 55 Jaraszewicz, Jay	7	5	3	5	10	10	0.500	3	7	4	5	7	12	0.368	17	22	0.436	0	1	10.5	40	0.263
F 56 Brooks, Ricky	5	3	5	5	10	8	0.556	3	7	1	5	4	12	0.250	14	20	0.412	0	1	13.5	35	0.386
F 57 Wiggens, Rob	3	1	4	3	7	4	0.636	2	3	0	6	2	9	0.182	9	13	0.409	0	1	7.0	23	0.304
F 58 Jur, Jess	8	2	8	2	16	4	0.800	6	4	6	4	12	8	0.600	28	12	0.700	0	0	27.5	40	0.688
F6/ Tres Equis	42	36	43	35	85	71	0.545	21	18	20	19	41	37	0.526	167	145	0.535	7	7	128.5	326	0.394
F 60 Hall, Frank	1	2	2	5	3	7	0.300	2	2	1	3	3	5	0.375	6	12	0.333	1	1	3.0	20	0.150
F 61 Gillett, Galen	6	4	7	3	13	7	0.650	7	3	5	5	12	8	0.600	25	15	0.625	1	1	20.0	42	0.476
F 62 Bleakley, Tom	1	2	2	1	3	3	0.500	3	2	2	2	5	4	0.556	8	7	0.533	1	0	8.0	16	0.500
F 63 Yarley, Scott	4	3	2	4	6	7	0.462	0	5	4	3	4	8	0.333	10	15	0.400	1	0	7.5	26	0.288
F 64 Rosenhoff, Evan	4	7	10	2	14	9	0.609	8	5	8	3	16	8	0.667	30	17	0.638	1	1	24.0	49	0.490
F 65 Hall, Danny	9	2	7	3	16	5	0.762	8	4	6	6	14	10	0.583	30	15	0.667	0	1	25.0	46	0.543
F 66 McEwen, William	9	4	7	5	16	9	0.640	6	6	5	6	11	12	0.478	27	21	0.563	1	1	13.0	50	0.260
F 67 Hill, Roger	5	5	2	8	7	13	0.350	4	4	5	5	9	9	0.500	16	22	0.421	1	1	13.0	40	0.325
F 68 Kvasnicka, Bob	0	0	0	0	0	0	#DIV/0!	0	0	0	0	0	0	#DIV/0!	0	0	#DIV/0!	0	0	0.0	0	#DIV/0!
F 69 Amundson, Martin	3	7	4	4	7	11	0.389	4	5	4	5	8	10	0.444	15	21	0.417	0	1	15.0	37	0.405
F7/ Rif Raf	46	38	55	29	101	67	0.601	32	10	26	16	58	26	0.690	217	119	0.646	16	0	152.5	352	0.433
F 70 Diamond, Paddy	3	4	10	4	13	8	0.619	12	2	4	4	16	6	0.727	29	14	0.674	2	0	17.0	45	0.378
F 71 Diamond, Kimmy	0	9	0	0	0	9	0.000	0	0	6	3	6	3	0.667	6	12	0.333	2	0	0.0	20	0.000
F 72 Phelan, Johnny	9	4	8	6	17	10	0.630	14	0	7	4	21	4	0.840	38	14	0.731	2	0	44.0	54	0.815
F 73 Ayers, Judson	4	9	5	3	9	12	0.429	8	2	7	4	15	6	0.714	24	18	0.571	2	0	9.0	44	0.205
F 74 Ohrberg, Keith	12	1	11	2	23	3	0.885	8	5	6	5	14	10	0.583	37	13	0.740	2	0	31.0	52	0.596
F 75 Barwick, Rob	8	5	10	3	18	8	0.692	10	4	8	3	18	7	0.720	36	15	0.706	2	0	18.0	53	0.340
F 76 St. Clair, Matt	2	2	5	6	7	8	0.467	8	4	5	6	13	10	0.565	20	18	0.526	2	0	14.0	40	0.350
F 77 Buchholz, Brian	8	4	6	5	14	9	0.609	4	3	9	3	13	6	0.684	27	15	0.643	2	0	19.5	44	0.443
F8/ Bennington Brawlers	46	38	47	37	93	75	0.554	23	19	20	22	43	41	0.512	179	157	0.533	0	9	136.0	345	0.394
F 80 Carter, Shawn	9	4	7	6	16	10	0.615	2	6	6	3	8	9	0.471	24	19	0.558	0	1	23.0	44	0.523
F 81 Fischlein, Erin	7	6	3	7	10	13	0.435	4	6	6	3	10	9	0.526	20	22	0.476	0	1	10.0	43	0.233
F 82 Kenney, Jon	7	6	12	1	19	7	0.731	6	6	4	5	10	11	0.476	29	18	0.617	0	1	21.0	48	0.438
F 83 Hoppert, Jason	0	1	4	3	4	4	0.500	4	2	3	3	7	5	0.583	11	9	0.550	0	1	11.0	21	0.524
F 84 Perry, Matt	4	2	6	4	10	6	0.625	8	4	5	6	13	10	0.565	23	16	0.590	0	1	22.5	40	0.563
F 85 Hobbs, Brian	4	5	7	5	11	10	0.524	9	4	5	5	14	9	0.609	25	19	0.568	0	1	20.0	45	0.444
F 86 Brantley, Kevin	6	3	1	4	7	7	0.500	4	3	4	5	8	8	0.500	15	15	0.500	0	1	10.0	31	0.323
F 87 Connors, Tracy	2	3	0	0	2	3	0.400	0	0	0	3	0	3	0.000	2	6	0.250	0	0	2.0	8	0.250
F 88 Reynolds, Jon	5	3	5	3	10	6	0.625	6	4	3	6	9	10	0.474	19	16	0.543	0	1	11.0	36	0.306
F 89 Metzger, Emily	2	5	2	4	4	9	0.308	3	3	4	5	7	8	0.467	11	17	0.393	0	1	5.5	29	0.190

	Singles 301		Singles Cricket		Singles Record		Singles Win %-age	Doubles Cricket		Doubles 501		Doubles Record		Doubles Win %-age	Sngls + Dbls Record		Sngls + Dbls Win %-age	1001 Wins	1001 Losses	All-Star Points	Games Played	All-Star Point Ave.
G1/ Off Constantly	50	34	51	33	101	67	0.601	25	17	32	10	57	27	0.679	215	121	0.640	0	0	118.5	336	0.353
G 10 Williams, Sara	5	9	1	2	6	11	0.353	5	7	11	3	16	10	0.615	22	21	0.512			3.5	43	0.081
G 11 Mayhew, Zak	8	6	10	4	18	10	0.643	7	5	10	3	17	8	0.680	35	18	0.660			22.5	53	0.425
G 12 Harrilchak, Travis	8	6	7	6	15	12	0.556	7	4	10	1	17	5	0.773	32	17	0.653			19.0	49	0.388
G 13 Mayhew, Nick	9	4	6	8	15	12	0.556	6	3	13	1	19	4	0.826	34	16	0.680			10.5	50	0.210
G 14 Diggs, Rick	5	5	5	7	10	12	0.455	8	4	6	3	14	7	0.667	24	19	0.558			11.5	43	0.267
G 15 Finan, Mike	3	2	7	3	10	5	0.667	4	5	3	4	7	9	0.438	17	14	0.548			13.0	31	0.419
G 16 Roberts, Mike	2	2	6	3	8	5	0.615	5	4	4	3	9	7	0.563	17	12	0.586			9.0	29	0.310
G 17 Beeson, Robb	10	0	9	0	19	0	1.000	8	2	7	2	15	4	0.789	34	4	0.895			29.5	38	0.776
G2/ Coral Reefers	41	43	33	51	74	94	0.440	22	20	15	27	37	47	0.440	148	188	0.440	8	15	96.0	359	0.267
G 20 Wade, Nate	7	5	6	6	13	11	0.542	10	1	6	5	16	6	0.727	29	17	0.630	1	1	26.0	48	0.542
G 21 Baker, Tammy	0	2	1	6	1	8	0.111	1	8	0	1	1	9	0.100	2	17	0.105	1	0	1.0	20	0.050
G 22 Boyd, Richard	5	2	4	6	9	8	0.529	5	4	3	6	8	10	0.444	17	18	0.486	1	2	16.0	38	0.421
G 23 Cullen, Pat	1	8	0	9	1	17	0.056	0	5	0	12	0	17	0.000	1	34	0.029	1	2	2.5	38	0.066
G 24 Hodge, Hue	8	3	2	6	10	9	0.526	7	3	4	6	11	9	0.550	21	18	0.538	1	2	8.5	42	0.202
G 25 Mavity, Jennifer	3	7	0	3	3	10	0.231	1	7	1	6	2	13	0.133	5	23	0.179	1	1	3.0	30	0.100
G 26 Sedgwick, Jim	3	4	0	3	3	7	0.300	0	2	2	3	2	5	0.286	5	12	0.294	0	1	0.0	18	0.000
G 27 Smith, Van	8	3	7	7	15	10	0.600	10	3	8	5	18	8	0.692	33	18	0.647	1	2	15.0	54	0.278
G 28 Jarvah, Sean	2	3	7	1	9	4	0.692	4	4	3	5	7	9	0.438	16	13	0.552	1	2	7.0	32	0.219
G 29 Williams, Nelson	4	6	6	4	10	10	0.500	6	3	3	5	9	8	0.529	19	18	0.514	0	2	17.0	39	0.436
G3/ Money Shot	44	40	34	50	78	90	0.464	16	26	19	23	35	49	0.417	148	188	0.440	0	6	93.5	342	0.273
G 30 Folsom, Kevin	7	7	5	9	12	16	0.429	8	5	4	8	12	13	0.480	24	29	0.453	0	1	13.5	54	0.250
G 31 Folsom, Hope	11	2	10	4	21	6	0.778	4	9	7	6	11	15	0.423	32	21	0.604	0	1	15.0	54	0.278
G 32 Folsom, Kyle	4	7	4	7	8	14	0.364	4	8	3	8	7	16	0.304	15	30	0.333	0	0	13.5	45	0.300
G 33 Jackson, Ben	0	1	0	1	0	2	0.000	1	0	1	0	2	0	1.000	2	2	0.500	0	0	3.0	4	0.750
G 34 Brienzi, Kevin	4	11	3	9	7	20	0.259	9	5	6	9	15	14	0.517	22	34	0.393	0	1	13.0	57	0.228
G 35 Colton, Mitch	9	4	3	11	12	15	0.444	2	11	7	6	9	17	0.346	21	32	0.396	0	1	19.5	54	0.361
G 36 Colton, Bridgette	1	0	0	1	1	1	0.500	0	0	0	0	0	0	#DIV/0!	1	1	0.500	0	0	0.0	2	0.000
G 37 Thorne, Scott	3	7	5	4	8	11	0.421	2	8	7	5	9	13	0.409	17	24	0.415	0	1	4.5	42	0.107
G 38 Bailey, Joe	5	1	4	4	9	5	0.643	2	6	3	4	5	10	0.333	14	15	0.483	0	1	11.5	30	0.383
G4/ Overtime Outlaws	36	42	28	50	64	92	0.410	14	25	16	23	30	48	0.385	124	188	0.397	0	0	78.0	312	0.250
G 40 Clark, Dan	8	5	7	4	15	9	0.625	3	8	6	4	9	12	0.429	24	21	0.533			16.0	45	0.356
G 41 Cross, Bill	5	8	3	10	8	18	0.308	4	5	6	5	10	10	0.500	18	28	0.391			4.5	46	0.098
G 42 Birmingham, Christine	3	10	1	11	4	21	0.160	2	11	5	7	7	18	0.280	11	39	0.220			8.5	50	0.170
G 43 Peterson, Chris	4	4	3	7	7	11	0.389	6	4	3	7	9	11	0.450	16	22	0.421			8.0	38	0.211
G 44 Hooks, Jeremy	3	3	2	3	5	6	0.455	3	3	1	4	4	7	0.364	9	13	0.409			8.5	22	0.386
G 45 Mody, Nero	5	5	3	7	8	12	0.400	4	10	7	7	11	17	0.393	19	29	0.396			9.5	48	0.198
G 46 DeMuro, Chris	4	4	4	5	8	9	0.471	4	4	2	7	6	11	0.353	14	20	0.412			16.5	34	0.485
G 47 Coochyumptewa, Jonathan	4	3	5	3	9	6	0.600	2	5	2	5	4	10	0.286	13	16	0.448			6.5	29	0.224
G5/ No Maam	39	39	46	32	85	71	0.545	22	17	15	24	37	41	0.474	159	153	0.510	13	9	86.0	334	0.257
G 50 Pearsall, Worth	7	5	8	4	15	9	0.625	4	8	3	8	7	16	0.304	22	25	0.468	2	1	14.0	50	0.280
G 51 Reavis, Ben	3	1	1	1	4	2	0.667	2	1	0	3	2	4	0.333	6	6	0.500	0	1	2.0	13	0.154
G 52 Gwaltney, Alex	2	9	8	3	10	12	0.455	3	4	7	4	10	8	0.556	20	20	0.500	2	1	8.0	43	0.186
G 53 Ejlali, Shervin	3	9	4	5	7	14	0.333	5	7	2	7	7	14	0.333	14	28	0.333	2	1	11.0	45	0.244
G 54 Gilbert, Geoffrey	9	2	10	1	19	3	0.864	11	0	4	7	15	7	0.682	34	10	0.773	2	1	21.5	47	0.457
G 55 Fine, Kenny	4	4	6	1	10	5	0.667	2	5	4	4	6	9	0.400	16	14	0.533	0	1	10.5	31	0.339
G 56 Thrasher, Clint	6	5	2	7	8	12	0.400	2	5	5	6	7	11	0.389	15	23	0.395	2	1	7.5	41	0.183
G 57 Woodard, David	4	3	4	8	8	11	0.421	11	2	5	6	16	8	0.667	24	19	0.558	2	1	7.0	46	0.152
G 58 Oates, Justin	1	1	3	2	4	3	0.571	4	2	0	3	4	5	0.444	8	8	0.500	1	1	4.5	18	0.250
G6/ Board 2 Death	40	44	47	37	87	81	0.518	19	23	21	21	40	44	0.476	167	169	0.497	7	8	70.5	351	0.201
G 60 Lane, Jonathan	7	6	5	8	12	14	0.462	9	4	8	5	17	9	0.654	29	23	0.558	1	1	16.5	54	0.306
G 61 Lane, Jeremy	1	8	1	2	2	10	0.167	2	5	5	2	7	7	0.500	9	17	0.346	1	1	2.0	28	0.071
G 62 Knott, Ronnie	6	8	13	1	19	9	0.679	6	8	4	10	10	18	0.357	29	27	0.518	1	1	9.5	58	0.164
G 63 Knott, Ryan	2	5	8	5	10	10	0.500	6	7	3	1	9	8	0.529	19	18	0.514	1	1	3.5	39	0.090
G 64 Davis, Kevin	7	6	5	9	12	15	0.444	4	8	7	6	11	14	0.440	23	29	0.442	1	1	13.5	54	0.250
G 65 Hayes, Chad	6	3	7	4	13	7	0.650	6	5	4	7	10	12	0.455	23	19	0.548	1	1	11.5	44	0.261
G 66 Grimes, Lynwood	8	2	3	3	11	5	0.688	1	2	6	5	7	7	0.500	18	12	0.600	1	1	8.5	32	0.266
G 67 Hunter, Adam	3	6	5	5	8	11	0.421	4	7	5	6	9	13	0.409	17	24	0.415	0	1	5.5	42	0.131
G7/ Designated Divers	39	45	61	23	100	68	0.595	27	15	33	9	60	24	0.714	220	116	0.655	14	0	124.0	350	0.354
G 70 Parrish, Kelly	1	5	5	5	6	10	0.375	6	5	9	1	15	6	0.714	21	16	0.568	2	0	8.0	39	0.205
G 71 Ackley, Sean	7	6	13	1	20	7	0.741	13	1	12	1	25	2	0.926	45	9	0.833	2	0	29.0	56	0.518
G 72 George, Bob	1	2	7	6	8	8	0.500	7	6	4	3	11	9	0.550	19	17	0.528	2	0	11.0	38	0.289
G 73 Gotlibowski, Jim	7	4	9	3	16	7	0.696	7	3	9	1	16	4	0.800	32	11	0.744	1	0	25.5	44	0.580
G 74 Marsh, John	5	7	5	3	10	10	0.500	7	4	7	4	14	8	0.636	24	18	0.571	2	0	8.0	44	0.182
G 75 McAlpin, Jack	7	7	13	1	20	8	0.714	9	5	10	3	19	8	0.704	39	16	0.709	2	0	29.5	57	0.518
G 76 Meyer, "Jimmay"	6	7	7	3	13	10	0.565	4	4	9	2	13	6	0.684	26	16	0.619	2	0	12.0	44	0.273
G 77 Morales, Eric	0	0	0	0	0	0	#DIV/0!	0	0	0	0	0	0	#DIV/0!	0	0	#DIV/0!	0	0	0.0	0	#DIV/0!
G 78 Rodwell, Robby	5	7	2	1	7	8	0.467	1	2	6	3	7	5	0.583	14	13	0.519	1	0	1.0	28	0.036
G8/ Where's the Bullseye	35	37	24	48	59	85	0.410	17	19	11	25	28	44	0.389	115	173	0.399	0	8	54.0	296	0.182
G 80 Strickland, Jon	5	3	5	2	10	5	0.667	5	3	3	5	8	8	0.500	18	13	0.581	0	1	11.5	32	0.359
G 81 Ferree, Mike	3	9	0	10	3	19	0.136	5	6	1	12	6	18	0.250	9	37	0.196	0	1	2.0	47	0.043
G 82 Budd, Ben	1	7	1	8	2	15	0.118	5	4	1	4	6	8	0.429	8	23	0.258	0	1	7.0	32	0.219
G 83 Fahy, Matt	1	0	0	1	1	1	0.500	1	0	0	1	1	1	0.500	2	2	0.500	0	0	4.0	4	1.000
G 84 Dunham, Jim	7	3	8	3	15	6	0.714	6	5	5	6	11	11	0.500	26	17	0.605	0	1	10.0	44	0.227
G 85 Campbell, Dan	12	0	4	7	16	7	0.696	5	4	5	7	10	11	0.476	26	18	0.591	0	1	15.5	45	0.344
G 86 Port, Brian	3	2	5	2	8	4	0.667	2	6	2	4	4	10	0.286	12	14	0.462	0	1	2.0	27	0.074
G 87 Ferree, Angie	0	7	0	9	0	16	0.000	2	5	2	6	4	11	0.267	4	27	0.129	0	1	1.0	32	0.031
G 88 Mason, Marcy	3	6	1	6	4	12	0.250	3	5	3	5	6	10	0.375	10	22	0.313	0	1	1.0	33	0.030
G 89 Ford, Derek	0	0	0	0	0	0	#DIV/0!	0	0	0	0	0	0	#DIV/0!	0	0	#DIV/0!	0	0	0.0	0	#DIV/0!

HOSTED BY

QUEEN CITY DARTING ASSOC.

$ 2,500 GET A WAY

SANCTIONED BY

For the New Year

January 5, 6, & 7 2007

Tournament Director
Ritchard Kennington
Tournamentdirector@charlottedarts.com
704.236.6824

Day	Friday	Saturday							Sunday				
Time	8:00 PM	10:30 AM	1:00 PM	2:00 PM	3:30 PM	4:30 PM	6:00 PM	8:30 PM	11:00 AM	1:00 PM	1:30 PM	3:00 PM	3:30 PM
Event	Blind Draw	Mixed Trips 701	Ladies Doubles Cricket	Mens Doubles Cricket	Ladies Singles Cricket	Men's Singles Cricket	Mixed doubles Cricket	Blind draw	Mixed Doubles 501	Ladies Doubles 501	Men's Doubles 501	Ladies Singles 501	Men's Singles 501
Fee	$10 Person	$30 Team	$20 Team	$20 Team	$12 Person	$12 Person	$20 Team	$10 Person	$20 Team	$20 Team	$20 Team	$12 Person	$12 Person
1st	110	90	80	100	70	100	100	120	100	80	100	70	90
2nd	60	60	50	50	40	60	50	50	50	50	50	40	60
Top 4	20	30	20	20	20	30	30	20	30	20	20	20	30

Near By Accomidations:

The Mart Inn
704-3771501
Hampton Inn - Matthews
704-841-1155

Dart supplies provided by:
Spears Custom Darts
770.923.0397
robton80@netzero.net

The Get-a-Way Pub
6824 - C Albemarle Rd
Charlotte NC 28212
(704) 535-1802

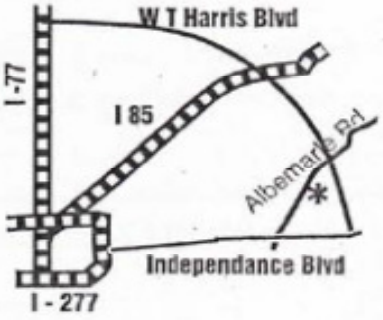

www.charlottedarts.com

FOOTHILLS FLING
$7,120
JANUARY 19-21, 2007
TOURNAMENT LOCATION: HOLIDAY INN
I-85 & 4295 Augusta Road, Greenville, South Carolina 29605

HOSTED by:
SOUTH CAROLINA
UPSTATE
DART LEAGUE, INC

SANCTIONED BY

Tournament Director
John Wilder

S.C.U.D.L. League Office
(864)903-9512
e-mail southfling@yahoo.com

EVENT	LUCK OF DRAW PAIRS 501 - 301 CRICKET	CRICKET MIXED PAIRS	4 PERSON 701 TEAM	CRICKET MENS SINGLES	CRICKET LADIES SINGLES	CRICKET MENS PAIRS	CRICKET LADIES PAIRS	LUCK OF DRAW MIXED PAIRS	501 MENS SINGLES	501 LADIES SINGLES	501 LADIES PAIRS	501 MENS PAIRS
ENTRY FEE PER PERSON	$10	$10	$10	$15 ♦	$15 ♦	$10	$10	$10	$15 ♦	$15 ♦	$10	$10

♦ ENTRY FEE INCLUDE'S A $200.ADD $URCHARGE
$100 TO TOP FINISHER LADIES TEAM / ALL TIES PLAYED OFF

EVENT	FRI.	SAT.	SAT.	SAT.	SAT.	SAT.	SAT.	SUN.	SUN.	SUN.	SUN.	SUN.
START TIMES	6:00 PM	10:00 AM	12:00 NOON	3:00 PM	3:30 PM	5:30 PM	6:00 PM	7:00 PM	11:30 AM	1:30 PM	4:00 PM	4:30 PM

POST ED TIME IS CLOSE OF REGISTRATION

1st	$100	$300	$240	$300	$120	$300	$130	$300	$100	$300	$130	$130	$300
2nd	$50	$100	$120	$100	$60	$100	$70	$150	$100	$100	$60	$70	$100
TOP 4	$50	$50	$60	$50	$50	$50	$45	$50	$50	$50	$45	$45	$50
TOP 8	$50	$15	$40	$25	$10	$25	$30	$25	$15	$20	$30	$30	$15
TOP 16	$50												
TOTAL	$1,050	$500	$840	$500	$380	$500	$410	$750	$500	$500	$380	$410	$500

HOLIDAY INN I-85 GREENVILLE
Exit 46A Interstate 85 @ Augusta Road
4295 Augusta Road
Greenville, SC 29605
(864)277-8921
or 1-800HOLIDAY and request the Darters Rates
Online at: www.holiday-inn.com
Booking Code:
UDL
Please register prior to January 9, 2007

Special Darters Rates
$69.00 per nite + tax

Raffle and Charity Games to Benefit
Alliance for Community Trust
GREENVILLE
(formerly Prevent Child Abuse Greenville)

YOUTH EVENTS

EVENT	ADULT/ YOUTH CRICKET 501	ADULT/ YOUTH SINGLES 501
	(Youth 17 & Under)	
ENTRY FEE PER PERSON	$5	$5
EVENT START TIMES	SAT 9:00 AM	SUN 12:00 NOON
1st	40%	40%
2nd	20%	20%
TOP 4	10%	10%
TOTAL	80%	80%

DISCLAIMER - AMATEUR STATUS
The SCUDL and/or the ADO assumes no responsibility for any adverse effects due to Dart Awards may have on the amateur status of any Youth Participant. Please check local regulations/restrictions.

WARNING
DARTS is an adult sport. It is dangerous for children to play without adult supervision.

Raleigh Dart League

Registration for Spring 2007 Season

Wednesday, January 3, Blinco's, 7:30-9:00 p.m.

Wednesday, January 3 **For returning teams AND new teams - there is only one night of registration!!!**
(If your team is not returning, please leave a message on VoiceMail.
New captain? Please pass this information on to him/her.)
Bring: 1) Completed roster - use BLACK pen please - with divisions played by by each member for last 3 seasons
2) ONE check for bar fee and a minimum of six players (Bar fee is $20; Player registration is $20) NO CASH WILL BE ACCEPTED!!!

Wednesday, January 3 **DEADLINE for unrestricted roster add-ons, at REGISTRATION (no extensions)**
January 4 through February 26 Add-ons pre-approved by the Membership Committee (Director - Julie Payne):
1) Checks & player information as per roster to: Mark Wackerman (Treas.), 110 Ridge Lake Dr, Apex, NC 27539; telephone: 919-303-8917
2) Membership Director will inform captain of Committee's decision
A PLAYER IS NOT ELIGIBLE UNTIL APPROVED

Wednesday, January 17 **Captains' meeting, 7:30 p.m., Blinco's (MANDATORY)**
Pickup schedules, blank scoresheets, team rosters, phone lists, rules, etc.

Wednesday, January 24 **8:00 p.m. Season starts**

Monday, February 26 **5th week captains' meeting, Blinco's (MANDATORY)**
... and RDL Board meeting
Last day to add/replace a player with approval

SPRING 2007 RALEIGH DART LEAGUE TEAM REGISTRATION FORM

Team Name _____ Team Number _____
(PLEASE LEAVE BLANK)
Fee Paid:
Date Paid:

Divisions played in previous 3 seasons	Player Name: / Home Bar & Dart Rep.:	Player Address: / Board #s:	M/F	Phone #:	
	Captain: 0	email:		(H) (W)	0
	1			(H) (W)	1
	2			(H) (W)	2
	3			(H) (W)	3
	4			(H) (W)	4
	5			(H) (W)	5
	6			(H) (W)	6
	7			(H) (W)	7
	8			(H) (W)	8
	9			(H) (W)	9

PLEASE WRITE IN BLACK, IN BLOCK LETTERS - ROSTERS WILL BE PHOTOCOPIED

TOTAL:

(LEAVE SPACE BLANK FOR OFFICE USE)

TONS OF NEWSLETTER

Home to the Spring Session of the Raleigh Dart League for the Banquet, Saturday, May 19, 2007

The "I Never Like Playing Poorly, But I Don't Mind Playing Decently And Simply Being Beaten" Edition

TOURNAMENT WINNERS

"A" Division - ***The Shadows*** *(13-7)*

The Shadows add a Mug to their season title, in a match featuring five perfect throws, two outs from over 100, six 301 games of 15 or fewer darts, two singles cricket games of 21 or fewer darts, and two 501 games of 18 or fewer darts (out of the only three played).

"B" Division - ***Rebels Without A Cause*** *(12+-12)*

Fifth-week addition Scott Butters delivers the finish in 1001 in one of this season's most exciting finals. The Replacements only lost four times all season, but three of them were to the Rebels, who completed the regular season/tournament double.

"C" Division - ***Bag O' Nuts*** *(14-10)*

The Nuts end AADA's upset run amid an ever-present throng of adoring fans and onlookers (ok, so maybe those were the waiters and the waitresses on their way to and from the kitchen…).

"D" Division - ***Effects of the Influence*** *(14-2)*

I'm wondering if Jason Grannis came back from Wilmington for this final, the season's only true Mug match white-washing. The Effects beat their opponents by more each week of the tourney (?).

"E" Division - ***Rif Raf*** *(13-5)*

Once Rif Raf got past that weird funky stretch in weeks 8-10, they re-established their dominance quickly. They complete the season/ tournament double here without seeing 501 in the tournament.

"F" Division - ***Off Constantly*** *(13-11)*

After outlasting the Ducks by matching 15-9 scores during the season, Off Constantly had to do it one more time, this time coming down to the final set. They completed the season/tournament double in a match featuring a 14-dart SCkt game by Robb Beeson.

"G" Division - ***The Bogarts*** *(12+-12)*

After surviving five darts at the tiebreaker double by the Coral Reefers, The Bogarts prevailed on Shane Murray's dead-center double-16 (solidifying further his position as the division's top gun). The Bogarts' win makes 5 teams that won the season & tournament.

REGULAR SEASON WINNERS

"A" Division - ***The Shadows*** *(10 wins, 2 losses)*
2nd place - Out Of Our Element

"B" Division - ***Rebels Without A Cause*** *(12 wins, 2 losses)*
2nd place - The Replacements

"C" Division - ***Travelin' Beer Bellies*** *(12 wins, 2 losses)*
2nd place - Bag O' Nuts

"D" Division - ***The Hostile Amish*** *(12 wins, 2 losses)*
2nd place - Effects of the Influence

"E" Division - ***Rif Raf*** *(12 wins, 2 losses)*
2nd place - Tres Equis

"F" Division - ***Off Constantly*** *(11 wins, 3 losses)*
2nd place - Who's Your Ducky?

"G" Division - ***The Bogarts*** *(12 wins, 2 losses)*
2nd place - Coral Reefers

(Rosters of all tournament-winning and regular season first place teams can be found on page 4.)

TABLE OF CONTENTS

Item	Page Number
Tournament & Regular Season Winning Teams	1
Fall 2007 RDL Season Information	1
Final Divisional Standings	2
Final Divisional Tournament Results	3
Tournament & Regular Season Winning Team Rosters	4
Spring 2007 Trivia Questions Revisited	4
Regular Season Trophy Dart Awards	5
Tournament Trophy Dart Awards	5
Other Tournament Hot Darts	5
Divisional Singles Win %-age Winners	6
Divisional All-Star Point %-age Winners	6
Players Who Beat the Singles Winners	6
Season Penalty Summary	6
List of Host Establishments	7
Fall 2007 season notices, Trivia continued from page 4	7
RDL Address and Phone No. Information	8
Event Calendar, Penalty Log	8
JK's All-Star Team Picks	9
Quick Stat Tidbits	9
JK's Prediction Results Summary	9
Prediction Results Table	10
Week-by-Week Match Results Table	11
Tiebreaker Stat Facts; Rules clarifications	12
Quotes from tournaments and late-season weeks	12
RDL successes, new darter!!, other misc. stuff	12
Random Thoughts from JK	13
NCCDL/NCLC regular season standings & results	14
Wreck at the Deck flier - June 1-3, Upper Deck, Cary	15
Fliers for CVDA Classic, Piedmont Shootout	16
Summer darts - blind draws and other local leagues	17
Top Singles Records, by Division	18
Top Doubles Records, by Division	19
Top Singles+Doubles, by Division	20
Top -01 All Star Point Averages, by Division	21
Top Cricket All Star Point Averages, by Division	22
Top Individual Records, by Section of Play	23,24
League-Wide Individual Singles, Doubles Records	25
League-Wide Individual Singles+Doubles Records, -01 & Ckt All-Star Point Averages	26
Singles, Doubles Records, Ranked by Team	27
Singles+Doubles Records, -01 and Cricket All-Star Point Averages, Ranked by Team	28
Complete "A" Division Statistics	29
Complete "B" Division Statistics	30
Complete "C" Division Statistics	31
Complete "D" Division Statistics	32
Complete "E" Division Statistics	33
Complete "F" Division Statistics	34
Complete "G" Division Statistics	35
Registration Materials for Fall 2007 RDL Season	36

FALL 2007 RALEIGH DART LEAGUE SEASON INFORMATION

Registration Meeting for ALL Teams (we disposed of the 2nd meeting seasons ago) Mac's Tavern; **Wednesday, July 18**, 7:30-9:00

MANDATORY Preseason Captains' Meeting; Mac's Tavern **Wednesday, August 1**, 7:30 p.m.

Match Play begins on Wednesday, August 8

MANDATORY Fifth Week Captains' Meeting; Mac's Tavern; **Monday, September 10**, 7:30 p.m.

Divisional tournament weeks - **Nov. 14, Nov. 28, Dec. 5**

FINAL!! DIVISIONAL TEAM STANDINGS FOR THE *SPRING 2007* RDL SEASON

"A" Division

		W	L	Pts.
👍	The Shadows 👍	10	2	192
👍	Out Of Our Element	10	2	186
3	Cereal Killers	8	4	166
4	Dodge Darts	6	6	136
5	Pure Tungsten	4	8	129
👎	Lunatic Fringe	4	8	127
👎	Cheap Shots	0	12	22

"B" Division

		W	L	Pts.
👍	Rebels Without A Cause 👍	12	2	159
👍	The Replacements	11	3	219
3	Brew Crew	10	4	203
4	Dogs of War	7	7	150
5	Starving Dartists	6	8	149
6	Nine Lives	5	9	149
👎	Porky's Pigs	4	10	133
👎	Excalibur	1	13	108

"C" Division

		W	L	Pts.
👍	Travelin Beer Bellies 👍	12	2	185
👍	Bag O' Nuts	10	4	218
3	Never A Dull Moment	8	6	178
4	Team #5	7	7	147
5	AADA - Armed and Dangerous Ag	6	8	129
6	The Dog	6	8	124
👎	Dynamic Darts	5	9	165
👎	Sharkshooters	2	12	129

LEGEND OF SYMBOLS IN STANDINGS
👍 = clinched "top-two" finish in division
👎 = clinched "bottom-two" finish in division
👍 = regular season division champion

"D" Division

		W	L	Pts.
👍	The Hostile Amish 👍	12	2	211
👍	Effects of the Influence	11	3	209
3	No Respect	9	5	186
4	One-Armed Bandits	8	6	167
5	Boondock Saints Again	6	8	156
6	Grateful Darts	5	9	120
👎	Wire We Here	4	10	153
👎	Lil Pickled	1	13	116

"E" Division

		W	L	Pts.
👍	Rif Raf 👍	12	2	192
👍	Tres Equis	11	3	181
3	Bennington Brawlers	9	5	186
4	The DIVE Bombers	8	6	169
5	Damn Yankees!!	6	8	163
6	Kozmic Debris	6	8	154
👎	FFAB	3	11	129
👎	Da Bulls	1	13	122

"F" Division

		W	L	Pts.
👍	Off Constantly 👍	11	3	205
👍	Who's Your Ducky?	11	3	194
3	Board 2 Death	10	4	189
4	Designated Divers	8	6	135
5	Menace to Sobriety	7	7	155
6	Capital Punishment	5	9	151
👎	Left Side Doubles	2	12	133
👎	Misfits	2	12	103

"G" Division

		W	L	Pts.
👍	The Bogarts 👍	12	2	193
👍	Coral Reefers	11	3	195
3	Overtime Outlaws	11	3	163
4	Crown Royalty	8	6	179
5	Katmandu	6	8	163
6	One Markers	3	11	136
👎	Money Shot	3	11	128
👎	Where's the Bullseye	2	12	133

SPRING 2007 RDL DIVISIONAL TOURNAMENT SCHEDULE

Quarterfinals	*Semifinals*	*Finals*	***WINNER***

"A" Division

1 **The Shadows**
The Shadows
(Bye)
(13-3) **The Shadows**
5 Pure Tungsten
(13-9) Pure Tungsten
4 Dodge Darts
(13-7) **The Shadows**
3 Cereal Killers
(12-8) Lunatic Fringe
6 Lunatic Fringe
(13-3) Out Of Our Element
7 Cheap Shots
(13-1) Out Of Our Element
2 Out Of Our Element

"B" Division

1 **Rebels Without A Cause**
(14-4) **Rebels Without A Cause**
8 Excalibur
(?-?) **Rebels Without A Cause**
5 Starving Dartists
(14-2) Dogs of War
4 Dogs of War
(12+-12) **Rebels Without A Cause**
3 Brew Crew
(13-9) Brew Crew
6 Nine Lives
(13-5) The Replacements
7 Porky's Pigs
(14-8) The Replacements
2 The Replacements

"C" Division

1 Travelin Beer Bellies
(12-3) Travelin Beer Bellies
8 Sharkshooters
(12-9) AADA
5 AADA
(14-10) AADA
4 Team #5
(14-10) **Bag O' Nuts**
3 Never A Dull Moment
(?-?) Never A Dull Moment
6 The Dog
(14-10) **Bag O' Nuts**
7 Dynamic Darts
(13-3) **Bag O' Nuts**
2 **Bag O' Nuts**

Quarterfinals	*Semifinals*	*Finals*	***WINNER***

"D" Division

1 The Hostile Amish
(14-6) The Hostile Amish
8 Lil Pickled
(13-9) One-Armed Bandits
5 Boondock Saints Again
(13-8) One-Armed Bandits
4 One-Armed Bandits
(14-2) **Effects of the Influence**
3 No Respect
(14-10) No Respect
6 Grateful Darts
(13-7) **Effects of the Influence**
7 Wire We Here
(13-11) **Effects of the Influence**
2 **Effects of the Influence**

"E" Division

1 **Rif Raf**
(forfeit) **Rif Raf**
8 Da Bulls
(13-5) **Rif Raf**
5 Damn Yankees!!
(14-4) Damn Yankees!!
4 The DIVE Bombers
(13-5) **Rif Raf**
3 Bennington Brawlers
(14-6) Kozmic Debris
6 Kozmic Debris
(14-4) Kozmic Debris
7 FFAB
(14-8) Tres Equis
2 Tres Equis

"F" Division

1 **Off Constantly**
(forfeit) **Off Constantly**
8 Misfits
(13-3) **Off Constantly**
5 Menace to Sobriety
(13-7) Menace to Sobriety
4 Designated Divers
(13-11) **Off Constantly**
3 Board 2 Death
(13-9) Board 2 Death
6 Capital Punishment
(13-11) Who's Your Ducky?
7 Left Side Doubles
(12-6) Who's Your Ducky?
2 Who's Your Ducky?

Quarterfinals	*Semifinals*	*Finals*

Finals	*Semifinals*	*Quarterfinals*

"G" Division

1 **The Bogarts**
(13-9) **The Bogarts**
8 Where's the Bullseye
(12-7) **The Bogarts**
5 Katmandu
(13-11) Katmandu
4 Crown Royalty

(12+-12)
The Bogarts
WINNER

Overtime Outlaws 3
Overtime Outlaws *(13-5)*
One Markers 6
Coral Reefers *(13-11)*
Money Shot 7
Coral Reefers *(14-6)*
Coral Reefers 2

THIS SEASON'S TRIVIA QUESTIONS… REVISITED

I now run this column during season in which I've included trivia questions all season. Each question is listed exactly as it was during the season, so there is potential for a question to now be out of date, but it's usually not too much of a problem. Each question is listed under the week # when it ran, and the answers are at the end. No peeking…

Week 5 question(s): What is the lowest point total that an RDL team has scored for a season since 1995 (I only have full records since I became statistician in 1996)? Who did it, and when?

Week 6 question(s): How many games of -01 since 1996 have been thrown in the RDL, in which the winning player/team averaged 40+ points per dart? (This question was directly inspired by a submission of a great darting story by an RDL member - see week 7 Tons, page 6 for details.) (Oh, and… I'm sort of assuming we haven't had any 40+ point-per-dart cricket games. Plus, unless a cricket game is 9 darts or fewer, I could never verify the average was high enough.)

Week 7 question(s): How many RDL members are there this season? How many have there been in each of the past four seasons? (Hint: the league has been growing nicely…)

Week 8 question(s): This season we have two winless teams averaging over 9 pts/match. Pretty impressive number for 0 wins. What is the record weekly point average for a winless team (at least since 1995, as that's how long my personal records are)?

Week 9 question(s): Last week, Rif Raf's 24-match win streak was broken. How many streaks longer than that has the RDL had in the past 11 years (the time length of my records)?

Week 11 question: When is the last time that the RDL didn't have didn't have a single team make it through the regular season with fewer than two losses? (I don't have the answer to this one yet, and I only have complete records back through 1995, so if it's before that, then I won't have this answer…)

Week 12 questions: Presently, the leaguewide High Out is not held by an A division thrower, and the leaguewide Fast Singles Cricket is a tie between an A division thrower and a non-A division thrower. How many times in the last 11 years (the length of my complete records) has a non-A division thrower held the leaguewide High Out or Fast Singles Cricket game? Who had them, and what were the Out and dart totals?

Week 5 answers: (As I'm sure most of you would assume, I did not include teams that forfeited multiple times during a season.) The title for low point total belongs to Tossing Heads, who rang up 66 points in a 14-week season in A division in the Spring 1997 season, for an average of just a bit over 4.7 points/match. An honorable mention goes to the Fall 2000 Horsemen of A division, who chalked up 55 points in a 12-week season and lost 10 of those to penalties (although they did forfeit one match).

[Note added for banquet edition of the Tons: Clearly, this record has been broken this season. A division's Cheap Shots will be looked upon as "historic" if nothing else. But kudos to them… Those who aren't in our division didn't get to see how sportsmanlike they were in accepting their dubious fate. Rather impressive character.]

Week 6 answers: 3. There was one game of 301: 7 darts by Tom Brown of The Fifth Element on 9/14/05 (43.0 points per dart). And there have been two games of 501: 11 darts by John Carroll & Jerry Oakley of Dogs of War on 11/3/99 (45.5 points per dart), and 12 darts by Dale Hyler & Jason Kilts of BOOM! on 11/1/00 (41.8 per dart).

Week 7 answers: 474 this season, 453 last season, 418 in Spring '06, 414 in Fall '05, and 415 in Spring '05.

Week 8 answers: 8.0, twice, both in the Fall '03 season, by Dogs of War III in C, and by Coral Reefers in F, in 12-week seasons.

[Note added for banquet edition of the Tons: Shortly after I wrote this question, both of the teams chasing this record started winning. How selfish! Could have been a greatly improved trivia answer…]

Week 9 answers: Five. And three of those five were just barely longer. The big two: Lunatic Fringe, 45 matches in Sp96-Fa97, all in A division; and Wireless, 41 matches in Sp04-Sp05, in divisions D/C/B. The next three: The Element, 26 matches in Sp05-Fa05, all in A division; Lunatic Fringe (again), 25 matches in Fa02-Fa03, all in A division; and AFLAC (the Ducks), 25 matches in Fa01-Fa02, in divisions G/F.

Week 11 answer: Well, the best answer that I can give for this one is… 1994 or earlier. I have full records starting in 1996, and I have the final newsletters for the two seasons in 1995, and no season has had 2+ losses for all teams even once in all that time.

(The answers are continued on page 7…)

TEAMS THAT WON BOTH THEIR DIVISIONAL TOURNAMENT AND REGULAR SEASON TITLE !!!!!!

*"A" Division - **The Shadows***

Tommy Gelhar (c)	Marshall Chavis	Jeremiah Millar
David Murray	Brian Blake	Richard Oakley
Shane Denton	Rob Oxley	Barron Aldridge
	Chris Blake	

*"B" Division - **Rebels Without A Cause***

Bill Chaney (c)	John Murdaugh	Tim Mills
Greg Crumpler	Jim Davis	Keith Moats
Trey Rodgers	Scott Butters	John Tighe
	J.D. Dixon	

*"E" Division - **Rif Raf***

Paddy Diamond (c)	Kimmy Diamond	Johnny Phelan
Rob Barwick	Keith Ohrberg	Judson Ayers
Matt St. Clair	David Hoyt	Brian Buchholz

*"F" Division - **Off Constantly***

Sara Williams (c)	Zak Mayhew	Nick Mayhew
English Mullender	Rick Diggs	Travis Harrilchak
Robb Beeson		Mike Roberts

*"G" Division - **The Bogarts***

Brian Smith (c)	Lisa Draper	Shane Murray
Rudy Watkins	Brandy Murray	Jason Brown
Shane Nelson		Lisa Reynolds

TEAMS THAT WON THEIR DIVISIONAL TOURNAMENT (but not regular season title) !!!!!!

*"C" Division - **Bag O' Nuts***

Tommy Beaird (c)	Brian Gaertner	Jose Aguilar
George Bubanic	Mike Steppe	Rob Yang
	James Njunge	

*"D" Division - **Effects of the Influence***

Tami Wells (c)	John Wells	Derek Barnes
Jason Grannis	Brandon Brown	Kurt Walters
Chris Pilo	Gary Matthews	Mike Fjelstad

TEAMS THAT WON THEIR REGULAR SEASON TITLE (but not tournament) !!!!!!

*"C" Division - **Travelin Beer Bellies***

J.J. Yoneoka (c)	Oakie Yoneoka	Ed Gibson
Eric Side	Bart Bear	Bob McCredie
Dave Krasnow	Paul Hansen	Tim O'Donnell

*"D" Division - **The Hostile Amish***

John Stepp (c)	Ted Majchrzak	Josh Claypool
Robert Morrill	Dilip Natarajan	Mike Young
Steve Hix	Chris Haynes	Alison Wilson

SPRING 2007 TOURNAMENT!!! TROPHY DART AWARDS

9 Marks

Jeremiah Millar **(2)**	The Shadows	5/9, 5/16
Robbie Phillips **(2)**	Out Of Our Element	5/2, 5/9
Bill Chaney	Rebels Without A Cause	5/2
Jim Davis	Rebels Without A Cause	5/2
John Dunleavy	Brew Crew	5/2
Hope Folsom	Money Shot	5/2
Mikey Hindle	Brew Crew	5/2
Mark Knight	Dodge Darts	5/2
Galen Gillett	Tres Equis	5/9
Keith Wall	Out Of Our Element	5/9
Tami Wells	Effects of the Influence	5/9
Randy Wilcox	Never A Dull Moment	5/9
Rob Barwick	Rif Raf	5/16
Brian Blake	The Shadows	5/16
David Murray	The Shadows	5/16
Wil Tan	Out Of Our Element	5/16
Wayne Taylor	One-Armed Bandits	5/16

Ton-80s

Robbie Phillips	Out Of Our Element	5/2
Paul Beaudoin	Armed and Dangerous Aga	5/9
Dale Hyler	Out Of Our Element	5/16

6 Bulls

Eric August	Boondock Saints Again	5/2

Ton-70-Ins and Outs

(none reported)

OTHER TOURNAMENT HOT DARTS

(Sorry, no award -- but they're still great shots)

Tom Brown	Out Of Our Element	160-In
Chris Haynes	The Hostile Amish	132-In
Robert Morrill	The Hostile Amish	112-Out
Brian Blake	The Shadows	
8-dart & 10-dart 301s (in the same set!)		
Wil Tan	Out Of Our Element	10-dart 301
Robb Beeson	Off Constantly	14-dart SCkt
Robbie Phillips	Out Of Our Element	
16-dart & 18-dart SCkts (in the same set!)		
Bill Chaney & Jim Davis - Rebels…		12-dart DCkt
Marshall Chavis & David Murray - The Shadows		
18-dart & 17-dart 501s (in Mug-clinching set!)		

SPRING 2007 REGULAR SEASON PERFECT THROWS

9 Marks

Robb Beeson **(2)**	Off Constantly	2/7, 2/28
Randy Baldwin	Porky's Pigs	4/18
Justin Berstler	Pure Tungsten	4/18
Tom Brown	Out Of Our Element	3/7
George Bubanic	Bag O' Nuts	3/28
Dave Buckman	Cheap Shots	4/18
Scott Butters	Rebels Without A Cause	3/14
John Carroll	Dogs of War	3/14
Jim Davis	Rebels Without A Cause	2/21
Billy Hamilton	The Replacements	2/14
Bob Hansen	No Respect	1/31
Steve Hoffmann	Lunatic Fringe	2/28
Doug Jeffcoat	Dodge Darts	2/21
Aaron Johnson	Da Bulls	2/28
Jeremiah Millar	The Shadows	4/4
Shane Murray	The Bogarts	3/7
Chris Nelson	One Markers	4/4
Richard Oakley	The Shadows	3/14
Kenny Persson	Cereal Killers	2/19
Mark Pfahlert	Da Bulls	4/18
Robbie Phillips	Out Of Our Element	4/4
John Riner	Out Of Our Element	3/21
Evan Rosenoff	Tres Equis	4/11
Kevin Scott	Never A Dull Moment	2/21
Eric Side	Travelin Beer Bellies	3/28
Wil Tan	Out Of Our Element	3/28
Bob Terry	Lunatic Fringe	4/11
Randy Umstead	Pure Tungsten	4/25
Keith Wall	Out Of Our Element	3/21
Tom Wiegand	Dogs of War	2/21
Denny Williams	Armed and Dangerous Aga	3/21

Ton-80s

Mark Knight **(2)**	Dodge Darts	3/28, 4/18
Sean Ackley	Designated Divers	2/21
David Alvord	Pure Tungsten	2/28
Eric Bonar	Porky's Pigs	2/14
Jim Doroshenko	Kozmic Debris	3/14
David Martin	Who's Your Ducky?	2/28
Marc Shown	Starving Dartists	4/18
Mike Steppe	Bag O' Nuts	4/4
Eric Taylor	Sharkshooters	2/7
Jason Thomas	The Replacements	1/24
Keith Wall	Out Of Our Element	2/7
Lee Whitehead	Dodge Darts	4/11
Felipe Wilkie	Dogs of War	4/4

6 Bulls

Jeff Fournier	Kozmic Debris	4/4
Mike Seward	Cereal Killers	4/11

FINAL SPRING 2007 REGULAR SEASON DIVISIONAL TROPHY DART AWARDS

	A division	B division	C division	D division	E division	F division	G division
High In (301 only)	Ton-60 **Brian Blake** (twice!!) (1/24) & (4/25) The Shadows **J.P. Evans** (1/24) Dodge Darts **Mike Peoples** (3/21) Cereal…	Ton-36 (2/28) **Tim Vann** Excalibur	Ton-20 **Donald Grubb** (2/7) AADA **Randy Wilcox** (3/7) Never Dull…	Ton-20 **Jacky Buckner** (4/18) No Respect **Sven Johnson** (1/31) ...Bandits **Kurt Walters** (twice!!) (2/21) & (3/7) Effects/Influence	Ton-20 (2/28) **Aaron Johnson** Da Bulls	Ton-20 **Robb Beeson** (3/21) Off Const. **Mike Guarneri** (3/28) Left Side … **David Martin** (3/14) …Ducky? **John Neiditch** (2/7) Misfits	Ton-15 (2/7) **Michael Ferree** Where's the Bullseye
High Out (301/501/ 1001)	Ton-61 (4/18) **Jeremiah Millar** The Shadows	98 (2/28) **Tim Caldwell** Dogs of War	Ton-50 (4/18) **Tony Alcon** The Dog	Ton-20 (1/24) **Chris Pilo** Effects/Influence	Ton-21 (3/28) **Keith Ohrberg** Rif Raf	Ton-09 (3/28) **Martin Peers** ... Your Ducky?	Ton-21 (4/25) **Kevin Folsom** Money Shot
Fast Singles 301	9 darts **J.P. Evans** (1/24) Dodge Darts **Mark Knight** (4/18) Dodge Darts **Jeremiah Millar** (twice!!) (3/14) & (4/18) The Shadows **Rob Oxley** (4/25) Shadows	11 darts (2/28) **Gary Burney** Excalibur	11 darts (4/4) **Jerry Shengulette** Never Dull…	10 darts (2/21) **Brandon Brown** Effects/Influence	14 darts **Aaron Johnson** (3/14) Da Bulls **Jon Kenney** (3/7) …Brawlers **Donald Marler** (2/14) ...Bombers **Matt Perry** (4/25) ...Brawlers **Evan Rosenoff** (2/14) Tres Equis **Jeff Wenhart** (2/7) Kozmic…	10 darts (4/18) **Jim Keller** Designated Divers	11 darts (2/7) **Jared Davis** Katmandu 11 darts (3/21) **Nate Wade** Coral Reefers
Fast Singles Cricket	14 darts (4/4) **Robbie Phillips** ... Element	14 darts (2/21) **Timmy King** The Replacements	30 darts **Randy Wilcox** (4/11) Never Dull… **Rob Yang** (4/25) Bag O' Nuts	23 darts (2/7) **John Wells** Effects/Influence	20 darts (4/4) **David Hoyt** Rif Raf	26 darts (3/28) **Robb Beeson** Off Constantly	33 darts (4/25) **Nate Wade** Coral Reefers
Fast Doubles Cricket	13 darts (1/24) **Robbie Phillips & Wil Tan** ... Element	17 darts (3/14) **Scott Butters & Greg Crumpler** Rebels…	19 darts (3/7) **Donald Grubb & David Hesselberth** AADA	23 darts (3/7) **Chris Pilo & John Wells** Effects/Influence	23 darts (4/4) **Paddy Diamond & Johnny Phelan** Rif Raf	19 darts (3/28) **Kevin Davis & Jeremy Lane** Board 2 Death	*(no award - no games reported)*
Fast Doubles 501	15 darts (4/4) **Robbie Phillips & Keith Wall** ... Element	19 darts (2/20) **Jim Davis & Tim Mills** Rebels…	18 darts (3/28) **Jose Aguilar & George Bubanic** Bag O' Nuts	24 darts (3/7) **Brandon Brown & Jason Grannis** Effects/Influence	23 darts (2/7) **Aimee Gevedon & Julie Payne** FFAB	23 darts (4/18) **David Martin & Jason Van Olst** ... Your Ducky?	22 darts (3/14) **Jason Crowe & Scott Fuhrman** Overtime Outlaws

For those who are new or simply were not aware of it: fast games, high ins and high outs in the tournament do not win awards unless they are perfect shots (170s) or games.

Spring 2007 RDL Individual Season-Long Awards

SINGLES WIN PERCENTAGE

		W	L	%-age
	"A" Division			
Mike Seward	A5/ Cereal Killers	17	3	0.850
	"B" Division			
Jim Davis	B1/ Rebels Without A Cau	25	1	0.962
	"C" Division			
George Bubanic	C4/ Bag O' Nuts	24	4	0.857
	"D" Division			
John Wells	D5/ Effects of the Influenc	23	2	0.920
	"E" Division			
Rob Barwick	E1/ Rif Raf	20	4	0.833
	"F" Division			
David Martin	F2/ Who's Your Ducky?	23	4	0.852
	"G" Division			
Nate Wade	G2/ Coral Reefers	20	3	0.870
	Women's Records - "A", "B", and "C" Divisions			
[There are no women in A and B, and no women in C satisfied the minimum number of games played and the RDL rule requiring a win percentage of 0.500 or higher.]				
	Women's Records - "D" Division			
Deb Blackwelder	D4/ Wire We Here	21	7	0.750
	Women's Records - "E" Division			
Nicole Hatch	E8/ FFAB	16	12	0.571
	Women's Records - "F" Division			
Laurie Rhea	F8/ Misfits	12	11	0.522
	Women's Records - "G" Division			
Hope Folsom	G3/ Money Shot	11	11	0.500

ALL-STAR POINT AVERAGE

			ASPs	TGP	%-age
		"A" Division			
-01:	Brian Blake	A3/ The Shadows	33.5	24	1.396
Ckt:	Brian Blake	A3/ The Shadows	89.5	24	3.729
		"B" Division			
-01:	Jim Davis	B1/ Rebels Without A Cau	23.0	26	0.885
Ckt:	Jim Davis	B1/ Rebels Without A Cau	61.5	26	2.365
		"C" Division			
-01:	George Bubanic	C4/ Bag O' Nuts	28.5	28	1.018
Ckt:	Tom Winters	C2/ Dynamic Darts	38.0	26	1.462
		"D" Division			
-01:	Jason Grannis	D5/ Effects of the Influenc	14.5	26	0.558
Ckt:	John Iager	D3/ Grateful Darts	29.0	26	1.115
		"E" Division			
-01:	Jess Jur	E5/ Damn Yankees!!	11.5	21	0.548
Ckt:	Jess Jur	E5/ Damn Yankees!!	33.5	21	1.595
		"F" Division			
-01:	Robb Beeson	F5/ Off Constantly	15.0	21	0.714
Ckt:	Robb Beeson	F5/ Off Constantly	31.0	22	1.409
		"G" Division			
-01:	Shane Murray	G7/ The Bogarts	19.0	28	0.679
Ckt:	Shane Murray	G7/ The Bogarts	35.0	28	1.250
		Women's Records - "A" and "B" Divisions			
		[There are no women in A and B divisions.]			
		Women's Records - "C" Division			
-01:	Becky Hiller	C3/ Sharkshooters	5.0	23	0.217
Ckt:	Becky Hiller	C3/ Sharkshooters	10.5	21	0.500
		Women's Records - "D" Division			
-01:	Deb Blackwelder	D4/ Wire We Here	9.0	25	0.360
Ckt:	Deb Blackwelder	D4/ Wire We Here	26.5	27	0.981
		Women's Records - "E" Division			
-01:	Nicole Hatch	E8/ FFAB	8.0	29	0.276
Ckt:	Julie Payne	E8/ FFAB	22.0	28	0.786
		Women's Records - "F" Division			
-01:	Laurel Schwartz	F8/ Misfits	2.5	24	0.104
Ckt:	Laurie Rhea	F8/ Misfits	6.0	27	0.222
		Women's Records - "G" Division			
-01:	Hope Folsom	G3/ Money Shot	4.0	19	0.211
Ckt:	Kristen Immen	G8/ Where's the Bullseye	7.0	22	0.318

THE PLAYERS WHO *BEAT* THE SINGLES %-AGE WINNERS

Who beat Mike Seward of Cereal Killers in A division?
in 301: Kevin Kendall (wk.3).
in cricket: Brian Blake (wk.6), Wil Tan (wk.12).

Who beat Jim Davis of Rebels Without A Cause in B division?
in 301: Jason Thomas (wk.1). [Yup, Jim lost the first game of the
in cricket: (none). season, then won 25 singles games in a row!]

Who beat George Bubanic of Bag O' Nuts in C division?
in 301: Tony Alcon (wk.12). in cricket: Galen Johnson (wk.4), John Byzek (wk.6), Tom Winters (wk.10).

Who beat John Wells of Effects of the Influence in D division?
in 301: Ed Park (wk.11). in cricket: Bob Hansen (wk.9).

Who beat Rob Barwick of Rif Raf in E division?
in 301: Kevin Brantley (wk.7), Thom Dunn (wk.8). [Cold string! All 3
in cricket: Brian Hobbs (wk.7). losses were in a row!]

Who beat David Martin of Who's Your Ducky? in F division?
in 301: Chris Morris (wk.5), Travis Harrilchak (wk.7), Brent Frazier (wk.9), Jack McAlpin (wk.10).
in cricket: (none).

Who beat Nate Wade of Coral Reefers in G division?
in 301: Jason Brown (wk.5).
in cricket: Dan Clark (wk.8), Brian Port (wk.11).

[Only listing the 'defeaters' of the top couple women's award winners…]

Who beat Deb Blackwelder of Wire We Here in D division?
in 301: John Branch (wk.1), John Stepp (wk.3), John Wells (wk.12), Mike Raquet (wk.13), Chris Pope (wk.14).
in cricket: Mike Hall (wk.7), Dilip Natarajan (wk.10).

Who beat Nicole Hatch of FFAB in E division?
in 301: Shawn Carter (wk.4), Johnny Phelan (wk.5), Evan Rosenoff (wk.8), Matt Perry (wk.11), Matt St. Clair (wk.12), Jeff Fournier (wk.13), Mark Pfahlert (wk.14).
in cricket: Alex Sarantos (wk.2), Matt Perry (wk.4), Jeff Wenhart (wk.6), Scott Yarley (wk.8), Donald Marler (wk.10).

SPRING 2007 PENALTY SUMMARY

After a BIG penalty season in the Fall, things toned down a whole bunch this time around. More teams were penalized this season than last (22, vs. 19 last season), but there were many fewer total penalties (30, vs. 37 last season). And on top of that, only one team in the entire RDL dropped a spot due to a penalty (The Dog in C division dropped from 5th to 6th). In total, the league cranked out 12 fifth week captains' meeting penalties (for 60 points), 1 ineligible player penalty (for 10 points), 7 mail penalties (for 112 points), and 10 phone penalties (for 50 points), for a grand total of 211 points lost. The breakdown by divisions was: A division (3 penalties - 26 points), B division (5 penalties - 36 points), C division (5 penalties - 36 points), D division (2 penalties - 15 points), E division (5 penalties - 25 points), F division (5 penalties - 47 points), and G division (5 penalties - 47 points).

The biggest losers? Well, aside from the aforementioned *Dog* , we have a few nominees. **Rebels Without A Cause** and **Designated Divers** were penalized the most often (4 times and 3 times, respectively), while **Designated Divers** (37 points), **Overtime Outlaws** (32 points, which would have cost them a set of 2nd place plaques if they had scored 1 more point this season), **Rebels Without A Cause** (31 points), and **The Dog** (21 points), were the only teams penalized more than 16 points.

WHERE WE PLAY

Babineau's **467-5411**
1102 Buck Jones Rd toward Cary
-nearly across from Crossroads Ford dealership

Blinco's **790-3882**
6711 Glenwood Ave N. Raleigh
-near inter. of Glenwood/Millbrook, across from Wal-Mart

Chubby's **469-1223**
320 E. Durham Road Cary
-near intersection with Chapel Hill Road

Dive Bar of Raleigh **832-9363**
3 Glenwood Avenue Raleigh
-note: bar doesn't open until 8 pm on normal nights...

Fat Daddy's **787-3773**
6201 Glenwood Avenue Raleigh
-in the US-70 group near Oh!Brian's & O'Malley's

Fayetteville Street Tavern **833-1722**
(formerly The Capital Room)
109 N. Salisbury Street Raleigh
-across fr. Sir Walter Raleigh statue and Fayetteville St. Mall

Harrison's Bar and Grill **481-2442**
301-C N. Harrison Avenue Cary
-under Pure Gold, betw. Chatham St. & 54 @ RR tracks

High Park Restaurant & Sports Bar
(formerly Upper Deck Profile) **833-4527**
625 E. Whitaker Mill Road Raleigh
-near intersection of Whitaker Mill & Wake Forest Rd.

Katmandu **838-6920**
3003 Hillsborough Street Raleigh
-near intersection with Dixie Trail

MacGregor Draft House **461-1633**
107 Edinburgh South, Suite 120 Cary
-in MacGregor Village

Mac's Tavern **467-4114**
1014 Ryan Road Cary
-behind Burger King in Village Market Spg. Ctr.

Murphy's Pub **859-5411**
401 Asheville Avenue, Suite 109 Cary
-corner of Tryon and Asheville, next to Jiffy Lube

Napper Tandys **833-5535**
126 N. West Street Raleigh
-corner of West and Jones Streets, in Powerhouse Square

Oh'Mulligans **465-1900**
108 Jerusalem Drive Morrisville
-off Airport Blvd., heading toward Cary from airport

Overtime Sports Pub **255-9556**
1030-149 N. Rogers Lane Raleigh
-corner of Rogers Lane/US-64, at end of Food Lion strip mall

Pantana's Pool Hall **833-2990**
3112 Hillborough Road near NCSU
-I think it's between Concord and Shepherd streets

Players Retreat **755-9589**
105 Oberlin Road near NCSU
-at corner of Oberlin Rd. & Hillsborough St.

Scooters **954-2171**
1911 Sego Court N. Raleigh
-near corner of Atlantic & Millbrook, behind Batteries Plus

Sharky's Place **783-5448**
5800 Duraleigh Road NW Raleigh
-in the Yuppie Center near US 70 intersection

Snooker's-RW **828-7665**
3520 Wade Avenue NW Raleigh
-in Ridgewood Shopping Center

Tailgaters **790-6800**
2645-A East Millbrook Road N. Raleigh
-about half a mile west of US-1

Tir na nOg Irish Pub **833-7795**
218 South Blount Street Dwtn. Raleigh
-across from City Market

The Upper Deck (Cary) **460-9977**
329 N. Harrison Avenue Cary
-near intersection. of N. Harrison & Hwy. 54

Varina Sports Bar **552-0081**
213 Fayetteville Street Fuquay-Varina
-across from Stevens Hardware

Woody's Sports Tavern & Grill **380-7737**
8322 Chapel Hill Road Cary
-between N. Harrison and Reedy Creek Road

FALL 2007 RDL SEASON INFORMATION

These dates (or at least some of them) are on page 8, as well as on pages 1 and 36, but I am putting them in many locations because they might be the most important thing for you in this newsletter.

Wednesday, July 18th - Fall season registration, Mac's Tavern
Wed., Aug. 1st - Preseason capts.' mtg./packet pickup, Mac's Tavern
Wednesday, August 8th - Start of Fall season match play
Thur., Aug. 16th - Postmark deadline for 2008 Board nominations
Monday, Sept. 10th - Fifth week captains' meeting, Mac's Tavern
Monday, Sept. 10th - Deadline for 2008 Board election ballots
Wed., Nov. 14/28, Dec. 5 - Fall season divisional tournaments
Wednesday, November 21st - No matches, Thanksgiving holiday
Saturday, December 8th - Fall season banquet, site TBD

ANSWERS TO THIS SEASON'S TRIVIA QUESTIONS
(continued from page 4)

[Note added for banquet edition of the Tons: Shortly after I wrote this question, The Bogarts got dumped, and history was made - 2+ losses for everybody!]

Week 12 answers: I'll bet this will surprise some of you… 13 different non-A div. people in 12 different seasons have held or tied for the leaguewide High Out, and 12 different non-A div. people in 10 different seasons have held or tied for the leaguewide Fast Singles Cricket game. *High outs*: Dennis Keever (Fa96 - PMS - E - 130-tie), Bill Gordon (Sp98 - Black and Tans - D - 147), Jerry Oakley (Fa98, Dogs of War - B - 148), Maryjane Johnson (Sp99 - Darting Eyes - C - 143), Chris Hoyt (Fa99 - Dixie Chickens - C - 138), George Sutphen (Sp00 - Horsemen - B - 126-tie), Jim Markov (Sp01 - Dynamic Darts - F - 140), Paula Delp (Fa01 - D. V. Needed - B - 130), Jack Gibson (Sp02 - Nine Lives - B - 147-tie), John Tighe (Sp02 - Don't Know - F - 147-tie), Steve Motley (Sp03 - Bubba's Garage - E - 129), Randy Deemer (Fa03 - Starving Dartists - B - 148), and Mikey Hindle (Fa05 - Bubba's Garage - B - 151-tie). *Fast Singles Crickets*: John Carroll (Sp96 - Dogs of War - D - 16 darts-tie), Greg Crumpler (Sp97 - Burnt Weeny's Revenge - C - 12 darts), Lynn Bartlett (Fa98 - Been There, "F"d That - F - 15 darts-tie), Richard Boyd (Sp99 - Scavengers - D - 15 darts-tie), James Odom (Sp99 - Damn Yankees! - F - 15 darts-tie), Chuck Greer (Fa99 - Volume of a Cue Ball - B - 15 darts-tie), Bill Stasko (Sp00 - Heroes in Trouble - E - 18 darts-tie), David Arensdorf (Fa01 - Sharky's Machine - E - 15 darts-tie), Bob McCredie (Fa01 - Horsemen - C - 15 darts-tie), Jeff Wenhart (Fa03 - Kozmic Debris - E - 16 darts-tie), Mike Reynolds (Sp05 - Tailgaters - E - 15 darts), Kevin Kendall (Sp06 - Mojo's Jerksquad - E - 13 darts).

[Note added for banquet edition of the Tons: While the leaguewide High Out was eventually claimed by an A division player (Jeremiah Millar of the Shadows), Timmy King of The Replacements in B division managed to tie Robbie Phillips of Out Of Our Element for the Fast Singles Cricket game (see page 5).]

RDL WEBSITE - www.raleighdartleague.org
(webmaster: Jason Thomas): jason@beyond-beta.com

HOW TO REACH US

RDL VoiceMail (919) 990-1218

Mail Scoresheets to: Jason Kilts - RDL Statistician
2811 Duke Homestead Road, Durham, NC 27705

Scoresheet FAX available at:
(919)-**882-8898** - email JK for confirmation of receipt!

New Member Fees and Newsletter Fees:
Mark Wackerman, 110 Ridge Lake Drive, Apex, NC 27539

Nomination and Election Ballots:
Julie Payne, 712 Homestead Park Drive, Apex, NC 27502

Grievances/Complaints/Rules Suggestions:
Thom Dunn, 418 Cameron Woods Dr, Apex, NC 27523

All Other RDL Correspondence to:
(Just send whatever to Jason and he'll pass it along…)

2007 Board of Directors

President	Rick DeMattos	279-1049
	email: rickdemattos@yahoo.com	
Vice President	Jason Thomas	795-4247
	email: jason@beyond-beta.com	
Secretary	Heather Bohanan	326-1956
	email: Heather.Bohanan@ncmail.net	
Treasurer	*for now, Rick DeMattos is filling in…*	
	email:	
Membership	*for now, Heather Bohanan is filling in…*	
	email:	
Rules/Grievances	Thom Dunn	696-3820
	email: thomdunn@nc.rr.com	
External Orgs.	Kevin Coyne	961-8303
	email: krcoyne@mindspring.com	

League Statistician/Editor
Jason Kilts 990-1218
email: jdkilts@yahoo.com or kilts001@mc.duke.edu

"HOT DARTS" CALL-IN GUIDELINES

Here are the guidelines you should use for the minimum number of all-star points to report when calling in your scores.
"A" Division = 4.5 or more ASPs
"B" Div. = 4.0 or more ASPs; "C" Div. = 3.5 or more ASPs
"D", "E", and "F" Divisions = 3.0 or more ASPs
"G" Division = 2.5 or more ASPs
Also, call in any fast games, high ins, high outs, or other amazing feats that you think warrant a little recognition (e.g., Ins & Outs higher than a Ton, 24-dart cricket games, 15-dart 301s, 24-dart 501s, Ton-70s and up, 5-Bulls+, etc.).

SEASON-LONG TROPHY DART MINIMUM GAMES PLAYED REQUIREMENTS

To be eligible for all-star point %-age ('01 and cricket are now separate awards) and singles win %-age awards, you must play in at least 66% of the total projected games this season:
for Division "A":
Singles win %-age: min. of 16 Singles Games Played
All-star pt. %-age: min. of 16 '01 games, or 16 Ckt games
for all other Divisions (except teams B4, C2, C3, E1, and F4):
Singles win %-age: min. of 19 Singles Games Played
All-star pt. %-age: min. of 19 '01 games, or 19 Ckt games
for B4,C2,C3,E1,F4 (due to forfeits rcvd.): **18 in each category**

CALENDAR OF EVENTS

June 1-3	**Wreck at the Deck**, (ADO), $5185+, The Upper Deck, Harrison Ave, Cary, info: Julie Payne (210-9781) or Lee Whitehead (412-8443)
Mon., June 4	**RDL Board Mtg.** - open to league members
Sat., June 16	**North Carolina City Dart League & Ladies' Cup** - Cary @ Raleigh (NCCDL only), Morehead City @ Durham (NCCDL only), Fuquay-Varina @ Fayetteville (NCCDL only), Wilm. @ C.Hill
June 22-24	**Piedmont Dart Shootout VI**, (ADO), $2500+, Breaktime Billiards, Winston-Salem
Sat., July 14	**NCCDL & NCLC** - match weekend
Wed., July 18 7:30 p.m	**Fall 2007 RDL Registration** Mac's Tavern - do NOT bring cash!!
Wed., Aug. 1 7:30 p.m.	**Fall 2007 RDL Preseason Captains' Mtg.** Mac's Tavern - Mandatory for each team
Wed., Aug. 8	**Fall 2007 RDL - Start of match play**
Mon., Sept. 10 7:30 p.m.	**Fall 2007 RDL Fifth Week Captains' Mtg.** Mac's Tavern; end of roster additions/ replacements (Also date of RDL Board Mtg.)
Sept. 21-23	**North Carolina State Dart Championships**
Sat., Dec. 8 noon	**Fall 2007 Season Banquet** location TBA

Other Local Weekly Leagues

Tuesdays	***Bull City Dart League*** , Durham
Tuesdays (starting 5/29)	***Fuquay-Varina Summer Dart League*** , held at Varina Sports Bar
Tuesdays (starting 6/5)	***Cary Dart League*** , Cary, held at various local bars - no home bars assigned
Thursdays	***Triangle Dart League*** , Chapel Hill

Weekly Blind Draws

Over the past few years, weekly blind draws have come and weekly blind draws have gone. If any of these folds or if any others start up, please let me know and I will make the change to the list here in the Tons of Newsletter.

In all cases, I recommend calling ahead to the bar just to make sure that you aren't making a pointless trip…

Friday	**Upper Deck**, 8:00 p.m. (460-9977) (Upper Deck matches the pot!)
Sunday	**Upper Deck**, 8:00 p.m. (460-9977) (Upper Deck matches the pot!)
Monday	**Connolly's Irish Pub**, 8:30 p.m. (465-4458) ($5 entry - bar matches the pot!)

PENALTY LOG - all the penalties assessed this season

Fifth week captains' meeting (5 pts.): Cereal Killers (A), Nine Lives (B), Sharkshooters (C), Team #5 (C), One-Armed Bandits (D), Rif Raf (E), Bennington Brawlers (E), Menace to Sobriety (F), Board 2 Death (F), Money Shot (G), Crown Royalty (G), Where's the Bullseye (G). **Ineligible player (match win, all pts, all stats):** Grateful Darts (D,wk.1,10pts.).
Mail (16 pts.): Dodge Darts (A,wk.6), Rebels Without A Cause (B,wk.9), The Dog (C,wk.3), Designated Divers (F,wk.12,wk.14), Overtime Outlaws (G,wk.5,wk.11).
Phone (5 pts.): Pure Tungsten (A,wk.13), Rebels Without A Cause (B,wk.7,wk.8,wk.9), The Dog (C,wk.11), Never A Dull Moment (C,wk.2), Rif Raf (E,wk.9), Damn Yankees!! (E,wk.2), DIVE Bombers (E,wk.5) Designated Divers (F,wk.14).

THE TWENTY-FIRST SEMI-ANNUAL EDITION OF : JK'S DIVISIONAL ALL-STAR TEAM PICKS

(Players within each division are listed alphabetically) (Players are chosen any way I damn well please - not purely by the numbers!)
(This is not purely my own guesses at who is simply the best thrower, but also who is important to their team, who is good in the clutch, etc.)

Divisional MVPs		
All of RDL	*Jim Davis*	*Rebels Without A Cause*
A Division	Jeremiah Millar	The Shadows
B Division	Jim Davis	Rebels Without A Cause
C Division	George Bubanic	Bag O' Nuts
D Division	Lyman Kiser	One-Armed Bandits
E Division	Evan Rosenoff	Tres Equis
F Division	Robb Beeson	Off Constantly
G Division	Shane Murray	The Bogarts

"A" Division		
Brian Blake	The Shadows	Pretty good, eh? But still my b**ch…
Tom Brown	Out Of Our Element	Not his best season, but still strong.
Marshall Chavis	The Shadows	Hit the big shots at the biggest times.
Mark Knight	Dodge Darts	Was one dart from A singles crown.
Jeremiah Millar	The Shadows	New addition made all the difference.
Robbie Phillips	Out Of Our Element	Mr. Fast Game is obviously included.
Mike Seward	Cereal Killers	When he was gone, team fell apart.
Wil Tan	Out Of Our Element	Joe Nationals beat all the top guns.

"B" Division		
Scott Butters	Rebels w/out Cause	Great late add delivered for the Mugs.
Jim Davis	Rebels w/out Cause	Double-u. Oh. Double-u.
John Dunleavy	Brew Crew	Was a 501 monster in a close division.
Billy Hamilton	The Replacements	What a find for Falco and company…
Timmy King	The Replacements	Owns this division if Davis was gone.
Trey Rodgers	Rebels w/out Cause	12-1 in SCkt, then pairs up w/ Davis?!
Jason Thomas	The Replacements	Great in early sets, good in late ones.
Tom Wiegand	Dogs of War	Took over as new Top Dog of War.

"C" Division		
Jose Aguilar	Bag O' Nuts	Few more 301s and he passes George.
Tommy Beaird	Bag O' Nuts	Capt. Nut was, amazingly, 3rd on team.
George Bubanic	Bag O' Nuts	11+ wins in every set is freakin' hot.
Donald Grubb	AADA	Almost hauled short team to Mugs.
Jerry Shengulette	Never A Dull Mome	Can't explain that DCkt record…
Brett Thompson	The Dog	Dog limped home, but Brett rolled.
Randy Wilcox	Never A Dull Mome	Too much 'enjoying' during singles?
Tom Winters	Dynamic Darts	Perennial C all-star may be in D in Fall.

"D" Division		
Deb Blackwelder	Wire We Here	With a 501 partner, could own D div.
Jason Grannis	Effects / Influence	His moving is a HUGE loss for Effects.
Bob Hansen	No Respect	Nothing flashy, just solid all the way.
Steve Hix	The Hostile Amish	Monster season led Amish to D title.
John Iager	Grateful Darts	Earned HALF his team's doubles wins.
Lyman Kiser	One-Armed Bandits	Best player on dangerous upset team.
Walter Taylor	One-Armed Bandits	Really only trails Kiser in 301 wins.
John Wells	Effects / Influence	The best Wells in D. But just barely.

"E" Division		
Rob Barwick	Rif Raf	Maybe E's dominant shot. Wins a LOT.
Jim Doroshenko	Kozmic Debris	Led Debris all Spring, then to Mug final.
David Hoyt	Rif Raf	WHY not list him in DCkt? Seriously.
Jess Jur	Damn Yankees!!	If only the ASPs were double-outs…
Jon Kenney	Bennington Brawlers	22-4 in crickets sets ties with Barwick.
Keith Ohrberg	Rif Raf	Not the best dbls, but still dangerous.
Mark Pfahlert	Da Bulls	Part-timer with inexplicable DCkt W/L.
Evan Rosenoff	Tres Equis	Clear driving force in XXX's #2 finish.

"F" Division		
Sean Ackley	Designated Divers	33-9 after 301 for a near-0.500 team…
Robb Beeson	Off Constantly	Still playing way out of his normal div.
Stan Converse	Who's Your Ducky?	Might be best "3rd fiddle" in league.
Ronnie Knott	Board 2 Death	Three 10-win sets is pretty dominant.
Jonathan Lane	Board 2 Death	Led B2D in great 3-team race to the end.
David Martin	Who's Your Ducky?	One of four in RDL undefeated in SCkt.
Zak Mayhew	Off Constantly	Was the hammer when Beeson wasn't.
Steve Tollerton	Who's Your Ducky?	75% or better in every set. Boom.

"G" Division		
Adam Bennett	Overtime Outlaws	Ok, so he'll be our cricket specialist…
Scott Fuhrman	Overtime Outlaws	If only he could play more often.
Geoffrey Gilbert	Crown Royalty	Slowly tailed off from 301 to 501.
Shane Murray	The Bogarts	Any other season, he's league MVP.
Worth Pearsall	Crown Royalty	Great record, and…only 5 penalty pts.!
Brian Smith	The Bogarts	New capt. + new team = big success?
J.J. Tant	Overtime Outlaws	Still playing like he was up in C div.
Nate Wade	Coral Reefers	Perennial G hammer. Yawn…

QUICK STAT TIDBITS

-The **Quadruple Double Award** winners (double-digit wins in all 4 sections): Three big winners filled up this section this season (with none from A div., as those teams were only facing a 12-match schedule). The season's top gun was **Jim Davis** of Rebels Without A Cause in B division, who cranked up at least 12 wins in all four sets, and doing it despite his team forfeiting a match in honor of Craig Cashwell. Holy cow, what a season! Close behind were: **George Bubanic** of Bag O' Nuts in C division (who had 11+ wins in every set), and **Shane Murray** of The Bogarts in G division (who had 10+ wins in every set, in one of the best RDL debuts ever). Great seasons for those guys. Wow. We have five honorable mentions this season (for four nine+-win sets): *Jose Aguilar* of Bag O' Nuts in C, *Jason Grannis* of Effects of the Influence in D, *Lyman Kiser* of One-Armed Bandits in D, and *Stan Converse* and *Steve Tollerton* of Who's Your Ducky? in F division.

-**IronMan/Woman Award**: You would think that no A division players could compete for this award this season (with only 12 matches). But you would be wrong… Alas, the Iron Man Award this season goes to **David Romanchek** of Nine Lives in B with 64 games. The honorable mentions for other division leaders go to: *Steve Hoffmann* of Lunatic Fringe in A with 62 (in 12 matches!); *Brett Thompson* of The Dog in C with 59; *Mike Raquet* and *Brian Shaffer* of Boondock Saints Again in D with 63; *Evan Rosenoff* of Tres Equis, *Kristy Dancy* and *Jessica Baynor* of FFAB in E with 59; *John Marsh* of Designated Divers in F with 63; and *Justin Harvey* of One Markers, *Brian Smith* and *Shane Murray* of The Bogarts in G with 58.

-The **Team Attendance Award** winners: The days of a team having six players play every set all season appear to have gone long ago. But we have a few teams that were pretty tight, dependable groups this season. Check out the balance of their games played on pages 31/33/34: **Bag O' Nuts** in C division, **The DIVE Bombers** and **FFAB** in E division, and **Board 2 Death** in F division. My votes for the two winners are the two Board member-bearing E squads.

MY PRESEASON, WEEKLY, & TOURNEY PREDICTION RESULTS

So last season I pointed out that we had all learned the following: "It is always easier to get match predictions right in your own division." And for the most part that is usually true. However, this season my problem wasn't with figuring out my own division; it was with figuring out my own team. I missed a third of my team's matches for the first time ever. Yikes. That was my worst pick rate in all of A. Weird, eh?

Anyway, a quick perusal of my preseason predictions first… These are always very tough because teams change so much after the first rosters, but I did pretty well. Most of the races went pretty close to what I predicted, with a few exceptions: #1 - I picked Team #5 in C division. In retrospect, I can say only this: "Oops." #2 - I missed the Amish. Had most of the rest of D in order, but I didn't see them taking that title. #3 - I almost nailed F, but I had the Ducks winning that week 14 showdown. Soooo close. And #4 - I never guess a new team in G, and it appears from now I probably should…

As for my weekly picks, you can see those for yourself on page 9, but the bottom lines there are these: #1 - Another 70%+ season makes for several of those in a row. #2 - I hit two teams every match of the season + tourney, and while one of those was Cheap Shots, the other was the Ducks (which was a much tougher pick set in that great F race). #3 - AADA showed up with a different number of players all season, and I never did figure out how to predict how many would be there, so I went 6-6 with them (with 2 forfeits). And #4 - Screw The Dog. They fooled me in 8 of the first 9 weeks, and came in at 6-8, the only team for which I was below 0.500. Dang them…

Finally, there were the tournaments. And how did I do there? Well, B and C divisions could have skipped their tournaments and just read the Tons, as I got both of those right from beginning to end. I hit 22 of the 27 first round matches, 10 of the 14 semis, and 4 of the 7 finals, for a final tally of 36-12. Not bad for having to pick all three rounds before the tourneys start. And… two of my dark horses (#4 and #5 seeds) made the finals in C and D divs.

JK'S TEAM-BY-TEAM, WEEK-BY-WEEK MATCH PREDICTION RESULTS

(I introduced this page seven seasons ago, and it has become almost expected as a newsletter staple. Feast your eyes on the success...)

For several years, many of you have taken no greater pleasure in your weekly darting endeavors than to call the RDL VoiceMail and point out to me just how wrong I was in my prediction of your match result. On a related note, I have noticed that many of you seem to have relatively selective memories saving only the weeks when I was wrong. Further, many others of you regularly embellish your statistics of how often you fool me. It's not so easy to get away with those rambles anymore, however, as you can see below. Each W is a week when I picked your match correctly, and each L is one I picked incorrectly. Division totals are to the right of the team totals, weekly totals are at the bottom, and in the space between the 14 weeks and the team totals, the one 'o' symbol indicates the team for which I was only 0.500, and the one 'x' symbol indicates the lone team that fooled me more often than not. [But after a 1-8 start with The Dog, a 6-8 finish ain't so bad… And, while I was only 6-6 with AADA, in all fairness, they forfeited twice and it was impossible to tell who would show up for them each week.]

	wk1	wk2	wk3	wk4	wk5	wk6	wk7	wk8	wk9	wk10	wk11	wk12	wk13	wk14		Right	Wrong	**Overall**
A1/ Lunatic Fringe	W	W	L	-	L	W	W	W	W	W	-	W	W	W		10	2	73.19%
A2/ Out Of Our Element	L	W	L	W	L	-	W	L	W	W	W	W	-	W		8	4	273 100
A3/ The Shadows	L	W	-	W	W	L	W	L	W	-	W	W	W	W		9	3	
A4/ Dodge Darts	W	W	W	W	W	W	-	W	W	W	L	W	L	-		10	2	
A5/ Cereal Killers	-	W	W	W	L	L	W	-	W	W	L	W	W	W		9	3	**A Division**
A6/ Pure Tungsten	W	-	W	W	L	W	W	W	-	W	W	W	L	W		10	2	80.95%
A7/ Cheap Shots	W	W	W	W	-	W	W	W	W	W	W	-	W	W		12	0	34 8
B1/ Rebels Without A Cause	W	W	L	W	W	W	W	L	W	fft	W	W	W	W		11	2	
B2/ The Replacements	W	W	W	W	W	W	L	L	W	W	W	W	W	W		12	2	
B3/ Nine Lives	W	W	W	W	W	L	W	L	W	W	L	W	L	W		10	4	
B4/ Porky's Pigs	W	W	L	W	W	W	W	W	W	fft	W	W	W	W		12	1	
B5/ Dogs of War	W	W	L	W	W	W	W	L	L	W	W	W	W	W		11	3	
B6/ Excalibur	W	W	W	W	W	W	W	W	W	W	L	W	W	W		13	1	**B Division**
B7/ Brew Crew	W	W	L	W	W	W	L	W	W	W	W	W	W	W		12	2	83.64%
B8/ Starving Dartists	W	W	W	W	W	L	W	W	L	W	W	W	L	W		11	3	46 9
C1/ Travelin Beer Bellies	W	L	W	L	W	W	L	W	W	W	W	W	W	W		11	3	
C2/ Dynamic Darts	W	L	W	fft	W	W	W	W	L	W	W	W	L	L		9	4	
C3/ Sharkshooters	W	W	L	L	L	W	W	W	W	W	W	fft	W	W		10	3	
C4/ Bag O' Nuts	L	L	W	L	L	W	W	W	W	W	W	W	W	W		10	4	
C5/ The Dog	L	L	L	L	L	W	L	L	L	W	W	W	W	W	x	6	8	
C6/ Team #5	L	L	L	L	W	W	W	W	W	W	W	W	W	L		9	5	**C Division**
C7/ AADA - Armed and Dar	L	L	W	fft	L	W	L	L	W	W	W	fft	W	L	o	6	6	64.81%
C8/ Never A Dull Moment	W	W	L	L	W	W	L	W	W	W	W	W	L	L		9	5	35 19
D1/ No Respect	W	W	W	L	W	W	L	W	L	L	W	W	W	L		9	5	
D2/ The Hostile Amish	W	L	W	W	W	W	W	L	L	W	W	W	W	L		10	4	
D3/ Grateful Darts	W	W	L	L	W	W	L	W	L	W	W	W	W	W		10	4	
D4/ Wire We Here	W	W	W	W	W	L	L	W	L	W	W	W	L	W		10	4	
D5/ Effects of the Influence	W	W	W	W	W	W	W	W	L	L	W	W	W	L		11	3	
D6/ Lil Pickled	W	W	L	W	W	W	L	W	L	W	W	W	W	W		11	3	**D Division**
D7/ One-Armed Bandits	W	L	W	W	W	W	L	W	L	L	W	W	W	L		9	5	69.64%
D8/ Boondock Saints Again	W	W	W	W	W	L	L	L	L	L	W	W	L	W		8	6	39 17
E1/ Rif Raf	W	W	W	W	W	W	L	L	fft	L	W	W	W	W		10	3	
E2/ Tres Equis	W	W	W	L	W	W	W	W	L	L	W	W	W	W		11	3	
E3/ Kozmic Debris	W	W	W	L	W	L	W	L	fft	W	L	W	W	W		9	4	
E4/ Da Bulls	L	L	W	W	W	W	W	L	W	W	W	W	W	L		10	4	
E5/ Damn Yankees!!	W	W	W	L	L	W	L	L	W	W	W	W	W	L		9	5	
E6/ Bennington Brawlers	L	W	W	W	L	W	L	L	L	W	W	W	W	W		9	5	**E Division**
E7/ The DIVE Bombers	W	L	W	L	W	W	L	L	W	W	L	W	W	L		8	6	70.91%
E8/ FFAB	W	W	W	W	W	L	W	W	W	W	W	W	W	L		12	2	39 16
F1/ Designated Divers	L	L	W	W	W	W	W	W	L	W	W	L	W	W		10	4	
F2/ Who's Your Ducky?	W	W	W	W	W	W	W	W	W	W	W	W	W	W		14	0	
F3/ Capital Punishment	W	W	L	W	W	L	L	W	L	L	W	W	L	W		8	6	
F4/ Menace to Sobriety	W	L	W	W	L	L	fft	W	L	W	W	W	L	W		8	5	
F5/ Off Constantly	W	W	W	L	W	W	W	W	L	W	W	L	W	W		11	3	
F6/ Board 2 Death	L	L	W	L	W	W	L	W	W	W	W	W	W	W		10	4	**F Division**
F7/ Left Side Doubles	W	L	L	L	L	W	W	W	W	L	W	W	W	W		9	5	74.55%
F8/ Misfits	W	W	W	L	W	W	fft	W	W	W	W	W	W	W		12	1	41 14
G1/ Katmandu	W	W	L	W	W	W	W	L	W	W	W	L	W	W		11	3	
G2/ Coral Reefers	L	L	W	W	L	W	W	L	L	W	W	W	W	W		9	5	
G3/ Money Shot	L	L	L	W	L	W	W	W	L	W	W	L	W	W		8	6	
G4/ Overtime Outlaws	L	W	W	W	W	W	L	L	W	W	W	W	W	W		11	3	
G5/ Crown Royalty	W	L	W	W	W	W	L	W	L	W	W	L	W	W		10	4	
G6/ One Markers	W	L	W	W	W	L	W	W	L	W	W	W	L	L		9	5	**G Division**
G7/ The Bogarts	L	W	W	W	L	L	W	W	W	W	W	W	L	W		10	4	69.64%
G8/ Where's the Bullseye	W	W	W	W	L	W	W	L	W	W	W	L	W	L		10	4	39 17
Right:	20	18	19	18	19	21	16	17	15	22	24	23	21	20				
Wrong:	7	9	8	8	8	6	10	10	11	4	3	3	6	7				
forfeited:	-	-	-	1	-	-	1	-	1	1	-	1	-	-				

RDL - Spring, 2007	Week 1		Week 2		Week 3		Week 4		Week 5		Week 6		Week 7		Week 8		Week 9		Week 10		Week 11		Week 12		Week 13		Week 14		Forfeits
	vs.	W/L Pts.	vs.	W/L Pts.	vs.	W/L Pts.	vs.	W/L Pts.	vs.	W/L Pts.	vs.	W/L Pts.	vs.	W/L Pts.	vs.	W/L Pts.	vs.	W/L Pts.	vs.	W/L Pts.	vs.	W/L Pts.	vs.	W/L Pts.	vs.	W/L Pts.	vs.	W/L Pts.	
A1/ Lunatic Fringe	a4	L 8	A3	L 10	a2	W 12	Bye	- -	a6	L 9	A7	W 22	a5	L 10	A4	L 10	a3	L 6	A2	L 5	Bye	- -	A6	W 12	a7	W 18	A5	L 5	
A2/ Out Of Our Element	a3	L 7	A4	W 13	A1	L 11	a7	W 23	A5	W 15	Bye	- -	A6	W 16	A3	W 12	a4	W 18	a1	W 15	A7	W 24	a5	W 15	Bye	- -	a6	W 17	
A3/ The Shadows	A2	W 17	a1	W 14	Bye	- -	A6	W 15	a4	W 14	A5	L 11	A7	W 23	a2	L 12	A1	W 18	Bye	- -	a6	W 14	A4	W 15	a5	W 15	a7	W 24	
A4/ Dodge Darts	A1	W 16	a2	L 11	A7	W 22	a5	L 6	A3	L 10	a6	W 12	Bye	- -	a1	W 14	A2	L 6	a7	W 23	A5	W 16	a3	L 9	A6	L 7	Bye	- -	
A5/ Cereal Killers	Bye	- -	A7	W 22	a6	W 16	A4	W 18	a2	L 9	a3	W 13	A1	W 12	Bye	- -	a7	W 24	A6	W 15	a4	L 7	A2	L 9	A3	L 9	a1	W 17	
A6/ Pure Tungsten	a7	W 20	Bye	- -	A5	L 7	a3	L 8	A1	W 10	A4	L 10	a2	L 8	A7	W 21	Bye	- -	a5	L 7	A3	L 10	a1	L 11	a4	W 15	A2	L 7	
A7/ Cheap Shots	A6	L 4	a5	L 2	a4	L 2	A2	L 1	Bye	- -	a1	L 2	a3	L 1	a6	L 3	A5	L 0	A4	L 1	a2	L 0	Bye	- -	A1	L 6	A3	L 0	
B1/ Rebels Without A Cause	B2	W 14	b3	W 13	b4	L 8	B5	W 12	b6	W 16	B7	W 14	B8	W 17	b2	W 13	B3	W 18	B4	*L 0*	b5	W 15	B6	W 18	b7	W 15	b8	W 17	1
B2/ The Replacements	b1	L 10	B4	W 19	B3	W 15	b8	W 17	B5	W 23	B6	W 20	b7	L 10	B1	L 11	b4	W 18	b3	W 12	B8	W 17	b5	W 13	b6	W 21	B7	W 13	
B3/ Nine Lives	b5	L 10	B1	L 11	b2	L 9	B6	W 13	B7	L 8	b8	W 14	b4	W 17	B5	L 8	b1	L 5	B2	L 12	b6	L 9	b7	L 9	B8	W 13	B4	W 16	
B4/ Porky's Pigs	B6	W 15	b2	L 5	B1	W 13	b7	L 8	B8	L 7	b5	L 10	B3	L 7	b6	W 13	B2	L 6	b1	*W 16*	B7	L 9	b8	L 9	B5	L 10	b3	L 5	
B5/ Dogs of War	B3	W 10	b8	W 12	B7	L 9	b1	L 11	b2	L 1	B4	W 14	b6	W 14	b3	W 16	B8	L 10	b7	L 6	B1	L 9	B2	L 11	b4	W 14	B6	W 13	
B6/ Excalibur	b4	L 9	b7	L 3	B8	L 8	b3	L 8	B1	L 6	b2	L 4	B5	L 10	B4	L 8	B7	L 7	b8	L 12	B3	W 13	b1	L 6	B2	L 3	b5	L 11	
B7/ Brew Crew	B8	L 11	B6	W 21	b5	W 15	B4	W 16	b3	W 16	b1	L 10	B2	W 14	b8	W 16	b6	W 17	B5	W 18	b4	W 14	B3	W 15	B1	L 9	b2	L 11	
B8/ Starving Dartists	b7	W 13	B5	L 12	b6	W 16	B2	L 7	b4	W 15	B3	L 10	b1	L 7	B7	L 8	b5	W 14	B6	W 12	b2	L 6	B4	W 14	b3	L 8	B1	L 7	
C1/ Travelin Beer Bellies	C8	W 13	c4	L 5	C7	W 18	c6	L 10	c2	W 13	C3	W 14	C5	W 15	c8	W 14	C4	W 13	c7	W 13	C6	W 19	C2	W 13	c3	W 12	c5	W 13	
C2/ Dynamic Darts	c3	W 15	C5	L 9	C4	L 5	c7	*W 16*	C1	L 11	c8	L 8	C6	L 10	C3	W 14	c5	W 20	c4	L 12	C7	L 11	c1	L 11	C8	W 15	c6	L 8	
C3/ Sharkshooters	C2	L 9	c8	L 10	c6	L 9	C5	W 10	C7	L 8	c1	L 10	c4	L 7	c2	L 10	C8	L 10	C6	L 9	c5	L 11	c7	*W 16*	C1	L 12	C4	L 3	
C4/ Bag O' Nuts	c6	W 14	C1	W 19	c2	W 19	c8	L 11	c5	L 12	C7	W 19	C3	W 17	C6	W 20	c1	L 11	C2	W 12	C8	L 9	C5	W 16	c7	W 18	c3	W 21	
C5/ The Dog	c7	W 16	c2	W 15	C8	W 15	c3	L 8	C4	W 12	C6	W 15	c1	L 9	C7	L 6	C2	L 4	c8	L 5	C3	W 13	c4	L 8	c6	L 8	C1	L 11	
C6/ Team #5	C4	L 10	c7	W 11	C3	W 15	C1	W 14	C8	L 8	c5	L 9	c2	W 14	c4	L 4	C7	L 12	c3	W 15	c1	L 5	c8	L 5	C5	W 14	C2	W 16	
C7/ AADA - Armed and Danger	C5	L 8	C6	L 10	c1	L 6	C2	*L 0*	c3	W 16	c4	L 5	C8	W 18	c5	W 14	c6	W 12	C1	L 11	c2	W 13	C3	*L 0*	C4	L 4	c8	W 12	2
C8/ Never A Dull Moment	c1	L 11	C3	W 14	c5	L 9	C4	W 13	c6	W 16	C2	W 16	c7	L 6	C1	L 10	c3	W 14	C5	W 19	c4	W 15	C6	W 19	c2	L 9	C7	L 12	
D1/ No Respect	D4	W 16	d5	L 11	D8	W 12	d3	L 11	D6	W 17	D2	L 9	d7	W 13	d4	W 13	D5	W 15	d8	L 12	D3	W 13	d6	W 19	d2	L 9	D7	W 16	
D2/ The Hostile Amish	D8	W 15	d7	W 15	D4	W 16	d6	W 16	D3	W 19	d1	W 15	D5	L 7	d8	L 12	D7	W 15	d4	W 14	D6	W 19	d3	W 19	D1	W 15	d5	W 14	
D3/ Grateful Darts	D7	L 10	d4	L 9	D6	W 14	D1	W 11	d2	L 5	D5	L 7	d8	W 13	d7	L 6	D4	W 12	d6	W 16	d1	L 10	D2	L 5	d5	L 7	D8	L 5	
D4/ Wire We Here	d1	L 8	D3	W 15	d2	L 8	D7	L 11	d5	L 7	d8	W 11	D6	W 14	D1	L 11	d3	L 12	D2	L 10	d7	L 10	D5	L 7	D8	L 11	d6	W 18	
D5/ Effects of the Influence	d6	W 15	D1	W 13	D7	W 16	d8	W 16	D4	W 17	d3	W 17	d2	W 17	D6	W 20	d1	L 9	d7	L 11	D8	W 14	d4	W 17	D3	W 17	D2	L 10	
D6/ Lil Pickled	D5	L 9	d8	L 10	d3	L 10	D2	L 8	d1	L 7	D7	L 11	d4	L 10	d5	L 4	D8	W 14	D3	L 8	d2	L 5	D1	L 5	d7	L 9	D4	L 6	
D7/ One-Armed Bandits	d3	W 14	D2	L 9	d5	L 8	d4	W 13	D8	L 11	d6	W 13	D1	L 11	D3	W 18	d2	L 9	D5	W 13	D4	W 14	d8	W 17	D6	W 14	d1	L 8	
D8/ Boondock Saints Again	d2	L 9	D6	W 14	d1	L 12	D5	L 8	d7	W 12	D4	L 11	D3	L 11	D2	W 12	d6	L 10	D1	W 12	d5	L 10	D7	L 3	d4	W 13	d3	W 19	
E1/ Rif Raf	e7	W 14	e3	W 13	E2	W 16	e4	W 18	E8	W 16	E5	W 12	e6	W 16	E7	L 9	*E3*	*W 16*	e2	L 12	E4	W 17	e8	W 16	e5	W 13	E6	W 14	
E2/ Tres Equis	e8	W 16	E6	L 9	e1	L 8	E5	W 15	e7	L 12	E4	W 16	e3	W 13	E8	W 13	e6	W 12	E1	W 12	e5	W 14	E7	W 13	e4	W 14	E3	W 14	
E3/ Kozmic Debris	e5	L 11	E1	L 11	e6	L 7	E7	W 14	e4	W 15	e8	L 10	E2	L 11	E5	W 14	*e1*	*L 0*	E6	L 11	e7	W 12	E4	W 13	E8	W 15	e2	L 10	1
E4/ Da Bulls	e6	L 10	E7	L 5	e5	L 10	E1	L 6	E3	L 9	e2	L 5	E8	L 6	E6	W 13	e7	L 11	E5	L 9	e1	L 7	e3	L 11	E2	L 9	e8	L 11	
E5/ Damn Yankees!!	E3	W 12	e8	W 18	E4	W 14	e2	L 9	E6	W 13	e1	L 12	E7	L 10	e3	L 10	E8	W 14	e4	W 15	E2	L 10	e6	L 10	E1	L 11	e7	L 10	
E6/ Bennington Brawlers	E4	W 14	e2	W 15	E3	W 15	e8	W 23	e5	L 11	E7	W 15	E1	L 8	e4	L 11	E2	L 12	e3	W 13	E8	W 14	E5	W 14	e7	W 16	e1	L 10	
E7/ The DIVE Bombers	E1	L 10	e4	W 19	E8	W 15	e3	L 10	E2	W 12	e6	L 9	e5	W 14	e1	W 15	E4	W 13	e8	W 12	E3	L 12	e2	L 11	E6	L 8	E5	W 14	
E8/ FFAB	E2	L 8	E5	L 6	e7	L 9	E6	L 1	e1	L 8	E3	W 14	e4	W 13	e2	L 11	e5	L 7	E7	L 12	e6	L 10	E1	L 8	e3	L 9	E4	W 13	
F1/ Designated Divers	f6	L 12	F4	L 11	f2	L 12	F3	W 17	f5	L 8	F8	W 15	F7	W 16	F6	W 14	f4	L 10	F2	L 9	f3	W 12	F5	W 11	f8	W 12	f7	W 13	
F2/ Who's Your Ducky?	F7	W 18	f8	W 15	F1	W 12	f4	W 17	F3	W 13	f6	L 10	F5	L 9	f7	W 17	F8	W 17	f1	W 12	F4	W 16	f3	W 17	F6	W 12	f5	L 9	
F3/ Capital Punishment	F8	L 11	F5	L 10	f7	W 15	f1	L 7	f2	L 8	F4	W 13	F6	W 13	f8	W 15	f5	W 13	F7	L 11	F1	L 11	F2	L 7	f4	L 11	f6	L 6	
F4/ Menace to Sobriety	F5	L 8	f1	W 13	f6	L 6	F2	L 7	f7	W 15	f3	L 11	F8	*W 16*	f5	L 11	F1	W 14	F6	L 11	f2	L 8	F7	W 13	F3	W 13	f8	W 14	
F5/ Off Constantly	f4	W 16	f3	W 14	F8	W 21	f6	L 9	F1	W 16	F7	W 18	f2	W 15	F4	W 13	F3	L 11	f8	W 18	F6	W 16	f1	L 10	f7	W 13	F2	W 15	
F6/ Board 2 Death	F1	W 12	f7	W 15	F4	W 18	F5	W 15	f8	W 21	F2	W 14	f3	L 11	f1	L 10	F7	W 13	f4	W 13	f5	L 8	F8	W 14	f2	L 12	F3	W 18	
F7/ Left Side Doubles	f2	L 6	F6	L 9	F3	L 9	f8	L 11	F4	L 9	f5	L 6	f1	L 8	F2	L 7	f6	L 11	f3	W 13	F8	W 15	f4	L 11	F5	L 11	F1	L 7	
F8/ Misfits	f3	W 12	F2	L 8	f5	L 3	F7	W 13	F6	L 3	f1	L 8	f4	*L 0*	F3	L 9	f2	L 7	F5	L 5	f7	L 9	f6	L 8	F1	L 10	F4	L 8	1
G1/ Katmandu	g8	L 12	G4	L 5	G3	W 18	g6	W 13	G5	L 8	g2	L 8	g7	L 6	G8	W 17	g4	L 12	g3	W 14	G6	W 16	g5	W 12	G2	L 11	G7	L 11	
G2/ Coral Reefers	G4	W 20	g5	W 13	G6	W 15	G8	W 15	g7	L 10	G1	W 16	g3	W 14	g4	L 6	G5	W 15	g6	W 19	g8	W 15	G7	L 10	g1	W 13	G3	W 14	
G3/ Money Shot	G7	L 8	G6	W 17	g1	L 6	G4	L 5	g8	W 13	g5	L 7	G2	L 10	g7	L 9	g6	L 12	G1	L 10	g4	L 2	G8	W 14	G5	L 10	g2	L 10	
G4/ Overtime Outlaws	g2	L 4	g1	W 17	G7	L 12	g3	W 19	G6	W 12	G8	W 15	G5	W 15	G2	W 18	G1	W 12	g7	L 9	G3	W 22	g6	W 15	g8	W 13	g5	W 12	
G5/ Crown Royalty	g6	W 12	G2	L 11	g8	W 17	G7	W 15	g1	W 16	G3	W 17	g4	L 9	G6	W 14	g2	L 9	G8	W 15	g7	L 11	G1	L 12	g3	W 14	G4	L 12	
G6/ One Markers	G5	L 12	g3	L 7	g2	L 9	G1	L 11	g4	L 12	G7	L 4	g8	L 10	g5	L 10	G3	W 12	G2	L 5	g1	L 8	G4	L 9	g7	W 12	G8	W 15	
G7/ The Bogarts	g3	W 16	G8	W 14	g4	W 12	g5	L 9	G2	W 14	g6	W 19	G1	W 18	G3	W 15	g8	W 13	G4	W 15	G5	W 13	g2	W 14	G6	L 10	g1	W 11	
G8/ Where's the Bullseye	G1	W 12	g7	L 10	G5	L 7	g2	L 9	G3	L 11	g4	L 9	G6	W 14	g1	L 7	G7	L 11	g5	L 9	G2	L 9	g3	L 10	G4	L 11	g6	L 9	

THIS SEASON'S TIEBREAKERS

Another good season for fans of 1001 drama! We had three dozen tiebreaker legs this season, two of those being tournament matches (and both of those being finals matches!). G division led the way with 10 tiebreakers (including its title match), followed by D and E divisions with 6 each, B and C divisions with 5 each, then F division with 3, and finally A division with but a lonely 1 tiebreaker (which was quite exciting, and most decidedly won by the right team!).
16 of our 55 teams never saw an extra game this season, while 18 teams played one, 12 teams played two, 6 teams played 3, and 3 teams played an a pretty heady 4 extra games. And who are the Heartbreak Award winners this season? That would be **Katmandu** of G division, who suffered three 1001 losses in their four tries at it. And the Kings of Clutch? Absolutely, it's **The Bogarts**, also of G division, who took all three of their 1001 games, including the Mug match! Honorable mention to Overtime Outlaws, who also won three 1001 games, but that was out of four games and those produced no hardware…

RDL REPRESENTED AT EAST-WEST ALL-STARS

Huge success this past weekend for several of RDL's best throwers! The regionals for the East-West Nationals ADO event were held near Petersburg, VA, with 24 competitors divided into 8-man brackets. Two from each 8-man group advanced to the final round to play for the Nationals spots, with three of the six finalists coming from RDL (and a fourth was an ex-RDL member!). In the end, **Wil Tan** of Out Of Our Element and **Brian Blake** of The Shadows both qualified for the East-West All-Stars tourney in Connecticut in August. Jeremiah Millar, also of The Shadows, lost a playoff for the alternate position, losing to ex-RDL member Scott Ingrum. All very impressive.

RULINGS ON SCORING DARTS / BOARD CONTACT

Keith Moats of Rebels Without A Cause called in with a question about whether a dart counted if it was resting on top of another dart and the point was touching the wire on one number's side of that wire, but was NOT touching the bristle itself. As the RDL bows to the American Darts Organization tournament rules when our rules do not specifically state something, I've included the pertinent rule here. This rule also very likely answers another question that I am asked quite often…

ADO Tournament Rule #35: For a dart to score it must remain in the board 5 seconds after the 3rd or final dart has been thrown by that player. The tip of the dart point must be touching the bristle portion of the board.

For those who are interested, you can get the ADO Tournament rulebook at:
http://www.adodarts.com/pdffiles/TournamentRulesBooklet.pdf

NEW DARTER (& NEW RED WING FAN) ALERT!

Congratulations to J.J. Yoneoka (of the Travelin Beer Bellies) and his wife Amy! On Friday, April 27, Jacob Isaac Yoneoka joined us here in RDL land. No word yet on whether his first outfit indeed had a big winged wheel on it, but I'm confident in his taste. Pictured is proud grandpa Oakie Yoneoka (also of the Travelin Beer Bellies) holding Jacob. I'm not sure he's looking so confident there though - J.J. and Amy might want to break him in slowly…



LATE-SEASON AND TOURNAMENT QUOTES

From the last two weeks of the season…

Quote #1: from RDL Secretary Heather Bohanan: "Mystery Beer Rocks!" [Uh, well, ok… This one certainly prompted a note requesting more info. As it turns out, Chubby's puts a bunch of beers in a huge can with ice and puts a lid on it. Everything in it is $1, but the trick is that you never know what will be pulled out. She assures me that there are some really some good beers in there, and some total crap too, so it's a MYSTERY!" - JK]

Quote #2: from Tom Brown, of my team, Out Of Our Element, after he noted that Jeremiah Millar of The Shadows (our top rivals this season) hit a 161-Out to complete his second 9-dart 301 of the season: "If you hit a big out, it should be a fast game. Nothing like a 150+ out to finish a 21 darter, eh?" [Why is this funny? Because a few seasons ago in the tournament, I, Tom's teammate, hit a 170-Out… to complete an 18-darter. Bas**rd. - JK]

Quote #3: from Martin Peers of Who's Your Ducky?, in response to a request from me for a couple details of their thrilling week 13 wins in 501 (and subsequently 1001): "Sorry, but I was the one willing Steve (Tollerton, his teammate, playing in the last game to tie the match, with the season on the line!) to miss the 118 out - didn't want him to surpass my 109 division lead!" [So, I'm guessing that Martin won the Ducks' Team Player award this season… - JK]

Quote #4: a tribute to the dedication that our man Pete Rutten has to both his hobby and his libation, from one of his opposing captains: "The fact that Pete could stand up at all and sign this legibly is a testimony to the indomitable human spirit!"

Quote #5: from Lyman Kiser of One-Armed Bandits, describing his final week race for the D division singles title with John Wells of Effects of the Influence: "Me and John were both throwing our SCrkt game at the same time in Varina, he had started a little earlier. I couldn't help watching his game and he was pretty far behind. Then I had to stop watching in order to concentrate on my game, thinking how pretty another mug would look. Next thing I know he's jumping up and down running all over the place whooping it up. I snuck up on him later on and wrapped my hands around his neck but decided jail time wasn't worth it." [Hmmm… somebody keep an eye on Lyman when I call out John's name at the banquet during the Singles Mugs presentations… - JK]

From the tournaments…

Quotes #6, #7, and #8, all of them the same: from Tami Wells of Effects of the Influence, who ended all of her match result calls the same way: "Alright, chop, chop!" [??? - JK]

Quote #9: from Bill Chaney of Rebels Without A Cause, after his team took the B Mugs in 1001: " Hey! Hey! Hey! Hey, Jason! I'm trying to talk but Daddio won't let me… We won it! Scott Butters the hero! Scott Butters the hero. Of course, I'm the one that got down to where he could hit the out, so Bill is the second hero! (then lots of background yelling...) Jim Davis ain't worth a d**n! He lost all his matches! But we pulled it out in 1001. Thank you, Jason! And from the Rebels, we love ya, boy. We got a little surprise for ya… [A little surprise? Hmmm…. Do you guys think I should be afraid right about here? Maybe just a little? - JK]

Quote #10: also from Bill Chaney, who clearly has a decent sense of humor about himself: "Jason, this is Bill back from the Rebels. Now I've heard rumors that I've been nominated for Sportsman of the Year. I just wanted to verify that. I mean if I was, I thought I'd be a clear winner... (followed by uproarious laughter from both the background and himself)."

Quote #11: from Cathy Moeschet of Who's Your Ducky?, paying compliments to some of their opponents: "And even though these guys (Board 2 Death) put us through the wringer, we're gonna miss them in a weird way if we're not in the same division next season."

RANDOM THOUGHTS FROM JK

I've run this page in a few recent banquet Tons, and it seems to generate about the most interest/discussion. So, I've decided to open up my head again and see what falls out. Some of these observations are dart-related, and some of them clearly are not. As always, this is the last thing that I'm writing and it's late, so not even I know what's about to hit the page…

--Are the rosters really all THAT much bigger in G division? Yes, I can do math and see that they average just under 9 players/team, but that isn't all that much more than other divisions. The reason that I bring this up is that if you look at the full G stats page you'll notice that many of the best win percentages aren't on the leader pages. This is because quite a few of those records were achieved by players that fell just below the minimum games played lines for awards. Some of them missed some matches, but some of them just didn't play any more because of the size of their teams. Sort of a tough spot for them.

--Did you watch the Masters? Once again, the announcers could not get enough of talking about Tiger Woods's swing problems, illnesses, how he's fighting the motion of his own swing, etc. He… finished… second… It's not like he's five strokes off the cut! Because ONE person beat him we need to analyze what's wrong with him? It's right about then that you realize when somebody has reached some sort of mythical status in his sport.

--It seems like a waste to let the whole story of Don Imus and his "nappy-headed hos" line go by without a comment. So, I think I'll nominate one of the RDL's teams to be our own Nappy-Headed Hos. Hmmm… Let me think… Ok, how can it not be John, Ted, and the rest of the Amish? They are just irreverent enough…

--The Ducks found the key to doubles success against Off Constantly in their week 14 showdown for the regular season title. They won two doubles games, both by the pair of Jason/David. I think the reason they won is obvious. So obvious, in fact, that I'll put my full name here as an electronic version of my signature testifying that I see the reason for their success: Jason David Kilts.

--Have you seen the Division II National Championship basketball game between North Carolina's own Barton College and Winona State? The last minute is absolutely unbelievable. You can find a clip of it on YouTube if you simply Google-search "Barton College basketball", or you can copy these four lines of address into your browser window address box:
http://www.youtube.com/p.swf?video_id=LFYnersg2Us&eurl=http%3A//www.google.com/search%3Fhl%3Den%26q%3Dbarton%2Bcollege%2Bbasketball&iurl=http%3A//img.youtube.com/vi/LFYnersg2Us/2.jpg&t=OEgsToPDskJ1XslZmW9B6JLJZRCtBfUd
If you are a sports fan, you really really need to see this finish…

--For those who are keeping score at home, you probably noticed that the F division total points changed for two teams after the tournament Tons. The scoresheet that wasn't mailed in time for that issue by the Designated Divers rang up a mail-in penalty, and also rang up a phone penalty because they had called in the wrong score. That necessitated an update to the point total of Left Side Doubles (their opponent) as well. Just fyi…

--Have you ever seen that Suzuki Forenza add where the people are at the football game? They drive around trying to avoid the people and other cars and then all of a sudden park in the front row. What the h**l is the point of that ad? I just don't get it.

--On the other hand, the Alltel ad where the salesman is thrown into a van by the other companies' salesmen, and then he mocks their Dungeons & Dragons-ness without them noticing is awesome.

--Here are two quick trivia questions for you… Answers are at the bottom of the column (no peeking!).

Trivia question #1: How many times did a team chalk up 0.0 cricket all-star points in a match this season? (It happened quite a few time in -01…)

Trivia question #2: How many current RDL members have hit both a 170-In and a 6-Bull in RDL play and lost both games?

--Who here watches Survivor? Of you who do, who thinks that Andre ("Dreamz") was totally clueless all the time regardless of how much credit he gives himself? What an idiot. When he basically stole the truck, and then said it was 'strategy', I wanted to punch that moronic liar right in the head. Ugh.

--Two cases of Being In The Wrong Division At The Wrong Time: #1 - Jerry Shengulette of Never A Dull Moment hit the 2nd highest 'Out' of the entire season, a beautiful little 149. The only shot higher was a 150 by Tony Alcon… who just so happens to play in Jerry's division, thus allowing half a dozen people in other divisions win to awards for outs less than 149 while Jerry got nothing. #2 - Tami Wells of Effects of the Influence rang up the 2nd highest Cricket all-star point average for all women in RDL. However, the only woman with a higher ave. (by 0.00071) was Deb Blackwelder… who plays in her division. Same fate as Jerry.

--So I sent out an email reminder for this banquet yesterday, listing most of the estimated times for food/awards/LOD with the suffix '-ish'. And Mike Peoples of Cereal Killers responded with this: "Thanks for the reminder-ish". Smarta**.

--I love the fact that Scott Butters can't overcome his captaining tendencies even when he's not captain. Over the last few weeks of the season, Scott simply couldn't trust Bill Chaney (his capt.) to call in the results, so he did it himself. The best parts were when Bill called in after him anyway, and made jokes about Scott not trusting him…

--You know what rocks? All-you-can-eat wings at a dart bar on a dart night. That's what rocks. (AND they have Newcastle on tap! Get one of those domed hockey games and I'm home…)

--When I grow up, I want to be a Menace to Sobriety. No, not an actual menace, a dart Menace. Many from their team seem to truly grasp the best reasons why we're out here playing. Nice.

--Oh, so this is how darts is supposed to played… In my last singles cricket set this season, in the A division Mug final, I had the 'pleasure' of facing Jeremiah Millar. After a couple of 2-mark and 3-mark turns to start the first game, I then reeled off three 5-mark turns in a row. And lost ground on every one of them! So, then I switched things up and strategically threw a 2-mark! To which he responded with a 9-mark. Good lord already! For good measure, he then threw a 3-bull. So, his last five turns were 6m / 7m / 6m / 9m / 3b. Oh, come on… Second game wasn't a whole lot better than the first, but at least my chalker (teammate Tom Brown) found humor in it - after the set he told that "he really thought I was going to outlast him in that second leg. Throwing triples really tires you out, and since he was throwing a couple every turn, he would really be exhausted soon!"

--Trivia answer #1: 4. Three of them occurred in F division - both Capital Punishment & Menace to Sobriety in week 1, and Who's Your Ducky? in week 14. The other happened in G division in week 9, and was a WIN, by the Coral Reefers!

Trivia answer #2: 1, Mike Seward. Lost the 301 to Joe Stevens and the cricket to Wil Tan. (In all fairness though, if you are hitting a 6-Bull, you're probably pretty far behind at that point.)

2007 North Carolina City Dart League (NCCDL) & 2007 North Carolina Ladies' Cup (NCLC)

Divisional Team Standings, AND results of matches played through April 28

(note: points from winning scores in [brackets] were lost to due to late-mailing penalties)
(additional note: some matches may have been played on other dates due to rescheduling)

NCCDL - East Division

		W	L	Pts.
1	Durham (BCDL)	4	0	116
2	Raleigh (RDL)	3	1	74
3	Fayetteville (CFVDA)	3	1	64
4	Cary (CDL)	2	1	72
5	Wilmington (ACDA)	1	2	54
6	Jacksonville (JDA)	1	3	83
7	Chapel Hill (TDL)	1	3	35
8	Fuquay-Varina (FVDO)	0	3	18
9	Morehead City (CCDA)	0	4	28

NCCDL - West Division

		W	L	Pts.
1	Pineville (BADA)	3	0	78
2	Charlotte (QCDA)	3	0	64
3	Asheville (WCDA)	2	1	55
4	Lake Norman (LNDA)	2	1	54
5	Boone (HCDA)	1	1	49
6	Piedmont (PDA)	1	1	36
7	Burlington (BDO)	0	3	34

JAN. 13	*Durham*	25	Fayetteville	13
	Raleigh	[30]	*Fuquay-Varina*	8
	Wilmington	21	*Jacksonville*	17
	Chapel Hill	23	Morehead City	15
	BYE - Cary			
FEB. 17	*Durham*	31	Fuquay-Varina	7
	Raleigh	34	*Morehead City*	4
	Fayetteville	23	Jacksonville	15
	Cary	34	Chapel Hill	4
	BYE - Wilmington			
MAR. 24	Durham	26	*Raleigh*	12
	Fayetteville	[34]	Chapel Hill	4
	Cary	22	Wilmington	16
	Jacksonville	34	*Morehead City*	4
	BYE - Fuquay-Varina			

(home teams listed in italics)

JAN. 13	(no matches in the West division this weekend)			
FEB. 17	*Charlotte*	[28]	Asheville	10
	Lake Norman	24	*Burlington*	14
	Pineville	22	Boone	16
	BYE - Piedmont			
MAR. 24	*Pineville*	22	Burlington	16
	Charlotte	29	Lake Norman	9
	Asheville	23	Piedmont	15
	BYE - Boone			

INTERDIVISIONAL PLAY - APRIL 28 (Interdivisional byes are scored as 28-0 wins by league rule)

Durham	34	*Burlington*	4	*Pineville*	34	Chapel Hill	4
Asheville	22	Cary	16	*Charlotte*	35	Fuquay-Varina	3
Piedmont	21	*Wilmington*	17	*Boone*	33	Morehead City	5
Lake Norman	21	Jacksonville	17	BYES - Raleigh, Fayetteville			

June 16 schedule	
M. City @ Durham	BYE - Jacksonville
Cary @ Raleigh	Fuquay-Var. @ Fayetteville
	Wilmington @ Chapel Hill

June 16 schedule	
Pineville @ Piedmont	BYE - Charlotte
Asheville @ Burlington	Lake Norman @ Boone

NCLC - East Division

		W	L	Pts.	
1	Raleigh (RDL)	3	0	60	
2	Jacksonville (JDA)	1	0	23	*
3	Durham (BCDL)	1	1	23	*
4	Wilmington (ACDA)	0	1	5	*
5	Chapel Hill (TDL)	0	1	0	
6	Fuquay-Varina (FVDO)	0	2	18	*

NCLC - West Division

		W	L	Pts.	
1	Pineville (BADA)	1	0	23	*
2	Asheville (WCDA)	2	1	50	
3	Charlotte (QCDA)	1	1	31	*
4	Piedmont (PDA)	1	1	22	
5	Lake Norman (LNDA)	0	1	10	*
6	Boone (HCDA)	0	1	5	*

JANUARY 13		*(home teams listed in italics)*		
	Raleigh	22	*Fuquay-Varina*	6
	Jacksonville	23	Wilmington	5
FEBRUARY 17				
	Durham	16	Fuquay-Varina	12
MARCH 24				
	Raleigh	21	Durham	7

JANUARY 13	(no matches in the West division this weekend)	*(home teams listed in italics)*		
FEBRUARY 17				
	Asheville	15	*Charlotte*	13
	Pineville	23	Boone	5
MARCH 24				
	Asheville	24	Piedmont	4
	Charlotte	18	Lake Norman	10

INTERDIVISIONAL PLAY - APRIL 28 - (The NCLC Director didn't contact me with these results in time for this issue)

Raleigh	17	*Asheville*	11	*Piedmont*	18	Chapel Hill	(fft.) 0
Jacksonville	?	*Charlotte*	?	Wilmington	?	*Pineville*	?
Durham	?	*Boone*	?	Fuquay-Varina	?	*Lake Norman*	?

June 16 schedule
Wilmington @ Chapel Hill

June 16 schedule
Lake Norman @ Boone

2nd Annual WRECK at the DECK

Sanction Pending

Hosted By

The Upper Deck Sports Bar & Pub Cary, NC

June 1-3, 2007

$5,185+

DAY	FRIDAY	SATURDAY							SUNDAY				
Time*	8:00 pm	11:00 am	1:00 pm	1:30 pm	3:00 pm	3:30 pm	5:30 pm	7:00 pm	11:00 am	1:00 pm	1:30 pm	2:30 pm	3:00 pm
Event	Blind Draw Chicago	Mixed Doubles Cricket	Men's Doubles Cricket	Ladies' Singles Cricket	Men's Singles Cricket	Ladies' Doubles Cricket	Mixed 3 Person 601	Blind Draw Cricket	Mixed Doubles 501	Men's Doubles 501	Ladies' Singles 501	Men's Singles 501	Ladies' Doubles 501
Entry Fee	$10 person	$20 team	$20 team	$15** person	$15** person	$20 team	$30 team	$10 person	$20 team	$20 team	$15** person	$15** person	$20 team
1st	$200	$200	$200	$120	$200	$140	$260	30%	$200	$200	$120	$200	$140
2nd	$100	$100	$100	$60	$100	$70	$120	15%	$100	$100	$60	$100	$70
Top 4	$50	$50	$50	$30	$50	$40	$60	10%	$50	$50	$30	$50	$40
Top 8	$26	$26	$26	$15	$25	---	---	5%	$26	$26	$15	$25	---
Total	$501	$501	$501	$300	$500	$290	$500	85%	$501	$501	$300	$500	$290

* - Posted Times reflect signup deadline, with matches starting 15 minutes later ** - Includes $2 ADO surcharge

NO OUTSIDE BEVERAGES OR FOOD ALLOWED!

Location: **The Upper Deck** 329 N. Harrison Ave, Cary, NC 27513
Host: **Carolina Dart Association, The Upper Deck, and Lee's Dart Supply**
Contact: **Julie Payne** 919-210-9781 or **Lee Whitehead** 919-412-8443
Email: jpayne2@nc.rr.com for tournament information
Hotel: **Days Inn – 1716 Walnut Street, Cary, NC 27511 919-481-4011**
($50.00 per night – please ask for the Carolina Dart Association rate)

Warning: Darts is an adult sport. It is dangerous for children to play darts without adult supervision. Please use your discretion.
Disclaimer-Amateur Status: The host association and/or the ADO assumes no responsibility for any adverse effects which dart awards may have on the amateur status of any youth participant. Check local regulations.

Driving Directions: From West: I-40 East to Raleigh. Exit onto Harrison Avenue. Travel approx. 4.5 miles south on Harrison Ave. The Upper Deck is in the shopping center on the right immediately following the traffic light at Chapel Hill Rd.
From North: I-95 south to I-85 south to US-1 south to Raleigh. US-1 (Capital Blvd) to I540 west toward RDU. Airport exit (RDU) around to Aviation Dr. Exit Aviation onto I-40 to Harrison Avenue exit. Follow from above directions.
From South: I-95 to I-40 to Raleigh. In Raleigh, I-40 toward RDU to NC 54. NC 54 (Chapel Hill Rd) west to Harrison Avenue. Turn left onto Harrison then right into shopping center.
Hotel: Turn right out of the Upper Deck parking lot. Travel approx .5 miles to Dry Avenue. Turn Left onto Dry (which becomes Kildaire Farm Rd). Turn Left onto Walnut St. Turn Right to continue on Walnut St. The hotel is on your right past Hardees (approximately 1.4 miles). To return to the Deck from the hotel, you will need to do a U-Turn on Walnut Street.

Charitable contributions made to:

FOOD BANK OF CENTRAL & EASTERN NORTH CAROLINA

Break Time Billiards & Piedmont Dart Association Present:

Piedmont Dart Shootout VI

SANCTIONED BY AMERICAN DARTS ORGANIZATION

June 22-24, 2007

PIEDMONT DART ASSOCIATION

$2,500

*** Minimum Guaranteed Payout ***

DAY	FRIDAY	SATURDAY						SUNDAY				
TIME	8:00 PM	10:00 AM	12:30 PM	1:00 PM	3:00 PM	4:00 PM	7:00 PM	11:00 AM	1:30 PM	2:00 PM	3:30 PM	4:30 PM
	BLIND	MIXED	MEN'S	LADIES'	MEN'S	LADIES'	BLIND	MIXED	MEN'S	LADIES'	MEN'S	LADIES'
EVENT	DRAW	DOUBLES	DOUBLES	SINGLES	SINGLES	DOUBLES	DRAW	TRIPLES	DOUBLES	SINGLES	SINGLES	DOUBLES
		CRICKET	CRICKET	CRICKET	CRICKET	CRICKET		601	501	501	501	501
ENTRY	$10	$20	$20	$12	$12	$20	$10	$30	$20	$12	$12	$20
FEE	person	team	team	person ‡	person ‡	team	person	team	team	person ‡	person ‡	team
1st	**$120**	**$100**	**$120**	**$70**	**$120**	**$70**	**$120**	**$150**	**$120**	**$70**	**$120**	**$70**
2nd	**$60**	**$50**	**$60**	**$35**	**$60**	**$36**	**$60**	**$75**	**$60**	**$35**	**$60**	**$36**
Top 4	**$30**	**$24**	**$30**	**$18**	**$30**	**$18**	**$30**	**$36**	**$30**	**$18**	**$30**	**$18**

‡ Fee includes $2.00 ADO Surcharge - Posted Time is close of registration

***** 90% of All Entry Fees Over the $2,500 Guarantee Will Be Paid Out After Expenses *****

Area Accommodations:

Quality Inn 336-767-9009
Super 8 Motel 336-714-8888
Days Inn 336-744-5755
Holiday Inn Select 336-767-9595

Tournament Director:
Nancy Coley 336-299-8068

PDA Web Site:
www.piedmontdarts.org



Tournament Location:
Break Time Billiards
5083 University Parkway
Winston-Salem, NC 27106
336-744-9404

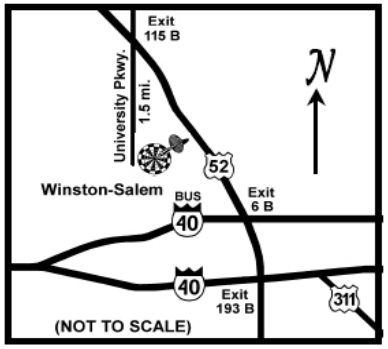

Directions to Break Time
- I-40 to Hwy 52 North
- Exit 115B (Univ. Pkwy.)
- Turn right at top of ramp, go thru 4 stop lights and North Chase Shopping Ctr. will be on the left.
- Break Time Billiards is in the shopping center

Dart Supplies by:
Spears
Custom Darts & Supplies

A darter causing damage to CVDA and/or third property will assume responsibility for all damages and costs incurred. The darter may be subject to dismissal from the tournament and/or Hotel property.

Holiday Inn Select
1021 Kroger Center Blvd. Richmond, VA 23235-4756
804-379-3800 or 800-397-1034
Reservations: ASK FOR CVDA GROUP RATES!!!!
$89.00
Deadline May 15, 2007

DISCLAIMER: The host Association makes the ADO executes no responsibility for any adverse effects which darts may have on the eyesight of any Participant.

The 29th Annual C.V.D.A. Dart Classic

June 8 – 10, 2007
Richmond, Virginia

$10,800

A Charity Shoot for Children's Hospital

Sanctioned by:

Tournament Directors
CVDA Board of Directors

Sponsors	FRIDAY			SATURDAY						SUNDAY				
Event	7:00 PM Blind Draw Doubles	9:00 PM Blind Draw Doubles	10:00 AM Mixed Doubles	12:30 PM Ladies Doubles	3:00 PM Men's Singles	3:00 PM Ladies Singles	4:00 PM Men's Doubles	7:00 PM Mixed Triples	10:00 AM Men's Doubles	10:30 AM Ladies Doubles	12:30 PM Men's Singles	1:00 PM Ladies Singles	3:30 PM Mixed Doubles
	501 FIDO	Cricket	Cricket	Cricket	501 FIDO	501 FIDO	Cricket	601 FIDO	501 FIDO	501 FIDO	Cricket	Cricket	501 FIDO
Entry Fee	$10.00 Person	$10.00 Person	$30.00 Team	$30.00 Team	$17.00* Person	$17.00* Person	$30.00 Team	$36.00 Team	$36.00 Team	$30.00 Team	$17.00* Person	$17.00* Person	$36.00 Team
1st	240		420	210	250	200	420	480	420	210	200	200	420
2nd	120		210	105	150	100	210	240	210	105	100	100	210
3rd - 4th	60		105	52	80	50	105	120	105	52	50	50	105
5th - 8th	30		52	26	40	25	52	60	52	26	25	25	52
9th-16th*					20								
Total	Greater $600 or 10%	1150	525	1000	500	375	1050	1200	1050	525	375	375	1050

* - Includes $2.00 ADO Sanctioning Fee

Doors open at 6:00 PM Friday.

Full bar and dart concessions on the premises.

NO OUTSIDE FOOD OR DRINKS PERMITTED!!!

Youth Events

Saturday 8:30 AM by Age Groups Singles
Sunday 8:30 AM Youth/Adult.

Trophies and medals awarded, no cash prizes.

Upper Deck Summer Blind Draws - 3 nights each week!!

In addition to its year-round weekly Friday and Sunday night blind draws, the Deck is adding one each Wednesday all summer! Also, the Wednesday blind draws will continue with their own weekly mystery out shots, just as they did in previous summers. All players from all divisions are welcome each and every week, and the entry fee is $5 per person.
Draws start at 8:00 p.m. -- and... Upper Deck matches the pot!!
The Upper Deck, 329 N. Harrison Ave., Cary, near inter. of Harrison & Hwy. 54, 460-9977

Fuquay-Varina Summer Dart League

A summer of darts. All skill levels are welcome.
Teams are weighted with players of different skill levels.
Entry fee for season—$10/person
Entry is due with signup
Blind draw first night. $5/entry
Blind draw and banquet on last night—$5/entry
Bar to match pot both nights up to $100.

Contact: Jeff Jones @ 971-8862 or jeffjones@nc.rr.com.
Signup sheets available @ the bar.

Starting—May 29th

Every Tuesday @ 7:30 pm

Everyone Welcome— Sign up NOW!

Location: Varina Sports Bar

CDL Summer 2007 Singles League - Tues. nights starting June 5

8 weeks of a whole bunch of darts at two different levels of open competition

"Pro" Conference - $30 season fee (100% payout on tourney finishes)
Season format - 15 games (5 games of 501, Cricket, and 301 in that order)
Tourney payouts; 1st = $120, 2nd = $80, Top 4 = $20 (per 8 player divisions)
RDL "A" div. darters (ave. of past 3 seasons) can only play in the "Pro" con.

"Standard" Conference - $10 season fee (100% payout on tourney finishes)
Season format - 9 games (3 games of 501, Cricket, and 301 in that order)
Tourney payouts; 1st = $40, 2nd = $20, Top 4 = $10 (per 8 player divisions)

Cary Dart League
Member of NCDO

- Each conference can have multiple ranked divisions with no more than 8 players per division
- 7 weeks of 8 pm Tuesday play with an "one" night 7 pm tourney on Tues. July 31(all rounds)
- Single elim. tourney seeded on season final standings with format of alternating 501, CRI, 301
- Req'd tourney games won per rd.; (Pro: 1st rd=6, Semi's=7, finals=8) (Stand: 1st rd=4, Semi's=5, finals=6)
- Plaques for season 1st & 2nd place and tourney 1st place for each division per conference
- One time $10 CDL membership fee required for 2007 (once paid, applicable to all '07 seasons)
- Only stats kept are win/loss records, high-ins, high-outs, ton80s, 9 marks, 6 bulls (no all stars)
- Matches are assigned to various Cary locations including Mac's Tavern (no home bars)
- Register by email , at the RDL Banquet on Sat., May 19, or with Tim or Randy by Wed., May 30

Contact: Timothy Lane at tldesign@nc.rr.com (851-6737) or Randy Umstead at randusoleis@gmail.com (633-7433)

Spring 2007 RDL Top Singles Records (by division) (FINAL!)

(All statistics are included, as there were no missing scoresheets this season)

(Game minimum required for this listing: 16 for division A, 19 for all other divisions, except for teams B4/C2/C3/E1/F4 [18 games, due to a fft. received])

"A" Division

			W	L	%-age
1	Seward, Mike	A5/ Cereal Killers	17	3	0.850
2	Knight, Mark	A4/ Dodge Darts	20	4	0.833
3	Blake, Brian	A3/ The Shadows	19	5	0.792
4	Berstler, Justin	A6/ Pure Tungsten	17	5	0.773
5	Millar, Jeremiah	A3/ The Shadows	12	4	0.750
6	Brown, Tom	A2/ Out Of Our Element	16	6	0.727
	Simpson, Donnie	A5/ Cereal Killers	16	6	0.727
8	Chavis, Marshall	A3/ The Shadows	17	7	0.708
9	Gaglione, Joey	A5/ Cereal Killers	16	8	0.667
	Murray, David	A3/ The Shadows	16	8	0.667
	Tan, Wil	A2/ Out Of Our Element	16	8	0.667
	Whitehead, Lee	A4/ Dodge Darts	14	7	0.667
13	Phillips, Robbie	A2/ Out Of Our Element	14	8	0.636
14	Jeffcoat, Doug	A4/ Dodge Darts	12	7	0.632
	Kilts, Jason	A2/ Out Of Our Element	12	7	0.632

"B" Division

			W	L	%-age
1	Davis, Jim	B1/ Rebels Without A Cause	25	1	0.962
2	Thomas, Jason	B2/ The Replacements	22	6	0.786
3	King, Timmy	B2/ The Replacements	21	6	0.778
4	Rodgers, Trey	B1/ Rebels Without A Cause	16	5	0.762
5	Dunleavy, John	B7/ Brew Crew	19	6	0.760
6	Hamilton, Billy	B2/ The Replacements	19	7	0.731
7	Shown, Marc	B8/ Starving Dartists	18	8	0.692
8	Vann, Tim	B6/ Excalibur	19	9	0.679
9	Mays, John	B3/ Nine Lives	18	10	0.643
	Wiegand, Tom	B5/ Dogs of War	18	10	0.643
11	Grover, Justin	B7/ Brew Crew	12	7	0.632
12	Foushee, Eugene	B6/ Excalibur	15	9	0.625
13	Murdaugh, John	B1/ Rebels Without A Cause	16	10	0.615
	Sosa, Bo	B3/ Nine Lives	16	10	0.615
15	Romanchek, David	B3/ Nine Lives	18	13	0.581

"C" Division

			W	L	%-age
1	Bubanic, George	C4/ Bag O' Nuts	24	4	0.857
2	Shengulette, Jerry	C8/ Never A Dull Moment	17	3	0.850
3	Wilcox, Randy	C8/ Never A Dull Moment	23	5	0.821
4	Aguilar, Jose	C4/ Bag O' Nuts	20	5	0.800
5	Grubb, Donald	C7/ AADA - Armed and Dar	18	5	0.783
6	Radcliff, Rob	C8/ Never A Dull Moment	15	5	0.750
7	Yoneoka, J.J.	C1/ Travelin Beer Bellies	14	6	0.700
8	Winters, Tom	C2/ Dynamic Darts	18	8	0.692
9	Mori, Chris	C8/ Never A Dull Moment	15	7	0.682
10	Beaird, Tommy	C4/ Bag O' Nuts	17	8	0.680
11	Bear, Bart	C1/ Travelin Beer Bellies	15	8	0.652
12	Alcon, Tony	C5/ The Dog	18	10	0.643
13	Hansen, Paul	C1/ Travelin Beer Bellies	14	8	0.636
14	Gaertner, Brian	C4/ Bag O' Nuts	12	7	0.632
	Scott, Kevin	C8/ Never A Dull Moment	12	7	0.632

"D" Division

			W	L	%-age
1	Wells, John	D5/ Effects of the Influence	23	2	0.920
2	Kiser, Lyman	D7/ One-Armed Bandits	24	3	0.889
3	Blackwelder, Deb	D4/ Wire We Here	21	7	0.750
4	Grannis, Jason	D5/ Effects of the Influence	19	7	0.731
5	Hansen, Bob	D1/ No Respect	16	6	0.727
	Hix, Steve	D2/ The Hostile Amish	16	6	0.727
	Natarajan, Dilip	D2/ The Hostile Amish	16	6	0.727
	Richardson, Shane	D7/ One-Armed Bandits	16	6	0.727
9	Brown, Mike	D1/ No Respect	15	6	0.714
10	Haynes, Chris	D2/ The Hostile Amish	16	7	0.696
11	Stepp, John	D2/ The Hostile Amish	18	8	0.692
12	Raquet, Mike	D8/ Boondock Saints Again	20	9	0.690
13	Iager, John	D3/ Grateful Darts	17	8	0.680
14	Claypool, Josh	D2/ The Hostile Amish	16	8	0.667
15	Wells, Tami	D5/ Effects of the Influence	17	10	0.630

"E" Division

			W	L	%-age
1	Barwick, Rob	E1/ Rif Raf	20	4	0.833
2	Rosenoff, Evan	E2/ Tres Equis	23	5	0.821
3	Hoyt, David	E1/ Rif Raf	17	5	0.773
4	Kenney, Jon	E6/ Bennington Brawlers	21	7	0.750
5	Perry, Matt	E6/ Bennington Brawlers	17	6	0.739
6	Ohrberg, Keith	E1/ Rif Raf	16	6	0.727
7	Jur, Jess	E5/ Damn Yankees!!	14	6	0.700
8	Fischlein, Kris	E6/ Bennington Brawlers	19	9	0.679
9	Doroshenko, Jim	E3/ Kozmic Debris	14	7	0.667
10	Phelan, Johnny	E1/ Rif Raf	17	9	0.654
11	Reynolds, Jon	E6/ Bennington Brawlers	13	7	0.650
12	Sarantos, Alex	E5/ Damn Yankees!!	18	10	0.643
13	Martinez, Vicente	E5/ Damn Yankees!!	15	9	0.625
14	Wenhart, Jeff	E3/ Kozmic Debris	12	8	0.600
15	(two tied)		16	12	0.571

"F" Division

			W	L	%-age
1	Martin, David	F2/ Who's Your Ducky?	23	4	0.852
2	Tollerton, Steve	F2/ Who's Your Ducky?	19	5	0.792
3	Mayhew, Zak	F5/ Off Constantly	22	6	0.786
4	Beeson, Robb	F5/ Off Constantly	17	5	0.773
5	Ackley, Sean	F1/ Designated Divers	20	7	0.741
6	Knott, Ronnie	F6/ Board 2 Death	20	8	0.714
7	Johnson, Dave	F4/ Menace to Sobriety	17	7	0.708
8	Schwartz, Darrell	F8/ Misfits	14	6	0.700
9	McAlpin, Jack	F1/ Designated Divers	20	9	0.690
10	Van Olst, Jason	F2/ Who's Your Ducky?	15	7	0.682
11	Converse, Stan	F2/ Who's Your Ducky?	19	9	0.679
	Lane, Jonathan	F6/ Board 2 Death	19	9	0.679
13	Marsh, John	F1/ Designated Divers	19	11	0.633
14	McCartney, Eric	F4/ Menace to Sobriety	11	7	0.611
	Tueting, Harry	F4/ Menace to Sobriety	11	7	0.611

"G" Division

			W	L	%-age
1	Wade, Nate	G2/ Coral Reefers	20	3	0.870
2	Murray, Shane	G7/ The Bogarts	24	4	0.857
3	Gilbert, Geoffrey	G5/ Crown Royalty	17	5	0.773
4	Pearsall, Worth	G5/ Crown Royalty	20	6	0.769
5	Smith, Brian	G7/ The Bogarts	20	8	0.714
	Tant, J.J.	G4/ Overtime Outlaws	20	8	0.714
7	Genzlinger, Doug	G1/ Katmandu	14	7	0.667
8	Clark, Dan	G4/ Overtime Outlaws	17	9	0.654
	Polston, Tony	G1/ Katmandu	17	9	0.654
10	Bailey, Joe	G3/ Money Shot	15	8	0.652
11	Woodard, David	G5/ Crown Royalty	16	10	0.615
12	Davis, Jared	G1/ Katmandu	15	10	0.600
	Peterson, Chris	G4/ Overtime Outlaws	15	10	0.600
14	Smith, Van	G2/ Coral Reefers	16	11	0.593
15	(two tied)	G8/ Where's the Bullseye	11	8	0.579

Women's Records

	(# by div.: A-0, B-0, C-3, D-7, E-13, F-7, G-13)		W	L	%-age
A	-	-	-	-	-
B	-	-	-	-	-
C	Mitchell, Liz	C3/ Sharkshooters	7	15	0.318
D	Blackwelder, Deb	D4/ Wire We Here	21	7	0.750
	Wells, Tami	D5/ Effects of the Influence	17	10	0.630
E	Hatch, Nicole	E8/ FFAB	16	12	0.571
	Gevedon, Aimee	E8/ FFAB	12	12	0.500
	Baynor, Jessica	E8/ FFAB	12	16	0.429
	Payne, Julie	E8/ FFAB	12	16	0.429
F	Rhea, Laurie	F8/ Misfits	12	11	0.522
	Schwartz, Laurel	F8/ Misfits	10	15	0.400
G	Folsom, Hope	G3/ Money Shot	11	11	0.500
	Reynolds, Lisa	G7/ The Bogarts	14	15	0.483
	Immen, Kristen	G8/ Where's the Bullseye	10	12	0.455
	Mason, Marcy	G8/ Where's the Bullseye	8	13	0.381

Spring 2007 RDL Top Doubles Records (by division) (FINAL!)

(All statistics are included, as there were no missing scoresheets this season)

(Game minimum required for this listing: 16 for division A, 19 for all other divisions, except for teams B4/C2/C3/E1/F4 [18 games, due to a fft. received])

"A" Division

			W	L	%-age
1	Blake, Brian	A3/ The Shadows	19	5	0.792
	Tan, Wil	A2/ Out Of Our Element	19	5	0.792
3	Seward, Mike	A5/ Cereal Killers	15	4	0.789
4	Wall, Keith	A2/ Out Of Our Element	18	5	0.783
5	Phillips, Robbie	A2/ Out Of Our Element	17	5	0.773
6	Millar, Jeremiah	A3/ The Shadows	12	4	0.750
7	Oakley, Richard	A3/ The Shadows	16	6	0.727
8	Murray, David	A3/ The Shadows	16	7	0.696
	Peoples, Mike	A5/ Cereal Killers	16	7	0.696
10	Witz, Steve	A5/ Cereal Killers	18	8	0.692
11	Chavis, Marshall	A3/ The Shadows	16	8	0.667
	Gelhar, Tommy	A3/ The Shadows	12	6	0.667
13	Brown, Tom	A2/ Out Of Our Element	14	8	0.636
14	Terry, Bob	A1/ Lunatic Fringe	11	7	0.611
15	Gaglione, Joey	A5/ Cereal Killers	14	9	0.609

"B" Division

			W	L	%-age
1	Davis, Jim	B1/ Rebels Without A Cause	25	1	0.962
2	Rodgers, Trey	B1/ Rebels Without A Cause	22	2	0.917
3	Hindle, Mikey	B7/ Brew Crew	21	6	0.778
4	King, Timmy	B2/ The Replacements	16	6	0.727
5	Dunleavy, John	B7/ Brew Crew	18	7	0.720
	Hamilton, Billy	B2/ The Replacements	18	7	0.720
7	Coleman, Brian	B2/ The Replacements	13	6	0.684
8	Allison, Frank	B7/ Brew Crew	17	8	0.680
	Thomas, Jason	B2/ The Replacements	17	8	0.680
10	Wiegand, Tom	B5/ Dogs of War	18	10	0.643
	Wilkie, Felipe	B5/ Dogs of War	18	10	0.643
12	Hendricks, Ron	B8/ Starving Dartists	14	8	0.636
13	Leonard, Shawn	B7/ Brew Crew	15	9	0.625
14	Copple, Matthew	B3/ Nine Lives	18	11	0.621
15	(two tied)		16	10	0.615

"C" Division

			W	L	%-age
1	Bubanic, George	C4/ Bag O' Nuts	23	5	0.821
2	Aguilar, Jose	C4/ Bag O' Nuts	22	5	0.815
3	Williams, Denny	C7/ AADA - Armed and Dar	13	6	0.684
4	Steppe, Mike	C4/ Bag O' Nuts	16	9	0.640
5	Winters, Tom	C2/ Dynamic Darts	15	9	0.625
6	Beaird, Tommy	C4/ Bag O' Nuts	16	10	0.615
7	Bear, Bart	C1/ Travelin Beer Bellies	14	9	0.609
	Grubb, Donald	C7/ AADA - Armed and Dar	14	9	0.609
9	Thompson, Brett	C5/ The Dog	18	12	0.600
10	Costen, Todd	C2/ Dynamic Darts	13	9	0.591
	Hopkins, Chris	C3/ Sharkshooters	13	9	0.591
12	Gibson, Ed	C1/ Travelin Beer Bellies	14	10	0.583
	Yang, Rob	C4/ Bag O' Nuts	14	10	0.583
14	Anderson, Ryan	C3/ Sharkshooters	13	10	0.565
15	Wilcox, Randy	C8/ Never A Dull Moment	14	11	0.560

"D" Division

			W	L	%-age
1	Grannis, Jason	D5/ Effects of the Influence	22	4	0.846
2	Brown, Brandon	D5/ Effects of the Influence	22	5	0.815
	Hix, Steve	D2/ The Hostile Amish	22	5	0.815
4	Taylor, Walter	D7/ One-Armed Bandits	19	6	0.760
5	Natarajan, Dilip	D2/ The Hostile Amish	16	6	0.727
6	Stepp, John	D2/ The Hostile Amish	17	9	0.654
7	Kiser, Lyman	D7/ One-Armed Bandits	18	10	0.643
8	Hansen, Bob	D1/ No Respect	14	8	0.636
9	Buckley, Bill	D8/ Boondock Saints Again	17	10	0.630
10	Claypool, Josh	D2/ The Hostile Amish	13	8	0.619
11	Iager, John	D3/ Grateful Darts	16	10	0.615
12	Pilo, Chris	D5/ Effects of the Influence	14	9	0.609
	Wells, John	D5/ Effects of the Influence	14	9	0.609
14	Raquet, Mike	D8/ Boondock Saints Again	18	12	0.600
15	Shaffer, Brian	D8/ Boondock Saints Again	17	12	0.586

"E" Division

			W	L	%-age
1	Kenney, Jon	E6/ Bennington Brawlers	18	6	0.750
	Barwick, Rob	E1/ Rif Raf	15	5	0.750
3	Fischlein, Kris	E6/ Bennington Brawlers	18	7	0.720
4	Miller, Mike	E7/ The DIVE Bombers	17	7	0.708
5	Doroshenko, Kim	E3/ Kozmic Debris	15	7	0.682
6	Kron, Jay	E5/ Damn Yankees!!	16	8	0.667
7	Doroshenko, Jim	E3/ Kozmic Debris	13	7	0.650
8	Rosenoff, Evan	E2/ Tres Equis	18	10	0.643
9	Flowers, Fred	E7/ The DIVE Bombers	16	9	0.640
	Lee, Carl	E7/ The DIVE Bombers	16	9	0.640
11	Yarley, Scott	E2/ Tres Equis	14	8	0.636
12	Diamond, Paddy	E1/ Rif Raf	12	7	0.632
13	St. Clair, Matt	E1/ Rif Raf	13	8	0.619
14	Ohrberg, Keith	E1/ Rif Raf	11	7	0.611
15	Payne, Julie	E8/ FFAB	17	11	0.607

"F" Division

			W	L	%-age
1	Beeson, Robb	F5/ Off Constantly	16	5	0.762
2	Ackley, Sean	F1/ Designated Divers	21	7	0.750
	Converse, Stan	F2/ Who's Your Ducky?	21	7	0.750
	Tollerton, Steve	F2/ Who's Your Ducky?	18	6	0.750
5	Diggs, Rick	F5/ Off Constantly	20	7	0.741
6	Martin, David	F2/ Who's Your Ducky?	18	8	0.692
7	Lane, Jonathan	F6/ Board 2 Death	19	9	0.679
8	Mullender, English	F5/ Off Constantly	16	8	0.667
	Davis, Kevin	F6/ Board 2 Death	14	7	0.667
10	Marsh, John	F1/ Designated Divers	20	11	0.645
11	Mayhew, Zak	F5/ Off Constantly	17	10	0.630
12	Lane, Jeremy	F6/ Board 2 Death	15	9	0.625
13	Carawon, Bob	F2/ Who's Your Ducky?	16	11	0.593
14	Van Olst, Jason	F2/ Who's Your Ducky?	13	9	0.591
15	Knott, Ronnie	F6/ Board 2 Death	16	12	0.571

"G" Division

			W	L	%-age
1	Murray, Shane	G7/ The Bogarts	23	5	0.821
2	Smith, Van	G2/ Coral Reefers	19	7	0.731
3	Nelson, Chris	G6/ One Markers	15	6	0.714
4	Wade, Nate	G2/ Coral Reefers	16	7	0.696
5	Tant, J.J.	G4/ Overtime Outlaws	17	8	0.680
6	Gwaltney, Alex	G5/ Crown Royalty	16	8	0.667
	Genzlinger, Doug	G1/ Katmandu	14	7	0.667
8	Clark, Dan	G4/ Overtime Outlaws	15	9	0.625
9	Pearsall, Worth	G5/ Crown Royalty	16	10	0.615
10	Barry, Matt	G5/ Crown Royalty	14	9	0.609
	Woodard, David	G5/ Crown Royalty	14	9	0.609
12	Smith, Brian	G7/ The Bogarts	17	11	0.607
13	Gilbert, Geoffrey	G5/ Crown Royalty	13	9	0.591
	Hodge, Hue	G2/ Coral Reefers	13	9	0.591
15	Barletta, Phil	G6/ One Markers	13	10	0.565

Women's Records

	(# by div.: A-0, B-0, C-3, D-7, E-13, F-7, G-13)		W	L	%-age
A	-	-	-	-	-
B	-	-	-	-	-
C	Mitchell, Liz	C3/ Sharkshooters	6	16	0.273
D	Blackwelder, Deb	D4/ Wire We Here	14	10	0.583
	Austin, Connie	D1/ No Respect	15	12	0.556
E	Doroshenko, Kim	E3/ Kozmic Debris	15	7	0.682
	Payne, Julie	E8/ FFAB	17	11	0.607
	Hatch, Nicole	E8/ FFAB	15	14	0.517
	Carter, Erin	E6/ Bennington Brawlers	11	15	0.423
F	Rhea, Laurie	F8/ Misfits	9	18	0.333
	Boyd, Jennifer	F4/ Menace to Sobriety	5	15	0.250
G	Draper, Lisa	G7/ The Bogarts	11	9	0.550
	Highfill, Leigh	G1/ Katmandu	11	9	0.550
	Reynolds, Lisa	G7/ The Bogarts	12	14	0.462
	Birmingham, Christine	G4/ Overtime Outlaws	10	12	0.455

Spring 2007 RDL Top Singles+Doubles Records (by division) (FINAL!)

(All statistics are included, as there were no missing scoresheets this season)

(Game minimum required for this listing: 32 for division A, 37 for all other divisions, except for teams B4/C2/C3/E1/F4 [35 games, due to a fft. received])

"A" Division

			W	L	%-age
1	Seward, Mike	A5/ Cereal Killers	32	7	0.821
2	Blake, Brian	A3/ The Shadows	38	10	0.792
3	Millar, Jeremiah	A3/ The Shadows	24	8	0.750
4	Tan, Wil	A2/ Out Of Our Element	35	13	0.729
5	Phillips, Robbie	A2/ Out Of Our Element	31	13	0.705
6	Wall, Keith	A2/ Out Of Our Element	33	14	0.702
7	Chavis, Marshall	A3/ The Shadows	33	15	0.688
8	Brown, Tom	A2/ Out Of Our Element	30	14	0.682
9	Murray, David	A3/ The Shadows	32	15	0.681
10	Oakley, Richard	A3/ The Shadows	30	15	0.667
11	Knight, Mark	A4/ Dodge Darts	31	16	0.660
12	Berstler, Justin	A6/ Pure Tungsten	29	16	0.644
13	Gaglione, Joey	A5/ Cereal Killers	30	17	0.638
14	Simpson, Donnie	A5/ Cereal Killers	28	17	0.622
15	Jeffcoat, Doug	A4/ Dodge Darts	25	17	0.595

"B" Division

			W	L	%-age
1	Davis, Jim	B1/ Rebels Without A Cause	50	2	0.962
2	Rodgers, Trey	B1/ Rebels Without A Cause	38	7	0.844
3	King, Timmy	B2/ The Replacements	37	12	0.755
4	Dunleavy, John	B7/ Brew Crew	37	13	0.740
5	Thomas, Jason	B2/ The Replacements	39	14	0.736
6	Hamilton, Billy	B2/ The Replacements	37	14	0.725
7	Hindle, Mikey	B7/ Brew Crew	34	18	0.654
8	Wiegand, Tom	B5/ Dogs of War	36	20	0.643
9	Shown, Marc	B8/ Starving Dartists	30	18	0.625
10	Allison, Frank	B7/ Brew Crew	33	20	0.623
11	Sosa, Bo	B3/ Nine Lives	32	20	0.615
12	Grover, Justin	B7/ Brew Crew	28	19	0.596
	Martin, George	B7/ Brew Crew	28	19	0.596
14	Mitchell, Sid	B2/ The Replacements	29	20	0.592
15	Murdaugh, John	B1/ Rebels Without A Cause	30	22	0.577

"C" Division

			W	L	%-age
1	Bubanic, George	C4/ Bag O' Nuts	47	9	0.839
2	Aguilar, Jose	C4/ Bag O' Nuts	42	10	0.808
3	Shengulette, Jerry	C8/ Never A Dull Moment	26	11	0.703
4	Wilcox, Randy	C8/ Never A Dull Moment	37	16	0.698
5	Grubb, Donald	C7/ AADA - Armed and Dar	32	14	0.696
6	Winters, Tom	C2/ Dynamic Darts	33	17	0.660
7	Beaird, Tommy	C4/ Bag O' Nuts	33	18	0.647
8	Bear, Bart	C1/ Travelin Beer Bellies	29	17	0.630
9	Williams, Denny	C7/ AADA - Armed and Dar	24	15	0.615
10	Yoneoka, J.J.	C1/ Travelin Beer Bellies	28	18	0.609
11	Mori, Chris	C8/ Never A Dull Moment	29	19	0.604
12	Thompson, Brett	C5/ The Dog	35	23	0.603
13	Costen, Todd	C2/ Dynamic Darts	24	16	0.600
14	Gibson, Ed	C1/ Travelin Beer Bellies	26	18	0.591
15	Batchelder, Dave	C6/ Team #5	28	20	0.583

"D" Division

			W	L	%-age
1	Grannis, Jason	D5/ Effects of the Influence	41	11	0.788
2	Hix, Steve	D2/ The Hostile Amish	38	11	0.776
3	Wells, John	D5/ Effects of the Influence	37	11	0.771
4	Kiser, Lyman	D7/ One-Armed Bandits	42	13	0.764
5	Natarajan, Dilip	D2/ The Hostile Amish	32	12	0.727
6	Taylor, Walter	D7/ One-Armed Bandits	34	15	0.694
7	Hansen, Bob	D1/ No Respect	30	14	0.682
8	Blackwelder, Deb	D4/ Wire We Here	35	17	0.673
	Stepp, John	D2/ The Hostile Amish	35	17	0.673
10	Brown, Brandon	D5/ Effects of the Influence	32	17	0.653
11	Iager, John	D3/ Grateful Darts	33	18	0.647
12	Claypool, Josh	D2/ The Hostile Amish	29	16	0.644
13	Raquet, Mike	D8/ Boondock Saints Again	38	21	0.644
14	Pilo, Chris	D5/ Effects of the Influence	28	19	0.596
15	Brown, Mike	D1/ No Respect	25	17	0.595

"E" Division

			W	L	%-age
1	Barwick, Rob	E1/ Rif Raf	35	9	0.795
2	Kenney, Jon	E6/ Bennington Brawlers	39	13	0.750
3	Rosenoff, Evan	E2/ Tres Equis	41	15	0.732
4	Fischlein, Kris	E6/ Bennington Brawlers	37	16	0.698
5	Ohrberg, Keith	E1/ Rif Raf	27	13	0.675
6	Doroshenko, Jim	E3/ Kozmic Debris	27	14	0.659
7	Hoyt, David	E1/ Rif Raf	24	13	0.649
8	Jur, Jess	E5/ Damn Yankees!!	27	15	0.643
9	Phelan, Johnny	E1/ Rif Raf	29	17	0.630
10	Sarantos, Alex	E5/ Damn Yankees!!	33	21	0.611
11	Miller, Mike	E7/ The DIVE Bombers	29	19	0.604
	Perry, Matt	E6/ Bennington Brawlers	29	19	0.604
13	Lee, Carl	E7/ The DIVE Bombers	30	20	0.600
14	St. Clair, Matt	E1/ Rif Raf	22	15	0.595
15	Yarley, Scott	E2/ Tres Equis	26	18	0.591

"F" Division

			W	L	%-age
1	Martin, David	F2/ Who's Your Ducky?	41	12	0.774
2	Tollerton, Steve	F2/ Who's Your Ducky?	37	11	0.771
3	Beeson, Robb	F5/ Off Constantly	33	10	0.767
4	Ackley, Sean	F1/ Designated Divers	41	14	0.745
5	Converse, Stan	F2/ Who's Your Ducky?	40	16	0.714
6	Mayhew, Zak	F5/ Off Constantly	39	16	0.709
7	Lane, Jonathan	F6/ Board 2 Death	38	18	0.679
8	Diggs, Rick	F5/ Off Constantly	33	17	0.660
9	Knott, Ronnie	F6/ Board 2 Death	36	20	0.643
10	Marsh, John	F1/ Designated Divers	39	22	0.639
11	Van Olst, Jason	F2/ Who's Your Ducky?	28	16	0.636
12	Mullender, English	F5/ Off Constantly	28	21	0.571
13	Johnson, Dave	F4/ Menace to Sobriety	27	21	0.563
14	McAlpin, Jack	F1/ Designated Divers	30	24	0.556
15	Schwartz, Darrell	F8/ Misfits	21	17	0.553

"G" Division

			W	L	%-age
1	Murray, Shane	G7/ The Bogarts	47	9	0.839
2	Wade, Nate	G2/ Coral Reefers	36	10	0.783
3	Tant, J.J.	G4/ Overtime Outlaws	37	16	0.698
4	Pearsall, Worth	G5/ Crown Royalty	36	16	0.692
5	Gilbert, Geoffrey	G5/ Crown Royalty	30	14	0.682
6	Genzlinger, Doug	G1/ Katmandu	28	14	0.667
7	Smith, Brian	G7/ The Bogarts	37	19	0.661
8	Smith, Van	G2/ Coral Reefers	35	18	0.660
9	Clark, Dan	G4/ Overtime Outlaws	32	18	0.640
10	Woodard, David	G5/ Crown Royalty	30	19	0.612
11	Polston, Tony	G1/ Katmandu	29	21	0.580
12	Davis, Jared	G1/ Katmandu	30	23	0.566
13	Gwaltney, Alex	G5/ Crown Royalty	26	20	0.565
14	Hodge, Hue	G2/ Coral Reefers	23	19	0.548
15	Peterson, Chris	G4/ Overtime Outlaws	26	22	0.542

Women's Records

	(# by div.: A-0, B-0, C-3, D-7, E-13, F-7, G-13)		W	L	%-age
A	-	-	-	-	-
B	-	-	-	-	-
C	Mitchell, Liz	C3/ Sharkshooters	13	31	0.295
D	Blackwelder, Deb	D4/ Wire We Here	35	17	0.673
	Wells, Tami	D5/ Effects of the Influence	28	23	0.549
E	Hatch, Nicole	E8/ FFAB	31	26	0.544
	Payne, Julie	E8/ FFAB	29	27	0.518
	Doroshenko, Kim	E3/ Kozmic Debris	22	23	0.489
	Gevedon, Aimee	E8/ FFAB	21	27	0.438
F	(no women in F played more than 29 total games this season)				
G	Reynolds, Lisa	G7/ The Bogarts	26	29	0.473
	Mason, Marcy	G8/ Where's the Bullseye	17	24	0.415
	Immen, Kristen	G8/ Where's the Bullseye	16	24	0.400
	Folsom, Hope	G3/ Money Shot	16	25	0.390

Spring 2007 RDL Top -01 All-Star Point Averages (by division) (FINAL!)

(All statistics are included, as there were no missing scoresheets this season)

(Game minimum required for this listing: 16 for division A, 19 for all other divisions, except for teams B4/C2/C3/E1/F4 [18 games, due to a fft. received])

"A" Division

			ASP	TGP	Ave.
1	Blake, Brian	A3/ The Shadows	33.5	24	1.396
2	Millar, Jeremiah	A3/ The Shadows	19.0	16	1.188
3	Gaglione, Joey	A5/ Cereal Killers	26.0	23	1.130
4	Knight, Mark	A4/ Dodge Darts	24.0	23	1.043
5	Kendall, Kevin	A6/ Pure Tungsten	23.5	24	0.979
6	Chavis, Marshall	A3/ The Shadows	19.0	24	0.792
7	Eason, Joel	A1/ Lunatic Fringe	19.0	25	0.760
8	Oakley, Richard	A3/ The Shadows	16.5	22	0.750
9	Wall, Keith	A2/ Out Of Our Element	17.0	24	0.708
10	Peoples, Mike	A5/ Cereal Killers	16.0	23	0.696
11	Jeffcoat, Doug	A4/ Dodge Darts	12.5	18	0.694
	Terry, Bob	A1/ Lunatic Fringe	12.5	18	0.694
13	Tan, Wil	A2/ Out Of Our Element	16.5	24	0.688
14	Seward, Mike	A5/ Cereal Killers	13.0	19	0.684
15	Phillips, Robbie	A2/ Out Of Our Element	14.5	22	0.659

"B" Division

			ASP	TGP	Ave.
1	Davis, Jim	B1/ Rebels Without A Cause	23.0	26	0.885
2	Leonard, Shawn	B7/ Brew Crew	15.0	24	0.625
3	Vann, Tim	B6/ Excalibur	13.0	24	0.542
4	Bradshaw, Rick	B5/ Dogs of War	13.5	26	0.519
5	Mays, John	B3/ Nine Lives	14.5	28	0.518
6	Copple, Matthew	B3/ Nine Lives	13.5	29	0.466
7	Hamilton, Billy	B2/ The Replacements	12.0	26	0.462
8	Dunleavy, John	B7/ Brew Crew	11.5	25	0.460
	Thomas, Jason	B2/ The Replacements	11.5	25	0.460
10	Carroll, John	B5/ Dogs of War	9.0	20	0.450
11	Murdaugh, John	B1/ Rebels Without A Cause	11.5	26	0.442
12	King, Timmy	B2/ The Replacements	9.5	22	0.432
13	Flood, Tom	B2/ The Replacements	8.5	22	0.386
14	Coleman, Brian	B2/ The Replacements	7.0	19	0.368
15	Burney, Gary	B6/ Excalibur	8.5	25	0.340

"C" Division

			ASP	TGP	Ave.
1	Bubanic, George	C4/ Bag O' Nuts	28.5	28	1.018
2	Grubb, Donald	C7/ AADA - Armed and Dar	18.0	24	0.750
3	Yoneoka, J.J.	C1/ Travelin Beer Bellies	13.5	20	0.675
4	Bear, Bart	C1/ Travelin Beer Bellies	13.5	22	0.614
5	Winters, Tom	C2/ Dynamic Darts	13.0	24	0.542
6	Aguilar, Jose	C4/ Bag O' Nuts	13.0	25	0.520
7	Hansen, Paul	C1/ Travelin Beer Bellies	9.5	21	0.452
8	Dzeneleski, Jimmy	C2/ Dynamic Darts	10.5	25	0.420
	Steppe, Mike	C4/ Bag O' Nuts	10.5	25	0.420
10	Groves, Phil	C5/ The Dog	8.0	20	0.400
11	Alcon, Tony	C5/ The Dog	10.0	26	0.385
	Keller, Tony	C6/ Team #5	10.0	26	0.385
13	Gibson, Ed	C1/ Travelin Beer Bellies	8.0	22	0.364
14	Mori, Chris	C8/ Never A Dull Moment	7.0	20	0.350
15	Side, Eric	C1/ Travelin Beer Bellies	7.0	21	0.333

"D" Division

			ASP	TGP	Ave.
1	Grannis, Jason	D5/ Effects of the Influence	14.5	26	0.558
2	Buckley, Bill	D8/ Boondock Saints Again	14.5	27	0.537
3	Natarajan, Dilip	D2/ The Hostile Amish	10.5	22	0.477
4	Iager, John	D3/ Grateful Darts	11.5	25	0.460
5	Wells, John	D5/ Effects of the Influence	9.0	20	0.450
6	Richardson, Shane	D7/ One-Armed Bandits	8.5	21	0.405
7	Kiser, Lyman	D7/ One-Armed Bandits	10.0	27	0.370
8	Blackwelder, Deb	D4/ Wire We Here	9.0	25	0.360
9	Barlow, Brian	D4/ Wire We Here	8.0	23	0.348
10	Brown, Brandon	D5/ Effects of the Influence	7.0	21	0.333
11	Lilienthal, John	D3/ Grateful Darts	6.0	19	0.316
12	Taylor, Walter	D7/ One-Armed Bandits	7.5	24	0.313
13	Pilo, Chris	D5/ Effects of the Influence	7.0	23	0.304
14	Brown, Mike	D1/ No Respect	7.0	24	0.292
15	Haynes, Chris	D2/ The Hostile Amish	6.0	21	0.286

"E" Division

			ASP	TGP	Ave.
1	Jur, Jess	E5/ Damn Yankees!!	11.5	21	0.548
2	Wenhart, Jeff	E3/ Kozmic Debris	9.5	19	0.500
3	Hoyt, David	E1/ Rif Raf	10.5	22	0.477
4	Phelan, Johnny	E1/ Rif Raf	9.0	23	0.391
5	Barwick, Rob	E1/ Rif Raf	7.0	18	0.389
6	St. Clair, Matt	E1/ Rif Raf	8.0	21	0.381
7	Fournier, Jeff	E3/ Kozmic Debris	9.0	26	0.346
8	Kron, Jay	E5/ Damn Yankees!!	9.0	27	0.333
9	Doroshenko, Jim	E3/ Kozmic Debris	6.5	21	0.310
10	Sarantos, Alex	E5/ Damn Yankees!!	8.0	26	0.308
11	Kenney, Jon	E6/ Bennington Brawlers	7.5	26	0.288
12	Hatch, Nicole	E8/ FFAB	8.0	29	0.276
13	Perry, Matt	E6/ Bennington Brawlers	5.5	20	0.275
14	Miller, Mike	E7/ The DIVE Bombers	6.5	24	0.271
15	(two tied)		7.5	28	0.268

"F" Division

			ASP	TGP	Ave.
1	Beeson, Robb	F5/ Off Constantly	15.0	21	0.714
2	Converse, Stan	F2/ Who's Your Ducky?	15.0	28	0.536
3	Martin, David	F2/ Who's Your Ducky?	13.5	27	0.500
	Mayhew, Zak	F5/ Off Constantly	13.5	27	0.500
5	Ackley, Sean	F1/ Designated Divers	12.5	27	0.463
6	McAlpin, Jack	F1/ Designated Divers	12.5	28	0.446
7	Knott, Ryan	F6/ Board 2 Death	8.0	20	0.400
8	Lane, Jonathan	F6/ Board 2 Death	10.5	28	0.375
9	Johnson, Dave	F4/ Menace to Sobriety	9.0	25	0.360
10	Hunter, Adam	F6/ Board 2 Death	7.5	25	0.300
11	Marsh, John	F1/ Designated Divers	8.5	30	0.283
12	Diggs, Rick	F5/ Off Constantly	6.0	22	0.273
13	Frazier, Brent	F8/ Misfits	7.0	26	0.269
14	Schwartz, Darrell	F8/ Misfits	5.0	19	0.263
15	Mullender, English	F5/ Off Constantly	6.0	24	0.250

"G" Division

			ASP	TGP	Ave.
1	Murray, Shane	G7/ The Bogarts	19.0	28	0.679
2	Pearsall, Worth	G5/ Crown Royalty	12.0	26	0.462
3	Wade, Nate	G2/ Coral Reefers	8.5	22	0.386
4	Colton, Mitch	G3/ Money Shot	10.0	26	0.385
5	Smith, Brian	G7/ The Bogarts	9.5	28	0.339
6	Genzlinger, Doug	G1/ Katmandu	6.0	20	0.300
7	Smith, Van	G2/ Coral Reefers	7.0	26	0.269
8	Bailey, Joe	G3/ Money Shot	5.0	19	0.263
9	Tant, J.J.	G4/ Overtime Outlaws	6.5	26	0.250
10	Thorne, Scott	G3/ Money Shot	6.0	27	0.222
11	Peterson, Chris	G4/ Overtime Outlaws	5.5	25	0.220
12	Clark, Dan	G4/ Overtime Outlaws	5.5	26	0.212
13	Folsom, Hope	G3/ Money Shot	4.0	19	0.211
14	Mushow, Dave	G6/ One Markers	5.0	24	0.208
15	Watkins, Rudy	G7/ The Bogarts	4.0	20	0.200

Women's Records

	(# by div.: A-0, B-0, C-3, D-7, E-13, F-7, G-13)		ASP	TGP	Ave.
A	-	-	-	-	-
B	-	-	-	-	-
C	Hiller, Becky	C3/ Sharkshooters	5.0	23	0.217
D	Blackwelder, Deb	D4/ Wire We Here	9.0	25	0.360
	Wells, Tami	D5/ Effects of the Influence	6.5	25	0.260
E	Hatch, Nicole	E8/ FFAB	8.0	29	0.276
	Payne, Julie	E8/ FFAB	7.5	28	0.268
	Doroshenko, Kim	E3/ Kozmic Debris	3.0	22	0.136
	Carter, Erin	E6/ Bennington Brawlers	3.5	27	0.130
F	Schwartz, Laurel	F8/ Misfits	2.5	24	0.104
	(two tied)		1.0	23	0.043
G	Folsom, Hope	G3/ Money Shot	4.0	19	0.211
	Reynolds, Lisa	G7/ The Bogarts	2.5	27	0.093
	Mason, Marcy	G8/ Where's the Bullseye	2.0	23	0.087
	(two tied)				0.000

Spring 2007 RDL Top Cricket All-Star Point Averages (by division) (FINAL!)

(All statistics are included, as there were no missing scoresheets this season)

(Game minimum required for this listing: 16 for division A, 19 for all other divisions, except for teams B4/C2/C3/E1/F4 [18 games, due to a fft. received])

"A" Division

			ASP	TGP	Ave.
1	Blake, Brian	A3/ The Shadows	89.5	24	3.729
2	Millar, Jeremiah	A3/ The Shadows	43.5	16	2.719
3	Tan, Wil	A2/ Out Of Our Element	63.0	24	2.625
4	Chavis, Marshall	A3/ The Shadows	57.5	24	2.396
5	Murray, David	A3/ The Shadows	54.5	23	2.370
6	Berstler, Justin	A6/ Pure Tungsten	55.5	24	2.313
7	Kendall, Kevin	A6/ Pure Tungsten	50.5	24	2.104
8	Seward, Mike	A5/ Cereal Killers	42.0	20	2.100
9	Knight, Mark	A4/ Dodge Darts	47.5	24	1.979
10	McNamara, Tim	A4/ Dodge Darts	43.5	22	1.977
	Phillips, Robbie	A2/ Out Of Our Element	43.5	22	1.977
12	Terry, Bob	A1/ Lunatic Fringe	35.5	18	1.972
13	Simpson, Donnie	A5/ Cereal Killers	40.5	22	1.841
14	Brown, Tom	A2/ Out Of Our Element	38.0	22	1.727
15	Lane, Timothy	A6/ Pure Tungsten	33.0	20	1.650

"B" Division

			ASP	TGP	Ave.
1	Davis, Jim	B1/ Rebels Without A Cause	61.5	26	2.365
2	King, Timmy	B2/ The Replacements	39.0	27	1.444
3	Hendricks, Ron	B8/ Starving Dartists	31.5	22	1.432
4	Leonard, Shawn	B7/ Brew Crew	35.5	27	1.315
5	Wiegand, Tom	B5/ Dogs of War	33.5	28	1.196
6	Shown, Marc	B8/ Starving Dartists	30.5	26	1.173
7	Hamilton, Billy	B2/ The Replacements	28.0	25	1.120
8	Dunleavy, John	B7/ Brew Crew	26.5	25	1.060
9	Thomas, Jason	B2/ The Replacements	29.0	28	1.036
10	Romanchek, David	B3/ Nine Lives	32.0	31	1.032
11	O'Brien, Sean	B4/ Porky's Pigs	23.5	23	1.022
12	Bradshaw, Rick	B5/ Dogs of War	26.0	26	1.000
	Carroll, John	B5/ Dogs of War	20.0	20	1.000
14	Flood, Tom	B2/ The Replacements	23.5	24	0.979
15	Murdaugh, John	B1/ Rebels Without A Cause	25.0	26	0.962

"C" Division

			ASP	TGP	Ave.
1	Winters, Tom	C2/ Dynamic Darts	38.0	26	1.462
2	Bubanic, George	C4/ Bag O' Nuts	39.0	28	1.393
3	Grubb, Donald	C7/ AADA - Armed and Dar	26.5	22	1.205
4	Beaird, Tommy	C4/ Bag O' Nuts	31.0	27	1.148
5	Keller, Tony	C6/ Team #5	30.5	28	1.089
6	Wilcox, Randy	C8/ Never A Dull Moment	26.0	27	0.963
7	Thompson, Brett	C5/ The Dog	27.5	29	0.948
8	Alcon, Tony	C5/ The Dog	25.0	27	0.926
9	Mori, Chris	C8/ Never A Dull Moment	24.5	28	0.875
10	Dautrich, Dan	C6/ Team #5	18.5	22	0.841
11	Aguilar, Jose	C4/ Bag O' Nuts	22.5	27	0.833
12	Njunge, James	C4/ Bag O' Nuts	15.5	19	0.816
13	Howley, John	C6/ Team #5	20.0	25	0.800
14	Side, Eric	C1/ Travelin Beer Bellies	21.5	27	0.796
15	Anderson, Ryan	C3/ Sharkshooters	19.5	25	0.780

"D" Division

			ASP	TGP	Ave.
1	Iager, John	D3/ Grateful Darts	29.0	26	1.115
2	Hansen, Bob	D1/ No Respect	22.0	22	1.000
3	Blackwelder, Deb	D4/ Wire We Here	26.5	27	0.981
4	Wells, Tami	D5/ Effects of the Influence	25.5	26	0.981
5	Kiser, Lyman	D7/ One-Armed Bandits	26.5	28	0.946
6	Wells, John	D5/ Effects of the Influence	25.5	28	0.911
7	Taylor, Walter	D7/ One-Armed Bandits	22.0	25	0.880
8	Raquet, Mike	D8/ Boondock Saints Again	26.0	30	0.867
9	Grannis, Jason	D5/ Effects of the Influence	22.5	26	0.865
10	Richardson, Shane	D7/ One-Armed Bandits	19.0	22	0.864
11	Barlow, Brian	D4/ Wire We Here	22.0	27	0.815
12	Buckley, Bill	D8/ Boondock Saints Again	18.0	23	0.783
13	Pope, Chris	D6/ Lil Pickled	21.0	28	0.750
	Kellington, Dean	D6/ Lil Pickled	16.5	22	0.750
15	Pilo, Chris	D5/ Effects of the Influence	17.5	24	0.729

"E" Division

			ASP	TGP	Ave.
1	Jur, Jess	E5/ Damn Yankees!!	33.5	21	1.595
2	Fournier, Jeff	E3/ Kozmic Debris	30.0	26	1.154
3	Johnson, Aaron	E4/ Da Bulls	28.5	29	0.983
4	Carter, Shawn	E6/ Bennington Brawlers	19.0	22	0.864
5	Ohrberg, Keith	E1/ Rif Raf	17.0	20	0.850
6	Phelan, Johnny	E1/ Rif Raf	19.0	23	0.826
7	Doroshenko, Jim	E3/ Kozmic Debris	16.5	20	0.825
8	Perry, Matt	E6/ Bennington Brawlers	23.0	28	0.821
9	Payne, Julie	E8/ FFAB	22.0	28	0.786
	Rosenoff, Evan	E2/ Tres Equis	22.0	28	0.786
11	Sarantos, Alex	E5/ Damn Yankees!!	21.5	28	0.768
12	Patrick, Kevin	E5/ Damn Yankees!!	19.5	27	0.722
13	Wenhart, Jeff	E3/ Kozmic Debris	15.0	21	0.714
14	Kenney, Jon	E6/ Bennington Brawlers	18.5	26	0.712
15	Gevedon, Aimee	E8/ FFAB	16.5	24	0.688

"F" Division

			ASP	TGP	Ave.
1	Beeson, Robb	F5/ Off Constantly	31.0	22	1.409
2	McCartney, Eric	F4/ Menace to Sobriety	17.5	18	0.972
3	Mayhew, Zak	F5/ Off Constantly	23.0	28	0.821
4	Schwartz, Darrell	F8/ Misfits	15.5	19	0.816
5	Guarneri, Mike	F7/ Left Side Doubles	16.0	20	0.800
6	Martin, David	F2/ Who's Your Ducky?	19.0	26	0.731
7	Knott, Ronnie	F6/ Board 2 Death	18.5	28	0.661
8	Wackerman, Mark	F3/ Capital Punishment	16.5	25	0.660
9	Wilkinson, Charlie	F7/ Left Side Doubles	14.5	25	0.580
10	Converse, Stan	F2/ Who's Your Ducky?	16.0	28	0.571
	Diggs, Rick	F5/ Off Constantly	16.0	28	0.571
12	Marsh, John	F1/ Designated Divers	17.5	31	0.565
13	Lane, Jonathan	F6/ Board 2 Death	15.5	28	0.554
14	Davis, Stu	F3/ Capital Punishment	14.5	27	0.537
15	Ackley, Sean	F1/ Designated Divers	14.5	28	0.518

"G" Division

			ASP	TGP	Ave.
1	Murray, Shane	G7/ The Bogarts	35.0	28	1.250
2	Fuhrman, Scott	G4/ Overtime Outlaws	14.0	19	0.737
3	Davis, Jared	G1/ Katmandu	18.5	27	0.685
4	Pearsall, Worth	G5/ Crown Royalty	17.0	26	0.654
5	Bailey, Joe	G3/ Money Shot	15.0	23	0.652
6	Colton, Mitch	G3/ Money Shot	14.5	23	0.630
7	Wade, Nate	G2/ Coral Reefers	13.5	24	0.563
8	Clark, Dan	G4/ Overtime Outlaws	12.5	24	0.521
9	Mushow, Dave	G6/ One Markers	13.5	26	0.519
10	Smith, Brian	G7/ The Bogarts	14.5	28	0.518
11	Smith, Van	G2/ Coral Reefers	13.0	27	0.481
12	Hodge, Hue	G2/ Coral Reefers	12.0	25	0.480
	Polston, Tony	G1/ Katmandu	12.0	25	0.480
14	Williams, Nelson	G2/ Coral Reefers	9.5	22	0.432
15	Tant, J.J.	G4/ Overtime Outlaws	11.5	27	0.426

Women's Records

	(# by div.: A-0, B-0, C-3, D-7, E-13, F-7, G-13)		ASP	TGP	Ave.
A	-	-	-	-	-
B	-	-	-	-	-
C	Hiller, Becky	C3/ Sharkshooters	10.5	21	0.500
D	Blackwelder, Deb	D4/ Wire We Here	26.5	27	0.981
	Wells, Tami	D5/ Effects of the Influence	25.5	26	0.981
E	Payne, Julie	E8/ FFAB	22.0	28	0.786
	Gevedon, Aimee	E8/ FFAB	16.5	24	0.688
	Hatch, Nicole	E8/ FFAB	13.0	28	0.464
	Doroshenko, Kim	E3/ Kozmic Debris	10.5	23	0.457
F	Rhea, Laurie	F8/ Misfits	6.0	27	0.222
	Schwartz, Laurel	F8/ Misfits	4.0	19	0.211
G	Immen, Kristen	G8/ Where's the Bullseye	7.0	22	0.318
	Folsom, Hope	G3/ Money Shot	5.0	22	0.227
	Reynolds, Lisa	G7/ The Bogarts	5.5	28	0.196

Spring 2007 RDL League-Wide Sectional Statistics (ranked by percentage) (FINAL!)

(All statistics are included, as there were no missing scoresheets this season)

(Game minimum required for this listing: 6 for division A, 7 for all other divisions)

Singles 301 Win Percentage

			W	L	%-age
1	Shengulette, Jerry	C8/ Never A Dull Moment	9	0	1.000
2	Bubanic, George	C4/ Bag O' Nuts	13	1	0.929
3	Davis, Jim	B1/ Rebels Without A Cause	12	1	0.923
	Kiser, Lyman	D7/ One-Armed Bandits	12	1	0.923
5	Wells, John	D5/ Effects of the Influence	10	1	0.909
	Wade, Nate	G2/ Coral Reefers	10	1	0.909
7	Seward, Mike	A5/ Cereal Killers	9	1	0.900
8	Gillett, Galen	E2/ Tres Equis	7	1	0.875
9	Thomas, Jason	B2/ The Replacements	12	2	0.857
	Wilcox, Randy	C8/ Never A Dull Moment	12	2	0.857
	Yoneoka, J.J.	C1/ Travelin Beer Bellies	6	1	0.857
12	Budelman, Jim	A1/ Lunatic Fringe	11	2	0.846
	Shown, Marc	B8/ Starving Dartists	11	2	0.846
	Brown, Mike	D1/ No Respect	11	2	0.846
15	Dunleavy, John	B7/ Brew Crew	10	2	0.833
	Radcliff, Rob	C8/ Never A Dull Moment	10	2	0.833
17	Kilts, Jason	A2/ Out Of Our Element	9	2	0.818
	Claypool, Josh	D2/ The Hostile Amish	9	2	0.818
	Gilbert, Geoffrey	G5/ Crown Royalty	9	2	0.818
20	St. Clair, Matt	E1/ Rif Raf	8	2	0.800
21	Rosenoff, Evan	E2/ Tres Equis	11	3	0.786
22	Mills, Tim	B1/ Rebels Without A Cause	7	2	0.778
	Fournier, Chris	E3/ Kozmic Debris	7	2	0.778
24	Sosa, Bo	B3/ Nine Lives	10	3	0.769
	Mushow, Dave	G6/ One Markers	10	3	0.769
26	Knight, Mark	A4/ Dodge Darts	9	3	0.750
	Aguilar, Jose	C4/ Bag O' Nuts	9	3	0.750
	Grubb, Donald	C7/ AADA - Armed and Dar	9	3	0.750
	Iager, John	D3/ Grateful Darts	9	3	0.750
	Tollerton, Steve	F2/ Who's Your Ducky?	9	3	0.750
	Millar, Jeremiah	A3/ The Shadows	6	2	0.750
	Mori, Chris	C8/ Never A Dull Moment	6	2	0.750
	Buckner, Jacky	D1/ No Respect	6	2	0.750
	Hix, Steve	D2/ The Hostile Amish	6	2	0.750
	Emerton, Eric	G6/ One Markers	6	2	0.750
	Nelson, Shane	G7/ The Bogarts	6	2	0.750
37	Brown, Tom	A2/ Out Of Our Element	8	3	0.727
	Whitehead, Lee	A4/ Dodge Darts	8	3	0.727
	Beaird, Tommy	C4/ Bag O' Nuts	8	3	0.727
	Gaertner, Brian	C4/ Bag O' Nuts	8	3	0.727
	Njunge, James	C4/ Bag O' Nuts	8	3	0.727
	Scott, Kevin	C8/ Never A Dull Moment	8	3	0.727
	Hansen, Bob	D1/ No Respect	8	3	0.727
	Barwick, Rob	E1/ Rif Raf	8	3	0.727
	Hoyt, David	E1/ Rif Raf	8	3	0.727
	Ohrberg, Keith	E1/ Rif Raf	8	3	0.727
	Beeson, Robb	F5/ Off Constantly	8	3	0.727
	Van Olst, Jason	F2/ Who's Your Ducky?	8	3	0.727
49	Vann, Tim	B6/ Excalibur	10	4	0.714
	Fischlein, Kris	E6/ Bennington Brawlers	10	4	0.714
	Converse, Stan	F2/ Who's Your Ducky?	10	4	0.714
	Knott, Ronnie	F6/ Board 2 Death	10	4	0.714
	Martin, David	F2/ Who's Your Ducky?	10	4	0.714
	Mayhew, Zak	F5/ Off Constantly	10	4	0.714
	Murray, Shane	G7/ The Bogarts	10	4	0.714
	Smith, Brian	G7/ The Bogarts	10	4	0.714
	Umstead, Randy	A6/ Pure Tungsten	5	2	0.714
	Williams, Nelson	G2/ Coral Reefers	5	2	0.714
59	Berstler, Justin	A6/ Pure Tungsten	7	3	0.700
	Ferree, Michael	G8/ Where's the Bullseye	7	3	0.700
61	Bonar, Eric	B4/ Porky's Pigs	9	4	0.692
	King, Timmy	B2/ The Replacements	9	4	0.692
	Murdaugh, John	B1/ Rebels Without A Cause	9	4	0.692
	Grannis, Jason	D5/ Effects of the Influence	9	4	0.692
	Stepp, John	D2/ The Hostile Amish	9	4	0.692
	Baynor, Jessica	E8/ FFAB	9	4	0.692
	Phelan, Johnny	E1/ Rif Raf	9	4	0.692
	Clark, Dan	G4/ Overtime Outlaws	9	4	0.692
	Pearsall, Worth	G5/ Crown Royalty	9	4	0.692
70	(16 tied - 5 in A, 4 in D, 2 each in F/G, 1 each in B/C/E)				0.667

Singles Cricket Win Percentage

			W	L	%-age
1	Murray, Shane	G7/ The Bogarts	14	0	1.000
	Davis, Jim	B1/ Rebels Without A Cause	13	0	1.000
	Martin, David	F2/ Who's Your Ducky?	13	0	1.000
	Fuhrman, Scott	G4/ Overtime Outlaws	9	0	1.000
5	Wells, John	D5/ Effects of the Influence	13	1	0.929
	McAlpin, Jack	F1/ Designated Divers	13	1	0.929
7	Rodgers, Trey	B1/ Rebels Without A Cause	12	1	0.923
	Barwick, Rob	E1/ Rif Raf	12	1	0.923
9	Blake, Brian	A3/ The Shadows	11	1	0.917
	Knight, Mark	A4/ Dodge Darts	11	1	0.917
11	Simpson, Donnie	A5/ Cereal Killers	10	1	0.909
	Richardson, Shane	D7/ One-Armed Bandits	10	1	0.909
	Johnson, Dave	F4/ Menace to Sobriety	10	1	0.909
14	Bennett, Adam	G4/ Overtime Outlaws	8	1	0.889
15	Mozzetti, Tim	B2/ The Replacements	7	1	0.875
16	King, Timmy	B2/ The Replacements	12	2	0.857
	Blackwelder, Deb	D4/ Wire We Here	12	2	0.857
	Kiser, Lyman	D7/ One-Armed Bandits	12	2	0.857
	Kenney, Jon	E6/ Bennington Brawlers	12	2	0.857
	Perry, Matt	E6/ Bennington Brawlers	12	2	0.857
	Rosenoff, Evan	E2/ Tres Equis	12	2	0.857
	Ackley, Sean	F1/ Designated Divers	12	2	0.857
	Mayhew, Zak	F5/ Off Constantly	12	2	0.857
	Tant, J.J.	G4/ Overtime Outlaws	12	2	0.857
	Beaudoin, Paul	C7/ AADA - Armed and Dar	6	1	0.857
	Roberts, Mike	F5/ Off Constantly	6	1	0.857
27	Hamilton, Billy	B2/ The Replacements	11	2	0.846
	Aguilar, Jose	C4/ Bag O' Nuts	11	2	0.846
	Winters, Tom	C2/ Dynamic Darts	11	2	0.846
	Pearsall, Worth	G5/ Crown Royalty	11	2	0.846
31	Berstler, Justin	A6/ Pure Tungsten	10	2	0.833
	Gevedon, Aimee	E8/ FFAB	10	2	0.833
	Tollerton, Steve	F2/ Who's Your Ducky?	10	2	0.833
	Bailey, Joe	G3/ Money Shot	10	2	0.833
	Wade, Nate	G2/ Coral Reefers	10	2	0.833
36	Grubb, Donald	C7/ AADA - Armed and Dar	9	2	0.818
	Hoyt, David	E1/ Rif Raf	9	2	0.818
	Beeson, Robb	F5/ Off Constantly	9	2	0.818
39	Seward, Mike	A5/ Cereal Killers	8	2	0.800
	Hopkins, Chris	C3/ Sharkshooters	8	2	0.800
	Natarajan, Dilip	D2/ The Hostile Amish	8	2	0.800
	Jur, Jess	E5/ Damn Yankees!!	8	2	0.800
	Schwartz, Darrell	F8/ Misfits	8	2	0.800
44	Alcon, Tony	C5/ The Dog	11	3	0.786
	Bubanic, George	C4/ Bag O' Nuts	11	3	0.786
	Wilcox, Randy	C8/ Never A Dull Moment	11	3	0.786
	Sarantos, Alex	E5/ Damn Yankees!!	11	3	0.786
	Lane, Jonathan	F6/ Board 2 Death	11	3	0.786
49	Terry, Bob	A1/ Lunatic Fringe	7	2	0.778
	Wagner, Dave	F4/ Menace to Sobriety	7	2	0.778
51	Grannis, Jason	D5/ Effects of the Influence	10	3	0.769
	Wells, Tami	D5/ Effects of the Influence	10	3	0.769
	Martinez, Vicente	E5/ Damn Yankees!!	10	3	0.769
54	Chavis, Marshall	A3/ The Shadows	9	3	0.750
	Murray, David	A3/ The Shadows	9	3	0.750
	Tan, Wil	A2/ Out Of Our Element	9	3	0.750
	Taylor, Walter	D7/ One-Armed Bandits	9	3	0.750
	Millar, Jeremiah	A3/ The Shadows	6	2	0.750
	Butters, Scott	B1/ Rebels Without A Cause	6	2	0.750
	Hall, Mike	D6/ Lil Pickled	6	2	0.750
	Gillett, Galen	E2/ Tres Equis	6	2	0.750
62	(13 tied - 4 in D, 2 each in B/C/E/G, 1 in A)		8	3	0.727

Spring 2007 RDL League-Wide Sectional Statistics (ranked by percentage) (FINAL!)

(All statistics are included, as there were no missing scoresheets this season)

(Game minimum required for this listing: 6 for division A, 7 for all other divisions)

Doubles Cricket Win Percentage

			W	L	%-age
1	Davis, Jim	B1/ Rebels Without A Cause	13	0	1.000
	Rodgers, Trey	B1/ Rebels Without A Cause	13	0	1.000
	Williams, Nelson	G2/ Coral Reefers	11	0	1.000
	Millar, Jeremiah	A3/ The Shadows	8	0	1.000
5	Barry, Matt	G5/ Crown Royalty	12	1	0.923
6	Blake, Brian	A3/ The Shadows	11	1	0.917
	Tan, Wil	A2/ Out Of Our Element	11	1	0.917
8	Oakley, Richard	A3/ The Shadows	10	1	0.909
	Fischlein, Kris	E6/ Bennington Brawlers	10	1	0.909
	Beeson, Robb	F5/ Off Constantly	10	1	0.909
	Mullender, English	F5/ Off Constantly	10	1	0.909
12	Bennett, Adam	G4/ Overtime Outlaws	8	1	0.889
13	Beaudoin, Paul	C7/ AADA - Armed and Dar	7	1	0.875
	Buckner, Jacky	D1/ No Respect	7	1	0.875
	Mayhew, Nick	F5/ Off Constantly	7	1	0.875
	Parrish, Kelly	F1/ Designated Divers	7	1	0.875
17	Hindle, Mikey	B7/ Brew Crew	12	2	0.857
	Aguilar, Jose	C4/ Bag O' Nuts	12	2	0.857
	Bubanic, George	C4/ Bag O' Nuts	12	2	0.857
	Hix, Steve	D2/ The Hostile Amish	12	2	0.857
	Brown, Jason	G7/ The Bogarts	6	1	0.857
22	King, Timmy	B2/ The Replacements	11	2	0.846
	Smith, Van	G2/ Coral Reefers	11	2	0.846
24	Hamilton, Billy	B2/ The Replacements	10	2	0.833
	Kenney, Jon	E6/ Bennington Brawlers	10	2	0.833
	Miller, Mike	E7/ The DIVE Bombers	10	2	0.833
27	Phillips, Robbie	A2/ Out Of Our Element	9	2	0.818
28	Gelhar, Tommy	A3/ The Shadows	8	2	0.800
	Seward, Mike	A5/ Cereal Killers	8	2	0.800
	Carter, Shawn	E6/ Bennington Brawlers	8	2	0.800
	Fuhrman, Scott	G4/ Overtime Outlaws	8	2	0.800
32	Witz, Steve	A5/ Cereal Killers	11	3	0.786
	Allison, Frank	B7/ Brew Crew	11	3	0.786
	Converse, Stan	F2/ Who's Your Ducky?	11	3	0.786
	Diggs, Rick	F5/ Off Constantly	11	3	0.786
	Murray, Shane	G7/ The Bogarts	11	3	0.786
37	Williams, Denny	C7/ AADA - Armed and Dar	7	2	0.778
	Jarvah, Sean	G2/ Coral Reefers	7	2	0.778
39	Buckley, Bill	D8/ Boondock Saints Again	10	3	0.769
	Grannis, Jason	D5/ Effects of the Influence	10	3	0.769
	Taylor, Walter	D7/ One-Armed Bandits	10	3	0.769
	Barwick, Rob	E1/ Rif Raf	10	3	0.769
	Tant, J.J.	G4/ Overtime Outlaws	10	3	0.769
44	Steppe, Mike	C4/ Bag O' Nuts	9	3	0.750
	Tollerton, Steve	F2/ Who's Your Ducky?	9	3	0.750
	Wade, Nate	G2/ Coral Reefers	9	3	0.750
	Hiller, Tim	C3/ Sharkshooters	6	2	0.750
48	Wall, Keith	A2/ Out Of Our Element	8	3	0.727
	Grubb, Donald	C7/ AADA - Armed and Dar	8	3	0.727
	Jur, Jess	E5/ Damn Yankees!!	8	3	0.727
	Davis, Kevin	F6/ Board 2 Death	8	3	0.727
	Clark, Dan	G4/ Overtime Outlaws	8	3	0.727
53	Thomas, Jason	B2/ The Replacements	10	4	0.714
	Wiegand, Tom	B5/ Dogs of War	10	4	0.714
	Wilkie, Felipe	B5/ Dogs of War	10	4	0.714
	Brown, Brandon	D5/ Effects of the Influence	10	4	0.714
	Rosenoff, Evan	E2/ Tres Equis	10	4	0.714
	Ackley, Sean	F1/ Designated Divers	10	4	0.714
	Knott, Ronnie	F6/ Board 2 Death	10	4	0.714
	Butters, Scott	B1/ Rebels Without A Cause	5	2	0.714
	Chase, Ed	C7/ AADA - Armed and Dar	5	2	0.714
62	Jones, Jeff	D4/ Wire We Here	7	3	0.700
	Doroshenko, Jim	E3/ Kozmic Debris	7	3	0.700
	Hall, Danny	E2/ Tres Equis	7	3	0.700
	Phelan, Johnny	E1/ Rif Raf	7	3	0.700
	St. Clair, Matt	E1/ Rif Raf	7	3	0.700
	Guarneri, Mike	F7/ Left Side Doubles	7	3	0.700
	Knott, Ryan	F6/ Board 2 Death	7	3	0.700
	Nelson, Chris	G6/ One Markers	7	3	0.700
70	(six tied - 3 in D, 1 each in B/F/G)		9	4	0.692

Doubles 501 Win Percentage

			ASP	TGP	%-age
1	Davis, Jim	B1/ Rebels Without A Cause	12	1	0.923
	Brown, Brandon	D5/ Effects of the Influence	12	1	0.923
	Grannis, Jason	D5/ Effects of the Influence	12	1	0.923
4	Yarley, Scott	E2/ Tres Equis	10	1	0.909
	Van Olst, Jason	F2/ Who's Your Ducky?	10	1	0.909
6	Natarajan, Dilip	D2/ The Hostile Amish	9	1	0.900
7	Tamburro, Dan	E4/ Da Bulls	8	1	0.889
	Nelson, Shane	G7/ The Bogarts	8	1	0.889
9	Murray, Shane	G7/ The Bogarts	12	2	0.857
	Hyler, Dale	A2/ Out Of Our Element	6	1	0.857
11	Dunleavy, John	B7/ Brew Crew	11	2	0.846
12	Peoples, Mike	A5/ Cereal Killers	10	2	0.833
	Wall, Keith	A2/ Out Of Our Element	10	2	0.833
	Barletta, Phil	G6/ One Markers	10	2	0.833
15	Rodgers, Trey	B1/ Rebels Without A Cause	9	2	0.818
16	Leonard, Shawn	B7/ Brew Crew	8	2	0.800
	Doroshenko, Kim	E3/ Kozmic Debris	8	2	0.800
	McEwen, William	E2/ Tres Equis	8	2	0.800
	Boyd, Richard	G2/ Coral Reefers	8	2	0.800
20	Bubanic, George	C4/ Bag O' Nuts	11	3	0.786
	Ackley, Sean	F1/ Designated Divers	11	3	0.786
22	Seward, Mike	A5/ Cereal Killers	7	2	0.778
	Wells, John	D5/ Effects of the Influence	7	2	0.778
	Crowe, Jason	G4/ Overtime Outlaws	7	2	0.778
25	Aguilar, Jose	C4/ Bag O' Nuts	10	3	0.769
	Hix, Steve	D2/ The Hostile Amish	10	3	0.769
	Martin, David	F2/ Who's Your Ducky?	10	3	0.769
	Gwaltney, Alex	G5/ Crown Royalty	10	3	0.769
29	Murray, David	A3/ The Shadows	9	3	0.750
	Taylor, Walter	D7/ One-Armed Bandits	9	3	0.750
	Tollerton, Steve	F2/ Who's Your Ducky?	9	3	0.750
	James, Bob	B8/ Starving Dartists	6	2	0.750
	Scott, Kevin	C8/ Never A Dull Moment	6	2	0.750
	Barnes, Derek	D5/ Effects of the Influence	6	2	0.750
	Krouskos, Pete	F7/ Left Side Doubles	6	2	0.750
36	Brown, Tom	A2/ Out Of Our Element	8	3	0.727
	Phillips, Robbie	A2/ Out Of Our Element	8	3	0.727
	Hendricks, Ron	B8/ Starving Dartists	8	3	0.727
	Costen, Todd	C2/ Dynamic Darts	8	3	0.727
	Claypool, Josh	D2/ The Hostile Amish	8	3	0.727
	Williams, Sara	F5/ Off Constantly	8	3	0.727
	Nelson, Chris	G6/ One Markers	8	3	0.727
43	Carawon, Bob	F2/ Who's Your Ducky?	10	4	0.714
	Converse, Stan	F2/ Who's Your Ducky?	10	4	0.714
	Lane, Jonathan	F6/ Board 2 Death	10	4	0.714
	Bird, Victor	B2/ The Replacements	5	2	0.714
	Cashwell, Craig	B4/ Porky's Pigs	5	2	0.714
	Hesselberth, David	C7/ AADA - Armed and Dar	5	2	0.714
	Barwick, Rob	E1/ Rif Raf	5	2	0.714
	Diamond, Paddy	E1/ Rif Raf	5	2	0.714
	Williams, Nelson	G2/ Coral Reefers	5	2	0.714
52	Coleman, Brian	B2/ The Replacements	7	3	0.700
	Knight, Rob	E2/ Tres Equis	7	3	0.700
	Genzlinger, Doug	G1/ Katmandu	7	3	0.700
	Woodard, David	G5/ Crown Royalty	7	3	0.700
56	Hindle, Mikey	B7/ Brew Crew	9	4	0.692
	Flowers, Fred	E7/ The DIVE Bombers	9	4	0.692
	Kron, Jay	E5/ Damn Yankees!!	9	4	0.692
	Diggs, Rick	F5/ Off Constantly	9	4	0.692
	Lane, Jeremy	F6/ Board 2 Death	9	4	0.692
61	(two tied - 1 each in B/D)		10	5	0.667
	(seven tied - 3 in A, 2 in E, 1 each in C/D)		8	4	0.667
	(seven tied - 2 each in A/B, 1 each in C/D/E)		6	3	0.667

Spring 2007 RDL Top Singles Records (League-Wide) (FINAL!)
and Top Doubles Records (League-Wide) (FINAL!)

(All statistics are included, as there were no missing scoresheets this season)

(Game minimum required for this listing: 16 for division A, 19 for all other divisions, except for teams B4/C2/C3/E1/F4 [18 games, due to a fft. received])

Singles Win Percentage

			W	L	%-age
1	Davis, Jim	B1/ Rebels Without A Cause	25	1	0.962
2	Wells, John	D5/ Effects of the Influence	23	2	0.920
3	Kiser, Lyman	D7/ One-Armed Bandits	24	3	0.889
4	Wade, Nate	G2/ Coral Reefers	20	3	0.870
5	Bubanic, George	C4/ Bag O' Nuts	24	4	0.857
	Murray, Shane	G7/ The Bogarts	24	4	0.857
7	Martin, David	F2/ Who's Your Ducky?	23	4	0.852
8	Seward, Mike	A5/ Cereal Killers	17	3	0.850
	Shengulette, Jerry	C8/ Never A Dull Moment	17	3	0.850
10	Knight, Mark	A4/ Dodge Darts	20	4	0.833
	Barwick, Rob	E1/ Rif Raf	20	4	0.833
12	Wilcox, Randy	C8/ Never A Dull Moment	23	5	0.821
	Rosenoff, Evan	E2/ Tres Equis	23	5	0.821
14	Aguilar, Jose	C4/ Bag O' Nuts	20	5	0.800
15	Blake, Brian	A3/ The Shadows	19	5	0.792
	Tollerton, Steve	F2/ Who's Your Ducky?	19	5	0.792
17	Thomas, Jason	B2/ The Replacements	22	6	0.786
	Mayhew, Zak	F5/ Off Constantly	22	6	0.786
19	Grubb, Donald	C7/ AADA - Armed and Dar	18	5	0.783
20	King, Timmy	B2/ The Replacements	21	6	0.778
21	Berstler, Justin	A6/ Pure Tungsten	17	5	0.773
	Hoyt, David	E1/ Rif Raf	17	5	0.773
	Beeson, Robb	F5/ Off Constantly	17	5	0.773
	Gilbert, Geoffrey	G5/ Crown Royalty	17	5	0.773
25	Pearsall, Worth	G5/ Crown Royalty	20	6	0.769
26	Rodgers, Trey	B1/ Rebels Without A Cause	16	5	0.762
27	Dunleavy, John	B7/ Brew Crew	19	6	0.760
28	Blackwelder, Deb	D4/ Wire We Here	21	7	0.750
	Kenney, Jon	E6/ Bennington Brawlers	21	7	0.750
	Radcliff, Rob	C8/ Never A Dull Moment	15	5	0.750
	Millar, Jeremiah	A3/ The Shadows	12	4	0.750
32	Ackley, Sean	F1/ Designated Divers	20	7	0.741
33	Perry, Matt	E6/ Bennington Brawlers	17	6	0.739
34	Hamilton, Billy	B2/ The Replacements	19	7	0.731
	Grannis, Jason	D5/ Effects of the Influence	19	7	0.731
36	Brown, Tom	A2/ Out Of Our Element	16	6	0.727
	Simpson, Donnie	A5/ Cereal Killers	16	6	0.727
	Hansen, Bob	D1/ No Respect	16	6	0.727
	Hix, Steve	D2/ The Hostile Amish	16	6	0.727
	Natarajan, Dilip	D2/ The Hostile Amish	16	6	0.727
	Richardson, Shane	D7/ One-Armed Bandits	16	6	0.727
	Ohrberg, Keith	E1/ Rif Raf	16	6	0.727
43	Knott, Ronnie	F6/ Board 2 Death	20	8	0.714
	Smith, Brian	G7/ The Bogarts	20	8	0.714
	Tant, J.J.	G4/ Overtime Outlaws	20	8	0.714
	Brown, Mike	D1/ No Respect	15	6	0.714
47	Chavis, Marshall	A3/ The Shadows	17	7	0.708
	Johnson, Dave	F4/ Menace to Sobriety	17	7	0.708
49	Yoneoka, J.J.	C1/ Travelin Beer Bellies	14	6	0.700
	Jur, Jess	E5/ Damn Yankees!!	14	6	0.700
	Schwartz, Darrell	F8/ Misfits	14	6	0.700
52	Haynes, Chris	D2/ The Hostile Amish	16	7	0.696
53	Shown, Marc	B8/ Starving Dartists	18	8	0.692
	Winters, Tom	C2/ Dynamic Darts	18	8	0.692
	Stepp, John	D2/ The Hostile Amish	18	8	0.692
56	Raquet, Mike	D8/ Boondock Saints Again	20	9	0.690
	McAlpin, Jack	F1/ Designated Divers	20	9	0.690
58	Mori, Chris	C8/ Never A Dull Moment	15	7	0.682
	Van Olst, Jason	F2/ Who's Your Ducky?	15	7	0.682
60	Beaird, Tommy	C4/ Bag O' Nuts	17	8	0.680
	Iager, John	D3/ Grateful Darts	17	8	0.680
62	Vann, Tim	B6/ Excalibur	19	9	0.679
	Fischlein, Kris	E6/ Bennington Brawlers	19	9	0.679
	Converse, Stan	F2/ Who's Your Ducky?	19	9	0.679
	Lane, Jonathan	F6/ Board 2 Death	19	9	0.679

Doubles Win Percentage

			W	L	%-age
1	Davis, Jim	B1/ Rebels Without A Cause	25	1	0.962
2	Rodgers, Trey	B1/ Rebels Without A Cause	22	2	0.917
3	Grannis, Jason	D5/ Effects of the Influence	22	4	0.846
4	Bubanic, George	C4/ Bag O' Nuts	23	5	0.821
	Murray, Shane	G7/ The Bogarts	23	5	0.821
6	Aguilar, Jose	C4/ Bag O' Nuts	22	5	0.815
	Brown, Brandon	D5/ Effects of the Influence	22	5	0.815
	Hix, Steve	D2/ The Hostile Amish	22	5	0.815
9	Blake, Brian	A3/ The Shadows	19	5	0.792
	Tan, Wil	A2/ Out Of Our Element	19	5	0.792
11	Seward, Mike	A5/ Cereal Killers	15	4	0.789
12	Wall, Keith	A2/ Out Of Our Element	18	5	0.783
13	Hindle, Mikey	B7/ Brew Crew	21	6	0.778
14	Phillips, Robbie	A2/ Out Of Our Element	17	5	0.773
15	Beeson, Robb	F5/ Off Constantly	16	5	0.762
16	Taylor, Walter	D7/ One-Armed Bandits	19	6	0.760
17	Ackley, Sean	F1/ Designated Divers	21	7	0.750
	Converse, Stan	F2/ Who's Your Ducky?	21	7	0.750
	Kenney, Jon	E6/ Bennington Brawlers	18	6	0.750
	Tollerton, Steve	F2/ Who's Your Ducky?	18	6	0.750
	Barwick, Rob	E1/ Rif Raf	15	5	0.750
	Millar, Jeremiah	A3/ The Shadows	12	4	0.750
23	Diggs, Rick	F5/ Off Constantly	20	7	0.741
24	Smith, Van	G2/ Coral Reefers	19	7	0.731
25	Oakley, Richard	A3/ The Shadows	16	6	0.727
	King, Timmy	B2/ The Replacements	16	6	0.727
	Natarajan, Dilip	D2/ The Hostile Amish	16	6	0.727
28	Dunleavy, John	B7/ Brew Crew	18	7	0.720
	Hamilton, Billy	B2/ The Replacements	18	7	0.720
	Fischlein, Kris	E6/ Bennington Brawlers	18	7	0.720
31	Nelson, Chris	G6/ One Markers	15	6	0.714
32	Miller, Mike	E7/ The DIVE Bombers	17	7	0.708
33	Murray, David	A3/ The Shadows	16	7	0.696
	Peoples, Mike	A5/ Cereal Killers	16	7	0.696
	Wade, Nate	G2/ Coral Reefers	16	7	0.696
36	Witz, Steve	A5/ Cereal Killers	18	8	0.692
	Martin, David	F2/ Who's Your Ducky?	18	8	0.692
38	Coleman, Brian	B2/ The Replacements	13	6	0.684
	Williams, Denny	C7/ AADA - Armed and Dar	13	6	0.684
40	Doroshenko, Kim	E3/ Kozmic Debris	15	7	0.682
41	Allison, Frank	B7/ Brew Crew	17	8	0.680
	Thomas, Jason	B2/ The Replacements	17	8	0.680
	Tant, J.J.	G4/ Overtime Outlaws	17	8	0.680
44	Lane, Jonathan	F6/ Board 2 Death	19	9	0.679
45	Chavis, Marshall	A3/ The Shadows	16	8	0.667
	Kron, Jay	E5/ Damn Yankees!!	16	8	0.667
	Mullender, English	F5/ Off Constantly	16	8	0.667
	Gwaltney, Alex	G5/ Crown Royalty	16	8	0.667
	Davis, Kevin	F6/ Board 2 Death	14	7	0.667
	Genzlinger, Doug	G1/ Katmandu	14	7	0.667
	Gelhar, Tommy	A3/ The Shadows	12	6	0.667
52	Stepp, John	D2/ The Hostile Amish	17	9	0.654
53	Doroshenko, Jim	E3/ Kozmic Debris	13	7	0.650
54	Marsh, John	F1/ Designated Divers	20	11	0.645
55	Wiegand, Tom	B5/ Dogs of War	18	10	0.643
	Wilkie, Felipe	B5/ Dogs of War	18	10	0.643
	Kiser, Lyman	D7/ One-Armed Bandits	18	10	0.643
	Rosenoff, Evan	E2/ Tres Equis	18	10	0.643
59	Steppe, Mike	C4/ Bag O' Nuts	16	9	0.640
	Flowers, Fred	E7/ The DIVE Bombers	16	9	0.640
	Lee, Carl	E7/ The DIVE Bombers	16	9	0.640
62	Brown, Tom	A2/ Out Of Our Element	14	8	0.636
	Hendricks, Ron	B8/ Starving Dartists	14	8	0.636
	Hansen, Bob	D1/ No Respect	14	8	0.636
	Yarley, Scott	E2/ Tres Equis	14	8	0.636

Spring 2007 RDL Top Singles + Doubles Records (League-Wide) (FINAL!)
and Top All-Star Point Averages (League-Wide) (FINAL!)

(All statistics are included, as there were no missing scoresheets this season)

(Game min. required for win %-age listing: 32 for division A, 37 for all other divisions, except for teams B4/C2/C3/E1/F4 [35 games, due to a fft. received])

(Game min. required for ASP Ave. listings: 16 for division A, 19 for all other divisions, except for teams B4/C2/C3/E1/F4 [18 games, due to a fft. received])

Singles + Doubles Win Percentage

			W	L	%-age
1	Davis, Jim	B1/ Rebels Without A Cause	50	2	0.962
2	Rodgers, Trey	B1/ Rebels Without A Cause	38	7	0.844
3	Bubanic, George	C4/ Bag O' Nuts	47	9	0.839
	Murray, Shane	G7/ The Bogarts	47	9	0.839
5	Seward, Mike	A5/ Cereal Killers	32	7	0.821
6	Aguilar, Jose	C4/ Bag O' Nuts	42	10	0.808
7	Barwick, Rob	E1/ Rif Raf	35	9	0.795
8	Blake, Brian	A3/ The Shadows	38	10	0.792
9	Grannis, Jason	D5/ Effects of the Influence	41	11	0.788
10	Wade, Nate	G2/ Coral Reefers	36	10	0.783
11	Hix, Steve	D2/ The Hostile Amish	38	11	0.776
12	Martin, David	F2/ Who's Your Ducky?	41	12	0.774
13	Wells, John	D5/ Effects of the Influence	37	11	0.771
	Tollerton, Steve	F2/ Who's Your Ducky?	37	11	0.771
15	Beeson, Robb	F5/ Off Constantly	33	10	0.767
16	Kiser, Lyman	D7/ One-Armed Bandits	42	13	0.764
17	King, Timmy	B2/ The Replacements	37	12	0.755
18	Kenney, Jon	E6/ Bennington Brawlers	39	13	0.750
	Millar, Jeremiah	A3/ The Shadows	24	8	0.750
20	Ackley, Sean	F1/ Designated Divers	41	14	0.745
21	Dunleavy, John	B7/ Brew Crew	37	13	0.740
22	Thomas, Jason	B2/ The Replacements	39	14	0.736
23	Rosenoff, Evan	E2/ Tres Equis	41	15	0.732
24	Tan, Wil	A2/ Out Of Our Element	35	13	0.729
25	Natarajan, Dilip	D2/ The Hostile Amish	32	12	0.727
26	Hamilton, Billy	B2/ The Replacements	37	14	0.725
27	Converse, Stan	F2/ Who's Your Ducky?	40	16	0.714
28	Mayhew, Zak	F5/ Off Constantly	39	16	0.709
29	Phillips, Robbie	A2/ Out Of Our Element	31	13	0.705
30	Shengulette, Jerry	C8/ Never A Dull Moment	26	11	0.703
31	Wall, Keith	A2/ Out Of Our Element	33	14	0.702
32	Wilcox, Randy	C8/ Never A Dull Moment	37	16	0.698
	Fischlein, Kris	E6/ Bennington Brawlers	37	16	0.698
	Tant, J.J.	G4/ Overtime Outlaws	37	16	0.698
35	Grubb, Donald	C7/ AADA - Armed and Dar	32	14	0.696
36	Taylor, Walter	D7/ One-Armed Bandits	34	15	0.694
37	Pearsall, Worth	G5/ Crown Royalty	36	16	0.692
38	Chavis, Marshall	A3/ The Shadows	33	15	0.688
39	Brown, Tom	A2/ Out Of Our Element	30	14	0.682
	Hansen, Bob	D1/ No Respect	30	14	0.682
	Gilbert, Geoffrey	G5/ Crown Royalty	30	14	0.682
42	Murray, David	A3/ The Shadows	32	15	0.681
43	Lane, Jonathan	F6/ Board 2 Death	38	18	0.679
44	Ohrberg, Keith	E1/ Rif Raf	27	13	0.675
45	Blackwelder, Deb	D4/ Wire We Here	35	17	0.673
	Stepp, John	D2/ The Hostile Amish	35	17	0.673
47	Oakley, Richard	A3/ The Shadows	30	15	0.667
	Genzlinger, Doug	G1/ Katmandu	28	14	0.667
49	Smith, Brian	G7/ The Bogarts	37	19	0.661
50	Smith, Van	G2/ Coral Reefers	35	18	0.660
51	Winters, Tom	C2/ Dynamic Darts	33	17	0.660
	Diggs, Rick	F5/ Off Constantly	33	17	0.660
53	Knight, Mark	A4/ Dodge Darts	31	16	0.660
54	Doroshenko, Jim	E3/ Kozmic Debris	27	14	0.659
55	Hindle, Mikey	B7/ Brew Crew	34	18	0.654
56	Brown, Brandon	D5/ Effects of the Influence	32	17	0.653
57	Hoyt, David	E1/ Rif Raf	24	13	0.649
58	Beaird, Tommy	C4/ Bag O' Nuts	33	18	0.647
	Iager, John	D3/ Grateful Darts	33	18	0.647
60	Berstler, Justin	A6/ Pure Tungsten	29	16	0.644
	Claypool, Josh	D2/ The Hostile Amish	29	16	0.644
62	Raquet, Mike	D8/ Boondock Saints Again	38	21	0.644
63	Wiegand, Tom	B5/ Dogs of War	36	20	0.643
	Knott, Ronnie	F6/ Board 2 Death	36	20	0.643
	Jur, Jess	E5/ Damn Yankees!!	27	15	0.643

-01 All-Star Point Average

			ASP	TGP	Ave.
1	Blake, Brian	A3/ The Shadows	33.5	24	1.396
2	Millar, Jeremiah	A3/ The Shadows	19.0	16	1.188
3	Gaglione, Joey	A5/ Cereal Killers	26.0	23	1.130
4	Knight, Mark	A4/ Dodge Darts	24.0	23	1.043
5	Bubanic, George	C4/ Bag O' Nuts	28.5	28	1.018
6	Kendall, Kevin	A6/ Pure Tungsten	23.5	24	0.979
7	Davis, Jim	B1/ Rebels Without A Cause	23.0	26	0.885
8	Chavis, Marshall	A3/ The Shadows	19.0	24	0.792
9	Eason, Joel	A1/ Lunatic Fringe	19.0	25	0.760
10	Grubb, Donald	C7/ AADA - Armed and Dar	18.0	24	0.750
	Oakley, Richard	A3/ The Shadows	16.5	22	0.750
12	Beeson, Robb	F5/ Off Constantly	15.0	21	0.714
13	Wall, Keith	A2/ Out Of Our Element	17.0	24	0.708
14	Peoples, Mike	A5/ Cereal Killers	16.0	23	0.696
15	Jeffcoat, Doug	A4/ Dodge Darts	12.5	18	0.694
	Terry, Bob	A1/ Lunatic Fringe	12.5	18	0.694
17	Tan, Wil	A2/ Out Of Our Element	16.5	24	0.688
18	Seward, Mike	A5/ Cereal Killers	13.0	19	0.684
19	Murray, Shane	G7/ The Bogarts	19.0	28	0.679
20	Yoneoka, J.J.	C1/ Travelin Beer Bellies	13.5	20	0.675
21	Phillips, Robbie	A2/ Out Of Our Element	14.5	22	0.659
22	Leonard, Shawn	B7/ Brew Crew	15.0	24	0.625
23	Bear, Bart	C1/ Travelin Beer Bellies	13.5	22	0.614
24	Simpson, Donnie	A5/ Cereal Killers	14.0	23	0.609
25	Whitehead, Lee	A4/ Dodge Darts	11.5	20	0.575
26	Lane, Timothy	A6/ Pure Tungsten	12.5	22	0.568
27	Grannis, Jason	D5/ Effects of the Influence	14.5	26	0.558
28	Jur, Jess	E5/ Damn Yankees!!	11.5	21	0.548
29	Hall, Josh	A7/ Cheap Shots	12.0	22	0.545
30	Vann, Tim	B6/ Excalibur	13.0	24	0.542
	Winters, Tom	C2/ Dynamic Darts	13.0	24	0.542

Cricket All-Star Point Average

			ASP	TGP	Ave.
1	Blake, Brian	A3/ The Shadows	89.5	24	3.729
2	Millar, Jeremiah	A3/ The Shadows	43.5	16	2.719
3	Tan, Wil	A2/ Out Of Our Element	63.0	24	2.625
4	Chavis, Marshall	A3/ The Shadows	57.5	24	2.396
5	Murray, David	A3/ The Shadows	54.5	23	2.370
6	Davis, Jim	B1/ Rebels Without A Cause	61.5	26	2.365
7	Berstler, Justin	A6/ Pure Tungsten	55.5	24	2.313
8	Kendall, Kevin	A6/ Pure Tungsten	50.5	24	2.104
9	Seward, Mike	A5/ Cereal Killers	42.0	20	2.100
10	Knight, Mark	A4/ Dodge Darts	47.5	24	1.979
11	McNamara, Tim	A4/ Dodge Darts	43.5	22	1.977
	Phillips, Robbie	A2/ Out Of Our Element	43.5	22	1.977
13	Terry, Bob	A1/ Lunatic Fringe	35.5	18	1.972
14	Simpson, Donnie	A5/ Cereal Killers	40.5	22	1.841
15	Brown, Tom	A2/ Out Of Our Element	38.0	22	1.727
16	Lane, Timothy	A6/ Pure Tungsten	33.0	20	1.650
17	Riner, John	A2/ Out Of Our Element	31.0	19	1.632
18	Whitehead, Lee	A4/ Dodge Darts	32.5	20	1.625
19	Persson, Kenny	A5/ Cereal Killers	37.0	23	1.609
20	Gelhar, Tommy	A3/ The Shadows	30.5	19	1.605
21	Jur, Jess	E5/ Damn Yankees!!	33.5	21	1.595
22	Kilts, Jason	A2/ Out Of Our Element	27.5	18	1.528
23	Hoffmann, Steve	A1/ Lunatic Fringe	44.0	30	1.467
24	Winters, Tom	C2/ Dynamic Darts	38.0	26	1.462
25	McDonald, Mike	A4/ Dodge Darts	30.5	21	1.452
26	King, Timmy	B2/ The Replacements	39.0	27	1.444
27	Hendricks, Ron	B8/ Starving Dartists	31.5	22	1.432
28	Oakley, Richard	A3/ The Shadows	32.5	23	1.413
29	Beeson, Robb	F5/ Off Constantly	31.0	22	1.409
30	Bubanic, George	C4/ Bag O' Nuts	39.0	28	1.393
31	Eason, Joel	A1/ Lunatic Fringe	37.5	28	1.339

Spring 2007 RDL Win Percentages (by team) (FINAL!)

(All statistics are included, as there were no missing scoresheets this season)

Singles Win Percentages

		W	L	%-age
1	B2/ The Replacements	##	59	0.649
2	C4/ Bag O' Nuts	##	60	0.643
3	D2/ The Hostile Amish	##	63	0.625
	D5/ Effects of the Influe	##	63	0.625
	A3/ The Shadows	90	54	0.625
6	E1/ Rif Raf	96	60	0.615
7	A2/ Out Of Our Elemen	88	56	0.611
8	B1/ Rebels Without A C	94	62	0.603
9	C8/ Never A Dull Mom	##	67	0.601
	G4/ Overtime Outlaws	##	67	0.601
11	C1/ Travelin Beer Bellie	97	71	0.577
	E6/ Bennington Brawle	97	71	0.577
13	A5/ Cereal Killers	82	62	0.569
14	F1/ Designated Divers	95	73	0.565
	F2/ Who's Your Ducky?	95	73	0.565
16	D1/ No Respect	94	74	0.560
17	A4/ Dodge Darts	80	64	0.556
18	B7/ Brew Crew	93	75	0.554
	D7/ One-Armed Bandits	93	75	0.554
	F5/ Off Constantly	93	75	0.554
21	F4/ Menace to Sobriety	86	70	0.551
22	F6/ Board 2 Death	92	76	0.548
	G5/ Crown Royalty	92	76	0.548
24	G7/ The Bogarts	89	79	0.530
25	E2/ Tres Equis	87	81	0.518
26	A1/ Lunatic Fringe	74	70	0.514
27	E3/ Kozmic Debris	79	77	0.506
28	E5/ Damn Yankees!!	85	83	0.506
	G2/ Coral Reefers	85	83	0.506
30	B3/ Nine Lives	84	83	0.503
31	G1/ Katmandu	83	85	0.494
32	A6/ Pure Tungsten	70	74	0.486
33	C6/ Team #5	80	88	0.476
	E7/ The DIVE Bombers	80	88	0.476
35	G3/ Money Shot	77	91	0.458
	C7/ AADA - Armed and	66	78	0.458
37	C2/ Dynamic Darts	71	85	0.455
38	B6/ Excalibur	76	91	0.455
39	G8/ Where's the Bullsey	76	92	0.452
40	C5/ The Dog	75	93	0.446
	D8/ Boondock Saints A	75	93	0.446
42	D4/ Wire We Here	73	95	0.435
	F3/ Capital Punishment	73	95	0.435
44	B5/ Dogs of War	72	96	0.429
45	B4/ Porky's Pigs	65	91	0.417
46	E8/ FFAB	69	97	0.416
47	G6/ One Markers	69	99	0.411
48	B8/ Starving Dartists	66	102	0.393
49	E4/ Da Bulls	65	101	0.392
50	F8/ Misfits	61	95	0.391
51	F7/ Left Side Doubles	65	103	0.387
52	D6/ Lil Pickled	64	104	0.381
53	D3/ Grateful Darts	59	97	0.378
54	C3/ Sharkshooters	50	106	0.321
55	A7/ Cheap Shots	20	124	0.139

Doubles Win Percentages

		W	L	%-age
1	A3/ The Shadows	51	21	0.708
2	A2/ Out Of Our Elemen	49	23	0.681
3	F5/ Off Constantly	56	28	0.667
4	B2/ The Replacements	55	29	0.655
	B7/ Brew Crew	55	29	0.655
	C4/ Bag O' Nuts	55	29	0.655
	G2/ Coral Reefers	55	29	0.655
8	B1/ Rebels Without A C	51	27	0.654
9	A5/ Cereal Killers	46	26	0.639
10	D2/ The Hostile Amish	53	31	0.631
	G7/ The Bogarts	53	31	0.631
12	D5/ Effects of the Influe	52	32	0.619
13	F2/ Who's Your Ducky?	51	33	0.607
	F6/ Board 2 Death	51	33	0.607
15	E1/ Rif Raf	45	33	0.577
16	E2/ Tres Equis	47	37	0.560
	E6/ Bennington Brawle	47	37	0.560
	E7/ The DIVE Bombers	47	37	0.560
	G4/ Overtime Outlaws	47	37	0.560
20	D1/ No Respect	46	38	0.548
	G5/ Crown Royalty	46	38	0.548
22	F1/ Designated Divers	45	39	0.536
23	C1/ Travelin Beer Bellie	44	40	0.524
	D8/ Boondock Saints A	44	40	0.524
25	A4/ Dodge Darts	37	35	0.514
26	E5/ Damn Yankees!!	43	41	0.512
27	B8/ Starving Dartists	42	42	0.500
	C2/ Dynamic Darts	39	39	0.500
	E3/ Kozmic Debris	39	39	0.500
	C7/ AADA - Armed and	36	36	0.500
31	C8/ Never A Dull Mom	41	43	0.488
	G1/ Katmandu	41	43	0.488
33	A6/ Pure Tungsten	35	37	0.486
34	D4/ Wire We Here	40	44	0.476
	D7/ One-Armed Bandits	40	44	0.476
36	B3/ Nine Lives	39	45	0.464
	B5/ Dogs of War	39	45	0.464
	F3/ Capital Punishment	39	45	0.464
39	A1/ Lunatic Fringe	33	39	0.458
40	C5/ The Dog	38	46	0.452
41	C6/ Team #5	37	47	0.440
42	C3/ Sharkshooters	34	44	0.436
43	G6/ One Markers	35	49	0.417
44	D3/ Grateful Darts	32	46	0.410
45	F7/ Left Side Doubles	34	50	0.405
46	B4/ Porky's Pigs	31	47	0.397
47	F4/ Menace to Sobriety	29	49	0.372
48	E4/ Da Bulls	31	53	0.369
	E8/ FFAB	31	53	0.369
	G8/ Where's the Bullsey	31	53	0.369
51	G3/ Money Shot	28	56	0.333
52	F8/ Misfits	25	53	0.321
53	D6/ Lil Pickled	26	58	0.310
54	B6/ Excalibur	18	66	0.214
55	A7/ Cheap Shots	1	71	0.014

Singles+Doubles Win Percentages

		W	L	%-age
1	A3/ The Shadows	192	96	0.667
2	B2/ The Replacements	219	117	0.652
3	C4/ Bag O' Nuts	218	118	0.649
4	A2/ Out Of Our Elemen	186	102	0.646
5	B1/ Rebels Without A C	196	116	0.628
6	D2/ The Hostile Amish	211	125	0.628
7	D5/ Effects of the Influe	209	127	0.622
8	F5/ Off Constantly	205	131	0.610
9	B7/ Brew Crew	203	133	0.604
	A5/ Cereal Killers	174	114	0.604
11	E1/ Rif Raf	186	126	0.596
12	F2/ Who's Your Ducky?	197	139	0.586
13	G2/ Coral Reefers	195	141	0.580
	G4/ Overtime Outlaws	195	141	0.580
	G7/ The Bogarts	195	141	0.580
16	F6/ Board 2 Death	194	142	0.577
17	E6/ Bennington Brawle	191	145	0.568
18	D1/ No Respect	186	150	0.554
19	C1/ Travelin Beer Bellie	185	151	0.551
	F1/ Designated Divers	185	151	0.551
21	G5/ Crown Royalty	184	152	0.548
22	C8/ Never A Dull Mom	183	153	0.545
23	E2/ Tres Equis	181	155	0.539
24	A4/ Dodge Darts	154	134	0.535
25	E7/ The DIVE Bombers	174	162	0.518
26	D7/ One-Armed Bandits	173	163	0.515
27	E5/ Damn Yankees!!	171	165	0.509
28	E3/ Kozmic Debris	157	155	0.503
29	G1/ Katmandu	165	171	0.491
30	A1/ Lunatic Fringe	140	148	0.486
	A6/ Pure Tungsten	140	148	0.486
32	D8/ Boondock Saints A	163	173	0.485
33	B3/ Nine Lives	162	173	0.484
34	C7/ AADA - Armed and	138	150	0.479
35	C2/ Dynamic Darts	149	163	0.478
36	F4/ Menace to Sobriety	144	168	0.462
37	C6/ Team #5	154	182	0.458
38	D4/ Wire We Here	153	183	0.455
39	C5/ The Dog	151	185	0.449
	F3/ Capital Punishment	151	185	0.449
41	B5/ Dogs of War	150	186	0.446
	B8/ Starving Dartists	150	186	0.446
43	G6/ One Markers	139	197	0.414
44	G8/ Where's the Bullsey	138	198	0.411
45	B4/ Porky's Pigs	127	185	0.407
46	F7/ Left Side Doubles	133	203	0.396
	G3/ Money Shot	133	203	0.396
48	D3/ Grateful Darts	123	189	0.394
49	E8/ FFAB	131	203	0.392
50	E4/ Da Bulls	127	207	0.380
51	C3/ Sharkshooters	118	194	0.378
52	F8/ Misfits	111	201	0.356
53	D6/ Lil Pickled	116	220	0.345
54	B6/ Excalibur	112	223	0.334
55	A7/ Cheap Shots	22	266	0.076

Spring 2007 RDL All-Star Point Averages (by team) (FINAL!)

(All statistics are included, as there were no missing scoresheets this season)

-01 All-Star Point Averages

		W	L	%-age
1	A3/ The Shadows	111.5	144	0.774
2	A5/ Cereal Killers	90.5	144	0.628
3	A2/ Out Of Our Element	83.5	144	0.580
4	A4/ Dodge Darts	75.5	144	0.524
5	A1/ Lunatic Fringe	72.0	144	0.500
	A6/ Pure Tungsten	72.0	144	0.500
7	B1/ Rebels Without A Cause	71.5	156	0.458
8	C4/ Bag O' Nuts	68.0	168	0.405
9	B2/ The Replacements	61.5	168	0.366
10	C1/ Travelin Beer Bellies	60.5	168	0.360
11	B3/ Nine Lives	57.5	167	0.344
12	C7/ AADA - Armed and Dangero	49.0	144	0.340
13	B5/ Dogs of War	53.0	168	0.315
	B7/ Brew Crew	53.0	168	0.315
15	B6/ Excalibur	52.5	167	0.314
16	E1/ Rif Raf	48.5	156	0.311
17	D5/ Effects of the Influence	51.5	168	0.307
18	F5/ Off Constantly	49.5	168	0.295
19	F1/ Designated Divers	47.0	168	0.280
20	D7/ One-Armed Bandits	45.5	168	0.271
21	F6/ Board 2 Death	45.0	168	0.268
	G7/ The Bogarts	45.0	168	0.268
23	C6/ Team #5	43.5	168	0.259
24	C8/ Never A Dull Moment	42.5	168	0.253
	F2/ Who's Your Ducky?	42.5	168	0.253
26	E5/ Damn Yankees!!	41.5	168	0.247
27	C2/ Dynamic Darts	38.5	156	0.247
28	D2/ The Hostile Amish	40.5	168	0.241
29	C5/ The Dog	39.5	168	0.235
30	E3/ Kozmic Debris	35.5	156	0.228
31	G5/ Crown Royalty	37.5	168	0.223
32	B8/ Starving Dartists	36.5	168	0.217
33	A7/ Cheap Shots	31.0	144	0.215
34	E6/ Bennington Brawlers	35.0	168	0.208
35	D1/ No Respect	34.0	168	0.202
	D4/ Wire We Here	34.0	168	0.202
37	G4/ Overtime Outlaws	33.5	168	0.199
38	D8/ Boondock Saints Again	32.0	168	0.190
39	F4/ Menace to Sobriety	29.5	156	0.189
40	C3/ Sharkshooters	29.0	156	0.186
	D3/ Grateful Darts	29.0	156	0.186
42	G3/ Money Shot	30.5	168	0.182
43	G2/ Coral Reefers	29.5	168	0.176
44	B4/ Porky's Pigs	27.0	156	0.173
45	F3/ Capital Punishment	29.0	168	0.173
46	F7/ Left Side Doubles	26.5	168	0.158
47	D6/ Lil Pickled	25.5	168	0.152
	E2/ Tres Equis	25.5	168	0.152
49	F8/ Misfits	22.5	156	0.144
50	G1/ Katmandu	23.0	168	0.137
51	E8/ FFAB	21.5	167	0.129
52	E4/ Da Bulls	21.0	167	0.126
53	G6/ One Markers	20.5	168	0.122
54	G8/ Where's the Bullseye	17.0	168	0.101
55	E7/ The DIVE Bombers	16.0	168	0.095

Cricket All-Star Point Averages

		ASP	TGP	Ave.
1	A3/ The Shadows	316.0	144	2.194
2	A2/ Out Of Our Element	259.0	144	1.799
3	A6/ Pure Tungsten	214.0	144	1.486
4	A4/ Dodge Darts	213.0	144	1.479
	A5/ Cereal Killers	213.0	144	1.479
6	A1/ Lunatic Fringe	191.5	144	1.330
7	B1/ Rebels Without A Cause	184.0	156	1.179
8	B2/ The Replacements	176.0	168	1.048
9	B7/ Brew Crew	153.0	168	0.911
10	B5/ Dogs of War	146.5	168	0.872
11	C4/ Bag O' Nuts	140.0	168	0.833
12	B8/ Starving Dartists	129.5	168	0.771
13	B3/ Nine Lives	125.0	168	0.744
14	C7/ AADA - Armed and Dangero	106.5	144	0.740
15	C8/ Never A Dull Moment	121.0	168	0.720
16	D5/ Effects of the Influence	118.5	168	0.705
17	C2/ Dynamic Darts	109.0	156	0.699
18	E1/ Rif Raf	108.5	156	0.696
19	D6/ Lil Pickled	116.5	168	0.693
20	E5/ Damn Yankees!!	113.0	168	0.673
21	C6/ Team #5	112.0	168	0.667
22	E3/ Kozmic Debris	103.0	156	0.660
23	A7/ Cheap Shots	95.0	144	0.660
24	D7/ One-Armed Bandits	110.0	168	0.655
25	D4/ Wire We Here	108.0	168	0.643
26	E6/ Bennington Brawlers	106.5	168	0.634
27	C5/ The Dog	100.5	168	0.598
28	F5/ Off Constantly	99.5	168	0.592
29	B4/ Porky's Pigs	91.5	156	0.587
	D3/ Grateful Darts	91.5	156	0.587
31	C1/ Travelin Beer Bellies	97.5	168	0.580
32	D2/ The Hostile Amish	96.0	168	0.571
33	D8/ Boondock Saints Again	93.0	168	0.554
34	C3/ Sharkshooters	85.5	156	0.548
35	E4/ Da Bulls	91.0	167	0.545
36	D1/ No Respect	91.0	168	0.542
37	F1/ Designated Divers	86.0	168	0.512
38	B6/ Excalibur	84.5	168	0.503
39	F7/ Left Side Doubles	79.5	168	0.473
40	G7/ The Bogarts	77.0	168	0.458
41	E2/ Tres Equis	73.0	168	0.435
42	E8/ FFAB	72.0	167	0.431
43	F6/ Board 2 Death	72.0	168	0.429
44	E7/ The DIVE Bombers	70.5	168	0.420
45	F2/ Who's Your Ducky?	68.5	168	0.408
46	F3/ Capital Punishment	66.5	168	0.396
47	G4/ Overtime Outlaws	64.0	168	0.381
48	G2/ Coral Reefers	63.0	168	0.375
49	F4/ Menace to Sobriety	57.0	156	0.365
50	G5/ Crown Royalty	60.0	168	0.357
51	G8/ Where's the Bullseye	59.0	168	0.351
52	G1/ Katmandu	56.5	168	0.336
53	G6/ One Markers	55.0	168	0.327
54	F8/ Misfits	50.5	156	0.324
55	G3/ Money Shot	53.5	168	0.318

	Singles 301		Singles Cricket		Singles Record		Singles Win %-age	Doubles Cricket		Doubles 501		Doubles Record		Doubles Win %-age	Sngls + Dbls Record		Sngls + Dbls Win %-age	Tiebreaker Ws	Tiebreaker Ls	-01 All-Star Points	-01 Games Played	-01 All-Star Point Average	Cricket All-Star Points	Crkt Games Played	Crkt All-Star Point Average
A1/ Lunatic Fringe	36	36	38	34	74	70	0.514	15	21	18	18	33	39	0.458	140	148	0.486	0	0	72.0	144	0.500	191.5	144	1.330
A 10 Hoffmann, Steve	6	10	9	6	15	16	0.484	4	11	7	9	11	20	0.355	26	36	0.419	0	0	14.5	32	0.453	44.0	30	1.467
A 11 Budelman, Jim	11	2	3	11	14	13	0.519	6	6	6	8	12	14	0.462	26	27	0.491	0	0	12.5	27	0.463	31.5	26	1.212
A 12 Butman, Don	5	4	4	5	9	9	0.500	4	6	4	5	8	11	0.421	17	20	0.459	0	0	4.5	18	0.250	18.0	19	0.947
A 13 Terry, Bob	3	6	7	2	10	8	0.556	5	4	6	3	11	7	0.611	21	15	0.583	0	0	12.5	18	0.694	35.5	18	1.972
A 14 Ray, Gerald	0	1	0	1	0	2	0.000	0	1	1	0	1	1	0.500	1	3	0.250	0	0	0.0	2	0.000	0.0	2	0.000
A 15 Eason, Joel	6	6	8	6	14	12	0.538	7	7	8	5	15	12	0.556	29	24	0.547	0	0	19.0	25	0.760	37.5	28	1.339
A 16 Wilson, James	5	7	7	3	12	10	0.545	4	7	4	6	8	13	0.381	20	23	0.465	0	0	9.0	22	0.409	25.0	21	1.190
A2/ Out Of Our Element	47	25	41	31	88	56	0.611	23	13	26	10	49	23	0.681	186	102	0.646	7	0	83.5	144	0.580	259.0	144	1.799
A 20 Kilts, Jason	9	2	3	5	12	7	0.632	5	5	5	4	10	9	0.526	22	16	0.579	1	0	5.0	20	0.250	27.5	18	1.528
A 21 Brown, Tom	8	3	8	3	16	6	0.727	6	5	8	3	14	8	0.636	30	14	0.682	1	0	8.5	22	0.386	38.0	22	1.727
A 22 Hyler, Dale	4	3	3	4	7	7	0.500	3	4	6	1	9	5	0.643	16	12	0.571	1	0	12.5	14	0.893	25.0	14	1.786
A 23 Phillips, Robbie	7	4	7	4	14	8	0.636	9	2	8	3	17	5	0.773	31	13	0.705	1	0	14.5	22	0.659	43.5	22	1.977
A 24 Riner, John	4	3	2	8	6	11	0.353	3	6	6	3	9	9	0.500	15	20	0.429	1	0	7.0	16	0.438	31.0	19	1.632
A 25 Smith, Allen	1	0	1	0	2	0	1.000	1	0	1	0	2	0	1.000	4	0	1.000	0	0	2.5	2	1.250	3.0	2	1.500
A 26 Tan, Wil	7	5	9	3	16	8	0.667	11	1	8	4	19	5	0.792	35	13	0.729	1	0	16.5	24	0.688	63.0	24	2.625
A 27 Wall, Keith	7	5	8	4	15	9	0.625	8	3	10	2	18	5	0.783	33	14	0.702	1	0	17.0	24	0.708	28.0	23	1.217
A3/ The Shadows	45	27	45	27	90	54	0.625	29	7	22	14	51	21	0.708	192	96	0.667	0	7	111.5	144	0.774	316.0	144	2.194
A 30 Gelhar, Tommy	7	5	2	7	9	12	0.429	8	2	4	4	12	6	0.667	21	18	0.538	0	1	8.0	20	0.400	30.5	19	1.605
A 31 Blake, Brian	8	4	11	1	19	5	0.792	11	1	8	4	19	5	0.792	38	10	0.792	0	1	33.5	24	1.396	89.5	24	3.729
A 32 Blake, Chris	0	0	0	0	0	0	#DIV/0!	0	0	0	0	0	0	#DIV/0!	0	0	#DIV/0!	0	0	0.0	0	#DIV/0!	0.0	0	#DIV/0!
A 33 Chavis, Marshall	8	4	9	3	17	7	0.708	8	4	8	4	16	8	0.667	33	15	0.688	0	1	19.0	24	0.792	57.5	24	2.396
A 34 Murray, David	7	5	9	3	16	8	0.667	7	4	9	3	16	7	0.696	32	15	0.681	0	1	12.5	24	0.521	54.5	23	2.370
A 35 Denton, Shane	1	0	0	4	1	4	0.200	3	1	1	3	4	4	0.500	5	8	0.385	0	1	0.0	5	0.000	5.0	8	0.625
A 36 Millar, Jeremiah	6	2	6	2	12	4	0.750	8	0	4	4	12	4	0.750	24	8	0.750	0	1	19.0	16	1.188	43.5	16	2.719
A 37 Oakley, Richard	7	4	7	5	14	9	0.609	10	1	6	5	16	6	0.727	30	15	0.667	0	1	16.5	22	0.750	32.5	23	1.413
A 38 Aldridge, Barron	0	0	0	0	0	0	#DIV/0!	0	0	0	0	0	0	#DIV/0!	0	0	#DIV/0!	0	0	0.0	0	#DIV/0!	0.0	0	#DIV/0!
A 39 Oxley, Rob	1	3	1	2	2	5	0.286	3	1	4	1	7	2	0.778	9	7	0.563	0	0	3.0	9	0.333	3.0	7	0.429
A4/ Dodge Darts	36	36	44	28	80	64	0.556	18	18	19	17	37	35	0.514	154	134	0.535	0	0	75.5	144	0.524	213.0	144	1.479
A 40 Whitehead, Lee	8	3	6	4	14	7	0.667	4	6	3	6	7	12	0.368	21	19	0.525	0	0	11.5	20	0.575	32.5	20	1.625
A 41 Knight, Mark	9	3	11	1	20	4	0.833	6	6	5	6	11	12	0.478	31	16	0.660	0	0	24.0	23	1.043	47.5	24	1.979
A 42 McDonald, Mike	5	6	7	4	12	10	0.545	6	4	6	4	12	8	0.600	24	18	0.571	0	0	10.5	21	0.500	30.5	21	1.452
A 43 Dahulich, Jeff	1	8	2	5	3	13	0.188	2	5	4	6	6	11	0.353	9	24	0.273	0	0	0.0	19	0.000	11.5	14	0.821
A 44 Jeffcoat, Doug	4	3	8	4	12	7	0.632	6	6	7	4	13	10	0.565	25	17	0.595	0	0	12.5	18	0.694	24.5	24	1.021
A 45 McNamara, Tim	4	7	6	5	10	12	0.455	6	5	7	4	13	9	0.591	23	21	0.523	0	0	10.0	22	0.455	43.5	22	1.977
A 46 Holland, Steve	1	4	3	1	4	5	0.444	2	3	3	2	5	5	0.500	9	10	0.474	0	0	0.0	10	0.000	7.0	9	0.778
A 47 Grubb, Ed	0	0	0	0	0	0	#DIV/0!	0	0	0	0	0	0	#DIV/0!	0	0	#DIV/0!	0	0	0.0	0	#DIV/0!	0.0	0	#DIV/0!
A 48 Evans, J.P.	4	2	1	4	5	6	0.455	4	1	3	2	7	3	0.700	12	9	0.571	0	0	7.0	11	0.636	16.0	10	1.600
A5/ Cereal Killers	42	30	40	32	82	62	0.569	24	12	22	14	46	26	0.639	174	114	0.604	0	0	90.5	144	0.628	213.0	144	1.479
A 50 Seward, Mike	9	1	8	2	17	3	0.850	8	2	7	2	15	4	0.789	32	7	0.821	0	0	13.0	19	0.684	42.0	20	2.100
A 51 Gaglione, Joey	8	4	8	4	16	8	0.667	8	4	6	5	14	9	0.609	30	17	0.638	0	0	26.0	23	1.130	30.0	24	1.250
A 52 Persson, Kenny	6	4	4	8	10	12	0.455	6	5	5	6	11	11	0.500	21	23	0.477	0	0	8.5	21	0.405	37.0	23	1.609
A 53 Witz, Steve	3	5	6	6	9	11	0.450	11	3	7	5	18	8	0.692	27	19	0.587	0	0	10.0	20	0.500	24.0	26	0.923
A 54 Simpson, Donnie	6	5	10	1	16	6	0.727	7	4	5	7	12	11	0.522	28	17	0.622	0	0	14.0	23	0.609	40.5	22	1.841
A 55 Peoples, Mike	7	4	3	9	10	13	0.435	6	5	10	2	16	7	0.696	26	20	0.565	0	0	16.0	23	0.696	26.0	23	1.130
A 56 Redick, Tom	1	1	1	1	2	2	0.500	1	1	2	0	3	1	0.750	5	3	0.625	0	0	2.0	4	0.500	11.0	4	2.750
A 57 Jenkins, John	2	6	0	1	2	7	0.222	1	0	2	1	3	1	0.750	5	8	0.385	0	0	1.0	11	0.091	2.5	2	1.250
A6/ Pure Tungsten	37	35	33	39	70	74	0.486	16	20	19	17	35	37	0.486	140	148	0.486	0	0	72.0	144	0.500	214.0	144	1.486
A 60 Alvord, David	6	7	5	8	11	15	0.423	6	8	6	8	12	16	0.429	23	31	0.426	0	0	9.0	27	0.333	30.5	27	1.130
A 61 Parker, Charles	3	8	6	6	9	14	0.391	4	7	6	5	10	12	0.455	19	26	0.422	0	0	9.5	22	0.432	21.5	23	0.935
A 62 Kendall, Kevin	8	4	7	5	15	9	0.625	6	6	7	5	13	11	0.542	28	20	0.583	0	0	23.5	24	0.979	50.5	24	2.104
A 63 Berstler, Justin	7	3	10	2	17	5	0.773	6	6	6	5	12	11	0.522	29	16	0.644	0	0	11.0	21	0.524	55.5	24	2.313
A 64 Umstead, Randy	5	2	2	5	7	7	0.500	2	5	4	3	6	8	0.429	13	15	0.464	0	0	4.5	14	0.321	10.0	14	0.714
A 65 Lane, Timothy	6	5	3	8	9	13	0.409	5	4	6	5	11	9	0.550	20	22	0.476	0	0	12.5	22	0.568	33.0	20	1.650
A 66 Creech, Doug	0	0	0	0	0	0	#DIV/0!	0	0	0	0	0	0	#DIV/0!	0	0	#DIV/0!	0	0	0.0	0	#DIV/0!	0.0	0	#DIV/0!
A 67 Boling, Chris	2	6	0	5	2	11	0.154	3	4	3	3	6	7	0.462	8	18	0.308	0	0	2.0	14	0.143	13.0	12	1.083
A7/ Cheap Shots	9	63	11	61	20	124	0.139	1	35	0	36	1	71	0.014	22	266	0.076	0	0	31.0	144	0.215	95.0	144	0.660
A 70 Coyne, Kevin	0	11	0	3	0	14	0.000	0	4	0	11	0	15	0.000	0	29	0.000	0	0	1.0	22	0.045	3.0	7	0.429
A 71 Sellers, Mark	0	10	0	10	0	20	0.000	0	8	0	10	0	18	0.000	0	38	0.000	0	0	5.5	20	0.275	13.0	18	0.722
A 72 Buckman, Dave	2	10	4	6	6	16	0.273	0	12	0	11	0	23	0.000	6	39	0.133	0	0	5.0	23	0.217	18.5	22	0.841
A 73 Hall, Josh	3	9	3	9	6	18	0.250	1	11	0	10	1	21	0.045	7	39	0.152	0	0	12.0	22	0.545	19.0	24	0.792
A 74 Warren, Randy	1	3	2	5	3	8	0.273	1	6	0	6	1	12	0.077	4	20	0.167	0	0	1.5	10	0.150	9.5	14	0.679
A 75 Sherman, Matt	3	6	2	7	5	13	0.278	0	11	0	9	0	20	0.000	5	33	0.132	0	0	2.0	18	0.111	12.5	20	0.625
A 76 Mycue, Peter	0	3	0	3	0	6	0.000	0	2	0	2	0	4	0.000	0	10	0.000	0	0	1.0	5	0.200	2.0	5	0.400
A 77 Lyons, Jeff	0	6	0	8	0	14	0.000	0	6	0	6	0	12	0.000	0	26	0.000	0	0	1.0	12	0.083	7.0	14	0.500
A 78 Haller, Ben	0	5	0	10	0	15	0.000	0	10	0	7	0	17	0.000	0	32	0.000	0	0	2.0	12	0.167	10.5	20	0.525

	Singles	301	Singles	Cricket	Singles	Record	Singles Win %-age	Doubles	Cricket	Doubles	501	Doubles	Record	Doubles Win %-age	Sngls + Dbls	Record	Sngls + Dbls Win %-age	Tiebreaker Ws	Tiebreaker Ls	-01 All-Star Points	-01 Games Played	-01 All-Star Point Average	Cricket All-Star Points	Crkt Games Played	Crkt All-Star Point Average
B1/ Rebels Without A Cause	46	32	48	30	94	62	0.603	29	10	22	17	51	27	0.654	196	116	0.628	0	0	71.5	156	0.458	184.0	156	1.179
B 10 Chaney, Bill	5	9	2	9	7	18	0.280	8	6	5	7	13	13	0.500	20	31	0.392	0	0	6.0	26	0.231	18.0	25	0.720
B 11 Murdaugh, John	9	4	7	6	16	10	0.615	8	5	6	7	14	12	0.538	30	22	0.577	0	0	11.5	26	0.442	25.0	26	0.962
B 12 Mills, Tim	7	2	5	4	12	6	0.667	6	3	5	3	11	6	0.647	23	12	0.657	0	0	11.0	17	0.647	20.0	18	1.111
B 13 Moats, Keith "Daddio"	2	8	1	5	3	13	0.188	3	2	2	6	5	8	0.385	8	21	0.276	0	0	1.0	18	0.056	5.0	11	0.455
B 14 Davis, Jim	12	1	13	0	25	1	0.962	13	0	12	1	25	1	0.962	50	2	0.962	0	0	23.0	26	0.885	61.5	26	2.365
B 15 Crumpler, Greg	1	0	1	2	2	2	0.500	1	2	0	2	1	4	0.200	3	6	0.333	0	0	0.0	3	0.000	1.0	6	0.167
B 16 Rodgers, Trey	4	4	12	1	16	5	0.762	13	0	9	2	22	2	0.917	38	7	0.844	0	0	4.5	19	0.237	21.5	26	0.827
B 17 Dixon, J.D.	0	0	1	0	1	0	1.000	1	0	1	0	2	0	1.000	3	0	1.000	0	0	1.5	1	1.500	7.0	2	3.500
B 18 Butters, Scott	5	3	6	2	11	5	0.688	5	2	3	5	8	7	0.533	19	12	0.613	0	0	13.0	16	0.813	25.0	15	1.667
B 19 Tighe, John	1	1	0	1	1	2	0.333	0	0	1	1	1	1	0.500	2	3	0.400	0	0	0.0	4	0.000	0.0	1	0.000
B2/ The Replacements	49	35	60	24	109	59	0.649	29	13	26	16	55	29	0.655	219	117	0.652	7	0	61.5	168	0.366	176.0	168	1.048
B 20 King, Timmy	9	4	12	2	21	6	0.778	11	2	5	4	16	6	0.727	37	12	0.755	1	0	9.5	22	0.432	39.0	27	1.444
B 21 Mitchell, Sid	8	6	7	5	15	11	0.577	6	4	8	5	14	9	0.609	29	20	0.592	1	0	9.0	27	0.333	17.5	22	0.795
B 22 Thomas, Jason "Jay T"	12	2	10	4	22	6	0.786	10	4	7	4	17	8	0.680	39	14	0.736	1	0	11.5	25	0.460	29.0	28	1.036
B 23 Coleman, Brian	1	8	5	3	6	11	0.353	6	3	7	3	13	6	0.684	19	17	0.528	0	0	7.0	19	0.368	15.5	17	0.912
B 24 Bird, Victor	3	2	1	2	4	4	0.500	3	2	5	2	8	4	0.667	12	8	0.600	1	0	0.0	12	0.000	4.0	8	0.500
B 25 Mozzetti, Tim "Tex"	4	2	7	1	11	3	0.786	6	3	6	3	12	6	0.667	23	9	0.719	1	0	4.0	15	0.267	19.5	17	1.147
B 26 Flood, Tom	4	6	7	5	11	11	0.500	6	6	6	6	12	12	0.500	23	23	0.500	1	0	8.5	22	0.386	23.5	24	0.979
B 27 Hamilton, Billy	8	5	11	2	19	7	0.731	10	2	8	5	18	7	0.720	37	14	0.725	1	0	12.0	26	0.462	28.0	25	1.120
B3/ Nine Lives	40	43	44	40	84	83	0.503	15	27	24	18	39	45	0.464	162	173	0.484	0	11	57.5	167	0.344	125.0	168	0.744
B 30 Smith, Butch	3	11	9	6	12	17	0.414	4	12	6	8	10	20	0.333	22	37	0.373	0	2	8.0	28	0.286	16.5	31	0.532
B 31 Copple, Matthew	7	7	6	8	13	15	0.464	8	6	10	5	18	11	0.621	31	26	0.544	0	2	13.5	29	0.466	21.0	28	0.750
B 32 Romanchek, David	7	8	11	5	18	13	0.581	5	10	10	6	15	16	0.484	33	29	0.532	0	2	9.5	31	0.306	32.0	31	1.032
B 33 Paulson, Glenn	0	1	0	2	0	3	0.000	0	1	1	1	1	2	0.333	1	5	0.167	0	0	0.0	3	0.000	0.0	3	0.000
B 34 Sosa, Bo	10	3	6	7	16	10	0.615	8	5	8	5	16	10	0.615	32	20	0.615	0	2	8.5	26	0.327	23.5	26	0.904
B 35 Mays, John	9	5	9	5	18	10	0.643	3	11	9	5	12	16	0.429	30	26	0.536	0	2	14.5	28	0.518	25.0	28	0.893
B 36 Marsden, James	4	8	3	7	7	15	0.318	2	9	4	6	6	15	0.286	13	30	0.302	0	1	3.5	22	0.159	7.0	21	0.333
B4/ Porky's Pigs	33	45	32	46	65	91	0.417	14	25	17	22	31	47	0.397	127	185	0.407	0	0	27.0	156	0.173	91.5	156	0.587
B 40 Rutten, Pete	6	8	8	7	14	15	0.483	5	11	5	11	10	22	0.313	24	37	0.393	0	0	5.0	30	0.167	18.5	31	0.597
B 41 Bonar, Eric	9	4	6	7	15	11	0.577	9	6	5	9	14	15	0.483	29	26	0.527	0	0	6.0	27	0.222	17.5	28	0.625
B 42 Cashwell, Craig	2	4	3	4	5	8	0.385	1	4	5	2	6	6	0.500	11	14	0.440	0	0	2.5	13	0.192	4.5	12	0.375
B 43 O'Brien, Sean	6	8	8	3	14	11	0.560	4	8	8	5	12	13	0.480	26	24	0.520	0	0	5.0	27	0.185	23.5	23	1.022
B 44 Bush, Jim	1	6	1	8	2	14	0.125	2	7	1	5	3	12	0.200	5	26	0.161	0	0	0.0	13	0.000	4.5	18	0.250
B 45 Warshawsky, Larry	5	8	2	9	7	17	0.292	3	7	5	7	8	14	0.364	15	31	0.326	0	0	5.5	25	0.220	11.5	21	0.548
B 46 Baldwin, Randy	4	7	4	8	8	15	0.348	4	7	5	5	9	12	0.429	17	27	0.386	0	0	3.0	21	0.143	11.5	23	0.500
B5/ Dogs of War	38	46	34	50	72	96	0.429	21	21	18	24	39	45	0.464	150	186	0.446	11	0	53.0	168	0.315	146.5	168	0.872
B 50 Caldwell, Tim	6	5	1	2	7	7	0.500	1	4	1	4	2	8	0.200	9	15	0.375	1	0	2.0	16	0.125	4.0	8	0.500
B 51 Wilkie, Felipe	1	9	5	9	6	18	0.250	10	4	8	6	18	10	0.643	24	28	0.462	2	0	7.0	24	0.292	23.5	28	0.839
B 52 Wiegand, Tom	9	5	9	5	18	10	0.643	10	4	8	6	18	10	0.643	36	20	0.643	2	0	9.5	28	0.339	33.5	28	1.196
B 53 Carroll, John	4	6	4	6	8	12	0.400	4	6	3	7	7	13	0.350	15	25	0.375	1	0	9.0	20	0.450	20.0	20	1.000
B 54 Bradshaw, Rick	8	5	7	6	15	11	0.577	5	8	7	6	12	14	0.462	27	25	0.519	2	0	13.5	26	0.519	26.0	26	1.000
B 55 Bitting, Brandon	5	6	0	9	5	15	0.250	2	6	2	3	4	9	0.308	9	24	0.273	2	0	1.5	16	0.094	6.5	17	0.382
B 56 Gregory, Mark	1	2	4	5	5	7	0.417	3	5	1	4	4	9	0.308	9	16	0.360	1	0	0.0	8	0.000	13.0	17	0.765
B 57 Cooper, Joe	0	3	0	1	0	4	0.000	0	0	0	3	0	3	0.000	0	7	0.000	0	0	2.5	6	0.417	0.0	1	0.000
B 58 Barnes, Marshall	1	3	0	3	1	6	0.143	1	2	0	6	1	8	0.111	2	14	0.125	0	0	1.0	10	0.100	0.0	6	0.000
B 59 Brown, Barry	3	2	4	4	7	6	0.538	6	3	6	3	12	6	0.667	19	12	0.613	0	0	7.0	14	0.500	20.0	17	1.176
B6/ Excalibur	41	42	35	49	76	91	0.455	11	31	7	35	18	66	0.214	112	223	0.334	0	7	52.5	167	0.314	84.5	168	0.503
B 60 Burney, Gary	5	8	6	7	11	15	0.423	4	3	2	10	6	13	0.316	17	28	0.378	0	1	8.5	25	0.340	13.5	20	0.675
B 61 Shearin, Keith	7	7	5	9	12	16	0.429	5	9	3	11	8	20	0.286	20	36	0.357	0	1	7.0	28	0.250	13.5	28	0.482
B 62 Foushee, Eugene	7	5	8	4	15	9	0.625	4	8	1	11	5	19	0.208	20	28	0.417	0	1	5.0	24	0.208	16.0	24	0.667
B 63 Vann, Tim	10	4	9	5	19	9	0.679	5	9	2	8	7	17	0.292	26	26	0.500	0	1	13.0	24	0.542	15.0	28	0.536
B 64 Scott, Keith	1	1	0	2	1	3	0.250	0	0	0	1	0	1	0.000	1	4	0.200	0	0	3.0	3	1.000	1.0	2	0.500
B 65 Brinson, Mark	8	6	5	9	13	15	0.464	2	12	2	11	4	23	0.148	17	38	0.309	0	1	8.0	27	0.296	14.0	28	0.500
B 66 Fazenbaker, Jon	3	10	1	12	4	22	0.154	1	13	3	10	4	23	0.148	8	45	0.151	0	1	4.0	26	0.154	10.5	27	0.389
B 67 Brady, Philip	0	1	1	1	1	2	0.333	1	8	1	8	2	16	0.111	3	18	0.143	0	1	4.0	10	0.400	1.0	11	0.091
B7/ Brew Crew	49	35	44	40	93	75	0.554	28	14	27	15	55	29	0.655	203	133	0.604	0	0	53.0	168	0.315	153.0	168	0.911
B 70 Leonard, Shawn	7	7	6	7	13	14	0.481	7	7	8	2	15	9	0.625	28	23	0.549	0	0	15.0	24	0.625	35.5	27	1.315
B 71 Allison, Frank	8	6	8	6	16	12	0.571	11	3	6	5	17	8	0.680	33	20	0.623	0	0	8.0	25	0.320	23.5	28	0.839
B 72 Hindle, Mikey	7	4	6	8	13	12	0.520	12	2	9	4	21	6	0.778	34	18	0.654	0	0	7.0	24	0.292	26.0	28	0.929
B 73 Grover, Justin	4	4	8	3	12	7	0.632	9	5	7	7	16	12	0.571	28	19	0.596	0	0	6.5	22	0.295	22.0	25	0.880
B 74 Martin, George	8	4	4	5	12	9	0.571	9	4	7	6	16	10	0.615	28	19	0.596	0	0	3.0	25	0.120	14.5	22	0.659
B 75 Hines, Curtis	5	7	3	7	8	14	0.364	1	1	5	4	6	5	0.545	14	19	0.424	0	0	2.0	21	0.095	4.0	12	0.333
B 76 Arensdorf, Dave	0	1	0	0	0	1	0.000	0	1	1	0	1	1	0.500	1	2	0.333	0	0	0.0	2	0.000	1.0	1	1.000
B 77 Dunleavy, John	10	2	9	4	19	6	0.760	7	5	11	2	18	7	0.720	37	13	0.740	0	0	11.5	25	0.460	26.5	25	1.060
B8/ Starving Dartists	33	51	33	51	66	102	0.393	18	24	24	18	42	42	0.500	150	186	0.446	6	8	36.5	168	0.217	129.5	168	0.771
B 80 Shown, Marc	11	2	7	6	18	8	0.692	7	6	5	4	12	10	0.545	30	18	0.625	0	1	5.0	22	0.227	30.5	26	1.173
B 81 Hendricks, Ron	2	5	7	4	9	9	0.500	6	5	8	3	14	8	0.636	23	17	0.575	1	1	11.5	18	0.639	31.5	22	1.432
B 82 Hartley, Kevin	3	9	2	9	5	18	0.217	4	7	9	6	13	13	0.500	18	31	0.367	1	1	1.0	27	0.037	13.0	22	0.591
B 83 Howell, John	4	7	3	7	7	14	0.333	4	7	6	4	10	11	0.476	17	25	0.405	1	1	4.0	21	0.190	11.5	21	0.548
B 84 Hagan, Mark	2	7	0	5	2	12	0.143	0	3	3	6	3	9	0.250	5	21	0.192	1	1	1.0	18	0.056	3.0	8	0.375
B 85 Deemer, Randy	5	7	8	5	13	12	0.520	7	6	4	6	11	12	0.478	24	24	0.500	0	1	4.5	22	0.205	22.5	26	0.865
B 86 Herman, Fritz	3	8	3	9	6	17	0.261	3	9	7	5	10	14	0.417	16	31	0.340	1	1	5.5	23	0.239	6.5	24	0.271
B 87 James, Bob	3	6	3	6	6	12	0.333	5	5	6	2	11	7	0.611	17	19	0.472	1	1	4.0	17	0.235	11.0	19	0.579

	Singles 301		Singles Cricket		Singles Record		Singles Win %-age	Doubles Cricket		Doubles 501		Doubles Record		Doubles Win %-age	Sngls + Dbls	Record	Sngls + Dbls Win %-age	Tiebreaker Ws	Tiebreaker Ls	-01 All-Star Points	-01 Games Played	-01 All-Star Point Average	Cricket All-Star Points	Ckt Games Played	Ckt All-Star Point Average
C1/ Travelin Beer Bellies	49	35	48	36	97	71	0.577	20	22	24	18	44	40	0.524	185	151	0.551	6	0	60.5	168	0.360	97.5	168	0.580
C 10 Yoneoka, J.J.	6	1	8	5	14	6	0.700	8	5	6	7	14	12	0.538	28	18	0.609	1	0	13.5	20	0.675	20.0	26	0.769
C 11 Yoneoka, Oakie	6	8	0	2	6	10	0.375	0	5	6	5	6	10	0.375	12	20	0.375	1	0	1.0	25	0.040	0.0	7	0.000
C 12 Gibson, Ed	5	5	7	3	12	8	0.600	6	6	8	4	14	10	0.583	26	18	0.591	1	0	8.0	22	0.364	8.0	22	0.364
C 13 McCredie, Bob	8	5	7	6	15	11	0.577	3	6	6	3	9	9	0.500	24	20	0.545	1	0	5.0	22	0.227	11.5	22	0.523
C 14 Bear, Bart	7	4	8	4	15	8	0.652	7	5	7	4	14	9	0.609	29	17	0.630	0	0	13.5	22	0.614	14.0	24	0.583
C 15 Side, Eric	5	3	5	8	10	11	0.476	8	6	7	6	15	12	0.556	25	23	0.521	1	0	7.0	21	0.333	21.5	27	0.796
C 16 O'Donnell, Tim	0	0	0	1	0	1	0.000	0	0	0	0	0	0	#DIV/0!	0	1	0.000	0	0	0.0	0	#DIV/0!	0.0	1	0.000
C 17 Hansen, Paul	6	5	8	3	14	8	0.636	5	5	5	5	10	10	0.500	24	18	0.571	0	0	9.5	21	0.452	13.5	21	0.643
C 18 Krasnow, Dave	6	4	5	4	11	8	0.579	3	6	3	2	6	8	0.429	17	16	0.515	1	0	3.0	15	0.200	9.0	18	0.500
C2/ Dynamic Darts	32	46	39	39	71	85	0.455	19	20	20	19	39	39	0.500	149	163	0.478	0	8	38.5	156	0.247	109.0	156	0.699
C 20 Costen, Todd	7	4	4	3	11	7	0.611	5	6	8	3	13	9	0.591	24	16	0.600	0	1	4.5	22	0.205	13.5	18	0.750
C 21 Jackson, Barry "Bump"	1	4	4	3	5	7	0.417	4	2	4	2	8	4	0.667	13	11	0.542	0	1	1.5	11	0.136	10.0	13	0.769
C 22 McFadden, Kevin	8	4	3	9	11	13	0.458	7	6	5	7	12	13	0.480	23	26	0.469	0	1	5.0	24	0.208	9.0	25	0.360
C 23 Winters, Tom "Tiny"	7	6	11	2	18	8	0.692	8	5	7	4	15	9	0.625	33	17	0.660	0	1	13.0	24	0.542	38.0	26	1.462
C 24 Rowe, Travis	1	9	3	7	4	16	0.200	3	4	3	5	6	9	0.400	10	25	0.286	0	1	2.0	18	0.111	6.0	17	0.353
C 25 Dzeneleski, Jimmy	6	6	9	4	15	10	0.600	4	7	7	6	11	13	0.458	26	23	0.531	0	1	10.5	25	0.420	16.5	24	0.688
C 26 Lewis, Jim "Jimbo"	2	7	1	5	3	12	0.200	3	4	3	6	6	10	0.375	9	22	0.290	0	1	1.0	18	0.056	5.5	13	0.423
C 27 Markov, Jim	0	2	0	1	0	3	0.000	0	1	0	1	0	2	0.000	0	5	0.000	0	1	1.0	3	0.333	1.0	2	0.500
C 28 Ellison, George	0	1	4	4	4	5	0.444	4	4	2	3	6	7	0.462	10	12	0.455	0	0	0.0	6	0.000	8.5	16	0.531
C 29 Costen, Jim "FBJ"	0	3	0	1	0	4	0.000	0	1	1	1	1	2	0.333	1	6	0.143	0	0	0.0	5	0.000	1.0	2	0.500
C3/ Sharkshooters	19	59	31	47	50	106	0.321	16	23	18	21	34	44	0.436	118	194	0.378	0	6	29.0	156	0.186	85.5	156	0.548
C 30 Hiller, Carl	0	10	2	10	2	20	0.091	6	5	3	7	9	12	0.429	11	32	0.256	0	1	1.0	20	0.050	13.0	23	0.565
C 31 Hiller, Becky	2	11	2	8	4	19	0.174	3	8	1	9	4	17	0.190	8	36	0.182	0	1	5.0	23	0.217	10.5	21	0.500
C 32 Taylor, Eric	1	11	5	5	6	16	0.273	3	7	6	4	9	11	0.450	15	27	0.357	0	0	7.0	22	0.318	9.5	20	0.475
C 33 Mitchell, Liz	6	7	1	8	7	15	0.318	1	9	5	7	6	16	0.273	13	31	0.295	0	1	0.0	25	0.000	4.0	19	0.211
C 34 Hopkins, Chris	3	7	8	2	11	9	0.550	6	5	7	4	13	9	0.591	24	18	0.571	0	1	6.5	21	0.310	14.5	21	0.690
C 35 Snyder, Mark	2	2	4	1	6	3	0.667	1	4	2	3	3	7	0.300	9	10	0.474	0	0	1.0	9	0.111	6.0	10	0.600
C 36 Hiller, Tim	1	5	5	4	6	9	0.400	6	2	5	4	11	6	0.647	17	15	0.531	0	1	3.0	15	0.200	8.5	17	0.500
C 37 Anderson, Ryan	4	6	4	9	8	15	0.348	6	6	7	4	13	10	0.565	21	25	0.457	0	1	5.5	21	0.262	19.5	25	0.780
C4/ Bag O' Nuts	61	23	47	37	108	60	0.643	30	12	25	17	55	29	0.655	218	118	0.649	7	7	68.0	168	0.405	140.0	168	0.833
C 40 Beaird, Tommy	8	3	9	5	17	8	0.680	8	5	8	5	16	10	0.615	33	18	0.647	1	1	6.5	24	0.271	31.0	27	1.148
C 41 Gaertner, Brian	8	3	4	4	12	7	0.632	6	5	5	6	11	11	0.500	23	18	0.561	1	1	2.5	22	0.114	5.5	19	0.289
C 42 Aguilar, Jose	9	3	11	2	20	5	0.800	12	2	10	3	22	5	0.815	42	10	0.808	1	1	13.0	25	0.520	22.5	27	0.833
C 43 Yang, Rob	8	5	4	7	12	12	0.500	8	4	6	6	14	10	0.583	26	22	0.542	1	1	5.0	25	0.200	11.5	23	0.500
C 44 Steppe, Mike	7	5	5	8	12	13	0.480	9	3	7	6	16	9	0.640	28	22	0.560	1	1	10.5	25	0.420	15.0	25	0.600
C 45 Bubanic, George	13	1	11	3	24	4	0.857	12	2	11	3	23	5	0.821	47	9	0.839	1	1	28.5	28	1.018	39.0	28	1.393
C 46 Njunge, James	8	3	3	8	11	11	0.500	5	3	3	5	8	8	0.500	19	19	0.500	1	1	2.0	19	0.105	15.5	19	0.816
C5/ The Dog	38	46	37	47	75	93	0.446	18	24	20	22	38	46	0.452	151	185	0.449	7	0	39.5	168	0.235	100.5	168	0.598
C 50 Hudelson, Hans	4	1	4	2	8	3	0.727	3	3	3	1	6	4	0.600	14	7	0.667	1	0	2.5	9	0.278	5.5	12	0.458
C 51 Alcon, Tony	7	7	11	3	18	10	0.643	3	10	7	5	10	15	0.400	28	25	0.528	1	0	10.0	26	0.385	25.0	27	0.926
C 52 Groves, Phil	3	4	4	9	7	13	0.350	7	5	6	7	13	12	0.520	20	25	0.444	1	0	8.0	20	0.400	11.5	25	0.460
C 53 Thompson, Brett	8	6	9	5	17	11	0.607	10	5	8	7	18	12	0.600	35	23	0.603	1	0	7.5	29	0.259	27.5	29	0.948
C 54 Connelly, Patrick	3	8	0	4	3	12	0.200	0	5	6	6	6	11	0.353	9	23	0.281	1	0	3.0	23	0.130	1.5	9	0.167
C 55 Lawrence, Gary	2	0	0	2	2	2	0.500	0	0	1	2	1	2	0.333	3	4	0.429	0	0	0.0	5	0.000	0.0	2	0.000
C 56 Bozza, Doug	5	5	1	8	6	13	0.316	3	6	2	7	5	13	0.278	11	26	0.297	0	0	4.0	19	0.211	7.0	18	0.389
C 57 Olsen, Mike	3	6	3	6	6	12	0.333	2	8	3	4	5	12	0.294	11	24	0.314	1	0	3.5	16	0.219	6.0	19	0.316
C 58 Martin, Adam	3	8	4	8	7	16	0.304	7	6	3	5	10	11	0.476	17	27	0.386	1	0	1.0	19	0.053	13.5	25	0.540
C 59 Mitchell, Billy	0	1	1	0	1	1	0.500	1	0	1	0	2	0	1.000	3	1	0.750	0	0	0.0	2	0.000	3.0	2	1.500
C6/ Team #5	37	47	43	41	80	88	0.476	19	23	18	24	37	47	0.440	154	182	0.458	0	6	43.5	168	0.259	112.0	168	0.667
C 60 Keller, Tony	7	7	9	5	16	12	0.571	7	7	7	5	14	12	0.538	30	24	0.556	0	1	10.0	26	0.385	30.5	28	1.089
C 61 Feller, Keith	6	8	7	6	13	14	0.481	4	8	5	7	9	15	0.375	22	29	0.431	0	1	8.0	26	0.308	13.0	25	0.520
C 62 Dautrich, Dan	7	5	8	4	15	9	0.625	3	7	5	6	8	13	0.381	23	22	0.511	0	0	5.5	23	0.239	18.5	22	0.841
C 63 Batchelder, Dave	7	5	8	4	15	9	0.625	6	7	7	4	13	11	0.542	28	20	0.583	0	1	6.0	23	0.261	17.5	25	0.700
C 64 Knight, Steve	0	8	1	8	1	16	0.059	4	5	3	8	7	13	0.350	8	29	0.216	0	1	3.0	19	0.158	3.5	18	0.194
C 65 Howley, John	7	5	5	7	12	12	0.500	7	6	5	9	12	15	0.444	24	27	0.471	0	1	8.0	26	0.308	20.0	25	0.800
C 66 Meng, Xiwen	3	8	5	6	8	14	0.364	7	5	4	8	11	13	0.458	19	27	0.413	0	1	3.0	23	0.130	9.0	23	0.391
C 67 Lyon, Mike	0	1	0	1	0	2	0.000	0	1	0	1	0	2	0.000	0	4	0.000	0	0	0.0	2	0.000	0.0	2	0.000
C7/ AADA - Armed and Dangerous	32	40	34	38	66	78	0.458	20	16	16	20	36	36	0.500	138	150	0.479	12	0	49.0	144	0.340	106.5	144	0.740
C 70 Denton, Fon	4	10	2	9	6	19	0.240	4	8	4	9	8	17	0.320	14	36	0.280	2	0	2.0	27	0.074	4.0	23	0.174
C 71 Beaudoin, Paul	4	3	6	1	10	4	0.714	7	1	4	3	11	4	0.733	21	8	0.724	2	0	5.5	14	0.393	19.5	15	1.300
C 72 Byzek, John	2	6	1	8	3	14	0.176	0	7	1	8	1	15	0.063	4	29	0.121	2	0	3.5	17	0.206	8.5	16	0.531
C 73 King, Simon	1	3	2	3	3	6	0.333	2	4	2	4	4	8	0.333	7	14	0.333	1	0	4.0	10	0.400	9.0	11	0.818
C 74 Hesselberth, David	5	6	5	6	10	12	0.455	5	5	5	2	10	7	0.588	20	19	0.513	1	0	5.0	18	0.278	14.5	21	0.690
C 75 Williams, Denny	6	4	5	5	11	9	0.550	7	2	6	4	13	6	0.684	24	15	0.615	2	0	6.0	20	0.300	11.0	19	0.579
C 76 Chase, Ed	1	5	2	4	3	9	0.250	5	2	3	3	8	5	0.615	11	14	0.440	0	0	4.0	12	0.333	10.5	13	0.808
C 77 Grubb, Donald	9	3	9	2	18	5	0.783	8	3	6	6	14	9	0.609	32	14	0.696	2	0	18.0	24	0.750	26.5	22	1.205
C 78 Sullivan, P.J.	0	0	2	0	2	0	1.000	2	0	1	1	3	1	0.750	5	1	0.833	0	0	1.0	2	0.500	3.0	4	0.750
C8/ Never A Dull Moment	56	28	45	39	101	67	0.601	20	22	21	21	41	43	0.488	183	153	0.545	0	7	42.5	168	0.253	121.0	168	0.720
C 80 Wilcox, Randy	12	2	11	3	23	5	0.821	7	6	7	5	14	11	0.560	37	16	0.698	0	1	8.5	26	0.327	26.0	27	0.963
C 81 Wilcox, Julie	0	2	2	12	2	14	0.125	4	9	0	4	4	13	0.235	6	27	0.182	0	0	4.0	6	0.667	8.5	27	0.315
C 82 Scott, Kevin	8	3	4	4	12	7	0.632	5	4	6	2	11	6	0.647	23	13	0.639	0	1	6.0	19	0.316	16.0	17	0.941
C 83 Radcliff, Rob	10	2	5	3	15	5	0.750	4	6	4	9	8	15	0.348	23	20	0.535	0	1	7.5	25	0.300	11.0	18	0.611
C 84 Carter, Kevin	4	10	1	3	5	13	0.278	7	6	6	6	13	12	0.520	18	25	0.419	0	1	3.0	26	0.115	5.5	17	0.324
C 85 Mori, Chris	6	2	9	5	15	7	0.682	8	6	6	6	14	12	0.538	29	19	0.604	0	1	7.0	20	0.350	24.5	28	0.875
C 86 Shengulette, Jerry	9	0	8	3	17	3	0.850	3	4	6	4	9	8	0.529	26	11	0.703	0	1	4.0	19	0.211	15.5	18	0.861
C 87 Johnson, Galen	7	7	5	6	12	13	0.480	2	3	7	6	9	9	0.500	21	22	0.488	0	1	2.5	27	0.093	14.0	16	0.875
C 88 Keever, Dennis	0	0	0	0	0	0	#DIV/0!	0	0	0	0	0	0	#DIV/0!	0	0	#DIV/0!	0	0	0.0	0	#DIV/0!	0.0	0	#DIV/0!

	Singles 301		Singles Cricket		Singles Record		Singles Win %-age	Doubles Cricket		Doubles 501		Doubles Record		Doubles Win %-age	Sngls + Dbls Record		Sngls + Dbls Win %-age	Tiebreaker Ws	Tiebreaker Ls	-01 All-Star Points	-01 Games Played	-01 All-Star Point Average	Cricket All-Star Points	Crkt Games Played	Crkt All-Star Point Average
D1/ No Respect	54	30	40	44	94	74	0.560	24	18	22	20	46	38	0.548	186	150	0.554	6	14	34.0	168	0.202	91.0	168	0.542
D 10 Brown, Mike	11	2	4	4	15	6	0.714	5	5	5	6	10	11	0.476	25	17	0.595	1	2	7.0	24	0.292	6.0	18	0.333
D 11 Hill, Mike	8	6	6	8	14	14	0.500	8	6	6	7	14	13	0.519	28	27	0.509	1	2	7.0	27	0.259	10.0	28	0.357
D 12 Branch, John	4	2	4	2	8	4	0.667	3	3	3	3	6	6	0.500	14	10	0.583	1	2	2.5	12	0.208	6.5	12	0.542
D 13 Austin, Connie	9	5	6	8	15	13	0.536	7	6	8	6	15	12	0.556	30	25	0.545	1	2	6.5	28	0.232	14.0	27	0.519
D 14 Hansen, Bob	8	3	8	3	16	6	0.727	7	4	7	4	14	8	0.636	30	14	0.682	0	2	1.5	22	0.068	22.0	22	1.000
D 15 Panepinto, Tom	4	5	2	7	6	12	0.333	4	5	3	4	7	9	0.438	13	21	0.382	1	1	1.5	16	0.094	7.5	18	0.417
D 16 Randolph, Steve	4	5	5	9	9	14	0.391	7	6	7	7	14	13	0.519	23	27	0.460	1	2	4.0	23	0.174	9.0	27	0.333
D 17 Buckner, Jacky	6	2	5	3	11	5	0.688	7	1	5	3	12	4	0.750	23	9	0.719	0	1	4.0	16	0.250	16.0	16	1.000
D2/ The Hostile Amish	51	33	54	30	105	63	0.625	24	18	29	13	53	31	0.631	211	125	0.628	0	7	40.5	168	0.241	96.0	168	0.571
D 20 Stepp, John	9	4	9	4	18	8	0.692	9	4	8	5	17	9	0.654	35	17	0.673	0	1	6.5	26	0.250	13.0	26	0.500
D 21 Majchrzak, Ted	5	3	5	6	10	9	0.526	5	5	6	3	11	8	0.579	21	17	0.553	0	1	4.0	17	0.235	7.0	21	0.333
D 22 Claypool, Josh	9	2	7	6	16	8	0.667	5	5	8	3	13	8	0.619	29	16	0.644	0	1	3.0	22	0.136	16.5	23	0.717
D 23 Young, Mike	2	10	1	2	3	12	0.200	3	4	8	4	11	8	0.579	14	20	0.412	0	1	4.0	24	0.167	4.0	10	0.400
D 24 Natarajan, Dilip	8	4	8	2	16	6	0.727	7	5	9	1	16	6	0.727	32	12	0.727	0	1	10.5	22	0.477	13.5	22	0.614
D 25 Morrill, Robert "Tyke"	4	4	6	3	10	7	0.588	3	3	4	3	7	6	0.538	17	13	0.567	0	0	1.0	15	0.067	14.0	15	0.933
D 26 Hix, Steve	6	2	10	4	16	6	0.727	12	2	10	3	22	5	0.815	38	11	0.776	0	1	5.5	21	0.262	15.0	28	0.536
D 27 Haynes, Chris	8	4	8	3	16	7	0.696	4	8	5	4	9	12	0.429	25	19	0.568	0	1	6.0	21	0.286	13.0	23	0.565
D 28 Wilson, Alison	0	0	0	0	0	0	#DIV/0!	0	0	0	0	0	0	#DIV/0!	0	0	#DIV/0!	0	0	0.0	0	#DIV/0!	0.0	0	#DIV/0!
D3/ Grateful Darts	34	44	25	53	59	97	0.378	14	25	18	21	32	46	0.410	123	189	0.394	11	0	29.0	156	0.186	91.5	156	0.587
D 30 Iager, John	9	3	8	5	17	8	0.680	8	5	8	5	16	10	0.615	33	18	0.647	2	0	11.5	25	0.460	29.0	26	1.115
D 31 Simpson, Phillip	6	8	1	12	7	20	0.259	3	9	5	6	8	15	0.348	15	35	0.300	2	0	2.0	25	0.080	8.5	25	0.340
D 32 Lilienthal, John	2	7	4	8	6	15	0.286	4	8	3	7	7	15	0.318	13	30	0.302	1	0	6.0	19	0.316	13.5	24	0.563
D 33 Perkins, Rick	7	6	4	6	11	12	0.478	7	6	8	5	15	11	0.577	26	23	0.531	2	0	4.5	26	0.173	11.5	23	0.500
D 34 McGrail, Tony	1	11	2	9	3	20	0.130	1	7	5	5	6	12	0.333	9	32	0.220	2	0	1.0	22	0.045	7.0	19	0.368
D 35 Roemer, John	5	6	3	9	8	15	0.348	3	10	4	10	7	20	0.259	15	35	0.300	2	0	1.0	25	0.040	11.5	25	0.460
D 36 Goodknecht, Chris	4	3	3	4	7	7	0.500	2	5	3	4	5	9	0.357	12	16	0.429	0	0	3.0	14	0.214	10.5	14	0.750
D4/ Wire We Here	38	46	35	49	73	95	0.435	23	19	17	25	40	44	0.476	153	183	0.455	6	7	34.0	168	0.202	108.0	168	0.643
D 40 Jones, Jeff	6	6	4	8	10	14	0.417	7	3	5	7	12	10	0.545	22	24	0.478	1	1	6.5	24	0.271	16.0	22	0.727
D 41 Jones, Linda	7	4	2	7	9	11	0.450	5	6	4	6	9	12	0.429	18	23	0.439	1	1	4.5	21	0.214	10.5	20	0.525
D 42 Barlow, Brian	3	7	4	10	7	17	0.292	8	5	5	8	13	13	0.500	20	30	0.400	1	1	8.0	23	0.348	22.0	27	0.815
D 43 Bordeau, Eric	5	8	5	7	10	15	0.400	5	4	7	5	12	9	0.571	22	24	0.478	1	1	2.0	25	0.080	12.0	21	0.571
D 44 Montesi, Chris	5	6	8	6	13	12	0.520	7	7	3	9	10	16	0.385	23	28	0.451	1	1	3.0	23	0.130	16.5	28	0.589
D 45 McCray, Karla	1	4	0	4	1	8	0.111	3	3	1	4	4	7	0.364	5	15	0.250	0	0	0.0	10	0.000	2.5	10	0.250
D 46 Taweel, Sami	2	6	0	5	2	11	0.154	2	6	4	5	6	11	0.353	8	22	0.267	0	1	1.0	17	0.059	2.0	13	0.154
D 47 Blackwelder, Deb	9	5	12	2	21	7	0.750	9	4	5	6	14	10	0.583	35	17	0.673	1	1	9.0	25	0.360	26.5	27	0.981
D5/ Effects of the Influence	51	33	54	30	105	63	0.625	25	17	27	15	52	32	0.619	209	127	0.622	0	0	51.5	168	0.307	118.5	168	0.705
D 50 Wells, Tami	7	7	10	3	17	10	0.630	8	5	3	8	11	13	0.458	28	23	0.549	0	0	6.5	25	0.260	25.5	26	0.981
D 51 Wells, John "Boy"	10	1	13	1	23	2	0.920	7	7	7	2	14	9	0.609	37	11	0.771	0	0	9.0	20	0.450	25.5	28	0.911
D 52 Barnes, Derek	7	7	1	2	8	9	0.471	5	4	6	2	11	6	0.647	19	15	0.559	0	0	1.0	22	0.045	0.0	12	0.000
D 53 Walters, Kurt	6	5	4	4	10	9	0.526	2	5	6	5	8	10	0.444	18	19	0.486	0	0	4.0	22	0.182	4.0	15	0.267
D 54 Brown, Brandon	4	4	6	8	10	12	0.455	10	4	12	1	22	5	0.815	32	17	0.653	0	0	7.0	21	0.333	14.5	28	0.518
D 55 Grannis, Jason	9	4	10	3	19	7	0.731	10	3	12	1	22	4	0.846	41	11	0.788	0	0	14.5	26	0.558	22.5	26	0.865
D 56 Pilo, Chris	7	5	7	5	14	10	0.583	8	4	6	5	14	9	0.609	28	19	0.596	0	0	7.0	23	0.304	17.5	24	0.729
D 57 Matthews, Gary	1	0	3	4	4	4	0.500	0	1	1	5	1	6	0.143	5	10	0.333	0	0	2.5	7	0.357	8.0	8	1.000
D 58 Fjelstad, Mike	0	0	0	0	0	0	#DIV/0!	0	1	1	1	1	2	0.333	1	2	0.333	0	0	0.0	2	0.000	1.0	1	1.000
D6/ Lil Pickled	28	56	36	48	64	104	0.381	18	24	8	34	26	58	0.310	116	220	0.345	0	0	25.5	168	0.152	116.5	168	0.693
D 60 Thurn, Brian	3	7	3	6	6	13	0.316	3	5	2	8	5	13	0.278	11	26	0.297	0	0	3.0	20	0.150	17.0	17	1.000
D 61 Draudt, Ryan	3	10	8	3	11	13	0.458	9	4	2	10	11	14	0.440	22	27	0.449	0	0	7.0	25	0.280	10.5	24	0.438
D 62 Kellington, Dean	6	3	5	6	11	9	0.550	5	6	1	8	6	14	0.300	17	23	0.425	0	0	1.0	18	0.056	16.5	22	0.750
D 63 Wilkerson, Chris "Buda"	1	7	3	8	4	15	0.211	3	6	1	8	4	14	0.222	8	29	0.216	0	0	4.5	17	0.265	10.5	20	0.525
D 64 Ogle, John	3	2	3	1	6	3	0.667	1	4	2	2	3	6	0.333	9	9	0.500	0	0	2.0	9	0.222	6.5	9	0.722
D 65 Rabb, Devon	5	8	2	9	7	17	0.292	3	6	0	9	3	15	0.167	10	32	0.238	0	0	2.0	22	0.091	8.0	20	0.400
D 66 Pope, Chris	3	7	5	9	8	16	0.333	6	8	4	10	10	18	0.357	18	34	0.346	0	0	2.0	24	0.083	21.0	28	0.750
D 67 Hall, Mike	2	4	6	2	8	6	0.571	4	4	3	4	7	8	0.467	15	14	0.517	0	0	4.0	13	0.308	22.0	16	1.375
D 68 Manning, Tommy	0	3	0	2	0	5	0.000	0	2	0	2	0	4	0.000	0	9	0.000	0	0	0.0	5	0.000	1.5	4	0.375
D 69 Koegal, Curtis	2	5	1	2	3	7	0.300	2	3	1	7	3	10	0.231	6	17	0.261	0	0	0.0	15	0.000	3.0	8	0.375
D7/ One-Armed Bandits	42	42	51	33	93	75	0.554	18	24	22	20	40	44	0.476	173	163	0.515	0	0	45.5	168	0.271	110.0	168	0.655
D 70 Johnson, Sven	7	6	8	3	15	9	0.625	2	9	4	7	6	16	0.273	21	25	0.457	0	0	6.0	24	0.250	15.0	22	0.682
D 71 Kiser, Lyman	12	1	12	2	24	3	0.889	9	5	9	5	18	10	0.643	42	13	0.764	0	0	10.0	27	0.370	26.5	28	0.946
D 72 Kempf, Greg	2	5	2	9	4	14	0.222	4	6	6	4	10	10	0.500	14	24	0.368	0	0	5.0	17	0.294	6.0	21	0.286
D 73 Bonaparte, Chris	0	7	1	4	1	11	0.083	0	5	3	4	3	9	0.250	4	20	0.167	0	0	0.0	14	0.000	1.0	10	0.100
D 74 Taylor, Walter	6	6	9	3	15	9	0.625	10	3	9	3	19	6	0.760	34	15	0.694	0	0	7.5	24	0.313	22.0	25	0.880
D 75 Taylor, Wayne	6	8	5	7	11	15	0.423	7	6	4	9	11	15	0.423	22	30	0.423	0	0	6.5	27	0.241	11.5	25	0.460
D 76 Richardson, Shane	6	5	10	1	16	6	0.727	3	8	6	4	9	12	0.429	25	18	0.581	0	0	8.5	21	0.405	19.0	22	0.864
D 77 Hudelson, Tim	3	4	4	3	7	7	0.500	1	6	3	4	4	10	0.286	11	17	0.393	0	0	2.0	14	0.143	9.0	14	0.643
D 78 Weingarten, Mike	0	0	0	1	0	1	0.000	0	0	0	0	0	0	#DIV/0!	0	1	0.000	0	0	0.0	0	#DIV/0!	0.0	1	0.000
D8/ Boondock Saints Again	35	49	40	44	75	93	0.446	21	21	23	19	44	40	0.524	163	173	0.485	14	11	32.0	168	0.190	93.0	168	0.554
D 80 Buckley, Jennifer	0	0	1	0	1	0	1.000	1	0	0	1	1	1	0.500	2	1	0.667	0	0	0.0	1	0.000	1.0	2	0.500
D 81 Buckley, Bill	7	6	2	8	9	14	0.391	10	3	7	7	17	10	0.630	26	24	0.520	2	2	14.5	27	0.537	18.0	23	0.783
D 82 Smallwood, Jed	3	7	4	6	7	13	0.350	2	5	4	4	6	9	0.400	13	22	0.371	2	1	3.0	18	0.167	7.0	17	0.412
D 83 Park, Ed	5	8	6	7	11	15	0.423	3	9	7	6	10	15	0.400	21	30	0.412	2	2	3.5	26	0.135	10.5	25	0.420
D 84 Raquet, Mike	10	5	10	4	20	9	0.690	10	6	8	6	18	12	0.600	38	21	0.644	2	2	4.5	29	0.155	26.0	30	0.867
D 85 Shaffer, Brian	5	10	5	10	10	20	0.333	7	7	10	5	17	12	0.586	27	32	0.458	2	2	2.0	30	0.067	10.0	29	0.345
D 86 August, Eric	1	6	6	3	7	9	0.438	1	7	4	4	5	11	0.313	12	20	0.375	2	0	3.5	15	0.233	11.5	17	0.676
D 87 Steward, Max	4	7	6	6	10	13	0.435	8	5	6	5	14	10	0.583	24	23	0.511	2	2	1.0	22	0.045	9.0	25	0.360
D 88 Mandaluk, Drew	0	0	0	0	0	0	#DIV/0!	0	0	0	0	0	0	#DIV/0!	0	0	#DIV/0!	0	0	0.0	0	#DIV/0!	0.0	0	#DIV/0!

		Singles 301		Singles Cricket		Singles Record		Singles Win %-age	Doubles Cricket		Doubles 501		Doubles Record		Doubles Win %-age	Sngls + Dbls Record		Sngls + Dbls Win %-age	Tiebreaker Ws	Tiebreaker Ls	-01 All-Star Points	-01 Games Played	-01 All-Star Point Average	Cricket All-Star Points	Crkt Games Played	Crkt All-Star Point Average
E1/ Rif Raf		51	27	45	33	96	60	0.615	23	16	22	17	45	33	0.577	186	126	0.596	7	8	48.5	156	0.311	108.5	156	0.696
E 10	Diamond, Paddy	5	6	0	4	5	10	0.333	7	5	5	2	12	7	0.632	17	17	0.500	1	1	3.0	18	0.167	7.5	16	0.469
E 11	Diamond, Kimmy	0	0	0	0	0	0	#DIV/0!	0	0	0	0	0	0	#DIV/0!	0	0	#DIV/0!	0	0	0.0	0	#DIV/0!	0.0	0	#DIV/0!
E 12	Phelan, Johnny	9	4	8	5	17	9	0.654	7	3	5	5	12	8	0.600	29	17	0.630	1	1	9.0	23	0.391	19.0	23	0.826
E 13	Ayers, Judson	2	2	2	9	4	11	0.267	4	8	6	5	10	13	0.435	14	24	0.368	1	1	2.0	15	0.133	12.0	23	0.522
E 14	Ohrberg, Keith	8	3	8	3	16	6	0.727	5	4	6	3	11	7	0.611	27	13	0.675	1	1	5.0	20	0.250	17.0	20	0.850
E 15	Barwick, Rob	8	3	12	1	20	4	0.833	10	3	5	2	15	5	0.750	35	9	0.795	1	1	7.0	18	0.389	16.0	26	0.615
E 16	Buchholz, Brian	3	4	5	4	8	8	0.500	5	3	5	7	10	10	0.500	18	18	0.500	1	1	4.0	19	0.211	7.5	17	0.441
E 17	St. Clair, Matt	8	2	1	5	9	7	0.563	7	3	6	5	13	8	0.619	22	15	0.595	0	1	8.0	21	0.381	11.0	16	0.688
E 18	Hoyt, David	8	3	9	2	17	5	0.773	1	3	6	5	7	8	0.467	24	13	0.649	1	1	10.5	22	0.477	18.5	15	1.233
E2/ Tres Equis		43	41	44	40	87	81	0.518	23	19	24	18	47	37	0.560	181	155	0.539	15	7	25.5	168	0.152	73.0	168	0.435
E 20	Hall, Frank	0	1	3	2	3	3	0.500	4	1	3	5	7	6	0.538	10	9	0.526	1	1	1.0	9	0.111	3.5	10	0.350
E 21	Gillett, Galen	7	1	6	2	13	3	0.813	4	4	3	5	7	9	0.438	20	12	0.625	2	1	5.0	16	0.313	3.0	16	0.188
E 22	McEwen, William	8	5	4	8	12	13	0.480	6	8	8	2	14	10	0.583	26	23	0.531	2	1	5.0	23	0.217	9.0	26	0.346
E 23	Yarley, Scott	6	5	6	5	12	10	0.545	4	7	10	1	14	8	0.636	26	18	0.591	2	1	4.5	22	0.205	7.0	22	0.318
E 24	Rosenoff, Evan	11	3	12	2	23	5	0.821	10	4	8	6	18	10	0.643	41	15	0.732	2	1	2.0	28	0.071	22.0	28	0.786
E 25	Amundson, Martin	2	1	0	2	2	3	0.400	1	0	0	1	1	1	0.500	3	4	0.429	0	0	0.0	4	0.000	0.0	3	0.000
E 26	Kvasnicka, Bob	0	0	0	0	0	0	#DIV/0!	0	0	0	0	0	0	#DIV/0!	0	0	#DIV/0!	0	0	0.0	0	#DIV/0!	0.0	0	#DIV/0!
E 27	Hall, Danny	5	7	6	6	11	13	0.458	7	3	3	9	10	12	0.455	21	25	0.457	2	0	6.0	24	0.250	14.5	22	0.659
E 28	Knight, Rob	2	7	7	6	9	13	0.409	7	7	7	3	14	10	0.583	23	23	0.500	2	1	0.0	19	0.000	10.5	27	0.389
E 29	Ceglia, Joe	2	11	0	7	2	18	0.100	3	4	6	4	9	8	0.529	11	26	0.297	2	1	2.0	23	0.087	3.5	14	0.250
E3/ Kozmic Debris		42	36	37	41	79	77	0.506	23	16	16	23	39	39	0.500	157	155	0.503	6	0	35.5	156	0.228	103.0	156	0.660
E 30	Wenhart, Jeff	5	4	7	4	12	8	0.600	6	4	3	7	9	11	0.450	21	19	0.525	1	0	9.5	19	0.500	15.0	21	0.714
E 31	Bohanan, Heather	2	6	4	5	6	11	0.353	4	7	4	5	8	12	0.400	14	23	0.378	0	0	2.0	17	0.118	8.5	20	0.425
E 32	Webster, Clark	1	4	3	3	4	7	0.364	4	1	3	1	7	2	0.778	11	9	0.550	0	0	2.0	9	0.222	9.5	11	0.864
E 33	Wrigley, Bob	4	1	3	4	7	5	0.583	3	2	0	6	3	8	0.273	10	13	0.435	1	0	1.5	11	0.136	3.0	12	0.250
E 34	Fournier, Michelle	4	3	0	2	4	5	0.444	2	1	1	6	3	7	0.300	7	12	0.368	1	0	0.0	14	0.000	1.0	5	0.200
E 35	Fournier, Jeff	8	4	6	7	14	11	0.560	8	5	6	8	14	13	0.519	28	24	0.538	1	0	9.0	26	0.346	30.0	26	1.154
E 36	Fournier, Chris	7	2	4	5	11	7	0.611	5	4	1	7	6	11	0.353	17	18	0.486	0	0	2.0	17	0.118	9.0	18	0.500
E 37	Doroshenko, Jim	7	4	7	3	14	7	0.667	7	3	6	4	13	7	0.650	27	14	0.659	1	0	6.5	21	0.310	16.5	20	0.825
E 38	Doroshenko, Kim	4	8	3	8	7	16	0.304	7	5	8	2	15	7	0.682	22	23	0.489	1	0	3.0	22	0.136	10.5	23	0.457
E4/ Da Bulls		36	47	29	54	65	101	0.392	9	33	22	20	31	53	0.369	127	207	0.380	0	0	21.0	167	0.126	91.0	167	0.545
E 40	Snowden, Mark	5	8	4	10	9	18	0.333	1	12	9	7	10	19	0.345	19	37	0.339	0	0	5.0	29	0.172	11.5	27	0.426
E 41	Kerr, Duncan	2	1	1	2	3	3	0.500	2	1	1	3	3	4	0.429	6	7	0.462	0	0	0.0	7	0.000	5.0	6	0.833
E 42	White, Bill	3	4	2	5	5	9	0.357	1	7	2	3	3	10	0.231	8	19	0.296	0	0	0.0	12	0.000	5.5	15	0.367
E 43	McSorley, Paul	1	2	2	2	3	4	0.429	2	3	2	2	4	5	0.444	7	9	0.438	0	0	0.0	7	0.000	9.5	9	1.056
E 44	Charlton, Warwick	4	4	2	6	6	10	0.375	2	6	3	4	5	10	0.333	11	20	0.355	0	0	3.0	15	0.200	8.5	16	0.531
E 45	Lewis, Brian	4	7	1	10	5	17	0.227	0	9	4	6	4	15	0.211	9	32	0.220	0	0	3.0	21	0.143	6.5	20	0.325
E 46	Johnson, Aaron	7	7	9	5	16	12	0.571	5	10	5	9	10	19	0.345	26	31	0.456	0	0	3.0	28	0.107	28.5	29	0.983
E 47	Tamburro, Dan	4	4	3	4	7	8	0.467	2	6	8	1	10	7	0.588	17	15	0.531	0	0	2.0	17	0.118	5.5	15	0.367
E 48	Pfahlert, Mark	6	0	5	1	11	1	0.917	0	6	5	1	5	7	0.417	16	8	0.667	0	0	4.0	12	0.333	6.5	12	0.542
E 49	Smith, Neal	0	10	0	9	0	19	0.000	3	6	5	4	8	10	0.444	8	29	0.216	0	0	1.0	19	0.053	4.0	18	0.222
E5/ Damn Yankees!!		39	45	46	38	85	83	0.506	22	20	21	21	43	41	0.512	171	165	0.509	0	7	41.5	168	0.247	113.0	168	0.673
E 50	Dougherty, Henry	1	4	0	7	1	11	0.083	3	6	6	6	9	12	0.429	10	23	0.303	0	1	1.0	17	0.059	1.0	16	0.063
E 51	Lupien, Bam	5	9	1	9	6	18	0.250	1	10	3	4	4	14	0.222	10	32	0.238	0	1	2.5	21	0.119	7.5	21	0.357
E 52	Kron, Jay	8	6	5	8	13	14	0.481	7	4	9	4	16	8	0.667	29	22	0.569	0	1	9.0	27	0.333	15.0	24	0.625
E 53	Jaraszewicz, Jay	0	0	0	0	0	0	#DIV/0!	0	0	0	0	0	0	#DIV/0!	0	0	#DIV/0!	0	0	0.0	0	#DIV/0!	0.0	0	#DIV/0!
E 54	Sarantos, Alex	7	7	11	3	18	10	0.643	8	6	7	5	15	11	0.577	33	21	0.611	0	1	8.0	26	0.308	21.5	28	0.768
E 55	Patrick, Kevin	6	8	8	5	14	13	0.519	8	6	6	7	14	13	0.519	28	26	0.519	0	1	4.0	27	0.148	19.5	27	0.722
E 56	Martinez, Vicente	5	6	10	3	15	9	0.625	7	5	6	7	13	12	0.520	28	21	0.571	0	1	5.5	24	0.229	15.0	25	0.600
E 57	Sawyer, Matt	1	1	2	0	3	1	0.750	2	0	0	2	2	2	0.500	5	3	0.625	0	0	0.0	4	0.000	0.0	4	0.000
E 58	Jeffreys, Dana	0	0	1	1	1	1	0.500	0	0	0	1	0	1	0.000	1	2	0.333	0	0	0.0	1	0.000	0.0	2	0.000
E 59	Jur, Jess	6	4	8	2	14	6	0.700	8	3	5	6	13	9	0.591	27	15	0.643	0	1	11.5	21	0.548	33.5	21	1.595
E6/ Bennington Brawlers		46	38	51	33	97	71	0.577	30	12	17	25	47	37	0.560	191	145	0.568	0	7	35.0	168	0.208	106.5	168	0.634
E 60	Carter, Shawn	7	6	4	8	11	14	0.440	8	2	1	7	9	9	0.500	20	23	0.465	0	1	0.0	21	0.000	19.0	22	0.864
E 61	Carter, Erin	4	10	0	4	4	14	0.222	8	5	3	10	11	15	0.423	15	29	0.341	0	1	3.5	27	0.130	10.0	17	0.588
E 62	Kenney, Jon	9	5	12	2	21	7	0.750	10	2	8	4	18	6	0.750	39	13	0.750	0	1	7.5	26	0.288	18.5	26	0.712
E 63	Hoppert, Jason	0	0	0	2	0	2	0.000	1	0	0	2	1	2	0.333	1	4	0.200	0	0	1.5	2	0.750	0.0	3	0.000
E 64	Perry, Matt	5	4	12	2	17	6	0.739	8	6	4	7	12	13	0.480	29	19	0.604	0	1	5.5	20	0.275	23.0	28	0.821
E 65	Hobbs, Brian	2	3	5	6	7	9	0.438	7	4	4	4	11	8	0.579	18	17	0.514	0	1	3.5	13	0.269	9.5	22	0.432
E 66	Reynolds, Jon	5	4	8	3	13	7	0.650	5	4	5	5	10	9	0.526	23	16	0.590	0	1	5.0	19	0.263	10.5	20	0.525
E 67	Fischlein, Kris	10	4	9	5	19	9	0.679	10	1	8	6	18	7	0.720	37	16	0.698	0	1	7.5	28	0.268	12.0	25	0.480
E 68	Metzger, Emily	0	0	0	0	0	0	#DIV/0!	0	0	0	1	0	1	0.000	0	1	0.000	0	0	0.0	1	0.000	0.0	0	#DIV/0!
E 69	Brantley, Kevin	4	2	1	1	5	3	0.625	3	0	1	4	4	4	0.500	9	7	0.563	0	0	1.0	11	0.091	4.0	5	0.800
E7/ The DIVE Bombers		37	47	43	41	80	88	0.476	23	19	24	18	47	37	0.560	174	162	0.518	13	6	16.0	168	0.095	70.5	168	0.420
E 70	Dunn, Thom	5	8	4	7	9	15	0.375	7	6	8	5	15	11	0.577	24	26	0.480	2	1	0.0	26	0.000	7.5	24	0.313
E 71	Flowers, Fred	7	6	5	6	12	12	0.500	7	5	9	4	16	9	0.640	28	21	0.571	2	1	1.0	26	0.038	10.5	23	0.457
E 72	Huff, Matt	5	5	4	8	9	13	0.409	6	6	3	7	9	13	0.409	18	26	0.409	1	0	1.0	20	0.050	5.0	24	0.208
E 73	Lee, Carl	5	7	9	4	14	11	0.560	8	5	8	4	16	9	0.640	30	20	0.600	2	1	2.5	24	0.104	17.5	26	0.673
E 74	Marler, Donald "Duck"	3	8	8	4	11	12	0.478	5	6	6	5	11	11	0.500	22	23	0.489	2	1	2.0	22	0.091	11.5	23	0.500
E 75	Miller, Mike	6	6	6	6	12	12	0.500	10	2	7	5	17	7	0.708	29	19	0.604	2	1	6.5	24	0.271	8.0	24	0.333
E 76	Parker, Billy	6	7	7	6	13	13	0.500	3	8	7	6	10	14	0.417	23	27	0.460	2	1	3.0	26	0.115	10.5	24	0.438
E8/ FFAB		35	48	34	49	69	97	0.416	12	30	19	23	31	53	0.369	131	203	0.392	0	6	21.5	167	0.129	72.0	167	0.431
E 80	Payne, Julie	7	7	5	9	12	16	0.429	8	6	9	5	17	11	0.607	29	27	0.518	0	1	7.5	28	0.268	22.0	28	0.786
E 81	Gaffney, Michelle	4	10	3	11	7	21	0.250	3	12	4	10	7	22	0.241	14	43	0.246	0	1	1.0	28	0.036	4.5	29	0.155
E 82	Hatch, Nicole	7	7	9	5	16	12	0.571	7	7	8	7	15	14	0.517	31	26	0.544	0	1	8.0	29	0.276	13.0	28	0.464
E 83	Baynor, Jessica	9	4	3	12	12	16	0.429	3	12	5	10	8	22	0.267	20	38	0.345	0	1	0.0	28	0.000	12.0	30	0.400
E 84	Gevedon, Aimee	2	10	10	2	12	12	0.500	2	10	7	5	9	15	0.375	21	27	0.438	0	1	3.0	24	0.125	16.5	24	0.688
E 85	Dancy, Kristy	6	10	4	10	10	20	0.333	1	13	5	9	6	22	0.214	16	42	0.276	0	1	2.0	30	0.067	4.0	28	0.143

	Singles	301	Singles	Cricket	Singles	Record	Singles Win %-age	Doubles	Cricket	Doubles	501	Doubles	Record	Doubles Win %-age	Sngls + Dbls	Record	Sngls + Dbls Win %-age	Tiebreaker Ws	Tiebreaker Ls	-01 All-Star Points	-01 Games Played	-01 All-Star Point Average	Cricket All-Star Points	Crkt Games Played	Crkt All-Star Point Average
F1/ Designated Divers	43	41	52	32	95	73	0.565	24	18	21	21	45	39	0.536	185	151	0.551	0	12	47.0	168	0.280	86.0	168	0.512
F 10 Parrish, Kelly	2	6	4	4	6	10	0.375	7	1	2	6	9	7	0.563	15	17	0.469	0	2	5.5	16	0.344	15.5	16	0.969
F 11 McAlpin, Jack	7	8	13	1	20	9	0.690	6	6	4	9	10	15	0.400	30	24	0.556	0	2	12.5	28	0.446	13.0	26	0.500
F 12 Ackley, Sean	8	5	12	2	20	7	0.741	10	4	11	3	21	7	0.750	41	14	0.745	0	2	12.5	27	0.463	14.5	28	0.518
F 13 Meyer, "Jimmay"	5	7	6	7	11	14	0.440	7	5	4	6	11	11	0.500	22	25	0.468	0	1	4.0	22	0.182	12.5	25	0.500
F 14 Marsh, John	8	6	11	5	19	11	0.633	10	5	10	6	20	11	0.645	39	22	0.639	0	2	8.5	30	0.283	17.5	31	0.565
F 15 Gabbard, John	5	4	6	5	11	9	0.550	5	8	7	7	12	15	0.444	23	24	0.489	0	2	3.0	23	0.130	10.0	24	0.417
F 16 Keller, Jim	8	5	0	8	8	13	0.381	3	7	4	5	7	12	0.368	15	25	0.375	0	1	1.0	22	0.045	3.0	18	0.167
F2/ Who's Your Ducky?	48	36	47	37	95	73	0.565	21	21	30	12	51	33	0.607	197	139	0.586	12	0	42.5	168	0.253	68.5	168	0.408
F 20 Moeschet, Cathy	1	5	1	6	2	11	0.154	3	6	4	4	7	10	0.412	9	21	0.300	1	0	1.0	14	0.071	2.0	16	0.125
F 21 Carawon, Bob	4	9	4	10	8	19	0.296	6	7	10	4	16	11	0.593	24	30	0.444	2	0	2.0	27	0.074	7.5	27	0.278
F 22 Young, Perry	0	1	0	1	0	2	0.000	0	0	0	0	0	0	#DIV/0!	0	2	0.000	0	0	0.0	1	0.000	0.0	1	0.000
F 23 Peers, Martin	5	5	1	8	6	13	0.316	1	9	6	4	7	13	0.350	13	26	0.333	2	0	2.0	20	0.100	3.5	19	0.184
F 24 Martin, David	10	4	13	0	23	4	0.852	8	5	10	3	18	8	0.692	41	12	0.774	1	0	13.5	27	0.500	19.0	26	0.731
F 25 Converse, Stan	10	4	9	5	19	9	0.679	11	3	10	4	21	7	0.750	40	16	0.714	2	0	15.0	28	0.536	16.0	28	0.571
F 26 Van Olst, Jason	8	3	7	4	15	7	0.682	3	8	10	1	13	9	0.591	28	16	0.636	2	0	5.0	22	0.227	6.5	22	0.295
F 27 Tollerton, Steve "Tolly"	9	3	10	2	19	5	0.792	9	3	9	3	18	6	0.750	37	11	0.771	2	0	4.0	24	0.167	11.5	24	0.479
F 28 Casadonte, Paul	1	2	2	1	3	3	0.500	1	1	1	1	2	2	0.500	5	5	0.500	0	0	0.0	5	0.000	2.5	5	0.500
F3/ Capital Punishment	41	43	32	52	73	95	0.435	23	19	16	26	39	45	0.464	151	185	0.449	0	0	29.0	168	0.173	66.5	168	0.396
F 30 Todd, Patrick	7	5	3	4	10	9	0.526	0	4	3	6	3	10	0.231	13	19	0.406	0	0	5.0	21	0.238	3.5	11	0.318
F 31 DeMattos, Rick	7	6	0	0	7	6	0.538	8	4	3	8	11	12	0.478	18	18	0.500	0	0	2.0	24	0.083	4.0	12	0.333
F 32 Davis, Stu	8	6	5	8	13	14	0.481	9	5	6	7	15	12	0.556	28	26	0.519	0	0	1.0	27	0.037	14.5	27	0.537
F 33 Leengran, Sean	1	4	3	7	4	11	0.267	6	5	4	5	10	10	0.500	14	21	0.400	0	0	4.5	14	0.321	9.0	21	0.429
F 34 Dehritz, Matt "Mavis"	6	4	3	7	9	11	0.450	2	3	4	4	6	7	0.462	15	18	0.455	0	0	3.5	18	0.194	4.5	15	0.300
F 35 Morris, Chris	6	6	3	5	9	11	0.450	5	3	5	5	10	8	0.556	19	19	0.500	0	0	4.5	22	0.205	3.5	16	0.219
F 36 Wackerman, Mark "Tex"	3	6	7	6	10	12	0.455	7	5	3	5	10	10	0.500	20	22	0.476	0	0	4.5	17	0.265	16.5	25	0.660
F 37 Sexton, Wayne	1	3	7	7	8	10	0.444	7	5	3	5	10	10	0.500	18	20	0.474	0	0	4.0	12	0.333	9.0	26	0.346
F 38 Al'baati, Lance	2	3	1	8	3	11	0.214	2	4	1	7	3	11	0.214	6	22	0.214	0	0	0.0	13	0.000	2.0	15	0.133
F4/ Menace to Sobriety	40	38	46	32	86	70	0.551	13	26	16	23	29	49	0.372	144	168	0.462	0	0	29.5	156	0.189	57.0	156	0.365
F 40 Guerriero, John	4	5	4	3	8	8	0.500	2	4	3	7	5	11	0.313	13	19	0.406	0	0	4.5	19	0.237	5.5	13	0.423
F 41 Wagner, Dave	3	4	7	2	10	6	0.625	4	3	1	1	5	4	0.556	15	10	0.600	0	0	2.0	9	0.222	3.0	16	0.188
F 42 Tueting, Harry	4	3	7	4	11	7	0.611	3	6	4	6	7	12	0.368	18	19	0.486	0	0	2.0	17	0.118	4.5	20	0.225
F 43 Oglesby, Mark	3	2	2	2	5	4	0.556	3	2	2	1	5	3	0.625	10	7	0.588	0	0	0.0	8	0.000	4.0	9	0.444
F 44 Harrison, Mark	3	2	4	2	7	4	0.636	1	5	2	4	3	9	0.250	10	13	0.435	0	0	2.0	11	0.182	4.0	12	0.333
F 45 Boyd, Jennifer	2	6	1	5	3	11	0.214	1	6	4	9	5	15	0.250	8	26	0.235	0	0	0.0	21	0.000	1.0	13	0.077
F 46 Garratt, Neil	3	6	2	6	5	12	0.294	4	5	5	4	9	9	0.500	14	21	0.400	0	0	3.5	18	0.194	5.0	17	0.294
F 47 Johnson, Dave	7	6	10	1	17	7	0.708	5	7	5	7	10	14	0.417	27	21	0.563	0	0	9.0	25	0.360	9.0	23	0.391
F 48 Price, Brady	5	1	4	3	9	4	0.692	1	7	2	3	3	10	0.231	12	14	0.462	0	0	1.5	11	0.136	3.5	15	0.233
F 49 McCartney, Eric	6	3	5	4	11	7	0.611	2	7	4	4	6	11	0.353	17	18	0.486	0	0	5.0	17	0.294	17.5	18	0.972
F5/ Off Constantly	43	41	50	34	93	75	0.554	32	10	24	18	56	28	0.667	205	131	0.610	0	0	49.5	168	0.295	99.5	168	0.592
F 50 Williams, Sara	3	9	0	6	3	15	0.167	4	2	8	3	12	5	0.706	15	20	0.429	0	0	1.0	23	0.043	1.0	12	0.083
F 51 Mayhew, Zak	10	4	12	2	22	6	0.786	9	5	8	5	17	10	0.630	39	16	0.709	0	0	13.5	27	0.500	23.0	28	0.821
F 52 Mayhew, Nick	4	8	0	5	4	13	0.235	7	1	4	6	11	7	0.611	15	20	0.429	0	0	0.0	22	0.000	3.0	13	0.231
F 53 Harrilchak, Travis	7	6	8	5	15	11	0.577	9	4	3	7	12	11	0.522	27	22	0.551	0	0	5.5	23	0.239	9.5	26	0.365
F 54 Diggs, Rick	4	5	9	5	13	10	0.565	11	3	9	4	20	7	0.741	33	17	0.660	0	0	6.0	22	0.273	16.0	28	0.571
F 55 Mullender, English	6	5	6	8	12	13	0.480	10	1	6	7	16	8	0.667	28	21	0.571	0	0	6.0	24	0.250	8.5	25	0.340
F 56 Beeson, Robb	8	3	9	2	17	5	0.773	10	1	6	4	16	5	0.762	33	10	0.767	0	0	15.0	21	0.714	31.0	22	1.409
F 57 Roberts, Mike	1	1	6	1	7	2	0.778	4	3	4	0	8	3	0.727	15	5	0.750	0	0	2.5	6	0.417	7.5	14	0.536
F6/ Board 2 Death	47	37	45	39	92	76	0.548	27	15	24	18	51	33	0.607	194	142	0.577	6	6	45.0	168	0.268	72.0	168	0.429
F 60 Lane, Jonathan	8	6	11	3	19	9	0.679	9	5	10	4	19	9	0.679	38	18	0.679	1	1	10.5	28	0.375	15.5	28	0.554
F 61 Lane, Jeremy	2	4	6	6	8	10	0.444	6	5	9	4	15	9	0.625	23	19	0.548	1	1	4.5	19	0.237	9.0	23	0.391
F 62 Knott, Ronnie	10	4	10	4	20	8	0.714	10	4	6	8	16	12	0.571	36	20	0.643	1	1	5.0	28	0.179	18.5	28	0.661
F 63 Knott, Ryan	8	6	5	8	13	14	0.481	7	3	3	3	10	6	0.625	23	20	0.535	1	1	8.0	20	0.400	9.0	23	0.391
F 64 Hayes, Chad	7	7	6	5	13	12	0.520	9	5	6	8	15	13	0.536	28	25	0.528	1	1	5.5	28	0.196	6.0	25	0.240
F 65 Davis, Kevin	4	6	5	6	9	12	0.429	8	3	6	4	14	7	0.667	23	19	0.548	1	0	4.0	20	0.200	10.5	22	0.477
F 66 Hunter, Adam	8	4	2	7	10	11	0.476	5	5	8	5	13	10	0.565	23	21	0.523	0	1	7.5	25	0.300	3.5	19	0.184
F7/ Left Side Doubles	36	48	29	55	65	103	0.387	16	26	18	24	34	50	0.405	133	203	0.396	0	0	26.5	168	0.158	79.5	168	0.473
F 70 Kunesh, Joe	7	4	2	9	9	13	0.409	7	6	1	5	8	11	0.421	17	24	0.415	0	0	1.0	17	0.059	7.5	24	0.313
F 71 Rouse, Chuck	5	7	0	2	5	9	0.357	1	5	4	10	5	15	0.250	10	24	0.294	0	0	5.5	26	0.212	2.5	8	0.313
F 72 Wilkinson, Charlie	7	4	5	9	12	13	0.480	2	9	7	5	9	14	0.391	21	27	0.438	0	0	5.0	23	0.217	14.5	25	0.580
F 73 Fulghum, Mark	1	5	3	7	4	12	0.250	4	6	4	4	8	10	0.444	12	22	0.353	0	0	2.5	14	0.179	10.0	20	0.500
F 74 Stacy, Rod	4	6	1	6	5	12	0.294	4	5	6	4	10	9	0.526	15	21	0.417	0	0	4.5	20	0.225	5.0	16	0.313
F 75 Guarneri, Mike	4	5	7	3	11	8	0.579	7	3	3	4	10	7	0.588	21	15	0.583	0	0	3.5	16	0.219	16.0	20	0.800
F 76 Hall, Steven	3	5	3	8	6	13	0.316	1	6	1	8	2	14	0.125	8	27	0.229	0	0	2.0	17	0.118	6.5	18	0.361
F 77 Krouskos, Pete	4	6	1	7	5	13	0.278	3	7	6	2	9	9	0.500	14	22	0.389	0	0	1.0	18	0.056	8.0	18	0.444
F 78 Raper, Jeromie	1	6	7	4	8	10	0.444	3	5	4	6	7	11	0.389	15	21	0.417	0	0	1.5	17	0.088	9.5	19	0.500
F8/ Misfits	32	46	29	49	61	95	0.391	9	30	16	23	25	53	0.321	111	201	0.356	0	0	22.5	156	0.144	50.5	156	0.324
F 80 Rhea, Laurie	5	5	7	6	12	11	0.522	4	10	5	8	9	18	0.333	21	29	0.420	0	0	1.0	23	0.043	6.0	27	0.222
F 81 Schwartz, Laurel	5	8	5	7	10	15	0.400	1	6	4	7	5	13	0.278	15	28	0.349	0	0	2.5	24	0.104	4.0	19	0.211
F 82 Schwartz, Darrell	6	4	8	2	14	6	0.700	3	6	4	5	7	11	0.389	21	17	0.553	0	0	5.0	19	0.263	15.5	19	0.816
F 83 Bullock, Paul	0	8	0	8	0	16	0.000	0	8	2	6	2	14	0.125	2	30	0.063	0	0	1.0	16	0.063	0.0	16	0.000
F 84 Neiditch, Jon	7	6	4	8	11	14	0.440	6	11	3	10	9	21	0.300	20	35	0.364	0	0	3.5	26	0.135	11.5	29	0.397
F 85 Saunders, Drew	0	0	0	0	0	0	#DIV/0!	0	0	0	0	0	0	#DIV/0!	0	0	#DIV/0!	0	0	0.0	0	#DIV/0!	0.0	0	#DIV/0!
F 86 Frazier, Brent	6	7	4	9	10	16	0.385	4	8	7	6	11	14	0.440	21	30	0.412	0	0	7.0	26	0.269	12.5	25	0.500
F 87 Bullock, Kim	2	5	0	6	2	11	0.154	0	8	4	4	4	12	0.250	6	23	0.207	0	0	0.0	15	0.000	0.0	14	0.000
F 88 Alapin, Toni	1	3	1	3	2	6	0.250	0	3	3	0	3	3	0.500	5	9	0.357	0	0	2.5	7	0.357	1.0	7	0.143

	Singles 301	Singles Cricket	Singles Record	Singles Win %-age	Doubles Cricket	Doubles 501	Doubles Record	Doubles Win %-age	Sngls + Dbls Record	Sngls + Dbls Win %-age	Tiebreaker Ws	Tiebreaker Ls	-01 All-Star Points	-01 Games Played	-01 All-Star Point Average	Cricket All-Star Points	Crkt Games Played	Crkt All-Star Point Average
G1/ Katmandu	37 47	46 38	83 85	0.494	21 21	20 22	41 43	0.488	165 171	0.491	8	22	23.0	168	0.137	56.5	168	0.336
G 10 Davis, Jared	6 6	9 4	15 10	0.600	9 5	6 8	15 13	0.536	30 23	0.566	1	3	4.5	26	0.173	18.5	27	0.685
G 11 Vail, Philip	3 5	6 4	9 9	0.500	5 4	1 7	6 11	0.353	15 20	0.429	1	2	2.0	16	0.125	3.0	19	0.158
G 12 Highfill, Leigh	3 11	0 6	3 17	0.150	5 4	6 5	11 9	0.550	14 26	0.350	1	3	0.0	25	0.000	1.0	15	0.067
G 13 Tolliver, Thomas	5 6	6 5	11 11	0.500	5 9	3 5	8 14	0.364	19 25	0.432	1	3	2.0	19	0.105	6.5	25	0.260
G 14 Vail, Paul	1 4	3 6	4 10	0.286	0 3	5 3	5 6	0.455	9 16	0.360	1	3	0.0	13	0.000	1.5	12	0.125
G 15 Gillespie, Jeff	5 6	5 6	10 12	0.455	5 7	6 7	11 14	0.440	21 26	0.447	1	3	4.5	24	0.188	7.0	23	0.304
G 16 Polston, Tony	8 5	9 4	17 9	0.654	6 6	6 6	12 12	0.500	29 21	0.580	1	3	4.0	25	0.160	12.0	25	0.480
G 17 Genzlinger, Doug	6 4	8 3	14 7	0.667	7 4	7 3	14 7	0.667	28 14	0.667	1	2	6.0	20	0.300	7.0	22	0.318
G2/ Coral Reefers	43 41	42 42	85 83	0.506	30 12	25 17	55 29	0.655	195 141	0.580	0	0	29.5	168	0.176	63.0	168	0.375
G 20 Jarvah, Sean	6 3	3 2	9 5	0.643	7 2	3 3	10 5	0.667	19 10	0.655	0	0	2.0	15	0.133	5.0	14	0.357
G 21 Baker, Tammy	3 3	2 3	5 6	0.455	3 3	2 0	5 3	0.625	10 9	0.526	0	0	1.0	8	0.125	2.0	11	0.182
G 22 Boyd, Richard	2 5	3 4	5 9	0.357	6 0	8 2	14 2	0.875	19 11	0.633	0	0	3.5	17	0.206	4.5	13	0.346
G 23 Cullen, Pat	2 7	2 7	4 14	0.222	1 5	7 5	8 10	0.444	12 24	0.333	0	0	2.0	21	0.095	2.5	15	0.167
G 24 Hodge, Hue	2 4	8 6	10 10	0.500	7 4	6 5	13 9	0.591	23 19	0.548	0	0	3.0	17	0.176	12.0	25	0.480
G 25 Mavity, Jennifer	3 4	1 6	4 10	0.286	5 5	2 1	7 6	0.538	11 16	0.407	0	0	0.0	10	0.000	1.0	17	0.059
G 26 Sedgwick, Jim	2 7	0 0	2 7	0.222	0 0	2 7	2 7	0.222	4 14	0.222	0	0	2.5	18	0.139	0.0	0	#DIV/0!
G 27 Smith, Van	8 5	8 6	16 11	0.593	11 2	8 5	19 7	0.731	35 18	0.660	0	0	7.0	26	0.269	13.0	27	0.481
G 28 Wade, Nate	10 1	10 2	20 3	0.870	9 3	7 4	16 7	0.696	36 10	0.783	0	0	8.5	22	0.386	13.5	24	0.563
G 29 Williams, Nelson	5 2	5 6	10 8	0.556	11 0	5 2	16 2	0.889	26 10	0.722	0	0	0.0	14	0.000	9.5	22	0.432
G3/ Money Shot	40 44	37 47	77 91	0.458	10 32	18 24	28 56	0.333	133 203	0.396	0	8	30.5	168	0.182	53.5	168	0.318
G 30 Colton, Mitch	8 5	5 5	13 10	0.565	4 9	6 7	10 16	0.385	23 26	0.469	0	1	10.0	26	0.385	14.5	23	0.630
G 31 Colton, Bridgette	0 2	1 0	1 2	0.333	0 1	0 1	0 2	0.000	1 4	0.200	0	0	0.0	3	0.000	0.0	2	0.000
G 32 Thorne, Scott	7 7	7 5	14 12	0.538	5 8	7 6	12 14	0.462	26 26	0.500	0	1	6.0	27	0.222	7.5	25	0.300
G 33 Thorne, John	7 5	5 4	12 9	0.571	4 9	3 7	7 16	0.304	19 25	0.432	0	1	2.0	22	0.091	6.0	22	0.273
G 34 Folsom, Hope	6 5	5 6	11 11	0.500	2 9	3 5	5 14	0.263	16 25	0.390	0	1	4.0	19	0.211	5.0	22	0.227
G 35 Folsom, Kevin	3 6	1 9	4 15	0.211	0 6	3 7	3 13	0.188	7 28	0.200	0	1	2.5	19	0.132	1.0	16	0.063
G 36 Bailey, Joe	5 6	10 2	15 8	0.652	4 7	3 5	7 12	0.368	22 20	0.524	0	1	5.0	19	0.263	15.0	23	0.652
G 37 Jolly, Michael "King"	4 7	2 5	6 12	0.333	1 10	7 4	8 14	0.364	14 26	0.350	0	1	1.0	22	0.045	3.5	18	0.194
G 38 Mosca, Mike	0 1	1 11	1 12	0.077	0 5	4 6	4 11	0.267	5 23	0.179	0	1	0.0	11	0.000	1.0	17	0.059
G4/ Overtime Outlaws	47 37	54 30	101 67	0.601	24 18	23 19	47 37	0.560	195 141	0.580	19	8	33.5	168	0.199	64.0	168	0.381
G 40 Clark, Dan	9 4	8 5	17 9	0.654	8 3	7 6	15 9	0.625	32 18	0.640	3	1	5.5	26	0.212	12.5	24	0.521
G 41 Cross, Bill	3 3	2 3	5 6	0.455	1 7	2 7	3 14	0.176	8 20	0.286	2	1	2.0	15	0.133	1.0	13	0.077
G 42 Birmingham, Christine	0 6	1 6	1 12	0.077	4 6	6 6	10 12	0.455	11 24	0.314	3	1	2.0	18	0.111	3.5	17	0.206
G 43 Peterson, Chris	8 5	7 5	15 10	0.600	5 6	6 6	11 12	0.478	26 22	0.542	3	1	5.5	25	0.220	7.0	23	0.304
G 44 Fuhrman, Scott	5 3	9 0	14 3	0.824	8 2	4 1	12 3	0.800	26 6	0.813	0	1	1.0	13	0.077	14.0	19	0.737
G 45 Coochyumptewa, Jonathan	3 0	1 3	4 3	0.571	2 0	3 0	5 0	1.000	9 3	0.750	0	1	0.0	6	0.000	0.0	6	0.000
G 46 Tant, J.J.	8 6	12 2	20 8	0.714	10 3	7 5	17 8	0.680	37 16	0.698	3	1	6.5	26	0.250	11.5	27	0.426
G 47 Crowe, Jason	5 7	6 5	11 12	0.478	2 8	7 2	9 10	0.474	20 22	0.476	2	1	3.0	21	0.143	2.0	21	0.095
G 48 Bennett, Adam	6 3	8 1	14 4	0.778	8 1	4 5	12 6	0.667	26 10	0.722	3	0	8.0	18	0.444	12.5	18	0.694
G5/ Crown Royalty	49 35	43 41	92 76	0.548	26 16	20 22	46 38	0.548	184 152	0.548	8	13	37.5	168	0.223	60.0	168	0.357
G 50 Pearsall, Worth	9 4	11 2	20 6	0.769	9 4	7 6	16 10	0.615	36 16	0.692	1	2	12.0	26	0.462	17.0	26	0.654
G 51 Gwaltney, Alex	7 4	3 8	10 12	0.455	6 5	10 3	16 8	0.667	26 20	0.565	1	2	4.5	24	0.188	4.5	22	0.205
G 52 Woodard, David	8 5	8 5	16 10	0.615	7 6	7 3	14 9	0.609	30 19	0.612	1	2	4.0	23	0.174	8.0	26	0.308
G 53 Barry, Matt	6 6	2 9	8 15	0.348	12 1	2 8	14 9	0.609	22 24	0.478	1	1	1.5	22	0.068	5.0	24	0.208
G 54 Jeffery, Rod	3 1	2 4	5 5	0.500	1 2	1 3	2 5	0.286	7 10	0.412	1	0	3.0	8	0.375	2.0	9	0.222
G 55 Thrasher, Clint	5 5	3 4	8 9	0.471	4 5	1 6	5 11	0.313	13 20	0.394	1	2	3.5	17	0.206	3.5	16	0.219
G 56 Santucci, Chris	2 6	5 3	7 9	0.438	4 3	3 6	7 9	0.438	14 18	0.438	1	1	4.0	17	0.235	7.0	15	0.467
G 57 Gilbert, Geoffrey	9 2	8 3	17 5	0.773	7 4	6 5	13 9	0.591	30 14	0.682	1	1	4.0	22	0.182	9.0	22	0.409
G 58 Adams, Travis	0 2	1 3	1 5	0.167	2 2	3 4	5 6	0.455	6 11	0.353	0	2	1.0	9	0.111	4.0	8	0.500
G6/ One Markers	40 44	29 55	69 99	0.411	14 28	21 21	35 49	0.417	139 197	0.414	6	14	20.5	168	0.122	55.0	168	0.327
G 60 Guile, Glen	3 11	5 9	8 20	0.286	2 10	7 7	9 17	0.346	17 37	0.315	1	2	4.0	28	0.143	10.0	26	0.385
G 61 Emerton, Eric	6 2	4 4	10 6	0.625	1 5	4 3	5 8	0.385	15 14	0.517	0	2	3.5	15	0.233	5.0	14	0.357
G 62 Barletta, Phil	4 6	3 7	7 13	0.350	3 8	10 2	13 10	0.565	20 23	0.465	1	2	0.0	22	0.000	6.0	21	0.286
G 63 Harvey, Justin	5 7	6 9	11 16	0.407	3 11	4 10	7 21	0.250	18 37	0.327	1	2	3.0	26	0.115	7.5	29	0.259
G 64 Martin, Claude	0 1	0 3	0 4	0.000	1 3	2 2	3 5	0.375	3 9	0.250	0	0	0.0	5	0.000	0.0	7	0.000
G 65 Nelson, Chris	5 6	2 8	7 14	0.333	7 3	8 3	15 6	0.714	22 20	0.524	1	2	1.0	22	0.045	7.0	20	0.350
G 66 Mushow, Dave	10 3	5 8	15 11	0.577	5 8	4 7	9 15	0.375	24 26	0.480	1	2	5.0	24	0.208	13.5	26	0.519
G 67 Mushow, Tom	7 8	4 7	11 15	0.423	6 8	3 8	9 16	0.360	20 31	0.392	1	2	4.0	26	0.154	6.0	25	0.240
G7/ The Bogarts	43 41	46 38	89 79	0.530	26 16	27 15	53 31	0.631	195 141	0.580	13	0	45.0	168	0.268	77.0	168	0.458
G 70 Smith, Brian	10 4	10 4	20 8	0.714	8 6	9 5	17 11	0.607	37 19	0.661	2	0	9.5	28	0.339	14.5	28	0.518
G 71 Draper, Lisa	1 7	2 5	3 12	0.200	6 4	5 5	11 9	0.550	14 21	0.400	2	0	0.0	18	0.000	4.0	17	0.235
G 72 Murray, Shane	10 4	14 0	24 4	0.857	11 3	12 2	23 5	0.821	47 9	0.839	2	0	19.0	28	0.679	35.0	28	1.250
G 73 Brown, Jason	4 3	4 2	8 5	0.615	6 1	4 2	10 3	0.769	18 8	0.692	1	0	2.5	13	0.192	4.5	13	0.346
G 74 Murray, Brandy	0 9	1 8	1 17	0.056	3 4	5 3	8 7	0.533	9 24	0.273	1	0	1.0	17	0.059	5.0	16	0.313
G 75 Watkins, Rudy	4 6	4 6	8 12	0.400	6 4	5 5	11 9	0.550	19 21	0.475	2	0	4.0	20	0.200	2.0	20	0.100
G 76 Nelson, Shane	6 2	5 4	11 6	0.647	6 3	8 1	14 4	0.778	25 10	0.714	1	0	6.5	17	0.382	6.5	18	0.361
G 77 Reynolds, Lisa	8 6	6 9	14 15	0.483	6 7	6 7	12 14	0.462	26 29	0.473	2	0	2.5	27	0.093	5.5	28	0.196
G8/ Where's the Bullseye	37 47	39 45	76 92	0.452	17 25	14 28	31 53	0.369	138 198	0.411	8	0	17.0	168	0.101	59.0	168	0.351
G 80 Ferree, Michael	7 3	4 5	11 8	0.579	4 7	4 7	8 14	0.364	19 22	0.463	1	0	3.0	21	0.143	6.5	20	0.325
G 81 Ferree, Angie	0 7	0 3	0 10	0.000	0 7	2 10	2 17	0.105	2 27	0.069	1	0	0.0	19	0.000	0.0	10	0.000
G 82 Campbell, Dan	3 5	6 3	9 8	0.529	5 4	5 4	10 8	0.556	19 16	0.543	1	0	2.5	17	0.147	7.5	18	0.417
G 83 Dunham, Jim	7 6	3 5	10 11	0.476	4 6	5 5	9 11	0.450	19 22	0.463	1	0	3.0	23	0.130	2.5	18	0.139
G 84 Mason, Marcy	5 6	3 7	8 13	0.381	4 4	5 7	9 11	0.450	17 24	0.415	0	0	2.0	23	0.087	4.5	18	0.250
G 85 Budd, Ben	0 6	10 4	10 10	0.500	8 5	0 4	8 9	0.471	18 19	0.486	1	0	0.0	10	0.000	11.0	27	0.407
G 86 Crowley, Fulton	5 4	6 4	11 8	0.579	1 7	1 8	2 15	0.118	13 23	0.361	1	0	3.5	18	0.194	13.5	18	0.750
G 87 Peagram, Angela	0 0	0 3	0 3	0.000	0 0	0 2	0 2	0.000	0 5	0.000	0	0	0.0	2	0.000	2.5	3	0.833
G 88 Immen, Kristen	6 5	4 7	10 12	0.455	5 6	1 6	6 12	0.333	16 24	0.400	1	0	0.0	18	0.000	7.0	22	0.318
G 89 Port, Brian	4 5	3 4	7 9	0.438	3 4	5 3	8 7	0.533	15 16	0.484	1	0	3.0	17	0.176	4.0	14	0.286

Raleigh Dart League

Registration for Fall 2007 Season

Wednesday, July 18, Mac's Tavern, 7:30-9:00 p.m.

Wednesday, July 18 **For returning teams AND new teams - there is only one night of registration!!!**
(If your team is not returning, please leave a message on VoiceMail.
New captain? Please pass this information on to him/her.)
Bring: 1) Completed roster - use BLACK pen please - with divisions played by by each member for last 3 seasons
2) ONE check for bar fee and a minimum of six players (Bar fee is $20; Player registration is $20) NO CASH WILL BE ACCEPTED!!!

Wednesday, July 18 **DEADLINE for unrestricted roster add-ons, at REGISTRATION (no extensions)**

July 19 through September 10 Add-ons pre-approved by the Membership Committee (Acting Interim Director - Heather Thomas)
1) Checks & player information as per roster to: Rick DeMattos (Acting Interim Treasurer) 206 Shoals Ln, Garner, NC 27529; tel: 919-279-1049
2) Membership Director will inform captain of Committee's decision
A PLAYER IS NOT ELIGIBLE UNTIL APPROVED

Wednesday, August 1 **Captains' meeting, 7:30 p.m., Mac's Tavern (MANDATORY)**
Pickup schedules, blank scoresheets, team rosters, phone lists, rules, etc.

Wednesday, August 8 **8:00 p.m. Season starts**

Monday, September 10 **5th week captains' meeting, Mac's Tavern (MANDATORY)**
... and RDL Board meeting
Last day to add/replace a player with approval

FALL 2007 RALEIGH DART LEAGUE TEAM REGISTRATION FORM

Team Name _____ Team Number _____
(PLEASE LEAVE BLANK)
Fee Paid:
Date Paid:

Divisions played in previous 3 seasons	Player Name:	Player Address:	M/F	Phone #:	
	Home Bar & Dart Rep.:	Board #s:			
	Captain: 0	email:		(H) (W)	0
	1			(H) (W)	1
	2			(H) (W)	2
	3			(H) (W)	3
	4			(H) (W)	4
	5			(H) (W)	5
	6			(H) (W)	6
	7			(H) (W)	7
	8			(H) (W)	8
	9			(H) (W)	9

PLEASE WRITE IN BLACK, IN BLOCK LETTERS - ROSTERS WILL BE PHOTOCOPIED

TOTAL:

(LEAVE SPACE BLANK FOR OFFICE USE)

tons of newsletter

Home to the Fall Session of the Raleigh Dart League for the Banquet, Saturday, December 8, 2007

The "Sometimes When Things Just Come Together The Conclusion Is Obvious And Unavoidable" Edition

TOURNAMENT WINNERS

"A" Division - ***The Rogue Element*** *(14-2)*

The Element steamrolls through the tournament, dropping 0, 1, and 2 points in its three matches, completing the season/tournament double, and picking up a 6th set of Mugs in the last nine A seasons.

"B" Division - ***Shut Up and Shoot*** *(14-6)*

In a tournament that fit perfectly with the debacle known as the B regular season, #5 Shut Up and Shoot takes down the #7 Beer Bellies in the final. Even the #1v#8 quarterfinal went to the last pair.

"C" Division - ***The Aristocrats*** *(13-5)*

Maybe the only team in the entire RDL that might have ended up in the wrong division completes the only undefeated season, winning the season by FIVE matches and giving up 1, 5, & 5 in the tourney.

"D" Division - ***Dynamic Darts*** *(13-9)*

For the first time in a year and a half, Rif Raf doesn't take both their season and tournament, as Dynamic dumps them in the final for their second win over Rif Raf in just the past four weeks of play.

"E" Division - ***Bennington Brawlers*** *(12+-12)*

The only finals match that even reached the last 501 went beyond that, tacking on a tiebreaker! From the sounds of it, the Brawlers were just about out of this one before sneaking back for the win.

"F" Division - ***Damn Yankees!!*** *(14-8)*

The Yankees prove they have B2D's number, as they are the only team to beat them since week 4 (this being the 2nd time). The Yanks weren't really challenged, beating the #6 and #7 teams on the way.

"G" Division - ***Overtime Outlaws*** *(13-5)*

Overtime was tested in the semifinals by the Reefers, but then put it on cruise control in the finals, thumping the upstart Diddlers (who won 2/3 as many matches in the tournament as during the season).

"H" Division - ***The Redneckers*** *(13-7)*

Their name conjures images of double-wides, old pickup trucks, and cars on blocks in the yard, but if you look real close you'll see season plaques and tournament mugs decorating each of those.

REGULAR SEASON WINNERS

"A" Division - ***The Rogue Element*** *(13 wins, 1 loss)*
2nd place - The Shadows

"B" Division - ***Nine Lives*** *(10 wins, 4 losses)*
2nd place - Cheap Shots

"C" Division - ***The Aristocrats*** *(14 wins, 0 losses)*
2nd place - Effectually Influential

"D" Division - ***Rif Raf*** *(11 wins, 1 loss)*
2nd place - Dynamic Darts

"E" Division - ***Bennington Brawlers*** *(10 wins, 2 losses)*
2nd place - Duck Darters in the 21st and a Half Century

"F" Division - ***Board 2 Death*** *(12 wins, 2 losses)*
2nd place - Damn Yankees!!

"G" Division - ***Overtime Outlaws*** *(9 wins, 3 losses)*
2nd place - Designated Divers

"H" Division - ***The Redneckers*** *(8 wins, 4 losses)*
2nd place - Death Throw

(Rosters of all award-winning teams can be found on page 4.)

TABLE OF CONTENTS

Item	Page Number
Tournament & Regular Season Winning Teams	1
Spring 2008 RDL Season Information	1
Final Divisional Standings	2
Final Divisional Tournament Results	3
Tournament & Regular Season Winning Team Rosters	4
Another local league; holiday season blind draws	4
Tourn. Quotes; Tiebreaker Stats; Sp08 season dates	4
Tournament Trophy Dart Awards	5
Other Tournament Hot Darts	5
Regular Season Trophy Dart Awards	5
Divisional Singles Win %-age Winners	6
Divisional All-Star Point %-age Winners	6
Players Who Beat the Singles Winners	6
Season Penalty Summary	6
List of Host Establishments	7
2007 NC State Championships Results	7
RDL Address and Phone No. Information	8
Event Calendar, Penalty Log	8
JK's All-Star Team Picks	9
Quick Stat Tidbits	9
JK's Prediction Results Summary	9
Prediction Results Table	10
Week-by-Week Match Results Table	11
Fall 2007 Trivia Questions Revisited	12
Last added items; Random Thoughts from JK	13
NCCDL/NCLC final 2007 regular season results	14
NCCDL/NCLC perfect throws, tournament results	15
Flier for Charity blind draw this coming Friday!	16
Flier for President's Day Tournament in Cary	17
Fliers for Getaway for the New Year, and PA Open	18
Top Singles Records, by Division	19
Top Doubles Records, by Division	20
Top Singles+Doubles, by Division	21
Top -01 All Star Point Averages, by Division	22
Top Cricket All Star Point Averages, by Division	23
Top Individual Records, by Section of Play	24,25
League-Wide Individual Singles, Doubles, and Singles+Doubles Records	26
League-Wide Individual -01 & Ckt ASP Averages	27
Singles, Doubles Records, Ranked by Team	28
Singles+Doubles Records, ASP Averages, By Team	29
Complete "A" Division Statistics	30
Complete "B" Division Statistics	31
Complete "C" Division Statistics	32
Complete "D" Division Statistics	33
Complete "E" Division Statistics	34
Complete "F" Division Statistics	35
Complete "G" Division Statistics	36
Complete "H" Division Statistics	37
Registration Materials for Spring 2008 RDL Season	38

SPRING 2008 RALEIGH DART LEAGUE SEASON INFORMATION

Registration Meeting for ALL Teams; Fayetteville Street Tavern; **MONDAY, January 7**, 7:30-8:30

MANDATORY Preseason Captains' Meeting; Fayetteville Street Tavern; **Wednesday, January 16**, 7:30 p.m.

Match Play begins on Wednesday, January 23

MANDATORY Fifth Week Captains' Meeting; Fayetteville Street Tavern; **Monday, February 25**, 7:30 p.m.

Divisional tournament weeks - **April 30, May 7, May 14**

FINAL!! DIVISIONAL TEAM STANDINGS FOR THE *FALL 2007* RDL SEASON

		W	L	Pts.
	"A" Division			
👍	The Rogue Element 👍	13	1	230
👍	The Shadows	12	2	217
3	Cereal Killers	11	3	204
4	Lunatic Fringe	8	6	180
5	Dodge Darts	4	10	141
6	The Misplacements	4	10	125
👎	Liquor Pos'se	4	10	113
👎	Toe the Line	0	14	77
	"B" Division			
👍	Nine Lives 👍	10	4	176
👍	Cheap Shots	10	4	165
3	Dogs of War	8	6	184
4	Craig's Swine Crew	8	6	164
5	Shut Up and Shoot	7	7	167
6	Bag O' Nuts	6	8	126
👎	Travelin' Beer Bellies	4	10	136
👎	Starving Dartists	3	11	138
	"C" Division			
👍	The Aristocrats 👍	14	0	220
👍	Effectually Influential	9	5	186
3	Bulls Hitters	8	6	172
4	#D	8	6	166
5	Team America	7	7	173
6	Excalibur	4	10	147
👎	Hostile Amish	4	10	122
👎	Mac the Dart	2	12	109
	"D" Division			
👍	Rif Raf 👍	11	1	178
👍	Dynamic Darts	10	2	139
3	One-Armed Bandits	6	6	159
4	Boondock Saints	6	6	139
5	Tres Equis XXX	4	8	129
👎	Grateful Darts	3	9	95
👎	No Respect	2	10	87

		W	L	Pts.
	"E" Division			
👍	Bennington Brawlers 👍	10	2	178
👍	Duck Darters in the 21st and a Half Century	7	5	144
3	Off Constantly	6	6	148
4	The DIVE Bombers	6	6	126
5	Lil' Pickled	5	7	136
👎	Wire We Here	5	7	123
👎	Sharkshooters	3	9	98
	"F" Division			
👍	Board 2 Death 👍	12	2	216
👍	Damn Yankees!!	11	3	209
3	The Bogarts	10	4	199
4	Bullfrogz	9	5	172
5	Irish We Were Drunk	5	9	154
6	Kozmic Debris	5	9	119
👎	Dart You	3	11	113
👎	Blind Squirrels	1	13	105
	"G" Division			
👍	Overtime Outlaws 👍	9	3	171
👍	Designated Divers	9	3	140
3	Menace To Sobriety	7	5	126
4	Coral Reefers	6	6	136
5	Capital Punishment	6	6	130
👎	Nasty Diddlers	3	9	126
👎	Bad News Beers	2	10	95
	"H" Division			
👍	The Redneckers 👍	8	4	157
👍	Death Throw	8	4	156
3	Money Shot	8	4	156
4	One Markers	7	5	149
5	Where's the Bullseye	6	6	145
👎	Who Darted?	3	9	126
👎	The Laoch Nog's	2	10	93

LEGEND OF SYMBOLS IN STANDINGS: 👍 = *regular season division champion*
👍 = *clinched* "top-two" *finish in division* 👎 = *clinched* "bottom-two" *finish in division*

FALL 2007 RDL DIVISIONAL TOURNAMENT RESULTS

Quarterfinals	*Semifinals*	*Finals*	***WINNER***

"A" Division

1 **The Rogue Element**
(14-0) **The Rogue Element**
8 Toe the Line
(13-1) **The Rogue Element**
5 Dodge Darts
(13-9) Dodge Darts
4 Lunatic Fringe
(14-2) **The Rogue Element**
3 Cereal Killers
(13-1) Cereal Killers
6 The Misplacements
(13-11) Cereal Killers
7 Liquor Pos'se
(13-5) The Shadows
2 The Shadows

"B" Division

1 Nine Lives
(14-10) Nine Lives
8 Starving Dartists
(12+-12) **Shut Up and Shoot**
5 **Shut Up and Shoot**
(14-6) **Shut Up and Shoot**
4 Craig's Swine Crew
(14-6) **Shut Up and Shoot**
3 Dogs of War
(13-6) Dogs of War
6 Bag O' Nuts
(14-10) Travelin' Beer Bellies
7 Travelin' Beer Bellies
(14-10) Travelin' Beer Bellies
2 Cheap Shots

"C" Division

1 **The Aristocrats**
(13-1) **The Aristocrats**
8 Mac the Dart
(14-5) **The Aristocrats**
5 Team America
(14-8) Team America
4 #D
(13-5) **The Aristocrats**
3 Bulls Hitters
(13-5) Bulls Hitters
6 Excalibur
(12+-12) Effectually Influential
7 Hostile Amish
(13-5) Effectually Influential
2 Effectually Influential

"D" Division

1 Rif Raf
Rif Raf
(Bye)
(14-10) Rif Raf
5 Tres Equis XXX
(13-11) Tres Equis XXX
4 Boondock Saints
(13-9) **Dynamic Darts**
3 One-Armed Bandits
(13-7) One-Armed Bandits
6 Grateful Darts
(13-9) **Dynamic Darts**
7 No Respect
(forfeit) **Dynamic Darts**
2 **Dynamic Darts**

Quarterfinals	*Semifinals*	*Finals*	***WINNER***

"E" Division

1 **Bennington Brawlers**
Bennington Brawlers
(Bye)
(13-10) **Bennington Brawlers**
5 Lil' Pickled
(13-7) The DIVE Bombers
4 The DIVE Bombers
(12+-12) **Bennington Brawlers**
3 Off Constantly
(12+-12) Off Constantly
6 Wire We Here
(13-5) Off Constantly
7 Sharkshooters
(13-2) Duck Darters…
2 Duck Darters in the 21st and a Half Century

"F" Division

1 Board 2 Death
(14-2) Board 2 Death
8 Blind Squirrels
(13-5) Board 2 Death
5 Irish We Were Drunk
(?-?) Irish We Were Drunk
4 Bullfrogz
(14-8) **Damn Yankees!!**
3 The Bogarts
(12-9) Kozmic Debris
6 Kozmic Debris
(13-5) **Damn Yankees!!**
7 Dart You
(13-7) **Damn Yankees!!**
2 **Damn Yankees!!**

"G" Division

1 **Overtime Outlaws**
Overtime Outlaws
(Bye)
(14-10) **Overtime Outlaws**
5 Capital Punishment
(14-6) Coral Reefers
4 Coral Reefers
(13-5) **Overtime Outlaws**
3 Menace To Sobriety
(13-10) Nasty Diddlers
6 Nasty Diddlers
(14-8) Nasty Diddlers
7 Bad News Beers
(?-?) Designated Divers
2 Designated Divers

"H" Division

1 **The Redneckers**
The Redneckers
(Bye)
(13-5) **The Redneckers**
5 Where's the Bullseye
(13-9) Where's the Bullseye
4 One Markers
(13-7) **The Redneckers**
3 Money Shot
(13-11) Who Darted?
6 Who Darted?
(13-7) Death Throw
7 The Laoch Nog's
(13-9) Death Throw
2 Death Throw

NEED A SECOND WEEKLY LEAGUE?

If one night of dart league play per week isn't enough for you, maybe it's time to add another! The Bull City Dart League in Durham (and a bit of RTP) is going to start its Spring season at roughly the same time that the RDL will be starting our next season. The league lists four players per set, and allows 4-8 on the roster, with dues of $20/player. Additionally, the entire league plays under a very innovative handicap system, unlike just about any other steeltip league in the world. Definite bonus points for originality and uniqueness of experience. If you're interested and would like more information, please contact BCDL President Galen Johnson (also a member of C division's Team America) at 673-3758 or gjohnson@trantor.org . Registration is Tue., January 8th, starting at 6:30 p.m., at Arnie's Place in Durham (1725 Carpenter Fletcher Road, 806-1441).

TOURNAMENT QUOTES

Quote #1 : from a league member whose identity I will withhold, as I'm including this quote solely to illustrate exactly what happens when loud karaoke is placed immediately next to a dart match: "I don't know if you can f***in' hear this because I can't f***in' hear nothin' either! I don't understand how you let a f***in' match go on with karaoke at the bar!" [For the record, I could BARELY make out what this caller said over the roar of the karaoke. And interestingly, this call-in wasn't made by either team in the match that had a discussion about whether karaoke at a dart establishment was actually against RDL rules. - JK]

Quote #2 : from what was left of the Reefers' Sean Jarvah, after a clearly fun quarterfinal: "Reefers took it over Punishment. I don't remember what… the… score.. was… but we won. Hopefully that's good enough.

THIS SEASON'S TIEBREAKERS

So this season we added a division and a few more teams, and we thus added a few more tiebreakers as well. 40 total tiebreakers were played this season (with 3 of those coming in the tournaments). Every one of the eight divisions had at least 3 tiebreakers, and no division had more than 6, so no division really stood out as the one that was bad for those of us with heart conditions. 50 of the 60 teams played two or fewer tiebreakers, with 9 teams playing 3 extra legs, and 1 team playing 4 1001 games. Based on the outcomes of those extra games, both the Cardiac Kids award (most tiebreakers) and Heartbreakers award (most overtime losses or most important overtime losses) go to E division's **Off Constantly**. Off Constantly was the only team to play 4 tiebreakers, doing so out of a 7-team division. While they lost 3 of those 4, the lone win was well-timed, coming in the divisional quarterfinals. However, the last loss unfortunately came in the divisional finals!! Oh, ow. Honorable mention for both awards goes to *Who Darted?* , who looked to be early-season locks for both, losing 3 tiebreakers in their first 4 matches!! Their drama proved to be short-lived however, and they never saw 1001 again. Last couple of interesting notes: not one team won more than 2 games of 1001, and the four 1001 games played in A division involved all 8 teams once each.

SPRING 2008 RDL SEASON INFORMATION

These dates (or at least some of them) are on page 8, as well as on pages 1 and 36, but I am putting them in many locations because they might be the most important thing for you in this newsletter.

MONDAY, January 7th - Spring season reg., Fayetteville St Tavern
Wed., Jan. 16th - Preseason capts.' mtg./packet pickup, Fayetteville St Tavern
Wednesday, January 23rd - Start of Spring season match play
Mon., Feb. 25th - 5th week captains' meeting, Fayetteville St Tavern
Wed., Apr. 30, May 7/14 - Spring season divisional tournaments
Saturday, May 17th - Spring season banquet, site TBD

WEDNESDAY BLIND DRAWS DURING THE BREAK

Don't forget that the Upper Deck has added Wednesday blind draws to their weekly list of draws (Friday and Sunday) until next season starts. Registration closes at 8:00 p.m., and the bar at least matches the pot (and adds more if there are more than 28 entrants signed up)!!

TEAMS THAT WON BOTH THEIR DIVISIONAL TOURNAMENT AND REGULAR SEASON TITLE !!!!!!

"A" Division - ***The Rogue Element***

Jason Kilts (c)	Dale Hyler	Tom Brown
Robbie Phillips	Jeremiah Millar	Wil Tan
Keith Wall		Allen Smith

"C" Division - ***The Aristocrats***

Eric Taylor (c)	George Bubanic	Ryan Anderson
Charles Parker	James Njunge	David Alvord
Billy Lloyd		Jeff Reygers

"E" Division - ***Bennington Brawlers***

Shawn Carter (c)	Jason Hoppert	Jon Reynolds
Erin Carter	Matt Perry	Kris Fischlein
Jon Kenney	Brian Hobbs	Kevin Brantley
	Emily Metzger	

"G" Division - ***Overtime Outlaws***

Dan Clark (c)	Chris Peterson	Jason Crowe
J.J. Tant	Adam Bennett	Scott Furman
Bill Cross	Christine Birmingham	Tony Williamson
	Chris Sollars	

"H" Division - ***The Redneckers***

Shane Nelson (c)	Scott Beverly	Sean Roseman
Dale Lego	Jason Roman-Cusher	Robert Gagnon
Shane Murray	Tammy Ransom	Patrick Stephenson

TEAMS THAT WON THEIR DIVISIONAL TOURNAMENT (but not regular season title) !!!!!!

"B" Division - ***Shut Up and Shoot***

Shawn Leonard (c)	Mikey Hindle	Curtis Hines
Frank Allison	Justin Grover	John Dunleavy
	George Martin	

"D" Division - ***Dynamic Darts***

Jimmy Dzengeleski (c)	Todd Costen	Tom Winters
Travis Rowe	Kevin McFadden	Barry Jackson
Mark Snyder	Jim Lewis	Jim Costen
	George Ellison	

"F" Division - ***Damn Yankees!!***

Henry Dougherty (c)	Jay Kron	Alex Sarantos
Bam Lupien	Kevin Patrick	Vicente Martinez
	Ricky Brooks	

TEAMS THAT WON THEIR REGULAR SEASON TITLE (but not divisional tournament) !!!!!!

"B" Division - ***Nine Lives***

Butch Smith (c)	David Romanchek	James Marsden
Matthew Copple	Bo Sosa	Jack Gibson
John Mays		Glenn Paulson

"D" Division - ***Rif Raf***

Paddy Diamond (c)	Johnny Phelan	Keith Ohrberg
Brian Buchholz	Judson Ayers	Rob Barwick
Matt St. Clair	David Hoyt	Jess Jur
	Kimmy Diamond	

"F" Division - ***Board 2 Death***

Ronnie Knott (c)	Jonathan Lane	Chad Hayes
Ryan Knott	Jeremy Lane	Kevin Davis
Adam Hunter	Chris Mohn	Kevin Folsom

FALL 2007 TOURNAMENT!!! TROPHY DART AWARDS

9 Marks

Matthew Barry (Bad News Beers, 11/14)
Justin Berstler (Cereal Killers, 11/14)
Tom Flood (The Misplacements, 11/14)
Billy Hamilton (The Misplacements, 11/14)
Paul Hansen (Travelin' Beer Bellies, 11/14)
Robbie Phillips (The Rogue Element, 11/14)
Bob Terry (Lunatic Fringe, 11/14)
John Wells (Effectually Influential, 11/14)
Brian Blake (The Shadows, 11/28)
Dan Clark (Overtime Outlaws, 12/5)

Ton-80s

John Jenkins (Dogs of War, 11/14)
Frank Allison (Shut Up and Shoot, 11/28)
George Martin (Shut Up and Shoot, 11/28)
Jeremiah Millar (The Rogue Element, 11/28)
Charles Parker (The Aristocrats, 11/28)

6 Bulls

Tom Brown (The Rogue Element, 11/14)

Ton-70-Ins and Outs

(none reported)

OTHER TOURNAMENT HOT DARTS

(Sorry, no award -- but they're still great shots)

Jeremiah Millar	The Rogue Element	120-In
Steve Witz	Cereal Killers	120-Out
Steve Witz	Cereal Killers	9-dart 301
Sean Ackley	Designated Divers	11-dart 301
Tom Brown	The Rogue Element	11-dart 301
Tom Brown	The Rogue Element	12-dart 301
Pete Krouskos	Nasty Diddlers	13-dart 301
Robbie Phillips	The Rogue Element	13-dart SCkt
Robbie Phillips	The Rogue Element	120-In, 120-In, 10-dart 301 (all in the same set!)

FALL 2007 REGULAR SEASON PERFECT THROWS

9-Marks

Tom Brown (**Four times…**)
(The Rogue Element, 9/19, 10/10, 10/17, 11/7)
Jeremiah Millar (**Four times…**)
(The Rogue Element, 8/22, 8/29, 9/12, 10/10)
Robb Beeson (**2**) (Off Constantly, 9/12, 10/3)
Billy Hamilton (**2**) (The Misplacements, 9/12, 10/24)
Kevin Kendall (**2**) (Cereal Killers, 8/29, 9/12)
Tom Winters (**2**) (Dynamic Darts, 9/5, 10/3)
Paul Beaudoin (Bulls Hitters, 9/5)
Justin Berstler (Cereal Killers, 10/3)
Brian Blake (The Shadows, 8/15)
Rick Bradshaw (Dogs of War, 10/10)
Barry Brown (Dogs of War, 8/29)
Scott Butters (Liquor Pos'se, 10/3)
Matthew Copple (Nine Lives, 11/7)
Jim Davis (Liquor Pos'se, 11/7)
Randy Deemer (Craig's Swine Crew, 9/26)
Phillip Eastmead (Liquor Pos'se, 10/10)
Brian Gaertner (Bag O' Nuts, 9/26)
Tommy Gelhar (The Shadows, 11/7)
Keith Gibbs (The Shadows, 8/29)
Ed Grubb (Dodge Darts, 10/17)
Steve Hoffmann (Lunatic Fringe, 8/15)
Neal Hogan (Death Throw, 10/3)
John Howley (#D, 8/22)
Jim Hunsberger (Dodge Darts, 9/5)
John Jenkins (Dogs of War, 11/7)
Mark Knight (Dodge Darts, 10/24)
Brian Lewis (Dart You, 11/7)
Jim Lewis (Dynamic Darts, 10/17)
Mike McDonald (The Shadows, 10/24)
Tim McNamara (Dodge Darts, 9/19)
Richard Oakley (The Shadows, 10/31)
Ed Park (Boondock Saints, 8/22)
David Romanchek (Nine Lives, 10/31)
Mark Sellers (Cheap Shots, 8/8)
Wil Tan (The Rogue Element, 9/5)
Bob Terry (Lunatic Fringe, 10/3)

Ton-80s

Tony Alcon (Mac the Dart, 10/3)
Brian Blake (The Shadows, 10/22)
Tom Brown (Rogue Element, 10/24)
Marshall Chavis (The Shadows, 9/5)
Dan Clark (Overtime Outlaws, 10/3)
John Dunleavy (Shut Up..., 10/24)
Eugene Foushee (Excalibur, 9/26)
Sara Fulghum (The Laoch Nog's, 11/7)
Jack Gibson (Nine Lives, 8/29)
Donald Grubb (Bulls Hitters, 10/24)
Brian Hobbs (Benning. Brawlers, 9/5)
John Jenkins (Dogs of War, 9/19)
Sven Johnson (1-Armed Bandits, 8/22)
Tony Keller (#D, 9/19)
Kevin Kendall (Cereal Killers, 10/10)
Mark Knight (Dodge Darts, 8/22)
Tim McNamara (Dodge Darts, 10/3)
Jeremiah Millar (Rogue Element, 9/12)
Dave Mushow (One Markers, 10/3)
Johnny Phelan (Rif Raf, 8/29)
Wil Tan (The Rogue Element, 9/12)
Bob Terry (Lunatic Fringe, 10/31)
Tom Van Arsdale (Lun. Fringe, 8/22)
Tim Vann (Excalibur, 9/26)

6-Bulls

Keith Gibbs (The Shadows, 10/22)
Brian Lewis (Dart You, 11/7)

Ton-70-Ins/Outs: (none reported)

FINAL FALL 2007 REGULAR SEASON DIVISIONAL TROPHY DART AWARDS

	A division	B division	C division	D division	E division	F division	G division	H division
High In (301 only)	Ton-60 (twice!!) (10/3/07 & 11/7/07) **Jeremiah Millar** … Element	Ton-48 (10/10/07) **Tom Wiegand** Dogs of War	Ton-20 (twice!) (8/15 & 10/24/07) **David Simpson** Effectually… / Ton-20 (8/22/07) **Denny Williams** Bulls Hitters	Ton-70 (10/17/07) **Tom Winters** Dynamic Darts	Ton-20 (8/15/07) **Robb Beeson** Off Constantly	Ton-20 (8/8/07) **Brian Lewis** Dart You / Ton-20 (9/12/07) **Travis Ackerman** Bullfrogz / Ton-20 (9/26/07) **Bam Lupien** Damn Yankees!!	Ton-40 (10/10/07) **J.J. Tant** Overtime Outlaws	Ton-18 (8/15/07) **Dan Campbell** Where's/Bullseye / Ton-18 (10/24/07) **Fulton Crowley** Where's/Bullseye
High Out (301/501/ 1001)	Ton-47 (9/19/07) **Steve Hoffmann** Lunatic Fringe	Ton-18 (10/31/07) **Brian Gaertner** Bag O' Nuts	Ton-08 (9/5/07) **Jon Fazenbaker** Excalibur	85 (10/17/07) **Rob Knight** Tres Equis XXX	Ton-22 (9/5/07) **Justin Stehle** Lil' Pickled	Ton-09 (9/19/07) **Rod Stacy** Blind Squirrels	80 (8/22/07) **Adam Bennett** Overtime Outlaws	Ton (10/10/07) **Sebastian Greene** One Markers
Fast Singles 301	8 darts (10/22/07) **Brian Blake** The Shadows	11 darts (10/10/07) **Matthew Copple** Nine Lives	13 darts (9/19/07) **Jason Walters** Effectually…	10 darts (11/7/07) **Tom Winters** Dynamic Darts	9 darts (10/3/07) **Robb Beeson** Off Constantly	13 darts (10/17/07) **Ronnie Knott** Board 2 Death	13 darts (8/22/07) **Eric McCartney** Menace…	14 darts (8/15/07) **Trevor Shick** One Markers / 14 darts (11/7/07) **Tony Polston** Who Darted?
Fast Singles Cricket	12 darts (8/15/07) **Brian Blake** The Shadows	16 darts (9/26/07) **Tom Wiegand** Dogs of War	18 darts (10/10/07) **Charles Parker** The Aristocrats	27 darts (10/17/07) **Tom Winters** Dynamic Darts	19 darts (11/7/07) **Mike Miller** DIVE Bombers	21 darts (8/22/07) **Mike Reynolds** The Bogarts	23 darts (10/3/07) **Neil Garratt** Menace…	(none reported)
Fast Doubles Cricket	15 darts (8/15/07) **Dale Hyler & Jeremiah Millar** … Element / 15 darts (10/10/07) **Tom Brown & Jason Kilts** … Element	17 darts (8/29/07) **Rick Bradshaw & Tom Wiegand** Dogs of War	20 darts (10/10/07) **Keith Feller & Tony Keller** #D	24 darts (10/31/07) **Jess Jur & Keith Ohrberg** Rif Raf	24 darts (9/5/07) **Brian Hobbs & Jon Reynolds** …Brawlers	30 darts (10/24/07) **Lisa Reynolds & Mike Reynolds** The Bogarts	35 darts (11/7/07) **Van Smith & Nate Wade** Coral Reefers	(none reported)
Fast Doubles 501	16 darts (9/19/07) **Brian Blake & Keith Gibbs** The Shadows	20 darts (8/15/07) **Dave Buckman & Mark Sellers** Cheap Shots / 20 darts (9/12/07) **John Jenkins & Felipe Wilkie** Dogs of War / 20 darts (10/17/07) **Mark Gregory & Tom Wiegand** Dogs of War	21 darts (8/8/07) **Phil Brown & John Wells** Effectually…	19 darts (9/19/07) **Keith Ohrberg & Johnny Phelan** Rif Raf	26 darts (8/22/07) **Brian Hobbs & Jon Reynolds** …Brawlers / 26 darts (11/1/07) **Thom Dunn & Donald Marler** DIVE Bombers	24 darts (8/22/07) **Jessica Baynor & Rod Stacy** Blind Squirrels	20 darts (9/12/07) **Van Smith & Nate Wade** Coral Reefers	19 darts (10/30/07) **Jeff Austin & Rick Dysard** Death Throw

For those who are new or simply were not aware of it: fast games, high ins and high outs in the tournament do not win awards unless they are perfect shots (170s) or games.

Fall 2007 RDL Individual Season-Long Awards

SINGLES WIN PERCENTAGE

		W	L	%-age
	"A" Division			
Mike Seward	A3/ Cereal Killers	24	2	0.923
	"B" Division			
Timothy Lane	B6/ Craig's Swine Crew	15	5	0.750
	"C" Division			
Kent Butters	C6/ Effectually Influential	21	2	0.913
	"D" Division			
Tom Winters	D1/ Dynamic Darts	18	5	0.783
	"E" Division			
Robb Beeson	E6/ Off Constantly	21	1	0.955
	"F" Division			
Vicente Martinez	F1/ Damn Yankees!!	23	4	0.852
	"G" Division			
Dan Clark	G7/ Overtime Outlaws	18	3	0.857
J.J. Tant	G7/ Overtime Outlaws	18	3	0.857
	"H" Division			
Dan Campbell	H1/ Where's the Bullseye	13	3	0.813
Tony Polston	H3/ Who Darted?	13	3	0.813
	Women's Records - "A", "B", and "C" Divisions			
[There are no women in A and B, and no women in C, D, G, or H satisfied the minimum number of games played and the RDL rule requiring a win percentage of 0.500 or higher.]				
	Women's Records - "E" Division			
Deb Blackwelder	E3/ Wire We Here	13	7	0.650
	Women's Records - "F" Division			
Michelle Gaffney	F3/ Blind Squirrels	14	10	0.583

THE PLAYERS WHO *BEAT* THE SINGLES %-AGE WINNERS

Who beat Mike Seward of Cereal Killers in A division?
in 301: Sid Mitchell (wk.9).
in cricket: Marshall Chavis (wk.14).

Who beat Timothy Lane of Craig's Swine Crew in B division?
in 301: Frank Fleming (wk.1), Tom Wiegand (wk.14).
in cricket: Mikey Hindle (wk.6), John Jenkins (wk.7, and again in wk.14).

Who beat Kent Butters of Effectually Influential in C division?
in 301: Galen Johnson (wk.10). in cricket: George Bubanic (wk.8).

Who beat Tom Winters of Dynamic Darts in D division?
in 301: Evan Rosenoff (wk.1), Galen Gillett (wk.8). in cricket: Chris Goodknecht (wk.2), William McEwen (wk.8), John Iager (wk.9).

Who beat Robb Beeson of Off Constantly in E division?
in 301: Carl Lee (wk.1). in cricket: (none). [1 loss, then 21 straight!]

Who beat Vicente Martinez of Damn Yankees!! in F division?
in 301: Brian Smith (wk.8), James Clough (wk.9), Tom Lear, Jr. (wk.14).
in cricket: Michelle Gaffney (wk.11).

Who beat Dan Clark of Overtime Outlaws in G division?
in 301: Shervin Ejlali (wk.7), Jim Meyer (wk.8), Chuck Rouse (wk.10).
in cricket: (none).

Who beat J.J. Tant of Overtime Outlaws in G division?
in 301: Eric McCartney (wk.5), Richard Boyd (wk.9), Clint Thrasher (wk.14). in cricket: (none).

Who beat Dan Campbell of Where's the Bullseye in H division?
in 301: Shane Nelson (wk.11).
in cricket: Jeff Austin (wk.1), B.J. Moore (wk.12).

Who beat Tony Polston of Who Darted? in H division?
in 301: Dale Lego (wk.5), Mark Fulghum (wk.7), Rick Dysard (wk.13).
in cricket: (none).

Who beat Deb Blackwelder of Wire We Here in E division?
in 301: Jason Van Olst (wk.3), Matt Bergevin (wk.7), Jon Kenney (wk.8), Jason Van Olst (wk.10), Carl Lee (wk.13), Cassi Bergevin (wk.14).
in cricket: Jason Van Olst (wk.10).

ALL-STAR POINT AVERAGE

			ASPs	TGP	%-age
		"A" Division			
-01:	Tommy Gelhar	A1/ The Shadows	32.0	24	1.333
Ckt:	Brian Blake	A1/ The Shadows	84.5	24	3.521
		"B" Division			
-01:	Matthew Copple	B3/ Nine Lives	18.0	26	0.692
Ckt:	Ron Hendricks	B5/ Starving Dartists	33.5	22	1.523
		"C" Division			
-01:	Paul Beaudoin	C4/ Bulls Hitters	20.5	26	0.788
Ckt:	David Alvord	C8/ The Aristocrats	48.5	27	1.796
		"D" Division			
-01:	Tom Winters	D1/ Dynamic Darts	15.5	21	0.738
Ckt:	Tom Winters	D1/ Dynamic Darts	35.5	23	1.543
		"E" Division			
-01:	Robb Beeson	E6/ Off Constantly	19.0	22	0.864
Ckt:	Robb Beeson	E6/ Off Constantly	45.0	22	2.045
		"F" Division			
-01:	Jim Doroshenko	F2/ Kozmic Debris	13.5	26	0.519
Ckt:	Mike Reynolds	F8/ The Bogarts	33.0	28	1.179
		"G" Division			
-01:	Nate Wade	G1/ Coral Reefers	15.5	20	0.775
Ckt:	Eric McCartney	G3/ Menace To Sobriety	22.0	23	0.957
		"H" Division			
-01:	Shane Nelson	H7/ The Redneckers	10.5	24	0.438
Ckt:	Mitch Colton	H2/ Money Shot	22.0	24	0.917
		Women's Records - "A" and "B" Divisions			
	[There are no women in A and B divisions.]				
		Women's Records - "C" Division			
-01:	Tami Wells	C6/ Effectually Influential	1.0	19	0.053
Ckt:	Tami Wells	C6/ Effectually Influential	14.5	20	0.725
		Women's Records - "D" Division			
-01:	Connie Austin	D2/ No Respect	6.5	25	0.260
Ckt:	Connie Austin	D2/ No Respect	12.0	25	0.480
		Women's Records - "E" Division			
-01:	Deb Blackwelder	E3/ Wire We Here	5.5	20	0.275
Ckt:	Deb Blackwelder	E3/ Wire We Here	19.5	20	0.975
		Women's Records - "F" Division			
-01:	Julie Payne	F3/ Blind Squirrels	4.5	25	0.180
Ckt:	Julie Payne	F3/ Blind Squirrels	11.5	26	0.442
Ckt:	Kim Doroshenko	F2/ Kozmic Debris	11.5	26	0.442
		Women's Records - "G" Division			
-01:	[no award - none of the women in G division hit a Ton]				
Ckt:	Jenny Sasser	G2/ Designated Divers	2.0	21	0.095
		Women's Records - "H" Division			
-01:	Leigh Highfill	H3/ Who Darted?	2.5	19	0.132
Ckt:	Chris Hogan	H6/ Death Throw	5.0	20	0.250

FALL 2007 PENALTY SUMMARY

Not much room left with all those all-star point Mug listings, eh?

H division led the way this season with 8 total penalties (for 51 points), but B division actually paid the most in points (68, on 7 penalties). There were a total of 43 penalties doled out, costing teams a total of 325 points. The breakdowns by division were: A (4 penalties = 31 points), B (7 = 68), C (4 = 31), D (7 = 57), E (4 = 31), F (6=41), G (8 = 51), and H (3 = 15). There were 2 preseason captains' meeting penalties (for 10 points), 21 election ballot penalties (for 105 points), 10 phone penalties (for 50 points), and 10 mail penalties (for 160 points).

A whopping 29 of the 60 RDL teams were hit with at least one penalty. And the biggest losers? Well, *Dynamic Darts* took the most penalties (4), and *Bag O' Nuts* lost the most points, but the biggest losers are certainly **Liquor Pos'se** (which drops a division next season due to 26 penalty points!) and **Cheap Shots** (whose 2 penalties cost them the B div. title!!!).

WHERE WE PLAY

Blinco's **785-5060**
6711 Glenwood Ave N. Raleigh
-near inter. of Glenwood/Millbrook, acr. Fr. Wal-Mart

Chubby's **469-1223**
320 E. Durham Road Cary
-near intersection with Chapel Hill Road

Connolly's Irish Pub **465-4458**
1979 High House Road Cary
-in the Cornerstone Shpg. Ctr., next to Goodberry's

Dive Bar of Raleigh **832-9363**
3 Glenwood Avenue Raleigh
-note: bar doesn't open until 8 pm on normal nights...

Fayetteville Street Tavern **833-1722**
109 N. Salisbury Street Raleigh
-acr. fr. Sir Walter Raleigh statue/Fayetteville St. Mall

Harrison's Bar and Grill **481-2442**
301-C N. Harrison Avenue Cary
-under Pure Gold, betw. Chatham St. & 54 @ RR tracks

High Park Bar & Grille **833-4527**
625 E. Whitaker Mill Road Raleigh
-near intersection of Whitaker Mill & Wake Forest Rd.

Hot Shots Billiards & Pub **460-6307**
107 Edinburgh South Drive Cary
-in MacGregor Village

The Korner Pocket **876-9879**
8508 Capital Boulevard N. Raleigh
-about 2 miles north of I-540

MacGregor Draft House **461-1633**
107 Edinburgh South, Suite 120 Cary
-in MacGregor Village

Mac's Tavern **467-4114**
1014 Ryan Road Cary
-behind Burger King in Village Market Spg. Ctr.

Murphy's Pub **859-5411**
401 Asheville Avenue, Suite 109 Cary
-corner of Tryon and Asheville, next to Jiffy Lube

Napper Tandys **833-5535**
126 N. West Street Raleigh
-corner of West and Jones Sts, in Powerhouse Square

Oh'Mulligans **465-1900**
108 Jerusalem Drive Morrisville
-off Airport Blvd., heading toward Cary from airport

On the Snap Billiards **557-9060**
2221 North Grassland Drive Fuquay-Varina
-at the corner of NC-55 and Dickens Road

Overtime Sports Pub **255-9556**
1030-149 N. Rogers Lane Raleigh
-corner of Rogers Ln/US-64, in Food Lion strip mall

Pantana's Pool Hall **833-2990**
3112 Hillborough Road near NCSU
-I think it's between Concord and Shepherd streets

Players Retreat **755-9589**
105 Oberlin Road near NCSU
-at corner of Oberlin Rd. & Hillsborough St.

Scooters **954-2171**
1911 Sego Court N. Raleigh
-near Atlantic/Millbrook inter., behind Batteries Plus

Sharky's Place **783-5448**
5800 Duraleigh Road NW Raleigh
-in the Yuppie Center near US 70 intersection

Snooker's-RW **828-7665**
3520 Wade Avenue NW Raleigh
-in Ridgewood Shopping Center

Tailgaters **790-6800**
2645-A East Millbrook Road N. Raleigh
-about half a mile west of US-1

Time Out Bar & Grill **544-3232**
4310 South Miami Boulevard South Durham
-just over half a mile north of I-40

Tir na nOg Irish Pub **833-7795**
218 South Blount Street Dwtn. Raleigh
-across from City Market

The Upper Deck (Cary) **460-9977**
329 N. Harrison Avenue Cary
-near intersection. of N. Harrison & Hwy. 54

Varina Sports Bar **552-0081**
213 Fayetteville Street Fuquay-Varina
-across from Stevens Hardware

2007 North Carolina State Dart Championships

September 21 - 23, 2007

(Current RDL members are listed in bold, with RDL winners of State Championship Events also capitalized.)

MEN'S SINGLES 501
(47 Entries)
1st **WIL TAN**
2nd Tucker Schenck
Top 4 Matt Eller
Dan Naylor
Top 8 **Robbie Phillips**
Marshall Chavis
Tom Brown
Keith Wall

LADIES' SINGLES 501
(27 Entries)
1st Lisa Shpritz
2nd Trish Jackson
Top 4 Deana Miller
Jenny Lupton

MEN'S SINGLES CRICKET
(70 Entries)
1st **BRIAN BLAKE**
2nd Neal Bedworth
Top 4 **Robbie Phillips**
Wil Tan
Top 8 Janel Pelletier
Mike Seward
Bob Gargan
Marshall Chavis

LADIES' SINGLES CRICKET
(32 Entries)
1st Trish Jackson
2nd Jean Martinez
Top 4 Deana Miller
Leann Burke

MEN'S DOUBLES 501 (34 Teams)
1st Bob Gargan, **BRIAN BLAKE**
2nd Matt Zawila, Mike Zawila
Top 4 **Wil Tan**, **Robbie Phillips**
Jeff Page, Nick Katsanos
Top 8 **Mark Knight**, Stevie Phillips
Darrin Montgomery, Anthony Smith
Woody Laird, Jacob Stutts
Josh Hefner, Darryl Grater

LADIES' DOUBLES 501 (13 Teams)
1st Lisa Shpritz, Deana Miller
2nd Rhonda Farmer, Charlie Daniel
Top 4 **Nicole Hatch**, **Julie Payne**
Trish Jackson, Lynn Freitas

MEN'S DOUBLES CRICKET (36 Teams)
1st Bob Gargan, **BRIAN BLAKE**
2nd Neal Bedworth, C.J. Monaco
Top 4 Mike Elderbroom, Matt Stauffer
Marc Bopp, Janel Pelletier
Top 8 **Kenny Persson**, **Mike Seward**
Tony Landi, Marco Galena
Mike Peoples, **Billy Hamilton**
Wil Tan, **Robbie Phillips**

LADIES' DOUBLES CRICKET (19 Teams)
1st Susan Jordan, Beth Coley
2nd Julie Hodges, Tanna Baumgarner
Top 4 Deb Barker, Jackie Quayle
Trish Jackson, Lynn Freitas

(No information as to the total payout of the tournament, or to the results of the Youth or Youth/Adult events has been provided.)

MIXED DOUBLES CRICKET (38 Teams)
1st **BRIAN BLAKE**, Trish Jackson
2nd C.J. Monaco, Dawn Bocchinfuso
Top 4 Bobby Sluder, Rosie Middleton
David Murray, Charlie Daniel
Top 8 Matt Zawila, Beth Ferguson
Jacob Stutts, Donna Laird
Joe Futima, Rhonda Farmer
Robbie Phillips, Stephanie Cheek

MIXED TRIPLES 601 (34 Teams)
1st **BRIAN BLAKE**, Bob Gargan, Lisa Shpritz
2nd Jacob Stutts, Woody Laird, Donna Laird
Top 4 **David Murray**, **Shane Denton**, Charlie Daniel
Chris McKeehan, Ronnie Ward, Jean Martinez
Top 8 Stevie Phillips, Darrin Montgomery, Beth Coley
Robbie Phillips, **Wil Tan**, Stephanie Cheek
Mike Zawila, Mike Elderbroom, Julie Scheppele
Jeff Page, Nick Katsanos, Nicolle Deyton

FOUR PERSON 701 (19 Teams)
1st C.J. Monaco, Neal Bedworth, **BRIAN BLAKE**, Bob Gargan
2nd **Mike Seward**, **Robbie Phillips**, **Wil Tan**, Bobby Sluder
Top 4 **Marshall Chavis**, **Tom Brown**, Kevin Burdelsky, **Keith Wall**
Mike Kliner, Eddie Owenby, Brian Brandt, **Kevin Carter**

Non-championship ("non-shirt") events:

FRIDAY BLIND DRAW (99 Players)
1st Jacob Stutts, C.J. Monaco
2nd Dave Elderbroom, **Tom Brown**
Top 4 Matt Stauffer, Mike O'Brien
Jeff Page, **Billy Hamilton**
Top 8 Eddie Owenby, Dawn Bocchinfuso
Aaron Wilkie, James Raven
Woody Laird, Jenny Lupton
Mike Zawila, Bob Gargan

YOUTH BLIND DRAW (11 Players)
1st Stephen Lamb, Charlie Harris
2nd D.J. Harris, Kyle Gaulthier

MIXED DOUBLES 501 (19 Teams)
1st Jacob Stutts, Donna Laird
2nd Neal Bedworth, Penny Newberry
Top 4 Stevie Phillips, Beth Coley
Robbie Phillips, Stephanie Cheek

SATURDAY BLIND DRAW (36 Players)
1st Matt Lane, C.J. Monaco
2nd **Mike Seward**, **Kenny Persson**
Top 4 Trent Furr, Ritchard Kennington
W.B. Hazzard, **Marshall Chavis**

RDL WEBSITE - www.raleighdartleague.org
(webmaster: Jason Thomas): jason@beyond-beta.com

RDL MAPSITE - http://www.trantor.org/bars/rdl.html
(site maintained by Galen Johnson): gjohnson@trantor.org

HOW TO REACH US

RDL VoiceMail (919) 990-1218

Mail Scoresheets to: Jason Kilts - RDL Statistician
2811 Duke Homestead Road, Durham, NC 27705

Scoresheet FAX available at:
(919)-**882-8898** - email JK for confirmation of receipt!

New Member Fees and Newsletter Fees:
Matt Huff, 105 Rosenberry Hills Drive, Cary, NC 27513

Nomination and Election Ballots:
Heather Bohanan, 206 Shoals Lane, Garner, NC 27529

Grievances/Complaints/Rules Suggestions:
Thom Dunn, 418 Cameron Woods Dr, Apex, NC 27523

All Other RDL Correspondence to:
(Just send whatever to Jason and he'll pass it along…)

2007 Board of Directors

President	Rick DeMattos	279-1049
	email: rickdemattos@yahoo.com	
Vice President	Jason Thomas	795-4247
	email: jason@beyond-beta.com	
Secretary	Heather Bohanan	326-1956
	email: Heather.Bohanan@ncmail.net	
Treasurer	Matt Huff	225-6000
	email: treasurer@raleighdartleague.org	
Membership	John Howley	337-2228
	email: membership@raleighdartleague.org	
Rules/Grievances	Thom Dunn	696-3820
	email: thomdunn@nc.rr.com	
External Orgs.	Kevin Coyne	961-8303
	email: krcoyne@mindspring.com	

League Statistician/Editor : Jason Kilts 990-1218
email: jdkilts@yahoo.com or kilts001@mc.duke.edu

SEASON-LONG TROPHY DART MINIMUM GAMES PLAYED REQUIREMENTS

To be eligible for all-star point average ('01 and cricket are now separate awards) and singles win %-age awards, you must play in at least 66% of the total projected games this season:

for Divs. "A", "B", "C" (except A7,C7), and "F" (8 teams / div.):
All-star pt. average: min. of 19 '01 games, or 19 Ckt games
Singles win %-age: min. of 19 Singles Games Played
for teams A7 & C7 (due to a forfeit rcvd.): **18 in each category**

for Divs. "D", "E", "G" (except G5), and "H" (7 teams / div.):
All-star pt. average: min. of 16 '01 games, or 16 Ckt games
Singles win %-age: min. of 16 Singles Games Played
for team G5 (due to a forfeit rcvd.): **15 in each category**

CALENDAR OF EVENTS

Fri., Dec. 14	**Charity Super Luck of the Draw**, Upper Deck, 329 N. Harrison Ave., Cary (see page 16!)
Mon., Jan. 7 7:30-8:30 p.m.	**Spring 2008 RDL Registration** - Fayetteville Street Tavern - do NOT bring cash!!
Wed., Jan. 9	**RDL Board Meeting** - season close-out
Wed., Jan. 16 7:30 p.m.	**Spring 2008 RDL Preseason Captains' Mtg.** Fayetteville St Tavern - Mandatory
Wed., Jan. 23	**Spring 2008 RDL - Start of match play**
Feb. 15-17	**President's Day at the VFW**, (ADO), $3130+ VFW Post 7383, 522 Reedy Creek Rd, Cary; Info: Julie Payne (210-9781) / Lee Whitehead (412-8443)
Mon., Feb. 25 7:30 p.m.	**Spring 2008 RDL Fifth Week Captains' Mtg.** Fayetteville St Tavern; end of roster additions/ replacements (Also date of RDL Board Mtg.)
Wed., Apr. 30	**RDL Divisional Tournament Quarterfinals**
Wed., May 7	**RDL Divisional Tournament Semifinals**
Wed., May 14	**RDL Divisional Tournament Finals**
Sat., May 17 noon	**Spring 2008 Season Banquet** location TBA

Other Local Weekly Leagues

Tuesdays	***Bull City Dart League*** , Durham
Tuesdays	***Cary Dart League*** , Cary
Thursdays	***Triangle Dart League*** , Chapel Hill

Weekly Blind Draws

Over the past few years, weekly blind draws have come and weekly blind draws have gone. If any of these folds or if any others start up, please let me know and I will make the change to the list here in the Tons of Newsletter.

(both of these are double elim., w/ the bar matching the pot!)

Friday	**Upper Deck**, 8:00 p.m. (460-9977)
Sunday	**Upper Deck**, 8:00 p.m. (460-9977)

(and this one is a new "dart and pool challenge")

Wednesdays	**Tailgaters**, 8:00 p.m. (790-6800); $5 to enter, bar matches the pot, 80% for 1st, 20% for 2nd; 501/301/cricket, with pool table games also

"HOT DARTS" CALL-IN GUIDELINES

Here are the guidelines you should use for the minimum number of all-star points to report when calling in your scores.

"A" Div. = 4.5 or more ASPs; "B" Div. = 4.0 or more ASPs
"C" and "D" Divisions = 3.5 or more ASPs
"E", "F", and "G" Divisions = 3.0 or more ASPs
"H" Division = 2.5 or more ASPs

Also, call in any fast games, high ins, high outs, or other amazing feats that you think warrant a little recognition (e.g., Ins & Outs higher than a Ton, 24-dart cricket games, 15-dart 301s, 24-dart 501s, Ton-70s and up, 5-Bulls+, etc.).

PENALTY LOG

Here are all the penalties assessed this season. Think the point math in your division doesn't quite add up? Check here to see who lost what when. **Preseason captains' meeting (5 pts.):** Nine Lives (B), Coral Reefers (G). **Election ballot (5 pts.):** Liquor Posse (A), Starving Dartists (B), Mac the Dart (C), Hostile Amish (C), Team America (C), Dynamic Darts (D), No Respect (D), Rif Raf (D), Sharkshooters (E), Lil' Pickled (E), Wire We Here (E), Bullfrogz (F), The Bogarts (F), Designated Divers (G), Menace To Sobriety (G), Capital Punishment (G), Bad News Beers (G), Overtime Outlaws (G), Who Darted? (H), One Markers (H), The Redneckers (H).
Phone (5 pts.): Cereal Killers (A,wk.8), Liquor Posse (A,wk.6), Cheap Shots (B,wk.5), Bag O' Nuts (B,wk.7), Dynamic Darts (D,wk.2,wk.10), Kozmic Debris (F,wk.13), Bullfrogz (F,wk.5,wk.14), Menace To Sobriety (G,wk.2).
Mail (16 pts.): Liquor Pos'se (A,wk.6), Cheap Shots (B,wk.5), Bag O' Nuts (B,wk.7,wk.8), Hostile Amish (C,wk.11), Dynamic Darts (D,wk.12), Grateful Darts (D,wk.14), The DIVE Bombers (E,wk.7), Kozmic Debris (F,wk.4), Menace To Sobriety (G,wk.14).

THE TWENTY-SECOND SEMI-ANNUAL EDITION OF : JK'S DIVISIONAL ALL-STAR TEAM PICKS

(Players within each division are listed alphabetically) (Players are chosen any way I damn well please - not purely by the numbers!)
(This is not purely my own guesses at who is simply the best thrower, but also who is important to their team, who is good in the clutch, etc.)

Divisional MVPs

A Division	Mike Seward	Cereal Killers	E Division	Robb Beeson	Off Constantly
B Division	Ron Hendricks	Starving Dartists	F Division	Mike Reynolds	The Bogarts
C Division	George Bubanic	The Aristocrats	G Division	Sean Ackley	Designated Divers
D Division	David Hoyt	Rif Raf	H Division	Tolson Willis	Death Throw

All of RDL -- Tolson Willis -- Death Throw

"A" Division

Brian Blake	The Shadows	Joe Nationals, Joe States, Joe RDL…
Tom Brown	The Rogue Element	Back in the high win percentage groove.
Marshall Chavis	The Shadows	Among division leaders in everything.
Mark Knight	Dodge Darts	Clearly the power outside the top teams.
Jeremiah Millar	The Rogue Element	Don't blink or you'll miss a perfect toss…
Robbie Phillips	The Rogue Element	Gets in a zone most of us will never see.
Mike Seward	Cereal Killers	Driving force behind Mug runners-up.
Bob Terry	Lunatic Fringe	Him or Gibbs? One of my toughest calls.

"B" Division

Ron Hendricks	Starving Dartists	Put Dartists on his shoulders all season.
Mikey Hindle	Shut Up and Shoot	Good player, good team, peaked at end.
John Jenkins	Dogs of War	Probably the best addition in B division.
Timothy Lane	Craig's Swine Crew	Longtime Pig comes home, leads squad.
John Mays	Nine Lives	Led Niners to first-ever(?) spot in A div.
Brett Thomson	Bag O' Nuts	Top Nut led in both singles and doubles.
Tom Wiegand	Dogs of War	Mr. Consistency has Dogs in every match.
Wesley Vaux	Cheap Shots	Got better each and every set.

"C" Division

David Alvord	The Aristocrats	Lots of wins, and a cricket ASP title too.
Bart Bear	#D	Ok, so we just sit him in doubles cricket.
Paul Beaudoin	Bulls Hitters	Super in singles covers 0.500 doubles.
George Bubanic	The Aristocrats	2007 was his complete domination year.
Kent Butters	Effectually Influenti	Torched in singles, then just decent.
Tony Keller	#D	Not exactly 501-clutch, but still strong.
Charles Parker	The Aristocrats	Was in A last season. Should still be.
David Simpson	Effectually Influenti	Mr. 120-In one of most dangerous in C.

"D" Division

Brian Buchholz	Rif Raf	Mr. Double Sets specialist was clutch.
Chris Goodknech	Grateful Darts	14-0 in singles? That alone is enough.
David Hoyt	Rif Raf	Won 80% of his games for top D team.
Lyman Kiser	One-Armed Bandits	Yet another consistent, powerful season.
Bob Kvasnicka	Tres Equis XXX	If only this part-timer was a full-timer…
Mike Raquet	Boondock Saints	Got half of his team's DCkt victories.
Walter Taylor	One-Armed Bandits	Started slow, but later sets were great.
Tom Winters	Dynamic Darts	Great singles record and a 170-In to boot.

"E" Division

Robb Beeson	Off Constantly	Still the most out-of-division guy in RDL.
Deb Blackwelder	Wire We Here	SCkt machine sort of floated in the rest.
Brian Hobbs	Bennington Brawler	Ok, just list the team's best in 301 already.
Jon Kenney	Bennington Brawler	I guess maybe he sits 501 if they've won?
Carl Lee	The DIVE Bombers	Not the DCkt star, but way clutch in 501.
Matt Perry	Bennington Brawler	Not spectacular, but surely holds his own.
Mike Roberts	Off Constantly	Would be team star if Beeson wasn't here.
Justin Stehle	Lil' Pickled	The biggest Pickle got better with the sets.

"F" Division

Jim Doroshenko	Kozmic Debris	I'd say he needs a new Dbls partner, but…
Ronnie Knott	Board 2 Death	Captain of F's top team simply rocked.
Jonathan Lane	Board 2 Death	Less consistent, but just as good as Knott.
Vicente Martinez	Damn Yankees!!	½ of Mug's terrible twosome w/Sarantos.
Jeff Moore	Bullfrogz	New team's most dependable set-to-set.
Mike Reynolds	The Bogarts	Wow. Another absolutely fabulous season.
Alex Sarantos	Damn Yankees!!	See Martinez comment above…
Brian Smith	The Bogarts	Not really so hot in -01, but loves cricket.

"G" Division

Sean Ackley	Designated Divers	Super solid, led team to a set of plaques.
Adam Bennett	Overtime Outlaws	Compiled 31-0 SCkt total w/Clark & Tant.
Dan Clark	Overtime Outlaws	Head Outlaw nabbed team&singles Mugs.
Dave Johnson	Menace To Sobriety	A little bit of a slow starter, but then great.
Eric McCartney	Menace To Sobriety	Super winner FNG about to be FNCaptain.
Van Smith	Coral Reefers	Has a Reefer gone 11-1 in DCkt before?
J.J. Tant	Overtime Outlaws	Finished w/top record of the Outlaws' trio.
Nate Wade	Coral Reefers	Steady Eddie for the Reefers once again.

"H" Division

Dan Campbell	Where's the Bullsey	Owned people for 3 sets, then fell asleep.
Michael Guarneri	The Laoch Nog's	Put together team, then basically carried it.
Dale Lego	The Redneckers	Nice Tailgaters pickup helped big title run.
Shane Nelson	The Redneckers	Could that lull in DCkt really be accurate?
Tony Polston	Who Darted?	Tied for singles title, but sat lots in dbls(?).
Trevor Shick	One Markers	Top shot drove One Markers' upset run.
Dan Titsworth	Money Shot	Great in SCkt, then good in both doubles.
Tolson Willis	Death Throw	Took sub-0.500 team to title contention.

QUICK STAT TIDBITS

-The **Quadruple Double Award** winners (double-digit wins in all 4 sections): For the record, divisions D/E/G/H were at a distinct disadvantage here, as they only face 12-match schedules. Still, plenty of big success leaguewide. The big dog of the year is **Mike Reynolds** of F division's The Bogarts, who rang up an astonishing 11+ wins in all four sets! The runner-up spot goes to another F division thrower, **Ronnie Knott** of Board 2 Death, who rang up 10+ wins in each set (and who might have been joined by Ryan if he would have ever listed in 501…). In addition, we have seven honorable mentions, who had either four 9-win sets or three 10-win sets: *Brian Blake* of The Shadows, *Keith Wall* of The Rogue Element, *Eric McCartney* of Menace To Sobriety, *Mike Seward* of Cereal Killers, *Alex Sarantos* and *Vicente Martinez* of Damn Yankees!!, and the aforementioned *Ryan Knott* of Board 2 Death.

-**IronMan/Woman Award**: Again divisions D/E/G/H were at a disadvantage, but that's just the way it when the team number isn't a multiple of eight. This season we had a tie for the Iron Man Award, with both **Dave Johnson** of Toe the Line in A division and **Brian Gaertner** of Bag O' Nuts in B division playing 63 games this season. Honorable mentions as division leaders: *Jon Fazenbaker* of Excalibur in C with 57; *Mike Raquet* of Boondock Saints in D with 53; *Thom Dunn* of The DIVE Bombers in E with 53; a five-way tie (I'm not listing them all…) in F with 58; *Shervin Ejlali* of Bad News Beers in G with 51; and *Sara Fulghum* of The Laoch Nog's in G with 53.

-The **Team Attendance Award** winners: Four teams this season actually made a pretty decent run at joining the old days where a team would play the same 6 players every set all season. This season's top consistency squad is **Bag O' Nuts** in B div., who played only 6 players, with each in the range of 53-63 games.

MY PRESEASON, WEEKLY, & TOURNEY PREDICTION RESULTS

Pretty decent season in spite of the messes that were known as B and H divisions. But that's easy to just say and not support, so let's examine the picks a bit…

In my preseason picks (which are clearly the most difficult set), I did alright. With the exception of the week 14 Shadows-Cereal match, I had A division pretty much dead on. My B pick came through in the tournament, but I completely missed out on Nine Lives (probably because they've been 0.500 for-ev-er). Next, with only a one-match difference on Effects/Hitters, I hit C division exactly. And I did even better with D division, getting that completely correct. In E div., I didn't give Duck Darters quite enough love, but everybody else was basically transparent to me. The F division plaque winners I nailed, but the teams that followed I had sort of jumbled. And in G division, I overestimated the Reefers and underestimated the Outlaws, but the rest is pretty accurate. Finally, in H div., I *really* overestimated Who Darted?, and I didn't see that the division would be quite that close, but I really wasn't that far off the final outcome.

My weekly prediction results you can peruse pick-for-pick on the other side of this sheet of paper. I got over 70% correct again, but I also proved that I might as well flip a coin for B and H divisions. Oh, and also that Shut Up and Shoot and Off Constantly can kiss my butt for the last half of the season…

Last but not least were my tournament predictions… And surprise, surprise - I had winning records in 6 of the 8 divisions. Which two fooled me? B and H, of course! Who would expect anything less? H had been all upsets all season, so I picked some, and I paid for it. And I flat guaranteed that B division would give us some wild stuff - I just picked the wrong wild stuff, as the #5 seed outlasted the #7 seed in the final. Alas, for the first time in years I didn't pick any divisional tournament exactly right (getting one wrong in four different divisions).

JK'S TEAM-BY-TEAM, WEEK-BY-WEEK MATCH PREDICTION RESULTS

(I introduced this page eight seasons ago, and it has become almost expected as a newsletter staple. Feast your eyes on the success...)

For several years, many of you have taken no greater pleasure in your weekly darting endeavors than to call the RDL VoiceMail and point out to me just how wrong I was in my prediction of your match result. On a related note, I have noticed that many of you seem to have relatively selective memories saving only the weeks when I was wrong. Further, many others of you regularly embellish your statistics of how often you fool me. It's not so easy to get away with those rambles anymore, however, as you can see below. Each W is a week when I picked your match correctly, and each L is one I picked incorrectly. Division totals are to the right of the team totals, weekly totals are at the bottom, and in the space between the 14 weeks and the team totals, the one 'o' symbol indicates the team for which I was only 0.500, and the one 'x' symbol indicates the lone team that fooled me more often than not. **[After all the mess that was known as B and H divisions, I at least fought back to at least 5-7 for every team except Shut Up and Shoot, with whom I was doing alright until I tanked their last 6 in a row!]**

	wk1	wk2	wk3	wk4	wk5	wk6	wk7	wk8	wk9	wk10	wk11	wk12	wk13	wk14		Right	Wrong	**Overall**
A1/ The Shadows	W	W	W	W	L	W	L	W	W	W	W	W	W	W		12	2	70.69%
A2/ The Rogue Element	W	W	W	W	L	L	W	W	W	W	W	W	W	W		12	2	275 114
A3/ Cereal Killers	W	W	W	W	W	L	L	W	W	W	W	W	W	W		12	2	
A4/ Dodge Darts	W	W	W	L	W	W	W	W	W	L	W	W	W	W		12	2	
A5/ Lunatic Fringe	W	W	W	W	L	W	W	W	W	W	W	W	W	W		13	1	
A6/ Liquor Pos'se	W	W	W	W	L	W	W	W	W	L	W	W	fft	W		11	2	**A Division**
A7/ The Misplacements	W	W	W	L	W	W	W	W	W	W	W	W	fft	W		12	1	89.09%
A8/ Toe the Line	W	W	W	W	W	W	W	W	W	W	W	W	W	W		14	0	49 6
B1/ Cheap Shots	W	W	L	W	L	W	L	W	L	L	W	L	W	W		8	6	
B2/ Dogs of War	L	L	L	W	W	W	W	W	L	L	L	W	L	W	o	7	7	
B3/ Nine Lives	W	L	L	W	L	L	W	W	L	L	L	W	W	W	o	7	7	
B4/ Shut Up and Shoot	L	W	L	W	W	L	W	W	L	L	L	L	L	L	x	5	9	
B5/ Starving Dartists	W	L	W	W	W	L	W	W	W	W	W	W	W	L		11	3	
B6/ Craig's Swine Crew	W	W	W	W	L	L	W	W	W	W	L	L	L	W		9	5	**B Division**
B7/ Travelin' Beer Bellies	L	W	W	W	W	W	W	W	W	W	L	L	W	W		11	3	58.93%
B8/ Bag O' Nuts	L	L	W	W	L	W	L	W	W	W	L	W	L	W		8	6	33 23
C1/ Excalibur	L	W	W	L	W	W	W	W	L	W	W	W	W	L		10	4	
C2/ Mac the Dart	W	W	W	L	W	W	W	W	L	W	W	L	W	W		11	3	
C3/ #D	L	L	W	L	W	W	W	W	L	W	fft	W	L	W		8	5	
C4/ Bulls Hitters	W	L	W	W	L	W	W	W	L	W	W	W	W	L		10	4	
C5/ Hostile Amish	W	W	W	L	W	W	W	L	W	W	W	W	W	L		11	3	
C6/ Effectually Influential	W	W	W	L	L	W	W	W	W	L	W	W	L	W		10	4	**C Division**
C7/ Team America	W	W	W	L	W	W	W	L	W	L	fft	L	W	L		8	5	74.55%
C8/ The Aristocrats	W	W	W	W	W	W	W	W	W	W	W	W	W	W		14	0	41 14
D1/ Dynamic Darts	W	W	W	W	W	-	L	L	W	W	W	W	-	L		9	3	
D2/ No Respect	W	L	W	-	W	W	W	L	W	W	-	W	W	W		10	2	
D3/ One-Armed Bandits	W	-	W	L	W	W	W	W	-	W	W	W	L	W		10	2	
D4/ Boondock Saints	-	W	W	W	W	W	W	-	W	W	W	W	L	L		10	2	
D5/ Grateful Darts	W	W	-	W	W	L	W	L	W	-	W	W	L	L		8	4	**D Division**
D6/ Rif Raf	W	W	W	W	-	W	L	W	W	W	W	-	W	L		10	2	76.19%
D7/ Tres Equis XXX	W	L	W	L	W	L	-	L	W	W	W	W	L	-		7	5	32 10
E1/ Sharkshooters	-	W	W	W	W	W	L	-	W	W	L	W	W	W		10	2	
E2/ Lil' Pickled	W	-	W	W	L	W	L	W	-	L	W	L	W	W		8	4	
E3/ Wire We Here	L	W	L	-	L	W	L	W	L	W	-	L	L	W	x	5	7	
E4/ The DIVE Bombers	W	W	-	W	W	W	L	W	W	-	L	W	L	W		9	3	
E5/ Bennington Brawlers	L	W	W	W	L	-	W	W	W	W	W	L	-	W		9	3	**E Division**
E6/ Off Constantly	W	W	W	W	L	L	-	W	L	L	L	L	L	-	x	5	7	64.29%
E7/ Duck Darters in the 21½	W	W	L	W	-	L	W	W	W	W	L	-	L	W		8	4	27 15
F1/ Damn Yankees!!	W	L	W	W	W	W	W	L	L	W	W	L	W	W		10	4	
F2/ Kozmic Debris	W	L	L	W	W	W	W	W	W	L	L	L	W	L		8	6	
F3/ Blind Squirrels	W	W	W	W	W	L	W	W	W	W	W	W	W	L		12	2	
F4/ Dart You	L	W	W	W	W	L	W	W	W	W	L	W	W	W		11	3	
F5/ Board 2 Death	W	W	W	L	W	W	W	W	W	W	W	L	W	W		12	2	
F6/ Bullfrogz	L	W	W	L	W	W	W	W	W	W	W	L	W	L		10	4	**F Division**
F7/ Irish We Were Drunk	W	L	L	W	W	W	W	W	L	L	W	W	W	W		10	4	75.00%
F8/ The Bogarts	W	L	W	W	W	W	W	L	W	W	W	W	W	L		11	3	42 14
G1/ Coral Reefers	L	W	L	W	-	L	W	W	W	W	L	-	L	W		7	5	
G2/ Designated Divers	L	W	-	W	W	W	W	L	W	-	L	W	W	W		9	3	
G3/ Menace To Sobriety	-	W	L	W	L	W	L	-	W	W	L	W	W	L		7	5	
G4/ Capital Punishment	W	-	W	L	W	L	L	W	-	L	W	W	L	L	o	6	6	
G5/ Nasty Diddlers	W	W	W	W	fft	W	-	W	W	W	L	W	W	-		10	1	**G Division**
G6/ Bad News Beers	L	W	W	-	fft	W	W	W	W	L	-	W	W	W		9	2	68.29%
G7/ Overtime Outlaws	L	W	W	L	L	-	W	L	W	W	W	W	-	W		8	4	28 13
H1/ Where's the Bullseye	L	W	L	W	L	-	L	L	W	W	L	W	-	L	x	5	7	
H2/ Money Shot	W	W	L	W	L	L	-	L	L	W	W	W	L	-	o	6	6	
H3/ Who Darted?	-	L	L	W	L	L	W	-	L	W	W	W	W	W		7	5	
H4/ One Markers	W	L	L	L	-	W	L	W	L	W	W	-	W	L	o	6	6	
H5/ The Laoch Nog's	W	W	L	-	L	W	W	L	W	W	-	W	W	W		9	3	**H Division**
H6/ Death Throw	L	W	-	L	L	L	W	L	L	-	W	W	W	W	o	6	6	54.76%
H7/ The Redneckers	W	-	L	W	L	L	W	W	-	W	L	W	L	W		7	5	23 19
Right:	20	21	20	20	16	19	21	21	20	21	18	21	18	19				
Wrong:	8	7	8	8	11	9	7	7	8	7	9	7	9	9				
forfeited:	-	-	-	-	1	-	-	-	-	-	1	-	1	-				

RDL - Fall, 2007	Week 1			Week 2			Week 3			Week 4			Week 5			Week 6			Week 7			Week 8			Week 9			Week 10			Week 11			Week 12			Week 13			Week 14			Forfeits
	vs.	W/L	Pts.	vs.	W/L	Pts.	vs.	W/L	Pts.	vs.	W/L	Pts.	vs.	W/L	Pts.	vs.	W/L	Pts.	vs.	W/L	Pts.	vs.	W/L	Pts.	vs.	W/L	Pts.	vs.	W/L	Pts.	vs.	W/L	Pts.	vs.	W/L	Pts.	vs.	W/L	Pts.	vs.	W/L	Pts.	
A1/ The Shadows	a6	W	16	A5	W	16	a7	W	15	A8	W	21	A2	L	12	a4	W	16	a3	L	9	A6	W	15	a5	W	15	A7	W	22	a8	W	19	a2	W	13	A4	W	16	A3	W	12	
A2/ The Rogue Element	a7	W	15	A6	W	19	a8	W	21	A5	W	17	a1	W	12	A3	W	15	A4	W	13	A7	W	12	a6	W	14	A8	W	24	a5	W	18	A1	L	11	a3	W	18	a4	W	21	
A3/ Cereal Killers	a8	W	20	A7	W	19	a5	W	17	A6	W	18	A4	W	14	a2	L	9	A1	W	15	A8	W	18	a7	W	18	A5	W	12	a6	W	17	a4	W	16	A2	L	6	a1	L	10	
A4/ Dodge Darts	a5	L	10	A8	W	13	a6	L	4	A7	L	12	a3	L	10	A1	L	8	a2	L	8	A5	L	9	a8	W	15	A6	W	16	a7	W	17	A3	L	8	a1	L	8	A2	L	3	
A5/ Lunatic Fringe	A4	W	14	a1	L	8	A3	L	7	a2	L	7	A6	W	16	a8	W	20	A7	W	14	a4	W	15	A1	L	9	a3	L	12	A2	L	6	a6	W	12	A8	W	23	a7	W	17	
A6/ Liquor Pos'se	A1	L	8	a2	L	5	A4	W	20	a3	L	6	a5	L	8	A7	W	17	a8	W	19	a1	L	9	A2	L	10	a4	L	8	A3	L	7	A5	L	10	a7	*L*	*0*	A8	W	12	1
A7/ The Misplacements	A2	L	9	a3	L	5	A1	L	9	a4	W	12	A8	W	12	a6	L	7	a5	L	9	a2	L	11	A3	L	6	a1	L	2	A4	L	7	a8	W	13	A6	*W*	*16*	A5	L	7	
A8/ Toe the Line	A3	L	4	a4	L	9	A2	L	3	a1	L	3	a7	L	11	A5	L	4	A6	L	3	a3	L	4	A4	L	9	a2	L	0	A1	L	5	A7	L	9	a5	L	1	a6	L	12	
B1/ Cheap Shots	B3	W	15	b4	L	9	B2	L	7	b5	W	13	B6	W	13	b7	W	19	b8	L	9	b3	L	11	B4	W	16	b2	W	14	B5	W	17	b6	W	15	B7	W	14	B8	W	14	
B2/ Dogs of War	B4	W	12	b3	L	8	b1	W	17	B7	W	16	b5	W	14	B8	W	18	B6	W	15	b4	L	11	B3	L	11	B1	L	10	b7	L	12	B5	W	15	b8	L	5	b6	W	20	
B3/ Nine Lives	b1	L	9	B2	W	16	b4	W	14	B6	L	9	b8	L	7	B5	W	19	b7	W	16	B1	W	13	b2	W	13	B4	W	12	b6	L	10	B8	W	14	b5	W	14	B7	W	15	
B4/ Shut Up and Shoot	b2	L	12	B1	W	15	B3	L	10	b8	W	12	B7	W	16	b6	W	13	b5	W	14	B2	W	11	b1	L	8	b3	L	11	B8	L	7	b7	L	11	B6	W	16	B5	L	11	
B5/ Starving Dartists	b6	L	12	B8	W	14	b7	L	10	B1	L	11	B2	L	10	b3	L	4	B4	L	10	B6	L	11	b8	L	12	B7	W	13	b1	L	7	b2	L	8	B3	L	8	b4	W	13	
B6/ Craig's Swine Crew	B5	W	12	b7	W	13	B8	W	14	b3	W	15	b1	L	11	B4	L	11	b2	L	9	b5	W	13	B7	W	18	b8	W	13	B3	W	14	B1	L	9	b4	L	8	B2	L	4	
B7/ Travelin' Beer Bellies	b8	W	16	B6	L	11	B5	W	14	b2	L	8	b4	L	8	B1	L	5	B3	L	7	B8	L	7	b6	L	5	b5	L	11	B2	W	12	B4	W	13	b1	L	10	b3	L	9	
B8/ Bag O' Nuts	B7	L	8	b5	L	8	b6	L	10	B4	L	9	B3	W	17	b2	L	6	B1	W	15	b7	W	17	B5	W	12	B6	L	10	b4	W	16	b3	L	10	B2	W	15	b1	L	10	
C1/ Excalibur	c3	W	12	C2	W	15	c4	L	9	C6	W	16	c8	L	7	C7	L	5	C5	W	12	C3	L	11	c2	L	11	C4	L	12	c6	L	12	C8	L	8	c7	L	8	c5	L	9	
C2/ Mac the Dart	C4	L	5	c1	L	9	C3	L	7	c5	L	7	c7	L	6	C8	L	7	c6	L	6	c4	L	10	C1	W	13	c3	L	7	C5	L	11	C7	W	13	c8	L	3	C6	L	10	
C3/ #D	C1	L	11	C4	W	16	c2	W	15	C7	W	14	c5	W	13	C6	L	11	c8	L	11	c1	W	13	c4	L	7	C2	W	17	c7	*L*	*0*	C5	W	16	c6	W	14	C8	L	8	1
C4/ Bulls Hitters	c2	W	19	c3	L	8	C1	W	15	C8	L	11	c6	L	9	C5	W	13	c7	W	12	C2	W	13	C3	W	17	c1	W	12	c8	L	8	C6	L	11	c5	W	13	C7	L	11	
C5/ Hostile Amish	c7	L	7	C6	L	6	c8	L	4	C2	W	17	C3	L	11	c4	L	11	c1	L	12	C7	W	15	c6	L	4	C8	L	9	c2	W	13	c3	L	8	C4	L	11	C1	W	15	
C6/ Effectually Influential	c8	L	12	c5	W	18	C7	W	13	c1	L	8	C4	W	15	c3	W	13	C2	W	18	C8	L	11	C5	W	20	c7	L	9	C1	W	12	c4	W	13	C3	L	10	c2	W	14	
C7/ Team America	C5	W	15	C8	L	8	c6	L	11	c3	L	10	C2	W	18	c1	W	19	C4	L	12	c5	L	9	c8	L	8	C6	W	15	C3	*W*	*16*	c2	L	11	C1	W	13	c4	W	13	
C8/ The Aristocrats	C6	W	12	c7	W	16	C5	W	20	c4	W	13	C1	W	17	c2	W	17	C3	W	13	c6	W	13	C7	W	16	c5	W	15	C4	W	16	c1	W	16	C2	W	21	c3	W	15	
D1/ Dynamic Darts	D7	W	13	d5	W	16	d3	W	13	D4	W	15	d2	W	19	Bye	-	-	d6	L	8	d7	L	10	D5	W	16	D3	W	12	d4	W	20	D2	W	15	Bye	-	-	D6	W	13	
D2/ No Respect	d5	L	6	D7	W	13	d4	L	10	Bye	-	-	D1	L	5	d6	L	8	D3	L	9	D5	W	11	d7	L	8	D4	L	3	Bye	-	-	d1	L	7	D6	L	7	d3	L	5	
D3/ One-Armed Bandits	d6	L	8	Bye	-	-	D1	L	11	d7	L	11	d5	W	15	D4	W	12	d2	W	15	D6	L	11	Bye	-	-	d1	L	12	D7	W	16	D5	W	20	d4	L	9	D2	W	19	
D4/ Boondock Saints	Bye	-	-	D6	L	11	D2	W	11	d1	L	9	D7	W	14	d3	L	4	d5	W	11	Bye	-	-	d6	L	12	d2	W	21	D1	L	4	d7	W	15	D3	W	15	D5	L	12	
D5/ Grateful Darts	D2	W	18	D1	L	8	Bye	-	-	d6	L	8	D3	L	9	d7	L	10	D4	L	10	d2	L	7	d1	L	8	Bye	-	-	D6	L	4	d3	L	3	D7	W	14	d4	W	12	
D6/ Rif Raf	D3	W	16	d4	W	13	d7	W	14	D5	W	16	Bye	-	-	D2	W	16	D1	W	16	d3	W	13	D4	W	12	D7	W	20	d5	W	20	Bye	-	-	d2	W	16	d1	L	11	
D7/ Tres Equis XXX	d1	L	11	d2	L	11	D6	L	10	D3	W	13	d4	L	10	D5	W	14	Bye	-	-	D1	W	14	D2	W	15	d6	L	4	d3	L	8	D4	L	9	d5	L	10	Bye	-	-	
E1/ Sharkshooters	Bye	-	-	e7	L	9	E5	L	4	e6	L	5	E4	W	12	e2	L	6	E3	W	16	Bye	-	-	E7	L	8	e5	L	6	E6	W	12	e4	L	5	E2	L	9	e3	L	11	
E2/ Lil' Pickled	E7	L	11	Bye	-	-	e6	L	11	e5	L	10	E3	W	13	E1	W	18	e4	L	12	e7	L	11	Bye	-	-	E6	W	12	E5	L	6	e3	W	15	e1	W	13	E4	L	9	
E3/ Wire We Here	E5	W	12	E6	W	16	e7	L	9	Bye	-	-	e2	L	11	E4	W	12	e1	L	8	e5	L	9	e6	W	14	E7	L	8	Bye	-	-	E2	L	6	e4	L	11	E1	W	12	
E4/ The DIVE Bombers	E6	W	12	e5	L	7	Bye	-	-	E7	L	10	e1	L	9	e3	L	12	E2	W	12	e6	L	9	E5	L	11	Bye	-	-	e7	W	13	E1	W	19	E3	W	13	e2	W	15	
E5/ Bennington Brawlers	e3	L	10	E4	W	17	e1	W	20	E2	W	14	e6	W	18	Bye	-	-	e7	W	13	E3	W	15	e4	W	13	E1	W	18	e2	W	15	E6	L	9	Bye	-	-	E7	W	16	
E6/ Off Constantly	e4	L	12	e3	L	7	E2	W	13	E1	W	19	E5	L	6	e7	W	15	Bye	-	-	E4	W	15	E3	L	10	e2	L	10	e1	L	12	e5	W	15	E7	W	14	Bye	-	-	
E7/ Duck Darters in the 21½ Cent	e2	W	13	E1	W	15	E3	W	15	e4	W	14	Bye	-	-	E6	L	9	E5	L	11	E2	W	13	e1	W	16	e3	W	16	E4	L	6	Bye	-	-	e6	L	8	e5	L	8	
F1/ Damn Yankees!!	F8	W	15	F7	W	18	f6	W	16	f3	W	18	F5	L	8	f2	W	19	F4	W	21	f8	L	9	f7	L	9	F6	W	15	F3	W	14	f5	W	12	F2	W	14	f4	W	21	
F2/ Kozmic Debris	F5	L	11	f8	L	5	f7	W	13	F4	W	14	f6	L	8	F1	L	5	f3	W	13	f5	L	9	F8	L	12	F7	W	15	f4	L	7	F6	W	12	f1	L	7	F3	L	9	
F3/ Blind Squirrels	f7	L	4	F6	L	6	f5	L	4	F1	L	6	f8	L	8	F4	L	10	F2	L	11	F7	L	9	f6	L	4	F5	L	2	f1	L	10	F8	L	5	f4	L	11	f2	W	15	
F4/ Dart You	f6	L	8	F5	L	8	F8	L	4	f2	L	10	F7	L	9	f3	W	14	f1	L	2	F6	L	4	f5	L	6	f8	L	9	F2	W	15	f7	L	8	F3	W	13	F1	L	3	
F5/ Board 2 Death	f2	W	13	f4	W	16	F3	W	20	F6	L	12	f1	W	13	F8	W	15	f7	W	16	F2	W	15	F4	W	17	f3	W	22	f6	W	19	F1	L	12	f8	W	13	F7	W	13	
F6/ Bullfrogz	F4	W	16	f3	W	18	F1	L	8	f5	W	12	F2	W	16	f7	W	15	f8	L	9	f4	W	20	F3	W	20	f1	L	9	F5	L	5	f2	L	12	F7	W	15	F8	W	12	
F7/ Irish We Were Drunk	F3	W	20	f1	L	6	F2	L	10	f8	L	10	f4	W	15	F6	L	9	F5	L	8	f3	W	15	F1	W	15	f2	L	9	F8	L	4	F4	W	14	f6	L	8	f5	L	11	
F8/ The Bogarts	f1	L	9	F2	W	19	f4	W	18	F7	W	14	F3	W	16	f5	L	9	F6	W	15	F1	W	15	f2	W	12	F4	W	15	f7	W	20	f3	W	19	F5	L	11	f6	L	12	
G1/ Coral Reefers	G6	L	10	g7	L	8	g3	W	12	G5	W	14	Bye	-	-	g4	W	13	G2	W	14	g6	W	17	G7	L	9	G3	W	14	g5	L	12	Bye	-	-	G4	L	10	g2	L	8	
G2/ Designated Divers	g7	L	7	G5	W	14	Bye	-	-	g3	W	17	G4	L	10	G6	W	12	g1	L	10	G7	W	13	g5	W	13	Bye	-	-	G3	W	12	g4	W	12	g6	W	9	G1	W	16	
G3/ Menace To Sobriety	Bye	-	-	g6	W	13	G1	L	11	G2	L	7	g7	W	14	g5	W	12	G4	W	14	Bye	-	-	G6	W	18	g1	L	10	g2	L	12	G7	L	9	G5	W	15	g4	W	17	
G4/ Capital Punishment	g5	W	12	Bye	-	-	g6	W	13	G7	W	13	g2	W	14	G1	L	11	g3	L	10	G5	W	16	Bye	-	-	G6	L	11	g7	L	5	G2	L	12	g1	W	12	G3	L	6	
G5/ Nasty Diddlers	G4	L	12	g2	L	10	G7	L	8	g1	L	10	g6	*W*	*16*	G3	L	12	Bye	-	-	g4	L	8	G2	L	11	g7	L	7	G1	W	12	G6	W	13	g3	L	7	Bye	-	-	
G6/ Bad News Beers	g1	W	14	G3	L	11	G4	L	11	Bye	-	-	G5	*L*	*0*	g2	L	10	G7	L	6	G1	L	7	g3	L	5	g4	W	11	Bye	-	-	g5	L	8	G2	L	7	g7	L	10	1
G7/ Overtime Outlaws	G2	W	17	G1	W	16	g5	W	16	g4	L	11	G3	L	10	Bye	-	-	g6	W	16	g2	L	11	g1	W	15	G5	W	17	G4	W	19	g3	W	15	Bye	-	-	G6	W	13	
H1/ Where's the Bullseye	H6	W	17	h5	W	22	h3	L	5	H7	W	14	h2	W	12	Bye	-	-	h4	L	10	h6	L	11	H5	W	15	H3	W	15	h7	L	5	H2	L	12	Bye	-	-	H4	L	7	
H2/ Money Shot	H5	W	19	H6	W	14	h4	W	17	h3	W	12	H1	L	12	h7	L	6	Bye	-	-	h5	L	11	h6	L	8	H4	W	15	H3	W	15	h1	W	12	H7	W	15	Bye	-	-	
H3/ Who Darted?	Bye	-	-	h4	L	12	H1	W	19	H2	L	12	H7	L	12	h6	L	9	H5	W	15	Bye	-	-	H4	L	6	h1	L	8	h2	L	9	h7	L	8	H6	L	7	h5	W	14	
H4/ One Markers	h7	W	15	H3	W	12	H2	L	7	h6	L	11	Bye	-	-	h5	W	15	H1	W	14	H7	L	11	h3	W	18	h2	L	9	H6	L	11	Bye	-	-	H5	W	14	h1	W	17	
H5/ The Laoch Nog's	h2	L	4	H1	L	2	h7	W	11	Bye	-	-	H6	L	8	H4	L	9	h3	L	9	H2	W	13	h1	L	7	H7	L	7	Bye	-	-	h6	L	3	h4	L	10	H3	L	10	
H6/ Death Throw	h1	L	7	h2	L	10	Bye	-	-	H4	W	13	h5	W	13	H3	W	15	H7	L	9	H1	W	13	H2	W	16	Bye	-	-	h4	W	13	H5	W	20	h3	W	17	h7	L	10	
H7/ The Redneckers	H4	L	9	Bye	-	-	H5	L	10	h1	L	10	h3	W	12	H2	W	18	h6	W	15	h4	W	13	Bye	-	-	h5	W	17	H1	W	19	H3	W	16	h2	L	9	H6	W	14	

THIS SEASON'S TRIVIA QUESTIONS… REVISITED

I now run this column during seasons in which I've included trivia questions all season. Each question is listed exactly as it was during the season, so there is potential for a question to now be out of date, but it's usually not too much of a problem. Each question is listed under the week number when it ran, and the answers follow the questions. No peeking…

Week 3 question(s): The RDL uses a 15-mile radius from the State Capitol building as the acceptable location for RDL home establishments (with Varina being the lone grandfathered site outside the radius). How many of the league's 26 bars are more than 1 mile east of the Capitol? Which ones are they? How many of the league's 60 teams play in those establishments?

Week 4 question: What is the greatest number of darts that can be thrown in a game of 501, scoring each dart in a different scoring bed (defined as any single enclosed scoring area)?

Week 5 question(s): How many current RDL teams have at least tied for the best match W/L record in their divisions for at least the last three seasons? At least the last two?

Week 6 question(s): In the past 23 seasons (the length of time for which I have full records), how many times have RDL members been paid up for a season without ever playing during the regular season? How many people have done that more than once?

Week 7 question(s): How many teams this season have the exact same roster as last season? For those that do, which current team has had the exact same roster the longest?

Week 8 question: What is the record for most 'shirt' events won at the NC State Championships in a single year?

Week 9 question(s): Who holds the lifetime record for most NC state championship titles (all 'shirt' events included)? How many has s/he won?

Week 11 question: One last state championship question… How many people have won an NC State Championship shirt since the start of the tournament in 1990?

Week 12 question: What are the shortest and longest team names in the 23 RDL seasons prior to this one?

Week 3 answer(s): Of the league's 26 home establishments, only 4 of them are more than one mile east of the Capitol Building (the center point of the league's accepted area), with 2 of those 4 being only *barely* east of that 1-mile line. The four establishments are Scooters, Tailgaters, The Korner Pocket, and Overtime Sports Pub. And a grand total of 5 teams (8.3% of the teams in RDL) call those 4 establishments home. If you don't play in D, F, G, or H division, you don't head to the east half of Raleigh unless it's for a neutral-site tournament match. For a VERY cool interactive website map detailing this information (as well as contact and food/drink service information for each bar), check out: http://www.trantor.org/bars/rdl.html Galen Johnson of team C7/ Team America maintains this site, as well as a similar one for the Bull City Dart League in Durham (simply replace 'rdl' with 'bcdl' in the web address). In addition to being a longtime RDL member, Galen is the BCDL President. Like the site? Next time you see Galen, let him know you appreciate it.

Week 4 answer: Now first off, the answer is not "infinity" because the question read "scoring each dart". With that in mind, the answer is 51. That's right, you can hit 51 different enclosed scoring areas in a game of 501 (out of 82 total scoring areas on the board). That is also coincidentally the number of enclosed scoring areas which produce 18 or fewer points (18 skinny singles, 18 fat singles, 9 doubles, and 6 triples). You can't throw precisely those 51 areas though, as those total only 495 points; thus, you can win with a single target switch such as triple-8 instead of triple-6 somewhere along the way.

Week 5 answers: Three teams have at least tied for the best match W/L record in their divisions in both of the past two seasons: The Element (both in A), Travelin' Beer Bellies (in D and C), and Rif Raf (in F and E). Of those three, only the Element has a streak longer than two seasons, having had or tied for the best record in A division for eight consecutive seasons (the entire length of the team's existence). [Note added for banquet edition of the Tons: The Element extended its streak to nine seasons, and Rif Raf extended theirs to three.]

Week 6 answers: In the past 23 seasons, RDL members have paid without playing during the regular season 219 times (note: they were still eligible to play in the tournaments, although I have no way of knowing if any did). That's an average of 9.52 people per season (at $20 per!). 200 different people are included in those 219 occurrences, with 14 of them doing it more than once. Two-time donators include: Doug Creech, J.D. Dixon, Joe Futima, Bob Gargan, Keith Gibbs, Keith Moats, Clayton Rodgers, Ron Shirley, Chris Stafford, Bruce Steinhauer, and Britt Whitley (sounds like more than a few of those were teams hoping they could entice a big gun to show by paying his dues, eh?). Checking in with three paid/unplayed seasons are: Bob Kvasnicka (all with Tres Equis, and all in a row in the three seasons before this one), and Stella Sutter (two with Deadstroke, one with Whompas). And the king Mac Daddy of paying and not playing? Joe Wilson of Lunatic Fringe, who was the figurehead captain and evidently unneeded super-sub for FIVE seasons after he stopped playing in the league. Not only did Joe give to the league as President for years while he was with us, but he kept giving long after, eh?

Week 7 answer(s): 3. The Misplacements (formerly Replacements) in A division, and The DIVE Bombers and Bennington Brawlers in E division. And of those three, precisely zero had the exact same roster last fall. Sort of shows how fast things can move around here. It's sometimes easy to keep a team core together, but not so easy to keep some of the less dedicated or less central members.

Week 8 answer: SIX!! Yes, that's SIX shirts! In one year. Out of seven possible championship events. Six of seven. No, I'm not kidding, I'm completely serious. And when did it happen? Two weeks ago!! Brian Blake of The Shadows won every event he could (singles, doubles, triples, four-player, men's, mixed…) except for the singles 501 title. I was going to look up what the previous record was, but then I thought 'who cares?'. That is a record that could stand for decades (or longer).

Week 9 answer(s): Bob Gargan, with 16! Julia Mack is 2nd w/ 14, Debra Parker is 3rd w/ 12, then come Ryan Barnette and Paula Delp w/ 11 each. [This year's hammer, Brian Blake, is at 8 and counting…]

Week 11 answer: Isn't actually known!! And may never be known! But we can make a pretty close guess. First off, I don't know the winners of 8 of the shirts from this year's event (6 of the women's winners and 2 of the four-player winners), and the Charlotte group that ran the tournament has not sent out result lists and seems to basically ignore email requests for specifics (you go, Ritchard!). And secondly, the winners of the four-person 701 event in 1991 were never recorded by the tournament officials, and thus may be lost into the never-never-land of darting statistics. With those extra possible numbers in mind, the answer for how many people we KNOW have won shirts is: 135! 71 of those people have won an event only once, 19 have won twice, 14 have won three times, 6 have won four times, and the remaining 25 people have won 5+ times. 7 different individuals have won an amazing 10+ titles, including current RDL member Phillip Eastmead of Liquor Pos'se (next on the current RDL leader list are Brian Blake of The Shadows, Tom Brown of The Rogue Element, and Jim Budelman & Tom Van Arsdale of Lunatic Fringe, each with 8 titles; all other current RDL members have 5 or fewer, youth events not included). [Note added for banquet edition of the Tons: Once the 2007 results were finally sent out, the new total became 137 people, including an eighth individual claiming his 10th shirt this year (Neal Bedworth).]

Week 12 answer: Since the question said the 23 seasons PRIOR to this one, neither #D nor Duck Darters in the Twenty-first and a Half Century is eligible. But only one of those (#D) would have won. The shortest before now? PMS in the four seasons of Sp96-Fa97, and NBF and IBF in the three seasons of Sp02-Sp03. And the longest? Sp02's Big J's Rump-Shakin', Ego-Rakin', No-Crap-Takin' Crew of Ill Repute (featuring four current RDL members: myself, Dale Hyler, Doug Jeffcoat, and Mike Seward).

2008 RDL BOARD NOTES

Just a quick reminder that the "new" RDL Board takes over at the end of the year. Four of the seven Board members are staying on in their exact same offices (Bohanan, Huff, Howley, and Dunn), while two more are staying on but in new offices (Thomas - new President, DeMattos - new League Growth/External Organizations Director). Joining the Board as Vice President will be **J.P. Evans** of Toe the Line. And finally, how about one final leaguewide round of thanks for **Kevin Coyne**? I've been writing the Tons for 12 years now, and I'll have to check back in my records, but I think that Kevin was a Board member in ALL 12. Incredibly generous.

CONGRATULATIONS TO SOME STATE CHAMPS

The postseason tournaments of the North Carolina City Dart League (NCCDL) and North Carolina Ladies' Cup (NCLC) were held this past weekend, with some RDL members tasting a good deal of success. The Durham city team, featuring **Allen Smith**, **Dale Hyler**, **Tom Brown**, **Wil Tan**, **Keith Wall**, **Robbie Phillips**, and **Jason Kilts** from The Rogue Element, and **Mark Knight** of Dodge Darts and **Paul Jacobi** of Lunatic Fringe, cruised to their third straight state title, defeating Raleigh (21-7), Wilmington (20-8), and Charlotte (21-9) along the way. More state league details on pages 14 & 15. Congrats to all of my teammates!!

RANDOM THOUGHTS FROM JK

I've run this page in a few recent banquet Tons, and it seems to generate about the most interest/discussion. So, I've decided to open up my head again and see what falls out. Some of these observations are dart-related, and some of them clearly are not. As always, this is the last thing that I'm writing and it's late, so not even I know what's about to hit the page…

--I am absolutely rooting for the New England Patriots to go 19-0 this year and win the Super Bowl undefeated. And I am rooting for that for completely selfish reasons. 'What are those reasons?' you ask… Well, I just want for myself to NEVER EVER EVER have to see those old decrepit and bitter 1972 Miami Dolphins on my TV screen ever again. This whole annual traveling pony show where they all admit to hoping that nobody matches their achievement is sad at best, and wholly annoying at worst. To top it off, some of them are trying to spin these mini-interviews into another fifteen minutes of fame. This week alone I've seen Mercury Morris offer up a sort of '70s rap he wrote, and then heard him say "1000 percent is what we accomplished. We're in the house." Oh, so you won ten times per week that year? 1000 percent, eh? I guess your Super Bowl ring sits right next to your advanced math degree. And don't even try to tell me he meant a 1.000 percentage in the standings; I already know that. But if you're being this much of a camera whore at least know what you mean to say. Gross.

--The best 'out' I saw during the tournaments this year? Wil Tan of my team threw a beautiful single-6/double-20 to check out against his opponent in the finals. Would have been even better if he hadn't had 44 left. (It would have been double-great if it had cost him the point too, as we were up 5-0 at the time and Wil was on the hook for a round of drinks if he had lost.)

--Did anybody else see the end of the Patriots-Ravens game last Monday (or was it Sunday?) night? After the Patriots scored the go-ahead touchdown, one of the Ravens committed a personal foul, which can be assessed on the ensuing kickoff. Then he took another, which can be tagged on to the first. Then the Ravens were offsides on the extra point, which can ALSO be tagged on to the kickoff. After the 35 yards in penalties were assessed, the Patriots were kicking off from the RAVENS' THIRTY-FIVE yard line. Seriously. The Patriots' kicker, rather than trying something tricky like an onsides kick attempt that could be run all the way back for a touchdown, simply kicked the ball deep into the stands at the end of the field. Crazy stuff.

--Did anybody see the end of the New Orleans-Tampa Bay game last weekend? After finally getting the lead and then getting the ball back with only a few minutes left, the Saints' coaches called a double-pitch reverse at midfield! With the RB making the second pitch! I'm sure you can guess how that debacle turned out. I think if I was the coach, I would have started crafting my resignation speech at the very moment that ball hit the turf.

--Three more examples of my ongoing campaign for an adoption of a rule in the style of baseball's 'George Brett rule'. For those who don't know, in baseball a player who does not satisfy the minimum requirement of at-bats for the batting title can still win the award if he was doing so well that he still would have won if he failed in every attempt necessary to reach the minimum. In our case, that would be like someone who is 14-0 in singles (and thus short of the 16-game minimum in divisions D/E/G/H) losing to someone who is 18-5 in singles because the 18-5 person had played 16+ games. Even if the 14-0 person had lost both of the needed games to make the minimum, he would still have won the singles title quite easily. Makes sense, doesn't it? I think so. And that example is EXACTLY what happened in D division, with Chris Goodknecht going 14-0 and going home emptyhanded. A couple more examples can be gleaned from the all-star point races: 1) Ryan Knott in F division threw 10.0 -01 ASPs in 18 games, one game below the minimum in that division. Had he thrown one more completely ASP-less -01 game, he would have satisfied the minimum AND won the ASP title. 2) Similarly, if Tony Polston in H division had played two more ASP-less -01 games, he would have tied for the ASP title in his division. I understand the need for minimums to really give the awards to those deserving of them, but if a player is that dominant and would win even with artificially added failure to reach the min. playing level, sometimes it feels like we're missing something.

--I know you all remember the item I ran earlier this season with the anonymous email angry at the fact that I had the nerve to even include the name of another darter in an item about Brian Blake (Brian, for the record, likely couldn't care less, as he is far too busy winning dart games to care what I write…). Anyway, in that item I referred to Brian's only loss at the state tournament, to my teammate Robbie Phillips. The emailer noted how Robbie did nothing but sit on his butt all day because he had been "beaten terribly in every event" so he was well-rested when he met the certainly-exhausted Blake on Sunday. I wasn't at the tournament, so even if I had wanted to argue that point, I had no knowledge of the event, so I couldn't. Well, now I have the NC state tournament results page. It turns out that Mr. Phillips finished in the money in… every… championship... event… of the weekend. Every one. He sure is good when he's sitting on his butt all day, and he sure gets paid a lot for taking such awful beatings. Do you think the doofus emailer was even there?

My congrats to Robbie on a very strong weekend, and even greater congrats to Brian on an almost unmatchable weekend…

--One last football comment, as this is still the heart of the best sports season known to man… This one is directed toward any person who even remotely wants to tell me that the college BCS is a good idea: HAHAHAHAHAHAHAHA!! Moron.

2007 North Carolina City Dart League (NCCDL)
& 2007 North Carolina Ladies' Cup (NCLC)

FINAL REGULAR SEASON TEAM STANDINGS

NCCDL - East Division

		W	L	Pts.
1	Durham (BCDL)	10	0	266
2	Fayetteville (CFVDA)	8	2	218
3	Wilmington (ACDA)	7	3	234
4	Jacksonville (JDA)	6	4	239
5	Raleigh (RDL)	6	4	201
6	Cary (CDL)	5	5	218
7	Chapel Hill (TDL)	2	8	85
8	Morehead City (CCDA)	1	9	66
9	Fuquay-Varina (FVDO)	0	10	53

NCCDL - West Division

		W	L	Pts.
1	Charlotte (QCDA)	7	1	206
2	Pineville (BADA)	6	2	186
3	Asheville (WCDA)	5	3	166
4	Piedmont (PDA)	5	3	164
5	Lake Norman (LNDA)	5	3	139
6	Boone (HCDA)	2	6	116
7	*Burlington (BDO)*	0	8	53

NCLC - East Division

		W	L	Pts.
1	Raleigh (RDL)	6	1	125
2	Jacksonville (JDA)	5	2	120
3	Wilmington (ACDA)	5	2	111
4	Durham (BCDL)	3	4	80
5	Fuquay-Varina (FVDO)	2	5	66
6	Chapel Hill (TDL)	1	6	68

NCLC - West Division

		W	L	Pts.
1	Charlotte (QCDA)	5	2	123
2	Pineville (BADA)	5	2	109
3	Lake Norman (LNDA)	4	3	90
4	Asheville (WCDA)	3	4	108
5	Piedmont (PDA)	3	4	93
6	Boone (HCDA)	0	7	63

2007 MATCH RESULTS FOR AREA TEAMS

2007 match results for **Raleigh NCCDL** team:

Raleigh	**30**	*Fuquay-Varina*	8
Raleigh	**34**	*Morehead City*	4
Raleigh	12	Durham	**26**
Raleigh - interdivisional bye, scored as 28-0 win			
Raleigh	**20**	Cary	18
Raleigh	**27**	*Chapel Hill*	11
Raleigh	**28**	Boone	(f) 0
Raleigh	16	*Fayetteville*	**22**
Raleigh	18	*Jacksonville*	**20**
Raleigh	18	Wilmington	**20**

2007 match results for **Raleigh NCLC** team:

Raleigh	**22**	*Fuquay-Varina*	6
Raleigh	**21**	Durham	7
Raleigh	**17**	*Asheville*	11
Raleigh	**20**	*Chapel Hill*	8
Raleigh	**16**	Pineville	12
Raleigh	**15**	*Jacksonville*	13
Raleigh	14	Wilmington	**14+**

(winning score listed in bold)
(home teams listed in italics)

2007 match results for **Fuquay-Varina NCCDL** team:

Fuquay-Varina	8	Raleigh	**30**
Fuquay-Varina	7	*Durham*	**31**
Fuquay-Varina	3	*Charlotte*	**35**
Fuquay-Varina	7	*Fayetteville*	**31**
Fuquay-Varina	14	Chapel Hill	**24**
Fuquay-Varina	(f) 0	*Morehead City*	**28**
Fuquay-Varina	3	Pineville	**35**
Fuquay-Varina	6	Cary	**32**
Fuquay-Varina	3	*Wilmington*	**35**
Fuquay-Varina	2	Jacksonville	**36**

2007 match results for **Fuquay-Varina NCLC** team:

Fuquay-Varina	6	Raleigh	**22**
Fuquay-Varina	12	*Durham*	**16**
Fuquay-Varina	6	*Lake Norman*	**22**
Fuquay-Varina	**20**	Chapel Hill	8
Fuquay-Varina	**16**	Boone	12
Fuquay-Varina	6	*Wilmington*	**22**
Fuquay-Varina	(f) 0	Jacksonville	**18**

(winning score listed in bold)
(home teams listed in italics)

2007 match results for **Durham NCCDL** team:

Durham	**25**	Fayetteville	13
Durham	**31**	Fuquay-Varina	7
Durham	**26**	*Raleigh*	12
Durham	**34**	*Burlington*	4
Durham	**36**	Morehead City	2
Durham	**26**	Jacksonville	12
Durham	**28**	*Wilmington*	10
Durham	**32**	Lake Norman	6
Durham	**28**	*Chapel Hill*	(f) 0
Durham	**28**	*Cary*	10

2007 match results for **Durham NCLC** team:

Durham	**16**	Fuquay-Varina	12
Durham	7	*Raleigh*	**21**
Durham	**17**	*Boone*	11
Durham	8	Jacksonville	**20**
Durham	5	*Wilmington*	**23**
Durham	12	Charlotte	**16**
Durham	**15**	*Chapel Hill*	13

(winning score listed in bold)
(home teams listed in italics)

2007 match results for **Fayetteville NCCDL** team:

Fayetteville	13	*Durham*	**25**
Fayetteville	**23**	Jacksonville	15
Fayetteville	**34**	Chapel Hill	4
Fayetteville - interdivisional bye, scored as 28-0 win			
Fayetteville	**31**	Fuquay-Varina	7
Fayetteville	17	*Wilmington*	**21**
Fayetteville	**27**	*Piedmont*	11
Fayetteville	**22**	*Raleigh*	16
Fayetteville	**19+**	Cary	19
Fayetteville	**38**	*Morehead City*	0

2007 match results for **Cary NCCDL** team:

Cary	**34**	Chapel Hill	4
Cary	**22**	Wilmington	16
Cary	16	*Asheville*	**22**
Cary	18	*Raleigh*	**20**
Cary	**28**	Morehead City	(f) 0
Cary	11	*Jacksonville*	**27**
Cary - interdivisional bye, scored as 28-0 win			
Cary	**32**	*Fuquay-Varina*	6
Cary	19	*Fayetteville*	**19+**
Cary	10	Durham	**28**

2007 North Carolina City Dart League (NCCDL) & 2007 North Carolina Ladies' Cup (NCLC)

Many thanks to Piedmont's Bill McGuire (Director/statistician for the NC City Dart League), and Jacksonville's Dawn Bocchinfuso (Director/statistician for the NC Ladies' Cup) for most of this information.

2007 STATE LEAGUE AWARDS (listing of only RDL members or Raleigh city team members)

NCCDL Singles Win Percentage - East Division — Brian Blake - Fay. - 18-0 (sets), 36-0 (games)

NCCDL High "Ins"

		David Murray - Fay. - Ton-60 - 7/14
Brian Blake - Fay. - Ton-60 - 1/13	Tom Brown - Dur. - Ton-60 - 12/1,tourn.	David Murray - Fay. - Ton-60 - 10/13
Brian Blake - Fay. - Ton-60 - 10/21	Mark Knight - Dur. - Ton-60 - 12/1,tourn.	Pete Rutten - Ch. Hill - Ton-60 - 1/13

NCCDL Perfect Throws

		Robbie Phillips - Dur. - (9m,8/18)
Justin Berstler - Cary - (9m,3/24)	Ed Grubb - Ral. - (T80,8/4)	Robbie Phillips - Dur. - (9m,11/10)
Justin Berstler - Cary - (T80,4/28)	Dale Hyler - Dur. - (9m,8/4)	Robbie Phillips - Dur. - (T80,8/18)
Brian Blake - Fay. - (9m,2/3)	Dale Hyler - Dur. - (9m,12/2,tourn.)	Mike Seward - Cary - (T80,11/10)
Brian Blake - Fay. - (9m,6/16)	Paul Jacobi - Dur. - (9m,9/8)	Allen Smith - Dur. - (T80,1/13)
Brian Blake - Fay. - (9m,10/20)	Kevin Kendall - Cary - (9m,2/17)	Wil Tan - Dur. - (9m,3/24)
Brian Blake - Fay. - (9m,10/21)	Jason Kilts - Dur. - (9m,4/28)	Wil Tan - Dur. - (9m,8/4)
Brian Blake - Fay. - (T80,2/3)	Mark Knight - Dur. - (9m,3/24)	Wil Tan - Dur. - (9m,8/4)
Brian Blake - Fay. - (T80,7/14)	Mark Knight - Dur. - (9m,11/10)	Wil Tan - Dur. - (T71,3/24)
Brian Blake - Fay. - (T80,10/13)	Mark Knight - Dur. - (T80,8/18)	Wil Tan - Dur. - (T71,4/28)
Brian Blake - Fay. - (T80,10/20)	Tim McNamara - Ral. - (9m,11/30,tourn.)	Bob Terry - Ral. - (9m,3/24)
Brian Blake - Fay. - (T80,10/21)	Jeremiah Millar - Fay. - (9m,2/3)	Bob Terry - Ral. - (9m,11/10)
Tom Brown - Dur. - (9m,1/13)	Jeremiah Millar - Fay. - (T80,1/13)	Bob Terry - Ral. - (T80,11/10)
Tom Brown - Dur. - (T80,12/1,tourn.)	David Murray - Fay. - (9m,10/13)	John Tighe - Fuq.-Var. - (T80,2/17)
Marshall Chavis - Fay. - (T80,3/24)	David Murray - Fay. - (9m,10/21)	Keith Wall - Dur. - (T71,9/8)
J.P. Evans - Ral. - (T80,2/17)	Mike Peoples - Ral. - (T80,11/10)	John Wells - Fuq.-Var. - (T80,10/20)
Ed Grubb - Ral. - (T80,6/16)	Robbie Phillips - Dur. - (9m,8/4)	Lee Whitehead - Ral. - (9m,1/13)

NCLC Singles Win Percentage - East Division — Kris Kilsdonk - Ral. - 12-0 (sets), 24-2 (games)

NCLC Perfect Throws — Kris Kilsdonk - Ral. - (T80,8/4)

2007 North Carolina City Dart League Post-Season Tournament (November 30, and December 1 & 2 - Arnie's Place, Durham, & Upper Deck, Cary)

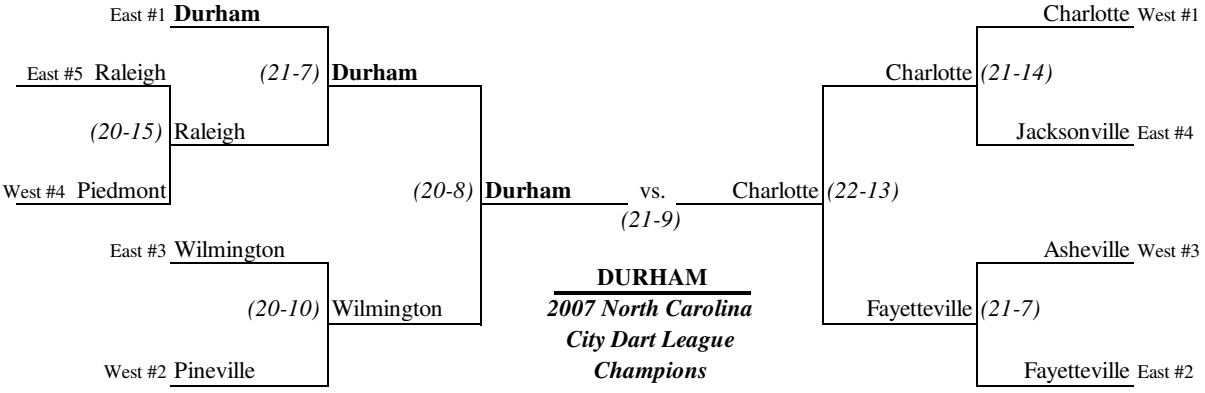

2007 North Carolina Ladies' Cup Post-Season Tournament (December 1 & 2 - The Green Room, Pineville)

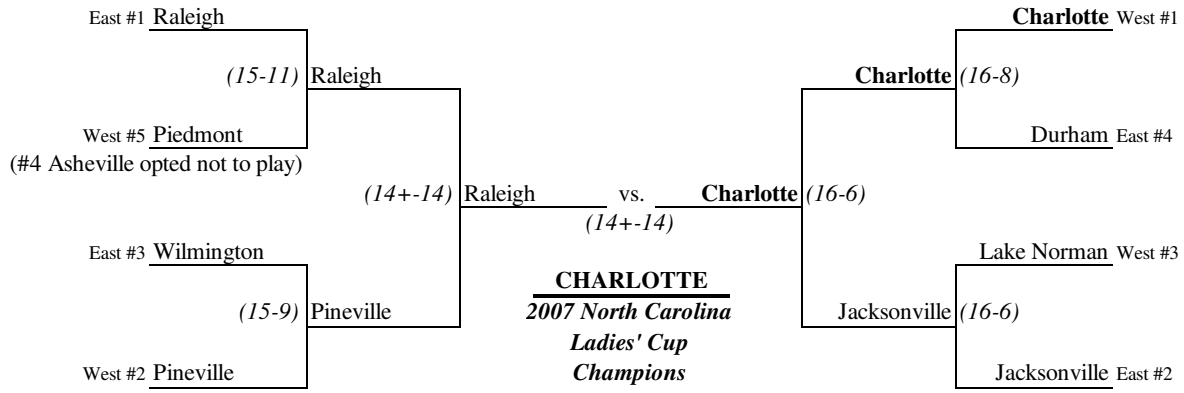

'Tis the season… And what better way to celebrate the holidays than a little Friday night darting action? With just a bit of effort on your part, you could help make the holiday season a little (but very important) bit brighter for a child who has less than you do. It really doesn't take much to turn a sad holiday of envy into one of bright-faced joy for someone too small to have any power over their situation in life. And you can help. And you can have fun doing it. Play some darts, enjoy the company of those who share your hobby, and realize how great your life really is. And maybe, just maybe, help bring somebody else's life a tad closer to your level of happiness. Win or lose in the tournament, you'll be happy you came…

Location: THE UPPER DECK, 329 N. Harrison Avenue, Cary - 919-460-9977



Charity Super Luck of the Draw

When: Friday, December 14th
Sign-up cutoff is 8pm
Up to 64 players will be a double elimination tournament. Over 64 will be single elimination.

Entry fee $10 with an unwrapped toy
Entry $15 with no toy

Guaranteed payout of $700

The more people, the more toys we can bring to the Salvation Army which serves Children in our Area!!!
Come out and join the Carolina Dart Association on December 14th.
You can make a difference in a child's life!

We will be raffling off prizes all night long for those entered in the Luck. If you bring a toy, you double your chances in the raffle.





Sanction Pending

President's Day at the VFW Cary, NC $3,130
February 15-17, 2008

Location: **VFW Post 7383, 522 Reedy Creek Rd, Cary, NC 27513**
Host: **Carolina Dart Association**
Contact: **Julie Payne** 919-210-9781 or **Lee Whitehead** 919-412-8443
Email: jpayne2@nc.rr.com for tournament information
Hotel: Best Western, 1722 Walnut St., Cary, NC 27511 919-481-1200
$62.00 per night (request darters rate)

DAY	FRIDAY	SATURDAY							SUNDAY				
Time*	8:00 PM	11:00 AM	1:00 PM	1:30 PM	3:00 PM	3:30 PM	5:30 PM	7:00 PM	11:00 AM	1:00 PM	1:30 PM	2:30 PM	3:00 PM
Event	Blind Draw Chicago	Mixed Doubles Cricket	Men's Doubles Cricket	Ladies' Singles Cricket	Men's Singles Cricket	Ladies' Doubles Cricket	Mixed 3 Person 601	Royal Suit Draw	Mixed Doubles 501	Men's Doubles 501	Ladies' Singles 501	Men's Singles 501	Ladies' Doubles 501
Entry Fee	$10 person	$20 team	$20 team	$12** person	$12** person	$20 team	$30 team	$10 person	$20 team	$20 team	$12** person	$12** person	$20 team
1st	30%	$150	$150	$100	$180	$100	$230	30%	$150	$150	$100	$180	$100
2nd	15%	$70	$70	$50	$100	$60	$120	15%	$70	$70	$50	$100	$60
Top 4	10%	$40	$40	$15	$40	$20	$50	10%	$40	$40	$15	$40	$20
Top 8	5%	---	---	---	---	---	---	5%	---	---	---	---	---
Total	85%	$300	$300	$180	$360	$200	$450	85%	$300	$300	$180	$360	$200

* - Posted Times reflect signup deadline, with matches starting 15 minutes later

** - Includes $2 ADO surcharge

Directions: **From West** – Take I-40 East. Exit 290 towards Cary. Turn Right onto Chapel Hill Rd (NC54) Continue for 1.2 miles. Turn Right onto Reedy Creek Rd. VFW is on your right.
From East – Take I-40 West. Exit 290 towards Cary. Turn Left onto Chapel Hill Rd (NC54). Continue for 1.4 miles. Turn right onto Reedy Creek Rd. VFW is on your right.
To hotel – Turn Right onto Reedy Creek. Turn Right on NE Maynard Rd for 2.0 miles. Bear Left onto Walnut St for 1.2 miles. Hotel is on your Right.

Benefiting :

VFW NATIONAL HOME for Children

Warning: Darts is an adult sport. It is dangerous for children to play darts without adult supervision. Please use your discretion.
Disclaimer-Amateur Status: The host association and/or the ADO assumes no responsibility for any adverse effects which dart awards may have on the amateur status of any youth participant. Check local regulations.

NO OUTSIDE BEVERAGES OR FOOD ALLOWED!

HOSTED BY

QUEEN CITY DARTING ASSOC.

$ 2,500 GET A WAY

SANCTIONED BY

For the New Year

January 4, 5 ,& 6 2008

Tournament Director
Richard Kennington
Tournamentdirector@charlottedarts.com

Day	Friday	Saturday							Sunday				
Event	Blind Draw 501/ Cricket / Choice	Mixed Tripples 701	Mens Singles Cricket	Ladies Doubles Cricket	Mens Doubles Cricket	Ladies Singles Cricket	Mixed Doubles Cricket	Blind Draw 501 Cricket Choice	Mixed Doubles 501	Ladies Doubles 501	Mens Singles 501	Ladies Singles 501	Mens Doubles 501
Time	8:00 PM	10:00 AM	12:00 PM	1:00 PM	2:00 PM	3:00 PM	5:00 PM	8:30 PM	11:00 AM	1:00 PM	1:30 PM	3:00 PM	3:30 PM
Fee	$10 Person	$30 Team	$12 Person	$20 Team	$20 Team	$12 Person	$20 Team	$10 Person	$20 Team	$20 Team	$12 Person	$12 Person	$20 Team
1st	110	90	100	80	100	70	100	120	100	80	90	70	100
2nd	60	60	60	50	50	40	50	50	50	50	60	40	50
Top 4	20	30	30	20	20	20	30	20	30	20	30	20	20

Dart supplies provided by:

Spears Custom Darts

770.923.0397

robton80@netzero.net

The Get-a-Way Pub
6824 - C Albemarle Rd
Charlotte NC 28212
(704) 535-1802

www.charlottedarts.com



PENNSYLVANIA OPEN ENGLISH DART TOURNAMENT

ASSOCIATE SPONSOR Helix Available at your local dart stores and SEARS

SANCTIONED BY

QUAKER CITY ENGLISH DART LEAGUE

Quaker City English Dart League

Proud sponsor of the 13th annual

$25,600+ PENNSYLVANIA OPEN

Rae Chesney English Dart Tournament

January 11-12-13, 2008

TOURNAMENT LOCATION:
Radisson - Northeast
U.S. Route #1 at Old Lincoln Highway
Trevose, PA 19053 (just outside of Philadelphia)
Telephone: (215) 638-8300
Fax: (215) 638-4377
Darters Rates: Doubles $87.00
Book Direct with Hotel • **Cutoff Date. December 22, 2007**

TOURNAMENT DIRECTOR:
Ron Marks
Telephone: (609) 680-2930
Email: reggiedarts@comcast.net

Website: **www.PhillyDarts.com/rcpo**
Visit website for Maps - Directions - Results

Day & Time†	FRIDAY	SATURDAY						SUNDAY			
	6:00 pm	8:30 pm	10:00 am	11:00 am	12:30 pm	1:30 pm	5:00 pm	8:00 pm	10:30 am	11:30am	1:00 pm	2:00 pm
Event	PRO Shoot 501**	Blind Draw 501	Men's Doubles 501	Women's Doubles 501	Men's Singles Cricket*	Women's Singles Cricket*	Mixed Triples 601	Blind Draw 501/301/CR	Men's Double Cricket	Women's Double Cricket	Men's Singles 501*	Women's Singles 501*
Entry Fee	$25 Person	$12 Person	$30 Team	$30 Team	$25 Person	$25 Person	$45 Team	$12 Person	$30 Team	$30 Team	$25 Person	$25 Person
1st	$400	$500	$800	$450	$900	$450	$900	$450	$700	$400	$800	$400
2nd	$200	$250	$400	$230	$450	$225	$450	$240	$350	$200	$400	$200
3rd - 4th	$100	$120	$200	$120	$200	$100	$210	$120	$176	$100	$200	$160
5th - 8th	$60	$80	$100	$60	$100	$50	$120	$80	$100	$50	$100	$50
9th - 16th	$30	$50	$50	$30	$50	$25	$75	$50	$50	$30	$50	$25
17th - 32nd	-	$24	$30	-	$25	-	$45	$24	$30	-	$25	-
Total Pay Out	$1,280+	$2,094	$2,880	$1,400	$2,950	$1,275	$3,570	$2,034	$2,682	$1,240	$2,800	$1,200

† Registration closes 15 minutes prior to starting time †

Youth Events - Saturday 9:00 AM by Age Groups & Sunday 9:00 AM Youth/Adult

Warning - Darts is an adult sport. It is dangerous for children to play without adult supervision. **CHILDREN UNDER 18 MUST BE SUPERVISED AT ALL TIMES**
Disclaimer - Amateur Status - The Host Association and/or the ADO assumes no responsibility for any adverse effects which awards may have on the amateur status of any youth participant.

** INCLUDES $2 A.D.O SURCHARGE ** PRO SHOOT 90% PAYBACK, $1,280 MINIMUM GUARANTEED PAYBACK*

- RAE CHESNEY TROPHY FOR MVP PLUS $100.00 MALE & FEMALE
- TROPHIES FOR ALL EVENTS
- MATCHES BEST OF 3

Fall 2007 RDL Top Singles Records (by division) (FINAL!)

(All statistics are included, as there were no missing scoresheets this season)

(Game minimum required for this listing: 19 for divisions A/B/C/F, 16 for divisions D/E/G/H, except for teams A7/C7/G5 [1 game less due to a fft. received])

	"A" Division		W	L	%-age
1	Seward, Mike	A3/ Cereal Killers	24	2	0.923
2	Blake, Brian	A1/ The Shadows	21	3	0.875
3	Gelhar, Tommy	A1/ The Shadows	16	3	0.842
4	Millar, Jeremiah	A2/ The Rogue Element	20	4	0.833
5	Gibbs, Keith	A1/ The Shadows	19	4	0.826
6	Butters, Scott	A6/ Liquor Pos'se	15	6	0.714
7	Brown, Tom	A2/ The Rogue Element	16	7	0.696
8	Thomas, Jason	A7/ The Misplacements	18	8	0.692
	Wall, Keith	A2/ The Rogue Element	18	8	0.692
10	Tan, Wil	A2/ The Rogue Element	17	8	0.680
11	Knight, Mark	A4/ Dodge Darts	19	9	0.679
12	Davis, Jim	A6/ Liquor Pos'se	16	8	0.667
	Phillips, Robbie	A2/ The Rogue Element	16	8	0.667
14	Witz, Steve	A3/ Cereal Killers	13	7	0.650

	"B" Division		W	L	%-age
1	Lane, Timothy	B6/ Craig's Swine Crew	15	5	0.750
2	Copple, Matthew	B3/ Nine Lives	19	7	0.731
	Thomson, Brett	B8/ Bag O' Nuts	19	7	0.731
4	Kring, Jeremy	B7/ Travelin' Beer Bellies	15	6	0.714
5	Wiegand, Tom	B2/ Dogs of War	18	8	0.692
6	Jenkins, John	B2/ Dogs of War	19	9	0.679
7	Aguilar, Jose	B8/ Bag O' Nuts	19	10	0.655
8	Martin, David	B8/ Bag O' Nuts	17	9	0.654
9	Leonard, Shawn	B4/ Shut Up and Shoot	13	7	0.650
10	Bradshaw, Rick	B2/ Dogs of War	18	10	0.643
	Mays, John	B3/ Nine Lives	18	10	0.643
	Sosa, Bo	B3/ Nine Lives	18	10	0.643
13	Sellers, Mark	B1/ Cheap Shots	16	9	0.640
14	Smith, Butch	B3/ Nine Lives	13	8	0.619

	"C" Division		W	L	%-age
1	Butters, Kent	C6/ Effectually Influential	21	2	0.913
2	Parker, Charles	C8/ The Aristocrats	20	4	0.833
3	Bear, Bart	C3/ #D	22	6	0.786
4	Beaudoin, Paul	C4/ Bulls Hitters	20	6	0.769
	Bubanic, George	C8/ The Aristocrats	20	6	0.769
6	Simpson, David	C6/ Effectually Influential	19	7	0.731
7	Alvord, David	C8/ The Aristocrats	16	6	0.727
	Wilcox, Randy	C7/ Team America	16	6	0.727
9	Johnson, Galen	C7/ Team America	15	6	0.714
	Njunge, James	C8/ The Aristocrats	15	6	0.714
11	Keller, Tony	C3/ #D	17	7	0.708
12	Anderson, Ryan	C8/ The Aristocrats	14	6	0.700
13	Wells, John	C6/ Effectually Influential	15	7	0.682
14	(three tied)				0.667

	"D" Division		W	L	%-age
1	Winters, Tom	D1/ Dynamic Darts	18	5	0.783
2	Gillett, Galen	D7/ Tres Equis XXX	14	4	0.778
3	Snyder, Mark	D1/ Dynamic Darts	17	5	0.773
4	Hoyt, David	D6/ Rif Raf	16	5	0.762
5	Kiser, Lyman	D3/ One-Armed Bandits	17	6	0.739
6	Raquet, Mike	D4/ Boondock Saints	18	7	0.720
7	Jur, Jess	D6/ Rif Raf	13	6	0.684
8	Barwick, Rob	D6/ Rif Raf	14	7	0.667
	Shaffer, Brian	D4/ Boondock Saints	12	6	0.667
10	Iager, John	D5/ Grateful Darts	15	8	0.652
11	Ohrberg, Keith	D6/ Rif Raf	14	8	0.636
12	August, Eric	D4/ Boondock Saints	11	8	0.579
	Buckley, Bill	D4/ Boondock Saints	11	8	0.579
	Taylor, Walter	D3/ One-Armed Bandits	11	8	0.579

	"E" Division		W	L	%-age
1	Beeson, Robb	E6/ Off Constantly	21	1	0.955
2	Kenney, Jon	E5/ Bennington Brawlers	18	4	0.818
3	Roberts, Mike	E6/ Off Constantly	14	4	0.778
4	Mayhew, Zak	E6/ Off Constantly	16	6	0.727
5	Draudt, Ryan	E2/ Lil' Pickled	11	5	0.688
6	Blackwelder, Deb	E3/ Wire We Here	13	7	0.650
	Overman, Don	E7/ Duck Darters in the 21½ (	13	7	0.650
8	Pope, Chris	E2/ Lil' Pickled	16	9	0.640
9	Perry, Matt	E5/ Bennington Brawlers	14	8	0.636
10	Lee, Carl	E4/ The DIVE Bombers	15	9	0.625
11	Lee, Ronnie	E7/ Duck Darters in the 21½ (	13	8	0.619
	Stehle, Justin	E2/ Lil' Pickled	13	8	0.619
13	Van Olst, Jason	E7/ Duck Darters in the 21½ (	15	10	0.600
	Wilbur, Mike	E7/ Duck Darters in the 21½ (	12	8	0.600

	"F" Division		W	L	%-age
1	Martinez, Vicente	F1/ Damn Yankees!!	23	4	0.852
2	Reynolds, Mike	F8/ The Bogarts	23	5	0.821
3	Claypool, Josh	F6/ Bullfrogz	22	5	0.815
4	Doroshenko, Jim	F2/ Kozmic Debris	21	5	0.808
	Lane, Jonathan	F5/ Board 2 Death	21	5	0.808
6	Sarantos, Alex	F1/ Damn Yankees!!	22	6	0.786
7	Bettencourt, Rodney	F8/ The Bogarts	14	5	0.737
8	Knott, Ronnie	F5/ Board 2 Death	20	8	0.714
	Knott, Ryan	F5/ Board 2 Death	20	8	0.714
	Moore, Jeff	F6/ Bullfrogz	20	8	0.714
11	Montesi, Chris	F7/ Irish We Were Drunk	14	6	0.700
12	Davis, Kevin	F5/ Board 2 Death	13	6	0.684
13	Lane, Jeremy	F5/ Board 2 Death	12	7	0.632
14	Kron, Jay	F1/ Damn Yankees!!	16	10	0.615

	"G" Division		W	L	%-age
1	Clark, Dan	G7/ Overtime Outlaws	18	3	0.857
	Tant, J.J.	G7/ Overtime Outlaws	18	3	0.857
3	McCartney, Eric	G3/ Menace To Sobriety	20	4	0.833
4	Ackley, Sean	G2/ Designated Divers	18	4	0.818
5	Bennett, Adam	G7/ Overtime Outlaws	17	4	0.810
6	Williamson, Tony	G7/ Overtime Outlaws	16	5	0.762
7	Johnson, Dave	G3/ Menace To Sobriety	16	7	0.696
8	Wade, Nate	G1/ Coral Reefers	13	6	0.684
9	Garratt, Neil	G3/ Menace To Sobriety	14	7	0.667
	Marsh, John	G2/ Designated Divers	14	7	0.667
	Smith, Van	G1/ Coral Reefers	14	7	0.667
12	Wackerman, Mark	G4/ Capital Punishment	13	7	0.650
13	Barnes, George	G4/ Capital Punishment	11	6	0.647
14	Gilbert, Geoff	G6/ Bad News Beers	15	9	0.625

	"H" Division		W	L	%-age
1	Campbell, Dan	H1/ Where's the Bullseye	13	3	0.813
	Polston, Tony	H3/ Who Darted?	13	3	0.813
3	Guarneri, Michael	H5/ The Laoch Nog's	19	5	0.792
	Nelson, Shane	H7/ The Redneckers	19	5	0.792
5	Shick, Trevor	H4/ One Markers	16	5	0.762
6	Budd, Ben	H1/ Where's the Bullseye	12	4	0.750
7	Willis, Tolson	H6/ Death Throw	17	7	0.708
8	Crowley, Fulton	H1/ Where's the Bullseye	14	6	0.700
9	Colton, Mitch	H2/ Money Shot	15	7	0.682
	Titsworth, Dan	H2/ Money Shot	15	7	0.682
11	Lego, Dale	H7/ The Redneckers	15	8	0.652
12	Bailey, Joe	H2/ Money Shot	14	8	0.636
13	Roman-Cusher, Jason	H7/ The Redneckers	15	9	0.625
14	Thompson, Ben	H6/ Death Throw	11	7	0.611

	Women's Records		W	L	%-age
A	-	-	-	-	-
B	-	-	-	-	-
C	Wilcox, Julie	C7/ Team America	9	13	0.409
D	Austin, Connie	D2/ No Respect	10	15	0.400
E	Blackwelder, Deb	E3/ Wire We Here	13	7	0.650
	Hiller, Becky	E1/ Sharkshooters	10	11	0.476
	Weaterman, Sha	E1/ Sharkshooters	5	11	0.313

	(# of women by div.: A-0, B-0, C-2, D-4, E-13, F-14, G-3, H-10)		W	L	%-age
F	Gaffney, Michelle	F3/ Blind Squirrels	14	10	0.583
	Payne, Julie	F3/ Blind Squirrels	13	12	0.520
	Reynolds, Lisa	F8/ The Bogarts	10	11	0.476
G	Sasser, Jenny	G2/ Designated Divers	5	13	0.278
H	Hogan, Chris	H6/ Death Throw	11	12	0.478
	Immen, Kristen	H1/ Where's the Bullseye	7	9	0.438
	Highfill, Leigh	H3/ Who Darted?	5	13	0.278

Fall 2007 RDL Top Doubles Records (by division) (FINAL!)

(All statistics are included, as there were no missing scoresheets this season)

(Game minimum required for this listing: 19 for divisions A/B/C/F, 16 for divisions D/E/G/H, except for teams A7/C7/G5 [1 game less due to a fft. received])

	"A" Division		W	L	%-age
1	Phillips, Robbie	A2/ The Rogue Element	21	3	0.875
2	Brown, Tom	A2/ The Rogue Element	18	4	0.818
3	Peoples, Mike	A3/ Cereal Killers	20	5	0.800
	Terry, Bob	A5/ Lunatic Fringe	20	5	0.800
5	Wall, Keith	A2/ The Rogue Element	22	7	0.759
6	Blake, Brian	A1/ The Shadows	18	6	0.750
7	Hyler, Dale	A2/ The Rogue Element	18	7	0.720
	Seward, Mike	A3/ Cereal Killers	18	7	0.720
9	Kilts, Jason	A2/ The Rogue Element	15	6	0.714
10	Persson, Kenny	A3/ Cereal Killers	13	6	0.684
11	Gaglione, Joey	A3/ Cereal Killers	15	7	0.682
12	Berstler, Justin	A3/ Cereal Killers	16	8	0.667
13	Murray, David	A1/ The Shadows	17	9	0.654
14	Millar, Jeremiah	A2/ The Rogue Element	15	9	0.625

	"B" Division		W	L	%-age
1	Hendricks, Ron	B5/ Starving Dartists	17	5	0.773
2	Vaux, Wesley	B1/ Cheap Shots	21	7	0.750
3	Dunleavy, John	B4/ Shut Up and Shoot	20	7	0.741
4	Mays, John	B3/ Nine Lives	19	8	0.704
5	Wiegand, Tom	B2/ Dogs of War	18	8	0.692
6	Baldwin, Randy	B6/ Craig's Swine Crew	13	6	0.684
	Hall, Josh	B1/ Cheap Shots	13	6	0.684
8	Hindle, Mikey	B4/ Shut Up and Shoot	18	9	0.667
9	Rutten, Pete	B6/ Craig's Swine Crew	16	9	0.640
10	Bonar, Eric	B6/ Craig's Swine Crew	12	7	0.632
11	Howell, John	B5/ Starving Dartists	15	9	0.625
12	Romanchek, David	B3/ Nine Lives	18	11	0.621
13	Sosa, Bo	B3/ Nine Lives	16	10	0.615
	Thomson, Brett	B8/ Bag O' Nuts	16	10	0.615

	"C" Division		W	L	%-age
1	Bubanic, George	C8/ The Aristocrats	18	3	0.857
2	Anderson, Ryan	C8/ The Aristocrats	17	5	0.773
3	Parker, Charles	C8/ The Aristocrats	18	6	0.750
4	Alvord, David	C8/ The Aristocrats	17	7	0.708
5	Johnson, Galen	C7/ Team America	14	6	0.700
6	Reygers, Jeff	C8/ The Aristocrats	12	7	0.632
7	Vann, Tim	C1/ Excalibur	17	10	0.630
8	Burney, Gary	C1/ Excalibur	15	9	0.625
	Keller, Tony	C3/ #D	15	9	0.625
10	Hopkins, Chris	C3/ #D	13	8	0.619
	Wells, Tami	C6/ Effectually Influential	13	8	0.619
12	Feller, Keith	C3/ #D	14	9	0.609
13	Butters, Kent	C6/ Effectually Influential	12	8	0.600
14	Simpson, David	C6/ Effectually Influential	13	9	0.591

	"D" Division		W	L	%-age
1	Hoyt, David	D6/ Rif Raf	16	3	0.842
2	Kvasnicka, Bob	D7/ Tres Equis XXX	13	3	0.813
3	Raquet, Mike	D4/ Boondock Saints	19	7	0.731
4	St. Clair, Matt	D6/ Rif Raf	15	6	0.714
5	Shaffer, Brian	D4/ Boondock Saints	14	6	0.700
6	Kiser, Lyman	D3/ One-Armed Bandits	16	7	0.696
7	Dzengeleski, Jimmy	D1/ Dynamic Darts	14	7	0.667
8	Taylor, Walter	D3/ One-Armed Bandits	15	8	0.652
9	Barwick, Rob	D6/ Rif Raf	14	8	0.636
	McFadden, Kevin	D1/ Dynamic Darts	14	8	0.636
11	Rowe, Travis	D1/ Dynamic Darts	10	6	0.625
12	Snyder, Mark	D1/ Dynamic Darts	12	8	0.600
13	Bonaparte, Chris	D3/ One-Armed Bandits	10	7	0.588
14	(two tied)		12	9	0.571

	"E" Division		W	L	%-age
1	Hobbs, Brian	E5/ Bennington Brawlers	18	5	0.783
	Stehle, Justin	E2/ Lil' Pickled	18	5	0.783
3	Perry, Matt	E5/ Bennington Brawlers	13	4	0.765
4	Reynolds, Jon	E5/ Bennington Brawlers	13	6	0.684
5	Lee, Carl	E4/ The DIVE Bombers	16	8	0.667
6	Converse, Stan	E7/ Duck Darters in the 21½ (	14	8	0.636
7	Diggs, Rick	E6/ Off Constantly	13	10	0.565
8	Kellington, Dean	E2/ Lil' Pickled	9	7	0.563
	Kenney, Jon	E5/ Bennington Brawlers	9	7	0.563
10	Hoppert, Jason	E5/ Bennington Brawlers	11	9	0.550
	Roberts, Mike	E6/ Off Constantly	11	9	0.550
	Wilkerson, Chris	E2/ Lil' Pickled	11	9	0.550
13	Beeson, Robb	E6/ Off Constantly	12	10	0.545
	Bordeau, Eric	E3/ Wire We Here	12	10	0.545

	"F" Division		W	L	%-age
1	Reynolds, Lisa	F8/ The Bogarts	20	2	0.909
2	Barlow, Brian	F7/ Irish We Were Drunk	20	5	0.800
3	Reynolds, Mike	F8/ The Bogarts	22	6	0.786
4	Knott, Ronnie	F5/ Board 2 Death	21	7	0.750
5	Claypool, Josh	F6/ Bullfrogz	20	8	0.714
6	Dancy, Kristy	F6/ Bullfrogz	18	8	0.692
	Sarantos, Alex	F1/ Damn Yankees!!	18	8	0.692
8	Patrick, Kevin	F1/ Damn Yankees!!	17	8	0.680
9	Kron, Jay	F1/ Damn Yankees!!	19	9	0.679
10	Ackerman, Travis	F6/ Bullfrogz	18	9	0.667
	Dougherty, Henry	F1/ Damn Yankees!!	16	8	0.667
12	Bettencourt, Rodney	F8/ The Bogarts	13	7	0.650
13	Martinez, Vicente	F1/ Damn Yankees!!	18	10	0.643
	Smith, Brian	F8/ The Bogarts	18	10	0.643

	"G" Division		W	L	%-age
1	McCartney, Eric	G3/ Menace To Sobriety	18	4	0.818
2	Tant, J.J.	G7/ Overtime Outlaws	16	4	0.800
3	Clark, Dan	G7/ Overtime Outlaws	17	5	0.773
4	Johnson, Dave	G3/ Menace To Sobriety	16	5	0.762
5	Smith, Van	G1/ Coral Reefers	17	6	0.739
6	Ackley, Sean	G2/ Designated Divers	16	6	0.727
	Wade, Nate	G1/ Coral Reefers	16	6	0.727
8	Bennett, Adam	G7/ Overtime Outlaws	14	6	0.700
9	Wilkinson, Charlie	G5/ Nasty Diddlers	13	6	0.684
10	Williamson, Tony	G7/ Overtime Outlaws	12	7	0.632
11	Patel, Sam	G3/ Menace To Sobriety	11	7	0.611
12	Gilbert, Geoff	G6/ Bad News Beers	14	9	0.609
13	McAlpin, Jack	G2/ Designated Divers	13	9	0.591
14	Sexton, Wayne	G4/ Capital Punishment	10	7	0.588

	"H" Division		W	L	%-age
1	Willis, Tolson	H6/ Death Throw	19	3	0.864
2	Hogan, Neal	H6/ Death Throw	16	6	0.727
3	Lego, Dale	H7/ The Redneckers	17	7	0.708
4	Budd, Ben	H1/ Where's the Bullseye	11	5	0.688
5	Shick, Trevor	H4/ One Markers	13	6	0.684
6	Beverly, Scott	H7/ The Redneckers	15	7	0.682
	Titsworth, Dan	H2/ Money Shot	15	7	0.682
8	Roman-Cusher, Jason	H7/ The Redneckers	16	8	0.667
9	Austin, Jeff	H6/ Death Throw	13	7	0.650
10	Mushow, Dave	H4/ One Markers	13	8	0.619
11	Thorne, Jon	H2/ Money Shot	14	9	0.609
12	Greene, Sebastian	H4/ One Markers	10	7	0.588
13	Guarneri, Michael	H5/ The Laoch Nog's	14	10	0.583
	Mushow, Tom	H4/ One Markers	14	10	0.583

	Women's Records		W	L	%-age
A	-	-	-	-	-
B	-	-	-	-	-
C	Wells, Tami	C6/ Effectually Influential	13	8	0.619
D	Austin, Connie	D2/ No Respect	7	18	0.280
E	Blackwelder, Deb	E3/ Wire We Here	10	10	0.500
	Williams, Sara	E6/ Off Constantly	8	10	0.444
	Mitchell, Liz	E1/ Sharkshooters	7	10	0.412

	(# of women by div.: A-0, B-0, C-2, D-4, E-13, F-14, G-3, H-10)		W	L	%-age
F	Reynolds, Lisa	F8/ The Bogarts	20	2	0.909
	Dancy, Kristy	F6/ Bullfrogz	18	8	0.692
	Doroshenko, Kim	F2/ Kozmic Debris	12	15	0.444
G	Sasser, Jenny	G2/ Designated Divers	6	15	0.286
H	Hogan, Chris	H6/ Death Throw	8	11	0.421
	Immen, Kristen	H1/ Where's the Bullseye	6	11	0.353
	Highfill, Leigh	H3/ Who Darted?	5	12	0.294

Fall 2007 RDL Top Singles+Doubles Records (by division) (FINAL!)

(All statistics are included, as there were no missing scoresheets this season)

(Game min. required for singles+doubles: 37 for divisions A/B/C/F, 32 for divisions D/E/G/H, except for teams A7/C7/G5 [2 games less due to a fft. received])

	"A" Division		W	L	%-age
1	Seward, Mike	A3/ Cereal Killers	42	9	0.824
2	Blake, Brian	A1/ The Shadows	39	9	0.813
3	Phillips, Robbie	A2/ The Rogue Element	37	11	0.771
4	Brown, Tom	A2/ The Rogue Element	34	11	0.756
5	Millar, Jeremiah	A2/ The Rogue Element	35	13	0.729
6	Wall, Keith	A2/ The Rogue Element	40	15	0.727
7	Terry, Bob	A5/ Lunatic Fringe	35	15	0.700
8	Gibbs, Keith	A1/ The Shadows	32	14	0.696
9	Gelhar, Tommy	A1/ The Shadows	25	11	0.694
10	Tan, Wil	A2/ The Rogue Element	28	13	0.683
11	Hyler, Dale	A2/ The Rogue Element	33	16	0.673
12	Murray, David	A1/ The Shadows	32	20	0.615
13	Witz, Steve	A3/ Cereal Killers	27	17	0.614
14	Davis, Jim	A6/ Liquor Pos'se	29	19	0.604

	"B" Division		W	L	%-age
1	Hendricks, Ron	B5/ Starving Dartists	29	10	0.744
2	Wiegand, Tom	B2/ Dogs of War	36	16	0.692
3	Vaux, Wesley	B1/ Cheap Shots	38	18	0.679
4	Thomson, Brett	B8/ Bag O' Nuts	35	17	0.673
5	Mays, John	B3/ Nine Lives	37	18	0.673
6	Lane, Timothy	B6/ Craig's Swine Crew	27	14	0.659
7	Hindle, Mikey	B4/ Shut Up and Shoot	34	19	0.642
8	Copple, Matthew	B3/ Nine Lives	33	19	0.635
9	Aguilar, Jose	B8/ Bag O' Nuts	36	21	0.632
10	Jenkins, John	B2/ Dogs of War	34	20	0.630
	Sosa, Bo	B3/ Nine Lives	34	20	0.630
12	Bradshaw, Rick	B2/ Dogs of War	33	21	0.611
13	Dunleavy, John	B4/ Shut Up and Shoot	31	20	0.608
	Sellers, Mark	B1/ Cheap Shots	31	20	0.608

	"C" Division		W	L	%-age
1	Bubanic, George	C8/ The Aristocrats	38	9	0.809
2	Parker, Charles	C8/ The Aristocrats	38	10	0.792
3	Butters, Kent	C6/ Effectually Influential	33	10	0.767
4	Anderson, Ryan	C8/ The Aristocrats	31	11	0.738
5	Alvord, David	C8/ The Aristocrats	33	13	0.717
6	Johnson, Galen	C7/ Team America	29	12	0.707
7	Keller, Tony	C3/ #D	32	16	0.667
	Simpson, David	C6/ Effectually Influential	32	16	0.667
9	Burney, Gary	C1/ Excalibur	31	17	0.646
10	Beaudoin, Paul	C4/ Bulls Hitters	33	19	0.635
11	Bear, Bart	C3/ #D	34	21	0.618
12	Wells, John	C6/ Effectually Influential	29	18	0.617
13	Njunge, James	C8/ The Aristocrats	26	17	0.605
14	Scott, Kevin	C7/ Team America	23	16	0.590

	"D" Division		W	L	%-age
1	Hoyt, David	D6/ Rif Raf	32	8	0.800
2	Raquet, Mike	D4/ Boondock Saints	37	14	0.725
3	Kiser, Lyman	D3/ One-Armed Bandits	33	13	0.717
4	Ohrberg, Keith	D6/ Rif Raf	25	11	0.694
5	Snyder, Mark	D1/ Dynamic Darts	29	13	0.690
6	Shaffer, Brian	D4/ Boondock Saints	26	12	0.684
7	Winters, Tom	D1/ Dynamic Darts	30	14	0.682
8	Barwick, Rob	D6/ Rif Raf	28	15	0.651
9	St. Clair, Matt	D6/ Rif Raf	21	12	0.636
10	Jur, Jess	D6/ Rif Raf	25	15	0.625
11	Taylor, Walter	D3/ One-Armed Bandits	26	16	0.619
12	Dzengeleski, Jimmy	D1/ Dynamic Darts	25	16	0.610
13	Gillett, Galen	D7/ Tres Equis XXX	23	15	0.605
14	McFadden, Kevin	D1/ Dynamic Darts	26	18	0.591

	"E" Division		W	L	%-age
1	Hobbs, Brian	E5/ Bennington Brawlers	30	7	0.811
2	Beeson, Robb	E6/ Off Constantly	33	11	0.750
3	Kenney, Jon	E5/ Bennington Brawlers	27	11	0.711
4	Stehle, Justin	E2/ Lil' Pickled	31	13	0.705
5	Perry, Matt	E5/ Bennington Brawlers	27	12	0.692
6	Fischlein, Kris	E5/ Bennington Brawlers	22	10	0.688
7	Roberts, Mike	E6/ Off Constantly	25	13	0.658
8	Lee, Carl	E4/ The DIVE Bombers	31	17	0.646
9	Mayhew, Zak	E6/ Off Constantly	29	17	0.630
10	Blackwelder, Deb	E3/ Wire We Here	23	17	0.575
11	Pope, Chris	E2/ Lil' Pickled	28	21	0.571
	Overman, Don	E7/ Duck Darters in the 21½ (	20	15	0.571
13	Wilbur, Mike	E7/ Duck Darters in the 21½ (	21	16	0.568
14	Wilkerson, Chris	E2/ Lil' Pickled	22	17	0.564

	"F" Division		W	L	%-age
1	Reynolds, Mike	F8/ The Bogarts	45	11	0.804
2	Claypool, Josh	F6/ Bullfrogz	42	13	0.764
3	Martinez, Vicente	F1/ Damn Yankees!!	41	14	0.745
4	Sarantos, Alex	F1/ Damn Yankees!!	40	14	0.741
5	Knott, Ryan	F5/ Board 2 Death	34	12	0.739
6	Knott, Ronnie	F5/ Board 2 Death	41	15	0.732
7	Lane, Jonathan	F5/ Board 2 Death	36	15	0.706
8	Reynolds, Lisa	F8/ The Bogarts	30	13	0.698
9	Bettencourt, Rodney	F8/ The Bogarts	27	12	0.692
10	Moore, Jeff	F6/ Bullfrogz	35	18	0.660
11	Kron, Jay	F1/ Damn Yankees!!	35	19	0.648
12	Ackerman, Travis	F6/ Bullfrogz	31	18	0.633
13	Smith, Brian	F8/ The Bogarts	35	21	0.625
14	Doroshenko, Jim	F2/ Kozmic Debris	32	20	0.615

	"G" Division		W	L	%-age
1	Tant, J.J.	G7/ Overtime Outlaws	34	7	0.829
2	McCartney, Eric	G3/ Menace To Sobriety	38	8	0.826
3	Clark, Dan	G7/ Overtime Outlaws	35	8	0.814
4	Ackley, Sean	G2/ Designated Divers	34	10	0.773
5	Bennett, Adam	G7/ Overtime Outlaws	31	10	0.756
6	Johnson, Dave	G3/ Menace To Sobriety	32	12	0.727
7	Wade, Nate	G1/ Coral Reefers	29	12	0.707
8	Smith, Van	G1/ Coral Reefers	31	13	0.705
9	Williamson, Tony	G7/ Overtime Outlaws	28	12	0.700
10	Wilkinson, Charlie	G5/ Nasty Diddlers	23	14	0.622
11	Gilbert, Geoff	G6/ Bad News Beers	29	18	0.617
12	Marsh, John	G2/ Designated Divers	25	18	0.581
13	Wackerman, Mark	G4/ Capital Punishment	22	16	0.579
14	McAlpin, Jack	G2/ Designated Divers	25	20	0.556

	"H" Division		W	L	%-age
1	Willis, Tolson	H6/ Death Throw	36	10	0.783
2	Shick, Trevor	H4/ One Markers	29	11	0.725
3	Budd, Ben	H1/ Where's the Bullseye	23	9	0.719
4	Guarneri, Michael	H5/ The Laoch Nog's	33	15	0.688
	Campbell, Dan	H1/ Where's the Bullseye	22	10	0.688
6	Titsworth, Dan	H2/ Money Shot	30	14	0.682
7	Lego, Dale	H7/ The Redneckers	32	15	0.681
8	Nelson, Shane	H7/ The Redneckers	31	17	0.646
	Roman-Cusher, Jason	H7/ The Redneckers	31	17	0.646
10	Mushow, Dave	H4/ One Markers	22	14	0.611
11	Austin, Jeff	H6/ Death Throw	25	17	0.595
12	Mushow, Tom	H4/ One Markers	24	17	0.585
13	Colton, Mitch	H2/ Money Shot	26	19	0.578
14	(two tied)		26	20	0.565

	Women's Records		W	L	%-age
A	-	-	-	-	-
B	-	-	-	-	-
C	Wilcox, Julie	C7/ Team America	18	20	0.474
D	Austin, Connie	D2/ No Respect	17	33	0.340
E	Blackwelder, Deb	E3/ Wire We Here	23	17	0.575
	Hiller, Becky	E1/ Sharkshooters	19	25	0.432
	McCray, Karla	E3/ Wire We Here	11	24	0.314

	(# of women by div.: A-0, B-0, C-2, D-4, E-13, F-14, G-3, H-10)		W	L	%-age
F	Reynolds, Lisa	F8/ The Bogarts	30	13	0.698
	Dancy, Kristy	F6/ Bullfrogz	29	21	0.580
	Gaffney, Michelle	F3/ Blind Squirrels	23	25	0.479
G	Sasser, Jenny	G2/ Designated Divers	11	28	0.282
H	Hogan, Chris	H6/ Death Throw	19	23	0.452
	Immen, Kristen	H1/ Where's the Bullseye	13	20	0.394
	Highfill, Leigh	H3/ Who Darted?	10	25	0.286

Fall 2007 RDL Top -01 All-Star Point Averages (by division) (FINAL!)

(All statistics are included, as there were no missing scoresheets this season)

(Game minimum required for this listing: 19 for divisions A/B/C/F, 16 for divisions D/E/G/H, except for teams A7/C7/G5 [1 game less due to a fft. received])

	"A" Division		ASP	TGP	Ave.
1	Gelhar, Tommy	A1/ The Shadows	32.0	24	1.333
2	Blake, Brian	A1/ The Shadows	30.5	24	1.271
3	Seward, Mike	A3/ Cereal Killers	30.5	25	1.220
4	Chavis, Marshall	A1/ The Shadows	20.5	19	1.079
5	Millar, Jeremiah	A2/ The Rogue Element	25.5	24	1.063
6	Knight, Mark	A4/ Dodge Darts	29.5	28	1.054
7	Terry, Bob	A5/ Lunatic Fringe	23.0	26	0.885
8	Davis, Jim	A6/ Liquor Pos'se	21.0	24	0.875
9	Tan, Wil	A2/ The Rogue Element	16.5	20	0.825
10	Brown, Tom	A2/ The Rogue Element	18.0	22	0.818
	Gibbs, Keith	A1/ The Shadows	18.0	22	0.818
12	Phillips, Robbie	A2/ The Rogue Element	19.5	24	0.813
13	Eastmead, Phillip	A6/ Liquor Pos'se	17.0	21	0.810
14	(two tied)	A3/ Cereal Killers			0.750

	"B" Division		ASP	TGP	Ave.
1	Copple, Matthew	B3/ Nine Lives	18.0	26	0.692
2	Sellers, Mark	B1/ Cheap Shots	14.5	24	0.604
3	Grover, Justin	B4/ Shut Up and Shoot	13.5	23	0.587
4	Sosa, Bo	B3/ Nine Lives	15.0	27	0.556
5	Deemer, Randy	B6/ Craig's Swine Crew	12.5	23	0.543
6	Bradshaw, Rick	B2/ Dogs of War	14.0	27	0.519
7	Hall, Josh	B1/ Cheap Shots	10.0	20	0.500
8	Dunleavy, John	B4/ Shut Up and Shoot	12.5	26	0.481
9	Coyne, Kevin	B1/ Cheap Shots	11.5	24	0.479
10	Vaux, Wesley	B1/ Cheap Shots	13.5	29	0.466
11	Rutten, Pete	B6/ Craig's Swine Crew	12.5	27	0.463
12	Wiegand, Tom	B2/ Dogs of War	11.5	26	0.442
13	Kring, Jeremy	B7/ Travelin' Beer Bellies	9.5	22	0.432
14	Wilkie, Felipe	B2/ Dogs of War	10.5	25	0.420

	"C" Division		ASP	TGP	Ave.
1	Beaudoin, Paul	C4/ Bulls Hitters	20.5	26	0.788
2	Njunge, James	C8/ The Aristocrats	16.0	24	0.667
3	Vann, Tim	C1/ Excalibur	17.0	26	0.654
4	Simpson, David	C6/ Effectually Influential	14.0	23	0.609
5	Alvord, David	C8/ The Aristocrats	11.0	19	0.579
6	Anderson, Ryan	C8/ The Aristocrats	11.0	21	0.524
7	Stepp, John	C5/ Hostile Amish	13.0	25	0.520
8	Butters, Kent	C6/ Effectually Influential	10.0	20	0.500
9	Bear, Bart	C3/ #D	13.0	28	0.464
10	Morrill, Robert	C5/ Hostile Amish	9.5	21	0.452
11	Bubanic, George	C8/ The Aristocrats	8.5	19	0.447
	Haynes, Chris	C5/ Hostile Amish	8.5	19	0.447
13	Dautrich, Dan	C3/ #D	10.5	25	0.420
14	Grubb, Donald	C4/ Bulls Hitters	11.5	28	0.411

	"D" Division		ASP	TGP	Ave.
1	Winters, Tom	D1/ Dynamic Darts	15.5	21	0.738
2	Iager, John	D5/ Grateful Darts	14.5	22	0.659
3	Dzengeleski, Jimmy	D1/ Dynamic Darts	9.5	20	0.475
4	Snyder, Mark	D1/ Dynamic Darts	8.0	19	0.421
	Taylor, Walter	D3/ One-Armed Bandits	8.0	19	0.421
6	Jur, Jess	D6/ Rif Raf	7.5	19	0.395
7	Ohrberg, Keith	D6/ Rif Raf	6.5	18	0.361
8	Hoyt, David	D6/ Rif Raf	7.0	20	0.350
9	Barwick, Rob	D6/ Rif Raf	7.5	22	0.341
10	McFadden, Kevin	D1/ Dynamic Darts	7.0	23	0.304
11	McEwen, William	D7/ Tres Equis XXX	6.5	23	0.283
12	Austin, Connie	D2/ No Respect	6.5	25	0.260
13	Johnson, Sven	D3/ One-Armed Bandits	6.0	24	0.250
14	(two tied)		5.5	23	0.239

	"E" Division		ASP	TGP	Ave.
1	Beeson, Robb	E6/ Off Constantly	19.0	22	0.864
2	Mayhew, Zak	E6/ Off Constantly	11.5	23	0.500
3	Harrilchak, Travis	E6/ Off Constantly	7.5	19	0.395
4	Fischlein, Kris	E5/ Bennington Brawlers	6.0	16	0.375
5	Reynolds, Jon	E5/ Bennington Brawlers	7.0	19	0.368
6	Huff, Matt	E4/ The DIVE Bombers	8.0	22	0.364
7	Miller, Mike	E4/ The DIVE Bombers	9.0	25	0.360
8	Stehle, Justin	E2/ Lil' Pickled	7.5	24	0.313
9	Van Olst, Jason	E7/ Duck Darters in the 21½ (	6.5	23	0.283
10	Roberts, Mike	E6/ Off Constantly	5.0	18	0.278
11	Blackwelder, Deb	E3/ Wire We Here	5.5	20	0.275
12	Flowers, Fred	E4/ The DIVE Bombers	6.0	22	0.273
13	Lee, Carl	E4/ The DIVE Bombers	6.5	24	0.271
14	Jones, Jeff	E3/ Wire We Here	5.0	19	0.263

	"F" Division		ASP	TGP	Ave.
1	Doroshenko, Jim	F2/ Kozmic Debris	13.5	26	#####
2	Martinez, Vicente	F1/ Damn Yankees!!	14.0	27	#####
3	Reynolds, Mike	F8/ The Bogarts	11.5	28	0.411
4	Eskew, Jeff	F7/ Irish We Were Drunk	9.0	22	0.409
5	Stacy, Rod	F3/ Blind Squirrels	8.5	25	0.340
6	Watkins, Rudy	F8/ The Bogarts	9.0	28	0.321
7	Lane, Jonathan	F5/ Board 2 Death	8.0	25	0.320
8	Sarantos, Alex	F1/ Damn Yankees!!	8.0	27	0.296
9	Knott, Ronnie	F5/ Board 2 Death	8.0	28	0.286
10	Clough, James	F7/ Irish We Were Drunk	5.5	21	0.262
11	Hunter, Adam	F5/ Board 2 Death	5.0	20	0.250
12	Claypool, Josh	F6/ Bullfrogz	6.5	27	0.241
13	Smith, Brian	F8/ The Bogarts	6.0	28	0.214
	Ackerman, Travis	F6/ Bullfrogz	4.5	21	0.214

	"G" Division		ASP	TGP	Ave.
1	Wade, Nate	G1/ Coral Reefers	15.5	20	0.775
2	Ackley, Sean	G2/ Designated Divers	13.0	22	0.591
3	Bennett, Adam	G7/ Overtime Outlaws	8.5	19	0.447
4	McAlpin, Jack	G2/ Designated Divers	9.5	22	0.432
5	McCartney, Eric	G3/ Menace To Sobriety	9.5	23	0.413
	Todd, Patrick	G4/ Capital Punishment	9.5	23	0.413
7	Marsh, John	G2/ Designated Divers	8.5	22	0.386
8	Williamson, Tony	G7/ Overtime Outlaws	6.0	18	0.333
9	Gilbert, Geoff	G6/ Bad News Beers	7.5	23	0.326
10	Tant, J.J.	G7/ Overtime Outlaws	6.5	20	0.325
11	Clark, Dan	G7/ Overtime Outlaws	6.5	22	0.295
12	Ejlali, Shervin	G6/ Bad News Beers	7.0	24	0.292
13	Woodard, Dave	G6/ Bad News Beers	5.5	19	0.289
14	Williams, Nelson	G1/ Coral Reefers	4.5	18	0.250

	"H" Division		ASP	TGP	Ave.
1	Nelson, Shane	H7/ The Redneckers	10.5	24	0.438
2	Stahl, Greg	H1/ Where's the Bullseye	6.5	17	0.382
3	Bailey, Joe	H2/ Money Shot	7.0	21	0.333
4	Shick, Trevor	H4/ One Markers	5.5	18	0.306
5	Willis, Tolson	H6/ Death Throw	7.0	23	0.304
6	Austin, Jeff	H6/ Death Throw	6.0	21	0.286
7	Davis, Jared	H3/ Who Darted?	5.0	19	0.263
8	Titsworth, Dan	H2/ Money Shot	5.5	22	0.250
9	Lego, Dale	H7/ The Redneckers	5.5	23	0.239
10	Emerton, Eric	H4/ One Markers	4.0	17	0.235
11	Mosca, Mike	H2/ Money Shot	4.5	20	0.225
	Mushow, Tom	H4/ One Markers	4.5	20	0.225
	Roseman, Sean	H7/ The Redneckers	4.5	20	0.225
14	Colton, Mitch	H2/ Money Shot	4.5	21	0.214

	Women's Records		ASP	TGP	Ave.
A	-	-	-	-	-
B	-	-	-	-	-
C	Wells, Tami	C6/ Effectually Influential	1.0	19	0.053
D	Austin, Connie	D2/ No Respect	6.5	25	0.260
E	Blackwelder, Deb	E3/ Wire We Here	5.5	20	0.275
	McCray, Karla	E3/ Wire We Here	4.0	18	0.222
	Weaterman, Sha	E1/ Sharkshooters	2.0	18	0.111

	(# of women by div.: A-0, B-0, C-2, D-4, E-13, F-14, G-3, H-10)		ASP	TGP	Ave.
F	Payne, Julie	F3/ Blind Squirrels	4.5	25	0.180
	Doroshenko, Kim	F2/ Kozmic Debris	3.5	23	0.152
	Bohanan, Heather	F2/ Kozmic Debris	3.0	20	0.150
G	Sasser, Jenny	G2/ Designated Divers	0.0	18	0.000
H	Highfill, Leigh	H3/ Who Darted?	2.5	19	0.132
	Hogan, Chris	H6/ Death Throw	2.5	22	0.114
	Fulghum, Sara	H5/ The Laoch Nog's	2.0	26	0.077

Fall 2007 RDL Top Cricket All-Star Point Averages (by division) (FINAL!)

(All statistics are included, as there were no missing scoresheets this season)

(Game minimum required for this listing: 19 for divisions A/B/C/F, 16 for divisions D/E/G/H, except for teams A7/C7/G5 [1 game less due to a fft. received])

	"A" Division		ASP	TGP	Ave.
1	Blake, Brian	A1/ The Shadows	84.5	24	3.521
2	Seward, Mike	A3/ Cereal Killers	73.0	26	2.808
3	Millar, Jeremiah	A2/ The Rogue Element	61.5	24	2.563
4	Phillips, Robbie	A2/ The Rogue Element	58.5	24	2.438
5	Tan, Wil	A2/ The Rogue Element	48.5	21	2.310
6	Brown, Tom	A2/ The Rogue Element	50.0	23	2.174
7	Gibbs, Keith	A1/ The Shadows	49.0	24	2.042
8	Terry, Bob	A5/ Lunatic Fringe	48.0	24	2.000
9	Oakley, Richard	A1/ The Shadows	37.0	19	1.947
10	Eastmead, Phillip	A6/ Liquor Pos'se	42.5	22	1.932
11	Wall, Keith	A2/ The Rogue Element	53.0	28	1.893
12	Hamilton, Billy	A7/ The Misplacements	45.5	26	1.750
	Murray, David	A1/ The Shadows	45.5	26	1.750
14	Butters, Scott	A6/ Liquor Pos'se	36.5	21	1.738

	"B" Division		ASP	TGP	Ave.
1	Hendricks, Ron	B5/ Starving Dartists	33.5	22	1.523
2	Jenkins, John	B2/ Dogs of War	39.0	28	1.393
3	Bradshaw, Rick	B2/ Dogs of War	36.0	27	1.333
4	Wiegand, Tom	B2/ Dogs of War	30.5	26	1.173
5	Leonard, Shawn	B4/ Shut Up and Shoot	24.5	21	1.167
6	Martin, David	B8/ Bag O' Nuts	29.5	26	1.135
7	McCredie, Bob	B7/ Travelin' Beer Bellies	21.5	20	1.075
8	Dunleavy, John	B4/ Shut Up and Shoot	26.0	25	1.040
9	Sellers, Mark	B1/ Cheap Shots	27.5	27	1.019
10	Gaertner, Brian	B8/ Bag O' Nuts	31.5	31	1.016
11	Thomson, Brett	B8/ Bag O' Nuts	25.0	26	0.962
12	Grover, Justin	B4/ Shut Up and Shoot	22.0	24	0.917
13	Warren, Randy	B1/ Cheap Shots	20.5	24	0.854
14	Deemer, Randy	B6/ Craig's Swine Crew	22.0	26	0.846

	"C" Division		ASP	TGP	Ave.
1	Alvord, David	C8/ The Aristocrats	48.5	27	1.796
2	Butters, Kent	C6/ Effectually Influential	35.5	23	1.543
3	Wells, John	C6/ Effectually Influential	39.0	26	1.500
4	Parker, Charles	C8/ The Aristocrats	41.0	28	1.464
5	Beaudoin, Paul	C4/ Bulls Hitters	36.0	26	1.385
6	Keller, Tony	C3/ #D	28.0	24	1.167
7	Bubanic, George	C8/ The Aristocrats	31.5	28	1.125
8	Hix, Steve	C5/ Hostile Amish	22.0	20	1.100
9	Simpson, David	C6/ Effectually Influential	26.5	25	1.060
10	Lloyd, Billy	C8/ The Aristocrats	23.5	23	1.022
11	Wilcox, Randy	C7/ Team America	20.0	20	1.000
12	Mori, Chris	C7/ Team America	17.5	18	0.972
13	Alcon, Tony	C2/ Mac the Dart	20.0	21	0.952
14	Walters, Jason	C6/ Effectually Influential	16.5	19	0.868

	"D" Division		ASP	TGP	Ave.
1	Winters, Tom	D1/ Dynamic Darts	35.5	23	1.543
2	Kiser, Lyman	D3/ One-Armed Bandits	36.0	24	1.500
3	Hoyt, David	D6/ Rif Raf	22.0	20	1.100
4	Barwick, Rob	D6/ Rif Raf	20.0	21	0.952
5	Taylor, Walter	D3/ One-Armed Bandits	20.0	23	0.870
6	Iager, John	D5/ Grateful Darts	19.5	24	0.813
7	Rosenoff, Evan	D7/ Tres Equis XXX	19.0	24	0.792
8	McFadden, Kevin	D1/ Dynamic Darts	16.5	21	0.786
9	Raquet, Mike	D4/ Boondock Saints	19.5	26	0.750
10	Jur, Jess	D6/ Rif Raf	15.5	21	0.738
11	Dzengeleski, Jimmy	D1/ Dynamic Darts	13.5	21	0.643
12	Lilienthal, John	D5/ Grateful Darts	14.5	23	0.630
13	Knight, Rob	D7/ Tres Equis XXX	13.5	22	0.614
14	Brown, Mike	D2/ No Respect	15.0	27	0.556

	"E" Division		ASP	TGP	Ave.
1	Beeson, Robb	E6/ Off Constantly	45.0	22	2.045
2	Blackwelder, Deb	E3/ Wire We Here	19.5	20	0.975
3	Roberts, Mike	E6/ Off Constantly	17.5	20	0.875
4	Carawon, Bob	E7/ Duck Darters in the 21½ (	17.0	20	0.850
5	Pope, Chris	E2/ Lil' Pickled	21.0	25	0.840
6	Mayhew, Zak	E6/ Off Constantly	18.5	23	0.804
7	Perry, Matt	E5/ Bennington Brawlers	15.5	20	0.775
8	Overman, Don	E7/ Duck Darters in the 21½ (	13.5	19	0.711
	Wilbur, Mike	E7/ Duck Darters in the 21½ (	13.5	19	0.711
10	Hiller, Tim	E1/ Sharkshooters	16.5	24	0.688
11	Bordeau, Eric	E3/ Wire We Here	14.5	22	0.659
12	Lee, Carl	E4/ The DIVE Bombers	15.5	24	0.646
13	Rabb, Devon	E2/ Lil' Pickled	14.0	22	0.636
14	Thurn, Brian	E2/ Lil' Pickled	12.0	19	0.632

	"F" Division		ASP	TGP	Ave.
1	Reynolds, Mike	F8/ The Bogarts	33.0	28	1.179
2	Moore, Jeff	F6/ Bullfrogz	26.0	28	0.929
3	Claypool, Josh	F6/ Bullfrogz	24.5	28	0.875
4	Sarantos, Alex	F1/ Damn Yankees!!	23.0	27	0.852
5	Fournier, Jeff	F2/ Kozmic Debris	17.5	22	0.795
6	Martinez, Vicente	F1/ Damn Yankees!!	21.0	28	0.750
7	Lane, Jonathan	F5/ Board 2 Death	19.0	26	0.731
8	Clough, James	F7/ Irish We Were Drunk	15.0	22	0.682
9	Kron, Jay	F1/ Damn Yankees!!	18.0	27	0.667
10	Ackerman, Travis	F6/ Bullfrogz	18.0	28	0.643
11	Patrick, Kevin	F1/ Damn Yankees!!	15.0	26	0.577
12	Nelson, Jason	F7/ Irish We Were Drunk	10.5	19	0.553
13	Eskew, Jeff	F7/ Irish We Were Drunk	11.0	20	0.550
14	Doroshenko, Jim	F2/ Kozmic Debris	14.0	26	0.538

	"G" Division		ASP	TGP	Ave.
1	McCartney, Eric	G3/ Menace To Sobriety	22.0	23	0.957
2	Bennett, Adam	G7/ Overtime Outlaws	19.5	22	0.886
3	Ackley, Sean	G2/ Designated Divers	18.0	22	0.818
	Johnson, Dave	G3/ Menace To Sobriety	18.0	22	0.818
5	Rube, Bob	G5/ Nasty Diddlers	15.0	21	0.714
6	Wackerman, Mark	G4/ Capital Punishment	14.5	23	0.630
7	McAlpin, Jack	G2/ Designated Divers	14.0	23	0.609
8	Clark, Dan	G7/ Overtime Outlaws	12.0	21	0.571
9	Davis, Stu	G4/ Capital Punishment	8.5	17	0.500
10	Garratt, Neil	G3/ Menace To Sobriety	10.0	21	0.476
	Tant, J.J.	G7/ Overtime Outlaws	10.0	21	0.476
12	Boyd, Richard	G1/ Coral Reefers	10.5	23	0.457
13	Parrish, Kelly	G2/ Designated Divers	7.5	17	0.441
14	Wilkinson, Charlie	G5/ Nasty Diddlers	8.0	19	0.421

	"H" Division		ASP	TGP	Ave.
1	Colton, Mitch	H2/ Money Shot	22.0	24	0.917
2	Crowley, Fulton	H1/ Where's the Bullseye	16.0	18	0.889
3	Titsworth, Dan	H2/ Money Shot	15.0	22	0.682
4	Willis, Tolson	H6/ Death Throw	15.0	23	0.652
5	Roman-Cusher, Jason	H7/ The Redneckers	15.0	24	0.625
6	Hogan, Neal	H6/ Death Throw	14.0	23	0.609
7	Emerton, Eric	H4/ One Markers	11.5	19	0.605
8	Bailey, Joe	H2/ Money Shot	13.0	22	0.591
	Shick, Trevor	H4/ One Markers	13.0	22	0.591
10	Budd, Ben	H1/ Where's the Bullseye	8.5	16	0.531
11	Nelson, Shane	H7/ The Redneckers	12.5	24	0.521
12	Guarneri, Michael	H5/ The Laoch Nog's	11.0	24	0.458
13	Tolliver, Thomas	H3/ Who Darted?	8.0	18	0.444
14	Campbell, Dan	H1/ Where's the Bullseye	7.5	17	0.441

	Women's Records		ASP	TGP	Ave.
A	-	-	-	-	-
B	-	-	-	-	-
C	Wells, Tami	C6/ Effectually Influential	14.5	20	0.725
D	Austin, Connie	D2/ No Respect	12.0	25	0.480
E	Blackwelder, Deb	E3/ Wire We Here	19.5	20	0.975
	Bergevin, Cassi	E1/ Sharkshooters	10.0	17	0.588
	McCray, Karla	E3/ Wire We Here	8.5	17	0.500

	(# of women by div.: A-0, B-0, C-2, D-4, E-13, F-14, G-3, H-10)		ASP	TGP	Ave.
F	Doroshenko, Kim	F2/ Kozmic Debris	11.5	26	0.442
	Payne, Julie	F3/ Blind Squirrels	11.5	26	0.442
	Gaffney, Michelle	F3/ Blind Squirrels	9.5	24	0.396
G	Sasser, Jenny	G2/ Designated Divers	2.0	21	0.095
H	Hogan, Chris	H6/ Death Throw	5.0	20	0.250
	Immen, Kristen	H1/ Where's the Bullseye	3.5	16	0.219
	Fulghum, Sara	H5/ The Laoch Nog's	5.5	27	0.204

Fall 2007 RDL League-Wide Sectional Statistics (ranked by percentage) (FINAL!)

(All statistics are included, as there were no missing scoresheets this season)

(Game minimums required for these listings: 7 for divisions A/B/C/F, 6 for divisions D/E/G/H)

	Singles 301 Win Percentage		W	L	%-age
1	Goodknecht, Chris	D5/ Grateful Darts	7	0	1.000
2	Seward, Mike	A3/ Cereal Killers	12	1	0.923
3	Nelson, Shane	H7/ The Redneckers	11	1	0.917
4	Butters, Kent	C6/ Effectually Influential	10	1	0.909
	Beeson, Robb	E6/ Off Constantly	10	1	0.909
	Kenney, Jon	E5/ Bennington Brawlers	10	1	0.909
7	Bettencourt, Rodney	F8/ The Bogarts	8	1	0.889
8	Gillett, Galen	D7/ Tres Equis XXX	7	1	0.875
	Pfahlert, Mark	F4/ Dart You	7	1	0.875
	Budd, Ben	H1/ Where's the Bullseye	7	1	0.875
11	Reynolds, Mike	F8/ The Bogarts	12	2	0.857
	Butman, Don	A5/ Lunatic Fringe	6	1	0.857
	Shengulette, Jerry	C7/ Team America	6	1	0.857
	Gordon, Greg	F6/ Bullfrogz	6	1	0.857
	Campbell, Dan	H1/ Where's the Bullseye	6	1	0.857
16	Gelhar, Tommy	A1/ The Shadows	11	2	0.846
	Thomas, Jason	A7/ The Misplacements	11	2	0.846
	Copple, Matthew	B3/ Nine Lives	11	2	0.846
19	Blake, Brian	A1/ The Shadows	10	2	0.833
	Millar, Jeremiah	A2/ The Rogue Element	10	2	0.833
	Johnson, Galen	C7/ Team America	10	2	0.833
	Barwick, Rob	D6/ Rif Raf	10	2	0.833
	Kvasnicka, Bob	D7/ Tres Equis XXX	5	1	0.833
24	Kring, Jeremy	B7/ Travelin' Beer Bellies	9	2	0.818
	Hoyt, David	D6/ Rif Raf	9	2	0.818
	Winters, Tom	D1/ Dynamic Darts	9	2	0.818
	Mayhew, Zak	E6/ Off Constantly	9	2	0.818
	Ackley, Sean	G2/ Designated Divers	9	2	0.818
29	Smith, Butch	B3/ Nine Lives	8	2	0.800
	Parker, Charles	C8/ The Aristocrats	8	2	0.800
	Snyder, Mark	D1/ Dynamic Darts	8	2	0.800
	Montesi, Chris	F7/ Irish We Were Drunk	8	2	0.800
	Williamson, Tony	G7/ Overtime Outlaws	8	2	0.800
	Shick, Trevor	H4/ One Markers	8	2	0.800
35	Bear, Bart	C3/ #D	11	3	0.786
36	Harrilchak, Travis	E6/ Off Constantly	7	2	0.778
37	Beaudoin, Paul	C4/ Bulls Hitters	10	3	0.769
	Simpson, David	C6/ Effectually Influential	10	3	0.769
	Doroshenko, Jim	F2/ Kozmic Debris	10	3	0.769
	Martinez, Vicente	F1/ Damn Yankees!!	10	3	0.769
41	Hyler, Dale	A2/ The Rogue Element	9	3	0.750
	Keller, Tony	C3/ #D	9	3	0.750
	Wilcox, Randy	C7/ Team America	9	3	0.750
	Pope, Chris	E2/ Lil' Pickled	9	3	0.750
	McCartney, Eric	G3/ Menace To Sobriety	9	3	0.750
	Gillespie, Jeff	H3/ Who Darted?	9	3	0.750
	Guarneri, Michael	H5/ The Laoch Nog's	9	3	0.750
	Roberts, Mike	E6/ Off Constantly	6	2	0.750
	Wackerman, Mark	G4/ Capital Punishment	6	2	0.750
50	Gibbs, Keith	A1/ The Shadows	8	3	0.727
	Walters, Jason	C6/ Effectually Influential	8	3	0.727
	Clark, Dan	G7/ Overtime Outlaws	8	3	0.727
	Garratt, Neil	G3/ Menace To Sobriety	8	3	0.727
	Tant, J.J.	G7/ Overtime Outlaws	8	3	0.727
55	Knight, Mark	A4/ Dodge Darts	10	4	0.714
	Jenkins, John	B2/ Dogs of War	10	4	0.714
	Knott, Ronnie	F5/ Board 2 Death	10	4	0.714
	Knott, Ryan	F5/ Board 2 Death	10	4	0.714
	Moore, Jeff	F6/ Bullfrogz	10	4	0.714
	Sarantos, Alex	F1/ Damn Yankees!!	10	4	0.714
	Lane, Timothy	B6/ Craig's Swine Crew	5	2	0.714
	Richardson, Shane	D3/ One-Armed Bandits	5	2	0.714
	Marler, Donald	E4/ The DIVE Bombers	5	2	0.714
	Hayes, Chad	F5/ Board 2 Death	5	2	0.714
65	(nine tied - 1 each in A/B/D/F/H, 2 each in E/G)		7	3	0.700

	Singles Cricket Win Percentage		W	L	%-age
1	Sellers, Mark	B1/ Cheap Shots	13	0	1.000
	Beeson, Robb	E6/ Off Constantly	11	0	1.000
	Bennett, Adam	G7/ Overtime Outlaws	11	0	1.000
	Clark, Dan	G7/ Overtime Outlaws	10	0	1.000
	Tant, J.J.	G7/ Overtime Outlaws	10	0	1.000
	Chavis, Marshall	A1/ The Shadows	8	0	1.000
	Wenhart, Jeff	F2/ Kozmic Debris	8	0	1.000
	Polston, Tony	H3/ Who Darted?	8	0	1.000
	Brown, Barry	B2/ Dogs of War	7	0	1.000
	Goodknecht, Chris	D5/ Grateful Darts	7	0	1.000
11	Claypool, Josh	F6/ Bullfrogz	13	1	0.929
	Martinez, Vicente	F1/ Damn Yankees!!	13	1	0.929
13	Seward, Mike	A3/ Cereal Killers	12	1	0.923
	Lane, Jonathan	F5/ Board 2 Death	12	1	0.923
15	Blake, Brian	A1/ The Shadows	11	1	0.917
	Gibbs, Keith	A1/ The Shadows	11	1	0.917
	Butters, Kent	C6/ Effectually Influential	11	1	0.917
	McCartney, Eric	G3/ Menace To Sobriety	11	1	0.917
19	Hendricks, Ron	B5/ Starving Dartists	10	1	0.909
	Hobbs, Brian	E5/ Bennington Brawlers	10	1	0.909
	Titsworth, Dan	H2/ Money Shot	10	1	0.909
22	Blackwelder, Deb	E3/ Wire We Here	9	1	0.900
23	Draudt, Ryan	E2/ Lil' Pickled	8	1	0.889
24	Morin, Dino	C4/ Bulls Hitters	7	1	0.875
25	Alvord, David	C8/ The Aristocrats	12	2	0.857
	Bubanic, George	C8/ The Aristocrats	12	2	0.857
	Parker, Charles	C8/ The Aristocrats	12	2	0.857
	Sarantos, Alex	F1/ Damn Yankees!!	12	2	0.857
	Hayes, Chad	F5/ Board 2 Death	6	1	0.857
30	Raquet, Mike	D4/ Boondock Saints	11	2	0.846
	Doroshenko, Jim	F2/ Kozmic Debris	11	2	0.846
32	Davis, Jim	A6/ Liquor Pos'se	10	2	0.833
	McDonald, Mike	A1/ The Shadows	10	2	0.833
	Millar, Jeremiah	A2/ The Rogue Element	10	2	0.833
	Phillips, Robbie	A2/ The Rogue Element	10	2	0.833
	Kiser, Lyman	D3/ One-Armed Bandits	10	2	0.833
	Johnson, Dave	G3/ Menace To Sobriety	10	2	0.833
	Colton, Mitch	H2/ Money Shot	10	2	0.833
	Guarneri, Michael	H5/ The Laoch Nog's	10	2	0.833
40	Lee, Ronnie	E7/ Duck Darters in the 21½	9	2	0.818
	Ackley, Sean	G2/ Designated Divers	9	2	0.818
42	Butman, Don	A5/ Lunatic Fringe	8	2	0.800
	Jur, Jess	D6/ Rif Raf	8	2	0.800
	Roberts, Mike	E6/ Off Constantly	8	2	0.800
	Marsh, John	G2/ Designated Divers	8	2	0.800
	Wade, Nate	G1/ Coral Reefers	8	2	0.800
47	Sosa, Bo	B3/ Nine Lives	11	3	0.786
	Bear, Bart	C3/ #D	11	3	0.786
	Reynolds, Mike	F8/ The Bogarts	11	3	0.786
50	Njunge, James	C8/ The Aristocrats	7	2	0.778
	Kellington, Dean	E2/ Lil' Pickled	7	2	0.778
	Stehle, Justin	E2/ Lil' Pickled	7	2	0.778
	Campbell, Dan	H1/ Where's the Bullseye	7	2	0.778
54	Lane, Timothy	B6/ Craig's Swine Crew	10	3	0.769
	Thomson, Brett	B8/ Bag O' Nuts	10	3	0.769
	Beaudoin, Paul	C4/ Bulls Hitters	10	3	0.769
	Lloyd, Billy	C8/ The Aristocrats	10	3	0.769
58	Brown, Tom	A2/ The Rogue Element	9	3	0.750
	Terry, Bob	A5/ Lunatic Fringe	9	3	0.750
	Anderson, Ryan	C8/ The Aristocrats	9	3	0.750
	Burney, Gary	C1/ Excalibur	9	3	0.750
	Iager, John	D5/ Grateful Darts	9	3	0.750
	Snyder, Mark	D1/ Dynamic Darts	9	3	0.750
	Winters, Tom	D1/ Dynamic Darts	9	3	0.750
	Carter, Shawn	E5/ Bennington Brawlers	9	3	0.750
	Willis, Tolson	H6/ Death Throw	9	3	0.750
	Richardson, Shane	D3/ One-Armed Bandits	6	2	0.750
	Ferguson, Travis	H1/ Where's the Bullseye	6	2	0.750
69	(nine tied - 1 each in A/D/F/G, 2 in E, 3 in H)		8	3	0.727

Fall 2007 RDL League-Wide Sectional Statistics (ranked by percentage) (FINAL!)

(All statistics are included, as there were no missing scoresheets this season)

(Game minimums required for these listings: 7 for divisions A/B/C/F, 6 for divisions D/E/G/H)

	Doubles Cricket Win Percentage		W	L	%-age
1	Reynolds, Lisa	F8/ The Bogarts	12	0	1.000
	Fischlein, Kris	E5/ Bennington Brawlers	7	0	1.000
3	Bubanic, George	C8/ The Aristocrats	13	1	0.929
	Parker, Charles	C8/ The Aristocrats	13	1	0.929
5	Dunleavy, John	B4/ Shut Up and Shoot	12	1	0.923
6	Hyler, Dale	A2/ The Rogue Element	11	1	0.917
	Terry, Bob	A5/ Lunatic Fringe	11	1	0.917
	Smith, Van	G1/ Coral Reefers	11	1	0.917
9	Brown, Tom	A2/ The Rogue Element	10	1	0.909
10	Anderson, Ryan	C8/ The Aristocrats	8	1	0.889
11	Kvasnicka, Bob	D7/ Tres Equis XXX	7	1	0.875
	Perry, Matt	E5/ Bennington Brawlers	7	1	0.875
	Budd, Ben	H1/ Where's the Bullseye	7	1	0.875
	Campbell, Dan	H1/ Where's the Bullseye	7	1	0.875
15	Wall, Keith	A2/ The Rogue Element	13	2	0.867
16	Smith, Brian	F8/ The Bogarts	12	2	0.857
	Marler, Donald	E4/ The DIVE Bombers	6	1	0.857
	Tollerton, Steve	E7/ Duck Darters in the 21½	6	1	0.857
19	Raquet, Mike	D4/ Boondock Saints	11	2	0.846
20	Keller, Tony	C3/ #D	10	2	0.833
	Barwick, Rob	D6/ Rif Raf	10	2	0.833
	Beverly, Scott	H7/ The Redneckers	10	2	0.833
	Buchholz, Brian	D6/ Rif Raf	5	1	0.833
	Jackson, Barry	D1/ Dynamic Darts	5	1	0.833
	Vail, Philip	H3/ Who Darted?	5	1	0.833
26	Hendricks, Ron	B5/ Starving Dartists	9	2	0.818
	St. Clair, Matt	D6/ Rif Raf	9	2	0.818
	Converse, Stan	E7/ Duck Darters in the 21½	9	2	0.818
	Clark, Dan	G7/ Overtime Outlaws	9	2	0.818
	McCartney, Eric	G3/ Menace To Sobriety	9	2	0.818
	Tant, J.J.	G7/ Overtime Outlaws	9	2	0.818
	Mushow, Dave	H4/ One Markers	9	2	0.818
	Shick, Trevor	H4/ One Markers	9	2	0.818
	Willis, Tolson	H6/ Death Throw	9	2	0.818
35	Hoyt, David	D6/ Rif Raf	8	2	0.800
	Shaffer, Brian	D4/ Boondock Saints	8	2	0.800
	Austin, Jeff	H6/ Death Throw	8	2	0.800
38	Aguilar, Jose	B8/ Bag O' Nuts	11	3	0.786
	Hindle, Mikey	B4/ Shut Up and Shoot	11	3	0.786
	Knott, Ronnie	F5/ Board 2 Death	11	3	0.786
	Knott, Ryan	F5/ Board 2 Death	11	3	0.786
	Reynolds, Mike	F8/ The Bogarts	11	3	0.786
43	Chavis, Marshall	A1/ The Shadows	7	2	0.778
44	Murray, David	A1/ The Shadows	10	3	0.769
	Alvord, David	C8/ The Aristocrats	10	3	0.769
	Barlow, Brian	F7/ Irish We Were Drunk	10	3	0.769
	Patrick, Kevin	F1/ Damn Yankees!!	10	3	0.769
48	Blake, Brian	A1/ The Shadows	9	3	0.750
	Peoples, Mike	A3/ Cereal Killers	9	3	0.750
	Phillips, Robbie	A2/ The Rogue Element	9	3	0.750
	Rutten, Pete	B6/ Craig's Swine Crew	9	3	0.750
	Kiser, Lyman	D3/ One-Armed Bandits	9	3	0.750
	Rosenoff, Evan	D7/ Tres Equis XXX	9	3	0.750
	Dougherty, Henry	F1/ Damn Yankees!!	9	3	0.750
	Lego, Dale	H7/ The Redneckers	9	3	0.750
	Kendall, Kevin	A3/ Cereal Killers	6	2	0.750
	Tan, Wil	A2/ The Rogue Element	6	2	0.750
	Hayes, Chad	F5/ Board 2 Death	6	2	0.750
	Sexton, Wayne	G4/ Capital Punishment	6	2	0.750
	Stahl, Greg	H1/ Where's the Bullseye	6	2	0.750
61	Gaglione, Joey	A3/ Cereal Killers	8	3	0.727
	Burney, Gary	C1/ Excalibur	8	3	0.727
	Hobbs, Brian	E5/ Bennington Brawlers	8	3	0.727
	Stehle, Justin	E2/ Lil' Pickled	8	3	0.727
	Van Olst, Jason	E7/ Duck Darters in the 21½	8	3	0.727
	Clough, James	F7/ Irish We Were Drunk	8	3	0.727
	Ackley, Sean	G2/ Designated Divers	8	3	0.727
	Todd, Patrick	G4/ Capital Punishment	8	3	0.727
	Wade, Nate	G1/ Coral Reefers	8	3	0.727
70	(five tied - 1 each in B/F/H, 2 in D)				0.714

	Doubles 501 Win Percentage		W	L	%-age
1	Phillips, Robbie	A2/ The Rogue Element	12	0	1.000
	Buchholz, Brian	D6/ Rif Raf	6	0	1.000
3	Claypool, Josh	F6/ Bullfrogz	13	1	0.929
4	Hogan, Neal	H6/ Death Throw	10	1	0.909
	Willis, Tolson	H6/ Death Throw	10	1	0.909
6	Hoyt, David	D6/ Rif Raf	8	1	0.889
	Bennett, Adam	G7/ Overtime Outlaws	8	1	0.889
8	Grubb, Ed	A4/ Dodge Darts	7	1	0.875
9	Oakley, Richard	A1/ The Shadows	6	1	0.857
	Ohrberg, Keith	D6/ Rif Raf	6	1	0.857
11	Peoples, Mike	A3/ Cereal Killers	11	2	0.846
12	Seward, Mike	A3/ Cereal Killers	10	2	0.833
	Hobbs, Brian	E5/ Bennington Brawlers	10	2	0.833
	Lee, Carl	E4/ The DIVE Bombers	10	2	0.833
	Stehle, Justin	E2/ Lil' Pickled	10	2	0.833
	Barlow, Brian	F7/ Irish We Were Drunk	10	2	0.833
	Brantley, Kevin	E5/ Bennington Brawlers	5	1	0.833
18	Bonar, Eric	B6/ Craig's Swine Crew	9	2	0.818
	Wells, Tami	C6/ Effectually Influential	9	2	0.818
	Johnson, Dave	G3/ Menace To Sobriety	9	2	0.818
	McCartney, Eric	G3/ Menace To Sobriety	9	2	0.818
22	Bettencourt, Rodney	F8/ The Bogarts	8	2	0.800
	Reynolds, Lisa	F8/ The Bogarts	8	2	0.800
24	Vaux, Wesley	B1/ Cheap Shots	11	3	0.786
	Reynolds, Mike	F8/ The Bogarts	11	3	0.786
26	Bonaparte, Chris	D3/ One-Armed Bandits	7	2	0.778
	Reynolds, Jon	E5/ Bennington Brawlers	7	2	0.778
	Tant, J.J.	G7/ Overtime Outlaws	7	2	0.778
29	Sherman, Matt	B1/ Cheap Shots	10	3	0.769
	Wiegand, Tom	B2/ Dogs of War	10	3	0.769
	Sarantos, Alex	F1/ Damn Yankees!!	10	3	0.769
32	Blake, Brian	A1/ The Shadows	9	3	0.750
	Wilson, James	A5/ Lunatic Fringe	6	2	0.750
	Shengulette, Jerry	C7/ Team America	6	2	0.750
	Kvasnicka, Bob	D7/ Tres Equis XXX	6	2	0.750
	Harvey, Justin	H4/ One Markers	6	2	0.750
37	Brown, Tom	A2/ The Rogue Element	8	3	0.727
	Kilts, Jason	A2/ The Rogue Element	8	3	0.727
	Persson, Kenny	A3/ Cereal Killers	8	3	0.727
	Hendricks, Ron	B5/ Starving Dartists	8	3	0.727
	Dzengeleski, Jimmy	D1/ Dynamic Darts	8	3	0.727
	McFadden, Kevin	D1/ Dynamic Darts	8	3	0.727
	Taylor, Walter	D3/ One-Armed Bandits	8	3	0.727
	Ackley, Sean	G2/ Designated Divers	8	3	0.727
	Clark, Dan	G7/ Overtime Outlaws	8	3	0.727
	Wade, Nate	G1/ Coral Reefers	8	3	0.727
	Titsworth, Dan	H2/ Money Shot	8	3	0.727
48	Mays, John	B3/ Nine Lives	10	4	0.714
	Knott, Ronnie	F5/ Board 2 Death	10	4	0.714
	Martinez, Vicente	F1/ Damn Yankees!!	10	4	0.714
	Taweel, Sami	F7/ Irish We Were Drunk	10	4	0.714
	Brown, Barry	B2/ Dogs of War	5	2	0.714
	Bubanic, George	C8/ The Aristocrats	5	2	0.714
	Olsen, Mike	C2/ Mac the Dart	5	2	0.714
	Stepp, Steve	C5/ Hostile Amish	5	2	0.714
	Fischlein, Kris	E5/ Bennington Brawlers	5	2	0.714
	Wenhart, Jeff	F2/ Kozmic Debris	5	2	0.714
58	McDonald, Mike	A1/ The Shadows	7	3	0.700
	Baldwin, Randy	B6/ Craig's Swine Crew	7	3	0.700
	Hopkins, Chris	C3/ #D	7	3	0.700
	Johnson, Galen	C7/ Team America	7	3	0.700
	Simpson, David	C6/ Effectually Influential	7	3	0.700
	Jones, Jeff	E3/ Wire We Here	7	3	0.700
64	Terry, Bob	A5/ Lunatic Fringe	9	4	0.692
	Anderson, Ryan	C8/ The Aristocrats	9	4	0.692
	Ackerman, Travis	F6/ Bullfrogz	9	4	0.692
	Dancy, Kristy	F6/ Bullfrogz	9	4	0.692
68	(8 tied - 1 each in B/C, 2 in A, 4 in H)		8	4	0.667
	(13 tied - 1 each in A/C, 2 each in D/E/F/G, 3 in B)		6	3	0.667
	(3 tied - 1 each in D/E/G)		4	2	0.667

Fall 2007 RDL Top Singles, Doubles, and Singles+Doubles Records (League-Wide) (FINAL!)

(All statistics are included, as there were no missing scoresheets this season)

(Game min. required for singles, doubles: 19 for divisions A/B/C/F, 16 for divisions D/E/G/H, except for teams A7/C7/G5 [1 game less due to a fft. received])

(Game min. required for singles+doubles: 37 for divisions A/B/C/F, 32 for divisions D/E/G/H, except for teams A7/C7/G5 [2 games less due to a fft. received])

	Singles Win Percentage		W	L	%-age
1	Beeson, Robb	E6/ Off Constantly	21	1	0.955
2	Seward, Mike	A3/ Cereal Killers	24	2	0.923
3	Butters, Kent	C6/ Effectually Influential	21	2	0.913
4	Blake, Brian	A1/ The Shadows	21	3	0.875
5	Clark, Dan	G7/ Overtime Outlaws	18	3	0.857
	Tant, J.J.	G7/ Overtime Outlaws	18	3	0.857
7	Martinez, Vicente	F1/ Damn Yankees!!	23	4	0.852
8	Gelhar, Tommy	A1/ The Shadows	16	3	0.842
9	Millar, Jeremiah	A2/ The Rogue Element	20	4	0.833
	Parker, Charles	C8/ The Aristocrats	20	4	0.833
	McCartney, Eric	G3/ Menace To Sobriety	20	4	0.833
12	Gibbs, Keith	A1/ The Shadows	19	4	0.826
13	Reynolds, Mike	F8/ The Bogarts	23	5	0.821
14	Kenney, Jon	E5/ Bennington Brawlers	18	4	0.818
	Ackley, Sean	G2/ Designated Divers	18	4	0.818
16	Claypool, Josh	F6/ Bullfrogz	22	5	0.815
17	Campbell, Dan	H1/ Where's the Bullseye	13	3	0.813
	Polston, Tony	H3/ Who Darted?	13	3	0.813
19	Bennett, Adam	G7/ Overtime Outlaws	17	4	0.810
20	Doroshenko, Jim	F2/ Kozmic Debris	21	5	0.808
	Lane, Jonathan	F5/ Board 2 Death	21	5	0.808
22	Guarneri, Michael	H5/ The Laoch Nog's	19	5	0.792
	Nelson, Shane	H7/ The Redneckers	19	5	0.792
24	Bear, Bart	C3/ #D	22	6	0.786
	Sarantos, Alex	F1/ Damn Yankees!!	22	6	0.786
26	Winters, Tom	D1/ Dynamic Darts	18	5	0.783
27	Gillett, Galen	D7/ Tres Equis XXX	14	4	0.778
	Roberts, Mike	E6/ Off Constantly	14	4	0.778
29	Snyder, Mark	D1/ Dynamic Darts	17	5	0.773
30	Beaudoin, Paul	C4/ Bulls Hitters	20	6	0.769
	Bubanic, George	C8/ The Aristocrats	20	6	0.769
32	Hoyt, David	D6/ Rif Raf	16	5	0.762
	Williamson, Tony	G7/ Overtime Outlaws	16	5	0.762
	Shick, Trevor	H4/ One Markers	16	5	0.762
35	Lane, Timothy	B6/ Craig's Swine Crew	15	5	0.750
	Budd, Ben	H1/ Where's the Bullseye	12	4	0.750
37	Kiser, Lyman	D3/ One-Armed Bandits	17	6	0.739

	Doubles Win Percentage		W	L	%-age
1	Reynolds, Lisa	F8/ The Bogarts	20	2	0.909
2	Phillips, Robbie	A2/ The Rogue Element	21	3	0.875
3	Willis, Tolson	H6/ Death Throw	19	3	0.864
4	Bubanic, George	C8/ The Aristocrats	18	3	0.857
5	Hoyt, David	D6/ Rif Raf	16	3	0.842
6	Brown, Tom	A2/ The Rogue Element	18	4	0.818
	McCartney, Eric	G3/ Menace To Sobriety	18	4	0.818
8	Kvasnicka, Bob	D7/ Tres Equis XXX	13	3	0.813
9	Peoples, Mike	A3/ Cereal Killers	20	5	0.800
	Terry, Bob	A5/ Lunatic Fringe	20	5	0.800
	Barlow, Brian	F7/ Irish We Were Drunk	20	5	0.800
	Tant, J.J.	G7/ Overtime Outlaws	16	4	0.800
13	Reynolds, Mike	F8/ The Bogarts	22	6	0.786
14	Hobbs, Brian	E5/ Bennington Brawlers	18	5	0.783
	Stehle, Justin	E2/ Lil' Pickled	18	5	0.783
16	Hendricks, Ron	B5/ Starving Dartists	17	5	0.773
	Anderson, Ryan	C8/ The Aristocrats	17	5	0.773
	Clark, Dan	G7/ Overtime Outlaws	17	5	0.773
19	Perry, Matt	E5/ Bennington Brawlers	13	4	0.765
20	Johnson, Dave	G3/ Menace To Sobriety	16	5	0.762
21	Wall, Keith	A2/ The Rogue Element	22	7	0.759
22	Vaux, Wesley	B1/ Cheap Shots	21	7	0.750
	Knott, Ronnie	F5/ Board 2 Death	21	7	0.750
	Blake, Brian	A1/ The Shadows	18	6	0.750
	Parker, Charles	C8/ The Aristocrats	18	6	0.750

	Singles + Doubles Win Percentage		W	L	%-age
1	Tant, J.J.	G7/ Overtime Outlaws	34	7	0.829
2	McCartney, Eric	G3/ Menace To Sobriety	38	8	0.826
3	Seward, Mike	A3/ Cereal Killers	42	9	0.824
4	Clark, Dan	G7/ Overtime Outlaws	35	8	0.814
5	Blake, Brian	A1/ The Shadows	39	9	0.813
6	Hobbs, Brian	E5/ Bennington Brawlers	30	7	0.811
7	Bubanic, George	C8/ The Aristocrats	38	9	0.809
8	Reynolds, Mike	F8/ The Bogarts	45	11	0.804
9	Hoyt, David	D6/ Rif Raf	32	8	0.800
10	Parker, Charles	C8/ The Aristocrats	38	10	0.792
11	Willis, Tolson	H6/ Death Throw	36	10	0.783
12	Ackley, Sean	G2/ Designated Divers	34	10	0.773
13	Phillips, Robbie	A2/ The Rogue Element	37	11	0.771
14	Butters, Kent	C6/ Effectually Influential	33	10	0.767
15	Claypool, Josh	F6/ Bullfrogz	42	13	0.764
16	Bennett, Adam	G7/ Overtime Outlaws	31	10	0.756
17	Brown, Tom	A2/ The Rogue Element	34	11	0.756
18	Beeson, Robb	E6/ Off Constantly	33	11	0.750
19	Martinez, Vicente	F1/ Damn Yankees!!	41	14	0.745
20	Hendricks, Ron	B5/ Starving Dartists	29	10	0.744
21	Sarantos, Alex	F1/ Damn Yankees!!	40	14	0.741
22	Knott, Ryan	F5/ Board 2 Death	34	12	0.739
23	Anderson, Ryan	C8/ The Aristocrats	31	11	0.738
24	Knott, Ronnie	F5/ Board 2 Death	41	15	0.732
25	Millar, Jeremiah	A2/ The Rogue Element	35	13	0.729
26	Wall, Keith	A2/ The Rogue Element	40	15	0.727
	Johnson, Dave	G3/ Menace To Sobriety	32	12	0.727
28	Raquet, Mike	D4/ Boondock Saints	37	14	0.725
29	Shick, Trevor	H4/ One Markers	29	11	0.725
30	Budd, Ben	H1/ Where's the Bullseye	23	9	0.719
31	Alvord, David	C8/ The Aristocrats	33	13	0.717
	Kiser, Lyman	D3/ One-Armed Bandits	33	13	0.717
33	Kenney, Jon	E5/ Bennington Brawlers	27	11	0.711
34	Johnson, Galen	C7/ Team America	29	12	0.707
	Wade, Nate	G1/ Coral Reefers	29	12	0.707
36	Lane, Jonathan	F5/ Board 2 Death	36	15	0.706
37	Stehle, Justin	E2/ Lil' Pickled	31	13	0.705
	Smith, Van	G1/ Coral Reefers	31	13	0.705
39	Terry, Bob	A5/ Lunatic Fringe	35	15	0.700
	Williamson, Tony	G7/ Overtime Outlaws	28	12	0.700
41	Reynolds, Lisa	F8/ The Bogarts	30	13	0.698
42	Gibbs, Keith	A1/ The Shadows	32	14	0.696
43	Ohrberg, Keith	D6/ Rif Raf	25	11	0.694
44	Wiegand, Tom	B2/ Dogs of War	36	16	0.692
	Perry, Matt	E5/ Bennington Brawlers	27	12	0.692
	Bettencourt, Rodney	F8/ The Bogarts	27	12	0.692
47	Snyder, Mark	D1/ Dynamic Darts	29	13	0.690
48	Guarneri, Michael	H5/ The Laoch Nog's	33	15	0.688
	Fischlein, Kris	E5/ Bennington Brawlers	22	10	0.688
	Campbell, Dan	H1/ Where's the Bullseye	22	10	0.688
51	Shaffer, Brian	D4/ Boondock Saints	26	12	0.684
52	Tan, Wil	A2/ The Rogue Element	28	13	0.683
53	Winters, Tom	D1/ Dynamic Darts	30	14	0.682
	Titsworth, Dan	H2/ Money Shot	30	14	0.682
55	Lego, Dale	H7/ The Redneckers	32	15	0.681
56	Vaux, Wesley	B1/ Cheap Shots	38	18	0.679
57	Hyler, Dale	A2/ The Rogue Element	33	16	0.673
58	Thomson, Brett	B8/ Bag O' Nuts	35	17	0.673
59	Mays, John	B3/ Nine Lives	37	18	0.673
60	Keller, Tony	C3/ #D	32	16	0.667
	Simpson, David	C6/ Effectually Influential	32	16	0.667
62	Moore, Jeff	F6/ Bullfrogz	35	18	0.660
63	Lane, Timothy	B6/ Craig's Swine Crew	27	14	0.659
64	Roberts, Mike	E6/ Off Constantly	25	13	0.658
65	Barwick, Rob	D6/ Rif Raf	28	15	0.651

Fall 2007 RDL Top -01 and Cricket All-Star Point Averages (League-Wide) (FINAL!)

(All statistics are included, as there were no missing scoresheets this season)

(Game minimum required for this listing: 19 for divisions A/B/C/F, 16 for divisions D/E/G/H, except for teams A7/C7/G5 [1 game less due to a fft. received])

	-01 All-Star Point Average		ASP	TGP	Ave.
1	Gelhar, Tommy	A1/ The Shadows	32.0	24	1.333
2	Blake, Brian	A1/ The Shadows	30.5	24	1.271
3	Seward, Mike	A3/ Cereal Killers	30.5	25	1.220
4	Chavis, Marshall	A1/ The Shadows	20.5	19	1.079
5	Millar, Jeremiah	A2/ The Rogue Element	25.5	24	1.063
6	Knight, Mark	A4/ Dodge Darts	29.5	28	1.054
7	Terry, Bob	A5/ Lunatic Fringe	23.0	26	0.885
8	Davis, Jim	A6/ Liquor Pos'se	21.0	24	0.875
9	Beeson, Robb	E6/ Off Constantly	19.0	22	0.864
10	Tan, Wil	A2/ The Rogue Element	16.5	20	0.825
11	Brown, Tom	A2/ The Rogue Element	18.0	22	0.818
	Gibbs, Keith	A1/ The Shadows	18.0	22	0.818
13	Phillips, Robbie	A2/ The Rogue Element	19.5	24	0.813
14	Eastmead, Phillip	A6/ Liquor Pos'se	17.0	21	0.810
15	Beaudoin, Paul	C4/ Bulls Hitters	20.5	26	0.788
16	Wade, Nate	G1/ Coral Reefers	15.5	20	0.775
17	Peoples, Mike	A3/ Cereal Killers	19.5	26	0.750
	Berstler, Justin	A3/ Cereal Killers	15.0	20	0.750
19	Winters, Tom	D1/ Dynamic Darts	15.5	21	0.738
20	Evans, J.P.	A8/ Toe the Line	16.5	23	0.717
21	Murray, David	A1/ The Shadows	18.5	26	0.712
22	Copple, Matthew	B3/ Nine Lives	18.0	26	0.692
23	Njunge, James	C8/ The Aristocrats	16.0	24	0.667
24	Iager, John	D5/ Grateful Darts	14.5	22	0.659
25	Vann, Tim	C1/ Excalibur	17.0	26	0.654
26	Hunsberger, Jim	A4/ Dodge Darts	13.5	22	0.614
27	Simpson, David	C6/ Effectually Influential	14.0	23	0.609
28	Sellers, Mark	B1/ Cheap Shots	14.5	24	0.604
29	Ackley, Sean	G2/ Designated Divers	13.0	22	0.591
30	Grover, Justin	B4/ Shut Up and Shoot	13.5	23	0.587
31	Alvord, David	C8/ The Aristocrats	11.0	19	0.579
32	Mitchell, Sid	A7/ The Misplacements	15.0	26	0.577
33	Hamilton, Billy	A7/ The Misplacements	14.5	26	0.558
34	Sosa, Bo	B3/ Nine Lives	15.0	27	0.556
35	Persson, Kenny	A3/ Cereal Killers	12.0	22	0.545
36	Deemer, Randy	B6/ Craig's Swine Crew	12.5	23	0.543
37	Anderson, Ryan	C8/ The Aristocrats	11.0	21	0.524
38	Hoffmann, Steve	A5/ Lunatic Fringe	12.5	24	0.521
39	Stepp, John	C5/ Hostile Amish	13.0	25	0.520
40	Doroshenko, Jim	F2/ Kozmic Debris	13.5	26	0.519
41	Bradshaw, Rick	B2/ Dogs of War	14.0	27	0.519
	Martinez, Vicente	F1/ Damn Yankees!!	14.0	27	0.519
43	Eason, Joel	A5/ Lunatic Fringe	13.5	27	0.500
	Mayhew, Zak	E6/ Off Constantly	11.5	23	0.500
	Gaglione, Joey	A3/ Cereal Killers	11.0	22	0.500
	Hall, Josh	B1/ Cheap Shots	10.0	20	0.500
	Butters, Kent	C6/ Effectually Influential	10.0	20	0.500
48	Wall, Keith	A2/ The Rogue Element	13.0	27	0.481
49	Dunleavy, John	B4/ Shut Up and Shoot	12.5	26	0.481
50	Coyne, Kevin	B1/ Cheap Shots	11.5	24	0.479
51	Butters, Scott	A6/ Liquor Pos'se	10.0	21	0.476
52	Dzengeleski, Jimmy	D1/ Dynamic Darts	9.5	20	0.475
53	Vaux, Wesley	B1/ Cheap Shots	13.5	29	0.466
54	Bear, Bart	C3/ #D	13.0	28	0.464
55	Rutten, Pete	B6/ Craig's Swine Crew	12.5	27	0.463
56	Morrill, Robert	C5/ Hostile Amish	9.5	21	0.452
57	Kilts, Jason	A2/ The Rogue Element	8.5	19	0.447
	Rodgers, Trey	A6/ Liquor Pos'se	8.5	19	0.447
	Bubanic, George	C8/ The Aristocrats	8.5	19	0.447
	Haynes, Chris	C5/ Hostile Amish	8.5	19	0.447
	Bennett, Adam	G7/ Overtime Outlaws	8.5	19	0.447
62	McNamara, Tim	A4/ Dodge Darts	12.0	27	0.444
63	Wiegand, Tom	B2/ Dogs of War	11.5	26	0.442
64	Witz, Steve	A3/ Cereal Killers	11.0	25	0.440
65	Nelson, Shane	H7/ The Redneckers	10.5	24	0.438

	Cricket All-Star Point Average		ASP	TGP	Ave.
1	Blake, Brian	A1/ The Shadows	84.5	24	3.521
2	Seward, Mike	A3/ Cereal Killers	73.0	26	2.808
3	Millar, Jeremiah	A2/ The Rogue Element	61.5	24	2.563
4	Phillips, Robbie	A2/ The Rogue Element	58.5	24	2.438
5	Tan, Wil	A2/ The Rogue Element	48.5	21	2.310
6	Brown, Tom	A2/ The Rogue Element	50.0	23	2.174
7	Beeson, Robb	E6/ Off Constantly	45.0	22	2.045
8	Gibbs, Keith	A1/ The Shadows	49.0	24	2.042
9	Terry, Bob	A5/ Lunatic Fringe	48.0	24	2.000
10	Oakley, Richard	A1/ The Shadows	37.0	19	1.947
11	Eastmead, Phillip	A6/ Liquor Pos'se	42.5	22	1.932
12	Wall, Keith	A2/ The Rogue Element	53.0	28	1.893
13	Alvord, David	C8/ The Aristocrats	48.5	27	1.796
14	Hamilton, Billy	A7/ The Misplacements	45.5	26	1.750
	Murray, David	A1/ The Shadows	45.5	26	1.750
16	Butters, Scott	A6/ Liquor Pos'se	36.5	21	1.738
17	Davis, Jim	A6/ Liquor Pos'se	41.0	24	1.708
18	Knight, Mark	A4/ Dodge Darts	46.5	28	1.661
19	Jacobi, Paul	A5/ Lunatic Fringe	30.5	19	1.605
20	Thomas, Jason	A7/ The Misplacements	41.5	26	1.596
21	McDonald, Mike	A1/ The Shadows	36.0	23	1.565
22	Butters, Kent	C6/ Effectually Influential	35.5	23	1.543
	Winters, Tom	D1/ Dynamic Darts	35.5	23	1.543
24	Hendricks, Ron	B5/ Starving Dartists	33.5	22	1.523
25	Wells, John	C6/ Effectually Influential	39.0	26	1.500
	Kiser, Lyman	D3/ One-Armed Bandits	36.0	24	1.500
27	Parker, Charles	C8/ The Aristocrats	41.0	28	1.464
28	Gaglione, Joey	A3/ Cereal Killers	35.0	25	1.400
29	Jenkins, John	B2/ Dogs of War	39.0	28	1.393
30	Beaudoin, Paul	C4/ Bulls Hitters	36.0	26	1.385
31	Witz, Steve	A3/ Cereal Killers	26.0	19	1.368
32	Hyler, Dale	A2/ The Rogue Element	32.5	24	1.354
33	Peoples, Mike	A3/ Cereal Killers	31.0	23	1.348
34	Bradshaw, Rick	B2/ Dogs of War	36.0	27	1.333
35	Budelman, Jim	A5/ Lunatic Fringe	30.5	23	1.326
36	Berstler, Justin	A3/ Cereal Killers	35.5	27	1.315
37	Ohrberg, Keith	D6/ Rif Raf	23.0	18	1.278
38	Hunsberger, Jim	A4/ Dodge Darts	29.0	23	1.261
39	McNamara, Tim	A4/ Dodge Darts	32.5	27	1.204
40	Reynolds, Mike	F8/ The Bogarts	33.0	28	1.179
41	Wiegand, Tom	B2/ Dogs of War	30.5	26	1.173
42	Keller, Tony	C3/ #D	28.0	24	1.167
	Leonard, Shawn	B4/ Shut Up and Shoot	24.5	21	1.167
44	Hoffmann, Steve	A5/ Lunatic Fringe	25.5	22	1.159
45	Martin, David	B8/ Bag O' Nuts	29.5	26	1.135
46	Bubanic, George	C8/ The Aristocrats	31.5	28	1.125
47	Hix, Steve	C5/ Hostile Amish	22.0	20	1.100
	Hoyt, David	D6/ Rif Raf	22.0	20	1.100
49	Eason, Joel	A5/ Lunatic Fringe	30.5	28	1.089
50	Lyons, Jeff	A8/ Toe the Line	27.0	25	1.080
51	McCredie, Bob	B7/ Travelin' Beer Bellies	21.5	20	1.075
52	Simpson, David	C6/ Effectually Influential	26.5	25	1.060
53	Dunleavy, John	B4/ Shut Up and Shoot	26.0	25	1.040
54	Lloyd, Billy	C8/ The Aristocrats	23.5	23	1.022
55	Sellers, Mark	B1/ Cheap Shots	27.5	27	1.019
56	Gaertner, Brian	B8/ Bag O' Nuts	31.5	31	1.016
57	Jeffcoat, Doug	A4/ Dodge Darts	26.0	26	1.000
	Wilcox, Randy	C7/ Team America	20.0	20	1.000
59	Blackwelder, Deb	E3/ Wire We Here	19.5	20	0.975
60	Mori, Chris	C7/ Team America	17.5	18	0.972
61	Thomson, Brett	B8/ Bag O' Nuts	25.0	26	0.962
62	Evans, J.P.	A8/ Toe the Line	22.0	23	0.957
	McCartney, Eric	G3/ Menace To Sobriety	22.0	23	0.957
64	Alcon, Tony	C2/ Mac the Dart	20.0	21	0.952
	Barwick, Rob	D6/ Rif Raf	20.0	21	0.952

Fall 2007 RDL Win Percentages (by team) (FINAL!)

(All statistics are included, as there were no missing scoresheets this season)

Singles Win Percentages

		W	L	%-age
1	A1/ The Shadows	117	51	0.696
2	F5/ Board 2 Death	113	55	0.673
3	C8/ The Aristocrats	112	56	0.667
4	A2/ The Rogue Element	110	58	0.655
5	G7/ Overtime Outlaws	92	52	0.639
6	D6/ Rif Raf	89	55	0.618
	E5/ Bennington Brawler	89	55	0.618
8	F1/ Damn Yankees!!	103	65	0.613
9	A3/ Cereal Killers	97	71	0.577
10	B2/ Dogs of War	96	72	0.571
11	D1/ Dynamic Darts	82	62	0.569
	H2/ Money Shot	82	62	0.569
13	C7/ Team America	88	68	0.564
14	G4/ Capital Punishment	81	63	0.563
15	B3/ Nine Lives	94	74	0.560
	C6/ Effectually Influenti	94	74	0.560
17	H1/ Where's the Bullsey	79	65	0.549
18	F8/ The Bogarts	92	76	0.548
19	C3/ #D	85	71	0.545
20	H4/ One Markers	78	66	0.542
21	E6/ Off Constantly	77	67	0.535
22	F6/ Bullfrogz	89	79	0.530
23	E4/ The DIVE Bombers	76	68	0.528
	E7/ Duck Darters in the	76	68	0.528
	H7/ The Redneckers	76	68	0.528
26	D4/ Boondock Saints	75	68	0.524
27	A5/ Lunatic Fringe	88	80	0.524
	B1/ Cheap Shots	88	80	0.524
	B8/ Bag O' Nuts	88	80	0.524
	C4/ Bulls Hitters	88	80	0.524
31	G3/ Menace To Sobriety	74	70	0.514
32	B4/ Shut Up and Shoot	86	82	0.512
33	D3/ One-Armed Bandits	73	70	0.510
34	G2/ Designated Divers	71	69	0.507
35	E2/ Lil' Pickled	72	72	0.500
36	D7/ Tres Equis XXX	71	73	0.493
37	H3/ Who Darted?	70	74	0.486
38	G1/ Coral Reefers	68	76	0.472
	H6/ Death Throw	68	76	0.472
40	B7/ Travelin' Beer Bellie	79	89	0.470
41	A6/ Liquor Pos'se	73	83	0.468
42	F2/ Kozmic Debris	77	91	0.458
43	D5/ Grateful Darts	65	77	0.458
44	F7/ Irish We Were Drun	76	92	0.452
45	B6/ Craig's Swine Crew	74	94	0.440
46	A4/ Dodge Darts	73	95	0.435
47	A7/ The Misplacements	66	90	0.423
48	C1/ Excalibur	71	97	0.423
49	E3/ Wire We Here	60	84	0.417
50	G6/ Bad News Beers	52	74	0.413
51	B5/ Starving Dartists	67	101	0.399
52	C5/ Hostile Amish	63	105	0.375
	E1/ Sharkshooters	54	90	0.375
54	G5/ Nasty Diddlers	48	82	0.369
55	F3/ Blind Squirrels	61	107	0.363
	F4/ Dart You	61	107	0.363
57	H5/ The Laoch Nog's	51	93	0.354
58	C2/ Mac the Dart	59	109	0.351
59	D2/ No Respect	46	96	0.324
60	A8/ Toe the Line	36	132	0.214

Doubles Win Percentages

		W	L	%-age
1	A2/ The Rogue Element	62	22	0.738
2	A3/ Cereal Killers	56	28	0.667
	F8/ The Bogarts	56	28	0.667
4	D6/ Rif Raf	47	25	0.653
	E5/ Bennington Brawler	47	25	0.653
6	C8/ The Aristocrats	54	30	0.643
7	F1/ Damn Yankees!!	53	31	0.631
	F5/ Board 2 Death	53	31	0.631
9	D1/ Dynamic Darts	44	28	0.611
10	A1/ The Shadows	51	33	0.607
11	D3/ One-Armed Bandits	43	29	0.597
	H7/ The Redneckers	43	29	0.597
13	B1/ Cheap Shots	49	35	0.583
	F6/ Bullfrogz	49	35	0.583
	G7/ Overtime Outlaws	42	30	0.583
16	H6/ Death Throw	38	28	0.576
17	A5/ Lunatic Fringe	47	37	0.560
18	G3/ Menace To Sobriety	40	32	0.556
19	C6/ Effectually Influenti	46	38	0.548
20	C3/ #D	42	36	0.538
21	B3/ Nine Lives	45	39	0.536
	B6/ Craig's Swine Crew	45	39	0.536
23	G2/ Designated Divers	37	33	0.529
24	E6/ Off Constantly	38	34	0.528
	H4/ One Markers	38	34	0.528
26	B2/ Dogs of War	44	40	0.524
	B4/ Shut Up and Shoot	44	40	0.524
28	D4/ Boondock Saints	37	35	0.514
	E2/ Lil' Pickled	37	35	0.514
	G1/ Coral Reefers	37	35	0.514
	H2/ Money Shot	37	35	0.514
32	C4/ Bulls Hitters	42	42	0.500
	C7/ Team America	39	39	0.500
	E4/ The DIVE Bombers	36	36	0.500
35	B8/ Bag O' Nuts	41	43	0.488
36	E7/ Duck Darters in the	35	37	0.486
37	G5/ Nasty Diddlers	32	34	0.485
38	C5/ Hostile Amish	40	44	0.476
	F7/ Irish We Were Drun	40	44	0.476
40	E3/ Wire We Here	34	38	0.472
41	B5/ Starving Dartists	39	45	0.464
	C1/ Excalibur	39	45	0.464
43	H1/ Where's the Bullsey	33	39	0.458
44	G6/ Bad News Beers	28	36	0.438
45	H3/ Who Darted?	31	41	0.431
46	A6/ Liquor Pos'se	33	45	0.423
47	A4/ Dodge Darts	34	50	0.405
	F2/ Kozmic Debris	34	50	0.405
49	D7/ Tres Equis XXX	29	43	0.403
50	H5/ The Laoch Nog's	26	40	0.394
51	G4/ Capital Punishment	28	44	0.389
52	D2/ No Respect	26	46	0.361
	D5/ Grateful Darts	26	46	0.361
54	E1/ Sharkshooters	25	47	0.347
55	B7/ Travelin' Beer Bellie	29	55	0.345
	F4/ Dart You	29	55	0.345
57	C2/ Mac the Dart	28	56	0.333
58	A8/ Toe the Line	25	59	0.298
59	A7/ The Misplacements	22	56	0.282
60	F3/ Blind Squirrels	22	62	0.262

Singles+Doubles Win Percentages

		W	L	%-age
1	A2/ The Rogue Element	234	102	0.696
2	C8/ The Aristocrats	220	116	0.655
3	A1/ The Shadows	219	117	0.652
	F5/ Board 2 Death	219	117	0.652
5	D6/ Rif Raf	183	105	0.635
	E5/ Bennington Brawler	183	105	0.635
7	A3/ Cereal Killers	209	127	0.622
	F1/ Damn Yankees!!	209	127	0.622
9	G7/ Overtime Outlaws	176	112	0.611
10	F8/ The Bogarts	204	132	0.607
11	D1/ Dynamic Darts	170	118	0.590
12	H7/ The Redneckers	162	126	0.563
13	F6/ Bullfrogz	187	149	0.557
14	D3/ One-Armed Bandits	159	128	0.554
15	B1/ Cheap Shots	186	150	0.554
	C6/ Effectually Influenti	186	150	0.554
17	B2/ Dogs of War	184	152	0.548
	B3/ Nine Lives	184	152	0.548
19	A5/ Lunatic Fringe	182	154	0.542
	C3/ #D	169	143	0.542
	H2/ Money Shot	156	132	0.542
22	G3/ Menace To Sobriety	154	134	0.535
	H4/ One Markers	154	134	0.535
24	C7/ Team America	166	146	0.532
25	E6/ Off Constantly	153	135	0.531
26	H6/ Death Throw	144	132	0.522
27	D4/ Boondock Saints	149	138	0.519
28	B4/ Shut Up and Shoot	174	162	0.518
	G2/ Designated Divers	145	135	0.518
30	E4/ The DIVE Bombers	148	140	0.514
31	C4/ Bulls Hitters	172	164	0.512
32	E2/ Lil' Pickled	146	142	0.507
	E7/ Duck Darters in the	146	142	0.507
34	B8/ Bag O' Nuts	170	166	0.506
35	H1/ Where's the Bullsey	145	143	0.503
36	G1/ Coral Reefers	142	146	0.493
37	B6/ Craig's Swine Crew	164	172	0.488
38	G4/ Capital Punishment	137	151	0.476
39	F7/ Irish We Were Drun	156	180	0.464
40	H3/ Who Darted?	132	156	0.458
41	D7/ Tres Equis XXX	129	159	0.448
42	A6/ Liquor Pos'se	139	173	0.446
43	E3/ Wire We Here	128	160	0.444
44	C1/ Excalibur	149	187	0.443
45	B5/ Starving Dartists	145	191	0.432
	F2/ Kozmic Debris	145	191	0.432
47	G5/ Nasty Diddlers	112	150	0.427
48	C5/ Hostile Amish	143	193	0.426
49	G6/ Bad News Beers	108	146	0.425
50	A4/ Dodge Darts	141	195	0.420
51	D5/ Grateful Darts	117	169	0.409
52	B7/ Travelin' Beer Bellie	137	199	0.408
53	H5/ The Laoch Nog's	103	173	0.373
54	E1/ Sharkshooters	104	184	0.361
55	F4/ Dart You	119	217	0.354
56	A7/ The Misplacements	110	202	0.353
57	D2/ No Respect	98	188	0.343
58	C2/ Mac the Dart	115	221	0.342
59	F3/ Blind Squirrels	105	231	0.313
60	A8/ Toe the Line	86	250	0.256

Fall 2007 RDL All-Star Point Averages (by team) (FINAL!)

(All statistics are included, as there were no missing scoresheets this season)

-01 All-Star Point Averages

		ASP	TGP	Ave.
1	A1/ The Shadows	145.0	168	0.863
2	A3/ Cereal Killers	119.0	168	0.708
3	A2/ The Rogue Element	111.5	168	0.664
4	A5/ Lunatic Fringe	85.5	168	0.509
5	A6/ Liquor Pos'se	78.5	156	0.503
6	A4/ Dodge Darts	77.0	168	0.458
7	C8/ The Aristocrats	71.0	168	0.423
8	B1/ Cheap Shots	68.5	168	0.408
9	B4/ Shut Up and Shoot	65.5	168	0.390
10	B2/ Dogs of War	65.0	168	0.387
11	A8/ Toe the Line	63.5	168	0.378
12	D1/ Dynamic Darts	52.5	144	0.365
	D6/ Rif Raf	52.5	144	0.365
14	E6/ Off Constantly	52.0	144	0.361
15	C4/ Bulls Hitters	57.5	168	0.342
16	B3/ Nine Lives	53.5	168	0.318
17	B6/ Craig's Swine Crew	53.0	168	0.315
18	C3/ #D	48.0	156	0.308
19	C5/ Hostile Amish	50.5	168	0.301
20	A7/ The Misplacements	45.5	156	0.292
21	C6/ Effectually Influential	46.0	168	0.274
22	E4/ The DIVE Bombers	38.5	144	0.267
23	C1/ Excalibur	44.5	168	0.265
24	G7/ Overtime Outlaws	38.0	144	0.264
25	D5/ Grateful Darts	37.5	143	0.262
26	F5/ Board 2 Death	43.0	168	0.256
27	C7/ Team America	38.0	156	0.244
28	G2/ Designated Divers	34.0	140	0.243
29	B8/ Bag O' Nuts	39.5	168	0.235
30	B7/ Travelin' Beer Bellies	39.0	168	0.232
31	G1/ Coral Reefers	33.0	144	0.229
32	H7/ The Redneckers	31.5	144	0.219
33	H3/ Who Darted?	30.0	144	0.208
34	F2/ Kozmic Debris	34.5	168	0.205
35	E5/ Bennington Brawlers	29.5	144	0.205
36	F8/ The Bogarts	34.0	168	0.202
37	H2/ Money Shot	29.0	144	0.201
38	G6/ Bad News Beers	24.5	127	0.193
39	F7/ Irish We Were Drunk	32.0	168	0.190
40	F1/ Damn Yankees!!	31.5	168	0.188
41	B5/ Starving Dartists	31.0	168	0.185
42	E2/ Lil' Pickled	26.5	144	0.184
43	E3/ Wire We Here	25.0	144	0.174
44	D3/ One-Armed Bandits	24.5	143	0.171
45	D7/ Tres Equis XXX	24.5	144	0.170
46	G4/ Capital Punishment	24.0	144	0.167
	H6/ Death Throw	23.0	138	0.167
48	H4/ One Markers	23.5	144	0.163
49	C2/ Mac the Dart	27.0	168	0.161
50	F4/ Dart You	25.0	168	0.149
51	D4/ Boondock Saints	21.0	143	0.147
52	E7/ Duck Darters in the 21½ Centu	21.0	144	0.146
53	D2/ No Respect	20.5	143	0.143
54	G5/ Nasty Diddlers	18.0	131	0.137
55	G3/ Menace To Sobriety	19.5	144	0.135
	H1/ Where's the Bullseye	19.5	144	0.135
57	F6/ Bullfrogz	21.5	168	0.128
58	F3/ Blind Squirrels	21.0	168	0.125
59	H5/ The Laoch Nog's	15.5	138	0.112
60	E1/ Sharkshooters	11.5	144	0.080

Cricket All-Star Point Averages

		ASP	TGP	Ave.
1	A1/ The Shadows	352.0	168	2.095
2	A2/ The Rogue Element	333.5	168	1.985
3	A3/ Cereal Killers	263.5	168	1.568
4	A6/ Liquor Pos'se	209.5	156	1.343
5	A5/ Lunatic Fringe	221.0	168	1.315
6	A4/ Dodge Darts	193.5	168	1.152
7	A7/ The Misplacements	172.0	156	1.103
8	C8/ The Aristocrats	184.0	168	1.095
9	B2/ Dogs of War	157.0	168	0.935
10	C6/ Effectually Influential	155.5	168	0.926
11	B4/ Shut Up and Shoot	143.5	168	0.854
12	B8/ Bag O' Nuts	137.5	168	0.818
13	B6/ Craig's Swine Crew	132.0	168	0.786
14	D1/ Dynamic Darts	110.0	144	0.764
15	A8/ Toe the Line	126.0	168	0.750
16	D6/ Rif Raf	107.5	144	0.747
17	E6/ Off Constantly	106.0	144	0.736
18	C3/ #D	110.5	156	0.708
19	C7/ Team America	108.0	156	0.692
20	B7/ Travelin' Beer Bellies	115.0	168	0.685
21	C4/ Bulls Hitters	113.0	168	0.673
22	D3/ One-Armed Bandits	96.0	144	0.667
23	B1/ Cheap Shots	105.0	168	0.625
	B3/ Nine Lives	105.0	168	0.625
25	E2/ Lil' Pickled	86.5	144	0.601
26	C1/ Excalibur	98.5	168	0.586
27	F1/ Damn Yankees!!	97.5	168	0.580
28	C2/ Mac the Dart	97.0	168	0.577
29	E7/ Duck Darters in the 21½ Centu	80.5	144	0.559
30	B5/ Starving Dartists	92.5	168	0.551
31	E3/ Wire We Here	77.5	144	0.538
32	F6/ Bullfrogz	89.0	168	0.530
33	C5/ Hostile Amish	86.0	168	0.512
34	D5/ Grateful Darts	73.0	143	0.510
35	D7/ Tres Equis XXX	70.0	144	0.486
36	F8/ The Bogarts	81.5	168	0.485
37	H2/ Money Shot	69.0	144	0.479
38	G3/ Menace To Sobriety	66.5	144	0.462
39	G1/ Coral Reefers	64.5	144	0.448
40	F7/ Irish We Were Drunk	74.5	168	0.443
41	G4/ Capital Punishment	63.0	144	0.438
	H4/ One Markers	63.0	144	0.438
43	E1/ Sharkshooters	62.5	144	0.434
	E5/ Bennington Brawlers	62.5	144	0.434
45	G2/ Designated Divers	60.5	140	0.432
46	G5/ Nasty Diddlers	56.5	131	0.431
47	E4/ The DIVE Bombers	61.5	144	0.427
48	D2/ No Respect	61.0	143	0.427
49	G7/ Overtime Outlaws	61.0	144	0.424
50	H1/ Where's the Bullseye	60.5	144	0.420
51	F2/ Kozmic Debris	70.0	168	0.417
52	F5/ Board 2 Death	66.0	168	0.393
53	D4/ Boondock Saints	55.5	144	0.385
54	H6/ Death Throw	52.5	138	0.380
55	H3/ Who Darted?	54.5	144	0.378
56	H7/ The Redneckers	53.0	144	0.368
57	F3/ Blind Squirrels	51.5	168	0.307
	F4/ Dart You	51.5	168	0.307
59	G6/ Bad News Beers	37.0	127	0.291
60	H5/ The Laoch Nog's	39.0	138	0.283

	Singles	301	Singles	Cricket	Singles	Record	Singles Win %-age	Doubles	Cricket	Doubles	501	Doubles	Record	Doubles Win %-age	Sngls + Dbls	Record	Sngls + Dbls Win %-age	Tiebreaker Ws	Tiebreaker Ls	-01 All-Star Points	-01 Games Played	-01 All-Star Point Average	Cricket All-Star Points	Crkt Games Played	Crkt All-Star Point Average
A1/ The Shadows	53	31	64	20	117	51	0.696	27	15	24	18	51	33	0.607	219	117	0.652	0	6	145.0	168	0.863	352.0	168	2.095
A 10 Gelhar, Tommy	11	2	5	1	16	3	0.842	5	1	4	7	9	8	0.529	25	11	0.694	0	0	32.0	24	1.333	25.0	12	2.083
A 11 Blake, Brian	10	2	11	1	21	3	0.875	9	3	9	3	18	6	0.750	39	9	0.813	0	1	30.5	24	1.271	84.5	24	3.521
A 12 Murray, David	7	6	8	5	15	11	0.577	10	3	7	6	17	9	0.654	32	20	0.615	0	1	18.5	26	0.712	45.5	26	1.750
A 13 Chavis, Marshall	6	4	8	0	14	4	0.778	7	2	6	3	13	5	0.722	27	9	0.750	0	1	20.5	19	1.079	47.0	17	2.765
A 14 Gibbs, Keith	8	3	11	1	19	4	0.826	7	5	6	5	13	10	0.565	32	14	0.696	0	1	18.0	22	0.818	49.0	24	2.042
A 15 Oakley, Richard	4	2	5	5	9	7	0.563	5	4	6	1	11	5	0.688	20	12	0.625	0	0	6.0	13	0.462	37.0	19	1.947
A 16 Oxley, Rob	2	1	1	1	3	2	0.600	1	0	1	1	2	1	0.667	5	3	0.625	0	0	0.0	5	0.000	2.5	3	0.833
A 17 Denton, Shane	1	1	0	0	1	1	0.500	1	1	1	1	2	2	0.500	3	3	0.500	0	0	0.0	4	0.000	1.5	2	0.750
A 18 Oakley, Jerry	4	6	5	4	9	10	0.474	4	5	1	6	5	11	0.313	14	21	0.400	0	1	6.0	17	0.353	24.0	18	1.333
A 19 McDonald, Mike	0	4	10	2	10	6	0.625	5	6	7	3	12	9	0.571	22	15	0.595	0	1	13.5	14	0.964	36.0	23	1.565
A2/ The Rogue Element	52	32	58	26	110	58	0.655	33	9	29	13	62	22	0.738	234	102	0.696	6	0	111.5	168	0.664	333.5	168	1.985
A 20 Kilts, Jason	1	7	4	2	5	9	0.357	7	3	8	3	15	6	0.714	20	15	0.571	0	0	8.5	19	0.447	22.5	16	1.406
A 21 Brown, Tom	7	4	9	3	16	7	0.696	10	1	8	3	18	4	0.818	34	11	0.756	1	0	18.0	22	0.818	50.0	23	2.174
A 22 Hyler, Dale	9	3	6	6	15	9	0.625	11	1	7	6	18	7	0.720	33	16	0.673	1	0	7.0	25	0.280	32.5	24	1.354
A 23 Millar, Jeremiah	10	2	10	2	20	4	0.833	8	4	7	5	15	9	0.625	35	13	0.729	1	0	25.5	24	1.063	61.5	24	2.563
A 24 Phillips, Robbie	6	6	10	2	16	8	0.667	9	3	12	0	21	3	0.875	37	11	0.771	1	0	19.5	24	0.813	58.5	24	2.438
A 25 Smith, Allen	2	2	1	3	3	5	0.375	2	2	2	1	4	3	0.571	7	8	0.467	0	0	3.5	7	0.500	7.0	8	0.875
A 26 Tan, Wil	8	4	9	4	17	8	0.680	6	2	5	3	11	5	0.688	28	13	0.683	1	0	16.5	20	0.825	48.5	21	2.310
A 27 Wall, Keith	9	4	9	4	18	8	0.692	13	2	9	5	22	7	0.759	40	15	0.727	1	0	13.0	27	0.481	53.0	28	1.893
A3/ Cereal Killers	48	36	49	35	97	71	0.577	27	15	29	13	56	28	0.667	209	127	0.622	6	0	119.0	168	0.708	263.5	168	1.568
A 30 Persson, Kenny	5	6	6	4	11	10	0.524	5	3	8	3	13	6	0.684	24	16	0.600	0	0	12.0	22	0.545	16.0	18	0.889
A 31 Seward, Mike	12	1	12	1	24	2	0.923	8	5	10	2	18	7	0.720	42	9	0.824	1	0	30.5	25	1.220	73.0	26	2.808
A 32 Gaglione, Joey	6	5	6	8	12	13	0.480	8	3	7	4	15	7	0.682	27	20	0.574	1	0	11.0	22	0.500	35.0	25	1.400
A 33 Witz, Steve	9	4	4	3	13	7	0.650	6	6	8	4	14	10	0.583	27	17	0.614	1	0	11.0	25	0.440	26.0	19	1.368
A 34 Simpson, Donnie	3	3	5	4	8	7	0.533	3	4	4	2	7	6	0.538	15	13	0.536	0	0	8.0	12	0.667	26.0	16	1.625
A 35 Peoples, Mike	5	8	4	7	9	15	0.375	9	3	11	2	20	5	0.800	29	20	0.592	1	0	19.5	26	0.750	31.0	23	1.348
A 36 Berstler, Justin	3	6	7	7	10	13	0.435	9	4	7	4	16	8	0.667	26	21	0.553	1	0	15.0	20	0.750	35.5	27	1.315
A 37 Kendall, Kevin	5	3	5	1	10	4	0.714	6	2	3	5	9	7	0.563	19	11	0.633	1	0	12.0	16	0.750	21.0	14	1.500
A4/ Dodge Darts	41	43	32	52	73	95	0.435	17	25	17	25	34	50	0.405	141	195	0.420	0	7	77.0	168	0.458	193.5	168	1.152
A 40 Holland, Steve	4	8	3	9	7	17	0.292	3	10	3	9	6	19	0.240	13	36	0.265	0	1	4.0	24	0.167	20.0	25	0.800
A 41 Jeffcoat, Doug	8	5	6	7	14	12	0.538	6	7	7	6	13	13	0.500	27	25	0.519	0	1	7.5	26	0.288	26.0	26	1.000
A 42 Grubb, Ed	3	5	4	4	7	9	0.438	3	4	7	1	10	5	0.667	17	14	0.548	0	1	8.5	16	0.531	31.0	15	2.067
A 43 Dahulich, Jeff	3	9	1	11	4	20	0.167	4	8	2	11	6	19	0.240	10	39	0.204	0	1	2.0	25	0.080	8.5	24	0.354
A 44 Hunsberger, Jim	6	6	2	10	8	16	0.333	5	6	5	5	10	11	0.476	18	27	0.400	0	1	13.5	22	0.614	29.0	23	1.261
A 45 Knight, Mark	10	4	9	5	19	9	0.679	7	7	5	9	12	16	0.429	31	25	0.554	0	1	29.5	28	1.054	46.5	28	1.661
A 46 McNamara, Tim	7	6	7	6	14	12	0.538	6	8	5	9	11	17	0.393	25	29	0.463	0	1	12.0	27	0.444	32.5	27	1.204
A5/ Lunatic Fringe	45	39	43	41	88	80	0.524	23	19	24	18	47	37	0.560	182	154	0.542	0	6	85.5	168	0.509	221.0	168	1.315
A 50 Hoffmann, Steve	8	4	4	6	12	10	0.545	5	7	5	7	10	14	0.417	22	24	0.478	0	1	12.5	24	0.521	25.5	22	1.159
A 51 Budelman, Jim	6	4	3	8	9	12	0.429	8	4	5	4	13	8	0.619	22	20	0.524	0	1	7.5	19	0.395	30.5	23	1.326
A 52 Butman, Don	6	1	8	2	14	3	0.824	4	4	4	4	8	8	0.500	22	11	0.667	0	0	6.0	15	0.400	22.0	18	1.222
A 53 Terry, Bob	6	7	9	3	15	10	0.600	11	1	9	4	20	5	0.800	35	15	0.700	0	1	23.0	26	0.885	48.0	24	2.000
A 54 Eason, Joel	4	10	3	12	7	22	0.241	9	4	6	7	15	11	0.577	22	33	0.400	0	1	13.5	27	0.500	30.5	28	1.089
A 55 Wilson, James	3	5	5	3	8	8	0.500	3	5	6	2	9	7	0.563	17	15	0.531	0	0	2.5	16	0.156	15.0	16	0.938
A 56 Jacobi, Paul	6	5	5	4	11	9	0.550	3	7	8	4	11	11	0.500	22	20	0.524	0	1	5.0	23	0.217	30.5	19	1.605
A 57 Van Arsdale, Tom	6	3	6	3	12	6	0.667	3	6	5	4	8	10	0.444	20	16	0.556	0	1	15.5	18	0.861	19.0	18	1.056
A6/ Liquor Pos'se	34	44	39	39	73	83	0.468	18	21	15	24	33	45	0.423	139	173	0.446	6	0	78.5	156	0.503	209.5	156	1.343
A 60 Chaney, Bill	2	10	1	6	3	16	0.158	1	5	0	7	1	12	0.077	4	28	0.125	1	0	4.0	19	0.211	14.5	13	1.115
A 61 Butters, Scott	7	3	8	3	15	6	0.714	5	5	4	7	9	12	0.429	24	18	0.571	1	0	10.0	21	0.476	36.5	21	1.738
A 62 Rodgers, Trey	4	4	3	8	7	12	0.368	6	6	6	5	12	11	0.522	19	23	0.452	1	0	8.5	19	0.447	16.5	23	0.717
A 63 Mills, Tim	1	3	3	3	4	6	0.400	4	2	3	3	7	5	0.583	11	11	0.500	0	0	5.5	10	0.550	12.0	12	1.000
A 64 Davis, Jim	6	6	10	2	16	8	0.667	7	5	6	6	13	11	0.542	29	19	0.604	1	0	21.0	24	0.875	41.0	24	1.708
A 65 Murdaugh, John	5	5	5	6	10	11	0.476	3	9	3	8	6	17	0.261	16	28	0.364	1	0	7.0	21	0.333	21.0	23	0.913
A 66 Dixon, J.D.	3	2	3	2	6	4	0.600	3	2	1	3	4	5	0.444	10	9	0.526	0	0	2.0	9	0.222	24.0	10	2.400
A 67 Moats, Keith "Daddieo"	2	5	0	4	2	9	0.182	1	2	0	5	1	7	0.125	3	16	0.158	1	0	3.5	12	0.292	1.5	7	0.214
A 68 Tighe, John	0	0	0	0	0	0	#DIV/0!	1	0	0	0	1	0	1.000	1	0	1.000	0	0	0.0	0	#DIV/0!	0.0	1	0.000
A 69 Eastmead, Phillip	4	6	6	5	10	11	0.476	5	6	7	4	12	10	0.545	22	21	0.512	0	0	17.0	21	0.810	42.5	22	1.932
A7/ The Misplacements	37	41	29	49	66	90	0.423	10	29	12	27	22	56	0.282	110	202	0.353	8	0	45.5	156	0.292	172.0	156	1.103
A 70 Thomas, Jason "Jay T"	11	2	7	6	18	8	0.692	6	7	1	9	7	16	0.304	25	24	0.510	1	0	5.5	23	0.239	41.5	26	1.596
A 71 King, Timmy	3	5	2	6	5	11	0.313	2	7	2	5	4	12	0.250	9	23	0.281	1	0	3.0	15	0.200	21.0	17	1.235
A 72 Mozzetti, Tim "Tex"	4	6	3	7	7	13	0.350	1	7	3	5	4	12	0.250	11	25	0.306	1	0	3.5	18	0.194	15.5	18	0.861
A 73 Flood, Tom	0	6	1	9	1	15	0.063	3	8	3	7	6	15	0.286	7	30	0.189	1	0	1.0	16	0.063	12.5	21	0.595
A 74 Mitchell, Sid "Squee"	9	4	6	7	15	11	0.577	1	11	5	8	6	19	0.240	21	30	0.412	1	0	15.0	26	0.577	23.0	25	0.920
A 75 Bird, Victor	2	5	0	1	2	6	0.250	0	3	3	5	3	8	0.273	5	14	0.263	1	0	0.0	15	0.000	2.5	4	0.625
A 76 Hamilton, Billy	6	7	9	4	15	11	0.577	6	7	3	10	9	17	0.346	24	28	0.462	1	0	14.5	26	0.558	45.5	26	1.750
A 77 Coleman, Brian	2	6	1	9	3	15	0.167	1	8	4	5	5	13	0.278	8	28	0.222	1	0	3.0	17	0.176	10.5	19	0.553
A8/ Toe the Line	20	64	16	68	36	132	0.214	10	32	15	27	25	59	0.298	86	250	0.256	0	6	63.5	168	0.378	126.0	168	0.750
A 80 Johnson, Michael	5	10	3	13	8	23	0.258	5	8	5	9	10	17	0.370	18	40	0.310	0	1	10.5	29	0.362	19.0	29	0.655
A 81 Johnson, Dave	3	12	3	12	6	24	0.200	3	13	7	9	10	22	0.313	16	46	0.258	0	1	12.0	31	0.387	28.5	31	0.919
A 82 Crowley, Pat	2	9	2	10	4	19	0.174	1	11	5	7	6	18	0.250	10	37	0.213	0	1	7.5	23	0.326	11.0	24	0.458
A 83 Lyons, Jeff	4	9	2	11	6	20	0.231	6	6	2	9	8	15	0.348	14	35	0.286	0	1	9.0	24	0.375	27.0	25	1.080
A 84 Evans, J.P.	2	8	3	8	5	16	0.238	3	9	3	10	6	19	0.240	11	35	0.239	0	0	16.5	23	0.717	22.0	23	0.957
A 85 Pilo, Chris	3	8	1	13	4	21	0.160	1	10	3	7	4	17	0.190	8	38	0.174	0	1	2.0	21	0.095	16.5	25	0.660
A 86 Hassell, David	1	8	2	1	3	9	0.250	1	7	5	3	6	10	0.375	9	19	0.321	0	1	6.0	17	0.353	2.0	11	0.182

	Singles	301	Singles	Cricket	Singles	Record	Singles Win %-age	Doubles	Cricket	Doubles	501	Doubles	Record	Doubles Win %-age	Sngls + Dbls	Record	Sngls + Dbls Win %-age	Tiebreaker Ws	Tiebreaker Ls	-01 All-Star Points	-01 Games Played	-01 All-Star Point Average	Cricket All-Star Points	Crkt Games Played	Crkt All-Star Point Average
B1/ Cheap Shots	40	44	48	36	88	80	0.524	22	20	27	15	49	35	0.583	186	150	0.554	0	0	68.5	168	0.408	105.0	168	0.625
B 10 Coyne, Kevin	6	7	3	3	9	10	0.474	3	6	6	5	9	11	0.450	18	21	0.462	0	0	11.5	24	0.479	6.5	15	0.433
B 11 Sellers, Mark	3	9	13	0	16	9	0.640	8	6	7	5	15	11	0.577	31	20	0.608	0	0	14.5	24	0.604	27.5	27	1.019
B 12 Buckman, Dave	8	6	7	7	15	13	0.536	6	7	8	6	14	13	0.519	29	26	0.527	0	0	8.5	28	0.304	11.0	27	0.407
B 13 Hall, Josh	3	8	7	4	10	12	0.455	7	3	6	3	13	6	0.684	23	18	0.561	0	0	10.0	20	0.500	17.0	21	0.810
B 14 Warren, Randy	4	2	6	6	10	8	0.556	7	5	5	4	12	9	0.571	22	17	0.564	0	0	2.5	15	0.167	20.5	24	0.854
B 15 Sherman, Matt	6	6	3	10	9	16	0.360	3	7	10	3	13	10	0.565	22	26	0.458	0	0	7.0	25	0.280	6.0	23	0.261
B 16 Sherman, Mark	1	0	1	1	2	1	0.667	0	2	1	1	1	3	0.250	3	4	0.429	0	0	1.0	3	0.333	1.0	4	0.250
B 17 Vaux, Wesley	9	6	8	5	17	11	0.607	10	4	11	3	21	7	0.750	38	18	0.679	0	0	13.5	29	0.466	15.5	27	0.574
B 18 Haller, Ben	0	0	0	0	0	0	#DIV/0!	0	0	0	0	0	0	#DIV/0!	0	0	#DIV/0!	0	0	0.0	0	#DIV/0!	0.0	0	#DIV/0!
B2/ Dogs of War	48	36	48	36	96	72	0.571	20	22	24	18	44	40	0.524	184	152	0.548	6	12	65.0	168	0.387	157.0	168	0.935
B 20 Caldwell, Tim	3	4	0	3	3	7	0.300	1	3	3	2	4	5	0.444	7	12	0.368	0	1	2.0	12	0.167	0.0	7	0.000
B 21 Wilkie, Felipe	7	7	6	8	13	15	0.464	7	6	7	4	14	10	0.583	27	25	0.519	1	2	10.5	25	0.420	10.5	27	0.389
B 22 Wiegand, Tom	9	4	9	4	18	8	0.692	8	5	10	3	18	8	0.692	36	16	0.692	1	2	11.5	26	0.442	30.5	26	1.173
B 23 Bradshaw, Rick	9	5	9	5	18	10	0.643	8	5	7	6	15	11	0.577	33	21	0.611	0	2	14.0	27	0.519	36.0	27	1.333
B 24 Brown, Barry	5	1	7	0	12	1	0.923	3	6	5	2	8	8	0.500	20	9	0.690	1	0	8.0	13	0.615	21.0	16	1.313
B 25 Bitting, Brandon	1	5	2	3	3	8	0.273	2	3	2	4	4	7	0.364	7	15	0.318	1	1	4.5	12	0.375	6.5	10	0.650
B 26 Gregory, Mark	4	3	5	5	9	8	0.529	4	6	5	4	9	10	0.474	18	18	0.500	1	2	5.0	16	0.313	11.0	20	0.550
B 27 Barnes, Marshall	0	1	1	2	1	3	0.250	0	2	1	3	1	5	0.167	2	8	0.200	0	0	0.0	5	0.000	1.5	5	0.300
B 28 Jenkins, John	10	4	9	5	19	9	0.679	7	7	8	4	15	11	0.577	34	20	0.630	1	2	9.5	26	0.365	39.0	28	1.393
B 29 Wiegand, Scott	0	2	0	1	0	3	0.000	0	1	0	4	0	5	0.000	0	8	0.000	0	0	0.0	6	0.000	1.0	2	0.500
B3/ Nine Lives	47	37	47	37	94	74	0.560	25	17	20	22	45	39	0.536	184	152	0.548	0	0	53.5	168	0.318	105.0	168	0.625
B 30 Smith, Butch	8	2	5	6	13	8	0.619	7	4	2	9	9	13	0.409	22	21	0.512	0	0	3.0	21	0.143	10.5	22	0.477
B 31 Copple, Matthew	11	2	8	5	19	7	0.731	7	6	7	6	14	12	0.538	33	19	0.635	0	0	18.0	26	0.692	16.5	26	0.635
B 32 Romanchek, David	6	9	8	6	14	15	0.483	10	5	8	6	18	11	0.621	32	26	0.552	0	0	4.0	29	0.138	24.5	29	0.845
B 33 Paulson, Glenn	0	0	0	0	0	0	#DIV/0!	0	0	0	0	0	0	#DIV/0!	0	0	#DIV/0!	0	0	0.0	0	#DIV/0!	0.0	0	#DIV/0!
B 34 Sosa, Bo	7	7	11	3	18	10	0.643	8	5	8	5	16	10	0.615	34	20	0.630	0	0	15.0	27	0.556	17.0	27	0.630
B 35 Mays, John	10	5	8	5	18	10	0.643	9	4	10	4	19	8	0.704	37	18	0.673	0	0	5.0	29	0.172	15.0	26	0.577
B 36 Marsden, James	0	6	2	7	2	13	0.133	5	4	3	5	8	9	0.471	10	22	0.313	0	0	2.0	14	0.143	13.0	18	0.722
B 37 Gibson, Jack	5	6	5	5	10	11	0.476	4	6	2	9	6	15	0.286	16	26	0.381	0	0	6.5	22	0.295	8.5	20	0.425
B4/ Shut Up and Shoot	42	42	44	40	86	82	0.512	25	17	19	23	44	40	0.524	174	162	0.518	5	6	65.5	168	0.390	143.5	168	0.854
B 40 Leonard, Shawn	6	4	7	3	13	7	0.650	5	6	2	7	7	13	0.350	20	20	0.500	1	0	4.5	19	0.237	24.5	21	1.167
B 41 Allison, Frank	8	7	6	10	14	17	0.452	8	7	5	9	13	16	0.448	27	33	0.450	1	1	12.0	29	0.414	26.0	31	0.839
B 42 Hindle, Mikey	8	5	8	5	16	10	0.615	11	3	7	6	18	9	0.667	34	19	0.642	1	1	9.5	26	0.365	20.0	27	0.741
B 43 Grover, Justin	6	5	8	5	14	10	0.583	5	6	6	6	11	12	0.478	25	22	0.532	0	1	13.5	23	0.587	22.0	24	0.917
B 44 Martin, George	7	8	6	8	13	16	0.448	5	7	8	7	13	14	0.481	26	30	0.464	1	1	9.5	30	0.317	19.0	26	0.731
B 45 Hines, Curtis	2	6	3	3	5	9	0.357	4	4	2	5	6	9	0.400	11	18	0.379	0	1	4.0	15	0.267	6.0	14	0.429
B 46 Dunleavy, John	5	7	6	6	11	13	0.458	12	1	8	6	20	7	0.741	31	20	0.608	1	1	12.5	26	0.481	26.0	25	1.040
B5/ Starving Dartists	35	49	32	52	67	101	0.399	20	22	19	23	39	45	0.464	145	191	0.432	0	12	31.0	168	0.185	92.5	168	0.551
B 50 Shown, Marc	4	7	5	6	9	13	0.409	4	5	1	6	5	11	0.313	14	24	0.368	0	1	5.0	18	0.278	10.5	20	0.525
B 51 Hendricks, Ron	2	4	10	1	12	5	0.706	9	2	8	3	17	5	0.773	29	10	0.744	0	1	11.0	17	0.647	33.5	22	1.523
B 52 Hartley, Kevin	2	7	3	7	5	14	0.263	4	7	5	7	9	14	0.391	14	28	0.333	0	2	2.0	21	0.095	13.5	21	0.643
B 53 Howell, John	5	8	5	6	10	14	0.417	9	4	6	5	15	9	0.625	25	23	0.521	0	1	3.5	24	0.146	5.0	24	0.208
B 54 Hagan, Mark	6	6	1	10	7	16	0.304	2	5	1	9	3	14	0.176	10	30	0.250	0	1	1.5	22	0.068	7.0	18	0.389
B 55 Fleming, Frank	7	3	1	6	8	9	0.471	4	5	4	6	8	11	0.421	16	20	0.444	0	2	2.0	20	0.100	4.0	16	0.250
B 56 Herman, Fritz	6	7	4	8	10	15	0.400	3	10	7	7	10	17	0.370	20	32	0.385	0	2	4.0	27	0.148	9.0	25	0.360
B 57 James, Bob	3	7	3	8	6	15	0.286	5	6	6	3	11	9	0.550	17	24	0.415	0	2	2.0	19	0.105	10.0	22	0.455
B6/ Craig's Swine Crew	34	50	40	44	74	94	0.440	20	22	25	17	45	39	0.536	164	172	0.488	6	0	53.0	168	0.315	132.0	168	0.786
B 60 Rutten, Pete	7	7	5	7	12	14	0.462	9	3	7	6	16	9	0.640	28	23	0.549	1	0	12.5	27	0.463	20.0	24	0.833
B 61 Bonar, Eric	4	8	3	7	7	15	0.318	3	5	9	2	12	7	0.632	19	22	0.463	0	0	7.5	23	0.326	17.0	18	0.944
B 62 O'Brien, Sean	3	9	9	4	12	13	0.480	6	8	6	3	12	11	0.522	24	24	0.500	1	0	1.0	21	0.048	20.5	27	0.759
B 63 Bush, Jim	1	5	0	6	1	11	0.083	0	5	4	5	4	10	0.286	5	21	0.192	1	0	3.0	15	0.200	3.5	11	0.318
B 64 Warshawsky, Larry	4	9	4	5	8	14	0.364	2	9	6	7	8	16	0.333	16	30	0.348	1	0	4.0	26	0.154	11.0	20	0.550
B 65 Baldwin, Randy	4	4	3	4	7	8	0.467	6	3	7	3	13	6	0.684	20	14	0.588	0	0	10.0	18	0.556	18.0	16	1.125
B 66 Deemer, Randy	6	6	6	8	12	14	0.462	6	6	7	4	13	10	0.565	25	24	0.510	1	0	12.5	23	0.543	22.0	26	0.846
B 67 Lane, Timothy	5	2	10	3	15	5	0.750	8	5	4	4	12	9	0.571	27	14	0.659	1	0	2.5	15	0.167	20.0	26	0.769
B7/ Travelin' Beer Bellies	45	39	34	50	79	89	0.470	14	28	15	27	29	55	0.345	137	199	0.408	7	0	39.0	168	0.232	115.0	168	0.685
B 70 Yoneoka, J.J.	4	4	4	7	8	11	0.421	3	8	4	7	7	15	0.318	15	26	0.366	1	0	3.5	19	0.184	17.0	22	0.773
B 71 Yoneoka, Oakie	3	9	1	4	4	13	0.235	0	4	1	4	1	8	0.111	5	21	0.192	1	0	0.0	17	0.000	0.0	9	0.000
B 72 Side, Eric	5	7	5	9	10	16	0.385	2	11	4	9	6	20	0.231	16	36	0.308	1	0	6.5	25	0.260	17.5	27	0.648
B 73 Gibson, Ed	3	3	5	5	8	8	0.500	4	8	3	9	7	17	0.292	15	25	0.375	1	0	2.0	18	0.111	15.0	22	0.682
B 74 McCredie, Bob	6	4	4	5	10	9	0.526	3	8	4	7	7	15	0.318	17	24	0.415	1	0	8.0	21	0.381	21.5	20	1.075
B 75 Hansen, Paul	7	4	4	7	11	11	0.500	6	5	4	4	10	9	0.526	21	20	0.512	0	0	5.0	19	0.263	16.5	22	0.750
B 76 Krasnow, Dave	8	6	4	9	12	15	0.444	7	3	4	8	11	11	0.500	23	26	0.469	1	0	4.5	26	0.173	15.5	23	0.674
B 77 Kring, Jeremy	9	2	6	4	15	6	0.714	3	8	5	6	8	14	0.364	23	20	0.535	1	0	9.5	22	0.432	11.0	21	0.524
B 78 Winslow, Rich	0	0	1	0	1	0	1.000	0	1	1	0	1	1	0.500	2	1	0.667	0	0	0.0	1	0.000	1.0	2	0.500
B8/ Bag O' Nuts	45	39	43	41	88	80	0.524	22	20	19	23	41	43	0.488	170	166	0.506	6	0	39.5	168	0.235	137.5	168	0.818
B 80 Beaird, Tommy	0	0	0	0	0	0	#DIV/0!	0	0	0	0	0	0	#DIV/0!	0	0	#DIV/0!	0	0	0.0	0	#DIV/0!	0.0	0	#DIV/0!
B 81 Gaertner, Brian	5	11	5	11	10	22	0.313	4	11	6	9	10	20	0.333	20	42	0.323	1	0	6.0	31	0.194	31.5	31	1.016
B 82 Aguilar, Jose	9	6	10	4	19	10	0.655	11	3	6	8	17	11	0.607	36	21	0.632	1	0	5.0	29	0.172	22.5	28	0.804
B 83 Yang, Rob	8	6	3	11	11	17	0.393	6	10	8	8	14	18	0.438	25	35	0.417	1	0	7.5	30	0.250	12.5	30	0.417
B 84 Steppe, Mike	6	7	6	8	12	15	0.444	6	7	5	8	11	15	0.423	23	30	0.434	1	0	10.0	26	0.385	16.5	27	0.611
B 85 Martin, David	8	5	9	4	17	9	0.654	8	5	6	7	14	12	0.538	31	21	0.596	1	0	8.5	26	0.327	29.5	26	1.135
B 86 Thomson, Brett	9	4	10	3	19	7	0.731	9	4	7	6	16	10	0.615	35	17	0.673	1	0	2.5	26	0.096	25.0	26	0.962

	Singles 301		Singles Cricket		Singles Record		Singles Win %-age	Doubles Cricket		Doubles 501		Doubles Record		Doubles Win %-age	Sngls + Dbls		Sngls + Dbls Win %-age	Tiebreaker Ws	Tiebreaker Ls	-01 All-Star Points	-01 Games Played	-01 All-Star Point Average	Cricket All-Star Points	Crkt Games Played	Crkt All-Star Point Average
C1/ Excalibur	34	50	37	47	71	97	0.423	20	22	19	23	39	45	0.464	149	187	0.443	7	13	44.5	168	0.265	98.5	168	0.586
C 10 Burney, Gary	7	5	9	3	16	8	0.667	8	3	7	6	15	9	0.625	31	17	0.646	1	2	9.0	25	0.360	19.5	23	0.848
C 11 Shearin, Keith	2	7	4	4	6	11	0.353	5	5	5	5	10	10	0.500	16	21	0.432	1	1	2.0	19	0.105	9.5	18	0.528
C 12 Foushee, Eugene	7	6	7	6	14	12	0.538	7	6	7	6	14	12	0.538	28	24	0.538	1	2	6.5	26	0.250	15.0	26	0.577
C 13 Vann, Tim	7	6	7	6	14	12	0.538	9	5	8	5	17	10	0.630	31	22	0.585	1	2	17.0	26	0.654	16.5	27	0.611
C 14 Brady, Phillip	3	8	1	11	4	19	0.174	2	10	4	5	6	15	0.286	10	34	0.227	1	2	1.5	20	0.075	8.0	24	0.333
C 15 Brinson, Mark	5	8	6	8	11	16	0.407	6	8	6	7	12	15	0.444	23	31	0.426	1	2	5.0	26	0.192	15.5	28	0.554
C 16 Fazenbaker, Jon	3	9	3	8	6	17	0.261	3	7	1	10	4	17	0.190	10	34	0.227	1	2	3.5	23	0.152	14.5	21	0.690
C 17 Bogart, Doug	0	1	0	1	0	2	0.000	0	0	0	2	0	2	0.000	0	4	0.000	0	0	0.0	3	0.000	0.0	1	0.000
C2/ Mac the Dart	34	50	25	59	59	109	0.351	12	30	16	26	28	56	0.333	115	221	0.342	0	0	27.0	168	0.161	97.0	168	0.577
C 20 Alcon, Tony	6	3	6	5	12	8	0.600	4	6	3	6	7	12	0.368	19	20	0.487	0	0	5.0	18	0.278	20.0	21	0.952
C 21 Mitchell, Billy	6	8	5	9	11	17	0.393	3	11	5	5	8	16	0.333	19	33	0.365	0	0	5.0	24	0.208	16.0	28	0.571
C 22 Groves, Phil	3	5	3	7	6	12	0.333	1	9	2	7	3	16	0.158	9	28	0.243	0	0	4.5	17	0.265	14.5	20	0.725
C 23 Martin, Adam	3	4	5	7	8	11	0.421	3	7	3	7	6	14	0.300	14	25	0.359	0	0	1.0	17	0.059	15.0	22	0.682
C 24 Martin, Jason	1	7	6	5	7	12	0.368	5	7	2	6	7	13	0.350	14	25	0.359	0	0	3.5	16	0.219	10.5	23	0.457
C 25 Connelly, Patrick	4	7	0	2	4	9	0.308	0	7	4	6	4	13	0.235	8	22	0.267	0	0	3.5	21	0.167	1.0	9	0.111
C 26 Bozza, Doug	4	4	0	7	4	11	0.267	4	4	3	5	7	9	0.438	11	20	0.355	0	0	1.0	16	0.063	7.5	15	0.500
C 27 Olsen, Mike "Mo"	3	5	0	10	3	15	0.167	1	6	5	2	6	8	0.429	9	23	0.281	0	0	1.0	15	0.067	9.0	17	0.529
C 28 Massey, Jeff	4	7	0	7	4	14	0.222	3	3	5	8	8	11	0.421	12	25	0.324	0	0	2.5	24	0.104	3.5	13	0.269
C3/ #D	42	36	43	35	85	71	0.545	21	18	21	18	42	36	0.538	169	143	0.542	0	0	48.0	156	0.308	110.5	156	0.708
C 30 Howley, John	7	5	5	7	12	12	0.500	7	5	6	8	13	13	0.500	25	25	0.500	0	0	7.0	26	0.269	15.5	24	0.646
C 31 Keller, Tony	9	3	8	4	17	7	0.708	10	2	5	7	15	9	0.625	32	16	0.667	0	0	5.5	24	0.229	28.0	24	1.167
C 32 Dautrich, Dan	8	5	8	6	16	11	0.593	8	7	6	6	14	13	0.519	30	24	0.556	0	0	10.5	25	0.420	20.0	29	0.690
C 33 Feller, Keith	7	6	5	8	12	14	0.462	7	4	7	5	14	9	0.609	26	23	0.531	0	0	7.0	25	0.280	17.0	24	0.708
C 34 Knight, Steve	0	4	0	2	0	6	0.000	0	4	3	1	3	5	0.375	3	11	0.214	0	0	0.0	8	0.000	3.0	6	0.500
C 35 Hopkins, Chris	0	10	6	5	6	15	0.286	6	5	7	3	13	8	0.619	19	23	0.452	0	0	5.0	20	0.250	8.5	22	0.386
C 36 Bear, Bart	11	3	11	3	22	6	0.786	4	9	8	6	12	15	0.444	34	21	0.618	0	0	13.0	28	0.464	18.5	27	0.685
C4/ Bulls Hitters	44	40	44	40	88	80	0.524	20	22	22	20	42	42	0.500	172	164	0.512	12	0	57.5	168	0.342	113.0	168	0.673
C 40 Denton, Fon	5	9	2	8	7	17	0.292	3	6	7	6	10	12	0.455	17	29	0.370	2	0	4.5	27	0.167	7.0	19	0.368
C 41 Grubb, Donald	9	5	8	6	17	11	0.607	6	8	7	7	13	15	0.464	30	26	0.536	2	0	11.5	28	0.411	21.0	28	0.750
C 42 Beaudoin, Paul	10	3	10	3	20	6	0.769	7	6	6	7	13	13	0.500	33	19	0.635	2	0	20.5	26	0.788	36.0	26	1.385
C 43 Williams, Denny	7	7	9	5	16	12	0.571	7	7	8	5	15	12	0.556	31	24	0.564	2	0	7.0	27	0.259	17.0	28	0.607
C 44 West, Andy	5	9	6	8	11	17	0.393	7	7	7	6	14	13	0.519	25	30	0.455	2	0	6.0	27	0.222	11.5	28	0.411
C 45 Stewart, Nick	3	4	2	9	5	13	0.278	7	5	5	5	12	10	0.545	17	23	0.425	1	0	6.5	17	0.382	4.5	23	0.196
C 46 Morin, Dino	5	3	7	1	12	4	0.750	3	5	4	4	7	9	0.438	19	13	0.594	1	0	1.5	16	0.094	16.0	16	1.000
C5/ Hostile Amish	30	54	33	51	63	105	0.375	19	23	21	21	40	44	0.476	143	193	0.426	0	9	50.5	168	0.301	86.0	168	0.512
C 50 Stepp, John	6	7	7	6	13	13	0.500	6	7	8	4	14	11	0.560	27	24	0.529	0	1	13.0	25	0.520	12.5	26	0.481
C 51 Majchrzak, Ted	3	9	0	5	3	14	0.176	4	4	5	4	9	8	0.529	12	22	0.353	0	1	4.5	21	0.214	5.0	13	0.385
C 52 Young, Mike	3	11	3	1	6	12	0.333	2	2	2	5	4	7	0.364	10	19	0.345	0	1	5.5	21	0.262	2.5	8	0.313
C 53 Schmaus, Darren	1	5	6	5	7	10	0.412	4	8	7	4	11	12	0.478	18	22	0.450	0	1	1.0	17	0.059	10.5	23	0.457
C 54 Natarajan, Dilip	3	4	4	6	7	10	0.412	6	4	4	5	10	9	0.526	17	19	0.472	0	1	3.5	16	0.219	7.0	20	0.350
C 55 Hix, Steve	7	4	5	7	12	11	0.522	5	3	3	5	8	8	0.500	20	19	0.513	0	1	5.0	19	0.263	22.0	20	1.100
C 56 Haynes, Chris	1	7	0	5	1	12	0.077	3	6	5	6	8	12	0.400	9	24	0.273	0	1	8.5	19	0.447	7.5	14	0.536
C 57 Stepp, Steve	0	2	4	6	4	8	0.333	4	5	5	2	9	7	0.563	13	15	0.464	0	1	0.0	9	0.000	8.5	19	0.447
C 58 Morrill, Robert "Tyke"	6	5	4	10	10	15	0.400	4	7	3	7	7	14	0.333	17	29	0.370	0	1	9.5	21	0.452	10.5	25	0.420
C6/ Effectually Influential	49	35	45	39	94	74	0.560	22	20	24	18	46	38	0.548	186	150	0.554	8	7	46.0	168	0.274	155.5	168	0.926
C 60 Wells, Tami	2	6	2	8	4	14	0.222	4	6	9	2	13	8	0.619	17	22	0.436	1	1	1.0	19	0.053	14.5	20	0.725
C 61 Wells, John "Boy"	6	3	9	4	15	7	0.682	8	5	6	6	14	11	0.560	29	18	0.617	1	1	6.0	21	0.286	39.0	26	1.500
C 62 Barnes, Derek	4	9	1	3	5	12	0.294	6	3	1	6	7	9	0.438	12	21	0.364	1	1	0.0	20	0.000	4.5	13	0.346
C 63 Matthews, Gary	0	0	0	0	0	0	#DIV/0!	0	0	1	0	1	0	1.000	1	0	1.000	0	0	0.0	1	0.000	0.0	0	#DIV/0!
C 64 Walters, Jason	8	3	5	4	13	7	0.650	4	6	6	4	10	10	0.500	23	17	0.575	1	1	7.5	21	0.357	16.5	19	0.868
C 65 Brown, Phil	4	4	4	8	8	12	0.400	6	5	5	7	11	12	0.478	19	24	0.442	1	1	3.0	20	0.150	10.5	23	0.457
C 66 Thompson, Barry	5	6	4	7	9	13	0.409	4	4	7	5	11	9	0.550	20	22	0.476	1	1	4.5	23	0.196	8.5	19	0.447
C 67 Simpson, David	10	3	9	4	19	7	0.731	6	6	7	3	13	9	0.591	32	16	0.667	1	1	14.0	23	0.609	26.5	25	1.060
C 68 Butters, Kent	10	1	11	1	21	2	0.913	6	5	6	3	12	8	0.600	33	10	0.767	1	0	10.0	20	0.500	35.5	23	1.543
C7/ Team America	50	28	38	40	88	68	0.564	19	20	20	19	39	39	0.500	166	146	0.532	0	7	38.0	156	0.244	108.0	156	0.692
C 70 Wilcox, Randy	9	3	7	3	16	6	0.727	3	7	2	4	5	11	0.313	21	17	0.553	0	0	3.0	18	0.167	20.0	20	1.000
C 71 Carter, Kevin	4	4	2	6	6	10	0.375	5	4	3	7	8	11	0.421	14	21	0.400	0	1	6.0	18	0.333	3.0	17	0.176
C 72 Scott, Kevin	5	3	7	3	12	6	0.667	6	4	5	6	11	10	0.524	23	16	0.590	0	1	3.5	19	0.184	17.0	20	0.850
C 73 Johnson, Galen	10	2	5	4	15	6	0.714	7	3	7	3	14	6	0.700	29	12	0.707	0	0	5.5	22	0.250	11.0	19	0.579
C 74 Radcliff, Rob	5	1	2	4	7	5	0.583	1	7	6	4	7	11	0.389	14	16	0.467	0	1	6.0	16	0.375	6.0	14	0.429
C 75 Shengulette, Jerry	6	1	5	3	11	4	0.733	3	4	6	2	9	6	0.600	20	10	0.667	0	1	5.0	15	0.333	13.0	15	0.867
C 76 Mori, Chris	2	4	4	5	6	9	0.400	6	3	4	4	10	7	0.588	16	16	0.500	0	1	5.0	14	0.357	17.5	18	0.972
C 77 Hall, Pete	4	7	2	2	6	9	0.400	1	3	4	6	5	9	0.357	11	18	0.379	0	1	2.0	21	0.095	5.5	8	0.688
C 78 Wilcox, Julie	5	3	4	10	9	13	0.409	6	5	3	2	9	7	0.563	18	20	0.474	0	1	2.0	13	0.154	15.0	25	0.600
C8/ The Aristocrats	47	37	65	19	112	56	0.667	32	10	22	20	54	30	0.643	220	116	0.655	7	0	71.0	168	0.423	184.0	168	1.095
C 80 Taylor, Eric	5	8	2	2	7	10	0.412	2	3	5	9	7	12	0.368	14	22	0.389	1	0	5.0	27	0.185	6.5	9	0.722
C 81 Parker, Charles	8	2	12	2	20	4	0.833	13	1	5	5	18	6	0.750	38	10	0.792	1	0	6.0	20	0.300	41.0	28	1.464
C 82 Bubanic, George	8	4	12	2	20	6	0.769	13	1	5	2	18	3	0.857	38	9	0.809	1	0	8.5	19	0.447	31.5	28	1.125
C 83 Njunge, James	8	4	7	2	15	6	0.714	7	3	4	8	11	11	0.500	26	17	0.605	1	0	16.0	24	0.667	11.0	19	0.579
C 84 Anderson, Ryan	5	3	9	3	14	6	0.700	8	1	9	4	17	5	0.773	31	11	0.738	1	0	11.0	21	0.524	15.5	21	0.738
C 85 Alvord, David	4	4	12	2	16	6	0.727	10	3	7	4	17	7	0.708	33	13	0.717	1	0	11.0	19	0.579	48.5	27	1.796
C 86 Reygers, Jeff	3	7	1	3	4	10	0.286	6	3	6	4	12	7	0.632	16	17	0.485	0	0	6.0	20	0.300	6.5	13	0.500
C 87 Lloyd, Billy	6	5	10	3	16	8	0.667	5	5	3	4	8	9	0.471	24	17	0.585	1	0	7.5	18	0.417	23.5	23	1.022

	Singles 301		Singles Cricket		Singles Record		Singles Win %-age	Doubles Cricket		Doubles 501		Doubles Record		Doubles Win %-age	Sngls + Dbls Record		Sngls + Dbls Win %-age	Tiebreaker Ws	Tiebreaker Ls	-01 All-Star Points	-01 Games Played	-01 All-Star Point Average	Cricket All-Star Points	Ckt Games Played	Ckt All-Star Point Average
D1/ Dynamic Darts	38	34	44	28	82	62	0.569	20	16	24	12	44	28	0.611	170	118	0.590	8	0	52.5	144	0.365	110.0	144	0.764
D 10 Dzengeleski, Jimmy	6	3	5	6	11	9	0.550	6	4	8	3	14	7	0.667	25	16	0.610	1	0	9.5	20	0.475	13.5	21	0.643
D 11 Ellison, George	0	0	3	0	3	0	1.000	1	2	1	1	2	3	0.400	5	3	0.625	1	0	0.0	2	0.000	6.0	6	1.000
D 12 Costen, Todd	4	5	1	6	5	11	0.313	4	5	4	2	8	7	0.533	13	18	0.419	1	0	4.0	15	0.267	5.0	16	0.313
D 13 Winters, Tom "Tiny"	9	2	9	3	18	5	0.783	6	5	6	4	12	9	0.571	30	14	0.682	1	0	15.5	21	0.738	35.5	23	1.543
D 14 Rowe, Travis	2	7	5	4	7	11	0.389	5	3	5	3	10	6	0.625	17	17	0.500	1	0	1.5	17	0.088	9.0	17	0.529
D 15 McFadden, Kevin	5	7	7	3	12	10	0.545	6	5	8	3	14	8	0.636	26	18	0.591	1	0	7.0	23	0.304	16.5	21	0.786
D 16 Costen, Jim "FBJ"	1	3	0	0	1	3	0.250	0	0	0	1	0	1	0.000	1	4	0.200	0	0	1.5	5	0.300	0.0	0	#DIV/0!
D 17 Jackson, Barry "Bump"	1	3	1	2	2	5	0.286	5	1	6	3	11	4	0.733	13	9	0.591	1	0	3.0	13	0.231	5.5	9	0.611
D 18 Lewis, Jim "Jimbo"	2	2	4	1	6	3	0.667	1	2	4	1	5	3	0.625	11	6	0.647	0	0	2.5	9	0.278	8.5	8	1.063
D 19 Snyder, Mark	8	2	9	3	17	5	0.773	6	5	6	3	12	8	0.600	29	13	0.690	1	0	8.0	19	0.421	10.5	23	0.457
D2/ No Respect	23	48	23	48	46	96	0.324	12	24	14	22	26	46	0.361	98	188	0.343	0	0	20.5	143	0.143	61.0	143	0.427
D 20 Brown, Mike	4	8	6	6	10	14	0.417	7	8	6	7	13	15	0.464	23	29	0.442	0	0	4.0	25	0.160	15.0	27	0.556
D 21 Hill, Mike	4	7	3	9	7	16	0.304	4	7	4	7	8	14	0.364	15	30	0.333	0	0	1.0	22	0.045	10.5	23	0.457
D 22 Austin, Jan	1	5	0	7	1	12	0.077	1	5	2	4	3	9	0.250	4	21	0.160	0	0	1.0	12	0.083	6.5	13	0.500
D 23 Austin, Connie	5	8	5	7	10	15	0.400	2	11	5	7	7	18	0.280	17	33	0.340	0	0	6.5	25	0.260	12.0	25	0.480
D 24 Panepinto, Tom	3	5	1	8	4	13	0.235	2	6	4	6	6	12	0.333	10	25	0.286	0	0	1.0	18	0.056	4.0	17	0.235
D 25 Randolph, Steve	5	9	5	7	10	16	0.385	6	6	5	8	11	14	0.440	21	30	0.412	0	0	3.0	27	0.111	8.5	24	0.354
D 2x x-Branch, John	1	6	3	4	4	10	0.286	2	5	2	5	4	10	0.286	8	20	0.286	0	0	4.0	14	0.286	4.5	14	0.321
D3/ One-Armed Bandits	35	36	38	34	73	70	0.510	21	15	22	14	43	29	0.597	159	128	0.554	0	6	24.5	143	0.171	96.0	144	0.667
D 30 Johnson, Sven	5	8	4	6	9	14	0.391	5	4	6	5	11	9	0.550	20	23	0.465	0	1	6.0	24	0.250	4.0	19	0.211
D 31 Kiser, Lyman	7	4	10	2	17	6	0.739	9	3	7	4	16	7	0.696	33	13	0.717	0	1	4.0	22	0.182	36.0	24	1.500
D 32 Taylor, Wayne	2	7	3	7	5	14	0.263	4	4	5	5	9	9	0.500	14	23	0.378	0	1	0.0	19	0.000	7.5	18	0.417
D 33 Taylor, Walter	4	4	7	4	11	8	0.579	7	5	8	3	15	8	0.652	26	16	0.619	0	1	8.0	19	0.421	20.0	23	0.870
D 34 Richardson, Shane	5	2	6	2	11	4	0.733	4	3	4	3	8	6	0.571	19	10	0.655	0	0	4.5	14	0.321	10.5	15	0.700
D 35 Bonaparte, Chris	2	2	0	2	2	4	0.333	3	5	7	2	10	7	0.588	12	11	0.522	0	0	1.0	13	0.077	1.0	10	0.100
D 36 Kempf, Greg	6	6	4	7	10	13	0.435	6	4	4	4	10	8	0.556	20	21	0.488	0	1	0.0	20	0.000	8.5	21	0.405
D 37 Hudelson, Tim	4	3	3	4	7	7	0.500	4	1	2	2	6	3	0.667	13	10	0.565	0	1	1.0	11	0.091	4.5	12	0.375
D 38 Dopko, Jeff	0	0	1	0	1	0	1.000	0	1	1	0	1	1	0.500	2	1	0.667	0	0	0.0	1	0.000	4.0	2	2.000
D4/ Boondock Saints	36	35	39	33	75	68	0.524	22	14	15	21	37	35	0.514	149	138	0.519	0	14	21.0	143	0.147	55.5	144	0.385
D 40 Buckley, Bill	4	5	7	3	11	8	0.579	5	2	2	7	7	9	0.438	18	17	0.514	0	1	2.5	18	0.139	6.0	17	0.353
D 41 Raquet, Mike	7	5	11	2	18	7	0.720	11	2	8	5	19	7	0.731	37	14	0.725	0	2	5.0	25	0.200	19.5	26	0.750
D 42 Stuart, Max	1	2	0	5	1	7	0.125	1	5	1	2	2	7	0.222	3	14	0.176	0	2	0.0	6	0.000	1.0	11	0.091
D 43 Shaffer, Brian	7	3	5	3	12	6	0.667	8	2	6	4	14	6	0.700	26	12	0.684	0	2	3.0	20	0.150	7.0	18	0.389
D 44 August, Eric	6	3	5	5	11	8	0.579	5	4	3	7	8	11	0.421	19	19	0.500	0	2	3.0	19	0.158	6.5	19	0.342
D 45 Smallwood, Jed	1	5	2	4	3	9	0.250	4	3	2	5	6	8	0.429	9	17	0.346	0	2	2.0	13	0.154	3.0	13	0.231
D 46 Park, Ed	5	4	4	4	9	8	0.529	4	4	4	6	8	10	0.444	17	18	0.486	0	2	3.0	19	0.158	6.5	16	0.406
D 47 Buckley, Jennifer	3	5	3	3	6	8	0.429	4	2	1	4	5	6	0.455	11	14	0.440	0	0	1.5	13	0.115	5.0	12	0.417
D 48 Brown, Jay	2	3	2	4	4	7	0.364	2	4	3	2	5	6	0.455	9	13	0.409	0	1	1.0	10	0.100	1.0	12	0.083
D5/ Grateful Darts	34	37	31	40	65	77	0.458	12	24	14	22	26	46	0.361	117	169	0.409	7	0	37.5	143	0.262	73.0	143	0.510
D 50 Perkins, Rick	0	0	0	0	0	0	#DIV/0!	0	0	0	0	0	0	#DIV/0!	0	0	#DIV/0!	0	0	0.0	0	#DIV/0!	0.0	0	#DIV/0!
D 51 Byrd, Joel	3	7	3	5	6	12	0.333	6	6	5	6	11	12	0.478	17	24	0.415	1	0	1.0	21	0.048	8.5	20	0.425
D 52 Goodknecht, Chris	7	0	7	0	14	0	1.000	2	4	4	3	6	7	0.462	20	7	0.741	1	0	8.0	14	0.571	10.5	13	0.808
D 53 Iager, John	6	5	9	3	15	8	0.652	6	6	3	8	9	14	0.391	24	22	0.522	1	0	14.5	22	0.659	19.5	24	0.813
D 54 McGrail, Tony	3	6	3	8	6	14	0.300	1	10	3	10	4	20	0.167	10	34	0.227	1	0	4.0	22	0.182	11.0	22	0.500
D 55 Lilienthal, John	6	7	4	8	10	15	0.400	3	8	3	7	6	15	0.286	16	30	0.348	1	0	5.5	23	0.239	14.5	23	0.630
D 56 Roemer, John	0	1	1	0	1	1	0.500	1	0	0	0	1	0	1.000	2	1	0.667	0	0	0.0	1	0.000	1.0	2	0.500
D 57 Simpson, Phillip	4	8	3	11	7	19	0.269	2	8	5	7	7	15	0.318	14	34	0.292	1	0	3.5	24	0.146	5.0	24	0.208
D 58 DeMattos, Rick	5	3	1	5	6	8	0.429	3	6	5	3	8	9	0.471	14	17	0.452	1	0	1.0	16	0.063	3.0	15	0.200
D6/ Rif Raf	43	29	46	26	89	55	0.618	25	11	22	14	47	25	0.653	183	105	0.635	7	0	52.5	144	0.365	107.5	144	0.747
D 60 Diamond, Paddy	4	5	3	1	7	6	0.538	2	5	2	2	4	7	0.364	11	13	0.458	1	0	5.0	13	0.385	4.0	11	0.364
D 61 Diamond, Kimmy	0	0	0	0	0	0	#DIV/0!	0	0	0	0	0	0	#DIV/0!	0	0	#DIV/0!	0	0	0.0	0	#DIV/0!	0.0	0	#DIV/0!
D 62 Phelan, Johnny	3	3	4	1	7	4	0.636	2	2	4	3	6	5	0.545	13	9	0.591	0	0	9.5	13	0.731	6.0	9	0.667
D 63 Ohrberg, Keith	6	5	8	3	14	8	0.636	5	2	6	1	11	3	0.786	25	11	0.694	0	0	6.5	18	0.361	23.0	18	1.278
D 64 Barwick, Rob	10	2	4	5	14	7	0.667	10	2	4	6	14	8	0.636	28	15	0.651	1	0	7.5	22	0.341	20.0	21	0.952
D 65 Ayers, Judson	2	2	3	6	5	8	0.385	2	2	3	6	5	8	0.385	10	16	0.385	1	0	4.5	13	0.346	4.5	13	0.346
D 66 Buchholz, Brian	3	3	4	2	7	5	0.583	5	1	6	0	11	1	0.917	18	6	0.750	1	0	2.0	12	0.167	9.0	12	0.750
D 67 St. Clair, Matt	1	3	5	3	6	6	0.500	9	2	6	4	15	6	0.714	21	12	0.636	1	0	3.0	14	0.214	3.5	19	0.184
D 68 Hoyt, David	9	2	7	3	16	5	0.762	8	2	8	1	16	3	0.842	32	8	0.800	1	0	7.0	20	0.350	22.0	20	1.100
D 69 Jur, Jess	5	4	8	2	13	6	0.684	7	4	5	5	12	9	0.571	25	15	0.625	1	0	7.5	19	0.395	15.5	21	0.738
D7/ Tres Equis XXX	41	31	30	42	71	73	0.493	14	22	15	21	29	43	0.403	129	159	0.448	0	0	24.5	144	0.170	70.0	144	0.486
D 70 Hall, Frank	0	0	0	1	0	1	0.000	0	2	0	3	0	5	0.000	0	6	0.000	0	0	1.0	3	0.333	0.0	3	0.000
D 71 Rosenoff, Evan	8	4	5	7	13	11	0.542	9	3	4	7	13	10	0.565	26	21	0.553	0	0	5.5	23	0.239	19.0	24	0.792
D 72 Yarley, Scott	4	3	2	6	6	9	0.400	1	7	1	4	2	11	0.154	8	20	0.286	0	0	0.0	12	0.000	4.5	16	0.281
D 73 Gillett, Galen	7	1	7	3	14	4	0.778	4	6	5	5	9	11	0.450	23	15	0.605	0	0	1.0	18	0.056	9.0	20	0.450
D 74 Ferlo, Frank	0	4	1	7	1	11	0.083	0	4	1	1	1	5	0.167	2	16	0.111	0	0	0.0	6	0.000	5.0	12	0.417
D 75 Schon, Chris	5	5	2	5	7	10	0.412	0	4	0	8	0	12	0.000	7	22	0.241	0	0	1.0	18	0.056	1.0	11	0.091
D 76 McEwen, William	6	5	5	4	11	9	0.550	4	5	7	5	11	10	0.524	22	19	0.537	0	0	6.5	23	0.283	6.0	18	0.333
D 77 Knight, Rob	2	1	4	7	6	8	0.429	3	8	2	3	5	11	0.313	11	19	0.367	0	0	2.0	8	0.250	13.5	22	0.614
D 78 Ceglia, Joe	4	7	0	0	4	7	0.364	0	4	4	4	4	8	0.333	8	15	0.348	0	0	1.0	19	0.053	0.0	4	0.000
D 79 Kvasnicka, Bob	5	1	4	2	9	3	0.750	7	1	6	2	13	3	0.813	22	6	0.786	0	0	6.5	14	0.464	12.0	14	0.857

	Singles 301		Singles Cricket		Singles Record		Singles Win %-age	Doubles Cricket		Doubles 501		Doubles Record		Doubles Win %-age	Sngls + Dbls Record		Sngls + Dbls Win %-age	Tiebreaker Ws	Tiebreaker Ls	-01 All-Star Points	-01 Games Played	-01 All-Star Point Average	Cricket All-Star Points	Crkt Games Played	Crkt All-Star Point Average
E1/ Sharkshooters	34	38	20	52	54	90	0.375	8	28	17	19	25	47	0.347	104	184	0.361	6	0	11.5	144	0.080	62.5	144	0.434
E 10 Hiller, Carl	4	5	2	7	6	12	0.333	2	9	5	3	7	12	0.368	13	24	0.351	1	0	1.0	17	0.059	7.5	20	0.375
E 11 Hiller, Becky	7	4	3	7	10	11	0.476	2	10	7	4	9	14	0.391	19	25	0.432	1	0	1.0	22	0.045	8.5	22	0.386
E 12 Hiller, Tim	5	3	5	7	10	10	0.500	2	10	5	5	7	15	0.318	17	25	0.405	1	0	2.0	18	0.111	16.5	24	0.688
E 13 Weaterman, Sha	3	6	2	5	5	11	0.313	1	6	4	5	5	11	0.313	10	22	0.313	1	0	2.0	18	0.111	5.0	14	0.357
E 14 Mitchell, Liz	4	7	1	10	5	17	0.227	3	5	4	5	7	10	0.412	12	27	0.308	1	0	2.0	20	0.100	5.0	19	0.263
E 15 Mitchell, Tim	5	5	3	6	8	11	0.421	1	4	2	8	3	12	0.200	11	23	0.324	1	0	1.0	20	0.050	5.0	14	0.357
E 16 Bergevin, Matt	4	2	3	3	7	5	0.583	3	5	4	4	7	9	0.438	14	14	0.500	0	0	2.5	14	0.179	5.0	14	0.357
E 17 Bergevin, Cassi	2	6	1	7	3	13	0.188	2	7	3	4	5	11	0.313	8	24	0.250	0	0	0.0	15	0.000	10.0	17	0.588
E2/ Lil' Pickled	33	39	39	33	72	72	0.500	19	17	18	18	37	35	0.514	146	142	0.507	0	7	26.5	144	0.184	86.5	144	0.601
E 20 Thurn, Brian	2	10	1	8	3	18	0.143	5	5	4	6	9	11	0.450	12	29	0.293	0	1	2.0	22	0.091	12.0	19	0.632
E 21 Draudt, Ryan	3	4	8	1	11	5	0.688	3	3	1	7	4	10	0.286	15	15	0.500	0	1	3.5	15	0.233	11.0	15	0.733
E 22 Wilkerson, Chris "Buda"	6	3	5	5	11	8	0.579	5	6	6	3	11	9	0.550	22	17	0.564	0	1	1.0	18	0.056	5.5	21	0.262
E 23 Kellington, Dean	2	2	7	2	9	4	0.692	4	4	5	3	9	7	0.563	18	11	0.621	0	1	6.5	12	0.542	10.5	17	0.618
E 24 Rabb, Devon	4	8	4	7	8	15	0.348	5	6	5	6	10	12	0.455	18	27	0.400	0	1	2.5	23	0.109	14.0	22	0.636
E 25 Pope, Chris	9	3	7	6	16	9	0.640	7	5	5	7	12	12	0.500	28	21	0.571	0	1	3.5	24	0.146	21.0	25	0.840
E 26 Stehle, Justin	6	6	7	2	13	8	0.619	8	3	10	2	18	5	0.783	31	13	0.705	0	1	7.5	24	0.313	10.5	20	0.525
E 27 Koegel, Curtis	1	3	0	2	1	5	0.167	1	2	0	2	1	4	0.200	2	9	0.182	0	0	0.0	6	0.000	2.0	5	0.400
E3/ Wire We Here	27	45	33	39	60	84	0.417	17	19	17	19	34	38	0.472	128	160	0.444	7	0	25.0	144	0.174	77.5	144	0.538
E 30 Jones, Jeff	4	5	6	4	10	9	0.526	4	7	7	3	11	10	0.524	21	19	0.525	1	0	5.0	19	0.263	12.5	21	0.595
E 31 Jones, Linda	3	5	0	6	3	11	0.214	3	4	2	5	5	9	0.357	8	20	0.286	1	0	0.0	15	0.000	3.0	13	0.231
E 32 McCray, Karla	2	7	3	6	5	13	0.278	4	4	2	7	6	11	0.353	11	24	0.314	1	0	4.0	18	0.222	8.5	17	0.500
E 33 Blackwelder, Deb	4	6	9	1	13	7	0.650	6	4	4	6	10	10	0.500	23	17	0.575	1	0	5.5	20	0.275	19.5	20	0.975
E 34 Brockman, John	5	6	3	7	8	13	0.381	5	3	4	2	9	5	0.643	17	18	0.486	1	0	1.0	17	0.059	10.0	18	0.556
E 35 Bordeau, Eric	6	4	4	7	10	11	0.476	6	5	6	5	12	10	0.545	22	21	0.512	1	0	4.5	21	0.214	14.5	22	0.659
E 36 Brockman, Tina	0	7	0	3	0	10	0.000	0	3	4	5	4	8	0.333	4	18	0.182	0	0	0.0	16	0.000	0.0	6	0.000
E 37 Harpster, Ben	1	4	5	5	6	9	0.400	5	6	2	5	7	11	0.389	13	20	0.394	1	0	1.5	12	0.125	4.5	21	0.214
E 38 Kilsdonk, Kris	2	1	3	0	5	1	0.833	1	2	3	0	4	2	0.667	9	3	0.750	0	0	3.5	6	0.583	5.0	6	0.833
E4/ The DIVE Bombers	41	31	35	37	76	68	0.528	18	18	18	18	36	36	0.500	148	140	0.514	12	6	38.5	144	0.267	61.5	144	0.427
E 40 Dunn, Thom	6	7	5	7	11	14	0.440	5	7	6	7	11	14	0.440	22	28	0.440	2	1	2.0	26	0.077	11.5	24	0.479
E 41 Parker, Billy	3	3	3	4	6	7	0.462	3	4	3	3	6	7	0.462	12	14	0.462	2	1	2.0	12	0.167	3.5	14	0.250
E 42 Lee, Carl	8	4	7	5	15	9	0.625	6	6	10	2	16	8	0.667	31	17	0.646	2	1	6.5	24	0.271	15.5	24	0.646
E 43 Marler, Donald "Duck"	5	2	4	3	9	5	0.643	6	1	2	4	8	5	0.615	17	10	0.630	1	0	5.0	13	0.385	7.0	14	0.500
E 44 Flowers, Fred	6	4	3	8	9	12	0.429	5	5	6	6	11	11	0.500	20	23	0.465	1	1	6.0	22	0.273	7.5	21	0.357
E 45 Huff, Matt	6	5	6	5	12	10	0.545	4	8	4	7	8	15	0.348	20	25	0.444	2	1	8.0	22	0.364	6.0	23	0.261
E 46 Miller, Mike	7	6	7	5	14	11	0.560	7	5	5	7	12	12	0.500	26	23	0.531	2	1	9.0	25	0.360	10.5	24	0.438
E5/ Bennington Brawlers	41	31	48	24	89	55	0.618	24	12	23	13	47	25	0.653	183	105	0.635	0	0	29.5	144	0.205	62.5	144	0.434
E 50 Carter, Shawn	5	7	9	3	14	10	0.583	4	4	2	5	6	9	0.400	20	19	0.513	0	0	4.5	19	0.237	10.0	20	0.500
E 51 Carter, Erin	0	2	2	1	2	3	0.400	1	1	0	1	1	2	0.333	3	5	0.375	0	0	1.0	3	0.333	0.0	5	0.000
E 52 Kenney, Jon	10	1	8	3	18	4	0.818	6	5	3	2	9	7	0.563	27	11	0.711	0	0	0.0	16	0.000	10.0	22	0.455
E 53 Hoppert, Jason	1	1	4	7	5	8	0.385	6	4	5	5	11	9	0.550	16	17	0.485	0	0	2.0	12	0.167	4.0	21	0.190
E 54 Perry, Matt	6	4	8	4	14	8	0.636	7	1	6	3	13	4	0.765	27	12	0.692	0	0	2.0	19	0.105	15.5	20	0.775
E 55 Hobbs, Brian	2	1	10	1	12	2	0.857	8	3	10	2	18	5	0.783	30	7	0.811	0	0	5.0	15	0.333	12.5	22	0.568
E 56 Reynolds, Jon	7	3	1	0	8	3	0.727	6	4	7	2	13	6	0.684	21	9	0.700	0	0	7.0	19	0.368	2.0	11	0.182
E 57 Fischlein, Kris	5	4	5	4	10	8	0.556	7	0	5	2	12	2	0.857	22	10	0.688	0	0	6.0	16	0.375	5.5	16	0.344
E 58 Brantley, Kevin	3	3	1	1	4	4	0.500	1	0	5	1	6	1	0.857	10	5	0.667	0	0	2.0	12	0.167	1.5	3	0.500
E 59 Metzger, Emily	2	5	0	0	2	5	0.286	2	2	3	3	5	5	0.500	7	10	0.412	0	0	0.0	13	0.000	1.5	4	0.375
E6/ Off Constantly	42	30	35	37	77	67	0.535	18	18	20	16	38	34	0.528	153	135	0.531	0	12	52.0	144	0.361	106.0	144	0.736
E 60 Williams, Sara	3	9	0	9	3	18	0.143	3	6	5	4	8	10	0.444	11	28	0.282	0	1	1.5	21	0.071	4.0	18	0.222
E 61 Mayhew, Zak	9	2	7	4	16	6	0.727	6	6	7	5	13	11	0.542	29	17	0.630	0	2	11.5	23	0.500	18.5	23	0.804
E 62 Mayhew, Nick	1	2	0	2	1	4	0.200	3	0	1	1	4	1	0.800	5	5	0.500	0	1	0.0	5	0.000	2.0	5	0.400
E 63 Harrilchak, Travis	7	2	2	8	9	10	0.474	3	6	6	4	9	10	0.474	18	20	0.474	0	2	7.5	19	0.395	7.0	19	0.368
E 64 Beeson, Robb	10	1	11	0	21	1	0.955	5	6	7	4	12	10	0.545	33	11	0.750	0	2	19.0	22	0.864	45.0	22	2.045
E 65 Roberts, Mike	6	2	8	2	14	4	0.778	6	4	5	5	11	9	0.550	25	13	0.658	0	2	5.0	18	0.278	17.5	20	0.875
E 66 Diggs, Rick	5	5	4	6	9	11	0.450	7	5	6	5	13	10	0.565	22	21	0.512	0	1	4.0	21	0.190	6.5	22	0.295
E 67 Pecarina, Nate	1	7	3	6	4	13	0.235	3	3	3	4	6	7	0.462	10	20	0.333	0	1	3.5	15	0.233	5.5	15	0.367
E7/ Duck Darters in the 21½ Century	34	38	42	30	76	68	0.528	22	14	13	23	35	37	0.486	146	142	0.507	0	0	21.0	144	0.146	80.5	144	0.559
E 70 Moeschet, Cathy	0	3	0	3	0	6	0.000	1	1	1	1	2	2	0.500	2	8	0.200	0	0	0.0	5	0.000	1.0	5	0.200
E 71 Carawon, Bob	4	7	6	5	10	12	0.455	4	5	3	7	7	12	0.368	17	24	0.415	0	0	0.0	21	0.000	17.0	20	0.850
E 72 Young, Perry	0	0	0	0	0	0	#DIV/0!	0	0	0	0	0	0	#DIV/0!	0	0	#DIV/0!	0	0	0.0	0	#DIV/0!	0.0	0	#DIV/0!
E 73 Peers, Martin	4	5	1	3	5	8	0.385	3	2	2	7	5	9	0.357	10	17	0.370	0	0	1.0	18	0.056	2.0	9	0.222
E 74 Tollerton, Steve "Tolly"	2	5	5	2	7	7	0.500	6	1	0	3	6	4	0.600	13	11	0.542	0	0	0.0	10	0.000	8.5	14	0.607
E 75 Converse, Stan	0	1	1	1	1	2	0.333	9	2	5	6	14	8	0.636	15	10	0.600	0	0	5.5	12	0.458	6.0	13	0.462
E 76 Van Olst, Jason	8	4	7	6	15	10	0.600	8	3	3	8	11	11	0.500	26	21	0.553	0	0	6.5	23	0.283	9.5	24	0.396
E 77 Lee, Ronnie	4	6	9	2	13	8	0.619	4	6	5	6	9	12	0.429	22	20	0.524	0	0	4.0	21	0.190	9.5	21	0.452
E 78 Overman, Don	5	4	8	3	13	7	0.650	5	3	2	5	7	8	0.467	20	15	0.571	0	0	1.0	16	0.063	13.5	19	0.711
E 79 Wilbur, Mike	7	3	5	5	12	8	0.600	4	5	5	3	9	8	0.529	21	16	0.568	0	0	3.0	18	0.167	13.5	19	0.711

	Singles 301		Singles Cricket		Singles Record		Singles Win %-age	Doubles Cricket		Doubles 501		Doubles Record		Doubles Win %-age	Sngls + Dbls Record		Sngls + Dbls Win %-age	Tiebreaker Ws	Tiebreaker Ls	-01 All-Star Points	-01 Games Played	-01 All-Star Point Average	Cricket All-Star Points	Crkt Games Played	Crkt All-Star Point Average
F1/ Damn Yankees!!	49	35	54	30	103	65	0.613	27	15	26	16	53	31	0.631	209	127	0.622	5	0	31.5	168	0.188	97.5	168	0.580
F 10 Dougherty, Henry	7	6	6	6	13	12	0.520	9	3	7	5	16	8	0.667	29	20	0.592	1	0	0.0	25	0.000	9.0	24	0.375
F 11 Lupien, Bam	8	6	5	4	13	10	0.565	9	4	6	8	15	12	0.556	28	22	0.560	1	0	4.0	28	0.143	8.0	22	0.364
F 12 Kron, Jay	8	5	8	5	16	10	0.615	10	4	9	5	19	9	0.679	35	19	0.648	1	0	3.0	27	0.111	18.0	27	0.667
F 13 Patrick, Kevin	6	6	7	6	13	12	0.520	10	3	7	5	17	8	0.680	30	20	0.600	0	0	2.5	24	0.104	15.0	26	0.577
F 14 Sarantos, Alex	10	4	12	2	22	6	0.786	8	5	10	3	18	8	0.692	40	14	0.741	0	0	8.0	27	0.296	23.0	27	0.852
F 15 Martinez, Vicente	10	3	13	1	23	4	0.852	8	6	10	4	18	10	0.643	41	14	0.745	1	0	14.0	27	0.519	21.0	28	0.750
F 16 Brooks, Ricky	0	5	3	6	3	11	0.214	0	5	3	2	3	7	0.300	6	18	0.250	1	0	0.0	10	0.000	3.5	14	0.250
F2/ Kozmic Debris	35	49	42	42	77	91	0.458	16	26	18	24	34	50	0.405	145	191	0.432	6	6	34.5	168	0.205	70.0	168	0.417
F 20 Wenhart, Jeff	4	3	8	0	12	3	0.800	5	3	5	2	10	5	0.667	22	8	0.733	1	0	6.5	14	0.464	8.5	16	0.531
F 21 Bohanan, Heather	0	10	2	9	2	19	0.095	4	6	4	6	8	12	0.400	10	31	0.244	0	1	3.0	20	0.150	3.5	21	0.167
F 22 Fournier, Jeff	3	9	8	3	11	12	0.478	5	6	6	5	11	11	0.500	22	23	0.489	1	1	4.5	23	0.196	17.5	22	0.795
F 23 Fournier, Michelle	6	8	0	8	6	16	0.273	0	9	3	7	3	16	0.158	9	32	0.220	1	1	2.5	24	0.104	3.5	17	0.206
F 24 Doroshenko, Kim	5	4	5	8	10	12	0.455	6	7	6	8	12	15	0.444	22	27	0.449	1	1	3.5	23	0.152	11.5	26	0.442
F 25 Doroshenko, Jim	10	3	11	2	21	5	0.808	5	8	6	7	11	15	0.423	32	20	0.615	1	1	13.5	26	0.519	14.0	26	0.538
F 26 Wrigley, Bob	2	1	3	0	5	1	0.833	1	2	1	2	2	4	0.333	7	5	0.583	0	0	0.0	6	0.000	3.5	6	0.583
F 27 Schoener, Maureen "Mo"	3	6	1	9	4	15	0.211	2	8	1	8	3	16	0.158	7	31	0.184	0	0	0.0	18	0.000	0.0	20	0.000
F 28 Fournier, Chris	2	5	4	3	6	8	0.429	4	3	4	3	8	6	0.571	14	14	0.500	1	1	1.0	14	0.071	8.0	14	0.571
F3/ Blind Squirrels	31	53	30	54	61	107	0.363	9	33	13	29	22	62	0.262	105	231	0.313	0	0	21.0	168	0.125	51.5	168	0.307
F 30 Payne, Julie	6	6	7	6	13	12	0.520	3	10	5	8	8	18	0.308	21	30	0.412	0	0	4.5	25	0.180	11.5	26	0.442
F 31 Gaffney, Michelle	8	5	6	5	14	10	0.583	4	9	5	6	9	15	0.375	23	25	0.479	0	0	2.5	24	0.104	9.5	24	0.396
F 32 Gevedon, Aimee	3	10	5	8	8	18	0.308	2	7	2	10	4	17	0.190	12	35	0.255	0	0	1.5	25	0.060	4.5	22	0.205
F 33 Baynor, Jessica	3	4	3	8	6	12	0.333	1	11	3	10	4	21	0.160	10	33	0.233	0	0	2.0	20	0.100	6.0	23	0.261
F 34 Price, Bryant	2	5	2	6	4	11	0.267	2	7	1	4	3	11	0.214	7	22	0.241	0	0	0.0	12	0.000	0.0	17	0.000
F 35 Pearce, Amy	0	8	0	5	0	13	0.000	0	5	4	6	4	11	0.267	4	24	0.143	0	0	2.0	18	0.111	3.0	10	0.300
F 36 Stacy, Rod	6	7	6	7	12	14	0.462	4	8	4	8	8	16	0.333	20	30	0.400	0	0	8.5	25	0.340	10.5	25	0.420
F 37 Oliver, Jan	3	8	1	9	4	17	0.190	2	9	2	6	4	15	0.211	8	32	0.200	0	0	0.0	19	0.000	6.5	21	0.310
F4/ Dart You	32	52	29	55	61	107	0.363	12	30	17	25	29	55	0.345	119	217	0.354	0	0	25.0	168	0.149	51.5	168	0.307
F 40 Tamburro, Dan	2	4	3	3	5	7	0.417	2	4	5	4	7	8	0.467	12	15	0.444	0	0	4.5	15	0.300	2.0	12	0.167
F 41 Lewis, Brian	5	10	2	12	7	22	0.241	3	12	4	10	7	22	0.241	14	44	0.241	0	0	3.0	29	0.103	13.0	29	0.448
F 42 Johnson, Aaron	9	6	8	7	17	13	0.567	3	11	3	10	6	21	0.222	23	34	0.404	0	0	4.0	28	0.143	12.0	29	0.414
F 43 Pfahlert, Mark	7	1	4	4	11	5	0.688	4	3	6	3	10	6	0.625	21	11	0.656	0	0	3.5	17	0.206	5.0	15	0.333
F 44 Smith, Neal	0	9	0	9	0	18	0.000	2	7	2	7	4	14	0.222	4	32	0.111	0	0	0.0	18	0.000	4.5	18	0.250
F 45 Lear, Tom, Jr.	6	8	9	4	15	12	0.556	6	8	4	9	10	17	0.370	25	29	0.463	0	0	5.5	27	0.204	10.5	27	0.389
F 46 Peressini, Ken	1	10	1	10	2	20	0.091	2	9	7	4	9	13	0.409	11	33	0.250	0	0	3.0	22	0.136	2.0	22	0.091
F 47 Studders, John	2	4	2	6	4	10	0.286	2	6	3	3	5	9	0.357	9	19	0.321	0	0	1.5	12	0.125	2.5	16	0.156
F 48 VanDeLinde, Scott	0	0	0	0	0	0	#DIV/0!	0	0	0	0	0	0	#DIV/0!	0	0	#DIV/0!	0	0	0.0	0	#DIV/0!	0.0	0	#DIV/0!
F5/ Board 2 Death	53	31	60	24	113	55	0.673	28	14	25	17	53	31	0.631	219	117	0.652	0	15	43.0	168	0.256	66.0	168	0.393
F 50 Knott, Ronnie	10	4	10	4	20	8	0.714	11	3	10	4	21	7	0.750	41	15	0.732	0	2	8.0	28	0.286	14.0	28	0.500
F 51 Knott, Ryan	10	4	10	4	20	8	0.714	11	3	3	1	14	4	0.778	34	12	0.739	0	2	10.0	18	0.556	6.5	28	0.232
F 52 Lane, Jonathan	9	4	12	1	21	5	0.808	9	4	6	6	15	10	0.600	36	15	0.706	0	2	8.0	25	0.320	19.0	26	0.731
F 53 Lane, Jeremy	5	4	7	3	12	7	0.632	2	3	3	2	5	5	0.500	17	12	0.586	0	2	2.5	14	0.179	6.0	15	0.400
F 54 Hayes, Chad	5	2	6	1	11	3	0.786	6	2	6	3	12	5	0.706	23	8	0.742	0	1	2.5	16	0.156	6.0	15	0.400
F 55 Davis, Kevin	7	3	6	3	13	6	0.684	3	3	7	6	10	9	0.526	23	15	0.605	0	2	4.0	23	0.174	5.5	15	0.367
F 56 Hunter, Adam	4	3	5	4	9	7	0.563	8	5	8	5	16	10	0.615	25	17	0.595	0	2	5.0	20	0.250	4.0	22	0.182
F 57 Mohn, Chris	1	4	0	3	1	7	0.125	5	4	5	4	10	8	0.556	11	15	0.423	0	1	3.0	14	0.214	2.0	12	0.167
F 58 Folsom, Kevin	2	3	4	1	6	4	0.600	1	1	2	3	3	4	0.429	9	8	0.529	0	1	0.0	10	0.000	3.0	7	0.429
F6/ Bullfrogz	46	38	43	41	89	79	0.530	24	18	25	17	49	35	0.583	187	149	0.557	15	6	21.5	168	0.128	89.0	168	0.530
F 60 Dancy, Kristy	9	5	2	8	11	13	0.458	9	4	9	4	18	8	0.692	29	21	0.580	2	1	2.5	27	0.093	1.0	23	0.043
F 61 Claypool, Josh	9	4	13	1	22	5	0.815	7	7	13	1	20	8	0.714	42	13	0.764	2	1	6.5	27	0.241	24.5	28	0.875
F 62 Peters, Bobby	4	6	5	7	9	13	0.409	7	4	4	8	11	12	0.478	20	25	0.444	2	0	2.0	22	0.091	7.0	23	0.305
F 63 Ackerman, Travis	4	4	9	5	13	9	0.591	9	5	9	4	18	9	0.667	31	18	0.633	2	1	4.5	21	0.214	18.0	28	0.643
F 64 Chandannis, Kalia	3	10	0	1	3	11	0.214	0	2	3	5	3	7	0.300	6	18	0.250	2	1	0.0	21	0.000	0.0	3	0.000
F 65 Patel, Shel	1	4	3	9	4	13	0.235	4	7	0	3	4	10	0.286	8	23	0.258	2	1	3.0	8	0.375	10.5	23	0.457
F 66 Moore, Jeff	10	4	10	4	20	8	0.714	9	5	6	5	15	10	0.600	35	18	0.660	2	1	2.0	25	0.080	26.0	28	0.929
F 67 Brooks, Mark	0	0	1	1	1	1	0.500	0	1	1	1	1	2	0.333	2	3	0.400	0	0	0.0	2	0.000	1.0	3	0.333
F 68 Gordon, Greg	6	1	0	5	6	6	0.500	3	1	5	3	8	4	0.667	14	10	0.583	1	0	1.0	15	0.067	1.0	9	0.111
F7/ Irish We Were Drunk	43	41	33	51	76	92	0.452	21	21	19	23	40	44	0.476	156	180	0.464	0	0	32.0	168	0.190	74.5	168	0.443
F 70 Barlow, Brian	5	9	6	8	11	17	0.393	10	3	10	2	20	5	0.800	31	22	0.585	0	0	4.5	26	0.173	11.0	27	0.407
F 71 Taweel, Sami	6	7	1	6	7	13	0.350	4	9	10	4	14	13	0.519	21	26	0.447	0	0	4.0	27	0.148	4.5	20	0.225
F 72 Montesi, Chris	8	2	6	4	14	6	0.700	5	6	2	6	7	12	0.368	21	18	0.538	0	0	6.0	18	0.333	8.0	21	0.381
F 73 Clough, James	3	7	7	4	10	11	0.476	8	3	6	5	14	8	0.636	24	19	0.558	0	0	5.5	21	0.262	15.0	22	0.682
F 74 Reitano, Sal	2	1	1	5	3	6	0.333	1	5	2	5	3	10	0.231	6	16	0.273	0	0	1.0	10	0.100	2.5	12	0.208
F 75 Molee, Dave	1	0	0	1	1	1	0.500	2	0	0	1	2	1	0.667	3	2	0.600	0	0	0.0	2	0.000	1.0	3	0.333
F 76 Wilson, David	0	4	0	4	0	8	0.000	1	1	1	3	2	4	0.333	2	12	0.143	0	0	0.0	8	0.000	4.0	6	0.667
F 77 Eskew, Jeff	7	5	2	8	9	13	0.409	4	6	1	9	5	15	0.250	14	28	0.333	0	0	9.0	22	0.409	11.0	20	0.550
F 78 Nelson, Jason	6	3	5	7	11	10	0.524	2	5	3	8	5	13	0.278	16	23	0.410	0	0	1.0	20	0.050	10.5	19	0.553
F 79 Karp, Mike	5	3	5	4	10	7	0.588	5	4	3	3	8	7	0.533	18	14	0.563	0	0	1.0	14	0.071	7.0	18	0.389
F8/ The Bogarts	47	37	45	39	92	76	0.548	31	11	25	17	56	28	0.667	204	132	0.607	6	6	34.0	168	0.202	81.5	168	0.485
F 80 Smith, Brian	7	7	10	4	17	11	0.607	12	2	6	8	18	10	0.643	35	21	0.625	1	1	6.0	28	0.214	14.5	28	0.518
F 81 Draper, Lisa	4	6	3	8	7	14	0.333	3	3	2	6	5	9	0.357	12	23	0.343	1	1	0.0	18	0.000	3.5	17	0.206
F 82 Reynolds, Lisa	5	5	5	6	10	11	0.476	12	0	8	2	20	2	0.909	30	13	0.698	1	1	1.0	20	0.050	7.0	23	0.304
F 83 Hines, Dan	2	8	3	6	5	14	0.263	6	3	4	6	10	9	0.526	15	23	0.395	0	1	1.5	20	0.075	6.0	18	0.333
F 84 Watkins, Rudy	8	6	7	6	15	12	0.556	9	5	8	6	17	11	0.607	32	23	0.582	1	1	9.0	28	0.321	6.5	27	0.241
F 85 Reynolds, Mike	12	2	11	3	23	5	0.821	11	3	11	3	22	6	0.786	45	11	0.804	1	1	11.5	28	0.411	33.0	28	1.179
F 86 Bettencourt, Rodney	8	1	6	4	14	5	0.737	5	5	8	2	13	7	0.650	27	12	0.692	1	0	4.0	19	0.211	10.0	20	0.500
F 87 Brown, Jason	1	2	0	2	1	4	0.200	4	1	3	1	7	2	0.778	8	6	0.571	0	0	1.0	7	0.143	1.0	7	0.143

		Singles	301	Singles	Cricket	Singles	Record	Singles Win %-age	Doubles	Cricket	Doubles	501	Doubles	Record	Doubles Win %-age	Sngls + Dbls	Record	Sngls + Dbls Win %-age	Tiebreaker Ws	Tiebreaker Ls	-01 All-Star Points	-01 Games Played	-01 All-Star Point Average	Cricket All-Star Points	Ckt Games Played	Ckt All-Star Point Average
G1/ Coral Reefers		34	38	34	38	68	76	0.472	19	17	18	18	37	35	0.514	142	146	0.493	0	8	33.0	144	0.229	64.5	144	0.448
G 10	Jarvah, Sean	4	4	3	4	7	8	0.467	3	5	3	2	6	7	0.462	13	15	0.464	0	0	3.5	13	0.269	6.0	15	0.400
G 11	Britt, Jim	4	1	3	2	7	3	0.700	3	2	3	2	6	4	0.600	13	7	0.650	0	0	2.5	10	0.250	12.0	10	1.200
G 12	Boyd, Richard	2	5	5	7	7	12	0.368	4	7	3	4	7	11	0.389	14	23	0.378	0	1	3.5	14	0.250	10.5	23	0.457
G 13	Cullen, Pat	2	2	0	4	2	6	0.250	1	3	2	6	3	9	0.250	5	15	0.250	0	1	1.0	12	0.083	1.0	8	0.125
G 14	Hodge, Hue	3	2	6	5	9	7	0.563	4	5	3	5	7	10	0.412	16	17	0.485	0	1	0.0	13	0.000	6.5	20	0.325
G 15	Mavity, Jennifer	1	5	0	5	1	10	0.091	0	2	2	3	2	5	0.286	3	15	0.167	0	1	0.0	11	0.000	3.5	7	0.500
G 16	Sedgwick, Jim	2	6	0	1	2	7	0.222	0	1	1	3	1	4	0.200	3	11	0.214	0	1	0.0	12	0.000	3.0	2	1.500
G 17	Wade, Nate	5	4	8	2	13	6	0.684	8	3	8	3	16	6	0.727	29	12	0.707	0	1	15.5	20	0.775	7.5	21	0.357
G 18	Williams, Nelson	4	6	2	4	6	10	0.375	4	5	5	3	9	8	0.529	15	18	0.455	0	1	4.5	18	0.250	6.0	15	0.400
G 19	Smith, Van	7	3	7	4	14	7	0.667	11	1	6	5	17	6	0.739	31	13	0.705	0	1	2.5	21	0.119	8.5	23	0.370
G2/ Designated Divers		36	34	35	35	71	69	0.507	18	17	19	16	37	33	0.529	145	135	0.518	13	0	34.0	140	0.243	60.5	140	0.432
G 20	McAlpin, Jack	5	7	7	4	12	11	0.522	7	5	6	4	13	9	0.591	25	20	0.556	2	0	9.5	22	0.432	14.0	23	0.609
G 21	Parrish, Kelly	5	6	4	4	9	10	0.474	4	5	5	3	9	8	0.529	18	18	0.500	1	0	0.0	19	0.000	7.5	17	0.441
G 22	Ackley, Sean	9	2	9	2	18	4	0.818	8	3	8	3	16	6	0.727	34	10	0.773	2	0	13.0	22	0.591	18.0	22	0.818
G 23	Marsh, John	6	5	8	2	14	7	0.667	6	5	5	6	11	11	0.500	25	18	0.581	2	0	8.5	22	0.386	7.0	21	0.333
G 24	Keller, Jim	2	5	1	6	3	11	0.214	2	2	4	3	6	5	0.545	9	16	0.360	1	0	2.0	14	0.143	5.0	11	0.455
G 25	Sasser, Jenny	2	5	3	8	5	13	0.278	2	8	4	7	6	15	0.286	11	28	0.282	2	0	0.0	18	0.000	2.0	21	0.095
G 26	Krug, Jon	6	4	2	9	8	13	0.381	6	5	5	5	11	10	0.524	19	23	0.452	2	0	0.0	20	0.000	5.5	22	0.250
G 27	McAlpin, John	0	0	0	0	0	0	#DIV/0!	0	0	0	0	0	0	#DIV/0!	0	0	#DIV/0!	0	0	0.0	0	#DIV/0!	0.0	0	#DIV/0!
G 28	Meyer, Jim	1	0	1	0	2	0	1.000	1	1	1	1	2	2	0.500	4	2	0.667	1	0	1.0	3	0.333	1.5	3	0.500
G3/ Menace To Sobriety		38	34	36	36	74	70	0.514	17	19	23	13	40	32	0.556	154	134	0.535	9	8	19.5	144	0.135	66.5	144	0.462
G 30	Guerriero, John	2	6	1	6	3	12	0.200	2	6	5	6	7	12	0.368	10	24	0.294	1	1	0.0	19	0.000	4.5	15	0.300
G 31	Wagner, Dave	6	3	2	7	8	10	0.444	0	2	0	0	0	2	0.000	8	12	0.400	1	1	0.0	9	0.000	5.5	11	0.500
G 32	Tueting, Harry	3	3	4	6	7	9	0.438	3	6	3	5	6	11	0.353	13	20	0.394	1	1	0.0	14	0.000	4.0	19	0.211
G 33	Oglesby, Mark	1	5	1	3	2	8	0.200	3	4	4	2	7	6	0.538	9	14	0.391	1	1	3.0	12	0.250	0.0	11	0.000
G 34	Garratt, Neil	8	3	6	4	14	7	0.667	2	9	7	4	9	13	0.409	23	20	0.535	1	1	1.0	22	0.045	10.0	21	0.476
G 35	Johnson, Dave	6	5	10	2	16	7	0.696	7	3	9	2	16	5	0.762	32	12	0.727	1	1	5.0	22	0.227	18.0	22	0.818
G 36	McCartney, Eric	9	3	11	1	20	4	0.833	9	2	9	2	18	4	0.818	38	8	0.826	1	1	9.5	23	0.413	22.0	23	0.957
G 37	Patel, Sam	0	2	1	2	1	4	0.200	5	3	6	4	11	7	0.611	12	11	0.522	1	0	1.0	12	0.083	1.0	11	0.091
G 38	Reed, Bill	3	4	0	5	3	9	0.250	3	3	3	1	6	4	0.600	9	13	0.409	1	1	0.0	11	0.000	1.5	11	0.136
G4/ Capital Punishment		42	30	39	33	81	63	0.563	17	19	11	25	28	44	0.389	137	151	0.476	9	18	24.0	144	0.167	63.0	144	0.438
G 40	Todd, Patrick	8	5	2	2	10	7	0.588	8	3	3	7	11	10	0.524	21	17	0.553	1	2	9.5	23	0.413	5.0	15	0.333
G 41	Davis, Stu	6	4	5	6	11	10	0.524	1	5	2	4	3	9	0.250	14	19	0.424	1	1	0.0	16	0.000	8.5	17	0.500
G 42	Leengren, Sean	0	1	4	4	4	5	0.444	0	2	2	3	2	5	0.286	6	10	0.375	0	2	0.0	6	0.000	4.0	10	0.400
G 43	Dehritz, Matt "Mavis"	0	0	5	5	5	5	0.500	0	3	3	5	3	8	0.273	8	13	0.381	1	2	0.0	8	0.000	5.0	13	0.385
G 44	Morris, Chris	5	6	1	2	6	8	0.429	4	6	1	7	5	13	0.278	11	21	0.344	1	2	1.0	19	0.053	3.5	13	0.269
G 45	Wackerman, Mark "Tex"	6	2	7	5	13	7	0.650	7	4	2	5	9	9	0.500	22	16	0.579	1	2	6.0	15	0.400	14.5	23	0.630
G 46	Sexton, Wayne	4	2	5	2	9	4	0.692	6	2	4	5	10	7	0.588	19	11	0.633	1	2	2.5	15	0.167	5.5	15	0.367
G 47	Dyment, Brian	2	3	4	3	6	6	0.500	5	6	4	4	9	10	0.474	15	16	0.484	1	2	1.0	13	0.077	6.5	18	0.361
G 48	Barnes, George	7	3	4	3	11	6	0.647	3	5	1	4	4	9	0.308	15	15	0.500	1	1	0.0	15	0.000	9.5	15	0.633
G 49	Murdock, Jim "Doc"	4	4	2	1	6	5	0.545	0	2	0	6	0	8	0.000	6	13	0.316	1	2	4.0	14	0.286	1.0	5	0.200
G5/ Nasty Diddlers		24	41	24	41	48	82	0.369	16	17	16	17	32	34	0.485	112	150	0.427	7	14	18.0	131	0.137	56.5	131	0.431
G 50	Kunesh, Joe	4	7	1	9	5	16	0.238	5	7	5	4	10	11	0.476	15	27	0.357	1	2	3.0	20	0.150	5.0	22	0.227
G 51	Rouse, Chuck	1	8	1	5	2	13	0.133	1	7	5	3	6	10	0.375	8	23	0.258	1	2	0.0	17	0.000	2.0	14	0.143
G 52	Wilkinson, Charlie	4	5	6	3	10	8	0.556	7	3	6	3	13	6	0.684	23	14	0.622	1	2	3.0	18	0.167	8.0	19	0.421
G 53	Hall, Steven	2	4	0	7	2	11	0.154	3	2	2	3	5	5	0.500	7	16	0.304	1	2	2.0	11	0.182	7.0	12	0.583
G 54	Krouskos, Pete	5	6	7	4	12	10	0.545	6	5	5	6	11	11	0.500	23	21	0.523	1	2	3.5	22	0.159	8.0	22	0.364
G 55	Rube, Bob	4	5	7	4	11	9	0.550	6	4	5	7	11	11	0.500	22	20	0.524	1	2	3.5	21	0.167	15.0	21	0.714
G 56	Powell, Mark	2	0	2	2	4	2	0.667	3	1	3	1	6	2	0.750	10	4	0.714	0	1	3.0	6	0.500	7.5	8	0.938
G 57	Spinelli, Mark	2	6	0	7	2	13	0.133	1	5	1	7	2	12	0.143	4	25	0.138	1	1	0.0	16	0.000	4.0	13	0.308
G6/ Bad News Beers		28	35	24	39	52	74	0.413	15	17	13	19	28	36	0.438	108	146	0.425	4	0	24.5	127	0.193	37.0	127	0.291
G 60	Ejlali, Shervin	6	7	4	9	10	16	0.385	4	9	3	8	7	17	0.292	17	33	0.340	1	0	7.0	24	0.292	6.5	26	0.250
G 61	Woodard, Dave	4	5	5	4	9	9	0.500	7	4	3	7	10	11	0.476	19	20	0.487	0	0	5.5	19	0.289	3.5	20	0.175
G 62	Pearsall, Worth	3	0	2	2	5	2	0.714	2	2	1	3	3	5	0.375	8	7	0.533	0	0	0.0	7	0.000	5.0	8	0.625
G 63	Barry, Matthew	2	7	1	8	3	15	0.167	4	6	2	8	6	14	0.300	9	29	0.237	1	0	2.0	19	0.105	4.5	19	0.237
G 64	Thrasher, Clint	4	4	3	5	7	9	0.438	3	4	6	3	9	7	0.563	16	16	0.500	1	0	0.0	17	0.000	5.0	15	0.333
G 65	Gilbert, Geoff	7	5	8	4	15	9	0.625	7	5	7	4	14	9	0.609	29	18	0.617	1	0	7.5	23	0.326	9.5	24	0.396
G 66	Weingarten, Mike	0	0	0	0	0	0	#DIV/0!	0	0	0	0	0	0	#DIV/0!	0	0	#DIV/0!	0	0	0.0	0	#DIV/0!	0.0	0	#DIV/0!
G 67	Gwaltney, Alex	2	7	1	7	3	14	0.176	3	4	4	5	7	9	0.438	10	23	0.303	0	0	2.5	18	0.139	3.0	15	0.200
G7/ Overtime Outlaws		41	31	51	21	92	52	0.639	20	16	22	14	42	30	0.583	176	112	0.611	0	0	38.0	144	0.264	61.0	144	0.424
G 70	Clark, Dan	8	3	10	0	18	3	0.857	9	2	8	3	17	5	0.773	35	8	0.814	0	0	6.5	22	0.295	12.0	21	0.571
G 71	Cross, Bill	0	2	1	1	1	3	0.250	1	0	1	3	2	3	0.400	3	6	0.333	0	0	0.0	6	0.000	0.0	3	0.000
G 72	Birmingham, Christine	0	5	0	3	0	8	0.000	0	6	2	5	2	11	0.154	2	19	0.095	0	0	0.0	12	0.000	0.0	9	0.000
G 73	Peterson, Chris	5	4	4	5	9	9	0.500	1	5	6	4	7	9	0.438	16	18	0.471	0	0	2.5	19	0.132	0.0	15	0.000
G 74	Crowe, Jason	3	6	1	6	4	12	0.250	2	5	3	3	5	8	0.385	9	20	0.310	0	0	4.0	15	0.267	3.0	14	0.214
G 75	Tant, J.J.	8	3	10	0	18	3	0.857	9	2	7	2	16	4	0.800	34	7	0.829	0	0	6.5	20	0.325	10.0	21	0.476
G 76	Bennett, Adam	6	4	11	0	17	4	0.810	6	5	8	1	14	6	0.700	31	10	0.756	0	0	8.5	19	0.447	19.5	22	0.886
G 77	Furman, Scott	3	2	5	2	8	4	0.667	4	3	3	4	7	7	0.500	15	11	0.577	0	0	4.0	12	0.333	11.0	14	0.786
G 78	Williamson, Tony	8	2	8	3	16	5	0.762	7	4	5	3	12	7	0.632	28	12	0.700	0	0	6.0	18	0.333	5.5	22	0.250
G 79	Sollars, Chris	0	0	1	1	1	1	0.500	1	0	1	0	2	0	1.000	3	1	0.750	0	0	0.0	1	0.000	0.0	3	0.000

	Singles 301		Singles Cricket		Singles Record		Singles Win %-age	Doubles Cricket		Doubles 501		Doubles Record		Doubles Win %-age	Sngls + Dbls Record		Sngls + Dbls Win %-age	Tiebreaker Ws	Tiebreaker Ls	-01 All-Star Points	-01 Games Played	-01 All-Star Point Average	Cricket All-Star Points	Ckt Games Played	Ckt All-Star Point Average
H1/ Where's the Bullseye	42	30	37	35	79	65	0.549	19	17	14	22	33	39	0.458	145	143	0.503	7	7	19.5	144	0.135	60.5	144	0.420
H 10 Ferree, Micheal	5	3	2	5	7	8	0.467	2	5	4	3	6	8	0.429	13	16	0.448	1	1	0.0	15	0.000	3.0	14	0.214
H 11 Ferree, Angie	0	1	0	1	0	2	0.000	2	3	1	4	3	7	0.300	3	9	0.250	1	0	0.0	6	0.000	0.0	6	0.000
H 12 Campbell, Dan	6	1	7	2	13	3	0.813	7	1	2	6	9	7	0.563	22	10	0.688	0	1	3.5	15	0.233	7.5	17	0.441
H 13 Dunham, Jim	1	5	2	3	3	8	0.273	2	3	2	3	4	6	0.400	7	14	0.333	1	0	1.0	11	0.091	4.0	10	0.400
H 14 Mason, Marcy	3	5	1	5	4	10	0.286	3	5	2	5	5	10	0.333	9	20	0.310	1	1	1.0	15	0.067	4.5	14	0.321
H 15 Budd, Ben	7	1	5	3	12	4	0.750	7	1	4	4	11	5	0.688	23	9	0.719	0	0	2.0	16	0.125	8.5	16	0.531
H 16 Crowley, Fulton	7	3	7	3	14	6	0.700	3	5	3	5	6	10	0.375	20	16	0.556	1	1	2.5	18	0.139	16.0	18	0.889
H 17 Stahl, Greg	6	4	3	7	9	11	0.450	6	2	4	3	10	5	0.667	19	16	0.543	1	1	6.5	17	0.382	4.0	18	0.222
H 18 Immen, Kristen	3	5	4	4	7	9	0.438	4	4	2	7	6	11	0.353	13	20	0.394	0	1	1.0	17	0.059	3.5	16	0.219
H 19 Ferguson, Travis	4	2	6	2	10	4	0.714	2	5	4	4	6	9	0.400	16	13	0.552	1	1	2.0	14	0.143	9.5	15	0.633
H2/ Money Shot	36	36	46	26	82	62	0.569	18	18	19	17	37	35	0.514	156	132	0.542	14	6	29.0	144	0.201	69.0	144	0.479
H 20 Colton, Mitch	5	5	10	2	15	7	0.682	6	6	5	6	11	12	0.478	26	19	0.578	2	1	4.5	21	0.214	22.0	24	0.917
H 21 Colton, Bridgette	0	1	0	0	0	1	0.000	0	1	0	0	0	1	0.000	0	2	0.000	0	0	0.0	1	0.000	0.0	1	0.000
H 22 Thorne, Scott	7	5	2	7	9	12	0.429	5	7	7	4	12	11	0.522	21	23	0.477	2	1	4.5	23	0.196	7.0	21	0.333
H 23 Thorne, Jon	6	6	6	5	12	11	0.522	8	4	6	5	14	9	0.609	26	20	0.565	2	1	2.0	23	0.087	5.5	23	0.239
H 24 Jolly, King	0	0	0	0	0	0	#DIV/0!	0	0	0	0	0	0	#DIV/0!	0	0	#DIV/0!	0	0	0.0	0	#DIV/0!	0.0	0	#DIV/0!
H 25 Bailey, Joe	6	5	8	3	14	8	0.636	5	6	4	6	9	12	0.429	23	20	0.535	2	1	7.0	21	0.333	13.0	22	0.591
H 26 Folsom, Hope	1	0	0	1	1	1	0.500	0	0	0	0	0	0	#DIV/0!	1	1	0.500	0	0	0.0	1	0.000	0.0	1	0.000
H 27 Titsworth, Dan	5	6	10	1	15	7	0.682	7	4	8	3	15	7	0.682	30	14	0.682	2	1	5.5	22	0.250	15.0	22	0.682
H 28 Mosca, Mike	6	4	2	3	8	7	0.533	0	5	4	6	4	11	0.267	12	18	0.400	2	0	4.5	20	0.225	1.0	10	0.100
H 29 Moore, B.J.	0	4	8	4	8	8	0.500	5	3	4	4	9	7	0.563	17	15	0.531	2	1	1.0	12	0.083	5.5	20	0.275
H3/ Who Darted?	35	37	35	37	70	74	0.486	17	19	14	22	31	41	0.431	132	156	0.458	0	23	30.0	144	0.208	54.5	144	0.378
H 30 Highfill, Leigh	4	7	1	6	5	13	0.278	4	5	1	7	5	12	0.294	10	25	0.286	0	3	2.5	19	0.132	1.0	16	0.063
H 31 Davis, Jared	1	6	6	6	7	12	0.368	7	4	6	6	13	10	0.565	20	22	0.476	0	3	5.0	19	0.263	9.5	23	0.413
H 32 Genzlinger, Doug	4	6	3	6	7	12	0.368	6	4	5	6	11	10	0.524	18	22	0.450	0	3	1.0	21	0.048	7.0	19	0.368
H 33 Genzlinger, Roger	2	3	3	2	5	5	0.500	4	3	3	4	7	7	0.500	12	12	0.500	0	3	2.5	12	0.208	7.5	12	0.625
H 34 Gillespie, Jeff	9	3	5	7	14	10	0.583	2	7	6	6	8	13	0.381	22	23	0.489	0	3	5.0	24	0.208	5.5	21	0.262
H 35 Polston, Tony	5	3	8	0	13	3	0.813	5	3	2	4	7	7	0.500	20	10	0.667	0	2	7.0	14	0.500	5.0	16	0.313
H 36 Tolliver, Thomas	6	4	4	5	10	9	0.526	0	9	5	6	5	15	0.250	15	24	0.385	0	2	3.5	21	0.167	8.0	18	0.444
H 37 Vail, Philip	4	3	4	3	8	6	0.571	5	1	0	4	5	5	0.500	13	11	0.542	0	3	3.5	11	0.318	11.0	13	0.846
H 38 Woods, Billy	0	2	1	2	1	4	0.200	1	2	0	1	1	3	0.250	2	7	0.222	0	1	0.0	3	0.000	0.0	6	0.000
H4/ One Markers	36	36	42	30	78	66	0.542	20	16	18	18	38	34	0.528	154	134	0.535	7	0	23.5	144	0.163	63.0	144	0.438
H 40 Guile, Glen	4	8	1	3	5	11	0.313	2	7	4	7	6	14	0.300	11	25	0.306	1	0	0.0	23	0.000	3.5	13	0.269
H 41 Emerton, Eric	5	5	6	4	11	9	0.550	4	5	3	4	7	9	0.438	18	18	0.500	1	0	4.0	17	0.235	11.5	19	0.605
H 42 Nelson, Chris	0	0	0	0	0	0	#DIV/0!	0	0	0	0	0	0	#DIV/0!	0	0	#DIV/0!	0	0	0.0	0	#DIV/0!	0.0	0	#DIV/0!
H 43 Mushow, Dave	2	2	7	4	9	6	0.600	9	2	4	6	13	8	0.619	22	14	0.611	1	0	2.0	14	0.143	9.5	22	0.432
H 44 Harvey, Justin	3	4	4	4	7	8	0.467	2	4	6	2	8	6	0.571	15	14	0.517	0	0	3.5	15	0.233	4.0	14	0.286
H 45 Barletta, Phil	5	6	5	4	10	10	0.500	3	4	2	4	5	8	0.385	15	18	0.455	1	0	1.0	17	0.059	6.5	16	0.406
H 46 Mushow, Tom	4	4	6	3	10	7	0.588	6	6	8	4	14	10	0.583	24	17	0.585	1	0	4.5	20	0.225	8.5	21	0.405
H 47 Shick, Trevor	8	2	8	3	16	5	0.762	9	2	4	4	13	6	0.684	29	11	0.725	1	0	5.5	18	0.306	13.0	22	0.591
H 48 Greene, Sebastian	5	5	5	5	10	10	0.500	5	2	5	5	10	7	0.588	20	17	0.541	1	0	3.0	20	0.150	6.5	17	0.382
H5/ The Laoch Nog's	30	42	21	51	51	93	0.354	10	23	16	17	26	40	0.394	103	173	0.373	0	0	15.5	138	0.112	39.0	138	0.283
H 50 Guarneri, Michael	9	3	10	2	19	5	0.792	7	5	7	5	14	10	0.583	33	15	0.688	0	0	2.5	24	0.104	11.0	24	0.458
H 51 Fulghum, Mark	6	7	3	9	9	16	0.360	2	9	5	6	7	15	0.318	16	31	0.340	0	0	4.0	24	0.167	9.0	23	0.391
H 52 Fulghum, Sara	5	10	3	13	8	23	0.258	1	10	4	7	5	17	0.227	13	40	0.245	0	0	2.0	26	0.077	5.5	27	0.204
H 53 Bulluck, Paul	0	4	1	3	1	7	0.125	1	3	3	2	4	5	0.444	5	12	0.294	0	0	2.5	9	0.278	1.0	8	0.125
H 54 Scott, Kim	0	2	0	2	0	4	0.000	1	1	1	1	2	2	0.500	2	6	0.250	0	0	0.0	4	0.000	0.0	4	0.000
H 55 Lidely, Donald	5	4	0	9	5	13	0.278	3	7	4	6	7	13	0.350	12	26	0.316	0	0	3.5	19	0.184	5.0	19	0.263
H 56 Machesky, John	2	6	2	6	4	12	0.250	2	5	3	4	5	9	0.357	9	21	0.300	0	0	1.0	15	0.067	5.5	15	0.367
H 57 Gallagher, Dave	3	6	2	7	5	13	0.278	3	6	5	3	8	9	0.471	13	22	0.371	0	0	0.0	17	0.000	2.0	18	0.111
H6/ Death Throw	34	38	34	38	68	76	0.472	19	14	19	14	38	28	0.576	144	132	0.522	0	0	23.0	138	0.167	52.5	138	0.380
H 60 Hogan, Chris	7	5	4	7	11	12	0.478	5	4	3	7	8	11	0.421	19	23	0.452	0	0	2.5	22	0.114	5.0	20	0.250
H 61 Hogan, Neal	5	7	5	7	10	14	0.417	6	5	10	1	16	6	0.727	26	20	0.565	0	0	2.0	23	0.087	14.0	23	0.609
H 62 Austin, Jeff	4	7	8	3	12	10	0.545	8	2	5	5	13	7	0.650	25	17	0.595	0	0	6.0	21	0.286	7.0	21	0.333
H 63 Willis, Tolson	8	4	9	3	17	7	0.708	9	2	10	1	19	3	0.864	36	10	0.783	0	0	7.0	23	0.304	15.0	23	0.652
H 64 Thompson, Ben	6	3	5	4	11	7	0.611	4	7	4	6	8	13	0.381	19	20	0.487	0	0	3.0	19	0.158	4.0	20	0.200
H 65 Zimmerman, Mike	0	4	1	4	1	8	0.111	0	3	1	2	1	5	0.167	2	13	0.133	0	0	0.0	7	0.000	1.5	8	0.188
H 66 Dysard, Rick	3	5	2	6	5	11	0.313	6	4	5	4	11	8	0.579	16	19	0.457	0	0	1.5	17	0.088	6.0	18	0.333
H 67 Bachman, Kevin	1	3	0	4	1	7	0.125	0	1	0	2	0	3	0.000	1	10	0.091	0	0	1.0	6	0.167	0.0	5	0.000
H 68 Hughes, Kevin	0	0	0	0	0	0	#DIV/0!	0	0	0	0	0	0	#DIV/0!	0	0	#DIV/0!	0	0	0.0	0	#DIV/0!	0.0	0	#DIV/0!
H7/ The Redneckers	39	33	37	35	76	68	0.528	20	16	23	13	43	29	0.597	162	126	0.563	7	0	31.5	144	0.219	53.0	144	0.368
H 70 Nelson, Shane	11	1	8	4	19	5	0.792	4	8	8	4	12	12	0.500	31	17	0.646	1	0	10.5	24	0.438	12.5	24	0.521
H 71 Murray, Shane	3	0	2	1	5	1	0.833	2	1	3	0	5	1	0.833	10	2	0.833	0	0	2.0	6	0.333	4.5	6	0.750
H 72 Beverly, Scott	3	4	2	10	5	14	0.263	10	2	5	5	15	7	0.682	20	21	0.488	1	0	1.0	17	0.059	4.0	24	0.167
H 73 Ransom, Tammy	2	10	1	1	3	11	0.214	0	5	4	3	4	8	0.333	7	19	0.269	1	0	1.0	19	0.053	1.0	7	0.143
H 74 Roseman, Sean	4	6	6	4	10	10	0.500	5	3	5	5	10	8	0.556	20	18	0.526	1	0	4.5	20	0.225	4.5	18	0.250
H 75 Roman-Cusher, Jason	7	5	8	4	15	9	0.625	8	4	8	4	16	8	0.667	31	17	0.646	1	0	5.0	24	0.208	15.0	24	0.625
H 76 Lego, Dale	7	4	8	4	15	8	0.652	9	3	8	4	17	7	0.708	32	15	0.681	1	0	5.5	23	0.239	9.5	24	0.396
H 77 Gagnon, Robert	1	2	1	7	2	9	0.182	2	6	4	1	6	7	0.462	8	16	0.333	1	0	1.0	8	0.125	2.0	16	0.125
H 78 Stephenson, Patrick	1	1	1	0	2	1	0.667	0	0	1	0	1	0	1.000	3	1	0.750	0	0	1.0	3	0.333	0.0	1	0.000

Raleigh Dart League

Registration for Spring 2008 Season

MONDAY, January 7, (Fayetteville St Tavern), 7:30-8:30 p.m.

Monday, January 7 **For returning teams AND new teams - there is only one night of registration!!!**
(If your team is not returning, please leave a message on VoiceMail.
New captain? Please pass this information on to him/her.)
Bring: 1) Completed roster - use BLACK pen please - with divisions played by by each member for last 3 seasons
2) ONE check for bar fee and a minimum of six players (Bar fee is $20; Player registration is $20) NO CASH WILL BE ACCEPTED!!!

Monday, January 7 **DEADLINE for unrestricted roster add-ons, at REGISTRATION (no extensions)**
January 8 through February 25 Add-ons pre-approved by the Membership Committee (Membership Committee Director - John Howley, 337-2228, membership@raleighdartleague.org)
1) Checks & player information as per roster to: Matt Huff (Treasurer), 105 Rosenberry Hills Dr, Cary, NC 27513; treasurer@raleighdartleague.org
2) Membership Director will inform captain of Committee's decision
A PLAYER IS NOT ELIGIBLE UNTIL APPROVED

Wednesday, January 16 **Captains' meeting, 7:30 p.m., Fayetteville St Tavern (MANDATORY)**
Pickup schedules, blank scoresheets, team rosters, phone lists, rules, etc.

Wednesday, January 23 **8:00 p.m. Season starts**

Monday, February 25 **5th week captains' meeting, Fayetteville St Tavern (MANDATORY)**
... and RDL Board meeting
Last day to add/replace a player with approval

SPRING 2008 RALEIGH DART LEAGUE TEAM REGISTRATION FORM

Team Name _____ Team Number _____
(PLEASE LEAVE BLANK)
Fee Paid:
Date Paid:

Divisions played in previous 3 seasons	Player Name:	Player Address:	M/F	Phone #:	
	Home Bar & Dart Rep.:	Board #s:			
	Captain: 0	email:		(H) (W)	0
	1			(H) (W)	1
	2			(H) (W)	2
	3			(H) (W)	3
	4			(H) (W)	4
	5			(H) (W)	5
	6			(H) (W)	6
	7			(H) (W)	7
	8			(H) (W)	8
	9			(H) (W)	9

PLEASE WRITE IN BLACK, IN BLOCK LETTERS - ROSTERS WILL BE PHOTOCOPIED

TOTAL:

(LEAVE SPACE BLANK FOR OFFICE USE)

TONS OF NEWSLETTER

Home to the Spring Session of the Raleigh Dart League for the Banquet, Saturday, May 17, 2008

The "I Don't Care How Old They Are… Van Halen Was The Greatest Concert I've Ever Seen" Edition

TOURNAMENT WINNERS

"A" Division - ***Element X*** *(13-11)*

The Element jumps out to a 9-3 lead, The Shadows tie it at 9s, and then the Element closes it out winning two 501 sets with outs in the range of 56-82 each game to claim their seventh Mug in ten seasons.

"B" Division - ***Random Precision*** *(14-10)*

Precision completes the season/tournament double in one of only two finals matches that went to the last 501 pairing. Plus, they're still/again the only team to ever beat the year-old Aristocrats.

"C" Division - ***BullsHitters*** *(14-6)*

It was a weird ride for the BullsHitters, who faced the #7, #6, and #4 seeds in their Mug run. And they certainly weren't fazed by any of the upstarts, as this 14-6 score was the closest anybody got to them.

"D" Division - ***Tailgaters*** *(14-8)*

One of RDL's weekly shorthanded teams finally makes my preseason prediction look smart, by taking down the only remaining undefeated RDL team in the final, and being the only non-#1/#2 seed to win Mugs.

"E" Division - ***Off Constantly*** *(13-4)*

This season's tournament winners with the most comfortable margin of victory throughout were one of only three teams that didn't see a postseason 501 set (and one other had a bye in the quarterfinals).

"F" Division - ***Overtime Outlaws*** *(12-6)*

After the Outlaws outlasted The Bogarts and Irish in a 14-week race to the finish, they didn't end up encountering either of them in the tournament, instead taking out the #8, #5, and #6 seeds for the Mug.

"G" Division - ***The Redneckers*** *(13-5)*

After earning a first-round bye, Foxworthy's Friends loaded up their pickup trucks and double-wides with another pile of hardware, having cruised to their second consecutive season/tournament double.

"H" Division - ***Any Given Wednesday*** *(13-5)*

After the losing-record Archers took out previously unbeaten Money Shot, all that was left for Any Given Wednesday to do was sort of stroll their way through to the Mugs by a combined 41-11 score.

REGULAR SEASON WINNERS

"A" Division - ***Element X*** *(11 wins, 1 loss)*
2nd place - The Shadows

"B" Division - ***Random Precision*** *(13 wins, 1 loss)*
2nd place - The Aristocrats

"C" Division - ***Rif Raf*** *(11 wins, 3 losses)*
2nd place - BullsHitters

"D" Division - ***Bennington Brawlers*** *(12 wins, 0 losses)*
2nd place - Just the Tip

"E" Division - ***Off Constantly*** *(13 wins, 1 loss)*
2nd place - Board 2 Death

"F" Division - ***Overtime Outlaws*** *(11 wins, 3 losses)*
2nd place - The Bogarts

"G" Division - ***The Redneckers*** *(10 wins, 2 losses)*
2nd place - Capital Punishment

"H" Division - ***Money Shot*** *(12 wins, 0 losses)*
2nd place - Any Given Wednesday

(Rosters of all award-winning teams can be found on page 4.)

TABLE OF CONTENTS

Item	Page Number
Tournament & Regular Season Winning Teams	1
Fall 2008 RDL Season Information	1
Final Divisional Standings	2
Final Divisional Tournament Results	3
Tournament & Regular Season Winning Team Rosters	4
Fax number change; Another local league for summer	4
Forfeit etiquette; Summer blind draws; random stuff	4
Tournament Trophy Dart Awards	5
Other Tournament Hot Darts	5
Regular Season Trophy Dart Awards	5
Divisional Singles Win %-age Winners	6
Divisional All-Star Point %-age Winners	6
Players Who Beat the Singles Winners	6
Season Penalty Summary	6
List of Host Establishments	7
RDL map site; Tiebreaker statistics summary	7
RDL Address and Phone No. Information	8
Event Calendar, Penalty Log	8
JK's All-Star Team Picks	9
Quick Stat Tidbits	9
JK's Prediction Results Summary	9
Prediction Results Table	10
Week-by-Week Match Results Table	11
Volunteer Request; Fa08 season dates; Sp08 Trivia	12
RDL quotes from week 8 through the tournaments	13
Random Thoughts from JK	14
Random Thoughts from JK - part II!!	15
2008 NCCDL/NCLC Scores and Standings	16
Flier for 3rd Annual Wreck at the Deck (in CARY!)	17
Fliers for Savannah Open, Piedmont Dart Shootout	18
Top Singles Records, by Division	19
Top Doubles Records, by Division	20
Top Singles+Doubles, by Division	21
Top -01 All Star Point Averages, by Division	22
Top Cricket All Star Point Averages, by Division	23
Top Individual Records, by Section of Play	24,25
League-Wide Individual Singles, Doubles, and Singles+Doubles Records	26
League-Wide Individual -01 & Ckt ASP Averages	27
Singles, Doubles, Sngls+Dbls Records, By Team	28
All-Star Point Averages, Ranked By Team	29
Complete "A" Division Statistics	30
Complete "B" Division Statistics	31
Complete "C" Division Statistics	32
Complete "D" Division Statistics	33
Complete "E" Division Statistics	34
Complete "F" Division Statistics	35
Complete "G" Division Statistics	36
Complete "H" Division Statistics	37
Registration Materials for Fall 2008 RDL Season	38

FALL 2008 RALEIGH DART LEAGUE SEASON INFORMATION

Registration Meeting for ALL Teams; High Park Bar & Grille; **Wednesday, July 23**, 7:30-8:30

MANDATORY Preseason Captains' Meeting; High Park Bar & Grille; **Wednesday, August 6**, 7:30 p.m.

Match Play begins on Wednesday, August 13

MANDATORY Fifth Week Captains' Meeting; High Park Bar & Grille; **Monday, September 15**, 7:30 p.m.

Divisional tournament weeks - **November 19, December 3 & 10**

FINAL!! DIVISIONAL TEAM STANDINGS FOR THE *SPRING 2008* RDL SEASON

"A" Division

		W	L	Pts.
👍	Element X 👍	11	1	213
👍	The Shadows	11	1	196
3	Bullz Brothers	7	5	175
4	Lunatic Fringe	7	5	147
5	Projectile Dysfunction	3	9	85
👎	Nine Lives	2	10	84
👎	Cheap Darts	1	11	59

"B" Division

		W	L	Pts.
👍	Random Precision 👍	13	1	222
👍	The Aristocrats	13	1	198
3	The Locals	9	5	185
4	Swine Crew	6	8	163
5	Dogs of War	5	9	136
6	Bag O' Nutz	4	10	143
👎	Shut Up and Shoot	3	11	140
👎	Rebels Without A Cause	3	11	137

"C" Division

		W	L	Pts.
👍	Rif Raf 👍	11	3	186
👍	BullsHitters	10	4	214
3	Travelin' Beer Bellies	9	5	174
4	No ID	7	7	164
5	Starving Dartists	6	8	156
6	Excalibur	5	9	132
👎	Dynamic Darts	5	9	120
👎	Team America	3	11	134

"D" Division

		W	L	Pts.
👍	Bennington Brawlers 👍	12	0	177
👍	Just the Tip	7	5	153
3	Tailgaters	6	6	137
4	One-Armed Bandits	6	6	132
5	Hostile Amish	5	7	127
👎	Boondock Saints	4	8	118
👎	Tres Equis XXX	2	10	130

"E" Division

		W	L	Pts.
👍	Off Constantly 👍	13	1	209
👍	Board 2 Death	11	3	191
3	Yoicks and Away!!	9	5	176
4	DIVE Bombers	7	7	170
5	Damn Yankees!	6	8	180
6	Lil Pickled	5	9	128
👎	Cleveland Drifters	3	11	125
👎	Grateful Darts	2	12	109

"F" Division

		W	L	Pts.
👍	Overtime Outlaws 👍	11	3	216
👍	The Bogarts	10	4	186
3	Irish We Were Drunk	10	4	179
4	Wire We Here	8	6	179
5	Bull Frogz	8	6	166
6	Designated Divers	5	9	140
👎	Sharkshooters	3	11	125
👎	Wake Forest One	1	13	114

"G" Division

		W	L	Pts.
👍	The Redneckers 👍	10	2	176
👍	Capital Punishment	8	4	167
3	Menace 2 Sobriety	7	5	160
4	Death Throw	7	5	144
5	Dartastrophy	6	6	131
👎	Coral Reefers	4	8	105
👎	Fat Daddy's Darts	0	12	71

"H" Division

		W	L	Pts.
👍	Money Shot 👍	12	0	184
👍	Any Given Wednesday	7	5	158
3	Who Darted?	7	5	151
4	Ale-ing Archers	5	7	141
5	Where's the Bullseye	4	8	133
👎	One Markers	4	8	110
👎	There's the Bullseye	3	9	125

LEGEND OF SYMBOLS IN STANDINGS: 👍 = *regular season division champion*
👍 = *clinched* "top-two" *finish in division* 👎 = *clinched* "bottom-two" *finish in division*

SPRING 2008 RDL DIVISIONAL TOURNAMENT RESULTS

Quarterfinals	*Semifinals*	*Finals*	***WINNER***

"A" Division

Quarterfinals	Semifinals	Finals	WINNER
1 **Element X**	**Element X**		
(Bye)			
	14-6 **Element X**		
5 Projectile Dysfunction			
12-5 Lunatic Fringe			
4 Lunatic Fringe		*13-11* **Element X**	
3 Bullz Brothers			
14-4 Bullz Brothers			
6 Nine Lives			
	14-8 The Shadows		
7 Cheap Darts			
11-0 The Shadows			
2 The Shadows			

"B" Division

Quarterfinals	Semifinals	Finals	WINNER
1 **Random Precision**			
11-4 **Random Precision**			
8 Rebels Without A Cause			
	13-5 **Random Precision**		
5 Dogs of War			
14-8 Dogs of War			
4 Swine Crew		*14-10* **Random Precision**	
3 The Locals			
12+-12 Bag O' Nutz			
6 Bag O' Nutz			
	13-5 The Aristocrats		
7 Shut Up and Shoot			
13-1 The Aristocrats			
2 The Aristocrats			

"C" Division

Quarterfinals	Semifinals	Finals	WINNER
1 Rif Raf			
13-3 Rif Raf			
8 Team America			
	12+-12 No ID		
5 Starving Dartists			
14-10 No ID			
4 No ID		*14-6* **BullsHitters**	
3 Travelin' Beer Bellies			
13-7 Excalibur			
6 Excalibur			
	14-6 **BullsHitters**		
7 Dynamic Darts			
13-3 **BullsHitters**			
2 **BullsHitters**			

"D" Division

Quarterfinals	Semifinals	Finals	WINNER
1 Bennington Brawlers			
Bennington Brawlers			
(Bye)			
	14-8 Bennington Brawlers		
5 Hostile Amish			
14-8 One-Armed Bandits			
4 One-Armed Bandits		*14-8* **Tailgaters**	
3 **Tailgaters**			
(forfeit) **Tailgaters**			
6 Boondock Saints			
	10+-10 **Tailgaters**		
7 Tres Equis XXX			
13-5 Just the Tip			
2 Just the Tip			

Quarterfinals	*Semifinals*	*Finals*	***WINNER***

"E" Division

Quarterfinals	Semifinals	Finals	WINNER
1 **Off Constantly**			
14-4 **Off Constantly**			
8 Grateful Darts			
	13-3 **Off Constantly**		
5 Damn Yankees!			
13-9 Damn Yankees!			
4 DIVE Bombers		*13-4* **Off Constantly**	
3 Yoicks and Away!!			
13-3 Yoicks and Away!!			
6 Lil Pickled			
	14-10 Board 2 Death		
7 Cleveland Drifters			
14-10 Board 2 Death			
2 Board 2 Death			

"F" Division

Quarterfinals	Semifinals	Finals	WINNER
1 **Overtime Outlaws**			
13-1 **Overtime Outlaws**			
8 Wake Forest One			
	13-7 **Overtime Outlaws**		
5 Bull Frogz			
13-9 Bull Frogz			
4 Wire We Here		*12-6* **Overtime Outlaws**	
3 Irish We Were Drunk			
?-? Designated Divers			
6 Designated Divers			
	13-11 Designated Divers		
7 Sharkshooters			
13-5 The Bogarts			
2 The Bogarts			

"G" Division

Quarterfinals	Semifinals	Finals	WINNER
1 **The Redneckers**			
The Redneckers			
(Bye)			
	13-2 **The Redneckers**		
5 Dartastrophy			
14-10 Death Throw			
4 Death Throw		*13-5* **The Redneckers**	
3 Menace 2 Sobriety			
12-9 Coral Reefers			
6 Coral Reefers			
	13-8 Capital Punishment		
7 Fat Daddy's Darts			
12-2 Capital Punishment			
2 Capital Punishment			

"H" Division

Quarterfinals	Semifinals	Finals	WINNER
1 Money Shot			
Money Shot			
(Bye)			
	12-7 Ale-ing Archers		
5 Where's the Bullseye			
14-8 Ale-ing Archers			
4 Ale-ing Archers		*13-5* **Any Given Wednesday**	
3 Who Darted?			
(forfeit) Who Darted?			
6 One Markers			
	14-4 **Any Given Wednesday**		
7 There's the Bullseye			
14-2 **Any Given Wednesday**			
2 **Any Given Wednesday**			

RDL FAX NUMBER TO CHANGE IN FALL

Due to the combination of the increasing costs of electronic mail fax services by eFax and the increasing number of competitor companies, the RDL will be switching companies prior to the Fall season. This almost certainly means that the RDL fax number for scoresheet turn-ins will be changing!!! The new fax number will be prominently advertised right from day 1 in the Fall, but I wanted to get the idea of a new number into everybody's heads right now. So, come next season, please keep the likelihood of a new fax number in mind…

NEED A SECOND WEEKLY LEAGUE?

If one night of dart league play per week isn't enough for you, maybe it's time to add another! The Bull City Dart League in Durham (and a bit of RTP) is going to start its Summer season at roughly the same time that the RDL will be starting its summer break. The league lists four players per set, and allows 4-8 on the roster, with dues of $20/player. Additionally, the entire league plays under a very innovative handicap system, unlike just about any other steeltip league in the world. Definite bonus points for originality and uniqueness of experience. If you're interested and would like more information, please contact BCDL President Galen Johnson (also a member of C division's Team America) at 673-3758 or gjohnson@trantor.org . Registration is Tue., May 27th, from 7:00 - 9:00 p.m., at West End Tavern in Durham (1647 Cole Mill Road, 383-9381).

A GREAT REMINDER FOR NEXT SEASON, AND ALWAYS…

J.J. Yoneoka of Travelin' Beer Bellies left me a message to share with everybody that could really go a long way toward maintaining great relationships between our league and the establishments in which we play. Basically, he just wanted to point out to everybody that many of our establishments bring in extra waitstaff specifically to serve the dart matches that are played there. Thus, if your match is going to be cancelled due to forfeit, if the establishment isn't notified, then there's going to be a very lonely waiter/waitress, and that person and the bar's managers aren't going to be too happy with the RDL as a whole. Thus, if you know in advance that one of your matches isn't going to be played, do everybody a favor and call ahead to the establishment as well as your teammates. They'll certainly appreciate the effort.

WEDNESDAY BLIND DRAWS DURING THE BREAK

Don't forget that the Upper Deck has added Wednesday blind draws to their weekly list of draws (Friday and Sunday) until next season starts. Registration closes at 8:00 p.m., and the bar at least matches the pot (plus, I think they still do the weekly mystery out)!!

Tailgaters will also be adding Wednesday blind draws for the summer, starting on June 4th. Draws will start at 8 p.m. and the bar will be matching the pot! (This summer draw is, unfortunately, not on the page 8 calendar listing, as that page was printed before this info reached me.)

COMPLETE CAPTAIN DEPENDENCY

Holy cow… As a longtime RDL captain (and captain in other leagues), I can appreciate the special trials and tribulations that go along with the job. But geez, do the BullsHitters ever rely on Fon Denton… I've been saving a message from Fon Denton (team captain) ever since week 5. Fon didn't play that week, but that didn't mean he wasn't still the most important member of his team. Check this out: "I was out with the flu but still managed to print the Tons and the score sheets for them, and even provide a pen (which was apparently sick too) and still they couldn't call or send in the results. I found the score sheet on my door when I got up this morning, so here it is [by fax]." Man, the rest of you BullsHitters are some serious slackers… At least you didn't call Fon and make him come pick it up at least…

ON A ROLL…

3 of the 5 teams in the box below (Element, Outlaws, Redneckers) also pulled the season/tournament double last season. None of those 3 did it the season before that, so the longest current both-award streak is two seasons. We'll see if any can keep it going in the fall season…

TEAMS THAT WON BOTH THEIR DIVISIONAL TOURNAMENT AND REGULAR SEASON TITLE !!!!!!

"A" Division - ***Element X***

Jason Kilts (c)	Dale Hyler	Mark Knight
Robbie Phillips	Jeremiah Millar	Wil Tan
Keith Wall	Tom Brown	Allen Smith

"B" Division - ***Random Precision***

Michael Johnson (c)	Pat Crowley	Dave Johnson
Mason Smith	John Stepp	Mark Sellers
Tim McNamara	Doug Jeffcoat	Steve Holland
	Chris Pilo	

"E" Division - ***Off Constantly***

Robb Beeson (c)	Tom Kubel	Zak Mayhew
Travis Harrilchak	Leslie Tangeman	Mike Roberts
Robby Haun		Ricky Diggs

"F" Division - ***Overtime Outlaws***

Dan Clark (c)	Chris Peterson	Jason Crowe
J.J. Tant	Adam Bennett	Scott Fuhrman
Bill Cross	Christine Birmingham	Tony Williamson
	Charles Sienkwicz	

"G" Division - ***The Redneckers***

Jason Roman-Cusher (c)		Sean Roseman
Shane Murray	Shane Nelson	Scott Beverly
Dean Cusher	Tammy Ransom	Anthony Brown

TEAMS THAT WON THEIR DIVISIONAL TOURNAMENT (but not regular season title) !!!!!!

"C" Division - ***BullsHitters***

Fon Denton (c)	Paul Beaudoin	Denny Williams
Galen Johnson	Dino Morin	Donald Grubb
Chris Mori		Nick Stewart

"D" Division - ***Tailgaters***

Billy West (c)	Lee Scott	Andre Reaume
Julie Payne	Nicole Hatch	K.C. Ramser
Joe Knotch	Jeff Smith	Sean Diehl
	Jessie Williams	

"H" Division - ***Any Given Wednesday***

Joe Kunesh (c)	Chuck Rouse	Charlie Wilkinson
Bob Rube	Pete Krouskos	Steven Hall
Mark Powell	Marc Spinelli	Brian Donahue

TEAMS THAT WON THEIR REGULAR SEASON TITLE (but not divisional tournament) !!!!!!

"C" Division - ***Rif Raf***

Paddy Diamond (c)	Kimmy Diamond	Keith Ohrberg
Brian Buchholz	Judson Ayers	Rob Barwick
Matt St. Clair	David Hoyt	Jess Jur

"D" Division - ***Bennington Brawlers***

Shawn Carter (c)	Jon Kenney	Jason Hoppert
Matt Perry	Brian Hobbs	Jon Reynolds
Kris Fischlein	Emily Metzger	Kevin Brantley
	Erin Carter	

"H" Division - ***Money Shot***

Mitch Colton (c)	Jon Thorne	Scott Thorne
B.J. Moore	Dan Titsworth	Jeff Taylor
Richard Thorne	Jim Foukes	Bridgette Colton

SPRING 2008 TOURNAMENT!!! TROPHY DART AWARDS

9 Marks

Robb Beeson **(2)** (Off Constantly, 4/30, 5/7)
Josh Hall (Cheap Darts, 4/30)
Jay Kron (Damn Yankees!, 4/30)
John Stepp (Random Precision, 4/30)
Bob Terry (Lunatic Fringe, 4/30)
Chad Hayes (Board 2 Death, 5/7)
Charles Parker (The Aristocrats, 5/7)
Mike Seward (Bullz Brothers, 5/7)
Charles Sienkwicz (Overtime Outlaws, 5/7)
Billy Lloyd (The Aristocrats, 5/14)

6 Bulls

Robbie Phillips (Element X, 5/14)

Ton-80s

Pete Rutten (Swine Crew, 4/30)
Keith Wall (Element X, 5/7)

Ton-70-Ins and Outs

(none reported)

For those who are new or simply were not aware of it: fast games, high ins and high outs in the tournament do not win awards unless they are perfect shots (170s) or games.

OTHER TOURNAMENT HOT DARTS

(Sorry, no award -- but they're still great shots)

Mark Knight	Element X	**160-In**
Jason Kilts	Element X	120-In
Keith Wall	Element X	120-In
Joel Eason	Lunatic Fringe	112-In
Kevin Kendall	Bullz Brothers	**154-Out**
Chris Montesi	Irish We Were Drunk	138-Out
Tom Kubel	Off Constantly	111-Out
Mark Knight	Element X	**8-dart 301**
Robb Beeson	Off Constantly	10-dart 301
Chris Montesi	Irish We Were Drunk	12-dart 301
Robb Beeson	Off Constantly	18-dart SCkt

SPRING 2008 REGULAR SEASON PERFECT THROWS

9-Marks

Mike Seward **(3!!)** (Bullz Brothers, 3/26, 4/9, 4/16)
Dan Clark **(2)** (Overtime Outlaws, 3/12, 3/12)
Robbie Phillips **(2)** (Element X, 2/27, 4/23)
Wil Tan **(2)** (Element X, 3/26, 4/16)
George Barnes (Capital Punishment, 3/12)
Adam Bennett (Overtime Outlaws, 4/23)
Brian Blake (The Shadows, 4/9)
Rick Bradshaw (Dogs of War, 4/2)
Kent Butters (The Locals, 4/2)
Ben Deeter (The Locals, 1/23)
Phillip Eastmead (The Locals, 4/16)
Josh Hall (Cheap Darts, 4/9)
Paul Hansen (Travelin' Beer Bellies, 4/23)
Ron Hendricks (Starving Dartists, 3/5)
Mikey Hindle (Shut Up and Shoot, 2/27)
Brian Hobbs (Bennington Brawlers, 2/27)
Dale Hyler (Element X, 2/20)
Kevin Kendall (Bullz Brothers, 4/16)
Mark Knight (Element X, 3/19)
Ronnie Knott (Board 2 Death, 4/9)
Dave Krasnow (Travelin' Beer Bellies, 2/27)
Tom Kubel (Off Constantly, 4/2)
David Martin (Bag O' Nutz, 3/5)
Vicente Martinez (Damn Yankees!, 3/5)
Kyle Morano (Lil Pickled, 2/20)
K.C. Ramser (Tailgaters, 3/12)
Lee Scott (Tailgaters, 3/5)
Matt St. Clair (Rif Raf, 4/23)
Jacob Stutts (The Shadows, 4/2)
Tim Vann (Excalibur, 2/27)
Keith Wall (Element X, 3/26)
Billy West (Tailgaters, 2/6)
Tom Winters (Dynamic Darts, 2/6)

Ton-80s

David Hoyt **(2)** (Rif Raf, 1/23, 3/19)
Frank Balena (Tres Equis XXX, 4/16)
Phil Barletta (One Markers, 4/16)
Brian Blake (The Shadows, 2/6)
Eric Bonar (Swine Crew, 1/30)
Keith Gibbs (The Shadows, 4/16)
Donald Grubb (BullsHitters, 1/23)
Billy Hamilton (Projectile Dys., 4/16)
Ron Hendricks (Starving Dartists,4/23)
Mikey Hindle (Shut Up & Shoot, 2/27)
Jeremy Kring (…Beer Bellies, 2/27)
Jeff Lyons (…Dysfunction, 2/13)
Eric McCartney (Menace…, 2/13)
Jeff Moore (Bull Frogz, 2/20)
James Njunge (The Aristocrats, 4/16)
Robbie Phillips (Element X, 1/23)
Justin Stehle (Lil Pickled, 4/16)
Keith Wall (Element X, 2/27)
Tom Winters (Dynamic Darts, 2/27)

6-Bulls

Kevin Carter (Team America, 3/19)
Jack McAlpin (Designated Divers, 3/19)

Ton-70-Ins/Outs

(none reported)

FINAL SPRING 2008 REGULAR SEASON DIVISIONAL TROPHY DART AWARDS

	A division	B division	C division	D division	E division	F division	G division	H division
High In (301 only)	Ton-60 **Keith Wall** Element X (3/12) **Jeremiah Millar** Element X (4/16)	Ton-40 **Steve Holland** ... Precision (1/23) **Keith Moats** Dart Posse (2/6)	Ton-60 (2/27/08) **Kevin Hartley** Starving Dartists	Ton-52 (3/12/08) **Mike Raquet** Boondock Saints	Ton-52 **Greg McCurry** Grateful... (2/27) **Rich Goodman** ... Bombers (4/9)	Ton-60 (4/16/08) **Travis Ackerman** Bull Frogz	Ton-52 (1/23/08) **Nate Wade** Coral Reefers	Ton-46 (4/15/08) **Kristen Immen** There's the Bullseye
High Out (301/501/ 1001)	Ton-21 (1/30/08) **Bob Terry** Lunatic Fringe	Ton-08 (3/5/08) **Michael Johnson** Random Precision	Ton-26 (3/26/08) **Paddy Diamond** Rif Raf	Ton-06 (4/9/08) **Nicole Hatch** Tailgaters	Ton-51 (2/20/08) **Zak Mayhew** Off Constantly	Ton-14 (3/12/08) **Jack McAlpin** Designated Divers	Ton-19 (3/5/08) **Brian Dyment** Capital Punishment	Ton-08 (3/12/08) **Benjamin Budd** There's the Bull…
Fast Singles 301	9 darts **John Mays** Nine Lives (3/5) **Jeremiah Millar** Element X (4/16)	10 darts **George Bubanic** Aristocrats (3/12) **Tim McNamara** … Precision (4/16)	11 darts **David Hoyt** Rif Raf (1/23) **Kevin Scott** ... America (2/6)	12 darts (4/16/08) **Nicole Hatch** Tailgaters	11 darts (1/30/08) **Ronnie Knott** Board 2 Death	13 darts (4/16/08) **Mike Reynolds** The Bogarts	14 darts (1/30/08) **Jeff Austin** Death Throw	13 darts (4/9/08) **Alicia Grant** One Markers
Fast Singles Cricket	14 darts **Kevin Kendall** Bullz ... (1/23) **Bob Terry** ... Fringe (2/27) **Mike Seward** Bullz ... (4/9)	20 darts (3/26/08) **Phillip Eastmead** The Locals	20 darts (1/30/08) **Keith Ohrberg** Rif Raf	26 darts (3/19/08) **Bill Buckley** Boondock Saints	17 darts **Robb Beeson** Off Constantly (2/6) **Mike Hill** ... Drifters (3/5)	22 darts (3/19/08) **Dan Clark** Overtime Outlaws	21 darts (3/26/08) **Shane Murray** The Redneckers	24 darts (3/12/08) **Fulton Crowley** Where's the Bullseye
Fast Doubles Cricket	10 darts (4/16/08) **Kevin Kendall & Mike Peoples** Bullz Brothers	16 darts (3/5/08) **John Murdaugh & Trey Rodgers** Rebels w/out Cause	27 darts (3/5/08) **Donald Grubb & Galen Johnson** BullsHitters	24 darts (2/20/08) **Frank Hall & Evan Rosenoff** Tres Equis XXX	21 darts (1/30/08) **Travis Harrilchak & Zak Mayhew** Off Constantly	25 darts (3/5/08) **Mike Reynolds & Lisa Reynolds** The Bogarts	29 darts (3/19/08) **Jeff Austin & Tolson Willis** Death Throw	23 darts (3/26/08) **B.J. Moore & Dan Titsworth** Money Shot
Fast Doubles 501	15 darts (1/23/08) **Robbie Phillips & Wil Tan** Element X	18 darts (3/26/08) **Ryan Anderson & George Bubanic** The Aristocrats	17 darts (2/27/08) **Dave Krasnow & Eric Side** ...Beer Bellies	18 darts (4/23/08) **Kevin Brantley & Jon Reynolds** Bennington Brawlers	24 darts (2/13/08) **Kevin Davis & Ryan Knott** Board 2 Death	19 darts (3/5/08) **Sean Ackley & Jack McAlpin** Designated Divers	20 darts (2/27/08) **Neal Hogan & Tolson Willis** Death Throw	24 darts (twice!!) **Jim Dunham & Jon Strickland** Where's … (3/26 & 4/2)

Spring 2008 RDL Individual Season-Long Awards

SINGLES WIN PERCENTAGE

		W	L	%-age
	"A" Division			
Mike Filipowski	A3/ Bullz Brothers	22	2	0.917
	"B" Division			
George Bubanic	B7/ The Aristocrats	26	2	0.929
	"C" Division			
Ron Hendricks	C2/ Starving Dartists	16	4	0.800
Kevin Scott	C5/ Team America	16	4	0.800
	"D" Division			
Billy West	D7/ Tailgaters	20	4	0.833
	"E" Division			
Vicente Martinez	E7/ Damn Yankees!	28	0	1.000
	"F" Division			
Dan Clark	F6/ Overtime Outlaws	25	1	0.962
	"G" Division			
Shane Murray	G6/ The Redneckers	19	3	0.864
	"H" Division			
Mike Guarneri	H3/ One Markers	20	2	0.909

Women's Records

(# of women by div.: A-0, B-0, C-2, D-7, E-7, F-14, G-7, H-11)

Women - "A" and "B" Divisions

[There are no women in A or B divisions.]

Women - "C", "E", "F", "G", and "H" Divisions

[No women in C, E, F, G, or H divisions satisfied the minimum number of games played and the RDL rule requiring a win percentage of 0.500 or higher.]

Women - "D" Division

Nicole Hatch	D7/ Tailgaters	13	11	0.542

THE PLAYERS WHO *BEAT* THE SINGLES %-AGE WINNERS

Who beat Mike Seward of Bullz Brothers in A division?
in 301: Keith Wall (wk.7). [Mike tried to hide in the #6 slot twice…
in cricket: Keith Wall (wk.7). evidently Keith was waiting for him]

Who beat George Bubanic of The Aristocrats in B division?
in 301: Tony Muscarella (wk.3), David Martin (wk.13).
in cricket: (none).

Who beat Ron Hendricks of Starving Dartists in C division?
in 301: Nick Stewart (wk.8).
in cricket: David Hoyt (wk.7), Fon Denton (wk.8), Jess Jur (wk.14).

Who beat Kevin Scott of Team America in C division?
in 301: Keith Ohrberg (wk.1), Britt Philips (wk.10).
in cricket: Chris Mori (wk.6), Gary Burney (wk.14).

Who beat Billy West of Tailgaters in D division?
in 301: Lyman Kiser (wk.14). [The Bandits had Billy's number…]
in cricket: Lyman Kiser (wk.7), Matt Perry (wk.9), Sven Johnson (wk.14).

Who beat Vicente Martinez of Damn Yankees! in E division?
in 301 OR cricket: (none). That's right… nobody… 28 straight.

Who beat Dan Clark of Overtime Outlaws in F division?
in 301: (none).
in cricket: Mike Reynolds (wk.3).

Who beat Shane Murray of The Redneckers in G division?
in 301: Stu Davis (wk.8), Jennifer Boyd (wk.10).
in cricket: Richard Boyd (wk.2).

Who beat Mike Guarneri of One Markers in H division?
in 301: Dan Titsworth (wk.12), Kristen Immen (wk.14).
in cricket: (none).

Who beat Nicole Hatch of Tailgaters in D division?
in 301: Adam Martin (wk.5), Frank Balena (wk.6), Robert Morrill (wk.8), Mike Raquet (wk.10), Tim Hudelson (wk.14).
in cricket: Kris Fischlein (wk.2), Maxx Stuart (wk.3), Jason Martin (wk.5), Brian Hobbs (wk.9), Scott Yarley (wk.13), Lyman Kiser (wk.14).

ALL-STAR POINT AVERAGE

				ASPs	TGP	%-age
		"A" Division				
-01:	Tommy Gelhar	A2/ The Shadows		27.0	19	1.421
Ckt:	Jimmy Davis	A4/ Lunatic Fringe		48.5	16	3.031
		"B" Division				
-01:	Phillip Eastmead	B8/ The Locals		31.5	26	1.212
Ckt:	Phillip Eastmead	B8/ The Locals		52.5	27	1.944
		"C" Division				
-01:	Rob Barwick	C7/ Rif Raf		19.0	27	0.704
Ckt:	Tom Winters	C8/ Dynamic Darts		43.0	26	1.654
		"D" Division				
-01:	Billy West	D7/ Tailgaters		12.5	24	0.521
Ckt:	Lyman Kiser	D3/ One-Armed Bandits		35.5	23	1.543
		"E" Division				
-01:	Zak Mayhew	E4/ Off Constantly		21.5	27	0.796
Ckt:	Robb Beeson	E4/ Off Constantly		52.5	27	1.944
		"F" Division				
-01:	Mike Reynolds	F3/ The Bogarts		19.0	26	0.731
Ckt:	Travis Ackerman	F4/ Bull Frogz		30.0	28	1.071
		"G" Division				
-01:	Shane Murray	G6/ The Redneckers		16.5	22	0.750
Ckt:	Shane Murray	G6/ The Redneckers		29.0	22	1.318
		"H" Division				
-01:	Dan Campbell	H6/ There's the Bullseye		15.0	24	0.625
-01:	Mike Kyle	H4/ Where's the Bullseye		10.0	16	0.625
Ckt:	Mike Guarneri	H3/ One Markers		23.5	22	1.068

Women's Records - "A" and "B" Divisions

[There are no women in A and B divisions.]

		Women's Records - "C" Division				
-01:	Julie Wilcox	C5/ Team America		4.0	23	0.174
Ckt:	Julie Wilcox	C5/ Team America		9.0	26	0.346
		Women's Records - "D" Division				
-01:	Julie Payne	D7/ Tailgaters		6.0	26	0.231
Ckt:	Julie Payne	D7/ Tailgaters		16.0	24	0.667
		Women's Records - "E" Division				
-01:	Deb Blackwelder	E2/ Cleveland Drifters		7.0	26	0.269
Ckt:	Connie Austin	E2/ Cleveland Drifters		14.0	29	0.483
		Women's Records - "F" Division				
-01:	Angela Gaulthier	F4/ Bull Frogz		6.0	19	0.316
Ckt:	Angela Gaulthier	F4/ Bull Frogz		15.0	27	0.556
		Women's Records - "G" Division				
-01:	Jennifer Boyd	G3/ Menace 2 Sobriety		2.5	24	0.104
Ckt:	Chris Hogan	G7/ Death Throw		4.0	26	0.154
		Women's Records - "H" Division				
-01:	Kristen Immen	H6/ There's the Bullseye		5.5	26	0.212
Ckt:	Kristen Immen	H6/ There's the Bullseye		5.5	25	0.220

SPRING 2008 PENALTY SUMMARY

One season after leading the RDL with the most penalties, H division became the first non-A division to go without a penalty since the Spring 2004 season. A division was close behind with only 1 penalty. The div. totals: A (1 team, 1 penalty, 16 points), B (2 teams, 2 penalties, 10 points), C (2 teams, 4 penalties, 42 points), D (3 teams, 3 penalties, 15 points), E (2 teams, 3 penalties, 37 points), F (2 teams, 5 penalties, 36 points), G (1 team, 2 penalties, 21 points), and H (0 penalties). That makes for a total of 13 penalized teams, 20 penalties, and 177 lost points. For a team-by-team breakdown, see the penalty log on page 8.

While 9 of the 13 penalized teams felt no consequence to their actions, *Rebels Without A Cause* and *Bull Frogz* both dropped one ranking spot due to penalties, and *One-Armed Bandits* would have dead-tied for the next spot up. But the biggest losers? One season after having the most penalties, **Dynamic Darts** dropped a spot AND a division due to penalty.

WHERE WE PLAY

Blinco's **785-5060**
6711 Glenwood Ave N. Raleigh
-near inter. of Glenwood/Millbrook, acr. Fr. Wal-Mart

Cleveland Draft House **771-2337**
6101 NC Highway 42 West Garner
-0.7 mile west of I-40 on NC Highway 42

Connolly's Irish Pub **465-4458**
1979 High House Road Cary
-in the Cornerstone Shpg. Ctr., next to Goodberry's

Dive Bar of Raleigh **832-9363**
3 Glenwood Avenue Raleigh
-note: bar doesn't open until 8 pm on normal nights...

Fat Daddy's **787-3773**
6201 Glenwood Avenue Raleigh
-in the US-70 group near Oh!Brian's & O'Malley's

Fayetteville Street Tavern **833-1722**
109 N. Salisbury Street Raleigh
-acr. fr. Sir Walter Raleigh statue/Fayetteville St. Mall

Harrison's Bar and Grill **481-2442**
301-C N. Harrison Avenue Cary
-under Pure Gold, betw. Chatham St. & 54 @ RR tracks

High Park Bar & Grille **833-4527**
625 E. Whitaker Mill Road Raleigh
-near intersection of Whitaker Mill & Wake Forest Rd.

Hot Shots Billiards & Pub **460-6307**
107 Edinburgh South Drive Cary
-in MacGregor Village

The Korner Pocket **876-9879**
8508 Capital Boulevard N. Raleigh
-about 2 miles north of I-540

MacGregor Draft House **461-1633**
107 Edinburgh South, Suite 120 Cary
-in MacGregor Village

Mac's Tavern **467-4114**
1014 Ryan Road Cary
-behind Burger King in Village Market Spg. Ctr.

Murphy's Pub **859-5411**
401 Asheville Avenue, Suite 109 Cary
-corner of Tryon and Asheville, next to Jiffy Lube

Napper Tandys **833-5535**
126 N. West Street Raleigh
-corner of West and Jones Sts, in Powerhouse Square

Oh'Mulligans - Morrisville **465-1900**
108 Jerusalem Drive Morrisville
-off Airport Blvd., heading toward Cary from airport

Oh'Mulligans - Wake Forest **562-5570**
2101 South Main Street Wake Forest
-right next to the Remington Grill

On the Snap Billiards **557-9060**
2221 North Grassland Drive Fuquay-Varina
-at the corner of NC-55 and Dickens Road

Overtime Sports Pub **255-9556**
1030-149 N. Rogers Lane Raleigh
-corner of Rogers Ln/US-64, in Food Lion strip mall

Pantana's Pool Hall **833-2990**
3112 Hillborough Road near NCSU
-I think it's between Concord and Shepherd streets

Players Retreat **755-9589**
105 Oberlin Road near NCSU
-at corner of Oberlin Rd. & Hillsborough St.

Scooters **954-2171**
1911 Sego Court N. Raleigh
-near Atlantic/Millbrook inter., behind Batteries Plus

Sharky's Place **783-5448**
5800 Duraleigh Road NW Raleigh
-in the Yuppie Center near US 70 intersection

Snooker's-RW **828-7665**
3520 Wade Avenue NW Raleigh
-in Ridgewood Shopping Center

Tailgaters **790-6800**
2645-A East Millbrook Road N. Raleigh
-about half a mile west of US-1

Time Out Bar & Grill **544-3232**
4310 South Miami Boulevard South Durham
-just over half a mile north of I-40

Tir na nOg Irish Pub **833-7795**
218 South Blount Street Dwtn. Raleigh
-across from City Market

The Upper Deck (Cary) **460-9977**
329 N. Harrison Avenue Cary
-near intersection. of N. Harrison & Hwy. 54

Varina Sports Bar **552-0081**
213 Fayetteville Street Fuquay-Varina
-across from Stevens Hardware

RDL ESTABLISHMENT MAP SITE

For those of you wondering where any given RDL host establishment might be, a quick trip to the RDL map site maintained by Galen Johnson of BullsHitters might be in your best interest. The website listing is on the Tons calendar page every week, but I'm going to include it here for easy usage: **http://www.trantor.org/bars/rdl.html** I (and several others) highly recommend it. Galen has done a fabulous job with it (for no reason other than to be the nice guy that he is), so you might even want to tell him how much you appreciate it the next time you run into him.

THIS SEASON'S TIEBREAKERS

Same number of divisions as last season, same number of teams as last season, same total number of matches as last season… But maybe the divisions weren't quite as uniformly competitive as last season, as our tiebreaker total fell from 40 last season to only 31 this time around (3 of those in the div. tournaments). B division led the way with 9 tiebreakers (with 1 in the tournament) and every team having played at least 1 1001. C division followed closely behind with 6 1001s (1 in the tournament), then came E with 5, H with 4, D with 3 (1 in the tournament), and F and G with 2 each. Which leaves… A division… without one single extra leg this season! 38 of the 60 teams leaguewide played in at least one extra game, with the 7 A teams joining 5 of the F teams as the lead non-tiebreaker groups.

Five teams played as many as 3 tiebreakers this season, with the title of Cardiac Kids going to B division's **Bag O' Nutz**, who won all three of their tiebreakers with the last of those three coming in the tournament quarterfinals. The runners-up title for that award goes to another B division team, *The Aristocrats* , who also went 3-0 in 1001, but whose three extra legs all came during the regular season (with 2 of those 3 coming in the first four weeks).

The title of this season's Heartbreak Kids is quite a difficult one to bestow. While Where's the Bullseye in H division lost a pair of 1001s, they also were able to pull out a 1001 win. Four teams in B division, on the other hand, had to endure a pair of 1001 losses without chalking up any victories. Thus, we will just anoint all 4 B teams as this season's somewhat Heartbreakers: *Rebels Without A Cause* , *Swine Crew* , *Shut Up and Shoot* , and *The Locals* .

ANOTHER REMINDER FOR THE FALL SEASON

I already wrote this on page 4, but I just want to keep re-iterating it for everybody: the RDL fax number for score-sheet turn-ins will CHANGE for the Fall, 2008 season!

RDL WEBSITE - www.raleighdartleague.org
(webmaster: Jason Thomas): jason@beyond-beta.com

RDL MAPSITE - http://www.trantor.org/bars/rdl.html
(site maintained by Galen Johnson): gjohnson@trantor.org

HOW TO REACH US

RDL VoiceMail (919) 990-1218

Mail Scoresheets to: Jason Kilts - RDL Statistician
2811 Duke Homestead Road, Durham, NC 27705

Scoresheet FAX available at:
(919)-**882-8898** - email JK for confirmation of receipt!

New Member Fees and Newsletter Fees:
Matt Huff, 105 Rosenberry Hills Drive, Cary, NC 27513

Nomination and Election Ballots:
Heather Bohanan, 206 Shoals Lane, Garner, NC 27529

Grievances/Complaints/Rules Suggestions:
Thom Dunn, 216 Cameron Woods Dr, Apex, NC 27523

All Other RDL Correspondence to:
(Just send whatever to Jason and he'll pass it along…)

2008 Board of Directors

President	Jason Thomas	795-4247
	email: jason@beyond-beta.com	
Vice President	J.P. Evans	423-4879
	email: jpefmsc@aol.com	
Secretary	Heather Bohanan	326-1956
	email: Heather.Bohanan@ncmail.net	
Treasurer	Matt Huff	225-6000
	email: treasurer@raleighdartleague.org	
Membership	John Howley	337-2228
	email: membership@raleighdartleague.org	
Rules/Grievances	Thom Dunn	696-3820
	email: thomdunn@nc.rr.com	
League Growth & External Orgs.	Rick DeMattos	279-1049
	email: rickdemattos@yahoo.com	

League Statistician/Editor : Jason Kilts 990-1218
email: jdkilts@yahoo.com or kilts001@mc.duke.edu

"HOT DARTS" CALL-IN GUIDELINES

Here are the guidelines you should use for the minimum number of all-star points to report when calling in your scores.
"A" Div. = 4.5 or more ASPs; "B" Div. = 4.0 or more ASPs
"C" and "D" Divisions = 3.5 or more ASPs
"E", "F", "G" Divs. = 3.0 or more; "H" Div. = 2.5 or more ASPs
Also, call in any fast games, high ins, high outs, or other amazing feats that you think warrant a little recognition (e.g., Ins & Outs higher than a Ton, 24-dart cricket games, 15-dart 301s, 24-dart 501s, Ton-70s and up, 5-Bulls+, etc.).

SEASON-LONG TROPHY DART MINIMUM GAMES PLAYED REQUIREMENTS

To be eligible for all-star point average ('01 and cricket are now separate awards) and singles win %-age awards, you must play in at least 66% of the total projected games this season:
for Divisions "B", "C", "E", and "F" (8 teams / division):
All-star pt. %-age: min. of 19 '01 games, or 19 Ckt games
Singles win %-age: min. of 19 Singles Games Played
for Divs. "A", "D", "G" (except G6), and "H" (7 teams / div.):
All-star pt. %-age: min. of 16 '01 games, or 16 Ckt games
Singles win %-age: min. of 16 Singles Games Played
for team G6 (due to a forfeit rcvd.): **15 in each category**

CALENDAR OF EVENTS

May 23-25	**Savannah Open**, (ADO), $10,000, Savannah, GA; Info: Dan Jordan, 843-575-5395
May 30 - June 1	**Wreck at the Deck**, (ADO), $6200+, Upper Deck, Cary; info: Julie Payne (210-9781 or jpayne2@nc.rr.com), Lee Whitehead (412-8443)
June 6-8	**Central VA Dart Classic #30**, (ADO), $10,000 Richmond, VA; Info: 804-796-9669
Sat., June 7	**North Carolina City Dart League & Ladies' Cup** - Chapel Hill @ Raleigh, Pineville @ Cary, Fuquay-Varina @ Jacksonville, Charlotte @ Durham, Fayettville (NCCDL) - Bye
June 20-22	**Piedmont Dart Shootout VII**, (ADO), $2500+ Break Time Billiards, Win.-Salem, info: Nancy Coley, 336-299-8068, www.piedmontdarts.org
Sat., July 12	**North Carolina City Dart League & Ladies' Cup** - Raleigh @ Wilmington, Cary @ Ch.Hill, Durham @ Jack., Fay. @ Pineville (NCLC only)
Wed., July 23 7:30-8:30 p.m.	**Fall 2008 RDL Registration** - High Park Bar & Grille - do NOT bring cash for RDL reg.!!
Wed., Aug. 6 7:30 p.m.	**Fall 2008 RDL Preseason Captains' Mtg.** High Park Bar & Grille - Mandatory
Wed., Aug. 13	**Fall 2008 RDL - Start of match play**
Mon., Sept. 15 7:30 p.m.	**Fall 2008 RDL Fifth Week Captains' Mtg.** High Park Bar & Grille; end of roster additions/ replacements (Also date of RDL Board Mtg.)
Oct. 3-5	**2008 NC State Dart Championships** VFW Post 7383, 522 Reedy Creek Rd, Cary (Hosted and run by the Raleigh Dart League)
Sat., Dec. 13	**Fall 2008 Season Banquet**, noon, location TBD

Other Local Weekly Leagues

Tuesdays	***Bull City Dart League*** , Durham
Thursdays	***Triangle Dart League*** , Chapel Hill

Weekly Blind Draws

Over the past few years, weekly blind draws have come and weekly blind draws have gone. If any of these folds or if any others start up, please let me know and I will make the change to the list here in the Tons of Newsletter.

(both of these are double elim., w/ the bar matching the pot!)
Friday **Upper Deck**, 8:00 p.m. (460-9977)
Sunday **Upper Deck**, 8:00 p.m. (460-9977)

(this one has no entry fee, and offers $60 in weekly prizes!)
Tuesday **Connolly's**, 9:00 p.m. (465-4458)

(this one started May 7th and runs just through the summer)
Wednesday **Upper Deck**, 8:00 p.m. *(bar matches the pot!)*

PENALTY LOG

Here are all the penalties that were assessed this season. Check here to see who lost what when.
Preseason captains' mtg. (5 pts.): One-Armed Bandits (D).
Phone (5 pts.): Rebels W/out A Cause (B,wk.4), Dogs of War (B,wk.12), Excalibur (C,wk.12), Dynamic Darts (C,wk.14), Bennington Brawlers (D,wk.4), Tailgaters (D,wk.4), Lil Pickled (E,wk.12), Bull Frogz (F,wk.12,wk.13), Designated Divers (F,wk.11,wk.13),Coral Reefers (G,wk.12).
Mail (16 pts.): Projectile Dysfunction (A,wk.4), Dynamic Darts (C,wk.11,wk.14), Off Constantly (E,wk.7), Lil Pickled (E,wk.12), Bull Frogz (F,wk.12), Coral Reefers (G,wk.12).

THE TWENTY-THIRD SEMI-ANNUAL EDITION OF : JK'S DIVISIONAL ALL-STAR TEAM PICKS

(Players within each division are listed alphabetically) (Players are chosen any way I damn well please - not purely by the numbers!)
(This is not purely my own guesses at who is simply the best thrower, but also who is important to their team, who is good in the clutch, etc.)

Divisional MVPs

A Division	Robbie Phillips	Element X	E Division	Vicente Martinez	Damn Yankees!
B Division	George Bubanic	The Aristocrats	F Division	Dan Clark	Overtime Outlaws
C Division	Ron Hendricks	Starving Dartists	G Division	Shane Murray	The Redneckers
D Division	Lyman Kiser	One-Armed Bandits	H Division	Mike Guarneri	One Markers

All of RDL -- Mike Guarneri -- One Markers

"A" Division

Brian Blake	The Shadows	Ranked what in the ADO, did you say?
Marshall Chavis	The Shadows	Plays biggest at the biggest times.
Jimmy Davis	Lunatic Fringe	The Happy Assassin loves the big games.
Mark Knight	Element X	Return to The Element was a glorious one.
Robbie Phillips	Element X	Best clutch RDL player in several years.
Mike Seward	Bullz Brothers	Another season, another A singles title…
Bob Terry	Lunatic Fringe	Quiet, unassuming, and completely deadly.
Keith Wall	Element X	Beat top competition time and time again.

"B" Division

George Bubanic	The Aristocrats	Superman says he's coming for me… Me?
Kent Butters	The Locals	Turning his brother into a Locals sidekick.
Phillip Eastmead	The Locals	Led Locals all season, in wins, as captain.
Steve Holland	Random Precicision	Dodge part I - The drop to B division…
Doug Jeffcoat	Random Precicision	Dodge part II - …seems to have worked…
Timothy Lane	Swine Crew	Quietly led Swine through first three sets.
Tim McNamara	Random Precicision	Dodge part III - …out fine for these 3 guys.
Trey Rodgers	Rebels w/out Cause	Gave Rebels a chance week after week.

"C" Division

Rob Barwick	Rif Raf	Biggest winner for regular season titlists.
Paul Beaudoin	BullsHitters	Consistent, even though he missed a few.
Donald Grubb	BullsHitters	Durham import just keeps winning games.
Ron Hendricks	Starving Dartists	So clearly the team's throwing leader…
Jess Jur	Rif Raf	Doc wins a lot, in every set, every season.
Tony Keller	No ID	10 wins in three sets, led Mug upset effort.
Chris Mori	BullsHitters	Highest win %age for Mug champs.
Tom Winters	Dynamic Darts	Needs a new DCkt partner, but still rolling.

"D" Division

Shawn Carter	Bennington Brawlers	Picked him despite weekly Buckeye note.
Kris Fischlein	Bennington Brawlers	So maybe he just sits when we reach 501.
Phil Groves	Just the Tip	Um… why does he almost never play 301?
Jon Kenney	Bennington Brawlers	Geez, is he Fischlein's weekly 501 partner?
Lyman Kiser	One-Armed Bandits	Had simply a monster season. Again.
Lee Scott	Tailgaters	Better than 2-to-1 record in all four sets.
Walter Taylor	One-Armed Bandits	Seemingly got better as the match went on.
Billy West	Tailgaters	Trump capped Mugs win with a double-1.

"E" Division

Robb Beeson	Off Constantly	Off Part I - These four guys put up…
Tom Kubel	Off Constantly	Off Part II - …about the most impressive…
Jonathan Lane	Board 2 Death	Just all-around solid for runner-up team.
Carl Lee	DIVE Bombers	Four 10-win sets for barely 0.500 team.
Vicente Martinez	Damn Yankees!	28-0 in singles? 22-6 in doubles? Whoa…
Zak Mayhew	Off Constantly	Off Part III - …set of 4 records on one…
Mike Roberts	Off Constantly	Off Part IV - …team that I've ever seen.
Alex Sarantos	Damn Yankees!	Would shine if Martinez wasn't around.

"F" Division

Travis Ackerman	Bull Frogz	Won 12 / 11 / 10 / 9 games in the four sets.
Sean Ackley	Designated Divers	Led team in three sets and both ASP stats.
Dan Clark	Overtime Outlaws	Isn't this guy supposed to be in A div.? :o)
Joshua Claypool	Bull Frogz	1 of only 4 guys in RDL w/ 3 11-win sets.
Scott Fuhrman	Overtime Outlaws	Sort of a part-timer, great when he's there.
Mike Reynolds	The Bogarts	Team flopped the week he was on vacation.
Brian Smith	The Bogarts	Provided great second fiddle to Reynolds.
Tony Williamson	Overtime Outlaws	19-2 in cricket sets, also decent in '01 sets.

"G" Division

Jeff Austin	Death Throw	Best bet as a Death Throw executioner.
Dean Cusher	The Redneckers	Here's a pick based on SCkt and 501 only.
Neal Hogan	Death Throw	Not the most special '01, but good cricket.
Nathan Knuffmar	Dartastrophy	Holy crap! 16-0 doubles? Who does that?!
Eric McCartney	Menace To Sobriety	FNG still the most menacing on Menace.
Shane Murray	The Redneckers	Finally played like I often wrote he would.
Wayne Sexton	Capital Punishment	All kinds of consistent for #2 G div. team.
Nate Wade	Coral Reefers	This guy has been winning since… ever.

"H" Division

Fulton Crowley	Where's the Bullsey	Very key to his team (when he's not capt...).
Sebastian Greene	Ale-ing Archers	Got more than half his team's DCkt wins.
Mike Guarneri	One Markers	Nobody in RDL more above team average.
Tony Polston	Who Darted?	Not really sure why he sits out 501 a lot…
Mark Powell	Any Given Wed.	No more than 3 losses in any of last 3 sets.
Bob Rube	Any Given Wed.	Superb singles record for H Mug winners.
Jeff Taylor	Money Shot	Wow, now that is set-to-set production.
Dan Titsworth	Money Shot	Even better than last season's showing.

QUICK STAT TIDBITS

-The **Quadruple Double Award** winners (double-digit wins in all 4 sections): For the record, divisions A/D/G/H were at a distinct disadvantage here, as they only face 12-match schedules. Still, plenty of big success leaguewide. The big hammer this season? **Tom Kubel** of E division's Off Constantly, whose *lowest*-winning set was 11-3. That's right, 11+ wins in all four sets! Holy cow! Three others in RDL this season join the club, all also from E division! - Kubel's team-mate **Robb Beeson**, **Vicente Martinez** of Damn Yankees!, and **Carl Lee** of DIVE Bombers. In addition, we have seven honorable mentions, who had either four 9-win sets or three 11-win sets: *Mike Seward* of Bullz Brothers, *Tim McNamara* of Random Precision, *Jim Dzengeleski* of Dynamic Darts, *Joshua Claypool* and *Travis Ackerman* of Bull Frogz, *Dan Clark* of Overtime Outlaws, and *Shane Murray* of The Redneckers.

-**IronMan/Woman Award**: Again, with two fewer matches, players in divisions A/D/G/H just weren't winning this one… Who did win? Two teammates that almost certainly enjoy their dart night more than you do: **Bill Chaney** and **Keith 'Daddieo" Moats** of Rebels Without A Cause (or enough teammates) with 65 games each! Honorable mentions as division leaders: *Kevin Coyne* and *Dave Buckman* of Cheap Darts in A with 54; *Metin Balikcioglu* of Team America in C with 60; *Nicole Hatch* and *Andre Reaume* of Tailgaters in D with 52; *Ronnie Knott* of Board 2 Death in E with 59; *Brian Smith* of The Bogarts in F with 57; *Van Smith* of Coral Reefers in G with 52; and *Kristen Immen* of There's/Bullseye in H with 53.

-The **Team Attendance Award** winners: Up to 11 teams this season actually made a decent run at joining the old days where a team would play the same 6 players players every set all season. This season's top three consistency squads are: **Rebels Without A Cause** and **Swine Crew** in B div., and **Bullz Brothers** in A div.

MY PRESEASON, WEEKLY, & TOURNEY PREDICTION RESULTS

Despite the fact that D, G, and H divisions produced only one non-div.-winning team with a record better than 7-5, I didn't have too bad of a season pick-wise.

In my preseason picks (which are clearly the most difficult set), I was awesome. I named 5 of the 8 division winners, simply mixed the top two teams in H division, picked the D winner to finish 3rd, and had only one bad division winner pick (clearly having way more faith in the Coral Reefers than was warranted). I had all of A division exactly right from top to bottom; I hit just about all of B division (I mixed up the #2 and #3 teams); in C division I had most of it with the exception of too much faith in Dynamic; I didn't have the Brawlers higher than 3rd and didn't see Just the Tip coming in D division; E division was so dead on that I even called the B2D-Yoicks race for 2nd to the end; F division went exactly like I said other than not giving the Irish quite enough credit; G division was… a bit of a mess… *really* didn't too well here at all; and H was exactly what I said it would be except for having #1 and #2 inverted. All in all, you guys were pretty transparent.

My weekly prediction results you can peruse pick-for-pick on the other side of this sheet of paper. I got over 73% correct again, and only hit less than 66% in D division, the one division that had a team with which I was sub-0.500 for the season (One-Armed Bandits, at 4-8, after an 0-5 start).

Last but not least were my tournament predictions… And this time I was over 0.500 in every division except H (where I went 3-3). I even had a winning record in G, where my winner pick lost in the first round!! All in all, I predicted 5 of the 8 tournament winners, and 2 more of my picks lost in the finals. We lost two matches to forfeit in the first round, but I went 19-7 in the others, then 12-4 in the semifinals (despite picking all later rounds before the tournaments began), then 5-3 in the finals, for a final record of 36-14. 72%... sounds about right…

JK'S TEAM-BY-TEAM, WEEK-BY-WEEK MATCH PREDICTION RESULTS

(I introduced this page nine seasons ago, and it has become almost expected as a newsletter staple. Feast your eyes on the success...)

For several years, many of you have taken no greater pleasure in your weekly darting endeavors than to call the RDL VoiceMail and point out to me just how wrong I was in my prediction of your match result. On a related note, I have noticed that many of you seem to have relatively selective memories saving only the weeks when I was wrong. Further, many others of you regularly embellish your statistics of how often you fool me. It's not so easy to get away with those rambles anymore, however, as you can see below. Each W is a week when I picked your match correctly, and each L is one I picked incorrectly. Division totals are to the right of the team totals, weekly totals are at the bottom, and in the space between the 14 weeks and the team totals, the five 'o' symbols indicate the teams for which I was only 0.500, and the one 'x' symbol indicates the lone team that fooled me more often than not. **[Dangit! For 4 of the 5 teams for which I was only 0.500, I only fell to that level because I got their last match wrong. Still, not bad, considering I was 61+% in every div., including the mess known as D.]**

	wk1	wk2	wk3	wk4	wk5	wk6	wk7	wk8	wk9	wk10	wk11	wk12	wk13	wk14		Right	Wrong	**Overall**
A1/ Element X	W	W	W	-	W	W	W	W	W	W	-	W	L	W		11	1	73.15%
A2/ The Shadows	-	W	W	W	W	W	W	-	W	W	W	W	L	W		11	1	286 105
A3/ Bullz Brothers	W	-	L	W	W	W	W	W	-	W	W	W	W	W		11	1	
A4/ Lunatic Fringe	W	W	L	W	-	W	W	W	W	W	W	-	W	W		11	1	
A5/ Projectile Dysfunction	W	W	W	W	W	W	-	W	W	W	L	W	W	-		11	1	**A Division**
A6/ Nine Lives	W	W	W	W	W	-	W	W	W	W	W	W	-	W		12	0	92.86%
A7/ Cheap Darts	W	W	-	W	W	W	W	W	W	-	L	W	W	W		11	1	39 3
B1/ Rebels Without A Caus	W	W	W	L	L	L	W	W	W	L	W	L	W	W		9	5	
B2/ Random Precision	W	W	W	L	W	W	W	W	W	W	W	W	W	W		13	1	
B3/ Dogs of War	W	W	W	L	L	L	L	W	W	W	W	L	L	L	o	7	7	
B4/ Swine Crew	W	W	W	L	W	L	L	W	W	W	W	W	W	L		10	4	
B5/ Shut Up and Shoot	W	L	W	L	W	L	W	W	L	W	W	W	L	W		9	5	
B6/ Bag O' Nutz	W	L	W	L	W	W	W	W	L	L	W	W	W	W		10	4	**B Division**
B7/ The Aristocrats	W	W	W	L	L	W	W	W	W	W	W	W	W	W		12	2	73.21%
B8/ The Locals	W	W	W	L	L	W	W	W	W	W	W	W	W	W		12	2	41 15
C1/ Travelin' Beer Bellies	W	L	L	W	W	L	W	W	W	W	L	L	W	W		9	5	
C2/ Starving Dartists	W	L	L	L	W	L	W	W	W	W	L	W	W	W		9	5	
C3/ BullsHitters	W	W	W	W	W	W	W	W	L	W	L	L	W	W		11	3	
C4/ No ID	W	W	L	L	W	L	L	W	W	W	L	L	W	L	o	7	7	
C5/ Team America	W	L	L	L	W	W	W	L	W	W	W	W	W	L		9	5	
C6/ Excalibur	W	W	W	W	W	L	W	W	L	W	L	L	W	L		9	5	**C Division**
C7/ Rif Raf	W	W	W	W	W	W	W	L	W	W	L	L	W	W		11	3	66.07%
C8/ Dynamic Darts	W	L	W	L	W	W	L	W	W	W	W	L	W	L		9	5	37 19
D1/ Hostile Amish	L	L	L	W	W	L	-	W	L	W	W	W	L	-	o	6	6	
D2/ Just the Tip	-	L	L	W	L	W	L	-	L	W	W	W	W	W		7	5	
D3/ One-Armed Bandits	L	L	L	L	-	L	W	W	L	W	W	-	L	L	x	4	8	
D4/ Boondock Saints	W	L	W	L	W	-	L	L	L	W	W	W	-	W		7	5	
D5/ Tres Equis XXX	W	-	L	W	W	W	W	L	-	W	W	W	W	W		10	2	**D Division**
D6/ Bennington Brawlers	L	L	-	W	W	W	W	W	W	-	W	W	W	W		10	2	61.90%
D7/ Tailgaters	L	L	W	-	L	W	W	W	W	W	-	W	W	L		8	4	26 16
E1/ Grateful Darts	W	W	L	W	W	W	L	W	W	L	W	W	W	L		10	4	
E2/ Cleveland Drifters	W	W	L	W	W	W	L	W	W	L	W	W	L	W		10	4	
E3/ Yoicks and Away!!	W	L	W	W	W	W	W	L	W	W	W	W	W	L		11	3	
E4/ Off Constantly	W	W	W	W	W	W	W	W	W	W	W	W	L	W		13	1	
E5/ Lil Pickled	W	W	L	W	L	L	L	L	W	W	W	L	W	L	o	7	7	
E6/ Board 2 Death	W	W	W	W	W	L	W	W	L	W	W	W	W	L		11	3	**E Division**
E7/ Damn Yankees!!	W	W	W	W	L	W	W	W	L	W	W	L	W	W		11	3	75.00%
E8/ DIVE Bombers	W	L	L	W	W	W	L	W	W	W	W	W	W	W		11	3	42 14
F1/ Wire We Here	L	W	L	L	W	W	W	W	W	W	W	W	W	L		10	4	
F2/ Sharkshooters	W	L	L	W	W	W	W	W	W	W	W	W	W	W		12	2	
F3/ The Bogarts	L	W	L	L	W	W	W	L	W	L	W	W	W	W		9	5	
F4/ Bull Frogz	W	L	L	L	W	W	W	W	W	W	W	L	W	W		10	4	
F5/ Irish We Were Drunk	L	W	W	W	W	W	W	L	W	W	W	L	L	L		9	5	
F6/ Overtime Outlaws	W	W	L	L	W	W	W	W	W	L	W	W	W	W		11	3	**F Division**
F7/ Designated Divers	L	W	L	L	W	W	W	W	W	W	W	W	W	W		11	3	75.00%
F8/ Wake Forest One	W	W	W	L	W	W	W	W	W	W	W	W	L	W		12	2	42 14
G1/ Dartastrophy	L	-	W	W	W	W	L	W	-	W	W	W	fft	W		9	2	
G2/ Fat Daddy's Darts	-	W	W	W	W	L	W	-	W	W	W	W	W	W		11	1	
G3/ Menace 2 Sobriety	L	W	W	W	-	L	L	L	L	W	W	-	W	W		7	5	
G4/ Coral Reefers	L	W	W	W	L	W	-	W	W	W	W	L	W	-		9	3	
G5/ Capital Punishment	W	W	W	L	L	-	W	L	L	W	W	L	-	W		7	5	**G Division**
G6/ The Redneckers	W	W	W	-	W	W	L	L	W	W	-	W	fft	W		9	2	73.17%
G7/ Death Throw	L	W	-	L	W	W	L	L	W	-	W	W	W	W		8	4	30 11
H1/ Any Given Wednesday	W	L	W	W	W	-	W	W	W	W	L	W	-	W		10	2	
H2/ Money Shot	W	W	W	-	W	W	W	W	W	W	-	W	W	W		12	0	
H3/ One Markers	-	L	L	L	W	L	L	-	W	W	W	W	W	W		7	5	
H4/ Where's the Bullseye	L	W	W	L	W	W	-	L	L	W	W	W	W	-		8	4	
H5/ Who Darted?	W	-	L	W	W	L	W	W	-	W	L	W	L	L		7	5	**H Division**
H6/ There's the Bullseye	L	W	-	W	W	L	L	L	W	-	L	W	L	W	o	6	6	69.05%
H7/ Ale-ing Archers	W	W	W	W	-	L	W	W	L	W	L	-	W	L		8	4	29 13
Right:	21	19	17	16	23	19	20	21	21	25	22	21	21	20				
Wrong:	7	9	11	12	5	9	8	7	7	3	6	7	6	8				
forfeited:	-	-	-	-	-	-	-	-	-	-	-	-	1	-				

RDL - Spring, 2008	Week 1			Week 2			Week 3			Week 4			Week 5			Week 6			Week 7			Week 8			Week 9			Week 10			Week 11			Week 12			Week 13			Week 14			Forfeits
	vs.	W/L	Pts.	vs.	W/L	Pts.	vs.	W/L	Pts.	vs.	W/L	Pts.	vs.	W/L	Pts.	vs.	W/L	Pts.	vs.	W/L	Pts.	vs.	W/L	Pts.	vs.	W/L	Pts.	vs.	W/L	Pts.	vs.	W/L	Pts.	vs.	W/L	Pts.	vs.	W/L	Pts.	vs.	W/L	Pts.	
A1/ Element X	a7	W	19	a4	W	14	A6	W	24	Bye	-	-	a5	W	22	A2	W	17	A3	W	16	A7	W	20	A4	W	15	a6	W	24	Bye	-	-	A5	W	15	a2	L	11	a3	W	16	
A2/ The Shadows	Bye	-	-	A7	W	21	a5	W	19	A3	W	16	a6	W	19	a1	L	7	A4	W	14	Bye	-	-	a7	W	19	A5	W	17	a3	W	13	A6	W	20	A1	W	13	a4	W	18	
A3/ Bullz Brothers	A6	W	19	Bye	-	-	A4	L	11	a2	L	8	A7	W	22	A5	W	16	a1	L	8	a6	W	17	Bye	-	-	a4	W	17	A2	L	11	a7	W	21	a5	W	17	A1	L	8	
A4/ Lunatic Fringe	a5	W	17	A1	L	10	a3	W	13	A6	W	18	Bye	-	-	A7	W	13	a2	L	10	A5	W	15	a1	L	9	A3	L	7	a6	W	20	Bye	-	-	a7	W	9	A2	L	6	
A5/ Projectile Dysfunction	A4	L	4	a6	W	15	A2	L	5	a7	W	18	A1	L	2	a3	L	8	Bye	-	-	a4	L	8	A6	W	13	a2	L	7	A7	L	8	a1	L	6	A3	L	7	Bye	-	-	
A6/ Nine Lives	a3	L	5	A5	L	9	a1	L	0	a4	L	6	A2	L	5	Bye	-	-	a7	W	17	A3	L	7	a5	L	11	A1	L	0	A4	L	4	a2	L	4	Bye	-	-	A7	W	16	
A7/ Cheap Darts	A1	L	1	a2	L	3	Bye	-	-	A5	L	4	a3	L	1	a4	L	7	A6	L	6	a1	L	4	A2	L	5	Bye	-	-	a5	W	12	A3	L	3	A4	L	7	a6	L	6	
B1/ Rebels Without A Cause	B2	L	7	b8	L	10	B6	L	12	b5	W	14	b3	L	12	B4	W	15	B7	L	7	b2	L	9	B8	L	8	b6	L	6	B5	W	15	B3	L	8	b4	L	11	b7	L	8	
B2/ Random Precision	b1	W	17	B3	W	18	b4	W	12	B7	L	12	B5	W	21	b8	W	14	B6	W	15	B1	W	15	b3	W	18	B4	W	18	b7	W	13	b5	W	16	B8	W	16	b6	W	17	
B3/ Dogs of War	B7	L	11	b2	L	6	B8	L	10	b6	W	14	B1	W	12	B5	L	10	b4	W	13	b7	L	5	B2	L	6	b8	L	9	B6	L	8	b1	W	15	b5	L	10	B4	W	12	
B4/ Swine Crew	B5	W	13	b7	L	11	B2	L	12	b8	W	13	b6	W	13	b1	L	9	B3	L	11	b5	W	17	B7	L	7	b2	L	6	B8	L	10	B6	W	16	B1	W	13	b3	L	12	
B5/ Shut Up and Shoot	b4	L	11	b6	L	12	B7	L	12	B1	L	8	b2	L	3	b3	W	14	B8	L	8	B4	L	7	B6	W	14	b7	L	10	b1	L	8	B2	L	8	B3	W	14	b8	L	11	
B6/ Bag O' Nutz	B8	L	6	B5	W	12	b1	W	12	B3	L	10	B4	L	11	b7	L	4	b2	L	9	b8	L	11	b5	L	10	B1	W	17	b3	W	16	b4	L	8	B7	L	10	B2	L	7	
B7/ The Aristocrats	b3	W	13	B4	W	13	b5	W	12	b2	W	12	B8	W	13	B6	W	19	b1	W	17	B3	W	17	b4	W	17	B5	W	14	B2	L	11	b8	W	12	b6	W	14	B1	W	14	
B8/ The Locals	b6	W	18	B1	W	14	b3	W	14	B4	L	11	b7	L	11	B2	L	10	b5	W	16	B6	W	13	b1	W	16	B3	W	15	b4	W	14	B7	L	12	b2	L	8	B5	W	13	
C1/ Travelin' Beer Bellies	c8	W	13	C5	L	9	C2	W	13	c6	W	17	C7	L	8	C4	W	18	c3	L	9	C8	W	12	c5	W	15	c2	W	12	C6	L	11	c7	W	13	c4	W	17	C3	L	7	
C2/ Starving Dartists	c3	W	12	C8	W	17	c1	L	10	C4	L	9	C5	W	18	C6	L	11	c7	L	8	C3	L	5	c8	L	6	C1	L	12	c4	W	13	c5	W	12	c6	W	14	C7	L	9	
C3/ BullsHitters	C2	L	12	c6	W	20	c8	W	18	C7	W	14	c4	W	17	C5	W	17	C1	W	15	c2	W	19	C6	L	11	C8	W	16	c7	L	11	C4	L	10	c5	W	17	c1	W	17	
C4/ No ID	C6	W	14	c7	L	9	C5	W	13	c2	W	15	C3	L	7	c1	L	6	c8	W	14	c6	W	21	C7	L	12	c5	W	12	C2	L	11	c3	W	14	C1	L	7	C8	L	9	
C5/ Team America	C7	L	8	c1	W	15	c4	L	11	C8	L	6	c2	L	5	c3	L	7	C6	L	11	c7	W	15	C1	L	9	C4	L	11	c8	L	9	C2	L	8	C3	L	4	c6	W	15	
C6/ Excalibur	c4	L	10	C3	L	3	c7	L	9	C1	L	7	c8	L	10	c2	W	13	c5	W	13	C4	L	3	c3	W	13	C7	L	11	c1	W	13	C8	W	13	C2	L	10	C5	L	9	
C7/ Rif Raf	c5	W	16	C4	W	15	C6	W	15	c3	L	10	c1	W	16	C8	W	14	C2	W	16	C5	L	9	c4	W	12	c6	W	11	C3	W	12	C1	L	11	c8	W	14	c2	W	15	
C8/ Dynamic Darts	C1	L	11	c2	L	7	C3	L	6	c5	W	18	C6	W	14	c7	L	10	C4	L	10	c1	L	12	C2	W	18	c3	L	8	C5	W	14	c6	L	6	C7	L	10	c4	W	13	
D1/ Hostile Amish	D7	W	13	d4	L	10	D2	W	13	d6	L	7	d5	W	13	D3	W	14	Bye	-	-	d7	L	6	D4	L	9	d2	L	9	D6	L	8	D5	L	11	d3	W	14	Bye	-	-	
D2/ Just the Tip	Bye	-	-	D3	W	15	d1	L	11	D5	W	15	d7	L	10	d6	L	10	D4	W	18	Bye	-	-	d3	L	10	D1	W	15	d5	W	15	D7	W	12	D6	L	6	d4	W	16	
D3/ One-Armed Bandits	D6	L	12	d2	L	8	d5	W	13	D4	W	13	Bye	-	-	d1	L	10	d7	L	11	d6	L	9	D2	W	14	D5	W	13	d4	W	13	Bye	-	-	D1	L	8	D7	W	13	
D4/ Boondock Saints	D5	W	14	D1	W	14	d7	W	13	d3	L	8	D6	L	10	Bye	-	-	d2	L	6	d5	L	5	d1	W	15	D7	L	9	D3	L	11	d6	L	5	Bye	-	-	D2	L	8	
D5/ Tres Equis XXX	d4	L	10	Bye	-	-	D3	L	11	d2	L	9	D1	L	11	D7	L	10	d6	L	9	D4	W	18	Bye	-	-	d3	L	11	D2	L	9	d1	W	13	d7	L	10	D6	L	9	
D6/ Bennington Brawlers	d3	W	12	D7	W	13	Bye	-	-	D1	W	17	d4	W	14	D2	W	14	D5	W	15	D3	W	15	d7	W	16	Bye	-	-	d1	W	16	D4	W	19	d2	W	18	d5	W	13	
D7/ Tailgaters	d1	L	11	d6	L	11	D4	L	11	Bye	-	-	D2	W	12	d5	W	14	D3	W	13	D1	W	18	D6	L	8	d4	W	9	Bye	-	-	d2	L	10	D5	W	14	d3	L	11	
E1/ Grateful Darts	E6	L	9	e4	L	4	e2	L	11	E3	L	9	e8	L	7	E7	L	6	E5	W	14	e6	L	10	E4	L	2	E2	L	3	e3	L	5	E8	L	6	e7	L	10	e5	W	13	
E2/ Cleveland Drifters	E4	L	5	e5	L	6	E1	W	13	e7	L	5	E6	L	9	e3	L	11	E8	W	13	e4	L	6	E5	L	9	e1	W	20	E7	L	4	e6	L	12	E3	L	8	e8	L	4	
E3/ Yoicks and Away!!	E5	W	13	e8	L	12	E7	W	13	e1	W	15	e4	L	9	E2	W	13	E6	L	11	e5	W	12	E8	W	14	e7	W	14	E1	W	18	E4	L	11	e2	W	16	e6	L	5	
E4/ Off Constantly	e2	W	19	E1	W	20	e6	W	13	e5	W	17	E3	W	15	E8	W	17	e7	W	15	E2	W	18	e1	W	22	E6	W	12	E5	W	20	e3	W	13	e8	L	9	E7	W	15	
E5/ Lil Pickled	e3	L	11	E2	W	18	e8	L	10	E4	L	7	E7	W	14	e6	W	14	e1	L	10	E3	L	12	e2	W	15	E8	L	4	e4	L	4	e7	W	11	E6	L	11	E1	L	8	
E6/ Board 2 Death	e1	W	15	e7	W	12	E4	L	11	E8	W	16	e2	W	15	E5	L	10	e3	W	13	E1	W	14	E7	W	14	e4	L	12	e8	W	15	E2	W	12	e5	W	13	E3	W	19	
E7/ Damn Yankees!	E8	W	13	E6	L	12	e3	L	11	E2	W	19	e5	L	10	e1	W	17	E4	L	9	e8	W	17	e6	L	10	E3	L	9	e2	W	20	E5	L	10	E1	W	14	e4	L	9	
E8/ DIVE Bombers	e7	L	11	E3	W	12	E5	W	14	e6	L	8	E1	W	13	e4	L	7	e2	L	11	E7	L	7	e3	L	10	e5	W	16	E6	L	8	e1	W	18	E4	W	15	E2	W	20	
F1/ Wire We Here	f7	L	10	f8	W	16	F4	L	7	F6	W	13	F2	W	17	f3	L	11	f5	L	11	F7	W	15	F8	W	16	f4	W	15	f6	L	8	f2	W	13	F3	W	15	F5	L	12	
F2/ Sharkshooters	F8	W	16	f4	W	14	F7	L	3	F5	L	9	f1	L	7	f6	L	4	F3	L	10	f8	W	16	F4	L	9	f7	L	3	f5	L	11	F1	L	10	F6	L	6	f3	L	7	
F3/ The Bogarts	F5	L	12	F7	W	16	f6	W	16	f4	W	14	f8	W	13	F1	W	13	f2	W	14	f5	L	11	f7	W	15	F6	W	14	F4	L	6	F8	W	16	f1	L	9	F2	W	17	
F4/ Bull Frogz	F6	L	9	F2	L	10	f1	W	17	F3	L	10	f5	L	10	F8	W	20	f7	W	18	f6	L	9	f2	W	15	F1	L	9	f3	W	18	F5	W	15	f8	W	15	F7	W	17	
F5/ Irish We Were Drunk	f3	W	12	F6	L	9	F8	W	18	f2	W	15	F4	W	14	f7	W	15	F1	W	13	F3	W	13	f6	L	11	f8	W	15	F2	W	13	f4	L	9	F7	L	10	f1	W	12	
F6/ Overtime Outlaws	f4	W	15	f5	W	15	F3	L	8	f1	L	11	F7	W	16	F2	W	20	f8	W	21	F4	W	15	F5	W	13	f3	L	10	F1	W	16	f7	W	23	f2	W	18	F8	W	15	
F7/ Designated Divers	F1	W	14	f3	L	8	f2	W	21	F8	L	9	f6	L	8	F5	L	9	F4	L	6	f1	L	9	F3	L	7	F2	W	21	f8	W	16	F6	L	1	f5	W	14	f4	L	7	
F8/ Wake Forest One	f2	L	8	F1	L	8	f5	L	6	f7	W	15	F3	L	11	f4	L	4	F6	L	3	F2	L	8	f1	L	8	F5	L	9	F7	L	8	f3	L	8	F4	L	9	f6	L	9	
G1/ Dartastrophy	G4	W	17	Bye	-	-	g5	W	16	G2	W	17	g7	W	11	G6	L	11	g3	L	7	g4	W	15	Bye	-	-	G5	L	3	g2	W	14	G7	L	11	g6	*L*	*0*	G3	L	9	1
G2/ Fat Daddy's Darts	Bye	-	-	G7	L	6	g4	L	5	g1	L	7	g6	L	5	G3	L	7	G5	L	2	Bye	-	-	g7	L	11	G4	L	7	G1	L	7	G6	L	6	g3	L	4	g5	L	4	
G3/ Menace 2 Sobriety	g7	L	10	g5	L	9	G6	L	5	G4	L	9	Bye	-	-	g2	W	17	G1	W	17	G7	W	16	G5	W	16	g6	L	12	g4	W	14	Bye	-	-	G2	W	20	g1	W	15	
G4/ Coral Reefers	g1	L	7	G6	L	10	G2	W	14	g3	W	15	g5	L	7	G7	L	9	Bye	-	-	G1	L	9	g6	L	8	g2	W	13	G3	L	10	G5	W	15	g7	L	9	Bye	-	-	
G5/ Capital Punishment	g6	L	11	G3	W	15	G1	L	8	g7	W	13	G4	W	17	Bye	-	-	g2	W	19	G6	W	13	g3	L	8	g1	W	18	G7	W	16	g4	L	9	Bye	-	-	G2	W	20	
G6/ The Redneckers	G5	W	13	g4	W	14	g3	W	19	Bye	-	-	G2	W	19	g1	W	13	G7	L	11	g5	L	11	G4	W	14	G3	W	12	Bye	-	-	g2	W	18	G1	*W*	*16*	g7	W	16	
G7/ Death Throw	G3	W	14	g2	W	18	Bye	-	-	G5	L	11	G1	L	11	g4	W	15	g6	W	13	g3	L	8	G2	W	13	Bye	-	-	g5	L	8	g1	W	13	G4	W	12	G6	L	8	
H1/ Any Given Wednesday	H7	W	13	h3	L	11	H4	W	16	h5	L	11	H6	L	12	Bye	-	-	h2	L	10	h7	W	17	H3	W	16	h4	W	12	H5	W	15	h6	W	16	Bye	-	-	H2	L	9	
H2/ Money Shot	H5	W	16	H6	W	15	h7	W	16	Bye	-	-	H3	W	19	h4	W	17	H1	W	14	h5	W	15	h6	W	15	H7	W	13	Bye	-	-	h3	W	15	H4	W	14	h1	W	15	
H3/ One Markers	Bye	-	-	H1	W	13	h5	L	6	H4	L	6	h2	L	5	H7	W	15	h6	W	14	Bye	-	-	h1	L	8	H5	L	4	h4	L	9	H2	L	9	h7	L	6	H6	W	15	
H4/ Where's the Bullseye	h6	W	11	H7	L	10	h1	L	8	h3	W	18	H5	L	10	H2	L	7	Bye	-	-	H6	W	13	h7	L	7	H1	L	12	H3	W	15	h5	L	12	h2	L	10	Bye	-	-	
H5/ Who Darted?	h2	L	8	Bye	-	-	H3	W	18	H1	W	13	h4	W	14	H6	W	14	h7	W	16	H2	L	9	Bye	-	-	h3	W	20	h1	L	9	H4	W	12	h6	L	11	H7	L	7	
H6/ There's the Bullseye	H4	L	11	h2	L	9	Bye	-	-	H7	W	18	h1	W	12	h5	L	10	H3	L	10	h4	L	11	H2	L	9	Bye	-	-	h7	L	5	H1	L	8	H5	W	13	h3	L	9	
H7/ Ale-ing Archers	h1	L	11	h4	W	14	H2	L	8	h6	L	6	Bye	-	-	h3	L	9	H5	L	8	H1	L	7	H4	W	17	h2	L	11	H6	W	18	Bye	-	-	H3	W	15	h5	W	17	

VOLUNTEERS NEEDED!!!

The Raleigh Dart League in conjunction with the Carolina Dart Association is proud to announce that we will be hosting the 2008 NC State Dart Tournament. The Tournament will be held October 3-5, 2008 at the VFW Hall on Reedy Creek Dr, Cary (Site of many RDL banquets). This is the first time the State Dart Tournament has been hosted in the Raleigh area in over 10 years. We want to make sure that we will be selected again in the future. In order to do this, we need volunteers and lots of them. We need volunteers in the following areas: setup/teardown, registration, graphics design, fundraising, sponsorship and printing. If you are interested in assisting with the preparation for the state tournament, please send an email to tournament@raleighdartleague.org.

SPONSORSHIP AND FUNDRAISING ASSISTANCE NEEDED!!!

The Raleigh Dart League is seeking sponsorships of the boards at this year's NC State Dart Tournament. Any players who run their own businesses and would like to purchase a board sponsorship can do so for the low price of $25 – normally $40. This offer is also extended to bars that sponsor RDL teams. We are also looking for Gift Certificates and door prizes to help raise funds to offset costs of running the tournament. Examples of gifts would be gift certificates, shirts, hats, gift packs, beer steins, etc. If you have some- thing that you would like to donate or would like to sponsor a board, please contact the Tourn. Director at tournament@raleighdartleague.org as soon as possible.

FALL 2008 RDL SEASON INFORMATION

These dates (or at least some of them) are on page 8, as well as on pages 1 and 36, but I am putting them in many locations because they might be the most important thing for you in this newsletter.

Wednesday, July 23rd - Fall season registration, High Park
Monday, July 28th - Preseason RDL Board meeting, site TBD
Wed., Aug. 6th - Preseason capts.' mtg./packet pickup, High Park
Wednesday, August 13th - Start of Fall season match play
Monday, Sept. 15th - Fifth week captains' meeting, High Park (maybe we'll all be good, and we can cancel this meeting again…)
Wed., Nov. 19, Dec. 3/10 - Fall season divisional tournaments
Saturday, December 13th - Fall season banquet, site TBD

THIS SEASON'S TRIVIA QUESTIONS… REVISITED

I now run this column during seasons in which I've included trivia questions all season. Each question is listed exactly as it was during the season, so there is potential for a question to now be out of date, but it's usually not too much of a problem. Each question is listed under the week number when it ran, and the answers follow the questions. No peeking…

[We didn't start up the trivia questions until almost midseason this time around. Maybe we'll start earlier next season…]

Week 7 question(s): The Aristocrats are now on a 23-match win win streak. How many of the other five remaining undefeated teams have win streaks extending back to before this season? Whose is the longest streak in that group?

Week 8 question(s): (this one by request from one of our teams at the end of last season) How many teams in the past 12 years (the amount of time for which I have complete records) have started the season 0-3 and still won their regular season division title? Who are they?

Week 9 question(s): Presently, the High Out in D div. is a whopping 73. Six more weeks, and that could be a plaque. We've only had divisional High Outs a few seasons now, but… What is the lowest High Out award given in the last 12 years?

Week 10 question(s): Which division has had the "bye" the most times in the past 25 seasons (counting this one)? How many?

Week 11 question(s): What is the highest number of undefeated teams (season + tournament) RDL has had in one season in the past 12 years (the amount of time for which I have complete records)? How many seasons with 0 undefeated teams?

Week 12 question(s): What is the highest number of winless teams (season + tournament) RDL has had in one season in the past 12 years (the amount of time for which I have complete records? How many seasons with 0 winless teams?

Week 7 answer(s): 3. The Element won their final five matches last season, and the Brawlers and Redneckers each won their final three matches last season. Neither Off Constantly nor Money Shot ended last season with a Mug, so their win streaks started this spring (note: the Redneckers' streak ended the week this question was asked). [Note added for banquet edition of the Tons: Only Money Shot and the Bennington Brawlers managed to roll those win streaks all the way into the tournaments.]

Week 8 answer(s): Very conveniently… 1. It was, of course, the team that requested the question. A few others started 1-2 and came back for title gold, but only one team has gone from 0-3 to a division title: the Fall '07 fan favorite… The Redneckers!!

Week 9 answer(s): 80, last season, in G division, by Adam Bennett of Overtime Outlaws. Three other divisional high out awards over the past two seasons were also two-dart possibles: Fa07 - 85 - Rob Knight of Tres Equis XXX in D division; Sp07 - 98 - Tim Caldwell of Dogs of War in B division; Fa07 - 100 - Sebastian Greene of One Markers in H division. The lowest "leaguewide" high out awards were at Ton-26, in the Spring, 2000 season, won by Lee Scott (Industrial Strength) & George Sutphen (Horsemen). [Note added for banquet edition of the Tons: Just a couple weeks after this question ran, the High Outs in many of the divisions started jumping almost weekly. In the end, all eight divisions had High Outs of 106 or more.]

Week 10 answer(s): Despite complaints from pretty much every division whenever they get the bye (along the lines of "aw, man, our division always gets the bye"), it's pretty clear that isn't true. In the past 25 seasons, B and D divisions lead the way with the bye 13 times (four times no division had a bye). But right behind B and D are E division (12), A division (11), C and G divisions (10 each), and H division (2 times, out of the only 2 times we've had an H division). Not getting their share of the off-weeks at all, however, is F div., which has had the bye only 6 times in the past 12½ years. It appears F-leaguers get more darts for their money…

Week 11 answer(s): 3 (out of 7 divisions that season), in the Fall, 1996 season (A-Lunatic Fringe, B-Top Dead Center, C-The Dart Party). Overall, there have been 20 undefeated teams during the past 24 seasons, with 9 of those seasons going without even a single perfect record. Also, all 7 divisions (we just added H last season) have had at least one undefeated team in that time, and no division has had more than five during that 24-season span. [Note added for banquet edition of the Tons: We nearly had our 21st undefeated team in the last 25 seasons this spring (until the D division final), and almost also had the RDL's first ever undefeated H division team.]

Week 12 answer(s): 5!! In the Fall, 2003 season, teams in A, D, E, F, and G divisions all went winless. Amazingly, there have only been a total of 12 other winless teams in the other 23 most recent seasons, with no more than 1(!) in any one season. Even more amazingly, there was a SIXTH team in the Fa03 season that went through the regular season winless, but they actually pulled out TWO tournament wins and lost in the Mug final in C division (Dogs of War III). And for those keeping track at home, the per division totals of winless teams in the last 12 years: A=8, B=0!, C=4, D=1, E=1, F=2, G=1, H=0 (only one prior season with H). [Note added for banquet edition of the Tons: add 1 more on to the G division totals for this season…]

QUOTES FROM YOU, THE RDL'S WEEKLY WARRIORS

It just seemed like we had more news, more teams, more stats, more everything, this season. Which left less room for the sillier stuff in the weekly issues of the Tons of Newsletter such as the weekly quotes column. I didn't just toss the quotes though… No, instead I saved the ones for which I didn't have room and compiled them all right here. Enjoy. Some of you are nuts…

Quote #1 - week 8 - from William McEwen of Tres Equis XXX: "Jason Kilts… William McEwen… Tres E-Quess! I got so tired of your 13-11 predictions that we decided to smash you in the stat column where it hurts. There ya go. I think it was like 18-5, but don't quote me on that. And you can predict us to win next week too, because we've got a bye! G'bye!" [Wow, is this what it's come to for the guys of Tres Equis? They have to talk smack to me and my predictions on the week before they have a 'bye'? And just for the record, I hit all five results for XXX after their bye (1 win, 4 losses) to finish 10-2 on my predictions of their matches. - JK]

Quote #2 - week 8 - from Dave Johnson of Menace 2 Sobriety: "Menace, 16-8. And if I wasn't mistaken, I'd say three in a row is a streak. So, we're hoping to keep that going. Go Menace!" [At the time it sounded sort of like some toss-away comment, as the Menace had simply climbed to 3-4 so far. But they kept on going, winning 4 of their last 5 after this, nearly claiming 2nd place, and playing so well that I picked them to win the G tournament out of the #3 slot. After which they promptly tanked to a shorthanded team in the first round. Geez, thanks a lot, gang… I look brilliant now, eh? - JK]

Quote #3 - week 10 - from Robb Beeson of Off Constantly: "Also want to report, first time I've ever seen it, and I have no idea how much you keep record of it, but… we had two people in 301 throw two Tons and lose." [Whoa, that's weird. I don't have any sort of stats about this at all (especially since I can't differentiate 301 tons from 501 tons), but this is pretty remarkable. Just can't happen that often. - JK]

Quote #4 - week 10 - from Mike Seward of Bullz Brothers: "Mike Seward threw a 9-mark in a 16-dart singles cricket, which should have been a 12, but f***in' Joel Eason pointed me, and I couldn't do it." [Isn't that always the way? Ya get a fast game going and that other shmuck has the nerve to keep trying? Geez, some people's kids… Sid Mitchell almost did the same thing to Mike's fast doubles cricket-throwing teammates later in the season, hitting a 3-bull in one of his team's only three turns. - JK]

Quote #5 - Week 11 - from Phillip Eastmead of The Locals, via the scoresheet comments box: "How do you lose a 501 DBL when you hit 3 T in a row?" [Well, off the top of my head I would say 'by not hitting a double', but maybe you should talk it over with Robb Beeson (see quote #3 above). - JK]

Quote #6 - Week 11 - from Dave Johnson of Menace To Sobriety: First call: "Next week man, I just want you to go ahead and predict us to lose. Even though you predicted us to win this week, go ahead and predict us to lose." Second call a bit later: "I just wanted to clarify that we do have a bye next week, so I still want you to predict us to lose next week, alright?" [Dave, have you been out drinking with William McEwen (see quote #1 above)? - JK]

Quote #7 - Week 11 - from Dogs of War vs. Bag O' Nutz scoresheet: "Singles cricket: Rick [Bradshaw] starts with 9mark and Jose [Aguilar] hits 2 7marks to come back and win!" [Now THAT'S a game, eh? Maybe we should move both of their teams up to A division right now, don't ya think? :o) - JK]

Quote #8 - Week 11 - from Steve Hoffmann of Lunatic Fringe (after giving me the score of the match and nothing more): "That's it, and you're lucky you got it! 'Cause I'm getting drunk as hell…" [He called back the next day to make sure that he had put in the score. I guess the Fringe had a good time that night… - JK]

Quote #9 - Week 12 - from a friend of mine on another team, who shall remain nameless for obvious reasons here: "I hate to tie up the voicemail and everything, but I just want to say one thing. If I ever have a nose hair, and I mean not growing in my nostril but on the outside of my nose, that extends greater than a half an inch… if you don't tell me, I will kick your a**."

Quote #10 - Week 12 - from Tim Caldwell of Dogs of War: "The feral Dogs finally found a format favorable to our fortune. Wow, alliteration and all. Make it Felipe's birthday, and have us playing their guys' friends from Fuquay, and it quickly turned into a drinking contest. … I had a fun night, it consisted of leading players of both teams to the line, pointing them toward them board, telling them what game they were playing, and going 'it's your turn, shoot'. Drunk, and they still did it…" [Anyone who has ever played either the Rebels or the Dogs is probably smiling and slowly nodding his/her head in agreement as they read this one… - JK]

Quote #11 - Week 13 - from Thom Dunn of DIVE Bombers: "Ya know, Mr. Kilts, I know that I'm not captain of the DIVE Bombers anymore. However, this warranted a call from me, because once again, the lowly Davids have taken/defeated the giant Goliaths, and we took down a number one seed in our division, undefeated with a really nice record. Very similar to the way we took Rif Raf down a couple of seasons ago. So, just goes to show you that the DIVE Bombers can take out anybody we want when we set our minds to it." [Hmmm… I guess that means you guys didn't set your minds to knocking out the Yanks in the first round of the tournament. :o) - JK]

Quote #12 - Week 13 - from Mike Seward of Bullz Brothers, when he reported his team's win when Kevin Kendall and Mike Peoples tossed a 10-dart doubles cricket game: "And, for the grand finale, probably the best dart game I have seen since I've been playing for, what, 15 years… Kevin Kendall and Mike Peoples, 10 darts, TEN dart doubles cricket game. Frickin' incredible, man. It's things like that is what we come out to play darts for, to throw things like that." [Wait, THAT'S why we come to play?? If so, then I might as well quit right now, because otherwise I'm just going to continually extend a lifelong string of fruitless nights out. I've thrown 14-darters quite a few times, but it is a looooooooong way from 14 darts to 10 darts… - JK]

Quote #13 - tournament quarterfinals - from Joe Kunesh of Any Given Wednesday: "Also, the guys wanted me to make sure that I told you 'that Brian Donahue finished out three straight games with three bullseyes." [Geez, I hope those games are partly in singles and partly in doubles. Otherwise, we might need to review the rules for winning the best-2-of-3 format for H division. - JK]

Quotes #14 and #15 - tourn. quarterfinals - from Steve Hoffmann of Lunatic Fringe (who was also the author of quote #8): (on Wed. night) "We won tonight. Noone can figure out what we won by, but we won." (and on Thur. morning) "Ah Jason, Steve Hoffman here. Lunatic Fringe won last night, and I can't remember the score. JT [Jason Thomas] would probably know." [As it turned out, JT did know the score. He also says that he was next to Steve telling him the score during the first time they called the result in to the VoiceMail. Lost in translation, I guess? - JK]

Quote #16 - tournament quarterfinals - from Tim Caldwell of Dogs of War, who beat the Swine for the third time this season, which also happened to be how many times I predicted the outcome of that pairing incorrectly: "Hi Jason, Tim Caldwell here, and I would say 'surprise', but it can't be a surprise to ya that the Dogs beat the Swine for the third time this season. Can't be a surprise. Anyway, the match saw the return of John Carroll to league play, and he helped the Dogs sweep doubles cricket en route to a 14-8 victory." [You brought back Carroll for the tournament!? No WONDER I get these dang picks wrong. I got a few of yours wrong earlier in the season after he was added to the roster because I thought he was going to play. And now you bring him in when I don't expect it??? How the heck am I ever supposed to get picks right? Ack! - JK]

Quote #17 - tournament finals - from Jason Roman-Cusher of The Redneckers, after winning the G tournament, after being predicted to lose the G final: " Jason, we've taken a consensus, and the entire team loves you. BUT... this time The Redneckers have to tell you to eat… some… crow… Redneckers take the whole d**n thing, 13 to 5!! Thank you very much, sir… [At first I thought this was an invitation to some some sort of celebratory redneck dinner party, but then I realized they meant the metaphorical "crow". Dang. And I was hungry too… - JK]

RANDOM THOUGHTS FROM JK

I've run this page in several recent banquet Tons, and it seems to generate about the most interest/discussion. So much so, in fact, that I've increased this column to TWO full pages!! So, without further ado, let's open up my head again and see what falls out. Some of these observations are dart-related, and some of them clearly are not. As always, this is just about the last thing that I'm writing and part of this was written when it was really late, so usually not even I know what's about to hit the page…

--"It's just a f**king stick!!" If you don't know what that means or where it's from, then you are dead to me between the hours of 8 and 9 p.m. on Thursdays.

--I'm not much of a baseball fan, but I do watch just about any other sport, and thus my remote often finds it way to ESPN. When I was watching SportsCenter the other day, there were highlights from a game hosted by the Washington Nationals. Now when a baseball field is freshly trimmed and the mower creates the back-and-forth color scheme in the grass, that's pretty cool. But in centerfield at the Nationals' games, they also cut the curvy swervy Nationals logo right into the grass! Very extra cool…

--You darters are sick drama-driven hounds on the order of the ladies that grab the magazines at the grocery checkout lanes. This season had lots of good stories in it - the match that ended with two teams thinking they won, two divisions that almost had a 0.500 team finish in second place, a couple of establishments with conditions so poor the complaints started off almost weekly (both have apparently upgraded already), an almost-certain league record game, and a few matches that were just huge at the end of the season. But what was the one thing that I got asked about most this season? The guy who got banned from his own home bar early in the season. I know no more about it now than I did then (which is next to nothing), so don't bother asking me. Evidently, he just wasn't welcome there anymore and that's the end of it. Dirt-grubbing drama lovers…

--Best golf quote I've heard in a long time came this weekend when Sergio Garcia won The Players Championship in sudden death (at the island green! - how American made-for-tv is that?). After being given the trophy, Sergio said "First of all, I would like to thank Tiger, for not being here this week…"

--I got a real image of how "real men" go to dart matches when I visited an E division tournament match this season (my team had the quarterfinals week off). Very first thing I noticed was that both Matt Huff and Fred Flowers of the DIVE Bombers were chalking… in flip-flops! Not two minutes after I noticed (and then thought 'holy crap, what a couple of idiots…'), sure enough, a dart zinged off the board and nearly impaled itself in Matt's foot. Yikes.

--When I went home this past holiday season, I got one of the most poignant reminders of just exactly 'where I'm from' that I've ever received. In my hometown, there is exactly one 'gentlemen's club' (and I use the term gentlemen quite loosely in this instance). And when I was there, this fine establishment in central Michigan had this message on the scrolling light-up sign for passers-by: "Free admission with valid hunting license". Seriously.

--Just a personal note to anyone of you who at any point felt the need to ignore the water restrictions over the past year, and wash your car or water your lawn or whatever on days when it was no longer allowed: "You frickin' suck, you self-important arrogant moron! If my two sons had ever had to leave their home to get the one life-sustaining liquid on the planet because you care more about your stupid Trans-Am or Firebird or F-150 than you do about human life, I would have come over and kicked your dumb a** myself…"

--I've heard people say so many times in the past that A division always has one team that can't be beaten, we should break them up, whatever. I'm not sure that has ever been more untrue than it is right now, with the top four in A being very competitive. Quick, when was the last time an A team went undefeated? Spring, 2003.

--Several weeks ago, Kevin Kendall and Mike Peoples of Bullz Brothers threw a 10-dart doubles cricket game. And at that time I pointed out that Tex Mozzetti of Projectile Dysfunction had set (or at least tied) the record for fewest marks hit in a game of cricket in A division (or any division, obviously) with 0 (in his three total darts that game). Well, I guess it's also likely that Mike Peoples set a record in that game too - for the fewest marks hit in a game that won an award: FOUR! To be fair though, Mike scored all four darts he threw (s17,s17,s17,dB needing one), and that last dart with a 10-darter on the line had to have a pucker factor of about 12.5 on a 10-scale associated with it…

--A little over a year ago I took a joint position between the Duke department of Psychiatry and the Durham VA Med. Center. Now I love where I work, I love the people with whom I work, and I really appreciate the clinical population with whom we work (the veterans, obviously). But I have got to tell ya… parking in the VA parking deck is a comedy routine and a test of patience at the same time. To get to the main portion of the employee parking section, you have to go through two levels of visitor/patient parking. And the people parking on those levels suuuuuuuuuck at parking. First of all, 80% of them feel the absolute need to back their vehicles in to the spot every time - and with the number of huge pickup trucks and conversion vans these people drive, that is quite the time-consumer, let me tell ya. They often pull up and back 4+ times to get the vehicle into the space, and they do NOT do it quickly. Second, they all seem to drive right… in… the… middle… of the driving space. Not to the right (or even to the left), so when you are coming toward someone, there is a very high-panic, low-speed shifting of position that leaves cars in angles the designers of the deck almost certainly never pictured. And finally, some of the parkers there seem to change their mind about what they are going to do, and do not just undo whatever their previous move was. My favorite example of this was a lady in a conversion van in the center parking aisle (of three on every level), which is just a couple feet narrower than the left or right parking aisles. I think she must have decided to turn around to go back, and she was going to turn around in that precise spot. When I got to that level and came around the corner, this is what I saw:

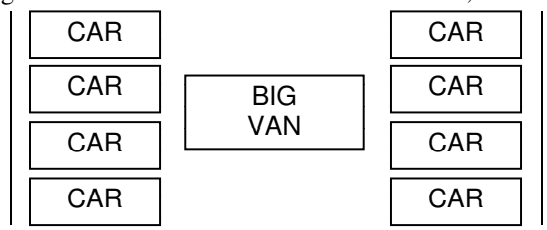

She must have executed a roughly 16-point turn just to get to the position she already achieved, and it was going to take another just like it to get her out. I, by the way, backed up and used the other ramp upward to get to the employee section that day.

--At the bottom of the previous column I wrote about how long it has been since an A div. team went undefeated. While that is remarkable, I think the week 11 trivia question really highlighted how competitive the RDL is from top to bottom. It could easily be argued that it's likelier for an out-of-place lower division team to go undefeated every season, but that doesn't seem to happen either. We've averaged <1 undefeated/season for over 13 years…

--The AllTel ads with the My Circle 5/10/20 people, and Chad and the four geeks from the other phone companies? Decent at first, fantastic for a few ads, and now simply annoying. The wizard?! What in the friggin' h**l does that have to do with telephones? Plus, the fact that the Sprint guy changed from the rather funny glasses-wearing dork to the fuzzy-headed moron is disappointing.
--Earlier this season as I was typing out an item for the Tons, I had a real quick typo for Lil Pickled. Sometimes if the typo is funny, I'll actually leave it in, but in this case it *really* could have changed the tone of the night for those guys. I had typed them in as Lil Pickles. May be true, but certainly not for me to say…
--Sometimes as I'm perusing the statistics for the different divisions, I come across things that just sort of catch my eye. One of those types of things is people who put up drastically different numbers in one set of singles from the other (or the same in doubles). This season I thought I might share a few with you, so that you can wonder along with me as to how these happened:

C div. - Eugene Foushee - Excalibur - 2-13 in 301, 11-2 in SCkt
C div. - Britt Phillips - No ID - 8-6 in 301, 2-11 in SCkt
F div. - Jeremy Cominole - WF One - 9-3 in 301, 2-10 in SCkt
F div. - Carl Hiller - Sharkshooters - 2-10 in DCkt, 9-5 in 501
G div. - Jeff Austin - Death Throw - 10-2 in DCkt, 4-8 in 501

--I'm telling you right now, George Barnes (of Capital Punishment) and Mike Young (of Hostile Amish) have better taste in hockey teams than almost all of you do. If you can't root for the Red Wings with the three of us, at least tell me that you can appreciate the art form that is the Wings' puck possession game. Thing of beauty.
--Do you watch Survivor? If no… loser! If yes… then please read on. Two things from this season… #1 - Could Parvati's last name be any more appropriate? Shallow! That is just beautiful. #2 - I've decided that there are only two things on the show that I simply can not tolerate from the contestants: one is looking through another's personal bag/belongings, and the other is arrogance (especially in regards to how smart you think you are). Have these people never watched the show they're on? None of them ever know anything for certain. Ever. Regardless of what they think they know. Fools.
--At one of my tournament matches, Jim Davis of Lunatic Fringe pointed out to me that the highest overall ASP average player in A division wasn't going to win either the '01 or cricket category. That was a pretty interesting observation… and what do I generally do when an item like that pops up? Research the past history of course! So that's just what I did. This is our third season of split ASP Mug categories, and it turns out that this season's A division example wasn't alone. In the Spring '07 season, every overall ASP leader won at least one (and in many cases both) of the two divisional ASP Mugs. That wasn't true in the Fall '07 season though, as Sean Ackley of Designated Divers in G division had the highest overall ASP ave. in the division with a 0.705 average, finishing behind Nate Wade in '01 ASPs and Eric McCartney in cricket ASPs. (Julie Wilcox didn't win either ASP Mug in C division ladies in Fa07, but she also didn't play enough '01 games to qualify in that category.) Which brings us up to this season… and as it turns out, the highest overall ASP average player didn't win either Mug in THREE different divisions! Robbie Phillips of Element X (2.116 overall ASP ave.) in A division lost out to Tommy Gelhar in '01 and Jimmy Davis in cricket; Lee Scott of Tailgaters (0.861 overall ASP ave.) in D division lost out to Billy West in '01 and Lyman Kiser in cricket; and Mitch Colton of Money Shot (0.721 overall ASP ave.) in H division lost out to both Dan Campbell and Mike Kyle in '01 and Mike Guarneri in cricket.
--I still can't believe my team beat another by 48-0 in 2 matches…
--One of my favorite (and most amazing) dart stories in RDL history occurred this season, and I'm guessing that very few of you knew about it. Since it's completely at the humorous expense of one of our league brothers, it wouldn't be my style to not share it with all of you, now would it? Especially considering that I am the one that caused the whole thing (even though it was wholly unintentional). So, let me set up the story for you… Dan Clark of Overtime Outlaws in F division had a great night in week 8. In addition to winning several games, Dan hit TWO 9-marks that night. I thought that was pretty good (especially for an F-leaguer, right?), so when Dan faxed in his scoresheet the next morning, I sent him what I thought was a brief humorous/congratulatory reply. Here is roughly what I wrote: "Week 8 fax was good. And nice 9-marks. Pursuant to RDL Rule for Match Play 17.B.2.c.iii, as a lower division player hitting two perfect throws in one match, you will be randomly assigned to one of the bottom three teams in A division beginning with this coming week's matches." I thought Dan would see it, chuckle, and reply with a "very funny…" type of message. Uh, that's not what happened… Four days later I received a phone message from R&G Director Thom Dunn asking me if I had been yanking an F league captain's chain. Thom said that Dan had filed a very eloquent grievance explaining how he thought the rule punished players in lower divisions for trying to do their best, and that it punished that player's teammates by taking away their player with no notice, and so on and so forth in a four-paragraph explanation. Thom told me that he wasn't going to burst the bubble on this one for me and that he would play along for a bit. So Thom sent a message to Dan and me and the rest of the Board stating that the Rules Committee would take the grievance under consideration, and would be temporarily suspending RDL Rule for Match Play 17.B.2.c.iii (in case you didn't already figure this out, there is no such rule, and RDL rules are generally categorized to about one subsection heading, not four… :o). I followed that up with a message to Dan with a copy of the RDL Rules attached, expecting that he would reply with a "that's not a real rule, is it?" message. Uh, again, that's not what happened… After several hours of no response, I decided to call Dan. It turns out that during that several hours, Dan had sent that copy of the rules to some of his teammates, that none of them were able to find Rule 17.B.2.c.iii (no kidding…), and they were going to ask me to send him a copy with the rule in question highlighted so that they could better pursue their grievance. It took about two seconds after I said "uh, Dan… it was… a joke" for him to say "oh man, one of my teammates asked me if it was real, and I just thought it was… you got me… you got me good." [And yes, for those of you that are worried that I'm overly embarrassing an RDL member here in print, I did ask Dan if I could run this story in the Tons. He said that if he's gullible enough to buy that line, he deserved to have it shared for a quick giggle for everybody.]
--Did you know that the NFL season is less than four months away? So that means that the fantasy football season must have started… about two days after the Super Bowl earlier this year.
--The relatively new ASP rule that splits the award by '01 and cricket sure does make some quick shelf-filling for some of the RDL's ladies. There were women in only 6 of the 8 divisions, and in 4 of those 6 the same woman won both ASP Mugs (including one division where only one woman played).
--I hope everybody has a great summer. Enjoy the sun, the warm weather, and the long days. Remember you only live once, so make it count. See you guys back here for the Fall season…

2008 North Carolina City Dart League (NCCDL) & 2008 North Carolina Ladies' Cup (NCLC)

Divisional Team Standings, AND results of matches played through April 26
(note: points from winning scores in [brackets] were lost to due to late-mailing penalties)
(additional note: some matches may have been played on other dates due to rescheduling)

NCCDL - "Blue" Division

		W	L	Pts.	
1	Durham (BCDL)	3	0	90	
2	Charlotte (QCDA)	3	0	77	
3	Jacksonville (JDA)	2	1	70	
4	Port City (PCDA)	1	2	55	
5	Asheville (WCDA)	1	2	50	
6	Fuquay-Varina (FVDO)	1	2	40	
7	Lake Norman (LNDA)	0	2	13	*
8	Morehead City (CCDA)	0	3	35	

NCCDL - "Red" Division

		W	L	Pts.	
1	Fayetteville (CFVDA)	3	0	89	
2	Piedmont (PDA)	3	0	39	
3	Cary (CDL)	2	1	62	
4	Pineville (BADA)	1	1	48	
5	Wilmington (ACDA)	1	2	53	
6	Raleigh (RDL)	0	1	13	*
7	Chapel Hill (TDL)	0	3	25	

FEB. 23	Durham	33	*Lake Norman*	5
	Jacksonville	29	Morehead City	9
	Port City	27	Fuquay-Varina	11
	Charlotte	26	*Asheville*	12
APRIL 5	*Durham*	29	Asheville	9
	Jacksonville	23	*Port City*	15
	Fuquay-Varina	21	Morehead City	17
	Charlotte	30	*Lake Norman*	8

FEB. 23	*Piedmont*	[29]	Chapel Hill	9
	Fayetteville	28	Wilmington	10
	Cary	25	Raleigh	13
	BYE - Pineville		*(home teams listed in italics)*	
APRIL 5	Fayetteville	31	*Chapel Hill*	7
	Cary	20	*Wilmington*	18
	Piedmont	19+	*Pineville*	19
	BYE - Raleigh		*(home teams listed in italics)*	

APRIL 26: INTERDIVISIONAL PLAY (2 wins for "Blue" div., 4 wins for "Red" div., 1 Bye in "Blue" div., 1 postponement)

Charlotte	21	Cary	17		Pineville	29	*Morehead City*	9
Wilmington	25	Port City	13		*Asheville*	29	Chapel Hill	9
Piedmont	20	Jacksonville	18		Lake Norman @ Raleigh - postponed to June 14			
Fayetteville	30	*Fuquay-Varina*	8		BYE - Durham (league rule = 28-0 Interdiv. win)			

June 7 schedule		
	Charlotte @ Durham	Asheville @ Port City
	Fuq.-Var. @ Jacksonville	Lake Norman @ M. City
July 12 schedule		
	Durham @ Jacksonville	Port City @ Lake Norman
	More. City @ Charlotte	Asheville @ Fuquay-Varina
August 16 schedule		
	Port City @ Durham	L. Norman @ Jacksonville
	Charlotte @ Fuquay-Var.	Morehead City @ Asheville

June 7 schedule		
	Pineville @ Cary	Chapel Hill @ Raleigh
	Wilmington @ Piedmont	BYE - Fayetteville
July 12 schedule		
	Fayetteville @ Pineville	Raleigh @ Wilmington
	Cary @ Chapel Hill	BYE - Piedmont
August 16 schedule		
	Piedmont @ Fayetteville	Ch. Hill @ Wilmington
	Pineville @ Raleigh	BYE - Cary

NCLC - "Blue" Division

		W	L	Pts.	
1	Lake Norman (LNDA)	3	0	51	
2	Fuquay-Varina (FVDO)	1	0	16	
3	Charlotte (QCDA)	2	1	56	
4	Durham (BCDL)	1	1	33	*
5	Boone (HCDA)	1	2	28	
6	Jacksonville (JDA)	0	1	11	

NCLC - "Red" Division

		W	L	Pts.	
1	Wilmington (ACDA)	1	0	24	*
2	Piedmont (PDA)	2	1	52	
3	Raleigh (RDL)	1	1	36	
4	Pineville (BADA)	1	1	27	
5	Chapel Hill (TDL)	0	2	18	
6	Cary (CDL)	0	3	12	

FEBRUARY 23			*(home teams listed in italics)*	
	Charlotte	24	*Boone*	4
	Lake Norman	15	Durham	13
APRIL 5				
	Lake Norman	19	Charlotte	9
	Durham	20	Boone	8

FEBRUARY 23			*(home teams listed in italics)*	
	Raleigh	25	*Cary*	3
	Piedmont	22	Chapel Hill	6
APRIL 5				
	Wilmington	24	Cary	4
	Pineville	15	Piedmont	13

APRIL 26: INTERDIVISIONAL PLAY (4 wins for "Blue" division, 1 win for "Red" division, 1 postponement)

Lake Norman	17	*Raleigh*	11		*Piedmont*	17	Jacksonville	11
Charlotte	23	Cary	5		*Fuquay-Varina*	16	Pineville	12
Durham @ Wilmington - postponed to September 6					*Boone*	16	Chapel Hill	12

June 7 schedule		
	Fuquay-Var. @ Jacksonville	Charlotte @ Durham
July 12 schedule		
	Boone @ Fuquay-Varina	Durham @ Jacksonville
August 16 schedule		
	Lake Norman @ Jacksonville	Charlotte @ Fuquay-Var.

June 7 schedule		
	Wilmington @ Piedmont	Chapel Hill @ Raleigh
		Pineville @ Cary
July 12 schedule		
	Raleigh @ Wilmington	Cary @ Chapel Hill
August 16 schedule		
	Chapel Hill @ Wilmington	Pineville @ Raleigh

3rd Annual WRECK at the DECK

Sanctioned by

Hosted By The Upper Deck Sports Bar & Pub

May 30-June 1, 2008

$6,400+

DAY	FRIDAY	SATURDAY							SUNDAY				
Time*	8:00 pm	11:00 am	1:00 pm	1:30 pm	3:00 pm	3:30 pm	5:30 pm	7:00 pm	11:00 am	1:00 pm	1:30 pm	2:30 pm	3:00 pm
Event	Blind Draw Chicago	Mixed Doubles Cricket	Men's Doubles Cricket	Ladies' Singles Cricket	Men's Singles Cricket	Ladies' Doubles Cricket	Mixed 3 Person 601	Blind Draw Cricket	Mixed Doubles 501	Men's Doubles 501	Ladies' Singles 501	Men's Singles 501	Ladies' Doubles 501
Entry Fee	$10 person	$20 team	$20 team	$15** person	$15** person	$20 team	$30 team	$10 person	$20 team	$20 team	$15** person	$15** person	$20 team
1st	$300	$300	$300	$180	$300	$180	$280	50%	$300	$300	$180	$300	$180
2nd	$160	$160	$160	$80	$160	$80	$120	15%	$160	$160	$80	$160	$80
Top 4	$60	$60	$60	$30	$60	$40	$80	10%	$60	$60	$30	$60	$40
Top 8	$26	$26	$26	$16	$26	---	---	6%	$26	$26	$16	$26	---
Total	$864	$864	$864	$360	$860	$320	$500	85%	$864	$864	$360	$860	$320

* - Posted Times reflect signup deadline, with matches starting 15 minutes later ** - Includes $2 ADO surcharge

NO OUTSIDE BEVERAGES OR FOOD ALLOWED!

Location: The Upper Deck 329 N. Harrison Ave, Cary, NC 27513
Host: Carolina Dart Assoc., The Upper Deck, and Lee's Dart Supply
Contact: Julie Payne 919-210-9781 or Lee Whitehead 919-412-8443
Email: jpayne2@nc.rr.com for tournament information
Hotel: Best Western, 1722 Walnut St., Cary, NC
Reservations:919-481-1200 ($62.00 guarantee rate, ask for Darters Rate)

Chicken and Rib Dinner on Saturday!

Warning: Darts is an adult sport. It is dangerous for children to play darts without adult supervision. Please use your discretion.
Disclaimer-Amateur Status: The host association and/or the ADO assumes no responsibility for any adverse effects which dart awards may have on the amateur status of any youth participant. Check local regulations.

Driving Directions: From West: I-40 East to Raleigh. Exit onto Harrison Avenue. Travel approx. 4.5 miles south on Harrison Ave. The Upper Deck is in the shopping center on the right immediately following the traffic light at Chapel Hill Rd.
From North: I-95 south to I-85 south to US-1 south to Raleigh. US-1 (Capital Blvd) to I540 west toward RDU. Airport exit (RDU) around to Aviation Dr. Exit Aviation onto I-40 to Harrison Avenue exit.
Follow from above directions.
From South: I-95 to I-40 to Raleigh. In Raleigh, I-40 toward RDU to NC 54. NC 54 (Chapel Hill Rd) west to Harrison Avenue. Turn left onto Harrison then right into shopping center.
Hotel: Turn right out of the Upper Deck parking lot. Travel approx .5 miles to Dry Avenue. Turn Left onto Dry (which becomes Kildaire Farm Rd). Turn Left onto Walnut St. Turn Right to continue on Walnut St. The hotel is on your right past closed Hardees (approximately 1.4 miles). To return to the Deck from the hotel, you will need to do a U-Turn on Walnut Street.

Charitable contributions made to:

FOOD BANK OF CENTRAL & EASTERN NORTH CAROLINA

Break Time Billiards & Piedmont Dart Association Present:

Piedmont Dart Shootout VII

SANCTIONED BY

June 20-22, 2008

$2,500

PIEDMONT DART ASSOCIATION

***** Minimum Guaranteed Payout *****

DAY	FRIDAY	SATURDAY						SUNDAY				
TIME	8:00 PM	10:00 AM	12:30 PM	1:00 PM	3:00 PM	4:00 PM	7:00 PM	11:00 AM	1:30 PM	2:00 PM	3:30 PM	4:30 PM
	BLIND	MIXED	MEN'S	LADIES'	MEN'S	LADIES'	BLIND	MIXED	MEN'S	LADIES'	MEN'S	LADIES'
EVENT	DRAW	DOUBLES	DOUBLES	SINGLES	SINGLES	DOUBLES	DRAW	TRIPLES	DOUBLES	SINGLES	SINGLES	DOUBLES
		CRICKET	CRICKET	CRICKET	CRICKET	CRICKET		601	501	501	501	501
ENTRY	$10	$20	$20	$12	$12	$20	$10	$30	$20	$12	$12	$20
FEE	person	team	team	person ‡	person ‡	team	person	team	team	person ‡	person ‡	team
1st	$120	$100	$120	$70	$120	$70	$120	$150	$120	$70	$120	$70
2nd	$60	$50	$60	$35	$60	$36	$60	$75	$60	$35	$60	$36
Top 4	$30	$24	$30	$18	$30	$18	$30	$36	$30	$18	$30	$18

‡ Fee includes $2.00 ADO Surcharge - Posted Time is close of registration

***** 90% of All Entry Fees Over the $2,500 Guarantee Will Be Paid Out After Expenses *****

Area Accommodations:

Quality Inn 336-767-9009
Baymount Inns 336-714-8888
Days Inn 336-744-5755
Holiday Inn Select 336-767-9595

Tournament Director:
Nancy Coley 336-299-8068

PDA Web Site:
www.piedmontdarts.org



Tournament Location:
Break Time Billiards
5083 University Parkway
Winston-Salem, NC 27106
336-744-9404

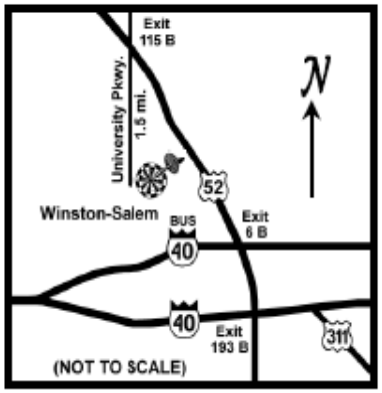

Directions to Break Time

- I-40 to Hwy 52 North
- Exit 115B (Univ. Pkwy.)
- Turn right at top of ramp, go thru 4 stop lights and North Chase Shopping Ctr. will be on the left.
- Break Time Billiards is in the shopping center

Dart Supplies by:
Spears
Custom Darts & Supplies

28th Annual "Savannah Open" Dart Tournament

May 23 - 25, 2008

$10,000 +

Guaranteed Purse and Trophies

Sponsored By

(YOUR NAME COULD BE HERE)

Sign-Up Ends	2:00 PM	3:30 PM	7:45 PM	9:15 AM	11:45 AM	12:15 PM	2:45 PM	5:15 PM	10:15 AM	10:45 AM	12:45 PM	1:45 PM	4:45 PM
Day	FRIDAY	FRIDAY	FRIDAY	SATURDAY	SATURDAY	SATURDAY	SATURDAY	SATURDAY	SUNDAY	SUNDAY	SUNDAY	SUNDAY	SUNDAY
Time	5:30 PM	6:00 PM	8:30 PM	10:00 AM	12:30 PM	1:00 PM	3:30 PM	6:00 PM	11:00 AM	11:30 AM	1:30 PM	2:30 PM	5:30 PM
Event	Men's Singles Cricket	Ladies' Singles Cricket	Draw Doubles 501	Mixed Doubles 501	Men's Doubles 501	Ladies' Doubles 501	Mixed Doubles Cricket	Open 4's 701	Men's Doubles Cricket	Ladies' Doubles Cricket	Men's Singles 501	Ladies' Singles 501	Mixed Triples 601
Entry	$15/person	$15/person	$10/person	$20/team	$20/team	$20/team	$20/team	$40/team	$20/team	$20/team	$15/person	$15/person	$30/team
1st	360	160	400	300	300	200	300	400	300	200	360	160	360
2nd	180	80	200	150	140	100	150	200	140	100	180	80	180
Top 4	90	40	100	80	70	40	80	100	70	40	90	40	90
Top 8	40	20	50	40	30		40	60	30		40	20	45
Top 16	20		20		20				20		20		
Total	1040	400	1160	770	860	380	770	1040	860	380	1040	460	900

JUNIOR EVENTS

Sign-Up Ends	8:15 AM	10:00 AM	3:00 PM
Day	SUNDAY	SUNDAY	SUNDAY
Time	8:30 AM	10:30 AM	3:30 PM
Event	Adult/Jr. Doubles 401	Junior Singles 401	Junior Double Cricket
Entry	$ 5 / Per Person Per Event		

Juniors may play in Jr. Singles or an Adult Doubles Cricket but NOT both.
Juniors may play in Jr. Doubles or an Adult Singles 501 but NOT both.

*** 100% Payout***
Ladies Events

This will be a Non-Smoking Event

All Singles Events Include $2.00 Entrant Fee

HOSTED BY: QUALITY INN CONFERENCE CENTER
I-95 Exit 102 US-80
301 GOVERNOR TREUTLAN DR. POOLER, GA.
(912-748-6464) OR (888-895-6464)
Ask For Darter's Rate

TOURNAMENT DIRECTOR
DAN JORDAN
FOR FURTHER INFORMATION
Call: (843) 575-5395
E-Mail: Savannahdarts@yahoo.com
OR SEE OUR WEB SITE AT:
http://www.SAVDARTS.ORG

"Tournament Schedules" Courtesy of: Independent Software

SANCTIONED BY



DISCLAIMER - AMATEUR STATUS

The Host Association and/or the ADO assume no responsibility for any adverse effects which Darts awards may have on the amateur status of any Youth participant. Please check local regulations and rules.

WARNING

DARTS is an adult sport. It is dangerous for children to play without adult supervision.

Spring 2008 RDL Top Singles Records (by division) (FINAL!)

(All statistics are included, as there were no missing scoresheets this season)

(Game minimum required for this listing: 19 for divisions B/C/E/F, 16 for divisions A/D/G/H, except for team G6 [1 game less due to a fft. received])

	"A" Division		W	L	%-age
1	Seward, Mike	A3/ Bullz Brothers	22	2	0.917
2	Kilts, Jason	A1/ Element X	15	2	0.882
3	Terry, Bob	A4/ Lunatic Fringe	19	3	0.864
4	Davis, Jimmy	A4/ Lunatic Fringe	13	3	0.813
5	Phillips, Robbie	A1/ Element X	17	4	0.810
6	Wall, Keith	A1/ Element X	20	5	0.800
7	Knight, Mark	A1/ Element X	19	5	0.792
8	Kendall, Kevin	A3/ Bullz Brothers	18	6	0.750
	Tan, Wil	A1/ Element X	15	5	0.750
	Blake, Brian	A2/ The Shadows	12	4	0.750
11	Whitehead, Lee	A2/ The Shadows	14	5	0.737
12	Hyler, Dale	A1/ Element X	13	6	0.684
13	Witz, Steve	A3/ Bullz Brothers	14	8	0.636
14	(three tied)				0.625

	"B" Division		W	L	%-age
1	Bubanic, George	B7/ The Aristocrats	26	2	0.929
2	Eastmead, Phillip	B8/ The Locals	21	6	0.778
3	Butters, Scott	B8/ The Locals	16	5	0.762
4	Jeffcoat, Doug	B2/ Random Precision	19	6	0.760
5	Butters, Kent	B8/ The Locals	21	7	0.750
6	Lane, Timothy	B4/ Swine Crew	16	6	0.727
7	McNamara, Tim	B2/ Random Precision	18	7	0.720
8	Holland, Steve	B2/ Random Precision	16	7	0.696
9	Alvord, David	B7/ The Aristocrats	13	6	0.684
10	Sellers, Mark	B2/ Random Precision	12	7	0.632
11	Brown, Barry	B3/ Dogs of War	14	9	0.609
12	Bonar, Eric	B4/ Swine Crew	15	10	0.600
13	Wells, John	B8/ The Locals	16	11	0.593
14	Rodgers, Trey	B1/ Rebels Without A Cause	17	12	0.586

	"C" Division		W	L	%-age
1	Hendricks, Ron	C2/ Starving Dartists	16	4	0.800
	Scott, Kevin	C5/ Team America	16	4	0.800
3	Grubb, Donald	C3/ BullsHitters	19	5	0.792
4	Barwick, Rob	C7/ Rif Raf	22	6	0.786
5	Jur, Jess	C7/ Rif Raf	18	6	0.750
6	Mori, Chris	C3/ BullsHitters	17	6	0.739
7	Winters, Tom	C8/ Dynamic Darts	19	7	0.731
8	Keller, Tony	C4/ No ID	20	8	0.714
9	Dzengeleski, Jim	C8/ Dynamic Darts	19	8	0.704
10	McCredie, Bob	C1/ Travelin' Beer Bellies	18	8	0.692
	Williams, Denny	C3/ BullsHitters	18	8	0.692
12	Wilcox, Randy	C5/ Team America	17	8	0.680
13	Johnson, Galen	C3/ BullsHitters	14	8	0.636
14	Ohrberg, Keith	C7/ Rif Raf	17	10	0.630

	"D" Division		W	L	%-age
1	West, Billy	D7/ Tailgaters	20	4	0.833
2	Raquet, Mike	D4/ Boondock Saints	19	5	0.792
3	Scott, Lee	D7/ Tailgaters	14	4	0.778
4	Hobbs, Brian	D6/ Bennington Brawlers	16	5	0.762
5	Kiser, Lyman	D3/ One-Armed Bandits	18	6	0.750
6	Carter, Shawn	D6/ Bennington Brawlers	16	6	0.727
	Fischlein, Kris	D6/ Bennington Brawlers	16	6	0.727
8	Kenney, Jon	D6/ Bennington Brawlers	17	7	0.708
9	Reaume, Andre	D7/ Tailgaters	18	8	0.692
10	Mitchell, Billy	D2/ Just the Tip	14	8	0.636
11	Alcon, Tony	D2/ Just the Tip	12	7	0.632
	Taylor, Walter	D3/ One-Armed Bandits	12	7	0.632
13	Perry, Matt	D6/ Bennington Brawlers	12	8	0.600
14	Rosenoff, Evan	D5/ Tres Equis XXX	13	9	0.591

	"E" Division		W	L	%-age
1	Martinez, Vicente	E7/ Damn Yankees!	28	0	1.000
2	Beeson, Robb	E4/ Off Constantly	24	2	0.923
3	Kubel, Tom	E4/ Off Constantly	24	4	0.857
4	Mayhew, Zak	E4/ Off Constantly	22	6	0.786
5	Roberts, Mike	E4/ Off Constantly	18	5	0.783
6	Sarantos, Alex	E7/ Damn Yankees!	16	6	0.727
7	Knott, Ronnie	E6/ Board 2 Death	20	8	0.714
	Lee, Carl	E8/ DIVE Bombers	20	8	0.714
9	Knott, Ryan	E6/ Board 2 Death	18	8	0.692
10	Lee, Ronnie	E3/ Yoicks and Away!!	16	8	0.667
11	Iager, John	E1/ Grateful Darts	14	8	0.636
12	Huff, Matt	E8/ DIVE Bombers	12	7	0.632
13	Lane, Jonathan	E6/ Board 2 Death	16	10	0.615
	Stehle, Justin	E5/ Lil Pickled	16	10	0.615

	"F" Division		W	L	%-age
1	Clark, Dan	F6/ Overtime Outlaws	25	1	0.962
2	Ackerman, Travis	F4/ Bull Frogz	23	5	0.821
3	Claypool, Joshua	F4/ Bull Frogz	22	5	0.815
4	Williamson, Tony	F6/ Overtime Outlaws	17	4	0.810
5	Reynolds, Mike	F3/ The Bogarts	21	5	0.808
6	Karp, Michael	F5/ Irish We Were Drunk	17	6	0.739
7	Ackley, Sean	F7/ Designated Divers	18	7	0.720
8	Smith, Brian	F3/ The Bogarts	20	8	0.714
9	Batchelder, Dave	F8/ Wake Forest One	14	6	0.700
10	Barlow, Brian	F5/ Irish We Were Drunk	16	7	0.696
11	Thompson, Barry	F1/ Wire We Here	18	8	0.692
12	Bennett, Adam	F6/ Overtime Outlaws	15	7	0.682
13	Walters, Jason	F1/ Wire We Here	19	9	0.679
14	Tant, J.J.	F6/ Overtime Outlaws	15	8	0.652

	"G" Division		W	L	%-age
1	Murray, Shane	G6/ The Redneckers	19	3	0.864
2	Johnson, Aaron	G1/ Dartastrophy	15	4	0.789
3	Wade, Nate	G4/ Coral Reefers	18	5	0.783
4	McCartney, Eric	G3/ Menace 2 Sobriety	17	6	0.739
5	Johnson, Dave	G3/ Menace 2 Sobriety	16	6	0.727
6	Cusher, Dean	G6/ The Redneckers	13	5	0.722
	Nelson, Shane	G6/ The Redneckers	13	5	0.722
8	Sexton, Wayne	G5/ Capital Punishment	16	7	0.696
9	Austin, Jeff	G7/ Death Throw	16	8	0.667
	Todd, Patrick	G5/ Capital Punishment	14	7	0.667
11	Lear, Tom	G1/ Dartastrophy	11	6	0.647
12	Hogan, Neal	G7/ Death Throw	14	8	0.636
13	Morris, Chris	G5/ Capital Punishment	14	9	0.609
14	Knuffman, Nathan	G1/ Dartastrophy	11	8	0.579

	"H" Division		W	L	%-age
1	Guarneri, Mike	H3/ One Markers	20	2	0.909
2	Rube, Bob	H1/ Any Given Wednesday	15	2	0.882
3	Titsworth, Dan	H2/ Money Shot	21	3	0.875
4	Budd, Benjamin	H6/ There's the Bullseye	13	3	0.813
5	Taylor, Jeff	H2/ Money Shot	16	4	0.800
6	Crowley, Fulton	H4/ Where's the Bullseye	16	5	0.762
7	Polston, Tony	H5/ Who Darted?	15	5	0.750
8	Dunham, Jim	H4/ Where's the Bullseye	13	5	0.722
9	Greene, Sebastian	H7/ Ale-ing Archers	17	8	0.680
10	Stahl, Greg	H4/ Where's the Bullseye	16	8	0.667
11	Kyle, Mike	H4/ Where's the Bullseye	11	6	0.647
12	Powell, Mark	H1/ Any Given Wednesday	14	8	0.636
13	Wood, Billy	H5/ Who Darted?	12	7	0.632
14	Mushow, Tom	H7/ Ale-ing Archers	15	10	0.600

Women's Records

	(# of women by div.: A-0, B-0, C-2, D-7, E-7, F-14, G-7, H-11)		W	L	%-age
A,B	-	-	-	-	-
C	Wilcox, Julie	C5/ Team America	10	14	0.417
D	Hatch, Nicole	D7/ Tailgaters	13	11	0.542
	Payne, Julie	D7/ Tailgaters	10	16	0.385
E	Wells, Tami	E2/ Cleveland Drifters	13	15	0.464
	Blackwelder, Deb	E2/ Cleveland Drifters	11	15	0.423
F	McCray, Karla	F1/ Wire We Here	10	11	0.476
	Gaulthier, Angela	F4/ Bull Frogz	10	13	0.435
	Stacy, Michelle	F2/ Sharkshooters	7	19	0.269
G	Hogan, Chris	G7/ Death Throw	8	14	0.364
	(no other women in G satisfied the minimum games played requirement)				
H	Immen, Kristen	H6/ There's the Bullseye	10	15	0.400
	Highfill, Leigh	H5/ Who Darted?	4	12	0.250
	Coats, Sara	H6/ There's the Bullseye	4	19	0.174

Spring 2008 RDL Top Doubles Records (by division) (FINAL!)

(All statistics are included, as there were no missing scoresheets this season)

(Game minimum required for this listing: 19 for divisions B/C/E/F, 16 for divisions A/D/G/H, except for team G6 [1 game less due to a fft. received])

	"A" Division		W	L	%-age
1	Kilts, Jason	A1/ Element X	17	2	0.895
2	Stutts, Jacob	A2/ The Shadows	14	3	0.824
3	Knight, Mark	A1/ Element X	19	5	0.792
4	Seward, Mike	A3/ Bullz Brothers	18	5	0.783
5	Phillips, Robbie	A1/ Element X	17	5	0.773
6	Blake, Brian	A2/ The Shadows	12	4	0.750
7	Berstler, Justin	A3/ Bullz Brothers	16	6	0.727
8	Murray, David	A2/ The Shadows	12	5	0.706
9	Wall, Keith	A1/ Element X	16	7	0.696
10	Chavis, Marshall	A2/ The Shadows	11	5	0.688
	Tan, Wil	A1/ Element X	11	5	0.688
	Whitehead, Lee	A2/ The Shadows	11	5	0.688
13	Persson, Kenny	A3/ Bullz Brothers	13	6	0.684
14	Hyler, Dale	A1/ Element X	15	7	0.682

	"B" Division		W	L	%-age
1	Parker, Charles	B7/ The Aristocrats	17	5	0.773
2	Holland, Steve	B2/ Random Precision	18	6	0.750
	McNamara, Tim	B2/ Random Precision	18	6	0.750
4	Brown, Barry	B3/ Dogs of War	17	7	0.708
	Jeffcoat, Doug	B2/ Random Precision	17	7	0.708
6	Bubanic, George	B7/ The Aristocrats	16	7	0.696
7	Eastmead, Phillip	B8/ The Locals	18	8	0.692
8	Wells, John	B8/ The Locals	15	7	0.682
9	Rodgers, Trey	B1/ Rebels Without A Cause	19	10	0.655
10	Emery, Mike	B8/ The Locals	12	7	0.632
11	Baldwin, Randy	B4/ Swine Crew	17	10	0.630
12	Wiegand, Tom	B3/ Dogs of War	15	9	0.625
13	Murdaugh, John	B1/ Rebels Without A Cause	18	12	0.600
	Butters, Kent	B8/ The Locals	15	10	0.600

	"C" Division		W	L	%-age
1	Mori, Chris	C3/ BullsHitters	18	7	0.720
2	Hendricks, Ron	C2/ Starving Dartists	16	7	0.696
	Jur, Jess	C7/ Rif Raf	16	7	0.696
4	Williams, Denny	C3/ BullsHitters	16	8	0.667
5	Fournier, Chris	C1/ Travelin' Beer Bellies	15	8	0.652
6	Gibson, Ed	C1/ Travelin' Beer Bellies	13	7	0.650
7	Keller, Tony	C4/ No ID	18	10	0.643
8	Dzengeleski, Jim	C8/ Dynamic Darts	19	11	0.633
9	Barwick, Rob	C7/ Rif Raf	17	10	0.630
10	Herman, Fritz	C2/ Starving Dartists	18	12	0.600
	Grubb, Donald	C3/ BullsHitters	15	10	0.600
	Morin, Dino	C3/ BullsHitters	15	10	0.600
	Denton, Fon	C3/ BullsHitters	12	8	0.600
14	Ohrberg, Keith	C7/ Rif Raf	15	11	0.577

	"D" Division		W	L	%-age
1	Groves, Phil	D2/ Just the Tip	16	4	0.800
2	Kiser, Lyman	D3/ One-Armed Bandits	17	6	0.739
3	Perry, Matt	D6/ Bennington Brawlers	14	6	0.700
	Taylor, Walter	D3/ One-Armed Bandits	14	6	0.700
5	Scott, Lee	D7/ Tailgaters	12	6	0.667
6	Carter, Shawn	D6/ Bennington Brawlers	13	7	0.650
	Majchrzak, Ted	D1/ Hostile Amish	13	7	0.650
8	Martin, Jason	D2/ Just the Tip	12	7	0.632
	Reynolds, Jon	D6/ Bennington Brawlers	12	7	0.632
10	Martin, Adam	D2/ Just the Tip	13	8	0.619
	Schmaus, Darren	D1/ Hostile Amish	13	8	0.619
12	Fischlein, Kris	D6/ Bennington Brawlers	12	9	0.571
	Hobbs, Brian	D6/ Bennington Brawlers	12	9	0.571
14	Kempf, Greg	D3/ One-Armed Bandits	13	10	0.565

	"E" Division		W	L	%-age
1	Kubel, Tom	E4/ Off Constantly	24	4	0.857
2	Beeson, Robb	E4/ Off Constantly	21	5	0.808
	Roberts, Mike	E4/ Off Constantly	21	5	0.808
4	Martinez, Vicente	E7/ Damn Yankees!	22	6	0.786
5	Patrick, Kevin	E7/ Damn Yankees!	22	7	0.759
6	Lee, Carl	E8/ DIVE Bombers	20	7	0.741
7	Hayes, Chad	E6/ Board 2 Death	19	8	0.704
8	Lane, Jonathan	E6/ Board 2 Death	18	8	0.692
9	Davis, Kevin	E6/ Board 2 Death	15	7	0.682
	Kron, Jay	E7/ Damn Yankees!	15	7	0.682
	Sarantos, Alex	E7/ Damn Yankees!	15	7	0.682
12	Flowers, Fred	E8/ DIVE Bombers	17	9	0.654
	Mayhew, Zak	E4/ Off Constantly	17	9	0.654
14	Converse, Stan	E3/ Yoicks and Away!!	11	6	0.647

	"F" Division		W	L	%-age
1	Claypool, Joshua	F4/ Bull Frogz	20	8	0.714
2	Tant, J.J.	F6/ Overtime Outlaws	17	7	0.708
3	Ackerman, Travis	F4/ Bull Frogz	19	9	0.679
4	Reynolds, Mike	F3/ The Bogarts	17	9	0.654
5	Brown, Jason	F3/ The Bogarts	16	9	0.640
	Clark, Dan	F6/ Overtime Outlaws	16	9	0.640
7	Moore, Jeff	F4/ Bull Frogz	17	10	0.630
8	Clugh, James	F5/ Irish We Were Drunk	16	10	0.615
	Karp, Michael	F5/ Irish We Were Drunk	16	10	0.615
10	Jones, Jeff	F1/ Wire We Here	14	9	0.609
11	Eskew, Jeff	F5/ Irish We Were Drunk	12	8	0.600
12	Harpster, Ben	F1/ Wire We Here	16	11	0.593
13	Bordeau, Eric	F1/ Wire We Here	15	11	0.577
14	(two tied)				0.571

	"G" Division		W	L	%-age
1	Knuffman, Nathan	G1/ Dartastrophy	16	0	1.000
2	Murray, Shane	G6/ The Redneckers	18	4	0.818
3	Smith, Van	G4/ Coral Reefers	20	6	0.769
4	Wade, Nate	G4/ Coral Reefers	17	6	0.739
5	Willis, Tolson	G7/ Death Throw	16	6	0.727
6	Todd, Patrick	G5/ Capital Punishment	13	6	0.684
7	Dyment, Brian	G5/ Capital Punishment	15	7	0.682
8	White, J.J.	G3/ Menace 2 Sobriety	12	6	0.667
9	Thompson, Ben	G7/ Death Throw	10	6	0.625
10	McCartney, Eric	G3/ Menace 2 Sobriety	13	8	0.619
	Sexton, Wayne	G5/ Capital Punishment	13	8	0.619
12	Cusher, Dean	G6/ The Redneckers	11	7	0.611
	Lear, Tom	G1/ Dartastrophy	11	7	0.611
	Roseman, Sean	G6/ The Redneckers	11	7	0.611

	"H" Division		W	L	%-age
1	Taylor, Jeff	H2/ Money Shot	19	3	0.864
2	Moore, B.J.	H2/ Money Shot	16	3	0.842
3	Krouskos, Pete	H1/ Any Given Wednesday	18	6	0.750
4	Powell, Mark	H1/ Any Given Wednesday	16	6	0.727
5	Budd, Benjamin	H6/ There's the Bullseye	11	5	0.688
	Kunesh, Joe	H1/ Any Given Wednesday	11	5	0.688
7	Davis, Jared	H5/ Who Darted?	12	6	0.667
8	Titsworth, Dan	H2/ Money Shot	15	8	0.652
9	Donahue, Brian	H1/ Any Given Wednesday	11	6	0.647
10	Greene, Sebastian	H7/ Ale-ing Archers	14	8	0.636
11	Thorne, Jon	H2/ Money Shot	13	8	0.619
12	Colton, Mitch	H2/ Money Shot	12	8	0.600
	Genzlinger, Doug	H5/ Who Darted?	12	8	0.600
14	Guarneri, Mike	H3/ One Markers	13	9	0.591

	Women's Records (# of women by div.: A-0, B-0, C-2, D-7, E-7, F-14, G-7, H-11)		W	L	%-age
A,B	-	-	-	-	-
C	Wilcox, Julie	C5/ Team America	9	16	0.360
D	Payne, Julie	D7/ Tailgaters	9	15	0.375
	Hatch, Nicole	D7/ Tailgaters	10	17	0.370
E	Blackwelder, Deb	E2/ Cleveland Drifters	14	12	0.538
	Wells, Tami	E2/ Cleveland Drifters	9	18	0.333
F	Gaulthier, Angela	F4/ Bull Frogz	11	12	0.478
	McCray, Karla	F1/ Wire We Here	11	12	0.478
	Stacy, Michelle	F2/ Sharkshooters	13	16	0.448
G	Boyd, Jennifer	G3/ Menace 2 Sobriety	10	13	0.435
	Hogan, Chris	G7/ Death Throw	3	20	0.130
H	Immen, Kristen	H6/ There's the Bullseye	14	12	0.538
	Greene, Missy	H7/ Ale-ing Archers	7	9	0.438
	Coats, Sara	H6/ There's the Bullseye	6	15	0.286

Spring 2008 RDL Top Singles+Doubles Records (by division) (FINAL!)

(All statistics are included, as there were no missing scoresheets this season)

(Game minimum required for this listing: 19 for divisions B/C/E/F, 16 for divisions A/D/G/H, except for team G6 [2 games less due to a fft. received])

	"A" Division		W	L	%-age
1	Kilts, Jason	A1/ Element X	32	4	0.889
2	Seward, Mike	A3/ Bullz Brothers	40	7	0.851
3	Knight, Mark	A1/ Element X	38	10	0.792
4	Phillips, Robbie	A1/ Element X	34	9	0.791
5	Wall, Keith	A1/ Element X	36	12	0.750
	Terry, Bob	A4/ Lunatic Fringe	33	11	0.750
	Blake, Brian	A2/ The Shadows	24	8	0.750
8	Tan, Wil	A1/ Element X	26	10	0.722
9	Whitehead, Lee	A2/ The Shadows	25	10	0.714
10	Davis, Jimmy	A4/ Lunatic Fringe	22	10	0.688
11	Hyler, Dale	A1/ Element X	28	13	0.683
12	Berstler, Justin	A3/ Bullz Brothers	27	13	0.675
13	Chavis, Marshall	A2/ The Shadows	21	11	0.656
14	Persson, Kenny	A3/ Bullz Brothers	25	14	0.641

	"B" Division		W	L	%-age
1	Bubanic, George	B7/ The Aristocrats	42	9	0.824
2	Eastmead, Phillip	B8/ The Locals	39	14	0.736
3	Jeffcoat, Doug	B2/ Random Precision	36	13	0.735
	McNamara, Tim	B2/ Random Precision	36	13	0.735
5	Holland, Steve	B2/ Random Precision	34	13	0.723
6	Butters, Kent	B8/ The Locals	36	17	0.679
7	Brown, Barry	B3/ Dogs of War	31	16	0.660
8	Wells, John	B8/ The Locals	31	18	0.633
9	Parker, Charles	B7/ The Aristocrats	30	18	0.625
10	Alvord, David	B7/ The Aristocrats	28	17	0.622
11	Rodgers, Trey	B1/ Rebels Without A Cause	36	22	0.621
12	Lane, Timothy	B4/ Swine Crew	27	17	0.614
13	Baldwin, Randy	B4/ Swine Crew	32	21	0.604
14	Butters, Scott	B8/ The Locals	25	17	0.595

	"C" Division		W	L	%-age
1	Hendricks, Ron	C2/ Starving Dartists	32	11	0.744
2	Mori, Chris	C3/ BullsHitters	35	13	0.729
3	Jur, Jess	C7/ Rif Raf	34	13	0.723
4	Barwick, Rob	C7/ Rif Raf	39	16	0.709
5	Grubb, Donald	C3/ BullsHitters	34	15	0.694
6	Williams, Denny	C3/ BullsHitters	34	16	0.680
7	Keller, Tony	C4/ No ID	38	18	0.679
8	Dzengeleski, Jim	C8/ Dynamic Darts	38	19	0.667
9	Fournier, Chris	C1/ Travelin' Beer Bellies	25	16	0.610
10	Ohrberg, Keith	C7/ Rif Raf	32	21	0.604
11	McCredie, Bob	C1/ Travelin' Beer Bellies	30	20	0.600
	Wilcox, Randy	C5/ Team America	30	20	0.600
13	Johnson, Galen	C3/ BullsHitters	25	17	0.595
14	Morin, Dino	C3/ BullsHitters	28	20	0.583

	"D" Division		W	L	%-age
1	Kiser, Lyman	D3/ One-Armed Bandits	35	12	0.745
2	Groves, Phil	D2/ Just the Tip	24	9	0.727
3	Scott, Lee	D7/ Tailgaters	26	10	0.722
4	Carter, Shawn	D6/ Bennington Brawlers	29	13	0.690
5	Hobbs, Brian	D6/ Bennington Brawlers	28	14	0.667
	Taylor, Walter	D3/ One-Armed Bandits	26	13	0.667
7	West, Billy	D7/ Tailgaters	32	17	0.653
8	Fischlein, Kris	D6/ Bennington Brawlers	28	15	0.651
9	Perry, Matt	D6/ Bennington Brawlers	26	14	0.650
10	Kenney, Jon	D6/ Bennington Brawlers	28	17	0.622
11	Raquet, Mike	D4/ Boondock Saints	29	19	0.604
12	Reynolds, Jon	D6/ Bennington Brawlers	21	14	0.600
13	Martin, Adam	D2/ Just the Tip	25	17	0.595
14	Reaume, Andre	D7/ Tailgaters	30	21	0.588

	"E" Division		W	L	%-age
1	Martinez, Vicente	E7/ Damn Yankees!	50	6	0.893
2	Beeson, Robb	E4/ Off Constantly	45	7	0.865
3	Kubel, Tom	E4/ Off Constantly	48	8	0.857
4	Roberts, Mike	E4/ Off Constantly	39	10	0.796
5	Lee, Carl	E8/ DIVE Bombers	40	15	0.727
6	Mayhew, Zak	E4/ Off Constantly	39	15	0.722
7	Sarantos, Alex	E7/ Damn Yankees!	31	13	0.705
8	Lane, Jonathan	E6/ Board 2 Death	34	18	0.654
9	Lee, Ronnie	E3/ Yoicks and Away!!	29	16	0.644
10	Knott, Ryan	E6/ Board 2 Death	31	19	0.620
11	Davis, Kevin	E6/ Board 2 Death	26	16	0.619
12	Flowers, Fred	E8/ DIVE Bombers	29	18	0.617
13	Patrick, Kevin	E7/ Damn Yankees!	35	22	0.614
14	Knott, Ronnie	E6/ Board 2 Death	34	22	0.607

	"F" Division		W	L	%-age
1	Clark, Dan	F6/ Overtime Outlaws	41	10	0.804
2	Williamson, Tony	F6/ Overtime Outlaws	31	8	0.795
3	Claypool, Joshua	F4/ Bull Frogz	42	13	0.764
4	Ackerman, Travis	F4/ Bull Frogz	42	14	0.750
5	Reynolds, Mike	F3/ The Bogarts	38	14	0.731
6	Tant, J.J.	F6/ Overtime Outlaws	32	15	0.681
7	Karp, Michael	F5/ Irish We Were Drunk	33	16	0.673
8	Smith, Brian	F3/ The Bogarts	36	20	0.643
9	Sienkwicz, Charles	F6/ Overtime Outlaws	24	14	0.632
10	Ackley, Sean	F7/ Designated Divers	32	20	0.615
11	Barlow, Brian	F5/ Irish We Were Drunk	30	19	0.612
12	Jones, Jeff	F1/ Wire We Here	28	18	0.609
13	Bennett, Adam	F6/ Overtime Outlaws	25	17	0.595
14	Thompson, Barry	F1/ Wire We Here	30	21	0.588

	"G" Division		W	L	%-age
1	Murray, Shane	G6/ The Redneckers	37	7	0.841
2	Knuffman, Nathan	G1/ Dartastrophy	27	8	0.771
3	Wade, Nate	G4/ Coral Reefers	35	11	0.761
4	McCartney, Eric	G3/ Menace 2 Sobriety	30	14	0.682
5	Todd, Patrick	G5/ Capital Punishment	27	13	0.675
6	Cusher, Dean	G6/ The Redneckers	24	12	0.667
7	Sexton, Wayne	G5/ Capital Punishment	29	15	0.659
8	Willis, Tolson	G7/ Death Throw	28	16	0.636
9	Smith, Van	G4/ Coral Reefers	33	19	0.635
10	Johnson, Dave	G3/ Menace 2 Sobriety	29	17	0.630
11	Lear, Tom	G1/ Dartastrophy	22	13	0.629
12	Austin, Jeff	G7/ Death Throw	30	18	0.625
13	Nelson, Shane	G6/ The Redneckers	23	14	0.622
14	(two tied)		27	17	0.614

	"H" Division		W	L	%-age
1	Taylor, Jeff	H2/ Money Shot	35	7	0.833
2	Titsworth, Dan	H2/ Money Shot	36	11	0.766
3	Guarneri, Mike	H3/ One Markers	33	11	0.750
	Budd, Benjamin	H6/ There's the Bullseye	24	8	0.750
5	Rube, Bob	H1/ Any Given Wednesday	25	9	0.735
6	Moore, B.J.	H2/ Money Shot	22	10	0.688
7	Powell, Mark	H1/ Any Given Wednesday	30	14	0.682
8	Crowley, Fulton	H4/ Where's the Bullseye	28	14	0.667
9	Greene, Sebastian	H7/ Ale-ing Archers	31	16	0.660
	Krouskos, Pete	H1/ Any Given Wednesday	31	16	0.660
11	Polston, Tony	H5/ Who Darted?	24	13	0.649
12	Dunham, Jim	H4/ Where's the Bullseye	22	13	0.629
13	Kyle, Mike	H4/ Where's the Bullseye	21	13	0.618
14	Davis, Jared	H5/ Who Darted?	24	15	0.615

	Women's Records (# of women by div.: A-0, B-0, C-2, D-7, E-7, F-14, G-7, H-11)		W	L	%-age
A,B	-	-	-	-	-
C	Wilcox, Julie	C5/ Team America	19	30	0.388
D	Hatch, Nicole	D7/ Tailgaters	23	28	0.451
	Payne, Julie	D7/ Tailgaters	19	31	0.380
E	Blackwelder, Deb	E2/ Cleveland Drifters	25	27	0.481
	Wells, Tami	E2/ Cleveland Drifters	22	33	0.400
F	McCray, Karla	F1/ Wire We Here	21	23	0.477
	Gaulthier, Angela	F4/ Bull Frogz	21	25	0.457
	Stacy, Michelle	F2/ Sharkshooters	20	35	0.364
G	Boyd, Jennifer	G3/ Menace 2 Sobriety	19	18	0.514
	Hogan, Chris	G7/ Death Throw	11	34	0.244
H	Immen, Kristen	H6/ There's the Bullseye	24	27	0.471
	Coats, Sara	H6/ There's the Bullseye	10	34	0.227
	Mason, Marcy	H4/ Where's the Bullseye	6	30	0.167

Spring 2008 RDL Top -01 All-Star Point Averages (by division) (FINAL!)

(All statistics are included, as there were no missing scoresheets this season)

(Game minimum required for this listing: 19 for divisions B/C/E/F, 16 for divisions A/D/G/H, except for team G6 [1 game less due to a fft. received])

	"A" Division		ASP	TGP	Ave.
1	Gelhar, Tommy	A2/ The Shadows	27.0	19	1.421
2	Blake, Brian	A2/ The Shadows	22.0	16	1.375
3	Phillips, Robbie	A1/ Element X	26.5	21	1.262
4	Terry, Bob	A4/ Lunatic Fringe	24.5	22	1.114
5	Chavis, Marshall	A2/ The Shadows	15.5	16	0.969
6	Stutts, Jacob	A2/ The Shadows	15.0	17	0.882
7	Seward, Mike	A3/ Bullz Brothers	18.0	23	0.783
8	Tan, Wil	A1/ Element X	14.0	19	0.737
9	Kendall, Kevin	A3/ Bullz Brothers	16.0	22	0.727
10	Davis, Jimmy	A4/ Lunatic Fringe	11.5	16	0.719
11	Wall, Keith	A1/ Element X	16.0	23	0.696
12	Persson, Kenny	A3/ Bullz Brothers	13.5	21	0.643
13	Kilts, Jason	A1/ Element X	12.0	19	0.632
14	Hamilton, Billy	A5/ Projectile Dysfunction	14.0	23	0.609

	"B" Division		ASP	TGP	Ave.
1	Eastmead, Phillip	B8/ The Locals	31.5	26	1.212
2	Bubanic, George	B7/ The Aristocrats	19.5	24	0.813
3	Jeffcoat, Doug	B2/ Random Precision	16.0	21	0.762
4	Butters, Kent	B8/ The Locals	18.5	25	0.740
5	Lloyd, Billy	B7/ The Aristocrats	16.5	23	0.717
6	Butters, Scott	B8/ The Locals	14.0	20	0.700
7	Brown, Barry	B3/ Dogs of War	14.5	23	0.630
8	Murdaugh, John	B1/ Rebels Without A Cause	17.0	29	0.586
9	Mills, Tim	B1/ Rebels Without A Cause	14.0	24	0.583
10	Bonar, Eric	B4/ Swine Crew	14.0	25	0.560
11	Bradshaw, Rick	B3/ Dogs of War	15.0	27	0.556
12	Aguilar, Jose	B6/ Bag O' Nutz	16.0	29	0.552
13	Rutten, Pete	B4/ Swine Crew	12.5	24	0.521
14	McNamara, Tim	B2/ Random Precision	13.0	25	0.520

	"C" Division		ASP	TGP	Ave.
1	Barwick, Rob	C7/ Rif Raf	19.0	27	0.704
2	Costen, Todd	C8/ Dynamic Darts	16.0	24	0.667
3	Hoyt, David	C7/ Rif Raf	16.0	26	0.615
4	Hendricks, Ron	C2/ Starving Dartists	12.0	20	0.600
5	Winters, Tom	C8/ Dynamic Darts	14.0	26	0.538
6	McCredie, Bob	C1/ Travelin' Beer Bellies	13.0	25	0.520
7	Grubb, Donald	C3/ BullsHitters	11.5	25	0.460
8	Kring, Jeremy	C1/ Travelin' Beer Bellies	11.0	24	0.458
9	Mori, Chris	C3/ BullsHitters	10.0	22	0.455
10	Radcliff, Rob	C5/ Team America	10.5	24	0.438
11	Keller, Tony	C4/ No ID	12.0	28	0.429
12	Scott, Kevin	C5/ Team America	8.5	20	0.425
13	Williams, Denny	C3/ BullsHitters	10.0	25	0.400
14	Jur, Jess	C7/ Rif Raf	9.0	23	0.391

	"D" Division		ASP	TGP	Ave.
1	West, Billy	D7/ Tailgaters	12.5	24	0.521
2	Park, Ed	D4/ Boondock Saints	11.0	23	0.478
3	Scott, Lee	D7/ Tailgaters	8.5	18	0.472
4	Raquet, Mike	D4/ Boondock Saints	10.5	24	0.438
5	Brown, Jay	D4/ Boondock Saints	9.0	21	0.429
	Carter, Shawn	D6/ Bennington Brawlers	9.0	21	0.429
7	Young, Mike	D1/ Hostile Amish	8.5	21	0.405
8	Taylor, Walter	D3/ One-Armed Bandits	7.5	19	0.395
9	Reynolds, Jon	D6/ Bennington Brawlers	7.5	20	0.375
10	Hobbs, Brian	D6/ Bennington Brawlers	7.0	20	0.350
11	Fischlein, Kris	D6/ Bennington Brawlers	7.5	22	0.341
12	Kenney, Jon	D6/ Bennington Brawlers	7.0	22	0.318
	Majchrzak, Ted	D1/ Hostile Amish	7.0	22	0.318
14	Johnson, Sven	D3/ One-Armed Bandits	5.5	18	0.306

	"E" Division		ASP	TGP	Ave.
1	Mayhew, Zak	E4/ Off Constantly	21.5	27	0.796
2	Iager, John	E1/ Grateful Darts	13.0	22	0.591
3	Knott, Ronnie	E6/ Board 2 Death	16.5	28	0.589
4	Beeson, Robb	E4/ Off Constantly	13.5	25	0.540
5	Kubel, Tom	E4/ Off Constantly	13.0	28	0.464
	Martinez, Vicente	E7/ Damn Yankees!	13.0	28	0.464
7	Stehle, Justin	E5/ Lil Pickled	12.0	26	0.462
8	Lee, Carl	E8/ DIVE Bombers	12.5	28	0.446
9	Goodman, Rich	E8/ DIVE Bombers	10.0	24	0.417
10	Knott, Ryan	E6/ Board 2 Death	9.5	24	0.396
11	Sarantos, Alex	E7/ Damn Yankees!	8.5	22	0.386
12	Rabb, Devon	E5/ Lil Pickled	10.0	26	0.385
13	Davis, Kevin	E6/ Board 2 Death	7.5	20	0.375
14	Van Olst, Jason	E3/ Yoicks and Away!!	7.5	22	0.341

	"F" Division		ASP	TGP	Ave.
1	Reynolds, Mike	F3/ The Bogarts	19.0	26	#####
2	Ackley, Sean	F7/ Designated Divers	16.5	25	#####
3	Clugh, James	F5/ Irish We Were Drunk	11.5	21	0.548
4	Ackerman, Travis	F4/ Bull Frogz	15.0	28	0.536
5	Clark, Dan	F6/ Overtime Outlaws	11.5	23	0.500
6	Claypool, Joshua	F4/ Bull Frogz	13.0	27	0.481
7	Smith, Brian	F3/ The Bogarts	11.5	28	0.411
8	Montesi, Chris	F5/ Irish We Were Drunk	10.0	25	0.400
9	Batchelder, Dave	F8/ Wake Forest One	7.5	20	0.375
	McAlpin, Jack	F7/ Designated Divers	7.5	20	0.375
11	Krug, Jon	F7/ Designated Divers	9.0	26	0.346
	Walters, Jason	F1/ Wire We Here	9.0	26	0.346
13	Moore, Jeff	F4/ Bull Frogz	8.5	26	0.327
14	Gaulthier, Angela	F4/ Bull Frogz	6.0	19	0.316

	"G" Division		ASP	TGP	Ave.
1	Murray, Shane	G6/ The Redneckers	16.5	22	0.750
2	Wade, Nate	G4/ Coral Reefers	16.0	23	0.696
3	Roman-Cusher, Jason	G6/ The Redneckers	8.0	19	0.421
4	Knuffman, Nathan	G1/ Dartastrophy	7.5	18	0.417
5	McCartney, Eric	G3/ Menace 2 Sobriety	8.0	21	0.381
6	Austin, Jeff	G7/ Death Throw	9.0	24	0.375
7	White, J.J.	G3/ Menace 2 Sobriety	5.0	16	0.313
8	Smith, Van	G4/ Coral Reefers	8.0	26	0.308
9	Nelson, Shane	G6/ The Redneckers	5.0	19	0.263
10	Dyment, Brian	G5/ Capital Punishment	5.5	21	0.262
11	Johnson, Dave	G3/ Menace 2 Sobriety	5.5	22	0.250
	Roseman, Sean	G6/ The Redneckers	5.0	20	0.250
13	Johnson, Aaron	G1/ Dartastrophy	4.0	17	0.235
14	Zimmerman, Mike	G7/ Death Throw	6.0	26	0.231

	"H" Division		ASP	TGP	Ave.
1	Campbell, Dan	H6/ There's the Bullseye	15.0	24	0.625
	Kyle, Mike	H4/ Where's the Bullseye	10.0	16	0.625
3	Harvey, Justin	H7/ Ale-ing Archers	11.0	19	0.579
4	Mushow, David	H7/ Ale-ing Archers	9.0	22	0.409
5	Colton, Mitch	H2/ Money Shot	8.5	21	0.405
6	Wood, Billy	H5/ Who Darted?	6.0	17	0.353
7	Taylor, Jeff	H2/ Money Shot	7.0	20	0.350
8	Krouskos, Pete	H1/ Any Given Wednesday	8.0	23	0.348
9	Polston, Tony	H5/ Who Darted?	5.5	16	0.344
10	Thorne, Jon	H2/ Money Shot	7.0	22	0.318
11	Budd, Benjamin	H6/ There's the Bullseye	5.0	16	0.313
12	Powell, Mark	H1/ Any Given Wednesday	6.5	21	0.310
13	Strickland, Jon	H4/ Where's the Bullseye	6.0	20	0.300
14	Rube, Bob	H1/ Any Given Wednesday	4.5	16	0.281

Women's Records

	(# of women by div.: A-0, B-0, C-2, D-7, E-7, F-14, G-7, H-11)		ASP	TGP	Ave.
A,B	-	-	-	-	-
C	Wilcox, Julie	C5/ Team America	4.0	23	0.174
D	Payne, Julie	D7/ Tailgaters	6.0	26	0.231
	Hatch, Nicole	D7/ Tailgaters	5.5	25	0.220
E	Blackwelder, Deb	E2/ Cleveland Drifters	7.0	26	0.269
	Wells, Tami	E2/ Cleveland Drifters	5.5	27	0.204
F	Gaulthier, Angela	F4/ Bull Frogz	6.0	19	0.316
	Dancy, Kristy	F4/ Bull Frogz	4.0	25	0.160
	Stacy, Michelle	F2/ Sharkshooters	4.0	27	0.148
G	Boyd, Jennifer	G3/ Menace 2 Sobriety	2.5	24	0.104
	Hogan, Chris	G7/ Death Throw	1.0	19	0.053
H	Immen, Kristen	H6/ There's the Bullseye	5.5	26	0.212
	Highfill, Leigh	H5/ Who Darted?	2.0	22	0.091
	(two tied)				0.000

Spring 2008 RDL Top Cricket All-Star Point Averages (by division) (FINAL!)

(All statistics are included, as there were no missing scoresheets this season)

(Game minimum required for this listing: 19 for divisions B/C/E/F, 16 for divisions A/D/G/H, except for team G6 [1 game less due to a fft. received])

		"A" Division	ASP	TGP	Ave.
1	Davis, Jimmy	A4/ Lunatic Fringe	48.5	16	3.031
2	Phillips, Robbie	A1/ Element X	64.5	22	2.932
3	Blake, Brian	A2/ The Shadows	43.5	16	2.719
4	Seward, Mike	A3/ Bullz Brothers	59.0	24	2.458
5	Terry, Bob	A4/ Lunatic Fringe	54.0	22	2.455
6	Chavis, Marshall	A2/ The Shadows	35.5	16	2.219
7	Tan, Wil	A1/ Element X	36.0	17	2.118
8	Hyler, Dale	A1/ Element X	42.0	20	2.100
9	Wall, Keith	A1/ Element X	50.5	25	2.020
10	Kendall, Kevin	A3/ Bullz Brothers	46.5	24	1.938
11	Murray, David	A2/ The Shadows	30.5	16	1.906
12	Stutts, Jacob	A2/ The Shadows	33.5	18	1.861
13	Knight, Mark	A1/ Element X	40.5	25	1.620
14	(two tied)				1.500

		"B" Division	ASP	TGP	Ave.
1	Eastmead, Phillip	B8/ The Locals	52.5	27	1.944
2	Murdaugh, John	B1/ Rebels Without A Cause	46.0	29	1.586
3	Bubanic, George	B7/ The Aristocrats	41.5	27	1.537
4	Martin, David	B6/ Bag O' Nutz	35.0	23	1.522
5	Bradshaw, Rick	B3/ Dogs of War	42.5	28	1.518
6	Mills, Tim	B1/ Rebels Without A Cause	35.5	24	1.479
7	Jeffcoat, Doug	B2/ Random Precision	41.0	28	1.464
8	Deemer, Randy	B4/ Swine Crew	31.0	23	1.348
9	Butters, Scott	B8/ The Locals	29.5	22	1.341
10	Thompson, Brett	B6/ Bag O' Nutz	37.5	28	1.339
11	McNamara, Tim	B2/ Random Precision	32.0	24	1.333
12	Parker, Charles	B7/ The Aristocrats	34.5	28	1.232
13	Baldwin, Randy	B4/ Swine Crew	31.5	27	1.167
14	Brown, Barry	B3/ Dogs of War	27.5	24	1.146

		"C" Division	ASP	TGP	Ave.
1	Winters, Tom	C8/ Dynamic Darts	43.0	26	1.654
2	Hoyt, David	C7/ Rif Raf	34.0	25	1.360
3	Hendricks, Ron	C2/ Starving Dartists	27.5	23	1.196
4	Barwick, Rob	C7/ Rif Raf	32.5	28	1.161
5	Grubb, Donald	C3/ BullsHitters	25.0	24	1.042
6	Shown, Marc	C2/ Starving Dartists	27.0	26	1.038
7	Keller, Tony	C4/ No ID	28.5	28	1.018
8	Wilcox, Randy	C5/ Team America	26.0	26	1.000
9	Ohrberg, Keith	C7/ Rif Raf	27.0	28	0.964
10	Jur, Jess	C7/ Rif Raf	23.0	24	0.958
11	Mori, Chris	C3/ BullsHitters	22.5	26	0.865
12	Dzengeleski, Jim	C8/ Dynamic Darts	23.5	29	0.810
13	Radcliff, Rob	C5/ Team America	17.0	21	0.810
14	McCredie, Bob	C1/ Travelin' Beer Bellies	20.0	25	0.800

		"D" Division	ASP	TGP	Ave.
1	Kiser, Lyman	D3/ One-Armed Bandits	35.5	23	1.543
2	Scott, Lee	D7/ Tailgaters	22.5	18	1.250
3	Schmaus, Darren	D1/ Hostile Amish	22.0	23	0.957
4	Mitchell, Billy	D2/ Just the Tip	19.5	22	0.886
	Rosenoff, Evan	D5/ Tres Equis XXX	19.5	22	0.886
6	Shaffer, Brian	D4/ Boondock Saints	16.5	19	0.868
7	Buckley, Bill	D4/ Boondock Saints	17.5	21	0.833
8	West, Billy	D7/ Tailgaters	19.5	25	0.780
9	Carter, Shawn	D6/ Bennington Brawlers	16.0	21	0.762
	Fischlein, Kris	D6/ Bennington Brawlers	16.0	21	0.762
11	Alcon, Tony	D2/ Just the Tip	15.0	20	0.750
	Taylor, Walter	D3/ One-Armed Bandits	15.0	20	0.750
13	Natarajan, Dilip	D1/ Hostile Amish	15.5	21	0.738
14	Perry, Matt	D6/ Bennington Brawlers	14.0	20	0.700

		"E" Division	ASP	TGP	Ave.
1	Beeson, Robb	E4/ Off Constantly	52.5	27	1.944
2	Martinez, Vicente	E7/ Damn Yankees!	38.5	28	1.375
3	Sarantos, Alex	E7/ Damn Yankees!	28.5	22	1.295
4	Lee, Carl	E8/ DIVE Bombers	28.5	27	1.056
5	Glendy, Mike	E3/ Yoicks and Away!!	18.5	19	0.974
6	Iager, John	E1/ Grateful Darts	21.0	22	0.955
7	Kubel, Tom	E4/ Off Constantly	26.0	28	0.929
8	Lane, Jonathan	E6/ Board 2 Death	19.5	26	0.750
9	Mayhew, Zak	E4/ Off Constantly	19.5	27	0.722
10	Kron, Jay	E7/ Damn Yankees!	15.5	22	0.705
11	Hayes, Chad	E6/ Board 2 Death	17.5	25	0.700
12	Goodman, Mike	E8/ DIVE Bombers	18.5	27	0.685
	Goodman, Rich	E8/ DIVE Bombers	18.5	27	0.685
14	Thurn, Brian	E5/ Lil Pickled	15.5	23	0.674

		"F" Division	ASP	TGP	Ave.
1	Ackerman, Travis	F4/ Bull Frogz	30.0	28	1.071
2	Clark, Dan	F6/ Overtime Outlaws	27.0	28	0.964
3	Reynolds, Mike	F3/ The Bogarts	24.0	26	0.923
4	Moore, Jeff	F4/ Bull Frogz	25.5	28	0.911
5	Rexrode, Rob	F3/ The Bogarts	22.0	26	0.846
6	Bennett, Adam	F6/ Overtime Outlaws	18.0	22	0.818
7	Batchelder, Dave	F8/ Wake Forest One	16.0	20	0.800
8	Williamson, Tony	F6/ Overtime Outlaws	16.5	21	0.786
9	Tant, J.J.	F6/ Overtime Outlaws	20.5	28	0.732
10	Clugh, James	F5/ Irish We Were Drunk	19.5	27	0.722
11	Smith, Brian	F3/ The Bogarts	20.0	28	0.714
12	Ackley, Sean	F7/ Designated Divers	19.0	27	0.704
13	Thompson, Barry	F1/ Wire We Here	17.5	27	0.648
14	Marsh, John	F7/ Designated Divers	18.0	28	0.643

		"G" Division	ASP	TGP	Ave.
1	Murray, Shane	G6/ The Redneckers	29.0	22	1.318
2	Cusher, Dean	G6/ The Redneckers	17.0	19	0.895
3	Knuffman, Nathan	G1/ Dartastrophy	13.5	17	0.794
4	Brown, Anthony	G6/ The Redneckers	13.5	19	0.711
5	Hogan, Neal	G7/ Death Throw	15.5	22	0.705
6	Smith, Van	G4/ Coral Reefers	18.0	26	0.692
7	Johnson, Aaron	G1/ Dartastrophy	15.0	22	0.682
8	Barnes, George	G5/ Capital Punishment	13.5	21	0.643
9	Nelson, Shane	G6/ The Redneckers	11.5	18	0.639
10	McCartney, Eric	G3/ Menace 2 Sobriety	14.5	23	0.630
11	White, J.J.	G3/ Menace 2 Sobriety	12.5	20	0.625
12	Morris, Chris	G5/ Capital Punishment	12.5	23	0.543
13	Austin, Jeff	G7/ Death Throw	13.0	24	0.542
14	Roman-Cusher, Jason	G6/ The Redneckers	10.0	19	0.526

		"H" Division	ASP	TGP	Ave.
1	Guarneri, Mike	H3/ One Markers	23.5	22	1.068
2	Colton, Mitch	H2/ Money Shot	22.5	22	1.023
3	Rube, Bob	H1/ Any Given Wednesday	17.5	18	0.972
4	Fulghum, Mark	H3/ One Markers	16.5	22	0.750
5	Barletta, Phil	H3/ One Markers	14.5	22	0.659
6	Budd, Benjamin	H6/ There's the Bullseye	10.5	16	0.656
7	Taylor, Jeff	H2/ Money Shot	14.0	22	0.636
8	Titsworth, Dan	H2/ Money Shot	15.0	24	0.625
9	Crowley, Fulton	H4/ Where's the Bullseye	13.5	22	0.614
10	Hall, Steven	H1/ Any Given Wednesday	12.0	20	0.600
11	Mushow, Tom	H7/ Ale-ing Archers	13.0	22	0.591
12	Mushow, David	H7/ Ale-ing Archers	14.0	24	0.583
13	Campbell, Dan	H6/ There's the Bullseye	13.5	24	0.563
14	Dunham, Jim	H4/ Where's the Bullseye	10.0	18	0.556

Women's Records

	(# of women by div.: A-0, B-0, C-2, D-7, E-7, F-14, G-7, H-11)		ASP	TGP	Ave.
A,B	-	-	-	-	-
C	Wilcox, Julie	C5/ Team America	9.0	26	0.346
D	Payne, Julie	D7/ Tailgaters	16.0	24	0.667
	Hatch, Nicole	D7/ Tailgaters	12.5	26	0.481
E	Austin, Connie	E2/ Cleveland Drifters	14.0	29	0.483
	Wells, Tami	E2/ Cleveland Drifters	13.0	28	0.464
F	Gaulthier, Angela	F4/ Bull Frogz	15.0	27	0.556
	Stacy, Michelle	F2/ Sharkshooters	14.0	28	0.500
	McCray, Karla	F1/ Wire We Here	9.0	27	0.333
G	Hogan, Chris	G7/ Death Throw	4.0	26	0.154
	(no other women in G satisfied the minimum games played requirement)				
H	Immen, Kristen	H6/ There's the Bullseye	5.5	25	0.220
	Fulghum, Sarah	H3/ One Markers	3.0	16	0.188
	Coats, Sara	H6/ There's the Bullseye	2.0	22	0.091

Spring 2008 RDL League-Wide Sectional Statistics (ranked by percentage) (FINAL!)

(All statistics are included, as there were no missing scoresheets this season)
(Game minimums required for these listings: 7 for divisions B/C/E/F, 6 for divisions A/D/G/H)

	Singles 301 Win Percentage		W	L	%-age
1	Martinez, Vicente	E7/ Damn Yankees!	14	0	1.000
	Clark, Dan	F6/ Overtime Outlaws	12	0	1.000
	Kilts, Jason	A1/ Element X	10	0	1.000
	Johnson, Aaron	G1/ Dartastrophy	8	0	1.000
	Kellington, Dean	E5/ Lil Pickled	7	0	1.000
	Ramser, K.C.	D7/ Tailgaters	6	0	1.000
7	Beeson, Robb	E4/ Off Constantly	12	1	0.923
8	Seward, Mike	A3/ Bullz Brothers	11	1	0.917
	Raquet, Mike	D4/ Boondock Saints	11	1	0.917
	West, Billy	D7/ Tailgaters	11	1	0.917
	Titsworth, Dan	H2/ Money Shot	11	1	0.917
12	Jeffcoat, Doug	B2/ Random Precision	10	1	0.909
13	Phillips, Robbie	A1/ Element X	9	1	0.900
14	Hendricks, Ron	C2/ Starving Dartists	8	1	0.889
	Dunham, Jim	H4/ Where's the Bullseye	8	1	0.889
16	Fuhrman, Scott	F6/ Overtime Outlaws	7	1	0.875
	Rube, Bob	H1/ Any Given Wednesday	7	1	0.875
18	Bubanic, George	B7/ The Aristocrats	12	2	0.857
	Butters, Kent	B8/ The Locals	12	2	0.857
	Ackerman, Travis	F4/ Bull Frogz	12	2	0.857
21	Claypool, Joshua	F4/ Bull Frogz	11	2	0.846
	Reynolds, Mike	F3/ The Bogarts	11	2	0.846
23	Wall, Keith	A1/ Element X	10	2	0.833
	Wilcox, Randy	C5/ Team America	10	2	0.833
25	Terry, Bob	A4/ Lunatic Fringe	9	2	0.818
	Murray, Shane	G6/ The Redneckers	9	2	0.818
	Guarneri, Mike	H3/ One Markers	9	2	0.818
28	Mori, Chris	C3/ BullsHitters	8	2	0.800
	Scott, Kevin	C5/ Team America	8	2	0.800
	Martin, Adam	D2/ Just the Tip	8	2	0.800
	Nelson, Shane	G6/ The Redneckers	8	2	0.800
32	Knott, Ronnie	E6/ Board 2 Death	11	3	0.786
	Kubel, Tom	E4/ Off Constantly	11	3	0.786
34	Taylor, Jeff	H2/ Money Shot	7	2	0.778
35	Dzengeleski, Jim	C8/ Dynamic Darts	10	3	0.769
36	Kendall, Kevin	A3/ Bullz Brothers	9	3	0.750
	Lloyd, Billy	B7/ The Aristocrats	9	3	0.750
	McNamara, Tim	B2/ Random Precision	9	3	0.750
	Kenney, Jon	D6/ Bennington Brawlers	9	3	0.750
	Ackley, Sean	F7/ Designated Divers	9	3	0.750
	Cominole, Jeremy	F8/ Wake Forest One	9	3	0.750
	Todd, Patrick	G5/ Capital Punishment	9	3	0.750
	Wade, Nate	G4/ Coral Reefers	9	3	0.750
	Thorne, Jon	H2/ Money Shot	9	3	0.750
	Blake, Brian	A2/ The Shadows	6	2	0.750
	Davis, Jimmy	A4/ Lunatic Fringe	6	2	0.750
	Jackson, Barry	C8/ Dynamic Darts	6	2	0.750
	Yoneoka, J.J.	C1/ Travelin' Beer Bellies	6	2	0.750
	Pope, Chris	E5/ Lil Pickled	6	2	0.750
	Gotlibowski, Jim	F7/ Designated Divers	6	2	0.750
	Lear, Tom	G1/ Dartastrophy	6	2	0.750
	Thompson, Ben	G7/ Death Throw	6	2	0.750
53	Gelhar, Tommy	A2/ The Shadows	8	3	0.727
	Knight, Mark	A1/ Element X	8	3	0.727
	Witz, Steve	A3/ Bullz Brothers	8	3	0.727
	Lane, Timothy	B4/ Swine Crew	8	3	0.727
	Morin, Dino	C3/ BullsHitters	8	3	0.727
	Carter, Shawn	D6/ Bennington Brawlers	8	3	0.727
	Fischlein, Kris	D6/ Bennington Brawlers	8	3	0.727
	Morrill, Robert	D1/ Hostile Amish	8	3	0.727
	Sarantos, Alex	E7/ Damn Yankees!	8	3	0.727
	McCartney, Eric	G3/ Menace 2 Sobriety	8	3	0.727
	Morris, Chris	G5/ Capital Punishment	8	3	0.727
	Sexton, Wayne	G5/ Capital Punishment	8	3	0.727
	Davis, Jared	H5/ Who Darted?	8	3	0.727
66	(five tied - 1 in B, 2 in D, 2 in E)		10	4	0.714
	(three tied - 1 each in E, G, and H)		5	2	0.714

	Singles Cricket Win Percentage		W	L	%-age
1	Bubanic, George	B7/ The Aristocrats	14	0	1.000
	Martinez, Vicente	E7/ Damn Yankees!	14	0	1.000
	Roberts, Mike	E4/ Off Constantly	13	0	1.000
	Hobbs, Brian	D6/ Bennington Brawlers	11	0	1.000
	Guarneri, Mike	H3/ One Markers	11	0	1.000
	Karp, Michael	F5/ Irish We Were Drunk	10	0	1.000
	Budd, Benjamin	H6/ There's the Bullseye	8	0	1.000
8	Kubel, Tom	E4/ Off Constantly	13	1	0.929
	Clark, Dan	F6/ Overtime Outlaws	13	1	0.929
10	Beeson, Robb	E4/ Off Constantly	12	1	0.923
	Knott, Ryan	E6/ Board 2 Death	12	1	0.923
12	Seward, Mike	A3/ Bullz Brothers	11	1	0.917
	Grubb, Donald	C3/ BullsHitters	11	1	0.917
14	Terry, Bob	A4/ Lunatic Fringe	10	1	0.909
	Butters, Scott	B8/ The Locals	10	1	0.909
	Williamson, Tony	F6/ Overtime Outlaws	10	1	0.909
	Murray, Shane	G6/ The Redneckers	10	1	0.909
18	Tan, Wil	A1/ Element X	9	1	0.900
19	Hyler, Dale	A1/ Element X	8	1	0.889
	Oakley, Richard	A2/ The Shadows	8	1	0.889
	Beaudoin, Paul	C3/ BullsHitters	8	1	0.889
	Scott, Lee	D7/ Tailgaters	8	1	0.889
	Cusher, Dean	G6/ The Redneckers	8	1	0.889
	Rube, Bob	H1/ Any Given Wednesday	8	1	0.889
25	Davis, Jimmy	A4/ Lunatic Fringe	7	1	0.875
	Reygers, Jeff	B7/ The Aristocrats	7	1	0.875
	Patel, Sam	G3/ Menace 2 Sobriety	7	1	0.875
28	Barwick, Rob	C7/ Rif Raf	12	2	0.857
	Mayhew, Zak	E4/ Off Constantly	12	2	0.857
	Gibbs, Keith	A2/ The Shadows	6	1	0.857
31	Knight, Mark	A1/ Element X	11	2	0.846
	Eastmead, Phillip	B8/ The Locals	11	2	0.846
	Foushee, Eugene	C6/ Excalibur	11	2	0.846
	Shown, Marc	C2/ Starving Dartists	11	2	0.846
	Greene, Sebastian	H7/ Ale-ing Archers	11	2	0.846
36	Jur, Jess	C7/ Rif Raf	10	2	0.833
	Kiser, Lyman	D3/ One-Armed Bandits	10	2	0.833
	Titsworth, Dan	H2/ Money Shot	10	2	0.833
39	Sellers, Mark	B2/ Random Precision	9	2	0.818
	Iager, John	E1/ Grateful Darts	9	2	0.818
	Hogan, Neal	G7/ Death Throw	9	2	0.818
	Wade, Nate	G4/ Coral Reefers	9	2	0.818
	Crowley, Fulton	H4/ Where's the Bullseye	9	2	0.818
	Strickland, Jon	H4/ Where's the Bullseye	9	2	0.818
	Taylor, Jeff	H2/ Money Shot	9	2	0.818
46	Whitehead, Lee	A2/ The Shadows	8	2	0.800
	Scott, Kevin	C5/ Team America	8	2	0.800
	Glendy, Mike	E3/ Yoicks and Away!!	8	2	0.800
	Polston, Tony	H5/ Who Darted?	8	2	0.800
50	Alvord, David	B7/ The Aristocrats	11	3	0.786
	Baldwin, Randy	B4/ Swine Crew	11	3	0.786
	Ackerman, Travis	F4/ Bull Frogz	11	3	0.786
	Claypool, Joshua	F4/ Bull Frogz	11	3	0.786
	Smith, Brian	F3/ The Bogarts	11	3	0.786
55	Flowers, Fred	E8/ DIVE Bombers	7	2	0.778
	Kyle, Mike	H4/ Where's the Bullseye	7	2	0.778
57	Wall, Keith	A1/ Element X	10	3	0.769
	Williams, Denny	C3/ BullsHitters	10	3	0.769
	Winters, Tom	C8/ Dynamic Darts	10	3	0.769
	Reaume, Andre	D7/ Tailgaters	10	3	0.769
	Reynolds, Mike	F3/ The Bogarts	10	3	0.769
	Thompson, Barry	F1/ Wire We Here	10	3	0.769
	Karieva, Keith	G2/ Fat Daddy's Darts	10	3	0.769
64	(seven tied - 2 each in A/G, 1 each in B/D/H)		9	3	0.750
	(one tied - in A division)		6	2	0.750

Spring 2008 RDL League-Wide Sectional Statistics (ranked by percentage) (FINAL!)

(All statistics are included, as there were no missing scoresheets this season)

(Game minimums required for these listings: 7 for divisions B/C/E/F, 6 for divisions A/D/G/H)

	Doubles Cricket Win Percentage		W	L	%-age
1	Moore, B.J.	H2/ Money Shot	10	0	1.000
	Knuffman, Nathan	G1/ Dartastrophy	9	0	1.000
3	Smith, Van	G4/ Coral Reefers	12	1	0.923
4	Seward, Mike	A3/ Bullz Brothers	11	1	0.917
5	Berstler, Justin	A3/ Bullz Brothers	10	1	0.909
	Willis, Tolson	G7/ Death Throw	10	1	0.909
	Taylor, Jeff	H2/ Money Shot	10	1	0.909
8	Kilts, Jason	A1/ Element X	9	1	0.900
	Perry, Matt	D6/ Bennington Brawlers	9	1	0.900
	Williamson, Tony	F6/ Overtime Outlaws	9	1	0.900
11	Persson, Kenny	A3/ Bullz Brothers	8	1	0.889
12	Davis, Jimmy	A4/ Lunatic Fringe	7	1	0.875
	Stutts, Jacob	A2/ The Shadows	7	1	0.875
	Kunesh, Joe	H1/ Any Given Wednesday	7	1	0.875
	Thorne, Richard	H2/ Money Shot	7	1	0.875
	Thorne, Scott	H2/ Money Shot	7	1	0.875
17	Kubel, Tom	E4/ Off Constantly	12	2	0.857
	Martinez, Vicente	E7/ Damn Yankees!	12	2	0.857
	Tant, J.J.	F6/ Overtime Outlaws	12	2	0.857
	Johnson, Michael	B2/ Random Precision	6	1	0.857
	Jordan, Jody	D1/ Hostile Amish	6	1	0.857
	Pope, Chris	E5/ Lil Pickled	6	1	0.857
	Wilkerson, Chris	E5/ Lil Pickled	6	1	0.857
24	Hayes, Chad	E6/ Board 2 Death	11	2	0.846
	Lane, Jonathan	E6/ Board 2 Death	11	2	0.846
	Roberts, Mike	E4/ Off Constantly	11	2	0.846
27	Austin, Jeff	G7/ Death Throw	10	2	0.833
	Wade, Nate	G4/ Coral Reefers	10	2	0.833
	Adam, Jeff	A2/ The Shadows	5	1	0.833
30	McNamara, Tim	B2/ Random Precision	9	2	0.818
	Murray, Shane	G6/ The Redneckers	9	2	0.818
32	Patrick, Kevin	E7/ Damn Yankees!	12	3	0.800
	Carter, Shawn	D6/ Bennington Brawlers	8	2	0.800
	Fischlein, Kris	D6/ Bennington Brawlers	8	2	0.800
	Reynolds, Lisa	F3/ The Bogarts	8	2	0.800
	Greene, Sebastian	H7/ Ale-ing Archers	8	2	0.800
37	Beeson, Robb	E4/ Off Constantly	11	3	0.786
	Clark, Dan	F6/ Overtime Outlaws	11	3	0.786
	Claypool, Joshua	F4/ Bull Frogz	11	3	0.786
40	Emery, Mike	B8/ The Locals	7	2	0.778
	Gibson, Ed	C1/ Travelin' Beer Bellies	7	2	0.778
	Reynolds, Jon	D6/ Bennington Brawlers	7	2	0.778
	Stephens, John	D2/ Just the Tip	7	2	0.778
	Glendy, Mike	E3/ Yoicks and Away!!	7	2	0.778
	Dunham, Jim	H4/ Where's the Bullseye	7	2	0.778
46	Lee, Carl	E8/ DIVE Bombers	10	3	0.769
47	Knight, Mark	A1/ Element X	9	3	0.750
	Jur, Jess	C7/ Rif Raf	9	3	0.750
	Powell, Mark	H1/ Any Given Wednesday	9	3	0.750
	Titsworth, Dan	H2/ Money Shot	9	3	0.750
	Blake, Brian	A2/ The Shadows	6	2	0.750
	Chavis, Marshall	A2/ The Shadows	6	2	0.750
	Murray, David	A2/ The Shadows	6	2	0.750
	Oakley, Richard	A2/ The Shadows	6	2	0.750
	Whitehead, Lee	A2/ The Shadows	6	2	0.750
	Anderson, Ryan	B7/ The Aristocrats	6	2	0.750
	Stepp, John	B2/ Random Precision	6	2	0.750
	Crowe, Jason	F6/ Overtime Outlaws	6	2	0.750
	Fuhrman, Scott	F6/ Overtime Outlaws	6	2	0.750
	Roseman, Sean	G6/ The Redneckers	6	2	0.750
61	Phillips, Robbie	A1/ Element X	8	3	0.727
	Terry, Bob	A4/ Lunatic Fringe	8	3	0.727
	Hall, Danny	D5/ Tres Equis XXX	8	3	0.727
	Kenney, Jon	D6/ Bennington Brawlers	8	3	0.727
	Kiser, Lyman	D3/ One-Armed Bandits	8	3	0.727
	McEwen, William	D5/ Tres Equis XXX	8	3	0.727
	Sarantos, Alex	E7/ Damn Yankees!	8	3	0.727
	Thorne, Jon	H2/ Money Shot	8	3	0.727

	Doubles 501 Win Percentage		W	L	%-age
1	Gelhar, Tommy	A2/ The Shadows	8	0	1.000
	Knuffman, Nathan	G1/ Dartastrophy	7	0	1.000
3	Groves, Phil	D2/ Just the Tip	9	1	0.900
4	Kilts, Jason	A1/ Element X	8	1	0.889
5	Parker, Charles	B7/ The Aristocrats	7	1	0.875
	Smith, Mason	B2/ Random Precision	7	1	0.875
7	Kubel, Tom	E4/ Off Constantly	12	2	0.857
	Kessler, James	G5/ Capital Punishment	6	1	0.857
9	Knight, Mark	A1/ Element X	10	2	0.833
	Brown, Barry	B3/ Dogs of War	10	2	0.833
	Holland, Steve	B2/ Random Precision	10	2	0.833
	Mori, Chris	C3/ BullsHitters	10	2	0.833
	Beeson, Robb	E4/ Off Constantly	10	2	0.833
	Davis, Kevin	E6/ Board 2 Death	10	2	0.833
	Krouskos, Pete	H1/ Any Given Wednesday	10	2	0.833
	Evans, J.P.	A2/ The Shadows	5	1	0.833
	Peressini, Ken	G1/ Dartastrophy	5	1	0.833
	Coalson, Patrick	H7/ Ale-ing Archers	5	1	0.833
19	Phillips, Robbie	A1/ Element X	9	2	0.818
	Wall, Keith	A1/ Element X	9	2	0.818
	Murray, Shane	G6/ The Redneckers	9	2	0.818
	Taylor, Jeff	H2/ Money Shot	9	2	0.818
23	Johnson, Michael	B2/ Random Precision	8	2	0.800
	Majchrzak, Ted	D1/ Hostile Amish	8	2	0.800
	Taylor, Walter	D3/ One-Armed Bandits	8	2	0.800
26	Stutts, Jacob	A2/ The Shadows	7	2	0.778
	Tan, Wil	A1/ Element X	7	2	0.778
	Martin, Adam	D2/ Just the Tip	7	2	0.778
	Dyment, Brian	G5/ Capital Punishment	7	2	0.778
	White, J.J.	G3/ Menace 2 Sobriety	7	2	0.778
31	Mayhew, Zak	E4/ Off Constantly	10	3	0.769
	Roberts, Mike	E4/ Off Constantly	10	3	0.769
33	Williams, Denny	C3/ BullsHitters	9	3	0.750
	Kempf, Greg	D3/ One-Armed Bandits	9	3	0.750
	Kiser, Lyman	D3/ One-Armed Bandits	9	3	0.750
	Blake, Brian	A2/ The Shadows	6	2	0.750
	Beaudoin, Paul	C3/ BullsHitters	6	2	0.750
	Hopkins, Chris	C4/ No ID	6	2	0.750
	Jackson, Barry	C8/ Dynamic Darts	6	2	0.750
	Gevedon, Aimee	D1/ Hostile Amish	6	2	0.750
	Cusher, Dean	G6/ The Redneckers	6	2	0.750
	Budd, Benjamin	H6/ There's the Bullseye	6	2	0.750
	Kyle, Mike	H4/ Where's the Bullseye	6	2	0.750
44	Rodgers, Trey	B1/ Rebels Without A Cause	11	4	0.733
45	Hyler, Dale	A1/ Element X	8	3	0.727
	Butters, Kent	B8/ The Locals	8	3	0.727
	Hendricks, Ron	C2/ Starving Dartists	8	3	0.727
	Folsom, Kevin	E6/ Board 2 Death	8	3	0.727
	Kron, Jay	E7/ Damn Yankees!	8	3	0.727
50	Lee, Carl	E8/ DIVE Bombers	10	4	0.714
	Martinez, Vicente	E7/ Damn Yankees!	10	4	0.714
	Patrick, Kevin	E7/ Damn Yankees!	10	4	0.714
	Gibbs, Keith	A2/ The Shadows	5	2	0.714
	Stewart, Nick	C3/ BullsHitters	5	2	0.714
	Diggs, Ricky	E4/ Off Constantly	5	2	0.714
	Bailey, Joe	F4/ Bull Frogz	5	2	0.714
	Peters, Bobby	F4/ Bull Frogz	5	2	0.714
	Donahue, Brian	H1/ Any Given Wednesday	5	2	0.714
59	Bubanic, George	B7/ The Aristocrats	7	3	0.700
	Jeffcoat, Doug	B2/ Random Precision	7	3	0.700
	Njunge, James	B7/ The Aristocrats	7	3	0.700
	Schmaus, Darren	D1/ Hostile Amish	7	3	0.700
	Harrilchak, Travis	E4/ Off Constantly	7	3	0.700
	Powell, Mark	H1/ Any Given Wednesday	7	3	0.700
65	(eight tied - 2 in B, 2 in E, 3 in F, 1 in G)		9	4	0.692

Spring 2008 RDL Top Singles, Doubles, and Singles+Doubles Records (League-Wide) (FINAL!)

(All statistics are included, as there were no missing scoresheets this season)

(Game min. required for singles, doubles: 19 for divisions B/C/E/F, 16 for divisions A/D/G/H, except for team G6 [1 game less due to a fft. received])

(Game min. required for singles+doubles: 37 for divisions B/C/E/F, 32 for divisions A/D/G/H, except for team G6 [2 games less due to a fft. received])

	Singles Win Percentage		W	L	%-age
1	Martinez, Vicente	E7/ Damn Yankees!	28	0	1.000
2	Clark, Dan	F6/ Overtime Outlaws	25	1	0.962
3	Bubanic, George	B7/ The Aristocrats	26	2	0.929
4	Beeson, Robb	E4/ Off Constantly	24	2	0.923
5	Seward, Mike	A3/ Bullz Brothers	22	2	0.917
6	Guarneri, Mike	H3/ One Markers	20	2	0.909
7	Kilts, Jason	A1/ Element X	15	2	0.882
	Rube, Bob	H1/ Any Given Wednesday	15	2	0.882
9	Titsworth, Dan	H2/ Money Shot	21	3	0.875
10	Terry, Bob	A4/ Lunatic Fringe	19	3	0.864
	Murray, Shane	G6/ The Redneckers	19	3	0.864
12	Kubel, Tom	E4/ Off Constantly	24	4	0.857
13	West, Billy	D7/ Tailgaters	20	4	0.833
14	Ackerman, Travis	F4/ Bull Frogz	23	5	0.821
15	Claypool, Joshua	F4/ Bull Frogz	22	5	0.815
16	Davis, Jimmy	A4/ Lunatic Fringe	13	3	0.813
	Budd, Benjamin	H6/ There's the Bullseye	13	3	0.813
18	Phillips, Robbie	A1/ Element X	17	4	0.810
	Williamson, Tony	F6/ Overtime Outlaws	17	4	0.810
20	Reynolds, Mike	F3/ The Bogarts	21	5	0.808
21	Wall, Keith	A1/ Element X	20	5	0.800
	Hendricks, Ron	C2/ Starving Dartists	16	4	0.800
	Scott, Kevin	C5/ Team America	16	4	0.800
	Taylor, Jeff	H2/ Money Shot	16	4	0.800
25	Knight, Mark	A1/ Element X	19	5	0.792
	Grubb, Donald	C3/ BullsHitters	19	5	0.792
	Raquet, Mike	D4/ Boondock Saints	19	5	0.792
28	Johnson, Aaron	G1/ Dartastrophy	15	4	0.789
29	Barwick, Rob	C7/ Rif Raf	22	6	0.786
	Mayhew, Zak	E4/ Off Constantly	22	6	0.786
31	Roberts, Mike	E4/ Off Constantly	18	5	0.783
	Wade, Nate	G4/ Coral Reefers	18	5	0.783
33	Eastmead, Phillip	B8/ The Locals	21	6	0.778
	Scott, Lee	D7/ Tailgaters	14	4	0.778
35	Butters, Scott	B8/ The Locals	16	5	0.762
	Hobbs, Brian	D6/ Bennington Brawlers	16	5	0.762
	Crowley, Fulton	H4/ Where's the Bullseye	16	5	0.762

	Doubles Win Percentage		W	L	%-age
1	Knuffman, Nathan	G1/ Dartastrophy	16	0	1.000
2	Kilts, Jason	A1/ Element X	17	2	0.895
3	Taylor, Jeff	H2/ Money Shot	19	3	0.864
4	Kubel, Tom	E4/ Off Constantly	24	4	0.857
5	Moore, B.J.	H2/ Money Shot	16	3	0.842
6	Stutts, Jacob	A2/ The Shadows	14	3	0.824
7	Murray, Shane	G6/ The Redneckers	18	4	0.818
8	Beeson, Robb	E4/ Off Constantly	21	5	0.808
	Roberts, Mike	E4/ Off Constantly	21	5	0.808
10	Groves, Phil	D2/ Just the Tip	16	4	0.800
11	Knight, Mark	A1/ Element X	19	5	0.792
12	Martinez, Vicente	E7/ Damn Yankees!	22	6	0.786
13	Seward, Mike	A3/ Bullz Brothers	18	5	0.783
14	Phillips, Robbie	A1/ Element X	17	5	0.773
	Parker, Charles	B7/ The Aristocrats	17	5	0.773
16	Smith, Van	G4/ Coral Reefers	20	6	0.769
17	Patrick, Kevin	E7/ Damn Yankees!	22	7	0.759
18	Holland, Steve	B2/ Random Precision	18	6	0.750
	McNamara, Tim	B2/ Random Precision	18	6	0.750
	Krouskos, Pete	H1/ Any Given Wednesday	18	6	0.750
	Blake, Brian	A2/ The Shadows	12	4	0.750
22	Lee, Carl	E8/ DIVE Bombers	20	7	0.741
23	Kiser, Lyman	D3/ One-Armed Bandits	17	6	0.739
	Wade, Nate	G4/ Coral Reefers	17	6	0.739
25	(three tied - 1 each in A, G, and H divisions)		16	6	0.727

	Singles + Doubles Win Percentage		W	L	%-age
1	Martinez, Vicente	E7/ Damn Yankees!	50	6	0.893
2	Kilts, Jason	A1/ Element X	32	4	0.889
3	Beeson, Robb	E4/ Off Constantly	45	7	0.865
4	Kubel, Tom	E4/ Off Constantly	48	8	0.857
5	Seward, Mike	A3/ Bullz Brothers	40	7	0.851
6	Murray, Shane	G6/ The Redneckers	37	7	0.841
7	Taylor, Jeff	H2/ Money Shot	35	7	0.833
8	Bubanic, George	B7/ The Aristocrats	42	9	0.824
9	Clark, Dan	F6/ Overtime Outlaws	41	10	0.804
10	Roberts, Mike	E4/ Off Constantly	39	10	0.796
11	Williamson, Tony	F6/ Overtime Outlaws	31	8	0.795
12	Knight, Mark	A1/ Element X	38	10	0.792
13	Phillips, Robbie	A1/ Element X	34	9	0.791
14	Knuffman, Nathan	G1/ Dartastrophy	27	8	0.771
15	Titsworth, Dan	H2/ Money Shot	36	11	0.766
16	Claypool, Joshua	F4/ Bull Frogz	42	13	0.764
17	Wade, Nate	G4/ Coral Reefers	35	11	0.761
18	Ackerman, Travis	F4/ Bull Frogz	42	14	0.750
	Wall, Keith	A1/ Element X	36	12	0.750
	Terry, Bob	A4/ Lunatic Fringe	33	11	0.750
	Guarneri, Mike	H3/ One Markers	33	11	0.750
	Blake, Brian	A2/ The Shadows	24	8	0.750
	Budd, Benjamin	H6/ There's the Bullseye	24	8	0.750
24	Kiser, Lyman	D3/ One-Armed Bandits	35	12	0.745
25	Hendricks, Ron	C2/ Starving Dartists	32	11	0.744
26	Eastmead, Phillip	B8/ The Locals	39	14	0.736
27	Rube, Bob	H1/ Any Given Wednesday	25	9	0.735
28	Jeffcoat, Doug	B2/ Random Precision	36	13	0.735
	McNamara, Tim	B2/ Random Precision	36	13	0.735
30	Reynolds, Mike	F3/ The Bogarts	38	14	0.731
31	Mori, Chris	C3/ BullsHitters	35	13	0.729
32	Lee, Carl	E8/ DIVE Bombers	40	15	0.727
	Groves, Phil	D2/ Just the Tip	24	9	0.727
34	Holland, Steve	B2/ Random Precision	34	13	0.723
	Jur, Jess	C7/ Rif Raf	34	13	0.723
36	Mayhew, Zak	E4/ Off Constantly	39	15	0.722
	Tan, Wil	A1/ Element X	26	10	0.722
	Scott, Lee	D7/ Tailgaters	26	10	0.722
39	Whitehead, Lee	A2/ The Shadows	25	10	0.714
40	Barwick, Rob	C7/ Rif Raf	39	16	0.709
41	Sarantos, Alex	E7/ Damn Yankees!	31	13	0.705
42	Grubb, Donald	C3/ BullsHitters	34	15	0.694
43	Carter, Shawn	D6/ Bennington Brawlers	29	13	0.690
44	Davis, Jimmy	A4/ Lunatic Fringe	22	10	0.688
	Moore, B.J.	H2/ Money Shot	22	10	0.688
46	Hyler, Dale	A1/ Element X	28	13	0.683
47	McCartney, Eric	G3/ Menace 2 Sobriety	30	14	0.682
	Powell, Mark	H1/ Any Given Wednesday	30	14	0.682
49	Tant, J.J.	F6/ Overtime Outlaws	32	15	0.681
50	Williams, Denny	C3/ BullsHitters	34	16	0.680
51	Butters, Kent	B8/ The Locals	36	17	0.679
52	Keller, Tony	C4/ No ID	38	18	0.679
53	Berstler, Justin	A3/ Bullz Brothers	27	13	0.675
	Todd, Patrick	G5/ Capital Punishment	27	13	0.675
55	Karp, Michael	F5/ Irish We Were Drunk	33	16	0.673
56	Dzengeleski, Jim	C8/ Dynamic Darts	38	19	0.667
	Hobbs, Brian	D6/ Bennington Brawlers	28	14	0.667
	Crowley, Fulton	H4/ Where's the Bullseye	28	14	0.667
	Taylor, Walter	D3/ One-Armed Bandits	26	13	0.667
	Cusher, Dean	G6/ The Redneckers	24	12	0.667
61	Brown, Barry	B3/ Dogs of War	31	16	0.660
	Greene, Sebastian	H7/ Ale-ing Archers	31	16	0.660
	Krouskos, Pete	H1/ Any Given Wednesday	31	16	0.660
64	Sexton, Wayne	G5/ Capital Punishment	29	15	0.659
65	Chavis, Marshall	A2/ The Shadows	21	11	0.656

Spring 2008 RDL Top -01 and Cricket All-Star Point Averages (League-Wide) (FINAL!)

(All statistics are included, as there were no missing scoresheets this season)

(Game minimum required for this listing: 19 for divisions B/C/E/F, 16 for divisions A/D/G/H, except for team G6 [1 game less due to a fft. received])

	-01 All-Star Point Average		ASP	TGP	Ave.
1	Gelhar, Tommy	A2/ The Shadows	27.0	19	1.421
2	Blake, Brian	A2/ The Shadows	22.0	16	1.375
3	Phillips, Robbie	A1/ Element X	26.5	21	1.262
4	Eastmead, Phillip	B8/ The Locals	31.5	26	1.212
5	Terry, Bob	A4/ Lunatic Fringe	24.5	22	1.114
6	Chavis, Marshall	A2/ The Shadows	15.5	16	0.969
7	Stutts, Jacob	A2/ The Shadows	15.0	17	0.882
8	Bubanic, George	B7/ The Aristocrats	19.5	24	0.813
9	Mayhew, Zak	E4/ Off Constantly	21.5	27	0.796
10	Seward, Mike	A3/ Bullz Brothers	18.0	23	0.783
11	Jeffcoat, Doug	B2/ Random Precision	16.0	21	0.762
12	Murray, Shane	G6/ The Redneckers	16.5	22	0.750
13	Butters, Kent	B8/ The Locals	18.5	25	0.740
14	Tan, Wil	A1/ Element X	14.0	19	0.737
15	Reynolds, Mike	F3/ The Bogarts	19.0	26	0.731
16	Kendall, Kevin	A3/ Bullz Brothers	16.0	22	0.727
17	Davis, Jimmy	A4/ Lunatic Fringe	11.5	16	0.719
18	Lloyd, Billy	B7/ The Aristocrats	16.5	23	0.717
19	Barwick, Rob	C7/ Rif Raf	19.0	27	0.704
20	Butters, Scott	B8/ The Locals	14.0	20	0.700
21	Wall, Keith	A1/ Element X	16.0	23	0.696
	Wade, Nate	G4/ Coral Reefers	16.0	23	0.696
23	Costen, Todd	C8/ Dynamic Darts	16.0	24	0.667
24	Ackley, Sean	F7/ Designated Divers	16.5	25	0.660
25	Persson, Kenny	A3/ Bullz Brothers	13.5	21	0.643
26	Kilts, Jason	A1/ Element X	12.0	19	0.632
27	Brown, Barry	B3/ Dogs of War	14.5	23	0.630
28	Campbell, Dan	H6/ There's the Bullseye	15.0	24	0.625
	Kyle, Mike	H4/ Where's the Bullseye	10.0	16	0.625
30	Hoyt, David	C7/ Rif Raf	16.0	26	0.615
31	Hamilton, Billy	A5/ Projectile Dysfunction	14.0	23	0.609
32	Hendricks, Ron	C2/ Starving Dartists	12.0	20	0.600
33	Iager, John	E1/ Grateful Darts	13.0	22	0.591
34	Knott, Ronnie	E6/ Board 2 Death	16.5	28	0.589
35	Murdaugh, John	B1/ Rebels Without A Cause	17.0	29	0.586
36	Mills, Tim	B1/ Rebels Without A Cause	14.0	24	0.583
37	Harvey, Justin	H7/ Ale-ing Archers	11.0	19	0.579
38	Budelman, Jim	A4/ Lunatic Fringe	14.0	25	0.560
	Bonar, Eric	B4/ Swine Crew	14.0	25	0.560
40	Bradshaw, Rick	B3/ Dogs of War	15.0	27	0.556
41	Aguilar, Jose	B6/ Bag O' Nutz	16.0	29	0.552
42	Clugh, James	F5/ Irish We Were Drunk	11.5	21	0.548
43	Copple, Matthew	A6/ Nine Lives	12.0	22	0.545
	Hoffmann, Steve	A4/ Lunatic Fringe	12.0	22	0.545
45	Beeson, Robb	E4/ Off Constantly	13.5	25	0.540
46	Winters, Tom	C8/ Dynamic Darts	14.0	26	0.538
47	Ackerman, Travis	F4/ Bull Frogz	15.0	28	0.536
48	Knight, Mark	A1/ Element X	12.0	23	0.522
49	Rutten, Pete	B4/ Swine Crew	12.5	24	0.521
	West, Billy	D7/ Tailgaters	12.5	24	0.521
51	McNamara, Tim	B2/ Random Precision	13.0	25	0.520
	McCredie, Bob	C1/ Travelin' Beer Bellies	13.0	25	0.520
53	Clark, Dan	F6/ Overtime Outlaws	11.5	23	0.500
	Hyler, Dale	A1/ Element X	10.5	21	0.500
55	Claypool, Joshua	F4/ Bull Frogz	13.0	27	0.481
56	Park, Ed	D4/ Boondock Saints	11.0	23	0.478
57	Thomas, Jason	A5/ Projectile Dysfunction	9.5	20	0.475
58	Murray, David	A2/ The Shadows	9.0	19	0.474
59	Scott, Lee	D7/ Tailgaters	8.5	18	0.472
60	Kubel, Tom	E4/ Off Constantly	13.0	28	0.464
	Martinez, Vicente	E7/ Damn Yankees!	13.0	28	0.464
62	Eason, Joel	A4/ Lunatic Fringe	12.0	26	0.462
	Stehle, Justin	E5/ Lil Pickled	12.0	26	0.462
64	Grubb, Donald	C3/ BullsHitters	11.5	25	0.460
65	Kring, Jeremy	C1/ Travelin' Beer Bellies	11.0	24	0.458

	Cricket All-Star Point Average		ASP	TGP	Ave.
1	Davis, Jimmy	A4/ Lunatic Fringe	48.5	16	3.031
2	Phillips, Robbie	A1/ Element X	64.5	22	2.932
3	Blake, Brian	A2/ The Shadows	43.5	16	2.719
4	Seward, Mike	A3/ Bullz Brothers	59.0	24	2.458
5	Terry, Bob	A4/ Lunatic Fringe	54.0	22	2.455
6	Chavis, Marshall	A2/ The Shadows	35.5	16	2.219
7	Tan, Wil	A1/ Element X	36.0	17	2.118
8	Hyler, Dale	A1/ Element X	42.0	20	2.100
9	Wall, Keith	A1/ Element X	50.5	25	2.020
10	Eastmead, Phillip	B8/ The Locals	52.5	27	1.944
	Beeson, Robb	E4/ Off Constantly	52.5	27	1.944
12	Kendall, Kevin	A3/ Bullz Brothers	46.5	24	1.938
13	Murray, David	A2/ The Shadows	30.5	16	1.906
14	Stutts, Jacob	A2/ The Shadows	33.5	18	1.861
15	Winters, Tom	C8/ Dynamic Darts	43.0	26	1.654
16	Knight, Mark	A1/ Element X	40.5	25	1.620
17	Murdaugh, John	B1/ Rebels Without A Cause	46.0	29	1.586
18	Kiser, Lyman	D3/ One-Armed Bandits	35.5	23	1.543
19	Bubanic, George	B7/ The Aristocrats	41.5	27	1.537
20	Martin, David	B6/ Bag O' Nutz	35.0	23	1.522
21	Bradshaw, Rick	B3/ Dogs of War	42.5	28	1.518
22	Hamilton, Billy	A5/ Projectile Dysfunction	36.0	24	1.500
	Whitehead, Lee	A2/ The Shadows	27.0	18	1.500
24	Mills, Tim	B1/ Rebels Without A Cause	35.5	24	1.479
25	Persson, Kenny	A3/ Bullz Brothers	26.5	18	1.472
26	Jeffcoat, Doug	B2/ Random Precision	41.0	28	1.464
27	Martinez, Vicente	E7/ Damn Yankees!	38.5	28	1.375
28	Hoyt, David	C7/ Rif Raf	34.0	25	1.360
29	Deemer, Randy	B4/ Swine Crew	31.0	23	1.348
30	Butters, Scott	B8/ The Locals	29.5	22	1.341
31	Thompson, Brett	B6/ Bag O' Nutz	37.5	28	1.339
32	McNamara, Tim	B2/ Random Precision	32.0	24	1.333
33	Murray, Shane	G6/ The Redneckers	29.0	22	1.318
34	Sarantos, Alex	E7/ Damn Yankees!	28.5	22	1.295
35	Oakley, Richard	A2/ The Shadows	22.0	17	1.294
36	Berstler, Justin	A3/ Bullz Brothers	28.0	22	1.273
37	Gaglione, Joey	A3/ Bullz Brothers	26.5	21	1.262
38	Smith, Butch	A6/ Nine Lives	30.0	24	1.250
	Scott, Lee	D7/ Tailgaters	22.5	18	1.250
40	Parker, Charles	B7/ The Aristocrats	34.5	28	1.232
41	Hoffmann, Steve	A4/ Lunatic Fringe	27.0	22	1.227
42	Kilts, Jason	A1/ Element X	20.5	17	1.206
43	Witz, Steve	A3/ Bullz Brothers	24.0	20	1.200
44	Hendricks, Ron	C2/ Starving Dartists	27.5	23	1.196
45	Budelman, Jim	A4/ Lunatic Fringe	33.0	28	1.179
46	Baldwin, Randy	B4/ Swine Crew	31.5	27	1.167
47	Barwick, Rob	C7/ Rif Raf	32.5	28	1.161
48	Brown, Barry	B3/ Dogs of War	27.5	24	1.146
49	Butters, Kent	B8/ The Locals	32.0	28	1.143
50	Wells, John	B8/ The Locals	25.0	22	1.136
51	Allison, Frank	B5/ Shut Up and Shoot	26.0	23	1.130
52	Aguilar, Jose	B6/ Bag O' Nutz	31.5	28	1.125
	Alvord, David	B7/ The Aristocrats	31.5	28	1.125
54	Ackerman, Travis	F4/ Bull Frogz	30.0	28	1.071
55	Guarneri, Mike	H3/ One Markers	23.5	22	1.068
56	Holland, Steve	B2/ Random Precision	25.5	24	1.063
57	Lee, Carl	E8/ DIVE Bombers	28.5	27	1.056
58	Grubb, Donald	C3/ BullsHitters	25.0	24	1.042
59	Shown, Marc	C2/ Starving Dartists	27.0	26	1.038
60	Rodgers, Trey	B1/ Rebels Without A Cause	30.0	29	1.034
61	Chaney, Bill	B1/ Rebels Without A Cause	32.0	31	1.032
62	Colton, Mitch	H2/ Money Shot	22.5	22	1.023
63	Keller, Tony	C4/ No ID	28.5	28	1.018
64	Wilcox, Randy	C5/ Team America	26.0	26	1.000
	Lane, Timothy	B4/ Swine Crew	23.0	23	1.000

Spring 2008 RDL Win Percentages (by team) (FINAL!)

(All statistics are included, as there were no missing scoresheets this season)

Singles Win Percentages

		W	L	%-age
1	A1/ Element X	111	33	0.771
2	D6/ Bennington Brawler	98	46	0.681
3	F6/ Overtime Outlaws	114	54	0.679
4	B2/ Random Precision	110	58	0.655
5	C3/ BullsHitters	109	59	0.649
6	E4/ Off Constantly	107	61	0.637
7	A3/ Bullz Brothers	91	53	0.632
8	B7/ The Aristocrats	106	62	0.631
9	A2/ The Shadows	90	54	0.625
10	H2/ Money Shot	88	56	0.611
11	G6/ The Redneckers	80	52	0.606
12	D7/ Tailgaters	86	58	0.597
13	C7/ Rif Raf	98	70	0.583
	G3/ Menace 2 Sobriety	84	60	0.583
	G5/ Capital Punishment	84	60	0.583
16	H7/ Ale-ing Archers	83	61	0.576
17	E8/ DIVE Bombers	95	73	0.565
18	A4/ Lunatic Fringe	80	62	0.563
19	F4/ Bull Frogz	94	74	0.560
20	B8/ The Locals	93	75	0.554
	E6/ Board 2 Death	93	75	0.554
	F1/ Wire We Here	93	75	0.554
23	G7/ Death Throw	78	66	0.542
24	E3/ Yoicks and Away!!	90	78	0.536
	F3/ The Bogarts	90	78	0.536
26	H5/ Who Darted?	77	67	0.535
27	F5/ Irish We Were Drun	89	79	0.530
28	C1/ Travelin' Beer Bellie	86	82	0.512
29	D2/ Just the Tip	73	71	0.507
30	B4/ Swine Crew	85	83	0.506
31	E7/ Damn Yankees!	83	83	0.500
32	C4/ No ID	83	85	0.494
33	H4/ Where's the Bullseye	71	73	0.493
34	C2/ Starving Dartists	82	86	0.488
35	H1/ Any Given Wednesc	70	74	0.486
36	D3/ One-Armed Bandits	69	75	0.479
37	G1/ Dartastrophy	63	69	0.477
38	E5/ Lil Pickled	77	89	0.464
39	D4/ Boondock Saints	65	79	0.451
40	B6/ Bag O' Nutz	75	93	0.446
41	D5/ Tres Equis XXX	64	80	0.444
42	C8/ Dynamic Darts	74	94	0.440
43	F7/ Designated Divers	72	96	0.429
44	H6/ There's the Bullseye	61	83	0.424
45	B3/ Dogs of War	71	97	0.423
46	C5/ Team America	70	98	0.417
	C6/ Excalibur	70	98	0.417
48	G4/ Coral Reefers	59	83	0.415
49	A5/ Projectile Dysfunctio	58	85	0.406
50	B5/ Shut Up and Shoot	67	101	0.399
51	F8/ Wake Forest One	66	102	0.393
52	B1/ Rebels Without A C	65	103	0.387
	E2/ Cleveland Drifters	65	103	0.387
54	H3/ One Markers	54	90	0.375
55	E1/ Grateful Darts	60	108	0.357
56	D1/ Hostile Amish	49	95	0.340
57	F2/ Sharkshooters	54	114	0.321
58	G2/ Fat Daddy's Darts	42	100	0.296
59	A6/ Nine Lives	40	104	0.278
60	A7/ Cheap Darts	31	110	0.220

Doubles Win Percentages

		W	L	%-age
1	A1/ Element X	54	18	0.750
2	A2/ The Shadows	53	19	0.736
3	E4/ Off Constantly	59	25	0.702
4	B2/ Random Precision	56	28	0.667
	H2/ Money Shot	48	24	0.667
6	C3/ BullsHitters	53	31	0.631
7	H1/ Any Given Wednesc	44	28	0.611
8	F6/ Overtime Outlaws	51	33	0.607
9	G6/ The Redneckers	40	26	0.606
10	D6/ Bennington Brawler	43	29	0.597
	G5/ Capital Punishment	43	29	0.597
12	E6/ Board 2 Death	49	35	0.583
	E7/ Damn Yankees!	49	35	0.583
	F4/ Bull Frogz	49	35	0.583
	A3/ Bullz Brothers	42	30	0.583
16	F3/ The Bogarts	48	36	0.571
17	D2/ Just the Tip	41	31	0.569
18	G1/ Dartastrophy	37	29	0.561
19	B7/ The Aristocrats	46	38	0.548
	B8/ The Locals	46	38	0.548
21	A4/ Lunatic Fringe	39	33	0.542
	D1/ Hostile Amish	39	33	0.542
23	F5/ Irish We Were Drun	45	39	0.536
24	G3/ Menace 2 Sobriety	38	34	0.528
25	C1/ Travelin' Beer Bellie	44	40	0.524
	C7/ Rif Raf	44	40	0.524
27	D3/ One-Armed Bandits	37	35	0.514
	G4/ Coral Reefers	37	35	0.514
	H5/ Who Darted?	37	35	0.514
30	E3/ Yoicks and Away!!	43	41	0.512
	F1/ Wire We Here	43	41	0.512
32	C4/ No ID	42	42	0.500
	C8/ Dynamic Darts	42	42	0.500
	E8/ DIVE Bombers	42	42	0.500
35	B1/ Rebels Without A C	41	43	0.488
36	F7/ Designated Divers	40	44	0.476
37	G7/ Death Throw	34	38	0.472
38	B4/ Swine Crew	39	45	0.464
	C2/ Starving Dartists	39	45	0.464
40	D5/ Tres Equis XXX	33	39	0.458
	H6/ There's the Bullseye	33	39	0.458
42	C6/ Excalibur	38	46	0.452
	E5/ Lil Pickled	38	46	0.452
44	D7/ Tailgaters	32	40	0.444
45	B5/ Shut Up and Shoot	37	47	0.440
46	H4/ Where's the Bullseye	31	41	0.431
	H7/ Ale-ing Archers	31	41	0.431
48	B3/ Dogs of War	36	48	0.429
	F2/ Sharkshooters	36	48	0.429
50	B6/ Bag O' Nutz	35	49	0.417
	C5/ Team America	35	49	0.417
52	H3/ One Markers	28	44	0.389
53	D4/ Boondock Saints	27	45	0.375
54	E2/ Cleveland Drifters	30	54	0.357
55	A6/ Nine Lives	23	49	0.319
56	E1/ Grateful Darts	26	58	0.310
57	A5/ Projectile Dysfunctio	22	50	0.306
58	F8/ Wake Forest One	24	60	0.286
59	A7/ Cheap Darts	19	53	0.264
60	G2/ Fat Daddy's Darts	17	55	0.236

Singles+Doubles Win Percentages

		W	L	%-age
1	A1/ Element X	219	69	0.760
2	A2/ The Shadows	196	92	0.681
3	E4/ Off Constantly	225	111	0.670
4	B2/ Random Precision	222	114	0.661
5	F6/ Overtime Outlaws	216	120	0.643
6	C3/ BullsHitters	215	121	0.640
7	D6/ Bennington Brawler	184	104	0.639
	H2/ Money Shot	184	104	0.639
9	A3/ Bullz Brothers	175	113	0.608
10	G6/ The Redneckers	160	104	0.606
11	G5/ Capital Punishment	170	118	0.590
12	B7/ The Aristocrats	198	138	0.589
13	F4/ Bull Frogz	192	144	0.571
14	E6/ Board 2 Death	191	145	0.568
15	G3/ Menace 2 Sobriety	160	128	0.556
16	C7/ Rif Raf	186	150	0.554
	F3/ The Bogarts	186	150	0.554
18	A4/ Lunatic Fringe	158	128	0.552
19	B8/ The Locals	185	151	0.551
20	H1/ Any Given Wednesc	158	130	0.549
21	E7/ Damn Yankees!	181	153	0.542
22	D2/ Just the Tip	155	133	0.538
23	E8/ DIVE Bombers	179	157	0.533
	F1/ Wire We Here	179	157	0.533
	F5/ Irish We Were Drun	179	157	0.533
26	H5/ Who Darted?	151	137	0.524
27	E3/ Yoicks and Away!!	176	160	0.524
28	D7/ Tailgaters	150	138	0.521
29	G1/ Dartastrophy	137	127	0.519
30	C1/ Travelin' Beer Bellie	174	162	0.518
31	G7/ Death Throw	146	142	0.507
32	H7/ Ale-ing Archers	145	143	0.503
33	C4/ No ID	167	169	0.497
34	D3/ One-Armed Bandits	143	145	0.497
35	B4/ Swine Crew	163	173	0.485
36	C2/ Starving Dartists	160	176	0.476
37	C8/ Dynamic Darts	158	178	0.470
38	G4/ Coral Reefers	133	153	0.465
39	H4/ Where's the Bullseye	133	155	0.462
40	E5/ Lil Pickled	153	181	0.458
41	F7/ Designated Divers	152	184	0.452
42	D5/ Tres Equis XXX	130	158	0.451
43	D1/ Hostile Amish	127	161	0.441
	H6/ There's the Bullseye	127	161	0.441
45	B1/ Rebels Without A C	147	189	0.438
46	C6/ Excalibur	146	190	0.435
47	B6/ Bag O' Nutz	145	191	0.432
48	B3/ Dogs of War	143	193	0.426
49	B5/ Shut Up and Shoot	141	195	0.420
50	C5/ Team America	140	196	0.417
51	D4/ Boondock Saints	119	169	0.413
52	H3/ One Markers	110	178	0.382
53	F2/ Sharkshooters	126	210	0.375
54	E2/ Cleveland Drifters	125	211	0.372
55	A5/ Projectile Dysfunctio	102	185	0.355
56	F8/ Wake Forest One	114	222	0.339
57	E1/ Grateful Darts	112	224	0.333
58	A6/ Nine Lives	86	202	0.299
59	G2/ Fat Daddy's Darts	76	210	0.266
60	A7/ Cheap Darts	69	216	0.242

Spring 2008 RDL All-Star Point Averages (by team) (FINAL!)

(All statistics are included, as there were no missing scoresheets this season)

-01 All-Star Point Averages

		ASP	TGP	Ave.
1	A2/ The Shadows	112.0	144	0.778
2	A1/ Element X	104.5	144	0.726
3	A4/ Lunatic Fringe	90.0	143	0.629
4	A3/ Bullz Brothers	78.0	144	0.542
5	B8/ The Locals	84.0	168	0.500
6	B7/ The Aristocrats	67.5	168	0.402
7	B1/ Rebels Without A Cause	67.0	168	0.399
8	C7/ Rif Raf	63.0	168	0.375
9	C8/ Dynamic Darts	62.5	168	0.372
10	A5/ Projectile Dysfunction	52.5	143	0.367
11	B2/ Random Precision	59.0	168	0.351
12	B3/ Dogs of War	58.5	168	0.348
	C3/ BullsHitters	58.5	168	0.348
14	B4/ Swine Crew	57.5	168	0.342
15	E4/ Off Constantly	57.0	168	0.339
16	F4/ Bull Frogz	54.0	168	0.321
17	A6/ Nine Lives	46.0	144	0.319
	D6/ Bennington Brawlers	46.0	144	0.319
19	D4/ Boondock Saints	44.5	144	0.309
20	C1/ Travelin' Beer Bellies	51.0	168	0.304
	C4/ No ID	51.0	168	0.304
	F3/ The Bogarts	51.0	168	0.304
23	F7/ Designated Divers	49.5	168	0.295
24	G6/ The Redneckers	38.5	132	0.292
25	C5/ Team America	47.5	168	0.283
26	E6/ Board 2 Death	47.0	168	0.280
27	D7/ Tailgaters	40.0	144	0.278
28	E8/ DIVE Bombers	46.5	168	0.277
29	H2/ Money Shot	39.5	144	0.274
30	B5/ Shut Up and Shoot	46.0	168	0.274
31	C6/ Excalibur	45.0	168	0.268
32	A7/ Cheap Darts	37.5	142	0.264
33	E5/ Lil Pickled	44.0	167	0.263
34	E1/ Grateful Darts	43.0	168	0.256
	F5/ Irish We Were Drunk	43.0	168	0.256
36	B6/ Bag O' Nutz	42.0	168	0.250
37	E7/ Damn Yankees!	41.0	167	0.246
38	C2/ Starving Dartists	40.5	168	0.241
39	D1/ Hostile Amish	34.5	144	0.240
40	H7/ Ale-ing Archers	33.0	144	0.229
41	H1/ Any Given Wednesday	32.0	144	0.222
42	G4/ Coral Reefers	31.5	143	0.220
43	H6/ There's the Bullseye	31.5	144	0.219
44	G3/ Menace 2 Sobriety	31.0	144	0.215
	H5/ Who Darted?	31.0	144	0.215
46	D2/ Just the Tip	30.5	144	0.212
47	G5/ Capital Punishment	29.5	144	0.205
48	G1/ Dartastrophy	26.0	132	0.197
49	F6/ Overtime Outlaws	33.0	168	0.196
50	H4/ Where's the Bullseye	27.5	144	0.191
51	F1/ Wire We Here	31.5	168	0.188
52	G7/ Death Throw	26.0	144	0.181
53	E3/ Yoicks and Away!!	28.5	168	0.170
54	D3/ One-Armed Bandits	24.0	144	0.167
55	E2/ Cleveland Drifters	25.5	168	0.152
56	F2/ Sharkshooters	24.0	168	0.143
57	H3/ One Markers	20.0	144	0.139
58	G2/ Fat Daddy's Darts	18.0	143	0.126
59	F8/ Wake Forest One	21.0	168	0.125
60	D5/ Tres Equis XXX	17.0	144	0.118

Cricket All-Star Point Averages

		ASP	TGP	Ave.
1	A1/ Element X	298.0	144	2.069
2	A2/ The Shadows	255.0	144	1.771
3	A3/ Bullz Brothers	218.5	144	1.517
4	A4/ Lunatic Fringe	201.5	143	1.409
5	B1/ Rebels Without A Cause	178.0	168	1.060
6	B8/ The Locals	174.0	168	1.036
7	B7/ The Aristocrats	173.0	168	1.030
8	B2/ Random Precision	168.5	168	1.003
9	B4/ Swine Crew	157.5	168	0.938
10	C7/ Rif Raf	152.5	168	0.908
11	B6/ Bag O' Nutz	149.0	168	0.887
12	A5/ Projectile Dysfunction	120.0	144	0.833
13	B3/ Dogs of War	136.0	168	0.810
	C3/ BullsHitters	136.0	168	0.810
15	E4/ Off Constantly	128.0	168	0.762
16	C8/ Dynamic Darts	122.5	168	0.729
17	G6/ The Redneckers	91.5	132	0.693
18	C2/ Starving Dartists	116.0	168	0.690
19	F4/ Bull Frogz	113.5	168	0.676
20	D3/ One-Armed Bandits	96.0	144	0.667
21	D7/ Tailgaters	95.0	144	0.660
22	F6/ Overtime Outlaws	110.5	168	0.658
23	E7/ Damn Yankees!	109.5	167	0.656
24	B5/ Shut Up and Shoot	109.5	168	0.652
25	C1/ Travelin' Beer Bellies	102.0	168	0.607
26	A6/ Nine Lives	86.0	144	0.597
27	C4/ No ID	99.0	168	0.589
28	E8/ DIVE Bombers	98.0	168	0.583
	H2/ Money Shot	84.0	144	0.583
30	E5/ Lil Pickled	96.0	167	0.575
31	E6/ Board 2 Death	96.5	168	0.574
32	A7/ Cheap Darts	82.0	143	0.573
33	D6/ Bennington Brawlers	81.0	144	0.563
34	D2/ Just the Tip	80.0	144	0.556
35	F3/ The Bogarts	93.0	168	0.554
36	C5/ Team America	92.0	168	0.548
37	C6/ Excalibur	91.0	168	0.542
38	D1/ Hostile Amish	75.5	144	0.524
39	F5/ Irish We Were Drunk	87.5	168	0.521
	D4/ Boondock Saints	75.0	144	0.521
41	E3/ Yoicks and Away!!	85.5	168	0.509
42	H3/ One Markers	73.0	144	0.507
43	F1/ Wire We Here	84.5	168	0.503
44	D5/ Tres Equis XXX	69.5	144	0.483
45	E1/ Grateful Darts	76.0	168	0.452
46	F7/ Designated Divers	75.5	168	0.449
47	H1/ Any Given Wednesday	64.0	144	0.444
48	H7/ Ale-ing Archers	61.0	144	0.424
49	G1/ Dartastrophy	54.0	132	0.409
50	H4/ Where's the Bullseye	58.5	144	0.406
51	G5/ Capital Punishment	56.5	144	0.392
52	G4/ Coral Reefers	55.0	143	0.385
53	E2/ Cleveland Drifters	64.0	168	0.381
54	G3/ Menace 2 Sobriety	54.0	144	0.375
55	G7/ Death Throw	51.5	144	0.358
56	H6/ There's the Bullseye	50.0	144	0.347
57	F2/ Sharkshooters	55.5	168	0.330
58	H5/ Who Darted?	47.0	144	0.326
59	G2/ Fat Daddy's Darts	42.5	143	0.297
60	F8/ Wake Forest One	39.5	168	0.235

	Singles 301		Singles Cricket		Singles Record		Singles Win %-age	Doubles Cricket		Doubles 501		Doubles Record		Doubles Win %-age	Sngls + Dbls Record		Sngls + Dbls Win %-age	Tiebreaker Ws	Tiebreaker Ls	-01 All-Star Points	-01 Games Played	-01 All-Star Point Average	Cricket All-Star Points	Ckrt Games Played	Ckrt All-Star Point Average
A1/ Element X	54	18	57	15	111	33	0.771	25	11	29	7	54	18	0.750	219	69	0.760	0	0	104.5	144	0.726	298.0	144	2.069
A 10 Kilts, Jason	10	0	5	2	15	2	0.882	9	1	8	1	17	2	0.895	32	4	0.889	0	0	12.0	19	0.632	20.5	17	1.206
A 11 Brown, Tom	0	2	2	0	2	2	0.500	1	1	2	0	3	1	0.750	5	3	0.625	0	0	1.0	4	0.250	11.0	4	2.750
A 12 Hyler, Dale	5	5	8	1	13	6	0.684	7	4	8	3	15	7	0.682	28	13	0.683	0	0	10.5	21	0.500	42.0	20	2.100
A 13 Knight, Mark	8	3	11	2	19	5	0.792	9	3	10	2	19	5	0.792	38	10	0.792	0	0	12.0	23	0.522	40.5	25	1.620
A 14 Millar, Jeremiah	5	0	3	2	8	2	0.800	3	2	3	2	6	4	0.600	14	6	0.700	0	0	8.0	10	0.800	23.5	10	2.350
A 15 Phillips, Robbie	9	1	8	3	17	4	0.810	8	3	9	2	17	5	0.773	34	9	0.791	0	0	26.5	21	1.262	64.5	22	2.932
A 16 Smith, Allen	1	1	1	1	2	2	0.500	2	0	2	0	4	0	1.000	6	2	0.750	0	0	4.5	4	1.125	9.5	4	2.375
A 17 Tan, Wil	6	4	9	1	15	5	0.750	4	3	7	2	11	5	0.688	26	10	0.722	0	0	14.0	19	0.737	36.0	17	2.118
A 18 Wall, Keith	10	2	10	3	20	5	0.800	7	5	9	2	16	7	0.696	36	12	0.750	0	0	16.0	23	0.696	50.5	25	2.020
A2/ The Shadows	43	29	47	25	90	54	0.625	26	10	27	9	53	19	0.736	196	92	0.681	0	0	112.0	144	0.778	255.0	144	1.771
A 20 Gelhar, Tommy	8	3	2	3	10	6	0.625	5	2	8	0	13	2	0.867	23	8	0.742	0	0	27.0	19	1.421	14.5	12	1.208
A 21 Blake, Brian	6	2	6	2	12	4	0.750	6	2	6	2	12	4	0.750	24	8	0.750	0	0	22.0	16	1.375	43.5	16	2.719
A 22 Gibbs, Keith	2	5	6	1	8	6	0.571	3	4	5	2	8	6	0.571	16	12	0.571	0	0	6.5	14	0.464	29.5	14	2.107
A 23 Murray, David	6	4	4	4	10	8	0.556	6	2	6	3	12	5	0.706	22	13	0.629	0	0	9.0	19	0.474	30.5	16	1.906
A 24 Chavis, Marshall	5	3	5	3	10	6	0.625	6	2	5	3	11	5	0.688	21	11	0.656	0	0	15.5	16	0.969	35.5	16	2.219
A 25 Oakley, Richard	2	1	8	1	10	2	0.833	6	2	3	1	9	3	0.750	19	5	0.792	0	0	4.0	7	0.571	22.0	17	1.294
A 26 Whitehead, Lee	6	3	8	2	14	5	0.737	6	2	5	3	11	5	0.688	25	10	0.714	0	0	5.5	17	0.324	27.0	18	1.500
A 27 Adam, Jeff	3	1	2	1	5	2	0.714	5	1	4	1	9	2	0.818	14	4	0.778	0	0	4.5	9	0.500	11.5	9	1.278
A 28 Stutts, Jacob	2	6	4	6	6	12	0.333	7	1	7	2	14	3	0.824	20	15	0.571	0	0	15.0	17	0.882	33.5	18	1.861
A 29 Evans, J.P.	3	1	2	2	5	3	0.625	2	2	5	1	7	3	0.700	12	6	0.667	0	0	3.0	10	0.300	7.5	8	0.938
A3/ Bullz Brothers	47	25	44	28	91	53	0.632	25	11	17	19	42	30	0.583	175	113	0.608	0	0	78.0	144	0.542	218.5	144	1.517
A 30 Seward, Mike	11	1	11	1	22	2	0.917	11	1	7	4	18	5	0.783	40	7	0.851	0	0	18.0	23	0.783	59.0	24	2.458
A 31 Persson, Kenny	7	4	5	4	12	8	0.600	8	1	5	5	13	6	0.684	25	14	0.641	0	0	13.5	21	0.643	26.5	18	1.472
A 32 Peoples, Mike	4	7	1	5	5	12	0.294	5	4	2	5	7	9	0.438	12	21	0.364	0	0	5.5	18	0.306	8.0	15	0.533
A 33 Witz, Steve	8	3	6	5	14	8	0.636	5	4	5	7	10	11	0.476	24	19	0.558	0	0	9.0	23	0.391	24.0	20	1.200
A 34 Gaglione, Joey	4	4	5	6	9	10	0.474	5	5	5	6	10	11	0.476	19	21	0.475	0	0	8.0	19	0.421	26.5	21	1.262
A 35 Kendall, Kevin	9	3	9	3	18	6	0.750	6	6	4	6	10	12	0.455	28	18	0.609	0	0	16.0	22	0.727	46.5	24	1.938
A 36 Berstler, Justin	4	3	7	4	11	7	0.611	10	1	6	5	16	6	0.727	27	13	0.675	0	0	8.0	18	0.444	28.0	22	1.273
A4/ Lunatic Fringe	38	33	42	29	80	62	0.563	21	15	18	18	39	33	0.542	158	128	0.552	0	0	90.0	143	0.629	201.5	143	1.409
A 40 Hoffmann, Steve	7	4	6	4	13	8	0.619	7	5	6	5	13	10	0.565	26	18	0.591	0	0	12.0	22	0.545	27.0	22	1.227
A 41 Budelman, Jim	6	7	8	7	14	14	0.500	9	4	8	4	17	8	0.680	31	22	0.585	0	0	14.0	25	0.560	33.0	28	1.179
A 42 Butman, Don	2	2	2	2	4	4	0.500	2	3	2	3	4	6	0.400	8	10	0.444	0	0	5.0	9	0.556	8.5	9	0.944
A 43 Terry, Bob	9	2	10	1	19	3	0.864	8	3	6	5	14	8	0.636	33	11	0.750	0	0	24.5	22	1.114	54.0	22	2.455
A 44 Jacobi, Paul	3	7	2	7	5	14	0.263	4	7	5	6	9	13	0.409	14	27	0.341	0	0	9.0	21	0.429	10.5	20	0.525
A 45 Davis, Jimmy	6	2	7	1	13	3	0.813	7	1	2	6	9	7	0.563	22	10	0.688	0	0	11.5	16	0.719	48.5	16	3.031
A 46 Eason, Joel	5	8	7	6	12	14	0.462	5	6	7	6	12	12	0.500	24	26	0.480	0	0	12.0	26	0.462	20.0	24	0.833
A 47 Van Arsdale, Tom	0	0	0	0	0	0	#DIV/0!	0	0	0	0	0	0	#DIV/0!	0	0	#DIV/0!	0	0	0.0	0	#DIV/0!	0.0	0	#DIV/0!
A 48 Denton, Mike	0	1	0	1	0	2	0.000	0	1	0	1	0	2	0.000	0	4	0.000	0	0	2.0	2	1.000	0.0	2	0.000
A5/ Projectile Dysfunction	29	42	29	43	58	85	0.406	9	27	13	23	22	50	0.306	102	185	0.355	0	0	52.5	143	0.367	120.0	144	0.833
A 50 Bird, Victor	0	3	1	2	1	5	0.167	1	2	1	5	2	7	0.222	3	12	0.200	0	0	0.0	9	0.000	1.0	6	0.167
A 51 Thomas, Jason "Jay T"	6	6	7	5	13	11	0.542	3	9	5	3	8	12	0.400	21	23	0.477	0	0	9.5	20	0.475	18.0	24	0.750
A 52 Mitchell, Sid	8	5	4	9	12	14	0.462	1	9	4	5	5	14	0.263	17	28	0.378	0	0	9.5	22	0.432	18.0	23	0.783
A 53 Mozzetti, Tim "Tex"	1	6	1	4	2	10	0.167	1	5	3	5	4	10	0.286	6	20	0.231	0	0	3.5	15	0.233	9.5	11	0.864
A 54 Hamilton, Billy	6	6	9	3	15	9	0.625	4	8	3	8	7	16	0.304	22	25	0.468	0	0	14.0	23	0.609	36.0	24	1.500
A 55 Flood, Tom	3	6	1	7	4	13	0.235	1	9	3	7	4	16	0.200	8	29	0.216	0	0	4.0	19	0.211	5.5	18	0.306
A 56 Coleman, Brian	1	2	1	6	2	8	0.200	1	5	3	4	4	9	0.308	6	17	0.261	0	0	2.0	10	0.200	10.5	13	0.808
A 57 King, Timmy	2	2	2	3	4	5	0.444	2	2	2	2	4	4	0.500	8	9	0.471	0	0	2.5	8	0.313	8.5	9	0.944
A 58 Lyons, Jeff	2	6	3	4	5	10	0.333	4	5	2	7	6	12	0.333	11	22	0.333	0	0	7.5	17	0.441	13.0	16	0.813
A6/ Nine Lives	25	47	15	57	40	104	0.278	12	24	11	25	23	49	0.319	86	202	0.299	0	0	46.0	144	0.319	86.0	144	0.597
A 60 Smith, Butch	5	7	2	10	7	17	0.292	6	6	6	7	12	13	0.480	19	30	0.388	0	0	8.5	25	0.340	30.0	24	1.250
A 61 Copple, Matthew	4	7	3	8	7	15	0.318	4	6	4	7	8	13	0.381	15	28	0.349	0	0	12.0	22	0.545	12.0	21	0.571
A 62 Romanchek, David	2	10	3	8	5	18	0.217	1	9	2	8	3	17	0.150	8	35	0.186	0	0	5.0	22	0.227	8.5	21	0.405
A 63 Sosa, Bo	2	4	3	3	5	7	0.417	1	6	1	5	2	11	0.154	7	18	0.280	0	0	4.0	12	0.333	13.0	13	1.000
A 64 Mays, John	5	6	3	9	8	15	0.348	4	7	3	9	7	16	0.304	15	31	0.326	0	0	8.5	23	0.370	10.0	23	0.435
A 65 Marsden, James	2	8	1	9	3	17	0.150	3	7	4	7	7	14	0.333	10	31	0.244	0	0	3.0	21	0.143	6.5	20	0.325
A 66 Gibson, Jack	5	5	0	10	5	15	0.250	5	7	2	7	7	14	0.333	12	29	0.293	0	0	5.0	19	0.263	6.0	22	0.273
A7/ Cheap Darts	14	56	17	54	31	110	0.220	8	28	11	25	19	53	0.264	69	216	0.242	0	0	37.5	142	0.264	82.0	143	0.573
A 70 Coyne, Kevin	1	13	1	12	2	25	0.074	0	13	3	11	3	24	0.111	5	49	0.093	0	0	7.0	28	0.250	12.0	26	0.462
A 71 Buckman, Dave	3	9	5	8	8	17	0.320	3	11	4	11	7	22	0.241	15	39	0.278	0	0	5.5	27	0.204	20.0	27	0.741
A 72 Hall, Josh	3	7	5	5	8	12	0.400	4	6	4	4	8	10	0.444	16	22	0.421	0	0	7.0	18	0.389	16.5	20	0.825
A 73 Warren, Randy	3	5	0	9	3	14	0.176	2	8	5	5	7	13	0.350	10	27	0.270	0	0	7.0	18	0.389	10.5	19	0.553
A 74 Sherman, Matt	2	11	3	10	5	21	0.192	5	8	3	10	8	18	0.308	13	39	0.250	0	0	3.5	26	0.135	11.5	26	0.442
A 75 Sherman, Mark	2	11	3	10	5	21	0.192	2	10	3	9	5	19	0.208	10	40	0.200	0	0	7.5	25	0.300	11.5	25	0.460

	Singles 301		Singles Cricket		Singles Record		Singles Win %-age	Doubles Cricket		Doubles 501		Doubles Record		Doubles Win %-age	Sngls + Dbls	Record	Sngls + Dbls Win %-age	Tiebreaker Ws	Tiebreaker Ls	-01 All-Star Points	-01 Games Played	-01 All-Star Point Average	Cricket All-Star Points	Crkt Games Played	Crkt All-Star Point Average
B1/ Rebels Without A Cause	29	55	36	48	65	103	0.387	19	23	22	20	41	43	0.488	147	189	0.438	0	12	67.0	168	0.399	178.0	168	1.060
B 10 Chaney, Bill	4	12	5	10	9	22	0.290	5	11	7	9	12	20	0.375	21	42	0.333	0	2	13.5	32	0.422	32.0	31	1.032
B 11 Mills, Tim	3	9	7	5	10	14	0.417	5	7	6	6	11	13	0.458	21	27	0.438	0	2	14.0	24	0.583	35.5	24	1.479
B 12 Murdaugh, John	6	8	5	9	11	17	0.393	8	7	10	5	18	12	0.600	29	29	0.500	0	2	17.0	29	0.586	46.0	29	1.586
B 13 Rodgers, Trey	7	7	10	5	17	12	0.586	8	6	11	4	19	10	0.655	36	22	0.621	0	2	10.0	29	0.345	30.0	29	1.034
B 14 Rives, Will	5	7	6	5	11	12	0.478	6	6	6	5	12	11	0.522	23	23	0.500	0	2	7.0	23	0.304	12.5	23	0.543
B 15 Moats, Keith "Daddieo"	4	12	3	14	7	26	0.212	6	9	4	11	10	20	0.333	17	46	0.270	0	2	5.5	31	0.177	22.0	32	0.688
B2/ Random Precision	52	32	58	26	110	58	0.655	29	13	27	15	56	28	0.667	222	114	0.661	7	9	59.0	168	0.351	168.5	168	1.003
B 20 Johnson, Michael	7	3	2	3	9	6	0.600	6	1	8	2	14	3	0.824	23	9	0.719	1	0	4.5	20	0.225	4.5	12	0.375
B 21 Crowley, Pat	2	1	4	3	6	4	0.600	3	3	1	2	4	5	0.444	10	9	0.526	0	1	1.0	6	0.167	8.5	13	0.654
B 22 Johnson, Dave	2	4	3	1	5	5	0.500	2	1	2	5	4	6	0.400	9	11	0.450	1	1	5.5	13	0.423	5.5	7	0.786
B 23 Pilo, Chris	2	2	5	1	7	3	0.700	3	1	3	2	6	3	0.667	13	6	0.684	1	1	0.0	9	0.000	13.0	10	1.300
B 24 Sellers, Mark	3	5	9	2	12	7	0.632	6	5	4	3	10	8	0.556	22	15	0.595	0	1	5.0	15	0.333	18.0	22	0.818
B 25 Stepp, John	6	4	4	3	10	7	0.588	6	2	3	6	9	8	0.529	19	15	0.559	1	1	4.5	19	0.237	9.5	15	0.633
B 26 Smith, Mason	4	5	4	1	8	6	0.571	5	3	7	1	12	4	0.750	20	10	0.667	1	1	3.5	17	0.206	11.0	13	0.846
B 27 McNamara, Tim	9	3	9	4	18	7	0.720	9	2	9	4	18	6	0.750	36	13	0.735	1	1	13.0	25	0.520	32.0	24	1.333
B 28 Jeffcoat, Doug	10	1	9	5	19	6	0.760	10	4	7	3	17	7	0.708	36	13	0.735	1	1	16.0	21	0.762	41.0	28	1.464
B 29 Holland, Steve	7	4	9	3	16	7	0.696	8	4	10	2	18	6	0.750	34	13	0.723	0	1	6.0	23	0.261	25.5	24	1.063
B3/ Dogs of War	40	44	31	53	71	97	0.423	17	25	19	23	36	48	0.429	143	193	0.426	12	0	58.5	168	0.348	136.0	168	0.810
B 30 Caldwell, Tim	7	8	1	10	8	18	0.308	4	8	1	11	5	19	0.208	13	37	0.260	2	0	2.5	27	0.093	7.5	23	0.326
B 31 Wilkie, Felipe	6	7	3	12	9	19	0.321	5	8	4	8	9	16	0.360	18	35	0.340	1	0	7.0	25	0.280	16.0	28	0.571
B 32 Wiegand, Tom	5	7	6	6	11	13	0.458	7	5	8	4	15	9	0.625	26	22	0.542	2	0	10.5	24	0.438	20.0	24	0.833
B 33 Brown, Barry	7	4	7	5	14	9	0.609	7	5	10	2	17	7	0.708	31	16	0.660	2	0	14.5	23	0.630	27.5	24	1.146
B 34 Bradshaw, Rick	7	7	8	6	15	13	0.536	6	8	5	8	11	16	0.407	26	29	0.473	2	0	15.0	27	0.556	42.5	28	1.518
B 35 Gregory, Mark	3	6	5	5	8	11	0.421	4	7	4	7	8	14	0.364	16	25	0.390	2	0	8.0	20	0.400	16.5	21	0.786
B 36 Barnes, Marshall	1	3	0	5	1	8	0.111	0	4	3	3	3	7	0.300	4	15	0.211	0	0	1.0	10	0.100	2.5	9	0.278
B 37 Wiegand, Scott	3	2	0	4	3	6	0.333	1	4	3	3	4	7	0.364	7	13	0.350	1	0	0.0	11	0.000	1.0	9	0.111
B 38 Carroll, John	0	0	0	0	0	0	#DIV/0!	0	0	0	0	0	0	#DIV/0!	0	0	#DIV/0!	0	0	0.0	0	#DIV/0!	0.0	0	#DIV/0!
B 39 Jenkins, John	1	0	1	0	2	0	1.000	0	1	0	0	0	1	0.000	2	1	0.667	0	0	0.0	1	0.000	2.5	2	1.250
B4/ Swine Crew	37	47	48	36	85	83	0.506	20	22	19	23	39	45	0.464	163	173	0.485	0	12	57.5	168	0.342	157.5	168	0.938
B 40 Rutten, Pete	5	6	3	9	8	15	0.348	5	8	2	11	7	19	0.269	15	34	0.306	0	2	12.5	24	0.521	23.0	25	0.920
B 41 Lane, Timothy	8	3	8	3	16	6	0.727	7	5	4	6	11	11	0.500	27	17	0.614	0	2	6.5	21	0.310	23.0	23	1.000
B 42 Bonar, Eric	6	5	9	5	15	10	0.600	5	8	9	5	14	13	0.519	29	23	0.558	0	2	14.0	25	0.560	23.5	27	0.870
B 43 Deemer, Randy	6	6	8	4	14	10	0.583	6	5	5	7	11	12	0.478	25	22	0.532	0	1	10.0	24	0.417	31.0	23	1.348
B 44 Baldwin, Randy	4	8	11	3	15	11	0.577	9	4	8	6	17	10	0.630	32	21	0.604	0	2	8.0	26	0.308	31.5	27	1.167
B 45 Warshawsky, Larry	4	10	3	7	7	17	0.292	4	8	7	5	11	13	0.458	18	30	0.375	0	2	3.0	26	0.115	8.5	22	0.386
B 46 Bush, Jim	0	1	0	0	0	1	0.000	0	0	0	1	0	1	0.000	0	2	0.000	0	0	0.0	2	0.000	0.0	0	#DIV/0!
B 47 O'Brien, Sean	4	8	6	5	10	13	0.435	4	6	3	5	7	11	0.389	17	24	0.415	0	1	3.5	20	0.175	17.0	21	0.810
B5/ Shut Up and Shoot	41	43	26	58	67	101	0.399	17	25	20	22	37	47	0.440	141	195	0.420	0	13	46.0	168	0.274	109.5	168	0.652
B 50 Leonard, Shawn	2	2	1	4	3	6	0.333	3	2	2	2	5	4	0.556	8	10	0.444	0	2	2.0	8	0.250	3.0	10	0.300
B 51 Allison, Frank	5	8	5	7	10	15	0.400	4	7	4	7	8	14	0.364	18	29	0.383	0	1	7.0	24	0.292	26.0	23	1.130
B 52 Hindle, Mikey	4	9	7	6	11	15	0.423	7	7	7	7	14	14	0.500	25	29	0.463	0	2	12.0	27	0.444	24.5	27	0.907
B 53 Grover, Justin	9	5	6	7	15	12	0.556	7	7	8	6	15	13	0.536	30	25	0.545	0	2	10.0	28	0.357	21.5	27	0.796
B 54 Martin, George	8	5	2	11	10	16	0.385	4	9	7	8	11	17	0.393	21	33	0.389	0	2	5.0	28	0.179	14.0	26	0.538
B 55 Hines, Curtis	2	4	1	3	3	7	0.300	0	3	2	4	2	7	0.222	5	14	0.263	0	1	3.5	12	0.292	1.0	7	0.143
B 56 Stradley, Matt	0	0	0	1	0	1	0.000	1	0	0	0	1	0	1.000	1	1	0.500	0	1	0.0	0	#DIV/0!	1.0	2	0.500
B 57 Murdock, Jim	5	6	1	12	6	18	0.250	3	9	4	5	7	14	0.333	13	32	0.289	0	1	1.0	20	0.050	7.0	25	0.280
B 58 Muscarella, Tony	6	4	3	7	9	11	0.450	5	6	6	5	11	11	0.500	20	22	0.476	0	1	5.5	21	0.262	11.5	21	0.548
B6/ Bag O' Nutz	41	43	34	50	75	93	0.446	18	24	17	25	35	49	0.417	145	191	0.432	14	0	42.0	168	0.250	149.0	168	0.887
B 60 Yang, Rob	5	6	3	10	8	16	0.333	2	8	2	10	4	18	0.182	12	34	0.261	2	0	0.0	23	0.000	5.0	23	0.217
B 61 Gaertner, Brian	6	8	4	9	10	17	0.370	4	10	2	9	6	19	0.240	16	36	0.308	2	0	3.5	25	0.140	11.5	27	0.426
B 62 Aguilar, Jose	8	6	7	7	15	13	0.536	9	5	7	8	16	13	0.552	31	26	0.544	2	0	16.0	29	0.552	31.5	28	1.125
B 63 Martin, David	7	4	3	8	10	12	0.455	7	5	7	5	14	10	0.583	24	22	0.522	2	0	9.0	23	0.391	35.0	23	1.522
B 64 Thompson, Brett	5	10	6	8	11	18	0.379	6	8	6	8	12	16	0.429	23	34	0.404	2	0	5.0	29	0.172	37.5	28	1.339
B 65 Steppe, Mike	2	3	3	2	5	5	0.500	1	4	1	4	2	8	0.200	7	13	0.350	2	0	0.0	10	0.000	3.0	10	0.300
B 66 Myers, Aaron	7	5	6	6	13	11	0.542	7	6	8	5	15	11	0.577	28	22	0.560	2	0	7.0	25	0.280	22.5	25	0.900
B 67 Vaux, Wesley	1	1	2	0	3	1	0.750	0	2	1	1	1	3	0.250	4	4	0.500	0	0	1.5	4	0.375	3.0	4	0.750
B7/ The Aristocrats	50	34	56	28	106	62	0.631	26	16	20	22	46	38	0.548	198	138	0.589	24	0	67.5	168	0.402	173.0	168	1.030
B 70 Taylor, Eric	5	8	1	0	6	8	0.429	2	1	5	7	7	8	0.467	13	16	0.448	3	0	4.5	25	0.180	2.5	4	0.625
B 71 Parker, Charles	6	6	7	7	13	13	0.500	10	4	7	1	17	5	0.773	30	18	0.625	3	0	3.5	20	0.175	34.5	28	1.232
B 72 Bubanic, George	12	2	14	0	26	2	0.929	9	4	7	3	16	7	0.696	42	9	0.824	3	0	19.5	24	0.813	41.5	27	1.537
B 73 Njunge, James	9	4	5	6	14	10	0.583	3	7	7	3	10	10	0.500	24	20	0.545	3	0	10.0	23	0.435	11.5	21	0.548
B 74 Anderson, Ryan	3	3	7	4	10	7	0.588	6	2	2	8	8	10	0.444	18	17	0.514	3	0	4.0	16	0.250	13.0	19	0.684
B 75 Alvord, David	2	3	11	3	13	6	0.684	10	4	5	7	15	11	0.577	28	17	0.622	3	0	7.0	17	0.412	31.5	28	1.125
B 76 Reygers, Jeff	4	5	7	1	11	6	0.647	4	5	3	8	7	13	0.350	18	19	0.486	3	0	2.5	20	0.125	17.5	17	1.029
B 77 Lloyd, Billy	9	3	4	7	13	10	0.565	8	5	4	7	12	12	0.500	25	22	0.532	3	0	16.5	23	0.717	21.0	24	0.875
B8/ The Locals	46	38	47	37	93	75	0.554	22	20	24	18	46	38	0.548	185	151	0.551	0	9	84.0	168	0.500	174.0	168	1.036
B 80 Eastmead, Phillip	10	4	11	2	21	6	0.778	10	4	8	4	18	8	0.692	39	14	0.736	0	1	31.5	26	1.212	52.5	27	1.944
B 81 Butters, Scott	6	4	10	1	16	5	0.762	4	7	5	5	9	12	0.429	25	17	0.595	0	1	14.0	20	0.700	29.5	22	1.341
B 82 Emery, Mike	1	7	0	8	1	15	0.063	7	2	5	5	12	7	0.632	13	22	0.371	0	1	5.0	18	0.278	8.5	17	0.500
B 83 Wells, John	8	6	8	5	16	11	0.593	6	3	9	4	15	7	0.682	31	18	0.633	0	1	9.0	27	0.333	25.0	22	1.136
B 84 Emery, Brandon	1	2	0	2	1	4	0.200	1	4	1	2	2	6	0.250	3	10	0.231	0	1	0.0	6	0.000	5.0	7	0.714
B 85 Butters, Kent	12	2	9	5	21	7	0.750	7	7	8	3	15	10	0.600	36	17	0.679	0	1	18.5	25	0.740	32.0	28	1.143
B 86 Deeter, Ben	5	5	5	8	10	13	0.435	4	7	7	4	11	11	0.500	21	24	0.467	0	1	3.0	21	0.143	15.0	24	0.625
B 87 Brown, Phil	1	3	4	1	5	4	0.556	4	3	2	4	6	7	0.462	11	11	0.500	0	1	1.0	10	0.100	5.5	12	0.458
B 88 Maccini, Billy	2	5	0	5	2	10	0.167	1	3	3	5	4	8	0.333	6	18	0.250	0	1	2.0	15	0.133	1.0	9	0.111

		Singles 301		Singles Cricket		Singles Record		Singles Win %-age	Doubles Cricket		Doubles 501		Doubles Record		Doubles Win %-age	Sngls + Dbls Record		Sngls + Dbls Win %-age	Tiebreaker Ws	Tiebreaker Ls	-01 All-Star Points	-01 Games Played	-01 All-Star Point Average	Cricket All-Star Points	Crkt Games Played	Crkt All-Star Point Average
C1/ Travelin' Beer Bellies		43	41	43	41	86	82	0.512	22	20	22	20	44	40	0.524	174	162	0.518	14	0	51.0	168	0.304	102.0	168	0.607
C 10	Krasnow, Dave	3	4	6	3	9	7	0.563	4	5	5	4	9	9	0.500	18	16	0.529	1	0	7.0	16	0.438	11.5	18	0.639
C 11	Yoneoka, Oakie	4	9	1	0	5	9	0.357	0	1	2	1	2	2	0.500	7	11	0.389	1	0	1.5	16	0.094	0.0	2	0.000
C 12	Side, Eric	4	4	1	8	5	12	0.294	6	4	4	5	10	9	0.526	15	21	0.417	1	0	4.0	17	0.235	4.0	19	0.211
C 13	Kring, Jeremy	6	7	5	5	11	12	0.478	3	7	7	4	10	11	0.476	21	23	0.477	2	0	11.0	24	0.458	13.0	20	0.650
C 14	Gibson, Ed	3	1	3	8	6	9	0.400	7	2	6	5	13	7	0.650	19	16	0.543	2	0	1.5	15	0.100	11.0	20	0.550
C 15	McCredie, Bob	9	4	9	4	18	8	0.692	6	6	6	6	12	12	0.500	30	20	0.600	1	0	13.0	25	0.520	20.0	25	0.800
C 16	Fournier, Chris	4	3	6	5	10	8	0.556	8	4	7	4	15	8	0.652	25	16	0.610	2	0	3.5	18	0.194	15.0	23	0.652
C 17	Hansen, Paul	3	7	5	2	8	9	0.471	6	4	2	5	8	9	0.471	16	18	0.471	1	0	2.0	17	0.118	14.0	17	0.824
C 18	Yoneoka, J.J.	6	2	6	3	12	5	0.706	3	4	1	4	4	8	0.333	16	13	0.552	1	0	5.5	13	0.423	8.0	16	0.500
C 19	Sawyer, Matt	1	0	1	3	2	3	0.400	1	3	4	2	5	5	0.500	7	8	0.467	2	0	2.0	7	0.286	5.5	8	0.688
C2/ Starving Dartists		40	44	42	42	82	86	0.488	19	23	20	22	39	45	0.464	160	176	0.476	7	6	40.5	168	0.241	116.0	168	0.690
C 20	Shown, Marc	5	8	11	2	16	10	0.615	6	7	3	7	9	14	0.391	25	24	0.510	1	1	5.5	23	0.239	27.0	26	1.038
C 21	Hendricks, Ron	8	1	8	3	16	4	0.800	8	4	8	3	16	7	0.696	32	11	0.744	1	1	12.0	20	0.600	27.5	23	1.196
C 22	Hartley, Kevin	2	5	3	8	5	13	0.278	4	5	6	7	10	12	0.455	15	25	0.375	1	0	5.5	20	0.275	11.5	20	0.575
C 23	Howell, John	6	7	6	8	12	15	0.444	6	7	8	5	14	12	0.538	26	27	0.491	1	1	8.0	26	0.308	19.5	27	0.722
C 24	Hagan, Mark	4	8	1	10	5	18	0.217	0	6	2	8	2	14	0.125	7	32	0.179	0	1	2.0	22	0.091	4.5	17	0.265
C 25	Fleming, Frank	5	4	2	4	7	8	0.467	1	6	3	3	4	9	0.308	11	17	0.393	1	0	1.5	15	0.100	6.0	13	0.462
C 26	Herman, Fritz	7	7	6	5	13	12	0.520	9	7	9	5	18	12	0.600	31	24	0.564	1	1	1.5	28	0.054	7.5	27	0.278
C 27	James, Bob	3	3	5	1	8	4	0.667	4	2	1	4	5	6	0.455	13	10	0.565	1	0	4.5	11	0.409	12.5	12	1.042
C 28	Hisle, Kevin	0	1	0	1	0	2	0.000	0	2	0	2	0	4	0.000	0	6	0.000	0	1	0.0	3	0.000	0.0	3	0.000
C3/ BullsHitters		52	32	57	27	109	59	0.649	24	18	29	13	53	31	0.631	215	121	0.640	0	6	58.5	168	0.348	136.0	168	0.810
C 30	Denton, Fon	6	6	4	6	10	12	0.455	5	4	7	4	12	8	0.600	22	20	0.524	0	1	2.5	23	0.109	12.5	19	0.658
C 31	Beaudoin, Paul	6	3	8	1	14	4	0.778	5	4	6	2	11	6	0.647	25	10	0.714	0	0	15.5	17	0.912	20.0	18	1.111
C 32	Williams, Denny	8	5	10	3	18	8	0.692	7	5	9	3	16	8	0.667	34	16	0.680	0	1	10.0	25	0.400	19.0	25	0.760
C 33	Grubb, Donald	8	4	11	1	19	5	0.792	7	5	8	5	15	10	0.600	34	15	0.694	0	1	11.5	25	0.460	25.0	24	1.042
C 34	Stewart, Nick	2	4	2	2	4	6	0.400	3	2	5	2	8	4	0.667	12	10	0.545	0	1	1.5	13	0.115	4.5	9	0.500
C 35	Morin, Dino	8	3	5	7	13	10	0.565	7	6	8	4	15	10	0.600	28	20	0.583	0	1	2.0	23	0.087	16.5	25	0.660
C 36	Johnson, Galen	6	5	8	3	14	8	0.636	6	5	5	4	11	9	0.550	25	17	0.595	0	0	5.5	20	0.275	16.0	22	0.727
C 37	Mori, Chris	8	2	9	4	17	6	0.739	8	5	10	2	18	7	0.720	35	13	0.729	0	1	10.0	22	0.455	22.5	26	0.865
C4/ No ID		47	37	36	48	83	85	0.494	22	20	20	22	42	42	0.500	167	169	0.497	0	7	51.0	168	0.304	99.0	168	0.589
C 40	Howley, John	6	5	3	6	9	11	0.450	4	4	4	8	8	12	0.400	17	23	0.425	0	1	7.5	23	0.326	8.0	17	0.471
C 41	Keller, Tony	10	4	10	4	20	8	0.714	10	4	8	6	18	10	0.643	38	18	0.679	0	1	12.0	28	0.429	28.5	28	1.018
C 42	Feller, Keith	8	6	8	6	16	12	0.571	8	6	3	8	11	14	0.440	27	26	0.509	0	1	9.5	25	0.380	20.0	28	0.714
C 43	Dautrich, Dan	7	4	4	9	11	13	0.458	8	5	5	6	13	11	0.542	24	24	0.500	0	1	7.5	22	0.341	7.0	26	0.269
C 44	Hopkins, Chris	4	4	6	3	10	7	0.588	3	6	6	2	9	8	0.529	19	15	0.559	0	1	4.0	16	0.250	13.0	18	0.722
C 45	Conway, Paul	0	0	1	0	1	0	1.000	0	0	0	1	0	1	0.000	1	1	0.500	0	0	0.0	1	0.000	0.0	1	0.000
C 46	Philips, Britt	8	6	2	11	10	17	0.370	7	8	8	6	15	14	0.517	25	31	0.446	0	1	8.5	28	0.304	13.0	28	0.464
C 47	Philips, Joshua	4	8	2	9	6	17	0.261	4	7	6	7	10	14	0.417	16	31	0.340	0	1	2.0	25	0.080	9.5	22	0.432
C5/ Team America		36	48	34	50	70	98	0.417	19	23	16	26	35	49	0.417	140	196	0.417	0	0	47.5	168	0.283	92.0	168	0.548
C 50	Wilcox, Julie	4	7	6	7	10	14	0.417	4	9	5	7	9	16	0.360	19	30	0.388	0	0	4.0	23	0.174	9.0	26	0.346
C 51	Wilcox, Randy	10	2	7	6	17	8	0.680	8	5	5	7	13	12	0.520	30	20	0.600	0	0	4.5	24	0.188	26.0	26	1.000
C 52	Scott, Kevin	8	2	8	2	16	4	0.800	3	7	4	6	7	13	0.350	23	17	0.575	0	0	8.5	20	0.425	9.5	20	0.475
C 53	Carter, Kevin	6	9	3	11	9	20	0.310	6	8	6	8	12	16	0.429	21	36	0.368	0	0	8.5	29	0.293	17.0	28	0.607
C 54	Radcliff, Rob	5	7	5	5	10	12	0.455	7	4	6	6	13	10	0.565	23	22	0.511	0	0	10.5	24	0.438	17.0	21	0.810
C 55	Krishna, Arun	1	3	0	1	1	4	0.200	0	1	0	4	0	5	0.000	1	9	0.100	0	0	1.0	8	0.125	0.0	2	0.000
C 56	Balikcioglu, Metin	1	13	3	13	4	26	0.133	7	8	4	11	11	19	0.367	15	45	0.250	0	0	8.5	29	0.293	8.0	31	0.258
C 57	Dunne, Dan	1	5	2	5	3	10	0.231	3	4	2	3	5	7	0.417	8	17	0.320	0	0	2.0	11	0.182	5.5	14	0.393
C6/ Excalibur		31	53	39	45	70	98	0.417	17	25	21	21	38	46	0.452	146	190	0.435	0	5	45.0	168	0.268	91.0	168	0.542
C 60	Burney, Gary	7	8	7	6	14	14	0.500	6	7	9	5	15	12	0.556	29	26	0.527	0	1	5.0	29	0.172	12.0	26	0.462
C 61	Shearin, Keith	3	8	2	10	5	18	0.217	4	9	4	7	8	16	0.333	13	34	0.277	0	1	3.5	22	0.159	6.5	25	0.260
C 62	Foushee, Eugene	2	13	11	2	13	15	0.464	7	6	6	8	13	14	0.481	26	29	0.473	0	1	10.5	29	0.362	19.5	26	0.750
C 63	Vann, Tim	8	5	7	7	15	12	0.556	7	8	8	6	15	14	0.517	30	26	0.536	0	1	5.0	27	0.185	17.0	29	0.586
C 64	Brady, Phillip	1	7	6	4	7	11	0.389	2	8	6	3	8	11	0.421	15	22	0.405	0	1	7.0	17	0.412	14.0	20	0.700
C 65	Brinson, Mark	4	8	5	7	9	15	0.375	5	7	6	6	11	13	0.458	20	28	0.417	0	0	8.5	24	0.354	11.5	24	0.479
C 66	Fazenbaker, Jon	6	4	1	9	7	13	0.350	3	5	3	7	6	12	0.333	13	25	0.342	0	0	5.5	20	0.275	10.5	18	0.583
C7/ Rif Raf		49	35	49	35	98	70	0.583	27	15	17	25	44	40	0.524	186	150	0.554	13	0	63.0	168	0.375	152.5	168	0.908
C 70	Diamond, Paddy	3	3	8	6	11	9	0.550	6	5	3	4	9	9	0.500	20	18	0.526	2	0	1.5	13	0.115	11.5	25	0.460
C 71	Diamond, Kimmy	0	0	0	0	0	0	#DIV/0!	0	0	0	0	0	0	#DIV/0!	0	0	#DIV/0!	0	0	0.0	0	#DIV/0!	0.0	0	#DIV/0!
C 72	Ohrberg, Keith	8	5	9	5	17	10	0.630	10	4	5	7	15	11	0.577	32	21	0.604	2	0	7.5	25	0.300	27.0	28	0.964
C 73	Barwick, Rob	10	4	12	2	22	6	0.786	10	4	7	6	17	10	0.630	39	16	0.709	2	0	19.0	27	0.704	32.5	28	1.161
C 74	Ayers, Judson	3	10	0	6	3	16	0.158	5	3	4	10	9	13	0.409	12	29	0.293	2	0	4.5	27	0.167	7.5	14	0.536
C 75	St. Clair, Matt	7	3	3	6	10	9	0.526	7	4	3	9	10	13	0.435	20	22	0.476	2	0	3.0	22	0.136	15.0	20	0.750
C 76	Hoyt, David	9	4	7	6	16	10	0.615	7	5	5	8	12	13	0.480	28	23	0.549	2	0	16.0	26	0.615	34.0	25	1.360
C 77	Jur, Jess	8	4	10	2	18	6	0.750	9	3	7	4	16	7	0.696	34	13	0.723	1	0	9.0	23	0.391	23.0	24	0.958
C 78	Buchholz, Brian	1	2	0	2	1	4	0.200	0	2	0	2	0	4	0.000	1	8	0.111	0	0	2.5	5	0.500	2.0	4	0.500
C8/ Dynamic Darts		38	46	36	48	74	94	0.440	19	23	23	19	42	42	0.500	158	178	0.470	0	6	62.5	168	0.372	122.5	168	0.729
C 80	Dzengeleski, Jim	10	3	9	5	19	8	0.704	9	6	10	5	19	11	0.633	38	19	0.667	0	1	10.5	28	0.375	23.5	29	0.810
C 81	Ellison, George	0	2	2	4	2	6	0.250	4	2	2	2	6	4	0.600	8	10	0.444	0	0	1.0	6	0.167	7.5	12	0.625
C 82	Costen, Todd	3	9	4	7	7	16	0.304	7	7	6	6	13	13	0.500	20	29	0.408	0	1	16.0	24	0.667	13.0	25	0.520
C 83	Winters, Tom "Tiny"	9	4	10	3	19	7	0.731	4	9	7	6	11	15	0.423	30	22	0.577	0	1	14.0	26	0.538	43.0	26	1.654
C 84	McFadden, Kevin	6	9	4	10	10	19	0.345	6	8	7	7	13	15	0.464	23	34	0.404	0	1	7.0	29	0.241	12.0	28	0.429
C 85	Costen, Jim "FBJ"	1	6	0	4	1	10	0.091	2	0	1	4	3	4	0.429	4	14	0.222	0	0	0.0	12	0.000	1.0	6	0.167
C 86	Jackson, Barry "Bump"	6	2	4	5	10	7	0.588	4	4	6	2	10	6	0.625	20	13	0.606	0	1	6.5	16	0.406	14.5	17	0.853
C 87	Snyder, Mark	2	0	1	1	3	1	0.750	1	1	1	1	2	2	0.500	5	3	0.625	0	0	3.5	4	0.875	6.0	4	1.500
C 88	Rowe, Travis	0	4	2	2	2	6	0.250	0	4	1	2	1	6	0.143	3	12	0.200	0	0	1.0	7	0.143	2.0	8	0.250
C 89	McFadden, Danny "Sketti"	1	7	0	7	1	14	0.067	1	5	5	3	6	8	0.429	7	22	0.241	0	1	3.0	16	0.188	0.0	13	0.000

	Singles 301		Singles Cricket		Singles Record		Singles Win %-age	Doubles Cricket		Doubles 501		Doubles Record		Doubles Win %-age	Sngls + Dbls		Sngls + Dbls Win %-age	Tiebreaker Ws	Tiebreaker Ls	-01 All-Star Points	-01 Games Played	-01 All-Star Point Average	Cricket All-Star Points	Crkt Games Played	Crkt All-Star Point Average
D1/ Hostile Amish	29	43	20	52	49	95	0.340	18	18	21	15	39	33	0.542	127	161	0.441	0	0	34.5	144	0.240	75.5	144	0.524
D 10 Majchrzak, Ted	3	9	2	8	5	17	0.227	5	5	8	2	13	7	0.650	18	24	0.429	0	0	7.0	22	0.318	7.5	20	0.375
D 11 Natarajan, Dilip	4	2	4	7	8	9	0.471	5	5	5	5	10	10	0.500	18	19	0.486	0	0	4.0	16	0.250	15.5	21	0.738
D 12 Young, Mike	2	9	1	3	3	12	0.200	1	5	6	4	7	9	0.438	10	21	0.323	0	0	8.5	21	0.405	4.0	10	0.400
D 13 Schmaus, Darren	5	5	4	8	9	13	0.409	6	5	7	3	13	8	0.619	22	21	0.512	0	0	3.0	20	0.150	22.0	23	0.957
D 14 Hix, Steve	0	1	0	0	0	1	0.000	1	0	0	0	1	0	1.000	1	1	0.500	0	0	0.0	1	0.000	1.0	1	1.000
D 15 Haynes, Chris	4	3	2	6	6	9	0.400	2	7	3	2	5	9	0.357	11	18	0.379	0	0	3.0	12	0.250	6.0	17	0.353
D 16 Morrill, Robert "Tyke"	8	3	4	7	12	10	0.545	6	5	3	8	9	13	0.409	21	23	0.477	0	0	5.0	22	0.227	6.5	22	0.295
D 17 Gevedon, Aimee	2	6	0	7	2	13	0.133	4	3	6	2	10	5	0.667	12	18	0.400	0	0	2.0	16	0.125	4.5	14	0.321
D 18 Jordan, Jody	1	5	3	6	4	11	0.267	6	1	4	4	10	5	0.667	14	16	0.467	0	0	2.0	14	0.143	8.5	16	0.531
D2/ Just the Tip	34	38	39	33	73	71	0.507	19	17	22	14	41	31	0.569	155	133	0.538	0	0	30.5	144	0.212	80.0	144	0.556
D 20 Alcon, Tony	5	4	7	3	12	7	0.632	3	7	5	5	8	12	0.400	20	19	0.513	0	0	5.5	19	0.289	15.0	20	0.750
D 21 Martin, Adam	8	2	4	7	12	9	0.571	6	6	7	2	13	8	0.619	25	17	0.595	0	0	3.0	19	0.158	13.0	23	0.565
D 22 Mitchell, Billy	6	5	8	3	14	8	0.636	6	5	4	4	10	9	0.526	24	17	0.585	0	0	5.0	19	0.263	19.5	22	0.886
D 23 Groves, Phil	1	2	7	3	8	5	0.615	7	3	9	1	16	4	0.800	24	9	0.727	0	0	4.0	13	0.308	13.0	20	0.650
D 24 Martin, Jason	3	4	5	5	8	9	0.471	6	3	6	4	12	7	0.632	20	16	0.556	0	0	3.0	17	0.176	5.5	19	0.289
D 25 Connelly, Patrick	3	9	0	5	3	14	0.176	1	1	6	6	7	7	0.500	10	21	0.323	0	0	5.0	24	0.208	2.5	7	0.357
D 26 Olsen, Mike "Mo"	0	0	0	0	0	0	#DIV/0!	0	0	0	0	0	0	#DIV/0!	0	0	#DIV/0!	0	0	0.0	0	#DIV/0!	0.0	0	#DIV/0!
D 27 Massey, Jeff	4	6	3	2	7	8	0.467	1	7	5	4	6	11	0.353	13	19	0.406	0	0	4.0	19	0.211	3.5	13	0.269
D 28 Hudelson, Hans	1	1	1	0	2	1	0.667	1	0	0	0	1	0	1.000	3	1	0.750	0	0	1.0	2	0.500	2.5	2	1.250
D 29 Stephens, John	3	5	4	5	7	10	0.412	7	2	2	2	9	4	0.692	16	14	0.533	0	0	0.0	12	0.000	5.5	18	0.306
D3/ One-Armed Bandits	30	42	39	33	69	75	0.479	16	20	21	15	37	35	0.514	143	145	0.497	0	7	24.0	144	0.167	96.0	144	0.667
D 30 Johnson, Sven	2	7	7	5	9	12	0.429	2	8	5	4	7	12	0.368	16	24	0.400	0	1	5.5	18	0.306	6.5	22	0.295
D 31 Kiser, Lyman	8	4	10	2	18	6	0.750	8	3	9	3	17	6	0.739	35	12	0.745	0	1	2.0	24	0.083	35.5	23	1.543
D 32 Taylor, Wayne	2	8	4	6	6	14	0.300	3	6	4	6	7	12	0.368	13	26	0.333	0	1	2.5	20	0.125	12.5	19	0.658
D 33 Taylor, Walter	5	4	7	3	12	7	0.632	6	4	8	2	14	6	0.700	26	13	0.667	0	0	7.5	19	0.395	15.0	20	0.750
D 34 Bonaparte, Chris	1	6	1	3	2	9	0.182	3	4	3	5	6	9	0.400	8	18	0.308	0	1	0.0	15	0.000	1.5	11	0.136
D 35 Richardson, Shane	1	0	1	0	2	0	1.000	0	1	1	0	1	1	0.500	3	1	0.750	0	1	0.0	2	0.000	5.0	2	2.500
D 36 Kempf, Greg	6	6	3	9	9	15	0.375	4	7	9	3	13	10	0.565	22	25	0.468	0	1	5.5	24	0.229	6.5	23	0.283
D 37 Hudelson, Tim	5	7	6	5	11	12	0.478	6	7	3	7	9	14	0.391	20	26	0.435	0	1	1.0	22	0.045	13.5	24	0.563
D 38 Bolch, Dennis "Auggie"	0	0	0	0	0	0	#DIV/0!	0	0	0	0	0	0	#DIV/0!	0	0	#DIV/0!	0	0	0.0	0	#DIV/0!	0.0	0	#DIV/0!
D4/ Boondock Saints	38	34	27	45	65	79	0.451	13	23	14	22	27	45	0.375	119	169	0.413	0	6	44.5	144	0.309	75.0	144	0.521
D 40 Buckley, Bill	4	7	4	7	8	14	0.364	4	6	4	5	8	11	0.421	16	25	0.390	0	1	3.0	20	0.150	17.5	21	0.833
D 41 Raquet, Mike	11	1	8	4	19	5	0.792	4	8	6	6	10	14	0.417	29	19	0.604	0	1	10.5	24	0.438	16.0	24	0.667
D 42 Shaffer, Brian	5	5	4	6	9	11	0.450	4	5	2	7	6	12	0.333	15	23	0.395	0	1	4.0	19	0.211	16.5	19	0.868
D 43 August, Eric	2	3	3	3	5	6	0.455	2	5	3	4	5	9	0.357	10	15	0.400	0	1	4.0	12	0.333	5.0	13	0.385
D 44 Park, Ed	7	5	5	8	12	13	0.480	5	8	4	7	9	15	0.375	21	28	0.429	0	1	11.0	23	0.478	8.5	26	0.327
D 45 Brown, Jay	5	6	1	7	6	13	0.316	4	7	3	7	7	14	0.333	13	27	0.325	0	1	9.0	21	0.429	6.5	19	0.342
D 46 Stuart, Maxx	0	3	2	2	2	5	0.286	1	3	3	2	4	5	0.444	6	10	0.375	0	0	2.0	8	0.250	4.0	8	0.500
D 47 Buckley, Jennifer	0	0	0	1	0	1	0.000	0	1	1	0	1	1	0.500	1	2	0.333	0	0	0.0	1	0.000	0.0	2	0.000
D 48 Bohanan, Heather	4	4	0	7	4	11	0.267	2	3	2	6	4	9	0.308	8	20	0.286	0	0	1.0	16	0.063	1.0	12	0.083
D5/ Tres Equis XXX	32	40	32	40	64	80	0.444	20	16	13	23	33	39	0.458	130	158	0.451	0	0	17.0	144	0.118	69.5	144	0.483
D 50 Hall, Frank	2	2	3	4	5	6	0.455	3	4	3	5	6	9	0.400	11	15	0.423	0	0	0.0	12	0.000	10.0	14	0.714
D 51 Rosenoff, Evan	6	5	7	4	13	9	0.591	7	4	3	8	10	12	0.455	23	21	0.523	0	0	2.0	22	0.091	19.5	22	0.886
D 52 Hall, Danny	4	7	4	7	8	14	0.364	8	3	4	7	12	10	0.545	20	24	0.455	0	0	3.5	22	0.159	11.5	22	0.523
D 53 Yarley, Scott	3	4	1	3	4	7	0.364	1	5	3	2	4	7	0.364	8	14	0.364	0	0	0.0	12	0.000	2.5	10	0.250
D 54 Gillett, Galen	0	0	0	0	0	0	#DIV/0!	0	0	0	0	0	0	#DIV/0!	0	0	#DIV/0!	0	0	0.0	0	#DIV/0!	0.0	0	#DIV/0!
D 55 McEwen, William	5	7	6	6	11	13	0.458	8	3	3	8	11	11	0.500	22	24	0.478	0	0	3.0	23	0.130	7.5	23	0.326
D 56 Ferlo, Frank	0	1	2	6	2	7	0.222	1	4	1	0	2	4	0.333	4	11	0.267	0	0	0.0	2	0.000	3.0	13	0.231
D 57 Schon, Chris	5	6	1	4	6	10	0.375	5	3	5	6	10	9	0.526	16	19	0.457	0	0	1.0	22	0.045	2.0	13	0.154
D 58 Balena, Frank	4	7	5	5	9	12	0.429	4	5	3	7	7	12	0.368	16	24	0.400	0	0	5.0	21	0.238	7.5	19	0.395
D 59 Kvasnicka, Bob	3	1	3	1	6	2	0.750	3	1	1	3	4	4	0.500	10	6	0.625	0	0	2.5	8	0.313	6.0	8	0.750
D6/ Bennington Brawlers	46	26	52	20	98	46	0.681	26	10	17	19	43	29	0.597	184	104	0.639	7	0	46.0	144	0.319	81.0	144	0.563
D 60 Carter, Shawn	8	3	8	3	16	6	0.727	8	2	5	5	13	7	0.650	29	13	0.690	1	0	9.0	21	0.429	16.0	21	0.762
D 61 Carter, Erin	0	0	0	0	0	0	#DIV/0!	0	0	0	0	0	0	#DIV/0!	0	0	#DIV/0!	0	0	0.0	0	#DIV/0!	0.0	0	#DIV/0!
D 62 Kenney, Jon	9	3	8	4	17	7	0.708	8	3	3	7	11	10	0.524	28	17	0.622	1	0	7.0	22	0.318	9.5	23	0.413
D 63 Hoppert, Jason	2	0	4	3	6	3	0.667	3	4	4	3	7	7	0.500	13	10	0.565	1	0	0.0	9	0.000	4.0	14	0.286
D 64 Perry, Matt	5	5	7	3	12	8	0.600	9	1	5	5	14	6	0.700	26	14	0.650	1	0	5.5	20	0.275	14.0	20	0.700
D 65 Hobbs, Brian	5	5	11	0	16	5	0.762	6	5	6	4	12	9	0.571	28	14	0.667	1	0	7.0	20	0.350	13.5	22	0.614
D 66 Reynolds, Jon	5	5	4	2	9	7	0.563	7	2	5	5	12	7	0.632	21	14	0.600	1	0	7.5	20	0.375	8.0	15	0.533
D 67 Fischlein, Kris	8	3	8	3	16	6	0.727	8	2	4	7	12	9	0.571	28	15	0.651	1	0	7.5	22	0.341	16.0	21	0.762
D 68 Metzger, Emily	0	1	0	1	0	2	0.000	0	0	0	1	0	1	0.000	0	3	0.000	0	0	0.0	2	0.000	0.0	1	0.000
D 69 Brantley, Kevin	4	1	2	1	6	2	0.750	3	1	2	1	5	2	0.714	11	4	0.733	0	0	2.5	8	0.313	0.0	7	0.000
D7/ Tailgaters	43	29	43	29	86	58	0.597	14	22	18	18	32	40	0.444	150	138	0.521	4	0	40.0	144	0.278	95.0	144	0.660
D 70 West, Billy	11	1	9	3	20	4	0.833	4	9	8	4	12	13	0.480	32	17	0.653	1	0	12.5	24	0.521	19.5	25	0.780
D 71 Scott, Lee	6	3	8	1	14	4	0.778	6	3	6	3	12	6	0.667	26	10	0.722	0	0	8.5	18	0.472	22.5	18	1.250
D 72 Williams, Jessie	0	0	0	0	0	0	#DIV/0!	0	0	0	0	0	0	#DIV/0!	0	0	#DIV/0!	0	0	0.0	0	#DIV/0!	0.0	0	#DIV/0!
D 73 Ramser, K.C.	6	0	4	2	10	2	0.833	4	2	3	3	7	5	0.583	17	7	0.708	0	0	2.5	12	0.208	4.0	12	0.333
D 74 Knotch, Joe	1	1	0	2	1	3	0.250	1	1	0	3	1	4	0.200	2	7	0.222	0	0	0.0	5	0.000	2.5	4	0.625
D 75 Smith, Jeff	0	3	0	3	0	6	0.000	0	3	1	1	1	4	0.200	1	10	0.091	0	0	0.0	5	0.000	1.0	6	0.167
D 76 Payne, Julie	4	9	6	7	10	16	0.385	3	8	6	7	9	15	0.375	19	31	0.380	1	0	6.0	26	0.231	16.0	24	0.667
D 77 Hatch, Nicole	7	5	6	6	13	11	0.542	5	9	5	8	10	17	0.370	23	28	0.451	1	0	5.5	25	0.220	12.5	26	0.481
D 78 Diehl, Sean	0	2	0	2	0	4	0.000	0	2	0	1	0	3	0.000	0	7	0.000	0	0	0.0	3	0.000	0.0	4	0.000
D 79 Reaume, Andre	8	5	10	3	18	8	0.692	5	7	7	6	12	13	0.480	30	21	0.588	1	0	5.0	26	0.192	17.0	25	0.680

	Singles 301		Singles Cricket		Singles Record		Singles Win %-age	Doubles Cricket		Doubles 501		Doubles Record		Doubles Win %-age	Sngls + Dbls	Record	Sngls + Dbls Win %-age	Tiebreaker Ws	Tiebreaker Ls	-01 All-Star Points	-01 Games Played	-01 All-Star Point Average	Cricket All-Star Points	Crkt Games Played	Crkt All-Star Point Average
E1/ Grateful Darts	30	54	30	54	60	108	0.357	14	28	12	30	26	58	0.310	112	224	0.333	0	0	43.0	168	0.256	76.0	168	0.452
E 10 Simpson, Phillip	4	9	3	11	7	20	0.259	0	11	2	9	2	20	0.091	9	40	0.184	0	0	3.5	24	0.146	3.5	25	0.140
E 11 DeMattos, Rick	3	9	3	4	6	13	0.316	5	8	4	6	9	14	0.391	15	27	0.357	0	0	3.0	22	0.136	6.0	20	0.300
E 12 Goodknecht, Chris	3	2	3	2	6	4	0.600	4	1	2	3	6	4	0.600	12	8	0.600	0	0	6.0	10	0.600	6.5	10	0.650
E 13 Iager, John	5	6	9	2	14	8	0.636	6	5	2	9	8	14	0.364	22	22	0.500	0	0	13.0	22	0.591	21.0	22	0.955
E 14 Lilienthal, John	4	9	2	11	6	20	0.231	5	8	5	7	10	15	0.400	16	35	0.314	0	0	7.0	25	0.280	14.0	26	0.538
E 15 McCurry, Greg	6	8	6	8	12	16	0.429	4	10	6	9	10	19	0.345	22	35	0.386	0	0	7.0	29	0.241	12.5	28	0.446
E 16 McGrail, Tony	4	7	3	15	7	22	0.241	3	11	2	11	5	22	0.185	12	44	0.214	0	0	2.5	24	0.104	11.5	32	0.359
E 17 Perkins, Rick	1	4	1	1	2	5	0.286	1	2	1	6	2	8	0.200	4	13	0.235	0	0	1.0	12	0.083	1.0	5	0.200
E2/ Cleveland Drifters	32	52	33	51	65	103	0.387	10	32	20	22	30	54	0.357	125	211	0.372	0	6	25.5	168	0.152	64.0	168	0.381
E 20 Hill, Mike	6	7	2	7	8	14	0.364	2	10	7	6	9	16	0.360	17	30	0.362	0	1	6.5	26	0.250	6.5	21	0.310
E 21 Brown, Mike	8	6	7	5	15	11	0.577	4	8	7	4	11	12	0.478	26	23	0.531	0	1	0.0	25	0.000	10.0	24	0.417
E 22 Randolph, Steve	1	7	1	5	2	12	0.143	2	5	2	5	4	10	0.286	6	22	0.214	0	0	1.0	15	0.067	4.0	13	0.308
E 23 Austin, Connie	3	4	3	11	6	15	0.286	2	13	4	10	6	23	0.207	12	38	0.240	0	1	2.5	21	0.119	14.0	29	0.483
E 24 Austin, Jan	1	1	1	3	2	4	0.333	0	2	0	0	0	2	0.000	2	6	0.250	0	0	0.0	2	0.000	0.0	6	0.000
E 25 Blackwelder, Deb	5	8	6	7	11	15	0.423	5	8	9	4	14	12	0.538	25	27	0.481	0	1	7.0	26	0.269	12.0	26	0.462
E 26 Wells, Tami	5	9	8	6	13	15	0.464	3	11	6	7	9	18	0.333	22	33	0.400	0	1	5.5	27	0.204	13.0	28	0.464
E 27 Barnes, Derek	3	10	5	7	8	17	0.320	2	7	5	8	7	15	0.318	15	32	0.319	0	1	3.0	26	0.115	4.5	21	0.214
E3/ Yoicks and Away!!	44	40	46	38	90	78	0.536	25	17	18	24	43	41	0.512	176	160	0.524	9	7	28.5	168	0.170	85.5	168	0.509
E 30 Moeschet, Cathy	1	0	0	1	1	1	0.500	1	0	1	0	2	0	1.000	3	1	0.750	0	0	1.5	2	0.750	0.0	2	0.000
E 31 Carawon, Bob	4	7	6	3	10	10	0.500	7	5	4	9	11	14	0.440	21	24	0.467	1	1	1.0	24	0.042	11.5	21	0.548
E 32 Peers, Martin	5	7	1	0	6	7	0.462	4	6	4	8	8	14	0.364	14	21	0.400	1	1	1.0	24	0.042	1.0	11	0.091
E 33 Tollerton, Steve "Tolly"	6	4	2	7	8	11	0.421	6	3	2	3	8	6	0.571	16	17	0.485	1	0	4.0	15	0.267	10.0	18	0.556
E 34 Converse, Stan	2	4	6	3	8	7	0.533	7	3	4	3	11	6	0.647	19	13	0.594	1	0	1.0	13	0.077	9.0	19	0.474
E 35 Van Olst, Jason	5	7	4	8	9	15	0.375	5	4	3	7	8	11	0.421	17	26	0.395	1	1	7.5	22	0.341	7.0	21	0.333
E 36 Lee, Ronnie	7	3	9	5	16	8	0.667	5	3	8	5	13	8	0.619	29	16	0.644	1	1	2.0	23	0.087	9.0	22	0.409
E 37 Overman, Don	6	4	7	5	13	9	0.591	8	6	5	6	13	12	0.520	26	21	0.553	1	1	5.0	21	0.238	16.5	26	0.635
E 38 Wilbur, Mike	3	2	3	4	6	6	0.500	0	2	1	4	1	6	0.143	7	12	0.368	1	1	1.0	10	0.100	3.0	9	0.333
E 39 Glendy, Mike	5	2	8	2	13	4	0.765	7	2	4	3	11	5	0.688	24	9	0.727	1	1	4.5	14	0.321	18.5	19	0.974
E4/ Off Constantly	48	36	59	25	107	61	0.637	28	14	31	11	59	25	0.702	225	111	0.670	6	0	57.0	168	0.339	128.0	168	0.762
E 40 Beeson, Robb	12	1	12	1	24	2	0.923	11	3	10	2	21	5	0.808	45	7	0.865	1	0	13.5	25	0.540	52.5	27	1.944
E 41 Kubel, Tom	11	3	13	1	24	4	0.857	12	2	12	2	24	4	0.857	48	8	0.857	1	0	13.0	28	0.464	26.0	28	0.929
E 42 Mayhew, Zak	10	4	12	2	22	6	0.786	7	6	10	3	17	9	0.654	39	15	0.722	1	0	21.5	27	0.796	19.5	27	0.722
E 43 Roberts, Mike	5	5	13	0	18	5	0.783	11	2	10	3	21	5	0.808	39	10	0.796	1	0	6.0	23	0.261	14.0	26	0.538
E 44 Diggs, Ricky	1	4	0	7	1	11	0.083	3	5	5	2	8	7	0.533	9	18	0.333	0	0	0.0	12	0.000	4.0	15	0.267
E 45 Harrilchak, Travis	5	5	3	7	8	12	0.400	3	5	7	3	10	8	0.556	18	20	0.474	1	0	1.0	20	0.050	8.0	18	0.444
E 46 Tangeman, Leslie	2	3	3	6	5	9	0.357	6	3	4	2	10	5	0.667	15	14	0.517	1	0	1.0	11	0.091	4.0	18	0.222
E 47 Haun, Robby	2	11	3	1	5	12	0.294	3	2	4	5	7	7	0.500	12	19	0.387	0	0	1.0	22	0.045	0.0	9	0.000
E5/ Lil Pickled	43	40	34	49	77	89	0.464	20	22	18	24	38	46	0.452	153	181	0.458	0	6	44.0	167	0.263	96.0	167	0.575
E 50 Thurn, Brian	5	7	1	12	6	19	0.240	1	9	5	7	6	16	0.273	12	35	0.255	0	1	1.0	24	0.042	15.5	23	0.674
E 51 Speight, Brett	3	9	7	3	10	12	0.455	6	6	5	6	11	12	0.478	21	24	0.467	0	1	3.0	23	0.130	9.0	22	0.409
E 52 Wilkerson, Chris "Buda"	4	5	2	4	6	9	0.400	6	1	4	2	10	3	0.769	16	12	0.571	0	1	3.5	15	0.233	7.5	13	0.577
E 53 Rabb, Devon	7	6	2	11	9	17	0.346	6	8	6	7	12	15	0.444	21	32	0.396	0	1	10.0	26	0.385	13.5	27	0.500
E 54 Pope, Chris	6	2	4	4	10	6	0.625	6	1	5	3	11	4	0.733	21	10	0.677	0	0	4.0	16	0.250	11.0	15	0.733
E 55 Hall, Mike	0	1	1	0	1	1	0.500	1	1	1	1	2	2	0.500	3	3	0.500	0	0	2.5	3	0.833	4.5	3	1.500
E 56 Kellington, Dean	7	0	2	6	9	6	0.600	4	4	4	3	8	7	0.533	17	13	0.567	0	0	3.5	14	0.250	7.5	16	0.469
E 57 Stehle, Justin	8	5	8	5	16	10	0.615	6	7	3	10	9	17	0.346	25	27	0.481	0	1	12.0	26	0.462	15.5	26	0.596
E 58 Morano, Kyle	3	5	7	4	10	9	0.526	4	7	3	9	7	16	0.304	17	25	0.405	0	1	4.5	20	0.225	12.0	22	0.545
E6/ Board 2 Death	46	38	47	37	93	75	0.554	23	19	26	16	49	35	0.583	191	145	0.568	13	6	47.0	168	0.280	96.5	168	0.574
E 60 Knott, Ronnie	11	3	9	5	20	8	0.714	6	8	8	6	14	14	0.500	34	22	0.607	2	1	16.5	28	0.589	14.5	28	0.518
E 61 Knott, Ryan	6	7	12	1	18	8	0.692	6	7	7	4	13	11	0.542	31	19	0.620	2	1	9.5	24	0.396	11.5	26	0.442
E 62 Lane, Jonathan	8	5	8	5	16	10	0.615	11	2	7	6	18	8	0.692	34	18	0.654	1	1	4.5	26	0.173	19.5	26	0.750
E 63 Hayes, Chad	8	6	5	7	13	13	0.500	11	2	8	6	19	8	0.704	32	21	0.604	2	1	2.0	28	0.071	17.5	25	0.700
E 64 Davis, Kevin	4	4	7	5	11	9	0.550	5	5	10	2	15	7	0.682	26	16	0.619	2	1	7.5	20	0.375	9.5	22	0.432
E 65 Folsom, Kevin	5	6	3	8	8	14	0.364	2	8	8	3	10	11	0.476	18	25	0.419	1	0	3.0	22	0.136	10.5	21	0.500
E 66 Folsom, Hope	0	2	0	3	0	5	0.000	1	1	0	2	1	3	0.250	1	8	0.111	1	0	0.0	4	0.000	4.0	5	0.800
E 67 Lane, Jeremy	0	0	0	0	0	0	#DIV/0!	0	0	0	0	0	0	#DIV/0!	0	0	#DIV/0!	0	0	0.0	0	#DIV/0!	0.0	0	#DIV/0!
E 68 Hunter, Adam	4	5	3	3	7	8	0.467	4	5	4	3	8	8	0.500	15	16	0.484	2	1	4.0	16	0.250	9.5	15	0.633
E7/ Damn Yankees!	45	38	38	45	83	83	0.500	25	17	24	18	49	35	0.583	181	153	0.542	0	7	41.0	167	0.246	109.5	167	0.656
E 70 Dougherty, Henry	3	4	2	11	5	15	0.250	4	7	5	8	9	15	0.375	14	30	0.318	0	1	5.0	20	0.250	8.0	24	0.333
E 71 Lupien, Bam	7	8	1	11	8	19	0.296	4	9	2	7	6	16	0.273	14	35	0.286	0	1	1.0	24	0.042	1.0	25	0.040
E 72 Patrick, Kevin	6	8	7	7	13	15	0.464	12	3	10	4	22	7	0.759	35	22	0.614	0	1	8.0	28	0.286	14.0	29	0.483
E 73 Kron, Jay	4	7	4	7	8	14	0.364	7	4	8	3	15	7	0.682	23	21	0.523	0	1	4.5	22	0.205	15.5	22	0.705
E 74 Sarantos, Alex	8	3	8	3	16	6	0.727	8	3	7	4	15	7	0.682	31	13	0.705	0	1	8.5	22	0.386	28.5	22	1.295
E 75 Brooks, Ricky	3	8	2	6	5	14	0.263	3	6	6	6	9	12	0.429	14	26	0.350	0	1	1.0	23	0.043	4.0	17	0.235
E 76 Martinez, Vicente	14	0	14	0	28	0	1.000	12	2	10	4	22	6	0.786	50	6	0.893	0	1	13.0	28	0.464	38.5	28	1.375
E8/ DIVE Bombers	47	37	48	36	95	73	0.565	23	19	19	23	42	42	0.500	179	157	0.533	6	0	46.5	168	0.277	98.0	168	0.583
E 80 Huff, Matt	6	3	6	4	12	7	0.632	5	6	4	7	9	13	0.409	21	20	0.512	1	0	4.5	20	0.225	7.5	21	0.357
E 81 Parker, Billy	2	6	4	5	6	11	0.353	3	6	3	5	6	11	0.353	12	22	0.353	1	0	3.0	16	0.188	3.5	18	0.194
E 82 Lee, Carl	10	4	10	4	20	8	0.714	10	3	10	4	20	7	0.741	40	15	0.727	1	0	12.5	28	0.446	28.5	27	1.056
E 83 Marler, Donald "Duck"	2	2	1	2	3	4	0.429	1	2	0	3	1	5	0.167	4	9	0.308	1	0	1.0	7	0.143	6.5	6	1.083
E 84 Flowers, Fred	5	7	7	2	12	9	0.571	8	5	9	4	17	9	0.654	29	18	0.617	1	0	3.0	25	0.120	7.0	22	0.318
E 85 Dunn, Thom	7	3	5	6	12	9	0.571	5	4	2	8	7	12	0.368	19	21	0.475	0	0	3.0	20	0.150	8.0	20	0.400
E 86 Goodman, Rich	6	7	8	6	14	13	0.519	8	5	4	7	12	12	0.500	26	25	0.510	0	0	10.0	24	0.417	18.5	27	0.685
E 87 Goodman, Mike	9	5	7	7	16	12	0.571	6	7	6	8	12	15	0.444	28	27	0.509	1	0	9.5	28	0.339	18.5	27	0.685

		Singles 301		Singles Cricket		Singles Record		Singles Win %-age	Doubles Cricket		Doubles 501		Doubles Record		Doubles Win %-age	Sngls + Dbls	Record		Sngls + Dbls Win %-age	Tiebreaker Ws	Tiebreaker Ls	-01 All-Star Points	-01 Games Played	-01 All-Star Point Average	Cricket All-Star Points	Crkt Games Played	Crkt All-Star Point Average
F1/ Wire We Here		46	38	47	37	93	75	0.554	24	18	19	23	43	41	0.512	179	157		0.533	0	7	31.5	168	0.188	84.5	168	0.503
F 10	Jones, Jeff	7	5	7	4	14	9	0.609	7	4	7	5	14	9	0.609	28	18		0.609	0	1	5.0	24	0.208	11.5	22	0.523
F 11	Jones, Linda	4	9	1	2	5	11	0.313	2	5	4	7	6	12	0.333	11	23		0.324	0	1	3.0	24	0.125	2.5	10	0.250
F 12	Bordeau, Eric	7	6	7	7	14	13	0.519	9	4	6	7	15	11	0.577	29	24		0.547	0	1	8.0	26	0.308	14.0	27	0.519
F 13	McCray, Karla	4	3	6	8	10	11	0.476	8	5	3	7	11	12	0.478	21	23		0.477	0	1	0.0	17	0.000	9.0	27	0.333
F 14	Simpson, David	0	1	1	0	1	1	0.500	1	0	0	1	1	1	0.500	2	2		0.500	0	0	1.5	2	0.750	1.5	2	0.750
F 15	Harpster, Ben	7	4	5	9	12	13	0.480	8	5	8	6	16	11	0.593	28	24		0.538	0	1	1.0	25	0.040	12.5	27	0.463
F 16	Thompson, Barry	8	5	10	3	18	8	0.692	8	6	4	7	12	13	0.480	30	21		0.588	0	1	4.0	24	0.167	17.5	27	0.648
F 17	Walters, Jason	9	5	10	4	19	9	0.679	5	7	6	6	11	13	0.458	30	22		0.577	0	1	9.0	26	0.346	16.0	26	0.615
F2/ Sharkshooters		31	53	23	61	54	114	0.321	13	29	23	19	36	48	0.429	126	210		0.375	0	0	24.0	168	0.143	55.5	168	0.330
F 20	Hiller, Carl	6	9	1	10	7	19	0.269	2	10	9	5	11	15	0.423	18	34		0.346	0	0	1.0	29	0.034	3.0	23	0.130
F 21	Hiller, Becky	3	9	1	13	4	22	0.154	1	10	7	6	8	16	0.333	12	38		0.240	0	0	1.0	25	0.040	8.0	25	0.320
F 22	Hiller, Tim	5	8	7	6	12	14	0.462	3	9	7	5	10	14	0.417	22	28		0.440	0	0	7.5	25	0.300	7.0	25	0.280
F 23	Mitchell, Liz	1	4	2	4	3	8	0.273	2	4	3	2	5	6	0.455	8	14		0.364	0	0	0.0	10	0.000	4.0	12	0.333
F 24	Mitchell, Tim	6	8	4	9	10	17	0.370	6	8	5	7	11	15	0.423	21	32		0.396	0	0	3.5	26	0.135	7.0	27	0.259
F 25	Weatherman, Sha	0	0	0	1	0	1	0.000	0	0	0	0	0	0	#DIV/0!	0	1		0.000	0	0	0.0	0	#DIV/0!	0.0	1	0.000
F 26	Stacy, Rod	7	5	4	9	11	14	0.440	6	8	8	6	14	14	0.500	25	28		0.472	0	0	7.0	26	0.269	12.5	27	0.463
F 27	Stacy, Michelle	3	10	4	9	7	19	0.269	6	9	7	7	13	16	0.448	20	35		0.364	0	0	4.0	27	0.148	14.0	28	0.500
F3/ The Bogarts		43	41	47	37	90	78	0.536	23	19	25	17	48	36	0.571	186	150		0.554	0	6	51.0	168	0.304	93.0	168	0.554
F 30	Smith, Brian	9	5	11	3	20	8	0.714	7	7	9	5	16	12	0.571	36	20		0.643	0	1	11.5	28	0.411	20.0	28	0.714
F 31	Draper, Lisa	1	2	0	5	1	7	0.125	1	1	2	3	3	4	0.429	4	11		0.267	0	1	1.0	8	0.125	1.0	7	0.143
F 32	Brown, Jason	7	4	4	9	11	13	0.458	7	5	9	4	16	9	0.640	27	22		0.551	0	1	2.0	24	0.083	6.0	25	0.240
F 33	Reynolds, Mike	11	2	10	3	21	5	0.808	9	4	8	5	17	9	0.654	38	14		0.731	0	1	19.0	26	0.731	24.0	26	0.923
F 34	Reynolds, Lisa	4	6	1	5	5	11	0.313	8	2	4	2	12	4	0.750	17	15		0.531	0	1	1.5	16	0.094	3.5	16	0.219
F 35	Watkins, Rudy	3	7	8	6	11	13	0.458	6	8	8	6	14	14	0.500	25	27		0.481	0	1	7.5	24	0.313	13.5	28	0.482
F 36	Moscariello, Theresa	0	0	0	0	0	0	#DIV/0!	0	0	0	0	0	0	#DIV/0!	0	0		#DIV/0!	0	0	0.0	0	#DIV/0!	0.0	0	#DIV/0!
F 37	Pennow, Nicholas	3	7	5	1	8	8	0.500	3	3	5	4	8	7	0.533	16	15		0.516	0	0	3.0	19	0.158	3.0	12	0.250
F 38	Rexrode, Rob	5	8	8	5	13	13	0.500	5	8	5	5	10	13	0.435	23	26		0.469	0	0	5.5	23	0.239	22.0	26	0.846
F4/ Bull Frogz		50	34	44	40	94	74	0.560	25	17	24	18	49	35	0.583	192	144		0.571	0	0	54.0	168	0.321	113.5	168	0.676
F 40	Dancy, Kristy	7	5	1	2	8	7	0.533	1	4	5	8	6	12	0.333	14	19		0.424	0	0	4.0	25	0.160	5.5	8	0.688
F 41	Claypool, Joshua	11	2	11	3	22	5	0.815	11	3	9	5	20	8	0.714	42	13		0.764	0	0	13.0	27	0.481	17.5	28	0.625
F 42	Moore, Jeff	7	6	7	7	14	13	0.519	8	6	9	4	17	10	0.630	31	23		0.574	0	0	8.5	26	0.327	25.5	28	0.911
F 43	Patel, Shel	0	3	0	1	0	4	0.000	1	0	1	2	2	2	0.500	2	6		0.250	0	0	1.0	6	0.167	1.5	2	0.750
F 44	Peters, Bobby	1	6	4	7	5	13	0.278	7	3	5	2	12	5	0.706	17	18		0.486	0	0	2.5	14	0.179	3.0	21	0.143
F 45	Chandanis, Kalia	1	3	0	1	1	4	0.200	0	0	1	3	1	3	0.250	2	7		0.222	0	0	0.0	8	0.000	0.0	1	0.000
F 46	Bailey, Joe	4	4	7	6	11	10	0.524	5	7	5	2	10	9	0.526	21	19		0.525	0	0	4.0	15	0.267	15.5	25	0.620
F 47	Ackerman, Travis	12	2	11	3	23	5	0.821	10	4	9	5	19	9	0.679	42	14		0.750	0	0	15.0	28	0.536	30.0	28	1.071
F 48	Gaulthier, Angela	7	3	3	10	10	13	0.435	7	7	4	5	11	12	0.478	21	25		0.457	0	0	6.0	19	0.316	15.0	27	0.556
F5/ Irish We Were Drunk		39	45	50	34	89	79	0.530	22	20	23	19	45	39	0.536	179	157		0.533	15	0	43.0	168	0.256	87.5	168	0.521
F 50	Taweel, Sami	5	9	1	4	6	13	0.316	5	5	6	6	11	11	0.500	17	24		0.415	2	0	3.5	26	0.135	9.0	15	0.600
F 51	Barlow, Brian	7	3	9	4	16	7	0.696	7	6	7	6	14	12	0.538	30	19		0.612	2	0	6.0	23	0.261	9.5	26	0.365
F 52	Montesi, Chris	7	7	10	4	17	11	0.607	5	8	4	7	9	15	0.375	26	26		0.500	2	0	10.0	25	0.400	14.5	27	0.537
F 53	Eskew, Jeff	0	2	6	6	6	8	0.429	7	5	5	3	12	8	0.600	18	16		0.529	1	0	3.5	10	0.350	14.5	24	0.604
F 54	Martin, Jimmy	3	7	4	6	7	13	0.350	3	2	3	4	6	6	0.500	13	19		0.406	2	0	2.5	17	0.147	7.5	15	0.500
F 55	Karp, Michael	7	6	10	0	17	6	0.739	7	6	9	4	16	10	0.615	33	16		0.673	2	0	5.0	26	0.192	6.5	23	0.283
F 56	Nelson, Jason	9	4	3	3	12	7	0.632	2	3	4	3	6	6	0.500	18	13		0.581	2	0	1.0	20	0.050	6.5	11	0.591
F 57	Clugh, James	1	7	7	7	8	14	0.364	8	5	8	5	16	10	0.615	24	24		0.500	2	0	11.5	21	0.548	19.5	27	0.722
F 58	Wilson, David	0	0	0	0	0	0	#DIV/0!	0	0	0	0	0	0	#DIV/0!	0	0		#DIV/0!	0	0	0.0	0	#DIV/0!	0.0	0	#DIV/0!
F6/ Overtime Outlaws		55	29	59	25	114	54	0.679	31	11	20	22	51	33	0.607	216	120		0.643	0	0	33.0	168	0.196	110.5	168	0.658
F 60	Clark, Dan	12	0	13	1	25	1	0.962	11	3	5	6	16	9	0.640	41	10		0.804	0	0	11.5	23	0.500	27.0	28	0.964
F 61	Peterson, Chris	8	6	3	1	11	7	0.611	4	1	5	7	9	8	0.529	20	15		0.571	0	0	4.0	26	0.154	2.0	9	0.222
F 62	Crowe, Jason	4	6	2	6	6	12	0.333	6	2	4	2	10	4	0.714	16	16		0.500	0	0	1.0	16	0.063	6.0	16	0.375
F 63	Birmingham, Christine	1	4	0	0	1	4	0.200	1	3	0	4	1	7	0.125	2	11		0.154	0	0	0.0	9	0.000	0.0	4	0.000
F 64	Tant, J.J.	6	3	9	5	15	8	0.652	12	2	5	5	17	7	0.708	32	15		0.681	0	0	2.5	19	0.132	20.5	28	0.732
F 65	Williamson, Tony	7	3	10	1	17	4	0.810	9	1	5	3	14	4	0.778	31	8		0.795	0	0	6.0	18	0.333	16.5	21	0.786
F 66	Bennett, Adam	7	3	8	4	15	7	0.682	6	4	4	6	10	10	0.500	25	17		0.595	0	0	3.0	20	0.150	18.0	22	0.818
F 67	Cross, Bill	0	2	0	1	0	3	0.000	1	1	1	2	2	3	0.400	2	6		0.250	0	0	1.0	5	0.200	0.0	3	0.000
F 68	Sienkwicz, Charles	3	1	9	4	12	5	0.706	6	3	6	6	12	9	0.571	24	14		0.632	0	0	0.0	16	0.000	11.5	22	0.523
F 69	Fuhrman, Scott	7	1	5	2	12	3	0.800	6	2	5	3	11	5	0.688	23	8		0.742	0	0	4.0	16	0.250	9.0	15	0.600
F7/ Designated Divers		35	49	37	47	72	96	0.429	19	23	21	21	40	44	0.476	152	184		0.452	0	0	49.5	168	0.295	75.5	168	0.449
F 70	McAlpin, Jack	4	6	9	5	13	11	0.542	9	5	3	7	12	12	0.500	25	23		0.521	0	0	7.5	20	0.375	14.5	28	0.518
F 71	Parrish, Kelly	3	8	1	6	4	14	0.222	3	6	5	5	8	11	0.421	12	25		0.324	0	0	3.5	21	0.167	3.0	16	0.188
F 72	Ackley, Sean	9	3	9	4	18	7	0.720	6	8	8	5	14	13	0.519	32	20		0.615	0	0	16.5	25	0.660	19.0	27	0.704
F 73	Marsh, John	5	6	8	6	13	12	0.520	8	6	5	5	13	11	0.542	26	23		0.531	0	0	1.0	21	0.048	18.0	28	0.643
F 74	Kellar, Jim	0	0	0	0	0	0	#DIV/0!	0	0	0	0	0	0	#DIV/0!	0	0		#DIV/0!	0	0	0.0	0	#DIV/0!	0.0	0	#DIV/0!
F 75	Sasser, Jenny	2	6	1	6	3	12	0.200	3	8	4	4	7	12	0.368	10	24		0.294	0	0	4.0	16	0.250	1.5	18	0.083
F 76	Krug, Jon	2	11	5	8	7	19	0.269	2	6	7	6	9	12	0.429	16	31		0.340	0	0	9.0	26	0.346	7.0	21	0.333
F 77	Gotlibowski, Jim	6	2	3	4	9	6	0.600	3	4	6	4	9	8	0.529	18	14		0.563	0	0	7.0	18	0.389	6.5	14	0.464
F 78	Holland, Kory	4	7	1	8	5	15	0.250	4	3	4	6	8	9	0.471	13	24		0.351	0	0	1.0	21	0.048	6.0	16	0.375
F8/ Wake Forest One		37	47	29	55	66	102	0.393	11	31	13	29	24	60	0.286	114	222		0.339	0	0	21.0	168	0.125	39.5	168	0.235
F 80	Knight, Rob	2	2	4	3	6	5	0.545	4	6	0	6	4	12	0.250	10	17		0.370	0	0	1.0	10	0.100	4.5	17	0.265
F 81	Ceglia, Joe	1	9	0	1	1	10	0.091	2	6	4	9	6	15	0.286	7	25		0.219	0	0	1.5	23	0.065	1.0	9	0.111
F 82	Cominole, Jeremy	9	3	2	10	11	13	0.458	4	8	3	9	7	17	0.292	18	30		0.375	0	0	2.0	24	0.083	2.0	24	0.083
F 83	Stecher, Ken	3	4	3	10	6	14	0.300	0	7	2	2	2	9	0.182	8	23		0.258	0	0	0.0	11	0.000	2.5	20	0.125
F 84	Dick, Gene	2	6	3	5	5	11	0.313	1	4	2	7	3	11	0.214	8	22		0.267	0	0	1.5	17	0.088	7.5	13	0.577
F 85	Copper, Chris	4	9	4	9	8	18	0.308	1	11	3	9	4	20	0.167	12	38		0.240	0	0	2.5	25	0.100	4.0	25	0.160
F 86	Jackson, Eddie	6	7	1	8	7	15	0.318	2	5	3	5	5	10	0.333	12	25		0.324	0	0	2.0	21	0.095	0.0	16	0.000
F 87	Batchelder, Dave	7	3	7	3	14	6	0.700	5	5	4	6	9	11	0.450	23	17		0.575	0	0	7.5	20	0.375	16.0	20	0.800
F 88	Tibolla, Brian	2	2	2	6	4	8	0.333	3	8	5	5	8	13	0.381	12	21		0.364	0	0	3.0	14	0.214	1.0	19	0.053
F 89	Allen, Jesse	1	2	3	0	4	2	0.667	0	2	0	0	0	2	0.000	4	4		0.500	0	0	0.0	3	0.000	1.0	5	0.200

	Singles 301		Singles Cricket		Singles Record		Singles Win %-age	Doubles Cricket		Doubles 501		Doubles Record		Doubles Win %-age	Sngls + Dbls Record		Sngls + Dbls Win %-age	Tiebreaker Ws	Tiebreaker Ls	-01 All-Star Points	-01 Games Played	-01 All-Star Point Average	Cricket All-Star Points	Ckt Games Played	Ckt All-Star Point Average
G1/ Dartastrophy	35	31	28	38	63	69	0.477	18	15	19	14	37	29	0.561	137	127	0.519	9	0	26.0	132	0.197	54.0	132	0.409
G 10 Tamburro, Dan	3	2	2	4	5	6	0.455	3	2	2	4	5	6	0.455	10	12	0.455	1	0	1.0	11	0.091	3.5	11	0.318
G 11 Johnson, Aaron	8	0	7	4	15	4	0.789	5	6	3	6	8	12	0.400	23	16	0.590	1	0	4.0	17	0.235	15.0	22	0.682
G 12 Lewis, Brian	3	6	4	5	7	11	0.389	6	4	5	4	11	8	0.579	18	19	0.486	1	0	2.5	18	0.139	9.0	19	0.474
G 13 Studders, John	3	2	1	4	4	6	0.400	1	2	2	1	3	3	0.500	7	9	0.438	0	0	2.0	8	0.250	0.0	8	0.000
G 14 Peressini, Ken	0	5	0	3	0	8	0.000	2	3	5	1	7	4	0.636	7	12	0.368	1	0	0.0	11	0.000	0.0	8	0.000
G 15 Pfahlert, Mark	4	3	3	2	7	5	0.583	3	1	3	3	6	4	0.600	13	9	0.591	1	0	3.0	13	0.231	5.0	9	0.556
G 16 Smith, Neal	0	5	1	2	1	7	0.125	1	4	2	3	3	7	0.300	4	14	0.222	1	0	1.5	10	0.150	1.0	8	0.125
G 17 Lear, Tom	6	2	5	4	11	6	0.647	5	4	6	3	11	7	0.611	22	13	0.629	1	0	3.0	17	0.176	6.0	18	0.333
G 18 Knuffman, Nathan	6	5	5	3	11	8	0.579	9	0	7	0	16	0	1.000	27	8	0.771	1	0	7.5	18	0.417	13.5	17	0.794
G 19 Lanier, Keith	2	1	0	7	2	8	0.200	1	4	3	3	4	7	0.364	6	15	0.286	1	0	1.5	9	0.167	1.0	12	0.083
G2/ Fat Daddy's Darts	22	49	20	51	42	100	0.296	10	26	7	29	17	55	0.236	76	210	0.266	0	0	18.0	143	0.126	42.5	143	0.297
G 20 Weingarten, Mike	4	8	3	9	7	17	0.292	3	11	2	11	5	22	0.185	12	39	0.235	0	0	5.0	25	0.200	7.0	26	0.269
G 21 Plaisted, Jerry	6	6	0	11	6	17	0.261	3	8	2	10	5	18	0.217	11	35	0.239	0	0	3.0	24	0.125	3.0	22	0.136
G 22 Plummer, Clark	4	8	4	8	8	16	0.333	5	7	3	6	8	13	0.381	16	29	0.356	0	0	4.0	21	0.190	8.0	24	0.333
G 23 Harris, Warren	1	7	1	6	2	13	0.133	1	5	1	6	2	11	0.154	4	24	0.143	0	0	1.0	15	0.067	5.0	13	0.385
G 24 Karieva, Keith	5	8	10	3	15	11	0.577	5	7	4	9	9	16	0.360	24	27	0.471	0	0	5.0	26	0.192	12.0	25	0.480
G 25 Kopcial, Kristen	0	0	0	0	0	0	#DIV/0!	0	0	0	0	0	0	#DIV/0!	0	0	#DIV/0!	0	0	0.0	0	#DIV/0!	0.0	0	#DIV/0!
G 26 Sivell, Shea	0	0	0	0	0	0	#DIV/0!	0	0	0	0	0	0	#DIV/0!	0	0	#DIV/0!	0	0	0.0	0	#DIV/0!	0.0	0	#DIV/0!
G 27 Hamlin, Loren	2	8	2	6	4	14	0.222	2	8	2	9	4	17	0.190	8	31	0.205	0	0	0.0	21	0.000	4.5	18	0.250
G 28 Foley, Kiarra	0	4	0	8	0	12	0.000	1	6	0	7	1	13	0.071	1	25	0.038	0	0	0.0	11	0.000	3.0	15	0.200
G3/ Menace 2 Sobriety	42	30	42	30	84	60	0.583	17	19	21	15	38	34	0.528	160	128	0.556	0	9	31.0	144	0.215	54.0	144	0.375
G 30 Johnson, Dave	7	3	9	3	16	6	0.727	7	5	6	6	13	11	0.542	29	17	0.630	0	1	5.5	22	0.250	7.0	24	0.292
G 31 Boyd, Jennifer	8	4	1	1	9	5	0.643	3	8	7	5	10	13	0.435	19	18	0.514	0	1	2.5	24	0.104	4.0	13	0.308
G 32 McCartney, Eric	8	3	9	3	17	6	0.739	7	4	6	4	13	8	0.619	30	14	0.682	0	1	8.0	21	0.381	14.5	23	0.630
G 33 Guerriero, John	0	4	0	3	0	7	0.000	2	1	1	1	3	2	0.600	3	9	0.250	0	1	0.0	6	0.000	1.0	6	0.167
G 34 Wagner, Dave	2	2	1	3	3	5	0.375	0	0	0	0	0	0	#DIV/0!	3	5	0.375	0	1	1.0	4	0.250	1.0	4	0.250
G 35 Garratt, Neil	4	2	3	3	7	5	0.583	1	5	3	2	4	7	0.364	11	12	0.478	0	0	2.0	11	0.182	1.5	12	0.125
G 36 Bouchard, Keith	6	6	7	5	13	11	0.542	3	7	8	4	11	11	0.500	24	22	0.522	0	1	4.0	24	0.167	4.5	22	0.205
G 37 Patel, Sam	2	1	7	1	9	2	0.818	4	4	4	5	8	9	0.471	17	11	0.607	0	1	1.5	12	0.125	8.0	16	0.500
G 38 Tueting, Harry	1	2	0	2	1	4	0.200	2	0	0	1	2	1	0.667	3	5	0.375	0	1	1.5	4	0.375	0.0	4	0.000
G 39 White, J.J.	4	3	5	6	9	9	0.500	5	4	7	2	12	6	0.667	21	15	0.583	0	1	5.0	16	0.313	12.5	20	0.625
G4/ Coral Reefers	31	40	28	43	59	83	0.415	19	17	18	18	37	35	0.514	133	153	0.465	0	0	31.5	143	0.220	55.0	143	0.385
G 40 Sedgwick, Jim	0	6	1	1	1	7	0.125	1	2	0	3	1	5	0.167	2	12	0.143	0	0	0.0	9	0.000	1.0	5	0.200
G 41 Baker, Tammy	1	0	0	4	1	4	0.200	0	4	0	2	0	6	0.000	1	10	0.091	0	0	0.0	3	0.000	0.0	8	0.000
G 42 Boyd, Richard	4	1	4	2	8	3	0.727	2	4	3	3	5	7	0.417	13	10	0.565	0	0	2.5	11	0.227	6.0	12	0.500
G 43 Cullen, Pat	1	7	0	7	1	14	0.067	1	5	8	4	9	9	0.500	10	23	0.303	0	0	0.0	20	0.000	2.5	13	0.192
G 44 Hodge, Hue	5	5	3	9	8	14	0.364	4	7	4	7	8	14	0.364	16	28	0.364	0	0	0.0	21	0.000	8.5	23	0.370
G 45 Mavity, Jennifer	0	7	0	7	0	14	0.000	3	5	1	6	4	11	0.267	4	25	0.138	0	0	1.0	14	0.071	0.0	15	0.000
G 46 Jarvah, Sean	4	2	3	3	7	5	0.583	3	3	4	1	7	4	0.636	14	9	0.609	0	0	2.0	11	0.182	4.0	12	0.333
G 47 Smith, Van	6	7	7	6	13	13	0.500	12	1	8	5	20	6	0.769	33	19	0.635	0	0	8.0	26	0.308	18.0	26	0.692
G 48 Wade, Nate	9	3	9	2	18	5	0.783	10	2	7	4	17	6	0.739	35	11	0.761	0	0	16.0	23	0.696	11.5	23	0.500
G 49 Williams, Nelson	1	2	1	2	2	4	0.333	2	1	1	1	3	2	0.600	5	6	0.455	0	0	2.0	5	0.400	3.5	6	0.583
G5/ Capital Punishment	42	30	42	30	84	60	0.583	19	17	24	12	43	29	0.597	170	118	0.590	0	0	29.5	144	0.205	56.5	144	0.392
G 50 Todd, Patrick	9	3	5	4	14	7	0.667	4	2	9	4	13	6	0.684	27	13	0.675	0	0	3.5	25	0.140	8.0	15	0.533
G 51 Davis, Stu	3	6	4	6	7	12	0.368	2	5	6	3	8	8	0.500	15	20	0.429	0	0	4.0	18	0.222	4.0	17	0.235
G 52 Wackerman, Mark "Tex"	2	2	3	1	5	3	0.625	2	2	3	0	5	2	0.714	10	5	0.667	0	0	3.5	7	0.500	0.0	8	0.000
G 53 Morris, Chris	8	3	6	6	14	9	0.609	7	4	7	5	14	9	0.609	28	18	0.609	0	0	3.5	23	0.152	12.5	23	0.543
G 54 Dyment, Brian	5	7	7	3	12	10	0.545	8	5	7	2	15	7	0.682	27	17	0.614	0	0	5.5	21	0.262	9.0	23	0.391
G 55 Barnes, George	4	5	6	4	10	9	0.526	6	5	4	5	10	10	0.500	20	19	0.513	0	0	3.0	18	0.167	13.5	21	0.643
G 56 Sexton, Wayne	8	3	8	4	16	7	0.696	7	4	6	4	13	8	0.619	29	15	0.659	0	0	4.0	21	0.190	6.5	23	0.283
G 57 Kessler, James	3	1	3	2	6	3	0.667	2	7	6	1	8	8	0.500	14	11	0.560	0	0	2.5	11	0.227	3.0	14	0.214
G6/ The Redneckers	36	30	44	22	80	52	0.606	21	12	19	14	40	26	0.606	160	104	0.606	7	0	38.5	132	0.292	91.5	132	0.693
G 60 Roman-Cusher, Jason	6	5	6	4	12	9	0.571	5	4	5	3	10	7	0.588	22	16	0.579	1	0	8.0	19	0.421	10.0	19	0.526
G 61 Roseman, Sean	5	5	5	3	10	8	0.556	6	2	5	5	11	7	0.611	21	15	0.583	1	0	5.0	20	0.250	5.5	16	0.344
G 62 Cusher, Dean	5	4	8	1	13	5	0.722	5	5	6	2	11	7	0.611	24	12	0.667	1	0	2.0	17	0.118	17.0	19	0.895
G 63 Ransom, Tammy	1	8	0	2	1	10	0.091	1	0	4	4	5	4	0.556	6	14	0.300	0	0	0.0	17	0.000	1.0	3	0.333
G 64 Murray, Shane	9	2	10	1	19	3	0.864	9	2	9	2	18	4	0.818	37	7	0.841	1	0	16.5	22	0.750	29.0	22	1.318
G 65 Nelson, Shane	8	2	5	3	13	5	0.722	6	4	4	5	10	9	0.526	23	14	0.622	1	0	5.0	19	0.263	11.5	18	0.639
G 66 Beverly, Scott	2	2	4	4	6	6	0.500	5	3	2	3	7	6	0.538	13	12	0.520	1	0	1.0	9	0.111	4.0	16	0.250
G 67 Brown, Anthony	0	2	6	4	6	6	0.500	5	4	3	4	8	8	0.500	14	14	0.500	1	0	1.0	9	0.111	13.5	19	0.711
G7/ Death Throw	37	35	41	31	78	66	0.542	19	17	15	21	34	38	0.472	146	142	0.507	0	4	26.0	144	0.181	51.5	144	0.358
G 70 Hogan, Chris	2	7	6	7	8	14	0.364	1	12	2	8	3	20	0.130	11	34	0.244	0	1	1.0	19	0.053	4.0	26	0.154
G 71 Hogan, Neal	5	6	9	2	14	8	0.636	7	4	6	5	13	9	0.591	27	17	0.614	0	0	4.0	22	0.182	15.5	22	0.705
G 72 Austin, Jeff	8	4	8	4	16	8	0.667	10	2	4	8	14	10	0.583	30	18	0.625	0	1	9.0	24	0.375	13.0	24	0.542
G 73 Willis, Tolson	4	7	8	3	12	10	0.545	10	1	6	5	16	6	0.727	28	16	0.636	0	0	3.0	22	0.136	5.0	22	0.227
G 74 Thompson, Ben	6	2	3	5	9	7	0.563	5	3	5	3	10	6	0.625	19	13	0.594	0	0	0.0	16	0.000	8.0	16	0.500
G 75 Zimmerman, Mike	7	6	3	7	10	13	0.435	1	9	4	9	5	18	0.217	15	31	0.326	0	1	6.0	26	0.231	2.5	20	0.125
G 76 Hughes, Kevin	0	0	0	0	0	0	#DIV/0!	0	0	0	0	0	0	#DIV/0!	0	0	#DIV/0!	0	0	0.0	0	#DIV/0!	0.0	0	#DIV/0!
G 77 Mills, Jacob	5	2	4	3	9	5	0.643	4	3	3	4	7	7	0.500	16	12	0.571	0	1	3.0	14	0.214	3.5	14	0.250
G 78 Woodlief, Neal	0	1	0	0	0	1	0.000	0	0	0	0	0	0	#DIV/0!	0	1	0.000	0	0	0.0	1	0.000	0.0	0	#DIV/0!

	Singles 301		Singles Cricket		Singles Record		Singles Win %-age	Doubles Cricket		Doubles 501		Doubles Record		Doubles Win %-age	Sngls + Dbls Record		Sngls + Dbls Win %-age	Tiebreaker Ws	Tiebreaker Ls	-01 All-Star Points	-01 Games Played	-01 All-Star Point Average	Cricket All-Star Points	Crkt Games Played	Crkt All-Star Point Average
H1/ Any Given Wednesday	31	41	39	33	70	74	0.486	23	13	21	15	44	28	0.611	158	130	0.549	8	9	32.0	144	0.222	64.0	144	0.444
H 10 Kunesh, Joe	1	5	4	8	5	13	0.278	7	1	4	4	11	5	0.688	16	18	0.471	1	1	7.0	14	0.500	7.0	20	0.350
H 11 Rouse, Chuck	3	8	0	1	3	9	0.250	0	1	6	5	6	6	0.500	9	15	0.375	1	1	0.0	22	0.000	0.0	2	0.000
H 12 Wilkinson, Charlie	5	7	1	4	6	11	0.353	4	5	2	5	6	10	0.375	12	21	0.364	1	1	4.0	19	0.211	5.0	14	0.357
H 13 Hall, Steven	0	5	7	3	7	8	0.467	6	4	3	3	9	7	0.563	16	15	0.516	1	1	1.0	11	0.091	12.0	20	0.600
H 14 Krouskos, Pete	6	5	7	5	13	10	0.565	8	4	10	2	18	6	0.750	31	16	0.660	1	1	8.0	23	0.348	9.0	24	0.375
H 15 Rube, Bob	7	1	8	1	15	2	0.882	6	3	4	4	10	7	0.588	25	9	0.735	1	1	4.5	16	0.281	17.5	18	0.972
H 16 Powell, Mark	6	5	8	3	14	8	0.636	9	3	7	3	16	6	0.727	30	14	0.682	1	1	6.5	21	0.310	10.5	23	0.457
H 17 Spinelli, Marc	2	3	0	2	2	5	0.286	0	1	1	2	1	3	0.250	3	8	0.273	0	1	1.0	8	0.125	0.0	3	0.000
H 18 Donahue, Brian	1	2	4	6	5	8	0.385	6	4	5	2	11	6	0.647	16	14	0.533	1	1	0.0	10	0.000	3.0	20	0.150
H2/ Money Shot	50	22	38	34	88	56	0.611	29	7	19	17	48	24	0.667	184	104	0.639	0	0	39.5	144	0.274	84.0	144	0.583
H 20 Colton, Mitch	8	4	5	6	13	10	0.565	7	4	5	4	12	8	0.600	25	18	0.581	0	0	8.5	21	0.405	22.5	22	1.023
H 21 Colton, Bridgette	0	1	0	0	0	1	0.000	0	0	1	0	1	0	1.000	1	1	0.500	0	0	0.0	2	0.000	0.0	0	#DIV/0!
H 22 Thorne, Jon	9	3	3	8	12	11	0.522	8	3	5	5	13	8	0.619	25	19	0.568	0	0	7.0	22	0.318	12.0	22	0.545
H 23 Thorne, Scott	8	4	3	4	11	8	0.579	7	1	4	7	11	8	0.579	22	16	0.579	0	0	3.0	23	0.130	5.0	15	0.333
H 24 Taylor, Jeff	7	2	9	2	16	4	0.800	10	1	9	2	19	3	0.864	35	7	0.833	0	0	7.0	20	0.350	14.0	22	0.636
H 25 Titsworth, Dan	11	1	10	2	21	3	0.875	9	3	6	5	15	8	0.652	36	11	0.766	0	0	5.5	23	0.239	15.0	24	0.625
H 26 Moore, B.J.	0	1	6	6	6	7	0.462	10	0	6	3	16	3	0.842	22	10	0.688	0	0	1.0	10	0.100	9.5	22	0.432
H 27 Thorne, Richard	4	3	1	3	5	6	0.455	7	1	1	3	8	4	0.667	13	10	0.565	0	0	7.5	11	0.682	6.0	12	0.500
H 28 Foukes, Jim	3	3	1	3	4	6	0.400	0	1	1	5	1	6	0.143	5	12	0.294	0	0	0.0	12	0.000	0.0	5	0.000
H3/ One Markers	26	46	28	44	54	90	0.375	12	24	16	20	28	44	0.389	110	178	0.382	0	0	20.0	144	0.139	73.0	144	0.507
H 30 Guile, Glen	2	9	1	9	3	18	0.143	7	4	4	7	11	11	0.500	14	29	0.326	0	0	1.0	22	0.045	4.5	21	0.214
H 31 Barletta, Phil	3	8	5	5	8	13	0.381	2	10	5	5	7	15	0.318	15	28	0.349	0	0	5.5	21	0.262	14.5	22	0.659
H 32 Emmerton, Eric	0	4	1	3	1	7	0.125	1	4	1	3	2	7	0.222	3	14	0.176	0	0	0.0	8	0.000	3.5	9	0.389
H 33 Guarneri, Mike	9	2	11	0	20	2	0.909	7	4	6	5	13	9	0.591	33	11	0.750	0	0	6.0	22	0.273	23.5	22	1.068
H 34 Fulghum, Mark	6	5	6	5	12	10	0.545	3	8	5	6	8	14	0.364	20	24	0.455	0	0	4.0	22	0.182	16.5	22	0.750
H 35 Fulghum, Sarah	0	5	0	8	0	13	0.000	2	6	3	3	5	9	0.357	5	22	0.185	0	0	0.0	11	0.000	3.0	16	0.188
H 36 Grant, Gus	2	9	4	7	6	16	0.273	1	7	5	7	6	14	0.300	12	30	0.286	0	0	1.5	23	0.065	5.5	19	0.289
H 37 Grant, Alicia	4	4	0	7	4	11	0.267	1	5	3	4	4	9	0.308	8	20	0.286	0	0	2.0	15	0.133	2.0	13	0.154
H4/ Where's the Bullseye	31	41	40	32	71	73	0.493	16	20	15	21	31	41	0.431	133	155	0.462	7	13	27.5	144	0.191	58.5	144	0.406
H 40 Ferree, Micheal	0	8	1	8	1	16	0.059	1	5	4	6	5	11	0.313	6	27	0.182	1	1	2.0	18	0.111	6.0	15	0.400
H 41 Ferree, Angela	0	5	1	3	1	8	0.111	1	4	1	6	2	10	0.167	3	18	0.143	1	1	0.0	12	0.000	0.0	9	0.000
H 42 Dunham, Jim	8	1	5	4	13	5	0.722	7	2	2	6	9	8	0.529	22	13	0.629	0	2	2.5	17	0.147	10.0	18	0.556
H 43 Mason, Marcy	2	9	0	7	2	16	0.111	2	8	2	6	4	14	0.222	6	30	0.167	1	2	0.0	19	0.000	1.0	17	0.059
H 44 Crowley, Fulton	7	3	9	2	16	5	0.762	7	4	5	5	12	9	0.571	28	14	0.667	1	2	1.0	20	0.050	13.5	22	0.614
H 45 Stahl, Greg	8	4	8	4	16	8	0.667	4	7	4	6	8	13	0.381	24	21	0.533	1	2	6.0	22	0.273	9.0	23	0.391
H 46 Strickland, Jon	2	7	9	2	11	9	0.550	6	5	6	5	12	10	0.545	23	19	0.548	1	2	6.0	20	0.300	10.0	22	0.455
H 47 Kyle, Mike	4	4	7	2	11	6	0.647	4	5	6	2	10	7	0.588	21	13	0.618	1	1	10.0	16	0.625	9.0	18	0.500
H5/ Who Darted?	40	32	37	35	77	67	0.535	18	18	19	17	37	35	0.514	151	137	0.524	8	0	31.0	144	0.215	47.0	144	0.326
H 50 Highfill, Leigh	3	8	1	4	4	12	0.250	1	2	7	4	8	6	0.571	12	18	0.400	1	0	2.0	22	0.091	2.5	8	0.313
H 51 Davis, Jared	8	3	4	6	12	9	0.571	7	3	5	3	12	6	0.667	24	15	0.615	1	0	4.5	19	0.237	6.0	20	0.300
H 52 Genzlinger, Doug	6	4	2	6	8	10	0.444	6	4	6	4	12	8	0.600	20	18	0.526	1	0	5.0	20	0.250	8.0	18	0.444
H 53 Gillespie, Jeff	1	4	7	5	8	9	0.471	6	6	6	5	12	11	0.522	20	20	0.500	1	0	4.0	16	0.250	5.0	24	0.208
H 54 Monsma, A.J.	3	3	7	4	10	7	0.588	3	6	6	3	9	9	0.500	19	16	0.543	1	0	2.0	15	0.133	8.5	20	0.425
H 55 Polston, Tony	7	3	8	2	15	5	0.750	6	5	3	3	9	8	0.529	24	13	0.649	1	0	5.5	16	0.344	6.5	21	0.310
H 56 Tolliver, Thomas	6	3	1	3	7	6	0.538	2	4	2	6	4	10	0.286	11	16	0.407	1	0	2.0	17	0.118	5.0	10	0.500
H 57 Vail, Philip	0	1	1	1	1	2	0.333	1	0	0	1	1	1	0.500	2	3	0.400	0	0	0.0	2	0.000	0.0	3	0.000
H 58 Wood, Billy	6	3	6	4	12	7	0.632	4	6	3	5	7	11	0.389	19	18	0.514	1	0	6.0	17	0.353	5.5	20	0.275
H6/ There's the Bullseye	30	42	31	41	61	83	0.424	13	23	20	16	33	39	0.458	127	161	0.441	6	5	31.5	144	0.219	50.0	144	0.347
H 60 Budd, Benjamin	5	3	8	0	13	3	0.813	5	3	6	2	11	5	0.688	24	8	0.750	1	1	5.0	16	0.313	10.5	16	0.656
H 61 Immen, Kristen	6	7	4	8	10	15	0.400	7	6	7	6	14	12	0.538	24	27	0.471	1	1	5.5	26	0.212	5.5	25	0.220
H 62 Campbell, Dan	5	7	9	3	14	10	0.583	6	6	8	4	14	10	0.583	28	20	0.583	1	1	15.0	24	0.625	13.5	24	0.563
H 63 Ferguson, Travis	0	1	1	0	1	1	0.500	0	1	0	1	0	2	0.000	1	3	0.250	1	0	0.0	2	0.000	2.0	2	1.000
H 64 Coats, Sara	3	9	1	10	4	19	0.174	2	9	4	6	6	15	0.286	10	34	0.227	1	1	0.0	22	0.000	2.0	22	0.091
H 65 Logan, Peter	4	5	2	8	6	13	0.316	2	7	4	3	6	10	0.375	12	23	0.343	0	0	1.0	16	0.063	3.0	19	0.158
H 66 Port, Brian	7	5	5	7	12	12	0.500	3	9	5	7	8	16	0.333	20	28	0.417	1	1	5.0	24	0.208	12.5	24	0.521
H 67 Cannady, Ashley	0	5	1	5	1	10	0.091	1	5	6	3	7	8	0.467	8	18	0.308	0	0	0.0	14	0.000	1.0	12	0.083
H7/ Ale-ing Archers	44	28	39	33	83	61	0.576	15	21	16	20	31	41	0.431	145	143	0.503	0	0	33.0	144	0.229	61.0	144	0.424
H 70 Mushow, David	8	4	5	7	13	11	0.542	5	7	3	7	8	14	0.364	21	25	0.457	0	0	9.0	22	0.409	14.0	24	0.583
H 71 Harvey, Justin	6	3	4	7	10	10	0.500	2	7	6	4	8	11	0.421	18	21	0.462	0	0	11.0	19	0.579	6.0	20	0.300
H 72 Mushow, Tom	8	5	7	5	15	10	0.600	4	6	7	5	11	11	0.500	26	21	0.553	0	0	3.0	25	0.120	13.0	22	0.591
H 73 Greene, Sebastian	6	6	11	2	17	8	0.680	8	2	6	6	14	8	0.636	31	16	0.660	0	0	5.5	24	0.229	10.0	23	0.435
H 74 Coalson, Patrick	5	5	7	4	12	9	0.571	3	9	5	1	8	10	0.444	20	19	0.513	0	0	1.5	16	0.094	7.5	23	0.326
H 75 Corey, Steve	0	0	0	2	0	2	0.000	1	3	0	2	1	5	0.167	1	7	0.125	0	0	0.0	2	0.000	1.5	6	0.250
H 76 O'Brien, Kelley	3	2	0	1	3	3	0.500	0	1	1	5	1	6	0.143	4	9	0.308	0	0	1.0	11	0.091	0.0	2	0.000
H 77 Ohnmacht, Ryan	5	2	4	3	9	5	0.643	3	4	1	4	4	8	0.333	13	13	0.500	0	0	2.0	12	0.167	5.5	14	0.393
H 78 Greene, Missy	3	1	1	2	4	3	0.571	4	3	3	6	7	9	0.438	11	12	0.478	0	0	0.0	13	0.000	3.5	10	0.350

Raleigh Dart League

Registration for Fall 2008 Season

Wednesday, July 23, (High Park Bar & Grille), 7:30-8:30 p.m.

Wednesday, July 23 **For returning teams AND new teams - there is only one night of registration!!!**
(If your team is not returning, please leave a message on VoiceMail.
New captain? Please pass this information on to him/her.)
Bring: 1) Completed roster - use BLACK pen please - with divisions played by by each member for last 3 seasons
2) ONE check for bar fee and a minimum of six players (Bar fee is $20; Player registration is $20) NO CASH WILL BE ACCEPTED!!!

Wednesday, July 23 **DEADLINE for unrestricted roster add-ons, at REGISTRATION (no extensions)**
July 24 through September 15 Add-ons pre-approved by the Membership Committee (Membership Committee Director - John Howley, 337-2228, membership@raleighdartleague.org)
1) Checks & player information as per roster to: Matt Huff (Treasurer), 105 Rosenberry Hills Dr, Cary, NC 27513; treasurer@raleighdartleague.org
2) Membership Director will inform captain of Committee's decision
A PLAYER IS NOT ELIGIBLE UNTIL APPROVED

Wednesday, August 6 **Captains' meeting, 7:30 p.m., High Park Bar & Grille (MANDATORY)**
Pickup schedules, blank scoresheets, team rosters, phone lists, rules, etc.

Wednesday, August 13 **8:00 p.m. Season starts**

Monday, September 15 **5th week captains' meeting, High Park Bar & Grille (MANDATORY)**
... and RDL Board meeting
Last day to add/replace a player with approval

FALL 2008 RALEIGH DART LEAGUE TEAM REGISTRATION FORM

Team Name _____ Team Number _____
(PLEASE LEAVE BLANK)
Fee Paid:
Date Paid:

Divisions played in previous 3 seasons	Player Name:	Player Address:	M/F	Phone #:	
	Home Bar & Dart Rep.:	Board #s:			
	Captain: 0	email:		(H) (W)	0
	1			(H) (W)	1
	2			(H) (W)	2
	3			(H) (W)	3
	4			(H) (W)	4
	5			(H) (W)	5
	6			(H) (W)	6
	7			(H) (W)	7
	8			(H) (W)	8
	9			(H) (W)	9

PLEASE WRITE IN BLACK, IN BLOCK LETTERS - ROSTERS WILL BE PHOTOCOPIED

TOTAL:

(LEAVE SPACE BLANK FOR OFFICE USE)

TONS OF NEWSLETTER

Home to the Fall Session of the Raleigh Dart League for the Banquet, Saturday, December 13, 2008

The "If I Had To Choose Between The Two, That's Certainly The One I Would Have Chosen" Edition

TOURNAMENT WINNERS

"A" Division - ***Buddy Holly and the Shafters*** *(12+-12)*
The Shafters use 301 to get a lead, 501 to come back from a later deficit, and 1001 (where Kevin Kendall led off with a Ton-80!) to seal the deal and end Element's bid to be RDL's only undefeated.

"B" Division - ***Cleveland Rocks*** *(13-3)*
In one of the more foregone conclusions of the tournament, the Rocks only see 501 once, and that was in a match that had the oddly reported final score of 14-5 (maybe it was 12-5 at match dart?).

"C" Division - ***Starving Dartists*** *(13-11)*
If nothing else, the Dartists managed to make their tournament experience an interesting one, going to the final set and winning 13-11 three times in a row, toppling the heavyweight Brawlers.

"D" Division - ***Tailgaters*** *(13-5)*
The 'Gaters finally overcome their #1 (and only?) nemesis, really taking it to Off Constantly in the final, ending it in doubles cricket, and winning their three matches by continually larger margins.

"E" Division - ***Respect Da Bull*** *(?-?)*
Respect finally earns a little respect, putting together the season/ tournament double that some writers (read: me) thought was a lock months ago, winning both matches by a mystery score of ? to ?.

"F" Division - ***The Redneckers*** *(14-8)*
The Redneckers make it a Trailer Park Triple Play, claiming their third consecutive set of Mugs, finally sliding past both teams that had inched ahead of them in the final regular season standings.

"G" Division - ***Money Shot*** *(13-7)*
Money Shot claims the season/tournament double in the only division to have a team as low as the #7 seed claim a tournament victory (after which, that #7 seed promptly forfeited in the semis!).

"H" Division - ***Coral Reefers*** *(14-4)*
After Big Bulls won their quarterfinal by the odd score of 9-4 and then beat the Archers, they unfortunately encountered the Reefers and their newfound Wilcenski (coming to an H div. store near you!).

REGULAR SEASON WINNERS

"A" Division - ***No Element of Doubt*** *(12 wins, 0 losses)*
2nd place - Lunatic Fringe

"B" Division - ***Cleveland Rocks*** *(13 wins, 1 loss)*
2nd place - BullsHitters

"C" Division - ***Bennington Brawlers*** *(12 wins, 2 losses)*
2nd place - Starving Dartists

"D" Division - ***Tailgaters*** *(12 wins, 2 losses)*
2nd place - Off Constantly

"E" Division - ***Respect Da Bull*** *(9 wins, 3 losses)*
2nd place - Overtime Outlaws

"F" Division - ***Imports & Domestics*** *(8 wins, 4 losses)*
2nd place - Wire We Here

"G" Division - ***Money Shot*** *(10 wins, 2 losses)*
2nd place - Menace 2 Sobriety

"H" Division - ***Coral Reefers*** *(11 wins, 1 loss)*
2nd place - Ale-ing Archers

(Rosters of all award-winning teams can be found on page 4.)

TABLE OF CONTENTS

Item	Page Number
Tournament & Regular Season Winning Teams	1
Spring 2009 RDL Season Information	1
Final Divisional Standings	2
Final Divisional Tournament Results	3
Tournament & Regular Season Winning Team Rosters	4
RDL quotes; holiday season blind draws	4
Tiebreaker Statistics; Spring09 season dates	4
Tournament Trophy Dart Awards	5
Other Tournament Hot Darts	5
Regular Season Trophy Dart Awards	5
Divisional Singles Win %-age Winners	6
Divisional All-Star Point %-age Winners	6
Players Who Beat the Singles Winners	6
Season Penalty Summary	6
List of Host Establishments	7
More of the next generation of RDL darters	7
RDL Address and Phone No. Information	8
Event Calendar, Penalty Log	8
JK's All-Star Team Picks	9
Quick Stat Tidbits	9
JK's Prediction Results Summary	9
Prediction Results Table	10
Week-by-Week Match Results Table	11
Fall 2008 Trivia Questions Revisited	12
Random Thoughts from JK, and other funny stuff	13,14
Nine-year RDL team historical progression records	15,16
NCCDL/NCLC final 2008 regular season results	17
NCCDL/NCLC perfect throws, tournament results	18
2008 NC State Championships Results	19
Fliers for Getaway for the New Year, and PA Open	20
Top Singles Records, by Division	21
Top Doubles Records, by Division	22
Top Singles+Doubles, by Division	23
Top -01 All Star Point Averages, by Division	24
Top Cricket All Star Point Averages, by Division	25
Top Individual Records, by Section of Play	26,27
League-Wide Individual Singles, Doubles, and Singles+Doubles Records	28
League-Wide Individual -01 & Ckt ASP Averages	29
Singles, Doubles, Overall Records, Ranked by Team	30
All-Star Point Averages, Ranked By Team	31
Complete "A" Division Statistics	32
Complete "B" Division Statistics	33
Complete "C" Division Statistics	34
Complete "D" Division Statistics	35
Complete "E" Division Statistics	36
Complete "F" Division Statistics	37
Complete "G" Division Statistics	38
Complete "H" Division Statistics	39
Registration Materials for Spring 2009 RDL Season	40

SPRING 2009 RALEIGH DART LEAGUE SEASON INFORMATION

Registration Meeting for ALL Teams; High Park Bar & Grille; **MONDAY, January 5**, 7:30-8:30

MANDATORY Preseason Captains' Meeting; High Park Bar & Grille; **Wednesday, January 14**, 7:30 p.m.

Match Play begins on Wednesday, January 21

MANDATORY Fifth Week Captains' Meeting; High Park Bar & Grille; **Monday, February 23**, 7:30 p.m.

Divisional tournament weeks - **April 29, May 6, May 13**

FINAL!! DIVISIONAL TEAM STANDINGS FOR THE *FALL 2008* RDL SEASON

"A" Division

		W	L	Pts.
👍	No Element of Doubt 👍	12	0	216
👍	Lunatic Fringe	8	4	172
3	Buddy Holly & the Shafters	8	4	154
4	The Aristocrats	6	6	132
5	Precisely Random	4	8	116
👎	Trip Hazzard	2	10	85
xx	*xx-Shadows Fall*	2	10	51

"B" Division

		W	L	Pts.
👍	Cleveland Rocks 👍	13	1	241
👍	BullsHitters	10	4	177
3	Rif Raf	8	6	179
4	The Other White Meat	7	7	144
5	Rebels Without A Cause	7	7	137
6	One And Done	6	8	147
👎	Nine Lives	3	11	112
👎	Dogs of War	2	12	124

"C" Division

		W	L	Pts.
👍	Bennington Brawlers 👍	12	2	183
👍	Starving Dartists	8	6	172
3	Traveling Beer Bellies	8	6	156
4	Excalibur	7	7	174
5	Just the Tip	7	7	173
6	Who's Your Fat Daddy	5	9	162
👎	It's Pointless	5	9	145
👎	The Locals	4	10	139

"D" Division

		W	L	Pts.
👍	Tailgaters 👍	12	2	204
👍	Off Constantly	11	3	189
3	Dynamic Darts	7	7	176
4	Cobra Kai	7	7	150
5	The Pirate Bombs	7	7	138
6	Hammered Heads	6	8	146
👎	Team America	5	9	155
👎	One-Armed Bandits	1	13	97

"E" Division

		W	L	Pts.
👍	Respect Da Bull 👍	9	3	162
👍	Overtime Outlaws	8	4	158
3	Bogarts	7	5	143
4	DIVE Bombers	7	5	135
5	Still Got Pepsi!	6	6	140
👎	Ducks, Lies and Videotape	4	8	127
👎	Tres Equis XXX	1	11	110

"F" Division

		W	L	Pts.
👍	Imports & Domestics 👍	8	4	158
👍	Wire We Here	8	4	156
3	The Redneckers	8	4	155
4	That's Right!	6	6	143
5	Designated Divers	5	7	120
👎	Irish We Were Drunk	4	8	122
👎	Grateful Darts	3	9	118

"G" Division

		W	L	Pts.
👍	Money Shot 👍	10	2	177
👍	Menace 2 Sobriety	8	4	159
3	Any Given Wednesday	8	4	140
4	Death Throw	6	6	141
5	Sharkshooters	5	7	142
👎	Projectile Challenged	3	9	124
👎	Dartastrophe	2	10	97

"H" Division

		W	L	Pts.
👍	Coral Reefers 👍	11	1	185
👍	Ale-ing Archers	9	3	172
3	Big Bulls	8	4	154
4	Nice Dittles	8	4	147
5	Who Darted?	4	8	128
👎	One Markers	2	10	111
xx	*xx-Pussy Kat Dolls*	0	12	1

LEGEND OF SYMBOLS IN STANDINGS: 👍 = *regular season division champion*

👍 = *clinched* "top-two" *finish in division* 👎 = *clinched* "bottom-two" *finish in division*

FALL 2008 RDL DIVISIONAL TOURNAMENT RESULTS

Quarterfinals	*Semifinals*	*Finals*	***WINNER***

"A" Division

1 No Element of Doubt
(Bye)
No Element of Doubt
(13-3) No Element of Doubt
5 Precisely Random
(14-10) Precisely Random
4 The Aristocrats
(12+-12) **Buddy Holly & the Shafters**
3 **Buddy Holly & the Shafters**
(13-3) **Buddy Holly & the Shafters**
6 Trip Hazzard
(13-3) **Buddy Holly & the Shafters**
7 Shadows Fall
(automatic forfeit) Lunatic Fringe
2 Lunatic Fringe

"B" Division

1 **Cleveland Rocks**
(14-2) **Cleveland Rocks**
8 Dogs of War
(14-5) **Cleveland Rocks**
5 Rebels Without A Cause
(13-11) The Other White Meat
4 The Other White Meat
(13-3) **Cleveland Rocks**
3 Rif Raf
(13-11) One And Done
6 One And Done
(14-10) BullsHitters
7 Nine Lives
(13-6) BullsHitters
2 BullsHitters

"C" Division

1 Bennington Brawlers
(12-3) Bennington Brawlers
8 The Locals
(14-10) Bennington Brawlers
5 Just the Tip
(14-6) Excalibur
4 Excalibur
(13-11) **Starving Dartists**
3 Traveling Beer Bellies
(14-6) Who's Your Fat Daddy
6 Who's Your Fat Daddy
(13-11) **Starving Dartists**
7 It's Pointless
(13-11) **Starving Dartists**
2 **Starving Dartists**

"D" Division

1 **Tailgaters**
(13-11) **Tailgaters**
8 One-Armed Bandits
(13-7) **Tailgaters**
5 The Pirate Bombs
(11-0) Cobra Kai
4 Cobra Kai
(13-5) **Tailgaters**
3 Dynamic Darts
(12+-12) Hammered Heads
6 Hammered Heads
(12+-12) Off Constantly
7 Team America
(13-7) Off Constantly
2 Off Constantly

Quarterfinals	*Semifinals*	*Finals*	***WINNER***

"E" Division

1 **Respect Da Bull**
(Bye)
Respect Da Bull
(?-?) **Respect Da Bull**
5 Still Got Pepsi!
(14-10) DIVE Bombers
4 DIVE Bombers
(?-?) **Respect Da Bull**
3 Bogarts
(?-?) Bogarts
6 Ducks, Lies and Videotape
(14-6) Overtime Outlaws
7 Tres Equis XXX
(15-9) Overtime Outlaws
2 Overtime Outlaws

"F" Division

1 Imports & Domestics
(Bye)
Imports & Domestics
(14-4) Imports & Domestics
5 Designated Divers
(?-?) That's Right!
4 That's Right!
(14-8) **The Redneckers**
3 **The Redneckers**
(13-7) **The Redneckers**
6 Irish We Were Drunk
(14-8) **The Redneckers**
7 Grateful Darts
(14-4) Wire We Here
2 Wire We Here

"G" Division

1 **Money Shot**
(Bye)
Money Shot
(13-7) **Money Shot**
5 Sharkshooters
(13-7) Death Throw
4 Death Throw
(13-7) **Money Shot**
3 Any Given Wednesday
(14-6) Any Given Wednesday
6 Projectile Challenged
(forfeit) Any Given Wednesday
7 Dartastrophe
(13-11) Dartastrophe
2 Menace 2 Sobriety

"H" Division

1 **Coral Reefers**
(Bye)
Coral Reefers
(13-5) **Coral Reefers**
5 Who Darted?
(14-4) Nice Dittles
4 Nice Dittles
(14-4) **Coral Reefers**
3 Big Bulls
(9-4... yes, 9-4) Big Bulls
6 One Markers
(?-?) Big Bulls
7 Pussy Kat Dolls
(automatic forfeit) Ale-ing Archers
2 Ale-ing Archers

QUOTES FROM THE TOURNAMENT… AND EARLIER!

Quote #1 : from Scott Butters of Cleveland Rocks, after the tournaments, and after he had already called to thank a few people: "I also want to go ahead and give a kudos to everybody that we elected as our officials, 'cuz if it wasn't for you guys, it sure wouldn't be the same for the rest of us."

Quote #2 : also from Scott Butters, this one from back in week 9, when he was explaining a response to a comment from RDL President Jason Thomas about Scott being his… uh… what was that… oh, yes, his bi**h: "As I said on the VoiceMail… Oh JT used to beat me every time we played back when he was in B division. Therefore the term "bi**h". But he needs to watch out now because my luck is changing for the better. You ask how I know this? Well let me tell you, the reason I know my luck is changing for the better is because both my kids look like my wife. Thank god!!!" [I think it's safe to say that Scott speaks for all of us on this one… - JK]

Quote #3 : from Keith Feller of It's Pointless, who is just irreverent enough and politically incorrect enough to share a tale from his team's week 14 match: "When you see the score sheet you will see how absurd our victory was. After trailing 3-9 in singles we battled our way back into the match in doubles cricket. Then we did a football-style huddle where everyone put a hand in and on three shouts "NO FUQUAY" (we didn't want play in the tourney there). SURPRISINGLY, this did not make us popular guests at the Cleveland ale house. Any-way, we won in 1001. A good time was had by… us." [When asked if he minded if I printed this, he responded by saying 'I assume anything I say is fair game'. Teammate Tony Keller merely responded with 'I'm ok with the quote, just make sure you attribute it to Keith. There are a couple of people in Fuquay that I get along with…' :o) - JK]

THIS SEASON'S TIEBREAKERS

The number of divisions is the same as last season, and we have only one fewer team than last season, but it would make a bit of sense for us to have a few fewer tiebreakers this season, if for no other reason than the number of forfeits that the RDL had this Fall. And, as it turns out, that's exactly what we had. There were only 31 legs of 1001 this season, with 28 during the regular season and 3 in the tournaments. F division led the way with 8 extra legs, while H division only had 1 match determined in overtime. Nine different teams were involved in 3 legs of 1001, while 20 different teams never played the fifth set even once. Usually, we have a team or two that claims a handful of wins in 1001, but not a single team won three tiebreakers this season (5 teams went 2-1 while 4 went 1-2). Thus, this season's Overtime Heroes award doesn't go to the team that won the greatest number of 1001s, but rather to the team that won the most important one: **Buddy Holly and the Shafters**, who used their only tiebreaker of the season to claim the A division Mugs! The Cardiac Kids award goes to **Hammered Heads**, who played in three 1001s this season, including in back-to-back tournament matches. And finally, the Heartbreakers award goes to **The Redneckers**, who lost two tiebreakers this season, and only lost the F division by a measly three points. Bummer, eh?

SPRING 2009 RDL SEASON INFORMATION

These dates (or at least some of them) are on page 8, as well as on pages 1 and 40, but I am putting them in many locations because they might be the most important thing for you in this newsletter.

MONDAY, January 5th - Spring season reg., High Park Bar & Grille
Wed., Jan. 14th - Preseason capts.' mtg./packet pickup, High Park Bar & Grille
Wednesday, January 21st - Start of Spring season match play
Mon., Feb. 23rd - 5th week captains' meeting, High Park Bar & Grille
Wed., Apr. 29, May 6/13 - Spring season divisional tournaments
Saturday, May 16th - Spring season banquet, site TBD

WEDNESDAY BLIND DRAWS DURING THE BREAK

While the RDL is off this holiday season, many of you may need to find something to do on Wednesdays. Well, to help you out with that, both Mac's Tavern and the Upper Deck will be holding blind draws at 8 p.m. each Wednesday until the spring season starts, and both bars will be matching the pot each week!!

TEAMS THAT WON BOTH THEIR DIVISIONAL TOURNAMENT AND REGULAR SEASON TITLE !!!!!!

"B" Division - ***Cleveland Rocks***

Scott Butters (c)	Kent Butters	Jimmy Davis
Michael Lovelace	Ben Deeter	Rick Bradshaw
Kevin Carter		Jose Aguilar

"D" Division - ***Tailgaters***

Julie Payne (c)	Nicole Hatch	Gina Oakley
K.C. Ramser	Lee Scott	Jerry Oakley
Andre Reaume	Tim Bunn	Billy West

"E" Division - ***Respect Da Bull***

Jeff Lyons (c)	Josh Claypool	Jeff Moore
Jeremy Dziczkowski	Travis Ackerman	Chris Schon
Jamie Dziczkowski		Angela Gaulthier

"G" Division - ***Money Shot***

Mitch Colton (c)	Jon Thorne	Bridgette Colton
B.J. Moore	Scott Thorne	Dan Titsworth
Craig Cleveland	Rick Thorne	Jim Foukes
	Marshall Thorne	

"H" Division - ***Coral Reefers***

Van Smith (c)	Nate Wade	Jim Sedgwick
Hue Hodge	Sean Jarvah	Nelson Williams
Steve Wilcenski	Jim Gallagher	Jim Britt
	Pat Cullen	

TEAMS THAT WON THEIR DIVISIONAL TOURNAMENT (but not regular season title) !!!!!!

"A" Division - ***Buddy Holly and the Shafters***

Mike Seward (c)	Kenny Persson	Joey Gaglione
Kevin Kendall	Mike Peoples	Steve Witz
Robb Beeson		Justin Berstler

"C" Division - ***Starving Dartists***

Marc Shown (c)	Ron Hendricks	Kevin Hartley
Bob James	Fritz Herman	John Howell
	Frank Fleming	

"F" Division - ***The Redneckers***

Tammy Ransom (c)	Shane Nelson	Sean Roseman
Dean Cusher	Jason Roman-Cusher	Shane Murray
Anthony Brownd	Scott Beverly	Darren Witts

TEAMS THAT WON THEIR REGULAR SEASON TITLE (but not divisional tournament) !!!!!!

"A" Division - ***No Element of Doubt***

Jason Kilts (c)	Tom Brown	Dale Hyler
Wil Tan	Robbie Phillips	Mark Knight
Jeremiah Millar	Keith Wall	Allen Smith

"C" Division - ***Bennington Brawlers***

Shawn Carter (c)	Jon Kenney	Kris Fischlein
Brian Hobbs	Matt Perry	Jason Hoppert
Jon Reynolds	Kevin Brantley	Jim Perry
	Doug Cook	

"F" Division - ***Imports & Domestics***

Mark Lamb (c)	Sheila Dickman	Robert Dudley
Eric Young	Glenn Tourout	Debbie Dudley
Shay Milkowski	Eric Baum	Vince Martinez

FALL 2008 TOURNAMENT!!! TROPHY DART AWARDS

9 Marks

David Alvord (The Aristocrats, 11/19)
Randy Baldwin (The Other White Meat, 11/19)
Kent Butters (Cleveland Rocks, 11/19)
Tom Kubel (Off Constantly, 11/19)
David Simpson (Wire We Here, 11/19)
Ken Stecher (Projectile Challenged, 11/19)
Jason Thomas (Trip Hazzard, 11/19)
Jeremy Dziczkowski (Respect Da Bull, 12/3)
Ron Hendricks (Starving Dartists, 12/3)
Mark Knight (No Element of Doubt, 12/3)
Bob Terry (Lunatic Fringe, 12/3)
Mike Seward (Buddy Holly and the Shafters, 12/10)

Ton-80s

Wil Tan **(2)** (No Element of Doubt, 12/3, 12/10)
Doug Jeffcoat (Precisely Random, 11/19)
Barry Thompson (Wire We Here, 12/3)
Kevin Kendall (Buddy Holly and the Shafters, 12/10)
Shane Murray (The Redneckers, 12/10)

6 Bulls

Phillip Brady (Excalibur, 12/3)

Ton-70-Ins and Outs

(none reported)

For those who are new or simply were not aware of it: fast games, high ins and high outs in the tournament do not win awards unless they are perfect shots (170s) or games.

OTHER TOURNAMENT HOT DARTS

(Sorry, no award -- but they're still great shots)

Jeremy Dziczkowski	Respect Da Bull	"Perfect 8m" (triple, triple, double-bull)
Sid Mitchell	Trip Hazzard	8m
Anthony Radewicz	Team America	Ton-71
Steve Witz	Buddy Holly…	160-In
Wil Tan	No Element of Doubt	112-In
David Simpson	Wire We Here	10-dart 301
Bob Terry	Lunatic Fringe	10-dart 301
Kevin Kendall	Buddy Holly… (with both 11-darters in the same set!)	11-dart 301 x2
Tom Brown	No Element of Doubt	12-dart 301
Mark Knight	No Element of Doubt	15-dart SCkt
Mark Knight & Robbie Phillips	No Element of Doubt	17-dart DCkt

FALL 2008 REGULAR SEASON PERFECT THROWS

9-Marks

Robbie Phillips **(2)** (No Element of Doubt,10/15,10/29
Dan Titsworth **(2)** (Money Shot, 10/29, 11/12)
Robb Beeson (Buddy Holly and the Shafters, 8/13)
Dan Clark (Overtime Outlaws, 10/29)
Jimmy Davis (Cleveland Rocks, 10/1)
Randy Deemer (The Other White Meat, 8/27)
Dan Dunn (Team America, 9/17)
Jimmy Dzengeleski (Dynamic Darts, 10/15)
Jeremy Dziczkowski (Respect Da Bull, 10/22)
Phillip Eastmead (The Locals, 9/3)
Chris Fournier (Hammered Heads, 10/15)
Billy Hamilton (Lunatic Fringe, 10/22)
Dale Hyler (No Element of Doubt, 10/29)
John Iager (Grateful Darts, 9/24)
Tony Keller (It's Pointless, 10/22)
Mark Knight (No Element of Doubt, 8/27)
Tom Kubel (Off Constantly, 9/10)
Jeremiah Millar (No Element of Doubt, 10/1)
Billy Mitchell (Just the Tip, 10/22)
Shane Murray (The Redneckers, 10/15)
David Romanchek (Nine Lives, 9/10)
Lee Scott (Tailgaters, 10/1)
Mike Seward (Buddy Holly…, 11/12)
Marc Shown (Starving Dartists, 11/5)
Keith Stark (The Locals, 9/10)
Bob Terry (Lunatic Fringe, 9/10)
Jason Thomas (Trip Hazzard, 11/12)
Jason Zelinack (O'time Outlaws, 10/8)

Ton-80s

Mark Knight **(2)** (No Element of Doubt, 8/13, 11/12)
Robbie Phillips **(2)** (No Element of Doubt, 9/24, 11/12)
Adam Bakowski (Lunatic Fringe,10/29)
George Bubanic (The Aristocrats, 8/27)
Brian Gaertner (…Fat Daddy, 10/8)
Jim Gallagher (Coral Reefers, 10/8)
Mikey Hindle (One And Done, 8/20)
John Howell (Starving Dartists, 9/24)
Adam Martin (Just the Tip, 11/5)
Zak Mayhew (Off Constantly, 11/12)
Chris Montesi (Irish ... Drunk, 9/24)
David Murray (Shadows Fall, 10/1)
Matt Perry (Bennington Brawlers, 9/3)
Wil Tan (No Element of Doubt, 10/8)
Nate Wade (Coral Reefers, 8/13)

6-Bulls

Jason Roman-Cusher (The Redneckers, 10/29)
J.J. Tant (Overtime Outlaws, 10/1)

Ton-70-Ins/Outs: (none reported)

FINAL FALL 2008 REGULAR SEASON DIVISIONAL TROPHY DART AWARDS

	A division	B division	C division	D division	E division	F division	G division	H division
High In (301 only)	Ton-60 **Dale Hyler** No Element (8/13) **Tim McNamara** Precisely… (9/3)	Ton-60 (10/29/08) **Tom Wiegand** Dogs of War	Ton-50 (8/20/08) **Billy Maccini** The Locals	Ton-46 (8/13/08) **Lyman Kiser** … Bandits	Ton-60 (10/8/08) **Jeremy Dziczkowski** Respect Da Bull	Ton-12 (8/27/08) **Sean Ackley** Designated Divers	Ton-29 (9/10/08) **Michelle Stacy** Sharkshooters	Ton-52 (9/10/08) **Jim Gallagher** Coral Reefers
High Out (301/501/ 1001)	Ton-32 (9/17/08) **Wil Tan** No Element…	Ton-16 (10/22/08) **Rick Bradshaw** Cleveland Rocks	Ton-31 (10/29/08) **Tony Keller** It's Pointless	Ton-29 (11/12/08) **Jeff Gower** The Pirate Bombs	Ton-23 (9/24/08) **Jeff Lyons** Respect Da Bull	Ton-10 **Shane Murray** Redneckers (9/24) **Sean Roseman** Redneckers (10/29)	Ton-20 (8/13/08) **Tolson Willis** Death Throw	82 (8/27/08) **Corbett Gupton** Big Bulls
Fast Singles 301	10 darts **Paul Jacobi** ... Fringe (8/20) **George Bubanic** Aristocrats (10/15) **Robbie Phillips** Element… (11/12)	8 darts (8/20/08) **Felipe Wilkie** Dogs of War	11 darts (8/13/08) **Jon Kenney** … Brawlers	11 darts **Jerry Oakley** Tailgaters (9/10) **Andre Reaume** Tailgaters (10/15)	11 darts (10/1/08) **Galen Gillett** Tres Equis XXX	11 darts (9/10/08) **John Marsh** Designated Divers **Shane Murray** The Redneckers	11 darts (11/12/08) **Rick Dysard** Death Throw	13 darts (8/13/08) **Nate Wade** Coral Reefers
Fast Singles Cricket	13 darts (11/12/08) **Mike Seward** Buddy Holly and the Shafters	17 darts (10/29/08) **Jimmy Davis** Cleveland Rocks	24 darts (8/20/08) **Shawn Leonard** … Fat Daddy	17 darts (10/1/08) **Andre Reaume** Tailgaters	17 darts (10/22/08) **Jeremy Dziczkowski** Respect Da Bull	15 darts (10/29/08) **Mark Lamb** Imports & Domestics	24 darts (10/15/08) **Ben Harpster** Sharkshooters	22 darts **Jon Strickland** Nice Dittles (9/3) **Steve Wilcenski** ...Reefers (9/10)
Fast Doubles Cricket	15 darts (9/10/08) **Mike McDonald & Lee Whitehead** Shadows Fall	17 darts (11/5/08) **Kent Butters & Scott Butters** Cleveland Rocks	27 darts (11/12/08) **Phillip Brady & Mark Slominski** Excalibur	20 darts (10/22/08) **Chris Fournier & Matt Sawyer** Hammered Heads	25 darts (11/12/08) **Brandon Brown & Mike Hall** Still Got Pepsi!	25 darts (10/22/08) **Sean Ackley & Kory Holland** Designated Divers	35 darts (10/29/08) **Joe Kunesh & Charlie Wilkinson** Any Given Wed.	18 darts (9/17/08) **Van Smith & Nate Wade** Coral Reefers
Fast Doubles 501	15 darts (8/20/08) **Mike Peoples & Mike Seward** Buddy Holly…	19 darts (9/24/08) **Donald Grubb & Denny Williams** BullsHitters	20 darts **John Howell & Marc Shown** ... Dartists (9/24) **Mike Emery & Billy Maccini** The Locals (10/8) **Bill Kiekenapp & Keith Stark** The Locals (10/22)	19 darts (9/17/08) **Jerry Oakley & Julie Payne** Tailgaters	18 darts (11/12/08) **Dan Clark & J.J. Tant** Overtime Outlaws	14 darts (9/10/08) **Shane Murray & Jason Roman-Cusher** The Redneckers	20 darts (10/9/08) **Ben Thompson & Tolson Willis** Death Throw	28 darts (9/17/08) **Jim Sedgwick & Steve Wilcenski** Coral Reefers

Fall 2008 RDL Individual Season-Long Awards

SINGLES WIN PERCENTAGE

		W	L	%-age
	"A" Division			
Billy Hamilton	A4/ Lunatic Fringe	18	2	0.900
	"B" Division			
Jimmy Davis	B3/ Cleveland Rocks	22	0	1.000
	"C" Division			
Phillip Eastmead	C8/ The Locals	21	1	0.955
	"D" Division			
Lee Scott	D3/ Tailgaters	25	3	0.893
	"E" Division			
Jeremy Dziczkowski	E6/ Respect Da Bull	21	3	0.875
Mike Glendy	E2/ Ducks, Lies and Videc	14	2	0.875
	"F" Division			
Jason Bowman	F2/ Irish We Were Drunk	19	3	0.864
	"G" Division			
Rick Thorne	G6/ Money Shot	16	3	0.842
	"H" Division			
Jim Britt	H1/ Coral Reefers	14	1	0.933

Women's Records

[There are no women in A, B, and C divisions, and no women in any of the other divisions satisfied both the minimum number of games requirement and the RDL rule requiring a win percentage of 0.500 or higher to claim a singles award.]

THE PLAYERS WHO *BEAT* THE SINGLES %-AGE WINNERS

Who beat Billy Hamilton of Lunatic Fringe in A division?
in 301: Mark Sellers (wk.5).
in cricket: Tom Brown (wk.6).

Who beat Jimmy Davis of Cleveland Rocks in B division?
in 301: Nobody. Not a soul. Not one person all season.
in cricket: Again with the nobody! Undefeated! Seriously? Wow.

Who beat Phillip Eastmead of The Locals in C division?
in 301: (none).
in cricket: Billy Mitchell (wk.8).

Who beat Lee Scott of Tailgaters in D division?
in 301: Jim Lewis (wk.4), Wayne Taylor (wk.8).
in cricket: Metin Balikcioglu (wk.9).

Who beat Jeremy Dziczkowski of Respect Da Bull in E division?
in 301: Bob Carawon (wk.2), Mike Reynolds (wk.13), Fred Flowers (wk.14). in cricket: (none).

Who beat Mike Glendy of Ducks, Lies and Videotape in E division?
in 301: J.J. Tant (wk.7). [One off night, and then Mike
in cricket: Dan Clark (wk.7). barely played anymore.]

Who beat Jason Bowman of Irish We Were Drunk in F division?
in 301: Barry Thompson (wk.3), Jeff Jones (wk.10).
in cricket: Vince Martinez (wk.6).

Who beat Rick Thorne of Money Shot in G division?
in 301: Neil Garratt (wk.3), Rob Knight (wk.11).
in cricket: Mark Pfahlert (wk.7).

Who beat Jim Britt of Coral Reefers in H division?
in 301: (none).
in cricket: Dan Campbell (wk.5).

A few quick observations about the singles winners:

#1 - Only one of the singles winners lost as many as 3 games in either the -01 or cricket category (Dziczkowski, 3 in -01). Pretty rare.

#2 - I know that the byes and the forfeits meant fewer matches in some divisions, but these 9 winners amassed only 18 losses… total. Wow.

#3 - And 10 of the 18 losses were "quality losses" meaning they came against other top players in that division (at least by won/loss record). Biggest upset? Likely Pfahlert over Thorne for his only singles win.

ALL-STAR POINT AVERAGE

			ASPs	TGP	%-age
		"A" Division			
-01:	Mike Seward	A3/ Buddy Holly and the S	17.5	15	1.167
Ckt:	Robbie Phillips	A1/ No Element of Doubt	83.5	24	3.479
		"B" Division			
-01:	Scott Butters	B3/ Cleveland Rocks	14.5	20	0.725
Ckt:	Jimmy Davis	B3/ Cleveland Rocks	49.5	25	1.980
		"C" Division			
-01:	Phillip Eastmead	C8/ The Locals	21.5	22	0.977
Ckt:	Phillip Eastmead	C8/ The Locals	38.5	22	1.750
		"D" Division			
-01:	Jerry Oakley	D3/ Tailgaters	20.0	28	0.714
Ckt:	Jerry Oakley	D3/ Tailgaters	47.5	28	1.696
		"E" Division			
-01:	Jeremy Dziczkowski	E6/ Respect Da Bull	17.5	20	0.875
Ckt:	Jeremy Dziczkowski	E6/ Respect Da Bull	33.0	24	1.375
		"F" Division			
-01:	Shane Murray	F5/ The Redneckers	21.5	24	0.896
Ckt:	Shane Murray	F5/ The Redneckers	34.5	24	1.438
		"G" Division			
-01:	Neal Hogan	G4/ Death Throw	9.5	22	0.432
Ckt:	Mitch Colton	G6/ Money Shot	15.0	17	0.882
		"H" Division			
-01:	Dan Campbell	H4/ Nice Dittles	7.0	15	0.467
Ckt:	Steve Wilcenski	H1/ Coral Reefers	28.0	18	1.556

Women's Records - "A", "B", and "C" Divisions

[There are no women in A, B, or C divisions.]

		Women's Records - "D" Division			
-01:	Gina Oakley	D3/ Tailgaters	4.0	21	0.190
Ckt:	Julie Wilcox	D2/ Team America	14.0	29	0.483
		Women's Records - "E" Division			
-01:	Deb Blackwelder	E3/ Still Got Pepsi!	3.0	17	0.176
Ckt:	Deb Blackwelder	E3/ Still Got Pepsi!	8.5	18	0.472
		Women's Records - "F" Division			
-01:	Debbie Dudley	F7/ Imports & Domestics	9.0	24	0.375
Ckt:	Sheila Dickman	F7/ Imports & Domestics	8.0	21	0.381
		Women's Records - "G" Division			
-01:	Michelle Stacy	G1/ Sharkshooters	2.5	20	0.125
	Jennifer Boyd Johnson	G3/ Menace 2 Sobriety	2.0	16	0.125
Ckt:	Michelle Stacy	G1/ Sharkshooters	9.5	17	0.559
		Women's Records - "H" Division			
-01:	Missy Greene	H3/ Ale-ing Archers	3.5	14	0.250
Ckt:	Alessa Geboff	H5/ One Markers	4.5	19	0.237

FALL 2008 PENALTY SUMMARY

Well, this season the number of penalties dropped a bit (36, down from 43 last season), as did the point loss from those penalties (261, down from 325 last season). B division led the way with 9 penalties for a total cost of 78 points, spread over 5 of the 8 teams. D division wasn't far behind with 8 penalties for 62 points. Finally, C division had the fewest penalties (only 1), but A and G divisions paid the fewest penalty points (15 each). The breakdowns by division were: A (3 penalties = 15 points), B (9 = 78), C (1 = 16), D (8 = 62), E (3 = 26), F (6 = 30), G (3 = 15), and H (3 = 19). There was 1 preseason captains' meeting penalty (for 5 points), 15 election ballot penalties (for 75 points), 12 phone penalties (for 60 points), 7 mail penalties (for 112 points), and 1 ineligible player penalty (for 9 points). [In addition, two teams were removed from play due to having three forfeit losses during the season, one in A and the other in H.]

In all, 25 of the 59 RDL teams were hit with at least one penalty. And the biggest losers? **Rebels Without A Cause** in B div., who led the league in penalties (4) & penalty points (31), and was one of two teams that dropped a place in the standings due to penalties (the other is The Pirate Bombs).

WHERE WE PLAY

Blinco's **785-5060**
6711 Glenwood Ave N. Raleigh
-near inter. of Glenwood/Millbrook, acr. Fr. Wal-Mart

Cleveland Draft House **771-2337**
6101 NC Highway 42 West Garner
-0.7 mile west of I-40 on NC Highway 42

Connolly's Irish Pub **465-4458**
1979 High House Road Cary
-in the Cornerstone Shpg. Ctr., next to Goodberry's

Dive Bar of Raleigh **832-9363**
3 Glenwood Avenue Raleigh
-note: bar doesn't open until 8 pm on normal nights...

Fat Daddy's **787-3773**
6201 Glenwood Avenue Raleigh
-in the US-70 group near Oh!Brian's & O'Malley's

Harrison's Bar and Grill **481-2442**
301-C N. Harrison Avenue Cary
-under Pure Gold, betw. Chatham St. & 54 @ RR tracks

High House Billiards **481-1103**
185 High House Road Cary
-between Old Apex Road and West Chatham Street

High Park Bar & Grille **833-4527**
625 E. Whitaker Mill Road Raleigh
-near intersection of Whitaker Mill & Wake Forest Rd.

Katmandu **838-6919**
3003 Hillsborough Street Raleigh
-near intersection with Dixie Trail

The Korner Pocket **876-9879**
8508 Capital Boulevard N. Raleigh
-about 2 miles north of I-540

MacGregor Draft House **461-1633**
107 Edinburgh South, Suite 120 Cary
-in MacGregor Village

Mac's Tavern **467-4114**
1014 Ryan Road Cary
-behind Burger King in Village Market Spg. Ctr.

Murphy's Pub **859-5411**
401 Asheville Avenue, Suite 109 Cary
-corner of Tryon and Asheville, next to Jiffy Lube

Napper Tandys **833-5535**
126 N. West Street Raleigh
-corner of West and Jones Sts, in Powerhouse Square

Oh'Mulligans - Morrisville **465-1900**
108 Jerusalem Drive Morrisville
-off Airport Blvd., heading toward Cary from airport

Oh'Mulligans - Wake Forest **562-5570**
2101 South Main Street Wake Forest
-right next to the Remington Grill

On the Snap Billiards **557-9060**
2221 North Grassland Drive Fuquay-Varina
-at the corner of NC-55 and Dickens Road

Overtime Sports Pub **255-9556**
1030-149 N. Rogers Lane Raleigh
-corner of Rogers Ln/US-64, in Food Lion strip mall

Pantana's Pool Hall **833-2990**
3112 Hillborough Road near NCSU
-I think it's between Concord and Shepherd streets

Players Retreat **755-9589**
105 Oberlin Road near NCSU
-at corner of Oberlin Rd. & Hillsborough St.

Sammy's Tap & Grill **755-3880**
2235 Avent Ferry Road Raleigh
-in the front of Mission Valley Shopping Center

THE RDL FAMILY GROWS!!

The RDL family recently grew by two!! First up, Shawn Carter (of Bennington Brawlers) and wife Erin (formerly of Bennington Brawlers) had a 7 pound, 3 ounce healthy baby… well… just a healthy baby. You see, I emailed Shawn and teammate Jon Kenney asking for details, and Jon sent me a response with the baby's weight and deferred to Shawn for the rest. Being an Ohio State fan, I'm assuming that using the computer intimidated him too much, so I was left with only that much information. In any case, congrats to Shawn and Erin, and we wish you all the best.

Not long after the Carter family expanded, Kenny Persson (of Buddy Holly and the Shafters) and his wife Jenn became the proud parents of Shane Hudson Persson on November 17th. Shane entered the world at a rather healthy 9 pounds, 3 ounces, so our condolences to Jenn are most decidedly in order on that. Oh, ow. Anyway, everybody is healthy and happy, and the Perssons were willing to share a few of their photos from which I could choose (below, Shane with Daddy Kenny) one for the Tons. (I've resisted the urge to pick my favorite of the bunch - the one where both father and son are crashed out in what appears to be a recliner, during their first night at home. Had a touch more drool been visible on Dad, I'm sure I would have opted for that one…)

Congratulations to both the Carters and the Perssons, and here's to hoping that both kids are far better at darts than their fathers… always good to keep the goals well within reach at first.



Scooters **954-2171**
1911 Sego Court N. Raleigh
-near Atlantic/Millbrook inter., behind Batteries Plus

Sharky's Place **783-5448**
5800 Duraleigh Road NW Raleigh
-in the Yuppie Center near US 70 intersection

Snooker's-RW **828-7665**
3520 Wade Avenue NW Raleigh
-in Ridgewood Shopping Center

Tailgaters **790-6800**
2645-A East Millbrook Road N. Raleigh
-about half a mile west of US-1

Time Out Bar & Grill **544-3232**
4310 South Miami Boulevard South Durham
-just over half a mile north of I-40

Tir na nOg Irish Pub **833-7795**
218 South Blount Street Dwtn. Raleigh
-across from City Market

The Upper Deck (Cary) **460-1786**
329 N. Harrison Avenue Cary
-near intersection. of N. Harrison & Hwy. 54

Varina Sports Bar **552-0081**
213 Fayetteville Street Fuquay-Varina
-across from Stevens Hardware

RDL WEBSITE - www.raleighdartleague.org
(webmaster: Jason Thomas): jason@beyond-beta.com

RDL MAPSITE - http://www.trantor.org/bars/rdl.html
(site maintained by Galen Johnson): gjohnson@trantor.org

also new RDL MAP on main RDL website!! (see above)

HOW TO REACH US

RDL VoiceMail (919) 990-1218

Mail Scoresheets to: Jason Kilts - RDL Statistician
2811 Duke Homestead Road, Durham, NC 27705

Scoresheet FAX available at:
(919)-**324-3545** - email JK for confirmation of receipt!

New Member Fees and Newsletter Fees:
Matt Huff, 105 Rosenberry Hills Drive, Cary, NC 27513

Nomination and Election Ballots:
Heather Bohanan, 206 Shoals Lane, Garner, NC 27529

Grievances/Complaints/Rules Suggestions:
Thom Dunn, 216 Cameron Woods Dr, Apex, NC 27523

2008 Board of Directors

President	Jason Thomas	795-4247
	email: jason@beyond-beta.com	
Vice President	J.P. Evans	423-4879
	email: jpefmsc@aol.com	
Secretary	Heather Bohanan	326-1956
	email: Heather.Bohanan@ncmail.net	
Treasurer	Matt Huff	225-6000
	email: treasurer@raleighdartleague.org	
Membership	John Howley	337-2228
	email: jhowley310@hotmail.com	
Rules/Grievances	Thom Dunn	696-3820
	email: thomdunnjr@gmail.com	
League Growth & External Orgs.	Rick DeMattos	279-1049
	email: rickdemattos@yahoo.com	

League Statistician/Editor : Jason Kilts 990-1218
email: jdkilts@yahoo.com or kilts001@mc.duke.edu

"HOT DARTS" CALL-IN GUIDELINES

Here are the guidelines you should use for the minimum number of all-star points to report when calling in your scores.
"A" Div. = 4.5 or more ASPs; "B" Div. = 4.0+ ASPs;
"C,D" Divs. = 3.5+; "E,F,G" Divs. = 3.0+; "H" Div. = 2.5+
Also, call in any fast games, high ins, high outs, or other amazing feats that you think warrant a little recognition (e.g., Ins & Outs higher than a Ton, 24-dart cricket games, 15-dart 301s, 24-dart 501s, Ton-70s and up, 5-Bulls+, etc.).

Extra note: it's also ok to call in "fast games" in each set, even if they don't necessarily meet the maximum dart counts above.

PENALTY LOG

Here are all the penalties that have been assessed this season. Check here to see who lost what when…

Preseason captains' meeting (5 pts.): Shadows Fall (A).

Election ballots (5 pts.): Buddy Holly and the Shafters (A), Precisely Random (A), Rif Raf (B), Team America (D), Hammered Heads (D), Overtime Outlaws (E), Irish We Were Drunk (F), Designated Divers (F), That's Right! (F), Imports & Domestics (F), Sharkshooters (G), Projectile Challenged (G), Dartastrophe (G), Nice Dittles (H), Pussy Kat Dolls (H).

Phone (5 pts.): One And Done (B,wk.12), BullsHitters (B,wk.7), Rebels Without A Cause (B,wk.7,wk.8,wk.11), Off Constantly (D,wk.5), The Pirate Bombs (D,wk.1,wk.9), Hammered Heads (D,wk.6), Respect Da Bull (E,wk.9), Designated Divers (F,wk.1,wk.11).

Mail (16 pts.): Nine Lives (B,wk.12), One And Done (B,wk.12), Rebels Without A Cause (B,wk.11), Bennington Brawlers (C,wk.5), The Pirate Bombs (D,wk.9), Hammered Heads (D,wk.6), Bogarts (E,wk.1).

Ineligible player (all points and statistics): Pussy Kat Dolls (H,wk.4 - 9 pts.).

Removed from play due to 3 forfeits: Shadows Fall (A), Pussy Kat Dolls (H).

CALENDAR OF EVENTS

Jan. 2-4	**Get A Way for the New Year**, (ADO), $2500 The Get A Way Pub, Charlotte, NC; info: 704-737-7551, www.charlottedarts.com (see pg. 20)
Mon., Jan. 5 7:30-8:30 p.m.	**Spring 2009 RDL Registration** - High Park Bar & Grille - do NOT bring cash!!
Wed., Jan. 14 7:30 p.m.	**Spring 2009 RDL Preseason Captains' Mtg.** High Park Bar & Grille - Mandatory
Wed., Jan. 21	**Spring 2009 RDL - Start of match play**
Mon., Feb. 23 7:30 p.m.	**Spring 2009 RDL Fifth Week Captains' Mtg.** High Park Bar & Grille; end of roster additions/ replacements (Also date of RDL Board Mtg.)
Wed., Apr. 29	**RDL Divisional Tournament Quarterfinals**
Wed., May 6	**RDL Divisional Tournament Semifinals**
Wed., May 13	**RDL Divisional Tournament Finals**
Sat., May 16 noon	**Spring 2009 Season Banquet** location TBA

Other Local Weekly Leagues

Tuesdays	***Bull City Dart League*** , Durham
Thursdays	***Triangle Dart League*** , Chapel Hill

Weekly Blind Draws - Over the years, many blind draws have come and gone. If any of these folds or if any others start up, please let me know and I will make the change to the list here in the Tons of Newsletter.

(both of these are double elim., w/ the bar matching the pot!)

Friday	**Upper Deck**, 8:00 p.m. (460-1786)
Sunday	**Upper Deck**, 8:00 p.m. (460-1786)

(this one has no entry fee, and offers $60 in weekly prizes!)

Tuesday	**Connolly's**, 9:00 p.m. (465-4458)
Mondays?	**Varina Sports Bar** - there is talk of reviving this weekly draw soon - if you're interested, call the bar and let them know… 552-0081

SEASON-LONG TROPHY DART MINIMUM GAMES PLAYED REQUIREMENTS

To be eligible for all-star point average ('01 and cricket are now separate awards) and singles win %-age awards, you must play in at least 66% of the total projected games this season:

for Divisions "B", "C", and "D" (8 teams / division):
All-star pt. Ave.: min. of 19 '01 games, or 19 Ckt games
Singles win %-age: min. of 19 Singles Games Played

for Divisions "E", "F", "G" (except team G2), and teams A1, A2, and H6 (7 teams / division):
All-star pt. Ave.: min. of 16 '01 games, or 16 Ckt games
Singles win %-age: min. of 16 Singles Games Played

for teams A3, A5, A6, G2, H4, and H5 (due to 1 fft. rcvd.):
ASP Ave., Singles win %-age: 15 games in each category

for teams A4, A7, H1, H2, H3, and H7 (due to 2 ffts. rcvd.):
ASP Ave., Singles win %-age: 14 games in each category

THE TWENTY-FOURTH SEMI-ANNUAL EDITION OF : JK'S DIVISIONAL ALL-STAR TEAM PICKS

(Players within each division are listed alphabetically) (Players are chosen any way I damn well please - not purely by the numbers!)
(This is not purely my own guesses at who is simply the best thrower, but also who is important to their team, who is good in the clutch, etc.)

Divisional MVPs

A Division	Robbie Phillips	No Element of Doubt	E Division	Jeremy Dziczkowsk	Respect Da Bull
B Division	Jimmy Davis	Cleveland Rocks	F Division	Mark Lamb	Imports & Domestics
C Division	Phillip Eastmead	The Locals	G Division	Rick Thorne	Money Shot
D Division	Jerry Oakley	Tailgaters	H Division	Steve Wilcenski	Coral Reefers

All of RDL -- Robbie Phillips -- No Element of Doubt

"A" Division

Tom Brown	No Element of Doul	Just another 0.800+ season in the pile…
Billy Hamilton	Lunatic Fringe	Switch to Fringe clearly agreed with him.
Dale Hyler	No Element of Doul	Simply a machine the whole season.
Kevin Kendall	Buddy Holly…	Mr. Fast Game was Mug match hero.
Mark Knight	No Element of Doul	Wins games faster than humanly possible.
Robbie Phillips	No Element of Doul	Dart domination incarnate.
Mike Seward	Buddy Holly…	Not his best season, but still just deadly.
Bob Terry	Lunatic Fringe	Another season of unassuming excellence.

"B" Division

Jose Aguilar	Cleveland Rocks	In Davis's shadow, but just kept winning.
Paul Beaudoin	BullsHitters	Power singles winner needs new partner.
Scott Butters	Cleveland Rocks	Awesome record, and the nicest guy ever.
Jimmy Davis	Cleveland Rocks	We need a new no-Davis-below-A rule…
Donald Grubb	BullsHitters	Biggest stick for the top contenders.
Josh Hall	One And Done	Team disappointed, but he sure didn't.
Michael Lovelace	Cleveland Rocks	Didn't play them all, but nearly won 'em all.
John Murdaugh	Rebels Without…	Big in singles… too much fun in doubles?

"C" Division

Phillip Eastmead	The Locals	Valiant effort to carry C cellar dwellers.
Kris Fischlein	Bennington Brawle	Best win percentage on a dominant team.
Ron Hendricks	Starving Dartists	Led team of "veterans" to 2nd and a Mug.
Tony Keller	It's Pointless	Played very well for late-starting squad.
Jon Kenney	Bennington Brawle	Three 10-win sets, and the fill-in captain.
Bob McCredie	Traveling Beer Belli	Pretty strong, but team slowly stumbled.
Billy Mitchell	Just the Tip	Mr. Cricket wasn't quite the same in -01.
Matt Perry	Bennington Brawle	The last of the Brawlers' Big Three…

"D" Division

J.P. Evans	The Pirate Bombs	League's VP was 70%+ in all four sets.
Tom Kubel	Off Constantly	33-6 in first 3 sets for Tailgaters' nemesis.
Randy Lueneburg	Off Constantly	Played 50 games with only 3 losses/set.
Vicente Martinez	Hammered Heads	Other than 501, nearly unbeatable again.
Zak Mayhew	Off Constantly	Doubles not as high as singles, but good.
Jerry Oakley	Tailgaters	Super addition to team won 11+ per set!
Kevin Scott	Team America	Unassuming… polite… very dangerous.
Lee Scott	Tailgaters	Singles champ, div. winner, Mug winner.

"E" Division

Dan Clark	Overtime Outlaws	Bit of a slow starter, but then gets rolling.
Jer. Dziczkowski	Respect Da Bull	New arrival clearly started in wrong div.
Mike Glendy	Ducks, Lies…	Much better in singles, but part-timer-ish.
Jeff Lyons	Respect Da Bull	Put together tough team, then led them.
Sal Reitano	DIVE Bombers	Top gun for team that surprised many.
Mike Reynolds	Bogarts	Another season of being team's stalwart.
J.J. Tant	Overtime Outlaws	Decent in singles, then gets even better.
John Wells	Still Got Pepsi!	John Boy said goodnight to many opps.

"F" Division

Sean Ackley	Designated Divers	Led upstarts in basically every category.
Jason Bowman	Irish We Were Dru	Wow, now that is a good singles record…
Robert Dudley	Imports & Domesti	Uh, soft in 301… but then very strong.
Mark Lamb	Imports & Domesti	Super consistent, and led rookies to title.
Shane Murray	The Redneckers	Reddest of the necks is also their big gun.
David Simpson	Wire We Here	Came up big at some of the biggest times.
Barry Thompson	Wire We Here	Solid record, fill-in captain… he does it all.
Glenn Tourout	Imports & Domesti	Part of new F power trio w/ Lamb/Dudley.

"G" Division

Dave Johnson	Menace 2 Sobriety	Nothing flashy, just solid and consistent.
Rob Knight	Projectile Challenge	Pretty nice record, then we'll sit him in 501.
Nathan Knuffmar	Dartastrophe	Part-timer could've/would've helped a lot.
Eric McCartney	Menace 2 Sobriety	FNG has certainly become the BMOC.
Bob Rube	Any Given Wed.	Fabulous in cricket, but under 0.500 in '01?
Rick Thorne	Money Shot	Captain of the Thorne Birds was a hammer.
Dan Titsworth	Money Shot	Huge singles winner needs new partner.
Tolson Willis	Death Throw	Mr. Consistent still in seat #1 on Deathrow.

"H" Division

Jim Britt	Coral Reefers	21-1 outside DCkt is just flat awesome.
Dan Campbell	Nice Dittles	Not overpowering, but still pretty decent.
Patrick Coalson	Ale-ing Archers	Not the best in doubles, but good enough.
Paul Hudson	Big Bulls	Living proof that you don't need ASPs.
Dave Mushow	Ale-ing Archers	Great cricket record, decent 301, for H #2.
Chris Toolan	One Markers	Got more than half of team's doubles wins.
Nate Wade	Coral Reefers	Season after season, 1 of my easiest picks.
Steve Wilcenski	Coral Reefers	Made A all-star team… why not in H too?

QUICK STAT TIDBITS

-The **Quadruple Double Award** winners (double-digit wins in all 4 sections): Only three divisions had 14-match schedules, so about 60% of the league was at a big disadvantage here (and it shows in the list of winners). The undisputed king for this season, with not just four double-digit win set but actually with four 11+-win sets, is **Jerry Oakley** of Tailgaters. Jerry's 47-9 record included no less than an 11-3 record in each set. Wow. Nice. Honorable mentions for having three 10-win sets and/or four 9-win sets: *Mark Knight* & *Robbie Phillips* in A division, *Donald Grubb* in B division, *Ron Hendricks* & *Jon Kenney* in C div., and *Lee Scott* , *Tom Kubel* , *Randy Lueneberg* , & *Vicente Martinez* in D division.

-**IronMan/Woman Award**: A bunch of teams were basically eliminated from contention for this award, as not only were there 5 of 8 divisions with two byes in them, but a couple of those divisions were also chock full of upsets. In the end, **Fritz Herman** of Starving Dartists in C division stood alone with a solid 66 games played this season. Honorable mentions for division leaders go to: *Robbie Phillips* of No Element of Doubt in A with 49; *Dave Buckman* and *Mikey Hindle* of One And Done in B with 57; *Ronnie Knott* of Cobra Kai in D with 60; *four players on Bogarts* in E, each with 51; *Mark Lamb* of Imports & Domestics in F with 51; *Tolson Willis* and *Rick Dysard* of Death Throw in G with 48; and *Phil Barletta* of One Markers in H with 44 (44 led a division?? wow...).

-The **Team Attendance Award** winners: Three teams this season made a passable run at joining the old days where a team would play the same 6 players every set all season. All three teams played a 6-player core for nearly every set of the season, each having a couple of substitutes that filled in a couple times when one of the core six was absent. This season's most tight-knit groups were: **Cobra Kai**, **Bogarts**, and **Wire We Here**.

MY PRESEASON, WEEKLY, & TOURNEY PREDICTION RESULTS

Well, my weekly picks weren't quite up to last season's standard, but my sets of preseason and tournament picks were slammin'! And then a minor recap ensues:

In my preseason picks (which are clearly the most difficult set), I did pretty doggone well. I declared 4 of the 8 division winners, and picked 2 more teams that finished second. In addition I got pretty close to the exact order for several of the divisions. I don't know why we even bother to play the games… we could just have me tell you who wins… Ha! Well, actually, I DO see why we don't use that system. For example, what was I smoking when I wrote the paragraphs for E and F divisions?? I picked Still Got Pepsi! and Irish We Were Drunk… No, really, I did… At least Pepsi finished 0.500, but both of those teams finished in the bottom half of their divisions. Ugh. But while I hit many winners, I think the pick of which I am most proud is that G division would really be void of any standouts in terms of either individuals or teams - and look at that division, any team or person could have won almost any game or match. Parity at its finest.

My weekly prediction results you can peruse pick-for-pick on the other side of this sheet of paper. I dropped to 68.6% correct this season, but it did turn out that I was at 61.9% or better in every division (F was tough!). In the end, it was a season of streaks for me (see pg10), which unfortunately included incorrect pick strings of at least 4 wrong in a row for SIX different teams. Wow. That's new…

Last but not least were my tournament predictions… And surprise, surprise - we go to best-of-three and my picks start rocking even more (unless, you happen to play in C division… in which case, kiss my butt). I finished 37-12 (even though it's possible to get later round matches wrong by getting an early one wrong), hit 5 of the 8 tournament winners, and absolutely sailed with my Sure Things picks (except for the Robbie Phillips/perfect throws prediction - turns out he's human…).

JK'S TEAM-BY-TEAM, WEEK-BY-WEEK MATCH PREDICTION RESULTS

(I introduced this page nine seasons ago, and it has become almost expected as a newsletter staple. Feast your eyes on the success...)

For several years, many of you have taken no greater pleasure in your weekly darting endeavors than to call the RDL VoiceMail and point out to me just how wrong I was in my prediction of your match result. On a related note, I have noticed that many of you seem to have relatively selective memories saving only the weeks when I was wrong. Further, many others of you regularly embellish your statistics of how often you fool me. It's not so easy to get away with those rambles anymore, however, as you can see below. Each W is a week when I picked your match correctly, and each L is one I picked incorrectly. Division totals are to the right of the team totals, weekly totals are at the bottom, and in the space between the 14 weeks and the team totals, the eight 'o' symbols indicate the teams for which I was only 0.500, and the three 'x' symbols indicate the teams that fooled me more often than not. **[I had some pretty long losing streaks with each of the three teams that fooled me more often than not - 6 straight for Hammered Heads, 4 for Designated Divers, and 4 to close the season for Rif Raf. Ugh.]**

	wk1	wk2	wk3	wk4	wk5	wk6	wk7	wk8	wk9	wk10	wk11	wk12	wk13	wk14		Right	Wrong	**Overall**
A1/ No Element of Doubt	W	W	W	-	W	W	W	W	W	W	-	W	W	W		12	0	68.61%
A2/ Shadows Fall	W	fft	-	W	W	W	fft	W	fft	-	fft	fft	fft	fft		5	0	247 113
A3/ Buddy Holly and the Sh	W	L	W	W	-	W	W	W	W	W	L	-	fft	W		9	2	
A4/ Lunatic Fringe	-	L	W	L	W	W	fft	-	W	W	W	W	W	fft		8	2	
A5/ Trip Hazzard	W	-	W	W	W	W	W	W	-	W	L	fft	W	W		10	1	**A Division**
A6/ Precisely Random	W	W	L	W	W	-	W	W	W	L	fft	W	-	W		9	2	85.71%
A7/ The Aristocrats	W	fft	L	L	W	W	-	W	fft	L	W	W	W	-		7	3	30 5
B1/ Nine Lives	W	W	W	W	L	W	W	W	W	W	L	W	W	W		12	2	
B2/ One And Done	L	W	L	W	W	W	W	W	W	W	W	L	L	L		9	5	
B3/ Cleveland Rocks	W	W	W	W	W	W	W	L	W	W	W	W	W	W		13	1	
B4/ The Other White Meat	L	W	W	W	L	L	W	W	W	W	L	L	L	L	o	7	7	
B5/ Dogs of War	L	W	L	L	L	W	W	W	W	W	W	W	W	W		10	4	
B6/ Rif Raf	W	W	W	L	W	L	L	L	W	W	L	L	L	L	x	6	8	**B Division**
B7/ BullsHitters	L	W	W	L	W	W	W	W	L	W	L	W	W	W		10	4	66.07%
B8/ Rebels Without A Caus	W	W	W	L	L	W	L	W	L	W	W	L	L	L	o	7	7	37 19
C1/ Who's Your Fat Daddy	W	W	W	W	L	W	L	W	W	W	W	L	L	W		10	4	
C2/ Traveling Beer Bellies	W	W	W	W	W	L	W	W	W	L	L	L	W	W		10	4	
C3/ It's Pointless	W	W	W	W	L	W	W	W	W	W	L	L	L	L		9	5	
C4/ Starving Dartists	W	W	W	L	W	L	L	W	W	W	W	W	W	L		10	4	
C5/ Excalibur	W	W	W	W	W	L	L	W	W	W	W	L	L	L		9	5	
C6/ Bennington Brawlers	W	W	W	L	W	W	W	W	W	W	W	W	L	W		12	2	**C Division**
C7/ Just the Tip	W	W	W	L	L	W	L	W	W	L	W	L	L	W		8	6	67.86%
C8/ The Locals	W	W	W	L	L	L	W	W	W	W	W	L	L	L		8	6	38 18
D1/ Dynamic Darts	W	L	W	W	W	W	L	L	L	W	W	W	W	W		10	4	
D2/ Team America	W	W	L	W	L	W	W	L	W	W	L	W	W	W		10	4	
D3/ Tailgaters	W	W	W	W	W	W	L	W	W	W	W	W	W	L		12	2	
D4/ One-Armed Bandits	W	W	W	L	W	W	W	W	W	W	W	W	W	W		13	1	
D5/ Off Constantly	W	L	W	L	W	W	L	W	L	W	W	W	W	L		9	5	
D6/ Cobra Kai	W	L	W	W	W	L	L	W	L	W	L	W	L	L	o	7	7	**D Division**
D7/ The Pirate Bombs	W	W	L	L	W	W	L	L	W	W	W	W	W	L		9	5	67.86%
D8/ Hammered Heads	W	L	W	L	L	L	L	L	L	W	W	W	L	W	x	6	8	38 18
E1/ Tres Equis XXX	W	W	W	-	W	W	W	W	W	W	-	W	L	W		11	1	
E2/ Ducks, Lies and Videota	L	W	W	L	L	-	L	W	W	W	L	W	-	W		7	5	
E3/ Still Got Pepsi!	-	L	W	L	L	W	W	-	W	L	W	W	L	W		7	5	
E4/ Overtime Outlaws	L	W	-	L	L	W	L	W	W	-	L	W	L	W	o	6	6	
E5/ Bogarts	L	L	W	L	W	W	-	W	W	L	L	W	W	-		7	5	**E Division**
E6/ Respect Da Bull	W	W	W	L	-	W	W	W	W	L	L	-	W	W		9	3	64.29%
E7/ DIVE Bombers	L	-	W	L	L	W	W	W	-	L	W	W	L	W		7	5	27 15
F1/ Grateful Darts	W	L	-	L	W	L	W	W	W	-	W	W	W	W		9	3	
F2/ Irish We Were Drunk	W	-	W	W	W	W	L	W	-	W	W	L	W	L		9	3	
F3/ Wire We Here	W	L	W	L	-	L	L	L	W	W	W	-	W	W		7	5	
F4/ Designated Divers	W	W	L	L	W	L	-	L	L	L	W	L	W	-	x	5	7	
F5/ The Redneckers	W	W	L	W	W	-	W	L	L	L	W	W	-	W		8	4	**F Division**
F6/ That's Right!	-	W	L	L	W	L	L	-	W	L	W	W	W	L	o	6	6	61.90%
F7/ Imports & Domestics	W	W	L	-	W	W	L	L	W	L	-	W	W	W		8	4	26 16
G1/ Sharkshooters	-	W	W	W	W	L	W	-	W	W	W	W	L	W		10	2	
G2/ Projectile Challenged	W	W	-	W	L	L	W	W	L	-	W	W	fft	W		8	3	
G3/ Menace 2 Sobriety	W	W	L	-	L	L	W	W	W	W	-	W	L	L		7	5	
G4/ Death Throw	L	W	W	W	-	L	W	W	L	W	L	-	L	L	o	6	6	
G5/ Dartastrophe	L	-	W	W	L	L	W	W	-	W	L	W	fft	W		7	4	**G Division**
G6/ Money Shot	L	W	L	W	W	-	W	W	W	W	W	W	-	W		10	2	68.29%
G7/ Any Given Wednesday	L	W	W	W	L	L	-	W	W	W	W	W	L	-		8	4	28 13
H1/ Coral Reefers	W	W	-	W	W	W	fft	W	L	-	W	W	L	fft		8	2	
H2/ Who Darted?	W	-	fft	L	W	W	L	W	-	fft	W	W	W	W		8	2	
H3/ Ale-ing Archers	W	L	L	-	fft	W	L	W	W	L	-	fft	L	W	o	5	5	
H4/ Nice Dittles	W	L	L	W	W	W	-	L	W	W	fft	W	W	-		8	3	
H5/ One Markers	W	W	L	W	W	-	W	W	fft	W	W	W	-	W		10	1	**H Division**
H6/ Pussy Kat Dolls	-	W	fft	W	fft	fft	fft	-	fft	fft	fft	fft	fft	fft		2	0	71.88%
H7/ Big Bulls	W	W	L	L	-	fft	W	L	L	L	W	-	fft	W	o	5	5	23 9
Right:	21	20	18	14	17	17	15	21	19	19	17	19	13	17				
Wrong:	6	6	8	13	9	9	10	6	6	7	8	6	11	8				
forfeited:	-	1	1	-	1	1	2	-	2	1	2	2	3	2				

RDL - Fall, 2008	Week 1			Week 2			Week 3			Week 4			Week 5			Week 6			Week 7			Week 8			Week 9			Week 10			Week 11			Week 12			Week 13			Week 14			Forfeits
	vs.	W/L	Pts.	vs.	W/L	Pts.	vs.	W/L	Pts.	vs.	W/L	Pts.	vs.	W/L	Pts.	vs.	W/L	Pts.	vs.	W/L	Pts.	vs.	W/L	Pts.	vs.	W/L	Pts.	vs.	W/L	Pts.	vs.	W/L	Pts.	vs.	W/L	Pts.	vs.	W/L	Pts.	vs.	W/L	Pts.	
A1/ No Element of Doubt	A2	W	14	a6	W	22	A3	W	17	Bye	-	-	a7	W	18	a4	W	15	a5	W	18	a2	W	19	A6	W	18	a3	W	17	Bye	-	-	A7	W	24	A4	W	15	A5	W	19	
A2/ Shadows Fall	a1	L	10	A7	*L*	*0*	Bye	-	-	A6	W	16	a5	W	17	a3	L	8	A4	*L*	*0*	A1	L	5	a7	*L*	*0*	Bye	-	-	a6	*L*	*0*	A5	*L*	*0*	A3	*L*	*0*	a4	*L*	*0*	7
A3/ Buddy Holly and the Shafters	A7	W	15	a4	L	11	a1	L	7	A5	W	19	Bye	-	-	A2	W	14	a6	W	16	a7	W	14	A4	W	15	A1	L	7	a5	L	11	Bye	-	-	a2	*W*	*16*	A6	W	14	
A4/ Lunatic Fringe	Bye	-	-	A3	W	13	a5	W	22	A7	L	10	a6	W	14	A1	L	9	a2	*W*	*16*	Bye	-	-	a3	L	9	A5	W	18	a7	W	18	A6	W	18	a1	L	9	A2	*W*	*16*	
A5/ Trip Hazzard	A6	L	11	Bye	-	-	A4	L	2	a3	L	5	A2	L	3	a7	L	7	A1	L	2	a6	L	4	Bye	-	-	a4	L	6	A3	W	12	a2	*W*	*16*	A7	L	12	a1	L	5	
A6/ Precisely Random	a5	W	13	A1	L	2	a7	L	8	a2	L	8	A4	L	10	Bye	-	-	A3	L	8	A5	W	20	a1	L	6	A7	W	14	A2	*W*	*16*	a4	L	6	Bye	-	-	a3	L	10	
A7/ The Aristocrats	a3	L	9	a2	*W*	*16*	A6	W	16	a4	W	14	A1	L	6	A5	W	17	Bye	-	-	A3	L	10	A2	*W*	*16*	a6	L	10	A4	L	6	a1	L	0	a5	W	12	Bye	-	-	
B1/ Nine Lives	b8	L	11	B2	L	6	b6	L	10	B4	L	11	b5	W	15	B7	L	7	b3	L	2	B8	L	6	b2	L	9	B6	L	11	b4	W	17	B5	W	13	b7	L	4	B3	L	6	
B2/ One And Done	B7	L	12	b1	W	18	B5	L	9	B3	L	7	b6	L	7	B8	L	10	b4	L	10	b7	L	10	B1	W	15	b5	W	19	b3	L	7	B6	W	14	b8	W	14	B4	W	16	
B3/ Cleveland Rocks	b6	W	13	B4	W	17	b8	W	19	b2	W	17	B7	W	18	b5	W	18	B1	W	20	B6	L	11	b4	W	17	B8	W	18	B2	W	17	b7	W	17	B5	W	21	b1	W	18	
B4/ The Other White Meat	B5	L	8	b3	L	7	B7	L	9	b1	W	13	B8	W	13	b6	W	13	B2	W	14	b5	W	12	B3	L	7	b7	L	6	B1	L	7	b8	W	13	B6	W	14	b2	L	8	
B5/ Dogs of War	b4	W	16	B6	L	4	b2	W	15	b8	L	10	B1	L	9	B3	L	6	b7	L	9	B4	L	12	b6	L	9	B2	L	5	B8	L	8	b1	L	11	b3	L	3	B7	L	7	
B6/ Rif Raf	B3	L	11	b5	W	20	B1	W	14	b7	L	11	B2	W	17	B4	L	11	b8	L	7	b3	W	13	B5	W	15	b1	W	13	B7	W	15	b2	L	10	b4	L	10	B8	W	17	
B7/ BullsHitters	b2	W	12	B8	W	13	b4	W	15	B6	W	13	b3	L	6	b1	W	16	B5	W	15	B2	W	14	b8	L	7	B4	W	18	b6	L	9	B3	L	7	B1	W	20	b5	W	17	
B8/ Rebels Without A Cause	B1	W	12	b7	L	11	B3	L	5	B5	W	14	b4	L	11	b2	W	14	B6	W	17	b1	W	17	B7	W	17	b3	L	6	b5	W	16	B4	L	11	B2	L	10	b6	L	7	
C1/ Who's Your Fat Daddy	C2	L	10	c4	L	7	c6	L	9	C5	L	10	C8	W	12	C3	W	14	c7	W	14	c2	L	11	C4	W	17	C6	L	11	c5	W	14	c8	L	11	c3	L	11	C7	L	11	
C2/ Traveling Beer Bellies	c1	W	14	C8	W	12	c7	W	13	c3	W	19	C5	W	15	c4	L	9	C6	L	8	C1	W	13	c8	W	13	C7	L	4	C3	L	5	c5	W	13	C4	L	9	c6	L	9	
C3/ It's Pointless	C4	L	12	c6	L	7	c5	L	9	C2	L	5	c7	W	12	c1	L	10	C8	L	10	c4	L	10	C6	L	9	C5	L	6	c2	W	19	C7	W	13	C1	W	12	c8	W	11	
C4/ Starving Dartists	c3	W	12	C1	W	16	c8	W	13	C7	L	10	c6	L	10	C2	W	14	c5	L	9	C3	W	14	c1	L	6	C8	W	17	c7	W	16	C6	L	10	c2	W	15	C5	L	10	
C5/ Excalibur	C6	L	10	c7	W	19	C3	W	15	c1	W	13	c2	L	9	c8	W	13	C4	W	15	c6	L	9	C7	L	11	c3	W	18	C1	L	10	C2	L	11	C8	L	10	c4	W	11	
C6/ Bennington Brawlers	c5	W	14	C3	W	16	C1	W	15	c8	L	12	C4	W	14	C7	W	15	c2	W	16	C5	W	15	c3	W	13	c1	W	13	C8	W	19	c4	W	12	c7	L	10	C2	W	15	
C7/ Just the Tip	c8	W	15	C5	L	5	C2	L	11	c4	W	14	C3	L	12	c6	L	9	C1	L	10	C8	W	19	c5	W	13	c2	W	20	C4	L	7	c3	L	11	C6	W	14	c1	W	13	
C8/ The Locals	C7	L	6	c2	L	8	C4	L	11	C6	W	12	c1	L	12	C5	L	11	c3	W	13	c7	L	5	C2	L	11	c4	L	7	c6	L	5	C1	W	13	c5	W	14	C3	L	11	
D1/ Dynamic Darts	d2	W	14	D6	W	13	D5	W	14	d3	L	11	D7	W	13	D4	W	16	d8	L	7	D2	L	10	d6	L	11	d5	L	10	D3	L	10	d7	W	17	d4	W	20	D8	L	10	
D2/ Team America	D1	L	10	d3	L	4	D7	W	12	d6	L	11	D8	W	16	d5	L	10	d4	W	19	d1	W	14	D3	L	10	d7	L	10	D6	L	11	d8	L	8	D5	L	10	D4	W	15	
D3/ Tailgaters	d4	W	19	D2	W	18	d8	W	13	D1	W	13	D6	W	20	d7	W	17	D5	L	9	D4	W	14	d2	W	14	D8	W	12	d1	W	14	d6	W	16	D7	W	17	d5	L	8	
D4/ One-Armed Bandits	D3	L	5	d7	L	8	D6	L	7	D8	W	12	d5	L	6	d1	L	7	D2	L	5	d3	L	10	D7	L	8	d6	L	6	d8	L	7	D5	L	5	D1	L	4	d2	L	7	
D5/ Off Constantly	d6	L	8	D8	W	13	d1	L	10	D7	W	17	D4	W	15	D2	W	14	d3	W	15	D6	W	14	d8	L	10	D1	W	13	d7	W	16	d4	W	19	d2	W	14	D3	W	16	
D6/ Cobra Kai	D5	W	15	d1	L	8	d4	W	17	D2	W	13	d3	L	2	D8	L	7	d7	L	7	d5	L	10	D1	W	13	D4	W	14	d2	W	13	D3	L	8	d8	W	13	D7	L	10	
D7/ The Pirate Bombs	d8	W	16	D4	W	16	d2	L	12	d5	L	5	d1	L	11	D3	L	7	D6	W	17	D8	W	16	d4	W	15	D2	W	14	D5	L	8	D1	L	6	d3	L	7	d6	W	14	
D8/ Hammered Heads	D7	L	8	d5	L	11	D3	L	11	d4	L	11	d2	L	8	d6	W	15	D1	W	17	d7	L	8	D5	W	14	d3	L	12	D4	W	16	D2	W	16	D6	L	11	d1	W	14	
E1/ Tres Equis XXX	e6	L	5	e4	L	10	E2	L	10	Bye	-	-	E5	L	4	e7	L	9	e3	L	10	E6	L	8	E4	L	11	e2	L	11	Bye	-	-	e5	L	9	E7	W	12	E3	L	11	
E2/ Ducks, Lies and Videotape	e7	L	11	E6	L	12	e1	W	14	E5	W	12	e3	L	11	Bye	-	-	E4	L	5	E7	L	8	e6	L	10	E1	W	13	e5	W	12	E3	L	11	Bye	-	-	e4	L	8	
E3/ Still Got Pepsi!	Bye	-	-	E5	L	7	e6	L	10	e7	L	12	E2	W	13	e4	L	10	E1	W	14	Bye	-	-	e5	L	10	E6	W	14	E7	L	10	e2	W	13	E4	W	14	e1	W	13	
E4/ Overtime Outlaws	e5	L	11	E1	W	14	Bye	-	-	e6	W	12	E7	L	11	E3	W	14	e2	W	19	E5	L	12	e1	W	13	Bye	-	-	E6	W	14	e7	W	17	e3	L	10	E2	W	16	
E5/ Bogarts	E4	W	13	e3	W	17	E7	W	16	e2	L	12	e1	W	20	E6	L	9	Bye	-	-	e4	W	12	E3	W	14	e7	L	10	E2	L	12	E1	W	15	e6	L	9	Bye	-	-	
E6/ Respect Da Bull	E1	W	19	e2	W	12	E3	W	14	E4	L	12	Bye	-	-	e5	W	15	e7	W	15	e1	W	16	E2	W	14	e3	L	10	e4	L	10	Bye	-	-	E5	W	15	E7	W	15	
E7/ DIVE Bombers	E2	W	12	Bye	-	-	e5	L	8	E3	W	12	e4	W	13	E1	W	15	E6	L	9	e2	W	16	Bye	-	-	E5	W	14	e3	W	12	E4	L	7	e1	L	8	e6	L	9	
F1/ Grateful Darts	F2	L	10	f3	L	7	Bye	-	-	F4	W	14	f7	W	12	F6	L	5	F5	L	9	f2	W	12	F3	L	10	Bye	-	-	f4	L	10	F7	L	12	f6	L	8	f5	L	9	
F2/ Irish We Were Drunk	f1	W	14	Bye	-	-	F3	L	9	f5	L	11	f4	L	7	f7	L	11	F6	W	13	F1	L	12	Bye	-	-	f3	L	6	F5	L	10	F4	W	13	F7	L	6	f6	W	15	
F3/ Wire We Here	f5	L	8	F1	W	17	f2	W	15	f6	L	12	Bye	-	-	F4	L	11	f7	L	8	F5	W	13	f1	W	12	F2	W	18	F6	W	14	Bye	-	-	f4	W	13	F7	W	15	
F4/ Designated Divers	f7	W	14	F5	L	9	F6	L	12	f1	L	8	F2	W	17	f3	W	13	Bye	-	-	F7	L	7	f5	W	12	f6	L	7	F1	W	14	f2	L	11	F3	L	11	Bye	-	-	
F5/ The Rednecks	F3	W	16	f4	W	15	F7	L	12	F2	W	13	f6	W	15	Bye	-	-	f1	W	15	f3	L	9	F4	L	12	f7	L	7	f2	W	14	F6	W	12	Bye	-	-	F1	W	15	
F6/ That's Right!	Bye	-	-	F7	W	13	f4	W	12	F3	W	12	F5	L	9	f1	W	19	f2	L	11	Bye	-	-	f7	L	8	F4	W	17	f3	L	10	f5	L	12	F1	W	16	F2	L	9	
F7/ Imports & Domestics	F4	L	10	f6	L	11	f5	W	12	Bye	-	-	F1	L	12	F2	W	13	F3	W	16	f4	W	17	F6	W	16	F5	W	17	Bye	-	-	f1	W	12	f2	W	18	f3	L	9	
G1/ Sharkshooters	Bye	-	-	G3	L	9	g5	W	21	G7	L	10	g6	W	16	g4	L	11	G2	W	14	Bye	-	-	g3	L	8	G5	W	15	g7	L	9	G6	L	9	G4	L	10	g2	W	15	
G2/ Projectile Challenged	g3	L	3	G4	L	11	Bye	-	-	G6	L	4	g7	W	17	g5	W	14	g1	L	10	G3	L	12	g4	L	10	Bye	-	-	g6	L	12	G7	L	11	G5	*W*	*16*	G1	L	9	
G3/ Menace 2 Sobriety	G2	W	21	g1	W	15	g6	W	13	Bye	-	-	G5	L	12	g7	L	11	G4	W	13	g2	W	12	G1	W	16	G6	L	10	Bye	-	-	g5	W	13	G7	W	15	g4	L	8	
G4/ Death Throw	G6	L	6	g2	W	13	g7	L	11	G5	W	14	Bye	-	-	G1	W	13	g3	L	11	g6	L	8	G2	W	14	G7	L	11	g5	L	10	Bye	-	-	g1	W	14	G3	W	16	
G5/ Dartastrophe	g7	L	10	Bye	-	-	G1	L	3	g4	L	9	g3	W	12	G2	L	9	g6	L	8	G7	L	9	Bye	-	-	g1	L	9	G4	W	14	G3	L	9	g2	*L*	*0*	G6	L	10	1
G6/ Money Shot	g4	W	18	G7	W	17	G3	L	11	g2	W	20	G1	L	8	Bye	-	-	G5	W	16	G4	W	16	g7	W	16	g3	W	14	G2	W	12	g1	W	15	Bye	-	-	g5	W	14	
G7/ Any Given Wednesday	G5	W	14	g6	L	7	G4	W	13	g1	W	14	G2	L	7	G3	W	13	Bye	-	-	g5	W	15	G6	L	7	g4	W	13	G1	W	15	g2	W	13	g3	L	9	Bye	-	-	
H1/ Coral Reefers	h2	W	16	H7	W	14	Bye	-	-	h5	W	16	H4	W	16	H3	W	17	h6	*W*	*16*	H2	W	17	h7	L	10	Bye	-	-	H5	W	14	h4	W	18	h3	W	15	H6	*W*	*16*	
H2/ Who Darted?	H1	L	8	Bye	-	-	H6	*W*	*16*	h7	L	10	H5	W	17	h4	L	11	H3	L	5	h1	L	7	Bye	-	-	h6	*W*	*16*	H7	L	9	h5	W	16	H4	L	9	h3	L	4	
H3/ Ale-ing Archers	h5	W	13	H4	W	17	H7	L	9	Bye	-	-	H6	*W*	*16*	h1	L	7	h2	W	19	H5	W	19	h4	W	16	h7	W	17	Bye	-	-	h6	*W*	*16*	H1	L	9	H2	W	14	
H4/ Nice Dittles	h7	W	12	h3	L	7	H5	W	19	h6	W	15	h1	L	8	H2	W	13	Bye	-	-	H7	W	16	H3	L	8	h5	W	17	H6	*W*	*16*	H1	L	6	h2	W	15	Bye	-	-	
H5/ One Markers	H3	L	11	h6	W	16	h4	L	5	H1	L	8	h2	L	7	Bye	-	-	H7	L	6	h3	L	5	H6	*W*	*16*	H4	L	7	h1	L	10	H2	L	8	Bye	-	-	h7	L	12	
H6/ Pussy Kat Dolls	Bye	-	-	H5	L	6	h2	*L*	*0*	H4	L	9	h3	*L*	*0*	h7	*L*	*0*	H1	*L*	*0*	Bye	-	-	h5	*L*	*0*	H2	*L*	*0*	h4	*L*	*0*	H3	*L*	*0*	H7	*L*	*0*	h1	*L*	*0*	10
H7/ Big Bulls	H4	L	10	h1	L	10	h3	W	15	H2	W	13	Bye	-	-	H6	*W*	*16*	h5	W	18	h4	L	8	H1	W	14	H3	L	7	h2	W	15	Bye	-	-	h6	*W*	*16*	H5	W	12	

THIS SEASON'S TRIVIA QUESTIONS… REVISITED

I now run this column during seasons in which I've included trivia questions all season. Each question is listed exactly as it was during the season, so there is potential for a question to now be out of date, but it's usually not too much of a problem. Each question is listed under the week number when it ran, and the answers follow the questions. No peeking…

(We had a lot of stuff in the early issues of the Tons this season, so we didn't start the Trivia column until week 7 this time around…)

Week 7 question(s): In honor of RDL's hosting of the upcoming NC State Championships… Where have the last ten state championship tournaments been held?

Week 8 question: (by reader request!) What is (at least in the past 13 years - the time for which I have full records) the record for number of consecutive seasons a team has moved up a division?

Week 9 question(s): In the first half of this season, the entire RDL tossed only 18 perfect throws (not counting the two 160-Ins). What is the lowest season total (regular season plus tournament) of perfect throws in the past 13 years (the amount of time for which I have complete records)?

Week 10 question: What is the fewest number of darts a player can throw while going 4-0 in an RDL match with no forfeits or blockers?

Week 11 question: What is the lowest number of darts that could be used to complete a game of 501 if every dart had to hit a different number wedge (or bull), you could only hit one double, and you couldn't hit a triple until your second turn?

Week 12 question(s): What is the worst won/loss record to win a division in the past 13 years (the amount of time for which I have full records)? Who did it? What is the worst won/loss record to claim a set of second place team plaques?

Week 13 question: What is the closest anyone in RDL has come to a perfect game in each of the four sets in the past 13 years (the amount of time for which I have complete records? (Note: this question is a derivation of a question submitted by one of the nicest guys in the RDL, Paul Jacobi of Lunatic Fringe, who actually asked if there were any perfect games thrown. Of course, Paul's question included more specifics for each set, with my favorite part being "…or, for that matter, a perfect 7-dart Cricket? I know the latter is harder due to opponents being able to point on their first turn." Oh sure, it's your opponents pointing that makes it difficult to complete the 7-dart cricket… J Upon me pointing out the humor of his line, he responded with a funny, yet possibly accurate, line: "I don't know… I've seen Robbie Phillips get on a pretty good roll before. I'm not sure he couldn't hit a triple-bull.")

Week 7 answer: Well, since I've been around doing the Tons for the past 12 years prior to this one, I can actually give a bit more of an answer than the last ten years, so here they are: 1998,1999,2000, 2001,2003,2004,2005,2006 = Greensboro American Legion Post 53; 1996 = Durham Omni and Convention Center; 1997 = Raleigh Radisson Plaza Hotel; 2002 = Boone High Country Inn; and 2007 = Charlotte Ramada Airport Conference Center. [Note added for banquet edition of the Tons: 2008 = Cary VFW Post 7383, the likely location for the 2009 State Championships as well.]

Week 8 answer: While many teams have climbed a div. 3 seasons in a row, only 6 teams have climbed 4+ seasons in a row (during my tenure). The ladder-climbing kings were Diddler's Choice, who made the 5 steps from F to A in 5 seasons ('96-'98)! They could soon be matched by one of the 5 teams to jump 4 in a row, but Rif Raf (F to B, '06-'08) has some serious work to do in the second half of the season. The other 4-jumpers were: Stik It (F to B in '95-'97), Friends of the Devil (F to B, '97-'99), Bullweiser (F to B, '95-'97), and the Horsemen (G to C, '97-'99). As you can see, it's that final jump to A division that trips up most of the fast-climbers. While it appears that the string engineered by Rif Raf might be ending, theirs might be the most impressive, as they are the only team to finish 1st in 4 consecutive different divisions (Diddler's Choice was 1st 4 times also, but not consecutively). Extra note... 4 more to watch, as all 4 are presently riding 2-season climbs, with the first 3 in the list enjoying back-to-back 1st place finishes already: The Redneckers (presently in 1st again), Overtime Outlaws, Bennington Brawlers (presently in 1st again), and Board 2 Death / Cobra Kai. [Note added for banquet edition of the Tons: the Bennington Brawlers managed to win C div., and the Overtime Outlaws finished second in E, but neither of the other two were able to finish in the top two spots of their division; The Redneckers were awfully close though, and also won their div. tournament final.]

Week 9 answer: In the past 25 seasons, the RDL has only thrown fewer than 55 perfect throws once, in the Fall 2001 season when we tossed only 49 (eek!). For comparison, the three seasons prior to the current one produced the relatively high totals of 71, 88, and 76 perfect throws. The average during the last 25 seasons is 65 per season. [Note: RDL perfect throws recognize only 9-marks, 6-Bulls, Ton-80s, or Ton-70-Ins/Outs.] [Extra note added for the banquet edition of the Tons: there were 67 perfect throws this season.]

Week 10 answer: 22. 7 in 301 (a diddle plus 6 for the game), 9 in singles cricket (a diddle plus 8 for the game), 3 in doubles cricket (partner diddles, leads, & finishes), and 3 in doubles 501 (partner diddles, leads, and finishes). [We had many guesses at this one, but only Paul Jacobi, Tom Brown, and one other person (Keith Wall?) got it right the first time. Several people said 20 (forgetting the unforfeitable diddles), and John Jenkins & Kenny Persson offered what we'll call more "creative" answers… - JK]

Week 11 answer: 13. There are several ways to do, but I'll just provide one example here: 12,10,9 - trip20,trip19,trip18 - trip17, trip16,trip15 - trip14,trip13,trip8 - double bull. [A handful of RDL members got this correct on their first try, including Keith Gibbs, Paul Jacobi, Linda Jones, and Jeremy Dziczkowski. A few more got it after a couple of "other" guesses. The first answer from Jeff Lyons was probably my favorite: "I'd say probably less than 14".]

Week 12 answer: The worst division-winning record was 9-5, by the Starving Dartists in D division in the Fall, 2000 season. The worst plaque-winning record (for a second place team) is a tie at 6-6 between the Fall, 1999 Kozmic Debris squad in D division, and the Spring, 2002 Dazed & Confused team in B division. That's right, plaques for losing as often as you win… nice… [Note added for the banquet edition of the Tons: the mess that was known as F div. this season nearly produced similar types of records. After that big tangle was sorted out, it only took an 8-4 record to claim 1st place.]

Week 14 answers: **Singles 301 - 7 darts** - Tom Brown, The Fifth Element, Fall, 2005 (outdistancing 14 8-dart games, including one by Brown himself). **Singles cricket - 12 darts** - four-way tie - Greg Crumpler, Burnt Weeny's Revenge, Spring, 1997; Jim Budelman, Lunatic Fringe, Spring, 1999 tournament; Paul Jacobi, Here for the Beer, Spring, 2004 tournament; Brian Blake, The Shadows, Fall, 2007. **Doubles cricket - 10 darts** - Kevin Kendall & Mike Peoples, Bullz Brothers, Spring, 2008 (this was one of only two sub-13-dart games in the past 13 years - the other being a 12-darter by Jim Davis & Bill Chaney in the Spring, 2007 tournament). **Doubles 501 - 11 darts** - John Carroll & Jerry Oakley, Dogs of War, Fall, 1999 (alone just ahead of a small handful of 12-dart RDL games). [Extra note added for the banquet edition of the Tons: Felipe Wilkie of Dogs of War made a very nice run at the singles 301 record (Felipe finished in 8 darts), but all of the records listed above are safe for the time being.]

RANDOM THOUGHTS FROM JK

I've run this page in several recent banquet Tons, and it seems to generate about the most interest/discussion. So much so, in fact, that I've increased this column to TWO full pages!! So, without further ado, let's open up my head again and see what falls out. Some of these observations are dart-related, and some of them clearly are not. As always, this is just about the last thing that I'm writing and part of this was written when it was really late, so usually not even I know what's about to hit the page…

--It has become almost tradition here in the Fall banquet Tons…the first random thought is always about Survivor. So…: If you don't like Bob and the rest of the people on the "Good" side fighting the "Evil", then you officially suck.

--Geez, that was a really fabulous upset that Dartastrophe pulled off in the G division tournament, knocking off the #2 seed from the #7 position. Of course, it would have been a lot more fabulous if they hadn't promptly forfeited their semifinal match. Sad, really…

--Ok, the big news in sports this week is the preposterous contract the New York Yankees gave to C.C. Sabathia. I'm nowhere near the baseball fan I was when I was a kid, but I've simply had to follow the story because it's just impossible to escape this story lately. New York is going to pay Sabathia 161 million dollars over the next 7 years. Yes, that is $161,000,000. To throw a ball. In about every fifth game. And only during the months of April-October. Sigh… A bit of quick math brought me to the following realizations: #1 - The Yankees are going to pay Sabathia roughly 70 cents per second every second, of every minute, of every hour, of every day, for the next seven years. Regardless of whether Sabathia is eating, sleeping, peeing, playing baseball, or badmouthing his manager to the press, Sabathia is paid 70 cents per second. #2 - If Sabathia can remain healthy for the entire seven years (a friggin' HUGE 'if'), and he is able to pitch a normal workload, the Yankees will paying Sabathia a figure approaching $100,000 per inning pitched. Seriously. That is ludicrous. Baseball is broken, and it sucks. And the Yankees are the anti-Christ. Hard to fault Sabathia for simply saying "ok" though.

--Trivia question time! Of the 59 teams presently in the RDL, two (Sharkshooters and One Markers) have lost in the div. tournament quarterfinals four seasons in a row each. Only one team is currently on a longer losing streak. Which team, and how many seasons? [Answer is included at the bottom of the next column.]

--My teammate Robbie Phillips sent me the link to the Urban Dictionary website today. He described the site as a million crazy, funny, stupid things. As an example, he included the definition of vegetarian: 'A bad hunter. Someone who survives by consuming not food, but the stuff that food eats.' Ha! That's excellent. For the interested: www.urbandictionary.com

--Those of you that always read every issue of the Tons have likely noticed that every now and then I do a quick examination of how many throwers lead their division in both -01 ASP average and cricket ASP average. At the conclusion of this season, it turned out that the same person won both Mugs in 4 of the 8 divisions. And… if Jim Davis hadn't been sat in the final 501, he would have qualified for that award and we would have a 5th of 8. And finally… in the remaining 3 divisions, we were exactly ONE all-star throw from the same person winning both ASP Mugs in each of those divisions.

--What's the biggest vehicle you've ever followed on the highway? Several weeks ago, I was driving on I-40-West in south Raleigh, and I ended up behind the biggest friggin' truck I've ever seen. It and its load, were a FULL two lanes wide. Not part of two lanes. Not two trucks carrying one big thing. It was ONE truck with ONE big thing (still not sure what that was) and it was TWO lanes wide. Two full lanes. Imagine the planning that it takes to do the simplest things… like exit the highway! Many exit ramps aren't wide enough to hold something that large. Incredible.

--I've seen so many of us celebrate wildly when we hit a perfect throw, and it's fantastic. But that's one perfect throw. Robbie Phillips knows no such simple celebration. He is so "in the zone" lately that he not only led the RDL w/ 4 perfect throws (as one of only 2 RDL members to hit both a 9m & a 180), but he's tearing it up in other leagues and pickup games too. A few examples… Example #1: Phillips hit TEN perfect throws in the first six weeks of play in the Bull City Dart League, including two nights during which he tossed 3 each time. Example #2: Phillips and I threw pickup games of 501 for about an hour after our match several weeks ago - in that hour, he hit seven dang Ton-80s. Example #3 (and this one is, by far, the funniest): one recent night, Phillips was playing pickup games with Mark Knight (who, incidentally, is the one other RDL member to hit both a 9m & a Ton-80 this season). Phillips was so on fire that he was hitting double-bull diddles with such astonishing regularity that Knight diddled first, hit a single bull, and walked to the board conceding the diddle! Of course, Knight did manage to hit a double-bull diddle himself before one of the games… but I suppose it should be noted that he didn't win that diddle either… Example #4: Phillips has hit so many perfect throws during our matches (which each earn you a dollar from each of our teammates) that a few of our teammates decided to put in to get Robbie a Christmas gift from the team… a shock collar (for him to wear during matches). Picture it… Triple… triple… buzz!!!

--Not one team below a #3 seed made a divisional tournament final this season. I think that's sort of out of the ordinary.

--Anybody ever play Mario Kart on the Nintendo Wii? That game is so addictive. I've always loved playing the Mario Kart series of games (I'm not much of an RPG guy), but driving with the wheel in hand in that game is just even that much better.

--Yes, I'm still a Detroit Lions fan. And I still will be even if they are the first 0-16 team in NFL history. I'm faithful to my guys to the end. Plus, I look at rooting for the Lions as the penance that I for being lucky enough to get to root for the Red Wings.

--At the NCCDL state tournament last weekend, Charlotte took out both Raleigh and Cary in tiebreakers in the same day (in the quarterfinals and semifinals, respectively). That means that the Charlotte guys played ten rounds of best-two-of-three sets, plus two rounds of 1-game-of-1001 sets in the same day. THAT is a long day of competition. Might explain part of their Sunday performance, I suppose. Thanks to the Raleigh and Cary guys…

--I love me some Maridy Knight. She is a fabulous woman, and is married to one of the most fiercely friends any of us could ever have. Which is why I apologize in advance for typing this… Secret QB/TE meetings? Jessica who in the luxury box? Owner mocking his stud RB's toughness? Please… make the Cowboys go away. Take them from my television. Please, I beg of you…

--How huge was Kevin Kendall's Ton-80 as the first thrower in the 1001 tiebreaker in the A division tournament final? It's hard to get much more clutch than that.

--Answer to the trivia question: Grateful Darts, who have lost in the quarterfinals of their tournament in each of the last NINE seasons. Oh, ouch, sorry guys… At least the Gratefuls always get a nice long between-seasons break.

THESE ARE YOUR FRIENDS? YIKES…

Anybody here hang out with the blind draw crowd at the Upper Deck lately? If so, you might want to be careful that you don't get in too tight with the likes of Jeff Lyons, Mark Knight, Wil Tan, Mike Seward, Angela Gaulthier, Doug Jeffcoat, and whoever else happens to be with them. You see, the members of this particular motley crew like to prank each other (and you too, if you get too close). It all sort of started with the moving of Jeff's car to other parts of the parking lot during the blind draws. Then it advanced to the rearranging of all the furniture in a house when one of the group went on vacation (complete with wrapping of the kitchen squirter handle so that the resident got sprayed when he turned on the kitchen faucet). After that, things got even better and sucked in helpers (this is where guys like Seward and Tan come in). And it's also right about here that we start getting video evidence of the "damage". First up, we have Jeff's effort (with the help of Mike), wrapping both Mark's and Wil's cars with a roll of Caution tape. Not bad, not bad… But in my opinion, not nearly as funny as Mark's and Wil's response - when they covered Mike's car with commercial sticky notes while Mike was inside at his dart match. Just look at that… That's awesome. I can't look at that last photo without lauging. Every time.





RDA GLORY - AND THESE ARE HUGE!!

Robbie Phillips of No Element of Doubt recently qualified for ADO Nationals (there are four national events per year). While he didn't win Nationals, he did won both the singles 501 and doubles 501 in the associated tournament. Then, he came back home and promptly qualified for the NEXT ADO Nationals.

Pretty good, right? Of course it is. But check THIS one out… visit the ADO Webster (www.adodarts.com) and look who is the #1 ranked player in the entire nation (and still will be when the final 2008 rankings come out): **Brian Blake** of Shadows Fall! He kept the #1 spot! Incredible! RDA has the USA's #1…

STATE CHAMPS CONGRATULATIONS… AGAIN!

The postseason tournaments of the North Carolina City Dart League (NCCDL) and North Carolina Ladies' Cup (NCLC) were held once again this past weekend (for the 13th consecutive year), and once again some RDL members had good reason to celebrate. The Durham city team, featuring **Allen Smith, Dale Hyler**, **Tom Brown**, **Wil Tan**, **Jeremiah Millar**, **Mark Knight**, **Robbie Phillips**, **Keith Wall**, & **Jason Kilts** from No Element of Doubt, and **Paul Jacobi** of Lunatic Fringe, fought through to their fourth straight state title (and sixth in the last nine years!), defeating Wilmington (21-11), Asheville (20-8), and Charlotte (21-7) along the way. More state league details on pages 14 & 15. Congratulations again to all of my friends and teammates!!



RANDOM THOUGHTS FROM JK - PART II!!

We had just a bit of room left, and my head wasn't quite empty yet… (Save the jokes, butthead) So, here are just a few more…

--Every now and then a doubles pair on one of our scoresheets grabs my attention, simply due to the names of the people playing, and the order in which their names are written. I saved a couple of the interesting pairs to share now. First up is the week 12 pair of Billy Hamilton & Joel Eason for Lunatic Fringe, listed of course, as Billy/Joel (play me a song, you're the Piano Man!). And second is the week 2 pair of Jim Foukes & Craig Cleveland of Money Shot, listed of course, as Jim/Craig ("Do you believe in miracles? Yes!" And if you don't know this Jim Craig reference, don't talk to me, you anti-American non-hockey-loving bozo… - JK).

--There's a church on the corner near my house, and they're pretty active in terms of hosting events, including some to which the general public is invited. One of those is going to be a Christmas program this coming week, in which I might be more interested if the light-up sign out front didn't read "Chrismas program". Seriously? A church misspelling Christmas? They DO know that the base word of the holiday name is Christ, right? Eek.

--If your team ends up in a division with a bye next season, I wholeheartedly recommend that your team skips out on a chance at an extra practice night (let's face it, most of us are still going to suck anyway). Instead, head over to Charlie Goodnight's and catch a comedy show. Wednesday nights are Fajita Margarita nights, so fajita dinners are 10 bucks, pitchers of margaritas are 10 bucks, and if you get one of the feature dinners (like the fajitas), you get into the show at the comedy club for free. My team (or some of us, at least) hit the comedy club on two of our off-Wednesdays this season, and it was great. Just a thought. Nice to do something with this set of friends that isn't necessarily darts (assuming, of course, that your teammates actually ARE your friends, I suppose…). Maybe we'll see you there.

--In a few months it will be NCAA basketball tournament time, and you'll start hearing all the statistics about how a #1 seed has never lost an opening round game. Which got me to thinking… How often does an RDL #1 team lose in the opening round? As it turns out, not very often. I just quickly searched the results of the past 18 seasons (see pages 13 and 14), and found that only 1 first place team was dumped in the quarterfinals: Mojo's Jerk-squad (predecessor to today's Wire We Here) in Fall, 2005, after winning F at 13-1. So, no data from before 2000 in this analysis, but it looks like the answer is maybe about once per decade?

--It's right about here that I sometimes include a brief 'feel good' message, so here's the one for this time: I feel very fortunate that my life is so fabulous that a dart game can seem important. Here's to years more fun together. Be safe this holiday season. Peace.

NINE YEAR (18-Season) TEAM PROGRESSION RECORDS (this page and the next)

Ok, those of you who weren't around in 2003 (the last time I made one of these) are probably wondering what the heck this is. Well, it's a table listing where each team has finished in each of the last 18 seasons. You can track just how your team has moved up or down over the past eighteen seasons of play, and maybe relive that one great season just one more time. What each set of information means: Division / Regular Season Finish Position / W-L Record / Tournament Result (xx = first round loss) (Whenever a team changed its composition significantly from season to season, I just did the best I could.) (This list only includes teams that played in the current season.) (Whenever possible, I also included the different team names for those groups that change their name from season to season.) [Note: H division came into existence in the Fall, 2007 season.]

Team	Fall, 2008	Spring, 2008	Fall, 2007	Spring, 2007	Fall, 2006	Spring, 2006	Fall, 2005	Spring, 2005	Fall, 2004
No Element of Doubt	A/1st/12-0/2nd	A/1st/11-1/1st Element X	A/1st/13-1/1st The Rogue Element	A/2nd/10-2/2nd Out Of Our Element	A/2nd/12-2/2nd The Essential Elements	A/1st/11-1/1st Elementary School Bullies	A/1st/14-0/2nd The Fifth Element	A/2nd/13-1/1st The Elements of Style	A/1st/11-1/1st The Intrusive Element
Lunatic Fringe	A/2nd/8-4/Top4	A/4th/7-5/Top4	A/4th/8-6/xx	A/6th/4-8/Top4	A/4th/9-5/xx	A/2nd/10-2/2nd	A/2nd/12-2/1st	A/1st/13-1/2nd	A/2nd/11-1/Top4
Buddy Holly and the Shafts	A/3rd/8-4/1st	A/3rd/7-5/Top4 Bullz Brothers	A/3rd/11-3/2nd Cereal Killers	A/3rd/8-4/xx	A/12-2/1st/1st Tossn Heads				
The Aristocrats	A/4th/6-6/xx	B/2nd/13-1/2nd	C/1st/14-0/1st						
Precisely Random	A/5th/4-8/Top4	B/1st/13-1/1st Random Precision	A/8th/0-14/xx Toe the Line						
Trip Hazzard	A/6th/2-10/xx	A/5th/3-9/xx Projectile Dysfunction	A/6th/4-10/xx The Misplacements	B/2nd/11-3/2nd The Replacements	A/8th/1-13/xx	A/5th/4-8/xx	B/1st/11-3/2nd	C/2nd/11-3/1st	D/2nd/10-4/2nd
Shadows Fall	A/7th/2-10/xx	A/2nd/11-1/2nd The Shadows	A/2nd/12-2/Top4	A/1st/10-2/1st	A/3rd/10-4/Top4	A/4th/6-6/Top4 Shadows	A/4th/8-6/Top4 Modena Cartel	C/1st/13-1/2nd	D/1st/13-1/1st
Cleveland Rocks	B/1st/13-1/1st								
BullsHitters	B/2nd/10-4/2nd	C/2nd/10-4/1st	C/3rd/8-6/Top4	C/5th/6-8/2nd Armed and Dangerous Again	D/3rd/9-3/Top4 Armed and Dangerous	C/4th/5-7/xx	C/3rd/9-5/2nd	C/6th/3-11/xx	
Rif Raf	B/3rd/8-6/xx	C/1st/11-3/Top4	D/1st/11-1/2nd	E/1st/12-2/1st	F/1st/14-0/1st	F/5th/5-7/xx	F/2nd/10-4/1st	E/8th/2-12/xx	D/6th/5-9/xx
The Other White Meat	B/4th/7-7/Top4	B/4th/6-8/xx Swine Crew	B/4th/8-6/xx Craig's Swine Crew	B/7th/4-10/xx Porky's Pigs	A/7th/3-11/xx Tir na hOg	A/6th/3-9/xx	B/2nd/11-3/1st Bad News Pigs	A/7th/2-12/xx Gravy Suckin' Pigs	A/6th/2-10/xx The Suey Side
Rebels Without A Cause	B/5th/7-7/xx	B/8th/3-11/xx	A/7th/4-10/xx Liquor Pos'se	B/1st/12-2/1st Rebels Without A Cause	B/6th/6-6/Top4	B/2nd/10-2/1st Who Needs One	A/6th/3-11/xx Dazed & Confused	A/6th/4-10/xx	A/7th/1-11/xx Suze's Crew
One And Done	B/6th/6-8/Top4	A/7th/1-11/xx Cheap Darts	B/2nd/10-4/xx Cheap Shots	A/7th/0-12/xx	B/1st/9-3/Top4	B/3rd/8-4/Top4	A/7th/3-11/xx	A/5th/4-10/xx	B/1st/12-2/1st
Nine Lives	B/7th/3-11/xx	A/6th/2-10/xx	B/1st/10-4/Top4	B/6th/5-9/xx	B/4th/6-6/xx	B/5th/4-8/Top4	B/5th/8-6/Top4	B/3rd/8-6/xx	B/3rd/8-6/xx
Dogs of War	B/8th/2-12/xx	B/5th/5-9/Top4	B/3rd/8-6/Top4	B/4th/7-7/Top4	C/2nd/7-5/Top4 No Names	C/5th/4-8/2nd	D/1st/10-4/Top4	C/8th/3-11/xx We Need All These	C/8th/2-12/xx Mojo Dogs
Bennington Brawlers	C/1st/12-2/2nd	D/1st/12-0/2nd	E/1st/10-2/1st	E/3rd/9-5/xx	F/3rd/9-5/Top4	F/3rd/7-5/xx			
Starving Dartists	C/2nd/8-6/1st	C/5th/6-8/xx	B/8th/3-11/xx	B/5th/6-8/xx	C/3rd/7-5/1st	B/7th/2-10/xx	B/4th/8-6/xx	B/6th/5-9/Top4	B/7th/5-9/2nd
Traveling Beer Bellies	C/3rd/8-6/xx	C/3rd/9-5/xx	B/7th/4-10/2nd	C/1st/12-2/Top4	D/1st/11-1/1st	D/3rd/8-4/xx	D/3rd/9-5/Top4	D/3rd/9-5/2nd	D/5th/6-7/xx
Excalibur	C/4th/7-7/Top4	C/6th/5-9/Top4	C/6th/4-10/xx	B/8th/1-13/xx	B/7th/1-11/xx	C/2nd/9-3/Top4	B/6th/6-8/xx	B/5th/6-8/xx	B/5th/5-9/xx
Just the Tip	C/5th/7-7/xx	D/2nd/7-5/Top4	C/8th/2-12/xx Mac the Dart	C/6th/6-8/xx The Dog	C/5th/6-6/xx 3 Legged Dog	C/6th/4-8/xx	C/5th/6-8/xx	D/5th/8-6/Top4	D/7th/2-12/xx
Who's Your Fat Daddy	C/6th/5-9/Top4	B/7th/3-11/xx Shut Up and Shoot	B/5th/7-7/1st	B/3rd/10-4/Top4 Brew Crew	B/5th/6-6/2nd Wallbangers	B/4th/5-7/xx	B/3rd/9-5/Top4 Bubba's Garage	B/4th/7-7/Top4	B/4ht/7-7/Top4
It's Pointless	C/7th/5-9/xx	C/4th/7-7/2nd No ID	C/4th/8-6/xx #D	C/4th/7-7/xx Team #5					
The Locals	C/8th/4-10/xx	B/3rd/9-5/xx							
Tailgaters	D/1st/12-2/1st	D/3rd/6-6/1st							
Off Constantly	D/2nd/11-3/2nd	E/1st/13-1/1st	E/3rd/6-6/2nd	F/1st/11-3/1st	G/2nd/12-2/1st				
Dynamic Darts	D/3rd/7-7/xx	C/7th/5-9/xx	D/2nd/10-2/1st	C/7th/5-9/xx	C/4th/6-6/Top4	B/6th/3-9/xx	C/2nd/11-3/Top4	D/1st/12-2/1st	D/4th/8-6/Top4
Cobra Kai	D/4th/7-7/Top4	E/2nd/11-3/2nd Board 2 Death	F/1st/12-2/2nd	F/3rd/10-4/Top4	G/3rd/10-4/Top4	G/6th/3-9/Top4			
The Pirate Bombs	D/5th/7-7/xx	D/5th/5-7/xx Hostile Amish	C/7th/4-10/xx	D/1st/12-2/Top4	E/2nd/11-3/1st	F/1st/9-3/1st	E/2nd/8-6/Top4	F/8th/3-11/xx Stunn 'Em	F/5th/7-7/Top4 Stunners
Hammered Heads	D/6th/6-8/Top4	E/5th/6-8/Top4 Damn Yankees!	F/2nd/11-3/1st	E/5th/6-8/Top4	F/4th/8-6/xx	F/7th/3-9/xx	E/7th/4-10/xx	E/6th/4-10/xx	E/5th/7-7/xx
Team America	D/7th/5-9/xx	C/8th/3-11/xx	C/5th/7-7/Top4	C/3rd/8-6/Top4 Never A Dull Moment	E/1st/13-1/2nd Team America	E/3rd/7-5/xx Have Darts, Will Travel	D/8th/2-12/xx	D/7th/3-11/xx	
One-Armed Bandits	D/8th/1-13/xx	D/4th/6-6/Top4	D/3rd/6-6/Top4	D/4th/8-6/2nd	D/4th/6-6/Top4	D/4th/7-5/xx	E/1st/13-1/1st	F/1st/13-1/Top4	F/3rd/11-3/xx
Respect Da Bull	E/1st/9-3/1st	F/5th/8-6/Top4 Bull Frogz	F/4th/9-5/xx						
Overtime Outlaws	E/2nd/8-4/2nd	F/1st/11-3/1st	F/1st/9-3/1st	G/3rd/11-3/Top4	G/8th/2-12/xx	G/5th/6-6/xx	F/6th/4-10/xx	F/6th/4-10/xx	F/7th/3-11/xx
Bogarts	E/3rd/7-5/Top4	F/2nd/10-4/Top4	F/3rd/10-4/xx	G/1st/12-2/1st					
DIVE Bombers	E/4th/7-5/Top4	E/4th/7-7/xx	E/4th/6-6/Top4	E/4th/8-6/xx	E/5th/6-8/Top4	E/4th/4-8/xx	D/7th/5-9/xx		
Still Got Pepsi!	E/5th/6-6/xx	E/7th/3-11/xx Cleveland Drifters	C/2nd/9-5/2nd Effectually Influential	D/2nd/11-3/1st Effects of the Influence					
Ducks, Lies and Videotape	E/6th/4-8/xx	E/3rd/9-5/Top4 Yoicks and Away!!	E/2nd/7-5/Top4 Duck Darters in the 21st and	F/2nd/11-3/2nd Who's Your Ducky?	F/5th/7-7/Top4 The Real DeCoys	G/2nd/8-4/xx H5N1	E/8th/3-11/xx Skulduckery	F/2nd/10-4/Top4 Quackers & Beer	F/4th/7-7/xx Somebody's Mother
Tres Equis XXX	E/7th/1-11/xx	D/7th/2-10/xx	D/5th/4-8/Top4	E/2nd/11-3/Top4 Tres Equis	F/2nd/9-5/2nd	F/4th/6-6/Top4	E/4th/8-6/xx	E/4th/8-6/xx	E/6th/5-9/Top4
Imports & Domestics	F/1st/8-4/2nd								
Wire We Here	F/2nd/8-4/Top4	F/4th/8-6/xx	E/6th/5-7/xx	D/7th/4-10/xx	D/5th/4-8/xx Toro, Toro, Toro	E/1st/10-2/1st Mojo's Jerksquad	F/1st/13-1/xx	F/4th/8-6/1st	
The Redneckers	F/3rd/8-4/1st	G/1st/10-2/1st	H/1st/8-4/1st						
That's Right!	F/4th/6-6/Top4	G/2nd/8-4/2nd Capital Punishment	G/5th/6-6/xx	F/6th/5-9/xx	F/7th/2-12/xx	E/7th/3-9/xx You Made Me Miss	D/5th/7-7/xx	D/4th/8-6/xx Chupacabras	E/1st/11-3/Top4
Designated Divers	F/5th/5-7/xx	F/6th/5-9/2nd	G/2nd/9-3/Top4	F/4th/8-6/xx	G/1st/13-1/2nd				
Irish We Were Drunk	F/6th/4-8/xx	F/3rd/10-4/xx	F/5th/5-9/Top4						
Grateful Darts	F/7th/3-9/xx	E/8th/2-12/xx	D/6th/3-9/xx	D/6th/5-9/xx	D/6th/2-10/xx	C/7th/3-9/xx	B/8th/1-13/xx	B/7th/4-10/xx	C/3rd/10-4/xx
Money Shot	G/1st/10-2/1st	H/1st/12-0/Top4	H/3rd/8-4/xx	G/7th/3-11/xx	G/4th/5-9/xx	G/3rd/7-5/xx	F/5th/7-7/2nd	F/5th/6-8/xx	F/8th/1-13/xx Fujimo
Menace 2 Sobriety	G/2nd/8-4/xx	G/3rd/7-5/xx	G/3rd/7-5/xx	F/5th/7-7/Top4	F/6th/6-8/xx	G/1st/9-3/Top4	F/8th/3-11/Top4		
Any Given Wednesday	G/3rd/8-4/2nd	H/2nd/7-5/1st	G/6th/3-9/2nd Nasty Diddlers	F/7th/2-12/xx Left Side Doubles	E/8th/1-13/xx Endeavor	D/6th/2-10/Top4 Endeavor to Persevere	C/8th/0-14/xx UZMALL	C/7th/3-11/xx	C/7th/3-11/xx
Death Throw	G/4th/6-6/Top4	G/4th/7-5/Top4	H/2nd/8-4/2nd						
Sharkshooters	G/5th/5-7/xx	F/7th/3-11/xx	E/7th/3-9/xx	C/8th/2-12/xx	D/2nd/9-3/2nd	E/2nd/10-2/2nd	D/4th/7-7/2nd		
Projectile Challenged	G/6th/3-9/xx	F/8th/1-13/xx Wake Forest One							
Dartastrophe	G/7th/2-10/Top4	G/5th/6-6/xx Dartastrophy	F/7th/3-11/xx Dart You	E/8th/1-13/xx Da Bulls	E/4th/8-6/xx	D/7th/1-11/xx	C/6th/6-8/xx	D/2nd/10-4/Top4	E/2nd/10-4/2nd
Coral Reefers	H/1st/11-1/1st	G/6th/4-8/Top4	G/4th/6-6/Top4	G/2nd/11-3/2nc	G/7th/2-12/xx	G/4th/6-6/2nd	F/4th/8-6/xx	F/3rd/9-5/2nd	F/6th/4-10/Top4
Ale-ing Archers	H/2nd/9-3/Top4	H/4th/5-7/2nd							
Big Bulls	H/3rd/8-4/2nd								
Nice Dittles	H/4th/8-4/Top4	H/5th/4-8/xx Where's the Bullseye	H/5th/6-6/Top4	G/8th/2-12/xx	G/6th/4-10/xx				
Who Darted?	H/5th/4-8/xx	H/3rd/7-5/Top4	H/6th/3-9/Top4	G/5th/6-8/Top4 Katmandu					
One Markers	H/6th/2-10/xx	H/6th/4-8/xx	H/4th/7-5/xx	G/6th/3-11/xx					
Pussy Kat Dolls	H/7th/0-12/xx								

NINE YEAR (18-Season) TEAM PROGRESSION RECORDS (this page and the previous)

Ok, those of you who weren't around in 2003 (the last time I made one of these) are probably wondering what the heck this is. Well, it's a table listing where each team has finished in each of the last 18 seasons. You can track just how your team has moved up or down over the past eighteen seasons of play, and maybe relive that one great season just one more time. What each set of information means: Division / Regular Season Finish Position / W-L Record / Tournament Result (xx = first round loss) (Whenever a team changed its composition significantly from season to season, I just did the best I could.) (This list only includes teams that played in the current season.) (Whenever possible, I also included the different team names for those groups that change their name from season to season.) [Note: H division came into existence in the Fall, 2007 season.]

Team	Spring, 2004	Fall, 2003	Spring, 2003	Fall, 2002	Spring, 2002	Fall, 2001	Spring, 2001	Fall, 2000	Spring, 2000
No Element of Doubt	A/1st/13-1/1st The Elusive Element	A/1st/10-2/1st The Subversive Element	A/6th/6-8/xx Evicted	A/3rd/9-5/Top4 Yahtzee Blossoms	A/4th/5-7/Top4 Big J's . . . Crew of Ill Reput	A/4th/5-7/Top4 The Phrinj	A/4th/5-7/Top4 Overlooked	A/5th/4-8/Top4 BOOM!	A/4th/5-7/xx Kilroy Was Here
Lunatic Fringe	A/4th/7-7/Top4	A/4th/8-4/Top4	A/1st/14-0/1st	A/1st/13-1/1st	A/1st/10-2/2nd	A/1st/12-0/1st	A/2nd/10-2/2nd	A/3rd/8-4/Top4	A/1st/12-0/1st
Buddy Holly and the Shafters									
The Aristocrats									
Precisely Random									
Trip Hazzard	D/3rd/9-5/Top4	E/3rd/7-5/xx	E/4th/7-5/xx	F/2nd/12-2/2nd	F/7th/5-9/xx Point Break	F/4th/7-7/Top4	G/3rd/9-5/2nd	G/3rd/8-6/2nd	
Shadows Fall	D/4th/9-5/Top4	E/2nd/8-4/1st Modena	E/5th/6-6/2nd FYL&EMS	E/4th/7-7/Top4 FAH-Que	F/6th/6-8/xx Modena Cartel	F/3rd/9-5/Top4 Modena Company	G/1st/10-4/1st		
Cleveland Rocks									
BullsHitters									
Rif Raf									
The Other White Meat	A/6th/3-11/xx Eight Blind Swine	A/5th/3-9/xx Swine Flew Again	A/4th/8-6/Top4 Swine Flew Too	A/7th/3-11/xx Pig Darts	A/3rd/7-5/Top4	A/3rd/5-7/Top4			
Rebels Without A Cause	A/3rd/11-3/2nd Varina Sports Bar	A/2nd/9-3/2nd	A/2nd/10-4/Top4	B/1st/12-2/2nd					
One And Done	A/7th/2-12/xx	B/2nd/8-4/2nd	A/8th/2-12/xx		A/7th/3-9/xx	B/1st/9-3/Top4	C/1st/13-1/2nd	C/5th/7-7/xx	C/3rd/6-6/2nd
Nine Lives	B/3rd/8-6/xx	B/6th/4-8/Top4	B/3rd/6-6/Top4	B/5th/7-7/xx	B/5th/5-7/xx	C/3rd/7-5/Top4	C/5th/6-8/xx	D/2nd/9-5/Top4	D/3rd/8-4/Top4
Dogs of War	C/7th/5-9/xx Dogs of War	C/7th/0-12/2nd Dogs of War III	C/4th/6-6/xx Dogs of War II	B/8th/2-12/xx	B/6th/5-7/xx Dirty Dogs	B/4th/6-6/xx	A/6th/3-9/xx	B/1st/11-1/Top4	A/6th/2-10/xx Dogs of War
Bennington Brawlers									
Starving Dartists	B/5th/6-8/xx	B/4th/4-8/xx	C/1st/10-2/2nd	C/3rd/8-4/2nd	D/4th/7-7/Top4	C/6th/3-9/xx	C/4th/6-8/Top4	D/1st/9-5/2nd	D/5th/5-7/Top4
Traveling Beer Bellies	C/8th/5-9/xx	C/3rd/8-4/xx	E/1st/9-3/Top4	E/3rd/8-6/Top4	E/7th/3-9/xx	D/7th/1-11/xx	E/3rd/8-4/xx	D/7th/5-9/xx	D/4th/6-6/xx
Excalibur	C/1st/10-4/1st	C/5th/6-6/Top4	C/3rd/6-6/xx	B/7th/3-11/xx	B/3rd/6-6/Top4	C/1st/10-2/2nd	B/7th/3-9/xx	B/5th/4-8/xx	B/3rd/8-4/1st
Just the Tip	E/2nd/9-5/Top4	G/1st/12-0/1st	G/3rd/6-6/xx	G/8th/2-12/xx	G/5th/5-7/xx				
Who's Your Fat Daddy	D/6th/4-10/xx Sharky's Machine	D/4th/6-6/xx	C/6th/3-9/1st	C/5th/4-8/xx	D/3rd/8-6/Top4	E/2nd/8-4/1st	F/2nd/9-5/1st	F/4th/7-5/2nd	F/4th/5-7/2nd
It's Pointless									
The Locals									
Tailgaters									
Off Constantly									
Dynamic Darts	D/5th/7-7/xx	D/6th/4-8/Top4	D/3rd/6-6/1st	E/1st/14-0/1st	E/3rd/8-4/Top4	F/1st/13-1/1st	F/6th/6-8/xx	E/7th/3-9/xx	E/3rd/9-3/xx
Cobra Kai									
The Pirate Bombs	F/5th/7-7/xx Number One Stunners	G/5th/3-9/xx Phantoms of the Dartboard							
Hammered Heads	D/7th/3-11/xx	D/7th/0-12/xx	C/7th/2-10/xx	D/1st/9-3/1st	E/1st/9-3/2nd	E/3rd/7-5/xx	F/3rd/9-5/Top4	F/5th/6-6/xx	F/6th/4-8/Top4
Team America									
One-Armed Bandits	F/4th/8-6/Top4	E/7th/0-12/xx	E/7th/2-10/xx	E/6th/6-8/xx	F/3rd/8-6/1st	E/6th/1-11/Top4	E/5th/5-7/xx	E/3rd/7-5/2nd	E/4th/6-6/xx
Respect Da Bull									
Overtime Outlaws									
Bogarts									
DIVE Bombers									
Still Got Pepsi!									
Ducks, Lies and Videotape	F/6th/6-8/xx	G/3rd/7-5/Top4 Goin' Just Duckie	F/7th/2-12/xx Duck'N'Cover	F/4th/8-6/xx Web'O'D'Feet	G/1st/12-0/1st AFLAC Attack	G/3rd/8-4/1st AFLAC	F/8th/1-13/xx Fug'd Ducks Again	G/2nd/8-6/Top4 G. D. Goldeneyes	F/7th/2-10/xx Fum Duckers
Tres Equis XXX	E/3rd/9-5/1st	F/2nd/8-4/1st	F/4th/9-5/Top4 IBF	E/8th/1-13/xx NBF	E/5th/4-8/Top4	E/5th/7-5/2nd BFD II	D/8th/2-10/xx		
Imports & Domestics									
Wire We Here									
The Redneckers									
That's Right!	E/5th/7-7/Top4	F/5th/5-7/2nd	F/6th/5-9/xx	F/3rd/10-4/Top4	G/2nd/8-4/2nd	F/8th/3-11/xx Hard Cheddar	G/2nd/9-5/Top4	F/6th/2-10/xx	
Designated Divers									
Irish We Were Drunk									
Grateful Darts	C/3rd/8-6/Top4	C/3rd/7-5/Top4	D/1st/8-4/Top4	E/2nd/9-5/2nd	E/6th/3-9/xx	D/6th/5-7/xx	D/4th/7-5/xx	D/3rd/8-6/1st	E/2nd/9-3/2nd
Money Shot	F/7th/4-10/xx The Posse	G/6th/3-9/xx	G/7th/2-10/xx	F/8th/1-13/xx					
Menace 2 Sobriety									
Any Given Wednesday	B/8th/2-12/xx	B/5th/4-8/Top4	C/2nd/10-2/Top4	C/4th/6-6/Top4	D/2nd/9-5/2nd	D/5th/6-6/1st	D/5th/6-6/Top4	E/2nd/7-5/Top4	F/1st/10-2/Top4
Death Throw									
Sharkshooters									
Projectile Challenged									
Dartastrophe	E/6th/6-8/xx	F/3rd/7-5/Top4	F/3rd/9-5/2nd	E/7th/5-9/xx	E/4th/6-6/xx	F/2nd/9-5/2nd	F/4th/9-5/Top4	F/3rd/8-4/Top4	F/3rd/8-4/xx
Coral Reefers	F/3rd/9-5/1st	F/7th/0-12/xx	F/8th/1-13/xx	F/5th/7-7/xx	G/3rd/7-5/xx Dead Sox	G/5th/5-7/xx	G/4th/8-6/Top4	G/6th/5-9/xx	G/7th/1-11/xx
Ale-ing Archers									
Big Bulls									
Nice Dittles									
Who Darted?									
One Markers									
Pussy Kat Dolls									

2008 North Carolina City Dart League (NCCDL) & 2008 North Carolina Ladies' Cup (NCLC)

FINAL REGULAR SEASON TEAM STANDINGS

NCCDL - "Blue" Division

		W	L	Pts.
1	Durham (BCDL)	9	0	271
2	Charlotte (QCDA)	8	1	246
3	Asheville (WCDA)	7	2	192
4	Jacksonville (JDA)	5	4	175
5	Lake Norman (LNDA)	3	6	149
6	Port City (PCDA)	2	7	117
7	Fuquay-Varina (FVDO)	2	7	105
8	Morehead City (CCDA)	0	9	86

NCCDL - "Red" Division

		W	L	Pts.
1	Cary (CDL)	7	1	197
2	Piedmont (PDA)	6	2	132
3	Raleigh (RDL)	5	3	165
4	Wilmington (ACDA)	5	3	162
5	Fayetteville (CFVDA)	4	4	155
6	Pineville (BADA)	2	6	147
7	Chapel Hill (TDL)	0	8	92

NCLC - "Blue" Division

		W	L	Pts.
1	Charlotte (QCDA)	6	1	130
2	Fuquay-Varina (FVDO)	6	1	129
3	Lake Norman (LNDA)	5	2	105
4	Jacksonville (JDA)	4	3	117
5	Durham (BCDL)	1	6	59
6	Boone (HCDA)	1	6	56

NCLC - "Red" Division

		W	L	Pts.
1	Wilmington (ACDA)	6	1	117
2	Pineville (BADA)	4	3	120
3	Raleigh (RDL)	4	3	92
4	Piedmont (PDA)	3	4	110
5	Chapel Hill (TDL)	2	5	76
6	Cary (CDL)	0	7	37

2008 MATCH RESULTS FOR AREA TEAMS

2008 match results for **Raleigh NCCDL** team:

Raleigh	13	*Cary*	**25**
Raleigh	**25**	Lake Norman	13
Raleigh	**27**	Chapel Hill	11
Raleigh	11	*Wilmington*	**27**
Raleigh	**24**	Pineville	14
Raleigh	**27**	*Fayetteville*	11
Raleigh	12	*Durham*	**26**
Raleigh	**26**	Piedmont	12

2008 match results for **Fuquay-Varina NCCDL** team:

Fuquay-Varina	11	*Port City*	**27**
Fuquay-Varina	**21**	Morehead City	17
Fuquay-Varina	8	Fayetteville	**30**
Fuquay-Varina	11	*Jacksonville*	**27**
Fuquay-Varina	18	Asheville	**20**
Fuquay-Varina	3	Charlotte	**35**
Fuquay-Varina	(f) 0	*Lake Norman*	**28**
Fuquay-Varina	**22**	*Chapel Hill*	16
Fuquay-Varina	11	Durham	**27**

2008 match results for **Cary NCCDL** team:

Cary	**25**	Raleigh	13
Cary	**20**	*Wilmington*	18
Cary	17	*Charlotte*	**21**
Cary	**30**	Pineville	8
Cary	**23**	*Chapel Hill*	15
Cary	**24**	*Piedmont*	14
Cary	**30**	Morehead City	8
Cary	**28**	Fayetteville	(f) 0

2008 match results for **Durham NCCDL** team:

Durham	**33**	*Lake Norman*	5
Durham	**29**	Asheville	9
Durham - interdivisional bye, scored as 28-0 win			
Durham	**26**	Charlotte	12
Durham	**32**	*Jacksonville*	6
Durham	**37**	Port City	1
Durham	**33**	*Morehead City*	5
Durham	**26**	Raleigh	12
Durham	**27**	*Fuquay-Varina*	11

2008 match results for **Raleigh NCLC** team:

Raleigh	**25**	*Cary*	3
Raleigh	11	Lake Norman	**17**
Raleigh	**19***	Chapel Hill	9
Raleigh	14	*Wilmington*	**14+**
Raleigh	8	Pineville	**20**
Raleigh	**16**	*Durham*	12
Raleigh	**18**	Piedmont	10

(winning score listed in bold)
(home teams listed in italics)

2008 match results for **Fuquay-Varina NCLC** team:

Fuquay-Varina	**16**	Pineville	12
Fuquay-Varina	**18**	*Jacksonville*	10
Fuquay-Varina	**22**	Boone	6
Fuquay-Varina	8	Charlotte	**20**
Fuquay-Varina	**17**	*Lake Norman*	11
Fuquay-Varina	**23**	*Chapel Hill*	5
Fuquay-Varina	**25**	Durham	3

(winning score listed in bold)
(home teams listed in italics)

2008 match results for **Cary NCLC** team:

Cary	3	Raleigh	**25**
Cary	4	*Wilmington*	**24**
Cary	5	*Charlotte*	**23**
Cary	5	Pineville	**23**
Cary	10	*Chapel Hill*	**18**
Cary	5	*Piedmont*	**23**
Cary	5	Jacksonville	**23**

(winning score listed in bold)
(home teams listed in italics)

2008 match results for **Durham NCLC** team:

Durham	13	*Lake Norman*	**15**
Durham	**20**	Boone	8
Durham	(f) 0	*Wilmington*	19
Durham	5	Charlotte	**23**
Durham	6	*Jacksonville*	**22**
Durham	12	Raleigh	**16**
Durham	3	*Fuquay-Varina*	**25**

(winning score listed in bold)
(home teams listed in italics)

2008 North Carolina City Dart League (NCCDL) & 2008 North Carolina Ladies' Cup (NCLC)

Many thanks to Lake Norman's Keeth Wilkinson (Director/statistician for the NC City Dart League), and Jacksonville's Dawn Bocchinfuso (Director/statistician for the NC Ladies' Cup) for most of this information.

2008 STATE LEAGUE AWARDS (listing of only RDL members or Raleigh city team members)

NCCDL Singles Win Percentage - Blue Division Robbie Phillips - Durham - 14-0 (sets), 28-2 (games)

NCCDL Perfect Throws

Jose Aguilar - Fuq.-Var. - (9m,11/15)	Joel Eason - Cary - (T80,7/12)	Jeremiah Millar - Dur. - (9m,4/5)
Justin Berstler - Cary - (T80,9/6)	Ed Grubb - Ral. - (9m,7/12)	David Murray - Fay. - (9m,2/23)
Brian Blake - Fay. - (9m,2/23)	Ed Grubb - Ral. - (T80,9/6)	Robbie Phillips - Dur. - (T80,4/5)
Brian Blake - Fay. - (6-Bulls,2/23)	Billy Hamilton - Ral. - (9m,11/15)	Robbie Phillips - Dur. - (T80,7/12)
Rick Bradshaw - Fuq.-Var. - (T80,7/12)	Steve Holland - Ral. - (9m,8/16)	Robbie Phillips - Dur. - (T80,7/12)
Tom Brown - Dur. - (T80,2/23)	Dale Hyler - Dur. - (T80,6/7)	Robbie Phillips - Dur. - (T80,10/18)
Tom Brown - Dur. - (T80,7/12)	Kevin Kendall - Cary - (T80,6/7)	Robbie Phillips - Dur. - (9m,10/18)
Marshall Chavis - Fay. - (9m,2/23)	Kevin Kendall - Cary - (T80,9/6)	Robbie Phillips - Dur. - (T80,12/7,tourn.)
Marshall Chavis - Fay. - (9m,2/23)	Kevin Kendall - Cary - (T80,12/6,tourn.)	Allen Smith - Dur. - (9m,8/16)
Marshall Chavis - Fay. - (9m,4/5)	Mark Knight - Dur. - (T80,8/16)	Bob Terry - Cary - (9m,9/6)
Marshall Chavis - Fay. - (9m,8/16)	Mark Knight - Dur. - (9m,12/6,tourn.)	Keith Wall - Dur. - (9m,12/6,tourn.)
Jim Davis - Fuq.-Var. - (6-Bulls,2/23)	Mike McDonald - Ral. - (T80,4/26)	Lee Whitehead - Ral. - (9m,6/7)

NCLC Singles Win Percentage - Red Division Beth Hutchins - Raleigh - 11-1 (sets), 22-8 (games)

NCLC High In Beth Hutchins - Raleigh - Ton-20 - 2/23/08

NCLC Perfect Throws Tami Wells - Fuquay-Varina - (T80,4/26/08), Maridy Knight - Raleigh - (9m,7/12/08)

2008 North Carolina City Dart League Post-Season Tournament (December 6 & 7 - Arnie's Place, Durham, & Upper Deck, Cary)

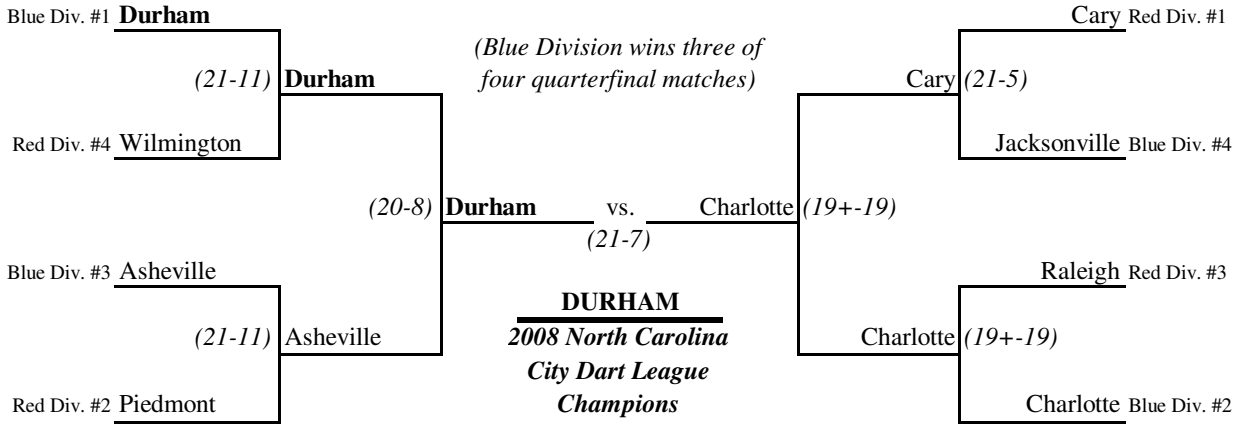

2008 North Carolina Ladies' Cup Post-Season Tournament (December 6 & 7 - The Getaway Pub, Charlotte)

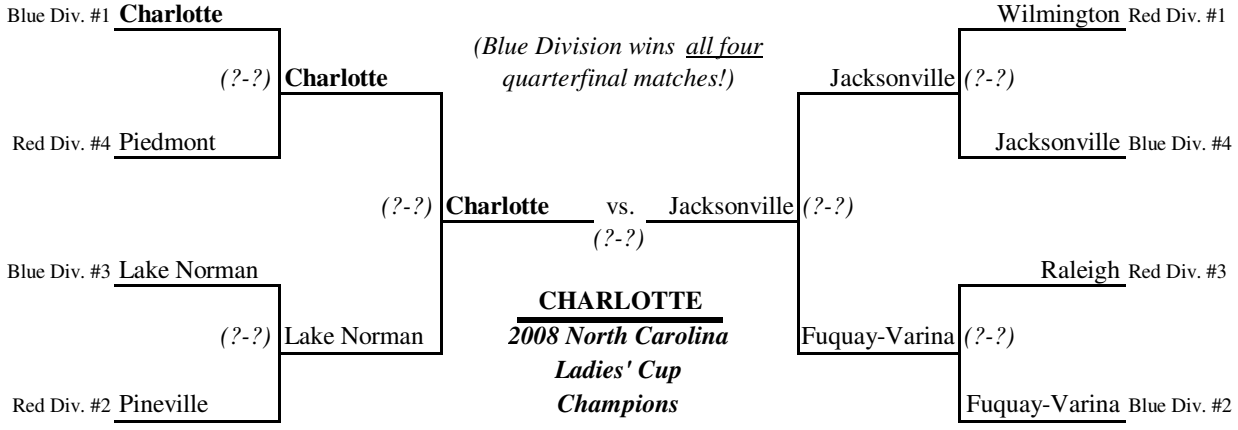

2008 North Carolina State Dart Championships (October 3 - 5, 2008 - VFW Post 7383 - Cary, NC)



MIXED DOUBLES CRICKET (Saturday)
(26 pairs)

1st	$208	Brian Blake / Trish Jackson
2nd	$104	Robbie Phillips / Leann Burke
Top 4	$52	Bob Gargan / Lisa Shpritz Tom Brown / Julie Scheppele
Top 8	$0	Billy Hamilton / Dawn Bocchinfuso David Murray / Charlie Daniel Neal Bedworth / Penny Newberry Lee Scott / Barbara Cotton

MEN'S DOUBLES CRICKET (Saturday)
(37 pairs)

1st	$236	Robbie Phillips / Tom Brown
2nd	$118	Bob Gargan / Brian Blake
Top 4	$60	Doug Jeffcoat / Ed Grubb Darrin Montgomery / Brian Montgomery
Top 8	$30	Tom Flood / Sid Mitchell A.J. Pierce / Keeth Wilkinson Dan Naylor / Mike Denton Ryan Barnette / Jacob Stutts

LADIES' SINGLES CRICKET (Saturday)
(29 entrants)

1st	$140	Lisa Shpritz
2nd	$70	Trish Jackson
Top 4	$34	Leann Burke Beth Hutchins
Top 8	$0	Sherry Gronek Barbara Moten Connie Austin Angela Joines

MEN'S SINGLES CRICKET (Saturday)
(55 entrants)

1st	$200	Brian Blake
2nd	$100	Jeff Page
Top 4	$50	Robbie Phillips Brian Montgomery
Top 8	$25	Robb Beeson Stevie Phillips Darrin Montgomery Bob Gargan

LADIES' DOUBLES CRICKET (Saturday)
(14 pairs)

1st	$120	Deana Miller / Mandy Furr
2nd	$60	Margaret Fitzgibbons / Dawn Bocchinfuso
Top 4	$30	Barbara Moten / Penny Newberry Sherry Gronek / Nicolle Deyton

FOUR PERSON 701 (Saturday)
(16 groups, 5 of them all-female)

1st	$256	Ryan Barnette / Brian Blake / Bob Gargan / Rob Oxley
2nd	$128	Robbie Phillips / Tom Brown / Stevie Phillips / Mike Seward
Top 4	$64	A.J. Pierce / Keeth Wilkinson / Jim Budelman / Adam Bakowski Marshall Chavis / Wil Tan / Mike McDonald / David Murray
Top Ladies	$80	Nicole Hatch / Nicolle Deyton / Sherry Gronek / Julie Scheppele

12 & UNDER YOUTH SINGLES 301 FIFO
(Saturday) (no entrants)

BLIND DRAW - 501 (Friday)
Non-championship ("non-shirt") event
(58 entrants = 29 pairs)

1st	$200	Joey Gaglione / Kenny Persson
2nd	$100	Jeff Bryson / Wil Tan
Top 4	$50	Timothy Lane / Jason Thomas Brian Blake / W.B. Hazzard
Top 8	$20	Trish Jackson / David Murray Jeremy Dziczkowski / Robbie Phillips Lee Scott / Keith Gibbs Stevie Phillips / Jeff Lyons

MIXED TRIPLES 601 (Sunday)
(22 trios)

1st	$270	Brian Blake / Bob Gargan / Lisa Shpritz
2nd	$135	Ryan Barnette / Jacob Stutts / Sherry Gronek
Top 4	$60	Robbie Phillips / Tom Brown / Julie Scheppele Mark Knight / Keith Wall / Barbara Moten
Top 8	$0	Joel Eason / Kurt Kunttu / Angela Joines Billy Hamilton / Robb Beeson / Dawn Bocchinfuso Wil Tan / Marshall Chavis / Jamie Dziczkowski Jim Green / Steve Chorba / Deana Miller

MEN'S DOUBLES 501 (Sunday)
(25 pairs)

1st	$200	Brian Blake / Bob Gargan
2nd	$100	Wil Tan / Marshall Chavis
Top 4	$50	Robbie Phillips / Tom Brown Kenny Persson / Joey Gaglione
Top 8	$0	Mike Elderbroom / Allen Clyburn Chris Boling / Jim Laudenslager Mike Seward / Justin Berstler Jeremy Dziczkowski / Trent Furr

LADIES' SINGLES 501 (Sunday)
(22 entrants)

1st	$105	Lisa Shpritz
2nd	$52	Sherry Gronek
Top 4	$26	Linda Elder Rhonda Farmer
Top 8	$0	Tammy O'Brien Adrienne deFontes Jamie Dziczkowski Nicole Hatch

MEN'S SINGLES 501 (Sunday)
(33 entrants)

1st	$126	Ryan Barnette
2nd	$60	Robbie Phillips
Top 4	$30	Bob Gargan Tom Brown
Top 8	$15	Brian Blake Neal Bedworth Keith Gibbs George Bubanic

LADIES' DOUBLES 501 (Sunday)
(11 pairs)

1st	$80	Lisa Shpritz / Nicole Hatch
2nd	$40	Charlie Daniel / Rhonda Farmer
Top 4	$20	Leann Burke / Julie Scheppele Julie Payne / Barbara Cotton

13-17 YOUTH SINGLES 501 FIDO
(Saturday) (8 entrants)

1st	Trent Furr
2nd	Lis Pleasant
Top 4	Cory Umstead Cody Gaulthier

YOUTH / ADULT DOUBLES 501 FIDO
(Sunday) (10 pairs)

1st	Lis Pleasant (Y) / Mike McDonald (A)
2nd	Cody Gaulthier (Y) / Robb Beeson (A)
Top 4	Jeremy Gower (Y) / Robbie Phillips (A) Trent Furr (Y) / Dan Naylor (A)

Ton-80s = Brian Blake (2), Tom Brown (3), Robbie Phillips

9-Marks = Robb Beeson, Brian Blake, George Bubanic, Jeremy Dziczkowski, Darrin Montgomery (3), David Murray, Robbie Phillips

6-Bulls = (none reported)

FINISHING POSITIONS FOR ALL ENTRANTS THAT PLACED IN THE MONEY OR HAD A PERFECT THROW IN A NON-AGE-DELIMITED "CHAMPIONSHIP" EVENT (1=1st, 2=2nd, 4=Top4, 8=Top8)

(Current RDL members are listed in bold, w/ RDL winners of State Champ. Events also capitalized.) Entrant	Men's Singles Cricket	Men's Singles 501	Men's Doubles Cricket	Men's Doubles 501	Ladies' Singles Cricket	Ladies' Singles 501	Ladies' Doubles Cricket	Ladies' Doubles 501	Mixed Doubles Cricket	Four Person 701	Mixed Triples 601	Ton-80s	9-Marks	6-Bulls
Bakowski, Adam										4				
Barnette, Ryan		1	8							1	2			
Bedworth, Neal		8												
Beeson, Robb	8										8		1	
BLAKE, BRIAN	1	8	2	1					1	1	1	2	1	
BROWN, TOM		4	1	4					4	2	4			
Bubanic, George		8											1	
Budelman, Jim										4				
Chavis, Marshall				2						4	8			
Chorba, Steve											8			
Denton, Mike			8											
Dziczkowski, Jeremy													1	
Eason, Joel											8			
Flood, Tom			8											
Gaglione, Joey				4										
Gargan, Bob	8	4	2	1					4	1	1			
Gibbs, Keith		8												
Green, Jim											8			
Grubb, Ed			4											
Hamilton, Billy											8			
Jeffcoat, Doug			4											
Knight, Mark											4			
Kunttu, Kurt											8			
McDonald, Mike										4				
Mitchell, Sid			8											
Montgomery, Brian	4		4											
Montgomery, Darrin	8		4										3	
Murray, David										4			1	
Naylor, Dan			8											
Oxley, Rob										1				
Page, Jeff	2													
Persson, Kenny				4										
PHILLIPS, ROBBIE	4	2	1	4					2	2	4	1	1	
Phillips, Stevie	8									2				
Pierce, A.J.			8							4				
Seward, Mike										2				
Stutts, Jacob			8								2			
Tan, Wil				2						4	8			
Wall, Keith											4			
Wilkinson, Keeth			8							4				
Bocchinfuso, Dawn							2				8			
Burke, Leann					4			4	2					
Cotton, Barbara								4						
Daniel, Charlie								2						
Deyton, Nicolle							4							
Dziczkowski, Jamie											8			
Elder, Linda						4								
Farmer, Rhonda						4		2						
Fitzgibbons, Margaret							2							
Furr, Mandy							1							
Gronek, Sherry						2	4				2			
HATCH, NICOLE								1						
Hutchins, Beth					4									
Jackson, Trish					2				1					
Joines, Angela											8			
Miller, Deana							1				8			
Moten, Barbara							4				4			
Newberry, Penny							4							
Payne, Julie								4						
Scheppele, Julie								4	4		4			
Shpritz, Lisa					1	1		1	4		1			

TOTAL PAYOUT $4,700.00

$2,500
GET A WAY

FOR THE NEW YEAR

JANUARY 2, 3, & 4 2009

Day	Friday	Saturday						Sunday				
Event	Blind Draw**	Mens Singles Cricket	Ladies Doubles Cricket	Mens Doubles Cricket	Ladies Singles Cricket	Mixed Doubles Cricket	Blind Draw**	Mixed Doubles 501	Ladies Doubles 501	Mens Doubles 501	Ladies Singles 501	Mens Singles 501
Time:	8:00 PM	11:00 AM	12:00 PM	1:30 PM	2:30 PM	4:30 PM	8:00 PM	11:00 AM	1:00 PM	1:30 PM	3:00 PM	3:30 PM
Fee	$10 Person	$12* Person	$20 Team	$20 Team	$12* Person	$20 Team	$10 Person	$20 Team	$20 Team	$20 Team	$12* Person	$12* Person
1st	$130	$120	$80	$100	$80	$100	$140	$100	$80	$100	$80	$120
2nd	$60	$60	$40	$50	$40	$50	$70	$50	$40	$50	$40	$60
Top 4	$30	$30	$20	$30	$20	$30	$40	$30	$20	$30	$20	$30

Posted times are registration cut-off. *Blind Draw will be 180 / Cricket / Choice. **Bar will add to blind draw payout depending on participation

All Singles Entries Include $2 ADO Surcharge

The Get A Way Pub

6824 - C Albemarle Road
Charlotte NC 28212
704-535-1802

www.charlottedarts.com

Tournament Director
Julie Scheppele
Tournamentdirector@charlottedarts.com
704-737-7551

ATLANTA DARTS
WWW.ATLANTADARTS.COM

Near By Accommodations:

Sleep Inn
9900 Matthews Park Dr
Matthews NC
704-841-1660

Ask for Darters Rate
$59.99 per night

AVAILABLE AT YOUR LOCAL DART STORES AND EVERY SEASON STARTS AT DICK'S SPORTING GOODS

ASSOCIATE SPONSOR

Halex

Quaker City English Dart League

Proud sponsor of the 14th annual

$26,500+ PENNSYLVANIA OPEN

Rae Chesney English Dart Tournament

January 9-10-11, 2009

PENNSYLVANIA OPEN — RAE CHESNEY — ENGLISH DART TOURNAMENT

TOURNAMENT LOCATION:	TOURNAMENT DIRECTOR:
Radisson - Northeast	Ron Marks
U.S. Route #1 at Old Lincoln Highway	Telephone: (609) 680-2930
Trevose, PA 19053 (just outside of Philadelphia)	Email: reggiedarts@comcast.net
Telephone: (215) 638-8300 – www.radsson.com/trevosepa	
Fax: (215) 638-4377	Website: www.PhillyDarts.com/rcpo
Darters Rates: Doubles $95.00	Visit website for Maps - Directions - Results
Book Direct with Hotel • Cutoff Date, December 11, 2008	

Day & Time†	FRIDAY			SATURDAY						SUNDAY			
	6:00 pm	8:30 pm	8:30 pm	10:00 am	11:00 am	12:30 pm	1:30 pm	5:00 pm	8:00 pm	10:30 am	11:30 am	1:00 pm	2:00 pm
Event	PRO Shoot 501**	Ladies Pro Am 501***	Blind Draw 501	Men's Doubles 501	Women's Doubles 501	Men's Singles Cricket*	Women's Singles Cricket*	Mixed Triples 601	Blind Draw 501/301/CK	Men's Double Cricket	Women's Double Cricket	Men's Singles 501*	Women's Singles 501*
Entry Fee	$25 Person	$15 Person	$12 Person	$30 Team	$30 Team	$25 Person	$25 Person	$45 Team	$12 Person	$30 Team	$30 Team	$25 Person	$25 Person
1st	$400	$400	$500	$800	$450	$900	$450	$900	$450	$700	$400	$800	$400
2nd	$200	$300	$250	$400	$230	$450	$225	$450	$240	$350	$200	$400	$200
3rd	$100	$200	$120	$200	$120	$200	$100	$210	$120	$176	$100	$200	$100
4th	$100		$120	$200	$120	$200	$100	$210	$120	$176	$100	$200	$100
5th - 8th	$60		$80	$100	$60	$100	$50	$120	$80	$100	$50	$100	$50
9th - 16th	$30		$50	$50	$30	$50	$25	$75	$50	$50	$30	$50	$25
17th - 32nd	-		$24	$30	-	$25	-	$45	$24	$30	-	$25	-
Total Pay Out	$1,280 +	$900	$2,094	$2,880	$1,400	$2,950	$1,275	$3,570	$2,034	$2,682	$1,240	$2,800	$1,200

† Registration closes 15 minutes prior to starting time †

Youth Events - Saturday 9:00 AM by Age Groups & Sunday 9:00 AM Youth/Adult

Warning - Darts is an adult sport. It is dangerous for children to play without adult supervision.
Disclaimer - Amateur Status - The Host Association and/or the ADO assumes no responsibility for any adverse effects which awards may have on the amateur status of any youth participant.

CHILDREN UNDER 18 MUST BE SUPERVISED AT ALL TIMES

** INCLUDES $2 A.D.O SURCHARGE ** PRO SHOOT 90% PAYBACK, $1,280 MINIMUM GUARANTEED PAYBACK*
**** Ladies Pro-Am is double elimination and pays top 3.*

- RAE CHESNEY TROPHY FOR MVP PLUS $100.00 MALE & FEMALE
- TROPHIES FOR ALL EVENTS
- MATCHES BEST OF 3
- Go to: www.phillydarts.com/rcpo for the latest information

Fall 2008 RDL Top Singles Records (by division) (FINAL!)

(There are no missing statistics, as all scoresheets from the entire season have been received.) (Game minimums required for these listings: 19 for divisions B/C/D, 16 for divisions E/F/G, 14 for divisions A/H - due to multiple forfeits, these are NOT necessarily the minimums required for these awards for all teams)

	"A" Division		W	L	%-age
1	Hamilton, Billy	A4/ Lunatic Fringe	18	2	0.900
2	Knight, Mark	A1/ No Element of Doubt	21	3	0.875
	Phillips, Robbie	A1/ No Element of Doubt	21	3	0.875
4	Brown, Tom	A1/ No Element of Doubt	13	2	0.867
5	Terry, Bob	A4/ Lunatic Fringe	16	3	0.842
6	Kendall, Kevin	A3/ Buddy Holly and the Shaf	16	4	0.800
7	Bubanic, George	A7/ The Aristocrats	15	5	0.750
8	Seward, Mike	A3/ Buddy Holly and the Shaf	11	5	0.688
9	Hyler, Dale	A1/ No Element of Doubt	15	7	0.682
10	Wall, Keith	A1/ No Element of Doubt	15	8	0.652
11	Tan, Wil	A1/ No Element of Doubt	9	5	0.643
12	Jeffcoat, Doug	A6/ Precisely Random	12	8	0.600
	Kilts, Jason	A1/ No Element of Doubt	9	6	0.600
14	Bakowski, Adam	A4/ Lunatic Fringe	11	8	0.579

	"B" Division		W	L	%-age
1	Davis, Jimmy	B3/ Cleveland Rocks	22	0	1.000
2	Grubb, Donald	B7/ BullsHitters	23	3	0.885
3	Aguilar, Jose	B3/ Cleveland Rocks	20	4	0.833
4	Butters, Scott	B3/ Cleveland Rocks	18	4	0.818
5	Beaudoin, Paul	B7/ BullsHitters	22	6	0.786
6	Murdaugh, John	B8/ Rebels Without A Cause	19	7	0.731
7	Hall, Josh	B2/ One And Done	17	7	0.708
8	Rodgers, Trey	B8/ Rebels Without A Cause	18	8	0.692
9	Mays, John	B1/ Nine Lives	17	9	0.654
10	Hindle, Mikey	B2/ One And Done	18	10	0.643
11	Butters, Kent	B3/ Cleveland Rocks	14	8	0.636
12	Johnson, Galen	B7/ BullsHitters	16	10	0.615
13	Lane, Timothy	B4/ The Other White Meat	15	10	0.600
	Barwick, Rob	B6/ Rif Raf	12	8	0.600

	"C" Division		W	L	%-age
1	Eastmead, Phillip	C8/ The Locals	21	1	0.955
2	Fischlein, Kris	C6/ Bennington Brawlers	18	4	0.818
3	Kenney, Jon	C6/ Bennington Brawlers	20	5	0.800
4	Stark, Keith	C8/ The Locals	17	5	0.773
5	Hendricks, Ron	C4/ Starving Dartists	21	7	0.750
6	Perry, Matt	C6/ Bennington Brawlers	20	8	0.714
7	Alcon, Tony	C7/ Just the Tip	16	7	0.696
8	Mitchell, Billy	C7/ Just the Tip	19	9	0.679
9	McCredie, Bob	C2/ Traveling Beer Bellies	16	8	0.667
10	Allison, Frank	C1/ Who's Your Fat Daddy	17	9	0.654
11	Keller, Tony	C3/ It's Pointless	18	10	0.643
12	Perry, Jim	C6/ Bennington Brawlers	12	8	0.600
13	Metters, Paul	C7/ Just the Tip	11	8	0.579
	Shearin, Keith	C5/ Excalibur	11	8	0.579

	"D" Division		W	L	%-age
1	Scott, Lee	D3/ Tailgaters	25	3	0.893
2	Martinez, Vicente	D8/ Hammered Heads	23	3	0.885
3	Scott, Kevin	D2/ Team America	19	3	0.864
4	Oakley, Jerry	D3/ Tailgaters	24	4	0.857
5	Kubel, Tom	D5/ Off Constantly	22	4	0.846
6	Evans, J.P.	D7/ The Pirate Bombs	16	4	0.800
7	Mayhew, Zak	D5/ Off Constantly	22	6	0.786
8	Lueneburg, Randy	D5/ Off Constantly	20	6	0.769
9	Sawyer, Matt	D8/ Hammered Heads	14	5	0.737
10	Winters, Tom	D1/ Dynamic Darts	18	7	0.720
11	Lewis, Jim	D1/ Dynamic Darts	20	8	0.714
12	Hayes, Chad	D6/ Cobra Kai	18	8	0.692
	Reaume, Andre	D3/ Tailgaters	18	8	0.692
14	Azevedo, Angelo	D5/ Off Constantly	13	6	0.684

	"E" Division		W	L	%-age
1	Dziczkowski, Jeremy	E6/ Respect Da Bull	21	3	0.875
	Glendy, Mike	E2/ Ducks, Lies and Videotap	14	2	0.875
3	Lyons, Jeff	E6/ Respect Da Bull	20	4	0.833
	Reynolds, Mike	E5/ Bogarts	20	4	0.833
5	Wells, John	E3/ Still Got Pepsi!	19	5	0.792
6	Zelinack, Jason	E4/ Overtime Outlaws	13	6	0.684
7	Clark, Dan	E4/ Overtime Outlaws	15	7	0.682
8	Reitano, Sal	E7/ DIVE Bombers	16	8	0.667
9	Lee, Ronnie	E2/ Ducks, Lies and Videotap	15	8	0.652
10	Gillett, Galen	E1/ Tres Equis XXX	11	6	0.647
11	Tant, J.J.	E4/ Overtime Outlaws	14	8	0.636
12	Brown, Jason	E5/ Bogarts	14	10	0.583
	Smith, Brian	E5/ Bogarts	14	10	0.583
14	Tollerton, Steve	E2/ Ducks, Lies and Videotap	9	7	0.563

	"F" Division		W	L	%-age
1	Bowman, Jason	F2/ Irish We Were Drunk	19	3	0.864
2	Lamb, Mark	F7/ Imports & Domestics	20	4	0.833
	Murray, Shane	F5/ The Redneckers	20	4	0.833
4	Ackley, Sean	F4/ Designated Divers	16	4	0.800
5	Tourout, Glenn	F7/ Imports & Domestics	16	6	0.727
6	Roseman, Sean	F5/ The Redneckers	13	5	0.722
7	Nelson, Shane	F5/ The Redneckers	15	6	0.714
8	Cusher, Dean	F5/ The Redneckers	17	7	0.708
	Simpson, David	F3/ Wire We Here	17	7	0.708
10	Thompson, Barry	F3/ Wire We Here	16	8	0.667
11	Dyment, Brian	F6/ That's Right!	15	8	0.652
12	McAlpin, Jack	F4/ Designated Divers	14	8	0.636
13	Dudley, Robert	F7/ Imports & Domestics	15	9	0.625
14	Clough, James	F2/ Irish We Were Drunk	14	9	0.609

	"G" Division		W	L	%-age
1	Thorne, Rick	G6/ Money Shot	16	3	0.842
2	Titsworth, Dan	G6/ Money Shot	20	4	0.833
3	Krouskos, Pete	G7/ Any Given Wednesday	15	5	0.750
4	Knight, Rob	G2/ Projectile Challenged	14	6	0.700
	Polenz, Steve	G3/ Menace 2 Sobriety	14	6	0.700
	Rube, Bob	G7/ Any Given Wednesday	14	6	0.700
	Thorne, Jon	G6/ Money Shot	14	6	0.700
8	Copper, Chris	G2/ Projectile Challenged	12	6	0.667
9	Johnson, Aaron	G5/ Dartastrophe	13	7	0.650
	Lear, Tom	G5/ Dartastrophe	13	7	0.650
	Wilkinson, Charlie	G7/ Any Given Wednesday	13	7	0.650
12	Johnson, Dave	G3/ Menace 2 Sobriety	12	7	0.632
13	Willis, Tolson	G4/ Death Throw	15	9	0.625
14	McCartney, Eric	G3/ Menace 2 Sobriety	12	8	0.600

	"H" Division		W	L	%-age
1	Britt, Jim	H1/ Coral Reefers	14	1	0.933
2	Wilcenski, Steve	H1/ Coral Reefers	16	2	0.889
3	Greene, Sebastian	H3/ Ale-ing Archers	15	3	0.833
4	Wade, Nate	H1/ Coral Reefers	16	4	0.800
5	Mushow, Dave	H3/ Ale-ing Archers	14	4	0.778
6	Coalson, Patrick	H3/ Ale-ing Archers	16	5	0.762
7	Toolan, Chris	H5/ One Markers	14	5	0.737
8	Campbell, Dan	H4/ Nice Dittles	11	4	0.733
9	Davis, Jared	H2/ Who Darted?	13	5	0.722
10	Gupton, Corbett	H7/ Big Bulls	12	6	0.667
11	Mushow, Tom	H3/ Ale-ing Archers	13	7	0.650
12	Dunham, Jim	H4/ Nice Dittles	11	6	0.647
13	Tolliver, Thomas	H2/ Who Darted?	9	7	0.563
14	Fitzgerald, Aaron	H7/ Big Bulls	10	8	0.556

Women's Records

	(# of women by div.: A-0, B-0, C-0, D-7, E-10, F-8, G-5, H-8)		W	L	%-age
A,B,C	-	-	-	-	-
D	Oakley, Gina	D3/ Tailgaters	8	12	0.400
	Wilcox, Julie	D2/ Team America	7	17	0.292
E	Blackwelder, Deb	E3/ Still Got Pepsi!	8	10	0.444
	Gaulthier, Angela	E6/ Respect Da Bull	7	9	0.438
	Wells, Tami	E3/ Still Got Pepsi!	10	13	0.435
F	Dickman, Sheila	F7/ Imports & Domestics	9	13	0.409
	McCray, Karla	F3/ Wire We Here	7	12	0.368
	Dudley, Debbie	F7/ Imports & Domestics	5	17	0.227
G	Stacy, Michelle	G1/ Sharkshooters	10	12	0.455
	Mitchell, Liz	G1/ Sharkshooters	9	12	0.429
H	Herfel, Tina	H5/ One Markers	4	13	0.235
	Geboff, Alessa	H5/ One Markers	4	14	0.222
	(no others in H division played enough games to qualify)				

Fall 2008 RDL Top Doubles Records (by division) (FINAL!)

(There are no missing statistics, as all scoresheets from the entire season have been received.) (Game minimums required for these listings: 19 for divisions B/C/D, 16 for divisions E/F/G, 14 for divisions A/H - due to multiple forfeits, these are NOT necessarily the minimums required for these awards for all teams)

		"A" Division	W	L	%-age
1	Phillips, Robbie	A1/ No Element of Doubt	22	3	0.880
2	Brown, Tom	A1/ No Element of Doubt	13	3	0.813
3	Knight, Mark	A1/ No Element of Doubt	18	5	0.783
4	Hyler, Dale	A1/ No Element of Doubt	16	5	0.762
5	Peoples, Mike	A3/ Buddy Holly and the Shaf	12	4	0.750
6	Wall, Keith	A1/ No Element of Doubt	17	6	0.739
7	Kilts, Jason	A1/ No Element of Doubt	11	4	0.733
8	Kendall, Kevin	A3/ Buddy Holly and the Shaf	12	5	0.706
9	Tan, Wil	A1/ No Element of Doubt	9	5	0.643
10	Hamilton, Billy	A4/ Lunatic Fringe	11	7	0.611
11	Bubanic, George	A7/ The Aristocrats	12	8	0.600
	Jacobi, Paul	A4/ Lunatic Fringe	9	6	0.600
13	Terry, Bob	A4/ Lunatic Fringe	10	7	0.588
14	(three tied)	A3/ Buddy Holly and the Shafters			0.571

		"B" Division	W	L	%-age
1	Butters, Kent	B3/ Cleveland Rocks	19	4	0.826
2	Hoyt, David	B6/ Rif Raf	19	5	0.792
3	Butters, Scott	B3/ Cleveland Rocks	18	5	0.783
4	Aguilar, Jose	B3/ Cleveland Rocks	16	5	0.762
	Davis, Jimmy	B3/ Cleveland Rocks	16	5	0.762
6	Hall, Josh	B2/ One And Done	17	7	0.708
7	Jur, Jess	B6/ Rif Raf	14	6	0.700
8	Carter, Kevin	B3/ Cleveland Rocks	17	9	0.654
9	Deemer, Randy	B4/ The Other White Meat	14	8	0.636
10	Wilkie, Felipe	B5/ Dogs of War	15	9	0.625
11	Grubb, Donald	B7/ BullsHitters	16	10	0.615
12	Hindle, Mikey	B2/ One And Done	17	11	0.607
13	Ohrberg, Keith	B6/ Rif Raf	12	8	0.600
14	Bradshaw, Rick	B3/ Cleveland Rocks	11	8	0.579

		"C" Division	W	L	%-age
1	Hendricks, Ron	C4/ Starving Dartists	21	8	0.724
2	Kenney, Jon	C6/ Bennington Brawlers	16	7	0.696
	McCredie, Bob	C2/ Traveling Beer Bellies	16	7	0.696
4	Fischlein, Kris	C6/ Bennington Brawlers	13	6	0.684
5	Eastmead, Phillip	C8/ The Locals	15	7	0.682
6	Perry, Matt	C6/ Bennington Brawlers	16	8	0.667
7	Mitchell, Billy	C7/ Just the Tip	16	9	0.640
8	Foushee, Eugene	C5/ Excalibur	17	10	0.630
9	Brady, Phillip	C5/ Excalibur	15	9	0.625
10	Allison, Frank	C1/ Who's Your Fat Daddy	17	11	0.607
	Keller, Tony	C3/ It's Pointless	17	11	0.607
12	Philips, Joshua	C3/ It's Pointless	12	8	0.600
13	Perry, Jim	C6/ Bennington Brawlers	14	10	0.583
	Shown, Marc	C4/ Starving Dartists	14	10	0.583

		"D" Division	W	L	%-age
1	Oakley, Jerry	D3/ Tailgaters	23	5	0.821
2	Lueneburg, Randy	D5/ Off Constantly	18	6	0.750
	Payne, Julie	D3/ Tailgaters	15	5	0.750
4	Kubel, Tom	D5/ Off Constantly	19	7	0.731
	Martinez, Vicente	D8/ Hammered Heads	19	7	0.731
6	Evans, J.P.	D7/ The Pirate Bombs	16	6	0.727
7	Wilcox, Randy	D2/ Team America	18	8	0.692
8	Winters, Tom	D1/ Dynamic Darts	16	8	0.667
9	Scott, Lee	D3/ Tailgaters	17	9	0.654
10	Fournier, Chris	D8/ Hammered Heads	15	8	0.652
11	Mayhew, Zak	D5/ Off Constantly	16	9	0.640
12	Scott, Kevin	D2/ Team America	14	8	0.636
13	Watson, Jeff	D7/ The Pirate Bombs	14	9	0.609
14	(two tied)				0.600

		"E" Division	W	L	%-age
1	Tant, J.J.	E4/ Overtime Outlaws	18	4	0.818
2	Lyons, Jeff	E6/ Respect Da Bull	16	4	0.800
3	Clark, Dan	E4/ Overtime Outlaws	18	6	0.750
	Dziczkowski, Jeremy	E6/ Respect Da Bull	15	5	0.750
5	Johns, David	E7/ DIVE Bombers	16	6	0.727
6	Ackerman, Travis	E6/ Respect Da Bull	15	6	0.714
7	Reynolds, Lisa	E5/ Bogarts	14	6	0.700
8	Moore, Jeff	E6/ Respect Da Bull	16	8	0.667
	Reynolds, Mike	E5/ Bogarts	16	8	0.667
	Peterson, Chris	E4/ Overtime Outlaws	12	6	0.667
11	Williamson, Tony	E4/ Overtime Outlaws	15	8	0.652
12	Watkins, Rudy	E5/ Bogarts	14	8	0.636
13	Reitano, Sal	E7/ DIVE Bombers	15	9	0.625
14	(two tied)		14	10	0.583

		"F" Division	W	L	%-age
1	Dudley, Robert	F7/ Imports & Domestics	18	5	0.783
2	Thompson, Barry	F3/ Wire We Here	17	6	0.739
3	Jones, Jeff	F3/ Wire We Here	15	6	0.714
4	Lamb, Mark	F7/ Imports & Domestics	17	7	0.708
	Simpson, David	F3/ Wire We Here	17	7	0.708
6	Martinez, Vince	F7/ Imports & Domestics	11	5	0.688
7	Tourout, Glenn	F7/ Imports & Domestics	15	7	0.682
8	Walters, Jason	F3/ Wire We Here	16	8	0.667
9	Roman-Cusher, Jason	F5/ The Redneckers	12	7	0.632
10	Murray, Shane	F5/ The Redneckers	15	9	0.625
	Iager, John	F1/ Grateful Darts	10	6	0.625
	Taweel, Sami	F2/ Irish We Were Drunk	10	6	0.625
13	Ackley, Sean	F4/ Designated Divers	12	8	0.600
14	Clough, James	F2/ Irish We Were Drunk	14	10	0.583

		"G" Division	W	L	%-age
1	Hiller, Tim	G1/ Sharkshooters	18	5	0.783
2	Mitchell, Tim	G1/ Sharkshooters	16	5	0.762
3	Garratt, Neil	G3/ Menace 2 Sobriety	12	4	0.750
4	Thorne, Rick	G6/ Money Shot	13	5	0.722
5	Patel, Sam	G3/ Menace 2 Sobriety	15	6	0.714
6	Willis, Tolson	G4/ Death Throw	16	8	0.667
	Rube, Bob	G7/ Any Given Wednesday	14	7	0.667
	Thompson, Ben	G4/ Death Throw	12	6	0.667
9	Johnson, Dave	G3/ Menace 2 Sobriety	15	8	0.652
	Stacy, Rod	G1/ Sharkshooters	15	8	0.652
11	Hogan, Neal	G4/ Death Throw	14	8	0.636
	McCartney, Eric	G3/ Menace 2 Sobriety	14	8	0.636
	Thorne, Scott	G6/ Money Shot	14	8	0.636
14	Dysard, Rick	G4/ Death Throw	15	9	0.625

		"H" Division	W	L	%-age
1	Wilcenski, Steve	H1/ Coral Reefers	17	1	0.944
2	Wade, Nate	H1/ Coral Reefers	16	3	0.842
3	Smith, Van	H1/ Coral Reefers	15	3	0.833
4	Strickland, Jon	H4/ Nice Dittles	12	4	0.750
5	Mushow, Dave	H3/ Ale-ing Archers	13	5	0.722
6	Britt, Jim	H1/ Coral Reefers	10	5	0.667
7	Campbell, Dan	H4/ Nice Dittles	10	6	0.625
8	Harvey, Justin	H3/ Ale-ing Archers	11	7	0.611
9	Toolan, Chris	H5/ One Markers	12	9	0.571
10	Coalson, Patrick	H3/ Ale-ing Archers	10	8	0.556
11	Mushow, Tom	H3/ Ale-ing Archers	11	9	0.550
12	Port, Brian	H4/ Nice Dittles	8	7	0.533
13	Gupton, Corbett	H7/ Big Bulls	9	8	0.529
14	(two tied)	H7/ Big Bulls	10	9	0.526

Women's Records

	(# of women by div.: A-0, B-0, C-0, D-7, E-10, F-8, G-5, H-8)		W	L	%-age
A,B,C	-	-	-	-	-
D	Payne, Julie	D3/ Tailgaters	15	5	0.750
	Hatch, Nicole	D3/ Tailgaters	8	14	0.364
E	Reynolds, Lisa	E5/ Bogarts	14	6	0.700
	Bohanan, Heather	E1/ Tres Equis XXX	8	9	0.471
	Wells, Tami	E3/ Still Got Pepsi!	11	15	0.423
F	Dudley, Debbie	F7/ Imports & Domestics	11	13	0.458
	McCray, Karla	F3/ Wire We Here	7	9	0.438
	Dickman, Sheila	F7/ Imports & Domestics	9	12	0.429
G	Mitchell, Liz	G1/ Sharkshooters	7	10	0.412
	(no others in G division played enough games to qualify)				
H	Greene, Missy	H3/ Ale-ing Archers	7	10	0.412
	Geboff, Alessa	H5/ One Markers	4	14	0.222
	(no others in H division played enough games to qualify)				

Fall 2008 RDL Top Singles+Doubles Records (by division) (FINAL!)

(There are no missing statistics, as all scoresheets from the entire season have been received.) (Game minimums required for these listings: 37 for divisions B/C/D, 32 for divisions E/F/G, 28 for divisions A/H - due to multiple forfeits, these are NOT necessarily the normal minimums required for these listings)

	"A" Division		W	L	%-age
1	Phillips, Robbie	A1/ No Element of Doubt	43	6	0.878
2	Brown, Tom	A1/ No Element of Doubt	26	5	0.839
3	Knight, Mark	A1/ No Element of Doubt	39	8	0.830
4	Hamilton, Billy	A4/ Lunatic Fringe	29	9	0.763
5	Kendall, Kevin	A3/ Buddy Holly and the Shaf	28	9	0.757
6	Terry, Bob	A4/ Lunatic Fringe	26	10	0.722
7	Hyler, Dale	A1/ No Element of Doubt	31	12	0.721
8	Wall, Keith	A1/ No Element of Doubt	32	14	0.696
9	Bubanic, George	A7/ The Aristocrats	27	13	0.675
10	Kilts, Jason	A1/ No Element of Doubt	20	10	0.667
11	Tan, Wil	A1/ No Element of Doubt	18	10	0.643
12	Seward, Mike	A3/ Buddy Holly and the Shaf	19	11	0.633
13	Peoples, Mike	A3/ Buddy Holly and the Shaf	18	13	0.581
14	Beeson, Robb	A3/ Buddy Holly and the Shaf	23	19	0.548

	"B" Division		W	L	%-age
1	Davis, Jimmy	B3/ Cleveland Rocks	38	5	0.884
2	Aguilar, Jose	B3/ Cleveland Rocks	36	9	0.800
	Butters, Scott	B3/ Cleveland Rocks	36	9	0.800
4	Grubb, Donald	B7/ BullsHitters	39	13	0.750
5	Butters, Kent	B3/ Cleveland Rocks	33	12	0.733
6	Hall, Josh	B2/ One And Done	34	14	0.708
7	Hoyt, David	B6/ Rif Raf	33	17	0.660
8	Beaudoin, Paul	B7/ BullsHitters	35	19	0.648
9	Carter, Kevin	B3/ Cleveland Rocks	27	16	0.628
10	Rodgers, Trey	B8/ Rebels Without A Cause	32	19	0.627
11	Hindle, Mikey	B2/ One And Done	35	21	0.625
12	Jur, Jess	B6/ Rif Raf	28	17	0.622
13	Murdaugh, John	B8/ Rebels Without A Cause	31	21	0.596
14	Deemer, Randy	B4/ The Other White Meat	27	19	0.587

	"C" Division		W	L	%-age
1	Eastmead, Phillip	C8/ The Locals	36	8	0.818
2	Fischlein, Kris	C6/ Bennington Brawlers	31	10	0.756
3	Kenney, Jon	C6/ Bennington Brawlers	36	12	0.750
4	Hendricks, Ron	C4/ Starving Dartists	42	15	0.737
5	Perry, Matt	C6/ Bennington Brawlers	36	16	0.692
6	McCredie, Bob	C2/ Traveling Beer Bellies	32	15	0.681
7	Mitchell, Billy	C7/ Just the Tip	35	18	0.660
8	Allison, Frank	C1/ Who's Your Fat Daddy	34	20	0.630
9	Keller, Tony	C3/ It's Pointless	35	21	0.625
10	Alcon, Tony	C7/ Just the Tip	28	19	0.596
11	Perry, Jim	C6/ Bennington Brawlers	26	18	0.591
	Stark, Keith	C8/ The Locals	26	18	0.591
13	Brady, Phillip	C5/ Excalibur	23	16	0.590
14	Shown, Marc	C4/ Starving Dartists	27	21	0.563

	"D" Division		W	L	%-age
1	Oakley, Jerry	D3/ Tailgaters	47	9	0.839
2	Martinez, Vicente	D8/ Hammered Heads	42	10	0.808
3	Kubel, Tom	D5/ Off Constantly	41	11	0.788
4	Scott, Lee	D3/ Tailgaters	42	12	0.778
5	Evans, J.P.	D7/ The Pirate Bombs	32	10	0.762
6	Lueneburg, Randy	D5/ Off Constantly	38	12	0.760
7	Scott, Kevin	D2/ Team America	33	11	0.750
8	Mayhew, Zak	D5/ Off Constantly	38	15	0.717
9	Winters, Tom	D1/ Dynamic Darts	34	15	0.694
10	Wilcox, Randy	D2/ Team America	35	17	0.673
11	Reaume, Andre	D3/ Tailgaters	33	18	0.647
12	Azevedo, Angelo	D5/ Off Constantly	27	16	0.628
13	Watson, Jeff	D7/ The Pirate Bombs	26	16	0.619
14	Lewis, Jim	D1/ Dynamic Darts	33	22	0.600

	"E" Division		W	L	%-age
1	Dziczkowski, Jeremy	E6/ Respect Da Bull	36	8	0.818
	Lyons, Jeff	E6/ Respect Da Bull	36	8	0.818
3	Reynolds, Mike	E5/ Bogarts	36	12	0.750
4	Tant, J.J.	E4/ Overtime Outlaws	32	12	0.727
5	Clark, Dan	E4/ Overtime Outlaws	33	13	0.717
6	Wells, John	E3/ Still Got Pepsi!	33	15	0.688
7	Reitano, Sal	E7/ DIVE Bombers	31	17	0.646
8	Zelinack, Jason	E4/ Overtime Outlaws	23	14	0.622
9	Ackerman, Travis	E6/ Respect Da Bull	26	16	0.619
	Johns, David	E7/ DIVE Bombers	26	16	0.619
11	Peterson, Chris	E4/ Overtime Outlaws	23	16	0.590
12	Watkins, Rudy	E5/ Bogarts	24	17	0.585
13	Williamson, Tony	E4/ Overtime Outlaws	26	19	0.578
14	Lee, Carl	E7/ DIVE Bombers	25	21	0.543

	"F" Division		W	L	%-age
1	Lamb, Mark	F7/ Imports & Domestics	37	11	0.771
2	Murray, Shane	F5/ The Redneckers	35	13	0.729
3	Simpson, David	F3/ Wire We Here	34	14	0.708
4	Tourout, Glenn	F7/ Imports & Domestics	31	13	0.705
5	Dudley, Robert	F7/ Imports & Domestics	33	14	0.702
	Thompson, Barry	F3/ Wire We Here	33	14	0.702
7	Ackley, Sean	F4/ Designated Divers	28	12	0.700
8	Bowman, Jason	F2/ Irish We Were Drunk	31	14	0.689
9	Jones, Jeff	F3/ Wire We Here	26	16	0.619
10	Clough, James	F2/ Irish We Were Drunk	28	19	0.596
	Dyment, Brian	F6/ That's Right!	28	19	0.596
	Walters, Jason	F3/ Wire We Here	28	19	0.596
13	McAlpin, Jack	F4/ Designated Divers	23	16	0.590
14	Nelson, Shane	F5/ The Redneckers	25	18	0.581

	"G" Division		W	L	%-age
1	Thorne, Rick	G6/ Money Shot	29	8	0.784
2	Rube, Bob	G7/ Any Given Wednesday	28	13	0.683
3	Titsworth, Dan	G6/ Money Shot	31	15	0.674
4	Mitchell, Tim	G1/ Sharkshooters	27	14	0.659
5	Willis, Tolson	G4/ Death Throw	31	17	0.646
6	Johnson, Dave	G3/ Menace 2 Sobriety	27	15	0.643
7	Hiller, Tim	G1/ Sharkshooters	25	14	0.641
8	McCartney, Eric	G3/ Menace 2 Sobriety	26	16	0.619
9	Krouskos, Pete	G7/ Any Given Wednesday	24	15	0.615
	Wilkinson, Charlie	G7/ Any Given Wednesday	24	15	0.615
11	Thorne, Jon	G6/ Money Shot	20	14	0.588
12	Stacy, Rod	G1/ Sharkshooters	24	17	0.585
13	Knight, Rob	G2/ Projectile Challenged	22	16	0.579
14	Hogan, Neal	G4/ Death Throw	25	19	0.568

	"H" Division		W	L	%-age
1	Wilcenski, Steve	H1/ Coral Reefers	33	3	0.917
2	Wade, Nate	H1/ Coral Reefers	32	7	0.821
3	Britt, Jim	H1/ Coral Reefers	24	6	0.800
4	Mushow, Dave	H3/ Ale-ing Archers	27	9	0.750
5	Campbell, Dan	H4/ Nice Dittles	21	10	0.677
6	Coalson, Patrick	H3/ Ale-ing Archers	26	13	0.667
	Greene, Sebastian	H3/ Ale-ing Archers	22	11	0.667
8	Toolan, Chris	H5/ One Markers	26	14	0.650
9	Strickland, Jon	H4/ Nice Dittles	21	12	0.636
10	Smith, Van	H1/ Coral Reefers	22	13	0.629
11	Mushow, Tom	H3/ Ale-ing Archers	24	16	0.600
	Gupton, Corbett	H7/ Big Bulls	21	14	0.600
13	Davis, Jared	H2/ Who Darted?	20	14	0.588
14	Harvey, Justin	H3/ Ale-ing Archers	20	15	0.571

Women's Records

	(# of women by div.: A-0, B-0, C-0, D-7, E-10, F-8, G-5, H-8)		W	L	%-age
A,B,C	-	-	-	-	-
D	Payne, Julie	D3/ Tailgaters	17	20	0.459
	Oakley, Gina	D3/ Tailgaters	17	21	0.447
E	Reynolds, Lisa	E5/ Bogarts	18	22	0.450
	Wells, Tami	E3/ Still Got Pepsi!	21	28	0.429
	Blackwelder, Deb	E3/ Still Got Pepsi!	15	20	0.429
F	Dickman, Sheila	F7/ Imports & Domestics	18	25	0.419
	McCray, Karla	F3/ Wire We Here	14	21	0.400
	Dudley, Debbie	F7/ Imports & Domestics	16	30	0.348
G	Mitchell, Liz	G1/ Sharkshooters	16	22	0.421
	Stacy, Michelle	G1/ Sharkshooters	15	22	0.405
H	Herfel, Tina	H5/ One Markers	9	21	0.300
	Greene, Missy	H3/ Ale-ing Archers	8	20	0.286
	Geboff, Alessa	H5/ One Markers	8	28	0.222

Fall 2008 RDL Top -01 All-Star Point Averages (by division) (FINAL!)

(There are no missing statistics, as all scoresheets from the entire season have been received.) (Game minimums required for these listings: 19 for divisions B/C/D, 16 for divisions E/F/G, 14 for divisions A/H - due to multiple forfeits, these are NOT necessarily the minimums required for these awards for all teams)

	"A" Division		ASP	TGP	Ave.
1	Seward, Mike	A3/ Buddy Holly and the Shaf	17.5	15	1.167
2	Phillips, Robbie	A1/ No Element of Doubt	28.5	25	1.140
3	Hamilton, Billy	A4/ Lunatic Fringe	18.5	19	0.974
4	Bubanic, George	A7/ The Aristocrats	17.5	20	0.875
5	Brown, Tom	A1/ No Element of Doubt	13.0	15	0.867
6	Sellers, Mark	A6/ Precisely Random	14.0	17	0.824
7	Knight, Mark	A1/ No Element of Doubt	18.0	23	0.783
8	Peoples, Mike	A3/ Buddy Holly and the Shaf	13.5	19	0.711
9	McNamara, Tim	A6/ Precisely Random	11.0	17	0.647
10	Beeson, Robb	A3/ Buddy Holly and the Shaf	12.5	20	0.625
11	Terry, Bob	A4/ Lunatic Fringe	11.0	18	0.611
12	Martin, David	A6/ Precisely Random	9.5	16	0.594
13	Berstler, Justin	A3/ Buddy Holly and the Shaf	9.0	16	0.563
14	Witz, Steve	A3/ Buddy Holly and the Shaf	8.5	16	0.531

	"B" Division		ASP	TGP	Ave.
1	Butters, Scott	B3/ Cleveland Rocks	14.5	20	0.725
2	Deemer, Randy	B4/ The Other White Meat	15.0	23	0.652
3	Jur, Jess	B6/ Rif Raf	13.5	21	0.643
4	Hoyt, David	B6/ Rif Raf	14.5	23	0.630
5	Grubb, Donald	B7/ BullsHitters	15.0	26	0.577
6	Copple, Matthew	B1/ Nine Lives	15.5	28	0.554
7	Wiegand, Tom	B5/ Dogs of War	13.0	24	0.542
8	Hindle, Mikey	B2/ One And Done	15.0	28	0.536
9	Bradshaw, Rick	B3/ Cleveland Rocks	11.0	21	0.524
10	Butters, Kent	B3/ Cleveland Rocks	10.0	21	0.476
11	Murdaugh, John	B8/ Rebels Without A Cause	12.0	26	0.462
12	Aguilar, Jose	B3/ Cleveland Rocks	11.5	25	0.460
13	Hall, Josh	B2/ One And Done	11.0	24	0.458
14	Rodgers, Trey	B8/ Rebels Without A Cause	11.5	26	0.442

	"C" Division		ASP	TGP	Ave.
1	Eastmead, Phillip	C8/ The Locals	21.5	22	0.977
2	James, Bob	C4/ Starving Dartists	15.5	25	0.620
3	Stark, Keith	C8/ The Locals	12.0	22	0.545
4	Alcon, Tony	C7/ Just the Tip	11.0	21	0.524
5	Perry, Matt	C6/ Bennington Brawlers	13.5	26	0.519
6	Keller, Tony	C3/ It's Pointless	14.5	28	0.518
7	Maccini, Billy	C8/ The Locals	12.0	25	0.480
8	Dautrich, Dan	C3/ It's Pointless	11.5	24	0.479
	Kenney, Jon	C6/ Bennington Brawlers	11.5	24	0.479
10	Allison, Frank	C1/ Who's Your Fat Daddy	12.0	26	0.462
11	Krasnow, Dave	C2/ Traveling Beer Bellies	11.0	28	0.393
12	Hendricks, Ron	C4/ Starving Dartists	9.5	29	0.328
13	Foushee, Eugene	C5/ Excalibur	8.0	27	0.296
14	Gaertner, Brian	C1/ Who's Your Fat Daddy	7.0	24	0.292

	"D" Division		ASP	TGP	Ave.
1	Oakley, Jerry	D3/ Tailgaters	20.0	28	0.714
2	Martinez, Vicente	D8/ Hammered Heads	15.5	26	0.596
3	Reaume, Andre	D3/ Tailgaters	14.0	25	0.560
4	Evans, J.P.	D7/ The Pirate Bombs	11.5	21	0.548
5	Mayhew, Zak	D5/ Off Constantly	13.0	26	0.500
6	Kubel, Tom	D5/ Off Constantly	12.0	26	0.462
7	Taylor, Walter	D4/ One-Armed Bandits	10.0	24	0.417
8	Dzengeleski, Jimmy	D1/ Dynamic Darts	8.0	23	0.348
9	Knott, Ronnie	D6/ Cobra Kai	9.5	30	0.317
10	Kiser, Lyman	D4/ One-Armed Bandits	8.0	27	0.296
11	Hayes, Chad	D6/ Cobra Kai	8.5	29	0.293
12	Johnson, Sven	D4/ One-Armed Bandits	6.5	24	0.271
	Winters, Tom	D1/ Dynamic Darts	6.5	24	0.271
14	Scott, Lee	D3/ Tailgaters	7.0	27	0.259

	"E" Division		ASP	TGP	Ave.
1	Dziczkowski, Jeremy	E6/ Respect Da Bull	17.5	20	0.875
2	Tant, J.J.	E4/ Overtime Outlaws	11.5	22	0.523
3	Reynolds, Mike	E5/ Bogarts	11.5	24	0.479
4	Ackerman, Travis	E6/ Respect Da Bull	8.0	18	0.444
5	Lyons, Jeff	E6/ Respect Da Bull	8.5	20	0.425
6	Reitano, Sal	E7/ DIVE Bombers	10.0	24	0.417
7	Rexrode, Rob	E5/ Bogarts	9.5	24	0.396
	Wells, John	E3/ Still Got Pepsi!	9.5	24	0.396
9	Hall, Frank	E1/ Tres Equis XXX	6.5	17	0.382
10	Watkins, Rudy	E5/ Bogarts	6.5	19	0.342
11	Flowers, Fred	E7/ DIVE Bombers	8.5	25	0.340
12	McEwen, William	E1/ Tres Equis XXX	7.0	21	0.333
13	Lee, Ronnie	E2/ Ducks, Lies and Videotap	6.5	22	0.295
14	Moore, Jeff	E6/ Respect Da Bull	5.0	17	0.294

	"F" Division		ASP	TGP	Ave.
1	Murray, Shane	F5/ The Redneckers	21.5	24	0.896
2	Montesi, Chris	F2/ Irish We Were Drunk	12.5	22	0.568
3	Roman-Cusher, Jason	F5/ The Redneckers	10.5	22	0.477
4	Ackley, Sean	F4/ Designated Divers	8.5	19	0.447
5	Tourout, Glenn	F7/ Imports & Domestics	9.0	22	0.409
6	Cusher, Dean	F5/ The Redneckers	9.0	23	0.391
7	McAlpin, Jack	F4/ Designated Divers	6.5	17	0.382
8	Dudley, Debbie	F7/ Imports & Domestics	9.0	24	0.375
	Lamb, Mark	F7/ Imports & Domestics	9.0	24	0.375
10	Dudley, Robert	F7/ Imports & Domestics	7.5	23	0.326
11	Marsh, John	F4/ Designated Divers	5.5	17	0.324
12	Gotlibowski, Jim	F4/ Designated Divers	5.0	17	0.294
13	Clough, James	F2/ Irish We Were Drunk	6.5	23	0.283
14	Nelson, Shane	F5/ The Redneckers	6.0	22	0.273

	"G" Division		ASP	TGP	Ave.
1	Hogan, Neal	G4/ Death Throw	9.5	22	0.432
2	Colton, Mitch	G6/ Money Shot	10.0	24	0.417
3	Krouskos, Pete	G7/ Any Given Wednesday	7.5	19	0.395
4	Johnson, Dave	G3/ Menace 2 Sobriety	7.0	19	0.368
5	Stacy, Rod	G1/ Sharkshooters	6.5	19	0.342
6	Willis, Tolson	G4/ Death Throw	8.0	24	0.333
7	Patel, Sam	G3/ Menace 2 Sobriety	5.5	18	0.306
8	Hiller, Tim	G1/ Sharkshooters	5.5	19	0.289
	Rube, Bob	G7/ Any Given Wednesday	5.5	19	0.289
10	Knight, Rob	G2/ Projectile Challenged	5.0	18	0.278
11	Titsworth, Dan	G6/ Money Shot	5.5	22	0.250
	Thorne, Rick	G6/ Money Shot	5.0	20	0.250
13	Dysard, Rick	G4/ Death Throw	5.5	24	0.229
14	Garratt, Neil	G3/ Menace 2 Sobriety	3.5	16	0.219

	"H" Division		ASP	TGP	Ave.
1	Strickland, Jon	H4/ Nice Dittles	7.0	14	0.500
2	Campbell, Dan	H4/ Nice Dittles	7.0	15	0.467
3	Wilcenski, Steve	H1/ Coral Reefers	8.0	18	0.444
4	Mushow, Dave	H3/ Ale-ing Archers	7.5	17	0.441
5	Davis, Jared	H2/ Who Darted?	6.5	16	0.406
6	Britt, Jim	H1/ Coral Reefers	5.5	14	0.393
7	Port, Brian	H4/ Nice Dittles	6.5	17	0.382
8	Reinert, Kevin	H7/ Big Bulls	6.0	16	0.375
9	Fitzgerald, Aaron	H7/ Big Bulls	7.0	19	0.368
	Mushow, Tom	H3/ Ale-ing Archers	7.0	19	0.368
11	Stahl, Greg	H4/ Nice Dittles	5.0	15	0.333
12	Coalson, Patrick	H3/ Ale-ing Archers	6.0	19	0.316
13	Greene, Sebastian	H3/ Ale-ing Archers	5.5	18	0.306
14	Toolan, Chris	H5/ One Markers	5.5	20	0.275

Women's Records

	(# of women by div.: A-0, B-0, C-0, D-7, E-10, F-8, G-5, H-8)		ASP	TGP	Ave.
A,B,C	-	-	-	-	-
D	Oakley, Gina	D3/ Tailgaters	4.0	21	0.190
	Wilcox, Julie	D2/ Team America	3.0	21	0.143
E	Blackwelder, Deb	E3/ Still Got Pepsi!	3.0	17	0.176
	Wells, Tami	E3/ Still Got Pepsi!	4.0	25	0.160
	Reynolds, Lisa	E5/ Bogarts	2.0	20	0.100
F	Dudley, Debbie	F7/ Imports & Domestics	9.0	24	0.375
	Hagedorn, Sarah	F2/ Irish We Were Drunk	2.0	17	0.118
	Sasser, Jenny	F4/ Designated Divers	2.0	22	0.091
G	Stacy, Michelle	G1/ Sharkshooters	2.5	20	0.125
	Johnson, Jennifer Boyd	G3/ Menace 2 Sobriety	2.0	16	0.125
H	Greene, Missy	H3/ Ale-ing Archers	3.5	14	0.250
	Herfel, Tina	H5/ One Markers	3.0	14	0.214
	Highfill, Leigh	H2/ Who Darted?	1.0	15	0.067

Fall 2008 RDL Top Cricket All-Star Point Averages (by division) (FINAL!)

(There are no missing statistics, as all scoresheets from the entire season have been received.) (Game minimums required for these listings: 19 for divisions B/C/D, 16 for divisions E/F/G, 14 for divisions A/H - due to multiple forfeits, these are NOT necessarily the minimums required for these awards for all teams)

	"A" Division		ASP	TGP	Ave.
1	Phillips, Robbie	A1/ No Element of Doubt	83.5	24	3.479
2	Tan, Wil	A1/ No Element of Doubt	42.5	15	2.833
3	Seward, Mike	A3/ Buddy Holly and the Shaf	42.0	15	2.800
4	Kendall, Kevin	A3/ Buddy Holly and the Shaf	54.0	20	2.700
5	Brown, Tom	A1/ No Element of Doubt	41.5	16	2.594
6	Jeffcoat, Doug	A6/ Precisely Random	44.0	20	2.200
7	Beeson, Robb	A3/ Buddy Holly and the Shaf	47.5	22	2.159
8	Knight, Mark	A1/ No Element of Doubt	50.5	24	2.104
9	Terry, Bob	A4/ Lunatic Fringe	37.0	18	2.056
10	Bubanic, George	A7/ The Aristocrats	39.0	20	1.950
11	Hyler, Dale	A1/ No Element of Doubt	39.5	21	1.881
12	Hamilton, Billy	A4/ Lunatic Fringe	31.5	19	1.658
13	Eason, Joel	A4/ Lunatic Fringe	27.5	17	1.618
14	Bakowski, Adam	A4/ Lunatic Fringe	30.5	19	1.605

	"B" Division		ASP	TGP	Ave.
1	Davis, Jimmy	B3/ Cleveland Rocks	49.5	25	1.980
2	Butters, Scott	B3/ Cleveland Rocks	39.0	25	1.560
3	Butters, Kent	B3/ Cleveland Rocks	36.5	24	1.521
4	Deemer, Randy	B4/ The Other White Meat	32.5	23	1.413
5	Grubb, Donald	B7/ BullsHitters	36.0	26	1.385
6	Hoyt, David	B6/ Rif Raf	36.5	27	1.352
7	Diamond, Paddy	B6/ Rif Raf	34.0	26	1.308
8	Murdaugh, John	B8/ Rebels Without A Cause	33.0	26	1.269
9	Mills, Tim	B8/ Rebels Without A Cause	27.5	22	1.250
10	Beaudoin, Paul	B7/ BullsHitters	34.5	28	1.232
11	Aguilar, Jose	B3/ Cleveland Rocks	23.0	20	1.150
12	Rodgers, Trey	B8/ Rebels Without A Cause	27.5	25	1.100
13	Barwick, Rob	B6/ Rif Raf	28.0	26	1.077
14	Hindle, Mikey	B2/ One And Done	29.5	28	1.054

	"C" Division		ASP	TGP	Ave.
1	Eastmead, Phillip	C8/ The Locals	38.5	22	1.750
2	James, Bob	C4/ Starving Dartists	26.5	24	1.104
3	Keller, Tony	C3/ It's Pointless	30.0	28	1.071
4	Stark, Keith	C8/ The Locals	20.5	22	0.932
5	Hendricks, Ron	C4/ Starving Dartists	25.0	28	0.893
6	Fazenbaker, Jon	C5/ Excalibur	18.5	21	0.881
7	Mitchell, Billy	C7/ Just the Tip	24.5	28	0.875
8	Bryant, Whit	C8/ The Locals	16.5	20	0.825
9	Kenney, Jon	C6/ Bennington Brawlers	18.5	24	0.771
10	Shown, Marc	C4/ Starving Dartists	17.5	24	0.729
11	Dautrich, Dan	C3/ It's Pointless	18.0	25	0.720
12	Gaertner, Brian	C1/ Who's Your Fat Daddy	18.5	26	0.712
13	Carter, Shawn	C6/ Bennington Brawlers	13.5	19	0.711
14	Howell, John	C4/ Starving Dartists	18.5	27	0.685

	"D" Division		ASP	TGP	Ave.
1	Oakley, Jerry	D3/ Tailgaters	47.5	28	1.696
2	Reaume, Andre	D3/ Tailgaters	37.5	26	1.442
3	Scott, Lee	D3/ Tailgaters	38.0	27	1.407
4	Scott, Kevin	D2/ Team America	29.0	22	1.318
5	Sawyer, Matt	D8/ Hammered Heads	24.0	19	1.263
6	Kubel, Tom	D5/ Off Constantly	32.0	26	1.231
7	Martinez, Vicente	D8/ Hammered Heads	31.5	26	1.212
8	Winters, Tom	D1/ Dynamic Darts	30.0	25	1.200
9	Wilcox, Randy	D2/ Team America	28.0	26	1.077
10	Sarantos, Alex	D8/ Hammered Heads	21.0	20	1.050
11	Lewis, Jim	D1/ Dynamic Darts	26.0	28	0.929
12	Kiser, Lyman	D4/ One-Armed Bandits	23.0	26	0.885
13	Dzengeleski, Jimmy	D1/ Dynamic Darts	24.5	28	0.875
14	Lueneburg, Randy	D5/ Off Constantly	22.5	26	0.865

	"E" Division		ASP	TGP	Ave.
1	Dziczkowski, Jeremy	E6/ Respect Da Bull	33.0	24	1.375
2	Tant, J.J.	E4/ Overtime Outlaws	30.0	22	1.364
3	Brown, Phil	E3/ Still Got Pepsi!	31.0	24	1.292
4	Reynolds, Mike	E5/ Bogarts	28.5	24	1.188
5	Ackerman, Travis	E6/ Respect Da Bull	27.5	24	1.146
6	Lyons, Jeff	E6/ Respect Da Bull	25.0	24	1.042
7	Lee, Ronnie	E2/ Ducks, Lies and Videotap	19.5	20	0.975
8	Reitano, Sal	E7/ DIVE Bombers	23.0	24	0.958
9	Van Olst, Jason	E2/ Ducks, Lies and Videotap	15.5	17	0.912
10	Glendy, Mike	E2/ Ducks, Lies and Videotap	14.5	16	0.906
11	Lee, Carl	E7/ DIVE Bombers	20.0	23	0.870
12	Smith, Brian	E5/ Bogarts	19.5	24	0.813
13	Hall, Danny	E1/ Tres Equis XXX	12.5	16	0.781
14	(two tied)				0.750

	"F" Division		ASP	TGP	Ave.
1	Murray, Shane	F5/ The Redneckers	34.5	24	1.438
2	Iager, John	F1/ Grateful Darts	17.5	16	1.094
3	Lamb, Mark	F7/ Imports & Domestics	23.5	24	0.979
4	Tourout, Glenn	F7/ Imports & Domestics	21.5	22	0.977
5	Walters, Jason	F3/ Wire We Here	23.0	24	0.958
6	Simpson, David	F3/ Wire We Here	21.5	24	0.896
7	Ackley, Sean	F4/ Designated Divers	18.0	21	0.857
8	Roman-Cusher, Jason	F5/ The Redneckers	16.5	20	0.825
9	McCurry, Gregg	F1/ Grateful Darts	16.5	21	0.786
10	Jones, Jeff	F3/ Wire We Here	16.0	21	0.762
11	Clough, James	F2/ Irish We Were Drunk	18.0	24	0.750
	Lilienthal, John	F1/ Grateful Darts	15.0	20	0.750
13	Cusher, Dean	F5/ The Redneckers	16.5	24	0.688
	Dudley, Robert	F7/ Imports & Domestics	16.5	24	0.688

	"G" Division		ASP	TGP	Ave.
1	Colton, Mitch	G6/ Money Shot	15.0	17	0.882
2	Titsworth, Dan	G6/ Money Shot	21.0	24	0.875
3	McCartney, Eric	G3/ Menace 2 Sobriety	18.0	23	0.783
4	Rube, Bob	G7/ Any Given Wednesday	15.5	22	0.705
5	Lear, Tom	G5/ Dartastrophe	13.5	21	0.643
6	Patel, Sam	G3/ Menace 2 Sobriety	12.0	19	0.632
7	Harpster, Ben	G1/ Sharkshooters	13.5	22	0.614
	Stacy, Rod	G1/ Sharkshooters	13.5	22	0.614
9	Thorne, Marshall	G6/ Money Shot	12.0	20	0.600
10	Ceglia, Joe	G2/ Projectile Challenged	10.5	18	0.583
11	Polenz, Steve	G3/ Menace 2 Sobriety	11.5	20	0.575
12	Dysard, Rick	G4/ Death Throw	13.5	24	0.563
13	Stacy, Michelle	G1/ Sharkshooters	9.5	17	0.559
14	(two tied)		10.0	18	0.556

	"H" Division		ASP	TGP	Ave.
1	Wilcenski, Steve	H1/ Coral Reefers	28.0	18	1.556
2	Wade, Nate	H1/ Coral Reefers	28.5	20	1.425
3	Strickland, Jon	H4/ Nice Dittles	18.0	19	0.947
4	Toolan, Chris	H5/ One Markers	17.5	20	0.875
5	Britt, Jim	H1/ Coral Reefers	11.5	16	0.719
6	Mushow, Dave	H3/ Ale-ing Archers	13.0	19	0.684
7	Kyle, Mike	H4/ Nice Dittles	11.5	18	0.639
8	Greene, Sebastian	H3/ Ale-ing Archers	9.5	15	0.633
9	Gillespie, Jeff	H2/ Who Darted?	12.5	20	0.625
10	Reinert, Kevin	H7/ Big Bulls	10.5	17	0.618
11	Coalson, Patrick	H3/ Ale-ing Archers	11.5	20	0.575
12	Fitzgerald, Dennis	H7/ Big Bulls	8.5	15	0.567
	Logan, Pete	H4/ Nice Dittles	8.5	15	0.567
14	Campbell, Dan	H4/ Nice Dittles	9.0	16	0.563

	Women's Records (# of women by div.: A-0, B-0, C-0, D-7, E-10, F-8, G-5, H-8)		ASP	TGP	Ave.
A,B,C	-	-	-	-	-
D	Wilcox, Julie	D2/ Team America	14.0	29	0.483
	Hatch, Nicole	D3/ Tailgaters	7.5	24	0.313
E	Blackwelder, Deb	E3/ Still Got Pepsi!	8.5	18	0.472
	Bohanan, Heather	E1/ Tres Equis XXX	5.5	16	0.344
	Reynolds, Lisa	E5/ Bogarts	6.0	20	0.300
F	Dickman, Sheila	F7/ Imports & Domestics	8.0	21	0.381
	Dudley, Debbie	F7/ Imports & Domestics	7.5	22	0.341
	McCray, Karla	F3/ Wire We Here	4.5	20	0.225
G	Stacy, Michelle	G1/ Sharkshooters	9.5	17	0.559
	Mitchell, Liz	G1/ Sharkshooters	8.0	23	0.348
H	Geboff, Alessa	H5/ One Markers	4.5	19	0.237
	Greene, Missy	H3/ Ale-ing Archers	1.0	14	0.071
	Herfel, Tina	H5/ One Markers	0.0	16	0.000

Fall 2008 RDL League-Wide Sectional Statistics (ranked by percentage) (FINAL!)

(All statistics are included, as there were no missing scoresheets this season)

(Game minimums required for these listings: 7 for divisions B/C/D, 6 for divisions E/F/G, 5 for divisions A/H)

	Singles 301 Win Percentage		W	L	%-age
1	Eastmead, Phillip	C8/ The Locals	11	0	1.000
	Davis, Jimmy	B3/ Cleveland Rocks	9	0	1.000
	Britt, Jim	H1/ Coral Reefers	7	0	1.000
4	Knight, Mark	A1/ No Element of Doubt	11	1	0.917
5	Scott, Kevin	D2/ Team America	10	1	0.909
	Nelson, Shane	F5/ The Redneckers	10	1	0.909
7	Hamilton, Billy	A4/ Lunatic Fringe	9	1	0.900
	Terry, Bob	A4/ Lunatic Fringe	9	1	0.900
	Krouskos, Pete	G7/ Any Given Wednesday	9	1	0.900
10	Zelinack, Jason	E4/ Overtime Outlaws	8	1	0.889
	Davis, Jared	H2/ Who Darted?	8	1	0.889
	Greene, Sebastian	H3/ Ale-ing Archers	8	1	0.889
13	Glendy, Mike	E2/ Ducks, Lies and Videota	7	1	0.875
14	Scott, Lee	D3/ Tailgaters	12	2	0.857
	Brown, Tom	A1/ No Element of Doubt	6	1	0.857
	Campbell, Dan	H4/ Nice Dittles	6	1	0.857
17	Grubb, Donald	B7/ BullsHitters	11	2	0.846
	Martinez, Vicente	D8/ Hammered Heads	11	2	0.846
19	Kenney, Jon	C6/ Bennington Brawlers	10	2	0.833
	Reynolds, Mike	E5/ Bogarts	10	2	0.833
	Murray, Shane	F5/ The Redneckers	10	2	0.833
22	Bowman, Jason	F2/ Irish We Were Drunk	9	2	0.818
	Thorne, Rick	G6/ Money Shot	9	2	0.818
24	Bubanic, George	A7/ The Aristocrats	8	2	0.800
25	Beaudoin, Paul	B7/ BullsHitters	11	3	0.786
	Oakley, Jerry	D3/ Tailgaters	11	3	0.786
27	Gregory, Mark	B5/ Dogs of War	7	2	0.778
	Lovelace, Michael	B3/ Cleveland Rocks	7	2	0.778
	Azevedo, Angelo	D5/ Off Constantly	7	2	0.778
	Sawyer, Matt	D8/ Hammered Heads	7	2	0.778
	Ackley, Sean	F4/ Designated Divers	7	2	0.778
	Roseman, Sean	F5/ The Redneckers	7	2	0.778
	Polenz, Steve	G3/ Menace 2 Sobriety	7	2	0.778
	Wilcenski, Steve	H1/ Coral Reefers	7	2	0.778
35	Mays, John	B1/ Nine Lives	10	3	0.769
	Murdaugh, John	B8/ Rebels Without A Cause	10	3	0.769
	Kubel, Tom	D5/ Off Constantly	10	3	0.769
	Lueneburg, Randy	D5/ Off Constantly	10	3	0.769
	Winters, Tom	D1/ Dynamic Darts	10	3	0.769
40	Phillips, Robbie	A1/ No Element of Doubt	9	3	0.750
	Aguilar, Jose	B3/ Cleveland Rocks	9	3	0.750
	Dziczkowski, Jeremy	E6/ Respect Da Bull	9	3	0.750
	Reitano, Sal	E7/ DIVE Bombers	9	3	0.750
	Cusher, Dean	F5/ The Redneckers	9	3	0.750
	Dyment, Brian	F6/ That's Right!	9	3	0.750
	Lamb, Mark	F7/ Imports & Domestics	9	3	0.750
	Thompson, Barry	F3/ Wire We Here	9	3	0.750
	Colton, Mitch	G6/ Money Shot	9	3	0.750
	Titsworth, Dan	G6/ Money Shot	9	3	0.750
	Shearin, Keith	C5/ Excalibur	6	2	0.750
	Gillett, Galen	E1/ Tres Equis XXX	6	2	0.750
52	Fischlein, Kris	C6/ Bennington Brawlers	8	3	0.727
	Stark, Keith	C8/ The Locals	8	3	0.727
	Lee, Ronnie	E2/ Ducks, Lies and Videota	8	3	0.727
	Montesi, Chris	F2/ Irish We Were Drunk	8	3	0.727
	Coalson, Patrick	H3/ Ale-ing Archers	8	3	0.727
57	Perry, Matt	C6/ Bennington Brawlers	10	4	0.714
	Mayhew, Zak	D5/ Off Constantly	10	4	0.714
	Sellers, Mark	A6/ Precisely Random	5	2	0.714
	Warren, Randy	B2/ One And Done	5	2	0.714
	Hall, Mike	E3/ Still Got Pepsi!	5	2	0.714
	Iager, John	F1/ Grateful Darts	5	2	0.714
	Martinez, Vince	F7/ Imports & Domestics	5	2	0.714
	Johnson, Dave	G3/ Menace 2 Sobriety	5	2	0.714
	Smith, Van	H1/ Coral Reefers	5	2	0.714
	Stahl, Greg	H4/ Nice Dittles	5	2	0.714
67	(seven tied - 1 in C, 1 in C, 1 in D, 3 in G, 1 in H)		7	3	0.700

	Singles Cricket Win Percentage		W	L	%-age
1	Davis, Jimmy	B3/ Cleveland Rocks	13	0	1.000
	Phillips, Robbie	A1/ No Element of Doubt	12	0	1.000
	Dziczkowski, Jeremy	E6/ Respect Da Bull	12	0	1.000
	Lyons, Jeff	E6/ Respect Da Bull	12	0	1.000
	Lovelace, Michael	B3/ Cleveland Rocks	9	0	1.000
	Wilcenski, Steve	H1/ Coral Reefers	9	0	1.000
	Hudson, Paul	H7/ Big Bulls	6	0	1.000
8	Lewis, Jim	D1/ Dynamic Darts	13	1	0.929
	Oakley, Jerry	D3/ Tailgaters	13	1	0.929
	Scott, Lee	D3/ Tailgaters	13	1	0.929
11	Butters, Scott	B3/ Cleveland Rocks	12	1	0.923
	Grubb, Donald	B7/ BullsHitters	12	1	0.923
	Kubel, Tom	D5/ Off Constantly	12	1	0.923
	Martinez, Vicente	D8/ Hammered Heads	12	1	0.923
15	Aguilar, Jose	B3/ Cleveland Rocks	11	1	0.917
	Wells, John	E3/ Still Got Pepsi!	11	1	0.917
	Lamb, Mark	F7/ Imports & Domestics	11	1	0.917
	Titsworth, Dan	G6/ Money Shot	11	1	0.917
19	Eastmead, Phillip	C8/ The Locals	10	1	0.909
	Fischlein, Kris	C6/ Bennington Brawlers	10	1	0.909
	Bowman, Jason	F2/ Irish We Were Drunk	10	1	0.909
	Tourout, Glenn	F7/ Imports & Domestics	10	1	0.909
	Rube, Bob	G7/ Any Given Wednesday	10	1	0.909
24	Hamilton, Billy	A4/ Lunatic Fringe	9	1	0.900
	Kendall, Kevin	A3/ Buddy Holly and the Sha	9	1	0.900
	Bryant, Whit	C8/ The Locals	9	1	0.900
	Evans, J.P.	D7/ The Pirate Bombs	9	1	0.900
	Cleveland, Craig	G6/ Money Shot	9	1	0.900
	Mushow, Dave	H3/ Ale-ing Archers	9	1	0.900
	Wade, Nate	H1/ Coral Reefers	9	1	0.900
31	Brown, Tom	A1/ No Element of Doubt	7	1	0.875
	Glendy, Mike	E2/ Ducks, Lies and Videota	7	1	0.875
	Thorne, Rick	G6/ Money Shot	7	1	0.875
	Britt, Jim	H1/ Coral Reefers	7	1	0.875
35	Hendricks, Ron	C4/ Starving Dartists	12	2	0.857
	Mayhew, Zak	D5/ Off Constantly	12	2	0.857
	Hall, Mike	E3/ Still Got Pepsi!	6	1	0.857
38	Knight, Mark	A1/ No Element of Doubt	10	2	0.833
	Reynolds, Mike	E5/ Bogarts	10	2	0.833
	Dudley, Robert	F7/ Imports & Domestics	10	2	0.833
	Murray, Shane	F5/ The Redneckers	10	2	0.833
	Simpson, David	F3/ Wire We Here	10	2	0.833
	Kilts, Jason	A1/ No Element of Doubt	5	1	0.833
	Powell, Mark	G7/ Any Given Wednesday	5	1	0.833
45	Stark, Keith	C8/ The Locals	9	2	0.818
	Scott, Kevin	D2/ Team America	9	2	0.818
	Ackley, Sean	F4/ Designated Divers	9	2	0.818
48	Baldwin, Randy	B4/ The Other White Meat	8	2	0.800
	Sexton, Wayne	F6/ That's Right!	8	2	0.800
	Coalson, Patrick	H3/ Ale-ing Archers	8	2	0.800
	Toolan, Chris	H5/ One Markers	8	2	0.800
52	Beaudoin, Paul	B7/ BullsHitters	11	3	0.786
	Mitchell, Billy	C7/ Just the Tip	11	3	0.786
54	Terry, Bob	A4/ Lunatic Fringe	7	2	0.778
	Sibincic, Rich	D8/ Hammered Heads	7	2	0.778
	Greene, Sebastian	H3/ Ale-ing Archers	7	2	0.778
	Strickland, Jon	H4/ Nice Dittles	7	2	0.778
58	Diamond, Paddy	B6/ Rif Raf	10	3	0.769
	Johnson, Galen	B7/ BullsHitters	10	3	0.769
	Kenney, Jon	C6/ Bennington Brawlers	10	3	0.769
	Lueneburg, Randy	D5/ Off Constantly	10	3	0.769
	Wilcox, Randy	D2/ Team America	10	3	0.769
63	(six tied - 1 in A, 2 in B, 1 in D, 1 in E, 1 in F)		9	3	0.750
	(four tied - 1 in A, 1 in E, 2 in F)		6	2	0.750

Fall 2008 RDL League-Wide Sectional Statistics (ranked by percentage) (FINAL!)

(All statistics are included, as there were no missing scoresheets this season)

(Game minimums required for these listings: 7 for divisions B/C/D, 6 for divisions E/F/G, 5 for divisions A/H)

	Doubles Cricket Win Percentage		W	L	%-age
1	Kilts, Jason	A1/ No Element of Doubt	7	0	1.000
2	Martinez, Vicente	D8/ Hammered Heads	12	1	0.923
3	Phillips, Robbie	A1/ No Element of Doubt	11	1	0.917
	Davis, Jimmy	B3/ Cleveland Rocks	11	1	0.917
5	Tant, J.J.	E4/ Overtime Outlaws	10	1	0.909
6	Smith, Van	H1/ Coral Reefers	9	1	0.900
	Wade, Nate	H1/ Coral Reefers	9	1	0.900
8	Peterson, Chris	E4/ Overtime Outlaws	8	1	0.889
	Brownd, Anthony	F5/ The Redneckers	8	1	0.889
	Wilcenski, Steve	H1/ Coral Reefers	8	1	0.889
11	Lovelace, Michael	B3/ Cleveland Rocks	7	1	0.875
	Iager, John	F1/ Grateful Darts	7	1	0.875
13	Hoyt, David	B6/ Rif Raf	12	2	0.857
	Oakley, Jerry	D3/ Tailgaters	12	2	0.857
	Tan, Wil	A1/ No Element of Doubt	6	1	0.857
	Side, Eric	D8/ Hammered Heads	6	1	0.857
17	Kubel, Tom	D5/ Off Constantly	11	2	0.846
18	Knight, Mark	A1/ No Element of Doubt	10	2	0.833
	Butters, Kent	B3/ Cleveland Rocks	10	2	0.833
	Dziczkowski, Jeremy	E6/ Respect Da Bull	10	2	0.833
	Lyons, Jeff	E6/ Respect Da Bull	10	2	0.833
	Peoples, Mike	A3/ Buddy Holly and the Sha	5	1	0.833
	Hodge, Hue	H1/ Coral Reefers	5	1	0.833
	Hudson, Paul	H7/ Big Bulls	5	1	0.833
	Loeb, Scott	H3/ Ale-ing Archers	5	1	0.833
	Port, Brian	H4/ Nice Dittles	5	1	0.833
27	Hyler, Dale	A1/ No Element of Doubt	9	2	0.818
	Johns, David	E7/ DIVE Bombers	9	2	0.818
	Rube, Bob	G7/ Any Given Wednesday	9	2	0.818
	Stacy, Rod	G1/ Sharkshooters	9	2	0.818
31	Zelinack, Jason	E4/ Overtime Outlaws	8	2	0.800
	Strickland, Jon	H4/ Nice Dittles	8	2	0.800
	Whitehead, Lee	A2/ Shadows Fall	4	1	0.800
	Talton, Randy	H7/ Big Bulls	4	1	0.800
35	Mitchell, Billy	C7/ Just the Tip	11	3	0.786
36	Ohrberg, Keith	B6/ Rif Raf	7	2	0.778
	Stevens, John	C7/ Just the Tip	7	2	0.778
	Hall, Pete	D2/ Team America	7	2	0.778
	Donahue, Brian	G7/ Any Given Wednesday	7	2	0.778
	Fitzgerald, Aaron	H7/ Big Bulls	7	2	0.778
	Mushow, Dave	H3/ Ale-ing Archers	7	2	0.778
	Talton, Chris	H7/ Big Bulls	7	2	0.778
43	Grubb, Donald	B7/ BullsHitters	10	3	0.769
	Foushee, Eugene	C5/ Excalibur	10	3	0.769
	McCredie, Bob	C2/ Traveling Beer Bellies	10	3	0.769
	Lueneburg, Randy	D5/ Off Constantly	10	3	0.769
	Wilcox, Randy	D2/ Team America	10	3	0.769
	Winters, Tom	D1/ Dynamic Darts	10	3	0.769
49	Butters, Scott	B3/ Cleveland Rocks	9	3	0.750
	Jur, Jess	B6/ Rif Raf	9	3	0.750
	Perry, Matt	C6/ Bennington Brawlers	9	3	0.750
	Ackerman, Travis	E6/ Respect Da Bull	9	3	0.750
	Moore, Jeff	E6/ Respect Da Bull	9	3	0.750
	Reitano, Sal	E7/ DIVE Bombers	9	3	0.750
	Williamson, Tony	E4/ Overtime Outlaws	9	3	0.750
	Dudley, Robert	F7/ Imports & Domestics	9	3	0.750
	Lamb, Mark	F7/ Imports & Domestics	9	3	0.750
	Murray, Shane	F5/ The Redneckers	9	3	0.750
	Thompson, Barry	F3/ Wire We Here	9	3	0.750
	Hiller, Tim	G1/ Sharkshooters	9	3	0.750
	Brown, Tom	A1/ No Element of Doubt	6	2	0.750
	Aguilar, Jose	B3/ Cleveland Rocks	6	2	0.750
	Leonard, Shawn	C1/ Who's Your Fat Daddy	6	2	0.750
	Overman, Don	E2/ Ducks, Lies and Videota	6	2	0.750
	Garratt, Neil	G3/ Menace 2 Sobriety	6	2	0.750
	Lewis, Brian	G5/ Dartastrophe	6	2	0.750
	Campbell, Dan	H4/ Nice Dittles	6	2	0.750

	Doubles 501 Win Percentage		W	L	%-age
1	Wilcenski, Steve	H1/ Coral Reefers	9	0	1.000
	Lovelace, Michael	B3/ Cleveland Rocks	7	0	1.000
	Britt, Jim	H1/ Coral Reefers	7	0	1.000
	Murray, David	A2/ Shadows Fall	5	0	1.000
5	Deemer, Randy	B4/ The Other White Meat	10	1	0.909
6	Mitchell, Tim	G1/ Sharkshooters	8	1	0.889
7	Brown, Tom	A1/ No Element of Doubt	7	1	0.875
	Batchelder, Dave	C3/ It's Pointless	7	1	0.875
9	Kendall, Kevin	A3/ Buddy Holly and the Sha	6	1	0.857
10	Phillips, Robbie	A1/ No Element of Doubt	11	2	0.846
11	Kenney, Jon	C6/ Bennington Brawlers	10	2	0.833
	Clark, Dan	E4/ Overtime Outlaws	10	2	0.833
	Patel, Sam	G3/ Menace 2 Sobriety	10	2	0.833
	Budelman, Jim	A4/ Lunatic Fringe	5	1	0.833
	Loeb, Scott	H3/ Ale-ing Archers	5	1	0.833
16	Wall, Keith	A1/ No Element of Doubt	9	2	0.818
	Butters, Kent	B3/ Cleveland Rocks	9	2	0.818
	Butters, Scott	B3/ Cleveland Rocks	9	2	0.818
	Eastmead, Phillip	C8/ The Locals	9	2	0.818
	Dudley, Robert	F7/ Imports & Domestics	9	2	0.818
	Jones, Jeff	F3/ Wire We Here	9	2	0.818
	Hiller, Tim	G1/ Sharkshooters	9	2	0.818
23	Bouchard, Keith	G3/ Menace 2 Sobriety	8	2	0.800
	McDonald, Mike	A2/ Shadows Fall	4	1	0.800
	Herfel, Tina	H5/ One Markers	4	1	0.800
26	Oakley, Jerry	D3/ Tailgaters	11	3	0.786
27	Payne, Julie	D3/ Tailgaters	7	2	0.778
	Taweel, Sami	F2/ Irish We Were Drunk	7	2	0.778
	Thorne, Rick	G6/ Money Shot	7	2	0.778
	Wade, Nate	H1/ Coral Reefers	7	2	0.778
31	Aguilar, Jose	B3/ Cleveland Rocks	10	3	0.769
	Scott, Lee	D3/ Tailgaters	10	3	0.769
33	Herman, Fritz	C4/ Starving Dartists	12	4	0.750
	Hall, Josh	B2/ One And Done	9	3	0.750
	Reynolds, Mike	E5/ Bogarts	9	3	0.750
	Clough, James	F2/ Irish We Were Drunk	9	3	0.750
	Simpson, David	F3/ Wire We Here	9	3	0.750
	Lyons, Jeff	E6/ Respect Da Bull	6	2	0.750
	Garratt, Neil	G3/ Menace 2 Sobriety	6	2	0.750
	Smith, Van	H1/ Coral Reefers	6	2	0.750
41	Hendricks, Ron	C4/ Starving Dartists	11	4	0.733
42	Knight, Mark	A1/ No Element of Doubt	8	3	0.727
	Lane, Timothy	B4/ The Other White Meat	8	3	0.727
	Evans, J.P.	D7/ The Pirate Bombs	8	3	0.727
	Lueneburg, Randy	D5/ Off Constantly	8	3	0.727
	Tant, J.J.	E4/ Overtime Outlaws	8	3	0.727
	Watkins, Rudy	E5/ Bogarts	8	3	0.727
	Thompson, Barry	F3/ Wire We Here	8	3	0.727
	Tourout, Glenn	F7/ Imports & Domestics	8	3	0.727
	Toolan, Chris	H5/ One Markers	8	3	0.727
51	Ray, Robert	C1/ Who's Your Fat Daddy	5	2	0.714
	Gower, Jeff	D7/ The Pirate Bombs	5	2	0.714
	Jackson, Barry	D1/ Dynamic Darts	5	2	0.714
	Martinez, Vince	F7/ Imports & Domestics	5	2	0.714
55	Hyler, Dale	A1/ No Element of Doubt	7	3	0.700
	Peoples, Mike	A3/ Buddy Holly and the Sha	7	3	0.700
	Hoyt, David	B6/ Rif Raf	7	3	0.700
	Reynolds, Lisa	E5/ Bogarts	7	3	0.700
	Wilkinson, Charlie	G7/ Any Given Wednesday	7	3	0.700
	Zimmerman, Mike	G4/ Death Throw	7	3	0.700
61	Carter, Kevin	B3/ Cleveland Rocks	9	4	0.692
	Dautrich, Dan	C3/ It's Pointless	9	4	0.692
	Howell, John	C4/ Starving Dartists	9	4	0.692
64	(nine tied - 1 in C, 1 in E, 3 in F, 4 in G)		8	4	0.667
	(eight tied - 3 in C, 3 in E, 1 in G, 1 in H)		6	3	0.667
	(seven tied - 1 in A, 1 in F, 2 in G, 3 in H)		4	2	0.667

Fall 2008 RDL Top Singles, Doubles, and Singles+Doubles Records (League-Wide) (FINAL!)

(There are no missing statistics, as all scoresheets from the entire season have been received.) (Game minimums required for singles listings and doubles listings: 19 for divisions B/C/D, 16 for divisions E/F/G, 14 for divisions A/H; game minimums required for singles+doubles listings: 37 for divisions B/C/D, 32 for divisions E/F/G, 28 for divisions A/H - due to multiple forfeits, these are NOT necessarily the minimums required for singles awards for all teams)

	Singles Win Percentage		W	L	%-age
1	Davis, Jimmy	B3/ Cleveland Rocks	22	0	1.000
2	Eastmead, Phillip	C8/ The Locals	21	1	0.955
3	Britt, Jim	H1/ Coral Reefers	14	1	0.933
4	Hamilton, Billy	A4/ Lunatic Fringe	18	2	0.900
5	Scott, Lee	D3/ Tailgaters	25	3	0.893
6	Wilcenski, Steve	H1/ Coral Reefers	16	2	0.889
7	Grubb, Donald	B7/ BullsHitters	23	3	0.885
	Martinez, Vicente	D8/ Hammered Heads	23	3	0.885
9	Knight, Mark	A1/ No Element of Doubt	21	3	0.875
	Phillips, Robbie	A1/ No Element of Doubt	21	3	0.875
	Dziczkowski, Jeremy	E6/ Respect Da Bull	21	3	0.875
	Glendy, Mike	E2/ Ducks, Lies and Videotape	14	2	0.875
13	Brown, Tom	A1/ No Element of Doubt	13	2	0.867
14	Scott, Kevin	D2/ Team America	19	3	0.864
	Bowman, Jason	F2/ Irish We Were Drunk	19	3	0.864
16	Oakley, Jerry	D3/ Tailgaters	24	4	0.857
17	Kubel, Tom	D5/ Off Constantly	22	4	0.846
18	Terry, Bob	A4/ Lunatic Fringe	16	3	0.842
	Thorne, Rick	G6/ Money Shot	16	3	0.842
20	Aguilar, Jose	B3/ Cleveland Rocks	20	4	0.833
	Lyons, Jeff	E6/ Respect Da Bull	20	4	0.833
	Reynolds, Mike	E5/ Bogarts	20	4	0.833
	Lamb, Mark	F7/ Imports & Domestics	20	4	0.833
	Murray, Shane	F5/ The Redneckers	20	4	0.833
	Titsworth, Dan	G6/ Money Shot	20	4	0.833
	Greene, Sebastian	H3/ Ale-ing Archers	15	3	0.833
27	Butters, Scott	B3/ Cleveland Rocks	18	4	0.818
	Fischlein, Kris	C6/ Bennington Brawlers	18	4	0.818
29	Kenney, Jon	C6/ Bennington Brawlers	20	5	0.800
	Kendall, Kevin	A3/ Buddy Holly and the Shaf	16	4	0.800
	Evans, J.P.	D7/ The Pirate Bombs	16	4	0.800
	Ackley, Sean	F4/ Designated Divers	16	4	0.800
	Wade, Nate	H1/ Coral Reefers	16	4	0.800
34	Wells, John	E3/ Still Got Pepsi!	19	5	0.792

	Doubles Win Percentage		W	L	%-age
1	Wilcenski, Steve	H1/ Coral Reefers	17	1	0.944
2	Phillips, Robbie	A1/ No Element of Doubt	22	3	0.880
3	Wade, Nate	H1/ Coral Reefers	16	3	0.842
4	Smith, Van	H1/ Coral Reefers	15	3	0.833
5	Butters, Kent	B3/ Cleveland Rocks	19	4	0.826
6	Oakley, Jerry	D3/ Tailgaters	23	5	0.821
7	Tant, J.J.	E4/ Overtime Outlaws	18	4	0.818
8	Brown, Tom	A1/ No Element of Doubt	13	3	0.813
9	Lyons, Jeff	E6/ Respect Da Bull	16	4	0.800
10	Hoyt, David	B6/ Rif Raf	19	5	0.792
11	Knight, Mark	A1/ No Element of Doubt	18	5	0.783
	Butters, Scott	B3/ Cleveland Rocks	18	5	0.783
	Dudley, Robert	F7/ Imports & Domestics	18	5	0.783
	Hiller, Tim	G1/ Sharkshooters	18	5	0.783
15	Hyler, Dale	A1/ No Element of Doubt	16	5	0.762
	Aguilar, Jose	B3/ Cleveland Rocks	16	5	0.762
	Davis, Jimmy	B3/ Cleveland Rocks	16	5	0.762
	Mitchell, Tim	G1/ Sharkshooters	16	5	0.762
19	Lueneburg, Randy	D5/ Off Constantly	18	6	0.750
	Clark, Dan	E4/ Overtime Outlaws	18	6	0.750
	Payne, Julie	D3/ Tailgaters	15	5	0.750
	Dziczkowski, Jeremy	E6/ Respect Da Bull	15	5	0.750
	Peoples, Mike	A3/ Buddy Holly and the Shaf	12	4	0.750
	Garratt, Neil	G3/ Menace 2 Sobriety	12	4	0.750
	Strickland, Jon	H4/ Nice Dittles	12	4	0.750
26	Wall, Keith	A1/ No Element of Doubt	17	6	0.739
	Thompson, Barry	F3/ Wire We Here	17	6	0.739
28	Kilts, Jason	A1/ No Element of Doubt	11	4	0.733

	Singles + Doubles Win Percentage		W	L	%-age
1	Wilcenski, Steve	H1/ Coral Reefers	33	3	0.917
2	Davis, Jimmy	B3/ Cleveland Rocks	38	5	0.884
3	Phillips, Robbie	A1/ No Element of Doubt	43	6	0.878
4	Oakley, Jerry	D3/ Tailgaters	47	9	0.839
5	Brown, Tom	A1/ No Element of Doubt	26	5	0.839
6	Knight, Mark	A1/ No Element of Doubt	39	8	0.830
7	Wade, Nate	H1/ Coral Reefers	32	7	0.821
8	Eastmead, Phillip	C8/ The Locals	36	8	0.818
	Dziczkowski, Jeremy	E6/ Respect Da Bull	36	8	0.818
	Lyons, Jeff	E6/ Respect Da Bull	36	8	0.818
11	Martinez, Vicente	D8/ Hammered Heads	42	10	0.808
12	Aguilar, Jose	B3/ Cleveland Rocks	36	9	0.800
	Butters, Scott	B3/ Cleveland Rocks	36	9	0.800
	Britt, Jim	H1/ Coral Reefers	24	6	0.800
15	Kubel, Tom	D5/ Off Constantly	41	11	0.788
16	Thorne, Rick	G6/ Money Shot	29	8	0.784
17	Scott, Lee	D3/ Tailgaters	42	12	0.778
18	Lamb, Mark	F7/ Imports & Domestics	37	11	0.771
19	Hamilton, Billy	A4/ Lunatic Fringe	29	9	0.763
20	Evans, J.P.	D7/ The Pirate Bombs	32	10	0.762
21	Lueneburg, Randy	D5/ Off Constantly	38	12	0.760
22	Kendall, Kevin	A3/ Buddy Holly and the Shaf	28	9	0.757
23	Fischlein, Kris	C6/ Bennington Brawlers	31	10	0.756
24	Grubb, Donald	B7/ BullsHitters	39	13	0.750
	Kenney, Jon	C6/ Bennington Brawlers	36	12	0.750
	Reynolds, Mike	E5/ Bogarts	36	12	0.750
	Scott, Kevin	D2/ Team America	33	11	0.750
	Mushow, Dave	H3/ Ale-ing Archers	27	9	0.750
29	Hendricks, Ron	C4/ Starving Dartists	42	15	0.737
30	Butters, Kent	B3/ Cleveland Rocks	33	12	0.733
31	Murray, Shane	F5/ The Redneckers	35	13	0.729
32	Tant, J.J.	E4/ Overtime Outlaws	32	12	0.727
33	Terry, Bob	A4/ Lunatic Fringe	26	10	0.722
34	Hyler, Dale	A1/ No Element of Doubt	31	12	0.721
35	Clark, Dan	E4/ Overtime Outlaws	33	13	0.717
36	Mayhew, Zak	D5/ Off Constantly	38	15	0.717
37	Hall, Josh	B2/ One And Done	34	14	0.708
	Simpson, David	F3/ Wire We Here	34	14	0.708
39	Tourout, Glenn	F7/ Imports & Domestics	31	13	0.705
40	Dudley, Robert	F7/ Imports & Domestics	33	14	0.702
	Thompson, Barry	F3/ Wire We Here	33	14	0.702
42	Ackley, Sean	F4/ Designated Divers	28	12	0.700
43	Wall, Keith	A1/ No Element of Doubt	32	14	0.696
44	Winters, Tom	D1/ Dynamic Darts	34	15	0.694
45	Perry, Matt	C6/ Bennington Brawlers	36	16	0.692
46	Bowman, Jason	F2/ Irish We Were Drunk	31	14	0.689
47	Wells, John	E3/ Still Got Pepsi!	33	15	0.688
48	Rube, Bob	G7/ Any Given Wednesday	28	13	0.683
49	McCredie, Bob	C2/ Traveling Beer Bellies	32	15	0.681
50	Campbell, Dan	H4/ Nice Dittles	21	10	0.677
51	Bubanic, George	A7/ The Aristocrats	27	13	0.675
52	Titsworth, Dan	G6/ Money Shot	31	15	0.674
53	Wilcox, Randy	D2/ Team America	35	17	0.673
54	Coalson, Patrick	H3/ Ale-ing Archers	26	13	0.667
	Greene, Sebastian	H3/ Ale-ing Archers	22	11	0.667
	Kilts, Jason	A1/ No Element of Doubt	20	10	0.667
57	Mitchell, Billy	C7/ Just the Tip	35	18	0.660
58	Hoyt, David	B6/ Rif Raf	33	17	0.660
59	Mitchell, Tim	G1/ Sharkshooters	27	14	0.659
60	Toolan, Chris	H5/ One Markers	26	14	0.650
61	Beaudoin, Paul	B7/ BullsHitters	35	19	0.648
62	Reaume, Andre	D3/ Tailgaters	33	18	0.647
63	Reitano, Sal	E7/ DIVE Bombers	31	17	0.646
	Willis, Tolson	G4/ Death Throw	31	17	0.646
65	(two tied - 1 in A, 1 in G)				0.643

Fall 2008 RDL Top -01 and Cricket All-Star Point Averages (League-Wide) (FINAL!)

(There are no missing statistics, as all scoresheets from the entire season have been received.) (Game minimums required for these listings: 19 for divisions B/C/D, 16 for divisions E/F/G, 14 for divisions A/H - due to multiple forfeits, these are NOT necessarily the minimums required for these awards for all teams)

	-01 All-Star Point Average		ASP	TGP	Ave.
1	Seward, Mike	A3/ Buddy Holly and the Shaf	17.5	15	1.167
2	Phillips, Robbie	A1/ No Element of Doubt	28.5	25	1.140
3	Eastmead, Phillip	C8/ The Locals	21.5	22	0.977
4	Hamilton, Billy	A4/ Lunatic Fringe	18.5	19	0.974
5	Murray, Shane	F5/ The Redneckers	21.5	24	0.896
6	Bubanic, George	A7/ The Aristocrats	17.5	20	0.875
	Dziczkowski, Jeremy	E6/ Respect Da Bull	17.5	20	0.875
8	Brown, Tom	A1/ No Element of Doubt	13.0	15	0.867
9	Sellers, Mark	A6/ Precisely Random	14.0	17	0.824
10	Knight, Mark	A1/ No Element of Doubt	18.0	23	0.783
11	Butters, Scott	B3/ Cleveland Rocks	14.5	20	0.725
12	Oakley, Jerry	D3/ Tailgaters	20.0	28	0.714
13	Peoples, Mike	A3/ Buddy Holly and the Shaf	13.5	19	0.711
14	Deemer, Randy	B4/ The Other White Meat	15.0	23	0.652
15	McNamara, Tim	A6/ Precisely Random	11.0	17	0.647
16	Jur, Jess	B6/ Rif Raf	13.5	21	0.643
17	Hoyt, David	B6/ Rif Raf	14.5	23	0.630
18	Beeson, Robb	A3/ Buddy Holly and the Shaf	12.5	20	0.625
19	James, Bob	C4/ Starving Dartists	15.5	25	0.620
20	Terry, Bob	A4/ Lunatic Fringe	11.0	18	0.611
21	Martinez, Vicente	D8/ Hammered Heads	15.5	26	0.596
22	Martin, David	A6/ Precisely Random	9.5	16	0.594
23	Grubb, Donald	B7/ BullsHitters	15.0	26	0.577
24	Montesi, Chris	F2/ Irish We Were Drunk	12.5	22	0.568
25	Berstler, Justin	A3/ Buddy Holly and the Shaf	9.0	16	0.563
26	Reaume, Andre	D3/ Tailgaters	14.0	25	0.560
27	Copple, Matthew	B1/ Nine Lives	15.5	28	0.554
28	Evans, J.P.	D7/ The Pirate Bombs	11.5	21	0.548
29	Stark, Keith	C8/ The Locals	12.0	22	0.545
30	Wiegand, Tom	B5/ Dogs of War	13.0	24	0.542
31	Hindle, Mikey	B2/ One And Done	15.0	28	0.536
32	Witz, Steve	A3/ Buddy Holly and the Shaf	8.5	16	0.531
33	Bradshaw, Rick	B3/ Cleveland Rocks	11.0	21	0.524
	Alcon, Tony	C7/ Just the Tip	11.0	21	0.524
35	Hyler, Dale	A1/ No Element of Doubt	11.5	22	0.523
	Tant, J.J.	E4/ Overtime Outlaws	11.5	22	0.523
37	Perry, Matt	C6/ Bennington Brawlers	13.5	26	0.519
38	Keller, Tony	C3/ It's Pointless	14.5	28	0.518
39	Mayhew, Zak	D5/ Off Constantly	13.0	26	0.500
	Jeffcoat, Doug	A6/ Precisely Random	10.0	20	0.500
	Bakowski, Adam	A4/ Lunatic Fringe	9.5	19	0.500
	Jacobi, Paul	A4/ Lunatic Fringe	8.0	16	0.500
	Strickland, Jon	H4/ Nice Dittles	7.0	14	0.500
44	Maccini, Billy	C8/ The Locals	12.0	25	0.480
45	Dautrich, Dan	C3/ It's Pointless	11.5	24	0.479
	Kenney, Jon	C6/ Bennington Brawlers	11.5	24	0.479
	Reynolds, Mike	E5/ Bogarts	11.5	24	0.479
48	Roman-Cusher, Jason	F5/ The Redneckers	10.5	22	0.477
49	Butters, Kent	B3/ Cleveland Rocks	10.0	21	0.476
50	Kilts, Jason	A1/ No Element of Doubt	8.0	17	0.471
51	Campbell, Dan	H4/ Nice Dittles	7.0	15	0.467
52	Murdaugh, John	B8/ Rebels Without A Cause	12.0	26	0.462
	Allison, Frank	C1/ Who's Your Fat Daddy	12.0	26	0.462
	Kubel, Tom	D5/ Off Constantly	12.0	26	0.462
55	Aguilar, Jose	B3/ Cleveland Rocks	11.5	25	0.460
56	Hall, Josh	B2/ One And Done	11.0	24	0.458
57	Ackley, Sean	F4/ Designated Divers	8.5	19	0.447
58	Ackerman, Travis	E6/ Respect Da Bull	8.0	18	0.444
	Wilcenski, Steve	H1/ Coral Reefers	8.0	18	0.444
60	Rodgers, Trey	B8/ Rebels Without A Cause	11.5	26	0.442
61	Mushow, Dave	H3/ Ale-ing Archers	7.5	17	0.441
62	Hogan, Neal	G4/ Death Throw	9.5	22	0.432
63	Lyons, Jeff	E6/ Respect Da Bull	8.5	20	0.425
64	(four tied - 1 each in B, D, E, and G)		10.0	24	0.417

	Cricket All-Star Point Average		ASP	TGP	Ave.
1	Phillips, Robbie	A1/ No Element of Doubt	83.5	24	3.479
2	Tan, Wil	A1/ No Element of Doubt	42.5	15	2.833
3	Seward, Mike	A3/ Buddy Holly and the Shaf	42.0	15	2.800
4	Kendall, Kevin	A3/ Buddy Holly and the Shaf	54.0	20	2.700
5	Brown, Tom	A1/ No Element of Doubt	41.5	16	2.594
6	Jeffcoat, Doug	A6/ Precisely Random	44.0	20	2.200
7	Beeson, Robb	A3/ Buddy Holly and the Shaf	47.5	22	2.159
8	Knight, Mark	A1/ No Element of Doubt	50.5	24	2.104
9	Terry, Bob	A4/ Lunatic Fringe	37.0	18	2.056
10	Davis, Jimmy	B3/ Cleveland Rocks	49.5	25	1.980
11	Bubanic, George	A7/ The Aristocrats	39.0	20	1.950
12	Hyler, Dale	A1/ No Element of Doubt	39.5	21	1.881
13	Eastmead, Phillip	C8/ The Locals	38.5	22	1.750
14	Oakley, Jerry	D3/ Tailgaters	47.5	28	1.696
15	Hamilton, Billy	A4/ Lunatic Fringe	31.5	19	1.658
16	Eason, Joel	A4/ Lunatic Fringe	27.5	17	1.618
17	Bakowski, Adam	A4/ Lunatic Fringe	30.5	19	1.605
18	Butters, Scott	B3/ Cleveland Rocks	39.0	25	1.560
19	Wilcenski, Steve	H1/ Coral Reefers	28.0	18	1.556
20	McNamara, Tim	A6/ Precisely Random	26.0	17	1.529
21	Butters, Kent	B3/ Cleveland Rocks	36.5	24	1.521
22	Wall, Keith	A1/ No Element of Doubt	36.0	24	1.500
23	Martin, David	A6/ Precisely Random	27.5	19	1.447
24	Reaume, Andre	D3/ Tailgaters	37.5	26	1.442
25	Murray, Shane	F5/ The Redneckers	34.5	24	1.438
26	Wade, Nate	H1/ Coral Reefers	28.5	20	1.425
27	Deemer, Randy	B4/ The Other White Meat	32.5	23	1.413
28	Scott, Lee	D3/ Tailgaters	38.0	27	1.407
29	Lloyd, Billy	A7/ The Aristocrats	26.5	19	1.395
30	Grubb, Donald	B7/ BullsHitters	36.0	26	1.385
31	Thomas, Jason	A5/ Trip Hazzard	29.0	21	1.381
32	Dziczkowski, Jeremy	E6/ Respect Da Bull	33.0	24	1.375
33	Pharo, John	A5/ Trip Hazzard	31.5	23	1.370
34	Tant, J.J.	E4/ Overtime Outlaws	30.0	22	1.364
35	Hoyt, David	B6/ Rif Raf	36.5	27	1.352
36	Mitchell, Sid	A5/ Trip Hazzard	26.5	20	1.325
37	Scott, Kevin	D2/ Team America	29.0	22	1.318
38	Diamond, Paddy	B6/ Rif Raf	34.0	26	1.308
39	Brown, Phil	E3/ Still Got Pepsi!	31.0	24	1.292
40	Murdaugh, John	B8/ Rebels Without A Cause	33.0	26	1.269
41	Sawyer, Matt	D8/ Hammered Heads	24.0	19	1.263
42	Mills, Tim	B8/ Rebels Without A Cause	27.5	22	1.250
43	Beaudoin, Paul	B7/ BullsHitters	34.5	28	1.232
44	Kubel, Tom	D5/ Off Constantly	32.0	26	1.231
45	Berstler, Justin	A3/ Buddy Holly and the Shaf	19.5	16	1.219
46	Martinez, Vicente	D8/ Hammered Heads	31.5	26	1.212
47	Gaglione, Joey	A3/ Buddy Holly and the Shaf	23.0	19	1.211
48	Winters, Tom	D1/ Dynamic Darts	30.0	25	1.200
49	Reynolds, Mike	E5/ Bogarts	28.5	24	1.188
50	Aguilar, Jose	B3/ Cleveland Rocks	23.0	20	1.150
51	Ackerman, Travis	E6/ Respect Da Bull	27.5	24	1.146
52	James, Bob	C4/ Starving Dartists	26.5	24	1.104
53	Rodgers, Trey	B8/ Rebels Without A Cause	27.5	25	1.100
54	Iager, John	F1/ Grateful Darts	17.5	16	1.094
55	Barwick, Rob	B6/ Rif Raf	28.0	26	1.077
	Wilcox, Randy	D2/ Team America	28.0	26	1.077
57	Keller, Tony	C3/ It's Pointless	30.0	28	1.071
58	Hindle, Mikey	B2/ One And Done	29.5	28	1.054
59	Gregory, Mark	B5/ Dogs of War	20.0	19	1.053
60	Sarantos, Alex	D8/ Hammered Heads	21.0	20	1.050
61	Lyons, Jeff	E6/ Respect Da Bull	25.0	24	1.042
62	Hall, Josh	B2/ One And Done	24.0	24	1.000
	Wiegand, Tom	B5/ Dogs of War	24.0	24	1.000
64	Williams, Denny	B7/ BullsHitters	26.5	27	0.981
65	Lamb, Mark	F7/ Imports & Domestics	23.5	24	0.979

Fall 2008 RDL Win Percentages (by team) (FINAL!)

(All statistics are included, as there were no missing scoresheets this season)

Singles Win Percentages

		W	L	%-age
1	A1/ No Element of Doul	108	36	0.750
2	B3/ Cleveland Rocks	119	49	0.708
3	G6/ Money Shot	97	47	0.674
4	A4/ Lunatic Fringe	76	44	0.633
	H3/ Ale-ing Archers	76	44	0.633
6	F5/ The Redneckers	87	57	0.604
7	E6/ Respect Da Bull	85	59	0.590
8	C6/ Bennington Brawler	99	69	0.589
9	D3/ Tailgaters	98	70	0.583
10	B7/ BullsHitters	96	72	0.571
	D5/ Off Constantly	96	72	0.571
12	H1/ Coral Reefers	67	53	0.558
13	G7/ Any Given Wednesc	79	65	0.549
14	D8/ Hammered Heads	91	77	0.542
	E2/ Ducks, Lies and Vid	78	66	0.542
	F6/ That's Right!	78	66	0.542
17	F7/ Imports & Domestic	77	67	0.535
18	B8/ Rebels Without A C	89	79	0.530
	D1/ Dynamic Darts	89	79	0.530
20	H7/ Big Bulls	63	56	0.529
21	C5/ Excalibur	88	80	0.524
	C7/ Just the Tip	88	80	0.524
23	A3/ Buddy Holly and the	69	63	0.523
24	E5/ Bogarts	75	69	0.521
25	H4/ Nice Dittles	68	63	0.519
26	F3/ Wire We Here	74	70	0.514
27	B6/ Rif Raf	86	82	0.512
28	E3/ Still Got Pepsi!	73	71	0.507
	E4/ Overtime Outlaws	73	71	0.507
	G3/ Menace 2 Sobriety	73	71	0.507
31	C1/ Who's Your Fat Dac	83	85	0.494
	C4/ Starving Dartists	83	85	0.494
	D7/ The Pirate Bombs	83	85	0.494
34	F4/ Designated Divers	71	73	0.493
35	G2/ Projectile Challenge	65	67	0.492
36	C8/ The Locals	81	85	0.488
37	B2/ One And Done	80	88	0.476
38	C2/ Traveling Beer Belli	79	87	0.476
39	A2/ Shadows Fall	28	32	0.467
40	D2/ Team America	78	90	0.464
	D6/ Cobra Kai	78	90	0.464
42	E7/ DIVE Bombers	66	78	0.458
43	B4/ The Other White Me	76	92	0.452
44	F2/ Irish We Were Drun	65	79	0.451
	G1/ Sharkshooters	65	79	0.451
46	A7/ The Aristocrats	52	68	0.433
47	H2/ Who Darted?	51	69	0.425
48	G5/ Dartastrophe	56	76	0.424
49	C3/ It's Pointless	69	99	0.411
50	G4/ Death Throw	57	87	0.396
51	B1/ Nine Lives	66	102	0.393
52	A6/ Precisely Random	51	81	0.386
53	H5/ One Markers	49	81	0.377
54	E1/ Tres Equis XXX	54	90	0.375
55	F1/ Grateful Darts	52	92	0.361
56	B5/ Dogs of War	60	108	0.357
57	D4/ One-Armed Bandits	59	109	0.351
58	A5/ Trip Hazzard	36	96	0.273
59	H6/ Pussy Kat Dolls	2	8	0.200

Doubles Win Percentages

		W	L	%-age
1	A1/ No Element of Doul	56	16	0.778
2	B3/ Cleveland Rocks	61	23	0.726
3	H1/ Coral Reefers	43	17	0.717
4	D3/ Tailgaters	53	31	0.631
5	E4/ Overtime Outlaws	45	27	0.625
6	G3/ Menace 2 Sobriety	44	28	0.611
7	F7/ Imports & Domestic	43	29	0.597
8	C6/ Bennington Brawler	50	34	0.595
9	F3/ Wire We Here	42	29	0.592
10	B6/ Rif Raf	49	35	0.583
	D5/ Off Constantly	49	35	0.583
	E5/ Bogarts	42	30	0.583
	G4/ Death Throw	42	30	0.583
	H3/ Ale-ing Archers	35	25	0.583
15	C4/ Starving Dartists	48	36	0.571
16	E6/ Respect Da Bull	41	31	0.569
	G1/ Sharkshooters	41	31	0.569
18	A2/ Shadows Fall	17	13	0.567
19	A3/ Buddy Holly and the	37	29	0.561
20	G6/ Money Shot	40	32	0.556
21	A4/ Lunatic Fringe	32	28	0.533
22	B2/ One And Done	44	40	0.524
	D1/ Dynamic Darts	44	40	0.524
24	H4/ Nice Dittles	34	32	0.515
25	E7/ DIVE Bombers	37	35	0.514
26	B7/ BullsHitters	43	41	0.512
	C5/ Excalibur	43	41	0.512
	C7/ Just the Tip	43	41	0.512
	D2/ Team America	43	41	0.512
30	D7/ The Pirate Bombs	42	42	0.500
	H7/ Big Bulls	30	30	0.500
32	C1/ Who's Your Fat Dac	41	43	0.488
	C3/ It's Pointless	41	43	0.488
	D8/ Hammered Heads	41	43	0.488
35	F6/ That's Right!	35	37	0.486
36	F5/ The Redneckers	34	37	0.479
37	B8/ Rebels Without A C	40	44	0.476
	D6/ Cobra Kai	40	44	0.476
39	E3/ Still Got Pepsi!	34	38	0.472
40	C2/ Traveling Beer Belli	39	45	0.464
41	F1/ Grateful Darts	33	39	0.458
	F4/ Designated Divers	33	39	0.458
43	F2/ Irish We Were Drun	31	41	0.431
	G7/ Any Given Wednesc	31	41	0.431
45	A6/ Precisely Random	27	39	0.409
46	B4/ The Other White Me	34	50	0.405
47	A7/ The Aristocrats	24	36	0.400
48	B1/ Nine Lives	33	51	0.393
49	E1/ Tres Equis XXX	28	44	0.389
50	H2/ Who Darted?	23	37	0.383
51	B5/ Dogs of War	32	52	0.381
52	C8/ The Locals	31	53	0.369
53	G2/ Projectile Challenge	24	42	0.364
	G5/ Dartastrophe	24	42	0.364
55	H5/ One Markers	23	43	0.348
56	E2/ Ducks, Lies and Vid	25	47	0.347
57	H6/ Pussy Kat Dolls	2	4	0.333
58	D4/ One-Armed Bandits	24	60	0.286
59	A5/ Trip Hazzard	17	49	0.258

Singles+Doubles Win Percentages

		W	L	%-age
1	A1/ No Element of Doul	220	68	0.764
2	B3/ Cleveland Rocks	241	95	0.717
3	H1/ Coral Reefers	153	87	0.638
4	G6/ Money Shot	177	111	0.615
5	H3/ Ale-ing Archers	146	94	0.608
6	D3/ Tailgaters	204	132	0.607
7	C6/ Bennington Brawler	199	137	0.592
8	A4/ Lunatic Fringe	140	100	0.583
9	E6/ Respect Da Bull	167	121	0.580
10	D5/ Off Constantly	194	142	0.577
11	E4/ Overtime Outlaws	163	125	0.566
	F7/ Imports & Domestic	163	125	0.566
13	G3/ Menace 2 Sobriety	161	127	0.559
14	F3/ Wire We Here	158	128	0.552
15	E5/ Bogarts	159	129	0.552
16	B6/ Rif Raf	184	152	0.548
17	F5/ The Redneckers	155	131	0.542
18	B7/ BullsHitters	182	154	0.542
	A3/ Buddy Holly and the	143	121	0.542
20	C4/ Starving Dartists	179	157	0.533
21	D1/ Dynamic Darts	177	159	0.527
22	C5/ Excalibur	174	162	0.518
	C7/ Just the Tip	174	162	0.518
24	H4/ Nice Dittles	136	127	0.517
25	A2/ Shadows Fall	62	58	0.517
26	D8/ Hammered Heads	173	163	0.515
27	H7/ Big Bulls	123	116	0.515
28	F6/ That's Right!	148	140	0.514
29	G1/ Sharkshooters	147	141	0.510
30	B8/ Rebels Without A C	169	167	0.503
31	B2/ One And Done	168	168	0.500
32	D7/ The Pirate Bombs	167	169	0.497
33	C1/ Who's Your Fat Dac	165	171	0.491
34	E3/ Still Got Pepsi!	141	147	0.490
	G4/ Death Throw	141	147	0.490
	G7/ Any Given Wednesc	141	147	0.490
37	D2/ Team America	164	172	0.488
38	E7/ DIVE Bombers	140	148	0.486
39	F4/ Designated Divers	137	151	0.476
40	D6/ Cobra Kai	158	178	0.470
41	C2/ Traveling Beer Belli	157	177	0.470
42	C3/ It's Pointless	151	185	0.449
43	E2/ Ducks, Lies and Vid	128	160	0.444
44	F2/ Irish We Were Drun	127	161	0.441
45	B4/ The Other White Me	144	192	0.429
46	C8/ The Locals	143	191	0.428
47	G2/ Projectile Challenge	113	151	0.428
48	A7/ The Aristocrats	100	140	0.417
49	F1/ Grateful Darts	118	170	0.410
50	H2/ Who Darted?	97	143	0.404
51	A6/ Precisely Random	105	159	0.398
52	G5/ Dartastrophe	104	160	0.394
53	B1/ Nine Lives	132	204	0.393
54	E1/ Tres Equis XXX	110	178	0.382
55	B5/ Dogs of War	124	212	0.369
56	H5/ One Markers	95	167	0.363
57	D4/ One-Armed Bandits	107	229	0.318
58	H6/ Pussy Kat Dolls	6	16	0.273
59	A5/ Trip Hazzard	70	194	0.265

Fall 2008 RDL All-Star Point Averages (by team) (FINAL!)

(All statistics are included, as there were no missing scoresheets this season)

-01 All-Star Point Averages

		ASP	TGP	Ave.
1	A1/ No Element of Doubt	106.5	144	0.740
2	A2/ Shadows Fall	41.5	60	0.692
3	A3/ Buddy Holly and the Shafters	79.5	132	0.602
4	A4/ Lunatic Fringe	68.0	120	0.567
5	A6/ Precisely Random	64.0	132	0.485
6	B3/ Cleveland Rocks	79.5	168	0.473
7	F5/ The Redneckers	59.5	142	0.419
8	C8/ The Locals	67.0	167	0.401
9	B6/ Rif Raf	66.5	168	0.396
10	A7/ The Aristocrats	47.0	120	0.392
11	E6/ Respect Da Bull	51.5	144	0.358
12	B2/ One And Done	60.0	168	0.357
13	D3/ Tailgaters	56.5	168	0.336
14	E5/ Bogarts	44.0	144	0.306
15	B1/ Nine Lives	49.5	168	0.295
16	B8/ Rebels Without A Cause	49.0	168	0.292
	H1/ Coral Reefers	35.0	120	0.292
	H3/ Ale-ing Archers	35.0	120	0.292
19	B7/ BullsHitters	48.0	168	0.286
20	B4/ The Other White Meat	47.0	168	0.280
	C3/ It's Pointless	47.0	168	0.280
	C4/ Starving Dartists	47.0	168	0.280
	D5/ Off Constantly	47.0	168	0.280
24	C6/ Bennington Brawlers	44.5	168	0.265
25	H4/ Nice Dittles	34.5	131	0.263
26	C1/ Who's Your Fat Daddy	44.0	168	0.262
27	F7/ Imports & Domestics	37.5	144	0.260
28	B5/ Dogs of War	42.5	168	0.253
29	E7/ DIVE Bombers	36.0	144	0.250
30	D4/ One-Armed Bandits	41.5	168	0.247
31	E1/ Tres Equis XXX	35.0	144	0.243
	E3/ Still Got Pepsi!	35.0	144	0.243
33	D8/ Hammered Heads	40.5	168	0.241
34	A5/ Trip Hazzard	31.5	132	0.239
35	G4/ Death Throw	34.0	144	0.236
36	D7/ The Pirate Bombs	39.5	168	0.235
37	C7/ Just the Tip	39.0	168	0.232
38	F4/ Designated Divers	32.5	144	0.226
39	E2/ Ducks, Lies and Videotape	31.5	144	0.219
40	G6/ Money Shot	31.0	144	0.215
41	C2/ Traveling Beer Bellies	35.5	167	0.213
42	F2/ Irish We Were Drunk	30.5	144	0.212
43	C5/ Excalibur	34.0	168	0.202
	D6/ Cobra Kai	34.0	168	0.202
45	H7/ Big Bulls	24.0	119	0.202
46	F6/ That's Right!	28.5	144	0.198
47	D1/ Dynamic Darts	33.0	168	0.196
48	G3/ Menace 2 Sobriety	25.0	144	0.174
49	E4/ Overtime Outlaws	24.5	144	0.170
	G1/ Sharkshooters	24.5	144	0.170
51	G7/ Any Given Wednesday	24.0	144	0.167
52	F3/ Wire We Here	23.5	142	0.165
53	H2/ Who Darted?	19.0	120	0.158
54	H5/ One Markers	19.5	131	0.149
55	D2/ Team America	24.0	168	0.143
56	G5/ Dartastrophe	16.0	132	0.121
57	G2/ Projectile Challenged	15.5	132	0.117
58	F1/ Grateful Darts	16.5	144	0.115
59	H6/ Pussy Kat Dolls	0.0	11	0.000

Cricket All-Star Point Averages

		ASP	TGP	Ave.
1	A1/ No Element of Doubt	330.0	144	2.292
2	A2/ Shadows Fall	106.0	60	1.767
3	A3/ Buddy Holly and the Shafters	227.5	132	1.723
4	A4/ Lunatic Fringe	175.0	120	1.458
5	A6/ Precisely Random	166.0	132	1.258
6	B3/ Cleveland Rocks	196.5	168	1.170
7	A7/ The Aristocrats	126.0	120	1.050
8	A5/ Trip Hazzard	136.0	132	1.030
9	B8/ Rebels Without A Cause	167.0	168	0.994
10	B6/ Rif Raf	160.0	168	0.952
	D3/ Tailgaters	160.0	168	0.952
12	B7/ BullsHitters	157.0	168	0.935
13	D8/ Hammered Heads	138.5	168	0.824
14	B4/ The Other White Meat	138.0	168	0.821
15	H1/ Coral Reefers	97.5	120	0.813
16	E6/ Respect Da Bull	116.0	144	0.806
17	B2/ One And Done	131.0	168	0.780
18	D1/ Dynamic Darts	127.0	168	0.756
19	D2/ Team America	119.0	168	0.708
20	D5/ Off Constantly	118.5	168	0.705
21	E3/ Still Got Pepsi!	100.5	144	0.698
22	F5/ The Redneckers	99.5	144	0.691
23	B5/ Dogs of War	116.0	168	0.690
24	B1/ Nine Lives	109.5	168	0.652
25	F3/ Wire We Here	92.5	144	0.642
26	C4/ Starving Dartists	107.5	168	0.640
27	E2/ Ducks, Lies and Videotape	92.0	144	0.639
28	D7/ The Pirate Bombs	102.5	168	0.610
29	C8/ The Locals	101.5	167	0.608
30	G6/ Money Shot	87.5	144	0.608
31	C3/ It's Pointless	100.0	168	0.595
32	E5/ Bogarts	85.5	144	0.594
33	F1/ Grateful Darts	84.5	144	0.587
	F7/ Imports & Domestics	84.5	144	0.587
35	C1/ Who's Your Fat Daddy	96.5	168	0.574
36	E4/ Overtime Outlaws	80.0	144	0.556
	E7/ DIVE Bombers	80.0	144	0.556
38	C7/ Just the Tip	92.5	168	0.551
39	C5/ Excalibur	91.5	168	0.545
	C6/ Bennington Brawlers	91.5	168	0.545
41	F4/ Designated Divers	75.0	144	0.521
42	H4/ Nice Dittles	66.0	132	0.500
43	G3/ Menace 2 Sobriety	71.0	144	0.493
44	D6/ Cobra Kai	82.5	168	0.491
45	E1/ Tres Equis XXX	69.5	144	0.483
46	G1/ Sharkshooters	69.0	144	0.479
47	F2/ Irish We Were Drunk	68.0	144	0.472
48	C2/ Traveling Beer Bellies	74.5	167	0.446
49	H3/ Ale-ing Archers	51.5	120	0.429
50	H7/ Big Bulls	48.5	120	0.404
51	D4/ One-Armed Bandits	67.0	168	0.399
52	G2/ Projectile Challenged	51.0	132	0.386
53	G7/ Any Given Wednesday	54.0	144	0.375
54	G4/ Death Throw	50.5	144	0.351
55	G5/ Dartastrophe	46.0	132	0.348
56	F6/ That's Right!	49.5	144	0.344
57	H2/ Who Darted?	39.0	120	0.325
58	H5/ One Markers	40.5	131	0.309
59	H6/ Pussy Kat Dolls	1.0	11	0.091

	Singles 301		Singles Cricket		Singles Record		Singles Win %-age	Doubles Cricket		Doubles 501		Doubles Record		Doubles Win %-age	Sngls + Dbls Record		Sngls + Dbls Win %-age	Tiebreaker Ws	Tiebreaker Ls	-01 All-Star Points	-01 Games Played	-01 All-Star Point Average	Cricket All-Star Points	Crkt Games Played	Crkt All-Star Point Average
A1/ No Element of Doubt	50	22	58	14	108	36	0.750	30	6	26	10	56	16	0.778	220	68	0.764	0	0	106.5	144	0.740	330.0	144	2.292
A 10 Kilts, Jason	4	5	5	1	9	6	0.600	7	0	4	4	11	4	0.733	20	10	0.667	0	0	8.0	17	0.471	19.5	13	1.500
A 11 Brown, Tom	6	1	7	1	13	2	0.867	6	2	7	1	13	3	0.813	26	5	0.839	0	0	13.0	15	0.867	41.5	16	2.594
A 12 Hyler, Dale	8	4	7	3	15	7	0.682	9	2	7	3	16	5	0.762	31	12	0.721	0	0	11.5	22	0.523	39.5	21	1.881
A 13 Knight, Mark	11	1	10	2	21	3	0.875	10	2	8	3	18	5	0.783	39	8	0.830	0	0	18.0	23	0.783	50.5	24	2.104
A 14 Millar, Jeremiah	2	0	2	0	4	0	1.000	2	0	1	1	3	1	0.750	7	1	0.875	0	0	5.0	4	1.250	14.5	4	3.625
A 15 Phillips, Robbie	9	3	12	0	21	3	0.875	11	1	11	2	22	3	0.880	43	6	0.878	0	0	28.5	25	1.140	83.5	24	3.479
A 16 Smith, Allen	0	1	1	1	1	2	0.333	1	0	2	0	3	0	1.000	4	2	0.667	0	0	3.0	3	1.000	2.5	3	0.833
A 17 Tan, Wil	4	2	5	3	9	5	0.643	6	1	3	4	9	5	0.643	18	10	0.643	0	0	11.0	13	0.846	42.5	15	2.833
A 18 Wall, Keith	6	5	9	3	15	8	0.652	8	4	9	2	17	6	0.739	32	14	0.696	0	0	8.5	22	0.386	36.0	24	1.500
A2/ Shadows Fall	15	15	13	17	28	32	0.467	7	8	10	5	17	13	0.567	62	58	0.517	0	0	41.5	60	0.692	106.0	60	1.767
A 2xx Gelhar, Tommy	3	4	3	4	6	8	0.429	2	5	4	2	6	7	0.462	12	15	0.444	0	0	6.0	13	0.462	10.0	14	0.714
A 2xx Gibbs, Keith	4	2	4	2	8	4	0.667	2	3	3	2	5	5	0.500	13	9	0.591	0	0	8.5	11	0.773	29.5	11	2.682
A 2xx Murray, David "Mo'Tea"	2	3	3	2	5	5	0.500	2	3	5	0	7	3	0.700	12	8	0.600	0	0	5.0	10	0.500	16.5	10	1.650
A 2xx Whitehead, Lee	2	1	1	2	3	3	0.500	4	1	2	2	6	3	0.667	9	6	0.600	0	0	8.0	7	1.143	10.0	8	1.250
A 2xx Chavis, Marshall	1	1	0	2	1	3	0.250	1	1	1	2	2	3	0.400	3	6	0.333	0	0	7.0	5	1.400	10.0	4	2.500
A 2xx Hefner, Josh	0	1	0	1	0	2	0.000	0	0	0	0	0	0	#DIV/0!	0	2	0.000	0	0	0.0	1	0.000	2.5	1	2.500
A 2xx Blake, Brian	1	0	0	1	1	1	0.500	0	1	0	1	0	2	0.000	1	3	0.250	0	0	2.0	2	1.000	9.0	2	4.500
A 2xx McDonald, Mike	2	2	2	2	4	4	0.500	3	1	4	1	7	2	0.778	11	6	0.647	0	0	2.5	9	0.278	16.5	8	2.063
A 2xx Umstead, Randy	0	1	0	1	0	2	0.000	0	1	1	0	1	1	0.500	1	3	0.250	0	0	2.5	2	1.250	2.0	2	1.000
A3/ Buddy Holly and the Shafters	31	35	38	28	69	63	0.523	19	14	18	15	37	29	0.561	143	121	0.542	0	0	79.5	132	0.602	227.5	132	1.723
A 30 Seward, Mike	5	3	6	2	11	5	0.688	4	3	4	3	8	6	0.571	19	11	0.633	0	0	17.5	15	1.167	42.0	15	2.800
A 31 Persson, Kenny	0	4	2	4	2	8	0.200	3	3	4	3	7	6	0.538	9	14	0.391	0	0	6.0	11	0.545	13.0	12	1.083
A 32 Gaglione, Joey	3	5	3	5	6	10	0.375	5	6	6	4	11	10	0.524	17	20	0.459	0	0	7.0	18	0.389	23.0	19	1.211
A 33 Witz, Steve	5	3	4	4	9	7	0.563	3	5	1	7	4	12	0.250	13	19	0.406	0	0	8.5	16	0.531	12.5	16	0.781
A 34 Peoples, Mike	4	5	2	4	6	9	0.400	5	1	7	3	12	4	0.750	18	13	0.581	0	0	13.5	19	0.711	16.0	12	1.333
A 35 Kendall, Kevin	7	3	9	1	16	4	0.800	6	4	6	1	12	5	0.706	28	9	0.757	0	0	5.5	17	0.324	54.0	20	2.700
A 36 Beeson, Robb	3	7	8	3	11	10	0.524	8	3	4	6	12	9	0.571	23	19	0.548	0	0	12.5	20	0.625	47.5	22	2.159
A 37 Berstler, Justin	4	5	4	5	8	10	0.444	4	3	4	3	8	6	0.571	16	16	0.500	0	0	9.0	16	0.563	19.5	16	1.219
A4/ Lunatic Fringe	37	23	39	21	76	44	0.633	17	13	15	15	32	28	0.533	140	100	0.583	0	0	68.0	120	0.567	175.0	120	1.458
A 40 Hoffmann, Steve	3	2	5	3	8	5	0.615	5	2	2	6	7	8	0.467	15	13	0.536	0	0	4.0	13	0.308	10.5	15	0.700
A 41 Budelman, Jim	4	5	2	3	6	8	0.429	2	4	5	1	7	5	0.583	13	13	0.500	0	0	5.0	15	0.333	11.0	11	1.000
A 42 Butman, Don	2	2	2	3	4	5	0.444	1	2	2	2	3	4	0.429	7	9	0.438	0	0	5.5	8	0.688	15.5	8	1.938
A 43 Terry, Bob	9	1	7	2	16	3	0.842	6	3	4	4	10	7	0.588	26	10	0.722	0	0	11.0	18	0.611	37.0	18	2.056
A 44 Eason, Joel	2	2	5	3	7	5	0.583	4	5	4	4	8	9	0.471	15	14	0.517	0	0	6.5	12	0.542	27.5	17	1.618
A 45 Hamilton, Billy	9	1	9	1	18	2	0.900	6	3	5	4	11	7	0.611	29	9	0.763	0	0	18.5	19	0.974	31.5	19	1.658
A 46 Jacobi, Paul	3	6	3	2	6	8	0.429	5	3	4	3	9	6	0.600	15	14	0.517	0	0	8.0	16	0.500	11.5	13	0.885
A 47 Bakowski, Adam	5	4	6	4	11	8	0.579	5	4	4	6	9	10	0.474	20	18	0.526	0	0	9.5	19	0.500	30.5	19	1.605
A5/ Trip Hazzard	20	46	16	50	36	96	0.273	7	26	10	23	17	49	0.258	70	194	0.265	0	7	31.5	132	0.239	136.0	132	1.030
A 50 Mitchell, Sid	3	8	2	9	5	17	0.227	1	8	6	4	7	12	0.368	12	29	0.293	0	1	7.5	21	0.357	26.5	20	1.325
A 51 Thomas, Jason "Jay T"	4	7	4	7	8	14	0.364	2	8	1	5	3	13	0.188	11	27	0.289	0	1	6.0	17	0.353	29.0	21	1.381
A 52 Mozzetti, Tim "Tex"	3	3	1	7	4	10	0.286	1	4	2	6	3	10	0.231	7	20	0.259	0	0	1.0	14	0.071	15.5	13	1.192
A 53 Bird, Victor	1	7	1	3	2	10	0.167	0	5	1	7	1	12	0.077	3	22	0.120	0	1	0.0	16	0.000	5.0	9	0.556
A 54 Coleman, Brian	2	9	0	3	2	12	0.143	4	6	3	5	7	11	0.389	9	23	0.281	0	1	4.5	19	0.237	8.0	13	0.615
A 55 Flood, Tom	1	3	3	6	4	9	0.308	1	7	3	7	4	14	0.222	8	23	0.258	0	1	5.5	14	0.393	9.5	17	0.559
A 56 King, Timmy	4	5	3	6	7	11	0.389	0	7	1	4	1	11	0.083	8	22	0.267	0	1	5.0	14	0.357	11.0	16	0.688
A 57 Pharo, John	2	4	2	9	4	13	0.235	5	7	3	8	8	15	0.348	12	28	0.300	0	1	2.0	17	0.118	31.5	23	1.370
A6/ Precisely Random	31	35	20	46	51	81	0.386	14	19	13	20	27	39	0.409	105	159	0.398	0	0	64.0	132	0.485	166.0	132	1.258
A 60 Johnson, Michael	2	7	3	4	5	11	0.313	5	5	1	3	6	8	0.429	11	19	0.367	0	0	2.0	13	0.154	16.0	17	0.941
A 61 Crowley, Pat	0	2	0	2	0	4	0.000	0	2	1	0	1	2	0.333	1	6	0.143	0	0	0.0	3	0.000	0.0	4	0.000
A 62 Holland, Steve	2	3	1	5	3	8	0.273	2	4	2	5	4	9	0.308	7	17	0.292	0	0	5.0	12	0.417	15.5	12	1.292
A 63 Jeffcoat, Doug	5	5	7	3	12	8	0.600	4	6	3	7	7	13	0.350	19	21	0.475	0	0	10.0	20	0.500	44.0	20	2.200
A 64 Johnson, Dave	2	4	0	5	2	9	0.182	0	3	4	4	4	7	0.364	6	16	0.273	0	0	3.0	14	0.214	2.5	8	0.313
A 65 McNamara, Tim	5	3	3	5	8	8	0.500	6	3	4	5	10	8	0.556	18	16	0.529	0	0	11.0	17	0.647	26.0	17	1.529
A 66 Sellers, Mark	5	2	2	8	7	10	0.412	3	6	5	5	8	11	0.421	15	21	0.417	0	0	14.0	17	0.824	13.5	19	0.711
A 67 Martin, David	4	5	2	7	6	12	0.333	4	6	2	5	6	11	0.353	12	23	0.343	0	0	9.5	16	0.594	27.5	19	1.447
A 68 Stepp, John	4	3	0	6	4	9	0.308	2	2	2	5	4	7	0.364	8	16	0.333	0	0	2.5	14	0.179	8.0	10	0.800
A 69 Grubb, Ed	2	1	2	1	4	2	0.667	2	1	2	1	4	2	0.667	8	4	0.667	0	0	7.0	6	1.167	13.0	6	2.167
A7/ The Aristocrats	26	34	26	34	52	68	0.433	11	19	13	17	24	36	0.400	100	140	0.417	8	0	47.0	120	0.392	126.0	120	1.050
A 70 Taylor, Eric	0	5	1	0	1	5	0.167	2	3	4	3	6	6	0.500	7	11	0.389	1	0	1.5	12	0.125	2.0	6	0.333
A 71 Parker, Charles	5	5	4	6	9	11	0.450	3	6	3	5	6	11	0.353	15	22	0.405	1	0	4.0	18	0.222	17.5	19	0.921
A 72 Bubanic, George	8	2	7	3	15	5	0.750	6	4	6	4	12	8	0.600	27	13	0.675	1	0	17.5	20	0.875	39.0	20	1.950
A 73 Alvord, David	2	4	5	5	7	9	0.438	4	6	2	5	6	11	0.353	13	20	0.394	1	0	9.5	13	0.731	16.0	20	0.800
A 74 Anderson, Ryan	4	2	2	4	6	6	0.500	1	2	3	4	4	6	0.400	10	12	0.455	1	0	2.0	13	0.154	11.0	9	1.222
A 75 Reygers, Jeff "Regis"	1	6	1	5	2	11	0.154	3	5	2	5	5	10	0.333	7	21	0.250	1	0	1.0	14	0.071	9.0	14	0.643
A 76 Njunge, James	1	5	2	5	3	10	0.231	1	5	3	4	4	9	0.308	7	19	0.269	1	0	6.0	13	0.462	5.0	13	0.385
A 77 Lloyd, Billy	5	5	4	6	9	11	0.450	2	7	3	4	5	11	0.313	14	22	0.389	1	0	5.5	17	0.324	26.5	19	1.395

	Singles		Singles		Singles		Singles Win %-age	Doubles		Doubles		Doubles		Doubles Win %-age	Sngls + Dbls		Sngls + Dbls Win %-age	Tiebreaker Ws	Tiebreaker Ls	-01 All-Star Points	-01 Games Played	-01 All-Star Point Average	Cricket All-Star Points	Crkt Games Played	Crkt All-Star Point Average
		301		Cricket		Record			Cricket		501		Record			Record									
B1/ Nine Lives	35	49	31	53	66	102	0.393	14	28	19	23	33	51	0.393	132	204	0.393	0	0	49.5	168	0.295	109.5	168	0.652
B 10 Romanchek, David	6	5	6	6	12	11	0.522	4	10	7	6	11	16	0.407	23	27	0.460	0	0	7.0	24	0.292	22.5	26	0.865
B 11 Smith, Butch	3	8	2	7	5	15	0.250	4	7	4	5	8	12	0.400	13	27	0.325	0	0	4.0	20	0.200	13.0	20	0.650
B 12 Copple, Matthew	7	7	8	6	15	13	0.536	7	7	5	9	12	16	0.429	27	29	0.482	0	0	15.5	28	0.554	24.5	28	0.875
B 13 Mays, John	10	3	7	6	17	9	0.654	5	8	7	7	12	15	0.444	29	24	0.547	0	0	7.0	27	0.259	16.5	26	0.635
B 14 Marsden, James	2	7	4	6	6	13	0.316	1	9	4	4	5	13	0.278	11	26	0.297	0	0	5.0	17	0.294	7.0	20	0.350
B 15 Gibson, Jack	4	8	2	11	6	19	0.240	3	5	4	8	7	13	0.350	13	32	0.289	0	0	8.5	24	0.354	10.0	21	0.476
B 16 Keever, David	3	11	2	11	5	22	0.185	4	10	7	7	11	17	0.393	16	39	0.291	0	0	2.5	28	0.089	16.0	27	0.593
B2/ One And Done	44	40	36	48	80	88	0.476	24	18	20	22	44	40	0.524	168	168	0.500	0	7	60.0	168	0.357	131.0	168	0.780
B 20 Coyne, Kevin	5	9	1	3	6	12	0.333	4	5	3	6	7	11	0.389	13	23	0.361	0	1	6.5	23	0.283	7.5	13	0.577
B 21 Buckman, Dave	8	6	5	9	13	15	0.464	5	9	9	5	14	14	0.500	27	29	0.482	0	1	10.0	28	0.357	23.0	28	0.821
B 22 Hall, Josh	8	4	9	3	17	7	0.708	8	4	9	3	17	7	0.708	34	14	0.708	0	1	11.0	24	0.458	24.0	24	1.000
B 23 Warren, Randy	5	2	4	9	9	11	0.450	6	5	3	10	9	15	0.375	18	26	0.409	0	1	4.0	20	0.200	15.5	24	0.646
B 24 Sherman, Matt	3	9	4	9	7	18	0.280	6	6	4	8	10	14	0.417	17	32	0.347	0	1	5.0	24	0.208	13.5	25	0.540
B 25 Sherman, Mark	3	0	0	4	3	4	0.429	3	0	1	2	4	2	0.667	7	6	0.538	0	1	4.0	6	0.667	3.0	7	0.429
B 26 Hindle, Mikey	9	5	9	5	18	10	0.643	10	4	7	7	17	11	0.607	35	21	0.625	0	1	15.0	28	0.536	29.5	28	1.054
B 27 Muscarella, Tony	3	5	4	6	7	11	0.389	6	3	4	3	10	6	0.625	17	17	0.500	0	0	4.5	15	0.300	15.0	19	0.789
B3/ Cleveland Rocks	53	31	66	18	119	49	0.708	32	10	29	13	61	23	0.726	241	95	0.717	0	0	79.5	168	0.473	196.5	168	1.170
B 30 Butters, Scott	6	3	12	1	18	4	0.818	9	3	9	2	18	5	0.783	36	9	0.800	0	0	14.5	20	0.725	39.0	25	1.560
B 31 Butters, Kent	5	5	9	3	14	8	0.636	10	2	9	2	19	4	0.826	33	12	0.733	0	0	10.0	21	0.476	36.5	24	1.521
B 32 Davis, Jimmy	9	0	13	0	22	0	1.000	11	1	5	4	16	5	0.762	38	5	0.884	0	0	16.0	18	0.889	49.5	25	1.980
B 33 Bradshaw, Rick	6	6	6	6	12	12	0.500	7	3	4	5	11	8	0.579	23	20	0.535	0	0	11.0	21	0.524	20.5	22	0.932
B 34 Deeter, Ben	3	7	4	5	7	12	0.368	6	3	5	6	11	9	0.550	18	21	0.462	0	0	5.0	21	0.238	10.5	18	0.583
B 35 Lovelace, Michael	7	2	9	0	16	2	0.889	7	1	7	0	14	1	0.933	30	3	0.909	0	0	9.5	16	0.594	11.5	17	0.676
B 36 Carter, Kevin	8	5	2	2	10	7	0.588	8	5	9	4	17	9	0.654	27	16	0.628	0	0	2.0	26	0.077	6.0	17	0.353
B 37 Aguilar, Jose	9	3	11	1	20	4	0.833	6	2	10	3	16	5	0.762	36	9	0.800	0	0	11.5	25	0.460	23.0	20	1.150
B4/ The Other White Meat	33	51	43	41	76	92	0.452	13	29	21	21	34	50	0.405	144	192	0.429	7	0	47.0	168	0.280	138.0	168	0.821
B 40 Rutten, Pete	5	8	6	7	11	15	0.423	3	9	3	8	6	17	0.261	17	32	0.347	1	0	2.5	24	0.104	15.5	25	0.620
B 41 Lane, Timothy	7	6	8	4	15	10	0.600	4	9	8	3	12	12	0.500	27	22	0.551	1	0	10.0	24	0.417	23.5	25	0.940
B 42 Bonar, Eric	3	6	2	10	5	16	0.238	3	11	4	9	7	20	0.259	12	36	0.250	1	0	6.5	22	0.295	10.0	26	0.385
B 43 Deemer, Randy	5	7	8	4	13	11	0.542	4	7	10	1	14	8	0.636	27	19	0.587	1	0	15.0	23	0.652	32.5	23	1.413
B 44 Baldwin, Randy	3	5	8	2	11	7	0.611	5	5	5	5	10	10	0.500	21	17	0.553	1	0	2.0	18	0.111	17.0	20	0.850
B 45 Warshawsky, Larry	4	7	5	5	9	12	0.429	2	10	5	6	7	16	0.304	16	28	0.364	1	0	5.0	22	0.227	17.0	22	0.773
B 46 Bush, Jim	0	5	0	1	0	6	0.000	0	0	2	2	2	2	0.500	2	8	0.200	0	0	0.0	9	0.000	0.0	1	0.000
B 47 O'Brien, Sean	6	7	6	8	12	15	0.444	5	7	5	8	10	15	0.400	22	30	0.423	1	0	6.0	26	0.231	22.5	26	0.865
B5/ Dogs of War	34	50	26	58	60	108	0.357	17	25	15	27	32	52	0.381	124	212	0.369	0	6	42.5	168	0.253	116.0	168	0.690
B 50 Wiegand, Tom	6	6	7	5	13	11	0.542	5	7	4	8	9	15	0.375	22	26	0.458	0	1	13.0	24	0.542	24.0	24	1.000
B 51 Wilkie, Felipe	4	7	2	10	6	17	0.261	8	4	7	5	15	9	0.625	21	26	0.447	0	1	7.5	23	0.326	13.5	24	0.563
B 52 Gregory, Mark	7	2	4	5	11	7	0.611	6	4	5	5	11	9	0.550	22	16	0.579	0	0	3.0	19	0.158	20.0	19	1.053
B 53 Caldwell, Tim	5	9	2	10	7	19	0.269	4	7	2	10	6	17	0.261	13	36	0.265	0	1	6.5	26	0.250	14.0	23	0.609
B 54 Wiegand, Scott	4	7	1	6	5	13	0.278	2	11	2	9	4	20	0.167	9	33	0.214	0	1	1.0	22	0.045	9.0	20	0.450
B 55 Barnes, Marshall	2	4	0	11	2	15	0.118	0	5	3	5	3	10	0.231	5	25	0.167	0	1	0.0	14	0.000	2.0	16	0.125
B 56 Myers, Aaron	2	3	2	3	4	6	0.400	2	2	2	2	4	4	0.500	8	10	0.444	0	0	0.0	9	0.000	4.5	9	0.500
B 57 Brown, Barry	1	1	0	2	1	3	0.250	2	1	1	2	3	3	0.500	4	6	0.400	0	0	2.0	5	0.400	7.5	5	1.500
B 58 Jenkins, John	0	4	1	3	1	7	0.125	1	3	1	3	2	6	0.250	3	13	0.188	0	0	5.5	8	0.688	8.5	8	1.063
B 59 Fournier, Jeff	3	7	7	3	10	10	0.500	4	6	3	5	7	11	0.389	17	21	0.447	0	1	4.0	18	0.222	13.0	20	0.650
B6/ Rif Raf	39	45	47	37	86	82	0.512	26	16	23	19	49	35	0.583	184	152	0.548	0	0	66.5	168	0.396	160.0	168	0.952
B 60 Diamond, Paddy	2	1	10	3	12	4	0.750	9	4	1	1	10	5	0.667	22	9	0.710	0	0	1.0	5	0.200	34.0	26	1.308
B 61 Ayers, Judson	4	9	0	2	4	11	0.267	0	1	7	7	7	8	0.467	11	19	0.367	0	0	6.0	27	0.222	2.0	3	0.667
B 62 St. Clair, Matt	0	2	7	7	7	9	0.438	4	8	6	4	10	12	0.455	17	21	0.447	0	0	3.0	12	0.250	13.0	26	0.500
B 63 Ohrberg, Keith	5	9	5	2	10	11	0.476	7	2	5	6	12	8	0.600	22	19	0.537	0	0	6.0	25	0.240	14.0	16	0.875
B 64 Barwick, Rob	3	4	9	4	12	8	0.600	5	8	5	5	10	13	0.435	22	21	0.512	0	0	11.0	17	0.647	28.0	26	1.077
B 65 Hoyt, David	6	7	8	5	14	12	0.538	12	2	7	3	19	5	0.792	33	17	0.660	0	0	14.5	23	0.630	36.5	27	1.352
B 66 Jur, Jess	8	5	6	6	14	11	0.560	9	3	5	3	14	6	0.700	28	17	0.622	0	0	13.5	21	0.643	21.0	24	0.875
B 67 Horger, Dennis	8	6	1	4	9	10	0.474	1	1	7	6	8	7	0.533	17	17	0.500	0	0	5.0	27	0.185	1.5	7	0.214
B 68 Grover, Justin	3	2	1	4	4	6	0.400	5	3	3	3	8	6	0.571	12	12	0.500	0	0	6.5	11	0.591	10.0	13	0.769
B7/ BullsHitters	48	36	48	36	96	72	0.571	22	20	21	21	43	41	0.512	182	154	0.542	7	0	48.0	168	0.286	157.0	168	0.935
B 70 Denton, Fon	4	9	0	6	4	15	0.211	7	5	7	7	14	12	0.538	18	27	0.400	1	0	3.5	27	0.130	6.0	18	0.333
B 71 Grubb, Donald	11	2	12	1	23	3	0.885	10	3	6	7	16	10	0.615	39	13	0.750	1	0	15.0	26	0.577	36.0	26	1.385
B 72 Williams, Denny	6	4	5	9	11	13	0.458	5	8	8	6	13	14	0.481	24	27	0.471	1	0	7.5	24	0.313	26.5	27	0.981
B 73 Mori, Chris	5	6	6	8	11	14	0.440	8	4	6	7	14	11	0.560	25	25	0.500	1	0	2.0	24	0.083	21.5	26	0.827
B 74 Johnson, Galen	6	7	10	3	16	10	0.615	5	5	3	3	8	8	0.500	24	18	0.571	1	0	4.5	19	0.237	17.5	23	0.761
B 75 Morin, Dino	5	5	4	6	9	11	0.450	3	7	5	7	8	14	0.364	17	25	0.405	1	0	7.5	22	0.341	15.0	20	0.750
B 76 Beaudoin, Paul	11	3	11	3	22	6	0.786	6	8	7	5	13	13	0.500	35	19	0.648	1	0	8.0	26	0.308	34.5	28	1.232
B8/ Rebels Without A Cause	50	34	39	45	89	79	0.530	20	22	20	22	40	44	0.476	169	167	0.503	0	0	49.0	168	0.292	167.0	168	0.994
B 80 Chaney, Bill	6	6	3	6	9	12	0.429	8	6	4	6	12	12	0.500	21	24	0.467	0	0	3.5	22	0.159	16.0	23	0.696
B 81 Rodgers, Trey	9	4	9	4	18	8	0.692	7	5	7	6	14	11	0.560	32	19	0.627	0	0	11.5	26	0.442	27.5	25	1.100
B 82 Moats, Keith "Daddieo"	6	5	1	8	7	13	0.350	2	2	3	2	5	4	0.556	12	17	0.414	0	0	8.0	16	0.500	17.0	13	1.308
B 83 Mills, Tim	7	4	5	6	12	10	0.545	3	8	6	5	9	13	0.409	21	23	0.477	0	0	3.0	22	0.136	27.5	22	1.250
B 84 Murdaugh, John	10	3	9	4	19	7	0.731	6	7	6	7	12	14	0.462	31	21	0.596	0	0	12.0	26	0.462	33.0	26	1.269
B 85 Crumpler, Greg	1	5	3	2	4	7	0.364	3	2	3	3	6	5	0.545	10	12	0.455	0	0	1.0	12	0.083	10.5	10	1.050
B 86 Ridenour, Ron	5	4	6	6	11	10	0.524	6	8	7	6	13	14	0.481	24	24	0.500	0	0	7.0	22	0.318	19.5	26	0.750
B 87 Rives, Will	0	0	0	0	0	0	#DIV/0!	0	0	0	0	0	0	#DIV/0!	0	0	#DIV/0!	0	0	0.0	0	#DIV/0!	0.0	0	#DIV/0!
B 88 Kruger, Lonnie	6	3	3	9	9	12	0.429	5	6	4	9	9	15	0.375	18	27	0.400	0	0	3.0	22	0.136	16.0	23	0.696

	Singles 301		Singles Cricket		Singles Record		Singles Win %-age	Doubles Cricket		Doubles 501		Doubles Record		Doubles Win %-age	Sngls + Dbls Record		Sngls + Dbls Win %-age	Tiebreaker Ws	Tiebreaker Ls	-01 All-Star Points	-01 Games Played	-01 All-Star Point Average	Cricket All-Star Points	Crkt Games Played	Crkt All-Star Point Average
C1/ Who's Your Fat Daddy	42	42	41	43	83	85	0.494	21	21	20	22	41	43	0.488	165	171	0.491	7	0	44.0	168	0.262	96.5	168	0.574
C 10 Allison, Frank	8	4	9	5	17	9	0.654	10	4	7	7	17	11	0.607	34	20	0.630	1	0	12.0	26	0.462	13.5	28	0.482
C 11 Arensdorf, Dave	3	3	6	0	9	3	0.750	3	3	3	0	6	3	0.667	15	6	0.714	1	0	2.5	9	0.278	7.0	12	0.583
C 12 Leonard, Shawn	5	3	4	4	9	7	0.563	6	2	4	4	10	6	0.625	19	13	0.594	0	0	7.5	16	0.469	12.0	16	0.750
C 13 Browndorf, Ken	3	7	4	6	7	13	0.350	5	7	4	7	9	14	0.391	16	27	0.372	0	0	2.0	21	0.095	12.0	22	0.545
C 14 Page, Dave	2	2	0	3	2	5	0.286	0	1	1	1	1	2	0.333	3	7	0.300	1	0	1.0	6	0.167	0.0	4	0.000
C 15 Hines, Curtis	6	6	4	5	10	11	0.476	2	10	7	5	9	15	0.375	19	26	0.422	1	0	4.0	24	0.167	7.0	21	0.333
C 16 Schaefer, Dan	5	6	0	9	5	15	0.250	1	4	2	7	3	11	0.214	8	26	0.235	0	0	0.0	20	0.000	4.0	14	0.286
C 17 Ray, Robert	5	1	4	2	9	3	0.750	4	3	5	2	9	5	0.643	18	8	0.692	1	0	8.0	13	0.615	14.5	13	1.115
C 18 Gaertner, Brian	5	6	6	6	11	12	0.478	9	5	5	8	14	13	0.519	25	25	0.500	1	0	7.0	24	0.292	18.5	26	0.712
C 19 Christiano, Nick	0	4	4	3	4	7	0.364	2	3	2	3	4	6	0.400	8	13	0.381	1	0	0.0	9	0.000	8.0	12	0.667
C2/ Traveling Beer Bellies	42	41	37	46	79	87	0.476	26	16	13	29	39	45	0.464	157	177	0.470	0	0	35.5	167	0.213	74.5	167	0.446
C 20 McCredie, Bob	8	4	8	4	16	8	0.667	10	3	6	4	16	7	0.696	32	15	0.681	0	0	3.5	22	0.159	13.5	25	0.540
C 21 Hansen, Paul	2	4	5	2	7	6	0.538	4	3	2	5	6	8	0.429	13	14	0.481	0	0	1.0	13	0.077	5.5	14	0.393
C 22 Yoneoka, Oakie	8	5	0	6	8	11	0.421	2	4	1	7	3	11	0.214	11	22	0.333	0	0	1.0	21	0.048	3.5	12	0.292
C 23 Yoneoka, J.J.	0	1	0	1	0	2	0.000	1	0	1	0	2	0	1.000	2	2	0.500	0	0	1.5	2	0.750	2.0	2	1.000
C 24 Bear, Bart	0	0	0	0	0	0	#DIV/0!	0	0	0	0	0	0	#DIV/0!	0	0	#DIV/0!	0	0	0.0	0	#DIV/0!	0.0	0	#DIV/0!
C 25 Gibson, Ed	4	3	5	5	9	8	0.529	6	4	3	8	9	12	0.429	18	20	0.474	0	0	8.0	18	0.444	7.0	20	0.350
C 26 Dowd, Brian	5	9	3	9	8	18	0.308	8	6	2	11	10	17	0.370	18	35	0.340	0	0	6.0	27	0.222	12.0	26	0.462
C 27 Krasnow, Dave	8	6	5	10	13	16	0.448	9	4	4	10	13	14	0.481	26	30	0.464	0	0	11.0	28	0.393	8.5	28	0.304
C 28 Kring, Jeremy	5	6	6	7	11	13	0.458	7	6	5	8	12	14	0.462	23	27	0.460	0	0	3.5	24	0.146	15.5	26	0.596
C 29 Stull, John	2	3	5	2	7	5	0.583	5	2	2	5	7	7	0.500	14	12	0.538	0	0	0.0	12	0.000	7.0	14	0.500
C3/ It's Pointless	34	50	35	49	69	99	0.411	18	24	23	19	41	43	0.488	151	185	0.449	12	6	47.0	168	0.280	100.0	168	0.595
C 30 Howley, John	3	9	4	7	7	16	0.304	1	8	6	6	7	14	0.333	14	30	0.318	1	1	0.0	24	0.000	11.0	20	0.550
C 31 Keller, Tony	9	5	9	5	18	10	0.643	10	4	7	7	17	11	0.607	35	21	0.625	2	1	14.5	28	0.518	30.0	28	1.071
C 32 Feller, Keith	5	5	4	7	9	12	0.429	3	7	3	8	6	15	0.286	15	27	0.357	2	1	3.5	21	0.167	12.0	21	0.571
C 33 Dautrich, Dan	7	4	5	7	12	11	0.522	6	7	9	4	15	11	0.577	27	22	0.551	2	1	11.5	24	0.479	18.0	25	0.720
C 34 Philips, Britt	3	11	5	7	8	18	0.308	6	6	6	6	12	12	0.500	20	30	0.400	2	1	5.0	26	0.192	13.0	24	0.542
C 35 Hopkins, Chris	1	4	2	2	3	6	0.333	0	6	3	1	3	7	0.300	6	13	0.316	0	1	2.0	9	0.222	4.0	10	0.400
C 36 Philips, Joshua	3	8	2	9	5	17	0.227	7	4	5	4	12	8	0.600	17	25	0.405	2	0	2.0	20	0.100	4.0	22	0.182
C 37 May, Steve	0	0	0	1	0	1	0.000	0	0	0	1	0	1	0.000	0	2	0.000	0	0	0.0	1	0.000	0.0	1	0.000
C 38 Batchelder, Dave	3	4	4	4	7	8	0.467	3	6	7	1	10	7	0.588	17	15	0.531	1	0	8.5	15	0.567	8.0	17	0.471
C4/ Starving Dartists	38	46	45	39	83	85	0.494	20	22	28	14	48	36	0.571	179	157	0.533	6	0	47.0	168	0.280	107.5	168	0.640
C 40 Shown, Marc	5	7	8	4	13	11	0.542	6	6	8	4	14	10	0.583	27	21	0.563	1	0	6.5	24	0.271	17.5	24	0.729
C 41 Hendricks, Ron	9	5	12	2	21	7	0.750	10	4	11	4	21	8	0.724	42	15	0.737	1	0	9.5	29	0.328	25.0	28	0.893
C 42 Hartley, Kevin	6	11	3	13	9	24	0.273	6	9	9	7	15	16	0.484	24	40	0.375	1	0	4.0	33	0.121	6.0	31	0.194
C 43 Howell, John	6	7	7	6	13	13	0.500	6	8	9	4	15	12	0.556	28	25	0.528	1	0	4.5	26	0.173	18.5	27	0.685
C 44 Fleming, Frank	0	0	0	0	0	0	#DIV/0!	0	0	0	0	0	0	#DIV/0!	0	0	#DIV/0!	0	0	0.0	0	#DIV/0!	0.0	0	#DIV/0!
C 45 Herman, Fritz	7	8	8	9	15	17	0.469	7	10	12	4	19	14	0.576	34	31	0.523	1	0	7.0	31	0.226	14.0	34	0.412
C 46 James, Bob	5	8	7	5	12	13	0.480	5	7	7	5	12	12	0.500	24	25	0.490	1	0	15.5	25	0.620	26.5	24	1.104
C5/ Excalibur	48	36	40	44	88	80	0.524	23	19	20	22	43	41	0.512	174	162	0.518	0	0	34.0	168	0.202	91.5	168	0.545
C 50 Burney, Gary	7	4	2	3	9	7	0.563	1	2	2	4	3	6	0.333	12	13	0.480	0	0	2.5	17	0.147	2.5	8	0.313
C 51 Shearin, Keith	6	2	5	6	11	8	0.579	5	7	5	8	10	15	0.400	21	23	0.477	0	0	5.0	21	0.238	9.5	23	0.413
C 52 Foushee, Eugene	5	8	6	7	11	15	0.423	10	3	7	7	17	10	0.630	28	25	0.528	0	0	8.0	27	0.296	12.0	26	0.462
C 53 Vann, Tim	9	4	6	7	15	11	0.577	7	6	4	6	11	12	0.478	26	23	0.531	0	0	5.5	23	0.239	14.5	26	0.558
C 54 Brady, Phillip	3	2	5	5	8	7	0.533	8	4	7	5	15	9	0.625	23	16	0.590	0	0	1.0	17	0.059	10.5	22	0.477
C 55 Brinson, Mark	5	5	6	5	11	10	0.524	4	5	4	2	8	7	0.533	19	17	0.528	0	0	2.0	16	0.125	11.5	20	0.575
C 56 Fazenbaker, Jon	7	7	4	5	11	12	0.478	7	5	5	9	12	14	0.462	23	26	0.469	0	0	8.0	28	0.286	18.5	21	0.881
C 57 Slominski, Mark	6	4	6	6	12	10	0.545	4	6	6	3	10	9	0.526	22	19	0.537	0	0	2.0	19	0.105	12.5	22	0.568
C6/ Bennington Brawlers	47	37	52	32	99	69	0.589	25	17	25	17	50	34	0.595	199	137	0.592	0	7	44.5	168	0.265	91.5	168	0.545
C 60 Carter, Shawn	5	5	3	7	8	12	0.400	6	3	5	6	11	9	0.550	19	21	0.475	0	1	2.0	21	0.095	13.5	19	0.711
C 61 Kenney, Jon	10	2	10	3	20	5	0.800	6	5	10	2	16	7	0.696	36	12	0.750	0	1	11.5	24	0.479	18.5	24	0.771
C 62 Fischlein, Kris	8	3	10	1	18	4	0.818	7	3	6	3	13	6	0.684	31	10	0.756	0	0	4.0	20	0.200	12.0	21	0.571
C 63 Hoppert, Jason	1	1	2	6	3	7	0.300	5	2	3	4	8	6	0.571	11	13	0.458	0	1	1.0	9	0.111	6.5	15	0.433
C 64 Perry, Matt	10	4	10	4	20	8	0.714	9	3	7	5	16	8	0.667	36	16	0.692	0	1	13.5	26	0.519	14.0	26	0.538
C 65 Hobbs, Brian	5	7	7	4	12	11	0.522	5	6	5	3	10	9	0.526	22	20	0.524	0	1	5.0	20	0.250	12.0	22	0.545
C 66 Reynolds, Jon	1	8	2	1	3	9	0.250	3	4	6	3	9	7	0.563	12	16	0.429	0	0	4.0	18	0.222	5.5	10	0.550
C 67 Brantley, Kevin	3	2	0	2	3	4	0.429	1	3	2	2	3	5	0.375	6	9	0.400	0	1	3.5	9	0.389	1.0	6	0.167
C 68 Cook, Doug	0	1	0	0	0	1	0.000	0	1	0	0	0	1	0.000	0	2	0.000	0	0	0.0	1	0.000	0.0	1	0.000
C 69 Perry, Jim	4	4	8	4	12	8	0.600	8	4	6	6	14	10	0.583	26	18	0.591	0	1	0.0	20	0.000	8.5	24	0.354
C7/ Just the Tip	41	43	47	37	88	80	0.524	24	18	19	23	43	41	0.512	174	162	0.518	0	8	39.0	168	0.232	92.5	168	0.551
C 70 Martin, Adam	6	5	6	7	12	12	0.500	7	7	6	7	13	14	0.481	25	26	0.490	0	1	3.0	24	0.125	14.5	27	0.537
C 71 Alcon, Tony	7	3	9	4	16	7	0.696	6	7	6	5	12	12	0.500	28	19	0.596	0	1	11.0	21	0.524	14.5	26	0.558
C 72 Mitchell, Billy	8	6	11	3	19	9	0.679	11	3	5	6	16	9	0.640	35	18	0.660	0	1	7.0	25	0.280	24.5	28	0.875
C 73 Groves, Phil	3	6	6	4	9	10	0.474	6	6	4	8	10	14	0.417	19	24	0.442	0	1	6.0	21	0.286	14.5	22	0.659
C 74 Connelly, Patrick	4	7	0	5	4	12	0.250	3	3	6	5	9	8	0.529	13	20	0.394	0	1	3.0	22	0.136	3.5	11	0.318
C 75 Bozza, Doug	4	5	5	5	9	10	0.474	4	5	4	4	8	9	0.471	17	19	0.472	0	1	2.0	17	0.118	7.0	19	0.368
C 76 Massey, Jeff	2	1	2	1	4	2	0.667	1	1	0	3	1	4	0.200	5	6	0.455	0	0	0.0	6	0.000	2.0	5	0.400
C 77 Stevens, John	1	5	3	5	4	10	0.286	7	2	3	3	10	5	0.667	14	15	0.483	0	1	3.0	12	0.250	8.5	17	0.500
C 78 Metters, Paul	6	5	5	3	11	8	0.579	3	2	4	5	7	7	0.500	18	15	0.545	0	1	4.0	20	0.200	3.5	13	0.269
C8/ The Locals	43	40	38	45	81	85	0.488	11	31	20	22	31	53	0.369	143	191	0.428	8	15	67.0	167	0.401	101.5	167	0.608
C 80 Eastmead, Phillip	11	0	10	1	21	1	0.955	6	5	9	2	15	7	0.682	36	8	0.818	1	2	21.5	22	0.977	38.5	22	1.750
C 81 Emery, Mike	2	6	0	9	2	15	0.118	2	7	3	5	5	12	0.294	7	27	0.206	0	2	1.0	16	0.063	5.0	18	0.278
C 82 Maccini, Billy	5	8	4	7	9	15	0.375	2	7	3	9	5	16	0.238	14	31	0.311	1	1	12.0	25	0.480	7.0	20	0.350
C 83 Hawks, Danny	0	6	1	6	1	12	0.077	2	7	5	1	7	8	0.467	8	20	0.286	1	2	1.5	12	0.125	6.0	16	0.375
C 84 Hanley, Jack	6	7	2	9	8	16	0.333	2	10	5	8	7	18	0.280	15	34	0.306	1	2	4.5	26	0.173	6.0	23	0.261
C 85 Kiekenapp, Bill	4	7	2	9	6	16	0.273	2	10	5	6	7	16	0.304	13	32	0.289	1	2	5.5	22	0.250	2.0	23	0.087
C 86 Emery, Brandon	2	0	1	1	3	1	0.750	1	0	2	0	3	0	1.000	6	1	0.857	1	0	1.0	4	0.250	0.0	3	0.000
C 87 Stark, Keith	8	3	9	2	17	5	0.773	4	7	5	6	9	13	0.409	26	18	0.591	1	2	12.0	22	0.545	20.5	22	0.932
C 88 Bryant, Whit	5	3	9	1	14	4	0.778	1	9	3	7	4	16	0.200	18	20	0.474	1	2	8.0	18	0.444	16.5	20	0.825

	Singles 301		Singles Cricket		Singles Record		Singles Win %-age	Doubles Cricket		Doubles 501		Doubles Record		Doubles Win %-age	Sngls + Dbls	Record	Sngls + Dbls Win %-age	Tiebreaker Ws	Tiebreaker Ls	-01 All-Star Points	-01 Games Played	-01 All-Star Point Average	Cricket All-Star Points	Crkt Games Played	Crkt All-Star Point Average
D1/ Dynamic Darts	44	40	45	39	89	79	0.530	24	18	20	22	44	40	0.524	177	159	0.527	0	0	33.0	168	0.196	127.0	168	0.756
D 10 Lewis, Jim "Jimbo"	7	7	13	1	20	8	0.714	9	5	4	9	13	14	0.481	33	22	0.600	0	0	6.0	27	0.222	26.0	28	0.929
D 11 McFadden, Kevin	9	6	8	5	17	11	0.607	6	6	9	5	15	11	0.577	32	22	0.593	0	0	5.5	29	0.190	11.5	25	0.460
D 12 McFadden, Danny	4	6	0	6	4	12	0.250	2	4	4	5	6	9	0.400	10	21	0.323	0	0	4.0	19	0.211	10.0	12	0.833
D 13 Winters, Tom "Tiny"	10	3	8	4	18	7	0.720	10	3	6	5	16	8	0.667	34	15	0.694	0	0	6.5	24	0.271	30.0	25	1.200
D 14 Ellison, George	0	0	2	3	2	3	0.400	1	3	1	1	2	4	0.333	4	7	0.364	0	0	1.0	2	0.500	4.0	9	0.444
D 15 Costen, Todd	4	4	2	6	6	10	0.375	4	3	5	4	9	7	0.563	15	17	0.469	0	0	0.0	17	0.000	5.5	15	0.367
D 16 Costen, Jim "FBJ"	1	5	0	3	1	8	0.111	0	1	0	2	0	3	0.000	1	11	0.083	0	0	0.0	8	0.000	1.0	4	0.250
D 17 Jackson, Barry "Bump"	1	1	3	2	4	3	0.571	2	5	5	2	7	7	0.500	11	10	0.524	0	0	2.0	9	0.222	11.5	12	0.958
D 18 Haskins, Mike	2	3	0	4	2	7	0.222	4	2	1	4	5	6	0.455	7	13	0.350	0	0	0.0	10	0.000	3.0	10	0.300
D 19 Dzengeleski, Jimmy	6	5	9	5	15	10	0.600	10	4	5	7	15	11	0.577	30	21	0.588	0	0	8.0	23	0.348	24.5	28	0.875
D2/ Team America	41	43	37	47	78	90	0.464	22	20	21	21	43	41	0.512	164	172	0.488	6	0	24.0	168	0.143	119.0	168	0.708
D 20 Wilcox, Julie	4	6	3	11	7	17	0.292	5	10	3	8	8	18	0.308	15	35	0.300	1	0	3.0	21	0.143	14.0	29	0.483
D 21 Wilcox, Randy	7	6	10	3	17	9	0.654	10	3	8	5	18	8	0.692	35	17	0.673	1	0	4.0	26	0.154	28.0	26	1.077
D 22 Scott, Kevin	10	1	9	2	19	3	0.864	7	4	7	4	14	8	0.636	33	11	0.750	1	0	2.0	22	0.091	29.0	22	1.318
D 23 Radcliff, Rob	8	6	3	11	11	17	0.393	7	6	7	8	14	14	0.500	25	31	0.446	1	0	2.0	29	0.069	11.0	27	0.407
D 24 Balikcioglu, Metin	4	8	4	7	8	15	0.348	4	7	3	7	7	14	0.333	15	29	0.341	1	0	5.0	22	0.227	13.5	22	0.614
D 25 Coleman, Darrell	1	2	1	2	2	4	0.333	0	2	3	0	3	2	0.600	5	6	0.455	0	0	1.0	6	0.167	0.0	5	0.000
D 26 Radewicz, Anthony	1	3	0	4	1	7	0.125	1	3	3	1	4	4	0.500	5	11	0.313	0	0	0.0	8	0.000	6.5	8	0.813
D 27 Dunn, Dan	1	5	3	1	4	6	0.400	3	3	3	3	6	6	0.500	10	12	0.455	0	0	1.5	12	0.125	6.0	10	0.600
D 28 Hall, Pete	5	6	4	6	9	12	0.429	7	2	5	6	12	8	0.600	21	20	0.512	1	0	5.5	22	0.250	11.0	19	0.579
D3/ Tailgaters	50	34	48	36	98	70	0.583	26	16	27	15	53	31	0.631	204	132	0.607	6	0	56.5	168	0.336	160.0	168	0.952
D 30 Payne, Julie	1	9	1	6	2	15	0.118	8	3	7	2	15	5	0.750	17	20	0.459	0	0	2.5	19	0.132	5.5	18	0.306
D 31 Hatch, Nicole	5	6	1	12	6	18	0.250	5	6	3	8	8	14	0.364	14	32	0.304	1	0	2.5	22	0.114	7.5	24	0.313
D 32 Scott, Lee	12	2	13	1	25	3	0.893	7	6	10	3	17	9	0.654	42	12	0.778	1	0	7.0	27	0.259	38.0	27	1.407
D 33 Oakley, Gina	6	5	2	7	8	12	0.400	3	5	6	4	9	9	0.500	17	21	0.447	1	0	4.0	21	0.190	2.5	17	0.147
D 34 Oakley, Jerry	11	3	13	1	24	4	0.857	12	2	11	3	23	5	0.821	47	9	0.839	1	0	20.0	28	0.714	47.5	28	1.696
D 35 Ramser, K.C.	3	3	4	2	7	5	0.583	3	4	5	1	8	5	0.615	15	10	0.600	1	0	3.5	12	0.292	12.5	13	0.962
D 36 West, Billy	2	0	2	0	4	0	1.000	1	1	2	0	3	1	0.750	7	1	0.875	0	0	2.0	4	0.500	5.5	4	1.375
D 37 Reaume, Andre	9	4	9	4	18	8	0.692	8	5	7	5	15	10	0.600	33	18	0.647	1	0	14.0	25	0.560	37.5	26	1.442
D 38 Bunn, Tim	1	2	3	3	4	5	0.444	5	0	3	4	8	4	0.667	12	9	0.571	0	0	1.0	10	0.100	3.5	11	0.318
D4/ One-Armed Bandits	31	53	28	56	59	109	0.351	10	32	14	28	24	60	0.286	107	229	0.318	0	0	41.5	168	0.247	67.0	168	0.399
D 40 Johnson, Sven	3	9	2	8	5	17	0.227	3	8	4	8	7	16	0.304	12	33	0.267	0	0	6.5	24	0.271	7.0	21	0.333
D 41 Kiser, Lyman	8	5	9	4	17	9	0.654	6	7	4	10	10	17	0.370	27	26	0.509	0	0	8.0	27	0.296	23.0	26	0.885
D 42 Kempf, Greg	3	7	2	11	5	18	0.217	4	8	4	6	8	14	0.364	13	32	0.289	0	0	4.0	20	0.200	9.0	25	0.360
D 43 Taylor, Walter	4	8	6	5	10	13	0.435	4	7	4	8	8	15	0.348	18	28	0.391	0	0	10.0	24	0.417	14.5	22	0.659
D 44 Taylor, Wayne	7	7	5	10	12	17	0.414	2	14	5	9	7	23	0.233	19	40	0.322	0	0	5.5	28	0.196	6.5	31	0.210
D 45 Bonaparte, Chris	2	9	0	9	2	18	0.100	0	8	2	9	2	17	0.105	4	35	0.103	0	0	5.0	22	0.227	4.0	17	0.235
D 46 Hudelson, Tim	4	8	4	9	8	17	0.320	1	12	5	6	6	18	0.250	14	35	0.286	0	0	2.5	23	0.109	3.0	26	0.115
D 47 Richardson, Shane	0	0	0	0	0	0	#DIV/0!	0	0	0	0	0	0	#DIV/0!	0	0	#DIV/0!	0	0	0.0	0	#DIV/0!	0.0	0	#DIV/0!
D5/ Off Constantly	45	39	51	33	96	72	0.571	28	14	21	21	49	35	0.583	194	142	0.577	0	0	47.0	168	0.280	118.5	168	0.705
D 50 Mayhew, Zak	10	4	12	2	22	6	0.786	9	4	7	5	16	9	0.640	38	15	0.717	0	0	13.0	26	0.500	16.0	27	0.593
D 51 Roberts, Mike	5	4	6	7	11	11	0.500	8	6	5	6	13	12	0.520	24	23	0.511	0	0	5.0	20	0.250	17.5	27	0.648
D 52 Kubel, Tom	10	3	12	1	22	4	0.846	11	2	8	5	19	7	0.731	41	11	0.788	0	0	12.0	26	0.462	32.0	26	1.231
D 53 Tangeman, Leslie	1	11	0	4	1	15	0.063	0	3	2	6	2	9	0.182	3	24	0.111	0	0	1.0	20	0.050	4.5	7	0.643
D 54 Diggs, Ricky	1	6	5	6	6	12	0.333	6	4	5	5	11	9	0.550	17	21	0.447	0	0	5.0	17	0.294	10.5	21	0.500
D 55 Baynor, Jessica	1	6	0	6	1	12	0.077	4	1	1	7	5	8	0.385	6	20	0.231	0	0	3.0	15	0.200	3.0	11	0.273
D 56 Azevedo, Angelo	7	2	6	4	13	6	0.684	8	5	6	5	14	10	0.583	27	16	0.628	0	0	3.0	20	0.150	12.5	23	0.543
D 57 Lueneburg, Randy	10	3	10	3	20	6	0.769	10	3	8	3	18	6	0.750	38	12	0.760	0	0	5.0	24	0.208	22.5	26	0.865
D6/ Cobra Kai	42	42	36	48	78	90	0.464	17	25	23	19	40	44	0.476	158	178	0.470	0	0	34.0	168	0.202	82.5	168	0.491
D 60 Knott, Ronnie	8	7	8	8	16	15	0.516	8	6	8	7	16	13	0.552	32	28	0.533	0	0	9.5	30	0.317	12.5	30	0.417
D 61 Knott, Ryan	8	6	7	8	15	14	0.517	8	6	7	6	15	12	0.556	30	26	0.536	0	0	6.5	27	0.241	16.5	29	0.569
D 62 Lane, Jonathan	7	6	6	6	13	12	0.520	3	9	6	6	9	15	0.375	22	27	0.449	0	0	5.5	25	0.220	10.0	24	0.417
D 63 Hayes, Chad	9	5	9	3	18	8	0.692	4	11	9	6	13	17	0.433	31	25	0.554	0	0	8.5	29	0.293	16.0	27	0.593
D 64 Folsom, Kevin	4	11	1	12	5	23	0.179	5	10	6	7	11	17	0.393	16	40	0.286	0	0	0.0	28	0.000	10.0	28	0.357
D 65 Davis, Kevin	5	6	4	9	9	15	0.375	6	7	8	6	14	13	0.519	23	28	0.451	0	0	4.0	25	0.160	16.0	26	0.615
D 66 Bailey, Joe	1	0	0	1	1	1	0.500	0	0	1	0	1	0	1.000	2	1	0.667	0	0	0.0	2	0.000	1.5	1	1.500
D 67 Holmes, Daniel	0	1	1	1	1	2	0.333	0	1	1	0	1	1	0.500	2	3	0.400	0	0	0.0	2	0.000	0.0	3	0.000
D7/ The Pirate Bombs	38	46	45	39	83	85	0.494	18	24	24	18	42	42	0.500	167	169	0.497	0	6	39.5	168	0.235	102.5	168	0.610
D 70 Gevedon, Aimee	2	6	1	7	3	13	0.188	2	7	5	3	7	10	0.412	10	23	0.303	0	0	3.0	16	0.188	4.0	17	0.235
D 71 Schmaus, Darren	6	8	9	5	15	13	0.536	5	9	4	8	9	17	0.346	24	30	0.444	0	1	3.5	26	0.135	17.5	28	0.625
D 72 Natarajan, Dilip	4	6	7	6	11	12	0.478	4	6	7	5	11	11	0.500	22	23	0.489	0	1	4.0	22	0.182	10.0	23	0.435
D 73 Dahulich, Jeff "Hooch"	3	2	3	4	6	6	0.500	4	4	4	3	8	7	0.533	14	13	0.519	0	1	6.5	12	0.542	10.5	15	0.700
D 74 Evans, J.P.	7	3	9	1	16	4	0.800	8	3	8	3	16	6	0.727	32	10	0.762	0	1	11.5	21	0.548	18.0	21	0.857
D 75 Gower, Jeff	5	5	5	3	10	8	0.556	4	6	5	2	9	8	0.529	19	16	0.543	0	0	5.5	17	0.324	17.5	18	0.972
D 76 Watson, Jeff	6	3	6	4	12	7	0.632	6	4	8	5	14	9	0.609	26	16	0.619	0	1	1.0	22	0.045	12.5	20	0.625
D 77 Young, Mike	5	9	3	6	8	15	0.348	3	7	5	4	8	11	0.421	16	26	0.381	0	1	4.5	23	0.196	9.5	19	0.500
D 78 Peters, Bobby	0	4	2	3	2	7	0.222	0	2	2	3	2	5	0.286	4	12	0.250	0	0	0.0	9	0.000	3.0	7	0.429
D8/ Hammered Heads	45	39	46	38	91	77	0.542	23	19	18	24	41	43	0.488	173	163	0.515	0	6	40.5	168	0.241	138.5	168	0.824
D 80 Lupien, Bam	1	6	0	4	1	10	0.091	0	3	1	2	1	5	0.167	2	15	0.118	0	0	1.5	10	0.150	3.5	7	0.500
D 81 Fournier, Chris	6	7	4	5	10	12	0.455	9	4	6	4	15	8	0.652	25	20	0.556	0	1	5.0	23	0.217	19.0	22	0.864
D 82 Sarantos, Alex	5	4	6	4	11	8	0.579	3	7	6	4	9	11	0.450	20	19	0.513	0	1	2.0	19	0.105	21.0	20	1.050
D 83 Martinez, Vicente	11	2	12	1	23	3	0.885	12	1	7	6	19	7	0.731	42	10	0.808	0	1	15.5	26	0.596	31.5	26	1.212
D 84 Sawyer, Matt	7	2	7	3	14	5	0.737	4	5	3	6	7	11	0.389	21	16	0.568	0	0	5.0	18	0.278	24.0	19	1.263
D 85 Side, Eric	4	2	2	4	6	6	0.500	6	1	4	2	10	3	0.769	16	9	0.640	0	1	4.0	12	0.333	9.0	13	0.692
D 86 Kron, Jay	4	6	3	7	7	13	0.350	3	4	4	5	7	9	0.438	14	22	0.389	0	1	2.5	19	0.132	9.5	17	0.559
D 87 Doroshenko, Jim	0	3	1	1	1	4	0.200	1	2	1	2	2	4	0.333	3	8	0.273	0	0	1.0	6	0.167	0.0	5	0.000
D 88 Sibincic, Rich	3	1	7	2	10	3	0.769	3	6	0	9	3	15	0.167	13	18	0.419	0	0	2.0	13	0.154	13.5	18	0.750
D 89 Rhodes, Chris	4	6	4	7	8	13	0.381	5	5	4	8	9	13	0.409	17	26	0.395	0	1	2.0	22	0.091	7.5	21	0.357

	Singles 301		Singles Cricket		Singles Record		Singles Win %-age	Doubles Cricket		Doubles 501		Doubles Record		Doubles Win %-age	Sngls + Dbls Record		Sngls + Dbls Win %-age	Tiebreaker Ws	Tiebreaker Ls	-01 All-Star Points	-01 Games Played	-01 All-Star Point Average	Cricket All-Star Points	Crkt Games Played	Crkt All-Star Point Average
E1/ Tres Equis XXX	29	43	25	47	54	90	0.375	11	25	17	19	28	44	0.389	110	178	0.382	0	0	35.0	144	0.243	69.5	144	0.483
E 10 Hall, Frank	4	4	4	4	8	8	0.500	2	5	6	3	8	8	0.500	16	16	0.500	0	0	6.5	17	0.382	6.5	15	0.433
E 11 Gillett, Galen	6	2	5	4	11	6	0.647	1	8	6	3	7	11	0.389	18	17	0.514	0	0	4.0	17	0.235	10.5	18	0.583
E 12 Yarley, Scott	3	3	1	4	4	7	0.364	2	2	2	2	4	4	0.500	8	11	0.421	0	0	2.0	10	0.200	3.5	9	0.389
E 13 McEwen, William	4	7	7	4	11	11	0.500	5	6	6	4	11	10	0.524	22	21	0.512	0	0	7.0	21	0.333	12.0	22	0.545
E 14 Balena, Frank	5	7	3	9	8	16	0.333	3	8	5	7	8	15	0.348	16	31	0.340	0	0	4.5	24	0.188	14.5	23	0.630
E 15 Hall, Danny	3	3	2	6	5	9	0.357	2	6	1	6	3	12	0.200	8	21	0.276	0	0	4.0	13	0.308	12.5	16	0.781
E 16 Bohanan, Heather	1	6	2	4	3	10	0.231	5	5	3	4	8	9	0.471	11	19	0.367	0	0	2.0	14	0.143	5.5	16	0.344
E 17 Bleakley, Tom	2	6	1	7	3	13	0.188	1	7	3	5	4	12	0.250	7	25	0.219	0	0	1.0	16	0.063	3.5	16	0.219
E 18 Park, Ed	1	5	0	5	1	10	0.091	1	3	2	4	3	7	0.300	4	17	0.190	0	0	4.0	12	0.333	1.0	9	0.111
E2/ Ducks, Lies and Videotape	40	32	38	34	78	66	0.542	9	27	16	20	25	47	0.347	128	160	0.444	12	7	31.5	144	0.219	92.0	144	0.639
E 20 Moeschet, Cathy	0	0	0	0	0	0	#DIV/0!	0	0	0	0	0	0	#DIV/0!	0	0	#DIV/0!	0	0	0.0	0	#DIV/0!	0.0	0	#DIV/0!
E 21 Carawon, Bob	4	9	6	3	10	12	0.455	1	10	7	4	8	14	0.364	18	26	0.409	2	1	5.0	24	0.208	10.0	20	0.500
E 22 Peers, Martin	5	5	1	3	6	8	0.429	1	8	6	4	7	12	0.368	13	20	0.394	2	1	0.0	20	0.000	1.0	13	0.077
E 23 Tollerton, Steve "Tolly"	3	5	6	2	9	7	0.563	1	5	2	4	3	9	0.250	12	16	0.429	2	0	3.0	14	0.214	8.5	14	0.607
E 24 Converse, Stan	1	2	2	4	3	6	0.333	1	4	3	2	4	6	0.400	7	12	0.368	1	0	0.0	8	0.000	4.0	11	0.364
E 25 Van Olst, Jason	4	4	5	4	9	8	0.529	1	7	1	6	2	13	0.133	11	21	0.344	1	1	4.0	15	0.267	15.5	17	0.912
E 26 Lee, Ronnie	8	3	7	5	15	8	0.652	3	5	4	7	7	12	0.368	22	20	0.524	2	1	6.5	22	0.295	19.5	20	0.975
E 27 Overman, Don	4	0	3	4	7	4	0.636	6	2	2	6	8	8	0.500	15	12	0.556	1	1	3.5	12	0.292	11.0	15	0.733
E 28 Glendy, Mike	7	1	7	1	14	2	0.875	4	4	2	3	6	7	0.462	20	9	0.690	0	1	7.5	13	0.577	14.5	16	0.906
E 29 Wickstrom, Bob	4	3	1	8	5	11	0.313	0	9	5	4	5	13	0.278	10	24	0.294	1	1	2.0	16	0.125	8.0	18	0.444
E3/ Still Got Pepsi!	35	37	38	34	73	71	0.507	16	20	18	18	34	38	0.472	141	147	0.490	0	6	35.0	144	0.243	100.5	144	0.698
E 30 Brown, Phil "Pepsi"	6	6	6	6	12	12	0.500	8	4	4	7	12	11	0.522	24	23	0.511	0	1	5.0	23	0.217	31.0	24	1.292
E 31 Wells, John "Boy"	8	4	11	1	19	5	0.792	7	5	7	5	14	10	0.583	33	15	0.688	0	1	9.5	24	0.396	18.0	24	0.750
E 32 Wells, Tami	8	4	2	9	10	13	0.435	3	10	8	5	11	15	0.423	21	28	0.429	0	1	4.0	25	0.160	7.0	24	0.292
E 33 Blackwelder, Deb	3	6	5	4	8	10	0.444	2	7	5	3	7	10	0.412	15	20	0.429	0	1	3.0	17	0.176	8.5	18	0.472
E 34 Barnes, Derek	3	10	5	7	8	17	0.320	4	6	4	8	8	14	0.364	16	31	0.340	0	1	2.5	25	0.100	16.0	22	0.727
E 35 Hall, Mike	5	2	6	1	11	3	0.786	3	4	3	4	6	8	0.429	17	11	0.607	0	0	9.0	14	0.643	11.5	14	0.821
E 36 Brown, Brandon	0	4	0	4	0	8	0.000	2	2	2	2	4	4	0.500	4	12	0.250	0	0	1.0	8	0.125	3.0	8	0.375
E 37 Austin, Connie	2	1	3	2	5	3	0.625	3	2	3	2	6	4	0.600	11	7	0.611	0	1	1.0	8	0.125	5.5	10	0.550
E4/ Overtime Outlaws	40	32	33	39	73	71	0.507	26	10	19	17	45	27	0.625	163	125	0.566	6	7	24.5	144	0.170	80.0	144	0.556
E 40 Clark, Dan	6	4	9	3	15	7	0.682	8	4	10	2	18	6	0.750	33	13	0.717	1	1	2.0	22	0.091	12.5	24	0.521
E 41 Peterson, Chris	7	4	4	6	11	10	0.524	8	1	4	5	12	6	0.667	23	16	0.590	1	1	1.5	20	0.075	8.0	19	0.421
E 42 Tant, J.J.	7	4	7	4	14	8	0.636	10	1	8	3	18	4	0.818	32	12	0.727	1	1	11.5	22	0.523	30.0	22	1.364
E 43 Williamson, Tony	7	4	4	7	11	11	0.500	9	3	6	5	15	8	0.652	26	19	0.578	1	1	3.0	22	0.136	11.0	23	0.478
E 44 Crowe, Jason	2	7	0	4	2	11	0.154	3	4	3	3	6	7	0.462	8	18	0.308	1	1	1.0	15	0.067	3.0	11	0.273
E 45 Birmingham, Christine	0	5	0	4	0	9	0.000	1	1	2	2	3	3	0.500	3	12	0.200	0	0	0.0	9	0.000	1.0	6	0.167
E 46 Cross, Bill	1	2	0	3	1	5	0.167	2	2	1	3	3	5	0.375	4	10	0.286	0	0	0.0	7	0.000	1.5	7	0.214
E 47 Zelinack, Jason	8	1	5	5	13	6	0.684	8	2	2	6	10	8	0.556	23	14	0.622	1	1	4.0	17	0.235	9.5	20	0.475
E 48 Hootman, Tayte	2	1	4	3	6	4	0.600	3	2	2	5	5	7	0.417	11	11	0.500	0	1	1.5	10	0.150	3.5	12	0.292
E5/ Bogarts	34	38	41	31	75	69	0.521	21	15	21	15	42	30	0.583	159	129	0.552	6	12	44.0	144	0.306	85.5	144	0.594
E 50 Smith, Brian	8	4	6	6	14	10	0.583	8	4	4	8	12	12	0.500	26	22	0.542	1	2	5.0	24	0.208	19.5	24	0.813
E 51 Draper, Lisa	0	6	1	2	1	8	0.111	0	3	2	1	2	4	0.333	3	12	0.200	0	0	2.5	9	0.278	2.0	6	0.333
E 52 Reynolds, Mike	10	2	10	2	20	4	0.833	7	5	9	3	16	8	0.667	36	12	0.750	1	2	11.5	24	0.479	28.5	24	1.188
E 53 Brown, Jason	6	6	8	4	14	10	0.583	8	4	4	8	12	12	0.500	26	22	0.542	1	2	7.0	24	0.292	12.5	24	0.521
E 54 Rexrode, Rob	5	7	7	5	12	12	0.500	6	6	8	4	14	10	0.583	26	22	0.542	1	2	9.5	24	0.396	12.5	24	0.521
E 55 Pennow, Nick	0	0	0	0	0	0	#DIV/0!	0	0	0	0	0	0	#DIV/0!	0	0	#DIV/0!	0	0	0.0	0	#DIV/0!	0.0	0	#DIV/0!
E 56 Watkins, Rudy	3	5	7	4	10	9	0.526	6	5	8	3	14	8	0.636	24	17	0.585	1	2	6.5	19	0.342	4.5	22	0.205
E 57 Reynolds, Lisa	2	8	2	8	4	16	0.200	7	3	7	3	14	6	0.700	18	22	0.450	1	2	2.0	20	0.100	6.0	20	0.300
E6/ Respect Da Bull	38	34	47	25	85	59	0.590	24	12	17	19	41	31	0.569	167	121	0.580	6	8	51.5	144	0.358	116.0	144	0.806
E 60 Lyons, Jeff	8	4	12	0	20	4	0.833	10	2	6	2	16	4	0.800	36	8	0.818	1	1	8.5	20	0.425	25.0	24	1.042
E 61 Claypool, Josh	4	4	6	4	10	8	0.556	4	4	3	4	7	8	0.467	17	16	0.515	0	1	5.5	15	0.367	13.5	18	0.750
E 62 Moore, "Chicago" Jeff	2	3	1	7	3	10	0.231	9	3	7	5	16	8	0.667	19	18	0.514	1	1	5.0	17	0.294	6.0	20	0.300
E 63 Schon, Chris	6	4	5	5	11	9	0.550	3	2	1	11	4	13	0.235	15	22	0.405	1	1	5.0	22	0.227	8.0	15	0.533
E 64 Ackerman, Travis	3	6	8	4	11	10	0.524	9	3	6	3	15	6	0.714	26	16	0.619	1	1	8.0	18	0.444	27.5	24	1.146
E 65 Dziczkowski, Jeremy	9	3	12	0	21	3	0.875	10	2	5	3	15	5	0.750	36	8	0.818	1	1	17.5	20	0.875	33.0	24	1.375
E 66 Dziczkowski, Jamie	2	5	0	1	2	6	0.250	2	2	2	4	4	6	0.400	6	12	0.333	0	1	1.0	13	0.077	0.0	5	0.000
E 67 Gaulthier, Angela	4	5	3	4	7	9	0.438	1	6	4	6	5	12	0.294	12	21	0.364	1	1	1.0	19	0.053	3.0	14	0.214
E7/ DIVE Bombers	36	36	30	42	66	78	0.458	19	17	18	18	37	35	0.514	140	148	0.486	6	0	36.0	144	0.250	80.0	144	0.556
E 70 Lee, Carl	5	6	7	4	12	10	0.545	6	6	7	5	13	11	0.542	25	21	0.543	1	0	5.0	23	0.217	20.0	23	0.870
E 71 Huff, Matt	1	8	4	6	5	14	0.263	4	8	6	7	10	15	0.400	15	29	0.341	1	0	0.0	22	0.000	7.5	22	0.341
E 72 Flowers, Fred	7	5	2	5	9	10	0.474	6	7	6	7	12	14	0.462	21	24	0.467	1	0	8.5	25	0.340	3.0	20	0.150
E 73 Dunn, Thom	4	4	1	7	5	11	0.313	1	0	0	1	1	1	0.500	6	12	0.333	0	0	4.0	9	0.444	5.5	9	0.611
E 74 Marler, Donald "Duck"	5	3	2	5	7	8	0.467	1	2	1	2	2	4	0.333	9	12	0.429	0	0	2.5	11	0.227	8.0	10	0.800
E 75 Johns, David	5	5	5	5	10	10	0.500	9	2	7	4	16	6	0.727	26	16	0.619	1	0	4.0	21	0.190	8.5	21	0.405
E 76 Winters, Ric	0	2	2	5	2	7	0.222	2	6	3	4	5	10	0.333	7	17	0.292	1	0	2.0	9	0.222	4.5	15	0.300
E 77 Reitano, Sal	9	3	7	5	16	8	0.667	9	3	6	6	15	9	0.625	31	17	0.646	1	0	10.0	24	0.417	23.0	24	0.958

	Singles 301		Singles Cricket		Singles Record		Singles Win %-age	Doubles Cricket		Doubles 501		Doubles Record		Doubles Win %-age	Sngls + Dbls		Sngls + Dbls Win %-age	Tiebreaker Ws	Tiebreaker Ls	-01 All-Star Points	-01 Games Played	-01 All-Star Point Average	Cricket All-Star Points	Crkt Games Played	Crkt All-Star Point Average
F1/ Grateful Darts	32	40	20	52	52	92	0.361	19	17	14	22	33	39	0.458	118	170	0.410	17	8	16.5	144	0.115	84.5	144	0.587
F 10 DeMattos, Rick	4	6	1	0	5	6	0.455	5	2	1	6	6	8	0.429	11	14	0.440	1	1	2.0	17	0.118	1.0	8	0.125
F 11 Iager, John	5	2	6	2	11	4	0.733	7	1	3	5	10	6	0.625	21	10	0.677	2	1	4.0	15	0.267	17.5	16	1.094
F 12 McGrail, Tony	2	6	0	7	2	13	0.133	4	5	3	6	7	11	0.389	9	24	0.273	2	1	1.5	17	0.088	1.0	16	0.063
F 13 McCurry, Gregg	5	4	3	9	8	13	0.381	2	7	3	6	5	13	0.278	13	26	0.333	2	1	1.0	18	0.056	16.5	21	0.786
F 14 Simpson, Phillip	6	5	3	9	9	14	0.391	5	5	4	5	9	10	0.474	18	24	0.429	2	1	1.5	20	0.075	11.5	22	0.523
F 15 Lilienthal, John	2	5	2	8	4	13	0.235	5	5	6	5	11	10	0.524	15	23	0.395	2	1	1.0	18	0.056	15.0	20	0.750
F 16 Perkins, Rick	1	3	0	0	1	3	0.250	0	0	1	0	1	0	1.000	2	3	0.400	2	0	0.0	5	0.000	0.0	0	#DIV/0!
F 17 Murdock, Jim "Doc"	4	5	4	7	8	12	0.400	5	5	3	6	8	11	0.421	16	23	0.410	2	1	2.5	18	0.139	10.0	21	0.476
F 18 Martin, George	3	4	1	10	4	14	0.222	5	4	4	5	9	9	0.500	13	23	0.361	2	1	3.0	16	0.188	12.0	20	0.600
F 19 Goodknecht, Chris	0	0	0	0	0	0	#DIV/0!	0	0	0	0	0	0	#DIV/0!	0	0	#DIV/0!	0	0	0.0	0	#DIV/0!	0.0	0	#DIV/0!
F2/ Irish We Were Drunk	35	37	30	42	65	79	0.451	12	24	19	17	31	41	0.431	127	161	0.441	0	8	30.5	144	0.212	68.0	144	0.472
F 20 Taweel, Sami	2	9	0	3	2	12	0.143	3	4	7	2	10	6	0.625	12	18	0.400	0	1	1.0	20	0.050	2.0	10	0.200
F 21 Martin, Jimmy	3	5	0	5	3	10	0.231	0	1	0	7	0	8	0.000	3	18	0.143	0	1	4.0	15	0.267	1.5	6	0.250
F 22 Nelson, Jason	3	4	3	4	6	8	0.429	1	5	1	3	2	8	0.200	8	16	0.333	0	1	0.0	11	0.000	8.5	13	0.654
F 23 Montesi, Chris	8	3	5	6	13	9	0.591	5	6	7	4	12	10	0.545	25	19	0.568	0	1	12.5	22	0.568	13.5	22	0.614
F 24 Eskew, Jeff	0	1	3	4	3	5	0.375	2	3	3	2	5	5	0.500	8	10	0.444	0	0	1.0	6	0.167	3.0	12	0.250
F 25 Winter, Wally	1	0	1	11	2	11	0.154	0	9	0	2	0	11	0.000	2	22	0.083	0	1	0.0	3	0.000	4.0	21	0.190
F 26 Dixon, Jeff	0	3	1	2	1	5	0.167	3	4	1	1	4	5	0.444	5	10	0.333	0	0	0.0	5	0.000	2.0	10	0.200
F 27 Bowman, Jason	9	2	10	1	19	3	0.864	5	7	7	4	12	11	0.522	31	14	0.689	0	1	3.5	22	0.159	15.5	23	0.674
F 28 Hagedorn, Sarah	2	6	0	1	2	7	0.222	0	2	3	6	3	8	0.273	5	15	0.250	0	1	2.0	17	0.118	0.0	3	0.000
F 29 Clough, James	7	4	7	5	14	9	0.609	5	7	9	3	14	10	0.583	28	19	0.596	0	1	6.5	23	0.283	18.0	24	0.750
F3/ Wire We Here	35	37	39	33	74	70	0.514	19	17	23	12	42	29	0.592	158	128	0.552	0	7	23.5	142	0.165	92.5	144	0.642
F 30 Jones, Jeff	6	4	5	6	11	10	0.524	6	4	9	2	15	6	0.714	26	16	0.619	0	1	1.5	21	0.071	16.0	21	0.762
F 31 Jones, Linda	3	5	1	1	4	6	0.400	1	6	3	3	4	9	0.308	8	15	0.348	0	1	2.0	14	0.143	3.0	9	0.333
F 32 McCray, Karla	4	4	3	8	7	12	0.368	3	6	4	3	7	9	0.438	14	21	0.400	0	1	0.0	15	0.000	4.5	20	0.225
F 33 Bordeau, Eric	3	8	4	8	7	16	0.304	3	7	5	6	8	13	0.381	15	29	0.341	0	1	5.5	22	0.250	11.5	22	0.523
F 34 Thompson, Barry	9	3	7	5	16	8	0.667	9	3	8	3	17	6	0.739	33	14	0.702	0	1	4.5	23	0.196	13.0	24	0.542
F 35 Walters, Jason	3	8	9	3	12	11	0.522	8	4	8	4	16	8	0.667	28	19	0.596	0	1	4.5	23	0.196	23.0	24	0.958
F 36 Simpson, David	7	5	10	2	17	7	0.708	8	4	9	3	17	7	0.708	34	14	0.708	0	1	5.5	24	0.229	21.5	24	0.896
F4/ Designated Divers	33	39	38	34	71	73	0.493	18	18	15	21	33	39	0.458	137	151	0.476	6	6	32.5	144	0.226	75.0	144	0.521
F 40 McAlpin, Jack	6	5	8	3	14	8	0.636	7	4	2	4	9	8	0.529	23	16	0.590	1	1	6.5	17	0.382	10.5	22	0.477
F 41 Parrish, Kelly	1	2	0	2	1	4	0.200	0	3	1	1	1	4	0.200	2	8	0.200	0	0	1.0	5	0.200	1.0	5	0.200
F 42 Ackley, Sean	7	2	9	2	16	4	0.800	6	4	6	4	12	8	0.600	28	12	0.700	1	1	8.5	19	0.447	18.0	21	0.857
F 43 Marsh, John	4	3	5	4	9	7	0.563	6	4	4	6	10	10	0.500	19	17	0.528	1	1	5.5	17	0.324	13.0	19	0.684
F 44 Sasser, Jenny	2	9	0	4	2	13	0.133	4	6	3	8	7	14	0.333	9	27	0.250	0	0	2.0	22	0.091	4.0	14	0.286
F 45 Krug, Jon	5	8	5	7	10	15	0.400	6	5	4	6	10	11	0.476	20	26	0.435	1	1	0.0	23	0.000	9.0	23	0.391
F 46 Gotlibowski, Jim	2	5	6	4	8	9	0.471	3	3	6	4	9	7	0.563	17	16	0.515	1	1	5.0	17	0.294	9.0	16	0.563
F 47 Holland, Kory	6	5	5	8	11	13	0.458	4	7	4	9	8	16	0.333	19	29	0.396	1	1	4.0	24	0.167	10.5	24	0.438
F5/ The Redneckers	44	28	43	29	87	57	0.604	19	17	15	20	34	37	0.479	155	131	0.542	6	15	59.5	142	0.419	99.5	144	0.691
F 50 Ransom, Tammy	0	8	1	0	1	8	0.111	0	3	3	2	3	5	0.375	4	13	0.235	0	2	2.0	13	0.154	1.0	4	0.250
F 51 Nelson, Shane	10	1	5	5	15	6	0.714	4	7	6	5	10	12	0.455	25	18	0.581	1	2	6.0	22	0.273	8.5	21	0.405
F 52 Roseman, Sean	7	2	6	3	13	5	0.722	3	6	3	6	6	12	0.333	19	17	0.528	1	1	4.0	18	0.222	11.0	18	0.611
F 53 Murray, Shane	10	2	10	2	20	4	0.833	9	3	6	6	15	9	0.625	35	13	0.729	0	2	21.5	24	0.896	34.5	24	1.438
F 54 Roman-Cusher, Jason	6	6	6	5	12	11	0.522	6	3	6	4	12	7	0.632	24	18	0.571	1	2	10.5	22	0.477	16.5	20	0.825
F 55 Cusher, Dean	9	3	8	4	17	7	0.708	3	9	4	7	7	16	0.304	24	23	0.511	1	2	9.0	23	0.391	16.5	24	0.688
F 56 Brownd, Anthony	1	3	6	5	7	8	0.467	8	1	0	7	8	8	0.500	15	16	0.484	1	2	4.5	11	0.409	5.0	20	0.250
F 57 Beverly, Scott	1	3	1	5	2	8	0.200	5	2	2	2	7	4	0.636	9	12	0.429	1	2	2.0	8	0.250	6.5	13	0.500
F 58 Witts, Darren	0	0	0	0	0	0	#DIV/0!	0	0	0	1	0	1	0.000	0	1	0.000	0	0	0.0	1	0.000	0.0	0	#DIV/0!
F6/ That's Right!	38	34	40	32	78	66	0.542	18	18	17	19	35	37	0.486	148	140	0.514	14	6	28.5	144	0.198	49.5	144	0.344
F 60 Todd, Patrick	5	6	7	5	12	11	0.522	7	5	4	5	11	10	0.524	23	21	0.523	2	1	3.0	20	0.150	7.5	24	0.313
F 61 Davis, Stuart	7	4	4	6	11	10	0.524	5	5	5	7	10	12	0.455	21	22	0.488	2	1	3.5	23	0.152	11.5	20	0.575
F 62 Morris, Chris	5	5	3	7	8	12	0.400	4	5	5	5	9	10	0.474	17	22	0.436	2	0	5.0	20	0.250	3.0	19	0.158
F 63 Dyment, Brian	9	3	6	5	15	8	0.652	5	7	8	4	13	11	0.542	28	19	0.596	2	1	5.5	24	0.229	9.0	23	0.391
F 64 Barnes, George	6	5	6	5	12	10	0.545	7	4	2	10	9	14	0.391	21	24	0.467	2	1	5.0	23	0.217	6.0	22	0.273
F 65 Sexton, Wayne	5	7	8	2	13	9	0.591	6	5	6	5	12	10	0.545	25	19	0.568	2	1	3.5	23	0.152	9.0	21	0.429
F 66 Kessler, James	1	4	6	2	7	6	0.538	2	5	4	2	6	7	0.462	13	13	0.500	2	1	3.0	11	0.273	3.5	15	0.233
F7/ Imports & Domestics	35	37	42	30	77	67	0.535	21	15	22	14	43	29	0.597	163	125	0.566	13	8	37.5	144	0.260	84.5	144	0.587
F 70 Lamb, Mark	9	3	11	1	20	4	0.833	9	3	8	4	17	7	0.708	37	11	0.771	2	1	9.0	24	0.375	23.5	24	0.979
F 71 Dickman, Sheila	5	6	4	7	9	13	0.409	4	6	5	6	9	12	0.429	18	25	0.419	2	1	0.0	22	0.000	8.0	21	0.381
F 72 Dudley, Robert	5	7	10	2	15	9	0.625	9	3	9	2	18	5	0.783	33	14	0.702	2	1	7.5	23	0.326	16.5	24	0.688
F 73 Dudley, Debbie	4	8	1	9	5	17	0.227	5	7	6	6	11	13	0.458	16	30	0.348	2	1	9.0	24	0.375	7.5	22	0.341
F 74 Tourout, Glenn	6	5	10	1	16	6	0.727	7	4	8	3	15	7	0.682	31	13	0.705	2	1	9.0	22	0.409	21.5	22	0.977
F 75 Young, Eric	1	0	0	1	1	1	0.500	0	1	0	1	0	2	0.000	1	3	0.250	0	0	0.0	2	0.000	0.0	2	0.000
F 76 Milkowski, Shay	0	3	0	1	0	4	0.000	0	1	2	2	2	3	0.400	2	7	0.222	0	1	0.0	7	0.000	0.0	2	0.000
F 77 Baum, Eric	0	3	1	5	1	8	0.111	2	2	1	2	3	4	0.429	4	12	0.250	2	1	2.0	6	0.333	0.0	10	0.000
F 78 Martinez, Vince	5	2	5	3	10	5	0.667	6	3	5	2	11	5	0.688	21	10	0.677	1	1	1.0	14	0.071	7.5	17	0.441

	Singles	301	Singles	Cricket	Singles	Record	Singles Win %-age	Doubles	Cricket	Doubles	501	Doubles	Record	Doubles Win %-age	Sngls + Dbls	Record	Sngls + Dbls Win %-age	Tiebreaker Ws	Tiebreaker Ls	-01 All-Star Points	-01 Games Played	-01 All-Star Point Average	Cricket All-Star Points	Crkt Games Played	Crkt All-Star Point Average
G1/ Sharkshooters	32	40	33	39	65	79	0.451	21	15	20	16	41	31	0.569	147	141	0.510	0	0	24.5	144	0.170	69.0	144	0.479
G 10 Hiller, Carl	5	7	2	5	7	12	0.368	2	4	3	5	5	9	0.357	12	21	0.364	0	0	4.0	20	0.200	7.0	13	0.538
G 11 Hiller, Becky	2	7	1	1	3	8	0.273	0	3	4	4	4	7	0.364	7	15	0.318	0	0	2.0	17	0.118	1.5	5	0.300
G 12 Hiller, Tim	3	5	4	4	7	9	0.438	9	3	9	2	18	5	0.783	25	14	0.641	0	0	5.5	19	0.289	11.0	20	0.550
G 13 Mitchell, Liz	5	4	4	8	9	12	0.429	5	6	2	4	7	10	0.412	16	22	0.421	0	0	0.0	15	0.000	8.0	23	0.348
G 14 Mitchell, Tim	5	5	6	4	11	9	0.550	8	4	8	1	16	5	0.762	27	14	0.659	0	0	1.0	19	0.053	5.0	22	0.227
G 15 Stacy, Michelle	5	6	5	6	10	12	0.455	1	5	4	5	5	10	0.333	15	22	0.405	0	0	2.5	20	0.125	9.5	17	0.559
G 16 Stacy, Rod	4	3	5	6	9	9	0.500	9	2	6	6	15	8	0.652	24	17	0.585	0	0	6.5	19	0.342	13.5	22	0.614
G 17 Harpster, Ben	3	3	6	5	9	8	0.529	8	3	4	5	12	8	0.600	21	16	0.568	0	0	3.0	15	0.200	13.5	22	0.614
G2/ Projectile Challenged	32	34	33	33	65	67	0.492	12	21	12	21	24	42	0.364	113	151	0.428	0	17	15.5	132	0.117	51.0	132	0.386
G 20 Knight, Rob	7	3	7	3	14	6	0.700	6	4	2	6	8	10	0.444	22	16	0.579	0	2	5.0	18	0.278	6.0	20	0.300
G 21 Cominole, Jeremy	5	5	6	3	11	8	0.579	5	4	6	5	11	9	0.550	22	17	0.564	0	2	3.0	21	0.143	9.5	18	0.528
G 22 Stecher, Ken	1	2	3	4	4	6	0.400	0	4	1	3	1	7	0.125	5	13	0.278	0	2	0.0	7	0.000	2.0	11	0.182
G 23 Dick, Gene	3	7	0	5	3	12	0.200	0	4	1	5	1	9	0.100	4	21	0.160	0	2	0.0	16	0.000	2.0	9	0.222
G 24 Copper, Chris	6	3	6	3	12	6	0.667	4	5	3	4	7	9	0.438	19	15	0.559	0	2	3.0	16	0.188	10.0	18	0.556
G 25 Jackson, Eddie	3	4	1	5	4	9	0.308	0	7	0	6	0	13	0.000	4	22	0.154	0	1	0.0	13	0.000	6.5	13	0.500
G 26 Tibolla, Brian	1	3	6	3	7	6	0.538	4	5	2	6	6	11	0.353	13	17	0.433	0	2	0.0	12	0.000	4.5	18	0.250
G 27 Ceglia, Joe	6	4	4	4	10	8	0.556	3	7	6	4	9	11	0.450	19	19	0.500	0	2	3.0	20	0.150	10.5	18	0.583
G 28 Harrington, Neal	0	3	0	3	0	6	0.000	2	2	3	3	5	5	0.500	5	11	0.313	0	2	1.5	9	0.167	0.0	7	0.000
G3/ Menace 2 Sobriety	39	33	34	38	73	71	0.507	20	16	24	12	44	28	0.611	161	127	0.559	8	7	25.0	144	0.174	71.0	144	0.493
G 30 Johnson, Dave	5	2	7	5	12	7	0.632	7	4	8	4	15	8	0.652	27	15	0.643	1	1	7.0	19	0.368	12.0	23	0.522
G 31 Johnson, Jennifer Boyd	5	6	1	2	6	8	0.429	4	4	3	2	7	6	0.538	13	14	0.481	1	0	2.0	16	0.125	2.0	11	0.182
G 32 McCartney, Eric	4	4	8	4	12	8	0.600	8	3	6	5	14	8	0.636	26	16	0.619	1	1	3.0	19	0.158	18.0	23	0.783
G 33 Wagner, Dave	3	2	0	1	3	3	0.500	0	0	0	0	0	0	#DIV/0!	3	3	0.500	1	1	0.0	5	0.000	0.0	1	0.000
G 34 Bouchard, Keith	5	7	3	8	8	15	0.348	3	6	8	2	11	8	0.579	19	23	0.452	1	1	1.0	22	0.045	8.0	20	0.400
G 35 Polenz, Steve	7	2	7	4	14	6	0.700	3	6	4	6	7	12	0.368	21	18	0.538	1	1	2.0	19	0.105	11.5	20	0.575
G 36 Patel, Sam	3	3	3	7	6	10	0.375	5	4	10	2	15	6	0.714	21	16	0.568	1	1	5.5	18	0.306	12.0	19	0.632
G 37 Garratt, Neil	4	4	2	4	6	8	0.429	6	2	6	2	12	4	0.750	18	12	0.600	1	0	3.5	16	0.219	4.0	14	0.286
G 38 Tueting, Harry	2	2	2	2	4	4	0.500	3	1	2	1	5	2	0.714	9	6	0.600	0	0	1.0	7	0.143	1.0	8	0.125
G 39 Oglesby, Mark	1	1	1	1	2	2	0.500	1	2	1	0	2	2	0.500	4	4	0.500	0	1	0.0	3	0.000	2.5	5	0.500
G4/ Death Throw	31	41	26	46	57	87	0.396	18	18	24	12	42	30	0.583	141	147	0.490	0	0	34.0	144	0.236	50.5	144	0.351
G 40 Willis, Tolson	7	5	8	4	15	9	0.625	8	4	8	4	16	8	0.667	31	17	0.646	0	0	8.0	24	0.333	10.0	24	0.417
G 41 Hogan, Neal	6	5	5	6	11	11	0.500	7	4	7	4	14	8	0.636	25	19	0.568	0	0	9.5	22	0.432	12.0	22	0.545
G 42 Thompson, Ben	2	1	3	6	5	7	0.417	6	3	6	3	12	6	0.667	17	13	0.567	0	0	4.0	12	0.333	5.0	18	0.278
G 43 Zimmerman, Mike	4	7	0	3	4	10	0.286	0	1	7	3	7	4	0.636	11	14	0.440	0	0	2.5	21	0.119	0.0	4	0.000
G 44 Dysard, Rick	5	7	5	7	10	14	0.417	7	5	8	4	15	9	0.625	25	23	0.521	0	0	5.5	24	0.229	13.5	24	0.563
G 45 Woodlief, Neal	1	5	0	0	1	5	0.167	0	1	1	0	1	1	0.500	2	6	0.250	0	0	0.0	7	0.000	0.0	1	0.000
G 46 Brophy, Sean	4	7	0	9	4	16	0.200	4	8	3	2	7	10	0.412	11	26	0.297	0	0	1.5	16	0.094	4.5	21	0.214
G 47 Price, Greg	2	3	4	7	6	10	0.375	4	7	6	4	10	11	0.476	16	21	0.432	0	0	2.0	15	0.133	4.5	22	0.205
G 48 Perera, Mike	0	1	1	0	1	1	0.500	0	1	2	0	2	1	0.667	3	2	0.600	0	0	1.0	3	0.333	0.0	2	0.000
G 49 Wells, Ryan	0	0	0	4	0	4	0.000	0	2	0	0	0	2	0.000	0	6	0.000	0	0	0.0	0	#DIV/0!	1.0	6	0.167
G5/ Dartastrophe	25	41	31	35	56	76	0.424	14	19	10	23	24	42	0.364	104	160	0.394	6	0	16.0	132	0.121	46.0	132	0.348
G 50 Tamburro, Dan	2	5	3	4	5	9	0.357	1	7	3	6	4	13	0.235	9	22	0.290	0	0	1.0	16	0.063	9.5	15	0.633
G 51 Johnson, Aaron	7	3	6	4	13	7	0.650	5	6	1	9	6	15	0.286	19	22	0.463	1	0	2.5	20	0.125	6.5	21	0.310
G 52 Lewis, Brian	2	6	5	5	7	11	0.389	6	2	2	6	8	8	0.500	15	19	0.441	1	0	1.0	16	0.063	7.0	18	0.389
G 53 Studders, John	2	8	2	6	4	14	0.222	4	4	1	5	5	9	0.357	9	23	0.281	1	0	2.0	16	0.125	2.0	16	0.125
G 54 Peressini, Ken	2	6	2	6	4	12	0.250	1	7	3	5	4	12	0.250	8	24	0.250	0	0	0.0	16	0.000	2.0	16	0.125
G 55 Pfahlert, Mark	0	3	1	2	1	5	0.167	1	2	0	3	1	5	0.167	2	10	0.167	1	0	0.0	6	0.000	0.0	6	0.000
G 56 Smith, Neal	0	1	0	1	0	2	0.000	0	1	0	1	0	2	0.000	0	4	0.000	0	0	0.0	2	0.000	0.0	2	0.000
G 57 Lear, Tom	6	4	7	3	13	7	0.650	5	6	5	6	10	12	0.455	23	19	0.548	1	0	3.0	21	0.143	13.5	21	0.643
G 58 Knuffman, Nathan	3	2	5	0	8	2	0.800	4	1	3	2	7	3	0.700	15	5	0.750	1	0	6.5	10	0.650	5.5	10	0.550
G 59 Lanier, Keith	1	3	0	4	1	7	0.125	1	2	2	3	3	5	0.375	4	12	0.250	0	0	0.0	9	0.000	0.0	7	0.000
G6/ Money Shot	47	25	50	22	97	47	0.674	19	17	21	15	40	32	0.556	177	111	0.615	8	0	31.0	144	0.215	87.5	144	0.608
G 60 Colton, Mitch	9	3	2	5	11	8	0.579	7	3	5	7	12	10	0.545	23	18	0.561	1	0	10.0	24	0.417	15.0	17	0.882
G 61 Colton, Bridgette	0	0	0	0	0	0	#DIV/0!	0	0	0	0	0	0	#DIV/0!	0	0	#DIV/0!	0	0	0.0	0	#DIV/0!	0.0	0	#DIV/0!
G 62 Thorne, Jon	7	3	7	3	14	6	0.700	2	6	4	2	6	8	0.429	20	14	0.588	1	0	3.0	16	0.188	10.0	18	0.556
G 63 Thorne, Scott	5	7	1	1	6	8	0.429	6	4	8	4	14	8	0.636	20	16	0.556	1	0	3.5	24	0.146	4.0	12	0.333
G 64 Titsworth, Dan	9	3	11	1	20	4	0.833	6	6	5	5	11	11	0.500	31	15	0.674	1	0	5.5	22	0.250	21.0	24	0.875
G 65 Moore, B.J.	3	0	6	5	9	5	0.643	4	4	2	1	6	5	0.545	15	10	0.600	1	0	1.5	6	0.250	9.5	19	0.500
G 66 Cleveland, Craig	0	1	9	1	9	2	0.818	3	4	3	3	6	7	0.462	15	9	0.625	1	0	1.0	7	0.143	8.0	17	0.471
G 67 Thorne, Rick	9	2	7	1	16	3	0.842	6	3	7	2	13	5	0.722	29	8	0.784	1	0	5.0	20	0.250	8.0	17	0.471
G 68 Thorne, Marshall	1	0	7	5	8	5	0.615	4	4	4	2	8	6	0.571	16	11	0.593	1	0	0.0	7	0.000	12.0	20	0.600
G 69 Foukes, Jim	4	6	0	0	4	6	0.400	0	0	4	4	4	4	0.500	8	10	0.444	0	0	1.5	18	0.083	0.0	0	#DIV/0!
G7/ Any Given Wednesday	40	32	39	33	79	65	0.549	19	17	12	24	31	41	0.431	141	147	0.490	0	0	24.0	144	0.167	54.0	144	0.375
G 70 Kunesh, Joe	4	4	6	6	10	10	0.500	3	9	2	7	5	16	0.238	15	26	0.366	0	0	3.5	17	0.206	5.0	24	0.209
G 71 Rouse, Chuck	5	6	0	6	5	12	0.294	3	6	1	12	4	18	0.182	9	30	0.231	0	0	0.0	24	0.000	2.5	15	0.167
G 72 Wilkinson, Charlie	6	4	7	3	13	7	0.650	4	5	7	3	11	8	0.579	24	15	0.615	0	0	2.5	20	0.125	7.5	19	0.395
G 73 Hall, Steven	4	6	3	5	7	11	0.389	3	3	1	6	4	9	0.308	11	20	0.355	0	0	1.0	17	0.059	3.5	14	0.250
G 74 Krouskos, Pete	9	1	6	4	15	5	0.750	5	5	4	5	9	10	0.474	24	15	0.615	0	0	7.5	19	0.395	6.0	20	0.300
G 75 Rube, Bob	4	5	10	1	14	6	0.700	9	2	5	5	14	7	0.667	28	13	0.683	0	0	5.5	19	0.289	15.5	22	0.705
G 76 Powell, Mark	3	2	5	1	8	3	0.727	4	2	2	3	6	5	0.545	14	8	0.636	0	0	2.0	10	0.200	8.0	12	0.667
G 77 Donahue, Brian	5	4	2	7	7	11	0.389	7	2	2	7	9	9	0.500	16	20	0.444	0	0	2.0	18	0.111	6.0	18	0.333

	Singles 301		Singles Cricket		Singles Record		Singles Win %-age	Doubles Cricket		Doubles 501		Doubles Record		Doubles Win %-age	Sngls + Dbls Record		Sngls + Dbls Win %-age	Tiebreaker Ws	Tiebreaker Ls	-01 All-Star Points	-01 Games Played	-01 All-Star Point Average	Cricket All-Star Points	Crkt Games Played	Crkt All-Star Point Average
H1/ Coral Reefers	33	27	34	26	67	53	0.558	20	10	23	7	43	17	0.717	153	87	0.638	0	0	35.0	120	0.292	97.5	120	0.813
H 10 Smith, Van	5	2	2	8	7	10	0.412	9	1	6	2	15	3	0.833	22	13	0.629	0	0	3.5	15	0.233	10.5	20	0.525
H 11 Wade, Nate	7	3	9	1	16	4	0.800	9	1	7	2	16	3	0.842	32	7	0.821	0	0	5.0	19	0.263	28.5	20	1.425
H 12 Sedgwick, Jim	0	4	0	1	0	5	0.000	0	0	1	3	1	3	0.250	1	8	0.111	0	0	1.0	8	0.125	0.0	1	0.000
H 13 Williams, Nelson	1	4	1	3	2	7	0.222	1	3	2	2	3	5	0.375	5	12	0.294	0	0	3.5	9	0.389	4.5	8	0.563
H 14 Jarvah, Sean	2	1	2	3	4	4	0.500	3	3	3	1	6	4	0.600	10	8	0.556	0	0	2.0	7	0.286	3.0	11	0.273
H 15 Hodge, Hue	2	2	1	5	3	7	0.300	5	1	4	2	9	3	0.750	12	10	0.545	0	0	0.0	10	0.000	8.5	12	0.708
H 16 Cullen, Pat	0	5	0	0	0	5	0.000	0	1	4	2	4	3	0.571	4	8	0.333	0	0	0.0	11	0.000	0.0	1	0.000
H 17 Wilcenski, Steve	7	2	9	0	16	2	0.889	8	1	9	0	17	1	0.944	33	3	0.917	0	0	8.0	18	0.444	28.0	18	1.556
H 18 Gallagher, Jim	2	4	3	4	5	8	0.385	2	4	3	0	5	4	0.556	10	12	0.455	0	0	6.5	9	0.722	3.0	13	0.231
H 19 Britt, Jim	7	0	7	1	14	1	0.933	3	5	7	0	10	5	0.667	24	6	0.800	0	0	5.5	14	0.393	11.5	16	0.719
H2/ Who Darted?	26	34	25	35	51	69	0.425	10	20	13	17	23	37	0.383	97	143	0.404	0	0	19.0	120	0.158	39.0	120	0.325
H 20 Highfill, Leigh	3	6	0	3	3	9	0.250	1	2	2	4	3	6	0.333	6	15	0.286	0	0	1.0	15	0.067	2.5	6	0.417
H 21 Davis, Jared	8	1	5	4	13	5	0.722	3	6	4	3	7	9	0.438	20	14	0.588	0	0	6.5	16	0.406	6.5	18	0.361
H 22 Tolliver, Thomas	4	4	5	3	9	7	0.563	1	8	6	4	7	12	0.368	16	19	0.457	0	0	2.5	18	0.139	4.5	17	0.265
H 23 Monsma, A.J.	0	2	1	6	1	8	0.111	3	3	1	5	4	8	0.333	5	16	0.238	0	0	4.5	8	0.563	2.5	13	0.192
H 24 Wood, Billy	3	4	2	5	5	9	0.357	4	3	3	5	7	8	0.467	12	17	0.414	0	0	1.0	15	0.067	1.0	14	0.071
H 25 Gillespie, Jeff	2	7	5	5	7	12	0.368	4	6	5	4	9	10	0.474	16	22	0.421	0	0	2.5	18	0.139	12.5	20	0.625
H 26 Polston, Tony	3	3	4	3	7	6	0.538	2	5	1	3	3	8	0.273	10	14	0.417	0	0	1.0	10	0.100	4.0	14	0.286
H 27 Genzlinger, Doug	3	7	3	6	6	13	0.316	2	7	4	6	6	13	0.316	12	26	0.316	0	0	0.0	20	0.000	5.5	18	0.306
H3/ Ale-ing Archers	36	24	40	20	76	44	0.633	20	10	15	15	35	25	0.583	146	94	0.608	0	0	35.0	120	0.292	51.5	120	0.429
H 30 Harvey, Justin	4	5	5	3	9	8	0.529	7	3	4	4	11	7	0.611	20	15	0.571	0	0	2.0	17	0.118	4.0	18	0.222
H 31 Coalson, Patrick	8	3	8	2	16	5	0.762	6	4	4	4	10	8	0.556	26	13	0.667	0	0	6.0	19	0.316	11.5	20	0.575
H 32 Mushow, Dave	5	3	9	1	14	4	0.778	7	2	6	3	13	5	0.722	27	9	0.750	0	0	7.5	17	0.441	13.0	19	0.684
H 33 Mushow, Tom	6	4	7	3	13	7	0.650	8	3	3	6	11	9	0.550	24	16	0.600	0	0	7.0	19	0.368	9.5	21	0.452
H 34 Greene, Missy	1	4	0	6	1	10	0.091	4	4	3	6	7	10	0.412	8	20	0.286	0	0	3.5	14	0.250	1.0	14	0.071
H 35 Greene, Sebastian	8	1	7	2	15	3	0.833	3	3	4	5	7	8	0.467	22	11	0.667	0	0	5.5	18	0.306	9.5	15	0.633
H 36 Ohnmacht, Ryan	1	1	2	0	3	1	0.750	0	0	1	1	1	1	0.500	4	2	0.667	0	0	0.0	4	0.000	0.0	2	0.000
H 37 Loeb, Scott	3	3	2	3	5	6	0.455	5	1	5	1	10	2	0.833	15	8	0.652	0	0	3.5	12	0.292	3.0	11	0.273
H4/ Nice Dittles	34	31	34	32	68	63	0.519	18	15	16	17	34	32	0.515	136	127	0.517	0	0	34.5	131	0.263	66.0	132	0.500
H 40 Ferree, Micheal	2	3	0	3	2	6	0.250	3	3	1	3	4	6	0.400	6	12	0.333	0	0	0.0	9	0.000	0.0	9	0.000
H 41 Campbell, Dan	6	1	5	3	11	4	0.733	6	2	4	4	10	6	0.625	21	10	0.677	0	0	7.0	15	0.467	9.0	16	0.563
H 42 Strickland, Jon	2	6	7	2	9	8	0.529	8	2	4	2	12	4	0.750	21	12	0.636	0	0	7.0	14	0.500	18.0	19	0.947
H 43 Dunham, Jim	6	3	5	3	11	6	0.647	1	5	5	3	6	8	0.429	17	14	0.548	0	0	4.0	17	0.235	4.0	14	0.286
H 44 Mason, Marcy	1	4	1	3	2	7	0.222	1	5	3	2	4	7	0.364	6	14	0.300	0	0	0.0	10	0.000	2.0	10	0.200
H 45 Kyle, Mike	3	4	6	4	9	8	0.529	3	5	5	4	8	9	0.471	17	17	0.500	0	0	2.5	16	0.156	11.5	18	0.639
H 46 Port, Brian	5	3	3	4	8	7	0.533	5	1	3	6	8	7	0.533	16	14	0.533	0	0	6.5	17	0.382	3.5	13	0.269
H 47 Stahl, Greg	5	2	3	2	8	4	0.667	3	2	3	5	6	7	0.462	14	11	0.560	0	0	5.0	15	0.333	6.0	10	0.600
H 48 Chuyka, Don	2	3	2	2	4	5	0.444	3	1	0	1	3	2	0.600	7	7	0.500	0	0	2.5	6	0.417	3.5	8	0.438
H 49 Logan, Pete	2	2	2	6	4	8	0.333	3	4	4	4	7	8	0.467	11	16	0.407	0	0	0.0	12	0.000	8.5	15	0.567
H5/ One Markers	27	38	22	43	49	81	0.377	7	26	16	17	23	43	0.348	95	167	0.363	0	6	19.5	131	0.149	40.5	131	0.309
H 50 Guile, Glen	2	9	2	6	4	15	0.211	2	8	3	7	5	15	0.250	9	30	0.231	0	1	3.5	21	0.167	2.5	18	0.139
H 51 Gates, Dan	4	5	4	4	8	9	0.471	2	6	3	5	5	11	0.313	13	20	0.394	0	1	1.0	17	0.059	5.0	16	0.313
H 52 Geboff, Alessa	2	5	2	9	4	14	0.222	0	8	4	6	4	14	0.222	8	28	0.222	0	0	0.0	17	0.000	4.5	19	0.237
H 53 Emerton, Eric	5	4	4	4	9	8	0.529	3	6	4	5	7	11	0.389	16	19	0.457	0	1	3.5	18	0.194	4.5	17	0.265
H 54 Barletta, Phil	5	5	1	10	6	15	0.286	1	10	4	7	5	17	0.227	11	32	0.256	0	1	1.5	21	0.071	5.5	22	0.250
H 55 Herfel, Tina	3	6	1	7	4	13	0.235	1	7	4	1	5	8	0.385	9	21	0.300	0	1	3.0	14	0.214	0.0	16	0.000
H 56 Toolan, Chris	6	3	8	2	14	5	0.737	4	6	8	3	12	9	0.571	26	14	0.650	0	1	5.5	20	0.275	17.5	20	0.875
H 57 Grant, Gus	0	0	0	0	0	0	#DIV/0!	1	0	1	0	2	0	1.000	2	0	1.000	0	0	0.0	1	0.000	0.0	1	0.000
H 5xx x-Guarneri, Mike	0	1	0	1	0	2	0.000	0	1	1	0	1	1	0.500	1	3	0.250	0	0	1.5	2	0.750	1.0	2	0.500
H6/ Pussy Kat Dolls	0	5	2	3	2	8	0.200	1	2	1	2	2	4	0.333	6	16	0.273	0	0	0.0	11	0.000	1.0	11	0.091
H 6xx x-Sinnott, Gerry	0	2	0	2	0	4	0.000	1	1	1	1	2	2	0.500	2	6	0.250	0	0	0.0	4	0.000	1.0	4	0.250
H 6xx x-Harrell, Justin	0	1	0	1	0	2	0.000	1	1	1	1	2	2	0.500	2	4	0.333	0	0	0.0	3	0.000	0.0	3	0.000
H 6xx x-Edwards, Will	0	0	0	0	0	0	#DIV/0!	0	0	0	0	0	0	#DIV/0!	0	0	#DIV/0!	0	0	0.0	0	#DIV/0!	0.0	0	#DIV/0!
H 6xx x-Skonier, Kurt	0	1	1	0	1	1	0.500	0	1	0	1	0	2	0.000	1	3	0.250	0	0	0.0	2	0.000	0.0	2	0.000
H 6xx x-Godwin, Alex	0	0	0	0	0	0	#DIV/0!	0	0	0	0	0	0	#DIV/0!	0	0	#DIV/0!	0	0	0.0	0	#DIV/0!	0.0	0	#DIV/0!
H 6xx x-Hall, Rebeka	0	0	0	0	0	0	#DIV/0!	0	0	0	0	0	0	#DIV/0!	0	0	#DIV/0!	0	0	0.0	0	#DIV/0!	0.0	0	#DIV/0!
H 6xx x-Young, Susan	0	1	1	0	1	1	0.500	0	1	0	1	0	2	0.000	1	3	0.250	0	0	0.0	2	0.000	0.0	2	0.000
H 6xx x-Talton, Lauren	0	0	0	0	0	0	#DIV/0!	0	0	0	0	0	0	#DIV/0!	0	0	#DIV/0!	0	0	0.0	0	#DIV/0!	0.0	0	#DIV/0!
H7/ Big Bulls	32	27	31	29	63	56	0.529	20	10	10	20	30	30	0.500	123	116	0.515	7	0	24.0	119	0.202	48.5	120	0.404
H 70 Reinert, Kevin	4	3	3	5	7	8	0.467	6	3	3	6	9	9	0.500	16	17	0.485	1	0	6.0	16	0.375	10.5	17	0.618
H 71 Fitzgerald, Dennis	4	4	2	5	6	9	0.400	4	4	2	6	6	10	0.375	12	19	0.387	1	0	4.0	16	0.250	8.5	15	0.567
H 72 Talton, Chris	4	5	5	6	9	11	0.450	7	2	3	7	10	9	0.526	19	20	0.487	1	0	4.0	19	0.211	9.0	20	0.450
H 73 Gupton, Corbett	6	3	6	3	12	6	0.667	6	4	3	4	9	8	0.529	21	14	0.600	1	0	1.0	16	0.063	6.5	19	0.342
H 74 Womble, Kenneth	3	3	1	5	4	8	0.333	1	3	2	6	3	9	0.250	7	17	0.292	1	0	0.0	14	0.000	3.0	10	0.300
H 75 Hudson, Paul	4	2	6	0	10	2	0.833	5	1	2	3	7	4	0.636	17	6	0.739	1	0	0.0	11	0.000	1.0	12	0.083
H 76 Talton, Randy	3	2	2	2	5	4	0.556	4	1	2	1	6	2	0.750	11	6	0.647	0	0	2.0	8	0.250	3.5	9	0.389
H 77 Fitzgerald, Aaron	4	5	6	3	10	8	0.556	7	2	3	7	10	9	0.526	20	17	0.541	1	0	7.0	19	0.368	6.5	18	0.361

Raleigh Dart League

Registration for Spring 2009 Season

MONDAY, January 5, (High Park Bar & Grille), 7:30-8:30 p.m.

Monday, January 5 **For returning teams AND new teams - there is only one night of registration!!!**
(If your team is not returning, please leave a message on VoiceMail.
New captain? Please pass this information on to him/her.)
Bring: 1) Completed roster - use BLACK pen please - with divisions played by by each member for last 3 seasons
2) ONE check for bar fee and a minimum of six players (Bar fee is $20; Player registration is $20) NO CASH WILL BE ACCEPTED!!!

Monday, January 5 **DEADLINE for unrestricted roster add-ons, at REGISTRATION (no extensions)**

January 6 through February 23 Add-ons pre-approved by the Membership Committee (Membership Committee Director - John Howley, 337-2228, jhowley310@hotmail.com)
1) Checks & player information as per roster to: Matt Huff (Treasurer), 105 Rosenberry Hills Dr, Cary, NC 27513; treasurer@raleighdartleague.org
2) Membership Director will inform captain of Committee's decision
A PLAYER IS NOT ELIGIBLE UNTIL APPROVED

Wednesday, January 14 **Captains' meeting, 7:30 p.m., High Park Bar & Grille (MANDATORY)**
Pick up schedules, blank scoresheets, team rosters, phone lists, rules, etc.

Wednesday, January 21 **8:00 p.m. Season starts**

Monday, February 23 **5th week captains' meeting, High Park Bar & Grille (MANDATORY)**
... and RDL Board meeting
Last day to add/replace a player with approval

SPRING 2009 RALEIGH DART LEAGUE TEAM REGISTRATION FORM

Team Name _____ Team Number _____
(PLEASE LEAVE BLANK)
Fee Paid:
Date Paid:

Divisions played in previous 3 seasons	Player Name:	Player Address:	M/F	Phone #:	
	Home Bar & Dart Rep.:	Board #s:			
	Captain: 0	email:		(H) (W)	0
	1			(H) (W)	1
	2			(H) (W)	2
	3			(H) (W)	3
	4			(H) (W)	4
	5			(H) (W)	5
	6			(H) (W)	6
	7			(H) (W)	7
	8			(H) (W)	8
	9			(H) (W)	9

PLEASE WRITE IN BLACK, IN BLOCK LETTERS - ROSTERS WILL BE PHOTOCOPIED

TOTAL:

(LEAVE SPACE BLANK FOR OFFICE USE)

TONS OF NEWSLETTER

Home to the Spring Session of the Raleigh Dart League for the Banquet, Saturday, May 16, 2009
The "If The Vs. Network Color Commentator Uses The Non-Word 'Jubulant' One More Time..." Edition

TOURNAMENT WINNERS

"A" Division - ***Who's the Daddy?*** *(13-9)*
After digging out of a 12-6 hole in the semis against Name to be determined, Who's the Daddy? Defends their A Mug title when captain Kendall takes out 76 in the 3rd leg with a 1st-dart triple-3(?).

"B" Division - ***Rif Raf*** *(13-11)*
Rif Raf completes the extremely rare season/tournament double victory by a team with losing records in both singles sets, sliding past both the Rebels and Appetite for Destruction in the final 501.

"C" Division - ***Off Constantly*** *(14-8)*
After a 1-2 start to the season, Off Constantly ripped off 14 wins in a row to claim the C season and tournament, taking down their constant competitor/rival The OG's (formerly Tailgaters) in the final.

"D" Division - ***C-Minus*** *(13-9)*
Long since forgetting that they were 2-5 and in 7th place at the mid-way point of the season, C-Minus extends their win streak to 10, shooting down the Outlaws' bid for a season/tournament double.

"E" Division - ***Imports and Domestics*** *(14-8)*
Didn't take the Imports long to start finding RDL hardware… last season (their first) they won their season, and this spring they add a season/tournament double, with no tourney win closer than 14-8.

"F" Division - ***Money Shot*** *(12+-12)*
Oh, wow… F division was a little bit close throughout the season, but nothing like the tournament… the final was a tiebreaker, both semifinals were tiebreakers, and a quarterfinal was a tiebreaker!!

"G" Division - ***Coral Reefers*** *(14-4)*
After being surprisingly pushed to the final 501 pair in the semis by the Irish, the Reefers take care of business in the final to make it two seasons in a row with both season and tournament victories.

"H" Division - ***Ale-ing Archers*** *(13-3)*
The Archers clearly establish themselves as RDL's most dominant team during the tournament, giving up a paltry seven total points in all three of their matches combined (13-1, 14-3, and 13-3).

REGULAR SEASON WINNERS

"A" Division - ***A Dozen Elements*** *(11 wins, 1 loss)*
2nd place - Who's the Daddy?

"B" Division - ***Rif Raf*** *(9 wins, 3 losses)*
2nd place - Appetite for Destruction

"C" Division - ***Off Constantly*** *(12 wins, 2 losses)*
2nd place - The OG's

"D" Division - ***Overtime Outlaws*** *(12 wins, 2 losses)*
2nd place - C-Minus

"E" Division - ***Imports and Domestics*** *(11 wins, 3 losses)*
2nd place - Tater Fried

"F" Division - ***Money Shot*** *(11 wins, 3 losses)*
2nd place - Fowl Play

"G" Division - ***Coral Reefers*** *(10 wins, 2 losses)*
2nd place - Any Given Wednesday

"H" Division - ***Ale-ing Archers*** *(11 wins, 3 losses)*
2nd place - Nice Dittles

(Rosters of all award-winning teams can be found on page 4.)

TABLE OF CONTENTS

Item	Page Number
Tournament & Regular Season Winning Teams	1
Fall 2009 RDL Season Information	1
Final Divisional Standings	2
Final Divisional Tournament Results	3
Tournament & Regular Season Winning Team Rosters	4
Notice from the RDL Board, summer darting options	4
Tiebreaker Statistics; Fall09 season dates	4
Tournament Trophy Dart Awards	5
Other Tournament Hot Darts	5
Regular Season Trophy Dart Awards	5
Divisional Singles Win %-age Winners	6
Divisional All-Star Point %-age Winners	6
Players Who Beat the Singles Winners	6
Season Penalty Summary	6
List of Host Establishments	7
Discussing the Spring '09 rule clarification	7
RDL Address and Phone No. Information	8
Event Calendar, Penalty Log	8
JK's All-Star Team Picks	9
Quick Stat Tidbits	9
JK's Prediction Results Summary	9
Prediction Results Table	10
Week-by-Week Match Results Table	11
Spring 2009 Trivia Questions Revisited	12
Columns, Quotes, and Random Thoughts from JK	13,14
History of JK's Seasonal All-Star Teams	15,16
NCCDL 2009 results, standings, perfect throws	17
Wreck at the Deck flier & board sponsorship form	18
Fliers for Savannah Open (GA), Piedmont Shootout	19
Fliers for CVDA Classic (VA), Firecracker 5000 (TN)	20
Top Singles Records, by Division	21
Top Doubles Records, by Division	22
Top Singles+Doubles, by Division	23
Top -01 All Star Point Averages, by Division	24
Top Cricket All Star Point Averages, by Division	25
Top Individual Records, by Section of Play	26,27
League-Wide Individual Singles, Doubles, and Singles+Doubles Records	28
League-Wide Individual -01 & Ckt ASP Averages	29
Singles, Doubles, Overall Records, Ranked by Team	30
All-Star Point Averages, Ranked By Team	31
Complete "A" Division Statistics	32
Complete "B" Division Statistics	33
Complete "C" Division Statistics	34
Complete "D" Division Statistics	35
Complete "E" Division Statistics	36
Complete "F" Division Statistics	37
Complete "G" Division Statistics	38
Complete "H" Division Statistics	39
Registration Materials for Fall 2009 RDL Season	40

FALL 2009 RALEIGH DART LEAGUE SEASON INFORMATION

Registration Meeting for ALL Teams; High Park Bar & Grille;
Wednesday, July 22, 7:30-8:30

MANDATORY Preseason Captains' Meeting; High Park Bar & Grille;
Wednesday, August 5, 7:30 p.m.

Match Play begins on Wednesday, August 12

MANDATORY Fifth Week Captains' Meeting;
High Park Bar & Grille; **Monday, September 14**, 7:30 p.m.

Divisional tournament weeks - **November 18, December 2 & 9**

FINAL!! DIVISIONAL TEAM STANDINGS FOR THE *SPRING 2009* RDL SEASON

"A" Division

		W	L	Pts.
👍	A Dozen Elements 👍	11	1	193
👍	Who's the Daddy?	9	3	179
3	Name to be determined	8	4	148
4	Lunatic Fringe	6	6	145
5	95% Drunksten	5	7	140
👎	Norfolk & Chance	2	10	96
👎	The Aristocrats	1	11	89

"B" Division

		W	L	Pts.
👍	Rif Raf 👍	9	3	165
👍	Appetite for Destruction	9	3	163
3	Pickled Pig Darts	8	4	148
4	Rebels Without A Cause	6	6	135
5	One And Done	5	7	138
👎	Bennington Brawlers	5	7	134
👎	Starving Dartists	0	12	68

"C" Division

		W	L	Pts.
👍	Off Constantly 👍	12	2	207
👍	The OG's	11	3	196
3	Nine Lives	9	5	195
4	Excalibur	8	6	184
5	Dogs of War	7	7	162
6	Ocho Cinco	3	11	140
👎	The Good, the Bad, & the Ugly	3	11	124
👎	Traveling Beer Bellies	3	11	101

"D" Division

		W	L	Pts.
👍	Overtime Outlaws 👍	12	2	196
👍	C-Minus	9	5	180
3	Respect Da Bull	9	5	170
4	The Locals	7	7	163
5	Dynamic Darts	6	8	167
6	Hammered Heads	6	8	141
👎	Jack Nine	5	9	164
👎	Cobra Kai	2	12	137

"E" Division

		W	L	Pts.
👍	Imports and Domestics 👍	11	3	200
👍	Tater Fried	11	3	197
3	Hostile Saints	9	5	166
4	The Pit Crew	8	6	170
5	The DIVE Bombers	8	6	168
6	Drunk Luck	5	9	151
👎	One-Armed Bandits	4	10	134
👎	The Bogarts	0	14	112

"F" Division

		W	L	Pts.
👍	Money Shot 👍	11	3	218
👍	Fowl Play	10	4	181
3	The Redneckers	8	6	171
4	Better At Pool	8	6	168
5	Menace 2 Sobriety	7	7	166
6	Designated Divers	6	8	144
👎	Boys' Night Out	5	9	128
👎	Salute-A-Bulls	1	13	124

"G" Division

		W	L	Pts.
👍	Coral Reefers 👍	10	2	196
👍	Any Given Wednesday	9	3	150
3	Death Throw	6	6	143
4	Irish We Were Drunk	5	7	130
5	Wire We Here	5	7	127
👎	Grateful Darts	4	8	128
👎	Sharkshooters	3	9	116

"H" Division

		W	L	Pts.
👍	Ale-ing Archers 👍	11	3	189
👍	Nice Dittles	10	4	189
3	Big Bulls	10	4	183
4	Dartastrophe	8	6	160
5	Who Darted?	7	7	154
6	He Hate Us	6	8	115
👎	Just Here for Beer	3	11	155
👎	Ton Up Tossers	1	13	109

LEGEND OF SYMBOLS IN STANDINGS: 👍 = *regular season division champion*

👍 = *clinched* "top-two" *finish in division* 👎 = *clinched* "bottom-two" *finish in division*

SPRING 2009 RDL DIVISIONAL TOURNAMENT RESULTS

Quarterfinals	*Semifinals*	*Finals*	***WINNER***

"A" Division

1 A Dozen Elements
(Bye)
A Dozen Elements
(14-8) A Dozen Elements
5 95% Drunksten
(13-7) 95% Drunksten
4 Lunatic Fringe
(13-9) **Who's the Daddy?**
3 Name to be determined
(14-6) Name to be determined
6 Norfolk & Chance
(12+-12) **Who's the Daddy?**
7 The Aristocrats
(12-2) **Who's the Daddy?**
2 **Who's the Daddy?**

"B" Division

1 **Rif Raf**
(Bye)
Rif Raf
(14-10) **Rif Raf**
5 One And Done
(?-?) Rebels Without A Cause
4 Rebels Without A Cause
(13-11) **Rif Raf**
3 Pickled Pig Darts
(14-6) Bennington Brawlers
6 Bennington Brawlers
(14-10) Appetite for Destruction
7 Starving Dartists
(11-2) Appetite for Destruction
2 Appetite for Destruction

"C" Division

1 **Off Constantly**
(13-1) **Off Constantly**
8 Traveling Beer Bellies
(14-10) **Off Constantly**
5 Dogs of War
(14-8) Excalibur
4 Excalibur
(14-8) **Off Constantly**
3 Nine Lives
(13-1) Nine Lives
6 Ocho Cinco
(13-5) The OG's
7 The Good, the Bad & the Ugly
(13-5) The OG's
2 The OG's

"D" Division

1 Overtime Outlaws
(13-9) Overtime Outlaws
8 Cobra Kai
(14-8) Overtime Outlaws
5 Dynamic Darts
(?-?) The Locals
4 The Locals
(13-9) **C-Minus**
3 Respect Da Bull
(12+-12) Hammered Heads
6 Hammered Heads
(13-6) **C-Minus**
7 Jack Nine
(13-5) **C-Minus**
2 **C-Minus**

Quarterfinals	*Semifinals*	*Finals*	***WINNER***

"E" Division

1 **Imports and Domestics**
(14-2) **Imports and Domestics**
8 The Bogarts
(13-7) **Imports and Domestics**
5 The DIVE Bombers
(13-8) The DIVE Bombers
4 The Pit Crew
(14-8) **Imports and Domestics**
3 Hostile Saints
(13-7) Hostile Saints
6 Drunk Luck
(14-4) Tater Fried
7 One-Armed Bandits
(13-7) Tater Fried
2 Tater Fried

"F" Division

1 **Money Shot**
(13-5) **Money Shot**
8 Salute-A-Bulls
(12+-12) **Money Shot**
5 Menace 2 Sobriety
(?-?) Better At Pool
4 Better At Pool
(12+-12) **Money Shot**
3 The Redneckers
(12+-12) The Redneckers
6 Designated Divers
(12+-12) Fowl Play
7 Boys' Night Out
(12-3) Fowl Play
2 Fowl Play

"G" Division

1 **Coral Reefers**
Coral Reefers
(Bye)
(14-10) **Coral Reefers**
5 Wire We Here
(13-5) Irish We Were Drunk
4 Irish We Were Drunk
(14-4) **Coral Reefers**
3 Death Throw
(13-5) Death Throw
6 Grateful Darts
(13-9) Death Throw
7 Sharkshooters
(14-6) Any Given Wednesday
2 Any Given Wednesday

"H" Division

1 **Ale-ing Archers**
(13-1) **Ale-ing Archers**
8 Ton Up Tossers
(14-3) **Ale-ing Archers**
5 Who Darted?
(forfeit) Who Darted?
4 Dartastrophe
(13-3) **Ale-ing Archers**
3 Big Bulls
(12+-12) He Hate Us
6 He Hate Us
(12+-12) He Hate Us
7 Just Here for Beer
(14-8) Nice Dittles
2 Nice Dittles

INAPPROPRIATE BEHAVIOR NOTICE - PLEASE READ!!

FROM THE RDL BOARD **:** It was brought to the attention of one of the RDL board members that there was an incident during the first match of the tournament this season. According to the bar owner, members of a team behaved inappropriately at his establishment, including but not limited to, upending beers onto the floor, yelling, and overturning/tossing chairs about. As the owner of the bar, he cut them off and was preparing to toss them out of his establishment. After a request from the opposing team captain to let them finish if they could all behave, the owner agreed. This was very generous on his part, as no establishment should have to continue to allow RDL teams/players to remain in their bar after they have disrespected it.

Everyone gets frustrated once in awhile and might act inappropriately, however this type of behavior is more than unsportsmanlike. Physical altercations are not acceptable, no matter the circumstance. All RDL members are representing the league when they play at bars, both their home bars and away bars. Behaving in such a way as to have the owner/ management have to ask you to leave is unacceptable. The Board takes this kind of behavior very seriously, and the entire league should as well, therefore the Board is investigating this matter. It reflects poorly on the league, as a whole, and is detrimental to the to all members of the RDL. This is not the reputation the RDL wants to have, hence the investigation. League probation and suspensions for both teams (each player on both rosters – present or not, during the incident) are pending.

Start getting your team together for the Fall season now!! Don't forget and miss out! Information is below, and on pages 1 & 40.

THIS SEASON'S TIEBREAKERS

This spring appeared to be pretty standard in terms of tiebreakers when the regular season ended, as we had 30 extra legs played, right about average for this many teams in this many divisions. Nothing really all that remarkable about that. But then the tournaments came… We had a whopping EIGHT games of 1001 during the tournaments (out of the 52 matches played, meaning that >15% of the matches ended up tied). More amazing than that is the fact that 4 of the 8 were in the same division (F)! That is some high drama right there… Anyway, 20 of our 61 teams never felt the rush of the 1001 pressure this season, while 5 teams played three 1001 legs, and 3 teams played FOUR 1001 legs. Several teams went 2-0 in tiebreakers, and one team (He Hate Us) went 3-1 with two of those wins coming in the tournament. But the Cardiac Kids award for the team that used the tiebreaker to their greatest benefit goes to **Money Shot**, who not only won 2 of their 3 tiebreakers, but saved both of those wins for the last two rounds of the tournament!! At the other end of the spectrum, we have a couple of teams that went 1-2 in tiebreakers, and a couple that even went 1-3 (One-Armed Bandits and Drunk Luck, both in E), but the Heartbreak Award absolutely goes to **Nine Lives**, who not only went 0-3 in 1001, but who lost all 3 to the pair of teams ahead of them (meaning that if they had won those tiebreakers, they would taken the C season title).

FALL 2009 RDL SEASON INFORMATION

These dates (or at least some of them) are on page 8, as well as on pages 1 and 40, but I am putting them in many locations because they might be the most important thing for you in this newsletter.

Wednesday, July 22nd - Fall season reg., High Park Bar & Grille
Wednesday, August 5th - Preseason capts.' mtg./packet pickup, High Park Bar & Grille
Wednesday, August 12th - Start of Fall season match play
Mon., Sept. 14th - 5th week captains' meeting, High Park Bar & Grille
Wed., Nov. 18, Dec. 2 / 9 - Fall season divisional tournaments
Saturday, December 12th - Fall season banquet, site TBD

SUMMER DARTING OPTIONS

Looking for something to fill in your summer darting needs? Well, in addition to the regular weekly blind draws at the Upper Deck (see page 8), there's an extra blind draw starting and another local league just taking registration now.

== WEDNESDAY BLIND DRAWS: The Upper Deck will be adding a weekly Wednesday draw until RDL starts back up. Same setup as the Friday and Sunday blind draws (see page 8).

== TRIANGLE DART LEAGUE in Chapel Hill: Summer season reg. is ongoing through this coming Thursday. You have until roughly 4 pm or so on Thursday to get in. Info: 968-0702, stgmngr@aol.com

TEAMS THAT WON BOTH THEIR DIVISIONAL TOURNAMENT AND REGULAR SEASON TITLE !!!!!!

"B" Division - ***Rif Raf***

Paddy Diamond (c)	Judson Ayers	Matt St. Clair
David Hoyt	Rob Barwick	Keith Ohrberg
Jess Jur		Dennis Horger

"C" Division - ***Off Constantly***

Zak Mayhew (c)	Tom Kubel	Mike Roberts
Angelo Azevedo	Ricky Diggs	Randy Lueneberg
Matt Varnadoe		Leslie Tangeman

"E" Division - ***Imports and Domestics***

Mark Lamb (c)	Sheila Dickman	Robert Dudley
Vince Martinez	Glenn Tourout	Debbie Dudley
Jeremy Cominole	Eric Baum	Rob Knight

"F" Division - ***Money Shot***

Mitch Colton (c)	Jon Thorne	Josh Carroll
B.J. Moore	Scott Thorne	Dan Titsworth
Craig Cleveland	Rick Thorne	Jim Foukes
	Marshall Thorne	

"G" Division - ***Coral Reefers***

Van Smith (c)	Nate Wade	Jim Sedgwick
Hugh Hodge	Sean Jarvah	Nelson Williams
Steve Wilcenski	Jim Gallagher	Jim Britt
	Pat Cullen	

"H" Division - ***Ale-ing Archers***

Justin Harvey (c)	Patrick Coalson	Dave Mushow
Sebastian Greene	Missy Greene	Tom Mushow
Ryan Ohnmacht	Andy Schwochow	Amanda Ruffin

TEAMS THAT WON THEIR DIVISIONAL TOURNAMENT (but not regular season title) !!!!!!

"A" Division - ***Who's the Daddy?***

Kevin Kendall (c)	Kenny Persson	Joey Gaglione
Mike Seward	Mike Peoples	Steve Witz
Robb Beeson	Doug Jeffcoat	Justin Berstler

"D" Division - ***C-Minus***

John Howley (c)	Tony Keller	Keith Feller
Alan Hogan	Ryan Anderson	Dan Dautrich
	Dave Batchelder	

TEAMS THAT WON THEIR REGULAR SEASON TITLE (but not divisional tournament) !!!!!!

"A" Division - ***A Dozen Elements***

Jason Kilts (c)	Tom Brown	Dale Hyler
Wil Tan	Robbie Phillips	Mark Knight
Jeremy Dziczkowski	Keith Wall	Allen Smith

"D" Division - ***Overtime Outlaws***

Dan Clark (c)	J.J. Tant	Tony Williamson
Tayte Hootman	Jason Zelinack	Jason Crowe
Chris Peterson	Christine Birmingham	Bill Cross

SPRING 2009 TOURNAMENT!!! TROPHY DART AWARDS

9 Marks

Kevin Kendall **(2)** (Who's the Daddy?, 5/6, 5/13)
Brian Blake (Name to be determined, 4/29)
Brian Coleman (Appetite for Destruction, 4/29)
Fred Flowers (The DIVE Bombers, 4/29)
Tony Keller (C-Minus, 4/29)
Tim McNamara (Jack Nine, 4/29)
John Pharo (Appetite for Destruction, 5/6)
Cody Gaulthier (The OG's, 5/13)
Mike Seward (Who's the Daddy?, 5/13)
Marshall Thorne (Money Shot, 5/13)

6 Bulls

(none reported)

Ton-80s

Adam Bakowski (Lunatic Fringe, 4/29)
Shawn Carter (Bennington Brawlers, 4/29)
Phillip Eastmead (The Locals, 4/29)
Shane Murray (Name to be determined, 4/29)

Ton-70-Ins and Outs

(none reported)

For those who are new or simply were not aware of it: fast games, high ins and high outs in the tournament do not win awards unless they are perfect shots (170s) or games.

OTHER TOURNAMENT HOT DARTS

(Sorry, no award -- but they're still great shots)

Bob Terry	Lunatic Fringe	"Perfect 8m" (triple, triple, double-bull)
Dale Hyler	A Dozen Elements	**160-In**
Steve Witz	Who's the Daddy?	**160-In**
Jeff Lyons	Respect Da Bull	120-In
Dean Cusher	The Redneckers	115-In
Gina Oakley	The OG's	**158-Out(!!)**
Randy Lueneberg	Off Constantly	**152-Out(!!)**
Dale Hyler	A Dozen Elements	**8-dart 301(!!)**
Neal Hogan	Death Throw	11-dart 301
John Dunleavy	Respect Da Bull	21-dart SCkt
Mark Knight	A Dozen Elements	120-In, 11-dart 301, 14-dart 301 - all in the same 2-game set!

SPRING 2009 REGULAR SEASON PERFECT THROWS

9-Marks

Robbie Phillips **(3!)** (A Dozen Elements, 1/21, 1/21, 2/4)
Travis Ackerman **(2)** (Respect Da Bull, 2/4, 3/4)
Tom Brown **(2)** (A Dozen Elements, 1/21, 4/8)
Keith Gibbs **(2)** (Name to be determined, 1/28, 4/1)
Barry Thompson **(2)** (Tater Fried, 2/18, 3/18)
Dan Titsworth **(2)** (Money Shot, 2/25, 4/1)
Ryan Anderson (C-Minus, 3/11)
Dave Arensdorf (Ocho Cinco, 4/8)
Adam Bakowski (Lunatic Fringe, 3/11)
Randy Baldwin (Pickled Pig Darts, 3/11)
Paul Beaudoin (Norfolk & Chance, 4/8)
Ryan Bradley (The Bogarts, 3/11)
Jay Brown (Hostile Saints, 2/4)
Scott Butters (95% Drunksten, 4/22)
David Hoyt (Rif Raf, 1/21)
Matt Huff (The DIVE Bombers, 2/11)
Jeff Jones (Wire We Here, 4/1)
Greg Kempf (One-Armed Bandits, 3/18)
Kevin Kendall (Who's the Daddy?, 1/28)
Mark Lamb (Imports & Domestics, 2/25)
Timothy Lane (Pickled Pig Darts, 2/11)
Ruben Longoria (Wire We Here, 1/28)
Mike Lovelace (95% Drunksten, 3/18)
Tim McNamara (Jack Nine, 3/18)
Charles Parker (The Aristocrats, 2/25)
Mike Peoples (Who's the Daddy?, 4/22)
Ron Ridenour (Rebels..., 2/25)
David Romanchek (Nine Lives, 2/25)
Lee Scott (Name to be det., 3/18)
Keith Shearin (Excalibur, 3/18)
Wil Tan (A Dozen Elements, 4/15)
Scott Thorne (Money Shot, 3/11)
Clint Thrasher (He Hate Us, 2/11)

Ton-80s

Travis Ackerman **(2)** (Respect Da Bull, 1/21, 4/15)
Tony Alcon (The Good,Bad,Ugly, 4/22)
Matthew Copple (Nine Lives, 1/21)
Mike Glendy (Fowl Play, 3/4)
Dale Hyler (A Dozen Elements, 1/21)
Jon Kenney (... Brawlers, 2/11)
Mark Knight (A Dozen Elements, 2/18)
Ronnie Knott (Cobra Kai, 4/22)
Greg McCurry (Grateful Darts, 2/25)
Robbie Phillips (... Elements, 1/28)
Keith Stark (The Locals, 2/11)
Bob Terry (Lunatic Fringe, 3/11)
Jason Walters (Tater Fried, 1/28)
Larry Warshawsky (… Pig Darts, 3/18)
Billy West (Name t.b.d., 1/28)

6-Bulls

Jeff Jones (Wire We Here, 3/18)

Ton-70-Ins/Outs

(none reported)

FINAL SPRING 2009 REGULAR SEASON DIVISIONAL TROPHY DART AWARDS

	A division	B division	C division	D division	E division	F division	G division	H division
High In (301 only)	Ton-60 (2/4/09) **Aaron Downs** The Aristocrats	Ton-60 (4/1/09) **Bill Chaney** Rebels Without A Cause	Ton-34 (2/25/09) **Zak Mayhew** Off Constantly	Ton-20 **Tim McNamara** Jack Nine (1/21) **Dan Clark** Overtime… (1/28) **Jim Costen** Dynamic... (2/11) **J.P. Evans** Jack Nine (2/11) **Kevin McFadden** Dynamic... (3/18)	Ton-25 (3/4/09) **Ryan Raymond** The Bogarts	Ton-22 (2/11/09) **Ed Park** Better At Pool	Ton-36 (3/4/09) **Justin McCurry** Grateful Darts	Ton-60 (2/18/09) **Ben McCommons** Who Darted?
High Out (301/501/ 1001)	Ton-31 (3/4/09) **Robbie Phillips** A Dozen Elements	Ton-60 (4/22/09) **Timmy King** Appetite…	Ton-19 (3/11/09) **David Romanchek** Nine Lives	Ton-17 (4/1/09) **Tony Keller** C-Minus	Ton-60 (3/25/09) **D.J. Helmes** The Pit Crew	Ton-20 (3/11/09) **Jenny Sasser** Designated Divers	Ton-19 (4/1/09) **Jim Britt** Coral Reefers	Ton-33 (4/8/09) **Mike Kyle** Nice Dittles
Fast Singles 301	8 darts (1/21/09) **Dale Hyler** A Dozen Elements	8 darts (2/25/09) **Josh Hall** One And Done	11 darts **Zak Mayhew** Off ... (3/25) **Jerry Oakley** The OG's (3/25)	11 darts **Tim McNamara** (twice! - 4/15, 4/22) Jack Nine **Phillip Eastmead** The Locals (4/22)	11 darts **Michael Raquet** Hostile Saints (3/4) **Sal Reitano** … Bombers (4/15)	13 darts (4/1/09) **Jeff Fournier** Salute-A-Bulls	9 darts (4/1/09) **Jim Britt** Coral Reefers	12 darts **Dan Tamburro** Dartastrophe (3/4) **Mike Kyle** Nice Dittles (4/8)
Fast Singles Cricket	14 darts (4/8/09) **Tom Brown** A Dozen Elements	18 darts (3/4/09) **Mikey Hindle** One And Done	18 darts (3/4/09) **John Mays** Nine Lives	22 darts (2/18/09) **Tom Winters** Dynamic Darts	*(none reported -- no award in this division)*	20 darts (2/25/09) **Jason Crabtree** The Redneckers	20 darts (4/1/09) **Rick Dysard** Death Throw	15 darts (4/8/09) **Jim Hunsberger** Ton Up Tossers
Fast Doubles Cricket	19 darts (4/8/09) **Tom Brown & Jason Kilts** A Dozen Elements	23 darts **Timothy Lane & Sean O'Brien** ... Pig Darts (3/4) **Kevin Coyne & Mark Sellers** One & Done (4/1)	16 darts (3/18/09) **Eugene Foushee & Keith Shearin** Excalibur	23 darts (4/1/09) **Travis Ackerman & Jeff Lyons** Respect Da Bull **Travis Ackerman & John Dunleavy** Respect… (4/15)	23 darts (3/25/09) **Mike Hall & Mike Hill** Tater Fried	99 darts (4/22/09) **Jason Crabtree & Dean Cusher** The Redneckers [and yes… the only game reported was 99(!) darts…]	27 darts **Jim Britt & Jim Gallagher** ... Reefers (2/18) **Jim Gallagher & Steve Wilcenski** ... Reefers (4/1)	21 darts (4/8/09) **Chris Brewer & Jim Hunsberger** Ton Up Tossers
Fast Doubles 501	17 darts (4/15/09) **Dale Hyler & Wil Tan** A Dozen Elements	20 darts (3/4/09) **Josh Hall & Mike Johnson** One And Done	18 darts **Barry Brown & Felipe Wilkie** Dogs of War (2/11) **Matthew Copple & Butch Smith** Nine Lives (4/8)	18 darts **Tim McNamara & Darren Schmaus** Jack Nine (2/18) **Jason Crowe & Tony Williamson** Overtime… (4/8) **Travis Ackerman & John Dunleavy** Respect… (4/15)	23 darts (1/28/09) **Mike Hall & Jason Walters** Tater Fried	17 darts (3/4/09) **Mike Glendy & Bob Wickstrom** Fowl Play	24 darts (2/25/09) **Ben Thompson & Tolson Willis** Death Throw	18 darts (3/4/09) **Eric Emerton & Steve Johnson** Just Here for Beer

Spring 2009 RDL Individual Season-Long Awards

SINGLES WIN PERCENTAGE

		W	L	%-age
	"A" Division			
Tom Brown	A1/ A Dozen Elements	18	3	0.857
	"B" Division			
Sid Mitchell	B1/ Appetite for Destruction	20	4	0.833
	"C" Division			
Jerry Oakley	C7/ The OG's	25	3	0.893
	"D" Division			
John Dunleavy	D7/ Respect Da Bull	24	2	0.923
	"E" Division			
Jeff Gower	E6/ The Pit Crew	20	3	0.870
	"F" Division			
Mike Glendy	F1/ Fowl Play	19	4	0.826
Jon Thorne	F6/ Money Shot	19	4	0.826
	"G" Division			
Steve Wilcenski	G6/ Coral Reefers	19	1	0.950
	"H" Division			
Mike Kyle	H3/ Nice Dittles	16	3	0.842

Women's Records

(# of women by div.: A-0, B-1, C-6, D-3, E-6, F-6, G-7, H-7)

[There are no women in A division, and no women in any of the other divisions except E satisfied both the minimum number of games requirement and the RDL rule requiring a win percentage of 0.500 or higher to claim a singles award.]

Women - "E" Division

Deb Blackwelder	E4/ Drunk Luck	20	6	0.769

THE PLAYERS WHO *BEAT* THE SINGLES %-AGE WINNERS

Who beat Tom Brown of A Dozen Elements in A division?
in 301: Kevin Kendall (wk.1), David Alvord (wk.7).
in cricket: Mike Seward (wk.8).

Who beat Sid Mitchell of Appetite for Destruction in B division?
in 301: Josh Hall (wk.5), Shawn Carter (wk.10).
in cricket: Ron Ridenour (wk.6), John Howell (wk.14-"blocker" pick!!).

Who beat Jerry Oakley of The OG's in C division?
in 301: Mark Brinson (wk.6), Phil Groves (wk.12), Keith Shearin (wk.13).
in cricket: (none).

Who beat John Dunleavy of Respect Da Bull in D division?
in 301: Vicente Martinez (wk.2), Jason Crowe (wk.7).
in cricket: (none).

Who beat Jeff Gower of The Pit Crew in E division?
in 301: Keith Marsburne (wk.5).
in cricket: Mike Hall (wk.4), Lyman Kiser (wk.13).

Who beat Mike Glendy of Fowl Play in F division?
in 301: Mitch Colton (wk.1), Wayne Sherrod (wk.3), Keith Kareiva (wk.10). in cricket: Marshall Thorne (wk.8).

Who beat Jon Thorne of Money Shot in F division?
in 301: Keith Bouchard (wk.11), John Marsh (wk.12).
in cricket: Mike Glendy (wk.1), Dave Johnson (wk.4).

Who beat Steve Wilcenski of Coral Reefers in G division?
in 301: Mark Powell (wk.5).
in cricket: (none).

Who beat Mike Kyle of Nice Dittles in H division?
in 301: Jared Davis (wk.5), Clint Thrasher (wk.8).
in cricket: Clint Thrasher (wk.8). [I'm thinking that maybe Mike should try to avoid Mr. Thrasher in the future, eh?]

Who beat Deb Blackwelder of Drunk Luck in E division?
in 301: Mark Lamb (wk.4), Phil Brown (wk.8), Jeff Duncan (wk.12).
in cricket: Jason Walters (wk.1), Jason Thomas (wk.2), Barry Thompson (wk.8). [So which do you think it is? Is Deb nervous facing all those other Fuquay boys, or is she just taking it easy on them?]

ALL-STAR POINT AVERAGE

			ASPs	TGP	%-age
		"A" Division			
-01:	Robbie Phillips	A1/ A Dozen Elements	26.5	23	1.152
Ckt:	Robbie Phillips	A1/ A Dozen Elements	83.5	24	3.479
		"B" Division			
-01:	Mike Johnson	B5/ One And Done	16.5	24	0.688
Ckt:	John Pharo	B1/ Appetite for Destruction	39.0	22	1.773
		"C" Division			
-01:	Robert Ray	C6/ Ocho Cinco	17.5	28	0.625
Ckt:	Jerry Oakley	C7/ The OG's	60.5	28	2.161
		"D" Division			
-01:	Phillip Eastmead	D2/ The Locals	23.0	25	0.920
Ckt:	Phillip Eastmead	D2/ The Locals	50.5	26	1.942
		"E" Division			
-01:	Deb Blackwelder	E4/ Drunk Luck	17.0	26	0.654
Ckt:	Phil Brown	E3/ Tater Fried	36.0	26	1.385
		"F" Division			
-01:	Mitch Colton	F6/ Money Shot	18.0	24	0.750
Ckt:	Mike Glendy	F1/ Fowl Play	31.0	24	1.292
		"G" Division			
-01:	Steve Wilcenski	G6/ Coral Reefers	10.5	19	0.553
Ckt:	Steve Wilcenski	G6/ Coral Reefers	36.5	20	1.825
		"H" Division			
-01:	Chris Toolan	H5/ Just Here for Beer	16.5	27	0.611
Ckt:	Dan Campbell	H3/ Nice Dittles	17.0	22	0.773

Women's Records - "A"and "B" Divisions

(# of women by div.: A-0, B-1, C-6, D-3, E-6, F-6, G-7, H-7) [There are no women in A div., and no women in B played enough games to qualify.]

Women's Records - "C" Division

-01:	Gina Oakley	C7/ The OG's	4.5	20	0.225
-01:	Maridy Knight	C7/ The OG's	7.5	26	0.288

Women's Records - "D" Division

-01:	Angela Gaulthier	D7/ Respect Da Bull	3.5	23	0.152
Ckt:	[No women in D played enough games to qualify.]				

Women's Records - "E" Division

-01:	Deb Blackwelder	E4/ Drunk Luck	17.0	26	0.654
Ckt:	Jennifer Buckley	E7/ Hostile Saints	17.0	23	0.739

Women's Records - "F" Division

-01:	Jenny Sasser	F5/ Designated Divers	4.5	24	0.188
Ckt:	Heather Bohanan	F2/ Better At Pool	6.0	19	0.316

Women's Records - "G" Division

-01:	Cassi Bergevin	G5/ Sharkshooters	3.0	16	0.188
Ckt:	Liz Mitchell	G5/ Sharkshooters	7.0	19	0.368

Women's Records - "H" Division

-01:	Missy Greene	H8/ Ale-ing Archers	4.0	25	0.160
Ckt:	[No women in H played enough games to qualify.]				

SPRING 2009 PENALTY SUMMARY

Excellent job, captains!! Granted, there were no ballots to deal with this season, but the fact remains that there were fewer than half as many penalties as in the past few seasons. We only had 17 penalties, for a total point loss of 162 (compared to 36 and 43 penalties the past two seasons). H division led the way with the most penalties (6), the highest total point loss (74 points), and the most teams penalized (3). C division, on the other hand, had ZERO penalties this season… yes, I said ZERO! Nice… There was 1 preseason captains' meeting penalty (for 5 points), 9 phone penalties (for 45 points), and 7 mail penalties (for 112 points). In all, only 12 of the 61 teams incurred a penalty, and who the biggest loser was depends on how you look at it. Rebels Without A Cause in B div. was penalized most often (as usual, right?) with 3, while He Hate Us in H div. lost the most points with 32. But the biggest loser almost has to be **Big Bulls**, whose 21 points on 2 penalties cost them a set of plaques for 2nd place in H div.

WHERE WE PLAY

All-Star Billiards **231-8304**
1310 Corporation Parkway N.Raleigh
-behind the Circle K

American Legion Fuquay-Varina **557-5990**
6400 Johnson Pond Road Fuquay-Varina
-about 0.2 miles from Fuquay Elementary School

Blinco's **785-5060**
6711 Glenwood Ave N. Raleigh
-near inter. of Glenwood/Millbrook, acr. Fr. Wal-Mart

Cleveland Draft House **771-2337**
6101 NC Highway 42 West Garner
-0.7 mile west of I-40 on NC Highway 42

Connolly's Irish Pub **465-4458**
1979 High House Road Cary
-in the Cornerstone Shpg. Ctr., next to Goodberry's

Dive Bar of Raleigh **832-9363**
3 Glenwood Avenue Raleigh
-note: bar doesn't open until 8 pm on normal nights...

Fayetteville Street Tavern **833-1722**
109 N. Salisbury Street Raleigh
-acr. fr. Sir Walter Raleigh statue/Fayetteville St. Mall

Harrison's Bar and Grill **481-2442**
301-C N. Harrison Avenue Cary
-under Pure Gold, betw. Chatham St. & 54 @ RR tracks

High House Billiards **481-1103**
185 High House Road Cary
-between Old Apex Road and West Chatham Street

High Park Bar & Grille **833-4527**
625 E. Whitaker Mill Road Raleigh
-near intersection of Whitaker Mill & Wake Forest Rd.

The Korner Pocket **876-9879**
8508 Capital Boulevard N. Raleigh
-about 2 miles north of I-540

MacGregor Draft House **461-1633**
107 Edinburgh South, Suite 120 Cary
-in MacGregor Village

Mac's Tavern **467-4114**
1014 Ryan Road Cary
-behind Burger King in Village Market Spg. Ctr.

McKenzie's **570-3474**
12215 Hampton Way Drive Wake Forest
-just off Durham Rd., a quarter-mile west of Capital Blvd.

Murphy's Pub **859-5411**
401 Asheville Avenue, Suite 109 Cary
-corner of Tryon and Asheville, next to Jiffy Lube

Napper Tandys **833-5535**
126 N. West Street Raleigh
-corner of West and Jones Sts, in Powerhouse Square

Oh'Mulligans - Wake Forest **562-5570**
2101 South Main Street Wake Forest
-right next to the Remington Grill

On the Snap Billiards **557-9060**
2221 North Grassland Drive Fuquay-Varina
-at the corner of NC-55 and Dickens Road

Overtime Sports Pub **255-9556**
1030-149 N. Rogers Lane Raleigh
-corner of Rogers Ln/US-64, in Food Lion strip mall

Pantana's Pool Hall **833-2990**
3112 Hillborough Road near NCSU
-I think it's between Concord and Shepherd streets

Players Retreat **755-9589**
105 Oberlin Road near NCSU
-at corner of Oberlin Rd. & Hillsborough St.

Sammy's Tap & Grill **755-3880**
2235 Avent Ferry Road Raleigh
-in the front of Mission Valley Shopping Center

"DISCUSSING" THIS SEASON'S NEW RULE…

Remember this from the wk7 Tons?… {At a match a couple of weeks ago there was a disagreement about what counted as a "thrown dart". If you are standing at the line and you just drop it but it lands in front of the line does that count? If someone bumps you and you stumble forward therefore technically having a 'forward motion of the arm' does that count? Although there will always be some gray area, the RDL Board added some clarification to the rule (basically to rule out dropping it or being bumped before you were even throwing) so the rule now is as follows (bold italics are the change): MATCHES, Sec. F, #3, a, #1: A thrown dart is one that leaves your hand with a forward motion and ***with the intent of scoring*** , at the toe line toward the dartboard.}

Well, this is a bit of an odd clarification in the eyes of more than a few RDL members, some of whom shared thoughts on the topic with me. The biggest speaker on the topic has been Keith Feller of C-Minus, but he is by no means alone. I'm including a couple of Keith's notions (and a funny one from Mike Johnson too) here in case anybody wants to dig into this topic, maybe discuss, maybe even let the RDL Board / Rules Committee know what you think.

Feller offering #1: "If I understand correctly...hypothetically if I had 2 left in an 01 game and I decided to throw outside the double ring therefore not intending to score and my dart lands on the floor and I miss with my 2nd and 3rd dart I can then pick the dart up and hit my out (or try to)." [Note added by JK: Why does it have to land on the floor? Intent is intent.]

Feller offering #2: "We were practicing darts last night… I needed 2 bulls to end a cricket game. My first dart was a single 20, and the dart stayed in the board but hung down causing the flight to completely block the bulls. So my options are..... A) throw at the bulls anyway; B) turn my second dart sideways in my hand and toss it underhand at the board 'not intending to score' but to knock down the first dart so I could pick up the second dart and throw my last two darts at the bull. Of course I went with A but I should have gone with B."

Mike J.'s offering: "A thrown dart is one that leaves your hand with a forward motion *and with the intent of scoring*… Does that mean that if someone, as has been known to happen, throws their darts into the wall out of frustration it doesn't count as thrown darts since there was no intent of scoring?"

Scooters **954-2171**
1911 Sego Court N. Raleigh
-near Atlantic/Millbrook inter., behind Batteries Plus

Sharky's Place **783-5448**
5800 Duraleigh Road NW Raleigh
-in the Yuppie Center near US 70 intersection

Snooker's-RW **828-7665**
3520 Wade Avenue NW Raleigh
-in Ridgewood Shopping Center

Tailgaters **790-6800**
2645-A East Millbrook Road N. Raleigh
-about half a mile west of US-1

Tir na nOg Irish Pub **833-7795**
218 South Blount Street Dwtn. Raleigh
-across from City Market

Trackside Tavern and Sportspub **662-9101**
5335 Raynor Road Garner
-located inside Rush Hour Karting

The Upper Deck (Cary) **460-1786**
329 N. Harrison Avenue Cary
-near intersection. of N. Harrison & Hwy. 54

Varina Sports Bar **552-0081**
213 Fayetteville Street Fuquay-Varina
-across from Stevens Hardware

RDL WEBSITE - www.raleighdartleague.org
(webmaster: Jason Thomas): jason@beyond-beta.com

RDL MAPSITE - http://www.trantor.org/bars/rdl.html
(site maintained by Galen Johnson): gjohnson@trantor.org

also new RDL MAP on main RDL website!! (see above)

HOW TO REACH US

RDL VoiceMail (919) 990-1218

Mail Scoresheets to: Jason Kilts - RDL Statistician
2811 Duke Homestead Road, Durham, NC 27705

Scoresheet FAX available at:
(919)-**324-3545** - email JK for confirmation of receipt!

New Member Fees and Newsletter Fees:
Matt Huff, 105 Rosenberry Hills Drive, Cary, NC 27513

Nomination and Election Ballots:
Heather Bohanan, 206 Shoals Lane, Garner, NC 27529

Grievances/Complaints/Rules Suggestions:
Thom Dunn, 216 Cameron Woods Dr, Apex, NC 27523

All Other RDL Correspondence to:
(Just send whatever to Jason and he'll pass it along…)

2009 Board of Directors

President	Jason Thomas	795-4247
	email: jason@beyond-beta.com	
Vice President	J.P. Evans	423-4879
	email: jpefmsc@aol.com	
Secretary	Heather Bohanan	326-1956
	email: Heather.Bohanan@ncmail.net	
Treasurer	Matt Huff	225-6000
	email: treasurer@raleighdartleague.org	
Membership	John Howley	337-2228
	email: jhowley310@hotmail.com	
Rules/Grievances	Thom Dunn	696-3820
	email: thomdunnjr@gmail.com	

League Statistician/Editor : Jason Kilts 990-1218
email: jdkilts@yahoo.com or kilts001@mc.duke.edu

"HOT DARTS" CALL-IN GUIDELINES

Here are the guidelines you should use for the minimum number of all-star points to report when calling in your scores.
"A" Div. = 4.5 or more ASPs; "B" Div. = 4.0+ ASPs;
"C,D" Divs. = 3.5+; "E,F,G" Divs. = 3.0+; "H" Div. = 2.5+
Also, call in any fast games, high ins, high outs, or other amazing feats that you think warrant a little recognition (e.g., Ins & Outs higher than a Ton, 24-dart cricket games, 15-dart 301s, 24-dart 501s, Ton-70s and up, 5-Bulls+, etc.).

Extra note: it's also ok to call in "fast games" in each set, even if they don't necessarily meet the maximum dart counts above.

SEASON-LONG TROPHY DART MINIMUM GAMES PLAYED REQUIREMENTS

To be eligible for all-star point average ('01 and cricket are now separate awards) and singles win %-age awards, you must play in at least 66% of the total projected games this season:

for Divs. C, D, E, F (except C1, F5 & F6), H (8 teams / div.):
All-star pt. %-age: min. of 19 '01 games, or 19 Ckt games
Singles win %-age: min. of 19 Singles Games Played

for teams C1, F5 & F6 (due to 1 fft. rcvd.): **18 in each category**

for Divisions A, B (except B4), and G (7 teams / division):
All-star pt. %-age: min. of 16 '01 games, or 16 Ckt games
Singles win %-age: min. of 16 Singles Games Played

for team B4 (due to 1 fft. rcvd.): **15 in each category**

CALENDAR OF EVENTS

Sat., May 30	**North Carolina City Dart League & Ladies' Cup** - Raleigh @ Pineville, Wilmington @ Cary, Fuquay-Varina @ Charlotte, Morehead City @ Durham (NCCDL only), Asheville (NCCDL)/Boone(NCLC) @ Chapel Hill
June 5-7	**4th Annual Wreck at the Deck**, (ADO), $5200+, The Upper Deck, 329 N. Harrison Ave, Cary; info: Julie Payne @ jpayne2@nc.rr.com
June 19-21	**Piedmont Dart Shootout VIII**, (ADO), $2500+ Break Time Billiards, Winston-Salem, 336-744-9404; info: Nancy Coley, 336-299-8068
Sat., July 11	**NCCDL/NCLC Match Weekend**
Wed., July 22 7:30-8:30 p.m.	**Fall 2009 RDL Registration** - High Park Bar & Grille - do NOT bring cash for RDL reg.!!
Wed., Aug. 5 7:30 p.m.	**Fall 2009 RDL Preseason Captains' Mtg.** High Park Bar & Grille - Mandatory
Wed., Aug. 12	**Fall 2009 RDL - Start of match play**
Sat., Aug. 15	**NCCDL/NCLC Match Weekend**
Mon., Sep. 14 7:30 p.m.	**Fall 2009 RDL Fifth Week Captains' Mtg.** High Park Bar & Grille; end of roster additions/ replacements (Also date of RDL Board Mtg.)
Sept. 23-26	**World Dart Federation World Cup XVII** The Blake Hotel, Charlotte, NC; for full info, visit: www.worldcupdarts2009.com
Wed., Nov. 18	**RDL Divisional Tournament Quarterfinals**
Wed., Dec. 2	**RDL Divisional Tournament Semifinals**
Wed., Dec. 9	**RDL Divisional Tournament Finals**
Sat., Dec. 12 11:00 a.m.	**Fall 2009 Season Banquet** location TBA

Other Local Weekly Leagues

Tuesdays	***Bull City Dart League*** , Durham
Thursdays	***Triangle Dart League*** , Chapel Hill

Weekly Blind Draws - Over the years, many blind draws have come and gone. If any of these folds or if any others start up, please let me know and I will make the change to the list here in the Tons of Newsletter.

(both of these are double elim., w/ the bar matching the pot!)
Friday **Upper Deck**, 8:00 p.m. (460-1786)
Sunday **Upper Deck**, 8:00 p.m. (460-1786)

(this one has no entry fee, and offers $60 in weekly prizes!)
Tuesday **Connolly's**, 9:00 p.m. (465-4458)

(this one is for the summer only, w/the bar matching the pot!)
Wednesday **Upper Deck**, 8:00 p.m. (460-1786)

PENALTY LOG

Here are all the penalties assessed this season. Think the point math in your division doesn't quite add up? Check here to see who lost what when.

Preseason captains' mtg. (5 pts.): One-Armed Bandits (E).
Phone (5 pts.): 95% Drunksten (A,wk.12), Name to be determined (A,wk.8), One And Done (B,wk.4), Rebels Without A Cause (B,wk.5,wk.14), Respect Da Bull (D,wk.7), Boys' Night Out (F,wk.3), Big Bulls (H,wk.5), Ale-ing Archers (H,wk.6).
Mail (16 pts.): Rebels Without A Cause (B,wk.11), Hammered Heads (D,wk.2), Sharkshooters (G,wk.9), Big Bulls (H,wk.5), He Hate Us (H,wk.10,wk.13), Ale-ing Archers (H,wk.6).

THE TWENTY-FIFTH SEMI-ANNUAL EDITION OF : JK'S DIVISIONAL ALL-STAR TEAM PICKS

(Players within each division are listed alphabetically) (Players are chosen any way I damn well please - not purely by the numbers!)
(This is not purely my own guesses at who is simply the best thrower, but also who is important to their team, who is good in the clutch, etc.)

Divisional MVPs

A Division	Robbie Phillips	A Dozen Elements	E Division	Mark Lamb	Imports and Domestics
B Division	Sid Mitchell	Appetite for Destruction	F Division	Mike Glendy	Fowl Play
C Division	Jerry Oakley	The OG's	G Division	Steve Wilcenski	Coral Reefers
D Division	J.J. Tant	Overtime Outlaws	H Division	Sebastian Greene	Ale-ing Archers

All of RDL -- Jerry Oakley -- The OG's

"A" Division

Robb Beeson	Who's the Daddy?	Sort of carried the team along for a while.
Tom Brown	A Dozen Elements	Approaching 15 years of RDL domination.
Scott Butters	95% Drunksten	Because he's nicer/cooler/funnier than you.
Jimmy Davis	95% Drunksten	So close to taking the A singles crown.
Keith Gibbs	Name to be determi	Would he be better or worse if he cared?
Robbie Phillips	A Dozen Elements	Consistently the best RDL has to offer.
Mike Seward	Who's the Daddy?	Bottom line? He won Daddy the Mugs.
Wil Tan	A Dozen Elements	If only he didn't work every other Wed.

"B" Division

Randy Baldwin	Pickled Pig Darts	Not too flashy, just all solid all along.
Rob Barwick	Rif Raf	1-2 punch with Hoyt for division champs.
David Hoyt	Rif Raf	The climb is complete, A competition time.
Timothy Lane	Pickled Pig Darts	Led Pigs to the verge of a B division title.
Sid Mitchell	Appetite for Destru	And he won under his favorite team name.
Sean O'Brien	Pickled Pig Darts	Looks like past injuries are in the past.
John Pharo	Appetite for Destru	Helped bring team right back to A div.
Trey Rodgers	Rebels w/out a Cau	Wow, nearly never loses a doubles game.

"C" Division

Barry Brown	Dogs of War	Pretty obvious he's lead Dog in this War.
Matthew Copple	Nine Lives	Great record for near-miss heartbreakers.
Tom Kubel	Off Constantly	Q-Ball biggest stick for C div. champs.
Randy Lueneberg	Off Constantly	Really good in cricket, decent in the '01s.
John Mays	Nine Lives	A few more DCkt wins and he's at the top.
Jerry Oakley	The OG's	The line for beatings begins here…
Andre Reaume	The OG's	Would've shined, but Oakley plays here.
Matt Varnadoe	Off Constantly	Step up from part-time was huge for OC.

"D" Division

John Dunleavy	Respect Da Bull	Fabulous in singles, mediocre in doubles.
Phillip Eastmead	The Locals	Absolutely, unequivocally drives Locals.
Tony Keller	C-Minus	Led the charge from C basement to Mugs.
Jeff Lyons	Respect Da Bull	Had a nearly perfect season for a while.
Tim McNamara	Jack Nine	What a freakin' find for a D division team.
Alex Sarantos	Hammered Heads	I'm still surprised Heads didn't win more.
J.J. Tant	Overtime Outlaws	Four 10+-win sets consistently awesome.
Tom Winters	Dynamic Darts	Pretty much a C/D all-star team staple.

"E" Division

Deb Blackwelder	Drunk Luck	Best Drunk in both singles and doubles.
Jeff Gower	The Pit Crew	31-4 in first 3 sets excuses the soft 501.
Mike Hall	Tater Fried	11+ wins in every set? Seriously? Wow.
Lyman Kiser	One-Armed Bandits	That he gets picked as a blocker is nuts.
Mark Lamb	Imports and Domes	See comment for Mike Hall 2 lines above…
Sal Reitano	The DIVE Bombers	Clearly biggest Bomber in the squadron.
Glenn Tourout	Imports and Domes	Won a lot, AND abused the President.
Jason Walters	Tater Fried	If only he could type as well as he throws.

"F" Division

Jeff Fournier	Salute-A-Bulls	Built a new team, then put it on his back.
Mike Glendy	Fowl Play	Became more full time, won even more.
Ronnie Lee	Fowl Play	Clutch 501 hammer was solid everywhere.
Shane Nelson	The Redneckers	Ok, so we simply sit him out of the 501s.
Sean Roseman	The Redneckers	Maybe we sit him next to Nelson in 501?
Jon Thorne	Money Shot	Geez, no one wins 501 games around here.
Marshall Thorne	Money Shot	Work late? Why no 301s for team's best?
Dan Titsworth	Money Shot	No wonder Money won… they're loaded.

"G" Division

Jim Britt	Coral Reefers	Reefer Domination Course Instructor #1
Jim Gallagher	Coral Reefers	Reefer Domination Course Instructor #2
Mark Powell	Any Given Wednes	He wins on Every Given Wednesday.
Bob Rube	Any Given Wednes	Been making all-star teams since my start.
Rod Stacy	Sharkshooters	Team didn't win a lot, but he certainly did.
Nate Wade	Coral Reefers	Reefer Domination Course Instructor #3
Steve Wilcenski	Coral Reefers	Reefer Domination Course Instructor #4
Tolson Willis	Death Throw	Mr. Urgent Voicemail rolled after the 301s.

"H" Division

Aaron Fitzgerald	Big Bulls	Biggest Bull won 34 games in last 3 sets.
Sebastian Greene	Ale-ing Archers	12-0 in 301 enough, but rest are great too.
Corbett Gupton	Big Bulls	Needs DCkt partner to join him in 501 too.
Jim Hunsberger	Ton Up Tossers	Played sparingly by design, still best in H.
Nathan Knuffmar	Dartastrophe	Oh, if only he could've been a full-timer.
Mike Kyle	Nice Dittles	Kyle/Strickland nice 1-2 for near-champs.
Andy Schwochow	Ale-ing Archers	Another excellent newcomer, won a ton.
Jon Strickland	Nice Dittles	Kyle/Strickland nice 1-2 for near-champs.

QUICK STAT TIDBITS

-The **Quadruple Double Award** winners (double-digit wins in all 4 sections): 3 of the 8 divisions had 12-match schedules, so about 35% of the league was at a big disadvantage here (and it shows in the list of winners). We have two guys in E division bringing home top honors this season, both with four 11+-win sets! Congratulations to **Mark Lamb** of Imports and Domestics and **Mike Hall** of Tater Fried on a pair of incredible seasons. J.J. Tant of Overtime Outlaws gets runner-up honors for his four 10+-win sets in D division. Honorable mentions also go to: Jerry Oakley of The OG's in C and Jason Walters of Tater Fried in E for their four 9+-win sets that include three 11+-win sets, and also Robbie Phillips of A Dozen Elements in A and Tolson Willis of Death Throw in G for their three 9+-win sets in only 12-week seasons (due to their divisions with byes).

-The **Iron Man/Woman Award**: I'll just note Charles Parker of The Aristocrats in A division first, because he was the only person in A/B/G divisions (the three with 2 byes) to play as many as 50 games - so he's the short-division honorable mention. The other five divisions provided some pretty good game numbers, but one man stood well ahead as this season's Iron Man: **Lyman Kiser** of One-Armed Bandits in E division, with 64 games played. Why anyone would pick the guy with the 5th best record in E as a blocker is beyond me… Honorable mentions: Jerry Oakley of The OG's in C with 58; Jim Lewis of Dynamic Darts in D with 59; Frank Balena of Better At Pool, Shane Nelson of The Redneckers, and Brian Dyment of Boys' Night Out in F, with 57 each; and Aaron Fitzgerald of Big Bulls in H with 59.

-The **Team Attendance Award** winners: No less than 10(!) teams this season made a passable run at joining the old days where a team would play the same 6 players every set all season. Some were really close (e.g., Nine Lives, C-Minus, The DIVE Bombers), but none were as close as the six-man **Tater Fried**. Easy call, that one.

MY PRESEASON, WEEKLY, & TOURNEY PREDICTION RESULTS

Just like last season, my weekly picks were sort of my normal rate of success, and both my preseason and tournament picks kinda rocked! A brief recap of each:

In my preseason picks (which are clearly the most difficult set), I did about the same in each of the divisions. For most of them, I just got one thing wrong in each (but not for all). First, A division finished exactly in the order I predicted. Next, I missed just a single team in B division (didn't give Appetite quite enough credit); I missed a single team in D division (had the Outlaws much farther down the rankings); I missed a single team in E division (had the Imports much farther down the rankings); simply had the top two teams inverted in F division; simply had the top two teams inverted in G division; I missed Nice Dittles in H division, and also expected that Dartastrophe would have enough players. Finally, there was C division… for the second season in a row, I completely blew the entire set of C picks. My top picks finished near the bottom of the division, and I pretty much got just about nothing right… Glad that C season/division is behind us.

My weekly prediction results you can peruse pick-for-pick on the other side of this sheet of paper. I climbed a bit to nearly 71% correct this season, and was over 69% in 7 of the 8 divisions. I did horribly in D division, getting barely 55% of those matches. Oh, ugh. It was also in D division where 3 of the 4 teams play that fooled me more often than not. So… I'm not going to miss this D set either.

Last but not least were my tournament predictions… And once again, we go to best-of-three and my picks get even better, no matter what division you call home. I hit 22 of 28 first round matches (the other was a forfeit), 14 of 16 second round matches, and 5 of the 8 finals. That puts me at 41-11 for the tournament, despite having to pick 2nd and 3rd round matches before the 1st round was over. And my "Surest Things"? They were exactly that. Not too shabby.

JK'S TEAM-BY-TEAM, WEEK-BY-WEEK MATCH PREDICTION RESULTS

(I introduced this page ten seasons ago, and it has become almost expected as a newsletter staple. Feast your eyes on the success...)

For several years, many of you have taken no greater pleasure in your weekly darting endeavors than to call the RDL VoiceMail and point out to me just how wrong I was in my prediction of your match result. On a related note, I have noticed that many of you seem to have relatively selective memories saving only the weeks when I was wrong. Further, many others of you regularly embellish your statistics of how often you fool me. It's not so easy to get away with those rambles anymore, however, as you can see below. Each W is a week when I picked your match correctly, and each L is one I picked incorrectly. Division totals are to the right of the team totals, weekly totals are at the bottom, and in the space between the 14 weeks and the team totals, the four 'o' symbols indicate the teams for which I was only 0.500, and the four 'x' symbols indicate the teams that fooled me more often than not. **[The Hammered Heads, pretty representative of D division as a whole, confused me all season. Had a few rough spots along the way with some teams, but at least I rebounded from a 1-6 start with Nice Dittles.]**

	wk1	wk2	wk3	wk4	wk5	wk6	wk7	wk8	wk9	wk10	wk11	wk12	wk13	wk14		Right	Wrong	**Overall**
A1/ A Dozen Elements	L	W	W	-	W	W	W	W	W	W	-	W	W	W		11	1	70.90%
A2/ Lunatic Fringe	W	-	W	W	W	W	W	L	-	W	W	W	W	W		11	1	285 117
A3/ Who's the Daddy?	L	W	-	W	W	W	L	W	W	-	W	W	W	L		9	3	
A4/ Name to be determined	W	W	W	W	-	W	L	W	W	W	L	-	W	L		9	3	
A5/ The Aristocrats	W	W	W	W	W	L	-	W	W	W	W	W	W	-		11	1	**A Division**
A6/ 95% Drunksten	W	W	W	W	W	-	W	L	W	W	W	W	-	W		11	1	85.71%
A7/ Norfolk & Chance	-	W	W	W	W	L	W	-	W	W	L	W	W	W		10	2	36 6
B1/ Appetite for Destruction	-	W	W	W	W	W	W	-	W	L	L	L	W	W		9	3	
B2/ Rif Raf	W	W	W	-	W	W	L	L	W	W	-	W	L	L		8	4	
B3/ Pickled Pig Darts	W	W	W	W	-	W	L	W	W	W	L	-	L	L		8	4	
B4/ Rebels Without A Cause	W	W	-	L	W	W	L	L	W	-	L	fft	W	W		7	4	
B5/ One And Done	W	-	W	W	W	W	L	W	-	W	W	L	L	W		9	3	**B Division**
B6/ Bennington Brawlers	W	W	W	L	W	W	-	W	W	L	L	W	L	-		8	4	73.17%
B7/ Starving Dartists	W	W	W	W	W	-	W	W	W	W	W	fft	-	W		11	0	30 11
C1/ Nine Lives	W	L	W	W	L	W	W	L	W	fft	W	W	W	W		10	3	
C2/ Dogs of War	W	W	L	W	W	W	W	W	L	W	W	L	W	W		11	3	
C3/ Traveling Beer Bellies	W	L	W	W	W	L	W	W	W	fft	W	W	L	W		10	3	
C4/ Excalibur	W	W	L	W	W	W	L	L	L	L	W	W	L	W		8	6	
C5/ The Good, the Bad & the	W	W	L	W	W	L	L	L	W	W	W	W	L	W		9	5	
C6/ Ocho Cinco	W	L	L	W	W	W	W	L	W	L	W	L	W	W		9	5	**C Division**
C7/ The OG's	W	L	L	W	W	W	W	W	W	L	W	W	L	W		10	4	70.91%
C8/ Off Constantly	W	W	L	W	L	W	W	W	W	L	W	W	W	W		11	3	39 16
D1/ C-Minus	L	L	L	W	L	W	W	L	L	W	W	W	L	W	o	7	7	
D2/ The Locals	W	W	L	W	W	L	W	W	W	L	W	W	W	W		11	3	
D3/ Dynamic Darts	L	L	W	W	L	L	L	W	L	W	W	L	W	L	x	6	8	
D4/ Cobra Kai	W	L	L	W	W	W	L	W	W	W	W	W	W	L		10	4	
D5/ Jack Nine	L	W	L	W	W	L	W	L	W	W	W	W	W	L		9	5	
D6/ Hammered Heads	L	L	L	W	L	W	W	L	L	L	W	L	W	L	x	5	9	**D Division**
D7/ Respect Da Bull	L	L	L	W	L	L	L	W	L	W	W	W	W	L	x	6	8	55.36%
D8/ Overtime Outlaws	L	L	W	W	W	W	L	L	W	W	W	W	L	L		8	6	31 25
E1/ One-Armed Bandits	W	W	L	W	L	W	W	W	W	W	W	W	W	W		12	2	
E2/ The Bogarts	W	W	W	W	W	W	W	W	W	W	W	W	W	W		14	0	
E3/ Tater Fried	W	W	L	W	L	W	W	W	W	W	W	L	W	W		11	3	
E4/ Drunk Luck	W	L	W	W	W	L	W	W	W	W	W	L	W	W		11	3	
E5/ Imports and Domestics	W	L	L	W	L	W	W	W	L	W	W	L	W	W		9	5	
E6/ The Pit Crew	W	L	L	W	W	W	W	W	W	L	W	W	W	L		10	4	**E Division**
E7/ Hostile Saints	W	L	L	W	L	L	W	L	L	W	W	W	W	L	o	7	7	75.00%
E8/ The DIVE Bombers	W	W	L	W	W	W	W	L	W	L	W	L	W	W		10	4	42 14
F1/ Fowl Play	L	W	W	L	L	W	L	L	W	W	W	W	L	L	o	7	7	
F2/ Better At Pool	W	W	W	L	L	L	W	W	W	W	L	W	L	W		9	5	
F3/ The Redneckers	W	W	W	L	W	W	L	L	L	W	L	W	W	L		8	6	
F4/ Boys' Night Out	W	W	W	L	W	W	W	L	L	W	W	W	fft	W		10	3	
F5/ Designated Divers	W	W	W	fft	W	W	W	W	L	W	W	L	L	W		10	3	
F6/ Money Shot	L	W	W	W	W	W	W	L	W	W	W	L	fft	W		10	3	**F Division**
F7/ Menace 2 Sobriety	W	W	W	W	W	L	W	L	L	W	W	W	L	W		10	4	70.37%
F8/ Salute-A-Bulls	W	W	W	fft	W	W	W	L	W	W	W	W	W	W		12	1	38 16
G1/ Irish We Were Drunk	W	L	W	W	-	W	L	W	L	L	L	-	W	W		7	5	
G2/ Grateful Darts	-	L	W	W	L	W	W	-	L	L	L	L	W	W	o	6	6	
G3/ Any Given Wednesday	W	W	W	-	L	W	W	W	W	L	-	W	W	W		10	2	
G4/ Death Throw	W	W	-	W	W	W	W	W	L	-	L	W	W	W		10	2	
G5/ Sharkshooters	W	W	W	W	L	W	-	W	L	W	W	L	W	-		9	3	**G Division**
G6/ Coral Reefers	L	-	W	W	L	W	W	W	-	L	W	W	W	W		9	3	71.43%
G7/ Wire We Here	L	W	W	W	W	-	L	W	W	W	L	W	-	W		9	3	30 12
H1/ Dartastrophe	W	L	L	W	L	W	W	W	W	L	W	W	L	W		9	5	
H2/ Big Bulls	W	W	L	W	W	L	W	W	W	L	L	W	L	W		9	5	
H3/ Nice Dittles	L	L	L	W	L	L	L	W	W	W	W	W	L	L	x	6	8	
H4/ Who Darted?	W	W	L	W	L	W	W	W	W	L	W	W	W	W		11	3	
H5/ Just Here for Beer	W	W	L	W	W	W	W	W	W	L	W	W	W	W		12	2	
H6/ Ton Up Tossers	W	W	L	W	W	W	W	W	W	W	W	W	W	W		13	1	**H Division**
H7/ He Hate Us	L	W	L	W	W	W	W	W	W	L	L	W	L	W		9	5	69.64%
H8/ Ale-ing Archers	W	W	L	W	L	W	L	W	W	L	W	W	W	L		9	5	39 17
Right:	22	20	16	25	19	22	20	19	21	18	22	21	19	21				
Wrong:	7	9	13	3	10	7	9	10	8	10	7	7	9	8				
forfeited:	-	-	-	1	-	-	-	-	-	1	-	1	1	-				

RDL - Spring, 2009	Week 1			Week 2			Week 3			Week 4			Week 5			Week 6			Week 7			Week 8			Week 9			Week 10			Week 11			Week 12			Week 13			Week 14			Forfeits
	vs.	W/L	Pts.	vs.	W/L	Pts.	vs.	W/L	Pts.	vs.	W/L	Pts.	vs.	W/L	Pts.	vs.	W/L	Pts.	vs.	W/L	Pts.	vs.	W/L	Pts.	vs.	W/L	Pts.	vs.	W/L	Pts.	vs.	W/L	Pts.	vs.	W/L	Pts.	vs.	W/L	Pts.	vs.	W/L	Pts.	
A1/ A Dozen Elements	a3	L	7	a7	W	18	A5	W	24	Bye	-	-	A2	W	16	a4	W	15	A6	W	13	A3	W	14	A7	W	20	a5	W	17	Bye	-	-	a2	W	17	A4	W	15	a6	W	17	
A2/ Lunatic Fringe	A6	W	12	Bye	-	-	a4	W	14	A5	W	15	a1	L	8	A3	L	6	a7	W	18	a6	L	9	Bye	-	-	A4	L	11	a5	W	18	A1	L	7	a3	L	9	A7	W	18	
A3/ Who's the Daddy?	A1	W	17	a5	W	17	Bye	-	-	a6	W	15	A7	W	15	a2	W	18	A4	L	10	a1	L	10	A5	W	20	Bye	-	-	A6	W	15	a7	W	16	A2	W	15	a4	L	11	
A4/ Name to be determined	a5	W	18	a6	W	12	A2	L	10	A7	W	15	Bye	-	-	A1	L	9	a3	W	14	A5	W	15	A6	W	18	a2	W	13	a7	L	10	Bye	-	-	a1	L	7	A3	W	12	
A5/ The Aristocrats	A4	L	6	A3	L	6	a1	L	0	a2	L	7	A6	L	9	a7	W	14	Bye	-	-	a4	L	8	a3	L	4	A1	L	7	A2	L	6	a6	L	10	A7	L	12	Bye	-	-	
A6/ 95% Drunksten	a2	L	12	A4	L	12	a7	W	20	A3	L	9	a5	W	15	Bye	-	-	a1	L	11	A2	W	15	a4	L	6	A7	W	15	a3	L	9	A5	W	14	Bye	-	-	A1	L	7	
A7/ Norfolk & Chance	Bye	-	-	A1	L	6	A6	L	4	a4	L	9	a3	L	9	A5	L	10	A2	L	6	Bye	-	-	a1	L	4	a6	L	9	A4	W	14	A3	L	8	a5	W	12	a2	L	5	
B1/ Appetite for Destruction	Bye	-	-	b2	L	9	B6	W	13	b3	W	14	B5	W	15	b4	W	14	B7	W	18	Bye	-	-	B2	W	17	b6	L	6	B3	W	16	b5	L	10	B4	W	15	b7	W	16	
B2/ Rif Raf	b4	W	13	B1	W	15	b7	W	22	Bye	-	-	B6	W	17	b5	W	15	b3	L	8	B4	L	7	b1	L	7	B7	W	16	Bye	-	-	b6	W	14	B5	W	14	B3	W	17	
B3/ Pickled Pig Darts	b7	W	17	B4	W	13	b5	W	13	B1	L	10	Bye	-	-	b6	W	13	B2	W	16	B7	W	15	b4	W	14	B5	W	14	b1	L	4	Bye	-	-	B6	L	12	b2	L	7	
B4/ Rebels Without A Cause	B2	L	11	b3	L	9	Bye	-	-	b6	W	14	b7	W	18	B1	L	10	B5	L	9	b2	W	17	B3	L	10	Bye	-	-	B6	W	20	B7	*W*	*16*	b1	L	9	b5	W	18	
B5/ One And Done	B6	L	10	Bye	-	-	B3	L	10	B7	W	15	b1	L	9	B2	L	9	b4	W	15	b6	W	16	Bye	-	-	b3	L	10	b7	W	19	B1	W	14	b2	L	10	B4	L	6	
B6/ Bennington Brawlers	b5	W	14	B7	W	15	b1	L	11	B4	L	10	b2	L	7	B3	L	11	Bye	-	-	B5	L	8	b7	W	15	B1	W	18	b4	L	4	B2	L	9	b3	W	12	Bye	-	-	
B7/ Starving Dartists	B3	L	7	b6	L	7	B2	L	2	b5	L	5	B4	L	6	Bye	-	-	b1	L	5	b3	L	9	B6	L	7	b2	L	8	B5	L	5	b4	*L*	*0*	Bye	-	-	B1	L	7	1
C1/ Nine Lives	C4	W	15	c7	L	12	C3	W	17	c5	W	15	C8	L	11	C6	W	13	c2	W	15	c4	L	11	C7	L	12	c3	*W*	*16*	C5	W	15	c8	L	12	c6	W	13	C2	W	18	
C2/ Dogs of War	C7	W	13	c4	W	16	C5	L	8	C3	W	18	c6	W	16	c8	L	4	C1	L	9	c7	L	7	C4	W	13	c5	W	19	c3	W	16	C6	L	10	C8	L	8	c1	L	5	
C3/ Traveling Beer Bellies	c8	L	10	C6	W	14	c1	L	7	c2	L	6	C4	L	3	c5	W	14	C7	L	8	C8	L	2	c6	L	4	C1	*L*	*0*	C2	L	8	c4	L	6	C5	W	13	c7	L	6	1
C4/ Excalibur	c1	L	9	C2	L	8	c6	W	16	C8	L	10	c3	W	20	C7	L	8	C5	W	11	C1	W	13	c2	L	11	C6	W	18	c8	L	10	C3	W	18	c7	W	15	c5	W	17	
C5/ The Good, the Bad & the Ugl	c6	W	13	C8	W	14	c2	W	16	C1	L	9	c7	L	5	C3	L	6	c4	L	10	C6	L	7	c8	L	9	C2	L	5	c1	L	8	C7	L	5	c3	L	10	C4	L	7	
C6/ Ocho Cinco	C5	L	11	c3	L	10	C4	L	8	c7	L	11	C2	L	8	c1	L	11	C8	L	9	c5	W	12	C3	W	15	c4	L	6	C7	L	11	c2	W	14	C1	L	11	c8	L	3	
C7/ The OG's	c2	L	11	C1	W	12	c8	W	14	C6	W	12	C5	W	19	c4	W	16	c3	W	16	C2	W	17	c1	W	12	C8	L	9	c6	W	13	c5	W	19	C4	L	9	C3	W	17	
C8/ Off Constantly	C3	W	14	c5	L	10	C7	L	10	c4	W	14	c1	W	13	C2	W	20	c6	W	15	c3	W	20	C5	W	15	c7	W	15	C4	W	12	C1	W	12	c2	W	16	C6	W	21	
D1/ C-Minus	D5	L	6	d3	L	7	D4	W	14	d6	L	11	D7	W	14	d8	L	6	d2	L	10	d5	W	15	D3	W	21	d4	W	16	D6	W	15	d7	W	13	D8	W	15	D2	W	17	
D2/ The Locals	D4	W	12	d5	L	9	D6	L	11	d3	L	9	D8	L	11	d7	W	14	D1	W	14	d4	W	13	D5	W	16	d6	W	15	D3	W	12	d8	L	9	D7	L	11	d1	L	7	
D3/ Dynamic Darts	d7	L	11	D1	W	17	d8	L	11	D2	W	15	d6	W	15	D5	W	12	d4	L	11	D7	L	10	d1	L	3	D8	L	9	d2	L	12	D6	W	15	d5	W	14	D4	L	12	
D4/ Cobra Kai	d2	L	11	D8	L	8	d1	L	10	D7	L	9	d5	L	9	D6	L	9	D3	W	13	D2	L	11	d8	L	9	D1	L	8	d7	L	8	D5	L	9	d6	L	11	d3	W	12	
D5/ Jack Nine	d1	W	18	D2	W	15	d7	L	11	D8	L	12	D4	W	15	d3	L	12	d6	L	7	D1	L	9	d2	L	7	D7	L	11	d8	L	10	d4	W	13	D3	L	10	D6	W	14	
D6/ Hammered Heads	d8	L	9	D7	W	15	d2	W	13	D1	W	13	D3	L	9	d4	W	15	D5	W	17	D8	L	8	d7	L	8	D2	L	9	d1	L	9	d3	L	9	D4	W	13	d5	L	10	
D7/ Respect Da Bull	D3	W	13	d6	L	9	D5	W	13	d4	W	15	d1	L	10	D2	L	10	D8	W	12	d3	W	14	D6	W	16	d5	W	13	D4	W	16	D1	L	11	d2	W	13	d8	L	10	
D8/ Overtime Outlaws	D6	W	15	d4	W	16	D3	W	13	d5	W	12	d2	W	13	D1	W	17	d7	L	12	d6	W	16	D4	W	15	d3	W	15	D5	W	14	D2	W	15	d1	L	9	D7	W	14	
E1/ One-Armed Bandits	e2	W	14	E3	L	5	e5	L	10	E8	L	11	E7	W	11	e6	L	10	E4	L	12	E2	W	14	e3	L	8	E5	L	8	e8	L	3	e7	L	10	E6	L	11	e4	W	12	
E2/ The Bogarts	E1	L	7	e8	L	7	E4	L	10	e7	L	6	e6	L	9	E5	L	6	E3	L	5	e1	L	10	E8	L	11	e4	L	9	E7	L	11	E6	L	10	e5	L	4	e3	L	7	
E3/ Tater Fried	E4	W	14	e1	W	15	e7	L	10	E6	W	13	e5	L	11	E8	W	12	e2	W	18	e4	W	18	E1	W	16	E7	W	17	e6	W	14	E5	L	10	e8	W	15	E2	W	14	
E4/ Drunk Luck	e3	L	10	E6	L	8	e2	W	14	E5	L	12	e8	L	12	E7	W	15	e1	W	12	E3	L	6	e6	L	9	E2	W	15	e5	L	4	E8	W	13	e7	L	9	E1	L	12	
E5/ Imports and Domestics	e6	L	11	E7	L	8	E1	W	10	e4	W	12	E3	W	13	e2	W	18	e8	W	20	E6	W	18	e7	L	8	e1	W	14	E4	W	19	e3	W	14	E2	W	20	E8	W	15	
E6/ The Pit Crew	E5	W	13	e4	W	16	E8	L	9	e3	L	11	E2	W	15	E1	W	13	e7	W	14	e5	L	6	E4	W	15	e8	L	11	E3	L	10	e2	W	14	e1	W	11	E7	L	12	
E7/ Hostile Saints	E8	W	12	e5	W	16	E3	W	11	E2	W	18	e1	L	9	e4	L	9	E6	L	10	e8	L	9	E5	W	16	e3	L	6	e2	W	13	E1	W	11	E4	W	14	e6	W	12	
E8/ The DIVE Bombers	e7	L	12	E2	W	14	e6	W	14	e1	W	13	E4	W	12	e3	L	10	E5	L	4	E7	W	15	e2	W	13	E6	W	13	E1	W	20	e4	L	11	E3	L	9	e5	L	8	
F1/ Fowl Play	f6	L	9	F8	W	10	f7	W	13	F4	L	10	f2	W	14	f5	W	17	F3	W	14	F6	W	13	f8	W	13	F7	W	15	f4	W	17	F2	W	16	F5	L	11	f3	L	9	
F2/ Better At Pool	f5	W	16	F6	L	7	f8	W	17	f3	W	14	F1	L	10	F7	L	11	f4	W	13	F5	W	13	f6	L	5	F8	W	14	F3	W	14	f1	L	8	f7	L	12	F4	W	14	
F3/ The Redneckers	f7	W	14	F5	W	20	f6	W	12	F2	L	10	F4	W	12	F8	W	16	f1	L	10	F7	L	6	f5	L	10	F6	L	7	f2	L	10	f4	W	16	f8	W	13	F1	W	15	
F4/ Boys' Night Out	f8	W	13	F7	L	9	f5	W	13	f1	W	14	f3	L	9	F6	L	7	F2	L	11	F8	L	8	f7	W	14	F5	W	13	F1	L	7	F3	L	7	f6	*L*	*0*	f2	L	8	1
F5/ Designated Divers	F2	L	8	f3	L	4	F4	L	11	F8	*W*	*16*	f6	L	6	F1	L	7	f7	L	5	f2	L	11	F3	W	14	f4	L	7	f8	W	13	F6	W	14	f1	W	13	F7	W	15	
F6/ Money Shot	F1	W	14	f2	W	17	F3	L	12	f7	W	18	F5	W	18	f4	W	17	f8	W	18	f1	L	11	F2	W	19	f3	W	17	F7	W	17	f5	L	10	F4	*W*	*16*	F8	W	14	
F7/ Menace 2 Sobriety	F3	L	10	f4	W	15	F1	L	11	F6	L	6	f8	W	14	f2	W	13	F5	W	19	f3	W	18	F4	L	6	f1	L	9	f6	L	7	F8	W	17	F2	W	12	f5	L	9	
F8/ Salute-A-Bulls	F4	L	11	f1	L	7	F2	L	7	f5	*L*	*0*	F7	L	10	f3	L	8	F6	L	6	f4	W	15	F1	L	11	f2	L	10	F5	L	11	f7	L	7	F3	L	11	f6	L	10	1
G1/ Irish We Were Drunk	G5	W	15	g2	L	9	g3	L	9	G4	L	8	Bye	-	-	g6	L	8	g7	W	17	g5	W	14	G2	L	8	G3	W	14	g4	L	6	Bye	-	-	G6	L	8	G7	W	14	
G2/ Grateful Darts	Bye	-	-	G1	W	15	g6	L	6	g7	L	8	G5	L	9	g4	L	6	G3	L	7	Bye	-	-	g1	W	16	G6	W	13	G7	W	15	g5	L	9	G4	L	12	g3	L	12	
G3/ Any Given Wednesday	G4	W	14	g7	W	18	G1	W	15	Bye	-	-	G6	L	7	g5	W	13	g2	W	17	g4	W	13	G7	W	13	g1	L	10	Bye	-	-	g6	L	5	G5	W	13	G2	W	12	
G4/ Death Throw	g3	L	10	G5	W	13	Bye	-	-	g1	W	16	g7	L	11	G2	W	18	G6	L	3	G3	L	11	g5	L	5	Bye	-	-	G1	W	18	G7	W	15	g2	W	12	g6	L	11	
G5/ Sharkshooters	g1	L	9	g4	L	11	G7	L	9	G6	L	3	g2	W	15	G3	L	11	Bye	-	-	G1	L	10	G4	W	19	g7	L	11	g6	L	8	G2	W	15	g3	L	11	Bye	-	-	
G6/ Coral Reefers	G7	L	11	Bye	-	-	G2	W	18	g5	W	21	g3	W	17	G1	W	16	g4	W	21	g7	W	17	Bye	-	-	g2	L	11	G5	W	16	G3	W	19	g1	W	16	G4	W	13	
G7/ Wire We Here	g6	W	11	G3	L	6	g5	W	15	G2	W	16	G4	W	13	Bye	-	-	G1	L	7	G6	L	7	g3	L	11	G5	W	13	g2	L	9	g4	L	9	Bye	-	-	g1	L	10	
H1/ Dartastrophe	h2	W	12	H3	L	11	h4	L	10	h6	W	14	H8	W	14	H7	W	12	h5	W	13	H2	L	8	h3	L	8	H4	W	14	H6	W	12	h8	L	11	h7	L	9	H5	W	12	
H2/ Big Bulls	H1	L	9	h4	W	18	h8	W	15	H7	W	21	h5	W	16	h3	L	11	H6	W	20	h1	W	16	H4	W	12	H8	L	9	h7	L	12	H5	W	18	H3	W	15	h6	W	12	
H3/ Nice Dittles	h7	W	14	h1	W	13	H6	L	12	H5	W	13	h4	L	9	H2	W	13	H8	W	17	H7	W	18	H1	W	16	h6	W	14	h5	W	18	H4	W	16	h2	L	9	h8	L	7	
H4/ Who Darted?	h5	W	13	H2	L	6	H1	W	14	h8	L	5	H3	W	15	h6	W	18	H7	W	14	H5	W	13	h2	L	12	h1	L	10	H8	L	5	h3	L	8	H6	W	14	h7	L	7	
H5/ Just Here for Beer	H4	L	11	h6	W	17	H7	W	14	h3	L	11	H2	L	8	h8	L	10	H1	L	11	h4	L	11	H6	W	17	h7	L	11	H3	L	6	h2	L	6	H8	L	11	h1	L	11	
H6/ Ton Up Tossers	h8	L	1	H5	L	7	h3	W	12	H1	L	6	h7	L	8	H4	L	6	h2	L	4	H8	L	5	h5	L	7	H3	L	10	h1	L	12	H7	L	11	h4	L	10	H2	L	10	
H7/ He Hate Us	H3	L	8	H8	L	5	h5	L	10	h2	L	2	H6	W	16	h1	L	12	h4	L	9	h3	L	6	h8	L	9	H5	W	13	H2	W	12	h6	W	13	H1	W	15	H4	W	17	
H8/ Ale-ing Archers	H6	W	23	h7	W	19	H2	L	9	H4	W	19	h1	L	10	H5	W	12	h3	L	7	h6	W	19	H7	W	15	h2	W	15	h4	W	19	H1	W	13	h5	W	13	H3	W	17	

THIS SEASON'S TRIVIA QUESTIONS… REVISITED

I now run this column during seasons in which I've included trivia questions all season. Each question is listed exactly as it was during the season, so there is potential for a question to now be out of date, but it's usually not too much of a problem. Each question is listed under the week number when it ran, and the answers follow the questions. No peeking…

Week 3 question: [A reader-submitted question that I had been saving for more than a season. Thanks to David Hoyt of Rif Raf for the idea for this one.] What is the greatest number of points that a division-winning team has been behind another team in the division (since this league runs on match wins rather than points)? [Note: this question only applies to seasons starting from Spring, 1996, as that is the timeframe for which I have complete league records.]

Week 4 question(s): How many people have played in every RDL season since I became statistician (Spring, 1996 - 26 seasons prior to this one)? Who are they?

Week 5 question: Which RDL team currently has the longest winning streak? (No looking back at last year's Tons…)

Week 6 question: What is the highest number of undefeated teams in the RDL in one season (in the last 26 seasons, the amount of time for which I have full records as statistician)?

Week 7 question: (This one was adapted from a question posed by RDL Vice President J.P. Evans this past week. His question was based solely on results through week 6, but I've extended it to a full season question.) How many teams (in the past 26 seasons) have averaged 14+ points/week, but had 0.500 or worse W/L records?

Week 8 question(s): In the last 26 seasons, what is the greatest number of teams that has finished tied for first in terms of match win/loss record (meaning the division winner was decided on points)? How many times? What teams were in the ties?

Week 9 question: How many matches in the past 26 seasons (the amount of time that I have been statistician) have gone unreported in the league statistics because neither team was able to produce its copy of the scoresheet?

Week 10 question(s): Which team has won the most division titles in the past 26 seasons (my statistician tenure)? Which team has won the most divisional tournament titles? How many for each?

Week 11 question: Let's see how well you remember recent RDL history… how many of the teams currently leading their divisions have won a regular season title in the past 3 years?

Week 12 question: How many one-turn dart sequences are there that can be used to take out 14 in a game of double-out '01 (with no bounce-outs or 0s)?

Week 3 answer: Ok, so there are actually several ways to answer this question, and since nobody hazarded a guess at the answer, I'll feel free to answer it in a couple different ways. The most technical answer is ONE HUNDRED! In the Spring, 2003 season, Mangina Douche (never one of my favorite names…) won F division despite not outscoring even one team in their division in terms of points. They went 12-2 and accumulated 8 penalties for a total of 106 points. In that group was SIX late scoresheet penalties, leading to the update of that rule that starting with the 3rd of that type of penalty, the team loses the match win also. Oh, gee, they're famous… In all, 25 teams in the last 26 seasons have won their division without the highest point total in the division. If we remove the 6 of those 25 that were only in that situation due to penalties (as well as any others who had a small deficit increased due to penalties), the greatest point deficit for a division winner was 33, in the Spring, 2007 C division, by the Travelin Beer Bellies. The Bellies won that div. by two matches, but Bag O' Nuts scored 2.4 points per week higher.

Week 4 answer(s): Surprisingly, I would bet, the answer is 37!!! Yes, that's right, 37 people have been on a roster for each of the last 26 seasons. I used "on a roster" as the criterion because we don't have records of who did/didn't play in tournament matches (plus, I'm not even sure if any of these 37 had a season in which s/he didn't play during the regular season - to be honest I didn't even look because of the tournament caveat). Anyway, 35 of those 37 are on rosters again this season, with Connie Austin and John Jenkins being the two missing diehards. The remaining 35 are playing on only 13 of the RDL's 61 teams, with not a single one of them playing in D, E, or H divisions. The 35 are: 6 Starving Dartists (Kevin Hartley, Ron Hendricks, Fritz Herman, John Howell, Bob James, Marc Shown), 5 Grateful Darts (John Iager, John Lilienthal, Tony McGrail, Rick Perkins, Phillip Simpson), 4 Lunatic Fringe (Jim Budelman, Don Butman, Steve Hoffmann, Bob Terry), 4 Pickled Pig Darts (Eric Bonar, Randy Deemer, Timothy Lane, Pete Rutten), 3 Elements (Tom Brown, Jason Kilts, Keith Wall), 3 Wednesdays (Joe Kunesh, Chuck Rouse, Charlie Wilkinson), 3 One And Done (Kevin Coyne, Mark Sellers, Randy Warren), 2 Ducks (Bob Carawon, Cathy Moeschet), 1 Reefer (Nate Wade), 1 Excalibur (Gary Burney), 1 Niner (Butch Smith), 1 Sharkshooter (Michelle Stacy), and 1 Daddy (Mike Seward). [Note added for banquet edition of the Tons: John Jenkins, despite not playing (at least during the regular season), DID run out and get himself on the Dogs of War roster to preserve his streak.]

Week 5 answer: Probably surprisingly, of the 6 RDL teams that are still undefeated this season, only ONE of them has a winning streak that extends prior to this season. The only undefeated team so far that also survived its tournament in the Fall was Who's the Daddy? (known as Buddy Holly and the Shafters last season). Daddy is now 4-0 this season, plus 3 tournament wins last season, plus they won their final 2 matches of the regular season in the Fall (as long as you count their auto-forfeit win from Shadows Fall, otherwise it was only 1 at the end of the season). Thus, they are presently on a 9-match win streak (or 8, if you're a stickler for the team actually playing the match). Kind of says a lot for the parity of the league that we're limited to just that one team crossing from season to season with a streak intact. [Note added for banquet edition of the Tons: Who's the Daddy? finally lost in week 7 of this season, and actually lost 3 of their last 7 matches, proving that success is fleeting even for those who appear most on top at times.]

Week 6 answer: In the last 26 seasons, only 20 teams have survived both the regular season and tournament without losing even one match, with none in 11 of those 26 seasons. But the season with the most undefeateds was the Fall, 1996 season, with 3 (Lunatic Fringe in A, Top Dead Center in B, and The Dart Party in C).

Week 7 answer: In the last 26 seasons, only ONE team has done this - FYL&EMS in E division went 6-6 with 168 points, for a weekly average of exactly 14.0 points. Only Tony Polston (of Who Darted?) is still around from that team, as I'm sure the others are still trying to figure out how they scored 10+ in *every* match and finished 5th of 7. (Side note: highest average for a 0.500 or worse team in an 8-team, 14-week season is 13.07/ wk in Fall, 2000, by Cheap Shots in C div.)

Week 8 answer: The greatest number of teams that have finished at the top of a division with the same record is 3, and it has happened four times in the past 26 seasons. Two times three teams have been at the top of an 8-team division, with 11-3 records both times, and with a point spread of 34 (Fall 1997 B division) and 37 (Spring 1998 G division). The other two times three teams have finished at the top of a division occurred in 7-team divisions, and they're both recent… Fall 2007 H division and Fall 2008 F division, both with ties at 8-4. But there are two pretty amazing facts about those two team packs… #1 - in the first one, the three teams were separated by ONE point, and in the second one, the three teams were only THREE points apart; and #2 - The Redneckers were involved in BOTH of those races, finishing 1st in the first and 3rd in the second.

Week 9 answer: Well, it appears that RDL captains are getting better over time. It still happens that a team loses its scoresheet every now and then, but it is the rare occasion now that the opposing team also loses its sheet (or simply fails to keep it). The RDL has lost 8 scoresheets in my 26 seasons as statistician, but none in the last 11 seasons. The only season in which more than 1 sheet was lost was Fall, 1997, when 2 scoresheets in B division were lost in the same week! How weird is that?

Week 10 answer: Well, if you've been in the RDL for a while this one was pretty easy. Lunatic Fringe won 13 regular season titles and 11 tournament titles in that time span (although none since Sp05, so maybe they're due), with all of them in A division, of course.

Trivia answer portion continued on page 13, left column…

THIS SEASON'S TRIVIA QUESTIONS… REVISITED…
(Continued from page 12)

Week 11 answer: Four, with all four having won at least TWO regular season division titles in that span. The four: A Dozen Elements (four divisions in the last six seasons: Sp06 A division, Fa07 A division, Sp08 A division, Fa08 A division); Off Constantly (two divisions: Sp07 F division, Sp08 E division); Overtime Outlaws (two divisions: Fa07 G division, Sp08 F division); and Money Shot (two divisions: Sp08 H division, Fa08 G division). [Note added for the banquet edition of the Tons: all four of those teams held on to claim another division crown.]

Week 12 answer: Are you ready for this? The answer… is… 126!! That's ONE HUNDRED TWENTY-SIX! Seriously. I would list all of the possible sequences here, but space is short, so for those that want to investigate the answer for themselves, there are 40 sequences that end with double-1, 31 that end with double-2, 24 that end with double-3, 17 that end with double-4, 10 that end with double-5, 3 that end with double-6, and 1 that ends with double-7. Keith Feller (of C-Minus) offered the best answer though: "Too many. Don't be 'cute', stop thinking, throw the double-7, dammit." Tony Williamson (of the Overtime Outlaws) came the closest by far, missing only two of the shots that ended with a double-5.

THE REAL WORLD HITS THE DART WORLD…

I'm not entirely certain how many of us follow the news each day (or week, or month), but I'm wondering how many of you saw the NC Senate vote result this past week. What vote you ask? The one about banning smoking in all bars and restaurants in the state. And no, this version of the bill does NOT grant an option to any private clubs or to any establishments that don't permit minors. It simply bans smoking in ALL of the establishments. It passed in the Senate by a solid 30-18 vote and was thus subsequently sent to the House. If it passes, it would likely take effect at about the start of 2010. I'm a non-smoker so this really wouldn't bother me personally, but can you imagine the number of delays we will initially encounter as we send people outside to get the next thrower on the list for his/her game? And how do those of you who smoke and use a cigarette as a calming tool or as part of your routine feel about that? Times, they may be a'changin'…

JUST A FLUKE, RIGHT? WRONG.

Sometimes we have a fast game or high out that is so good that it's likely even the thrower is surprised by it. Kind of an "I'll never do that again" situation. Well, you might think an 8-dart 301 game (1 off the league record) is just that type of game. Unless it was Dale Hyler of A Dozen Elements doing it, I suppose. Hyler tossed an 8-darter to claim the A division Fast 301 during the season, and then… he tossed another 8-darter in the tournament! Yikes.

TOURNAMENT QUOTES

Quote #1: from Shawn Carter (and others) of the Bennington Brawlers: "Ton-80 for Shawn Carter. Just wanted to make sure that got in there. It's my first one." [If they called in four times total to do nothing but report that Ton-80, does that mean that I should have ordered him four plaques? - JK]

Quote #2: from Mike Seward of Who's the Daddy?: "I like spotted dick. It's good." [No comment really needed… - JK]

Quote #3: from Paddy Diamond of Rif Raf: "Hey, this is the F-Jason Kilts Hotline. I can be more appropriate, F- Jason Kilts's predictions. Rif Raf wins B division, baby! Jason Kilts is wrong once again. We will see you next year, baby. See you next year!" [Well, that was eloquent. We'll certainly be seeing you… :o) - JK]

YOU'LL LAUGH… YOU'LL CRY… I DID… WELL, I LAUGHED SO HARD I CRIED AT LEAST…

This is from RDL Secretary Heather Bohanan, recounting their semifinal match. It is both the most painful and most hilarious dart story I've heard in a while. Fabulous of her to share with us…

"Last night the dart gods were messing with me. We are playing Money Shot at Varina. My goal for my team (cause Frank Hall is captain of record, but not really, it's somehow morphed into me) was to make it to week #2 of the tourney and have a 50% or better record [during the season] - reasonable since we only won one match all last season. So, we accomplished both of those, but I am greedy, I wanted the WIN last night. If American Legion team (#8 seed) could be one game away from forcing Money Shot into 1001 in week #14 I figured we could beat them in 2/3 format. Our first match against them was 19-5, and the second one was 17-7, but so what!?

So I list, we start playing 301 and Frank Hall takes the scoresheet to the other end of the bar and he is marking the wins. So at the end of 301 its 2-4 in our favor! What?? Wow!!! We are actually up on Money Shot at the end of a set? This is looking good! Frank H. gives me the scoresheet back to list Cricket. I am very excited. We end Cricket 3-3 for a total score of 5-7 us. So I tell my guys, sweep doubles cricket and we are done, yes? So we drop two doubles cricket, but that is ok. I am sweating the lineup like crazy, but we are all good for 501. Long story somewhat shorter, it comes down to the last 501 match. It's the 'Halls of Justice' (Danny Hall and Frank Hall) and literally I can't breathe or even look as I fist my hands and pray that Money Shot continues to bust on their remaining "5" so the Halls have another shot. Halls of Justice take it in 2 games! We are thrilled - hugs, high 5's, etc.!

Mitch is looking at us like we are crazy cause we are all like great match, ya'll' and all that. He says 'Um, we gotta play 1001.'

WTF?!??!??!?

Turns out William did NOT win his 301 match and damn Frank Hall wrote it down wrong (and apparently the 10,000 other times during the night that we looked at the scoresheet he didn't realize it then either!). #*%! cuss, cuss, cuss, cuss!

We play a very poor 1001 game and lose. I get that we lose, that wasn't even so bad (it would have been a long shot to win), but it was thinking we had won and then having it taken away from us (me) that hurt!!! DAMN FRANK HALL!!! (He is not allowed to touch the scoresheet anymore!) Do you remember when this team was named "IBF"? (Before Tres XXX?) You know what that stood for? I Blame Frank. Well, I wasn't on the team then, but I still do!! (haha) Ok, I could blame anyone else, cause one more winning game and we would have won, but Frank H is the most fun to blame - that is kinda what he is there for."

RDL ALUMNI CONTINUE TO SHINE

Jeremiah Millar, most recently a member of the Element, moved to greener (colder) pastures in Michigan, but that doesn't mean he gave up the game we all love (given the conditions there, maybe he'll play even more). And he has already hit paydirt there, winning the 501 Regionals last weekend, and earning a spot at the Nationals in Connecticut in August. Nice…

HOW'S THIS FOR A SCHEDULE?

I hadn't even noticed until Bill Buckley of Hostile Saints pointed it out to me, but E division had among its teams 1 in Garner, 1 in Wake Forest, and 2 in Fuquay-Varina. Holy crap, that is a lot of driving for just a standard regular season, regardless of which bar is your host location. All of us non-E players need not complain…

RANDOM THOUGHTS FROM JK

I've run this page in several recent banquet Tons, and it seems to generate about the most interest/discussion. So, I certainly couldn't let it die out just yet. Without further ado, let's open up my head again and see what falls out. Some of these observations are dart-related, and some of them clearly are not. As always, this is just about the last thing that I'm writing and part of this was written when it was really late, so usually not even I know what's about to hit the page…

--The Fall tradition reaches to the Spring banquet this year! The first random thought is about Survivor... I think that once I finish with my time here at the Tons, I'm going to call in a favor and have a military chopper drop me into the Brazilian rainforest with only a canoe and my will to escape the indigenous people. I'm not sure how I can make all of that happen, but I'm sure Coach help tell me.

--I want to pass a new law. I want to pass a law that television newscasters are not allowed to say the name Brett Favre for at least 6 years. Just about every ounce of respect that I had for him is gone (and I respected him a lot). Just retire or don't, but either way, please stop making me hear about it month after month, year after year. No more, please.

--Quick one to all those playing in A in the last decade… Doug Jeffcoat of Who's the Daddy? told me that this season he won his first A division tournament Mug. Anybody else sort of stunned that that could be the case? I simply wouldn't have guessed that.

--For anyone out there who would love to find a way to really bug the living crap out of me (and yes, I know there are a few), I have the way for you. Just park like crap in any parking garage or parking lot where I'm headed. Park over the lines, take up a couple spaces, leave your car on some goofy angle, etc. Nothing makes me happier than seeing that. If you are a brown-noser and want 'extra credit', then back into the spot poorly… absolutely nothing pleases me more than seeing that. Oh, and, try this too: wait until I'm coming around the corner and make me wait while you 'try' to back in, pulling forward and back repeatedly. … … … Grrrr… I'm getting all angry just thinking about it. Stupid crappy drivers.

--Sometimes as I go through different newsletter stuff to make sure that everything is included, I just notice an odd item or a random statistic. For example, check this one out: Rob Rexrode of The Bogarts is 9-5 in singles cricket and 0-13 in doubles cricket. That seems nearly impossible, but it's true.

--Another one from the category of 'I just couldn't make this up'… Those of you in E/D division the last couple seasons (or in A where her husband plays) probably know Jamie Dziczkowski of Respect Da Bull. But did you know this about her? She has close to 200 pairs of shoes?! (Initial estimates were actually 250, but were subsequently toned down.) How about that she has 100-150 handbags?! Or 70+ belts?? Holy crap!! Does her family have stock in every leather producer in the free world? That is really amazing. And a little bit frightening.

--A few more entries in my favorite doubles listings this season: I noted it once before, but Lunatic Fringe still sometimes pairs up Billy/Joel. And Boys' Night Out last season had the very freaky duo of Rick/James. But not to be outdone on the music front, in week 11 Name to be determined offered up Tommy/Lee (no word on whether Pam was there, or if any videos were recorded). And then Mack the Knife fans were given Bobby/Darren by Jack Nine in week 13. But if you're less of a music fan and more of a sit-at-home-on-my-butt-and-watch-poker type of guy, then maybe the Ton Up Tossers' Norm/Chad duo is more for you.

--How much do you have to suck at darts or pi** off your captain to be sat out of one of your best sets (SCkt) when your team only has 6 players? You'll have to ask Robb Beeson. Captain Kendall opted for Joey Gaglione twice in that set instead of Robb once.

--Almost forgot to include something from a few weeks back… Justin Harvey of the Ale-ing Archers said that the guys from Who Darted? do an incredible karaoke rendition of Bonnie Tyler's Total Eclipse of the Heart. Oh, the hidden talents we bear…

--We had a minor resurgence (2 instances) this tournament season of teams (or at least of select members) bolting out the door the moment the other team wins, without shaking hands or offering any sort of sportsmanlike finish to the match. Very classy, don't ya think? Don't be one of those guys. If you already are, then stop being one - because you know who you are, and unfortunately so do the rest of us.

--The Manny Ramirez 50-game suspension prompted one of my teammates to offer up that he would be glad to not take drugs for $25 million per year. Ramirez… is… a… dumba**. Much like countless others. It's sad really, but baseball has pretty much lost any shred of credibility. I can't believe how much baseball I watched as a kid… now I just simply couldn't care less. That really sort of bums me out a little.

--One of our teams shared with me a brief recap of one of their tournament matches, and it wasn't the recap that I remember, but rather the fact that the match next to them ended two and a half hours before theirs did. Wow, that's… pretty much an entire regular season night. That is not an insignificant chunk of time.

--How is this for perspective? Robbie Phillips of A Dozen Elements won both all-star point average titles in A division this season. In doing so, he threw more '01 ASPs than 9 RDL teams, and more cricket ASPs than 23 RDL teams (yes, that says 23 entire teams). Now, take note that Phillips played in a 7-team division and thus had two bye weeks(!).

--Ok, there are 524 league members this season, of which 508 actually threw a dart during the regular season. Of those 508, how many do you think have a higher all-start point average in '01 than in cricket? Of those, how many do you think more than 5 games each of '01 and cricket? Finally, of those who played more than 5 of each game, who do you think has the highest '01 over cricket difference? (Answers at the end of the column.)

--Have you seen the Verizon ad with the 10 sprinkles on the ice cream? Where the guy pours the entire bucket of sprinkles over an ice cream to simulate the number of Verizon network members. The worker who offers him whipped cream on that is priceless.

--Anybody want to make any side bets on which team will make it farther, the Hurricanes or the Red Wings? If you have to ask what sport that is… don't even bother talking to me.

--Hey, want to do something good for darts in the area (and maybe for your competitive game)? Turn to page 18, check out the Wreck at the Deck flier, pick an event (or more than one, if you're all gung ho), and come out and play. It takes quite a lot of effort to bring an event like that to your back yard, and nothing would kill it faster than lack of participation.

--Is it just me, or do banana peppers on just about anything make whatever it is better?

--Answers to the mini-trivia questions above: 45 people have higher '01 ASP averages; 40 of those 45 have played at least 6 '01 games and 6 cricket games; and of those 40, Dean Cusher of The Redneckers has the most '01-heavy average (0.500 to 0.192).

THE HISTORY OF JK'S SEASONAL ALL-STAR TEAMS - 25 SEASONS - PART I

(On this and the following page is some summary information from the divisional all-star teams that I have selected in this and the previous 24 seasons. See yourself in here anywhere?)

Each season I select my own personal 8-player all-star team for each division, as well as a lone divisional MVP, and a lone leaguewide MVP (except for one season when I named a pair of leaguewide co-MVPs). In general, it's obvious that players who win more often will be more likely to be selected for my all-star teams, but I admit that I take into account pretty much anything that I think is important (percentage of team's success, dependability, good captainship, buying me a beer, whatever…). While being picked by me doesn't really carry any real honor with it, I imagine that it is still pretty cool to be recognized in the season- ending issue of the Tons as being among the best in your division. That being said, here are some historical records of the teams that I have selected over the past 25 seasons. I hope you enjoy…

Listed below on this page are the 48 people that have been selected to one of my divisional all-star teams in 7 or more of the 25 seasons. Obviously, players in lower divisions are not competing against the same competition as those in higher divisions. But these teams aren't necessarily all about who the best 48-56 players in the entire league are - rather, they're just to recognize the players that excelled at whichever level their teams were.

[Key: letter represents the division for that player for that season, underline = div. MVP, italic/underline = leaguewide MVP]

	# of selections	# of divisional MVPs	# of leaguewide MVPs	Sp97	Fa97	Sp98	Fa98	Sp99	Fa99	Sp00	Fa00	Sp01	Fa01	Sp02	Fa02	Sp03	Fa03	Sp04	Fa04	Sp05	Fa05	Sp06	Fa06	Sp07	Fa07	Sp08	Fa08	Sp09
Brown, Tom	21	4	1	A	A	A	A	A		A		A	*A*		A	A	A	A	A	A	A	A	A	A	A		A	A
Wade, Nate	17	1					E	D		D	C	B	B				F	F	F	F	F	G		G	G	G	H	G
Seward, Mike	15	3	1	B						B						A	*A*	A	A	A	A	A	A	A	A	A	A	A
Tan, Wil	15	3			A					A		A	A	A	A	A	A	A	A	A	A		A	A				A
Winters, Tom	15	2	1									F	D	E	E	D	D	D	*D*	D	C		C	C	D	C		D
Crowley, Pat	14	5		B		C	C		C	B		C		C	D	D	D	D	C	B			B					
Jenkins, John	13	4		A	C	B			D	C		B		C	B		B		C	B			B		B			
Budelman, Jim	13	2	1	A	*A*	A		A	A	A	A	A	A	A			A				A		A					
Rube, Bob	12			E		E	E	F	F	F	E	D		D												H	G	G
Terry, Bob	12						A						A	A		A		A	A	A	A	A			A	A	A	
Eastmead, Phillip	11	3			B		B	A	B	A	A			A	A											B	C	D
Hendricks, Ron	11	3			E	D					D	C			C	C		B			B				B	C	C	
Simpson, David	11	2			B		D							C	D	D	C	B	C	B					C		F	
Knight, Mark	11	1										B						A	A	A	A	A	A	A	A	A	A	
Davis, Jimmy	10	3	1								B	A	A				B			A		A		*B*		A	B	A
Phillips, Robbie	10	3	1										A		A						A	A	A	A	A	A	*A*	A
Dixon, J.D.	10	2	2	*C*	B	A	A	A	A						*B*	A	A		A									
Kiser, Lyman	10	2							F									F	F	F	E		D	D	D	D		E
Taylor, Jeff	9	3										G	G	G	F	G	G	F	F							H		
Reynolds, Mike	9	2	1															F	F	*E*	C	C	C		F	F	E	
Powell, Mark	9	1		E	E			F		F				D	C	C										H		G
Thomas, Jason	9													F	F	E	E	D	D	C	B			B				
Oakley, Jerry	8	3	1	A	A		B		A		B					F											D	*C*
Simpson, Donnie	8	3	1		C	B				C				C	B						A	*C*	B					
Kunttu, Kurt	8	3				A	A					D	D	C	C	B		B										
Holland, William	8	2	1		D		D	*D*	D	E						D	C	C										
Beeson, Robb	8	2										D	A	A									G	F	E	E		A
Yoneoka, J.J.	8	2									D				E	E	D			D	D	D	D					
Gillett, Galen	8	1	1			*E*	F						E		E	F	F	E			E							
Carroll, John	8	1						E			B			B		C		C			D	C	C					
Converse, Stan	8	1		E	E	E					G		G	G	F									F				
Witz, Steve	8	1				F		D			C	C	B				B		B			B						
Keller, Tony	8								C	B								C				C			C	C	C	D
Wall, Keith	8									A	A				A	A	A	A	A							A		
James, Bob	7	3			C			B			C	C	C		C	B												
Arensdorf, David	7	2	1							*F*	F	F	E	D	C		D											
Hunsberger, Jim	7	1					E	C					B			B		B		C								H
Hyler, Dale	7	1									A	A	A	A	A							A					A	
King, Timmy	7	1													F		E	D	D	C	B			B				
Lane, Timothy	7	1		A	A		A														B				B	B		B
Tant, J.J.	7	1																		E	C	C		G	G		E	D
Baldwin, Randy	7			B				E	E	D			C	B														B
Beaudoin, Paul	7											E		D	B					C					C	C	B	
Kerr, Duncan	7								G		F		F		E			E	E	D								
Murdaugh, John	7				F						D		C			B						B	B			B		
Shown, Marc	7				E		D	D		D	D			D		C												
Sosa, Bo	7									D					B	B	B			B		B	B					
White, Bill	7										F				E	F		E	E	D			E					

THE HISTORY OF JK'S SEASONAL ALL-STAR TEAMS - 25 SEASONS - PART II

(On this and the previous page is some summary information from the divisional all-star teams that I have selected in this and the previous 24 seasons. See yourself in here anywhere?)

So the previous page gave you a list of the players that have made the team the most often… This page will give a few of the more noteworthy things I've noticed, as well as a list of every player that ever put on one of my teams more than once…

17 seasons (4 with 8 divisions, 17 with 7 divisions, 4 with 6 divisions) = 175 divisions = 1400 all-star team spots
That means that there have been 175 division MVPs, as well as 26 league MVPs (one season had co-MVPs).

486 different people have been named to an all-star team. 1 person has made 21 teams, 1 has made 17 teams, and the rest are:
15 teams = 3 people, 14 teams = 1 person, 13 teams = 2 people, 12 teams = 2 people, 11 teams = 4 people, 10 = 4 people, 9 = 4 people,
8 = 12 people, 7 = 14 people, 6 = 18 people, 5 = 27 people, 4 = 34 people, 3 = 53 people, 2 = 95 people, and 1 = 211 people

114 people have been named the **division MVP**, with 39 of them earning that distinction more than once
Pat Crowley is still the king of the divisional MVP title, having earned that title FIVE times

25 people have been named the **leaguewide MVP**, with **J.D. Dixon** being the only two-time leaguewide MVP

Longest streak in terms of seasons on an all-star team = **13, Mike Seward**
Coincidentally, this streak is also the longest streak in A division AND the longest *current* streak in any division

46 people have secured a spot at least once in **RDL's "A" Division**, a pretty impressive feat if you ask me…
Those people, with the number of times on the A division team: **21 times** - Tom Brown, **15 times** - Wil Tan, **13 times** - Jim Budelman, Mike Seward, **12 times** - Bob Terry, **10 times** - Mark Knight, Robbie Phillips, **8 times** - Keith Wall, **7 times** - J.D. Dixon, Dale Hyler, **6 times** - Jimmy Davis, Allen Smith, **5 times** - Don Butman, Phillip Eastmead, **4 times** - Brian Blake, Keith Gibbs, Lee Whitehead, **3 times** - Robb Beeson, Marshall Chavis, Steve Hoffmann, Doug Jeffcoat, Timothy Lane, Jerry Oakley, Billy West, **2 times** - Stef Bogaerts, Mike Hall, Kevin Kendall, Joe Kipping, Kurt Kunttu, Jeremiah Millar, Brian Selby, **1 time** - Kevin Barton, Neal Bedworth, Scott Butters, Todd Camplin, Joel Eason, Joe Gaglione, Bob Gargan, Chuck Greer, Billy Hamilton, John Jenkins, Todd Lemons, Donnie Simpson, Frank Telesz, Chris Wandscher, Steve Wilcenski

All 180 players that have been named to an all-star team at least three times (with number of teams)

Ackley, Sean	5	Crumpler, Greg	4	Herbert, Paul	3	Lee, Carl	3	Seward, Mike	15
Alcon, Tony	6	Cummings, Dick	3	Hester, Billy	3	Lee, Ronnie	3	Shown, Marc	7
Allen, Kenny	4	Davis, Jimmy	10	Hindle, Mikey	4	Leonard, Shawn	5	Simpson, David	11
Allison, Frank	3	Delp, Paula	5	Hoffmann, Steve	3	Lorbacher, Scott	3	Simpson, Donnie	8
Arensdorf, David	7	Denton, Fon	5	Holland, William	8	Martin, David	4	Simpson, Phil	3
Baldwin, Randy	7	Dixon, J.D.	10	Horton, Tony	4	Martinez, Vicente	3	Smith, Allen	6
Barker, Barry	3	Dopko, Jeff	3	Hounsell, Bob	3	Marx, Jim	3	Smith, Brian	4
Barton, Kevin	4	Doroshenko, Jim	6	Hoyt, Chris	6	Mayhew, Zak	5	Smith, Butch	3
Barwick, Rob	4	Downs, Aaron	3	Hoyt, David	3	McCartney, Eric	4	Sosa, Bo	7
Beaird, Tommy	3	Dunleavy, John	3	Hunsberger, Jim	7	McCoy, Chris	3	Stark, Keith	4
Beaudoin, Paul	7	Dwight, Mike	3	Hyler, Dale	7	McCredie, Bob	5	Stasko, Bill	5
Beeson, Robb	8	Eason, Joel	4	Iager, John	5	McFadden, Kevin	4	Stites, Jon	3
Benson, Will	4	Eastmead, Phillip	11	Jackson, Barry	5	McNamara, Tim	5	Tan, Wil	15
Berstler, Justin	3	Elliott, Jeff	3	James, Bob	7	McSorley, Paul	4	Tant, J.J.	7
Blackwelder, Deb	3	Evans, J.P.	3	Janosko, John	3	Mitchell, Billy	5	Taylor, Jeff	9
Blake, Brian	4	Ewald, Dan	3	Jeffcoat, Doug	6	Mitchell, Sid	3	Taylor, Walter	4
Bowen, Russell	3	Feller, Keith	6	Jenkins, John	13	Murdaugh, John	7	Terry, Bob	12
Britt, Jim	5	Fournier, Chris	4	Johnson, Patrick	5	Murray, Shane	3	Thomas, Jason	9
Brown, Barry	3	Gelhar, Tommy	4	Johnston, Anton	3	Oakley, Jerry	8	Titsworth, Dan	4
Brown, Tom	21	Gibbs, Keith	6	Jur, Jess	4	Ohrberg, Keith	4	Tollerton, Steve	6
Bubanic, George	4	Gilbert, Geoffrey	3	Keleher, John	5	Penny, Ron	5	Vaux, Wes	3
Buckman, Dave	3	Gillett, Galen	8	Keller, Tony	8	Persson, Kenny	6	Wade, Nate	17
Buckner, Jacky	5	Goodknecht, Chris	3	Kendall, Kevin	3	Phelps, Doug	3	Walker, Chip	5
Budelman, Jim	13	Grannis, Jason	4	Kenney, Jon	5	Phillips, Robbie	10	Wall, Keith	8
Burney, Gary	3	Greer, Chuck	4	Kerr, Duncan	7	Pilo, Chris	3	Walters, Jason	3
Butman, Don	5	Grubb, Donald	4	King, Timmy	7	Pope, Joshua	6	Wells, John	6
Butters, Kent	3	Gullett, Kevin	4	Kiser, Lyman	10	Powell, Mark	9	West, Billy	5
Butters, Scott	6	Hall, Danny	6	Knight, Mark	11	Reitano, Sal	4	White, Bill	7
Camplin, Todd	5	Hall, Josh	5	Knight, Tracey	4	Reynolds, Mike	9	Whitehead, Lee	6
Carroll, John	8	Hall, Mike	6	Knox, Mike	3	Rodgers, Trey	6	Wilcenski, Steve	4
Chavis, Marshall	3	Hamilton, Billy	5	Knuffman, Nathan	3	Rube, Bob	12	Williams, Nelson	5
Clark, Dan	5	Hansen, Paul	6	Kubel, Tom	4	Samaluk, Somchai	5	Willis, Tolson	3
Coleman, Brian	4	Hatch, Nicole	3	Kunttu, Kurt	8	Sarantos, Alex	6	Winters, Tom	15
Converse, Stan	8	Heater, Brett	3	Kvasnicka, Bob	3	Sawyer, Matt	5	Witz, Steve	8
Copple, Matthew	4	Hendricks, Ron	11	Lane, Jonathan	3	Selby, Brian	4	Yoneoka, J.J.	8
Crowley, Pat	14	Herbert, Kirk	3	Lane, Timothy	7	Sellers, Mark	4	Zemlo, Josh	3

2009 North Carolina City Dart League (NCCDL)

(note: updated NCLC standings not released by NCLC Director prior to press time)

Divisional Team Standings, AND results of matches played through April 4

NCCDL - "Mountain/Beach" Division

		W	L	Pts.
1	Wilmington (ACDA)	2	0	60
2	Pineville (BADA)	1	1	45
3	Charlotte (QCDA)	1	1	40
4	Lake Norman (LNDA)	1	1	37
	Asheville (WCDA)	1	1	37
6	Morehead City (CCDA)	0	2	28
7	Jacksonville (JDA)	0	2	20

NCCDL - "Central" Division

		W	L	Pts.
1	Durham (BCDL)	2	0	55
2	Cary (CDL)	2	0	47
3	Chapel Hill (TDL)	1	1	39
4	Fuquay-Varina (FVDO)	1	1	37
5	Piedmont (PDA)	1	1	32
6	Port City (PCDA)	1	1	26
7	Raleigh (RDL)	0	2	29

February 21 match results (listed set-by-set, plus final score):
(home team listed second in each match)

Cary : 6 - 6 - 4 - 4 - 6 - 3 = **25**
Jacksonville : 2 - 2 - 4 - 4 - 2 - 3 = **13**

Asheville : 2 - 2 - 6 - 6 - 0 = **16**
Piedmont : 6 - 6 - 2 - 2 - 2 - 6 = **22**

Morehead City : 4 - 2 - 4 - 4 - 0 - 0 = **10**
Chapel Hill : 4 - 6 - 4 - 4 - 8 - 6 = **28**

Durham : 3 - 5 - 8 - 8 - 0 = **24**
Charlotte : 5 - 3 - 0 - 0 - 6 = **14**

Raleigh : 6 - 5 - 4 - 4 - 2 - 0 = **17**
Lake Norman : 2 - 3 - 4 - 6 - 6 = **21**

Pineville : 6 - 1 - 4 - 4 - 4 - 3 = **18**
Fuquay-Varina : 2 - 7 - 4 - 4 - 4 - 3 = **20**

Wilmington : 7 - 7 - 6 - 6 - 6 = **32**
Port City : 1 - 1 - 2 - 2 - 2 - 0 = **6**

April 4 match results (listed set-by-set, plus final score):
(home team listed second in each match)

Charlotte : 6 - 7 - 4 - 6 - 3 = **26**
Raleigh : 2 - 1 - 4 - 2 - 3 = **12**

Fuquay-Varina : 3 - 3 - 4 - 4 - 3 = **17**
Asheville : 5 - 5 - 4 - 4 - 3 = **21**

Port City : 2 - 4 - 4 - 4 - 6 = **20**
Morehead City : 6 - 4 - 4 - 4 - 0 = **18**

Cary : 5 - 4 - 6 - 4 - 3 = **22**
Lake Norman : 3 - 4 - 2 - 4 - 3 = **16**

Chapel Hill : 3 - 1 - 2 - 2 - 3 = **11**
Pineville : 5 - 7 - 6 - 6 - 3 = **27**

Jacksonville : 3 - 2 - 0 - 2 - 0 = **7**
Durham : 5 - 6 - 8 - 6 - 6 = **31**

Piedmont : 3 - 1 - 4 - 2 - 0 = **10**
Wilmington : 5 - 7 - 4 - 6 - 6 = **28**

May 30 schedule:	Asheville @ Chapel Hill	Raleigh @ Pineville	Fuquay-Varina @ Charlotte
Lake Norman @ Port City	Morehead City @ Durham	Piedmont @ Jacksonville	Wilmington @ Cary
July 11 schedule:	Raleigh @ Asheville	Pineville @ Piedmont	Charlotte @ Chapel Hill
Lake Norman @ Fuquay-Var.	Cary @ Morehead City	Port City @ Jacksonville	Durham @ Wilmington
August 15 schedule:	Port City @ Asheville	Cary @ Pineville	Piedmont @ Charlotte
Lake Norman @ Durham	Fuquay-Var. @ Morehead City	Chapel Hill @ Jacksonville	Wilmington @ Raleigh
September 19 schedule:	Asheville @ Cary	Pineville @ Durham	Charlotte @ Port City
Chapel Hill @ Lake Norman	Morehead City @ Piedmont	Jacksonville @ Raleigh	Fuquay-Var. @ Wilmington
October 24 schedule:	Durham @ Asheville	Pineville @ Port City	Charlotte @ Cary
Lake Norman @ Piedmont	Raleigh @ Morehead City	Jacksonville @ Fuquay-Varina	Wilmington @ Chapel Hill

December 5 & 6: Postseason tournament (top 4 teams from each division). Hosted by Durham.
Quarterfinals - Sat, 12:00 p.m. Semifinals - Sat., 5:00 p.m. Finals - Sun., 1:00 p.m.

NCCDL HIGH INS/OUTS & PERFECT THROWS

High In : 157 - Todd Lemons - Dur. - (4/4)
High Out : 170 - Robbie Phillips - Dur. - (4/4)

Perfect Throws		
Neal Bedworth - Wilm. - (9m,2/21)	Bob Gargan - Wilm. - (T77,2/21)	Robbie Phillips - Dur. - (T80,4/4)
Tom Brown - Dur. - (T80,4/4)	Ed Grubb - Ral. - (T80,4/4)	A.J. Pierce - Jack. - (T80,2/21)
Scott Butters - Fuq.-Var. - (9m,2/21)	Bob Harding - Char. - (T80,4/4)	Terry Pope - P.City - (T80,4/4)
Ken Button - Pine. - (9m,2/21)	Jerry Jarman - M.City - (T80,4/4)	Paul Ritchie - Pine. - (T80,2/21)
Joel Eason - Cary - (9m,4/4)	Kevin Kendall - Cary - (9m,2/21)	Pat Robinson - Ashe. - (9m,2/21)
Matt Eller - Char. - (T80,2/21)	Mark Knight - Dur. - (T80,4/4)	Allen Smith - Dur. - (9m,2/21)
Jim Fitzgibbons - Jack. - (9m,4/4)	Tony Landi - Lake N. - (9m,4/4)	Brian Welch - Pine. - (T80,2/21)
Brent Frazier - Ch.Hill - (9m,2/21)	Garrett Meshaw - Wilm. - (T80,2/21)	Randy Wilcox - Fuq.-Var. - (9m,4/4)
	Robbie Phillips - Dur. - (T71,2/21)	Randy Wilcox - Fuq.-Var. - (9m,4/4)

OTHER PRETTY GOOD NON-AWARD STUFF…

9-dart 301 - Neal Bedworth - Wilm.,2/21
11-dart 301 - Jeremy Dziczkowski - Dur.,2/21
15-dart 501 - Neal Bedworth / Dan Naylor - Wilm.,2/21
16-dart 501 - Robbie Phillips / Keith Wall - Dur.,2/21

4th Annual Wreck at the Deck

Hosted at The Upper Deck Sports Bar & Pub

June 5-7, 2009
$5,200+

Sanctioning Pending

DAY	FRIDAY	SATURDAY							SUNDAY				
Time*	8:00 pm	11:00 am	1:00 pm	1:30 pm	3:00 pm	3:30 pm	5:30 pm	7:00 pm	11:00 am	1:00 pm	1:30 pm	2:30 pm	3:00 pm
Event	Blind Draw Chicago	Mixed Doubles Cricket	Men's Doubles Cricket	Ladies' Singles Cricket	Men's Singles Cricket	Ladies' Doubles Cricket	Mixed 3 Person 601	Blind Draw	Mixed Doubles 501	Men's Doubles 501	Ladies' Singles 501	Men's Singles 501	Ladies' Doubles 501
Entry Fee	$10 person	$20 team	$20 team	$15** person	$15** person	$20 team	$30 team	$10 person	$20 team	$20 team	$15** person	$15** person	$20 team
1st	$200	$200	$200	$120	$200	$140	$260	30%	$200	$200	$120	$200	$140
2nd	$100	$100	$100	$60	$100	$70	$120	15%	$100	$100	$60	$100	$70
Top 4	$50	$50	$50	$30	$50	$40	$60	10%	$50	$50	$30	$50	$40
Top 8	$26	$26	$26	$15	$25	--	--	5%	$26	$26	$15	$25	--
Total	$504	$504	$504	$300	$500	$290	$500	85%	$504	$504	$300	$500	$290

* - Posted Times reflect sign up deadline, with matches starting 15 minutes later ** - Includes $2 ADO surcharge

NO OUTSIDE BEVERAGES OR FOOD ALLOWED!

Location: The Upper Deck 329 N. Harrison Ave, Cary, NC 27513
Host: Carolina Dart Association and The Upper Deck
Contact: Julie Payne 919-210-9781
Email: jpayne2@nc.rr.com for tournament information
Hotel: Studio Plus – 600 Weston Parkway, Cary, NC 919-677-9910 (rates do not include taxes)
Reservations must be made by June 1st, 2009 in order to get rate
($54.99 per night for Deluxe room or $49.99 per night for Queen room – please ask for the Darts Group rate)

Warning: Darts is an adult sport. It is dangerous for children to play darts without adult supervision. Please use your discretion.
Disclaimer-Amateur Status: The host association and/or the ADO assumes no responsibility for any adverse effects which dart awards may have on the amateur status of any youth participant. Check local regulations.

Driving Directions: From West: I-40 East to Raleigh. Exit onto Harrison Avenue. Travel approx. 4.5 miles south on Harrison Ave. The Upper Deck is in the shopping center on the right immediately following the traffic light at Chapel Hill Rd.
From North: I-85 south to I-85 south to US-1 south to Raleigh. US-1 (Capital Blvd) to I-540 west toward RDU. Airport exit (RDU) around to Aviation Dr. Exit Aviation or to I-40 to Harrison Avenue exit. Follow from above directions.
From South: I-95 to I-40 to Raleigh. In Raleigh, I-40 toward RDU to NC54. NC54 (Chapel Hill Rd) west to Harrison Avenue. Turn left onto Harrison then right into shopping center.
Hotel: Turn left out of parking lot of the Upper Deck. Travel 2.0 miles. Turn left onto Weston Parkway. Go .1 mile. Studio Plus will be on the Right.

FOOD BANK OF CENTRAL & EASTERN NORTH CAROLINA



Wreck at the Deck

Charity Dart Tournament Board Sponsorship Form

The Carolina Dart Association is proud to host the 4th annual Wreck at the Deck Charity Dart Tournament. Much of our success is directly due to the support of our members, community, and the participation of fellow NC darters. Any proceeds from the tournament go to support the North Carolina Food Bank.

We are seeking board sponsorships for this year's tournament. All sponsorships will be on an 8 x 24" sign posted on the standdions and can include your logo, address, hours, or anything you want to show your support!

Questions: Please contact Leslie Tangeman at 785-643-3768 if you have questions.

The Upper Deck Sports Bar & Pub

Cost: $25 per board

Number of Boards: _____ (x $25 each)
Total: _____

Association/Team/Bar Name: _____
What would you like on your sign and any specific instructions:
Please email any artwork or logo files to Lmtenoo23@yahoo.com with your name included.

_____

_____

_____

_____

_____

Please return this form in person or by mailing it to:
Carolina Dart Association
c/o Leslie Tangeman
712 Homestead Park Dr
Apex, NC 27502

Your continuing support is appreciated and we look forward to seeing everyone in Cary!

Break Time Billiards & Piedmont Dart Association Present:

Piedmont Dart Shootout VIII

Sanctioning Applied for

June 12-14, 2009

$2,000

PIEDMONT DART ASSOCIATION

***** Minimum Guaranteed Payout *****

DAY	FRIDAY	SATURDAY						SUNDAY				
TIME	8:00 PM	10:00 AM	12:30 PM	1:00 PM	3:00 PM	4:00 PM	7:00 PM	11:00 AM	1:30 PM	2:00 PM	3:30 PM	4:30 PM
	BLIND	MIXED	MENS	LADIES'	MENS	LADIES'	BLIND	MIXED	MENS	LADIES'	MENS	LADIES'
EVENT	DRAW	DOUBLES	DOUBLES	SINGLES	SINGLES	DOUBLES	DRAW	TRIPLES	DOUBLES	SINGLES	SINGLES	DOUBLES
	50/50/Kick	CRICKET	CRICKET	CRICKET	CRICKET	CRICKET	50/50/Kick	601	501	501	501	501
ENTRY FEE	$10 person	$20 team	$20 team	$12 person ‡	$12 person ‡	$20 team	$10 person	$30 team	$20 team	$12 person ‡	$12 person ‡	$20 team
1st	$100	$100	$100	$50	$100	$60	$100	$120	$100	$50	$100	$60
2nd	$50	$50	$50	$24	$50	$30	$50	$60	$50	$24	$50	$30
Top 4	$24	$24	$24	$12	$24		$24	$30	$24	$12	$24	

‡ Fee includes $2.00 ADO Surcharge - Posted Time is close of registration

*** 90% of All Entry Fees Over the $2,000 Guarantee Will Be Paid Out After Expenses ***

Area Accommodations:

- **Quality Inn** 336-767-9009
- **Baymont Inns** 336-714-8888
- **Days Inn** 336-744-5755
- **Holiday Inn Select** 336-767-9595

Tournament Director:
Nancy Coley 336-299-8068

PDA Web Site:
www.piedmontdarts.org



Tournament Location:
Break Time Billiards
5083 University Parkway
Winston-Salem, NC 27106
336-744-9404

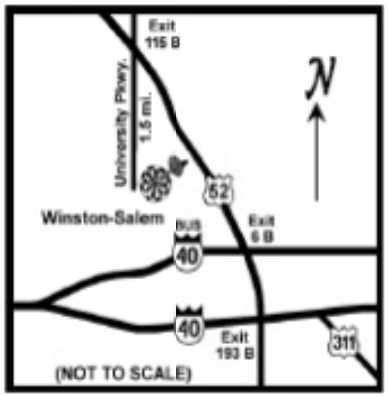

Directions to Break Time

- I-40 to Hwy 52 North
- Exit 115B (Univ. Pkwy.)
- Turn right at top of ramp, go thru 4 stop lights and North Chase Shopping Ctr. will be on the left.
- Break Time Billiards is in the shopping center

Dart Supplies by:

29th Annual "Savannah Open" Dart Tournament

May 22 - 24, 2009

$10,000 +

Guaranteed Purse and Trophies

Sponsored By

"YOUR NAME COULD BE HERE"

Sign-Up Ends	5:00 PM	5:30 PM	7:45 PM	9:15 AM	11:45 AM	12:15 PM	2:45 PM	5:15 PM	10:15 AM	10:45 AM	12:45 PM	1:45 PM	4:45 PM
Day	FRIDAY	FRIDAY	FRIDAY	SATURDAY	SATURDAY	SATURDAY	SATURDAY	SATURDAY	SUNDAY	SUNDAY	SUNDAY	SUNDAY	SUNDAY
Time	6:00 PM	6:00 PM	8:00 PM	10:00 AM	12:00 PM	1:00 PM	3:00 PM	6:00 PM	11:00 AM	11:30 AM	1:30 PM	2:30 PM	5:30 PM
Event	Men's Singles Cricket	Ladies' Singles Cricket	Draw Doubles 501	Mixed Doubles 501	Men's Doubles 501	Ladies' Doubles 501	Mixed Doubles Cricket	Open 4's 701	Men's Doubles Cricket	Ladies' Doubles Cricket	Men's Singles 501	Ladies' Singles 501	Mixed Triples 501
Entry	$30/person	$30/person	$15/person	$20/team	$20/team	$20/team	$20/team	$40/team	$20/team	$20/team	$15/person	$15/person	$30/team
1st	300	150	400	300	300	200	300	400	300	200	300	150	300
2nd	150	80	200	150	140	100	150	200	140	100	150	80	150
Top 4	80	40	100	80	70	40	80	100	70	40	80	40	80
Top 8	40	20	80	40	30		40	80	30		40	20	40
Top 16	20		20		20				20		20		
Total	1040	480	1160	770	860	380	770	1840	860	380	1040	490	900

JUNIOR EVENTS

Sign-Up			
$1/event	8:15 AM	10:30 AM	2:30 PM
Day	SUNDAY	SUNDAY	SUNDAY
Time	8:30 AM	10:30 AM	3:00 PM
Event	Adult/Jr. Doubles 401	Junior Singles 401	Junior Double Cricket
Entry	$1/Per Person Per Event		

Juniors may play in Jr. Singles or an Adult Doubles Cricket but NOT both.
Juniors may play in Jr. Doubles or an Adult Singles 501 but NOT both.

*** 100% Payout***
Ladies Events

This will be a Non-Smoking Event

All Singles Events Include $2.00 Entrant Fee

HOSTED BY: QUALITY INN & SUITES
I-95 Exit 102 US-80
301 GOVERNOR TREUTLAN DR. POOLER, GA.
(912-748-6464) OR (888-895-6464)
Ask For Darter's Rate

TOURNAMENT DIRECTOR
DAN JORDAN
FOR FURTHER INFORMATION
Call: (843) 875-5305
E-Mail: Savannahdarts@yahoo.com
OR SEE OUR WEB SITE AT:
http://www.SAVDARTS.ORG

"Tournament Scheduler"
Courtesy of:
Independent Software

SANCTIONED BY



DISCLAIMER – AMATEUR STATUS

WARNING

THE 31ST ANNUAL
CVDA DART CLASSIC

JUNE 12- 14, 2009
RICHMOND, VA

$11,400

Sanctioned by:

Central Virginia Dart Association
P.O. Box 14591
Richmond, Virginia 23221
804-796-9669
www.cvdadarts.com

Tournament Directors:
CVDA Board of Directors

	FRIDAY		SATURDAY							SUNDAY				
Sponsors			IMS	Cockade City Grille	Rock Falls Tavern	Patrick's Restaurant	LiveWire's	Susan & Ken Davis		Terry Kelly	Sportsman Restaurant			
Event	7:00PM Blind Draw Doubles	9:00PM Blind Draw Doubles	10:00AM Mixed Doubles	12:30PM Ladies Doubles	1:00PM Men's Singles	3:00PM Ladies Singles	4:00PM Men's Doubles	7:00PM Mixed Triples	9:00PM Blind Draw	10:00AM Men's Doubles	10:30AM Ladies Doubles	12:30PM Men's Singles	1:00PM Ladies Singles	3:30PM Mixed Doubles
	501 FIDO	Cricket	Cricket	Cricket	501 FIDO	501 FIDO	Cricket	501 FIDO	501/Cricket	501 FIDO	501 FIDO	Cricket	Cricket	501 FIDO
Entry Fee	$10.00 Person	$10.00 Person	$30.00 Team	$30.00 Team	$17.00* Person	$17.00* Person	$30.00 Team	$45.00 Team	$10.00 Person	$30.00 Team	$30.00 Team	$17.00* Person	$17.00* Person	$30.00 Team
1st	240		450	220	350	200	420	480	240	420	220	300	200	450
2nd	120		220	110	170	100	210	240	120	210	110	140	100	220
3rd – 4th	60		120	60	80	50	110	120	60	110	60	70	50	210
5th – 8th	30		60	30	40	25	50	60	30	50	30	30	25	60
9th – 16th					20							20		
Total	$600		$1,150	$570	$1,000	$500	$1,050	$1,200	$600	$1,050	$570	$860	$500	$1,150

*- Includes $2.00 ADO Sanctioning
Doors open at 6:00 PM Friday.
Full bar and dart concessions on the premises.
NO OUTSIDE FOOD OR DRINKS PERMITTED!!

A darter causing damages to CVDA and/or Hotel property will assume responsibility for all damages and costs incurred. The darter may be subject to dismissal from the tournament and/or Hotel property.

Youth Events **Saturday 8:30 AM by Age Groups Singles**
Sunday 8:30 AM Youth/Adult.
Trophies and medals awarded, no cash prizes

Holiday Inn Select
1021 Koger Center Blvd.
Richmond, VA 23235-4756
804-379-3800
Reservations: ASK FOR CVDA GROUP RATES!!!!!
$94.00

DISCLAIMER: The Host Association and/or the ADO assumes no responsibility for any adverse effects which darts may have on the amateur status of any Youth participant

---

G.C.D.A. Presents
Firecracker 5000+
June 26-28, 2009

Comfort Inn Suites
6710 Ringgold Rd
Chattanooga, TN 37412
1-423-893-7979
ask for darters rates
$59.99 before 5/30/09

SANCTIONED BY AMERICAN DARTS ORGANIZATION

	Mixed Dbls	Blind Draw	Mixed Trips	Mens Dbls	Ladies sgls	Mens Sgls	Ladies dbls	Mens Sgls	Ladies Dbls	Mixed Dbls	Blind Draw	Mens Dbls	Ladies Singles	Mens Singles	Ladies Dbls
	CR	501	601	cr	cr	cr	cr	cr	501	501	cr	501	501	501	501
	$20	$10	$30	$20	$12*	$12*	$20	$12*	$20	$20	$10	$20	$12*	$12*	$20
	Fri	Fri	Sat	Sat	Sat	Sat	Sat	Sat	Sat	Sat	Sat	Sun	Sun	Sun	Sun
	7:00	9:00	10:30	12:30	12:45	3:00	3:15	6:00	8:30	11:00	11:15	1:30	1:45		
1st	140	180	210	140	100	150	100	160	180	140	100	140	100		
2nd	70	100	120	70	50	80	60	100	100	70	50	80	50		
3rd-4th	40	50	60	40	25	40	30	50	50	40	25	40	30		
5th-8th	20	30	45	30	15	20		30	30	30	15	20			
	370	500	630	410	260	390	220	480	500	410	260	380	210		

* Includes $2 ADO Fee

Sign ups will close 15 minutes before event starts
for more information call 423-362-4267

Tournament Director: Lloyd Hoover

No Outside Food or Drink

Spring 2009 RDL Top Singles Records (by division) (FINAL!)

(There are no missing statistics, as all scoresheets from the entire season have been received.) (Game minimums required for these listings: 19 for divisions C/D/E/F/H, 16 for divisions A/B/G - except for teams B4, C1, F5, & F6, for whom the minimum is one less than that of their divisions due to a forfeit received)

	"A" Division		W	L	%-age
1	Brown, Tom	A1/ A Dozen Elements	18	3	0.857
2	Gibbs, Keith	A4/ Name to be determined	15	3	0.833
3	Beeson, Robb	A3/ Who's the Daddy?	17	4	0.810
4	Phillips, Robbie	A1/ A Dozen Elements	19	5	0.792
5	Butters, Kent	A6/ 95% Drunksten	14	4	0.778
6	Davis, Jimmy	A6/ 95% Drunksten	17	5	0.773
7	Seward, Mike	A3/ Who's the Daddy?	13	4	0.765
8	Terry, Bob	A2/ Lunatic Fringe	17	7	0.708
9	Jeffcoat, Doug	A3/ Who's the Daddy?	12	5	0.706
10	Bakowski, Adam	A2/ Lunatic Fringe	14	6	0.700
11	Hyler, Dale	A1/ A Dozen Elements	11	5	0.688
12	Butters, Scott	A6/ 95% Drunksten	13	6	0.684
13	Murray, Shane	A4/ Name to be determined	14	7	0.667
14	Knight, Mark	A1/ A Dozen Elements	14	8	0.636

	"B" Division		W	L	%-age
1	Mitchell, Sid	B1/ Appetite for Destruction	20	4	0.833
2	Lane, Timothy	B3/ Pickled Pig Darts	17	5	0.773
3	Hobbs, Brian	B6/ Bennington Brawlers	12	4	0.750
	Mills, Tim	B4/ Rebels Without A Cause	12	4	0.750
5	Hoyt, David	B2/ Rif Raf	17	6	0.739
6	O'Brien, Sean	B3/ Pickled Pig Darts	17	7	0.708
7	Deemer, Randy	B3/ Pickled Pig Darts	16	7	0.696
8	Holland, Steve	B4/ Rebels Without A Cause	11	5	0.688
9	Baldwin, Randy	B3/ Pickled Pig Darts	15	7	0.682
	Flood, Tom	B1/ Appetite for Destruction	15	7	0.682
11	Johnson, Mike	B5/ One And Done	16	8	0.667
	King, Timmy	B1/ Appetite for Destruction	16	8	0.667
13	Buckman, Dave	B5/ One And Done	15	8	0.652
14	Pharo, John	B1/ Appetite for Destruction	11	6	0.647

	"C" Division		W	L	%-age
1	Oakley, Jerry	C7/ The OG's	25	3	0.893
2	Reaume, Andre	C7/ The OG's	21	4	0.840
3	Brown, Barry	C2/ Dogs of War	19	4	0.826
4	Kubel, Tom	C8/ Off Constantly	21	7	0.750
	Mayhew, Zak	C8/ Off Constantly	21	7	0.750
	Burney, Gary	C4/ Excalibur	15	5	0.750
7	Mays, John	C1/ Nine Lives	19	7	0.731
8	Foushee, Eugene	C4/ Excalibur	20	8	0.714
9	Krasnow, Dave	C3/ Traveling Beer Bellies	14	6	0.700
10	Gaulthier, Cody	C7/ The OG's	18	8	0.692
11	Lueneburg, Randy	C8/ Off Constantly	17	8	0.680
12	Romanchek, David	C1/ Nine Lives	16	8	0.667
13	Keever, David	C1/ Nine Lives	15	8	0.652
14	Copple, Matthew	C1/ Nine Lives	16	9	0.640

	"D" Division		W	L	%-age
1	Dunleavy, John	D7/ Respect Da Bull	24	2	0.923
2	Eastmead, Phillip	D2/ The Locals	23	3	0.885
3	Tant, J.J.	D8/ Overtime Outlaws	23	4	0.852
4	Lyons, Jeff	D7/ Respect Da Bull	22	4	0.846
5	Martinez, Vicente	D6/ Hammered Heads	21	4	0.840
	McNamara, Tim	D5/ Jack Nine	21	4	0.840
7	Winters, Tom	D3/ Dynamic Darts	17	4	0.810
8	Bryant, Whit	D2/ The Locals	21	5	0.808
9	Ackerman, Travis	D7/ Respect Da Bull	16	4	0.800
10	Sarantos, Alex	D6/ Hammered Heads	20	6	0.769
11	Keller, Tony	D1/ C-Minus	21	7	0.750
	Anderson, Ryan	D1/ C-Minus	15	5	0.750
13	Dzengeleski, Jimmy	D3/ Dynamic Darts	20	8	0.714
14	Stark, Keith	D2/ The Locals	18	9	0.667

	"E" Division		W	L	%-age
1	Gower, Jeff	E6/ The Pit Crew	20	3	0.870
2	Reitano, Sal	E8/ The DIVE Bombers	23	5	0.821
3	Kiser, Lyman	E1/ One-Armed Bandits	24	6	0.800
4	Hall, Mike	E3/ Tater Fried	22	6	0.786
	Lamb, Mark	E5/ Imports and Domestics	22	6	0.786
6	Blackwelder, Deb	E4/ Drunk Luck	20	6	0.769
7	Walters, Jason	E3/ Tater Fried	22	7	0.759
8	Smith, Brian	E2/ The Bogarts	20	9	0.690
9	Tourout, Glenn	E5/ Imports and Domestics	17	8	0.680
10	Wells, John	E4/ Drunk Luck	17	9	0.654
11	Bird, Vic	E6/ The Pit Crew	14	8	0.636
12	Simpson, David	E3/ Tater Fried	18	11	0.621
13	Duncan, Jeff	E8/ The DIVE Bombers	16	10	0.615
14	Jobe, Crawford	E6/ The Pit Crew	17	11	0.607

	"F" Division		W	L	%-age
1	Glendy, Mike	F1/ Fowl Play	19	4	0.826
	Thorne, Jon	F6/ Money Shot	19	4	0.826
3	Fournier, Jeff	F8/ Salute-A-Bulls	19	5	0.792
4	Thorne, Rick	F6/ Money Shot	16	5	0.762
5	Nelson, Shane	F3/ The Redneckers	21	7	0.750
6	Titsworth, Dan	F6/ Money Shot	18	7	0.720
7	Roseman, Sean	F3/ The Redneckers	15	6	0.714
8	Johnson, Dave	F7/ Menace 2 Sobriety	14	6	0.700
9	Gillett, Galen	F2/ Better At Pool	15	7	0.682
10	Hall, Frank	F2/ Better At Pool	13	7	0.650
11	Lee, Ronnie	F1/ Fowl Play	18	10	0.643
12	McCartney, Eric	F7/ Menace 2 Sobriety	17	11	0.607
13	Crabtree, Jason	F3/ The Redneckers	12	9	0.571
14	Van Olst, Jason	F1/ Fowl Play	13	10	0.565

	"G" Division		W	L	%-age
1	Wilcenski, Steve	G6/ Coral Reefers	19	1	0.950
2	Powell, Mark	G3/ Any Given Wednesday	17	2	0.895
3	Wade, Nate	G6/ Coral Reefers	17	3	0.850
4	Britt, Jim	G6/ Coral Reefers	15	5	0.750
5	Gallagher, Jim	G6/ Coral Reefers	15	6	0.714
6	Bordeau, Eric	G7/ Wire We Here	14	6	0.700
7	Clough, James	G1/ Irish We Were Drunk	15	7	0.682
8	Dysard, Rick	G4/ Death Throw	16	8	0.667
	Stacy, Rod	G5/ Sharkshooters	16	8	0.667
	Willis, Tolson	G4/ Death Throw	16	8	0.667
	Rube, Bob	G3/ Any Given Wednesday	14	7	0.667
12	Montesi, Chris	G1/ Irish We Were Drunk	13	7	0.650
13	Longoria, Ruben	G7/ Wire We Here	14	8	0.636
14	(two tied)				0.625

	"H" Division		W	L	%-age
1	Kyle, Mike	H3/ Nice Dittles	16	3	0.842
2	Greene, Sebastian	H8/ Ale-ing Archers	20	4	0.833
3	Schwochow, Andy	H8/ Ale-ing Archers	15	5	0.750
4	Mushow, Dave	H8/ Ale-ing Archers	17	6	0.739
5	Fitzgerald, Aaron	H2/ Big Bulls	21	8	0.724
6	Dunham, Jim	H3/ Nice Dittles	14	6	0.700
7	Reinert, Kevin	H2/ Big Bulls	16	7	0.696
8	Campbell, Dan	H3/ Nice Dittles	18	8	0.692
	Strickland, Jon	H3/ Nice Dittles	18	8	0.692
10	Coalson, Patrick	H8/ Ale-ing Archers	15	7	0.682
11	Johnson, Aaron	H1/ Dartastrophe	18	9	0.667
	Bebout, Chad	H6/ Ton Up Tossers	14	7	0.667
13	Fitzgerald, Dennis	H2/ Big Bulls	15	8	0.652
	Gupton, Corbett	H2/ Big Bulls	15	8	0.652

	Women's Records (# of women by div.: A-0, B-1, C-6, D-3, E-6, F-6, G-7, H-7)		W	L	%-age
B	-	-	-	-	-
C	Oakley, Gina	C7/ The OG's	6	16	0.273
	-	-	-	-	-
D	Gaulthier, Angela	D7/ Respect Da Bull	9	14	0.391
E	Blackwelder, Deb	E4/ Drunk Luck	20	6	0.769
	Buckley, Jennifer	E7/ Hostile Saints	12	10	0.545
F	Bohanan, Heather	F2/ Better At Pool	5	15	0.250
	-	-	-	-	-
G	Mitchell, Liz	G5/ Sharkshooters	9	14	0.391
	McCray, Karla	G7/ Wire We Here	7	18	0.280
	Jones, Linda	G7/ Wire We Here	5	17	0.227
H	Herfel, Tina	H5/ Just Here for Beer	4	18	0.182
	-	-	-	-	-
	-	-	-	-	-

Spring 2009 RDL Top Doubles Records (by division) (FINAL!)

(There are no missing statistics, as all scoresheets from the entire season have been received.) (Game minimums required for these listings: 19 for divisions C/D/E/F/H, 16 for divisions A/B/G - except for teams B4, C1, F5, & F6, for whom the minimum is one less than that of their divisions due to a forfeit received)

	"A" Division		W	L	%-age
1	Phillips, Robbie	A1/ A Dozen Elements	20	3	0.870
2	Wall, Keith	A1/ A Dozen Elements	14	3	0.824
3	Lovelace, Mike	A6/ 95% Drunksten	14	4	0.778
4	Murray, David	A4/ Name to be determined	13	4	0.765
5	Beeson, Robb	A3/ Who's the Daddy?	15	5	0.750
6	Jeffcoat, Doug	A3/ Who's the Daddy?	15	6	0.714
7	Gelhar, Tommy	A4/ Name to be determined	17	7	0.708
8	Murray, Shane	A4/ Name to be determined	16	7	0.696
9	Tan, Wil	A1/ A Dozen Elements	11	5	0.688
10	Brown, Tom	A1/ A Dozen Elements	15	7	0.682
11	Davis, Jimmy	A6/ 95% Drunksten	11	6	0.647
12	Knight, Mark	A1/ A Dozen Elements	15	9	0.625
	Kendall, Kevin	A3/ Who's the Daddy?	10	6	0.625
	Seward, Mike	A3/ Who's the Daddy?	10	6	0.625

	"B" Division		W	L	%-age
1	Rodgers, Trey	B4/ Rebels Without A Cause	17	2	0.895
2	Jur, Jess	B2/ Rif Raf	16	5	0.762
3	Diamond, Paddy	B2/ Rif Raf	12	4	0.750
4	Coleman, Brian	B1/ Appetite for Destruction	17	7	0.708
5	Barwick, Rob	B2/ Rif Raf	16	7	0.696
6	St. Clair, Matt	B2/ Rif Raf	14	7	0.667
7	Mitchell, Sid	B1/ Appetite for Destruction	15	8	0.652
8	Hall, Josh	B5/ One And Done	14	8	0.636
9	Ridenour, Ron	B4/ Rebels Without A Cause	12	7	0.632
10	Holland, Steve	B4/ Rebels Without A Cause	10	6	0.625
11	Hoyt, David	B2/ Rif Raf	13	8	0.619
	Lane, Timothy	B3/ Pickled Pig Darts	13	8	0.619
	O'Brien, Sean	B3/ Pickled Pig Darts	13	8	0.619
14	Sellers, Mark	B5/ One And Done	11	7	0.611

	"C" Division		W	L	%-age
1	Oakley, Jerry	C7/ The OG's	21	7	0.750
2	Copple, Matthew	C1/ Nine Lives	18	7	0.720
	Lueneburg, Randy	C8/ Off Constantly	18	7	0.720
4	Oakley, Gina	C7/ The OG's	15	6	0.714
5	Brown, Barry	C2/ Dogs of War	17	7	0.708
6	Reaume, Andre	C7/ The OG's	18	8	0.692
7	Burney, Gary	C4/ Excalibur	13	6	0.684
8	Fazenbaker, Jon	C4/ Excalibur	15	8	0.652
9	Mayhew, Zak	C8/ Off Constantly	18	10	0.643
10	Mays, John	C1/ Nine Lives	16	9	0.640
11	Vann, Tim	C4/ Excalibur	12	7	0.632
12	Romanchek, David	C1/ Nine Lives	15	9	0.625
13	Wilkie, Felipe	C2/ Dogs of War	16	10	0.615
14	Kubel, Tom	C8/ Off Constantly	17	11	0.607

	"D" Division		W	L	%-age
1	Tant, J.J.	D8/ Overtime Outlaws	20	7	0.741
2	McNamara, Tim	D5/ Jack Nine	18	8	0.692
3	Eastmead, Phillip	D2/ The Locals	17	8	0.680
4	Williamson, Tony	D8/ Overtime Outlaws	18	9	0.667
	Clark, Dan	D8/ Overtime Outlaws	16	8	0.667
6	Crowe, Jason	D8/ Overtime Outlaws	17	9	0.654
7	Winters, Tom	D3/ Dynamic Darts	13	7	0.650
8	Keller, Tony	D1/ C-Minus	18	10	0.643
9	McFadden, Kevin	D3/ Dynamic Darts	17	10	0.630
10	Lyons, Jeff	D7/ Respect Da Bull	13	8	0.619
11	Dautrich, Dan	D1/ C-Minus	17	11	0.607
12	Hogan, Alan	D1/ C-Minus	18	12	0.600
	Anderson, Ryan	D1/ C-Minus	12	8	0.600
14	Evans, J.P.	D5/ Jack Nine	13	9	0.591

	"E" Division		W	L	%-age
1	Lamb, Mark	E5/ Imports and Domestics	24	4	0.857
2	Hall, Mike	E3/ Tater Fried	23	5	0.821
3	Dudley, Robert	E5/ Imports and Domestics	22	6	0.786
4	Walters, Jason	E3/ Tater Fried	22	7	0.759
5	Raquet, Michael	E7/ Hostile Saints	20	8	0.714
6	Thomas, Jason	E6/ The Pit Crew	15	7	0.682
7	Flowers, Fred	E8/ The DIVE Bombers	17	8	0.680
8	Dickman, Sheila	E5/ Imports and Domestics	19	9	0.679
	Tourout, Glenn	E5/ Imports and Domestics	19	9	0.679
10	Gower, Jeff	E6/ The Pit Crew	16	8	0.667
11	Hill, Mike	E3/ Tater Fried	17	9	0.654
12	Brown, Jay	E7/ Hostile Saints	18	10	0.643
13	Kiser, Lyman	E1/ One-Armed Bandits	19	11	0.633
14	Blackwelder, Deb	E4/ Drunk Luck	16	10	0.615

	"F" Division		W	L	%-age
1	Glendy, Mike	F1/ Fowl Play	19	6	0.760
2	Lee, Ronnie	F1/ Fowl Play	20	7	0.741
3	Thorne, Scott	F6/ Money Shot	13	5	0.722
4	Thorne, Marshall	F6/ Money Shot	17	7	0.708
5	Titsworth, Dan	F6/ Money Shot	14	6	0.700
6	Dyment, Brian	F4/ Boys' Night Out	21	10	0.677
7	McAlpin, Jack	F5/ Designated Divers	12	6	0.667
8	Balena, Frank	F2/ Better At Pool	18	10	0.643
9	Cusher, Dean	F3/ The Redneckers	16	9	0.640
10	Colton, Mitch	F6/ Money Shot	12	7	0.632
11	Barnes, George	F4/ Boys' Night Out	14	9	0.609
12	Thorne, Jon	F6/ Money Shot	12	8	0.600
13	Krug, Jon	F5/ Designated Divers	13	9	0.591
	Roseman, Sean	F3/ The Redneckers	13	9	0.591

	"G" Division		W	L	%-age
1	Wade, Nate	G6/ Coral Reefers	15	4	0.789
	Wilcenski, Steve	G6/ Coral Reefers	15	4	0.789
3	Britt, Jim	G6/ Coral Reefers	14	4	0.778
4	Willis, Tolson	G4/ Death Throw	18	6	0.750
	Thompson, Ben	G4/ Death Throw	12	4	0.750
6	Gallagher, Jim	G6/ Coral Reefers	12	5	0.706
7	Smith, Van	G6/ Coral Reefers	13	6	0.684
8	Lilienthal, John	G2/ Grateful Darts	15	8	0.652
9	Rube, Bob	G3/ Any Given Wednesday	14	8	0.636
10	Powell, Mark	G3/ Any Given Wednesday	12	7	0.632
11	Stacy, Rod	G5/ Sharkshooters	15	9	0.625
12	Harpster, Ben	G5/ Sharkshooters	13	9	0.591
13	Bowman, Jason	G1/ Irish We Were Drunk	12	9	0.571
	Krouskos, Pete	G3/ Any Given Wednesday	12	9	0.571

	"H" Division		W	L	%-age
1	Fitzgerald, Aaron	H2/ Big Bulls	21	7	0.750
	Greene, Sebastian	H8/ Ale-ing Archers	18	6	0.750
3	Gupton, Corbett	H2/ Big Bulls	17	6	0.739
	Talton, Chris	H2/ Big Bulls	17	6	0.739
5	Strickland, Jon	H3/ Nice Dittles	16	6	0.727
6	Fitzgerald, Dennis	H2/ Big Bulls	17	7	0.708
7	Johnson, Steve	H5/ Just Here for Beer	18	8	0.692
8	Gates, Dan	H5/ Just Here for Beer	13	6	0.684
9	Toolan, Chris	H5/ Just Here for Beer	19	9	0.679
10	Coalson, Patrick	H8/ Ale-ing Archers	14	8	0.636
11	Mushow, Dave	H8/ Ale-ing Archers	15	10	0.600
12	Lear, Tom	H1/ Dartastrophe	14	10	0.583
13	Emerton, Eric	H5/ Just Here for Beer	11	8	0.579
14	Harvey, Justin	H8/ Ale-ing Archers	12	9	0.571

Women's Records

	(# of women by div.: A-0, B-1, C-6, D-3, E-6, F-6, G-7, H-7)		W	L	%-age
B	-	-	-	-	-
C	Oakley, Gina	C7/ The OG's	15	6	0.714
	Knight, Maridy	C7/ The OG's	11	10	0.524
D	-	-	-	-	-
E	Dickman, Sheila	E5/ Imports and Domestics	19	9	0.679
	Blackwelder, Deb	E4/ Drunk Luck	16	10	0.615
F	Sasser, Jenny	F5/ Designated Divers	10	13	0.435
	-	-	-	-	-
G	Stacy, Michelle	G5/ Sharkshooters	10	10	0.500
	Longoria, Dolores	G7/ Wire We Here	8	8	0.500
	Bowman, Sarah	G1/ Irish We Were Drunk	8	11	0.421
H	Greene, Missy	H8/ Ale-ing Archers	10	9	0.526
	Herfel, Tina	H5/ Just Here for Beer	9	12	0.429
	-	-	-	-	-

Spring 2009 RDL Top Singles+Doubles Records (by division) (FINAL!)

(There are no missing statistics, as all scoresheets from the entire season have been received.) (Game minimums required for these listings: 37 for divisions C/D/E/F/H, 32 for divisions A/B/G - except for teams B4, C1, F5, & F6, for whom the minimum is two less than that of their divisions due to a forfeit received)

	"A" Division		W	L	%-age
1	Phillips, Robbie	A1/ A Dozen Elements	39	8	0.830
2	Beeson, Robb	A3/ Who's the Daddy?	32	9	0.780
3	Brown, Tom	A1/ A Dozen Elements	33	10	0.767
4	Gibbs, Keith	A4/ Name to be determined	26	10	0.722
5	Davis, Jimmy	A6/ 95% Drunksten	28	11	0.718
6	Jeffcoat, Doug	A3/ Who's the Daddy?	27	11	0.711
7	Seward, Mike	A3/ Who's the Daddy?	23	10	0.697
8	Murray, Shane	A4/ Name to be determined	30	14	0.682
9	Murray, David	A4/ Name to be determined	24	12	0.667
10	Terry, Bob	A2/ Lunatic Fringe	30	16	0.652
11	Wall, Keith	A1/ A Dozen Elements	26	14	0.650
12	Knight, Mark	A1/ A Dozen Elements	29	17	0.630
13	Kendall, Kevin	A3/ Who's the Daddy?	21	13	0.618
14	Lovelace, Mike	A6/ 95% Drunksten	20	14	0.588

	"B" Division		W	L	%-age
1	Rodgers, Trey	B4/ Rebels Without A Cause	29	9	0.763
2	Mitchell, Sid	B1/ Appetite for Destruction	35	12	0.745
3	Lane, Timothy	B3/ Pickled Pig Darts	30	13	0.698
4	Hoyt, David	B2/ Rif Raf	30	14	0.682
5	O'Brien, Sean	B3/ Pickled Pig Darts	30	15	0.667
6	Holland, Steve	B4/ Rebels Without A Cause	21	11	0.656
7	Barwick, Rob	B2/ Rif Raf	28	16	0.636
	Hall, Josh	B5/ One And Done	28	16	0.636
9	Jur, Jess	B2/ Rif Raf	26	15	0.634
10	Pharo, John	B1/ Appetite for Destruction	25	15	0.625
11	Baldwin, Randy	B3/ Pickled Pig Darts	28	17	0.622
12	Coleman, Brian	B1/ Appetite for Destruction	29	19	0.604
13	Ohrberg, Keith	B2/ Rif Raf	20	14	0.588
14	King, Timmy	B1/ Appetite for Destruction	28	20	0.583

	"C" Division		W	L	%-age
1	Oakley, Jerry	C7/ The OG's	46	10	0.821
2	Brown, Barry	C2/ Dogs of War	36	11	0.766
3	Reaume, Andre	C7/ The OG's	39	12	0.765
4	Burney, Gary	C4/ Excalibur	28	11	0.718
5	Lueneburg, Randy	C8/ Off Constantly	35	15	0.700
6	Mayhew, Zak	C8/ Off Constantly	39	17	0.696
7	Mays, John	C1/ Nine Lives	35	16	0.686
8	Copple, Matthew	C1/ Nine Lives	34	16	0.680
9	Kubel, Tom	C8/ Off Constantly	38	18	0.679
10	Romanchek, David	C1/ Nine Lives	31	17	0.646
11	Fazenbaker, Jon	C4/ Excalibur	28	17	0.622
12	Foushee, Eugene	C4/ Excalibur	32	21	0.604
13	Roberts, Mike	C8/ Off Constantly	26	18	0.591
14	Gaulthier, Cody	C7/ The OG's	30	22	0.577

	"D" Division		W	L	%-age
1	Tant, J.J.	D8/ Overtime Outlaws	43	11	0.796
2	Eastmead, Phillip	D2/ The Locals	40	11	0.784
3	McNamara, Tim	D5/ Jack Nine	39	12	0.765
4	Lyons, Jeff	D7/ Respect Da Bull	35	12	0.745
5	Dunleavy, John	D7/ Respect Da Bull	36	13	0.735
6	Winters, Tom "Tiny"	D3/ Dynamic Darts	30	11	0.732
7	Keller, Tony	D1/ C-Minus	39	17	0.696
8	Anderson, Ryan	D1/ C-Minus	27	13	0.675
9	Sarantos, Alex	D6/ Hammered Heads	35	17	0.673
10	Martinez, Vicente	D6/ Hammered Heads	33	18	0.647
11	Evans, J.P.	D5/ Jack Nine	27	17	0.614
12	Williamson, Tony	D8/ Overtime Outlaws	33	21	0.611
13	Dautrich, Dan	D1/ C-Minus	34	22	0.607
14	(two tied)				0.600

	"E" Division		W	L	%-age
1	Lamb, Mark	E5/ Imports and Domestics	46	10	0.821
2	Hall, Mike	E3/ Tater Fried	45	11	0.804
3	Gower, Jeff	E6/ The Pit Crew	36	11	0.766
4	Walters, Jason	E3/ Tater Fried	44	14	0.759
5	Kiser, Lyman	E1/ One-Armed Bandits	43	17	0.717
6	Blackwelder, Deb	E4/ Drunk Luck	36	16	0.692
7	Tourout, Glenn	E5/ Imports and Domestics	36	17	0.679
8	Reitano, Sal	E8/ The DIVE Bombers	38	18	0.679
9	Dudley, Robert	E5/ Imports and Domestics	34	20	0.630
10	Simpson, David	E3/ Tater Fried	36	23	0.610
11	Raquet, Michael	E7/ Hostile Saints	34	22	0.607
12	Jobe, Crawford	E6/ The Pit Crew	31	22	0.585
	Wells, John	E4/ Drunk Luck	31	22	0.585
14	Flowers, Fred	E8/ The DIVE Bombers	29	21	0.580

	"F" Division		W	L	%-age
1	Glendy, Mike	F1/ Fowl Play	38	10	0.792
2	Thorne, Marshall	F6/ Money Shot	29	9	0.763
3	Thorne, Jon	F6/ Money Shot	31	12	0.721
4	Titsworth, Dan	F6/ Money Shot	32	13	0.711
5	Lee, Ronnie	F1/ Fowl Play	38	17	0.691
6	Fournier, Jeff	F8/ Salute-A-Bulls	32	15	0.681
7	Thorne, Rick	F6/ Money Shot	24	12	0.667
8	Roseman, Sean	F3/ The Redneckers	28	15	0.651
9	Gillett, Galen	F2/ Better At Pool	27	16	0.628
10	Nelson, Shane	F3/ The Redneckers	34	22	0.607
11	Dyment, Brian	F4/ Boys' Night Out	34	23	0.596
12	Cusher, Dean	F3/ The Redneckers	29	21	0.580
13	Crabtree, Jason	F3/ The Redneckers	26	19	0.578
14	(three tied)				0.571

	"G" Division		W	L	%-age
1	Wilcenski, Steve	G6/ Coral Reefers	34	5	0.872
2	Wade, Nate	G6/ Coral Reefers	32	7	0.821
3	Britt, Jim	G6/ Coral Reefers	29	9	0.763
	Powell, Mark	G3/ Any Given Wednesday	29	9	0.763
5	Gallagher, Jim	G6/ Coral Reefers	27	11	0.711
6	Willis, Tolson	G4/ Death Throw	34	14	0.708
7	Rube, Bob	G3/ Any Given Wednesday	28	15	0.651
8	Stacy, Rod	G5/ Sharkshooters	31	17	0.646
9	Smith, Van	G6/ Coral Reefers	24	15	0.615
10	Clough, James	G1/ Irish We Were Drunk	24	16	0.600
11	Bordeau, Eric	G7/ Wire We Here	24	17	0.585
12	Dysard, Rick	G4/ Death Throw	28	20	0.583
13	Lilienthal, John	G2/ Grateful Darts	25	20	0.556
14	Longoria, Ruben	G7/ Wire We Here	24	20	0.545

	"H" Division		W	L	%-age
1	Greene, Sebastian	H8/ Ale-ing Archers	38	10	0.792
2	Kyle, Mike	H3/ Nice Dittles	29	8	0.784
3	Fitzgerald, Aaron	H2/ Big Bulls	42	15	0.737
4	Strickland, Jon	H3/ Nice Dittles	34	14	0.708
5	Gupton, Corbett	H2/ Big Bulls	32	14	0.696
6	Fitzgerald, Dennis	H2/ Big Bulls	32	15	0.681
7	Mushow, Dave	H8/ Ale-ing Archers	32	16	0.667
8	Johnson, Steve	H5/ Just Here for Beer	35	18	0.660
9	Coalson, Patrick	H8/ Ale-ing Archers	29	15	0.659
10	Toolan, Chris	H5/ Just Here for Beer	35	19	0.648
11	Talton, Chris	H2/ Big Bulls	30	17	0.638
12	Lear, Tom	H1/ Dartastrophe	30	20	0.600
	Reinert, Kevin	H2/ Big Bulls	27	18	0.600
14	Johnson, Aaron	H1/ Dartastrophe	33	23	0.589

	Women's Records (# of women by div.: A-0, B-1, C-6, D-3, E-6, F-6, G-7, H-7)		W	L	%-age
B	-	-	-	-	-
C	Oakley, Gina	C7/ The OG's	21	22	0.488
	Knight, Maridy	C7/ The OG's	15	24	0.385
D	Gaulthier, Angela	D7/ Respect Da Bull	14	24	0.368
E	Blackwelder, Deb	E4/ Drunk Luck	36	16	0.692
	Dickman, Sheila	E5/ Imports and Domestics	33	24	0.579
F	Sasser, Jenny	F5/ Designated Divers	13	27	0.325
	-	-	-	-	-
G	Mitchell, Liz	G5/ Sharkshooters	15	25	0.375
	Stacy, Michelle	G5/ Sharkshooters	13	26	0.333
	Jones, Linda	G7/ Wire We Here	14	30	0.318
H	Herfel, Tina	H5/ Just Here for Beer	13	30	0.302
	-	-	-	-	-
	-	-	-	-	-

Spring 2009 RDL Top -01 All-Star Point Averages (by division) (FINAL!)

(There are no missing statistics, as all scoresheets from the entire season have been received.) (Game minimums required for these listings: 19 for divisions C/D/E/F/H, 16 for divisions A/B/G - except for teams B4, C1, F5, & F6, for whom the minimum is one less than that of their divisions due to a forfeit received)

	"A" Division		ASP	TGP	Ave.
1	Phillips, Robbie	A1/ A Dozen Elements	26.5	23	1.152
2	Murray, Shane	A4/ Name to be determined	21.0	23	0.913
3	Davis, Jimmy	A6/ 95% Drunksten	15.5	18	0.861
4	Terry, Bob	A2/ Lunatic Fringe	19.0	23	0.826
5	Grubb, Donald	A7/ Norfolk & Chance	17.0	21	0.810
6	Knight, Mark	A1/ A Dozen Elements	17.0	22	0.773
7	Beeson, Robb	A3/ Who's the Daddy?	14.5	19	0.763
	Gaglione, Joey	A3/ Who's the Daddy?	14.5	19	0.763
9	Brown, Tom	A1/ A Dozen Elements	15.5	21	0.738
10	Murray, David	A4/ Name to be determined	14.0	19	0.737
11	Jeffcoat, Doug	A3/ Who's the Daddy?	12.0	18	0.667
12	Berstler, Justin	A3/ Who's the Daddy?	10.5	16	0.656
13	Gelhar, Tommy	A4/ Name to be determined	15.5	25	0.620
14	Beaudoin, Paul	A7/ Norfolk & Chance	12.0	20	0.600

	"B" Division		ASP	TGP	Ave.
1	Johnson, Mike	B5/ One And Done	16.5	24	0.688
2	Kenney, Jon	B6/ Bennington Brawlers	15.5	24	0.646
3	Holland, Steve	B4/ Rebels Without A Cause	10.0	16	0.625
4	Hobbs, Brian	B6/ Bennington Brawlers	10.0	17	0.588
5	Hoyt, David	B2/ Rif Raf	12.0	21	0.571
6	Mozzetti, Tim	B1/ Appetite for Destruction	8.0	16	0.500
7	King, Timmy	B1/ Appetite for Destruction	11.5	24	0.479
8	Hindle, Mikey	B5/ One And Done	11.0	23	0.478
9	Hall, Josh	B5/ One And Done	10.0	22	0.455
10	Pharo, John	B1/ Appetite for Destruction	8.0	18	0.444
11	Baldwin, Randy	B3/ Pickled Pig Darts	9.5	22	0.432
12	Deemer, Randy	B3/ Pickled Pig Darts	9.5	23	0.413
13	Ridenour, Ron	B4/ Rebels Without A Cause	6.5	16	0.406
14	Barwick, Rob	B2/ Rif Raf	8.0	20	0.400

	"C" Division		ASP	TGP	Ave.
1	Ray, Robert	C6/ Ocho Cinco	17.5	28	0.625
2	Brown, Barry	C2/ Dogs of War	13.5	23	0.587
3	Gaulthier, Cody	C7/ The OG's	15.0	26	0.577
4	Oakley, Jerry	C7/ The OG's	16.0	28	0.571
5	Reaume, Andre	C7/ The OG's	14.0	25	0.560
6	Foushee, Eugene	C4/ Excalibur	13.5	27	0.500
7	Mays, John	C1/ Nine Lives	12.0	25	0.480
8	Mayhew, Zak	C8/ Off Constantly	12.5	28	0.446
9	Roberts, Mike	C8/ Off Constantly	8.0	19	0.421
10	Wiegand, Tom	C2/ Dogs of War	11.0	27	0.407
11	Copple, Matthew	C1/ Nine Lives	10.5	26	0.404
12	Diggs, Ricky	C8/ Off Constantly	7.0	19	0.368
13	Allison, Frank	C6/ Ocho Cinco	8.5	24	0.354
	Gregory, Mark	C2/ Dogs of War	8.5	24	0.354

	"D" Division		ASP	TGP	Ave.
1	Eastmead, Phillip	D2/ The Locals	23.0	25	0.920
2	McNamara, Tim	D5/ Jack Nine	19.5	25	0.780
3	Ackerman, Travis	D7/ Respect Da Bull	14.0	20	0.700
4	Keller, Tony	D1/ C-Minus	15.0	28	0.536
5	Bryant, Whit	D2/ The Locals	12.0	24	0.500
6	Stark, Keith	D2/ The Locals	13.0	27	0.481
7	Lane, Jonathan	D4/ Cobra Kai	13.5	29	0.466
8	Evans, J.P.	D5/ Jack Nine	9.5	22	0.432
9	Tant, J.J.	D8/ Overtime Outlaws	11.0	26	0.423
10	Martinez, Vicente	D6/ Hammered Heads	10.5	25	0.420
11	Williamson, Tony	D8/ Overtime Outlaws	11.0	27	0.407
12	Anderson, Ryan	D1/ C-Minus	8.0	20	0.400
13	Winters, Tom	D3/ Dynamic Darts	7.0	19	0.368
14	Lewis, Jim	D3/ Dynamic Darts	8.5	28	0.304

	"E" Division		ASP	TGP	Ave.
1	Blackwelder, Deb	E4/ Drunk Luck	17.0	26	0.654
2	Lamb, Mark	E5/ Imports and Domestics	16.0	28	0.571
3	Brown, Phil	E3/ Tater Fried	14.5	26	0.558
4	Kiser, Lyman	E1/ One-Armed Bandits	16.0	30	0.533
5	Walters, Jason	E3/ Tater Fried	15.5	30	0.517
6	Tourout, Glenn	E5/ Imports and Domestics	11.5	27	0.426
7	Smith, Brian	E2/ The Bogarts	11.0	28	0.393
8	Wells, John	E4/ Drunk Luck	10.5	27	0.389
9	Simpson, David	E3/ Tater Fried	10.5	28	0.375
10	Helmes, D.J.	E6/ The Pit Crew	10.0	27	0.370
11	Buckley, Bill	E7/ Hostile Saints	10.0	28	0.357
12	Dudley, Robert	E5/ Imports and Domestics	9.0	26	0.346
13	Johns, David	E8/ The DIVE Bombers	9.0	29	0.310
14	Hill, Mike	E3/ Tater Fried	8.0	26	0.308

	"F" Division		ASP	TGP	Ave.
1	Colton, Mitch	F6/ Money Shot	18.0	24	0.750
2	Cusher, Dean	F3/ The Redneckers	12.0	24	0.500
	Thorne, Jon	F6/ Money Shot	10.0	20	0.500
	McAlpin, Jack	F5/ Designated Divers	9.0	18	0.500
5	Fournier, Jeff	F8/ Salute-A-Bulls	10.0	22	0.455
6	Bouchard, Keith	F7/ Menace 2 Sobriety	11.0	25	0.440
7	Balena, Frank	F2/ Better At Pool	12.0	28	0.429
8	Ackley, Sean	F5/ Designated Divers	8.0	19	0.421
9	Glendy, Mike	F1/ Fowl Play	10.0	24	0.417
10	Hall, Frank	F2/ Better At Pool	7.0	20	0.350
	Johnson, Dave	F7/ Menace 2 Sobriety	7.0	20	0.350
12	Crabtree, Jason	F3/ The Redneckers	7.0	23	0.304
13	Titsworth, Dan	F6/ Money Shot	5.5	19	0.289
14	Gillett, Galen	F2/ Better At Pool	6.0	21	0.286

	"G" Division		ASP	TGP	Ave.
1	Wilcenski, Steve	G6/ Coral Reefers	10.5	19	0.553
2	Britt, Jim	G6/ Coral Reefers	8.5	18	0.472
3	Dysard, Rick	G4/ Death Throw	9.0	24	0.375
4	Wade, Nate	G6/ Coral Reefers	7.0	19	0.368
5	Powell, Mark	G3/ Any Given Wednesday	6.5	18	0.361
6	Alexander, Chris	G7/ Wire We Here	6.0	17	0.353
7	Mitchell, Tim	G5/ Sharkshooters	7.0	22	0.318
8	Krouskos, Pete	G3/ Any Given Wednesday	7.0	23	0.304
	Lilienthal, John	G2/ Grateful Darts	7.0	23	0.304
10	Montesi, Chris	G1/ Irish We Were Drunk	5.0	17	0.294
11	Stacy, Rod	G5/ Sharkshooters	7.0	24	0.292
12	Harpster, Ben	G5/ Sharkshooters	5.0	18	0.278
13	Longoria, Ruben	G7/ Wire We Here	5.5	22	0.250
	Brophy, Sean	G4/ Death Throw	5.0	20	0.250

	"H" Division		ASP	TGP	Ave.
1	Toolan, Chris	H5/ Just Here for Beer	16.5	27	0.611
2	Johnson, Steve	H5/ Just Here for Beer	12.0	27	0.444
3	Campbell, Dan	H3/ Nice Dittles	11.5	26	0.442
4	Fitzgerald, Aaron	H2/ Big Bulls	11.5	28	0.411
5	Coalson, Patrick	H8/ Ale-ing Archers	7.5	19	0.395
6	Mushow, Dave	H8/ Ale-ing Archers	8.0	22	0.364
7	Harvey, Justin	H8/ Ale-ing Archers	8.0	23	0.348
8	Johnson, Aaron	H1/ Dartastrophe	9.5	28	0.339
9	Port, Brian	H3/ Nice Dittles	8.0	25	0.320
10	Dunham, Jim	H3/ Nice Dittles	7.0	22	0.318
	Strickland, Jon	H3/ Nice Dittles	7.0	22	0.318
12	Poteat, Mark	H6/ Ton Up Tossers	6.0	21	0.286
13	Greene, Sebastian	H8/ Ale-ing Archers	6.0	23	0.261
14	Tolliver, Thomas	H4/ Who Darted?	4.5	21	0.214

	Women's Records (# of women by div.: A-0, B-1, C-6, D-3, E-6, F-6, G-7, H-7)		W	L	%-age
B	-	-	-	-	-
C	Oakley, Gina	C7/ The OG's	4.5	20	0.225
	Payne, Julie	C7/ The OG's	2.0	21	0.095
D	Gaulthier, Angela	D7/ Respect Da Bull	3.5	23	0.152
E	Blackwelder, Deb	E4/ Drunk Luck	17.0	26	0.654
	Dickman, Sheila	E5/ Imports and Domestics	3.5	29	0.121
F	Sasser, Jenny	F5/ Designated Divers	4.5	24	0.188
	-	-	-	-	-
G	Bergevin, Cassi	G5/ Sharkshooters	3.0	16	0.188
	Jones, Linda	G7/ Wire We Here	4.0	25	0.160
	Stacy, Michelle	G5/ Sharkshooters	3.0	19	0.158
H	Greene, Missy	H8/ Ale-ing Archers	4.0	25	0.160
	Highfill, Leigh	H4/ Who Darted?	1.0	19	0.053
	Herfel, Tina	H5/ Just Here for Beer	1.0	25	0.040

Spring 2009 RDL Top Cricket All-Star Point Averages (by division) (FINAL!)

(There are no missing statistics, as all scoresheets from the entire season have been received.) (Game minimums required for these listings: 19 for divisions C/D/E/F/H, 16 for divisions A/B/G - except for teams B4, C1, F5, & F6, for whom the minimum is one less than that of their divisions due to a forfeit received)

	"A" Division		ASP	TGP	Ave.
1	Phillips, Robbie	A1/ A Dozen Elements	83.5	24	3.479
2	Seward, Mike	A3/ Who's the Daddy?	49.0	18	2.722
3	Beeson, Robb	A3/ Who's the Daddy?	59.5	22	2.705
4	Brown, Tom	A1/ A Dozen Elements	57.5	22	2.614
5	Davis, Jimmy	A6/ 95% Drunksten	48.5	21	2.310
6	Aguilar, Jose	A6/ 95% Drunksten	43.0	20	2.150
7	Gibbs, Keith	A4/ Name to be determined	38.0	18	2.111
8	Kendall, Kevin	A3/ Who's the Daddy?	35.5	17	2.088
9	Terry, Bob	A2/ Lunatic Fringe	41.0	23	1.783
10	Bakowski, Adam	A2/ Lunatic Fringe	37.5	22	1.705
11	Jeffcoat, Doug	A3/ Who's the Daddy?	34.0	20	1.700
12	Wall, Keith	A1/ A Dozen Elements	32.0	19	1.684
13	Gelhar, Tommy	A4/ Name to be determined	38.0	23	1.652
14	Knight, Mark	A1/ A Dozen Elements	39.0	24	1.625

	"B" Division		ASP	TGP	Ave.
1	Pharo, John	B1/ Appetite for Destruction	39.0	22	1.773
2	Lane, Timothy	B3/ Pickled Pig Darts	34.0	22	1.545
3	Hendricks, Ron	B7/ Starving Dartists	23.5	18	1.306
4	Chaney, Bill	B4/ Rebels Without A Cause	21.5	17	1.265
5	Mills, Tim	B4/ Rebels Without A Cause	18.0	15	1.200
6	Barwick, Rob	B2/ Rif Raf	28.5	24	1.188
7	Rodgers, Trey	B4/ Rebels Without A Cause	23.0	20	1.150
8	Holland, Steve	B4/ Rebels Without A Cause	18.0	16	1.125
9	Kenney, Jon	B6/ Bennington Brawlers	26.5	24	1.104
	King, Timmy	B1/ Appetite for Destruction	26.5	24	1.104
11	Hall, Josh	B5/ One And Done	24.0	22	1.091
12	Flood, Tom	B1/ Appetite for Destruction	22.0	21	1.048
13	Baldwin, Randy	B3/ Pickled Pig Darts	22.5	23	0.978
14	Warshawsky, Larry	B3/ Pickled Pig Darts	17.5	18	0.972

	"C" Division		ASP	TGP	Ave.
1	Oakley, Jerry	C7/ The OG's	60.5	28	2.161
2	Kubel, Tom	C8/ Off Constantly	48.0	28	1.714
3	Reaume, Andre	C7/ The OG's	44.5	26	1.712
4	Alcon, Tony	C5/ The Good, the Bad & the	30.0	24	1.250
5	Gaulthier, Cody	C7/ The OG's	31.5	26	1.212
6	Brown, Barry	C2/ Dogs of War	27.5	24	1.146
7	Groves, Phil	C5/ The Good, the Bad & the	28.5	25	1.140
8	Lueneburg, Randy	C8/ Off Constantly	28.5	26	1.096
9	Allison, Frank	C6/ Ocho Cinco	23.5	24	0.979
10	Romanchek, David	C1/ Nine Lives	21.0	24	0.875
11	Mays, John	C1/ Nine Lives	22.5	26	0.865
12	Fazenbaker, Jon	C4/ Excalibur	19.5	23	0.848
13	Copple, Matthew	C1/ Nine Lives	19.5	24	0.813
14	Roberts, Mike	C8/ Off Constantly	19.5	25	0.780

	"D" Division		ASP	TGP	Ave.
1	Eastmead, Phillip	D2/ The Locals	50.5	26	1.942
2	Winters, Tom	D3/ Dynamic Darts	38.5	22	1.750
3	McNamara, Tim	D5/ Jack Nine	40.0	26	1.538
4	Lyons, Jeff	D7/ Respect Da Bull	37.5	26	1.442
5	Evans, J.P.	D5/ Jack Nine	28.5	22	1.295
6	Ackerman, Travis	D7/ Respect Da Bull	27.5	25	1.100
7	Tant, J.J.	D8/ Overtime Outlaws	28.5	28	1.018
8	Dunleavy, John	D7/ Respect Da Bull	28.0	28	1.000
9	Claypool, Josh	D7/ Respect Da Bull	25.5	27	0.944
10	Stark, Keith	D2/ The Locals	25.0	27	0.926
11	Bryant, Whit	D2/ The Locals	24.0	26	0.923
	Martinez, Vicente	D6/ Hammered Heads	24.0	26	0.923
13	Williamson, Tony	D8/ Overtime Outlaws	24.5	27	0.907
14	(two tied)		23.0	26	0.885

	"E" Division		ASP	TGP	Ave.
1	Brown, Phil	E3/ Tater Fried	36.0	26	1.385
2	Kiser, Lyman	E1/ One-Armed Bandits	41.0	30	1.367
3	Walters, Jason	E3/ Tater Fried	32.5	28	1.161
4	Lamb, Mark	E5/ Imports and Domestics	30.0	28	1.071
5	Wells, John	E4/ Drunk Luck	26.0	26	1.000
6	Smith, Brian	E2/ The Bogarts	27.5	29	0.948
7	Gower, Jeff	E6/ The Pit Crew	20.0	23	0.870
8	Tourout, Glenn	E5/ Imports and Domestics	21.5	26	0.827
9	Stepp, John	E7/ Hostile Saints	19.0	23	0.826
10	Reitano, Sal	E8/ The DIVE Bombers	22.5	28	0.804
11	Taylor, Wayne	E1/ One-Armed Bandits	15.5	20	0.775
12	Thompson, Barry	E3/ Tater Fried	21.0	28	0.750
13	Buckley, Jennifer	E7/ Hostile Saints	17.0	23	0.739
14	Raquet, Michael	E7/ Hostile Saints	20.5	28	0.732

	"F" Division		ASP	TGP	Ave.
1	Glendy, Mike	F1/ Fowl Play	31.0	24	1.292
2	Titsworth, Dan	F6/ Money Shot	32.0	26	1.231
3	Fournier, Jeff	F8/ Salute-A-Bulls	27.0	25	1.080
4	Thorne, Jon	F6/ Money Shot	22.5	23	0.978
5	Thorne, Marshall	F6/ Money Shot	24.5	26	0.942
6	Nelson, Shane	F3/ The Redneckers	24.5	28	0.875
7	Crabtree, Jason	F3/ The Redneckers	19.0	22	0.864
8	Ackley, Sean	F5/ Designated Divers	19.0	23	0.826
9	McCartney, Eric	F7/ Menace 2 Sobriety	23.0	28	0.821
10	Balena, Frank	F2/ Better At Pool	21.0	28	0.750
11	Johnson, Dave	F7/ Menace 2 Sobriety	17.0	23	0.739
12	Marsh, John	F5/ Designated Divers	15.0	21	0.714
13	Gabry, Greg	F8/ Salute-A-Bulls	15.5	22	0.705
14	Roseman, Sean	F3/ The Redneckers	14.5	21	0.690

	"G" Division		ASP	TGP	Ave.
1	Wilcenski, Steve	G6/ Coral Reefers	36.5	20	1.825
2	Jones, Jeff	G7/ Wire We Here	28.5	24	1.188
3	Wade, Nate	G6/ Coral Reefers	23.5	20	1.175
4	Britt, Jim	G6/ Coral Reefers	21.0	20	1.050
5	Powell, Mark	G3/ Any Given Wednesday	19.0	20	0.950
6	Bowman, Jason	G1/ Irish We Were Drunk	20.5	23	0.891
7	Stacy, Rod	G5/ Sharkshooters	21.0	24	0.875
8	Montesi, Chris	G1/ Irish We Were Drunk	17.0	20	0.850
9	Longoria, Ruben	G7/ Wire We Here	16.0	22	0.727
10	Rube, Bob	G3/ Any Given Wednesday	14.5	21	0.690
11	Willis, Tolson	G4/ Death Throw	15.5	24	0.646
12	Lilienthal, John	G2/ Grateful Darts	13.5	22	0.614
13	McCurry, Gregg	G2/ Grateful Darts	12.5	21	0.595
14	Hall, Steven	G3/ Any Given Wednesday	12.5	22	0.568

	"H" Division		ASP	TGP	Ave.
1	Campbell, Dan	H3/ Nice Dittles	17.0	22	0.773
2	Strickland, Jon	H3/ Nice Dittles	20.0	26	0.769
3	Schwochow, Andy	H8/ Ale-ing Archers	13.5	19	0.711
4	Fitzgerald, Dennis	H2/ Big Bulls	16.5	24	0.688
5	Kyle, Mike	H3/ Nice Dittles	12.0	19	0.632
6	Fitzgerald, Aaron	H2/ Big Bulls	18.0	29	0.621
7	Harvey, Justin	H8/ Ale-ing Archers	12.5	21	0.595
8	Lear, Tom	H1/ Dartastrophe	13.5	25	0.540
9	Mushow, Tom	H8/ Ale-ing Archers	11.0	21	0.524
10	Johnson, Steve	H5/ Just Here for Beer	13.5	26	0.519
11	Toolan, Chris	H5/ Just Here for Beer	13.5	27	0.500
	Greene, Sebastian	H8/ Ale-ing Archers	12.5	25	0.500
13	Emerton, Eric	H5/ Just Here for Beer	9.0	19	0.474
14	Woodard, Dave	H7/ He Hate Us	13.0	28	0.464

Women's Records

	(# of women by div.: A-0, B-1, C-6, D-3, E-6, F-6, G-7, H-7)		W	L	%-age
B	-	-	-	-	-
C	Knight, Maridy	C7/ The OG's	7.5	26	0.288
	Oakley, Gina	C7/ The OG's	4.5	23	0.196
D	-	-	-	-	-
E	Buckley, Jennifer	E7/ Hostile Saints	17.0	23	0.739
	Blackwelder, Deb	E4/ Drunk Luck	15.0	26	0.577
F	Bohanan, Heather	F2/ Better At Pool	6.0	19	0.316
	-	-	-	-	-
G	Mitchell, Liz	G5/ Sharkshooters	7.0	19	0.368
	Stacy, Michelle	G5/ Sharkshooters	6.5	20	0.325
	Jones, Linda	G7/ Wire We Here	3.5	19	0.184
H	-	-	-	-	-
	-	-	-	-	-
	-	-	-	-	-

Spring 2009 RDL League-Wide Sectional Statistics (ranked by percentage) (FINAL!)

(All statistics are included, as there were no missing scoresheets this season)

(Game minimums required for these listings: 7 for divisions C/D/E/F/H, 6 for divisions A/B/G)

	Singles 301 Win Percentage		W	L	%-age
1	Greene, Sebastian	H8/ Ale-ing Archers	12	0	1.000
2	Mayhew, Zak	C8/ Off Constantly	13	1	0.929
3	Tant, J.J.	D8/ Overtime Outlaws	12	1	0.923
4	Gower, Jeff	E6/ The Pit Crew	11	1	0.917
5	Wilcenski, Steve	G6/ Coral Reefers	9	1	0.900
6	Powell, Mark	G3/ Any Given Wednesday	8	1	0.889
7	Holland, Steve	B4/ Rebels Without A Cause	7	1	0.875
	Knuffman, Nathan	H1/ Dartastrophe	7	1	0.875
9	Reitano, Sal	E8/ The DIVE Bombers	12	2	0.857
	Hyler, Dale	A1/ A Dozen Elements	6	1	0.857
	Mitchell, Billy	C5/ The Good, Bad, & Ugly	6	1	0.857
	Ackerman, Travis	D7/ Respect Da Bull	6	1	0.857
	Gilbert, Geoffrey	H7/ He Hate Us	6	1	0.857
14	Bryant, Whit	D2/ The Locals	11	2	0.846
	Eastmead, Phillip	D2/ The Locals	11	2	0.846
	Lyons, Jeff	D7/ Respect Da Bull	11	2	0.846
17	Mitchell, Sid	B1/ Appetite for Destruction	10	2	0.833
	Dunleavy, John	D7/ Respect Da Bull	10	2	0.833
	Martinez, Vicente	D6/ Hammered Heads	10	2	0.833
	Fournier, Jeff	F8/ Salute-A-Bulls	10	2	0.833
	Thorne, Jon	F6/ Money Shot	10	2	0.833
	Berstler, Justin	A3/ Who's the Daddy?	5	1	0.833
	Jarvah, Sean	G6/ Coral Reefers	5	1	0.833
24	Budelman, Jim	A2/ Lunatic Fringe	9	2	0.818
	Davis, Jimmy	A6/ 95% Drunksten	9	2	0.818
	Brown, Barry	C2/ Dogs of War	9	2	0.818
	Carroll, Josh	F6/ Money Shot	9	2	0.818
28	Beeson, Robb	A3/ Who's the Daddy?	8	2	0.800
	Brown, Tom	A1/ A Dozen Elements	8	2	0.800
	Anderson, Ryan	D1/ C-Minus	8	2	0.800
	Winters, Tom	D3/ Dynamic Darts	8	2	0.800
	Britt, Jim	G6/ Coral Reefers	8	2	0.800
	Wade, Nate	G6/ Coral Reefers	8	2	0.800
	Dunham, Jim	H3/ Nice Dittles	8	2	0.800
	Monsma, A.J.	H4/ Who Darted?	8	2	0.800
36	Oakley, Jerry	C7/ The OG's	11	3	0.786
	Keller, Tony	D1/ C-Minus	11	3	0.786
	Hall, Mike	E3/ Tater Fried	11	3	0.786
	Lamb, Mark	E5/ Imports and Domestics	11	3	0.786
	Nelson, Shane	F3/ The Redneckers	11	3	0.786
41	Bakowski, Adam	A2/ Lunatic Fringe	7	2	0.778
	Richardson, Shane	E1/ One-Armed Bandits	7	2	0.778
	Kyle, Mike	H3/ Nice Dittles	7	2	0.778
44	Sarantos, Alex	D6/ Hammered Heads	10	3	0.769
	Blackwelder, Deb	E4/ Drunk Luck	10	3	0.769
	Toolan, Chris	H5/ Just Here for Beer	10	3	0.769
47	Hoyt, David	B2/ Rif Raf	9	3	0.750
	Johnson, Mike	B5/ One And Done	9	3	0.750
	McCredie, Bob	C3/ Traveling Beer Bellies	9	3	0.750
	Reaume, Andre	C7/ The OG's	9	3	0.750
	McNamara, Tim	D5/ Jack Nine	9	3	0.750
	Cusher, Dean	F3/ The Redneckers	9	3	0.750
	Davis, Jared	H4/ Who Darted?	9	3	0.750
	Butters, Kent	A6/ 95% Drunksten	6	2	0.750
	Butters, Scott	A6/ 95% Drunksten	6	2	0.750
	Jeffcoat, Doug	A3/ Who's the Daddy?	6	2	0.750
	Mills, Tim	B4/ Rebels Without A Cause	6	2	0.750
58	Kiser, Lyman	E1/ One-Armed Bandits	11	4	0.733
59	Beaudoin, Paul	A7/ Norfolk & Chance	8	3	0.727
	Hall, Josh	B5/ One And Done	8	3	0.727
	Glendy, Mike	F1/ Fowl Play	8	3	0.727
	Park, Ed	F2/ Better At Pool	8	3	0.727
	Roseman, Sean	F3/ The Redneckers	8	3	0.727
	Thorne, Rick	F6/ Money Shot	8	3	0.727
	Rube, Bob	G3/ Any Given Wednesday	8	3	0.727
	Reinert, Kevin	H2/ Big Bulls	8	3	0.727
67	(six tied - 1 in C, 2 in D, 1 in E, 2 in H)		10	4	0.714
	(one tied - 1 in B)		5	2	0.714

	Singles Cricket Win Percentage		W	L	%-age
1	Oakley, Jerry	C7/ The OG's	14	0	1.000
	Dunleavy, John	D7/ Respect Da Bull	14	0	1.000
	Wilcenski, Steve	G6/ Coral Reefers	10	0	1.000
	Gibbs, Keith	A4/ Name to be determined	9	0	1.000
	Varnadoe, Matt	C8/ Off Constantly	9	0	1.000
	Tan, Wil	A1/ A Dozen Elements	7	0	1.000
	Burney, Gary	C4/ Excalibur	7	0	1.000
	Hunsberger, Jim	H6/ Ton Up Tossers	7	0	1.000
9	Walters, Jason	E3/ Tater Fried	13	1	0.929
10	Reaume, Andre	C7/ The OG's	12	1	0.923
	Eastmead, Phillip	D2/ The Locals	12	1	0.923
	McNamara, Tim	D5/ Jack Nine	12	1	0.923
13	Phillips, Robbie	A1/ A Dozen Elements	11	1	0.917
	O'Brien, Sean	B3/ Pickled Pig Darts	11	1	0.917
	Glendy, Mike	F1/ Fowl Play	11	1	0.917
	Willis, Tolson	G4/ Death Throw	11	1	0.917
17	Brown, Tom	A1/ A Dozen Elements	10	1	0.909
	Lane, Timothy	B3/ Pickled Pig Darts	10	1	0.909
19	Powell, Mark	G3/ Any Given Wednesday	9	1	0.900
	Wade, Nate	G6/ Coral Reefers	9	1	0.900
	Kyle, Mike	H3/ Nice Dittles	9	1	0.900
22	Seward, Mike	A3/ Who's the Daddy?	8	1	0.889
23	Hobbs, Brian	B6/ Bennington Brawlers	7	1	0.875
	Knuffman, Nathan	H1/ Dartastrophe	7	1	0.875
25	Kiser, Lyman	E1/ One-Armed Bandits	13	2	0.867
	Fitzgerald, Aaron	H2/ Big Bulls	13	2	0.867
27	Foushee, Eugene	C4/ Excalibur	12	2	0.857
	Johnson, Aaron	H1/ Dartastrophe	12	2	0.857
	Strickland, Jon	H3/ Nice Dittles	12	2	0.857
	Thomas, Jason	E6/ The Pit Crew	6	1	0.857
31	Gaulthier, Cody	C7/ The OG's	11	2	0.846
	Mays, John	C1/ Nine Lives	11	2	0.846
	Lyons, Jeff	D7/ Respect Da Bull	11	2	0.846
	Martinez, Vicente	D6/ Hammered Heads	11	2	0.846
	Thorne, Marshall	F6/ Money Shot	11	2	0.846
	Titsworth, Dan	F6/ Money Shot	11	2	0.846
	Mushow, Dave	H8/ Ale-ing Archers	11	2	0.846
38	Knight, Mark	A1/ A Dozen Elements	10	2	0.833
	Mitchell, Sid	B1/ Appetite for Destruction	10	2	0.833
	Brown, Barry	C2/ Dogs of War	10	2	0.833
	Copple, Matthew	C1/ Nine Lives	10	2	0.833
	Grover, Justin	G2/ Grateful Darts	5	1	0.833
43	Beeson, Robb	A3/ Who's the Daddy?	9	2	0.818
	Flood, Tom	B1/ Appetite for Destruction	9	2	0.818
	Pharo, John	B1/ Appetite for Destruction	9	2	0.818
	Winters, Tom	D3/ Dynamic Darts	9	2	0.818
	Gower, Jeff	E6/ The Pit Crew	9	2	0.818
	Gillett, Galen	F2/ Better At Pool	9	2	0.818
	Thorne, Jon	F6/ Money Shot	9	2	0.818
	Clough, James	G1/ Irish We Were Drunk	9	2	0.818
	Gupton, Corbett	H2/ Big Bulls	9	2	0.818
	Schwochow, Andy	H8/ Ale-ing Archers	9	2	0.818
53	Butters, Kent	A6/ 95% Drunksten	8	2	0.800
	Kendall, Kevin	A3/ Who's the Daddy?	8	2	0.800
	Thorne, Rick	F6/ Money Shot	8	2	0.800
	Bordeau, Eric	G7/ Wire We Here	8	2	0.800
57	Kubel, Tom	C8/ Off Constantly	11	3	0.786
	Dzengeleski, Jimmy	D3/ Dynamic Darts	11	3	0.786
	Tant, J.J.	D8/ Overtime Outlaws	11	3	0.786
	Hall, Mike	E3/ Tater Fried	11	3	0.786
	Lamb, Mark	E5/ Imports and Domestics	11	3	0.786
	Reitano, Sal	E8/ The DIVE Bombers	11	3	0.786
63	Krasnow, Dave	C3/ Traveling Beer Bellies	7	2	0.778
64	Lueneburg, Randy	C8/ Off Constantly	10	3	0.769
	Ackerman, Travis	D7/ Respect Da Bull	10	3	0.769
	Bryant, Whit	D2/ The Locals	10	3	0.769
	Sarantos, Alex	D6/ Hammered Heads	10	3	0.769
	Blackwelder, Deb	E4/ Drunk Luck	10	3	0.769
	Wells, John	E4/ Drunk Luck	10	3	0.769

Spring 2009 RDL League-Wide Sectional Statistics (ranked by percentage) (FINAL!)

(All statistics are included, as there were no missing scoresheets this season)
(Game minimums required for these listings: 7 for divisions C/D/E/F/H, 6 for divisions A/B/G)

	Doubles Cricket Win Percentage		W	L	%-age
1	Gupton, Corbett	H2/ Big Bulls	11	0	1.000
	Wade, Nate	G6/ Coral Reefers	10	0	1.000
3	Phillips, Robbie	A1/ A Dozen Elements	11	1	0.917
	Gower, Jeff	E6/ The Pit Crew	11	1	0.917
5	Beeson, Robb	A3/ Who's the Daddy?	10	1	0.909
	Oakley, Gina	C7/ The OG's	10	1	0.909
7	Rodgers, Trey	B4/ Rebels Without A Cause	9	1	0.900
8	Wall, Keith	A1/ A Dozen Elements	7	1	0.875
	Thompson, Ben	G4/ Death Throw	7	1	0.875
	Lake, Daniel	H7/ He Hate Us	7	1	0.875
11	Oakley, Jerry	C7/ The OG's	12	2	0.857
	Hall, Mike	E3/ Tater Fried	12	2	0.857
	Lamb, Mark	E5/ Imports and Domestics	12	2	0.857
	Burney, Gary	C4/ Excalibur	6	1	0.857
	Scheppele, Julie	C7/ The OG's	6	1	0.857
16	Eastmead, Phillip	D2/ The Locals	11	2	0.846
17	Fazenbaker, Jon	C4/ Excalibur	10	2	0.833
	Glendy, Mike	F1/ Fowl Play	10	2	0.833
	Smith, Van	G6/ Coral Reefers	10	2	0.833
	Fitzgerald, Dennis	H2/ Big Bulls	10	2	0.833
21	Brown, Tom	A1/ A Dozen Elements	9	2	0.818
	Jeffcoat, Doug	A3/ Who's the Daddy?	9	2	0.818
23	Hogan, Alan	D1/ C-Minus	12	3	0.800
	Gaglione, Joey	A3/ Who's the Daddy?	8	2	0.800
	Kessler, James	F4/ Boys' Night Out	8	2	0.800
	Britt, Jim	G6/ Coral Reefers	8	2	0.800
	Powell, Mark	G3/ Any Given Wednesday	8	2	0.800
	Wilcenski, Steve	G6/ Coral Reefers	8	2	0.800
29	Dautrich, Dan	D1/ C-Minus	11	3	0.786
	Walters, Jason	E3/ Tater Fried	11	3	0.786
	Dyment, Brian	F4/ Boys' Night Out	11	3	0.786
	Fitzgerald, Aaron	H2/ Big Bulls	11	3	0.786
33	Seward, Mike	A3/ Who's the Daddy?	7	2	0.778
	Slominski, Mark	C4/ Excalibur	7	2	0.778
	Varnadoe, Matt	C8/ Off Constantly	7	2	0.778
	McAlpin, Jack	F5/ Designated Divers	7	2	0.778
37	Lueneburg, Randy	C8/ Off Constantly	10	3	0.769
	Reaume, Andre	C7/ The OG's	10	3	0.769
	McNamara, Tim	D5/ Jack Nine	10	3	0.769
	Hill, Mike	E3/ Tater Fried	10	3	0.769
	Greene, Sebastian	H8/ Ale-ing Archers	10	3	0.769
42	Gelhar, Tommy	A4/ Name to be determined	9	3	0.750
	Coleman, Brian	B1/ Appetite for Destruction	9	3	0.750
	Kenney, Jon	B6/ Bennington Brawlers	9	3	0.750
	Gallagher, Jim	G6/ Coral Reefers	9	3	0.750
	Willis, Tolson	G4/ Death Throw	9	3	0.750
	Berstler, Justin	A3/ Who's the Daddy?	6	2	0.750
	Lovelace, Mike	A6/ 95% Drunksten	6	2	0.750
	Maccini, Billy	D2/ The Locals	6	2	0.750
	Knuffman, Nathan	H1/ Dartastrophe	6	2	0.750
	Schwochow, Andy	H8/ Ale-ing Archers	6	2	0.750
	Stahl, Greg	H3/ Nice Dittles	6	2	0.750
53	Kiser, Lyman	E1/ One-Armed Bandits	11	4	0.733
54	Diamond, Paddy	B2/ Rif Raf	8	3	0.727
	Jur, Jess	B2/ Rif Raf	8	3	0.727
	Mitchell, Sid	B1/ Appetite for Destruction	8	3	0.727
	Brinson, Mark	C4/ Excalibur	8	3	0.727
	Vann, Tim	C4/ Excalibur	8	3	0.727
	Evans, J.P.	D5/ Jack Nine	8	3	0.727
	Thomas, Jason	E6/ The Pit Crew	8	3	0.727
	Roseman, Sean	F3/ The Redneckers	8	3	0.727
	Coalson, Patrick	H8/ Ale-ing Archers	8	3	0.727
	Gates, Dan	H5/ Just Here for Beer	8	3	0.727
	Hunsberger, Jim	H6/ Ton Up Tossers	8	3	0.727
	Talton, Chris	H2/ Big Bulls	8	3	0.727
66	(eight tied - 2 each in C, D, E, and F)		10	4	0.714
	(two tied - 1 each in F and H)		5	2	0.714

	Doubles 501 Win Percentage		W	L	%-age
1	Crumpler, Greg	B4/ Rebels Without A Cause	6	0	1.000
2	Johnson, Steve	H5/ Just Here for Beer	12	1	0.923
3	Thorne, Scott	F6/ Money Shot	9	1	0.900
4	Murray, David	A4/ Name to be determined	8	1	0.889
	Rodgers, Trey	B4/ Rebels Without A Cause	8	1	0.889
6	Ridenour, Ron	B4/ Rebels Without A Cause	7	1	0.875
	Hodge, Hugh	G6/ Coral Reefers	7	1	0.875
8	Dudley, Robert	E5/ Imports and Domestics	12	2	0.857
	Lamb, Mark	E5/ Imports and Domestics	12	2	0.857
	Converse, Stan	F1/ Fowl Play	6	1	0.857
	Titsworth, Dan	F6/ Money Shot	6	1	0.857
12	Lee, Ronnie	F1/ Fowl Play	11	2	0.846
13	Stepp, John	E7/ Hostile Saints	10	2	0.833
14	Phillips, Robbie	A1/ A Dozen Elements	9	2	0.818
	Ayers, Judson	B2/ Rif Raf	9	2	0.818
16	Lovelace, Mike	A6/ 95% Drunksten	8	2	0.800
	Jur, Jess	B2/ Rif Raf	8	2	0.800
	Todd, Patrick	F4/ Boys' Night Out	8	2	0.800
	Strickland, Jon	H3/ Nice Dittles	8	2	0.800
20	McFadden, Kevin	D3/ Dynamic Darts	11	3	0.786
	Dickman, Sheila	E5/ Imports and Domestics	11	3	0.786
	Hall, Mike	E3/ Tater Fried	11	3	0.786
	Toolan, Chris	H5/ Just Here for Beer	11	3	0.786
24	Wall, Keith	A1/ A Dozen Elements	7	2	0.778
	Wilcenski, Steve	G6/ Coral Reefers	7	2	0.778
	Kyle, Mike	H3/ Nice Dittles	7	2	0.778
27	Copple, Matthew	C1/ Nine Lives	10	3	0.769
	Tant, J.J.	D8/ Overtime Outlaws	10	3	0.769
29	Brown, Barry	C2/ Dogs of War	9	3	0.750
	Mays, John	C1/ Nine Lives	9	3	0.750
	Willis, Tolson	G4/ Death Throw	9	3	0.750
	Talton, Chris	H2/ Big Bulls	9	3	0.750
	Tan, Wil	A1/ A Dozen Elements	6	2	0.750
	Britt, Jim	G6/ Coral Reefers	6	2	0.750
	Ruffin, Amanda	H8/ Ale-ing Archers	6	2	0.750
36	Lane, Jonathan	D4/ Cobra Kai	11	4	0.733
	Walters, Jason	E3/ Tater Fried	11	4	0.733
38	Peoples, Mike	A3/ Who's the Daddy?	8	3	0.727
	Terry, Bob	A2/ Lunatic Fringe	8	3	0.727
	Barwick, Rob	B2/ Rif Raf	8	3	0.727
	Clark, Dan	D8/ Overtime Outlaws	8	3	0.727
	Maynard, Joe	F8/ Salute-A-Bulls	8	3	0.727
	Thorne, Marshall	F6/ Money Shot	8	3	0.727
	Lilienthal, John	G2/ Grateful Darts	8	3	0.727
	Mitchell, Tim	G5/ Sharkshooters	8	3	0.727
	Greene, Sebastian	H8/ Ale-ing Archers	8	3	0.727
47	Williamson, Tony	D8/ Overtime Outlaws	10	4	0.714
	Raquet, Michael	E7/ Hostile Saints	10	4	0.714
	Tourout, Glenn	E5/ Imports and Domestics	10	4	0.714
	Fitzgerald, Aaron	H2/ Big Bulls	10	4	0.714
	Murdaugh, John	B4/ Rebels Without A Cause	5	2	0.714
	Hootman, Tayte	D8/ Overtime Outlaws	5	2	0.714
	Gardner, Kyle	F3/ The Redneckers	5	2	0.714
	Lake, Daniel	H7/ He Hate Us	5	2	0.714
55	Lane, Timothy	B3/ Pickled Pig Darts	7	3	0.700
	St. Clair, Matt	B2/ Rif Raf	7	3	0.700
	Diggs, Ricky	C8/ Off Constantly	7	3	0.700
58	Murray, Shane	A4/ Name to be determined	9	4	0.692
	Gregory, Mark	C2/ Dogs of War	9	4	0.692
	Crowe, Jason	D8/ Overtime Outlaws	9	4	0.692
	Sarantos, Alex	D6/ Hammered Heads	9	4	0.692
	Flowers, Fred	E8/ The DIVE Bombers	9	4	0.692
	Glendy, Mike	F1/ Fowl Play	9	4	0.692
64	(nine tied - 2 in A, 1 in B, 2 in C, 2 in F, 2 in H)		8	4	0.667
	(four tied - 1 in A, 2 in B, 1 in D)		6	3	0.667
	(one tied - 1 in A)		4	2	0.667

Spring 2009 RDL Top Singles, Doubles, and Singles+Doubles Records (League-Wide) (FINAL!)

(There are no missing statistics, as all scoresheets from the entire season have been received.) (Game minimums required for singles listings and doubles listings: 19 for divisions C/D/E/F/H, 16 for divisions A/B/G; game minimums required for singles+doubles listings: 37 for divisions C/D/E/F/H, 32 for divisions A/B/G -- except for teams B4, C1, F5, & F6, for whom the minimum is 1 fewer for singles or doubles, and 2 fewer for singles+doubles, due to a forfeit received)

	Singles Win Percentage		W	L	%-age
1	Wilcenski, Steve	G6/ Coral Reefers	19	1	0.950
2	Dunleavy, John	D7/ Respect Da Bull	24	2	0.923
3	Powell, Mark	G3/ Any Given Wednesday	17	2	0.895
4	Oakley, Jerry	C7/ The OG's	25	3	0.893
5	Eastmead, Phillip	D2/ The Locals	23	3	0.885
6	Gower, Jeff	E6/ The Pit Crew	20	3	0.870
7	Brown, Tom	A1/ A Dozen Elements	18	3	0.857
8	Tant, J.J.	D8/ Overtime Outlaws	23	4	0.852
9	Wade, Nate	G6/ Coral Reefers	17	3	0.850
10	Lyons, Jeff	D7/ Respect Da Bull	22	4	0.846
11	Kyle, Mike	H3/ Nice Dittles	16	3	0.842
12	Reaume, Andre	C7/ The OG's	21	4	0.840
	Martinez, Vicente	D6/ Hammered Heads	21	4	0.840
	McNamara, Tim	D5/ Jack Nine	21	4	0.840
15	Mitchell, Sid	B1/ Appetite for Destruction	20	4	0.833
	Greene, Sebastian	H8/ Ale-ing Archers	20	4	0.833
	Gibbs, Keith	A4/ Name to be determined	15	3	0.833
18	Brown, Barry	C2/ Dogs of War	19	4	0.826
	Glendy, Mike	F1/ Fowl Play	19	4	0.826
	Thorne, Jon	F6/ Money Shot	19	4	0.826
21	Reitano, Sal	E8/ The DIVE Bombers	23	5	0.821
22	Beeson, Robb	A3/ Who's the Daddy?	17	4	0.810
	Winters, Tom	D3/ Dynamic Darts	17	4	0.810
24	Bryant, Whit	D2/ The Locals	21	5	0.808
25	Kiser, Lyman	E1/ One-Armed Bandits	24	6	0.800
	Ackerman, Travis	D7/ Respect Da Bull	16	4	0.800
27	Phillips, Robbie	A1/ A Dozen Elements	19	5	0.792
	Fournier, Jeff	F8/ Salute-A-Bulls	19	5	0.792
29	Hall, Mike	E3/ Tater Fried	22	6	0.786
	Lamb, Mark	E5/ Imports and Domestics	22	6	0.786
31	Butters, Kent	A6/ 95% Drunksten	14	4	0.778
32	Davis, Jimmy	A6/ 95% Drunksten	17	5	0.773
	Lane, Timothy	B3/ Pickled Pig Darts	17	5	0.773
34	Sarantos, Alex	D6/ Hammered Heads	20	6	0.769
	Blackwelder, Deb	E4/ Drunk Luck	20	6	0.769
36	Seward, Mike	A3/ Who's the Daddy?	13	4	0.765
37	Thorne, Rick	F6/ Money Shot	16	5	0.762
38	Walters, Jason	E3/ Tater Fried	22	7	0.759

	Doubles Win Percentage		W	L	%-age
1	Rodgers, Trey	B4/ Rebels Without A Cause	17	2	0.895
2	Phillips, Robbie	A1/ A Dozen Elements	20	3	0.870
3	Lamb, Mark	E5/ Imports and Domestics	24	4	0.857
4	Wall, Keith	A1/ A Dozen Elements	14	3	0.824
5	Hall, Mike	E3/ Tater Fried	23	5	0.821
6	Wade, Nate	G6/ Coral Reefers	15	4	0.789
	Wilcenski, Steve	G6/ Coral Reefers	15	4	0.789
8	Dudley, Robert	E5/ Imports and Domestics	22	6	0.786
9	Lovelace, Mike	A6/ 95% Drunksten	14	4	0.778
	Britt, Jim	G6/ Coral Reefers	14	4	0.778
11	Murray, David	A4/ Name to be determined	13	4	0.765
12	Jur, Jess	B2/ Rif Raf	16	5	0.762
13	Glendy, Mike	F1/ Fowl Play	19	6	0.760
14	Walters, Jason	E3/ Tater Fried	22	7	0.759
15	Oakley, Jerry	C7/ The OG's	21	7	0.750
	Fitzgerald, Aaron	H2/ Big Bulls	21	7	0.750
	Willis, Tolson	G4/ Death Throw	18	6	0.750
	Greene, Sebastian	H8/ Ale-ing Archers	18	6	0.750
	Beeson, Robb	A3/ Who's the Daddy?	15	5	0.750
	Diamond, Paddy	B2/ Rif Raf	12	4	0.750
	Thompson, Ben	G4/ Death Throw	12	4	0.750
22	Tant, J.J.	D8/ Overtime Outlaws	20	7	0.741
	Lee, Ronnie	F1/ Fowl Play	20	7	0.741
24	(two tied - both for H2/ Big Bulls)		17	6	0.739

	Singles + Doubles Win Percentage		W	L	%-age
1	Wilcenski, Steve	G6/ Coral Reefers	34	5	0.872
2	Phillips, Robbie	A1/ A Dozen Elements	39	8	0.830
3	Oakley, Jerry	C7/ The OG's	46	10	0.821
	Lamb, Mark	E5/ Imports and Domestics	46	10	0.821
5	Wade, Nate	G6/ Coral Reefers	32	7	0.821
6	Hall, Mike	E3/ Tater Fried	45	11	0.804
7	Tant, J.J.	D8/ Overtime Outlaws	43	11	0.796
8	Glendy, Mike	F1/ Fowl Play	38	10	0.792
	Greene, Sebastian	H8/ Ale-ing Archers	38	10	0.792
10	Eastmead, Phillip	D2/ The Locals	40	11	0.784
11	Kyle, Mike	H3/ Nice Dittles	29	8	0.784
12	Beeson, Robb	A3/ Who's the Daddy?	32	9	0.780
13	Brown, Tom	A1/ A Dozen Elements	33	10	0.767
14	Brown, Barry	C2/ Dogs of War	36	11	0.766
	Gower, Jeff	E6/ The Pit Crew	36	11	0.766
16	Reaume, Andre	C7/ The OG's	39	12	0.765
	McNamara, Tim	D5/ Jack Nine	39	12	0.765
18	Rodgers, Trey	B4/ Rebels Without A Cause	29	9	0.763
	Thorne, Marshall	F6/ Money Shot	29	9	0.763
	Britt, Jim	G6/ Coral Reefers	29	9	0.763
	Powell, Mark	G3/ Any Given Wednesday	29	9	0.763
22	Walters, Jason	E3/ Tater Fried	44	14	0.759
23	Mitchell, Sid	B1/ Appetite for Destruction	35	12	0.745
	Lyons, Jeff	D7/ Respect Da Bull	35	12	0.745
25	Fitzgerald, Aaron	H2/ Big Bulls	42	15	0.737
26	Dunleavy, John	D7/ Respect Da Bull	36	13	0.735
27	Winters, Tom	D3/ Dynamic Darts	30	11	0.732
28	Gibbs, Keith	A4/ Name to be determined	26	10	0.722
29	Thorne, Jon	F6/ Money Shot	31	12	0.721
30	Davis, Jimmy	A6/ 95% Drunksten	28	11	0.718
	Burney, Gary	C4/ Excalibur	28	11	0.718
32	Kiser, Lyman	E1/ One-Armed Bandits	43	17	0.717
33	Titsworth, Dan	F6/ Money Shot	32	13	0.711
34	Jeffcoat, Doug	A3/ Who's the Daddy?	27	11	0.711
	Gallagher, Jim	G6/ Coral Reefers	27	11	0.711
36	Willis, Tolson	G4/ Death Throw	34	14	0.708
	Strickland, Jon	H3/ Nice Dittles	34	14	0.708
38	Lueneburg, Randy	C8/ Off Constantly	35	15	0.700
39	Lane, Timothy	B3/ Pickled Pig Darts	30	13	0.698
40	Seward, Mike	A3/ Who's the Daddy?	23	10	0.697
41	Mayhew, Zak	C8/ Off Constantly	39	17	0.696
	Keller, Tony	D1/ C-Minus	39	17	0.696
43	Gupton, Corbett	H2/ Big Bulls	32	14	0.696
44	Blackwelder, Deb	E4/ Drunk Luck	36	16	0.692
45	Lee, Ronnie	F1/ Fowl Play	38	17	0.691
46	Mays, John	C1/ Nine Lives	35	16	0.686
47	Murray, Shane	A4/ Name to be determined	30	14	0.682
	Hoyt, David	B2/ Rif Raf	30	14	0.682
49	Fournier, Jeff	F8/ Salute-A-Bulls	32	15	0.681
	Fitzgerald, Dennis	H2/ Big Bulls	32	15	0.681
51	Copple, Matthew	C1/ Nine Lives	34	16	0.680
52	Tourout, Glenn	E5/ Imports and Domestics	36	17	0.679
53	Kubel, Tom	C8/ Off Constantly	38	18	0.679
	Reitano, Sal	E8/ The DIVE Bombers	38	18	0.679
55	Anderson, Ryan	D1/ C-Minus	27	13	0.675
56	Sarantos, Alex	D6/ Hammered Heads	35	17	0.673
57	Mushow, Dave	H8/ Ale-ing Archers	32	16	0.667
	O'Brien, Sean	B3/ Pickled Pig Darts	30	15	0.667
	Murray, David	A4/ Name to be determined	24	12	0.667
	Thorne, Rick	F6/ Money Shot	24	12	0.667
61	Johnson, Steve	H5/ Just Here for Beer	35	18	0.660
62	Coalson, Patrick	H8/ Ale-ing Archers	29	15	0.659
63	Holland, Steve	B4/ Rebels Without A Cause	21	11	0.656
64	Terry, Bob	A2/ Lunatic Fringe	30	16	0.652
65	(two tied - 1 each in F and G)		28	15	0.651

Spring 2009 RDL Top -01 and Cricket All-Star Point Averages (League-Wide) (FINAL!)

(There are no missing statistics, as all scoresheets from the entire season have been received.) (Game minimums required for these listings: 19 for divisions C/D/E/F/H, 16 for divisions A/B/G - except for teams B4, C1, F5, & F6, for whom the minimum is one less than that of their divisions due to a forfeit received)

	-01 All-Star Point Average		ASP	TGP	Ave.
1	Phillips, Robbie	A1/ A Dozen Elements	26.5	23	1.152
2	Eastmead, Phillip	D2/ The Locals	23.0	25	0.920
3	Murray, Shane	A4/ Name to be determined	21.0	23	0.913
4	Davis, Jimmy	A6/ 95% Drunksten	15.5	18	0.861
5	Terry, Bob	A2/ Lunatic Fringe	19.0	23	0.826
6	Grubb, Donald	A7/ Norfolk & Chance	17.0	21	0.810
7	McNamara, Tim	D5/ Jack Nine	19.5	25	0.780
8	Knight, Mark	A1/ A Dozen Elements	17.0	22	0.773
9	Beeson, Robb	A3/ Who's the Daddy?	14.5	19	0.763
	Gaglione, Joey	A3/ Who's the Daddy?	14.5	19	0.763
11	Colton, Mitch	F6/ Money Shot	18.0	24	0.750
12	Brown, Tom	A1/ A Dozen Elements	15.5	21	0.738
13	Murray, David	A4/ Name to be determined	14.0	19	0.737
14	Ackerman, Travis	D7/ Respect Da Bull	14.0	20	0.700
15	Johnson, Mike	B5/ One And Done	16.5	24	0.688
16	Jeffcoat, Doug	A3/ Who's the Daddy?	12.0	18	0.667
17	Berstler, Justin	A3/ Who's the Daddy?	10.5	16	0.656
18	Blackwelder, Deb	E4/ Drunk Luck	17.0	26	0.654
19	Kenney, Jon	B6/ Bennington Brawlers	15.5	24	0.646
20	Ray, Robert	C6/ Ocho Cinco	17.5	28	0.625
	Holland, Steve	B4/ Rebels Without A Cause	10.0	16	0.625
22	Gelhar, Tommy	A4/ Name to be determined	15.5	25	0.620
23	Toolan, Chris	H5/ Just Here for Beer	16.5	27	0.611
24	Beaudoin, Paul	A7/ Norfolk & Chance	12.0	20	0.600
25	Butters, Kent	A6/ 95% Drunksten	9.5	16	0.594
26	Kendall, Kevin	A3/ Who's the Daddy?	10.0	17	0.588
	Hobbs, Brian	B6/ Bennington Brawlers	10.0	17	0.588
28	Brown, Barry	C2/ Dogs of War	13.5	23	0.587
29	Gaulthier, Cody	C7/ The OG's	15.0	26	0.577
30	Oakley, Jerry	C7/ The OG's	16.0	28	0.571
	Lamb, Mark	E5/ Imports and Domestics	16.0	28	0.571
	Hoyt, David	B2/ Rif Raf	12.0	21	0.571
33	Reaume, Andre	C7/ The OG's	14.0	25	0.560
34	Alvord, David	A6/ 95% Drunksten	9.5	17	0.559
35	Brown, Phil	E3/ Tater Fried	14.5	26	0.558
36	Wilcenski, Steve	G6/ Coral Reefers	10.5	19	0.553
37	Keller, Tony	D1/ C-Minus	15.0	28	0.536
38	Kiser, Lyman	E1/ One-Armed Bandits	16.0	30	0.533
39	Walters, Jason	E3/ Tater Fried	15.5	30	0.517
40	Foushee, Eugene	C4/ Excalibur	13.5	27	0.500
	Bryant, Whit	D2/ The Locals	12.0	24	0.500
	Cusher, Dean	F3/ The Redneckers	12.0	24	0.500
	Budelman, Jim	A2/ Lunatic Fringe	10.0	20	0.500
	Thorne, Jon	F6/ Money Shot	10.0	20	0.500
	Ramser, K.C.	A4/ Name to be determined	9.0	18	0.500
	McAlpin, Jack	F5/ Designated Divers	9.0	18	0.500
	Aguilar, Jose	A6/ 95% Drunksten	8.5	17	0.500
	Mozzetti, Tim	B1/ Appetite for Destruction	8.0	16	0.500
49	Stark, Keith	D2/ The Locals	13.0	27	0.481
50	Mays, John	C1/ Nine Lives	12.0	25	0.480
51	King, Timmy	B1/ Appetite for Destruction	11.5	24	0.479
52	Hindle, Mikey	B5/ One And Done	11.0	23	0.478
53	Downs, Aaron	A5/ The Aristocrats	9.5	20	0.475
54	Britt, Jim	G6/ Coral Reefers	8.5	18	0.472
55	Lane, Jonathan	D4/ Cobra Kai	13.5	29	0.466
56	Hall, Josh	B5/ One And Done	10.0	22	0.455
	Fournier, Jeff	F8/ Salute-A-Bulls	10.0	22	0.455
58	Mayhew, Zak	C8/ Off Constantly	12.5	28	0.446
59	Johnson, Steve	H5/ Just Here for Beer	12.0	27	0.444
	Pharo, John	B1/ Appetite for Destruction	8.0	18	0.444
61	Campbell, Dan	H3/ Nice Dittles	11.5	26	0.442
62	Bouchard, Keith	F7/ Menace 2 Sobriety	11.0	25	0.440
63	Baldwin, Randy	B3/ Pickled Pig Darts	9.5	22	0.432
	Evans, J.P.	D5/ Jack Nine	9.5	22	0.432
65	Balena, Frank	F2/ Better At Pool	12.0	28	0.429

	Cricket All-Star Point Average		ASP	TGP	Ave.
1	Phillips, Robbie	A1/ A Dozen Elements	83.5	24	3.479
2	Seward, Mike	A3/ Who's the Daddy?	49.0	18	2.722
3	Beeson, Robb	A3/ Who's the Daddy?	59.5	22	2.705
4	Brown, Tom	A1/ A Dozen Elements	57.5	22	2.614
5	Davis, Jimmy	A6/ 95% Drunksten	48.5	21	2.310
6	Oakley, Jerry	C7/ The OG's	60.5	28	2.161
7	Aguilar, Jose	A6/ 95% Drunksten	43.0	20	2.150
8	Gibbs, Keith	A4/ Name to be determined	38.0	18	2.111
9	Kendall, Kevin	A3/ Who's the Daddy?	35.5	17	2.088
10	Eastmead, Phillip	D2/ The Locals	50.5	26	1.942
11	Wilcenski, Steve	G6/ Coral Reefers	36.5	20	1.825
12	Terry, Bob	A2/ Lunatic Fringe	41.0	23	1.783
13	Pharo, John	B1/ Appetite for Destruction	39.0	22	1.773
14	Winters, Tom	D3/ Dynamic Darts	38.5	22	1.750
15	Kubel, Tom	C8/ Off Constantly	48.0	28	1.714
16	Reaume, Andre	C7/ The OG's	44.5	26	1.712
17	Bakowski, Adam	A2/ Lunatic Fringe	37.5	22	1.705
18	Jeffcoat, Doug	A3/ Who's the Daddy?	34.0	20	1.700
19	Wall, Keith	A1/ A Dozen Elements	32.0	19	1.684
20	Gelhar, Tommy	A4/ Name to be determined	38.0	23	1.652
21	Knight, Mark	A1/ A Dozen Elements	39.0	24	1.625
22	Murray, Shane	A4/ Name to be determined	34.0	21	1.619
23	Murray, David	A4/ Name to be determined	26.5	17	1.559
24	Lane, Timothy	B3/ Pickled Pig Darts	34.0	22	1.545
25	McNamara, Tim	D5/ Jack Nine	40.0	26	1.538
26	Berstler, Justin	A3/ Who's the Daddy?	27.5	18	1.528
	Hyler, Dale	A1/ A Dozen Elements	27.5	18	1.528
28	Lyons, Jeff	D7/ Respect Da Bull	37.5	26	1.442
29	Peoples, Mike	A3/ Who's the Daddy?	22.5	16	1.406
30	Scott, Lee	A4/ Name to be determined	37.5	27	1.389
31	Brown, Phil	E3/ Tater Fried	36.0	26	1.385
32	Lovelace, Mike	A6/ 95% Drunksten	23.5	17	1.382
33	Kiser, Lyman	E1/ One-Armed Bandits	41.0	30	1.367
34	Butters, Scott	A6/ 95% Drunksten	28.5	21	1.357
35	Eason, Joel	A2/ Lunatic Fringe	31.0	23	1.348
36	Hendricks, Ron	B7/ Starving Dartists	23.5	18	1.306
37	Evans, J.P.	D5/ Jack Nine	28.5	22	1.295
38	Glendy, Mike	F1/ Fowl Play	31.0	24	1.292
39	Chaney, Bill	B4/ Rebels Without A Cause	21.5	17	1.265
40	Alcon, Tony	C5/ The Good, Bad, & Ugly	30.0	24	1.250
41	Titsworth, Dan	F6/ Money Shot	32.0	26	1.231
42	Beaudoin, Paul	A7/ Norfolk & Chance	27.0	22	1.227
	Hamilton, Billy	A2/ Lunatic Fringe	27.0	22	1.227
44	Gaulthier, Cody	C7/ The OG's	31.5	26	1.212
45	Lloyd, Billy	A5/ The Aristocrats	26.5	22	1.205
46	Mills, Tim	B4/ Rebels Without A Cause	18.0	15	1.200
47	Barwick, Rob	B2/ Rif Raf	28.5	24	1.188
	Jones, Jeff	G7/ Wire We Here	28.5	24	1.188
49	Wade, Nate	G6/ Coral Reefers	23.5	20	1.175
50	Walters, Jason	E3/ Tater Fried	32.5	28	1.161
51	Rodgers, Trey	B4/ Rebels Without A Cause	23.0	20	1.150
52	Gaglione, Joey	A3/ Who's the Daddy?	19.5	17	1.147
53	Brown, Barry	C2/ Dogs of War	27.5	24	1.146
54	Groves, Phil	C5/ The Good, Bad, & Ugly	28.5	25	1.140
55	Holland, Steve	B4/ Rebels Without A Cause	18.0	16	1.125
56	Kenney, Jon	B6/ Bennington Brawlers	26.5	24	1.104
	King, Timmy	B1/ Appetite for Destruction	26.5	24	1.104
58	Ackerman, Travis	D7/ Respect Da Bull	27.5	25	1.100
	Budelman, Jim	A2/ Lunatic Fringe	22.0	20	1.100
60	Lueneburg, Randy	C8/ Off Constantly	28.5	26	1.096
61	Hall, Josh	B5/ One And Done	24.0	22	1.091
62	Fournier, Jeff	F8/ Salute-A-Bulls	27.0	25	1.080
63	Lamb, Mark	E5/ Imports and Domestics	30.0	28	1.071
64	Jacobi, Paul	A2/ Lunatic Fringe	20.0	19	1.053
65	Britt, Jim	G6/ Coral Reefers	21.0	20	1.050

Spring 2009 RDL Win Percentages (by team) (FINAL!)

(All statistics are included, as there were no missing scoresheets this season)

Singles Win Percentages

		W	L	%-age
1	G6/ Coral Reefers	98	46	0.681
2	F6/ Money Shot	##	54	0.654
3	A1/ A Dozen Elements	93	51	0.646
4	C8/ Off Constantly	##	63	0.625
	H3/ Nice Dittles	##	63	0.625
6	H8/ Ale-ing Archers	##	64	0.619
7	A3/ Who's the Daddy?	89	55	0.618
8	H2/ Big Bulls	##	65	0.613
9	C1/ Nine Lives	95	61	0.609
10	B1/ Appetite for Destruct	85	59	0.590
11	E3/ Tater Fried	98	70	0.583
	G3/ Any Given Wednesd	84	60	0.583
13	D7/ Respect Da Bull	97	71	0.577
	F1/ Fowl Play	97	71	0.577
15	B3/ Pickled Pig Darts	81	63	0.563
16	C4/ Excalibur	94	74	0.560
17	E8/ The DIVE Bombers	93	75	0.554
18	A6/ 95% Drunksten	79	65	0.549
	B6/ Bennington Brawlers	79	65	0.549
20	D8/ Overtime Outlaws	92	76	0.548
21	C7/ The OG's	90	78	0.536
22	A2/ Lunatic Fringe	77	67	0.535
23	E6/ The Pit Crew	88	80	0.524
24	B4/ Rebels Without A C:	69	63	0.523
25	D1/ C-Minus	87	81	0.518
	D2/ The Locals	87	81	0.518
	E5/ Imports and Domesti	87	81	0.518
28	F2/ Better At Pool	86	82	0.512
	F7/ Menace 2 Sobriety	86	82	0.512
30	B5/ One And Done	73	71	0.507
31	D3/ Dynamic Darts	85	83	0.506
	F3/ The Redneckers	85	83	0.506
33	A4/ Name to be determin	71	73	0.493
34	C2/ Dogs of War	81	87	0.482
35	B2/ Rif Raf	69	75	0.479
	G7/ Wire We Here	69	75	0.479
37	H4/ Who Darted?	80	88	0.476
38	G1/ Irish We Were Drun	68	76	0.472
39	G4/ Death Throw	67	77	0.465
40	E1/ One-Armed Bandits	78	90	0.464
	H1/ Dartastrophe	78	90	0.464
42	D5/ Jack Nine	77	91	0.458
	D6/ Hammered Heads	77	91	0.458
	E7/ Hostile Saints	77	91	0.458
45	E4/ Drunk Luck	76	92	0.452
46	F4/ Boys' Night Out	70	86	0.449
47	E2/ The Bogarts	75	93	0.446
48	C6/ Ocho Cinco	74	92	0.446
49	H5/ Just Here for Beer	74	94	0.440
50	H7/ He Hate Us	73	95	0.435
51	D4/ Cobra Kai	70	98	0.417
	G5/ Sharkshooters	60	84	0.417
53	G2/ Grateful Darts	58	86	0.403
54	F8/ Salute-A-Bulls	62	94	0.397
55	C5/ The Good, the Bad &	65	##	0.387
56	F5/ Designated Divers	60	96	0.385
57	A7/ Norfolk & Chance	51	93	0.354
58	C3/ Traveling Beer Belli	54	##	0.351
58	H6/ Ton Up Tossers	55	##	0.327
59	A5/ The Aristocrats	44	##	0.306
61	B7/ Starving Dartists	36	96	0.273

Doubles Win Percentages

		W	L	%-age
1	A1/ A Dozen Elements	50	22	0.694
2	G6/ Coral Reefers	49	23	0.681
3	E5/ Imports and Domesti	57	27	0.679
4	B2/ Rif Raf	48	24	0.667
5	F6/ Money Shot	50	28	0.641
6	C7/ The OG's	53	31	0.631
	E3/ Tater Fried	53	31	0.631
	H2/ Big Bulls	53	31	0.631
	H8/ Ale-ing Archers	53	31	0.631
10	A3/ Who's the Daddy?	45	27	0.625
11	D8/ Overtime Outlaws	52	32	0.619
12	C8/ Off Constantly	51	33	0.607
13	A4/ Name to be determin	43	29	0.597
14	B4/ Rebels Without A C:	39	27	0.591
15	B1/ Appetite for Destruct	41	31	0.569
16	D1/ C-Minus	47	37	0.560
17	C4/ Excalibur	46	38	0.548
	F1/ Fowl Play	46	38	0.548
19	C1/ Nine Lives	42	36	0.538
20	E7/ Hostile Saints	45	39	0.536
21	G4/ Death Throw	38	34	0.528
22	D5/ Jack Nine	44	40	0.524
23	F3/ The Redneckers	43	41	0.512
	H1/ Dartastrophe	43	41	0.512
25	H3/ Nice Dittles	42	42	0.500
	H5/ Just Here for Beer	42	42	0.500
	F4/ Boys' Night Out	39	39	0.500
	G5/ Sharkshooters	36	36	0.500
29	C2/ Dogs of War	41	43	0.488
	D3/ Dynamic Darts	41	43	0.488
	E6/ The Pit Crew	41	43	0.488
	E8/ The DIVE Bombers	41	43	0.488
	F2/ Better At Pool	41	43	0.488
34	B5/ One And Done	35	37	0.486
	G2/ Grateful Darts	35	37	0.486
36	D6/ Hammered Heads	40	44	0.476
	F7/ Menace 2 Sobriety	40	44	0.476
38	A2/ Lunatic Fringe	34	38	0.472
	B3/ Pickled Pig Darts	34	38	0.472
40	D7/ Respect Da Bull	39	45	0.464
	E1/ One-Armed Bandits	39	45	0.464
	H7/ He Hate Us	39	45	0.464
43	A6/ 95% Drunksten	33	39	0.458
	G3/ Any Given Wednesd	33	39	0.458
45	D2/ The Locals	38	46	0.452
	E4/ Drunk Luck	38	46	0.452
47	C6/ Ocho Cinco	37	47	0.440
	H4/ Who Darted?	37	47	0.440
49	F5/ Designated Divers	34	44	0.436
50	G1/ Irish We Were Drun	31	41	0.431
51	D4/ Cobra Kai	35	49	0.417
	G7/ Wire We Here	30	42	0.417
53	B6/ Bennington Brawlers	29	43	0.403
54	F8/ Salute-A-Bulls	31	47	0.397
55	C5/ The Good, the Bad &	32	52	0.381
56	C3/ Traveling Beer Belli	28	50	0.359
57	A5/ The Aristocrats	24	48	0.333
58	H6/ Ton Up Tossers	27	57	0.321
58	A7/ Norfolk & Chance	23	49	0.319
59	B7/ Starving Dartists	20	46	0.303
61	E2/ The Bogarts	22	62	0.262

Singles+Doubles Win Percentages

		W	L	%-age
1	G6/ Coral Reefers	##	92	0.681
2	A1/ A Dozen Elements	##	95	0.670
3	F6/ Money Shot	##	##	0.647
4	H8/ Ale-ing Archers	##	##	0.625
5	H2/ Big Bulls	##	##	0.622
6	A3/ Who's the Daddy?	##	##	0.622
7	C8/ Off Constantly	##	##	0.616
8	E3/ Tater Fried	##	##	0.607
9	E5/ Imports and Domesti	##	##	0.598
10	C7/ The OG's	##	##	0.583
	D8/ Overtime Outlaws	##	##	0.583
12	B1/ Appetite for Destruct	##	##	0.580
13	C1/ Nine Lives	##	##	0.574
14	B2/ Rif Raf	##	##	0.573
15	F1/ Fowl Play	##	##	0.563
	H3/ Nice Dittles	##	##	0.563
17	B4/ Rebels Without A C:	##	##	0.557
18	C4/ Excalibur	##	##	0.554
19	A4/ Name to be determin	##	##	0.545
20	D1/ C-Minus	##	##	0.539
21	D7/ Respect Da Bull	##	##	0.521
	E8/ The DIVE Bombers	##	##	0.521
	G3/ Any Given Wednesd	##	##	0.521
24	B3/ Pickled Pig Darts	##	##	0.517
25	F3/ The Redneckers	##	##	0.509
26	E6/ The Pit Crew	##	##	0.506
27	A2/ Lunatic Fringe	##	##	0.503
	A6/ 95% Drunksten	##	##	0.503
29	F2/ Better At Pool	##	##	0.500
30	D3/ Dynamic Darts	##	##	0.497
	E7/ Hostile Saints	##	##	0.497
32	B5/ One And Done	##	##	0.497
	G4/ Death Throw	##	##	0.497
34	F7/ Menace 2 Sobriety	##	##	0.494
35	D5/ Jack Nine	##	##	0.491
36	H1/ Dartastrophe	##	##	0.488
37	C2/ Dogs of War	##	##	0.485
	D2/ The Locals	##	##	0.485
39	B6/ Bennington Brawlers	##	##	0.476
40	F4/ Boys' Night Out	##	##	0.474
41	H5/ Just Here for Beer	##	##	0.470
42	D6/ Hammered Heads	##	##	0.467
43	E1/ One-Armed Bandits	##	##	0.464
44	H4/ Who Darted?	##	##	0.458
	G5/ Sharkshooters	##	##	0.458
46	E4/ Drunk Luck	##	##	0.452
47	G1/ Irish We Were Drun	##	##	0.451
48	H7/ He Hate Us	##	##	0.449
49	G7/ Wire We Here	##	##	0.448
50	G2/ Grateful Darts	##	##	0.444
51	C6/ Ocho Cinco	##	##	0.443
52	D4/ Cobra Kai	##	##	0.417
53	F5/ Designated Divers	##	##	0.410
54	F8/ Salute-A-Bulls	##	##	0.397
55	C5/ The Good, the Bad &	##	##	0.384
56	C3/ Traveling Beer Belli	##	##	0.355
57	E2/ The Bogarts	##	##	0.354
58	A7/ Norfolk & Chance	97	##	0.337
58	H6/ Ton Up Tossers	##	##	0.324
59	A5/ The Aristocrats	92	##	0.319
61	B7/ Starving Dartists	76	##	0.288

Spring 2009 RDL All-Star Point Averages (by team) (FINAL!)

(All statistics are included, as there were no missing scoresheets this season)

-01 All-Star Point Averages

		ASP	TGP	Ave.
1	A1/ A Dozen Elements	92.5	144	0.642
2	A3/ Who's the Daddy?	91.0	144	0.632
3	A4/ Name to be determined	82.5	144	0.573
4	A6/ 95% Drunksten	69.5	144	0.483
5	A2/ Lunatic Fringe	55.0	144	0.382
6	A7/ Norfolk & Chance	53.5	144	0.372
7	B1/ Appetite for Destruction	53.0	144	0.368
8	C7/ The OG's	61.5	168	0.366
9	B4/ Rebels Without A Cause	47.0	132	0.356
10	B5/ One And Done	51.0	144	0.354
	B6/ Bennington Brawlers	51.0	144	0.354
12	D2/ The Locals	57.0	168	0.339
13	F6/ Money Shot	51.5	156	0.330
14	C8/ Off Constantly	55.0	168	0.327
15	H3/ Nice Dittles	53.0	168	0.315
16	C6/ Ocho Cinco	52.0	167	0.311
17	C2/ Dogs of War	50.5	168	0.301
	E3/ Tater Fried	50.5	168	0.301
19	C1/ Nine Lives	44.5	156	0.285
20	B2/ Rif Raf	40.0	144	0.278
21	D5/ Jack Nine	46.0	168	0.274
	E5/ Imports and Domestics	46.0	168	0.274
23	A5/ The Aristocrats	39.0	144	0.271
24	F5/ Designated Divers	42.0	156	0.269
25	E2/ The Bogarts	44.0	168	0.262
	H8/ Ale-ing Archers	44.0	168	0.262
27	B3/ Pickled Pig Darts	37.5	144	0.260
28	G6/ Coral Reefers	37.0	144	0.257
29	D4/ Cobra Kai	43.0	168	0.256
30	F2/ Better At Pool	42.0	168	0.250
	H5/ Just Here for Beer	42.0	168	0.250
32	D1/ C-Minus	41.5	168	0.247
33	D8/ Overtime Outlaws	41.0	168	0.244
	E7/ Hostile Saints	41.0	168	0.244
	F3/ The Redneckers	41.0	168	0.244
36	E4/ Drunk Luck	40.5	168	0.241
37	C4/ Excalibur	39.5	168	0.235
38	F7/ Menace 2 Sobriety	39.0	168	0.232
39	E8/ The DIVE Bombers	37.5	168	0.223
40	D7/ Respect Da Bull	37.0	168	0.220
41	D3/ Dynamic Darts	36.0	168	0.214
42	E1/ One-Armed Bandits	35.5	168	0.211
43	G5/ Sharkshooters	29.5	144	0.205
44	D6/ Hammered Heads	34.0	168	0.202
45	G7/ Wire We Here	27.5	144	0.191
46	H1/ Dartastrophe	32.0	168	0.190
47	F4/ Boys' Night Out	29.5	156	0.189
48	C3/ Traveling Beer Bellies	29.0	155	0.187
49	H2/ Big Bulls	31.0	168	0.185
50	F1/ Fowl Play	30.5	168	0.182
51	E6/ The Pit Crew	30.0	168	0.179
52	G3/ Any Given Wednesday	25.5	144	0.177
53	G2/ Grateful Darts	24.5	144	0.170
54	H7/ He Hate Us	28.5	168	0.170
55	F8/ Salute-A-Bulls	26.0	156	0.167
56	G4/ Death Throw	22.0	144	0.153
57	H4/ Who Darted?	25.5	168	0.152
58	C5/ The Good, the Bad & the Ugly	24.5	168	0.146
58	H6/ Ton Up Tossers	23.5	168	0.140
59	G1/ Irish We Were Drunk	17.5	144	0.122
61	B7/ Starving Dartists	16.0	132	0.121

Cricket All-Star Point Averages

		ASP	TGP	Ave.
1	A1/ A Dozen Elements	302.5	144	2.101
2	A3/ Who's the Daddy?	266.5	144	1.851
3	A4/ Name to be determined	221.5	144	1.538
4	A2/ Lunatic Fringe	192.0	144	1.333
5	A6/ 95% Drunksten	190.5	144	1.323
6	B4/ Rebels Without A Cause	144.0	132	1.091
7	C7/ The OG's	170.0	168	1.012
8	D7/ Respect Da Bull	160.5	168	0.955
9	B1/ Appetite for Destruction	135.0	144	0.938
10	C8/ Off Constantly	153.0	168	0.911
11	B3/ Pickled Pig Darts	130.0	144	0.903
12	D2/ The Locals	141.5	168	0.842
13	A7/ Norfolk & Chance	118.5	144	0.823
14	A5/ The Aristocrats	114.5	144	0.795
15	F6/ Money Shot	123.0	156	0.788
16	B2/ Rif Raf	112.5	144	0.781
17	B5/ One And Done	111.5	144	0.774
18	G6/ Coral Reefers	110.0	144	0.764
19	E3/ Tater Fried	123.5	168	0.735
20	C1/ Nine Lives	114.0	156	0.731
21	D8/ Overtime Outlaws	120.0	168	0.714
22	D5/ Jack Nine	118.0	168	0.702
23	C5/ The Good, the Bad & the Ugly	116.5	168	0.693
24	C2/ Dogs of War	111.5	168	0.664
	E5/ Imports and Domestics	111.5	168	0.664
26	B6/ Bennington Brawlers	95.5	144	0.663
27	D3/ Dynamic Darts	105.0	168	0.625
28	F1/ Fowl Play	103.5	168	0.616
29	D4/ Cobra Kai	101.0	168	0.601
30	E7/ Hostile Saints	100.5	168	0.598
31	C6/ Ocho Cinco	98.0	167	0.587
32	C4/ Excalibur	97.0	168	0.577
33	D6/ Hammered Heads	95.5	168	0.568
34	B7/ Starving Dartists	75.0	132	0.568
35	D1/ C-Minus	94.0	168	0.560
36	E1/ One-Armed Bandits	91.5	168	0.545
37	E4/ Drunk Luck	91.0	168	0.542
	F3/ The Redneckers	91.0	168	0.542
39	G3/ Any Given Wednesday	76.0	144	0.528
40	F7/ Menace 2 Sobriety	88.5	168	0.527
41	G2/ Grateful Darts	73.0	144	0.507
42	G7/ Wire We Here	72.0	144	0.500
43	F5/ Designated Divers	77.5	156	0.497
44	E6/ The Pit Crew	82.5	168	0.491
45	F8/ Salute-A-Bulls	75.0	156	0.481
46	E2/ The Bogarts	79.0	168	0.470
47	H8/ Ale-ing Archers	78.0	168	0.464
48	G1/ Irish We Were Drunk	66.5	144	0.462
49	H3/ Nice Dittles	76.5	168	0.455
50	F2/ Better At Pool	75.5	168	0.449
51	E8/ The DIVE Bombers	73.5	168	0.438
52	F4/ Boys' Night Out	68.0	156	0.436
53	C3/ Traveling Beer Bellies	67.0	155	0.432
54	G5/ Sharkshooters	62.0	144	0.431
55	H2/ Big Bulls	69.5	168	0.414
56	H1/ Dartastrophe	60.0	168	0.357
57	H4/ Who Darted?	59.5	168	0.354
58	G4/ Death Throw	50.0	144	0.347
58	H7/ He Hate Us	53.5	168	0.318
59	H5/ Just Here for Beer	52.5	168	0.313
61	H6/ Ton Up Tossers	50.0	168	0.298

	Singles	301	Singles	Cricket	Singles	Record	Singles Win %-age	Doubles	Cricket	Doubles	501	Doubles	Record	Doubles Win %-age	Sngls + Dbls	Record	Sngls + Dbls Win %-age	Tiebreaker Ws	Tiebreaker Ls	-01 All-Star Points	-01 Games Played	-01 All-Star Point Average	Cricket All-Star Points	Crkt Games Played	Crkt All-Star Point Average
A1/ A Dozen Elements	42	30	51	21	93	51	0.646	26	10	24	12	50	22	0.694	193	95	0.670	0	0	92.5	144	0.642	302.5	144	2.101
A 10 Kilts, Jason	2	4	1	2	3	6	0.333	5	0	4	2	9	2	0.818	12	8	0.600	0	0	6.0	12	0.500	7.5	8	0.938
A 11 Brown, Tom	8	2	10	1	18	3	0.857	9	2	6	5	15	7	0.682	33	10	0.767	0	0	15.5	21	0.738	57.5	22	2.614
A 12 Dziczkowski, Jeremy	5	5	1	6	6	11	0.353	3	4	5	4	8	8	0.500	14	19	0.424	0	0	8.0	19	0.421	18.5	14	1.321
A 13 Hyler, Dale	6	1	5	4	11	5	0.688	5	4	3	3	8	7	0.533	19	12	0.613	0	0	8.0	13	0.615	27.5	18	1.528
A 14 Knight, Mark	4	6	10	2	14	8	0.636	7	5	8	4	15	9	0.625	29	17	0.630	0	0	17.0	22	0.773	39.0	24	1.625
A 15 Phillips, Robbie	8	4	11	1	19	5	0.792	11	1	9	2	20	3	0.870	39	8	0.830	0	0	26.5	23	1.152	83.5	24	3.479
A 16 Smith, Allen	0	0	0	0	0	0	#DIV/0!	0	0	0	0	0	0	#DIV/0!	0	0	#DIV/0!	0	0	0.0	0	#DIV/0!	0.0	0	#DIV/0!
A 17 Tan, Wil	3	2	7	0	10	2	0.833	5	3	6	2	11	5	0.688	21	7	0.750	0	0	5.0	13	0.385	37.0	15	2.467
A 18 Wall, Keith	6	6	6	5	12	11	0.522	7	1	7	2	14	3	0.824	26	14	0.650	0	0	6.5	21	0.310	32.0	19	1.684
A2/ Lunatic Fringe	40	32	37	35	77	67	0.535	15	21	19	17	34	38	0.472	145	143	0.503	7	0	55.0	144	0.382	192.0	144	1.333
A 20 Hoffmann, Steve	4	4	2	4	6	8	0.429	4	3	4	3	8	6	0.571	14	14	0.500	1	0	4.0	15	0.267	12.0	13	0.923
A 21 Budelman, Jim	9	2	3	8	12	10	0.545	4	5	5	4	9	9	0.500	21	19	0.525	1	0	10.0	20	0.500	22.0	20	1.100
A 22 Butman, Don	1	2	1	0	2	2	0.500	1	0	0	1	1	1	0.500	3	3	0.500	0	0	0.0	4	0.000	1.5	2	0.750
A 23 Terry, Bob	8	4	9	3	17	7	0.708	5	6	8	3	13	9	0.591	30	16	0.652	1	0	19.0	23	0.826	41.0	23	1.783
A 24 Eason, Joel	2	5	7	4	9	9	0.500	4	8	7	5	11	13	0.458	20	22	0.476	1	0	7.5	19	0.395	31.0	23	1.348
A 25 Hamilton, Billy	4	8	4	7	8	15	0.348	4	7	7	5	11	12	0.478	19	27	0.413	1	0	6.5	24	0.271	27.0	22	1.227
A 26 Jacobi, Paul	5	5	4	5	9	10	0.474	4	6	4	5	8	11	0.421	17	21	0.447	1	0	3.0	19	0.158	20.0	19	1.053
A 27 Bakowski, Adam	7	2	7	4	14	6	0.700	4	7	3	8	7	15	0.318	21	21	0.500	1	0	5.0	20	0.250	37.5	22	1.705
A3/ Who's the Daddy?	42	30	47	25	89	55	0.618	26	10	19	17	45	27	0.625	179	109	0.622	0	0	91.0	144	0.632	266.5	144	1.851
A 30 Kendall, Kevin	3	5	8	2	11	7	0.611	4	3	6	3	10	6	0.625	21	13	0.618	0	0	10.0	17	0.588	35.5	17	2.088
A 31 Seward, Mike	5	3	8	1	13	4	0.765	7	2	3	4	10	6	0.625	23	10	0.697	0	0	15.5	15	1.033	49.0	18	2.722
A 32 Persson, Ken "Clint Tucker"	0	1	0	0	0	1	0.000	0	1	1	1	1	2	0.333	1	3	0.250	0	0	0.0	3	0.000	0.0	1	0.000
A 33 Berstler, Justin	5	1	2	8	7	9	0.438	6	2	5	5	11	7	0.611	18	16	0.529	0	0	10.5	16	0.656	27.5	18	1.528
A 34 Witz, Steve	5	4	5	2	10	6	0.625	5	3	2	4	7	7	0.500	17	13	0.567	0	0	6.5	15	0.433	19.0	15	1.267
A 35 Gaglione, Joey	6	5	5	2	11	7	0.611	8	2	2	6	10	8	0.556	21	15	0.583	0	0	14.5	19	0.763	19.5	17	1.147
A 36 Peoples, Mike	4	7	4	5	8	12	0.400	3	4	8	3	11	7	0.611	19	19	0.500	0	0	7.5	22	0.341	22.5	16	1.406
A 37 Beeson, Robb	8	2	9	2	17	4	0.810	10	1	5	4	15	5	0.750	32	9	0.780	0	0	14.5	19	0.763	59.5	22	2.705
A 38 Jeffcoat, Doug	6	2	6	3	12	5	0.706	9	2	6	4	15	6	0.714	27	11	0.711	0	0	12.0	18	0.667	34.0	20	1.700
A4/ Name to be determined	35	37	36	36	71	73	0.493	21	15	22	14	43	29	0.597	157	131	0.545	6	0	82.5	144	0.573	221.5	144	1.538
A 40 Scott, Lee	2	6	2	11	4	17	0.190	8	6	6	6	14	12	0.538	18	29	0.383	1	0	8.0	20	0.400	37.5	27	1.389
A 41 West, Billy	2	2	1	3	3	5	0.375	1	2	2	2	3	4	0.429	6	9	0.400	1	0	3.5	8	0.438	7.5	7	1.071
A 42 Gibbs, Keith	6	3	9	0	15	3	0.833	6	3	5	4	11	7	0.611	26	10	0.722	1	0	6.0	18	0.333	38.0	18	2.111
A 43 Whitehead, Lee	1	0	0	1	1	1	0.500	0	1	0	0	0	1	0.000	1	2	0.333	0	0	1.0	1	1.000	1.0	2	0.500
A 44 Murray, David "Mo'Tea"	5	5	6	3	11	8	0.579	5	3	8	1	13	4	0.765	24	12	0.667	0	0	14.0	19	0.737	26.5	17	1.559
A 45 Murray, Shane	7	3	7	4	14	7	0.667	7	3	9	4	16	7	0.696	30	14	0.682	1	0	21.0	23	0.913	34.0	21	1.619
A 46 Blake, Brian	2	1	2	1	4	2	0.667	1	2	2	1	3	3	0.500	7	5	0.583	0	0	4.5	6	0.750	20.0	6	3.333
A 47 Gelhar, Tommy	5	8	5	6	10	14	0.417	9	3	8	4	17	7	0.708	27	21	0.563	1	0	15.5	25	0.620	38.0	23	1.652
A 48 McDonald, Mike	3	0	2	1	5	1	0.833	2	2	1	2	3	4	0.429	8	5	0.615	0	0	0.0	6	0.000	5.0	7	0.714
A 49 Ramser, K.C.	2	9	2	6	4	15	0.211	3	5	3	4	6	9	0.400	10	24	0.294	1	0	9.0	18	0.500	14.0	16	0.875
A5/ The Aristocrats	24	48	20	52	44	100	0.306	10	26	14	22	24	48	0.333	92	196	0.319	0	7	39.0	144	0.271	114.5	144	0.795
A 50 Taylor, Eric	3	9	0	12	3	21	0.125	2	7	4	7	6	14	0.300	9	35	0.205	0	1	5.0	23	0.217	5.5	21	0.262
A 51 Parker, Charles	6	7	3	9	9	16	0.360	3	9	7	5	10	14	0.417	19	30	0.388	0	1	8.0	25	0.320	23.5	24	0.979
A 52 Martin, David	3	6	2	6	5	12	0.294	2	4	2	3	4	7	0.364	9	19	0.321	0	1	2.0	14	0.143	19.0	14	1.357
A 53 Lloyd, Billy	4	7	5	6	9	13	0.409	2	9	6	5	8	14	0.364	17	27	0.386	0	1	6.0	22	0.273	26.5	22	1.205
A 54 Reygers, Jeff "Regis"	2	7	2	9	4	16	0.200	1	9	3	6	4	15	0.211	8	31	0.205	0	1	1.0	18	0.056	13.5	21	0.643
A 55 Downs, Aaron	3	5	6	5	9	10	0.474	5	7	3	9	8	16	0.333	17	26	0.395	0	1	9.5	20	0.475	21.5	23	0.935
A 56 McGettigan, Peter	3	7	2	5	5	12	0.294	5	7	3	9	8	16	0.333	13	28	0.317	0	1	7.5	22	0.341	5.0	19	0.263
A6/ 95% Drunksten	36	36	43	29	79	65	0.549	17	19	16	20	33	39	0.458	145	143	0.503	0	16	69.5	144	0.483	190.5	144	1.323
A 60 Butters, Scott	6	2	7	4	13	6	0.684	4	6	3	6	7	12	0.368	20	18	0.526	0	2	7.0	17	0.412	28.5	21	1.357
A 61 Butters, Kent	6	2	8	2	14	4	0.778	3	7	4	4	7	11	0.389	21	15	0.583	0	2	9.5	16	0.594	20.0	20	1.000
A 62 Davis, Jimmy	9	2	8	3	17	5	0.773	7	3	4	3	11	6	0.647	28	11	0.718	0	2	15.5	18	0.861	48.5	21	2.310
A 63 Bradshaw, Rick	6	4	4	4	10	8	0.556	2	8	3	7	5	15	0.250	15	23	0.395	0	2	8.0	20	0.400	14.0	18	0.778
A 64 Lovelace, Mike	3	4	3	6	6	10	0.375	6	2	8	2	14	4	0.778	20	14	0.588	0	2	6.0	17	0.353	23.5	17	1.382
A 65 Carter, Kevin	3	9	1	3	4	12	0.250	3	3	5	5	8	8	0.500	12	20	0.375	0	2	5.5	22	0.250	0.0	10	0.000
A 66 Aguilar, Jose	1	7	7	3	8	10	0.444	4	6	3	6	7	12	0.368	15	22	0.405	0	2	8.5	17	0.500	43.0	20	2.150
A 67 Alvord, David	2	6	5	4	7	10	0.412	5	3	2	7	7	10	0.412	14	20	0.412	0	2	9.5	17	0.559	13.0	17	0.765
A7/ Norfolk & Chance	33	39	18	54	51	93	0.354	11	25	12	24	23	49	0.319	97	191	0.337	7	0	53.5	144	0.372	118.5	144	0.823
A 70 Denton, Fon	2	8	3	8	5	16	0.238	2	6	3	7	5	13	0.278	10	29	0.256	1	0	2.0	20	0.100	8.5	19	0.447
A 71 Grubb, Donald	6	5	4	7	10	12	0.455	5	6	6	4	11	10	0.524	21	22	0.488	1	0	17.0	21	0.810	15.0	22	0.682
A 72 Beaudoin, Paul	8	3	4	7	12	10	0.545	5	6	2	7	7	13	0.350	19	23	0.452	1	0	12.0	20	0.600	27.0	22	1.227
A 73 Johnson, Galen	3	7	0	10	3	17	0.150	4	7	4	7	8	14	0.364	11	31	0.262	1	0	8.5	21	0.405	11.5	21	0.548
A 74 Mori, Chris	4	4	1	8	5	12	0.294	1	9	4	7	5	16	0.238	10	28	0.263	1	0	3.0	19	0.158	17.5	19	0.921
A 75 Morin, Dino	4	7	3	7	7	14	0.333	2	10	3	8	5	18	0.217	12	32	0.273	1	0	3.0	22	0.136	21.5	22	0.977
A 76 Williams, Denny	6	5	2	7	8	12	0.400	3	5	2	8	5	13	0.278	13	25	0.342	1	0	8.0	21	0.381	16.5	17	0.971
A 77 Keever, Dennis	0	0	1	0	1	0	1.000	0	1	0	0	0	1	0.000	1	1	0.500	0	0	0.0	0	#DIV/0!	1.0	2	0.500

	Singles	301	Singles	Cricket	Singles	Record	Singles Win %-age	Doubles	Cricket	Doubles	501	Doubles	Record	Doubles Win %-age	Sngls + Dbls	Record	Sngls + Dbls Win %-age	Tiebreaker Ws	Tiebreaker Ls	-01 All-Star Points	-01 Games Played	-01 All-Star Point Average	Cricket All-Star Points	Crkt Games Played	Crkt All-Star Point Average
B1/ Appetite for Destruction	39	33	46	26	85	59	0.590	22	14	19	17	41	31	0.569	167	121	0.580	0	0	53.0	144	0.368	135.0	144	0.938
B 10 Mitchell, Sid	10	2	10	2	20	4	0.833	8	3	7	5	15	8	0.652	35	12	0.745	0	0	9.0	24	0.375	19.0	23	0.826
B 11 Mozzetti, Tim "Tex"	5	3	4	4	9	7	0.563	5	3	4	4	9	7	0.563	18	14	0.563	0	0	8.0	16	0.500	8.0	16	0.500
B 12 King, Timmy	7	5	9	3	16	8	0.667	6	6	6	6	12	12	0.500	28	20	0.583	0	0	11.5	24	0.479	26.5	24	1.104
B 13 Coleman, Brian	7	5	5	7	12	12	0.500	9	3	8	4	17	7	0.708	29	19	0.604	0	0	8.5	24	0.354	14.5	24	0.604
B 14 Flood, Tom	6	5	9	2	15	7	0.682	4	6	4	6	8	12	0.400	23	19	0.548	0	0	5.5	21	0.262	22.0	21	1.048
B 15 Pharo, John	2	4	9	2	11	6	0.647	7	4	7	5	14	9	0.609	25	15	0.625	0	0	8.0	18	0.444	39.0	22	1.773
B 16 Jones, Daryl	2	9	0	6	2	15	0.118	5	3	2	4	7	7	0.500	9	22	0.290	0	0	2.5	17	0.147	6.0	14	0.429
B2/ Rif Raf	35	37	34	38	69	75	0.479	23	13	25	11	48	24	0.667	165	123	0.573	0	0	40.0	144	0.278	112.5	144	0.781
B 20 Diamond, Paddy	2	2	4	8	6	10	0.375	8	3	4	1	12	4	0.750	18	14	0.563	0	0	0.0	9	0.000	10.0	23	0.435
B 21 Ayers, Judson	1	7	1	5	2	12	0.143	0	0	9	2	9	2	0.818	11	14	0.440	0	0	1.0	19	0.053	0.0	6	0.000
B 22 St. Clair, Matt	2	4	3	6	5	10	0.333	7	4	7	3	14	7	0.667	19	17	0.528	0	0	2.0	16	0.125	14.0	20	0.700
B 23 Ohrberg, Keith	7	3	4	5	11	8	0.579	4	3	5	3	9	6	0.600	20	14	0.588	0	0	5.5	18	0.306	15.5	16	0.969
B 24 Barwick, Rob	4	5	8	4	12	9	0.571	8	4	8	3	16	7	0.696	28	16	0.636	0	0	8.0	20	0.400	28.5	24	1.188
B 25 Hoyt, David	9	3	8	3	17	6	0.739	7	5	6	3	13	8	0.619	30	14	0.682	0	0	12.0	21	0.571	20.5	23	0.891
B 26 Jur, Jess	4	7	6	3	10	10	0.500	8	3	8	2	16	5	0.762	26	15	0.634	0	0	6.5	21	0.310	16.0	20	0.800
B 27 Horger, Dennis	6	6	0	4	6	10	0.375	4	4	3	5	7	9	0.438	13	19	0.406	0	0	5.0	20	0.250	8.0	12	0.667
B3/ Pickled Pig Darts	38	34	43	29	81	63	0.563	17	19	17	19	34	38	0.472	149	139	0.517	0	7	37.5	144	0.260	130.0	144	0.903
B 30 Rutten, Pete	8	4	2	7	10	11	0.476	2	4	4	6	6	10	0.375	16	21	0.432	0	1	4.0	22	0.182	11.5	15	0.767
B 31 Lane, Timothy	7	4	10	1	17	5	0.773	6	5	7	3	13	8	0.619	30	13	0.698	0	1	4.0	21	0.190	34.0	22	1.545
B 32 Bonar, Eric	1	6	2	7	3	13	0.188	3	7	4	7	7	14	0.333	10	27	0.270	0	1	2.0	18	0.111	9.5	19	0.500
B 33 Deemer, Randy	8	4	8	3	16	7	0.696	5	7	5	6	10	13	0.435	26	20	0.565	0	1	9.5	23	0.413	16.0	23	0.696
B 34 Baldwin, Randy	7	4	8	3	15	7	0.682	8	4	5	6	13	10	0.565	28	17	0.622	0	1	9.5	22	0.432	22.5	23	0.978
B 35 Warshawsky, Larry	1	6	2	7	3	13	0.188	2	7	4	6	6	13	0.316	9	26	0.257	0	1	2.0	17	0.118	17.5	18	0.972
B 36 Bush, Jim	0	0	0	0	0	0	#DIV/0!	0	0	0	0	0	0	#DIV/0!	0	0	#DIV/0!	0	0	0.0	0	#DIV/0!	0.0	0	#DIV/0!
B 37 O'Brien, Sean	6	6	11	1	17	7	0.708	8	4	5	4	13	8	0.619	30	15	0.667	0	1	6.5	21	0.310	19.0	24	0.792
B4/ Rebels Without A Cause	36	30	33	33	69	63	0.523	18	15	21	12	39	27	0.591	147	117	0.557	0	0	47.0	132	0.356	144.0	132	1.091
B 40 Chaney, Bill	5	3	2	6	7	9	0.438	4	5	2	6	6	11	0.353	13	20	0.394	0	0	4.5	16	0.281	21.5	17	1.265
B 41 Mills, Tim	6	2	6	2	12	4	0.750	4	3	3	3	7	6	0.538	19	10	0.655	0	0	5.5	14	0.393	18.0	15	1.200
B 42 Rodgers, Trey	6	3	6	4	12	7	0.632	9	1	8	1	17	2	0.895	29	9	0.763	0	0	4.5	18	0.250	23.0	20	1.150
B 43 Ridenour, Ron	2	6	5	4	7	10	0.412	5	6	7	1	12	7	0.632	19	17	0.528	0	0	6.5	16	0.406	19.0	20	0.950
B 44 Crumpler, Greg	1	3	3	3	4	6	0.400	3	3	6	0	9	3	0.750	13	9	0.591	0	0	6.0	10	0.600	13.0	12	1.083
B 45 Moats, Keith "Daddieo"	3	4	0	2	3	6	0.333	1	0	2	2	3	2	0.600	6	8	0.429	0	0	3.0	11	0.273	1.0	3	0.333
B 46 Murdaugh, John	3	3	4	3	7	6	0.538	4	2	5	2	9	4	0.692	16	10	0.615	0	0	4.0	13	0.308	20.5	13	1.577
B 47 Kruger, Lonny	2	5	3	4	5	9	0.357	1	6	4	5	5	11	0.313	10	20	0.333	0	0	1.0	16	0.063	7.5	14	0.536
B 48 Holland, Steve	7	1	4	4	11	5	0.688	5	3	5	3	10	6	0.625	21	11	0.656	0	0	10.0	16	0.625	18.0	16	1.125
B 49 Bonfiglio, Chris	1	0	0	1	1	1	0.500	0	1	0	1	0	2	0.000	1	3	0.250	0	0	2.0	2	1.000	2.5	2	1.250
B5/ One And Done	41	31	32	40	73	71	0.507	18	18	17	19	35	37	0.486	143	145	0.497	0	0	51.0	144	0.354	111.5	144	0.774
B 50 Coyne, Kevin	3	8	0	5	3	13	0.188	2	5	4	4	6	9	0.400	9	22	0.290	0	0	3.0	19	0.158	6.0	12	0.500
B 51 Buckman, Dave	7	4	8	4	15	8	0.652	7	4	4	7	11	11	0.500	26	19	0.578	0	0	5.0	22	0.227	16.5	23	0.717
B 52 Hall, Josh	8	3	6	5	14	8	0.636	7	4	7	4	14	8	0.636	28	16	0.636	0	0	10.0	22	0.455	24.0	22	1.091
B 53 Warren, Randy	0	0	0	0	0	0	#DIV/0!	0	0	0	0	0	0	#DIV/0!	0	0	#DIV/0!	0	0	0.0	0	#DIV/0!	0.0	0	#DIV/0!
B 54 Sherman, Matt	3	3	0	10	3	13	0.188	5	5	4	5	9	10	0.474	12	23	0.343	0	0	2.5	15	0.167	11.0	20	0.550
B 55 Hindle, Mikey	7	5	6	6	13	11	0.542	5	6	3	8	8	14	0.364	21	25	0.457	0	0	11.0	23	0.478	20.5	23	0.891
B 56 Muscarella, Tony	0	0	0	1	0	1	0.000	0	1	0	1	0	2	0.000	0	3	0.000	0	0	0.0	1	0.000	2.0	2	1.000
B 57 Sellers, Mark	4	5	5	4	9	9	0.500	5	4	6	3	11	7	0.611	20	16	0.556	0	0	3.0	18	0.167	11.0	18	0.611
B 58 Johnson, Mike	9	3	7	5	16	8	0.667	5	7	6	6	11	13	0.458	27	21	0.563	0	0	16.5	24	0.688	20.5	24	0.854
B6/ Bennington Brawlers	39	33	40	32	79	65	0.549	15	21	14	22	29	43	0.403	137	151	0.476	6	0	51.0	144	0.354	95.5	144	0.663
B 60 Carter, Shawn	6	5	4	7	10	12	0.455	3	7	4	7	7	14	0.333	17	26	0.395	1	0	5.0	22	0.227	11.5	21	0.548
B 61 Kenney, Jon	7	5	6	6	13	11	0.542	9	3	4	8	13	11	0.542	26	22	0.542	1	0	15.5	24	0.646	26.5	24	1.104
B 62 Fischlein, Kris	7	4	6	5	13	9	0.591	3	8	7	4	10	12	0.455	23	21	0.523	1	0	4.0	22	0.182	11.5	22	0.523
B 63 Hoppert, Jason	0	0	1	0	1	0	1.000	0	0	0	0	0	0	#DIV/0!	1	0	1.000	0	0	0.0	0	#DIV/0!	1.0	1	1.000
B 64 Perry, Matt	6	6	8	4	14	10	0.583	8	4	3	9	11	13	0.458	25	23	0.521	1	0	4.5	24	0.188	16.5	24	0.688
B 65 Hobbs, Brian	5	3	7	1	12	4	0.750	3	6	3	6	6	12	0.333	18	16	0.529	1	0	10.0	17	0.588	10.5	17	0.618
B 66 Reynolds, Jon	5	6	5	6	10	12	0.455	3	8	5	5	8	13	0.381	18	25	0.419	1	0	5.0	21	0.238	12.0	22	0.545
B 67 Brantley, Kevin	0	1	0	0	0	1	0.000	0	1	0	1	0	2	0.000	0	3	0.000	0	0	1.5	2	0.750	1.0	1	1.000
B 68 Perry, Jim	3	1	2	2	5	3	0.625	0	4	1	3	1	7	0.125	6	10	0.375	0	0	4.5	8	0.563	3.0	8	0.375
B 69 Carter, Erin	0	2	1	1	1	3	0.250	1	1	1	1	2	2	0.500	3	5	0.375	0	0	1.0	4	0.250	2.0	4	0.500
B7/ Starving Dartists	18	48	18	48	36	96	0.273	10	23	10	23	20	46	0.303	76	188	0.288	0	0	16.0	132	0.121	75.0	132	0.568
B 70 Shown, Marc	3	6	2	7	5	13	0.278	1	8	3	6	4	14	0.222	9	27	0.250	0	0	2.0	18	0.111	10.5	18	0.583
B 71 Hendricks, Ron	1	7	4	5	5	12	0.294	5	4	3	7	8	11	0.421	13	23	0.361	0	0	7.0	18	0.389	23.5	18	1.306
B 72 Hartley, Kevin	3	7	0	7	3	14	0.176	3	9	5	6	8	15	0.348	11	29	0.275	0	0	1.0	21	0.048	5.0	19	0.263
B 73 Howell, John	1	12	4	9	5	21	0.192	5	7	2	9	7	16	0.304	12	37	0.245	0	0	0.0	24	0.000	11.0	25	0.440
B 74 Herman, Fritz	3	8	3	9	6	17	0.261	2	8	3	6	5	14	0.263	11	31	0.262	0	0	0.0	20	0.000	2.5	22	0.114
B 75 James, Bob	5	2	4	4	9	6	0.600	3	5	1	7	4	12	0.250	13	18	0.419	0	0	6.0	15	0.400	15.5	16	0.969
B 76 Finch, David	2	6	1	7	3	13	0.188	1	5	3	5	4	10	0.286	7	23	0.233	0	0	0.0	16	0.000	7.0	14	0.500

	Singles 301		Singles Cricket		Singles Record		Singles Win %-age	Doubles Cricket		Doubles 501		Doubles Record		Doubles Win %-age	Sngls + Dbls Record		Sngls + Dbls Win %-age	Tiebreaker Ws	Tiebreaker Ls	-01 All-Star Points	-01 Games Played	-01 All-Star Point Average	Cricket All-Star Points	Crkt Games Played	Crkt All-Star Point Average
C1/ Nine Lives	44	34	51	27	95	61	0.609	21	18	21	18	42	36	0.538	179	133	0.574	0	19	44.5	156	0.285	114.0	156	0.731
C 10 Romanchek, David	7	5	9	3	16	8	0.667	7	5	8	4	15	9	0.625	31	17	0.646	0	3	5.5	24	0.229	21.0	24	0.875
C 11 Smith, Butch	8	4	6	6	14	10	0.583	8	4	4	8	12	12	0.500	26	22	0.542	0	3	7.5	24	0.313	17.5	24	0.729
C 12 Copple, Matthew	6	7	10	2	16	9	0.640	8	4	10	3	18	7	0.720	34	16	0.680	0	3	10.5	26	0.404	19.5	24	0.813
C 13 Mays, John	8	5	11	2	19	7	0.731	7	6	9	3	16	9	0.640	35	16	0.686	0	3	12.0	25	0.480	22.5	26	0.865
C 14 Marsden, James	5	6	5	7	10	13	0.435	1	7	3	6	4	13	0.235	14	26	0.350	0	3	2.5	20	0.125	9.5	20	0.475
C 15 Gibson, Jack	2	2	3	4	5	6	0.455	3	5	4	3	7	8	0.467	12	14	0.462	0	1	1.5	11	0.136	10.5	15	0.700
C 16 Keever, David	8	5	7	3	15	8	0.652	8	5	4	9	12	14	0.462	27	22	0.551	0	3	5.0	26	0.192	13.5	23	0.587
C2/ Dogs of War	45	39	36	48	81	87	0.482	16	26	25	17	41	43	0.488	163	173	0.485	0	0	50.5	168	0.301	111.5	168	0.664
C 20 Caldwell, Tim	7	7	2	5	9	12	0.429	2	12	6	7	8	19	0.296	17	31	0.354	0	0	3.5	27	0.130	8.5	21	0.405
C 21 Wilkie, Felipe	6	8	7	6	13	14	0.481	8	5	8	5	16	10	0.615	29	24	0.547	0	0	8.0	27	0.296	17.5	26	0.673
C 22 Wiegand, Tom	8	5	6	7	14	12	0.538	5	9	7	7	12	16	0.429	26	28	0.481	0	0	11.0	27	0.407	15.5	27	0.574
C 23 Gregory, Mark	6	5	4	8	10	13	0.435	4	8	9	4	13	12	0.520	23	25	0.479	0	0	8.5	24	0.354	17.0	24	0.708
C 24 Carroll, John	1	0	1	1	2	1	0.667	0	3	1	2	1	5	0.167	3	6	0.333	0	0	3.0	4	0.750	4.5	5	0.900
C 25 Barnes, Marshall	1	8	0	14	1	22	0.043	0	5	3	2	3	7	0.300	4	29	0.121	0	0	0.0	14	0.000	6.0	19	0.316
C 26 Brown, Barry	9	2	10	2	19	4	0.826	8	4	9	3	17	7	0.708	36	11	0.766	0	0	13.5	23	0.587	27.5	24	1.146
C 27 Myers, Aaron	7	4	6	5	13	9	0.591	5	6	7	4	12	10	0.545	25	19	0.568	0	0	3.0	22	0.136	15.0	22	0.682
C 28 Jenkins, John	0	0	0	0	0	0	#DIV/0!	0	0	0	0	0	0	#DIV/0!	0	0	#DIV/0!	0	0	0.0	0	#DIV/0!	0.0	0	#DIV/0!
C3/ Traveling Beer Bellies	27	50	27	50	54	100	0.351	14	25	14	25	28	50	0.359	110	200	0.355	0	0	29.0	155	0.187	67.0	155	0.432
C 30 McCredie, Bob	9	3	6	7	15	10	0.600	2	10	7	6	9	16	0.360	24	26	0.480	0	0	4.0	25	0.160	17.0	25	0.680
C 31 Hansen, Paul	0	7	3	5	3	12	0.200	6	3	4	4	10	7	0.588	13	19	0.406	0	0	2.0	15	0.133	4.0	17	0.235
C 32 Yoneoka, Oakie	2	10	0	7	2	17	0.105	0	6	4	4	4	10	0.286	6	27	0.182	0	0	1.0	20	0.050	3.5	13	0.269
C 33 Gibson, Ed	2	7	4	10	6	17	0.261	5	9	1	12	6	21	0.222	12	38	0.240	0	0	5.5	22	0.250	16.5	28	0.589
C 34 Dowd, Brian	6	7	1	10	7	17	0.292	6	7	6	4	12	11	0.522	19	28	0.404	0	0	7.0	23	0.304	5.5	24	0.229
C 35 Krasnow, Dave	7	4	7	2	14	6	0.700	7	4	3	9	10	13	0.435	24	19	0.558	0	0	7.0	23	0.304	10.5	20	0.525
C 36 Kring, Jeremy	0	0	0	0	0	0	#DIV/0!	0	0	0	0	0	0	#DIV/0!	0	0	#DIV/0!	0	0	0.0	0	#DIV/0!	0.0	0	#DIV/0!
C 37 Stull, John	1	8	5	6	6	14	0.300	2	9	2	8	4	17	0.190	10	31	0.244	0	0	1.5	19	0.079	10.0	22	0.455
C 38 Plummer, Clark	0	2	1	2	1	4	0.200	0	2	0	3	0	5	0.000	1	9	0.100	0	0	1.0	5	0.200	0.0	5	0.000
C 39 Brunson, Ken	0	2	0	1	0	3	0.000	0	0	1	0	1	0	1.000	1	3	0.250	0	0	0.0	3	0.000	0.0	1	0.000
C4/ Excalibur	48	36	46	38	94	74	0.560	27	15	19	23	46	38	0.548	186	150	0.554	0	0	39.5	168	0.235	97.0	168	0.577
C 40 Burney, Gary	8	5	7	0	15	5	0.750	6	1	7	5	13	6	0.684	28	11	0.718	0	0	1.0	25	0.040	10.0	14	0.714
C 41 Shearin, Keith	5	3	5	8	10	11	0.476	4	8	6	8	10	16	0.385	20	27	0.426	0	0	7.5	22	0.341	13.5	25	0.540
C 42 Foushee, Eugene	8	6	12	2	20	8	0.714	7	5	5	8	12	13	0.480	32	21	0.604	0	0	13.5	27	0.500	14.5	26	0.558
C 43 Vann, Tim	6	3	2	6	8	9	0.471	8	3	4	4	12	7	0.632	20	16	0.556	0	0	4.0	17	0.235	10.0	19	0.526
C 44 Brady, Phillip	3	5	3	8	6	13	0.316	4	6	7	4	11	10	0.524	17	23	0.425	0	0	5.0	19	0.263	6.5	21	0.310
C 45 Brinson, Mark	6	5	6	5	12	10	0.545	8	3	2	8	10	11	0.476	22	21	0.512	0	0	2.0	21	0.095	10.5	22	0.477
C 46 Fazenbaker, Jon	7	4	6	5	13	9	0.591	10	2	5	6	15	8	0.652	28	17	0.622	0	0	2.5	22	0.114	19.5	23	0.848
C 47 Slominski, Mark	5	5	5	4	10	9	0.526	7	2	2	3	9	5	0.643	19	14	0.576	0	0	4.0	15	0.267	12.5	18	0.694
C5/ The Good, the Bad & the Ugly	33	51	32	52	65	103	0.387	15	27	17	25	32	52	0.381	129	207	0.384	0	0	24.5	168	0.146	116.5	168	0.693
C 50 Alcon, Tony	5	5	9	3	14	8	0.636	5	7	5	3	10	10	0.500	24	18	0.571	0	0	7.5	18	0.417	30.0	24	1.250
C 51 Martin, Adam	1	3	1	5	2	8	0.200	1	5	1	4	2	9	0.182	4	17	0.190	0	0	3.5	9	0.389	5.5	12	0.458
C 52 Mitchell, Billy	6	1	2	5	8	6	0.571	4	2	2	4	6	6	0.500	14	12	0.538	0	0	3.5	13	0.269	12.5	13	0.962
C 53 Groves, Phil	5	7	6	6	11	13	0.458	4	9	4	9	8	18	0.308	19	31	0.380	0	0	2.0	25	0.080	28.5	25	1.140
C 54 Connelly, Patrick	2	13	1	10	3	23	0.115	3	7	6	8	9	15	0.375	12	38	0.240	0	0	1.0	29	0.034	6.0	21	0.286
C 55 Bozza, Doug	4	8	6	6	10	14	0.417	4	7	4	7	8	14	0.364	18	28	0.391	0	0	2.0	23	0.087	8.5	23	0.370
C 56 Stevens, John	1	2	1	3	2	5	0.286	2	2	2	2	4	4	0.500	6	9	0.400	0	0	1.0	7	0.143	2.5	8	0.313
C 57 Metters, Paul	4	7	3	8	7	15	0.318	5	5	7	4	12	9	0.571	19	24	0.442	0	0	3.0	22	0.136	10.5	21	0.500
C 58 Moore, Ken	5	5	3	6	8	11	0.421	2	10	3	9	5	19	0.208	13	30	0.302	0	0	1.0	22	0.045	12.5	21	0.595
C6/ Ocho Cinco	40	43	34	49	74	92	0.446	15	27	22	20	37	47	0.440	148	186	0.443	0	0	52.0	167	0.311	98.0	167	0.587
C 60 Allison, Frank	7	5	8	4	15	9	0.625	5	7	7	5	12	12	0.500	27	21	0.563	0	0	8.5	24	0.354	23.5	24	0.979
C 61 Hines, Curtis	3	8	2	6	5	14	0.263	1	9	4	5	5	14	0.263	10	28	0.263	0	0	4.0	20	0.200	9.5	18	0.528
C 62 Arensdorf, Dave	0	3	1	1	1	4	0.200	1	2	2	1	3	3	0.500	4	7	0.364	0	0	0.0	6	0.000	5.0	5	1.000
C 63 Christiano, Nick	3	4	2	7	5	11	0.313	5	6	3	6	8	12	0.400	13	23	0.361	0	0	3.0	16	0.188	8.0	20	0.400
C 64 Schaefer, Dan	4	5	4	4	8	9	0.471	1	5	4	4	5	9	0.357	13	18	0.419	0	0	1.0	17	0.059	7.5	14	0.536
C 65 Leonard, Shawn	4	4	4	4	8	8	0.500	4	3	5	3	9	6	0.600	17	14	0.548	0	0	3.0	16	0.188	10.5	15	0.700
C 66 Ray, Robert	9	4	7	7	16	11	0.593	6	8	9	6	15	14	0.517	31	25	0.554	0	0	17.5	28	0.625	16.0	28	0.571
C 67 Browndorf, Ken	5	3	1	5	6	8	0.429	1	6	2	4	3	10	0.231	9	18	0.333	0	0	9.5	14	0.679	8.0	13	0.615
C 68 Gaertner, Brian	5	7	5	11	10	18	0.357	6	8	8	6	14	14	0.500	24	32	0.429	0	0	5.5	26	0.212	10.0	30	0.333
C 69 Page, Dave	0	0	0	0	0	0	#DIV/0!	0	0	0	0	0	0	#DIV/0!	0	0	#DIV/0!	0	0	0.0	0	#DIV/0!	0.0	0	#DIV/0!
C7/ The OG's	42	42	48	36	90	78	0.536	31	11	22	20	53	31	0.631	196	140	0.583	13	0	61.5	168	0.366	170.0	168	1.012
C 70 Payne, Julie	4	6	0	4	4	10	0.286	2	2	6	5	8	7	0.533	12	17	0.414	0	0	2.0	21	0.095	5.5	8	0.688
C 71 Hatch, Nicole	2	9	3	4	5	13	0.278	6	3	5	4	11	7	0.611	16	20	0.444	1	0	1.0	20	0.050	6.0	16	0.375
C 72 Oakley, Gina	3	7	3	9	6	16	0.273	10	1	5	5	15	6	0.714	21	22	0.488	2	0	4.5	20	0.225	4.5	23	0.196
C 73 Oakley, Jerry	11	3	14	0	25	3	0.893	12	2	9	5	21	7	0.750	46	10	0.821	2	0	16.0	28	0.571	60.5	28	2.161
C 74 Gaulthier, Cody	7	6	11	2	18	8	0.692	8	5	4	9	12	14	0.462	30	22	0.577	2	0	15.0	26	0.577	31.5	26	1.212
C 75 Knight, Maridy	3	2	1	12	4	14	0.222	8	5	3	5	11	10	0.524	15	24	0.385	2	0	3.5	13	0.269	7.5	26	0.288
C 76 Reaume, Andre	9	3	12	1	21	4	0.840	10	3	8	5	18	8	0.692	39	12	0.765	2	0	14.0	25	0.560	44.5	26	1.712
C 77 Scheppele, Julie	3	6	4	4	7	10	0.412	6	1	4	2	10	3	0.769	17	13	0.567	2	0	5.5	15	0.367	10.0	15	0.667
C8/ Off Constantly	50	34	55	29	105	63	0.625	26	16	25	17	51	33	0.607	207	129	0.616	6	0	55.0	168	0.327	153.0	168	0.911
C 80 Mayhew, Zak	13	1	8	6	21	7	0.750	10	4	8	6	18	10	0.643	39	17	0.696	1	0	12.5	28	0.446	17.5	28	0.625
C 81 Kubel, Tom	10	4	11	3	21	7	0.750	10	4	7	7	17	11	0.607	38	18	0.679	1	0	6.5	28	0.232	48.0	28	1.714
C 82 Roberts, Mike	5	3	8	5	13	8	0.619	7	5	6	5	13	10	0.565	26	18	0.591	1	0	8.0	19	0.421	19.5	25	0.780
C 83 Lueneburg, Randy	7	5	10	3	17	8	0.680	10	3	8	4	18	7	0.720	35	15	0.700	0	0	6.0	24	0.250	28.5	26	1.096
C 84 Diggs, Ricky	4	5	4	6	8	11	0.421	3	8	7	3	10	11	0.476	18	22	0.450	1	0	7.0	19	0.368	10.5	21	0.500
C 85 Tangeman, Leslie	1	8	0	1	1	9	0.100	1	1	2	1	3	2	0.600	4	11	0.267	0	0	1.5	12	0.125	0.0	3	0.000
C 86 Azevedo, Angelo	5	4	5	5	10	9	0.526	4	5	7	4	11	9	0.550	21	18	0.538	1	0	5.0	20	0.250	9.5	19	0.500
C 87 Varnadoe, Matt	5	4	9	0	14	4	0.778	7	2	5	4	12	6	0.667	26	10	0.722	1	0	8.5	18	0.472	19.5	18	1.083

	Singles	301	Singles	Cricket	Singles	Record	Singles Win %-age	Doubles	Cricket	Doubles	501	Doubles	Record	Doubles Win %-age	Sngls + Dbls	Record	Sngls + Dbls Win %-age	Tiebreaker Ws	Tiebreaker Ls	-01 All-Star Points	-01 Games Played	-01 All-Star Point Average	Cricket All-Star Points	Crkt Games Played	Crkt All-Star Point Average
D1/ C-Minus	45	39	42	42	87	81	0.518	27	15	20	22	47	37	0.560	181	155	0.539	0	0	41.5	168	0.247	94.0	168	0.560
D 10 Howley, John	3	10	8	7	11	17	0.393	7	7	7	6	14	13	0.519	25	30	0.455	0	0	5.5	26	0.212	16.0	29	0.552
D 11 Keller, Tony	11	3	10	4	21	7	0.750	10	4	8	6	18	10	0.643	39	17	0.696	0	0	15.0	28	0.536	20.5	28	0.732
D 12 Feller, Keith	5	9	6	8	11	17	0.393	5	8	6	8	11	16	0.407	22	33	0.400	0	0	5.0	28	0.179	15.5	27	0.574
D 13 Dautrich, Dan	10	4	7	7	17	11	0.607	11	3	6	8	17	11	0.607	34	22	0.607	0	0	3.0	28	0.107	17.5	28	0.625
D 14 Batchelder, Dave	1	3	1	3	2	6	0.250	3	1	1	3	4	4	0.500	6	10	0.375	0	0	1.0	8	0.125	4.0	8	0.500
D 15 Anderson, Ryan	8	2	7	3	15	5	0.750	6	4	6	4	12	8	0.600	27	13	0.675	0	0	8.0	20	0.400	12.5	20	0.625
D 16 Hogan, Alan	7	8	3	10	10	18	0.357	12	3	6	9	18	12	0.600	28	30	0.483	0	0	4.0	30	0.133	8.0	28	0.286
D2/ The Locals	45	39	42	42	87	81	0.518	21	21	17	25	38	46	0.452	163	173	0.485	8	0	57.0	168	0.339	141.5	168	0.842
D 20 Eastmead, Phillip	11	2	12	1	23	3	0.885	11	2	6	6	17	8	0.680	40	11	0.784	1	0	23.0	25	0.920	50.5	26	1.942
D 21 Emery, Mike	5	6	2	10	7	16	0.304	7	5	6	7	13	12	0.520	20	28	0.417	1	0	1.0	24	0.042	9.5	24	0.396
D 22 Maccini, Billy	1	7	0	6	1	13	0.071	6	2	2	5	8	7	0.533	9	20	0.310	1	0	4.0	15	0.267	4.0	14	0.286
D 23 Stark, Keith	8	5	10	4	18	9	0.667	4	9	6	8	10	17	0.370	28	26	0.519	1	0	13.0	27	0.481	25.0	27	0.926
D 24 Hanley, Jack	2	10	3	6	5	16	0.238	2	9	6	6	8	15	0.348	13	31	0.295	1	0	1.5	24	0.063	9.5	20	0.475
D 25 Kiekenapp, Bill	6	6	3	8	9	14	0.391	4	7	1	8	5	15	0.250	14	29	0.326	1	0	2.5	21	0.119	6.5	22	0.295
D 26 Bryant, Whit	11	2	10	3	21	5	0.808	6	7	3	8	9	15	0.375	30	20	0.600	1	0	12.0	24	0.500	24.0	26	0.923
D 27 Deeter, Ben	1	1	2	4	3	5	0.375	2	1	4	2	6	3	0.667	9	8	0.529	1	0	0.0	8	0.000	12.5	9	1.389
D3/ Dynamic Darts	42	42	43	41	85	83	0.506	19	23	22	20	41	43	0.488	167	169	0.497	7	13	36.0	168	0.214	105.0	168	0.625
D 30 Lewis, Jim "Jimbo"	7	7	8	6	15	13	0.536	7	7	7	7	14	14	0.500	29	27	0.518	1	2	8.5	28	0.304	14.0	28	0.500
D 31 McFadden, Kevin	7	6	4	7	11	13	0.458	6	7	11	3	17	10	0.630	28	23	0.549	1	2	5.0	27	0.185	15.5	24	0.646
D 32 McFadden, Danny	2	9	1	6	3	15	0.167	3	6	1	6	4	12	0.250	7	27	0.206	1	2	1.0	18	0.056	3.0	16	0.188
D 33 Winters, Tom "Tiny"	8	2	9	2	17	4	0.810	7	4	6	3	13	7	0.650	30	11	0.732	1	1	7.0	19	0.368	38.5	22	1.750
D 34 Costen, Todd	0	4	2	8	2	12	0.143	4	5	5	6	9	11	0.450	11	23	0.324	1	2	6.0	15	0.400	6.5	19	0.342
D 35 Jackson, Barry "Bump"	5	4	5	4	10	8	0.556	4	5	5	3	9	8	0.529	19	16	0.543	1	1	1.0	17	0.059	7.5	18	0.417
D 36 Dzengeleski, Jimmy	9	5	11	3	20	8	0.714	5	9	6	6	11	15	0.423	31	23	0.574	1	2	5.0	26	0.192	16.5	28	0.589
D 37 Costen, Jim "FBJ"	2	3	0	0	2	3	0.400	0	1	0	2	0	3	0.000	2	6	0.250	0	0	2.5	7	0.357	1.0	1	1.000
D 38 Hayden, Rodney	2	2	3	5	5	7	0.417	2	2	3	4	5	6	0.455	10	13	0.435	0	1	0.0	11	0.000	2.5	12	0.208
D4/ Cobra Kai	37	47	33	51	70	98	0.417	14	28	21	21	35	49	0.417	140	196	0.417	6	0	43.0	168	0.256	101.0	168	0.601
D 40 Knott, Ronnie	10	4	8	6	18	10	0.643	5	9	8	6	13	15	0.464	31	25	0.554	1	0	6.5	28	0.232	21.5	28	0.768
D 41 Knott, Ryan	5	9	9	5	14	14	0.500	2	11	4	5	6	16	0.273	20	30	0.400	1	0	5.5	23	0.239	22.5	27	0.833
D 42 Lane, Jonathan	6	8	5	9	11	17	0.393	6	8	11	4	17	12	0.586	28	29	0.491	1	0	13.5	29	0.466	16.5	28	0.589
D 43 Hayes, Chad	6	6	8	4	14	10	0.583	5	7	6	6	11	13	0.458	25	23	0.521	1	0	7.0	24	0.292	14.0	24	0.583
D 44 Folsom, Kevin	2	8	0	8	2	16	0.111	4	8	4	6	8	14	0.364	10	30	0.250	0	0	3.5	20	0.175	8.0	20	0.400
D 45 Davis, Kevin	5	6	1	8	6	14	0.300	6	5	3	8	9	13	0.409	15	27	0.357	1	0	5.5	22	0.250	14.5	20	0.725
D 46 Pecnik, Damian	3	4	2	5	5	9	0.357	0	6	4	3	4	9	0.308	9	18	0.333	1	0	0.0	14	0.000	4.0	13	0.308
D 47 Sautter, Scott	0	2	0	6	0	8	0.000	0	2	2	4	2	6	0.250	2	14	0.125	0	0	1.5	8	0.188	0.0	8	0.000
D5/ Jack Nine	40	44	37	47	77	91	0.458	23	19	21	21	44	40	0.524	165	171	0.491	0	12	46.0	168	0.274	118.0	168	0.702
D 50 Haynes, Chris	9	4	5	8	14	12	0.538	5	8	9	5	14	13	0.519	28	25	0.528	0	1	4.0	27	0.148	17.5	26	0.673
D 51 Natarajan, Dilip	6	7	4	11	10	18	0.357	6	9	4	9	10	18	0.357	20	36	0.357	0	2	2.5	26	0.096	13.0	30	0.433
D 52 Evans, J.P.	7	4	7	4	14	8	0.636	8	3	5	6	13	9	0.591	27	17	0.614	0	2	9.5	22	0.432	28.5	22	1.295
D 53 Schmaus, Darren	6	7	6	8	12	15	0.444	7	7	9	5	16	12	0.571	28	27	0.509	0	2	6.5	27	0.241	8.0	28	0.286
D 54 Peters, Bobby	0	7	2	7	2	14	0.125	3	4	1	4	4	8	0.333	6	22	0.214	0	1	1.5	12	0.125	9.0	16	0.563
D 55 Young, Mike	3	12	1	8	4	20	0.167	7	4	6	8	13	12	0.520	17	32	0.347	0	2	2.5	29	0.086	2.0	20	0.100
D 56 McNamara, Tim	9	3	12	1	21	4	0.840	10	3	8	5	18	8	0.692	39	12	0.765	0	2	19.5	25	0.780	40.0	26	1.538
D6/ Hammered Heads	37	47	40	44	77	91	0.458	20	22	20	22	40	44	0.476	157	179	0.467	0	0	34.0	168	0.202	95.5	168	0.568
D 60 Lupien, Bam	1	4	0	5	1	9	0.100	0	3	2	2	2	5	0.286	3	14	0.176	0	0	0.0	9	0.000	1.0	8	0.125
D 61 Fournier, Chris	5	4	4	6	9	10	0.474	5	5	4	4	9	9	0.500	18	19	0.486	0	0	3.0	17	0.176	12.0	20	0.600
D 62 Sarantos, Alex	10	3	10	3	20	6	0.769	6	7	9	4	15	11	0.577	35	17	0.673	0	0	7.5	26	0.288	23.0	26	0.885
D 63 Dougherty, Henry	1	7	2	3	3	10	0.231	1	3	2	5	3	8	0.273	6	18	0.250	0	0	1.0	15	0.067	3.0	9	0.333
D 64 Kron, Jay	4	8	6	6	10	14	0.417	6	6	6	6	12	12	0.500	22	26	0.458	0	0	4.0	24	0.167	9.5	24	0.396
D 65 Sibincic, Rich	1	1	1	5	2	6	0.250	5	1	4	3	9	4	0.692	11	10	0.524	0	0	0.0	9	0.000	5.0	12	0.417
D 66 Martinez, Vicente	10	2	11	2	21	4	0.840	6	7	6	7	12	14	0.462	33	18	0.647	0	0	10.5	25	0.420	24.0	26	0.923
D 67 Sawyer, Matt	0	1	1	0	1	1	0.500	1	0	0	0	1	0	1.000	2	1	0.667	0	0	0.0	1	0.000	2.0	2	1.000
D 68 Rhodes, Chris	5	7	3	8	8	15	0.348	7	6	4	8	11	14	0.440	19	29	0.396	0	0	5.0	24	0.208	12.0	24	0.500
D 69 Utke, Chris	0	10	2	6	2	16	0.111	3	6	3	5	6	11	0.353	8	27	0.229	0	0	3.0	18	0.167	4.0	17	0.235
D7/ Respect Da Bull	42	42	55	29	97	71	0.577	20	22	19	23	39	45	0.464	175	161	0.521	7	0	37.0	168	0.220	160.5	168	0.955
D 70 Lyons, Jeff	11	2	11	2	22	4	0.846	9	4	4	4	13	8	0.619	35	12	0.745	0	0	3.5	21	0.167	37.5	26	1.442
D 71 Claypool, Josh	2	5	9	4	11	9	0.550	6	8	6	6	12	14	0.462	23	23	0.500	1	0	3.0	19	0.158	25.5	27	0.944
D 72 Moore, Jeff "Chicago"	4	6	2	5	6	11	0.353	4	7	8	5	12	12	0.500	18	23	0.439	1	0	2.0	23	0.087	13.0	18	0.722
D 73 Schon, Chris	1	8	2	5	3	13	0.188	3	5	6	5	9	10	0.474	12	23	0.343	1	0	3.5	20	0.175	4.5	15	0.300
D 74 Gaulthier, Angela	5	8	4	6	9	14	0.391	3	2	2	8	5	10	0.333	14	24	0.368	1	0	3.5	23	0.152	10.5	15	0.700
D 75 Ackerman, Travis	6	1	10	3	16	4	0.800	6	6	5	8	11	14	0.440	27	18	0.600	1	0	14.0	20	0.700	27.5	25	1.100
D 76 Dziczkowski, Jamie	3	10	3	4	6	14	0.300	2	5	2	6	4	11	0.267	10	25	0.286	1	0	2.5	21	0.119	14.0	14	1.000
D 77 Dunleavy, John	10	2	14	0	24	2	0.923	7	7	5	4	12	11	0.522	36	13	0.735	1	0	5.0	21	0.238	28.0	28	1.000
D8/ Overtime Outlaws	48	36	44	40	92	76	0.548	24	18	28	14	52	32	0.619	196	140	0.583	6	7	41.0	168	0.244	120.0	168	0.714
D 80 Clark, Dan	3	8	8	5	11	13	0.458	8	5	8	3	16	8	0.667	27	21	0.563	1	1	6.0	22	0.273	23.0	26	0.885
D 81 Tant, J.J.	12	1	11	3	23	4	0.852	10	4	10	3	20	7	0.741	43	11	0.796	1	1	11.0	26	0.423	28.5	28	1.018
D 82 Williamson, Tony	8	5	7	7	15	12	0.556	8	5	10	4	18	9	0.667	33	21	0.611	1	1	11.0	27	0.407	24.5	27	0.907
D 83 Cross, Bill	0	0	0	0	0	0	#DIV/0!	0	0	0	0	0	0	#DIV/0!	0	0	#DIV/0!	0	0	0.0	0	#DIV/0!	0.0	0	#DIV/0!
D 84 Birmingham, Christine	0	2	0	1	0	3	0.000	0	0	2	4	2	4	0.333	2	7	0.222	0	0	0.0	8	0.000	1.0	1	1.000
D 85 Crowe, Jason	7	7	8	6	15	13	0.536	8	5	9	4	17	9	0.654	32	22	0.593	1	1	2.0	27	0.074	17.5	27	0.648
D 86 Zelinack, Jason	8	4	5	7	13	11	0.542	5	6	5	4	10	10	0.500	23	21	0.523	1	1	6.0	21	0.286	7.0	23	0.304
D 87 Hootman, Tayte	3	4	0	6	3	10	0.231	4	4	5	2	9	6	0.600	12	16	0.429	0	1	2.5	14	0.179	7.5	14	0.536
D 88 Peterson, Chris	7	5	5	5	12	10	0.545	5	7	7	4	12	11	0.522	24	21	0.533	1	1	2.5	23	0.109	11.0	22	0.500

	Singles 301		Singles Cricket		Singles Record		Singles Win %-age	Doubles Cricket		Doubles 501		Doubles Record		Doubles Win %-age	Sngls + Dbls Record		Sngls + Dbls Win %-age	Tiebreaker Ws	Tiebreaker Ls	301 All-Star Points	301 Games Played	301 All-Star Point Average	Cricket All-Star Points	Crkt Games Played	Crkt All-Star Point Average
E1/ One-Armed Bandits	44	40	34	50	78	90	0.464	20	22	19	23	39	45	0.464	156	180	0.464	7	15	35.5	168	0.211	91.5	168	0.545
E 10 Johnson, Sven	4	3	1	5	5	8	0.385	3	3	3	3	6	6	0.500	11	14	0.440	1	1	2.0	13	0.154	1.0	12	0.083
E 11 Kiser, Lyman	11	4	13	2	24	6	0.800	11	4	8	7	19	11	0.633	43	17	0.717	1	3	16.0	30	0.533	41.0	30	1.367
E 12 Kempf, Greg	5	6	3	7	8	13	0.381	3	7	4	8	7	15	0.318	15	28	0.349	1	2	4.5	23	0.196	10.0	20	0.500
E 13 Taylor, Wayne	3	6	4	5	7	11	0.389	6	5	2	9	8	14	0.364	15	25	0.375	1	0	2.0	20	0.100	15.5	20	0.775
E 14 Taylor, Walter	1	0	0	1	1	1	0.500	0	1	0	0	0	1	0.000	1	2	0.333	0	0	1.0	1	1.000	1.0	2	0.500
E 15 Bonaparte, Chris	4	12	3	10	7	22	0.241	6	7	7	5	13	12	0.520	20	34	0.370	1	2	1.0	28	0.036	3.5	26	0.135
E 16 Hudelson, Tim	7	5	5	9	12	14	0.462	5	5	5	7	10	12	0.455	22	26	0.458	1	3	3.0	24	0.125	10.0	24	0.417
E 17 Richardson, Shane	7	2	5	2	12	4	0.750	4	4	4	4	8	8	0.500	20	12	0.625	1	2	6.0	17	0.353	5.0	15	0.333
E 18 Lake, Isaac	2	2	0	9	2	11	0.154	2	8	5	3	7	11	0.389	9	22	0.290	0	2	0.0	12	0.000	4.5	19	0.237
E2/ The Bogarts	39	45	36	48	75	93	0.446	10	32	12	30	22	62	0.262	119	217	0.354	0	0	44.0	168	0.262	79.0	168	0.470
E 20 Smith, Brian	9	5	11	4	20	9	0.690	5	9	6	8	11	17	0.393	31	26	0.544	0	0	11.0	28	0.393	27.5	29	0.948
E 21 Draper, Lisa	4	6	1	7	5	13	0.278	1	8	1	10	2	18	0.100	7	31	0.184	0	0	2.5	21	0.119	0.0	17	0.000
E 22 Rexrode, Rob	6	6	9	5	15	11	0.577	0	13	3	10	3	23	0.115	18	34	0.346	0	0	5.5	25	0.220	19.5	27	0.722
E 23 Watkins, Rudy	1	1	0	3	1	4	0.200	0	3	0	3	0	6	0.000	1	10	0.091	0	0	0.0	5	0.000	1.0	6	0.167
E 24 Brown, Jason	6	9	6	9	12	18	0.400	5	10	3	12	8	22	0.267	20	40	0.333	0	0	9.0	30	0.300	9.5	30	0.317
E 25 Marsburne, Keith	4	8	4	8	8	16	0.333	5	9	6	6	11	15	0.423	19	31	0.380	0	0	4.0	24	0.167	12.5	26	0.481
E 26 Raymond, Ryan	4	10	1	11	5	21	0.192	1	10	3	8	4	18	0.182	9	39	0.188	0	0	5.0	25	0.200	1.0	23	0.043
E 27 Bradley, Ryan	5	0	4	1	9	1	0.900	3	2	2	3	5	5	0.500	14	6	0.700	0	0	7.0	10	0.700	8.0	10	0.800
E3/ Tater Fried	44	40	54	30	98	70	0.583	29	13	24	18	53	31	0.631	204	132	0.607	0	0	50.5	168	0.301	123.5	168	0.735
E 30 Brown, Phil "Pepsi"	7	6	8	5	15	11	0.577	6	7	5	8	11	15	0.423	26	26	0.500	0	0	14.5	26	0.558	36.0	26	1.385
E 31 Thompson, Barry	3	12	6	8	9	20	0.310	9	5	6	9	15	14	0.517	24	34	0.414	0	0	2.0	30	0.067	21.0	28	0.750
E 32 Simpson, David	10	4	8	7	18	11	0.621	10	6	8	6	18	12	0.600	36	23	0.610	0	0	10.5	28	0.375	22.5	31	0.726
E 33 Hall, Mike	11	3	11	3	22	6	0.786	12	2	11	3	23	5	0.821	45	11	0.804	0	0	0.0	28	0.000	0.0	28	0.000
E 34 Walters, Jason	9	6	13	1	22	7	0.759	11	3	11	4	22	7	0.759	44	14	0.759	0	0	15.5	30	0.517	32.5	28	1.161
E 35 Hill, Mike	4	9	8	6	12	15	0.444	10	3	7	6	17	9	0.654	29	24	0.547	0	0	8.0	26	0.308	11.5	27	0.426
E4/ Drunk Luck	41	43	35	49	76	92	0.452	20	22	18	24	38	46	0.452	152	184	0.452	7	19	40.5	168	0.241	91.0	168	0.542
E 40 Wells, John "Boy"	7	6	10	3	17	9	0.654	9	4	5	9	14	13	0.519	31	22	0.585	1	3	10.5	27	0.389	26.0	26	1.000
E 41 Wells, Tami	2	2	1	4	3	6	0.333	2	3	4	1	6	4	0.600	9	10	0.474	0	1	2.0	9	0.222	6.5	10	0.650
E 42 Blackwelder, Deb	10	3	10	3	20	6	0.769	8	5	8	5	16	10	0.615	36	16	0.692	1	3	17.0	26	0.654	15.0	26	0.577
E 43 Barnes, Derek	4	10	1	12	5	22	0.185	4	7	2	10	6	17	0.261	11	39	0.220	1	3	2.5	26	0.096	9.0	24	0.375
E 44 Brown, Mike	5	8	3	8	8	16	0.333	8	4	5	7	13	11	0.542	21	27	0.438	1	3	3.5	25	0.140	16.5	23	0.717
E 45 Thompkins, Tommy	6	8	1	9	7	17	0.292	2	8	4	7	6	15	0.286	13	32	0.289	1	2	0.0	25	0.000	1.0	20	0.050
E 46 Brown, Brandon	7	4	5	9	12	13	0.480	4	11	5	8	9	19	0.321	21	32	0.396	1	3	4.0	24	0.167	13.0	29	0.448
E 47 Beal, Jeff	0	2	4	1	4	3	0.571	3	2	3	1	6	3	0.667	10	6	0.625	1	1	1.0	6	0.167	4.0	10	0.400
E5/ Imports and Domestics	44	40	43	41	87	81	0.518	27	15	30	12	57	27	0.679	201	135	0.598	12	0	46.0	168	0.274	111.5	168	0.664
E 50 Lamb, Mark	11	3	11	3	22	6	0.786	12	2	12	2	24	4	0.857	46	10	0.821	2	0	16.0	28	0.571	30.0	28	1.071
E 51 Dickman, Sheila	8	7	6	8	14	15	0.483	8	6	11	3	19	9	0.679	33	24	0.579	2	0	3.5	29	0.121	14.0	28	0.500
E 52 Tourout, Glenn	9	4	8	4	17	8	0.680	9	5	10	4	19	9	0.679	36	17	0.679	2	0	11.5	27	0.426	21.5	26	0.827
E 53 Dudley, Robert	4	8	8	6	12	14	0.462	10	4	12	2	22	6	0.786	34	20	0.630	2	0	9.0	26	0.346	13.5	28	0.482
E 54 Dudley, Debbie	3	9	4	7	7	16	0.304	5	8	3	5	8	13	0.381	15	29	0.341	2	0	0.0	20	0.000	9.5	24	0.396
E 55 Martinez, Vince	4	3	2	8	6	11	0.353	4	4	4	4	8	8	0.500	14	19	0.424	2	0	3.0	15	0.200	10.0	18	0.556
E 56 Baum, Eric	4	5	2	4	6	9	0.400	5	1	6	4	11	5	0.688	17	14	0.548	0	0	2.0	19	0.105	9.5	12	0.792
E 57 Cominole, Jeremy	1	1	2	0	3	1	0.750	1	0	2	0	3	0	1.000	6	1	0.857	0	0	1.0	4	0.250	3.5	3	1.167
E 58 Knight, Rob	0	0	0	1	0	1	0.000	0	0	0	0	0	0	#DIV/0!	0	1	0.000	0	0	0.0	0	#DIV/0!	0.0	1	0.000
E6/ The Pit Crew	45	39	43	41	88	80	0.524	22	20	19	23	41	43	0.488	170	166	0.506	8	7	30.0	168	0.179	82.5	168	0.491
E 60 Thomas, Jason "Jay T"	2	1	6	1	8	2	0.800	8	3	7	4	15	7	0.682	23	9	0.719	1	0	2.0	14	0.143	6.0	18	0.333
E 61 Bird, Vic	6	4	8	4	14	8	0.636	3	7	7	4	10	11	0.476	24	19	0.558	1	1	2.0	21	0.095	12.5	22	0.568
E 62 Gower, Jeff	11	1	9	2	20	3	0.870	11	1	5	7	16	8	0.667	36	11	0.766	1	1	5.0	24	0.208	20.0	23	0.870
E 63 Dunn, Rick	1	6	0	10	1	16	0.059	1	5	1	5	2	10	0.167	3	26	0.103	1	1	1.0	13	0.077	2.5	16	0.156
E 64 Jobe, Crawford "CJ"	8	6	9	5	17	11	0.607	9	4	5	7	14	11	0.560	31	22	0.585	1	1	4.5	26	0.173	15.0	27	0.556
E 65 Helmes, D.J.	6	8	3	9	9	17	0.346	8	5	5	8	13	13	0.500	22	30	0.423	1	1	10.0	27	0.370	7.5	25	0.300
E 66 Thomas, Joe "Antique"	4	9	2	4	6	13	0.316	1	6	2	6	3	12	0.200	9	25	0.265	1	1	1.0	21	0.048	6.0	13	0.462
E 67 Side, Eric	7	4	6	6	13	10	0.565	3	9	6	5	9	14	0.391	22	24	0.478	1	1	4.5	22	0.205	13.0	24	0.542
E7/ Hostile Saints	34	50	43	41	77	91	0.458	21	21	24	18	45	39	0.536	167	169	0.497	12	0	41.0	168	0.244	100.5	168	0.598
E 70 Stepp, John	4	8	5	7	9	15	0.375	3	8	10	2	13	10	0.565	22	25	0.468	2	0	7.0	24	0.292	19.0	23	0.826
E 71 Buckley, Jennifer	5	5	7	5	12	10	0.545	5	6	6	6	11	12	0.478	23	22	0.511	1	0	2.5	22	0.114	17.0	23	0.739
E 72 Shaffer, Brian	4	4	5	2	9	6	0.600	4	5	4	3	8	8	0.500	17	14	0.548	1	0	4.0	15	0.267	6.5	16	0.406
E 73 Jordan, Jody	5	8	9	3	14	11	0.560	4	7	5	8	9	15	0.375	23	26	0.469	2	0	2.0	26	0.077	11.5	23	0.500
E 74 Raquet, Michael	5	9	9	5	14	14	0.500	10	4	10	4	20	8	0.714	34	22	0.607	2	0	8.0	28	0.286	20.5	28	0.732
E 75 Brown, Jay	6	6	4	9	10	15	0.400	10	5	8	5	18	10	0.643	28	25	0.528	2	0	7.5	25	0.300	13.0	28	0.464
E 76 Buckley, Bill	5	10	4	10	9	20	0.310	6	7	5	8	11	15	0.423	20	35	0.364	2	0	10.0	28	0.357	13.0	27	0.481
E8/ The DIVE Bombers	45	39	48	36	93	75	0.554	19	23	22	20	41	43	0.488	175	161	0.521	7	6	37.5	168	0.223	73.5	168	0.438
E 80 Huff, Matt	8	5	6	9	14	14	0.500	6	8	5	9	11	17	0.393	25	31	0.446	1	1	6.0	27	0.222	12.5	29	0.431
E 81 Johns, David	6	8	7	6	13	14	0.481	6	8	8	7	14	15	0.483	27	29	0.482	1	1	9.0	29	0.310	11.0	27	0.407
E 82 Lee, Carl	7	7	6	8	13	15	0.464	7	8	8	7	15	15	0.500	28	30	0.483	1	1	8.5	29	0.293	13.0	29	0.448
E 83 Flowers, Fred	4	10	8	3	12	13	0.480	8	4	9	4	17	8	0.680	29	21	0.580	1	1	5.0	27	0.185	5.0	23	0.217
E 84 Reitano, Sal	12	2	11	3	23	5	0.821	7	7	8	6	15	13	0.536	38	18	0.679	1	1	4.0	28	0.143	22.5	28	0.804
E 85 Dunn, Thom	0	1	1	0	1	1	0.500	0	0	0	0	0	0	#DIV/0!	1	1	0.500	0	0	0.0	1	0.000	0.0	1	0.000
E 86 Duncan, Jeff	8	5	8	5	16	10	0.615	4	8	4	6	8	14	0.364	24	24	0.500	1	1	5.0	23	0.217	6.5	25	0.260
E 87 Butler, Rhett	0	1	1	2	1	3	0.250	0	3	2	1	2	4	0.333	3	7	0.300	1	0	0.0	4	0.000	3.0	6	0.500

		Singles	301	Singles	Cricket	Singles	Record	Singles Win %-age	Doubles	Cricket	Doubles	501	Doubles	Record	Doubles Win %-age	Sngls + Dbls	Record	Sngls + Dbls Win %-age	Tiebreaker Ws	Tiebreaker Ls	-01 All-Star Points	-01 Games Played	-01 All-Star Point Average	Cricket All-Star Points	Crkt Games Played	Crkt All-Star Point Average
F1/ Fowl Play		48	36	49	35	97	71	0.577	22	20	24	18	46	38	0.548	189	147	0.563	0	0	30.5	168	0.182	103.5	168	0.616
F 10	Moeschet, Cathy	0	0	0	0	0	0	#DIV/0!	0	0	0	0	0	0	#DIV/0!	0	0	#DIV/0!	0	0	0.0	0	#DIV/0!	0.0	0	#DIV/0!
F 11	Carawon, Bob	7	9	8	7	15	16	0.484	3	10	4	8	7	18	0.280	22	34	0.393	0	0	1.5	28	0.054	13.5	28	0.482
F 12	Peers, Martin	4	8	3	2	7	10	0.412	2	5	4	7	6	12	0.333	13	22	0.371	0	0	1.5	23	0.065	3.0	12	0.250
F 13	Wickstrom, Bob	5	3	2	9	7	12	0.368	3	8	7	4	10	12	0.455	17	24	0.415	0	0	3.5	19	0.184	9.0	22	0.409
F 14	Converse, Stan	4	1	4	3	8	4	0.667	5	2	6	1	11	3	0.786	19	7	0.731	0	0	5.5	12	0.458	8.0	14	0.571
F 15	Van Olst, Jason	6	5	7	5	13	10	0.565	8	6	7	5	15	11	0.577	28	21	0.571	0	0	3.0	23	0.130	15.0	26	0.577
F 16	Lee, Ronnie	9	5	9	5	18	10	0.643	9	5	11	2	20	7	0.741	38	17	0.691	0	0	3.0	27	0.111	16.5	28	0.589
F 17	Overman, Don	1	0	1	2	2	2	0.500	1	0	0	2	1	2	0.333	3	4	0.429	0	0	1.0	3	0.333	2.0	4	0.500
F 18	Glendy, Mike	8	3	11	1	19	4	0.826	10	2	9	4	19	6	0.760	38	10	0.792	0	0	10.0	24	0.417	31.0	24	1.292
F 19	Casadonte, Paul	4	2	4	1	8	3	0.727	3	2	0	3	3	5	0.375	11	8	0.579	0	0	1.5	9	0.167	5.5	10	0.550
F2/ Better At Pool		46	38	40	44	86	82	0.512	22	20	19	23	41	43	0.488	168	168	0.500	0	8	42.0	168	0.250	75.5	168	0.449
F 20	Hall, Frank	6	4	7	3	13	7	0.650	4	7	5	5	9	12	0.429	22	19	0.537	0	1	7.0	20	0.350	12.0	21	0.571
F 21	Bohanan, Heather	4	5	1	10	5	15	0.250	5	3	2	6	7	9	0.438	12	24	0.333	0	1	2.0	17	0.118	6.0	19	0.316
F 22	Gillett, Galen	6	5	9	2	15	7	0.682	7	4	5	5	12	9	0.571	27	16	0.628	0	1	6.0	21	0.286	14.0	22	0.636
F 23	McEwen, William	7	6	7	6	14	12	0.538	8	5	7	7	15	12	0.556	29	24	0.547	0	1	7.5	27	0.278	8.0	26	0.308
F 24	Balena, Frank	8	6	6	8	14	14	0.500	9	5	9	5	18	10	0.643	32	24	0.571	0	1	12.0	28	0.429	21.0	28	0.750
F 25	Yarley, Scott	4	6	3	2	7	8	0.467	5	5	3	4	8	9	0.471	15	17	0.469	0	1	1.0	17	0.059	5.0	15	0.333
F 26	Park, Ed	8	3	5	8	13	11	0.542	2	5	2	11	4	16	0.200	17	27	0.386	0	1	4.0	24	0.167	3.0	20	0.150
F 27	Hall, Danny	3	3	2	5	5	8	0.385	4	6	5	3	9	9	0.500	14	17	0.452	0	1	2.5	14	0.179	6.5	17	0.382
F3/ The Redneckers		49	35	36	48	85	83	0.506	25	17	18	24	43	41	0.512	171	165	0.509	6	0	41.0	168	0.244	91.0	168	0.542
F 30	Nelson, Shane	11	3	10	4	21	7	0.750	10	4	3	11	13	15	0.464	34	22	0.607	1	0	7.5	28	0.268	24.5	28	0.875
F 31	Ransom, Tammy	2	4	0	2	2	6	0.250	1	1	2	2	3	3	0.500	5	9	0.357	0	0	2.0	10	0.200	1.0	4	0.250
F 32	Roseman, Sean	8	3	7	3	15	6	0.714	8	3	5	6	13	9	0.591	28	15	0.651	1	0	6.0	22	0.273	14.5	21	0.690
F 33	Roman-Cusher, Jason	5	7	5	9	10	16	0.385	5	7	3	10	8	17	0.320	18	33	0.353	1	0	3.0	25	0.120	7.0	26	0.269
F 34	Cusher, Dean	9	3	4	9	13	12	0.520	8	5	8	4	16	9	0.640	29	21	0.580	1	0	12.0	24	0.500	5.0	26	0.192
F 35	Brownd, Anthony	3	6	4	9	7	15	0.318	4	7	4	7	8	14	0.364	15	29	0.341	1	0	2.0	20	0.100	12.0	24	0.500
F 36	Crabtree, Jason	7	4	5	5	12	9	0.571	8	4	6	6	14	10	0.583	26	19	0.578	1	0	7.0	23	0.304	19.0	22	0.864
F 37	Gardner, Kyle	4	5	1	7	5	12	0.294	6	3	5	2	11	5	0.688	16	17	0.485	0	0	1.5	16	0.094	8.0	17	0.471
F4/ Boys' Night Out		36	42	34	44	70	86	0.449	21	18	18	21	39	39	0.500	148	164	0.474	0	0	29.5	156	0.189	68.0	156	0.436
F 40	Dyment, Brian	7	7	6	6	13	13	0.500	11	3	10	7	21	10	0.677	34	23	0.596	0	0	6.0	31	0.194	13.0	26	0.500
F 41	Todd, Patrick	6	8	5	7	11	15	0.423	3	7	8	2	11	9	0.550	22	24	0.478	0	0	4.5	24	0.188	13.0	22	0.591
F 42	Davis, Stuart	4	6	2	7	6	13	0.316	4	6	3	7	7	13	0.350	13	26	0.333	0	0	2.0	20	0.100	5.0	19	0.263
F 43	Morris, Chris	7	7	5	9	12	16	0.429	6	9	4	8	10	17	0.370	22	33	0.400	0	0	5.5	26	0.212	11.0	29	0.379
F 44	Barnes, George	6	6	8	6	14	12	0.538	7	4	7	5	14	9	0.609	28	21	0.571	0	0	4.5	24	0.188	9.0	25	0.360
F 45	DeMattos, Rick	5	3	2	6	7	9	0.438	3	5	1	7	4	12	0.250	11	21	0.344	0	0	3.0	16	0.188	4.5	16	0.281
F 46	Kessler, James	1	5	6	3	7	8	0.467	8	2	3	6	11	8	0.579	18	16	0.529	0	0	4.0	15	0.267	12.5	19	0.658
F5/ Designated Divers		25	53	35	43	60	96	0.385	16	23	18	21	34	44	0.436	128	184	0.410	0	0	42.0	156	0.269	77.5	156	0.497
F 50	McAlpin, Jack	3	6	7	5	10	11	0.476	7	2	5	4	12	6	0.667	22	17	0.564	0	0	9.0	18	0.500	14.0	21	0.667
F 51	Marsh, John	4	4	5	6	9	10	0.474	4	6	4	5	8	11	0.421	17	21	0.447	0	0	7.0	17	0.412	15.0	21	0.714
F 52	Sasser, Jenny	2	11	1	3	3	14	0.176	4	8	6	5	10	13	0.435	13	27	0.325	0	0	4.5	24	0.188	3.0	16	0.188
F 53	Holland, Kory	4	8	7	3	11	11	0.500	2	4	5	7	7	11	0.389	18	22	0.450	0	0	5.0	24	0.208	4.5	16	0.281
F 54	Krug, Jon	5	8	6	7	11	15	0.423	7	5	6	4	13	9	0.591	24	24	0.500	0	0	6.0	23	0.261	13.0	25	0.520
F 55	Willard, Jeff	1	7	0	6	1	13	0.071	0	8	3	3	3	11	0.214	4	24	0.143	0	0	0.0	14	0.000	1.5	14	0.107
F 56	Gotlibowski, Jim	1	2	2	2	3	4	0.429	0	3	0	4	0	7	0.000	3	11	0.214	0	0	2.5	7	0.357	3.0	7	0.429
F 57	Ackley, Sean	4	4	6	6	10	10	0.500	6	5	4	7	10	12	0.455	20	22	0.476	0	0	8.0	19	0.421	19.0	23	0.826
F 58	Berry, Shane	1	3	1	5	2	8	0.200	2	5	3	3	5	8	0.385	7	16	0.304	0	0	0.0	10	0.000	4.5	13	0.346
F6/ Money Shot		48	30	54	24	102	54	0.654	24	15	26	13	50	28	0.641	202	110	0.647	0	9	51.5	156	0.330	123.0	156	0.788
F 60	Colton, Mitch	4	8	2	0	6	8	0.429	4	3	8	4	12	7	0.632	18	15	0.545	0	1	18.0	24	0.750	5.5	9	0.611
F 61	Thorne, Jon	10	2	9	2	19	4	0.826	8	4	4	4	12	8	0.600	31	12	0.721	0	1	10.0	20	0.500	22.5	23	0.978
F 62	Thorne, Scott	5	1	5	5	10	6	0.625	4	4	9	1	13	5	0.722	23	11	0.676	0	1	1.0	16	0.063	8.0	18	0.444
F 63	Titsworth, Dan	7	5	11	2	18	7	0.720	8	5	6	1	14	6	0.700	32	13	0.711	0	1	5.5	19	0.289	32.0	26	1.231
F 64	Thorne, Rick	8	3	8	2	16	5	0.762	5	4	3	3	8	7	0.533	24	12	0.667	0	1	5.0	17	0.294	9.0	19	0.474
F 65	Thorne, Marshall	1	0	11	2	12	2	0.857	9	4	8	3	17	7	0.708	29	9	0.763	0	1	5.5	12	0.458	24.5	26	0.942
F 66	Moore, B.J.	0	0	7	5	7	5	0.583	3	3	2	4	5	7	0.417	12	12	0.500	0	1	2.0	6	0.333	9.0	18	0.500
F 67	Cleveland, Craig	0	0	1	3	1	3	0.250	2	0	3	1	5	1	0.833	6	4	0.600	0	0	1.5	4	0.375	2.5	6	0.417
F 68	Carroll, Josh	9	2	0	3	9	5	0.643	5	3	4	2	9	5	0.643	18	10	0.643	0	1	2.0	17	0.118	10.0	11	0.909
F 69	Foukes, Jim	4	9	0	0	4	9	0.308	0	0	5	3	5	3	0.625	9	12	0.429	0	1	1.0	21	0.048	0.0	0	#DIV/0!
F7/ Menace 2 Sobriety		39	45	47	37	86	82	0.512	20	22	20	22	40	44	0.476	166	170	0.494	6	0	39.0	168	0.232	88.5	168	0.527
F 70	Johnson, Dave	5	3	9	3	14	6	0.700	3	8	7	5	10	13	0.435	24	19	0.558	1	0	7.0	20	0.350	17.0	23	0.739
F 71	Johnson, Jennifer	1	7	3	4	4	11	0.267	2	6	5	4	7	10	0.412	11	21	0.344	0	0	0.0	17	0.000	2.0	15	0.133
F 72	McCartney, Eric	7	7	10	4	17	11	0.607	10	4	4	9	14	13	0.519	31	24	0.564	1	0	5.0	27	0.185	23.0	28	0.821
F 73	Bouchard, Keith	8	4	6	7	14	11	0.560	7	6	5	8	12	14	0.462	26	25	0.510	1	0	11.0	25	0.440	16.5	26	0.635
F 74	Polenz, Steve	4	7	8	4	12	11	0.522	6	8	8	6	14	14	0.500	26	25	0.510	1	0	6.0	25	0.240	11.0	26	0.423
F 75	Garratt, Neil	1	2	0	3	1	5	0.167	1	3	1	3	2	6	0.250	3	11	0.214	0	0	1.0	7	0.143	1.0	7	0.143
F 76	Guerriero, John	0	5	2	2	2	7	0.222	2	2	3	1	5	3	0.625	7	10	0.412	1	0	1.0	9	0.111	2.5	8	0.313
F 77	Wagner, Dave	3	5	1	2	4	7	0.364	0	0	0	0	0	0	#DIV/0!	4	7	0.364	0	0	1.5	8	0.188	1.0	3	0.333
F 78	Kareiva, Keith	8	5	7	7	15	12	0.556	8	6	7	7	15	13	0.536	30	25	0.545	1	0	6.5	27	0.241	14.5	28	0.518
F 79	Price, Brady	2	0	1	1	3	1	0.750	1	1	0	1	1	2	0.333	4	3	0.571	0	0	0.0	3	0.000	0.0	4	0.000
F8/ Salute-A-Bulls		33	45	29	49	62	94	0.397	12	27	19	20	31	47	0.397	124	188	0.397	0	0	26.0	156	0.167	75.0	156	0.481
F 80	Fournier, Jeff	10	2	9	3	19	5	0.792	7	6	6	4	13	10	0.565	32	15	0.681	0	0	10.0	22	0.455	27.0	25	1.080
F 81	Fournier, Michelle	3	7	0	3	3	10	0.231	2	3	5	3	7	6	0.538	10	16	0.385	0	0	2.0	18	0.111	2.5	8	0.313
F 82	Couch, Frank	5	6	6	7	11	13	0.458	2	11	5	7	7	18	0.280	18	31	0.367	0	0	6.0	23	0.261	11.5	26	0.442
F 83	Doroshenko, Jim	0	1	3	1	3	2	0.600	1	3	1	2	2	5	0.286	5	7	0.417	0	0	1.5	4	0.375	5.5	8	0.688
F 84	Gabry, Greg	5	7	2	9	7	16	0.304	4	7	5	7	9	14	0.391	16	30	0.348	0	0	2.0	24	0.083	15.5	22	0.705
F 85	Sherrod, Wayne	4	5	3	7	7	12	0.368	2	7	4	5	6	12	0.333	13	24	0.351	0	0	0.0	18	0.000	6.0	19	0.316
F 86	Beckman, Verne	2	5	2	9	4	14	0.222	1	7	3	5	4	12	0.250	8	26	0.235	0	0	0.0	15	0.000	5.0	19	0.263
F 87	Cohen, Andy	0	0	1	0	1	0	1.000	1	0	1	0	2	0	1.000	3	0	1.000	0	0	0.0	1	0.000	1.0	2	0.500
F 88	Skinner, Garry	0	5	2	1	2	6	0.250	3	2	0	4	3	6	0.333	5	12	0.294	0	0	0.0	9	0.000	0.0	8	0.000
F 89	Maynard, Joe	4	7	1	9	5	16	0.238	1	8	8	3	9	11	0.450	14	27	0.341	0	0	4.5	22	0.205	1.0	19	0.053

	Singles 301		Singles Cricket		Singles Record		Singles Win %-age	Doubles Cricket		Doubles 501		Doubles Record		Doubles Win %-age	Sngls + Dbls Record		Sngls + Dbls Win %-age	Tiebreaker Ws	Tiebreaker Ls	-01 All-Star Points	-01 Games Played	-01 All-Star Point Average	Cricket All-Star Points	Crkt Games Played	Crkt All-Star Point Average
G1/ Irish We Were Drunk	29	43	39	33	68	76	0.472	17	19	14	22	31	41	0.431	130	158	0.451	0	0	17.5	144	0.122	66.5	144	0.462
G 10 Bowman, Jason	1	6	8	3	9	9	0.500	8	4	4	5	12	9	0.571	21	18	0.538	0	0	2.5	16	0.156	20.5	23	0.891
G 11 Taweel, Sami	3	8	0	1	3	9	0.250	1	3	3	7	4	10	0.286	7	19	0.269	0	0	1.0	21	0.048	1.0	5	0.200
G 12 Montesi, Chris	6	4	7	3	13	7	0.650	2	8	1	6	3	14	0.176	16	21	0.432	0	0	5.0	17	0.294	17.0	20	0.850
G 13 Bowman, Sarah	4	2	0	3	4	5	0.444	3	5	5	6	8	11	0.421	12	16	0.429	0	0	0.0	17	0.000	0.0	11	0.000
G 14 Dixon, Jeff	0	0	3	7	3	7	0.300	5	3	2	4	7	7	0.500	10	14	0.417	0	0	0.0	6	0.000	5.0	18	0.278
G 15 Martin, Jimmy	6	5	1	4	7	9	0.438	3	2	2	2	5	4	0.556	12	13	0.480	0	0	0.0	15	0.000	1.5	10	0.150
G 16 Clough, James	6	5	9	2	15	7	0.682	6	5	3	4	9	9	0.500	24	16	0.600	0	0	2.0	18	0.111	11.5	22	0.523
G 17 Nelson, Jason	1	7	3	7	4	14	0.222	2	4	2	5	4	9	0.308	8	23	0.258	0	0	3.0	15	0.200	4.0	16	0.250
G 18 Winter, Wally	2	6	8	3	10	9	0.526	4	4	6	5	10	9	0.526	20	18	0.526	0	0	4.0	19	0.211	6.0	19	0.316
G2/ Grateful Darts	31	41	27	45	58	86	0.403	16	20	19	17	35	37	0.486	128	160	0.444	0	16	24.5	144	0.170	73.0	144	0.507
G 20 Simpson, Phillip	5	7	0	6	5	13	0.278	1	4	3	4	4	8	0.333	9	21	0.300	0	2	0.0	19	0.000	3.5	11	0.318
G 21 Iager, John	1	2	2	2	3	4	0.429	2	1	3	1	5	2	0.714	8	6	0.571	0	0	3.0	7	0.429	8.5	7	1.214
G 22 Lilienthal, John	6	6	4	6	10	12	0.455	7	5	8	3	15	8	0.652	25	20	0.556	0	2	7.0	23	0.304	13.5	22	0.614
G 23 Martin, George	5	5	4	5	9	10	0.474	6	4	4	5	10	9	0.526	19	19	0.500	0	2	3.0	19	0.158	10.0	19	0.526
G 24 McCurry, Gregg	3	6	6	4	9	10	0.474	2	9	6	5	8	14	0.364	17	24	0.415	0	2	3.5	20	0.175	12.5	21	0.595
G 25 McGrail, Tony	1	2	2	8	3	10	0.231	4	7	3	1	7	8	0.467	10	18	0.357	0	2	0.0	7	0.000	8.5	21	0.405
G 26 Grover, Justin	4	1	5	1	9	2	0.818	4	4	2	6	6	10	0.375	15	12	0.556	0	1	3.5	13	0.269	10.5	14	0.750
G 27 Spinelli, Mark	1	6	1	5	2	11	0.154	1	1	4	3	5	4	0.556	7	15	0.318	0	2	1.5	14	0.107	0.0	8	0.000
G 28 McCurry, Justin	3	5	3	8	6	13	0.316	4	5	4	5	8	10	0.444	14	23	0.378	0	2	3.0	17	0.176	6.0	20	0.300
G 29 Perkins, Rick	2	1	0	0	2	1	0.667	1	0	1	1	2	1	0.667	4	2	0.667	0	1	0.0	5	0.000	0.0	1	0.000
G3/ Any Given Wednesday	42	30	42	30	84	60	0.583	19	17	14	22	33	39	0.458	150	138	0.521	8	0	25.5	144	0.177	76.0	144	0.528
G 30 Kunesh, Joe	4	5	4	4	8	9	0.471	7	5	2	4	9	9	0.500	17	18	0.486	1	0	2.0	15	0.133	4.5	20	0.225
G 31 Rouse, Chuck	5	6	0	2	5	8	0.385	0	3	4	7	4	10	0.286	9	18	0.333	1	0	1.5	22	0.068	2.0	5	0.400
G 32 Wilkinson, Charlie	5	6	6	5	11	11	0.500	1	5	2	5	3	10	0.231	14	21	0.400	1	0	3.5	18	0.194	5.0	17	0.294
G 33 Hall, Steven	1	0	6	5	7	5	0.583	4	7	1	5	5	12	0.294	12	17	0.414	1	0	0.0	7	0.000	12.5	22	0.568
G 34 Krouskos, Pete	6	6	6	6	12	12	0.500	7	3	5	6	12	9	0.571	24	21	0.533	1	0	7.0	23	0.304	11.5	22	0.523
G 35 Rube, Bob	8	3	6	4	14	7	0.667	7	4	7	4	14	8	0.636	28	15	0.651	1	0	4.0	22	0.182	14.5	21	0.690
G 36 Powell, Mark	8	1	9	1	17	2	0.895	8	2	4	5	12	7	0.632	29	9	0.763	1	0	6.5	18	0.361	19.0	20	0.950
G 37 Donahue, Brian	5	3	5	3	10	6	0.625	4	5	3	8	7	13	0.350	17	19	0.472	1	0	1.0	19	0.053	7.0	17	0.412
G4/ Death Throw	33	39	34	38	67	77	0.465	16	20	22	14	38	34	0.528	143	145	0.497	6	0	22.0	144	0.153	50.0	144	0.347
G 40 Willis, Tolson	5	7	11	1	16	8	0.667	9	3	9	3	18	6	0.750	34	14	0.708	1	0	2.0	24	0.083	15.5	24	0.646
G 41 Hogan, Neal	5	6	6	5	11	11	0.500	6	5	6	5	12	10	0.545	23	21	0.523	0	0	1.0	22	0.045	7.0	22	0.318
G 42 Thompson, Ben	2	2	3	5	5	7	0.417	7	1	5	3	12	4	0.750	17	11	0.607	1	0	2.0	12	0.167	4.0	16	0.250
G 43 Zimmerman, Mike	4	7	0	4	4	11	0.267	1	3	7	4	8	7	0.533	12	18	0.400	1	0	0.0	22	0.000	3.5	8	0.438
G 44 Dysard, Rick	7	5	9	3	16	8	0.667	6	6	6	6	12	12	0.500	28	20	0.583	1	0	9.0	24	0.375	10.0	24	0.417
G 45 Woodlief, Neal	0	2	0	1	0	3	0.000	0	1	1	0	1	1	0.500	1	4	0.200	1	0	0.0	3	0.000	0.0	2	0.000
G 46 Brophy, Sean	4	5	2	10	6	15	0.286	1	11	7	4	8	15	0.348	14	30	0.318	1	0	5.0	20	0.250	4.0	24	0.167
G 47 Price, Greg	6	5	3	8	9	13	0.409	2	9	3	3	5	12	0.294	14	25	0.359	0	0	3.0	17	0.176	6.0	22	0.273
G 48 Wells, Ryan	0	0	0	1	0	1	0.000	0	1	0	0	0	1	0.000	0	2	0.000	0	0	0.0	0	#DIV/0!	0.0	2	0.000
G5/ Sharkshooters	34	38	26	46	60	84	0.417	15	21	21	15	36	36	0.500	132	156	0.458	0	0	29.5	144	0.205	62.0	144	0.431
G 50 Stacy, Michelle	3	6	0	10	3	16	0.158	4	6	6	4	10	10	0.500	13	26	0.333	0	0	3.0	19	0.158	6.5	20	0.325
G 51 Stacy, Rod	7	5	9	3	16	8	0.667	8	4	7	5	15	9	0.625	31	17	0.646	0	0	7.0	24	0.292	21.0	24	0.875
G 52 Mitchell, Liz	5	7	4	7	9	14	0.391	1	7	5	4	6	11	0.353	15	25	0.375	0	0	2.5	21	0.119	7.0	19	0.368
G 53 Mitchell, Tim	5	6	3	9	8	15	0.348	5	7	8	3	13	10	0.565	21	25	0.457	0	0	7.0	22	0.318	10.5	24	0.438
G 54 Harpster, Ben	2	5	6	5	8	10	0.444	6	5	7	4	13	9	0.591	21	19	0.525	0	0	5.0	18	0.278	7.0	22	0.318
G 55 Bergevin, Cassi	6	3	0	3	6	6	0.500	0	6	2	5	2	11	0.154	8	17	0.320	0	0	3.0	16	0.188	1.0	9	0.111
G 56 Bergevin, Matt	0	0	0	1	0	1	0.000	0	1	0	1	0	2	0.000	0	3	0.000	0	0	0.0	1	0.000	0.0	2	0.000
G 57 Williams, Derek	6	6	4	8	10	14	0.417	6	6	7	4	13	10	0.565	23	24	0.489	0	0	2.0	23	0.087	9.0	24	0.375
G6/ Coral Reefers	49	23	49	23	98	46	0.681	28	8	21	15	49	23	0.681	196	92	0.681	0	7	37.0	144	0.257	110.0	144	0.764
G 60 Smith, Van	6	3	5	6	11	9	0.550	10	2	3	4	13	6	0.684	24	15	0.615	0	1	3.5	16	0.219	6.0	23	0.261
G 61 Wade, Nate	8	2	9	1	17	3	0.850	10	0	5	4	15	4	0.789	32	7	0.821	0	0	7.0	19	0.368	23.5	20	1.175
G 62 Wilcenski, Steve	9	1	10	0	19	1	0.950	8	2	7	2	15	4	0.789	34	5	0.872	0	1	10.5	19	0.553	36.5	20	1.825
G 63 Britt, Jim	8	2	7	3	15	5	0.750	8	2	6	2	14	4	0.778	29	9	0.763	0	0	8.5	18	0.472	21.0	20	1.050
G 64 Hodge, Hugh	2	0	5	6	7	6	0.538	4	3	7	1	11	4	0.733	18	10	0.643	0	1	0.0	10	0.000	4.0	18	0.222
G 65 Gallagher, Jim	6	3	9	3	15	6	0.714	9	3	3	2	12	5	0.706	27	11	0.711	0	1	3.0	14	0.214	12.5	24	0.521
G 66 Cullen, Pat	4	7	0	0	4	7	0.364	0	0	5	5	5	5	0.500	9	12	0.429	0	1	0.0	21	0.000	0.0	0	#DIV/0!
G 67 Sedgwick, Jim	0	0	0	0	0	0	#DIV/0!	0	0	2	6	2	6	0.250	2	6	0.250	0	1	0.0	8	0.000	0.0	0	#DIV/0!
G 68 Williams, Nelson	1	4	1	3	2	7	0.222	3	1	3	3	6	4	0.600	8	11	0.421	0	1	3.0	11	0.273	3.0	8	0.375
G 69 Jarvah, Sean	5	1	3	1	8	2	0.800	4	3	1	1	5	4	0.556	13	6	0.684	0	0	1.5	8	0.188	3.5	11	0.318
G7/ Wire We Here	34	38	35	37	69	75	0.479	15	21	15	21	30	42	0.417	129	159	0.448	5	0	27.5	144	0.191	72.0	144	0.500
G 70 Jones, Jeff	8	4	7	5	15	9	0.625	5	7	6	6	11	13	0.458	26	22	0.542	1	0	4.0	24	0.167	28.5	24	1.188
G 71 Jones, Linda	3	10	2	7	5	17	0.227	4	6	5	7	9	13	0.409	14	30	0.318	1	0	4.0	25	0.160	3.5	19	0.184
G 72 Bordeau, Eric	6	4	8	2	14	6	0.700	7	4	3	7	10	11	0.476	24	17	0.585	1	0	4.0	20	0.200	10.0	21	0.476
G 73 McCray, Karla	3	9	4	9	7	18	0.280	3	8	4	6	7	14	0.333	14	32	0.304	1	0	2.0	22	0.091	3.0	24	0.125
G 74 Alexander, Chris	6	3	5	5	11	8	0.579	3	7	2	6	5	13	0.278	16	21	0.432	1	0	6.0	17	0.353	4.0	20	0.200
G 75 Longoria, Ruben	6	5	8	3	14	8	0.636	4	7	6	5	10	12	0.455	24	20	0.545	0	0	5.5	22	0.250	16.0	22	0.727
G 76 Longoria, Dolores	2	3	1	6	3	9	0.250	4	3	4	5	8	8	0.500	11	17	0.393	0	0	2.0	14	0.143	7.0	14	0.500

	Singles 301		Singles Cricket		Singles Record		Singles Win %-age	Doubles Cricket		Doubles 501		Doubles Record		Doubles Win %-age	Sngls + Dbls Record		Sngls + Dbls Win %-age	Tiebreaker Ws	Tiebreaker Ls	-01 All-Star Points	-01 Games Played	-01 All-Star Point Average	Cricket All-Star Points	Crkt Games Played	Crkt All-Star Point Average
H1/ Dartastrophe	33	51	45	39	78	90	0.464	20	22	23	19	43	41	0.512	164	172	0.488	13	0	32.0	168	0.190	60.0	168	0.357
H 10 Tamburro, Dan	3	4	1	4	4	8	0.333	3	3	3	3	6	6	0.500	10	14	0.417	0	0	4.5	13	0.346	6.5	11	0.591
H 11 Johnson, Aaron	6	7	12	2	18	9	0.667	6	8	9	6	15	14	0.517	33	23	0.589	2	0	9.5	28	0.339	7.0	28	0.250
H 12 Lewis, Brian	4	7	6	6	10	13	0.435	3	9	7	5	10	14	0.417	20	27	0.426	2	0	1.0	23	0.043	6.5	24	0.271
H 13 Studders, John	1	6	4	4	5	10	0.333	5	2	3	4	8	6	0.571	13	16	0.448	2	0	2.0	14	0.143	5.5	15	0.367
H 14 Peressini, Ken	2	6	3	4	5	10	0.333	5	6	5	3	10	9	0.526	15	19	0.441	2	0	1.5	16	0.094	3.0	18	0.167
H 15 Lear, Tom	7	6	9	4	16	10	0.615	6	6	8	4	14	10	0.583	30	20	0.600	2	0	5.0	25	0.200	13.5	25	0.540
H 16 Knuffman, Nathan	7	1	7	1	14	2	0.875	6	2	5	3	11	5	0.688	25	7	0.781	1	0	6.0	16	0.375	10.5	16	0.656
H 17 Lanier, Keith	0	4	1	2	1	6	0.143	1	2	3	2	4	4	0.500	5	10	0.333	0	0	1.5	9	0.167	0.0	6	0.000
H 18 Smith, Neal	1	3	0	3	1	6	0.143	1	3	1	0	2	3	0.400	3	9	0.250	0	0	0.0	5	0.000	3.5	7	0.500
H 19 Saccoccio, Rob	2	7	2	9	4	16	0.200	4	3	2	8	6	11	0.353	10	27	0.270	2	0	1.0	19	0.053	4.0	18	0.222
H2/ Big Bulls	45	39	58	26	103	65	0.613	31	11	22	20	53	31	0.631	209	127	0.622	7	7	31.0	168	0.185	69.5	168	0.414
H 20 Reinert, Kevin	8	3	8	4	16	7	0.696	7	5	4	6	11	11	0.500	27	18	0.600	1	1	4.0	21	0.190	10.0	24	0.417
H 21 Fitzgerald, Dennis	7	4	8	4	15	8	0.652	10	2	7	5	17	7	0.708	32	15	0.681	1	1	4.5	23	0.196	16.5	24	0.688
H 22 Talton, Chris	6	7	7	4	13	11	0.542	8	3	9	3	17	6	0.739	30	17	0.638	0	1	2.0	25	0.080	6.5	22	0.295
H 23 Gupton, Corbett	6	6	9	2	15	8	0.652	11	0	6	6	17	6	0.739	32	14	0.696	1	1	3.0	24	0.125	7.5	22	0.341
H 24 Womble, Kenny	3	5	7	5	10	10	0.500	6	5	5	5	11	10	0.524	21	20	0.512	1	1	3.0	18	0.167	10.0	23	0.435
H 25 Hudson, Paul	2	4	0	1	2	5	0.286	2	0	0	5	2	5	0.286	4	10	0.286	1	1	3.0	11	0.273	0.0	3	0.000
H 26 Talton, Randy	5	4	6	4	11	8	0.579	7	4	3	6	10	10	0.500	21	18	0.538	1	0	0.0	18	0.000	1.0	21	0.048
H 27 Fitzgerald, Aaron	8	6	13	2	21	8	0.724	11	3	10	4	21	7	0.750	42	15	0.737	1	1	11.5	28	0.411	18.0	29	0.621
H3/ Nice Dittles	52	32	53	31	105	63	0.625	21	21	21	21	42	42	0.500	189	147	0.563	0	9	53.0	168	0.315	76.5	168	0.455
H 30 Ferree, Micheal	2	2	1	2	3	4	0.429	2	5	1	3	3	8	0.273	6	12	0.333	0	1	0.0	8	0.000	3.0	10	0.300
H 31 Campbell, Dan	10	4	8	4	18	8	0.692	6	4	4	8	10	12	0.455	28	20	0.583	0	1	11.5	26	0.442	17.0	22	0.773
H 32 Strickland, Jon	6	6	12	2	18	8	0.692	8	4	8	2	16	6	0.727	34	14	0.708	0	1	7.0	22	0.318	20.0	26	0.769
H 33 Dunham, Jim	8	2	6	4	14	6	0.700	4	6	6	6	10	12	0.455	24	18	0.571	0	1	7.0	22	0.318	2.0	20	0.100
H 34 Mason, Marcy	0	6	2	3	2	9	0.182	1	6	3	4	4	10	0.286	6	19	0.240	0	1	1.5	13	0.115	1.0	12	0.083
H 35 Kyle, Mike	7	2	9	1	16	3	0.842	6	3	7	2	13	5	0.722	29	8	0.784	0	1	7.5	18	0.417	12.0	19	0.632
H 36 Port, Brian	10	4	8	6	18	10	0.643	5	5	5	6	10	11	0.476	28	21	0.571	0	1	8.0	25	0.320	4.0	24	0.167
H 37 Stahl, Greg	4	2	2	5	6	7	0.462	6	2	4	6	10	8	0.556	16	15	0.516	0	1	10.5	16	0.656	9.0	15	0.600
H 38 Chuyka, Don	2	0	1	1	3	1	0.750	1	1	1	1	2	2	0.500	5	3	0.625	0	0	0.0	4	0.000	2.0	4	0.500
H 39 Logan, Pete	3	4	4	3	7	7	0.500	3	6	3	4	6	10	0.375	13	17	0.433	0	1	0.0	14	0.000	6.5	16	0.406
H4/ Who Darted?	51	33	29	55	80	88	0.476	19	23	18	24	37	47	0.440	154	182	0.458	0	7	25.5	168	0.152	59.5	168	0.354
H 40 Gillespie, Jeff	4	4	5	7	9	11	0.450	6	6	3	8	9	14	0.391	18	25	0.419	0	1	1.0	19	0.053	8.0	24	0.333
H 41 Davis, Jared	9	3	4	6	13	9	0.591	5	5	5	3	10	8	0.556	23	17	0.575	0	1	4.0	20	0.200	7.0	20	0.350
H 42 Genzlinger, Doug	2	5	3	9	5	14	0.263	5	7	7	5	12	12	0.500	17	26	0.395	0	1	1.0	19	0.053	7.0	24	0.292
H 43 Genzlinger, Roger	6	3	3	6	9	9	0.500	5	7	5	6	10	13	0.435	19	22	0.463	0	1	3.5	20	0.175	7.5	21	0.357
H 44 Highfill, Leigh	4	7	0	4	4	11	0.267	1	5	5	3	6	8	0.429	10	19	0.345	0	1	1.0	19	0.053	5.0	10	0.500
H 45 Monsma, A.J.	8	2	3	5	11	7	0.611	3	4	0	6	3	10	0.231	14	17	0.452	0	0	2.0	16	0.125	8.5	15	0.567
H 46 Polston, Tony	0	1	0	0	0	1	0.000	0	1	0	1	0	2	0.000	0	3	0.000	0	0	0.0	2	0.000	0.0	1	0.000
H 47 Tolliver, Thomas	7	4	4	5	11	9	0.550	6	4	5	5	11	9	0.550	22	18	0.550	0	1	4.5	21	0.214	7.5	19	0.395
H 48 Wood, Billy	7	3	3	9	10	12	0.455	3	5	4	8	7	13	0.350	17	25	0.405	0	1	4.5	22	0.205	2.0	20	0.100
H 49 McCommons, Ben	4	1	4	4	8	5	0.615	4	2	2	3	6	5	0.545	14	10	0.583	0	0	4.0	10	0.400	7.0	14	0.500
H5/ Just Here for Beer	38	46	36	48	74	94	0.440	18	24	24	18	42	42	0.500	158	178	0.470	0	0	42.0	168	0.250	52.5	168	0.313
H 50 Toolan, Chris	10	3	6	7	16	10	0.615	8	6	11	3	19	9	0.679	35	19	0.648	0	0	16.5	27	0.611	13.5	27	0.500
H 51 Gates, Dan	4	5	7	6	11	11	0.500	8	3	5	3	13	6	0.684	24	17	0.585	0	0	1.0	17	0.059	4.5	24	0.188
H 52 Herfel, Tina	3	10	1	8	4	18	0.182	2	7	7	5	9	12	0.429	13	30	0.302	0	0	1.0	25	0.040	2.0	18	0.111
H 53 Emerton, Eric	5	3	4	6	9	9	0.500	6	3	5	5	11	8	0.579	20	17	0.541	0	0	6.5	18	0.361	9.0	19	0.474
H 54 Guile, Glen	3	11	0	10	3	21	0.125	2	12	4	9	6	21	0.222	9	42	0.176	0	0	1.0	27	0.037	2.5	24	0.104
H 55 Guarneri, Mike	1	4	4	0	5	4	0.556	1	3	1	3	2	6	0.250	7	10	0.412	0	0	3.0	9	0.333	1.0	8	0.125
H 56 Barletta, Phil	4	4	5	7	9	11	0.450	3	7	3	7	6	14	0.300	15	25	0.375	0	0	1.0	18	0.056	6.5	22	0.295
H 57 Johnson, Steve	8	6	9	4	17	10	0.630	6	7	12	1	18	8	0.692	35	18	0.660	0	0	12.0	27	0.444	13.5	26	0.519
H6/ Ton Up Tossers	27	57	28	56	55	113	0.327	13	29	14	28	27	57	0.321	109	227	0.324	6	8	23.5	168	0.140	50.0	168	0.298
H 60 Hunsberger, Jim	1	0	7	0	8	0	1.000	8	3	2	2	10	5	0.667	18	5	0.783	1	1	1.0	5	0.200	18.0	18	1.000
H 61 Bebout, Chad	7	3	7	4	14	7	0.667	2	9	3	7	5	16	0.238	19	23	0.452	1	1	3.5	20	0.175	7.0	22	0.318
H 62 Deans, Jay	3	10	6	7	9	17	0.346	2	10	2	11	4	21	0.160	13	38	0.255	1	1	2.5	26	0.096	6.0	25	0.240
H 63 Sohn, Alex	4	7	1	10	5	17	0.227	3	8	3	8	6	16	0.273	11	33	0.250	0	1	2.0	22	0.091	3.0	22	0.136
H 64 Brewer, Chris	0	9	0	6	0	15	0.000	1	5	2	6	3	11	0.214	3	26	0.103	0	1	2.0	17	0.118	1.0	12	0.083
H 65 Klein, Norm	7	7	6	8	13	15	0.464	4	10	5	8	9	18	0.333	22	33	0.400	1	1	5.0	27	0.185	9.0	28	0.321
H 66 McGraw, Pat	0	0	0	0	0	0	#DIV/0!	0	0	0	0	0	0	#DIV/0!	0	0	#DIV/0!	0	0	0.0	0	#DIV/0!	0.0	0	#DIV/0!
H 67 Sweimler, Keri	0	3	0	7	0	10	0.000	1	1	3	4	4	5	0.444	4	15	0.211	0	0	1.5	10	0.150	2.0	9	0.222
H 68 Poteat, Mark	5	7	1	10	6	17	0.261	3	8	4	5	7	13	0.350	13	30	0.302	1	1	6.0	21	0.286	4.0	22	0.182
H 69 Poteat, Laura	0	11	0	4	0	15	0.000	2	4	4	5	6	9	0.400	6	24	0.200	1	1	0.0	20	0.000	0.0	10	0.000
H7/ He Hate Us	45	39	28	56	73	95	0.435	18	24	21	21	39	45	0.464	151	185	0.449	8	7	28.5	168	0.170	53.5	168	0.318
H 70 Ejlali, Shervin	5	8	6	4	11	12	0.478	2	10	8	6	10	16	0.385	21	28	0.429	1	1	5.5	27	0.204	3.5	22	0.159
H 71 Barry, Matthew	7	6	4	11	11	17	0.393	4	8	4	8	8	16	0.333	19	33	0.365	1	1	4.5	25	0.180	7.0	27	0.259
H 72 Gwaltney, Alex	6	5	1	8	7	13	0.350	3	6	5	6	8	12	0.400	15	25	0.375	1	1	2.0	22	0.091	5.0	18	0.278
H 73 Woodard, Dave	8	6	5	9	13	15	0.464	6	8	7	6	13	14	0.481	26	29	0.473	1	1	4.5	27	0.167	13.0	28	0.464
H 74 Gilbert, Geoffrey	6	1	0	6	6	7	0.462	3	3	3	3	6	6	0.500	12	13	0.480	1	0	4.0	13	0.308	3.5	12	0.292
H 75 Thrasher, Clint	5	5	5	5	10	10	0.500	3	6	2	7	5	13	0.278	15	23	0.395	1	1	2.0	19	0.105	6.5	19	0.342
H 76 Santuci, Chris	1	2	0	3	1	5	0.167	1	3	2	1	3	4	0.429	4	9	0.308	0	0	0.0	6	0.000	1.0	7	0.143
H 77 West, Justin	3	2	1	5	4	7	0.364	3	3	3	2	6	5	0.545	10	12	0.455	0	0	2.0	10	0.200	3.5	12	0.292
H 78 Roper, John	2	0	4	0	6	0	1.000	4	0	3	1	7	1	0.875	13	1	0.929	1	1	2.0	6	0.333	5.0	8	0.625
H 79 Lake, Daniel	2	4	2	5	4	9	0.308	7	1	5	2	12	3	0.800	16	12	0.571	1	1	2.0	13	0.154	5.5	15	0.367
H8/ Ale-ing Archers	45	39	59	25	104	64	0.619	28	14	25	17	53	31	0.631	210	126	0.625	0	0	44.0	168	0.262	78.0	168	0.464
H 80 Harvey, Justin	4	7	7	5	11	12	0.478	6	3	6	6	12	9	0.571	23	21	0.523	0	0	8.0	23	0.348	12.5	21	0.595
H 81 Coalson, Patrick	5	3	10	4	15	7	0.682	8	3	6	5	14	8	0.636	29	15	0.659	0	0	7.5	19	0.395	7.0	25	0.280
H 82 Mushow, Dave	6	4	11	2	17	6	0.739	7	6	8	4	15	10	0.600	32	16	0.667	0	0	8.0	22	0.364	12.0	26	0.462
H 83 Mushow, Tom	6	5	7	3	13	8	0.619	7	4	2	5	9	9	0.500	22	17	0.564	0	0	4.0	18	0.222	11.0	21	0.524
H 84 Greene, Missy	2	11	1	2	3	13	0.188	4	3	6	6	10	9	0.526	13	22	0.371	0	0	4.0	25	0.160	0.0	10	0.000
H 85 Greene, Sebastian	12	0	8	4	20	4	0.833	10	3	8	3	18	6	0.750	38	10	0.792	0	0	6.0	23	0.261	12.5	25	0.500
H 86 Ohnmacht, Ryan	3	2	6	2	9	4	0.692	5	3	4	1	9	4	0.692	18	8	0.692	0	0	2.0	10	0.200	9.5	16	0.594
H 87 Schwochow, Andy	6	3	9	2	15	5	0.750	6	2	4	2	10	4	0.714	25	9	0.735	0	0	4.5	15	0.300	13.5	19	0.711
H 88 Ruffin, Amanda	1	4	0	1	1	5	0.167	3	1	6	2	9	3	0.750	10	8	0.556	0	0	0.0	13	0.000	0.0	5	0.000

Raleigh Dart League

Registration for Fall 2009 Season

Wednesday, July 22, (High Park Bar & Grille), 7:30-8:30 p.m.

Wednesday, July 22 **For returning teams AND new teams - there is only one night of registration!!!**
(If your team is not returning, please leave a message on VoiceMail.
New captain? Please pass this information on to him/her.)
Bring: 1) Completed roster - use BLACK pen please - with divisions played by by each member for last 3 seasons
2) ONE check for bar fee and a minimum of six players (Bar fee is $20; Player registration is $20) NO CASH WILL BE ACCEPTED!!!

Wednesday, July 22 **DEADLINE for unrestricted roster add-ons, at REGISTRATION (no extensions)**
July 23 through September 14 Add-ons pre-approved by the Membership Committee (Membership Committee Director - John Howley, 337-2228, jhowley310@hotmail.com)
1) Checks & player information as per roster to: Matt Huff (Treasurer), 105 Rosenberry Hills Dr, Cary, NC 27513; treasurer@raleighdartleague.org
2) Membership Director will inform captain of Committee's decision
A PLAYER IS NOT ELIGIBLE UNTIL APPROVED

Wednesday, August 5 **Captains' meeting, 7:30 p.m., High Park Bar & Grille (MANDATORY)**
Pick up schedules, blank scoresheets, team rosters, phone lists, rules, etc.

Wednesday, August 12 **8:00 p.m. Season starts**

Monday, September 14 **5th week captains' meeting, High Park Bar & Grille (MANDATORY)**
... and RDL Board meeting
Last day to add/replace a player with approval

FALL 2009 RALEIGH DART LEAGUE TEAM REGISTRATION FORM

Team Name _____ Team Number _____
(PLEASE LEAVE BLANK)
Fee Paid:
Date Paid:

Divisions played in previous 3 seasons	Player Name:	Player Address:	M/F	Phone #:	
	Home Bar & Dart Rep.:	Board #s:			
	Captain: 0	email:		(H) (W)	0
	1			(H) (W)	1
	2			(H) (W)	2
	3			(H) (W)	3
	4			(H) (W)	4
	5			(H) (W)	5
	6			(H) (W)	6
	7			(H) (W)	7
	8			(H) (W)	8
	9			(H) (W)	9

PLEASE WRITE IN BLACK, IN BLOCK LETTERS - ROSTERS WILL BE PHOTOCOPIED

TOTAL:

(LEAVE SPACE BLANK FOR OFFICE USE)

TONS OF NEWSLETTER

Home to the Fall Session of the Raleigh Dart League for the Banquet, Saturday, December 12, 2009

The "Ginger Ale and Tie Dyes" Edition

TOURNAMENT WINNERS

"A" Division - ***Sugar Daddy*** *(12+-12)*

Daddy claims 1001 in which all 12 throwers missed the out at least once, becoming what might be the RDL's first team to ever win three straight Mugs without winning a regular season title.

"B" Division - ***The Beleagured*** *(13-7)*

The Beleagured enjoyed the league's most dominant romp through the tournaments, the finals being the first match in which they even played 501, and then only needing the first result in that set to win.

"C" Division - ***Overtime Outlaws*** *(13-9)*

Overtime claims the Mugs in a tournament that went completely by the book in terms of better seeds winning, but that also boasted one of the oddest results in league history (an 8-8 quarterfinal).

"D" Division - ***Jack Nine*** *(14-6)*

Jack Nine cruises to the season/tournament double, avoiding a re-match with The Locals and their hopes of dropping the 500 lb. gorilla again, instead getting their 2nd win against Helter Skelter.

"E" Division - ***Pit Crew*** *(14-8)*

In another bracket that went straight along seeding lines, Pit Crew muddled through a couple of close matches, just like pretty much every match in this division throughout the entire season.

"F" Division - ***The Redneckers*** *(12+-12)*

The Redneckers won the Mugs in back-to-back matches that obviously at least tie a league record, whitewashing Menace 14-0 before being taken to 1001 in the next match by the Reefers.

"G" Division - ***Irish We Were Drunk*** *(12+-12)*

The Irish re-use a formula (battle to a tie and win 1001) they used to become the only team to take down the Archers during the season, taking them down once again for the tournament title.

"H" Division - ***Big Bulls*** *(13-7)*

The Bulls, the team with the largest margin of victory over second place during the regular season, found things a bit more difficult in the tournament, but managed to slide by the Tossers and Beer.

REGULAR SEASON WINNERS

"A" Division - ***Elements of Mass Destruction*** *(10 wins, 2 losses)*
2nd place - Sugar Daddy

"B" Division - ***Off Constantly*** *(10 wins, 2 losses)*
2nd place - The Beleagured

"C" Division - ***Overtime Outlaws*** *(9 wins, 3 losses)*
2nd place - D-Parted

"D" Division - ***Jack Nine*** *(12 wins, 2 losses)*
2nd place - The Locals

"E" Division - ***Pit Crew*** *(10 wins, 2 losses)*
2nd place - Money Shot

"F" Division - ***The Redneckers*** *(12 wins, 2 losses)*
2nd place - Coral Reefers

"G" Division - ***Ale-ing Archers*** *(13 wins, 1 loss)*
2nd place - Death Throw

"H" Division - ***Big Bulls*** *(12 wins, 2 losses)*
2nd place - Sharkshooters

(Rosters of all award-winning teams can be found on page 4.)

TABLE OF CONTENTS

Item	Page Number
Tournament & Regular Season Winning Teams	1
Spring 2010 RDL Season Information	1
Final Divisional Standings	2
Final Divisional Tournament Results	3
Tournament & Regular Season Winning Team Rosters	4
Spring 2010 RDL rule changes!!!	4
RDL meeting time changes, Spring 2010 season dates	4
Tournament Trophy Dart Awards	5
Other Tournament Hot Darts	5
Regular Season Trophy Dart Awards	5
Divisional Singles Win %-age Winners	6
Divisional All-Star Point %-age Winners	6
Players Who Beat the Singles Winners	6
Season Penalty Summary; Tiebreaker Summary	6
List of Host Establishments	7
In Memory of Hugh Hodge, Coral Reefer & friend	7
RDL Address and Phone No. Information	8
Event Calendar, Penalty Log	8
JK's All-Star Team Picks	9
Quick Stat Tidbits	9
JK's Prediction Results Summary	9
Prediction Results Table	10
Week-by-Week Match Results Table	11
Fall 2009 Trivia Questions Revisited	12
Columns, Quotes, and Random Thoughts from JK	13,14
A 28-Season History of RDL Team Names	15,16
2009 NCCDL & NCLC standings, news, champions	17
2009 NCCDL & NCLC perfect throws, tourn. results	18
2009 NC State Championships Results	19
Flier for RallyPoint Sports Grill Holiday Tournament	20
Flier for the Getaway for the New Year	21
Top Singles Records, by Division	22
Top Doubles Records, by Division	23
Top Singles+Doubles, by Division	24
Top All Star Point Averages, by Division	25
Top Individual Records, by Section of Play	26,27
League-Wide Individual Singles, Doubles Records	28
League-Wide Individual Singles + Doubles Records, and All-Star Point Averages	29
Singles, Doubles Records, Ranked by Team	30
Overall Records, All-Star Pt. Ave., Ranked By Team	31
Complete "A" Division Statistics	32
Complete "B" Division Statistics	33
Complete "C" Division Statistics	34
Complete "D" Division Statistics	35
Complete "E" Division Statistics	36
Complete "F" Division Statistics	37
Complete "G" Division Statistics	38
Complete "H" Division Statistics	39
Registration Materials for Spring 2010 RDL Season	40

SPRING 2010 RALEIGH DART LEAGUE SEASON INFORMATION

Registration Meeting for ALL Teams; High Park Bar & Grille;
Wednesday, January 6, 7:00-8:00 p.m.

MANDATORY Preseason Captains' Meeting; High Park Bar & Grille;
Wednesday, January 20, 7:00-8:00 p.m.

Match Play begins on Wednesday, January 27

MANDATORY Fifth Week Captains' Meeting;
High Park Bar & Grille; **Monday, March 1**, 7:00-8:00 p.m.

Divisional tournament weeks - **May 5, 12, & 19**

FINAL!! DIVISIONAL TEAM STANDINGS FOR THE *FALL 2009* RDL SEASON

		W	L	Pts.
	"A" Division			
👍	Elements of Mass Dest. ☝	10	2	211
👍	Sugar Daddy	10	2	174
3	Lunatic Fringe	9	3	177
4	95% Drunksten	6	6	154
5	Appetite for Destruction	4	8	106
👎	AA	2	10	87
👎	Rif Raf	1	11	82
	"B" Division			
👍	Off Constantly ☝	10	2	178
👍	The Beleagured	10	2	165
3	Pheasant Pluckers	7	5	148
4	Nine Lives	5	7	128
5	Ocheholics	4	8	132
👎	Slop Counts	4	8	106
👎	N A Pigs I	2	10	114
	"C" Division			
👍	Overtime Outlaws ☝	9	3	158
👍	D-Parted	9	3	154
3	Cork Screwers	8	4	153
4	Excalibur	7	5	156
5	Dogs of War	4	8	130
👎	Insane Dart Posse	4	8	118
👎	Starving Dartists	1	11	95
	"D" Division			
👍	Jack Nine ☝	12	2	216
👍	The Locals	11	3	201
3	Helter Skelter	10	4	182
4	Imports & Domestics	7	7	184
5	Hammered Heads	7	7	178
6	Traveling Beer Bellies	6	8	167
👎	The Darturds	3	11	117
👎	Shootin' Blanks	0	14	78

		W	L	Pts.
	"E" Division			
👍	Pit Crew ☝	10	2	155
👍	Money Shot	8	4	133
3	Cobra Kai	6	6	154
4	DIVE Bombers	6	6	122
5	3 Grams & Ham	6	6	120
👎	Drunk Luck!	4	8	131
👎	The Real Decoys	2	10	129
	"F" Division			
👍	The Redneckers ☝	12	2	218
👍	Coral Reefers	11	3	208
3	The Leftovers	9	5	171
4	Menace 2 Sobriety	8	6	170
5	Designated Divers	7	7	139
6	Better At Pool	5	9	154
👎	Any Given Wednesday	2	12	138
👎	Projectile Dysfunction	2	12	110
	"G" Division			
👍	Ale-ing Archers ☝	13	1	226
👍	Death Throw	10	4	201
3	Irish We Were Drunk	9	5	189
4	Salute-A-Bulls	8	6	169
5	Nice Dittles	8	6	152
6	Sheeza…	6	8	165
👎	Rush Hour Darting	2	12	135
👎	Pride and Glory	0	14	66
	"H" Division			
👍	Big Bulls ☝	12	2	195
👍	Sharkshooters	9	5	145
3	Grateful Darts	7	7	181
4	Ton Up Tossers	7	7	151
5	Who Darted?	6	8	155
6	Just Here for Beer	6	8	154
👎	One-Armed Bandits	6	8	152
👎	He Hate Us	3	11	105

LEGEND OF SYMBOLS IN STANDINGS: ☝ = *regular season division champion*
👍 = *clinched* "top-two" *finish in division* 👎 = *clinched* "bottom-two" *finish in division*

FALL 2009 RDL DIVISIONAL TOURNAMENT RESULTS

Quarterfinals	*Semifinals*	*Finals*	***WINNER***

"A" Division

1 Elements of Mass Destruction
(Bye)
Elements of Mass Destruction
(14-4) Elements of Mass Destruction
5 Appetite for Destruction
(14-6) 95% Drunksten
4 95% Drunksten
(12+-12) **Sugar Daddy**
3 Lunatic Fringe
(14-2) Lunatic Fringe
6 AA
(13-11) **Sugar Daddy**
7 Rif Raf
(13-5) **Sugar Daddy**
2 **Sugar Daddy**

"B" Division

1 Off Constantly
(Bye)
Off Constantly
(12+-12) Off Constantly
5 Ocheholics
(14-4) Ocheholics
4 Nine Lives
(13-7) **The Beleagured**
3 Pheasant Pluckers
(14-10) Slop Counts
6 Slop Counts
(13-3) **The Beleagured**
7 N A Pigs I
(14-4) **The Beleagured**
2 **The Beleagured**

"C" Division

1 **Overtime Outlaws**
(Bye)
Overtime Outlaws
(14-8) **Overtime Outlaws**
5 Dogs of War
(8+-8) Excalibur
4 Excalibur
(13-9) **Overtime Outlaws**
3 Cork Screwers
(13-7) Cork Screwers
6 Insane Dart Posse
(13-9) D-Parted
7 Starving Dartists
(14-6) D-Parted
2 D-Parted

"D" Division

1 **Jack Nine**
(14-4) **Jack Nine**
8 Shootin' Blanks
(13-10) **Jack Nine**
5 Hammered Heads
(14-6) Imports & Domestics
4 Imports & Domestics
(14-6) **Jack Nine**
3 Helter Skelter
(13-7) Helter Skelter
6 Traveling Beer Bellies
(13-7) Helter Skelter
7 The Darturds
(13-9) The Darturds
2 The Locals

Quarterfinals	*Semifinals*	*Finals*	***WINNER***

"E" Division

1 **Pit Crew**
(Bye)
Pit Crew
(14-10) **Pit Crew**
5 3 Grams & Ham
(13-3) DIVE Bombers
4 DIVE Bombers
(14-8) **Pit Crew**
3 Cobra Kai
(12-9) Cobra Kai
6 Drunk Luck!
(?-?) Money Shot
7 The Real Decoys
(11-9) Money Shot
2 Money Shot

"F" Division

1 **The Redneckers**
(14-4) **The Redneckers**
8 Projectile Dysfunction
(14-0) **The Redneckers**
5 Designated Divers
(13-7) Menace 2 Sobriety
4 Menace 2 Sobriety
(12+-12) **The Redneckers**
3 The Leftovers
(13-5) The Leftovers
6 Better At Pool
(13-5) Coral Reefers
7 Any Given Wednesday
(13-3) Coral Reefers
2 Coral Reefers

"G" Division

1 Ale-ing Archers
(14-1) Ale-ing Archers
8 Pride and Glory
(13-9) Ale-ing Archers
5 Nice Dittles
(14-8) Salute-A-Bulls
4 Salute-A-Bulls
(12+-12) **Irish We Were Drunk**
3 **Irish We Were Drunk**
(14-6) **Irish We Were Drunk**
6 Sheeza…
(?-?) **Irish We Were Drunk**
7 Rush Hour Darting
(13-5) Death Throw
2 Death Throw

"H" Division

1 **Big Bulls**
(13-5) **Big Bulls**
8 He Hate Us
(13-11) **Big Bulls**
5 Who Darted?
(14-4) Ton Up Tossers
4 Ton Up Tossers
(13-7) **Big Bulls**
3 Grateful Darts
(13-7) Just Here for Beer
6 Just Here for Beer
(13-5) Just Here for Beer
7 One-Armed Bandits
(13-11) Sharkshooters
2 Sharkshooters

RULE CHANGES FOR SPRING 2010!!!!!
From the RDL Board…

Ladies and gentlemen, what is included below might be the most important thing in this edition of the Tons. This information will be reiterated at the beginning of the Spring season, but it would great if everyone was to recognize these things now instead. Please read the following notice from the Board:

There will be two new rules for Spring 2010. The first is more of a revocation of a prior rule. The NC General Assembly has enacted legislation that bans smoking in most host establishments. Therefore the RDL must respect the law, and boards are no longer mandated to be located in a smoking section. Some bars (cigar bars, clubs such as the American Legion) may still allow smoking, and that is great, but the vast majority of them will not. And, before it becomes an issue, please be mindful that you go out on Wednesday nights to play darts. By that we mean, clearly a large number of league members will want to go outside between their games and grab a smoke, but it's the Raleigh Dart League, not the Raleigh Cigarette League. Please enjoy yourself, but be polite and mindful of your teammates. Do not expect that you can run outside and smoke every time you are not playing and expect your non-smoking teammates to keep score all the time. That is unfair to them. And certainly be mindful of when your next game starts and if there is not time for a smoke, wait until after your game. Per the RDL rules (Matches, Section C, Rule #8), when a match is called, players have a maximum of five (5) minutes to report to the line ready to begin play. If after five (5) minutes a player has not come to the line, he is considered to have forfeited the game. Don't make your opponent wait 4 minutes and 50 seconds to start so you can smoke. That is rude, and if you make a habit of it, it might even be considered unsportsmanlike conduct!! While we don't think this 5 minute rule has ever resulted in a forfeit since its inception, we would guess that if it ever will, it will be this season, over a smoke.

The second rule has to do with High Ins in 301. The spirit of the rule was always meant to imply that the high in was only applicable if you went in on your first throw, but it was not clearly stated so people who went in with a Ton 60 on their 8th try were still getting the award. That is great that you threw a Ton 60, and you deserve ASP for throwing it, but that is not as impressive as someone who didn't miss the board 21 times but only scored a Ton 20. So, we have now added to the rules that High Ins only count if it is your first turn at the line. (Note that it does not have to be your first dart, you can miss your first dart, your other two darts are still a part of your first turn at the line.)

New rule version copied from the actual rules:

B) Individual awards:

2) High In award (301) – one award per Division. (Note that high ins are only counted on a player's first turn at the dartboard.)

Start getting your team together for the Fall season now!! Don't forget and miss out! Information is below, and on pages 1 & 40.

SPRING 2010 RDL SEASON INFORMATION

These dates (or at least some of them) are on page 8, as well as on pages 1 and 40, but I am putting them in many locations because they might be the most important thing for you in this newsletter.

Wednesday, January 6th - Spring season registration, High Park (online registration available in days immediately prior to the 6th)
Sometime in Jan. 7-12 - Preseason RDL Board meeting, site TBD
Wed., Jan. 20th - Preseason capts.' mtg./packet pickup, High Park
Wednesday, January 27th - Start of Spring season match play
Monday, March 1st - Fifth week captains' meeting, High Park
Wednesday, May 5/12/19 - Spring season divisional tournaments
Saturday, May 22nd - Spring season banquet, site TBD

RDL MEETING TIME CHANGES - PLEASE TAKE NOTE!

Captains (and other team representatives), please note that the start times for registration meetings and captains' meetings have changed. Instead of the old 7:30-8:30 time window, those meetings will now be held during the time slot of 7:00-8:00. Please don't let the old times just stick in your head and show up too late for any important stuff.

TEAMS THAT WON BOTH THEIR DIVISIONAL TOURNAMENT AND REGULAR SEASON TITLE !!!!!!

"C" Division - ***Overtime Outlaws***		
Dan Clark (c)	Jason Crowe	Chris Peterson
Jason Zelinack	Tony Williamson	J.J. Tant
Christine Birmingham	Brian Reiser	Scott Furman
"D" Division - ***Jack Nine***		
Chris Haynes (c)	Tim McNamara	J.P. Evans
Mike Young	Dilip Natarajan	Darren Schmaus
Bobby Peters	John Stepp	Jeff Watson
	Keith Gibbs	
"E" Division - ***Pit Crew***		
Jason Thomas (c)	Vic Bird	Jeff Gower
Joe Thomas	D.J. Helmes	Crawford Jobe
Eric Side	Mike Hall	Sam Maze
	Jeremy Gower	
"F" Division - ***The Redneckers***		
Sean Roseman (c)	Shane Nelson	Dean Cusher
Jason Crabtree	Jason Roman-Cusher	Kyle Gardner
Anthony Brownd	Shane Murray	Christian Lovato
"H" Division - ***Big Bulls***		
Kevin Reinert (c)	Dennis Fitzgerald	Chris Talton
Paul Hudson	Kenny Womble	Corbett Gupton
Aaron Fitzgerald	Justin Huntley	Randy Talton

TEAMS THAT WON THEIR DIVISIONAL TOURNAMENT (but not regular season title) !!!!!!

"A" Division - ***Sugar Daddy***		
Kenny Persson (c)	Kevin Kendall	Joey Gaglione
Mike Seward	Doug Jeffcoat	Steve Witz
Robb Beeson		Justin Berstler
"B" Division - ***The Beleagured***		
Eric Taylor (c)	Charles Parker	Dave Alvord
Billy Lloyd	David Martin	Jeff Reygers
Jon Kenney		Kris Fischlein
"G" Division - ***Irish We Were Drunk***		
Jason Bowman (c)	Sami Taweel	Chris Montesi
Jason Nelson	Sarah Bowman	James Clough
Justin Stehle	Wally Winter	Jeff Dixon

TEAMS THAT WON THEIR REGULAR SEASON TITLE (but not divisional tournament) !!!!!!

"A" Division - ***Elements of Mass Destruction***		
Jason Kilts (c)	Tom Brown	Jeremy Dziczkowski
Robbie Phillips	Mark Knight	Dale Hyler
Allen Smith	Wil Tan	Keith Wall
"B" Division - ***Off Constantly***		
Zak Mayhew (c)	Tom Kubel	Mike Roberts
Randy Lueneberg	Angelo Azevedo	Matt Varnadoe
Jeff Lyons		Ricky Diggs
"G" Division - ***Ale-ing Archers***		
Justin Harvey (c)	Tom Mushow	Dave Mushow
Sebastian Greene	Andy Schwochow	Patrick Clark
Missy Greene	Ryan Ohnmacht	Matt Rink

FALL 2009 TOURNAMENT!!! TROPHY DART AWARDS

9 Marks

Jeff Reygers **(2)** (The Beleagured, 11/18, 12/2)
Billy Hamilton (Lunatic Fringe, 12/2)
Dave Johnson (The Beleagured, 12/2)
Mark Knight (Elements of Mass Destruction, 12/2)
Matt Varnadoe (Off Constantly, 12/2)
Steve Wilcenski (Coral Reefers, 12/2)
Tom Brown (Elements of Mass Destruction, 12/9)
Kevin Kendall (Sugar Daddy, 12/9)
Jon Kenney (The Beleagured, 12/9)
Dan Titsworth (Money Shot, 12/9)

6 Bulls

Steve Johnson (Just Here for Beer, 11/18)

Ton-80s

Jim Davis (95% Drunksten, 11/18)
Jerry Oakley (AA, 11/18)
Paul Jacobi (Lunatic Fringe, 12/2)
Kevin Kendall (Sugar Daddy, 12/2)
Allen Smith (Elements of Mass Destruction, 12/9)

Ton-70-Ins and Outs

170-Out!!! -- Tim McNamara (Jack Nine, 12/2)

For those who are new or simply were not aware of it: fast games, high ins and high outs in the tournament do not win awards unless they are perfect shots (170s) or games.

OTHER TOURNAMENT HOT DARTS

(Sorry, no award -- but they're still great shots)

Kevin Kendall	Sugar Daddy	T77
Dale Hyler	Elements of Mass Destruction	8m
Randy Umstead	95% Drunksten	5-Bulls
Scott Butters	95% Drunksten	5-Bulls
Bob McCredie	Traveling Beer Bellies	160-In
Eric Side	Pit Crew	160-In
Kenny Persson	Sugar Daddy	156-Out
Tom Brown	Elements of Mass Destruction	139-Out
Dale Hyler	Elements of Mass Destruction	136-Out and 110-Out (same set)
Tom Brown	Elements of Mass Destruc.	9-dart 301
Steve Witz	Sugar Daddy	10-dart 301
Tom Brown	Elements of Mass Destruc.	17-dart SCkt

FALL 2009 REGULAR SEASON PERFECT THROWS

9-Marks

Robbie Phillips **(5!)** (Elements of Mass Destruction, 8/12, 9/30, 10/7, 10/21, 11/11)
Phillip Eastmead **(3!)** (The Locals, 9/23, 10/28, 11/4)
Robb Beeson **(2)** (Sugar Daddy, 8/12, 8/12)
J.P. Evans **(2)** (Jack Nine, 10/14, 10/14)
Steve Hoffmann **(2)** (Lunatic Fringe, 11/4, 11/11)
Robert Ray **(2)** (Insane Dart Posse, 8/26, 9/30)
Tony Alcon (The Darturds, 10/14)
Phillip Brady (Excalibur, 10/28)
Don Butman (Lunatic Fringe, 11/11)
Matthew Copple (Nine Lives, 11/4)
Jared Davis (Who Darted?, 9/23)
Jim Davis (95% Drunskten, 10/7)
Jeremy Dziczkowski (Elements of M.D., 10/7)
Keith Gibbs (Jack Nine, 10/28)
Donald Grubb (Ocheholics, 10/28)
Frank Hall (Better At Pool, 10/7)
Rob Henson (One-Armed Bandits, 8/12)
Fritz Herman (Starving Dartists, 8/19)
Steve Johnson (Just Here for Beer, 10/28)
Jess Jur (Rif Raf, 10/7)
Keith Karieva (Menace 2 Sobriety, 10/28)
Jason Kilts (Elements of M.D., 10/21)
Timmy King (Appetite for Destruction, 11/4)
Tom Kubel (Off Constantly, 9/9)
Shawn Leonard (...Dart Posse, 10/14)
Pete Logan (Nice Dittles, 9/9)
Vicente Martinez (Hammered..., 10/14)
Tim McNamara (Jack Nine, 9/9)
Jerry Oakley (AA, 10/14)
Mike Seward (Sugar Daddy, 10/21)
Eric Side (Pit Crew, 9/9)
Allen Smith (Elements of M.D., 9/30)
Jason Thomas (Pit Crew, 9/23)
Marshall Thorne (Money Shot, 11/11)
Glenn Tourout (Imports/Domestics,9/2)

Ton-80s

Robbie Phillips **(3!)** (Elements Of Mass Dest., 10/7, 10/21, 11/11)
Scott Butters **(2)** (95% Drunksten, 8/26, 10/28)
Rick Bradshaw (Dogs of War, 8/12)
Jim Budelman (Lunatic Fringe, 11/4)
Jim Davis (95% Drunksten, 11/4)
Jim Dunham (Nice Dittles, 9/9)
Donald Grubb (Ocheholics, 9/9)
Steve Johnson (Here for Beer, 10/21)
John Pharo (Appetite for Destr., 8/26)
Allen Smith (Elements of M.D., 9/23)
Dave Stone (The Leftovers, 10/7)

6-Bulls

Paula Delp (AA, 10/14)

FINAL FALL 2009 REGULAR SEASON DIVISIONAL TROPHY DART AWARDS

	A division	B division	C division	D division	E division	F division	G division	H division
High In (301 only)	Ton-60 (10/21/09) **Jeremy Dziczkowski** Elements of Mass Destruction	Ton-60 (9/23/09) **J.D. Dixon** Pheasant Pluckers	Ton-60 **Fritz Herman** ... Dartists (9/30) **Cody Gaulthier** ... Screwers (10/21)	Ton-36 (11/4/09) **Phillip Eastmead** The Locals	Ton-40 (9/30/09) **Matt Huff** DIVE Bombers	Ton-52 (11/4/09) **Galen Gillett** Better At Pool	Ton-22 (9/30/09) **Mike Zimmerman** Death Throw	Ton-52 (8/19/09) **Jim Dzengeleski** Grateful Darts
High Out (301/501/ 1001)	Ton-28 (8/19/09) **Jim Davis** 95% Drunksten	Ton-22 (9/9/09) **Jeff Reygers** The Beleagured	Ton-35 (9/30/09) **Eugene Foushee** Excalibur	Ton-20 (10/28/09) **Sheila Dickman** Imports/Domestics	Ton-13 (10/7/09) **Dan Titsworth** Money Shot	97 (9/16/09) **Steve Polenz** Menace 2 Sobriety	93 (8/26/09) **Wayne Sherrod** Salute-A-Bulls	Ton-03 (9/16/09) **Jim Hunsberger** Ton Up Tossers
Fast Singles 301	9 darts **Mike Seward** Sugar Daddy (8/19) **Jim Budelman** ... Fringe (8/26)	9 darts (11/4/09) **Jack Gibson** Nine Lives	11 darts (8/30/09) **Rick Bradshaw** Dogs of War	8 darts (9/23/09) **Phillip Eastmead** The Locals	13 darts **Chad Hayes** Cobra Kai (twice! - 8/19, 9/9) **Mike Glendy** The Real Decoys (twice!-8/26,11/11) **Dan Titsworth** Money Shot(11/11)	12 darts (10/7/09) **Sean Ackley** Designated Divers	14 darts **John Keleher** Nice Dittles (8/19) **Alberto Sandoval** Salute... (10/28)	13 darts (9/23/09) **Jim Dzengeleski** Grateful Darts
Fast Singles Cricket	12 darts (11/11/09) **Robbie Phillips** Elements…	18 darts (10/21/09) **Trey Rodgers** Pheasant Pluckers	19 darts (10/14/09) **Ryan Anderson** D-Parted	18 darts (8/19/09) **Mike Raquet** Helter Skelter	22 darts (9/16/09) **Sal Reitano** DIVE Bombers	18 darts (9/2/09) **Bob Rube** Any Given Wed.	22 darts (9/2/09) **James Clough** Irish…	22 darts (9/30/09) **Rod Stacy** Sharkshooters
Fast Doubles Cricket	17 darts (9/30/09) **Jim Davis & Mike Lovelace** 95% Drunksten	15 darts (11/4/09) **Steve Holland & Ron Ridenour** Pheasant Pluckers	25 darts (10/7/09) **Ron Hendricks & Bob James** Starving Dartists	20 darts (10/21/09) **Seth Fagan & Alex Sarantos** Hammered Heads	28 darts (8/12/09) **Mitch Colton & Jon Thorne** Money Shot	20 darts (10/28/09) **Van Smith & Nate Wade** Coral Reefers	22 darts (10/21/09) **James Clough & Wally Winter** Irish We Were…	33 darts (11/11/09) **Michelle Stacy & Rod Stacy** Sharkshooters
Fast Doubles 501	19 darts (11/11/09) **Billy Hamilton & Bob Terry** Lunatic Fringe	16 darts (10/7/09) **J.D. Dixon & Tim Mills** Pheasant Pluckers	21 darts **Chris Hopkins & John Howley** D-Parted (9/23) **Ken Browndorf & Shawn Leonard** … Posse (9/30) **Ryan Anderson & Chris Hopkins** D-Parted (10/28) **Ken Browndorf & Robert Ray** … Posse (11/11)	21 darts **Jon Hardison & Mike Raquet** Helter... (9/9) **Bill Buckley & Mike Raquet** Helter... (11/11)	21 darts (9/2/09) **Jeff Duncan & Sal Reitano** DIVE Bombers	21 darts (10/21/09) **Dean Cusher & Kyle Gardner** The Redneckers	18 darts (10/7/09) **Rick Dysard & Neal Hogan** Death Throw	20 darts (8/19/09) **Ben McCommons & Thomas Tolliver** Who Darted?

Fall 2009 RDL Individual Season-Long Awards

SINGLES WIN PERCENTAGE

		W	L	%-age
	"A" Division			
Mike Seward	A2/ Sugar Daddy	19	1	0.950
	"B" Division			
Tom Kubel	B6/ Off Constantly	19	5	0.792
	"C" Division			
Tony Keller	C7/ D-Parted	21	3	0.875
	"D" Division			
Phillip Eastmead	D3/ The Locals	27	1	0.964
	"E" Division			
Jason Thomas	E2/ Pit Crew	18	2	0.900
	"F" Division			
Steve Wilcenski	F5/ Coral Reefers	20	2	0.909
	"G" Division			
Jim Dunham	G6/ Nice Dittles	15	1	0.938
	"H" Division			
Aaron Fitzgerald	H3/ Big Bulls	22	1	0.957

Women's Records

(# of women by div.: A-3, B-0, C-5, D-7, E-4, F-3, G-9, H-8)

[There are no women in B division, and no women in any of the other divisions except D and H satisfied both the minimum number of games requirement and the RDL rule requiring a win percentage of 0.500 or higher to claim a singles award.]

	Women - "D" Division			
Jennifer Buckley	D8/ Helter Skelter	13	10	0.565
	Women - "H" Division			
Michelle Stacy	H2/ Sharkshooters	14	5	0.737

ALL-STAR POINT AVERAGE

		ASPs	TGP	%-age
	"A" Division			
Robbie Phillips	A1/ Elements of Mass…	90.0	43	2.093
	"B" Division			
Jon Kenney	B2/ The Beleagured	52.5	45	1.167
	"C" Division			
Tony Keller	C7/ D-Parted	54.0	48	1.125
	"D" Division			
Phillip Eastmead	D3/ The Locals	78.0	53	1.472
	"E" Division			
Sal Reitano	E7/ DIVE Bombers	32.5	40	0.813
	"F" Division			
Steve Wilcenski	F5/ Coral Reefers	43.5	42	1.036
	"G" Division			
Jeff Fournier	G2/ Salute-A-Bulls	38.0	45	0.844
	"H" Division			
Chris Toolan	H6/ Just Here for Beer	24.0	37	0.649

Women's Records

(# of women by div.: A-3, B-0, C-5, D-7, E-4, F-3, G-9, H-8)

	Women's Records - "A" Division			
Paula Delp	A7/ AA	19.5	44	0.443
	Women's Records - "C" Division			
Maridy Knight	C2/ Cork Screwers	20.0	44	0.455
	Women's Records - "D" Division			
Julie Wilcox	D7/ Shootin' Blanks	22.0	51	0.431
	Women's Records - "E" Division			
Tami Wells	E3/ Drunk Luck!	10.5	38	0.276
	Women's Records - "F" Division			
Heather Bohanan	F2/ Better At Pool	15.5	44	0.352
	Women's Records - "G" Division			
Michelle Maze	G7/ Rush Hour Darting	22.0	47	0.468
	Women's Records - "H" Division			
Liz Mitchell	H2/ Sharkshooters	10.0	45	0.222

THE PLAYERS WHO *BEAT* THE SINGLES %-AGE WINNERS

Who beat Mike Seward of Sugar Daddy in A division?
in 301: (none).
in cricket: Tom Brown (wk.8).

Who beat Tom Kubel of Off Constantly in B division?
in 301: Butch Smith (wk.4), Jeff Reygers (wk.5), J.D. Dixon (wk.13).
in cricket: Jon Kenney (wk.12), Denny Williams (wk.14).

Who beat Tony Keller of D-Parted in C division?
in 301: Tony Williamson (wk.4), Jeff Moore (wk.12).
in cricket: Robert Ray (wk.3).

Who beat Phillip Eastmead of The Locals in D division?
in 301: Troy North (wk.3).
in cricket: (none).

Who beat Jason Thomas of Pit Crew in E division?
in 301: Ronnie Lee (wk.12), Scott Thorne (wk.13).
in cricket: (none).

Who beat Steve Wilcenski of Coral Reefers in F division?
in 301: Joe Kunesh (wk.1).
in cricket: Galen Gillett (wk.12).

Who beat Jim Dunham of Nice Dittles in G division?
in 301: Alberto Sandoval (wk.12).
in cricket: (none).

Who beat Aaron Fitzgerald of Big Bulls in H division?
in 301: (none).
in cricket: Dan Gates (wk.10).

Who beat Jennifer Buckley of Helter Skelter in D division?
in 301: Whit Bryant (wk.5), Seth Fagan (wk.7), Sheila Dickman (wk.10), Vicente Martinez (wk.14).
in cricket: Troy North (wk.2), Robert Dudley (wk.3), Dave Maley (wk.4), Bob McCredie (wk.9), Mark Lamb (wk.10), Darren Schmaus (wk.13).

Who beat Michelle Stacy of Sharkshooters in H division?
in 301: Alex Sohn (wk.3), Shervin Ejlali (wk.9), Paul Hudson (wk.14).
in cricket: Matt Goss (wk.3), Aaron Fitzgerald (wk.14).

THIS SEASON'S TIEBREAKERS

A decent total of 39 tiebreakers this season, with a relatively standard distribution. Every division had at least 1, with E and G leading the way with 8 each (with 1 of G's coming in the tournament final). F was next with 6 tiebreakers (1 in the tournament final), C and H had 5 each (with one of C's in the tournament), B had 4 (1 in the tournament), A had 2 (1 in the tournament final), and D had only 1. 7 teams played at least 3 1001 games this season, with this season's Cardiac Kids award going to Dive Bombers in E division (who went 3-2 in a whopping 5 extra legs). The Heartbreak award goes to both Any Given Wednesday in F and Rush Hour Darting in G, both of whom lost all 3 of their 1001s… ugh. But the team that might love 1001 the most despite only playing 2? Projectile Dysfunction in F, who won only 2 matches this season… both in 1001.

FALL 2009 PENALTY SUMMARY

Well, it was an election season, so clearly we were going to have a few more penalties than the prior season, and that's exactly what happened. There were only 27 penalties in the end, for a total point loss of 212. At least one team was penalized in every division, with no more than four teams in any division. We had 3 captains' meeting penalties (for 15 pts.), 12 election ballot penalties (for 60 points), 5 phone penalties (for 20 pts.), and 7 mail penalties (for 112 points). The most penalized team in the league was He Hate Us in H division, leading both in number of penalties (3) and total points lost (26). He Hate Us did not, however, lose the most due to penalties - that honor absolutely unequivocally goes to **The Beleagured**, who lost the B division title due to their week 7 mail penalty! 3 Grams & Ham in E also could have climbed a spot without their penalty, but that was only possible because The Bombers were also penalized.

WHERE WE PLAY

All-Star Billiards **231-8304**
1310 Corporation Parkway N.Raleigh
-behind the Circle K

American Legion Fuquay-Varina **557-5990**
6400 Johnson Pond Road Fuquay-Varina
-about 0.2 miles from Fuquay Elementary School

Blinco's **785-5060**
6711 Glenwood Ave N. Raleigh
-near inter. of Glenwood/Millbrook, acr. Fr. Wal-Mart

The Brickhouse Sports Pub **829-3666**
3801 Hillsborough St Raleigh
-in same building as Quizno's and Ben & Jerry's

Cleveland Draft House **771-2337**
6101 NC Highway 42 West Garner
-0.7 mile west of I-40 on NC Highway 42

Connolly's Irish Pub **465-4458**
1979 High House Road Cary
-in the Cornerstone Shpg. Ctr., next to Goodberry's

Dive Bar of Raleigh **832-9363**
3 Glenwood Avenue Raleigh
-note: bar doesn't open until 8 pm on normal nights...

Harrison's Bar and Grill **481-2442**
301-C N. Harrison Avenue Cary
-under Pure Gold, betw. Chatham St. & 54 @ RR tracks

Havana Deluxe **831-0991**
437 Glenwood Ave Raleigh
-behind Armadillo Grill

High House Billiards **481-1103**
185 High House Road Cary
-between Old Apex Road and West Chatham Street

High Park Bar & Grille **833-4527**
625 E. Whitaker Mill Road Raleigh
-near intersection of Whitaker Mill & Wake Forest Rd.

The Korner Pocket **876-9879**
8508 Capital Boulevard N. Raleigh
-about 2 miles north of I-540

MacGregor Draft House **461-1633**
107 Edinburgh South, Suite 120 Cary
-in MacGregor Village

Mac's Tavern **467-4114**
1014 Ryan Road Cary
-behind Burger King in Village Market Spg. Ctr.

Murphy's Pub **859-5411**
401 Asheville Avenue, Suite 109 Cary
-corner of Tryon and Asheville, next to Jiffy Lube

Napper Tandys **833-5535**
126 N. West Street Raleigh
-corner of West and Jones Sts, in Powerhouse Square

Oh'Mulligans - Wake Forest **562-5570**
2101 South Main Street Wake Forest
-right next to the Remington Grill

On the Snap Billiards **557-9060**
2221 North Grassland Drive Fuquay-Varina
-at the corner of NC-55 and Dickens Road

Overtime Sports Pub **255-9556**
1030-149 N. Rogers Lane Raleigh
-corner of Rogers Ln/US-64, in Food Lion strip mall

Pantana's Pool Hall **833-2990**
3112 Hillborough Road near NCSU
-I think it's between Concord and Shepherd streets

Players Retreat **755-9589**
105 Oberlin Road near NCSU
-at corner of Oberlin Rd. & Hillsborough St.

Sammy's Tap & Grill **755-3880**
2235 Avent Ferry Road Raleigh
-in the front of Mission Valley Shopping Center

Sharky's Place **783-5448**
5800 Duraleigh Road NW Raleigh
-in the Yuppie Center near US 70 intersection

Snooker's-RW **828-7665**
3520 Wade Avenue NW Raleigh
-in Ridgewood Shopping Center

Tir na nOg Irish Pub **833-7795**
218 South Blount Street Dwtn. Raleigh
-across from City Market

Trackside Tavern and Sportspub **662-9101**
5335 Raynor Road Garner
-located inside Rush Hour Karting

The Upper Deck (Cary) **460-1786**
329 N. Harrison Avenue Cary
-near intersection. of N. Harrison & Hwy. 54

Varina Sports Bar **552-0081**
213 Fayetteville Street Fuquay-Varina
-across from Stevens Hardware

IN MEMORIAM…

Ladies and gentlemen of the RDL, it is my very sad duty to share with you the fact that our darting family is down one man. What follows is a brief item prepared by Nelson Williams in memory of his very dear teammate. I can only hope that each of you lives your life in such a fashion as to make your friends feel about you the way the Coral Reefers felt about theirs.

Hue Hodge, member of the Coral Reefers, lost a mercifully brief battle with cancer on Monday, November 30. He was 50. He was survived by his wife Lorna and sons Eric and Alex. In the 1970's, Hue attended Sanderson High School with several of his Reefer teammates. He had been playing darts in the RDL off-and-on since the early 1980's.

Hue conquered his personal demons and gave up alcohol more than eight years ago. He remained sober until his untimely passing. Hue and his glasses of ginger ale were a fixture at Reefer matches. His inner strength was an inspiration to everyone who knew him. And his services as a designated driver were always appreciated. He would often laugh about the irony of being the one alcoholic on the team driving van loads of drunks home after matches.

Hue was smart and funny. He was generous and warm-hearted. In short, he was a good man. And he threw very respectable darts for decades. When his dart game got into a rut, he would ask a teammate to punch his shoulder. But when punched, no matter how lightly, this 6' 2", 270 pound mass of angle-iron would complain that you hit him too hard and ruined his game; usually with a laugh. He will be missed.



If you were fortunate enough to know Hue, please raise a glass of ginger ale in his honor.

SMALL FOLLOW-UP, RE: MEMORY OF HUGH

Following Hugh's passing (his closest friends call him Hue), the Hodge family set up a college trust fund for Hugh's sons. The Reefers cut in more than $500 at their very next match in a matter of minutes. The Leftovers (their opponents for the evening) and a few spectators also gladly chipped in, which was a touching and classy gesture. Pat Cullen, who attended grade school with Hugh and was his childhood neighbor and friend, collected the funds on his behalf.

As a further gesture showing how much Hugh will be missed by his teammates, you might notice that none of the Coral Reefers are carrying any awards around with them at today's banquet. Instead, the entire team requested that the value of their awards be donated to the college trust fund rather than having their awards made this season.

Some days… I'm pretty proud to be in the darting family.

RDL WEBSITE - www.raleighdartleague.org
(webmaster: Jason Thomas): jason@beyond-beta.com

RDL MAPSITE - http://www.trantor.org/bars/rdl.html
(site maintained by Galen Johnson): gjohnson@trantor.org

HOW TO REACH US

RDL VoiceMail (919) 990-1218

Mail Scoresheets to: Jason Kilts - RDL Statistician
2811 Duke Homestead Road, Durham, NC 27705

Scoresheet FAX available at:
(919)-**324-3545** - email JK for confirmation of receipt!

New Member Fees and Newsletter Fees:
Matt Huff, 105 Rosenberry Hills Drive, Cary, NC 27513

Nomination and Election Ballots:
Heather Bohanan, 206 Shoals Lane, Garner, NC 27529

Grievances/Complaints/Rules Suggestions:
Thom Dunn, 216 Cameron Woods Dr, Apex, NC 27523

All Other RDL Correspondence to:
(Just send whatever to Jason and he'll pass it along…)

2009 (and 2010) Board of Directors

President	Jason Thomas	795-4247
	email: jason@beyond-beta.com	
Vice President	J.P. Evans	423-4879
	email: jpefmsc@aol.com	
Secretary	Heather Bohanan	326-1956
	email: heather.bohanan@dhhs.nc.gov	
Treasurer	Matt Huff	225-6000
	email: treasurer@raleighdartleague.org	
Membership	John Howley	792-7286
	email: jhowley310@hotmail.com	
Rules/Grievances	Thom Dunn	696-3820
	email: thomdunnjr@gmail.com	

League Statistician/Editor : Jason Kilts 990-1218
email: jdkilts@yahoo.com or kilts001@mc.duke.edu

"HOT DARTS" CALL-IN GUIDELINES

Here are the guidelines you should use for the minimum number of all-star points to report when calling in your scores.
"A" Div. = 4.5 or more ASPs; "B" Div. = 4.0+ ASPs;
"C,D" Divs. = 3.5+; "E,F,G" Divs. = 3.0+; "H" Div. = 2.5+
Also, call in any fast games, high ins, high outs, or other amazing feats that you think warrant a little recognition (e.g., Ins & Outs higher than a Ton, 24-dart cricket games, 15-dart 301s, 24-dart 501s, Ton-70s and up, 5-Bulls+, etc.).

Extra note: it's also ok to call in "fast games" in each set, even if they don't necessarily meet the maximum dart counts above.

SEASON-LONG TROPHY DART MINIMUM GAMES PLAYED REQUIREMENTS

To be eligible for all-star point ave. & singles win %-age awards, you must play at least 66% of this season's projected games:

for Divs. D, F, G, & H (except G6, H5, H8) (8 teams / div.):
Singles win %-age: min. of 19 Singles Games Played
All-star pt. Average: min. of 37 Total Games Played
for teams H5, H8 (due to 1 forfeit rcvd.): **18 singles, 35 total**
for team G6 (due to 2 forfeits received): **16 singles, 32 total**

for Divs. A, B, C, & E (except team E7) (7 teams / division):
Singles win %-age: min. of 16 Singles Games Played
All-star pt. Average: min. of 32 Singles Games Played
for team E7 (due to 1 forfeit received.): **15 singles, 30 total**

CALENDAR OF EVENTS

Sun., Dec. 20 **RallyPoint Sport Grill Christmas Singles Tournament**; 1837 N. Harrison Ave., 678-1088
For full details, see flier on page 20

Jan. 1-3 **Get-A-Way for the New Year**; (ADO), $2500
The Get-A-Way Pub, Charlotte, NC; for info: tournamentdirector1@charlottedarts.com

Wed., Jan. 6 **Spring 2010 RDL Registration** - High Park
7:00-8:00 p.m. Bar/Grille - do NOT bring cash for RDL reg.!!

Wed., Jan. 20 **Spring 2010 RDL Preseason Captains' Mtg.**
7:00-8:00 p.m. High Park Bar & Grille - Mandatory

Wed., Jan. 27 **Spring 2010 RDL - Start of match play**

Mon., Mar. 1 **Spring 2010 RDL Fifth Week Captains' Mtg.**
7:00-8:00 p.m. High Park Bar & Grille; end of roster additions/ replacements (Also date of RDL Board Mtg.)

Wed., May 5 / 12 / 19 - RDL Divisional Tournaments

Sat., May 22 **Spring 2010 Season Banquet**
11:00 a.m. location TBA

Other Local Weekly Leagues

Tuesdays ***Bull City Dart League*** , Durham
Thursdays ***Triangle Dart League*** , Chapel Hill

Weekly Blind Draws - Over the years, many blind draws have come and gone. If any of these folds or if any others start up, please let me know and I will make the change to the list here in the Tons of Newsletter.

(this one will run each week until January 13th)
Wednesday **Cruisers**, 8:00 pm (362-5254) 1402 E. Williams St. Apex, under Ocean Stars Seafood Rest. Bar matches pot if 10+ enter; $50 extra for 30+

(this one matches the pot, and has a $50 double-bull shot)
Thursday **All-Star Billiards**, 8:00 p.m. (949-9933) shot at double-bull prize drawn randomly

(both of these are double elim., w/ the bar matching the pot!)
Friday **Upper Deck**, 8:00 p.m. (460-1786)
Sunday **Upper Deck**, 8:00 p.m. (460-1786)

(this one pays top two spots with an extra bar kick-in…)
Monday **Oh'Mulligans - Wake For.**, 7:30 p.m., $5 entry 1st = 60% + $50 bar certificate; 2nd = 40%

(this one matches half the pot, and adds prizes)
Monday **RallyPoint Sport Grill**, 8 p.m., $5 entry; 1837 N. Harrison; rallypointsportgrill.com; 678-1088

PENALTY LOG

Here are all the penalties that have been assessed this season. Check here to see who lost what when…

Preseason captains' mtg. (5 pts.): Money Shot (E), The Real Decoys (E), Pride and Glory (G).

Election ballot (5 pts.): Rif Raf (A), Ocheholics (B), Starving Dartists (C), The Darturds (D), Hammered Heads (D), 3 Grams & Ham (E), Salute-A-Bulls (F), Nice Dittles (G), Pride & Glory (G), Grateful Darts (H), He Hate Us (H), Ton Up Tossers (H).

Phone (5 pts.): DIVE Bombers (E,wk.10), Ale-ing Archers (G,wk.11), Sharkshooters (H,wk.4), He Hate Us (H,wk.10), Ton Up Tossers (H,wk.8).

Mail (16 pts.): The Beleagured (B,wk.7), Overtime Outlaws (C,wk.12), Money Shot (E,wk.14), DIVE Bombers (E,wk.10), Designated Divers (F,wk.12), Sharkshooters (H,wk.10.), He Hate Us (H,wk.11).

THE TWENTY-SIXTH SEMI-ANNUAL EDITION OF : JK'S DIVISIONAL ALL-STAR TEAM PICKS

(Players within each division are listed alphabetically) (Players are chosen any way I damn well please - not purely by the numbers!)
(This is not purely my own guesses at who is simply the best thrower, but also who is important to their team, who is good in the clutch, etc.)

Divisional MVPs

A Division	Robbie Phillips	Elements of Mass Destruction	E Division	Jason Thomas	Pit Crew
B Division	Jon Kenney	The Beleagured	F Division	Shane Murray	The Redneckers
C Division	Tony Keller	D-Parted	G Division	Jeff Fournier	Salute-A-Bulls
D Division	Joe Work	Traveling Beer Bellies	H Division	Aaron Fitzgerald	Big Bulls

All of RDL -- Jon Kenney -- The Beleagured

"A" Division

Tom Brown	Elements of M.D.	Came up clutch too many times to count.
Jim Davis	95% Drunksten	Finally added a state championship too.
Jeremy Dziczkow	Elements of M.D.	Sophomore A season certainly agreed.
Billy Hamilton	Lunatic Fringe	Wow, is this guy back with a vengeance.
Kenny Persson	Sugar Daddy	Simply helped his team win all season.
Robbie Phillips	Elements of M.D.	The best player in RDL makes the team.
Mike Seward	Sugar Daddy	He's like the Energizer Bunny to this team.
Wil Tan	Elements of M.D.	Sadly, perfect throw string ended at 19.

"B" Division

Matthew Copple	Nine Lives	Pretty clear he's the power on his team.
J.D. Dixon	Pheasant Pluckers	Part-time or not… too dangerous to omit.
Steve Holland	Pheasant Pluckers	Super solid for upset-oriented Pluckers.
Jon Kenney	The Beleagured	What an addition this guy proved to be…
Tom Kubel	Off Constantly	Best player all season for runners-up.
Billy Lloyd	The Beleagured	Almost identical record to that of Kenney.
Jeff Lyons	Off Constantly	Just solid across sets gets it done.
Jeff Reygers	The Beleagured	3rd reason Beleagured have the Mugs.

"C" Division

Travis Ackerman	Cork Screwers	Superb singles, good-enough doubles.
Eugene Foushee	Excalibur	Really a great season for mid-level team.
Cody Gaulthier	Cork Screwers	After 301 he was just killing it all season.
Ron Hendricks	Starving Dartists	Mr. Singles needs a doubles partner.
Tony Keller	D-Parted	Kicked a** and took names from day one.
J.J. Tant	Overtime Outlaws	8-0 in the 501 clutch? Seriously? Wow.
Tim Vann	Excalibur	Maybe tip up a couple fewer before 501.
Tom Wiegand	Dogs of War	Certainly the lead Dog in this War pack.

"D" Division (wow, this division was DEEP on top talent…)

Aaron Downs	Helter Skelter	Only RDL member with three 11-win sets.
Phillip Eastmead	The Locals	Monster driving force for Locals again.
Keith Gibbs	Jack Nine	Half-timer may have highest upside in D.
Mark Lamb	Imports & Domestic	Mr. Wake Forest Blind Draw is a rock.
Vicente Martinez	Hammered Heads	Joe Cricket can sit 301/501 if need be…
Tim McNamara	Jack Nine	Only guy chasing Eastmead in any stats.
Mike Raquet	Helter Skelter	Who the heck picked Raquet as a blocker?
Joe Work	Traveling Beer Belli	Could a guy be more important to a team?

"E" Division

Ryan Bradley	3 Grams & Ham	Most dominant Grammer, by a whole lot.
Stan Converse	The Real Decoys	Got better with every set of the night.
Mike Glendy	The Real Decoys	Team is so much better when he's around.
Chad Hayes	Cobra Kai	2/3 or better in every set for middle team.
Sal Reitano	DIVE Bombers	The SCkt numbers alone got him here.
Jason Thomas	Pit Crew	MVP despite sitting out in week 14.
Jon Thorne	Money Shot	If only he was at more of the matches…
Dan Titsworth	Money Shot	Winningest player for division's #2 squad.

"F" Division

Dean Cusher	The Redneckers	Huge in cricket, and really great in -01 too.
Jim Gallagher	Coral Reefers	First part of huge 1-2 punch for Reefers.
Galen Gillett	Better At Pool	Proved he can still take down the big guns.
Shane Murray	The Redneckers	Maybe the easiest selection in all 8 divs.
Shane Nelson	The Redneckers	Another successful Redneck season.
Mike Stone	The Leftovers	Great rookie player for good rookie team.
Nate Wade	Coral Reefers	Just as dangerous as ever, wins a lot.
Steve Wilcenski	Coral Reefers	Second part of Reefers' huge 1-2 punch

"G" Division (like D, this division was way deep on top talent)

James Clough	Irish We Were Dru	Cricket specialist with great '01 stats also.
Jim Dunham	Nice Dittles	Mr. Singles Wins needs a few doubles too.
Jeff Fournier	Salute-A-Bulls	Is the picture of team leader and captain.
Sebastian Greene	Ale-ing Archers	Geez, record looks just like Schwochow's.
Chris Montesi	Irish We Were Dru	Top record for Mug-winning anti-Archers.
Ryan Ohnmacht	Ale-ing Archers	Does he just show up too late for 301?
Andy Schwochow	Ale-ing Archers	Could have been MVP with some 501 Ws.
Tolson Willis	Death Throw	Death Throw captain holds the team switch.

"H" Division

Jim Dzengeleski	Grateful Darts	Nearly put all of Grateful Darts on his back.
Aaron Fitzgerald	Big Bulls	Boom, boom, pow… W after W after W.
Dennis Fitzgerald	Big Bulls	70%+ in each of first three sets is sweet.
Matt Goss	Ton Up Tossers	Carried upstarts halfway up H ladder.
Jim Hunsberger	Ton Up Tossers	Still the best at this level, even half-time.
Lyman Kiser	One-Armed Bandits	The glue that holds the Bandits together.
Michelle Stacy	Sharkshooters	Led team for three sets, slid by in 501.
Chris Toolan	Just Here for Beer	Captain Beer was cricket rock, '01 stone.

QUICK STAT TIDBITS

-The **Quadruple Double Award** winners (double-digit wins in all 4 sections): 4 of the 8 divisions had 12-match schedules, so about half the league was at a big disadvantage in this one. And the resulting list of Quadruple Double winners is: … … … Yup, that's right… not one person. The best we have to offer is a handful of honorable mentions… In the 8-team divisions, we had 3 players ring up four 9-win sets with three of those being 10+-win sets: Mike Raquet of Helter Skelter in D, Shane Murray of The Redneckers in F, and Matt Goss of Ton Up Tossers in H. In the 7-team divisions, the best we could offer was 3 players with three 9+-win sets: Robbie Phillips of Elements of Mass Destruction, Tony Keller of D-Parted, and Tim Vann of Excalibur.

-The **Iron Man/Woman Award**: Ok, technically, this race is a dead heat between 4 throwers spread across 3 divisions. But I'm going to go ahead and proclaim a lone winner from the group, because he played a 12-week schedule while the other three had 14-week schedules. Thus, the Fall 2009 Iron Man is **Fritz Herman** of the Starving Dartists, who played 60 games this season (5 per match, without the benefit of even one tiebreaker). Honorable mentions: Bob Terry of Lunatic Fringe and Jamie Dziczkowski of AA in A with 48 games; Donald Grubb of Ocheholics, Ron Ridenour of Pheasant Pluckers, and Mikey Hindle of Slop Counts in B with 50; Mike Raquet of Helter Skelter in D with 58; Ronnie Knott, Jonathan Lane, and Chad Hayes, all of Cobra Kai, in E with 52; Kory Holland and Jon Krug of Designated Divers in F with 60; Neal Hogan of Death Throw in G with 57; and Brian Ketcham of One-Armed Bandits in H with 60.

-The **Team Attendance Award** winners: Three teams made a run at this award this season: AA leaned primarily on the same six players, as did the Designated Divers, but none were quite so close to being a permanent six-man as the Dogs of War.

MY PRESEASON, WEEKLY, & TOURNEY PREDICTION RESULTS

Just like the last several seasons, my weekly picks were sort of my normal rate of success, but both my preseason and tournament picks ruled! A brief recap:

In my preseason picks (which are clearly the most difficult set), I was almost perfect in picking out the top team in each division. Some divisions finished in exactly the order I called, and some had just a team or two out of place. And if one of the teams hadn't re-formed after de-forming right before the preseason captains' meeting, I would have had that winner too. My only two real mis-steps were to pick N A Pigs I for 2nd in B, and to drop Pit Crew to 4th in E. Neither of those is really all that earth-shaking though, so I'm quite pleased with the out-come. Sort of makes me wonder if I couldn't just save everybody the time and the drive and just *tell* everyone what would have happened.

My weekly prediction results you can peruse pick-for-pick on the other side of this sheet of paper. I climbed a bit for the second consecutive season, to over 72.6% correct, and was over 61% in all 8 divisions. It was C division where I did the worst (not surprising since it was D that was my worst last season, and some of those stupid confusing teams had moved up), and D division where I did the best (which is out of the ordinary since I usually do best in my own division). In the end, 4 teams fooled me more often than not, with 5-7 being my worst record.

Last but not least were my tournament predictions… And once again, we go to best-of-three and my picks get even better, no matter what division you call home. For the second straight season, I hit exactly 22 of 28 first round matches and 14 of 16 second round matches. I improved my Mug prediction rate though, nailing 6 of the 8 picks (and losing both of the remaining two in 1001 games), to give myself a final tournament record of 42-10, achieving that despite picking both the second and third round winners before the first round was played.

JK'S TEAM-BY-TEAM, WEEK-BY-WEEK MATCH PREDICTION RESULTS

(I introduced this page eleven seasons ago, and it has become almost expected as a newsletter staple. Feast your eyes on the success...)

For several years, many of you have taken no greater pleasure in your weekly darting endeavors than to call the RDL VoiceMail and point out to me just how wrong I was in my prediction of your match result. On a related note, I have noticed that many of you seem to have relatively selective memories saving only the weeks when I was wrong. Further, many others of you regularly embellish your statistics of how often you fool me. It's not so easy to get away with those rambles anymore, however, as you can see below. Each W is a week when I picked your match correctly, and each L is one I picked incorrectly. Division totals are to the right of the team totals, weekly totals are at the bottom, and in the space between the 14 weeks and the team totals, the three 'o' symbols indicate the teams for which I was only 0.500, and the four 'x' symbols indicate the teams that fooled me more often than not. **[I almost fought all the way back to 0.500 with those dang Ocheholics and Cork Screwers, but while I was busy with them I let Just Here for Beer slide to the same 2-games-under-0.500 spot. Buttheads…]**

	wk1	wk2	wk3	wk4	wk5	wk6	wk7	wk8	wk9	wk10	wk11	wk12	wk13	wk14		Right	Wrong	Overall
A1/ Elements of Mass Destr	L	W	W	W	-	W	W	W	W	W	W	-	W	L		10	2	72.61%
A2/ Sugar Daddy	L	W	-	W	W	L	W	W	W	-	W	W	L	W		9	3	281 106
A3/ Lunatic Fringe	L	-	W	W	W	L	W	W	-	W	W	W	L	L		8	4	
A4/ 95% Drunksten	L	W	W	-	W	W	L	W	W	W	-	W	W	W		10	2	
A5/ Rif Raf	W	L	W	W	W	-	W	L	L	W	W	W	-	W		9	3	**A Division**
A6/ Appetite for Destructior	-	L	W	W	W	W	L	-	L	W	W	W	W	W		9	3	78.57%
A7/ AA	W	W	W	W	W	W	-	L	W	W	W	W	W	-		11	1	33 9
B1/ Ocheholics	W	L	L	-	L	L	L	W	W	W	-	L	L	W	x	5	7	
B2/ The Beleagured	W	W	W	W	W	-	W	W	W	W	W	L	-	W		11	1	
B3/ N A Pigs I	W	L	W	W	L	L	-	W	L	W	W	L	L	-	o	6	6	
B4/ Pheasant Pluckers	W	L	W	W	-	L	W	W	W	W	W	-	W	L		9	3	
B5/ Slop Counts	W	L	-	W	W	L	W	W	L	-	W	L	L	W		7	5	**B Division**
B6/ Off Constantly	W	-	W	W	W	L	L	W	-	W	W	L	W	W		9	3	64.29%
B7/ Nine Lives	-	W	L	W	W	L	W	-	W	W	W	L	L	L		7	5	27 15
C1/ Starving Dartists	W	W	-	W	W	W	W	W	L	-	W	W	W	W		11	1	
C2/ Cork Screwers	-	L	L	L	L	W	L	-	W	W	W	L	W	L	x	5	7	
C3/ Excalibur	W	L	L	W	L	W	-	L	L	W	W	L	W	-	o	6	6	
C4/ Dogs of War	W	L	W	-	L	W	W	W	W	W	-	L	W	L		8	4	
C5/ Insane Dart Posse	W	W	L	L	-	W	W	W	L	W	W	-	W	L		8	4	**C Division**
C6/ Overtime Outlaws	W	L	W	L	W	-	L	W	L	W	W	W	-	L		7	5	61.90%
C7/ D-Parted	W	-	L	L	L	W	W	L	-	W	W	L	W	W		7	5	26 16
D1/ The Darturds	L	W	W	W	W	W	W	W	W	W	L	W	W	W		12	2	
D2/ Traveling Beer Bellies	L	W	L	W	W	W	W	W	W	W	W	W	W	W		12	2	
D3/ The Locals	W	W	L	W	L	W	W	W	W	W	L	W	W	W		11	3	
D4/ Hammered Heads	W	W	W	L	W	W	W	W	W	W	W	W	W	W		13	1	
D5/ Jack Nine	W	W	W	W	W	L	W	W	W	W	L	W	W	W		12	2	
D6/ Imports & Domestics	W	W	L	L	W	W	W	W	W	W	W	W	W	W		12	2	**D Division**
D7/ Shootin' Blanks	W	W	W	W	W	W	W	W	W	W	W	W	W	W		14	0	85.71%
D8/ Helter Skelter	W	W	L	W	L	L	W	W	W	W	L	W	W	W		10	4	48 8
E1/ Cobra Kai	L	W	-	L	W	L	W	W	W	-	W	W	W	L		8	4	
E2/ Pit Crew	-	W	W	W	W	W	W	-	W	L	W	W	W	L		10	2	
E3/ Drunk Luck!	L	L	W	L	W	W	-	W	W	L	L	W	L	-	o	6	6	
E4/ Money Shot	L	W	W	-	W	W	W	W	W	L	-	W	W	W		10	2	
E5/ The Real Decoys	L	L	L	L	W	-	W	W	W	W	W	W	-	W		8	4	**E Division**
E6/ 3 Grams & Ham	L	W	W	L	-	L	L	W	W	L	L	-	W	fft	x	5	6	65.85%
E7/ DIVE Bombers	L	-	L	W	W	W	L	W	-	W	W	W	L	fft		7	4	27 14
F1/ The Redneckers	W	W	W	W	L	W	W	W	L	W	W	W	W	W		12	2	
F2/ Better At Pool	W	L	W	L	W	W	W	W	W	W	L	W	W	W		11	3	
F3/ Menace 2 Sobriety	W	W	W	L	W	W	W	W	L	W	L	W	W	W		11	3	
F4/ Designated Divers	W	L	W	L	W	L	W	W	W	W	W	W	W	W		11	3	
F5/ Coral Reefers	W	W	W	L	W	W	W	W	L	L	W	W	W	W		11	3	
F6/ Any Given Wednesday	W	L	W	L	W	W	W	W	W	L	W	W	W	W		11	3	**F Division**
F7/ The Leftovers	W	W	W	L	L	L	W	W	L	L	W	W	W	W		9	5	78.57%
F8/ Projectile Dysfunction	W	L	W	W	W	W	W	W	W	L	W	W	W	W		12	2	44 12
G1/ Sheeza…	L	L	W	W	L	W	W	L	W	W	L	W	W	W		9	5	
G2/ Salute-A-Bulls	L	W	W	L	W	L	W	L	W	W	W	W	W	W		10	4	
G3/ Death Throw	W	L	W	L	L	W	W	W	L	L	W	W	W	W		9	5	
G4/ Irish We Were Drunk	W	L	W	W	W	L	L	W	W	L	W	L	W	L		8	6	
G5/ Ale-ing Archers	W	W	W	W	W	W	W	W	W	W	W	L	W	W		13	1	
G6/ Nice Dittles	fft	L	W	W	W	W	L	fft	L	W	L	W	W	L		7	5	**G Division**
G7/ Rush Hour Darting	W	W	W	W	L	W	W	W	W	W	W	W	W	W		13	1	74.07%
G8/ Pride and Glory	fft	W	W	W	L	W	W	fft	W	W	W	W	W	W		11	1	40 14
H1/ Grateful Darts	W	L	W	W	W	W	W	L	L	W	L	W	W	L		9	5	
H2/ Sharkshooters	W	L	W	W	W	L	W	W	W	W	L	W	L	W		10	4	
H3/ Big Bulls	fft	W	W	W	W	W	W	W	W	W	L	W	W	W		12	1	
H4/ Who Darted?	W	W	W	L	W	W	W	L	W	L	W	W	W	L		10	4	
H5/ He Hate Us	fft	L	W	W	L	W	W	W	W	L	L	W	W	fft		8	4	
H6/ Just Here for Beer	W	L	W	W	L	L	W	L	L	W	L	L	L	W	x	6	8	**H Division**
H7/ Ton Up Tossers	W	L	W	W	L	W	W	L	L	W	L	W	W	W		9	5	66.67%
H8/ One-Armed Bandits	W	L	W	L	L	W	W	W	L	W	W	L	W	fft		8	5	36 18
Right:	19	15	22	18	19	19	23	22	19	22	20	21	23	19				
Wrong:	7	13	6	10	9	9	5	5	9	6	8	7	5	7				
forfeited:	2	-	-	-	-	-	-	1	-	-	-	-	-	2				

RDL - Fall, 2009	Week 1			Week 2			Week 3			Week 4			Week 5			Week 6			Week 7			Week 8			Week 9			Week 10			Week 11			Week 12			Week 13			Week 14			Forfeits
	vs.	W/L	Pts.	vs.	W/L	Pts.	vs.	W/L	Pts.	vs.	W/L	Pts.	vs.	W/L	Pts.	vs.	W/L	Pts.	vs.	W/L	Pts.	vs.	W/L	Pts.	vs.	W/L	Pts.	vs.	W/L	Pts.	vs.	W/L	Pts.	vs.	W/L	Pts.	vs.	W/L	Pts.	vs.	W/L	Pts.	
A1/ Elements of Mass Destruction	a2	L	9	a7	W	22	A4	W	18	a5	W	16	Bye	-	-	A6	W	23	A3	W	15	A2	W	17	A7	W	22	a4	W	17	A5	W	20	Bye	-	-	a6	W	21	a3	L	11	
A2/ Sugar Daddy	A1	W	15	a4	W	13	Bye	-	-	A7	W	18	A6	W	14	a3	L	10	a5	W	18	a1	L	7	A4	W	11	Bye	-	-	a7	W	18	a6	W	15	A3	W	14	A5	W	21	
A3/ Lunatic Fringe	A4	L	9	Bye	-	-	A5	W	19	a6	W	19	A7	W	17	A2	W	14	a1	L	9	a4	W	15	Bye	-	-	a5	W	17	A6	W	14	a7	W	21	a2	L	10	A1	W	13	
A4/ 95% Drunksten	a3	W	15	A2	L	11	a1	L	6	Bye	-	-	A5	W	17	a7	W	18	a6	L	11	A3	L	9	a2	L	11	A1	L	5	Bye	-	-	a5	W	19	A7	W	17	A6	W	15	
A5/ Rif Raf	A7	L	6	a6	L	10	a3	L	5	A1	L	8	a4	L	7	Bye	-	-	A2	L	6	a7	L	10	A6	W	16	A3	L	7	a1	L	4	A4	L	5	Bye	-	-	a2	L	3	
A6/ Appetite for Destruction	Bye	-	-	A5	W	14	a7	W	15	A3	L	5	a2	L	10	a1	L	1	A4	W	13	Bye	-	-	a5	L	8	A7	W	13	a3	L	10	A2	L	5	A1	L	3	a4	L	9	
A7/ AA	a5	W	18	A1	L	2	A6	L	9	a2	L	6	a3	L	6	A4	L	6	Bye	-	-	A5	W	14	a1	L	1	a6	L	11	A2	L	4	A3	L	3	a4	L	7	Bye	-	-	
B1/ Ocheholics	B2	L	9	b4	L	11	B7	L	10	Bye	-	-	B3	W	12	b5	W	16	b6	W	16	b2	L	9	B4	L	7	b7	W	16	Bye	-	-	b3	L	11	B5	L	11	B6	L	9	
B2/ The Beleagured	b1	W	15	b7	W	19	B4	W	15	b3	W	15	B6	L	11	Bye	-	-	B5	W	16	B1	W	15	B7	W	16	b4	W	15	B3	W	15	b6	L	7	Bye	-	-	b5	W	22	
B3/ N A Pigs I	B4	W	15	b5	L	7	b6	L	5	B2	L	9	b1	L	12	B7	L	8	Bye	-	-	b4	L	8	B5	L	12	B6	L	9	b2	L	9	B1	W	13	b7	L	7	Bye	-	-	
B4/ Pheasant Pluckers	b3	L	9	B1	W	12	b2	L	7	B5	W	17	Bye	-	-	b6	W	17	b7	W	13	B3	W	16	b1	W	17	B2	L	9	b5	W	14	Bye	-	-	B6	L	7	B7	L	10	
B5/ Slop Counts	b6	L	5	B3	W	17	Bye	-	-	b4	L	6	B7	L	8	B1	L	8	b2	L	8	B6	L	5	b3	W	12	Bye	-	-	B4	L	6	b7	W	16	b1	W	13	B2	L	2	
B6/ Off Constantly	B5	W	19	Bye	-	-	B3	W	19	b7	W	13	b2	W	13	B4	L	7	B1	L	8	b5	W	19	Bye	-	-	b3	W	15	B7	W	16	B2	W	17	b4	W	17	b1	W	15	
B7/ Nine Lives	Bye	-	-	B2	L	5	b1	W	10	B6	L	11	b5	W	16	b3	W	16	B4	L	11	Bye	-	-	b2	L	6	B1	L	8	b6	L	8	B5	L	8	B3	W	15	b4	W	14	
C1/ Starving Dartists	c4	L	7	C5	L	7	Bye	-	-	c3	L	9	C6	L	7	c2	L	10	C7	L	11	C4	L	8	c5	W	13	Bye	-	-	C3	L	7	c6	L	8	C2	L	8	c7	L	5	
C2/ Cork Screwers	Bye	-	-	C4	W	18	c3	L	10	c5	W	14	C7	L	10	C1	W	14	c6	L	7	Bye	-	-	c4	W	13	C3	L	11	C5	W	12	c7	W	13	c1	W	16	C6	W	15	
C3/ Excalibur	c7	W	13	c6	L	12	C2	W	14	C1	W	15	c4	L	11	C5	W	20	Bye	-	-	C7	L	11	C6	L	4	c2	W	13	c1	W	17	C4	L	8	c5	W	18	Bye	-	-	
C4/ Dogs of War	C1	W	13	c2	L	6	C6	L	7	Bye	-	-	C3	W	13	c7	L	10	c5	L	11	c1	W	14	C2	L	11	c6	L	8	Bye	-	-	c3	W	16	C7	L	10	C5	L	11	
C5/ Insane Dart Posse	C6	W	13	c1	W	14	c7	L	12	C2	L	8	Bye	-	-	c3	L	4	C4	W	12	c6	L	10	C1	L	9	C7	L	10	c2	L	12	Bye	-	-	C3	L	3	c4	W	11	
C6/ Overtime Outlaws	c5	L	10	C3	W	12	c4	W	17	C7	L	11	c1	W	16	Bye	-	-	C2	W	17	C5	W	14	c3	W	20	C4	W	16	c7	W	16	C1	W	16	Bye	-	-	c2	L	9	
C7/ D-Parted	C3	L	10	Bye	-	-	C5	W	12	c6	W	13	c2	W	14	C4	W	14	c1	W	13	c3	W	13	Bye	-	-	c5	W	14	C6	L	7	C2	L	11	c4	W	14	C1	W	19	
D1/ The Darturds	d2	L	10	D3	L	9	D5	L	7	d8	L	10	d6	L	7	D4	L	4	D7	W	13	D2	L	7	d3	L	3	d5	L	9	D8	W	15	D6	L	8	d4	L	6	d7	W	14	
D2/ Traveling Beer Bellies	D1	W	14	d8	W	15	d3	W	13	D7	W	15	d4	L	10	d6	L	10	D5	L	9	d1	W	17	D8	L	11	D3	L	8	d7	W	18	D4	L	8	D6	L	9	d5	L	10	
D3/ The Locals	D4	W	13	d1	W	15	D2	L	11	d5	L	6	d8	L	12	D7	W	19	D6	W	13	d4	W	13	D1	W	21	d2	W	16	D5	W	13	D8	W	15	d7	W	21	d6	W	13	
D4/ Hammered Heads	d3	L	9	D5	L	4	d7	W	22	D6	W	14	D2	W	14	d1	W	20	d8	L	7	D3	L	11	d5	L	8	D7	W	19	d6	L	10	d2	W	16	D1	W	18	D8	L	11	
D5/ Jack Nine	D6	W	17	d4	W	20	d1	W	17	D3	W	18	d7	W	13	D8	L	9	d2	W	15	d6	W	15	D4	W	16	D1	W	15	d3	L	11	D7	W	22	d8	W	14	D2	W	14	
D6/ Imports & Domestics	d5	L	7	D7	W	18	D8	L	8	d4	L	10	D1	W	17	D2	W	14	d3	L	11	D5	L	9	d7	W	23	d8	L	11	D4	W	14	d1	W	16	d2	W	15	D3	L	11	
D7/ Shootin' Blanks	D8	L	6	d6	L	6	D4	L	2	d2	L	9	D5	L	7	d3	L	5	d1	L	11	d8	L	6	D6	L	1	d4	L	5	D2	L	6	d5	L	2	D3	L	2	D1	L	10	
D8/ Helter Skelter	d7	W	14	D2	L	9	d6	W	16	D1	W	14	D3	W	12	d5	W	15	D4	W	17	D7	W	18	d2	W	13	D6	W	13	d1	L	9	d3	L	9	D5	L	10	d4	W	13	
E1/ Cobra Kai	e3	L	11	E4	L	11	Bye	-	-	E5	W	12	e7	L	12	E6	L	12	e2	L	9	E3	W	16	e4	L	10	Bye	-	-	e5	W	14	E7	W	16	e6	W	12	E2	W	19	
E2/ Pit Crew	Bye	-	-	E6	W	14	e3	W	13	E7	W	12	e5	W	16	E4	W	13	E1	W	15	Bye	-	-	e6	W	17	E3	L	8	e7	W	14	E5	W	13	e4	W	15	e1	L	5	
E3/ Drunk Luck!	E1	W	13	e5	W	13	E2	L	11	e6	L	9	e4	L	9	E7	L	12	Bye	-	-	e1	L	8	E5	L	7	e2	W	16	E6	W	16	E4	L	9	e7	L	8	Bye	-	-	
E4/ Money Shot	E7	L	10	e1	W	13	E6	W	18	Bye	-	-	E3	W	15	e2	L	11	E5	W	15	e7	W	12	E1	W	14	e6	L	9	Bye	-	-	e3	W	15	E2	L	9	e5	W	13	
E5/ The Real Decoys	e6	L	10	E3	L	11	e7	W	14	e1	L	12	E2	L	8	Bye	-	-	e4	L	9	E6	L	10	e3	W	17	E7	L	11	E1	L	10	e2	L	11	Bye	-	-	E4	L	11	
E6/ 3 Grams & Ham	E5	W	14	e2	L	10	e4	L	6	E3	W	15	Bye	-	-	e1	W	12	E7	W	14	e5	W	12	E2	L	7	E4	W	15	e3	L	8	Bye	-	-	E1	L	12	e7	*L*	*0*	1
E7/ DIVE Bombers	e4	W	14	Bye	-	-	E5	L	10	e2	L	12	E1	W	12	e3	W	12	e6	L	10	E4	L	12	Bye	-	-	e5	W	11	E2	L	10	e1	L	8	E3	W	16	E6	*W*	*16*	
F1/ The Redneckers	F2	W	14	f5	W	13	f3	W	16	F8	W	17	F7	L	11	F6	W	12	f4	W	16	f2	W	15	F5	L	11	F3	W	17	f8	W	20	f7	W	17	f6	W	20	F4	W	19	
F2/ Better At Pool	f1	L	10	f6	L	11	F4	W	13	F3	L	8	f5	L	9	F8	W	19	f7	L	9	F1	L	9	F6	W	15	f4	L	9	f3	W	13	F5	L	2	f8	W	16	F7	L	11	
F3/ Menace 2 Sobriety	f4	W	15	F7	W	16	F1	L	8	f2	W	16	F8	W	14	f5	L	8	f6	W	16	F4	W	14	f7	L	8	f1	L	7	F2	L	11	f8	W	13	F5	L	12	F6	W	12	
F4/ Designated Divers	F3	L	9	f8	W	15	f2	L	11	F5	W	13	f6	W	12	F7	W	13	F1	L	8	f3	L	10	F8	W	15	F2	W	15	f5	L	7	F6	W	14	f7	L	9	f1	L	4	
F5/ Coral Reefers	f6	W	15	F1	L	11	F7	W	17	f4	L	11	F2	W	15	F3	W	16	f8	W	17	F6	W	13	f1	W	13	f7	L	9	F4	W	17	f2	W	22	f3	W	12	F8	W	20	
F6/ Any Given Wednesday	F5	L	9	F2	W	13	f8	W	12	f7	L	9	F4	L	11	f1	L	12	F3	L	8	f5	L	11	f2	L	9	F8	L	12	F7	L	8	f4	L	8	F1	L	4	f3	L	12	
F7/ The Leftovers	F8	L	12	f3	L	6	f5	L	7	F6	W	15	f1	W	13	f4	L	9	F2	W	15	f8	W	18	F3	W	16	F5	W	15	f6	W	13	F1	L	7	F4	W	12	f2	W	13	
F8/ Projectile Dysfunction	f7	W	12	F4	L	9	F6	L	8	f1	L	7	f3	L	10	f2	L	5	F5	L	7	F7	L	6	f4	L	7	f6	W	12	F1	L	4	F3	L	11	F2	L	8	f5	L	4	
G1/ Sheeza…	g2	L	8	g4	W	19	G5	L	11	g6	L	11	G3	L	11	g8	W	19	G7	W	16	G2	L	10	G4	L	9	g5	L	7	G6	W	13	g3	L	6	G8	W	13	g7	W	12	
G2/ Salute-A-Bulls	G1	W	16	G7	W	12	g8	W	12	G3	W	13	g6	L	12	G4	L	11	g5	L	7	g1	W	14	g7	W	18	G8	W	19	g3	L	8	G6	W	16	g4	L	5	G5	L	11	
G3/ Death Throw	G5	L	8	g6	L	12	G4	W	14	g2	L	11	g1	W	13	G7	W	15	g8	W	20	g5	L	5	G6	W	19	g4	W	13	G2	W	16	G1	W	18	g7	W	18	G8	W	19	
G4/ Irish We Were Drunk	g7	W	17	G1	L	5	g3	L	10	G8	W	15	G5	L	11	g2	W	13	G6	W	16	G7	W	16	g1	W	15	G3	L	11	g8	W	18	g5	W	12	G2	W	19	g6	L	11	
G5/ Ale-ing Archers	g3	W	16	G8	W	20	g1	W	13	G7	W	19	g4	W	13	G6	W	15	G2	W	17	G3	W	19	g8	W	21	G1	W	17	g7	W	20	G4	L	12	g6	W	16	g2	W	13	
G6/ Nice Dittles	g8	*W*	*16*	G3	W	12	g7	W	12	G1	W	13	G2	W	12	g5	L	9	g4	L	8	G8	*W*	*16*	g3	L	5	G7	W	14	g1	L	11	g2	L	8	G5	L	8	G4	W	13	
G7/ Rush Hour Darting	G4	L	7	g2	L	12	G6	L	12	g5	L	5	G8	W	19	g3	L	9	g1	L	8	g4	L	8	G2	L	6	g6	L	10	G5	L	4	g8	W	17	G3	L	6	G1	L	12	
G8/ Pride and Glory	G6	*L*	*0*	g5	L	4	G2	L	12	g4	L	9	g7	L	5	G1	L	5	G3	L	4	g6	*L*	*0*	G5	L	3	g2	L	5	G4	L	6	G7	L	7	g1	L	11	g3	L	5	2
H1/ Grateful Darts	H7	W	11	h6	L	10	H8	W	13	h2	L	11	H3	L	11	h5	W	17	h4	W	18	h7	L	9	H6	L	10	h8	W	17	H2	W	22	h3	L	9	H5	W	17	H4	L	11	
H2/ Sharkshooters	H8	L	11	H5	W	14	h7	W	15	H1	W	13	h4	W	14	H6	L	7	h3	L	6	h8	W	13	h5	W	14	H7	W	15	h1	L	2	H4	W	13	h6	W	20	H3	L	9	
H3/ Big Bulls	h5	*L*	*0*	h4	W	11	H6	W	17	H7	W	16	h1	W	13	H8	W	17	H2	W	18	H5	W	19	H4	W	16	h6	W	12	h7	L	10	H1	W	15	h8	W	16	h2	W	15	1
H4/ Who Darted?	h6	W	12	H3	L	10	h5	W	14	h8	L	12	H2	L	10	H7	W	14	H1	L	6	H6	W	13	h3	L	8	H5	L	9	H8	W	13	h2	L	11	h7	L	10	h1	W	13	
H5/ He Hate Us	H3	*W*	*16*	h2	L	10	H4	L	10	h6	L	9	h7	L	11	H1	L	6	H8	L	9	h3	L	2	H2	L	10	h4	W	15	H6	W	14	H7	L	12	h1	L	7	h8	*L*	*0*	1
H6/ Just Here for Beer	H4	L	12	H1	W	14	h3	L	7	H5	W	13	h8	W	11	h2	W	17	h7	W	12	h4	L	11	h1	W	14	H3	L	12	h5	L	10	H8	L	8	H2	L	4	H7	L	9	
H7/ Ton Up Tossers	h1	L	9	h8	W	14	H2	L	9	h3	L	8	H5	W	13	h4	L	10	H6	L	11	H1	W	15	H8	L	9	h2	L	8	H3	W	14	h5	W	12	H4	W	14	h6	W	15	
H8/ One-Armed Bandits	h2	W	11	H7	L	10	h1	L	11	H4	W	12	H6	L	8	h3	L	7	h5	W	13	H2	L	11	h7	W	15	H1	L	7	h4	L	10	h6	W	13	H3	L	8	H5	*W*	*16*	

THIS SEASON'S TRIVIA QUESTIONS… REVISITED

I now run this column during seasons in which I've included trivia questions all season. Each question is listed exactly as it was during the season, so there is potential for a question to now be out of date, but it's usually not too much of a problem. Each question is listed under the week number when it ran, and the answers follow the questions. No peeking…

Week 5 question: How many bars have hosted an RDL team in each and every one of the 28 seasons that I've been newsletter editor (Spring 1996 through the current season)? Which are they?

Week 6 question: What is the highest dart total to ever win an RDL fast game award?

Week 7 question(s): Which RDL member has the longest current string of seasons in which s/he has hit a perfect throw (this season not necessarily included since it's not over yet)? How many seasons?

Week 8 question: Assuming that darts hitting the wire would be deflected to one side or the other and stay in the board, approximately how big are the double-bull and single-bull in total area?

Week 9 question(s): How many current RDL members have won a North Carolina State Championships event? Who are they?

Week 10 question: [By reader request… and this one is going to require a bit of help from you, the membership, to get the correct answer.] Who is the oldest current member of the RDL?

Week 12 question: What is the earliest point in a season (in my 28 as newsletter editor) that every team in the league has had at least one loss?

Week 13 question: Which team has the best cumulative 1001 record in the past 5 seasons? What is that team's record?

Week 5 answer: While we presently have 28 host establishments in the RDL, only 5 of those 28 have been around for the entire time that I've been editor (this is my 28th season). Those 5 are... Upper Deck, Snooker's at Ridgewood, Sharky's Place, Players Retreat, and High Park Bar & Grille (which participated as The Profile for the first 7 of those 28 seasons, as the Upper Deck Profile for the next 16 seasons, and as High Park for the last 5 seasons).

Week 6 answer: Sometimes we go all season and nobody reports a fast game for a specific division in a category or two. So… a final week entry might just win by default. Just ask Dean Cusher and Jason Crabtree of The Redneckers. They claimed last season's F division doubles cricket awards with a… **99-darter**!!!! Nice…

Week 7 answer(s): Well, 17 RDL members have hit at least one perfect throw in each of the last 2 seasons. Of those, 9 have hit a perfect throw in each of the last 3 seasons or more. Those with 3 seasons are Dale Hyler, Lee Scott, and Mike Seward; those with 4 seasons are Phillip Eastmead and Kevin Kendall; and the person with 5 seasons is Bob Terry. But that leaves three people racing for the longest current streak, with all three currently playing for Elements of Mass Destruction, and all three working on incredible streaks. Robbie Phillips has a streak of 9 seasons prior to this one, dating back all the way to his return from Pennsylvania. Next, Mark Knight pulls into second place with the 12 seasons prior to this one. And finally, Wil Tan holds the perfect throw longevity crown with 19(!) seasons prior to this one!! The only thing keeping that string from being longer is the fact that he didn't play in the RDL in 1999. Wow. [Note added for banquet edition of the Tons: Unfortunately, Tan's string of 19 seasons ended this time around, leaving Knight's string (now at 13 seasons) as the newly longest current streak.]

Week 8 answer: I pointed out that I'm including darts that ride in off the wire because answers that you'll search out on the web include only the area "inside" the wire. Well, most darts that catch wire ride to one side or the other, so that's the way I formed this question/ answer pair. Anyway, the double-bull (+ accompanying wire-riders) encompasses a grand total of 0.221 square inches. That's it. Less than a quarter of a square inch… yikes. The single-bull includes the 1.144 square inches around the double-bull, giving the bull areas together a total of 1.365 square inches. Makes a 6-Bull all that much more impressive, doesn't it? [And a note to anyone thinking that trying to double-in on the bull is ever a good idea: each and every outer-ring double is nearly FOUR times as big as the double- bull… and that's not even considering next-door darts that are just as functional.]

Week 9 answer: TWENTY-EIGHT!! Seriously… no joke. 28 different current RDL members are owners of at least one state title, and a few of them have ten or more… wow, right? The 28 champs, listed alphabetically, with number of state titles in parentheses: Robb Beeson (2), Deborah Blackwelder (1), Tom Brown (10!!!), Jim Budelman (8), Don Butman (4), Jim Davis (1), Paula Delp (11!!!, RDL's current career leader), Jamie Dziczkowski (1), Phillip Eastmead (10!!!), Mike Hall (3), Nicole Hatch (2), Steve Hoffmann (5), Dale Hyler (2), Doug Jeffcoat (1), Maridy Knight (1), Mark Knight (1), Tim Lane (1), Gina Oakley (1), Jerry Oakley (1), Sean O'Brien (1), Robbie Phillips (6), Lis Pleasant (1), Julie Scheppele (1), Mike Seward (3), Allen Smith (3), Michelle Stacy (4), Wil Tan (5), and Keith Wall (3). That's a total of 93 "state shirts"… not too bad.

Week 10 answer (AND STILL ONGOING): [Answer updated as the season progressed… the final answer that we have so far for this question is included here.] We again have a new leader!: James Marsden of Nine Lives is 73 years young. I still suspect there are still a couple out there who are older… Let's hear from you guys…

Week 12 answer: Well, this one was sort of a prescient question now, wasn't it? I guess maybe I sort of knew that the Archers' days were numbered… Anyway, in the 28 seasons that I've been editor, there have been one or more undefeated teams 15 times. In the remaining 13 seasons, the last team to be undefeated has gone down in week 10 or later 9 times. In the Spring seasons of 2006 and 2007, the last undefeated team tasted defeat in week 9. But the record was set in both the Spring 1998 season and the Spring 2009 season (yes, just last season!), when the last undefeated teams took one on the chin in week 7!! Yup, one schedule rotation into the season and nobody made it through unscathed. Wow.

Week 13 answer: When you start following the lineage of the current teams, sometimes it's hard to determine exactly which teams are really the same as a previous team. Teams split into two groups, they re-form into different alignments, etc. But I did the best I could and I came up with 85 separate team lineages in the last five seasons. Of those 85 teams, 79 have had at least 1001 game in that time span (and all 6 of those without a 1001 were one-season teams). 10 teams (that played a 1001) did not lose a 1001 in the last five seasons, with 3 teams winning only 1, 2 teams winning only 2, and another team winning only 3. But that leaves us with only four at 4-0 or better. The three teams at 4-0 are: the now defunct Bag O' Nutz, the also defunct Dartastophe, and the reigning A division tournament champion Sugar Daddy. And the recent 1001 kings (and queens), with a 6-0 overtime record in the last five seasons, is the Cork Screwers!! They've been 1-0 or 2-0 in every season of their existence.

A couple extra notes: the DIVE Bombers have both won the most 1001s (8) and played the most 1001s (12) in that time span; and the One-Armed Bandits have lost the most recent 1001s (6 of their 8).

[Funny sidebar to this question… this question was actually inspired by a comment from one of our teams with a member who was thinking their team had never lost in overtime. I assumed that their team could be the answer, right up until I saw that they are actually 3-1. Ahhhh, we all remember only the good stuff most of the time, don't we? - JK]

TOURNAMENT QUOTES

Quote #1 : (this one isn't technically from the tournaments, but it was in reference to the tournaments, so I included it here) from Chris Haynes of Jack Nine, referencing Phillip Eastmead's witty use of my 500-lb. gorilla early in the season: "Tell Eastmead the Gorilla is coming. Hope he is there!" [Unfortunately, the much-anticipated rematch never materialized. The Locals were quite unceremoniously dumped by a bunch of Darturds. I'm sure the rivalry can be revisited in a later season… :o) - JK]

Quote #2 : (also not necessarily from the tournaments, but it was uttered recently, so I saved it too) from my teammate Keith Wall of Elements of Mass Destruction, running into the gas station convenience store when we were on our way back from an NCCDL match: "I'm gonna go inside and get a bag of chips, because I'm big and fat, and that's what big and fat people do…" [That is SO politically incorrect for me to include, but it made me friggin' laugh, and since it was him that said it, I thought maybe it would give you a chuckle too. I'm betting it did. Right? - JK]

Quote #3 : from Michelle Stacy of Sharkshooters, describing her team's progress through their tournament bracket: "Onward through the fog…" [Man, have I ever felt that way before… - JK]

AND AN EXTRA-SPECIAL SET OF QUOTES!!!

Those of you who called the RDL VoiceMail system along in the rough timeframe of about weeks 12-14 are probably well aware of my month-long battle to escape the throng of phone-bearing annoyances all looking to reach Juan DiMartinez Lopez about his pending mortgage loan. Well, a handful of you decided to play along with the game that was my VoiceMail and left several specialized messages when you called in your scores. I saved a few of my favorites for inclusion here, but you'll have to do a little work yourself to imagine the voice/accent that each caller used.

From Mitch Colton of Money Shot (in a low sort of hushed Hispanic criminal voice as though he was warning me): "Hey Juan… don't answer the phone, man…"

From Tim Caldwell of Dogs of War (in a higher-pitched woe-is-me type of voice, as if someone just stole his pinata): "Aye carumba, what's happened to my loan?!"

From Julie Payne of Cork Screwers (who somehow made herself sound like a young confused Hispanic man): "Juan Pablo is not here? You got it wrong, man."

From Dave Johnson of Menace 2 Sobriety (who sounded much like an angry version of the fat cousin of Speedy Gonzalez in the Looney Tunes cartoons): "This is Juan Martinez, I'm so pi**ed that you're talking about me and my loan."

And while I also got pretty good lines from both Paul Jacobi of Lunatic Fringe and Scott Butters of 95% Drunksten, my absolute favorites were left in very proper styles (now keep in mind these were left in response to my VoiceMail message that proclaimed loudly and clearly that our phone number was not Juan DiMartinez Lopez's number, it never has been Juan DiMartinez Lopez's phone number, and it likely never will be Juan DiMartinez Lopez's phone number): "This message for Juan DiMartinez Lopez, please call xxx-xxx-xxxx…" and "Message for Juan Martinez Lopez, regarding a personal business matter." My favorite part of those two (which are just representative of at least a dozen more calls)? That the second of those was followed by 35 seconds of typing during which they never hung up. What a bunch of tools, man…

HEY, DON'T FORGET…

The NC state law banning smoking in most of our establishments will be in effect when next season begins. Plan accordingly…

MY COMPADRE IN FRUSTRATION

It seems that I have unintentionally started a bit of a tradition in my JK's Random Thoughts column in the banquet edition of the Tons (see next page for this season's offerings). Every now and then I've included a quick story about something I notice that drives me nuts about people, thinking that maybe you might have experienced the same thing and might get a chuckle out of it (or maybe I'm just a big grump, I suppose). Well, if I'm a grump, then RDL Secretary Heather Bohanan is going to be a grump right along with me. Heather has sent me not one, but two of her best people-are-stupid-and annoying stories since the last banquet. And who would I be to not share such treasures with you guys, the loyal readers? So, without further ado… Heather's funnies…

"You know how you said your peeve is people who can't park in parking decks? (And I remember the article from a couple of seasons ago that made me laugh so hard I hurt myself with the blow-by-blow version of some moron's stupidity. Well, can I share mine with you? (the parking deck is #2 or #3 with me, but since I get to work at 7 its not so bad for me) People that are waiting to get on the elevator that stand right in front of the doors when they open on the 1st floor so that the people already on the frickin' elevator can't get the he** off!!! Then these da** dumba**es get mad when you a) ask them to move or b) crash the he** into them (sometimes I like to do this). Only once have I not been able to take it and said 'Hey, if you would move your butt and let us get OFF the elevator your fat a** can have the whole thing to yourself.' Probably shouldn't have done that, and no one would look at me afterward, but at least 4 other people on the elevator laughed. And I felt better, isn't that what matters???"

"And as a preview to the "things that get on JK's nerves" banquet issue tomorrow, here is something to make you go WTF?????? Ok, I am on the elevator going downstairs for a smoke and the security guard tells me to go back upstairs, in my office, and lock the door (hello, I have no office and no door). Turns out there is a 'suspicious person' in the bldg. But we are not supposed to be alarmed, but we are on lockdown. We cannot use the elevators, stairs, or leave the bldg. Yeah, right. So if there is a crazy person in here, it makes a whole lot of sense to make me stay IN here with them, instead of leaving like I was going to on my original smoke plan…… But ok, sure I won't be alarmed that my work has locked me down like I am some sort of inmate. (And why do my taxdollars pay for a security guard who realizes a 'suspicious person' is in the bldg but didn't bother to stop him until they lost him in an 11 story bldg?!?!?!?!. BTW – I know you have not been here but the ONLY way in the building is to walk right in front of the security guard……..that is unless he is taking a pee break, getting a snack, or outside talking to a friend on his cell phone……)"

HOLIDAY BLIND DRAWS

For those of you looking for some darting competition over the holiday break, Cruisers (at 1402 East Williams Street in Apex, 919-362-5254, under Ocean Stars Seafood Restaurant) will be holding a blind draw each Wednesday until the Spring season of RDL begins. The bar will be matching the pot if 10+ players enter, and adding an extra $50 if 30+ players enter. 1st place in the draw takes 50% of the pot, 2nd gets 30%, and 3rd gets 20%. Also, Cruisers will be running a $2 special on all beers each of those nights. [*In addition to the Cruisers draw, All-Star Billiards, The Upper Deck, Oh'Mulligan's-Wake Forest, and RallyPoint Sport Grill will be holding non-Wednesday draws over the break. Please see page 8 for more details.*]

RANDOM THOUGHTS FROM JK

I've run this page in several recent banquet Tons, and it seems to generate about the most interest/discussion. So, I certainly couldn't let it die out just yet. Without further ado, let's open up my head again and see what falls out. Some of these observations are dart-related, and some of them clearly are not. As always, this is just about the last thing that I'm writing and this time all of it was written when it was already today, so as always not even I know what's about to hit the page…

--It's tradition! This column starts with a Survivor item… So… Has there ever been a contestant on the show that has gone so far from despised by the viewers (at least me) to respected and cheered for by the viewers (at least me) as Russell? That guy is completely nuts and horribly grating, but he simply plays the game harder (and often smarter) than the others. Gotta respect it.

--Wow, I can't tell you how surprised I am that the Board has changed the High In rule to a first-3-darts-only rule (see page 4). But I also can't tell how much sense that I think it makes. I'm certain that this change is going to rile some feathers and create quite a bit of discussion (and possibly upset more than a few). But you can start the list of those that like the change with me (well, ok… you sort of HAVE to start it with Keith Feller, who proposed the idea in the first place, but I'll gladly be second). Now just to make sure that everyone remembers the rule when playing their matches next season and calling in their hot darts…

--So I'm listening to the radio this past week, and it turns out that Eric Clapton is coming to town in a couple months. And the opening act is going to be Roger Daltrey. But what struck me is that instead of saying "with special guest Roger Daltrey", every time the ad referred to him it said "with very special guest Roger Daltrey." Oh, VERY special guest… well, I wasn't going to go to the show, but since the opening act is a VERY special guest, how can I possibly say no? Gimme a break. We all know Daltrey, we all like The Who… but save me the "very" crap…

--Every now and then I try to drop you guys a reminder about all the things that your Board members do for the league, and also remind you that they do them for free. Well, sometimes the Board members do things that aren't actually even among their normal responsibilities, just because they genuinely love the RDL and the people in it. And this past tournament quarterfinal night had a prime example… President Jason Thomas had a bye that night, and was out hanging with some friends. One of our quarterfinal pairings found themselves at a bar where the league boards are put away, and the manager had gone for the day, taking the key to the storeroom with him. Rather than have the match played on the old whipped out boards, President Thomas went to another of our establishment's, picked up a pair of good boards, and personally delivered them to the match. Seriously. He's just that nice of a guy. Incredible, right? (And while you're at it, maybe thank the manager and/or waitstaff today, as it was High Park that lent the boards for the evening. If you're at the banquet, you already know that they take good care of the RDL, but this is just extra proof.)

--Football fans please take note of this one… A friend of mine forwards me this football column each week, and in the column last week was a link to a YouTube clip of that SportScience show. They had Drew Brees on the show, throwing passes at targets used by Olympic archers. If you are really a football fan, you… have… to… see… this… It's A-MAZ-ING. Just call up YouTube and enter search terms like 'Drew Brees SportScience'. It's about an 8-minute segment, and it so completely worth seeing. Wow.

--I love the new ad that 96.1 has on their station. The one that says "WBBB… the best station at this frequency in your area!" Makes me chuckle every time I hear it.

--I guess this as good of a place as any to include what I know Heather Bohanan is waiting for (see page 13). Yep, it's time to include a couple things that drive me nuts, with both once again being based around people's driving habits (I was going to say 'talents', but that certainly wasn't the right word). This season's driving pet peeves seem pretty obvious to me, but I share them anyway, because they're clearly not obvious to everyone…

Driving pet peeve #1: People… when an ambulance or a fire truck is coming down the road with its lights and sirens going, do me one small favor: GET THE HELL OUT OF THE WAY!! Absolutely nothing that you are on your way to do is as important as whatever either of those two vehicles is doing. Ever. Don't even bother trying to argue with me on this one. And if you 'didn't notice' the vehicle because your radio was too loud, or you were on your cell phone, or you were eating/drinking/shaving/rifling through stuff/whatever, then please give me your driver's license right now and never go try to get another one. This is not up for debate. If you pull out in front of either of those vehicles, you are an a**hole. And I warn you this now… if I see you cut off an ambulance on the way to an emergency, I'm going to follow you, run you off the road, then strategically block the ambulance that would be coming for you. So I'm thinking we're clear on this one, right?

Driving pet peeve #2: And yes, rest assured that this one is a bit more light-natured… Ever pull up to a stoplight in the right lane, all prepared to turn right, but you're the second vehicle in that lane and the car in front of you is going straight? And sometimes there is a bit of an extra portion of lane that veers to the right to enable easier right turns on red… But the car in front of you is sitting several feet short of the stop line… And that car just doesn't seem to get it that they could just scoot up a few feet and you could easily get past… Oh, man, that kills me. I'll get right up close behind them, and sort of wiggle my car to the right a bit to make it clear where I'm going. But I just don't have it in me to tap the horn. Call me a wuss if you want, but it just doesn't seem important enough to warrant a honk. I just wish more drivers paid more attention and were more in tune with helping each other out…

--Oh man, how is this for both painful and impressive? Mike Lovelace of 95% Drunksten popped a beautiful triple-19 / triple-19 / double-18 for a fabulous 150-Out against my team in the tournament semifinal! And it would have been even better if he hadn't had 140 left instead of 150…

--So I'm at a Carolina Railhawks game many weeks ago, and it's almost game time. Now before I go on with the story, let me say that I am not the most ridiculously patriotic and demonstrative person, but I love the country where I live and I respect it very much. Thus, while I don't feel the urge to sing along with the national anthem, I absolutely understand its importance and what it represents. And I respect those things. And I have to say that I expect you to respect them also. Which is why what happened at the Railhawks game bugged me. So I'm standing during the anthem and hear this odd scritchy-scritchy noise that I couldn't quite identify. Then I realize… the woman behind me is filing her nails. During the anthem. She couldn't wait 60 damn seconds?!

A 28-SEASON HISTORY OF RDL TEAM NAMES

Every season several dozen groups of people sign up as teams here in RDL-land. And every one of them comes with a team name of some type that we use to identify them all season. Some teams keep their same team name year after year after year, while some teams change it up just about every season. In the end, what we're left with is a sometimes interesting, sometimes humorous, sometimes very poignant list of monikers. And that list grows every season. And what's some teams' worst fear? Repeating something that has been used before. So… what follows below and on the following page is every team name that has been used in the RDL in the last 28 seasons (my tenure as RDL statistician). I've removed the repeat names as much as possible, but kept somewhat descendent names if they sort of indicated a different team at any point. Should be good for a chuckle or two…

[And the answer to the question that some of you might have is: there are 5 teams that have had the same name in each and every one of my 28 seasons: Excalibur, Grateful Darts, Lunatic Fringe, Nine Lives (or 9-Lives), and Starving Dartists.]

28 seasons
1487 registered teams
489 different team names

#D
1 & Done
2 Eggs & 4 Swimmers
3 Grams & Ham
3 In A Bed
3 Legged Dog
5 Drunks, 1 Driver
95% Drunksten
9-Lives
A.H. & the Diddlers
AA
AADA - Armed and Dangerous Again
AFLAC
AFLAC Attack
AH & the Diddlers
Ale-ing Archers
All Over It!
Another Comfortably Numb Experience
Any Given Wednesday
Anything But Sorry
Appetite for Destruction
Aristocrats, The
Armed and Dangerous
Armed and Hammered
Arrowing Experience
B. B. & the Pimps
B.F.D.
Back Here Doing That
Back in the Saddle
Bad News Beers
Bad News Pigs
Bag O' Nutz
Bar Stools
BB & the Pimps
BBD's
Been There Done That
Been There, "F"d That
Been There, Missed That
Beleagured, The
Bennington Brawlers
Bent Shafts
Better At Pool
BFD II
Big Bulls
Big Deck
Big J's Rump-Shakin', Ego-Rakin', No-Crap-Takin' Crew of Ill Repute
Big Shots
Birds of a Feather
Black & Tans
Blind Squirrels
Board 2 Death
Bogarts, The
Boob Squad, The
BOOM!
Boondock Saints
Boondock Saints Again
Bottom Feeders
Boxed Lunch
Boys' Night Out
Brain Dead
Breakers Bombers
Breakers Chunkers
Breakers Intimidators
Brew Crew
Britney's Spears
Broken Arrows
Bubba's Garage
Buddy Holly and the Shafters
Bull Daggers
Bull Frogz
Bull Me Baby
Bullfrogz
Bulls on Parade
BullsHitters
Bullshooters
Bullweiser
Bullz Brothers
Burnt Weeny Deluxe
Burnt Weeny Sandwich
Burnt Weeny's Revenge
Bye, The
C.D. Ducks
C.O.W.A.
Capital Punishment
Cereal Killers
Cheap Darts
Cheap Shots
Chupacabras
Clarifiers, The
Cleveland Drifters
Cleveland Rocks
C-Minus
Cobra Kai
Come-N-Gone
Comfortably Numb
Comfortably Numb Experience, A
Coral Reefers
Cork It
Cork Screwers
Craig's Swine Crew
Cricketeers
Crown Royalty
D Ducks Again
D. V. Needed
DA Bulls
Damage, Inc.
Damn Yankees
Damn Yankees!
Damn Yankees!!
Damn Yankees!!!
Damned Yankees
Damned Yankees!
Dart Attack
Dart Bags
Dart Dawgz
Dart Party, The
Dart Shadows
Dart Shadows Inc.
Dart You
Dartaholics
Dartastrophe
Dartastrophy
Darting Eyes
Dartitude
Darts'R'Us
Darturds, The
Dazed & Confused
Dead Beat Darts
Dead Eyes
Dead Sox
Deadstroke
Death Throw
Deck Hashers
Defendants
Designated Divers
Diddler's Choice
Diddlers on the Roof
Diddling While Impaired
Dilligaffs 2.0
Dilligaffs, The
Dirty Dogs
DIVE Bombers, The
Dixie Chickens
Dodge Darts
Dog, The
Dogs of War
Dogs of War II
Dogs of War III
Donner Party, The
Don't Know
Doroth'E'a Ducks
Double Shots
Double Trouble
Double-1
Dozen Elements, A
D-Parted
Drunk Luck
Duck Darters in the 21½ Century
Duck'N'Cover
Ducks, Lies and Videotape
Dynamic Darts
Effects of the Influence
Effectually Influential
Eight Blind Swine
Element X
Elementary School Bullies
Elements of Mass Destruction
Elements of Style, The
Elusive Element, The
Endeavor
Endeavor to Persevere
Essential Elements, The
Evicted
Excalibur
FAH-Que
Fat Daddy's Darts
FFAB
Fifth Element, The
Fired Up
Fire-It-Up
First Flight
Flicking Steel
Flying Aces
Fowl Play
Freebirds
Friends of the Devil
Fujimo
Fum Duckers
Fup'd Ducks
Fup'd Ducks Again
FYL&EMS
G Spot, The
G. D. Goldeneyes
Get Over It
Get The Point
Get the Point "33"
Get the Point!!!
Goin' Just Duckie
Good, the Bad & the Ugly, The
Got Pepsi?
Grateful Darts
Gravy Suckin' Pigs
Gruesome Severed Hands
H5N1
Hagar & the Horribles
Hairless Cats
Hakuna Matata
Half & Half
Half Full
Hall of Justice
Hammered Heads
HammerHeads
Happy Hours
Hard Cheddar
Hard Times
Have Darts, Will Travel
Hawg Darts
He Hate Us
Helga & the Horribles
Helter Skelter
Here for the Beer
Here for the Beer II
Heroes in Trouble
Heroes in Trouble Again
Hole In The Wall Gang
Home Thrown
Horsemen
Horseshoes & Hand Grenades
Hostile Amish, The
Hostile Saints
I.N.C.
IBF
Imports & Domestics
Industrial Extra Strength
Industrial Strength
Insane Dart Posse
Intrusive Element, The
Irish We Were Drunk
Irishmen
It Ain't In Attendance
It's All Good
It's Pointless
Jack Nine
Just Here for Beer
Just the Tip
Katmandu
Kilroy Was Here
Kozmic Debris
Laoch Nog's, The
Last Call
Last Minute
Last Minute Again
Left Side Doubles
Leftovers, The
Let's Go!
Letting Go
Lil Pickled

A 28-SEASON HISTORY OF RDL TEAM NAMES (continued)

Every season several dozen groups of people sign up as teams here in RDL-land. And every one of them comes with a team name of some type that we use to identify them all season. Some teams keep their same team name year after year after year, while some teams change it up just about every season. In the end, what we're left with is a sometimes interesting, sometimes humorous, sometimes very poignant list of monikers. And that list grows every season. And what's some teams' worst fear? Repeating something that has been used before. So… what follows below and on the previous page is every team name that has been used in the RDL in the last 28 seasons (my tenure as RDL statistician). I've removed the repeat names as much as possible, but kept somewhat descendent names if they sort of indicated a different team at any point. Should be good for a chuckle or two…

[And the answer to the question that some of you might have is: there are 5 teams that have had the same name in each and every one of my 28 seasons: Excalibur, Grateful Darts, Lunatic Fringe, Nine Lives (or 9-Lives), and Starving Dartists.]

Liquor Pos'se
Locals, The
Lords of the Instrumentality
Loving Every Minute Of It!
Lunatic Fringe
M.R.Ducks
Mac the Dart
Madhouse Patients
Madhouse Patients III
Madhouse Patients III
Mangina
Mangina Douche
Mayberry
Meet the Fockers!
Menace 2 Sobriety
Misfits, The
Misplacements, The
Modena
Modena Cartel
Modena Company
Mojo Dogs
Mojo's Jerksquad
Money Shot
Moonlighters
Murphy's Law
N A Pigs I
Name to be determined
Nasty Diddlers
NBF
Neighbors
Never A Dull Moment
Nice Dittles
Nil Is Agòm
Nine Lives
No Clue
No Element of Doubt
No Fear
No ID
No Maam
No Names
No Respect
Norfolk & Chance
Not Again!
Not Here for the Beer
Nothing But Darts
Number One Stunners
O U Threw 1 2
O, It's Them!
Ocheholics
Ocho Cinco
Off Constantly
OG's, The
Old School
One & Done
One Eyed at Fenway's
One Markers
One More Butt Kickin'
One-Armed Bandits
Orange Crush
Other White Meat, The
Out Of Our Element
Outlaws, The
Overlooked
Overtime Outlaws
Panthers
Past & Present
PB's
Phantoms of the Dartboard
Pheasant Pluckers
Phrinj, The
Pickled Pig Darts
Pig Darts
Pig Show, The
Pig Tour 96
Pirate Bombs, The
Pit Crew
PMS
Pog Mo Hon
Point Break
Pokey & the Bandits
Porky's Pigs
Positive Vibration
Posse, The
Potato Heads, The
Precisely Random
Pride and Glory
Projectile Challenged
Projectile Dysfunction
Pure Tungsten
Pussy Kat Dolls
Quackers & Beer
Rack'M Uppers
Raleigh Lamas, The
Random Precision
Rare Breed Darters
Rat Bar Stewards
Ray's Cosmic Babes
Real DeCoys, The
Rebels Without A Cause
Red Bull
Redneckers, The
Reggaeheads
Replacements, The
Respect Da Bull
Rif Raf
Rocking "B" Jiggles
Rogue Element, The
Rowdy Kidz
Rubber Duckies
Rush Hour Darting
S.S.H.
Salute-A-Bulls
Savage Indians
Save Up
Scavengers
Screamin' Meanies
Shadows Fall
Shadows, The
Shak'n Not Stirred
Shameless & Aimless II-VIII
Sharkshooters
Sharky's Machine
Sharky's Shooters
Sharp Darts
She Hate Me
Sheeza…
Shooter's Buzz
Shootin' Blanks
Shut Up and Shoot
Sidetracked
Skeleton Crew
Skulduckery
Slop Counts
Smackdown
SNAFU
Snakes
Sneaky Pigs
So What
So What!
So What!!
So What!!!!
Socials "T3", The
Some Old Some New
Somebody's Mother
Spank This
Starving Dartists
Stick It
Stik It
Still Got Pepsi!
Stop Drop and Throw
Stunn 'Em
Stunners
Subversive Element, The
Suey Side, The
Sugar Daddy
Suze's Crew
Swift Recovery
Swine Crew
Swine Flew Again
Swine Flew Too
Swine Flew!
Tailgaters
Tater Fried
Tattoo the Red Eye
Team #5
Team America
Team Piranha
Team Red Eye
That's Right!
Them Again
There's the Bullseye
Three Legged Dog
Throwing While Impaired
Tir na hOg
Tir na nOg
To Kill A Brew
To The Point
Toe the Line
Ton Up Tossers
Top Dead Center
Top to Bottom
Toro, Toro, Toro
Tossing Heads
Tossn Heads
Travelin' Beer Bellies
Tres Equis
Tres Equis XXX
Trip Hazzard
Trip Tight
Tub Kids
UDR's, The
Underdog, The
UZMALL
Varina Sports Bar
Varina Sports Bar II
Varina Sports Bar III
Volume of a Cue Ball
Wake Forest One
Wallbangers
We Need All These
Web'O'D'Feet
Well Hungarians
We're Not Worthy
When Pigs Fly!
Where's Gary?
Where's the Bullseye
Wherz Baldo?
Who Darted?
Who Needs One
Wholey Funk, The
Wholy Funk
Whompas
Who's Next?
Who's the Daddy?
Who's Your Ducky?
Who's Your Fat Daddy
Wieblin
WIEBLS
Wild Geese
Wire We Here
Wirecutters
Wireless
Woodchucks
Woody's Gang
Woody's Gangstas
Woody's Woodies
X-Men
Yahtzee Blossoms
Yankees & a Surfer, The
Yoicks and Away!!
You Made Me Miss
Young Guns

28 seasons
1487 registered teams
489 different team names

2009 North Carolina City Dart League (NCCDL) & North Carolina Ladies' Cup (NCLC)

FINAL Divisional Team Standings

NCCDL - "Mountain/Beach" Division

		W	L	Pts.
1	Wilmington (ACDA)	6	1	189
2	Charlotte (QCDA)	5	2	182
3	Lake Norman (LNDA)	4	3	116
4	Jacksonville (JDA)	3	4	130
5	Asheville (WCDA)	3	4	127
6	Pineville (BADA)	3	4	122
7	(inel.)-Morehead City (CCDA)	0	7	45

NCCDL - "Central" Division

		W	L	Pts.
1	Durham (BCDL)	6	1	173
2	Cary (CDL)	6	1	165
3	Piedmont (PDA)	6	1	127
4	Raleigh (RDL)	3	4	119
5	Fuquay-Varina (FVDO)	2	5	103
6	Chapel Hill (TDL)	1	6	88
7	Port City (PCDA)	1	6	75

NCLC - "Mountain/Beach" Division

		W	L	Pts.
1	Charlotte (QCDA)	6	0	126
2	Wilmington (ACDA)	6	0	121
3	Jacksonville (JDA)	5	1	97
4	Pineville (BADA)	4	2	97
5	Boone (HCDA)	3	3	85
6	Lake Norman (LNDA)	3	3	68

NCLC - "Central" Division

		W	L	Pts.
1	Fuquay-Varina (FVDO)	4	2	79
2	Durham (BCDL)	3	3	57
3	Raleigh (RDL)	1	5	73
4	Piedmont (PDA)	0	6	57
5	Chapel Hill (TDL) - removed due to 2 forfeits			
6	Cary (CDL) - removed due to 2 forfeits			

MOREHEAD CITY NCCDL TEAM REMOVED FROM PLAY

Morehead City failed to show up for its final match of the season, going so far as to have their home bar sold, not give any dart information to the new owners, not return emails to the visiting team, set their captain's phone to "not accepting incoming calls", and have not a single player show up on match day. I, the Director, have subsequently sent emails and left phone messages for whatever Morehead City people for whom I had any contact information, and have yet to receive a single response. The Morehead City team is now ineligible for play in 2010 and will not be included in the schedule. Discussion as to whether Chapel Hill (NCCDL & NCLC) or Cary (NCCDL only) should be moved from the 2010 West division to the 2010 East division will be had by the NCDO officers and NCCDL & NCLC directors soon.

CARY NCLC TEAM REMOVED FROM PLAY

CHAPEL HILL NCLC TEAM REMOVED FROM PLAY, REINSTATED FOR 2010

Due to their forfeits of a third of their matches, both the Cary and Chapel Hill NCLC teams were removed from the remainder of the 2009 schedule. The Cary team evidently really never formed, and will not be included in the 2010 schedule. The Chapel Hill team appears to have only forfeited out due to some severe illnesses among the leadership of the team, and their team has re-tooled and subsequently requested and received a positive reinstatement vote from the ladies' captains for 2010.





RDL REPRESENTED ON BOTH STATE CHAMPION TEAMS!

While neither of the RDL teams was able to bring home the 2009 State Titles (and the other nearby teams also were not successful), that doesn't mean that RDL isn't still going to boast a state champion or two. **Jerry Oakley** (far left in left photo, of AA) is a long-time Wilmington NCCDL member, while **Julie Scheppele** (far left in right photo, of Cork Screwers) is a several year member of the Pineville NCLC team. Check out page 18 for their tournament championship paths.

2009 NC City Dart League (NCCDL) & Ladies' Cup (NCLC)

NCCDL HIGH INS/OUTS & PERFECT THROWS (RDL members listed in bold)

High In : **160** - Brian Welch - Pine. - (8/29), Jerry Branstool - Char. - (10/24) High Out : **170** - **Robbie Phillips** - Dur. - (4/4)

Perfect Throws

Kevin Kendall (4) - Cary - (9m,2/21; 9m,5/30; T80,10/24; T80,12/5)
Robbie Phillips (4) - Dur. - (T71,2/21; T80,4/4; 9m,9/19; T80,12/5)
Tom Brown (3) - Dur. - (T80,4/4; 9m,12/5; T80,12/5)
Elvedin Cebo **(3)** - Lake N. - (9m,5/30; 9m,10/24; 9m,11/14)
Joel Eason (3) - Cary - (9m,4/4; 9m,10/24; T80,12/5)
Matt Eller **(3)** - Char. - (T80,2/21; 9m,9/19; T80,10/24)
Bob Gargan **(3)** - Wilm. - (T77,2/21; 9m,7/11; T80,12/6)
Ed Grubb **(3)** - Ral. - (T80,4/4; 9m,7/25; T80,12/5)
Mark Knight (3) - Dur. - (T80,4/4; T80,10/24; T80,12/5)
Garrett Meshaw **(3)** - Wilm. - (T80,2/21; 9m,11/14; 9m,12/5)
Allen Smith (3) - Dur. - (9m,2/21; 9m,7/11; T80,12/5)
Neal Bedworth **(2)** - Wilm. - (9m,2/21; T80,12/5)
Ken Button **(2)** - Pine. - (9m,2/21; T80,8/29)
Mike Elderbroom **(2)** - Pine. - (T80,9/19; T80,9/19)
Joe Futima **(2)** - Pied. - (9m,10/24; T80,12/5)
Billy Hamilton (2) - Ral. - (9m,11/14; 9m,12/5)
Gerald Hessler **(2)** - Lake N. - (T80,10/24; 9m,11/14)
Dan Huray **(2)** - Char. - (9m,5/30; T80,9/19)
Tony Landi **(2)** - Lake N. - (9m,4/4; 9m,9/19)
Kyle Plew **(2)** - Pine. - (T80,8/29; T80,8/29)
Mike Seward (2) - Cary - (T80,10/24; T80,12/5)
Randy Wilcox (2) - Fuq.-Var. - (9m,4/4; 9m,4/4)

Ken Barker - Char. - (9m,5/30)
Ryan Barnette - Lake N. - (T80,7/11)
Robb Beeson - Dur. - (T80,9/19)
Brian Blake - Wilm. - (T80,9/12)
Chris Blake - Wilm. - (9m,9/12)
Deron Bone - Lake N. - (9m,12/5)
Scott Butters - Fuq.-Var. - (9m,2/21)
Marshall Chavis - Wilm. - (9m,7/11)
Steve Chorba - Wilm. - (9m,5/30)
Derek Crews - Pied. - (9m,10/24)
Jim Fitzgibbons - Jack. - (9m,4/4)
Brent Frazier - Ch.Hill - (9m,2/21)
Joe Gaglione - Cary - (9m,12/5)
Rod Gaither - Pied. - (9m,10/24)
Tom Gunter - Pied. - (9m,8/29)
Dave Gutierrez - Ashe. - (T80,7/25)
Bob Harding - Char. - (T80,4/4)

Matt Heimbach - Ch.Hill - (9m,8/22)
Al Hobbs - P.City - (T80,9/19)
Dale Hyler - Dur. - (T80,12/5)
Jerry Jarman - M.City - (T80,4/4)
Doug Jeffcoat - Ral. - (9m,5/30)
Jason Kilts - Dur. - (T80,9/19)
Stephen Lamb - Char. - (9m,10/24)
Zak Mayhew - Ral. - (T80,7/25)
Jim Morris - Pied. - (6Bulls,10/24)
Jeff Page - Char. - (T80,12/5)
Matt Parks - Wilm. - (T80,9/12)
Janel Pelletier - Ashe. - (9m,10/24)
A.J. Pierce - Jack. - (T80,2/21)
Terry Pope - P.City - (T80,4/4)
Paul Ritchie - Pine. - (T80,2/21)
Pat Robinson - Ashe. - (9m,2/21)
Bob Terry - Cary - (T80,8/15)
Brian Welch - Pine. - (T80,2/21)
Tom Wiegand - Fuq.-Var. - (9m/8/15)
Keeth Wilkinson - Lake N. - (T80,9/19)
Chad Williams - Wilm. - (9m,9/12)
Ken Woodley - P.City - (T80,5/30)

2009 North Carolina City Dart League Post-Season Tournament
(December 5 & 6 - Bralie's Sports Bar, Durham, & Upper Deck Sports Bar, Cary)

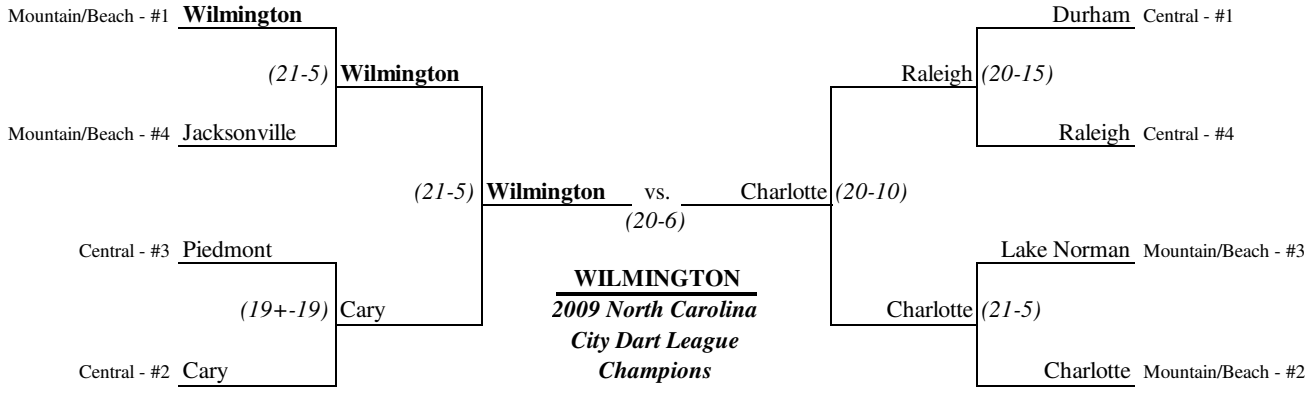

2009 North Carolina Ladies' Cup Post-Season Tournament
(December 5 & 6 - The Getaway Pub, Charlotte)

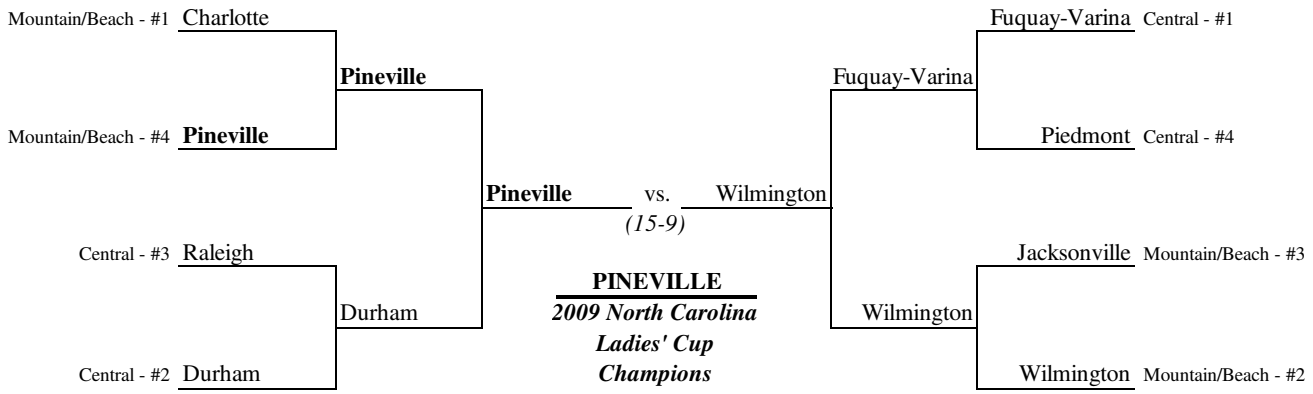

NCLC HIGH INS/OUTS & PERFECT THROWS

High In : **134** - Sherry Gronek - Lake Norman - (7/11) High Out : **74** - Amanda Hale - Lake Norman - (2/21)

Perfect Throws Belinda Cunningham - Wilmington - (T80,4/4) Libby Richi - Pineville - (T71,8/29)

2009 North Carolina State Dart Championships (October 2 - 4, 2009 - The Upper Deck - Cary, NC)

(RDL members listed in bold, with RDL State Champions in bold capital letters)



MIXED DOUBLES CRICKET (Saturday)
(32 pairs)

1st	$240	Bob Gargan / Lisa Shpritz
2nd	$140	Brian Blake / Charlie Daniel
Top 4	$40	Darrin Montgomery / Daphne Spillman
		Jeff Page / Nicolle Deyton
Top 8	$20	**Robbie Phillips** / Leann Burke
		Stevie Adam / Julia Bryant
		Robb Beeson / Jamie Dzickzkowski
		Tom Brown / Julie Scheppele

MEN'S DOUBLES CRICKET (Saturday)
(36 pairs)

1st	$250	**MIKE SEWARD / JIM DAVIS**
2nd	$120	Mike Elderbroom / Jeff Page
Top 4	$60	Donovan Powell / Gerald Hessler
		Ed Grubb / **Doug Jeffcoat**
Top 8	$30	Bob Gargan / Brian Blake
		Brian Montgomery / Darrin Montgomery
		Chris Boling / Matt Heimbach
		Mark Knight / Robb Beeson

LADIES' SINGLES CRICKET (Saturday)
(31 entrants)

1st	$130	**DEBORAH BLACKWELDER**
2nd	$60	Charlie Daniel
Top 4	$30	Lisa Shpritz
		Lis Pleasant
Top 8	$15	Lisa Dendy
		Barbara Moten
		Beth Hutchins
		Deana Miller

MEN'S SINGLES CRICKET (Saturday)
(68 entrants)

1st	$240	Brian Blake
2nd	$120	Ryan Barnette
Top 4	$60	Darrin Montgomery
		Robbie Phillips
Top 8	$30	Neal Bedworth
		Tom Brown
		Mike Seward
		Joe Futima
Top 16	$15	Donovan Powell
		Robb Beeson
		Dan Huray
		Billy Hamilton
		Dan Naylor
		John Pharo
		Steve Chorba
		Jeremy Dziczkowski

LADIES' DOUBLES CRICKET (Saturday)
(17 pairs)

1st	$140	Charlie Daniel / Sherry Gronek
2nd	$70	Barbara Moten / Nicolle Deyton
Top 4	$40	Leann Burke / **Julie Scheppele**
		Paula Delp / Beth Hutchins

FOUR PERSON 701 (Saturday)
(18 groups, 4 of them all-female)

1st	$300	Brian Blake / Darrin Montgomery /
		Bob Gargan / Brian Montgomery
2nd	$160	Matt Heimbach / **Billy Hamilton** /
		Joel Eason / Jerry Oakley
Top 4	$80	Mike Denton / Dan Naylor /
		Pat Robinson / Steve Chorba
		Cody Gaulthier / Mike McDonald /
		Lee Scott / Charlie Woodmansee
Top	$80	Leann Burke / Nicolle Deyton /
Ladies		**Julie Scheppele** / Barbara Moten

Perfect Throws (that were reported anyway…):

Ton-80s = Brian Blake, **Robbie Phillips**
9-Marks = Joe Futima, Brian Montgomery
6-Bulls = Stevie Phillips

12 & UNDER YOUTH SINGLES 301 FIDO
(Saturday) (no entrants)

13-17 YOUTH SINGLES 501 FIDO
(Saturday) (5 entrants)

1st	Stephen Lamb
2nd	Kyle Gaulthier
Top 4	**Cody Gaulthier**
	Tommy Lamb

MIXED TRIPLES 601 (Sunday)
(23 trios)

1st	$300	**TOM BROWN / ROBBIE PHILLIPS /**
		JULIE SCHEPPELE
2nd	$150	Joe Futima / Shane Wright /
		Barbara Moten
Top 4	$75	Jeff Maxwell / Stephen Lamb /
		Charlie Daniel
		Brian Blake / Bob Gargan /
		Lisa Shpritz
Top 8	$0	Jeff Page / Mike Elderbroom /
		Nicolle Deyton
		Ryan Barnette / Neal Bedworth /
		Sherry Gronek
		Donovan Powell / Gerald Hessler /
		Penny Newberry
		Wes Lippert / **Cody Gaulthier /**
		Angela Gaulthier

MEN'S DOUBLES 501 (Sunday)
(30 pairs)

1st	$220	Neal Bedworth / Ryan Barnette
2nd	$110	Dan Naylor / Steve Chorba
Top 4	$50	Brian Blake / Bob Gargan
		Mark Knight / Robb Beeson
Top 8	$20	Mike Elderbroom / Jeff Page
		Billy Hamilton / Jerry Oakley
		Mike Seward / Jim Davis
		Wil Tan / Jeremy Dziczkowski

LADIES' SINGLES 501 (Sunday)
(30 entrants)

1st	$120	**LIS PLEASANT**
2nd	$60	Sherry Gronek
Top 4	$30	Kitty Burke
		Charlie Daniel
Top 8	$15	**Paula Delp**
		Angela Joines
		Peg Jones
		Nicolle Deyton

MEN'S SINGLES 501 (Sunday)
(43 entrants)

1st	$170	Brian Blake
2nd	$90	Neal Bedworth
Top 4	$50	Brian Montgomery
		Ryan Barnette
Top 8	$20	Bob Gargan
		Tom Brown
		Stevie Adam
		Dan Naylor

LADIES' DOUBLES 501 (Sunday)
(15 pairs)

1st	$120	**JAMIE DZICZKOWSKI /**
		MARIDY KNIGHT
2nd	$70	Lisa Shpritz / **Nicole Hatch**
Top 4	$30	**Angela Gaulthier / Deborah Blackwelder**
		Paula Delp / Beth Hutchins

BLIND DRAW - 501 (Friday)
Non-championship ("non-shirt") event
(62 entrants = 31 pairs)

1st	$200	Ryan Barnette / Mike Denton
2nd	$100	Jayne St. Louis / Joe Futima
Top 4	$50	Ron McCarthy / **Wil Tan**
		Mike Kyle / J.P. Evans
Top 8	$30	**Robbie Phillips / Billy Hamilton**
		Keith Wall / Ryan Bradley
		Lee Scott / Denise Milton
		Jeff Gower / Gina Oakley

BLIND DRAW - 501/Ckt/Coice (Friday)
Non-championship ("non-shirt") event
(20 entrants = 10 pairs)

1st	$90	**Billy Hamilton / Mark Lamb**
2nd	$50	**Randy Umstead / Robb Beeson**
Top 4	$20	Sheila Dickman / **Keith Wall**
		Peg Jones / **Mike McDonald**

YOUTH / ADULT DOUBLES 501 FIDO
(Sunday) (9 pairs)

1st	**Cody Gaulthier** (Y) / **Robbie Phillips** (A)
2nd	Kyle Gaulthier (Y) / **Jeremy Dziczkowski** (A)
Top 4	Leann Burke (Y) / C.J. Monaco (A)
	Bradley Seelochan (Y) / Dan Naylor (A)

FINISHING POSITIONS FOR ALL ENTRANTS THAT PLACED IN THE MONEY OR HAD A PERFECT THROW IN A NON-AGE-DELIMITED "CHAMPIONSHIP" EVENT (1=1st, 2=2nd, 4=Top4, 8=Top8, 16=Top16)

Entrant	Men's Singles Cricket	Men's Singles 501	Men's Doubles Cricket	Men's Doubles 501	Ladies' Singles Cricket	Ladies' Singles 501	Ladies' Doubles Cricket	Ladies' Doubles 501	Mixed Doubles Cricket	Four Person 701	Mixed Triples 601	Ton-80s	9-Marks	6-Bulls
Adam, Stevie		8							8					
Barnette, Ryan	2	4		1										
Bedworth, Neal	8	2		1										
Beeson, Robb	16		8	4					8					
Blake, Brian	1	1	8	4					2	1	4	1		
Boling, Chris			8											
Brown, Tom	8	8							8		1			
Chorba, Steve	16			2						4				
Davis, Jim			1	8										
Denton, Mike										4				
Dziczkowski, Jerem	16			8										
Eason, Joel										2				
Elderbroom, Mike			2	8										
Futima, Joe	8										2		1	
Gargan, Bob		8	8	4					1	1	4			
Gaulthier, Cody										4				
Grubb, Ed			4											
Hamilton, Billy	16			8						2				
Heimbach, Matt			8							2				
Hessler, Gerald			4											
Huray, Dan	16													
Jeffcoat, Doug			4											
Knight, Mark			8	4										
Lamb, Stephen											4			
Maxwell, Jeff											4			
McDonald, Mike										4				
Montgomery, Brian		4	8							1			1	
Montgomery, Darrin	4		8						4	1				
Naylor, Dan	16	8		2						4				
Oakley, Jerry				8						2				
Page, Jeff			2	8					4					
Pharo, John	16													
Phillips, Robbie	4								8		1	1		
Phillips, Stevie														1
Powell, Donovan	16		4											
Robinson, Pat										4				
Scott, Lee										4				
Seward, Mike	8		1	8										
Tan, Wil				8										
Woodmansee, Charlie										4				
Wright, Shane											2			
Blackwelder, Deborah					1			4						
Bryant, Julia									8					
Burke, Kitty						4								
Burke, Leann							4		8					
Daniel, Charlie					2	4	1		2		4			
Delp, Paula						8	4	4						
Dendy, Lisa					8									
Deyton, Nicolle						8	2		4					
Dziczkowski, Jamie								1	8					
Gaulthier, Angela								4						
Gronek, Sherry						2	1							
Hatch, Nicole								2						
Hutchins, Beth					8		4	4						
Joines, Angela						8								
Jones, Peg						8								
Knight, Maridy								1						
Miller, Deana					8									
Moten, Barbara					8		2				2			
Pleasant, Lis					4	1								
Scheppele, Julie							4		8		1			
Shpritz, Lisa					4			2	1		4			
Spillman, Daphne									4					

TOTAL PAYOUT $5,970.00

RallyPoint Sport Grill is
Open 11 AM to 2 AM
7 days a week, 365 days a year!

Rally Point
SPORT GRILL
BECOME A FAN ON facebook
DARTS
www.rallypointsportgrill.com

HOLIDAY TOURNAMENT

December 20th at 2:00 pm. Win a White Water Rafting trip for two down the New River Gorge plus cash payout….
Individual Chicago style Tournament with double elimination.
Before the next season starts we encourage all captains to tour RallyPoint.
We are looking for home teams!
Call Drew - 678-1088

Located at I-40 (exit 287) and N. Harrison Ave.
directly across the street from SAS Institute
in the Harrison Square Shopping Center.



Phone: 919.678.1088 Fax: 866.449.6889
E-mail: info@rallypointsportgrill.com



$2,500 Get-a-Way for the New Year

January 1st, 2nd, & 3rd, 2010

The Get-a-way Pub, 6824 Albemarle Rd, Charlotte NC, 704-535-1802

Day	Friday	Saturday							Sunday				
Time	8:00PM	10:30AM	12:30PM	1:00PM	2:30PM	3:00PM	5:00PM	7:30PM	11:00AM	12:30PM	1:00PM	2:30PM	3:00PM
Event	Blind Draw**	Mixed Doubles Cricket	Ladies Doubles Cricket	Mens Doubles Cricket	Ladies Singles Cricket	Mens Singles Cricket	Mixed Triples 701	Blind Draw	Mixed Doubles 501	Ladies Doubles 501	Mens Doubles 501	Ladies Singles 501	Mens Singles 501
Fee	$10 Person	$20 Team	$20 Team	$20 Team	$12* Person	$12* Person	$30 Team	$10 Person	$20 Team	$20 Team	$20 Team	$12* Person	$12* Person
1st	$110	$110	$80	$100	$70	$100	$90	$120	$110	$80	$100	$70	$90
2nd	$60	$60	$50	$50	$40	$60	$60	$50	$60	$50	$50	$40	$60
T4	$20	$20	$20	$20	$20	$30	$30	$20	$20	$20	$20	$20	$30

*$2 ADO Surcharge added to all singles events **Blind Draw is 501 / Cricket / Choice ***All events are best of 3

Hotel accommodations:
The Sleep Inn, Matthews
704-841-1660
Ask for Darters rate $59.99 per night

Dart Supplies By:
The Dart Guys
aka Alan Matthews

Tournament Directors:
Julie Scheppele 704-737-7551
tournamentdirector1@charlottedarts.com
Nicolle Deyton 704-458-0580
tournamentdirector2@charlottedarts.com

Fall 2009 RDL Top Singles Records (by division) (FINAL!)

(There are no missing statistics, as all scoresheets from the entire season have been received.) (Game mins. required for these listings: 19 for divs. D/F/G/H, 16 for divs. A/B/C/E - except for teams E7, H5, & H8, for whom the min. is 1 less, and team G6 for whom the min. is 3 less, than that of their divs. due to forfeits received)

	"A" Division		W	L	%-age
1	Seward, Mike	A2/ Sugar Daddy	19	1	0.950
2	Phillips, Robbie	A1/ Elements of Mass Destruc	20	2	0.909
3	Knight, Mark	A1/ Elements of Mass Destruc	18	3	0.857
4	Davis, Jim	A4/ 95% Drunksten	16	4	0.800
5	Dziczkowski, Jeremy	A1/ Elements of Mass Destruc	15	6	0.714
6	Bakowski, Adam	A3/ Lunatic Fringe	14	6	0.700
7	Butters, Scott	A4/ 95% Drunksten	16	7	0.696
	Hamilton, Billy	A3/ Lunatic Fringe	16	7	0.696
9	Hoffmann, Steve	A3/ Lunatic Fringe	14	7	0.667
10	Tan, Wil	A1/ Elements of Mass Destruc	13	7	0.650
11	Terry, Bob	A3/ Lunatic Fringe	15	9	0.625
12	Barwick, Rob	A5/ Rif Raf	13	8	0.619
13	Persson, Kenny	A2/ Sugar Daddy	14	9	0.609
14	(two tied)		10	7	0.588

	"B" Division		W	L	%-age
1	Kubel, Tom	B6/ Off Constantly	19	5	0.792
2	Reygers, Jeff	B2/ The Beleagured	18	5	0.783
3	Kenney, Jon	B2/ The Beleagured	18	6	0.750
	Lloyd, Billy	B2/ The Beleagured	18	6	0.750
5	Hall, Josh	B5/ Slop Counts	14	6	0.700
	Holland, Steve	B4/ Pheasant Pluckers	14	6	0.700
	Mays, John	B7/ Nine Lives	14	6	0.700
8	Johnson, Mike	B5/ Slop Counts	16	8	0.667
	Lyons, Jeff	B6/ Off Constantly	14	7	0.667
	Martin, David	B2/ The Beleagured	12	6	0.667
11	Copple, Matthew	B7/ Nine Lives	15	8	0.652
12	Rutten, Pete	B3/ N A Pigs I	14	8	0.636
13	Grubb, Donald	B1/ Ocheholics	15	9	0.625
	Roberts, Mike	B6/ Off Constantly	10	6	0.625

	"C" Division		W	L	%-age
1	Keller, Tony	C7/ D-Parted	21	3	0.875
2	Foushee, Eugene	C3/ Excalibur	20	4	0.833
	Vann, Tim	C3/ Excalibur	20	4	0.833
4	Hendricks, Ron	C1/ Starving Dartists	17	4	0.810
5	Ackerman, Travis	C2/ Cork Screwers	19	5	0.792
6	Tant, J.J.	C6/ Overtime Outlaws	17	5	0.773
7	Wiegand, Tom	C4/ Dogs of War	18	7	0.720
8	Moore, Jeff	C2/ Cork Screwers	16	8	0.667
9	Burney, Gary	C3/ Excalibur	14	8	0.636
	Clark, Dan	C6/ Overtime Outlaws	14	8	0.636
	Williamson, Tony	C6/ Overtime Outlaws	14	8	0.636
12	Gaulthier, Cody	C2/ Cork Screwers	15	9	0.625
13	Ray, Robert	C5/ Insane Dart Posse	13	8	0.619
14	(two tied)		13	9	0.591

	"D" Division		W	L	%-age
1	Eastmead, Phillip	D3/ The Locals	27	1	0.964
2	McNamara, Tim	D5/ Jack Nine	20	3	0.870
3	Tourout, Glenn	D6/ Imports & Domestics	22	4	0.846
	Work, Joe	D2/ Traveling Beer Bellies	22	4	0.846
5	Downs, Aaron	D8/ Helter Skelter	22	5	0.815
6	Evans, J.P.	D5/ Jack Nine	17	4	0.810
7	Raquet, Mike	D8/ Helter Skelter	23	6	0.793
8	Martinez, Vicente	D4/ Hammered Heads	18	5	0.783
9	Lamb, Mark	D6/ Imports & Domestics	20	8	0.714
10	Bryant, Whit	D3/ The Locals	17	8	0.680
	Stark, Keith	D3/ The Locals	17	8	0.680
12	Dudley, Robert	D6/ Imports & Domestics	19	9	0.679
	Krasnow, Dave	D2/ Traveling Beer Bellies	19	9	0.679
14	McCredie, Bob	D2/ Traveling Beer Bellies	17	9	0.654

	"E" Division		W	L	%-age
1	Thomas, Jason	E2/ Pit Crew	18	2	0.900
2	Bradley, Ryan	E6/ 3 Grams & Ham	18	4	0.818
3	Reitano, Sal	E7/ DIVE Bombers	15	5	0.750
4	Hayes, Chad	E1/ Cobra Kai	17	7	0.708
	Titsworth, Dan	E4/ Money Shot	17	7	0.708
6	Van Olst, Jason	E5/ The Real Decoys	11	5	0.688
7	Helmes, D.J.	E2/ Pit Crew	13	6	0.684
8	Wells, John	E3/ Drunk Luck!	15	8	0.652
9	Thorne, Marshall	E4/ Money Shot	14	8	0.636
10	Lee, Carl	E7/ DIVE Bombers	11	8	0.579
11	Thorne, Rick	E4/ Money Shot	12	9	0.571
12	Converse, Stan	E5/ The Real Decoys	13	10	0.565
	Knott, Ryan	E1/ Cobra Kai	13	10	0.565
14	Jordan, Jody	E6/ 3 Grams & Ham	10	8	0.556

	"F" Division		W	L	%-age
1	Wilcenski, Steve	F5/ Coral Reefers	20	2	0.909
2	Gallagher, Jim	F5/ Coral Reefers	24	4	0.857
3	Murray, Shane**	F1/ The Redneckers	22	4	0.846
4	Peoples, Chris	F5/ Coral Reefers	17	4	0.810
5	Nelson, Shane	F1/ The Redneckers	20	6	0.769
6	Gillett, Galen	F2/ Better At Pool	16	5	0.762
	Stone, Mike	F7/ The Leftovers	16	5	0.762
8	Cusher, Dean	F1/ The Redneckers	18	6	0.750
9	McCartney, Eric	F3/ Menace 2 Sobriety	14	5	0.737
10	Stone, Dave	F7/ The Leftovers	15	7	0.682
11	Wade, Nate	F5/ Coral Reefers	17	8	0.680
12	Tanner, Dave	F8/ Projectile Dysfunction	17	9	0.654
13	Marsh, John	F4/ Designated Divers	14	9	0.609
14	(two tied)		16	11	0.593

	"G" Division		W	L	%-age
1	Dunham, Jim	G6/ Nice Dittles	15	1	0.938
2	Greene, Sebastian	G5/ Ale-ing Archers	18	3	0.857
3	Brady, Kevin	G2/ Salute-A-Bulls	19	4	0.826
4	Schwochow, Andy	G5/ Ale-ing Archers	17	4	0.810
5	Bowman, Jason	G4/ Irish We Were Drunk	21	5	0.808
6	Harvey, Justin	G5/ Ale-ing Archers	19	5	0.792
7	Montesi, Chris	G4/ Irish We Were Drunk	17	5	0.773
8	Willis, Tolson	G3/ Death Throw	21	7	0.750
9	Keleher, John	G6/ Nice Dittles	14	5	0.737
10	Fournier, Jeff	G2/ Salute-A-Bulls	18	7	0.720
11	Clough, James	G4/ Irish We Were Drunk	18	8	0.692
12	Winter, Wally	G4/ Irish We Were Drunk	19	9	0.679
13	Kyle, Mike	G6/ Nice Dittles	14	7	0.667
14	Dysard, Rick	G3/ Death Throw	17	9	0.654

	"H" Division		W	L	%-age
1	Fitzgerald, Aaron	H3/ Big Bulls	22	1	0.957
2	Goss, Matt	H7/ Ton Up Tossers	21	7	0.750
3	Stacy, Michelle	H2/ Sharkshooters	14	5	0.737
4	Reinert, Kevin	H3/ Big Bulls	17	7	0.708
5	Fitzgerald, Dennis	H3/ Big Bulls	14	6	0.700
6	McCurry, Gregg	H1/ Grateful Darts	18	8	0.692
7	Tolliver, Thomas	H4/ Who Darted?	17	8	0.680
8	Dzengeleski, Jimmy	H1/ Grateful Darts	19	9	0.679
	Kiser, Lyman	H8/ One-Armed Bandits	19	9	0.679
10	McMillan, Bill	H6/ Just Here for Beer	16	8	0.667
11	Williams, Derek	H2/ Sharkshooters	15	8	0.652
12	McCurry, Justin	H1/ Grateful Darts	18	10	0.643
13	Harpster, Ben	H2/ Sharkshooters	18	11	0.621
14	(four tied)		13	9	0.591

Women's Records

	(# of women by div.: A-3, B-0, C-5, D-7, E-4, F-3, G-9, H-8)		W	L	%-age
A	Delp, Paula	A7/ AA	5	16	0.238
C	Scheppele, Julie	C2/ Cork Screwers	7	11	0.389
	Knight, Maridy	C2/ Cork Screwers	6	16	0.273
D	Buckley, Jennifer	D8/ Helter Skelter	13	10	0.565
	Dudley, Debbie	D6/ Imports & Domestics	8	13	0.381
	Wilcox, Julie	D7/ Shootin' Blanks	6	21	0.222
E	Wells, Tami	E3/ Drunk Luck!	9	11	0.450
F	Bohanan, Heather	F2/ Better At Pool	9	13	0.409
G	Voorhees, Cindy	G7/ Rush Hour Darting	10	16	0.385
	Maze, Michelle	G7/ Rush Hour Darting	8	17	0.320
	Mason, Marcy	G6/ Nice Dittles	1	17	0.056
H	Stacy, Michelle	H2/ Sharkshooters	14	5	0.737
	Mitchell, Liz	H2/ Sharkshooters	12	12	0.500
	Lamielle, Amy	H7/ Ton Up Tossers	4	19	0.174

Fall 2009 RDL Top Doubles Records (by division) (FINAL!)

(There are no missing statistics, as all scoresheets from the entire season have been received.) (Game mins. required for these listings: 19 for divs. D/F/G/H, 16 for divs. A/B/C/E - except for teams E7, H5, & H8, for whom the min. is 1 less, and team G6 for whom the min. is 3 less, than that of their divs. due to forfeits received)

	"A" Division		W	L	%-age
1	Phillips, Robbie	A1/ Elements of Mass Destruc	17	4	0.810
2	Tan, Wil	A1/ Elements of Mass Destruc	16	4	0.800
3	Hamilton, Billy	A3/ Lunatic Fringe	18	5	0.783
4	Jeffcoat, Doug	A2/ Sugar Daddy	14	4	0.778
5	Berstler, Justin	A2/ Sugar Daddy	13	4	0.765
6	Dziczkowski, Jeremy	A1/ Elements of Mass Destruc	16	5	0.762
7	Umstead, Randy	A4/ 95% Drunksten	14	6	0.700
8	Kendall, Kevin	A2/ Sugar Daddy	14	7	0.667
9	Davis, Jim	A4/ 95% Drunksten	13	7	0.650
10	Smith, Allen	A1/ Elements of Mass Destruc	11	6	0.647
11	Gaglione, Joey	A2/ Sugar Daddy	14	8	0.636
	Hoffmann, Steve	A3/ Lunatic Fringe	14	8	0.636
13	Seward, Mike	A2/ Sugar Daddy	12	7	0.632
14	Terry, Bob	A3/ Lunatic Fringe	15	9	0.625

	"B" Division		W	L	%-age
1	Roberts, Mike	B6/ Off Constantly	17	4	0.810
2	Kenney, Jon	B2/ The Beleagured	16	5	0.762
	Lloyd, Billy	B2/ The Beleagured	16	5	0.762
4	Holland, Steve	B4/ Pheasant Pluckers	15	6	0.714
5	Varnadoe, Matt	B6/ Off Constantly	13	6	0.684
6	Kubel, Tom	B6/ Off Constantly	16	8	0.667
	Morin, Dino	B1/ Ocheholics	14	7	0.667
8	Reygers, Jeff	B2/ The Beleagured	13	7	0.650
9	Lueneburg, Randy	B6/ Off Constantly	13	8	0.619
	Parker, Charles	B2/ The Beleagured	13	8	0.619
11	Ridenour, Ron	B4/ Pheasant Pluckers	16	10	0.615
12	Copple, Matthew	B7/ Nine Lives	14	9	0.609
13	Chaney, Bill	B4/ Pheasant Pluckers	12	8	0.600
	Mayhew, Zak	B6/ Off Constantly	12	8	0.600

	"C" Division		W	L	%-age
1	Gaulthier, Cody	C2/ Cork Screwers	17	7	0.708
	Keller, Tony	C7/ D-Parted	17	7	0.708
3	Tant, J.J.	C6/ Overtime Outlaws	14	6	0.700
4	Hopkins, Chris	C7/ D-Parted	13	6	0.684
5	Clark, Dan	C6/ Overtime Outlaws	14	7	0.667
6	Fazenbaker, Jon	C3/ Excalibur	13	7	0.650
7	Williamson, Tony	C6/ Overtime Outlaws	12	7	0.632
8	Anderson, Ryan	C7/ D-Parted	15	9	0.625
9	Burney, Gary	C3/ Excalibur	13	8	0.619
10	Crowe, Jason	C6/ Overtime Outlaws	12	8	0.600
11	Gregory, Mark	C4/ Dogs of War	13	9	0.591
12	Ackerman, Travis	C2/ Cork Screwers	14	10	0.583
	Wiegand, Tom	C4/ Dogs of War	14	10	0.583
14	(two tied)		12	9	0.571

	"D" Division		W	L	%-age
1	Gibbs, Keith	D5/ Jack Nine	15	4	0.789
2	Evans, J.P.	D5/ Jack Nine	14	5	0.737
3	Eastmead, Phillip	D3/ The Locals	18	7	0.720
4	Buckley, Jennifer	D8/ Helter Skelter	17	7	0.708
	Martinez, Vicente	D4/ Hammered Heads	17	7	0.708
	McNamara, Tim	D5/ Jack Nine	17	7	0.708
7	Work, Joe	D2/ Traveling Beer Bellies	18	8	0.692
8	Maccini, Billy	D3/ The Locals	15	7	0.682
	Sarantos, Alex	D4/ Hammered Heads	15	7	0.682
10	Downs, Aaron	D8/ Helter Skelter	19	9	0.679
	Raquet, Mike	D8/ Helter Skelter	19	9	0.679
12	Bryant, Whit	D3/ The Locals	17	9	0.654
	Fagan, Seth	D4/ Hammered Heads	17	9	0.654
14	Schmaus, Darren	D5/ Jack Nine	13	8	0.619

	"E" Division		W	L	%-age
1	Bradley, Ryan	E6/ 3 Grams & Ham	15	6	0.714
2	Knott, Ronnie	E1/ Cobra Kai	17	7	0.708
3	Converse, Stan	E5/ The Real Decoys	18	8	0.692
4	Thomas, Jason	E2/ Pit Crew	13	6	0.684
5	Hayes, Chad	E1/ Cobra Kai	16	8	0.667
6	Jobe, Crawford	E2/ Pit Crew	12	7	0.632
7	Lane, Jonathan	E1/ Cobra Kai	15	9	0.625
8	Colton, Mitch	E4/ Money Shot	13	8	0.619
9	Jordan, Jody	E6/ 3 Grams & Ham	11	7	0.611
10	Titsworth, Dan	E4/ Money Shot	14	9	0.609
11	Lee, Carl	E7/ DIVE Bombers	12	8	0.600
	Reitano, Sal	E7/ DIVE Bombers	12	8	0.600
13	Duncan, Jeff	E7/ DIVE Bombers	13	9	0.591
	Flowers, Fred	E7/ DIVE Bombers	13	9	0.591

	"F" Division		W	L	%-age
1	Murray, Shane	F1/ The Redneckers	21	3	0.875
2	Nelson, Shane	F1/ The Redneckers	14	5	0.737
3	Cusher, Dean	F1/ The Redneckers	19	7	0.731
4	Gallagher, Jim	F5/ Coral Reefers	17	7	0.708
	Gardner, Kyle	F1/ The Redneckers	17	7	0.708
6	Ackley, Sean	F4/ Designated Divers	17	8	0.680
7	Wade, Nate	F5/ Coral Reefers	16	9	0.640
8	Smith, Van	F5/ Coral Reefers	14	8	0.636
9	Rube, Bob	F6/ Any Given Wednesday	14	9	0.609
10	McCartney, Eric	F3/ Menace 2 Sobriety	15	10	0.600
11	Thomas, Tony	F7/ The Leftovers	16	12	0.571
	Hall, Frank	F2/ Better At Pool	12	9	0.571
	Stone, Dave	F7/ The Leftovers	12	9	0.571
14	Brownd, Anthony	F1/ The Redneckers	13	10	0.565

	"G" Division		W	L	%-age
1	Greene, Sebastian	G5/ Ale-ing Archers	16	3	0.842
2	Clark, Patrick	G5/ Ale-ing Archers	18	4	0.818
3	Fournier, Jeff	G2/ Salute-A-Bulls	16	4	0.800
4	Rink, Matt	G5/ Ale-ing Archers	14	5	0.737
5	Clough, James	G4/ Irish We Were Drunk	19	7	0.731
6	Montesi, Chris	G4/ Irish We Were Drunk	16	6	0.727
7	Schwochow, Andy	G5/ Ale-ing Archers	13	6	0.684
8	Gabry, Greg	G2/ Salute-A-Bulls	16	8	0.667
9	Mushow, Tom	G5/ Ale-ing Archers	13	7	0.650
10	Willis, Tolson	G3/ Death Throw	17	10	0.630
11	Dysard, Rick	G3/ Death Throw	15	9	0.625
12	Sandoval, Alberto	G2/ Salute-A-Bulls	13	8	0.619
13	Thompson, Ben	G3/ Death Throw	12	8	0.600
14	Brophy, Sean	G3/ Death Throw	11	8	0.579

	"H" Division		W	L	%-age
1	Dzengeleski, Jimmy	H1/ Grateful Darts	21	4	0.840
2	Klein, Norm	H7/ Ton Up Tossers	19	6	0.760
3	Gupton, Corbett	H3/ Big Bulls	14	6	0.700
4	Fitzgerald, Aaron	H3/ Big Bulls	16	7	0.696
5	Womble, Kenny	H3/ Big Bulls	18	9	0.667
6	Kiser, Lyman	H8/ One-Armed Bandits	17	9	0.654
7	Goss, Matt	H7/ Ton Up Tossers	19	11	0.633
8	Gillespie, Jeff	H4/ Who Darted?	16	10	0.615
	Henson, Rob	H8/ One-Armed Bandits	16	10	0.615
10	Harpster, Ben	H2/ Sharkshooters	16	11	0.593
11	Hunsberger, Jim	H7/ Ton Up Tossers	13	9	0.591
12	Stacy, Rod	H2/ Sharkshooters	15	11	0.577
	Talton, Chris	H3/ Big Bulls	15	11	0.577
14	McCurry, Justin	H1/ Grateful Darts	13	10	0.565

	Women's Records (# of women by div.: A-3, B-0, C-5, D-7, E-4, F-3, G-9, H-8)		W	L	%-age
A	Delp, Paula	A7/ AA	7	16	0.304
C	Gaulthier, Angela	C2/ Cork Screwers	13	11	0.542
	Knight, Maridy	C2/ Cork Screwers	11	11	0.500
D	Buckley, Jennifer	D8/ Helter Skelter	17	7	0.708
	Dickman, Sheila	D6/ Imports & Domestics	10	12	0.455
	Wilcox, Julie	D7/ Shootin' Blanks	3	21	0.125
E	Wells, Tami	E3/ Drunk Luck!	10	8	0.556
F	Bohanan, Heather	F2/ Better At Pool	7	15	0.318
G	Maze, Michelle	G7/ Rush Hour Darting	12	10	0.545
	Voorhees, Cindy	G7/ Rush Hour Darting	12	12	0.500
	Bowman, Sarah	G4/ Irish We Were Drunk	8	11	0.421
H	Stacy, Michelle	H2/ Sharkshooters	12	10	0.545
	Mitchell, Liz	H2/ Sharkshooters	10	11	0.476
	-	-	-	-	-

Fall 2009 RDL Top Singles+Doubles Records (by division) (FINAL!)

(There are no missing statistics, as all scoresheets from the entire season have been received.) (Game mins. required for these listings: 37 for divs. D/F/G/H, 32 for divs. A/B/C/E - except for teams E7, H5, & H8, for whom the min. is 2 less, and team G6 for whom the min. is 5 less, than that of their divs. due to forfeits received)

	"A" Division		W	L	%-age
1	Phillips, Robbie	A1/ Elements of Mass Destruc	37	6	0.860
2	Seward, Mike	A2/ Sugar Daddy	31	8	0.795
3	Hamilton, Billy	A3/ Lunatic Fringe	34	12	0.739
4	Dziczkowski, Jeremy	A1/ Elements of Mass Destruc	31	11	0.738
5	Davis, Jim	A4/ 95% Drunksten	29	11	0.725
	Tan, Wil	A1/ Elements of Mass Destruc	29	11	0.725
7	Knight, Mark	A1/ Elements of Mass Destruc	28	12	0.700
8	Berstler, Justin	A2/ Sugar Daddy	23	11	0.676
9	Hoffmann, Steve	A3/ Lunatic Fringe	28	15	0.651
10	Bakowski, Adam	A3/ Lunatic Fringe	26	14	0.650
11	Terry, Bob	A3/ Lunatic Fringe	30	18	0.625
	Smith, Allen	A1/ Elements of Mass Destruc	20	12	0.625
13	Persson, Kenny	A2/ Sugar Daddy	28	18	0.609
14	Kendall, Kevin	A2/ Sugar Daddy	23	15	0.605

	"B" Division		W	L	%-age
1	Kenney, Jon	B2/ The Beleagured	34	11	0.756
	Lloyd, Billy	B2/ The Beleagured	34	11	0.756
3	Roberts, Mike	B6/ Off Constantly	27	10	0.730
4	Kubel, Tom	B6/ Off Constantly	35	13	0.729
5	Reygers, Jeff	B2/ The Beleagured	31	12	0.721
6	Holland, Steve	B4/ Pheasant Pluckers	29	12	0.707
7	Copple, Matthew	B7/ Nine Lives	29	17	0.630
8	Lyons, Jeff	B6/ Off Constantly	27	16	0.628
	Mays, John	B7/ Nine Lives	27	16	0.628
10	Lueneburg, Randy	B6/ Off Constantly	26	16	0.619
11	Martin, David	B2/ The Beleagured	22	14	0.611
12	Varnadoe, Matt	B6/ Off Constantly	23	16	0.590
13	Grubb, Donald	B1/ Ocheholics	28	20	0.583
14	Azevedo, Angelo	B6/ Off Constantly	20	15	0.571

	"C" Division		W	L	%-age
1	Keller, Tony	C7/ D-Parted	38	10	0.792
2	Tant, J.J.	C6/ Overtime Outlaws	31	11	0.738
3	Vann, Tim	C3/ Excalibur	33	14	0.702
4	Foushee, Eugene	C3/ Excalibur	34	15	0.694
5	Ackerman, Travis	C2/ Cork Screwers	33	15	0.688
6	Gaulthier, Cody	C2/ Cork Screwers	32	16	0.667
7	Wiegand, Tom	C4/ Dogs of War	32	17	0.653
8	Clark, Dan	C6/ Overtime Outlaws	28	15	0.651
9	Williamson, Tony	C6/ Overtime Outlaws	26	15	0.634
10	Burney, Gary	C3/ Excalibur	27	16	0.628
11	Scheppele, Julie	C2/ Cork Screwers	20	13	0.606
12	Crowe, Jason	C6/ Overtime Outlaws	25	17	0.595
	Ray, Robert	C5/ Insane Dart Posse	25	17	0.595
14	Gregory, Mark	C4/ Dogs of War	26	18	0.591

	"D" Division		W	L	%-age
1	Eastmead, Phillip	D3/ The Locals	45	8	0.849
2	McNamara, Tim	D5/ Jack Nine	37	10	0.787
3	Evans, J.P.	D5/ Jack Nine	31	9	0.775
4	Work, Joe	D2/ Traveling Beer Bellies	40	12	0.769
5	Downs, Aaron	D8/ Helter Skelter	41	14	0.745
6	Martinez, Vicente	D4/ Hammered Heads	35	12	0.745
7	Raquet, Mike	D8/ Helter Skelter	42	15	0.737
8	Gibbs, Keith	D5/ Jack Nine	28	11	0.718
9	Tourout, Glenn	D6/ Imports & Domestics	35	17	0.673
10	Bryant, Whit	D3/ The Locals	34	17	0.667
11	Lamb, Mark	D6/ Imports & Domestics	37	19	0.661
12	Dudley, Robert	D6/ Imports & Domestics	35	19	0.648
13	Haynes, Chris	D5/ Jack Nine	22	12	0.647
14	Buckley, Jennifer	D8/ Helter Skelter	30	17	0.638

	"E" Division		W	L	%-age
1	Thomas, Jason	E2/ Pit Crew	31	8	0.795
2	Bradley, Ryan	E6/ 3 Grams & Ham	33	10	0.767
3	Hayes, Chad	E1/ Cobra Kai	33	15	0.688
4	Reitano, Sal	E7/ DIVE Bombers	27	13	0.675
5	Titsworth, Dan	E4/ Money Shot	31	16	0.660
6	Converse, Stan	E5/ The Real Decoys	31	18	0.633
7	Knott, Ronnie	E1/ Cobra Kai	29	19	0.604
8	Wells, John	E3/ Drunk Luck!	28	19	0.596
9	Lee, Carl	E7/ DIVE Bombers	23	16	0.590
10	Lane, Jonathan	E1/ Cobra Kai	28	20	0.583
	Jordan, Jody	E6/ 3 Grams & Ham	21	15	0.583
12	Helmes, D.J.	E2/ Pit Crew	21	16	0.568
	Jobe, Crawford	E2/ Pit Crew	21	16	0.568
14	Colton, Mitch	E4/ Money Shot	23	18	0.561

	"F" Division		W	L	%-age
1	Murray, Shane	F1/ The Redneckers	43	7	0.860
2	Gallagher, Jim	F5/ Coral Reefers	41	11	0.788
3	Nelson, Shane	F1/ The Redneckers	34	11	0.756
4	Cusher, Dean	F1/ The Redneckers	37	13	0.740
5	Wilcenski, Steve	F5/ Coral Reefers	31	11	0.738
6	Stone, Mike	F7/ The Leftovers	28	11	0.718
7	Peoples, Chris	F5/ Coral Reefers	30	15	0.667
8	Wade, Nate	F5/ Coral Reefers	33	17	0.660
9	McCartney, Eric	F3/ Menace 2 Sobriety	29	15	0.659
10	Stone, Dave	F7/ The Leftovers	27	16	0.628
11	Ackley, Sean	F4/ Designated Divers	32	19	0.627
12	Gillett, Galen	F2/ Better At Pool	26	16	0.619
13	Gardner, Kyle	F1/ The Redneckers	25	17	0.595
14	Marsh, John	F4/ Designated Divers	26	20	0.565

	"G" Division		W	L	%-age
1	Greene, Sebastian	G5/ Ale-ing Archers	34	6	0.850
2	Fournier, Jeff	G2/ Salute-A-Bulls	34	11	0.756
3	Montesi, Chris	G4/ Irish We Were Drunk	33	11	0.750
	Schwochow, Andy	G5/ Ale-ing Archers	30	10	0.750
5	Rink, Matt	G5/ Ale-ing Archers	27	10	0.730
6	Clough, James	G4/ Irish We Were Drunk	37	15	0.712
7	Brady, Kevin	G2/ Salute-A-Bulls	32	14	0.696
8	Bowman, Jason	G4/ Irish We Were Drunk	36	16	0.692
	Dunham, Jim	G6/ Nice Dittles	27	12	0.692
10	Willis, Tolson	G3/ Death Throw	38	17	0.691
11	Harvey, Justin	G5/ Ale-ing Archers	29	13	0.690
12	Keleher, John	G6/ Nice Dittles	23	12	0.657
13	Clark, Patrick	G5/ Ale-ing Archers	27	15	0.643
14	Dysard, Rick	G3/ Death Throw	32	18	0.640

	"H" Division		W	L	%-age
1	Fitzgerald, Aaron	H3/ Big Bulls	38	8	0.826
2	Dzengeleski, Jimmy	H1/ Grateful Darts	40	13	0.755
3	Hunsberger, Jim	H7/ Ton Up Tossers	28	10	0.737
4	Goss, Matt	H7/ Ton Up Tossers	40	18	0.690
5	Fitzgerald, Dennis	H3/ Big Bulls	26	12	0.684
6	Kiser, Lyman	H8/ One-Armed Bandits	36	18	0.667
7	Gupton, Corbett	H3/ Big Bulls	27	15	0.643
8	Stacy, Michelle	H2/ Sharkshooters	26	15	0.634
9	Womble, Kenny	H3/ Big Bulls	31	18	0.633
10	Klein, Norm	H7/ Ton Up Tossers	32	19	0.627
11	Toolan, Chris	H6/ Just Here for Beer	23	14	0.622
12	McCurry, Justin	H1/ Grateful Darts	31	20	0.608
13	Harpster, Ben	H2/ Sharkshooters	34	22	0.607
14	Tolliver, Thomas	H4/ Who Darted?	29	19	0.604

	Women's Records (# of women by div.: A-3, B-0, C-5, D-7, E-4, F-3, G-9, H-8)		W	L	%-age
A	Delp, Paula	A7/ AA	12	32	0.273
C	Scheppele, Julie	C2/ Cork Screwers	20	13	0.606
	Gaulthier, Angela	C2/ Cork Screwers	18	27	0.400
D	Buckley, Jennifer	D8/ Helter Skelter	30	17	0.638
	Dickman, Sheila	D6/ Imports & Domestics	17	21	0.447
	Dudley, Debbie	D6/ Imports & Domestics	13	24	0.351
E	Wells, Tami	E3/ Drunk Luck!	19	19	0.500
F	Bohanan, Heather	F2/ Better At Pool	16	28	0.364
G	Voorhees, Cindy	G7/ Rush Hour Darting	22	28	0.440
	Maze, Michelle	G7/ Rush Hour Darting	20	27	0.426
	Bowman, Sarah	G4/ Irish We Were Drunk	14	23	0.378
H	Stacy, Michelle	H2/ Sharkshooters	26	15	0.634
	Mitchell, Liz	H2/ Sharkshooters	22	23	0.489
	Lamielle, Amy	H7/ Ton Up Tossers	9	32	0.220

Fall 2009 RDL Top All-Star Point Averages (by division) (FINAL!)

(There are no missing statistics, as all scoresheets from the entire season have been received.) (Game mins. required for these listings: 37 for divs. D/F/G/H, 32 for divs. A/B/C/E - except for teams E7, H5, & H8, for whom the min. is 2 less, and team G6 for whom the min. is 5 less, than that of their divs. due to forfeits received)

	"A" Division		ASP	TGP	Ave.
1	Phillips, Robbie	A1/ Elements of Mass Destruc	90.0	43	2.093
2	Davis, Jim	A4/ 95% Drunksten	70.0	40	1.750
3	Seward, Mike	A2/ Sugar Daddy	61.0	39	1.564
4	Smith, Allen	A1/ Elements of Mass Destruc	44.0	32	1.375
5	Butters, Scott	A4/ 95% Drunksten	62.5	46	1.359
6	Tan, Wil	A1/ Elements of Mass Destruc	53.5	40	1.338
7	Oakley, Jerry	A7/ AA	55.5	44	1.261
8	Dziczkowski, Jeremy	A1/ Elements of Mass Destruc	52.0	42	1.238
9	Kendall, Kevin	A2/ Sugar Daddy	45.5	38	1.197
10	Terry, Bob	A3/ Lunatic Fringe	53.5	48	1.115
11	Hamilton, Billy	A3/ Lunatic Fringe	50.5	46	1.098
12	Persson, Kenny	A2/ Sugar Daddy	49.5	46	1.076
13	Reaume, Andre	A7/ AA	43.0	46	0.935
14	Hoyt, David	A5/ Rif Raf	42.0	45	0.933

	"B" Division		ASP	TGP	Ave.
1	Kenney, Jon	B2/ The Beleagured	52.5	45	1.167
2	Lloyd, Billy	B2/ The Beleagured	47.5	45	1.056
3	Reygers, Jeff	B2/ The Beleagured	43.0	43	1.000
4	Holland, Steve	B4/ Pheasant Pluckers	39.5	41	0.963
5	Kubel, Tom	B6/ Off Constantly	44.0	48	0.917
6	Beaudoin, Paul	B1/ Ocheholics	35.0	39	0.897
7	Grubb, Donald	B1/ Ocheholics	39.5	48	0.823
8	Lueneburg, Randy	B6/ Off Constantly	33.5	42	0.798
9	Baldwin, Randy	B3/ N A Pigs I	33.5	43	0.779
10	Hall, Josh	B5/ Slop Counts	30.5	40	0.763
11	Rodgers, Trey	B4/ Pheasant Pluckers	35.5	48	0.740
12	O'Brien, Sean	B3/ N A Pigs I	34.5	47	0.734
13	Chaney, Bill	B4/ Pheasant Pluckers	26.5	39	0.679
	Varnadoe, Matt	B6/ Off Constantly	26.5	39	0.679

	"C" Division		ASP	TGP	Ave.
1	Keller, Tony	C7/ D-Parted	54.0	48	1.125
2	Hendricks, Ron	C1/ Starving Dartists	40.0	41	0.976
3	Wiegand, Tom	C4/ Dogs of War	43.5	49	0.888
4	Ray, Robert	C5/ Insane Dart Posse	33.0	42	0.786
5	James, Bob	C1/ Starving Dartists	33.0	43	0.767
6	Moore, Jeff	C2/ Cork Screwers	35.5	48	0.740
7	Zelinack, Jason	C6/ Overtime Outlaws	34.0	47	0.723
8	Gaulthier, Cody	C2/ Cork Screwers	33.5	48	0.698
9	Foushee, Eugene	C3/ Excalibur	34.0	49	0.694
10	Vann, Tim	C3/ Excalibur	32.0	47	0.681
11	Bradshaw, Rick	C4/ Dogs of War	32.0	48	0.667
12	Fazenbaker, Jon	C3/ Excalibur	26.5	40	0.663
13	Tant, J.J.	C6/ Overtime Outlaws	26.5	42	0.631
14	Allison, Frank	C5/ Insane Dart Posse	31.5	50	0.630

	"D" Division		ASP	TGP	Ave.
1	Eastmead, Phillip	D3/ The Locals	78.0	53	1.472
2	McNamara, Tim	D5/ Jack Nine	53.5	47	1.138
3	Gibbs, Keith**	D5/ Jack Nine	42.5	39	1.090
4	Martinez, Vicente	D4/ Hammered Heads	46.0	47	0.979
5	Lamb, Mark	D6/ Imports & Domestics	54.0	56	0.964
6	Downs, Aaron	D8/ Helter Skelter	49.5	55	0.900
7	Tourout, Glenn	D6/ Imports & Domestics	41.5	52	0.798
8	Evans, J.P.	D5/ Jack Nine	30.5	40	0.763
9	Raquet, Mike	D8/ Helter Skelter	43.0	57	0.754
10	Stark, Keith	D3/ The Locals	37.5	51	0.735
11	Bryant, Whit	D3/ The Locals	36.0	51	0.706
12	Sarantos, Alex	D4/ Hammered Heads	30.5	44	0.693
13	Maccini, Billy	D3/ The Locals	28.5	46	0.620
14	Alcon, Tony	D1/ The Darturds	23.5	39	0.603

	"E" Division		ASP	TGP	Ave.
1	Reitano, Sal	E7/ DIVE Bombers	32.5	40	0.813
2	Colton, Mitch	E4/ Money Shot	32.0	41	0.780
3	Bradley, Ryan	E6/ 3 Grams & Ham	32.5	43	0.756
4	Walters, Jason	E3/ Drunk Luck!	31.0	46	0.674
5	Knott, Ronnie	E1/ Cobra Kai	30.5	48	0.635
6	Titsworth, Dan	E4/ Money Shot	26.0	47	0.553
7	Thorne, Marshall	E4/ Money Shot	20.0	41	0.488
8	Tollerton, Steve	E5/ The Real Decoys	19.0	40	0.475
9	Moore, B.J.	E4/ Money Shot	15.0	33	0.455
10	Sautter, Don	E1/ Cobra Kai	17.0	39	0.436
11	Converse, Stan	E5/ The Real Decoys	21.0	49	0.429
12	Maze, Sam	E2/ Pit Crew	14.0	34	0.412
13	Helmes, D.J.	E2/ Pit Crew	14.5	37	0.392
14	Jordan, Jody	E6/ 3 Grams & Ham	14.0	36	0.389

	"F" Division		ASP	TGP	Ave.
1	Murray, Shane**	F1/ The Redneckers	81.0	50	1.620
2	Wilcenski, Steve	F5/ Coral Reefers	43.5	42	1.036
3	Stone, Dave	F7/ The Leftovers	33.0	43	0.767
4	Ackley, Sean	F4/ Designated Divers	32.5	51	0.637
5	McCartney, Eric	F3/ Menace 2 Sobriety	25.5	44	0.580
6	Cusher, Dean	F1/ The Redneckers	28.0	50	0.560
	Wade, Nate	F5/ Coral Reefers	28.0	50	0.560
8	Karieva, Keith	F3/ Menace 2 Sobriety	24.0	43	0.558
9	Gillett, Galen	F2/ Better At Pool	22.0	42	0.524
10	Tanner, Dave	F8/ Projectile Dysfunction	27.0	52	0.519
11	Balena, Frank	F2/ Better At Pool	29.0	56	0.518
12	Gallagher, Jim	F5/ Coral Reefers	26.5	52	0.510
13	Powell, Mark	F6/ Any Given Wednesday	27.0	53	0.509
14	Welborn, Tim	F7/ The Leftovers	25.5	52	0.490

	"G" Division		ASP	TGP	Ave.
1	Fournier, Jeff	G2/ Salute-A-Bulls	38.0	45	0.844
2	Dunham, Jim	G6/ Nice Dittles	23.0	39	0.590
3	Sandoval, Alberto	G2/ Salute-A-Bulls	26.0	45	0.578
4	Willis, Tolson	G3/ Death Throw	31.0	55	0.564
5	Clark, Patrick	G5/ Ale-ing Archers	23.5	42	0.560
6	Keleher, John	G6/ Nice Dittles	19.0	35	0.543
7	Bowman, Jason	G4/ Irish We Were Drunk	27.5	52	0.529
8	Stehle, Justin	G4/ Irish We Were Drunk	23.5	45	0.522
9	Montesi, Chris	G4/ Irish We Were Drunk	21.0	44	0.477
10	Mushow, Tom	G5/ Ale-ing Archers	19.5	41	0.476
11	Schwochow, Andy	G5/ Ale-ing Archers	19.0	40	0.475
12	Maze, Michelle	G7/ Rush Hour Darting	22.0	47	0.468
13	Clough, James	G4/ Irish We Were Drunk	23.5	52	0.452
14	Mushow, Dave	G5/ Ale-ing Archers	18.5	41	0.451

	"H" Division		ASP	TGP	Ave.
1	Hunsberger, Jim	H7/ Ton Up Tossers	36.0	38	0.947
2	Toolan, Chris	H6/ Just Here for Beer	24.0	37	0.649
3	Kiser, Lyman	H8/ One-Armed Bandits	34.0	54	0.630
4	Fitzgerald, Dennis	H3/ Big Bulls	22.5	38	0.592
5	Fitzgerald, Aaron	H3/ Big Bulls	26.5	46	0.576
6	Stacy, Rod	H2/ Sharkshooters	28.5	50	0.570
7	Johnson, Steve	H6/ Just Here for Beer	23.0	45	0.511
8	Tolliver, Thomas	H4/ Who Darted?	24.5	48	0.510
9	Dzengeleski, Jimmy	H1/ Grateful Darts	22.0	53	0.415
10	McCurry, Gregg	H1/ Grateful Darts	19.5	48	0.406
11	Harpster, Ben	H2/ Sharkshooters	21.5	56	0.384
12	Martin, George	H1/ Grateful Darts	18.0	47	0.383
13	Goss, Matt	H7/ Ton Up Tossers	21.0	58	0.362
14	Henson, Rob	H8/ One-Armed Bandits	18.0	50	0.360

	Women's Records (# of women by div.: A-3, B-0, C-5, D-7, E-4, F-3, G-9, H-8)		ASP	TGP	Ave.
A	Delp, Paula	A7/ AA	19.5	44	0.443
C	Knight, Maridy	C2/ Cork Screwers	20.0	44	0.455
	Scheppele, Julie	C2/ Cork Screwers	14.5	33	0.439
D	Wilcox, Julie	D7/ Shootin' Blanks	22.0	51	0.431
	Buckley, Jennifer	D8/ Helter Skelter	16.0	47	0.340
	Dickman, Sheila	D6/ Imports & Domestics	9.5	38	0.250
E	Wells, Tami	E3/ Drunk Luck!	10.5	38	0.276
F	Bohanan, Heather	F2/ Better At Pool	15.5	44	0.352
G	Maze, Michelle	G7/ Rush Hour Darting	22.0	47	0.468
	Voorhees, Cindy	G7/ Rush Hour Darting	9.5	50	0.190
	Mason, Marcy	G6/ Nice Dittles	4.5	34	0.132
H	Mitchell, Liz	H2/ Sharkshooters	10.0	45	0.222
	Stacy, Michelle	H2/ Sharkshooters	9.0	41	0.220
	Lamielle, Amy	H7/ Ton Up Tossers	4.0	41	0.098

Fall 2009 RDL League-Wide Sectional Statistics (ranked by percentage) (FINAL!)

(All statistics are included, as there were no missing scoresheets this season)

(Game minimums required for these listings: 7 for divisions D/F/G/H, 6 for divisions A/B/C/E)

	Singles 301 Win Percentage		W	L	%-age
1	Fitzgerald, Aaron	H3/ Big Bulls	11	0	1.000
	Seward, Mike	A2/ Sugar Daddy	10	0	1.000
	Hunsberger, Jim	H7/ Ton Up Tossers	8	0	1.000
4	Eastmead, Phillip	D3/ The Locals	13	1	0.929
	Harvey, Justin	G5/ Ale-ing Archers	13	1	0.929
6	Tourout, Glenn	D6/ Imports & Domestics	12	1	0.923
7	Knight, Mark	A1/ Elements of Mass Destru	10	1	0.909
	Wilcenski, Steve	F5/ Coral Reefers	10	1	0.909
	Brady, Kevin	G2/ Salute-A-Bulls	10	1	0.909
10	Evans, J.P.	D5/ Jack Nine	9	1	0.900
11	Bakowski, Adam	A3/ Lunatic Fringe	8	1	0.889
12	Lamb, Mark	D6/ Imports & Domestics	12	2	0.857
	Gallagher, Jim	F5/ Coral Reefers	12	2	0.857
14	Ackerman, Travis	C2/ Cork Screwers	10	2	0.833
	Keller, Tony	C7/ D-Parted	10	2	0.833
	Vann, Tim	C3/ Excalibur	10	2	0.833
	Greene, Sebastian	G5/ Ale-ing Archers	10	2	0.833
	Walz, Paul	G1/ Sheeza…	10	2	0.833
	Hyler, Dale	A1/ Elements of Mass Destru	5	1	0.833
	Dixon, J.D.	B4/ Pheasant Pluckers	5	1	0.833
	Glendy, Mike	E5/ The Real Decoys	5	1	0.833
22	Phillips, Robbie	A1/ Elements of Mass Destru	9	2	0.818
	Hendricks, Ron	C1/ Starving Dartists	9	2	0.818
	Kruger, Lonny	C5/ Insane Dart Posse	9	2	0.818
	Tant, J.J.	C6/ Overtime Outlaws	9	2	0.818
	McNamara, Tim	D5/ Jack Nine	9	2	0.818
	Bradley, Ryan	E6/ 3 Grams & Ham	9	2	0.818
	Wells, John	E3/ Drunk Luck!	9	2	0.818
	Schwochow, Andy	G5/ Ale-ing Archers	9	2	0.818
30	Martin, David	B2/ The Beleagured	8	2	0.800
	Helmes, D.J.	E2/ Pit Crew	8	2	0.800
	Thomas, Jason	E2/ Pit Crew	8	2	0.800
	Gillett, Galen	F2/ Better At Pool	8	2	0.800
	Peoples, Chris	F5/ Coral Reefers	8	2	0.800
	Stone, Mike	F7/ The Leftovers	8	2	0.800
36	Downs, Aaron	D8/ Helter Skelter	11	3	0.786
37	Karieva, Keith	F3/ Menace 2 Sobriety	7	2	0.778
	Keleher, John	G6/ Nice Dittles	7	2	0.778
39	Work, Joe	D2/ Traveling Beer Bellies	10	3	0.769
	Murray, Shane	F1/ The Redneckers	10	3	0.769
41	Hoyt, David	A5/ Rif Raf	9	3	0.750
	Kubel, Tom	B6/ Off Constantly	9	3	0.750
	Foushee, Eugene	C3/ Excalibur	9	3	0.750
	Hayes, Chad	E1/ Cobra Kai	9	3	0.750
	Bowman, Jason	G4/ Irish We Were Drunk	9	3	0.750
	Deeter, Ben	D3/ The Locals	6	2	0.750
	Van Olst, Jason	E5/ The Real Decoys	6	2	0.750
48	Kiser, Lyman	H8/ One-Armed Bandits	11	4	0.733
49	Gaglione, Joey	A2/ Sugar Daddy	8	3	0.727
	Reygers, Jeff	B2/ The Beleagured	8	3	0.727
	Rutten, Pete	B3/ N A Pigs I	8	3	0.727
	Williamson, Tony	C6/ Overtime Outlaws	8	3	0.727
	Knott, Ryan	E1/ Cobra Kai	8	3	0.727
	Brophy, Sean	G3/ Death Throw	8	3	0.727
	Williams, Derek	H2/ Sharkshooters	8	3	0.727
56	Krasnow, Dave	D2/ Traveling Beer Bellies	10	4	0.714
	Gabry, Greg	G2/ Salute-A-Bulls	10	4	0.714
	Dzengeleski, Jimmy	H1/ Grateful Darts	10	4	0.714
	Goss, Matt	H7/ Ton Up Tossers	10	4	0.714
	McCurry, Justin	H1/ Grateful Darts	10	4	0.714
	Brown, Tom	A1/ Elements of Mass Destru	5	2	0.714
	Klann, Eric	D4/ Hammered Heads	5	2	0.714
	Wagner, Dave	F3/ Menace 2 Sobriety	5	2	0.714
	Rink, Matt	G5/ Ale-ing Archers	5	2	0.714
	Huntley, Justin	H3/ Big Bulls	5	2	0.714
66	(11 tied - 3 in A/B/H, 1 in D/E)		7	3	0.700

	Singles Cricket Win Percentage		W	L	%-age
1	Eastmead, Phillip	D3/ The Locals	14	0	1.000
	Phillips, Robbie	A1/ Elements of Mass Destru	11	0	1.000
	Dunham, Jim	G6/ Nice Dittles	11	0	1.000
	Reitano, Sal	E7/ DIVE Bombers	10	0	1.000
	Thomas, Jason	E2/ Pit Crew	10	0	1.000
	Dixon, J.D.	B4/ Pheasant Pluckers	7	0	1.000
	Hyler, Dale	A1/ Elements of Mass Destru	6	0	1.000
8	Raquet, Mike	D8/ Helter Skelter	13	1	0.929
	Willis, Tolson	G3/ Death Throw	13	1	0.929
10	Work, Joe	D2/ Traveling Beer Bellies	12	1	0.923
	Murray, Shane	F1/ The Redneckers	12	1	0.923
12	Foushee, Eugene	C3/ Excalibur	11	1	0.917
	Keller, Tony	C7/ D-Parted	11	1	0.917
	Martinez, Vicente	D4/ Hammered Heads	11	1	0.917
	McNamara, Tim	D5/ Jack Nine	11	1	0.917
	Fitzgerald, Aaron	H3/ Big Bulls	11	1	0.917
17	Wilcenski, Steve	F5/ Coral Reefers	10	1	0.909
	Fournier, Jeff	G2/ Salute-A-Bulls	10	1	0.909
	Montesi, Chris	G4/ Irish We Were Drunk	10	1	0.909
20	Davis, Jim	A4/ 95% Drunksten	9	1	0.900
	Seward, Mike	A2/ Sugar Daddy	9	1	0.900
22	Greene, Sebastian	G5/ Ale-ing Archers	8	1	0.889
	Ohnmacht, Ryan	G5/ Ale-ing Archers	8	1	0.889
24	Brown, Tom	A1/ Elements of Mass Destru	7	1	0.875
	Perera, Mike	G3/ Death Throw	7	1	0.875
	Hunsberger, Jim	H7/ Ton Up Tossers	7	1	0.875
	Toolan, Chris	H6/ Just Here for Beer	7	1	0.875
28	Gallagher, Jim	F5/ Coral Reefers	12	2	0.857
	Bowman, Jason	G4/ Irish We Were Drunk	12	2	0.857
	Hardison, Jon	D8/ Helter Skelter	6	1	0.857
	Roper, John	H5/ He Hate Us	6	1	0.857
32	Downs, Aaron	D8/ Helter Skelter	11	2	0.846
	Nelson, Shane	F1/ The Redneckers	11	2	0.846
	Tanner, Dave	F8/ Projectile Dysfunction	11	2	0.846
35	Butters, Scott	A4/ 95% Drunksten	10	2	0.833
	Hamilton, Billy	A3/ Lunatic Fringe	10	2	0.833
	Kenney, Jon	B2/ The Beleagured	10	2	0.833
	Kubel, Tom	B6/ Off Constantly	10	2	0.833
	Lloyd, Billy	B2/ The Beleagured	10	2	0.833
	Reygers, Jeff	B2/ The Beleagured	10	2	0.833
	Moore, Jeff	C2/ Cork Screwers	10	2	0.833
	Vann, Tim	C3/ Excalibur	10	2	0.833
	McCredie, Bob	D2/ Traveling Beer Bellies	10	2	0.833
	Tolliver, Thomas	H4/ Who Darted?	10	2	0.833
	Glendy, Mike	E5/ The Real Decoys	5	1	0.833
46	Dziczkowski, Jeremy	A1/ Elements of Mass Destru	9	2	0.818
	Ray, Robert	C5/ Insane Dart Posse	9	2	0.818
	Bradley, Ryan	E6/ 3 Grams & Ham	9	2	0.818
	Cusher, Dean	F1/ The Redneckers	9	2	0.818
	Peoples, Chris	F5/ Coral Reefers	9	2	0.818
	Talton, Chris	H3/ Big Bulls	9	2	0.818
52	Knight, Mark	A1/ Elements of Mass Destru	8	2	0.800
	Hendricks, Ron	C1/ Starving Dartists	8	2	0.800
	Schwochow, Andy	G5/ Ale-ing Archers	8	2	0.800
55	Winter, Wally	G4/ Irish We Were Drunk	11	3	0.786
	Goss, Matt	H7/ Ton Up Tossers	11	3	0.786
57	Stacy, Michelle	H2/ Sharkshooters	7	2	0.778
58	Wiegand, Tom	C4/ Dogs of War	10	3	0.769
	Tourout, Glenn	D6/ Imports & Domestics	10	3	0.769
	McCartney, Eric	F3/ Menace 2 Sobriety	10	3	0.769
	Clough, James	G4/ Irish We Were Drunk	10	3	0.769
	Mushow, Dave	G5/ Ale-ing Archers	10	3	0.769
	Reinert, Kevin	H3/ Big Bulls	10	3	0.769
64	(13 tied - 4 in H, 2 in A/C/G, 1 in B/D/E)		9	3	0.750
			6	2	0.750

Fall 2009 RDL League-Wide Sectional Statistics (ranked by percentage) (FINAL!)

(All statistics are included, as there were no missing scoresheets this season)

(Game minimums required for these listings: 7 for divisions D/F/G/H, 6 for divisions A/B/C/E)

	Doubles Cricket Win Percentage		W	L	%-age
1	Lloyd, Billy	B2/ The Beleagured	11	0	1.000
	Gibbs, Keith	D5/ Jack Nine	10	0	1.000
	Ohnmacht, Ryan	G5/ Ale-ing Archers	9	0	1.000
4	Murray, Shane	F1/ The Redneckers	12	1	0.923
	Dzengeleski, Jimmy	H1/ Grateful Darts	12	1	0.923
6	Kenney, Jon	B2/ The Beleagured	11	1	0.917
	Martinez, Vicente	D4/ Hammered Heads	11	1	0.917
8	Kendall, Kevin	A2/ Sugar Daddy	10	1	0.909
	Roberts, Mike	B6/ Off Constantly	10	1	0.909
	Sarantos, Alex	D4/ Hammered Heads	10	1	0.909
	Gardner, Kyle	F1/ The Redneckers	10	1	0.909
	Fournier, Jeff	G2/ Salute-A-Bulls	10	1	0.909
	Greene, Sebastian	G5/ Ale-ing Archers	10	1	0.909
14	Burney, Gary	C3/ Excalibur	9	1	0.900
	Rink, Matt	G5/ Ale-ing Archers	9	1	0.900
16	Berstler, Justin	A2/ Sugar Daddy	8	1	0.889
	Jeffcoat, Doug	A2/ Sugar Daddy	8	1	0.889
	Lee, Julie	H1/ Grateful Darts	8	1	0.889
19	Martin, David	B2/ The Beleagured	7	1	0.875
	Johnson, Jennifer	F3/ Menace 2 Sobriety	7	1	0.875
21	Scheppele, Julie	C2/ Cork Screwers	6	1	0.857
	Hardison, Jon	D8/ Helter Skelter	6	1	0.857
23	Work, Joe	D2/ Traveling Beer Bellies	11	2	0.846
	Cusher, Dean	F1/ The Redneckers	11	2	0.846
25	Hamilton, Billy	A3/ Lunatic Fringe	10	2	0.833
	Schwochow, Andy	G5/ Ale-ing Archers	10	2	0.833
27	Phillips, Robbie	A1/ Elements of Mass Destru	9	2	0.818
	Tan, Wil	A1/ Elements of Mass Destru	9	2	0.818
29	Dziczkowski, Jeremy	A1/ Elements of Mass Destru	8	2	0.800
	Umstead, Randy	A4/ 95% Drunksten	8	2	0.800
	Parker, Charles	B2/ The Beleagured	8	2	0.800
	Watson, Jeff	D5/ Jack Nine	8	2	0.800
	Thomas, Jason	E2/ Pit Crew	8	2	0.800
34	Lamb, Mark	D6/ Imports & Domestics	11	3	0.786
35	Eason, Joel	A3/ Lunatic Fringe	7	2	0.778
	Peterson, Chris	C6/ Overtime Outlaws	7	2	0.778
	Roseman, Sean	F1/ The Redneckers	7	2	0.778
	Fitzgerald, Dennis	H3/ Big Bulls	7	2	0.778
	Gupton, Corbett	H3/ Big Bulls	7	2	0.778
40	Eastmead, Phillip	D3/ The Locals	10	3	0.769
	Clough, James	G4/ Irish We Were Drunk	10	3	0.769
	Kiser, Lyman	H8/ One-Armed Bandits	10	3	0.769
43	Persson, Kenny	A2/ Sugar Daddy	9	3	0.750
	Morin, Dino	B1/ Ocheholics	9	3	0.750
	Keller, Tony	C7/ D-Parted	9	3	0.750
	Vann, Tim	C3/ Excalibur	9	3	0.750
	Knott, Ronnie	E1/ Cobra Kai	9	3	0.750
	Lane, Jonathan	E1/ Cobra Kai	9	3	0.750
	Walters, Jason	E3/ Drunk Luck!	9	3	0.750
	Clark, Patrick	G5/ Ale-ing Archers	9	3	0.750
	Fitzgerald, Aaron	H3/ Big Bulls	9	3	0.750
	Klein, Norm	H7/ Ton Up Tossers	9	3	0.750
	Brown, Tom	A1/ Elements of Mass Destru	6	2	0.750
	Smith, Allen	A1/ Elements of Mass Destru	6	2	0.750
	Witz, Steve	A2/ Sugar Daddy	6	2	0.750
	Crabtree, Jason	F1/ The Redneckers	6	2	0.750
	Stone, Mike	F7/ The Leftovers	6	2	0.750
	Perera, Mike	G3/ Death Throw	6	2	0.750
59	Chaney, Bill	B4/ Pheasant Pluckers	8	3	0.727
	Klann, Eric	D4/ Hammered Heads	8	3	0.727
	Mushow, Dave	G5/ Ale-ing Archers	8	3	0.727
62	(4 tied - 1 in B, 2 in D, 1 in G)		10	4	0.714
	(2 tied - 1 in D, 1 in E)		5	2	0.714

	Doubles 501 Win Percentage		W	L	%-age
1	Tant, J.J.	C6/ Overtime Outlaws	8	0	1.000
2	Evans, J.P.	D5/ Jack Nine	9	1	0.900
	Clark, Patrick	G5/ Ale-ing Archers	9	1	0.900
4	Williamson, Tony	C6/ Overtime Outlaws	8	1	0.889
5	Scheppele, Julie	C2/ Cork Screwers	7	1	0.875
6	Birmingham, Christin	C6/ Overtime Outlaws	6	1	0.857
	McCommons, Ben	H4/ Who Darted?	6	1	0.857
8	Maccini, Billy	D3/ The Locals	9	2	0.818
	Flowers, Fred	E7/ DIVE Bombers	9	2	0.818
	Gallagher, Jim	F5/ Coral Reefers	9	2	0.818
	Murray, Shane	F1/ The Redneckers	9	2	0.818
	Montesi, Chris	G4/ Irish We Were Drunk	9	2	0.818
	Spinelli, Marc	H1/ Grateful Darts	9	2	0.818
14	Phillips, Robbie	A1/ Elements of Mass Destru	8	2	0.800
	Emery, Mike	D3/ The Locals	8	2	0.800
	Stepp, John	D5/ Jack Nine	8	2	0.800
	Bradley, Ryan	E6/ 3 Grams & Ham	8	2	0.800
	Lee, Carl	E7/ DIVE Bombers	8	2	0.800
	Cochran, Dennis	G7/ Rush Hour Darting	8	2	0.800
20	Downs, Aaron	D8/ Helter Skelter	11	3	0.786
21	Tan, Wil	A1/ Elements of Mass Destru	7	2	0.778
	Clark, Dan	C6/ Overtime Outlaws	7	2	0.778
	Jordan, Jody	E6/ 3 Grams & Ham	7	2	0.778
	Nelson, Shane	F1/ The Redneckers	7	2	0.778
	Thompson, Ben	G3/ Death Throw	7	2	0.778
26	Converse, Stan	E5/ The Real Decoys	10	3	0.769
	Klein, Norm	H7/ Ton Up Tossers	10	3	0.769
28	Gaulthier, Cody	C2/ Cork Screwers	9	3	0.750
	Buckley, Jennifer	D8/ Helter Skelter	9	3	0.750
	Maley, Dave	D1/ The Darturds	9	3	0.750
	Wade, Nate	F5/ Coral Reefers	9	3	0.750
	Dzengeleski, Jimmy	H1/ Grateful Darts	9	3	0.750
	Budelman, Jim	A3/ Lunatic Fringe	6	2	0.750
	Polenz, Steve	F3/ Menace 2 Sobriety	6	2	0.750
	Smith, Van	F5/ Coral Reefers	6	2	0.750
	Brinson, Leslie	G7/ Rush Hour Darting	6	2	0.750
	Greene, Sebastian	G5/ Ale-ing Archers	6	2	0.750
	Perera, Mike	G3/ Death Throw	6	2	0.750
39	Dziczkowski, Jeremy	A1/ Elements of Mass Destru	8	3	0.727
	Hamilton, Billy	A3/ Lunatic Fringe	8	3	0.727
	Holland, Steve	B4/ Pheasant Pluckers	8	3	0.727
	McNamara, Tim	D5/ Jack Nine	8	3	0.727
	Jarvah, Sean	F5/ Coral Reefers	8	3	0.727
	Dysard, Rick	G3/ Death Throw	8	3	0.727
	Sohn, Alex	H7/ Ton Up Tossers	8	3	0.727
46	Brown, Tom	A1/ Elements of Mass Destru	5	2	0.714
	Lovelace, Mike	A4/ 95% Drunksten	5	2	0.714
	Phillips, Britt	D2/ Traveling Beer Bellies	5	2	0.714
49	Lueneburg, Randy	B6/ Off Constantly	7	3	0.700
	Roberts, Mike	B6/ Off Constantly	7	3	0.700
	Varnadoe, Matt	B6/ Off Constantly	7	3	0.700
	Fazenbaker, Jon	C3/ Excalibur	7	3	0.700
	Hopkins, Chris	C7/ D-Parted	7	3	0.700
	Ray, Robert	C5/ Insane Dart Posse	7	3	0.700
	Scott, Kevin	D7/ Shootin' Blanks	7	3	0.700
56	Bryant, Whit	D3/ The Locals	9	4	0.692
	Ackley, Sean	F4/ Designated Divers	9	4	0.692
	Clough, James	G4/ Irish We Were Drunk	9	4	0.692
	Stacy, Rod	H2/ Sharkshooters	9	4	0.692
	Talton, Chris	H3/ Big Bulls	9	4	0.692
61	Goss, Matt	H7/ Ton Up Tossers	10	5	0.667
	(12 tied - 1 in A/D/G, 3 in B, 2 in C/E/H)		8	4	0.667
	(8 tied - 2 each in A/B/H, 1 each in C/G)		6	3	0.667
	(1 tied - in C)		4	2	0.667

Fall 2009 RDL Top Singles, Doubles Win Percentages (League-wide) (FINAL!)

(There are no missing statistics, as all scoresheets from the entire season have been received.) (Game mins. required for these listings: 19 for divs. D/F/G/H, 16 for divs. A/B/C/E - except for teams E7, H5, & H8, for whom the min. is 1 less, and team G6 for whom the min. is 3 less, than that of their divs. due to forfeits received)

	Singles Win Percentage		W	L	%-age
1	Eastmead, Phillip	D3/ The Locals	27	1	0.964
2	Fitzgerald, Aaron	H3/ Big Bulls	22	1	0.957
3	Seward, Mike	A2/ Sugar Daddy	19	1	0.950
4	Dunham, Jim	G6/ Nice Dittles	15	1	0.938
5	Phillips, Robbie	A1/ Elements of Mass Destruc	20	2	0.909
	Wilcenski, Steve	F5/ Coral Reefers	20	2	0.909
7	Thomas, Jason	E2/ Pit Crew	18	2	0.900
8	Keller, Tony	C7/ D-Parted	21	3	0.875
9	McNamara, Tim	D5/ Jack Nine	20	3	0.870
10	Gallagher, Jim	F5/ Coral Reefers	24	4	0.857
	Knight, Mark	A1/ Elements of Mass Destruc	18	3	0.857
	Greene, Sebastian	G5/ Ale-ing Archers	18	3	0.857
13	Tourout, Glenn	D6/ Imports & Domestics	22	4	0.846
	Work, Joe	D2/ Traveling Beer Bellies	22	4	0.846
	Murray, Shane	F1/ The Redneckers	22	4	0.846
16	Foushee, Eugene	C3/ Excalibur	20	4	0.833
	Vann, Tim	C3/ Excalibur	20	4	0.833
18	Brady, Kevin	G2/ Salute-A-Bulls	19	4	0.826
19	Bradley, Ryan	E6/ 3 Grams & Ham	18	4	0.818
20	Downs, Aaron	D8/ Helter Skelter	22	5	0.815
21	Hendricks, Ron	C1/ Starving Dartists	17	4	0.810
	Evans, J.P.	D5/ Jack Nine	17	4	0.810
	Peoples, Chris	F5/ Coral Reefers	17	4	0.810
	Schwochow, Andy	G5/ Ale-ing Archers	17	4	0.810
25	Bowman, Jason	G4/ Irish We Were Drunk	21	5	0.808
26	Davis, Jim	A4/ 95% Drunksten	16	4	0.800
27	Raquet, Mike	D8/ Helter Skelter	23	6	0.793
28	Kubel, Tom	B6/ Off Constantly	19	5	0.792
	Ackerman, Travis	C2/ Cork Screwers	19	5	0.792
	Harvey, Justin	G5/ Ale-ing Archers	19	5	0.792
31	Reygers, Jeff	B2/ The Beleagured	18	5	0.783
	Martinez, Vicente	D4/ Hammered Heads	18	5	0.783
33	Tant, J.J.	C6/ Overtime Outlaws	17	5	0.773
	Montesi, Chris	G4/ Irish We Were Drunk	17	5	0.773
35	Nelson, Shane	F1/ The Redneckers	20	6	0.769
36	Gillett, Galen	F2/ Better At Pool	16	5	0.762
	Stone, Mike	F7/ The Leftovers	16	5	0.762
38	Willis, Tolson	G3/ Death Throw	21	7	0.750
	Goss, Matt	H7/ Ton Up Tossers	21	7	0.750
	Kenney, Jon	B2/ The Beleagured	18	6	0.750
	Lloyd, Billy	B2/ The Beleagured	18	6	0.750
	Cusher, Dean	F1/ The Redneckers	18	6	0.750
	Reitano, Sal	E7/ DIVE Bombers	15	5	0.750
44	McCartney, Eric	F3/ Menace 2 Sobriety	14	5	0.737
	Keleher, John	G6/ Nice Dittles	14	5	0.737
	Stacy, Michelle	H2/ Sharkshooters	14	5	0.737
47	Wiegand, Tom	C4/ Dogs of War	18	7	0.720
	Fournier, Jeff	G2/ Salute-A-Bulls	18	7	0.720
49	Lamb, Mark	D6/ Imports & Domestics	20	8	0.714
	Dziczkowski, Jeremy	A1/ Elements of Mass Destruc	15	6	0.714
51	Hayes, Chad	E1/ Cobra Kai	17	7	0.708
	Titsworth, Dan	E4/ Money Shot	17	7	0.708
	Reinert, Kevin	H3/ Big Bulls	17	7	0.708
54	Bakowski, Adam	A3/ Lunatic Fringe	14	6	0.700
	Hall, Josh	B5/ Slop Counts	14	6	0.700
	Holland, Steve	B4/ Pheasant Pluckers	14	6	0.700
	Mays, John	B7/ Nine Lives	14	6	0.700
	Fitzgerald, Dennis	H3/ Big Bulls	14	6	0.700
59	Butters, Scott	A4/ 95% Drunksten	16	7	0.696
	Hamilton, Billy	A3/ Lunatic Fringe	16	7	0.696
61	Clough, James	G4/ Irish We Were Drunk	18	8	0.692
	McCurry, Gregg	H1/ Grateful Darts	18	8	0.692
63	Van Olst, Jason	E5/ The Real Decoys	11	5	0.688
64	Helmes, D.J.	E2/ Pit Crew	13	6	0.684
65	Stone, Dave	F7/ The Leftovers	15	7	0.682

	Doubles Win Percentage		W	L	%-age
1	Murray, Shane	F1/ The Redneckers	21	3	0.875
2	Ohnmacht, Ryan	G5/ Ale-ing Archers	13	2	0.867
3	Greene, Sebastian	G5/ Ale-ing Archers	16	3	0.842
4	Dzengeleski, Jimmy	H1/ Grateful Darts	21	4	0.840
5	Clark, Patrick	G5/ Ale-ing Archers	18	4	0.818
6	Phillips, Robbie	A1/ Elements of Mass Destruc	17	4	0.810
	Roberts, Mike	B6/ Off Constantly	17	4	0.810
8	Tan, Wil	A1/ Elements of Mass Destruc	16	4	0.800
	Fournier, Jeff	G2/ Salute-A-Bulls	16	4	0.800
10	Gibbs, Keith	D5/ Jack Nine	15	4	0.789
11	Hamilton, Billy	A3/ Lunatic Fringe	18	5	0.783
12	Jeffcoat, Doug	A2/ Sugar Daddy	14	4	0.778
13	Berstler, Justin	A2/ Sugar Daddy	13	4	0.765
14	Dziczkowski, Jeremy	A1/ Elements of Mass Destruc	16	5	0.762
	Kenney, Jon	B2/ The Beleagured	16	5	0.762
	Lloyd, Billy	B2/ The Beleagured	16	5	0.762
17	Klein, Norm	H7/ Ton Up Tossers	19	6	0.760
18	Evans, J.P.	D5/ Jack Nine	14	5	0.737
	Nelson, Shane	F1/ The Redneckers	14	5	0.737
	Rink, Matt	G5/ Ale-ing Archers	14	5	0.737
21	Cusher, Dean	F1/ The Redneckers	19	7	0.731
	Clough, James	G4/ Irish We Were Drunk	19	7	0.731
23	Montesi, Chris	G4/ Irish We Were Drunk	16	6	0.727
24	Eastmead, Phillip	D3/ The Locals	18	7	0.720
25	Holland, Steve	B4/ Pheasant Pluckers	15	6	0.714
	Bradley, Ryan	E6/ 3 Grams & Ham	15	6	0.714
27	Gaulthier, Cody	C2/ Cork Screwers	17	7	0.708
	Keller, Tony	C7/ D-Parted	17	7	0.708
	Buckley, Jennifer	D8/ Helter Skelter	17	7	0.708
	Martinez, Vicente	D4/ Hammered Heads	17	7	0.708
	McNamara, Tim	D5/ Jack Nine	17	7	0.708
	Gardner, Kyle	F1/ The Redneckers	17	7	0.708
	Knott, Ronnie	E1/ Cobra Kai	17	7	0.708
	Gallagher, Jim	F5/ Coral Reefers	17	7	0.708
35	Umstead, Randy	A4/ 95% Drunksten	14	6	0.700
	Tant, J.J.	C6/ Overtime Outlaws	14	6	0.700
	Gupton, Corbett	H3/ Big Bulls	14	6	0.700
38	Fitzgerald, Aaron	H3/ Big Bulls	16	7	0.696
39	Work, Joe	D2/ Traveling Beer Bellies	18	8	0.692
	Converse, Stan	E5/ The Real Decoys	18	8	0.692
41	Varnadoe, Matt	B6/ Off Constantly	13	6	0.684
	Hopkins, Chris	C7/ D-Parted	13	6	0.684
	Thomas, Jason	E2/ Pit Crew	13	6	0.684
	Schwochow, Andy	G5/ Ale-ing Archers	13	6	0.684
45	Maccini, Billy	D3/ The Locals	15	7	0.682
	Sarantos, Alex	D4/ Hammered Heads	15	7	0.682
47	Ackley, Sean	F4/ Designated Divers	17	8	0.680
48	Downs, Aaron	D8/ Helter Skelter	19	9	0.679
	Raquet, Mike	D8/ Helter Skelter	19	9	0.679
50	Womble, Kenny	H3/ Big Bulls	18	9	0.667
	Kubel, Tom	B6/ Off Constantly	16	8	0.667
	Hayes, Chad	E1/ Cobra Kai	16	8	0.667
	Gabry, Greg	G2/ Salute-A-Bulls	16	8	0.667
	Kendall, Kevin	A2/ Sugar Daddy	14	7	0.667
	Morin, Dino	B1/ Ocheholics	14	7	0.667
	Clark, Dan	C6/ Overtime Outlaws	14	7	0.667
57	Bryant, Whit	D3/ The Locals	17	9	0.654
	Fagan, Seth	D4/ Hammered Heads	17	9	0.654
	Kiser, Lyman	H8/ One-Armed Bandits	17	9	0.654
60	Davis, Jim	A4/ 95% Drunksten	13	7	0.650
	Reygers, Jeff	B2/ The Beleagured	13	7	0.650
	Fazenbaker, Jon	C3/ Excalibur	13	7	0.650
	Mushow, Tom	G5/ Ale-ing Archers	13	7	0.650
64	Smith, Allen	A1/ Elements of Mass Destruc	11	6	0.647
	Lee, Julie	H1/ Grateful Darts	11	6	0.647

Fall 2009 RDL Top Singles+Doubles Win %-ages, All-Star Point Aves. (League-wide) (FINAL!)

(There are no missing statistics, as all scoresheets from the entire season have been received.) (Game mins. required for these listings: 37 for divs. D/F/G/H, 32 for divs. A/B/C/E - except for teams E7, H5, & H8, for whom the min. is 2 less, and team G6 for whom the min. is 5 less, than that of their divs. due to forfeits received)

	Singles+Doubles Win Percentages		W	L	%-age
1	Phillips, Robbie	A1/ Elements of Mass Destruc	37	6	0.8605
2	Murray, Shane	F1/ The Redneckers	43	7	0.8600
3	Greene, Sebastian	G5/ Ale-ing Archers	34	6	0.850
4	Eastmead, Phillip	D3/ The Locals	45	8	0.849
5	Fitzgerald, Aaron	H3/ Big Bulls	38	8	0.826
6	Seward, Mike	A2/ Sugar Daddy	31	8	0.795
	Thomas, Jason	E2/ Pit Crew	31	8	0.795
8	Keller, Tony	C7/ D-Parted	38	10	0.792
9	Gallagher, Jim	F5/ Coral Reefers	41	11	0.788
10	McNamara, Tim	D5/ Jack Nine	37	10	0.787
11	Evans, J.P.	D5/ Jack Nine	31	9	0.775
12	Work, Joe	D2/ Traveling Beer Bellies	40	12	0.769
13	Bradley, Ryan	E6/ 3 Grams & Ham	33	10	0.767
14	Kenney, Jon	B2/ The Beleagured	34	11	0.756
	Lloyd, Billy	B2/ The Beleagured	34	11	0.756
	Nelson, Shane	F1/ The Redneckers	34	11	0.756
	Fournier, Jeff	G2/ Salute-A-Bulls	34	11	0.756
18	Dzengeleski, Jimmy	H1/ Grateful Darts	40	13	0.755
19	Montesi, Chris	G4/ Irish We Were Drunk	33	11	0.750
	Schwochow, Andy	G5/ Ale-ing Archers	30	10	0.750
21	Downs, Aaron	D8/ Helter Skelter	41	14	0.745
22	Martinez, Vicente	D4/ Hammered Heads	35	12	0.745
23	Cusher, Dean	F1/ The Redneckers	37	13	0.740
24	Hamilton, Billy	A3/ Lunatic Fringe	34	12	0.739
25	Dziczkowski, Jeremy	A1/ Elements of Mass Destruc	31	11	0.738
	Tant, J.J.	C6/ Overtime Outlaws	31	11	0.738
	Wilcenski, Steve	F5/ Coral Reefers	31	11	0.738
28	Raquet, Mike	D8/ Helter Skelter	42	15	0.737
	Hunsberger, Jim	H7/ Ton Up Tossers	28	10	0.737
30	Roberts, Mike	B6/ Off Constantly	27	10	0.730
	Rink, Matt	G5/ Ale-ing Archers	27	10	0.730
32	Kubel, Tom	B6/ Off Constantly	35	13	0.729
33	Davis, Jim	A4/ 95% Drunksten	29	11	0.725
	Tan, Wil	A1/ Elements of Mass Destruc	29	11	0.725
35	Reygers, Jeff	B2/ The Beleagured	31	12	0.721
36	Gibbs, Keith	D5/ Jack Nine	28	11	0.718
	Stone, Mike	F7/ The Leftovers	28	11	0.718
38	Clough, James	G4/ Irish We Were Drunk	37	15	0.712
39	Holland, Steve	B4/ Pheasant Pluckers	29	12	0.707
40	Vann, Tim	C3/ Excalibur	33	14	0.702
41	Knight, Mark	A1/ Elements of Mass Destruc	28	12	0.700
42	Brady, Kevin	G2/ Salute-A-Bulls	32	14	0.696
43	Foushee, Eugene	C3/ Excalibur	34	15	0.694
44	Bowman, Jason	G4/ Irish We Were Drunk	36	16	0.692
	Dunham, Jim	G6/ Nice Dittles	27	12	0.692
46	Willis, Tolson	G3/ Death Throw	38	17	0.691
47	Harvey, Justin	G5/ Ale-ing Archers	29	13	0.690
48	Goss, Matt	H7/ Ton Up Tossers	40	18	0.690
49	Ackerman, Travis	C2/ Cork Screwers	33	15	0.688
	Hayes, Chad	E1/ Cobra Kai	33	15	0.688
51	Fitzgerald, Dennis	H3/ Big Bulls	26	12	0.684
52	Berstler, Justin	A2/ Sugar Daddy	23	11	0.676
53	Reitano, Sal	E7/ DIVE Bombers	27	13	0.675
54	Tourout, Glenn	D6/ Imports & Domestics	35	17	0.673
55	Kiser, Lyman	H8/ One-Armed Bandits	36	18	0.667
	Bryant, Whit	D3/ The Locals	34	17	0.667
	Gaulthier, Cody	C2/ Cork Screwers	32	16	0.667
	Peoples, Chris	F5/ Coral Reefers	30	15	0.667
59	Lamb, Mark	D6/ Imports & Domestics	37	19	0.661
60	Wade, Nate	F5/ Coral Reefers	33	17	0.660
61	Titsworth, Dan	E4/ Money Shot	31	16	0.660
62	McCartney, Eric	F3/ Menace 2 Sobriety	29	15	0.659
63	Keleher, John	G6/ Nice Dittles	23	12	0.657
64	Wiegand, Tom	C4/ Dogs of War	32	17	0.653
65	(two tied - 1 in A, 1 in C)		28	15	0.651

	All-Star Point Averages		ASP	TGP	Ave.
1	Phillips, Robbie	A1/ Elements of Mass Destruc	90.0	43	2.093
2	Davis, Jim	A4/ 95% Drunksten	70.0	40	1.750
3	Murray, Shane	F1/ The Redneckers	81.0	50	1.620
4	Seward, Mike	A2/ Sugar Daddy	61.0	39	1.564
5	Eastmead, Phillip	D3/ The Locals	78.0	53	1.472
6	Smith, Allen	A1/ Elements of Mass Destruc	44.0	32	1.375
7	Butters, Scott	A4/ 95% Drunksten	62.5	46	1.359
8	Tan, Wil	A1/ Elements of Mass Destruc	53.5	40	1.338
9	Oakley, Jerry	A7/ AA	55.5	44	1.261
10	Dziczkowski, Jeremy	A1/ Elements of Mass Destruc	52.0	42	1.238
11	Kendall, Kevin	A2/ Sugar Daddy	45.5	38	1.197
12	Kenney, Jon	B2/ The Beleagured	52.5	45	1.167
13	McNamara, Tim	D5/ Jack Nine	53.5	47	1.138
14	Keller, Tony	C7/ D-Parted	54.0	48	1.125
15	Terry, Bob	A3/ Lunatic Fringe	53.5	48	1.115
16	Hamilton, Billy	A3/ Lunatic Fringe	50.5	46	1.098
17	Gibbs, Keith	D5/ Jack Nine	42.5	39	1.090
18	Persson, Kenny	A2/ Sugar Daddy	49.5	46	1.076
19	Lloyd, Billy	B2/ The Beleagured	47.5	45	1.056
20	Wilcenski, Steve	F5/ Coral Reefers	43.5	42	1.036
21	Reygers, Jeff	B2/ The Beleagured	43.0	43	1.000
22	Martinez, Vicente	D4/ Hammered Heads	46.0	47	0.979
23	Hendricks, Ron	C1/ Starving Dartists	40.0	41	0.976
24	Lamb, Mark	D6/ Imports & Domestics	54.0	56	0.964
25	Holland, Steve	B4/ Pheasant Pluckers	39.5	41	0.963
26	Hunsberger, Jim	H7/ Ton Up Tossers	36.0	38	0.947
27	Reaume, Andre	A7/ AA	43.0	46	0.935
28	Hoyt, David	A5/ Rif Raf	42.0	45	0.933
29	Butters, Kent	A4/ 95% Drunksten	41.5	45	0.922
30	Kubel, Tom	B6/ Off Constantly	44.0	48	0.917
31	Downs, Aaron	D8/ Helter Skelter	49.5	55	0.900
	Knight, Mark	A1/ Elements of Mass Destruc	36.0	40	0.900
33	Beaudoin, Paul	B1/ Ocheholics	35.0	39	0.897
34	Wiegand, Tom	C4/ Dogs of War	43.5	49	0.888
35	Hoffmann, Steve	A3/ Lunatic Fringe	37.0	43	0.860
36	Pharo, John	A6/ Appetite for Destruction	27.5	32	0.859
37	Fournier, Jeff	G2/ Salute-A-Bulls	38.0	45	0.844
38	Gaglione, Joey	A2/ Sugar Daddy	37.5	45	0.833
39	Grubb, Donald	B1/ Ocheholics	39.5	48	0.823
40	Reitano, Sal	E7/ DIVE Bombers	32.5	40	0.813
41	Strickland, Jon	A6/ Appetite for Destruction	37.0	46	0.804
42	Tourout, Glenn	D6/ Imports & Domestics	41.5	52	0.798
43	Lueneburg, Randy	B6/ Off Constantly	33.5	42	0.798
44	King, Timmy	A6/ Appetite for Destruction	25.5	32	0.797
45	Ray, Robert	C5/ Insane Dart Posse	33.0	42	0.786
46	Jur, Jess	A5/ Rif Raf	30.5	39	0.782
47	Colton, Mitch	E4/ Money Shot	32.0	41	0.780
48	Baldwin, Randy	B3/ N A Pigs I	33.5	43	0.779
49	James, Bob	C1/ Starving Dartists	33.0	43	0.767
	Stone, Dave	F7/ The Leftovers	33.0	43	0.767
51	Hall, Josh	B5/ Slop Counts	30.5	40	0.763
	Evans, J.P.	D5/ Jack Nine	30.5	40	0.763
53	Barwick, Rob	A5/ Rif Raf	32.0	42	0.762
54	Bradley, Ryan	E6/ 3 Grams & Ham	32.5	43	0.756
55	Raquet, Mike	D8/ Helter Skelter	43.0	57	0.754
56	Rodgers, Trey	B4/ Pheasant Pluckers	35.5	48	0.740
	Moore, Jeff	C2/ Cork Screwers	35.5	48	0.740
58	Stark, Keith	D3/ The Locals	37.5	51	0.735
59	O'Brien, Sean	B3/ N A Pigs I	34.5	47	0.734
60	Zelinack, Jason	C6/ Overtime Outlaws	34.0	47	0.723
61	Jacobi, Paul	A3/ Lunatic Fringe	30.0	42	0.714
	Jeffcoat, Doug	A2/ Sugar Daddy	25.0	35	0.714
63	Bakowski, Adam	A3/ Lunatic Fringe	28.5	40	0.713
64	Bryant, Whit	D3/ The Locals	36.0	51	0.706
65	Gaulthier, Cody	C2/ Cork Screwers	33.5	48	0.698

Fall 2009 RDL Singles, Doubles Win Percentages (by team) (FINAL!)

(All statistics are included, as there were no missing scoresheets this season)

Singles Win Percentages

		W	L	%-age
1	A1/ Elements of Mass Destruction	109	35	0.757
2	G5/ Ale-ing Archers	115	53	0.685
3	H3/ Big Bulls	103	53	0.660
4	B2/ The Beleagured	93	51	0.646
5	F5/ Coral Reefers	106	62	0.631
6	D3/ The Locals	105	63	0.625
7	D5/ Jack Nine	102	66	0.607
	D6/ Imports & Domestics	102	66	0.607
	F1/ The Redneckers	102	66	0.607
10	A3/ Lunatic Fringe	87	57	0.604
11	G3/ Death Throw	101	67	0.601
12	C6/ Overtime Outlaws	86	58	0.597
13	A2/ Sugar Daddy	84	60	0.583
	B6/ Off Constantly	84	60	0.583
15	F7/ The Leftovers	97	71	0.577
16	D8/ Helter Skelter	96	72	0.571
17	C3/ Excalibur	82	62	0.569
	E4/ Money Shot	82	62	0.569
19	G4/ Irish We Were Drunk	95	73	0.565
20	E2/ Pit Crew	79	65	0.549
21	E1/ Cobra Kai	78	66	0.542
22	H1/ Grateful Darts	90	78	0.536
23	D4/ Hammered Heads	87	81	0.518
24	H2/ Sharkshooters	86	82	0.512
25	C2/ Cork Screwers	73	71	0.507
	C7/ D-Parted	73	71	0.507
27	G1/ Sheeza…	85	83	0.506
28	F3/ Menace 2 Sobriety	84	84	0.500
	G2/ Salute-A-Bulls	84	84	0.500
	A4/ 95% Drunksten	72	72	0.500
31	D2/ Traveling Beer Bellies	83	85	0.494
	H7/ Ton Up Tossers	83	85	0.494
33	B4/ Pheasant Pluckers	71	73	0.493
34	H6/ Just Here for Beer	82	86	0.488
35	E5/ The Real Decoys	70	74	0.486
36	E6/ 3 Grams & Ham	63	69	0.477
37	F4/ Designated Divers	80	88	0.476
38	B1/ Ocheholics	67	77	0.465
	C5/ Insane Dart Posse	67	77	0.465
40	F2/ Better At Pool	78	90	0.464
41	B7/ Nine Lives	66	78	0.458
42	C4/ Dogs of War	65	79	0.451
	E3/ Drunk Luck!	65	79	0.451
	G6/ Nice Dittles	65	79	0.451
45	H4/ Who Darted?	75	93	0.446
46	H5/ He Hate Us	64	80	0.444
47	B3/ N A Pigs I	62	82	0.431
48	B5/ Slop Counts	61	83	0.424
49	H8/ One-Armed Bandits	65	91	0.417
	E7/ DIVE Bombers	55	77	0.417
51	F6/ Any Given Wednesday	69	99	0.411
52	C1/ Starving Dartists	58	86	0.403
53	A5/ Rif Raf	55	89	0.382
54	G7/ Rush Hour Darting	61	107	0.363
55	A6/ Appetite for Destruction	52	92	0.361
56	F8/ Projectile Dysfunction	56	112	0.333
57	D1/ The Darturds	54	114	0.321
58	A7/ AA	45	99	0.313
59	G8/ Pride and Glory	42	102	0.292
60	D7/ Shootin' Blanks	43	125	0.256

Doubles Win Percentages

		W	L	%-age
1	A1/ Elements of Mass Destruction	51	21	0.708
2	F1/ The Redneckers	58	26	0.690
	G5/ Ale-ing Archers	58	26	0.690
4	D5/ Jack Nine	57	27	0.679
5	A2/ Sugar Daddy	48	24	0.667
6	B6/ Off Constantly	47	25	0.653
7	H3/ Big Bulls	49	29	0.628
8	A3/ Lunatic Fringe	45	27	0.625
9	B2/ The Beleagured	44	28	0.611
	C6/ Overtime Outlaws	44	28	0.611
11	F5/ Coral Reefers	51	33	0.607
12	G3/ Death Throw	50	34	0.595
13	D3/ The Locals	49	35	0.583
	A4/ 95% Drunksten	42	30	0.583
	B4/ Pheasant Pluckers	42	30	0.583
16	D4/ Hammered Heads	48	36	0.571
	H1/ Grateful Darts	48	36	0.571
18	C7/ D-Parted	41	31	0.569
19	G4/ Irish We Were Drunk	47	37	0.560
20	C2/ Cork Screwers	40	32	0.556
21	E7/ DIVE Bombers	36	30	0.545
22	C3/ Excalibur	39	33	0.542
23	D8/ Helter Skelter	45	39	0.536
	G2/ Salute-A-Bulls	45	39	0.536
25	E1/ Cobra Kai	38	34	0.528
	E2/ Pit Crew	38	34	0.528
27	H8/ One-Armed Bandits	41	37	0.526
28	F3/ Menace 2 Sobriety	43	41	0.512
29	D2/ Traveling Beer Bellies	42	42	0.500
	H7/ Ton Up Tossers	42	42	0.500
	E4/ Money Shot	36	36	0.500
32	D6/ Imports & Domestics	41	43	0.488
	F4/ Designated Divers	41	43	0.488
	F7/ The Leftovers	41	43	0.488
	H2/ Sharkshooters	41	43	0.488
36	B1/ Ocheholics	35	37	0.486
	B7/ Nine Lives	35	37	0.486
38	E6/ 3 Grams & Ham	32	34	0.485
39	G1/ Sheeza…	40	44	0.476
	H4/ Who Darted?	40	44	0.476
41	C4/ Dogs of War	33	39	0.458
	E3/ Drunk Luck!	33	39	0.458
	E5/ The Real Decoys	33	39	0.458
44	F2/ Better At Pool	38	46	0.452
45	F6/ Any Given Wednesday	37	47	0.440
46	H6/ Just Here for Beer	36	48	0.429
47	G7/ Rush Hour Darting	34	47	0.420
48	G6/ Nice Dittles	30	42	0.417
49	D1/ The Darturds	34	50	0.405
50	C5/ Insane Dart Posse	28	44	0.389
51	A6/ Appetite for Destruction	27	45	0.375
	C1/ Starving Dartists	27	45	0.375
	H5/ He Hate Us	27	45	0.375
54	B3/ N A Pigs I	26	46	0.361
55	F8/ Projectile Dysfunction	27	57	0.321
56	A7/ AA	23	49	0.319
	B5/ Slop Counts	23	49	0.319
58	G8/ Pride and Glory	17	52	0.246
59	D7/ Shootin' Blanks	20	64	0.238
60	A5/ Rif Raf	16	56	0.222

Fall 2009 RDL Singles+Doubles Win %-ages, All-Star Point Aves. (by team) (FINAL!)

(All statistics are included, as there were no missing scoresheets this season)

Singles+Doubles Win Percentages

		W	L	%-age
1	A1/ Elements of Mass Destruction	211	77	0.733
2	G5/ Ale-ing Archers	231	105	0.688
3	F1/ The Redneckers	218	118	0.649
4	H3/ Big Bulls	201	111	0.644
5	D5/ Jack Nine	216	120	0.643
6	B2/ The Beleagured	181	107	0.628
7	A2/ Sugar Daddy	180	108	0.625
8	F5/ Coral Reefers	208	128	0.619
9	B6/ Off Constantly	178	110	0.618
10	A3/ Lunatic Fringe	177	111	0.615
11	D3/ The Locals	203	133	0.604
	C6/ Overtime Outlaws	174	114	0.604
13	G3/ Death Throw	201	135	0.598
14	G4/ Irish We Were Drunk	189	147	0.563
15	C3/ Excalibur	160	128	0.556
16	D8/ Helter Skelter	186	150	0.554
	H1/ Grateful Darts	186	150	0.554
18	D6/ Imports & Domestics	184	152	0.548
19	D4/ Hammered Heads	183	153	0.545
20	A4/ 95% Drunksten	156	132	0.542
21	B4/ Pheasant Pluckers	155	133	0.538
	C7/ D-Parted	155	133	0.538
	E2/ Pit Crew	155	133	0.538
24	E1/ Cobra Kai	154	134	0.535
	E4/ Money Shot	154	134	0.535
26	F7/ The Leftovers	179	157	0.533
27	C2/ Cork Screwers	153	135	0.531
28	G2/ Salute-A-Bulls	174	162	0.518
29	F3/ Menace 2 Sobriety	170	166	0.506
30	H2/ Sharkshooters	168	168	0.500
31	D2/ Traveling Beer Bellies	167	169	0.497
	H7/ Ton Up Tossers	167	169	0.497
33	G1/ Sheeza…	165	171	0.491
34	F4/ Designated Divers	162	174	0.482
35	E6/ 3 Grams & Ham	127	137	0.481
	E7/ DIVE Bombers	127	137	0.481
37	B1/ Ocheholics	137	151	0.476
38	B7/ Nine Lives	136	152	0.472
	E5/ The Real Decoys	136	152	0.472
40	H8/ One-Armed Bandits	147	165	0.471
41	H4/ Who Darted?	155	181	0.461
42	F2/ Better At Pool	154	182	0.458
	H6/ Just Here for Beer	154	182	0.458
44	C4/ Dogs of War	131	157	0.455
	E3/ Drunk Luck!	131	157	0.455
46	G6/ Nice Dittles	125	163	0.434
47	C5/ Insane Dart Posse	123	165	0.427
48	F6/ Any Given Wednesday	143	193	0.426
49	H5/ He Hate Us	118	170	0.410
50	B3/ N A Pigs I	114	174	0.396
51	G7/ Rush Hour Darting	129	201	0.391
52	C1/ Starving Dartists	112	176	0.389
53	B5/ Slop Counts	107	181	0.372
54	A6/ Appetite for Destruction	106	182	0.368
55	D1/ The Darturds	122	214	0.363
56	F8/ Projectile Dysfunction	110	226	0.327
57	A7/ AA	91	197	0.316
58	A5/ Rif Raf	87	201	0.302
59	G8/ Pride and Glory	76	206	0.270
60	D7/ Shootin' Blanks	83	253	0.247

All-Star Point Averages

		ASP	TGP	Ave.
1	A1/ Elements of Mass Destruction	387.5	288	1.345
2	A2/ Sugar Daddy	285.0	288	0.990
3	A3/ Lunatic Fringe	262.0	288	0.910
4	A4/ 95% Drunksten	261.0	288	0.906
5	B2/ The Beleagured	230.0	288	0.799
6	B4/ Pheasant Pluckers	205.0	288	0.712
7	B6/ Off Constantly	188.0	288	0.653
8	D3/ The Locals	219.0	336	0.652
9	A7/ AA	183.0	288	0.635
10	A6/ Appetite for Destruction	182.5	288	0.634
11	D5/ Jack Nine	204.5	336	0.609
12	B1/ Ocheholics	171.5	288	0.595
13	F1/ The Redneckers	198.5	336	0.591
14	C7/ D-Parted	170.0	288	0.590
15	A5/ Rif Raf	169.0	288	0.587
16	B3/ N A Pigs I	158.5	288	0.550
17	C2/ Cork Screwers	155.5	288	0.540
18	D6/ Imports & Domestics	181.0	336	0.539
19	B5/ Slop Counts	150.0	288	0.521
20	D4/ Hammered Heads	170.5	336	0.507
21	C1/ Starving Dartists	146.0	288	0.507
22	D8/ Helter Skelter	169.0	336	0.503
23	C4/ Dogs of War	141.5	288	0.491
24	C3/ Excalibur	140.5	288	0.488
25	C6/ Overtime Outlaws	139.5	288	0.484
26	F5/ Coral Reefers	157.5	336	0.469
27	E4/ Money Shot	132.5	288	0.460
28	B7/ Nine Lives	126.0	288	0.438
29	C5/ Insane Dart Posse	122.5	288	0.425
30	G5/ Ale-ing Archers	139.0	336	0.414
31	F7/ The Leftovers	132.5	336	0.394
32	F3/ Menace 2 Sobriety	130.0	336	0.387
33	E6/ 3 Grams & Ham	101.0	264	0.383
34	E1/ Cobra Kai	110.0	288	0.382
35	F2/ Better At Pool	126.5	336	0.376
36	F4/ Designated Divers	126.0	336	0.375
	G2/ Salute-A-Bulls	126.0	336	0.375
38	G4/ Irish We Were Drunk	125.5	336	0.374
39	D2/ Traveling Beer Bellies	123.5	336	0.368
40	E7/ DIVE Bombers	97.0	264	0.367
41	H3/ Big Bulls	114.0	312	0.365
42	G3/ Death Throw	118.0	336	0.351
43	E2/ Pit Crew	97.5	288	0.339
44	F6/ Any Given Wednesday	110.5	336	0.329
45	E5/ The Real Decoys	94.0	288	0.326
46	H6/ Just Here for Beer	109.5	336	0.326
47	H1/ Grateful Darts	109.0	336	0.324
48	G6/ Nice Dittles	92.5	288	0.321
49	H2/ Sharkshooters	106.0	336	0.315
	H7/ Ton Up Tossers	106.0	336	0.315
51	E3/ Drunk Luck!	90.0	288	0.313
52	F8/ Projectile Dysfunction	103.5	336	0.308
53	D7/ Shootin' Blanks	101.5	336	0.302
54	H8/ One-Armed Bandits	90.0	312	0.288
55	D1/ The Darturds	96.5	336	0.287
56	H4/ Who Darted?	94.5	336	0.281
57	G1/ Sheeza…	90.5	336	0.269
58	H5/ He Hate Us	74.5	288	0.259
59	G7/ Rush Hour Darting	79.5	330	0.241
60	G8/ Pride and Glory	55.0	282	0.195

		Singles	301	Singles	Cricket	Singles	Record	Singles Win %-age	Doubles	Cricket	Doubles	501	Doubles	Record	Doubles Win %-age	Sngls + Dbls	Record	Sngls + Dbls Win %-age	Tiebreaker Ws	Tiebreaker Ls	All-Star Points	Games Played	All-Star Point Average
A1/ Elements of Mass Destruction		52	20	57	15	109	35	0.757	27	9	24	12	51	21	0.708	211	77	0.733	0	0	387.5	288	1.345
A 10	Kilts, Jason	4	3	2	0	6	3	0.667	4	1	3	4	7	5	0.583	13	8	0.619	0	0	18.0	21	0.857
A 11	Brown, Tom	5	2	7	1	12	3	0.800	6	2	5	2	11	4	0.733	23	7	0.767	0	0	55.0	30	1.833
A 12	Dziczkowski, Jeremy	6	4	9	2	15	6	0.714	8	2	8	3	16	5	0.762	31	11	0.738	0	0	52.0	42	1.238
A 13	Hyler, Dale	5	1	6	0	11	1	0.917	3	2	4	1	7	3	0.700	18	4	0.818	0	0	25.5	22	1.159
A 14	Knight, Mark	10	1	8	2	18	3	0.857	6	3	4	6	10	9	0.526	28	12	0.700	0	0	36.0	40	0.900
A 15	Phillips, Robbie	9	2	11	0	20	2	0.909	9	2	8	2	17	4	0.810	37	6	0.860	0	0	90.0	43	2.093
A 16	Smith, Allen	4	3	5	3	9	6	0.600	6	2	5	4	11	6	0.647	20	12	0.625	0	0	44.0	32	1.375
A 17	Tan, Wil	5	3	8	4	13	7	0.650	9	2	7	2	16	4	0.800	29	11	0.725	0	0	53.5	40	1.338
A 18	Wall, Keith	4	1	1	3	5	4	0.556	3	2	4	0	7	2	0.778	12	6	0.667	0	0	13.5	18	0.750
A2/ Sugar Daddy		44	28	40	32	84	60	0.583	29	7	19	17	48	24	0.667	180	108	0.625	5	0	285.0	288	0.990
A 20	Persson, Kenny	5	6	9	3	14	9	0.609	9	3	5	6	14	9	0.609	28	18	0.609	1	0	49.5	46	1.076
A 21	Seward, Mike	10	0	9	1	19	1	0.950	7	3	5	4	12	7	0.632	31	8	0.795	0	0	61.0	39	1.564
A 22	Witz, Steve	4	7	3	7	7	14	0.333	6	2	4	7	10	9	0.526	17	23	0.425	1	0	25.0	40	0.625
A 23	Gaglione, Joey	8	3	5	7	13	10	0.565	7	3	7	5	14	8	0.636	27	18	0.600	1	0	37.5	45	0.833
A 24	Kendall, Kevin	5	4	4	4	9	8	0.529	10	1	4	6	14	7	0.667	23	15	0.605	0	0	45.5	38	1.197
A 25	Berstler, Justin	5	3	5	4	10	7	0.588	8	1	5	3	13	4	0.765	23	11	0.676	1	0	23.5	34	0.691
A 26	Beeson, Robb	2	1	3	0	5	1	0.833	3	0	2	0	5	0	1.000	10	1	0.909	0	0	18.0	11	1.636
A 27	Jeffcoat, Doug	5	4	2	6	7	10	0.412	8	1	6	3	14	4	0.778	21	14	0.600	1	0	25.0	35	0.714
A3/ Lunatic Fringe		41	31	46	26	87	57	0.604	23	13	22	14	45	27	0.625	177	111	0.615	0	0	262.0	288	0.910
A 30	Jacobi, Paul	5	6	5	5	10	11	0.476	6	4	4	7	10	11	0.476	20	22	0.476	0	0	30.0	42	0.714
A 31	Terry, Bob	6	6	9	3	15	9	0.625	7	5	8	4	15	9	0.625	30	18	0.625	0	0	53.5	48	1.115
A 32	Hoffmann, Steve	7	3	7	4	14	7	0.667	7	4	7	4	14	8	0.636	28	15	0.651	0	0	37.0	43	0.860
A 33	Budelman, Jim	6	3	4	4	10	7	0.588	3	3	6	2	9	5	0.643	19	12	0.613	0	0	35.5	31	1.145
A 34	Eason, Joel	3	6	4	3	7	9	0.438	7	2	4	5	11	7	0.611	18	16	0.529	0	0	23.0	34	0.676
A 35	Bakowski, Adam	8	1	6	5	14	6	0.700	6	5	6	3	12	8	0.600	26	14	0.650	0	0	28.5	40	0.713
A 36	Hamilton, Billy	6	5	10	2	16	7	0.696	10	2	8	3	18	5	0.783	34	12	0.739	0	0	50.5	46	1.098
A 37	Butman, Don	0	1	1	0	1	1	0.500	0	1	1	0	1	1	0.500	2	2	0.500	0	0	4.0	4	1.000
A4/ 95% Drunksten		34	38	38	34	72	72	0.500	19	17	23	13	42	30	0.583	156	132	0.542	0	6	261.0	288	0.906
A 40	Butters, Scott	6	5	10	2	16	7	0.696	5	7	6	5	11	12	0.478	27	19	0.587	0	1	62.5	46	1.359
A 41	Butters, Kent	5	5	7	6	12	11	0.522	5	6	7	4	12	10	0.545	24	21	0.533	0	1	41.5	45	0.922
A 42	Davis, Jim	7	3	9	1	16	4	0.800	7	3	6	4	13	7	0.650	29	11	0.725	0	1	70.0	40	1.750
A 43	Carter, Kevin	2	11	1	7	3	18	0.143	3	6	7	4	10	10	0.500	13	28	0.317	0	1	6.0	41	0.146
A 44	Wilcox, Randy	2	5	3	5	5	10	0.333	3	5	5	3	8	8	0.500	13	18	0.419	0	1	22.0	31	0.710
A 45	Sellers, Mark	3	1	0	4	3	5	0.375	2	2	4	0	6	2	0.750	9	7	0.563	0	1	11.5	16	0.719
A 46	Lovelace, Mike	4	3	3	4	7	7	0.500	5	3	5	2	10	5	0.667	17	12	0.586	0	0	22.5	29	0.776
A 47	Umstead, Randy	5	5	5	5	10	10	0.500	8	2	6	4	14	6	0.700	24	16	0.600	0	0	25.0	40	0.625
A5/ Rif Raf		34	38	21	51	55	89	0.382	5	31	11	25	16	56	0.222	87	201	0.302	0	0	169.0	288	0.587
A 50	Diamond, Paddy	1	3	2	8	3	11	0.214	2	10	2	2	4	12	0.250	7	23	0.233	0	0	7.5	30	0.250
A 51	Ayers, Judson	1	8	0	4	1	12	0.077	1	4	3	8	4	12	0.250	5	24	0.172	0	0	5.5	29	0.190
A 52	St. Clair, Matt	1	7	0	7	1	14	0.067	0	7	1	8	1	15	0.063	2	29	0.065	0	0	14.5	31	0.468
A 53	Ohrberg, Keith	4	6	1	8	5	14	0.263	1	5	5	4	6	9	0.400	11	23	0.324	0	0	14.5	34	0.426
A 54	Barwick, Rob	7	3	6	5	13	8	0.619	1	9	5	6	6	15	0.286	19	23	0.452	0	0	32.0	42	0.762
A 55	Hoyt, David	9	3	4	7	13	10	0.565	2	10	2	8	4	18	0.182	17	28	0.378	0	0	42.0	45	0.933
A 56	Jur, Jess	6	4	4	6	10	10	0.500	2	7	2	8	4	15	0.211	14	25	0.359	0	0	30.5	39	0.782
A 57	Horger, Dennis	5	4	4	6	9	10	0.474	1	10	2	6	3	16	0.158	12	26	0.316	0	0	22.5	38	0.592
A6/ Appetite for Destruction		25	47	27	45	52	92	0.361	14	22	13	23	27	45	0.375	106	182	0.368	0	0	182.5	288	0.634
A 60	Mitchell, Sid	7	5	7	5	14	10	0.583	4	8	5	6	9	14	0.391	23	24	0.489	0	0	31.0	47	0.660
A 61	Mozzetti, Tim "Tex"	2	9	1	10	3	19	0.136	5	4	6	4	11	8	0.579	14	27	0.341	0	0	22.0	41	0.537
A 62	King, Timmy	3	5	4	4	7	9	0.438	2	6	1	7	3	13	0.188	10	22	0.313	0	0	25.5	32	0.797
A 63	Coleman, Brian	3	8	0	6	3	14	0.176	1	8	3	8	4	16	0.200	7	30	0.189	0	0	15.0	37	0.405
A 64	Flood, Tom	3	7	5	6	8	13	0.381	5	5	5	3	10	8	0.556	18	21	0.462	0	0	24.5	39	0.628
A 65	Pharo, John	0	0	6	5	6	5	0.545	4	7	1	9	5	16	0.238	11	21	0.344	0	0	27.5	32	0.859
A 66	Jones, Daryl	2	7	0	1	2	8	0.200	0	1	0	3	0	4	0.000	2	12	0.143	0	0	0.0	14	0.000
A 67	Strickland, Jon	5	6	4	8	9	14	0.391	7	5	5	6	12	11	0.522	21	25	0.457	0	0	37.0	46	0.804
A7/ AA		22	50	23	49	45	99	0.313	9	27	14	22	23	49	0.319	91	197	0.316	0	0	183.0	288	0.635
A 70	Oakley, Gina	0	2	2	4	2	6	0.250	1	3	1	2	2	5	0.286	4	11	0.267	0	0	4.5	15	0.300
A 71	Oakley, Jerry	5	6	7	4	12	10	0.545	3	8	5	6	8	14	0.364	20	24	0.455	0	0	55.5	44	1.261
A 72	Reaume, Andre	4	8	4	8	8	16	0.333	5	6	4	7	9	13	0.409	17	29	0.370	0	0	43.0	46	0.935
A 73	Scott, Lee	4	6	4	7	8	13	0.381	2	8	2	9	4	17	0.190	12	30	0.286	0	0	29.0	42	0.690
A 74	Dziczkowski, Jamie	2	10	2	10	4	20	0.167	3	9	3	9	6	18	0.250	10	38	0.208	0	0	14.0	48	0.292
A 75	Delp, Paula	1	9	4	7	5	16	0.238	1	11	6	5	7	16	0.304	12	32	0.273	0	0	19.5	44	0.443
A 76	Smith, Brian	5	8	0	7	5	15	0.250	3	8	6	6	9	14	0.391	14	29	0.326	0	0	14.5	43	0.337
A 77	Rook, B.J.	1	1	0	2	1	3	0.250	0	1	1	0	1	1	0.500	2	4	0.333	0	0	3.0	6	0.500

	Singles 301		Singles Cricket		Singles Record		Singles Win %-age	Doubles Cricket		Doubles 501		Doubles Record		Doubles Win %-age	Sngls + Dbls Record		Sngls + Dbls Win %-age	Tiebreaker Ws	Tiebreaker Ls	All-Star Points	Games Played	All-Star Point Average
B1/ Ocheholics	36	36	31	41	67	77	0.465	20	16	15	21	35	37	0.486	137	151	0.476	6	4	171.5	288	0.595
B 10 Denton, Fon	6	6	3	9	9	15	0.375	7	5	4	6	11	11	0.500	20	26	0.435	1	1	23.5	46	0.511
B 11 Beaudoin, Paul	6	4	6	4	12	8	0.600	5	5	4	5	9	10	0.474	21	18	0.538	1	0	35.0	39	0.897
B 12 Grubb, Donald	8	4	7	5	15	9	0.625	8	4	5	7	13	11	0.542	28	20	0.583	1	1	39.5	48	0.823
B 13 Johnson, Galen	5	7	0	2	5	9	0.357	1	1	2	7	3	8	0.273	8	17	0.320	0	0	5.5	25	0.220
B 14 Mori, Chris	7	5	4	8	11	13	0.458	5	7	3	8	8	15	0.348	19	28	0.404	1	0	24.0	47	0.511
B 15 Morin, Dino	1	6	5	7	6	13	0.316	9	3	5	4	14	7	0.667	20	20	0.500	1	1	22.5	40	0.563
B 16 Williams, Denny	3	4	6	6	9	10	0.474	5	7	7	5	12	12	0.500	21	22	0.488	1	1	21.5	43	0.500
B2/ The Beleagured	46	26	47	25	93	51	0.646	28	8	16	20	44	28	0.611	181	107	0.628	0	0	230.0	288	0.799
B 20 Taylor, Eric	2	3	1	0	3	3	0.500	2	1	2	5	4	6	0.400	7	9	0.438	0	0	5.5	16	0.344
B 21 Parker, Charles	5	6	5	7	10	13	0.435	8	2	5	6	13	8	0.619	23	21	0.523	0	0	29.5	44	0.670
B 22 Alvord, Dave	2	1	7	5	9	6	0.600	8	4	3	8	11	12	0.478	20	18	0.526	0	0	23.0	38	0.605
B 23 Reygers, Jeff	8	3	10	2	18	5	0.783	7	4	6	3	13	7	0.650	31	12	0.721	0	0	43.0	43	1.000
B 24 Martin, David	8	2	4	4	12	6	0.667	7	1	3	7	10	8	0.556	22	14	0.611	0	0	21.5	36	0.597
B 25 Lloyd, Billy	8	4	10	2	18	6	0.750	11	0	5	5	16	5	0.762	34	11	0.756	0	0	47.5	45	1.056
B 26 Kenney, Jon	8	4	10	2	18	6	0.750	11	1	5	4	16	5	0.762	34	11	0.756	0	0	52.5	45	1.167
B 27 Fischlein, Kris	5	3	0	3	5	6	0.455	2	3	3	2	5	5	0.500	10	11	0.476	0	0	7.5	21	0.357
B3/ N A Pigs I	29	43	33	39	62	82	0.431	10	26	16	20	26	46	0.361	114	174	0.396	0	12	158.5	288	0.550
B 30 Rutten, Pete	8	3	6	5	14	8	0.636	1	8	5	6	6	14	0.300	20	22	0.476	0	2	24.0	42	0.571
B 31 Lane, Timothy	2	6	3	5	5	11	0.313	1	6	2	3	3	9	0.250	8	20	0.286	0	1	13.0	28	0.464
B 32 Bonar, Eric	3	5	2	9	5	14	0.263	0	10	4	5	4	15	0.211	9	29	0.237	0	2	19.5	38	0.513
B 33 Deemer, Randy	5	5	6	5	11	10	0.524	6	5	4	8	10	13	0.435	21	23	0.477	0	1	16.5	44	0.375
B 34 Baldwin, Randy	3	7	7	4	10	11	0.476	5	6	4	7	9	13	0.409	19	24	0.442	0	2	33.5	43	0.779
B 35 Warshawsky, Larry	4	8	2	7	6	15	0.286	2	10	7	5	9	15	0.375	15	30	0.333	0	2	17.5	45	0.389
B 36 Bush, Jim	0	1	0	0	0	1	0.000	0	0	0	0	0	0	#DIV/0!	0	1	0.000	0	0	0.0	1	0.000
B 37 O'Brien, Sean	4	8	7	4	11	12	0.478	5	7	6	6	11	13	0.458	22	25	0.468	0	2	34.5	47	0.734
B4/ Pheasant Pluckers	36	36	35	37	71	73	0.493	21	15	21	15	42	30	0.583	155	133	0.538	0	0	205.0	288	0.712
B 40 Chaney, Bill	4	4	2	9	6	13	0.316	8	3	4	5	12	8	0.600	18	21	0.462	0	0	26.5	39	0.679
B 41 Mills, Tim	2	2	2	2	4	4	0.500	1	3	1	3	2	6	0.250	6	10	0.375	0	0	17.5	16	1.094
B 42 Rodgers, Trey	6	6	7	5	13	11	0.542	6	6	8	4	14	10	0.583	27	21	0.563	0	0	35.5	48	0.740
B 43 Moats, Keith "Daddieo"	2	5	1	1	3	6	0.333	1	1	3	2	4	3	0.571	7	9	0.438	0	0	2.0	16	0.125
B 44 Murdaugh, John	0	0	0	1	0	1	0.000	0	1	0	0	0	1	0.000	0	2	0.000	0	0	0.0	2	0.000
B 45 Ridenour, Ron	6	6	5	7	11	13	0.458	10	4	6	6	16	10	0.615	27	23	0.540	0	0	22.0	50	0.440
B 46 Holland, Steve	7	3	7	3	14	6	0.700	7	3	8	3	15	6	0.714	29	12	0.707	0	0	39.5	41	0.963
B 47 Jones, Jeff	4	9	4	9	8	18	0.308	5	6	8	4	13	10	0.565	21	28	0.429	0	0	23.5	49	0.480
B 48 Dixon, J.D.	5	1	7	0	12	1	0.923	4	3	4	3	8	6	0.571	20	7	0.741	0	0	38.5	27	1.426
B5/ Slop Counts	33	39	28	44	61	83	0.424	8	28	15	21	23	49	0.319	107	181	0.372	7	0	150.0	288	0.521
B 50 Coyne, Kevin	3	7	0	3	3	10	0.231	1	8	2	6	3	14	0.176	6	24	0.200	1	0	5.0	30	0.167
B 51 Buckman, Dave	3	7	2	8	5	15	0.250	3	6	3	4	6	10	0.375	11	25	0.306	1	0	17.0	36	0.472
B 52 Hall, Josh	7	3	7	3	14	6	0.700	2	8	4	6	6	14	0.300	20	20	0.500	1	0	30.5	40	0.763
B 53 Sherman, Matt	3	3	1	11	4	14	0.222	0	10	5	6	5	16	0.238	9	30	0.231	1	0	8.5	39	0.218
B 54 Hindle, Mikey	5	8	7	5	12	13	0.480	4	8	7	5	11	13	0.458	23	26	0.469	1	0	29.0	49	0.592
B 55 Johnson, Mike	8	4	8	4	16	8	0.667	4	8	4	8	8	16	0.333	24	24	0.500	1	0	29.0	48	0.604
B 56 Johnson, Dave	4	7	3	10	7	17	0.292	2	8	5	7	7	15	0.318	14	32	0.304	1	0	31.0	46	0.674
B6/ Off Constantly	40	32	44	28	84	60	0.583	24	12	23	13	47	25	0.653	178	110	0.618	0	0	188.0	288	0.653
B 60 Mayhew, Zak	5	7	3	8	8	15	0.348	5	3	7	5	12	8	0.600	20	23	0.465	0	0	20.5	43	0.477
B 61 Kubel, Tom	9	3	10	2	19	5	0.792	8	4	8	4	16	8	0.667	35	13	0.729	0	0	44.0	48	0.917
B 62 Roberts, Mike	4	1	6	5	10	6	0.625	10	1	7	3	17	4	0.810	27	10	0.730	0	0	16.0	37	0.432
B 63 Varnadoe, Matt	4	6	6	4	10	10	0.500	6	3	7	3	13	6	0.684	23	16	0.590	0	0	26.5	39	0.679
B 64 Azevedo, Angelo	5	6	5	2	10	8	0.556	6	4	4	3	10	7	0.588	20	15	0.571	0	0	18.5	35	0.529
B 65 Lueneburg, Randy	6	4	7	4	13	8	0.619	6	5	7	3	13	8	0.619	26	16	0.619	0	0	33.5	42	0.798
B 66 Lyons, Jeff	7	4	7	3	14	7	0.667	7	4	6	5	13	9	0.591	27	16	0.628	0	0	29.0	43	0.674
B 67 Diggs, Ricky	0	1	0	0	0	1	0.000	0	0	0	0	0	0	#DIV/0!	0	1	0.000	0	0	0.0	1	0.000
B7/ Nine Lives	32	40	34	38	66	78	0.458	15	21	20	16	35	37	0.486	136	152	0.472	4	0	126.0	288	0.438
B 70 Romanchek, David	5	6	7	6	12	12	0.500	3	8	6	6	9	14	0.391	21	26	0.447	1	0	22.5	47	0.479
B 71 Smith, Butch	3	8	3	7	6	15	0.286	5	5	4	5	9	10	0.474	15	25	0.375	1	0	12.0	40	0.300
B 72 Copple, Matthew	6	5	9	3	15	8	0.652	6	4	8	5	14	9	0.609	29	17	0.630	1	0	28.0	46	0.609
B 73 Mays, John	7	3	7	3	14	6	0.700	6	6	7	4	13	10	0.565	27	16	0.628	1	0	23.5	43	0.547
B 74 Marsden, James	0	7	2	4	2	11	0.154	4	4	3	3	7	7	0.500	9	18	0.333	0	0	8.0	27	0.296
B 75 Gibson, Jack	5	5	2	5	7	10	0.412	2	4	6	3	8	7	0.533	15	17	0.469	0	0	15.0	32	0.469
B 76 Keever, David	5	3	4	7	9	10	0.474	4	7	6	4	10	11	0.476	19	21	0.475	0	0	15.0	40	0.375
B 77 Furhman, Al	1	3	0	3	1	6	0.143	0	4	0	2	0	6	0.000	1	12	0.077	0	0	2.0	13	0.154

	Singles 301		Singles Cricket		Singles Record		Singles Win %-age	Doubles Cricket		Doubles 501		Doubles Record		Doubles Win %-age	Sngls + Dbls Record		Sngls + Dbls Win %-age	Tiebreaker Ws	Tiebreaker Ls	All-Star Points	Games Played	All-Star Point Average
C1/ Starving Dartists	29	43	29	43	58	86	0.403	10	26	17	19	27	45	0.375	112	176	0.389	0	0	146.0	288	0.507
C 10 Shown, Marc	5	6	7	5	12	11	0.522	4	8	8	5	12	13	0.480	24	24	0.500	0	0	25.5	48	0.531
C 11 Hendricks, Ron	9	2	8	2	17	4	0.810	3	7	3	7	6	14	0.300	23	18	0.561	0	0	40.0	41	0.976
C 12 Hartley, Kevin	2	12	2	10	4	22	0.154	3	12	9	5	12	17	0.414	16	39	0.291	0	0	15.0	55	0.273
C 13 Howell, John	1	10	2	7	3	17	0.150	2	9	3	7	5	16	0.238	8	33	0.195	0	0	14.5	41	0.354
C 14 Herman, Fritz	7	8	5	12	12	20	0.375	5	9	8	6	13	15	0.464	25	35	0.417	0	0	18.0	60	0.300
C 15 James, Bob	5	5	5	7	10	12	0.455	3	7	3	8	6	15	0.286	16	27	0.372	0	0	33.0	43	0.767
C 16 Finch, David	0	0	0	0	0	0	#DIV/0!	0	0	0	0	0	0	#DIV/0!	0	0	#DIV/0!	0	0	0.0	0	#DIV/0!
C2/ Cork Screwers	36	36	37	35	73	71	0.507	20	16	20	16	40	32	0.556	153	135	0.531	6	0	155.5	288	0.540
C 20 Payne, Julie	2	3	3	3	5	6	0.455	2	2	1	6	3	8	0.273	8	14	0.364	0	0	8.0	22	0.364
C 21 Knight, Maridy	5	8	1	8	6	16	0.273	6	6	5	5	11	11	0.500	17	27	0.386	1	0	20.0	44	0.455
C 22 Scheppele, Julie	5	4	2	7	7	11	0.389	6	1	7	1	13	2	0.867	20	13	0.606	1	0	14.5	33	0.439
C 23 Gaulthier, Angela	2	7	3	9	5	16	0.238	6	7	7	4	13	11	0.542	18	27	0.400	1	0	16.0	45	0.356
C 24 Gaulthier, Cody	6	6	9	3	15	9	0.625	8	4	9	3	17	7	0.708	32	16	0.667	1	0	33.5	48	0.698
C 25 Moore, Jeff "Chicago"	6	6	10	2	16	8	0.667	5	7	4	8	9	15	0.375	25	23	0.521	1	0	35.5	48	0.740
C 26 Ackerman, Travis	10	2	9	3	19	5	0.792	7	5	7	5	14	10	0.583	33	15	0.688	1	0	28.0	48	0.583
C3/ Excalibur	40	32	42	30	82	62	0.569	24	12	15	21	39	33	0.542	160	128	0.556	0	6	140.5	288	0.488
C 30 Burney, Gary	7	4	7	4	14	8	0.636	9	1	4	7	13	8	0.619	27	16	0.628	0	1	11.5	43	0.267
C 31 Shearin, Keith	4	6	5	7	9	13	0.409	6	5	5	7	11	12	0.478	20	25	0.444	0	1	17.0	45	0.378
C 32 Foushee, Eugene	9	3	11	1	20	4	0.833	8	5	6	6	14	11	0.560	34	15	0.694	0	1	34.0	49	0.694
C 33 Vann, Tim	10	2	10	2	20	4	0.833	9	3	4	7	13	10	0.565	33	14	0.702	0	1	32.0	47	0.681
C 34 Brady, Phillip	3	3	2	3	5	6	0.455	4	2	0	6	4	8	0.333	9	14	0.391	0	1	8.0	23	0.348
C 35 Brinson, Mark	0	0	0	0	0	0	#DIV/0!	0	0	0	0	0	0	#DIV/0!	0	0	#DIV/0!	0	0	0.0	0	#DIV/0!
C 36 Fazenbaker, Jon	4	7	3	6	7	13	0.350	6	4	7	3	13	7	0.650	20	20	0.500	0	0	26.5	40	0.663
C 37 Slominski, Mark	3	7	4	7	7	14	0.333	6	4	4	6	10	10	0.500	17	24	0.415	0	1	11.5	41	0.280
C4/ Dogs of War	34	38	31	41	65	79	0.451	17	19	16	20	33	39	0.458	131	157	0.455	0	6	141.5	288	0.491
C 40 Caldwell, Tim	5	8	3	6	8	14	0.364	2	10	6	5	8	15	0.348	16	29	0.356	0	1	12.0	45	0.267
C 41 Wilkie, Felipe	5	7	4	8	9	15	0.375	8	4	4	8	12	12	0.500	21	27	0.438	0	1	23.0	48	0.479
C 42 Wiegand, Tom	8	4	10	3	18	7	0.720	7	5	7	5	14	10	0.583	32	17	0.653	0	1	43.5	49	0.888
C 43 Bradshaw, Rick	7	5	7	5	14	10	0.583	8	4	4	8	12	12	0.500	26	22	0.542	0	1	32.0	48	0.667
C 44 Gregory, Mark	6	5	7	4	13	9	0.591	7	4	6	5	13	9	0.591	26	18	0.591	0	1	25.5	44	0.580
C 45 Barnes, Marshall	1	7	0	11	1	18	0.053	1	8	3	7	4	15	0.211	5	33	0.132	0	1	4.5	38	0.118
C 46 Lawson, Justin	2	2	0	4	2	6	0.250	1	3	2	2	3	5	0.375	5	11	0.313	0	0	1.0	16	0.063
C5/ Insane Dart Posse	34	38	33	39	67	77	0.465	13	23	15	21	28	44	0.389	123	165	0.427	5	13	122.5	288	0.425
C 50 Allison, Frank	8	5	6	6	14	11	0.560	6	8	5	6	11	14	0.440	25	25	0.500	1	2	31.5	50	0.630
C 51 Leonard, Shawn	3	5	5	3	8	8	0.500	3	5	4	5	7	10	0.412	15	18	0.455	0	2	20.5	33	0.621
C 52 Hines, Curtis	4	5	1	8	5	13	0.278	4	6	5	5	9	11	0.450	14	24	0.368	0	1	12.0	38	0.316
C 53 Arensdorf, Dave	0	0	0	0	0	0	#DIV/0!	0	0	0	0	0	0	#DIV/0!	0	0	#DIV/0!	0	0	0.0	0	#DIV/0!
C 54 Browndorf, Ken	2	9	8	3	10	12	0.455	4	5	6	4	10	9	0.526	20	21	0.488	1	2	14.0	41	0.341
C 55 Ray, Robert	4	6	9	2	13	8	0.619	5	6	7	3	12	9	0.571	25	17	0.595	1	2	33.0	42	0.786
C 56 Christiano, Nick	1	1	0	2	1	3	0.250	0	2	1	1	1	3	0.250	2	6	0.250	0	0	0.0	8	0.000
C 57 Kruger, Lonny	9	2	2	9	11	11	0.500	3	8	1	11	4	19	0.174	15	30	0.333	1	2	7.5	45	0.167
C 58 Kaltz, Eric	3	5	2	6	5	11	0.313	1	6	1	7	2	13	0.133	7	24	0.226	1	2	4.0	31	0.129
C6/ Overtime Outlaws	44	28	42	30	86	58	0.597	20	16	24	12	44	28	0.611	174	114	0.604	6	0	139.5	288	0.484
C 60 Clark, Dan	6	4	8	4	14	8	0.636	7	5	7	2	14	7	0.667	28	15	0.651	1	0	27.0	43	0.628
C 61 Crowe, Jason	6	4	7	5	13	9	0.591	6	5	6	3	12	8	0.600	25	17	0.595	1	0	19.5	42	0.464
C 62 Peterson, Chris	6	4	3	3	9	7	0.563	7	2	2	8	9	10	0.474	18	17	0.514	0	0	9.0	35	0.257
C 63 Tant, J.J.	9	2	8	3	17	5	0.773	6	6	8	0	14	6	0.700	31	11	0.738	1	0	26.5	42	0.631
C 64 Williamson, Tony	8	3	6	5	14	8	0.636	4	6	8	1	12	7	0.632	26	15	0.634	1	0	15.5	41	0.378
C 65 Zelinack, Jason	5	7	8	4	13	11	0.542	7	4	5	7	12	11	0.522	25	22	0.532	1	0	34.0	47	0.723
C 66 Birmingham, Christine	0	3	0	2	0	5	0.000	0	1	6	1	6	2	0.750	6	7	0.462	1	0	0.0	13	0.000
C 67 Reiser, Brian	3	0	1	3	4	3	0.571	2	1	4	2	6	3	0.667	10	6	0.625	0	0	2.0	16	0.125
C 68 Furman, Scott	1	1	1	1	2	2	0.500	1	2	2	0	3	2	0.600	5	4	0.556	0	0	6.0	9	0.667
C7/ D-Parted	35	37	38	34	73	71	0.507	22	14	19	17	41	31	0.569	155	133	0.538	7	0	170.0	288	0.590
C 70 Howley, John	2	4	4	2	6	6	0.500	5	3	3	5	8	8	0.500	14	14	0.500	1	0	10.5	28	0.375
C 71 Keller, Tony	10	2	11	1	21	3	0.875	9	3	8	4	17	7	0.708	38	10	0.792	1	0	54.0	48	1.125
C 72 Dautrich, Dan	5	4	4	7	9	11	0.450	6	4	3	7	9	11	0.450	18	22	0.450	1	0	18.5	40	0.463
C 73 Anderson, Ryan	5	7	6	6	11	13	0.458	7	5	8	4	15	9	0.625	26	22	0.542	1	0	25.5	48	0.531
C 74 Hogan, Alan	4	6	4	7	8	13	0.381	5	6	3	6	8	12	0.400	16	25	0.390	1	0	21.0	41	0.512
C 75 Hopkins, Chris	4	7	5	4	9	11	0.450	6	3	7	3	13	6	0.684	22	17	0.564	1	0	24.5	39	0.628
C 76 Gaertner, Brian	4	7	4	7	8	14	0.364	6	4	6	5	12	9	0.571	20	23	0.465	1	0	16.0	43	0.372
C 77 Feller, Keith	1	0	0	0	1	0	1.000	0	0	0	0	0	0	#DIV/0!	1	0	1.000	0	0	0.0	1	0.000

	Singles	301	Singles	Cricket	Singles	Record	Singles Win %-age	Doubles	Cricket	Doubles	501	Doubles	Record	Doubles Win %-age	Sngls + Dbls	Record	Sngls + Dbls Win %-age	Tiebreaker Ws	Tiebreaker Ls	All-Star Points	Games Played	All-Star Point Average
D1/ The Darturds	29	55	25	59	54	114	0.321	11	31	23	19	34	50	0.405	122	214	0.363	0	0	96.5	336	0.287
D 10 Alcon, Tony	2	9	6	4	8	13	0.381	3	7	4	4	7	11	0.389	15	24	0.385	0	0	23.5	39	0.603
D 11 Groves, Phil	4	6	2	9	6	15	0.286	2	9	7	4	9	13	0.409	15	28	0.349	0	0	12.5	43	0.291
D 12 Martin, Adam	2	0	1	1	3	1	0.750	0	2	1	1	1	3	0.250	4	4	0.500	0	0	1.0	8	0.125
D 13 Bozza, Doug	2	8	5	7	7	15	0.318	5	7	5	6	10	13	0.435	17	28	0.378	0	0	13.0	45	0.289
D 14 Connelly, Patrick	5	9	0	8	5	17	0.227	1	10	6	8	7	18	0.280	12	35	0.255	0	0	4.5	47	0.096
D 15 Moore, Ken	4	8	2	11	6	19	0.240	2	9	7	4	9	13	0.409	15	32	0.319	0	0	8.0	47	0.170
D 16 Miller, Jason	0	0	0	0	0	0	#DIV/0!	0	0	0	0	0	0	#DIV/0!	0	0	#DIV/0!	0	0	0.0	0	#DIV/0!
D 17 Metters, Paul	7	6	5	8	12	14	0.462	5	8	6	7	11	15	0.423	23	29	0.442	0	0	12.5	52	0.240
D 18 d'Ambrosi, Heather	0	2	0	3	0	5	0.000	0	3	1	1	1	4	0.200	1	9	0.100	0	0	1.0	10	0.100
D 19 Maley, Dave	3	7	4	8	7	15	0.318	4	7	9	3	13	10	0.565	20	25	0.444	0	0	20.5	45	0.456
D2/ Traveling Beer Bellies	38	46	45	39	83	85	0.494	23	19	19	23	42	42	0.500	167	169	0.497	0	0	123.5	336	0.368
D 20 McCredie, Bob	7	7	10	2	17	9	0.654	4	7	5	7	9	14	0.391	26	23	0.531	0	0	25.5	49	0.520
D 21 Krasnow, Dave	10	4	9	5	19	9	0.679	7	6	4	9	11	15	0.423	30	24	0.556	0	0	29.0	54	0.537
D 22 Yoneoka, Oakie	1	12	0	0	1	12	0.077	0	0	0	0	0	0	#DIV/0!	1	12	0.077	0	0	2.0	13	0.154
D 23 Gibson, Ed	0	0	6	5	6	5	0.545	3	4	6	4	9	8	0.529	15	13	0.536	0	0	8.5	28	0.304
D 24 Dowd, Brian	3	7	0	3	3	10	0.231	5	5	3	4	8	9	0.471	11	19	0.367	0	0	8.0	30	0.267
D 25 Stull, John	3	2	2	5	5	7	0.417	6	3	0	3	6	6	0.500	11	13	0.458	0	0	9.0	24	0.375
D 26 Work, Joe	10	3	12	1	22	4	0.846	11	2	7	6	18	8	0.692	40	12	0.769	0	0	20.5	52	0.394
D 27 Phillips, Britt	2	6	1	5	3	11	0.214	3	6	5	2	8	8	0.500	11	19	0.367	0	0	9.5	30	0.317
D 28 North, Troy	2	4	4	4	6	8	0.429	4	3	4	3	8	6	0.571	14	14	0.500	0	0	7.5	28	0.268
D 29 Knight, Steve	0	1	1	9	1	10	0.091	3	2	4	8	7	10	0.412	8	20	0.286	0	0	4.0	28	0.143
D3/ The Locals	51	33	54	30	105	63	0.625	25	17	24	18	49	35	0.583	203	133	0.604	0	7	219.0	336	0.652
D 30 Emery, Mike	6	6	5	5	11	11	0.500	5	2	8	2	13	4	0.765	24	15	0.615	0	1	13.0	39	0.333
D 31 Maccini, Billy	5	5	6	8	11	13	0.458	6	5	9	2	15	7	0.682	26	20	0.565	0	1	28.5	46	0.620
D 32 Eastmead, Phillip	13	1	14	0	27	1	0.964	10	3	8	4	18	7	0.720	45	8	0.849	0	1	78.0	53	1.472
D 33 Stark, Keith	8	5	9	3	17	8	0.680	8	5	4	9	12	14	0.462	29	22	0.569	0	1	37.5	51	0.735
D 34 Hanley, Jack	3	6	3	5	6	11	0.353	5	5	4	8	9	13	0.409	15	24	0.385	0	1	10.0	39	0.256
D 35 Kiekenapp, Bill	2	4	4	4	6	8	0.429	4	5	3	3	7	8	0.467	13	16	0.448	0	1	10.0	29	0.345
D 36 Bryant, Whit	8	4	9	4	17	8	0.680	8	5	9	4	17	9	0.654	34	17	0.667	0	1	36.0	51	0.706
D 37 Deeter, Ben	6	2	4	1	10	3	0.769	4	4	3	4	7	8	0.467	17	11	0.607	0	0	6.0	28	0.214
D4/ Hammered Heads	43	41	44	40	87	81	0.518	29	13	19	23	48	36	0.571	183	153	0.545	0	0	170.5	336	0.507
D 40 Dougherty, Henry	1	2	0	3	1	5	0.167	0	3	2	1	2	4	0.333	3	9	0.250	0	0	0.0	12	0.000
D 41 Lupien, Bam	4	8	2	4	6	12	0.333	2	4	1	4	3	8	0.273	9	20	0.310	0	0	3.5	29	0.121
D 42 Sarantos, Alex	6	5	7	4	13	9	0.591	10	1	5	6	15	7	0.682	28	16	0.636	0	0	30.5	44	0.693
D 43 Martinez, Vicente	7	4	11	1	18	5	0.783	11	1	6	6	17	7	0.708	35	12	0.745	0	0	46.0	47	0.979
D 44 Fournier, Chris	7	3	6	4	13	7	0.650	7	3	5	5	12	8	0.600	25	15	0.625	0	0	19.5	40	0.488
D 45 Rhodes, Chris	6	6	7	6	13	12	0.520	8	4	5	8	13	12	0.520	26	24	0.520	0	0	22.5	50	0.450
D 46 Utke, Chris	2	4	1	6	3	10	0.231	3	3	2	4	5	7	0.417	8	17	0.320	0	0	5.5	25	0.220
D 47 Fagan, Seth	5	7	5	8	10	15	0.400	9	4	8	5	17	9	0.654	27	24	0.529	0	0	28.0	51	0.549
D 48 Klann, Eric	5	2	5	4	10	6	0.625	8	3	4	7	12	10	0.545	22	16	0.579	0	0	15.0	38	0.395
D5/ Jack Nine	51	33	51	33	102	66	0.607	31	11	26	16	57	27	0.679	216	120	0.643	0	0	204.5	336	0.609
D 50 Haynes, Chris	6	7	4	1	10	8	0.556	7	3	5	1	12	4	0.750	22	12	0.647	0	0	8.0	34	0.235
D 51 McNamara, Tim	9	2	11	1	20	3	0.870	9	4	8	3	17	7	0.708	37	10	0.787	0	0	53.5	47	1.138
D 52 Evans, J.P.	9	1	8	3	17	4	0.810	5	4	9	1	14	5	0.737	31	9	0.775	0	0	30.5	40	0.763
D 53 Schmaus, Darren	8	5	3	4	11	9	0.550	8	5	5	3	13	8	0.619	24	17	0.585	0	0	14.0	41	0.341
D 54 Natarajan, Dilip	4	6	4	5	8	11	0.421	4	2	3	4	7	6	0.538	15	17	0.469	0	0	17.0	32	0.531
D 55 Young, Mike	1	2	3	4	4	6	0.400	5	0	3	5	8	5	0.615	12	11	0.522	0	0	7.0	23	0.304
D 56 Peters, Bobby	1	1	2	5	3	6	0.333	2	0	4	4	6	4	0.600	9	10	0.474	0	0	5.5	19	0.289
D 57 Stepp, John	5	3	3	2	8	5	0.615	4	2	8	2	12	4	0.750	20	9	0.690	0	0	14.5	29	0.500
D 58 Watson, Jeff	2	3	6	4	8	7	0.533	8	2	2	5	10	7	0.588	18	14	0.563	0	0	12.0	32	0.375
D 59 Gibbs, Keith	6	3	7	4	13	7	0.650	10	0	5	4	15	4	0.789	28	11	0.718	0	0	42.5	39	1.090
D6/ Imports & Domestics	52	32	50	34	102	66	0.607	23	19	18	24	41	43	0.488	184	152	0.548	0	0	181.0	336	0.539
D 60 Lamb, Mark	12	2	8	6	20	8	0.714	11	3	6	8	17	11	0.607	37	19	0.661	0	0	54.0	56	0.964
D 61 Dickman, Sheila	6	5	1	4	7	9	0.438	5	6	5	6	10	12	0.455	17	21	0.447	0	0	9.5	38	0.250
D 62 Tourout, Glenn	12	1	10	3	22	4	0.846	7	6	6	7	13	13	0.500	35	17	0.673	0	0	41.5	52	0.798
D 63 Dudley, Robert	9	5	10	4	19	9	0.679	10	4	6	6	16	10	0.615	35	19	0.648	0	0	28.0	54	0.519
D 64 Dudley, Debbie	4	8	4	5	8	13	0.381	1	7	4	4	5	11	0.313	13	24	0.351	0	0	3.5	37	0.095
D 65 Martinez, Vince	1	4	8	4	9	8	0.529	8	4	5	7	13	11	0.542	22	19	0.537	0	0	23.0	41	0.561
D 66 Baum, Eric	0	3	4	1	4	4	0.500	1	2	1	4	2	6	0.250	6	10	0.375	0	0	3.5	16	0.219
D 67 Espy, Jerry	8	4	5	7	13	11	0.542	3	6	3	6	6	12	0.333	19	23	0.452	0	0	18.0	42	0.429
D7/ Shootin' Blanks	23	61	20	64	43	125	0.256	5	37	15	27	20	64	0.238	83	253	0.247	0	0	101.5	336	0.302
D 70 Wilcox, Julie	2	10	4	11	6	21	0.222	0	14	3	7	3	21	0.125	9	42	0.176	0	0	22.0	51	0.431
D 71 Scott, Kevin	6	4	7	3	13	7	0.650	2	6	7	3	9	9	0.500	22	16	0.579	0	0	15.0	38	0.395
D 72 Balikcioglu, Metin	4	10	5	9	9	19	0.321	1	13	5	8	6	21	0.222	15	40	0.273	0	0	18.0	55	0.327
D 73 Roediger, Frank	0	3	0	2	0	5	0.000	0	2	0	3	0	5	0.000	0	10	0.000	0	0	1.0	10	0.100
D 74 Watson, Michael	3	8	0	13	3	21	0.125	2	11	4	9	6	20	0.231	9	41	0.180	0	0	15.5	50	0.310
D 75 Bustillos, Linda	1	0	0	3	1	3	0.250	1	2	0	3	1	5	0.167	2	8	0.200	0	0	1.0	10	0.100
D 76 Uehling, Peg	1	12	0	7	1	19	0.050	0	12	2	12	2	24	0.077	3	43	0.065	0	0	7.0	46	0.152
D 77 Carbone, Lenny	4	9	0	13	4	22	0.154	3	8	7	6	10	14	0.417	14	36	0.280	0	0	6.0	50	0.120
D 78 Fortner, Alvin	2	5	4	3	6	8	0.429	1	6	2	3	3	9	0.250	9	17	0.346	0	0	16.0	26	0.615
D8/ Helter Skelter	49	35	47	37	96	72	0.571	21	21	24	18	45	39	0.536	186	150	0.554	8	0	169.0	336	0.503
D 80 Buckley, Bill	5	6	3	3	8	9	0.471	1	6	6	4	7	10	0.412	15	19	0.441	1	0	10.5	34	0.309
D 81 Buckley, Jennifer	7	4	6	6	13	10	0.565	8	4	9	3	17	7	0.708	30	17	0.638	1	0	16.0	47	0.340
D 82 Raquet, Mike	10	5	13	1	23	6	0.793	10	4	9	5	19	9	0.679	42	15	0.737	1	0	43.0	57	0.754
D 83 McGettigan, Peter	2	6	4	8	6	14	0.300	4	7	3	5	7	12	0.368	13	26	0.333	1	0	15.5	39	0.397
D 84 Brown, Jay	4	3	3	9	7	12	0.368	3	11	3	5	6	16	0.273	13	28	0.317	1	0	13.5	41	0.329
D 85 Sander, Stephen	0	0	0	0	0	0	#DIV/0!	0	0	0	0	0	0	#DIV/0!	0	0	#DIV/0!	0	0	0.0	0	#DIV/0!
D 86 Sexton, Ray	6	5	1	7	7	12	0.368	2	3	2	10	4	13	0.235	11	25	0.306	1	0	2.5	36	0.069
D 87 Downs, Aaron	11	3	11	2	22	5	0.815	8	6	11	3	19	9	0.679	41	14	0.745	1	0	49.5	55	0.900
D 88 Hardison, Jon	4	3	6	1	10	4	0.714	6	1	5	1	11	2	0.846	21	6	0.778	1	0	18.5	27	0.685

	Singles	301	Singles	Cricket	Singles	Record	Singles Win %-age	Doubles	Cricket	Doubles	501	Doubles	Record	Doubles Win %-age	Sngls + Dbls	Record	Sngls + Dbls Win %-age	Tiebreaker Ws	Tiebreaker Ls	All-Star Points	Games Played	All-Star Point Average
E1/ Cobra Kai	41	31	37	35	78	66	0.542	19	17	19	17	38	34	0.528	154	134	0.535	14	13	110.0	288	0.382
E 10 Knott, Ryan	8	3	5	7	13	10	0.565	2	2	2	3	4	5	0.444	17	15	0.531	2	2	10.0	32	0.313
E 11 Knott, Ronnie	5	7	7	5	12	12	0.500	9	3	8	4	17	7	0.708	29	19	0.604	2	2	30.5	48	0.635
E 12 Lane, Jonathan	7	5	6	6	13	11	0.542	9	3	6	6	15	9	0.625	28	20	0.583	2	2	17.0	48	0.354
E 13 Hayes, Chad	9	3	8	4	17	7	0.708	8	4	8	4	16	8	0.667	33	15	0.688	2	2	15.5	48	0.323
E 14 Folsom, Kevin	3	4	2	4	5	8	0.385	2	4	3	4	5	8	0.385	10	16	0.385	0	2	6.0	26	0.231
E 15 Davis, Kevin	2	1	2	3	4	4	0.500	3	1	1	2	4	3	0.571	8	7	0.533	2	0	5.0	15	0.333
E 16 Sautter, Scott	2	3	1	2	3	5	0.375	2	10	5	7	7	17	0.292	10	22	0.313	2	2	9.0	32	0.281
E 17 Sautter, Don	5	5	6	4	11	9	0.550	3	7	5	4	8	11	0.421	19	20	0.487	2	1	17.0	39	0.436
E2/ Pit Crew	40	32	39	33	79	65	0.549	24	12	14	22	38	34	0.528	155	133	0.538	7	0	97.5	288	0.339
E 20 Thomas, Jason "Jay T"	8	2	10	0	18	2	0.900	8	2	5	4	13	6	0.684	31	8	0.795	1	0	2.0	39	0.051
E 21 Bird, Vic	5	5	5	5	10	10	0.500	6	3	3	4	9	7	0.563	19	17	0.528	1	0	10.0	36	0.278
E 22 Gower, Jeff	4	4	4	5	8	9	0.471	5	2	3	4	8	6	0.571	16	15	0.516	0	0	15.5	31	0.500
E 23 Jobe, Crawford "CJ"	5	4	4	5	9	9	0.500	6	3	6	4	12	7	0.632	21	16	0.568	1	0	11.0	37	0.297
E 24 Helmes, D.J.	8	2	5	4	13	6	0.684	7	3	1	7	8	10	0.444	21	16	0.568	1	0	14.5	37	0.392
E 25 Thomas, Joe "Antique"	3	4	3	1	6	5	0.545	2	2	3	6	5	8	0.385	11	13	0.458	1	0	7.5	24	0.313
E 26 Side, Eric	2	5	1	5	3	10	0.231	3	3	3	5	6	8	0.429	9	18	0.333	1	0	11.0	27	0.407
E 27 Gower, Jeremy	1	0	0	1	1	1	0.500	0	2	1	1	1	3	0.250	2	4	0.333	0	0	3.0	6	0.500
E 28 Hall, Mike	3	2	3	1	6	3	0.667	5	0	1	2	6	2	0.750	12	5	0.706	0	0	9.0	17	0.529
E 29 Maze, Sam	1	4	4	6	5	10	0.333	6	4	2	7	8	11	0.421	13	21	0.382	1	0	14.0	34	0.412
E3/ Drunk Luck!	37	35	28	44	65	79	0.451	18	18	15	21	33	39	0.458	131	157	0.455	0	7	90.0	288	0.313
E 30 Wells, John "Boy"	9	2	6	6	15	8	0.652	7	5	6	6	13	11	0.542	28	19	0.596	0	1	18.0	47	0.383
E 31 Wells, Tami	6	4	3	7	9	11	0.450	4	3	6	5	10	8	0.556	19	19	0.500	0	1	10.5	38	0.276
E 32 Blackwelder, Deb	1	8	6	4	7	12	0.368	5	6	5	4	10	10	0.500	17	22	0.436	0	1	7.5	39	0.192
E 33 Brown, Mike	3	3	2	7	5	10	0.333	3	6	1	6	4	12	0.250	9	22	0.290	0	1	10.0	31	0.323
E 34 Barnes, Derek	1	4	3	6	4	10	0.286	3	6	1	5	4	11	0.267	8	21	0.276	0	0	5.0	29	0.172
E 35 Thompkins, Tommy	5	6	0	2	5	8	0.385	1	2	5	6	6	8	0.429	11	16	0.407	0	1	1.0	27	0.037
E 36 Walters, Jason	7	5	5	7	12	12	0.500	9	3	3	7	12	10	0.545	24	22	0.522	0	1	31.0	46	0.674
E 37 Brown, Brandon	5	3	3	5	8	8	0.500	4	5	3	3	7	8	0.467	15	16	0.484	0	1	7.0	31	0.226
E4/ Money Shot	42	30	40	32	82	62	0.569	19	17	17	19	36	36	0.500	154	134	0.535	7	0	132.5	288	0.460
E 40 Colton, Mitch	7	5	3	5	10	10	0.500	6	4	7	4	13	8	0.619	23	18	0.561	1	0	32.0	41	0.780
E 41 Thorne, Jon	3	1	4	0	7	1	0.875	4	0	2	2	6	2	0.750	13	3	0.813	0	0	6.5	16	0.406
E 42 Thorne, Scott	4	4	5	4	9	8	0.529	4	4	3	6	7	10	0.412	16	18	0.471	1	0	6.0	34	0.176
E 43 Thorne, Rick	5	6	7	3	12	9	0.571	4	5	4	6	8	11	0.421	20	20	0.500	1	0	11.0	40	0.275
E 44 Thorne, Marshall	7	3	7	5	14	8	0.636	2	8	5	4	7	12	0.368	21	20	0.512	1	0	20.0	41	0.488
E 45 Titsworth, Dan	8	4	9	3	17	7	0.708	8	4	6	5	14	9	0.609	31	16	0.660	1	0	26.0	47	0.553
E 46 Moore, B.J.	3	3	3	7	6	10	0.375	6	3	3	5	9	8	0.529	15	18	0.455	1	0	15.0	33	0.455
E 47 Cleveland, Craig	0	0	2	4	2	4	0.333	4	1	1	2	5	3	0.625	7	7	0.500	0	0	8.5	14	0.607
E 48 Carroll, Josh	5	4	0	1	5	5	0.500	0	5	3	4	3	9	0.250	8	14	0.364	1	0	7.5	22	0.341
E5/ The Real Decoys	33	39	37	35	70	74	0.486	14	22	19	17	33	39	0.458	136	152	0.472	0	10	94.0	288	0.326
E 50 Moeschet, Cathy	0	0	0	0	0	0	#DIV/0!	0	0	0	0	0	0	#DIV/0!	0	0	#DIV/0!	0	0	0.0	0	#DIV/0!
E 51 Carawon, Bob	3	6	7	4	10	10	0.500	5	7	6	4	11	11	0.500	21	21	0.500	0	1	11.5	42	0.274
E 52 Peers, Martin	4	8	1	7	5	15	0.250	2	5	5	7	7	12	0.368	12	27	0.308	0	2	7.5	39	0.192
E 53 Converse, Stan	6	5	7	5	13	10	0.565	8	5	10	3	18	8	0.692	31	18	0.633	0	2	21.0	49	0.429
E 54 Van Olst, Jason	6	2	5	3	11	5	0.688	2	6	3	3	5	9	0.357	16	14	0.533	0	1	7.0	30	0.233
E 55 Lee, Ronnie	2	3	4	1	6	4	0.600	2	3	2	3	4	6	0.400	10	10	0.500	0	1	3.0	20	0.150
E 56 Glendy, Mike	5	1	5	1	10	2	0.833	3	3	4	0	7	3	0.700	17	5	0.773	0	0	15.5	22	0.705
E 57 Tollerton, Steve "Tolly"	3	8	5	6	8	14	0.364	4	5	5	4	9	9	0.500	17	23	0.425	0	1	19.0	40	0.475
E 58 Wickstrom, Bob	4	6	3	8	7	14	0.333	2	10	3	10	5	20	0.200	12	34	0.261	0	2	9.5	46	0.207
E6/ 3 Grams & Ham	31	35	32	34	63	69	0.477	14	19	18	15	32	34	0.485	127	137	0.481	6	6	101.0	264	0.383
E 60 Jordan, Jody	3	5	7	3	10	8	0.556	4	5	7	2	11	7	0.611	21	15	0.583	1	1	14.0	36	0.389
E 61 Bradley, Ryan	9	2	9	2	18	4	0.818	7	4	8	2	15	6	0.714	33	10	0.767	1	1	32.5	43	0.756
E 62 Blanda, Chris	2	3	3	6	5	9	0.357	3	6	3	6	6	12	0.333	11	21	0.344	1	1	8.0	32	0.250
E 63 Schon, Chris	3	8	4	7	7	15	0.318	2	6	5	5	7	11	0.389	14	26	0.350	1	1	13.0	40	0.325
E 64 Bryson, Jeff	4	6	2	7	6	13	0.316	4	6	3	6	7	12	0.368	13	25	0.342	0	1	5.0	38	0.132
E 65 Roseboro, John	4	8	5	4	9	12	0.429	5	6	5	7	10	13	0.435	19	25	0.432	1	1	12.5	44	0.284
E 66 Norman, Barry	2	1	1	1	3	2	0.600	1	2	2	0	3	2	0.600	6	4	0.600	0	0	2.0	10	0.200
E 67 Pleasant, Elisa	4	2	1	4	5	6	0.455	2	3	3	2	5	5	0.500	10	11	0.476	1	0	14.0	21	0.667
E7/ DIVE Bombers	22	44	33	33	55	77	0.417	15	18	21	12	36	30	0.545	127	137	0.481	17	12	97.0	264	0.367
E 70 Lee, Carl	6	3	5	5	11	8	0.579	4	6	8	2	12	8	0.600	23	16	0.590	2	2	15.0	39	0.385
E 71 Huff, Matt	4	4	4	5	8	9	0.471	4	6	6	4	10	10	0.500	18	19	0.486	2	2	10.5	37	0.284
E 72 Dunn, Thom	1	7	4	4	5	11	0.313	0	1	0	1	0	2	0.000	5	13	0.278	0	0	3.0	18	0.167
E 73 Flowers, Fred	3	7	2	4	5	11	0.313	4	7	9	2	13	9	0.591	18	20	0.474	3	2	6.0	38	0.158
E 74 Reitano, Sal	5	5	10	0	15	5	0.750	6	4	6	4	12	8	0.600	27	13	0.675	2	2	32.5	40	0.813
E 75 Johns, David	1	7	3	5	4	12	0.250	3	5	3	5	6	10	0.375	10	22	0.313	3	2	11.0	32	0.344
E 76 Duncan, Jeff	1	8	4	7	5	15	0.250	7	4	6	5	13	9	0.591	18	24	0.429	3	2	11.5	42	0.274
E 77 Carter, Shawn	1	3	1	3	2	6	0.250	2	3	4	1	6	4	0.600	8	10	0.444	2	0	7.5	18	0.417

		Singles 301		Singles Cricket		Singles Record		Singles Win %-age	Doubles Cricket		Doubles 501		Doubles Record		Doubles Win %-age	Sngls + Dbls Record		Sngls + Dbls Win %-age	Tiebreaker Ws	Tiebreaker Ls	All-Star Points	Games Played	All-Star Point Average
F1/ The Redneckers		50	34	52	32	102	66	0.607	32	10	26	16	58	26	0.690	218	118	0.649	7	0	198.5	336	0.591
F 10	Roseman, Sean	1	8	7	6	8	14	0.364	7	2	5	3	12	5	0.706	20	19	0.513	1	0	16.0	39	0.410
F 11	Nelson, Shane	9	4	11	2	20	6	0.769	7	3	7	2	14	5	0.737	34	11	0.756	1	0	16.0	45	0.356
F 12	Roman-Cusher, Jason	7	5	3	6	10	11	0.476	3	5	8	5	11	10	0.524	21	21	0.500	1	0	13.0	42	0.310
F 13	Cusher, Dean	9	4	9	2	18	6	0.750	11	2	8	5	19	7	0.731	37	13	0.740	1	0	28.0	50	0.560
F 14	Gardner, Kyle	8	6	0	4	8	10	0.444	10	1	7	6	17	7	0.708	25	17	0.595	1	0	13.5	42	0.321
F 15	Crabtree, Jason	5	4	4	3	9	7	0.563	6	2	3	3	9	5	0.643	18	12	0.600	0	0	15.0	30	0.500
F 16	Brownd, Anthony	1	0	6	8	7	8	0.467	8	4	5	6	13	10	0.565	20	18	0.526	1	0	16.0	38	0.421
F 17	Murray, Shane	10	3	12	1	22	4	0.846	12	1	9	2	21	3	0.875	43	7	0.860	1	0	81.0	50	1.620
F 18	Lovato, Christian	0	0	0	0	0	0	#DIV/0!	0	0	0	0	0	0	#DIV/0!	0	0	#DIV/0!	0	0	0.0	0	#DIV/0!
F2/ Better At Pool		40	44	38	46	78	90	0.464	17	25	21	21	38	46	0.452	154	182	0.458	0	0	126.5	336	0.376
F 20	McEwen, William	4	6	2	10	6	16	0.273	5	3	5	7	10	10	0.500	16	26	0.381	0	0	10.0	42	0.238
F 21	Bohanan, Heather	3	7	6	6	9	13	0.409	3	10	4	5	7	15	0.318	16	28	0.364	0	0	15.5	44	0.352
F 22	Balena, Frank	9	5	5	9	14	14	0.500	7	7	6	8	13	15	0.464	27	29	0.482	0	0	29.0	56	0.518
F 23	Gillett, Galen	8	2	8	3	16	5	0.762	4	6	6	5	10	11	0.476	26	16	0.619	0	0	22.0	42	0.524
F 24	Yarley, Scott	5	5	3	6	8	11	0.421	3	5	5	3	8	8	0.500	16	19	0.457	0	0	8.0	35	0.229
F 25	Park, Ed	4	6	2	3	6	9	0.400	3	6	3	5	6	11	0.353	12	20	0.375	0	0	3.0	32	0.094
F 26	Hall, Danny	3	6	5	4	8	10	0.444	4	8	6	5	10	13	0.435	18	23	0.439	0	0	19.0	41	0.463
F 27	Hall, Frank	4	7	7	5	11	12	0.478	5	5	7	4	12	9	0.571	23	21	0.523	0	0	20.0	44	0.455
F3/ Menace 2 Sobriety		45	39	39	45	84	84	0.500	24	18	19	23	43	41	0.512	170	166	0.506	8	9	130.0	336	0.387
F 30	Johnson, Dave	1	4	5	6	6	10	0.375	3	5	7	6	10	11	0.476	16	21	0.432	1	1	15.0	37	0.405
F 31	Johnson, Jennifer	1	9	2	2	3	11	0.214	7	1	2	5	9	6	0.600	12	17	0.414	1	1	5.0	29	0.172
F 32	McCartney, Eric	4	2	10	3	14	5	0.737	9	4	6	6	15	10	0.600	29	15	0.659	1	1	25.5	44	0.580
F 33	Wagner, Dave	5	2	0	0	5	2	0.714	0	0	0	0	0	0	#DIV/0!	5	2	0.714	0	0	3.0	7	0.429
F 34	Patel, Sam	2	1	6	3	8	4	0.667	6	5	3	7	9	12	0.429	17	16	0.515	1	1	11.5	33	0.348
F 35	Bouchard, Keith	7	4	3	7	10	11	0.476	5	4	5	6	10	10	0.500	20	21	0.488	1	1	12.5	41	0.305
F 36	Polenz, Steve	9	4	3	5	12	9	0.571	4	6	6	2	10	8	0.556	22	17	0.564	1	1	11.5	39	0.295
F 37	White, J.J.	5	4	3	6	8	10	0.444	6	4	4	3	10	7	0.588	18	17	0.514	1	1	12.5	35	0.357
F 38	Nettesheim, Doug	4	7	2	5	6	12	0.333	3	1	2	4	5	5	0.500	11	17	0.393	0	1	9.5	28	0.339
F 39	Karieva, Keith	7	2	5	8	12	10	0.545	5	6	3	7	8	13	0.381	20	23	0.465	1	1	24.0	43	0.558
F4/ Designated Divers		34	50	46	38	80	88	0.476	20	22	21	21	41	43	0.488	162	174	0.482	0	0	126.0	336	0.375
F 40	McAlpin, Jack	8	5	6	9	14	14	0.500	8	5	5	8	13	13	0.500	27	27	0.500	0	0	15.0	54	0.278
F 41	Marsh, John	6	5	8	4	14	9	0.609	6	5	6	6	12	11	0.522	26	20	0.565	0	0	15.5	46	0.337
F 42	Sasser, Jenny	0	3	0	1	0	4	0.000	0	3	1	2	1	5	0.167	1	9	0.100	0	0	1.5	10	0.150
F 43	Holland, Kory	6	10	8	6	14	16	0.467	6	10	6	8	12	18	0.400	26	34	0.433	0	0	22.0	60	0.367
F 44	Krug, Jon	4	12	10	5	14	17	0.452	6	9	8	6	14	15	0.483	28	32	0.467	0	0	23.5	60	0.392
F 45	Ackley, Sean	7	6	8	5	15	11	0.577	8	4	9	4	17	8	0.680	32	19	0.627	0	0	32.5	51	0.637
F 46	Barry, Shane	2	8	6	7	8	15	0.348	6	6	6	7	12	13	0.480	20	28	0.417	0	0	16.0	48	0.333
F 47	Keller, Jim	1	1	0	1	1	2	0.333	0	2	1	1	1	3	0.250	2	5	0.286	0	0	0.0	7	0.000
F5/ Coral Reefers		50	34	56	28	106	62	0.631	23	19	28	14	51	33	0.607	208	128	0.619	7	0	157.5	336	0.469
F 50	Smith, Van	6	6	7	7	13	13	0.500	8	6	6	2	14	8	0.636	27	21	0.563	1	0	19.0	48	0.396
F 51	Wade, Nate	9	4	8	4	17	8	0.680	7	6	9	3	16	9	0.640	33	17	0.660	1	0	28.0	50	0.560
F 52	Wilcenski, Steve	10	1	10	1	20	2	0.909	7	4	4	5	11	9	0.550	31	11	0.738	0	0	43.5	42	1.036
F 53	Peoples, Chris	8	2	9	2	17	4	0.810	7	7	6	4	13	11	0.542	30	15	0.667	1	0	21.5	45	0.478
F 54	Hodge, Hugh	1	0	2	7	3	7	0.300	1	2	3	4	4	6	0.400	7	13	0.350	0	0	3.0	20	0.150
F 55	Gallagher, Jim	12	2	12	2	24	4	0.857	8	5	9	2	17	7	0.708	41	11	0.788	1	0	26.5	52	0.510
F 56	Cullen, Pat	1	10	0	0	1	10	0.091	0	0	5	3	5	3	0.625	6	13	0.316	1	0	1.0	19	0.053
F 57	Sedgwick, Jim	0	0	0	0	0	0	#DIV/0!	0	0	2	0	2	0	1.000	2	0	1.000	0	0	0.0	2	0.000
F 58	Williams, Nelson	2	5	4	3	6	8	0.429	5	4	4	2	9	6	0.600	15	14	0.517	1	0	7.5	29	0.259
F 59	Jarvah, Sean	1	4	4	2	5	6	0.455	3	4	8	3	11	7	0.611	16	13	0.552	1	0	7.5	29	0.259
F6/ Any Given Wednesday		36	48	33	51	69	99	0.411	18	24	19	23	37	47	0.440	143	193	0.426	0	18	110.5	336	0.329
F 60	Kunesh, Joe	8	6	3	11	11	17	0.393	5	8	8	5	13	13	0.500	24	30	0.444	0	3	16.5	54	0.306
F 61	Rouse, Chuck	3	12	2	5	5	17	0.227	5	6	6	8	11	14	0.440	16	31	0.340	0	3	11.0	47	0.234
F 62	Wilkinson, Charlie	3	8	2	9	5	17	0.227	1	8	4	6	5	14	0.263	10	31	0.244	0	2	6.5	41	0.159
F 63	Hall, Steven	2	2	3	6	5	8	0.385	3	6	3	4	6	10	0.375	11	18	0.379	0	2	8.5	29	0.293
F 64	Powell, Mark	6	7	10	4	16	11	0.593	4	9	8	5	12	14	0.462	28	25	0.528	0	3	27.0	53	0.509
F 65	Powell, Zachary	3	5	2	9	5	14	0.263	7	5	3	8	10	13	0.435	15	27	0.357	0	2	7.0	42	0.167
F 66	Rube, Bob	7	7	6	7	13	14	0.481	8	4	6	5	14	9	0.609	27	23	0.540	0	1	21.0	50	0.420
F 67	Imocha, Paul	4	1	5	0	9	1	0.900	3	2	0	5	3	7	0.300	12	8	0.600	0	2	13.0	20	0.650
F7/ The Leftovers		50	34	47	37	97	71	0.577	21	21	20	22	41	43	0.488	179	157	0.533	0	6	132.5	336	0.394
F 70	Jackson, Eddie	1	0	0	1	1	1	0.500	0	1	0	1	0	2	0.000	1	3	0.250	0	0	0.0	4	0.000
F 71	Thomas, Brent	6	4	2	5	8	9	0.471	5	4	4	5	9	9	0.500	17	18	0.486	0	1	9.0	35	0.257
F 72	Thomas, Tony	2	5	8	5	10	10	0.500	9	5	7	7	16	12	0.571	26	22	0.542	0	1	21.5	48	0.448
F 73	Ahlstrom, Erik	5	4	1	4	6	8	0.429	3	7	3	3	6	10	0.375	12	18	0.400	0	1	4.0	30	0.133
F 74	Conway, Paul	5	3	4	5	9	8	0.529	4	6	2	4	6	10	0.375	15	18	0.455	0	1	9.5	33	0.288
F 75	Merkle, Patrick	8	6	8	5	16	11	0.593	4	7	6	8	10	15	0.400	26	26	0.500	0	1	16.5	52	0.317
F 76	Welborn, Tim	8	6	8	6	16	12	0.571	5	5	6	8	11	13	0.458	27	25	0.519	0	1	25.5	52	0.490
F 77	Stone, Mike	8	2	8	3	16	5	0.762	6	2	6	4	12	6	0.667	28	11	0.718	0	0	13.5	39	0.346
F 78	Stone, Dave	7	4	8	3	15	7	0.682	6	5	6	4	12	9	0.571	27	16	0.628	0	0	33.0	43	0.767
F8/ Projectile Dysfunction		31	53	25	59	56	112	0.333	13	29	14	28	27	57	0.321	110	226	0.327	13	0	103.5	336	0.308
F 80	Rexrode, Rob	7	7	3	10	10	17	0.370	5	9	3	10	8	19	0.296	18	36	0.333	2	0	22.5	54	0.417
F 81	Raymond, Ryan	5	8	1	11	6	19	0.240	5	8	4	8	9	16	0.360	15	35	0.300	2	0	10.0	50	0.200
F 82	Tanner, Dave	6	7	11	2	17	9	0.654	4	9	8	5	12	14	0.462	29	23	0.558	1	0	27.0	52	0.519
F 83	Gillon, Brandon	2	10	1	5	3	15	0.167	0	6	4	9	4	15	0.211	7	30	0.189	2	0	5.0	37	0.135
F 84	Ward, Chris	1	7	4	9	5	16	0.238	4	9	1	7	5	16	0.238	10	32	0.238	2	0	7.5	42	0.179
F 85	Brown, Jason	6	6	2	12	8	18	0.308	5	8	4	10	9	18	0.333	17	36	0.321	2	0	16.5	53	0.311
F 86	Vick, Justin	4	8	3	10	7	18	0.280	3	9	4	7	7	16	0.304	14	34	0.292	2	0	15.0	48	0.313

	Singles		Singles		Singles		Singles Win %-age	Doubles		Doubles		Doubles		Doubles Win %-age	Sngls + Dbls		Sngls + Dbls Win %-age	Tiebreaker Ws	Tiebreaker Ls	All-Star Points	Games Played	All-Star Point Average
	301		Cricket		Record			Cricket		501		Record			Record							
G1/ Sheeza…	46	38	39	45	85	83	0.506	17	25	23	19	40	44	0.476	165	171	0.491	7	0	90.5	336	0.269
G 10 Davis, Stuart	6	7	6	2	12	9	0.571	5	7	5	3	10	10	0.500	22	19	0.537	1	0	6.5	41	0.159
G 11 Todd, Patrick	6	8	8	5	14	13	0.519	5	8	7	5	12	13	0.480	26	26	0.500	1	0	15.0	52	0.288
G 12 DeMattos, Rick	5	6	1	5	6	11	0.353	7	4	4	5	11	9	0.550	17	20	0.459	0	0	10.0	37	0.270
G 13 Dehritz, Matt "Mavis"	8	6	5	7	13	13	0.500	4	7	9	5	13	12	0.520	26	25	0.510	1	0	15.5	51	0.304
G 14 Buckingham, Travis	6	3	3	10	9	13	0.409	2	8	5	3	7	11	0.389	16	24	0.400	1	0	8.5	40	0.213
G 15 Murdock, Jim "Doc"	5	6	8	6	13	12	0.520	5	8	5	8	10	16	0.385	23	28	0.451	1	0	15.5	51	0.304
G 16 Walz, Paul	10	2	3	5	13	7	0.650	2	6	6	6	8	12	0.400	21	19	0.525	1	0	11.0	40	0.275
G 17 Townsend, Kevin	0	0	2	0	2	0	1.000	1	1	1	0	2	1	0.667	4	1	0.800	0	0	1.0	5	0.200
G 18 McAllister, Robert	0	0	3	5	3	5	0.375	3	1	4	3	7	4	0.636	10	9	0.526	1	0	7.5	19	0.395
G2/ Salute-A-Bulls	44	40	40	44	84	84	0.500	26	16	19	23	45	39	0.536	174	162	0.518	15	8	126.0	336	0.375
G 20 Fournier, Jeff	8	6	10	1	18	7	0.720	10	1	6	3	16	4	0.800	34	11	0.756	1	1	38.0	45	0.844
G 21 Fournier, Michelle	1	1	0	0	1	1	0.500	0	0	2	0	2	0	1.000	3	1	0.750	0	0	0.0	4	0.000
G 22 Gabry, Greg	10	4	6	7	16	11	0.593	10	4	6	4	16	8	0.667	32	19	0.627	2	1	22.0	51	0.431
G 23 Sherrod, Wayne	1	6	1	4	2	10	0.167	3	4	2	7	5	11	0.313	7	21	0.250	1	1	4.0	28	0.143
G 24 Maynard, Joe	3	4	3	6	6	10	0.375	3	4	5	7	8	11	0.421	14	21	0.400	2	1	10.0	35	0.286
G 25 Foukes, Jim	2	5	2	3	4	8	0.333	3	5	1	6	4	11	0.267	8	19	0.296	1	0	4.0	27	0.148
G 26 Beckman, Verne	0	4	0	7	0	11	0.000	2	2	2	4	4	6	0.400	4	17	0.190	2	1	4.5	21	0.214
G 27 Sandoval, Alberto	7	4	8	5	15	9	0.625	7	3	6	5	13	8	0.619	28	17	0.622	2	1	26.0	45	0.578
G 28 Brady, Kevin	10	1	9	3	19	4	0.826	7	5	6	5	13	10	0.565	32	14	0.696	2	1	13.0	46	0.283
G 29 Vassalo, Cory	2	5	1	8	3	13	0.188	7	4	2	5	9	9	0.500	12	22	0.353	2	1	4.5	34	0.132
G3/ Death Throw	46	38	55	29	101	67	0.601	23	19	27	15	50	34	0.595	201	135	0.598	0	7	118.0	336	0.351
G 30 Willis, Tolson	8	6	13	1	21	7	0.750	9	5	8	5	17	10	0.630	38	17	0.691	0	1	31.0	55	0.564
G 31 Hogan, Neal	8	6	9	5	17	11	0.607	7	7	9	5	16	12	0.571	33	23	0.589	0	1	23.0	56	0.411
G 32 Thompson, Ben	0	5	8	3	8	8	0.500	5	6	7	2	12	8	0.600	20	16	0.556	0	1	8.5	36	0.236
G 33 Zimmerman, Mike	8	6	1	3	9	9	0.500	2	2	6	6	8	8	0.500	17	17	0.500	0	1	5.0	34	0.147
G 34 Dysard, Rick	8	5	9	4	17	9	0.654	7	6	8	3	15	9	0.625	32	18	0.640	0	1	21.5	50	0.430
G 35 Woodlief, Neal	0	0	0	0	0	0	#DIV/0!	0	1	1	0	1	1	0.500	1	1	0.500	0	0	1.0	2	0.500
G 36 Brophy, Sean	8	3	1	8	9	11	0.450	6	5	5	3	11	8	0.579	20	19	0.513	0	1	12.0	39	0.308
G 37 Price, Greg	5	5	7	4	12	9	0.571	4	4	4	4	8	8	0.500	20	17	0.541	0	1	8.5	37	0.230
G 38 Perera, Mike	1	2	7	1	8	3	0.727	6	2	6	2	12	4	0.750	20	7	0.741	0	0	7.5	27	0.278
G4/ Irish We Were Drunk	43	41	52	32	95	73	0.565	24	18	23	19	47	37	0.560	189	147	0.563	6	0	125.5	336	0.374
G 40 Bowman, Jason	9	3	12	2	21	5	0.808	9	4	6	7	15	11	0.577	36	16	0.692	1	0	27.5	52	0.529
G 41 Taweel, Sami	1	9	0	10	1	19	0.050	3	6	6	5	9	11	0.450	10	30	0.250	1	0	4.0	40	0.100
G 42 Montesi, Chris	7	4	10	1	17	5	0.773	7	4	9	2	16	6	0.727	33	11	0.750	1	0	21.0	44	0.477
G 43 Clough, James	8	5	10	3	18	8	0.692	10	3	9	4	19	7	0.731	37	15	0.712	1	0	23.5	52	0.452
G 44 Bowman, Sarah	3	7	3	5	6	12	0.333	4	5	4	6	8	11	0.421	14	23	0.378	0	0	3.0	37	0.081
G 45 Nelson, Jason	0	3	0	2	0	5	0.000	0	3	0	1	0	4	0.000	0	9	0.000	0	0	1.0	9	0.111
G 46 Stehle, Justin	7	4	5	6	12	10	0.545	7	4	5	7	12	11	0.522	24	21	0.533	1	0	23.5	45	0.522
G 47 Winter, Wally	8	6	11	3	19	9	0.679	8	6	7	6	15	12	0.556	34	21	0.618	1	0	22.0	55	0.400
G 48 Dixon, Jeff	0	0	1	0	1	0	1.000	0	1	0	0	0	1	0.000	1	1	0.500	0	0	0.0	2	0.000
G5/ Ale-ing Archers	57	27	58	26	115	53	0.685	34	8	24	18	58	26	0.690	231	105	0.688	0	6	139.0	336	0.414
G 50 Harvey, Justin	13	1	6	4	19	5	0.792	4	3	6	5	10	8	0.556	29	13	0.690	0	1	18.5	42	0.440
G 51 Mushow, Tom	9	4	4	4	13	8	0.619	7	3	6	4	13	7	0.650	26	15	0.634	0	1	19.5	41	0.476
G 52 Mushow, Dave	1	4	10	3	11	7	0.611	8	3	4	8	12	11	0.522	23	18	0.561	0	1	18.5	41	0.451
G 53 Clark, Patrick	3	3	6	8	9	11	0.450	9	3	9	1	18	4	0.818	27	15	0.643	0	1	23.5	42	0.560
G 54 Schwochow, Andy	9	2	8	2	17	4	0.810	10	2	3	4	13	6	0.684	30	10	0.750	0	1	19.0	40	0.475
G 55 Greene, Sebastian	10	2	8	1	18	3	0.857	10	1	6	2	16	3	0.842	34	6	0.850	0	0	16.0	40	0.400
G 56 Greene, Missy	4	8	0	0	4	8	0.333	2	0	5	6	7	6	0.538	11	14	0.440	0	0	1.5	25	0.060
G 57 Ohnmacht, Ryan	3	1	8	1	11	2	0.846	9	0	4	2	13	2	0.867	24	4	0.857	0	0	9.0	28	0.321
G 58 Rink, Matt	5	2	8	3	13	5	0.722	9	1	5	4	14	5	0.737	27	10	0.730	0	1	13.5	37	0.365
G6/ Nice Dittles	32	40	33	39	65	79	0.451	18	18	12	24	30	42	0.417	125	163	0.434	26	0	92.5	288	0.321
G 60 Dunham, Jim	4	1	11	0	15	1	0.938	7	4	5	7	12	11	0.522	27	12	0.692	3	0	23.0	39	0.590
G 61 Mason, Marcy	1	11	0	6	1	17	0.056	3	8	1	4	4	12	0.250	5	29	0.147	3	0	4.5	34	0.132
G 62 Miller, Wright	6	5	1	6	7	11	0.389	3	0	5	6	8	6	0.571	15	17	0.469	3	0	4.5	32	0.141
G 63 Kyle, Mike	6	4	8	3	14	7	0.667	5	5	1	4	6	9	0.400	20	16	0.556	3	0	14.5	36	0.403
G 64 Ferree, Micheal	1	3	1	3	2	6	0.250	2	5	3	4	5	9	0.357	7	15	0.318	3	0	5.5	22	0.250
G 65 McFerrin, Lisa	4	7	0	3	4	10	0.286	2	2	2	8	4	10	0.286	8	20	0.286	3	0	3.0	28	0.107
G 66 Logan, Pete	2	3	1	7	3	10	0.231	2	4	3	4	5	8	0.385	8	18	0.308	2	0	7.0	26	0.269
G 67 Keleher, John	7	2	7	3	14	5	0.737	7	3	2	4	9	7	0.563	23	12	0.657	3	0	19.0	35	0.543
G 68 Crowley, Fulton	1	4	4	4	5	8	0.385	4	3	1	5	5	8	0.385	10	16	0.385	1	0	10.5	26	0.404
G 69 Cook, Chris	0	0	0	4	0	4	0.000	1	2	1	2	2	4	0.333	2	8	0.200	2	0	1.0	10	0.100
G7/ Rush Hour Darting	34	50	27	57	61	107	0.363	14	28	20	19	34	47	0.420	129	201	0.391	0	24	79.5	330	0.241
G 70 Dunn, Rick	2	9	1	6	3	15	0.167	0	5	3	6	3	11	0.214	6	26	0.188	0	3	1.5	32	0.047
G 71 Voorhees, Cindy	7	7	3	9	10	16	0.385	6	8	6	4	12	12	0.500	22	28	0.440	0	3	9.5	50	0.190
G 72 Maze, Michelle	6	7	2	10	8	17	0.320	6	6	6	4	12	10	0.545	20	27	0.426	0	2	22.0	47	0.468
G 73 Brinson, Leslie	2	5	2	3	4	8	0.333	2	6	6	2	8	8	0.500	12	16	0.429	0	2	6.0	28	0.214
G 74 Nelson, Dave	5	5	6	5	11	10	0.524	4	9	3	7	7	16	0.304	18	26	0.409	0	3	13.0	44	0.295
G 75 Grenier, Richard	3	3	3	8	6	11	0.353	2	6	4	6	6	12	0.333	12	23	0.343	0	3	9.0	35	0.257
G 76 Vauter, Bob	2	7	1	5	3	12	0.200	4	3	2	6	6	9	0.400	9	21	0.300	0	3	4.0	30	0.133
G 77 Cochran, Dennis	6	3	8	5	14	8	0.636	4	9	8	2	12	11	0.522	26	19	0.578	0	3	13.0	45	0.289
G 78 Price, Thad	1	4	1	6	2	10	0.167	0	4	2	1	2	5	0.286	4	15	0.211	0	2	1.5	19	0.079
G8/ Pride and Glory	22	50	20	52	42	102	0.292	6	30	11	22	17	52	0.246	76	206	0.270	0	6	55.0	282	0.195
G 80 Caputo, Daniel	8	4	5	7	13	11	0.542	1	11	8	4	9	15	0.375	22	26	0.458	0	1	8.5	48	0.177
G 81 Mooty, Aaron	6	6	7	5	13	11	0.542	1	11	6	6	7	17	0.292	20	28	0.417	0	1	19.0	48	0.396
G 82 Tupka, Abby	1	14	0	13	1	27	0.036	2	12	1	10	3	22	0.120	4	49	0.075	0	1	5.5	53	0.104
G 83 Mullins, Jimmy	0	1	1	0	1	1	0.500	0	1	1	0	1	1	0.500	2	2	0.500	0	1	0.0	4	0.000
G 84 Mooty, Jim	2	8	2	9	4	17	0.190	3	7	2	8	5	15	0.250	9	32	0.220	0	0	3.0	41	0.073
G 85 Delia, Sal	2	3	2	3	4	6	0.400	1	5	1	3	2	8	0.200	6	14	0.300	0	1	5.5	20	0.275
G 86 Hickman, Scott	0	8	0	9	0	17	0.000	0	8	0	7	0	15	0.000	0	32	0.000	0	0	4.0	32	0.125
G 87 Braswell, Matt	3	6	3	6	6	12	0.333	4	5	3	6	7	11	0.389	13	23	0.361	0	1	9.5	36	0.264

		Singles 301		Singles Cricket		Singles Record		Singles Win %-age	Doubles Cricket		Doubles 501		Doubles Record		Doubles Win %-age	Sngls + Dbls	Record	Sngls + Dbls Win %-age	Tiebreaker Ws	Tiebreaker Ls	All-Star Points	Games Played	All-Star Point Average
H1/ Grateful Darts		47	37	43	41	90	78	0.536	28	14	20	22	48	36	0.571	186	150	0.554	0	0	109.0	336	0.324
H 10	Simpson, Phillip	7	5	1	2	8	7	0.533	7	5	3	7	10	12	0.455	18	19	0.486	0	0	7.0	37	0.189
H 11	Dzengeleski, Jimmy	10	4	9	5	19	9	0.679	12	1	9	3	21	4	0.840	40	13	0.755	0	0	22.0	53	0.415
H 12	Lilienthal, John	2	3	2	2	4	5	0.444	2	4	0	2	2	6	0.250	6	11	0.353	0	0	7.5	17	0.441
H 13	Martin, George	6	6	7	4	13	10	0.565	9	4	3	8	12	12	0.500	25	22	0.532	0	0	18.0	47	0.383
H 14	McCurry, Gregg	9	5	9	3	18	8	0.692	7	4	3	8	10	12	0.455	28	20	0.583	0	0	19.5	48	0.406
H 15	McGrail, Tony	2	2	2	7	4	9	0.308	3	4	2	4	5	8	0.385	9	17	0.346	0	0	6.5	26	0.250
H 16	Lee, Julie	1	4	3	6	4	10	0.286	8	1	3	5	11	6	0.647	15	16	0.484	0	0	10.5	31	0.339
H 17	Spinelli, Marc	0	4	2	6	2	10	0.167	3	0	9	2	12	2	0.857	14	12	0.538	0	0	3.0	26	0.115
H 18	McCurry, Justin	10	4	8	6	18	10	0.643	5	5	8	5	13	10	0.565	31	20	0.608	0	0	15.0	51	0.294
H 19	Perkins, Rick	0	0	0	0	0	0	#DIV/0!	0	0	0	0	0	0	#DIV/0!	0	0	#DIV/0!	0	0	0.0	0	#DIV/0!
H2/ Sharkshooters		48	36	38	46	86	82	0.512	21	21	20	22	41	43	0.488	168	168	0.500	5	0	106.0	336	0.315
H 20	Stacy, Michelle	7	3	7	2	14	5	0.737	7	5	5	5	12	10	0.545	26	15	0.634	1	0	9.0	41	0.220
H 21	Stacy, Rod	6	5	6	7	12	12	0.500	6	7	9	4	15	11	0.577	27	23	0.540	1	0	28.5	50	0.570
H 22	Williams, Derek	8	3	7	5	15	8	0.652	6	6	4	8	10	14	0.417	25	22	0.532	0	0	10.5	47	0.223
H 23	Mitchell, Tim	9	5	3	11	12	16	0.429	4	10	5	8	9	18	0.333	21	34	0.382	1	0	16.5	55	0.300
H 24	Mitchell, Liz	6	6	6	6	12	12	0.500	6	4	4	7	10	11	0.476	22	23	0.489	1	0	10.0	45	0.222
H 25	Harpster, Ben	10	5	8	6	18	11	0.621	9	5	7	6	16	11	0.593	34	22	0.607	1	0	21.5	56	0.384
H 26	Casey, Beth	0	2	0	3	0	5	0.000	0	2	0	2	0	4	0.000	0	9	0.000	0	0	2.0	9	0.222
H 27	Casey, Scott	2	7	1	6	3	13	0.188	4	3	6	4	10	7	0.588	13	20	0.394	0	0	8.0	33	0.242
H3/ Big Bulls		45	33	58	20	103	53	0.660	25	14	24	15	49	29	0.628	201	111	0.644	6	0	114.0	312	0.365
H 30	Reinert, Kevin	7	4	10	3	17	7	0.708	4	7	6	4	10	11	0.476	27	18	0.600	1	0	12.5	45	0.278
H 31	Fitzgerald, Dennis	7	3	7	3	14	6	0.700	7	2	5	4	12	6	0.667	26	12	0.684	1	0	22.5	38	0.592
H 32	Talton, Chris	3	9	9	2	12	11	0.522	6	7	9	4	15	11	0.577	27	22	0.551	1	0	12.5	49	0.255
H 33	Gupton, Corbett	4	6	9	3	13	9	0.591	7	2	7	4	14	6	0.700	27	15	0.643	1	0	14.0	42	0.333
H 34	Womble, Kenny	4	6	9	3	13	9	0.591	10	5	8	4	18	9	0.667	31	18	0.633	1	0	16.5	49	0.337
H 35	Hudson, Paul	4	3	1	4	5	7	0.417	4	0	4	3	8	3	0.727	13	10	0.565	0	0	7.0	23	0.304
H 36	Talton, Randy	0	0	0	0	0	0	#DIV/0!	0	0	0	0	0	0	#DIV/0!	0	0	#DIV/0!	0	0	0.0	0	#DIV/0!
H 37	Fitzgerald, Aaron	11	0	11	1	22	1	0.957	9	3	7	4	16	7	0.696	38	8	0.826	1	0	26.5	46	0.576
H 38	Huntley, Justin	5	2	2	1	7	3	0.700	3	2	2	3	5	5	0.500	12	8	0.600	0	0	2.5	20	0.125
H4/ Who Darted?		36	48	39	45	75	93	0.446	19	23	21	21	40	44	0.476	155	181	0.461	8	7	94.5	336	0.281
H 40	Gillespie, Jeff	2	5	7	5	9	10	0.474	9	4	7	6	16	10	0.615	25	20	0.556	1	1	15.0	45	0.333
H 41	Davis, Jared	7	4	5	6	12	10	0.545	5	3	3	5	8	8	0.500	20	18	0.526	1	1	12.0	38	0.316
H 42	Genzlinger, Doug	2	3	0	5	2	8	0.200	2	5	3	3	5	8	0.385	7	16	0.304	1	0	3.5	23	0.152
H 43	McCommons, Ben	7	3	6	6	13	9	0.591	3	8	6	1	9	9	0.500	22	18	0.550	1	1	12.5	40	0.313
H 44	Highfill, Leigh	2	7	0	3	2	10	0.167	0	4	2	8	2	12	0.143	4	22	0.154	0	1	4.0	26	0.154
H 45	Monsma, A.J.	4	6	2	5	6	11	0.353	4	4	3	5	7	9	0.438	13	20	0.394	1	0	7.5	33	0.227
H 46	Wood, Billy	2	8	3	8	5	16	0.238	5	5	5	6	10	11	0.476	15	27	0.357	1	1	6.5	42	0.155
H 47	Tolliver, Thomas	7	6	10	2	17	8	0.680	5	7	7	4	12	11	0.522	29	19	0.604	1	1	24.5	48	0.510
H 48	McDole, James	3	6	6	5	9	11	0.450	5	6	6	4	11	10	0.524	20	21	0.488	1	1	9.0	41	0.220
H5/ He Hate Us		32	40	32	40	64	80	0.444	11	25	16	20	27	45	0.375	118	170	0.410	0	7	74.5	288	0.259
H 50	Ejlali, Shervin	8	4	5	5	13	9	0.591	4	7	8	4	12	11	0.522	25	20	0.556	0	1	10.0	45	0.222
H 51	Barry, Matt	4	8	2	5	6	13	0.316	1	11	7	6	8	17	0.320	14	30	0.318	0	0	7.0	44	0.159
H 52	Gwaltney, Alex	3	6	4	4	7	10	0.412	2	5	2	8	4	13	0.235	11	23	0.324	0	1	11.0	34	0.324
H 53	Thrasher, Clint	3	4	3	5	6	9	0.400	0	5	3	2	3	7	0.300	9	16	0.360	0	1	4.0	25	0.160
H 54	Roper, John	4	3	6	1	10	4	0.714	4	3	2	5	6	8	0.429	16	12	0.571	0	1	13.5	28	0.482
H 55	West, Justin	2	5	1	8	3	13	0.188	2	8	1	3	3	11	0.214	6	24	0.200	0	1	6.5	30	0.217
H 56	Love, Daniel	5	5	6	5	11	10	0.524	5	6	3	7	8	13	0.381	19	23	0.452	0	1	13.0	42	0.310
H 57	Miller, Garth	2	4	2	7	4	11	0.267	2	3	4	3	6	6	0.500	10	17	0.370	0	1	4.5	27	0.167
H 58	Gilbert, Geoffrey	1	1	3	0	4	1	0.800	2	2	2	2	4	4	0.500	8	5	0.615	0	0	5.0	13	0.385
H6/ Just Here for Beer		39	45	43	41	82	86	0.488	19	23	17	25	36	48	0.429	154	182	0.458	0	18	109.5	336	0.326
H 60	Toolan, Chris	5	4	7	1	12	5	0.706	7	3	4	6	11	9	0.550	23	14	0.622	0	2	24.0	37	0.649
H 61	Gates, Dan	4	3	7	7	11	10	0.524	5	9	3	5	8	14	0.364	19	24	0.442	0	2	12.0	43	0.279
H 62	Johnson, Steve	3	8	9	3	12	11	0.522	5	6	5	6	10	12	0.455	22	23	0.489	0	2	23.0	45	0.511
H 63	Herfel, Tina	1	6	0	6	1	12	0.077	0	4	3	6	3	10	0.231	4	22	0.154	0	2	3.0	26	0.115
H 64	Emerton, Eric	5	1	5	6	10	7	0.588	4	4	6	4	10	8	0.556	20	15	0.571	0	2	16.0	35	0.457
H 65	Barletta, Phil	0	5	7	5	7	10	0.412	3	4	3	5	6	9	0.400	13	19	0.406	0	2	4.0	32	0.125
H 66	Guile, Glen	5	7	0	2	5	9	0.357	3	3	2	5	5	8	0.385	10	17	0.370	0	2	2.0	27	0.074
H 67	McMillan, Bill	9	4	7	4	16	8	0.667	5	7	4	4	9	11	0.450	25	19	0.568	0	2	10.5	44	0.239
H 68	Woodard, Dave	7	7	1	7	8	14	0.364	6	6	4	9	10	15	0.400	18	29	0.383	0	2	15.0	47	0.319
H7/ Ton Up Tossers		44	40	39	45	83	85	0.494	18	24	24	18	42	42	0.500	167	169	0.497	8	0	106.0	336	0.315
H 70	Hunsberger, Jim	8	0	7	1	15	1	0.938	7	6	6	3	13	9	0.591	28	10	0.737	1	0	36.0	38	0.947
H 71	Sohn, Alex	6	7	4	7	10	14	0.417	1	12	8	3	9	15	0.375	19	29	0.396	1	0	8.5	48	0.177
H 72	Klein, Norm	7	6	6	7	13	13	0.500	9	3	10	3	19	6	0.760	32	19	0.627	1	0	14.0	51	0.275
H 73	Sweimler, Keri	1	4	2	5	3	9	0.250	2	3	1	6	3	9	0.250	6	18	0.250	1	0	4.0	24	0.167
H 74	Lamielle, Amy	3	9	1	10	4	19	0.174	2	5	3	8	5	13	0.278	9	32	0.220	1	0	4.0	41	0.098
H 75	Goss, Matt	10	4	11	3	21	7	0.750	9	6	10	5	19	11	0.633	40	18	0.690	1	0	21.0	58	0.362
H 76	Guenther, George	6	7	5	8	11	15	0.423	4	9	6	5	10	14	0.417	21	29	0.420	1	0	10.5	50	0.210
H 77	Carrieri, Mike	3	3	3	4	6	7	0.462	2	4	4	3	6	7	0.462	12	14	0.462	1	0	8.0	26	0.308
H8/ One-Armed Bandits		33	45	32	46	65	91	0.417	21	18	20	19	41	37	0.526	147	165	0.471	7	6	90.0	312	0.288
H 80	Kiser, Lyman	11	4	8	5	19	9	0.679	10	3	7	6	17	9	0.654	36	18	0.667	1	1	34.0	54	0.630
H 81	Henson, Rob	6	6	8	4	14	10	0.583	8	4	8	6	16	10	0.615	30	20	0.600	1	1	18.0	50	0.360
H 82	Bonaparte, Chris	5	8	4	10	9	18	0.333	7	6	7	8	14	14	0.500	23	32	0.418	1	1	9.5	55	0.173
H 83	Moore, Chris	0	13	1	10	1	23	0.042	3	6	6	3	9	9	0.500	10	32	0.238	1	0	8.5	42	0.202
H 84	Lake, Isaac	0	0	0	1	0	1	0.000	1	0	1	1	2	1	0.667	2	2	0.500	1	0	0.0	4	0.000
H 85	Taylor, Wayne	2	4	2	3	4	7	0.364	1	5	3	3	4	8	0.333	8	15	0.348	1	1	4.0	23	0.174
H 86	Ketcham, Brian	6	6	6	9	12	15	0.444	8	10	4	9	12	19	0.387	24	34	0.414	1	1	8.5	58	0.147
H 87	Taylor, Walter	3	3	3	3	6	6	0.500	3	2	3	2	6	4	0.600	12	10	0.545	0	1	5.5	22	0.250
H 88	Richardson, Shane	0	1	0	1	0	2	0.000	1	0	1	0	2	0	1.000	2	2	0.500	0	0	2.0	4	0.500

Raleigh Dart League

Registration for Spring 2010 Season

Wednesday, January 6, (High Park Bar & Grille), 7:00-8:00 p.m

Wednesday, January 6 **For returning teams AND new teams - there is only one night of registration!!!**
(If your team is not returning, please leave a message on VoiceMail.
New captain? Please pass this information on to him/her.)
Bring: 1) Completed roster - use BLACK pen please - with divisions played by by each member for last 3 seasons
2) ONE check for bar fee and a minimum of six players (Bar fee is $20; Player registration is $20) NO CASH WILL BE ACCEPTED!!!

Wednesday, January 6 **DEADLINE for unrestricted roster add-ons, at REGISTRATION (no extensions)**
January 7 through March 1 Add-ons pre-approved by the Membership Committee (Membership Committee Director - John Howley, 792-7286, jhowley310@hotmail.com)
1) Checks & player information as per roster to: Matt Huff (Treasurer), 105 Rosenberry Hills Dr, Cary, NC 27513; treasurer@raleighdartleague.org
2) Membership Director will inform captain of Committee's decision
A PLAYER IS NOT ELIGIBLE UNTIL APPROVED

Wednesday, January 20 **Captains' meeting, 7:00 p.m., High Park Bar & Grille (MANDATORY)**
Pick up schedules, blank scoresheets, team rosters, phone lists, rules, etc.

Wednesday, January 27 **8:00 p.m. Season starts**

Monday, March 1 **5th week captains' meeting, High Park Bar & Grille (MANDATORY)**
... and RDL Board meeting
Last day to add/replace a player with approval

SPRING 2010 RALEIGH DART LEAGUE TEAM REGISTRATION FORM

Team Name _____ Team Number _____
(PLEASE LEAVE BLANK)
Fee Paid:
Date Paid:

Divisions played in previous 3 seasons	Player Name:	Player Address:	M/F	Phone #:	
	Home Bar & Dart Rep.:	Board #s:			
	Captain: 0	email:		(H) (W)	0
	1			(H) (W)	1
	2			(H) (W)	2
	3			(H) (W)	3
	4			(H) (W)	4
	5			(H) (W)	5
	6			(H) (W)	6
	7			(H) (W)	7
	8			(H) (W)	8
	9			(H) (W)	9

PLEASE WRITE IN BLACK, IN BLOCK LETTERS - ROSTERS WILL BE PHOTOCOPIED

TOTAL:

(LEAVE SPACE BLANK FOR OFFICE USE)

TONS OF NEWSLETTER

Home to the Spring Session of the Raleigh Dart League for the Banquet, Saturday, May 22, 2010

The "What The French, Toast?" Edition

TOURNAMENT WINNERS

"A" Division - ***Elemental Truths*** *(13-5)*

The Element ends Daddy's three-season tournament stranglehold, becoming the only team in the RDL this season with an undefeated season, and also being the only tournament winner to not see 501.

"B" Division - ***Pheasant Pluckers*** *(13-9)*

The Pluckers picked a great time to finally slide past BB, breaking up their bid for a perfect season, and highlighting their win with a couple of perfect throws and a 301 game averaging over 100/turn.

"C" Division - ***Dogs of War*** *(13-9)*

In easily the wildest tournament this season (a #3 and a #5 in the final), the Dogs bring home the Mugs with a clutch win in the next-to-last 501 (with C division dominator Eastmead in the final pair).

"D" Division - ***Imports & Domestics*** *(14-8)*

The Imports claimed the Mug in the same fashion that it appeared they won the season - with relatively little competition. Eek!

"E" Division - ***Like To Party*** *(13-11)*

The Reefers left E division's winningest player at home on finals night, and Like To Party took advantage, with the Metin Monster punching out the last 501 (setting off a choreographed celebration?).

"F" Division - ***Ale-ing Archers*** *(14-10)*

Just as predicted, this was the most exciting division (4 of 7 matches ended in the last 501 or 1001), and the Archers were the least tested.

"G" Division - ***Big Bulls*** *(14-8)*

Big Bulls had to be nervous, facing the only team (Salute) to beat them (twice!) in the finals… but the third time was the charm…

"H" Division - ***Grateful Darts*** *(13-9)*

After stomping teams in the quarters and semis, the Dynamic… uh, I mean… Grateful… Darts… avenged their week 14 loss to the Sharks, claiming the Mugs by about the same score the Sharks used.

"I" Division - ***Mug Hunters*** *(13-3)*

The Hunters simply roll in the biggest finals blowout, in a match punctuated with chants and cheers: "Who are we?! MUG Hunters!!" vs. "Who ain't ready?! Y'ALL ain't ready!!!" Yikes…

REGULAR SEASON WINNERS

"A" Division - ***Elemental Truths*** *(12 wins, 0 losses)*
2nd place - Mac-Daddy

"B" Division - ***BB*** *(14 wins, 0 losses)*
2nd place - Pheasant Pluckers

"C" Division - ***Jack Nine*** *(11 wins, 3 losses)*
2nd place - Put A Cork In It!

"D" Division - ***Imports & Domestics*** *(13 wins, 1 loss)*
2nd place - Pit Crew

"E" Division - ***Coral Reefers*** *(12 wins, 2 losses)*
2nd place - Like To Party

"F" Division - ***The Leftovers*** *(11 wins, 3 losses)*
2nd place - Ale-ing Archers

"G" Division - ***Big Bulls*** *(10 wins, 2 losses)*
2nd place - Salute-A-Bulls

"H" Division - ***Sharkshooters*** *(9 wins, 3 losses)*
2nd place - Grateful Darts

"I" Division - ***Mug Hunters*** *(11 wins, 1 loss)*
2nd place - Y'All Ain't Ready

(Rosters of all division- and/or tournament-winning teams can be found on page 4.)

TABLE OF CONTENTS

Item	Page Number
Tournament & Regular Season Winning Teams	1
Fall 2010 RDL Season Information	1
Final Divisional Standings	2
Final Divisional Tournament Results	3
Tournament & Regular Season Winning Team Rosters	4
Summer darting options - CADC, BCDL, Rally Point,	4
regional qualifiers, Fall 2010 season dates	4
Reminder re: minimum games played requirements	5
Tournament Trophy Dart Awards	5
Other Tournament Hot Darts	5
Regular Season Trophy Dart Awards	5
Divisional Singles Win %-age Winners	6
Divisional All-Star Point %-age Winners	6
Players Who Beat the Singles Winners	6
Season Penalty Summary	6
List of Host Establishments	7
Tiebreaker Summary; other local league winners	7
RDL Address and Phone No. Information	8
Event Calendar, Penalty Log	8
JK's All-Star Team Picks	9
Quick Stat Tidbits	9
JK's Prediction Results Summary	9
Prediction Results Table	10
Week-by-Week Match Results Table	11
Spring 2010 Trivia Questions Revisited	12
Columns about stuff that will likely stir debate!	13
Other columns and quotes, Amer. Legion tournament	14
Random Thoughts from JK	15
18-Season listing of regular season & tourn. winners	16
2010 NCCDL & NCLC results and standings	17
Regional qualifiers flier, Rally Point summer series!	18
Wreck at the Deck flier & board sponsorship form	19
Fliers for Savannah Open (GA), Piedmont Shootout	20
Top Singles Records, by Division	21
Top Doubles Records, by Division	22
Top Singles+Doubles, by Division	23
Top All Star Point Averages, by Division	24
Top Individual Records, by Section of Play	25,26
League-Wide Individual Singles, Doubles Records	27
League-Wide Indiv. Singles+Doubles, ASP Aves.	28
Singles, Doubles Records, Ranked by Team	29
Overall Records, All-Star Pt. Ave., Ranked By Team	30
Complete "A" Division Statistics	31
Complete "B" Division Statistics	32
Complete "C" Division Statistics	33
Complete "D" Division Statistics	34
Complete "E" Division Statistics	35
Complete "F" Division Statistics	36
Complete "G" Division Statistics	37
Complete "H" Division Statistics	38
Complete "I" Division Statistics	39
Registration Materials for Fall 2010 RDL Season	40

FALL 2010 RALEIGH DART LEAGUE SEASON INFORMATION

Registration Meeting for ALL Teams; Rally Point Sport Grill;
Wednesday, July 21, 7:00-8:00 p.m.

MANDATORY Preseason Captains' Meeting; Rally Point Sport Grill;
Wednesday, August 4, 7:00-8:00 p.m.

Match Play begins on Wednesday, August 11

MANDATORY Fifth Week Captains' Meeting;
Rally Point Sport Grill; **Monday, September 13**, 7:00-8:00 p.m.

Divisional tournament weeks - **November 17, December 1 & 8**

FINAL!! DIVISIONAL TEAM STANDINGS FOR THE *SPRING 2010* RDL SEASON

"A" Division

		W	L	Pts.
👍	Elemental Truths ☝	12	0	204
👍	Mac-Daddy	8	4	150
3	Lunatic Fringe	7	5	156
4	Appetite for Destruction	5	7	121
5	75% Drunksten	4	8	114
👎	The Beleagured	4	8	102
👎	Off Constantly	2	10	114

"B" Division

		W	L	Pts.
👍	BB ☝	14	0	220
👍	Pheasant Pluckers	12	2	201
3	Rif Raf	9	5	163
4	See Ya	7	7	163
5	2Nutz4U	5	9	161
6	Overtime Outlaws	5	9	159
👎	Nine Lives	3	11	139
👎	Pounding the Neighbor's	1	13	86

"C" Division

		W	L	Pts.
👍	Jack Nine ☝	11	3	212
👍	Put A Cork In It!	11	3	211
3	The Locals	10	4	184
4	H1 Pigs Zero	8	6	187
5	Dogs of War	6	8	167
6	Excalibur	5	9	154
👎	Bennington Brawlers	4	10	120
👎	Hibernian Hooligans	1	13	68

"D" Division

		W	L	Pts.
👍	Imports & Domestics ☝	13	1	218
👍	Pit Crew	10	4	167
3	Traveling Beer Bellies	8	6	152
4	Helter Skelter	6	8	166
5	Starving Dartists	6	8	158
6	Hammered Heads	6	8	146
👎	Bulls Eye Blind	6	8	132
👎	Money Shot	1	13	127

"E" Division

		W	L	Pts.
👍	Coral Reefers ☝	12	2	204
👍	Like To Party	9	5	180
3	Damnifino	8	6	162
4	Board 2 Death	7	7	181
5	Dive Bombers	7	7	149
6	Is it in?	6	8	156
👎	Sammy's Tap & Grill	5	9	142
👎	BFD	2	12	130

"F" Division

		W	L	Pts.
👍	The Leftovers ☝	11	3	192
👍	Ale-ing Archers	10	4	191
3	The SurReal DeCoys	9	5	200
4	Designated Divers	8	6	171
5	Death Throw	7	7	180
6	Menace 2 Sobriety	6	8	162
👎	Better At Pool	5	9	158
👎	Crazy Beaches!	0	14	51

"G" Division

		W	L	Pts.
👍	Big Bulls ☝	10	2	162
👍	Salute-A-Bulls	8	4	165
3	Projectile Dysfunction	8	4	148
4	Irish We Were Drunk	7	5	151
5	Any Given Wednesday	5	7	134
👎	Nice Dittles	4	8	135
👎	Tons of Bricks	0	12	91

"H" Division

		W	L	Pts.
👍	Sharkshooters ☝	9	3	173
👍	Grateful Darts	9	3	156
3	Ton Up Tossers	8	4	157
4	Just Here for Beer	8	4	146
5	Who Darted?	4	8	122
👎	Boondock Aint's	2	10	129
👎	Seeing Double	2	10	122

"I" Division

		W	L	Pts.
👍	Mug Hunters ☝	11	1	184
👍	Y'All Ain't Ready	7	5	121
3	One Armed Bandits	7	5	118
4	Backyard Bistro	6	6	150
5	Throwing Pains	4	8	126
👎	He Hate Us	4	8	120
👎	O2B#1	3	9	102

LEGEND OF SYMBOLS IN STANDINGS
👍 = clinched "top-two" finish in division
👎 = clinched "bottom-two" finish in division
☝ = regular season division champion

SPRING 2010 RDL DIVISIONAL TOURNAMENT RESULTS



SUMMER DARTING OPTIONS!!!!

Need to fill that weekly dart fix over the summer? Well, lucky you! Lots of options this summer…

CADC - Mixed Doubles League

The Capital Area Dart Club returns for another round of summer Mixed Doubles play! Michelle Stacy is accepting registration right now, and can be reached at pmgaffney@aol.com or you can sign up at Sharky's Place. They are planning to start play on June 8th and will have a meeting the week before to give out schedules and collect league fees. As always, dues are $10 per player for the season. Also, if you don't have a partner but still want to play, let Michelle know and they will try to find one for you.

BCDL - Durham Handicapped Steel-Tip League

The Bull City Dart League continues its year-round play with a summer season that is almost perfectly suited to RDL members. Registration is this coming Tuesday night at Bralie's Sports Bar (1725 Carpenter Fletcher Rd, Durham) starting at 6:30 p.m. The league plays Tuesday nights throughout Durham and RTP, and uses a rolling handicap system to level the playing field quite a bit. Teams consist of 4-8 players (about 6 is the norm), and dues are $25 per player (I think) for the season. For more information, contact President Matt Heimbach at 919-923-0092 or matt.heimbach@gmail.com .

RALLY POINT - Summer Tournament Series

Well, Rally Point has certainly hit the Raleigh dart scene at full speed! To continue their demonstration of support for the local darters, Rally Point is hosting a summer series of tournaments in which entrants will be broken into three flights based on talent level. It will be a 10-week series with prizes at the end that are really bordering on flippin' nuts!! For more information, check out the flier that is included on page 18 of this edition of the Tons. And yes, just for clarification, that prize list DOES say iPads, iPods, gift certificates, and cash. For all three flights. Wow, eh?

CDA - ADO Regional Qualifiers

Interested in taking your game to the regional or national level? Well, what better place to start than a local series of ADO qualifiers? The Carolina Dart Association is hosting FIVE in the next two months for you! See page 18 for full information.

Start getting your team together for the Fall season now!! Don't forget and miss out! Information is below, and on pages 1 & 40.

FALL 2010 RDL SEASON INFORMATION

These dates (or at least some of them) are on page 8, as well as on pages 1 and 40, but I am putting them in many locations because they might be the most important thing for you in this newsletter.

Wednesday, July 21st - Fall season registration, Rally Point (online registration available in days immediately prior to the 21st)
Sometime in July 23-26 - Preseason RDL Board meeting, site TBD
Wed., Aug. 4th - Preseason capts.' mtg./packet pickup, Rally Point
Wednesday, August 11th - Start of Fall season match play
Monday, Sept. 13th - Fifth week captains' meeting, Rally Point
Wed., Nov. 17, Dec. 1/8 - Fall season divisional tournaments
Saturday, December 11th - Fall season banquet, site TBD

TEAMS THAT WON BOTH THEIR DIVISIONAL TOURNAMENT AND REGULAR SEASON TITLE !!!!!!

*"A" Division - **Elemental Truths***

Jason Kilts (c)	Tom Brown	Jeremy Dziczkowski
Mark Knight	Robbie Phillips	Allen Smith
Wil Tan	Keith Wall	Dale Hyler

*"D" Division - **Imports & Domestics***

Mark Lamb (c)	Sheila Dickman	Glenn Tourout
Vince Martinez	Debbie Dudley	Robert Dudley
Dean Cusher		Shane Nelson

*"G" Division - **Big Bulls***

Kevin Reinert (c)	Dennis Fitzgerald	Aaron Fitzgerald
Paul Hudson	Corbett Gupton	Chris Talton
Justin Huntley	Art Church	Stephen Flannagan

*"I" Division - **Mug Hunters***

Alberto Sandoval (c)	Joe Maynard	Clint Bankes
Mike Venable	Trent Heil	John Wilson
Greg Neill	Josh Simmers	Sheldon Citrak
	Terry Ashley	

TEAMS THAT WON THEIR DIVISIONAL TOURNAMENT (but not regular season title) !!!!!!

*"B" Division - **Pheasant Pluckers***

Bill Chaney (c)	Tim Mills	Trey Rodgers
Steve Holland	Ron Ridenour	John Murdaugh
Jeff Jones	Jim Davis	J.D. Dixon
	Keith Moats	

*"C" Division - **Dogs of War***

Tim Caldwell (c)	Felipe Wilkie	Tom Wiegand
Chris Alexander	Mark Gregory	Rick Bradshaw
	Marshall Barnes	

*"E" Division - **Like To Party***

Julie Wilcox (c)	Kevin Scott	Metin Balikcioglu
Frank Roediger	Peg Uehling	Michael Watson
Alvin Fortner	Richard Innis	Lennie Carbone
	Randy Wilcox	

*"F" Division - **Ale-ing Archers***

Patrick Clark (c)	Justin Harvey	Tom Mushow
Matt Rink	Andy Schwochow	Dave Mushow
Sebastian Greene	Missy Greene	Ryan Ohnmacht

*"H" Division - **Grateful Darts***

George Martin (c)	Jimmy Dzengeleski	Phillip Simpson
Marc Spinelli	Julie Lee	Tom Winters
Jim Lewis	Sam Wayburn	Joey Mangum

TEAMS THAT WON THEIR REGULAR SEASON TITLE (but not divisional tournament) !!!!!!

*"B" Division - **BB***

Gina Oakley (c)	Jerry Oakley	Lee Scott
Shane Murray	Paula Delp	David Murray
Brian Smith		Jamie Dziczkowski

*"C" Division - **Jack Nine***

Chris Haynes (c)	J.P. Evans	Tim McNamara
Bobby Peters	Keith Gibbs	Darren Schmaus
John Stepp	Jeff Watson	Elisa Pleasant

*"E" Division - **Coral Reefers***

Jim Gallagher (c)	Van Smith	Steve Wilcenski
Chris Peoples	Nelson Williams	Nate Wade
Sean Jarvah	Pat Cullen	Richard Boyd
	Jim Sedgwick	

*"F" Division - **The Leftovers***

Tony Thomas (c)	Tim Welborn	Gregg McCurry
Brent Thomas	Tina Boutieller	Justin McCurry
Paul Conway		Jerry Espy

*"H" Division - **Sharkshooters***

Michelle Stacy (c)	Liz Mitchell	Ben Harpster
Rod Stacy	Tim Mitchell	Derek Williams
Adrienne DeFontes		Scott Casey

MINIMUM GAMES PLAYED REMINDER FOR SEASON-LONG AWARDS

I'm writing this reminder to all of our captains, but this message is really for EVERYONE in the RDL, as everybody is responsible for their own knowledge when it comes to league matters. Please, please, pleeeeeeease… in the future, pay attention to the minimum games played requirements for season-long awards (singles win percentage and all-star point average). Again this season we had a few people who thought they were in line for an award (or had a captain who thought they were), only to realize that they hadn't played enough games to qualify for that award category. People, I publish the games played requirement for EVERY division in EVERY issues of the Tons of Newsletter. Plus, it's in the RDL Rules (with which you are supposed to be familiar). Aaaaaaand… I run reminders in the Tons a couple times per season as we near the final weeks. If you miss out on award because you fell a game or two short of the minimum, trust me that that is neither my fault nor the Board's fault. You are all given full information all the time, so that one is simply on you (and your captain/team).

SPRING 2010 TOURNAMENT!!! TROPHY DART AWARDS

9 Marks

Seth Fagan (Y'All Ain't Ready, 5/5)
Steve Polenz (Menace 2 Sobriety, 5/5)
Lee Scott (BB, 5/5)
Larry Warshawsky (H1 Pigs Zero, 5/5)
Jim Gotlibowski (Designated Divers, 5/12)
Kevin Kendall (Mac-Daddy, 5/12)
Robbie Phillips (Elemental Truths,5/12)
Steve Holland (Pheasant Pluckers,5/19)
Ron Ridenour (Pheasant Pluckers,5/19)
Randy Wilcox (Like To Party, 5/19)
Rob Yang (The Locals, 5/19)

Ton-80s

Tony Keller (See Ya, 5/5)
Whit Bryant (The Locals, 5/12)
John Jenkins (Salute-A-Bulls, 5/12)

6 Bulls

Scott Butters (75% Drunksten, 5/5)

Ton-70-Ins and Outs

(none reported)

For those who are new or simply were not aware of it: fast games, high ins and high outs in the tournament do not win awards unless they are perfect shots (170s) or games.

OTHER TOURNAMENT HOT DARTS

(Sorry, no award -- but they're still great shots)

Robbie Phillips	Elemental Truths (all four of these were in the same set!)	120-In	Jeremy Dziczkowski	Elemental Truths	5-Bulls	Mike Seward	Mac-Daddy	128-Out
		112-Out	Mike Seward	Mac-Daddy	120-In	Alberto Sandoval	Mug Hunters	118-Out
		9-dart 301	Brian Coleman	Appetite for Destruction	120-In	J.D. Dixon	Pheasant Pluckers	9-dart 301
		12-dart 301	Allen Smith	Elemental Truths	112-In	Ronnie Knott	Board 2 Death	12-dart 301
Phillip Eastmead	The Locals (both in same set!)	9-dart 301	Wil Tan	Elemental Truths	112-In	Rob Rexrode	Projectile Dysfunction	12-dart 301
		12-dart 301	Kenny Persson	Mac-Daddy	160-Out			

SPRING 2010 REGULAR SEASON PERFECT THROWS

9-Marks

Jason Bowman **(2)** (Irish We Were Drunk, 2/3, 3/3)
Alan Hogan **(2)** (See Ya, 2/10, 4/7)
Timmy King **(2)** (Appetite for Destr., 2/10, 4/21)
Ryan Anderson (See Ya, 3/31)
Randy Baldwin (H1 Pigs Zero, 3/3)
Heather Bohanan (Better At Pool, 2/17)
Brandon Brown (Damnifino, 2/10)
Tom Brown (Elemental Truths, 2/3)
Whit Bryant (The Locals, 3/24)
Scott Butters (75% Drunksten, 2/17)
Bob Carawon (The SurReal DeCoys, 3/3)
Jim Davis (Pheasant Pluckers, 4/7)
Randy Deemer (H1 Pigs Zero, 3/31)
Jim Dunham (Nice Dittles, 2/24)
Joel Eason (Lunatic Fringe, 3/3)
Joey Gaglione (Mac-Daddy, 1/27)
Jeff Gower (Pit Crew, 3/31)
Donald Grubb (2Nutz4U, 2/17)
Billy Hamilton (Lunatic Fringe, 3/31)
Matt Heimbach (Lunatic Fringe, 2/24)
Jon Kenney (The Beleagured, 2/3)
Mark Lamb (Imports&Domestics, 3/24)
Ronnie Lee (The SurReal Decoys, 4/28)
Randy Lueneburg (Off Constantly,3/10)
Sid Mitchell (Appetite for Destr., 3/31)
Dino Morin (2Nutz4U, 3/3)
David Murray (BB, 4/21)
Jerry Oakley (BB, 3/10)
Robbie Phillips (Elemental Truths,3/17)
Mike Raquet (Helter Skelter, 2/10)
Lee Scott (BB, 1/27)
Mike Seward (Mac-Daddy, 4/7)
Allen Smith (Elemental Truths, 3/17)
Butch Smith (Nine Lives, 2/24)
Matt St. Clair (Rif Raf, 3/10)
Michelle Stacy (Sharkshooters, 4/21)
Marshall Thorne (Money Shot, 4/7)
Tim Vann (Excalibur, 1/27)
Matt Varnadoe (Off Constantly, 2/24)
Nate Wade (Coral Reefers, 4/7)
Julie Wilcox (Like To Party, 3/10)

Ton-80s

Tim Vann **(2)** (Excalibur, 1/27, 3/10)
Travis Ackerman (Put A Cork In It!,3/3)
Frank Balena (Better At Pool, 4/7)
Rick Bradshaw (Dogs of War, 4/14)
Kevin Brody (Salute-A-Bulls, 3/3)
Scott Butters (75% Drunksten, 2/17)
Kevin Carter (75% Drunksten, 1/27)
Jim Dunham (Nice Dittles, 3/24)
Rick Dysard (Death Throw, 4/21)
Matt Heimbach (Lunatic Fringe, 2/24)
Kevin Kendall (Mac-Daddy, 4/7)
Randy Lueneburg (Off Constantly, 3/10)
David Martin (The Beleagured, 3/3)
Joe Munroe (Backyard Bistro, 1/27)
John Pharo (Appetite for Destruction, 3/17)
Ryan Raymond (Projectile Dysfunction, 1/27)
Alex Sarantos (Hammered Heads, 3/24)
Randy Wilcox (Like To Party, 3/10)
Tom Winters (Grateful Darts, 4/14)

6-Bulls

Ed Chan (Designated Divers, 2/3)

FINAL SPRING 2010 REGULAR SEASON DIVISIONAL TROPHY DART AWARDS

	A division	B division	C division	D division	E division	F division	G division	H division	I division
High In (301 first turn only)	Ton-60 (2/24/10) **Bob Terry** Lunatic Fringe	Ton-30 (1/27/10) **Matthew Copple** Nine Lives	Ton-48 (2/3/10) **Keith Gibbs** Jack Nine	Ton-52 (3/10/10) **Shawn Leonard** Bulls Eye Blind	Ton-21 (3/24/10) **Kevin Davis** Board 2 Death	Ton-52 (4/21/10) **Sebastian Greene** Ale-ing Archers	Ton-60 (2/3/10) **Jason Bowman** Irish We Were…	Ton-05 (2/24/10) **Rod Stacy** Sharkshooters	Ton-06 (2/24/10) **Rob Henson** ... Bandits
High Out (301/501/ 1001)	Ton-24 (4/14/10) **Jeff Lyons** Off Constantly	Ton-15 (2/10/10) **Chris Peterson** Overtime Outlaws	Ton-14 (3/24/10) **Shawn Carter** … Brawlers	Ton-06 (2/17/10) **Jeff Gower** Pit Crew	Ton-24 (3/10/10) **Jason Walters** Damnifino	Ton-14 (4/21/10) **Andy Schwochow** Ale-ing Archers	Ton-03 (4/28/10) **Dave Tanner** Projectile…	55 (4/14/10) **Norm Klein** Ton Up Tossers	Ton-08 (3/3/10) **Daniel Lake** He Hate Us
Fast Singles 301	8 darts (2/24/10) **Bob Terry** Lunatic Fringe	11 darts **Steve Holland** ... Pluckers (3/3) **Jim Davis** ... Pluckers (3/10) **Ron Ridenour** ... Pluckers (3/31) **Denny Williams** 2Nutz4U (4/28)	8 darts (2/3/10) **Tom Wiegand** Dogs of War	11 darts (2/10/10) **Frank Allison** Bulls Eye Blind	12 darts (4/28/10) **Ryan Knott** Board 2 Death	12 darts (4/21/10) **Sebastian Greene** Ale-ing Archers **Andy Schwochow** Ale-ing Archers	13 darts **John Jenkins** Salute-A-Bulls (twice - 1/27, 4/21)	13 darts (3/17/10) **George Martin** Grateful Darts	14 darts **Ben Budd** ... Pains (1/27) **Brian Ketchem** … Bandits (4/28)
Fast Singles Cricket	15 darts (2/3/10) **Robbie Phillips** Elemental Truths	16 darts (3/24/10) **Jim Davis** Pheasant Pluckers	18 darts (3/3/10) **Phillip Eastmead** The Locals	16 darts (4/14/10) **Mark Lamb** Imports/Domestics	19 darts (2/24/10) **Mike Brown** Damnifino	21 darts (2/10/10) **Tolson Willis** Death Throw	17 darts (3/17/10) **Joe Kunesh** Any Given Wed.	17 darts (3/31/10) **Eric Emerton** Just Here for Beer	21 darts (4/7/10) **Joe Munroe** Backyard Bistro
Fast Doubles Cricket	18 darts (4/14/10) **Kenny Persson & Mike Seward** Mac-Daddy	20 darts (3/31/10) **David Murray & Shane Murray** BB	20 darts (3/17/10) **Chris Haynes & Tim McNamara** Jack Nine	17 darts (3/24/10) **Jay Kron & Vicente Martinez** Hammered Heads	19 darts (4/28/10) **Phil Brown & John Wells** Damnifino	20 darts (4/28/10) **Neal Hogan & Ben Thompson** Death Throw	38 darts (4/28/10) **Ryan Raymond & Dave Tanner** Projectile…	24 darts (2/24/10) **Phil Barletta & Chris Toolan** Just Here for Beer	24 darts (2/17/10) **David Fagan & Chris Vollmar** Y'All Ain't Ready
Fast Doubles 501	16 darts (4/21/10) **Robbie Phillips & Wil Tan** Elemental Truths	18 darts (4/7/10) **Josh Hall & Matt Sherman** Pounding the Neighbor's	18 darts (3/31/10) **Keith Gibbs & Elisa Pleasant** Jack Nine	20 darts **Robert Dudley & Glenn Tourout** Imports… (3/17) **Dean Cusher & Mark Lamb** Imports… (4/21)	21 darts (4/21/10) **Jim Gallagher & Steve Wilcenski** Coral Reefers	21 darts (2/24/10) **Stan Converse & Mike Glendy** SurReal DeCoys	24 darts (3/24/10) **Ryan Raymond & Dave Tanner** Projectile Dysfunction	26 darts **Rod Stacy & Michelle Stacy** Sharks ... (2/17) **Dave Nelson & Bob Vauter** ... Double (3/17)	24 darts (3/24/10) **Clint Bankes & John Wilson** Mug Hunters

Spring 2010 RDL Individual Season-Long Awards

SINGLES WIN PERCENTAGE

		W	L	%-age
	"A" Division			
Robbie Phillips	A1/ Elemental Truths	21	1	0.955
	"B" Division			
Jerry Oakley	B1/ BB	23	5	0.821
	"C" Division			
Phillip Eastmead	C6/ The Locals	28	0	1.000
	"D" Division			
Dean Cusher	D4/ Imports & Domestics	22	3	0.880
	"E" Division			
Steve Wilcenski	E6/ Coral Reefers	19	5	0.792
	"F" Division			
Andy Schwochow	F6/ Ale-ing Archers	19	5	0.792
	"G" Division			
Dave Tanner	G2/ Projectile Dysfunctior	21	3	0.875
	"H" Division			
Chris Toolan	H7/ Just Here for Beer	18	2	0.900
	"I" Division			
Sheldon Citrak	I5/ Mug Hunters	13	3	0.813

Women's Records

(# of women by div.: A-0, B-4, C-7, D-3, E-4, F-13, G-5, H-15, I-5)

[There are no women in A division, and no women in C, D, E, or G divisions satisfied both the minimum number of games requirement and the rule requiring a win percentage of 0.500 or higher to claim a singles award.]

	Women - "B" Division			
Paula Delp	B1/ BB	10	9	0.526
	Women - "F" Division			
Deborah Blackwelder	F8/ Crazy Beaches!	13	8	0.619
	Women - "H" Division			
Adrienne DeFontes	H1/ Sharkshooters	14	9	0.609
	Women - "I" Division			
Misty Bauguess	I7/ Y'All Ain't Ready	8	8	0.500

ALL-STAR POINT AVERAGE

		ASPs	TGP	%-age
	"A" Division			
Tom Brown	A1/ Elemental Truths	87.0	44	1.977
	"B" Division			
Shane Murray	B1/ BB	91.5	56	1.634
	"C" Division			
Phillip Eastmead	C6/ The Locals	91.0	55	1.655
	"D" Division			
Aaron Downs	D3/ Helter Skelter	57.5	56	1.027
	"E" Division			
Steve Wilcenski	E6/ Coral Reefers	58.5	48	1.219
	"F" Division			
Sebastian Greene	F6/ Ale-ing Archers	28.5	44	0.648
	"G" Division			
John Jenkins	G4/ Salute-A-Bulls	37.5	44	0.852
	"H" Division			
Chris Toolan	H7/ Just Here for Beer	30.5	40	0.763
	"I" Division			
John Wilson	I5/ Mug Hunters	33.0	43	0.767

Women's Records

(# of women by div.: A-3, B-0, C-5, D-7, E-4, F-3, G-9, H-8)

	Women's Records - "B" Division			
Paula Delp	B1/ BB	19.5	41	0.476
	Women's Records - "C" Division			
Elisa Pleasant	C5/ Jack Nine	18.5	37	0.500
	Women's Records - "D" Division			
Jennifer Buckley	D3/ Helter Skelter	10.5	61	0.172
	Women's Records - "E" Division			
Julie Wilcox	E2/ Like To Party	19.0	41	0.463
	Women's Records - "F" Division			
Heather Bohanan	F5/ Better At Pool	11.5	39	0.295
	Women's Records - "G" Division			
Kat McCoy	G6/ Tons of Bricks	11.5	43	0.267
	Women's Records - "H" Division			
Liz Mitchell	H1/ Sharkshooters	13.5	44	0.307
	Women's Records - "I" Division			
Kristen Immen	I4/ Throwing Pains	6.5	43	0.151

THE PLAYERS WHO *BEAT* THE SINGLES %-AGE WINNERS

Who beat Robbie Phillips of Elemental Truths in A division?
in 301: (none). in cricket: Justin Berstler (wk.4).

Who beat Jerry Oakley of BB in B division?
in 301: Tony Williamson (wk.2), Josh Hall (wk.3), Butch Smith (wk.12), Tim Mills (wk.13).
in cricket: Donald Grubb (wk.4).

Who beat Phillip Eastmead of The Locals in C division?
in 301 and/or cricket: NOBODY!! Not a soul...

Who beat Dean Cusher of Imports & Domestics in D division?
in 301: Dave Krasnow (wk.8), Shawn Leonard (wk.9).
in cricket: Curtis Hines (wk.2).

Who beat Steve Wilcenski of Coral Reefers in E division?
in 301: Jeff Fournier (wk.5), Paul Metters (wk.7), Jason Walters (wk.13).
in cricket: Tony Alcon (wk.7), Sal Reitano (wk.8).

Who beat Andy Schwochow of Ale-ing Archers in F division?
in 301: Dave Johnson (wk.2), Jack McAlpin (wk.7), William McEwen
in cricket: J.J. White (wk.2), Sean Ackley (wk.7). (wk.11).

Who beat Dave Tanner of Projectile Dysfunction in G division?
in 301: Wright Miller (wk.6), John Keleher (wk.13).
in cricket: Sami Taweel (wk.2).

Who beat Chris Toolan of Just Here For Beer in H division?
in 301: Sal Maini (wk.4), Jared Davis (wk.9).
in cricket: (none).

Who beat Sheldon Citrak of Mug Hunters in I division?
in 301: Andy Reinhardt (wk.11).
in cricket: Matt Pisacane (wk.6), Eric Klann (wk.13).

Who beat Deborah Blackwelder of Crazy Beaches! in F division?
in 301: J.J. White (wk.4), Sean Ackley (wk.13).
in cricket: Mike Perera (wk.2), William McEwen (wk.5), Jack McAlpin (wk.6), Tony Thomas (wk.7), Steve Polenz (wk.11), Jack McAlpin (wk.13).

SPRING 2010 PENALTY SUMMARY

Oh, dang… this season wasn't even an election season (and ballot penalties are always the biggest source of losses) and we still increased the number of penalties on the season. There were 29 total penalties for a total loss of 204 points, with 22 of the 68 teams penalized at least once. I division led the way with the most teams penalized (4 of 7), most penalties (7), and most points lost to penalty (57). On the other end of that spectrum was H division, in which the teams did not garner even one penalty in the whole season (yay, H division!!!). All in all, we had 3 preseason captains' meeting penalties (for 15 total points), 10 5th week captains' meeting penalties (for 50 pts.), 10 phone penalties (for 50 pts.), 5 mail penalties (for 80 pts.), and 1 ineligible player penalty (for 9 pts.).

And this season's painful penalty award goes to the **One Armed Bandits** in I division and their 4 penalties for 57 points (only team in the league with more than 2 penalties) that cost them 2nd place plaques!! Honorable mention in that category goes to The Beleagured in A div., who likely dropped to B division next season due to a late mail penalty (after losing the B crown to a mail penalty just last season - ouch!).

WHERE WE PLAY

American Legion Fuquay-Varina **557-5990**
6400 Johnson Pond Road Fuquay-Varina
-about 0.2 miles from Fuquay Elementary School

Backyard Bistro **851-6203**
1235 Hurricane Alley Way W.Raleigh
-just west of Carter Finley Stadium, off Trinity Rd

Barmuda Triangle **553-6405**
11514 US Highway 70 Business Clayton
-acr. hwy from Clayton Urgent Care, in strip mall by BB&T

Blinco's **785-5060**
6711 Glenwood Ave N. Raleigh
-near inter. of Glenwood/Millbrook, acr. Fr. Wal-Mart

The Brickhouse Sports Pub **829-3666**
3801 Hillsborough St Raleigh
-in same building as Quizno's and Ben & Jerry's

Cleveland Draft House **771-2337**
6101 NC Highway 42 West Garner
-0.7 mile west of I-40 on NC Highway 42

Connolly's Irish Pub **465-4458**
1979 High House Road Cary
-in the Cornerstone Shpg. Ctr., next to Goodberry's

Dive Bar of Raleigh **832-9363**
3 Glenwood Avenue Raleigh
-note: bar doesn't open until 8 pm on normal nights...

Garner Ale House **662-5119**
1506 US Highway 70 Garner
-betw. Ragazzi's/Golden Corral, w/ red top, green awnings

Harrison's Bar and Grill **481-2442**
301-C N. Harrison Avenue Cary
-under Pure Gold, betw. Chatham St. & 54 @ RR tracks

Havana Deluxe **831-0991**
437 Glenwood Ave Raleigh
-behind Armadillo Grill

Hibernian Restaurant & Pub **467-9000**
1144 Kildaire Farm Road Cary
-next to Goodberry's, south of Maynard Road

High House Billiards **481-1103**
185 High House Road Cary
-between Old Apex Road and West Chatham Street

High Park Bar & Grille **833-4527**
625 E. Whitaker Mill Road Raleigh
-near intersection of Whitaker Mill & Wake Forest Rd.

MacGregor Draft House **461-1633**
107 Edinburgh South, Suite 120 Cary
-in MacGregor Village

Mac's Tavern **467-4114**
1014 Ryan Road Cary
-behind Burger King in Village Market Spg. Ctr.

Murphy's Pub **859-5411**
401 Asheville Ave, Suite 109 Cary
-behind the Jiffy Lube

Napper Tandys **833-5535**
126 N. West Street Raleigh
-corner of West and Jones Sts, in Powerhouse Square

Oh'Mulligans - Wake Forest **562-5570**
2101 South Main Street Wake Forest
-right next to the Remington Grill

On the Snap Billiards **557-9060**
2221 North Grassland Drive Fuquay-Varina
-at the corner of NC-55 and Dickens Road

Overtime Sports Pub **255-9556**
1030-149 N. Rogers Lane Raleigh
-corner of Rogers Ln/US-64, in Food Lion strip mall

Pantana's Pool Hall **833-2990**
3112 Hillborough Road near NCSU
-I think it's between Concord and Shepherd streets

Players Retreat **755-9589**
105 Oberlin Road near NCSU
-at corner of Oberlin Rd. & Hillsborough St.

THIS SEASON'S TIEBREAKERS

We added another division this season, and the tiebreaker total went up accordingly, but nothing too drastic. 43 total tiebreakers this season (with 5 of those in the postseason tournaments). Every division had at least 2, with E division leading the way with 7 (all during the season). C and H divisions each had 6; D, F, and G each had 5; B and I divisions each had 3; and A division rolled in with the fewest at 2. Nine teams played at least 3 tiebreakers this season, and 17 teams didn't play in any at all.

Of the 9 teams that played 3 or more 1001 games, 6 of them posted either a 2-1 record or a 1-2 record, so they're kind of boring. The other three, however… First up, we have this season's Cardiac Kids award, going to Jack Nine of C division, and their 3-2 record in 1001s (making them the only team this season to play more than 3 1001s, and also tying them for the RDL record as far back as records are available). And then we have this season's Clutch Kings award winners (which replaced the Heartbreak Award this season since nobody really died much in 1001), the only two teams to go 3-0 in tiebreakers this season: Pit Crew of D division, and the Designated Divers of F division (who got TWO of their three 1001 wins in the tournament!).

RDL MEMBERS TRIUMPH ELSEWHERE!

Congrats to RDL members Keith Wall (of Elemental Truths), Billy Hamilton (of Lunatic Fringe), Jeff Lyons (of Off Constantly), Lee Scott (of BB), Zak Mayhew (of Off Constantly), and Joel Eason (of Lunatic Fringe) (pictured below, left to right in that order). As members of Gitsum Odat Bull…, these six took the Bull City Dart League title last week, their second in the last 18 months! Want to challenge them this summer? See page 4 for signup info.



Rally Point Sport Grill **678-1088**
1837 N. Harrison Ave. Cary
-in the Sam's Club plaza near I-40, behind Wendy's

Sammy's Tap & Grill **755-3880**
2235 Avent Ferry Road Raleigh
-in the front of Mission Valley Shopping Center

Scooters **954-2171**
1911 Sego Court N. Raleigh
-near Atlantic/Millbrook inter., behind Batteries Plus

Sharky's Place **783-5448**
5800 Duraleigh Road NW Raleigh
-in the Yuppie Center near US 70 intersection

Six String Café & Music Hall **462-6189**
1040 Buck Jones Road Raleigh
-next to Jelly Beans, and behind Babineau's

Snooker's-RW **828-7665**
3520 Wade Avenue NW Raleigh
-in Ridgewood Shopping Center

Tir na nOg Irish Pub **833-7795**
218 South Blount Street Dwtn. Raleigh
-across from City Market

The Upper Deck **460-1786**
329 N. Harrison Avenue Cary
-near intersection. of N. Harrison & Hwy. 54

Varina Sports Bar **552-0081**
213 Fayetteville Street Fuquay-Varina
-across from Stevens Hardware

RDL WEBSITE - www.raleighdartleague.org
(webmaster: Jason Thomas): jason@beyond-beta.com

RDL MAPSITE - http://www.trantor.org/bars/rdl.html
(site maintained by Galen Johnson): gjohnson@trantor.org

HOW TO REACH US

RDL VoiceMail (919) 990-1218
Mail Scoresheets to: Jason Kilts - RDL Statistician
5005 Raintree Road, Durham, NC 27712
Scoresheet FAX available at:
(919)-**324-3545** - email JK for confirmation of receipt!
New Member Fees and Newsletter Fees:
Matt Huff, 105 Rosenberry Hills Drive, Cary, NC 27513
Nomination and Election Ballots:
Heather Bohanan, 206 Shoals Lane, Garner, NC 27529
Grievances/Complaints/Rules Suggestions:
Thom Dunn, 216 Cameron Woods Dr, Apex, NC 27523
All Other RDL Correspondence to:
(Just send whatever to Jason and he'll pass it along…)
2010 Board of Directors

President	Jason Thomas	795-4247
	email: jason@beyond-beta.com	
Vice President	J.P. Evans	423-4879
	email: jpefmsc@aol.com	
Secretary	Heather Bohanan	326-1956
	email: heather.bohanan@dhhs.nc.gov	
Treasurer	Matt Huff	225-6000
	email: treasurer@raleighdartleague.org	
Membership	John Howley	792-7286
	email: jhowley310@hotmail.com	
Rules/Grievances	Thom Dunn	696-3820
	email: thomdunnjr@gmail.com	

League Statistician/Editor : Jason Kilts 990-1218
email: jdkilts@yahoo.com or kilts001@mc.duke.edu

"HOT DARTS" CALL-IN GUIDELINES

Here are the guidelines you should use for the minimum number of all-star points to report when calling in your scores.
"A" Div. = 4.5 or more ASPs; "B" Div. = 4.0 or more ASPs;
"C", "D" Divisions = 3.5 or more ASPs
"E, F, G, H" Divisions = 3.0+ ASPs; "I" Div. = 2.5+ ASPs
Also, call in any fast games, high ins, high outs, or other amazing feats that you think warrant a little recognition (e.g., Ins & Outs higher than a Ton, 24-dart cricket games, 15-dart 301s, 24-dart 501s, Ton-70s and up, 5-Bulls+, etc.).

SEASON-LONG TROPHY DART MINIMUM GAMES PLAYED REQUIREMENTS

To be eligible for all-star point ave. & singles win %-age awards, you must play at least 66% of this season's projected games:
for Divisions B, C, D, E, F (except teams C2, D6, E1, F2, and F6) (8 teams / division):
Singles win %-age: min. of 19 Singles Games Played
All-star pt. Average: min. of 37 Total Games Played
for teams C2, D6, E1, F2, and F6 (due to 1 forfeit received): **18 singles, 35 total**
for Divisions A, G, H, I (except I5) (7 teams / division):
Singles win %-age: min. of 16 Singles Games Played
All-star pt. Average: min. of 32 Total Games Played
for team *I5 (due to 1 forfeit received):* **15 singles, 30 total**

CALENDAR OF EVENTS

June 4-6	**5th Annual Wreck at the Deck**, (ADO), $5200+; The Upper Deck, 329 N. Harrison Ave, Cary; info: Julie Payne, jupayne@cisco.com
June 18-20	**Piedmont Shootout IX**, (ADO), $2000+ Break Time Billiards, Winston-Salem, NC
Sat., June 26	**North Carolina City Dart League & Ladies' Cup** - Raleigh @ Wilmington, Cary @ Durham (NCCDL only), Asheville(NCCDL)/Boone(NCLC) @ Fuquay-Varina, Chapel Hill @ Piedmont
Wed., July 21 7:00-8:00 p.m.	**Fall 2010 RDL Registration** - Rally Point Sport Grill - do NOT bring cash for RDL reg.!!
Sat., July 24	**ADO U.S. Team Regional**, Rally Point, Cary info: gngalvarado@msn.com or 803-736-4852
Wed., Aug. 4 7:00-8:00 p.m.	**Fall 2010 RDL Preseason Captains' Mtg.** Rally Point Sport Grill - Mandatory
Wed., Aug. 11	**Fall 2010 RDL - Start of match play**
Mon., Sep. 13 7:00-8:00 p.m.	**Fall 2010 RDL Fifth Week Captains' Mtg.** Rally Point Sport Grill; end of roster additions/ replacements (Also date of RDL Board Mtg.)
Wed., Nov. 17, Dec. 1 / 8 - RDL Divisional Tournaments	
Sat., Dec. 11 11:00 a.m.	**Fall 2010 Season Banquet** location TBA

Other Local Weekly Leagues

Tuesdays	***Bull City Dart League*** , Durham
Thursdays	***Triangle Dart League*** , Chapel Hill

Weekly Blind Draws - Over the years, many blind draws have come and gone. If any of these folds or if any others start up, please let me know and I'll update this list. Thanks.

(both of these are double elim., w/ the bar matching the pot!)

Friday	**Upper Deck**, 8:00 p.m. (460-1786)
Sunday	**Upper Deck**, 8:00 p.m. (460-1786)

(this one pays top two spots with an extra bar kick-in…)

Monday	**Oh'Mulligans - Wake For.**, 7:30 p.m., $5 entry 1st = 60% + $50 bar certificate; 2nd = 40%

(this one matches half the pot, and adds prizes)

Monday	**Rally Point Sport Grill**, 8 p.m., $5 entry; 1837 N. Harrison; rallypointsportgrill.com; 678-1088

PENALTY LOG

Here are all the penalties assessed this season. Check here to see who lost what when due to penalty.

Preseason captains' mtg. (5 pts.): Hibernian Hooligans (C), Traveling Beer Bellies (D), O2B#1 (I).

Fifth week captains' mtg. (5 pts.): Mac-Daddy (A), 75% Drunksten (A), Pounding the Neighbor's (B), Bennington Brawlers (C), Hibernian Hooligans (C), BFD (E), Sammy's Tap & Grill (E), Dive Bombers (E), Irish We Were Drunk (G), One Armed Bandits (I).

Phone (5 pts.): Mac-Daddy (A,wk.13), Rif Raf (B,wk.6), Pheasant Pluckers (B,wk.1), See Ya (B,wk.1), Bulls Eye Blind (D,wk.1), Pit Crew (D,wk.2), Designated Divers (F,wk.13), One Armed Bandits (I,wk.6,wk.8), He Hate Us (I,wk.2).

Mail (16 pts.): The Beleagured (A,wk.13), Rif Raf (B,wk.6), Big Bulls (G,wk.14), One Armed Bandits (I,wk.8), Y'All Ain't Ready (I,wk.1).

Ineligible player (win, all points, all statistics): Traveling Beer Bellies (D,wk.1,9 pts.).

THE TWENTY-SEVENTH SEMI-ANNUAL EDITION OF : JK'S DIVISIONAL ALL-STAR TEAM PICKS

(Players within each division are listed alphabetically) (Players are chosen any way I damn well please - not purely by the numbers!)
(This is not purely my own guesses at who is simply the best thrower, but also who is important to their team, who is good in the clutch, etc.)

Divisional (and League) MVPs

All of RDL -- Randy Wilcox -- Like To Party

A Division	Tom Brown	Elemental Truths
B Division	Jerry Oakley	BB
C Division	Phillip Eastmead	The Locals
D Division	Aaron Downs	Helter Skelter
E Division	Randy Wilcox	Like To Party
F Division	Tony Thomas	The Leftovers
G Division	Dave Tanner	Projectile Dysfunction
H Division	Chris Toolan	Just Here For Beer
I Division	John Wilson	Mug Hunters

"A" Division (I really wanted to pick 9 here…)

Tom Brown	Elemental Truths	Hit the big clutch shot time and time again.
Doug Jeffcoat	Mac-Daddy	Mr. SCkt was still pretty good in other sets.
Jon Kenney	The Beleagured	Played top guns tough for lower team.
Robbie Phillips	Elemental Truths	Joe Nationals is simply the best RDL has.
Mike Seward	Mac-Daddy	Consistently scary good every season.
Allen Smith	Elemental Truths	Uh-oh... the late-90s Allen is really back.
Wil Tan	Elemental Truths	Textbook strategist? Nope. Winner? Yup.
Bob Terry	Lunatic Fringe	Season after season… smiles and wins.

"B" Division

Ryan Anderson	See Ya	Took down other big dogs all season long.
Rob Barwick	Rif Raf	Made top "other" team hard to handle.
Jim Davis	Pheasant Pluckers	Hell, he wins like this in A division…
Steve Holland	Pheasant Pluckers	Steadily gaining on the league's top group.
David Murray	BB	What a friggin' addition this guy was, eh?
Shane Murray	BB	Probably one of the top dozen in the RDL.
Jerry Oakley	BB	Now that is how you push a team up to A.
Trey Rodgers	Pheasant Pluckers	Unassuming and jovial, but dangerous.

"C" Division (this division had a LOT of worthy choices)

Whit Bryant	The Locals	Made great 1-2 punch with Eastmead.
John Dunleavy	Put A Cork In It!	Season was just too good to go title-less.
Phillip Eastmead	The Locals	28-0 in singles. I'll stop typing now…
Cody Gaulthier	Put A Cork In It!	Young talent is only getting better.
Keith Gibbs	Jack Nine	Not always there, but dominant when he is.
Tim McNamara	Jack Nine	Would be MVP if Eastmead wasn't here.
Tim Vann	Excalibur	What a monster for the upset kings.
Tom Wiegand	Dogs of War	Had to have led that awesome Mug run.

"D" Division

Dean Cusher	Imports & Domestics	Yes, he's here… despite week 14 'absence'.
Aaron Downs	Helter Skelter	10+ wins in every set for a 4th place team.
Mark Lamb	Imports & Domestics	List, throw, win, repeat as needed.
Vicente Martinez	Hammered Heads	If Vince & Vicente played a 101-game set,
Vince Martinez	Imports & Domestics	who would win? How could we tell?
Mike Raquet	Helter Skelter	Great record, except… what is that DCkt!?
Jason Thomas	Pit Crew	Refuses to record ASPs… but records Ws.
Glenn Tourout	Imports & Domestics	Ok, the Imports have too many weapons…

"E" Division

Jim Gallagher	Coral Reefers	Not his best ever, but SCkt record was nice.
Ronnie Knott	Board 2 Death	Easily top winner for a tough #4 team.
Carl Lee	Dive Bombers	Seemed to pick up entire team sometimes.
Kevin Scott	Like To Party	Too much celebration? 501 is a bit… off?
Nate Wade	Coral Reefers	Big winner overshadowed by teammate.
Jason Walters	Damnifino	Really tried to carry my preseason pick.
Steve Wilcenski	Coral Reefers	So dominant. Just wins week after week.
Randy Wilcox	Like To Party	Huge addition, revived team completely.

"F" Division

Sean Ackley	Designated Divers	Strong in singles, decent in doubles.
Patrick Clark	Ale-ing Archers	Steered the Archers all the way to Mugs.
Stan Converse	The SurReal DeCoys	A bit of a DCkt slip, but still very solid.
Jim Gotlibowski	Designated Divers	So 301 isn't his specialty? The rest are.
Neal Hogan	Death Throw	Quite a standout in a very even division.
Steve Polenz	Menace 2 Sobriety	Slowly trailed off as the night wore on.
Andy Schwochow	Ale-ing Archers	Does the singles champ not like 501?
Tony Thomas	The Leftovers	Big cricket winner for division champs.

"G" Division

Jason Bowman	Irish We Were Drunk	Captain needs to list himself more often.
Aaron Fitzgerald	Big Bulls	Top gun for the division double-winners.
John Jenkins	Salute-A-Bulls	He's clearly back and feeling just fine.
Chris Montesi	Irish We Were Drunk	I sure wouldn't sit him in 501. Or any sets.
Mark Powell	Any Given Wed.	Ok, so we'll just list him in cricket sets.
Ryan Raymond	Projectile Dysfunctio	Would be team star if not for Tanner.
David Simpson	Salute-A-Bulls	Not so hot in doubles, but big in singles.
Dave Tanner	Projectile Dysfunctio	G dominator won a huge amount of games.

"H" Division

Adrienne DeFontes	Sharkshooters	25-8 outside of SCkt is very strong.
Jimmy Dzengelesk	Grateful Darts	Never sat out a set, & won most of them.
Matt Goss	Ton Up Tossers	Up-and-comer will challenge Jim H. soon.
Ben Harpster	Sharkshooters	Once 301 ended, he became a dart terror.
Storm Kincaid	Boondock Aint's	Top reason the Aint's ain't just also-rans.
Rod Stacy	Sharkshooters	Three sets of solid and some SCkt power.
Chris Toolan	Just Here for Beer	Put whole team on his back sometimes.
Tom Winters	Grateful Darts	I'm only surprised he didn't win more dbls.

"I" Division (oh man, I so wanted to pick 10 guys here)

Clint Bankes	Mug Hunters	How does a 32-6 guy get so little notice?
Seth Fagan	Y'All Ain't Ready	Strong rookie for the 2nd place finishers.
Lyman Kiser	One Armed Bandits	The glue that holds the Bandits together.
Patrick Merkle	Backyard Bistro	Biggest non-Hunter winner for the season.
Joe Munroe	Backyard Bistro	Northerner clearly found RDL to his liking.
Alberto Sandoval	Mug Hunters	Put together, then led, a double-title team.
John Wilson	Mug Hunters	20-2 in cricket and an ASP title. Nice find.
Harris Winters	Backyard Bistro	Didn't need lots of ASPs for lots of wins.

QUICK STAT TIDBITS

--The **Quadruple Double Award** winners (double-digit wins in all 4 sections): 4 of the 9 divisions had 12-match schedules, and thus a huge disadvantage… but that's life, I guess. Four league members put up 4 9-win sets with 3 of those being 10+ wins, but that's not good enough this season… because we have SIX players who achieved the 4 10+-win sets: Shane Murray and Jerry Oakley of BB in B division, Aaron Downs of Helter Skelter in D div., Dean Cusher and Mark Lamb of Imports & Domestics in D div., and Randy Wilcox of Like To Party in E division.

--The **Iron Man/Woman Award**: It's nigh impossible for a 7-team division player to win this one, so we'll just start with an honorable mention for David Fagan of Y'All Ain't Ready in I for his 51 games (barely outrunning Keith Stark's 50 for 75% Drunksten in A, and the 49 by nine people in G and H). But the real Iron Man for this season was **Dave Buckman** of Pounding the Neighbor's in B with a stout 63 games played. Close behind (and nearly making it an Iron Woman award?) were Jennifer Buckley of Helter Skelter in D (with 62), and Felipe Wilkie of Dogs of War in C and MaryJane Bradshaw of Crazy Beaches! in F (each with 61).

--The **Team Attendance Award** winners: Nobody ever rolls the same 6 players every set all season anymore. Just doesn't seem to happen. But we had three decent runs at it this season: Pounding the Neighbor's went lean and went so far as to only register 6 players; H1 Pigs Zero only had 7 guys, and one of those was a true sub; and Sammy's Tap & Grill mostly rode the same 6 guys despite a roster that included a nearly full capacity roster of 9.

MY PRESEASON, WEEKLY, & TOURNEY PREDICTION RESULTS

Just like the last several seasons, my weekly picks were sort of my normal rate of success, but both my preseason and tournament picks ruled! A brief recap:

In my preseason picks (which are clearly the most difficult set), I was again nearly perfect in picking out the top team in each division. I really missed on Like To Party, but that was before they picked up League MVP Randy Wilcox. Same with BB adding Mo'Tea after my picks… Missed the Mug Hunters too, but they were brand new out of the box, so… oh well. Heck, I even told you in the preseason that the best pack races would be in F and H. Nice, eh?

My weekly prediction results you can peruse pick-for-pick on the other side of this sheet of paper. I climbed a bit for a third consecutive season, to above 73% correct, and was over 63% in all 9 divisions. It was E division where I did the worst, but D and F were not far ahead. Man, figuring out some of those teams was next to impossible. And it was B division where I flat-out owned you guys (over 87% right - that's huge!). In the end, only two teams (both of them in that infernal D division) fooled me more often than not, with 6-8 as my worst.

Last but not least were my tournament predictions… And once again, we go to best-of-three and my picks get even better, even though I have to pick later weeks before the pairings are known. I went 44-15 overall in the tournaments, hitting 4 of the 9 champions (could've been 5 if I had known one of the league's best would be absent). I got three divisions (A, D, and I) completely correct, and even told you that D division would have about the least drama. I'll take it.

JK'S TEAM-BY-TEAM, WEEK-BY-WEEK MATCH PREDICTION RESULTS

(I introduced this page twelve seasons ago, and it has become almost expected as a newsletter staple. Feast your eyes on the success...)

For several years, many of you have taken no greater pleasure in your weekly darting endeavors than to call the RDL VoiceMail and point out to me just how wrong I was in my prediction of your match result. On a related note, I have noticed that many of you seem to have relatively selective memories saving only the weeks when I was wrong. Further, many others of you regularly embellish your statistics of how often you fool me. It's not so easy to get away with those rambles anymore, however, as you can see below. Each W is a week when I picked your match correctly, and each L is one I picked incorrectly. Division totals are to the right of the team totals, weekly totals are at the bottom, and in the space between the 14 weeks and the team totals, the seven 'o' symbols indicate the teams for which I was only 0.500, and the two 'x' symbols indicate the teams that fooled me more often than not. **[I can 't believe I got more match picks wrong for the Starving Dartists than I did for ALL of B division put together. But when 6-8 is my worst effort, I can certainly live with that… But D and E divisions? They're tough to live with...]**

	wk1	wk2	wk3	wk4	wk5	wk6	wk7	wk8	wk9	wk10	wk11	wk12	wk13	wk14		Right	Wrong	**Overall**
A1/ Elemental Truths	W	W	-	L	W	W	W	W	W	-	W	W	W	W		11	1	73.08%
A2/ Mac-Daddy	W	-	W	L	W	L	W	W	-	W	W	L	W	W		9	3	323 119
A3/ Lunatic Fringe	-	W	W	L	W	W	W	-	W	L	W	L	W	W		9	3	
A4/ 75% Drunksten	W	W	L	L	W	-	W	W	W	L	W	L	-	W		8	4	
A5/ Appetite for Destructio	W	W	L	W	-	L	W	W	W	L	W	-	W	W		9	3	**A Division**
A6/ Off Constantly	W	W	W	-	W	L	W	W	W	L	-	W	W	W		10	2	78.57%
A7/ The Beleagured	W	W	W	W	W	L	-	W	W	W	W	L	W	-		10	2	33 9
B1/ BB	W	W	W	W	W	W	W	W	W	W	W	W	W	W		14	0	
B2/ Rif Raf	W	W	W	W	W	W	L	W	W	W	L	W	W	W		12	2	
B3/ Pheasant Pluckers	W	W	W	W	W	W	W	W	W	W	W	W	W	W		14	0	
B4/ Nine Lives	W	W	W	L	W	W	W	W	W	W	W	W	W	W		13	1	
B5/ 2Nutz4U	L	W	W	W	L	W	L	W	W	W	W	L	W	W		10	4	
B6/ Pounding the Neighbor'	W	W	W	W	W	W	L	W	W	W	W	W	W	W		13	1	**B Division**
B7/ Overtime Outlaws	W	W	W	L	L	W	L	W	W	W	W	L	W	W		10	4	87.50%
B8/ See Ya	L	W	W	W	W	W	W	W	W	W	L	W	W	W		12	2	49 7
C1/ H1 Pigs Zero	W	L	W	W	W	L	W	W	W	L	W	W	W	W		11	3	
C2/ Put A Cork In It!	W	L	W	L	L	W	W	W	W	W	W	W	W	fft		10	3	
C3/ Excalibur	W	W	W	W	W	W	W	W	W	W	W	L	L	W		12	2	
C4/ Dogs of War	W	W	W	L	L	W	W	L	L	L	L	W	L	W	o	7	7	
C5/ Jack Nine	W	W	W	L	W	W	W	W	L	W	W	L	W	W		11	3	
C6/ The Locals	W	W	W	W	W	W	W	W	W	W	W	W	W	W		14	0	**C Division**
C7/ Bennington Brawlers	W	W	W	L	W	L	W	W	W	W	L	W	W	fft		10	3	80.00%
C8/ Hibernian Hooligans	W	W	W	W	W	W	W	L	W	W	W	W	W	W		13	1	44 11
D1/ Bulls Eye Blind	W	W	W	W	W	W	L	L	W	fft	W	L	L	W		9	4	
D2/ Starving Dartists	L	W	L	L	W	L	W	L	W	L	L	L	W	W	x	6	8	
D3/ Helter Skelter	W	W	W	W	W	L	W	L	W	L	W	W	L	W		10	4	
D4/ Imports & Domestics	W	W	W	W	W	W	W	L	W	W	W	W	W	W		13	1	
D5/ Hammered Heads	L	W	W	L	W	W	W	L	L	L	W	W	L	L	o	7	7	
D6/ Traveling Beer Bellies	W	W	W	L	W	L	W	L	L	fft	L	W	L	L	x	6	7	**D Division**
D7/ Pit Crew	W	W	L	L	W	W	L	W	L	L	W	W	W	W		9	5	65.45%
D8/ Money Shot	W	W	W	W	W	L	W	W	L	W	W	W	W	W		12	2	36 19
E1/ Is it in?	L	W	W	L	W	fft	W	W	L	W	W	W	L	W		9	4	
E2/ Like To Party	L	L	W	L	W	L	L	W	W	W	W	L	W	L	o	7	7	
E3/ Board 2 Death	L	W	L	L	W	L	L	W	W	W	L	L	W	W	o	7	7	
E4/ BFD	L	W	W	W	W	L	W	W	W	W	W	W	W	L		11	3	
E5/ Damnifino	W	W	W	L	W	W	L	L	L	W	L	L	W	L	o	7	7	
E6/ Coral Reefers	W	L	L	W	W	W	W	W	W	W	W	W	W	W		12	2	**E Division**
E7/ Sammy's Tap & Grill	W	W	L	L	W	fft	W	L	W	W	W	W	L	L		8	5	63.64%
E8/ Dive Bombers	W	W	L	L	W	L	L	W	W	W	W	L	W	W		9	5	35 20
F1/ The SurReal DeCoys	W	L	W	L	L	L	L	W	L	W	W	W	W	L	o	7	7	
F2/ The Leftovers	W	W	W	L	W	L	W	L	W	W	W	W	L	fft		9	4	
F3/ Menace 2 Sobriety	W	L	W	W	W	W	L	W	W	W	W	L	L	W		10	4	
F4/ Designated Divers	W	L	W	L	W	W	L	L	L	W	W	L	W	W		8	6	
F5/ Better At Pool	L	W	W	W	W	L	L	W	W	W	L	W	W	W		10	4	
F6/ Ale-ing Archers	W	L	W	W	L	L	L	fft	W	W	L	W	L	W		7	6	**F Division**
F7/ Death Throw	L	W	W	L	W	W	L	W	W	W	W	W	L	L		9	5	66.67%
F8/ Crazy Beaches!	W	W	W	W	W	W	W	fft	W	W	W	W	W	fft		12	0	36 18
G1/ Any Given Wednesday	W	W	L	L	L	-	W	W	W	W	W	W	-	W		9	3	
G2/ Projectile Dysfunction	W	W	-	L	W	L	W	W	L	-	W	W	W	W		9	3	
G3/ Irish We Were Drunk	W	W	L	W	W	W	-	W	L	L	W	L	W	-		8	4	
G4/ Salute-A-Bulls	W	-	L	L	L	W	W	L	-	L	L	W	W	W	o	6	6	
G5/ Nice Dittles	W	W	L	-	W	L	W	L	W	W	-	L	W	W		8	4	**G Division**
G6/ Tons of Bricks	-	W	W	W	W	W	W	-	W	W	W	W	W	W		12	0	73.81%
G7/ Big Bulls	W	W	W	L	-	W	W	W	W	W	L	-	W	W		10	2	31 11
H1/ Sharkshooters	-	W	W	W	W	W	W	-	W	L	W	W	W	L		10	2	
H2/ Seeing Double	W	W	W	W	-	W	L	W	W	W	W	-	W	L		10	2	
H3/ Boondock Aint's	W	W	L	-	W	W	L	W	W	W	-	W	W	W		10	2	
H4/ Grateful Darts	W	W	-	L	W	W	W	L	W	-	W	W	W	L		9	3	
H5/ Ton Up Tossers	W	-	W	L	W	L	L	L	-	W	W	W	L	W		7	5	**H Division**
H6/ Who Darted?	W	W	L	W	W	-	L	L	W	W	W	W	-	L		8	4	73.81%
H7/ Just Here for Beer	W	W	W	W	W	L	-	L	W	L	W	W	L	-		8	4	31 11
I1/ One Armed Bandits	W	-	L	L	W	W	W	W	-	W	L	L	W	L		7	5	
I2/ He Hate Us	L	W	W	-	L	L	W	fft	W	L	-	W	W	L		6	5	
I3/ O2B#1	-	W	L	W	W	W	W	-	W	W	W	W	W	W		11	1	
I4/ Throwing Pains	L	W	L	L	W	L	-	W	W	W	W	L	W	-		7	5	
I5/ Mug Hunters	L	W	L	W	-	W	W	fft	W	W	W	-	W	W		9	2	**I Division**
I6/ Backyard Bistro	W	W	W	L	W	-	W	W	L	L	W	W	-	W		9	3	68.29%
I7/ Y'All Ain't Ready	L	W	-	L	L	W	W	W	L	-	L	W	W	W		7	5	28 13
Right:	25	28	23	15	27	19	22	21	25	23	25	22	25	23				
Wrong:	7	4	9	17	5	12	10	9	7	8	7	10	7	7				
forfeited:	-	-	-	-	-	1	-	2	-	1	-	-	-	2				

RDL - Spring, 2010	Week 1		Week 2		Week 3		Week 4		Week 5		Week 6		Week 7		Week 8		Week 9		Week 10		Week 11		Week 12		Week 13		Week 14		Forfeits
	vs.	W/L	Pts.	vs.	W/L	Pts.	vs.	W/L	Pts.	vs.	W/L	Pts.	vs.	W/L	Pts.	vs.	W/L	Pts.	vs.	W/L	Pts.	vs.	W/L	Pts.	vs.	W/L	Pts.	vs.	W/L	Pts.	
A1/ Elemental Truths	a7	W	16	A5	W	15	Bye	-	-	a2	W	14	A6	W	16	A3	W	18	a4	W	16	A7	W	18	a5	W	21	Bye	-	-	A2	W	13	a6	W	17	a3	W	22	A4	W	18	
A2/ Mac-Daddy	A4	W	17	Bye	-	-	a7	W	14	A1	L	10	a3	W	14	a5	L	11	A6	W	16	a4	W	12	Bye	-	-	A7	W	15	a1	L	11	A3	L	11	A5	W	13	a6	W	16	
A3/ Lunatic Fringe	Bye	-	-	A7	W	15	a6	W	17	a4	L	11	A2	L	10	a1	L	6	A5	W	21	Bye	-	-	a7	W	18	A6	L	11	A4	W	14	a2	W	13	A1	L	2	a5	W	18	
A4/ 75% Drunksten	a2	L	7	A6	W	13	a5	L	9	A3	W	13	a7	L	11	Bye	-	-	A1	L	8	A2	L	12	a6	W	13	A5	W	13	a3	L	10	A7	L	4	Bye	-	-	a1	L	6	
A5/ Appetite for Destruction	A6	W	13	a1	L	9	A4	W	15	A7	L	11	Bye	-	-	A2	W	13	a3	L	3	a6	W	12	A1	L	3	a4	L	10	a7	W	15	Bye	-	-	a2	L	11	A3	L	6	
A6/ Off Constantly	a5	L	11	a4	L	11	A3	L	3	Bye	-	-	a1	L	8	A7	W	16	a2	L	8	A5	L	12	A4	L	11	a3	W	13	Bye	-	-	A1	L	7	a7	L	10	A2	L	4	
A7/ The Beleagured	A1	L	8	a3	L	9	A2	L	10	a5	W	13	A4	W	13	a6	L	8	Bye	-	-	a1	L	6	A3	L	6	a2	L	6	A5	L	9	a4	W	16	A6	W	14	Bye	-	-	
B1/ BB	b2	W	12	B7	W	16	b6	W	17	B5	W	15	b4	W	19	b3	W	12	B8	W	15	B2	W	17	b7	W	17	B6	W	17	b5	W	16	B4	W	18	B3	W	13	b8	W	16	
B2/ Rif Raf	B1	L	12	b3	L	7	B4	W	13	b8	W	20	B6	W	16	b7	W	15	B5	L	6	b1	L	7	B3	L	7	b4	W	19	B8	W	14	b6	W	19	B7	W	14	b5	W	15	
B3/ Pheasant Pluckers	b7	W	15	B2	W	17	b5	W	13	b6	W	20	B8	W	12	B1	L	12	b4	W	14	B7	W	14	b2	W	17	B5	W	17	B6	W	17	b8	W	12	b1	L	11	B4	W	15	
B4/ Nine Lives	b6	W	15	B5	L	7	b2	L	11	B7	W	13	B1	L	5	b8	L	7	B3	L	10	B6	W	19	b5	L	10	B2	L	5	b7	L	11	b1	L	6	B8	L	11	b3	L	9	
B5/ 2Nutz4U	B8	L	10	b4	W	17	B3	L	11	b1	L	9	B7	L	10	B6	W	15	b2	W	18	b8	L	6	B4	W	14	b3	L	7	B1	L	8	b7	L	10	b6	W	17	B2	L	9	
B6/ Pounding the Neighbor's	B4	L	7	b8	L	5	B1	L	5	B3	L	4	b2	L	8	b5	L	9	B7	W	14	b4	L	5	B8	L	5	b1	L	7	b3	L	7	B2	L	4	B5	L	6	b7	L	5	
B7/ Overtime Outlaws	B3	L	9	b1	L	8	B8	W	17	b4	L	11	b5	W	14	B2	L	9	b6	L	10	b3	L	10	B1	L	7	b8	L	9	B4	W	13	B5	W	14	b2	L	10	B6	W	18	
B8/ See Ya	b5	W	14	B6	W	19	b7	L	7	B2	L	4	b3	L	10	B4	W	17	b1	L	9	B5	W	16	b6	W	19	B7	W	15	b2	L	10	B3	L	11	b4	W	13	B1	L	4	
C1/ H1 Pigs Zero	C5	L	12	c2	W	13	C4	W	16	c8	W	22	c6	L	10	C7	L	11	C3	W	16	c5	L	4	C2	L	11	c4	W	12	C8	W	20	C6	L	11	c7	W	13	c3	W	16	
C2/ Put A Cork In It!	c6	W	15	C1	L	11	c3	W	20	C5	W	12	c4	L	10	C8	W	21	c7	W	18	C6	W	16	c1	W	13	C3	W	13	c5	L	12	C4	W	12	c8	W	22	C7	*W*	*16*	
C3/ Excalibur	C7	W	16	c8	W	19	C2	L	4	C6	L	8	c5	L	5	C4	L	9	c1	L	8	c7	W	16	C8	W	19	c2	L	11	c6	L	8	C5	W	13	c4	L	10	C1	L	8	
C4/ Dogs of War	C8	W	16	c5	L	6	c1	L	8	C7	W	18	C2	W	14	c3	W	15	C6	L	11	c8	L	10	C5	W	12	C1	L	12	c7	L	11	c2	L	10	C3	W	14	c6	L	10	
C5/ Jack Nine	c1	W	12	C4	W	18	C7	W	12	c2	L	12	C3	W	19	c6	W	15	c8	W	19	C1	W	20	c4	L	12	c7	W	13	C2	W	12	c3	L	11	C6	W	15	C8	W	22	
C6/ The Locals	C2	L	9	c7	W	15	C8	W	18	c3	W	16	C1	W	14	C5	L	9	c4	W	13	c2	L	8	C7	W	16	c8	W	15	C3	W	16	c1	W	12	c5	L	9	C4	W	14	
C7/ Bennington Brawlers	c3	L	8	C6	L	9	c5	L	12	c4	L	6	C8	W	15	c1	W	13	C2	L	6	C3	L	5	c6	L	7	C5	L	11	C4	W	12	c8	W	15	C1	L	6	c2	*L*	*0*	1
C8/ Hibernian Hooligans	c4	L	8	C3	L	5	c6	L	4	C1	L	2	c7	L	9	c2	L	3	C5	L	5	C4	W	14	c3	L	5	C6	L	9	c1	L	4	C7	L	6	C2	L	2	c5	L	2	
D1/ Bulls Eye Blind	d3	W	12	D4	L	11	D6	W	16	d8	W	13	d2	W	12	D5	W	14	D7	L	12	D3	L	6	d4	L	11	d6	*L*	*0*	D8	W	10	D2	L	10	d5	L	6	d7	L	4	1
D2/ Starving Dartists	d5	W	17	D3	W	13	d7	L	12	D6	L	8	D1	L	9	d8	W	16	d4	L	7	D5	L	8	d3	W	13	D7	L	10	d6	L	8	d1	W	14	D8	W	18	D4	L	5	
D3/ Helter Skelter	D1	L	11	d2	L	11	D5	W	13	d4	L	12	D7	W	15	d6	L	11	D8	W	14	d1	W	13	D2	L	9	d5	L	9	D4	L	9	d7	L	11	D6	W	17	d8	W	11	
D4/ Imports & Domestics	D6	W	15	d1	W	13	d8	W	19	D3	W	12	d5	W	16	d7	W	16	D2	W	17	d6	L	11	D1	W	13	D8	W	19	d3	W	15	D5	W	17	D7	W	16	d2	W	19	
D5/ Hammered Heads	D2	L	5	D8	L	4	d3	L	7	d7	W	15	D4	L	8	d1	L	10	D6	L	9	d2	W	16	d8	W	14	D3	W	12	D7	L	10	d4	L	6	D1	W	17	d6	W	13	
D6/ Traveling Beer Bellies	d4	L	9	D7	L	12	d1	L	6	d2	W	14	D8	W	12	D3	W	13	d5	W	15	D4	W	13	d7	L	8	D1	*W*	*16*	D2	W	15	d8	W	15	d3	L	7	D5	L	11	
D7/ Pit Crew	D8	W	13	d6	W	12	D2	W	12	D5	L	9	d3	L	9	D4	L	8	d1	W	12	d8	W	15	D6	W	16	d2	W	14	d5	W	14	D3	W	13	d4	L	8	D1	W	17	
D8/ Money Shot	d7	L	11	d5	W	18	D4	L	5	D1	L	11	d6	L	12	D2	L	8	d3	L	10	D7	L	9	D5	L	10	d4	L	5	d1	L	7	D6	L	6	d2	L	5	D3	L	10	
E1/ Is it in?	e3	W	12	E5	L	7	E2	L	10	e8	L	11	E4	W	17	E7	*W*	*16*	e6	L	7	E3	L	10	e5	W	14	e2	L	10	E8	L	9	e4	W	14	e7	W	13	E6	L	6	
E2/ Like To Party	e4	W	19	E6	W	17	e1	W	14	E7	L	11	e3	W	14	E8	L	10	e5	L	11	E4	W	12	e6	L	6	E1	W	14	e7	W	13	E3	W	12	e8	W	16	E5	L	11	
E3/ Board 2 Death	E1	L	12	E7	L	11	e6	W	18	e5	W	16	E2	L	10	e4	L	8	E8	W	17	e1	W	14	e7	W	16	E6	L	5	E5	L	11	e2	L	12	E4	W	16	e8	W	15	
E4/ BFD	E2	L	5	e8	L	10	e5	L	10	E6	L	7	e1	L	7	E3	W	16	e7	L	5	e2	L	11	E8	L	12	E5	L	7	e6	L	9	E1	L	10	e3	L	8	E7	W	18	
E5/ Damnifino	E7	W	12	e1	W	17	E4	W	13	E3	L	8	e8	W	12	e6	L	12	E2	W	13	e7	L	6	E1	L	10	e4	W	12	e3	W	13	E8	L	11	E6	L	10	e2	W	13	
E6/ Coral Reefers	E8	W	14	e2	L	7	E3	L	6	e4	W	17	e7	W	14	E5	W	12	E1	W	17	e8	W	15	E2	W	18	e3	W	19	E4	W	15	E7	W	18	e5	W	14	e1	W	18	
E7/ Sammy's Tap & Grill	e5	L	12	e3	W	13	E8	L	11	e2	W	13	E6	L	10	e1	*L*	*0*	E4	W	19	E5	W	18	E3	L	8	e8	W	12	E2	L	11	e6	L	4	E1	L	10	e4	L	6	1
E8/ Dive Bombers	e6	L	10	E4	W	11	e7	W	13	E1	W	13	E5	L	12	e2	W	13	e3	L	7	E6	L	9	e4	W	12	E7	L	12	e1	W	15	e5	W	13	E2	L	8	E3	L	6	
F1/ The SurReal DeCoys	f3	W	12	F4	W	14	f8	W	20	F2	W	17	f6	L	10	f5	L	10	F7	L	10	F3	W	14	f4	W	16	F8	W	24	f2	L	11	F6	L	10	F5	W	19	f7	W	13	
F2/ The Leftovers	f4	W	13	F5	W	14	F3	W	18	f1	L	7	F7	W	13	F6	L	9	f8	W	18	F4	L	8	f5	W	17	f3	W	20	F1	W	13	f7	W	13	f6	W	13	F8	*W*	*16*	
F3/ Menace 2 Sobriety	F1	L	8	f6	W	17	f2	L	6	F8	W	19	F4	L	12	f7	L	8	F5	L	11	f1	L	10	F6	L	8	F2	L	4	f8	W	18	f4	W	16	F7	W	13	f5	W	12	
F4/ Designated Divers	F2	L	11	f1	L	10	F5	W	15	f7	W	13	f3	W	12	F8	W	16	F6	W	15	f2	W	16	F1	L	8	f5	W	13	F7	L	8	F3	L	8	f8	W	21	f6	L	10	
F5/ Better At Pool	F7	L	10	f2	L	10	f4	L	9	F6	L	10	f8	W	18	F1	W	14	f3	W	13	f7	L	9	F2	L	7	F4	L	11	f6	W	12	F8	W	18	f1	L	5	F3	L	12	
F6/ Ale-ing Archers	f8	W	20	F3	L	7	F7	W	15	f5	W	14	F1	W	14	f2	W	15	f4	L	9	F8	*W*	*16*	f3	W	16	f7	W	14	F5	L	12	f1	W	14	F2	L	11	F4	W	14	
F7/ Death Throw	f5	W	14	F8	W	18	f6	L	9	F4	L	9	f2	L	10	F3	W	16	f1	W	14	F5	W	15	f8	W	18	F6	L	10	f4	W	16	F2	L	11	f3	L	11	F1	L	9	
F8/ Crazy Beaches!	F6	L	3	f7	L	5	F1	L	4	f3	L	5	F5	L	6	f4	L	8	F2	L	6	f6	*L*	*0*	F7	L	5	f1	L	0	F3	L	4	f5	L	3	F4	L	2	f2	*L*	*0*	2
G1/ Any Given Wednesday	g3	L	9	G7	L	5	g5	W	12	g2	L	8	G4	W	12	Bye	-	-	G6	W	19	G3	L	9	g7	L	6	G5	W	18	G2	L	12	g4	L	10	Bye	-	-	g6	W	14	
G2/ Projectile Dysfunction	g7	L	7	G3	L	7	Bye	-	-	G1	W	16	g6	W	14	g5	W	13	G4	L	9	G7	L	9	g3	W	15	Bye	-	-	g1	W	12	G6	W	18	G5	W	15	g4	W	13	
G3/ Irish We Were Drunk	G1	W	15	g2	W	17	G4	L	10	g6	W	18	G5	W	13	g7	L	8	Bye	-	-	g1	W	15	G2	L	9	g4	W	16	G6	W	17	g5	L	10	G7	L	8	Bye	-	-	
G4/ Salute-A-Bulls	G5	W	15	Bye	-	-	g3	W	14	G7	W	15	g1	L	12	G6	W	17	g2	W	15	g5	L	12	Bye	-	-	G3	L	8	g7	W	15	G1	W	14	g6	W	17	G2	L	11	
G5/ Nice Dittles	g4	L	9	g6	W	14	G1	L	12	Bye	-	-	g3	L	11	G2	L	11	g7	L	10	G4	W	12	G6	W	16	g1	L	6	Bye	-	-	G3	W	14	g2	L	9	G7	L	11	
G6/ Tons of Bricks	Bye	-	-	G5	L	10	g7	L	6	G3	L	6	G2	L	10	g4	L	7	g1	L	5	Bye	-	-	g5	L	8	G7	L	10	g3	L	7	g2	L	6	G4	L	7	G1	L	9	
G7/ Big Bulls	G2	W	17	g1	W	19	G6	W	18	g4	L	9	Bye	-	-	G3	W	16	G5	W	14	g2	W	15	G1	W	18	g6	W	14	G4	L	9	Bye	-	-	g3	W	16	g5	W	13	
H1/ Sharkshooters	Bye	-	-	H3	W	14	h7	L	10	H6	W	21	h5	L	12	H2	W	15	h4	L	11	Bye	-	-	h3	W	13	H7	W	17	h6	W	15	H5	W	17	h2	W	13	H4	W	15	
H2/ Seeing Double	h3	W	12	H4	L	10	h5	L	8	h7	L	10	Bye	-	-	h1	L	9	H6	L	11	H3	W	14	h4	L	10	H5	L	8	H7	L	10	Bye	-	-	H1	L	11	h6	L	9	
H3/ Boondock Aint's	H2	L	12	h1	L	10	h6	W	13	Bye	-	-	H7	L	8	h4	L	9	h5	W	12	h2	L	10	H1	L	11	H6	L	12	Bye	-	-	h7	L	10	H4	L	11	H5	L	11	
H4/ Grateful Darts	H7	W	15	h2	W	14	Bye	-	-	H5	L	12	h6	W	14	H3	W	15	H1	W	13	h7	L	6	H2	W	14	Bye	-	-	h5	W	15	H6	W	16	h3	W	13	h1	L	9	
H5/ Ton Up Tossers	h6	W	16	Bye	-	-	H2	W	16	h4	W	12	H1	W	12	h7	W	18	H3	L	12	H6	L	10	Bye	-	-	h2	W	16	H4	L	9	h1	L	7	H7	W	16	h3	W	13	
H6/ Who Darted?	H5	L	8	h7	L	8	H3	L	11	h1	L	3	H4	L	10	Bye	-	-	h2	W	13	h5	W	13	H7	L	12	h3	W	12	H1	L	9	h4	L	8	Bye	-	-	H2	W	15	
H7/ Just Here for Beer	h4	L	9	H6	W	16	H1	W	14	H2	W	14	h3	W	16	H5	L	6	Bye	-	-	H4	W	16	h6	W	12	h1	L	7	h2	W	14	H3	W	14	h5	L	8	Bye	-	-	
I1/ One Armed Bandits	i6	W	12	Bye	-	-	I5	W	12	I7	L	11	i4	W	15	I3	W	14	I2	W	15	I6	W	15	Bye	-	-	i5	L	8	i7	L	6	I4	L	10	i3	W	20	i2	L	11	
I2/ He Hate Us	I5	L	9	i3	W	21	I6	L	7	Bye	-	-	I7	W	17	I4	L	8	i1	L	9	i5	*L*	*0*	I3	L	9	i6	W	12	Bye	-	-	i7	L	9	i4	L	11	I1	W	13	1
I3/ O2B#1	Bye	-	-	I2	L	3	i4	W	16	i5	L	7	I6	L	8	i1	L	7	I7	L	11	Bye	-	-	i2	W	15	I4	W	13	I5	L	7	i6	L	6	I1	L	3	i7	L	11	
I4/ Throwing Pains	i7	L	10	i5	L	9	I3	L	7	i6	W	12	I1	L	9	i2	W	16	Bye	-	-	I7	L	11	I5	L	11	i3	L	8	I6	L	8	i1	W	12	I2	W	13	Bye	-	-	
I5/ Mug Hunters	i2	W	15	I4	W	15	i1	L	12	I3	W	17	Bye	-	-	i7	W	15	I6	W	15	I2	*W*	*16*	i4	W	13	I1	W	16	i3	W	17	Bye	-	-	I7	W	15	i6	W	18	
I6/ Backyard Bistro	I1	L	11	I7	W	14	i2	W	15	I4	L	10	i3	W	15	Bye	-	-	i5	L	9	i1	L	9	i7	W	15	I2	L	12	i4	W	16	I3	W	18	Bye	-	-	I5	L	6	
I7/ Y'All Ain't Ready	I4	W	14	i6	L	7	Bye	-	-	i1	W	13	i2	L	7	I5	L	9	i3	W	13	i4	W	11	I6	L	9	Bye	-	-	I1	W	17	I2	W	15	i5	L	9	I3	W	13	

THIS SEASON'S TRIVIA QUESTIONS… REVISITED

I now run this column during seasons in which I've included trivia questions all season. Each question is listed exactly as it was during the season, so there is potential for a question to now be out of date, but it's usually not too much of a problem. Each question is listed under the week number when it ran, and the answers follow the questions. No peeking…

Week 4 question(s): The RDL Board does about a hundred things that you'll never see every season to make sure that your hobby keeps rolling, and they don't get paid so much as a nickel. So, officers that keep coming back year after year are pretty valuable to you, the league membership. Which current Board member has the longest tenure on the Board? How long?

Week 5 question(s): How many Board members have served during Heather Bohanan's current tenure as an RDL Board member? Who are they?

Week 6 question: How many seasons since 1995 has the RDL Board simply operated for a season without an officer in one or more of the offices?

Week 7 question: I've been writing the Tons for a while now. Including this issue, how many issues of the Tons of Newsletter have I written?

Week 8 question(s): I've been writing the newsletter since the start of 1996, and I played in RDL a year before that. That's a total of 30 seasons prior to this one. Which RDL member has been part of the most regular season-winning teams in those 30 seasons? Which RDL member has been part of the most teams to win tournaments in those seasons? How many for each?

Week 9 question: What is the record for number of people in a single season who hit two perfect throws in one match and also ended up with only those 4.0 ASPs in those matches?

Week 10 question: Who is the only husband/wife pair that each hit a perfect throw for the same team in the same match in the most recent 30 seasons of the RDL?

Week 11 question(s): What is the greatest number of midseason bar closings in a single RDL season in the past 14 and a half years? When was it?

Week 12 question: (a re-use of a question from a few years ago, but included by request from three different readers) What is the greatest number of 1001 tiebreaker games played by one team in the same season (in the past 29 seasons anyway, as it appears that records prior to that often did not include specific 1001 results)?

Week 4 answer: Every last one of the current Board members is working at least his/her 5th consecutive season of service, so those people must really like you guys for some reason. I haven't figured out why, but that's not for me to say. Vice President J.P. Evans is in his 5th season, Treasurer Matt Huff is in his 6th, Membership Director John Howley is in his 7th, Rules/Grievances Director Thom Dunn is in his 8th, and President Jason Thomas is in his 9th (please note that not all of those people have served in only their current positions). But the Queen of RDL Board Longevity (not sure if that's an honor or a confirmation of super- dorkness) and the answer to this question is... Heather Bohanan (formerly Thomas), who is presently serving in her 19th consecutive season on the Board, in no less than 3 different offices. Wow… my many thanks… and condolences…

Week 5 answers: 21. Those officers are/were: Barry Barker (1 season as President, 1 as Vice President), Dave Berry (3 as Pres.), Billie Churchwell (2 as External Organizations Officer), Barbara Cotton (2 as Secretary), Kevin Coyne (1 as Treasurer, 12 as Ext. Org.), Rick DeMattos (4 as Pres., 2 as VP, 2 as Ext. Org.), Thom Dunn (8 as Rules & Grievances Director), Kellee Enos (6 as Treas.), J.P. Evans (5 as VP), Michelle Gaffney (Stacy) (2 as Sec.), William Holland (1 as Pres.), John Howley (6 as Membership Director), Matt Huff (6 as Treasurer), Jim Hunsberger (2 as Sec.), Jennifer Jolly (2 as Sec.), Anthony Martin (7 as VP), Cathy Moeschet (9 as Memb.), Julie Payne (3 as Sec., 4 as Memb.), Brian Selby (4 as Pres., 1 as VP), Jason Thomas (5 as Pres., 4 as VP), and Mark Wackerman (6 as Treas.). In those 19 seasons, Heather Thomas/Bohanan served 8 seasons as Secretary and 11 as the Rules & Grievances Director. [Even Heather couldn't remember all of them, but she did WAY better than I expected. She only missed 2 of the 21, and for one of those two she could remember his office and his face, but just not his name. I was both impressed and frightened… - JK]

Week 6 answers: 4 times in the last 31 seasons, the RDL operated for an entire season with a vacancy in 1 of the 7 Board positions (there were seven offices until 2009, when the External Organizations office was dropped). There have also been a handful of times when an office was vacant for a portion of a season, but the full-season vacancies were: Spring 1998 and Fall 1998 with no Membership Director (yes, an entire year straight!), Fall 2000 with no External Organizations Officer (no, I don't think anyone actually noticed), and Fall 2005 with no President (that's right, I said "no President" - Eek!).

Week 7 answers: Given that this is my 29th season as the editor of the Tons of Newsletter, and that there are 16 issues of the Tons per season, last week's issue was my 455th. Seriously. Holy crap, that is sort of embarrassing, eh? You'd think I would have more to do in my day… Or maybe I just can't stop loving all you guys… Nah… pretty sure *that's* not it… :o) [Note added for banquet Tons: You're presently holding issue #464 during my tenure. Yikes.]

Week 8 answers: I'm going to be honest that I didn't even bother researching more than one person in the league for this answer. It is that much of a butt-whoopin' in terms of this "title". The completely unquestioned and unchallenged winner over the past 15 years of RDL is Tom Brown (currently of Elemental Truths). Brown has played 30 seasons prior to the current one, all of them in A division. And in those 30 seasons, Brown's teams (2 seasons with Pigs, 15 seasons with Fringe, 13 seasons with Element) have claimed an astonishing 23 regular season titles and 19 tournament titles. On top of that, in the 7 regular seasons that his team didn't win, they finished 2nd 5 times; and in the 11 tournaments that they didn't win, they lost in the finals 9 times. That's 28 top-two spots in the season AND in the tournament in 30 seasons. In A division. That is freakin' sick. [Note added for banquet Tons: Brown's team did indeed win both the regular season and tournament, so up that total again!]

Week 9 answer: Three! And that answer might increase because it happened this season, and we still have a month remaining in the regular season. In week 1, Tim Vann of Excalibur hit both a T80 and a 9m, and no other all-star point throws. One week later, Jason Bowman of Irish We Were Drunk joined him with both a 9m and a 160-In. Then, in week 7, Randy Lueneberg of Off Constantly hit a grand total of a T80 and a 9m. Nice when your small peaks in a match are so high relative to the rest of the night, eh?

Week 10 answer: Randy (T80) and Julie (9m) Wilcox are the "perfect" husband/wife pair (let the jokes begin…), performing the feat in week 7 of this season!! Randy and Julie both play for Like To Party, and the team evidently needed a few more perfect tosses, as they lost a heartbreaker that night, 13-11 to Damnifino.

Week 11 answer: Sadly, the "when" portion of that answer is now this season. The loss of All-Star Billiards (along with the previous losses of Cruisers, Half-Time, and Trackside) brought this season's total to 4. It had been tied with a season from the late '90s at 3.

Week 12 answer: The record for both "regular season only" and "regular season + tournament" is the same: 5 tiebreakers. It has happened 7 times in the past 29 seasons, with the most recent being THIS season! Jack Nine in C division played five 1001 games (3-2). The previous occurrence of a five-tiebreaker team was just last season, when the Dive Bombers put up a respectable 3-2 record of their own.

THE BIG PAGE OF HOT-BUTTON DEBATE TOPICS!!!

IS THE CHALKER ALWAYS RIGHT?

Have you ever heard the phrase 'the chalker is always right'? It pertains to the use of the chalker as a source for what remains to be scored in a game of '01. For example, a player who is a bit rough at math is sitting on 78 and throws a triple-18. That player can ask the scorekeeper one or more of several questions, all of them relating to what has already been thrown and/or what score remains (but never what the 'out' shot is). But let's suppose that the thrower asks the chalker in this instance, and the chalker incorrectly replies that 26 remains. If the thrower then hits the double-13, has the thrower busted, or won the game?

I have personally heard this very item discussed repeatedly for years, including at one of my own team's matches this season (an instance that ended in quite a long heated post-match 'debate'). And while I've heard it said over and over that the chalker is always right, I realized that I had never seen a rule indicating one way or the other on this topic. So… I went hunting…

And it turns out that finding any mention of this one way or the other is *really* difficult. The closest I have found is a mention in the tournament rules for the British Dart Organization (BDO) that indicates that scores do not stand until the chalker, the checker (a score double-checker), and the player all concur. It also says in one subset of rules that it is up to the player to check all throws and resulting scores. Since most leagues in the free world don't employ both a chalker and a checker, we'll have to sort of extract the important parts of that item to make them be of any use to us.

When I try to apply the pertinent portions of that rule, it sounds to me like the player is ultimately responsible for hitting the proper out. What do you guys think? And… if anybody ever finds a written rule regarding this topic, PLEASE by all means send me a copy. I am really dying to know if this is really a rule or just a word-of-mouth tradition.

TWO-UP / TWO-DOWN RULES…

Every season in the RDL, teams anxiously track whether their teams are going to corral a top-two (or, unfortunately, maybe a bottom-two) finish. Why do they care? Because that is generally the guideline used by the Membership Director to decide which teams move up a division and which teams move down a division next season (provided the league has the same number of divisions again, of course). But is a simple finish in the top or bottom pair of the standings really the best measure?

Every so often (including in both A and I divisions this season), a team that generally would have moved up or down a division is changed because a penalty has altered the order of teams in the standings. I'll use the aforementioned A and I division examples to illustrate exactly what I'm talking about…

In A division, The Beleagured finished with the fifth-best match and point result in the division. However, a mail penalty dropped them to sixth. Should they drop down now despite the fact that they were tougher for their competition than the new fifth place team was?

In I division, One Armed Bandits dropped to third from second due to a small pile of penalties. The avoidance of even 1 of their 4 penalties would have put them in second and moved them up to H. Should the new second place team move up to H now, or should the Bandits? Is it fair to leave the team that was the tougher competition down in I again (and by "is it fair?", I also mean is it fair to the other teams still in I)?

To be honest, I'm not really sure on which side of this I sit…

REGULAR SEASON VS. TOURNAMENT

In the tournament Tons, I included an item where I brought up a discussion I have had with several league members over the past several years. The discussion was based around whether it is more impressive/important/desirable/whatever to win the regular season or to win the tournament. I said then that the choice was very easy for me, and that I value the regular season far far far far more than the tournament. One of my competitors later kidded me about it, as my viewpoint was logical for a team member that had lost a couple tournaments in a row. Well… my team has now just won its tournament, and I am here to tell you that it still means far less to me than any of the regular season titles do.

Winning a regular season title requires effort, commitment, consistency, and extended periods of success that tournaments just don't match. As longtime RDL member Jim Britt noted so eloquently for me in the previous issue I wrote, "I never could figure out why the plaques and mugs weren't switched. Any team can get lucky for 2 or 3 matches." That is precisely the way I see it! And then, as if by request from me, another local league that just ended its season crowned a league champion that sported the following achievements during the season: a losing match record, a losing games record, and a next-to-last place finish in a 5-team division. They put together a 5-7 record that included 3 wins against a winless team that is likely widely considered to have been mis-slotted for that division. Now, to be fair, I don't think the luck in this instance occurred during any of their tournament matches, but rather in the fact that they were even in the tournament at all. Since the only requirement for getting into an RDL postseason tournament is to not forfeit 3 or more matches during the season, the bar is even lower here.

Using this season's Dogs of War as an example (I only feel I can do this without insulting them because Tim and company are so jovial), I ask you a question: which was more impressive, Jack Nine's regular season win in their race with the Corkers and Locals, or the Dogs' three-week run after their 6-8 season?

ARE THE 'A' PLAYERS TO BLAME FOR EVERYTHING?

I hear this one over and over and over… The A players don't have to deal with that. The d**n A players. It's the A players' fault. Them f**in' A players. Over and over and over. It seems that at least three-quarters of people in the lower divisions think the A players are a bunch of whiny, snotty, spoiled little rich kids. A players would never this, A players caused that, etc.

Well, please allow me to let you in on a little secret… I hear the A players on a weekly basis. And I hear the non-A players on a weekly basis. And I can tell you without the shadow of a doubt that on a per player basis, players from lower divisions actually complain <u>more</u> than the A players. And I'll pause now while those of you who say that stuff roll your eyes, grumble another complaint, and finally re-collect yourselves and return to the article… … … … go ahead, one more eye roll… … … There, feel better? Now accept it as truth.

It was truth at the start of the season when a member of H1 Pigs Zero railed on at me about the fact that the change in the High In rule just *had* to be because some A player was slighted. It wasn't - that originated in D. And it was truth when a member of Damnifino railed about conditions at a bar that A players wouldn't put themselves in during the tournament. Despite the fact that there isn't one A player on the Board…

YOU'RE GETTING OLDER…

… and the competition is getting younger. Remember back in week 4 of the Spring 2009 season when I introduced most of you to Cody Gaulthier (now of Put A Cork In It!)? He was barely old enough to drive and he was kicking butt and taking names. Well, now we've got a dart bada** who isn't even old enough to drive! A 15-year old. And he's holding his own. In A division!! Who might you ask? Cody's younger brother **Kyle Gaulthier** (of Off Constantly)! Kyle finished just under 0.500 for the season, and he has also already added a whole pile of local blind draw titles.

And since we evidently aren't enough competition for him, Kyle fills in his free time by doing things like qualifying for the Youth Nationals that will be held August 6th in Stamford, CT. Top 8 win college scholarships, and the winner gets a trip to England to compete in the Masters. (And just to make sure he gets his props too, big brother Cody took 4th at the same Nationals last year!)

AND WHILE WE'RE TALKING NATIONALS…

What discussion about ADO-sponsored Nationals events would be complete around here without mentioning **Robbie Phillips** (of Elemental Truths). Robbie recently qualified for not one, but TWO ADO Nationals events! In March, he qualified for the Masters Nationals in Houston, TX on June 11-13; and in May, he qualified for the All-Star Nationals in Stamford, CT and will be representing the East All-Star team on August 6-8. Next time I see him, I'll try to remember to ask him how many Nationals that makes for him in the last couple years (I believe they host 4 per year). I'm guessing this has to make it about 5 or 6 for him. That's flippin' crazy.

WANT A SHOT AT MR. PHILLIPS YOURSELF?

The next regional for the US Team Nationals will be on July 24th and will be held right here at Rally Point. Winner gets sent on to Denver on October 8-10. See page 18 for qualifier information.

LATE-SEASON QUOTES

Quote #1 : from Billy Maccini of The Locals, after reading my regular week 15 column about the award leaders that sit out in the final week: "If I would have known that we could've got Phillip [Eastmead] on the s**t list, I woulda sat him that last week so that he would be 26-0, not 28-0. Next time let me know, because we can put him on the s**t list in the Tons!"

Quote #2 : from J.P. Evans of Jack Nine, in reference to their final night point race with Put A Cork In It!: "Last night was awesome. Jack 9 needed 22 points to clinch first place in C. The Corkers (also battling for first) were at the same bar, but had a forfeit (unfortunately). So they were more than willing to cheer on our opponents from the Hibernian. That's cool, it made for a great atmosphere. So you can imagine our celebration when we hit the last dart in the last game to get our 22nd point. There aren't many situations where you can justify jumping around like idiots when you beat a team 22-2. But I hope this is one of them. I also hope our opponents, the Hooligans, know that we were not so much celebrating beating them, but rather what we had just accomplished. In any case, they handled it graciously and showed a lot of class. Welcome to the league Hooligans, I hope you stay for a long time."

Quote #3 : from Tom Brown of Elemental Truths, in response to being the answer to the week 8 trivia question (see page 12): "I have been fortunate to play with some of the best darters the RDL has ever had including multiple state champions. I could have never accomplished any of these "titles" if it were not for the players on our teams. Many of these teams would've beaten just about every NCCDL team out there. That says a lot. These guys, and lady, have been some of the best people I have met and still have long lasting friendships with many. Special thanks to Doc Hoffman for calling and asking me to play for Pig Tour back in 1995. The rest, as they say, is in the books. DP2BAWU"

My apologies for the small size of this flyer, but it just arrived Friday night, and this is the only space I have left…

2010 Hero Darts!!

One Day Fundraiser Dart Tournament

Proceeds to support supplying and shipping Care Packages to our heroes in the Middle East

Sponsored by – Sons of the American Legion – Fuquay-Varina American Legion Post 116

Saturday, August 14, 2010

Location: **American Legion Post 116, 6400 Johnson Pond Road, Fuquay-Varina, NC**
Contact: **Jim Hunsberger**
Email: **Jim.Hunsberger@gmail.com** for tournament information
Hotel: Holiday Inn - 919.557.2009 – 511 North Judd Parkway, Fuquay-Varina
Quality Inn – 919.557.9000 – 7616 Purfoy Road, Fuquay-Varina
Taxi Service: The American Legion will have phone numbers for taxi service.
Distances from the American Legion to Hotels are 2 miles.

DAY	SATURDAY						
Time*	11:00 AM	12:00 PM	1:30 PM	3:30 PM	4:00 PM	5:30 PM	7:00 PM
Event	Mixed Doubles 501/Cricket/Choice	Men's Doubles 501/Cricket/Choice	Ladies' Singles 501/Cricket/Choice	Men's Singles 501/Cricket/Choice	Ladies' Doubles 501/Cricket/Choice	Mixed 3 Person 601	Luck of the Draw
Entry Fee	$24 team	$24 team	$12 person	$12 person	$24 team	$30 team	$10 person
Guaranteed Payout per Event**	80%	80%	80%	80%	80%	80%	90%

* Posted Times reflect signup deadline, with matches starting 15 minutes later.
** Number of pay outs will depend on number of entrants in each event. Minimally 80% of all fees collected will be paid out for each event.

All proceeds from tournament entry fees, food sales, donation raffles, and 50/50 raffles will be used to fund the Fuquay-Varina American Legion "Care Packages" program - to purchase items and ship packages to our troops serving in Pakistan, Afghanistan, Iraq and supporting theaters.

RANDOM THOUGHTS FROM JK

I've run this page in several recent banquet Tons, and it seems to generate about the most interest/discussion. So, I certainly couldn't let it die out just yet. Without further ado, let's open up my head again and see what falls out. Some of these observations are dart-related, and some of them clearly are not. As always, this is just about the last thing that I'm writing and nearly all of this was written after midnight (translation: today!), so as always not even I know what's about to hit the page…

--The tradition continues! This column starts with a Survivor item… If Parvati had won, I'm not sure that I could have watched my currently favorite show ever again. How can a supposedly 'hot girl' be so friggin' repulsive? Ugh… But she lost. So now I'm ready for the next season to start right about… now.

--I had a minor realization this season when I was picking the divisional all-star teams. It's nothing earth-shattering, but just something that makes me a little sad dart-wise. When you're in a lower division and you're almost good enough to make the all-star team, but not quite… it's ok, because you'll get a shot next season and maybe some of the guys who made the team this time will have moved up (or down, I suppose). But when you move into A division, those opportunities just aren't there in the same way because guys have nowhere to which they can move up. So, probably more than half the spots are already taken by the guys who simply have been the RDL's best for years (the Phillipses, Browns, Sewards, and Terrys of the world, to name a few). I desperately wanted to put Matt Heimbach on the A team, but there just wasn't room. And what about guys like Zak Mayhew, who isn't there quite yet but gave my team all they could handle this season, and is only getting better? What for him in a few seasons? Nothing, that's probably what. And that's a bummer.

--Anybody here like classical music? If yes, does that mean you can tell me what the h**l good a conductor is? Those guys get so animated and so full of themselves, but the musicians don't even seem to ever look at them (um, sheet music much?). Plus, if the musicians didn't already know the piece, the overdone hand waves aren't going to make them hit the right notes at the right time. Until someone convinces me otherwise, I'm putting music conductor at the top of my personal Pointless Jobs list. Oh, and… who is so pretentious enough to have someone call them "maestro"? Oy.

--If we were to lock Bob Terry, Scott Butters, and Allen Smith in a room and tell them they couldn't come out until somebody did something genuinely mean to one of the other guys, do you think they would ever get out? Imagine trying to write a television ad for that event… the world's first… nice-off(?).

--Kevin Kendall of Mac-Daddy is a way funny guy, and he's way smart on top of that. Excellent combination if you ask me. Anyway, late this season, Kevin said that he was going to try to "retrieve some semblance of respectability" by proposing some new award categories. His first offering was "Most All-Star Points Per Win", which is interesting in that it is won by the person who hits the most big shots with the least final outcome success (which is, of course, Kevin's whole point). Not coincidentally, Kevin was leading that category, prompting him to comment on why Robbie Phillips wasn't leading that category (like the many others he generally leads): "Quite simply, he won too many games. That boy needs to learn how to lose more often." [Extra note here: Kevin's successful week 14 night destroyed his chances at this new 'award'.] Just as funny as Kevin's self-mocking was his extra offer: "with enough XL manipulations I've found a category Justin [Berstler] can win too!"

--Anybody else ever notice that if someone invites you to a party and asks you to BYOB, if you respond on behalf of at least you and another person, your response is that 'yes, we will BOOB'? Gives a whole new view on the party now, doesn't it?

--I promised our good friend Fulton Crowley (of Nice Dittles) that we would all go back and re-live the most Fulton-est of Fulton-isms in this issue, so here it is. Fulton, you see, is a bit of a legend in these parts. As the captain of Mangina Douche (oh, geez, that's special already), Fulton inspired both a rule change and a pseudo-award given by me in some seasons. You see, in the fateful season of Spring, 2003, Fulton's team claimed the F division title despite chalking up a ballot penalty, a phone penalty, and SIX(!!) mail penalties. They finished 100 points behind the 2nd place team, but were a match up, so they won the division anyway. Shortly thereafter a starting-with-the-3rd-mail-penalty-we-take-away-a-match-win rule was instituted, and I began listing the worst penalty-taking teams each season as the winners of the Fulton Crowley award. What a legacy, eh?

--Ever try to throw away a broken trash can? Just exactly how do you do that?

--Speaking of Fulton Crowley (see above), I saw him and his kickball teammates (yes, kickball! How completely cool is that?) at High Park this past Wednesday. They and another team were there with their team shirts. One team was the 'Master Batters', and the other was 'Where My Pitches At?' Those are excellent.

--You know the Somalian pirates and all the havoc they have caused? Well, just imagine how much trouble they would be if they were smart. Or even just acceptably average? But no, they're not. They're just big dangerous idiots. Although I suppose the ones that started to attack the U.S.S. Nicholas war-ship last month are less dangerous now… I mean seriously, a U.S. warship? It's not like they're disguised as daytrippers. If we had shot them, that would have just been natural selection.

--Why in the h**l do people feel the need to slowly wave their hands back and forth if they're in the audience at a concert and a slow (or rather, just 'not fast') song is being played? You know what? Cut it the h**l out!! You look like a sea of smitten 13-year old girls. And you're pi**ing me off. So just stop it.

--Have you seen the Orbit Gum ad yet in which the women call each other Cootie Queen and Lint Licker? Presently my favorite ad on TV, and by a lot. After thinking about it though, I believe we should have a dart league division in which each of the teams names themselves from one of the non-cuss putdowns in the ad. We could have the Stinky McStinkfaces, the Cootie Queens, the Lint Lickers, and the French Toasts!! That would be awesome! I want to be on the Cootie Queens, just so I can chicken-neck and say "who you callin' a Cootie Queen, you Lint Licker!?" with that woman's exaggerated southern drawl.

--If you watch sports news at all, then you know that the overly dominant story lately is not about any of the NHL or NBA playoffs, or baseball scandals, or cycling scandals, or even Tiger Woods. It's "where should LeBron James sign?" Well, I'm not a huge NBA fan, but I can tell you now I have the answer: he should sign and play in… CLEVELAND!! Too few players in any sport nowadays join a team and stay there for an entire career. But it's the big stars that do that become legends. I think a legacy is so much better when you are great AND are identified with a lone team. Derek Jeter, Walter Payton, Mario Lemieux? LEGENDS! Shaq, Brett Hull, A-Rod? Mere hired guns. So sad.

18-SEASON LISTING OF REGULAR SEASON & TOURNAMENT WINNERS

Lots of us like to think back to "that one great season when it all came together." Others like to brag about how many times in a row their team came out on top. Probably even more of us like to refute the crap story that the bragging butthead is spouting about how many times his/her team won. Well, things like that are the reason that I run pages like this. Hard to make stuff up when the historical record is sitting right in front of you. So, here is a list of the recent season- and tournament-winning teams, listed by division. See your team anywhere? [Note to those who are curious: the regular season winners in these 18 seasons also won the tournament 56% of the time. Not counting I's 1-season history, in no division are the season winners doing better than 67% in the tournaments.]

	"A Division"		*"B Division"*		*"C Division"*		
	Season	Tournament	Season	Tournament	Season	Tournament	
Fa01	Lunatic Fringe	Lunatic Fringe	Cheap Shots	Dodge Darts	Excalibur	Horsemen	Fa01
Sp02	Lunatic Fringe	The Raleigh Lamas	D. V. Needed	Dodge Darts	Home Thrown	Get the Point "33"	Sp02
Fa02	Lunatic Fringe	Lunatic Fringe	Varina Sports Bar	Wild Geese	WIEBLS	WIEBLS	Fa02
Sp03	Lunatic Fringe	Lunatic Fringe	Dodge Darts	Dodge Darts	Starving Dartists	Sharky's Machine	Sp03
Fa03	The Subversive Element	The Subversive Element	Home Thrown	Home Thrown	Back Here Doing That	Back Here Doing That	Fa03
Sp04	The Elusive Element	The Elusive Element	Here for the Beer	Swift Recovery	Excalibur	Excalibur	Sp04
Fa04	The Intrusive Element	The Intrusive Element	Cheap Shots	Cheap Shots	Wireless	Wireless	Fa04
Sp05	Lunatic Fringe	The Elements of Style	Wireless	Wireless	Modena Cartel	The Replacements	Sp05
Fa05	The Fifth Element	Lunatic Fringe	The Replacements	Bad News Pigs	HammerHeads	HammerHeads	Fa05
Sp06	Elementary School Bullies	Elementary School Bullies	HammerHeads	Who Needs One	Old School	Fired Up	Sp06
Fa06	Tossn Heads	Tossn Heads	Cheap Shots	Old School	Got Pepsi?	Starving Dartists	Fa06
Sp07	The Shadows	The Shadows	Rebels Without A Cause	Rebels Without A Cause	Travelin Beer Bellies	Bag O' Nuts	Sp07
Fa07	The Rogue Element	The Rogue Element	Nine Lives	Shut Up and Shoot	The Aristocrats	The Aristocrats	Fa07
Sp08	Element X	Element X	Random Precision	Random Precision	Rif Raf	BullsHitters	Sp08
Fa08	No Element of Doubt	Buddy Holly & the Shafters	Cleveland Rocks	Cleveland Rocks	Bennington Brawlers	Starving Dartists	Fa08
Sp09	A Dozen Elements	Who's the Daddy?	Rif Raf	Rif Raf	Off Constantly	Off Constantly	Sp09
Fa09	Elements of Mass Destruction	Sugar Daddy	Off Constantly	The Beleagured	Overtime Outlaws	Overtime Outlaws	Fa09
Sp10	Elemental Truths	Elemental Truths	BB	Pheasant Pluckers	Jack Nine	Dogs of War	Sp10

	"D Division"		*"E Division"*		*"F Division"*		
	Season	Tournament	Season	Tournament	Season	Tournament	
Fa01	Pog Mo Hon	UZMALL	Woodchucks	Sharky's Machine	Dynamic Darts	Dynamic Darts	Fa01
Sp02	Woodchucks	Woodchucks	Damn Yankees	Kozmic Debris	Mangina	One Armed Bandits	Sp02
Fa02	Damn Yankees	Damn Yankees	Dynamic Darts	Dynamic Darts	Tub Kids	Tub Kids	Fa02
Sp03	Grateful Darts	Dynamic Darts	Travelin' Beer Bellies	Tub Kids	Mangina Douche	Mangina Douche	Sp03
Fa03	Heroes In Trouble	Wireless	No Fear	Modena	Brain Dead	Tres Equis	Fa03
Sp04	Wireless	Wireless	Varina Sports Bar II	Tres Equis	Get Over It	Coral Reefers	Sp04
Fa04	Modena Cartel	Modena Cartel	Chupacabras	Kozmic Debris	Deadstroke	Deadstroke	Fa04
Sp05	Dynamic Darts	Dynamic Darts	Kozmic Debris	Deadstroke	One Armed Bandits	Mojo's Jerksquad	Sp05
Fa05	No Names	Kozmic Debris	One Armed Bandits	One Armed Bandits	Mojo's Jerksquad	Rif Raf	Fa05
Sp06	Get the Point "33"	Get the Point "33"	Mojo's Jerksquad	Mojo's Jerksquad	Hostile Amish	Hostile Amish	Sp06
Fa06	Travelin' Beer Bellies	Travelin' Beer Bellies	Team America	The Hostile Amish	Rif Raf	Rif Raf	Fa06
Sp07	The Hostile Amish	Effects of the Influence	Rif Raf	Rif Raf	Off Constantly	Off Constantly	Sp07
Fa07	Rif Raf	Dynamic Darts	Bennington Brawlers	Bennington Brawlers	Board 2 Death	Damn Yankees!!	Fa07
Sp08	Bennington Brawlers	Tailgaters	Off Constantly	Off Constantly	Overtime Outlaws	Overtime Outlaws	Sp08
Fa08	Tailgaters	Tailgaters	Respect Da Bull	Respect Da Bull	Imports & Domestics	The Redneckers	Fa08
Sp09	Overtime Outlaws	C-Minus	Imports and Domestics	Imports and Domestics	Money Shot	Money Shot	Sp09
Fa09	Jack Nine	Jack Nine	Pit Crew	Pit Crew	The Redneckers	The Redneckers	Fa09
Sp10	Imports & Domestics	Imports & Domestics	Coral Reefers	Like To Party	The Leftovers	Ale-ing Archers	Sp10

	"G Division"		*"H Division"*		*"I Division"*		
	Season	Tournament	Season	Tournament	Season	Tournament	
Fa01	Don't Know	AFLAC	-	-	-	-	Fa01
Sp02	AFLAC Attack	AFLAC Attack	-	-	-	-	Sp02
Fa02	Big Deck	Big Deck	-	-	-	-	Fa02
Sp03	Brain Dead	Orange Crush	-	-	-	-	Sp03
Fa03	3 Legged Dog	3 Legged Dog	-	-	-	-	Fa03
Sp04	-	-	-	-	-	-	Sp04
Fa04	-	-	-	-	-	-	Fa04
Sp05	-	-	-	-	-	-	Sp05
Fa05	-	-	-	-	-	-	Fa05
Sp06	Menace to Sobriety	Bad News Beers	-	-	-	-	Sp06
Fa06	Designated Divers	Off Constantly	-	-	-	-	Fa06
Sp07	The Bogarts	The Bogarts	-	-	-	-	Sp07
Fa07	Overtime Outlaws	Overtime Outlaws	The Redneckers	The Redneckers	-	-	Fa07
Sp08	The Redneckers	The Redneckers	Money Shot	Any Given Wednesday	-	-	Sp08
Fa08	Money Shot	Money Shot	Coral Reefers	Coral Reefers	-	-	Fa08
Sp09	Coral Reefers	Coral Reefers	Ale-ing Archers	Ale-ing Archers	-	-	Sp09
Fa09	Ale-ing Archers	Irish We Were Drunk	Big Bulls	Big Bulls	-	-	Fa09
Sp10	Big Bulls	Big Bulls	Sharkshooters	Grateful Darts	Mug Hunters	Mug Hunters	Sp10

Divisional Team Standings, AND results of matches played through May 15
(Some matches not played on actual match dates; Match scores in brackets lost due to late mail penalties)

2010 North Carolina City Dart League (NCCDL)

NCCDL - "West" Div.	W	L	Pts.	
1 Charlotte (QCDA)	4	0	100	
2 Lake Norman (LNDA)	2	0	40	
3 Pineville (BADA)	2	1	63	
4 Piedmont (PDA)	1	2	40	
5 Asheville (WCDA)	0	2	28	*
6 Chapel Hill (TDL)	0	3	37	

NCCDL - "East" Div.	W	L	Pts.	
1 Durham (BCDL)	3	0	88	*
2 Cary (CDL)	3	1	99	
3 Port City (PCDA)	2	1	46	*
4 Raleigh (RDL)	1	2	55	
5 Wilmington (ACDA)	0	1	19	**
6 Jacksonville (JDA)	0	2	34	*
7 Fuquay-Varina (FVDO)	0	3	35	

February 6 match results: *(home teams listed in italics)* BYE - Wilmington

Lake Norman	21	Asheville	17	*Durham*	29	Fuquay-Varina	9
Pineville	24	*Chapel Hill*	14	Cary	24	*Raleigh*	14
Charlotte	29	*Piedmont*	9	*Port City*	20	Jacksonville	18

February 27 match results: *(home teams listed in italics)* BYES - Asheville, Lake Norman, Jacksonville

Piedmont	21	*Pineville*	17	Raleigh	22	*Fuquay-Varina*	16
Charlotte	19+	*Wilmington*	19	*Cary*	34	Port City	4
Durham	31	*Chapel Hill*	7				

April 10 match results: *(home teams listed in italics)* BYE - Fuquay-Varina

Wilmington @ Asheville - postponed to later date TBD				Lake Norman	19+	*Raleigh*	19
Pineville	22	*Jacksonville*	16	*Durham*	28	Piedmont	10
Charlotte	25	Cary	13	*Port City*	22	Chapel Hill	16

May 15 match results: *(home teams listed in italics)* BYES - Pineville, Lake Norman, Piedmont, Chapel Hill, Raleigh

Charlotte	27	Asheville	11	*Cary*	28	Fuquay-Varina	10
Durham @ Port City - postponed to August 14th				Wilmington @ Jacksonville - postponed to later date TBD			

June 26 schedule:	Asheville @ Fuquay-Varina	Port City @ Pineville	Chapel Hill @ Piedmont
Jacksonville @ Lake Norman	Cary @ Durham	Raleigh @ Wilmington	BYE - Charlotte
July 31 schedule:	Chapel Hill @ Asheville	Piedmont @ Lake Norman	Durham @ Raleigh
Jacksonville @ Cary	Wilmington @ Fuquay-Varina	BYES - Pineville, Charlotte, Port City	
August 21 schedule:	Asheville @ Pineville	Lake Norman @ Charlotte	Wilmington @ Durham
Raleigh @ Jacksonville	Fuquay-Varina @ Port City	BYES - Piedmont, Chapel Hill, Cary	
September 11 schedule:	Piedmont @ Asheville	Pineville @ Lake Norman	Charlotte @ Chapel Hill
Port City @ Raleigh	Jacksonville @ Fuquay-Varina	Cary @ Wilmington	BYE - Durham
October 16 schedule:	Charlotte @ Pineville	Lake Norman @ Chapel Hill	Fuquay-Varina @ Piedmont
Durham @ Jacksonville	Raleigh @ Cary	Port City @ Wilmington	BYE - Asheville

December 4 & 5: Postseason tournament (top 4 teams from each division). Hosted by Wilmington.
Quarterfinals - Sat, 12:00 p.m. Semifinals - Sat., 5:00 p.m. Finals - Sun., 1:00 p.m.

2010 North Carolina Ladies' Cup (NCLC)

NCLC - "West" Div.	W	L	Pts.	
1 Charlotte (QCDA)	2	0	43	**
2 Lake Norman (LNDA)	2	0	29	
3 Pineville (BADA)	1	1	27	**
4 Chapel Hill (TDL)	1	1	24	*
5 Boone (HCDA)	0	1	7	**
6 Piedmont (PDA)	0	3	16	

NCLC - "East" Div.	W	L	Pts.	
1 Fuquay-Varina (FVDO)	2	0	34	
2 Durham (BCDL)	2	1	41	
3 Wilmington (ACDA)	1	1	22	*
4 Jacksonville (JDA)	0	1	6	*
5 Raleigh (RDL)	0	2	15	*

February 6 match results: *(home teams listed in italics)* BYES - Raleigh, Jacksonville, Wilmington

Lake Norman	17	Boone	7	Charlotte	23	*Piedmont*	1
Chapel Hill	12+	Pineville	12	Fuquay-Varina	13	*Durham*	11

February 27 match results: *(home teams listed in italics)* BYES - Boone, Lake Norman, Jacksonville

Pineville	15	Piedmont	9	Durham	12+	*Chapel Hill*	12
Charlotte	20	*Wilmington*	4	Fuquay-Varina	21	*Raleigh*	3

April 10 match results: *(home teams listed in italics)* BYE - Fuquay-Varina

Wilmington @ Boone - postponed to August 7th				Lake Norman	12+	*Raleigh*	12
Pineville @ Jacksonville - postponed to July 31st				*Durham*	18	Piedmont	6
Chapel Hill @ Charlotte - postponed to May 1st(?)							

May 15 match results: *(home teams listed in italics)* BYES - Lake Norman, Piedmont, Chapel Hill, Durham, Fuquay-Varina

Charlotte	win	Boone	loss				
Raleigh @ Pineville - postponed to later date TBD				*Wilmington*	18	Jacksonville	6

Carolina Dart Association

www.CarolinaDartAssociation.com

501 REGIONAL QUALIFIER

When:		
	Saturday June 12, 2010	Sign up ends at 12:30 pm
	Thursday June 17, 2010	Sign up ends at 7:00 pm
	Sunday June 27, 2010	Sign up ends at 12:30 pm
	Saturday July 3, 2010	Sign up ends at 12:30 pm
	Sunday July 11, 2010	Sign up ends at 12:30 pm

Cost: $10 - $15 entry fee CDA dues are $10 annually.

CDA would like to send local darters to the Regional Tournament being held at Rally Point in Cary, NC on Saturday July 24, 2010.



5th Annual Wreck at the Deck

Hosted at The Upper Deck Sports Bar & Pub Cary, NC

June 4-6, 2010
$5,200+

Sanctioning pending

DAY	FRIDAY	SATURDAY							SUNDAY				
Time*	8:00 pm	11:00 am	1:00 pm	1:30 pm	3:00 pm	3:30 pm	5:30 pm	7:00 pm	11:00 am	1:00 pm	1:30 pm	2:30 pm	3:00 pm
Event	Blind Draw 501/CR/ Choice	Mixed Doubles Cricket	Men's Doubles Cricket	Ladies' Singles Cricket	Men's Singles Cricket	Ladies' Doubles Cricket	Mixed 3 Person 601	Blind Draw 501/CR/ Choice	Mixed Doubles 501	Men's Doubles 501	Ladies' Singles 501	Men's Singles 501	Ladies' Doubles 501
Entry Fee	$10 person	$20 team	$20 team	$15** person	$15** person	$20 team	$30 team	$10 person	$20 team	$20 team	$15** person	$15** person	$20 team
1st	$200	$200	$200	$120	$200	$140	$260	30%	$200	$200	$120	$200	$140
2nd	$100	$100	$100	$60	$100	$70	$120	15%	$100	$100	$60	$100	$70
Top 4	$50	$50	$50	$30	$50	$40	$60	10%	$50	$50	$30	$50	$40
Top 8	$26	$26	$26	$15	$25	--	--	5%	$26	$26	$15	$25	---
Total	$504	$504	$504	$300	$500	$290	$500	85%	$504	$504	$300	$500	$290

This is a NON-Smoking Event

* - Posted Times reflect signup deadline, with matches starting 15 minutes later ** - Includes $2 ADO surcharge

NO OUTSIDE BEVERAGES OR FOOD ALLOWED!

Location: **The Upper Deck** 329 N. Harrison Ave, Cary, NC 27513
Host: **Carolina Dart Association and The Upper Deck**
Contact: **Julie Payne** 919-210-9781
Email: **jupayne@cisco.com** for tournament information
Hotel: **Studio Plus – 600 Weston Parkway, Cary, NC 919-677-9910** (rates do not include taxes)
Reservations must be made by May 4th, 2010 in order to guarantee rate
($59.99 per night for Deluxe room or $45.00 per night for Single room – please ask for Upper Deck Darters rate)

Warning: Darts is an adult sport. It is dangerous for children to play darts without adult supervision. Please use your discretion.
Disclaimer-Amateur Status: The host association and/or the ADO assumes no responsibility for any adverse effects which dart awards may have on the amateur status of any youth participant. Check local regulations.

Proud Supporter of

WOUNDED WARRIOR PROJECT

Driving Directions: From West: I-40 East to Raleigh. Exit onto Harrison Avenue. Travel approx. 4.5 miles south on Harrison Ave. The Upper Deck is in the shopping center on the right immediately following the traffic light at Chapel Hill Rd.
From North: I-95 south to I-85 south to US-1 south to Raleigh. US-1 (Capital Blvd) to I540 west toward RDU. Airport exit (RDU) around to Aviation Dr. Exit Aviation onto I-40 to Harrison Avenue exit. Follow from above directions.
From South: I-95 to I-40 to Raleigh. In Raleigh, I-40 toward RDU to NC 54. NC 54 (Chapel Hill Rd) west to Harrison Avenue. Turn left onto Harrison then right into shopping center.
Hotel: Turn left out of parking lot of the Upper Deck. Travel 2.9 miles. Turn left onto Weston Parkway. Go .1 mile, Studio Plus will be on the Right.

WRECK at the DECK

Charity Dart Tournament Board Sponsorship Form

The Carolina Dart Association is proud to host the 5th annual Wreck at the Deck Charity Dart Tournament. Much of our success is directly due to the support of our members, community, and the participation of fellow NC darters.

We are seeking board sponsorships for this year's tournament. If you are interested, please fill out the information below and return to:

Carolina Dart Association
c/o Maridy Knight
3223 Rowena Avenue
Durham, NC 27703

All sponsorships will be on a 8 x 24" sign posted on the stanchions. All artwork and logos may be mailed to jpayne2@nc.rr.com

_____
Association Name (as you would like it to appear)

Sponsorships are $25.00 per board. For more information about corporate sponsorships, please send an email to jpayne@nc.rr.com.

Please make checks payable to: Carolina Dart Association.

Your continuing support is appreciated and we look forward to seeing everyone in Cary!

The Upper Deck Sports Bar & Pub Cary, NC

Break Time Billiards & Piedmont Dart Association Present:

Piedmont Dart Shootout IX

SANCTIONED BY

June 18-20, 2010

$2,000

PIEDMONT DART ASSOCIATION

***** Minimum Guaranteed Payout *****

DAY	FRIDAY	SATURDAY						SUNDAY				
TIME	8:00 PM	10:00 AM	12:30 PM	1:00 PM	3:00 PM	4:00 PM	7:00 PM	11:00 AM	1:30 PM	2:00 PM	3:30 PM	4:30 PM
	BLIND	MIXED	MEN'S	LADIES'	MEN'S	LADIES'	BLIND	MIXED	MEN'S	LADIES'	MEN'S	LADIES'
EVENT	DRAW	DOUBLES	DOUBLES	SINGLES	SINGLES	DOUBLES	DRAW	TRIPLES	DOUBLES	SINGLES	SINGLES	DOUBLES
	501/CRICK	CRICKET	CRICKET	CRICKET	CRICKET	CRICKET	501/CRICK	601	501	501	501	501
ENTRY FEE	$10 person	$20 team	$20 team	$12 person ‡	$12 person ‡	$20 team	$10 person	$30 team	$20 team	$12 person ‡	$12 person ‡	$20 team
1st	$100	$100	$100	$50	$100	$60	$100	$120	$100	$50	$100	$60
2nd	$50	$50	$50	$24	$50	$30	$50	$60	$50	$24	$50	$30
Top 4	$24	$24	$24	$12	$24		$24	$30	$24	$12	$24	

‡ Fee includes $2.00 ADO Surcharge - Posted Time is close of registration

*** 90% of All Entry Fees Over the $2,000 Guarantee Will Be Paid Out After Expenses ***

Area Accommodations:

Quality Inn	336-767-9009
Comfort Inn	336-714-8888
Days Inn	336-744-5755
Holiday Inn	336-767-9595

Tournament Director:
Nancy Coley 336-299-8068

PDA Web Site:
www.piedmontdarts.org



Tournament Location:
Break Time Billiards
5083 University Parkway
Winston-Salem, NC 27106
336-744-9404

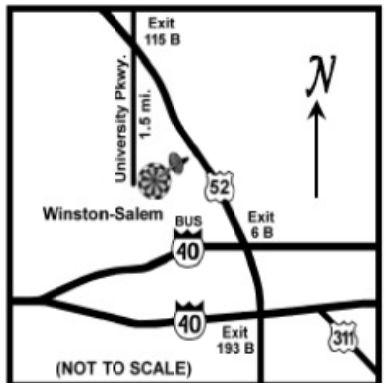

Directions to Break Time
- I-40 to Hwy 52 North
- Exit 115B (Univ. Pkwy.)
- Turn right at top of ramp, go thru 4 stop lights and North Chase Shopping Ctr. will be on the left.
- Break Time Billiards is in the shopping center

30th Annual "Savannah Open" Dart Tournament

May 28 - 30, 2010

$10,000 +

Guaranteed Purse and Trophies

Sponsored By

"YOUR NAME COULD BE HERE"

Sign-Up Ends	5:00 PM	5:30 PM	7:45 PM	9:15 AM	11:45 AM	12:15 PM	2:45 PM	5:15 PM	10:15 AM	10:45 AM	12:45 PM	1:45 PM	4:45 PM
Day	FRIDAY	FRIDAY	FRIDAY	SATURDAY	SATURDAY	SATURDAY	SATURDAY	SATURDAY	SUNDAY	SUNDAY	SUNDAY	SUNDAY	SUNDAY
Time	5:30 PM	6:00 PM	8:30 PM	10:00 AM	12:30 PM	1:00 PM	3:30 PM	6:00 PM	11:00 AM	11:30 AM	1:30 PM	2:30 PM	5:30 PM
Event	Men's Singles Cricket	Ladies' Singles Cricket	Draw Doubles 501	Mixed Doubles 501	Men's Doubles 501	Ladies' Doubles 501	Mixed Doubles Cricket	Open 4's 701	Men's Doubles Cricket	Ladies' Doubles Cricket	Men's Singles 501	Ladies' Singles 501	Mixed Triples 801
Entry	$15/person	$15/person	$10/person	$20/team	$20/team	$20/team	$20/team	$40/team	$20/team	$20/team	$15/person	$15/person	$30/team
1st	360	160	400	300	300	200	300	400	300	200	360	160	360
2nd	180	80	200	150	140	100	150	200	140	100	180	80	180
Top 4	90	40	100	80	70	40	80	100	70	40	90	40	90
Top 8	40	20	50	40	30		40	60	30		40	20	45
Top 16	20		20		20				20		20		
Total	1040	400	1160	770	860	380	770	1040	860	380	1040	400	900

JUNIOR EVENTS			
Sign-Up Ends	8:15 AM	10:00 AM	3:00 PM
Day	SUNDAY	SUNDAY	SUNDAY
Time	8:30 AM	10:30 AM	3:30 PM
Event	Adult/Jr. Doubles 401	Junior Singles 401	Junior Double Cricket
Entry	$ 5 / Per Person Per Event		

Juniors may play in Jr. Singles or an Adult Doubles Cricket but NOT both.
Juniors may play in Jr. Doubles or an Adult Singles 501 but NOT both.

*** 100% Payout***
Ladies Events

This will be a Non-Smoking Event

All Singles Events Include $2.00 Entrant Fee

HOSTED BY: GOVERNOR'S INN
I-95 Exit 102 US-80
301 GOVERNOR TREUTLAN DR. POOLER, GA.
(912-748-6464) OR (888-895-6464)
Ask For Darter's Rate



TOURNAMENT DIRECTOR
DAN JORDAN
FOR FURTHER INFORMATION
Call: (843) 575-5395
E-Mail: Savannahdarts@yahoo.com
OR SEE OUR WEB SITE AT:
http://www.SAVDARTS.ORG

"Tournament Scheduler"
Courtesy of:
Independent Software

SANCTIONED BY

DISCLAIMER - AMATEUR STATUS

The Host Association and/or the ADO assume no responsibility for any adverse effects which Darts activities may have on the amateur status of any Youth participant. Please check local regulations/restrictions.

WARNING

DARTS is an adult sport. It is dangerous for children to play without adult supervision.

Spring 2010 RDL Top Singles Records (by division) (FINAL!)

(There are no missing statistics, as all scoresheets from the entire season have been received.) (Game minimums required for these listings: 19 for divisions B/C/D/E/F, 16 for divisions A/G/H/I - except for teams C2, D6, E1, F2, F6, & I5, for whom the minimum is 1 fewer due to forfeits received)

	"A" Division		W	L	%-age
1	Phillips, Robbie	A1/ Elemental Truths	21	1	0.955
2	Terry, Bob	A3/ Lunatic Fringe	20	2	0.909
3	Brown, Tom	A1/ Elemental Truths	19	3	0.864
4	Jeffcoat, Doug	A2/ Mac-Daddy	19	4	0.826
5	King, Timmy	A5/ Appetite for Destruction	18	6	0.750
	Seward, Mike	A2/ Mac-Daddy	15	5	0.750
7	Heimbach, Matt	A3/ Lunatic Fringe	17	7	0.708
8	Butters, Kent	A4/ 75% Drunksten	14	8	0.636
	Smith, Allen	A1/ Elemental Truths	14	8	0.636
10	Budelman, Jim	A3/ Lunatic Fringe	10	6	0.625
11	Knight, Mark	A1/ Elemental Truths	13	9	0.591
12	Butters, Scott	A4/ 75% Drunksten	14	10	0.583
	Kenney, Jon	A7/ The Beleagured	14	10	0.583
14	Jacobi, Paul	A3/ Lunatic Fringe	9	7	0.563

	"B" Division		W	L	%-age
1	Oakley, Jerry	B1/ BB	23	5	0.821
2	Davis, Jim	B3/ Pheasant Pluckers	22	6	0.786
	Murray, Shane	B1/ BB	22	6	0.786
4	Beaudoin, Paul	B5/ 2Nutz4U	17	5	0.773
5	Hoyt, David	B2/ Rif Raf	19	7	0.731
6	Murray, David	B1/ BB	17	7	0.708
7	Mills, Tim	B3/ Pheasant Pluckers	14	6	0.700
8	Rodgers, Trey	B3/ Pheasant Pluckers	18	8	0.692
9	Grubb, Donald	B5/ 2Nutz4U	19	9	0.679
10	Holland, Steve	B3/ Pheasant Pluckers	18	9	0.667
	Hopkins, Chris	B8/ See Ya	14	7	0.667
12	Anderson, Ryan	B8/ See Ya	17	9	0.654
13	Ohrberg, Keith	B2/ Rif Raf	13	7	0.650
14	Barwick, Rob	B2/ Rif Raf	17	10	0.630

	"C" Division		W	L	%-age
1	Eastmead, Phillip	C6/ The Locals	28	0	1.000
2	Gibbs, Keith	C5/ Jack Nine	19	1	0.950
	Moore, Jeff	C2/ Put A Cork In It!	19	1	0.950
4	Dunleavy, John	C2/ Put A Cork In It!	17	2	0.895
5	McNamara, Tim	C5/ Jack Nine	18	3	0.857
6	Vann, Tim	C3/ Excalibur	22	4	0.846
7	Gaulthier, Cody	C2/ Put A Cork In It!	19	4	0.826
8	Baldwin, Randy	C1/ H1 Pigs Zero	21	8	0.724
9	Bryant, Whit	C6/ The Locals	20	8	0.714
10	Evans, J.P.	C5/ Jack Nine	16	7	0.696
11	Wiegand, Tom	C4/ Dogs of War	16	8	0.667
	Ackerman, Travis	C2/ Put A Cork In It!	12	6	0.667
13	Foushee, Eugene	C3/ Excalibur	18	10	0.643
14	Gregory, Mark	C4/ Dogs of War	16	9	0.640

	"D" Division		W	L	%-age
1	Cusher, Dean	D4/ Imports & Domestics	22	3	0.880
2	Martinez, Vicente	D5/ Hammered Heads	22	4	0.846
3	Martinez, Vince	D4/ Imports & Domestics	19	4	0.826
4	Downs, Aaron	D3/ Helter Skelter	23	5	0.821
	Lamb, Mark	D4/ Imports & Domestics	23	5	0.821
6	James, Bob	D2/ Starving Dartists	17	5	0.773
7	Raquet, Mike	D3/ Helter Skelter	21	8	0.724
8	Thomas, Jason	D7/ Pit Crew	18	7	0.720
9	Tourout, Glenn	D4/ Imports & Domestics	20	8	0.714
10	Jobe, Crawford	D7/ Pit Crew	16	9	0.640
11	Allison, Frank	D1/ Bulls Eye Blind	16	10	0.615
12	Krasnow, Dave	D6/ Traveling Beer Bellies	12	8	0.600
	Kring, Jeremy	D6/ Traveling Beer Bellies	12	8	0.600
14	Gower, Jeff	D7/ Pit Crew	13	9	0.591

	"E" Division		W	L	%-age
1	Wilcenski, Steve	E6/ Coral Reefers	19	5	0.792
2	Scott, Kevin	E2/ Like To Party	21	6	0.778
3	Knott, Ronnie	E3/ Board 2 Death	21	7	0.750
	Wilcox, Randy**	E2/ Like To Party	21	7	0.750
5	Wade, Nate	E6/ Coral Reefers	19	7	0.731
6	Brown, Phil	E5/ Damnifino	16	6	0.727
7	Gallagher, Jim	E6/ Coral Reefers	18	8	0.692
	Lee, Carl	E8/ Dive Bombers	18	8	0.692
	Walters, Jason	E5/ Damnifino	18	8	0.692
10	Lane, Jonathan	E3/ Board 2 Death	19	9	0.679
11	Maley, Dave	E1/ Is it in?	16	8	0.667
12	Hayes, Chad	E3/ Board 2 Death	15	8	0.652
13	Schon, Chris	E4/ BFD	16	9	0.640
14	Brown, Mike	E5/ Damnifino	14	8	0.636

	"F" Division		W	L	%-age
1	Schwochow, Andy	F6/ Ale-ing Archers	19	5	0.792
2	Thomas, Tony	F2/ The Leftovers	17	5	0.773
3	Clark, Patrick	F6/ Ale-ing Archers	16	5	0.762
4	Hogan, Neal	F7/ Death Throw	20	7	0.741
	Polenz, Steve	F3/ Menace 2 Sobriety	20	7	0.741
6	Lee, Ronnie	F1/ The SurReal DeCoys	20	9	0.690
7	Greene, Sebastian	F6/ Ale-ing Archers	15	7	0.682
8	Converse, Stan	F1/ The SurReal DeCoys	17	8	0.680
	Gotlibowski, Jim	F4/ Designated Divers	17	8	0.680
10	Ackley, Sean	F4/ Designated Divers	16	8	0.667
11	White, J.J.	F3/ Menace 2 Sobriety	15	8	0.652
12	Van Olst, Jason	F1/ The SurReal DeCoys	14	8	0.636
13	Willis, Tolson	F7/ Death Throw	15	9	0.625
14	(two tied)		13	8	0.619

	"G" Division		W	L	%-age
1	Tanner, Dave	G2/ Projectile Dysfunction	21	3	0.875
2	Montesi, Chris	G3/ Irish We Were Drunk	18	4	0.818
	Simpson, David	G4/ Salute-A-Bulls	18	4	0.818
4	Rube, Bob	G1/ Any Given Wednesday	17	4	0.810
5	Jenkins, John	G4/ Salute-A-Bulls	17	5	0.773
6	Fitzgerald, Aaron	G7/ Big Bulls	18	6	0.750
	Raymond, Ryan	G2/ Projectile Dysfunction	18	6	0.750
	Rexrode, Rob	G2/ Projectile Dysfunction	18	6	0.750
9	Bowman, Jason	G3/ Irish We Were Drunk	13	5	0.722
10	Stehle, Justin	G3/ Irish We Were Drunk	17	7	0.708
11	Powell, Mark	G1/ Any Given Wednesday	15	7	0.682
12	Fitzgerald, Dennis	G7/ Big Bulls	15	8	0.652
13	Clough, James	G3/ Irish We Were Drunk	14	8	0.636
14	Chuyka, Donny	G5/ Nice Dittles	10	7	0.588

	"H" Division		W	L	%-age
1	Toolan, Chris	H7/ Just Here for Beer	18	2	0.900
	Winters, Tom**	H4/ Grateful Darts	18	2	0.900
3	Dzengeleski, Jimmy	H4/ Grateful Darts	18	6	0.750
4	Davis, Jared	H6/ Who Darted?	16	6	0.727
	Goss, Matt	H5/ Ton Up Tossers	16	6	0.727
6	Vauter, Bob	H2/ Seeing Double	13	5	0.722
7	Stacy, Rod	H1/ Sharkshooters	17	7	0.708
8	Harpster, Ben	H1/ Sharkshooters	13	6	0.684
9	Lewis, Jim**	H4/ Grateful Darts	15	7	0.682
10	Woodard, Dave	H7/ Just Here for Beer	16	8	0.667
11	Kincaid, Storm	H3/ Boondock Aint's	12	7	0.632
12	DeFontes, Adrienne	H1/ Sharkshooters	14	9	0.609
	Guenther, George	H5/ Ton Up Tossers	14	9	0.609
14	McMillan, Bill	H7/ Just Here for Beer	12	8	0.600

	"I" Division		W	L	%-age
1	Citrak, Sheldon	I5/ Mug Hunters	13	3	0.813
2	Ketchem, Brian	I1/ One Armed Bandits	16	4	0.800
	Merkle, Patrick	I6/ Backyard Bistro	16	4	0.800
4	Kiser, Lyman	I1/ One Armed Bandits	19	5	0.792
5	Bankes, Clint	I5/ Mug Hunters	15	4	0.789
6	Wilson, John	I5/ Mug Hunters	16	5	0.762
7	Munroe, Joe	I6/ Backyard Bistro	18	6	0.750
	Sandoval, Alberto	I5/ Mug Hunters	15	5	0.750
	Winters, Harris	I6/ Backyard Bistro	15	5	0.750
10	Fagan, Seth	I7/ Y'All Ain't Ready	16	6	0.727
11	Budd, Ben	I4/ Throwing Pains	16	7	0.696
12	Klann, Eric	I7/ Y'All Ain't Ready	13	6	0.684
13	Reinhardt, Andy	I3/ O2B#1	15	7	0.682
14	Kilgore, Nick	I2/ He Hate Us	14	8	0.636

Women's Leaders

	(# of women by div.: A-0, B-4, C-7, D-3, E-4, F-13, G-5, H-15, I-5)		W	L	%-age
B	Delp, Paula	B1/ BB	10	9	0.526
C	Knight, Maridy	C2/ Put A Cork In It!	10	11	0.476
	Payne, Julie	C2/ Put A Cork In It!	9	10	0.474
D	Buckley, Jennifer	D3/ Helter Skelter	11	19	0.367
E	Wilcox, Julie	E2/ Like To Party	7	12	0.368
F	Blackwelder, Deborah	F8/ Crazy Beaches!	13	8	0.619
	Bohanan, Heather	F5/ Better At Pool	8	13	0.381
	Wells, Tami	F8/ Crazy Beaches!	5	14	0.263
G	Bowman, Sarah	G3/ Irish We Were Drunk	6	11	0.353
H	DeFontes, Adrienne	H1/ Sharkshooters	14	9	0.609
	Mitchell, Liz	H1/ Sharkshooters	13	9	0.591
	Lamielle, Amy	H5/ Ton Up Tossers	8	11	0.421
I	Bauguess, Misty	I7/ Y'All Ain't Ready	8	8	0.500

Spring 2010 RDL Top Doubles Records (by division) (FINAL!)

(There are no missing statistics, as all scoresheets from the entire season have been received.) (Game minimums required for these listings: 19 for divisions B/C/D/E/F, 16 for divisions A/G/H/I - except for teams C2, D6, E1, F2, F6, & I5, for whom the minimum is 1 fewer due to forfeits received)

	"A" Division		W	L	%-age
1	Smith, Allen	A1/ Elemental Truths	16	4	0.800
2	Gaglione, Joey	A2/ Mac-Daddy	17	5	0.773
3	Brown, Tom	A1/ Elemental Truths	16	6	0.727
	Knight, Mark	A1/ Elemental Truths	16	6	0.727
	Phillips, Robbie	A1/ Elemental Truths	16	6	0.727
6	Dziczkowski, Jeremy	A1/ Elemental Truths	15	6	0.714
7	Berstler, Justin	A2/ Mac-Daddy	14	7	0.667
8	Seward, Mike	A2/ Mac-Daddy	12	7	0.632
9	Jacobi, Paul	A3/ Lunatic Fringe	10	6	0.625
	Umstead, Randy	A4/ 75% Drunksten	10	6	0.625
11	Jeffcoat, Doug	A2/ Mac-Daddy	14	9	0.609
12	Mitchell, Sid	A5/ Appetite for Destruction	13	9	0.591
13	Kendall, Kevin	A2/ Mac-Daddy	10	7	0.588
14	Witz, Steve	A2/ Mac-Daddy	12	9	0.571

	"B" Division		W	L	%-age
1	Oakley, Jerry	B1/ BB	25	3	0.893
2	Murray, Shane	B1/ BB	23	5	0.821
3	Barwick, Rob	B2/ Rif Raf	17	5	0.773
4	Rodgers, Trey	B3/ Pheasant Pluckers	20	6	0.769
5	Murray, David	B1/ BB	17	7	0.708
	Scott, Lee	B1/ BB	17	7	0.708
7	Davis, Jim	B3/ Pheasant Pluckers	19	8	0.704
8	Anderson, Ryan	B8/ See Ya	18	8	0.692
9	Holland, Steve	B3/ Pheasant Pluckers	18	9	0.667
10	Keller, Tony	B8/ See Ya	19	11	0.633
11	Hogan, Alan	B8/ See Ya	16	11	0.593
12	Delp, Paula	B1/ BB	13	9	0.591
13	Bither, Dana	B8/ See Ya	17	12	0.586
14	Horger, Dennis	B2/ Rif Raf	15	11	0.577

	"C" Division		W	L	%-age
1	Payne, Julie	C2/ Put A Cork In It!	14	4	0.778
2	McNamara, Tim	C5/ Jack Nine	17	5	0.773
3	Eastmead, Phillip	C6/ The Locals	20	7	0.741
4	Dunleavy, John	C2/ Put A Cork In It!	17	6	0.739
5	Haynes, Chris	C5/ Jack Nine	14	6	0.700
6	Yang, Rob	C6/ The Locals	18	9	0.667
	Wiegand, Tom	C4/ Dogs of War	16	8	0.667
	Gaulthier, Cody	C2/ Put A Cork In It!	14	7	0.667
9	Evans, J.P.	C5/ Jack Nine	15	8	0.652
10	Emery, Mike	C6/ The Locals	13	7	0.650
	Gibbs, Keith	C5/ Jack Nine	13	7	0.650
12	Bonar, Eric	C1/ H1 Pigs Zero	18	10	0.643
13	Schmaus, Darren	C5/ Jack Nine	12	7	0.632
14	Ackerman, Travis	C2/ Put A Cork In It!	13	8	0.619

	"D" Division		W	L	%-age
1	Lamb, Mark	D4/ Imports & Domestics	22	5	0.815
2	Cusher, Dean	D4/ Imports & Domestics	22	6	0.786
3	Downs, Aaron	D3/ Helter Skelter	21	7	0.750
4	Tourout, Glenn	D4/ Imports & Domestics	20	8	0.714
5	Gower, Jeff	D7/ Pit Crew	13	6	0.684
6	Martinez, Vince	D4/ Imports & Domestics	17	8	0.680
7	Buckley, Jennifer	D3/ Helter Skelter	20	11	0.645
8	Martinez, Vicente	D5/ Hammered Heads	16	10	0.615
9	Browndorf, Ken	D1/ Bulls Eye Blind	14	9	0.609
10	Side, Eric	D7/ Pit Crew	15	10	0.600
11	Kruger, Lonny	D1/ Bulls Eye Blind	16	11	0.593
12	Leonard, Shawn	D1/ Bulls Eye Blind	15	11	0.577
13	Thomas, Jason	D7/ Pit Crew	14	11	0.560
14	(two tied)		15	12	0.556

	"E" Division		W	L	%-age
1	Wilcenski, Steve	E6/ Coral Reefers	22	2	0.917
2	Wilcox, Randy	E2/ Like To Party	22	4	0.846
3	Wade, Nate	E6/ Coral Reefers	21	5	0.808
4	Huff, Matt	E8/ Dive Bombers	19	5	0.792
5	Smith, Van	E6/ Coral Reefers	18	6	0.750
6	Lee, Carl	E8/ Dive Bombers	21	8	0.724
7	Innis, Richard	E2/ Like To Party	15	6	0.714
8	Walters, Jason	E5/ Damnifino	18	8	0.692
9	Barnes, George	E7/ Sammy's Tap & Grill	17	8	0.680
10	Knott, Ronnie	E3/ Board 2 Death	18	10	0.643
11	Kessler, James	E7/ Sammy's Tap & Grill	15	9	0.625
12	Scott, Kevin	E2/ Like To Party	14	9	0.609
13	(three tied)		12	10	0.545

	"F" Division		W	L	%-age
1	Gotlibowski, Jim	F4/ Designated Divers	22	4	0.846
2	Thomas, Tony	F2/ The Leftovers	19	7	0.731
3	McCurry, Gregg	F2/ The Leftovers	18	7	0.720
4	Converse, Stan	F1/ The SurReal DeCoys	18	8	0.692
5	Perera, Mike	F7/ Death Throw	14	7	0.667
6	Hogan, Neal	F7/ Death Throw	18	10	0.643
7	Wickstrom, Bob	F1/ The SurReal DeCoys	16	9	0.640
8	Willis, Tolson	F7/ Death Throw	16	10	0.615
9	Welborn, Tim	F2/ The Leftovers	14	9	0.609
10	Carawon, Bob	F1/ The SurReal DeCoys	17	11	0.607
11	McEwen, William	F5/ Better At Pool	15	10	0.600
	Van Olst, Jason	F1/ The SurReal DeCoys	12	8	0.600
13	Hall, Frank	F5/ Better At Pool	13	9	0.591
14	(three tied)		11	8	0.579

	"G" Division		W	L	%-age
1	Talton, Chris	G7/ Big Bulls	17	3	0.850
2	Reinert, Kevin	G7/ Big Bulls	17	4	0.810
3	Tanner, Dave	G2/ Projectile Dysfunction	19	5	0.792
4	Foukes, Jim	G4/ Salute-A-Bulls	18	5	0.783
5	Raymond, Ryan	G2/ Projectile Dysfunction	17	7	0.708
6	Church, Art	G7/ Big Bulls	12	5	0.706
7	Fitzgerald, Aaron	G7/ Big Bulls	16	7	0.696
8	Gupton, Corbett	G7/ Big Bulls	11	5	0.688
9	Montesi, Chris	G3/ Irish We Were Drunk	13	6	0.684
10	Chuyka, Donny	G5/ Nice Dittles	14	8	0.636
	Fitzgerald, Dennis	G7/ Big Bulls	14	8	0.636
	Jenkins, John	G4/ Salute-A-Bulls	14	8	0.636
13	Gabry, Greg	G4/ Salute-A-Bulls	11	7	0.611
14	Brown, Jason	G2/ Projectile Dysfunction	13	9	0.591

	"H" Division		W	L	%-age
1	DeFontes, Adrienne	H1/ Sharkshooters	16	5	0.762
2	Klein, Norm	H5/ Ton Up Tossers	13	5	0.722
3	Caputo, Daniel	H3/ Boondock Aint's	17	7	0.708
4	Toolan, Chris	H7/ Just Here for Beer	14	6	0.700
5	Harpster, Ben	H1/ Sharkshooters	15	7	0.682
6	Spinelli, Marc	H4/ Grateful Darts	11	6	0.647
7	Goss, Matt	H5/ Ton Up Tossers	14	8	0.636
	Guenther, George	H5/ Ton Up Tossers	14	8	0.636
	Kincaid, Storm	H3/ Boondock Aint's	14	8	0.636
	Mitchell, Liz	H1/ Sharkshooters	14	8	0.636
11	Carrieri, Mike	H5/ Ton Up Tossers	13	9	0.591
12	Dzengeleski, Jimmy	H4/ Grateful Darts	14	10	0.583
	Stacy, Rod	H1/ Sharkshooters	14	10	0.583
14	(three tied)		12	10	0.545

	"I" Division		W	L	%-age
1	Bankes, Clint	I5/ Mug Hunters	17	2	0.895
2	Wilson, John	I5/ Mug Hunters	18	4	0.818
3	Sandoval, Alberto	I5/ Mug Hunters	13	4	0.765
4	Merkle, Patrick	I6/ Backyard Bistro	15	5	0.750
5	Winters, Harris	I6/ Backyard Bistro	16	6	0.727
6	Kiser, Lyman	I1/ One Armed Bandits	17	7	0.708
7	Munroe, Joe	I6/ Backyard Bistro	17	8	0.680
8	Ketchem, Brian	I1/ One Armed Bandits	15	9	0.625
9	Budd, Ben	I4/ Throwing Pains	14	9	0.609
10	Maynard, Joe	I5/ Mug Hunters	9	6	0.600
11	Fagan, Seth	I7/ Y'All Ain't Ready	14	10	0.583
12	Reinhardt, Andy	I3/ O2B#1	12	9	0.571
13	Bauer, Mike	I6/ Backyard Bistro	10	9	0.526
	Johnson, Jennifer	I4/ Throwing Pains	10	9	0.526

Women's Leaders

	(# of women by div.: A-0, B-4, C-7, D-3, E-4, F-13, G-5, H-15, I-5)		W	L	%-age
B	Delp, Paula	B1/ BB	13	9	0.591
C	Payne, Julie	C2/ Put A Cork In It!	14	4	0.778
	Pleasant, Elisa	C5/ Jack Nine	11	8	0.579
D	Buckley, Jennifer	D3/ Helter Skelter	20	11	0.645
E	Wilcox, Julie	E2/ Like To Party	12	10	0.545
F	Blackwelder, Deborah	F8/ Crazy Beaches!	5	17	0.227
	Bradshaw, MaryJane	F8/ Crazy Beaches!	6	26	0.188
	McCray, Karla	F8/ Crazy Beaches!	4	23	0.148
G	Bowman, Sarah	G3/ Irish We Were Drunk	7	10	0.412
H	DeFontes, Adrienne	H1/ Sharkshooters	16	5	0.762
	Mitchell, Liz	H1/ Sharkshooters	14	8	0.636
	(two tied)		9	9	0.500
I	Johnson, Jennifer	I4/ Throwing Pains	10	9	0.526

Spring 2010 RDL Top Singles+Doubles Records (by division) (FINAL!)

(There are no missing statistics, as all scoresheets from the entire season have been received.) (Game minimums required for these listings: 37 for divisions B/C/D/E/F, 32 for divisions A/G/H/I - except for teams C2, D6, E1, F2, F6, & I5, for whom the minimum is 2 fewer due to forfeits received)

	"A" Division		W	L	%-age
1	Phillips, Robbie	A1/ Elemental Truths	37	7	0.841
2	Brown, Tom	A1/ Elemental Truths	35	9	0.795
3	Jeffcoat, Doug	A2/ Mac-Daddy	33	13	0.717
4	Smith, Allen	A1/ Elemental Truths	30	12	0.714
5	Seward, Mike	A2/ Mac-Daddy	27	12	0.692
6	Terry, Bob	A3/ Lunatic Fringe	29	13	0.690
7	Knight, Mark	A1/ Elemental Truths	29	15	0.659
8	Gaglione, Joey	A2/ Mac-Daddy	30	17	0.638
	King, Timmy	A5/ Appetite for Destruction	30	17	0.638
10	Dziczkowski, Jeremy	A1/ Elemental Truths	26	16	0.619
11	Berstler, Justin	A2/ Mac-Daddy	24	16	0.600
12	Jacobi, Paul	A3/ Lunatic Fringe	19	13	0.594
13	Heimbach, Matt	A3/ Lunatic Fringe	27	19	0.587
14	(two tied)		27	21	0.563

	"B" Division		W	L	%-age
1	Oakley, Jerry	B1/ BB	48	8	0.857
2	Murray, Shane	B1/ BB	45	11	0.804
3	Davis, Jim	B3/ Pheasant Pluckers	41	14	0.745
4	Rodgers, Trey	B3/ Pheasant Pluckers	38	14	0.731
5	Murray, David	B1/ BB	34	14	0.708
6	Barwick, Rob	B2/ Rif Raf	34	15	0.694
7	Ohrberg, Keith	B2/ Rif Raf	25	12	0.676
8	Anderson, Ryan	B8/ See Ya	35	17	0.673
9	Holland, Steve	B3/ Pheasant Pluckers	36	18	0.667
10	Scott, Lee	B1/ BB	33	17	0.660
11	Beaudoin, Paul	B5/ 2Nutz4U	28	16	0.636
	Hoyt, David	B2/ Rif Raf	28	16	0.636
13	Williams, Denny	B5/ 2Nutz4U	30	22	0.577
14	Keller, Tony	B8/ See Ya	34	25	0.576

	"C" Division		W	L	%-age
1	Eastmead, Phillip	C6/ The Locals	48	7	0.873
2	McNamara, Tim	C5/ Jack Nine	35	8	0.814
3	Dunleavy, John	C2/ Put A Cork In It!	34	8	0.810
4	Gibbs, Keith	C5/ Jack Nine	32	8	0.800
5	Gaulthier, Cody	C2/ Put A Cork In It!	33	11	0.750
6	Moore, Jeff	C2/ Put A Cork In It!	25	10	0.714
7	Evans, J.P.	C5/ Jack Nine	31	15	0.674
8	Vann, Tim	C3/ Excalibur	36	18	0.667
	Wiegand, Tom	C4/ Dogs of War	32	16	0.667
10	Bryant, Whit	C6/ The Locals	37	19	0.661
11	Pleasant, Elisa	C5/ Jack Nine	24	13	0.649
12	Ackerman, Travis	C2/ Put A Cork In It!	25	14	0.641
13	Baldwin, Randy	C1/ H1 Pigs Zero	35	20	0.636
14	Payne, Julie	C2/ Put A Cork In It!	23	14	0.622

	"D" Division		W	L	%-age
1	Cusher, Dean	D4/ Imports & Domestics	44	9	0.830
2	Lamb, Mark	D4/ Imports & Domestics	45	10	0.818
3	Downs, Aaron	D3/ Helter Skelter	44	12	0.786
4	Martinez, Vince	D4/ Imports & Domestics	36	12	0.750
5	Martinez, Vicente	D5/ Hammered Heads	38	14	0.731
6	Tourout, Glenn	D4/ Imports & Domestics	40	16	0.714
7	Hendricks, Ron	D2/ Starving Dartists	27	15	0.643
8	Thomas, Jason	D7/ Pit Crew	32	18	0.640
9	Raquet, Mike	D3/ Helter Skelter	37	21	0.638
10	Gower, Jeff	D7/ Pit Crew	26	15	0.634
11	James, Bob	D2/ Starving Dartists	27	17	0.614
12	Kruger, Lonny	D1/ Bulls Eye Blind	31	22	0.585
13	Leonard, Shawn	D1/ Bulls Eye Blind	30	22	0.577
14	Krasnow, Dave	D6/ Traveling Beer Bellies	22	17	0.564

	"E" Division		W	L	%-age
1	Wilcenski, Steve	E6/ Coral Reefers	41	7	0.854
2	Wilcox, Randy	E2/ Like To Party	43	11	0.796
3	Wade, Nate	E6/ Coral Reefers	40	12	0.769
4	Lee, Carl	E8/ Dive Bombers	39	16	0.709
5	Scott, Kevin	E2/ Like To Party	35	15	0.700
6	Knott, Ronnie	E3/ Board 2 Death	39	17	0.696
7	Walters, Jason	E5/ Damnifino	36	16	0.692
8	Brown, Phil	E5/ Damnifino	28	16	0.636
9	Kessler, James	E7/ Sammy's Tap & Grill	30	18	0.625
10	Gallagher, Jim	E6/ Coral Reefers	31	19	0.620
	Smith, Van	E6/ Coral Reefers	31	19	0.620
12	Barnes, George	E7/ Sammy's Tap & Grill	30	19	0.612
13	Lane, Jonathan	E3/ Board 2 Death	34	22	0.607
14	Hayes, Chad	E3/ Board 2 Death	27	18	0.600

	"F" Division		W	L	%-age
1	Gotlibowski, Jim	F4/ Designated Divers	39	12	0.765
2	Thomas, Tony	F2/ The Leftovers	36	12	0.750
3	Hogan, Neal	F7/ Death Throw	38	17	0.691
4	Converse, Stan	F1/ The SurReal DeCoys	35	16	0.686
5	Schwochow, Andy	F6/ Ale-ing Archers	28	14	0.667
6	Polenz, Steve	F3/ Menace 2 Sobriety	33	17	0.660
7	Clark, Patrick	F6/ Ale-ing Archers	30	16	0.652
8	McCurry, Gregg	F2/ The Leftovers	33	18	0.647
9	Lee, Ronnie	F1/ The SurReal DeCoys	36	21	0.632
10	Willis, Tolson	F7/ Death Throw	31	19	0.620
11	Van Olst, Jason	F1/ The SurReal DeCoys	26	16	0.619
12	Ackley, Sean	F4/ Designated Divers	30	19	0.612
13	Welborn, Tim	F2/ The Leftovers	28	19	0.596
14	Thomas, Brent	F2/ The Leftovers	30	22	0.577

	"G" Division		W	L	%-age
1	Tanner, Dave	G2/ Projectile Dysfunction	40	8	0.833
2	Montesi, Chris	G3/ Irish We Were Drunk	31	10	0.756
3	Raymond, Ryan	G2/ Projectile Dysfunction	35	13	0.729
4	Fitzgerald, Aaron	G7/ Big Bulls	34	13	0.723
5	Jenkins, John	G4/ Salute-A-Bulls	31	13	0.705
6	Talton, Chris	G7/ Big Bulls	25	11	0.694
7	Reinert, Kevin	G7/ Big Bulls	27	13	0.675
8	Simpson, David	G4/ Salute-A-Bulls	28	14	0.667
9	Foukes, Jim	G4/ Salute-A-Bulls	26	14	0.650
10	Bowman, Jason	G3/ Irish We Were Drunk	22	12	0.647
11	Rexrode, Rob	G2/ Projectile Dysfunction	31	17	0.646
12	Fitzgerald, Dennis	G7/ Big Bulls	29	16	0.644
13	Stehle, Justin	G3/ Irish We Were Drunk	27	15	0.643
14	Powell, Mark	G1/ Any Given Wednesday	29	17	0.630

	"H" Division		W	L	%-age
1	Toolan, Chris	H7/ Just Here for Beer	32	8	0.800
2	Winters, Tom	H4/ Grateful Darts	29	12	0.707
3	Harpster, Ben	H1/ Sharkshooters	28	13	0.683
4	DeFontes, Adrienne	H1/ Sharkshooters	30	14	0.682
	Goss, Matt	H5/ Ton Up Tossers	30	14	0.682
6	Dzengeleski, Jimmy	H4/ Grateful Darts	32	16	0.667
7	Stacy, Rod	H1/ Sharkshooters	31	17	0.646
8	Kincaid, Storm	H3/ Boondock Aint's	26	15	0.634
9	Vauter, Bob	H2/ Seeing Double	25	15	0.625
10	Guenther, George	H5/ Ton Up Tossers	28	17	0.622
11	Mitchell, Liz	H1/ Sharkshooters	27	17	0.614
12	Davis, Jared	H6/ Who Darted?	25	16	0.610
13	Lewis, Jim	H4/ Grateful Darts	26	18	0.591
14	Carrieri, Mike	H5/ Ton Up Tossers	27	19	0.587

	"I" Division		W	L	%-age
1	Bankes, Clint	I5/ Mug Hunters	32	6	0.842
2	Wilson, John	I5/ Mug Hunters	34	9	0.791
3	Merkle, Patrick	I6/ Backyard Bistro	31	9	0.775
4	Sandoval, Alberto	I5/ Mug Hunters	28	9	0.757
5	Kiser, Lyman	I1/ One Armed Bandits	36	12	0.750
6	Winters, Harris	I6/ Backyard Bistro	31	11	0.738
7	Munroe, Joe	I6/ Backyard Bistro	35	14	0.714
8	Ketchem, Brian	I1/ One Armed Bandits	31	13	0.705
9	Budd, Ben	I4/ Throwing Pains	30	16	0.652
	Fagan, Seth	I7/ Y'All Ain't Ready	30	16	0.652
11	Reinhardt, Andy	I3/ O2B#1	27	16	0.628
12	Klann, Eric	I7/ Y'All Ain't Ready	24	17	0.585
13	Ejlali, Shervin	I2/ He Hate Us	20	17	0.541
14	Barry, Matthew	I2/ He Hate Us	19	19	0.500

Women's Leaders

	(# of women by div.: A-0, B-4, C-7, D-3, E-4, F-13, G-5, H-15, I-5)		W	L	%-age
B	Delp, Paula	B1/ BB	23	18	0.561
C	Pleasant, Elisa	C5/ Jack Nine	24	13	0.649
	Payne, Julie	C2/ Put A Cork In It!	23	14	0.622
D	Buckley, Jennifer	D3/ Helter Skelter	31	30	0.508
E	Wilcox, Julie	E2/ Like To Party	19	22	0.463
F	Bohanan, Heather	F5/ Better At Pool	17	22	0.436
	Blackwelder, Deborah	F8/ Crazy Beaches!	18	25	0.419
	Wells, Tami	F8/ Crazy Beaches!	9	28	0.243
G	Bowman, Sarah	G3/ Irish We Were Drunk	13	21	0.382
H	DeFontes, Adrienne	H1/ Sharkshooters	30	14	0.682
	Mitchell, Liz	H1/ Sharkshooters	27	17	0.614
	Lamielle, Amy	H5/ Ton Up Tossers	17	20	0.459
I	Johnson, Jennifer	I4/ Throwing Pains	13	23	0.361

Spring 2010 RDL Top All-Star Point Averages (by division) (FINAL!)

(There are no missing statistics, as all scoresheets from the entire season have been received.) (Game minimums required for these listings: 37 for divisions B/C/D/E/F, 32 for divisions A/G/H/I - except for teams C2, D6, E1, F2, F6, & I5, for whom the minimum is 2 fewer due to forfeits received)

	"A" Division		ASP	TGP	Ave.
1	Brown, Tom	A1/ Elemental Truths	87.0	44	1.977
2	Phillips, Robbie	A1/ Elemental Truths	78.0	44	1.773
3	Seward, Mike	A2/ Mac-Daddy	62.5	39	1.603
4	Kendall, Kevin	A2/ Mac-Daddy	49.0	35	1.400
5	Jeffcoat, Doug	A2/ Mac-Daddy	62.0	46	1.348
6	Kenney, Jon	A7/ The Beleagured	61.5	48	1.281
7	Smith, Allen	A1/ Elemental Truths	53.5	42	1.274
8	Heimbach, Matt	A3/ Lunatic Fringe	57.5	46	1.250
9	Butters, Scott	A4/ 75% Drunksten	54.0	48	1.125
10	Knight, Mark	A1/ Elemental Truths	46.5	44	1.057
11	Dziczkowski, Jeremy	A1/ Elemental Truths	44.0	42	1.048
12	Persson, Kenny	A2/ Mac-Daddy	45.0	43	1.047
13	Terry, Bob	A3/ Lunatic Fringe	43.0	42	1.024
14	Hamilton, Billy	A3/ Lunatic Fringe	35.5	36	0.986

	"B" Division		ASP	TGP	Ave.
1	Murray, Shane	B1/ BB	91.5	56	1.634
2	Davis, Jim	B3/ Pheasant Pluckers	69.5	55	1.264
3	Murray, David	B1/ BB	55.0	48	1.146
4	Oakley, Jerry	B1/ BB	62.0	56	1.107
5	Hoyt, David	B2/ Rif Raf	47.5	44	1.080
6	Holland, Steve	B3/ Pheasant Pluckers	52.5	54	0.972
7	Barwick, Rob	B2/ Rif Raf	44.0	49	0.898
8	Scott, Lee	B1/ BB	43.0	50	0.860
9	Grubb, Donald	B5/ 2Nutz4U	45.0	56	0.804
10	Zelinack, Jason	B7/ Overtime Outlaws	44.0	55	0.800
11	Beaudoin, Paul	B5/ 2Nutz4U	33.5	44	0.761
12	Horger, Dennis	B2/ Rif Raf	32.5	43	0.756
13	Keller, Tony	B8/ See Ya	44.0	59	0.746
14	Anderson, Ryan	B8/ See Ya	38.5	52	0.740

	"C" Division		ASP	TGP	Ave.
1	Eastmead, Phillip	C6/ The Locals	91.0	55	1.655
2	McNamara, Tim	C5/ Jack Nine	46.0	43	1.070
3	Baldwin, Randy	C1/ H1 Pigs Zero	47.0	55	0.855
4	Wiegand, Tom	C4/ Dogs of War	41.0	48	0.854
5	Evans, J.P.	C5/ Jack Nine	39.0	46	0.848
6	Dunleavy, John	C2/ Put A Cork In It!	35.0	42	0.833
7	Bryant, Whit	C6/ The Locals	46.5	56	0.830
8	Moore, Jeff	C2/ Put A Cork In It!	28.0	35	0.800
9	Gaulthier, Cody	C2/ Put A Cork In It!	33.5	44	0.761
10	Gibbs, Keith	C5/ Jack Nine	29.5	40	0.738
11	Stepp, John	C5/ Jack Nine	26.5	38	0.697
12	Rutten, Pete	C1/ H1 Pigs Zero	33.0	48	0.688
13	Ackerman, Travis	C2/ Put A Cork In It!	26.5	39	0.679
14	Schmaus, Darren	C5/ Jack Nine	23.5	38	0.618

	"D" Division		ASP	TGP	Ave.
1	Downs, Aaron	D3/ Helter Skelter	57.5	56	1.027
2	Lamb, Mark	D4/ Imports & Domestics	51.0	55	0.927
3	Tourout, Glenn	D4/ Imports & Domestics	49.5	56	0.884
4	Martinez, Vicente	D5/ Hammered Heads	40.0	52	0.769
5	Leonard, Shawn	D1/ Bulls Eye Blind	36.0	52	0.692
6	Buckley, Bill	D3/ Helter Skelter	34.5	53	0.651
7	Cusher, Dean	D4/ Imports & Domestics	33.5	53	0.632
8	Jobe, Crawford	D7/ Pit Crew	30.0	48	0.625
9	Colton, Mitch	D8/ Money Shot	35.0	59	0.593
10	Gower, Jeff	D7/ Pit Crew	24.0	41	0.585
11	Martinez, Vince	D4/ Imports & Domestics	28.0	48	0.583
	Hendricks, Ron	D2/ Starving Dartists	24.5	42	0.583
13	James, Bob	D2/ Starving Dartists	25.5	44	0.580
14	Raquet, Mike	D3/ Helter Skelter	32.0	58	0.552

	"E" Division		ASP	TGP	Ave.
1	Wilcenski, Steve	E6/ Coral Reefers	58.5	48	1.219
2	Wade, Nate	E6/ Coral Reefers	45.0	52	0.865
3	Wilcox, Randy**	E2/ Like To Party	44.0	54	0.815
4	Reitano, Sal	E8/ Dive Bombers	41.5	55	0.755
5	Gallagher, Jim	E6/ Coral Reefers	34.5	50	0.690
6	Walters, Jason	E5/ Damnifino	33.0	52	0.635
7	Scott, Kevin	E2/ Like To Party	30.0	50	0.600
8	Hayes, Chad	E3/ Board 2 Death	26.0	45	0.578
9	Wells, John	E5/ Damnifino	27.0	47	0.574
10	Knott, Ronnie	E3/ Board 2 Death	30.5	56	0.545
11	Lee, Carl	E8/ Dive Bombers	28.0	55	0.509
12	Brown, Phil	E5/ Damnifino	22.0	44	0.500
13	Innis, Richard	E2/ Like To Party	20.0	41	0.488
14	Lane, Jonathan	E3/ Board 2 Death	27.0	56	0.482

	"F" Division		ASP	TGP	Ave.
1	Greene, Sebastian	F6/ Ale-ing Archers	28.5	44	0.648
2	McCurry, Gregg	F2/ The Leftovers	30.0	51	0.588
3	Hogan, Neal	F7/ Death Throw	31.0	55	0.564
4	Schwochow, Andy	F6/ Ale-ing Archers	22.0	42	0.524
5	Ackley, Sean	F4/ Designated Divers	25.5	49	0.520
6	Lee, Ronnie	F1/ The SurReal DeCoys	28.5	57	0.500
	Hall, Frank	F5/ Better At Pool	22.0	44	0.500
8	Clark, Patrick	F6/ Ale-ing Archers	22.5	46	0.489
9	Mushow, Dave	F6/ Ale-ing Archers	20.5	43	0.477
10	Thomas, Brent	F2/ The Leftovers	24.5	52	0.471
11	Converse, Stan	F1/ The SurReal DeCoys	24.0	51	0.471
12	McAlpin, Jack	F4/ Designated Divers	22.0	47	0.468
13	Dysard, Rick	F7/ Death Throw	25.0	55	0.455
14	Gillett, Galen	F5/ Better At Pool	17.0	38	0.447

	"G" Division		ASP	TGP	Ave.
1	Jenkins, John	G4/ Salute-A-Bulls	37.5	44	0.852
2	Simpson, David	G4/ Salute-A-Bulls	32.0	42	0.762
3	Bowman, Jason	G3/ Irish We Were Drunk	22.0	34	0.647
4	Tanner, Dave	G2/ Projectile Dysfunction	31.0	48	0.646
5	Montesi, Chris	G3/ Irish We Were Drunk	23.5	41	0.573
6	Stehle, Justin	G3/ Irish We Were Drunk	24.0	42	0.571
7	Fitzgerald, Aaron	G7/ Big Bulls	26.0	47	0.553
8	Chuyka, Donny	G5/ Nice Dittles	20.5	39	0.526
9	Kyle, Mike	G5/ Nice Dittles	16.5	32	0.516
10	Raymond, Ryan	G2/ Projectile Dysfunction	23.0	48	0.479
11	Clough, James	G3/ Irish We Were Drunk	17.5	39	0.449
12	Gabry, Greg	G4/ Salute-A-Bulls	17.0	38	0.447
13	Powell, Mark	G1/ Any Given Wednesday	20.0	46	0.435
14	Reinert, Kevin	G7/ Big Bulls	16.5	40	0.413

	"H" Division		ASP	TGP	Ave.
1	Toolan, Chris	H7/ Just Here for Beer	30.5	40	0.763
2	Winters, Tom**	H4/ Grateful Darts	23.5	41	0.573
3	Stacy, Rod	H1/ Sharkshooters	27.0	48	0.563
4	Lewis, Jim**	H4/ Grateful Darts	22.5	44	0.511
5	Dzengeleski, Jimmy	H4/ Grateful Darts	23.0	48	0.479
6	Goss, Matt	H5/ Ton Up Tossers	21.0	44	0.477
7	Fuller, Ian	H2/ Seeing Double	20.0	43	0.465
8	Woodard, Dave	H7/ Just Here for Beer	18.0	46	0.391
9	Harpster, Ben	H1/ Sharkshooters	16.0	41	0.390
10	Nelson, Dave	H2/ Seeing Double	18.0	47	0.383
11	Mooty, Aaron	H3/ Boondock Aint's	17.0	46	0.370
12	Wood, Billy	H6/ Who Darted?	13.5	40	0.338
13	Davis, Jared	H6/ Who Darted?	13.0	41	0.317
14	Carrieri, Mike	H5/ Ton Up Tossers	14.5	46	0.315

	"I" Division		ASP	TGP	Ave.
1	Wilson, John	I5/ Mug Hunters	33.0	43	0.767
2	Sandoval, Alberto	I5/ Mug Hunters	27.5	37	0.743
3	Fagan, Seth	I7/ Y'All Ain't Ready	31.0	46	0.674
4	Munroe, Joe	I6/ Backyard Bistro	31.0	49	0.633
5	Kiser, Lyman	I1/ One Armed Bandits	30.0	48	0.625
6	Merkle, Patrick	I6/ Backyard Bistro	22.5	40	0.563
7	Reinhardt, Andy	I3/ O2B#1	18.5	43	0.430
8	Bankes, Clint	I5/ Mug Hunters	15.5	38	0.408
9	Klann, Eric	I7/ Y'All Ain't Ready	15.5	41	0.378
10	Budd, Ben	I4/ Throwing Pains	16.0	46	0.348
11	Barry, Matthew	I2/ He Hate Us	12.0	38	0.316
12	Vollmar, Chris	I7/ Y'All Ain't Ready	14.0	46	0.304
13	Fagan, David	I7/ Y'All Ain't Ready	15.0	50	0.300
14	(two tied)		10.5	42	0.250

	Women's Leaders (# of women by div.: A-0, B-4, C-7, D-3, E-4, F-13, G-5, H-15, I-5)		ASP	TGP	Ave.
B	Delp, Paula	B1/ BB	19.5	41	0.476
C	Pleasant, Elisa	C5/ Jack Nine	18.5	37	0.500
	Gaulthier, Angela	C2/ Put A Cork In It!	19.0	42	0.452
D	Buckley, Jennifer	D3/ Helter Skelter	10.5	61	0.172
E	Wilcox, Julie	E2/ Like To Party	19.0	41	0.463
F	Bohanan, Heather	F5/ Better At Pool	11.5	39	0.295
	McCray, Karla	F8/ Crazy Beaches!	15.5	54	0.287
	Blackwelder, Deborah	F8/ Crazy Beaches!	12.0	43	0.279
G	McCoy, Kat	G6/ Tons of Bricks	11.5	43	0.267
H	Mitchell, Liz	H1/ Sharkshooters	13.5	44	0.307
	Voorhees, Cindy	H2/ Seeing Double	10.5	40	0.263
	Maze, Michelle	H2/ Seeing Double	8.5	38	0.224
I	Immen, Kristen	I4/ Throwing Pains	6.5	43	0.151

Spring 2010 RDL League-Wide Sectional Statistics (ranked by percentage) (FINAL!)

(All statistics are included, as there were no missing scoresheets this season)

(Game minimums required for these listings: 7 for divisions B/C/D/E/F, 6 for divisions A/G/H/I)

	Singles 301 Win Percentage		W	L	%-age
1	Eastmead, Phillip	C6/ The Locals	14	0	1.000
	Phillips, Robbie	A1/ Elemental Truths	11	0	1.000
	Moore, Jeff	C2/ Put A Cork In It!	10	0	1.000
	Tan, Wil	A1/ Elemental Truths	7	0	1.000
5	Vann, Tim	C3/ Excalibur	12	1	0.923
6	Gaulthier, Cody	C2/ Put A Cork In It!	11	1	0.917
7	Terry, Bob	A3/ Lunatic Fringe	10	1	0.909
	Vauter, Bob	H2/ Seeing Double	10	1	0.909
9	Gibbs, Keith	C5/ Jack Nine	9	1	0.900
	Clark, Patrick	F6/ Ale-ing Archers	9	1	0.900
11	Klann, Eric	I7/ Y'All Ain't Ready	8	1	0.889
12	Lee, Ronnie	F1/ The SurReal DeCoys	13	2	0.867
13	Hogan, Neal	F7/ Death Throw	12	2	0.857
	Ray, Robert	D1/ Bulls Eye Blind	6	1	0.857
	Kyle, Mike	G5/ Nice Dittles	6	1	0.857
	Citrak, Sheldon	I5/ Mug Hunters	6	1	0.857
17	Thomas, Joe	D7/ Pit Crew	11	2	0.846
18	King, Timmy	A5/ Appetite for Destruction	10	2	0.833
	Cusher, Dean	D4/ Imports & Domestics	10	2	0.833
	Martinez, Vicente	D5/ Hammered Heads	10	2	0.833
	White, J.J.	F3/ Menace 2 Sobriety	10	2	0.833
	Fitzgerald, Aaron	G7/ Big Bulls	10	2	0.833
	Raymond, Ryan	G2/ Projectile Dysfunction	10	2	0.833
	Rexrode, Rob	G2/ Projectile Dysfunction	10	2	0.833
	Tanner, Dave	G2/ Projectile Dysfunction	10	2	0.833
	Martin, George	H4/ Grateful Darts	10	2	0.833
	Vassalo, Cory	G4/ Salute-A-Bulls	5	1	0.833
28	Simpson, David	G4/ Salute-A-Bulls	9	2	0.818
	Guenther, George	H5/ Ton Up Tossers	9	2	0.818
	Ejlali, Shervin	I2/ He Hate Us	9	2	0.818
31	Hopkins, Chris	B8/ See Ya	8	2	0.800
	Blackwelder, Deborah	F8/ Crazy Beaches!	8	2	0.800
	Toolan, Chris	H7/ Just Here for Beer	8	2	0.800
	Winters, Tom	H4/ Grateful Darts	8	2	0.800
	Ketchem, Brian	I1/ One Armed Bandits	8	2	0.800
	Reinhardt, Andy	I3/ O2B#1	8	2	0.800
37	Downs, Aaron	D3/ Helter Skelter	11	3	0.786
	Raquet, Mike	D3/ Helter Skelter	11	3	0.786
	Wilcox, Randy	E2/ Like To Party	11	3	0.786
	Polenz, Steve	F3/ Menace 2 Sobriety	11	3	0.786
41	Hoyt, David	B2/ Rif Raf	10	3	0.769
42	Payne, Julie	C2/ Put A Cork In It!	9	3	0.750
	Maley, Dave	E1/ Is it in?	9	3	0.750
	Wilcenski, Steve	E6/ Coral Reefers	9	3	0.750
	Schwochow, Andy	F6/ Ale-ing Archers	9	3	0.750
	Wilkinson, Charlie	G1/ Any Given Wednesday	9	3	0.750
	DeFontes, Adrienne	H1/ Sharkshooters	9	3	0.750
	Budd, Ben	I4/ Throwing Pains	9	3	0.750
	Kiser, Lyman	I1/ One Armed Bandits	9	3	0.750
	Dunleavy, John	C2/ Put A Cork In It!	6	2	0.750
	Maccini, Billy	C6/ The Locals	6	2	0.750
	Jarvah, Sean	E6/ Coral Reefers	6	2	0.750
53	Brown, Tom	A1/ Elemental Truths	8	3	0.727
	Butters, Kent	A4/ 75% Drunksten	8	3	0.727
	Beaudoin, Paul	B5/ 2Nutz4U	8	3	0.727
	McNamara, Tim	C5/ Jack Nine	8	3	0.727
	James, Bob	D2/ Starving Dartists	8	3	0.727
	Fitzgerald, Dennis	G7/ Big Bulls	8	3	0.727
	Jenkins, John	G4/ Salute-A-Bulls	8	3	0.727
	Montesi, Chris	G3/ Irish We Were Drunk	8	3	0.727
	Rube, Bob	G1/ Any Given Wednesday	8	3	0.727
	Goss, Matt	H5/ Ton Up Tossers	8	3	0.727
	Lewis, Jim	H4/ Grateful Darts	8	3	0.727
64	(eight tied - 3 in B, 1 in D, 4 in E)		10	4	0.714
	(five tied - 1 in A, 2 in G, 2 in I)		5	2	0.714

	Singles Cricket Win Percentage		W	L	%-age
1	Eastmead, Phillip	C6/ The Locals	14	0	1.000
	Jeffcoat, Doug	A2/ Mac-Daddy	12	0	1.000
	Brown, Tom	A1/ Elemental Truths	11	0	1.000
	Dunleavy, John	C2/ Put A Cork In It!	11	0	1.000
	Gibbs, Keith	C5/ Jack Nine	10	0	1.000
	McNamara, Tim	C5/ Jack Nine	10	0	1.000
	Toolan, Chris	H7/ Just Here for Beer	10	0	1.000
	Winters, Tom	H4/ Grateful Darts	10	0	1.000
	Bankes, Clint	I5/ Mug Hunters	9	0	1.000
10	Oakley, Jerry	B1/ BB	13	1	0.929
	Lamb, Mark	D4/ Imports & Domestics	13	1	0.929
12	Cusher, Dean	D4/ Imports & Domestics	12	1	0.923
	Martinez, Vince	D4/ Imports & Domestics	12	1	0.923
14	Murray, David	B1/ BB	11	1	0.917
	Evans, J.P.	C5/ Jack Nine	11	1	0.917
	Gotlibowski, Jim	F4/ Designated Divers	11	1	0.917
	Powell, Mark	G1/ Any Given Wednesday	11	1	0.917
	Tanner, Dave	G2/ Projectile Dysfunction	11	1	0.917
	Woodard, Dave	H7/ Just Here for Beer	11	1	0.917
20	Phillips, Robbie	A1/ Elemental Truths	10	1	0.909
	Terry, Bob	A3/ Lunatic Fringe	10	1	0.909
	Montesi, Chris	G3/ Irish We Were Drunk	10	1	0.909
23	Moore, Jeff	C2/ Put A Cork In It!	9	1	0.900
	Rube, Bob	G1/ Any Given Wednesday	9	1	0.900
	Merkle, Patrick	I6/ Backyard Bistro	9	1	0.900
26	Ray, Robert	D1/ Bulls Eye Blind	7	1	0.875
27	Davis, Jim	B3/ Pheasant Pluckers	12	2	0.857
	Murray, Shane	B1/ BB	12	2	0.857
	Bryant, Whit	C6/ The Locals	12	2	0.857
	Downs, Aaron	D3/ Helter Skelter	12	2	0.857
	Martinez, Vicente	D5/ Hammered Heads	12	2	0.857
	Tourout, Glenn	D4/ Imports & Domestics	12	2	0.857
	Pisacane, Matt	I7/ Y'All Ain't Ready	6	1	0.857
34	Jobe, Crawford	D7/ Pit Crew	11	2	0.846
	Gallagher, Jim	E6/ Coral Reefers	11	2	0.846
	Scott, Kevin	E2/ Like To Party	11	2	0.846
	Thomas, Tony	F2/ The Leftovers	11	2	0.846
38	Hendricks, Ron	D2/ Starving Dartists	10	2	0.833
	Brown, Phil	E5/ Damnifino	10	2	0.833
	Wilcenski, Steve	E6/ Coral Reefers	10	2	0.833
	Schwochow, Andy	F6/ Ale-ing Archers	10	2	0.833
	Stehle, Justin	G3/ Irish We Were Drunk	10	2	0.833
	Dzengeleski, Jimmy	H4/ Grateful Darts	10	2	0.833
	Stacy, Rod	H1/ Sharkshooters	10	2	0.833
	Kiser, Lyman	I1/ One Armed Bandits	10	2	0.833
	Munroe, Joe	I6/ Backyard Bistro	10	2	0.833
	Tan, Wil	A1/ Elemental Truths	5	1	0.833
48	Beaudoin, Paul	B5/ 2Nutz4U	9	2	0.818
	Alexander, Chris	C4/ Dogs of War	9	2	0.818
	James, Bob	D2/ Starving Dartists	9	2	0.818
	Jenkins, John	G4/ Salute-A-Bulls	9	2	0.818
	Simpson, David	G4/ Salute-A-Bulls	9	2	0.818
	Davis, Jared	H6/ Who Darted?	9	2	0.818
	Harpster, Ben	H1/ Sharkshooters	9	2	0.818
	Wilson, John	I5/ Mug Hunters	9	2	0.818
56	Baldwin, Randy	C1/ H1 Pigs Zero	12	3	0.800
	Seward, Mike	A2/ Mac-Daddy	8	2	0.800
	Perry, Matt	C7/ Bennington Brawlers	8	2	0.800
	Ketchem, Brian	I1/ One Armed Bandits	8	2	0.800
	Sandoval, Alberto	I5/ Mug Hunters	8	2	0.800
	Winters, Harris	I6/ Backyard Bistro	8	2	0.800
62	Grubb, Donald	B5/ 2Nutz4U	11	3	0.786
	Knott, Ronnie	E3/ Board 2 Death	11	3	0.786
	Reitano, Sal	E8/ Dive Bombers	11	3	0.786
65	(three tied - 1 in D, 1 in F, 1 in I)		7	2	0.778

Spring 2010 RDL League-Wide Sectional Statistics (ranked by percentage) (FINAL!)

(All statistics are included, as there were no missing scoresheets this season)

(Game minimums required for these listings: 7 for divisions B/C/D/E/F, 6 for divisions A/G/H/I)

	Doubles Cricket Win Percentage		W	L	%-age
1	Smith, Van	E6/ Coral Reefers	14	0	1.000
	Gotlibowski, Jim	F4/ Designated Divers	13	0	1.000
	Wilson, John	I5/ Mug Hunters	11	0	1.000
	Budelman, Jim	A3/ Lunatic Fringe	6	0	1.000
5	Wade, Nate	E6/ Coral Reefers	12	1	0.923
6	Wilcenski, Steve	E6/ Coral Reefers	11	1	0.917
7	Bankes, Clint	I5/ Mug Hunters	9	1	0.900
8	Seward, Mike	A2/ Mac-Daddy	8	1	0.889
	Scheppele, Julie	C2/ Put A Cork In It!	8	1	0.889
	DeFontes, Adrienne	H1/ Sharkshooters	8	1	0.889
	Klein, Norm	H5/ Ton Up Tossers	8	1	0.889
12	Williams, Nelson	E6/ Coral Reefers	7	1	0.875
13	Oakley, Jerry	B1/ BB	12	2	0.857
	Payne, Julie	C2/ Put A Cork In It!	6	1	0.857
	Lake, Daniel	I2/ He Hate Us	6	1	0.857
16	Gregory, Mark	C4/ Dogs of War	11	2	0.846
	Thomas, Jason	D7/ Pit Crew	11	2	0.846
	McCurry, Gregg	F2/ The Leftovers	11	2	0.846
	Thomas, Tony	F2/ The Leftovers	11	2	0.846
20	Wiegand, Tom	C4/ Dogs of War	10	2	0.833
	Thompson, Ben	F7/ Death Throw	10	2	0.833
	Foukes, Jim	G4/ Salute-A-Bulls	10	2	0.833
	Tanner, Dave	G2/ Projectile Dysfunction	10	2	0.833
	Caputo, Daniel	H3/ Boondock Aint's	10	2	0.833
	Taylor, Walter	I1/ One Armed Bandits	5	1	0.833
26	Brown, Tom	A1/ Elemental Truths	9	2	0.818
	Mitchell, Sid	A5/ Appetite for Destruction	9	2	0.818
	Phillips, Robbie	A1/ Elemental Truths	9	2	0.818
	Dunleavy, John	C2/ Put A Cork In It!	9	2	0.818
	Emery, Mike	C6/ The Locals	9	2	0.818
31	Smith, Allen	A1/ Elemental Truths	8	2	0.800
	Jur, Jess	B2/ Rif Raf	8	2	0.800
	Perera, Mike	F7/ Death Throw	8	2	0.800
	Talton, Chris	G7/ Big Bulls	8	2	0.800
	Toolan, Chris	H7/ Just Here for Beer	8	2	0.800
36	Holland, Steve	B3/ Pheasant Pluckers	11	3	0.786
	Murray, Shane	B1/ BB	11	3	0.786
	Eastmead, Phillip	C6/ The Locals	11	3	0.786
	Cusher, Dean	D4/ Imports & Domestics	11	3	0.786
	Lamb, Mark	D4/ Imports & Domestics	11	3	0.786
	Scott, Kevin	E2/ Like To Party	11	3	0.786
42	Gaulthier, Cody	C2/ Put A Cork In It!	7	2	0.778
	Ray, Robert	D1/ Bulls Eye Blind	7	2	0.778
44	Martinez, Vince	D4/ Imports & Domestics	10	3	0.769
	Huff, Matt	E8/ Dive Bombers	10	3	0.769
	Wilcox, Randy	E2/ Like To Party	10	3	0.769
47	Berstler, Justin	A2/ Mac-Daddy	9	3	0.750
	Barwick, Rob	B2/ Rif Raf	9	3	0.750
	Scott, Lee	B1/ BB	9	3	0.750
	Raymond, Ryan	G2/ Projectile Dysfunction	9	3	0.750
	Budd, Ben	I4/ Throwing Pains	9	3	0.750
	Ketchem, Brian	I1/ One Armed Bandits	9	3	0.750
	Kiser, Lyman	I1/ One Armed Bandits	9	3	0.750
	Kendall, Kevin	A2/ Mac-Daddy	6	2	0.750
	Gower, Jeremy	D7/ Pit Crew	6	2	0.750
	Sarantos, Alex	D5/ Hammered Heads	6	2	0.750
	Church, Art	G7/ Big Bulls	6	2	0.750
	Lamielle, Amy	H5/ Ton Up Tossers	6	2	0.750
	Spinelli, Marc	H4/ Grateful Darts	6	2	0.750
60	King, Timmy	A5/ Appetite for Destruction	8	3	0.727
	McNamara, Tim	C5/ Jack Nine	8	3	0.727
	Gabry, Greg	G4/ Salute-A-Bulls	8	3	0.727
	Montesi, Chris	G3/ Irish We Were Drunk	8	3	0.727
	Goss, Matt	H5/ Ton Up Tossers	8	3	0.727
	Kincaid, Storm	H3/ Boondock Aint's	8	3	0.727
	Winters, Harris	I6/ Backyard Bistro	8	3	0.727

	Doubles 501 Win Percentage		W	L	%-age
1	Reinert, Kevin	G7/ Big Bulls	10	0	1.000
2	Oakley, Jerry	B1/ BB	13	1	0.929
3	Wilcox, Randy	E2/ Like To Party	12	1	0.923
4	Wilcenski, Steve	E6/ Coral Reefers	11	1	0.917
5	Talton, Chris	G7/ Big Bulls	9	1	0.900
6	Haynes, Chris	C5/ Jack Nine	8	1	0.889
	Bankes, Clint	I5/ Mug Hunters	8	1	0.889
8	Schmaus, Darren	C5/ Jack Nine	7	1	0.875
	Sarantos, Alex	D5/ Hammered Heads	7	1	0.875
	Bohanan, Heather	F5/ Better At Pool	7	1	0.875
11	Murray, Shane	B1/ BB	12	2	0.857
	Gower, Jeremy	D7/ Pit Crew	6	1	0.857
	Phillips, Britt	D6/ Traveling Beer Bellies	6	1	0.857
	Stacy, Michelle	H1/ Sharkshooters	6	1	0.857
	Sandoval, Alberto	I5/ Mug Hunters	6	1	0.857
16	Rodgers, Trey	B3/ Pheasant Pluckers	11	2	0.846
	Lamb, Mark	D4/ Imports & Domestics	11	2	0.846
	Converse, Stan	F1/ The SurReal DeCoys	11	2	0.846
19	Gaglione, Joey	A2/ Mac-Daddy	10	2	0.833
20	Knight, Mark	A1/ Elemental Truths	9	2	0.818
	McNamara, Tim	C5/ Jack Nine	9	2	0.818
	Huff, Matt	E8/ Dive Bombers	9	2	0.818
23	Raquet, Mike	D3/ Helter Skelter	12	3	0.800
	Smith, Allen	A1/ Elemental Truths	8	2	0.800
	Barwick, Rob	B2/ Rif Raf	8	2	0.800
	McFerrin, Lisa	G5/ Nice Dittles	8	2	0.800
	Merkle, Patrick	I6/ Backyard Bistro	8	2	0.800
28	Cusher, Dean	D4/ Imports & Domestics	11	3	0.786
	Downs, Aaron	D3/ Helter Skelter	11	3	0.786
	Knott, Ronnie	E3/ Board 2 Death	11	3	0.786
31	Gower, Jeff	D7/ Pit Crew	7	2	0.778
32	Anderson, Ryan	B8/ See Ya	10	3	0.769
	Davis, Jim	B3/ Pheasant Pluckers	10	3	0.769
	Bonar, Eric	C1/ H1 Pigs Zero	10	3	0.769
	Munroe, Joe	I6/ Backyard Bistro	10	3	0.769
36	Murray, David	B1/ BB	9	3	0.750
	Kessler, James	E7/ Sammy's Tap & Grill	9	3	0.750
	Tanner, Dave	G2/ Projectile Dysfunction	9	3	0.750
	Umstead, Randy	A4/ 75% Drunksten	6	2	0.750
	Varnadoe, Matt	A6/ Off Constantly	6	2	0.750
	Chaney, Bill	B3/ Pheasant Pluckers	6	2	0.750
	Harvey, Justin	F6/ Ale-ing Archers	6	2	0.750
	Gupton, Corbett	G7/ Big Bulls	6	2	0.750
	Sohn, Alex	H5/ Ton Up Tossers	6	2	0.750
45	Lee, Carl	E8/ Dive Bombers	11	4	0.733
	Carawon, Bob	F1/ The SurReal DeCoys	11	4	0.733
47	Dziczkowski, Jeremy	A1/ Elemental Truths	8	3	0.727
	Evans, J.P.	C5/ Jack Nine	8	3	0.727
	Payne, Julie	C2/ Put A Cork In It!	8	3	0.727
	Innis, Richard	E2/ Like To Party	8	3	0.727
	Fitzgerald, Aaron	G7/ Big Bulls	8	3	0.727
	Foukes, Jim	G4/ Salute-A-Bulls	8	3	0.727
	Harpster, Ben	H1/ Sharkshooters	8	3	0.727
	Watkins, Nathan	H3/ Boondock Aint's	8	3	0.727
	Reinhardt, Andy	I3/ O2B#1	8	3	0.727
	Winters, Harris	I6/ Backyard Bistro	8	3	0.727
57	Hogan, Alan	B8/ See Ya	10	4	0.714
	Deemer, Randy	C1/ H1 Pigs Zero	10	4	0.714
	Yang, Rob	C6/ The Locals	10	4	0.714
	Tourout, Glenn	D4/ Imports & Domestics	10	4	0.714
	Parker, Charles	A7/ The Beleagured	5	2	0.714
	Tan, Wil	A1/ Elemental Truths	5	2	0.714
	Genzlinger, Doug	H6/ Who Darted?	5	2	0.714
	Maynard, Joe	I5/ Mug Hunters	5	2	0.714
65	(nine tied - 2 in C, 1 in E, 1 in F, 2 in G, 3 in H)		7	3	0.700

Spring 2010 RDL Top Singles and Doubles Records (League-Wide) (FINAL!)

(There are no missing statistics, as all scoresheets from the entire season have been received.) (Game minimums required for these listings: 19 for divisions B/C/D/E/F, 16 for divisions A/G/H/I - except for teams C2, D6, E1, F2, F6, & I5, for whom the minimum is 1 fewer due to forfeits received)

	Singles Win Percentage		W	L	%-age
1	Eastmead, Phillip	C6/ The Locals	28	0	1.000
2	Phillips, Robbie	A1/ Elemental Truths	21	1	0.955
3	Gibbs, Keith	C5/ Jack Nine	19	1	0.950
	Moore, Jeff	C2/ Put A Cork In It!	19	1	0.950
5	Terry, Bob	A3/ Lunatic Fringe	20	2	0.909
6	Toolan, Chris	H7/ Just Here for Beer	18	2	0.900
	Winters, Tom	H4/ Grateful Darts	18	2	0.900
8	Dunleavy, John	C2/ Put A Cork In It!	17	2	0.895
9	Cusher, Dean	D4/ Imports & Domestics	22	3	0.880
10	Tanner, Dave	G2/ Projectile Dysfunction	21	3	0.875
11	Brown, Tom	A1/ Elemental Truths	19	3	0.864
12	McNamara, Tim	C5/ Jack Nine	18	3	0.857
13	Vann, Tim	C3/ Excalibur	22	4	0.846
	Martinez, Vicente	D5/ Hammered Heads	22	4	0.846
15	Jeffcoat, Doug	A2/ Mac-Daddy	19	4	0.826
	Gaulthier, Cody	C2/ Put A Cork In It!	19	4	0.826
	Martinez, Vince	D4/ Imports & Domestics	19	4	0.826
18	Oakley, Jerry	B1/ BB	23	5	0.821
	Downs, Aaron	D3/ Helter Skelter	23	5	0.821
	Lamb, Mark	D4/ Imports & Domestics	23	5	0.821
21	Montesi, Chris	G3/ Irish We Were Drunk	18	4	0.818
	Simpson, David	G4/ Salute-A-Bulls	18	4	0.818
23	Citrak, Sheldon	I5/ Mug Hunters	13	3	0.813
24	Rube, Bob	G1/ Any Given Wednesday	17	4	0.810
25	Ketchem, Brian	I1/ One Armed Bandits	16	4	0.800
	Merkle, Patrick	I6/ Backyard Bistro	16	4	0.800
27	Wilcenski, Steve	E6/ Coral Reefers	19	5	0.792
	Schwochow, Andy	F6/ Ale-ing Archers	19	5	0.792
	Kiser, Lyman	I1/ One Armed Bandits	19	5	0.792
30	Bankes, Clint	I5/ Mug Hunters	15	4	0.789
31	Davis, Jim	B3/ Pheasant Pluckers	22	6	0.786
	Murray, Shane	B1/ BB	22	6	0.786
33	Scott, Kevin	E2/ Like To Party	21	6	0.778
34	Beaudoin, Paul	B5/ 2Nutz4U	17	5	0.773
	James, Bob	D2/ Starving Dartists	17	5	0.773
	Thomas, Tony	F2/ The Leftovers	17	5	0.773
	Jenkins, John	G4/ Salute-A-Bulls	17	5	0.773
38	Clark, Patrick	F6/ Ale-ing Archers	16	5	0.762
	Wilson, John	I5/ Mug Hunters	16	5	0.762
40	Knott, Ronnie	E3/ Board 2 Death	21	7	0.750
	Wilcox, Randy	E2/ Like To Party	21	7	0.750
	King, Timmy	A5/ Appetite for Destruction	18	6	0.750
	Fitzgerald, Aaron	G7/ Big Bulls	18	6	0.750
	Raymond, Ryan	G2/ Projectile Dysfunction	18	6	0.750
	Rexrode, Rob	G2/ Projectile Dysfunction	18	6	0.750
	Dzengeleski, Jimmy	H4/ Grateful Darts	18	6	0.750
	Munroe, Joe	I6/ Backyard Bistro	18	6	0.750
	Seward, Mike	A2/ Mac-Daddy	15	5	0.750
	Sandoval, Alberto	I5/ Mug Hunters	15	5	0.750
	Winters, Harris	I6/ Backyard Bistro	15	5	0.750
51	Hogan, Neal	F7/ Death Throw	20	7	0.741
	Polenz, Steve	F3/ Menace 2 Sobriety	20	7	0.741
53	Hoyt, David	B2/ Rif Raf	19	7	0.731
	Wade, Nate	E6/ Coral Reefers	19	7	0.731
55	Brown, Phil	E5/ Damnifino	16	6	0.727
	Davis, Jared	H6/ Who Darted?	16	6	0.727
	Goss, Matt	H5/ Ton Up Tossers	16	6	0.727
	Fagan, Seth	I7/ Y'All Ain't Ready	16	6	0.727
59	Baldwin, Randy	C1/ H1 Pigs Zero	21	8	0.724
	Raquet, Mike	D3/ Helter Skelter	21	8	0.724
61	Bowman, Jason	G3/ Irish We Were Drunk	13	5	0.722
	Vauter, Bob	H2/ Seeing Double	13	5	0.722
63	Thomas, Jason	D7/ Pit Crew	18	7	0.720
64	Bryant, Whit	C6/ The Locals	20	8	0.714
	Tourout, Glenn	D4/ Imports & Domestics	20	8	0.714

	Doubles Win Percentage		W	L	%-age
1	Wilcenski, Steve	E6/ Coral Reefers	22	2	0.917
2	Bankes, Clint	I5/ Mug Hunters	17	2	0.895
3	Oakley, Jerry	B1/ BB	25	3	0.893
4	Talton, Chris	G7/ Big Bulls	17	3	0.850
5	Wilcox, Randy	E2/ Like To Party	22	4	0.846
	Gotlibowski, Jim	F4/ Designated Divers	22	4	0.846
7	Murray, Shane	B1/ BB	23	5	0.821
8	Wilson, John	I5/ Mug Hunters	18	4	0.818
9	Lamb, Mark	D4/ Imports & Domestics	22	5	0.815
10	Reinert, Kevin	G7/ Big Bulls	17	4	0.810
11	Wade, Nate	E6/ Coral Reefers	21	5	0.808
12	Smith, Allen	A1/ Elemental Truths	16	4	0.800
13	Huff, Matt	E8/ Dive Bombers	19	5	0.792
	Tanner, Dave	G2/ Projectile Dysfunction	19	5	0.792
15	Cusher, Dean	D4/ Imports & Domestics	22	6	0.786
16	Foukes, Jim	G4/ Salute-A-Bulls	18	5	0.783
17	Payne, Julie	C2/ Put A Cork In It!	14	4	0.778
18	Gaglione, Joey	A2/ Mac-Daddy	17	5	0.773
	Barwick, Rob	B2/ Rif Raf	17	5	0.773
	McNamara, Tim	C5/ Jack Nine	17	5	0.773
21	Rodgers, Trey	B3/ Pheasant Pluckers	20	6	0.769
22	Sandoval, Alberto	I5/ Mug Hunters	13	4	0.765
23	DeFontes, Adrienne	H1/ Sharkshooters	16	5	0.762
24	Downs, Aaron	D3/ Helter Skelter	21	7	0.750
	Smith, Van	E6/ Coral Reefers	18	6	0.750
	Merkle, Patrick	I6/ Backyard Bistro	15	5	0.750
27	Eastmead, Phillip	C6/ The Locals	20	7	0.741
28	Dunleavy, John	C2/ Put A Cork In It!	17	6	0.739
29	Thomas, Tony	F2/ The Leftovers	19	7	0.731
30	Brown, Tom	A1/ Elemental Truths	16	6	0.727
	Knight, Mark	A1/ Elemental Truths	16	6	0.727
	Phillips, Robbie	A1/ Elemental Truths	16	6	0.727
	Winters, Harris	I6/ Backyard Bistro	16	6	0.727
34	Lee, Carl	E8/ Dive Bombers	21	8	0.724
35	Klein, Norm	H5/ Ton Up Tossers	13	5	0.722
36	McCurry, Gregg	F2/ The Leftovers	18	7	0.720
37	Tourout, Glenn	D4/ Imports & Domestics	20	8	0.714
	Dziczkowski, Jeremy	A1/ Elemental Truths	15	6	0.714
	Innis, Richard	E2/ Like To Party	15	6	0.714
40	Murray, David	B1/ BB	17	7	0.708
	Scott, Lee	B1/ BB	17	7	0.708
	Raymond, Ryan	G2/ Projectile Dysfunction	17	7	0.708
	Caputo, Daniel	H3/ Boondock Aint's	17	7	0.708
	Kiser, Lyman	I1/ One Armed Bandits	17	7	0.708
45	Church, Art	G7/ Big Bulls	12	5	0.706
46	Davis, Jim	B3/ Pheasant Pluckers	19	8	0.704
47	Haynes, Chris	C5/ Jack Nine	14	6	0.700
	Toolan, Chris	H7/ Just Here for Beer	14	6	0.700
49	Fitzgerald, Aaron	G7/ Big Bulls	16	7	0.696
50	Anderson, Ryan	B8/ See Ya	18	8	0.692
	Walters, Jason	E5/ Damnifino	18	8	0.692
	Converse, Stan	F1/ The SurReal DeCoys	18	8	0.692
53	Gupton, Corbett	G7/ Big Bulls	11	5	0.688
54	Gower, Jeff	D7/ Pit Crew	13	6	0.684
	Montesi, Chris	G3/ Irish We Were Drunk	13	6	0.684
56	Harpster, Ben	H1/ Sharkshooters	15	7	0.682
57	Martinez, Vince	D4/ Imports & Domestics	17	8	0.680
	Barnes, George	E7/ Sammy's Tap & Grill	17	8	0.680
	Munroe, Joe	I6/ Backyard Bistro	17	8	0.680
60	Holland, Steve	B3/ Pheasant Pluckers	18	9	0.667
	Yang, Rob	C6/ The Locals	18	9	0.667
	Wiegand, Tom	C4/ Dogs of War	16	8	0.667
	Berstler, Justin	A2/ Mac-Daddy	14	7	0.667
	Gaulthier, Cody	C2/ Put A Cork In It!	14	7	0.667
	Perera, Mike	F7/ Death Throw	14	7	0.667

Spring 2010 RDL Top Singles+Doubles Records, All-Star Point Aves. (League-Wide) (FINAL!)

(There are no missing statistics, as all scoresheets from the entire season have been received.) (Game minimums required for these listings: 37 for divisions B/C/D/E/F, 32 for divisions A/G/H/I - except for teams C2, D6, E1, F2, F6, & I5, for whom the minimum is 2 fewer due to forfeits received)

	Singles + Doubles Win Percentage		W	L	%-age
1	Eastmead, Phillip	C6/ The Locals	48	7	0.873
2	Oakley, Jerry	B1/ BB	48	8	0.857
3	Wilcenski, Steve	E6/ Coral Reefers	41	7	0.854
4	Bankes, Clint	I5/ Mug Hunters	32	6	0.842
5	Phillips, Robbie	A1/ Elemental Truths	37	7	0.841
6	Tanner, Dave	G2/ Projectile Dysfunction	40	8	0.833
7	Cusher, Dean	D4/ Imports & Domestics	44	9	0.830
8	Lamb, Mark	D4/ Imports & Domestics	45	10	0.818
9	McNamara, Tim	C5/ Jack Nine	35	8	0.814
10	Dunleavy, John	C2/ Put A Cork In It!	34	8	0.810
11	Murray, Shane	B1/ BB	45	11	0.804
12	Gibbs, Keith	C5/ Jack Nine	32	8	0.800
	Toolan, Chris	H7/ Just Here for Beer	32	8	0.800
14	Wilcox, Randy	E2/ Like To Party	43	11	0.796
15	Brown, Tom	A1/ Elemental Truths	35	9	0.795
16	Wilson, John	I5/ Mug Hunters	34	9	0.791
17	Downs, Aaron	D3/ Helter Skelter	44	12	0.786
18	Merkle, Patrick	I6/ Backyard Bistro	31	9	0.775
19	Wade, Nate	E6/ Coral Reefers	40	12	0.769
20	Gotlibowski, Jim	F4/ Designated Divers	39	12	0.765
21	Sandoval, Alberto	I5/ Mug Hunters	28	9	0.757
22	Montesi, Chris	G3/ Irish We Were Drunk	31	10	0.756
23	Martinez, Vince	D4/ Imports & Domestics	36	12	0.750
	Thomas, Tony	F2/ The Leftovers	36	12	0.750
	Kiser, Lyman	I1/ One Armed Bandits	36	12	0.750
	Gaulthier, Cody	C2/ Put A Cork In It!	33	11	0.750
27	Davis, Jim	B3/ Pheasant Pluckers	41	14	0.745
28	Winters, Harris	I6/ Backyard Bistro	31	11	0.738
29	Rodgers, Trey	B3/ Pheasant Pluckers	38	14	0.731
	Martinez, Vicente	D5/ Hammered Heads	38	14	0.731
31	Raymond, Ryan	G2/ Projectile Dysfunction	35	13	0.729
32	Fitzgerald, Aaron	G7/ Big Bulls	34	13	0.723
33	Jeffcoat, Doug	A2/ Mac-Daddy	33	13	0.717
34	Tourout, Glenn	D4/ Imports & Domestics	40	16	0.714
	Munroe, Joe	I6/ Backyard Bistro	35	14	0.714
	Smith, Allen	A1/ Elemental Truths	30	12	0.714
	Moore, Jeff	C2/ Put A Cork In It!	25	10	0.714
38	Lee, Carl	E8/ Dive Bombers	39	16	0.709
39	Murray, David	B1/ BB	34	14	0.708
40	Winters, Tom	H4/ Grateful Darts	29	12	0.707
41	Jenkins, John	G4/ Salute-A-Bulls	31	13	0.705
	Ketchem, Brian	I1/ One Armed Bandits	31	13	0.705
43	Scott, Kevin	E2/ Like To Party	35	15	0.700
44	Knott, Ronnie	E3/ Board 2 Death	39	17	0.696
45	Talton, Chris	G7/ Big Bulls	25	11	0.694
46	Barwick, Rob	B2/ Rif Raf	34	15	0.694
47	Walters, Jason	E5/ Damnifino	36	16	0.692
	Seward, Mike	A2/ Mac-Daddy	27	12	0.692
49	Hogan, Neal	F7/ Death Throw	38	17	0.691
50	Terry, Bob	A3/ Lunatic Fringe	29	13	0.690
51	Converse, Stan	F1/ The SurReal DeCoys	35	16	0.686
52	Harpster, Ben	H1/ Sharkshooters	28	13	0.683
53	DeFontes, Adrienne	H1/ Sharkshooters	30	14	0.682
	Goss, Matt	H5/ Ton Up Tossers	30	14	0.682
55	Ohrberg, Keith	B2/ Rif Raf	25	12	0.676
56	Reinert, Kevin	G7/ Big Bulls	27	13	0.675
57	Evans, J.P.	C5/ Jack Nine	31	15	0.674
58	Anderson, Ryan	B8/ See Ya	35	17	0.673
59	Holland, Steve	B3/ Pheasant Pluckers	36	18	0.667
	Vann, Tim	C3/ Excalibur	36	18	0.667
	Wiegand, Tom	C4/ Dogs of War	32	16	0.667
	Dzengeleski, Jimmy	H4/ Grateful Darts	32	16	0.667
	Schwochow, Andy	F6/ Ale-ing Archers	28	14	0.667
	Simpson, David	G4/ Salute-A-Bulls	28	14	0.667
65	Bryant, Whit	C6/ The Locals	37	19	0.661

	All-Star Point Average		ASP	TGP	Ave.
1	Brown, Tom	A1/ Elemental Truths	87.0	44	1.977
2	Phillips, Robbie	A1/ Elemental Truths	78.0	44	1.773
3	Eastmead, Phillip	C6/ The Locals	91.0	55	1.655
4	Murray, Shane	B1/ BB	91.5	56	1.634
5	Seward, Mike	A2/ Mac-Daddy	62.5	39	1.603
6	Kendall, Kevin	A2/ Mac-Daddy	49.0	35	1.400
7	Jeffcoat, Doug	A2/ Mac-Daddy	62.0	46	1.348
8	Kenney, Jon	A7/ The Beleagured	61.5	48	1.281
9	Smith, Allen	A1/ Elemental Truths	53.5	42	1.274
10	Davis, Jim	B3/ Pheasant Pluckers	69.5	55	1.264
11	Heimbach, Matt	A3/ Lunatic Fringe	57.5	46	1.250
12	Wilcenski, Steve	E6/ Coral Reefers	58.5	48	1.219
13	Murray, David	B1/ BB	55.0	48	1.146
14	Butters, Scott	A4/ 75% Drunksten	54.0	48	1.125
15	Oakley, Jerry	B1/ BB	62.0	56	1.107
16	Hoyt, David	B2/ Rif Raf	47.5	44	1.080
17	McNamara, Tim	C5/ Jack Nine	46.0	43	1.070
18	Knight, Mark	A1/ Elemental Truths	46.5	44	1.057
19	Dziczkowski, Jeremy	A1/ Elemental Truths	44.0	42	1.048
20	Persson, Kenny	A2/ Mac-Daddy	45.0	43	1.047
21	Downs, Aaron	D3/ Helter Skelter	57.5	56	1.027
22	Terry, Bob	A3/ Lunatic Fringe	43.0	42	1.024
23	Hamilton, Billy	A3/ Lunatic Fringe	35.5	36	0.986
24	Holland, Steve	B3/ Pheasant Pluckers	52.5	54	0.972
25	Pharo, John	A5/ Appetite for Destruction	36.5	38	0.961
26	Gaglione, Joey	A2/ Mac-Daddy	44.5	47	0.947
27	Eason, Joel	A3/ Lunatic Fringe	35.0	37	0.946
28	Parker, Charles	A7/ The Beleagured	39.5	42	0.940
29	Mitchell, Sid	A5/ Appetite for Destruction	41.0	44	0.932
30	Lamb, Mark	D4/ Imports & Domestics	51.0	55	0.927
31	Berstler, Justin	A2/ Mac-Daddy	37.0	40	0.925
32	Alvord, Dave	A7/ The Beleagured	34.5	38	0.908
33	Barwick, Rob	B2/ Rif Raf	44.0	49	0.898
34	Tourout, Glenn	D4/ Imports & Domestics	49.5	56	0.884
35	Mayhew, Zak	A6/ Off Constantly	39.5	45	0.878
36	Wade, Nate	E6/ Coral Reefers	45.0	52	0.865
37	Scott, Lee	B1/ BB	43.0	50	0.860
38	Lyons, Jeff	A6/ Off Constantly	27.5	32	0.859
39	Baldwin, Randy	C1/ H1 Pigs Zero	47.0	55	0.855
40	Wiegand, Tom	C4/ Dogs of War	41.0	48	0.854
41	Jenkins, John	G4/ Salute-A-Bulls	37.5	44	0.852
42	Evans, J.P.	C5/ Jack Nine	39.0	46	0.848
43	Dunleavy, John	C2/ Put A Cork In It!	35.0	42	0.833
44	Bryant, Whit	C6/ The Locals	46.5	56	0.830
45	King, Timmy	A5/ Appetite for Destruction	39.0	47	0.830
46	Mozzetti, Tim	A5/ Appetite for Destruction	36.5	44	0.830
47	Martin, David	A7/ The Beleagured	26.5	32	0.828
48	Witz, Steve	A2/ Mac-Daddy	31.0	38	0.816
49	Wilcox, Randy	E2/ Like To Party	44.0	54	0.815
50	Bakowski, Adam	A3/ Lunatic Fringe	33.0	41	0.805
51	Grubb, Donald	B5/ 2Nutz4U	45.0	56	0.804
52	Zelinack, Jason	B7/ Overtime Outlaws	44.0	55	0.800
	Moore, Jeff	C2/ Put A Cork In It!	28.0	35	0.800
54	Martinez, Vicente	D5/ Hammered Heads	40.0	52	0.769
55	Wilson, John	I5/ Mug Hunters	33.0	43	0.767
56	Lloyd, Billy	A7/ The Beleagured	34.5	45	0.767
57	Toolan, Chris	H7/ Just Here for Beer	30.5	40	0.763
58	Simpson, David	G4/ Salute-A-Bulls	32.0	42	0.762
59	Beaudoin, Paul	B5/ 2Nutz4U	33.5	44	0.761
	Gaulthier, Cody	C2/ Put A Cork In It!	33.5	44	0.761
61	Horger, Dennis	B2/ Rif Raf	32.5	43	0.756
62	Reitano, Sal	E8/ Dive Bombers	41.5	55	0.755
63	Strickland, Jon	A5/ Appetite for Destruction	36.0	48	0.750
	Lane, Tim	A4/ 75% Drunksten	34.5	46	0.750
65	Keller, Tony	B8/ See Ya	44.0	59	0.746

Spring 2010 RDL Singles, Doubles Win Percentages (by team) (FINAL!)

(All statistics are included, as there were no missing scoresheets this season)

	Singles Win Percentages	W	L	%-age
1	A1/ Elemental Truths	104	40	0.722
2	D4/ Imports & Domestics	112	56	0.667
3	I5/ Mug Hunters	86	46	0.652
4	C2/ Put A Cork In It!	99	57	0.635
5	F6/ Ale-ing Archers	97	59	0.622
6	B3/ Pheasant Pluckers	104	64	0.619
7	C5/ Jack Nine	102	66	0.607
	F1/ The SurReal DeCoys	102	66	0.607
9	B1/ BB	100	68	0.595
10	G4/ Salute-A-Bulls	85	59	0.590
11	E3/ Board 2 Death	99	69	0.589
12	G3/ Irish We Were Drunk	84	60	0.583
	H4/ Grateful Darts	84	60	0.583
14	H1/ Sharkshooters	83	61	0.576
15	A3/ Lunatic Fringe	82	62	0.569
	H7/ Just Here for Beer	82	62	0.569
17	E6/ Coral Reefers	94	74	0.560
18	F2/ The Leftovers	87	69	0.558
19	C1/ H1 Pigs Zero	93	74	0.557
20	A2/ Mac-Daddy	79	65	0.549
21	F7/ Death Throw	92	76	0.548
22	B5/ 2Nutz4U	91	77	0.542
	G7/ Big Bulls	78	66	0.542
24	I7/ Y'All Ain't Ready	76	68	0.528
25	C6/ The Locals	88	80	0.524
26	G1/ Any Given Wednesday	75	69	0.521
27	D1/ Bulls Eye Blind	80	74	0.519
28	C4/ Dogs of War	87	81	0.518
29	E5/ Damnifino	86	81	0.515
30	D7/ Pit Crew	86	82	0.512
31	B2/ Rif Raf	84	84	0.500
	D2/ Starving Dartists	84	84	0.500
	D3/ Helter Skelter	84	84	0.500
	E2/ Like To Party	84	84	0.500
	G2/ Projectile Dysfunction	72	72	0.500
36	B7/ Overtime Outlaws	83	85	0.494
37	D6/ Traveling Beer Bellies	71	73	0.493
38	F3/ Menace 2 Sobriety	82	86	0.488
39	H5/ Ton Up Tossers	70	74	0.486
	I1/ One Armed Bandits	70	74	0.486
	I6/ Backyard Bistro	70	74	0.486
42	B8/ See Ya	81	87	0.482
	C3/ Excalibur	81	87	0.482
44	E1/ Is it in?	75	81	0.481
45	I2/ He Hate Us	63	69	0.477
46	F4/ Designated Divers	80	88	0.476
47	E4/ BFD	77	90	0.461
48	E8/ Dive Bombers	75	93	0.446
49	I4/ Throwing Pains	64	80	0.444
50	G5/ Nice Dittles	63	81	0.438
	I3/ O2B#1	63	81	0.438
52	E7/ Sammy's Tap & Grill	68	88	0.436
53	C7/ Bennington Brawlers	67	88	0.432
54	H2/ Seeing Double	62	82	0.431
	H6/ Who Darted?	62	82	0.431
56	D5/ Hammered Heads	72	96	0.429
	F5/ Better At Pool	72	96	0.429
58	H3/ Boondock Aint's	61	83	0.424
59	B4/ Nine Lives	71	97	0.423
60	A5/ Appetite for Destruction	60	84	0.417
	A6/ Off Constantly	60	84	0.417
	A7/ The Beleagured	60	84	0.417
63	A4/ 75% Drunksten	59	85	0.410
64	D8/ Money Shot	64	102	0.386
65	B6/ Pounding the Neighbor's	58	110	0.345
66	G6/ Tons of Bricks	47	97	0.326
67	C8/ Hibernian Hooligans	42	126	0.250
	F8/ Crazy Beaches!	36	108	0.250

	Doubles Win Percentages	W	L	%-age
1	B1/ BB	60	24	0.714
2	A1/ Elemental Truths	50	22	0.694
	G7/ Big Bulls	50	22	0.694
4	C5/ Jack Nine	55	29	0.655
	E6/ Coral Reefers	55	29	0.655
6	D4/ Imports & Domestics	53	31	0.631
7	H1/ Sharkshooters	45	27	0.625
8	I5/ Mug Hunters	41	25	0.621
9	F1/ The SurReal DeCoys	52	32	0.619
10	C2/ Put A Cork In It!	48	30	0.615
11	A2/ Mac-Daddy	44	28	0.611
	H5/ Ton Up Tossers	44	28	0.611
13	B3/ Pheasant Pluckers	51	33	0.607
14	I1/ One Armed Bandits	43	29	0.597
15	B2/ Rif Raf	50	34	0.595
16	I6/ Backyard Bistro	42	30	0.583
17	F2/ The Leftovers	45	33	0.577
18	B8/ See Ya	48	36	0.571
	C1/ H1 Pigs Zero	48	36	0.571
	C6/ The Locals	48	36	0.571
	E2/ Like To Party	48	36	0.571
	F4/ Designated Divers	48	36	0.571
23	G4/ Salute-A-Bulls	40	32	0.556
24	F7/ Death Throw	45	39	0.536
25	G2/ Projectile Dysfunction	38	34	0.528
26	D3/ Helter Skelter	44	40	0.524
	D7/ Pit Crew	44	40	0.524
28	A3/ Lunatic Fringe	37	35	0.514
	H4/ Grateful Darts	37	35	0.514
30	E7/ Sammy's Tap & Grill	40	38	0.513
31	E8/ Dive Bombers	43	41	0.512
	F5/ Better At Pool	43	41	0.512
33	F6/ Ale-ing Archers	39	39	0.500
	G3/ Irish We Were Drunk	36	36	0.500
	G5/ Nice Dittles	36	36	0.500
36	C4/ Dogs of War	41	43	0.488
	D5/ Hammered Heads	41	43	0.488
	E3/ Board 2 Death	41	43	0.488
39	D1/ Bulls Eye Blind	38	40	0.487
40	D6/ Traveling Beer Bellies	35	37	0.486
41	F3/ Menace 2 Sobriety	40	44	0.476
42	H3/ Boondock Aint's	34	38	0.472
43	I2/ He Hate Us	31	35	0.470
44	D2/ Starving Dartists	39	45	0.464
45	I7/ Y'All Ain't Ready	33	39	0.458
46	B7/ Overtime Outlaws	38	46	0.452
	C3/ Excalibur	38	46	0.452
	E5/ Damnifino	38	46	0.452
49	A4/ 75% Drunksten	32	40	0.444
	H7/ Just Here for Beer	32	40	0.444
51	A5/ Appetite for Destruction	31	41	0.431
	I4/ Throwing Pains	31	41	0.431
53	C7/ Bennington Brawlers	33	45	0.423
	E1/ Is it in?	33	45	0.423
55	B5/ 2Nutz4U	35	49	0.417
	D8/ Money Shot	35	49	0.417
	G1/ Any Given Wednesday	30	42	0.417
	H2/ Seeing Double	30	42	0.417
	H6/ Who Darted?	30	42	0.417
60	B4/ Nine Lives	34	50	0.405
61	A6/ Off Constantly	29	43	0.403
	A7/ The Beleagured	29	43	0.403
63	E4/ BFD	32	52	0.381
64	I3/ O2B#1	25	47	0.347
65	G6/ Tons of Bricks	22	50	0.306
66	B6/ Pounding the Neighbor's	20	64	0.238
67	C8/ Hibernian Hooligans	19	65	0.226
68	F8/ Crazy Beaches!	12	60	0.167

Spring 2010 RDL Singles+Doubles, All-Star Point Aves. (by team) (FINAL!)

(All statistics are included, as there were no missing scoresheets this season)

	Singles+Doubles Win Percentages	W	L	%-age
1	A1/ Elemental Truths	204	84	0.708
2	B1/ BB	220	116	0.655
3	D4/ Imports & Domestics	218	118	0.649
4	I5/ Mug Hunters	168	96	0.636
5	C5/ Jack Nine	212	124	0.631
6	C2/ Put A Cork In It!	195	117	0.625
7	G7/ Big Bulls	178	110	0.618
8	B3/ Pheasant Pluckers	206	130	0.613
	F1/ The SurReal DeCoys	206	130	0.613
10	E6/ Coral Reefers	204	132	0.607
11	H1/ Sharkshooters	173	115	0.601
12	A2/ Mac-Daddy	167	121	0.580
13	G4/ Salute-A-Bulls	165	123	0.573
14	F2/ The Leftovers	177	135	0.567
15	C1/ H1 Pigs Zero	189	146	0.564
16	F6/ Ale-ing Archers	175	137	0.561
17	H4/ Grateful Darts	158	130	0.549
	H5/ Ton Up Tossers	158	130	0.549
19	B2/ Rif Raf	184	152	0.548
	C6/ The Locals	184	152	0.548
21	F7/ Death Throw	182	154	0.542
	A3/ Lunatic Fringe	156	132	0.542
	G3/ Irish We Were Drunk	156	132	0.542
	I1/ One Armed Bandits	156	132	0.542
25	E3/ Board 2 Death	181	155	0.539
26	E2/ Like To Party	180	156	0.536
27	I6/ Backyard Bistro	154	134	0.535
28	B8/ See Ya	177	159	0.527
29	F4/ Designated Divers	176	160	0.524
30	D7/ Pit Crew	174	162	0.518
31	G2/ Projectile Dysfunction	148	140	0.514
32	D3/ Helter Skelter	172	164	0.512
33	H7/ Just Here for Beer	146	142	0.507
34	D1/ Bulls Eye Blind	156	154	0.503
35	C4/ Dogs of War	169	167	0.503
36	I7/ Y'All Ain't Ready	142	146	0.493
37	D6/ Traveling Beer Bellies	141	147	0.490
38	E5/ Damnifino	162	173	0.484
39	D2/ Starving Dartists	162	174	0.482
	F3/ Menace 2 Sobriety	162	174	0.482
41	B5/ 2Nutz4U	161	175	0.479
	E8/ Dive Bombers	161	175	0.479
43	E7/ Sammy's Tap & Grill	148	164	0.474
44	I2/ He Hate Us	125	139	0.473
45	B7/ Overtime Outlaws	159	177	0.473
46	F5/ Better At Pool	158	178	0.470
47	G1/ Any Given Wednesday	135	153	0.469
	G5/ Nice Dittles	135	153	0.469
49	C3/ Excalibur	157	179	0.467
50	D5/ Hammered Heads	154	182	0.458
51	E1/ Is it in?	141	171	0.452
52	H3/ Boondock Aint's	129	159	0.448
53	I4/ Throwing Pains	126	162	0.438
54	C7/ Bennington Brawlers	133	178	0.428
55	A4/ 75% Drunksten	123	165	0.427
56	A5/ Appetite for Destruction	122	166	0.424
	H2/ Seeing Double	122	166	0.424
	H6/ Who Darted?	122	166	0.424
59	E4/ BFD	141	194	0.421
60	B4/ Nine Lives	139	197	0.414
61	A6/ Off Constantly	118	170	0.410
	A7/ The Beleagured	118	170	0.410
63	D8/ Money Shot	134	200	0.401
64	I3/ O2B#1	113	175	0.392
65	G6/ Tons of Bricks	91	197	0.316
66	B6/ Pounding the Neighbor's	98	238	0.292
67	C8/ Hibernian Hooligans	80	256	0.238
68	F8/ Crazy Beaches!	60	228	0.208

	All-Star Point Averages	ASP	TGP	Ave.
1	A1/ Elemental Truths	359.5	288	1.248
2	A2/ Mac-Daddy	331.0	288	1.149
3	A3/ Lunatic Fringe	263.5	288	0.915
4	B1/ BB	301.0	336	0.896
5	B3/ Pheasant Pluckers	274.5	336	0.817
6	A7/ The Beleagured	234.5	288	0.814
7	A5/ Appetite for Destruction	225.0	288	0.781
8	A4/ 75% Drunksten	211.0	288	0.733
9	C5/ Jack Nine	226.0	336	0.673
10	C6/ The Locals	222.5	336	0.662
11	A6/ Off Constantly	190.0	288	0.660
12	B2/ Rif Raf	217.5	336	0.647
13	D4/ Imports & Domestics	202.0	336	0.601
14	E6/ Coral Reefers	193.0	336	0.574
15	C1/ H1 Pigs Zero	184.0	335	0.549
16	C2/ Put A Cork In It!	167.5	312	0.537
17	B5/ 2Nutz4U	179.0	336	0.533
18	B8/ See Ya	174.0	336	0.518
19	D3/ Helter Skelter	173.0	336	0.515
20	B7/ Overtime Outlaws	172.5	336	0.513
21	D1/ Bulls Eye Blind	153.5	310	0.495
22	C4/ Dogs of War	163.0	336	0.485
23	E3/ Board 2 Death	160.0	336	0.476
24	B6/ Pounding the Neighbor's	154.5	336	0.460
25	E2/ Like To Party	152.5	336	0.454
26	G4/ Salute-A-Bulls	129.5	288	0.450
27	D5/ Hammered Heads	147.5	336	0.439
28	B4/ Nine Lives	140.0	336	0.417
29	F6/ Ale-ing Archers	127.0	312	0.407
30	D8/ Money Shot	135.0	334	0.404
31	D2/ Starving Dartists	133.5	336	0.397
32	F1/ The SurReal DeCoys	133.0	336	0.396
33	E8/ Dive Bombers	131.0	336	0.390
34	F7/ Death Throw	130.5	336	0.388
35	D7/ Pit Crew	129.5	336	0.385
36	F2/ The Leftovers	116.0	312	0.372
37	G2/ Projectile Dysfunction	105.5	288	0.366
38	E5/ Damnifino	122.5	335	0.366
39	I5/ Mug Hunters	96.5	264	0.366
40	E1/ Is it in?	114.0	312	0.365
41	G3/ Irish We Were Drunk	104.0	288	0.361
42	C3/ Excalibur	121.0	336	0.360
43	I7/ Y'All Ain't Ready	103.5	288	0.359
44	F4/ Designated Divers	119.5	336	0.356
45	E7/ Sammy's Tap & Grill	109.5	312	0.351
46	D6/ Traveling Beer Bellies	94.5	288	0.328
	I6/ Backyard Bistro	94.5	288	0.328
48	H1/ Sharkshooters	92.5	288	0.321
49	C7/ Bennington Brawlers	99.0	311	0.318
50	H7/ Just Here for Beer	91.5	288	0.318
51	G5/ Nice Dittles	90.5	288	0.314
	G7/ Big Bulls	90.5	288	0.314
53	H5/ Ton Up Tossers	89.0	288	0.309
54	H4/ Grateful Darts	88.0	288	0.306
55	F5/ Better At Pool	101.5	336	0.302
56	E4/ BFD	98.0	335	0.293
57	I1/ One Armed Bandits	82.5	288	0.286
58	F3/ Menace 2 Sobriety	95.5	336	0.284
59	G1/ Any Given Wednesday	80.5	288	0.280
	H2/ Seeing Double	80.5	288	0.280
61	H3/ Boondock Aint's	68.5	288	0.238
62	H6/ Who Darted?	65.5	288	0.227
63	I2/ He Hate Us	60.0	264	0.227
64	F8/ Crazy Beaches!	62.5	288	0.217
	G6/ Tons of Bricks	62.5	288	0.217
66	C8/ Hibernian Hooligans	72.0	336	0.214
67	I4/ Throwing Pains	56.0	288	0.194
68	I3/ O2B#1	53.0	288	0.184

		Singles	301	Singles	Cricket	Singles	Record	Singles Win %-age	Doubles	Cricket	Doubles	501	Doubles	Record	Doubles Win %-age	Sngls + Dbls	Record	Sngls + Dbls Win %-age	Tiebreaker Ws	Tiebreaker Ls	All-Star Points	Games Played	All-Star Point Average
A1/ Elemental Truths		48	24	56	16	104	40	0.722	25	11	25	11	50	22	0.694	204	84	0.708	0	0	359.5	288	1.248
A 10	Kilts, Jason	4	2	1	3	5	5	0.500	4	3	3	4	7	7	0.500	12	12	0.500	0	0	10.0	24	0.417
A 11	Brown, Tom	8	3	11	0	19	3	0.864	9	2	7	4	16	6	0.727	35	9	0.795	0	0	87.0	44	1.977
A 12	Dziczkowski, Jeremy	3	6	8	4	11	10	0.524	7	3	8	3	15	6	0.714	26	16	0.619	0	0	44.0	42	1.048
A 13	Hyler, Dale	1	2	2	0	3	2	0.600	1	1	1	1	2	2	0.500	5	4	0.556	0	0	10.5	9	1.167
A 14	Knight, Mark	4	6	9	3	13	9	0.591	7	4	9	2	16	6	0.727	29	15	0.659	0	0	46.5	44	1.057
A 15	Phillips, Robbie	11	0	10	1	21	1	0.955	9	2	7	4	16	6	0.727	37	7	0.841	0	0	78.0	44	1.773
A 16	Smith, Allen	6	5	8	3	14	8	0.636	8	2	8	2	16	4	0.800	30	12	0.714	0	0	53.5	42	1.274
A 17	Tan, Wil	7	0	5	1	12	1	0.923	3	3	5	2	8	5	0.615	20	6	0.769	0	0	24.0	26	0.923
A 18	Wall, Keith	4	0	2	1	6	1	0.857	2	2	2	0	4	2	0.667	10	3	0.769	0	0	6.0	13	0.462
A2/ Mac-Daddy		38	34	41	31	79	65	0.549	24	12	20	16	44	28	0.611	167	121	0.580	6	0	331.0	288	1.149
A 20	Seward, Mike	7	3	8	2	15	5	0.750	8	1	4	6	12	7	0.632	27	12	0.692	1	0	62.5	39	1.603
A 21	Persson, Kenny	4	6	6	6	10	12	0.455	5	6	4	6	9	12	0.429	19	24	0.442	1	0	45.0	43	1.047
A 22	Kendall, Kevin	5	4	3	6	8	10	0.444	6	2	4	5	10	7	0.588	18	17	0.514	0	0	49.0	35	1.400
A 23	Witz, Steve	4	7	0	6	4	13	0.235	6	4	6	5	12	9	0.571	16	22	0.421	1	0	31.0	38	0.816
A 24	Jeffcoat, Doug	7	4	12	0	19	4	0.826	7	5	7	4	14	9	0.609	33	13	0.717	1	0	62.0	46	1.348
A 25	Gaglione, Joey	7	6	6	6	13	12	0.520	7	3	10	2	17	5	0.773	30	17	0.638	1	0	44.5	47	0.947
A 26	Berstler, Justin	4	4	6	5	10	9	0.526	9	3	5	4	14	7	0.667	24	16	0.600	1	0	37.0	40	0.925
A 27	Beeson, Robb	0	0	0	0	0	0	#DIV/0!	0	0	0	0	0	0	#DIV/0!	0	0	#DIV/0!	0	0	0.0	0	#DIV/0!
A3/ Lunatic Fringe		41	31	41	31	82	62	0.569	22	14	15	21	37	35	0.514	156	132	0.542	0	0	263.5	288	0.915
A 30	Jacobi, Paul	7	3	2	4	9	7	0.563	5	3	5	3	10	6	0.625	19	13	0.594	0	0	19.5	32	0.609
A 31	Terry, Bob	10	1	10	1	20	2	0.909	5	6	4	5	9	11	0.450	29	13	0.690	0	0	43.0	42	1.024
A 32	Hoffmann, Steve	2	4	3	2	5	6	0.455	4	3	3	3	7	6	0.538	12	12	0.500	0	0	17.0	24	0.708
A 33	Budelman, Jim	5	3	5	3	10	6	0.625	6	0	5	3	11	3	0.786	21	9	0.700	0	0	23.0	30	0.767
A 34	Eason, Joel	3	6	3	7	6	13	0.316	5	3	4	6	9	9	0.500	15	22	0.405	0	0	35.0	37	0.946
A 35	Bakowski, Adam	5	3	5	6	10	9	0.526	6	5	3	8	9	13	0.409	19	22	0.463	0	0	33.0	41	0.805
A 36	Hamilton, Billy	1	7	4	5	5	12	0.294	6	3	3	7	9	10	0.474	14	22	0.389	0	0	35.5	36	0.986
A 37	Butman, Don	0	0	0	0	0	0	#DIV/0!	0	0	0	0	0	0	#DIV/0!	0	0	#DIV/0!	0	0	0.0	0	#DIV/0!
A 38	Heimbach, Matt	8	4	9	3	17	7	0.708	7	5	3	7	10	12	0.455	27	19	0.587	0	0	57.5	46	1.250
A4/ 75% Drunksten		32	40	27	45	59	85	0.410	13	23	19	17	32	40	0.444	123	165	0.427	0	7	211.0	288	0.733
A 40	Butters, Scott	7	5	7	5	14	10	0.583	5	7	8	4	13	11	0.542	27	21	0.563	0	1	54.0	48	1.125
A 41	Butters, Kent	8	3	6	5	14	8	0.636	2	9	6	5	8	14	0.364	22	22	0.500	0	1	32.5	44	0.739
A 42	Umstead, Randy	2	6	3	5	5	11	0.313	4	4	6	2	10	6	0.625	15	17	0.469	0	1	22.0	32	0.688
A 43	Carter, Kevin	2	11	1	7	3	18	0.143	1	8	5	7	6	15	0.286	9	33	0.214	0	1	20.0	42	0.476
A 44	Sellers, Mark	0	4	3	6	3	10	0.231	3	6	2	3	5	9	0.357	8	19	0.296	0	1	19.5	27	0.722
A 45	Stark, Keith	5	7	4	9	9	16	0.360	5	6	7	6	12	12	0.500	21	28	0.429	0	1	28.5	49	0.582
A 46	Lane, Tim	8	4	3	8	11	12	0.478	6	6	4	7	10	13	0.435	21	25	0.457	0	1	34.5	46	0.750
A5/ Appetite for Destruction		29	43	31	41	60	84	0.417	16	20	15	21	31	41	0.431	122	166	0.424	7	0	225.0	288	0.781
A 50	Mitchell, Sid	6	5	5	6	11	11	0.500	9	2	4	7	13	9	0.591	24	20	0.545	1	0	41.0	44	0.932
A 51	Mozzetti, Tim "Tex"	4	7	4	7	8	14	0.364	1	10	4	7	5	17	0.227	13	31	0.295	1	0	36.5	44	0.830
A 52	King, Timmy	10	2	8	4	18	6	0.750	8	3	4	8	12	11	0.522	30	17	0.638	1	0	39.0	47	0.830
A 53	Coleman, Brian	1	4	0	2	1	6	0.143	1	2	2	2	3	4	0.429	4	10	0.286	1	0	4.5	14	0.321
A 54	Flood, Tom	2	10	4	8	6	18	0.250	6	6	6	6	12	12	0.500	18	30	0.375	1	0	30.5	48	0.635
A 55	Pharo, John	1	7	5	6	6	13	0.316	0	11	4	4	4	15	0.211	10	28	0.263	1	0	36.5	38	0.961
A 56	Jones, Daryl	0	1	0	1	0	2	0.000	1	0	0	2	1	2	0.333	1	4	0.200	0	0	1.0	5	0.200
A 57	Strickland, Jon	5	7	5	7	10	14	0.417	6	6	6	6	12	12	0.500	22	26	0.458	1	0	36.0	48	0.750
A6/ Off Constantly		35	37	25	47	60	84	0.417	12	24	17	19	29	43	0.403	118	170	0.410	0	7	190.0	288	0.660
A 60	Mayhew, Zak	6	5	4	8	10	13	0.435	4	7	5	6	9	13	0.409	19	26	0.422	0	1	39.5	45	0.878
A 61	Kubel, Tom	7	4	3	7	10	11	0.476	2	9	4	7	6	16	0.273	16	27	0.372	0	1	25.0	43	0.581
A 62	Roberts, Mike	1	6	4	7	5	13	0.278	5	7	4	8	9	15	0.375	14	28	0.333	0	1	27.0	42	0.643
A 63	Varnadoe, Matt	5	2	5	3	10	5	0.667	1	6	6	2	7	8	0.467	17	13	0.567	0	0	22.5	30	0.750
A 64	Azevedo, Angelo	1	4	1	5	2	9	0.182	0	4	1	3	1	7	0.125	3	16	0.158	0	1	8.0	19	0.421
A 65	Lueneburg, Randy	6	5	2	6	8	11	0.421	5	5	4	6	9	11	0.450	17	22	0.436	0	1	20.0	39	0.513
A 66	Lyons, Jeff	4	6	3	6	7	12	0.368	3	4	4	2	7	6	0.538	14	18	0.438	0	1	27.5	32	0.859
A 67	Gaulthier, Kyle	5	5	3	5	8	10	0.444	4	6	6	4	10	10	0.500	18	20	0.474	0	1	20.5	38	0.539
A7/ The Beleagured		29	43	31	41	60	84	0.417	14	22	15	21	29	43	0.403	118	170	0.410	0	0	234.5	288	0.814
A 70	Taylor, Eric	1	4	0	1	1	5	0.167	1	2	5	6	6	8	0.429	7	13	0.350	0	0	3.0	20	0.150
A 71	Parker, Charles	4	8	7	5	11	13	0.458	2	9	5	2	7	11	0.389	18	24	0.429	0	0	39.5	42	0.940
A 72	Alvord, Dave	4	2	2	10	6	12	0.333	5	6	1	8	6	14	0.300	12	26	0.316	0	0	34.5	38	0.908
A 73	Reygers, Jeff	5	4	4	7	9	11	0.450	4	7	4	4	8	11	0.421	17	22	0.436	0	0	24.5	39	0.628
A 74	Martin, David	4	5	3	7	7	12	0.368	0	5	4	4	4	9	0.308	11	21	0.344	0	0	26.5	32	0.828
A 75	Lloyd, Billy	4	8	6	6	10	14	0.417	7	4	3	7	10	11	0.476	20	25	0.444	0	0	34.5	45	0.767
A 76	Kenney, Jon	6	6	8	4	14	10	0.583	8	4	5	7	13	11	0.542	27	21	0.563	0	0	61.5	48	1.281
A 77	Fischlein, Kris	1	6	1	1	2	7	0.222	1	7	3	4	4	11	0.267	6	18	0.250	0	0	10.5	24	0.438

		Singles	301	Singles	Cricket	Singles	Record	Singles Win %-age	Doubles	Cricket	Doubles	501	Doubles	Record	Doubles Win %-age	Sngls + Dbls	Record	Sngls + Dbls Win %-age	Tiebreaker Ws	Tiebreaker Ls	All-Star Points	Games Played	All-Star Point Average
B1/ BB		43	41	57	27	100	68	0.595	30	12	30	12	60	24	0.714	220	116	0.655	13	0	301.0	336	0.896
B 10	Oakley, Gina	1	8	0	5	1	13	0.071	3	2	3	2	6	4	0.600	7	17	0.292	1	0	4.5	24	0.188
B 11	Oakley, Jerry	10	4	13	1	23	5	0.821	12	2	13	1	25	3	0.893	48	8	0.857	2	0	62.0	56	1.107
B 12	Scott, Lee	7	6	9	4	16	10	0.615	9	3	8	4	17	7	0.708	33	17	0.660	2	0	43.0	50	0.860
B 13	Murray, David "Mo'Tea"	6	6	11	1	17	7	0.708	8	4	9	3	17	7	0.708	34	14	0.708	1	0	55.0	48	1.146
B 14	Delp, Paula	5	3	5	6	10	9	0.526	8	4	5	5	13	9	0.591	23	18	0.561	1	0	19.5	41	0.476
B 15	Dziczkowski, Jamie	2	4	1	3	3	7	0.300	3	1	4	2	7	3	0.700	10	10	0.500	2	0	7.0	20	0.350
B 16	Smith, Brian	2	6	6	5	8	11	0.421	6	5	6	5	12	10	0.545	20	21	0.488	2	0	18.5	41	0.451
B 17	Murray, Shane	10	4	12	2	22	6	0.786	11	3	12	2	23	5	0.821	45	11	0.804	2	0	91.5	56	1.634
B2/ Rif Raf		42	42	42	42	84	84	0.500	27	15	23	19	50	34	0.595	184	152	0.548	0	8	217.5	336	0.647
B 20	Diamond, Paddy	1	3	4	7	5	10	0.333	6	6	2	3	8	9	0.471	13	19	0.406	0	1	19.5	32	0.609
B 21	Ayers, Judson	3	8	0	2	3	10	0.231	2	1	6	6	8	7	0.533	11	17	0.393	0	1	3.5	28	0.125
B 22	St. Clair, Matt	3	7	2	6	5	13	0.278	5	3	4	7	9	10	0.474	14	23	0.378	0	1	10.0	37	0.270
B 23	Ohrberg, Keith	6	3	7	4	13	7	0.650	4	1	8	4	12	5	0.706	25	12	0.676	0	1	20.0	37	0.541
B 24	Barwick, Rob	9	5	8	5	17	10	0.630	9	3	8	2	17	5	0.773	34	15	0.694	0	1	44.0	49	0.898
B 25	Hoyt, David	10	3	9	4	19	7	0.731	7	4	2	5	9	9	0.500	28	16	0.636	0	1	47.5	44	1.080
B 26	Jur, Jess	3	3	7	4	10	7	0.588	8	2	4	2	12	4	0.750	22	11	0.667	0	1	18.5	33	0.561
B 27	Horger, Dennis	1	4	5	7	6	11	0.353	7	6	8	5	15	11	0.577	21	22	0.488	0	1	32.5	43	0.756
B 28	Campen, Jeremy	6	6	0	3	6	9	0.400	6	4	4	4	10	8	0.556	16	17	0.485	0	0	22.0	33	0.667
B3/ Pheasant Pluckers		49	35	55	29	104	64	0.619	24	18	27	15	51	33	0.607	206	130	0.613	0	8	274.5	336	0.817
B 30	Chaney, Bill	0	1	1	4	1	5	0.167	1	2	6	2	7	4	0.636	8	9	0.471	0	1	17.0	17	1.000
B 31	Mills, Tim	7	3	7	3	14	6	0.700	4	4	3	4	7	8	0.467	21	14	0.600	0	1	27.5	35	0.786
B 32	Rodgers, Trey	8	5	10	3	18	8	0.692	9	4	11	2	20	6	0.769	38	14	0.731	0	1	38.0	52	0.731
B 33	Murdaugh, John	1	2	5	3	6	5	0.545	4	4	3	3	7	7	0.500	13	12	0.520	0	0	9.0	25	0.360
B 34	Ridenour, Ron	4	3	5	8	9	11	0.450	6	6	5	3	11	9	0.550	20	20	0.500	0	1	25.0	40	0.625
B 35	Holland, Steve	8	6	10	3	18	9	0.667	11	3	7	6	18	9	0.667	36	18	0.667	0	1	52.5	54	0.972
B 36	Jones, Jeff	6	6	2	2	8	8	0.500	1	5	7	5	8	10	0.444	16	18	0.471	0	1	13.0	34	0.382
B 37	Davis, Jim	10	4	12	2	22	6	0.786	9	5	10	3	19	8	0.704	41	14	0.745	0	1	69.5	55	1.264
B 38	Moats, Keith "Daddieo"	5	1	0	0	5	1	0.833	0	2	0	0	0	2	0.000	5	3	0.625	0	0	4.5	8	0.563
B 39	Dixon, J.D.	0	4	3	1	3	5	0.375	3	1	2	2	5	3	0.625	8	8	0.500	0	1	18.5	16	1.156
B4/ Nine Lives		40	44	31	53	71	97	0.423	21	21	13	29	34	50	0.405	139	197	0.414	0	0	140.0	336	0.417
B 40	Romanchek, David	6	6	8	5	14	11	0.560	6	7	3	9	9	16	0.360	23	27	0.460	0	0	20.0	50	0.400
B 41	Smith, Butch	4	9	5	8	9	17	0.346	7	6	3	10	10	16	0.385	19	33	0.365	0	0	35.0	52	0.673
B 42	Copple, Matthew	9	5	6	7	15	12	0.556	9	5	7	7	16	12	0.571	31	24	0.564	0	0	25.0	55	0.455
B 43	Mays, John	8	6	4	9	12	15	0.444	6	6	3	10	9	16	0.360	21	31	0.404	0	0	22.5	52	0.433
B 44	Marsden, James	4	7	2	9	6	16	0.273	4	8	5	7	9	15	0.375	15	31	0.326	0	0	10.0	46	0.217
B 45	Gibson, Jack	4	5	3	5	7	10	0.412	3	3	1	6	4	9	0.308	11	19	0.367	0	0	12.5	30	0.417
B 46	Keever, David	5	6	3	10	8	16	0.333	7	7	4	9	11	16	0.407	19	32	0.373	0	0	15.0	51	0.294
B5/ 2Nutz4U		43	41	48	36	91	77	0.542	18	24	17	25	35	49	0.417	161	175	0.479	0	0	179.0	336	0.533
B 50	Denton, Fon	6	6	5	9	11	15	0.423	7	7	5	8	12	15	0.444	23	30	0.434	0	0	24.5	53	0.462
B 51	Beaudoin, Paul	8	3	9	2	17	5	0.773	6	5	5	6	11	11	0.500	28	16	0.636	0	0	33.5	44	0.761
B 52	Grubb, Donald	8	6	11	3	19	9	0.679	7	7	6	8	13	15	0.464	32	24	0.571	0	0	45.0	56	0.804
B 53	Johnson, Galen	2	11	0	3	2	14	0.125	0	3	4	10	4	13	0.235	6	27	0.182	0	0	1.0	33	0.030
B 54	Mori, Chris	7	5	9	5	16	10	0.615	4	10	2	8	6	18	0.250	22	28	0.440	0	0	28.5	50	0.570
B 55	Morin, Dino	6	6	6	8	12	14	0.462	5	9	3	5	8	14	0.364	20	28	0.417	0	0	22.5	48	0.469
B 56	Williams, Denny	6	4	8	6	14	10	0.583	7	7	9	5	16	12	0.571	30	22	0.577	0	0	24.0	52	0.462
B6/ Pounding the Neighbor's		34	50	24	60	58	110	0.345	6	36	14	28	20	64	0.238	98	238	0.292	0	0	154.5	336	0.460
B 60	Coyne, Kevin	0	15	0	16	0	31	0.000	1	14	2	12	3	26	0.103	3	57	0.050	0	0	9.0	60	0.150
B 61	Buckman, Dave	9	6	5	10	14	16	0.467	2	15	5	11	7	26	0.212	21	42	0.333	0	0	29.0	63	0.460
B 62	Hall, Josh	9	6	5	9	14	15	0.483	2	12	6	9	8	21	0.276	22	36	0.379	0	0	33.0	58	0.569
B 63	Sherman, Matt	1	9	2	9	3	18	0.143	2	8	5	5	7	13	0.350	10	31	0.244	0	0	14.0	41	0.341
B 64	Sherman, Mark	6	9	6	8	12	17	0.414	2	13	4	9	6	22	0.214	18	39	0.316	0	0	35.0	57	0.614
B 65	Hindle, Mikey	9	5	6	8	15	13	0.536	3	10	6	10	9	20	0.310	24	33	0.421	0	0	34.5	57	0.605
B7/ Overtime Outlaws		43	41	40	44	83	85	0.494	20	22	18	24	38	46	0.452	159	177	0.473	0	0	172.5	336	0.513
B 70	Clark, Dan	9	4	7	7	16	11	0.593	6	8	9	5	15	13	0.536	31	24	0.564	0	0	33.0	55	0.600
B 71	Crowe, Jason	6	6	7	6	13	12	0.520	4	9	4	6	8	15	0.348	21	27	0.438	0	0	15.5	48	0.323
B 72	Tant, J.J.	7	7	7	7	14	14	0.500	7	7	7	6	14	13	0.519	28	27	0.509	0	0	33.0	55	0.600
B 73	Zelinack, Jason	5	8	7	7	12	15	0.444	7	7	4	10	11	17	0.393	23	32	0.418	0	0	44.0	55	0.800
B 74	Peterson, Chris	7	7	3	10	10	17	0.370	5	7	7	7	12	14	0.462	22	31	0.415	0	0	12.5	53	0.236
B 75	Williamson, Tony	7	5	8	4	15	9	0.625	8	4	3	9	11	13	0.458	26	22	0.542	0	0	30.0	48	0.625
B 76	Reiser, Brian	2	4	1	3	3	7	0.300	3	2	2	5	5	7	0.417	8	14	0.364	0	0	4.5	22	0.205
B 77	Birmingham, Christine	0	0	0	0	0	0	#DIV/0!	0	0	0	0	0	0	#DIV/0!	0	0	#DIV/0!	0	0	0.0	0	#DIV/0!
B8/ See Ya		42	42	39	45	81	87	0.482	22	20	26	16	48	36	0.571	177	159	0.527	0	0	174.0	336	0.518
B 80	Keller, Tony	6	8	9	6	15	14	0.517	8	6	11	5	19	11	0.633	34	25	0.576	0	0	44.0	59	0.746
B 81	Dautrich, Dan	3	4	2	6	5	10	0.333	5	4	2	5	7	9	0.438	12	19	0.387	0	0	11.5	31	0.371
B 82	Anderson, Ryan	9	4	8	5	17	9	0.654	8	5	10	3	18	8	0.692	35	17	0.673	0	0	38.5	52	0.740
B 83	Hogan, Alan	8	9	8	6	16	15	0.516	6	7	10	4	16	11	0.593	32	26	0.552	0	0	24.0	58	0.414
B 84	Hopkins, Chris	8	2	6	5	14	7	0.667	6	6	3	5	9	11	0.450	23	18	0.561	0	0	25.5	41	0.622
B 85	Gaertner, Brian	4	7	2	7	6	14	0.300	5	5	5	5	10	10	0.500	16	24	0.400	0	0	13.0	40	0.325
B 86	Howley, John	0	0	0	0	0	0	#DIV/0!	0	0	0	0	0	0	#DIV/0!	0	0	#DIV/0!	0	0	0.0	0	#DIV/0!
B 87	Bither, Dana	4	8	4	10	8	18	0.308	6	7	11	5	17	12	0.586	25	30	0.455	0	0	17.5	55	0.318

	Singles	301	Singles	Cricket	Singles	Record	Singles Win %-age	Doubles	Cricket	Doubles	501	Doubles	Record	Doubles Win %-age	Sngls + Dbls	Record	Sngls + Dbls Win %-age	Tiebreaker Ws	Tiebreaker Ls	All-Star Points	Games Played	All-Star Point Average
C1/ H1 Pigs Zero	41	42	52	32	93	74	0.557	21	21	27	15	48	36	0.571	189	146	0.564	6	7	184.0	335	0.549
C 10 Rutten, Pete	3	9	10	3	13	12	0.520	6	6	6	5	12	11	0.522	25	23	0.521	1	1	33.0	48	0.688
C 11 Baldwin, Randy	9	5	12	3	21	8	0.724	7	5	7	7	14	12	0.538	35	20	0.636	1	1	47.0	55	0.855
C 12 Bonar, Eric	7	6	6	8	13	14	0.481	8	7	10	3	18	10	0.643	31	24	0.564	1	1	27.0	55	0.491
C 13 Deemer, Randy	5	10	10	4	15	14	0.517	7	7	10	4	17	11	0.607	32	25	0.561	1	1	33.0	57	0.579
C 14 Warshawsky, Larry	9	5	6	9	15	14	0.517	7	7	8	7	15	14	0.517	30	28	0.517	1	1	21.0	58	0.362
C 15 Bush, Jim	2	1	0	1	2	2	0.500	2	3	5	0	7	3	0.700	9	5	0.643	0	1	2.0	14	0.143
C 16 O'Brien, Sean	6	6	8	4	14	10	0.583	5	7	8	4	13	11	0.542	27	21	0.563	1	1	21.0	48	0.438
C2/ Put A Cork In It!	56	22	43	35	99	57	0.635	26	13	22	17	48	30	0.615	195	117	0.625	8	7	167.5	312	0.537
C 20 Payne, Julie	9	3	0	7	9	10	0.474	6	1	8	3	14	4	0.778	23	14	0.622	1	0	6.0	37	0.162
C 21 Knight, Maridy	8	4	2	7	10	11	0.476	3	6	7	5	10	11	0.476	20	22	0.476	1	1	7.0	42	0.167
C 22 Gaulthier, Angela	2	6	2	10	4	16	0.200	8	5	3	6	11	11	0.500	15	27	0.357	1	1	19.0	42	0.452
C 23 Scheppele, Julie	4	3	5	4	9	7	0.563	8	1	3	3	11	4	0.733	20	11	0.645	1	1	12.5	31	0.403
C 24 Gaulthier, Cody	11	1	8	3	19	4	0.826	7	2	7	5	14	7	0.667	33	11	0.750	1	1	33.5	44	0.761
C 25 Ackerman, Travis	6	3	6	3	12	6	0.667	8	4	5	4	13	8	0.619	25	14	0.641	1	1	26.5	39	0.679
C 26 Moore, Jeff "Chicago"	10	0	9	1	19	1	0.950	3	5	3	4	6	9	0.400	25	10	0.714	1	1	28.0	35	0.800
C 27 Dunleavy, John	6	2	11	0	17	2	0.895	9	2	8	4	17	6	0.739	34	8	0.810	1	1	35.0	42	0.833
C3/ Excalibur	45	39	36	48	81	87	0.482	18	24	20	22	38	46	0.452	157	179	0.467	0	0	121.0	336	0.360
C 30 Burney, Gary	5	7	6	5	11	12	0.478	6	5	6	6	12	11	0.522	23	23	0.500	0	0	20.0	46	0.435
C 31 Shearin, Keith	2	3	0	5	2	8	0.200	2	3	2	3	4	6	0.400	6	14	0.300	0	0	3.0	20	0.150
C 32 Foushee, Eugene	9	5	9	5	18	10	0.643	6	8	9	6	15	14	0.517	33	24	0.579	0	0	32.0	57	0.561
C 33 Vann, Tim	12	1	10	3	22	4	0.846	7	7	7	7	14	14	0.500	36	18	0.667	0	0	21.0	54	0.389
C 34 Slominski, Mark	5	7	8	5	13	12	0.520	6	7	4	8	10	15	0.400	23	27	0.460	0	0	16.0	50	0.320
C 35 Fazenbaker, Jon	6	4	1	9	7	13	0.350	6	4	5	5	11	9	0.550	18	22	0.450	0	0	11.5	40	0.288
C 36 White, Michelle	0	6	1	6	1	12	0.077	1	4	1	3	2	7	0.222	3	19	0.136	0	0	3.0	22	0.136
C 37 Long, Dale	6	6	1	10	7	16	0.304	2	10	6	6	8	16	0.333	15	32	0.319	0	0	14.5	47	0.309
C4/ Dogs of War	42	42	45	39	87	81	0.518	23	19	18	24	41	43	0.488	169	167	0.503	6	7	163.0	336	0.485
C 40 Caldwell, Tim	4	4	5	7	9	11	0.450	2	11	1	4	3	15	0.167	12	26	0.316	0	1	15.5	38	0.408
C 41 Wilkie, Felipe	10	5	5	10	15	15	0.500	9	6	7	7	16	13	0.552	31	28	0.525	1	1	21.5	59	0.364
C 42 Wiegand, Tom	7	5	9	3	16	8	0.667	10	2	6	6	16	8	0.667	32	16	0.667	1	1	41.0	48	0.854
C 43 Barnes, Marshall	2	11	0	7	2	18	0.100	1	5	5	8	6	13	0.316	8	31	0.205	1	1	5.0	39	0.128
C 44 Bradshaw, Rick	7	7	9	5	16	12	0.571	9	5	8	6	17	11	0.607	33	23	0.589	1	1	33.0	56	0.589
C 45 Gregory, Mark	8	4	8	5	16	9	0.640	11	2	5	9	16	11	0.593	32	20	0.615	1	1	28.5	52	0.548
C 46 Alexander, Chris	4	6	9	2	13	8	0.619	4	7	4	8	8	15	0.348	21	23	0.477	1	1	18.5	44	0.420
C5/ Jack Nine	46	38	56	28	102	66	0.607	25	17	30	12	55	29	0.655	212	124	0.631	25	16	226.0	336	0.673
C 50 Haynes, Chris	4	5	5	4	9	9	0.500	6	5	8	1	14	6	0.700	23	15	0.605	3	1	16.0	38	0.421
C 51 Evans, J.P.	5	6	11	1	16	7	0.696	7	5	8	3	15	8	0.652	31	15	0.674	3	2	39.0	46	0.848
C 52 McNamara, Tim	8	3	10	0	18	3	0.857	8	3	9	2	17	5	0.773	35	8	0.814	3	1	46.0	43	1.070
C 53 Schmaus, Darren	6	6	4	3	10	9	0.526	5	6	7	1	12	7	0.632	22	16	0.579	2	2	23.5	38	0.618
C 54 Gibbs, Keith	9	1	10	0	19	1	0.950	6	4	7	3	13	7	0.650	32	8	0.800	2	2	29.5	40	0.738
C 55 Peters, Bobby	1	2	3	9	4	11	0.267	3	2	5	0	8	2	0.800	12	13	0.480	3	2	16.0	25	0.640
C 56 Stepp, John	3	5	5	5	8	10	0.444	6	4	6	4	12	8	0.600	20	18	0.526	3	2	26.5	38	0.697
C 57 Watson, Jeff	1	5	4	6	5	11	0.313	5	4	3	3	8	7	0.533	13	18	0.419	3	2	11.0	31	0.355
C 58 Pleasant, Elisa	9	5	4	0	13	5	0.722	4	1	7	7	11	8	0.579	24	13	0.649	3	2	18.5	37	0.500
C6/ The Locals	46	38	42	42	88	80	0.524	25	17	23	19	48	36	0.571	184	152	0.548	0	0	222.5	336	0.662
C 60 Maccini, Billy	6	2	1	6	7	8	0.467	4	7	7	3	11	10	0.524	18	18	0.500	0	0	10.5	36	0.292
C 61 Emery, Mike	6	6	4	8	10	14	0.417	9	2	4	5	13	7	0.650	23	21	0.523	0	0	19.0	44	0.432
C 62 Eastmead, Phillip	14	0	14	0	28	0	1.000	11	3	9	4	20	7	0.741	48	7	0.873	0	0	91.0	55	1.655
C 63 Hanley, Jack	2	7	2	9	4	16	0.200	2	6	6	6	8	12	0.400	12	28	0.300	0	0	7.0	40	0.175
C 64 Kiekenapp, Bill	1	5	0	8	1	13	0.071	4	2	2	4	6	6	0.500	7	19	0.269	0	0	4.5	26	0.173
C 65 Bryant, Whit	8	6	12	2	20	8	0.714	10	4	7	7	17	11	0.607	37	19	0.661	0	0	46.5	56	0.830
C 66 Yang, Rob	7	7	7	7	14	14	0.500	8	5	10	4	18	9	0.667	32	23	0.582	0	0	30.5	55	0.555
C 67 Deeter, Ben	2	5	2	2	4	7	0.364	2	5	1	5	3	10	0.231	7	17	0.292	0	0	13.5	24	0.563
C7/ Bennington Brawlers	32	45	35	43	67	88	0.432	18	21	15	24	33	45	0.423	133	178	0.428	0	6	99.0	311	0.318
C 70 Perry, Matt	3	6	8	2	11	8	0.579	6	3	5	4	11	7	0.611	22	15	0.595	0	1	15.0	37	0.405
C 71 Carter, Shawn	7	4	5	6	12	10	0.545	7	5	7	6	14	11	0.560	26	21	0.553	0	1	14.5	47	0.309
C 72 Hobbs, Brian	4	5	7	3	11	8	0.579	5	4	3	6	8	10	0.444	19	18	0.514	0	1	21.5	37	0.581
C 73 Reynolds, Jon	3	6	4	5	7	11	0.389	3	6	2	5	5	11	0.313	12	22	0.353	0	0	8.5	34	0.250
C 74 Hoppert, Jason	3	3	2	5	5	8	0.385	4	5	2	6	6	11	0.353	11	19	0.367	0	1	10.0	30	0.333
C 75 Perry, Jim	2	1	3	2	5	3	0.625	3	3	2	4	5	7	0.417	10	10	0.500	0	0	8.5	20	0.425
C 76 Brantley, Kevin	3	2	3	1	6	3	0.667	3	2	2	2	5	4	0.556	11	7	0.611	0	0	5.5	18	0.306
C 77 Eilers, Ben	4	4	2	5	6	9	0.400	2	6	2	6	4	12	0.250	10	21	0.323	0	1	4.0	31	0.129
C 78 Lang, Kevin	2	10	0	11	2	21	0.087	1	5	4	5	5	10	0.333	7	31	0.184	0	1	9.5	38	0.250
C 79 Wiseman, Shawn	1	4	1	3	2	7	0.222	2	3	1	4	3	7	0.300	5	14	0.263	0	0	2.0	19	0.105
C8/ Hibernian Hooligans	21	63	21	63	42	126	0.250	9	33	10	32	19	65	0.226	80	256	0.238	0	0	72.0	336	0.214
C 80 Grant, Travis	6	7	2	8	8	15	0.348	2	7	2	7	4	14	0.222	12	29	0.293	0	0	10.5	41	0.256
C 81 Covel, Jason "Peewee"	1	12	5	8	6	20	0.231	2	11	2	10	4	21	0.160	10	41	0.196	0	0	13.5	51	0.265
C 82 Harris, Lief	2	9	1	10	3	19	0.136	1	10	4	7	5	17	0.227	8	36	0.182	0	0	11.0	44	0.250
C 83 Rufneck, Pete	0	2	0	3	0	5	0.000	0	3	0	3	0	6	0.000	0	11	0.000	0	0	3.5	11	0.318
C 84 Wiggins, Fred	3	10	5	7	8	17	0.320	6	7	2	10	8	17	0.320	16	34	0.320	0	0	10.5	50	0.210
C 85 Curwen, Gordon	1	2	0	4	1	6	0.143	1	4	1	3	2	7	0.222	3	13	0.188	0	0	1.0	16	0.063
C 86 Wiggins, Ryan	3	6	3	7	6	13	0.316	3	7	3	7	6	14	0.300	12	27	0.308	0	0	11.0	39	0.282
C 87 Daniels, Mike	4	10	3	12	7	22	0.241	2	10	4	11	6	21	0.222	13	43	0.232	0	0	10.0	56	0.179
C 88 Hanlon, Caitriona	1	5	2	4	3	9	0.250	1	7	2	6	3	13	0.188	6	22	0.214	0	0	1.0	28	0.036

		Singles	301	Singles	Cricket	Singles	Record	Singles Win %-age	Doubles	Cricket	Doubles	501	Doubles	Record	Doubles Win %-age	Sngls + Dbls	Record	Sngls + Dbls Win %-age	Tiebreaker Ws	Tiebreaker Ls	All-Star Points	Games Played	All-Star Point Average
D1/ Bulls Eye Blind		46	30	34	44	80	74	0.519	21	18	17	22	38	40	0.487	156	154	0.503	0	7	153.5	310	0.495
D 10	Allison, Frank	9	4	7	6	16	10	0.615	4	10	4	10	8	20	0.286	24	30	0.444	0	1	28.0	54	0.519
D 11	Hines, Curtis	2	9	4	7	6	16	0.273	2	6	2	7	4	13	0.235	10	29	0.256	0	1	7.0	39	0.179
D 12	Leonard, Shawn	9	4	6	7	15	11	0.577	9	4	6	7	15	11	0.577	30	22	0.577	0	1	36.0	52	0.692
D 13	Kaltz, Eric	6	4	0	8	6	12	0.333	3	5	3	6	6	11	0.353	12	23	0.343	0	1	11.5	35	0.329
D 14	Kruger, Lonny	8	4	7	7	15	11	0.577	9	4	7	7	16	11	0.593	31	22	0.585	0	1	14.5	53	0.274
D 15	Ray, Robert	6	1	7	1	13	2	0.867	7	2	6	3	13	5	0.722	26	7	0.788	0	1	33.0	33	1.000
D 16	Browndorf, Ken	6	4	3	8	9	12	0.429	8	5	6	4	14	9	0.609	23	21	0.523	0	1	23.5	44	0.534
D2/ Starving Dartists		35	49	49	35	84	84	0.500	20	22	19	23	39	45	0.464	162	174	0.482	0	6	133.5	336	0.397
D 20	Shown, Marc	8	6	7	7	15	13	0.536	9	5	6	7	15	12	0.556	30	25	0.545	0	1	29.5	55	0.536
D 21	Hendricks, Ron	5	1	10	2	15	3	0.833	8	4	4	8	12	12	0.500	27	15	0.643	0	1	24.5	42	0.583
D 22	Hartley, Kevin	6	8	5	8	11	16	0.407	7	7	5	6	12	13	0.480	23	29	0.442	0	1	11.5	52	0.221
D 23	Howell, John	5	9	6	8	11	17	0.393	8	8	7	8	15	16	0.484	26	33	0.441	0	1	21.0	59	0.356
D 24	Herman, Fritz	3	12	12	4	15	16	0.484	5	8	7	8	12	16	0.429	27	32	0.458	0	1	18.5	59	0.314
D 25	James, Bob	8	3	9	2	17	5	0.773	3	8	7	4	10	12	0.455	27	17	0.614	0	1	25.5	44	0.580
D 26	Caldwell, Daniel	0	0	0	0	0	0	#DIV/0!	0	0	0	0	0	0	#DIV/0!	0	0	#DIV/0!	0	0	0.0	0	#DIV/0!
D 27	Hartley, Bryan	0	10	0	4	0	14	0.000	0	4	2	5	2	9	0.182	2	23	0.080	0	0	3.0	25	0.120
D3/ Helter Skelter		44	40	40	44	84	84	0.500	17	25	27	15	44	40	0.524	172	164	0.512	0	6	173.0	336	0.515
D 30	Buckley, Bill	6	8	5	8	11	16	0.407	3	10	8	5	11	15	0.423	22	31	0.415	0	1	34.5	53	0.651
D 31	Buckley, Jennifer	6	10	5	9	11	19	0.367	11	5	9	6	20	11	0.645	31	30	0.508	0	1	10.5	61	0.172
D 32	Raquet, Mike	11	3	10	5	21	8	0.724	4	10	12	3	16	13	0.552	37	21	0.638	0	1	32.0	58	0.552
D 33	Brown, Jay	3	6	4	6	7	12	0.368	2	8	5	3	7	11	0.389	14	23	0.378	0	1	19.5	37	0.527
D 34	Sexton, Ray	4	10	2	12	6	22	0.214	4	9	7	8	11	17	0.393	17	39	0.304	0	1	9.5	56	0.170
D 35	Downs, Aaron	11	3	12	2	23	5	0.821	10	4	11	3	21	7	0.750	44	12	0.786	0	1	57.5	56	1.027
D 36	Hardison, Jon	3	0	1	2	4	2	0.667	0	3	1	2	1	5	0.167	5	7	0.417	0	0	7.5	12	0.625
D 37	Shaffer, Brian	0	0	1	0	1	0	1.000	0	1	1	0	1	1	0.500	2	1	0.667	0	0	2.0	3	0.667
D4/ Imports & Domestics		52	32	60	24	112	56	0.667	26	16	27	15	53	31	0.631	218	118	0.649	7	0	202.0	336	0.601
D 40	Lamb, Mark	10	4	13	1	23	5	0.821	11	3	11	2	22	5	0.815	45	10	0.818	1	0	51.0	55	0.927
D 41	Dickman, Sheila	7	7	1	3	8	10	0.444	3	8	4	7	7	15	0.318	15	25	0.375	1	0	5.5	40	0.138
D 42	Tourout, Glenn	8	6	12	2	20	8	0.714	10	4	10	4	20	8	0.714	40	16	0.714	1	0	49.5	56	0.884
D 43	Dudley, Robert	6	4	5	6	11	10	0.524	2	4	4	4	6	8	0.429	17	18	0.486	1	0	15.0	35	0.429
D 44	Dudley, Debbie	3	3	3	6	6	9	0.400	2	5	2	5	4	10	0.286	10	19	0.345	0	0	8.0	29	0.276
D 45	Martinez, Vince	7	3	12	1	19	4	0.826	10	3	7	5	17	8	0.680	36	12	0.750	1	0	28.0	48	0.583
D 46	Cusher, Dean	10	2	12	1	22	3	0.880	11	3	11	3	22	6	0.786	44	9	0.830	1	0	33.5	53	0.632
D 47	Nelson, Shane	1	3	2	4	3	7	0.300	3	2	5	0	8	2	0.800	11	9	0.550	1	0	11.5	20	0.575
D5/ Hammered Heads		38	46	34	50	72	96	0.429	19	23	22	20	41	43	0.488	154	182	0.458	0	0	147.5	336	0.439
D 50	Dougherty, Henry	0	9	0	11	0	20	0.000	2	8	4	5	6	13	0.316	6	33	0.154	0	0	0.0	39	0.000
D 51	Lupien, Bam	3	10	1	7	4	17	0.190	0	8	5	6	5	14	0.263	9	31	0.225	0	0	5.5	40	0.138
D 52	Fournier, Chris	6	6	6	6	12	12	0.500	7	6	8	6	15	12	0.556	27	24	0.529	0	0	23.5	51	0.461
D 53	Martinez, Vicente	10	2	12	2	22	4	0.846	8	5	8	5	16	10	0.615	38	14	0.731	0	0	40.0	52	0.769
D 54	Rhodes, Chris	6	5	1	11	7	16	0.304	5	8	4	6	9	14	0.391	16	30	0.348	0	0	21.5	46	0.467
D 55	Sarantos, Alex	3	4	4	3	7	7	0.500	6	2	7	1	13	3	0.813	20	10	0.667	0	0	17.0	30	0.567
D 56	Kron, Jay	8	5	5	8	13	13	0.500	5	7	5	7	10	14	0.417	23	27	0.460	0	0	20.0	50	0.400
D 57	Sawyer, Matt	2	5	5	2	7	7	0.500	5	2	3	4	8	6	0.571	15	13	0.536	0	0	20.0	28	0.714
D6/ Traveling Beer Bellies		36	36	35	37	71	73	0.493	16	20	19	17	35	37	0.486	141	147	0.490	7	6	94.5	288	0.328
D 60	Phillips, Britt	5	5	2	5	7	10	0.412	3	7	6	1	9	8	0.529	16	18	0.471	1	1	4.5	34	0.132
D 61	McCredie, Bob	6	3	2	7	8	10	0.444	5	2	3	3	8	5	0.615	16	15	0.516	1	0	13.5	31	0.435
D 62	Krasnow, Dave	5	5	7	3	12	8	0.600	6	3	4	6	10	9	0.526	22	17	0.564	1	1	19.0	39	0.487
D 63	Yoneoka, Oakie	4	6	0	1	4	7	0.364	0	1	3	3	3	4	0.429	7	11	0.389	0	0	0.0	18	0.000
D 64	Knight, Steve	1	3	1	9	2	12	0.143	3	4	3	5	6	9	0.400	8	21	0.276	1	1	6.0	29	0.207
D 65	Dowd, Brian	4	3	7	2	11	5	0.688	4	5	5	4	9	9	0.500	20	14	0.588	1	0	7.5	34	0.221
D 66	Kring, Jeremy	4	5	8	3	12	8	0.600	3	8	6	4	9	12	0.429	21	20	0.512	1	1	20.5	41	0.500
D 67	Feller, Keith	4	3	5	3	9	6	0.600	4	6	6	4	10	10	0.500	19	16	0.543	1	1	18.5	35	0.529
D 68	Hansen, Paul	3	3	3	4	6	7	0.462	4	4	2	4	6	8	0.429	12	15	0.444	0	1	5.0	27	0.185
D7/ Pit Crew		42	42	44	40	86	82	0.512	25	17	19	23	44	40	0.524	174	162	0.518	25	0	129.5	336	0.385
D 70	Thomas, Jason "Jay T"	8	4	10	3	18	7	0.720	11	2	3	9	14	11	0.560	32	18	0.640	3	0	0.0	50	0.000
D 71	Thomas, Joe "Antique"	11	2	1	2	12	4	0.750	6	3	3	3	9	6	0.600	21	10	0.677	3	0	14.5	31	0.468
D 72	Bird, Vic	1	3	2	2	3	5	0.375	0	3	2	1	2	4	0.333	5	9	0.357	3	0	4.5	14	0.321
D 73	Gower, Jeff	6	6	7	3	13	9	0.591	6	4	7	2	13	6	0.684	26	15	0.634	2	0	24.0	41	0.585
D 74	Jobe, Crawford "CJ"	5	7	11	2	16	9	0.640	4	8	3	8	7	16	0.304	23	25	0.479	3	0	30.0	48	0.625
D 75	Helmes, D.J.	1	7	3	7	4	14	0.222	3	3	3	6	6	9	0.400	10	23	0.303	3	0	9.0	33	0.273
D 76	Side, Eric	7	6	6	7	13	13	0.500	7	6	8	4	15	10	0.600	28	23	0.549	3	0	21.5	51	0.422
D 77	Gower, Jeremy	2	4	1	4	3	8	0.273	6	2	6	1	12	3	0.800	15	11	0.577	2	0	5.5	26	0.212
D 78	Hall, Mike	1	0	1	0	2	0	1.000	2	0	2	2	4	2	0.667	6	2	0.750	0	0	6.0	8	0.750
D 79	Maze, Sam	0	3	2	10	2	13	0.133	5	3	1	10	6	13	0.316	8	26	0.235	3	0	14.5	34	0.426
D8/ Money Shot		31	51	33	51	64	102	0.386	20	22	15	27	35	49	0.417	134	200	0.401	0	6	135.0	334	0.404
D 80	Colton, Mitch	8	6	6	9	14	15	0.483	6	8	5	11	11	19	0.367	25	34	0.424	0	1	35.0	59	0.593
D 81	Thorne, Scott	4	10	3	8	7	18	0.280	6	8	6	8	12	16	0.429	19	34	0.358	0	1	18.0	53	0.340
D 82	Thorne, Rick	3	4	3	5	6	9	0.400	3	4	2	2	5	6	0.455	11	15	0.423	0	0	11.5	26	0.442
D 83	Thorne, Marshall	7	8	8	7	15	15	0.500	9	5	3	11	12	16	0.429	27	31	0.466	0	1	22.0	58	0.379
D 84	Moore, B.J.	4	9	6	9	10	18	0.357	5	9	7	7	12	16	0.429	22	34	0.393	0	1	15.5	56	0.277
D 85	Carroll, Josh	3	9	4	7	7	16	0.304	4	8	3	8	7	16	0.304	14	32	0.304	0	1	25.0	46	0.543
D 86	Cleveland, Craig	2	2	2	3	4	5	0.444	4	1	2	2	6	3	0.667	10	8	0.556	0	0	6.0	18	0.333
D 87	Austin, Bobby	0	3	1	2	1	5	0.167	2	1	0	3	2	4	0.333	3	9	0.250	0	1	2.0	12	0.167
D 88	Titsworth, Dan	0	0	0	0	0	0	#DIV/0!	0	0	0	0	0	0	#DIV/0!	0	0	#DIV/0!	0	0	0.0	0	#DIV/0!
D 89	Thorne, Jake	0	0	0	1	0	1	0.000	1	0	2	2	3	2	0.600	3	3	0.500	0	0	0.0	6	0.000

	Singles		Singles		Singles		Singles Win %-age	Doubles		Doubles		Doubles		Doubles Win %-age	Sngls + Dbls		Sngls + Dbls Win %-age	Tiebreaker Ws	Tiebreaker Ls	All-Star Points	Games Played	All-Star Point Average
	301		Cricket		Record			Cricket		501		Record			Record							
E1/ Is it in?	37	41	38	40	75	81	0.481	17	22	16	23	33	45	0.423	141	171	0.452	7	0	114.0	312	0.365
E 10 Alcon, Tony	3	7	5	8	8	15	0.348	6	7	6	5	12	12	0.500	20	27	0.426	1	0	22.5	47	0.479
E 11 Groves, Phil	6	7	7	5	13	12	0.520	4	7	2	8	6	15	0.286	19	27	0.413	1	0	15.0	46	0.326
E 12 Connelly, Patrick	2	7	1	1	3	8	0.273	1	2	5	5	6	7	0.462	9	15	0.375	1	0	4.5	24	0.188
E 13 Bozza, Doug	6	5	8	4	14	9	0.609	5	7	5	5	10	12	0.455	24	21	0.533	1	0	12.5	45	0.278
E 14 Metters, Paul	6	6	4	8	10	14	0.417	5	8	3	8	8	16	0.333	18	30	0.375	1	0	21.0	48	0.438
E 15 Moore, Ken	4	5	6	7	10	12	0.455	6	6	7	5	13	11	0.542	23	23	0.500	1	0	17.0	46	0.370
E 16 Maley, Dave	9	3	7	5	16	8	0.667	6	6	3	8	9	14	0.391	25	22	0.532	1	0	20.5	47	0.436
E 17 d'Ambrosi, Heather	1	1	0	2	1	3	0.250	1	1	1	2	2	3	0.400	3	6	0.333	0	0	1.0	9	0.111
E2/ Like To Party	44	40	40	44	84	84	0.500	26	16	22	20	48	36	0.571	180	156	0.536	7	0	152.5	336	0.454
E 20 Wilcox, Julie	2	3	5	9	7	12	0.368	8	5	4	5	12	10	0.545	19	22	0.463	1	0	19.0	41	0.463
E 21 Scott, Kevin	10	4	11	2	21	6	0.778	11	3	3	6	14	9	0.609	35	15	0.700	1	0	30.0	50	0.600
E 22 Balikcioglu, Metin	5	4	4	5	9	9	0.500	5	2	3	5	8	7	0.533	17	16	0.515	1	0	13.5	33	0.409
E 23 Watson, Michael	5	4	1	7	6	11	0.353	3	6	4	3	7	9	0.438	13	20	0.394	0	0	6.5	33	0.197
E 24 Uehling, Peg	2	9	0	1	2	10	0.167	2	3	3	8	5	11	0.313	7	21	0.250	1	0	1.0	28	0.036
E 25 Roediger, Frank	5	4	0	3	5	7	0.417	1	2	2	7	3	9	0.250	8	16	0.333	0	0	6.0	24	0.250
E 26 Fortner, Alvin	1	2	3	4	4	6	0.400	2	3	5	0	7	3	0.700	11	9	0.550	1	0	8.0	20	0.400
E 27 Innis, Richard	3	7	6	4	9	11	0.450	7	3	8	3	15	6	0.714	24	17	0.585	1	0	20.0	41	0.488
E 28 Wilcox, Randy	11	3	10	4	21	7	0.750	10	3	12	1	22	4	0.846	43	11	0.796	1	0	44.0	54	0.815
E 29 Carbone, Lennie	0	0	0	5	0	5	0.000	3	2	0	2	3	4	0.429	3	9	0.250	0	0	4.5	12	0.375
E3/ Board 2 Death	51	33	48	36	99	69	0.589	18	24	23	19	41	43	0.488	181	155	0.539	0	13	160.0	336	0.476
E 30 Knott, Ryan	2	4	3	3	5	7	0.417	1	1	1	5	2	6	0.250	7	13	0.350	0	2	11.5	20	0.575
E 31 Knott, Ronnie	10	4	11	3	21	7	0.750	7	7	11	3	18	10	0.643	39	17	0.696	0	2	30.5	56	0.545
E 32 Lane, Jonathan	9	5	10	4	19	9	0.679	7	7	8	6	15	13	0.536	34	22	0.607	0	2	27.0	56	0.482
E 33 Hayes, Chad	7	4	8	4	15	8	0.652	5	7	7	3	12	10	0.545	27	18	0.600	0	2	26.0	45	0.578
E 34 Folsom, Kevin	1	1	2	6	3	7	0.300	1	8	2	4	3	12	0.200	6	19	0.240	0	1	2.5	25	0.100
E 35 Davis, Kevin	7	6	4	7	11	13	0.458	5	6	8	6	13	12	0.520	24	25	0.490	0	2	21.0	49	0.429
E 36 Sautter, Scott	10	4	3	6	13	10	0.565	7	6	6	7	13	13	0.500	26	23	0.531	0	2	23.5	49	0.480
E 37 Sautter, Don	5	5	7	3	12	8	0.600	3	6	3	4	6	10	0.375	18	18	0.500	0	0	18.0	36	0.500
E4/ BFD	41	42	36	48	77	90	0.461	14	28	18	24	32	52	0.381	141	194	0.421	0	7	98.0	335	0.293
E 40 Jordan, Jody	6	7	2	7	8	14	0.364	3	7	6	5	9	12	0.429	17	26	0.395	0	1	9.5	43	0.221
E 41 Garner, Eric	2	2	0	3	2	5	0.286	0	3	1	1	1	4	0.200	3	9	0.250	0	0	3.0	12	0.250
E 42 Willman, John	3	2	5	2	8	4	0.667	2	5	4	2	6	7	0.462	14	11	0.560	0	1	13.0	25	0.520
E 43 Schon, Chris	8	4	8	5	16	9	0.640	6	9	4	9	10	18	0.357	26	27	0.491	0	1	18.0	53	0.340
E 44 Bryson, Jeff	4	7	5	8	9	15	0.375	4	9	4	8	8	17	0.320	17	32	0.347	0	1	9.5	49	0.194
E 45 Roseboro, John	7	4	4	10	11	14	0.440	4	9	4	9	8	18	0.308	19	32	0.373	0	1	13.5	51	0.265
E 46 Bradley, Ryan	0	2	3	0	3	2	0.600	1	2	0	1	1	3	0.250	4	5	0.444	0	0	11.0	9	1.222
E 47 Young, Mike	7	8	5	7	12	15	0.444	7	6	7	9	14	15	0.483	26	30	0.464	0	1	16.0	56	0.286
E 48 Blanda, Chris	4	6	4	6	8	12	0.400	1	6	6	4	7	10	0.412	15	22	0.405	0	1	4.5	37	0.122
E5/ Damnifino	45	38	41	43	86	81	0.515	18	24	20	22	38	46	0.452	162	173	0.484	14	8	122.5	335	0.366
E 50 Wells, John "Boy"	4	5	8	5	12	10	0.545	5	8	6	6	11	14	0.440	23	24	0.489	2	1	27.0	47	0.574
E 51 Thompkins, Tommy	5	7	0	3	5	10	0.333	0	5	4	8	4	13	0.235	9	23	0.281	2	1	2.0	32	0.063
E 52 Walters, Jason	10	4	8	4	18	8	0.692	10	4	8	4	18	8	0.692	36	16	0.692	2	1	33.0	52	0.635
E 53 Barnes, Derek	3	5	4	10	7	15	0.318	5	7	4	7	9	14	0.391	16	29	0.356	2	1	10.5	45	0.233
E 54 Brown, Mike	8	5	6	3	14	8	0.636	5	7	5	5	10	12	0.455	24	20	0.545	2	1	15.0	44	0.341
E 55 Brown, Phil	6	4	10	2	16	6	0.727	6	6	6	4	12	10	0.545	28	16	0.636	1	1	22.0	44	0.500
E 56 Brown, Brandon	2	4	2	7	4	11	0.267	1	2	0	3	1	5	0.167	5	16	0.238	1	1	3.0	21	0.143
E 57 Thompson, Barry	7	4	3	9	10	13	0.435	4	9	7	7	11	16	0.407	21	29	0.420	2	1	10.0	50	0.200
E6/ Coral Reefers	41	43	53	31	94	74	0.560	33	9	22	20	55	29	0.655	204	132	0.607	7	0	193.0	336	0.574
E 60 Gallagher, Jim	7	6	11	2	18	8	0.692	8	5	5	6	13	11	0.542	31	19	0.620	1	0	34.5	50	0.690
E 61 Smith, Van	5	8	8	5	13	13	0.500	14	0	4	6	18	6	0.750	31	19	0.620	1	0	17.5	50	0.350
E 62 Wilcenski, Steve	9	3	10	2	19	5	0.792	11	1	11	1	22	2	0.917	41	7	0.854	0	0	58.5	48	1.219
E 63 Wade, Nate	9	4	10	3	19	7	0.731	12	1	9	4	21	5	0.808	40	12	0.769	1	0	45.0	52	0.865
E 64 Williams, Nelson	1	6	4	5	5	11	0.313	7	1	1	5	8	6	0.571	13	17	0.433	1	0	11.0	30	0.367
E 65 Peoples, Chris	2	2	3	4	5	6	0.455	5	3	2	3	7	6	0.538	12	12	0.500	1	0	7.5	24	0.313
E 66 Jarvah, Sean	6	2	2	2	8	4	0.667	1	2	3	3	4	5	0.444	12	9	0.571	1	0	7.0	21	0.333
E 67 Cullen, Pat	2	9	1	2	3	11	0.214	1	1	3	8	4	9	0.308	7	20	0.259	1	0	3.0	27	0.111
E 68 Sedgwick, Jim	0	0	0	0	0	0	#DIV/0!	0	0	2	1	2	1	0.667	2	1	0.667	0	0	0.0	3	0.000
E 69 Boyd, Richard	0	3	4	6	4	9	0.308	7	4	4	3	11	7	0.611	15	16	0.484	0	0	9.0	31	0.290
E7/ Sammy's Tap & Grill	33	45	35	43	68	88	0.436	17	22	23	16	40	38	0.513	148	164	0.474	6	6	109.5	312	0.351
E 70 Barnes, George	6	6	7	5	13	11	0.542	8	4	9	4	17	8	0.680	30	19	0.612	1	1	14.5	49	0.296
E 71 Fournier, Jeff	5	7	5	7	10	14	0.417	3	8	7	4	10	12	0.455	20	26	0.435	1	1	16.0	46	0.348
E 72 Batchelor, Ian	0	0	0	0	0	0	#DIV/0!	0	0	0	0	0	0	#DIV/0!	0	0	#DIV/0!	0	0	0.0	0	#DIV/0!
E 73 Doroshenko, Kim	3	9	1	10	4	19	0.174	5	7	8	4	13	11	0.542	17	30	0.362	1	1	11.5	47	0.245
E 74 Kessler, James	6	6	9	3	15	9	0.625	6	6	9	3	15	9	0.625	30	18	0.625	1	1	21.5	48	0.448
E 75 Sypher, Steve	0	2	0	2	0	4	0.000	1	1	0	2	1	3	0.250	1	7	0.125	0	0	1.0	8	0.125
E 76 Saunders, Billy	4	3	1	6	5	9	0.357	3	4	4	3	7	7	0.500	12	16	0.429	0	1	11.0	28	0.393
E 77 Doroshenko, Jim	5	6	6	6	11	12	0.478	4	7	3	8	7	15	0.318	18	27	0.400	1	1	17.0	45	0.378
E 78 Couch, Frank	4	6	6	4	10	10	0.500	4	7	6	4	10	11	0.476	20	21	0.488	1	0	17.0	41	0.415
E8/ Dive Bombers	36	48	39	45	75	93	0.446	22	20	21	21	43	41	0.512	161	175	0.479	5	13	131.0	336	0.390
E 80 Lee, Carl	9	4	9	4	18	8	0.692	10	4	11	4	21	8	0.724	39	16	0.709	1	2	28.0	55	0.509
E 81 Huff, Matt	4	8	6	7	10	15	0.400	10	3	9	2	19	5	0.792	29	20	0.592	0	1	15.5	49	0.316
E 82 Dunn, Thom	2	9	2	8	4	17	0.190	0	1	0	1	0	2	0.000	4	19	0.174	0	0	4.5	23	0.196
E 83 Flowers, Fred	5	8	3	3	8	11	0.421	4	9	8	6	12	15	0.444	20	26	0.435	1	2	7.5	46	0.163
E 84 Reitano, Sal	6	7	11	3	17	10	0.630	7	7	7	7	14	14	0.500	31	24	0.564	1	2	41.5	55	0.755
E 85 Duncan, Jeff	7	6	4	8	11	14	0.440	7	8	3	9	10	17	0.370	21	31	0.404	1	2	14.0	52	0.269
E 86 Johns, David	3	2	1	5	4	7	0.364	4	2	2	4	6	6	0.500	10	13	0.435	0	2	12.5	23	0.543
E 87 Meyer, Jim "Jimmay"	0	4	3	7	3	11	0.214	2	6	2	9	4	15	0.211	7	26	0.212	1	2	7.5	33	0.227

	Singles 301		Singles Cricket		Singles Record		Singles Win %-age	Doubles Cricket		Doubles 501		Doubles Record		Doubles Win %-age	Sngls + Dbls Record		Sngls + Dbls Win %-age	Tiebreaker Ws	Tiebreaker Ls	All-Star Points	Games Played	All-Star Point Average
F1/ The SurReal DeCoys	57	27	45	39	102	66	0.607	23	19	29	13	52	32	0.619	206	130	0.613	0	0	133.0	336	0.396
F 10 Moeschet, Cathy	0	0	0	0	0	0	#DIV/0!	0	0	0	0	0	0	#DIV/0!	0	0	#DIV/0!	0	0	0.0	0	#DIV/0!
F 11 Carawon, Bob	9	5	4	11	13	16	0.448	6	7	11	4	17	11	0.607	30	27	0.526	0	0	13.5	57	0.237
F 12 Peers, Martin	1	1	1	1	2	2	0.500	0	2	1	1	1	3	0.250	3	5	0.375	0	0	1.0	8	0.125
F 13 Wickstrom, Bob	8	6	6	8	14	14	0.500	7	5	9	4	16	9	0.640	30	23	0.566	0	0	19.5	53	0.368
F 14 Converse, Stan	8	4	9	4	17	8	0.680	7	6	11	2	18	8	0.692	35	16	0.686	0	0	24.0	51	0.471
F 15 Van Olst, Jason	7	4	7	4	14	8	0.636	6	5	6	3	12	8	0.600	26	16	0.619	0	0	13.5	42	0.321
F 16 Lee, Ronnie	13	2	7	7	20	9	0.690	8	6	8	6	16	12	0.571	36	21	0.632	0	0	28.5	57	0.500
F 17 Glendy, Mike	3	0	3	1	6	1	0.857	3	1	3	1	6	2	0.750	12	3	0.800	0	0	17.5	15	1.167
F 18 Casadonte, Paul	3	1	3	1	6	2	0.750	5	1	4	1	9	2	0.818	15	4	0.789	0	0	5.0	19	0.263
F 19 Lee, Chris	5	4	5	2	10	6	0.625	4	5	5	4	9	9	0.500	19	15	0.559	0	0	10.5	34	0.309
F2/ The Leftovers	38	40	49	29	87	69	0.558	23	16	22	17	45	33	0.577	177	135	0.567	0	0	116.0	312	0.372
F 20 Thomas, Tony	6	3	11	2	17	5	0.773	11	2	8	5	19	7	0.731	36	12	0.750	0	0	20.5	48	0.427
F 21 Thomas, Brent	6	7	10	3	16	10	0.615	6	7	8	5	14	12	0.538	30	22	0.577	0	0	24.5	52	0.471
F 22 McCurry, Gregg	7	6	8	5	15	11	0.577	11	2	7	5	18	7	0.720	33	18	0.647	0	0	30.0	51	0.588
F 23 McCurry, Justin	1	1	1	2	2	3	0.400	1	3	2	2	3	5	0.375	5	8	0.385	0	0	1.5	13	0.115
F 24 Welborn, Tim	7	5	7	5	14	10	0.583	7	5	7	4	14	9	0.609	28	19	0.596	0	0	17.5	47	0.372
F 25 Boutieller, Tina	4	9	1	3	5	12	0.294	0	3	4	5	4	8	0.333	9	20	0.310	0	0	1.0	29	0.034
F 26 Conway, Paul	6	7	5	5	11	12	0.478	5	8	4	2	9	10	0.474	20	22	0.476	0	0	14.0	42	0.333
F 27 Espy, Jerry	1	2	6	4	7	6	0.538	5	2	4	6	9	8	0.529	16	14	0.533	0	0	7.0	30	0.233
F3/ Menace 2 Sobriety	46	38	36	48	82	86	0.488	22	20	18	24	40	44	0.476	162	174	0.482	8	7	95.5	336	0.284
F 30 Johnson, Dave	4	3	6	7	10	10	0.500	8	5	7	6	15	11	0.577	25	21	0.543	1	1	17.5	46	0.380
F 31 Johnson, Jennifer	2	3	0	3	2	6	0.250	2	5	1	3	3	8	0.273	5	14	0.263	0	1	2.0	19	0.105
F 32 McCartney, Eric	0	5	1	6	1	11	0.083	3	4	0	3	3	7	0.300	4	18	0.182	1	0	9.5	22	0.432
F 33 Wagner, Dave	2	0	0	0	2	0	1.000	0	0	0	0	0	0	#DIV/0!	2	0	1.000	0	0	0.0	2	0.000
F 34 Patel, Sam	1	4	3	8	4	12	0.250	3	3	6	6	9	9	0.500	13	21	0.382	1	1	6.0	34	0.176
F 35 Bouchard, Keith	9	5	5	4	14	9	0.609	4	6	5	9	9	15	0.375	23	24	0.489	1	1	14.5	47	0.309
F 36 Polenz, Steve	11	3	9	4	20	7	0.741	7	5	6	5	13	10	0.565	33	17	0.660	1	1	12.0	50	0.240
F 37 White, J.J.	10	2	5	6	15	8	0.652	7	5	3	7	10	12	0.455	25	20	0.556	1	1	16.0	45	0.356
F 38 Karieva, Keith	6	6	3	8	9	14	0.391	4	4	4	6	8	10	0.444	17	24	0.415	1	1	9.5	41	0.232
F 39 Price, Brady	1	7	4	2	5	9	0.357	6	3	4	3	10	6	0.625	15	15	0.500	1	0	8.5	30	0.283
F4/ Designated Divers	34	50	46	38	80	88	0.476	24	18	24	18	48	36	0.571	176	160	0.524	6	0	119.5	336	0.356
F 40 McAlpin, Jack	7	5	7	6	14	11	0.560	6	5	6	5	12	10	0.545	26	21	0.553	1	0	22.0	47	0.468
F 41 Chan, Ed	4	10	4	8	8	18	0.308	4	9	8	6	12	15	0.444	20	33	0.377	1	0	8.5	53	0.160
F 42 Gotlibowski, Jim	6	7	11	1	17	8	0.680	13	0	9	4	22	4	0.846	39	12	0.765	1	0	19.5	51	0.382
F 43 Marsh, John	1	12	4	8	5	20	0.200	7	6	8	5	15	11	0.577	20	31	0.392	1	0	16.0	51	0.314
F 44 Krug, Jon	6	7	7	7	13	14	0.481	8	6	6	6	14	12	0.538	27	26	0.509	1	0	17.0	53	0.321
F 45 Holland, Kory	2	4	1	4	3	8	0.273	2	2	4	3	6	5	0.545	9	13	0.409	0	0	6.5	22	0.295
F 46 Ackley, Sean	7	4	9	4	16	8	0.667	7	6	7	5	14	11	0.560	30	19	0.612	1	0	25.5	49	0.520
F 47 Barry, Shane	1	1	3	0	4	1	0.800	1	2	0	2	1	4	0.200	5	5	0.500	0	0	4.5	10	0.450
F5/ Better At Pool	41	43	31	53	72	96	0.429	20	22	23	19	43	41	0.512	158	178	0.470	7	8	101.5	336	0.302
F 50 Hall, Frank	7	4	4	7	11	11	0.500	6	5	7	4	13	9	0.591	24	20	0.545	1	1	22.0	44	0.500
F 51 Bohanan, Heather	6	6	2	7	8	13	0.381	2	8	7	1	9	9	0.500	17	22	0.436	1	1	11.5	39	0.295
F 52 Balena, Frank	5	9	6	8	11	17	0.393	7	7	9	5	16	12	0.571	27	29	0.482	1	1	6.0	56	0.107
F 53 Gillett, Galen	6	4	4	5	10	9	0.526	6	4	5	4	11	8	0.579	21	17	0.553	1	1	17.0	38	0.447
F 54 Hall, Danny	4	7	6	5	10	12	0.455	3	9	7	5	10	14	0.417	20	26	0.435	1	1	14.0	46	0.304
F 55 Yarley, Scott	2	4	1	7	3	11	0.214	5	2	2	4	7	6	0.538	10	17	0.370	1	1	8.0	27	0.296
F 56 McEwen, William	6	5	7	6	13	11	0.542	8	4	7	6	15	10	0.600	28	21	0.571	1	1	17.0	49	0.347
F 57 Park, Ed	5	4	1	8	6	12	0.333	3	5	2	9	5	14	0.263	11	26	0.297	0	1	6.0	37	0.162
F6/ Ale-ing Archers	43	35	54	24	97	59	0.622	20	19	19	20	39	39	0.500	175	137	0.561	0	7	127.0	312	0.407
F 60 Clark, Patrick	9	1	7	4	16	5	0.762	8	4	6	7	14	11	0.560	30	16	0.652	0	1	22.5	46	0.489
F 61 Harvey, Justin	7	5	5	6	12	11	0.522	5	6	6	2	11	8	0.579	23	19	0.548	0	1	13.0	42	0.310
F 62 Mushow, Tom	0	4	8	3	8	7	0.533	6	5	4	4	10	9	0.526	18	16	0.529	0	1	14.0	34	0.412
F 63 Mushow, Dave	5	5	8	3	13	8	0.619	5	6	4	7	9	13	0.409	22	21	0.512	0	1	20.5	43	0.477
F 64 Schwochow, Andy	9	3	10	2	19	5	0.792	7	5	2	4	9	9	0.500	28	14	0.667	0	1	22.0	42	0.524
F 65 Rink, Matt	4	4	7	2	11	6	0.647	3	6	7	3	10	9	0.526	21	15	0.583	0	0	5.5	36	0.153
F 66 Greene, Sebastian	6	4	9	3	15	7	0.682	6	5	4	7	10	12	0.455	25	19	0.568	0	1	28.5	44	0.648
F 67 Greene, Missy	3	9	0	1	3	10	0.231	0	1	5	6	5	7	0.417	8	17	0.320	0	1	1.0	25	0.040
F 68 Ohnmacht, Ryan	0	0	0	0	0	0	#DIV/0!	0	0	0	0	0	0	#DIV/0!	0	0	#DIV/0!	0	0	0.0	0	#DIV/0!
F7/ Death Throw	42	42	50	34	92	76	0.548	27	15	18	24	45	39	0.536	182	154	0.542	0	0	130.5	336	0.388
F 70 Willis, Tolson	5	6	10	3	15	9	0.625	9	4	7	6	16	10	0.615	31	19	0.620	0	0	18.5	50	0.370
F 71 Hogan, Neal	12	2	8	5	20	7	0.741	10	4	8	6	18	10	0.643	38	17	0.691	0	0	31.0	55	0.564
F 72 Thompson, Ben	1	3	6	5	7	8	0.467	10	2	2	8	12	10	0.545	19	18	0.514	0	0	13.0	37	0.351
F 73 Zimmerman, Mike	6	5	0	1	6	6	0.500	0	0	1	5	1	5	0.167	7	11	0.389	0	0	1.5	18	0.083
F 74 Dysard, Rick	8	7	9	5	17	12	0.586	7	7	4	8	11	15	0.423	28	27	0.509	0	0	25.0	55	0.455
F 75 Woodlief, Neal	0	0	0	0	0	0	#DIV/0!	0	0	0	0	0	0	#DIV/0!	0	0	#DIV/0!	0	0	0.0	0	#DIV/0!
F 76 Brophy, Sean	5	8	7	5	12	13	0.480	4	7	2	6	6	13	0.316	18	26	0.409	0	0	17.0	44	0.386
F 77 Price, Greg	4	8	4	5	8	13	0.381	6	4	5	4	11	8	0.579	19	21	0.475	0	0	10.0	40	0.250
F 78 Perera, Mike	1	3	6	4	7	7	0.500	8	2	6	5	14	7	0.667	21	14	0.600	0	0	14.5	35	0.414
F 79 Dixon, Jeff	0	0	0	1	0	1	0.000	0	0	1	0	1	0	1.000	1	1	0.500	0	0	0.0	2	0.000
F8/ Crazy Beaches!	23	49	13	59	36	108	0.250	3	33	9	27	12	60	0.167	60	228	0.208	0	0	62.5	288	0.217
F 80 Wells, Tami	4	4	1	10	5	14	0.263	2	6	2	8	4	14	0.222	9	28	0.243	0	0	10.0	37	0.270
F 81 Blackwelder, Deborah	8	2	5	6	13	8	0.619	0	10	5	7	5	17	0.227	18	25	0.419	0	0	12.0	43	0.279
F 82 Bradshaw, MaryJane	4	10	1	14	5	24	0.172	2	16	4	10	6	26	0.188	11	50	0.180	0	0	11.5	61	0.189
F 83 Christensen, Alice	0	4	0	4	0	8	0.000	0	4	0	4	0	8	0.000	0	16	0.000	0	0	0.0	16	0.000
F 84 Fournier, Michelle	1	1	0	1	1	2	0.333	0	1	0	1	0	2	0.000	1	4	0.200	0	0	0.0	5	0.000
F 85 Jones, Linda	1	10	1	11	2	21	0.087	1	10	2	9	3	19	0.136	5	40	0.111	0	0	7.0	45	0.156
F 86 McCray, Karla	3	13	4	7	7	20	0.259	1	13	3	10	4	23	0.148	11	43	0.204	0	0	15.5	54	0.287
F 87 Freeman, Tracy	2	5	1	6	3	11	0.214	0	6	2	5	2	11	0.154	5	22	0.185	0	0	6.5	27	0.241

	Singles	301	Singles	Cricket	Singles	Record	Singles Win %-age	Doubles	Cricket	Doubles	501	Doubles	Record	Doubles Win %-age	Sngls + Dbls	Record	Sngls + Dbls Win %-age	Tiebreaker Ws	Tiebreaker Ls	All-Star Points	Games Played	All-Star Point Average
G1/ Any Given Wednesday	38	34	37	35	75	69	0.521	18	18	12	24	30	42	0.417	135	153	0.469	13	6	80.5	288	0.280
G 10 Kunesh, Joe	7	5	6	6	13	11	0.542	5	6	2	7	7	13	0.350	20	24	0.455	2	1	12.5	44	0.284
G 11 Rouse, Chuck	4	5	1	5	5	10	0.333	3	4	3	8	6	12	0.333	11	22	0.333	2	1	2.5	33	0.076
G 12 Wilkinson, Charlie	9	3	1	8	10	11	0.476	4	5	4	7	8	12	0.400	18	23	0.439	2	1	8.5	41	0.207
G 13 Hall, Steven	3	6	6	5	9	11	0.450	3	7	3	5	6	12	0.333	15	23	0.395	1	1	8.5	38	0.224
G 14 Powell, Mark	4	6	11	1	15	7	0.682	8	4	6	6	14	10	0.583	29	17	0.630	2	1	20.0	46	0.435
G 15 Powell, Zachary	3	6	3	9	6	15	0.286	7	5	4	7	11	12	0.478	17	27	0.386	2	1	13.5	44	0.307
G 16 Rube, Bob	8	3	9	1	17	4	0.810	6	5	2	8	8	13	0.381	25	17	0.595	2	0	15.0	42	0.357
G2/ Projectile Dysfunction	37	35	35	37	72	72	0.500	18	18	20	16	38	34	0.528	148	140	0.514	7	0	105.5	288	0.366
G 20 Raymond, Ryan	10	2	8	4	18	6	0.750	9	3	8	4	17	7	0.708	35	13	0.729	1	0	23.0	48	0.479
G 21 Tanner, Dave	10	2	11	1	21	3	0.875	10	2	9	3	19	5	0.792	40	8	0.833	1	0	31.0	48	0.646
G 22 Rexrode, Rob	10	2	8	4	18	6	0.750	6	6	7	5	13	11	0.542	31	17	0.646	1	0	14.0	48	0.292
G 23 Brown, Jason	3	8	5	6	8	14	0.364	6	5	7	4	13	9	0.591	21	23	0.477	1	0	17.0	44	0.386
G 24 Ward, Chris	2	6	3	8	5	14	0.263	3	8	4	6	7	14	0.333	12	28	0.300	1	0	10.5	40	0.263
G 25 Gillon, Brandon	1	6	0	8	1	14	0.067	1	5	1	5	2	10	0.167	3	24	0.111	1	0	5.0	27	0.185
G 26 Talley, Gray	1	9	0	6	1	15	0.063	1	7	4	5	5	12	0.294	6	27	0.182	1	0	5.0	33	0.152
G3/ Irish We Were Drunk	39	33	45	27	84	60	0.583	18	18	18	18	36	36	0.500	156	132	0.542	0	0	104.0	288	0.361
G 30 Bowman, Jason	5	2	8	3	13	5	0.722	5	4	4	3	9	7	0.563	22	12	0.647	0	0	22.0	34	0.647
G 31 Taweel, Sami	5	5	1	1	6	6	0.500	0	1	4	5	4	6	0.400	10	12	0.455	0	0	0.0	22	0.000
G 32 Montesi, Chris	8	3	10	1	18	4	0.818	8	3	5	3	13	6	0.684	31	10	0.756	0	0	23.5	41	0.573
G 33 Clough, James	7	4	7	4	14	8	0.636	4	5	5	3	9	8	0.529	23	16	0.590	0	0	17.5	39	0.449
G 34 Bowman, Sarah	5	6	1	5	6	11	0.353	3	4	4	6	7	10	0.412	13	21	0.382	0	0	2.0	34	0.059
G 35 Stehle, Justin	7	5	10	2	17	7	0.708	6	5	4	3	10	8	0.556	27	15	0.643	0	0	24.0	42	0.571
G 36 Back, Jennifer	2	6	0	0	2	6	0.250	2	2	4	7	6	9	0.400	8	15	0.348	0	0	2.5	23	0.109
G 37 Winter, Wally	0	2	5	6	5	8	0.385	5	4	4	5	9	9	0.500	14	17	0.452	0	0	10.5	31	0.339
G 38 Rudy, Jeff	0	0	3	5	3	5	0.375	3	8	2	1	5	9	0.357	8	14	0.364	0	0	2.0	22	0.091
G4/ Salute-A-Bulls	43	29	42	30	85	59	0.590	23	13	17	19	40	32	0.556	165	123	0.573	0	15	129.5	288	0.450
G 40 Gabry, Greg	5	6	6	3	11	9	0.550	8	3	3	4	11	7	0.611	22	16	0.579	0	2	17.0	38	0.447
G 41 Foukes, Jim	3	5	5	4	8	9	0.471	10	2	8	3	18	5	0.783	26	14	0.650	0	2	10.5	40	0.263
G 42 Brody, Kevin	6	6	5	7	11	13	0.458	8	4	5	6	13	10	0.565	24	23	0.511	0	2	18.0	47	0.383
G 43 Vassalo, Cory	5	1	2	3	7	4	0.636	1	3	1	4	2	7	0.222	9	11	0.450	0	1	4.5	20	0.225
G 44 Sherrod, Wayne	3	1	0	0	3	1	0.750	2	1	1	3	3	4	0.429	6	5	0.545	0	0	1.0	11	0.091
G 45 Jenkins, John	8	3	9	2	17	5	0.773	7	4	7	4	14	8	0.636	31	13	0.705	0	2	37.5	44	0.852
G 46 Simpson, David	9	2	9	2	18	4	0.818	6	4	4	6	10	10	0.500	28	14	0.667	0	2	32.0	42	0.762
G 47 Beckman, Verne	3	4	0	6	3	10	0.231	0	2	3	5	3	7	0.300	6	17	0.261	0	2	3.0	23	0.130
G 48 Gordon, Matt	1	1	6	3	7	4	0.636	4	3	2	3	6	6	0.500	13	10	0.565	0	2	6.0	23	0.261
G5/ Nice Dittles	32	40	31	41	63	81	0.438	16	20	20	16	36	36	0.500	135	153	0.469	8	7	90.5	288	0.314
G 50 Dunham, Jim	1	2	9	3	10	5	0.667	5	6	6	4	11	10	0.524	21	15	0.583	1	1	13.5	36	0.375
G 51 Mason, Marcy	4	8	0	1	4	9	0.308	2	4	4	4	6	8	0.429	10	17	0.370	1	1	1.5	27	0.056
G 52 Miller, Wright	5	6	0	4	5	10	0.333	2	4	6	5	8	9	0.471	13	19	0.406	1	1	6.0	32	0.188
G 53 Kyle, Mike	6	1	3	7	9	8	0.529	4	4	4	3	8	7	0.533	17	15	0.531	1	1	16.5	32	0.516
G 54 Ferree, Micheal	1	5	0	9	1	14	0.067	3	4	2	2	5	6	0.455	6	20	0.231	1	0	6.5	26	0.250
G 55 McFerrin, Lisa	2	10	1	4	3	14	0.176	1	2	8	2	9	4	0.692	12	18	0.400	1	1	5.0	30	0.167
G 56 Keleher, John	5	2	4	3	9	5	0.643	3	3	0	4	3	7	0.300	12	12	0.500	0	0	13.0	24	0.542
G 57 Crowley, Fulton	6	3	2	5	8	8	0.500	1	7	3	2	4	9	0.308	12	17	0.414	1	0	2.0	29	0.069
G 58 Chuyka, Donny	2	3	8	4	10	7	0.588	7	5	7	3	14	8	0.636	24	15	0.615	1	1	20.5	39	0.526
G 59 Hix, Steve	0	0	4	1	4	1	0.800	4	1	0	3	4	4	0.500	8	5	0.615	0	1	6.0	13	0.462
G6/ Tons of Bricks	25	47	22	50	47	97	0.326	10	26	12	24	22	50	0.306	91	197	0.316	0	0	62.5	288	0.217
G 60 Davis, Stuart	5	7	3	8	8	15	0.348	5	6	3	7	8	13	0.381	16	28	0.364	0	0	12.0	44	0.273
G 61 Todd, Patrick	6	5	6	5	12	10	0.545	3	8	5	5	8	13	0.381	20	23	0.465	0	0	9.5	43	0.221
G 62 DeMattos, Rick	3	5	3	3	6	8	0.429	2	5	1	6	3	11	0.214	9	19	0.321	0	0	6.5	28	0.232
G 63 Dehritz, Matt "Mavis"	1	4	1	4	2	8	0.200	1	3	1	2	2	5	0.286	4	13	0.235	0	0	2.5	17	0.147
G 64 Buckingham, Travis	4	8	3	7	7	15	0.318	4	5	3	8	7	13	0.350	14	28	0.333	0	0	9.5	42	0.226
G 65 Murdock, Jim "Doc"	1	5	2	6	3	11	0.214	2	5	1	6	3	11	0.214	6	22	0.214	0	0	4.5	28	0.161
G 66 Walz, Paul	0	3	3	2	3	5	0.375	1	8	4	5	5	13	0.278	8	18	0.308	0	0	6.5	26	0.250
G 67 McCoy, Kat	5	6	1	10	6	16	0.273	2	9	5	5	7	14	0.333	13	30	0.302	0	0	11.5	43	0.267
G 68 Fourhman, Karsh	0	4	0	5	0	9	0.000	0	3	1	4	1	7	0.125	1	16	0.059	0	0	0.0	17	0.000
G7/ Big Bulls	38	34	40	32	78	66	0.542	23	13	27	9	50	22	0.694	178	110	0.618	0	0	90.5	288	0.314
G 70 Reinert, Kevin	4	3	6	6	10	9	0.526	7	4	10	0	17	4	0.810	27	13	0.675	0	0	16.5	40	0.413
G 71 Fitzgerald, Dennis	8	3	7	5	15	8	0.652	7	5	7	3	14	8	0.636	29	16	0.644	0	0	11.5	45	0.256
G 72 Fitzgerald, Aaron	10	2	8	4	18	6	0.750	8	4	8	3	16	7	0.696	34	13	0.723	0	0	26.0	47	0.553
G 73 Talton, Chris	3	5	5	3	8	8	0.500	8	2	9	1	17	3	0.850	25	11	0.694	0	0	5.5	36	0.153
G 74 Gupton, Corbett	2	5	4	2	6	7	0.462	5	3	6	2	11	5	0.688	17	12	0.586	0	0	2.5	29	0.086
G 75 Hudson, Paul	3	4	1	3	4	7	0.364	0	0	2	3	2	3	0.400	6	10	0.375	0	0	9.0	16	0.563
G 76 Huntley, Justin	2	2	2	2	4	4	0.500	0	1	4	1	4	2	0.667	8	6	0.571	0	0	1.0	14	0.071
G 77 Church, Art	2	6	3	2	5	8	0.385	6	2	6	3	12	5	0.706	17	13	0.567	0	0	7.5	30	0.250
G 78 Flannagan, Stephen	4	4	4	5	8	9	0.471	5	5	2	2	7	7	0.500	15	16	0.484	0	0	11.0	31	0.355

	Singles	301	Singles	Cricket	Singles	Record	Singles Win %-age	Doubles	Cricket	Doubles	501	Doubles	Record	Doubles Win %-age	Sngls + Dbls	Record	Sngls + Dbls Win %-age	Tiebreaker Ws	Tiebreaker Ls	All-Star Points	Games Played	All-Star Point Average
H1/ Sharkshooters	39	33	44	28	83	61	0.576	20	16	25	11	45	27	0.625	173	115	0.601	0	7	92.5	288	0.321
H 10 Stacy, Michelle	2	3	2	2	4	5	0.444	2	3	6	1	8	4	0.667	12	9	0.571	0	1	8.0	21	0.381
H 11 Stacy, Rod	7	5	10	2	17	7	0.708	7	5	7	5	14	10	0.583	31	17	0.646	0	1	27.0	48	0.563
H 12 Mitchell, Liz	6	6	7	3	13	9	0.591	7	5	7	3	14	8	0.636	27	17	0.614	0	1	13.5	44	0.307
H 13 Mitchell, Tim	4	7	7	5	11	12	0.478	5	7	7	3	12	10	0.545	23	22	0.511	0	1	12.5	45	0.278
H 14 Harpster, Ben	4	4	9	2	13	6	0.684	7	4	8	3	15	7	0.682	28	13	0.683	0	1	16.0	41	0.390
H 15 Casey, Scott	0	0	0	0	0	0	#DIV/0!	0	0	0	0	0	0	#DIV/0!	0	0	#DIV/0!	0	0	0.0	0	#DIV/0!
H 16 Williams, Derek	7	5	4	8	11	13	0.458	4	7	7	3	11	10	0.524	22	23	0.489	0	1	7.0	45	0.156
H 17 DeFontes, Adrienne	9	3	5	6	14	9	0.609	8	1	8	4	16	5	0.762	30	14	0.682	0	1	8.5	44	0.193
H2/ Seeing Double	32	40	30	42	62	82	0.431	13	23	17	19	30	42	0.417	122	166	0.424	8	0	80.5	288	0.280
H 20 Maze, Michelle	1	8	4	6	5	14	0.263	3	6	3	7	6	13	0.316	11	27	0.289	1	0	8.5	38	0.224
H 21 Vauter, Bob	10	1	3	4	13	5	0.722	6	5	6	5	12	10	0.545	25	15	0.625	1	0	5.5	40	0.138
H 22 Nelson, Dave	5	7	5	7	10	14	0.417	3	9	6	5	9	14	0.391	19	28	0.404	1	0	18.0	47	0.383
H 23 Voorhees, Cindy	3	8	5	7	8	15	0.348	3	6	2	6	5	12	0.294	13	27	0.325	1	0	10.5	40	0.263
H 24 Brinson, Leslie	0	2	2	3	2	5	0.286	2	4	2	3	4	7	0.364	6	12	0.333	1	0	4.0	18	0.222
H 25 Fuller, Ian	2	9	7	3	9	12	0.429	6	6	6	4	12	10	0.545	21	22	0.488	1	0	20.0	43	0.465
H 26 Stull, John	7	3	4	6	11	9	0.550	2	7	5	5	7	12	0.368	18	21	0.462	1	0	10.0	39	0.256
H 27 Shabo, Monica	0	0	0	0	0	0	#DIV/0!	0	0	1	2	1	2	0.333	1	2	0.333	1	0	0.0	3	0.000
H 28 Maini, Sal	4	2	0	6	4	8	0.333	1	3	3	1	4	4	0.500	8	12	0.400	0	0	4.0	20	0.200
H3/ Boondock Aint's	30	42	31	41	61	83	0.424	15	21	19	17	34	38	0.472	129	159	0.448	8	17	68.5	288	0.238
H 30 Caputo, Daniel	4	4	2	10	6	14	0.300	10	2	7	5	17	7	0.708	23	21	0.523	1	2	12.0	44	0.273
H 31 Mooty, Aaron	5	5	7	5	12	10	0.545	5	7	7	5	12	12	0.500	24	22	0.522	1	2	17.0	46	0.370
H 32 Mooty, Jim	1	5	0	4	1	9	0.100	1	2	1	0	2	2	0.500	3	11	0.214	1	2	1.0	14	0.071
H 33 Hickman, Scott	2	6	0	0	2	6	0.250	0	0	1	1	1	1	0.500	3	7	0.300	0	1	0.0	10	0.000
H 34 Tupka, Abby	3	2	0	0	3	2	0.600	0	0	0	0	0	0	#DIV/0!	3	2	0.600	0	1	0.0	5	0.000
H 35 Mooty, Jon	6	4	5	5	11	9	0.550	2	10	4	8	6	18	0.250	17	27	0.386	1	2	9.0	44	0.205
H 36 Watkins, Nathan	4	5	7	5	11	10	0.524	4	8	8	3	12	11	0.522	23	21	0.523	1	2	6.5	44	0.148
H 37 Kincaid, Storm	4	4	8	3	12	7	0.632	8	3	6	5	14	8	0.636	26	15	0.634	1	2	10.0	41	0.244
H 38 Sandeford, Jamie	1	2	2	5	3	7	0.300	0	6	2	5	2	11	0.154	5	18	0.217	1	2	11.5	23	0.500
H 39 Finkel, Samantha	0	5	0	4	0	9	0.000	0	4	2	2	2	6	0.250	2	15	0.118	1	1	1.5	17	0.088
H4/ Grateful Darts	46	26	38	34	84	60	0.583	19	17	18	18	37	35	0.514	158	130	0.549	0	6	88.0	288	0.306
H 40 Martin, George	10	2	1	11	11	13	0.458	5	6	5	5	10	11	0.476	21	24	0.467	0	1	7.5	45	0.167
H 41 Dzengeleski, Jimmy	8	4	10	2	18	6	0.750	8	4	6	6	14	10	0.583	32	16	0.667	0	1	23.0	48	0.479
H 42 Simpson, Phillip	3	2	6	4	9	6	0.600	3	8	5	5	8	13	0.381	17	19	0.472	0	1	5.0	36	0.139
H 43 Winters, Tom "Tiny"	8	2	10	0	18	2	0.900	6	4	5	6	11	10	0.524	29	12	0.707	0	1	23.5	41	0.573
H 44 Lee, Julie	5	7	2	8	7	15	0.318	5	4	4	5	9	9	0.500	16	24	0.400	0	0	2.0	40	0.050
H 45 Spinelli, Marc	4	6	2	5	6	11	0.353	6	2	5	4	11	6	0.647	17	17	0.500	0	1	4.5	34	0.132
H 46 Wayburn, Sam	0	0	0	0	0	0	#DIV/0!	0	0	0	0	0	0	#DIV/0!	0	0	#DIV/0!	0	0	0.0	0	#DIV/0!
H 47 Mangum, Joey	0	0	0	0	0	0	#DIV/0!	0	0	0	0	0	0	#DIV/0!	0	0	#DIV/0!	0	0	0.0	0	#DIV/0!
H 48 Lewis, Jim "Jimbo"	8	3	7	4	15	7	0.682	5	6	6	5	11	11	0.500	26	18	0.591	0	1	22.5	44	0.511
H5/ Ton Up Tossers	36	36	34	38	70	74	0.486	24	12	20	16	44	28	0.611	158	130	0.549	14	7	89.0	288	0.309
H 50 Hunsberger, Jim	2	0	2	1	4	1	0.800	7	3	4	0	11	3	0.786	15	4	0.789	2	1	19.0	19	1.000
H 51 Sohn, Alex	2	5	3	5	5	10	0.333	2	2	6	2	8	4	0.667	13	14	0.481	1	0	6.5	27	0.241
H 52 Goss, Matt	8	3	8	3	16	6	0.727	8	3	6	5	14	8	0.636	30	14	0.682	2	1	21.0	44	0.477
H 53 Klein, Norm	4	5	4	6	8	11	0.421	8	1	5	4	13	5	0.722	21	16	0.568	2	1	9.5	37	0.257
H 54 Sweimler, Keri	0	7	1	3	1	10	0.091	2	3	2	3	4	6	0.400	5	16	0.238	1	1	2.5	21	0.119
H 55 Guenther, George	9	2	5	7	14	9	0.609	8	4	6	4	14	8	0.636	28	17	0.622	1	1	9.5	45	0.211
H 56 Carrieri, Mike	7	5	7	5	14	10	0.583	6	5	7	4	13	9	0.591	27	19	0.587	2	1	14.5	46	0.315
H 57 Bumgartner, John	0	4	0	2	0	6	0.000	1	1	1	3	2	4	0.333	2	10	0.167	1	0	0.0	12	0.000
H 58 Lamielle, Amy	4	5	4	6	8	11	0.421	6	2	3	7	9	9	0.500	17	20	0.459	2	1	6.5	37	0.176
H6/ Who Darted?	35	37	27	45	62	82	0.431	16	20	14	22	30	42	0.417	122	166	0.424	9	10	65.5	288	0.227
H 60 Gillespie, Jeff	4	5	2	8	6	13	0.316	3	6	4	7	7	13	0.350	13	26	0.333	1	1	6.0	39	0.154
H 61 Davis, Jared	7	4	9	2	16	6	0.727	5	6	4	4	9	10	0.474	25	16	0.610	1	1	13.0	41	0.317
H 62 Genzlinger, Doug	2	3	1	4	3	7	0.300	2	3	5	2	7	5	0.583	10	12	0.455	1	1	5.0	22	0.227
H 63 Highfill, Leigh	2	7	0	4	2	11	0.154	2	1	1	6	3	7	0.300	5	18	0.217	1	1	1.0	23	0.043
H 64 McCommons, Ben	3	4	2	5	5	9	0.357	1	6	2	1	3	7	0.300	8	16	0.333	1	1	7.0	24	0.292
H 65 McDole, James	1	3	0	10	1	13	0.071	5	4	2	6	7	10	0.412	8	23	0.258	1	1	6.5	31	0.210
H 66 Monsma, A.J.	1	1	5	2	6	3	0.667	1	3	1	5	2	8	0.200	8	11	0.421	0	1	5.0	19	0.263
H 67 Tolliver, Thomas	5	4	5	4	10	8	0.556	4	4	3	6	7	10	0.412	17	18	0.486	1	1	4.0	35	0.114
H 68 Wood, Billy	6	4	1	6	7	10	0.412	6	6	5	6	11	12	0.478	18	22	0.450	1	1	13.5	40	0.338
H 69 Genzlinger, Roger	4	2	2	0	6	2	0.750	3	1	1	1	4	2	0.667	10	4	0.714	1	1	4.5	14	0.321
H7/ Just Here for Beer	34	38	48	24	82	62	0.569	19	17	13	23	32	40	0.444	146	142	0.507	8	0	91.5	288	0.318
H 70 Toolan, Chris	8	2	10	0	18	2	0.900	8	2	6	4	14	6	0.700	32	8	0.800	1	0	30.5	40	0.763
H 71 Gates, Dan	2	4	7	3	9	7	0.563	4	6	3	2	7	8	0.467	16	15	0.516	1	0	10.0	31	0.323
H 72 Herfel, Tina	4	6	0	1	4	7	0.364	1	0	5	5	6	5	0.545	10	12	0.455	1	0	0.0	22	0.000
H 73 Emerton, Eric	5	4	6	6	11	10	0.524	3	5	2	8	5	13	0.278	16	23	0.410	1	0	11.0	39	0.282
H 74 Barletta, Phil	2	0	5	5	7	5	0.583	7	3	1	5	8	8	0.500	15	13	0.536	1	0	13.5	28	0.482
H 75 Woodard, Dave	5	7	11	1	16	8	0.667	4	8	3	7	7	15	0.318	23	23	0.500	1	0	18.0	46	0.391
H 76 McMillan, Bill	5	5	7	3	12	8	0.600	5	4	2	6	7	10	0.412	19	18	0.514	1	0	5.0	37	0.135
H 77 Guile, Glen	3	9	2	2	5	11	0.313	0	3	4	6	4	9	0.308	9	20	0.310	1	0	3.5	29	0.121
H 78 Zellers, Krysta	0	1	0	3	0	4	0.000	6	3	0	3	6	6	0.500	6	10	0.375	0	0	0.0	16	0.000

	Singles 301		Singles Cricket		Singles Record		Singles Win %-age	Doubles Cricket		Doubles 501		Doubles Record		Doubles Win %-age	Sngls + Dbls Record		Sngls + Dbls Win %-age	Tiebreaker Ws	Tiebreaker Ls	All-Star Points	Games Played	All-Star Point Average
I1/ One Armed Bandits	36	36	34	38	70	74	0.486	22	14	21	15	43	29	0.597	156	132	0.542	8	0	82.5	288	0.286
I 10 Kiser, Lyman	9	3	10	2	19	5	0.792	9	3	8	4	17	7	0.708	36	12	0.750	1	0	30.0	48	0.625
I 11 Henson, Rob	5	6	5	6	10	12	0.455	8	5	5	7	13	12	0.520	23	24	0.489	1	0	11.0	47	0.234
I 12 Moore, Chris	2	8	3	6	5	14	0.263	3	3	5	5	8	8	0.500	13	22	0.371	0	0	5.0	35	0.143
I 13 Bonaparte, Chris	6	8	0	12	6	20	0.231	5	7	6	3	11	10	0.524	17	30	0.362	1	0	9.5	47	0.202
I 14 Ketchem, Brian	8	2	8	2	16	4	0.800	9	3	6	6	15	9	0.625	31	13	0.705	1	0	5.0	44	0.114
I 15 Richardson, Shane	1	0	4	0	5	0	1.000	2	2	3	1	5	3	0.625	10	3	0.769	1	0	10.0	13	0.769
I 16 Taylor, Wayne	0	4	1	3	1	7	0.125	2	2	2	0	4	2	0.667	5	9	0.357	1	0	2.5	14	0.179
I 17 Taylor, Walter	5	2	3	3	8	5	0.615	5	1	4	3	9	4	0.692	17	9	0.654	1	0	9.5	26	0.365
I 18 Jordan, Chris	0	3	0	4	0	7	0.000	1	2	3	1	4	3	0.571	4	10	0.286	1	0	0.0	14	0.000
I2/ He Hate Us	36	30	27	39	63	69	0.477	17	16	14	19	31	35	0.470	125	139	0.473	7	0	60.0	264	0.227
I 20 Ejlali, Shervin	9	2	3	6	12	8	0.600	4	5	4	4	8	9	0.471	20	17	0.541	1	0	4.0	37	0.108
I 21 Barry, Matthew	6	5	4	4	10	9	0.526	6	3	3	7	9	10	0.474	19	19	0.500	1	0	12.0	38	0.316
I 22 Gwaltney, Alex	1	2	3	4	4	6	0.400	1	4	3	2	4	6	0.400	8	12	0.400	1	0	6.0	20	0.300
I 23 Thrasher, Clint	4	2	1	4	5	6	0.455	2	1	2	3	4	4	0.500	9	10	0.474	1	0	2.5	19	0.132
I 24 Gibson, Wesley	1	3	2	5	3	8	0.273	5	3	2	5	7	8	0.467	10	16	0.385	1	0	6.0	26	0.231
I 25 Kilgore, Nick	7	4	7	4	14	8	0.636	2	8	1	9	3	17	0.150	17	25	0.405	1	0	10.5	42	0.250
I 26 West, Justin	1	1	0	2	1	3	0.250	2	1	4	0	6	1	0.857	7	4	0.636	0	0	2.0	11	0.182
I 27 Lake, Daniel	1	4	4	4	5	8	0.385	6	1	3	2	9	3	0.750	14	11	0.560	0	0	8.0	25	0.320
I 28 Miller, Garth	5	5	0	6	5	11	0.313	4	5	4	6	8	11	0.421	13	22	0.371	1	0	3.0	35	0.086
I 29 Gilbert, Geoffrey	1	2	3	0	4	2	0.667	2	1	2	0	4	1	0.800	8	3	0.727	0	0	6.0	11	0.545
I3/ O2B#1	27	45	36	36	63	81	0.438	10	26	15	21	25	47	0.347	113	175	0.392	0	0	53.0	288	0.184
I 30 Schenck, Drew	3	8	6	5	9	13	0.409	5	7	6	8	11	15	0.423	20	28	0.417	0	0	8.0	48	0.167
I 31 Thornton, Kevin	4	8	7	4	11	12	0.478	3	8	3	7	6	15	0.286	17	27	0.386	0	0	7.5	44	0.170
I 32 Feunczak, Jody	1	7	2	4	3	11	0.214	0	7	0	4	0	11	0.000	3	22	0.120	0	0	4.5	25	0.180
I 33 Sattler, Chad "Sledge"	3	3	4	1	7	4	0.636	0	3	1	3	1	6	0.143	8	10	0.444	0	0	2.0	18	0.111
I 34 Ketchel, Kyle	3	6	4	8	7	14	0.333	3	6	5	4	8	10	0.444	15	24	0.385	0	0	3.0	39	0.077
I 35 Wheeler, Joe	3	6	4	5	7	11	0.389	3	8	6	6	9	14	0.391	16	25	0.390	0	0	6.0	41	0.146
I 36 Combos, Spencer	1	3	0	2	1	5	0.167	0	4	0	3	0	7	0.000	1	12	0.077	0	0	0.0	13	0.000
I 37 Dale, Ed	1	2	2	2	3	4	0.429	2	3	1	4	3	7	0.300	6	11	0.353	0	0	3.5	17	0.206
I 38 Reinhardt, Andy	8	2	7	5	15	7	0.682	4	6	8	3	12	9	0.571	27	16	0.628	0	0	18.5	43	0.430
I4/ Throwing Pains	36	36	28	44	64	80	0.444	14	22	17	19	31	41	0.431	126	162	0.438	0	7	56.0	288	0.194
I 40 Budd, Ben	9	3	7	4	16	7	0.696	9	3	5	6	14	9	0.609	30	16	0.652	0	1	16.0	46	0.348
I 41 Immen, Kristen	2	9	5	6	7	15	0.318	2	8	5	6	7	14	0.333	14	29	0.326	0	1	6.5	43	0.151
I 42 Bowen, Andrew	4	1	1	4	5	5	0.500	1	3	3	1	4	4	0.500	9	9	0.500	0	1	3.5	18	0.194
I 43 Cook, Stephen	0	4	0	5	0	9	0.000	0	3	2	3	2	6	0.250	2	15	0.118	0	0	1.0	17	0.059
I 44 Rociosich, Patricia	0	0	0	0	0	0	#DIV/0!	0	0	0	0	0	0	#DIV/0!	0	0	#DIV/0!	0	0	0.0	0	#DIV/0!
I 45 Johnson, Jennifer	2	5	1	9	3	14	0.176	6	4	4	5	10	9	0.526	13	23	0.361	0	1	3.5	36	0.097
I 46 Honeycutt, Steven	7	5	4	6	11	11	0.500	2	10	5	6	7	16	0.304	18	27	0.400	0	1	5.0	45	0.111
I 47 Immen, Brandon	4	3	1	5	5	8	0.385	3	4	2	5	5	9	0.357	10	17	0.370	0	0	2.5	27	0.093
I 48 Prosser, Brad	3	4	4	3	7	7	0.500	3	4	4	3	7	7	0.500	14	14	0.500	0	1	10.0	28	0.357
I 49 Ferguson, Travis	5	2	5	2	10	4	0.714	2	5	4	3	6	8	0.429	16	12	0.571	0	1	8.0	28	0.286
I5/ Mug Hunters	40	26	46	20	86	46	0.652	21	12	20	13	41	25	0.621	168	96	0.636	0	8	96.5	264	0.366
I 50 Sandoval, Alberto	7	3	8	2	15	5	0.750	7	3	6	1	13	4	0.765	28	9	0.757	0	1	27.5	37	0.743
I 51 Maynard, Joe	1	3	4	2	5	5	0.500	4	4	5	2	9	6	0.600	14	11	0.560	0	0	4.0	25	0.160
I 52 Bankes, Clint	6	4	9	0	15	4	0.789	9	1	8	1	17	2	0.895	32	6	0.842	0	1	15.5	38	0.408
I 53 Wilson, John	7	3	9	2	16	5	0.762	11	0	7	4	18	4	0.818	34	9	0.791	0	1	33.0	43	0.767
I 54 Heil, Trent	5	3	2	2	7	5	0.583	3	7	1	2	4	9	0.308	11	14	0.440	0	1	3.0	25	0.120
I 55 Venable, Mike	3	3	4	4	7	7	0.500	0	0	5	4	5	4	0.556	12	11	0.522	0	1	1.0	23	0.043
I 56 Ashley, Terry	1	2	1	1	2	3	0.400	0	1	2	2	2	3	0.400	4	6	0.400	0	1	3.5	10	0.350
I 57 Neill, Greg	1	2	2	4	3	6	0.333	1	2	3	4	4	6	0.400	7	12	0.368	0	1	4.0	19	0.211
I 58 Simmers, Josh	3	2	0	1	3	3	0.500	3	2	1	4	4	6	0.400	7	9	0.438	0	0	0.0	16	0.000
I 59 Citrak, Sheldon	6	1	7	2	13	3	0.813	4	4	2	2	6	6	0.500	19	9	0.679	0	1	5.0	28	0.179
I6/ Backyard Bistro	33	39	37	35	70	74	0.486	21	15	21	15	42	30	0.583	154	134	0.535	0	7	94.5	288	0.328
I 60 Munroe, Joe	8	4	10	2	18	6	0.750	7	5	10	3	17	8	0.680	35	14	0.714	0	1	31.0	49	0.633
I 61 Winters, Harris	7	3	8	2	15	5	0.750	8	3	8	3	16	6	0.727	31	11	0.738	0	1	10.5	42	0.250
I 62 McGwire, Pat	1	2	2	5	3	7	0.300	3	2	3	4	6	6	0.500	9	13	0.409	0	1	5.5	22	0.250
I 63 Pfeiffer, Michael	1	7	1	5	2	12	0.143	2	5	1	5	3	10	0.231	5	22	0.185	0	0	5.5	27	0.204
I 64 White, John	5	8	2	10	7	18	0.280	5	4	5	7	10	11	0.476	17	29	0.370	0	1	9.0	46	0.196
I 65 Bauer, Mike	2	6	3	6	5	12	0.294	7	5	3	4	10	9	0.526	15	21	0.417	0	1	7.5	36	0.208
I 66 Merkle, Patrick	7	3	9	1	16	4	0.800	7	3	8	2	15	5	0.750	31	9	0.775	0	1	22.5	40	0.563
I 67 Burley, Charles	0	0	0	0	0	0	#DIV/0!	0	0	0	0	0	0	#DIV/0!	0	0	#DIV/0!	0	0	0.0	0	#DIV/0!
I 68 Martinez, Greg	2	6	2	4	4	10	0.286	3	3	4	2	7	5	0.583	11	15	0.423	0	1	3.0	26	0.115
I 69 Canalis, Mike	0	0	0	0	0	0	#DIV/0!	0	0	0	0	0	0	#DIV/0!	0	0	#DIV/0!	0	0	0.0	0	#DIV/0!
I7/ Y'All Ain't Ready	38	34	38	34	76	68	0.528	18	18	15	21	33	39	0.458	142	146	0.493	6	0	103.5	288	0.359
I 70 Fagan, Seth	7	3	9	3	16	6	0.727	8	4	6	6	14	10	0.583	30	16	0.652	1	0	31.0	46	0.674
I 71 Klann, Eric	8	1	5	5	13	6	0.684	5	6	6	5	11	11	0.500	24	17	0.585	1	0	15.5	41	0.378
I 72 Fagan, David	3	9	4	8	7	17	0.292	7	6	6	7	13	13	0.500	20	30	0.400	1	0	15.0	50	0.300
I 73 Pisacane, Matt	1	5	6	1	7	6	0.538	4	3	4	2	8	5	0.615	15	11	0.577	0	0	7.5	26	0.288
I 74 Medlin, Scott	3	2	2	3	5	5	0.500	4	3	2	2	6	5	0.545	11	10	0.524	1	0	7.5	21	0.357
I 75 Bauguess, Misty	5	5	3	3	8	8	0.500	1	1	1	7	2	8	0.200	10	16	0.385	1	0	4.5	26	0.173
I 76 Vollmar, Chris	7	5	5	7	12	12	0.500	6	6	3	7	9	13	0.409	21	25	0.457	0	0	14.0	46	0.304
I 77 Leicht, Richard	2	1	1	2	3	3	0.500	0	4	2	2	2	6	0.250	5	9	0.357	0	0	0.0	14	0.000
I 78 Crouse, Tom	2	3	3	2	5	5	0.500	1	3	0	4	1	7	0.125	6	12	0.333	1	0	8.5	18	0.472

Raleigh Dart League

Registration for Fall 2010 Season

Wednesday, July 21, (Rally Point Sport Grill), 7:00-8:00 p.m.

Wednesday, July 21 **For returning teams AND new teams - there is only one night of registration!!!**
(If your team is not returning, please leave a message on VoiceMail.
New captain? Please pass this information on to him/her.)
Bring: 1) Completed roster - use BLACK pen please - with divisions played by by each member for last 3 seasons
2) ONE check for bar fee and a minimum of six players (Bar fee is $20; Player registration is $20) NO CASH WILL BE ACCEPTED!!!

Wednesday, July 21 **DEADLINE for unrestricted roster add-ons, at REGISTRATION (no extensions)**
July 22 through September 13 Add-ons pre-approved by the Membership Committee (Membership Committee Director - John Howley, 792-7286, jhowley310@hotmail.com)
1) Checks & player information as per roster to: Matt Huff (Treasurer), 105 Rosenberry Hills Dr, Cary, NC 27513; treasurer@raleighdartleague.org
2) Membership Director will inform captain of Committee's decision
A PLAYER IS NOT ELIGIBLE UNTIL APPROVED

Wednesday, August 4 **Captains' meeting, 7:00 p.m., Rally Point Sport Grill (MANDATORY)**
Pick up schedules, blank scoresheets, team rosters, phone lists, rules, etc.

Wednesday, August 11 **8:00 p.m. Season starts**

Monday, September 13 **5th week captains' meeting, Rally Point Sport Grill (MANDATORY)**
... and RDL Board meeting
Last day to add/replace a player with approval

FALL 2010 RALEIGH DART LEAGUE TEAM REGISTRATION FORM

Team Name _____ Team Number _____
(PLEASE LEAVE BLANK)
Fee Paid:
Date Paid:

Divisions played in previous 3 seasons	Player Name:	Player Address:	M/F	Phone #:	
	Home Bar & Dart Rep.:	Board #s:			
	Captain: 0	email:		(H) (C) (W)	0
	1			(H) (C)	1
	2			(H) (C)	2
	3			(H) (C)	3
	4			(H) (C)	4
	5			(H) (C)	5
	6			(H) (C)	6
	7			(H) (C)	7
	8			(H) (C)	8
	9			(H) (C)	9

PLEASE WRITE IN BLACK, IN BLOCK LETTERS - ROSTERS WILL BE PHOTOCOPIED

TOTAL:

(LEAVE SPACE BLANK FOR OFFICE USE)

Tons of Newsletter

Home to the Fall Session of the Raleigh Dart League for the Banquet, Saturday, December 11, 2010
The "One Hundred Thirty-Seven To Mugs In A Matter Of Seconds" Edition

TOURNAMENT WINNERS

"A" Division - ***Element Horizon*** *(13-9)*
Element completes what might be A division's first-ever undefeated calendar year in an absolute 'instant classic' with Phat Daddies, punctuated by Jon Kenney's monster third-leg 137-Out in 501.

"B" Division - ***Jack Nine*** *(14-2)*
J-9 completes what had to be one of the most boring seasons in recent RDL memory, giving up a total of 6 points in the tournament after winning the regular season by 3 matches. Time to move up…

"C" Division - ***Domestic Rednecks*** *(14-8)*
Domestics get pushed a bit in the finals by Schleprock, but since the Domestics are probably one of the best half-dozen or so teams in the entire RDL, they won anyway. For their 26th match in a row.

"D" Division - ***Coral Reefers*** *(14-10)*
The Reefers are so deep for a D team that they routinely send off 3 or 4 players per week, to work, to vacations, to wherever… and they roll onward anyway. Party gave 'em a fight in the finals though.

"E" Division - ***Mug Hunters*** *(14-6)*
The Hunters, who boast awesome roster balance, were never really pressed in this one, and they didn't even get a shot at the big rubber match w/ the Archers (since B2D dumped the Archers in the semis).

"F" Division - ***Big Bulls*** *(12+-12)*
The Big Bulls were this season's big Cinderella team (although not to me, as they were my Dark Horse pick prior to the tournament), coming out of the #6 hole to take down the Mugs in a finals 1001.

"G" Division - ***Grateful Darts*** *(14-8)*
The Gratefuls are the 6th team in this list to pull off the season/ tournament double, taking two tough matches that were seemingly representative of the whole top-four-in-G scene all season long.

"H" Division - ***JoCo Bullies*** *(12+-12)*
In a bracket featuring a fist fight, two bar ejections, three player suspensions, a double-forfeit, and a subsequent automatic forfeit, the Bullies claimed a title they probably felt they had earned earlier.

REGULAR SEASON WINNERS

"A" Division - ***Element Horizon*** *(14 wins, 0 losses)*
2nd place - Phat Daddies

"B" Division - ***Jack Nine*** *(14 wins, 0 losses)*
2nd place - OT Outlaws

"C" Division - ***Domestic Rednecks*** *(14 wins, 0 losses)*
2nd place - Excalibur

"D" Division - ***Coral Reefers*** *(12 wins, 2 losses)*
2nd place - Damnifino

"E" Division - ***Mug Hunters*** *(12 wins, 2 losses)*
2nd place - Ale-ing Archers

"F" Division - ***Salute-A-Bull*** *(11 wins, 3 losses)*
2nd place - Top Kill Junk Shot

"G" Division - ***Grateful Darts*** *(11 wins, 3 losses)*
2nd place - Projectile Dysfunction

"H" Division - ***Liquor Posse*** *(10 wins, 4 losses)*
2nd place - JoCo Bullies

(Rosters of all award-winning teams can be found on page 4.)

TABLE OF CONTENTS

Item	Page Number
Tournament & Regular Season Winning Teams	1
Spring 2011 RDL Season Information	1
Final Divisional Standings	2
Final Divisional Tournament Results	3
Tournament & Regular Season Winning Team Rosters	4
Stories from RDL members, Spring '11 season dates	4
Tournament Trophy Dart Awards	5
Other Tournament Hot Darts	5
Regular Season Trophy Dart Awards	5
Divisional Singles Win %-age Winners	6
Divisional All-Star Point %-age Winners	6
Players Who Beat the Singles Winners	6
Season Penalty Summary; Tiebreaker Summary	6
List of Host Establishments	7
Tiebreaker Summary, Holiday season blind draws	7
RDL Address and Phone No. Information	8
Event Calendar, Penalty Log	8
JK's All-Star Team Picks	9
Quick Stat Tidbits	9
JK's Prediction Results Summary	9
Prediction Results Table	10
Week-by-Week Match Results Table	11
Fall 2010 Trivia Questions Revisited	12
RDL Board Notices: suspensions and rule changes!	13
Quotes and other unrelated columns	14
Random Thoughts from JK	15,16
2009 NCCDL & NCLC standings, news, champions	17
2009 NCCDL & NCLC perfect throws, tourn. results	18
2010 NC State Championships Results	19
Flier for the Jeannie Bryden 1,000,001 Dart-A-Thon	20
Flier for the Getaway for the New Year	21
Top Singles Records, by Division	22
Top Doubles Records, by Division	23
Top Singles+Doubles, by Division	24
Top All Star Point Averages, by Division	25
Top Individual Records, by Section of Play	26,27
League-Wide Individual Singles, Doubles Records	28
League-Wide Individual Singles + Doubles Records, and All-Star Point Averages	29
Singles, Doubles Records, Ranked by Team	30
Overall Records, All-Star Pt. Ave., Ranked By Team	31
Complete "A" Division Statistics	32
Complete "B" Division Statistics	33
Complete "C" Division Statistics	34
Complete "D" Division Statistics	35
Complete "E" Division Statistics	36
Complete "F" Division Statistics	37
Complete "G" Division Statistics	38
Complete "H" Division Statistics	39
Registration Materials for Spring 2011 RDL Season	40

SPRING 2011 RALEIGH DART LEAGUE SEASON INFORMATION

Registration Meeting for ALL Teams; Rally Point Sport Grill;
Wednesday, January 5, 7:00-8:00 p.m.

MANDATORY Preseason Captains' Meeting; Rally Point Sport Grill;
Wednesday, January 19, 7:00-8:00 p.m.

Match Play begins on Wednesday, January 26

MANDATORY Fifth Week Captains' Meeting;
Rally Point Sport Grill; **Monday, February 28**, 7:00-8:00 p.m.

Divisional tournament weeks - **May 4, 11, & 18**

FINAL!! DIVISIONAL TEAM STANDINGS FOR THE *FALL 2010* RDL SEASON

		W	L	Pts.
	"A" Division			
👍	Element Horizon 🥇	14	0	265
👍	Phat Daddies	11	3	212
3	Lunatic Fringe	11	3	206
4	Bad Things Man	6	8	152
5	Just Drunksten	5	9	144
6	Appetite for Destruction	5	9	126
👎	Off Constantly	4	10	119
👎	Fun Below Me	0	14	98
	"B" Division			
👍	Jack Nine 🥇	14	0	244
👍	OT Outlaws	11	3	205
3	Rif Raf	7	7	178
4	The Usual Suspects	7	7	164
5	Nine Lives	7	7	155
6	The Locals	6	8	147
👎	Cork Off!	4	10	140
👎	Y'All Ain't Ready	0	14	56
	"C" Division			
👍	Domestic Rednecks 🥇	14	0	246
👍	Excalibur	10	4	184
3	Schleprock's Revenge	9	5	181
4	Traveling Beer Bellies	8	6	179
5	Pigs in Chains	6	8	188
6	Three Dart Night	5	9	137
👎	Seein Dublin	4	10	132
👎	*xx* - Pog Mo Thoin	0	14	19
	"D" Division			
👍	Coral Reefers 🥇	12	2	213
👍	Damnifino	10	4	191
3	Money Shot	8	6	176
4	Hammered Heads	6	8	156
5	Starving Dartists	6	8	150
6	Like To Party	5	9	161
👎	Helter Skelter	5	9	141
👎	Bulls Eye Blind	4	10	129

		W	L	Pts.
	"E" Division			
👍	Mug Hunters 🥇	12	2	207
👍	Ale-ing Archers	12	2	201
3	Board 2 Death	9	5	192
4	Leftovers	7	7	156
5	Dive Bombers	6	8	159
6	The Matrix	4	10	150
👎	Is It In	3	11	142
👎	Tips & Shafts	3	11	101
	"F" Division			
👍	Salute-A-Bull 🥇	11	3	191
👍	Top Kill Junk Shot	11	3	185
3	Death Throw	8	6	168
4	Menace 2 Sobriety	8	6	162
5	Designated Divers	8	6	158
6	Big Bulls	7	7	180
👎	Yippers	2	12	125
👎	Duckin' D'Oh! Nuts	1	13	96
	"G" Division			
👍	Grateful Darts 🥇	11	3	211
👍	Projectile Dysfunction	11	3	195
3	Sharkshooters	10	4	196
4	Ton Up Tossers	9	5	152
5	Just Here for Beer	5	9	157
6	Irish We Were Drunk	5	9	149
👎	No Marks	5	9	148
👎	Dem Bones	0	14	94
	"H" Division			
👍	Liquor Posse 🥇	10	4	201
👍	JoCo Bullies	10	4	160
3	Who Darted?	9	5	168
4	Backyard Brawlers	8	6	177
5	Where's the Budd?	7	7	158
6	One Armed Bandits	7	7	144
👎	Darty Basterds	3	11	120
👎	He Hate Us	1	13	102

LEGEND OF SYMBOLS IN STANDINGS: 🥇 = *regular season division champion*

👍 = *clinched* "top-two" *finish in division* 👎 = *clinched* "bottom-two" *finish in division*

FALL 2010 RDL DIVISIONAL TOURNAMENT RESULTS

Quarterfinals	*Semifinals*	*Finals*	***WINNER***

"A" Division

1 **Element Horizon**
(14-2) **Element Horizon**
8 Fun Below Me
(14-4) **Element Horizon**
5 Just Drunksten
(12+-12) Bad Things Man
4 Bad Things Man
(13-9) **Element Horizon**
3 Lunatic Fringe
(14-10) Lunatic Fringe
6 Appetite for Destruction
(14-10) Phat Daddies
7 Off Constantly
(13-1) Phat Daddies
2 Phat Daddies

"B" Division

1 **Jack Nine**
(14-0) **Jack Nine**
8 Y'All Ain't Ready
(14-4) **Jack Nine**
5 Nine Lives
(13-7) The Usual Suspects
4 The Usual Suspects
(14-2) **Jack Nine**
3 Rif Raf
(13-9) The Locals
6 The Locals
(12-9) The Locals
7 Cork Off!
(14-6) OT Outlaws
2 OT Outlaws

"C" Division

1 **Domestic Rednecks**
(automatic forfeit) **Domestic Rednecks**
8 Pog Mo Thoin
(13-5) **Domestic Rednecks**
5 Pigs in Chains
(14-6) Traveling Beer Bellies
4 Traveling Beer Bellies
(14-8) **Domestic Rednecks**
3 Schleprock's Revenge
(14-6) Schleprock's Revenge
6 Three Dart Night
(13-5) Schleprock's Revenge
7 Seein Dublin
(12+-12) Seein Dublin
2 Excalibur

"D" Division

1 **Coral Reefers**
(10-1) **Coral Reefers**
8 Bulls Eye Blind
(14-2) **Coral Reefers**
5 Starving Dartists
(13-9) Hammered Heads
4 Hammered Heads
(14-10) **Coral Reefers**
3 Money Shot
(13-9) Like To Party
6 Like To Party
(12+-12) Like To Party
7 Helter Skelter
(14-4) Damnifino
2 Damnifino

Quarterfinals	*Semifinals*	*Finals*	***WINNER***

"E" Division

1 **Mug Hunters**
(13-3) **Mug Hunters**
8 Tips & Shafts
(13-3) **Mug Hunters**
5 Dive Bombers
(13-11) Dive Bombers
4 Leftovers
(14-6) **Mug Hunters**
3 Board 2 Death
(14-6) Board 2 Death
6 The Matrix
(13-9) Board 2 Death
7 Is It In
(14-4) Ale-ing Archers
2 Ale-ing Archers

"F" Division

1 Salute-A-Bull
(13-9) Salute-A-Bull
8 Duckin' D'Oh! Nuts
(13-7) Salute-A-Bull
5 Designated Divers
(14-4) Menace 2 Sobriety
4 Menace 2 Sobriety
(12+-12) **Big Bulls**
3 Death Throw
(13-11) **Big Bulls**
6 **Big Bulls**
(13-11) **Big Bulls**
7 Yippers
(14-4) Top Kill Junk Shot
2 Top Kill Junk Shot

"G" Division

1 **Grateful Darts**
(forfeit) **Grateful Darts**
8 Dem Bones
(14-10) **Grateful Darts**
5 Just Here for Beer
(13-11) Ton Up Tossers
4 Ton Up Tossers
(14-8) **Grateful Darts**
3 Sharkshooters
(14-8) Sharkshooters
6 Irish We Were Drunk
(13-11) Sharkshooters
7 No Marks
(14-2) Projectile Dysfunction
2 Projectile Dysfunction

"H" Division

1 Liquor Posse
(double forfeit) (no winner)
8 He Hate Us
(automatic forfeit) Backyard Brawlers
5 Where's the Budd?
(12+-12) Backyard Brawlers
4 Backyard Brawlers
(12+-12) **JoCo Bullies**
3 Who Darted?
(12-9) One Armed Bandits
6 One Armed Bandits
(12-10) **JoCo Bullies**
7 Darty Basterds
(14-4) **JoCo Bullies**
2 **JoCo Bullies**

STORIES FROM YOUR LEAGUEMATES

Story #1 : from Bill Buckley of Helter Skelter after week 14: "I have to share a couple stories not worth anything other than to tell. First in Jenn [Buckley]'s 301 game Marshall [Thorne] almost had a 9-dart game. He was shooting out before Jenn even got in. Still had a chance for a 10, 11 and 12 dart game - got stuck on double 1 and Jenn hung in there and won. Great shooting by Marshall - hit a 103 and 102 before getting hung up - and even greater never quit attitude by Jenn. I think her dad taught her that." [Gee, I wonder who her Dad is… - JK]

Story #2 : also from Bill Buckley of Helter Skelter (if you read the first one, you probably noted that it said he had a couple - you didn't think I would keep the other for myself now, did you?): "I knew Peter [McGettigan] was going to be late getting to the match due to work but I didn't realize how late. He showed up during the last game of doubles cricket still in his suit and tie. At first I wasn't going to shoot him in 501 but he made the effort to get there as soon as he could so I told him it was up to him. He said 'play me in the third game.' Long story short he got left on 54 - 18 double-18. His first dart was just outside the double 18, second dart was low for 4 scored and 3rd hit the double bull - game, set, match… pretty cool ending to a fun season…"

Story #3 : from Kevin Brody of Salute-A-Bull, also after week 14, highlighting a night when team competition ends as it should (provided safe drivers are also available, of course… :o): "We celebrated [our division title] last night with Big Bulls. They stayed after the match and we all played a 1001 game and did shots afterward. Whoa!"

Story #4 : from the U.S. Interstate Highway Commission (provided by Mike Seward of Phat Daddies). Now I know this one isn't really a story, and it's actually sorta nerdy, but I just think it's cool. Anyway… I'm sure that most of you have taken I-40 down to Wilmington. Well, when you leave Wilmington, have you ever noticed the sign right where I-40 actually begins on your way back toward the Triangle? It gives you the distance down I-40 to Barstow, CA, the city at the other end of I-40. Well, what would you expect to be at the start of the other end of the highway in CA? You guessed it…



Story #5 : from Jeff Lyons of Off Constantly, who responded to an item in the newsletter with his own new trivia question. The answer is a bit obvious, but if his numbers are accurate, this is a pretty brutal run. Also, keep in mind that he wrote this with a little bit of the regular season still to go too…: "Here is a trivia question for you. Who has the most points checked out against them in 301 in the history of RDL (single season)? Answer - Jeff Lyons! So far against me: 40 by Kenny Persson, 80 by Jeremy Dziczkowski, 110 by Dave Alvord, 111 by Mike Seward, and 112 by Billy Hamilton. I can't remember the 6th." [Holy cow… that is a lot of points to end games week after week! Obviously, this isn't the kind of statistic I can track for a trivia question (nor can I confirm Jeff's numbers, I suppose), but that seems like a list that would be pretty tough to beat. I have to admit that I'm a little bit glad that Jeff knows how those big outs taste though… he has checked out from 90+ against me in 3 of the last 4 times we've played in 501. - JK]

SPRING 2011 RDL SEASON INFORMATION

These dates (or at least some of them) are on page 8, as well as on pages 1 and 40, but I am putting them in many locations because they might be the most important thing for you in this newsletter.

Wednesday, January 5th - Spring season registration, Rally Point (online registration available in days immediately prior to the 5th)
Wed., Jan. 19th - Preseason capts.' mtg./packet pickup, Rally Point
Wednesday, January 26th - Start of Spring season match play
Monday, February 28th - Fifth week captains' meeting, Rally Point
Wednesday, May 4/11/18 - Spring season divisional tournaments
Saturday, May 21st - Spring season banquet, site TBD

TEAMS THAT WON BOTH THEIR DIVISIONAL TOURNAMENT AND REGULAR SEASON TITLE !!!!!!

*"A" Division - **Element Horizon***

Jason Kilts (c)	Tom Brown	Jeremy Dziczkowski
Robbie Phillips	Mark Knight	Jon Kenney
Allen Smith	Wil Tan	Keith Wall

*"B" Division - **Jack Nine***

Jeff Watson, Jr. (c)	Keith Gibbs	J.P. Evans
Tommy Gelhar	Tim McNamara	Darren Schmaus
Aaron Downs	Lee Whitehead	Jeff Watson, Sr.
	Mike McDonald	

*"C" Division - **Domestic Rednecks***

Dean Cusher (c)	Mark Lamb	Sheila Dickman
Jerry Espy	Shane Murray	Vince Martinez
Anthony Brownd		David Murray

*"D" Division - **Coral Reefers***

Jim Gallagher (c)	Van Smith	Steve Wilcenski
Chris Peoples	Nelson Williams	Nate Wade
Sean Jarvah	Pat Cullen	Richard Boyd
	Joe Wilson	

*"E" Division - **Mug Hunters***

Alberto Sandoval (c)	Trent Heil	Mike Venable
Ben Budd	Greg Neill	John Wilson
Dale Long	Eugene Foushee	Lonnie Bullington

*"G" Division - **Grateful Darts***

George Martin (c)	Jimmy Dzengeleski	Phillip Simpson
Marc Spinelli	Tim Welborn	Tom Winters
Jim Murdock		Kevin McFadden

TEAMS THAT WON THEIR DIVISIONAL TOURNAMENT (but not regular season title) !!!!!!

*"F" Division - **Big Bulls***

Kevin Reinert (c)	Dennis Fitzgerald	Aaron Fitzgerald
Paul Hudson	Corbett Gupton	Chris Talton
Justin Huntley	Art Church	Stephen Flanagan

*"H" Division - **JoCo Bullies***

Cindy Voorhees (c)	John Wylie	Randy Massengill
Robert Reese	Mike Gardner	Chad Massengill
Todd Tingler	Michelle Maze	Rober Massengill

TEAMS THAT WON THEIR REGULAR SEASON TITLE (but not divisional tournament) !!!!!!

*"F" Division - **Salute-A-Bull***

Kevin Brody (c)	Greg Gabry	John Jenkins
Vickie Jenkins	Jim Foulkes	David Simpson
Lee Johnson		Verne Beckman

*"H" Division - **Liquor Posse***

Daniel Caputo (c)	Aaron Mooty	Nathan Watkins
Ted Marks	Marcus Mooty	Storm Kincaid
Matthew Braswell	Samantha Watkins	Jim Mooty

FALL 2010 TOURNAMENT!!! TROPHY DART AWARDS

9 Marks

Joey Gaglione (Phat Daddies, 11/17)
Donald Grubb (The Usual Suspects, 11/17)
Sid Mitchell (Appetite for Destruction, 11/17)
Peter McGettigan (Helter Skelter, 11/17)
Tim Mozzetti (Appetite for Destruction, 11/17)
Tony Williamson (Tips & Shafts, 11/17)
Rob Yang (The Locals, 11/17)
Jason Crowe (OT Outlaws, 12/1)
Carl Lee (Dive Bombers, 12/1)
Allen Smith (Element Horizon, 12/1)
J.J. Tant (OT Outlaws, 12/1)

6 Bulls

(none reported)

Ton-80s

Whit Bryant (The Locals, 11/17)
Bob Terry (Lunatic Fringe, 12/1)
Mark Knight (Element Horizon, 12/8)

Ton-70-Ins and Outs

(none reported)

For those who are new or simply were not aware of it: fast games, high ins and high outs in the tournament do not win awards unless they are perfect shots (170s) or games.

OTHER TOURNAMENT HOT DARTS

(Sorry, no award -- but they're still great shots)

Shane Murray	Domestic Rednecks	8m
J.P. Evans	Jack Nine	158-Out
Jon Kenney	Element Horizon	137-Out
Joey Gaglione	Phat Daddies	160-In
Doug Jeffcoat	Phat Daddies	160-In
Charles Parker	Bad Things Man	160-In
Wil Tan	Element Horizon	112-In
Joey Gaglione	Phat Daddies	8-dart 301
Doug Jeffcoat	Phat Daddies	8-dart 301
J.P. Evans	Jack Nine	9-dart 301
Wil Tan	Element Horizon	11-dart 301
Jon Kenney	Element Horizon	18-dart SCkt
Jon Kenney & Robbie Phillips	Element Horizon	18-dart 501

FALL 2010 REGULAR SEASON PERFECT THROWS

9-Marks

Wil Tan **(3!)** (Element Horizon, 9/22, 9/29, 10/20)
Tom Brown **(2)** (Element Horizon, 8/18, 11/3)
Jim Dzengeleski **(2)** (Grateful Darts, 8/18, 9/15)
Phillip Eastmead **(2)** (The Locals, 10/13, 11/3)
Robbie Phillips **(2)** (Element Horizon, 8/25, 11/3)
Trey Rodgers **(2)** (Fun Below Me, 9/22, 10/20)
Bob Terry **(2)** (Lunatic Fringe, 9/22, 10/6)
Paul Beaudoin (The Usual Suspects, 9/29)
Rick Bradshaw (Three Dart Night, 11/3)
Brian Coleman (Appetite for Destr., 10/20)
Jason Crowe (OT Outlaws, 9/29)
Jim Davis (Fun Below Me, 9/8)
Randy Deemer (Pigs in Chains, 10/27)
J.D. Dixon (Damnifino, 9/15)
Joel Eason (Lunatic Fringe, 10/13)
George Guenther (Ton Up Tossers, 10/13)
Mike Hall (Schleprock's Revenge, 10/6)
J'aime Harvey (Darty Basterds, 9/15)
Kory Holland (Designated Divers, 11/10)
Michael Johnson (The Usual Suspects, 11/3)
Jon Kenney (Element Horizon, 8/25)
Ronnie Knott (Board 2 Death, 8/25)
Jonathan Mack (Darty Basterds, 10/27)
David Murray (Domestic Rednecks, 8/18)
Shane Murray (Domestic Rednecks, 10/13)
Sean O'Brien (Pigs in Chains, 8/11)
Keith Ohrberg (Rif Raf, 8/25)
Kevin Reinert (Big Bulls, 9/1)
Mike Seward (Phat Daddies, 10/6)
Kenny Spencer (Tips & Shafts, 9/8)
Scott Stankevich (Leftovers, 10/20)
Brent Thomas (Leftovers, 9/1)
Dan Titsworth (Money Shot, 10/27)
Hugh Vance (Travel. Beer Bellies, 11/3)
Rob Yang (The Locals, 10/13)

Ton-80s

Scott Stankevich **(2)** (Leftovers, 8/11, 9/15)
Fulton Crowley (... the Budd?, 11/10)
Joel Eason (Lunatic Fringe, 9/1)
Kyle Gaulthier (Off Constantly, 9/22)
Paul Hansen (Travel. Beer Bellies, 8/18)
Steve Hoffmann (Lunatic Fringe, 10/27)
Jim Hunsberger (Ton Up Tossers, 8/25)
Justin Huntley (Big Bulls, 8/18)
Jeff Jones (Three Dart Night, 10/20)
Jess Jur (Rif Raf, 8/25)
John Keleher (Where's the Budd?, 9/1)
Julie Tate Lee (No Marks, 10/13)
Gregg McCurry (Leftovers, 9/22)
Chris Montesi (Irish We…, 10/20)
Joe Munroe (Backyard Brawlers,10/13)
Shane Murray (Domestic..., 9/29)
Mike Raquet (Helter Skelter, 8/18)
Mark Sherman (Excalibur, 8/18)
Brian Smith (Projectile Dys., 10/20)
Wil Tan (Element Horizon, 11/10)
J.J. Tant (OT Outlaws, 8/11)
Bob Terry (Lunatic Fringe, 9/8)
Denny Williams (... Suspects, 11/10)
Tolson Willis (Death Throw, 10/13)

6-Bulls

(none reported)

FINAL FALL 2010 REGULAR SEASON DIVISIONAL TROPHY DART AWARDS

	A division	B division	C division	D division	E division	F division	G division	H division
High In (301 first turn only!!)	Ton-60 **Robbie Phillips** Element… (10/27) **Lee Scott** …Fringe (11/3)	Ton-60 (10/27/10) **Travis Ackerman** Cork Off!	Ton-36 (8/11/10) **Bart Bear** … Beer Bellies	Ton-20 (11/3/10) **Randy Wilcox** Like To Party	Ton-20 (9/8/10) **Justin Harvey** Ale-ing Archers	Ton-60 (10/6/10) **Scott Yarley** Top Kill Junk Shot	Ton-20 (10/27/10) **Wally Winter** Irish We Were…	Ton-40 (8/18/10) **Harris Winters** Backyard Brawlers
High Out (301/501/ 1001)	Ton-52 (10/13/10) **Tom Brown** Element Horizon	Ton-41 (8/11/10) **Dino Morin** Usual Suspects	Ton (10/10/10) **Shane Murray** DomesticRednecks	90 (11/3/10) **Mike Raquet** Helter Skelter	Ton-33 (8/25/10) **John Roseboro** The Matrix	Ton-26 (10/13/10) **Frank Balena** Top Kill Junk Shot	Ton-42 (8/22/10) **Chris Toolan** Just Here for Beer	Ton-11 (9/29/10) **Jeff Gillespie** Who Darted?
Fast Singles 301	9 darts **Kyle Gaulthier** ...Constantly (9/22) **Bob Terry** ... Fringe (10/13)	10 darts (11/10/10) **Aaron Downs** Jack Nine	10 darts (10/6/10) **Jason Thomas** Schleprock's Revenge	11 darts **Ron Hendricks** ... Dartists (9/29) **Chris Fournier** … Heads (11/10)	12 darts (8/11/10) **Sal Reitano** Dive Bombers	10 darts (10/13/10) **Sean Ackley** Designated Divers	11 darts **Tom Winters** Grateful Darts twice! (8/11, 10/13)	12 darts **Joe Munroe** ... Brawlers (8/25) **Shane Richardson** … Bandits (10/13)
Fast Singles Cricket	15 darts (9/29/10) **Tom Brown** Element Horizon	13 darts (8/18/10) **Randy Umstead** The Locals	18 darts (9/29/10) **Mark Lamb** DomesticRednecks	25 darts (9/29/10) **J.D. Dixon** Damnifino	15 darts (11/10/10) **Ronnie Knott** Board 2 Death	21 darts (11/10/10) **Stan Converse** Duckin' D'Oh! Nuts	20 darts (9/15/10) **Chris Toolan** Just Here for Beer	21 darts (11/3/10) **Joe Munroe** Backyard Brawlers
Fast Doubles Cricket	20 darts (10/6/10) **Justin Berstler & Mike Seward** Phat Daddies	15 darts (10/6/10) **Tommy Gelhar & Darren Schmaus** Jack Nine	21 darts (11/10/10) **Dean Cusher & Mark Lamb** DomesticRednecks	19 darts (11/3/10) **Nate Wade & Nelson Williams** Coral Reefers	32 darts (10/20/10) **Lonnie Bullington Alberto Sandoval** Mug Hunters	25 darts (9/29/10) **Mike Perera & Tolson Willis** Death Throw	22 darts (8/11/10) **Chuck Rouse & Bob Rube** No Marks	21 darts (11/10/10) **Andy Bowen & Adam Voos** Where's the Budd?
Fast Doubles 501	16 darts (9/15/10) **Justin Berstler & Mike Seward** Phat Daddies	17 darts (9/22/10) **Phillip Eastmead & Mike Emery** The Locals	21 darts (10/13/10) **Rick Bradshaw & Maryjane Bradshav** Three Dart Night	21 darts **Pat Cullen & Steve Wilcenski** ...Reefers (10/27) **Metin Balikcioglu & Eric Klann** ...Party (11/3)	19 darts (10/27/10) **Justin Harvey & Tom Mushow** Ale-ing Archers	23 darts (9/8/10) **Neal Hogan & Tolson Willis** Death Throw	18 darts (10/13/10) **Tim Mitchell & Rod Stacy** Sharkshooters	20 darts (10/6/10) **John Keleher & Adam Voos** Where's the Budd?

Fall 2010 RDL Individual Season-Long Awards

SINGLES WIN PERCENTAGE

		W	L	%-age
	"A" Division			
Robbie Phillips	A1/ Element Horizon	24	1	0.960
	"B" Division			
Lee Whitehead	B5/ Jack Nine	19	2	0.905
	"C" Division			
Shane Murray	C4/ Domestic Rednecks	27	1	0.964
	"D" Division			
Ron Hendricks	D2/ Starving Dartists	19	2	0.905
	"E" Division			
Tony Williamson	E7/ Tips & Shafts	21	3	0.875
	"F" Division			
Sean Ackley	F3/ Designated Divers	20	2	0.909
	"G" Division			
Chris Montesi	G2/ Irish We Were Drunk	17	3	0.850
	"H" Division			
Chad Massengill	H7/ JoCo Bullies	20	3	0.870

Women's Records

(# of women by div.: A-0, B-8, C-10, D-3, E-8, F-6, G-11, H-7)

[There are no women in A division, and no women in E and H divisions satisfied both the minimum number of games requirement and the RDL rule requiring a win percentage of 0.500 or higher to claim a singles award.]

	Women - "B" Division			
Paula Delp	B6/ Cork Off!	14	12	0.538
	Women - "C" Division			
Deb Blackwelder	C8/ Three Dart Night	13	8	0.619
	Women - "D" Division			
Tami Wells	D8/ Damnifino	10	9	0.526
	Women - "F" Division			
Debera Dudley	F1/ Yippers	19	13	0.594
	Women - "G" Division			
Julie Tate Lee	G3/ No Marks	19	9	0.679

ALL-STAR POINT AVERAGE

		ASPs	TGP	%-age
	"A" Division			
Robbie Phillips	A1/ Element Horizon	99.0	50	1.980
	"B" Division			
Phillip Eastmead	B7/ The Locals	99.5	56	1.777
	"C" Division			
Shane Murray	C4/ Domestic Rednecks	72.5	54	1.343
	"D" Division			
J.D. Dixon	D8/ Damnifino	50.5	39	1.295
	"E" Division			
Scott Stankevich	E5/ Leftovers	54.0	55	0.982
	"F" Division			
John Jenkins	F8/ Salute-A-Bull	40.5	44	0.920
	"G" Division			
Tom Winters	G6/ Grateful Darts	45.5	56	0.813
	"H" Division			
Josh Frumkin	H4/ Backyard Brawlers	33.0	47	0.702

Women's Records

(# of women by div.: A-0, B-8, C-10, D-3, E-8, F-6, G-11, H-7)

[There are no women in A division, and no women in E division satisfied the minimum number of games requirement to claim an all-star point average award.]

	Women's Records - "B" Division			
Paula Delp	B6/ Cork Off!	29.0	50	0.580
	Women's Records - "C" Division			
Deb Blackwelder	C8/ Three Dart Night	22.0	44	0.500
	Women's Records - "D" Division			
Tami Wells	D8/ Damnifino	18.5	41	0.451
	Women's Records - "F" Division			
Debera Dudley	F1/ Yippers	28.0	60	0.467
	Women's Records - "G" Division			
Adrienne DeFontes	G5/ Sharkshooters	22.5	55	0.409
	Women's Records - "H" Division			
Kristen Immen	H5/ Where's the Budd?	18.5	56	0.330

THE PLAYERS WHO *BEAT* THE SINGLES %-AGE WINNERS

Who beat Robbie Phillips of Element Horizon in A division?
in 301: Bob Terry (wk.10). in cricket: (none).

Who beat Lee Whitehead of Jack Nine in B division?
in 301: Dan Clark (wk.10), Phillip Eastmead (wk.12).
in cricket: (none).

Who beat Shane Murray of Domestic Rednecks in C division?
in 301: (none). in cricket: Hugh Vance (wk.5).

Who beat Ron Hendricks of Starving Dartists in D division?
in 301: Barry Thompson (wk.5). [Ron has to hate seeing
in cricket: J.D. Dixon (wk.12). Damnifino show up…]

Who beat Tony Williamson of Tips & Shafts in E division?
in 301: Dave Maley (wk.3).
in cricket: Gregg McCurry (wk.4), John Wilson (wk.13).

Who beat Sean Ackley of Designated Divers in F division?
in 301: David Simpson (wk.9), Galen Gillett (wk.13).
in cricket: (none).

Who beat Chris Montesi of Irish We Were Drunk in G division?
in 301: George Guenther (wk.1), Jason Brown (wk.10).
in cricket: Jim Hunsberger (wk.1). [Ouch, rough week 1 start…]

Who beat Chad Massengill of JoCo Bullies in H division?
in 301: Jim White (wk.10), Roger Genzlinger (wk.12).
in cricket: Roger Genzlinger (wk.12). [& Samantha Watkins in wk.7!]

Who beat Julie Tate Lee of No Marks in G division?
in 301: George Guenther (wk.5), David Gelberg (wk.7), Adrienne DeFontes (wk.8), Patrick Todd (wk.9).
in cricket: Adrienne DeFontes (wk.1), Eric Emerton (wk.4), Matt Goss (wk.5), Tom Winters (wk.10), Mike Carrieri (wk.12).

Who beat Deb Blackwelder of Three Dart Night in C division?
in 301: Jason Thomas (wk.6), Brian Gaertner (wk.8), Mark Lamb (wk.10), Pete Rutten (wk.11), Sam Maze (wk.13).
in cricket: Ricky Diggs (wk.1), Anthony Brownd (wk.3), Mikey Hindle (wk.5).

FALL 2010 PENALTY SUMMARY

Oh, geez… The total number of penalties this season was nothing out of the ordinary, but oh my, the cost of those penalties was pretty devastating this time around. There was a total of 26 penalties (not too bad for an election ballot season), with every division receiving at least 2 penalties. There were 13 election ballot penalties (for 65 total points), 4 phone penalties (for 20 points), 4 mail penalties (for 20 points), and **5!** ineligible player penalties (for a total cost of 42 points and one match win). H division led every category: 6 total penalties, assigned to 4 of the 8 teams, for a total loss of 58 points and the removed match win.

Three teams lost at least a spot in the standings due to the penalties, but one of those (The Usual Suspects in B) paled in comparisons to the other two in terms of actual loss. Both the **Ale-ing Archers** in E div. and the **JoCo Bullies** in H div. penaltied themselves right out of a regular season division crown. The Archers took two penalties, with the early mail penalty costing them. The Bullies also took two penalties, but it was obviously the rule-change-inspiring 1001 ineligible player penalty that was the difference-maker for them.

WHERE WE PLAY

American Legion Fuquay-Varina **557-5990**
6400 Johnson Pond Road Fuquay-Varina
-about 0.2 miles from Fuquay Elementary School

Backyard Bistro **851-6203**
1235 Hurricane Alley Way W.Raleigh
-just west of Carter Finley Stadium, off Trinity Rd

The Barmuda Triangle **553-6405**
11514 US Highway 70 Business Clayton
-acr, hwy. from Clayton Urgent Care, in strip mall by BB&T

Blinco's **785-5060**
6711 Glenwood Ave N. Raleigh
-near inter. of Glenwood/Millbrook, acr. Fr. Wal-Mart

Bonedaddy's Hideaway **896-6050**
605 Creekside Drive Raleigh
-behind Thompson Cadillac, across from the Longbranch

Characters Quarters **662-5119**
1506 US Highway 70 Garner
-betw. Ragazzi's & Golden Corral, w/ red top, green awnings

Cleveland Draft House **771-2337**
6101 NC Highway 42 West Garner
-0.7 mile west of I-40 on NC Highway 42

Connolly's Irish Pub **465-4458**
1979 High House Road Cary
-in the Cornerstone Shpg. Ctr., next to Goodberry's

Dive Bar of Raleigh **832-9363**
3 Glenwood Avenue Raleigh
-note: bar doesn't open until 8 pm on normal nights...

Harrison's Bar and Grill **481-2442**
301-C N. Harrison Avenue Cary
-under Pure Gold, betw. Chatham St. & 54 @ RR tracks

Havana Deluxe **831-0991**
437 Glenwood Ave Raleigh
-behind Armadillo Grill

Hibernian Restaurant & Pub **467-9000**
1144 Kildaire Farm Road Cary
-next to Goodberry's, south of Maynard Road

High House Billiards **481-1103**
185 High House Road Cary
-between Old Apex Road and West Chatham Street

High Park Bar & Grille **833-4527**
625 E. Whitaker Mill Road Raleigh
-near intersection of Whitaker Mill & Wake Forest Rd.

Hot Shots Billiards & Pub **460-6307**
107 Edinburgh South Drive Cary
-in MacGregor Village

MacGregor Draft House **461-1633**
107 Edinburgh South, Suite 120 Cary
-in MacGregor Village

Mac's Tavern **467-4114**
1014 Ryan Road Cary
-behind Burger King in Village Market Spg. Ctr.

Napper Tandys **833-5535**
126 N. West Street Raleigh
-corner of West and Jones Sts, in Powerhouse Square

Oh'Mulligans - Wake Forest **562-5570**
2101 South Main Street Wake Forest
-right next to the Remington Grill

On the Snap Billiards **557-9060**
2221 North Grassland Drive Fuquay-Varina
-at the corner of NC-55 and Dickens Road

Overtime Sports Pub **255-9556**
1030-149 N. Rogers Lane Raleigh
-corner of Rogers Ln/US-64, in Food Lion strip mall

Pantana's Pool Hall **833-2990**
3112 Hillborough Road near NCSU
-I think it's between Concord and Shepherd streets

Players Retreat **755-9589**
105 Oberlin Road near NCSU
-at corner of Oberlin Rd. & Hillsborough St.

Rally Point Sport Grill **678-1088**
1837 N. Harrison Ave. Cary
-in the Sam's Club plaza near I-40, behind Wendy's

Sammy's Tap & Grill **755-3880**
2235 Avent Ferry Road Raleigh
-in the front of Mission Valley Shopping Center

Scooters **954-2171**
1911 Sego Court N. Raleigh
-near Atlantic/Millbrook inter., behind Batteries Plus

Sharky's Place **783-5448**
5800 Duraleigh Road NW Raleigh
-in the Yuppie Center near US 70 intersection

Snooker's-RW **828-7665**
3520 Wade Avenue NW Raleigh
-in Ridgewood Shopping Center

The Sports Page **266-3130**
835 North Smithfield Road Knightdale
-turn right at light past Walmart in K'dale, then 2nd driveway

Tir na nOg Irish Pub **833-7795**
218 South Blount Street Dwtn. Raleigh
-across from City Market

The Upper Deck **460-1786**
329 N. Harrison Avenue Cary
-near intersection. of N. Harrison & Hwy. 54

Varina Sports Bar **552-0081**
213 Fayetteville Street Fuquay-Varina
-across from Stevens Hardware

THIS SEASON'S TIEBREAKERS

I can't decide if I think this season's total of 42 tiebreakers is a lot or a little. We dropped down a division back to 8, but that also meant that every team was playing every week so we actually had more matches played. Of no consequence really, as it's really just the teams that lost a bunch of these or won a bunch of these that interest most of us. B and E divisions had the fewest tiebreakers (2 in the season, 0 in the tournament each), while F (6 season, 1 tournament), H (7 season, 2 tournament), and D (9 season, 1 tournament) led the way. And this season, both the Cardiac Kids (most tiebreakers played) and Heartbreak (most tiebreakers lost) Awards go to the same team. The poor, poor Backyard Brawlers… FIVE tiebreakers this season, and only one win. And their last of those losses? It came in the H tournament final. Oh, the sadness… Combine that with Joe Munroe's terrible luck (see page 14), and that bunch is becoming quite the bunch of sad sacks… Yikes. Oh, and the team that likely loves AND hates the 1001 the most at the same time? The JoCo Bullies, who went 3-0 in that set, including the tournament final win, but also ended up losing the H season title due to a 1001 they actually won but then for which they took their ineligible player penalty.

HOLIDAY BREAK BLIND DRAWS

This holiday season, some of the standard days that are often considered as potential extra holiday blind draw days fall on regular blind draw days. The Upper Deck in Cary already hosts the most blind draws in the area (with regular weekly Friday and Sunday night blind draws), and they are also the place that most often adds blind draws on Wednesdays during RDL breaks. Well, this holiday season is no different! The Deck will be hosting an extra blind draw every Wednesday until the RDL starts back up in January. In addition, despite the fact that both Christmas Eve and New Year's Eve fall on Fridays, the regular weekly draw will indeed be held! So, if you're interested, head on over. Signups close at 8 p.m. for all of those different days, and it only costs $5 to play. All of the draws are double-elimination, the bar matches the pot, and there are often extra fun things like the nightly triple-shot. Good luck…

RDL WEBSITE - www.raleighdartleague.org
(webmaster: Jason Thomas): jason@beyond-beta.com
[as with the site below, this one contains a full RDL map]

RDL MAPSITE - http://www.trantor.org/bars/rdl.html
(site maintained by Galen Johnson): gjohnson@trantor.org

HOW TO REACH US

RDL VoiceMail (919) 990-1218

Mail Scoresheets to: Jason Kilts - RDL Statistician
5005 Raintree Road, Durham, NC 27712

Scoresheet FAX available at:
(919)-**324-3545** - email JK for confirmation of receipt!

New Member Fees and Newsletter Fees:
Matt Huff, 105 Rosenberry Hills Drive, Cary, NC 27513

Nomination and Election Ballots:
Heather Bohanan, 206 Shoals Lane, Garner, NC 27529

Grievances/Complaints/Rules Suggestions:
Thom Dunn, 216 Cameron Woods Dr, Apex, NC 27523

All Other RDL Correspondence to:
(Just send whatever to Jason and he'll pass it along…)

2010 (& 2011) Board of Directors

President	Jason Thomas	795-4247
	email: jason@beyond-beta.com	
Vice President	J.P. Evans	423-4879
	email: jpefmsc@aol.com	
Secretary	Jim Gallagher	740-7698
	email: jgallagher2@nc.rr.com	
Treasurer	Matt Huff	225-6000
	email: treasurer@raleighdartleague.org	
Membership	Heather Bohanan	326-1956
	email: heather.bohanan@dhhs.nc.gov	
Rules/Grievances	Thom Dunn	696-3820
	email: thomdunnjr@gmail.com	
League Statistician/Editor :	Jason Kilts	990-1218
	email: jdkilts@yahoo.com or kilts001@mc.duke.edu	

"HOT DARTS" CALL-IN GUIDELINES

Here are the guidelines you should use for the minimum number of all-star points to report when calling in your scores.

"A" Division = 4.5 or more ASPs
"B" Division = 4.0 or more ASPs
"C", "D" Divisions = 3.5 or more ASPs
"E", "F", "G" Divisions = 3.0 or more ASPs
"H" Division = 2.5 or more ASPs

Also, call in any fast games, high ins, high outs, or other amazing feats that you think warrant a little recognition (e.g., Ins & Outs higher than a Ton, 24-dart cricket games, 15-dart 301s, 24-dart 501s, Ton-70s and up, 8-Marks+, 5-Bulls+, etc.).

Extra note: it's also ok to call in "fast games" in each set, even if they don't necessarily meet the maximum dart counts above.

CALENDAR OF EVENTS

Sat., Dec. 18 9:00 a.m. to ?	**Jeannie Bryden 1,000,001 Dart-a-thon for Charity** - Upper Deck - info: 919-937-7359
Fri., Dec. 24	**Upper Deck Blind Draw** - this is really no different than a regular Friday, but I'm just confirming for you that it WILL be played
Fri., Dec. 31	**Upper Deck Blind Draw** - need an explanation on this one? Look immediately above…
Wed., Jan. 5 7:00-8:00 p.m.	**Spring 2011 RDL Registration** Rally Point Sport Grill
Jan. 7-9	**Get-A-Way for the New Year**; (ADO), $2500 The Get-A-Way Pub, Charlotte, NC; for info: tournamentdirector@charlottedarts.com
Wed., Jan. 19 7:00-8:00 p.m.	**Spring 2011 - Preseason Captains' Mtg.** Rally Point Sport Grill - Mandatory
Wed., Jan. 26	**Spring 2011 - first night of match play**
Mon., Feb. 28 7:00-8:00 p.m.	**Spring 2011 - 5th week Captains' Meeting** Rally Point Sport Grill; end of roster additions/ replacements (Also date of RDL Board Mtg.)
Wed., May 4 / 11 / 18	**- RDL Divisional Tournaments**
Sat., May 21	**Spring 2011 - Season Banquet**

Other Local Weekly Leagues

Tuesdays	***Bull City Dart League*** , Durham
Thursdays	***Triangle Dart League*** , Chapel Hill

Weekly Blind Draws - Over the years, many blind draws have come and gone. If any of these folds or if any others start up, please let me know and I'll update this list. Thanks.

(both of these are double elim., w/ the bar matching the pot!)

Friday	**Upper Deck**, 8:00 p.m. (460-1786)
Sunday	**Upper Deck**, 8:00 p.m. (460-1786)
Wednesday	**Upper Deck**, only through the holidays…

(this one pays top two spots with an extra bar kick-in…)

Monday	**Oh'Mulligans - Wake For.**, 7:30 p.m., $5 entry 1st = 60% + $50 bar certificate; 2nd = 40%

SEASON-LONG TROPHY DART MINIMUM GAMES PLAYED REQUIREMENTS

To be eligible for singles win percentage and all-star point average awards, you must play at least 66% of this season's projected games: *for ALL Divisions (except teams C1, C2, C5, C6, C7, C8, F8, H1, H7) (8 teams/division):*

Singles win %-age: min. of 19 Singles Games Played
All-star pt. Average: min. of 37 Total Games Played

for teams C1, C5, C6, C7, C8, F8, H1, H7 (due to 1 forfeit received.):

min. of 18 Singles Games Played, 35 Total Games Played

for team C2 (due to 2 forfeits received):

min. of 16 Singles Games Played, 32 Total Games Played

PENALTY LOG

Here are all the penalties assessed this season. Think the point math in your division doesn't quite add up? Check here to see who lost what when.

Election ballot (5 pts.): Off Constantly (A), Fun Below Me (A), Y'All Ain't Ready (B), Pog Mo Thoin (C), Seein Dublin (C), Hammered Heads (D), Matrix (E), Leftovers (E), Menace to Sobriety (F), Salute-A-Bull (F), Dem Bones (G), Where's the Budd? (H), He Hate Us (H).

Ineligible player (any match win, all points, all statistics): Y'All Ain't Ready (B,wk.4,6 pts; wk.5,4 pts), JoCo Bullies (H,wk.7,match win & 12 pts), Darty Basterds (H,wk.1,10 pts; wk.2,10 pts).

Mail (16 points): The Usual Suspects (B,wk.3), Ale-ing Archers (E,wk.5), Ton Up Tossers (G,wk.3), JoCo Bullies (H,wk.7).

Phone (5 points): The Usual Suspects (B,wk.3), Hammered Heads (D,wk.2), Bulls Eye Blind (D,wk.7), Ale-ing Archers (E,wk.14).

THE TWENTY-EIGHTH SEMI-ANNUAL EDITION OF : JK'S DIVISIONAL ALL-STAR TEAM PICKS

(Players within each division are listed alphabetically) (Players are chosen any way I damn well please - not purely by the numbers!)
(This is not purely my own guesses at who is simply the best thrower, but also who is important to their team, who is good in the clutch, etc.)

Divisional MVPs

A Division	Robbie Phillips	Element Horizon	E Division	Scott Stankevich	Leftovers
B Division	Lee Whitehead	Jack Nine	F Division	John Jenkins	Salute-A-Bull
C Division	Shane Murray	Domestic Rednecks	G Division	Rod Stacy	Sharkshooters
D Division	Nate Wade	Coral Reefers	H Division	Joe Munroe	Backyard Brawlers

All of RDL -- Robbie Phillips -- Element Horizon

"A" Division

Tom Brown	Element Horizon	22-0 in doubles? Crazy. Plus 18-5 singles.
Matt Heimbach	Lunatic Fringe	Mr. 1001 Winner led Fringe all season.
Sid Mitchell	Appetite for Dest.	Simply best player outside top 3 teams.
Robbie Phillips	Element Horizon	Do I really even need to write anything?
Mike Seward	Phat Daddies	You should've seen his SCkt vs. Phillips.
Allen Smith	Element Horizon	Back to being one of RDL's very best.
Wil Tan	Element Horizon	Even his losses were really good games.
Bob Terry	Lunatic Fringe	Takes down all the other guns in singles.

"B" Division

Dan Clark	OT Outlaws	Big singles winner, just moderate in dbls.
Aaron Downs	Jack Nine	If only his team would let him play 301…
Phillip Eastmead	The Locals	Propping an entire team on his shoulders.
Tommy Gelhar	Jack Nine	Hard to argue with 31-3 in the Ckt sets.
Keith Gibbs	Jack Nine	Welcome back to A where you belong.
Jimmy Kerr	OT Outlaws	Mr. 501 Clutch can just sit out DCkt.
J.J. Tant	OT Outlaws	Mr. All-But-501 can just sit out that set.
Lee Whitehead	Jack Nine	What a return to competitive darting…

"C" Division

Rick Bradshaw	Three Dart Night	Easily the top dog for these C newcomers.
Dean Cusher	Domestic Rednecks	Somebody had to drive this crazy train…
Jeremy Gower	Schleprock's Reven	I guess dbls is after his regular bed time?
Josh Hall	Excalibur	The best of Excalibur's many additions.
Dave Krasnow	Traveling Beer Belli	He sings, he throws, he does it all. Well.
Mark Lamb	Domestic Rednecks	Nearly perfect 27-1 in the cricket sets.
Shane Murray	Domestic Rednecks	Most out-of-place player in all of RDL.
Sean O'Brien	Pigs in Chains	Certainly not the runt of darting Piggies.

"D" Division

J.D. Dixon	Damnifino	VERY different team when he's absent.
Jim Gallagher	Coral Reefers	Throw, win, write team newsletter. Repeat.
Ron Hendricks	Starving Dartists	Every season, he's the least Starving…
Vicente Martinez	Hammered Heads	7th straight season with >78% singles.
Dan Titsworth	Money Shot	Money Shot sorely needed this guy back.
Nate Wade	Coral Reefers	Mr. Dependable for division's top team.
Steve Wilcenski	Coral Reefers	I don't care if he missed some matches…
Randy Wilcox	Like To Party	Best player for one of best upset teams.

"E" Division

Patrick Clark	Ale-ing Archers	Oh, so close to taking the E title back…
Sebastian Greene	Ale-ing Archers	Could be top gun for winningest E team.
Chad Hayes	Board 2 Death	Big singles winner can maybe sit doubles?
Carl Lee	Dive Bombers	How can this guy still surprise opponents?
Alberto Sandoval	Mug Hunters	4 10-win sets for season/tourney winners.
Andy Schwochow	Ale-ing Archers	Mr. Cricket was still decent in '01 too.
Scott Stankevich	Leftovers	Won 19 of his team's 39 doubles wins.
Tony Williamson	Tips & Shafts	With more doubles help, he's league MVP.

"F" Division (not one player from the #2-#4 finishing teams? Weird…)

Sean Ackley	Designated Divers	Monster singles covers mediocre doubles.
Stan Converse	Duckin' D'Oh! Nuts	Now THIS is an iron man winner.
Debera Dudley	Yippers	The change of teams served her WELL.
Aaron Fitzgerald	Big Bulls	The Fitzgeralds carried the Big Bulls all
Dennis Fitzgerald	Big Bulls	the way to the F division tourney title.
John Jenkins	Salute-A-Bull	Top winner for division's top finishers.
Andy Keestalude	Yippers	Wow. Toted the whole team some nights.
David Simpson	Salute-A-Bull	Great in singles, decent in doubles.

"G" Division

David Gelberg	Irish We Were Dru	This guy ended my BCDL season w/a 180.
Matt Goss	Ton Up Tossers	12-0 in SCkt, plus 10-2 in 501 is enough.
Kevin McFadden	Grateful Darts	Just another big gun for G div. winners.
Chris Montesi	Irish We Were Dru	Led Irish with superb singles record.
Rob Rexrode	Projectile Dysfuncti	Very solid, at least until the final set…
Rod Stacy	Sharkshooters	Actually got better as the night went on.
Tim Welborn	Grateful Darts	Every set being 9-4 or better is very nice.
Tom Winters	Grateful Darts	11+ wins in every set? Can't argue that.

"H" Division

Josh Frumkin	Backyard Brawlers	Soon surpassing Munroe as team's tops?
John Keleher	Where's the Budd?	Winning 40 games for #5 team isn't easy.
Ted Marks	Liquor Posse	3 sets of excellence for season winners.
Chad Massengill	JoCo Bullies	31-4 in first three sets? So friggin' good.
Joe Munroe	Backyard Brawlers	Leader of the always-just-so-close team.
Shane Richardsor	One Armed Bandits	If only he was really a full-time player…
Nathan Watkins	Liquor Posse	Singles cricket record carried the day.
John White	Backyard Brawlers	Any team can use a doubles specialist.

QUICK STAT TIDBITS

-The **Quadruple Double Award** winners (double-digit wins in all 4 sections): All 8 divisions had 8 teams this season, although the C teams got kind of shorted by having a team forfeit out midway through the season. Oh well… In the end, this club houses FOUR members this season! No need to consider the 12 players with three 10-win sets, or even the 5 players with four 9-win sets, this time around. First up, we have the three players who rang up four 10-win sets: Robbie Phillips of Element Horizon in A(!) division, Nate Wade of Coral Reefers in D, and Alberto Sandoval of Mug Hunters in E. But then we have this season's top winner, ringing up four 11(!)-win sets!! It's **Tom Winters** of Grateful Darts in G division, who actually came within one 301 win of having four 12-wins sets. Wow.

-The **Iron Man/Woman Award**: When I first looked this one up this season, I was thinking I might have a new record holder. Why, you ask? Because **Bob Carawon** of F division's Duckin' D'Oh! Nuts played an astonishing 83 games this season!!! Guess that's what happens when you mostly have the same four guys playing all the sets all season. (Turns out the record during my tenure is 92 by Dave Wilser of Get Over It in the Spring of 2001.) Honorable mentions for this season, as division leaders: Ron Ridenour of Fun Below Me in A with 60; Whit Bryant of The Locals in B with 63; Shane Murray of Domestic Rednecks in C with 54; Fritz Herman of Starving Dartists in D with 58; Gregg McCurry of Leftovers in E with 56; Travis Buckingham of Dem Bones in G with 61; and Adam Voos of Where's the Budd? in H with 59.

-The **Team Attendance Award** winners: Hmmm… Not sure to whom to give this one… Do I go with the three teams that ran a primary six with one part-time sub all season (Just Drunksten in A, OT Outlaws in B, and Dem Bones in G), or the team that basically ran only 4 players the entire season (Duckin' D'Oh! Nuts in F)?

MY PRESEASON, WEEKLY, & TOURNEY PREDICTION RESULTS

A little bit different than in some recent seasons for me. I got a lot of preseason stuff correct, but I missed on HALF of the division winners. Eek! Hit about the same rate as usual in the season and postseason. Let's break it down…

In my preseason picks (easily the toughest each and every season), I nailed the winners of each of the first four divisions. In addition, I called most of the finishing spots for most teams. I even told you beforehand that F division would have the best top-to-bottom race. Niiiiiiice… What I missed though was the emergence of the OT Outlaws in B and of Money Shot in C. And I had WAY too much confidence in Designated Divers in F, Irish We Were Drunk in G, and the One Armed Bandits in H. My E pick (Board 2 Death) didn't win either, but they pulled in third, then made the tournament final, so that was pretty close.

My weekly prediction results you can peruse pick-for-pick on the other side of this sheet of paper. After three consecutive seasons of improving, I matched last season to within 0.02%! How is that for consistency, eh? Unlike last season (in which D was my best division), D was easily my worst this time around (not even reaching 61% correct). A division was my best, as I only missed 7 matches there all season (4 of them involving Off Constantly). Only two teams fooled me more often than not (Hammered Heads at 6-8 and JoCo Bullies at 6-7)

Last but not least were my tournament predictions… And as usual, we go to best-of-three and my picks get even better in pretty much all divisions. We lost a few matches to an odd set of double-forfeit followed by automatic forfeit in H, so I'm just ignoring that half of that bracket. I hit 24 of 31 first-round results, 10 of 15 semifinals, and then 6 of the 7 non-forfeit-affected finals!! And the one tournament winner that I didn't pick? They were a #6 that I listed as my top 'dark horse' pick!! Yeah, baby!! Oh, and… all of my 'surest things'? They were. Again.

JK'S TEAM-BY-TEAM, WEEK-BY-WEEK MATCH PREDICTION RESULTS

(I introduced this page thirteen seasons ago, and it has become almost expected as a newsletter staple. Feast your eyes on the success...)

For several years, many of you have taken no greater pleasure in your weekly darting endeavors than to call the RDL VoiceMail and point out to me just how wrong I was in my prediction of your match result. On a related note, I have noticed that many of you seem to have relatively selective memories saving only the weeks when I was wrong. Further, many others of you regularly embellish your statistics of how often you fool me. It's not so easy to get away with those rambles anymore, however, as you can see below. Each W is a week when I picked your match correctly, and each L is one I picked incorrectly. Division totals are to the right of the team totals, weekly totals are at the bottom, and in the space between the 14 weeks and the team totals, the four 'o' symbols indicate the teams for which I was only 0.500, and the two 'x' symbols indicate the teams that fooled me more often than not. **[That stupid three-match wrong streak to close the season dropped my record with the Hammered Heads to 6-8, my worst for any team this season. At least I got their two tournament match results correct…]**

	wk1	wk2	wk3	wk4	wk5	wk6	wk7	wk8	wk9	wk10	wk11	wk12	wk13	wk14		Right	Wrong	**Overall**
A1/ Element Horizon	W	W	W	W	W	W	W	W	W	W	W	W	W	W		14	0	73.06%
A2/ Phat Daddies	W	W	W	W	W	W	L	W	W	W	W	W	W	W		13	1	320 118
A3/ Lunatic Fringe	W	W	W	W	W	W	L	W	W	W	W	W	W	W		13	1	
A4/ Appetite for Destruction	W	W	W	W	W	W	W	W	W	W	W	L	W	W		13	1	
A5/ Just Drunksten	W	W	W	W	W	W	L	W	W	W	L	W	W	L		11	3	
A6/ Bad Things Man	W	W	W	W	W	W	W	W	W	W	L	L	W	W		12	2	**A Division**
A7/ Off Constantly	W	W	W	W	W	L	L	W	W	W	W	W	L	L		10	4	87.50%
A8/ Fun Below Me	W	W	W	W	W	L	W	W	W	W	W	W	L	W		12	2	49 7
B1/ Rif Raf	W	W	W	L	L	L	W	W	W	L	L	L	W	W		8	6	
B2/ The Usual Suspects	L	W	W	L	L	L	W	L	W	W	L	W	W	W		8	6	
B3/ OT Outlaws	L	W	W	L	L	L	W	W	L	W	W	W	W	W		9	5	
B4/ Nine Lives	W	W	L	L	L	L	W	W	W	L	W	L	W	W		8	6	
B5/ Jack Nine	W	W	W	W	W	W	W	W	W	W	W	W	W	W		14	0	
B6/ Cork Off!	L	W	L	W	W	W	W	W	W	L	L	W	W	W		10	4	**B Division**
B7/ The Locals	L	W	W	W	W	W	W	L	L	L	L	W	W	W		9	5	71.43%
B8/ Y'All Ain't Ready	W	W	W	W	W	W	W	W	W	W	W	W	W	W		14	0	40 16
C1/ Pigs in Chains	L	W	L	L	W	W	L	W	fft	L	W	W	W	L		7	6	
C2/ Excalibur	L	W	W	W	L	fft	W	W	W	W	W	W	fft	L		9	3	
C3/ Pog Mo Thoin	W	W	W	W	W	fft	W	W	fft	fft	fft	fft	fft	fft		7	0	
C4/ Domestic Rednecks	W	W	W	W	W	W	W	W	W	W	W	W	W	W		14	0	
C5/ Schleprock's Revenge	W	W	W	W	W	W	L	W	W	W	W	fft	W	L		11	2	
C6/ Traveling Beer Bellies	W	W	L	W	W	W	W	W	W	L	fft	W	L	L		9	4	**C Division**
C7/ Seein Dublin	W	W	W	W	W	W	W	W	W	fft	W	W	L	W		12	1	81.63%
C8/ Three Dart Night	W	W	W	L	L	W	W	W	W	W	W	W	W	fft		11	2	40 9
D1/ Helter Skelter	W	L	W	L	W	W	L	W	W	W	L	L	W	L		8	6	
D2/ Starving Dartists	L	L	W	W	W	L	L	L	W	L	W	W	L	W	o	7	7	
D3/ Hammered Heads	W	W	L	W	W	L	L	L	W	L	W	L	L	L	x	6	8	
D4/ Bulls Eye Blind	L	W	L	L	W	W	L	W	W	L	L	W	W	W		8	6	
D5/ Money Shot	L	W	W	W	W	W	L	W	W	L	W	W	W	L		10	4	
D6/ Coral Reefers	W	W	W	W	W	W	L	L	W	W	W	W	W	W		12	2	**D Division**
D7/ Like To Party	L	W	L	W	W	W	L	L	W	L	L	W	W	L	o	7	7	60.71%
D8/ Damnifino	W	W	L	W	W	W	L	W	W	L	L	W	W	W		10	4	34 22
E1/ Board 2 Death	L	W	W	L	W	L	W	W	W	W	W	W	W	W		11	3	
E2/ Dive Bombers	W	L	L	W	W	L	L	W	W	W	L	W	W	W		9	5	
E3/ Is It In	W	W	L	W	W	L	W	W	L	L	W	W	W	W		10	4	
E4/ The Matrix	W	W	W	W	W	L	L	L	W	W	L	W	W	W		10	4	
E5/ Leftovers	W	W	W	W	W	W	L	L	L	W	W	W	L	W		10	4	
E6/ Ale-ing Archers	W	L	W	L	W	W	W	W	W	W	W	W	L	L		10	4	**E Division**
E7/ Tips & Shafts	W	W	L	W	W	W	L	W	W	L	W	W	W	W		11	3	73.21%
E8/ Mug Hunters	L	W	L	W	W	W	W	W	W	W	W	W	W	L		11	3	41 15
F1/ Yippers	W	W	W	W	W	W	W	L	W	W	W	W	W	W		13	1	
F2/ Duckin' D'Oh! Nuts	L	W	W	W	W	fft	W	W	W	W	W	W	W	W		12	1	
F3/ Designated Divers	W	L	W	W	W	L	W	W	W	L	L	W	L	W		9	5	
F4/ Death Throw	W	L	W	L	L	W	W	W	W	L	L	W	W	W		9	5	
F5/ Menace 2 Sobriety	W	W	W	L	W	W	W	W	W	W	L	W	L	W		11	3	
F6/ Top Kill Junk Shot	L	L	W	L	W	L	W	W	W	L	L	W	L	W	o	7	7	**F Division**
F7/ Big Bulls	W	W	W	W	L	W	L	L	W	L	L	W	L	W		8	6	70.91%
F8/ Salute-A-Bull	W	L	W	L	W	fft	L	W	W	W	L	W	W	W		9	4	39 16
G1/ Projectile Dysfunction	W	L	W	W	W	W	L	W	L	L	W	W	W	L		9	5	
G2/ Irish We Were Drunk	L	L	W	W	W	W	L	W	L	L	L	W	W	L	o	7	7	
G3/ No Marks	W	W	W	L	W	W	L	W	W	W	W	L	W	L		10	4	
G4/ Dem Bones	W	W	W	W	W	W	W	W	W	W	W	W	W	W		14	0	
G5/ Sharkshooters	W	L	W	W	W	W	L	W	L	W	L	W	W	W		10	4	
G6/ Grateful Darts	W	L	W	W	W	W	L	W	L	W	W	W	W	L		10	4	**G Division**
G7/ Ton Up Tossers	L	L	W	W	W	W	L	W	L	W	W	L	W	W		9	5	71.43%
G8/ Just Here for Beer	W	L	W	L	W	W	W	W	L	W	W	W	W	W		11	3	40 16
H1/ Who Darted?	W	W	W	W	W	L	L	W	W	W	W	L	L	fft		9	4	
H2/ Liquor Posse	W	L	W	W	W	W	L	W	W	L	W	W	L	L		9	5	
H3/ One Armed Bandits	W	L	L	W	W	W	L	W	W	W	L	L	L	fft		7	6	
H4/ Backyard Brawlers	W	L	W	W	W	L	W	W	W	L	L	W	L	W		9	5	
H5/ Where's the Budd?	W	W	L	L	W	W	W	W	W	W	W	W	L	W		11	3	
H6/ He Hate Us	W	W	W	W	W	fft	W	W	W	W	W	L	W	W		12	1	**H Division**
H7/ JoCo Bullies	W	L	L	L	W	fft	L	W	L	W	W	L	W	L	x	6	7	68.52%
H8/ Darty Basterds	W	W	L	W	W	W	W	W	L	W	W	W	L	W		11	3	37 17
Right:	24	23	24	23	28	21	17	27	25	20	20	25	22	21				
Wrong:	8	9	8	9	4	8	15	5	6	11	11	6	9	9				
forfeited:	-	-	-	-	-	3	-	-	1	1	1	1	1	2				

RDL - Fall, 2010	Week 1			Week 2			Week 3			Week 4			Week 5			Week 6			Week 7			Week 8			Week 9			Week 10			Week 11			Week 12			Week 13			Week 14			Forfeits
	vs.	W/L	Pts.	vs.	W/L	Pts.	vs.	W/L	Pts.	vs.	W/L	Pts.	vs.	W/L	Pts.	vs.	W/L	Pts.	vs.	W/L	Pts.	vs.	W/L	Pts.	vs.	W/L	Pts.	vs.	W/L	Pts.	vs.	W/L	Pts.	vs.	W/L	Pts.	vs.	W/L	Pts.	vs.	W/L	Pts.	
A1/ Element Horizon	A8	W	21	a6	W	23	a3	W	18	A2	W	18	A7	W	14	a5	W	17	A4	W	21	a8	W	18	A6	W	18	A3	W	13	a2	W	21	a7	W	21	A5	W	21	a4	W	21	
A2/ Phat Daddies	a7	W	23	A5	W	17	A4	W	20	a1	L	6	a8	W	14	A6	W	18	a3	L	12	A7	W	21	a5	W	13	a4	W	19	A1	L	3	A8	W	15	a6	W	16	A3	W	15	
A3/ Lunatic Fringe	A6	W	17	a8	W	16	A1	L	6	a7	W	20	A5	W	18	a4	W	17	A2	W	12	a6	W	12	A8	W	19	a1	L	11	A7	W	18	a5	W	14	A4	W	17	a2	L	9	
A4/ Appetite for Destruction	a5	L	10	A7	W	13	a2	L	4	A8	W	13	a6	W	13	A3	L	7	a1	L	3	A5	L	8	a7	W	14	A2	L	5	a8	W	17	A6	L	9	a3	L	7	A1	L	3	
A5/ Just Drunksten	A4	W	14	a2	L	7	a8	W	14	A6	W	13	a3	L	6	A1	L	7	A7	L	9	a4	W	16	A2	L	11	A8	W	17	a6	L	10	A3	L	9	a1	L	3	a7	L	8	
A6/ Bad Things Man	a3	L	7	A1	L	1	A7	W	16	a5	L	11	A4	L	11	a2	L	6	A8	W	16	A3	L	12	a1	L	6	a7	W	16	A5	W	14	a4	W	15	A2	L	8	a8	W	13	
A7/ Off Constantly	A2	L	1	a4	L	11	a6	L	8	A3	L	4	a1	L	10	A8	W	15	a5	W	15	a2	L	3	A4	L	10	A6	L	8	a3	L	6	A1	L	1	a8	W	18	A5	W	14	
A8/ Fun Below Me	a1	L	3	A3	L	8	A5	L	10	a4	L	11	A2	L	10	a7	L	9	a6	L	8	A1	L	6	a3	L	5	a5	L	5	A4	L	7	a2	L	4	A7	L	6	A6	L	11	
B1/ Rif Raf	B8	W	20	b5	L	10	b7	L	10	B2	W	13	B4	L	11	b3	L	11	B6	W	13	b8	W	20	B5	L	6	B7	W	17	b2	W	14	b4	L	12	B3	L	8	b6	W	13	
B2/ The Usual Suspects	B7	W	13	b6	W	15	B8	W	21	b1	L	11	B3	L	10	B4	L	12	b5	L	10	b7	W	17	B6	W	17	b8	W	22	B1	L	10	b3	L	6	b4	W	15	B5	L	6	
B3/ OT Outlaws	B6	W	16	b7	L	10	B5	L	6	b4	W	17	b2	W	14	B1	W	13	b8	W	18	b6	W	16	B7	W	17	b5	L	7	B4	W	17	B2	W	18	b1	W	16	B8	W	20	
B4/ Nine Lives	B5	L	8	b8	W	23	B6	W	14	B3	L	7	b1	W	13	b2	W	12	B7	L	6	b5	L	5	B8	W	15	b6	L	10	b3	L	7	B1	W	12	B2	L	8	b7	W	15	
B5/ Jack Nine	b4	W	16	B1	W	14	b3	W	18	B8	W	18	b7	W	20	B6	W	17	B2	W	14	B4	W	17	b1	W	18	B3	W	17	b8	W	19	B7	W	17	b6	W	21	b2	W	18	
B6/ Cork Off!	b3	L	6	B2	L	9	b4	L	10	B7	L	6	B8	W	20	b5	L	7	b1	L	11	B3	L	8	b2	L	7	B4	W	14	b7	W	15	b8	W	13	B5	L	3	B1	L	11	
B7/ The Locals	b2	L	10	B3	W	14	B1	W	13	b6	W	18	B5	L	4	b8	W	14	b4	W	18	B2	L	6	b3	L	6	b1	L	6	B6	L	9	b5	L	7	B8	W	13	B4	L	9	
B8/ Y'All Ain't Ready	b1	L	3	B4	L	1	b2	L	3	b5	L	6	b6	L	4	B7	L	7	B3	L	6	B1	L	4	b4	L	5	B2	L	2	B5	L	5	B6	L	10	b7	L	11	b3	L	4	
C1/ Pigs in Chains	C2	L	10	C3	W	22	c6	L	11	C8	L	12	c7	W	19	c4	L	9	C5	L	11	c2	L	7	c3	*W*	*16*	C6	L	7	c8	W	18	C7	W	20	C4	L	10	c5	W	16	
C2/ Excalibur	c1	W	14	C4	L	8	C5	W	12	c7	W	16	c8	L	8	C3	*W*	*16*	C6	W	15	C1	W	17	c4	L	4	c5	W	15	C7	W	17	C8	W	15	c3	*W*	*16*	c6	L	11	
C3/ Pog Mo Thoin	c4	L	1	c1	L	1	C7	L	5	C6	L	2	c5	L	7	c2	*L*	*0*	C8	L	5	C4	L	3	C1	*L*	*0*	c7	*L*	*0*	c6	*L*	*0*	C5	*L*	*0*	C2	*L*	*0*	c8	*L*	*0*	7
C4/ Domestic Rednecks	C3	W	23	c2	W	16	C8	W	19	c5	W	18	C6	W	18	C1	W	15	c7	W	16	c3	W	21	C2	W	20	c8	W	16	C5	W	16	c6	W	13	c1	W	14	C7	W	21	
C5/ Schleprock's Revenge	c6	W	14	C7	W	12	c2	L	12	C4	L	6	C3	W	17	c8	W	19	c1	W	13	C6	W	17	c7	W	16	C2	L	9	c4	L	8	c3	*W*	*16*	C8	W	14	C1	L	8	
C6/ Traveling Beer Bellies	C5	L	10	c8	W	14	C1	W	13	c3	W	22	c4	L	6	C7	W	17	c2	L	9	c5	L	6	C8	W	21	c1	W	12	C3	*W*	*16*	C4	L	11	c7	L	9	C2	W	13	
C7/ Seein Dublin	C8	W	14	c5	L	12	c3	W	19	C2	L	8	C1	L	5	c6	L	7	C4	L	8	c8	L	12	C5	L	8	C3	*W*	*16*	c2	L	6	c1	L	4	C6	W	15	c4	L	3	
C8/ Three Dart Night	c7	L	10	C6	L	10	c4	L	5	c1	W	12	C2	W	12	C5	L	5	c3	W	19	C7	W	12	c6	L	3	C4	L	8	C1	L	6	c2	L	9	c5	L	10	C3	*W*	*16*	
D1/ Helter Skelter	d8	L	12	D2	W	12	D6	L	8	d4	L	12	d3	L	6	D7	L	7	d5	W	13	D8	L	7	d2	L	12	d6	L	5	D4	W	14	D3	W	13	d7	L	7	D5	W	13	
D2/ Starving Dartists	d7	L	9	d1	L	12	D5	L	8	d6	L	8	D8	L	7	D3	W	12	d4	L	9	D7	W	15	D1	W	12	d5	W	13	D6	L	8	d8	L	10	d3	W	14	D4	W	13	
D3/ Hammered Heads	d6	L	8	D4	W	17	D8	L	3	d5	L	12	D1	W	18	d2	L	12	D7	W	15	D6	W	12	d4	W	13	d8	W	16	D5	L	11	d1	L	11	D2	L	10	d7	L	8	
D4/ Bulls Eye Blind	D5	L	5	d3	L	7	d7	W	11	D1	W	12	d6	L	7	d8	L	10	D2	W	15	d5	L	7	D3	L	9	D7	W	13	d1	L	10	D6	L	9	D8	L	8	d2	L	11	
D5/ Money Shot	d4	W	19	D8	W	13	d2	W	16	D3	W	12	d7	W	13	D6	L	9	D1	L	11	D4	W	17	d8	L	11	D2	L	11	d3	W	13	D7	W	12	d6	L	8	d1	L	11	
D6/ Coral Reefers	D3	W	15	D7	W	14	d1	W	16	D2	W	16	D4	W	17	d5	W	15	d8	L	12	d3	L	12	d7	W	17	D1	W	19	d2	W	16	d4	W	15	D5	W	16	D8	W	13	
D7/ Like To Party	D2	W	15	d6	L	9	D4	L	10	d8	L	10	D5	L	11	d1	W	17	d3	L	8	d2	L	8	D6	L	7	d4	L	11	D8	W	13	d5	L	12	D1	W	14	D3	W	16	
D8/ Damnifino	D1	W	12	d5	L	11	d3	W	21	D7	W	14	d2	W	17	D4	W	14	D6	W	12	d1	W	17	D5	W	13	D3	L	8	d7	L	11	D2	W	14	d4	W	16	d6	L	11	
E1/ Board 2 Death	E8	L	8	e7	W	19	E5	W	14	e6	L	11	E2	W	13	e4	L	11	e3	W	16	e8	L	9	E7	W	17	e5	W	17	E6	L	7	e2	W	15	E4	W	16	E3	W	19	
E2/ Dive Bombers	E7	W	20	e6	L	4	e8	W	15	E4	W	13	e1	L	11	E3	L	10	e5	W	14	e7	W	18	E6	L	6	E8	L	8	e4	L	9	E1	L	8	e3	W	15	E5	L	8	
E3/ Is It In	E6	L	8	e5	L	11	e7	L	10	E8	L	11	E4	L	7	e2	W	14	E1	L	8	e6	L	8	E5	W	17	E7	L	11	e8	L	11	e4	W	12	E2	L	9	e1	L	5	
E4/ The Matrix	E5	L	11	e8	L	5	E6	L	10	e2	L	11	e3	W	17	E1	W	13	E7	L	11	e5	L	10	E8	L	12	e6	L	3	E2	W	15	E3	L	12	e1	L	8	e7	W	17	
E5/ Leftovers	e4	W	13	E3	W	13	e1	L	10	E7	W	21	e8	L	6	e6	L	8	E2	L	9	E4	W	14	e3	L	7	E1	L	7	e7	W	17	E8	L	6	E6	W	14	e2	W	16	
E6/ Ale-ing Archers	e3	W	16	E2	W	20	e4	W	14	E1	W	13	e7	W	13	E5	W	16	e8	L	11	E3	W	16	e2	W	18	E4	W	21	e1	W	17	E7	W	20	e5	L	10	E8	W	17	
E7/ Tips & Shafts	e2	L	4	E1	L	2	E3	W	14	e5	L	3	E6	L	11	E8	L	7	e4	W	13	E2	L	6	e1	L	7	e3	W	13	E5	L	7	e6	L	4	e8	L	3	E4	L	7	
E8/ Mug Hunters	e1	W	16	E4	W	19	E2	L	9	e3	W	13	E5	W	18	e7	W	17	E6	W	13	E1	W	15	e4	W	12	e2	W	16	E3	W	13	e5	W	18	E7	W	21	e6	L	7	
F1/ Yippers	f7	L	7	F5	L	9	f8	L	7	f2	L	5	F6	L	11	F4	L	4	f3	L	10	F7	W	12	f5	L	11	F8	L	9	F2	W	17	f6	L	7	f4	L	8	F3	L	8	
F2/ Duckin' D'Oh! Nuts	f6	L	9	F7	L	6	f5	L	9	F1	W	11	f3	L	10	f8	*L*	*0*	F4	L	6	F6	L	6	f7	L	5	F5	L	8	f1	L	5	F3	L	7	F8	L	6	f4	L	8	1
F3/ Designated Divers	f5	W	13	F8	L	10	F4	W	13	f7	L	9	F2	W	12	f6	W	13	F1	W	10	F5	L	9	f8	L	8	f4	L	11	F7	W	12	f2	W	14	F6	L	8	f1	W	16	
F4/ Death Throw	f8	W	12	F6	L	8	f3	L	11	F5	L	10	F7	W	12	f1	W	20	f2	W	12	F8	L	10	f6	L	7	F3	W	13	f5	W	16	f7	L	10	F1	W	14	F2	W	13	
F5/ Menace 2 Sobriety	F3	L	11	f1	W	15	F2	W	14	f4	W	14	f8	L	10	F7	L	12	F6	W	16	f3	W	15	F1	W	11	f2	W	13	F4	L	8	F8	L	7	f7	W	13	f6	L	8	
F6/ Top Kill Junk Shot	F2	W	11	f4	W	16	f7	L	8	F8	W	14	f1	W	13	F3	L	9	f5	L	8	f2	W	14	F4	W	17	F7	W	12	f8	W	14	F1	W	17	f3	W	16	F5	W	16	
F7/ Big Bulls	F1	W	17	f2	W	16	F6	W	16	F3	W	15	f4	L	11	f5	W	12	F8	L	10	f1	L	9	F2	W	16	f6	L	12	f3	L	12	F4	W	14	F5	L	11	f8	L	9	
F8/ Salute-A-Bull	F4	L	12	f3	W	14	F1	W	17	f6	L	10	F5	W	14	F2	*W*	*16*	f7	W	14	f4	W	14	F3	W	16	f1	W	15	F6	L	10	f5	W	17	f2	W	12	F7	W	15	
G1/ Projectile Dysfunction	G8	W	16	g7	L	11	g2	W	15	G4	W	18	g5	W	12	G3	W	16	g6	W	15	g8	W	14	G7	L	9	G2	L	10	g4	W	17	G5	W	15	g3	W	14	G6	W	13	
G2/ Irish We Were Drunk	G7	L	8	g8	L	6	G1	L	9	g5	L	8	g4	W	18	G6	L	5	G3	L	6	g7	L	11	G8	W	17	g1	W	14	G5	W	16	G4	W	16	g6	L	8	g3	L	7	
G3/ No Marks	G5	L	10	g4	W	16	g6	L	8	G8	L	8	G7	L	6	g1	L	8	g2	W	18	g5	L	3	G4	W	18	G6	L	4	g8	L	9	g7	W	14	G1	L	9	G2	W	17	
G4/ Dem Bones	g6	L	9	G3	L	8	G7	L	9	g1	L	6	G2	L	6	G5	L	11	g8	L	7	G6	L	5	g3	L	5	g7	L	7	G1	L	7	g2	L	4	g5	L	5	G8	L	10	
G5/ Sharkshooters	g3	W	14	G6	L	9	g8	W	20	G2	W	16	G1	L	12	g4	W	13	g7	W	11	G3	W	21	g6	W	13	G8	W	18	g2	L	8	g1	L	9	G4	W	16	G7	W	16	
G6/ Grateful Darts	G4	W	15	g5	W	15	G3	W	16	g7	W	12	G8	W	16	g2	W	19	G1	L	9	g4	W	19	G5	L	11	g3	W	20	G7	W	19	g8	W	13	G2	W	16	g1	L	11	
G7/ Ton Up Tossers	g2	W	14	G1	W	13	g4	W	13	G6	L	12	g3	W	16	g8	W	12	G5	L	11	G2	W	13	g1	W	11	G4	W	17	g6	L	5	G3	L	10	G8	W	13	g5	L	8	
G8/ Just Here for Beer	g1	L	8	G2	W	18	G5	L	4	g3	W	16	g6	L	8	G7	L	12	G4	W	17	G1	L	10	g2	L	7	g5	L	6	G3	W	15	G6	L	11	g7	L	11	g4	W	14	
H1/ Who Darted?	h5	W	13	H8	W	14	h6	W	15	H2	L	10	H7	L	7	h4	L	10	h3	W	15	H5	L	8	h8	W	12	H6	W	14	h2	L	10	h7	W	12	H4	W	12	H3	*W*	*16*	
H2/ Liquor Posse	h6	W	15	H3	W	12	H4	W	22	h1	W	14	H8	W	16	H5	W	16	h7	L	12	H6	W	17	h3	W	16	h4	L	9	H1	W	14	h8	W	16	h5	L	11	H7	L	11	
H3/ One Armed Bandits	h7	W	14	h2	L	11	H5	W	12	h4	W	13	h6	W	13	H8	W	15	H1	L	8	H7	L	8	H2	L	5	h5	W	12	H4	W	12	H6	L	10	h8	L	11	h1	*L*	*0*	1
H4/ Backyard Brawlers	h8	W	14	H7	L	9	h2	L	2	H3	L	11	h5	L	12	H1	W	14	h6	W	19	H8	W	16	h7	W	14	H2	W	15	h3	L	12	H5	W	15	h1	L	12	H6	W	12	
H5/ Where's the Budd?	H1	L	11	H6	W	16	h3	L	12	H7	L	8	H4	W	12	h2	L	8	h8	W	18	h1	W	11	h6	W	13	H3	L	11	h7	L	8	h4	L	9	H2	W	13	H8	W	13	
H6/ He Hate Us	H2	L	9	h5	L	8	H1	L	5	h8	L	11	H3	L	10	h7	*L*	*0*	H4	L	1	h2	L	7	H5	L	8	h1	L	10	H8	L	9	h3	W	11	H7	L	7	h4	L	11	1
H7/ JoCo Bullies	H3	L	10	h4	W	15	H8	W	14	h5	W	16	h1	W	17	H6	*W*	*16*	H2	W	12	h3	W	14	H4	L	10	h8	W	11	H5	W	12	H1	L	11	h6	W	17	h2	W	13	
H8/ Darty Basterds	H4	L	10	h1	L	10	h7	L	10	H6	W	13	h2	L	8	h3	L	9	H5	L	5	h4	L	8	H1	L	12	H7	L	11	h6	W	14	H2	L	8	H3	W	12	h5	L	10	

THIS SEASON'S TRIVIA QUESTIONS… REVISITED

I now run this column during seasons in which I've included trivia questions all season. Each question is listed exactly as it was during the season, so there is potential for a question to now be out of date, but it's usually not too much of a problem. Each question is listed under the week number when it ran, and the answers follow the questions. No peeking…

Week 5 question: What is the longest regular season singles win streak since I started doing the newsletter (1996), and who has it? [Note: RDL doesn't track tournament statistics.]

Week 6 question: What RDL rule is affectionately known as the "Fulton Crowley rule", and why?

Week 7 question: Seven divisions presently have an undefeated team. In my 30 seasons as statistician, what is the greatest number of divisions that have had a team go the entire season/tournament undefeated, and when was it?

Week 8 question: In my previous 29 seasons as statistician, 21 teams have gone undefeated through the entire season and tournament. How many teams did it more than once, and who were they?

Week 9 question: At the state tournament this weekend, there was talk about dropping some events and adding others. Which events have been played in the past at the NC State Championships that are no longer part of the annual event?

Week 10 question: Every now and then a team forms that is immediately placed in A just because it should be there, but more often teams have to climb the ladder and win their win into A from the lower divisions. Staying in A div. and performing well is a whole different issue though. Today's question comes with that in mind… During my tenure as statistician (this is my 30th season), which teams playing up from B division had the best first seasons in A division, either by final finishing position or by win-loss record?

Week 11 question: If you were to play a game of 501, and you could only score on numbers with an odd base value (1s, 3s, 5s, etc., not 2s, 4s, 6s, etc.), and each turn could have no more than one single, no more than one double, and no more than one triple in it, what is the lowest dart total possible?

Week 12 question: What's the worst record to win a division title title since I became statistician in 1995?

Week 5 answer: This one took a bit of digging to come up with the answer… The key to this question lies in the fact that it's "all singles games". If the answer were just cricket (since 301 appears to be more random), the answer might have been different. But in the end, despite nice runs by guys like Jim Budelman (all in A division!), Jim Davis, and J.D. Dixon, the record goes to Phillip Eastmead of The Locals, at 59!! The record includes 23 in D in Fa09, 28 in C in Sp10, and 8 this season in B. And, of course, as soon as I asked the question, he lost 301 to Jeff Watson, Sr. Jinx!

Week 6 answer: Back when I started as the RDL statistician in 1996, the penalty for a late scoresheet mailing was loss of all points from the match AND loss of the match win. Ouch! It was decided that penalty was too steep, and the loss of the match win was revoked (and the point penalty was later standardized to 16 for all late mailings, since it was the same offense regardless of how much your team scored). But… what that created was the opportunity for a team that got a couple of late mailings to lose all incentive to send in their sheets… pretty much at all. Enter Fulton Crowley. Fulton and his Spring 2003 Mangina Douche team (and that name is whole other story…) claimed F division with a 12-2 record despite not mailing me HALF of his scoresheets on time. After a while, he began just saving them up and sending them 2 or 3 at a time. Despite finishing 100 points behind the 2nd place team, Mangina Douche still took 1st by one match win. And the RDL Board immediately put in the following rule (known to all those in the know as the "Fulton Crowley" rule): starting with a team's 3rd late scoresheet, the match win is also taken away.

Week 7 answer: 3, back in the Fall of 1996. Lunatic Fringe claimed A division (with current RDL members Joe Wilson, Tom Brown, Jim Budelman, Don Bingham, Phillip Eastmead, Steve Hoffmann, & Bob Terry), Top Dead Center claimed B division (with current RDL members Joe Gaglione, Wil Tan, and Lee Scott, and The Dart Party claimed C division (with myself being the only current RDL members from that team). In 13 of my previous 29 seasons as statistician, exactly zero teams were able to go the distance without a loss. [Update for the banquet Tons: this season tied that record of 3 undefeated teams, with Element Horizon claiming A division, Jack Nine taking B div., and Domestic Rednecks rolling through C div.]

Week 8 answer: Those 21 undefeated seasons were achieved by 16 different teams, with only 2 of them doing it more than once. First, Wireless claimed C and then B divisions in Fa04 and Sp05 for their two clean sweeps. And the other, with FIVE undefeated seasons (all of them in A division!) is Lunatic Fringe. Their five undefeated seasons were Fa96, Sp97, Sp00, Fa01, and Sp03. I suspect that when I dig into the old historic newsletters that Joe Wilson gave me, they'll tag a couple more onto that list from pre-JK days… [Update for the banquet Tons: that total is now up to 24 undefeated seasons, and another multiple-time undefeated has been added to the list. Element Horizon added a second season, having rung up two undefeated seasons in a row now, both in A division.]

Week 9 answer: Well, a few experiments have come and gone at the NC State Championships (such as the double-elimination singles events debacle), but only one event is truly not played at this time (although a second event has been morphed). First, the morphed event is the four-player 701, which has been played as a men's four-player and a women's four-player three times in the 1990s (the event is now just one open four-player 701 event). And the one event that is no longer played? Mixed Doubles 501. Maybe not surprisingly, the re-addition of that event (possibly in place of the four-person event) was one of the two possible changes discussed at this year's meeting.

Week 10 answer: If we include teams that dropped down from A to B and then back, the number of teams that made somewhat of a splash (5th or higher) can't be counted on two hands. But if we include only teams that truly climbed the ladder, that count shrinks considerably. However, the one true answer to this question is the same either way you measure it. In the Fall of 1998, a little group of guys known as Shameless & Aimless VII (their 7th season as they climbed up) hit A division, and immediately bolted all the way to an 8-4 record that was good enough to let them their point their way into second place (behind Lunatic Fringe, of course)!! And the next season, they took the A division regular season title, and the next season… they folded. Sigh. Anyway, congrats to current RDL members J.D. Dixon, Joe Gaglione, Bill Chaney, and John Jenkins, all of whom were members of Shameless & Aimless VII.

Week 11 answer: 17 darts. The total score can actually be reached in 16 darts using only the various odd number multiples needed, but you can't end the game with an even number of odd-scoring darts (which is what you need to do if you take it out on the first dart of any turn).

Week 12 answer: Twice in the past 30 seasons, a team has come home with the biggest hardware with only a 9-5 record! In the Fall 1997 season, No Clue claimed D division, and in the Fall 2000 season, Starving Dartists claimed D division. [Update added for banquet Tons: no team really came all that close this season, as the only division that was even as low as 10-4 was only at that point due to a very rare 1001 tiebreaker ineligible player penalty.]

IMPORTANT NOTICES FROM THE RDL BOARD

The following items come to you directly from the RDL Board. This is a pretty important set of stuff for you to read. Maybe the most important in this entire newsletter.

WHAT HAPPENS WHEN COOLER HEADS DO NOT PREVAIL…? DOUBLE-FORFEITS AND SUSPENSIONS!!!

Last week [Ed. note: this actually refers to the quarterfinal round] various members of RDL received notification of an incident that happened at Mac's Tavern during the first round of tournament between the captain of Liquor Posse and a member of He Hate Us. The Board met to discuss this and considered the messages from members of both teams, as well as the account of the incident from the owner of Mac's who was brought into the situation when the incident escalated into an assault.

Although no one filed an official grievance this was brought to the attention of the Board, who took action based on the rules under M 4. Special Circumstances. Everyone who is at an RDL match, both players and guests, are representatives of the league the entire time they are in a host establishment. As such they should behave in an adult manner and be respectful of the bars and other people there. The Raleigh Dart League has a zero tolerance policy for behavior that reflects poorly on the league, particularly when it degenerates into physical violence and forces owners of our host establishments to step in and eject league members from their bar.

There are a number of correct ways to deal with an emerging "situation" before it escalates into assault. First, within the league if a player on the opposing team is causing a problem with a member of your team or a guest, is creating an unpleasant environment, or is behaving in an unsportsmanlike manner making the match unpleasant for everyone, the first step is for the captain to speak to the other captain about his player. If that does not alleviate the issue, depending on what the issue is, the captain may take the issue directly to the bar staff. Physically attacking a player is never acceptable while representing the Raleigh Dart League.

There was a situation that ended with the captain of Liquor Posse punching a member of He Hate Us.
Based on all information at hand the board has determined to issue the following penalties:

==> The match shall be ruled a double forfeit.

==> Daniel Caputo, the captain of Liquor Posse and the person who punched the other player is determined to be guilty of a major offense, and therefore shall be suspended for the maximum time allowed, one entire season (Spring 2011).

==> Nick Kilgore, the member of He Hate Us, was determined to be offensive enough by the owner of Mac's to be ejected from the bar, is also determined to be guilty of a major offense, and therefore shall be suspended for the maximum time allowed, one entire season (Spring 2011).

==> Shervin Ejlali, captain of He Hate Us is determined to be guilty of a second minor offense and is suspended for 8 weeks, beginning with week #1 of the Spring 2011 season. This offense is based on the rule, C.1 under Captains Responsibilities, stating that captains shall bear ultimate responsibility for team conduct. Although realistically captains do not have total control over players at all times, this issue was building for over 3 hours, plenty of time to realize that his player was severely intoxicated and causing a problem. This is a second offense as this team was involved in a brawl at Varina Sports bar in Spring 2009. Because both teams were "away" teams the owner could not tell who started it, so the teams were put on probation as it was considered a "first offense".

A RULE CHANGE IN RESPONSE TO A REQUEST FROM THE STATISTICIAN -- 1001 PLAYER NAMES

This one is featured in the Matches section of the Rules: "Each player that participates in the game of 1001 must be listed on the score sheet by first and last name. Failure to do so will result in a penalty for failure to mail a score sheet correctly as listed in the penalties section." Everybody got that? That means that if you leave the 1001 Players box on the front of the scoresheet blank when you play in a tiebreaker, you will be penalized 16 points. Do it again, be penalized 16 points. Do it more than twice in a season, and you'll be penalized both the 16 points AND the match win. Bottom line? Report who plays in the tiebreaker games.

NEW GUIDELINES/CLARIFICATIONS FOR TEAM PLACEMENT AT THE START OF EACH SEASON

From the Schedules section of the Rules: "Changes to a team's roster (addition of players from higher divisions, loss of strongest players, addition of multiple inexperienced players) may affect their position." There is also a further clarification about how far teams with a roster completely identical to the previous season can be moved. Check out rules 6) and 7) in that section for those.

A WHOLE NEW TAKE ON THE 'SCOREKEEPER SCORE REPORTING' INTERPRETATION…

The Board is breaking new ground on this one… Pretty interesting… From the Matches section of the Rules: "If the scorekeeper is asked the remaining score and reports it incorrectly, and the player hits the winning dart(s) for the score they were quoted (thinking they just won the game) the following rules apply: 1) If the scorekeeper is on the opposing team, whatever was stated becomes the out for 01 or a valid mark in Cricket (for that turn) and if the player hits darts that win the game based on what they were told, they win the game. (If they fail to hit it, and IF the mistake is noted when the score is recorded, at their next throw the player should aim for the actual out (01)/marks needed to win (Cricket). If the mistake is not noticed at that time, and the incorrect information is recorded on the scoreboard, Section d1 and d2 will apply.) 2) If the scorekeeper is on the same team as the thrower and states incorrect information, the player does not win the game but may proceed with their turn if they have darts remaining and have not busted."

There are also updates to rules about pulling darts during the diddle, especially for scorekeepers. Either way, it is clear that the take-home message of this entire page is this: get an updated copy of the Rules, and learn them!! Thanks.

DO YOU REMEMBER YOUR 'BIGGEST SHOT'?

Well, do you? I think I do. Not positive, but I think so. But before we go on, let's define 'biggest shot'. Biggest shot is not just the most points you ever hit on one turn, or your first perfect throw. Hell, I checked out a 170 in a tournament match, so it's pretty much impossible to get 'higher' than that… but it was in 301, in a match that my team won handily. Big shot, but not real earth-shaking in terms of importance… Which I guess means that my biggest shot was a simple old double-10, in my first RDL tournament final in A division in my first season in the league. I was the sixth man, I was listed with the fifth man, and we drew the big money pair for our opponents (including one guy who still plays now). Everyone in the place clearly expected us to lose, and when one of our other pairs went down, making our pair necessary to push the score to 11-11, most thought it was basically over. But it wasn't, I guess. We stole the points on my out, leading to our last pair taking the last set and the Mugs. A pretty small shot in the dart world, but it was the unexpected winner that carried a whole team of guys. Those are the best.

AND ON THAT NOTE…

How would you script proposed biggest shot? Would it be in the tournament final? Would it be in your first A division tournament final? Would the match be tied going into the 501s? Would you pair up with a multi-time regional champion? Would you play against the opponents' best two players all season, one of whom is one of the winningest players the RDL has ever seen, and who are both presently on freakin' fire? Would the set go to a third game after both teams absolutely tore through each of the first two games, each claiming one of the wins? Would the third leg be a Ton-fest, with your opponents ending up on 40 after only 15 darts? And would you then calmly check out from 137 (triple-20, triple-19, double-10) to take the set and set up your team's pair on the other board for the Mug-winning finish in their next leg? And would it seal the deal on your team's undefeated regular season/ tournament pairing? Well… if that's how you would script your biggest shot, then you're either some sort of psychic clairvoyant who can adopt the experiences of others, or you're stalking Jon Kenney (my teammate on Element Horizon) and trying to claim his life as your own. If that's what you're doing, cut it out, creep. If that's not what you're doing, then go back and re-read this item and really absorb the setting and what he did. THAT, ladies and gentlemen, is a 'biggest shot' moment…

TOURNAMENT QUOTES

Quote #1 : from Jon Kenney of Element Horizon, the morning after the shot listed immediately above: "I tried to call in 'awesome' from work today. My boss told me to eat s**t and get my a** in here. Clearly not a dart fan." [HAHAHAHAHAHAHAHA!!! Can you imagine that phone call? Uh, sorry boss, not going to be in today, I'm awesome. I wish I could just see the look on an employer's face if somebody really called in and said that. - JK]

Quote #2 : from Dean Cusher of Domestic Rednecks, who went 41-1 in DCkt in the season, then appears to have gone 8-1 in DCkt during the tournament: "[Shane] Murray and Anthony [Brownd] lost again at doubles cricket. The only two to lose all year, and they lost to JT [Jason Thomas] & Antique [Joe Thomas]. Again."

Quote #3 : from Nelson Williams of Coral Reefers (this one is actually saved from about week 13): "Van had the line of the night. Someone worried whether or not my all-star points were counted. I said, 'I don't think it matters. It's not like it'll earn me a plaque at the end of the season.' Van replied, 'Yeah, what's the difference between a 0.01 and a 0.02 all-star percentage?' Thanks, buddy."

COMPLETING THE RDL AWARD PANEL

Every now and then I come across something that I find to be really an amazing achievement. This item most decidedly points out one such achievement. Please allow me to explain…

The RDL presently offers 14 different awards. There are 3 types of perfect throws (9-mark, Ton-80, 6-Bull); 2 additional throw awards (High In, High Out); 4 fast games (301, SCkt, DCkt, 501); 2 season-long individual awards (singles win percentage, all-star point average); and 3 types of team awards (regular season first place, regular season second place, tournament first place).

Earning awards in more than half of those categories is likely a loftier goal than most of us will reach. But what if I told you that the RDL has a league member who not only has earned an award in each and every one of those 14 categories, but has done so all while playing on the same team? In A division? And has done so all in the last 11 seasons?! Well, it's true. With his week 10 152-Out, **Tom Brown** of Element Horizon has done just that. Just incredible…

I don't know if anybody else even approaches that type of achievement level, but there are a couple of guys that certainly fit the 'most likely' category for me. Mr. Terry? Or maybe Mr. Seward? Maybe this one will be a future trivia question.

OH, SO CLOSE FOR JOE MUNROE

If you peruse the singles leaders in each division for this season, you'll see that Joe Munroe of Backyard Brawlers ended up 2nd in H division. Just one guy ahead of him in the race for that Mug. Dang that Chad Massengill of JoCo Bullies, right? Well… wait until you hear this… Massengill actually didn't win a higher percentage of his singles games, but he won anyway!! No, seriously… For the first time in my tenure as statistician, a player who won a higher percentage of his games and played at least the minimum number of games required, did NOT win the singles title. So, why is Massengill's number higher in those listings, you ask? Because in week 7, the JoCo Bullies (Massengill's team) was hit with that now infamous ineligible player penalty for listing a player in 1001 who hadn't been in any of the four main sections of the match (see new RDL rule regarding this situation on page 13). Thus, the Bullies' statistics were wiped clean per RDL rules. And what was wiped away? A singles cricket loss by Massengill to Samantha Watkins of the Liquor Posse. In some ways, it sucks for Munroe, but in other ways, it seems right for Massengill since his team lost the H division race because they were attentive to including tiebreaker information that other teams ignored (thus leading to the new rule making that information mandatory).

OH, BUSTED…

Hey, ya know what's awesome? Hitting the high out.

Know what's not? Having your team forget to record it so that the statistician has to double-check it with the other team, and the statistician finds out that you slopped part of it in a double/single/double. Then the statistician tells the newsletter guy (who, in this particular instance, is the same person), and it ends up… here.

Well, such is the fate of Mike Raquet of Helter Skelter in D division. When I dropped him a line about it, he was good-natured and funny, saying "Tell me about it. Was going for the triple but the double got it instead. Only off by about 3 inches so not too bad. So I stayed there, hit the single, and then aimed for the triple again and hit the double to win. Lol"

RANDOM THOUGHTS FROM JK

Ok, it's just a fact… this column has become a banquet Tons staple. I have no idea why so many are so keen on taking a peek into the oddness that is my head, but you are. So without further ado, let's open up my head again and see what falls out. Some of these observations are dart-related, and some of them clearly are not. As always, this is just about the last thing that I'm writing and once again much of it was written when it was already today… soooo, also as always not even I know what's about to hit the page…

--The tradition continues... This column starts with a Survivor item… Can you possibly imagine gearing yourself up for being on Survivor, then heading out to wherever the heck they send your butt, then playing the game for four weeks, and then, with only 11 days left between you and a million bucks, just quitting? WHAT IN THE HELL?! The people that do that just suck! Don't believe me? Just ask the people on the jury who have been voted out and wanted to keep playing more than anything in the world, who have to sit and watch those whiny babies leave. Oh, ugh… whiny crappy babies like that make me angry. Yes, the conditions are terrible, but you signed up *willingly* .

-- And speaking of whiny crappy babies… how about a note about Mike Seward? Ha! Psych! You thought I was going to go forward and bust on him. Nope, quite the opposite. He was once again a monster against us in the A division finals, and he was clearly genuine in his post-match sentiment that he enjoyed that match more than any in years. He threw darts that 99% of us don't even dream of throwing, and he lost a couple of his sets anyway (that's what happens when you play guys like Robbie Phillips and Jon Kenney, I suppose). But not once during the match did he scream, pound, vent, or even so much as grunt. And when he wins, it's with pretty much the same smile he has as when he loses. He loves to play, but doesn't love it too much. For me, he's approaching the hallowed Bob Terry-level of having it all in perspective dart-wise. (Oh, and… he's a Survivor fan, so he REALLY has it all in perspective!)

-- Ha, I love this one… The other day I'm driving behind a little mini-SUV type of vehicle near my work when I notice a bumper sticker that makes me chuckle: "Your child might be an honor student but your driving sucks." And then right about 3 seconds after I read it and chuckled, that car swerved into the oncoming lane for a moment, then when it turned the corner it cut too tight and ran right up over the curb.

-- I'm wondering if Duckin' D'Oh! Nuts became the first team in RDL history to "unforfeit" this season. In week 14, they were scheduled to play Death Throw (at least I 'think' it was week 14), and they thought they weren't going to be able to get 4 throwers together. So, they very dutifully notified me and their opponents, and their opponents said they were going to go out and hang around and practice anyway. When the opponents got there, an unexpected member of the Ducks was there and was surprised to find out his team was forfeiting. Well, a round of phone calls and a hurried finish to a buffet dinner later, the Ducks had 4 at the bar and off they went. Thus, they sort of… "unforfeited". (And for the curious, no, Death Throw did not win as many points as they would have had from a forfeit - but they didn't care, since they are like most darters in that they would just rather play.)

-- How about a little fashion advice from me, a guy who is clearly a metrosexual style maven? Ok, this one is deep… And it's mostly for the guys… Fellas, when you start going bald on top, accept it! Do NOT go for any sort of combover anything. You are not fooling *anyone* , and you look ridiculous. A combover draws ten times the attention to your head than any amount of baldness ever could. If you combover guys could only see the headshakes and looks of pity that trail behind you. It's just a bad idea. Trust me.

-- How frickin' cool is this? It's not a dartboard… It's a cake!! Amy Williford (if you've played against Off Constantly, she's the woman in the back that is WAY out of Jeff Lyons' league) made it. I forget for whose birthday it was made, but that's the unimportant part to me. It's cake. And it's darts. And now I have to say... I'm really hungry for cake. Dang.



-- Here's one for all the NFL fans out there… My favorite moment of the season so far? When New Orleans Saints head coach Sean Payton went for the last-half-second timeout prior to a field goal try by the opposition. The kicker missed that try at the field goal that no longer counted, and then on the real one, he nailed it for the win! Yeah, baby!! That is simply one of the most annoying features of an NFL game. I friggin' love that it cost a team a game. I wish they could figure out a way to legislate that out of the game. (Instead of legislating out other features… such as… contact.)

-- Another one for the NFL crowd, and I apologize now if it angers the Panthers fans here. But… it's simply true. Panthers fans, on the whole, suck as live in-stadium fans. They get to the game late, many of them skip the game entirely when the team isn't winning, and they leave WAY early (what traffic are they beating? Many people didn't show up at all). I was at the Panthers' one win so far this year, and people were pouring out of the stadium with an entire quarter left in a one-score game. Can you even imagine that happening in Green Bay? Or Philly? Or Kansas City? Or… almost anywhere else? Sad. (As a quick comparison, while the Hurricanes simply can't come close to selling out 41 home games in a season, the RBC Center is widely recognized as the 'loudest barn in the league'. What you can't get in fan quantity, they certainly make up for in fan quality.)

-- In the left column, I gave the guys a bit of fashion advice… Now it's the ladies' turn. And this one is simple. If you need a trowel to put on your makeup, or a handpump to get enough perfume to spray, that's too much. Should that need to be said?

That simply isn't enough Random Thoughts… see the next page for more mostly useless ramblings…

MORE(!) RANDOM THOUGHTS FROM JK

No, really… I have more silly pointless stuff to share. Interested? Then read on… and leave yourself wondering why you didn't have something better to do… Sad for you, right?

-- Out of curiosity, are you an organ donor? Have you ever considered it? If you're a quick "no way" responder, should I assume that when one of your loved ones becomes ill and needs an organ that you are not interested in receiving a transplant from a donor? Because that's pretty much the logical conclusion there. On a related note, a friend of mine sent me a column with a link to a video clip detailing what came of the early death of Cincinnati Bengals wide receiver Chris Henry. Henry was a bit of a problem in terms of behavior, but his death led to organ donations that benefitted several families. By all means, if you have about nine free minutes, visit http://www.cbssports.com/video/player/play/videos/CdypPOxkRyMWxJjEkoxYqBr_XWjB6WQe (combine the two lines into one website). If you watch that and you don't feel yourself tearing up, don't take an airline flight anytime soon, as the full-body scanners will immediately reveal that you are indeed some sort of non-human cyborg.

-- Did you know that the University of Connecticut women's basketball team has won 87 games in a row? That's only 1 short of the UCLA men's team's NCAA record. And we talk about the John Wooden teams as the gold standard of sporting success (which I personally will argue against until the sun goes down, given the old geographical style of regionals slotting, but that's not the point here). The Lady Huskies are building a legend. Take a second to respect…

-- Ok, here is where I get up on my soap box about the same thing I've said dozens of times here before… But this time it's to praise someone else rather than to knock us down. If you have read the Tons in basically any of the last many seasons, you already know that I personally think a regular season title is worth many times the value of a tournament title. I've listed all my reasons from time to dedication to longevity to depth to simply getting lucky for a tournament match or two - you've heard it before, and I still believe it (by the way, some of the historic RDL Board members must have recognized it too, as we use season standings to decide which teams move up and down next season, not tournament results). But you know who also "gets it" with me? My 9-year-old son's youth soccer league!! I coached his team this season, and they ran the frickin' table (the kids were just awesome this season) with a 12-0 regular season and a 3-0 run through the double elimination tournament. And you know what they won? Giant-a** trophies with their names on them for the regular season, and a small generic medal for the tourney title. Perfect!! [And don't bother dropping any failed logic on me such as "well, the Lombardi trophy goes to the Super Bowl winner, not the team with the best record." That is true, and our situation would be similar and I would agree with you if our post-season tournaments included only about the top 3 teams in each division.]

-- Holy crap, there are some advertisements on television and/or radio right now that I just can't stand! Oh, ugh! Shoot the dang people that put these things on… First up, we have a whole set of commercials rather that a single one - the set of ads for 'male enhancement' products. Oh, wow, those are annoying!! Who in the hell buys those things?! Do some research people!! It's not possible!! Are you so insecure that you will ignore all scientific evidence and logic, and just basically throw your money down a garbage disposal? And could they possibly find any more sadly bimbo-istic (that's a word as of… right now) women with wildly vapid demeanors? I feel dumber just for having heard them. Ok… second up? Megan Mullaly hawking one of those butter substitutes. You know the one… where they morph "Turn The Beat Around" into "Turn The TUB Around". Are… you… serious?! And who decided to have her "dance" next to the actual dancer?! She barely even moves her hip, and he looks like he's auditioning for an Alvin Ailey production. She looks as though she has a musculoskeletal disorder next to him. Who casted that? And, finally… the Mac-Daddy (term chosen very intentionally) of ads that absolutely pi** me off right now… the McDonald's ad with the guy who rudely cuts off anyone that tries to talk to him before he gets his morning coffee. OH… MY… GOD… I want to take up smoking, just so I can put out a lit cigarette in that character's eye!! What the hell makes him so important? He's going to friggin' McDonald's! That was a key to my day when I was 9! I don't really ever drink coffee, but I can tell you now that if I did, it would NOT come from McDonald's for this reason alone. … … Ok, I feel better now…

-- While we're talking about things that have been proven to not work… here's one that actually might save some of you a bit o' cash… Have you seen the "Shape Up" shoes that are shaped with extra padding on the bottom, supposedly to make your legs work harder in specific ways that they claim will help 'tone' your legs, butt, etc.? Do a little research here too people… The shoes DO work parts of you excessively. But it's things like your ankle joints and knees, NOT your less-than-toned thighs and butt. You are more likely to develop joint strain than the figure you want. Want that figure? Eat healthy and start exercising. Sorry, no shoe is giving you that shortcut…

-- In case anyone is curious, I think I've just decided the #1 way to make me angry at you. Lie right to my face. You can feel free to be a butthead, treat people meanly, be selfish, be arrogant, whatever… and all of those suck. But I just don't think there is anything worse than someone respecting you little enough that they will stand right in front of you and lie. Just my two cents on that subject…

-- Is there any artist on the planet more annoyingly insipid and emptyheadedly arrogant as Kesha? (And let's get one thing straight now. I am not now, nor will I ever, put a stupid-a** dollar sign in place of the 's' in her name. I'm afraid that if I bow to ridiculousness that extreme that I will actually drop a couple IQ points each time I do it.) I have three step-children who LOVE G-105 and the 7 songs that it plays repeatedly every half-hour or so, and I often don't mind having that station on for them when we're driving around. But we have one rule: NO Kesha. None. Immediate station-changer… Did you know that her upcoming 2011 tour is named "Get Sleazy"? I'm tellin' ya… sometimes this column just writes itself…

-- Not that 99% of you will ever meet her, but if you ever get the chance to meet my sister Georgeann, you'll be better for it. I have five other siblings, a wife, my parents, two children, three step-children, and countless cousins, nieces, nephews, and lots of friends. And I love them and like them all (well, most of them, at least…). But my sister Georgeann never ceases to amaze me. She is just the best person with the best attitude and the best thing to say all the time. Really. All the time. I wish I could grow up to be like her…

2010 North Carolina City Dart League (NCCDL) & North Carolina Ladies' Cup (NCLC)

FINAL Divisional Team Standings

NCCDL - "West" Division

		W	L	Pts.
1	Charlotte (QCDA)	7	0	180
2	Lake Norman (LNDA)	5	2	154
3	Pineville (BADA)	4	3	131
4	Piedmont (PDA)	4	3	122
5	Asheville (WCDA)	3	4	111
6	Chapel Hill (TDL)	0	7	76

NCCDL - "East" Division

		W	L	Pts.
1	Durham (BCDL)	7	1	211
2	Wilmington (ACDA)	7	1	209
3	Cary (CDL)	5	3	174
4	Raleigh (RDL)	3	5	125
5	Port City (PCDA)	3	5	108
6	Jacksonville (JDA)	1	7	115
7	Fuquay-Varina (FVDO)	0	8	93

NCLC - "West" Division

		W	L	Pts.
1	Charlotte (QCDA)	7	0	132
2	Piedmont (PDA)	4	3	73
3	Lake Norman (LNDA)	3	4	83
4	Pineville (BADA)	3	4	77
5	Chapel Hill (TDL)	2	5	70
6	Boone (HCDA)	0	7	41

NCLC - "East" Division

		W	L	Pts.
1	Jacksonville (JDA)	5	1	89
2	Fuquay-Varina (FVDO)	4	2	83
3	Wilmington (ACDA)	3	3	77
4	Durham (BCDL)	3	3	69
5	Raleigh (RDL)	2	4	68

2010 SINGLES WIN/LOSS AWARD WINNERS

(Eligibility for these awards in the NCCDL requires playing in 60% of your team's singles sets, while also playing in at least two "away" matches.)

(Eligibility for these awards in the NCLC merely requires playing in 50% of your team's singles sets.)

NCCDL "West" Division -- **Jeff Page** - Charlotte - 10-2 (sets), 22-9 (games)

NCCDL "East" Division -- **Tom Brown** - Durham - 15-1 (sets), 31-5 (games)

NCLC "West" Division -- **Lisa Shpritz** - Charlotte - 9-1 (sets), 19-4 (games)

NCCDL "East" Division -- **Tricia Whittington** - Jacksonville - 8-0 (sets), 16-2 (games)

NCDO / NCCDL / NCLC MEETING AT THE NC STATE CHAMPIONSHIPS

NCDO: not a whole lot of news here… mostly two things… #1 - attendance was low at the state championships this year. Really low. That sucked. #2 - League representatives are to go back to their associations and discuss the possibility of dumping the four-player 701 event in favor of one of two possible things - either a men's singles 301 and a women's singles 301, or the reinclusion of mixed doubles 501. The vote for next October will be taken at the March NCDO meeting.

NCCDL and NCLC: One association added an NCCDL team (Capital Area), and <u>three</u> associations added NCLC teams (Hickory, Asheville, and Carolina Dart Association). That means that both leagues will have 14 teams in 2011. Based on the scheduling precedent set over the past two years, 2011 will again be divisions of Central and Beach/Mountain. Each team will play one match against each of the seven teams in the other division. Division alignments are:

<u>Central</u>: Piedmont, Chapel Hill, Durham, Raleigh, Fuquay-Varina, Cary (NCCDL only), Capital Area (NCCDL only), Hickory (NCLC only), and Carolina Dart Association (NCLC only). [Side note: we really need an easier location-based name for the Carolina Dart Association (CDA)… sigh…]

<u>Mountain/Beach</u>: Asheville, Lake Norman, Charlotte, Pineville, Jacksonville, Wilmington, Port City (NCCDL only), and Boone (NCLC only).

HISTORY OF THE NCCDL…

It was back in 1995 that Tim Lane (presently captain of the Cary NCCDL team) first introduced the idea of the statewide year-long season style of play to replace the old "one team holds the cup against a string of challengers" sytem. There may never have been a more popular and successful idea for anything larger than a local league. Here are the 15 tournament finals results since then:

1996: Raleigh over Charlotte(?)
1997: Piedmont over Durham
1998: Piedmont over Raleigh/Charlotte(?)
1999: Wilmington over Raleigh/Charlotte(?)
2000: Durham over Charlotte
2001: Durham over Wilmington
2002: Wilmington over Durham
2003: Wilmington over Durham
2004: Wilmington over Durham
2005: Durham over Wilmington
2006: Durham over Charlotte
2007: Durham over Charlotte
2008: Durham over Charlotte
2009: Wilmington over Charlotte
2010: Wilmington over Durham

2010 NC City Dart League (NCCDL) & Ladies' Cup (NCLC)

NCCDL HIGH INS/OUTS & PERFECT THROWS (RDL members listed in bold)

High In : 160 -- Jerry Branstool - Char. - (2/6); Marshall Chavis - Wilm. - (9/11 & 9/18); **Jon Kenney** - Cary - (9/11); **Mark Knight** - Dur. - (2/27); Dan Naylor - Wilm. - (6/26 & 7/31 & 8/14); Matt Parks - Wilm. - (9/18); Greg Sipper - Pied. - (4/10); **Bob Terry** - Cary - (2/27); Don Zornes - Jack. - (2/6)

High Out : 146 -- Jeff Page - Char. - (10/16)

Perfect Throws

Elvedin Cebo **(5)** - LakeN. - (T80,3/6; T80,4/10; T80,6/26; 9m,8/21; T80,9/11)
Mike Elderbroom **(5)** - Pine. - (T80,2/27; 9m,4/10; T80,8/21; T80,9/11; 9m,10/16)
Robbie Phillips (5) - Dur. - (T80,2/6; T71,2/6; 9m,2/27; 9m,4/10; 9m,8/21)
Tom Brown (4) - Dur. - (9m,7/31; 9m,7/31; T80,8/14; T80,8/21)
Robb Beeson **(3)** - Dur. - (9m,2/27; 9m,4/10; T80,8/21)
Shane Murray (3) - Cary - (T80,2/6; 9m,4/10; 9m,4/10)
Allen Smith (3) - Dur. - (T80,2/27; T80,2/27; 9m,12/4)
Ken Barker **(2)** - Char. - (9m,9/11; 9m,12/4)
Ryan Barnette **(2)** - LakeN. - (T80,12/4; T80,12/4)
Brian Blake **(2)** - Wilm. - (9m,9/11; 9m,10/16)
Curtis Caldwell **(2)** - Pine. - (T80,4/10; 9m,8/21)
Jeremy Dziczkowski (2) - Dur. - (9m,12/4; 9m,12/4)
Joe Futima **(2)** - Pied. - (T80,4/10; 9m,12/4)
Joey Gaglione (2) - Cary - (T80,2/6; 9m,2/6)
Bob Gargan **(2)** - Wilm. - (T80,2/27; 9m,12/5)
Nick Katsanos **(2)** - Char. - (T80,8/21; T80,10/16)
Tony Landi **(2)** - LakeN. - (T80,9/11; 9m,10/16)
Garrett Meshaw **(2)** - Wilm. - (9m,2/27; T80,12/5)
Sid Mitchell (2) - Cary - (9m,6/26; 9m,12/4)
Darrin Montgomery **(2)** - Pied.-(9m,4/10;9m,7/31)
Janel Pelletier **(2)** - Ashe. - (9m,3/6; 9m,8/28)
Paul Ricci **(2)** - Pine. - (T80,8/21; T80,10/16)
Michael Smith **(2)** - LakeN. - (9m,4/10; 9m,7/31)
Alan Vaughn **(2)** - Ashe. - (T80,8/21; 9m,9/18)
Andy Boon - Pine. - (9m,2/27)
Marc Bopp - Pied. - (9m,9/11)
Johnny Brendell - Wilm. - (9m,8/14)
Marshall Chavis - Wilm. - (T80,9/18)
Steve Chorba - Wilm. - (T80,2/27)
Carl Coley - Pied. - (T80,4/10)
Jim Davis - Fuq.-Var. - (9m,2/27)
Mike Denton - Wilm. - (9m,6/26)
Herman Dietze - Ashe. - (T80,9/18)
Matt Eller - Char. - (T80,8/21)
Jim Fuelling - Pine. - (T80,10/16)
Greg Garrett - Char. - (T80,4/24)
Keith Gibbs - Ral. - (T80,7/31)
Ed Grubb - Ral. - (9m,9/11)
Gerald Hessler - LakeN. - (T80,8/21)
Gregg Holloway - LakeN. - (T80,8/21)
Mike Kleiner - Ashe. - (T80,9/18)
Mark Lamb - Cary - (T80,7/31)
Todd Lemons - Dur. - (9m,7/31)
Phillip Maxwell - Jack. - (T80,9/11)
Nate Mountjoy - Pied. - (T80,12/4)
Dan Naylor - Wilm. - (T80,7/31)
Jeff Page - Char. - (9m,4/24)
Kenny Persson - Ral. - (9m,9/11)
Leonard Pierce - Jack. - (T80,7/31)
Donovan Powell - Char. - (T80,2/6)
Pat Robinson - Ashe. - (T80,8/28)
Charlie Seelochan - P.City - (9m,2/27)
Greg Sipper - Pied. - (9m,12/4)
Scott Smith - Pied. - (T80,2/27)
Matt Stauffer - Char. - (T80,9/11)
Jason Tannenbaum - Pine. - (T80,4/10)
Bob Terry - Cary - (T80,10/16)
Keith Wall - Dur. - (9m,7/31)
Don White - Jack. - (T80,2/6)
Steve Witz - Cary - (9m,5/15)

2010 North Carolina City Dart League Post-Season Tournament
(December 4 & 5 - Griff's Tavern, & Diamond's Bar & Grill, Wilmington)

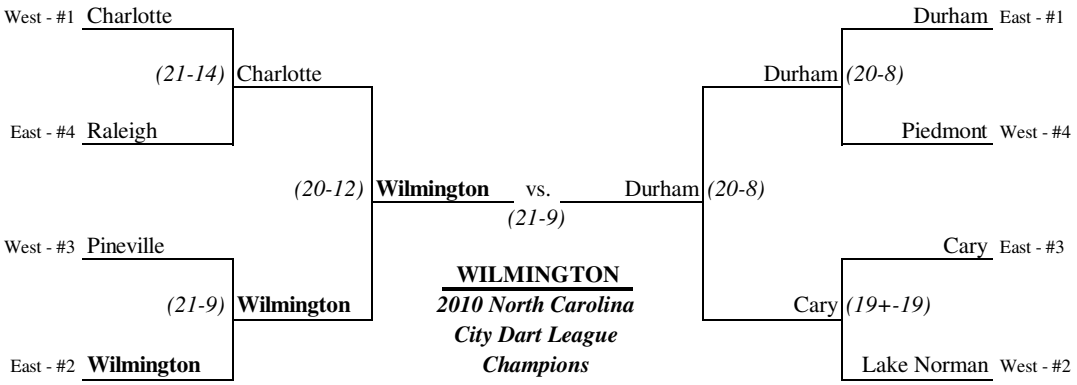

2010 North Carolina Ladies' Cup Post-Season Tournament
(December 5 & 6 - The Green Room, Pineville)

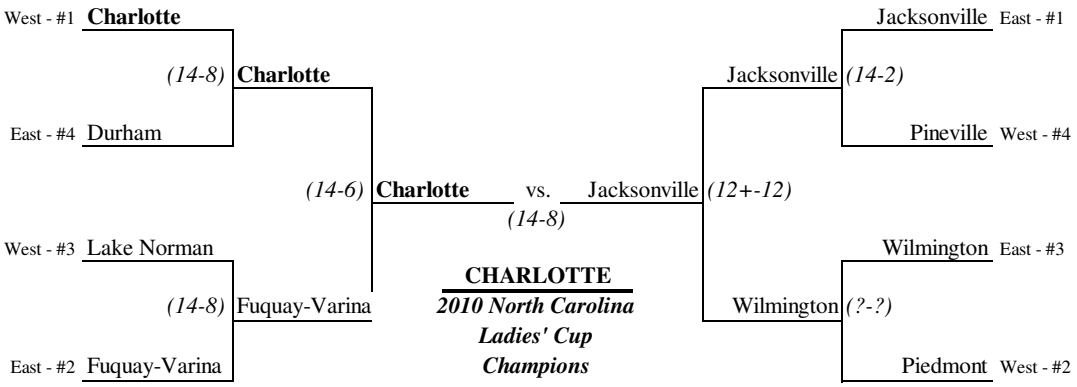

NCLC HIGH INS/OUTS & PERFECT THROWS

High In : **160** - Karin Flowers - Durham - (2/27)

High Out : **96** - Anne Miesel - Durham - (2/27)

Perfect Throws Nicole Hatch - Raleigh - (9m,4/10)

Sorry, guys… We didn't run this year's state championships, so I don't have the original results file. And since this one was distributed in pdf form, I wasn't able to highlight all of the RDL members' names below. Oh well… In any case, congratulations to this year's RDL State Champions: ROBBIE PHILLIPS and TOM BROWN. Sort of a low-return year for us a group this year… at least until you realize that Phillips and Brown garnered five shirts between them…

2010 North Carolina State Dart Championships

October 1-3, 2010

MEN'S SINGLES 501
(42 Entries)

1st	Dan Naylor
2nd	Mike Elderbroom
Top 4	Bob Gargan
	Ryan Barnette
Top 8	Marshall Chavis
	Wes Lippert
	Steve Chorba
	Matt Dean

LADIES SINGLES 501
(24 Entries)

1st	Rosie Middleton
2nd	Leann Burke
Top 4	Nicolle Deyton
	Charlie Daniel

MEN'S SINGLES CRICKET
(54 Entries)

1st	Robbie Phillips
2nd	Darrin Montgomery
Top 4	Tom Brown
	Ryan Barnette
Top 8	Derek Crews
	Brian Montgomery
	Paul Olson
	Mike Seward

LADIES SINGLES CRICKET
(19 Entries)

1st	Deana Miller
2nd	Paula Delp
Top 4	Leann Burke
	Sarah Blackmon

MEN'S DOUBLES 501
(23 Teams)

1st	Dan Naylor, Steve Chorba
2nd	Bob Gargan, Brian Blake
Top 4	Kevin Burdelsky, Marshall Chavis
	Ed Koment, Marc Bopp

LADIES DOUBLES 501
(11 Teams)

1st	Leslie McClearen, Angela Chisamore
2nd	Jean Ransom, Jodi Koment
Top 4	Deana Miller, Julie Payne
	Leann Burke, Julie Scheppele

MEN'S DOUBLES CRICKET
(27 Teams)

1st	Robbie Phillips, Tom Brown
2nd	Paul Olson, Ryan Barnette
Top 4	Dan Naylor, Steve Chorba
	Mike Seward, Justin Berstler

LADIES DOUBLES CRICKET
(9 Teams)

1st	Charlie Daniel, Sherry Gronek
2nd	Leann Burke, Julie Scheppele
Top 4	Paula Delp, Angela Gaulthier
	Sarah Blackmon, Nicolle Deyton

YOUTH SINGLES 13-17

1st	Leann Burke
2nd	Kyle Gaulthier
Top 4	Alex Wall
	Stephen Lamb

LUCK OF THE DRAW
(44 Entries)

1st	Bob Gargan, Greg Sipper
2nd	Rosie Middleton, Pete Griffiths
Top 4	Jim Green, Nate Mountjoy
	Alfred Perryman, Donavon Powell

MIXED DOUBLES CRICKET
(22 Teams)

1st	Charlie Daniel, Brian Blake
2nd	Leann Burke, Robbie Phillips
Top 4	Julie Scheppele, Tom Brown
	Kitty Burke, Matt Heimbach

MIXED TRIPLES 601
(21 Teams)

1st	Linda Elder, Alex Spellman, Brian Montgomery
2nd	Angela Chisamore, Joe Futima, Wes Lippert
Top 4	Deana Miller, Dan Naylor, Steve Chorba
	Kitty Burke, Jeff Page, Marshall Chavis

FOUR PERSON 701
(11 Teams)

1st	Robbie Phillips, Ryan Barnette, Paul Olson, Tom Brown
2nd	Janel Pelletier, Marshal Chavis, Dan Naylor, Steve Chorba
Top 4	Mike Seward, John Kinney, Wil Tan, Phillip Eastmead
	Derek Crews, Ted Provencher, Greg Sipper, Ed Koment
Top Ladies	Charlie Daniel, Deana Miller, Jodi Koment, Sherry Gronek

YOUTH/ADULT DOUBLES

1st	Kyle Gaulthier (Y), Cody Gaulthier
2nd	Stephan Lamb (Y), Brian Blake
Top 4	Lis Pleasant (Y), Robbie Phillips
	Alex Wall (Y), Jeremy Dziczkowski

9 Marks:
Brian Blake, Tom Brown (3)

Ton 80's:
Marc Bopp, Angela Chisamore, Bob Gargan (2), Ed Koment, Deana Miller, Robbie Phillips, Alex Spellman

170 Out:
Robbie Phillips

TOTAL PAYOUT:
$4,070.00

JEANNIE BRYDEN

DART-A-THON

Play 1,000,001 for Charity!!!

When: December 18, 2010

Where: Upper Deck, Cary, NC

Time: 9 am Saturday till we finish

Jeannie Bryden is the sister-in-law of RDL and Carolina Dart Association Member, Julie Scheppele. Jeannie has been diagnosed with Multiple Sclerosis and has been confined to a wheelchair. We are raising money to help with medical expenses and to move her into a wheelchair accessible home.

If you are interested in playing or making a donation, please contact:

Julie Payne 919-210-9781 Maridy Knight 919-417-7828 Julie Scheppele 919-937-7359





$2,500 Get-a-Way for the New Year

SANCTIONED BY

January 7th, 8th, & 9th, 2011

The Get-a-way Pub, 6824 Albemarle Rd, Charlotte NC, 704-535-1802

Day	Friday	Saturday							Sunday				
Time	8:00PM	10:30AM	12:30PM	1:00PM	2:30PM	3:00PM	5:00PM	7:30PM	11:00AM	12:30PM	1:00PM	2:30PM	3:00PM
Event	Blind Draw**	Mixed Doubles Cricket	Ladies Doubles Cricket	Mens Doubles Cricket	Ladies Singles Cricket	Mens Singles Cricket	Mixed Triples 701	Blind Draw	Mixed Doubles 501	Ladies Doubles 501	Mens Doubles 501	Ladies Singles 501	Mens Singles 501
Fee	$10 Person	$20 Team	$20 Team	$20 Team	$12* Person	$12* Person	$30 Team	$10 Person	$20 Team	$20 Team	$20 Team	$12* Person	$12* Person
1st	$110	$110	$80	$100	$70	$100	$90	$120	$110	$80	$100	$70	$90
2nd	$60	$60	$50	$50	$40	$60	$60	$50	$60	$50	$50	$40	$60
T4	$20	$20	$20	$20	$20	$30	$30	$20	$20	$20	$20	$20	$30

*$2 ADO Surcharge added to all singles events **Blind Draw is 501 / Cricket / Choice ***All events are best of 3

Hotel accommodations:
The Sleep Inn, Matthews
704-841-1660
Ask for Darters rate $59.99 per night

Dart Supplies By:
The Dart Guys
aka Alan Matthews

Tournament Directors:
Tammy O'Brien 704-604-3530
tournamentdirector@charlottedarts.com

Fall 2010 RDL Top Singles Records (by division) (FINAL!)

(There are no missing statistics, as all scoresheets from the entire season have been received.) (Game mins. required for these listings: 19 for all divisions - except for teams C1, C5, C6, C7, C8, F8, H1, & H7, for whom the minimum is 18, and team C2 for whom the minimum is 16, due to forfeits received)

	"A" Division		W	L	%-age
1	Phillips, Robbie	A1/ Element Horizon	24	1	0.960
2	Seward, Mike	A2/ Phat Daddies	19	2	0.905
3	Tan, Wil	A1/ Element Horizon	21	3	0.875
4	Terry, Bob	A3/ Lunatic Fringe	20	5	0.800
5	Brown, Tom	A1/ Element Horizon	18	5	0.783
6	Heimbach, Matt	A3/ Lunatic Fringe	21	7	0.750
7	Budelman, Jim	A3/ Lunatic Fringe	16	6	0.727
8	Mitchell, Sid	A4/ Appetite for Destruction	20	8	0.714
9	Knight, Mark	A1/ Element Horizon	19	8	0.704
10	Kenney, Jon	A1/ Element Horizon	16	7	0.696
11	Anderson, Ryan	A6/ Bad Things Man	17	8	0.680
12	Persson, Kenny	A2/ Phat Daddies	16	8	0.667
	Witz, Steve	A2/ Phat Daddies	14	7	0.667
14	Aguilar, Jose	A2/ Phat Daddies	14	8	0.636

	"B" Division		W	L	%-age
1	Whitehead, Lee	B5/ Jack Nine	19	2	0.905
2	Eastmead, Phillip	B7/ The Locals	25	3	0.893
3	Gibbs, Keith	B5/ Jack Nine	16	4	0.800
4	Tant, J.J.	B3/ OT Outlaws	22	6	0.786
5	Clark, Dan	B3/ OT Outlaws	21	7	0.750
6	Gelhar, Tommy	B5/ Jack Nine	20	7	0.741
7	Mori, Chris	B2/ The Usual Suspects	17	6	0.739
8	McNamara, Tim	B5/ Jack Nine	14	5	0.737
9	Kerr, Jimmy	B3/ OT Outlaws	19	8	0.704
10	Beaudoin, Paul	B2/ The Usual Suspects	18	8	0.692
11	Smith, Butch	B4/ Nine Lives	15	8	0.652
12	Hoyt, David	B1/ Rif Raf	18	10	0.643
13	Zelinack, Jason	B3/ OT Outlaws	18	11	0.621
14	Copple, Matthew	B4/ Nine Lives	14	9	0.609

	"C" Division		W	L	%-age
1	Murray, Shane	C4/ Domestic Rednecks	27	1	0.964
2	Lamb, Mark	C4/ Domestic Rednecks	23	4	0.852
3	Cusher, Dean	C4/ Domestic Rednecks	21	4	0.840
4	McCredie, Bob	C6/ Traveling Beer Bellies	18	5	0.783
5	Gower, Jeremy	C5/ Schleprock's Revenge	14	4	0.778
6	O'Brien, Sean	C1/ Pigs in Chains	20	6	0.769
7	Krasnow, Dave	C6/ Traveling Beer Bellies	14	6	0.700
8	Hall, Josh	C2/ Excalibur	15	7	0.682
9	Martinez, Vince	C4/ Domestic Rednecks	17	9	0.654
10	Baldwin, Randy	C1/ Pigs in Chains	12	7	0.632
11	Blackwelder, Deb	C8/ Three Dart Night	13	8	0.619
	Buckman, Dave	C2/ Excalibur	13	8	0.619
13	Vick, Justin	C1/ Pigs in Chains	11	7	0.611
14	(three tied)		12	9	0.571

	"D" Division		W	L	%-age
1	Hendricks, Ron	D2/ Starving Dartists	19	2	0.905
2	Gallagher, Jim	D6/ Coral Reefers	21	3	0.875
	Martinez, Vicente	D3/ Hammered Heads	21	3	0.875
4	Titsworth, Dan	D5/ Money Shot	19	4	0.826
5	Wade, Nate	D6/ Coral Reefers	21	5	0.808
6	Dixon, J.D.	D8/ Damnifino	15	4	0.789
7	Roseman, Sean	D5/ Money Shot	21	6	0.778
8	Shown, Marc	D2/ Starving Dartists	17	5	0.773
9	Wells, John	D8/ Damnifino	15	5	0.750
10	Raquet, Mike	D1/ Helter Skelter	19	7	0.731
11	Sarantos, Alex	D3/ Hammered Heads	14	6	0.700
12	Kruger, Lonny	D4/ Bulls Eye Blind	13	7	0.650
13	Gardner, Kyle	D5/ Money Shot	15	9	0.625
14	Klann, Eric	D7/ Like To Party	16	10	0.615

	"E" Division		W	L	%-age
1	Williamson, Tony	E7/ Tips & Shafts	21	3	0.875
2	Hayes, Chad	E1/ Board 2 Death	20	4	0.833
3	Greene, Sebastian	E6/ Ale-ing Archers	22	5	0.815
4	Sandoval, Alberto	E8/ Mug Hunters	21	5	0.808
5	Clark, Patrick	E6/ Ale-ing Archers	15	4	0.789
6	Reitano, Sal	E2/ Dive Bombers	21	7	0.750
	Stankevich, Scott	E5/ Leftovers	21	7	0.750
8	Schwochow, Andy	E6/ Ale-ing Archers	19	7	0.731
9	Lee, Carl	E2/ Dive Bombers	17	7	0.708
	Thomas, Tony	E5/ Leftovers	17	7	0.708
11	Mushow, Dave	E6/ Ale-ing Archers	18	8	0.692
12	Alcon, Tony	E3/ Is It In	15	7	0.682
13	Lane, Jonathan	E1/ Board 2 Death	17	8	0.680
14	McCurry, Gregg	E5/ Leftovers	19	9	0.679

	"F" Division		W	L	%-age
1	Ackley, Sean	F3/ Designated Divers	20	2	0.909
2	Jenkins, John	F8/ Salute-A-Bull	18	4	0.818
3	Dysard, Rick	F4/ Death Throw	21	7	0.750
4	Simpson, David	F8/ Salute-A-Bull	20	7	0.741
5	Converse, Stan	F2/ Duckin' D'Oh! Nuts	24	9	0.727
6	Keestalude, Andy	F1/ Yippers	18	7	0.720
7	Willis, Tolson	F4/ Death Throw	20	8	0.714
8	Fitzgerald, Dennis	F7/ Big Bulls	17	7	0.708
9	Gotlibowski, Jim	F3/ Designated Divers	16	7	0.696
10	Hall, Frank	F6/ Top Kill Junk Shot	18	8	0.692
11	Gillett, Galen	F6/ Top Kill Junk Shot	14	8	0.636
12	McEwen, William	F6/ Top Kill Junk Shot	16	10	0.615
13	Polenz, Steve	F5/ Menace 2 Sobriety	14	9	0.609
14	Balena, Frank	F6/ Top Kill Junk Shot	17	11	0.607

	"G" Division		W	L	%-age
1	Montesi, Chris	G2/ Irish We Were Drunk	17	3	0.850
2	Winters, Tom	G6/ Grateful Darts	23	5	0.821
3	Gelberg, David	G2/ Irish We Were Drunk	20	5	0.800
4	Goss, Matt	G7/ Ton Up Tossers	19	5	0.792
5	McMillan, Bill	G8/ Just Here for Beer	17	5	0.773
6	Harpster, Ben	G5/ Sharkshooters	19	7	0.731
	Toolan, Chris	G8/ Just Here for Beer	19	7	0.731
	Welborn, Tim	G6/ Grateful Darts	19	7	0.731
9	Guenther, George	G7/ Ton Up Tossers	19	8	0.704
	McFadden, Kevin	G6/ Grateful Darts	19	8	0.704
11	Stacy, Rod	G5/ Sharkshooters	16	7	0.696
12	Dzengeleski, Jimmy	G6/ Grateful Darts	19	9	0.679
	Lee, Julie Tate	G3/ No Marks	19	9	0.679
14	Rexrode, Rob	G1/ Projectile Dysfunction	18	9	0.667

	"H" Division		W	L	%-age
1	Massengill, Chad	H7/ JoCo Bullies	20	3	0.870
2	Munroe, Joe	H4/ Backyard Brawlers	24	4	0.857
3	Keleher, John	H5/ Where's the Budd?	21	7	0.750
	Marks, Ted	H2/ Liquor Posse	21	7	0.750
5	Caputo, Daniel	H2/ Liquor Posse	20	7	0.741
6	Frumkin, Josh	H4/ Backyard Brawlers	17	6	0.739
7	Kiser, Lyman	H3/ One Armed Bandits	18	7	0.720
8	Watkins, Nathan	H2/ Liquor Posse	20	8	0.714
9	Tolliver, Thomas	H1/ Who Darted?	15	9	0.625
10	Davis, Jared	H1/ Who Darted?	15	10	0.600
	Murphy, Phil	H8/ Darty Basterds	15	10	0.600
12	Crowley, Fulton	H5/ Where's the Budd?	13	9	0.591
	Genzlinger, Roger	H1/ Who Darted?	13	9	0.591
	Massengill, Robert	H7/ JoCo Bullies	13	9	0.591

Women's Records

	(# of women by div.: A-0, B-8, C-10, D-3, E-8, F-6, G-11, H-7)		W	L	%-age
B	Delp, Paula	B6/ Cork Off!	14	12	0.538
	Scheppele, Julie	B6/ Cork Off!	9	13	0.409
C	Blackwelder, Deb	C8/ Three Dart Night	13	8	0.619
	Salter, Whitney	C7/ Seein Dublin	8	14	0.364
	McCray, Karla	C8/ Three Dart Night	6	13	0.316
D	Wells, Tami	D8/ Damnifino	10	9	0.526
E	(No women in E division played enough games to satisfy the minimum games requirement for this statistical category.)				
F	Dudley, Debera	F1/ Yippers	19	13	0.594
G	Lee, Julie Tate	G3/ No Marks	19	9	0.679
	DeFontes, Adrienne	G5/ Sharkshooters	17	12	0.586
	Haller, Kelly	G3/ No Marks	9	11	0.450
H	Immen, Kristen	H5/ Where's the Budd?	9	18	0.333
	-	-	-	-	-

Fall 2010 RDL Top Doubles Records (by division) (FINAL!)

(There are no missing statistics, as all scoresheets from the entire season have been received.) (Game mins. required for these listings: 19 for all divisions - except for teams C1, C5, C6, C7, C8, F8, H1, & H7, for whom the minimum is 18, and team C2 for whom the minimum is 16, due to forfeits received)

	"A" Division		W	L	%-age
1	Brown, Tom	A1/ Element Horizon	22	0	1.000
2	Phillips, Robbie	A1/ Element Horizon	23	2	0.920
3	Smith, Allen	A1/ Element Horizon	16	3	0.842
4	Kenney, Jon	A1/ Element Horizon	16	5	0.762
5	Persson, Kenny	A2/ Phat Daddies	18	6	0.750
6	Knight, Mark	A1/ Element Horizon	20	7	0.741
7	Heimbach, Matt	A3/ Lunatic Fringe	19	7	0.731
8	Aguilar, Jose	A2/ Phat Daddies	13	6	0.684
9	Berstler, Justin	A2/ Phat Daddies	17	9	0.654
10	Tan, Wil	A1/ Element Horizon	15	8	0.652
11	Hamilton, Billy	A3/ Lunatic Fringe	17	10	0.630
12	Jeffcoat, Doug	A2/ Phat Daddies	13	8	0.619
13	Gaglione, Joey	A2/ Phat Daddies	14	9	0.609
	Terry, Bob	A3/ Lunatic Fringe	14	9	0.609

	"B" Division		W	L	%-age
1	Gelhar, Tommy	B5/ Jack Nine	19	3	0.864
2	McNamara, Tim	B5/ Jack Nine	17	5	0.773
3	Downs, Aaron	B5/ Jack Nine	18	6	0.750
4	Kerr, Jimmy	B3/ OT Outlaws	21	8	0.724
5	Johnson, Michael	B2/ The Usual Suspects	17	7	0.708
6	Crowe, Jason	B3/ OT Outlaws	19	8	0.704
7	Watson, Jeff, Sr.	B5/ Jack Nine	13	6	0.684
8	Hoyt, David	B1/ Rif Raf	19	9	0.679
9	Beaudoin, Paul	B2/ The Usual Suspects	16	8	0.667
	Jur, Jess	B1/ Rif Raf	14	7	0.667
11	Zelinack, Jason	B3/ OT Outlaws	17	10	0.630
12	Horger, Dennis	B1/ Rif Raf	15	9	0.625
13	Ohrberg, Keith	B1/ Rif Raf	13	8	0.619
14	(two tied)		17	11	0.607

	"C" Division		W	L	%-age
1	Martinez, Vince	C4/ Domestic Rednecks	21	2	0.913
2	Maze, Sam	C5/ Schleprock's Revenge	17	4	0.810
3	Murray, Shane	C4/ Domestic Rednecks	21	5	0.808
4	Lamb, Mark	C4/ Domestic Rednecks	20	5	0.800
5	Cusher, Dean	C4/ Domestic Rednecks	19	7	0.731
6	Dickman, Sheila	C4/ Domestic Rednecks	16	6	0.727
7	Jobe, Crawford	C5/ Schleprock's Revenge	17	7	0.708
8	Espy, Jerry	C4/ Domestic Rednecks	16	7	0.696
9	Hall, Josh	C2/ Excalibur	15	7	0.682
10	Phillips, Britt	C6/ Traveling Beer Bellies	14	8	0.636
11	Deemer, Randy	C1/ Pigs in Chains	15	9	0.625
	Hindle, Mikey	C2/ Excalibur	15	9	0.625
13	Baldwin, Randy	C1/ Pigs in Chains	11	7	0.611
14	(two tied)				0.600

	"D" Division		W	L	%-age
1	Dixon, J.D.	D8/ Damnifino	17	3	0.850
2	Wade, Nate	D6/ Coral Reefers	22	5	0.815
3	Smith, Van	D6/ Coral Reefers	16	6	0.727
4	Gallagher, Jim	D6/ Coral Reefers	14	6	0.700
5	Fournier, Chris	D3/ Hammered Heads	13	6	0.684
6	Sarantos, Alex	D3/ Hammered Heads	15	7	0.682
	Titsworth, Dan	D5/ Money Shot	15	7	0.682
8	Herman, Fritz	D2/ Starving Dartists	18	9	0.667
	Wilcox, Randy	D7/ Like To Party	18	9	0.667
10	Wilson, Joe	D6/ Coral Reefers	13	7	0.650
11	Rhodes, Chris	D3/ Hammered Heads	18	10	0.643
12	Wells, Tami	D8/ Damnifino	14	8	0.636
13	Martinez, Vicente	D3/ Hammered Heads	15	9	0.625
14	Moore, B.J.	D5/ Money Shot	13	8	0.619

	"E" Division		W	L	%-age
1	Schwochow, Andy	E6/ Ale-ing Archers	20	3	0.870
2	Bullington, Lonnie	E8/ Mug Hunters	16	4	0.800
3	Clark, Patrick	E6/ Ale-ing Archers	18	5	0.783
4	Sandoval, Alberto	E8/ Mug Hunters	20	6	0.769
5	Mushow, Tom	E6/ Ale-ing Archers	17	6	0.739
6	Greene, Sebastian	E6/ Ale-ing Archers	20	8	0.714
7	Stankevich, Scott	E5/ Leftovers	19	8	0.704
	Wilson, John	E8/ Mug Hunters	19	8	0.704
9	Lee, Carl	E2/ Dive Bombers	16	8	0.667
10	Sautter, Scott	E1/ Board 2 Death	19	10	0.655
11	Lane, Jonathan	E1/ Board 2 Death	17	9	0.654
12	Smith, Shawn	E1/ Board 2 Death	13	7	0.650
13	Budd, Ben	E8/ Mug Hunters	18	10	0.643
14	Foushee, Eugene	E8/ Mug Hunters	15	9	0.625

	"F" Division		W	L	%-age
1	Foulkes, Jim	F8/ Salute-A-Bull	17	5	0.773
2	Fitzgerald, Dennis	F7/ Big Bulls	16	5	0.762
3	Keestalude, Andy	F1/ Yippers	20	9	0.690
4	Jenkins, John	F8/ Salute-A-Bull	15	7	0.682
5	Dudley, Debera	F1/ Yippers	19	9	0.679
6	Brody, Kevin	F8/ Salute-A-Bull	16	8	0.667
7	Gillett, Galen	F6/ Top Kill Junk Shot	15	8	0.652
8	Gupton, Corbett	F7/ Big Bulls	16	9	0.640
9	Simpson, David	F8/ Salute-A-Bull	16	10	0.615
10	Wickstrom, Bob	F2/ Duckin' D'Oh! Nuts	20	15	0.571
	Ackley, Sean	F3/ Designated Divers	12	9	0.571
	Bouchard, Keith	F5/ Menace 2 Sobriety	12	9	0.571
13	Reinert, Kevin	F7/ Big Bulls	13	10	0.565
14	Gabry, Greg	F8/ Salute-A-Bull	14	11	0.560

	"G" Division		W	L	%-age
1	Winters, Tom	G6/ Grateful Darts	25	3	0.893
2	Stacy, Rod	G5/ Sharkshooters	22	4	0.846
3	Stacy, Michelle	G5/ Sharkshooters	18	4	0.818
4	Brown, Jason	G1/ Projectile Dysfunction	19	5	0.792
5	McFadden, Kevin	G6/ Grateful Darts	21	6	0.778
6	Smith, Brian	G1/ Projectile Dysfunction	21	7	0.750
7	Goss, Matt	G7/ Ton Up Tossers	17	7	0.708
	Raymond, Ryan	G1/ Projectile Dysfunction	17	7	0.708
9	Welborn, Tim	G6/ Grateful Darts	18	8	0.692
10	Hunsberger, Jim	G7/ Ton Up Tossers	13	6	0.684
11	Rexrode, Rob	G1/ Projectile Dysfunction	18	10	0.643
12	Tanner, Dave	G1/ Projectile Dysfunction	17	11	0.607
13	Martin, George	G6/ Grateful Darts	15	10	0.600
14	(two tied)	G5/ Sharkshooters	14	10	0.583

	"H" Division		W	L	%-age
1	Massengill, Randy	H7/ JoCo Bullies	17	6	0.739
2	White, John	H4/ Backyard Brawlers	20	8	0.714
3	Frumkin, Josh	H4/ Backyard Brawlers	17	7	0.708
	Massengill, Chad	H7/ JoCo Bullies	17	7	0.708
5	Caputo, Daniel	H2/ Liquor Posse	19	9	0.679
	Keleher, John	H5/ Where's the Budd?	19	9	0.679
7	Massengill, Robert	H7/ JoCo Bullies	13	7	0.650
8	Voos, Adam	H5/ Where's the Budd?	18	10	0.643
9	Munroe, Joe	H4/ Backyard Brawlers	16	10	0.615
10	Marks, Ted	H2/ Liquor Posse	17	11	0.607
11	Watkins, Nathan	H2/ Liquor Posse	16	11	0.593
12	Wood, Billy	H1/ Who Darted?	11	8	0.579
13	Kiser, Lyman	H3/ One Armed Bandits	13	10	0.565
14	Mooty, Aaron	H2/ Liquor Posse	15	12	0.556

	Women's Records (# of women by div.: A-0, B-8, C-10, D-3, E-8, F-6, G-11, H-7)		W	L	%-age
B	Knight, Maridy	B6/ Cork Off!	13	14	0.481
	Delp, Paula	B6/ Cork Off!	11	13	0.458
C	Dickman, Sheila	C4/ Domestic Rednecks	16	6	0.727
	Blackwelder, Deb	C8/ Three Dart Night	12	11	0.522
	Salter, Whitney	C7/ Seein Dublin	7	12	0.368
D	Wells, Tami	D8/ Damnifino	14	8	0.636
E	(No women in E division played enough games to satisfy the minimum games requirement for this statistical category.)				
F	Dudley, Debera	F1/ Yippers	19	9	0.679
G	Stacy, Michelle	G5/ Sharkshooters	18	4	0.818
	DeFontes, Adrienne	G5/ Sharkshooters	15	11	0.577
	Mitchell, Liz	G5/ Sharkshooters	9	13	0.409
H	Immen, Kristen	H5/ Where's the Budd?	15	14	0.517
	-	-	-	-	-

Fall 2010 RDL Top Singles+Doubles Records (by division) (FINAL!)

(There are no missing statistics, as all scoresheets from the entire season have been received.) (Game mins. required for these listings: 37 for all divisions - except for teams C1, C5, C6, C7, C8, F8, H1, & H7, for whom the minimum is 35, and team C2 for whom the minimum is 32, due to forfeits received)

	"A" Division		W	L	%-age
1	Phillips, Robbie	A1/ Element Horizon	47	3	0.940
2	Brown, Tom	A1/ Element Horizon	40	5	0.889
3	Smith, Allen	A1/ Element Horizon	32	5	0.865
4	Tan, Wil	A1/ Element Horizon	36	11	0.766
5	Heimbach, Matt	A3/ Lunatic Fringe	40	14	0.741
6	Seward, Mike	A2/ Phat Daddies	30	11	0.732
7	Kenney, Jon	A1/ Element Horizon	32	12	0.727
8	Knight, Mark	A1/ Element Horizon	39	15	0.722
9	Persson, Kenny	A2/ Phat Daddies	34	14	0.708
	Terry, Bob	A3/ Lunatic Fringe	34	14	0.708
11	Witz, Steve	A2/ Phat Daddies	26	13	0.667
12	Aguilar, Jose	A2/ Phat Daddies	27	14	0.659
13	Anderson, Ryan	A6/ Bad Things Man	27	16	0.628
14	Jeffcoat, Doug	A2/ Phat Daddies	27	17	0.614

	"B" Division		W	L	%-age
1	Whitehead, Lee	B5/ Jack Nine	33	4	0.892
2	Gibbs, Keith	B5/ Jack Nine	32	6	0.842
3	Gelhar, Tommy	B5/ Jack Nine	39	10	0.796
4	Downs, Aaron	B5/ Jack Nine	32	9	0.780
5	McNamara, Tim	B5/ Jack Nine	31	10	0.756
6	Eastmead, Phillip	B7/ The Locals	42	14	0.750
7	Kerr, Jimmy	B3/ OT Outlaws	40	16	0.714
8	Tant, J.J.	B3/ OT Outlaws	39	17	0.696
9	Johnson, Michael	B2/ The Usual Suspects	28	13	0.683
10	Beaudoin, Paul	B2/ The Usual Suspects	34	16	0.680
11	Hoyt, David	B1/ Rif Raf	37	19	0.661
12	Clark, Dan	B3/ OT Outlaws	35	19	0.648
13	Zelinack, Jason	B3/ OT Outlaws	35	21	0.625
14	Watson, Jeff, Sr.	B5/ Jack Nine	21	13	0.618

	"C" Division		W	L	%-age
1	Murray, Shane	C4/ Domestic Rednecks	48	6	0.889
2	Lamb, Mark	C4/ Domestic Rednecks	43	9	0.827
3	Cusher, Dean	C4/ Domestic Rednecks	40	11	0.784
4	Martinez, Vince	C4/ Domestic Rednecks	38	11	0.776
5	Maze, Sam	C5/ Schleprock's Revenge	29	13	0.690
6	Hall, Josh	C2/ Excalibur	30	14	0.682
7	O'Brien, Sean	C1/ Pigs in Chains	32	19	0.627
8	Baldwin, Randy	C1/ Pigs in Chains	23	14	0.622
9	Jobe, Crawford	C5/ Schleprock's Revenge	29	18	0.617
10	Bradshaw, Rick	C8/ Three Dart Night	25	16	0.610
	Buckman, Dave	C2/ Excalibur	25	16	0.610
12	Dickman, Sheila	C4/ Domestic Rednecks	23	15	0.605
13	Vick, Justin	C1/ Pigs in Chains	24	16	0.600
14	Deemer, Randy	C1/ Pigs in Chains	29	20	0.592

	"D" Division		W	L	%-age
1	Dixon, J.D.	D8/ Damnifino	32	7	0.821
2	Wade, Nate	D6/ Coral Reefers	43	10	0.811
3	Gallagher, Jim	D6/ Coral Reefers	35	9	0.795
4	Titsworth, Dan	D5/ Money Shot	34	11	0.756
5	Martinez, Vicente	D3/ Hammered Heads	36	12	0.750
6	Sarantos, Alex	D3/ Hammered Heads	29	13	0.690
7	Raquet, Mike	D1/ Helter Skelter	35	17	0.673
8	Hendricks, Ron	D2/ Starving Dartists	31	16	0.660
9	Wells, John	D8/ Damnifino	30	16	0.652
10	Wilcox, Randy	D7/ Like To Party	35	20	0.636
11	Roseman, Sean	D5/ Money Shot	31	21	0.596
12	Smith, Van	D6/ Coral Reefers	23	16	0.590
13	Klann, Eric	D7/ Like To Party	30	21	0.588
14	Walters, Jason	D8/ Damnifino	27	19	0.587

	"E" Division		W	L	%-age
1	Schwochow, Andy	E6/ Ale-ing Archers	39	10	0.796
2	Sandoval, Alberto	E8/ Mug Hunters	41	11	0.788
3	Clark, Patrick	E6/ Ale-ing Archers	33	9	0.786
4	Greene, Sebastian	E6/ Ale-ing Archers	42	13	0.764
5	Stankevich, Scott	E5/ Leftovers	40	15	0.727
6	Bullington, Lonnie	E8/ Mug Hunters	27	11	0.711
7	Lee, Carl	E2/ Dive Bombers	33	15	0.688
8	Williamson, Tony	E7/ Tips & Shafts	31	15	0.674
9	Lane, Jonathan	E1/ Board 2 Death	34	17	0.667
	Hayes, Chad	E1/ Board 2 Death	32	16	0.667
11	Mushow, Dave	E6/ Ale-ing Archers	31	16	0.660
12	Budd, Ben	E8/ Mug Hunters	36	19	0.655
	Wilson, John	E8/ Mug Hunters	36	19	0.655
14	Mushow, Tom	E6/ Ale-ing Archers	24	13	0.649

	"F" Division		W	L	%-age
1	Jenkins, John	F8/ Salute-A-Bull	33	11	0.750
2	Ackley, Sean	F3/ Designated Divers	32	11	0.744
3	Fitzgerald, Dennis	F7/ Big Bulls	33	12	0.733
4	Keestalude, Andy	F1/ Yippers	38	16	0.704
5	Simpson, David	F8/ Salute-A-Bull	36	17	0.679
6	Gillett, Galen	F6/ Top Kill Junk Shot	29	16	0.644
7	Dudley, Debera	F1/ Yippers	38	22	0.633
8	Willis, Tolson	F4/ Death Throw	35	21	0.625
9	Hall, Frank	F6/ Top Kill Junk Shot	33	20	0.623
10	Dysard, Rick	F4/ Death Throw	34	22	0.607
11	Gotlibowski, Jim	F3/ Designated Divers	26	17	0.605
12	Brody, Kevin	F8/ Salute-A-Bull	30	20	0.600
13	Foulkes, Jim	F8/ Salute-A-Bull	24	17	0.585
14	Gupton, Corbett	F7/ Big Bulls	28	20	0.583

	"G" Division		W	L	%-age
1	Winters, Tom	G6/ Grateful Darts	48	8	0.857
2	Stacy, Rod	G5/ Sharkshooters	38	11	0.776
3	Goss, Matt	G7/ Ton Up Tossers	36	12	0.750
4	McFadden, Kevin	G6/ Grateful Darts	40	14	0.741
5	Montesi, Chris	G2/ Irish We Were Drunk	28	11	0.718
6	Welborn, Tim	G6/ Grateful Darts	37	15	0.712
7	Stacy, Michelle	G5/ Sharkshooters	27	11	0.711
8	McMillan, Bill	G8/ Just Here for Beer	26	13	0.667
9	Rexrode, Rob	G1/ Projectile Dysfunction	36	19	0.655
10	Toolan, Chris	G8/ Just Here for Beer	32	18	0.640
11	Smith, Brian	G1/ Projectile Dysfunction	35	20	0.636
12	Harpster, Ben	G5/ Sharkshooters	31	19	0.620
13	Tanner, Dave	G1/ Projectile Dysfunction	34	21	0.618
14	Rube, Bob	G3/ No Marks	31	20	0.608

	"H" Division		W	L	%-age
1	Massengill, Chad	H7/ JoCo Bullies	37	10	0.787
2	Munroe, Joe	H4/ Backyard Brawlers	40	14	0.741
3	Frumkin, Josh	H4/ Backyard Brawlers	34	13	0.723
4	Keleher, John	H5/ Where's the Budd?	40	16	0.714
5	Caputo, Daniel	H2/ Liquor Posse	39	16	0.709
6	Marks, Ted	H2/ Liquor Posse	38	18	0.679
7	Watkins, Nathan	H2/ Liquor Posse	36	19	0.655
8	Kiser, Lyman	H3/ One Armed Bandits	31	17	0.646
9	White, John	H4/ Backyard Brawlers	34	20	0.630
10	Massengill, Robert	H7/ JoCo Bullies	26	16	0.619
11	Voos, Adam	H5/ Where's the Budd?	35	22	0.614
12	Massengill, Randy	H7/ JoCo Bullies	22	15	0.595
13	Genzlinger, Roger	H1/ Who Darted?	25	19	0.568
14	Mooty, Aaron	H2/ Liquor Posse	30	23	0.566

	Women's Records (# of women by div.: A-0, B-8, C-10, D-3, E-8, F-6, G-11, H-7)		W	L	%-age
B	Delp, Paula	B6/ Cork Off!	25	25	0.500
	Scheppele, Julie	B6/ Cork Off!	18	25	0.419
C	Dickman, Sheila	C4/ Domestic Rednecks	23	15	0.605
	Blackwelder, Deb	C8/ Three Dart Night	25	19	0.568
	Salter, Whitney	C7/ Seein Dublin	15	26	0.366
D	Wells, Tami	D8/ Damnifino	24	17	0.585
E	(No women in E division played enough games to satisfy the minimum games requirement for this statistical category.)				
F	Dudley, Debera	F1/ Yippers	38	22	0.633
G	Stacy, Michelle	G5/ Sharkshooters	27	11	0.711
	DeFontes, Adrienne	G5/ Sharkshooters	32	23	0.582
	Lee, Julie Tate	G3/ No Marks	29	26	0.527
H	Immen, Kristen	H5/ Where's the Budd?	24	32	0.429
	-	-	-	-	-

Fall 2010 RDL Top All-Star Point Averages (by division) (FINAL!)

(There are no missing statistics, as all scoresheets from the entire season have been received.) (Game mins. required for these listings: 37 for all divisions - except for teams C1, C5, C6, C7, C8, F8, H1, & H7, for whom the minimum is 35, and team C2 for whom the minimum is 32, due to forfeits received)

	"A" Division		ASP	TGP	Ave.
1	Phillips, Robbie	A1/ Element Horizon	99.0	50	1.980
2	Seward, Mike	A2/ Phat Daddies	70.5	41	1.720
3	Tan, Wil	A1/ Element Horizon	80.5	47	1.713
4	Brown, Tom	A1/ Element Horizon	74.0	45	1.644
5	Aguilar, Jose	A2/ Phat Daddies	54.5	41	1.329
6	Terry, Bob	A3/ Lunatic Fringe	62.0	48	1.292
7	Butters, Scott	A5/ Just Drunksten	74.0	58	1.276
8	Smith, Allen	A1/ Element Horizon	40.5	37	1.095
9	Lloyd, Billy	A6/ Bad Things Man	58.5	54	1.083
10	Mitchell, Sid	A4/ Appetite for Destruction	60.5	56	1.080
11	Heimbach, Matt	A3/ Lunatic Fringe	56.0	54	1.037
12	Parker, Charles	A6/ Bad Things Man	50.5	50	1.010
13	Jeffcoat, Doug	A2/ Phat Daddies	44.0	44	1.000
	Kenney, Jon	A1/ Element Horizon	44.0	44	1.000

	"B" Division		ASP	TGP	Ave.
1	Eastmead, Phillip	B7/ The Locals	99.5	56	1.777
2	Downs, Aaron	B5/ Jack Nine	45.5	41	1.110
3	Gelhar, Tommy	B5/ Jack Nine	52.5	49	1.071
4	Beaudoin, Paul	B2/ The Usual Suspects	51.5	50	1.030
5	Whitehead, Lee	B5/ Jack Nine	36.5	37	0.986
6	Gibbs, Keith	B5/ Jack Nine	36.0	38	0.947
7	Umstead, Randy	B7/ The Locals	41.0	44	0.932
8	Jur, Jess	B1/ Rif Raf	37.5	42	0.893
9	Williams, Denny	B2/ The Usual Suspects	41.0	48	0.854
10	Clark, Dan	B3/ OT Outlaws	39.0	54	0.722
11	McNamara, Tim	B5/ Jack Nine	29.0	41	0.707
12	Ohrberg, Keith	B1/ Rif Raf	26.5	39	0.679
13	Hoyt, David	B1/ Rif Raf	37.0	56	0.661
	(two tied)	B3/ OT Outlaws	37.0	56	0.661

	"C" Division		ASP	TGP	Ave.
1	Murray, Shane	C4/ Domestic Rednecks	72.5	54	1.343
2	Lamb, Mark	C4/ Domestic Rednecks	58.0	52	1.115
3	Cusher, Dean	C4/ Domestic Rednecks	46.5	51	0.912
4	Hall, Josh	C2/ Excalibur	32.5	44	0.739
5	Bradshaw, Rick	C8/ Three Dart Night	29.5	41	0.720
6	Baldwin, Randy	C1/ Pigs in Chains	25.5	37	0.689
7	Deemer, Randy	C1/ Pigs in Chains	33.5	49	0.684
8	Bither, Dana	C7/ Seein Dublin	31.5	48	0.656
9	Gower, Jeremy	C5/ Schleprock's Revenge	23.5	36	0.653
10	Helmes, D.J.	C5/ Schleprock's Revenge	26.0	41	0.634
11	Maze, Sam	C5/ Schleprock's Revenge	25.0	42	0.595
12	Feller, Keith	C6/ Traveling Beer Bellies	18.5	35	0.529
13	Martinez, Vince	C4/ Domestic Rednecks	25.5	49	0.520
14	Groce, Nathan	C7/ Seein Dublin	24.0	47	0.511

	"D" Division		ASP	TGP	Ave.
1	Dixon, J.D.	D8/ Damnifino	50.5	39	1.295
2	Hendricks, Ron	D2/ Starving Dartists	45.5	47	0.968
3	Titsworth, Dan	D5/ Money Shot	41.5	45	0.922
4	Wilcox, Randy	D7/ Like To Party	46.5	55	0.845
5	Gallagher, Jim	D6/ Coral Reefers	35.5	44	0.807
6	Martinez, Vicente	D3/ Hammered Heads	36.0	48	0.750
7	Brown, Phil	D8/ Damnifino	35.5	48	0.740
8	Fournier, Chris	D3/ Hammered Heads	27.5	38	0.724
9	Roseman, Sean	D5/ Money Shot	37.5	52	0.721
10	James, Bob	D2/ Starving Dartists	37.0	54	0.685
11	Shown, Marc	D2/ Starving Dartists	29.0	44	0.659
12	Raquet, Mike	D1/ Helter Skelter	32.0	52	0.615
13	Walters, Jason	D8/ Damnifino	28.0	46	0.609
14	Allison, Frank	D4/ Bulls Eye Blind	31.0	54	0.574

	"E" Division		ASP	TGP	Ave.
1	Stankevich, Scott	E5/ Leftovers	54.0	55	0.982
2	Smith, Shawn	E1/ Board 2 Death	32.5	40	0.813
3	Thomas, Brent	E5/ Leftovers	41.0	52	0.788
4	Wilson, John	E8/ Mug Hunters	42.5	55	0.773
5	Williamson, Tony	E7/ Tips & Shafts	35.5	46	0.772
6	Reitano, Sal	E2/ Dive Bombers	33.5	55	0.609
7	Alcon, Tony	E3/ Is It In	24.5	41	0.598
8	Budd, Ben	E8/ Mug Hunters	32.5	55	0.591
9	Maley, Dave	E3/ Is It In	27.5	47	0.585
10	Schwochow, Andy	E6/ Ale-ing Archers	28.5	49	0.582
11	Bozza, Doug	E3/ Is It In	26.5	46	0.576
12	Heil, Trent	E8/ Mug Hunters	20.5	38	0.539
13	Sandoval, Alberto	E8/ Mug Hunters	27.5	52	0.529
14	Knott, Ronnie	E1/ Board 2 Death	28.5	54	0.528

	"F" Division		ASP	TGP	Ave.
1	Jenkins, John	F8/ Salute-A-Bull	40.5	44	0.920
2	Ackley, Sean	F3/ Designated Divers	34.0	43	0.791
3	Simpson, David	F8/ Salute-A-Bull	36.5	53	0.689
4	Converse, Stan	F2/ Duckin' D'Oh! Nuts	47.5	74	0.642
5	Gotlibowski, Jim	F3/ Designated Divers	25.5	43	0.593
6	Dysard, Rick	F4/ Death Throw	31.5	56	0.563
7	Marsh, John	F3/ Designated Divers	27.0	49	0.551
8	Dudley, Robert	F1/ Yippers	28.0	54	0.519
9	Fitzgerald, Dennis	F7/ Big Bulls	23.0	45	0.511
10	Gillett, Galen	F6/ Top Kill Junk Shot	22.5	45	0.500
11	Johnson, Dave	F5/ Menace 2 Sobriety	21.5	45	0.478
12	Dudley, Debera	F1/ Yippers	28.0	60	0.467
13	Keestalude, Andy	F1/ Yippers	23.0	54	0.426
14	Gabry, Greg	F8/ Salute-A-Bull	20.0	51	0.392

	"G" Division		ASP	TGP	Ave.
1	Winters, Tom	G6/ Grateful Darts	45.5	56	0.813
2	Smith, Brian	G1/ Projectile Dysfunction	34.5	55	0.627
3	Toolan, Chris	G8/ Just Here for Beer	30.5	50	0.610
4	Montesi, Chris	G2/ Irish We Were Drunk	22.5	39	0.577
5	Stacy, Rod	G5/ Sharkshooters	27.0	49	0.551
6	Dzengeleski, Jimmy	G6/ Grateful Darts	27.0	54	0.500
7	Tanner, Dave	G1/ Projectile Dysfunction	26.5	55	0.482
8	Harpster, Ben	G5/ Sharkshooters	23.5	50	0.470
9	Rube, Bob	G3/ No Marks	23.0	51	0.451
10	Gelberg, David	G2/ Irish We Were Drunk	22.5	50	0.450
11	Welborn, Tim	G6/ Grateful Darts	22.5	52	0.433
12	Carrieri, Mike	G7/ Ton Up Tossers	19.5	46	0.424
13	Raymond, Ryan	G1/ Projectile Dysfunction	19.0	45	0.422
14	Goss, Matt	G7/ Ton Up Tossers	20.0	48	0.417

	"H" Division		ASP	TGP	Ave.
1	Frumkin, Josh	H4/ Backyard Brawlers	33.0	47	0.702
2	Keleher, John	H5/ Where's the Budd?	36.5	56	0.652
3	Munroe, Joe	H4/ Backyard Brawlers	35.0	54	0.648
4	Marks, Ted	H2/ Liquor Posse	36.0	56	0.643
5	Kiser, Lyman	H3/ One Armed Bandits	30.0	48	0.625
6	Crowley, Fulton	H5/ Where's the Budd?	25.5	43	0.593
7	Davis, Jared	H1/ Who Darted?	27.0	50	0.540
8	Mooty, Aaron	H2/ Liquor Posse	28.5	53	0.538
9	Caputo, Daniel	H2/ Liquor Posse	29.5	55	0.536
10	Massengill, Chad	H7/ JoCo Bullies	22.5	47	0.479
11	Voos, Adam	H5/ Where's the Budd?	26.0	57	0.456
12	Merkle, Patrick	H4/ Backyard Brawlers	19.0	43	0.442
13	Watkins, Nathan	H2/ Liquor Posse	24.0	55	0.436
14	Massengill, Randy	H7/ JoCo Bullies	14.5	37	0.392

	Women's Records (# of women by div.: A-0, B-8, C-10, D-3, E-8, F-6, G-11, H-7)		ASP	TGP	Ave.
B	Delp, Paula	B6/ Cork Off!	29.0	50	0.580
	Scheppele, Julie	B6/ Cork Off!	22.5	43	0.523
C	Blackwelder, Deb	C8/ Three Dart Night	22.0	44	0.500
	Salter, Whitney	C7/ Seein Dublin	17.0	41	0.415
	McCray, Karla	C8/ Three Dart Night	14.0	38	0.368
D	Wells, Tami	D8/ Damnifino	18.5	41	0.451
E	(No women in E division played enough games to satisfy the minimum games requirement for this statistical category.)				
F	Dudley, Debera	F1/ Yippers	28.0	60	0.467
G	DeFontes, Adrienne	G5/ Sharkshooters	22.5	55	0.409
	Mitchell, Liz	G5/ Sharkshooters	18.0	45	0.400
	Stacy, Michelle	G5/ Sharkshooters	15.0	38	0.395
H	Immen, Kristen	H5/ Where's the Budd?	18.5	56	0.330
	-	-	-	-	-

Fall 2010 RDL League-Wide Sectional Statistics (ranked by percentage) (FINAL!)

(All statistics are included, as there were no missing scoresheets this season) (Game minimums required for these listings: 6 for all divisions)

	Singles 301 Win Percentage		W	L	%-age
1	Murray, Shane	C4/ Domestic Rednecks	14	0	1.000
	Maze, Sam	C5/ Schleprock's Revenge	8	0	1.000
3	Munroe, Joe	H4/ Backyard Brawlers	13	1	0.929
4	Phillips, Robbie	A1/ Element Horizon	11	1	0.917
	Martinez, Vicente	D3/ Hammered Heads	11	1	0.917
6	Klann, Eric	D7/ Like To Party	10	1	0.909
	Williamson, Tony	E7/ Tips & Shafts	10	1	0.909
8	Smith, Allen	A1/ Element Horizon	8	1	0.889
	Fitzgerald, Aaron	F7/ Big Bulls	8	1	0.889
10	Hendricks, Ron	D2/ Starving Dartists	7	1	0.875
11	Eastmead, Phillip	B7/ The Locals	12	2	0.857
	Hunsberger, Jim	G7/ Ton Up Tossers	6	1	0.857
13	Harpster, Ben	G5/ Sharkshooters	11	2	0.846
14	Budelman, Jim	A3/ Lunatic Fringe	10	2	0.833
	Whitehead, Lee	B5/ Jack Nine	10	2	0.833
	Gallagher, Jim	D6/ Coral Reefers	10	2	0.833
	Hall, Frank	F6/ Top Kill Junk Shot	10	2	0.833
	Frumkin, Josh	H4/ Backyard Brawlers	10	2	0.833
	Massengill, Chad	H7/ JoCo Bullies	10	2	0.833
	Hall, Danny	F6/ Top Kill Junk Shot	5	1	0.833
21	Shown, Marc	D2/ Starving Dartists	9	2	0.818
	Titsworth, Dan	D5/ Money Shot	9	2	0.818
	Ackley, Sean	F3/ Designated Divers	9	2	0.818
	Jenkins, John	F8/ Salute-A-Bull	9	2	0.818
25	Jacobi, Paul	A3/ Lunatic Fringe	8	2	0.800
	Seward, Mike	A2/ Phat Daddies	8	2	0.800
	Montesi, Chris	G2/ Irish We Were Drunk	8	2	0.800
28	Tant, J.J.	B3/ OT Outlaws	11	3	0.786
	Dysard, Rick	F4/ Death Throw	11	3	0.786
	Guenther, George	G7/ Ton Up Tossers	11	3	0.786
	Winters, Tom	G6/ Grateful Darts	11	3	0.786
32	Gower, Jeremy	C5/ Schleprock's Revenge	7	2	0.778
	Dixon, J.D.	D8/ Damnifino	7	2	0.778
	Wells, John	D8/ Damnifino	7	2	0.778
	Thompson, Ben	F4/ Death Throw	7	2	0.778
36	Knight, Mark	A1/ Element Horizon	10	3	0.769
	Schmaus, Darren	B5/ Jack Nine	10	3	0.769
	Lamb, Mark	C4/ Domestic Rednecks	10	3	0.769
	O'Brien, Sean	C1/ Pigs in Chains	10	3	0.769
	Wade, Nate	D6/ Coral Reefers	10	3	0.769
	Mushow, Dave	E6/ Ale-ing Archers	10	3	0.769
	Sandoval, Alberto	E8/ Mug Hunters	10	3	0.769
	McEwen, William	F6/ Top Kill Junk Shot	10	3	0.769
	Gelberg, David	G2/ Irish We Were Drunk	10	3	0.769
45	Tan, Wil	A1/ Element Horizon	9	3	0.750
	Terry, Bob	A3/ Lunatic Fringe	9	3	0.750
	Cusher, Dean	C4/ Domestic Rednecks	9	3	0.750
	McCredie, Bob	C6/ Traveling Beer Bellies	9	3	0.750
	Hayes, Chad	E1/ Board 2 Death	9	3	0.750
	Lane, Jonathan	E1/ Board 2 Death	9	3	0.750
	Thomas, Tony	E5/ Leftovers	9	3	0.750
	Fitzgerald, Dennis	F7/ Big Bulls	9	3	0.750
	Gibbs, Keith	B5/ Jack Nine	6	2	0.750
	McNamara, Tim	B5/ Jack Nine	6	2	0.750
	Moore, Jeff	B6/ Cork Off!	6	2	0.750
56	Keleher, John	H5/ Where's the Budd?	11	4	0.733
57	Brown, Tom	A1/ Element Horizon	8	3	0.727
	Kenney, Jon	A1/ Element Horizon	8	3	0.727
	Gillett, Galen	F6/ Top Kill Junk Shot	8	3	0.727
	Genzlinger, Roger	H1/ Who Darted?	8	3	0.727
61	(eight tied - 1 in A, 2 in B, 1 in F, 2 in G, 2 in H)		10	4	0.714
	(four tied - 1 in D, 1 in E, 2 in H)		5	2	0.714

	Singles Cricket Win Percentage		W	L	%-age
1	Phillips, Robbie	A1/ Element Horizon	13	0	1.000
	Tan, Wil	A1/ Element Horizon	12	0	1.000
	Goss, Matt	G7/ Ton Up Tossers	12	0	1.000
	Seward, Mike	A2/ Phat Daddies	11	0	1.000
	Ackley, Sean	F3/ Designated Divers	11	0	1.000
	Whitehead, Lee	B5/ Jack Nine	9	0	1.000
	Gilbert, Geoffrey	H6/ He Hate Us	6	0	1.000
8	Converse, Stan	F2/ Duckin' D'Oh! Nuts	15	1	0.938
9	Eastmead, Phillip	B7/ The Locals	13	1	0.929
	Lamb, Mark	C4/ Domestic Rednecks	13	1	0.929
	Murray, Shane	C4/ Domestic Rednecks	13	1	0.929
	Greene, Sebastian	E6/ Ale-ing Archers	13	1	0.929
	Stankevich, Scott	E5/ Leftovers	13	1	0.929
14	Cusher, Dean	C4/ Domestic Rednecks	12	1	0.923
	Hendricks, Ron	D2/ Starving Dartists	12	1	0.923
	Schwochow, Andy	E6/ Ale-ing Archers	12	1	0.923
17	Gallagher, Jim	D6/ Coral Reefers	11	1	0.917
	Hayes, Chad	E1/ Board 2 Death	11	1	0.917
	Keestalude, Andy	F1/ Yippers	11	1	0.917
20	McMillan, Bill	G8/ Just Here for Beer	10	1	0.909
	Massengill, Chad	H7/ JoCo Bullies	10	1	0.909
22	Montesi, Chris	G2/ Irish We Were Drunk	9	1	0.900
23	Smith, Allen	A1/ Element Horizon	8	1	0.889
	Wilcenski, Steve	D6/ Coral Reefers	8	1	0.889
	Kincaid, Storm	H2/ Liquor Posse	8	1	0.889
26	Bear, Bart	C6/ Traveling Beer Bellies	7	1	0.875
	Fitzgerald, Aaron	F7/ Big Bulls	7	1	0.875
	Mack, Jonathan	H8/ Darty Basterds	7	1	0.875
	Richardson, Shane	H3/ One Armed Bandits	7	1	0.875
30	Heimbach, Matt	A3/ Lunatic Fringe	12	2	0.857
	Roseman, Sean	D5/ Money Shot	12	2	0.857
	Reitano, Sal	E2/ Dive Bombers	12	2	0.857
	Winters, Tom	G6/ Grateful Darts	12	2	0.857
	Caputo, Daniel	H2/ Liquor Posse	12	2	0.857
	Watkins, Nathan	H2/ Liquor Posse	12	2	0.857
	Grubb, Ed	B6/ Cork Off!	6	1	0.857
37	Terry, Bob	A3/ Lunatic Fringe	11	2	0.846
	Downs, Aaron	B5/ Jack Nine	11	2	0.846
	Raquet, Mike	D1/ Helter Skelter	11	2	0.846
	Wade, Nate	D6/ Coral Reefers	11	2	0.846
	Clark, Patrick	E6/ Ale-ing Archers	11	2	0.846
	Sandoval, Alberto	E8/ Mug Hunters	11	2	0.846
	Williamson, Tony	E7/ Tips & Shafts	11	2	0.846
	Rube, Bob	G3/ No Marks	11	2	0.846
	Kiser, Lyman	H3/ One Armed Bandits	11	2	0.846
46	Brown, Tom	A1/ Element Horizon	10	2	0.833
	Gibbs, Keith	B5/ Jack Nine	10	2	0.833
	Martinez, Vicente	D3/ Hammered Heads	10	2	0.833
	Titsworth, Dan	D5/ Money Shot	10	2	0.833
	Gotlibowski, Jim	F3/ Designated Divers	10	2	0.833
	Gelberg, David	G2/ Irish We Were Drunk	10	2	0.833
	Peoples, Chris	D6/ Coral Reefers	5	1	0.833
53	Mori, Chris	B2/ The Usual Suspects	9	2	0.818
	Hall, Josh	C2/ Excalibur	9	2	0.818
	McCredie, Bob	C6/ Traveling Beer Bellies	9	2	0.818
	Jenkins, John	F8/ Salute-A-Bull	9	2	0.818
	Massengill, Robert	H7/ JoCo Bullies	9	2	0.818
58	Dixon, J.D.	D8/ Damnifino	8	2	0.800
	Sarantos, Alex	D3/ Hammered Heads	8	2	0.800
60	(eight tied - 4 in B, 1 in E, 1 in F, 2 in H)		11	3	0.786

Fall 2010 RDL League-Wide Sectional Statistics (ranked by percentage) (FINAL!)

(All statistics are included, as there were no missing scoresheets this season) (Game minimums required for these listings: 6 for all divisions)

	Doubles Cricket Win Percentage		W	L	%-age
1	Lamb, Mark	C4/ Domestic Rednecks	14	0	1.000
	Knight, Mark	A1/ Element Horizon	13	0	1.000
	Phillips, Robbie	A1/ Element Horizon	13	0	1.000
	Cusher, Dean	C4/ Domestic Rednecks	13	0	1.000
	Schwochow, Andy	E6/ Ale-ing Archers	13	0	1.000
	Stacy, Michelle	G5/ Sharkshooters	13	0	1.000
	Brown, Tom	A1/ Element Horizon	12	0	1.000
	Gelhar, Tommy	B5/ Jack Nine	12	0	1.000
	McNamara, Tim	B5/ Jack Nine	12	0	1.000
	Martinez, Vince	C4/ Domestic Rednecks	12	0	1.000
	Espy, Jerry	C4/ Domestic Rednecks	11	0	1.000
	Aguilar, Jose	A2/ Phat Daddies	10	0	1.000
	Dickman, Sheila	C4/ Domestic Rednecks	10	0	1.000
14	Murray, Shane	C4/ Domestic Rednecks	13	1	0.929
	Winters, Tom	G6/ Grateful Darts	13	1	0.929
16	Stacy, Rod	G5/ Sharkshooters	12	1	0.923
17	Whitehead, Lee	B5/ Jack Nine	11	1	0.917
	Massengill, Chad	H7/ JoCo Bullies	11	1	0.917
19	Smith, Allen	A1/ Element Horizon	8	1	0.889
20	Wade, Nate	D6/ Coral Reefers	12	2	0.857
	Gupton, Corbett	F7/ Big Bulls	12	2	0.857
	Rexrode, Rob	G1/ Projectile Dysfunction	12	2	0.857
	Kilts, Jason	A1/ Element Horizon	6	1	0.857
	Gibbs, Keith	B5/ Jack Nine	6	1	0.857
	Brownd, Anthony	C4/ Domestic Rednecks	6	1	0.857
26	Wells, John	D8/ Damnifino	11	2	0.846
	McFadden, Kevin	G6/ Grateful Darts	11	2	0.846
28	Downs, Aaron	B5/ Jack Nine	10	2	0.833
	Gallagher, Jim	D6/ Coral Reefers	10	2	0.833
	Wilcox, Randy	D7/ Like To Party	10	2	0.833
	Clark, Patrick	E6/ Ale-ing Archers	10	2	0.833
	Massengill, Randy	H7/ JoCo Bullies	10	2	0.833
	Watson, Jeff, Sr.	B5/ Jack Nine	5	1	0.833
	Scott, Kevin	D7/ Like To Party	5	1	0.833
35	Bullington, Lonnie	E8/ Mug Hunters	9	2	0.818
	Jenkins, John	F8/ Salute-A-Bull	9	2	0.818
	Raymond, Ryan	G1/ Projectile Dysfunction	9	2	0.818
38	Emery, Mike	B7/ The Locals	8	2	0.800
	Dixon, J.D.	D8/ Damnifino	8	2	0.800
40	Eastmead, Phillip	B7/ The Locals	11	3	0.786
	Hoyt, David	B1/ Rif Raf	11	3	0.786
	Greene, Sebastian	E6/ Ale-ing Archers	11	3	0.786
	Wilson, John	E8/ Mug Hunters	11	3	0.786
	Tanner, Dave	G1/ Projectile Dysfunction	11	3	0.786
	Caputo, Daniel	H2/ Liquor Posse	11	3	0.786
46	Maze, Sam	C5/ Schleprock's Revenge	7	2	0.778
	Fitzgerald, Aaron	F7/ Big Bulls	7	2	0.778
	Perera, Mike	F4/ Death Throw	7	2	0.778
49	Heimbach, Matt	A3/ Lunatic Fringe	10	3	0.769
	Persson, Kenny	A2/ Phat Daddies	10	3	0.769
	Beaudoin, Paul	B2/ The Usual Suspects	10	3	0.769
	Sandoval, Alberto	E8/ Mug Hunters	10	3	0.769
	Brown, Jason	G1/ Projectile Dysfunction	10	3	0.769
	Ejlali, Shervin	H6/ He Hate Us	10	3	0.769
	Munroe, Joe	H4/ Backyard Brawlers	10	3	0.769
56	Tan, Wil	A1/ Element Horizon	9	3	0.750
	Johnson, Michael	B2/ The Usual Suspects	9	3	0.750
	Martinez, Vicente	D3/ Hammered Heads	9	3	0.750
	Titsworth, Dan	D5/ Money Shot	9	3	0.750
	Foushee, Eugene	E8/ Mug Hunters	9	3	0.750
	Foulkes, Jim	F8/ Salute-A-Bull	9	3	0.750
	Frumkin, Josh	H4/ Backyard Brawlers	9	3	0.750
	(four tied - 1 in A, 1 in F, 2 in H)		6	2	0.750

	Doubles 501 Win Percentage		W	L	%-age
1	Brown, Tom	A1/ Element Horizon	10	0	1.000
2	Gibbs, Keith	B5/ Jack Nine	10	1	0.909
3	Kilts, Jason	A1/ Element Horizon	9	1	0.900
	Dixon, J.D.	D8/ Damnifino	9	1	0.900
	Smith, Van	D6/ Coral Reefers	9	1	0.900
6	Willman, John	E4/ The Matrix	7	1	0.875
7	Kerr, Jimmy	B3/ OT Outlaws	13	2	0.867
8	Crowe, Jason	B3/ OT Outlaws	12	2	0.857
	Winters, Tom	G6/ Grateful Darts	12	2	0.857
	White, J.J.	F5/ Menace 2 Sobriety	6	1	0.857
	Hunsberger, Jim	G7/ Ton Up Tossers	6	1	0.857
12	Jobe, Crawford	C5/ Schleprock's Revenge	11	2	0.846
13	Phillips, Robbie	A1/ Element Horizon	10	2	0.833
	Horger, Dennis	B1/ Rif Raf	10	2	0.833
	Maze, Sam	C5/ Schleprock's Revenge	10	2	0.833
	Goss, Matt	G7/ Ton Up Tossers	10	2	0.833
	Scott, Lee	A3/ Lunatic Fringe	5	1	0.833
	Side, Eric	C5/ Schleprock's Revenge	5	1	0.833
	Carroll, Josh	D5/ Money Shot	5	1	0.833
	Stahl, Greg	H5/ Where's the Budd?	5	1	0.833
21	Kenney, Jon	A1/ Element Horizon	9	2	0.818
	Martinez, Vince	C4/ Domestic Rednecks	9	2	0.818
	Brown, Jason	G1/ Projectile Dysfunction	9	2	0.818
24	Voos, Adam	H5/ Where's the Budd?	12	3	0.800
	Smith, Allen	A1/ Element Horizon	8	2	0.800
	Mushow, Tom	E6/ Ale-ing Archers	8	2	0.800
	Fitzgerald, Dennis	F7/ Big Bulls	8	2	0.800
	Foulkes, Jim	F8/ Salute-A-Bull	8	2	0.800
	Massengill, Robert	H7/ JoCo Bullies	8	2	0.800
30	Smith, Brian	G1/ Projectile Dysfunction	11	3	0.786
	Keleher, John	H5/ Where's the Budd?	11	3	0.786
32	Bullington, Lonnie	E8/ Mug Hunters	7	2	0.778
33	Fischlein, Kris	A6/ Bad Things Man	10	3	0.769
	Wade, Nate	D6/ Coral Reefers	10	3	0.769
	Lee, Carl	E2/ Dive Bombers	10	3	0.769
	Sandoval, Alberto	E8/ Mug Hunters	10	3	0.769
	Stankevich, Scott	E5/ Leftovers	10	3	0.769
	Stacy, Rod	G5/ Sharkshooters	10	3	0.769
39	Peterson, Chris	B3/ OT Outlaws	9	3	0.750
	Phillips, Britt	C6/ Traveling Beer Bellies	9	3	0.750
	James, Bob	D2/ Starving Dartists	9	3	0.750
	Evans, J.P.	B5/ Jack Nine	6	2	0.750
	Baldwin, Randy	C1/ Pigs in Chains	6	2	0.750
	Bonar, Eric	C1/ Pigs in Chains	6	2	0.750
	Richardson, Shane	H3/ One Armed Bandits	6	2	0.750
46	Persson, Kenny	A2/ Phat Daddies	8	3	0.727
	Ohrberg, Keith	B1/ Rif Raf	8	3	0.727
	Hall, Josh	C2/ Excalibur	8	3	0.727
	Wells, Tami	D8/ Damnifino	8	3	0.727
	Clark, Patrick	E6/ Ale-ing Archers	8	3	0.727
	Brody, Kevin	F8/ Salute-A-Bull	8	3	0.727
	Kiser, Lyman	H3/ One Armed Bandits	8	3	0.727
53	McFadden, Kevin	G6/ Grateful Darts	10	4	0.714
	White, John	H4/ Backyard Brawlers	10	4	0.714
	Hall, Mike	C5/ Schleprock's Revenge	5	2	0.714
	Jarvah, Sean	D6/ Coral Reefers	5	2	0.714
	Kaltz, Eric	D4/ Bulls Eye Blind	5	2	0.714
	Sibincic, Rich	D3/ Hammered Heads	5	2	0.714
	Wilcenski, Steve	D6/ Coral Reefers	5	2	0.714
	Voorhees, Cindy	H7/ JoCo Bullies	5	2	0.714
61	(six tied - 2 in B, 3 in E, 1 in H)		7	3	0.700

Fall 2010 RDL Top Singles, Doubles Win Percentages (League-wide) (FINAL!)

(There are no missing statistics, as all scoresheets from the entire season have been received.) (Game mins. required for these listings: 19 for all divisions - except for teams C1, C5, C6, C7, C8, F8, H1, & H7, for whom the minimum is 18, and team C2 for whom the minimum is 16, due to forfeits received)

	Singles Win Percentage		W	L	%-age
1	Murray, Shane	C4/ Domestic Rednecks	27	1	0.964
2	Phillips, Robbie	A1/ Element Horizon	24	1	0.960
3	Ackley, Sean	F3/ Designated Divers	20	2	0.909
4	Seward, Mike	A2/ Phat Daddies	19	2	0.905
	Whitehead, Lee	B5/ Jack Nine	19	2	0.905
	Hendricks, Ron	D2/ Starving Dartists	19	2	0.905
7	Eastmead, Phillip	B7/ The Locals	25	3	0.893
8	Tan, Wil	A1/ Element Horizon	21	3	0.875
	Gallagher, Jim	D6/ Coral Reefers	21	3	0.875
	Martinez, Vicente	D3/ Hammered Heads	21	3	0.875
	Williamson, Tony	E7/ Tips & Shafts	21	3	0.875
12	Massengill, Chad	H7/ JoCo Bullies	20	3	0.870
13	Munroe, Joe	H4/ Backyard Brawlers	24	4	0.857
14	Lamb, Mark	C4/ Domestic Rednecks	23	4	0.852
15	Montesi, Chris	G2/ Irish We Were Drunk	17	3	0.850
16	Cusher, Dean	C4/ Domestic Rednecks	21	4	0.840
17	Hayes, Chad	E1/ Board 2 Death	20	4	0.833
18	Titsworth, Dan	D5/ Money Shot	19	4	0.826
19	Winters, Tom	G6/ Grateful Darts	23	5	0.821
20	Jenkins, John	F8/ Salute-A-Bull	18	4	0.818
21	Greene, Sebastian	E6/ Ale-ing Archers	22	5	0.815
22	Wade, Nate	D6/ Coral Reefers	21	5	0.808
	Sandoval, Alberto	E8/ Mug Hunters	21	5	0.808
24	Terry, Bob	A3/ Lunatic Fringe	20	5	0.800
	Gelberg, David	G2/ Irish We Were Drunk	20	5	0.800
	Gibbs, Keith	B5/ Jack Nine	16	4	0.800
27	Goss, Matt	G7/ Ton Up Tossers	19	5	0.792
28	Dixon, J.D.	D8/ Damnifino	15	4	0.789
	Clark, Patrick	E6/ Ale-ing Archers	15	4	0.789
30	Tant, J.J.	B3/ OT Outlaws	22	6	0.786
31	Brown, Tom	A1/ Element Horizon	18	5	0.783
	McCredie, Bob	C6/ Traveling Beer Bellies	18	5	0.783
33	Roseman, Sean	D5/ Money Shot	21	6	0.778
	Gower, Jeremy	C5/ Schleprock's Revenge	14	4	0.778
35	Shown, Marc	D2/ Starving Dartists	17	5	0.773
	McMillan, Bill	G8/ Just Here for Beer	17	5	0.773
37	O'Brien, Sean	C1/ Pigs in Chains	20	6	0.769
38	Heimbach, Matt	A3/ Lunatic Fringe	21	7	0.750
	Clark, Dan	B3/ OT Outlaws	21	7	0.750
	Reitano, Sal	E2/ Dive Bombers	21	7	0.750
	Stankevich, Scott	E5/ Leftovers	21	7	0.750
	Dysard, Rick	F4/ Death Throw	21	7	0.750
	Keleher, John	H5/ Where's the Budd?	21	7	0.750
	Marks, Ted	H2/ Liquor Posse	21	7	0.750
	Wells, John	D8/ Damnifino	15	5	0.750
46	Gelhar, Tommy	B5/ Jack Nine	20	7	0.741
	Simpson, David	F8/ Salute-A-Bull	20	7	0.741
	Caputo, Daniel	H2/ Liquor Posse	20	7	0.741
49	Mori, Chris	B2/ The Usual Suspects	17	6	0.739
	Frumkin, Josh	H4/ Backyard Brawlers	17	6	0.739
51	McNamara, Tim	B5/ Jack Nine	14	5	0.737
52	Raquet, Mike	D1/ Helter Skelter	19	7	0.731
	Schwochow, Andy	E6/ Ale-ing Archers	19	7	0.731
	Harpster, Ben	G5/ Sharkshooters	19	7	0.731
	Toolan, Chris	G8/ Just Here for Beer	19	7	0.731
	Welborn, Tim	G6/ Grateful Darts	19	7	0.731
57	Converse, Stan	F2/ Duckin' D'Oh! Nuts	24	9	0.727
	Budelman, Jim	A3/ Lunatic Fringe	16	6	0.727
59	Keestalude, Andy	F1/ Yippers	18	7	0.720
	Kiser, Lyman	H3/ One Armed Bandits	18	7	0.720
61	Mitchell, Sid	A4/ Appetite for Destruction	20	8	0.714
	Willis, Tolson	F4/ Death Throw	20	8	0.714
	Watkins, Nathan	H2/ Liquor Posse	20	8	0.714
64	(three tied - 2 in E division, 1 in F division)		17	7	0.708

	Doubles Win Percentage		W	L	%-age
1	Brown, Tom	A1/ Element Horizon	22	0	1.000
2	Phillips, Robbie	A1/ Element Horizon	23	2	0.920
3	Martinez, Vince	C4/ Domestic Rednecks	21	2	0.913
4	Winters, Tom	G6/ Grateful Darts	25	3	0.893
5	Schwochow, Andy	E6/ Ale-ing Archers	20	3	0.870
6	Gelhar, Tommy	B5/ Jack Nine	19	3	0.864
7	Dixon, J.D.	D8/ Damnifino	17	3	0.850
8	Stacy, Rod	G5/ Sharkshooters	22	4	0.846
9	Smith, Allen	A1/ Element Horizon	16	3	0.842
10	Stacy, Michelle	G5/ Sharkshooters	18	4	0.818
11	Wade, Nate	D6/ Coral Reefers	22	5	0.815
12	Maze, Sam	C5/ Schleprock's Revenge	17	4	0.810
13	Murray, Shane	C4/ Domestic Rednecks	21	5	0.808
14	Lamb, Mark	C4/ Domestic Rednecks	20	5	0.800
	Bullington, Lonnie	E8/ Mug Hunters	16	4	0.800
16	Brown, Jason	G1/ Projectile Dysfunction	19	5	0.792
17	Clark, Patrick	E6/ Ale-ing Archers	18	5	0.783
18	McFadden, Kevin	G6/ Grateful Darts	21	6	0.778
19	McNamara, Tim	B5/ Jack Nine	17	5	0.773
	Foulkes, Jim	F8/ Salute-A-Bull	17	5	0.773
21	Sandoval, Alberto	E8/ Mug Hunters	20	6	0.769
22	Kenney, Jon	A1/ Element Horizon	16	5	0.762
	Fitzgerald, Dennis	F7/ Big Bulls	16	5	0.762
24	Smith, Brian	G1/ Projectile Dysfunction	21	7	0.750
	Persson, Kenny	A2/ Phat Daddies	18	6	0.750
	Downs, Aaron	B5/ Jack Nine	18	6	0.750
27	Knight, Mark	A1/ Element Horizon	20	7	0.741
28	Mushow, Tom	E6/ Ale-ing Archers	17	6	0.739
	Massengill, Randy	H7/ JoCo Bullies	17	6	0.739
30	Heimbach, Matt	A3/ Lunatic Fringe	19	7	0.731
	Cusher, Dean	C4/ Domestic Rednecks	19	7	0.731
32	Dickman, Sheila	C4/ Domestic Rednecks	16	6	0.727
	Smith, Van	D6/ Coral Reefers	16	6	0.727
34	Kerr, Jimmy	B3/ OT Outlaws	21	8	0.724
35	Greene, Sebastian	E6/ Ale-ing Archers	20	8	0.714
	White, John	H4/ Backyard Brawlers	20	8	0.714
37	Johnson, Michael	B2/ The Usual Suspects	17	7	0.708
	Jobe, Crawford	C5/ Schleprock's Revenge	17	7	0.708
	Goss, Matt	G7/ Ton Up Tossers	17	7	0.708
	Raymond, Ryan	G1/ Projectile Dysfunction	17	7	0.708
	Frumkin, Josh	H4/ Backyard Brawlers	17	7	0.708
	Massengill, Chad	H7/ JoCo Bullies	17	7	0.708
43	Crowe, Jason	B3/ OT Outlaws	19	8	0.704
	Stankevich, Scott	E5/ Leftovers	19	8	0.704
	Wilson, John	E8/ Mug Hunters	19	8	0.704
46	Gallagher, Jim	D6/ Coral Reefers	14	6	0.700
47	Espy, Jerry	C4/ Domestic Rednecks	16	7	0.696
48	Welborn, Tim	G6/ Grateful Darts	18	8	0.692
49	Keestalude, Andy	F1/ Yippers	20	9	0.690
50	Aguilar, Jose	A2/ Phat Daddies	13	6	0.684
	Watson, Jeff, Sr.	B5/ Jack Nine	13	6	0.684
	Fournier, Chris	D3/ Hammered Heads	13	6	0.684
	Hunsberger, Jim	G7/ Ton Up Tossers	13	6	0.684
54	Hall, Josh	C2/ Excalibur	15	7	0.682
	Sarantos, Alex	D3/ Hammered Heads	15	7	0.682
	Titsworth, Dan	D5/ Money Shot	15	7	0.682
	Jenkins, John	F8/ Salute-A-Bull	15	7	0.682
58	Hoyt, David	B1/ Rif Raf	19	9	0.679
	Dudley, Debera	F1/ Yippers	19	9	0.679
	Caputo, Daniel	H2/ Liquor Posse	19	9	0.679
	Keleher, John	H5/ Where's the Budd?	19	9	0.679
62	Herman, Fritz	D2/ Starving Dartists	18	9	0.667
	Wilcox, Randy	D7/ Like To Party	18	9	0.667
	(three tied - 1 each in B, E, and F divisions)		16	8	0.667
	(one tied - in B division)		14	7	0.667

Fall 2010 RDL Top Singles+Doubles Win %-ages, All-Star Point Aves. (League-wide) (FINAL!)

(There are no missing statistics, as all scoresheets from the entire season have been received.) (Game mins. required for these listings: 37 for all divisions - except for teams C1, C5, C6, C7, C8, F8, H1, & H7, for whom the minimum is 35, and team C2 for whom the minimum is 32, due to forfeits received)

	Singles+Doubles Win Percentages		W	L	%-age
1	Phillips, Robbie	A1/ Element Horizon	47	3	0.940
2	Whitehead, Lee	B5/ Jack Nine	33	4	0.892
3	Murray, Shane	C4/ Domestic Rednecks	48	6	0.889
	Brown, Tom	A1/ Element Horizon	40	5	0.889
5	Smith, Allen	A1/ Element Horizon	32	5	0.865
6	Winters, Tom	G6/ Grateful Darts	48	8	0.857
7	Gibbs, Keith	B5/ Jack Nine	32	6	0.842
8	Lamb, Mark	C4/ Domestic Rednecks	43	9	0.827
9	Dixon, J.D.	D8/ Damnifino	32	7	0.821
10	Wade, Nate	D6/ Coral Reefers	43	10	0.811
11	Gelhar, Tommy	B5/ Jack Nine	39	10	0.796
	Schwochow, Andy	E6/ Ale-ing Archers	39	10	0.796
13	Gallagher, Jim	D6/ Coral Reefers	35	9	0.795
14	Sandoval, Alberto	E8/ Mug Hunters	41	11	0.788
15	Massengill, Chad	H7/ JoCo Bullies	37	10	0.787
16	Clark, Patrick	E6/ Ale-ing Archers	33	9	0.786
17	Cusher, Dean	C4/ Domestic Rednecks	40	11	0.784
18	Downs, Aaron	B5/ Jack Nine	32	9	0.780
19	Martinez, Vince	C4/ Domestic Rednecks	38	11	0.776
	Stacy, Rod	G5/ Sharkshooters	38	11	0.776
21	Tan, Wil	A1/ Element Horizon	36	11	0.766
22	Greene, Sebastian	E6/ Ale-ing Archers	42	13	0.764
23	McNamara, Tim	B5/ Jack Nine	31	10	0.756
24	Titsworth, Dan	D5/ Money Shot	34	11	0.756
25	Eastmead, Phillip	B7/ The Locals	42	14	0.750
	Martinez, Vicente	D3/ Hammered Heads	36	12	0.750
	Goss, Matt	G7/ Ton Up Tossers	36	12	0.750
	Jenkins, John	F8/ Salute-A-Bull	33	11	0.750
29	Ackley, Sean	F3/ Designated Divers	32	11	0.744
30	Heimbach, Matt	A3/ Lunatic Fringe	40	14	0.741
	McFadden, Kevin	G6/ Grateful Darts	40	14	0.741
	Munroe, Joe	H4/ Backyard Brawlers	40	14	0.741
33	Fitzgerald, Dennis	F7/ Big Bulls	33	12	0.733
34	Seward, Mike	A2/ Phat Daddies	30	11	0.732
35	Stankevich, Scott	E5/ Leftovers	40	15	0.727
	Kenney, Jon	A1/ Element Horizon	32	12	0.727
37	Frumkin, Josh	H4/ Backyard Brawlers	34	13	0.723
38	Knight, Mark	A1/ Element Horizon	39	15	0.722
39	Montesi, Chris	G2/ Irish We Were Drunk	28	11	0.718
40	Kerr, Jimmy	B3/ OT Outlaws	40	16	0.714
	Keleher, John	H5/ Where's the Budd?	40	16	0.714
42	Welborn, Tim	G6/ Grateful Darts	37	15	0.712
43	Bullington, Lonnie	E8/ Mug Hunters	27	11	0.711
	Stacy, Michelle	G5/ Sharkshooters	27	11	0.711
45	Caputo, Daniel	H2/ Liquor Posse	39	16	0.709
46	Persson, Kenny	A2/ Phat Daddies	34	14	0.708
	Terry, Bob	A3/ Lunatic Fringe	34	14	0.708
48	Keestalude, Andy	F1/ Yippers	38	16	0.704
49	Tant, J.J.	B3/ OT Outlaws	39	17	0.696
50	Maze, Sam	C5/ Schleprock's Revenge	29	13	0.690
	Sarantos, Alex	D3/ Hammered Heads	29	13	0.690
52	Lee, Carl	E2/ Dive Bombers	33	15	0.688
53	Johnson, Michael	B2/ The Usual Suspects	28	13	0.683
54	Hall, Josh	C2/ Excalibur	30	14	0.682
55	Beaudoin, Paul	B2/ The Usual Suspects	34	16	0.680
56	Simpson, David	F8/ Salute-A-Bull	36	17	0.679
57	Marks, Ted	H2/ Liquor Posse	38	18	0.679
58	Williamson, Tony	E7/ Tips & Shafts	31	15	0.674
59	Raquet, Mike	D1/ Helter Skelter	35	17	0.673
60	Lane, Jonathan	E1/ Board 2 Death	34	17	0.667
	Hayes, Chad	E1/ Board 2 Death	32	16	0.667
	Witz, Steve	A2/ Phat Daddies	26	13	0.667
	McMillan, Bill	G8/ Just Here for Beer	26	13	0.667
64	Hoyt, David	B1/ Rif Raf	37	19	0.661
65	(two tied - 1 each in D and E divisions)		31	16	0.660

	All-Star Point Averages		ASP	TGP	Ave.
1	Phillips, Robbie	A1/ Element Horizon	99.0	50	1.980
2	Eastmead, Phillip	B7/ The Locals	99.5	56	1.777
3	Seward, Mike	A2/ Phat Daddies	70.5	41	1.720
4	Tan, Wil	A1/ Element Horizon	80.5	47	1.713
5	Brown, Tom	A1/ Element Horizon	74.0	45	1.644
6	Murray, Shane	C4/ Domestic Rednecks	72.5	54	1.343
7	Aguilar, Jose	A2/ Phat Daddies	54.5	41	1.329
8	Dixon, J.D.	D8/ Damnifino	50.5	39	1.295
9	Terry, Bob	A3/ Lunatic Fringe	62.0	48	1.292
10	Butters, Scott	A5/ Just Drunksten	74.0	58	1.276
11	Lamb, Mark	C4/ Domestic Rednecks	58.0	52	1.115
12	Downs, Aaron	B5/ Jack Nine	45.5	41	1.110
13	Smith, Allen	A1/ Element Horizon	40.5	37	1.095
14	Lloyd, Billy	A6/ Bad Things Man	58.5	54	1.083
15	Mitchell, Sid	A4/ Appetite for Destruction	60.5	56	1.080
16	Gelhar, Tommy	B5/ Jack Nine	52.5	49	1.071
17	Heimbach, Matt	A3/ Lunatic Fringe	56.0	54	1.037
18	Beaudoin, Paul	B2/ The Usual Suspects	51.5	50	1.030
19	Parker, Charles	A6/ Bad Things Man	50.5	50	1.010
20	Jeffcoat, Doug	A2/ Phat Daddies	44.0	44	1.000
	Kenney, Jon	A1/ Element Horizon	44.0	44	1.000
22	Whitehead, Lee	B5/ Jack Nine	36.5	37	0.986
23	Stankevich, Scott	E5/ Leftovers	54.0	55	0.982
24	Persson, Kenny	A2/ Phat Daddies	47.0	48	0.979
25	Varnadoe, Matt	A7/ Off Constantly	38.0	39	0.974
26	Hendricks, Ron	D2/ Starving Dartists	45.5	47	0.968
27	Gibbs, Keith	B5/ Jack Nine	36.0	38	0.947
28	Umstead, Randy	B7/ The Locals	41.0	44	0.932
29	Titsworth, Dan	D5/ Money Shot	41.5	45	0.922
30	Jenkins, John	F8/ Salute-A-Bull	40.5	44	0.920
31	Cusher, Dean	C4/ Domestic Rednecks	46.5	51	0.912
32	Lyons, Jeff	A7/ Off Constantly	42.5	47	0.904
33	Berstler, Justin	A2/ Phat Daddies	43.0	48	0.896
34	Jur, Jess	B1/ Rif Raf	37.5	42	0.893
35	Strickland, Jon	A4/ Appetite for Destruction	47.5	54	0.880
36	Holland, Steve	A8/ Fun Below Me	51.5	59	0.873
37	Williams, Denny	B2/ The Usual Suspects	41.0	48	0.854
38	Davis, Jim	A8/ Fun Below Me	34.0	40	0.850
39	Wilcox, Randy	D7/ Like To Party	46.5	55	0.845
40	Butters, Kent	A5/ Just Drunksten	42.5	52	0.817
41	Winters, Tom	G6/ Grateful Darts	45.5	56	0.813
	Smith, Shawn	E1/ Board 2 Death	32.5	40	0.813
43	Mozzetti, Tim	A4/ Appetite for Destruction	34.0	42	0.810
44	Gallagher, Jim	D6/ Coral Reefers	35.5	44	0.807
45	Budelman, Jim	A3/ Lunatic Fringe	32.5	41	0.793
46	Ackley, Sean	F3/ Designated Divers	34.0	43	0.791
47	Thomas, Brent	E5/ Leftovers	41.0	52	0.788
48	Wilson, John	E8/ Mug Hunters	42.5	55	0.773
49	Williamson, Tony	E7/ Tips & Shafts	35.5	46	0.772
50	Hamilton, Billy	A3/ Lunatic Fringe	37.0	49	0.755
51	Martinez, Vicente	D3/ Hammered Heads	36.0	48	0.750
52	Brown, Phil	D8/ Damnifino	35.5	48	0.740
53	Hall, Josh	C2/ Excalibur	32.5	44	0.739
54	Pharo, John	A4/ Appetite for Destruction	36.0	49	0.735
55	Lueneburg, Randy	A7/ Off Constantly	39.5	54	0.731
56	Fournier, Chris	D3/ Hammered Heads	27.5	38	0.724
57	Clark, Dan	B3/ OT Outlaws	39.0	54	0.722
58	Roseman, Sean	D5/ Money Shot	37.5	52	0.721
59	Bradshaw, Rick	C8/ Three Dart Night	29.5	41	0.720
60	Lane, Tim	A5/ Just Drunksten	40.0	56	0.714
61	McNamara, Tim	B5/ Jack Nine	29.0	41	0.707
62	Frumkin, Josh	H4/ Backyard Brawlers	33.0	47	0.702
63	Baldwin, Randy	C1/ Pigs in Chains	25.5	37	0.689
64	Simpson, David	F8/ Salute-A-Bull	36.5	53	0.689
65	James, Bob	D2/ Starving Dartists	37.0	54	0.685

Fall 2010 RDL Singles, Doubles Win Percentages (by team) (FINAL!)

(All statistics are included, as there were no missing scoresheets this season)

Singles Win Percentages

		W	L	%-age
1	A1/ Element Horizon	129	39	0.768
2	B5/ Jack Nine	118	50	0.702
	C4/ Domestic Rednecks	118	50	0.702
4	A2/ Phat Daddies	106	62	0.631
	A3/ Lunatic Fringe	106	62	0.631
6	H2/ Liquor Posse	105	63	0.625
7	E6/ Ale-ing Archers	104	64	0.619
8	B3/ OT Outlaws	101	67	0.601
	G6/ Grateful Darts	101	67	0.601
10	D6/ Coral Reefers	99	69	0.589
	E1/ Board 2 Death	99	69	0.589
	E8/ Mug Hunters	99	69	0.589
13	B2/ The Usual Suspects	97	71	0.577
14	C1/ Pigs in Chains	89	66	0.574
15	G7/ Ton Up Tossers	96	72	0.571
16	D8/ Damnifino	95	73	0.565
17	D5/ Money Shot	94	74	0.560
	G5/ Sharkshooters	94	74	0.560
19	F8/ Salute-A-Bull	86	69	0.555
20	F6/ Top Kill Junk Shot	93	75	0.554
21	C6/ Traveling Beer Bellies	86	70	0.551
22	H5/ Where's the Budd?	90	78	0.536
23	E2/ Dive Bombers	89	79	0.530
	G2/ Irish We Were Drunk	89	79	0.530
25	C2/ Excalibur	76	68	0.528
	H7/ JoCo Bullies	76	68	0.528
27	C5/ Schleprock's Revenge	81	75	0.519
28	F4/ Death Throw	87	81	0.518
29	F2/ Duckin' D'Oh! Nuts	80	75	0.516
30	B4/ Nine Lives	86	82	0.512
31	H1/ Who Darted?	79	77	0.506
32	D7/ Like To Party	85	83	0.506
	F5/ Menace 2 Sobriety	85	83	0.506
34	F7/ Big Bulls	84	84	0.500
35	H3/ One Armed Bandits	76	77	0.497
36	B1/ Rif Raf	83	85	0.494
	E5/ Leftovers	83	85	0.494
	G1/ Projectile Dysfunction	83	85	0.494
	H4/ Backyard Brawlers	83	85	0.494
40	F3/ Designated Divers	80	88	0.476
41	B7/ The Locals	79	89	0.470
	D2/ Starving Dartists	79	89	0.470
	E4/ The Matrix	79	89	0.470
44	D3/ Hammered Heads	77	91	0.458
	G8/ Just Here for Beer	77	91	0.458
46	D1/ Helter Skelter	75	93	0.446
	G3/ No Marks	75	93	0.446
48	H8/ Darty Basterds	63	80	0.441
49	A6/ Bad Things Man	74	94	0.440
	B6/ Cork Off!	74	94	0.440
51	A4/ Appetite for Destruction	72	96	0.429
	E3/ Is It In	72	96	0.429
53	A5/ Just Drunksten	69	99	0.411
54	D4/ Bulls Eye Blind	68	100	0.405
55	C7/ Seein Dublin	60	96	0.385
56	H6/ He Hate Us	59	95	0.383
57	F1/ Yippers	64	104	0.381
58	A7/ Off Constantly	62	106	0.369
59	C8/ Three Dart Night	57	99	0.365
60	G4/ Dem Bones	57	111	0.339
61	A8/ Fun Below Me	54	114	0.321
62	E7/ Tips & Shafts	47	121	0.280
63	C3/ Pog Mo Thoin	20	63	0.241
64	B8/ Y'All Ain't Ready	30	114	0.208

Doubles Win Percentages

		W	L	%-age
1	A1/ Element Horizon	68	16	0.810
2	C4/ Domestic Rednecks	64	20	0.762
3	B5/ Jack Nine	63	21	0.750
4	E6/ Ale-ing Archers	59	25	0.702
5	D6/ Coral Reefers	57	27	0.679
6	G1/ Projectile Dysfunction	56	28	0.667
7	G6/ Grateful Darts	55	29	0.655
8	A2/ Phat Daddies	54	30	0.643
	E8/ Mug Hunters	54	30	0.643
10	B3/ OT Outlaws	53	31	0.631
11	G5/ Sharkshooters	52	32	0.619
12	F8/ Salute-A-Bull	48	30	0.615
13	A3/ Lunatic Fringe	50	34	0.595
14	H7/ JoCo Bullies	42	30	0.583
15	B1/ Rif Raf	48	36	0.571
	D8/ Damnifino	48	36	0.571
	E1/ Board 2 Death	48	36	0.571
	F7/ Big Bulls	48	36	0.571
	H2/ Liquor Posse	48	36	0.571
20	H4/ Backyard Brawlers	47	37	0.560
21	C2/ Excalibur	40	32	0.556
22	F6/ Top Kill Junk Shot	46	38	0.548
23	C1/ Pigs in Chains	42	36	0.538
	C5/ Schleprock's Revenge	42	36	0.538
25	D3/ Hammered Heads	45	39	0.536
26	C6/ Traveling Beer Bellies	41	37	0.526
27	B2/ The Usual Suspects	44	40	0.524
28	H5/ Where's the Budd?	43	41	0.512
29	D7/ Like To Party	42	42	0.500
	H3/ One Armed Bandits	39	39	0.500
31	D5/ Money Shot	41	43	0.488
	F4/ Death Throw	41	43	0.488
	F5/ Menace 2 Sobriety	41	43	0.488
34	F3/ Designated Divers	40	44	0.476
	G7/ Ton Up Tossers	40	44	0.476
	G8/ Just Here for Beer	40	44	0.476
37	H1/ Who Darted?	37	41	0.474
38	A5/ Just Drunksten	39	45	0.464
	A6/ Bad Things Man	39	45	0.464
	E5/ Leftovers	39	45	0.464
41	B4/ Nine Lives	38	46	0.452
	B7/ The Locals	38	46	0.452
	E4/ The Matrix	38	46	0.452
44	G3/ No Marks	37	47	0.440
45	D2/ Starving Dartists	36	48	0.429
	E2/ Dive Bombers	36	48	0.429
	F1/ Yippers	36	48	0.429
48	E3/ Is It In	35	49	0.417
	H8/ Darty Basterds	30	42	0.417
50	C8/ Three Dart Night	32	46	0.410
51	D4/ Bulls Eye Blind	34	50	0.405
52	C7/ Seein Dublin	31	47	0.397
53	B6/ Cork Off!	33	51	0.393
	D1/ Helter Skelter	33	51	0.393
55	F2/ Duckin' D'Oh! Nuts	30	48	0.385
56	A7/ Off Constantly	32	52	0.381
57	H6/ He Hate Us	29	49	0.372
58	G2/ Irish We Were Drunk	31	53	0.369
59	A4/ Appetite for Destruction	27	57	0.321
	A8/ Fun Below Me	27	57	0.321
	E7/ Tips & Shafts	27	57	0.321
62	G4/ Dem Bones	25	59	0.298
63	B8/ Y'All Ain't Ready	16	56	0.222
64	C3/ Pog Mo Thoin	2	40	0.048

Fall 2010 RDL Singles+Doubles Win %-ages, All-Star Point Aves. (by team) (FINAL!)

(All statistics are included, as there were no missing scoresheets this season)

Singles+Doubles Win Percentages

		W	L	%-age
1	A1/ Element Horizon	265	71	0.789
2	C4/ Domestic Rednecks	246	90	0.732
3	B5/ Jack Nine	244	92	0.726
4	E6/ Ale-ing Archers	222	114	0.661
5	A2/ Phat Daddies	214	122	0.637
6	D6/ Coral Reefers	213	123	0.634
7	G6/ Grateful Darts	211	125	0.628
8	B3/ OT Outlaws	207	129	0.616
	E8/ Mug Hunters	207	129	0.616
10	A3/ Lunatic Fringe	206	130	0.613
11	H2/ Liquor Posse	201	135	0.598
12	G5/ Sharkshooters	198	138	0.589
13	F8/ Salute-A-Bull	182	129	0.585
14	E1/ Board 2 Death	195	141	0.580
	G1/ Projectile Dysfunction	195	141	0.580
16	D8/ Damnifino	191	145	0.568
17	C1/ Pigs in Chains	173	138	0.556
18	H7/ JoCo Bullies	160	128	0.556
19	B2/ The Usual Suspects	185	151	0.551
	F6/ Top Kill Junk Shot	185	151	0.551
21	C2/ Excalibur	156	132	0.542
22	C6/ Traveling Beer Bellies	168	144	0.538
23	F7/ Big Bulls	180	156	0.536
24	B1/ Rif Raf	179	157	0.533
25	C5/ Schleprock's Revenge	165	147	0.529
26	H4/ Backyard Brawlers	177	159	0.527
27	D5/ Money Shot	176	160	0.524
	G7/ Ton Up Tossers	176	160	0.524
	H5/ Where's the Budd?	176	160	0.524
30	D7/ Like To Party	169	167	0.503
	F4/ Death Throw	169	167	0.503
32	H3/ One Armed Bandits	154	155	0.498
33	D3/ Hammered Heads	167	169	0.497
	F5/ Menace 2 Sobriety	167	169	0.497
35	H1/ Who Darted?	153	159	0.490
36	B4/ Nine Lives	162	174	0.482
37	E2/ Dive Bombers	161	175	0.479
	E5/ Leftovers	161	175	0.479
39	F3/ Designated Divers	160	176	0.476
40	G8/ Just Here for Beer	157	179	0.467
41	B7/ The Locals	155	181	0.461
	E4/ The Matrix	155	181	0.461
43	A6/ Bad Things Man	152	184	0.452
44	F2/ Duckin' D'Oh! Nuts	140	171	0.450
45	D2/ Starving Dartists	151	185	0.449
	G2/ Irish We Were Drunk	151	185	0.449
47	G3/ No Marks	149	187	0.443
48	A5/ Just Drunksten	147	189	0.438
49	H8/ Darty Basterds	123	164	0.429
50	E3/ Is It In	142	194	0.423
51	D1/ Helter Skelter	141	195	0.420
52	B6/ Cork Off!	140	196	0.417
53	D4/ Bulls Eye Blind	136	200	0.405
	F1/ Yippers	136	200	0.405
55	C7/ Seein Dublin	122	190	0.391
56	C8/ Three Dart Night	121	191	0.388
57	H6/ He Hate Us	117	193	0.377
58	A4/ Appetite for Destruction	126	210	0.375
	A7/ Off Constantly	126	210	0.375
60	A8/ Fun Below Me	108	228	0.321
61	G4/ Dem Bones	107	229	0.318
62	E7/ Tips & Shafts	101	235	0.301
63	B8/ Y'All Ain't Ready	62	226	0.215
64	C3/ Pog Mo Thoin	24	143	0.144

All-Star Point Averages

		ASP	TGP	Ave.
1	A1/ Element Horizon	409.0	336	1.217
2	A2/ Phat Daddies	332.5	336	0.990
3	A3/ Lunatic Fringe	305.0	336	0.908
4	B5/ Jack Nine	256.5	336	0.763
5	A4/ Appetite for Destruction	249.0	336	0.741
6	C4/ Domestic Rednecks	245.5	336	0.731
7	B7/ The Locals	239.5	336	0.713
8	A6/ Bad Things Man	238.5	336	0.710
9	A5/ Just Drunksten	234.5	336	0.698
10	A7/ Off Constantly	213.0	336	0.634
11	B2/ The Usual Suspects	208.0	336	0.619
12	B3/ OT Outlaws	201.0	336	0.598
13	B1/ Rif Raf	189.0	336	0.563
14	D8/ Damnifino	188.0	336	0.560
15	A8/ Fun Below Me	180.5	336	0.537
16	B6/ Cork Off!	179.0	336	0.533
17	E8/ Mug Hunters	178.0	336	0.530
18	C5/ Schleprock's Revenge	161.0	312	0.516
19	D6/ Coral Reefers	170.0	336	0.506
20	D5/ Money Shot	169.0	336	0.503
21	E5/ Leftovers	162.0	336	0.482
22	D7/ Like To Party	160.0	336	0.476
23	D2/ Starving Dartists	153.0	336	0.455
24	C2/ Excalibur	130.0	288	0.451
25	F8/ Salute-A-Bull	139.5	311	0.449
26	H5/ Where's the Budd?	145.0	336	0.432
27	D3/ Hammered Heads	144.0	336	0.429
	H2/ Liquor Posse	144.0	336	0.429
29	C1/ Pigs in Chains	132.5	311	0.426
30	E1/ Board 2 Death	142.0	336	0.423
31	G6/ Grateful Darts	139.0	336	0.414
32	G5/ Sharkshooters	135.0	336	0.402
33	C6/ Traveling Beer Bellies	125.0	312	0.401
34	F3/ Designated Divers	132.5	336	0.394
35	C7/ Seein Dublin	122.5	312	0.393
36	C8/ Three Dart Night	118.5	312	0.380
37	B4/ Nine Lives	127.0	336	0.378
	E6/ Ale-ing Archers	127.0	336	0.378
39	G1/ Projectile Dysfunction	126.5	336	0.376
40	H4/ Backyard Brawlers	125.5	336	0.374
41	E3/ Is It In	124.5	336	0.371
42	F6/ Top Kill Junk Shot	121.5	336	0.362
43	H3/ One Armed Bandits	110.0	309	0.356
44	D1/ Helter Skelter	119.0	336	0.354
45	D4/ Bulls Eye Blind	118.5	336	0.353
46	E2/ Dive Bombers	116.0	336	0.345
47	G2/ Irish We Were Drunk	115.0	336	0.342
48	F2/ Duckin' D'Oh! Nuts	105.5	311	0.339
49	G7/ Ton Up Tossers	109.5	336	0.326
50	F5/ Menace 2 Sobriety	109.0	336	0.324
51	F4/ Death Throw	108.5	336	0.323
52	E4/ The Matrix	106.5	336	0.317
53	F7/ Big Bulls	105.5	336	0.314
54	E7/ Tips & Shafts	104.5	336	0.311
55	G8/ Just Here for Beer	101.0	336	0.301
56	F1/ Yippers	100.5	336	0.299
57	H1/ Who Darted?	90.5	312	0.290
58	H7/ JoCo Bullies	78.5	288	0.273
59	B8/ Y'All Ain't Ready	71.0	288	0.247
60	H8/ Darty Basterds	68.5	287	0.239
61	G3/ No Marks	78.5	336	0.234
62	H6/ He Hate Us	69.0	310	0.223
63	G4/ Dem Bones	65.5	336	0.195
64	C3/ Pog Mo Thoin	18.5	167	0.111

		Singles	301	Singles	Cricket	Singles	Record	Singles Win %-age	Doubles	Cricket	Doubles	501	Doubles	Record	Doubles Win %-age	Sngls + Dbls	Record	Sngls + Dbls Win %-age	Tiebreaker Ws	Tiebreaker Ls	All-Star Points	Games Played	All-Star Point Average
A1/ Element Horizon		62	22	67	17	129	39	0.768	37	5	31	11	68	16	0.810	265	71	0.789	0	0	409.0	336	1.217
A 10	Kilts, Jason	5	3	3	2	8	5	0.615	6	1	9	1	15	2	0.882	23	7	0.767	0	0	22.5	30	0.750
A 11	Brown, Tom	8	3	10	2	18	5	0.783	12	0	10	0	22	0	1.000	40	5	0.889	0	0	74.0	45	1.644
A 12	Dziczkowski, Jeremy	3	4	3	3	6	7	0.462	5	2	2	3	7	5	0.583	13	12	0.520	0	0	11.5	25	0.460
A 13	Kenney, Jon	8	3	8	4	16	7	0.696	7	3	9	2	16	5	0.762	32	12	0.727	0	0	44.0	44	1.000
A 14	Knight, Mark	10	3	9	5	19	8	0.704	13	0	7	7	20	7	0.741	39	15	0.722	0	0	33.5	54	0.620
A 15	Phillips, Robbie	11	1	13	0	24	1	0.960	13	0	10	2	23	2	0.920	47	3	0.940	0	0	99.0	50	1.980
A 16	Smith, Allen	8	1	8	1	16	2	0.889	8	1	8	2	16	3	0.842	32	5	0.865	0	0	40.5	37	1.095
A 17	Tan, Wil	9	3	12	0	21	3	0.875	9	3	6	5	15	8	0.652	36	11	0.766	0	0	80.5	47	1.713
A 18	Wall, Keith	0	1	1	0	1	1	0.500	1	0	1	0	2	0	1.000	3	1	0.750	0	0	3.5	4	0.875
A2/ Phat Daddies		51	33	55	29	106	62	0.631	29	13	25	17	54	30	0.643	214	122	0.637	0	6	332.5	336	0.990
A 20	Persson, Kenny	7	4	9	4	16	8	0.667	10	3	8	3	18	6	0.750	34	14	0.708	0	1	47.0	48	0.979
A 21	Seward, Mike	8	2	11	0	19	2	0.905	6	5	5	4	11	9	0.550	30	11	0.732	0	1	70.5	41	1.720
A 22	Gaglione, Joey	4	5	3	7	7	12	0.368	6	5	8	4	14	9	0.609	21	21	0.500	0	1	23.0	42	0.548
A 23	Witz, Steve	7	5	7	2	14	7	0.667	5	2	7	4	12	6	0.667	26	13	0.667	0	0	22.5	39	0.577
A 24	Kendall, Kevin	5	3	5	3	10	6	0.625	6	3	4	4	10	7	0.588	20	13	0.606	0	1	28.0	33	0.848
A 25	Berstler, Justin	6	3	6	7	12	10	0.545	9	4	8	5	17	9	0.654	29	19	0.604	0	0	43.0	48	0.896
A 26	Jeffcoat, Doug	6	6	8	3	14	9	0.609	6	4	7	4	13	8	0.619	27	17	0.614	0	1	44.0	44	1.000
A 27	Aguilar, Jose	8	5	6	3	14	8	0.636	10	0	3	6	13	6	0.684	27	14	0.659	0	1	54.5	41	1.329
A3/ Lunatic Fringe		55	29	51	33	106	62	0.631	26	16	24	18	50	34	0.595	206	130	0.613	12	0	305.0	336	0.908
A 30	Jacobi, Paul	8	2	3	4	11	6	0.647	5	5	5	4	10	9	0.526	21	15	0.583	1	0	34.5	36	0.958
A 31	Terry, Bob	9	3	11	2	20	5	0.800	9	4	5	5	14	9	0.609	34	14	0.708	2	0	62.0	48	1.292
A 32	Hoffmann, Steve	5	7	4	6	9	13	0.409	4	3	5	3	9	6	0.600	18	19	0.486	1	0	22.5	37	0.608
A 33	Budelman, Jim	10	2	6	4	16	6	0.727	3	5	5	6	8	11	0.421	24	17	0.585	2	0	32.5	41	0.793
A 34	Eason, Joel	4	1	3	5	7	6	0.538	4	5	3	7	7	12	0.368	14	18	0.438	1	0	29.5	32	0.922
A 35	Bakowski, Adam	2	0	2	2	4	2	0.667	3	0	2	1	5	1	0.833	9	3	0.750	0	0	11.0	12	0.917
A 36	Hamilton, Billy	4	6	7	5	11	11	0.500	8	5	9	5	17	10	0.630	28	21	0.571	2	0	37.0	49	0.755
A 37	Bingham, Don	0	0	0	0	0	0	#DIV/0!	0	0	0	0	0	0	#DIV/0!	0	0	#DIV/0!	0	0	0.0	0	#DIV/0!
A 38	Heimbach, Matt	9	5	12	2	21	7	0.750	10	3	9	4	19	7	0.731	40	14	0.741	2	0	56.0	54	1.037
A 39	Scott, Lee	4	3	3	3	7	6	0.538	6	2	5	1	11	3	0.786	18	9	0.667	1	0	20.0	27	0.741
A4/ Appetite for Destruction		36	48	36	48	72	96	0.429	11	31	16	26	27	57	0.321	126	210	0.375	0	0	249.0	336	0.741
A 40	Mitchell, Sid	10	4	10	4	20	8	0.714	5	9	5	9	10	18	0.357	30	26	0.536	0	0	60.5	56	1.080
A 41	Mozzetti, Tim "Tex"	0	8	1	9	1	17	0.056	4	8	4	8	8	16	0.333	9	33	0.214	0	0	34.0	42	0.810
A 42	Coleman, Brian	5	8	3	6	8	14	0.364	4	6	4	9	8	15	0.348	16	29	0.356	0	0	20.0	45	0.444
A 43	Flood, Tom	8	5	4	9	12	14	0.462	1	8	4	8	5	16	0.238	17	30	0.362	0	0	26.0	47	0.553
A 44	Pharo, John	6	7	7	6	13	13	0.500	4	10	4	5	8	15	0.348	21	28	0.429	0	0	36.0	49	0.735
A 45	Strickland, Jon	4	9	8	6	12	15	0.444	2	12	6	7	8	19	0.296	20	34	0.370	0	0	47.5	54	0.880
A 46	Kyle, Mike	3	7	3	8	6	15	0.286	2	9	5	6	7	15	0.318	13	30	0.302	0	0	25.0	43	0.581
A5/ Just Drunksten		33	51	36	48	69	99	0.411	23	19	16	26	39	45	0.464	147	189	0.438	0	0	234.5	336	0.698
A 50	Butters, Scott	7	7	10	5	17	12	0.586	10	4	5	10	15	14	0.517	32	26	0.552	0	0	74.0	58	1.276
A 51	Butters, Kent	4	9	7	6	11	15	0.423	6	7	4	9	10	16	0.385	21	31	0.404	0	0	42.5	52	0.817
A 52	Carter, Kevin	4	9	3	10	7	19	0.269	5	7	5	8	10	15	0.400	17	34	0.333	0	0	19.0	51	0.373
A 53	Lane, Tim	6	7	7	7	13	14	0.481	7	8	5	9	12	17	0.414	25	31	0.446	0	0	40.0	56	0.714
A 54	Stark, Keith	5	7	4	7	9	14	0.391	7	5	4	8	11	13	0.458	20	27	0.426	0	0	23.0	47	0.489
A 55	Sellers, Mark	5	9	4	10	9	19	0.321	8	6	6	7	14	13	0.519	23	32	0.418	0	0	25.0	55	0.455
A 56	Lovelace, Mike	2	3	1	3	3	6	0.333	3	1	3	1	6	2	0.750	9	8	0.529	0	0	11.0	17	0.647
A6/ Bad Things Man		41	43	33	51	74	94	0.440	17	25	22	20	39	45	0.464	152	184	0.452	0	8	238.5	336	0.710
A 60	Alvord, Dave	5	4	5	8	10	12	0.455	3	8	6	5	9	13	0.409	19	25	0.432	0	1	29.5	44	0.670
A 61	Parker, Charles	5	7	5	8	10	15	0.400	4	9	4	8	8	17	0.320	18	32	0.360	0	1	50.5	50	1.010
A 62	Lloyd, Billy	6	8	9	5	15	13	0.536	8	6	6	6	14	12	0.538	29	25	0.537	0	1	58.5	54	1.083
A 63	Reygers, Jeff	5	6	1	10	6	16	0.273	2	4	4	5	6	9	0.400	12	25	0.324	0	1	13.5	37	0.365
A 64	Fischlein, Kris	7	5	0	5	7	10	0.412	5	7	10	3	15	10	0.600	22	20	0.524	0	1	11.0	42	0.262
A 65	Keller, Tony	5	6	3	5	8	11	0.421	5	8	4	5	9	13	0.409	17	24	0.415	0	1	26.5	41	0.646
A 66	Anderson, Ryan	8	4	9	4	17	8	0.680	4	4	6	4	10	8	0.556	27	16	0.628	0	1	24.5	43	0.570
A 67	Martin, David	0	3	1	6	1	9	0.100	3	4	4	4	7	8	0.467	8	17	0.320	0	1	24.5	25	0.980
A7/ Off Constantly		30	54	32	52	62	106	0.369	16	26	16	26	32	52	0.381	126	210	0.375	0	0	213.0	336	0.634
A 70	Mayhew, Zak	5	9	3	7	8	16	0.333	6	8	5	7	11	15	0.423	19	31	0.380	0	0	25.5	50	0.510
A 71	Roberts, Mike	2	6	4	10	6	16	0.273	2	11	4	8	6	19	0.240	12	35	0.255	0	0	18.5	47	0.394
A 72	Varnadoe, Matt	4	6	5	5	9	11	0.450	5	5	4	5	9	10	0.474	18	21	0.462	0	0	38.0	39	0.974
A 73	Azevedo, Angelo	4	10	5	6	9	16	0.360	2	9	3	8	5	17	0.227	14	33	0.298	0	0	20.5	47	0.436
A 74	Lueneburg, Randy	5	8	6	8	11	16	0.407	7	7	3	10	10	17	0.370	21	33	0.389	0	0	39.5	54	0.731
A 75	Lyons, Jeff	5	6	6	6	11	12	0.478	6	6	5	7	11	13	0.458	22	25	0.468	0	0	42.5	47	0.904
A 76	Gaulthier, Kyle	5	7	2	10	7	17	0.292	2	5	6	6	8	11	0.421	15	28	0.349	0	0	21.0	43	0.488
A 77	Kubel, Tom	0	2	1	0	1	2	0.333	2	1	2	1	4	2	0.667	5	4	0.556	0	0	7.5	9	0.833
A8/ Fun Below Me		28	56	26	58	54	114	0.321	9	33	18	24	27	57	0.321	108	228	0.321	0	0	180.5	336	0.537
A 80	Chaney, Bill	2	12	0	6	2	18	0.100	0	9	1	4	1	13	0.071	3	31	0.088	0	0	7.5	34	0.221
A 81	Holland, Steve	7	8	6	9	13	17	0.433	2	12	8	7	10	19	0.345	23	36	0.390	0	0	51.5	59	0.873
A 82	Ridenour, Ron	5	8	3	13	8	21	0.276	3	12	9	7	12	19	0.387	20	40	0.333	0	0	26.5	60	0.442
A 83	Rodgers, Trey	4	10	11	4	15	14	0.517	6	9	5	10	11	19	0.367	26	33	0.441	0	0	31.5	59	0.534
A 84	Davis, Jim	5	5	3	8	8	13	0.381	5	4	4	6	9	10	0.474	17	23	0.425	0	0	34.0	40	0.850
A 85	Mills, Tim	0	2	1	0	1	2	0.333	0	2	2	0	2	2	0.500	3	4	0.429	0	0	5.5	7	0.786
A 86	Murdaugh, John	4	8	0	12	4	20	0.167	1	12	5	8	6	20	0.231	10	40	0.200	0	0	15.5	50	0.310
A 87	Crumpler, Greg	1	3	2	6	3	9	0.250	1	6	2	6	3	12	0.200	6	21	0.222	0	0	8.5	27	0.315

		Singles	301	Singles	Cricket	Singles	Record	Singles Win %-age	Doubles	Cricket	Doubles	501	Doubles	Record	Doubles Win %-age	Sngls + Dbls	Record	Sngls + Dbls Win %-age	Tiebreaker Ws	Tiebreaker Ls	All-Star Points	Games Played	All-Star Point Average
B1/ Rif Raf		38	46	45	39	83	85	0.494	22	20	26	16	48	36	0.571	179	157	0.533	0	6	189.0	336	0.563
B 10	Diamond, Paddy	6	9	7	7	13	16	0.448	6	7	6	5	12	12	0.500	25	28	0.472	0	1	19.5	53	0.368
B 11	Ayers, Judson	3	9	6	6	9	15	0.375	5	8	8	6	13	14	0.481	22	29	0.431	0	1	17.0	51	0.333
B 12	St. Clair, Matt	5	7	6	7	11	14	0.440	5	7	5	6	10	13	0.435	21	27	0.438	0	1	23.0	48	0.479
B 13	Ohrberg, Keith	3	6	5	4	8	10	0.444	5	5	8	3	13	8	0.619	21	18	0.538	0	1	26.5	39	0.679
B 14	Hoyt, David	10	4	8	6	18	10	0.643	11	3	8	6	19	9	0.679	37	19	0.661	0	1	37.0	56	0.661
B 15	Jur, Jess	5	5	6	5	11	10	0.524	7	3	7	4	14	7	0.667	25	17	0.595	0	0	37.5	42	0.893
B 16	Horger, Dennis	6	6	7	4	13	10	0.565	5	7	10	2	15	9	0.625	28	19	0.596	0	1	28.5	47	0.606
B2/ The Usual Suspects		47	37	50	34	97	71	0.577	23	19	21	21	44	40	0.524	185	151	0.551	0	7	208.0	336	0.619
B 20	Denton, Fon	4	5	5	4	9	9	0.500	6	4	5	6	11	10	0.524	20	19	0.513	0	1	16.0	39	0.410
B 21	Beaudoin, Paul	9	4	9	4	18	8	0.692	10	3	6	5	16	8	0.667	34	16	0.680	0	1	51.5	50	1.030
B 22	Williams, Denny	9	4	6	8	15	12	0.556	4	7	7	3	11	10	0.524	26	22	0.542	0	1	41.0	48	0.854
B 23	Mori, Chris	8	4	9	2	17	6	0.739	5	5	3	6	8	11	0.421	25	17	0.595	0	1	20.5	42	0.488
B 24	Johnson, Galen	4	8	0	1	4	9	0.308	2	2	5	7	7	9	0.438	11	18	0.379	0	1	3.5	29	0.121
B 25	Morin, Dino	7	6	6	7	13	13	0.500	6	7	2	6	8	13	0.381	21	26	0.447	0	1	26.5	47	0.564
B 26	Grubb, Donald	3	4	7	4	10	8	0.556	4	7	6	5	10	12	0.455	20	20	0.500	0	0	25.0	40	0.625
B 27	Johnson, Michael	3	2	8	4	11	6	0.647	9	3	8	4	17	7	0.708	28	13	0.683	0	1	24.0	41	0.585
B3/ OT Outlaws		48	36	53	31	101	67	0.601	23	19	30	12	53	31	0.631	207	129	0.616	0	0	201.0	336	0.598
B 30	Clark, Dan	10	4	11	3	21	7	0.750	7	7	7	5	14	12	0.538	35	19	0.648	0	0	39.0	54	0.722
B 31	Peterson, Chris	5	7	3	7	8	14	0.364	3	8	9	3	12	11	0.522	20	25	0.444	0	0	9.5	45	0.211
B 32	Tant, J.J.	11	3	11	3	22	6	0.786	10	4	7	7	17	11	0.607	39	17	0.696	0	0	37.0	56	0.661
B 33	Crowe, Jason	3	11	6	9	9	20	0.310	7	6	12	2	19	8	0.704	28	28	0.500	0	0	30.5	56	0.545
B 34	Zelinack, Jason	10	5	8	6	18	11	0.621	8	6	9	4	17	10	0.630	35	21	0.625	0	0	35.0	56	0.625
B 35	Kerr, Jimmy	8	5	11	3	19	8	0.704	8	6	13	2	21	8	0.724	40	16	0.714	0	0	37.0	56	0.661
B 36	Ray, Robert	1	1	3	0	4	1	0.800	3	1	3	1	6	2	0.750	10	3	0.769	0	0	13.0	13	1.000
B4/ Nine Lives		44	40	42	42	86	82	0.512	22	20	16	26	38	46	0.452	162	174	0.482	12	0	127.0	336	0.378
B 40	Romanchek, David	6	6	9	4	15	10	0.600	5	6	1	10	6	16	0.273	21	26	0.447	1	0	19.5	47	0.415
B 41	Smith, Butch	7	5	8	3	15	8	0.652	8	4	4	7	12	11	0.522	27	19	0.587	2	0	18.0	46	0.391
B 42	Copple, Matthew	8	4	6	5	14	9	0.609	5	7	5	7	10	14	0.417	24	23	0.511	2	0	29.5	47	0.628
B 43	Mays, John	5	8	9	3	14	11	0.560	6	7	6	7	12	14	0.462	26	25	0.510	2	0	22.0	51	0.431
B 44	Marsden, James	6	5	5	8	11	13	0.458	7	4	5	9	12	13	0.480	23	26	0.469	1	0	10.0	49	0.204
B 45	Gibson, Jack	6	6	1	9	7	15	0.318	6	6	5	6	11	12	0.478	18	27	0.400	2	0	14.5	45	0.322
B 46	Keever, David	6	6	4	10	10	16	0.385	7	6	6	6	13	12	0.520	23	28	0.451	2	0	13.5	51	0.265
B5/ Jack Nine		59	25	59	25	118	50	0.702	36	6	27	15	63	21	0.750	244	92	0.726	0	0	256.5	336	0.763
B 50	Gibbs, Keith	6	2	10	2	16	4	0.800	6	1	10	1	16	2	0.889	32	6	0.842	0	0	36.0	38	0.947
B 51	Evans, J.P.	4	4	1	3	5	7	0.417	3	2	6	2	9	4	0.692	14	11	0.560	0	0	11.5	25	0.460
B 52	McNamara, Tim	6	2	8	3	14	5	0.737	12	0	5	5	17	5	0.773	31	10	0.756	0	0	29.0	41	0.707
B 53	Schmaus, Darren	10	3	1	3	11	6	0.647	7	3	2	5	9	8	0.529	20	14	0.588	0	0	12.5	34	0.368
B 54	Watson, Jeff, Jr.	3	1	3	8	6	9	0.400	5	2	3	4	8	6	0.571	14	15	0.483	0	0	15.5	29	0.534
B 55	Gelhar, Tommy	9	4	11	3	20	7	0.741	12	0	7	3	19	3	0.864	39	10	0.796	0	0	52.5	49	1.071
B 56	McDonald, Mike	2	0	3	0	5	0	1.000	1	0	2	0	3	0	1.000	8	0	1.000	0	0	7.0	8	0.875
B 57	Downs, Aaron	3	1	11	2	14	3	0.824	10	2	8	4	18	6	0.750	32	9	0.780	0	0	45.5	41	1.110
B 58	Whitehead, Lee	10	2	9	0	19	2	0.905	11	1	3	1	14	2	0.875	33	4	0.892	0	0	36.5	37	0.986
B 59	Watson, Jeff, Sr.	6	6	2	1	8	7	0.533	5	1	8	5	13	6	0.684	21	13	0.618	0	0	10.5	34	0.309
B6/ Cork Off!		41	43	33	51	74	94	0.440	14	28	19	23	33	51	0.393	140	196	0.417	0	0	179.0	336	0.533
B 60	Payne, Julie	5	8	1	6	6	14	0.300	2	8	6	6	8	14	0.364	14	28	0.333	0	0	10.5	42	0.250
B 61	Knight, Maridy	3	9	2	9	5	18	0.217	6	7	7	7	13	14	0.481	18	32	0.360	0	0	15.0	50	0.300
B 62	Gaulthier, Angela	3	8	2	12	5	20	0.200	3	10	4	9	7	19	0.269	12	39	0.235	0	0	10.0	51	0.196
B 63	Scheppele, Julie	5	5	4	8	9	13	0.409	4	7	5	5	9	12	0.429	18	25	0.419	0	0	22.5	43	0.523
B 64	Delp, Paula	8	5	6	7	14	12	0.538	6	6	5	7	11	13	0.458	25	25	0.500	0	0	29.0	50	0.580
B 65	Ackerman, Travis	6	6	7	5	13	11	0.542	3	7	4	7	7	14	0.333	20	25	0.444	0	0	27.0	45	0.600
B 66	Moore, Jeff "Chicago"	6	2	5	3	11	5	0.688	2	6	3	3	5	9	0.357	16	14	0.533	0	0	29.5	30	0.983
B 67	Grubb, Ed	5	0	6	1	11	1	0.917	2	5	4	2	6	7	0.462	17	8	0.680	0	0	35.5	25	1.420
B7/ The Locals		40	44	39	45	79	89	0.470	23	19	15	27	38	46	0.452	155	181	0.461	0	0	239.5	336	0.713
B 70	Eastmead, Phillip	12	2	13	1	25	3	0.893	11	3	6	8	17	11	0.607	42	14	0.750	0	0	99.5	56	1.777
B 71	Emery, Mike	4	6	3	8	7	14	0.333	8	2	2	8	10	10	0.500	17	24	0.415	0	0	8.0	41	0.195
B 72	Maccini, Billy	1	3	0	4	1	7	0.125	1	3	3	1	4	4	0.500	5	11	0.313	0	0	6.5	16	0.406
B 73	Yang, Rob	9	7	4	12	13	19	0.406	6	8	7	9	13	17	0.433	26	36	0.419	0	0	31.0	62	0.500
B 74	Hanley, Jack	3	13	3	11	6	24	0.200	4	8	2	10	6	18	0.250	12	42	0.222	0	0	14.5	54	0.269
B 75	Bryant, Whit	7	7	9	5	16	12	0.571	10	8	3	14	13	22	0.371	29	34	0.460	0	0	39.0	63	0.619
B 76	Umstead, Randy	4	6	7	4	11	10	0.524	6	6	7	4	13	10	0.565	24	20	0.545	0	0	41.0	44	0.932
B8/ Y'All Ain't Ready		17	55	13	59	30	114	0.208	5	31	11	25	16	56	0.222	62	226	0.215	0	0	71.0	288	0.247
B 80	Fagan, Seth	3	9	3	9	6	18	0.250	3	10	3	5	6	15	0.286	12	33	0.267	0	0	15.0	45	0.333
B 81	Fagan, David	2	5	3	4	5	9	0.357	1	6	0	8	1	14	0.067	6	23	0.207	0	0	7.0	29	0.241
B 82	Medlin, Scott	1	3	1	3	2	6	0.250	0	4	1	4	1	8	0.111	3	14	0.176	0	0	8.0	17	0.471
B 83	Bauguess, Misty	0	12	0	7	0	19	0.000	0	10	1	9	1	19	0.050	1	38	0.026	0	0	6.5	39	0.167
B 84	Vollmar, Chris	5	3	2	7	7	10	0.412	2	8	5	5	7	13	0.350	14	23	0.378	0	0	23.0	37	0.622
B 85	Parent, Katherine	2	9	0	10	2	19	0.095	0	9	4	5	4	14	0.222	6	33	0.154	0	0	0.0	39	0.000
B 86	Leicht, Richard	2	6	1	9	3	15	0.167	3	7	6	4	9	11	0.450	12	26	0.316	0	0	7.5	38	0.197
B 87	Kauffman, Lauren	0	4	1	6	1	10	0.091	0	4	0	5	0	9	0.000	1	19	0.050	0	0	2.0	20	0.100
B 88	McCutchan, Bob	2	4	2	4	4	8	0.333	1	4	2	5	3	9	0.250	7	17	0.292	0	0	2.0	24	0.083
B 89	Wilkinson, Buddha	0	0	0	0	0	0	#DIV/0!	0	0	0	0	0	0	#DIV/0!	0	0	#DIV/0!	0	0	0.0	0	#DIV/0!

	Singles 301		Singles Cricket		Singles Record		Singles Win %-age	Doubles Cricket		Doubles 501		Doubles Record		Doubles Win %-age	Sngls + Dbls	Record	Sngls + Dbls Win %-age	Tiebreaker Ws	Tiebreaker Ls	All-Star Points	Games Played	All-Star Point Average
C1/ Pigs in Chains	42	35	47	31	89	66	0.574	19	20	23	16	42	36	0.538	173	138	0.556	0	7	132.5	311	0.426
C 10 Rutten, Pete	6	7	6	6	12	13	0.480	6	6	8	4	14	10	0.583	26	23	0.531	0	1	19.0	49	0.388
C 11 Baldwin, Randy	6	3	6	4	12	7	0.632	5	5	6	2	11	7	0.611	23	14	0.622	0	1	25.5	37	0.689
C 12 Bonar, Eric	5	4	5	4	10	8	0.556	4	6	6	2	10	8	0.556	20	16	0.556	0	1	11.0	36	0.306
C 13 Deemer, Randy	7	5	7	6	14	11	0.560	6	5	9	4	15	9	0.625	29	20	0.592	0	1	33.5	49	0.684
C 14 Warshawsky, Larry	4	8	6	4	10	12	0.455	5	6	4	6	9	12	0.429	19	24	0.442	0	1	10.5	43	0.244
C 15 Bush, Jim	0	1	0	1	0	2	0.000	0	1	0	3	0	4	0.000	0	6	0.000	0	1	1.5	6	0.250
C 16 O'Brien, Sean	10	3	10	3	20	6	0.769	6	7	6	6	12	13	0.480	32	19	0.627	0	1	22.0	51	0.431
C 17 Vick, Justin	4	4	7	3	11	7	0.611	6	4	7	5	13	9	0.591	24	16	0.600	0	0	9.5	40	0.238
C2/ Excalibur	37	35	39	33	76	68	0.528	18	18	22	14	40	32	0.556	156	132	0.542	7	0	130.0	288	0.451
C 20 Burney, Gary	3	3	6	2	9	5	0.643	5	4	5	3	10	7	0.588	19	12	0.613	1	0	13.0	31	0.419
C 21 Coyne, Kevin	0	5	0	4	0	9	0.000	0	2	1	3	1	5	0.167	1	14	0.067	1	0	1.0	15	0.067
C 22 Buckman, Dave	7	5	6	3	13	8	0.619	7	4	5	4	12	8	0.600	25	16	0.610	1	0	14.5	41	0.354
C 23 Vann, Tim	7	3	5	6	12	9	0.571	5	6	6	4	11	10	0.524	23	19	0.548	1	0	13.5	42	0.321
C 24 Slominski, Mark	5	3	2	5	7	8	0.467	4	4	4	3	8	7	0.533	15	15	0.500	0	0	15.0	30	0.500
C 25 Fazenbaker, Jon	4	4	1	7	5	11	0.313	1	6	5	3	6	9	0.400	11	20	0.355	1	0	13.0	31	0.419
C 26 Hall, Josh	6	5	9	2	15	7	0.682	7	4	8	3	15	7	0.682	30	14	0.682	1	0	32.5	44	0.739
C 27 Hindle, Mikey	5	7	8	4	13	11	0.542	7	5	8	4	15	9	0.625	28	20	0.583	1	0	23.5	48	0.490
C 28 Sherman, Mark	0	0	2	0	2	0	1.000	0	1	2	1	2	2	0.500	4	2	0.667	0	0	4.0	6	0.667
C3/ Pog Mo Thoin	12	29	8	34	20	63	0.241	0	21	2	19	2	40	0.048	24	143	0.144	0	0	18.5	167	0.111
C 30 Daniels, Mike	0	5	1	7	1	12	0.077	0	5	1	5	1	10	0.091	2	22	0.083	0	0	2.0	24	0.083
C 31 Wiggins, Fred	1	0	2	0	3	0	1.000	0	2	0	2	0	4	0.000	3	4	0.429	0	0	1.0	7	0.143
C 32 Harris, Lief	1	4	0	4	1	8	0.111	0	4	1	3	1	7	0.125	2	15	0.118	0	0	1.0	17	0.059
C 33 Covel, Jason	0	2	0	2	0	4	0.000	0	3	1	1	1	4	0.200	1	8	0.111	0	0	2.5	9	0.278
C 34 Gibson, Corey	1	1	2	1	3	2	0.600	0	2	0	3	0	5	0.000	3	7	0.300	0	0	1.0	10	0.100
C 35 Grant, Travis	1	2	0	2	1	4	0.200	0	2	0	1	0	3	0.000	1	7	0.125	0	0	0.0	8	0.000
C 36 Howe, Dana	2	5	1	6	3	11	0.214	0	8	0	7	0	15	0.000	3	26	0.103	0	0	4.5	29	0.155
C 37 Lewis, Kara	2	4	2	4	4	8	0.333	0	6	0	7	0	13	0.000	4	21	0.160	0	0	3.0	25	0.120
C 38 Lorenzo, Christina	2	4	0	6	2	10	0.167	0	6	0	7	0	13	0.000	2	23	0.080	0	0	2.5	25	0.100
C 39 Bornkessel, Scott	2	2	0	2	2	4	0.333	0	4	1	2	1	6	0.143	3	10	0.231	0	0	1.0	13	0.077
C4/ Domestic Rednecks	59	25	59	25	118	50	0.702	41	1	23	19	64	20	0.762	246	90	0.732	0	0	245.5	336	0.731
C 40 Cusher, Dean	9	3	12	1	21	4	0.840	13	0	6	7	19	7	0.731	40	11	0.784	0	0	46.5	51	0.912
C 41 Lamb, Mark	10	3	13	1	23	4	0.852	14	0	6	5	20	5	0.800	43	9	0.827	0	0	58.0	52	1.115
C 42 Dickman, Sheila	6	6	1	3	7	9	0.438	10	0	6	6	16	6	0.727	23	15	0.605	0	0	8.0	38	0.211
C 43 Martinez, Vince	8	5	9	4	17	9	0.654	12	0	9	2	21	2	0.913	38	11	0.776	0	0	25.5	49	0.520
C 44 Murray, Shane	14	0	13	1	27	1	0.964	13	1	8	4	21	5	0.808	48	6	0.889	0	0	72.5	54	1.343
C 45 Espy, Jerry	7	5	5	8	12	13	0.480	11	0	5	7	16	7	0.696	28	20	0.583	0	0	13.0	48	0.271
C 46 Brownd, Anthony	2	3	4	6	6	9	0.400	6	1	4	6	10	7	0.588	16	16	0.500	0	0	10.5	32	0.328
C 47 Murray, David "Mo'Tea"	3	0	2	1	5	1	0.833	3	0	2	1	5	1	0.833	10	2	0.833	0	0	11.5	12	0.958
C5/ Schleprock's Revenge	44	34	37	41	81	75	0.519	18	21	24	15	42	36	0.538	165	147	0.529	8	9	161.0	312	0.516
C 50 Thomas, Jason "Jay T"	3	5	3	4	6	9	0.400	6	4	4	6	10	10	0.500	16	19	0.457	1	1	6.0	35	0.171
C 51 Thomas, Joe "Antique"	4	7	3	5	7	12	0.368	3	5	2	3	5	8	0.385	12	20	0.375	1	1	12.0	32	0.375
C 52 Gower, Jeff	3	1	4	3	7	4	0.636	2	4	1	3	3	7	0.300	10	11	0.476	1	1	11.5	21	0.548
C 53 Jobe, Crawford "CJ"	7	5	5	6	12	11	0.522	6	5	11	2	17	7	0.708	29	18	0.617	1	1	22.5	47	0.479
C 54 Helmes, D.J.	8	5	3	5	11	10	0.524	3	7	6	4	9	11	0.450	20	21	0.488	1	1	26.0	41	0.634
C 55 Side, Eric	2	2	2	3	4	5	0.444	2	3	5	1	7	4	0.636	11	9	0.550	0	1	11.5	20	0.575
C 56 Gower, Jeremy	7	2	7	2	14	4	0.778	3	6	3	6	6	12	0.333	20	16	0.556	1	1	23.5	36	0.653
C 57 Hall, Mike	1	5	5	2	6	7	0.462	3	5	5	2	8	7	0.533	14	14	0.500	1	1	19.0	28	0.679
C 58 Maze, Sam	8	0	4	9	12	9	0.571	7	2	10	2	17	4	0.810	29	13	0.690	1	1	25.0	42	0.595
C 59 Bird, Vic	1	2	1	2	2	4	0.333	1	1	1	1	2	2	0.500	4	6	0.400	0	0	4.0	10	0.400
C6/ Traveling Beer Bellies	43	35	43	35	86	70	0.551	20	19	21	18	41	37	0.526	168	144	0.538	0	0	125.0	312	0.401
C 60 Phillips, Britt	3	8	0	4	3	12	0.200	5	5	9	3	14	8	0.636	17	20	0.459	0	0	8.5	37	0.230
C 61 McCredie, Bob	9	3	9	2	18	5	0.783	2	6	3	6	5	12	0.294	23	17	0.575	0	0	15.5	40	0.388
C 62 Krasnow, Dave	7	3	7	3	14	6	0.700	5	3	2	3	7	6	0.538	21	12	0.636	0	0	12.5	33	0.379
C 63 Yoneoka, Oakie	0	1	0	0	0	1	0.000	0	0	0	0	0	0	#DIV/0!	0	1	0.000	0	0	0.0	1	0.000
C 64 Dowd, Brian	4	2	3	4	7	6	0.538	3	5	4	3	7	8	0.467	14	14	0.500	0	0	8.5	28	0.304
C 65 Feller, Keith	6	4	4	4	10	8	0.556	5	4	3	5	8	9	0.471	18	17	0.514	0	0	18.5	35	0.529
C 66 Hansen, Paul	4	4	4	4	8	8	0.500	6	4	4	1	10	5	0.667	18	13	0.581	0	0	14.5	31	0.468
C 67 Gibson, Ed	1	2	3	7	4	9	0.308	5	2	4	6	9	8	0.529	13	17	0.433	0	0	11.5	30	0.383
C 68 Bear, Bart	4	4	7	1	11	5	0.688	3	4	4	4	7	8	0.467	18	13	0.581	0	0	16.0	31	0.516
C 69 Vance, Hugh	5	4	6	6	11	10	0.524	6	5	9	5	15	10	0.600	26	20	0.565	0	0	19.5	46	0.424
C7/ Seein Dublin	29	49	31	47	60	96	0.385	19	20	12	27	31	47	0.397	122	190	0.391	0	14	122.5	312	0.393
C 70 Groce, Nathan	4	4	8	5	12	9	0.571	9	4	3	10	12	14	0.462	24	23	0.511	0	2	24.0	47	0.511
C 71 Gaertner, Brian	6	4	4	6	10	10	0.500	5	6	2	7	7	13	0.350	17	23	0.425	0	2	19.5	40	0.488
C 72 Taylor, Eric	0	10	5	8	5	18	0.217	7	6	5	7	12	13	0.480	17	31	0.354	0	2	22.5	48	0.469
C 73 Bither, Dana	6	6	5	6	11	12	0.478	6	7	5	7	11	14	0.440	22	26	0.458	0	2	31.5	48	0.656
C 74 Diggs, Ricky	3	2	4	2	7	4	0.636	5	3	4	3	9	6	0.600	16	10	0.615	0	1	6.0	26	0.231
C 75 Salter, Whitney	4	7	4	7	8	14	0.364	5	6	2	6	7	12	0.368	15	26	0.366	0	2	17.0	41	0.415
C 76 Wallach, Rachel	3	8	0	4	3	12	0.200	0	3	1	7	1	10	0.091	4	22	0.154	0	1	2.0	26	0.077
C 77 Salcedo, Johanna	3	8	1	9	4	17	0.190	1	5	2	7	3	12	0.200	7	29	0.194	0	2	0.0	36	0.000
C8/ Three Dart Night	27	51	30	48	57	99	0.365	12	27	20	19	32	46	0.410	121	191	0.388	14	0	118.5	312	0.380
C 80 Bradshaw, Rick	4	2	8	3	12	5	0.706	5	7	8	4	13	11	0.542	25	16	0.610	2	0	29.5	41	0.720
C 81 Bradshaw, Maryjane	1	10	0	5	1	15	0.063	1	6	6	4	7	10	0.412	8	25	0.242	2	0	2.5	33	0.076
C 82 Jones, Linda	2	10	0	4	2	14	0.125	1	10	5	6	6	16	0.273	8	30	0.211	2	0	5.5	38	0.145
C 83 Jones, Jeff	4	7	2	9	6	16	0.273	4	5	4	5	8	10	0.444	14	26	0.350	1	0	17.5	40	0.438
C 84 McCray, Karla	2	5	4	8	6	13	0.316	1	6	5	7	6	13	0.316	12	26	0.316	2	0	14.0	38	0.368
C 85 Brown, Mike	3	9	4	7	7	16	0.304	1	7	2	4	3	11	0.214	10	27	0.270	1	0	9.5	37	0.257
C 86 Blackwelder, Deb	4	5	9	3	13	8	0.619	5	7	7	4	12	11	0.522	25	19	0.568	2	0	22.0	44	0.500
C 87 Deeter, Ben	7	3	3	9	10	12	0.455	6	6	3	4	9	10	0.474	19	22	0.463	2	0	18.0	41	0.439

	Singles 301		Singles Cricket		Singles Record		Singles Win %-age	Doubles Cricket		Doubles 501		Doubles Record		Doubles Win %-age	Sngls + Dbls	Record	Sngls + Dbls Win %-age	Tiebreaker Ws	Tiebreaker Ls	All-Star Points	Games Played	All-Star Point Average
D1/ Helter Skelter	43	41	32	52	75	93	0.446	15	27	18	24	33	51	0.393	141	195	0.420	7	20	119.0	336	0.354
D 10 Buckley, Bill	8	4	1	4	9	8	0.529	2	5	6	6	8	11	0.421	17	19	0.472	1	3	9.5	36	0.264
D 11 Buckley, Jennifer	7	6	3	11	10	17	0.370	4	8	1	10	5	18	0.217	15	35	0.300	1	3	18.0	50	0.360
D 12 Raquet, Mike	8	5	11	2	19	7	0.731	7	6	9	4	16	10	0.615	35	17	0.673	1	3	32.0	52	0.615
D 13 Brown, Jay	1	4	2	4	3	8	0.273	1	4	1	2	2	6	0.250	5	14	0.263	1	0	8.0	19	0.421
D 14 McGettigan, Peter	0	4	3	7	3	11	0.214	6	4	3	7	9	11	0.450	12	22	0.353	0	2	14.0	34	0.412
D 15 Sexton, Ray	6	8	6	8	12	16	0.429	4	8	5	7	9	15	0.375	21	31	0.404	1	3	11.0	52	0.212
D 16 Shaffer, Brian	0	0	0	0	0	0	#DIV/0!	0	0	0	0	0	0	#DIV/0!	0	0	#DIV/0!	0	0	0.0	0	#DIV/0!
D 17 Rice, Josh	6	6	4	9	10	15	0.400	5	8	7	5	12	13	0.480	22	28	0.440	1	3	10.0	50	0.200
D 18 Cobb, James	7	4	2	7	9	11	0.450	1	11	4	7	5	18	0.217	14	29	0.326	1	3	16.5	43	0.384
D2/ Starving Dartists	41	43	38	46	79	89	0.470	14	28	22	20	36	48	0.429	151	185	0.449	14	5	153.0	336	0.455
D 20 Shown, Marc	9	2	8	3	17	5	0.773	3	8	3	8	6	16	0.273	23	21	0.523	2	1	29.0	44	0.659
D 21 Hendricks, Ron	7	1	12	1	19	2	0.905	5	8	7	6	12	14	0.462	31	16	0.660	2	0	45.5	47	0.968
D 22 Hartley, Kevin	4	11	1	7	5	18	0.217	0	9	6	7	6	16	0.273	11	34	0.244	2	1	10.5	45	0.233
D 23 Howell, John	4	7	5	5	9	12	0.429	4	7	5	5	9	12	0.429	18	24	0.429	2	0	11.5	42	0.274
D 24 Herman, Fritz	7	7	3	11	10	18	0.357	9	4	9	5	18	9	0.667	28	27	0.509	2	1	13.0	55	0.236
D 25 James, Bob	9	5	8	6	17	11	0.607	4	10	9	3	13	13	0.500	30	24	0.556	2	1	37.0	54	0.685
D 26 Hartley, Bryan	1	10	1	13	2	23	0.080	3	10	5	6	8	16	0.333	10	39	0.204	2	1	6.5	49	0.133
D3/ Hammered Heads	41	43	36	48	77	91	0.458	25	17	20	22	45	39	0.536	167	169	0.497	5	13	144.0	336	0.429
D 30 Dougherty, Henry	2	5	1	10	3	15	0.167	6	6	3	8	9	14	0.391	12	29	0.293	1	1	5.0	41	0.122
D 31 Lupien, Bam	1	10	0	8	1	18	0.053	2	5	0	5	2	10	0.167	3	28	0.097	0	1	4.0	31	0.129
D 32 Fournier, Chris	3	6	5	5	8	11	0.421	7	3	6	3	13	6	0.684	21	17	0.553	0	2	27.5	38	0.724
D 33 Sarantos, Alex	6	4	8	2	14	6	0.700	7	3	8	4	15	7	0.682	29	13	0.690	0	2	23.0	42	0.548
D 34 Saunders, Billy	3	1	1	3	4	4	0.500	3	1	1	3	4	4	0.500	8	8	0.500	0	0	5.0	16	0.313
D 35 Martinez, Vicente	11	1	10	2	21	3	0.875	9	3	6	6	15	9	0.625	36	12	0.750	1	2	36.0	48	0.750
D 36 Rhodes, Chris	7	5	6	7	13	12	0.520	9	4	9	6	18	10	0.643	31	22	0.585	1	2	23.0	53	0.434
D 37 Smith, Patrick	3	8	3	5	6	13	0.316	3	6	2	6	5	12	0.294	11	25	0.306	1	1	5.5	36	0.153
D 38 Lupien, Jimmy	0	1	0	1	0	2	0.000	0	0	0	1	0	1	0.000	0	3	0.000	0	0	0.0	3	0.000
D 39 Sibincic, Rich	5	2	2	5	7	7	0.500	4	3	5	2	9	5	0.643	16	12	0.571	1	2	15.0	28	0.536
D4/ Bulls Eye Blind	33	51	35	49	68	100	0.405	12	30	22	20	34	50	0.405	136	200	0.405	7	0	118.5	336	0.353
D 40 Allison, Frank	6	8	5	9	11	17	0.393	6	8	8	4	14	12	0.538	25	29	0.463	1	0	31.0	54	0.574
D 41 Leonard, Shawn	3	7	6	4	9	11	0.450	3	7	4	3	7	10	0.412	16	21	0.432	1	0	20.5	37	0.554
D 42 Hines, Curtis	4	6	2	5	6	11	0.353	4	4	5	4	9	8	0.529	15	19	0.441	1	0	11.5	34	0.338
D 43 Kruger, Lonny	3	4	10	3	13	7	0.650	4	9	4	9	8	18	0.308	21	25	0.457	1	0	23.0	46	0.500
D 44 Browndorf, Ken	6	5	3	8	9	13	0.409	2	8	6	6	8	14	0.364	17	27	0.386	1	0	9.5	44	0.216
D 45 Kaltz, Eric	3	4	4	4	7	8	0.467	2	8	5	2	7	10	0.412	14	18	0.438	1	0	13.0	32	0.406
D 46 Bateman, Jimmy	4	7	3	6	7	13	0.350	2	6	6	5	8	11	0.421	15	24	0.385	0	0	5.5	39	0.141
D 47 Fink, Scott	4	10	2	10	6	20	0.231	1	10	6	7	7	17	0.292	13	37	0.260	1	0	4.5	50	0.090
D5/ Money Shot	45	39	49	35	94	74	0.560	23	19	18	24	41	43	0.488	176	160	0.524	17	0	169.0	336	0.503
D 50 Colton, Mitch	5	8	0	2	5	10	0.333	4	2	4	9	8	11	0.421	13	21	0.382	2	0	13.0	34	0.382
D 51 Thorne, Scott	2	5	4	5	6	10	0.375	1	4	3	5	4	9	0.308	10	19	0.345	2	0	10.0	29	0.345
D 52 Thorne, Marshall	3	5	5	7	8	12	0.400	5	6	3	4	8	10	0.444	16	22	0.421	2	0	21.0	38	0.553
D 53 Thorne, Rick	0	0	0	0	0	0	#DIV/0!	0	0	0	0	0	0	#DIV/0!	0	0	#DIV/0!	0	0	0.0	0	#DIV/0!
D 54 Moore, B.J.	0	3	5	8	5	11	0.313	6	4	7	4	13	8	0.619	18	19	0.486	2	0	6.5	37	0.176
D 55 Titsworth, Dan	9	2	10	2	19	4	0.826	9	3	6	4	15	7	0.682	34	11	0.756	2	0	41.5	45	0.922
D 56 Carroll, Josh	3	2	3	4	6	6	0.500	1	3	5	1	6	4	0.600	12	10	0.545	1	0	11.0	22	0.500
D 57 Roseman, Sean	9	4	12	2	21	6	0.778	7	7	3	8	10	15	0.400	31	21	0.596	2	0	37.5	52	0.721
D 58 Gardner, Kyle	7	6	8	3	15	9	0.625	9	5	3	8	12	13	0.480	27	22	0.551	2	0	22.5	49	0.459
D 59 Austin, Bobby	7	4	2	2	9	6	0.600	4	4	2	5	6	9	0.400	15	15	0.500	2	0	6.0	30	0.200
D6/ Coral Reefers	45	39	54	30	99	69	0.589	30	12	27	15	57	27	0.679	213	123	0.634	0	12	170.0	336	0.506
D 60 Gallagher, Jim	10	2	11	1	21	3	0.875	10	2	4	4	14	6	0.700	35	9	0.795	0	1	35.5	44	0.807
D 61 Smith, Van	4	5	3	5	7	10	0.412	7	5	9	1	16	6	0.727	23	16	0.590	0	2	12.0	39	0.308
D 62 Wilcenski, Steve	4	3	8	1	12	4	0.750	6	3	5	2	11	5	0.688	23	9	0.719	0	0	42.5	32	1.328
D 63 Wade, Nate	10	3	11	2	21	5	0.808	12	2	10	3	22	5	0.815	43	10	0.811	0	2	28.0	53	0.528
D 64 Williams, Nelson	2	1	2	7	4	8	0.333	4	1	4	5	8	6	0.571	12	14	0.462	0	2	13.0	26	0.500
D 65 Peoples, Chris	7	4	5	1	12	5	0.706	8	3	3	0	11	3	0.786	23	8	0.742	0	0	8.5	31	0.274
D 66 Jarvah, Sean	2	7	2	3	4	10	0.286	3	1	5	2	8	3	0.727	12	13	0.480	0	0	7.0	25	0.280
D 67 Cullen, Pat	3	7	0	2	3	9	0.250	0	2	5	6	5	8	0.385	8	17	0.320	0	2	0.0	25	0.000
D 68 Boyd, Richard	2	4	5	3	7	7	0.500	2	2	4	3	6	5	0.545	13	12	0.520	0	1	6.5	25	0.260
D 69 Wilson, Joe	1	3	7	5	8	8	0.500	8	3	5	4	13	7	0.650	21	15	0.583	0	2	17.0	36	0.472
D7/ Like To Party	43	41	42	42	85	83	0.506	21	21	21	21	42	42	0.500	169	167	0.503	0	8	160.0	336	0.476
D 70 Wilcox, Julie	7	7	1	2	8	9	0.471	5	7	4	5	9	12	0.429	17	21	0.447	0	1	5.0	38	0.132
D 71 Wilcox, Randy	9	5	8	6	17	11	0.607	10	2	8	7	18	9	0.667	35	20	0.636	0	1	46.5	55	0.845
D 72 Scott, Kevin	3	8	6	2	9	10	0.474	5	1	6	4	11	5	0.688	20	15	0.571	0	1	12.5	35	0.357
D 73 Balikcioglu, Metin	5	9	8	4	13	13	0.500	3	7	4	6	7	13	0.350	20	26	0.435	0	1	21.0	46	0.457
D 74 Watson, Michael	3	5	2	8	5	13	0.278	5	2	3	4	8	6	0.571	13	19	0.406	0	0	13.5	32	0.422
D 75 Fortner, Alvin	0	1	3	3	3	4	0.429	0	7	2	2	2	9	0.182	5	13	0.278	0	1	7.0	18	0.389
D 76 Innis, Richard	1	1	2	6	3	7	0.300	2	5	4	5	6	10	0.375	9	17	0.346	0	1	10.5	26	0.404
D 77 Hall, Pete	5	4	6	2	11	6	0.647	3	5	6	4	9	9	0.500	20	15	0.571	0	1	21.0	35	0.600
D 78 Klann, Eric	10	1	6	9	16	10	0.615	9	6	5	5	14	11	0.560	30	21	0.588	0	1	23.0	51	0.451
D8/ Damnifino	45	39	50	34	95	73	0.565	28	14	20	22	48	36	0.571	191	145	0.568	14	0	188.0	336	0.560
D 80 Wells, John "Boy"	7	2	8	3	15	5	0.750	11	2	4	9	15	11	0.577	30	16	0.652	2	0	18.0	46	0.391
D 81 Thompson, Barry	4	7	6	6	10	13	0.435	8	4	4	6	12	10	0.545	22	23	0.489	2	0	19.5	45	0.433
D 82 Barnes, Derek	7	6	4	7	11	13	0.458	3	1	1	8	4	9	0.308	15	22	0.405	2	0	5.5	37	0.149
D 83 Walters, Jason	4	6	9	3	13	9	0.591	8	5	6	5	14	10	0.583	27	19	0.587	2	0	28.0	46	0.609
D 84 Brown, Phil	7	6	6	6	13	12	0.520	7	5	4	7	11	12	0.478	24	24	0.500	2	0	35.5	48	0.740
D 85 Wells, Tami	5	6	5	3	10	9	0.526	6	5	8	3	14	8	0.636	24	17	0.585	2	0	18.5	41	0.451
D 86 Dixon, J.D.	7	2	8	2	15	4	0.789	8	2	9	1	17	3	0.850	32	7	0.821	1	0	50.5	39	1.295
D 87 Hill, Mike	4	4	4	4	8	8	0.500	5	4	4	5	9	9	0.500	17	17	0.500	1	0	12.5	34	0.368

	Singles 301		Singles Cricket		Singles Record		Singles Win %-age	Doubles Cricket		Doubles 501		Doubles Record		Doubles Win %-age	Sngls + Dbls Record		Sngls + Dbls Win %-age	Tiebreaker Ws	Tiebreaker Ls	All-Star Points	Games Played	All-Star Point Average
E1/ Board 2 Death	53	31	46	38	99	69	0.589	25	17	23	19	48	36	0.571	195	141	0.580	0	0	142.0	336	0.423
E 10 Knott, Ryan	5	2	4	8	9	10	0.474	5	2	6	4	11	6	0.647	20	16	0.556	0	0	11.0	36	0.306
E 11 Knott, Ronnie	8	5	8	6	16	11	0.593	7	7	5	8	12	15	0.444	28	26	0.519	0	0	28.5	54	0.528
E 12 Lane, Jonathan	9	3	8	5	17	8	0.680	9	4	8	5	17	9	0.654	34	17	0.667	0	0	17.5	51	0.343
E 13 Hayes, Chad	9	3	11	1	20	4	0.833	7	5	5	7	12	12	0.500	32	16	0.667	0	0	20.0	48	0.417
E 14 Davis, Kevin	0	0	0	0	0	0	#DIV/0!	0	0	0	0	0	0	#DIV/0!	0	0	#DIV/0!	0	0	0.0	0	#DIV/0!
E 15 Folsom, Kevin	2	0	0	2	2	2	0.500	0	1	0	1	0	2	0.000	2	4	0.333	0	0	1.0	6	0.167
E 16 Sautter, Scott	8	6	3	5	11	11	0.500	10	5	9	5	19	10	0.655	30	21	0.588	0	0	10.5	51	0.206
E 17 Sautter, Don	7	7	6	7	13	14	0.481	6	6	6	5	12	11	0.522	25	25	0.500	0	0	21.0	50	0.420
E 18 Smith, Shawn	5	5	6	4	11	9	0.550	6	4	7	3	13	7	0.650	24	16	0.600	0	0	32.5	40	0.813
E2/ Dive Bombers	45	39	44	40	89	79	0.530	18	24	18	24	36	48	0.429	161	175	0.479	0	0	116.0	336	0.345
E 20 Lee, Carl	8	4	9	3	17	7	0.708	6	5	10	3	16	8	0.667	33	15	0.688	0	0	23.0	48	0.479
E 21 Reitano, Sal	9	5	12	2	21	7	0.750	8	6	5	8	13	14	0.481	34	21	0.618	0	0	33.5	55	0.609
E 22 Huff, Matt	3	2	3	6	6	8	0.429	2	5	5	4	7	9	0.438	13	17	0.433	0	0	17.5	30	0.583
E 23 Duncan, Jeff	8	6	10	5	18	11	0.621	7	6	4	8	11	14	0.440	29	25	0.537	0	0	19.0	54	0.352
E 24 Flowers, Fred	3	4	0	1	3	5	0.375	1	5	3	4	4	9	0.308	7	14	0.333	0	0	0.0	21	0.000
E 25 Johns, David	4	7	6	4	10	11	0.476	4	5	4	6	8	11	0.421	18	22	0.450	0	0	10.5	40	0.263
E 26 Dunn, Thom	2	4	1	4	3	8	0.273	1	4	0	0	1	4	0.200	4	12	0.250	0	0	3.5	16	0.219
E 27 Meyer, Jim "Jimmay"	2	0	2	6	4	6	0.400	4	3	2	6	6	9	0.400	10	15	0.400	0	0	4.0	25	0.160
E 28 Schon, Chris	6	7	1	9	7	16	0.304	3	9	3	9	6	18	0.250	13	34	0.277	0	0	5.0	47	0.106
E3/ Is It In	37	47	35	49	72	96	0.429	19	23	16	26	35	49	0.417	142	194	0.423	8	0	124.5	336	0.371
E 30 Alcon, Tony	7	4	8	3	15	7	0.682	7	5	4	3	11	8	0.579	26	15	0.634	1	0	24.5	41	0.598
E 31 Groves, Phil	5	3	2	9	7	12	0.368	4	4	2	8	6	12	0.333	13	24	0.351	1	0	12.5	37	0.338
E 32 Bozza, Doug	5	4	8	4	13	8	0.619	7	6	5	7	12	13	0.480	25	21	0.543	1	0	26.5	46	0.576
E 33 Connelly, Patrick	3	9	1	4	4	13	0.235	1	7	5	7	6	14	0.300	10	27	0.270	1	0	8.0	37	0.216
E 34 Moore, Ken	4	6	5	7	9	13	0.409	6	6	3	8	9	14	0.391	18	27	0.400	1	0	5.0	45	0.111
E 35 Metters, Paul	6	8	6	5	12	13	0.480	7	4	5	8	12	12	0.500	24	25	0.490	1	0	18.5	49	0.378
E 36 Maley, Dave	5	8	3	10	8	18	0.308	5	6	6	4	11	10	0.524	19	28	0.404	1	0	27.5	47	0.585
E 37 d'Ambrosi, Heather	2	5	2	7	4	12	0.250	1	8	2	7	3	15	0.167	7	27	0.206	1	0	2.0	34	0.059
E4/ The Matrix	43	41	36	48	79	89	0.470	15	27	23	19	38	46	0.452	155	181	0.461	0	13	106.5	336	0.317
E 40 Jordan, Jody	6	5	2	7	8	12	0.400	6	6	5	4	11	10	0.524	19	22	0.463	0	2	9.5	41	0.232
E 41 Jordan, Matthew	6	7	2	8	8	15	0.348	5	7	6	6	11	13	0.458	19	28	0.404	0	2	14.5	47	0.309
E 42 Bryson, Jeff	7	6	6	7	13	13	0.500	4	6	7	5	11	11	0.500	24	24	0.500	0	1	18.0	48	0.375
E 43 Garner, Eric	2	0	0	2	2	2	0.500	0	1	1	0	1	1	0.500	3	3	0.500	0	0	2.5	6	0.417
E 44 Young, Mike	5	6	5	5	10	11	0.476	3	7	5	7	8	14	0.364	18	25	0.419	0	2	8.0	43	0.186
E 45 Willman, John	2	4	7	3	9	7	0.563	4	6	7	1	11	7	0.611	20	14	0.588	0	1	15.5	34	0.456
E 46 Roseboro, John	4	4	6	5	10	9	0.526	3	9	7	3	10	12	0.455	20	21	0.488	0	2	12.0	41	0.293
E 47 Stepp, John	6	5	4	7	10	12	0.455	2	5	4	6	6	11	0.353	16	23	0.410	0	2	20.0	39	0.513
E 48 Willman, Jonathan	5	4	4	4	9	8	0.529	3	7	4	6	7	13	0.350	16	21	0.432	0	1	6.5	37	0.176
E5/ Leftovers	39	45	44	40	83	85	0.494	19	23	20	22	39	45	0.464	161	175	0.479	0	0	162.0	336	0.482
E 50 McCurry, Gregg	8	6	11	3	19	9	0.679	6	8	7	7	13	15	0.464	32	24	0.571	0	0	28.0	56	0.500
E 51 Thomas, Brent	9	4	8	5	17	9	0.654	7	6	5	8	12	14	0.462	29	23	0.558	0	0	41.0	52	0.788
E 52 Boutieller, Tina	1	11	2	4	3	15	0.167	2	4	3	5	5	9	0.357	8	24	0.250	0	0	8.0	32	0.250
E 53 Moore, Virginia	0	0	0	0	0	0	#DIV/0!	5	6	1	2	6	8	0.429	6	8	0.429	0	0	0.0	14	0.000
E 54 Driscoll, Wes	4	6	1	4	5	10	0.333	2	3	3	5	5	8	0.385	10	18	0.357	0	0	2.0	28	0.071
E 55 Harper, C.E.	0	2	1	5	1	7	0.125	0	3	1	1	1	4	0.200	2	11	0.154	0	0	3.0	13	0.231
E 56 Stankevich, Scott	8	6	13	1	21	7	0.750	9	5	10	3	19	8	0.704	40	15	0.727	0	0	54.0	55	0.982
E 57 Pierce, Mike	0	5	0	8	0	13	0.000	1	1	2	6	3	7	0.300	3	20	0.130	0	0	3.0	23	0.130
E 58 Burns, Sandy	0	2	0	6	0	8	0.000	1	3	0	3	1	6	0.143	1	14	0.067	0	0	6.0	15	0.400
E 59 Thomas, Tony	9	3	8	4	17	7	0.708	5	7	8	4	13	11	0.542	30	18	0.625	0	0	17.0	48	0.354
E6/ Ale-ing Archers	47	37	57	27	104	64	0.619	31	11	28	14	59	25	0.702	222	114	0.661	0	0	127.0	336	0.378
E 60 Clark, Patrick	4	2	11	2	15	4	0.789	10	2	8	3	18	5	0.783	33	9	0.786	0	0	18.0	42	0.429
E 61 Harvey, Justin	7	5	5	6	12	11	0.522	7	4	5	5	12	9	0.571	24	20	0.545	0	0	17.0	44	0.386
E 62 Mushow, Tom	0	1	7	6	7	7	0.500	9	4	8	2	17	6	0.739	24	13	0.649	0	0	11.0	37	0.297
E 63 Mushow, Dave	10	3	8	5	18	8	0.692	8	5	5	3	13	8	0.619	31	16	0.660	0	0	13.5	47	0.287
E 64 Schwochow, Andy	7	6	12	1	19	7	0.731	13	0	7	3	20	3	0.870	39	10	0.796	0	0	28.5	49	0.582
E 65 Rink, Matt	7	6	0	6	7	12	0.368	3	4	5	3	8	7	0.533	15	19	0.441	0	0	8.0	34	0.235
E 66 Greene, Sebastian	9	4	13	1	22	5	0.815	11	3	9	5	20	8	0.714	42	13	0.764	0	0	25.5	55	0.464
E 67 Greene, Missy	3	10	1	0	4	10	0.286	1	0	9	4	10	4	0.714	14	14	0.500	0	0	5.5	28	0.196
E7/ Tips & Shafts	25	59	22	62	47	121	0.280	11	31	16	26	27	57	0.321	101	235	0.301	0	0	104.5	336	0.311
E 70 Williamson, Tony	10	1	11	2	21	3	0.875	4	8	6	4	10	12	0.455	31	15	0.674	0	0	35.5	46	0.772
E 71 Reiser, Brian	5	5	3	7	8	12	0.400	4	7	5	5	9	12	0.429	17	24	0.415	0	0	16.0	41	0.390
E 72 Fish, A.J.	1	12	5	9	6	21	0.222	4	7	4	8	8	15	0.348	14	36	0.280	0	0	17.5	50	0.350
E 73 Fish, Katie	2	7	0	6	2	13	0.133	0	6	2	4	2	10	0.167	4	23	0.148	0	0	2.5	27	0.093
E 74 Vasbinder, Zach	3	11	1	6	4	17	0.190	2	8	6	6	8	14	0.364	12	31	0.279	0	0	6.0	43	0.140
E 75 Hutchinson, Luke	4	6	2	7	6	13	0.316	1	9	4	6	5	15	0.250	11	28	0.282	0	0	6.5	39	0.167
E 76 Vithorkus, Denise	0	11	0	6	0	17	0.000	0	1	2	6	2	7	0.222	2	24	0.077	0	0	1.0	26	0.038
E 77 Spencer, Kenny	0	6	0	8	0	14	0.000	5	7	3	6	8	13	0.381	8	27	0.229	0	0	10.0	35	0.286
E 78 Kincaid, Lisa	0	0	0	11	0	11	0.000	2	9	0	7	2	16	0.111	2	27	0.069	0	0	9.5	29	0.328
E8/ Mug Hunters	47	37	52	32	99	69	0.589	30	12	24	18	54	30	0.643	207	129	0.616	6	0	178.0	336	0.530
E 80 Sandoval, Alberto	10	3	11	2	21	5	0.808	10	3	10	3	20	6	0.769	41	11	0.788	1	0	27.5	52	0.529
E 81 Heil, Trent	5	4	4	4	9	8	0.529	7	4	5	5	12	9	0.571	21	17	0.553	1	0	20.5	38	0.539
E 82 Venable, Mike	4	3	4	5	8	8	0.500	1	1	1	4	2	5	0.286	10	13	0.435	0	0	4.5	23	0.196
E 83 Wilson, John	8	6	9	5	17	11	0.607	11	3	8	5	19	8	0.704	36	19	0.655	1	0	42.5	55	0.773
E 84 Neill, Greg	5	5	3	2	8	7	0.533	2	3	3	3	5	6	0.455	13	13	0.500	0	0	9.0	26	0.346
E 85 Budd, Ben	8	6	10	3	18	9	0.667	10	4	8	6	18	10	0.643	36	19	0.655	1	0	32.5	55	0.591
E 86 Long, Dale	0	3	0	1	0	4	0.000	1	1	0	2	1	3	0.250	1	7	0.125	0	0	2.0	8	0.250
E 87 Foushee, Eugene	0	3	7	7	7	10	0.412	9	3	6	6	15	9	0.625	22	19	0.537	1	0	20.5	41	0.500
E 88 Bullington, Lonnie	7	4	4	3	11	7	0.611	9	2	7	2	16	4	0.800	27	11	0.711	1	0	19.0	38	0.500

		Singles	301	Singles	Cricket	Singles	Record	Singles Win %-age	Doubles	Cricket	Doubles	501	Doubles	Record	Doubles Win %-age	Sngls + Dbls	Record	Sngls + Dbls Win %-age	Tiebreaker Ws	Tiebreaker Ls	All-Star Points	Games Played	All-Star Point Average
F1/ Yippers		31	53	33	51	64	104	0.381	15	27	21	21	36	48	0.429	136	200	0.405	0	10	100.5	336	0.299
F 10	Dudley, Robert	6	6	7	7	13	13	0.500	3	11	6	8	9	19	0.321	22	32	0.407	0	2	28.0	54	0.519
F 11	Dudley, Debera	9	8	10	5	19	13	0.594	11	4	8	5	19	9	0.679	38	22	0.633	0	2	28.0	60	0.467
F 12	Peerbolte, Peter	2	5	1	7	3	12	0.200	0	6	1	4	1	10	0.091	4	22	0.154	0	0	5.5	26	0.212
F 13	Peerbolte, Suzi	0	8	0	11	0	19	0.000	2	10	7	5	9	15	0.375	9	34	0.209	0	2	1.5	43	0.035
F 14	Ahlstrom, Erik	5	8	3	9	8	17	0.320	3	9	5	7	8	16	0.333	16	33	0.327	0	1	3.0	49	0.061
F 15	Keestalude, Andy	7	6	11	1	18	7	0.720	10	4	10	5	20	9	0.690	38	16	0.704	0	2	23.0	54	0.426
F 16	Baum, Eric	0	0	0	0	0	0	#DIV/0!	0	0	0	0	0	0	#DIV/0!	0	0	#DIV/0!	0	0	0.0	0	#DIV/0!
F 17	Hartman, Pete	2	12	1	11	3	23	0.115	1	10	5	8	6	18	0.250	9	41	0.180	0	1	11.5	50	0.230
F2/ Duckin' D'Oh! Nuts		41	37	39	38	80	75	0.516	13	26	17	22	30	48	0.385	140	171	0.450	0	0	105.5	311	0.339
F 20	Moeschet, Cathy	0	0	0	0	0	0	#DIV/0!	0	0	0	0	0	0	#DIV/0!	0	0	#DIV/0!	0	0	0.0	0	#DIV/0!
F 21	Carawon, Bob	8	13	10	13	18	26	0.409	3	17	8	11	11	28	0.282	29	54	0.349	0	0	22.0	83	0.265
F 22	Peers, Martin	10	8	1	15	11	23	0.324	1	14	4	11	5	25	0.167	16	48	0.250	0	0	10.5	64	0.164
F 23	Wickstrom, Bob	10	7	9	6	19	13	0.594	9	7	11	8	20	15	0.571	39	28	0.582	0	0	14.0	67	0.209
F 24	Converse, Stan	9	8	15	1	24	9	0.727	10	11	8	12	18	23	0.439	42	32	0.568	0	0	47.5	74	0.642
F 25	Lee, Ronnie	2	0	0	2	2	2	0.500	1	1	1	0	2	1	0.667	4	3	0.571	0	0	4.0	7	0.571
F 26	Van Olst, Jason	2	1	4	1	6	2	0.750	2	2	2	2	4	4	0.500	10	6	0.625	0	0	7.5	16	0.469
F3/ Designated Divers		41	43	39	45	80	88	0.476	24	18	16	26	40	44	0.476	160	176	0.476	15	0	132.5	336	0.394
F 30	McAlpin, Jack	7	7	3	10	10	17	0.370	4	9	3	7	7	16	0.304	17	33	0.340	2	0	11.5	50	0.230
F 31	Krug, Jon	3	8	1	10	4	18	0.182	6	6	7	5	13	11	0.542	17	29	0.370	2	0	8.0	46	0.174
F 32	Chan, Ed	3	5	3	8	6	13	0.316	6	2	3	8	9	10	0.474	15	23	0.395	2	0	10.5	38	0.276
F 33	Barry, Shane	0	0	0	0	0	0	#DIV/0!	0	0	0	0	0	0	#DIV/0!	0	0	#DIV/0!	0	0	0.0	0	#DIV/0!
F 34	Marsh, John	5	6	5	8	10	14	0.417	8	3	5	9	13	12	0.520	23	26	0.469	2	0	27.0	49	0.551
F 35	Holland, Kory	2	5	1	2	3	7	0.300	5	3	3	5	8	8	0.500	11	15	0.423	1	0	8.5	26	0.327
F 36	Gotlibowski, Jim	6	5	10	2	16	7	0.696	8	4	2	6	10	10	0.500	26	17	0.605	2	0	25.5	43	0.593
F 37	Ackley, Sean	9	2	11	0	20	2	0.909	6	4	6	5	12	9	0.571	32	11	0.744	2	0	34.0	43	0.791
F 38	Reitmeyer, Jason	6	5	5	5	11	10	0.524	5	5	3	7	8	12	0.400	19	22	0.463	2	0	7.5	41	0.183
F4/ Death Throw		42	42	45	39	87	81	0.518	18	24	23	19	41	43	0.488	169	167	0.503	6	0	108.5	336	0.323
F 40	Willis, Tolson	9	5	11	3	20	8	0.714	7	7	8	6	15	13	0.536	35	21	0.625	1	0	19.5	56	0.348
F 41	Hogan, Neal	9	5	5	10	14	15	0.483	7	7	9	6	16	13	0.552	30	28	0.517	1	0	21.0	58	0.362
F 42	Thompson, Ben	7	2	5	6	12	8	0.600	4	7	8	4	12	11	0.522	24	19	0.558	1	0	15.0	43	0.349
F 43	Zimmerman, Mike	4	9	0	6	4	15	0.211	1	5	4	6	5	11	0.313	9	26	0.257	1	0	3.5	35	0.100
F 44	Dysard, Rick	11	3	10	4	21	7	0.750	6	8	7	7	13	15	0.464	34	22	0.607	1	0	31.5	56	0.563
F 45	Woodlief, Neal	0	0	0	0	0	0	#DIV/0!	0	0	0	0	0	0	#DIV/0!	0	0	#DIV/0!	0	0	0.0	0	#DIV/0!
F 46	Brophy, Sean	2	12	7	6	9	18	0.333	4	10	5	4	9	14	0.391	18	32	0.360	0	0	9.0	50	0.180
F 47	Price, Greg	0	2	1	0	1	2	0.333	0	2	1	1	1	3	0.250	2	5	0.286	0	0	1.0	7	0.143
F 48	Perera, Mike	0	4	6	4	6	8	0.429	7	2	4	4	11	6	0.647	17	14	0.548	1	0	8.0	31	0.258
F5/ Menace 2 Sobriety		40	44	45	39	85	83	0.506	20	22	21	21	41	43	0.488	167	169	0.497	8	8	109.0	336	0.324
F 50	Johnson, Dave	5	3	7	5	12	8	0.600	5	7	6	7	11	14	0.440	23	22	0.511	1	1	21.5	45	0.478
F 51	Johnson, Jennifer	5	7	1	2	6	9	0.400	2	7	1	3	3	10	0.231	9	19	0.321	1	1	6.5	28	0.232
F 52	McCartney, Eric	0	4	4	4	4	8	0.333	3	4	2	4	5	8	0.385	9	16	0.360	0	1	5.0	25	0.200
F 53	Wagner, Dave	1	0	0	0	1	0	1.000	0	0	0	0	0	0	#DIV/0!	1	0	1.000	0	0	1.0	1	1.000
F 54	Patel, Sam	2	4	3	5	5	9	0.357	3	2	3	8	6	10	0.375	11	19	0.367	1	1	5.0	30	0.167
F 55	Bouchard, Keith	6	6	3	5	9	11	0.450	6	3	6	6	12	9	0.571	21	20	0.512	1	1	13.0	41	0.317
F 56	Polenz, Steve	5	5	9	4	14	9	0.609	6	7	8	5	14	12	0.538	28	21	0.571	1	0	15.5	49	0.316
F 57	White, J.J.	5	6	8	3	13	9	0.591	5	2	6	1	11	3	0.786	24	12	0.667	1	1	17.5	36	0.486
F 58	Price, Brady	4	3	6	5	10	8	0.556	6	5	5	5	11	10	0.524	21	18	0.538	1	1	12.0	39	0.308
F 59	Karieva, Keith	7	6	4	6	11	12	0.478	4	7	5	3	9	10	0.474	20	22	0.476	1	1	12.0	42	0.286
F6/ Top Kill Junk Shot		50	34	43	41	93	75	0.554	24	18	22	20	46	38	0.548	185	151	0.551	7	0	121.5	336	0.362
F 60	Hall, Frank	10	2	8	6	18	8	0.692	8	6	7	6	15	12	0.556	33	20	0.623	1	0	18.5	53	0.349
F 61	Bohanan, Heather	0	4	0	2	0	6	0.000	0	2	1	2	1	4	0.200	1	10	0.091	0	0	3.0	11	0.273
F 62	Balena, Frank	9	5	8	6	17	11	0.607	6	8	8	6	14	14	0.500	31	25	0.554	1	0	18.5	56	0.330
F 63	Gillett, Galen	8	3	6	5	14	8	0.636	7	4	8	4	15	8	0.652	29	16	0.644	0	0	22.5	45	0.500
F 64	McEwen, William	10	3	6	7	16	10	0.615	8	3	5	9	13	12	0.520	29	22	0.569	1	0	16.5	51	0.324
F 65	Yarley, Scott	3	7	2	5	5	12	0.294	4	5	2	2	6	7	0.462	11	19	0.367	1	0	5.5	30	0.183
F 66	Park, Ed	4	7	1	4	5	11	0.313	2	1	6	3	8	4	0.667	13	15	0.464	1	0	12.5	28	0.446
F 67	Hall, Danny	5	1	4	3	9	4	0.692	7	3	4	4	11	7	0.611	20	11	0.645	1	0	13.0	31	0.419
F 68	Bunn, Tim	1	2	8	3	9	5	0.643	6	4	3	4	9	8	0.529	18	13	0.581	1	0	11.5	31	0.371
F7/ Big Bulls		42	42	42	42	84	84	0.500	27	15	21	21	48	36	0.571	180	156	0.536	9	16	105.5	336	0.314
F 70	Reinert, Kevin	1	5	3	9	4	14	0.222	7	6	6	4	13	10	0.565	17	24	0.415	1	2	15.0	41	0.366
F 71	Fitzgerald, Dennis	9	3	8	4	17	7	0.708	8	3	8	2	16	5	0.762	33	12	0.733	1	2	23.0	45	0.511
F 72	Fitzgerald, Aaron	8	1	7	1	15	2	0.882	7	2	4	3	11	5	0.688	26	7	0.788	1	0	17.5	33	0.530
F 73	Talton, Chris	3	6	10	4	13	10	0.565	8	5	4	7	12	12	0.500	25	22	0.532	1	2	12.5	47	0.266
F 74	Gupton, Corbett	6	5	6	6	12	11	0.522	12	2	4	7	16	9	0.640	28	20	0.583	1	2	7.5	48	0.156
F 75	Hudson, Paul	2	7	0	2	2	9	0.182	0	2	2	5	2	7	0.222	4	16	0.200	1	2	1.0	20	0.050
F 76	Huntley, Justin	6	4	3	4	9	8	0.529	3	5	5	4	8	9	0.471	17	17	0.500	1	2	12.0	34	0.353
F 77	Church, Art	1	5	1	8	2	13	0.133	2	0	5	4	7	4	0.636	9	17	0.346	1	2	5.0	26	0.192
F 78	Flanagan, Stephen	6	6	4	4	10	10	0.500	7	5	4	6	11	11	0.500	21	21	0.500	1	2	12.0	42	0.286
F8/ Salute-A-Bull		43	35	43	34	86	69	0.555	24	15	24	15	48	30	0.615	182	129	0.585	0	8	139.5	311	0.449
F 80	Brody, Kevin	5	8	9	4	14	12	0.538	8	5	8	3	16	8	0.667	30	20	0.600	0	1	18.5	50	0.370
F 81	Gabry, Greg	8	5	6	7	14	12	0.538	6	7	8	4	14	11	0.560	28	23	0.549	0	1	20.0	51	0.392
F 82	Jenkins, John	9	2	9	2	18	4	0.818	9	2	6	5	15	7	0.682	33	11	0.750	0	1	40.5	44	0.920
F 83	Simpson, David	10	4	10	3	20	7	0.741	8	5	8	5	16	10	0.615	36	17	0.679	0	1	36.5	53	0.689
F 84	Foulkes, Jim	4	8	3	4	7	12	0.368	9	3	8	2	17	5	0.773	24	17	0.585	0	1	12.0	41	0.293
F 85	Jenkins, Vickie	1	1	4	6	5	7	0.417	4	3	4	5	8	8	0.500	13	15	0.464	0	1	6.0	28	0.214
F 86	Johnson, Lee	2	0	2	4	4	4	0.500	4	1	3	2	7	3	0.700	11	7	0.611	0	1	5.0	18	0.278
F 87	Beckman, Verne	4	7	0	4	4	11	0.267	0	4	3	4	3	8	0.273	7	19	0.269	0	1	1.0	26	0.038

		Singles 301		Singles Cricket		Singles Record		Singles Win %-age	Doubles Cricket		Doubles 501		Doubles Record		Doubles Win %-age	Sngls + Dbls Record		Sngls + Dbls Win %-age	Tiebreaker Ws	Tiebreaker Ls	All-Star Points	Games Played	All-Star Point Average
G1/ Projectile Dysfunction		41	43	42	42	83	85	0.494	31	11	25	17	56	28	0.667	195	141	0.580	7	0	126.5	336	0.376
G 10	Tanner, Dave	8	6	9	4	17	10	0.630	11	3	6	8	17	11	0.607	34	21	0.618	1	0	26.5	55	0.482
G 11	Ward, Chris	0	1	4	3	4	4	0.500	5	2	2	0	7	2	0.778	11	6	0.647	1	0	2.0	17	0.118
G 12	Raymond, Ryan	3	8	4	6	7	14	0.333	9	2	8	5	17	7	0.708	24	21	0.533	1	0	19.0	45	0.422
G 13	Rexrode, Rob	9	4	9	5	18	9	0.667	12	2	6	8	18	10	0.643	36	19	0.655	1	0	21.0	55	0.382
G 14	Gillon, Brandon	0	0	0	0	0	0	#DIV/0!	0	0	0	0	0	0	#DIV/0!	0	0	#DIV/0!	0	0	0.0	0	#DIV/0!
G 15	Talley, Gray	3	7	0	2	3	9	0.250	0	1	3	2	3	3	0.500	6	12	0.333	0	0	2.5	18	0.139
G 16	Brown, Jason	6	5	2	10	8	15	0.348	10	3	9	2	19	5	0.792	27	20	0.574	1	0	9.5	47	0.202
G 17	Smith, Brian	6	7	8	6	14	13	0.519	10	4	11	3	21	7	0.750	35	20	0.636	1	0	34.5	55	0.627
G 18	Steppe, Mike	6	5	6	6	12	11	0.522	5	5	5	6	10	11	0.476	22	22	0.500	1	0	11.5	44	0.261
G2/ Irish We Were Drunk		51	33	38	46	89	79	0.530	16	26	15	27	31	53	0.369	151	185	0.449	0	0	115.0	336	0.342
G 20	Montesi, Chris	8	2	9	1	17	3	0.850	5	4	6	4	11	8	0.579	28	11	0.718	0	0	22.5	39	0.577
G 21	Stehle, Justin	4	0	3	2	7	2	0.778	4	1	2	3	6	4	0.600	13	6	0.684	0	0	7.5	19	0.395
G 22	Stehle, Jennifer	1	10	1	3	2	13	0.133	2	7	1	8	3	15	0.167	5	28	0.152	0	0	0.0	33	0.000
G 23	Winter, Wally	7	6	3	8	10	14	0.417	5	7	4	10	9	17	0.346	19	31	0.380	0	0	18.5	50	0.370
G 24	Rudy, Jeff	8	4	2	9	10	13	0.435	5	6	5	7	10	13	0.435	20	26	0.435	0	0	16.0	46	0.348
G 25	Bordeau, Eric	6	5	4	9	10	14	0.417	3	10	6	5	9	15	0.375	19	29	0.396	0	0	10.5	48	0.219
G 26	Bowman, Jason	3	0	2	1	5	1	0.833	1	1	0	0	1	1	0.500	6	2	0.750	0	0	7.0	8	0.875
G 27	Taweel, Sami	0	1	0	4	0	5	0.000	0	1	1	3	1	4	0.200	1	9	0.100	0	0	1.0	10	0.100
G 28	Collins, Samantha	4	2	4	7	8	9	0.471	3	6	0	7	3	13	0.188	11	22	0.333	0	0	9.5	33	0.288
G 29	Gelberg, David	10	3	10	2	20	5	0.800	4	9	5	7	9	16	0.360	29	21	0.580	0	0	22.5	50	0.450
G3/ No Marks		33	51	42	42	75	93	0.446	18	24	19	23	37	47	0.440	149	187	0.443	0	0	78.5	336	0.234
G 30	Kunesh, Joe	1	10	9	5	10	15	0.400	7	7	6	5	13	12	0.520	23	27	0.460	0	0	15.0	50	0.300
G 31	Rouse, Chuck	3	7	0	5	3	12	0.200	6	3	5	8	11	11	0.500	14	23	0.378	0	0	4.0	37	0.108
G 32	Wilkinson, Charlie	3	8	4	7	7	15	0.318	3	6	6	4	9	10	0.474	16	25	0.390	0	0	6.5	41	0.159
G 33	Hall, Steven	2	5	2	7	4	12	0.250	4	4	2	2	6	6	0.500	10	18	0.357	0	0	8.0	28	0.286
G 34	Rube, Bob	6	7	11	2	17	9	0.654	7	6	7	5	14	11	0.560	31	20	0.608	0	0	23.0	51	0.451
G 35	Lee, Julie Tate	10	4	9	5	19	9	0.679	6	8	4	9	10	17	0.370	29	26	0.527	0	0	15.5	55	0.282
G 36	Schrein, David	3	4	3	6	6	10	0.375	1	6	4	8	5	14	0.263	11	24	0.314	0	0	3.0	35	0.086
G 37	Haller, Kelly	5	6	4	5	9	11	0.450	2	8	4	5	6	13	0.316	15	24	0.385	0	0	3.5	39	0.090
G4/ Dem Bones		29	55	28	56	57	111	0.339	8	34	17	25	25	59	0.298	107	229	0.318	0	0	65.5	336	0.195
G 40	Davis, Stuart	4	8	4	10	8	18	0.308	1	14	6	7	7	21	0.250	15	39	0.278	0	0	7.5	54	0.139
G 41	DeMattos, Rick	1	3	0	2	1	5	0.167	2	1	2	2	4	3	0.571	5	8	0.385	0	0	3.0	13	0.231
G 42	Todd, Patrick	7	6	6	7	13	13	0.500	5	9	1	11	6	20	0.231	19	33	0.365	0	0	9.0	52	0.173
G 43	Buckingham, Travis	5	10	5	10	10	20	0.333	1	14	5	11	6	25	0.194	16	45	0.262	0	0	12.0	61	0.197
G 44	Walz, Paul	5	8	5	7	10	15	0.400	2	8	7	4	9	12	0.429	19	27	0.413	0	0	12.0	46	0.261
G 45	Strang, Joe	3	11	6	8	9	19	0.321	5	9	5	8	10	17	0.370	19	36	0.345	0	0	12.0	55	0.218
G 46	Strang, Amy	4	9	2	12	6	21	0.222	0	13	8	7	8	20	0.286	14	41	0.255	0	0	10.0	55	0.182
G5/ Sharkshooters		49	35	45	39	94	74	0.560	29	13	23	19	52	32	0.619	198	138	0.589	5	7	135.0	336	0.402
G 50	Stacy, Michelle	6	3	3	4	9	7	0.563	13	0	5	4	18	4	0.818	27	11	0.711	1	1	15.0	38	0.395
G 51	Stacy, Rod	7	3	9	4	16	7	0.696	12	1	10	3	22	4	0.846	38	11	0.776	1	1	27.0	49	0.551
G 52	Williams, Derek	5	5	7	6	12	11	0.522	7	5	7	5	14	10	0.583	26	21	0.553	0	1	12.5	47	0.266
G 53	Harpster, Ben	11	2	8	5	19	7	0.731	6	5	6	7	12	12	0.500	31	19	0.620	0	1	23.5	50	0.470
G 54	DeFontes, Adrienne	9	6	8	6	17	12	0.586	6	6	9	5	15	11	0.577	32	23	0.582	1	1	22.5	55	0.409
G 55	Mitchell, Liz	4	9	5	5	9	14	0.391	7	3	2	10	9	13	0.409	18	27	0.400	1	1	18.0	45	0.400
G 56	Mitchell, Tim	7	7	5	9	12	16	0.429	7	6	7	4	14	10	0.583	26	26	0.500	1	1	16.5	52	0.317
G6/ Grateful Darts		51	33	50	34	101	67	0.601	30	12	25	17	55	29	0.655	211	125	0.628	8	0	139.0	336	0.414
G 60	Martin, George	7	6	2	3	9	9	0.500	9	5	6	5	15	10	0.600	24	19	0.558	1	0	10.0	43	0.233
G 61	Dzengeleski, Jimmy	10	4	9	5	19	9	0.679	7	6	6	7	13	13	0.500	32	22	0.593	1	0	27.0	54	0.500
G 62	Simpson, Phillip	1	2	1	3	2	5	0.286	2	0	1	2	3	2	0.600	5	7	0.417	1	0	4.5	12	0.375
G 63	Winters, Tom "Tiny"	11	3	12	2	23	5	0.821	13	1	12	2	25	3	0.893	48	8	0.857	1	0	45.5	56	0.813
G 64	Welborn, Tim	9	4	10	3	19	7	0.731	9	4	9	4	18	8	0.692	37	15	0.712	1	0	22.5	52	0.433
G 65	Spinelli, Marc	2	4	2	9	4	13	0.235	3	2	2	6	5	8	0.385	9	21	0.300	1	0	8.0	30	0.267
G 66	Murdock, Jim "Doc"	2	5	4	6	6	11	0.353	6	4	4	4	10	8	0.556	16	19	0.457	1	0	6.5	35	0.186
G 67	McFadden, Kevin	9	5	10	3	19	8	0.704	11	2	10	4	21	6	0.778	40	14	0.741	1	0	15.0	54	0.278
G7/ Ton Up Tossers		47	37	49	35	96	72	0.571	18	24	22	20	40	44	0.476	176	160	0.524	6	16	109.5	336	0.326
G 70	Hunsberger, Jim	6	1	6	2	12	3	0.800	7	5	6	1	13	6	0.684	25	9	0.735	1	2	13.5	34	0.397
G 71	Klein, Norm	6	5	4	7	10	12	0.455	5	6	8	5	13	11	0.542	23	23	0.500	1	2	12.0	46	0.261
G 72	Goss, Matt	7	5	12	0	19	5	0.792	7	5	10	2	17	7	0.708	36	12	0.750	1	2	20.0	48	0.417
G 73	Guenther, George	11	3	8	5	19	8	0.704	7	5	6	8	13	13	0.500	32	21	0.604	1	2	20.5	53	0.387
G 74	Sherrod, Wayne	5	4	5	4	10	8	0.556	1	5	3	5	4	10	0.286	14	18	0.438	0	2	9.0	32	0.281
G 75	Carrieri, Mike	5	5	7	5	12	10	0.545	3	10	5	6	8	16	0.333	20	26	0.435	1	1	19.5	46	0.424
G 76	Klimanskis, Mark	3	5	6	2	9	7	0.563	4	4	2	3	6	7	0.462	15	14	0.517	0	2	14.0	29	0.483
G 77	Boyer, Mark	3	2	1	5	4	7	0.364	2	2	3	3	5	5	0.500	9	12	0.429	0	2	0.0	21	0.000
G 78	Sweimler, Keri	1	7	0	5	1	12	0.077	0	6	1	7	1	13	0.071	2	25	0.074	1	1	1.0	27	0.037
G8/ Just Here for Beer		35	49	42	42	77	91	0.458	18	24	22	20	40	44	0.476	157	179	0.467	0	9	101.0	336	0.301
G 80	Toolan, Chris	9	4	10	3	19	7	0.731	6	7	7	4	13	11	0.542	32	18	0.640	0	1	30.5	50	0.610
G 81	Gates, Dan	2	3	6	7	8	10	0.444	4	9	4	3	8	12	0.400	16	22	0.421	0	1	6.5	38	0.171
G 82	Herfel, Tina	1	10	0	1	1	11	0.083	0	1	2	6	2	7	0.222	3	18	0.143	0	1	2.0	21	0.095
G 83	Emerton, Eric	3	5	4	7	7	12	0.368	5	4	5	5	10	9	0.526	17	21	0.447	0	1	3.5	38	0.092
G 84	Barletta, Phil	1	2	5	7	6	9	0.400	4	6	4	4	8	10	0.444	14	19	0.424	0	0	19.0	33	0.576
G 85	Woodard, Dave	8	6	7	6	15	12	0.556	6	8	6	5	12	13	0.480	27	25	0.519	0	1	12.0	52	0.231
G 86	McMillan, Bill	7	4	10	1	17	5	0.773	5	6	4	2	9	8	0.529	26	13	0.667	0	1	14.5	39	0.372
G 87	Guile, Glen	3	10	0	2	3	12	0.200	1	1	7	6	8	7	0.533	11	19	0.367	0	1	3.0	30	0.100
G 88	Zellers, Krysta	0	0	0	6	0	6	0.000	5	6	1	1	6	7	0.462	6	13	0.316	0	1	6.5	19	0.342
G 89	Massey, Jeff	1	5	0	2	1	7	0.125	0	0	4	4	4	4	0.500	5	11	0.313	0	1	3.5	16	0.219

	Singles 301		Singles Cricket		Singles Record		Singles Win %-age	Doubles Cricket		Doubles 501		Doubles Record		Doubles Win %-age	Sngls + Dbls Record		Sngls + Dbls Win %-age	Tiebreaker Ws	Tiebreaker Ls	All-Star Points	Games Played	All-Star Point Average
H1/ Who Darted?	43	35	36	42	79	77	0.506	18	21	19	20	37	41	0.474	153	159	0.490	14	0	90.5	312	0.290
H 10 Gillespie, Jeff	6	5	5	5	11	10	0.524	6	7	4	9	10	16	0.385	21	26	0.447	1	0	9.0	47	0.191
H 11 Davis, Jared	7	6	8	4	15	10	0.600	5	8	7	5	12	13	0.480	27	23	0.540	2	0	27.0	50	0.540
H 12 Genzlinger, Doug	3	4	3	6	6	10	0.375	5	5	3	6	8	11	0.421	14	21	0.400	1	0	8.5	35	0.243
H 13 Highfill, Leigh	3	5	0	6	3	11	0.214	0	4	4	3	4	7	0.364	7	18	0.280	2	0	3.5	25	0.140
H 14 McCommons, Ben	0	1	0	2	0	3	0.000	0	1	1	1	1	2	0.333	1	5	0.167	1	0	2.0	6	0.333
H 15 Monsma, A.J.	3	2	3	2	6	4	0.600	2	2	2	1	4	3	0.571	10	7	0.588	1	0	6.0	17	0.353
H 16 Tolliver, Thomas	8	4	7	5	15	9	0.625	7	5	5	7	12	12	0.500	27	21	0.563	2	0	12.0	48	0.250
H 17 Wood, Billy	5	5	5	6	10	11	0.476	5	4	6	4	11	8	0.579	21	19	0.525	2	0	7.5	40	0.188
H 18 Genzlinger, Roger	8	3	5	6	13	9	0.591	6	6	6	4	12	10	0.545	25	19	0.568	2	0	15.0	44	0.341
H2/ Liquor Posse	45	39	60	24	105	63	0.625	27	15	21	21	48	36	0.571	201	135	0.598	0	7	144.0	336	0.429
H 20 Caputo, Daniel	8	5	12	2	20	7	0.741	11	3	8	6	19	9	0.679	39	16	0.709	0	1	29.5	55	0.536
H 21 Mooty, Aaron	5	7	10	4	15	11	0.577	10	4	5	8	15	12	0.556	30	23	0.566	0	1	28.5	53	0.538
H 22 Watkins, Nathan	8	6	12	2	20	8	0.714	9	5	7	6	16	11	0.593	36	19	0.655	0	1	24.0	55	0.436
H 23 Kincaid, Storm	4	5	8	1	12	6	0.667	6	3	6	3	12	6	0.667	24	12	0.667	0	0	15.0	36	0.417
H 24 Mooty, Marcus	3	3	2	2	5	5	0.500	2	2	3	1	5	3	0.625	10	8	0.556	0	1	2.0	18	0.111
H 25 Marks, Ted	10	4	11	3	21	7	0.750	10	4	7	7	17	11	0.607	38	18	0.679	0	1	36.0	56	0.643
H 26 Mooty, Jim	0	1	0	1	0	2	0.000	1	0	0	3	1	3	0.250	1	5	0.167	0	0	0.0	6	0.000
H 27 Watkins, Samantha	6	5	3	4	9	9	0.500	4	6	4	3	8	9	0.471	17	18	0.486	0	1	7.0	35	0.200
H 28 Braswell, Matthew	1	3	2	5	3	8	0.273	1	3	2	5	3	8	0.273	6	16	0.273	0	1	2.0	22	0.091
H3/ One Armed Bandits	36	40	40	37	76	77	0.497	16	23	23	16	39	39	0.500	154	155	0.498	13	0	110.0	309	0.356
H 30 Kiser, Lyman	7	5	11	2	18	7	0.720	5	7	8	3	13	10	0.565	31	17	0.646	2	0	30.0	48	0.625
H 31 Ketchem, Brian	5	2	7	4	12	6	0.667	3	8	5	6	8	14	0.364	20	20	0.500	2	0	13.0	40	0.325
H 32 Hughes, Rick	0	1	0	1	0	2	0.000	0	0	1	0	1	0	1.000	1	2	0.333	0	0	0.0	3	0.000
H 33 Henson, Rob	5	7	6	8	11	15	0.423	5	7	9	6	14	13	0.519	25	28	0.472	2	0	17.5	53	0.330
H 34 Moore, Chris	6	8	3	10	9	18	0.333	4	10	5	5	9	15	0.375	18	33	0.353	2	0	7.0	51	0.137
H 35 Bonaparte, Chris	2	10	1	4	3	14	0.176	3	6	7	3	10	9	0.526	13	23	0.361	1	0	4.5	36	0.125
H 36 Taylor, Wayne	2	2	1	3	3	5	0.375	1	3	2	1	3	4	0.429	6	9	0.400	1	0	4.5	15	0.300
H 37 Jordan, Chris	5	3	4	4	9	7	0.563	5	3	3	6	8	9	0.471	17	16	0.515	1	0	4.0	33	0.121
H 38 Richardson, Shane	4	2	7	1	11	3	0.786	6	2	6	2	12	4	0.750	23	7	0.767	2	0	29.5	30	0.983
H4/ Backyard Brawlers	43	41	40	44	83	85	0.494	22	20	25	17	47	37	0.560	177	159	0.527	0	19	125.5	336	0.374
H 40 Munroe, Joe	13	1	11	3	24	4	0.857	10	3	6	7	16	10	0.615	40	14	0.741	0	3	35.0	54	0.648
H 41 Merkle, Patrick	4	3	5	5	9	8	0.529	4	9	8	5	12	14	0.462	21	22	0.488	0	3	19.0	43	0.442
H 42 Winters, Harris	2	1	0	3	2	4	0.333	1	2	2	0	3	2	0.600	5	6	0.455	0	1	2.5	11	0.227
H 43 Bauer, Mike	2	9	1	10	3	19	0.136	3	6	4	7	7	13	0.350	10	32	0.238	0	3	7.0	42	0.167
H 44 Martinez, Greg	1	5	1	4	2	9	0.182	0	2	3	0	3	2	0.600	5	11	0.313	0	1	2.0	16	0.125
H 45 White, John	6	7	8	5	14	12	0.538	10	4	10	4	20	8	0.714	34	20	0.630	0	3	17.5	54	0.324
H 46 Kettenhoffen, Nicole	2	4	2	1	4	5	0.444	1	3	3	1	4	4	0.500	8	9	0.471	0	0	1.0	17	0.059
H 47 Galavoti, Mookie	1	2	3	3	4	5	0.444	5	2	2	1	7	3	0.700	11	8	0.579	0	0	3.5	19	0.184
H 48 Bakewell, Colin	2	7	2	6	4	13	0.235	1	6	4	5	5	11	0.313	9	24	0.273	0	2	5.0	33	0.152
H 49 Frumkin, Josh	10	2	7	4	17	6	0.739	9	3	8	4	17	7	0.708	34	13	0.723	0	3	33.0	47	0.702
H5/ Where's the Budd?	46	38	44	40	90	78	0.536	18	24	25	17	43	41	0.512	176	160	0.524	7	6	145.0	336	0.432
H 50 Immen, Kristen	6	9	3	9	9	18	0.333	7	7	8	7	15	14	0.517	24	32	0.429	1	1	18.5	56	0.330
H 51 Honeycutt, Steven	0	1	0	1	0	2	0.000	0	0	0	1	0	1	0.000	0	3	0.000	0	0	0.0	3	0.000
H 52 Johnson, Jennifer	0	2	0	1	0	3	0.000	0	1	0	1	0	2	0.000	0	5	0.000	0	0	0.0	5	0.000
H 53 Ferguson, Travis	1	2	1	2	2	4	0.333	0	3	0	2	0	5	0.000	2	9	0.182	0	0	4.5	11	0.409
H 54 Voos, Adam	10	4	7	8	17	12	0.586	6	7	12	3	18	10	0.643	35	22	0.614	1	1	26.0	57	0.456
H 55 Bowen, Andy	3	2	3	3	6	5	0.545	4	2	2	4	6	6	0.500	12	11	0.522	1	1	10.0	23	0.435
H 56 Prosser, Brad	7	6	7	7	14	13	0.519	5	9	8	6	13	15	0.464	27	28	0.491	1	0	15.0	55	0.273
H 57 Crowley, Fulton	6	5	7	4	13	9	0.591	3	8	4	6	7	14	0.333	20	23	0.465	1	1	25.5	43	0.593
H 58 Keleher, John	11	4	10	3	21	7	0.750	8	6	11	3	19	9	0.679	40	16	0.714	1	1	36.5	56	0.652
H 59 Stahl, Greg	2	3	6	2	8	5	0.615	3	5	5	1	8	6	0.571	16	11	0.593	1	1	9.0	27	0.333
H6/ He Hate Us	32	45	27	50	59	95	0.383	18	21	11	28	29	49	0.372	117	193	0.377	0	0	69.0	310	0.223
H 60 Ejlali, Shervin	9	5	6	8	15	13	0.536	10	3	4	10	14	13	0.519	29	26	0.527	0	0	13.5	55	0.245
H 61 Barry, Matthew	5	2	3	5	8	7	0.533	4	6	4	5	8	11	0.421	16	18	0.471	0	0	9.5	34	0.279
H 62 Gwaltney, Alex	3	4	1	8	4	12	0.250	3	4	1	6	4	10	0.286	8	22	0.267	0	0	7.5	30	0.250
H 63 Swigon, Mike	6	9	1	9	7	18	0.280	5	7	1	11	6	18	0.250	13	36	0.265	0	0	5.5	49	0.112
H 64 Thrasher, Clint	4	7	6	6	10	13	0.435	3	6	2	10	5	16	0.238	15	29	0.341	0	0	6.5	44	0.148
H 65 Kilgore, Nick	1	9	4	6	5	15	0.250	4	7	5	5	9	12	0.429	14	27	0.341	0	0	11.0	41	0.268
H 66 Gibson, Wesley	2	4	0	6	2	10	0.167	1	6	3	3	4	9	0.308	6	19	0.240	0	0	1.5	25	0.060
H 67 Gilbert, Geoffrey	1	4	6	0	7	4	0.636	5	2	2	5	7	7	0.500	14	11	0.560	0	0	12.5	25	0.500
H 68 Rattier, Alex	1	1	0	2	1	3	0.250	1	1	0	1	1	2	0.333	2	5	0.286	0	0	1.5	7	0.214
H7/ JoCo Bullies	34	38	42	30	76	68	0.528	22	14	20	16	42	30	0.583	160	128	0.556	6	0	78.5	288	0.273
H 70 Voorhees, Cindy	2	3	2	5	4	8	0.333	3	2	5	2	8	4	0.667	12	12	0.500	1	0	3.0	24	0.125
H 71 Wylie, John	2	4	4	0	6	4	0.600	4	2	2	2	6	4	0.600	12	8	0.600	0	0	3.5	20	0.175
H 72 Gardner, Mike	5	7	9	3	14	10	0.583	5	7	4	6	9	13	0.409	23	23	0.500	1	0	9.0	46	0.196
H 73 Reese, Robert	5	7	5	7	10	14	0.417	4	4	6	6	10	10	0.500	20	24	0.455	1	0	4.5	44	0.102
H 74 Massengill, Randy	2	4	3	5	5	9	0.357	10	2	7	4	17	6	0.739	22	15	0.595	1	0	14.5	37	0.392
H 75 Massengill, Chad	10	2	10	1	20	3	0.870	11	1	6	6	17	7	0.708	37	10	0.787	1	0	22.5	47	0.479
H 76 Massengill, Robert	4	7	9	2	13	9	0.591	5	5	8	2	13	7	0.650	26	16	0.619	1	0	15.5	42	0.369
H 77 Tingler, Todd	0	3	0	4	0	7	0.000	1	4	1	1	2	5	0.286	2	12	0.143	0	0	2.0	14	0.143
H 78 Maze, Michelle	4	1	0	3	4	4	0.500	1	1	1	3	2	4	0.333	6	8	0.429	0	0	4.0	14	0.286
H8/ Darty Basterds	34	37	29	43	63	80	0.441	14	22	16	20	30	42	0.417	123	164	0.429	0	12	68.5	287	0.239
H 80 Murphy, Phil	8	5	7	5	15	10	0.600	6	6	5	6	11	12	0.478	26	22	0.542	0	2	18.5	48	0.385
H 81 Lewis, Dave	7	4	3	6	10	10	0.500	1	9	7	4	8	13	0.381	18	23	0.439	0	2	12.5	41	0.305
H 82 MacGabhann, Daragh	0	0	0	0	0	0	#DIV/0!	0	0	0	0	0	0	#DIV/0!	0	0	#DIV/0!	0	0	0.0	0	#DIV/0!
H 83 Weideling, Kurt	2	7	1	7	3	14	0.176	6	2	2	5	8	7	0.533	11	21	0.344	0	2	1.0	32	0.031
H 84 Manfredo, Scott	1	0	0	2	1	2	0.333	0	1	0	2	0	3	0.000	1	5	0.167	0	0	0.0	6	0.000
H 85 Harvey, J'aime	2	4	4	4	6	8	0.429	1	6	4	4	5	10	0.333	11	18	0.379	0	1	11.5	29	0.397
H 86 Moloney, Ed	1	2	0	4	1	6	0.143	2	3	2	1	4	4	0.500	5	10	0.333	0	0	3.5	15	0.233
H 87 White, Jim	3	8	6	5	9	13	0.409	7	4	5	7	12	11	0.522	21	24	0.467	0	2	7.0	45	0.156
H 88 Mack, Jonathan	4	2	7	1	11	3	0.786	3	5	3	5	6	10	0.375	17	13	0.567	0	2	10.0	30	0.333
H 89 Sues, Adam	6	5	1	9	7	14	0.333	2	8	4	6	6	14	0.300	13	28	0.317	0	1	4.5	41	0.110

Raleigh Dart League

Registration for Spring 2011 Season

Wednesday, January 5, (Rally Point Sport Grill), 7:00-8:00 p.m.

Wednesday, January 5 **For returning teams AND new teams - there is only one night of registration!!!**
(If your team is not returning, please leave a message on VoiceMail.
New captain? Please pass this information on to him/her.)
Bring: 1) Completed roster - use BLACK pen please - with divisions played by by each member for last 3 seasons
2) ONE check for bar fee and a minimum of six players (Bar fee is $20; Player registration is $20) NO CASH WILL BE ACCEPTED!!!

Wednesday, January 5 **DEADLINE for unrestricted roster add-ons, at REGISTRATION (no extensions)**
January 6 through February 28 Add-ons pre-approved by the Membership Committee (Membership Committee Director - Heather Bohanan, 326-1956, heather.bohanan@dhhs.nc.gov)
1) Checks & player information as per roster to: Matt Huff (Treasurer), 105 Rosenberry Hills Dr, Cary, NC 27513; treasurer@raleighdartleague.org
2) Membership Director will inform captain of Committee's decision
A PLAYER IS NOT ELIGIBLE UNTIL APPROVED

Wednesday, January 19 **Captains' meeting, 7:00-8:00 p.m., Rally Point Sport Grill (MANDATORY)**
Pick up schedules, blank scoresheets, team rosters, phone lists, rules, etc.

Wednesday, January 26 **8:00 p.m. Season starts**

Monday, February 28 **5th week captains' meeting, Rally Point Sport Grill (MANDATORY)**
... and RDL Board meeting
Last day to add/replace a player with approval

SPRING 2011 RALEIGH DART LEAGUE TEAM REGISTRATION FORM

Team Name _____ Team Number _____
(PLEASE LEAVE BLANK)
Fee Paid:
Date Paid:

Divisions played in previous 3 seasons	Player Name:	Player Address:	M/F	Phone #:	
	Home Bar & Dart Rep.:	Board #s:			
	Captain: 0	email:		(H) (W)	0
	1			(H) (W)	1
	2			(H) (W)	2
	3			(H) (W)	3
	4			(H) (W)	4
	5			(H) (W)	5
	6			(H) (W)	6
	7			(H) (W)	7
	8			(H) (W)	8
	9			(H) (W)	9

PLEASE WRITE IN BLACK, IN BLOCK LETTERS - ROSTERS WILL BE PHOTOCOPIED

TOTAL:

(LEAVE SPACE BLANK FOR OFFICE USE)

Tons of Newsletter

Home to the Spring Session of the Raleigh Dart League for the Banquet, Saturday, May 21, 2011
The "I Guess The End Of The World Is Today, Right? Sounds Like The Perfect Time For A Party..." Edition

TOURNAMENT WINNERS

"A" Division - ***The Missing Element*** *(12+-12)*
The Element jumped out early in singles, but a run of four doubles by Little High brought on the 1001, which The Element punched out in an absolutely smokin' 37 darts (27+ points per dart).

"B" Division - ***Domestic Rednecks*** *(13-7)*
The Rednecks decorate the trailer park with hardware once again as they head to A division, this time as the only team in any division to give up no more than 7 points in any tournament match.

"C" Division - ***Can't See The Board*** *(13-9)*
Well, the Can't Find My Teammates crew transformed themselves back into Can't See The Board, and now they Can See The Mugs, after claiming the wildest of all eight divisional tournaments.

"D" Division - ***Mug Hunters*** *(14-8)*
And just like that, the Spring 2011 season comes to a close without a single fully undefeated team, as the Hunters use big outs to roll through the previously undefeated Leftovers and take home the title.

"E" Division - ***Salute-A-Bulls*** *(14-10)*
After what was one of the craziest seasons in league history, E division goes ahead and produces the ONLY #1 seed to win Mugs this season (ya think that's the lowest number of #1s ever in RDL?).

"F" Division - ***Big Bulls*** *(12+-12)*
In what can only be described as a "raucous" event over at High Park, team stalwart Aaron Fitzgerald checks out the 1001 winner after a match that had the Bulls way behind, then ahead, then tied.

"G" Division - ***Dublin-Dublout*** *(13-11)*
It got progressively tougher and inspired more nail-biting with each tournament round, but D-D claimed their Mugs on a path (through the #4, #1, and #3 teams) matched only by Can't See The Board in C.

"H" Division - ***One Armed Bandits*** *(13-11)*
It took until the final set of 501, but Captain Kiser finally delivered the Bandits the victory, and produced one of my favorite quotes of the entire season, in part to due their opponents' humor (see pg. 14).

REGULAR SEASON WINNERS

"A" Division - ***Just A Little High*** *(13 wins, 1 loss)*
2nd place - The Missing Element

"B" Division - ***Off Constantly*** *(13 wins, 1 loss)*
2nd place - Domestic Rednecks

"C" Division - ***Money Shot*** *(12 wins, 2 losses)*
2nd place - Traveling Beer Bellies

"D" Division - ***Leftovers*** *(14 wins, 0 losses)*
2nd place - Mug Hunters

"E" Division - ***Salute-A-Bulls*** *(11 wins, 3 losses)*
2nd place - Death Throw

"F" Division - ***Lords of Da Board*** *(13 wins, 1 loss)*
2nd place - Big Bulls

"G" Division - ***Sharkshooters*** *(12 wins, 2 losses)*
2nd place - BullsHitters

"H" Division - ***Backyard Brawlers*** *(13 wins, 1 loss)*
2nd place - One Armed Bandits

Rosters of all season- and tournament-winning teams are on page 4.)

TABLE OF CONTENTS

Item	Page Number
Tournament & Regular Season Winning Teams	1
Fall 2011 RDL Season Information	1
Final Divisional Standings	2
Final Divisional Tournament Results	3
Tournament & Regular Season Winning Team Rosters	4
Fall '11 season dates, summer darts, dart excitement	4
Tournament Trophy Dart Awards	5
Other Tournament Hot Darts	5
Regular Season Trophy Dart Awards	5
Divisional Singles Win %-age Winners	6
Divisional All-Star Point %-age Winners	6
Players Who Beat the Singles Winners	6
Season Penalty Summary; Tiebreaker Summary	6
List of Host Establishments	7
Tiebreaker Summary, future RDL champ?	7
RDL Address and Phone No. Information	8
Event Calendar, Penalty Log	8
JK's All-Star Team Picks	9
Quick Stat Tidbits	9
JK's Prediction Results Summary	9
Prediction Results Table	10
Week-by-Week Match Results Table	11
Spring 2011 Trivia Questions Revisited	12
Spring 2011 Lyrics Revisited, iTunes Apps & music!	13
RDL quotes, local league winners, other funny stuff	14
Random Thoughts from JK	15,16
"A" division historic winners, singles, overall, etc.	17
2011 NCCDL & NCLC results and standings	18
Fliers for Savannah Open (GA), Wreck at the Deck	19
Fliers for Central VA Classic, Piedmont Shootout	20
Fliers for Charlotte Open, Music City Classic (TN)	21
Top Singles Records, by Division	22
Top Doubles Records, by Division	23
Top Singles+Doubles, by Division	24
Top All Star Point Averages, by Division	25
Top Individual Records, by Section of Play	26,27
League-Wide Individual Singles, Doubles Records	28
League-Wide Individual Singles + Doubles Records, and All-Star Point Averages	29
Singles, Doubles Records, Ranked by Team	30
Overall Records, All-Star Pt. Ave., Ranked By Team	31
Complete "A" Division Statistics	32
Complete "B" Division Statistics	33
Complete "C" Division Statistics	34
Complete "D" Division Statistics	35
Complete "E" Division Statistics	36
Complete "F" Division Statistics	37
Complete "G" Division Statistics	38
Complete "H" Division Statistics	39
Registration Materials for Fall 2011 RDL Season	40

FALL 2011 RALEIGH DART LEAGUE SEASON INFORMATION

Registration Meeting for ALL Teams; The Upper Deck;
Wednesday, July 20, 7:00-8:00 p.m.

MANDATORY Preseason Captains' Meeting; The Upper Deck;
Wednesday, August 3, 7:00-8:00 p.m.

Match Play begins on Wednesday, August 10

MANDATORY Fifth Week Captains' Meeting;
The Upper Deck; **Monday, September 12**, 7:00-8:00 p.m.

Divisional tournament weeks - **November 16 & 30, December 7**

FINAL!! DIVISIONAL TEAM STANDINGS FOR THE *SPRING 2011* RDL SEASON

"A" Division

		W	L	Pts.
👍	Just A Little High 👍	13	1	255
👍	The Missing Element	11	3	217
3	Lunatic Fringe	9	5	184
4	Daddies	8	6	179
5	Bad Things Man	7	7	145
6	Bullseyes, Butters, and Beer	4	10	127
👎	Jack 9	3	11	124
👎	Appetite for Destruction	1	13	105

"B" Division

		W	L	Pts.
👍	Off Constantly 👍	13	1	201
👍	Domestic Rednecks	10	4	201
3	The Locals	9	5	187
4	OT Outlaws	8	6	179
5	Nine Lives	5	9	143
6	Excalibur	4	10	148
👎	The Usual Suspects	4	10	135
👎	Rif Raf	3	11	116

"C" Division

		W	L	Pts.
👍	Money Shot 👍	12	2	187
👍	Traveling Beer Bellies	9	5	163
3	Cork A Diddle Do!	7	7	191
4	Coral Reefers	7	7	160
5	Can't See The Board	6	8	162
6	Antique's Roadshow	6	8	162
👎	Seein Dublin	5	9	156
👎	C Pig. C Pig Run	4	10	142

"D" Division

		W	L	Pts.
👍	Leftovers 👍	14	0	218
👍	Mug Hunters	12	2	218
3	Ale-ing Archers	9	5	179
4	Double Ones	7	7	167
5	Helter Skelter	5	9	149
6	Like To Party	5	9	143
👎	Sharky's Machine	3	11	117
👎	Hammered Heads	1	13	105

"E" Division

		W	L	Pts.
👍	Salute-A-Bulls 👍	11	3	204
👍	Death Throw	10	4	202
3	Designated Divers	10	4	197
4	Minor Threat	9	5	188
5	Menace 2 Sobriety	7	7	187
6	Party to the Mac's	6	8	164
👎	Starving Dartists	2	12	110
👎	Tips & Shafts	1	13	58

"F" Division

		W	L	Pts.
👍	Lords of Da Board 👍	13	1	207
👍	Big Bulls	11	3	208
3	Projectile Dysfunction	10	4	182
4	Garage Band	8	6	168
5	Banzai Darters	7	7	136
6	Flight Risk	4	10	140
👎	Flight Club	3	11	136
👎	Duck Tails	0	14	121

"G" Division

		W	L	Pts.
👍	Sharkshooters 👍	12	2	201
👍	BullsHitters	10	4	201
3	Ton Up Tossers	10	4	197
4	Dublin-Dublout	10	4	184
5	Mr. Bulljangles	6	8	135
6	Liquor Posse	4	10	141
👎	Bel Biv Dethrow	2	12	133
👎	Point Taken	2	12	106

"H" Division

		W	L	Pts.
👍	Backyard Brawlers 👍	13	1	243
👍	One Armed Bandits	11	3	182
3	Methodical Madness	8	6	167
4	Bar Hoppers	8	6	151
5	Bottoms Up	6	8	163
6	Total Eclipse of the Dart	5	9	144
👎	Farmandu	3	11	85
👎	Just Givin' It A Shot	2	12	73

LEGEND OF SYMBOLS IN STANDINGS: 👍 = *regular season division champion*

👍 = *clinched* "top-two" *finish in division* 👎 = *clinched* "bottom-two" *finish in division*

SPRING 2011 RDL DIVISIONAL TOURNAMENT RESULTS

Quarterfinals	*Semifinals*	*Finals*	***WINNER***

"A" Division

1 Just A Little High
(13-1) Just A Little High
8 Appetite for Destruction
(14-4) Just A Little High
5 Bad Things Man
(13-5) Daddies
4 Daddies
(12+-12) **The Missing Element**
3 Lunatic Fringe
(13-1) Lunatic Fringe
6 Bullseyes, Butters, & Beer
(14-10) **The Missing Element**
7 Jack 9
(14-2) **The Missing Element**
2 **The Missing Element**

"B" Division

1 Off Constantly
(14-6) Off Constantly
8 Rif Raf
(13-9) Off Constantly
5 Nine Lives
(14-4) OT Outlaws
4 OT Outlaws
(13-7) **Domestic Rednecks**
3 The Locals
(14-6) The Locals
6 Excalibur
(13-5) **Domestic Rednecks**
7 The Usual Suspects
(14-6) **Domestic Rednecks**
2 **Domestic Rednecks**

"C" Division

1 Money Shot
(13-9) Money Shot
8 C Pig. C Pig Run
(12+-12) **Can't See The Board**
5 **Can't See The Board**
(14-10) **Can't See The Board**
4 Coral Reefers
(13-9) **Can't See The Board**
3 Cork A Diddle Do!
(14-6) Cork A Diddle Do!
6 Antique's Roadshow
(14-10) Cork A Diddle Do!
7 Seein Dublin
(13-9) Seein Dublin
2 Traveling Beer Bellies

"D" Division

1 Leftovers
(?-?) Leftovers
8 Hammered Heads
(?-?) Leftovers
5 Helter Skelter
(12-3) Double Ones
4 Double Ones
(14-8) **Mug Hunters**
3 Ale-ing Archers
(14-8) Ale-ing Archers
6 Like To Party
(12-5) **Mug Hunters**
7 Sharky's Machine
(12-9) **Mug Hunters**
2 **Mug Hunters**

Quarterfinals	*Semifinals*	*Finals*	***WINNER***

"E" Division

1 **Salute-A-Bulls**
(11-2) **Salute-A-Bulls**
8 Tips & Shafts
(13-9) **Salute-A-Bulls**
5 Menace 2 Sobriety
(14-10) Minor Threat
4 Minor Threat
(14-10) **Salute-A-Bulls**
3 Designated Divers
(12-9) Designated Divers
6 Party to the Mac's
(forfeit) Death Throw
7 Starving Dartists
(14-2) Death Throw
2 Death Throw

"F" Division

1 Lords of Da Board
(14-8) Lords of Da Board
8 Duck Tails
(13-2) Garage Band
5 Banzai Darters
(11-4) Garage Band
4 Garage Band
(12+-12) **Big Bulls**
3 Projectile Dysfunction
(13-7) Projectile Dysfunction
6 Flight Risk
(14-10) **Big Bulls**
7 Flight Club
(13-3) **Big Bulls**
2 **Big Bulls**

"G" Division

1 Sharkshooters
(13-11) Sharkshooters
8 Point Taken
(13-9) **Dublin-Dublout**
5 Mr. Bulljangles
(13-7) **Dublin-Dublout**
4 **Dublin-Dublout**
(13-11) **Dublin-Dublout**
3 Ton Up Tossers
(13-5) Ton Up Tossers
6 Liquor Posse
(13-11) Ton Up Tossers
7 Bel Biv Dethrow
(13-2) BullsHitters
2 BullsHitters

"H" Division

1 Backyard Brawlers
(14-6) Backyard Brawlers
8 Just Givin' It A Shot
(14-3) Backyard Brawlers
5 Bottoms Up
(12+-12) Bar Hoppers
4 Bar Hoppers
(13-11) **One Armed Bandits**
3 Methodical Madness
(13-7) Methodical Madness
6 Total Eclipse of the Dart
(14-8) **One Armed Bandits**
7 Farmandu
(12-9) **One Armed Bandits**
2 **One Armed Bandits**

FALL 2011 RDL SEASON INFORMATION

These dates (or at least some of them) are on page 8, as well as on pages 1 and 40, but I am putting them in many locations because they might be the most important thing for you in this newsletter.

Wednesday, July 20th - Fall season registration, The Upper Deck (online registration available in days immediately prior to the 20th)
Monday, July 25th - Preseason RDL Board meeting, site TBD
Wed., Aug. 3rd - Preseason capts.' mtg./packet pickup, Upper Deck
Wednesday, August 10th - Start of Fall season match play
Monday, Sept. 12th - Fifth week captains' meeting, The Upper Deck
Wed., Nov. 16/30, Dec. 7 - Fall season divisional tournaments
Saturday, December 10th - Fall season banquet, site TBD

I LOVE REAL DART EXCITEMENT

Every now and then I get a glimpse into the real heartfelt joy that one (or many) of our league members feels when something great happens. It doesn't even have to be the most earth-shaking of shots. Case in point: the photo to the right is the double-8/double-8 that One Armed Bandits captain Lyman Kiser used to punch out the Brawlers in the H final. The title of the attachment? "Glory!"



SUMMER DARTING OPTIONS!!!!

Usually this is the spot where I tell you guys about all the other local leagues that are about to crank up. Or maybe it's where I list a bunch of bars that are hosting summer time blind draws… Well, not this time around! The Bull City Dart League (Durham) and Triangle Dart League (Chapel Hill) have seasons that aren't aligning very well for us this time around. And other local leagues that have played summer seasons in recent years (Cary Dart League, Capital Area Dart Club, etc.) don't appear to be active in terms of league competition at the moment. So, maybe a bunch of bars sent me notice of an extra blind draw on Wednesdays throughout the summer to fill the RDL void? Nope! Just one this time around! So, here it is… In addition to the standard weekly blind draws that are listed on page 8 of this edition of the Tons, the Upper Deck in Cary is adding weekly Wednesday blind draws until our league cranks back up for the Fall 2011 season. The start time for those Wednesday draws will be 8 p.m. just like their regular Friday and Sundays. In addition, they will be run in the same double-elimination format with the bar matching the pot.

Start getting your team together for the Fall season now!! Don't forget and miss out! Information is above, and on pages 1 & 40.

THE ONLY TEAM THAT WON BOTH ITS DIVISIONAL TOURNAMENT AND REGULAR SEASON TITLE !!!!!!

"E" Division - ***Salute-A-Bulls***

Kevin Brody (c)	Greg Gabry	John Jenkins	David Simpson
Jim Foukes	Vickie Jenkins	Lee Johnson	Verne Beckman

TEAMS THAT WON THEIR REGULAR SEASON TITLE (but not divisional tournament) !!!!!!

"A" Division - ***Just A Little High***

Mike Denton (c)	Jim Davis	Mike McDonald
Brian Blake	Marshall Chavis	Jeff Adam
Dan Naylor	Garrett Meshaw	Steve Chorba
	Donovan Powell	

"B" Division - ***Off Constantly***

Zak Mayhew (c)	Jeff Lyons	Mike Roberts
Matt Varnadoe	Kyle Gaulthier	Randy Lueneburg
	Tom Kubel	

"C" Division - ***Money Shot***

Mitch Colton (c)	Marshall Thorne	B.J. Moore
Kyle Gardner	Sean Roseman	Bobby Austin
Jason Crabtree	Shane Nelson	Rick Thorne

"D" Division - ***Leftovers***

Tony Thomas (c)	Brent Thomas	Scott Stankevich
Josh Janssen	Justin McCurry	Gregg McCurry
	Virginia Moore	

"F" Division - ***Lords of Da Board***

George Martin (c)	Jimmy Dzengeleski	Tim Welborn
Jim Murdock	Kevin McFadden	Tom Winters
Barry Jackson		Todd Costen

"G" Division - ***Sharkshooters***

Michelle Stacy (c)	Liz Mitchell	Ben Harpster
Rod Stacy	Tim Mitchell	Derek Williams
	Adrienne DeFontes	

"H" Division - ***Backyard Brawlers***

Joe Munroe (c)	Josh Frumkin	Pat Merkle
Greg Martinez	Michael Galavoti	John White
Rob Lewis	Brad Prosser	Charlie Thomke
	Mike Bauer	

TEAMS THAT WON THEIR DIVISIONAL TOURNAMENT (but not regular season title) !!!!!!

"A" Division - ***The Missing Element***

Jason Kilts (c)	Tom Brown	Jon Kenney
Wil Tan	Allen Smith	Robbie Phillips
Keith Wall	Mark Knight	Jeremy Dziczkowski

"B" Division - ***Domestic Rednecks***

Dean Cusher (c)	Mark Lamb	Sheila Dickman
Vince Martinez	David Murray	Shane Murray
E.J. Ellis	Gina Oakley	Jerry Espy
	Jerry Oakley	

"C" Division - ***Can't See The Board***

Barry Thompson (c)	Phil Brown	Jason Walters
Deb Blackwelder	Bill Chaney	Vicente Martinez
	J.D. Dixon	

"D" Division - ***Mug Hunters***

Alberto Sandoval (c)	Trent Heil	Mike Venable
Eugene Foushee	Ben Budd	John Wilson
Lonnie Bullington		John Kuhns

"F" Division - ***Big Bulls***

Kevin Reinert (c)	Dennis Fitzgerald	Aaron Fitzgerald
Paul Hudson	Corbett Gupton	Chris Talton
Art Church	Stephen Flanagan	Chris Toolan

"G" Division - ***Dublin-Dublout***

Chris Montesi (c)	Jeff Rudy	Eric Bordeau
Jennifer Stehle	Samantha Collins	Wally Winter
David Gelberg	Justin Stehle	Andrew Jones
	Colleen Montesi	

"H" Division - ***One Armed Bandits***

Lyman Kiser (c)	Brian Ketchem	Rob Henson
Joe Brazel	Chris Moore	Chris Jordan
Wayne Taylor	Dave Lewis	Shane Richardson
	Phil Murphy	

SPRING 2011 TOURNAMENT!!! TROPHY DART AWARDS

9 Marks

Vicente Martinez **(2)** (Can't See the Board, 5/11, 5/11)
Robert Ray (OT Outlaws, 5/4)
Mike Seward (Daddies, 5/4)
Adam Bakowski (Lunatic Fringe, 5/11)
Tom Brown (The Missing Element, 5/1

David Gelberg (Dublin-Dublout, 5/11)
Allen Smith (...Missing Element, 5/11)
Brian Blake (Just A Little High, 5/18)
Dean Cusher (Domestic Rednecks,5/18)
Dan Naylor (Just A Little High, 5/18)

Ton-80s

George Guenther (Ton Up Tossers, 5/4)

Shane Richardson (One Armed Bandits, 5/4)
Mark Knight (The Missing Element, 5/11)
Dan Naylor (Just A Little High, 5/11)
Shane Nelson (Money Shot, 5/11)
Randy Crites (Garage Band, 5/18)

6-Bulls

George Guenther (Ton Up Tossers, 5/11)

Ton-70-Ins and Outs

(none reported)

For those who are new or simply were not aware of it: fast games, high ins and high outs in the tournament do not win awards unless they are perfect shots (170s) or games.

OTHER TOURNAMENT HOT DARTS (Sorry, no award -- but they're still great shots)

Brent Thomas	Leftovers	T77	Frank Allison	Sharky's Machine	130-Out	Dan Naylor	Just A Little High	11-dart & 14-dart 301s in the same set
Jon Kenney	The Missing Element	8m	Steve Witz	Daddies	112-Out			
Tom Kubel	Off Constantly	5-Bulls	Tom Brown	The Missing Element	104-Out	Robbie Phillips	The Missing Element	12-dart & 14-dart 301s in the same set
Zak Mayhew	Off Constantly	5-Bulls	Brian Blake	Just A Little High	8-dart 301			
Alberto Sandoval	Mug Hunters	5-Bulls	Kris Fischlein	Bad Things Man	8-dart 301	Paul Beaudoin	Daddies	15-dart SCkt
Robbie Phillips	The Missing Element two 5-Bulls on back-to-back turns!		Mike Seward	Daddies	8-dart 301	Jason Kilts & Robbie Phillips	The Missing Element two 17-dart DCkts in the same set	
			Brian Blake	Just A Little High	9-dart 301			
Brian Blake	Just A Little High	160-In	Shane Nelson	Money Shot	9-dart 301			
Kris Fischlein	Bad Things Man	160-In	Tom Brown	The Missing Element	11-dart 301	Robbie Phillips & Wil Tan	The Missing Element	15-dart 501
Mike Seward	Daddies	160-In	Ryan Anderson	Bad Things Man	12-dart 301			
Marshall Chavis	Just A Little High	152-In	Randy Crites	Garage Band	12-dart 301	Tom Brown & Jon Kenney	The Missing Element	17-dart 501
Erin Hartman	Flight Club	117-In	Dennis Fitzgerald	Big Bulls	12-dart 301			

SPRING 2011 REGULAR SEASON PERFECT THROWS

9-Marks

Brian Blake **(5!)** (Just A Little High, 2/9, 2/23, 3/2, 4/13, 4/27)
Robbie Phillips (**3!**) (The Missing Element, 3/2, 3/23, 4/6)
Keith Feller (**2**) (...Beer Bellies, 2/9, 3/16)
Lee Scott **(2)** (Lunatic Fringe, 1/26, 2/9)
Wil Tan (**2**) (The Missing Element, 2/23, 4/6)
Jose Aguilar (Daddies, 3/2)
Tom Brown (The Missing Element, 1/26)
Scott Butters (Bullseyes, Butters…, 2/16)
Mitch Colton (Money Shot, 3/16)
Randy Crites (Garage Band, 4/13)
Phillip Eastmead (The Locals, 1/26)
Aaron Fitzgerald (Big Bulls, 2/16)
Matt Goss (Ton Up Tossers, 2/23)
George Guenther (Ton Up Tossers, 3/9)
Ben Harpster (Sharkshooters, 4/6)

Matt Heimbach (Lunatic Fringe, 3/16)
Crawford Jobe (Antique's Roadshow, 2/2)
Keith Kareiva (Menace 2 Sobriety, 3/16)
Jon Kenney (The Missing Element, 3/2)
Jimmy Kerr (OT Outlaws, 2/23)
Mark Klimanskis (Ton Up Tossers, 2/9)
Mike Kyle (Mr. Bulljangles, 3/16)
Mark Lamb (Domestic Rednecks, 2/2)
Billy Lloyd (Bad Things Man, 3/9)
Jeff Lyons (Off Constantly, 3/9)
Eric McCartney (Menace 2 Sobriety, 2/2)
Justin McCurry (Leftovers, 2/9)
Kevin McFadden (Lords of Da Board, 2/2)
Tim McNamara (Jack 9, 3/9)
Shane Murray (Domestic Rednecks, 2/16)
Dan Naylor (Just A Little High, 2/16)
Robert Ray (OT Outlaws, 2/9)
Robert Reece (BullsHitters, 4/13)

Rob Rexrode (Projectile Dysfun., 3/23)
Jeff Reygers (Bad Things Man, 3/23)
Chris Rhodes (Hammered Heads, 2/16)
David Romanchek (Nine Lives, 3/30)
Scott Sautter (Double Ones, 4/13)
Allen Smith (...Missing Element, 2/16)
Shawn Smith (Double Ones, 2/9)
Scott Stankevich (Leftovers, 3/9)
Eric Taylor (Seein Dublin, 2/16)
Marshall Thorne (Money Shot, 2/23)
Keith Wall (The Missing Element, 4/6)
J.J. White (Menace 2 Sobriety, 4/13)
Randy Wilcox (Like To Party, 2/23)
Billy Wood (Total Eclipse…, 3/16)
Jason Zelinack (OT Outlaws, 4/13)

Ton-80s

Brian Smith **(2)** (Projectile Dysfunction, 3/30, 4/27)

Marshall Chavis (...A Little High, 4/20)
David Gelberg (Dublin-Dublout, 2/16)
Mikey Hindle (Excalibur, 3/16)
John Keleher (Mr. Bulljangles, 4/13)
Dave Krasnow (...Beer Bellies, 1/26)
Vicente Martinez (Can't See…, 3/9)
Brian Port (Mr. Bulljangles, 2/16)
Brady Price (Menace 2 Sobriety, 4/13)
Jeff Reygers (Bad Things Man, 2.9)
Shane Richardson (…Bandits, 3/16)
Scott Sautter (Double Ones, 3/9)
Justin Smith (Total Eclipse..., 4/6)
Joe Thomas (Antique's Roadshow, 2/9)
Chris Toolan (Big Bulls, 2/9)
Steve Witz (Daddies, 2/23)

6-Bulls

Sid Mitchell (Appetite for Destr., 3/2)
Allen Smith (...Missing Element, 3/30)

FINAL SPRING 2011 REGULAR SEASON DIVISIONAL TROPHY DART AWARDS

	A division	B division	C division	D division	E division	F division	G division	H division
High In (301 first turn only!!)	Ton-20 **Tony Keller** (twice! - 3/9, 4/27) Bad Things Man	Ton-60 (3/30/11) **Mikey Hindle** Excalibur	Ton-34 (4/13/11) **Chris Hopkins** Seein Dublin	Ton-50 (3/23/11) **Ronnie Knott** Double Ones	Ton-20 **Frank Hall** Minor Threat (2/9)	Ton-60 (4/6/11) **Chris Toolan** Big Bulls	Ton-20 **Ernie Gilyardi** BullsHitters (3/30)	Ton-05 **Michael Solomon** …Madness (1/26)
	Dan Naylor …Little High(3/30)	**Kris Fischlein** Bad Things..(4/20)			**John Jenkins** (twice! - 4/20, 4/27) Salute-A-Bulls		**Matt Goss** ...Tossers (4/13)	**Shannon Lougher** Bar Hoppers (3/2)
	Keith Wall …Element (4/6)	**Doug Jeffcoat** Daddies (4/27)					**Derek Williams** Sharkshooters(4/27)	
High Out (301/501/ 1001)	Ton-55 (2/2/11) **Tom Brown** …Missing Element	Ton-36 (2/9/11) **Mark Lamb** DomesticRednecks	Ton-18 (1/26/11) **Deb Blackwelder** Can't See The…	Ton-53 (3/2/11) **Scott Stankevich** Leftovers	Ton (4/20/11) **Kory Holland** Designated Divers	Ton-24 (3/16/11) **Bob Wickstrom** Duck Tails	Ton-17 (2/23/11) **Ernie Gilyardi** BullsHitters	Ton-20 (4/6/11) **Roger Genzlinger** Total Eclipse…
Fast Singles 301	10 darts **Simon Healy** (twice! - 4/6, 4/13) Appetite…	11 darts **Josh Hall** Excalibur (3/2) **Mark Lamb**	11 darts (3/9/11) **Jason Walters** Can't See The Board	11 darts **Chad Hayes** Double Ones (3/9) **Scott Stankevich**	13 darts **William McEwen** Minor Threat(2/23) **Neal Hogan**	10 darts (2/16/11) **Randy Crites** Garage Band	12 darts **Adrienne DeFontes** Sharks... (2/16) **Matt Goss**	12 darts (2/16/11) **Shane Richardson** One Armed Bandits
	Mike Seward Daddies (4/6)	…Rednecks (3/9) **Phillip Eastmead**		Leftovers (3/23)	Death Throw(3/23) **Brady Price**		Ton Up… (4/6)	
	Robbie Phillips …Element (4/20)	The Locals (4/6)			Menace… (4/20) **David Simpson**			
					Salute-A-Bulls(4/20)			
Fast Singles Cricket	14 darts (2/9/11) **Bob Terry** Lunatic Fringe	13 darts (2/23/11) **Jimmy Kerr** OT Outlaws	19 darts **Crawford Jobe** Antique's… (2/2)	19 darts (3/16/11) **Patrick Clark** Ale-ing Archers	27 darts (4/20/11) **David Simpson** Salute-A-Bulls	16 darts (4/13/11) **Randy Crites** Garage Band	22 darts (2/23/11) **Matt Goss** Ton Up Tossers	21 darts (4/20/11) **Josh Frumkin** Backyard Brawlers
			Steve Wilcenski Coral Reefers(2/16)					
Fast Doubles Cricket	16 darts (2/2/11) **Jon Kenney &** **Robbie Phillips** …Missing Element	18 darts (1/26/11) **Donald Grubb** **& Dino Morin** ...Usual Suspects	22 darts (3/2/11) **Bob McCredie** **& Britt Phillips** …Beer Bellies	23 darts (4/13/11) **Eric Klann &** **Randy Wilcox** Like To Party	24 darts (2/9/11) **Sean Ackley &** **Jason Reitmeyer** Designated Divers	17 darts (4/6/11) **Randy Crites &** **Scott Medlin** Garage Band	27 darts (2/9/11) **Adrienne DeFontes** **& Ben Harpster** Sharkshooters	30 darts (4/27/11) **Mike Horrall &** **Michael Pando** Method. Madness
Fast Doubles 501	16 darts (2/9/11) **Jon Kenney** **& Wil Tan** …Missing Element	17 darts (3/30/11) **Kyle Gaulthier** **& Jeff Lyons** Off Constantly	19 darts **Vicente Martinez** **Barry Thompson** Can't See… (3/9)	21 darts (4/13/11) **Eugene Foushee** **& Trent Heil** Mug Hunters	18 darts (3/23/11) **Sean Ackley &** **Jack McAlpin** Designated Divers	18 darts (2/23/11) **Ian Fuller &** **Bob Vauter** Banzai Darters	22 darts (4/13/11) **Michelle Stacy** **& Rod Stacy** Sharkshooters	19 darts (4/27/11) **Joe Kunesh** **& Bob Rube** Bottoms Up
			John Dunleavy **& Lis Pleasant** Cork… (3/30)					

Spring 2011 RDL Individual Season-Long Awards

SINGLES WIN PERCENTAGE

		W	L	%-age
	"A" Division			
Marshall Chavis	A7/ Just A Little High	18	2	0.900
	"B" Division			
David Murray	B7/ Domestic Rednecks	18	3	0.857
	"C" Division			
Vicente Martinez	C6/ Can't See The Board	22	6	0.786
	"D" Division			
Scott Stankevich	D8/ Leftovers	22	4	0.846
	"E" Division			
Kevin Brody	E4/ Salute-A-Bulls	21	3	0.875
	"F" Division			
Randy Crites	F6/ Garage Band	23	3	0.885
Chris Toolan	F1/ Big Bulls	23	3	0.885
Tom Winters	F7/ Lords of Da Board	23	3	0.885
	"G" Division			
Steve Polenz	G4/ Ton Up Tossers	25	3	0.893
	"H" Division			
Shane Richardson	H5/ One Armed Bandits	17	2	0.895

Women's Records

(# of women by div.: A-0, B-2, C-10, D-7, E-8, F-6, G-16, H-6)

[There are no women in A division, and no women in B, D. E, and F divisions satisfied both the minimum number of games requirement and the RDL rule requiring a win percentage of 0.500 or higher to claim a singles award.]

	Women - "C" Division			
Paula Delp	C1/ Cork A Diddle Do!	12	7	0.632
	Women - "G" Division			
Liz Mitchell	G3/ Sharkshooters	18	7	0.720
	Women - "H" Division			
Lisa Dendy	H2/ Bar Hoppers	16	6	0.727

ALL-STAR POINT AVERAGE

		ASPs	TGP	%-age
	"A" Division			
Brian Blake	A7/ Just A Little High	122.5	56	2.188
	"B" Division			
Phillip Eastmead	B6/ The Locals	85.0	53	1.604
	"C" Division			
Vicente Martinez	C6/ Can't See The Board	47.0	56	0.839
	"D" Division			
Scott Stankevich	D8/ Leftovers	54.0	52	1.038
	"E" Division			
Sean Ackley	E8/ Designated Divers	44.5	51	0.873
	"F" Division			
Randy Crites	F6/ Garage Band	53.5	51	1.049
	"G" Division			
Ernie Gilyardi	G8/ BullsHitters	37.0	47	0.787
	"H" Division			
Joe Munroe	H4/ Backyard Brawlers	39.0	56	0.696

Women's Records

(# of women by div.: A-0, B-2, C-10, D-7, E-8, F-6, G-16, H-6)

[There are no women in A division, and no women in B division satisfied the minimum number of games requirement to claim an all-star point average award.]

	Women's Records - "C" Division			
Whitney Salter	C7/ Seein Dublin	32.5	50	0.650
	Women's Records - "D" Division			
Jennifer Buckley	D3/ Helter Skelter	14.0	46	0.304
	Women's Records - "E" Division			
Vickie Jenkins	E4/ Salute-A-Bulls	21.0	49	0.429
	Women's Records - "F" Division			
Debbie Dudley	F4/ Flight Club	15.0	58	0.259
	Women's Records - "G" Division			
Adrienne DeFontes	G3/ Sharkshooters	22.5	55	0.409
	Women's Records - "H" Division			
Julie Tate Lee	H1/ Bottoms Up	15.0	48	0.313

THE PLAYERS WHO *BEAT* THE SINGLES %-AGE WINNERS

Who beat Marshall Chavis of Just A Little High in A division?
in 301: Simon Healy (wk.12). in cricket: Scott Butters (wk.14).

Who beat David Murray of Domestic Rednecks in B division?
in 301: Mikey Hindle (wk.7).
in cricket: David Keever (wk.3), Phillip Eastmead (wk.13).

Who beat Vicente Martinez of Can't See The Board in C division?
in 301: Crawford Jobe (wk.8), Lis Pleasant (wk.9).
in cricket: Sean Roseman (wk.6), Jason Thomas (wk.8), Sean Roseman (again!) (wk.13), Randy Deemer (wk.14).

Who beat Scott Stankevich of Leftovers in D division?
in 301: Shawn Smith (wk.1), Randy Wilcox (wk.7), Scott Fink (wk.12).
in cricket: Alberto Sandoval (wk.2).

Who beat Kevin Brody of Salute-A-Bulls in E division?
in 301: Rick Dysard (wk.5), Luke Hutchinson (wk.13).
in cricket: Dave Maley (wk.11).

Who beat Randy Crites of Garage Band in F division?
in 301: Mike Steppe (wk.6), Ryan Raymond (wk.13), Tim Welborn (wk14).
in cricket: (none).

Who beat Chris Toolan of Big Bulls in F division?
in 301: Bob Vauter (wk.13).
in cricket: Jimmy Dzengeleski (wk.3), Matt Luther (wk.7).

Who beat Tom Winter of Lords of Da Board in F division?
in 301: Dave Tanner (wk.5). [Holy F leader cricket battles, Batman!]
in cricket: Randy Crites (wk.7), Randy Crites (again!) (wk.14).

Who beat Steve Polenz of Ton Up Tossers in G division?
in 301: Adrienne DeFontes (wk.1), Aaron Mooty (wk.3), David Gelberg (wk.5).
in cricket: (none).

Who beat Shane Richardson of One Armed Bandits in H division?
in 301: Josh Frumkin (wk.3), Joe Munroe (wk.10).
in cricket: (none). [Maybe should skip Brawler 301 games?]

Who beat Lisa Dendy of Bar Hoppers in H division?
in 301: Lyman Kiser (wk.1), Kevin Casey (wk.7), Phil Murphy (wk.8), Jared Davis (wk.10).
in cricket: Alex Gwaltney (wk.9), Glen Steel (wk.13).

SPRING 2011 PENALTY SUMMARY

Pretty decent season in terms of penalties (or rather lack thereof, so good for you). 28 total penalties for a total of 205 points, which isn't so bad if you ask me. And on top of that, we had one division (C) that didn't rack up even one penalty! That was a weird division all season, but at least they were careful about their stuff. There was 1 preseason captains' meeting penalty (for 5 points), 12 fifth week captains' meeting penalties (for 60 total points), 1 ineligible player (4 points), 8 phone penalties (40 total points), and 6 mail penalties (96 total points) H division led the way in just about every possible category: 96 points lost, on 11 penalties, with 5 different teams being penalized (tied with G). Overall, 20 of the 64 teams received at least one penalty (only four teams leaguewide received more than one).

But the biggest question? Who lost the most due to penalties? Well, the untrained eye would say Just Givin' It A Shot, who tied for most penalties with Farmandu at 4, and lost the most points with 42. [Interesting note there: those teams got 8 total penalties but only 5 total wins!] But the real penalty losers are the Bar Hoppers, who lost 3rd place in H due to their mail penalty, and Designated Divers in E, who would have dead-tied for 2nd place hardware if they had sent a representative to the fifth week meeting.

WHERE WE PLAY

American Legion Fuquay-Varina **557-5990**
6400 Johnson Pond Road Fuquay-Varina
-about 0.2 miles from Fuquay Elementary School

Backyard Bistro **851-6203**
1235 Hurricane Alley Way W.Raleigh
-just west of Carter Finley Stadium, off Trinity Rd

The Barmuda Triangle **553-6405**
11514 US Highway 70 Business Clayton
-acr. hwy. from Clayton Urgent Care, in strip mall by BB&T

Blinco's **785-5060**
6711 Glenwood Ave N. Raleigh
-near inter. of Glenwood/Millbrook, acr. Fr. Wal-Mart

Brown's Billiards **878-9092**
5500 Atlantic Springs Road NE Raleigh
-off Spring Forest Rd., near Wake Forest Rd.

Characters Quarters **662-5119**
1506 US Highway 70 Garner
-betw. Ragazzi's & Golden Corral, w/ red top, green awnings

Cleveland Draft House **771-2337**
6101 NC Highway 42 West Garner
-0.7 mile west of I-40 on NC Highway 42

Connolly's Irish Pub **465-4458**
1979 High House Road Cary
-in the Cornerstone Shpg. Ctr., next to Goodberry's

Dive Bar of Raleigh **832-9363**
3 Glenwood Avenue Raleigh
-note: bar doesn't open until 8 pm on normal nights...

Harrison's Bar and Grill **481-2442**
301-C N. Harrison Avenue Cary
-under Pure Gold, betw. Chatham St. & 54 @ RR tracks

Havana Deluxe **831-0991**
437 Glenwood Ave Raleigh
-behind Armadillo Grill

High House Billiards **481-1103**
185 High House Road Cary
-between Old Apex Road and West Chatham Street

High Park Bar & Grille **833-4527**
625 E. Whitaker Mill Road Raleigh
-near intersection of Whitaker Mill & Wake Forest Rd.

Hot Shots Billiards & Pub **460-6307**
107 Edinburgh South Drive Cary
-in MacGregor Village

Katmandu **838-6919**
3003 Hillsborough Street Raleigh
-near intersection with Dixie Trail

MacGregor Draft House **461-1633**
107 Edinburgh South, Suite 120 Cary
-in MacGregor Village

Mac's Tavern **467-4114**
1014 Ryan Road Cary
-behind Burger King in Village Market Spg. Ctr.

Oh'Mulligans - Wake Forest **562-5570**
2101 South Main Street Wake Forest
-right next to the Remington Grill

On the Snap Billiards **557-9060**
2221 North Grassland Drive Fuquay-Varina
-at the corner of NC-55 and Dickens Road

Overtime Sports Pub **255-9556**
1030-149 N. Rogers Lane Raleigh
-corner of Rogers Ln/US-64, in Food Lion strip mall

Players Retreat **755-9589**
105 Oberlin Road near NCSU
-at corner of Oberlin Rd. & Hillsborough St.

Rally Point Sport Grill **678-1088**
1837 N. Harrison Ave. Cary
-in the Sam's Club plaza near I-40, behind Wendy's

Scooters **954-2171**
1911 Sego Court N. Raleigh
-near Atlantic/Millbrook inter., behind Batteries Plus

Sharky's Place **783-5448**
5800 Duraleigh Road NW Raleigh
-in the Yuppie Center near US 70 intersection

Snooker's-RW **828-7665**
3520 Wade Avenue NW Raleigh
-in Ridgewood Shopping Center

The Sports Page **266-3130**
835 North Smithfield Road Knightdale
-turn right at light past Walmart in K'dale, then 2nd driveway

Tir na nOg Irish Pub **833-7795**
218 South Blount Street Dwtn. Raleigh
-across from City Market

The Upper Deck **460-1786**
329 N. Harrison Avenue Cary
-near intersection. of N. Harrison & Hwy. 54

Varina Sports Bar **552-0081**
213 Fayetteville Street Fuquay-Varina
-across from Stevens Hardware

THIS SEASON'S TIEBREAKERS

Holy cow, we had a pretty significant lack of tiebreakers this season. We started out looking like we were going to break all sorts of records, but then the matches… just… stopped tying… We ended up with only 33 total tiebreakers, tournaments included. Every division had at least 2 tiebreakers, and only one division had more then 5. C division led the way with a total of 8 (7 in the season, 1 in the tournament), followed by G division (all 5 during the season). D division had the fewest 1001 games with only 2 (both of which were won by Helter Skelter, whose tiebreaker wins represented a full 40% of their successful nights this season).

This season's Cardiac Kids award (for most tiebreakers played) goes to Can't See The Board in C division, who ended up with a 2-2 record in 1001. Not an overpowering record, but that second win came in the tournament semifinals over the regular season C winners, so big kudos there.

The Heartbreak Award (for most tiebreakers lost) is shared by C division's Cork A Diddle Do! and G division's Bel Biv Dethrow, both of whom slid to 0-3 in 1001. Only six teams leaguewide were in as many as three tiebreakers, but only these two teams tasted defeat that many times.

And one last tiebreaker note: 2 of our 8 tournament finals (yep, a full 25% of the finals) were decided in the extra leg, with both of them even taking place in the same bar (High Park)!

THE DADDIES' NEW DADDY (AGAIN)



Ladies and gentlemen, please help me in welcoming Alana Debra Persson, the new daughter of long-time RDL member Kenny Persson (of the Daddies). Alana joined us on April 28th and checked in at 8 lbs., 15 oz., and 21.5 inches long (or is that tall? can you be "tall" if aren't able to stand yet? Or even sit up?). Word has it that everybody is healthy and happy in the Persson household, with the possible exception of Kenny's nearly certain recent sleep deficit. Congratulations to the Daddies' daddy and family.

HOW TO REACH US

RDL VoiceMail (919) 990-1218

Mail Scoresheets to: Jason Kilts - RDL Statistician
5005 Raintree Road, Durham, NC 27712

Scoresheet FAX available at:
(919)-**324-3545** - email JK for confirmation of receipt!

New Member Fees and Newsletter Fees:
Matt Huff, 105 Rosenberry Hills Drive, Cary, NC 27513

Nomination and Election Ballots:
Heather Bohanan, 206 Shoals Lane, Garner, NC 27529

Grievances/Complaints/Rules Suggestions:
Jim Hunsberger, 109 E Spring St, Fuquay-Varina, NC 27526

All Other RDL Correspondence to:
(Just send whatever to Jason and he'll pass it along…)

2011 Board of Directors

President	Jason Thomas	795-4247
	email: jason@beyond-beta.com	
Vice President	J.P. Evans	423-4879
	email: jpefmsc@aol.com	
Secretary	Jim Gallagher	740-7698
	email: jgallagher2@nc.rr.com	
Treasurer	Matt Huff	225-6000
	email: treasurer@raleighdartleague.org	
Membership	Heather Bohanan	326-1956
	email: heather.bohanan@dhhs.nc.gov	
Rules/Grievances	Jim Hunsberger	357-8419
	email: jim.hunsberger@gmail.com	

League Statistician/Editor : Jason Kilts 990-1218
email: jdkilts@yahoo.com or kilts001@mc.duke.edu

"HOT DARTS" CALL-IN GUIDELINES

Here are the guidelines you should use for the minimum number of all-star points to report when calling in your scores.

"A" Div. = 4.5 or more ASPs; "B" Div. = 4.0 or more ASPs
"C", "D" Divisions = 3.5 or more ASPs
"E", "F", "G" Divs. = 3.0+ ASPs; "H" Div. = 2.5+ ASPs

Also, call in any fast games, high ins, high outs, or other amazing feats that you think warrant a little recognition (e.g., Ins & Outs higher than a Ton, 24-dart cricket games, 15-dart 301s, 24-dart 501s, Ton-70s and up, 5-Bulls+, etc.).

Extra note: it's also ok to call in "fast games" in each set, even if they don't necessarily meet the maximum dart counts above.

PENALTY LOG

Here are all the penalties assessed this season. Check here to see who lost what when.

Preseason captains' meeting (5 points): Farmandu (H).

Fifth week captains' meeting (5 points): Appetite for Destruction (A), Off Constantly (B), Nine Lives (B), Sharky's Machine (D), Tips & Shafts (E), Designated Divers (E), Point Taken (G), Mr. Bulljangles (G), Bel Biv Dethrow (G), Liquor Posse (G), One Armed Bandits (H), Just Givin' It A Shot (H).

Ineligible player (any match win, all points, all statistics): Farmandu (H,wk.2,4 pts).

Phone (5 points): OT Outlaws (B,wk.6,wk.14), Rif Raf (B,wk.1), Salute-A-Bulls (E,wk.7), Dublin-Dublout (G,wk.13), Method. Madness (H,wk.10), Just Givin' It A Shot (H,wk.14), Farmandu (H,wk.9). **Mail (16 points):** Banzai Darters (F,wk.10), Point Taken (G,wk.12), Bar Hoppers (G,wk.6), Just Givin' It A Shot (H,wk.12,wk.14), Farmandu (H,wk.10).

RDL WEBSITE - www.raleighdartleague.org
(webmaster: Jason Thomas): jason@beyond-beta.com
[as with the site below, this one contains a full RDL map]

RDL MAPSITE - http://www.trantor.org/bars/rdl.html
(site maintained by Galen Johnson): gjohnson@trantor.org

CALENDAR OF EVENTS

June 3-5 **6th Annual Wreck at the Deck**, (ADO), $5200+, The Upper Deck, 329 N. Harrison Ave, Cary; info: Julie Payne, jupayne@cisco.com

Sat., July 9 **North Carolina City Dart League & Ladies' Cup** - Raleigh @ L. Norman (NCCDL & NCLC), Cary @ Port City (NCCDL only), Apex @ Boone (NCLC only), Capital Area @ Charlotte (NCCDL only), Fuquay-Varina @ Asheville (NCCDL & NCLC), Durham @ Wilmington (NCCDL & NCLC), Chapel Hill @ Pineville (NCCDL & NCLC)

July 15-17 **Charlotte Open**, (ADO), $20,000, Sheraton Charlotte Airport, 704-392-1200; info:704-604-3530, tournamentdirector@charlottedarts.com

Wed., July 20 **Fall 2011 RDL Registration**
7:00-8:00 p.m. The Upper Deck, Cary

Wed., Aug. 3 **Fall 2011 RDL Preseason Captains' Mtg.**
7:00-8:00 p.m. The Upper Deck, Cary - Mandatory

Sat., Aug. 6 **NCCDL/NCLC Match Weekend**

Wed., Aug. 10 **Fall 2011 - first night of RDL match play**

Sat., Sep. 10 **NCCDL/NCLC Match Weekend**

Mon., Sep. 12 **Fall 2011 - 5th week Captains' Meeting**
7:00-8:00 p.m. The Upper Deck; end of roster additions/ replacements (Also date of RDL Board Mtg.)

Wed., Nov. 16 / 30, & Dec. 7 - RDL Divisional Tournaments

Sat., Dec. 10 **Fall 2011 - RDL Season Banquet**

Other Local Weekly Leagues

Tuesdays ***Bull City Dart League*** , Durham
Thursdays ***Triangle Dart League*** , Chapel Hill

Weekly Blind Draws - Over the years, many blind draws have come and gone. If any of these folds or if any others start up, please let me know and I'll update this list. Thanks.

(these first 5 are double elim., $5 entry, bar matches the pot!)

Wed., 8 pm **Upper Deck**, (Weds. during summer only!!)
Friday, 8 pm **Upper Deck**, 460-1786, 329 N. Harrison Ave.
Sat., 7:30 pm **RallyPoint Sp. Gr.**, 678-1088, 1837 N.Harrison
Sat., 7:30 pm **Brown's Billiards**, 878-9092, 5500 Atl. Springs
Sunday, 8 pm **Upper Deck**, 460-1786, 329 N. Harrison Ave.
(this one pays top two spots with an extra bar kick-in…)
Mon., 7:30 pm **Oh'Mulligans - Wake Forest**, 2101 S. Main
$5 entry; 1st = 60%+$50 bar cert.; 2nd = 40%

SEASON-LONG TROPHY DART MINIMUM GAMES PLAYED REQUIREMENTS

To be eligible for all-star pt. ave. & singles win %-age awards, you must play at least 66% of this season's projected games:

for ALL Divisions (except teams D5, D8, H6) (8 teams / div.):
Singles win %-age: min. of 19 Singles Games Played
All-star pt. Average: min. of 37 Total Games Played

for teams D5, D8 & H6 (due to 1 forfeit received.):
min. of 18 Singles Games Played, 35 Total Games Played

THE TWENTY-NINTH SEMI-ANNUAL EDITION OF : JK'S DIVISIONAL ALL-STAR TEAM PICKS

(Players within each division are listed alphabetically) (Players are chosen any way I damn well please - not purely by the numbers!)
(This is not purely my own guesses at who is simply the best thrower, but also who is important to their team, who is good in the clutch, etc.)

Divisional MVPs

A Division	Marshall Chavis	Just A Little High	E Division	Sean Ackley	Designated Divers
B Division	Mark Lamb	Domestic Rednecks	F Division	Randy Crites	Garage Band
C Division	Jason Thomas	Antique's Roadshow	G Division	David Gelberg	Dublin-Dublout
D Division	Scott Stankevich	Leftovers	H Division	Joe Munroe	Backyard Brawlers

All of RDL -- Randy Crites -- Garage Band

"A" Division

Brian Blake	Just A Little High	How can you argue with 46-10 in A div.?
Tom Brown	…Missing Element	Played better the more clutch the spot got.
Marshall Chavis	Just A Little High	Best season EVER in RDL? See page 17.
Matt Heimbach	Lunatic Fringe	Fears nobody. Often beats anybody.
Garrett Meshaw	Just A Little High	No, really… 30-8 is 4th best on their team.
Dan Naylor	Just A Little High	Played his best against best opponents.
Robbie Phillips	…Missing Element	Another season. More domination.
Mike Seward	Daddies	"Off" season… but who wants to face him?

"B" Division

Phillip Eastmead	The Locals	Season after season, he's just killing it.
Kyle Gaulthier	Off Constantly	Uh-oh… the kid's game is blowing up now.
Donald Grubb	The Usual Suspects	Bright spot for team that is always "close".
Mark Lamb	Domestic Rednecks	What *didn't* he throw/win this season?
Jeff Lyons	Off Constantly	27-12 outside SCkt. 14-0 in SCkt. Bang.
David Murray	Domestic Rednecks	Mo'Tea and the Big Oak are now headed
Jerry Oakley	Domestic Rednecks	back to A where they both belong…
Matt Varnadoe	Off Constantly	22-0 in cricket. Twenty-two… and… oh.

"C" Division (nobody from the 2nd place team? Weird…)

Bobby Austin	Money Shot	Crazy season winner lead trio member #1.
John Dunleavy	Cork A Diddle Do!	Leader of near-comeback up full C ladder.
Kyle Gardner	Money Shot	Crazy season winner lead trio member #2.
Ed Grubb	Cork A Diddle Do!	Grubber dominated through first 3 sets.
Vicente Martinez	Can't See The Boar	Would've been MVP if not for the Pres.
Sean Roseman	Money Shot	Crazy season winner lead trio member #3.
Eric Taylor	Seein Dublin	The short step from A has done him well.
Jason Thomas	Antique's Roadshow	Put the team on his shoulders in last 3 sets.

"D" Division

Lonnie Bullington	Mug Hunters	Easily on team before Alberto campaigned.
Patrick Clark	Ale-ing Archers	Top shot for what is really a balanced team.
Ronnie Knott	Double Ones	Ummm… maybe we'll just sit him in DCkt?
Justin McCurry	Leftovers	Two 10-win sets helped put up 14-0 season.
Alberto Sandoval	Mug Hunters	8-3 or better in every set for Mug champs.
Scott Stankevich	Leftovers	Hurry up and come play in A already…
Brent Thomas	Leftovers	Got better and better as the match went on.
Randy Wilcox	Like To Party	Good until 501… maybe… likes to party?

"E" Division

Sean Ackley	Designated Divers	Had more than half his team's DCkt wins!!
Tony Alcon	Party to the Mac's	Rough season for the team, but not Tony.
Kevin Brody	Salute-A-Bulls	Sort of "quietly" claimed the E singles title.
Tim Bunn	Minor Threat	Sat some 301s, then rolled the other sets.
Neal Hogan	Death Throw	Ended up as lead DeathThrow executioner.
Dave Johnson	Menace 2 Sobriety	What a huge jump for the primary Menace.
Jack McAlpin	Designated Divers	A couple 10-win sets is a great start.
David Simpson	Salute-A-Bulls	14-0 in SCkt, 2nd in both singles & ASPs.

"F" Division

Randy Crites	Garage Band	He is the real freakin' deal, people…
Jimmy Dzengeles	Lords of Da Board	Indistinguishable Dynamic Dart #1.
Jeremy Kring	Banzai Darters	King thrower for the Kings of Blinco's.
Ronnie Lee	Duck Tails	If only the Ducks had a full six each week.
Jerry Shengulette	Garage Band	Cleans up whatever Crites leaves behind.
Chris Toolan	Big Bulls	Looks like a new team agreed with him.
Tim Welborn	Lords of Da Board	Imagine the Leftovers if he was still there.
Tom Winters	Lords of Da Board	Indistinguishable Dynamic Dart #2.

"G" Division

Adrienne DeFont	Sharkshooters	Is becoming a real regular on this page.
David Gelberg	Dublin-Dublout	Clear dominant thrower for Mug champs.
Ernie Gilyardi	BullsHitters	What a fabulous new BsH addition.
Matt Goss	Ton Up Tossers	Good in singles, then a monster in doubles.
George Guenther	Ton Up Tossers	Three 11-3 sets, then tourney 180 & 6-bull!
Chad Massengill	BullsHitters	Top winner for league's #1 so-close team.
Chris Montesi	Dublin-Dublout	Great record, then led them to some Mugs.
Steve Polenz	Ton Up Tossers	14-0 in SCkt was probably enough alone…

"H" Division (only one player outside the top two teams…)

Lisa Dendy	Bar Hoppers	Without her the Hoppers get thumped.
Josh Frumkin	Backyard Brawlers	About to pass Captain Joe as top Brawler?
Lyman Kiser	One Armed Bandits	Tourney hero is always just solid.
Rob Lewis	Backyard Brawlers	But why oh why does he sit SCkt so often?
Pat Merkle	Backyard Brawlers	Pretty darn good fourth fiddle for any team.
Joe Munroe	Backyard Brawlers	Just too much game to be in H any more.
Phil Murphy	One Armed Bandits	Simply needed to not be captain to shine.
Shane Richardson	One Armed Bandits	Yet another simply superb season.

QUICK STAT TIDBITS

-The **Quadruple Double Award** winners (double-digit wins in all 4 sections): All 8 divisions had 8 teams this season, and only a couple teams took a forfeit so the playing field is pretty level. We have SEVEN club members this season, so no need to consider throwers with four 9-win sets or three 10-win sets or stuff like that. This season's seven with four 10-win sets: Dan Naylor and Brian Blake of Just A Little High in A division, Vicente Martinez of Can't See The Board in C, Scott Stankevich of Leftovers in D, Chris Toolan of Big Bulls in F, and Josh Frumkin and Joe Munroe (who had four 11-win sets!) of Backyard Brawlers in H.

-The **Iron Man/Woman Award**: Well, this season's highest games played total is no record or anything, but I think we might have a bit of history in another way. **Bob Carawon** of F division's Duck Tails led the way this season with a stout 73 games played. What's so historic about that? Nothing by itself, but when you combine that season title with his 83-game RDL-leading total from last season, we might have a new two-season total record (156!!). Honorable mentions for this season, as division leaders: Charles Parker and Billy Lloyd of Bad Things Man in A with 58; David Romanchek and James Marsden of Nine Lives in B with 59; Barry Thompson of Can't See The Board in C with 65; Scott Fink of Sharky's Machine in D with 62; Kenny Spencer of Tips & Shafts, and Bryan Hartley of Starving Dartists in E with 62; David Woodard of Bel Biv Dethrow in G with 60; and Jeff Gillespie of Total Eclipse of the Dart in H with 60.

-The **Team Attendance Award** winners: Wow, we almost got back to the days when teams brought the same six every set all season. SEVEN teams played in a fashion somewhat like that, but in my opinion two teams epitomized that same-six format more than any other: the nearly undefeated Leftovers in D division, and the large-roster-with-three-of-them-almost-not playing Banzai Darters in F div.

MY PRESEASON, WEEKLY, & TOURNEY PREDICTION RESULTS

This stuff is starting to get repetitious for me… My overall pick rates are pretty close to where they have been for many seasons now, but the specifics of what type of stuff I get right and wrong vary a bit each season. Let's break it down…

In my preseason picks (easily the toughest each and every season), I only hit 3 of the 8 first-place teams, but I'm adding B as a hit too, as I made my pick among the top two based on a guy who ended up on a different team. In general, within a place or two, I nailed most of A, B, D, F, G, and H divisions. I wasn't all that far off in C, but that division was a mess, and I hit about half of E. Plus, a couple more of my picks (Rednecks and Big Bulls - see Fitzgeralds, I DID pick you yet again) at least took their tournaments. I will be the first to acknowledge though that I had overexpectations of both Total Eclipse of the Dart and Jack 9. Oops.

My weekly prediction results you can peruse pick-for-pick on the other side of this sheet of paper. For a fourth time in five seasons, my record improved, this time by 2 full percentage points!! I got more than 3/4 of the picks correct, of which I'm DAMN proud, considering how many absences and stuff there are. I freakin' owned F division (52-4, with 3 of those 4 involving Projectile Dysfunction), and sort of owned D too (45-9). C, as you all know, was my nemesis, but I fought back to a respectable 31-25 there. And I ended up at least 6-8 for every team.

Last but not least were my tournament predictions… And as usual, we go to best-of-three and my picks are pretty good, but I did so well in the season this time that the rate was almost identical. I hit 28 of the 32 first-round results, 11 of 15 semifinals (the 16th semifinal was forfeited), but only 2 of 8 in the finals. Eek! Count the forfeit winner (which I had picked as advancing) and I end up at 42-14 for a 3/4 correct pick rate again. Nice! The one real downfall I had this season though? My 'tournament surest things'. Well, they… clearly weren't… Oh, yikes.

JK'S TEAM-BY-TEAM, WEEK-BY-WEEK MATCH PREDICTION RESULTS

(I introduced this page fourteen seasons ago, and it has become almost expected as a newsletter staple. Feast your eyes on the success...)

For several years, many of you have taken no greater pleasure in your weekly darting endeavors than to call the RDL VoiceMail and point out to me just how wrong I was in my prediction of your match result. On a related note, I have noticed that many of you seem to have relatively selective memories saving only the weeks when I was wrong. Further, many others of you regularly embellish your statistics of how often you fool me. It's not so easy to get away with those rambles anymore, however, as you can see below. Each W is a week when I picked your match correctly, and each L is one I picked incorrectly. Division totals are to the right of the team totals, weekly totals are at the bottom, and in the space between the 14 weeks and the team totals, the two 'o' symbols indicate the teams for which I was only 0.500, and the three 'x' symbols indicate the teams that fooled me more often than not. **[Sure, I only went 31-25 in C and all three teams for which I was sub-0.500 are in C, but considering I was 20-24 through week 11, that's a pretty strong finish, don't ya think? And 52-4 in E - yeehaw!]**

	wk1	wk2	wk3	wk4	wk5	wk6	wk7	wk8	wk9	wk10	wk11	wk12	wk13	wk14		Right	Wrong	**Overall**
A1/ The Missing Element	W	W	W	W	W	W	L	W	W	W	W	W	W	W		13	1	75.06%
A2/ Daddies	W	W	W	W	L	W	W	W	W	W	W	W	W	L		12	2	334 111
A3/ Lunatic Fringe	W	W	W	L	L	W	L	W	W	W	W	W	L	W		10	4	
A4/ Bad Things Man	L	W	W	W	W	W	W	L	L	W	L	W	L	L		8	6	
A5/ Bullseyes, Butters, and	W	W	W	W	W	W	W	W	L	W	W	L	W	W		12	2	
A6/ Appetite for Destructio	W	W	W	W	W	W	W	W	W	W	W	W	W	L		13	1	**A Division**
A7/ Just A Little High	W	W	W	W	W	W	W	W	W	W	L	W	W	W		13	1	80.36%
A8/ Jack 9	L	W	W	L	W	W	W	L	W	W	W	L	W	L		9	5	45 11
B1/ Off Constantly	W	W	W	W	W	W	W	W	W	W	W	W	W	W		14	0	
B2/ OT Outlaws	L	L	W	W	W	W	L	W	L	W	W	W	L	W		9	5	
B3/ Rif Raf	W	L	W	W	W	W	L	L	L	W	W	W	W	W		10	4	
B4/ The Usual Suspects	L	W	W	W	W	W	L	W	W	W	W	W	L	W		11	3	
B5/ Nine Lives	W	L	L	W	W	W	W	L	L	W	L	W	L	W		8	6	
B6/ The Locals	W	W	W	W	W	W	L	L	W	W	W	W	L	W		11	3	**B Division**
B7/ Domestic Rednecks	W	L	L	W	W	W	W	W	L	W	W	W	L	W		10	4	75.00%
B8/ Excalibur	W	W	W	W	W	W	W	L	W	W	L	W	L	W		11	3	42 14
C1/ Cork A Diddle Do!	L	L	L	L	W	L	L	W	L	L	W	W	W	W	x	6	8	
C2/ Antique's Roadshow	W	W	W	L	W	L	L	L	L	L	W	W	W	W		8	6	
C3/ Traveling Beer Bellies	W	L	L	L	W	W	L	W	W	W	L	W	W	W		9	5	
C4/ C Pig. C Pig Run	W	W	W	L	L	W	W	W	W	L	W	W	W	L		10	4	
C5/ Coral Reefers	L	W	L	L	W	W	L	L	L	L	L	W	W	W	x	6	8	
C6/ Can't See The Board	W	L	L	L	W	L	W	L	L	W	L	W	W	L	x	6	8	**C Division**
C7/ Seein Dublin	L	W	W	L	W	W	L	L	W	W	L	W	W	W		9	5	55.36%
C8/ Money Shot	L	L	W	L	L	L	L	W	W	W	W	W	W	W		8	6	31 25
D1/ Hammered Heads	W	W	W	W	L	L	W	W	W	fft	W	W	W	W		11	2	
D2/ Like To Party	W	L	L	W	W	W	W	W	L	W	W	W	W	W		11	3	
D3/ Helter Skelter	L	L	W	W	W	L	W	W	L	W	W	W	W	W		10	4	
D4/ Sharky's Machine	L	W	W	W	W	W	W	W	W	W	W	W	W	L		12	2	
D5/ Mug Hunters	W	L	W	W	W	W	W	W	W	W	W	W	fft	W		12	1	
D6/ Ale-ing Archers	W	W	W	W	W	W	W	W	W	W	W	W	W	L		13	1	**D Division**
D7/ Double Ones	L	W	L	W	L	W	W	W	W	W	W	W	fft	W		10	3	83.33%
D8/ Leftovers	L	L	W	W	W	W	W	W	W	fft	W	W	W	W		11	2	45 9
E1/ Party to the Mac's	W	L	L	W	W	W	W	W	W	W	W	L	W	W		11	3	
E2/ Tips & Shafts	W	W	W	W	W	W	W	W	W	W	L	W	W	W		13	1	
E3/ Starving Dartists	W	W	W	W	W	W	W	W	W	W	L	W	W	W		13	1	
E4/ Salute-A-Bulls	W	L	W	W	L	W	W	L	L	L	W	L	W	W		8	6	
E5/ Minor Threat	W	L	W	L	W	L	L	W	L	W	W	W	L	W		8	6	
E6/ Death Throw	W	W	L	L	L	L	L	W	W	W	L	L	W	W	o	7	7	**E Division**
E7/ Menace 2 Sobriety	W	W	W	L	W	L	L	W	W	L	W	L	W	W		9	5	67.86%
E8/ Designated Divers	W	L	W	L	W	L	L	L	W	W	L	W	L	W	o	7	7	38 18
F1/ Big Bulls	L	W	W	W	W	W	W	W	W	W	W	W	W	W		13	1	
F2/ Banzai Darters	W	W	W	L	W	W	W	W	W	W	W	W	W	W		13	1	
F3/ Flight Risk	W	W	W	W	W	W	W	W	L	W	W	W	W	W		13	1	
F4/ Flight Club	W	W	W	W	W	W	W	W	W	W	W	W	W	W		14	0	
F5/ Duck Tails	W	W	W	W	W	W	W	W	W	W	W	W	W	W		14	0	
F6/ Garage Band	W	W	W	W	W	W	W	W	W	W	W	W	L	W		13	1	**F Division**
F7/ Lords of Da Board	W	W	W	W	W	W	W	W	L	W	W	W	W	W		13	1	92.86%
F8/ Projectile Dysfunction	L	W	W	L	W	W	W	W	W	W	W	W	L	W		11	3	52 4
G1/ Point Taken	W	W	W	W	W	W	W	W	W	L	W	L	W	W		12	2	
G2/ Mr. Bulljangles	W	W	W	L	W	W	W	L	L	W	L	L	W	W		9	5	
G3/ Sharkshooters	W	W	W	W	W	W	W	W	W	W	W	W	L	W		13	1	
G4/ Ton Up Tossers	W	W	W	W	L	W	L	W	W	W	W	W	W	W		12	2	
G5/ Bel Biv Dethrow	W	W	W	W	W	W	W	W	W	L	W	W	L	W		12	2	
G6/ Dublin-Dublout	W	W	L	W	L	W	L	W	L	L	W	W	W	W		9	5	**G Division**
G7/ Liquor Posse	W	W	W	L	W	W	L	W	W	W	L	W	L	W		10	4	76.79%
G8/ BullsHitters	W	W	L	W	W	W	L	L	W	L	W	W	L	W		9	5	43 13
H1/ Bottoms Up	L	W	W	W	L	W	L	L	W	L	W	W	W	W		9	5	
H2/ Bar Hoppers	W	W	W	W	W	W	W	L	L	W	W	W	L	L		10	4	
H3/ Total Eclipse of the Da	L	W	W	W	L	W	W	L	W	W	L	L	W	W		9	5	
H4/ Backyard Brawlers	W	W	W	W	W	W	W	W	W	L	W	W	W	W		13	1	
H5/ One Armed Bandits	W	W	W	W	L	W	W	L	L	L	W	W	W	W		10	4	
H6/ Methodical Madness	W	W	L	W	L	W	L	fft	L	W	W	L	L	W		7	6	**H Division**
H7/ Just Givin' It A Shot	W	W	L	W	L	W	W	W	W	W	W	L	W	L		10	4	69.09%
H8/ Farmandu	W	W	W	W	L	W	W	fft	L	L	L	L	W	W		8	5	38 17
Right:	24	24	25	23	24	27	21	22	21	24	24	26	22	27				
Wrong:	8	8	7	9	8	5	11	9	11	7	8	6	9	5				
forfeited:	-	-	-	-	-	-	-	1	-	1	-	-	1	-				

RDL - Spring, 2011	Week 1		Week 2		Week 3		Week 4		Week 5		Week 6		Week 7		Week 8		Week 9		Week 10		Week 11		Week 12		Week 13		Week 14		Forfeits
	vs.	W/L Pts.	vs.	W/L Pts.	vs.	W/L Pts.	vs.	W/L Pts.	vs.	W/L Pts.	vs.	W/L Pts.	vs.	W/L Pts.	vs.	W/L Pts.	vs.	W/L Pts.	vs.	W/L Pts.	vs.	W/L Pts.	vs.	W/L Pts.	vs.	W/L Pts.	vs.	W/L Pts.	
A1/ The Missing Element	a5	W 17	A8	W 16	a7	L 10	A6	W 20	a4	W 23	A2	W 19	A3	L 11	A5	W 21	a8	W 18	A7	L 4	a6	W 19	A4	W 12	a2	W 14	a3	W 13	
A2/ Daddies	a6	W 19	A7	L 8	a8	W 14	A5	W 18	A3	L 7	a1	L 5	A4	W 17	A6	W 17	a7	L 4	A8	W 15	a5	W 15	a3	L 12	A1	L 10	a4	W 18	
A3/ Lunatic Fringe	a7	L 9	A6	W 16	a5	W 21	A8	L 9	a2	W 17	A4	W 16	a1	W 13	A7	L 4	a6	W 14	A5	W 17	a8	W 16	A2	W 12	a4	L 9	A1	L 11	
A4/ Bad Things Man	a8	W 15	A5	W 13	a6	W 16	A7	L 2	A1	L 1	a3	L 8	a2	L 7	A8	W 14	a5	L 11	A6	W 13	a7	W 12	a1	L 12	A3	W 15	A2	L 6	
A5/ Bullseyes, Butters, and Beer	A1	L 7	a4	L 11	A3	L 3	a2	L 6	a8	L 11	A6	W 15	a7	L 2	a1	L 3	A4	W 13	a3	L 7	A2	L 9	A8	W 17	a6	W 14	A7	L 9	
A6/ Appetite for Destruction	A2	L 5	a3	L 8	A4	L 8	a1	L 4	A7	L 1	a5	L 9	A8	L 11	a2	L 7	A3	L 10	a4	L 11	A1	L 5	a7	L 4	A5	L 10	a8	W 17	
A7/ Just A Little High	A3	W 15	a2	W 16	A1	W 14	a4	W 22	a6	W 23	A8	W 12	A5	W 22	a3	W 20	A2	W 20	a1	W 20	A4	L 12	A6	W 20	a8	W 24	a5	W 15	
A8/ Jack 9	A4	L 9	a1	L 8	A2	L 10	a3	W 15	A5	W 13	a7	L 9	a6	W 13	a4	L 10	A1	L 6	a2	L 9	A3	L 8	a5	L 7	A7	L 0	A6	L 7	
B1/ Off Constantly	B7	W 13	b8	W 14	B6	W 15	B2	W 13	b4	W 15	b3	W 22	B5	W 19	b7	L 8	B8	W 16	b6	W 13	b2	W 12	B4	W 14	B3	W 18	b5	W 14	
B2/ OT Outlaws	b4	L 12	b7	L 11	B3	W 16	b1	L 11	B5	W 19	b8	W 14	b6	L 11	B4	W 17	B7	W 12	b3	W 16	B1	L 12	b5	W 15	B8	L 10	B6	W 13	
B3/ Rif Raf	b8	W 15	B5	L 6	b2	L 6	b6	L 10	B7	L 5	B1	L 2	b4	W 16	B8	L 9	b5	W 12	B2	L 8	B6	L 7	b7	L 9	b1	L 6	B4	L 10	
B4/ The Usual Suspects	B2	W 12	b6	L 11	B8	W 15	b7	L 6	B1	L 9	b5	L 10	B3	L 8	b2	L 7	B6	L 7	b8	L 7	B7	L 6	b1	L 10	B5	W 13	b3	W 14	
B5/ Nine Lives	B6	L 9	b3	W 18	B7	W 14	b8	L 11	b2	L 5	B4	W 12	b1	L 5	b6	W 12	B3	L 11	b7	L 10	B8	W 11	B2	L 9	b4	L 11	B1	L 10	
B6/ The Locals	b5	W 15	B4	W 13	b1	L 9	B3	W 14	B8	W 19	b7	L 9	B2	W 13	B5	L 11	b4	W 17	B1	L 11	b3	W 17	b8	W 13	B7	W 15	b2	L 11	
B7/ Domestic Rednecks	b1	L 11	B2	W 13	b5	L 10	B4	W 18	b3	W 19	B6	W 15	B8	W 17	B1	W 16	b2	L 12	B5	W 14	b4	W 18	B3	W 15	b6	L 9	b8	W 14	
B8/ Excalibur	B3	L 9	B1	L 10	b4	L 9	B5	W 13	b6	L 5	B2	L 10	b7	L 7	b3	W 15	b1	L 8	B4	W 17	b5	L 10	B6	L 11	b2	W 14	B7	L 10	
C1/ Cork A Diddle Do!	c8	L 10	C6	W 17	c5	L 12	C4	L 12	c7	L 11	C2	L 12	C3	W 20	C8	L 10	c6	L 9	C5	W 18	c4	W 15	C7	W 14	c2	W 14	c3	W 17	
C2/ Antique's Roadshow	c6	L 6	c5	L 11	C4	W 16	c8	L 10	C3	L 12	c1	W 12	C7	W 16	C6	W 14	C5	W 15	c4	L 10	C8	L 7	c3	L 9	C1	L 10	c7	W 14	
C3/ Traveling Beer Bellies	c4	W 14	C8	L 11	c6	W 12	C5	L 8	c2	W 12	C7	W 14	c1	L 4	C4	W 14	c8	L 11	C6	W 16	c5	W 12	C2	W 15	c7	W 13	C1	L 7	
C4/ C Pig. C Pig Run	C3	L 10	C7	L 10	c2	L 8	c1	W 12	C8	W 13	C5	L 7	c6	L 8	c3	L 10	c7	L 9	C2	W 13	C1	L 9	c8	L 10	c5	L 11	C6	W 12	
C5/ Coral Reefers	c7	L 9	C2	W 13	C1	W 12	c3	W 16	C6	L 12	c4	W 17	c8	L 11	C7	W 13	c2	L 7	c1	L 6	C3	L 11	c6	W 12	C4	W 13	C8	L 8	
C6/ Can't See The Board	C2	W 18	c1	L 7	C3	L 10	C7	W 16	c5	W 12	c8	L 12	C4	W 15	c2	L 8	C1	W 13	c3	L 7	c7	W 12	C5	L 12	C8	L 11	c4	L 9	
C7/ Seein Dublin	C5	W 15	c4	W 14	C8	W 14	c6	L 8	C1	W 13	c3	L 10	c2	L 8	c5	L 11	C4	W 15	c8	L 10	C6	L 7	c1	L 10	C3	L 11	C2	L 10	
C8/ Money Shot	C1	W 14	c3	W 13	c7	L 10	C2	W 14	c4	L 10	C6	W 12	C5	W 13	c1	W 14	C3	W 13	C7	W 14	c2	W 17	C4	W 14	c6	W 13	c5	W 16	
D1/ Hammered Heads	D2	L 10	d4	L 7	D8	L 6	d6	L 11	D7	W 15	d3	L 9	d5	L 3	d2	L 11	D4	L 5	d8	*L 0*	D6	L 5	d7	L 8	D3	L 4	D5	L 11	1
D2/ Like To Party	d1	W 14	D3	W 14	d7	L 9	D5	L 7	D6	L 10	d4	W 14	d8	L 8	D1	W 13	d3	L 12	D7	L 8	d5	L 4	d6	L 9	D4	W 16	D8	L 5	
D3/ Helter Skelter	D4	W 15	d2	L 10	D6	L 9	d8	L 7	d5	L 10	D1	W 15	D7	L 10	d4	W 10	D2	W 12	d6	L 10	D8	L 5	D5	L 6	d1	W 20	d7	L 10	
D4/ Sharky's Machine	d3	L 9	D1	W 14	d5	L 2	D7	L 9	d8	L 8	D2	L 10	D6	L 8	D3	L 10	d1	W 13	D5	L 9	d7	L 5	D8	L 7	d2	L 6	d6	W 12	
D5/ Mug Hunters	D6	W 13	d8	L 10	D4	W 22	d2	W 17	D3	W 14	d7	W 13	D1	W 21	d6	W 15	D8	L 11	d4	W 15	D2	W 20	d3	W 18	D7	*W 16*	d1	W 13	
D6/ Ale-ing Archers	d5	L 11	D7	W 14	d3	W 15	D1	W 13	d2	W 14	D8	L 10	d4	W 16	D5	L 9	d7	W 13	D3	W 11	d1	W 19	D2	W 15	d8	L 8	D4	L 11	
D7/ Double Ones	D8	L 9	d6	L 10	D2	W 15	d4	W 15	d1	L 9	D5	L 11	d3	W 14	d8	L 9	D6	L 10	d2	W 16	D4	W 19	D1	W 16	d5	*L 0*	D3	W 14	1
D8/ Leftovers	d7	W 15	D5	W 14	d1	W 18	D3	W 17	D4	W 16	d6	W 14	D2	W 16	D7	W 15	d5	W 13	D1	*W 16*	d3	W 16	d4	W 16	D6	W 13	d2	W 19	
E1/ Party to the Mac's	E5	L 11	e8	L 7	E6	W 16	e4	L 11	e7	L 8	E3	W 13	e2	W 16	e5	L 11	E8	L 7	e6	L 6	E4	L 8	E7	W 12	e3	W 17	E2	W 21	
E2/ Tips & Shafts	E6	L 5	e7	L 6	E8	L 4	e3	L 9	E5	L 6	e4	L 0	E1	L 6	e6	L 4	E7	L 1	e8	L 1	E3	W 11	e5	L 5	E4	L 3	e1	L 2	
E3/ Starving Dartists	E7	W 12	e6	L 4	E5	L 8	E2	W 14	e8	L 7	e1	L 11	E4	L 9	e7	L 5	E6	L 9	e5	L 5	e2	L 10	E8	L 7	E1	L 7	e4	L 2	
E4/ Salute-A-Bulls	E8	W 15	e5	L 12	E7	W 15	E1	W 13	e6	L 9	E2	W 24	e3	W 14	e8	L 7	E5	W 14	e7	W 14	e1	W 16	E6	W 14	e2	W 21	E3	W 21	
E5/ Minor Threat	e1	W 13	E4	W 12	e3	W 16	E7	L 9	e2	W 18	E8	W 14	e6	L 11	E1	W 13	e4	L 10	E3	W 18	e7	L 12	E2	W 16	e8	W 15	E6	L 11	
E6/ Death Throw	e2	W 19	E3	W 20	e1	L 8	e8	W 13	E4	W 15	e7	L 11	E5	W 13	E2	W 20	e3	W 15	E1	W 18	E8	L 11	e4	L 9	E7	W 17	e5	W 13	
E7/ Menace 2 Sobriety	e3	L 11	E2	W 18	e4	L 9	e5	W 15	E1	W 16	E6	W 13	e8	L 12	E3	W 18	e2	W 23	E4	L 10	E5	W 12	e1	L 12	e6	L 7	E8	L 11	
E8/ Designated Divers	e4	L 8	E1	W 15	e2	W 20	E6	L 11	E3	W 17	e5	L 10	E7	W 12	E4	W 17	e1	W 17	E2	W 23	e6	W 13	e3	W 17	E5	L 9	e7	W 13	
F1/ Big Bulls	F8	L 10	f5	W 20	F7	L 10	f6	W 18	f4	W 15	F2	W 16	F3	W 14	f8	W 21	F5	W 16	f7	L 11	F6	W 12	F4	W 16	f2	W 16	f3	W 13	
F2/ Banzai Darters	F7	L 6	f6	L 11	F5	W 13	f8	W 12	F3	W 13	f1	L 8	F4	W 18	f7	L 10	F6	L 5	f5	W 14	F8	L 6	f3	W 13	F1	L 8	f4	W 15	
F3/ Flight Risk	F6	L 6	f7	L 9	F8	L 11	f5	W 12	f2	L 11	F4	L 8	f1	L 10	f6	L 8	F7	W 15	f8	L 6	F5	W 12	F2	L 11	f4	W 13	F1	L 8	
F4/ Flight Club	F5	W 10	f8	L 11	F6	L 11	f7	L 7	F1	L 9	f3	W 16	f2	L 5	f5	W 13	F8	L 8	f6	L 9	F7	L 11	f1	L 8	F3	L 11	F2	L 7	
F5/ Duck Tails	f4	L 10	F1	L 4	f2	L 11	F3	L 10	F6	L 9	f7	L 9	F8	L 5	F4	L 10	f1	L 8	F2	L 10	f3	L 11	f6	L 10	F7	L 3	f8	L 11	
F6/ Garage Band	f3	W 18	F2	W 13	f4	W 13	F1	L 6	f5	W 11	F8	L 6	F7	L 9	F3	W 16	f2	W 19	F4	W 15	f1	L 12	F5	W 12	f8	L 11	f7	L 7	
F7/ Lords of Da Board	f2	W 18	F3	W 15	f1	W 14	F4	W 17	f8	W 15	F5	W 14	f6	W 15	F2	W 14	f3	L 9	F1	W 13	f4	W 13	F8	W 16	f5	W 21	F6	W 13	
F8/ Projectile Dysfunction	f1	W 14	F4	W 13	f3	W 13	F2	L 10	F7	L 9	f6	W 18	f5	W 16	F1	L 3	f4	W 16	F3	W 18	f2	W 18	f7	L 8	F6	W 13	F5	W 13	
G1/ Point Taken	G7	L 7	g4	L 7	G5	L 10	g8	L 7	G2	L 7	g6	L 9	g3	L 8	g7	L 10	G4	L 10	g5	W 14	G8	L 9	g2	W 14	G6	L 7	G3	L 8	
G2/ Mr. Bulljangles	g8	L 2	G6	L 6	g3	L 9	G7	W 15	g1	W 17	G4	L 6	g5	W 12	G8	W 13	g6	L 8	G3	L 7	g7	W 15	G1	L 10	g4	L 6	G5	W 14	
G3/ Sharkshooters	G4	W 13	g5	W 17	G2	W 15	g6	W 19	G7	W 14	g8	L 9	G1	W 16	g4	W 12	G5	W 15	g2	W 17	G6	W 15	g7	W 17	G8	L 6	g1	W 16	
G4/ Ton Up Tossers	g3	L 11	G1	W 17	g7	L 10	g5	W 15	G6	W 13	g2	W 18	G8	W 15	G3	L 12	g1	W 14	G7	W 16	G5	W 18	g6	W 14	G2	W 18	g8	L 6	
G5/ Bel Biv Dethrow	g6	L 10	G3	L 7	g1	W 14	G4	L 9	G8	L 10	g7	L 12	G2	L 12	G6	L 6	g3	L 8	G1	L 10	g4	L 6	g8	L 12	G7	W 13	g2	L 9	
G6/ Dublin-Dublout	G5	W 14	g2	W 18	G8	W 15	G3	L 5	g4	L 11	G1	W 15	g7	W 12	g5	W 18	G2	W 16	g8	W 13	g3	L 9	G4	L 10	g1	W 17	G7	W 16	
G7/ Liquor Posse	g1	W 17	g8	L 10	G4	W 14	g2	L 9	g3	L 10	G5	W 12	G6	L 12	G1	W 14	G8	L 5	g4	L 8	G2	L 9	G3	L 7	g5	L 11	g6	L 8	
G8/ BullsHitters	G2	W 22	G7	W 14	g6	L 9	G1	W 17	g5	W 14	G3	W 15	g4	L 9	g2	L 11	g7	W 19	G6	L 11	g1	W 15	G5	W 12	g3	W 15	G4	W 18	
H1/ Bottoms Up	h3	W 15	h7	W 17	H8	W 15	h2	W 13	H5	L 10	h4	L 7	H6	L 11	H3	W 13	H7	W 17	h8	L 11	H2	L 11	h5	L 9	H4	L 7	h6	L 7	
H2/ Bar Hoppers	H5	W 13	h8	W 20	H3	W 17	H1	L 11	h4	L 5	h6	W 13	H7	W 15	h5	L 10	H8	L 11	h3	W 12	h1	W 12	H4	L 4	H6	W 12	h7	L 12	
H3/ Total Eclipse of the Dart	H1	L 9	h4	L 7	h2	L 7	H8	W 17	H6	L 12	h7	W 18	h5	L 10	h1	L 11	H4	L 4	H2	L 7	h8	W 12	h6	W 12	H7	W 13	H5	L 5	
H4/ Backyard Brawlers	h7	W 17	H3	W 17	h5	W 14	h6	W 21	H2	W 19	H1	W 17	h8	W 19	H7	W 20	h3	W 20	H5	L 11	H6	W 16	h2	W 20	h1	W 17	H8	W 15	
H5/ One Armed Bandits	h2	L 8	h6	W 15	H4	L 10	H7	W 17	h1	W 12	h8	W 12	H3	W 13	H2	W 14	H6	L 7	h4	W 13	h7	W 15	H1	W 15	H8	W 18	h3	W 18	
H6/ Methodical Madness	h8	W 10	H5	L 8	h7	W 17	H4	L 3	h3	W 12	H2	L 11	h1	W 13	H8	*W 16*	h5	W 17	H7	W 17	h4	L 8	H3	L 12	h2	L 11	H1	W 17	
H7/ Just Givin' It A Shot	H4	L 7	H1	L 7	H6	L 7	h5	L 7	h8	L 10	H3	L 6	h2	L 9	h4	L 4	h1	L 7	h6	L 7	H5	L 9	H8	W 12	h3	L 11	H2	W 12	
H8/ Farmandu	H6	L 9	H2	L 4	h1	L 7	h3	L 5	H7	W 14	H5	L 9	H4	L 4	h6	*L 0*	h2	W 13	H1	W 13	H3	L 11	h7	L 12	h5	L 5	h4	L 9	1

THIS SEASON'S TRIVIA QUESTIONS… REVISITED

I now run this column during seasons in which I've included trivia questions all season. Each question is listed exactly as it was during the season, so there is potential for a question to now be out of date, but it's usually not too much of a problem. Each question is listed under the week number when it ran, and the answers follow the questions. No peeking…

Week 7 question(s): Last week we had the season's first match with a shutout result. In the past decade (20 seasons), how many perfect 24-0 match results has the league had? Which teams have won that way more than once?

Week 8 question: Who had last season's longest leaguewide winning streak (all five sets)? How many wins was it?

Week 9 question: We had a dang forfeit in RDL last week. Those suck. When was the last season we didn't have any forfeits?

Week 10 question(s): Since the RDL split its high in/out and fast game categories into divisional-based awards in Spring 2007, which team(s) have claimed the greatest number of the six award categories in a single season? How many categories was it?

Week 11 question(s): This season, Cork A Diddle Do! in C division has upset the match predictions by me 8 times in just the first 10 weeks of play. Since I started tracking team-by-team pick results in Fall 2003 (I could go back farther and create those tables for previous seasons, but I'm just not going to bother solely for a trivia question), which team fooled me at the greatest rate for an entire season? What was my prediction record for them?

Week 12 question(s): By reader request, we have a re-use of a question we used several seasons ago, which I can now extend a bit due to the older newsletters provided by Joe Wilson. Since 1990, what is the worst record to claim a division title? Who did it, and when?

Week 13 question: What is the longest winning streak in any one set (301, SCkt, DCkt, or 501) by any one team in the RDL this season?

Week 7 answer: Well, after researching the answer, I sort of wish I hadn't asked the question. I didn't realize how self-serving the answer would be… dangit… Anyway, there were twelve 24-0 match results in the decade before this season, with 11 of those being in A division. And the only team to do it more than once? The Element, which actually has 8(!) of the 12 results (including a pair of 24-0 scores against the same team in the same season). [*Answer update for the banquet Tons*: we had a second shutout happen in week 13 this season, but not by a team that has ever had one before.]

Week 8 answer: I really thought this answer was going to come from a lower division, just because it seems like we sometimes get a player a bit out of place. But it didn't. Instead Lee Whitehead of Jack Nine in B division took that honor with a nice string of 23 straight Ws. Lee finished 2nd overall in the league in terms of total win percentage, so it's not a huge surprise that he had the string, but to do it in B is pretty impressive.

Week 9 answer: This answer makes me sad… The last season we had with no forfeits was the Spring 2001 season. And the sadder part? That is the only one of my 31 seasons as statistician for the RDL when there were no forfeits. Forfeits suck. [*Answer update for the banquet Tons*: we even had a forfeit in the tournaments… in the semifinals!]

Week 10 answer: Prior to this season, we've had divisional high in/out and fast games for 8 seasons. In those 8 seasons, we've had one season with 7 divisions, one with 9 divisions, and six with 8 divisions. Thus, we've had 64 divisional sets of awards so far. And in those 64 division-seasons, a total of 6 teams have claimed awards in at least four of the six categories. In Fall 2007, B division's Dogs of War took three awards and shared a fourth. In Spring 2009, B division's One And Done did the same. Going a bit further, the Fall 2009 B division Pheasant Pluckers claimed four categories outright. Even better than that were the Fall 2008 Coral Reefers in H division, who took four categories outright and shared a fifth. But then we come to the clear top two in this set of winners... The runner-up, with five outright category wins and doing it in A(!) division, was Fall 2009's A Dozen Elements (missing only the High In). And the top plaque-takers in the divisional era so far? The Spring 2007 Effects of the Influence in D division, who claimed five categories outright and also shared the High In! Wow. [*Answer update for the banquet Tons*: The Missing Element in A division jumped way up on to this list this season, taking three of the six categories outright, and tying for two more.]

Week 11 answer: In the 15 seasons prior to this one, there have been 829 RDL teams. Of those 829, exactly 35 have fooled me more often than not throughout an entire season. Only once did more than 4 teams fool me, and only once did I have a division in which I was sub-0.500 in picks - not coincidentally, they were at the same time, in Sp04, when 4 confusing C teams dropped me to 27-29 for the season. Well, this season's C division is in position to break both of those records for me (oh, joy). But can any of them catch my worst individual team record? As it turns out, yes! And THREE of them (Corkers, Reefers, and See The Board) all could! The present record for prediction futility is shared by two teams, Fall 2003's Modena in E, and Spring 2006's Bennington Brawlers in F. My record for those two pains in my rump? A lowly 3-9 each. Ack! [*Answer update for the banquet Tons*: I sort of dominated in my late-season C division picks, so not a single team could pull me down to a pick record lower than 6-8 this time around.]

Week 12 answer: It turns out that I had the final standings for each season back through Fall, 1989. Thus, this answer covers the past 43 seasons, and in that time, two teams have come home with the biggest hardware with only a 9-5 record! In the Fall 1997 season, No Clue claimed D division, and in the Fall 2000 season, Starving Dartists (not really the same as the current Dartists roster) claimed D division. Only one division this season (E) has any shot to match that lowest winning line, and that would take some pretty seriously surprising results in the last two weeks. [*Answer update for the banquet Tons*: only one division this season even came in with a winner below 12-2, and that winner (in the mess that was E) still managed an 11-3 record. Really gives you a perspective on how wild those seasons won by a 9-5 team must have been.]

Week 13 answer: First off, let me define something here. The first 2, second 2, and third 2 games in a singles set are defined for the purposes of this question as being at the same time. Thus, if you split the last 2 games of a set, you are presently on a 0-game win streak. Similarly, in doubles, the first 2 games are considered to be at the same time. That said, this season's longest single-set win streak was the 22-game DCkt win streak during weeks 3-10 by Just A Little High (in A division!). Honorable mentions go to: The Missing Element in A (for their 18-game SCkt streak during weeks 4-7), and Designated Divers in E (for their 15-game 501 streak during weeks 7-12). Three teams have put together 10-game 301 win streaks so far, with Just A Little High and the Ton Up Tossers presently sitting with their 10-game strings waiting to grow in wk14. [*Answer update for the banquet Tons*: The 301 win streaks for both Just A Little High and the Ton Up Tossers were unceremoniously dumped in the first pair of games in week 14, leaving no teams with a 301 win streak any longer than 10 games this season.]

THIS SEASON'S LYRICS QUIZZES… REVISITED

Much like the column of this season's trivia questions on the previous page, I've listed here each lyrics quiz from this season. Each lyric is listed exactly as it was during the season. Each lyric is listed under the week number when it ran, and the answers are listed at the bottom of the page. No peeking… So who's ready to re-play "Name the band/singer and song"?

Week 2 lyric: "And we're glowing like the metal on the edge of a knife, glowing like the metal on the edge of a knife..."

Week 3 lyric: "Stuttering, cold and damp, steal the warm wind, tired friend"

Week 4 lyric: "I left my home in Georgia, headed for the 'Frisco bay, 'cause I've had nothing to live for, and look like nothin's gonna come my way"

Week 5 lyric: "Newspaper taxies appear on the shore, Waiting to take you away"

Week 6 lyric: "I close my eyes and see you before me, Think I would die if you were to ignore me, A fool could see just how much I adore you, I get down on my knees I'd do anything for you"

Week 7 lyric: "Well I lie and I'm easy, All of the time I've never sure why I need you, Pleased to meet you"

Week 8 lyric: "Well he looked to be sixty, maybe I was ten, Momma used to whoop me, but I'd go see him again"

Week 9 lyric: "I pushed her away, I walked to the door, I fell to the floor, I got down on my knees"

Week 10 lyric: "Yeah I'm looking for the king of 42nd street, He drivin' a drop top Cadillac, Last week he took all my money"

Week 11 lyric: "Wonder this time where she's gone, Wonder if she's gone to stay"

Week 12 lyric: "With no loving in our souls, And no money in our coats"

Week 13 Lyric #1: "All these changes taking place, I wish I'd seen the place, But no one's ever taken me"

Week 13 Lyric #2: "And you get in your car and you drive real far, And you drive all night and then you see a light"

Week 13 Lyric #3: "Only hope can keep me together, Love can mend your life, But love can break your heart"

Week 13 Lyric #4: "Hey I didn't mean to cause a big scene, Just give me an hour and then, Well I'll be as high as that ivory tower that you're livin' in"

Week 14 Lyric #1: "Fresh new kicks, advance, You gotta like that, Now you know you wanna dance"

Week 14 Lyric #2: "Plant a seed, plant a flower, plant a rose, You can plant any one of those, Keep planting to find out which one grows"

Week 14 Lyric #3: "Bum rush the speaker that booms, I'm killin' your brain like a poisonous mushroom"

Week 14 Lyric #4: "I'm in love with you girl 'cause you're on my mind, You're the one I think about most every time"

ONE OF OUR OWN IN THE 'APP STORE'!

Holy crap, this is so freakin' cool!! I personally don't have an iPhone, iPod Touch, or iPad (yet), but for those who do, here's something you might want to check out. **Justin Berstler** of the Daddies has a game in the iTunes App Store!!! Seriously, he programmed a game and you can now buy it and play it. It's called **Rhymo**, and looks to be pretty fun and innovative, with multiple ways to play, but all using word rhymes to score points. Justin said that he and his buddy (who helped write it) have lots of ideas for new levels and enhancements, and if there is enough interest in the game, they'll continue to work on it. The game can be found at: http://itunes.apple.com/us/app/rhymo/id430508807?mt=8&ls=1

The game costs a whopping 99 cents, and I have to say that if I had a proper Apple device right now, I would buy it just because a fellow RDL member made it. I'm a bit in awe.



AND ANOTHER OF OUR OWN IN THE JUKEBOX!

While you're busy playing an iTunes App game made by an RDL member on your handheld (see left column), you can sit around in several of your favorite establishments and listen to an RDL member on the jukebox too! Seriously. **Dave Krasnow** of the Traveling Beer Bellies has gotten his CD "Kras - In The Shadows" on AMI brand jukeboxes everywhere. Simply search him by name (I think he's listed as "Kras" only) and play away. Much like the iTunes game to the left, I'll play this when I get the chance simply because I think it's cool that an RDL member is the one doing it. Sometimes darters get a bit of a bad rap due to several factors such as where we play, when we play, with whom we sometimes play, that dang Zoosk ad(!), etc., so I think it's just flippin' cool when RDL members do something that is so real-world popular.



THIS SEASON'S LYRICS QUIZZES… REVISITED (the answers to the lyrics at the top of the page)

Week 2 answer: "Paradise by the Dashboard Light" by Meat Loaf. === Week 3 answer: "Black Hole Sun" by Soundgarden.

Week 4 answer: "(Sittin' On) The Dock Of The Bay" by Otis Redding.

Week 5 answer: "Lucy In The Sky With Diamonds" by The Beatles.

Week 6 answer: "I Touch Myself" by Divinyls. === Week 7 answer: "Song 2" by Blur.

Week 8 answer: "The Ballad of Curtis Loew" by Lynyrd Skynyrd. === Week 9 answer: "Lola" by The Kinks.

Week 10 answer: "You Don't Mess Around With Jim" by Jim Croce.

Week 11 answer: "Ain't No Sunshine" by Bill Withers. === Week 12 answer: "Angie" by The Rolling Stones.

Week 13 answer #1 = "Elderly Woman Behind The Counter In A Small Town" by Pearl Jam;

Week 13 answer #2 = "Rapture" by Blondie === Week 13 answer #3 = "Message In A Bottle" by The Police

Week 13 answer #4 = "Friends In Low Places" by Garth Brooks.

Week 14 answer #1 = "U Can't Touch This" by MC Hammer === Week 14 answer #2 = "MMMBop" by Hanson

Week 14 answer #3 = "Ice Ice Baby" by Vanilla Ice === Week 14 answer #4 = "Girl You Know It's True" by Milli Vanilli.

QUOTES FROM AROUND THE LEAGUE

Quote #1 : from right after the H division tournament final, via email from Lyman Kiser of the One Armed Bandits. After Joe Munroe of the Backyard Brawlers had his evil fun of convincing Lyman that the tournament winners only get a plaque, Lyman emailed me to ask if he could just buy his team Mugs. After I told him that they already get Mugs, he said "I am so gullible. Joe said we only got a plaque. And I had used the mugs as a very big carrot through the week. Thought I was going to have to get a pottery wheel." [Ha! I friggin' love the image of Lyman sitting at home firing up a stack of ceramic mugs for his teammates. The Lyman-made mugs are NOT pretty in my imagined scene… - JK]

Quote #2 : from Kevin Kendall of Daddies (well, usually of Daddies, but not so much this season), in response to the lyrics quiz I ran when it was the Stones: "Ooh ooh ooh - pick me, pick me! The song is Angie by the Rolling Stones - or maybe they covered it from someone else, but theirs is the only version I ever heard so its 'new to me'. I used to play that pretty good on guitar at one time and sung it exactly like a Mick Jagger William Hung." [He bangs, he bangs… Oh baby, when Kevin moves, he moves…]

Quote #3 : from Robbie Phillips of The Missing Element, in one of the best jabs at our beloved RDL President that I could ever even imagine. In an email discussion of what to name our Durham league team (that has President Thomas on it - see right column), it was pointed out that we have named our team after JT's throws on two occasions already and that we can't always name ourselves after JT's throws, can we? To which Robbie responded with: "We can't name the team 'Blank' because people will ask us when we're going to come up with a name."

Quote #4 : from Keith Feller of Traveling Beer Bellies, after one of their weekly matches this season, highlighting why sometimes random little fun dart things happily live forever: "Long ago when we played on the Horsemen, Steve Knight would end up having to throw at double-7 very often. It had gotten so bad that we started calling it the Double-Steve and we joked that he should patent it and get royalties from anyone who hit a Double-Steve. As luck would have it, that was the out Bob [McCredie] left me last night. I hit it, and when I got to work this morning I handed Steve a dollar. He said 'what is this for?' I replied 'at darts last night…' and Steve interrupted me and said 'you took a double-7 out'. I said 'yep, and it was the match winner'."

Quote #5 : from the Backyard Brawlers and their week 13 score-sheet submission. They submitted an extra page of handwritten notes that they evidently keep each week for themselves, and my favorite note was this: "Joe Munroe - King of 4-marks." You see, they were jotting notes about near-ASPs like 4-marks too. The funny part? Josh Frumkin, listed immediately below Joe, had twice as many 4-marks as Joe, yet Joe was anointed 4-mark King. I'm guessing that either Joe made a much bigger deal about his near-ASPs, or that maybe Joe just anointed himself this time around…

Quote #6 : from one of our team captains whom I will keep nameless for this item, and who is probably now glad that I used a bit more discretion midseason than s/he did, speaking about a teammate that hadn't played in a while: "Let [speaking captain] know if you're scared. [Missing player] is a pu**y-a** scared bi**h!! I question [missing player's] manhood. I want you to put that in the damn newsletter for everyone to read!" [I bet you're glad now that I didn't then… - JK]

Quote #7 : from Lyman Kiser of the again. I'm not including the entire quote, just enough to highlight that H div. is a different place than the A I'm used to…: "I just checked my Chinese astrological chart, from which I was able to divine our winning strategy."

RDL MEMBERS CLAIM ANOTHER LOCAL TITLE

Congratulations to some of my great friends on our recent league championship over in the Bull City Dart League. That league is handicapped every game, and only about half the teams in the league qualify for the all-divisions postseason tournament, so winning it all in that league is kind of a big deal. Pictured below are the members of **The Return of Double-3!**, one of only about 3 or 4 teams in the history of the league to go undefeated through both the season and tournament. From left to right: yours truly (of The Missing Element), RDL President Jason Thomas (of Antique's Roadshow), Tom Brown and Robbie Phillips (both also of the Missing Element), and Paul Jacobi (of Lunatic Fringe).



THE "BATTLE FOR BLINCO'S" GOES TO…

There was a small handful of pretty big upsets in the divisional tournaments this season, right? A #4 and a #5 taking titles, and only one #1 getting Mugs, etc. Well, those upsets are all well and good, but they aren't the biggest ones to come from this postseason. That award goes to an unofficial matchup held by the two teams that play out of Blinco's. You see, the F division 5th place Banzai Darters agreed to a 'friendly' with the C division 2nd place Traveling Beer Bellies. Should be a whitewash, don't ya think? Guess again, sucker! The Banzais swept 501 and captain Oakie Yoneoka punched out the winner to knock off the C runners-up!! The Banzais own Blinco's! And the Beer Bellies? Well, we're sending them up to B in the Fall season…

THE RDL IS A LITTLE LIKE THE USA NETWORK SOMETIMES… "CHARACTERS WELCOME"



At the exact same time, I can't believe I'm typing this, and I also know that I should expect no different… The photo to the right? That's Keith Gibbs of Jack 9. He's carrying a Thor hammer, and wearing a Thor helmet and a Tampa Bay Lightning sweater with the name Mjolnir on it (which I have found out is the name of said hammer). And he wore this stuff the entire night during his quarterfinal match against my team at Tir na nOg. Seriously. His beer glass barely fit between those two helmet protrusions to reach his mouth. Keith... is clearly nuts. And to reiterate that nuts-ness, he showed up at our tournament final match with a Green Lantern shirt and Green Lantern ring!

AN ADO TOURNAMENT IN YOUR BACK YARD!!!

Take a minute to turn to page 19. Bottom half of that page? A flyer for an ADO tournament this summer right here at the Deck!

RANDOM THOUGHTS FROM JK

Ok, it's just a fact… this column has become a banquet Tons staple. I have no idea why so many are so keen on taking a peek into the oddness that is my head, but you are. So without further ado, let's open up my head again and see what falls out. Some of these observations are dart-related, and some of them clearly are not. As always, this is just about the last thing that I'm writing and once again much of it was written when it was already today… soooo, also as always not even I know what's about to hit the page…

-- Our standard recent tradition here has been to start this column off with something about Survivor. Well, that's a nice tradition, and this was a really good season on that show. But… we'll have to get to that later, because there is something so much bigger, so much more ridiculous, and so much stupider that I just simply can't resist leading off with it here. The royal (no, I'm not putting a capital R on royal) wedding of William and Kate. HOLY CRAP! What a colossal waste of time, money, and resources. I am truly amazed that people still give a crap about this! What did William do besides… be born? What did Kate do besides fall in love (I hope, at least) with a guy whose family lineage at some point oppressed a bunch of people throughout their country, and that now holds basically no importance of any kind? (And no, don't even try to hand me that "political head of the Anglican church" line of garbage.) This is just two people getting married. Nothing more. And it's two people who don't even really have to do work to support themselves like real people. They are people carried through life on the efforts of others, with no real responsibilities or concerns other than stuff like "acting properly". Seriously? The English people just dropped well over SEVENTY MILLION dollars on their wedding?! Why? No, really… why? I want someone, anyone, to give me a legitimate concrete reason. Not "it's tradition" or any non-answer like that… I want a real reason. I don't think one exists. And even more ridiculous than England paying that wholly mockable amount? People around the world getting up at very odd hours to watch it!! Why, people?! Like there wouldn't be photos later? And heaven help the people that are franctically collecting as much royal wedding memorabilia as they can find. My personal favorite is the William & Kate ash trays. Nothing says love for the royals like jamming out a butt on their faces…

-- Funniest thing I saw during this season's tournaments? At our A division quarterfinal match against Jack 9, Tommy Gelhar headed outside to the small patio area immediately in front of Tir na nOg. While he was outside having a drink and a quick smoke, he was approached by one of the homeless guys in the neighborhood. I think he might have given him some change or something, but that has little to do with the funny part. When Tommy was sitting there, he realized that he wanted something from inside the bar, so he got up for a few seconds to go get it. In the very brief time that he was gone, the homeless guy chugged Tommy's beer and then took off! Ha! Even funnier? A little while later we were hanging outside for a few minutes again, and the SAME guy came up to Tommy and asked him for change!! Excellent.

-- Any hockey fans out there? Who saw Joe Thornton of the San Jose Sharks take the soccer-style writhing-in-agony dive in the conference semifinals? He immediately flopped to the ice, clutching his face like he had been in a knife fight. The problem with that? He had been hit (softly) in the shin. Seriously. Not even the referee was buying that garbage, and he gave Thornton an unsportsmanlike conduct penalty for it. Priceless. I have since taken to referring to Thornton only as Captain Pu**y.

-- Big time thumbs up to Jon Krug and the Designated Divers. They had a tournament forfeit due to a huge collection of issues)ranging from work issues, international travel, illness, and who knows what else. But they figured out their dilemma early and notified the opposition in plenty of time to save them the trip. Very cool of them. The kind of guys with whom I like to share my hobby. Puts me completely in mind of Ryan Knott and the Double Ones, who were cool enough to do the EXACT same thing when they had to cough up a forfeit during the season.

-- Geez, I really am going to miss you guys… And it seems a bit wasteful to have spent so much time writing this issue of the Tons… You see, if the people in the know (and by "people in the know", I mean "radical fruitcake fanatics with overly literal interpretations of ancient texts") are correct, if you didn't read this column by 6 p.m. today, then you never will. As I hear it, the world comes to an end today. Yep, that's right, it's Judgment Day, everybody! Holy crap, what ever will I do? And why did I put so much of my last several days on earth into this newsletter? Oh wait, I know why… Because that is so dumb it's hard to even comprehend. My favorite part is that some groups within the pile of extremists have calculated that the world actually even has an ending time-of-day. It's 6 p.m. In what time zone, you ask? Well, in all of them, they say. Somehow the judgment will come one time zone at a time in a revolving sequence around the planet. Oh, of course… Good thing we set those non-linear broken-up time zone markers on just exactly the right place according to each individual person's God's plan. Otherwise, somebody might be expunged from existence an hour early or an hour late. And it's a REALLY good thing that we are 100% certain that the calendar was designed perfectly and set to start at just exactly the right moment in time. Otherwise, this could all be really confusing…

-- I really think the guys on Bad Things Man are great. I do. They are some of the nicest guys I've played in years. But… I think I might have to reconsider dubbing them "one of the best teams in the RDL"… at least going forward. Immediately after I wrote that, they got drubbed twice in a row by the fourth place team in the division. Then I heard that the team might be doing something a little different next season to boot (in terms of roster and who is/isn't playing)… Oh well, I'll miss the competition, as well as the company.

-- Update on the royal wedding crap… I just heard on the news that the English people are paying for their friggin' honeymoon too, at a price tag of tens of thousands of dollars per day. That is, once again, just silly and completely laughable. Stupidity.

-- Have any of you seen a video clip of how smart dolphins are in terms of hunting and catching fish that are too fast for them to keep up with? They have figured out that they can roil up a dirt and sand circle that entraps the fish, forcing them to leap over the dirt circle in the water. Right to where the dolphin's friends are all waiting to catch them. It's genius. It's incredible. It's easy for them to pull off. I was floored the first time I saw it. See it here: http://www.youtube.com/watch?v=htlZCoJ1IEI

-- Not that I love forking out cash to Time Warner every month (sorry, Mitch), but being at the sports bar last weekend during a storm made me love cable. It started storming, and seconds later every TV there (all with satellite) froze for nearly 30 minutes.

That simply isn't enough Random Thoughts… see the next page for more mostly useless ramblings…

MORE(!) RANDOM THOUGHTS FROM JK

No, really… I have more silly pointless stuff to share. Interested? Then read on… and leave yourself wondering why you didn't have something better to do… Sad for you, right?

-- One of the kids on my son's 9/10 Boys soccer team has maybe a bit more cool in him than is healthy. The other day when I was picking up my son, his teammate Sebastian came over and gave me the standard 'hey Coach' and a fist bump. Then he hung out next to me in the lobby for a couple minutes, during which about a dozen kids walked by and were saying things like "hey Sebastian", "wassup Sebastian", "yo Sebastian", "have a good day Sebastian". I finally turned to him and said "man, you know everybody around here don't you, man?" To which he coolly replied, while slowly and slyly turning his head to the side, "nope… but…. they all know me."

-- Hey, here's an observation… You know what sucks? When your laptop eats a registry file and has to be rebuilt. In the week prior to the writing of the banquet Tons. What a friggin' pain in the a**! At least I keep backup files so I didn't lose progress.

-- Ok, now it's time for this season's Survivor item (since the royal ridiculousness took the lead item spot). Can you believe that Boston Rob was dropped into the start of the game, with everyone knowing him and putting a giant target on his back, and he still played what can only be called the most perfect game of Survivor in the history of the series? Every single thing that he could do went perfectly according to plan. I am in awe of how dominant he was in every single phase of the game. And I'm also amazed that everyone else would allow him to be. He even got the two least supportable contestants as his opponents for votes in the final three for the money. Wow.

-- So just yesterday I went in for a full cardiac workup (something I've done every now and then since I had my fluke heart attack back in 2003). It was a full-on stress test and stuff, but I also signed up for a research study that examined the effects of mental stress on my cardiac performance. That study included three "mental stressor" examinations, two of which were not very stressful at all (the math one was really too much up my alley to be fair, I guess). But the third mental stressor? It was what they call a Mirror Trace test. And it flippin' drove me nuts! You have to reach down in between these two angled metal plates to trace a six-pointed star with a pen-style electrode. The catch is that you can only see a reflection of the star, so the forward and backward are actually in reverse of what you see. The star is relevantly thin and you have to keep the electrode point ON THE STAR. You can't touch inside the star, and you can't touch outside the star. And every time you do, it flippin' beeps. And beeps. And beeps. And friggin' beeps some more!! And the whole time, the guy administering the test is saying things like "you've been going for one minute, you have 43 errors" and "that's 66 errors, you should try to keep under 70" in these syrupy-sweet passive aggressive tones. Holy crap! Shut up before I beat you about the head and shoulders with this dang electrode! I wanted to throw the whole damn machine out the window!!!!! But I was strapped to the stupid EKG and couldn't get away. Arrrggghhh!

-- Just a quick note about the way the "A" division tournament final ended. It says on the front page that my team took the Mugs with a 37-dart 1001, and that in itself is an impressive number. But did you really consider what that means? It means my team had a turn average of greater than 81!! Including the out! And we even missed three darts at the out. That is flying, people. And at the absolutely highest-pressure moment possible in the entire season. Against the toughest team the Element has ever faced. Keith Wall's turn of 20/19/19, which would generally be a very solid turn, was the LOWEST for our team in that game (aside from the out). Man, my friends are really good at this game sometimes.

-- Two weekends ago, a bunch of us went down to Charlotte for the Carolina Rebellion, a hard rock festival with 19 bands in it, including about a dozen of my favorite bands in the world. That day was f**king AWESOME!!!!! What an excellent thing to have show up in our state. I wish you all had been there (Paul Jacobi, John Stepp, Doug Jeffcoat, Angela Gaulthier, Kyle Gaulthier, and Cody Gaulthier all were, at the very least). We took a lot of photos, but unfortunately they're on my son's camera instead of mine, and this newsletter has to be handed out in just a handful of hours. That sucks because there are three that I just wish I could share with you right here. First, I wish I had a photo of the day-after version of Paulie J. - he went without sunblock on his face, but was wearing sunglasses, thus leading him to dub himself the Red Raccoon. He was right. Wow. Ouch. Second, I took a photo of Angela G.'s view immediately after her sons arrived. We had staked out a pretty nice place to see both main stages, with good visibility. Then Cody (Angela's 6-foot+ son) showed up, thanked roughly 5'1" mom Angela for holding down the fort, and he immediately took a position DIRECTLY in front of her. I don't think she could see the light towers on the sides, much less the stages. Gotta love your kids… And finally, I took a picture of a clothing company that had a shop set up at the show. It, and the array of clothing they were actively selling, were very funny in the context of a concert/festival. But I really can't imagine any of their stuff being useful in any respectable real world setting. The company? I♥Vagina.com Seriously. Tough to argue with the sentiment, but I'm not wearing a shirt around town that declares myself as a vaginatarian.

-- The hugest of kudos from me to Randy Crites of Garage Band. He is apparently out on Wednesdays for a bunch of the right reasons, with good old head-to-head competition being one of them. In the final week of the season, Randy was in a tie for the divisional singles lead and had the opportunity to play the guy with whom he was tied. As reports to me have it, Randy was all about setting up the head-to-head battle for the crown. His offer was not met with the same enthusiasm, however, and the first round of mano-a-mano didn't happen. Way big ups to him for manning up at the biggest moment though.

-- Nine teams finished the season with fewer points than Duck Tails did this season. Yet the Ducks will go down in history as this season's only winless team. A bunch of that fate might've come from their oft-shorthanded roster, but that still probably doesn't make the nearly weekly heartbreak go away. They lost in a tiebreaker once, by 1 point once, by 2 points five times, by 3 points once, by 4 points once, and by 5 points once. Bummer.

-- I actually watched a bunch of the episodes of Celebrity Apprentice this season. It's a weird show, but oddly enjoyable for some reason. And what did I learn? That Gary Busey is one weird cat. He doesn't march to the beat of his own drum, he more meanders sideways to the scratch of a washboard or something.

-- Hey, you know what? If you find yourself addressing a thrower while s/he is in the middle of a throw, or discussing that thrower while s/he is throwing, and you don't immediately stop… you're an ass. Cut it out. Seriously. I shouldn't need to say that.

36 SEASONS OF "A" DIVISION-WINNING HISTORY

If you ask me, the highest competitive achievements that a darter can have here in RDL land are the ones in which s/he ends up on top of the top division. Taking the top spot in the top division in the largest, most competitive dart league in the state is quite a thing, don't ya think? Listed below are all of the people that played on an A division-winning team (only players that actually threw a dart are listed), people that won an A division singles title, and people that led A division in overall win/loss percentage. All records starting from the Fall 1993 season are included -- I attempted to include more since Joe Wilson supplied me with records back to Fall 1989, but the records of who was/wasn't on any given roster, and often who had what win %-ages, weren't included in the newsletter prior to Fall 1993. And many of the statistics and/or roster listings from Fall 1993 through Fall 1995 seem partial at best. Sooooo… this is all you're gonna get…

My most sincere congratulations to all listed below. These players have climbed the entire mountain here in RDL. (And a note here: the players listed on winning rosters are from regular season-winning teams. Anybody who has read my newsletters in the past knows what I think when comparing the several-month commitment needed for a regular season vs. the few-hour randomness of tournament victories.)

Players that have won an A division regular season title since Fall 1993 (number indicates number of times)

1	Adam, Jeff	1	Meshaw, Garrett
1	Allen, Kenny	1	Metzker, David
3	Baker, Mike	4	Millar, Jeremiah
2	Blake, Brian	2	Moats, Keith
1	Brown, Billy	2	Moricle, Wade
25	Brown, Tom	2	Murray, David
15	Budelman, Jim	1	Naylor, Dan
13	Butman, Don	2	Oakley, Jerry
1	Chaney, Bill	1	Oakley, Richard
2	Chavis, Marshall	2	Overman, Don
1	Chorba, Steve	1	Oxley, Rob
4	Currin, David	1	Persson, Kenny
2	Davis, Jim	11	Phillips, Robbie
2	Deemer, Randy	1	Powell, Donovan
1	Denton, Mike	1	Ramser, K.C.
1	Denton, Shane	1	Redick, Tom
4	Dixon, J.D.	4	Riner, John
4	Dziczkowski, Jeremy	2	Rutten, Pete
5	Eastmead, Phillip	1	Samaluk, Somchai
6	Gaglione, Joey	1	Scott, Lee
1	Gargan, Bob	1	Selby, Brian
1	Gelhar, Tommy	4	Seward, Mike
1	Gibbs, Keith	2	Shpritz, Lisa
1	Gilbert, Chris	1	Simpson, Donnie
2	Glendy, Mike	8	Smith, Allen
2	Greer, Chuck	1	Stewart, Shannon
4	Hall, Mike	14	Tan, Wil
14	Hoffmann, Steve	3	Telesz, Frank
1	Horton, Tony	15	Terry, Bob
9	Hyler, Dale	2	Umstead, Randy
1	Jeffcoat, Doug	1	VanArsdale, Tom
1	Kenney, Jon	1	Velez, George
13	Kilts, Jason	18	Wall, Keith
9	Knight, Mark	1	Walters, Jason
1	Knott, Michael	2	West, Billy
1	Kuhns, Jack	4	Wilson, James
5	Lane, Tim	11	Wilson, Joe
1	Maxwell, Phillip	1	Witz, Steve
1	McDonald, Mike	1	Wright, Shane

(78 total people with an A division title)

Singles win %-age leaders for each season since Fall 1993

Season	Player	W	L	%-age
Fa1993	Maxwell, Phillip	11	0	1.000
Sp1994	Hall, Mike	12	1	0.923
Fa1994	Eastmead, Phillip	23	1	0.958
Sp1995	Budelman, Jim	20	5	0.800
Fa1995	Terry, Bob	25	1	0.962
Sp1996	Avery, Curtis	20	4	0.833
Fa1996	Brown, Tom	21	5	0.808
Sp1997	Oakley, Jerry	24	4	0.857
Fa1997	Budelman, Jim	25	1	0.962
Sp1998	West, Billy	23	1	0.958
Fa1998	Dixon, J.D.	18	2	0.900
Sp1999	Eastmead, Phillip	24	2	0.923
Fa1999	Smith, Allen	23	2	0.920
Sp2000	Tan, Wil	22	3	0.880
Fa2000	Selby, Brian	19	1	0.950
Sp2001	Tan, Wil	19	4	0.826
Fa2001	Brown, Tom	22	2	0.917
Sp2002	Budelman, Jim	19	3	0.864
Fa2002	Brown, Tom	21	2	0.913
Sp2003	Wall, Keith	25	3	0.893
Fa2003	Tan, Wil	18	2	0.900
Sp2004	Seward, Mike	24	2	0.923
Fa2004	Seward, Mike	20	2	0.909
Sp2005	Brown, Tom	19	2	0.905
Fa2005	Terry, Bob	25	4	0.862
Sp2006	Knight, Mark	18	2	0.900
	Seward, Mike	18	2	0.900
Fa2006	Blake, Brian	25	3	0.893
Sp2007	Seward, Mike	17	3	0.850
Fa2007	Seward, Mike	24	2	0.923
Sp2008	Seward, Mike	22	2	0.917
Fa2008	Hamilton, Billy	18	2	0.900
Sp2009	Brown, Tom	18	3	0.857
Fa2009	Seward, Mike	19	1	0.950
Sp2010	Phillips, Robbie	21	1	0.955
Fa2010	Phillips, Robbie	24	1	0.960
Sp2011	Chavis, Marshall	18	2	0.900

(20 total people with an A singles crown)

Overall win %-age leaders for each season since Fall 1993

Season	Player	W	L	%-age
Fa1993	?	?	?	?
Sp1994	?	?	?	?
Fa1994	?	?	?	?
Sp1995	?	?	?	?
Fa1995	?	?	?	?
Sp1996	Wall, Keith	43	13	0.768
Fa1996	Budelman, Jim	44	7	0.863
Sp1997	Budelman, Jim	41	5	0.891
Fa1997	Budelman, Jim	43	8	0.843
Sp1998	Budelman, Jim	35	5	0.875
Fa1998	Brown, Tom	30	9	0.769
Sp1999	West, Billy	38	10	0.792
Fa1999	Budelman, Jim	35	6	0.854
Sp2000	Butman, Don	25	9	0.735
Fa2000	Selby, Brian	31	6	0.838
Sp2001	Selby, Brian	38	10	0.792
Fa2001	Brown, Tom	44	4	0.917
Sp2002	Budelman, Jim	36	8	0.818
Fa2002	Brown, Tom	41	5	0.891
Sp2003	Wall, Keith	44	9	0.830
Fa2003	Dixon, J.D.	40	8	0.833
Sp2004	Seward, Mike	46	6	0.885
Fa2004	Knight, Mark	38	9	0.809
Sp2005	Brown, Tom	35	7	0.833
Fa2005	Terry, Bob	49	10	0.831
Sp2006	Seward, Mike	35	5	0.875
Fa2006	Blake, Brian	47	9	0.839
	Tan, Wil	47	9	0.839
Sp2007	Seward, Mike	32	7	0.821
Fa2007	Seward, Mike	42	9	0.824
Sp2008	Kilts, Jason	32	4	0.889
Fa2008	Phillips, Robbie	43	6	0.878
Sp2009	Phillips, Robbie	39	8	0.830
Fa2009	Phillips, Robbie	37	6	0.860
Sp2010	Phillips, Robbie	37	7	0.841
Fa2010	Phillips, Robbie	47	3	0.940
Sp2011	Chavis, Marshall	38	2	0.950

(15 total people with an A overall crown)

2011 North Carolina City Dart League (NCCDL) & North Carolina Ladies' Cup (NCLC)

NCCDL - "Mountain/Beach" Division

		W	L	Pts.	
1	Charlotte (QCDA)	3	0	92	
2	Wilmington (ACDA)	2	0	71	*
3	Lake Norman (LNDA)	2	1	71	
4	Pineville (BADA)	2	1	67	
5	Asheville (WCDA)	1	2	52	
6	Jacksonville (JDA)	1	2	38	
7	Port City (PCDA)	0	2	22	*

NCCDL - "Central" Division

		W	L	Pts.	
1	Durham (BCDL)	3	0	95	
2	Cary (CDL)	2	0	50	*
3	Raleigh (RDL)	2	1	55	
4	Piedmont (PDA)	1	1	26	*
5	Fuquay-Varina (FVDO)	0	3	35	
6	Capital Area (CADC)	0	3	27	
7	Chapel Hill (TDL)	0	3	8	

February 19 match results: *(home teams listed in italics)*

Piedmont	21	*Asheville*	17	Cary	22	*Lake Norman*	16
Pineville	22	*Fuquay-Varina*	16	*Raleigh*	22	Jacksonville	16
Charlotte	35	Chapel Hill	3	Wilmington	36	*Capital Area*	2
				Durham	35	Port City	3

April 2 match results: *(home teams listed in italics)*

Cary	28	Asheville	10	Lake Norman	33	*Chapel Hill*	5
Durham	24	*Pineville*	14	*Jacksonville*	20	Capital Area	18
Charlotte	33	Piedmont	5	*Wilmington*	35	Fuquay-Varina	3
				Raleigh	19+	*Port City*	19

April 30 match results: *(home teams listed in italics)*

Asheville	25	Chapel Hill	(fft.) 0	Lake Norman	22	*Fuquay-Varina*	16
Pineville	31	*Capital Area*	7	*Durham*	36	Jacksonville	2
Charlotte	24	*Raleigh*	14	Wilmington @ Cary - postponed			
				Port City @ Piedmont - postponed (or possibly forfeited)			

July 9 schedule:

Raleigh @ Lake Norman	Fuquay-Varina @ Asheville	Chapel Hill @ Pineville	Capital Area @ Charlotte
	Jacksonville @ Piedmont	Durham @ Wilmington	Cary @ Port City

August 6 schedule:

Piedmont @ Lake Norman	Asheville @ Capital Area	Pineville @ Cary	Charlotte @ Durham
	Jacksonville @ Chapel Hill	Wilmington @ Raleigh	Port City @ Fuquay-Varina

September 10 schedule:

Lake Norman @ Durham	Asheville @ Raleigh	Pineville @ Piedmont	Cary @ Charlotte
	Fuquay-Varina @ Jacksonville	Chapel Hill @ Wilmington	Capital Area @ Port City

October 15 schedule:

Lake Norman @ Capital Area	Durham @ Asheville	Raleigh @ Pineville	Charlotte @ Fuquay-Varina
	Cary @ Jacksonville	Piedmont @ Wilmington	Port City @ Chapel Hill

December 3 & 4: Postseason tournament (top 4 teams from each division). Hosted by Wilmington.
Quarterfinals: Saturday 12:00 p.m. -- Semifinals: Saturday, 5:00 p.m. -- Finals: Sunday, 1:00 p.m.

NCLC - "Mountain/Beach" Division

		W	L	Pts.	
1	Charlotte (QCDA)	3	0	56	
2	Jacksonville (JDA)	3	0	50	
3	Asheville (WCDA)	3	0	44	
4	Wilmington (ACDA)	2	1	36	
5	Pineville (BADA)	1	2	33	
6	Boone (HCDA)	0	2	19	*
7	Lake Norman (LNDA)	0	2	12	*

NCLC - "Central" Division

		W	L	Pts.	
1	Hickory (FDO)	2	1	41	
2	Fuquay-Varina (FVDO)	1	1	23	*
3	Apex (CDA)	1	2	37	
4	Durham (BCDL)	1	2	31	
5	Chapel Hill (TDL)	1	2	28	
6	Raleigh (RDL)	1	2	26	
7	Piedmont (PDA)	0	2	18	*

February 19 match results: *(home teams listed in italics)*

Asheville	12+	Piedmont	12	*Charlotte*	20	Chapel Hill	4
Durham	16	Boone	8	Apex	18	*Lake Norman*	6
Fuquay-Varina	13	Pineville	11	Jacksonville	17	*Raleigh*	7
				Hickory	15	Wilmington	9

April 2 match results: *(home teams listed in italics)*

Asheville	16	*Apex*	8	*Charlotte*	18	Piedmont	6
Raleigh	13	*Boone*	11	*Chapel Hill*	16	Lake Norman	6
Pineville	16	Durham	8	*Jacksonville*	16	Hickory	8
				Wilmington	14	Fuquay-Varina	10

April 30 match results: *(home teams listed in italics)*

Asheville	16	Chapel Hill	8	Charlotte	18	*Raleigh*	6
Boone @ Piedmont (postponed to August 20)				Lake Norman @ Fuquay-Varina (postponed)			
				Jacksonville	17	*Durham*	7
Hickory	18	Pineville	6	Wilmington	13	*Apex*	11

July 9 schedule:

Hickory @ Charlotte	Fuquay-Varina @ Asheville	Apex @ Boone	Chapel Hill @ Pineville
	Raleigh @ Lake Norman	Jacksonville @ Piedmont	Durham @ Wilmington

August 6 schedule:

Charlotte @ Durham	Asheville @ Hickory	Boone @ Fuquay-Varina	Pineville @ Apex
	Piedmont @ Lake Norman	Jacksonville @ Chapel Hill	Wilmington @ Raleigh

September 10 schedule:

Apex @ Charlotte	Asheville @ Raleigh	Hickory @ Boone	Pineville @ Piedmont
	Lake Norman @ Durham	Fuquay-Varina @ Jacksonville	Chapel Hill @ Wilmington

October 15 schedule:

Charlotte @ Fuquay-Varina	Durham @ Asheville	Boone @ Chapel Hill	Raleigh @ Pineville
	Lake Norman @ Hickory	Apex @ Jacksonville	Piedmont @ Wilmington

December 3 & 4: Postseason tournament (top 4 teams from each division). Hosted by Charlotte.
Quarterfinals: Saturday 12:00 p.m. -- Semifinals: Saturday, 5:00 p.m. -- Finals: Sunday, 1:00 p.m.

6th Annual Wreck at the Deck

Hosted at The Upper Deck Sports Bar & Pub Cary, NC

Sanctioned BY: American Darts Organization

June 3-5, 2011

$5,200+

DAY	FRIDAY	SATURDAY							SUNDAY				
Time*	8:00 pm	11:00 am	1:00 pm	1:30 pm	3:00 pm	3:30 pm	5:30 pm	7:00 pm	11:00 am	1:00 pm	1:30 pm	2:30 pm	3:00 pm
Event	Blind Draw 501/CR/ Choice	Mixed Doubles Cricket	Men's Doubles Cricket	Ladies' Singles Cricket	Men's Singles Cricket	Ladies' Doubles Cricket	Mixed 3 Person 601	Blind Draw 501/CR/ Choice	Mixed Doubles 501	Men's Doubles 501	Ladies' Singles 501	Men's Singles 501	Ladies' Doubles 501
Entry Fee	$10 person	$20 team	$20 team	$15** person	$15** person	$20 team	$30 team	$10 person	$20 team	$20 team	$15** person	$15** person	$20 team
1st	$200	$200	$200	$120	$200	$140	$260	30%	$200	$200	$120	$200	$140
2nd	$100	$100	$100	$60	$100	$70	$120	15%	$100	$100	$60	$100	$70
Top 4	$50	$50	$50	$30	$50	$40	$60	10%	$50	$50	$30	$50	$40
Top 8	$26	$26	$26	$15	$25	---	---	5%	$26	$26	$15	$25	---
Total	$504	$504	$504	$300	$500	$290	$500	85%	$504	$504	$300	$500	$290

This is a NON-Smoking Event

* - Posted Times reflect signup deadline, with matches starting 15 minutes later ** - Includes $2 ADO surcharge

NO OUTSIDE BEVERAGES OR FOOD ALLOWED!

Location: **The Upper Deck** 329 N. Harrison Ave, Cary, NC 27513
Host: **Carolina Dart Association and The Upper Deck**
Contact: **Julie Payne** 919-210-9781
Email: Jupayne@cisco.com for tournament information

Warning: Darts is an adult sport. It is dangerous for children to play darts without adult supervision. Please use your discretion.

Disclaimer-Amateur Status: The host association and/or the ADO assumes no responsibility for any adverse effects which dart awards may have on the amateur status of any youth participant. Check local regulations.

Hotel: Studio Plus – 600 Weston Parkway, Cary, NC 919-677-9910 Request "NC darts" to receive discounted rates: $45 for queen, $49 for deluxe and $54 for doubles.

Driving Directions: From West: I-40 East to Raleigh. Exit onto Harrison Avenue. Travel approx. 4.5 miles south on Harrison Ave. The Upper Deck is in the shopping center on the right immediately following the traffic light at Chapel Hill Rd.
From North: I-95 south to I-85 south to US-1 south to Raleigh. US-1 (Capital Blvd) to I540 west toward RDU. Airport exit (RDU) around to Aviation Dr. Exit Aviation onto I-40 to Harrison Avenue exit. Follow from above directions.
From South: I-95 to I-40 to Raleigh. In Raleigh, I-40 toward RDU to NC 54. NC 54 (Chapel Hill Rd) west to Harrison Avenue. Turn left onto Harrison then right into shopping center.

Proceeds to benefit:

Lucy Daniels Center for Early Childhood
Helping children live emotionally healthy lives

31st Annual "Savannah Open" Dart Tournament

Savannah Area Darting Association

May 27 - 29, 2011

$10,000 +

Guaranteed Purse and Trophies

Sponsored By

"YOUR NAME COULD BE HERE"

Sign-Up Ends	5:00 PM	5:30 PM	7:45 PM	9:15 AM	11:45 AM	12:15 PM	2:45 PM	5:15 PM	10:15 AM	10:45 AM	12:45 PM	1:45 PM	4:45 PM
Day	FRIDAY	FRIDAY	FRIDAY	SATURDAY	SATURDAY	SATURDAY	SATURDAY	SATURDAY	SUNDAY	SUNDAY	SUNDAY	SUNDAY	SUNDAY
Time	5:30 PM	6:00 PM	8:30 PM	10:00 AM	12:30 PM	1:00 PM	3:30 PM	6:00 PM	11:00 AM	11:30 AM	1:30 PM	2:30 PM	5:30 PM
Event	Men's Singles Cricket	Ladies' Singles Cricket	Draw Doubles 501	Mixed Doubles 501	Men's Doubles 501	Ladies' Doubles 501	Mixed Doubles Cricket	Open 4's 701	Men's Doubles Cricket	Ladies' Doubles Cricket	Men's Singles 501	Ladies' Singles 501	Mixed Triples 801
Entry	$15/person	$15/person	$10/person	$20/team	$20/team	$20/team	$30/team	$40/team	$20/team	$20/team	$15/person	$15/person	$30/team
1st	300	160	400	300	300	200	360	400	300	200	300	160	300
2nd	180	80	200	150	140	100	180	200	140	100	150	80	180
Top 4	90	40	100	80	70	40	80	100	70	40	90	40	90
Top 8	40	20	50	40	30		40	80	30		40	20	45
Top 16	20		20		20				20		20		
Total	1040	400	1160	770	860	380	770	1040	860	380	1040	400	920

JUNIOR EVENTS

Sign-Up Ends	8:15 AM	10:00 AM	2:00 PM
Day	SUNDAY	SUNDAY	SUNDAY
Time	8:30 AM	10:30 AM	2:30 PM
Event	Adult/Jr. Doubles 401	Junior Singles 601	Junior Double Cricket
Entry	$ 5 / Per Person Per Event		

Juniors may play in Jr. Singles or an Adult Doubles Cricket but NOT both.
Juniors may play in Jr. Doubles or an Adult Singles 501 but NOT both.

TOURNAMENT DIRECTOR
DAN JORDAN
FOR FURTHER INFORMATION
Call: (843) 575-5395
E-Mail: Savannahdarts@yahoo.com
OR SEE OUR WEB SITE AT:
http://www.SAVDARTS.ORG

"Tournament Scheduler"
Courtesy of:
Independent Software

*** 100% Payout***
Ladies Events

This will be a Non-Smoking Event
All Singles Events Include $2.00 Entrant Fee

HOSTED BY: SAVANNAH CONFERENCE HOTEL
I-95 Exit 102 US-80
301 GOVERNOR TREUTLAN DR. POOLER, GA.
(912 - 748 - 6464)
Ask For Darter's Rate ($54.99)
* CUT-OFF DATE: 5/18/11 *



Sanctioned By: American Darts Organization

DISCLAIMER - AMATEUR STATUS

WARNING

THE 33rd ANNUAL CVDA DART CLASSIC

JUNE 10-12, 2011
RICHMOND, VA

$11,080

To benefit Children's Hospital and the American Cancer Society

Sanctioned by:

Tournament Directors:
CVDA Board of Directors

Central Virginia Dart Association
P.O. Box 14591
Richmond, Virginia 23221
804-796-9669
www.cvdadarts.com

	FRIDAY		SATURDAY							SUNDAY				
Sponsors														
Event	7:00PM Blind Draw Doubles	9:00PM Blind Draw Doubles	10:00AM Mixed Doubles	12:30PM Ladies Doubles	1:00PM Men's Singles	3:00PM Ladies Singles	4:00PM Men's Doubles	7:00PM Mixed Triples	9:00PM Blind Draw	10:00AM Men's Doubles	10:30AM Ladies Doubles	12:30PM Men's Singles	1:00PM Ladies Singles	3:30PM Mixed Doubles
	501 FI/DO	Cricket	Cricket	Cricket	501 FI/DO	501 FI/DO	Cricket	601 FI/DO	501/Cricket	501 FI/DO	501 FI/DO	Cricket	Cricket	501 FI/DO
Entry Fee	$10.00 Person	$10.00 Person	$30.00 Team	$30.00 Team	$17.00* Person	$17.00* Person	$30.00 Team	$45.00 Team	$10.00 Person	$30.00 Team	$30.00 Team	$17.00* Person	$17.00* Person	$30.00 Team
1st	240		450	220	350	200	420	480	240	420	220	300	200	450
2nd	120		220	110	170	100	210	240	120	210	110	140	100	220
3rd – 4th	60		120	60	80	50	110	120	60	110	60	70	50	120
5th – 8th	30		60	30	40	25	50	60	30	50	30	30	25	60
Total	$600		$1,150	$570	$840	$500	$1,050	$1,200	$600	$1,050	$570	$700	$500	$1,150

*- Includes $2.00 ADO Sanctioning
Doors open at 6:00 PM Friday.
Full bar and dart concessions on the premises.
NO OUTSIDE FOOD OR DRINKS PERMITTED!!

A darter causing damages to CVDA and/or Hotel property will assume responsibility for all damages and costs incurred. The darter may be subject to dismissal from the tournament and/or Hotel property

Youth Events Saturday 8:30 AM by Age Groups Singles
Sunday 8:30 AM Youth/Adult.
Trophies and medals awarded, no cash prizes

Holiday Inn Select
1021 Koger Center Blvd.
Richmond, VA 23235-4756
804-379-3800
Reservations: ASK FOR CVDA GROUP RATES!!!!!
$90.00

DISCLAIMER. The Host Association and/or the ADO assumes no responsibility for any adverse effects which darts may have on the amateur status of any Youth participant

---

Break Time Billiards & Piedmont Dart Association Present:

Piedmont Dart Shootout X

June 24-26, 2011

$2,000

*** Minimum Guaranteed Payout ***

SANCTIONED BY

PIEDMONT DART ASSOCIATION

DAY	FRIDAY	SATURDAY						SUNDAY					
TIME	8:00 PM	10:00 AM	12:30 PM	1:00 PM	3:00 PM	4:00 PM	6:00 PM	11:00 AM	1:30 PM	2:00 PM	3:30 PM	4:00 PM	
	BLIND	MIXED	MEN'S	LADIES'	MEN'S	LADIES'	BLIND	MIXED	MEN'S	LADIES'	MEN'S	LADIES'	
EVENT	DRAW	DOUBLES	DOUBLES	SINGLES	SINGLES	DOUBLES	DRAW	TRIPLES	DOUBLES	SINGLES	SINGLES	DOUBLES	
	501/CRICK	CRICKET	CRICKET	CRICKET	CRICKET	CRICKET	501/CRICK	601	501	501	501	501	
ENTRY	$10	$20	$20	$12	$12	$20	$10	$30	$20	$12	$12	$20	
FEE	person	team	team	person ‡	person ‡	team	person	team	team	person ‡	person ‡	team	
1st	$100	$100	$100	$50	$100	$60	$100	$120	$100	$50	$100	$60	
2nd	$50	$50	$50	$24	$50	$30	$50	$60	$50	$24	$50	$30	
Top 4	$24	$24	$24	$12	$24		$24	$30	$24	$12	$24		

‡ Fee includes $2.00 ADO Surcharge - Posted Time is close of registration

*** 90% of all entry fees over the $2,000 guarantee will be paid out after expenses ***

Tournament Director:
Nancy Coley 336-299-8068

PDA Web Site:
www.piedmontdarts.org

Area Accommodations:

Quality Inn	336-767-9009
Comfort Inn	336-714-8888
Days Inn	336-744-5755
Holiday Inn	336-767-9595

Directions to Break Time
- I-40 to Hwy 52 North
- Exit 115B (Univ. Pkwy.)
- Turn right at top of ramp, go thru 4 stop lights and North Chase Shopping Ctr. will be on the left.
- Break Time Billiards is in the shopping center



Tournament Location:
Break Time Billiards
5083 University Parkway
Winston-Salem, NC 27106
336-744-9404

SANCTIONED BY

HOSTED BY

RANKED BY

Host of the 2011 ADO Masters Nationals

$20,000

July 15-17 2011

CHARLOTTE OPEN

Visit our website for interactive flyer with link to hotel for accommodations: www.charlottedarts.com

Day	Friday		Saturday						Sunday				
Time	6 pm	8:30 pm	10 am	11 am	1 pm	2 pm	4:30 pm	8 pm	10 am	12:30 pm	1 pm	3 pm	4 pm
Event	Singles 301	Blind Draw**	Men's Doubles Cricket	Ladies Doubles Cricket	Men's Singles Cricket*	Ladies Singles Cricket*	Mixed Doubles Cricket	Blind Draw**	Mixed Doubles 501	Ladies Doubles 501	Men's Doubles 501	Ladies Singles 501*	Men's Singles 501*
Fee	$20 per person	$12 per person	$30 per team	$30 per team	$20 per person*	$20 per person*	$30 per team	$12 per person	$30 per team	$30 per team	$30 per team	$20 per person*	$20 per person*
1st	$500	$400	$600	$350	$600	$350	$600	$400	$600	$300	$600	$350	$600
2nd	$240	$200	$300	$200	$300	$200	$300	$200	$300	$150	$300	$200	$300
Top 4	$100	$100	$150	$100	$150	$100	$150	$100	$150	$80	$150	$100	$150
Top 8	$40	$50	$80	$40	$80	$40	$80	$50	$80	$40	$80	$40	$70
T 16	$20	$30	$30	$20	$40	$20	$40	$30	$40	$20	$30	$20	$40
T 32		$20			$20			$20					$20

*Singles entry fees include $2 ADO surcharge **Blind Draw will be 501 / Cricket / Choice $2 WDF player levy included *** Singles Finals will be Best of 5

Youth Events in Kitty's Kastle Sponsored by Steamer's Sports Pub

Day	Saturday					Sunday			
Time	8:30 AM	11:00 AM	1:00 PM	4:30 PM	7:00 PM	8:30 AM	10:30 AM	12:30 PM	3:00 PM
Event	401 Singles	Cricket Singles	Draw Doubles 501	Draw Doubles Cricket	Draw Doubles 01/CR/Opt	Youth/Adult 301	401 Singles	Cricket Singles	Draw Doubles 01/CR/Opt
Ages	6-12 13-17	6-12 13-17	6-17	6-17	6-17	6-17	6-12 13-17	6-12 13-17	6-17

DISCLAIMER – AMATEUR STATUS
The Host Association and/or the ADO assumes no responsibility for any adverse effects which Darts awards may have on the amateur status of any Youth Participant. Please check local regulations/restrictions.

WARNING
DARTS is an adult sport. It is dangerous for children to play

Tammy O'Brien
tournamentdirector@charlottedarts.com
704-604-3530

PLEASE, NO OUTSIDE FOOD OR BEVERAGES IN DART HALL

Sheraton Charlotte Airport HOTEL
The Sheraton Airport Hotel
3315 Scott Futrell Dr
Charlotte NC 28208
704-392-1200
Ask to be included in the darters block $84/night



Spring 2011 RDL Top Singles Records (by division) (FINAL!)

(There are no missing statistics, as all scoresheets from the entire season have been received.)

(Game minimums required for these listings: 19 for all divisions - except for teams D5, D8, & H6, for whom the minimum is 18 due to a forfeit received)

	"A" Division		W	L	%-age
1	Chavis, Marshall	A7/ Just A Little High	18	2	0.900
2	Blake, Brian	A7/ Just A Little High	24	4	0.857
3	Naylor, Dan	A7/ Just A Little High	23	5	0.821
	Phillips, Robbie	A1/ The Missing Element	23	5	0.821
5	Meshaw, Garrett	A7/ Just A Little High	16	4	0.800
6	Brown, Tom	A1/ The Missing Element	15	4	0.789
7	Heimbach, Matt	A3/ Lunatic Fringe	22	6	0.786
8	Tan, Wil	A1/ The Missing Element	18	7	0.720
9	Downs, Aaron	A8/ Jack 9	18	8	0.692
10	Seward, Mike	A2/ Daddies	15	7	0.682
11	Terry, Bob	A3/ Lunatic Fringe	16	8	0.667
	Beaudoin, Paul	A2/ Daddies	14	7	0.667
13	Kenney, Jon	A1/ The Missing Element	17	10	0.630
14	(two tied)		12	8	0.600

	"B" Division		W	L	%-age
1	Murray, David	B7/ Domestic Rednecks	18	3	0.857
2	Lamb, Mark	B7/ Domestic Rednecks	22	4	0.846
3	Eastmead, Phillip	B6/ The Locals	23	5	0.821
	Lyons, Jeff	B1/ Off Constantly	23	5	0.821
5	Ray, Robert	B2/ OT Outlaws	18	6	0.750
	Varnadoe, Matt	B1/ Off Constantly	15	5	0.750
7	Grubb, Donald	B4/ The Usual Suspects	17	6	0.739
8	Oakley, Jerry	B7/ Domestic Rednecks	17	7	0.708
9	Kubel, Tom	B1/ Off Constantly	19	8	0.704
10	Cusher, Dean	B7/ Domestic Rednecks	17	8	0.680
11	Kerr, Jimmy	B2/ OT Outlaws	13	7	0.650
	Yang, Rob	B6/ The Locals	13	7	0.650
13	Gaulthier, Kyle	B1/ Off Constantly	14	8	0.636
14	Reitano, Sal	B6/ The Locals	13	8	0.619

	"C" Division		W	L	%-age
1	Martinez, Vicente	C6/ Can't See The Board	22	6	0.786
2	Grubb, Ed	C1/ Cork A Diddle Do!	18	5	0.783
3	Dunleavy, John	C1/ Cork A Diddle Do!	17	5	0.773
	Thomas, Jason	C2/ Antique's Roadshow	17	5	0.773
5	Roseman, Sean	C8/ Money Shot	21	7	0.750
6	Jobe, Crawford	C2/ Antique's Roadshow	14	6	0.700
	Krasnow, Dave	C3/ Traveling Beer Bellies	14	6	0.700
8	Baldwin, Randy	C4/ C Pig. C Pig Run	17	8	0.680
9	McCredie, Bob	C3/ Traveling Beer Bellies	19	9	0.679
10	Taylor, Eric	C7/ Seein Dublin	17	9	0.654
11	Wade, Nate	C5/ Coral Reefers	15	8	0.652
12	Gallagher, Jim	C5/ Coral Reefers	18	10	0.643
13	Delp, Paula	C1/ Cork A Diddle Do!	12	7	0.632
14	(two tied)		17	11	0.607

	"D" Division		W	L	%-age
1	Stankevich, Scott	D8/ Leftovers	22	4	0.846
2	Knott, Ronnie	D7/ Double Ones	18	5	0.783
	Sandoval, Alberto	D5/ Mug Hunters	18	5	0.783
4	Wilcox, Randy	D2/ Like To Party	21	7	0.750
	Hayes, Chad	D7/ Double Ones	18	6	0.750
6	Bullington, Lonnie	D5/ Mug Hunters	19	7	0.731
7	Clark, Patrick	D6/ Ale-ing Archers	16	6	0.727
8	Budd, Ben	D5/ Mug Hunters	15	7	0.682
	Thomas, Tony	D8/ Leftovers	15	7	0.682
10	Smith, Shawn	D7/ Double Ones	13	7	0.650
11	McCurry, Gregg	D8/ Leftovers	17	10	0.630
	McCurry, Justin	D8/ Leftovers	17	10	0.630
	Thomas, Brent	D8/ Leftovers	17	10	0.630
14	Klann, Eric	D2/ Like To Party	13	8	0.619

	"E" Division		W	L	%-age
1	Brody, Kevin	E4/ Salute-A-Bulls	21	3	0.875
2	Simpson, David	E4/ Salute-A-Bulls	24	4	0.857
3	Ackley, Sean	E8/ Designated Divers	22	4	0.846
4	Bunn, Tim	E5/ Minor Threat	17	4	0.810
5	Jenkins, John	E4/ Salute-A-Bulls	19	6	0.760
6	Hall, Danny	E5/ Minor Threat	15	5	0.750
7	Johnson, Dave	E7/ Menace 2 Sobriety	19	7	0.731
8	Alcon, Tony	E1/ Party to the Mac's	18	7	0.720
9	Willis, Tolson	E6/ Death Throw	15	6	0.714
10	White, J.J.	E7/ Menace 2 Sobriety	19	8	0.704
11	McAlpin, Jack	E8/ Designated Divers	18	8	0.692
12	Hogan, Neal	E6/ Death Throw	18	9	0.667
13	Chan, Ed	E8/ Designated Divers	16	9	0.640
14	Metters, Paul	E1/ Party to the Mac's	15	9	0.625

	"F" Division		W	L	%-age
1	Crites, Randy	F6/ Garage Band	23	3	0.885
	Toolan, Chris	F1/ Big Bulls	23	3	0.885
	Winters, Tom	F7/ Lords of Da Board	23	3	0.885
4	Fitzgerald, Aaron	F1/ Big Bulls	16	4	0.800
	Shengulette, Jerry	F6/ Garage Band	16	4	0.800
6	Dzengeleski, Jimmy	F7/ Lords of Da Board	23	6	0.793
7	Welborn, Tim	F7/ Lords of Da Board	21	7	0.750
	Luther, Matt	F3/ Flight Risk	15	5	0.750
9	Kring, Jeremy	F2/ Banzai Darters	19	9	0.679
	Lee, Ronnie	F5/ Duck Tails	19	9	0.679
11	Flannigan, Stephen	F1/ Big Bulls	14	7	0.667
12	Dudley, Robert	F4/ Flight Club	18	10	0.643
13	Edgecombe, Andrew	F3/ Flight Risk	15	9	0.625
14	Martin, George	F7/ Lords of Da Board	13	8	0.619

	"G" Division		W	L	%-age
1	Polenz, Steve	G4/ Ton Up Tossers	25	3	0.893
2	Massengill, Chad	G8/ BullsHitters	18	4	0.818
3	Gilyardi, Ernie	G8/ BullsHitters	19	5	0.792
4	Guenther, George	G4/ Ton Up Tossers	22	6	0.786
5	Gelberg, David	G6/ Dublin-Dublout	20	6	0.769
6	Chuyka, Don	G2/ Mr. Bulljangles	18	6	0.750
	Wylie, John	G8/ BullsHitters	18	6	0.750
8	Mitchell, Liz	G3/ Sharkshooters	18	7	0.720
9	Marks, Ted	G7/ Liquor Posse	18	8	0.692
10	Reece, Robert	G8/ BullsHitters	15	8	0.652
11	Montesi, Chris	G6/ Dublin-Dublout	13	7	0.650
12	DeFontes, Adrienne	G3/ Sharkshooters	18	10	0.643
13	Goss, Matt	G4/ Ton Up Tossers	16	9	0.640
14	Rudy, Jeff	G6/ Dublin-Dublout	13	8	0.619

	"H" Division		W	L	%-age
1	Richardson, Shane	H5/ One Armed Bandits	17	2	0.895
2	Munroe, Joe	H4/ Backyard Brawlers	24	4	0.857
3	Frumkin, Josh	H4/ Backyard Brawlers	23	5	0.821
4	Murphy, Phil	H5/ One Armed Bandits	18	6	0.750
5	Merkle, Pat	H4/ Backyard Brawlers	14	5	0.737
6	Dendy, Lisa	H2/ Bar Hoppers	16	6	0.727
7	Levesque, Ben	H8/ Farmandu	17	7	0.708
8	Walz, Paul	H2/ Bar Hoppers	17	8	0.680
9	Kiser, Lyman	H5/ One Armed Bandits	15	8	0.652
10	Ratterree, Alex	H8/ Farmandu	14	8	0.636
11	Kunesh, Joe	H1/ Bottoms Up	16	10	0.615
	Monsma, A.J.	H3/ Total Eclipse of the Dart	16	10	0.615
	Owens, John	H7/ Just Givin' It A Shot	16	10	0.615
14	Prosser, Brad	H4/ Backyard Brawlers	14	9	0.609

	Women's Records (# of women by div.: A-0, B-2, C-10, D-7, E-8, F-6, G-16, H-6)		W	L	%-age
B	(No women in B played enough to satisfy the min. games requirement.)				
C	Delp, Paula	C1/ Cork A Diddle Do!	12	7	0.632
	Pleasant, Lis	C1/ Cork A Diddle Do!	14	10	0.583
	Salter, Whitney	C7/ Seein Dublin	14	10	0.583
D	Wilcox, Julie	D2/ Like To Party	7	13	0.350
	(two tied)				0.250
E	Jenkins, Vickie	E4/ Salute-A-Bulls	10	11	0.476
	Vithorkus, Denise	E2/ Tips & Shafts	1	32	0.030
F	Dudley, Debbie	F4/ Flight Club	9	20	0.310
G	Mitchell, Liz	G3/ Sharkshooters	18	7	0.720
	DeFontes, Adrienne	G3/ Sharkshooters	18	10	0.643
	Quinn, Debra	G1/ Point Taken	5	14	0.263
H	Dendy, Lisa	H2/ Bar Hoppers	16	6	0.727
	Lee, Julie Tate	H1/ Bottoms Up	15	10	0.600

Spring 2011 RDL Top Doubles Records (by division) (FINAL!)

(There are no missing statistics, as all scoresheets from the entire season have been received.)

(Game minimums required for these listings: 19 for all divisions - except for teams D5, D8, & H6, for whom the minimum is 18 due to a forfeit received)

	"A" Division		W	L	%-age
1	Chavis, Marshall	A7/ Just A Little High	20	0	1.000
2	Naylor, Dan	A7/ Just A Little High	23	4	0.852
3	Davis, Jim	A7/ Just A Little High	18	4	0.818
4	Blake, Brian	A7/ Just A Little High	22	6	0.786
5	Phillips, Robbie	A1/ The Missing Element	21	7	0.750
6	Heimbach, Matt	A3/ Lunatic Fringe	20	7	0.741
7	Jeffcoat, Doug	A2/ Daddies	17	7	0.708
	Terry, Bob	A3/ Lunatic Fringe	17	7	0.708
9	Brown, Tom	A1/ The Missing Element	13	6	0.684
10	Lloyd, Billy	A4/ Bad Things Man	19	9	0.679
11	Berstler, Justin	A2/ Daddies	15	8	0.652
12	Smith, Allen	A1/ The Missing Element	13	7	0.650
13	Parker, Charles	A4/ Bad Things Man	18	10	0.643
14	Budelman, Jim	A3/ Lunatic Fringe	12	8	0.600

	"B" Division		W	L	%-age
1	Varnadoe, Matt	B1/ Off Constantly	19	3	0.864
2	Gaulthier, Kyle	B1/ Off Constantly	21	4	0.840
3	Eastmead, Phillip	B6/ The Locals	19	6	0.760
	Lamb, Mark	B7/ Domestic Rednecks	19	6	0.760
5	Oakley, Jerry	B7/ Domestic Rednecks	18	6	0.750
6	Lyons, Jeff	B1/ Off Constantly	18	7	0.720
7	Cusher, Dean	B7/ Domestic Rednecks	19	8	0.704
8	Murray, David	B7/ Domestic Rednecks	14	6	0.700
9	Ray, Robert	B2/ OT Outlaws	14	9	0.609
10	Crowe, Jason	B2/ OT Outlaws	15	10	0.600
	Emery, Mike	B6/ The Locals	15	10	0.600
	Reitano, Sal	B6/ The Locals	15	10	0.600
13	Kubel, Tom	B1/ Off Constantly	16	11	0.593
14	Bradshaw, Rick	B6/ The Locals	14	10	0.583

	"C" Division		W	L	%-age
1	Thomas, Jason	C2/ Antique's Roadshow	18	6	0.750
2	Austin, Bobby	C8/ Money Shot	20	8	0.714
	Martinez, Vicente	C6/ Can't See The Board	20	8	0.714
4	Blackwelder, Deb	C6/ Can't See The Board	18	9	0.667
	Dunleavy, John	C1/ Cork A Diddle Do!	16	8	0.667
	Gardner, Kyle	C8/ Money Shot	16	8	0.667
7	Thorne, Marshall	C8/ Money Shot	19	10	0.655
8	Pleasant, Lis	C1/ Cork A Diddle Do!	14	8	0.636
9	Smith, Van	C5/ Coral Reefers	16	10	0.615
10	Gaertner, Brian	C7/ Seein Dublin	17	11	0.607
	Maze, Sam	C2/ Antique's Roadshow	17	11	0.607
	Vance, Hugh	C3/ Traveling Beer Bellies	17	11	0.607
13	Taylor, Eric	C7/ Seein Dublin	15	10	0.600
	Grubb, Ed	C1/ Cork A Diddle Do!	12	8	0.600

	"D" Division		W	L	%-age
1	Stankevich, Scott	D8/ Leftovers	22	4	0.846
2	Wilson, John	D5/ Mug Hunters	15	3	0.833
3	Sandoval, Alberto	D5/ Mug Hunters	18	4	0.818
4	Bullington, Lonnie	D5/ Mug Hunters	20	6	0.769
5	Thomas, Brent	D8/ Leftovers	21	7	0.750
6	Wilcox, Randy	D2/ Like To Party	18	8	0.692
7	Greene, Sebastian	D6/ Ale-ing Archers	19	9	0.679
8	McCurry, Justin	D8/ Leftovers	17	9	0.654
9	Mushow, Tom	D6/ Ale-ing Archers	16	9	0.640
10	Raquet, Mike	D3/ Helter Skelter	18	11	0.621
11	Janssen, Josh	D8/ Leftovers	16	10	0.615
	McCurry, Gregg	D8/ Leftovers	16	10	0.615
13	Mushow, Dave	D6/ Ale-ing Archers	14	9	0.609
14	Budd, Ben	D5/ Mug Hunters	12	8	0.600

	"E" Division		W	L	%-age
1	Hogan, Neal	E6/ Death Throw	22	5	0.815
2	Ackley, Sean	E8/ Designated Divers	20	5	0.800
3	Alcon, Tony	E1/ Party to the Mac's	15	6	0.714
4	Bunn, Tim	E5/ Minor Threat	19	8	0.704
5	Johnson, Dave	E7/ Menace 2 Sobriety	18	8	0.692
6	McAlpin, Jack	E8/ Designated Divers	17	8	0.680
7	Gabry, Greg	E4/ Salute-A-Bulls	18	9	0.667
8	Hall, Danny	E5/ Minor Threat	15	8	0.652
9	Gillett, Galen	E5/ Minor Threat	13	7	0.650
10	Dysard, Rick	E6/ Death Throw	14	8	0.636
11	Bozza, Doug	E1/ Party to the Mac's	12	7	0.632
	Reitmeyer, Jason	E8/ Designated Divers	12	7	0.632
13	Chan, Ed	E8/ Designated Divers	17	11	0.607
	Jenkins, Vickie	E4/ Salute-A-Bulls	17	11	0.607

	"F" Division		W	L	%-age
1	Toolan, Chris	F1/ Big Bulls	21	6	0.778
2	Winters, Tom	F7/ Lords of Da Board	17	7	0.708
3	Reinert, Kevin	F1/ Big Bulls	16	7	0.696
4	Talton, Chris	F1/ Big Bulls	17	8	0.680
5	Lee, Ronnie	F5/ Duck Tails	21	10	0.677
6	Smith, Brian	F8/ Projectile Dysfunction	18	9	0.667
7	Krestalude, Andy	F4/ Flight Club	17	9	0.654
8	Dzengeleski, Jimmy	F7/ Lords of Da Board	18	10	0.643
9	Fitzgerald, Dennis	F1/ Big Bulls	17	10	0.630
	Welborn, Tim	F7/ Lords of Da Board	17	10	0.630
11	McFadden, Kevin	F7/ Lords of Da Board	15	9	0.625
12	Kring, Jeremy	F2/ Banzai Darters	18	11	0.621
13	Shengulette, Jerry	F6/ Garage Band	13	8	0.619
14	Martin, George	F7/ Lords of Da Board	14	9	0.609

	"G" Division		W	L	%-age
1	Montesi, Chris	G6/ Dublin-Dublout	18	3	0.857
2	Gelberg, David	G6/ Dublin-Dublout	17	5	0.773
3	Goss, Matt	G4/ Ton Up Tossers	19	6	0.760
4	Massengill, Robert	G8/ BullsHitters	15	6	0.714
5	DeFontes, Adrienne	G3/ Sharkshooters	19	8	0.704
6	Bordeau, Eric	G6/ Dublin-Dublout	14	7	0.667
	Massengill, Chad	G8/ BullsHitters	14	7	0.667
8	Williams, Derek	G3/ Sharkshooters	17	9	0.654
9	Mitchell, Tim	G3/ Sharkshooters	18	10	0.643
10	Winter, Wally	G6/ Dublin-Dublout	12	7	0.632
11	Gilyardi, Ernie	G8/ BullsHitters	14	9	0.609
12	Guenther, George	G4/ Ton Up Tossers	17	11	0.607
	Polenz, Steve	G4/ Ton Up Tossers	17	11	0.607
	Stacy, Rod	G3/ Sharkshooters	17	11	0.607

	"H" Division		W	L	%-age
1	Lewis, Rob	H4/ Backyard Brawlers	17	3	0.850
2	Frumkin, Josh	H4/ Backyard Brawlers	23	5	0.821
	Munroe, Joe	H4/ Backyard Brawlers	23	5	0.821
4	White, John	H4/ Backyard Brawlers	15	4	0.789
5	Kiser, Lyman	H5/ One Armed Bandits	21	6	0.778
6	Murphy, Phil	H5/ One Armed Bandits	15	7	0.682
7	Horrall, Mike	H6/ Methodical Madness	16	9	0.640
	Merkle, Pat	H4/ Backyard Brawlers	16	9	0.640
9	Kunesh, Joe	H1/ Bottoms Up	15	10	0.600
10	Dendy, Lisa	H2/ Bar Hoppers	16	11	0.593
11	Haller, Kelly	H1/ Bottoms Up	12	9	0.571
12	Rube, Bob	H1/ Bottoms Up	14	11	0.560
	Todd, Patrick	H2/ Bar Hoppers	14	11	0.560
14	Citrak, Sheldon	H6/ Methodical Madness	12	10	0.545

	Women's Records (# of women by div.: A-0, B-2, C-10, D-7, E-8, F-6, G-16, H-6)		W	L	%-age
B	(No women in B played enough to satisfy the min. games requirement.)				
C	Blackwelder, Deb	C6/ Can't See The Board	18	9	0.667
	Pleasant, Lis	C1/ Cork A Diddle Do!	14	8	0.636
	Knight, Maridy	C1/ Cork A Diddle Do!	13	9	0.591
D	Buckley, Jennifer	D3/ Helter Skelter	11	11	0.500
	-	-	-	-	-
E	Jenkins, Vickie	E4/ Salute-A-Bulls	17	11	0.607
	Vithorkus, Denise	E2/ Tips & Shafts	4	22	0.154
F	Dudley, Debbie	F4/ Flight Club	14	15	0.483
G	DeFontes, Adrienne	G3/ Sharkshooters	19	8	0.704
	Mitchell, Liz	G3/ Sharkshooters	12	12	0.500
	Watkins, Samantha	G7/ Liquor Posse	9	15	0.375
H	Dendy, Lisa	H2/ Bar Hoppers	16	11	0.593
	Haller, Kelly	H1/ Bottoms Up	12	9	0.571

Spring 2011 RDL Top Singles+Doubles Records (by division) (FINAL!)

(There are no missing statistics, as all scoresheets from the entire season have been received.)

(Game minimums required for these listings: 37 for all divisions - except for teams D5, D8, & H6, for whom the minimum is 35 due to a forfeit received)

	"A" Division		W	L	%-age
1	Chavis, Marshall	A7/ Just A Little High	38	2	0.950
2	Naylor, Dan	A7/ Just A Little High	46	9	0.836
3	Blake, Brian	A7/ Just A Little High	46	10	0.821
4	Meshaw, Garrett	A7/ Just A Little High	30	8	0.789
5	Phillips, Robbie	A1/ The Missing Element	44	12	0.786
6	Heimbach, Matt	A3/ Lunatic Fringe	42	13	0.764
7	Brown, Tom	A1/ The Missing Element	28	10	0.737
8	Davis, Jim	A7/ Just A Little High	30	12	0.714
9	Terry, Bob	A3/ Lunatic Fringe	33	15	0.688
10	Tan, Wil	A1/ The Missing Element	33	18	0.647
11	Jeffcoat, Doug	A2/ Daddies	31	17	0.646
12	Smith, Allen	A1/ The Missing Element	26	16	0.619
13	Lloyd, Billy	A4/ Bad Things Man	34	22	0.607
14	Seward, Mike	A2/ Daddies	26	17	0.605

	"B" Division		W	L	%-age
1	Varnadoe, Matt	B1/ Off Constantly	34	8	0.810
2	Lamb, Mark	B7/ Domestic Rednecks	41	10	0.804
3	Eastmead, Phillip	B6/ The Locals	42	11	0.792
4	Murray, David	B7/ Domestic Rednecks	32	9	0.780
5	Lyons, Jeff	B1/ Off Constantly	41	12	0.774
6	Gaulthier, Kyle	B1/ Off Constantly	35	12	0.745
7	Oakley, Jerry	B7/ Domestic Rednecks	35	13	0.729
8	Cusher, Dean	B7/ Domestic Rednecks	36	16	0.692
9	Ray, Robert	B2/ OT Outlaws	32	15	0.681
10	Kubel, Tom	B1/ Off Constantly	35	19	0.648
11	Reitano, Sal	B6/ The Locals	28	18	0.609
12	Kerr, Jimmy	B2/ OT Outlaws	26	17	0.605
13	Crowe, Jason	B2/ OT Outlaws	30	20	0.600
14	James, Bob	B8/ Excalibur	33	23	0.589

	"C" Division		W	L	%-age
1	Thomas, Jason	C2/ Antique's Roadshow	35	11	0.761
2	Martinez, Vicente	C6/ Can't See The Board	42	14	0.750
3	Dunleavy, John	C1/ Cork A Diddle Do!	33	13	0.717
4	Grubb, Ed	C1/ Cork A Diddle Do!	30	13	0.698
5	Austin, Bobby	C8/ Money Shot	37	19	0.661
6	Roseman, Sean	C8/ Money Shot	34	18	0.654
7	McCredie, Bob	C3/ Traveling Beer Bellies	35	20	0.636
8	Gardner, Kyle	C8/ Money Shot	29	17	0.630
9	Taylor, Eric	C7/ Seein Dublin	32	19	0.627
10	Pleasant, Lis	C1/ Cork A Diddle Do!	28	18	0.609
11	Vance, Hugh	C3/ Traveling Beer Bellies	34	22	0.607
12	Ackerman, Travis	C1/ Cork A Diddle Do!	23	15	0.605
13	Jobe, Crawford	C2/ Antique's Roadshow	23	16	0.590
	Krasnow, Dave	C3/ Traveling Beer Bellies	23	16	0.590

	"D" Division		W	L	%-age
1	Stankevich, Scott	D8/ Leftovers	44	8	0.846
2	Sandoval, Alberto	D5/ Mug Hunters	36	9	0.800
3	Bullington, Lonnie	D5/ Mug Hunters	39	13	0.750
4	Wilcox, Randy	D2/ Like To Party	39	15	0.722
5	Wilson, John	D5/ Mug Hunters	25	10	0.714
6	Thomas, Brent	D8/ Leftovers	38	17	0.691
7	Clark, Patrick	D6/ Ale-ing Archers	28	15	0.651
8	Hayes, Chad	D7/ Double Ones	31	17	0.646
9	Budd, Ben	D5/ Mug Hunters	27	15	0.643
10	McCurry, Justin	D8/ Leftovers	34	19	0.642
11	McCurry, Gregg	D8/ Leftovers	33	20	0.623
12	Raquet, Mike	D3/ Helter Skelter	35	22	0.614
13	Thomas, Tony	D8/ Leftovers	27	17	0.614
14	Knott, Ronnie	D7/ Double Ones	29	19	0.604

	"E" Division		W	L	%-age
1	Ackley, Sean	E8/ Designated Divers	42	9	0.824
2	Bunn, Tim	E5/ Minor Threat	36	12	0.750
3	Hogan, Neal	E6/ Death Throw	40	14	0.741
4	Brody, Kevin	E4/ Salute-A-Bulls	35	13	0.729
5	Simpson, David	E4/ Salute-A-Bulls	40	15	0.727
6	Alcon, Tony	E1/ Party to the Mac's	33	13	0.717
7	Johnson, Dave	E7/ Menace 2 Sobriety	37	15	0.712
8	Hall, Danny	E5/ Minor Threat	30	13	0.698
9	McAlpin, Jack	E8/ Designated Divers	35	16	0.686
10	Perera, Mike	E6/ Death Throw	26	14	0.650
11	Jenkins, John	E4/ Salute-A-Bulls	33	18	0.647
12	Willis, Tolson	E6/ Death Throw	30	17	0.638
13	McCartney, Eric	E7/ Menace 2 Sobriety	26	15	0.634
14	Dysard, Rick	E6/ Death Throw	30	18	0.625

	"F" Division		W	L	%-age
1	Toolan, Chris	F1/ Big Bulls	44	9	0.830
2	Winters, Tom	F7/ Lords of Da Board	40	10	0.800
3	Crites, Randy	F6/ Garage Band	38	13	0.745
4	Dzengeleski, Jimmy	F7/ Lords of Da Board	41	16	0.719
5	Shengulette, Jerry	F6/ Garage Band	29	12	0.707
6	Fitzgerald, Aaron	F1/ Big Bulls	27	12	0.692
7	Welborn, Tim	F7/ Lords of Da Board	38	17	0.691
8	Lee, Ronnie	F5/ Duck Tails	40	19	0.678
9	Kring, Jeremy	F2/ Banzai Darters	37	20	0.649
10	Fitzgerald, Dennis	F1/ Big Bulls	34	21	0.618
11	Martin, George	F7/ Lords of Da Board	27	17	0.614
12	Tanner, Dave	F8/ Projectile Dysfunction	34	22	0.607
13	Dudley, Robert	F4/ Flight Club	34	23	0.596
14	McFadden, Kevin	F7/ Lords of Da Board	29	20	0.592

	"G" Division		W	L	%-age
1	Gelberg, David	G6/ Dublin-Dublout	37	11	0.771
2	Montesi, Chris	G6/ Dublin-Dublout	31	10	0.756
3	Polenz, Steve	G4/ Ton Up Tossers	42	14	0.750
4	Massengill, Chad	G8/ BullsHitters	32	11	0.744
5	Gilyardi, Ernie	G8/ BullsHitters	33	14	0.702
6	Goss, Matt	G4/ Ton Up Tossers	35	15	0.700
7	Guenther, George	G4/ Ton Up Tossers	39	17	0.696
8	DeFontes, Adrienne	G3/ Sharkshooters	37	18	0.673
9	Chuyka, Don	G2/ Mr. Bulljangles	29	16	0.644
10	Mitchell, Tim	G3/ Sharkshooters	35	21	0.625
11	Klein, Norm	G4/ Ton Up Tossers	23	14	0.622
12	Massengill, Robert	G8/ BullsHitters	26	16	0.619
13	Mitchell, Liz	G3/ Sharkshooters	30	19	0.612
14	Rudy, Jeff	G6/ Dublin-Dublout	25	16	0.610

	"H" Division		W	L	%-age
1	Munroe, Joe	H4/ Backyard Brawlers	47	9	0.839
2	Frumkin, Josh	H4/ Backyard Brawlers	46	10	0.821
3	Lewis, Rob	H4/ Backyard Brawlers	31	7	0.816
4	Richardson, Shane	H5/ One Armed Bandits	29	8	0.784
5	Kiser, Lyman	H5/ One Armed Bandits	36	14	0.720
6	Murphy, Phil	H5/ One Armed Bandits	33	13	0.717
7	Merkle, Pat	H4/ Backyard Brawlers	30	14	0.682
8	Dendy, Lisa	H2/ Bar Hoppers	32	17	0.653
9	White, John	H4/ Backyard Brawlers	25	14	0.641
10	Prosser, Brad	H4/ Backyard Brawlers	25	15	0.625
11	Horrall, Mike	H6/ Methodical Madness	32	20	0.615
12	Kunesh, Joe	H1/ Bottoms Up	31	20	0.608
13	Rube, Bob	H1/ Bottoms Up	25	17	0.595
14	(two tied)		30	22	0.577

	Women's Records (# of women by div.: A-0, B-2, C-10, D-7, E-8, F-6, G-16, H-6)		W	L	%-age
B	(No women in B played enough to satisfy the min. games requirement.)				
C	Pleasant, Lis	C1/ Cork A Diddle Do!	28	18	0.609
	Delp, Paula	C1/ Cork A Diddle Do!	22	16	0.579
	Blackwelder, Deb	C6/ Can't See The Board	30	22	0.577
D	Buckley, Jennifer	D3/ Helter Skelter	17	29	0.370
	Greene, Missy	D6/ Ale-ing Archers	13	24	0.351
E	Jenkins, Vickie	E4/ Salute-A-Bulls	27	22	0.551
	Vithorkus, Denise	E2/ Tips & Shafts	5	54	0.085
F	Dudley, Debbie	F4/ Flight Club	23	35	0.397
G	DeFontes, Adrienne	G3/ Sharkshooters	37	18	0.673
	Mitchell, Liz	G3/ Sharkshooters	30	19	0.612
	Watkins, Samantha	G7/ Liquor Posse	14	31	0.311
H	Dendy, Lisa	H2/ Bar Hoppers	32	17	0.653
	Lee, Julie Tate	H1/ Bottoms Up	26	22	0.542

Spring 2011 RDL Top All-Star Point Averages (by division) (FINAL!)

(There are no missing statistics, as all scoresheets from the entire season have been received.)

(Game minimums required for these listings: 37 for all divisions - except for teams D5, D8, & H6, for whom the minimum is 35 due to a forfeit received)

	"A" Division		ASP	TGP	Ave.
1	Blake, Brian	A7/ Just A Little High	####	56	2.188
2	Phillips, Robbie	A1/ The Missing Element	####	56	1.893
3	Naylor, Dan	A7/ Just A Little High	95.0	55	1.727
4	Chavis, Marshall	A7/ Just A Little High	64.5	40	1.613
5	Smith, Allen	A1/ The Missing Element	65.5	42	1.560
6	Brown, Tom	A1/ The Missing Element	58.5	38	1.539
7	Terry, Bob	A3/ Lunatic Fringe	72.5	48	1.510
8	Tan, Wil	A1/ The Missing Element	77.0	51	1.510
9	Heimbach, Matt	A3/ Lunatic Fringe	80.5	55	1.464
10	Seward, Mike	A2/ Daddies	59.0	43	1.372
11	Davis, Jim	A7/ Just A Little High	57.0	42	1.357
12	Kenney, Jon	A1/ The Missing Element	65.0	54	1.204
13	Meshaw, Garrett	A7/ Just A Little High	44.5	38	1.171
14	Butters, Scott	A5/ Bullseyes, Butters, and Be	61.5	54	1.139

	"B" Division		ASP	TGP	Ave.
1	Eastmead, Phillip	B6/ The Locals	85.0	53	1.604
2	Lamb, Mark	B7/ Domestic Rednecks	63.5	51	1.245
3	Oakley, Jerry	B7/ Domestic Rednecks	59.0	48	1.229
4	Varnadoe, Matt	B1/ Off Constantly	44.0	42	1.048
5	Ray, Robert	B2/ OT Outlaws	48.0	47	1.021
6	Grubb, Donald	B4/ The Usual Suspects	44.5	47	0.947
7	Murray, David	B7/ Domestic Rednecks	36.5	41	0.890
8	Lyons, Jeff	B1/ Off Constantly	47.0	53	0.887
9	Jur, Jess	B3/ Rif Raf	38.0	43	0.884
10	Kerr, Jimmy	B2/ OT Outlaws	37.5	43	0.872
11	Hindle, Mikey	B8/ Excalibur	47.5	57	0.833
12	Kubel, Tom "QBall"	B1/ Off Constantly	43.5	54	0.806
13	Zelinack, Jason	B2/ OT Outlaws	40.5	52	0.779
14	Gaulthier, Kyle	B1/ Off Constantly	36.5	47	0.777

	"C" Division		ASP	TGP	Ave.
1	Martinez, Vicente	C6/ Can't See The Board	47.0	56	0.839
2	Dunleavy, John	C1/ Cork A Diddle Do!	37.0	46	0.804
3	Baldwin, Randy	C4/ C Pig. C Pig Run	39.5	50	0.790
4	Gallagher, Jim	C5/ Coral Reefers	42.0	55	0.764
5	Grubb, Ed	C1/ Cork A Diddle Do!	31.0	43	0.721
6	Vance, Hugh	C3/ Traveling Beer Bellies	37.5	56	0.670
7	Salter, Whitney	C7/ Seein Dublin	32.5	50	0.650
8	Deemer, Randy	C4/ C Pig. C Pig Run	33.5	52	0.644
9	Colton, Mitch	C8/ Money Shot	27.0	44	0.614
10	Brown, Phil	C6/ Can't See The Board	27.5	45	0.611
11	Krasnow, Dave	C3/ Traveling Beer Bellies	23.5	39	0.603
12	Wade, Nate	C5/ Coral Reefers	28.5	48	0.594
13	Ackerman, Travis	C1/ Cork A Diddle Do!	22.5	38	0.592
14	Roseman, Sean	C8/ Money Shot	30.5	52	0.587

	"D" Division		ASP	TGP	Ave.
1	Stankevich, Scott	D8/ Leftovers	54.0	52	1.038
2	Wilcox, Randy	D2/ Like To Party	55.0	54	1.019
3	Allison, Frank	D4/ Sharky's Machine	34.0	49	0.694
4	Smith, Shawn	D7/ Double Ones	26.0	40	0.650
5	Budd, Ben	D5/ Mug Hunters	27.0	42	0.643
6	Bullington, Lonnie	D5/ Mug Hunters	32.5	52	0.625
	Mushow, Dave	D6/ Ale-ing Archers	27.5	44	0.625
8	Wilson, John	D5/ Mug Hunters	21.5	35	0.614
9	Raquet, Mike	D3/ Helter Skelter	34.5	57	0.605
10	Sandoval, Alberto	D5/ Mug Hunters	26.5	45	0.589
11	Klann, Eric	D2/ Like To Party	25.5	44	0.580
12	McCurry, Justin	D8/ Leftovers	30.5	53	0.575
13	Mushow, Tom	D6/ Ale-ing Archers	26.0	47	0.553
14	Sautter, Don	D7/ Double Ones	27.5	51	0.539

	"E" Division		ASP	TGP	Ave.
1	Ackley, Sean	E8/ Designated Divers	44.5	51	0.873
2	Simpson, David	E4/ Salute-A-Bulls	45.0	55	0.818
3	Johnson, Dave	E7/ Menace 2 Sobriety	34.0	52	0.654
4	Jenkins, John	E4/ Salute-A-Bulls	30.5	51	0.598
5	Maley, Dave	E1/ Party to the Mac's	30.0	51	0.588
6	Alcon, Tony	E1/ Party to the Mac's	26.5	46	0.576
7	Willis, Tolson	E6/ Death Throw	26.0	47	0.553
8	Brody, Kevin	E4/ Salute-A-Bulls	26.5	48	0.552
9	Perera, Mike	E6/ Death Throw	21.5	40	0.538
10	Reinhardt, Andy	E3/ Starving Dartists	29.5	57	0.518
11	McCartney, Eric	E7/ Menace 2 Sobriety	21.0	41	0.512
12	Bunn, Tim	E5/ Minor Threat	24.5	48	0.510
13	Price, Brady	E7/ Menace 2 Sobriety	25.5	50	0.510
14	(two tied)				0.500

	"F" Division		ASP	TGP	Ave.
1	Crites, Randy	F6/ Garage Band	53.5	51	1.049
2	Winters, Tom	F7/ Lords of Da Board	45.5	50	0.910
3	Fitzgerald, Aaron	F1/ Big Bulls	29.0	39	0.744
4	Toolan, Chris	F1/ Big Bulls	36.5	53	0.689
5	Flannigan, Stephen	F1/ Big Bulls	28.0	42	0.667
6	Fitzgerald, Dennis	F1/ Big Bulls	28.0	55	0.509
7	Dzengeleski, Jimmy	F7/ Lords of Da Board	29.0	57	0.509
8	Martin, George	F7/ Lords of Da Board	22.0	44	0.500
	Shengulette, Jerry	F6/ Garage Band	20.5	41	0.500
10	Converse, Stan	F5/ Duck Tails	22.5	47	0.479
11	Krestalude, Andy	F4/ Flight Club	24.5	52	0.471
12	Hynes, Scott	F6/ Garage Band	22.0	48	0.458
13	Tanner, Dave	F8/ Projectile Dysfunction	25.5	56	0.455
14	Smith, Brian	F8/ Projectile Dysfunction	25.0	55	0.455

	"G" Division		ASP	TGP	Ave.
1	Gilyardi, Ernie	G8/ BullsHitters	37.0	47	0.787
2	Stacy, Rod	G3/ Sharkshooters	39.5	56	0.705
3	Gelberg, David	G6/ Dublin-Dublout	29.5	48	0.615
4	Kyle, Mike	G2/ Mr. Bulljangles	25.5	42	0.607
5	Guenther, George	G4/ Ton Up Tossers	32.5	56	0.580
6	Goss, Matt	G4/ Ton Up Tossers	29.0	50	0.580
7	Marks, Ted	G7/ Liquor Posse	28.5	52	0.548
8	Chuyka, Don	G2/ Mr. Bulljangles	23.5	45	0.522
9	Montesi, Chris	G6/ Dublin-Dublout	20.5	41	0.500
10	Fagan, Seth	G1/ Point Taken	22.5	46	0.489
11	Wylie, John	G8/ BullsHitters	22.5	48	0.469
12	Mooty, Aaron	G7/ Liquor Posse	24.5	53	0.462
13	Massengill, Randy	G8/ BullsHitters	18.5	42	0.440
14	Massengill, Chad	G8/ BullsHitters	18.5	43	0.430

	"H" Division		ASP	TGP	Ave.
1	Munroe, Joe	H4/ Backyard Brawlers	39.0	56	0.696
2	Richardson, Shane	H5/ One Armed Bandits	25.5	37	0.689
3	Smith, Justin	H3/ Total Eclipse of the Dart	19.0	38	0.500
4	Merkle, Pat	H4/ Backyard Brawlers	21.5	44	0.489
5	Murphy, Phil	H5/ One Armed Bandits	20.5	46	0.446
6	Levesque, Ben	H8/ Farmandu	20.5	52	0.394
	Owens, John	H7/ Just Givin' It A Shot	20.5	52	0.394
8	Frumkin, Josh	H4/ Backyard Brawlers	21.0	56	0.375
	Horrall, Mike	H6/ Methodical Madness	19.5	52	0.375
10	Todd, Patrick	H2/ Bar Hoppers	18.5	51	0.363
11	Davis, Jared	H3/ Total Eclipse of the Dart	18.5	53	0.349
12	Spaulding, Paul	H7/ Just Givin' It A Shot	15.0	43	0.349
13	Kiser, Lyman	H5/ One Armed Bandits	17.0	50	0.340
14	Monsma, A.J.	H3/ Total Eclipse of the Dart	17.0	52	0.327

	Women's Records (# of women by div.: A-0, B-2, C-10, D-7, E-8, F-6, G-16, H-6)		ASP	TGP	Ave.
B	(No women in B played enough to satisfy the min. games requirement.)				
C	Salter, Whitney	C7/ Seein Dublin	32.5	50	0.650
	Delp, Paula	C1/ Cork A Diddle Do!	18.5	38	0.487
	Pleasant, Lis	C1/ Cork A Diddle Do!	20.0	46	0.435
D	Buckley, Jennifer	D3/ Helter Skelter	14.0	46	0.304
	Greene, Missy	D6/ Ale-ing Archers	2.0	37	0.054
E	Jenkins, Vickie	E4/ Salute-A-Bulls	21.0	49	0.429
	Vithorkus, Denise	E2/ Tips & Shafts	5.0	59	0.085
F	Dudley, Debbie	F4/ Flight Club	15.0	58	0.259
G	DeFontes, Adrienne	G3/ Sharkshooters	22.5	55	0.409
	Mitchell, Liz	G3/ Sharkshooters	17.0	49	0.347
	Watkins, Samantha	G7/ Liquor Posse	10.5	45	0.233
H	Lee, Julie Tate	H1/ Bottoms Up	15.0	48	0.313
	Dendy, Lisa	H2/ Bar Hoppers	15.0	49	0.306

Spring 2011 RDL League-Wide Sectional Statistics (ranked by percentage) (FINAL!)

(All statistics are included, as there were no missing scoresheets this season) (Game minimums required for these listings: 6 for all divisions)

	Singles 301 Win Percentage		W	L	%-age
1	Jackson, Barry	F7/ Lords of Da Board	8	0	1.000
	Chorba, Steve	A7/ Just A Little High	6	0	1.000
3	Toolan, Chris	F1/ Big Bulls	13	1	0.929
4	Lamb, Mark	B7/ Domestic Rednecks	12	1	0.923
	Winters, Tom	F7/ Lords of Da Board	12	1	0.923
6	Chavis, Marshall	A7/ Just A Little High	9	1	0.900
	Murray, David	B7/ Domestic Rednecks	9	1	0.900
8	Eastmead, Phillip	B6/ The Locals	12	2	0.857
	Martinez, Vicente	C6/ Can't See The Board	12	2	0.857
	Munroe, Joe	H4/ Backyard Brawlers	12	2	0.857
	Stehle, Justin	G6/ Dublin-Dublout	6	1	0.857
12	Ackley, Sean	E8/ Designated Divers	11	2	0.846
	Jenkins, John	E4/ Salute-A-Bulls	11	2	0.846
14	Hayes, Chad	D7/ Double Ones	10	2	0.833
	Barry, Matt	H8/ Farmandu	10	2	0.833
	Levesque, Ben	H8/ Farmandu	10	2	0.833
	Lewis, Rob	H4/ Backyard Brawlers	10	2	0.833
	Merkle, Pat	H4/ Backyard Brawlers	5	1	0.833
19	Sandoval, Alberto	D5/ Mug Hunters	9	2	0.818
	Thomas, Tony	D8/ Leftovers	9	2	0.818
	Brody, Kevin	E4/ Salute-A-Bulls	9	2	0.818
	Shengulette, Jerry	F6/ Garage Band	9	2	0.818
	Massengill, Chad	G8/ BullsHitters	9	2	0.818
24	Ohrberg, Keith	B3/ Rif Raf	8	2	0.800
	Dunleavy, John	C1/ Cork A Diddle Do!	8	2	0.800
	Pleasant, Lis	C1/ Cork A Diddle Do!	8	2	0.800
	Reece, Robert	G8/ BullsHitters	8	2	0.800
	Richardson, Shane	H5/ One Armed Bandits	8	2	0.800
29	Blake, Brian	A7/ Just A Little High	11	3	0.786
	Naylor, Dan	A7/ Just A Little High	11	3	0.786
	Phillips, Robbie	A1/ The Missing Element	11	3	0.786
	Roseman, Sean	C8/ Money Shot	11	3	0.786
	Guenther, George	G4/ Ton Up Tossers	11	3	0.786
	Polenz, Steve	G4/ Ton Up Tossers	11	3	0.786
35	Delp, Paula	C1/ Cork A Diddle Do!	7	2	0.778
	Sarantos, Alex	D1/ Hammered Heads	7	2	0.778
	Klein, Norm	G4/ Ton Up Tossers	7	2	0.778
38	Kubel, Tom	B1/ Off Constantly	10	3	0.769
	Bullington, Lonnie	D5/ Mug Hunters	10	3	0.769
	Stankevich, Scott	D8/ Leftovers	10	3	0.769
	Johnson, Dave	E7/ Menace 2 Sobriety	10	3	0.769
	Crites, Randy	F6/ Garage Band	10	3	0.769
43	Terry, Bob	A3/ Lunatic Fringe	9	3	0.750
	Cusher, Dean	B7/ Domestic Rednecks	9	3	0.750
	Flannigan, Stephen	F1/ Big Bulls	9	3	0.750
	Gilyardi, Ernie	G8/ BullsHitters	9	3	0.750
47	Bryant, Whit	B6/ The Locals	8	3	0.727
	Grubb, Ed	C1/ Cork A Diddle Do!	8	3	0.727
	Knott, Ronnie	D7/ Double Ones	8	3	0.727
50	Heimbach, Matt	A3/ Lunatic Fringe	10	4	0.714
	Buckman, Dave	B8/ Excalibur	10	4	0.714
	James, Bob	B8/ Excalibur	10	4	0.714
	Thorne, Marshall	C8/ Money Shot	10	4	0.714
	Wilcox, Randy	D2/ Like To Party	10	4	0.714
	Simpson, David	E4/ Salute-A-Bulls	10	4	0.714
	Dzengeleski, Jimmy	F7/ Lords of Da Board	10	4	0.714
	Welborn, Tim	F7/ Lords of Da Board	10	4	0.714
	DeFontes, Adrienne	G3/ Sharkshooters	10	4	0.714
	Gelberg, David	G6/ Dublin-Dublout	10	4	0.714
	Frumkin, Josh	H4/ Backyard Brawlers	10	4	0.714
	Horrall, Mike	H6/ Methodical Madness	10	4	0.714
	Bunn, Tim	E5/ Minor Threat	5	2	0.714
	Montesi, Chris	G6/ Dublin-Dublout	5	2	0.714
	Lougher, Shannon	H2/ Bar Hoppers	5	2	0.714

	Singles Cricket Win Percentage		W	L	%-age
1	Lyons, Jeff	B1/ Off Constantly	14	0	1.000
	Simpson, David	E4/ Salute-A-Bulls	14	0	1.000
	Polenz, Steve	G4/ Ton Up Tossers	14	0	1.000
	Crites, Randy	F6/ Garage Band	13	0	1.000
	Varnadoe, Matt	B1/ Off Constantly	11	0	1.000
	Richardson, Shane	H5/ One Armed Bandits	9	0	1.000
7	Blake, Brian	A7/ Just A Little High	13	1	0.929
	Frumkin, Josh	H4/ Backyard Brawlers	13	1	0.929
9	Stankevich, Scott	D8/ Leftovers	12	1	0.923
	Brody, Kevin	E4/ Salute-A-Bulls	12	1	0.923
11	Luther, Matt	F3/ Flight Risk	11	1	0.917
	Chuyka, Don	G2/ Mr. Bulljangles	11	1	0.917
13	Brown, Tom	A1/ The Missing Element	9	1	0.900
	Chavis, Marshall	A7/ Just A Little High	9	1	0.900
	Meshaw, Garrett	A7/ Just A Little High	9	1	0.900
	Hall, Danny	E5/ Minor Threat	9	1	0.900
	Fitzgerald, Aaron	F1/ Big Bulls	9	1	0.900
18	Gaulthier, Kyle	B1/ Off Constantly	8	1	0.889
	Rudy, Jeff	G6/ Dublin-Dublout	8	1	0.889
20	Dzengeleski, Jimmy	F7/ Lords of Da Board	13	2	0.867
21	Heimbach, Matt	A3/ Lunatic Fringe	12	2	0.857
	Naylor, Dan	A7/ Just A Little High	12	2	0.857
	Phillips, Robbie	A1/ The Missing Element	12	2	0.857
	Thomas, Jason	C2/ Antique's Roadshow	12	2	0.857
	Bunn, Tim	E5/ Minor Threat	12	2	0.857
	Munroe, Joe	H4/ Backyard Brawlers	12	2	0.857
27	Ackley, Sean	E8/ Designated Divers	11	2	0.846
	Winters, Tom	F7/ Lords of Da Board	11	2	0.846
	Marks, Ted	G7/ Liquor Posse	11	2	0.846
	Mitchell, Liz	G3/ Sharkshooters	11	2	0.846
31	Grubb, Donald	B4/ The Usual Suspects	10	2	0.833
	Oakley, Jerry	B7/ Domestic Rednecks	10	2	0.833
	Ray, Robert	B2/ OT Outlaws	10	2	0.833
	Grubb, Ed	C1/ Cork A Diddle Do!	10	2	0.833
	Knott, Ronnie	D7/ Double Ones	10	2	0.833
	McCartney, Eric	E7/ Menace 2 Sobriety	10	2	0.833
	Toolan, Chris	F1/ Big Bulls	10	2	0.833
	Gelberg, David	G6/ Dublin-Dublout	10	2	0.833
	Gilyardi, Ernie	G8/ BullsHitters	10	2	0.833
	Wylie, John	G8/ BullsHitters	10	2	0.833
	Dendy, Lisa	H2/ Bar Hoppers	10	2	0.833
	Murphy, Phil	H5/ One Armed Bandits	10	2	0.833
	Kincaid, Storm	G7/ Liquor Posse	5	1	0.833
44	Kerr, Jimmy	B2/ OT Outlaws	9	2	0.818
	Murray, David	B7/ Domestic Rednecks	9	2	0.818
	Budd, Ben	D5/ Mug Hunters	9	2	0.818
	Clark, Patrick	D6/ Ale-ing Archers	9	2	0.818
	Klann, Eric	D2/ Like To Party	9	2	0.818
	Kuhns, John	D5/ Mug Hunters	9	2	0.818
	Massengill, Chad	G8/ BullsHitters	9	2	0.818
	Ratterree, Alex	H8/ Farmandu	9	2	0.818
52	Downs, Aaron	A8/ Jack 9	11	3	0.786
	Eastmead, Phillip	B6/ The Locals	11	3	0.786
	Taylor, Eric	C7/ Seein Dublin	11	3	0.786
	Wilcox, Randy	D2/ Like To Party	11	3	0.786
	Lee, Ronnie	F5/ Duck Tails	11	3	0.786
	Tanner, Dave	F8/ Projectile Dysfunction	11	3	0.786
	Welborn, Tim	F7/ Lords of Da Board	11	3	0.786
	Guenther, George	G4/ Ton Up Tossers	11	3	0.786
60	Davis, Jim	A7/ Just A Little High	7	2	0.778
	Gibbs, Keith	A8/ Jack 9	7	2	0.778
	Ackerman, Travis	C1/ Cork A Diddle Do!	7	2	0.778
	Shengulette, Jerry	F6/ Garage Band	7	2	0.778
	Lewis, Dave	H5/ One Armed Bandits	7	2	0.778

Spring 2011 RDL League-Wide Sectional Statistics (ranked by percentage) (FINAL!)

(All statistics are included, as there were no missing scoresheets this season) (Game minimums required for these listings: 6 for all divisions)

	Doubles Cricket Win Percentage		W	L	%-age
1	Varnadoe, Matt	B1/ Off Constantly	11	0	1.000
	Chavis, Marshall	A7/ Just A Little High	10	0	1.000
	Scheppele, Julie	C1/ Cork A Diddle Do!	6	0	1.000
	Ejlali, Shervin	H8/ Farmandu	6	0	1.000
5	Phillips, Robbie	A1/ The Missing Element	13	1	0.929
6	Stankevich, Scott	D8/ Leftovers	12	1	0.923
	Ackley, Sean	E8/ Designated Divers	12	1	0.923
8	Sandoval, Alberto	D5/ Mug Hunters	10	1	0.909
	Montesi, Chris	G6/ Dublin-Dublout	10	1	0.909
	Lewis, Rob	H4/ Backyard Brawlers	10	1	0.909
11	Thompson, Ben	E6/ Death Throw	9	1	0.900
	Gelberg, David	G6/ Dublin-Dublout	9	1	0.900
13	Wilson, John	D5/ Mug Hunters	8	1	0.889
14	Blake, Brian	A7/ Just A Little High	12	2	0.857
	Cusher, Dean	B7/ Domestic Rednecks	12	2	0.857
	Greene, Sebastian	D6/ Ale-ing Archers	12	2	0.857
	Wilcox, Randy	D2/ Like To Party	12	2	0.857
	Hogan, Neal	E6/ Death Throw	12	2	0.857
	Frumkin, Josh	H4/ Backyard Brawlers	12	2	0.857
	Kiser, Lyman	H5/ One Armed Bandits	12	2	0.857
	Munroe, Joe	H4/ Backyard Brawlers	12	2	0.857
22	Lamb, Mark	B7/ Domestic Rednecks	11	2	0.846
	Bullington, Lonnie	D5/ Mug Hunters	11	2	0.846
	Johnson, Dave	E7/ Menace 2 Sobriety	11	2	0.846
25	Davis, Jim	A7/ Just A Little High	10	2	0.833
	Terry, Bob	A3/ Lunatic Fringe	10	2	0.833
	Blackwelder, Deb	C6/ Can't See The Board	10	2	0.833
	Adam, Jeff	A7/ Just A Little High	5	1	0.833
	Denton, Mike	A7/ Just A Little High	5	1	0.833
	Kilts, Jason	A1/ The Missing Element	5	1	0.833
	Murray, Shane	B7/ Domestic Rednecks	5	1	0.833
	Walz, Paul	H2/ Bar Hoppers	5	1	0.833
33	Meshaw, Garrett	A7/ Just A Little High	8	2	0.800
	Alcon, Tony	E1/ Party to the Mac's	8	2	0.800
	Shengulette, Jerry	F6/ Garage Band	8	2	0.800
36	Austin, Bobby	C8/ Money Shot	11	3	0.786
	Vance, Hugh	C3/ Traveling Beer Bellies	11	3	0.786
	Toolan, Chris	F1/ Big Bulls	11	3	0.786
	Mitchell, Tim	G3/ Sharkshooters	11	3	0.786
40	Prosser, Brad	H4/ Backyard Brawlers	7	2	0.778
	White, John	H4/ Backyard Brawlers	7	2	0.778
42	Naylor, Dan	A7/ Just A Little High	10	3	0.769
	Thomas, Jason	C2/ Antique's Roadshow	10	3	0.769
	Gabry, Greg	E4/ Salute-A-Bulls	10	3	0.769
	Welborn, Tim	F7/ Lords of Da Board	10	3	0.769
	Winters, Tom	F7/ Lords of Da Board	10	3	0.769
	Goss, Matt	G4/ Ton Up Tossers	10	3	0.769
	Williams, Derek	G3/ Sharkshooters	10	3	0.769
49	Gaulthier, Kyle	B1/ Off Constantly	9	3	0.750
	Oakley, Jerry	B7/ Domestic Rednecks	9	3	0.750
	Klann, Eric	D2/ Like To Party	9	3	0.750
	Hall, Frank	E5/ Minor Threat	9	3	0.750
	Crites, Randy	F6/ Garage Band	9	3	0.750
	Reinert, Kevin	F1/ Big Bulls	9	3	0.750
	Bordeau, Eric	G6/ Dublin-Dublout	9	3	0.750
	Knight, Mark	A1/ The Missing Element	6	2	0.750
	Wall, Keith	A1/ The Missing Element	6	2	0.750
	Johnson, Lee	E4/ Salute-A-Bulls	6	2	0.750
	Reitmeyer, Jason	E8/ Designated Divers	6	2	0.750
60	Thorne, Marshall	C8/ Money Shot	11	4	0.733
61	Jacobi, Paul	A3/ Lunatic Fringe	8	3	0.727
	Grubb, Ed	C1/ Cork A Diddle Do!	8	3	0.727
	Hall, Danny	E5/ Minor Threat	8	3	0.727
	Martin, George	F7/ Lords of Da Board	8	3	0.727

	Doubles 501 Win Percentage		W	L	%-age
1	Chavis, Marshall	A7/ Just A Little High	10	0	1.000
2	Naylor, Dan	A7/ Just A Little High	13	1	0.929
3	Gaulthier, Kyle	B1/ Off Constantly	12	1	0.923
4	Massengill, Robert	G8/ BullsHitters	9	1	0.900
5	Thomke, Charlie	H4/ Backyard Brawlers	8	1	0.889
6	Eastmead, Phillip	B6/ The Locals	10	2	0.833
	McAlpin, Jack	E8/ Designated Divers	10	2	0.833
	Park, Ed	E5/ Minor Threat	5	1	0.833
	Parker, Seth	E6/ Death Throw	5	1	0.833
10	Kring, Jeremy	F2/ Banzai Darters	12	3	0.800
	Davis, Jim	A7/ Just A Little High	8	2	0.800
	Smith, Shawn	D7/ Double Ones	8	2	0.800
	Montesi, Chris	G6/ Dublin-Dublout	8	2	0.800
	Murphy, Phil	H5/ One Armed Bandits	8	2	0.800
	White, John	H4/ Backyard Brawlers	8	2	0.800
16	Heimbach, Matt	A3/ Lunatic Fringe	11	3	0.786
	Thomas, Brent	D8/ Leftovers	11	3	0.786
	Smith, Brian	F8/ Projectile Dysfunction	11	3	0.786
	Guenther, George	G4/ Ton Up Tossers	11	3	0.786
	Frumkin, Josh	H4/ Backyard Brawlers	11	3	0.786
	Munroe, Joe	H4/ Backyard Brawlers	11	3	0.786
22	Murray, David	B7/ Domestic Rednecks	7	2	0.778
	Knott, Ryan	D7/ Double Ones	7	2	0.778
	Wilson, John	D5/ Mug Hunters	7	2	0.778
	Bozza, Doug	E1/ Party to the Mac's	7	2	0.778
	Huff, Matt	E3/ Starving Dartists	7	2	0.778
	Lewis, Rob	H4/ Backyard Brawlers	7	2	0.778
	Nettesheim, Doug	H7/ Just Givin' It A Shot	7	2	0.778
29	Janssen, Josh	D8/ Leftovers	10	3	0.769
	McCurry, Gregg	D8/ Leftovers	10	3	0.769
	McCurry, Justin	D8/ Leftovers	10	3	0.769
	Stankevich, Scott	D8/ Leftovers	10	3	0.769
	Bunn, Tim	E5/ Minor Threat	10	3	0.769
	Chan, Ed	E8/ Designated Divers	10	3	0.769
	Hogan, Neal	E6/ Death Throw	10	3	0.769
	Willis, Tolson	E6/ Death Throw	10	3	0.769
	Toolan, Chris	F1/ Big Bulls	10	3	0.769
	Horrall, Mike	H6/ Methodical Madness	10	3	0.769
39	Lyons, Jeff	B1/ Off Constantly	9	3	0.750
	Oakley, Jerry	B7/ Domestic Rednecks	9	3	0.750
	Goss, Matt	G4/ Ton Up Tossers	9	3	0.750
	Meshaw, Garrett	A7/ Just A Little High	6	2	0.750
	Warshawsky, Larry	C4/ C Pig. C Pig Run	6	2	0.750
	Ward, Chris	F8/ Projectile Dysfunction	6	2	0.750
	Lewis, Dave	H5/ One Armed Bandits	6	2	0.750
46	Lee, Ronnie	F5/ Duck Tails	11	4	0.733
47	Jeffcoat, Doug	A2/ Daddies	8	3	0.727
	Smith, Allen	A1/ The Missing Element	8	3	0.727
	Bradshaw, Rick	B6/ The Locals	8	3	0.727
	Varnadoe, Matt	B1/ Off Constantly	8	3	0.727
	Thomas, Jason	C2/ Antique's Roadshow	8	3	0.727
	Sandoval, Alberto	D5/ Mug Hunters	8	3	0.727
	Talton, Chris	F1/ Big Bulls	8	3	0.727
	Peters, Bobby	G7/ Liquor Posse	8	3	0.727
	Kunesh, Joe	H1/ Bottoms Up	8	3	0.727
56	Blake, Brian	A7/ Just A Little High	10	4	0.714
	Lloyd, Billy	A4/ Bad Things Man	10	4	0.714
	Parker, Charles	A4/ Bad Things Man	10	4	0.714
	Bonar, Eric	C4/ C Pig. C Pig Run	10	4	0.714
	Martinez, Vicente	C6/ Can't See The Board	10	4	0.714
	Dzengeleski, Jimmy	F7/ Lords of Da Board	10	4	0.714
	Fitzgerald, Dennis	F1/ Big Bulls	10	4	0.714
	Fuller, Ian	F2/ Banzai Darters	10	4	0.714
	(three tied - 1 in F, 2 in G)		5	2	0.714

Spring 2011 RDL Top Singles, Doubles Win Percentages (League-wide) (FINAL!)

(There are no missing statistics, as all scoresheets from the entire season have been received.)

(Game minimums required for these listings: 19 for all divisions - except for teams D5, D8, & H6, for whom the minimum is 18 due to a forfeit received)

	Singles Win Percentage		W	L	%-age
1	Chavis, Marshall	A7/ Just A Little High	18	2	0.900
2	Richardson, Shane	H5/ One Armed Bandits	17	2	0.895
3	Polenz, Steve	G4/ Ton Up Tossers	25	3	0.893
4	Crites, Randy	F6/ Garage Band	23	3	0.885
	Toolan, Chris	F1/ Big Bulls	23	3	0.885
	Winters, Tom	F7/ Lords of Da Board	23	3	0.885
7	Brody, Kevin	E4/ Salute-A-Bulls	21	3	0.875
8	Blake, Brian	A7/ Just A Little High	24	4	0.857
	Simpson, David	E4/ Salute-A-Bulls	24	4	0.857
	Munroe, Joe	H4/ Backyard Brawlers	24	4	0.857
	Murray, David	B7/ Domestic Rednecks	18	3	0.857
12	Lamb, Mark	B7/ Domestic Rednecks	22	4	0.846
	Stankevich, Scott	D8/ Leftovers	22	4	0.846
	Ackley, Sean	E8/ Designated Divers	22	4	0.846
15	Phillips, Robbie	A1/ The Missing Element	23	5	0.821
	Naylor, Dan	A7/ Just A Little High	23	5	0.821
	Eastmead, Phillip	B6/ The Locals	23	5	0.821
	Lyons, Jeff	B1/ Off Constantly	23	5	0.821
	Frumkin, Josh	H4/ Backyard Brawlers	23	5	0.821
20	Massengill, Chad	G8/ BullsHitters	18	4	0.818
21	Bunn, Tim	E5/ Minor Threat	17	4	0.810
22	Meshaw, Garrett	A7/ Just A Little High	16	4	0.800
	Fitzgerald, Aaron	F1/ Big Bulls	16	4	0.800
	Shengulette, Jerry	F6/ Garage Band	16	4	0.800
25	Dzengeleski, Jimmy	F7/ Lords of Da Board	23	6	0.793
26	Gilyardi, Ernie	G8/ BullsHitters	19	5	0.792
27	Brown, Tom	A1/ The Missing Element	15	4	0.789
28	Heimbach, Matt	A3/ Lunatic Fringe	22	6	0.786
	Martinez, Vicente	C6/ Can't See The Board	22	6	0.786
	Guenther, George	G4/ Ton Up Tossers	22	6	0.786
31	Grubb, Ed	C1/ Cork A Diddle Do!	18	5	0.783
	Knott, Ronnie	D7/ Double Ones	18	5	0.783
	Sandoval, Alberto	D5/ Mug Hunters	18	5	0.783
34	Dunleavy, John	C1/ Cork A Diddle Do!	17	5	0.773
	Thomas, Jason	C2/ Antique's Roadshow	17	5	0.773
36	Gelberg, David	G6/ Dublin-Dublout	20	6	0.769
37	Jenkins, John	E4/ Salute-A-Bulls	19	6	0.760
38	Roseman, Sean	C8/ Money Shot	21	7	0.750
	Wilcox, Randy	D2/ Like To Party	21	7	0.750
	Welborn, Tim	F7/ Lords of Da Board	21	7	0.750
	Ray, Robert	B2/ OT Outlaws	18	6	0.750
	Hayes, Chad	D7/ Double Ones	18	6	0.750
	Chuyka, Don	G2/ Mr. Bulljangles	18	6	0.750
	Wylie, John	G8/ BullsHitters	18	6	0.750
	Murphy, Phil	H5/ One Armed Bandits	18	6	0.750
	Varnadoe, Matt	B1/ Off Constantly	15	5	0.750
	Hall, Danny	E5/ Minor Threat	15	5	0.750
	Luther, Matt	F3/ Flight Risk	15	5	0.750
49	Grubb, Donald	B4/ The Usual Suspects	17	6	0.739
50	Merkle, Pat	H4/ Backyard Brawlers	14	5	0.737
51	Bullington, Lonnie	D5/ Mug Hunters	19	7	0.731
	Johnson, Dave	E7/ Menace 2 Sobriety	19	7	0.731
53	Clark, Patrick	D6/ Ale-ing Archers	16	6	0.727
	Dendy, Lisa	H2/ Bar Hoppers	16	6	0.727
55	Tan, Wil	A1/ The Missing Element	18	7	0.720
	Alcon, Tony	E1/ Party to the Mac's	18	7	0.720
	Mitchell, Liz	G3/ Sharkshooters	18	7	0.720
58	Willis, Tolson	E6/ Death Throw	15	6	0.714
59	Oakley, Jerry	B7/ Domestic Rednecks	17	7	0.708
	Levesque, Ben	H8/ Farmandu	17	7	0.708
61	Kubel, Tom	B1/ Off Constantly	19	8	0.704
	White, J.J.	E7/ Menace 2 Sobriety	19	8	0.704
63	Jobe, Crawford	C2/ Antique's Roadshow	14	6	0.700
	Krasnow, Dave	C3/ Traveling Beer Bellies	14	6	0.700
65	(three tied - 1 each in A, E, and G)		18	8	0.692

	Doubles Win Percentage		W	L	%-age
1	Chavis, Marshall	A7/ Just A Little High	20	0	1.000
2	Varnadoe, Matt	B1/ Off Constantly	19	3	0.864
3	Montesi, Chris	G6/ Dublin-Dublout	18	3	0.857
4	Naylor, Dan	A7/ Just A Little High	23	4	0.852
5	Lewis, Rob	H4/ Backyard Brawlers	17	3	0.850
6	Stankevich, Scott	D8/ Leftovers	22	4	0.846
7	Gaulthier, Kyle	B1/ Off Constantly	21	4	0.840
8	Wilson, John	D5/ Mug Hunters	15	3	0.833
9	Frumkin, Josh	H4/ Backyard Brawlers	23	5	0.821
	Munroe, Joe	H4/ Backyard Brawlers	23	5	0.821
11	Davis, Jim	A7/ Just A Little High	18	4	0.818
	Sandoval, Alberto	D5/ Mug Hunters	18	4	0.818
13	Hogan, Neal	E6/ Death Throw	22	5	0.815
14	Ackley, Sean	E8/ Designated Divers	20	5	0.800
15	White, John	H4/ Backyard Brawlers	15	4	0.789
16	Blake, Brian	A7/ Just A Little High	22	6	0.786
17	Toolan, Chris	F1/ Big Bulls	21	6	0.778
	Kiser, Lyman	H5/ One Armed Bandits	21	6	0.778
19	Gelberg, David	G6/ Dublin-Dublout	17	5	0.773
20	Bullington, Lonnie	D5/ Mug Hunters	20	6	0.769
21	Eastmead, Phillip	B6/ The Locals	19	6	0.760
	Lamb, Mark	B7/ Domestic Rednecks	19	6	0.760
	Goss, Matt	G4/ Ton Up Tossers	19	6	0.760
24	Phillips, Robbie	A1/ The Missing Element	21	7	0.750
	Thomas, Brent	D8/ Leftovers	21	7	0.750
	Oakley, Jerry	B7/ Domestic Rednecks	18	6	0.750
	Thomas, Jason	C2/ Antique's Roadshow	18	6	0.750
28	Heimbach, Matt	A3/ Lunatic Fringe	20	7	0.741
29	Lyons, Jeff	B1/ Off Constantly	18	7	0.720
30	Austin, Bobby	C8/ Money Shot	20	8	0.714
	Martinez, Vicente	C6/ Can't See The Board	20	8	0.714
	Alcon, Tony	E1/ Party to the Mac's	15	6	0.714
	Massengill, Robert	G8/ BullsHitters	15	6	0.714
34	Jeffcoat, Doug	A2/ Daddies	17	7	0.708
	Terry, Bob	A3/ Lunatic Fringe	17	7	0.708
	Winters, Tom	F7/ Lords of Da Board	17	7	0.708
37	Cusher, Dean	B7/ Domestic Rednecks	19	8	0.704
	Bunn, Tim	E5/ Minor Threat	19	8	0.704
	DeFontes, Adrienne	G3/ Sharkshooters	19	8	0.704
40	Murray, David	B7/ Domestic Rednecks	14	6	0.700
41	Reinert, Kevin	F1/ Big Bulls	16	7	0.696
42	Wilcox, Randy	D2/ Like To Party	18	8	0.692
	Johnson, Dave	E7/ Menace 2 Sobriety	18	8	0.692
44	Brown, Tom	A1/ The Missing Element	13	6	0.684
45	Murphy, Phil	H5/ One Armed Bandits	15	7	0.682
46	McAlpin, Jack	E8/ Designated Divers	17	8	0.680
	Talton, Chris	F1/ Big Bulls	17	8	0.680
48	Lloyd, Billy	A4/ Bad Things Man	19	9	0.679
	Greene, Sebastian	D6/ Ale-ing Archers	19	9	0.679
50	Lee, Ronnie	F5/ Duck Tails	21	10	0.677
51	Blackwelder, Deb	C6/ Can't See The Board	18	9	0.667
	Gabry, Greg	E4/ Salute-A-Bulls	18	9	0.667
	Smith, Brian	F8/ Projectile Dysfunction	18	9	0.667
	Dunleavy, John	C1/ Cork A Diddle Do!	16	8	0.667
	Gardner, Kyle	C8/ Money Shot	16	8	0.667
	Bordeau, Eric	G6/ Dublin-Dublout	14	7	0.667
	Massengill, Chad	G8/ BullsHitters	14	7	0.667
58	Thorne, Marshall	C8/ Money Shot	19	10	0.655
59	McCurry, Justin	D8/ Leftovers	17	9	0.654
	Krestalude, Andy	F4/ Flight Club	17	9	0.654
	Williams, Derek	G3/ Sharkshooters	17	9	0.654
62	Berstler, Justin	A2/ Daddies	15	8	0.652
	Hall, Danny	E5/ Minor Threat	15	8	0.652
64	Smith, Allen	A1/ The Missing Element	13	7	0.650
	Gillett, Galen	E5/ Minor Threat	13	7	0.650

Spring 2011 RDL Top Singles+Doubles Win %-ages, All-Star Point Aves. (League-wide) (FINAL!)

(There are no missing statistics, as all scoresheets from the entire season have been received.)

(Game minimums required for these listings: 37 for all divisions - except for teams D5, D8, & H6, for whom the minimum is 35 due to a forfeit received)

	Singles+Doubles Win Percentages		W	L	%-age
1	Chavis, Marshall	A7/ Just A Little High	38	2	0.950
2	Stankevich, Scott	D8/ Leftovers	44	8	0.846
3	Munroe, Joe	H4/ Backyard Brawlers	47	9	0.839
4	Naylor, Dan	A7/ Just A Little High	46	9	0.836
5	Toolan, Chris	F1/ Big Bulls	44	9	0.830
6	Ackley, Sean	E8/ Designated Divers	42	9	0.824
7	Blake, Brian	A7/ Just A Little High	46	10	0.821
	Frumkin, Josh	H4/ Backyard Brawlers	46	10	0.821
9	Lewis, Rob	H4/ Backyard Brawlers	31	7	0.816
10	Varnadoe, Matt	B1/ Off Constantly	34	8	0.810
11	Lamb, Mark	B7/ Domestic Rednecks	41	10	0.804
12	Winters, Tom	F7/ Lords of Da Board	40	10	0.800
	Sandoval, Alberto	D5/ Mug Hunters	36	9	0.800
14	Eastmead, Phillip	B6/ The Locals	42	11	0.792
15	Meshaw, Garrett	A7/ Just A Little High	30	8	0.789
16	Phillips, Robbie	A1/ The Missing Element	44	12	0.786
17	Richardson, Shane	H5/ One Armed Bandits	29	8	0.784
18	Murray, David	B7/ Domestic Rednecks	32	9	0.780
19	Lyons, Jeff	B1/ Off Constantly	41	12	0.774
20	Gelberg, David	G6/ Dublin-Dublout	37	11	0.771
21	Heimbach, Matt	A3/ Lunatic Fringe	42	13	0.764
22	Thomas, Jason	C2/ Antique's Roadshow	35	11	0.761
23	Montesi, Chris	G6/ Dublin-Dublout	31	10	0.756
24	Martinez, Vicente	C6/ Can't See The Board	42	14	0.750
	Polenz, Steve	G4/ Ton Up Tossers	42	14	0.750
	Bullington, Lonnie	D5/ Mug Hunters	39	13	0.750
	Bunn, Tim	E5/ Minor Threat	36	12	0.750
28	Crites, Randy	F6/ Garage Band	38	13	0.745
29	Gaulthier, Kyle	B1/ Off Constantly	35	12	0.745
30	Massengill, Chad	G8/ BullsHitters	32	11	0.744
31	Hogan, Neal	E6/ Death Throw	40	14	0.741
32	Brown, Tom	A1/ The Missing Element	28	10	0.737
33	Oakley, Jerry	B7/ Domestic Rednecks	35	13	0.729
	Brody, Kevin	E4/ Salute-A-Bulls	35	13	0.729
35	Simpson, David	E4/ Salute-A-Bulls	40	15	0.727
36	Wilcox, Randy	D2/ Like To Party	39	15	0.722
37	Kiser, Lyman	H5/ One Armed Bandits	36	14	0.720
38	Dzengeleski, Jimmy	F7/ Lords of Da Board	41	16	0.719
39	Dunleavy, John	C1/ Cork A Diddle Do!	33	13	0.717
	Alcon, Tony	E1/ Party to the Mac's	33	13	0.717
	Murphy, Phil	H5/ One Armed Bandits	33	13	0.717
42	Davis, Jim	A7/ Just A Little High	30	12	0.714
	Wilson, John	D5/ Mug Hunters	25	10	0.714
44	Johnson, Dave	E7/ Menace 2 Sobriety	37	15	0.712
45	Shengulette, Jerry	F6/ Garage Band	29	12	0.707
46	Gilyardi, Ernie	G8/ BullsHitters	33	14	0.702
47	Goss, Matt	G4/ Ton Up Tossers	35	15	0.700
48	Grubb, Ed	C1/ Cork A Diddle Do!	30	13	0.698
	Hall, Danny	E5/ Minor Threat	30	13	0.698
50	Guenther, George	G4/ Ton Up Tossers	39	17	0.696
51	Cusher, Dean	B7/ Domestic Rednecks	36	16	0.692
	Fitzgerald, Aaron	F1/ Big Bulls	27	12	0.692
53	Thomas, Brent	D8/ Leftovers	38	17	0.691
	Welborn, Tim	F7/ Lords of Da Board	38	17	0.691
55	Terry, Bob	A3/ Lunatic Fringe	33	15	0.688
56	McAlpin, Jack	E8/ Designated Divers	35	16	0.686
57	Merkle, Pat	H4/ Backyard Brawlers	30	14	0.682
58	Ray, Robert	B2/ OT Outlaws	32	15	0.681
59	Lee, Ronnie	F5/ Duck Tails	40	19	0.678
60	DeFontes, Adrienne	G3/ Sharkshooters	37	18	0.673
61	Austin, Bobby	C8/ Money Shot	37	19	0.661
62	Roseman, Sean	C8/ Money Shot	34	18	0.654
63	Dendy, Lisa	H2/ Bar Hoppers	32	17	0.653
64	Clark, Patrick	D6/ Ale-ing Archers	28	15	0.651
65	Perera, Mike	E6/ Death Throw	26	14	0.650

	All-Star Point Averages		ASP	TGP	Ave.
1	Blake, Brian	A7/ Just A Little High	122.5	56	2.188
2	Phillips, Robbie	A1/ The Missing Element	106.0	56	1.893
3	Naylor, Dan	A7/ Just A Little High	95.0	55	1.727
4	Chavis, Marshall	A7/ Just A Little High	64.5	40	1.613
5	Eastmead, Phillip	B6/ The Locals	85.0	53	1.604
6	Smith, Allen	A1/ The Missing Element	65.5	42	1.560
7	Brown, Tom	A1/ The Missing Element	58.5	38	1.539
8	Terry, Bob	A3/ Lunatic Fringe	72.5	48	1.510
9	Tan, Wil	A1/ The Missing Element	77.0	51	1.510
10	Heimbach, Matt	A3/ Lunatic Fringe	80.5	55	1.464
11	Seward, Mike	A2/ Daddies	59.0	43	1.372
12	Davis, Jim	A7/ Just A Little High	57.0	42	1.357
13	Lamb, Mark	B7/ Domestic Rednecks	63.5	51	1.245
14	Oakley, Jerry	B7/ Domestic Rednecks	59.0	48	1.229
15	Kenney, Jon	A1/ The Missing Element	65.0	54	1.204
16	Meshaw, Garrett	A7/ Just A Little High	44.5	38	1.171
17	Butters, Scott	A5/ Bullseyes, Butters, and Be	61.5	54	1.139
18	Budelman, Jim	A3/ Lunatic Fringe	45.0	40	1.125
19	McNamara, Tim	A8/ Jack 9	46.5	42	1.107
20	Persson, Kenny	A2/ Daddies	45.0	41	1.098
21	Crites, Randy	F6/ Garage Band	53.5	51	1.049
22	Varnadoe, Matt	B1/ Off Constantly	44.0	42	1.048
23	Downs, Aaron	A8/ Jack 9	54.0	52	1.038
	Stankevich, Scott	D8/ Leftovers	54.0	52	1.038
25	Keller, Tony	A4/ Bad Things Man	52.5	51	1.029
26	Pharo, John	A6/ Appetite for Destruction	44.0	43	1.023
27	Ray, Robert	B2/ OT Outlaws	48.0	47	1.021
28	Wilcox, Randy	D2/ Like To Party	55.0	54	1.019
29	Lloyd, Billy	A4/ Bad Things Man	56.5	56	1.009
30	Aguilar, Jose	A2/ Daddies	42.5	44	0.966
31	Gaglione, Joey	A2/ Daddies	39.5	41	0.963
32	Parker, Charles	A4/ Bad Things Man	53.5	56	0.955
33	Grubb, Donald	B4/ The Usual Suspects	44.5	47	0.947
34	Beaudoin, Paul	A2/ Daddies	38.0	41	0.927
35	Peoples, Mike	A6/ Appetite for Destruction	36.0	39	0.923
36	Winters, Tom	F7/ Lords of Da Board	45.5	50	0.910
37	Eason, Joel	A3/ Lunatic Fringe	41.5	46	0.902
38	Murray, David	B7/ Domestic Rednecks	36.5	41	0.890
39	Lyons, Jeff	B1/ Off Constantly	47.0	53	0.887
40	Jur, Jess	B3/ Rif Raf	38.0	43	0.884
41	Ackley, Sean	E8/ Designated Divers	44.5	51	0.873
42	Kerr, Jimmy	B2/ OT Outlaws	37.5	43	0.872
43	Jeffcoat, Doug	A2/ Daddies	40.5	48	0.844
44	Martinez, Vicente	C6/ Can't See The Board	47.0	56	0.839
45	Hindle, Mikey	B8/ Excalibur	47.5	57	0.833
46	Berstler, Justin	A2/ Daddies	38.0	46	0.826
47	Simpson, David	E4/ Salute-A-Bulls	45.0	55	0.818
48	Kubel, Tom	B1/ Off Constantly	43.5	54	0.806
49	Dunleavy, John	C1/ Cork A Diddle Do!	37.0	46	0.804
50	Anderson, Ryan	A4/ Bad Things Man	38.5	48	0.802
51	Holland, Steve	A5/ Bullseyes, Butters, and Be	44.5	56	0.795
52	Baldwin, Randy	C4/ C Pig. C Pig Run	39.5	50	0.790
53	Gilyardi, Ernie	G8/ BullsHitters	37.0	47	0.787
54	Zelinack, Jason	B2/ OT Outlaws	40.5	52	0.779
55	Gaulthier, Kyle	B1/ Off Constantly	36.5	47	0.777
56	Flood, Tom	A6/ Appetite for Destruction	42.5	55	0.773
57	Mitchell, Sid	A6/ Appetite for Destruction	39.0	51	0.765
58	Gallagher, Jim	C5/ Coral Reefers	42.0	55	0.764
59	Fitzgerald, Aaron	F1/ Big Bulls	29.0	39	0.744
60	Gibbs, Keith	A8/ Jack 9	27.5	37	0.743
61	Johnson, Michael	B4/ The Usual Suspects	40.5	56	0.723
62	Grubb, Ed	C1/ Cork A Diddle Do!	31.0	43	0.721
63	Copple, Matthew	B5/ Nine Lives	39.5	56	0.705
	Stacy, Rod	G3/ Sharkshooters	39.5	56	0.705
65	Knight, Mark	A1/ The Missing Element	27.5	39	0.705

Spring 2011 RDL Singles, Doubles Win Percentages (by team) (FINAL!)

(All statistics are included, as there were no missing scoresheets this season)

Singles Win Percentages

		W	L	%-age
1	A7/ Just A Little High	122	46	0.726
2	H4/ Backyard Brawlers	117	51	0.696
3	D8/ Leftovers	104	52	0.667
4	F7/ Lords of Da Board	111	57	0.661
5	A1/ The Missing Element	109	59	0.649
6	G8/ BullsHitters	108	60	0.643
7	D5/ Mug Hunters	100	56	0.641
8	E4/ Salute-A-Bulls	107	61	0.637
9	F1/ Big Bulls	103	65	0.613
10	D7/ Double Ones	94	62	0.603
11	E6/ Death Throw	101	67	0.601
	E8/ Designated Divers	101	67	0.601
	G3/ Sharkshooters	101	67	0.601
14	B1/ Off Constantly	100	68	0.595
15	B2/ OT Outlaws	99	69	0.589
	B7/ Domestic Rednecks	99	69	0.589
	G4/ Ton Up Tossers	99	69	0.589
18	C8/ Money Shot	96	72	0.571
	E7/ Menace 2 Sobriety	96	72	0.571
20	C1/ Cork A Diddle Do!	95	73	0.565
21	B6/ The Locals	93	75	0.554
22	A2/ Daddies	89	79	0.530
23	E5/ Minor Threat	88	80	0.524
	F6/ Garage Band	88	80	0.524
	F8/ Projectile Dysfunction	88	80	0.524
	H2/ Bar Hoppers	88	80	0.524
27	G6/ Dublin-Dublout	87	81	0.518
	H5/ One Armed Bandits	87	81	0.518
29	D6/ Ale-ing Archers	86	82	0.512
30	C2/ Antique's Roadshow	85	83	0.506
31	A3/ Lunatic Fringe	84	84	0.500
32	C3/ Traveling Beer Bellies	82	86	0.488
	C5/ Coral Reefers	82	86	0.488
	E1/ Party to the Mac's	82	86	0.488
35	C6/ Can't See The Board	81	87	0.482
	H1/ Bottoms Up	81	87	0.482
37	H6/ Methodical Madness	75	81	0.481
38	H3/ Total Eclipse of the Dart	78	90	0.464
39	C7/ Seein Dublin	76	92	0.452
	G2/ Mr. Bulljangles	76	92	0.452
41	H8/ Farmandu	65	79	0.451
42	B8/ Excalibur	75	93	0.446
	C4/ C Pig. C Pig Run	75	93	0.446
	F5/ Duck Tails	75	93	0.446
45	F2/ Banzai Darters	74	94	0.440
	G7/ Liquor Posse	74	94	0.440
47	B4/ The Usual Suspects	73	95	0.435
48	A8/ Jack 9	72	96	0.429
49	B5/ Nine Lives	71	97	0.423
	D2/ Like To Party	71	97	0.423
51	F3/ Flight Risk	70	98	0.417
52	A4/ Bad Things Man	69	99	0.411
	A5/ Bullseyes, Butters, and Beer	69	99	0.411
54	D4/ Sharky's Machine	67	99	0.404
55	D1/ Hammered Heads	62	94	0.397
56	G1/ Point Taken	65	103	0.387
	H7/ Just Givin' It A Shot	65	103	0.387
58	F4/ Flight Club	63	105	0.375
59	D3/ Helter Skelter	62	104	0.373
60	B3/ Rif Raf	62	106	0.369
	G5/ Bel Biv Dethrow	62	106	0.369
62	A6/ Appetite for Destruction	58	110	0.345
63	E3/ Starving Dartists	54	112	0.325
64	E2/ Tips & Shafts	41	125	0.247

Doubles Win Percentages

		W	L	%-age
1	A7/ Just A Little High	68	16	0.810
2	H4/ Backyard Brawlers	63	21	0.750
3	D8/ Leftovers	52	26	0.667
4	D5/ Mug Hunters	51	27	0.654
5	A1/ The Missing Element	54	30	0.643
	F1/ Big Bulls	54	30	0.643
7	B1/ Off Constantly	53	31	0.631
8	B7/ Domestic Rednecks	51	33	0.607
	E4/ Salute-A-Bulls	51	33	0.607
	E6/ Death Throw	51	33	0.607
	E8/ Designated Divers	51	33	0.607
	G6/ Dublin-Dublout	51	33	0.607
	H5/ One Armed Bandits	51	33	0.607
14	A3/ Lunatic Fringe	50	34	0.595
	E5/ Minor Threat	50	34	0.595
	F7/ Lords of Da Board	50	34	0.595
	G3/ Sharkshooters	50	34	0.595
18	C1/ Cork A Diddle Do!	49	35	0.583
	G4/ Ton Up Tossers	49	35	0.583
20	G8/ BullsHitters	48	36	0.571
21	B6/ The Locals	47	37	0.560
	D6/ Ale-ing Archers	47	37	0.560
	F8/ Projectile Dysfunction	47	37	0.560
24	C6/ Can't See The Board	46	38	0.548
	C8/ Money Shot	46	38	0.548
	E7/ Menace 2 Sobriety	46	38	0.548
27	A2/ Daddies	45	39	0.536
	B2/ OT Outlaws	45	39	0.536
	D3/ Helter Skelter	45	39	0.536
30	H6/ Methodical Madness	41	37	0.526
31	H2/ Bar Hoppers	44	40	0.524
32	E1/ Party to the Mac's	42	42	0.500
33	C3/ Traveling Beer Bellies	41	43	0.488
	F2/ Banzai Darters	41	43	0.488
	H1/ Bottoms Up	41	43	0.488
36	B5/ Nine Lives	40	44	0.476
	C5/ Coral Reefers	40	44	0.476
	C7/ Seein Dublin	40	44	0.476
	F6/ Garage Band	40	44	0.476
40	D7/ Double Ones	37	41	0.474
41	C2/ Antique's Roadshow	39	45	0.464
	G5/ Bel Biv Dethrow	39	45	0.464
43	A4/ Bad Things Man	38	46	0.452
	B8/ Excalibur	38	46	0.452
45	F4/ Flight Club	37	47	0.440
46	D2/ Like To Party	36	48	0.429
	G7/ Liquor Posse	36	48	0.429
48	C4/ C Pig. C Pig Run	35	49	0.417
	F3/ Flight Risk	35	49	0.417
	H3/ Total Eclipse of the Dart	35	49	0.417
	H8/ Farmandu	30	42	0.417
52	D4/ Sharky's Machine	33	51	0.393
53	F5/ Duck Tails	32	52	0.381
	G2/ Mr. Bulljangles	32	52	0.381
55	B3/ Rif Raf	31	53	0.369
	B4/ The Usual Suspects	31	53	0.369
	E3/ Starving Dartists	31	53	0.369
	G1/ Point Taken	31	53	0.369
59	A5/ Bullseyes, Butters, and Beer	29	55	0.345
60	A6/ Appetite for Destruction	26	58	0.310
	A8/ Jack 9	26	58	0.310
62	H7/ Just Givin' It A Shot	25	59	0.298
63	D1/ Hammered Heads	23	55	0.295
64	E2/ Tips & Shafts	14	70	0.167

Spring 2011 RDL Singles+Doubles Win %-ages, All-Star Point Aves. (by team) (FINAL!)

(All statistics are included, as there were no missing scoresheets this season)

Singles+Doubles Win Percentages

		W	L	%-age
1	A7/ Just A Little High	258	78	0.768
2	H4/ Backyard Brawlers	243	93	0.723
3	D8/ Leftovers	208	104	0.667
4	D5/ Mug Hunters	202	110	0.647
5	A1/ The Missing Element	217	119	0.646
6	F1/ Big Bulls	211	125	0.628
	F7/ Lords of Da Board	211	125	0.628
8	E4/ Salute-A-Bulls	209	127	0.622
9	B1/ Off Constantly	206	130	0.613
10	G8/ BullsHitters	204	132	0.607
11	E6/ Death Throw	203	133	0.604
	E8/ Designated Divers	203	133	0.604
13	B7/ Domestic Rednecks	201	135	0.598
	G3/ Sharkshooters	201	135	0.598
15	G4/ Ton Up Tossers	197	139	0.586
16	C1/ Cork A Diddle Do!	193	143	0.574
17	B2/ OT Outlaws	189	147	0.563
	G6/ Dublin-Dublout	189	147	0.563
	H5/ One Armed Bandits	189	147	0.563
20	C8/ Money Shot	188	148	0.560
	E5/ Minor Threat	188	148	0.560
	E7/ Menace 2 Sobriety	188	148	0.560
23	B6/ The Locals	187	149	0.557
24	A3/ Lunatic Fringe	184	152	0.548
25	F8/ Projectile Dysfunction	182	154	0.542
26	D7/ Double Ones	168	144	0.538
27	D6/ Ale-ing Archers	180	156	0.536
28	A2/ Daddies	179	157	0.533
29	H2/ Bar Hoppers	176	160	0.524
30	C6/ Can't See The Board	173	163	0.515
31	H6/ Methodical Madness	157	155	0.503
32	F6/ Garage Band	168	168	0.500
33	E1/ Party to the Mac's	166	170	0.494
34	C3/ Traveling Beer Bellies	164	172	0.488
35	C2/ Antique's Roadshow	163	173	0.485
	H1/ Bottoms Up	163	173	0.485
37	C5/ Coral Reefers	162	174	0.482
38	C7/ Seein Dublin	156	180	0.464
	F2/ Banzai Darters	156	180	0.464
40	D3/ Helter Skelter	152	182	0.455
41	B5/ Nine Lives	151	185	0.449
	B8/ Excalibur	151	185	0.449
43	H3/ Total Eclipse of the Dart	148	188	0.440
44	G7/ Liquor Posse	146	190	0.435
45	H8/ Farmandu	125	163	0.434
46	A4/ Bad Things Man	145	191	0.432
	C4/ C Pig. C Pig Run	145	191	0.432
48	D2/ Like To Party	143	193	0.426
49	F3/ Flight Risk	140	196	0.417
	G2/ Mr. Bulljangles	140	196	0.417
	G5/ Bel Biv Dethrow	140	196	0.417
52	F5/ Duck Tails	139	197	0.414
53	F4/ Flight Club	137	199	0.408
54	B4/ The Usual Suspects	135	201	0.402
55	D4/ Sharky's Machine	133	201	0.398
56	A5/ Bullseyes, Butters, and Beer	127	209	0.378
	G1/ Point Taken	127	209	0.378
58	A8/ Jack 9	124	212	0.369
	B3/ Rif Raf	124	212	0.369
60	E3/ Starving Dartists	116	218	0.347
61	D1/ Hammered Heads	108	204	0.346
62	H7/ Just Givin' It A Shot	115	221	0.342
63	A6/ Appetite for Destruction	110	226	0.327
64	E2/ Tips & Shafts	69	265	0.207

All-Star Point Averages

		ASP	TGP	Ave.
1	A7/ Just A Little High	467.0	336	1.390
2	A1/ The Missing Element	450.0	336	1.339
3	A3/ Lunatic Fringe	347.5	336	1.034
4	A2/ Daddies	325.0	336	0.967
5	A4/ Bad Things Man	276.5	336	0.823
6	A6/ Appetite for Destruction	258.5	336	0.769
7	B7/ Domestic Rednecks	250.0	336	0.744
8	B1/ Off Constantly	249.0	336	0.741
9	A5/ Bullseyes, Butters, and Beer	237.0	336	0.705
10	A8/ Jack 9	233.5	336	0.695
11	B2/ OT Outlaws	216.0	336	0.643
12	B6/ The Locals	197.5	336	0.588
13	D8/ Leftovers	176.5	312	0.566
14	B5/ Nine Lives	188.0	336	0.560
15	B8/ Excalibur	178.5	336	0.531
16	C6/ Can't See The Board	177.0	336	0.527
17	B4/ The Usual Suspects	169.5	336	0.504
18	F7/ Lords of Da Board	166.5	336	0.496
19	C8/ Money Shot	166.0	336	0.494
20	C3/ Traveling Beer Bellies	162.0	336	0.482
21	D5/ Mug Hunters	150.0	312	0.481
22	E4/ Salute-A-Bulls	158.0	336	0.470
23	F1/ Big Bulls	157.0	336	0.467
24	C1/ Cork A Diddle Do!	155.0	336	0.461
25	C7/ Seein Dublin	152.5	336	0.454
26	B3/ Rif Raf	150.0	336	0.446
27	C4/ C Pig. C Pig Run	149.5	336	0.445
	C5/ Coral Reefers	149.5	336	0.445
29	F6/ Garage Band	144.5	336	0.430
	G8/ BullsHitters	144.5	336	0.430
31	E7/ Menace 2 Sobriety	144.0	336	0.429
32	D6/ Ale-ing Archers	143.5	336	0.427
33	G3/ Sharkshooters	140.5	336	0.418
34	D7/ Double Ones	129.5	312	0.415
35	E6/ Death Throw	135.5	336	0.403
36	D2/ Like To Party	135.0	336	0.402
37	E8/ Designated Divers	132.5	336	0.394
38	E1/ Party to the Mac's	132.0	336	0.393
39	F8/ Projectile Dysfunction	129.0	336	0.384
	G7/ Liquor Posse	129.0	336	0.384
41	G2/ Mr. Bulljangles	124.0	336	0.369
42	H4/ Backyard Brawlers	123.5	336	0.368
43	D4/ Sharky's Machine	120.5	334	0.361
44	G4/ Ton Up Tossers	121.0	336	0.360
45	E5/ Minor Threat	118.0	336	0.351
46	D3/ Helter Skelter	112.0	334	0.335
47	C2/ Antique's Roadshow	110.0	336	0.327
	F4/ Flight Club	110.0	336	0.327
49	F2/ Banzai Darters	109.5	336	0.326
50	G6/ Dublin-Dublout	108.5	336	0.323
51	H5/ One Armed Bandits	104.0	336	0.310
52	H2/ Bar Hoppers	102.5	336	0.305
53	F5/ Duck Tails	99.0	336	0.295
54	H3/ Total Eclipse of the Dart	96.0	336	0.286
55	D1/ Hammered Heads	89.0	312	0.285
56	F3/ Flight Risk	93.0	336	0.277
57	H6/ Methodical Madness	85.0	312	0.272
58	E3/ Starving Dartists	84.0	334	0.251
59	G1/ Point Taken	83.5	336	0.249
60	H1/ Bottoms Up	82.5	336	0.246
61	H7/ Just Givin' It A Shot	80.0	336	0.238
62	E2/ Tips & Shafts	72.0	334	0.216
63	H8/ Farmandu	59.0	288	0.205
64	G5/ Bel Biv Dethrow	65.0	336	0.193

		Singles	301	Singles	Cricket	Singles	Record	Singles Win %-age	Doubles	Cricket	Doubles	501	Doubles	Record	Doubles Win %-age	Sngls + Dbls	Record	Sngls + Dbls Win %-age	Tiebreaker Ws	Tiebreaker Ls	All-Star Points	Games Played	All-Star Point Average
A1/ The Missing Element		48	36	61	23	109	59	0.649	29	13	25	17	54	30	0.643	217	119	0.646	7	0	450.0	336	1.339
A 10	Kilts, Jason	3	4	0	1	3	5	0.375	5	1	3	1	8	2	0.800	11	7	0.611	1	0	10.5	18	0.583
A 11	Brown, Tom	6	3	9	1	15	4	0.789	7	3	6	3	13	6	0.684	28	10	0.737	1	0	58.5	38	1.539
A 12	Dziczkowski, Jeremy	2	0	1	2	3	2	0.600	1	1	2	0	3	1	0.750	6	3	0.667	0	0	5.5	9	0.611
A 13	Kenney, Jon	7	7	10	3	17	10	0.630	8	6	7	6	15	12	0.556	32	22	0.593	1	0	65.0	54	1.204
A 14	Knight, Mark	4	5	6	6	10	11	0.476	6	2	4	6	10	8	0.556	20	19	0.513	1	0	27.5	39	0.705
A 15	Phillips, Robbie	11	3	12	2	23	5	0.821	13	1	8	6	21	7	0.750	44	12	0.786	1	0	106.0	56	1.893
A 16	Smith, Allen	5	6	8	3	13	9	0.591	5	4	8	3	13	7	0.650	26	16	0.619	1	0	65.5	42	1.560
A 17	Tan, Wil	8	4	10	3	18	7	0.720	7	6	8	5	15	11	0.577	33	18	0.647	1	0	77.0	51	1.510
A 18	Wall, Keith	2	4	5	2	7	6	0.538	6	2	4	4	10	6	0.625	17	12	0.586	0	0	34.5	29	1.190
A2/ Daddies		46	38	43	41	89	79	0.530	21	21	24	18	45	39	0.536	179	157	0.533	0	7	325.0	336	0.967
A 20	Persson, Kenny	3	6	7	3	10	9	0.526	4	8	6	4	10	12	0.455	20	21	0.488	0	1	45.0	41	1.098
A 21	Seward, Mike	6	4	9	3	15	7	0.682	6	6	5	4	11	10	0.524	26	17	0.605	0	1	59.0	43	1.372
A 22	Gaglione, Joey	5	6	4	6	9	12	0.429	4	4	7	5	11	9	0.550	20	21	0.488	0	1	39.5	41	0.963
A 23	Witz, Steve	5	4	0	7	5	11	0.313	2	4	3	7	5	11	0.313	10	22	0.313	0	0	22.5	32	0.703
A 24	Kendall, Kevin	0	0	0	0	0	0	#DIV/0!	0	0	0	0	0	0	#DIV/0!	0	0	#DIV/0!	0	0	0.0	0	#DIV/0!
A 25	Jeffcoat, Doug	8	5	6	5	14	10	0.583	9	4	8	3	17	7	0.708	31	17	0.646	0	1	40.5	48	0.844
A 26	Aguilar, Jose	5	5	6	6	11	11	0.500	5	7	7	3	12	10	0.545	23	21	0.523	0	1	42.5	44	0.966
A 27	Berstler, Justin	6	4	5	8	11	12	0.478	7	3	8	5	15	8	0.652	26	20	0.565	0	1	38.0	46	0.826
A 28	Beaudoin, Paul	8	4	6	3	14	7	0.667	5	6	4	5	9	11	0.450	23	18	0.561	0	1	38.0	41	0.927
A3/ Lunatic Fringe		43	41	41	43	84	84	0.500	26	16	24	18	50	34	0.595	184	152	0.548	7	0	347.5	336	1.034
A 30	Jacobi, Paul	6	6	5	6	11	12	0.478	8	3	5	6	13	9	0.591	24	21	0.533	1	0	30.5	45	0.678
A 31	Terry, Bob	9	3	7	5	16	8	0.667	10	2	7	5	17	7	0.708	33	15	0.688	1	0	72.5	48	1.510
A 32	Hoffmann, Steve	4	6	4	6	8	12	0.400	4	5	5	4	9	9	0.500	17	21	0.447	1	0	24.0	38	0.632
A 33	Budelman, Jim	7	3	5	5	12	8	0.600	7	3	5	5	12	8	0.600	24	16	0.600	1	0	45.0	40	1.125
A 34	Eason, Joel	2	7	4	8	6	15	0.286	6	7	6	6	12	13	0.480	18	28	0.391	1	0	41.5	46	0.902
A 35	Bakowski, Adam	1	0	1	1	2	1	0.667	1	2	1	1	2	3	0.400	4	4	0.500	1	0	4.0	8	0.500
A 36	Hamilton, Billy	1	9	0	4	1	13	0.071	2	2	2	3	4	5	0.444	5	18	0.217	0	0	10.0	23	0.435
A 37	Bingham, Don	0	0	0	0	0	0	#DIV/0!	0	0	0	0	0	0	#DIV/0!	0	0	#DIV/0!	0	0	0.0	0	#DIV/0!
A 38	Heimbach, Matt	10	4	12	2	22	6	0.786	9	4	11	3	20	7	0.741	42	13	0.764	1	0	80.5	55	1.464
A 39	Scott, Lee	3	3	3	6	6	9	0.400	5	4	6	3	11	7	0.611	17	16	0.515	0	0	39.5	33	1.197
A4/ Bad Things Man		34	50	35	49	69	99	0.411	17	25	21	21	38	46	0.452	145	191	0.432	6	7	276.5	336	0.823
A 40	Alvord, David	0	5	2	7	2	12	0.143	2	5	2	4	4	9	0.308	6	21	0.222	0	1	13.5	27	0.500
A 41	Parker, Charles	6	8	4	10	10	18	0.357	8	6	10	4	18	10	0.643	28	28	0.500	1	1	53.5	56	0.955
A 42	Lloyd, Billy	6	8	9	5	15	13	0.536	9	5	10	4	19	9	0.679	34	22	0.607	1	1	56.5	56	1.009
A 43	Reygers, Jeff	2	9	4	9	6	18	0.250	2	11	6	6	8	17	0.320	14	35	0.286	1	1	34.0	49	0.694
A 44	Anderson, Ryan	7	7	6	7	13	14	0.481	6	5	5	5	11	10	0.524	24	24	0.500	1	1	38.5	48	0.802
A 45	Fischlein, Kris	6	8	3	4	9	12	0.429	2	12	4	10	6	22	0.214	15	34	0.306	1	1	28.0	49	0.571
A 46	Keller, Tony	7	5	7	7	14	12	0.538	5	6	5	9	10	15	0.400	24	27	0.471	1	1	52.5	51	1.029
A5/ Bullseyes, Butters, and Beer		35	49	34	50	69	99	0.411	15	27	14	28	29	55	0.345	127	209	0.378	0	0	237.0	336	0.705
A 50	Butters, Scott	6	7	8	6	14	13	0.519	7	7	2	11	9	18	0.333	23	31	0.426	0	0	61.5	54	1.139
A 51	Butters, Kent	7	6	6	7	13	13	0.500	2	9	4	8	6	17	0.261	19	30	0.388	0	0	29.5	49	0.602
A 52	Lane, Tim	4	7	5	6	9	13	0.409	2	8	4	4	6	12	0.333	15	25	0.375	0	0	22.0	40	0.550
A 53	Holland, Steve	6	8	9	5	15	13	0.536	5	9	4	10	9	19	0.321	24	32	0.429	0	0	44.5	56	0.795
A 54	Rodgers, Trey	6	8	6	8	12	16	0.429	6	8	8	5	14	13	0.519	26	29	0.473	0	0	37.0	55	0.673
A 55	Sellers, Mark	3	6	0	9	3	15	0.167	3	7	4	8	7	15	0.318	10	30	0.250	0	0	21.5	40	0.538
A 56	Ridenour, Ron	3	7	0	9	3	16	0.158	5	6	2	10	7	16	0.304	10	32	0.238	0	0	21.0	42	0.500
A6/ Appetite for Destruction		34	50	24	60	58	110	0.345	12	30	14	28	26	58	0.310	110	226	0.327	0	0	258.5	336	0.769
A 60	Mitchell, Sid	4	10	4	9	8	19	0.296	4	8	3	9	7	17	0.292	15	36	0.294	0	0	39.0	51	0.765
A 61	Mozzetti, Tim "Tex"	4	9	4	9	8	18	0.308	3	11	5	8	8	19	0.296	16	37	0.302	0	0	32.0	53	0.604
A 62	Coleman, Brian	3	9	0	9	3	18	0.143	2	9	4	7	6	16	0.273	9	34	0.209	0	0	15.0	43	0.349
A 63	Flood, Tom	8	6	3	11	11	17	0.393	4	9	5	9	9	18	0.333	20	35	0.364	0	0	42.5	55	0.773
A 64	Pharo, John	2	5	2	10	4	15	0.211	4	8	4	8	8	16	0.333	12	31	0.279	0	0	44.0	43	1.023
A 65	Bird, Vic	2	3	2	3	4	6	0.400	0	3	2	2	2	5	0.286	6	11	0.353	0	0	3.0	17	0.176
A 66	Peoples, Mike	6	4	4	6	10	10	0.500	3	7	1	8	4	15	0.211	14	25	0.359	0	0	36.0	39	0.923
A 67	Healy, Simon	5	4	5	3	10	7	0.588	4	5	4	5	8	10	0.444	18	17	0.514	0	0	47.0	35	1.343
A7/ Just A Little High		59	25	63	21	122	46	0.726	35	7	33	9	68	16	0.810	258	78	0.768	0	7	467.0	336	1.390
A 70	Denton, Mike	3	1	1	3	4	4	0.500	5	1	3	2	8	3	0.727	12	7	0.632	0	0	8.5	19	0.447
A 71	Davis, Jim "Buckets"	5	6	7	2	12	8	0.600	10	2	8	2	18	4	0.818	30	12	0.714	0	1	57.0	42	1.357
A 72	McDonald, Mike	0	2	1	3	1	5	0.167	2	1	4	4	6	5	0.545	7	10	0.412	0	1	13.5	17	0.794
A 73	Adam, Jeff	3	5	4	3	7	8	0.467	5	1	4	2	9	3	0.750	16	11	0.593	0	1	20.5	27	0.759
A 74	Chavis, Marshall	9	1	9	1	18	2	0.900	10	0	10	0	20	0	1.000	38	2	0.950	0	0	64.5	40	1.613
A 75	Blake, Brian	11	3	13	1	24	4	0.857	12	2	10	4	22	6	0.786	46	10	0.821	0	1	122.5	56	2.188
A 76	Naylor, Dan	11	3	12	2	23	5	0.821	10	3	13	1	23	4	0.852	46	9	0.836	0	1	95.0	55	1.727
A 77	Meshaw, Garrett	7	3	9	1	16	4	0.800	8	2	6	2	14	4	0.778	30	8	0.789	0	0	44.5	38	1.171
A 78	Chorba, Steve	6	0	3	3	9	3	0.750	4	2	4	1	8	3	0.727	17	6	0.739	0	1	20.0	23	0.870
A 79	Powell, Donovan	4	1	4	2	8	3	0.727	4	0	4	0	8	0	1.000	16	3	0.842	0	1	21.0	19	1.105
A8/ Jack 9		37	47	35	49	72	96	0.429	13	29	13	29	26	58	0.310	124	212	0.369	0	0	233.5	336	0.695
A 80	Watson, Jeff, Jr.	1	3	0	10	1	13	0.071	2	5	2	4	4	9	0.308	5	22	0.185	0	0	12.5	27	0.463
A 81	Gibbs, Keith	4	4	7	2	11	6	0.647	2	8	4	6	6	14	0.300	17	20	0.459	0	0	27.5	37	0.743
A 82	McNamara, Tim	2	4	7	5	9	9	0.500	6	6	3	9	9	15	0.375	18	24	0.429	0	0	46.5	42	1.107
A 83	Whitehead, Lee	4	1	2	3	6	4	0.600	2	2	2	2	4	4	0.500	10	8	0.556	0	0	14.5	18	0.806
A 84	Gelhar, Tommy	8	6	5	9	13	15	0.464	8	6	5	8	13	14	0.481	26	29	0.473	0	0	37.0	55	0.673
A 85	Downs, Aaron	7	5	11	3	18	8	0.692	3	10	3	10	6	20	0.231	24	28	0.462	0	0	54.0	52	1.038
A 86	Schmaus, Darren	4	9	0	9	4	18	0.182	1	10	2	6	3	16	0.158	7	34	0.171	0	0	19.0	41	0.463
A 87	Evans, J.P.	2	7	3	3	5	10	0.333	0	7	2	4	2	11	0.154	7	21	0.250	0	0	13.0	28	0.464
A 88	Watson, Jeff, Sr.	5	8	0	5	5	13	0.278	2	4	3	9	5	13	0.278	10	26	0.278	0	0	9.5	36	0.264

	Singles	301	Singles	Cricket	Singles	Record	Singles Win %-age	Doubles	Cricket	Doubles	501	Doubles	Record	Doubles Win %-age	Sngls + Dbls	Record	Sngls + Dbls Win %-age	Tiebreaker Ws	Tiebreaker Ls	All-Star Points	Games Played	All-Star Point Average
B1/ Off Constantly	47	37	53	31	100	68	0.595	27	15	26	16	53	31	0.631	206	130	0.613	6	0	249.0	336	0.741
B 10 Mayhew, Zak	9	5	3	9	12	14	0.462	7	6	6	6	13	12	0.520	25	26	0.490	1	0	32.0	51	0.627
B 11 Lyons, Jeff	9	5	14	0	23	5	0.821	9	4	9	3	18	7	0.720	41	12	0.774	1	0	47.0	53	0.887
B 12 Roberts, Mike	6	8	3	9	9	17	0.346	3	7	4	7	7	14	0.333	16	31	0.340	1	0	18.0	47	0.383
B 13 Lueneburg, Randy	3	4	5	7	8	11	0.421	7	4	5	7	12	11	0.522	20	22	0.476	1	0	28.0	42	0.667
B 14 Gaulthier, Kyle	6	7	8	1	14	8	0.636	9	3	12	1	21	4	0.840	35	12	0.745	1	0	36.5	47	0.777
B 15 Varnadoe, Matt	4	5	11	0	15	5	0.750	11	0	8	3	19	3	0.864	34	8	0.810	0	0	44.0	42	1.048
B 16 Kubel, Tom "QBall"	10	3	9	5	19	8	0.704	8	6	8	5	16	11	0.593	35	19	0.648	1	0	43.5	54	0.806
B2/ OT Outlaws	40	44	59	25	99	69	0.589	21	21	24	18	45	39	0.536	189	147	0.563	7	13	216.0	336	0.643
B 20 Clark, Dan	4	9	8	5	12	14	0.462	5	6	6	5	11	11	0.500	23	25	0.479	1	2	21.0	48	0.438
B 21 Peterson, Chris	6	8	4	2	10	10	0.500	5	7	8	5	13	12	0.520	23	22	0.511	1	2	10.5	45	0.233
B 22 Tant, J.J.	6	7	10	4	16	11	0.593	5	7	6	6	11	13	0.458	27	24	0.529	1	2	32.0	51	0.627
B 23 Crowe, Jason	6	5	9	5	15	10	0.600	7	5	8	5	15	10	0.600	30	20	0.600	1	2	26.5	50	0.530
B 24 Zelinack, Jason	6	6	9	5	15	11	0.577	7	6	6	7	13	13	0.500	28	24	0.538	1	2	40.5	52	0.779
B 25 Kerr, Jimmy	4	5	9	2	13	7	0.650	6	6	7	4	13	10	0.565	26	17	0.605	1	1	37.5	43	0.872
B 26 Ray, Robert	8	4	10	2	18	6	0.750	7	5	7	4	14	9	0.609	32	15	0.681	1	2	48.0	47	1.021
B3/ Rif Raf	31	53	31	53	62	106	0.369	12	30	19	23	31	53	0.369	124	212	0.369	0	0	150.0	336	0.446
B 30 Diamond, Paddy	3	9	6	7	9	16	0.360	3	10	5	3	8	13	0.381	17	29	0.370	0	0	14.0	46	0.304
B 31 Ayers, Judson	2	7	5	7	7	14	0.333	1	10	4	8	5	18	0.217	12	32	0.273	0	0	18.0	44	0.409
B 32 St. Clair, Matt	4	10	4	10	8	20	0.286	4	9	4	9	8	18	0.308	16	38	0.296	0	0	17.0	54	0.315
B 33 Ohrberg, Keith	8	2	3	7	11	9	0.550	3	10	5	7	8	17	0.320	19	26	0.422	0	0	20.0	45	0.444
B 34 Hoyt, David	7	7	6	7	13	14	0.481	5	6	7	7	12	13	0.480	25	27	0.481	0	0	31.5	52	0.606
B 35 Jur, Jess	3	7	7	4	10	11	0.476	4	7	6	5	10	12	0.455	20	23	0.465	0	0	38.0	43	0.884
B 36 Horger, Dennis	1	4	0	4	1	8	0.111	2	3	2	2	4	5	0.444	5	13	0.278	0	0	5.5	18	0.306
B 37 Munn, David	3	7	0	7	3	14	0.176	2	5	5	5	7	10	0.412	10	24	0.294	0	0	6.0	34	0.176
B4/ The Usual Suspects	39	45	34	50	73	95	0.435	15	27	16	26	31	53	0.369	135	201	0.402	7	0	169.5	336	0.504
B 40 Denton, Fon	8	5	4	10	12	15	0.444	3	11	5	6	8	17	0.320	20	32	0.385	1	0	24.0	52	0.462
B 41 Grubb, Donald	7	4	10	2	17	6	0.739	4	8	5	7	9	15	0.375	26	21	0.553	1	0	44.5	47	0.947
B 42 Mori, Chris	5	8	4	10	9	18	0.333	6	8	5	5	11	13	0.458	20	31	0.392	1	0	18.5	51	0.363
B 43 Williams, Denny	5	5	3	10	8	15	0.348	8	5	3	9	11	14	0.440	19	29	0.396	1	0	10.5	48	0.219
B 44 Morin, Dino	1	8	5	8	6	16	0.273	5	9	6	6	11	15	0.423	17	31	0.354	1	0	28.5	48	0.594
B 45 Johnson, Galen	4	10	0	4	4	14	0.222	0	3	4	9	4	12	0.250	8	26	0.235	1	0	3.0	34	0.088
B 46 Johnson, Michael	9	5	8	6	17	11	0.607	4	10	4	10	8	20	0.286	25	31	0.446	1	0	40.5	56	0.723
B5/ Nine Lives	38	46	33	51	71	97	0.423	23	19	17	25	40	44	0.476	151	185	0.449	0	0	188.0	336	0.560
B 50 Romanchek, David	6	9	8	6	14	15	0.483	9	6	3	12	12	18	0.400	26	33	0.441	0	0	39.0	59	0.661
B 51 Smith, Butch	8	5	3	9	11	14	0.440	6	6	5	7	11	13	0.458	22	27	0.449	0	0	22.5	49	0.459
B 52 Copple, Matthew	8	6	8	6	16	12	0.571	10	4	6	8	16	12	0.571	32	24	0.571	0	0	39.5	56	0.705
B 53 Mays, John	6	8	6	9	12	17	0.414	7	7	7	7	14	14	0.500	26	31	0.456	0	0	36.0	57	0.632
B 54 Marsden, James	6	10	1	14	7	24	0.226	6	7	6	9	12	16	0.429	19	40	0.322	0	0	21.5	59	0.364
B 55 Keever, David	4	8	6	7	10	15	0.400	8	7	7	7	15	14	0.517	25	29	0.463	0	0	27.5	54	0.509
B 56 Johnson, Steve	0	0	1	0	1	0	1.000	0	1	0	0	0	1	0.000	1	1	0.500	0	0	2.0	2	1.000
B6/ The Locals	52	32	41	43	93	75	0.554	22	20	25	17	47	37	0.560	187	149	0.557	0	0	197.5	336	0.588
B 60 Eastmead, Phillip	12	2	11	3	23	5	0.821	9	4	10	2	19	6	0.760	42	11	0.792	0	0	85.0	53	1.604
B 61 Emery, Mike	5	5	1	8	6	13	0.316	6	6	9	4	15	10	0.600	21	23	0.477	0	0	12.0	44	0.273
B 62 Maccini, Billy	1	3	1	3	2	6	0.250	1	1	2	1	3	2	0.600	5	8	0.385	0	0	2.0	13	0.154
B 63 Bryant, Whit	8	3	4	8	12	11	0.522	6	5	4	7	10	12	0.455	22	23	0.489	0	0	19.5	45	0.433
B 64 Hanley, Jack	0	0	0	0	0	0	#DIV/0!	0	0	0	0	0	0	#DIV/0!	0	0	#DIV/0!	0	0	0.0	0	#DIV/0!
B 65 Yang, Rob	6	4	7	3	13	7	0.650	4	6	6	4	10	10	0.500	23	17	0.575	0	0	18.5	40	0.463
B 66 Umstead, Randy	2	0	2	2	4	2	0.667	0	3	1	2	1	5	0.167	5	7	0.417	0	0	6.5	12	0.542
B 67 Bradshaw, Rick	8	5	6	5	14	10	0.583	6	7	8	3	14	10	0.583	28	20	0.583	0	0	31.5	48	0.656
B 68 Reitano, Sal	4	5	9	3	13	8	0.619	8	5	7	5	15	10	0.600	28	18	0.609	0	0	18.0	46	0.391
B 69 Duncan, Jeff	6	5	0	8	6	13	0.316	4	3	3	6	7	9	0.438	13	22	0.371	0	0	4.5	35	0.129
B7/ Domestic Rednecks	47	37	52	32	99	69	0.589	28	14	23	19	51	33	0.607	201	135	0.598	0	8	250.0	336	0.744
B 70 Cusher, Dean	9	3	8	5	17	8	0.680	12	2	7	6	19	8	0.704	36	16	0.692	0	1	27.0	52	0.519
B 71 Lamb, Mark	12	1	10	3	22	4	0.846	11	2	8	4	19	6	0.760	41	10	0.804	0	1	63.5	51	1.245
B 72 Dickman, Sheila	4	7	0	2	4	9	0.308	2	2	2	7	4	9	0.308	8	18	0.308	0	1	5.5	26	0.212
B 73 Murray, Shane	1	0	4	0	5	0	1.000	5	1	3	4	8	5	0.615	13	5	0.722	0	1	23.0	18	1.278
B 74 Murray, David "Mo'Tea"	9	1	9	2	18	3	0.857	7	4	7	2	14	6	0.700	32	9	0.780	0	0	36.5	41	0.890
B 75 Martinez, Vince	1	2	3	1	4	3	0.571	2	2	3	1	5	3	0.625	9	6	0.600	0	0	14.5	15	0.967
B 76 Oakley, Gina	0	5	1	5	1	10	0.091	3	1	5	4	8	5	0.615	9	15	0.375	0	1	3.0	24	0.125
B 77 Ellis, E.J.	3	10	1	8	4	18	0.182	1	5	1	3	2	8	0.200	6	26	0.188	0	1	8.5	32	0.266
B 78 Espy, Jerry	1	3	6	4	7	7	0.500	4	6	1	4	5	10	0.333	12	17	0.414	0	1	9.5	29	0.328
B 79 Oakley, Jerry	7	5	10	2	17	7	0.708	9	3	9	3	18	6	0.750	35	13	0.729	0	1	59.0	48	1.229
B8/ Excalibur	42	42	33	51	75	93	0.446	20	22	18	24	38	46	0.452	151	185	0.449	0	0	178.5	336	0.531
B 80 Coyne, Kevin	2	10	0	2	2	12	0.143	1	3	3	5	4	8	0.333	6	20	0.231	0	0	6.5	26	0.250
B 81 Burney, Gary	1	6	6	8	7	14	0.333	4	8	3	7	7	15	0.318	14	29	0.326	0	0	16.0	43	0.372
B 82 Buckman, Dave	10	4	4	11	14	15	0.483	7	8	6	8	13	16	0.448	27	31	0.466	0	0	23.0	58	0.397
B 83 Hall, Josh	7	6	3	10	10	16	0.385	7	6	7	6	14	12	0.538	24	28	0.462	0	0	32.5	52	0.625
B 84 Vann, Tim	5	4	4	8	9	12	0.429	5	7	3	8	8	15	0.348	17	27	0.386	0	0	16.0	44	0.364
B 85 Hindle, Mikey	7	8	9	5	16	13	0.552	8	6	6	8	14	14	0.500	30	27	0.526	0	0	47.5	57	0.833
B 86 Fazenbaker, Jon	0	0	0	0	0	0	#DIV/0!	0	0	0	0	0	0	#DIV/0!	0	0	#DIV/0!	0	0	0.0	0	#DIV/0!
B 87 James, Bob	10	4	7	7	17	11	0.607	8	6	8	6	16	12	0.571	33	23	0.589	0	0	37.0	56	0.661

		Singles	301	Singles	Cricket	Singles	Record	Singles Win %-age	Doubles	Cricket	Doubles	501	Doubles	Record	Doubles Win %-age	Sngls + Dbls	Record	Sngls + Dbls Win %-age	Tiebreaker Ws	Tiebreaker Ls	All-Star Points	Games Played	All-Star Point Average
C1/ Cork A Diddle Do!		50	34	45	39	95	73	0.565	26	16	23	19	49	35	0.583	193	143	0.574	0	23	155.0	336	0.461
C 10	Payne, Julie	2	2	0	0	2	2	0.500	0	1	0	2	0	3	0.000	2	5	0.286	0	1	0.0	7	0.000
C 11	Knight, Maridy	5	6	1	4	6	10	0.375	6	4	7	5	13	9	0.591	19	19	0.500	0	3	5.5	38	0.145
C 12	Gaulthier, Angela	2	7	4	10	6	17	0.261	8	4	6	8	14	12	0.538	20	29	0.408	0	3	13.5	49	0.276
C 13	Delp, Paula	7	2	5	5	12	7	0.632	4	6	6	3	10	9	0.526	22	16	0.579	0	2	18.5	38	0.487
C 14	Scheppele, Julie	5	7	3	5	8	12	0.400	6	0	2	3	8	3	0.727	16	15	0.516	0	3	7.0	31	0.226
C 15	Ackerman, Travis	5	3	7	2	12	5	0.706	5	5	6	5	11	10	0.524	23	15	0.605	0	2	22.5	38	0.592
C 16	Dunleavy, John	8	2	9	3	17	5	0.773	8	4	8	4	16	8	0.667	33	13	0.717	0	3	37.0	46	0.804
C 17	Pleasant, Lis	8	2	6	8	14	10	0.583	7	5	7	3	14	8	0.636	28	18	0.609	0	3	20.0	46	0.435
C 18	Grubb, Ed	8	3	10	2	18	5	0.783	8	3	4	5	12	8	0.600	30	13	0.698	0	3	31.0	43	0.721
C2/ Antique's Roadshow		38	46	47	37	85	83	0.506	18	24	21	21	39	45	0.464	163	173	0.485	6	7	110.0	336	0.327
C 20	Thomas, Jason "Jay T"	5	3	12	2	17	5	0.773	10	3	8	3	18	6	0.750	35	11	0.761	1	1	4.0	46	0.087
C 21	Thomas, Joe "Antique"	6	8	8	5	14	13	0.519	4	7	8	6	12	13	0.480	26	26	0.500	1	1	22.5	52	0.433
C 22	Gower, Jeff	2	6	0	4	2	10	0.167	1	5	1	4	2	9	0.182	4	19	0.174	1	1	1.0	23	0.043
C 23	Jobe, Crawford "CJ"	7	3	7	3	14	6	0.700	3	7	6	3	9	10	0.474	23	16	0.590	0	0	15.5	39	0.397
C 24	Helmes, D.J.	4	5	2	7	6	12	0.333	2	10	4	9	6	19	0.240	12	31	0.279	1	1	13.0	43	0.302
C 25	Side, Eric	4	6	4	7	8	13	0.381	3	7	4	5	7	12	0.368	15	25	0.375	1	1	11.5	40	0.288
C 26	Gower, Jeremy	2	5	3	4	5	9	0.357	3	2	1	5	4	7	0.364	9	16	0.360	0	1	11.0	25	0.440
C 27	Hall, Mike	2	1	2	1	4	2	0.667	1	2	2	1	3	3	0.500	7	5	0.583	0	0	7.5	12	0.625
C 28	Maze, Sam	6	9	9	4	15	13	0.536	9	5	8	6	17	11	0.607	32	24	0.571	1	1	24.0	56	0.429
C3/ Traveling Beer Bellies		39	45	43	41	82	86	0.488	22	20	19	23	41	43	0.488	164	172	0.488	7	0	162.0	336	0.482
C 30	Phillips, Britt	5	6	6	7	11	13	0.458	8	5	6	8	14	13	0.519	25	26	0.490	1	0	19.0	51	0.373
C 31	McCredie, Bob	9	5	10	4	19	9	0.679	9	5	7	6	16	11	0.593	35	20	0.636	1	0	29.5	55	0.536
C 32	Krasnow, Dave	7	3	7	3	14	6	0.700	3	6	6	4	9	10	0.474	23	16	0.590	1	0	23.5	39	0.603
C 33	Hansen, Paul	2	5	2	5	4	10	0.286	1	7	3	4	4	11	0.267	8	21	0.276	1	0	10.0	29	0.345
C 34	Vance, Hugh	7	7	10	4	17	11	0.607	11	3	6	8	17	11	0.607	34	22	0.607	1	0	37.5	56	0.670
C 35	Feller, Keith	3	8	5	8	8	16	0.333	6	6	5	7	11	13	0.458	19	29	0.396	1	0	25.0	48	0.521
C 36	Dowd, Brian	0	1	0	2	0	3	0.000	1	1	1	0	2	1	0.667	2	4	0.333	0	0	3.0	6	0.500
C 37	Jiminez, Eduardo	5	9	2	6	7	15	0.318	4	6	3	7	7	13	0.350	14	28	0.333	1	0	9.0	42	0.214
C 38	Hogan, Alan	1	1	1	2	2	3	0.400	1	1	1	2	2	3	0.400	4	6	0.400	0	0	5.5	10	0.550
C4/ C Pig. C Pig Run		42	42	33	51	75	93	0.446	14	28	21	21	35	49	0.417	145	191	0.432	6	0	149.5	336	0.445
C 40	Rutten, Pete	5	10	5	9	10	19	0.345	1	10	4	9	5	19	0.208	15	38	0.283	1	0	16.0	53	0.302
C 41	Baldwin, Randy	7	5	10	3	17	8	0.680	7	6	4	8	11	14	0.440	28	22	0.560	0	0	39.5	50	0.790
C 42	Bonar, Eric	8	4	3	10	11	14	0.440	5	8	10	4	15	12	0.556	26	26	0.500	1	0	26.0	52	0.500
C 43	Deemer, Randy	8	5	6	7	14	12	0.538	5	8	8	5	13	13	0.500	27	25	0.519	1	0	33.5	52	0.644
C 44	Vick, Justin	3	6	2	10	5	16	0.238	4	7	4	6	8	13	0.381	13	29	0.310	1	0	13.0	42	0.310
C 45	Bush, Jim "Shrub"	0	2	0	3	0	5	0.000	1	2	1	2	2	4	0.333	2	9	0.182	0	0	2.5	11	0.227
C 46	Warshawsky, Larry	4	5	4	6	8	11	0.421	4	5	6	2	10	7	0.588	18	18	0.500	1	0	17.0	36	0.472
C 47	Caldwell, Tim	7	5	3	3	10	8	0.556	1	10	5	6	6	16	0.273	16	24	0.400	1	0	2.0	40	0.050
C5/ Coral Reefers		43	41	39	45	82	86	0.488	18	24	22	20	40	44	0.476	162	174	0.482	14	6	149.5	336	0.445
C 50	Smith, Van	7	6	4	10	11	16	0.407	8	6	8	4	16	10	0.615	27	26	0.509	2	1	17.0	53	0.321
C 51	Wade, Nate	7	4	8	4	15	8	0.652	7	5	5	8	12	13	0.480	27	21	0.563	2	1	28.5	48	0.594
C 52	Gallagher, Jim	8	6	10	4	18	10	0.643	4	10	7	6	11	16	0.407	29	26	0.527	2	1	42.0	55	0.764
C 53	Wilcenski, Steve	3	2	5	0	8	2	0.800	3	1	4	0	7	1	0.875	15	3	0.833	1	0	18.0	18	1.000
C 54	Williams, Nelson	6	5	4	7	10	12	0.455	4	7	4	8	8	15	0.348	18	27	0.400	2	1	16.5	45	0.367
C 55	Peoples, Chris	4	3	3	5	7	8	0.467	5	4	3	4	8	8	0.500	15	16	0.484	1	0	15.5	31	0.500
C 56	Jarvah, Sean	5	5	4	6	9	11	0.450	4	7	6	3	10	10	0.500	19	21	0.475	2	1	5.5	40	0.138
C 57	Cullen, Pat	3	10	1	9	4	19	0.174	1	8	7	5	8	13	0.381	12	32	0.273	2	1	5.5	44	0.125
C 58	Sedgwick, Jim	0	0	0	0	0	0	#DIV/0!	0	0	0	2	0	2	0.000	0	2	0.000	0	0	1.0	2	0.500
C6/ Can't See The Board		40	44	41	43	81	87	0.482	25	17	21	21	46	38	0.548	173	163	0.515	7	12	177.0	336	0.527
C 60	Thompson, Barry	5	12	5	10	10	22	0.313	7	9	6	8	13	17	0.433	23	39	0.371	1	2	34.0	62	0.548
C 61	Dixon, J.D.	3	0	3	1	6	1	0.857	4	0	2	2	6	2	0.750	12	3	0.800	1	1	15.5	15	1.033
C 62	Brown, Phil	3	8	6	4	9	12	0.429	8	5	3	8	11	13	0.458	20	25	0.444	1	1	27.5	45	0.611
C 63	Walters, Jason	6	7	6	5	12	12	0.500	6	6	7	4	13	10	0.565	25	22	0.532	1	2	21.0	47	0.447
C 64	Martinez, Vicente	12	2	10	4	22	6	0.786	10	4	10	4	20	8	0.714	42	14	0.750	1	2	47.0	56	0.839
C 65	Chaney, Bill	6	8	4	13	10	21	0.323	5	8	6	9	11	17	0.393	21	38	0.356	1	2	17.0	59	0.288
C 66	Blackwelder, Deb	5	7	7	6	12	13	0.480	10	2	8	7	18	9	0.667	30	22	0.577	1	2	15.0	52	0.288
C7/ Seein Dublin		33	51	43	41	76	92	0.452	20	22	20	22	40	44	0.476	156	180	0.464	0	0	152.5	336	0.454
C 70	Taylor, Eric	6	6	11	3	17	9	0.654	9	4	6	6	15	10	0.600	32	19	0.627	0	0	19.5	51	0.382
C 71	Groce, Nathan	2	2	2	3	4	5	0.444	1	3	2	3	3	6	0.333	7	11	0.389	0	0	8.0	18	0.444
C 72	Gaertner, Brian	3	10	9	5	12	15	0.444	9	5	8	6	17	11	0.607	29	26	0.527	0	0	27.5	55	0.500
C 73	Diggs, Ricky	0	0	3	2	3	2	0.600	3	2	3	1	6	3	0.667	9	5	0.643	0	0	8.5	14	0.607
C 74	Hopkins, Chris	2	4	3	5	5	9	0.357	4	5	2	6	6	11	0.353	11	20	0.355	0	0	17.0	31	0.548
C 75	Salter, Whitney	6	5	8	5	14	10	0.583	7	6	6	7	13	13	0.500	27	23	0.540	0	0	32.5	50	0.650
C 76	Wallach, Rachel	3	11	0	3	3	14	0.176	1	2	3	4	4	6	0.400	7	20	0.259	0	0	1.0	27	0.037
C 77	Salcedo, Johanna	4	7	1	7	5	14	0.263	0	9	3	5	3	14	0.176	8	28	0.222	0	0	10.0	36	0.278
C 78	Sturkie, Rodney	7	6	6	8	13	14	0.481	6	8	7	6	13	14	0.481	26	28	0.481	0	0	28.5	54	0.528
C8/ Money Shot		51	33	45	39	96	72	0.571	25	17	21	21	46	38	0.548	188	148	0.560	8	0	166.0	336	0.494
C 80	Colton, Mitch	4	6	6	5	10	11	0.476	3	5	5	10	8	15	0.348	18	26	0.409	1	0	27.0	44	0.614
C 81	Thorne, Marshall	10	4	5	10	15	14	0.517	11	4	8	6	19	10	0.655	34	24	0.586	1	0	31.5	58	0.543
C 82	Moore, B.J.	5	5	1	6	6	11	0.353	5	3	1	5	6	8	0.429	12	19	0.387	1	0	8.0	31	0.258
C 83	Austin, Bobby	8	6	9	5	17	11	0.607	11	3	9	5	20	8	0.714	37	19	0.661	1	0	29.0	56	0.518
C 84	Roseman, Sean	11	3	10	4	21	7	0.750	7	6	6	5	13	11	0.542	34	18	0.654	1	0	30.5	52	0.587
C 85	Gardner, Kyle	4	5	9	4	13	9	0.591	9	4	7	4	16	8	0.667	29	17	0.630	1	0	19.0	46	0.413
C 86	Crabtree, Jason	3	1	0	1	3	2	0.600	1	3	0	4	1	7	0.125	4	9	0.308	1	0	2.5	13	0.192
C 87	Nelson, Shane	6	3	5	4	11	7	0.611	3	6	6	3	9	9	0.500	20	16	0.556	1	0	18.5	36	0.514
C 88	Thorne, Rick	0	0	0	0	0	0	#DIV/0!	0	0	0	0	0	0	#DIV/0!	0	0	#DIV/0!	0	0	0.0	0	#DIV/0!

	Singles	301	Singles	Cricket	Singles	Record	Singles Win %-age	Doubles	Cricket	Doubles	501	Doubles	Record	Doubles Win %-age	Sngls + Dbls	Record	Sngls + Dbls Win %-age	Tiebreaker Ws	Tiebreaker Ls	All-Star Points	Games Played	All-Star Point Average
D1/ Hammered Heads	36	42	26	52	62	94	0.397	11	28	12	27	23	55	0.295	108	204	0.346	0	0	89.0	312	0.285
D 10 Dougherty, Henry	7	6	1	9	8	15	0.348	4	9	2	8	6	17	0.261	14	32	0.304	0	0	2.0	46	0.043
D 11 Lupien, Bam	3	7	0	6	3	13	0.188	1	7	0	7	1	14	0.067	4	27	0.129	0	0	2.0	31	0.065
D 12 Fournier, Chris	4	5	4	5	8	10	0.444	3	6	2	7	5	13	0.278	13	23	0.361	0	0	20.5	36	0.569
D 13 Sibincic, Rich	3	5	3	7	6	12	0.333	3	7	4	7	7	14	0.333	13	26	0.333	0	0	18.0	39	0.462
D 14 Sarantos, Alex	7	2	6	3	13	5	0.722	3	6	4	4	7	10	0.412	20	15	0.571	0	0	13.5	35	0.386
D 15 Rhodes, Chris	4	6	5	6	9	12	0.429	3	8	6	6	9	14	0.391	18	26	0.409	0	0	14.5	44	0.330
D 16 Smith, Patrick	2	7	2	7	4	14	0.222	1	4	2	6	3	10	0.231	7	24	0.226	0	0	4.5	31	0.145
D 17 Eager, Ian	4	2	2	7	6	9	0.400	1	7	1	7	2	14	0.125	8	23	0.258	0	0	8.0	31	0.258
D 18 Fournier, Jeff	2	2	3	2	5	4	0.556	3	2	3	2	6	4	0.600	11	8	0.579	0	0	6.0	19	0.316
D2/ Like To Party	36	48	35	49	71	97	0.423	22	20	14	28	36	48	0.429	143	193	0.426	0	6	135.0	336	0.402
D 20 Wilcox, Julie	5	4	2	9	7	13	0.350	4	5	2	4	6	9	0.400	13	22	0.371	0	1	9.0	35	0.257
D 21 Wilcox, Randy	10	4	11	3	21	7	0.750	12	2	6	6	18	8	0.692	39	15	0.722	0	1	55.0	54	1.019
D 22 Balikcioglu, Metin	3	1	3	6	6	7	0.462	6	4	4	2	10	6	0.625	16	13	0.552	0	1	6.0	29	0.207
D 23 Klann, Eric	4	6	9	2	13	8	0.619	9	3	4	7	13	10	0.565	26	18	0.591	0	0	25.5	44	0.580
D 24 Watson, Michael	0	2	2	6	2	8	0.200	3	5	1	2	4	7	0.364	6	15	0.286	0	0	8.5	21	0.405
D 25 Fortner, Alvin	0	2	1	6	1	8	0.111	4	2	1	2	5	4	0.556	6	12	0.333	0	0	12.0	18	0.667
D 26 Innis, Richy	1	1	2	6	3	7	0.300	1	7	0	3	1	10	0.091	4	17	0.190	0	0	5.0	21	0.238
D 27 Carter, Kevin	9	4	5	7	14	11	0.560	5	7	3	10	8	17	0.320	22	28	0.440	0	1	11.0	50	0.220
D 28 Parent, Katherine	2	12	0	3	2	15	0.118	0	4	3	11	3	15	0.167	5	30	0.143	0	1	1.0	35	0.029
D 29 Franklin, Samantha	2	12	0	1	2	13	0.133	0	1	4	9	4	10	0.286	6	23	0.207	0	1	2.0	29	0.069
D3/ Helter Skelter	37	46	25	58	62	104	0.373	22	20	23	19	45	39	0.536	152	182	0.455	12	0	112.0	334	0.335
D 30 Buckley, Bill	5	9	2	9	7	18	0.280	5	4	8	5	13	9	0.591	20	27	0.426	2	0	10.5	47	0.223
D 31 Buckley, Jennifer	4	8	2	10	6	18	0.250	7	4	4	7	11	11	0.500	17	29	0.370	1	0	14.0	46	0.304
D 32 Raquet, Mike	9	5	8	6	17	11	0.607	9	6	9	5	18	11	0.621	35	22	0.614	2	0	34.5	57	0.605
D 33 Shaffer, Brian	0	0	0	0	0	0	#DIV/0!	0	0	0	0	0	0	#DIV/0!	0	0	#DIV/0!	0	0	0.0	0	#DIV/0!
D 34 Rice, Josh	3	7	1	9	4	16	0.200	5	5	6	3	11	8	0.579	15	24	0.385	1	0	11.0	39	0.282
D 35 Cobb, James	5	9	2	10	7	19	0.269	7	8	9	5	16	13	0.552	23	32	0.418	2	0	10.5	55	0.191
D 36 Sexton, Ray	7	6	5	9	12	15	0.444	7	7	6	7	13	14	0.481	25	29	0.463	2	0	17.5	54	0.324
D 37 Brown, Jay	4	2	5	5	9	7	0.563	4	6	4	6	8	12	0.400	17	19	0.472	2	0	14.0	36	0.389
D4/ Sharky's Machine	32	51	35	48	67	99	0.404	19	23	14	28	33	51	0.393	133	201	0.398	0	5	120.5	334	0.361
D 40 Allison, Frank	6	7	9	4	15	11	0.577	6	6	5	6	11	12	0.478	26	23	0.531	0	1	34.0	49	0.694
D 41 Hines, Curtis	4	1	1	3	5	4	0.556	1	4	3	2	4	6	0.400	9	10	0.474	0	0	3.5	19	0.184
D 42 Browndorf, Ken	4	7	6	5	10	12	0.455	5	7	6	5	11	12	0.478	21	24	0.467	0	1	6.5	45	0.144
D 43 Kaltz, Eric	1	4	2	3	3	7	0.300	2	3	1	4	3	7	0.300	6	14	0.300	0	0	8.0	20	0.400
D 44 Kruger, Lonny	8	5	8	7	16	12	0.571	8	7	4	11	12	18	0.400	28	30	0.483	0	1	25.0	58	0.431
D 45 Fink, Scott	3	14	2	13	5	27	0.156	5	9	4	11	9	20	0.310	14	47	0.230	0	1	23.0	61	0.377
D 46 Bateman, Jimmy	3	8	3	6	6	14	0.300	5	5	3	7	8	12	0.400	14	26	0.350	0	0	10.5	40	0.263
D 47 Schaefer, Dan	3	5	4	7	7	12	0.368	6	5	2	10	8	15	0.348	15	27	0.357	0	1	10.0	42	0.238
D5/ Mug Hunters	46	32	54	24	100	56	0.641	26	13	25	14	51	27	0.654	202	110	0.647	0	0	150.0	312	0.481
D 50 Sandoval, Alberto	9	2	9	3	18	5	0.783	10	1	8	3	18	4	0.818	36	9	0.800	0	0	26.5	45	0.589
D 51 Heil, Trent	4	5	4	3	8	8	0.500	5	3	4	3	9	6	0.600	17	14	0.548	0	0	14.0	31	0.452
D 52 Venable, Mike	4	5	4	2	8	7	0.533	2	3	6	3	8	6	0.571	16	13	0.552	0	0	8.5	29	0.293
D 53 Wilson, John	4	4	6	3	10	7	0.588	8	1	7	2	15	3	0.833	25	10	0.714	0	0	21.5	35	0.614
D 54 Budd, Ben	6	5	9	2	15	7	0.682	6	4	6	4	12	8	0.600	27	15	0.643	0	0	27.0	42	0.643
D 55 Foushee, Eugene	7	6	4	5	11	11	0.500	7	5	6	5	13	10	0.565	24	21	0.533	0	0	10.5	45	0.233
D 56 Bullington, Lonnie	10	3	9	4	19	7	0.731	11	2	9	4	20	6	0.769	39	13	0.750	0	0	32.5	52	0.625
D 57 Kuhns, John	2	2	9	2	11	4	0.733	3	7	4	4	7	11	0.389	18	15	0.545	0	0	9.5	33	0.288
D6/ Ale-ing Archers	41	43	45	39	86	82	0.512	25	17	22	20	47	37	0.560	180	156	0.536	0	0	143.5	336	0.427
D 60 Harvey, Justin	8	6	7	5	15	11	0.577	8	4	5	6	13	10	0.565	28	21	0.571	0	0	17.5	49	0.357
D 61 Rink, Matt	2	4	4	3	6	7	0.462	3	6	2	4	5	10	0.333	11	17	0.393	0	0	2.5	28	0.089
D 62 Clark, Patrick	7	4	9	2	16	6	0.727	6	4	6	5	12	9	0.571	28	15	0.651	0	0	19.0	43	0.442
D 63 Schwochow, Andy	2	4	5	2	7	6	0.538	3	4	3	3	6	7	0.462	13	13	0.500	0	0	18.5	26	0.712
D 64 Mushow, Tom	5	4	6	7	11	11	0.500	7	5	9	4	16	9	0.640	27	20	0.574	0	0	26.0	47	0.553
D 65 Mushow, Dave	6	4	6	5	12	9	0.571	8	4	6	5	14	9	0.609	26	18	0.591	0	0	27.5	44	0.625
D 66 Greene, Sebastian	7	6	6	8	13	14	0.481	12	2	7	7	19	9	0.679	32	23	0.582	0	0	29.5	55	0.536
D 67 Greene, Missy	4	11	1	4	5	15	0.250	3	3	5	6	8	9	0.471	13	24	0.351	0	0	2.0	37	0.054
D 68 Lewis, Kara	0	0	1	3	1	3	0.250	0	2	1	0	1	2	0.333	2	5	0.286	0	0	1.0	7	0.143
D7/ Double Ones	46	32	48	30	94	62	0.603	14	25	23	16	37	41	0.474	168	144	0.538	0	0	129.5	312	0.415
D 70 Knott, Ryan	2	5	1	3	3	8	0.273	2	3	7	2	9	5	0.643	12	13	0.480	0	0	9.5	25	0.380
D 71 Knott, Ronnie	8	3	10	2	18	5	0.783	4	9	7	5	11	14	0.440	29	19	0.604	0	0	25.5	48	0.531
D 72 Lane, Jonathan	8	4	6	6	14	10	0.583	4	8	2	7	6	15	0.286	20	25	0.444	0	0	11.0	45	0.244
D 73 Hayes, Chad	10	2	8	4	18	6	0.750	6	6	7	5	13	11	0.542	31	17	0.646	0	0	10.5	48	0.219
D 74 Davis, Kevin	0	0	2	1	2	1	0.667	0	3	0	0	0	3	0.000	2	4	0.333	0	0	3.5	6	0.583
D 75 Sautter, Scott	5	8	7	5	12	13	0.480	6	5	7	6	13	11	0.542	25	24	0.510	0	0	16.0	49	0.327
D 76 Sautter, Don	6	7	8	5	14	12	0.538	4	8	8	5	12	13	0.480	26	25	0.510	0	0	27.5	51	0.539
D 77 Smith, Shawn	7	3	6	4	13	7	0.650	2	8	8	2	10	10	0.500	23	17	0.575	0	0	26.0	40	0.650
D8/ Leftovers	49	29	55	23	104	52	0.667	23	16	29	10	52	26	0.667	208	104	0.667	0	0	176.5	312	0.566
D 80 Thomas, Tony	9	2	6	5	15	7	0.682	5	6	7	4	12	10	0.545	27	17	0.614	0	0	22.0	44	0.500
D 81 Thomas, Brent	7	7	10	3	17	10	0.630	10	4	11	3	21	7	0.750	38	17	0.691	0	0	24.0	55	0.436
D 82 Stankevich, Scott	10	3	12	1	22	4	0.846	12	1	10	3	22	4	0.846	44	8	0.846	0	0	54.0	52	1.038
D 83 McCurry, Gregg	9	4	8	6	17	10	0.630	6	7	10	3	16	10	0.615	33	20	0.623	0	0	24.0	53	0.453
D 84 McCurry, Justin	7	7	10	3	17	10	0.630	7	6	10	3	17	9	0.654	34	19	0.642	0	0	30.5	53	0.575
D 85 Moore, Virginia	0	0	0	0	0	0	#DIV/0!	0	1	0	1	0	2	0.000	0	2	0.000	0	0	0.0	2	0.000
D 86 Janssen, Josh	7	6	9	5	16	11	0.593	6	7	10	3	16	10	0.615	32	21	0.604	0	0	22.0	53	0.415

		Singles	301	Singles	Cricket	Singles	Record	Singles Win %-age	Doubles	Cricket	Doubles	501	Doubles	Record	Doubles Win %-age	Sngls + Dbls	Record	Sngls + Dbls Win %-age	Tiebreaker Ws	Tiebreaker Ls	All-Star Points	Games Played	All-Star Point Average
E1/ Party to the Mac's		48	36	34	50	82	86	0.488	20	22	22	20	42	42	0.500	166	170	0.494	8	0	132.0	336	0.393
E 10	Alcon, Tony	9	4	9	3	18	7	0.720	8	2	7	4	15	6	0.714	33	13	0.717	1	0	26.5	46	0.576
E 11	Groves, Phil	6	3	3	11	9	14	0.391	7	7	7	5	14	12	0.538	23	26	0.469	1	0	18.5	49	0.378
E 12	Bozza, Doug	5	5	4	6	9	11	0.450	5	5	7	2	12	7	0.632	21	18	0.538	1	0	15.0	39	0.385
E 13	Connelly, Patrick	5	6	0	2	5	8	0.385	2	7	3	8	5	15	0.250	10	23	0.303	1	0	4.0	33	0.121
E 14	Moore, Ken	6	4	4	8	10	12	0.455	4	7	6	5	10	12	0.455	20	24	0.455	1	0	15.5	44	0.352
E 15	Metters, Paul	8	4	7	5	15	9	0.625	4	6	5	3	9	9	0.500	24	18	0.571	1	0	13.5	42	0.321
E 16	Maley, Dave	6	7	6	6	12	13	0.480	7	6	8	5	15	11	0.577	27	24	0.529	1	0	30.0	51	0.588
E 17	d'Ambrosi, Heather	0	2	1	4	1	6	0.143	3	1	1	4	4	5	0.444	5	11	0.313	1	0	1.0	16	0.063
E 18	Hommell, Darren	3	1	0	5	3	6	0.333	0	3	0	4	0	7	0.000	3	13	0.188	0	0	8.0	16	0.500
E2/ Tips & Shafts		24	59	17	66	41	125	0.247	6	36	8	34	14	70	0.167	69	265	0.207	0	0	72.0	334	0.216
E 20	Williamson, Tony	2	5	6	4	8	9	0.471	4	5	2	7	6	12	0.333	14	21	0.400	0	0	18.0	35	0.514
E 21	Reiser, Brian	3	7	3	5	6	12	0.333	3	8	6	5	9	13	0.409	15	25	0.375	0	0	10.5	40	0.263
E 22	Fish, A.J.	0	0	0	1	0	1	0.000	0	0	0	1	0	1	0.000	0	2	0.000	0	0	0.0	2	0.000
E 23	Fish, Katie	0	1	0	0	0	1	0.000	0	0	0	1	0	1	0.000	0	2	0.000	0	0	0.0	2	0.000
E 24	Vasbinder, Zach	8	6	3	13	11	19	0.367	1	15	3	11	4	26	0.133	15	45	0.250	0	0	10.0	60	0.167
E 25	Hutchinson, Luke	5	10	3	9	8	19	0.296	0	14	2	11	2	25	0.074	10	44	0.185	0	0	13.0	54	0.241
E 26	Vithorkus, Denise	1	16	0	16	1	32	0.030	1	11	3	11	4	22	0.154	5	54	0.085	0	0	5.0	59	0.085
E 27	Spencer, Kenny	4	11	1	13	5	24	0.172	1	15	0	17	1	32	0.030	6	56	0.097	0	0	12.5	62	0.202
E 28	Kincaid, Lisa	1	3	1	4	2	7	0.222	1	4	0	4	1	8	0.111	3	15	0.167	0	0	2.0	18	0.111
E 29	Clapp, Patrick	0	0	0	1	0	1	0.000	1	0	0	0	1	0	1.000	1	1	0.500	0	0	1.0	2	0.500
E3/ Starving Dartists		26	57	28	55	54	112	0.325	13	29	18	24	31	53	0.369	116	218	0.347	0	0	84.0	334	0.251
E 30	Hartley, Barron	4	10	2	11	6	21	0.222	4	12	7	9	11	21	0.344	17	42	0.288	0	0	7.5	59	0.127
E 31	Hartley, Bryan	4	11	2	14	6	25	0.194	2	12	7	10	9	22	0.290	15	47	0.242	0	0	11.0	62	0.177
E 32	Schenck, Drew	1	8	4	7	5	15	0.250	3	9	4	6	7	15	0.318	12	30	0.286	0	0	8.0	42	0.190
E 33	Polites, Tommy	2	0	2	1	4	1	0.800	1	3	0	2	1	5	0.167	5	6	0.455	0	0	3.0	11	0.273
E 34	Thorne, Scott	1	3	3	1	4	4	0.500	2	1	2	3	4	4	0.500	8	8	0.500	0	0	5.0	16	0.313
E 35	Reinhardt, Andy	5	7	6	8	11	15	0.423	8	8	8	7	16	15	0.516	27	30	0.474	0	0	29.5	57	0.518
E 36	Andershock, Betty	1	7	0	5	1	12	0.077	1	5	1	7	2	12	0.143	3	24	0.111	0	0	4.0	27	0.148
E 37	Huff, Matt	4	5	6	2	10	7	0.588	4	5	7	2	11	7	0.611	21	14	0.600	0	0	9.5	35	0.271
E 38	Dunn, Thom	2	5	2	4	4	9	0.308	0	0	0	0	0	0	#DIV/0!	4	9	0.308	0	0	2.5	13	0.192
E 39	Ruth, Lee	2	1	1	2	3	3	0.500	1	3	0	2	1	5	0.167	4	8	0.333	0	0	4.0	12	0.333
E4/ Salute-A-Bulls		53	31	54	30	107	61	0.637	29	13	22	20	51	33	0.607	209	127	0.622	0	5	158.0	336	0.470
E 40	Brody, Kevin	9	2	12	1	21	3	0.875	7	5	7	5	14	10	0.583	35	13	0.729	0	0	26.5	48	0.552
E 41	Gabry, Greg	7	7	7	7	14	14	0.500	10	3	8	6	18	9	0.667	32	23	0.582	0	1	19.0	55	0.345
E 42	Jenkins, John	11	2	8	4	19	6	0.760	9	4	5	8	14	12	0.538	33	18	0.647	0	0	30.5	51	0.598
E 43	Simpson, David	10	4	14	0	24	4	0.857	9	4	7	7	16	11	0.593	40	15	0.727	0	1	45.0	55	0.818
E 44	Foukes, Jim	3	2	1	2	4	4	0.500	4	1	3	2	7	3	0.700	11	7	0.611	0	1	3.0	18	0.167
E 45	Jenkins, Vickie	4	4	6	7	10	11	0.476	10	4	7	7	17	11	0.607	27	22	0.551	0	1	21.0	49	0.429
E 46	Johnson, Lee	4	2	3	2	7	4	0.636	6	2	4	1	10	3	0.769	17	7	0.708	0	0	9.5	24	0.396
E 47	Beckman, Verne	5	8	3	7	8	15	0.348	3	3	3	4	6	7	0.462	14	22	0.389	0	1	3.5	36	0.097
E5/ Minor Threat		40	44	48	36	88	80	0.524	27	15	23	19	50	34	0.595	188	148	0.560	8	8	118.0	336	0.351
E 50	Hall, Frank	7	7	4	7	11	14	0.440	9	3	4	8	13	11	0.542	24	25	0.490	1	1	13.5	49	0.276
E 51	Bohanan, Heather	0	3	0	5	0	8	0.000	2	0	1	1	3	1	0.750	3	9	0.250	0	1	3.0	12	0.250
E 52	Gillett, Galen	5	6	5	3	10	9	0.526	7	3	6	4	13	7	0.650	23	16	0.590	1	1	14.5	39	0.372
E 53	McEwen, William	6	7	5	5	11	12	0.478	6	6	8	5	14	11	0.560	25	23	0.521	1	1	14.5	48	0.302
E 54	Balena, Frank	7	6	5	6	12	12	0.500	7	6	4	8	11	14	0.440	23	26	0.469	1	1	21.5	49	0.439
E 55	Yarley, Scott	3	7	1	1	4	8	0.333	2	1	1	3	3	4	0.429	7	12	0.368	1	0	5.0	19	0.263
E 56	Hall, Danny	6	4	9	1	15	5	0.750	8	3	7	5	15	8	0.652	30	13	0.698	1	1	11.0	43	0.256
E 57	Park, Ed	1	2	7	6	8	8	0.500	4	3	5	1	9	4	0.692	17	12	0.586	1	1	10.5	29	0.362
E 58	Bunn, Tim	5	2	12	2	17	4	0.810	9	5	10	3	19	8	0.704	36	12	0.750	1	1	24.5	48	0.510
E6/ Death Throw		47	37	54	30	101	67	0.601	26	16	25	17	51	33	0.607	203	133	0.604	0	0	135.5	336	0.403
E 60	Willis, Tolson	5	3	10	3	15	6	0.714	5	8	10	3	15	11	0.577	30	17	0.638	0	0	26.0	47	0.553
E 61	Hogan, Neal	8	5	10	4	18	9	0.667	12	2	10	3	22	5	0.815	40	14	0.741	0	0	23.5	54	0.435
E 62	Thompson, Ben	2	4	7	3	9	7	0.563	9	1	3	5	12	6	0.667	21	13	0.618	0	0	14.5	34	0.426
E 63	Zimmerman, Mike	4	7	0	1	4	8	0.333	0	1	5	3	5	4	0.556	9	12	0.429	0	0	1.5	21	0.071
E 64	Dysard, Rick	9	4	7	6	16	10	0.615	9	4	5	4	14	8	0.636	30	18	0.625	0	0	22.5	48	0.469
E 65	Woodlief, Neal	0	0	0	0	0	0	#DIV/0!	0	0	0	0	0	0	#DIV/0!	0	0	#DIV/0!	0	0	0.0	0	#DIV/0!
E 66	Brophy, Sean	8	7	3	9	11	16	0.407	5	7	4	5	9	12	0.429	20	28	0.417	0	0	9.5	48	0.198
E 67	Price, Greg	4	3	4	1	8	4	0.667	1	0	1	4	2	4	0.333	10	8	0.556	0	0	7.0	18	0.389
E 68	Perera, Mike	1	0	10	3	11	3	0.786	8	5	7	6	15	11	0.577	26	14	0.650	0	0	21.5	40	0.538
E 69	Parker, Seth	6	4	3	0	9	4	0.692	3	4	5	1	8	5	0.615	17	9	0.654	0	0	9.5	26	0.365
E7/ Menace 2 Sobriety		49	35	47	37	96	72	0.571	24	18	22	20	46	38	0.548	188	148	0.560	7	14	144.0	336	0.429
E 70	Johnson, Dave	10	3	9	4	19	7	0.731	11	2	7	6	18	8	0.692	37	15	0.712	1	2	34.0	52	0.654
E 71	Johnson, Jennifer	3	3	1	3	4	6	0.400	1	2	2	2	3	4	0.429	7	10	0.412	1	0	4.0	17	0.235
E 72	McCartney, Eric	2	3	10	2	12	5	0.706	8	4	6	6	14	10	0.583	26	15	0.634	1	2	21.0	41	0.512
E 73	Wagner, Dave	1	0	0	0	1	0	1.000	0	0	0	0	0	0	#DIV/0!	1	0	1.000	0	0	0.0	1	0.000
E 74	Patel, Sam	4	5	1	9	5	14	0.263	3	5	6	3	9	8	0.529	14	22	0.389	1	2	6.0	36	0.167
E 75	Bouchard, Keith	8	5	4	7	12	12	0.500	7	6	8	4	15	10	0.600	27	22	0.551	1	2	16.5	49	0.337
E 76	White, J.J.	9	5	10	3	19	8	0.704	6	8	5	9	11	17	0.393	30	25	0.545	1	2	27.5	55	0.500
E 77	Price, Brady	7	6	8	4	15	10	0.600	7	5	6	7	13	12	0.520	28	22	0.560	1	2	25.5	50	0.510
E 78	Kareiva, Keith	5	5	4	5	9	10	0.474	5	4	4	3	9	7	0.563	18	17	0.514	0	2	9.5	35	0.271
E8/ Designated Divers		48	36	53	31	101	67	0.601	23	19	28	14	51	33	0.607	203	133	0.604	8	0	132.5	336	0.394
E 80	Krug, Jon	7	4	5	9	12	13	0.480	3	7	8	5	11	12	0.478	23	25	0.479	1	0	10.5	48	0.219
E 81	Ackley, Sean	11	2	11	2	22	4	0.846	12	1	8	4	20	5	0.800	42	9	0.824	1	0	44.5	51	0.873
E 82	McAlpin, Jack	8	5	10	3	18	8	0.692	7	6	10	2	17	8	0.680	35	16	0.686	1	0	25.5	51	0.500
E 83	Holland, Kory	2	6	1	3	3	9	0.250	2	5	3	2	5	7	0.417	8	16	0.333	1	0	5.5	24	0.229
E 84	Gotlibowski, Jim	2	3	3	1	5	4	0.556	4	1	3	2	7	3	0.700	12	7	0.632	1	0	4.0	19	0.211
E 85	Chan, Ed	7	5	9	4	16	9	0.640	7	8	10	3	17	11	0.607	33	20	0.623	1	0	11.5	53	0.217
E 86	Marsh, John	7	8	8	4	15	12	0.556	5	8	8	5	13	13	0.500	28	25	0.528	1	0	21.0	53	0.396
E 87	Reitmeyer, Jason	4	3	6	5	10	8	0.556	6	2	6	5	12	7	0.632	22	15	0.595	1	0	10.0	37	0.270

		Singles	301	Singles	Cricket	Singles	Record	Singles Win %-age	Doubles	Cricket	Doubles	501	Doubles	Record	Doubles Win %-age	Sngls + Dbls	Record	Sngls + Dbls Win %-age	Tiebreaker Ws	Tiebreaker Ls	All-Star Points	Games Played	All-Star Point Average
F1/ Big Bulls		51	33	52	32	103	65	0.613	27	15	27	15	54	30	0.643	211	125	0.628	7	0	157.0	336	0.467
F 10	Reinert, Kevin	2	6	7	5	9	11	0.450	9	3	7	4	16	7	0.696	25	18	0.581	1	0	11.0	43	0.256
F 11	Fitzgerald, Dennis	9	5	8	6	17	11	0.607	7	6	10	4	17	10	0.630	34	21	0.618	1	0	28.0	55	0.509
F 12	Fitzgerald, Aaron	7	3	9	1	16	4	0.800	6	4	5	4	11	8	0.579	27	12	0.692	0	0	29.0	39	0.744
F 13	Talton, Chris	4	6	7	7	11	13	0.458	9	5	8	3	17	8	0.680	28	21	0.571	1	0	14.5	49	0.296
F 14	Gupton, Corbett	5	4	6	4	11	8	0.579	6	3	6	5	12	8	0.600	23	16	0.590	1	0	8.0	39	0.205
F 15	Hudson, Paul	1	2	0	0	1	2	0.333	0	0	0	0	0	0	#DIV/0!	1	2	0.333	1	0	0.0	3	0.000
F 16	Church, Art	1	3	0	3	1	6	0.143	1	0	3	2	4	2	0.667	5	8	0.385	0	0	2.0	13	0.154
F 17	Flannigan, Stephen	9	3	5	4	14	7	0.667	5	6	5	5	10	11	0.476	24	18	0.571	1	0	28.0	42	0.667
F 18	Toolan, Chris	13	1	10	2	23	3	0.885	11	3	10	3	21	6	0.778	44	9	0.830	1	0	36.5	53	0.689
F2/ Banzai Darters		37	47	37	47	74	94	0.440	17	25	24	18	41	43	0.488	156	180	0.464	0	0	109.5	336	0.326
F 20	Yoneoka, Oakie	5	10	1	11	6	21	0.222	4	9	5	7	9	16	0.360	15	37	0.288	0	0	10.5	52	0.202
F 21	Gibson, Ed	8	5	7	6	15	11	0.577	5	8	7	6	12	14	0.462	27	25	0.519	0	0	22.5	52	0.433
F 22	Kring, Jeremy	9	5	10	4	19	9	0.679	6	8	12	3	18	11	0.621	37	20	0.649	0	0	24.0	57	0.421
F 23	Corgen, Sean	0	0	0	0	0	0	#DIV/0!	0	0	0	0	0	0	#DIV/0!	0	0	#DIV/0!	0	0	0.0	0	#DIV/0!
F 24	Zorin, Joe	0	0	0	0	0	0	#DIV/0!	0	0	0	0	0	0	#DIV/0!	0	0	#DIV/0!	0	0	0.0	0	#DIV/0!
F 25	Sulley, John	1	1	0	2	1	3	0.250	0	1	1	1	1	2	0.333	2	5	0.286	0	0	2.5	7	0.357
F 26	Fuller, Ian	6	9	10	4	16	13	0.552	5	10	10	4	15	14	0.517	31	27	0.534	0	0	15.0	58	0.259
F 27	Vauter, Bob	6	7	5	8	11	15	0.423	5	8	8	5	13	13	0.500	24	28	0.462	0	0	16.0	52	0.308
F 28	Nelson, David	2	10	4	12	6	22	0.214	9	6	5	10	14	16	0.467	20	38	0.345	0	0	19.0	58	0.328
F3/ Flight Risk		32	52	38	46	70	98	0.417	21	21	14	28	35	49	0.417	140	196	0.417	0	0	93.0	336	0.277
F 30	Boutieller, Tina	1	5	1	7	2	12	0.143	6	5	1	6	7	11	0.389	9	23	0.281	0	0	4.0	32	0.125
F 31	Harper, C.E.	1	4	4	5	5	9	0.357	5	3	3	3	8	6	0.571	13	15	0.464	0	0	9.0	28	0.321
F 32	Pierce, Mike	4	9	1	7	5	16	0.238	2	2	2	5	4	7	0.364	9	23	0.281	0	0	8.0	32	0.250
F 33	Burns, Sandy	2	7	2	4	4	11	0.267	8	5	3	8	11	13	0.458	15	24	0.385	0	0	9.5	39	0.244
F 34	Borgna, Drew	5	8	1	4	6	12	0.333	1	3	2	6	3	9	0.250	9	21	0.300	0	0	6.5	30	0.217
F 35	Dozier, Jared	1	4	4	3	5	7	0.417	2	4	1	3	3	7	0.300	8	14	0.364	0	0	6.0	22	0.273
F 36	Edgecombe, Andrew	7	4	8	5	15	9	0.625	2	8	6	7	8	15	0.348	23	24	0.489	0	0	12.5	47	0.266
F 37	Edgecombe, Sean	7	6	6	8	13	14	0.481	9	5	6	8	15	13	0.536	28	27	0.509	0	0	20.0	55	0.364
F 38	Sides, Kevin	0	0	0	1	0	1	0.000	0	2	0	2	0	4	0.000	0	5	0.000	0	0	1.0	5	0.200
F 39	Luther, Matt	4	4	11	1	15	5	0.750	7	5	4	8	11	13	0.458	26	18	0.591	0	0	15.5	44	0.352
F xx	xx-Beckham, Mike	0	1	0	1	0	2	0.000	0	0	0	0	0	0	#DIV/0!	0	2	0.000	0	0	1.0	2	0.500
F4/ Flight Club		34	50	29	55	63	105	0.375	16	26	21	21	37	47	0.440	137	199	0.408	7	0	110.0	336	0.327
F 40	Dudley, Robert	9	5	9	5	18	10	0.643	7	8	9	5	16	13	0.552	34	23	0.596	1	0	22.0	57	0.386
F 41	Dudley, Debbie	4	11	5	9	9	20	0.310	7	7	7	8	14	15	0.483	23	35	0.397	1	0	15.0	58	0.259
F 42	Dickens, Grant	0	2	0	2	0	4	0.000	1	2	2	0	3	2	0.600	3	6	0.333	0	0	2.0	9	0.222
F 43	Peerbolte, Suzi	3	6	0	8	3	14	0.176	0	10	3	6	3	16	0.158	6	30	0.167	1	0	7.0	36	0.194
F 44	Ahlstrom, Erik	2	1	2	2	4	3	0.571	1	3	3	2	4	5	0.444	8	8	0.500	1	0	6.0	16	0.375
F 45	Krestalude, Andy	8	5	5	8	13	13	0.500	9	4	8	5	17	9	0.654	30	22	0.577	1	0	24.5	52	0.471
F 46	Hartman, Pete	3	11	7	7	10	18	0.357	3	11	3	10	6	21	0.222	16	39	0.291	1	0	20.5	55	0.373
F 47	Laroche, Sam	0	0	0	0	0	0	#DIV/0!	0	0	0	0	0	0	#DIV/0!	0	0	#DIV/0!	0	0	0.0	0	#DIV/0!
F 48	Hartman, Erin	5	9	1	14	6	23	0.207	4	7	7	6	11	13	0.458	17	36	0.321	1	0	13.0	53	0.245
F5/ Duck Tails		43	41	32	52	75	93	0.446	15	27	17	25	32	52	0.381	139	197	0.414	0	4	99.0	336	0.295
F 50	Moeschet, Cathy	0	0	0	0	0	0	#DIV/0!	0	0	0	0	0	0	#DIV/0!	0	0	#DIV/0!	0	0	0.0	0	#DIV/0!
F 51	Carawon, Bob	6	11	6	13	12	24	0.333	6	12	6	12	12	24	0.333	24	48	0.333	0	1	13.5	72	0.188
F 52	Wickstrom, Bob	5	5	4	6	9	11	0.450	5	7	3	7	8	14	0.364	17	25	0.405	0	1	13.5	42	0.321
F 53	Converse, Stan	9	4	6	7	15	11	0.577	5	6	4	6	9	12	0.429	24	23	0.511	0	1	22.5	47	0.479
F 54	Peers, Martin	6	5	1	11	7	16	0.304	1	10	3	9	4	19	0.174	11	35	0.239	0	0	3.0	46	0.065
F 55	Van Olst, Jason	1	0	1	0	2	0	1.000	0	1	1	0	1	1	0.500	3	1	0.750	0	0	2.5	4	0.625
F 56	Lee, Ronnie	8	6	11	3	19	9	0.679	10	6	11	4	21	10	0.677	40	19	0.678	0	1	25.5	59	0.432
F 57	Martin, David	7	8	2	9	9	17	0.346	3	9	4	10	7	19	0.269	16	36	0.308	0	0	13.5	52	0.260
F 58	Paulson, Glenn	0	0	0	0	0	0	#DIV/0!	0	0	0	0	0	0	#DIV/0!	0	0	#DIV/0!	0	0	0.0	0	#DIV/0!
F 59	Green, Sam	1	2	1	3	2	5	0.286	0	3	2	2	2	5	0.286	4	10	0.286	0	0	5.0	14	0.357
F6/ Garage Band		44	40	44	40	88	80	0.524	24	18	16	26	40	44	0.476	168	168	0.500	0	7	144.5	336	0.430
F 60	Tyte, Rich	2	5	2	2	4	7	0.364	3	6	3	5	6	11	0.353	10	18	0.357	0	1	8.5	28	0.304
F 61	Hynes, Scott "Scooter"	5	8	5	7	10	15	0.400	9	4	3	7	12	11	0.522	22	26	0.458	0	1	22.0	48	0.458
F 62	Moschella, Mike	2	4	3	5	5	9	0.357	5	3	3	2	8	5	0.615	13	14	0.481	0	0	7.0	27	0.259
F 63	Crites, Randy	10	3	13	0	23	3	0.885	9	3	6	7	15	10	0.600	38	13	0.745	0	1	53.5	51	1.049
F 64	Bowman, Todd	5	6	6	5	11	11	0.500	5	7	5	6	10	13	0.435	21	24	0.467	0	1	8.0	45	0.178
F 65	Gula, Dan	5	3	3	6	8	9	0.471	2	3	2	7	4	10	0.286	12	19	0.387	0	0	9.0	31	0.290
F 66	Shengulette, Jerry	9	2	7	2	16	4	0.800	8	2	5	6	13	8	0.619	29	12	0.707	0	1	20.5	41	0.500
F 67	Morales, Gene	2	6	1	9	3	15	0.167	4	5	3	6	7	11	0.389	10	26	0.278	0	1	4.0	36	0.111
F 68	Medlin, Scott	4	3	4	4	8	7	0.533	3	3	2	6	5	9	0.357	13	16	0.448	0	1	12.0	29	0.414
F7/ Lords of Da Board		56	28	55	29	111	57	0.661	26	16	24	18	50	34	0.595	211	125	0.628	0	0	166.5	336	0.496
F 70	Martin, George	7	6	6	2	13	8	0.619	8	3	6	6	14	9	0.609	27	17	0.614	0	0	22.0	44	0.500
F 71	Dzengeleski, Jimmy	10	4	13	2	23	6	0.793	8	6	10	4	18	10	0.643	41	16	0.719	0	0	29.0	57	0.509
F 72	Welborn, Tim	10	4	11	3	21	7	0.750	10	3	7	7	17	10	0.630	38	17	0.691	0	0	21.0	55	0.382
F 73	Winters, Tom "Tiny"	12	1	11	2	23	3	0.885	10	3	7	4	17	7	0.708	40	10	0.800	0	0	45.5	50	0.910
F 74	McFadden, Kevin	8	6	6	5	14	11	0.560	7	5	8	4	15	9	0.625	29	20	0.592	0	0	12.5	49	0.255
F 75	Murdock, Jim "Doc"	0	2	3	6	3	8	0.273	1	6	2	4	3	10	0.231	6	18	0.250	0	0	5.5	24	0.229
F 76	Jackson, Barry "Bump"	8	0	4	5	12	5	0.706	6	3	5	2	11	5	0.688	23	10	0.697	0	0	29.0	33	0.879
F 77	Costen, Todd	1	5	1	4	2	9	0.182	2	3	3	5	5	8	0.385	7	17	0.292	0	0	2.0	24	0.083
F8/ Projectile Dysfunction		39	45	49	35	88	80	0.524	22	20	25	17	47	37	0.560	182	154	0.542	0	0	129.0	336	0.384
F 80	Steppe, Mike	5	8	6	6	11	14	0.440	4	9	8	4	12	13	0.480	23	27	0.460	0	0	18.0	50	0.360
F 81	Tanner, Dave	6	8	11	3	17	11	0.607	8	6	9	5	17	11	0.607	34	22	0.607	0	0	25.5	56	0.455
F 82	Raymond, Ryan	7	6	8	5	15	11	0.577	8	5	6	6	14	11	0.560	29	22	0.569	0	0	18.0	51	0.353
F 83	Smith, Brian	6	8	8	6	14	14	0.500	7	6	11	3	18	9	0.667	32	23	0.582	0	0	25.0	55	0.455
F 84	Rexrode, Rob	7	7	9	5	16	12	0.571	8	6	7	7	15	13	0.536	31	25	0.554	0	0	22.0	56	0.393
F 85	Brown, Jason	4	1	1	3	5	4	0.556	0	4	0	2	0	6	0.000	5	10	0.333	0	0	5.0	15	0.333
F 86	Talley, Gray	1	2	2	3	3	5	0.375	3	1	3	5	6	6	0.500	9	11	0.450	0	0	3.5	20	0.175
F 87	Ward, Chris	3	5	4	4	7	9	0.438	6	3	6	2	12	5	0.706	19	14	0.576	0	0	12.0	33	0.364

	Singles 301		Singles Cricket		Singles Record		Singles Win %-age	Doubles Cricket		Doubles 501		Doubles Record		Doubles Win %-age	Sngls + Dbls Record		Sngls + Dbls Win %-age	Tiebreaker Ws	Tiebreaker Ls	All-Star Points	Games Played	All-Star Point Average
G1/ Point Taken	34	50	31	53	65	103	0.387	11	31	20	22	31	53	0.369	127	209	0.378	0	0	83.5	336	0.249
G 10 Fagan, Seth	6	4	8	6	14	10	0.583	4	9	6	3	10	12	0.455	24	22	0.522	0	0	22.5	46	0.489
G 11 Fagan, David	4	3	7	5	11	8	0.579	6	6	6	4	12	10	0.545	23	18	0.561	0	0	8.0	41	0.195
G 12 Bauguess, Misty	3	10	1	3	4	13	0.235	1	2	6	6	7	8	0.467	11	21	0.344	0	0	2.0	32	0.063
G 13 Cochran, Matthew	0	1	2	4	2	5	0.286	1	5	3	8	4	13	0.235	6	18	0.250	0	0	1.5	24	0.063
G 14 Quinn, Debra	4	9	1	5	5	14	0.263	1	5	5	7	6	12	0.333	11	26	0.297	0	0	2.5	37	0.068
G 15 Flowers, Fred	3	6	2	2	5	8	0.385	1	3	4	2	5	5	0.500	10	13	0.435	0	0	10.0	23	0.435
G 16 McCutchan, Bob	6	6	6	5	12	11	0.522	4	8	4	5	8	13	0.381	20	24	0.455	0	0	18.0	44	0.409
G 17 Massey, Amy	4	4	1	8	5	12	0.294	1	8	2	6	3	14	0.176	8	26	0.235	0	0	3.0	34	0.088
G 18 Therrin, Dan	2	2	3	8	5	10	0.333	1	10	1	2	2	12	0.143	7	22	0.241	0	0	8.0	29	0.276
G 19 Therrin, Jennifer	2	4	0	6	2	10	0.167	1	6	2	1	3	7	0.300	5	17	0.227	0	0	5.5	22	0.250
G xx xx-Leicht, Richard	0	1	0	1	0	2	0.000	1	0	1	0	2	0	1.000	2	2	0.500	0	0	2.5	4	0.625
G2/ Mr. Bulljangles	36	48	40	44	76	92	0.452	17	25	15	27	32	52	0.381	140	196	0.417	8	0	124.0	336	0.369
G 20 Ferree, Micheal	1	2	0	5	1	7	0.125	2	5	4	2	6	7	0.462	7	14	0.333	1	0	0.0	21	0.000
G 21 Keleher, John	5	3	6	4	11	7	0.611	4	5	0	9	4	14	0.222	15	21	0.417	1	0	26.0	36	0.722
G 22 Chuyka, Don	7	5	11	1	18	6	0.750	4	7	7	3	11	10	0.524	29	16	0.644	1	0	23.5	45	0.522
G 23 Kyle, Mike	5	5	8	5	13	10	0.565	5	4	4	6	9	10	0.474	22	20	0.524	1	0	25.5	42	0.607
G 24 Crowley, Fulton	2	1	4	3	6	4	0.600	3	3	2	3	5	6	0.455	11	10	0.524	0	0	6.5	21	0.310
G 25 Miller, Wright	4	5	3	4	7	9	0.438	1	4	3	4	4	8	0.333	11	17	0.393	0	0	7.5	28	0.268
G 26 Mason, Marcy	0	8	0	4	0	12	0.000	3	5	3	6	6	11	0.353	6	23	0.207	1	0	1.0	29	0.034
G 27 Port, Brian	5	6	4	8	9	14	0.391	4	5	4	6	8	11	0.421	17	25	0.405	1	0	18.0	42	0.429
G 28 Logan, Pete	3	6	4	5	7	11	0.389	3	5	3	5	6	10	0.375	13	21	0.382	1	0	10.5	34	0.309
G 29 Ferree, Jon	4	7	0	5	4	12	0.250	5	7	0	10	5	17	0.227	9	29	0.237	1	0	5.5	38	0.145
G3/ Sharkshooters	51	33	50	34	101	67	0.601	26	16	24	18	50	34	0.595	201	135	0.598	7	0	140.5	336	0.418
G 30 Stacy, Michelle	1	1	0	1	1	2	0.333	1	2	5	2	6	4	0.600	7	6	0.538	1	0	4.5	13	0.346
G 31 Stacy, Rod	8	6	9	5	17	11	0.607	8	6	9	5	17	11	0.607	34	22	0.607	1	0	39.5	56	0.705
G 32 Williams, Derek	7	7	8	6	15	13	0.536	10	3	7	6	17	9	0.654	32	22	0.593	1	0	17.5	54	0.324
G 33 Harpster, Ben	9	5	6	8	15	13	0.536	6	7	5	7	11	14	0.440	26	27	0.491	1	0	18.5	53	0.349
G 34 DeFontes, Adrienne	10	4	8	6	18	10	0.643	10	4	9	4	19	8	0.704	37	18	0.673	1	0	22.5	55	0.409
G 35 Mitchell, Liz	7	5	11	2	18	7	0.720	6	7	6	5	12	12	0.500	30	19	0.612	1	0	17.0	49	0.347
G 36 Mitchell, Tim	9	5	8	6	17	11	0.607	11	3	7	7	18	10	0.643	35	21	0.625	1	0	21.0	56	0.375
G4/ Ton Up Tossers	51	33	48	36	99	69	0.589	23	19	26	16	49	35	0.583	197	139	0.586	0	8	121.0	336	0.360
G 40 Klein, Norm	7	2	5	6	12	8	0.600	6	4	5	2	11	6	0.647	23	14	0.622	0	1	10.5	37	0.284
G 41 Goss, Matt	8	5	8	4	16	9	0.640	10	3	9	3	19	6	0.760	35	15	0.700	0	1	29.0	50	0.580
G 42 Guenther, George	11	3	11	3	22	6	0.786	6	8	11	3	17	11	0.607	39	17	0.696	0	1	32.5	56	0.580
G 43 Sweimler, Keri	0	1	1	5	1	6	0.143	0	4	2	1	2	5	0.286	3	11	0.214	0	1	1.0	14	0.071
G 44 Klimanskis, Mark	7	6	7	6	14	12	0.538	9	4	5	6	14	10	0.583	28	22	0.560	0	1	16.5	50	0.330
G 45 Polenz, Steve	11	3	14	0	25	3	0.893	10	4	7	7	17	11	0.607	42	14	0.750	0	1	24.0	56	0.429
G 46 Becker, Blair	4	9	0	2	4	11	0.267	1	3	6	6	7	9	0.438	11	20	0.355	0	1	1.0	31	0.032
G 47 Schultz, Bobby	3	4	2	10	5	14	0.263	4	8	7	4	11	12	0.478	16	26	0.381	0	1	6.5	42	0.155
G5/ Bel Biv Dethrow	31	53	31	53	62	106	0.369	21	21	18	24	39	45	0.464	140	196	0.417	0	19	65.0	336	0.193
G 50 Woodard, David	8	7	7	7	15	14	0.517	7	7	7	7	14	14	0.500	29	28	0.509	0	3	6.0	57	0.105
G 51 Guile, Glen	2	12	1	11	3	23	0.115	4	5	6	7	10	12	0.455	13	35	0.271	0	3	2.0	48	0.042
G 52 Zellers, Krysta	1	4	0	10	1	14	0.067	2	5	2	2	4	7	0.364	5	21	0.192	0	1	3.0	26	0.115
G 53 McMillan, Bill	5	7	8	4	13	11	0.542	5	7	3	10	8	17	0.320	21	28	0.429	0	2	12.0	49	0.245
G 54 Emerton, Eric	4	9	6	7	10	16	0.385	10	4	5	6	15	10	0.600	25	26	0.490	0	3	13.0	51	0.255
G 55 Barletta, Phil	5	3	4	6	9	9	0.500	6	5	5	6	11	11	0.500	20	20	0.500	0	2	9.5	40	0.238
G 56 Gilbert, Geoff	3	4	3	4	6	8	0.429	5	3	4	3	9	6	0.600	15	14	0.517	0	3	11.5	29	0.397
G 57 Massey, Jeff	3	7	2	4	5	11	0.313	3	6	4	7	7	13	0.350	12	24	0.333	0	2	8.0	36	0.222
G6/ Dublin-Dublout	45	39	42	42	87	81	0.518	28	14	23	19	51	33	0.607	189	147	0.563	6	0	108.5	336	0.323
G 60 Montesi, Chris	5	2	8	5	13	7	0.650	10	1	8	2	18	3	0.857	31	10	0.756	1	0	20.5	41	0.500
G 61 Rudy, Jeff	5	7	8	1	13	8	0.619	8	4	4	4	12	8	0.600	25	16	0.610	0	0	16.5	41	0.402
G 62 Bordeau, Eric	3	7	2	8	5	15	0.250	9	3	5	4	14	7	0.667	19	22	0.463	1	0	8.0	41	0.195
G 63 Winter, Wally	5	6	6	5	11	11	0.500	6	3	6	4	12	7	0.632	23	18	0.561	1	0	12.5	41	0.305
G 64 Collins, Samantha	6	3	2	3	8	6	0.571	4	6	2	7	6	13	0.316	14	19	0.424	1	0	5.5	33	0.167
G 65 Stehle, Jennifer	2	3	0	8	2	11	0.154	2	5	3	6	5	11	0.313	7	22	0.241	0	0	2.0	29	0.069
G 66 Gelberg, David	10	4	10	2	20	6	0.769	9	1	8	4	17	5	0.773	37	11	0.771	1	0	29.5	48	0.615
G 67 Stehle, Justin	6	1	4	3	10	4	0.714	4	0	5	0	9	0	1.000	19	4	0.826	0	0	6.0	23	0.261
G 68 Montesi, Colleen	0	0	0	0	0	0	#DIV/0!	0	0	0	0	0	0	#DIV/0!	0	0	#DIV/0!	0	0	0.0	0	#DIV/0!
G 69 Jones, Andrew	3	6	2	7	5	13	0.278	4	5	5	7	9	12	0.429	14	25	0.359	1	0	8.0	39	0.205
G7/ Liquor Posse	34	50	40	44	74	94	0.440	18	24	18	24	36	48	0.429	146	190	0.435	7	7	129.0	336	0.384
G 70 Mooty, Aaron	6	7	9	5	15	12	0.556	6	8	6	6	12	14	0.462	27	26	0.509	1	1	24.5	53	0.462
G 71 Harris, Alan	1	5	2	2	3	7	0.300	2	4	4	2	6	6	0.500	9	13	0.409	0	1	7.0	22	0.318
G 72 Peters, Bobby	4	7	6	7	10	14	0.417	5	7	8	3	13	10	0.565	23	24	0.489	1	1	18.5	47	0.394
G 73 Falter, Kelly	0	1	0	2	0	3	0.000	0	0	0	2	0	2	0.000	0	5	0.000	0	0	1.0	5	0.200
G 74 Marks, Ted	7	6	11	2	18	8	0.692	7	6	6	7	13	13	0.500	31	21	0.596	1	1	28.5	52	0.548
G 75 Kincaid, Storm	3	3	5	1	8	4	0.667	3	4	3	4	6	8	0.429	14	12	0.538	1	0	11.5	26	0.442
G 76 Watkins, Nathan	5	8	5	8	10	16	0.385	8	6	3	10	11	16	0.407	21	32	0.396	1	1	20.5	53	0.387
G 77 Watkins, Samantha	5	7	0	9	5	16	0.238	5	5	4	10	9	15	0.375	14	31	0.311	1	1	10.5	45	0.233
G 78 Braswell, Matthew	0	1	2	3	2	4	0.333	0	5	1	2	1	7	0.125	3	11	0.214	1	1	5.0	14	0.357
G 79 Mooty, Jim	3	5	0	5	3	10	0.231	0	3	1	2	1	5	0.167	4	15	0.211	0	0	2.0	19	0.105
G8/ BullsHitters	54	30	54	30	108	60	0.643	24	18	24	18	48	36	0.571	204	132	0.607	6	0	144.5	336	0.430
G 80 Reece, Robert	8	2	7	6	15	8	0.652	9	5	5	6	14	11	0.560	29	19	0.604	1	0	16.5	48	0.344
G 81 Wylie, John	8	4	10	2	18	6	0.750	7	5	4	8	11	13	0.458	29	19	0.604	1	0	22.5	48	0.469
G 82 Gardner, Mike	8	5	6	5	14	10	0.583	4	6	4	5	8	11	0.421	22	21	0.512	1	0	15.0	43	0.349
G 83 Massengill, Robert	8	5	3	5	11	10	0.524	6	5	9	1	15	6	0.714	26	16	0.619	1	0	11.5	42	0.274
G 84 Massengill, Randy	4	6	6	5	10	11	0.476	6	5	6	4	12	9	0.571	22	20	0.524	1	0	18.5	42	0.440
G 85 Massengill, Chad	9	2	9	2	18	4	0.818	7	3	7	4	14	7	0.667	32	11	0.744	0	0	18.5	43	0.430
G 86 Gilyardi, Ernie	9	3	10	2	19	5	0.792	7	4	7	5	14	9	0.609	33	14	0.702	1	0	37.0	47	0.787
G 87 Baird, Sammy	0	3	3	3	3	6	0.333	2	3	6	3	8	6	0.571	11	12	0.478	0	0	5.0	23	0.217

	Singles	301	Singles	Cricket	Singles	Record	Singles Win %-age	Doubles	Cricket	Doubles	501	Doubles	Record	Doubles Win %-age	Sngls + Dbls	Record	Sngls + Dbls Win %-age	Tiebreaker Ws	Tiebreaker Ls	All-Star Points	Games Played	All-Star Point Average
H1/ Bottoms Up	42	42	39	45	81	87	0.482	20	22	21	21	41	43	0.488	163	173	0.485	0	0	82.5	336	0.246
H 10 Kunesh, Joe	7	6	9	4	16	10	0.615	7	7	8	3	15	10	0.600	31	20	0.608	0	0	13.5	51	0.265
H 11 Rouse, Chuck	5	6	2	2	7	8	0.467	3	4	4	7	7	11	0.389	14	19	0.424	0	0	3.0	33	0.091
H 12 Wilkinson, Charlie	5	6	5	7	10	13	0.435	5	5	5	4	10	9	0.526	20	22	0.476	0	0	13.0	42	0.310
H 13 Hall, Steven	5	3	3	5	8	8	0.500	2	4	3	4	5	8	0.385	13	16	0.448	0	0	8.5	29	0.293
H 14 Rube, Bob	4	2	7	4	11	6	0.647	8	4	6	7	14	11	0.560	25	17	0.595	0	0	12.0	42	0.286
H 15 Lee, Julie Tate	9	4	6	6	15	10	0.600	4	7	7	5	11	12	0.478	26	22	0.542	0	0	15.0	48	0.313
H 16 Schrein, David	1	7	0	7	1	14	0.067	0	6	3	4	3	10	0.231	4	24	0.143	0	0	5.0	28	0.179
H 17 Haller, Kelly	3	7	5	6	8	13	0.381	7	5	5	4	12	9	0.571	20	22	0.476	0	0	8.5	42	0.202
H 18 Simpson, Phillip	3	1	2	4	5	5	0.500	4	2	1	4	5	6	0.455	10	11	0.476	0	0	4.0	21	0.190
H2/ Bar Hoppers	42	42	46	38	88	80	0.524	21	21	23	19	44	40	0.524	176	160	0.524	0	5	102.5	336	0.305
H 20 DeMattos, Rick	4	4	3	0	7	4	0.636	5	3	5	3	10	6	0.625	17	10	0.630	0	0	7.5	27	0.278
H 21 Davis, Stuart	4	3	5	6	9	9	0.500	5	7	6	6	11	13	0.458	20	22	0.476	0	1	13.5	42	0.321
H 22 Todd, Patrick	5	8	8	5	13	13	0.500	5	7	9	4	14	11	0.560	27	24	0.529	0	1	18.5	51	0.363
H 23 Buckingham, Travis	8	6	3	9	11	15	0.423	5	10	6	6	11	16	0.407	22	31	0.415	0	1	9.0	53	0.170
H 24 Fourhman, Karsh	0	6	1	3	1	9	0.100	3	3	2	4	5	7	0.417	6	16	0.273	0	0	5.0	22	0.227
H 25 Walz, Paul	8	5	9	3	17	8	0.680	5	1	3	2	8	3	0.727	25	11	0.694	0	0	15.5	36	0.431
H 26 Dendy, Lisa	6	4	10	2	16	6	0.727	6	6	10	5	16	11	0.593	32	17	0.653	0	1	15.0	49	0.306
H 27 Lougher, Shannon	5	2	6	2	11	4	0.733	4	2	2	3	6	5	0.545	17	9	0.654	0	0	14.5	26	0.558
H 28 Crewe, Danny	2	4	1	8	3	12	0.200	4	3	3	5	7	8	0.467	10	20	0.333	0	1	4.0	30	0.133
H3/ Total Eclipse of the Dart	36	48	42	42	78	90	0.464	22	20	13	29	35	49	0.417	148	188	0.440	7	6	96.0	336	0.286
H 30 Gillespie, Jeff	5	9	5	10	10	19	0.345	6	10	3	10	9	20	0.310	19	39	0.328	1	1	14.5	58	0.250
H 31 Davis, Jared	5	9	7	5	12	14	0.462	8	6	5	8	13	14	0.481	25	28	0.472	1	1	18.5	53	0.349
H 32 Genzlinger, Doug	4	3	3	5	7	8	0.467	5	2	2	4	7	6	0.538	14	14	0.500	1	0	6.0	28	0.214
H 33 Highfill, Leigh	0	9	1	6	1	15	0.063	1	4	2	7	3	11	0.214	4	26	0.133	1	1	3.0	30	0.100
H 34 Genzlinger, Roger	2	4	1	3	3	7	0.300	2	3	2	3	4	6	0.400	7	13	0.350	1	0	2.0	20	0.100
H 35 Monsma, A.J.	6	6	10	4	16	10	0.615	8	4	6	8	14	12	0.538	30	22	0.577	1	1	17.0	52	0.327
H 36 Tolliver, Thomas	0	0	0	0	0	0	#DIV/0!	0	0	0	0	0	0	#DIV/0!	0	0	#DIV/0!	0	0	0.0	0	#DIV/0!
H 37 Wood, Billy	6	5	7	4	13	9	0.591	4	6	4	6	8	12	0.400	21	21	0.500	0	1	13.0	42	0.310
H 38 Houseknecxt, Drew	3	0	3	1	6	1	0.857	4	0	1	3	5	3	0.625	11	4	0.733	0	0	3.0	15	0.200
H 39 Smith, Justin	5	3	5	4	10	7	0.588	6	5	1	9	7	14	0.333	17	21	0.447	1	1	19.0	38	0.500
H4/ Backyard Brawlers	58	26	59	25	117	51	0.696	32	10	31	11	63	21	0.750	243	93	0.723	0	0	123.5	336	0.368
H 40 Munroe, Joe	12	2	12	2	24	4	0.857	12	2	11	3	23	5	0.821	47	9	0.839	0	0	39.0	56	0.696
H 41 Frumkin, Josh	10	4	13	1	23	5	0.821	12	2	11	3	23	5	0.821	46	10	0.821	0	0	21.0	56	0.375
H 42 Merkle, Pat	5	1	9	4	14	5	0.737	7	5	9	4	16	9	0.640	30	14	0.682	0	0	21.5	44	0.489
H 43 Bauer, Mike	0	0	0	0	0	0	#DIV/0!	1	0	0	0	1	0	1.000	1	0	1.000	0	0	0.0	1	0.000
H 44 White, John	5	5	5	5	10	10	0.500	7	2	8	2	15	4	0.789	25	14	0.641	0	0	8.0	39	0.205
H 45 Galavoti, Michael "Mookie	1	0	6	3	7	3	0.700	3	4	1	2	4	6	0.400	11	9	0.550	0	0	6.5	20	0.325
H 46 Martinez, Greg	1	2	1	4	2	6	0.250	0	0	3	1	3	1	0.750	5	7	0.417	0	0	1.0	12	0.083
H 47 Lewis, Rob	10	2	4	2	14	4	0.778	10	1	7	2	17	3	0.850	31	7	0.816	0	0	11.5	38	0.303
H 48 Prosser, Brad	7	6	7	3	14	9	0.609	7	2	4	4	11	6	0.647	25	15	0.625	0	0	10.5	40	0.263
H 49 Thomke, Charlie	7	4	2	1	9	5	0.643	5	2	8	1	13	3	0.813	22	8	0.733	0	0	4.5	30	0.150
H5/ One Armed Bandits	42	42	45	39	87	81	0.518	25	17	26	16	51	33	0.607	189	147	0.563	0	0	104.0	336	0.310
H 50 Kiser, Lyman	7	4	8	4	15	8	0.652	12	2	9	4	21	6	0.778	36	14	0.720	0	0	17.0	50	0.340
H 51 Ketchem, Brian	1	2	4	1	5	3	0.625	3	3	4	3	7	6	0.538	12	9	0.571	0	0	5.5	21	0.262
H 52 Henson, Rob	4	6	1	6	5	12	0.294	4	4	5	3	9	7	0.563	14	19	0.424	0	0	6.5	33	0.197
H 53 Jordan, Chris	3	5	1	8	4	13	0.235	4	4	3	4	7	8	0.467	11	21	0.344	0	0	8.5	32	0.266
H 54 Moore, Chris	1	6	1	8	2	14	0.125	4	2	5	4	9	6	0.600	11	20	0.355	0	0	8.0	31	0.258
H 55 Brazel, Joe	1	4	1	3	2	7	0.222	1	3	3	2	4	5	0.444	6	12	0.333	0	0	3.0	18	0.167
H 56 Taylor, Wayne	3	6	3	5	6	11	0.353	2	5	4	5	6	10	0.375	12	21	0.364	0	0	5.0	33	0.152
H 57 Lewis, Dave	6	3	7	2	13	5	0.722	6	3	6	2	12	5	0.706	25	10	0.714	0	0	4.5	35	0.129
H 58 Richardson, Shane	8	2	9	0	17	2	0.895	7	3	5	3	12	6	0.667	29	8	0.784	0	0	25.5	37	0.689
H 59 Murphy, Phil	8	4	10	2	18	6	0.750	7	5	8	2	15	7	0.682	33	13	0.717	0	0	20.5	46	0.446
H6/ Methodical Madness	36	42	39	39	75	81	0.481	21	18	20	19	41	37	0.526	157	155	0.503	8	7	85.0	312	0.272
H 60 Neill, Gregory	6	7	8	5	14	12	0.538	7	6	5	5	12	11	0.522	26	23	0.531	1	1	14.0	49	0.286
H 61 Citrak, Sheldon	6	5	7	4	13	9	0.591	7	4	5	6	12	10	0.545	25	19	0.568	1	1	12.0	44	0.273
H 62 Horrall, Mike	10	4	6	7	16	11	0.593	6	6	10	3	16	9	0.640	32	20	0.615	1	1	19.5	52	0.375
H 63 Steel, Glen	5	6	4	5	9	11	0.450	5	5	4	7	9	12	0.429	18	23	0.439	1	1	9.0	41	0.220
H 64 Solomon, Michael	4	9	3	9	7	18	0.280	4	5	7	7	11	12	0.478	18	30	0.375	1	1	8.5	48	0.177
H 65 Pando, Michael	5	6	8	5	13	11	0.542	7	5	5	7	12	12	0.500	25	23	0.521	1	1	13.5	48	0.281
H 66 Wallis, Dan	0	0	0	0	0	0	#DIV/0!	0	0	0	0	0	0	#DIV/0!	0	0	#DIV/0!	0	0	0.0	0	#DIV/0!
H 67 Steel, Sam	0	3	3	2	3	5	0.375	2	3	1	0	3	3	0.500	6	8	0.429	1	1	6.0	14	0.429
H 68 Kimrey, Jennifer	0	2	0	2	0	4	0.000	4	2	3	3	7	5	0.583	7	9	0.438	1	0	2.5	16	0.156
H7/ Just Givin' It A Shot	35	49	30	54	65	103	0.387	9	33	16	26	25	59	0.298	115	221	0.342	13	0	80.0	336	0.238
H 70 Owens, John	7	6	9	4	16	10	0.615	5	8	4	9	9	17	0.346	25	27	0.481	1	0	20.5	52	0.394
H 71 Huffman, David	4	2	2	4	6	6	0.500	2	11	6	7	8	18	0.308	14	24	0.368	2	0	7.5	38	0.197
H 72 Nettesheim, Doug	6	7	6	7	12	14	0.462	2	11	7	2	9	13	0.409	21	27	0.438	2	0	14.5	48	0.302
H 73 Spaulding, Paul	7	6	2	9	9	15	0.375	2	7	3	7	5	14	0.263	14	29	0.326	2	0	15.0	43	0.349
H 74 Casey, Kevin	3	7	5	6	8	13	0.381	5	7	1	8	6	15	0.286	14	28	0.333	1	0	6.5	42	0.155
H 75 Smith, Ron	2	6	4	7	6	13	0.316	0	8	5	6	5	14	0.263	11	27	0.289	2	0	4.0	38	0.105
H 76 Davis, Edmund "Luke"	0	2	0	3	0	5	0.000	0	5	1	3	1	8	0.111	1	13	0.071	1	0	1.0	14	0.071
H 77 Huffman, Bill	0	9	0	6	0	15	0.000	1	2	3	3	4	5	0.444	4	20	0.167	0	0	0.0	24	0.000
H 78 Gleisinger, Steven	6	4	2	8	8	12	0.400	1	7	2	7	3	14	0.176	11	26	0.297	2	0	11.0	37	0.297
H8/ Farmandu	37	35	28	44	65	79	0.451	15	21	15	21	30	42	0.417	125	163	0.434	0	6	59.0	288	0.205
H 80 Decker, Brielle	1	11	0	12	1	23	0.042	2	7	3	8	5	15	0.250	6	38	0.136	0	1	2.0	44	0.045
H 81 Ratterree, Alex	5	6	9	2	14	8	0.636	4	7	6	5	10	12	0.455	24	20	0.545	0	1	9.0	44	0.205
H 82 Levesque, Ben	10	2	7	5	17	7	0.708	7	6	6	9	13	15	0.464	30	22	0.577	0	1	20.5	52	0.394
H 83 Varkin, George	2	1	0	2	2	3	0.400	0	3	0	1	0	4	0.000	2	7	0.222	0	0	2.0	9	0.222
H 84 Rode, Christopher	0	1	0	2	0	3	0.000	0	2	0	2	0	4	0.000	0	7	0.000	0	0	0.0	7	0.000
H 85 Ejlali, Shervin	3	4	3	3	6	7	0.462	6	0	2	4	8	4	0.667	14	11	0.560	0	1	4.5	25	0.180
H 86 Barry, Matt	10	2	4	9	14	11	0.560	5	9	7	6	12	15	0.444	26	26	0.500	0	1	11.0	52	0.212
H 87 Gwaltney, Alex	6	8	5	9	11	17	0.393	6	8	6	7	12	15	0.444	23	32	0.418	0	1	10.0	55	0.182

Raleigh Dart League

Registration for Fall 2011 Season

Wednesday, July 20, (The Upper Deck), 7:00-8:00 p.m.

Wednesday, July 20 **For returning teams AND new teams - there is only one night of registration!!!**
(If your team is not returning, please leave a message on VoiceMail.
New captain? Please pass this information on to him/her.)
Bring: 1) Completed roster - use BLACK pen please - with divisions played by by each member for last 3 seasons
2) ONE check for bar fee and a minimum of six players (Bar fee is $20; Player registration is $20) NO CASH WILL BE ACCEPTED!!!

Wednesday, July 20 **DEADLINE for unrestricted roster add-ons, at REGISTRATION (no extensions)**

July 21 through September 12 Add-ons pre-approved by the Membership Committee (Membership Committee Director - Heather Bohanan, 326-1956, heather.bohanan@dhhs.nc.gov)
1) Checks & player information as per roster to: Matt Huff (Treasurer), 105 Rosenberry Hills Dr, Cary, NC 27513; treasurer@raleighdartleague.org
2) Membership Director will inform captain of Committee's decision
A PLAYER IS NOT ELIGIBLE UNTIL APPROVED, AND WITH DUES PAID

Wednesday, August 3 **Captains' meeting, 7:00-8:00 p.m., The Upper Deck (MANDATORY)**
Pick up schedules, blank scoresheets, team rosters, phone lists, rules, etc.

Wednesday, August 10 **8:00 p.m. Season starts**

Monday, September 12 **5th week captains' meeting, The Upper Deck (MANDATORY)**
... and RDL Board meeting
Last day to add/replace a player with approval

FALL 2011 RALEIGH DART LEAGUE TEAM REGISTRATION FORM

Team Name _____ Team Number _____
(PLEASE LEAVE BLANK)
Fee Paid:
Date Paid:

Divisions played in previous 3 seasons	Player Name:	Player Address:	M/F	Phone #:	
	Home Bar & Dart Rep.:	Board #s:			
	Captain: 0	email:		(H) (W)	0
	1			(H) (W)	1
	2			(H) (W)	2
	3			(H) (W)	3
	4			(H) (W)	4
	5			(H) (W)	5
	6			(H) (W)	6
	7			(H) (W)	7
	8			(H) (W)	8
	9			(H) (W)	9

PLEASE WRITE IN BLACK, IN BLOCK LETTERS - ROSTERS WILL BE PHOTOCOPIED

TOTAL:

(LEAVE SPACE BLANK FOR OFFICE USE)

TONS OF NEWSLETTER

Home to the Fall Session of the Raleigh Dart League for the Banquet, Saturday, December 10, 2011 Issue #JK512
The "It Really Is Kind Of An Honor To Be A Part Of Something So Long-Lasting And So Talent-Laden" Edition

TOURNAMENT WINNERS

"A" Division - ***Just A Little High*** *(13-3)*
Little High reverses the regular season/tournament script from last season against Element, repeatedly outrunning an Element squad that was actually playing quite well and hitting a lot in the final.

"B" Division - ***Appetite for Destruction*** *(13-5)*
Appetite completes the only undefeated season in the RDL this time around, coughing up only 9 total points in the tournament and inspiring captain Sid to make repeated '72 Dolphin references.

"C" Division - ***Mug Hunters*** *(13-7)*
The Hunters prove once again that their name is one of the most appropriate in league history, as they complete their fourth Mug run in a row - which is how many seasons the team has existed.

"D" Division - ***Black Mug Society*** *(14-8)*
I wasn't there, but from what I hear I'm guessing that this was the most 'eventful' of the tournament finals. Incidentally, these finalists received a forfeit and a mid-match concession in the quarterfinals.

"E" Division - ***Lords of Da Board*** *(14-4)*
In another finals pairing that produced some 'colorful' scenes, the Lords had their full team for the first time in many weeks, becoming one of only three teams to complete the season/tournament double.

"F" Division - ***Projectile Bogarts*** *(14-8)*
Holy upsets, Batman! The Bogarts claim the tournament title from the #5 spot, facing the #7(!!) seed F6f Hellcats in the finals and winning half as many matches in the tournament as in the season.

"G" Division - ***Liquor Posse*** *(14-8)*
The Posse reinforces its role as the bane of the Brawlers' existence, handing the Backyard bunch its second loss (out of a grand total of two) in the last seven weeks to take home the ceramic hardware.

"H" Division - ***Methodical Madness*** *(?-?)*
After winning the season by four matches (the largest margin this season), the Madness evidently took care of business like it was business, at least from the sound of the unenthused score (non)report.

REGULAR SEASON WINNERS

"A" Division - ***Not Non-Element*** *(13 wins, 1 loss)*
2nd place - Just A Little High

"B" Division - ***Appetite for Destruction*** *(14 wins, 0 losses)*
2nd place - The Locals

"C" Division - ***Is It In?*** *(12 wins, 2 losses)*
2nd place - Mug Hunters

"D" Division - ***Salute-A-Bulls*** *(11 wins, 3 losses)*
2nd place - Black Mug Society

"E" Division - ***Lords of Da Board*** *(13 wins, 1 loss)*
2nd place - Big Bulls

"F" Division - ***Dublin-Dublout*** *(13 wins, 1 loss)*
2nd place - Double Tap

"G" Division - ***Backyard Brawlers*** *(13 wins, 1 loss)*
2nd place - Liquor Posse

"H" Division - ***Methodical Madness*** *(13 wins, 1 loss)*
2nd place - Bulls & Bears

Rosters of all season- and tournament-winning teams are on page 4.)

TABLE OF CONTENTS

Item	Page Number
Tournament & Regular Season Winning Teams	1
Spring 2012 RDL Season Information	1
Final Divisional Standings	2
Final Divisional Tournament Results	3
Tournament & Regular Season Winning Team Rosters	4
Sp'12 season dates, Tiebreaker Summary, RDL quotes	4
Tournament Trophy Dart Awards	5
Other Tournament Hot Darts	5
Regular Season Trophy Dart Awards	5
Divisional Singles Win %-age Winners	6
Divisional All-Star Point %-age Winners	6
Players Who Beat the Singles Winners	6
Season Penalty Summary	6
List of Host Establishments	7
A note to poor winners/losers, best all-star team ever?	7
RDL Address and Phone No. Information	8
Event Calendar, Penalty Log	8
JK's All-Star Team Picks	9
Quick Stat Tidbits	9
JK's Prediction Results Summary	9
Prediction Results Table	10
Week-by-Week Match Results Table	11
Fall 2011 Trivia Questions Revisited	12
Fall 2011 Lyrics Quiz Revisited	13
RDL rule change; dart gods/heroes?; a couple Doh!s	14
The RDL rocks!; Big matchups; holiday blind draws	15
Random Thoughts from JK	16,17
2011 NCCDL & NCLC standings, news, history	18
2011 NCCDL & NCLC perfect throws, tourn. results	19
2011 NC State Championships Results	20
Fliers for 1,000,001 Dart-A-Thon, Getaway/New Year	21
Top Singles Records, by Division	22
Top Doubles Records, by Division	23
Top Singles+Doubles, by Division	24
Top All Star Point Averages, by Division	25
Top Individual Records, by Section of Play	26,27
League-Wide Individual Singles, Doubles Records	28
League-Wide Individual Singles + Doubles Records, and All-Star Point Averages	29
Singles, Doubles Records, Ranked by Team	30
Overall Records, All-Star Pt. Ave., Ranked By Team	31
Complete "A" Division Statistics	32
Complete "B" Division Statistics	33
Complete "C" Division Statistics	34
Complete "D" Division Statistics	35
Complete "E" Division Statistics	36
Complete "F" Division Statistics	37
Complete "G" Division Statistics	38
Complete "H" Division Statistics	39
Registration Materials for Spring 2012 RDL Season	40

SPRING 2012 RALEIGH DART LEAGUE SEASON INFORMATION

Registration Meeting for ALL Teams; The Upper Deck;
Wednesday, January 4, 7:00-8:00 p.m.

MANDATORY Preseason Captains' Meeting; The Upper Deck;
Wednesday, January 18, 7:00-8:00 p.m.

Match Play begins on Wednesday, January 25

MANDATORY Fifth Week Captains' Meeting;
The Upper Deck; **Monday, February 27**, 7:00-8:00 p.m.

Divisional tournament weeks - **May 2, 9, & 16**

FINAL!! DIVISIONAL TEAM STANDINGS FOR THE *FALL 2011* RDL SEASON

		W	L	Pts.
	"A" Division			
1	Not Non-Element	13	1	242
2	Just A Little High	12	2	221
3	Undomesticated Rednecks	10	4	201
4	Daddies	9	5	175
5	Lunatic Fringe	4	10	148
6	Off Constantly	4	10	121
7	Alcohol Free For All	3	11	114
8	Jack 9	1	13	90
	"B" Division			
1	Appetite for Destruction	14	0	216
2	The Locals	11	3	197
3	OT Outlaws	8	6	190
4	Two Girls and a Couple Guys	8	6	173
5	Traveling Beer Bellies	4	10	149
6	Money Shot	4	10	127
7	Nine Lives	4	10	125
8	Excalibur	3	11	127
	"C" Division			
1	Is It In?	12	2	192
2	Mug Hunters	10	4	204
3	Corked & Loaded	10	4	181
4	Coral Reefers	9	5	167
5	The Usual Suspects	6	8	178
6	Take It All	6	8	148
7	Rif Raf	3	11	148
8	Leftovers	0	14	95
	"D" Division			
1	Salute-A-Bulls	11	3	208
2	Black Mug Society	11	3	192
3	Ale-ing Archers	11	3	158
4	Choot 'Em!	8	6	173
5	Sharky's Machine	6	8	124
6	After 4 Beers!	5	9	146
7	What the Fork?	3	11	136
8	D Pig Boss, D Pig	1	13	109

		W	L	Pts.
	"E" Division			
1	Lords of Da Board	13	1	189
2	Big Bulls	11	3	186
3	Force 8 from the Planet XXX	9	5	189
4	Death Throw	7	7	172
5	Menace 2 Sobriety	6	8	159
6	Starving Dartists	5	9	155
7	Turtle Soup	3	11	117
8	Sofa Kings	2	12	140
	"F" Division			
1	Dublin-Dublout	13	1	196
2	Double Tap	10	4	200
3	BullsHitters	10	4	187
4	Banzai Darters	7	7	167
5	Projectile Bogarts	6	8	169
6	Sharkshooters	6	8	154
7	F6f Hellcats	3	11	130
8	Flight Risk	1	13	128
	"G" Division			
1	Backyard Brawlers	13	1	222
2	Liquor Posse	12	2	207
3	One Armed Bandits	9	5	183
4	Mr. Bulljangles	6	8	156
5	Bel Biv Dethrow	6	8	118
6	D'Artists Formerly Known As Ducks	5	9	116
7	Tips & Shafts	3	11	124
8	Tossers!	2	12	117
	"H" Division			
1	Methodical Madness	13	1	229
2	Bulls & Bears	9	5	182
3	Frank	9	5	177
4	Grateful Darts	7	7	189
5	Fullabull	7	7	159
6	Brown's Bombers	5	9	153
7	Missing Flights	5	9	119
8	Dart Vaders	1	13	78

LEGEND OF SYMBOLS IN STANDINGS: = *regular season division champion*
= *clinched* "top-two" *finish in division* = *clinched* "bottom-two" *finish in division*

FALL 2011 RDL DIVISIONAL TOURNAMENT RESULTS

Quarterfinals	*Semifinals*	*Finals*	***WINNER***

"A" Division

1 Not Non-Element
(13-5) Not Non-Element
8 Jack 9
(14-2) Not Non-Element
5 Lunatic Fringe
(13-5) Lunatic Fringe
4 Daddies
(13-3) **Just A Little High**
3 Undomesticated Rednecks
(13-5) Undomesticated Rednecks
6 Off Constantly
(12-4) **Just A Little High**
7 Alcohol Free For All
(13-1) **Just A Little High**
2 **Just A Little High**

"B" Division

1 **Appetite for Destruction**
(14-0) **Appetite for Destruction**
8 Excalibur
(14-4) **Appetite for Destruction**
5 Traveling Beer Bellies
(13-7) Two Girls and a Couple Guys
4 Two Girls and a Couple Guys
(13-5) **Appetite for Destruction**
3 OT Outlaws
(13-5) OT Outlaws
6 Money Shot
(13-7) The Locals
7 Nine Lives
(14-4) The Locals
2 The Locals

"C" Division

1 Is It In?
(14-2) Is It In?
8 Leftovers
(13-11) The Usual Suspects
5 The Usual Suspects
(11-4) The Usual Suspects
4 Coral Reefers
(13-7) **Mug Hunters**
3 Corked & Loaded
(14-10) Take It All
6 Take It All
(13-9) **Mug Hunters**
7 Rif Raf
(13-5) **Mug Hunters**
2 **Mug Hunters**

"D" Division

1 Salute-A-Bulls
(8-3, conceded) Salute-A-Bulls
8 D Pig Boss, D Pig
(13-5) Salute-A-Bulls
5 Sharky's Machine
(13-11) Choot 'Em!
4 Choot 'Em!
(14-8) **Black Mug Society**
3 Ale-ing Archers
(13-5) Ale-ing Archers
6 After 4 Beers!
(13-7) **Black Mug Society**
7 What the Fork?
(forfeit) **Black Mug Society**
2 **Black Mug Society**

Quarterfinals	*Semifinals*	*Finals*	***WINNER***

"E" Division

1 **Lords of Da Board**
(13-3) **Lords of Da Board**
8 Sofa Kings
(14-8) **Lords of Da Board**
5 Menace 2 Sobriety
(13-11) Menace 2 Sobriety
4 Death Throw
(14-4) **Lords of Da Board**
3 Force 8 from the Planet XXX
(13-3) Force 8 from the Planet XXX
6 Starving Dartists
(12+-12) Big Bulls
7 Turtle Soup
(14-10) Big Bulls
2 Big Bulls

"F" Division

1 Dublin-Dublout
(13-9) Dublin-Dublout
8 Flight Risk
(13-11) **Projectile Bogarts**
5 **Projectile Bogarts**
(12-7) **Projectile Bogarts**
4 Banzai Darters
(14-8) **Projectile Bogarts**
3 BullsHitters
(13-5) BullsHitters
6 Sharkshooters
(14-10) F6f Hellcats
7 F6f Hellcats
(13-11) F6f Hellcats
2 Double Tap

"G" Division

1 Backyard Brawlers
(13-9) Backyard Brawlers
8 Tossers!
(13-1) Backyard Brawlers
5 Bel Biv Dethrow
(14-4) Mr. Bulljangles
4 Mr. Bulljangles
(14-8) **Liquor Posse**
3 One Armed Bandits
(12-9) D'Artists Formerly Known…
6 D'Artists Formerly Known…
(14-4) **Liquor Posse**
7 Tips & Shafts
(14-10) **Liquor Posse**
2 **Liquor Posse**

"H" Division

1 **Methodical Madness**
(14-1) **Methodical Madness**
8 Dart Vaders
(13-9) **Methodical Madness**
5 Fullabull
(13-5) Grateful Darts
4 Grateful Darts
(?-?) **Methodical Madness**
3 Frank
(14-8) Frank
6 Brown's Bombers
(12+-12) Frank
7 Missing Flights
(11-5) Bulls & Bears
2 Bulls & Bears

SPRING 2012 RDL SEASON INFORMATION

These dates (or at least some of them) are on page 8, as well as on pages 1 and 40, but I am putting them in many locations because they might be the most important thing for you in this newsletter.

Wednesday, January 4th - Spring season registration, Upper Deck (online registration available in days immediately prior to the 4th)

Wed., Jan. 18th - Preseason capts.' mtg./packet pickup, Upper Deck

Wednesday, January 25th - Start of Spring season match play

Monday, February 27th - Fifth week captains' meeting, Upper Deck

Wednesday, May 2/9/16 - Spring season divisional tournaments

Saturday, May 19th - Spring season banquet, site TBD

THIS SEASON'S TIEBREAKERS

Just sort of a regular season in terms of tiebreakers, with 37 total (2 of those 37 in the tournaments). The remarkable thing this time around was that we had a division with zero 1001 games - A division - that really doesn't happen very often. C division led the way for the 2nd consecutive season, with 8 tiebreakers, followed by E (7, with 1 in the tournament), H (6, with 1 in the tournament), F (6), B (5), G (3), and D (only 2). Interestingly, just like C repeated its most-1001s title, D repeated its fewest-1001s title. Ummm… is there a reason for that?

This season's Cardiac Kids award (for most tiebreakers played) goes to Big Bulls in E division, who ended up with a 3-1 record. They got the award over Fullabull in H (also 3-1 in 1001) because one of the Big Bulls' wins was in the tournament semifinal.

The Heartbreak Award (for most tiebreakers lost) is shared by two teams in C division. Rif Raf finished 0-3 in the extra leg, while The Usual Suspects managed to at least win one on the way to their 1-3 record. Considering that the Suspects' three losses were all to Corked & Loaded and the Mug Hunters, it turns out those 1001 failures cost The Suspects second place in C (this despite the fact that The Suspects finished FOUR matches out of 2nd).

QUOTES FROM AROUND THE LEAGUE

Quote #1 : from David "Mo'Tea" Murray of the Rednecks when he saw my team's opponents Bob Terry and Jim Budelman playing ping pong during the late portions of singles cricket: "When two of your best throwers are playing ping pong, you know things aren't really going all that well…"

Quote #2 : from Jim Budelman of Lunatic Fringe at that same match. Upon his arrival, the waitress asked what he would like, and he said wine. When she asked 'what direction are you thinking?' as she pulled out her white, red, and rose lists, Jim simply replied: "Bottles."

Quote #3 : from Sid Mitchell of Appetite for Destruction, who just finished winning B division with a 17-0 record: "We joined Perfect-ville. Mercury Morris, Bob Griese, and Larry Csonka welcomed us." [Are you sure that's who was welcoming you? I thought maybe since you just rolled B division that it was Brian Blake, Robbie Phillips, and Mike Seward welcoming you. On their behalf… welcome. - JK]

Quote #4 : from Daniel Caputo of Liquor Posse, after his team won the G division tournament, in his first season back after his league-mandated one-season hiatus after the little brouhaha at Mac's last Fall: "We took the championship and I totally redeemed myself!" [While I realize that there isn't much humor in that quote, I included it because at the preseason captains' meeting, Daniel bluntly guaranteed me this is exactly how things would finish. And they did! Wow. - JK]

Quote #5 : from the Double Tap comments section of their week 13 scoresheet, coughing up a guarded secret to success: "Blair [Becker] said she got her dart throwing groove back now since she got her purple hi-lights done again." [I would lend this notion more credence if the entire Double Tap team would show up for a match with purple hi-lights… Even Steve… And I want photos as proof… - JK]

TEAMS THAT WON BOTH THEIR DIVISIONAL TOURNAMENT AND REGULAR SEASON TITLE !!!!!!

"B" Division - ***Appetite for Destruction***

Sid Mitchell (c)	Tim Mozzetti	Brian Coleman
Justin McCurry	John Pharo	Tom Flood
	Robert Ray	

"E" Division - ***Lords of Da Board***

George Martin (c)	Tim Welborn	Jimmy Dzengeleski
Jim Murdock	Kevin McFadden	Tom Winters
Barry Jackson	Todd Bowman	Todd Costen

"H" Division - ***Methodical Madness***

Gregory Neill (c)	Sheldon Citrak	Mike Horrall
Brad Hamilton	Mike Venable	Micheal Solomon
Suzette Daigle		Glen Steel

TEAMS THAT WON THEIR DIVISIONAL TOURNAMENT (but not regular season title) !!!!!!

"A" Division - ***Just A Little High***

Mike Denton (c)	Brian Blake	Dan Naylor
Randy Crites	Marshall Chavis	Bob Gargan
Simon Healy	Steve Chorba	Tommy Gelhar

"C" Division - ***Mug Hunters***

Alberto Sandoval (c)	Trent Heil	John Wilson
John Kuhns	Lonnie Bullington	Eugene Foushee
Jeff Fournier	Tony Williamson	Ben Budd

"D" Division - ***Black Mug Society***

Julie Wilcox (c)	Randy Wilcox	Kevin Carter
Micheal Watson	Eric Klann	Kevin Scott
Metin Balikcioglu	Pete Hall	Samantha Franklin
	Jerry Shengulette	

"F" Division - ***Projectile Bogarts***

Brian Smith (c)	Dave Tanner	Rob Rexrode
Chris Ward	Mike Steppe	Ryan Raymond
Jason Brown	Gray Talley	K.C. Ramser

"G" Division - ***Liquor Posse***

Daniel Caputo (c)	Aaron Mooty	Ted Marks
Bobby Peters	Nathan Watkins	Storm Kincaid
Samantha Watkins	Jim Mooty	Shane Nelson

TEAMS THAT WON THEIR REGULAR SEASON TITLE (but not divisional tournament) !!!!!!

"A" Division - ***Not Non-Element***

Jason Kilts (c)	Tom Brown	Jeremy Dziczkowski
Robbie Phillips	Mark Knight	Jon Kenney
Allen Smith	Wil Tan	Keith Wall

"C" Division - ***Is It In?***

Johanna Salcedo (c)	Charles Parker	Billy Lloyd
Liz Mitchell	Tim Mitchell	Adrienne DeFontes
	Tony Keller	

"D" Division - ***Salute-A-Bulls***

Kevin Brody (c)	Greg Gabry	John Jenkins
Vickie Jenkins	Jim Foukes	David Simpson
Lee Johnson		Verne Beckman

"F" Division - ***Dublin-Dublout***

Chris Montesi (c)	Jeff Rudy	Eric Bordeau
Justin Stehle	David Gelberg	Wally Winter
Andrew Jones		Jimmy Martin

"G" Division - ***Backyard Brawlers***

Joe Munroe (c)	Josh Frumkin	Pat Merkle
Brad Prosser	Rob Lewis	John White
Charlie Thomke	Michael Galavotti	Mike Bauer
	Karen Munroe	

FALL 2011 TOURNAMENT!!! TROPHY DART AWARDS

9 Marks

Dan Naylor **(2)** (Just A Little High, 12/7, 12/7)
Tony Keller (Is It In?, 11/16)
Michael Raquet (...Dartists, 11/16)
Chris Schon (Chroot 'Em, 11/16)
David Simpson (Salute-A-Bulls, 11/16)
Keith Bouchard (Menace..., 11/30)
Jared Davis (Frank, 11/30)
Steven Hall (Bulls & Bears, 11/30)
Michael Johnson (...Suspects, 11/30)
Shane Murray (...Rednecks, 11/30)
Chris Peterson (OT Outlaws, 11/30)
Jerry Shengulette (Black Mug..., 11/30)
J.J. Tant (OT Outlaws, 11/30)
Bob Terry (Lunatic Fringe, 11/30)
Keith Wall (Not Non-Element, 11/30)
Randy Crites (Just A Little High, 12/7)
Bob Gargan (Just A Little High, 12/7)
Vickie Jenkins (Salute-A-Bulls, 12/7)
Tim Mozzetti (Appetite for Destruction, 12/7)
Robert Ray (Appetite for Destruction, 12/7)

Ton-80s

Dan Naylor (Just A Little High, 11/16)
Brad Prosser (Backyard Brawlers, 11/30)
Dave Tanner (Projectile Dysfunction, 12/7)

6-Bulls

(none reported)

Ton-70-Ins and Outs

(none reported)

For those who are new or simply were not aware of it: fast games, high ins and high outs in the tournament do not win awards unless they are perfect shots (170s) or games.

OTHER TOURNAMENT HOT DARTS (Sorry, no award -- but they're still great shots)

Robbie Phillips	Not Non-Element	Perfect 8m (two triples with a double-bull)	Rob Yang	The Locals	160-In	Brian Blake	Just A Little High	9-dart 301
			Robbie Phillips	Not Non-Element	120-In	Mark Knight	Not Non-Element	9-dart 301
Robbie Phillips	Not Non-Element	Perfect 8m (again... - in the same set!!)	Bob Gargan	Just A Little High	124-Out	Daniel Caputo	Liquor Posse	13-dart 301
			Julie Tate Lee	Bulls & Bears	115-Out	Tony Keller & Billy Lloyd	Is It In?	14-dart DCkt
Lonnie Bullington	Mug Hunters	5-Bulls	Lee Whitehead	Jack 9	104-Out			
Randy Crites	Just A Little High	5-Bulls	Robbie Phillips	Not Non-Element	8-dart 301			

FALL 2011 REGULAR SEASON PERFECT THROWS

9-Marks

Robbie Phillips **(3!)** (Not Non-Element, 8/10, 9/7, 9/21)
Brian Blake **(2)** (Just A Little High, 9/7,10/12)
Tom Brown **(2)** (Not Non-Element, 8/17, 9/7)
Scott Butters **(2)** (...Free For All, 8/10, 8/24)
Kyle Gaulthier **(2)** (Off Constantly, 8/17,11/2)
Mike Seward **(2)** (Daddies, 9/14, 11/2)
Wil Tan **(2)** (Not Non-Element, 8/17, 11/9)
Bob Terry **(2)** (Lunatic Fringe, 9/21, 9/21)
Tony Alcon (Sofa Kings, 8/31)
Phil Barletta (Bel Biv Dethrow, 10/26)
Tina Boutieller (Flight Risk, 9/28)
Randy Crites (Just A Little High, 9/14)
Jim Davis (Daddies, 11/2)
Paula Delp (Corked & Loaded, 9/7)
Robert Dudley (F6f Hellcats, 11/2)
David Fagan (Tossers!, 9/28)
Simon Healy (Just A Little High, 8/10)
Matt Heimbach (Lunatic Fringe, 8/24)
Mike Horrall (Methodical Madness, 8/10)
Doug Jeffcoat (Daddies, 11/2)
David Johnson (The Usual Suspects, 8/31)
Michael Johnson (The Usual Suspects, 8/17)
Tony Keller (Is It In?, 9/21)
Eric Klann (Black Mug Society, 8/31)
Tim Lane (Alcohol Free For All, 11/9)
Billy Lloyd (Is It In?, 9/7)
Dave Maley (Sofa Kings, 8/31)
Ted Marks (Liquor Posse, 10/26)
Sam Maze (Take It All, 9/14)
Scott Medlin (Starving Dartists, 9/14)
Aaron Mooty (Liquor Posse, 9/21)
Joe Munroe (Backyard Brawlers, 9/28)
David Murray (Undomesticated Rednecks, 8/10)
Dan Naylor (Just A Little High, 9/21)
John Pharo (Appetite for Dest. 10/26)
Lee Scott (Undomest. Rednecks, 11/2)
Darren Schmaus (Jack 9, 9/21)
Andy Schwochow (...Archers, 9/28)
Scott Stankevich (…Rednecks, 9/28)
Brent Thomas (Leftovers, 8/31)
Keith Wall (Not Non-Element, 9/14)

Ton-80s

Tom Brown **(3!)** (Not Non-Element, 8/31, 9/7, 9/14)
Billy Lloyd **(3!)** (Is It In?, 8/10, 8/24, 9/21)
Robbie Phillips **(3!)** (Not Non-Element, 9/14, 10/12, 10/12)
Keith Wall **(2)** (...Element, 9/7, 9/21)
Adam Bakowski (Lunatic Fringe, 8/10)
Jay Brown (Starving Dartists, 10/12)
Mitch Colton (Money Shot, 8/17)
Donald Grubb (...Usual Suspects, 10/5)
David Hoyt (Rif Raf, 8/31)
Dave Johnson(Menace 2 Sobriety,8/31)
Jon Kenney (Not Non-Element, 9/14)
Ted Marks (Liquor Posse, 9/14)
Tim Mozzetti (Appetite for Dest., 8/24)
Phil Murphy (One Armed Bandits,11/9)
Michael Raquet (StarvingDartists,8/10)
Robert Ray (Appetite for Destr., 11/2)
Scott Stankevich (…Rednecks, 11/2)
Wil Tan (Not Non-Element, 10/26)
Dave Tanner (Projectile Bogarts,10/12)
Lee Whitehead (Jack 9, 10/5)

6-Bulls

Mike Seward (Daddies, 9/21)
Wil Tan (Not Non-Element, 8/17)
Tom Winters (Lords of DaBoard, 8/17)

FALL 2011 REGULAR SEASON DIVISIONAL TROPHY DART AWARDS

	A division	B division	C division	D division	E division	F division	G division	H division
High In (301 first turn only!!)	Ton-60 **Robbie Phillips** ...Element (8/17) **Brian Blake** …Little High(10/5) **Jeff Lyons** Off Const. (10/12)	Ton-36 (8/17/11) **Chris Hopkins** Two Girls and a Couple Guys	Ton-20 **David Hoyt** Rif Raf (8/10) **Keith Ohrberg** Rif Raf (11/2)	Ton-40 (10/26/11) **Randy Wilcox** Black Mug Society	Ton-20 (8/31/11) **Rick Dysard** Death Throw	Ton-40 (11/9/11) **Steve Polenz** Double Tap	Ton-20 (10/5/11) **Stan Converse** D'Artists Formerly Known As Ducks	Ton-12 (8/17/11) **Jared Davis** Frank
High Out (301/501/ 1001)	Ton-22 (9/28/11) **Jon Kenney** Not Non-Element	Ton-15 (11/9/11) **Bob James** Excalibur	Ton-50 (10/5/11) **Travis Ackerman** Corked & Loaded	Ton-04 (10/26/11) **Shawn Leonard** Choot 'Em!	Ton-07 (8/17/11) **Doug Bozza** Sofa Kings	Ton-16 (10/26/11) **Steve Polenz** Double Tap	Ton-08 (10/12/11) **Pat Merkle** Backyard Brawlers	96 (10/5/11) **Joe Kunesh** Bulls & Bears
Fast Singles 301	9 darts **Robbie Phillips** ...Element (3 times! - 8/17, 9/21, 10/12) **Wil Tan** …Element (10/26)	10 darts **Hugh Vance** ...Beer Bellies(8/10) **Jerry Oakley** ...Beer Bellies(11/9)	10 darts **Ed Grubb** Corked… (8/10) **Jeff Fournier** Mug Hunters(9/21)	11 darts (9/21/11) **Frank Allison** Sharky's Machine	10 darts (10/12/11) **Jay Brown** Starving Dartists	12 darts **Andrew Jones** ...Dublout (8/17) **Matt Goss** Double Tap (10/5)	11 darts (8/24/11) **Ted Marks** Liquor Posse	14 darts (10/19/11) **Steven Hall** Bulls & Bears
Fast Singles Cricket	11 darts (10/12/11) **Brian Blake** Just A Little High	15 darts (8/24/11) **John Pharo** Appetite for Destr.	21 darts **Ed Grubb** Corked… (8/24) **Alberto Sandoval** Mug Hunters(10/5)	21 darts (8/31/11) **Eric Klann** Black Mug Society	23 darts (11/2/11) **Chris Toolan** Big Bulls	24 darts (10/26/11) **Dave Tanner** Projectile Bogarts	24 darts **Ted Marks** Liquor Posse (8/24) **David Fagan** Tossers! (9/28)	19 darts (10/12/11) **Mike Venable** Methodical Madness
Fast Doubles Cricket	15 darts (10/5/11) **Wil Tan & Keith Wall** Not Non-Element	21 darts (11/2/11) **Kris Fischlein & Chris Hopkins** Two Girls and…	24 darts (8/17/11) **Billy Lloyd & Charles Parker** Is It In?	17 darts (9/21/11) **Jerry Shengulette & Randy Wilcox** Black Mug Society	17 darts (10/5/11) **Doug Bozza & Paul Metters** Sofa Kings	25 darts (11/9/11) **Chad Massengill Randy Massengill** BullsHitters	23 darts (10/12/11) **Lyman Kiser & Phil Murphy** OneArmed Bandits	37 darts (11/9/11) **Brad Hamilton & Mike Horrall** Methodical…
Fast Doubles 501	15 darts **Tom Brown & Jon Kenney** …Element (9/14) **Mark Knight & Wil Tan** …Element (11/2)	18 darts (9/28/11) **Sid Mitchell & Tim Mozzetti** Appetite for Destruction	16 darts (10/12/11) **Travis Ackerman & Lis Pleasant** Corked & Loaded	24 darts **Ryan Knott & Don Sautter** Choot 'Em! (9/28) **Shawn Leonard & Chris Schon** Choot 'Em! (10/26)	23 darts (8/10/11) **Barry Jackson & Tom Winters** Lords of Da Board	21 darts (8/31/11) **Mike Gardner & Robert Reece** BullsHitters	20 darts (10/5/11) **Stan Converse & David Martin** D'Artists Formerly Known As Ducks	19 darts (11/9/11) **Gregory Neill & Mike Venable** Methodical Madness

Fall 2011 RDL Individual Season-Long Awards

SINGLES WIN PERCENTAGE

		W	L	%-age
	"A" Division			
Brian Blake	A1/ Just A Little High	27	1	0.964
	"B" Division			
Robert Ray	B1/ Appetite for Destructi	24	4	0.857
	"C" Division			
Billy Lloyd	C6/ Is It In?	26	2	0.929
	"D" Division			
Randy Wilcox	D5/ Black Mug Society	20	3	0.870
	"E" Division			
Vicente Martinez	E6/ Turtle Soup	18	4	0.818
	"F" Division			
Matt Goss	F7/ Double Tap	24	4	0.857
	"G" Division			
Stan Converse	G1/ D'Artists Formerly Kr	20	0	1.000
	"H" Division			
John Iager	H5/ Grateful Darts	23	3	0.885

Women's Records

(# of women by div.: A-0, B-4, C-10, D-6, E-5, F-10, G-11, H-11)
[There are no women in A division, and no women in B, E, and G divisions satisfied both the minimum number of games requirement and the RDL rule requiring a win percentage of 0.500 or higher to claim a singles award.]

	Women - "C" Division			
Paula Delp	C3/ Corked & Loaded	17	8	0.680
	Women - "D" Division			
Tami Wells	D2/ After 4 Beers!	11	8	0.579
	Women - "F" Division			
Tina Boutieller	F3/ Flight Risk	11	11	0.500
	Women - "H" Division			
Julie Tate Lee	H2/ Bulls & Bears	17	9	0.654

ALL-STAR POINT AVERAGE

		ASPs	TGP	%-age
	"A" Division			
Brian Blake	A1/ Just A Little High	141.0	58	2.431
	"B" Division			
Robert Ray	B1/ Appetite for Destructi	79.5	56	1.420
	"C" Division			
Billy Lloyd	C6/ Is It In?	77.0	56	1.375
	"D" Division			
Randy Wilcox	D5/ Black Mug Society	43.5	45	0.967
	"E" Division			
Tom Winters	E7/ Lords of Da Board	49.0	47	1.043
	"F" Division			
David Gelberg	F8/ Dublin-Dublout	40.0	50	0.800
	"G" Division			
Joe Munroe	G6/ Backyard Brawlers	48.5	56	0.866
	"H" Division			
Bob Rube	H2/ Bulls & Bears	26.5	47	0.564

Women's Records

(# of women by div.: A-0, B-4, C-10, D-6, E-5, F-10, G-11, H-11)
[There are no women in A division.]

	Women's Records - "B" Division			
Whitney Salter	B7/ Two Girls and a Coup	29.0	48	0.604
	Women's Records - "C" Division			
Paula Delp	C3/ Corked & Loaded	35.5	52	0.683
	Women's Records - "D" Division			
Deb Blackwelder	D2/ After 4 Beers!	23.5	51	0.461
	Women's Records - "E" Division			
Jennifer Johnson	E3/ Menace 2 Sobriety	6.0	38	0.158
	Women's Records - "F" Division			
Tina Boutieller	F3/ Flight Risk	15.5	41	0.378
	Women's Records - "G" Division			
Krysta Zellers	G4/ Bel Biv Dethrow	9.0	49	0.184
	Women's Records - "H" Division			
Michelle Maze	H6/ Fullabull	19.0	54	0.352

THE PLAYERS WHO *BEAT* THE SINGLES %-AGE WINNERS

Who beat Brian Blake of Just A Little High in A division?
in 301: Tom Brown (wk.14). in cricket: (none).

Who beat Robert Ray of Appetite for Destruction in B division?
in 301: Scott Thorne (wk.3), Dan Clark (wk.6), Jake Thorne (wk.10), Chris Hopkins (wk.12).
in cricket: (none).

Who beat Billy Lloyd of Is It In? in C division?
in 301: D.J. Helmes (wk.14).
in cricket: Alberto Sandoval (wk.4).

Who beat Randy WIlcox of Black Mug Society in D division?
in 301: Patrick Clark (wk.3), Andy Schwochow (wk.10).
in cricket: Greg Gabry (wk.5).

Who beat Vicente Marinez of Turtle Soup in E division?
in 301: J.J. White (wk.4), Sean Bosier (wk.9), Brady Price (wk.11).
in cricket: Tim Welborn (wk.5).

Who beat Matt Goss of Double Tap in F division?
in 301: Jeff Rudy (wk.2), Tim Knight (wk.14).
in cricket: Rob Rexrode (wk.3), Tim Knight (again!-wk.14).

Who beat Stan Converse of D'Artists Formerly...Ducks in G division?
in 301: (none). in cricket: (none).
[That's right… not one loss in either set… Nice!]

Who beat John Iager of Grateful Darts in H division?
in 301: Jacob Dozier (wk.2), Michelle Maze (wk.6), Jared Davis (wk.10).
in cricket: (none).

Who beat Paula Delp of Corked & Loaded in C division?
in 301: Tony Keller (wk.2), Steve Wilcenski (wk.5).
in cricket: Eric Side (wk.3), Michael Johnson (wk.4), Tony Keller (wk.9), Nate Wade (wk.12), Jeff Fournier (wk.13), Matt St. Clair (wk.14).

FALL 2011 PENALTY SUMMARY

Another decent season in terms of penalties (actually lack thereof, so good for you again). 26 total penalties for a total of 207 points, which is about the same as last season. And like last season, we had one division (F) that wasn't penalized even once! Beyond that, there was no division that was penalized all that much more than the rest - that's a bit rare, to be honest. There were 0 captains' meeting penalties (nice!!), 8 election ballot penalties (for 40 total points), 11 phone penalties (55 total points), 5 mail penalties (80 total points), and 2 penalties for incomplete tiebreaker score-sheet information (32 total points). G division had the most total penalties (6), as well as the most penalized teams (5); but both D and H divisions surpassed G in total points lost with 47 each (which is pretty low compared to other seasons). Overall, 21 of the 64 teams received at least one penalty (with five teams leaguewide receiving two, and none with more than two!).

But the most interesting part of this column each season? Who lost the most due to penalties? Well, the simple answer would be Missing Flights in H division, the only team that lost more than 21 points this season (they lost 32). The much more significant loss, however, came for Nine Lives in B division - their lone penalty (a week 5 mail penalty) cost them a spot in the B standings that will now likely drop them down to C next season!!

Who beat Julie Tate Lee of Bulls & Bears in H division?
in 301: Doug Genzlinger (wk.5), Glen Steel (wk.7), Cindy Voorhees (wk.8), Roger Genzlinger (wk.12), Jacob Dozier (wk.13).
in cricket: Jared Davis (wk.5), Mike Venable (wk.7), Luke Davis (wk.9), Mike Horrall (wk.14).

WHERE WE PLAY

American Legion Fuquay-Varina **557-5990**
6400 Johnson Pond Road Fuquay-Varina
-about 0.2 miles from Fuquay Elementary School

Backyard Bistro **851-6203**
1235 Hurricane Alley Way W.Raleigh
-just west of Carter Finley Stadium, off Trinity Rd

The Barmuda Triangle **553-6405**
11514 US Highway 70 Business Clayton
-acr, hwy. from Clayton Urgent Care, in strip mall by BB&T

Blinco's **785-5060**
6711 Glenwood Ave N. Raleigh
-near inter. of Glenwood/Millbrook, acr. Fr. Wal-Mart

Brown's Billiards **878-9092**
5500 Atlantic Springs Road NE Raleigh
-off Spring Forest Rd., near Wake Forest Rd.

Buck's Billiards **467-5411**
1102 Buck Jones Rd toward Cary
-nearly across from Crossroads Ford dealership

Bull & Bear **847-3617**
5442 Six Forks Road N. Raleigh
-at corner of Six Forks & Millbrook, behind KFC

Characters Quarters **662-5119**
1506 US Highway 70 Garner
-betw. Ragazzi's & Golden Corral, w/ red top, green awnings

Cleveland Draft House **771-2337**
6101 NC Highway 42 West Garner
-0.7 mile west of I-40 on NC Highway 42

Connolly's Irish Pub **465-4458**
1979 High House Road Cary
-in the Cornerstone Shpg. Ctr., next to Goodberry's

Harrison's Bar and Grill **481-2442**
301-C N. Harrison Avenue Cary
-under Pure Gold, betw. Chatham St. & 54 @ RR tracks

Havana Deluxe **831-0991**
437 Glenwood Ave Raleigh
-behind Armadillo Grill

High House Billiards **481-1103**
185 High House Road Cary
-between Old Apex Road and West Chatham Street

High Park Bar & Grille **833-4527**
625 E. Whitaker Mill Road Raleigh
-near intersection of Whitaker Mill & Wake Forest Rd.

Hot Shots Billiards & Pub **460-6307**
107 Edinburgh South Drive Cary
-in MacGregor Village

MacGregor Draft House **461-1633**
107 Edinburgh South, Suite 120 Cary
-in MacGregor Village

Mac's Tavern **467-4114**
1014 Ryan Road Cary
-behind Burger King in Village Market Spg. Ctr.

Oh'Mulligans - Wake Forest **562-5570**
2101 South Main Street Wake Forest
-right next to the Remington Grill

Overtime Sports Pub **255-9556**
1030-149 N. Rogers Lane Raleigh
-corner of Rogers Ln/US-64, in Food Lion strip mall

Rally Point Sport Grill **678-1088**
1837 N. Harrison Ave. Cary
-in the Sam's Club plaza near I-40, behind Wendy's

Scooters **954-2171**
1911 Sego Court N. Raleigh
-near Atlantic/Millbrook inter., behind Batteries Plus

Sharky's Place **783-5448**
5800 Duraleigh Road NW Raleigh
-in the Yuppie Center near US 70 intersection

Six Forks Pub **848-4782**
7361 Six Forks Road N. Raleigh
-in Celebration at Six Forks shopping center

Snooker's-RW **828-7665**
3520 Wade Avenue NW Raleigh
-in Ridgewood Shopping Center

The Sports Page **266-3130**
835 North Smithfield Road Knightdale
-turn right at light past Walmart in K'dale, then 2nd driveway

Tavern in the Grove **661-0699**
25 Old Drug Store Rd Garner
-across from Walgreen's, beside TerraFin Station Restaurant

Tir na nOg Irish Pub **833-7795**
218 South Blount Street Dwtn. Raleigh
-across from City Market

The Upper Deck **460-1786**
329 N. Harrison Avenue Cary
-near intersection. of N. Harrison & Hwy. 54

Varina Sports Bar **552-0081**
213 Fayetteville Street Fuquay-Varina
-across from Stevens Hardware

Village Draft House **833-1373**
428 Daniels Street Raleigh
-in Cameron Village shopping center

PEOPLE, BE A DAN DAMMIT…

Two RDL tournament finals reached shouting-match level and one almost came to blows. That is flipping ridiculous. Grow the hell up. Matches can be intense, but it's a game, people! Get a grip on that. I saw this week a perfect example of how you should feel about our game, how you should truly just enjoy the chance we have to do something so fun yet pointless and keep it all in perspective. Dan Naylor, of Just A Little High and the Wilmington City Team, lost a state tournament semifinal match to my team on Saturday in a nailbiting tiebreaker. Could've been just the right opportunity to have a big tantrum, make excuses, be a poor loser, whatever… What did Dan do? He shook hands and wished us luck, then came back to the bar on Sunday to watch the state league final, drink and hang out with us and enjoy great darts, and then he even helped out by taking team photos for us with the Cup (see a Dan-taken photo on pg. 15). Then, on Wednesday, he came to our RDL finals match and tore us a-freakin'-part with a slew of huge darts. Didn't win one day, then watched others play another day, then won on a third day. And he did it with the same life-is-great smile all three days. All of you whiny-ass, overly macho, self-important complainers should take notes on this one. Because when the bar is on fire one day and I only have time to save one unconscious leaguemate, Dan is getting dragged out of the building long before you are.

THE GREATEST ALL-STAR TEAM EVER

(It is this item to which the all-star team notes on page 9 refer…)
Oh, I so wish I had more than 8 spots on the A division all-star team. This season had more incredible throwers playing well than any I've seen in my 32 seasons as statistician. The 8 guys that I picked for this season should probably be more honored (yes, a lot of people see it as an honor, so you hush…) than any in any past season. I had to leave off guys like Bob Gargan and Randy Crites of Just A Little High, Mark Knight and Keith Wall of Element, Bob Terry of Lunatic Fringe, Mike Seward and Jim Davis of Daddies, and David "Mo'Tea" Murray of the Rednecks. All of those guys had seasons of which 95% of us can only dream to have. And there wasn't space for even one of them on the team. That is almost unfathomable to me. There is so much talent at the top of RDL right now (see page 15, left column, for further proof) that it's sort of unprecedented. It's like a who's who of state champions from the entire past fifteen years. Wow.

HOW TO REACH US

RDL VoiceMail (919) 990-1218

Mail Scoresheets to: Jason Kilts - RDL Statistician
5005 Raintree Road, Durham, NC 27712

Scoresheet FAX available at:
(919)-**324-3545** - email JK for confirmation of receipt!

New Member Fees and Newsletter Fees:
Matt Huff, 105 Rosenberry Hills Drive, Cary, NC 27513

Nomination and Election Ballots:
Heather Bohanan, 206 Shoals Lane, Garner, NC 27529

Grievances/Complaints/Rules Suggestions:
Jim Hunsberger, 508 E Academy St, Fuquay-Varina, NC 27526

All Other RDL Correspondence to:
(Just send whatever to Jason and he'll pass it along…)

2011 (& 2012) Board of Directors

President	Jason Thomas	795-4247
	email: jason@beyond-beta.com	
Vice President	J.P. Evans	423-4879
	email: jpefmsc@aol.com	
Secretary	Jim Gallagher	740-7698
	email: jgallagher2@nc.rr.com	
Treasurer	Matt Huff	225-6000
	email: treasurer@raleighdartleague.org	
Membership	Heather Bohanan	326-1956
	email: heather.bohanan@dhhs.nc.gov	
Rules/Grievances	Jim Hunsberger	357-8419
	email: jim.hunsberger@gmail.com	

League Statistician/Editor : Jason Kilts 990-1218
email: jdkilts@yahoo.com or kilts001@mc.duke.edu

"HOT DARTS" CALL-IN GUIDELINES

Here are the guidelines you should use for the minimum number of all-star points to report when calling in your scores.
"A" Div. = 4.5 or more ASPs; "B" Div. = 4.0 or more ASPs
"C", "D" Divisions = 3.5 or more ASPs
"E", "F", "G" Divisions = 3.0 or more ASPs
"H" Division = 2.5 or more ASPs
Also, call in any fast games, high ins, high outs, or other amazing feats that you think warrant a little recognition (e.g., Ins & Outs higher than a Ton, 24-dart cricket games, 15-dart 301s, 24-dart 501s, Ton-70s and up, 5-Bulls+, etc.).

Extra note: it's also ok to call in "fast games" in each set, even if they don't necessarily meet the maximum dart counts above.

SEASON-LONG TROPHY DART MINIMUM GAMES PLAYED REQUIREMENTS

To be eligible for all-star pt. ave. & singles win %-age awards, you must play at least 66% of this season's projected games:
for ALL Divs.(except teams D2,D3,D7,F6,G3,G7) (8 teams/div.):
Singles win %-age: min. of 19 Singles Games Played
All-star pt. Average: min. of 37 Total Games Played
for teams D2, D3, D7, F6, G3 & G7 (due to 1 forfeit received.):
min. of 18 Singles Games Played, 35 Total Games Played

RDL WEBSITE - www.raleighdartleague.org
(webmaster: Jason Thomas): jason@beyond-beta.com
[as with the site below, this one contains a full RDL map]

RDL MAPSITE - http://www.trantor.org/bars/rdl.html
(site maintained by Galen Johnson): gjohnson@trantor.org

CALENDAR OF EVENTS

Sat., Dec. 17 **1,000,001 Dart-a-thon to help fund Carolina**
10:00 a.m. to ? **Dart Association qualifiers/regionals/travel/ etc.** - Upper Deck - for more info, see page 21

Fri., Dec. 23 **Upper Deck Blind Draw** - this is really no different than a regular Friday, but I'm just confirming for you that it WILL be played

Fri., Dec. 30 **Upper Deck Blind Draw** - need an explanation on this one? Look immediately above…

Sun., Jan. 1 **Upper Deck Blind Draw** - same as for the two previous Fridays immediately above this…

Wed., Jan. 4 **Spring 2012 RDL Registration**
7:00-8:00 p.m. The Upper Deck, 329 N. Harrison Ave., Cary

Thu, Jan. 5 **Registration for Bull City Dart League**
6:00-7:00 pm **Sp12 season** - M&R Sports Bar, Durham

Jan. 6-8 **Get-A-Way for the New Year**; (ADO), $2500 The Get-A-Way Pub, Charlotte, NC; for info: tournamentdirector@charlottedarts.com

Wed., Jan. 18 **Spring 2012 RDL Preseason Captains' Meeting** - Upper Deck - mandatory

Wed., Jan. 25 **Spring 2012 RDL** - first night of match play

Mon., Feb. 27 **Spring 2012 - 5th week Captains' Meeting**
7:00-8:00 p.m. The Upper Deck; end of roster additions/ replacements (Also date of RDL Board Mtg.)

Wed., May 2 / 9 / 16 - RDL Divisional Tournaments

Sat., May 19 **Spring 2012 - Season Banquet**

Other Local Weekly Leagues

Tuesdays ***Bull City Dart League*** , Durham
Thursdays ***Triangle Dart League*** , Chapel Hill

Weekly Blind Draws - Over the years, many blind draws have come and gone. If any of these folds or if any others start up, please let me know and I'll update this list. Thanks.
(these first 5 are double elim., $5 entry, bar matches the pot!)

Wed., 8 pm **Upper Deck**, (this is only for the Wednesdays through Jan. 18th - then RDL starts back up)
Friday, 8 pm **Upper Deck**, 460-1786, 329 N. Harrison Ave.
Sat., 7:30 pm **RallyPoint Sp. Gr.**, 678-1088, 1837 N.Harrison
Sat., 7:30 pm **Brown's Billiards**, 878-9092, 5500 Atl. Springs
Sunday, 8 pm **Upper Deck**, 460-1786, 329 N. Harrison Ave.
(this one runs the same as the above, but is once-a-month)
3rd Sat. each month, 7 pm **Amer.Leg. Fuq.-Var.**, 557-5990, 6400 Johnson Pond Rd; dates of play: 12/17, 1/21, 2/18, 3/17
(this one pays top two spots with an extra bar kick-in…)
Mon., 7:30 pm **Oh'Mulligans - Wake Forest**, 2101 S. Main $5 entry; 1st = 60%+$50 bar cert.; 2nd = 40%

PENALTY LOG

Here are all the penalties assessed this season…

Election ballot (5 points): Two Girls and a Couple Guys (B), Rif Raf (C), Leftovers (C), Lords of Da Board (E), Mr. Bulljangles (G), Liquor Posse (G), Tossers! (G), Methodical Madness (H). **Incomplete 1001 (16 points):** Ale-ing Archers (D,wk.5), Lords of Da Board (E,wk.8).
Mail (16 points): Nine Lives (B,wk.5), Sharky's Machine (D,wk.12), Bel Biv Dethrow (G,wk.7), Missing Flights (H,wk.11,wk.14).
Phone (5 points): Off Constantly (A,wk.12), Coral Reefers (C,wk.9), Take It All (C,wk.4), Ale-ing Archers (D,wk.4), Black Mug Society (D,wk.4), Sharky's Machine (D,wk.12), Big Bulls (E,wk.7), Liquor Posse (G,wk.14), One Armed Bandits (G,wk.4), Brown's Bombers (H,wk.4), Fullabull (H,wk.8).

THE THIRTIETH SEMI-ANNUAL EDITION OF : JK'S DIVISIONAL ALL-STAR TEAM PICKS

(Players within each division are listed alphabetically) (Players are chosen any way I damn well please - not purely by the numbers!)
(This is not purely my own guesses at who is simply the best thrower, but also who is important to their team, who is good in the clutch, etc.)

Divisional MVPs

A Division	Brian Blake	Just A Little High	E Division	Tim Bunn	Force 8 from the Planet XXX
B Division	Robert Ray	Appetite for Destruction	F Division	Matt Goss	Double Tap
C Division	Billy Lloyd	Is It In?	G Division	Stan Converse	D'Artists Formerly Known As Ducks
D Division	Randy Wilcox	Black Mug Society	H Division	John Iager	Grateful Darts

All of RDL -- Tim "Big Dummy" Bunn -- Force 8 from the Planet XXX

"A" Division (best 8 of maybe the best A division ever)

Brian Blake	Just A Little High	(A division is just so deep
Tom Brown	Not Non-Element	with talent that I'm not going
Kyle Gaulthier	Off Constantly	to bother with individual
Shane Murray	Undom. Rednecks	player-by-player comments
Dan Naylor	Just A Little High	here. Instead I'm simply
Robbie Phillips	Not Non-Element	going to say 'check out
Scott Stankevich	Undom. Rednecks	the players here, then read
Wil Tan	Not Non-Element	the right column of page 7.')

"B" Division (had to leave some good shots off here too…)

Rick Bradshaw	The Locals	Three 11-win sets is pretty tough to beat.
Phillip Eastmead	The Locals	Finally headed back to his proper A slot.
Kris Fischlein	Two Girls and…	Led new team in both singles and doubles.
Sid Mitchell	Appetite for Dest.	Beat most everyone but his teammate.
Jerry Oakley	Traveling Beer Belli	Super in singles, was team's best by a lot.
Robert Ray	Appetite for Dest.	Great addition made good team undefeated.
David Romanchek	Nine Lives	Maybe not the best doubles lister ever…
J.J. Tant	OT Outlaws	We'll just sit him in 301, then unleash him.

"C" Division

Lonnie Bullington	Mug Hunters	Might have been the Mug-hunting MVP.
Ed Grubb	Corked & Loaded	Wow. Grubber went 22-2 overall in cricket.
David Hoyt	Rif Raf	Diablo is driven, and wins a truckload.
Michael Johnson	The Usual Suspects	Top cricket player for big-time upset team.
Billy Lloyd	Is It In?	Maybe the most out-of-place player of all.
Charles Parker	Is It In?	Mr. Consistency of C from set to set.
Alberto Sandoval	Mug Hunters	Hunter captain starts slow, finishes big.
Jason Thomas	Take It All	When he's absent, Take It All takes none.

"D" Division

Sean Ackley	What the Fork?	WTF? must just cringe if he misses a night.
Frank Allison	Sharky's Machine	Got better and better with each passing set.
Kevin Brody	Salute-A-Bulls	Another big winner w/a minor 301 problem.
Don Sautter	Choot 'Em!	Top Chooter just needs a few more 501s.
Andy Schwochow	Ale-ing Archers	Clearly the top shot in the Archery squad.
Jerry Shengulette	Black Mug Society	Even his teammates say he walks on water.
David Simpson	Salute-A-Bulls	Maybe new darting leader in the family?
Randy Wilcox	Black Mug Society	As always, 501 comes a bit late each match.

"E" Division

Todd Bowman	Lords of Da Board	Lords win a lot, & they say he's their best.
Tim Bunn	Force 8/Planet XXX	I can't say enough of his importance. Can't.
Aaron Fitzgerald	Big Bulls	Somehow doubles is below team average?
Stephen Flanagan	Big Bulls	Solid from front-to-back in all four sets.
Dave Johnson	Menace 2 Sobriety	We just won't ask him to chalk too often.
Vicente Martinez	Turtle Soup	Obviously the Big Turtle in a new pond.
Tim Welborn	Lords of Da Board	Probably carried the Lords most of anyone.
Tom Winters	Lords of Da Board	Even if he was off being a Dad for a while.

"F" Division

Dana Bither	Sharkshooters	Great add will help return Sharks to glory.
David Gelberg	Dublin-Dublout	Calm, clutch thrower for nailbiter kings.
Matt Goss	Double Tap	12-2 was his worst set record. Yes, worst.
Andrew Jones	Dublin-Dublout	Not a SCkt whiz, but the rest was golden.
Chad Massengill	BullsHitters	The youth are already inheriting the earth.
Steve Polenz	Double Tap	If not for Goss, he would shine pretty big.
Rod Stacy	Sharkshooters	So… maybe he'll be a singles specialist…
J.J. Yoneoka	Banzai Darters	Oh, if only he wasn't just a part-timer…

"G" Division (there were LOTS of guys that almost made this team…)

Stan Converse	D'Artists…Ducks	Showed up BIG for team of no-shows.
Josh Frumkin	Backyard Brawlers	Maybe he's the real top Backyard dog…
Lyman Kiser	One Armed Bandits	32-7 in last 3 sets kept Bandits in lead trio.
Rob Lewis	Backyard Brawlers	Team's 3rd or 4th best player? Not fair.
Ted Marks	Liquor Posse	Top winner for Brawler-beating Mug crew.
Pat Merkle	Backyard Brawlers	Only 501 record wasn't at a stellar level.
Shane Nelson	Liquor Posse	The drop to G certainly served him well.
Shane Richardson	One Armed Bandits	If he was full-time, he could own this div.

"H" Division

Sheldon Citrak	Method. Madness	4th most mad? Or 4th most methodical?
Jared Davis	Frank	Great in singles, good enough in doubles.
Brad Hamilton	Method. Madness	10+ wins every set for runaway winners.
Mike Horrall	Method. Madness	12-0 in SCkt? That certainly doesn't suck.
John Iager	Grateful Darts	Pulled slow-starters all the way to 0.500.
James McDole	Frank	Strong, but slowly tailed in the later sets.
Bob Rube	Bulls & Bears	11-2 in both SCkt and DCkt is quite bullish.
Mike Venable	Method. Madness	Put up massive 36-4 record after slow 301.

QUICK STAT TIDBITS

-The **Quadruple Double Award** winners (double-digit wins in all 4 sections): All 8 divisions had 8 teams this season, and no teams received more than one forfeit so the playing field is pretty level. We have 5 club members this season, so no need again to consider throwers with four 9-win sets or three 10-win sets or stuff like that. This season's five with four 10-win sets: Brian Blake of Just A Little High in A division (who was one of two throwers that actually had four 12-win sets!), Robert Ray of Appetite for Destruction in B, Matt Goss of Double Tap in F (who was the other with four 12-win sets!), Josh Frumkin of Backyard Brawlers in G, and Brad Hamilton of Methodical Madness in H.

-The **Iron Man/Woman Award**: Ok, the Ducks' ongoing roster situation is clearly creating a set of RDL records that may never be matched, much less beaten. **Bob Carawon** of G division's D'Artists Formerly Known As Ducks led the RDL for the third consecutive season with an incredible 84 games played. Two seasons ago he played 83 games, and last season he played 73… *for a three-season total of 240* !! That is starting to border on silly. We should probably charge him extra dues since he gets so much more play than the rest of us... Honorable mentions for this season, as division leaders: Trey Rodgers of Alcohol Free For All in A with 59; Sal Reitano of The Locals in B with 60; six people in C with 58 each; Ryan Knott of Choot 'Em! in D with 64; Chris Toolan of Big Bulls in E with 62; Matt Goss of Double Tap in F with 58; and Chris Elliott (Fullabull) and Tisha Marriott (Dart Vaders) in H with 60. p.s. Carawon's teammate David Martin was 2nd with 66.

-The **Team Attendance Award** winners: Oh my goodness, the six-player teams are getting ever closer to a full-blown return! Lunatic Fringe in A, Is It In? in C (sort of), the F6f Hellcats in F, and Fullabull in H were all really close to just sticking with the same 6 throwers set after set after set. But the closest? Choot 'Em!, at least once they added Shawn Leonard. After he joined, it was roster repetition city!

MY PRESEASON, WEEKLY, & TOURNEY PREDICTION RESULTS

Another similar season for me, but… maybe a little better than usual? My overall pick rates are actually slowly climbing even higher, and as time goes by I seem to nail more and more long-term stuff each season. Let's break down my results…

In my preseason picks (easily the toughest each and every season), I hit 3 of the 8 first-place teams, but 2 more of my picks took tournament Mugs, and only one of my picks finished below 2nd for the season (sorry, Salute and D division… you fooled me a bit early on). Beyond that, I basically wrote exactly how B division would finish, and I almost completely nailed both A and H divisions from top to bottom. Maybe my only big mistake of the preseason picks was my faith in the Pigs to contend in D… oy… last time I checked, 1-13 was not contending…

My weekly prediction results you can peruse pick-for-pick on the other side of this sheet of paper. For a fifth time in six seasons, my record improved, and by another full percentage point!! I got over 76% of the picks correct (impressive if you ask me, since some of you almost seem to "try" to make my picks be wrong). My picks were more balanced this time than most - I didn't have one division that was exceptionally harder or easier than the others. I ended up between 66 & 88% correct in every division, and I finished above 0.500 for all but two teams (and those two were both at 0.500 even, so I had no losing prediction records).

Last but not least were my tournament predictions… And as usual, we go to best-of-three and my picks are pretty good, but not really much better than my season results because I'm picking semifinals and finals that I could conceivably get wrong before the match is even played. I was 24-8 in the quarterfinals (I got 5 of the friggin' 4v5 matches wrong, dangit!), then I hit 12 of 16 semifinals, and I nailed 5 of the 8 Mug champions (this despite the fact that only three of the #1 seeds won). Not too bad at 41-15 overall. Add to that the fact that my Sure Things actually were, and that my #5 seed F dark horse won, and I'm pleased.

JK'S TEAM-BY-TEAM, WEEK-BY-WEEK MATCH PREDICTION RESULTS

(I introduced this page fifteen seasons ago, and it has become almost expected as a newsletter staple. Feast your eyes on the success...)

For several years, many of you have taken no greater pleasure in your weekly darting endeavors than to call the RDL VoiceMail and point out to me just how wrong I was in my prediction of your match result. On a related note, I have noticed that many of you seem to have relatively selective memories saving only the weeks when I was wrong. Further, many others of you regularly embellish your statistics of how often you fool me. It's not so easy to get away with those rambles anymore, however, as you can see below. Each W is a week when I picked your match correctly, and each L is one I picked incorrectly. Division totals are to the right of the team totals, weekly totals are at the bottom, and in the space between the 14 weeks and the team totals, the two 'o' symbols indicate the teams for which I was only 0.500, and the three 'x' symbols indicate the teams that fooled me more often than not. **[Only two teams (Beer Bellies and Chroot 'Em!) were able to fool me even half the time! And I was over 66% correct in every division…even that infernal mess called D division. And >76% overall. Nice!]**

	wk1	wk2	wk3	wk4	wk5	wk6	wk7	wk8	wk9	wk10	wk11	wk12	wk13	wk14		Right	Wrong	**Overall**
A1/ Just A Little High	W	W	W	W	W	W	L	W	W	W	W	W	W	W		13	1	76.24%
A2/ Not Non-Element	W	W	W	W	W	L	L	W	W	W	W	W	W	W		12	2	337 105
A3/ Lunatic Fringe	W	L	W	W	W	W	W	L	W	W	W	W	W	W		12	2	
A4/ Daddies	L	W	W	W	W	L	W	W	W	W	W	W	W	W		12	2	
A5/ Alcohol Free For All	W	L	W	W	W	L	W	W	W	W	W	W	W	W		12	2	
A6/ Jack 9	W	W	W	W	W	L	L	W	W	W	W	W	W	W		12	2	**A Division**
A7/ Off Constantly	W	W	W	W	W	W	L	L	W	W	W	W	W	W		12	2	87.50%
A8/ Undomesticated Redne	L	W	W	W	W	W	W	W	W	W	W	W	W	W		13	1	49 7
B1/ Appetite for Destructior	W	W	W	W	W	W	W	W	W	W	W	W	W	W		14	0	
B2/ The Locals	W	W	W	W	W	W	L	L	W	W	W	W	W	W		12	2	
B3/ OT Outlaws	W	W	L	W	W	W	L	W	L	W	W	W	W	W		11	3	
B4/ Nine Lives	W	W	L	W	W	W	W	W	W	L	W	L	W	W		11	3	
B5/ Excalibur	W	L	W	W	W	W	L	W	L	W	W	W	L	W		10	4	
B6/ Money Shot	W	L	W	W	W	W	L	W	L	W	W	L	W	L		9	5	**B Division**
B7/ Two Girls and a Couple	W	W	L	W	W	W	L	L	W	W	L	W	W	W		10	4	75.00%
B8/ Traveling Beer Bellies	W	W	L	W	W	W	L	W	L	L	L	W	L	L	o	7	7	42 14
C1/ The Usual Suspects	L	W	W	W	L	W	L	W	W	W	W	W	W	L		10	4	
C2/ Rif Raf	W	W	W	L	L	W	W	W	W	W	L	W	W	L		10	4	
C3/ Corked & Loaded	W	W	W	W	W	W	W	W	L	W	W	W	L	L		11	3	
C4/ Coral Reefers	W	W	L	W	W	W	L	W	L	W	W	W	W	L		10	4	
C5/ Take It All	L	W	W	L	L	W	W	W	L	W	L	W	W	W		9	5	
C6/ Is It In?	W	W	L	W	W	W	W	W	L	W	W	W	W	W		12	2	**C Division**
C7/ Leftovers	W	W	W	W	W	W	W	W	W	W	W	W	W	W		14	0	78.57%
C8/ Mug Hunters	W	W	W	W	L	W	W	W	W	W	W	W	L	W		12	2	44 12
D1/ D Pig Boss, D Pig	W	L	L	W	W	W	W	W	W	W	fft	W	fft	W		10	2	
D2/ After 4 Beers!	W	W	L	W	W	W	W	W	W	L	W	W	fft	L		10	3	
D3/ Ale-ing Archers	L	L	W	W	W	L	fft	L	W	W	W	W	L	W		8	5	
D4/ Choot 'Em!	L	W	W	L	W	L	L	L	W	L	W	W	L	W	o	7	7	
D5/ Black Mug Society	L	W	W	W	L	W	W	L	W	W	W	L	W	W		10	4	
D6/ Sharky's Machine	W	W	L	W	L	W	L	W	W	W	W	L	W	W		10	4	**D Division**
D7/ Salute-A-Bulls	L	W	W	W	L	W	W	L	W	L	fft	L	W	L		7	6	66.04%
D8/ What the Fork?	W	W	L	L	L	W	fft	W	W	L	W	L	W	W		8	5	35 18
E1/ Death Throw	W	W	W	W	W	L	W	L	L	W	W	L	W	W		10	4	
E2/ Force 8 from the Planet	W	L	W	W	W	W	L	W	L	W	W	L	L	L		8	6	
E3/ Menace 2 Sobriety	W	W	L	W	W	W	L	L	W	L	W	L	W	L		8	6	
E4/ Sofa Kings	W	L	W	W	W	L	W	W	W	W	W	L	L	W		10	4	
E5/ Starving Dartists	W	L	L	W	W	L	W	W	W	L	W	W	W	W		10	4	
E6/ Turtle Soup	W	W	W	W	W	L	W	W	L	W	W	W	L	W		11	3	**E Division**
E7/ Lords of Da Board	W	W	W	W	W	W	W	W	W	W	W	W	L	W		13	1	73.21%
E8/ Big Bulls	W	L	W	W	W	W	W	W	L	W	W	W	W	W		12	2	41 15
F1/ Projectile Bogarts	W	W	L	L	L	W	L	W	W	W	W	L	W	W		9	5	
F2/ Banzai Darters	W	W	W	W	L	W	L	W	W	W	W	W	W	W		12	2	
F3/ Flight Risk	W	W	W	W	W	W	W	W	W	W	W	W	W	W		14	0	
F4/ F6f Hellcats	W	W	W	W	W	fft	W	W	W	W	W	L	W	W		12	1	
F5/ Sharkshooters	W	W	W	W	L	W	W	W	W	W	W	L	W	L		11	3	
F6/ BullsHitters	L	W	W	L	W	fft	W	W	W	W	W	W	W	L		10	3	**F Division**
F7/ Double Tap	W	L	L	W	W	W	W	W	W	W	W	L	W	L		10	4	80.00%
F8/ Dublin-Dublout	L	L	W	W	L	W	W	W	W	W	W	W	W	L		10	4	44 11
G1/ D'Artists Formerly Kno	W	L	W	L	W	W	W	W	L	W	L	W	fft	W		9	4	
G2/ Mr. Bulljangles	W	L	L	W	W	L	L	W	W	W	W	L	W	W		9	5	
G3/ Liquor Posse	fft	L	W	W	W	W	W	W	W	W	L	L	W	W		10	3	
G4/ Bel Biv Dethrow	fft	L	W	W	W	W	L	W	L	L	L	L	W	W		7	6	
G5/ Tossers!	W	W	L	L	W	W	L	W	L	W	L	W	W	W		9	5	
G6/ Backyard Brawlers	W	W	W	W	W	W	W	W	W	W	W	L	W	W		13	1	**G Division**
G7/ One Armed Bandits	W	W	W	W	W	W	L	W	W	L	L	W	fft	W		10	3	72.22%
G8/ Tips & Shafts	W	W	W	W	W	L	W	W	L	W	L	W	W	W		11	3	39 15
H1/ Methodical Madness	W	W	W	W	W	W	L	W	W	W	W	W	W	W		13	1	
H2/ Bulls & Bears	W	W	W	L	W	W	L	L	W	W	L	L	W	W		9	5	
H3/ Frank	W	W	W	W	W	W	W	L	L	L	W	L	W	W		10	4	
H4/ Brown's Bombers	W	W	W	W	W	W	W	W	W	L	L	W	W	W		12	2	
H5/ Grateful Darts	W	W	W	L	W	W	W	W	W	L	L	W	L	L		9	5	
H6/ Fullabull	W	W	W	W	W	W	L	L	L	L	W	W	L	W		9	5	**H Division**
H7/ Missing Flights	W	W	W	W	W	W	W	L	W	W	L	W	W	L		11	3	76.79%
H8/ Dart Vaders	W	W	W	W	W	W	L	W	W	W	W	W	W	W		13	1	43 13
Right:	26	24	24	27	26	25	18	25	23	25	24	22	24	24				
Wrong:	5	8	8	5	6	6	13	7	9	7	7	10	6	8				
forfeited:	1	-	-	-	-	1	1	-	-	-	1	-	2	-				

RDL - Fall, 2011	Week 1		Week 2		Week 3		Week 4		Week 5		Week 6		Week 7		Week 8		Week 9		Week 10		Week 11		Week 12		Week 13		Week 14		Forfeits
	vs.	W/L Pts.	vs.	W/L Pts.	vs.	W/L Pts.	vs.	W/L Pts.	vs.	W/L Pts.	vs.	W/L Pts.	vs.	W/L Pts.	vs.	W/L Pts.	vs.	W/L Pts.	vs.	W/L Pts.	vs.	W/L Pts.	vs.	W/L Pts.	vs.	W/L Pts.	vs.	W/L Pts.	
A1/ Just A Little High	A5	W 17	a7	W 13	A6	W 18	a8	W 16	A4	W 21	a3	W 16	A2	L 9	a5	W 18	A7	W 12	a6	W 20	A8	W 14	a4	W 21	A3	W 19	a2	L 7	
A2/ Not Non-Element	A6	W 22	a8	W 16	A5	W 15	a7	W 21	A3	W 20	a4	L 11	a1	W 15	a6	W 23	A8	W 16	a5	W 17	A7	W 19	a3	W 14	A4	W 16	A1	W 17	
A3/ Lunatic Fringe	A7	W 15	a5	L 8	A8	L 10	A6	W 19	a2	L 4	A1	L 8	a4	L 8	a7	L 8	A5	W 19	a8	L 7	a6	W 16	A2	L 10	a1	L 5	A4	L 11	
A4/ Daddies	A8	L 11	a6	W 13	A7	W 16	a5	W 16	a1	L 3	A2	W 13	A3	W 16	a8	L 11	A6	W 15	a7	W 17	A5	W 20	A1	L 3	a2	L 8	a3	W 13	
A5/ Alcohol Free For All	a1	L 4	A3	W 16	a2	L 9	A4	L 7	a7	W 14	a6	L 10	A8	L 4	A1	L 6	a3	L 5	A2	L 6	a4	L 4	A7	L 7	A6	W 16	a8	L 6	
A6/ Jack 9	a2	L 2	A4	L 11	a1	L 2	a3	L 5	A8	L 6	A5	W 14	a7	L 11	A2	L 0	a4	L 9	A1	L 4	A3	L 4	a8	L 7	a5	L 5	A7	L 10	
A7/ Off Constantly	a3	L 9	A1	L 7	a4	L 6	A2	L 3	A5	L 10	a8	L 2	A6	W 13	A3	W 14	a1	L 11	A4	L 7	a2	L 5	a5	W 17	A8	L 8	a6	W 14	
A8/ Undomesticated Rednecks	a4	W 13	A2	L 8	a3	W 14	A1	L 8	a6	W 18	A7	W 22	a5	W 20	A4	W 13	a2	L 8	A3	W 17	a1	L 10	A6	W 16	a7	W 16	A5	W 18	
B1/ Appetite for Destruction	b8	W 13	B2	W 12	b6	W 16	b5	W 17	B7	W 15	b3	W 14	B4	W 17	B8	W 15	b2	W 17	B6	W 16	B5	W 17	b7	W 18	B3	W 16	b4	W 13	
B2/ The Locals	B7	W 16	b1	L 12	B5	W 17	b6	W 16	B8	W 15	B4	W 15	b3	W 12	b7	L 11	B1	L 7	b5	W 14	B6	W 14	b8	W 15	b4	W 19	B3	W 14	
B3/ OT Outlaws	b6	W 16	B8	W 16	B7	L 11	b4	W 13	b5	W 20	B1	L 10	B2	L 12	B6	W 20	b8	L 11	b7	W 12	B4	W 16	B5	W 15	b1	L 8	b2	L 10	
B4/ Nine Lives	B5	W 15	b7	L 9	b8	W 14	B3	L 11	B6	W 14	b2	L 7	b1	L 7	b5	W 11	B7	L 11	B8	L 7	b3	L 8	b6	L 11	B2	L 5	B1	L 11	
B5/ Excalibur	b4	L 9	B6	W 14	b2	L 7	B1	L 5	B3	L 4	b8	L 11	B7	W 12	B4	L 10	b6	L 8	B2	L 10	b1	L 7	b3	L 9	B8	W 12	b7	L 9	
B6/ Money Shot	B3	L 8	b5	L 10	B1	L 8	B2	L 8	b4	L 10	b7	L 7	B8	W 13	b3	L 4	B5	W 16	b1	L 8	b2	L 6	B4	W 13	B7	L 3	b8	W 13	
B7/ Two Girls and a Couple Guys	b2	L 7	B4	W 15	b3	W 13	B8	W 14	b1	L 9	B6	W 17	b5	L 12	B2	W 13	b4	W 13	B3	L 12	b8	L 11	B1	L 6	b6	W 21	B5	W 15	
B8/ Traveling Beer Bellies	B1	L 8	b3	L 8	B4	L 10	b7	L 10	b2	L 9	B5	W 13	b6	L 11	b1	L 9	B3	W 13	b4	W 17	B7	W 13	B2	L 5	b5	L 12	B6	L 11	
C1/ The Usual Suspects	C5	L 10	c8	L 8	C7	W 16	c3	L 12	c2	W 14	C6	L 11	c4	W 19	c5	W 18	C8	L 12	c7	W 15	C3	L 12	C2	W 12	c6	L 10	C4	L 9	
C2/ Rif Raf	C6	L 11	c7	W 16	C8	L 10	c5	L 7	C1	L 10	C4	L 4	c3	L 11	c6	L 12	C7	W 16	c8	L 11	C5	L 12	c1	L 12	c4	L 8	C3	W 13	
C3/ Corked & Loaded	C7	W 15	c6	L 7	C5	W 19	C1	W 12	c4	L 10	c8	L 7	C2	W 13	c7	W 15	C6	W 14	c5	W 16	c1	W 12	C4	W 17	C8	W 13	c2	L 11	
C4/ Coral Reefers	C8	W 13	c5	W 16	C6	L 8	c7	W 16	C3	W 14	c2	W 20	C1	L 5	c8	L 4	C5	W 18	c6	L 9	C7	W 14	c3	L 7	C2	W 16	c1	W 12	
C5/ Take It All	c1	W 14	C4	L 8	c3	L 5	C2	W 17	C8	W 12	c7	W 17	c6	L 10	C1	L 6	c4	L 6	C3	L 6	c2	W 12	c8	L 11	C7	W 17	C6	L 12	
C6/ Is It In?	c2	W 13	C3	W 17	c4	W 16	c8	W 14	C7	W 16	c1	W 13	C5	W 14	C2	W 12	c3	L 10	C4	W 14	C8	L 9	c7	W 18	C1	W 14	c5	W 12	
C7/ Leftovers	c3	L 9	C2	L 8	c1	L 8	C4	L 8	c6	L 8	C5	L 6	C8	L 1	C3	L 9	c2	L 7	C1	L 9	c4	L 10	C6	L 6	c5	L 7	c8	L 4	
C8/ Mug Hunters	c4	L 11	C1	W 16	c2	W 13	C6	L 10	c5	L 12	C3	W 17	c7	W 23	C4	W 19	c1	W 12	C2	W 13	c6	W 15	C5	W 13	c3	L 11	C7	W 19	
D1/ D Pig Boss, D Pig	d8	W 14	D3	L 8	d6	L 9	D7	L 10	d4	L 6	D2	L 8	d5	L 10	D8	L 8	d3	L 8	D6	L 10	d7	*L 0*	D4	L 9	d2	*L 0*	D5	L 9	2
D2/ After 4 Beers!	d6	L 9	D4	L 8	d8	W 13	d5	L 10	D3	L 12	d1	W 16	D7	L 5	D6	L 11	d4	L 7	D8	W 13	D5	L 9	d3	L 4	D1	*W 16*	d7	W 13	
D3/ Ale-ing Archers	D7	L 4	d1	W 16	D5	L 10	D6	W 15	d2	W 12	d4	W 13	D8	*W 16*	d7	W 12	D1	W 14	d5	L 6	d6	W 14	D2	W 20	D4	W 14	d8	W 13	
D4/ Choot 'Em!	D5	L 8	d2	W 12	D7	L 8	d8	L 10	D1	W 18	D3	L 9	d6	L 5	d5	W 13	D2	W 13	d7	W 14	D8	W 16	d1	W 15	d3	L 10	D6	W 22	
D5/ Black Mug Society	d4	W 15	D6	W 17	d3	W 11	D2	W 14	d7	L 4	d8	W 18	D1	W 14	D4	L 11	d6	W 17	D3	W 18	d2	W 15	D7	L 10	D8	W 18	d1	W 15	
D6/ Sharky's Machine	D2	W 15	d5	L 7	D1	W 14	d3	L 9	D8	L 8	d7	L 6	D4	W 17	d2	W 13	D5	L 7	d1	W 14	D3	L 10	d8	W 12	D7	L 11	d4	L 2	
D7/ Salute-A-Bulls	d3	W 20	D8	W 14	d4	W 15	d1	W 14	D5	W 20	D6	W 17	d2	W 19	D3	L 12	d8	W 14	D4	L 10	D1	*W 16*	d5	W 14	d6	W 13	D2	L 10	
D8/ What the Fork?	D1	L 10	d7	L 10	D2	L 11	D4	W 13	d6	W 16	D5	L 6	d3	*L 0*	d1	W 16	D7	L 10	d2	L 11	d4	L 6	D6	L 10	d5	L 6	D3	L 11	1
E1/ Death Throw	E3	W 15	e6	W 20	E8	L 7	e7	L 8	E2	L 8	e5	L 10	E4	W 12	e3	W 17	E6	L 9	e8	L 9	E7	L 9	e2	W 15	E5	W 19	e4	W 14	
E2/ Force 8 from the Planet XXX	E4	W 16	e8	L 10	e6	W 15	E5	W 14	e1	W 16	E7	L 11	e3	L 11	e4	W 18	E8	W 13	E6	W 18	e5	W 13	E1	L 9	e7	W 13	E3	L 12	
E3/ Menace 2 Sobriety	e1	L 9	E7	L 7	e5	W 14	E6	W 16	e4	W 12	E8	L 12	E2	W 13	E1	L 7	e7	L 9	E5	L 11	e6	W 17	E4	L 10	e8	L 10	e2	W 12	
E4/ Sofa Kings	e2	L 8	E5	W 13	e7	L 7	E8	L 10	E3	L 12	e6	L 8	e1	L 12	E2	L 6	e5	L 11	E7	L 11	e8	L 7	e3	W 14	E6	L 11	E1	L 10	
E5/ Starving Dartists	E6	W 19	e4	L 11	E3	L 10	e2	L 10	e8	L 4	E1	W 14	e7	L 7	e6	W 16	E4	W 13	e3	W 13	E2	L 11	E8	L 11	e1	L 5	E7	L 11	
E6/ Turtle Soup	e5	L 5	E1	L 4	E2	L 5	e3	L 7	E7	L 6	E4	W 15	e8	L 10	E5	L 8	e1	W 15	e2	L 6	E3	L 7	e7	L 5	e4	W 13	E8	L 11	
E7/ Lords of Da Board	E8	W 14	e3	W 17	E4	W 17	E1	W 16	e6	W 18	e2	W 13	E5	W 17	e8	W 12	E3	W 15	e4	W 13	e1	W 15	E6	W 19	E2	L 11	e5	W 13	
E8/ Big Bulls	e7	L 10	E2	W 14	e1	W 17	e4	W 14	E5	W 20	e3	W 12	E6	W 13	E7	L 12	e2	L 11	E1	W 15	E4	W 17	e5	W 13	E3	W 12	e6	W 11	
F1/ Projectile Bogarts	f4	W 15	F3	W 17	f7	L 11	F6	L 11	f5	W 13	F8	L 11	f2	L 10	F4	W 13	f3	W 17	F7	L 10	f6	L 10	F5	L 8	f8	L 10	F2	W 13	
F2/ Banzai Darters	f3	W 14	F4	W 20	f6	L 8	F5	W 16	F8	L 10	f7	L 10	F1	W 14	F3	W 13	f4	W 17	F6	L 6	f5	W 15	f8	L 7	F7	L 6	f1	L 11	
F3/ Flight Risk	F2	L 10	f1	L 7	F8	L 5	f7	L 10	F6	W 12	f5	L 10	f4	L 12	f2	L 11	F1	L 7	f8	L 9	F7	L 6	f6	L 10	F5	L 9	F4	L 10	
F4/ F6f Hellcats	F1	L 7	f2	L 4	F5	L 9	f8	L 10	F7	L 10	f6	*L 0*	F3	W 12	f1	L 11	F2	L 7	f5	L 12	F8	L 11	f7	W 12	F6	L 11	f3	W 14	1
F5/ Sharkshooters	f7	L 4	F6	L 8	f4	W 15	f2	L 8	F1	L 11	F3	W 14	f8	L 10	F7	L 9	f6	L 11	F4	W 12	F2	L 9	f1	W 14	f3	W 15	F8	W 14	
F6/ BullsHitters	F8	L 11	f5	W 16	F2	W 16	f1	W 13	f3	L 12	F4	*W 16*	F7	W 12	f8	L 12	F5	W 13	f2	W 18	F1	W 14	F3	W 14	f4	W 12	f7	L 8	
F7/ Double Tap	F5	W 20	f8	L 10	F1	W 13	F3	W 14	f4	W 14	F2	W 14	f6	L 12	f5	W 15	F8	L 10	f1	W 14	f3	W 18	F4	L 12	f2	W 18	F6	W 16	
F8/ Dublin-Dublout	f6	W 13	F7	W 14	f3	W 19	F4	W 14	f2	W 14	f1	W 13	F5	W 14	F6	W 12	f7	W 14	F3	W 15	f4	W 13	F2	W 17	F1	W 14	f5	L 10	
G1/ D'Artists Formerly Known As I	G2	L 8	g4	L 8	G3	L 9	g5	W 9	g8	W 11	G7	L 7	G6	L 6	g2	L 7	G4	W 13	g3	L 5	G5	W 13	G8	W 14	g7	*L 0*	g6	L 6	1
G2/ Mr. Bulljangles	g1	W 14	G3	L 12	g5	L 8	G6	L 9	G4	W 20	g8	L 12	g7	W 13	G1	W 13	g3	L 7	G5	W 15	g6	L 2	g4	L 9	G8	W 17	G7	L 10	
G3/ Liquor Posse	G4	*W 16*	g2	W 12	g1	W 15	G7	L 10	G6	L 10	g5	W 18	G8	W 15	g4	W 18	G2	W 17	G1	W 17	g7	W 16	g6	W 15	G5	W 17	g8	W 21	
G4/ Bel Biv Dethrow	g3	*L 0*	G1	W 14	g7	L 8	G8	W 17	g2	L 4	g6	L 8	G5	W 15	G3	L 6	g1	L 9	G7	W 12	g8	L 9	G2	W 15	G6	L 5	g5	W 12	1
G5/ Tossers!	G6	L 7	g8	W 15	G2	W 16	G1	L 9	g7	L 6	G3	L 6	g4	L 9	g6	L 7	G8	L 8	g2	L 9	g1	L 7	G7	L 7	g3	L 7	G4	L 9	
G6/ Backyard Brawlers	g5	W 17	G7	W 14	G8	W 18	g2	W 15	g3	W 14	G4	W 16	g1	W 15	G5	W 17	g7	W 15	g8	W 16	G2	W 21	G3	L 9	g4	W 19	G1	W 16	
G7/ One Armed Bandits	G8	W 19	g6	L 10	G4	W 14	g3	W 14	G5	W 18	g1	W 15	G2	L 11	g8	W 16	G6	L 9	g4	L 7	G3	L 8	g5	W 17	G1	*W 16*	g2	W 14	
G8/ Tips & Shafts	g7	L 5	G5	L 9	g6	L 6	g4	L 7	G1	L 10	G2	W 12	g3	L 9	G7	L 8	g5	W 16	G6	L 7	G4	W 15	g1	L 10	g2	L 7	G3	L 3	
H1/ Methodical Madness	h5	W 15	H8	W 22	h7	W 16	H6	W 16	h4	W 14	H3	W 16	h2	L 10	H5	W 13	h8	W 22	H7	W 18	h6	W 16	H4	W 18	h3	W 20	H2	W 18	
H2/ Bulls & Bears	h6	W 21	H7	W 16	h8	W 21	H5	L 10	h3	W 14	H4	W 13	H1	W 14	H6	L 8	h7	W 15	H8	W 14	h5	L 7	H3	L 10	h4	W 13	h1	L 6	
H3/ Frank	h7	W 18	H6	W 13	h5	W 16	H8	W 16	H2	L 10	h1	L 5	h4	W 14	H7	L 10	h6	L 12	H5	W 14	h8	W 15	h2	W 14	H1	L 4	H4	W 16	
H4/ Brown's Bombers	h8	W 20	H5	W 12	h6	W 14	H7	W 13	H1	L 10	h2	L 11	H3	L 10	H8	W 15	h5	L 9	H6	L 12	h7	L 8	h1	L 6	H2	L 11	h3	L 7	
H5/ Grateful Darts	H1	L 9	h4	L 12	H3	L 8	h2	W 14	h8	W 18	H6	W 13	H7	W 16	h1	L 11	H4	W 15	h3	L 10	H2	W 17	H8	W 23	h6	L 12	h7	L 11	
H6/ Fullabull	H2	L 3	h3	L 11	H4	L 10	h1	L 8	H7	W 13	h5	L 11	H8	L 12	h2	W 16	H3	W 12	h4	W 12	H1	L 8	h7	W 13	H5	W 12	h8	W 23	
H7/ Missing Flights	H3	L 6	h2	L 7	H1	L 8	h4	L 11	h6	L 11	H8	W 18	h5	L 8	h3	W 14	H2	L 9	h1	L 6	H4	W 16	H6	L 11	h8	W 14	H5	W 12	
H8/ Dart Vaders	H4	L 4	h1	L 2	H2	L 3	h3	L 8	H5	L 6	h7	L 6	h6	W 12	h4	L 9	H1	L 2	h2	L 10	H3	L 9	h5	L 1	H7	L 5	H6	L 1	

THIS SEASON'S TRIVIA QUESTIONS… REVISITED

I now run this column during seasons in which I've included trivia questions all season. Each question is listed exactly as it was during the season, so there is potential for a question to now be out of date, but it's usually not too much of a problem. Each question is listed under the week number when it ran, and the answers follow the questions. No peeking…

Week 6 question(s): (This one was inspired by an odd match from two weeks ago and a subsequent reader submission regarding that match. As with most trivia questions in this column, any questions with any significant statistical basis will only go back through 1996, the time when I started as the Tons editor and statistician. A lot of the info before that is a little scarce or a little sketchy…) What is the lowest-scoring regular season match in the RDL since the start of 1996? And who were the winning and losing teams involved?

Week 7 question: This week the RDL heads into match play with exactly one undefeated team in each division. When was the last time that the league had exactly one undefeated team in each division at the midway point of the season?

Week 8 question: Tom Brown has five perfect throws this season, and Billy Lloyd and Robbie Phillips each have four. What is the highest single-season combined total of 9-marks/Ton-80s/ 6-Bulls by one player in any of the past 31 seasons?

Week 9 question: Let's follow that question up… What is the highest combined total of 9-marks/Ton-80s/6-Bulls by one player in any one postseason in any of the past 31 seasons?

Week 10 question(s): What is the lowest number of darts that can be used to win a game of 501, provided that every dart scores a different value? What is the lowest number of darts if you can only hit one single, one double, and one triple each turn?

Week 11 question(s): Let's do the inverse of last week since it seemed like a handful had quite a bit of fun with that one. What is the GREATEST number of darts that can be used to win a game of 501, provided that every dart scores, and they all score different values? What is the greatest number of darts if you can only hit one single, one double, and one triple each turn?

Week 12 question: In all RDL divisions below the top division the winners move up each season. But in A, the top teams have no place to move, so the top teams sometimes stay the top teams. And sometimes for a long period of time. When was the last time that A division had three different regular season winners in a three-season span?

Week 13 question(s): (by reader request!) In my 32 seasons as statistician (this is the 32nd), what is the highest percentage of the RDL membership that hit at least one perfect throw during the regular season? In which season?

Week 6 answer: Well, the answer isn't the match that I thought it might be after a discussion with a league member and her favorite memories a week and a half ago. And before I list the actual lowest-scoring matches, please note that the scoring system changed just a small bit a few years ago when we got rid of the extra point for 1001… That said, the record (at least in the last 16 years) for lowest-scoring match is 9-7, and it has happened FOUR times. (I point out the change in the 1001 rule because four matches ended 9-8, all being played before the rule change, and I admit that I didn't bother to see which if any were tiebreaker matches.) Anyway, the four 9-7 results were: Get Over It over Hard Cheddar in F division in Fall 2000, Da Bulls over Got Pepsi? in C division in Fall 2005, Designated Divers over Bad News Beers in G division in Fall 2007, and Lunatic Fringe over Cheap Darts in A in Spring 2008.

Week 7 answer: Well, this question is sort of unanswered… The records pre-JK are a little dicey, and I certainly don't have full weekly results from any previous statisticians. So, all I can tell you is that during my tenure (this is my 32nd season), it has never happened. At least one division has failed to have a winless team at the season midway point in every last one of those seasons.

Week 8 answer: It turns out that Brown's five perfect throws are in a six-way tie for second-most in the regular season. Allen Smith (Sp96 Dart Shadows), Wil Tan (Sp04 The Elusive Element), Tom Brown himself (Fa08 The Rogue Element), Jeremiah Miller (Fa07 The Rogue Element), and Brian Blake (Sp11 Just A Little High) have all pitched five. But the king of the single season total? Shocker! It's Robbie Phillips! Phillips had five 9-marks and three Ton-80s for a total of 8 in the Fall 2009 season (when he was a member of Elements of Mass Destruction). [*Answer update for the banquet Tons*: Brown finished with the same 5 perfect throws, but single-season king Phillips took over the #2 spot on the list as well, with 6 this season (three 9-marks, three Ton-80s). While he didn't match that total, Wil Tan accomplished a rare feat as well, recording a season hat trick of 9-mark/Ton-80/6-Bull.]

Week 9 answer: A small pile of people have hit two perfect throws in one postseason, but only two of us have hit three… In the Fall 1998 season, Allen Smith of Dart Shadows tossed a 9-mark and two Ton-80s, all in one match - a 13-11 quarterfinal win over Top Dead Center (how clutch was all that!). And in the Spring 2007 season, Robbie Phillips of Out Of Our Element pitched two 9-marks and a Ton-80. Neither of those two teams even made the final, so we're left to wonder if either guy might have tossed a fourth (or fifth?). [*Answer update for the banquet Tons*: Dan Naylor, with his two 9-marks in DCkt in the finals, joined the three-perfect-throw club!]

Week 10 answer: The lowest number of darts that can be used is 11 (60/57/54, 51/50/48, 45/42/39, 15/40). If you add the stipulation of only one single, one double, and one triple per turn, the lowest number of darts that can be used is 13 (one possible solution could be triple20/doubleBull/singleBull, triple19/double20/single20, triple18/double19/single19, triple17/double17/single17, double18).

Week 11 answer: The greatest number of darts that can be used is 30, which represents almost the entire set of values possible on a dartboard (since there are only 43). And as it turns out, the number is still 30 when you put in the requirement of one single, one double, and one triple each turn.

Week 12 answer: I've been statistician for 31 seasons prior to this one, and in that time only 6 teams have claimed an A regular season title. With that in mind, it is probably surprising that as recently as the span of Fa06 through Fa07 there were three different A winners. The Daddies took the Fa06 title, The Shadows (basically an earlier version of Just A Little High) took the Sp07 title, and Element took the Fa07 title. It is probably less surprising that there is only one other occurrence of three different teams winning in a row in my 31-season tenure. [And as many of you likely assumed, the main obstacles to variability in winners have been Fringe (winning 12 of the 15 seasons from Sp96-Sp03), and Element (winning 12 of the 16 seasons since the team formed in Fa03). The total A title counts from Sp96-Sp11: Fringe=13, Element=12, Little High/Shadows=2, Industrial Strength/Dilligaffs=2, Daddies=1, Shameless&Aimless=1.]

Week 13 answer: The highest percentage in my tenure is 13.30% of the league membership (54 of 406 league members), in the Spring 2004 season. I suppose that season shouldn't surprise me, since that's the season with the lowest membership since at least 1995 (thus making each thrower a higher percentage of the league than normal). The overall average in my 32 seasons is 9.15%, with only that Sp04 season above 11.41%, and with 6.42% (28 of 436) as the low (Fa00). [*Answer update for the banquet Tons*: This season, 55 of the 554 league members hit a perfect throw for 9.93% of the total membership, raising the 32-season overall average a touch to 9.17%]

THIS SEASON'S LYRICS QUIZZES… REVISITED

Much like the column of this season's trivia questions on the previous page, I've listed here each lyrics quiz from this season. Each lyric is listed exactly as it was during the season. Each lyric is listed under the week number when it ran, and the answers are listed at the bottom of the page. No peeking… So who's ready to re-play "Name the band/singer and song"?

Week 2, song #1 lyric: "I started throwin' bass, she started throwin' back mid-range, But when I sprung the question, she acted kind of strange"

Week 2, song #2 lyric: "Working hard to get my fill, everybody wants a thrill, Payin' anything to roll the dice, just one more time"

Week 3, song #1 lyric: "Once I used to believe I was such a great romancer, Then I came home to a woman I could not recognize"

Week 3, song #2 lyric: "At least I have her love, the city she loves me, Lonely as I am, together we cry"

Week 4, song #1 lyric: "She'll take a tumble on you, Roll you like you were dice until you come up blue"

Week 4, song #2 lyric: "My old man was born to rock, he's still trying to beat the clock, Think of me what you will, I've got a little space to fill"

Week 5, song #1 lyric: "We're searching for the latest thing, a break in this routine, Talkin' some new kicks, ones like you ain't never seen"

Week 5, song #2 lyric: "How well I remember, The look that was in his eyes, Stealin' kisses from me on the sly"

Week 6, song #1 lyric: "What big eyes you have, the kind of eyes that drive wolves mad, So just to see that you don't get chased, I think I ought to walk with you for a ways"

Week 6, song #2 lyric: "But just like everything else, those old crazy dreams, Just kinda came and went"

Week 7, song #1 lyric: "Sometimes I love ya, Sometimes you make me blue, Sometimes I feel good, at times I feel used"

Week 7, song #2 lyric: "What's your name? Who's your daddy? Is he rich like me?"

Week 8, song #1 lyric: "For here am I sitting in a tin can, Far above the world, Planet Earth is blue, And there's nothing I can do"

Week 8, song #2 lyric: "She said Hello, my name is Bobby Jo, Meet my twin sister Betty Lou, And we're both feeling kinda wild tonight"

Week 9, song #1 lyric: "Oh baby when I see your face, Mellow as the month of May, Oh darling I can't stand it, When you look at me that way"

Week 9, song #2 lyric: "Foot on the pedal, never ever false metal, Engine running hotter than a boiling kettle"

Week 10, song #1 lyric: "When I hold you in my arms, I know that I can't do no wrong, And when I hold you in my arms, My love won't do you no harm"

Week 10, song #2 lyric: "This is the life of illusion, Wrapped up in trouble laced with confusion, What we doing here?"

Week 11, song #1 lyric: "Well I've searched and I've searched, To find the perfect life, A brand new car and a brand new suit, I even got me a little wife"

Week 11, song #2 lyric: "The powers that be, That force us to live like we do, Bring me to my knees, When I see what they've done to you"

Week 12, song #1 lyric: "And in the naked light I saw, Ten thousand people, maybe more, People talking without speaking, People hearing without listening"

Week 12, song #2 lyric: "Load up on guns and bring your friends, It's fun to lose and to pretend, She's over-bored and self-assured, Oh no, I know a dirty word"

Week 13, song #1 lyric: "Some people say that life is a game, Well if this is so, I'd like to know the rules on which this game of life is based"

Week 13, song #2 lyric: "You are the latest contender, You are the one to remember, You are the villain who sends her"

THE LYRIC GAME IS FUN FOR ME TOO…

Song 2 in week 12 was, I have to admit, my favorite ever so far. A song that launched an entire genre, that we've all heard literally hundreds of times, and I even used the first four lines of the song (which I rarely do) - and still only one person (David Hoyt of Rif Raf) got it. Matt Heimbach of Lunatic Fringe summed it up best for me in an email exchange: "I had to Google the second song as I had no clue whatsoever, and I've got to say, that was mean of you. I've heard that song thousands of times and never knew the lyrics. I don't feel too bad, though, as Weird Al made a parody specifically about how indecipherable the lyrics are. Normally when you don't know the lyrics to a song because you can't make them out and then you are told what those lyrics actually are, from that point on you have no problem hearing the correct lyrics. Not with this song. Just now I had the full lyrics in front of me while I turned on the song, and I still got lost."

THIS SEASON'S LYRICS QUIZZES… REVISITED (the answers to the lyrics at the top of the page)

Week 2 answers: Song 1 = "Just A Friend" by Biz Markie === Song 2 = "Don't Stop Believin' " by Journey.

Week 3 answers: Song 1 = "The Stranger" by Billy Joel === Song 2 = "Under The Bridge" by Red Hot Chili Peppers.

Week 4 answers: Song 1 = "Bette Davis Eyes" by Kim Carnes === Song 2 = "You Don't Know How It Feels" by Tom Petty (not with The Heartbreakers).

Week 5 answers: Song 1 = "Mean Street" by Van Halen === Song 2 = "Son Of A Preacher Man" by Dusty Springfield.

Week 6 answers: Song 1 = "Little Red Riding Hood" by Sam The Sham & The Pharaohs === Song 2 = "Pink Houses" by John Mellencamp.

Week 7 answers: Song 1 = "Fallin' " by Alicia Keys === Song 2 = "Time Of The Season" by The Zombies.

Week 8 answers: Song 1 = "Space Oddity" by David Bowie === Song 2 = "I Ain't As Good As I Once Was" by Toby Keith.

Week 9 answers: Song 1 = "I Feel The Earth Move" by Carole King === Song 2 = "No Sleep 'Til Brooklyn" by The Beastie Boys.

Week 10 answers: Song 1 = "I Feel Good" by James Brown === Song 2 = "Grease" by Frank Valli.

Week 11 answers: Song 1 = "Ball and Chain" by Social Distortion === Song 2 = "Back On The Chain Gang" by The Pretenders.

Week 12 answers: Song 1 = "The Sound of Silence" by Simon & Garfunkel === Song 2 = "Smells Like Teen Spirit" by Nirvana.
[The week 12 song choice #2 was an "item" unlike any before… see above for the commentary I ran in the week 13 Tons…]

Week 13 answers: Song 1 = "Cricket" by The Kinks === Song 2 = "Darts of Pleasure" by Franz Ferdinand.

RULE CHANGE FOR THE SPRING!!!!!

You will receive multiple reminders of this when the new season starts, but here is your first official heads up about a small change that was enacted for the upcoming (and subsequent) seasons. It will no longer be a call-in penalty if you get your scoresheet fax or email to the statistician on Thursday, even if you don't get a confirmation that I received it. Previously, I had to get it AND you had to know that I got it, or you had to call the score into the VoiceMail. If I was away for the day or something and wasn't able to see your email, you were on the hook for the score call. Well, now, as long as I received it, you're good to go. Please keep in mind that this does NOT absolve you of the responsibility to actually get the sheet to me on that day - if you "tried" to fax or email and it failed, then I haven't received it… And yes, I will still send confirmations to all those that request them (as well as those that have generally requested them in the past).

REMEMBER THIS FROM LAST SEASON?

THE RDL IS A LITTLE LIKE THE USA NETWORK SOMETIMES… "CHARACTERS WELCOME"



At the exact same time, I can't believe I'm typing this, and I also know that I should expect no different… The photo to the right? That's Keith Gibbs of Jack 9. He's carrying a Thor hammer, and wearing a Thor helmet and a Tampa Bay Lightning sweater with the name Mjolnir on it (which I have found out is the name of said hammer). And he wore this stuff the entire night during his quarterfinal match against my team at Tir na nOg. Seriously. His beer glass barely fit between those two helmet protrusions to reach his mouth. Keith... is clearly nuts.

WELL… WE PLAYED A GOD LAST SEASON… AND A SUPER HERO THIS SEASON!



Yep, that's right… this season at our quarterfinal match, Gibbs arrived as the Green Lantern. He was decked out in a Green Lantern t-shirt, and was sporting the mask, ring, and (completely functional) lantern! He also had on a Green Lantern hat and a pair of Converse-style Green Lantern sneakers. If he was telling the truth (and I would bet big money that he was), he was even wearing Green Lantern boxers (now that I think of it, how the heck did I get away without him trying to show them to me in some fashion? This is Keith, after all…). And while some of you are probably shaking your head and chuckling, let me tell you, there is clearly something about all this that works for Keith. While I was sitting next to him during the match, a woman that was just at the bar eating and drinking started chatting him up and said that he would be perfect for her full-scholarship two-sport college athlete daughter. Ummm… you go, Green Lantern?!

EVER JUST HAVE ONE OF THOSE MOMENTS…

… when you realize "oh crap, what did I just do?!" and your heart sinks a little and your stomach rolls over in minor agony? I'm pretty certain that Dave Johnson of Menace 2 Sobriety has. About four weeks ago when his team was playing Force 8 from the Planet XXX, Dave was chalking a game of cricket for Keith Bouchard and Frank Balena. As Frank was fighting back from a deficit, the game became a bit of a point war and Frank's scoring column reached the bottom of the board. At that point, chalker Dave (as Heather Bohanan tells it) slowly and deliberately wiped down Frank's entire side of the board and wrote "187" at the top, not yet realizing that he had just erased all of Frank's marks. No one spoke or moved, not quite knowing what to say. After what seemed like an eternity, Dave turned and looked at the board for confirmation of what he had done, immediately making a face that spectators wish they had on film. Fortunately, one of the M2S guys had been watching pretty closely and he remembered enough of the board for both players to agree and proceed. But that certainly didn't relieve Dave of the unavoidable humor at his expense. And the humor was large enough that Heather and her partner in crime Tolson Willis (of Death Throw, Dave's next opposition) created not just a certificate to commemorate the occasion, but also Dave's own golden eraser! Anybody at today's blind draw need a chalker?



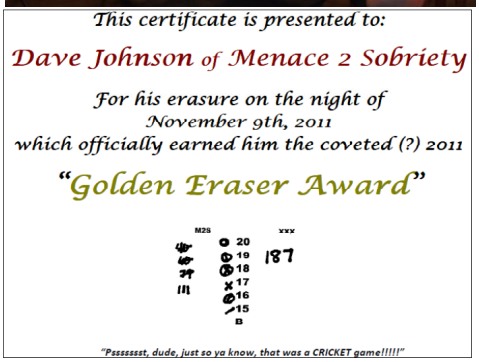

THERE'S MORE THAN ONE WAY TO 'DOH!'

Dave Johnson's chalker 'doh!' will make your skin crawl for some of you out there who are afraid/nervous to keep score in front of everyone (especially if your math skills aren't the greatest). But you can avoid that nervousness by just not chalking. It's kind of hard, however, to avoid any nervousness you have regarding throwing strategy given that we… ya know… play in a dart league… And not that Zak Mayhew is nervous to play (I think quite the opposite is probably much more accurate), but his story from week 11 when his team (Off Constantly) was playing mine might strike fear in the hearts of the math-overwhelmed among us. Zak tossed a beautiful 109-out against Tom Brown in 301. But as he turned to shake hands and saw all of the guys behind him gently shaking their heads, he just said "that's wrong, isn't it?" with sort of an 'oh, dammit' face. The problem for Zak? He had been on 113 and subtracted incorrectly on one of the first two darts. [Brown, of course, ended it on that next turn…]

BUT DON'T WORRY FOR MAYHEW TOO MUCH

It was a bummer that Zak's big out for the point was wrong, but I'm sure he's not worried about that as his one shot at glory this season. You see, in the NC City Dart League this season, Zak hit a 9-mark, a Ton-80, & a 6-Bull... and he even added a 160-In!

HOW MUCH DOES THE RDL ROCK?

North Carolina is, honestly, quite a hotbed of dart talent in the southeast. Many of the best players around hail from our state, and I don't mean just the National Champs (e.g., Robbie Phillips) and the ADO #1s (e.g., Brian Blake). It's the next hundred or so top guys that really make North Carolina shine. And on top of that, a large portion of the state's talent calls the RDL home!

The North Carolina City Dart League (NCCDL) & North Carolina Ladies' Cup (NCLC) are the stomping grounds of basically all of the top male and female throwers from our state, and check out how things shook out (see pages 18 & 19)! What you don't see in those results are some pretty interesting RDL-relevant facts…

For example… the Cary NCCDL team? You know, the only one to go undefeated during the regular season? That team is made up of 4 guys from Fringe, 3 from Rednecks, 2 from Appetite, 2 from Daddies, & 1 each from Little High, Free For All, & Off Constantly. Yup, the only undefeated team during the season is 100% RDL!

And the Wilmington team? The one that won the other NCCDL division this season and has won six of the last thirteen annual State Cups? That team features 6 guys from Just A Little High, 1 from Rednecks, and 1 from the Beer Bellies. Oh, and a bunch of the guys on this team think so much of the competition level here in RDL that they drive from Wilmington, Fayetteville, and Southern Pines on a weekly basis to play. That says something…

And the Durham team? The one whose only loss in the season was to Wilmington in a tiebreaker, and is now the holder of the State Cup and winner of the other seven of the last thirteen annual State Cups? That team features 8 members of Not Non-Element, and 1 each from Off Constantly, Lunatic Fringe, and the Daddies. On a side note, congratulations to the winners of this year's state title. From left to right, Allen Smith, Paul Jacobi, Kyle Gaulthier, Jason Kilts, Robbie Phillips, Tom Brown, Mark Knight, Wil Tan, Jeremy Dziczkowski, & Todd Lemons, with Keith Wall in the front.



But wait, that's not all! The RDL is home to many of the best female darters in the state too. The Apex ladies' team, featuring 5 members of Corked & Loaded, took the Central Division during the season, and then took the 2011 NC Ladies' Cup! Back row: Julie Payne, Maridy Knight, Paula Delp, and Sarah Blackmon. Front row: Amy Williford, Angela Gaulthier, and Lis Pleasant.



PEOPLE OFTEN ASK ME…

…about how it went in my Element-Little High match. Or what those matches are like. Or other similar questions. And I'm never really sure how to answer. So, I thought I would try to explain it here since it seems to be one of the most recurring thoughts on the readers' minds as the seasons progress. There are actually quite a few facets to a rivalry like Element-Little High. And most of them are completely excellent, and unfortunately in my opinion, something that few of us will ever really experience or appreciate (at least in the dart world). I'm not even sure if I can really convey some of the stuff…

First, there is the competition level. What's it like when these two teams get rolling? It's a little awe-inspiring, to be honest, even for those in the games. Strings of 5m, answered by 7m, answered by 6m, answered by 5m, are more the rule than the exception. Hitting a 125 to leave 32 only to have the other guy immediately check out 97 in two darts happens with decent regularity. Heck, in the finals this past Wednesday, Bob Gargan and Dan Naylor hit three 9-marks and about a dozen 6- and 7-marks in their doubles cricket set… and they had to survive a shot at an 8-mark-for-the-win in the third leg. That is pretty nuts.

Next, there is the familiarity. It's hard to build truly lasting rivalries in the RDL outside of A division because of the system of teams moving up and down each season. But at the top of A there is no place else to go, so the same teams know the other guys aren't going anywhere. However, in this specific case, it's even a little more than that - Element and Little High is basically a league night version of the NC State Cup top matchup of Durham and Wilmington, a pair of teams that combined has won the last… thirteen… state… titles… in… a… row. And it's not like it's 9-4 or even 8-5 in titles - it's 7-6 and it's only uneven because Durham just broke the tie this past weekend.

Finally, on that same note, comes the astonishingly even balance of the rivalry. And I don't just mean how the state cups are only 7-6. That's a huge part of it, but look at the teams' RDL records together. Last season, Little High won both regular season matches and Element won the mugs; this season, the exact reverse happened. And match scores are about even too - a couple matches have been tiebreakers, and after Element got the better of a big score at the end of the season, Little High paid it right back in the tournament. When you add in the fact that both meetings in the state cup season went to a tiebreaker as well, it's clear that these teams just can't shake each other. And that fact might be the most important one and it's probably the one thing all the guys on both teams feel most. There is certainly an us-vs.-them rah-rah mentality during the matches, but I suspect that just about every guy on both teams takes a pretty cool satisfaction in knowing that the competitive "club" at the top of the heap that they've built is so small and so consistent. Lots of others have built teams (both on league nights and in state play) and there are always serious challenges. But at the end of the day, these two squads still seem to be the Yankees-Red Sox… the Patriots-Packers… the Lakers-Celtics… And there is something really sort of special about that. So that's my answer… that's what's it like for me (and certainly others)…

HOLIDAY BREAK BLIND DRAWS

Throughout the holiday break, the Upper Deck will be adding a weekly Wednesday blind draw for all those who just want to keep their regular dart night out rolling through the break. If you have more free time, you might want to try one or more of the other six weekly/monthly draws as well. For a full list, see the bottom half of the right column on page 8.

RANDOM THOUGHTS FROM JK

Nowadays, it's a fact… this column has become a banquet Tons staple. I have no idea why so many are so keen on taking a peek into the oddness that is my head, but you are. So without further ado, let's open up my head again and see what falls out. Some of these observations are dart-related, and some of them clearly are not. As always, this is just about the last thing that I'm writing and once again much of it was written when it was already today… soooo, also as always not even I know what's about to hit the page…

-- Still not back to the tradition of starting with a Survivor item… Instead, there is something else at this time of year that is so impossibly stupid, and takes up so much media attention (at least if you are a sports fan), that it finally just needs to be shot and killed forever. I am, of course, talking about the system used to crown a college football national champion. I'm not even going to bother using the three-letter initials for the system name, because the 2nd of the letters shouldn't be there. Instead, I am simply going to provide you a link to a column written by Yahoo!Sports columnist Dan Wetzel. It is one of the most intelligent, complete, well-written columns on the topic I have ever seen. A must-read for any college sports fan… (the link is long… sorry - you'll have to copy/paste it from multiple lines here…): http://rivals.yahoo.com/ncaa/football/news?slug=dw-wetzel_football_hostage_illegitimate_bcs_112911

-- My favorite recent bumper sticker? "Can I vote on your marriage now?" If you don't get it, then… nothing… sigh…

-- I think I've finally figured out how Dublin-Dublout was able to just keep pulling out so many matches this season. They even described it themselves on one of their recent scoresheets: "Dave Gelberg - triple-15, triple-Bull to win." That triple-Bull is just not an easy shot to hit. (And shut up with your "he meant he hit three bulls with a trip-15…" Of course he did. If you analyze it and be a big old thinking butthead, it's not fun anymore. Wet blanket.)

-- Several days ago I was walking from Duke Hospital to the VA Hospital between meetings. As I did, I walked past the bus stop. And sitting there was a guy casually drinking a Natural Ice tall boy. With a straw. Just not an image I get every day.

-- The next time that I see one of those stupid phone company ads where people keep coming up to the center characters of the ad saying stuff, and the center characters (who are surfing the web on their phones) keep saying "that was so 23 seconds ago", "that was so 12 seconds ago", "that was so 17 seconds ago", I'm going to throw my damn television out the window. So if you happen to know that one of those ads is coming on during a show that I watch, stand outside my window - you could have a free TV. But a warning… I still have only old picture tube TVs, so be ready to catch something big and heavy…

-- I don't think we could ever award a Most Valuable Player crown of a professional sport to someone who didn't play for even one second during the season. But can we go back to previous years and take the award away from somebody and give it to someone else if we realize that we made a mistake back then? The reason I ask is this… In the National Football League, the dominant-for-a-decade Indianapolis Colts are now the most haphazard winless pile of buffoons in the league. The only thing that really changed is that Peyton Manning is not on the field as their quarterback. I think maybe we should go back for about the last 10 years and retroactively recognize him as the MVP for every last one of those years. Clearly, the data support this notion…

-- While we're on the topic of NFL QBs, I think I might know why Peyton isn't playing this season (and it's not his neck injury). It's because his name isn't Matt. Seriously. It seems like almost a prerequisite nowadays to throw a damn football is to be named Matt. I present to you the following: Matt Ryan of Atlanta, Matt Stafford of Detroit, Matt Cassel of Kansas City, Matt Moore of Miami, Matt Hasselbeck of Tennessee, and Matt Schaub of Houston. And when Matt Schaub got hurt, they replaced him with Matt Leinart! I suspect that Super Bowl MVP Aaron Rodgers of Green Bay is probably feeling nervous about lasting the entire season too… His backup? Matt Flynn! And hell, I'm doing this from memory and I'm too lazy to look up the team lists, so there could well even be another Matt or two lying around… And there are only 32 friggin' teams in the league. Wow.

-- Last football note of the column, I promise… I can't tell you how unbelievably and irrationally happy it makes me to know that the Philadelphia Eagles' season has crashed and burned in spectacular fashion. "Dream Team" this…

-- Maybe this is ridiculous (heck, it probably is, basically this entire column is, but isn't that the point?), but I saw something on a truck recently that really made me pause. The truck was older and a little beat up, and it had certainly seen it's share of hard labor. And I'm guessing that at some point something had happened to the back end. No dents or anything, but the taillights looked like this:



Clearly, the right taillight had been knocked out at some point, and I guess the only way they could get it to stay in was to turn it upside-down. I guess there's no law that you can't have the brake light above the reverse light on one side, and the inverse on the other. But seeing it just threw me off. I don't know, it was odd.

-- I wrote about this once before, but the idiots who do it have upped the ante since that time, so I'm addressing it again. I've been to three Carolina Hurricanes games recently, and unfortunately, the classless morons that feel the need to constantly desecrate the national anthem are still there. But now, they don't only scream the name of Jussi (you-see) Jokinen over the lyric "oh, say can you see", and scream the hardly logically relevant RED!! in 'honor' of the Hurricanes' primary color when the lyric is "and the rocket's red glare". Now they've added the absolutely dumbest insult yet - yelling the last name of defenseman Tim Gleason over the lyric "at the twilight's last gleaming." Really, Gleason for gleaming? Are you imbeciles kidding me with that? That is freakin' pathetic. It's not even witty. Or logical. Or funny. Or… hey, get this one… appropriate. And I'll bet those non-singing, random-idiocy-screaming tools don't even know why it's disrespectful. They most likely couldn't even read this, so I'm mostly preaching to the wrong crowd. But if you are one of those idiots and you can read this and have gotten this far, please for the love of every notion on which our fabulous country is built, go out and find out what that anthem represents. What history is behind it, and what it represents. And if you aren't able to find it out on your own, let me know. I would be happy to refer you to any of the couple dozen ex-military in the RDL that laid their lives on the line to help protect exactly what is behind that song.

-- You know what I love? People who insist on having their top down on their convertible in the winter when it's close to freezing. We get it, pal… your car is so very cool… we're all impressed…

That simply isn't enough Random Thoughts… see the next page for more mostly useless ramblings…

MORE(!) RANDOM THOUGHTS FROM JK

No, really… I have more silly pointless stuff to share. Interested? Then read on… and leave yourself wondering why you didn't have something better to do… Sad for you, right?

-- Sometimes I come across stuff that people that is so stupid that you almost have to see it to believe it. If you enjoy that kind of stuff, take a look at http://www.youtube.com/watch?v=5rf1Bn3Rg0o to see how the city of Florence, OR handled a 45-foot-long dead whale on the beach in 1970. I would tell you what they did and what happened, but sometimes you have to see things for yourself. (Ok, I'll drop a very big hint… it involves crates and crates of dynamite and some very questionable judgment.)

-- I'm not generally a conspiracy theorist, but as I emailed one of my Bull City Dart League compadres recently, I'm getting a little skeptical in my home league. BCDL league play is handicapped (pretty cool system - you should ask me about it sometime), and about the top half of teams in each division all enter one leaguewide championship tournament. Thus, there are a few A teams, a few B teams, a few C teams, etc. Now, while anyone can win any match, the A teams are (not surprisingly) the toughest to beat, as the handicap system is designed to bring all players to the out or bull at the same time, not to make everyone 0.500. And the tournament pairings/bracket are randomly drawn, so matches are often inter-divisional. Well… in the last 11 seasons, my team has won A division 9 times, finishing second in the other 2 seasons. In those 11 seasons, my team has "randomly" drawn the hardest path of all the A teams 10 friggin' times. And in the 11th season, we lost a quarterfinal to a lower division team; had we won that match, we had a 2/3 chance of drawing a harder A opponent than the second place A team, and gee, does anybody here think that would NOT have happened? That means that with one chip, my team would get the short end of the stick ELEVEN seasons in a row. Do you know what the odds of that are? Greater than 2000-to-1!!! And when you consider that in 6 of those 11 seasons, we didn't just have the hardest path through the tournament, but had to literally face every other A team in the draw along the way (sometimes 2 teams, often 3 teams), the odds of us drawing those extra A teams as well jump past 4000-to-1, and past 8000-to-1!! Oh, come the hell on… are you kidding me with that? I'm not saying that my team hasn't won its share (it certainly has), but I'm tired of being the experiment playing a schedule unfairly opposite of what we've earned each season. It looks like I will have to press the Executive Council to go back to the standard of advertising when and where the random draw will be held, and I'll have to go attend to protect my team's interests. Sigh… shouldn't be necessary… but 8000-to-1? Enough.

-- Ok, do you have any of those oval white stickers/magnets on the back of your car? Well, here's a small piece of advice: go take them off. Their fifteen minutes are up. There are so many of those for so many things nowadays that they have lost all meaning. They are so much more just a ridiculous overdone annoyance, with every local school creating half a dozen of their own, they're on an absurd number of cars now. There are so many and they are getting so stupid that most of them now need to write along the bottom what the letters represent because otherwise nobody would ever have a clue. That's just friggin' dumb.

-- Ever go to a Hurricanes game? Cool sport, right? Ever go to a Durham Bulls game? Great relaxed atmosphere, right? Ever go to a minor league hockey game? It's sort of a combination of the two, and it's awesome. I grew up going to see the Saginaw Gears in MI for the first decade of my life. I started by sitting on my mother's lap for the entire season (season tickets… sweet!), and just kept going from there. There are minor league hockey teams all over the country, and I recommend you go if you get the chance. In some places they even do great community service types of things, and the whole place is down-home and wonderful. Want to see an incredible example? Check out this link (copy/paste from 2 lines):

http://sports.yahoo.com/nhl/blog/puck_daddy/post/Video-Watch-25-003-stuffed-animals-fly-in-a-hoc?urn=nhl-wp18984

It's called the Calgary Teddy Bear Toss, and while it's certainly fun, it also almost makes you want to happily cry a little…

-- For maybe the first time in my life, I think I actually heard a dart speak last weekend. I'm pretty certain that I literally heard a voice come from the dart... It was late in my Durham City Team's state tournament final, during a time when Lake Norman needed to win both best-2-of-3 four-man sets to force a tiebreaker. Lake Norman had won the first leg in both sets, and their players were starting to get a little geeked up. In the middle of the second leg, Ryan Barnette (a highly nationally ranked ADO thrower most years) was throwing immediately before my teammate Robbie Phillips, and Barnette threw a Ton-40 that brought high-decibel yelling, shouting, and grunting from seemingly everywhere. Phillips (also my teammate on Not Non-Element) quickly stepped to the line and buried a Ton-80 so perfect that not one of the darts even touched a wire. And when that third dart hit the bristle, I swear that it shouted out "ZIP IT, peanut gallery!" And… they did. And after about five minutes of suddenly butt-kicking darts from basically our entire team, it was us a little geeked up…

-- In the past few weeks, I have seen all or part of some of the greatest comedies ever made. Slapshot… Stripes… Caddyshack… History of the World, Part 1… Been a pretty good month. I think I've laughed more than usual.

-- Can I ask you a favor if you're driving and/or parking near me? Actually, several favors. Please stay in your lane. Please don't throw your trash (and lit cigarette butts!) out the window. Please don't run every red light you encounter just for sport. Please don't text while driving. Please don't text so much that you don't realize the light in front of you is now green. Please don't change lanes into the space that I am presently occupying. Please park at least somewhat between the lines indicating your space. And please don't make all the rest of us wait for roughly 17 hours while you back into your parking space repeatedly and poorly. I really don't want to spend the next couple decades in prison. And I am afraid that I will choke the living hell out of the next person that does each of things by me. Which probably means that I choked about a dozen people just on the way to this banquet… including probably two or three outside in the parking lot alone…

-- How often have you guys had somebody in one of your matches talking a big game the whole time, but then pretty much sucking when they actually threw the darts? Happens a lot. But every now and then I encounter somebody who says something and then backs it up. A few weeks ago I was at the Friday draw at The Upper Deck and Robert Ray of Appetite for Destruction was there. I was sitting by his set for a good length of time and he was not talking every turn like some guys do. But on one specific turn in a tight portion of the match, he turned to me and said something to the effect of "I'm going to bust this open. Write it down." And then he threw five 18s that I swear looked line a 9-mark. He called it, then did it. That is so nasty. And exceedingly rare…

2011 North Carolina City Dart League (NCCDL) & North Carolina Ladies' Cup (NCLC)

FINAL Divisional Team Standings

NCCDL - "Mountain/Beach" Division

		W	L	Pts.
1	Wilmington (ACDA)	6	1	199
2	Charlotte (QCDA)	5	2	173
3	Lake Norman (LNDA)	5	2	167
4	Pineville (BADA)	4	3	146
5	Asheville (WCDA)	3	4	142
6	Jacksonville (JDA)	3	4	119
7	Port City (PCDA)	0	7	69

NCCDL - "Central" Division

		W	L	Pts.
1	Cary (CDL)	7	0	184
2	Durham (BCDL)	6	1	179
3	Piedmont (PDA)	4	3	109
4	Raleigh (RDL)	3	4	119
5	Capital Area (CADC)	1	6	82
6	Fuquay-Varina (FVDO)	1	6	80
7	Chapel Hill (TDL)	1	6	55

NCLC - "Mountain/Beach" Division

		W	L	Pts.
1	Jacksonville (JDA)	6	1	106
2	Charlotte (QCDA)	6	1	105
3	Wilmington (ACDA)	6	1	100
4	Asheville (WCDA)	5	2	89
5	Pineville (BADA)	3	4	85
6	Boone (HCDA)	0	7	35
7	Lake Norman (LNDA)	0	7	24

NCLC - "Central" Division

		W	L	Pts.
1	Apex (CDA)	5	2	98
2	Hickory (FDO)	5	2	96
3	Fuquay-Varina (FVDO)	3	4	88
4	Piedmont (PDA)	3	4	86
5	Raleigh (RDL)	3	4	63
6	Durham (BCDL)	2	5	84
7	Chapel Hill (TDL)	2	5	75

2011 SINGLES WIN/LOSS AWARD WINNERS

(Eligibility for these awards in the NCCDL requires playing in 60% of your team's singles sets, while also playing in at least two "away" matches.)

(Eligibility for these awards in the NCLC merely requires playing in 50% of your team's singles sets.)

NCCDL "Mountain/Beach" Division -- **Ryan Barnette** - Lake Norman - 10-0 (sets), 20-1 (games)

NCCDL "Central" Division -- **Alex Spellman** - Piedmont - 10-0 (sets), 20-3 (games)

NCLC "Mountain/Beach" Division -- **Lisa Shpritz** - Charlotte - 7-0 (sets), 14-3 (games)

NCLC "Central" Division -- **Sarah Blackmon** - Apex - 11-2 (sets), 22-8 (games)

NCCDL / NCLC MEETING RESULTS FROM THE OCTOBER MEETING

NCCDL and NCLC: The same 14 associations in the NCCDL committed to play again in 2012, while 12 of the 14 NCLC associations from this year will continue playing in 2012 (Lake Norman and Boone have dropped out). Following the season-to-season scheduling precedent set over the past three years, 2012 will return to West and East divisions. Each team will play one match against each of the teams in their division, plus two out-of-division matches (chosen primarily to hit pairings that haven't been played as often as others in recent seasons). Division alignments are:

West: Asheville, Pineville, Charlotte, Piedmont, Chapel Hill, Lake Norman (NCCDL only), Cary (NCCDL only), and Hickory (NCLC only).

East: Durham, Capital Area, Fuquay-Varina, Jacksonville, Wilmington, Raleigh (NCCDL only), Port City (NCCDL only), and Apex (NCLC only).

HISTORY OF THE NCCDL…

It was back in 1995 that Tim Lane (now of the Cary NCCDL team) first introduced the idea of the statewide year-long season style of play to replace the old "one team holds the cup against a string of challengers" sytem. It's still possibly the most popular and successful idea ever for anything larger than a local league. Here are the 16 tournament final results so far:

1996: Raleigh over Charlotte(?)
1997: Piedmont over Durham
1998: Piedmont over Raleigh/Charlotte(?)
1999: Wilmington over Raleigh/Charlotte(?)
2000: Durham over Charlotte
2001: Durham over Wilmington
2002: Wilmington over Durham
2003: Wilmington over Durham
2004: Wilmington over Durham
2005: Durham over Wilmington
2006: Durham over Charlotte
2007: Durham over Charlotte
2008: Durham over Charlotte
2009: Wilmington over Charlotte
2010: Wilmington over Durham
2011: Durham over Lake Norman

Request to the NCLC Ladies: if any of you have a history of the results like the one above for the NCCDL, I would love to have a copy of those so I can periodically run an NCLC history as well. Drop me a line please if you're willing to share.

2011 NC City Dart League (NCCDL) & Ladies' Cup (NCLC)

NCCDL HIGH INS/OUTS & PERFECT THROWS (RDL members listed in bold)

High In : **160** -- **Brian Blake** - Wilm. - (2/19); Jason Bond - Ashe. - (2/19); Sean Force - Ashe. - (4/2);
Bob Gargan - Wilm. - (8/6); **Simon Healy** - Cary - (4/2); **Zak Mayhew** - Ral. - (7/9);
Tim McNamara (twice!) - Ral. - (7/9, 8/6); **Dan Naylor** - Wilm. - (7/9); Donovan Powell - Wilm. - (10/15)

High Out : **156** -- Gerald Hessler - LakeN. - (9/10)

Perfect Throws

Robbie Phillips (8) - Dur. - (9m,4/2; T80,4/2; 9m,4/30; 8m w/DBull, 4/30; T80,4/30; T80,8/6; T80,12/4; T80,12/4)

Ryan Barnette **(6)** - LakeN. - (9m,4/2; 9m,4/2; T80,9/10; T80,12/3; 9m,12/3; 9m,12/3)

Dan Naylor (6) - Wilm. - (T80,4/2; T80,7/9; T80,8/6; 9m,9/10; T80,12/3; T80,12/3)

Brian Blake (4) - Wilm. - (T80,10/22; 9m,12/3; T80,12/3; T80,12/3)

Kyle Gaulthier (3) - Dur. - (T80,10/15; T80,10/15; T80,12/4)
Zak Mayhew (3) - Ral. - (T80,8/6; 9m,9/10; 6Bull,12/3)
Donovan Powell **(3)** - Wilm. - (T80,4/2; 9m,7/9; 9m,10/15)
Joe Stone **(3)** - LakeN. - (T80,4/2; T80,7/9; 9m,12/3)

Jerry Branstool **(2)** - Char. - (T80,4/2; T80,4/30)
Tom Brown (2) - Dur. - (T74,7/9; T80,9/10)
Marshall Chavis (2) - Wilm. - (9m,10/22; 9m,10/22)
Jim Davis (2) - Cary - (9m,2/19; T80,12/3)
Matt Eller **(2)** - Char. - (T80,7/9; 9m,10/22)
Bob Gargan (2) - Wilm. - (T80,7/9; 9m,7/9)
Ed Grubb (2) - Ral. - (9m,10/15; 9m,10/15)
Gerald Hessler **(2)** - LakeN. - (T80,7/9; T80,8/6)
Mark Lamb (2) - Cary - (T80,2/19; 9m,7/9)
Garrett Meshaw **(2)** - Wilm. - (T80,4/2; T70,10/15)
Jeff Page **(2)** - Char. - (T80,4/30; 9m,7/9)
A.J. Pierce **(2)** - P.City - (9m,4/2; T80,9/10)
Pat Robinson **(2)** - Ashe. - (T80,2/19; 9m,4/2)
Michael Smith **(2)** - LakeN. - (T80,2/19; T80,9/10)
Scott Stankevich **(2)** - Cary - (9m,4/2; T80,10/15)
Albert Stone **(2)** - LakeN. - (9m,4/2; T80,7/9)

Andy Alexander - Jack. - (T80,2/19)
Robb Beeson - Dur. - (9m,2/19)
Dana Bither - Cap.Area - (9m,4/30)
Chris Boling - Ch.Hill - (T80,8/6)
Jason Bond - Ashe. - (9m,2/19)
Rick Bradshaw - Fuq.-Var. - (T80,4/30)
Ken Button - Pine. - (9m,12/3)
Elvedin Cebo - LakeN. - (T80,12/3)
Steve Chorba - Wilm. - (9m,8/6)
Fred Copeland - Pine. - (T80,10/15)
Randy Crites - Cap.Area - (6Bull,10/15)
Joel Eason - Cary - (9m,2/19)
Mike Elderbroom - Pine. - (T80,4/30)
Jim Fitzgibbons - Jack. - (T80,7/9)
Scott Frye - Jack. - (T80,10/15)
Jim Fuelling - Pine. - (T80,9/10)
Greg Funderburk - Pine. - (T71,4/30)
Marco Galeana - LakeN. - (T80,9/10)
Garry Herring - LakeN. - (9m,12/4)
Doug Jeffcoat - Ral. - (T77,10/15)
Jason Kilts - Dur. - (T80,4/2)
Stephen Lamb - Char. - (9m,4/30)
Tony Landi - LakeN. - (T80,4/2)
Jamie Livengood - Pied. - (T74,2/19)
Tim McNamara - Ral. - (9m,9/10)
Mike Milstead - Jack. - (T80,10/15)
Darrin Montgomery - Pied. - (9m,9/10)
David Murray - Wilm. - (T80,10/15)
Shane Murray - Cary - (T80,4/2)
Paul Ricci - Pine. - (T80,2/19)
Lee Scott - Ral. - (T74,8/6)
Mike Seward - Dur. - (T80,4/30)
Allen Smith - Dur. - (9m,12/4)
Matt Stauffer - Char. - (T80,8/6)
Wil Tan - Dur. - (9m,2/19)
Bob Terry - Cary - (T80,9/10)
Keith Wall - Dur. (9m,12/4)
Vic White - Jack. - (9m,4/2)
Steve Witz - Cary - (9m,10/15)

2011 North Carolina City Dart League Post-Season Tournament
(December 3 & 4 - Diamonds Grille & Bar, & Sydney's, Wilmington)

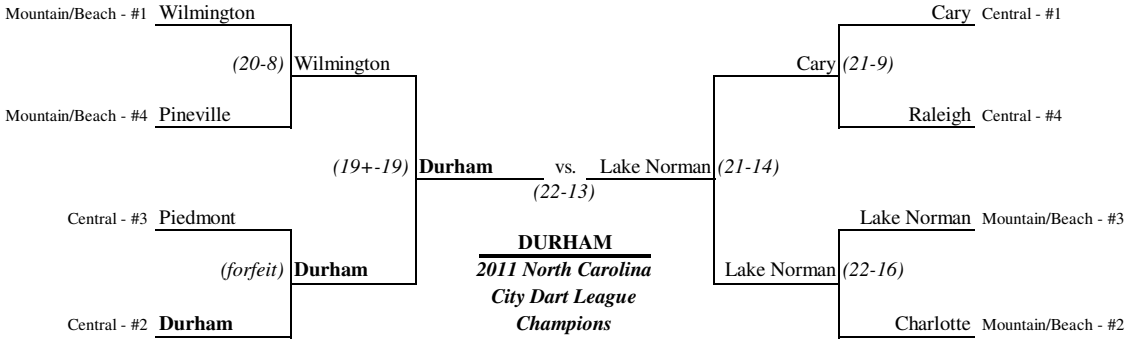

2011 North Carolina Ladies' Cup Post-Season Tournament
(December 3 & 4 - The Getaway Pub, Charlotte)

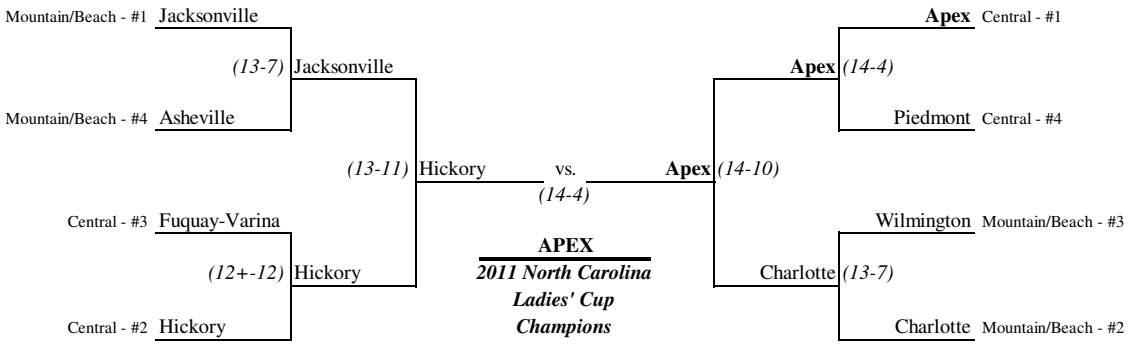

NCLC HIGH INS/OUTS & PERFECT THROWS

High In : **120** - Rosie Middleton - Asheville - (4/30)

High Out : **138** - **Johanna Salcedo** - Raleigh - (4/2)

Perfect Throws

Sherry Barnette - Hickory - (6Bull,8/6)
Charlie Daniel - Wilm. - (T80,4/30)
Peg Jones - Wilm. - (T80,2/19)
Lora Josey - Hickory - (9m,12/3)
Lynne Knoer - Char. - (9m,04/30)
Jackie Quayle - Hickory - (9m,8/6)
Tricia Whittington - Jack. - (9m,10/15)

Once again, we didn't run this year's state championships, so I don't have the original results file. As with last year's results page, this one was distributed in pdf form, so I wasn't able to highlight all of the RDL members' names below. Thus, I'll simply summarize the RDL members with state shirt titles below: BRIAN BLAKE (3) (Just A Little High), PAULA DELP (Corked & Loaded), BOB GARGAN (2) (Just A Little High), MARIDY KNIGHT (Corked & Loaded), ROBBIE PHILLIPS (3) (Not Non-Element), LIS PLEASANT (Corked & Loaded).

2011 North Carolina State Dart Championships

September 30 - October 2, 2011

MEN'S SINGLES 501
(39 Entries)
1st Robbie Phillips
2nd Mike Seward
Top 4 Wil Tan
Mike Elderbroom
Top 8 Brian Blake
Tom Brown
Randy Crites
Keith Wall

LADIES' SINGLES 501
(17 Entries)
1st Leann Burke
2nd Julie Scheppele
Top 4 Charlie Daniel
Sarah Blackmon

MEN'S SINGLES CRICKET
(49 Entries)
1st Robbie Phillips
2nd Kyle Gaulthier
Top 4 Mike Seward
Michael Smith
Top 8 Sid Mitchell
Joe Futima
Janel Pelletier
Brian Blake

LADIES' SINGLES CRICKET
(19 Entries)
1st Lis Pleasant
2nd Paula Delp
Top 4 Dawn Bocchinfuso
Leann Burke

Ton 80's:
Mark Beckett, Randy Crites, Ray Heneks, Tom Redick (2), Michael Smith

9 Marks:
Sid Mitchell (2), Darrin Montgomery

MEN'S DOUBLES 501
(23 Teams)
1st Brian Blake, Bob Gargan
2nd Robbie Phillips, Tom Brown
Top 4 Albert Stone, Jeff Page
Doug Jeffcoat, Tom Redick

LADIES' DOUBLES 501
(8 Teams)
1st Maridy Knight, Sarah Blackmon
2nd Angela Gaulthier, Lis Pleasant
Top 4 Lora Josey, Jennifer Bowser
Deana Miller, Paula Delp

MEN'S DOUBLES CRICKET
(25 Teams)
1st Darrin Montgomery, Ryan Barnette
2nd Fred Copeland, Mike Elderbroom
Top 4 Bob Gargan, Brian Blake
Kyle Gaulthier, Abe Woodard

LADIES' DOUBLES CRICKET
(10 Teams)
1st Paula Delp, Deana Miller
2nd Jennifer Bowser, Lora Josey
Top 4 Sarah Blackmon, Maridy Knight
Leann Burke, Julie Scheppele

MIXED DOUBLES CRICKET
(19 Teams)
1st Charlie Daniel, Brian Blake
2nd Leann Burke, Robbie Phillips
Top 4 Linda Elder, Darrin Montgomery
Sherry Barnette, Ryan Barnette

YOUTH/ADULT DOUBLES
1st Kyle Gaulthier (Y), Cody Gaulthier
2nd Bradley Seelochan (Y), Dan Naylor

Perfect Game - 6 Dart 301
Robbie Phillips

MEN'S SINGLES 301
(30 Entries)
1st Robbie Phillips
2nd Dan Naylor
Top 4 Fred Copeland
Mike Seward

LADIES' SINGLES 301
(18 Entries)
1st Jennifer Bowser
2nd Charlie Daniel
Top 4 Leann Burke
Jean Ransom

YOUTH SINGLES 13-17
1st Kyle Gaulthier
2nd Leann Burke

YOUTH SINGLES 12 & Under
1st Adam Hamilton
2nd Josh Hamilton

MIXED TRIPLES 601
(17 Teams)
1st Charlie Daniel, Bob Gargan, Brian Blake
2nd Sherry Barnette, Ryan Barnette, Darrin Montgomery
Top 4 Deana Miller, Dan Naylor, Steve Chorba
Linda Elder, Alex Spellman, Nate Mountjoy

LUCK OF THE DRAW
(44 Entries)
1st Derek Crews, Randy Crites
2nd Deana Miller, Brian Blake
Top 4 Jon Randolph, Bob Gargan
Paul DeMint, Mike Smith

TOTAL PAYOUT:
$3,777.00

1,000,001 Dart-A-Thon



Play 1,000,001 to benefit local Darters!!!

When: December 17, 2011

Where: Upper Deck, Cary, NC

Time: 10 am Saturday till we finish

We are trying to raise money to help send local Darters to play in Regional, National, and International Events. Robbie Phillips is going to England next year to play in the Winmau World Masters. We would like to be able to help him with his travel expenses as well as any other local Darters that would like to attend Regionals and Nationals in 2012.

If you are interested in playing or making a donation, please contact:

Julie Payne jupayne@cisco.com (c) 919-210-9781 or Maridy Knight mknight@kellyeyecenter.com (c) 919-417-7828

$2,500 Get-a-Way for the New Year

January 6th, 7th, & 8th, 2012

The Get-a-way Pub, 6824 Albemarle Rd, Charlotte NC, 704-535-1802

Day	Friday	Saturday							Sunday				
Time	8:00PM	10:30AM	12:30PM	1:00PM	2:30PM	3:00PM	5:00PM	7:30PM	11:00AM	12:30PM	1:00PM	2:30PM	3:00PM
Event	Blind Draw**	Mixed Doubles Cricket	Ladies Doubles Cricket	Mens Doubles Cricket	Ladies Singles Cricket	Mens Singles Cricket	Mixed Triples 701	Blind Draw	Mixed Doubles 501	Ladies Doubles 501	Mens Doubles 501	Ladies Singles 501	Mens Singles 501
Fee	$10 Person	$20 Team	$20 Team	$20 Team	$12* Person	$12* Person	$30 Team	$10 Person	$20 Team	$20 Team	$20 Team	$12* Person	$12* Person
1st	$110	$110	$80	$100	$70	$100	$90	$120	$110	$80	$100	$70	$90
2nd	$60	$60	$50	$50	$40	$60	$60	$50	$60	$50	$50	$40	$60
T4	$20	$20	$20	$20	$20	$30	$30	$20	$20	$20	$20	$20	$30

*$2 ADO Surcharge added to all singles events **Blind Draw is 501 / Cricket / Choice ***All events are best of 3

Hotel accommodations:
The Sleep Inn, Matthews
704-841-1660
Ask for Darters rate $59.99 per night

Dart Supplies By:
The Dart Guys
aka Alan Matthews

Tournament Directors:
Tammy O'Brien 704-813-6069
tournamentdirector@charlottedarts.com

Fall 2011 RDL Top Singles Records (by division) (FINAL!)

(There are no missing statistics, as all scoresheets from the entire season have been received.)

(Game minimums required for these listings: 19 for all divisions - except for teams D2, D3, D7, F6, G3 & G7, for whom the minimum is 18 due to a forfeit received)

		"A" Division	W	L	%-age
1	Blake, Brian	A1/ Just A Little High	27	1	0.964
2	Phillips, Robbie	A2/ Not Non-Element	25	3	0.893
3	Brown, Tom	A2/ Not Non-Element	20	4	0.833
4	Stankevich, Scott	A8/ Undomesticated Rednecks	22	6	0.786
5	Tan, Wil	A2/ Not Non-Element	21	6	0.778
6	Murray, Shane	A8/ Undomesticated Rednecks	21	7	0.750
7	Knight, Mark	A2/ Not Non-Element	17	6	0.739
8	Wall, Keith	A2/ Not Non-Element	14	5	0.737
9	Lamb, Mark	A8/ Undomesticated Rednecks	14	7	0.667
10	Healy, Simon	A1/ Just A Little High	19	10	0.655
11	Terry, Bob	A3/ Lunatic Fringe	17	9	0.654
12	Seward, Mike	A4/ Daddies	18	10	0.643
13	Crites, Randy	A1/ Just A Little High	16	9	0.640
14	Kenney, Jon	A2/ Not Non-Element	14	8	0.636

		"B" Division	W	L	%-age
1	Ray, Robert	B1/ Appetite for Destruction	24	4	0.857
2	Mitchell, Sid	B1/ Appetite for Destruction	23	4	0.852
3	Romanchek, David	B4/ Nine Lives	23	6	0.793
4	Oakley, Jerry	B8/ Traveling Beer Bellies	20	6	0.769
5	Bradshaw, Rick	B2/ The Locals	19	7	0.731
	Fischlein, Kris	B7/ Two Girls and a Couple C	19	7	0.731
7	Clark, Dan	B3/ OT Outlaws	20	8	0.714
8	Eastmead, Phillip	B2/ The Locals	17	7	0.708
9	Hindle, Mikey	B5/ Excalibur	17	9	0.654
	Yang, Rob	B2/ The Locals	17	9	0.654
11	James, Bob	B5/ Excalibur	18	10	0.643
	Kerr, Jimmy	B3/ OT Outlaws	18	10	0.643
13	Bryant, Whit	B2/ The Locals	19	11	0.633
14	Anderson, Ryan	B7/ Two Girls and a Couple C	15	9	0.625

		"C" Division	W	L	%-age
1	Lloyd, Billy	C6/ Is It In?	26	2	0.929
2	Bullington, Lonnie	C8/ Mug Hunters	16	3	0.842
3	Thomas, Jason	C5/ Take It All	17	4	0.810
4	Hoyt, David	C2/ Rif Raf	21	7	0.750
5	Sandoval, Alberto	C8/ Mug Hunters	20	7	0.741
6	Foushee, Eugene	C8/ Mug Hunters	20	8	0.714
	Parker, Charles	C6/ Is It In?	20	8	0.714
8	Grubb, Ed	C3/ Corked & Loaded	17	7	0.708
9	Delp, Paula	C3/ Corked & Loaded	17	8	0.680
10	Smith, Van	C4/ Coral Reefers	13	7	0.650
11	Gower, Jeremy	C5/ Take It All	14	8	0.636
12	Williams, Denny	C1/ The Usual Suspects	17	10	0.630
13	Johnson, Michael	C1/ The Usual Suspects	16	10	0.615
14	Keller, Tony	C6/ Is It In?	17	11	0.607

		"D" Division	W	L	%-age
1	Wilcox, Randy	D5/ Black Mug Society	20	3	0.870
2	Ackley, Sean	D8/ What the Fork?	21	5	0.808
	Sautter, Don	D4/ Choot 'Em!	21	5	0.808
4	Greene, Sebastian	D3/ Ale-ing Archers	17	6	0.739
5	Jenkins, John	D7/ Salute-A-Bulls	19	7	0.731
6	Baldwin, Randy	D1/ D Pig Boss, D Pig	16	6	0.727
7	Brody, Kevin	D7/ Salute-A-Bulls	18	8	0.692
	Simpson, David	D7/ Salute-A-Bulls	18	8	0.692
9	Shengulette, Jerry	D5/ Black Mug Society	13	6	0.684
10	Schwochow, Andy	D3/ Ale-ing Archers	14	7	0.667
11	Klann, Eric	D5/ Black Mug Society	15	8	0.652
12	Carter, Kevin	D5/ Black Mug Society	17	10	0.630
13	Gabry, Greg	D7/ Salute-A-Bulls	13	8	0.619
14	Fink, Scott	D6/ Sharky's Machine	17	11	0.607

		"E" Division	W	L	%-age
1	Martinez, Vicente	E6/ Turtle Soup	18	4	0.818
2	Bowman, Todd	E7/ Lords of Da Board	16	4	0.800
3	Johnson, Dave	E3/ Menace 2 Sobriety	22	6	0.786
4	Bunn, Tim	E2/ Force 8 from the Planet X	20	6	0.769
5	Dzengeleski, Jimmy	E7/ Lords of Da Board	21	7	0.750
6	Welborn, Tim	E7/ Lords of Da Board	20	7	0.741
7	Fitzgerald, Aaron	E8/ Big Bulls	19	7	0.731
8	Flanagan, Stephen	E8/ Big Bulls	18	7	0.720
9	Winters, Tom	E7/ Lords of Da Board	17	7	0.708
10	Maley, Dave	E4/ Sofa Kings	15	8	0.652
11	Fitzgerald, Dennis	E8/ Big Bulls	15	9	0.625
	Willis, Tolson	E1/ Death Throw	15	9	0.625
13	Price, Brady	E3/ Menace 2 Sobriety	17	11	0.607
14	(two tied)				0.600

		"F" Division	W	L	%-age
1	Goss, Matt	F7/ Double Tap	24	4	0.857
2	Polenz, Steve	F7/ Double Tap	20	6	0.769
3	Stacy, Rod	F5/ Sharkshooters	18	6	0.750
4	Massengill, Chad	F6/ BullsHitters	19	7	0.731
5	Gelberg, David	F8/ Dublin-Dublout	17	7	0.708
6	Gilyardi, Ernie	F6/ BullsHitters	14	6	0.700
7	Kring, Jeremy	F2/ Banzai Darters	15	7	0.682
8	Bither, Dana	F5/ Sharkshooters	19	9	0.679
9	Jones, Andrew	F8/ Dublin-Dublout	16	8	0.667
10	Rexrode, Rob	F1/ Projectile Bogarts	17	9	0.654
11	Dudley, Robert	F4/ F6f Hellcats	15	9	0.625
	Montesi, Chris	F8/ Dublin-Dublout	15	9	0.625
13	Lorden, Shawn	F2/ Banzai Darters	13	8	0.619
14	Winter, Wally	F8/ Dublin-Dublout	15	10	0.600

		"G" Division	W	L	%-age
1	Converse, Stan	G1/ D'Artists Formerly Known	20	0	1.000
2	Merkle, Pat	G6/ Backyard Brawlers	21	5	0.808
3	Marks, Ted	G3/ Liquor Posse	19	5	0.792
4	Frumkin, Josh	G6/ Backyard Brawlers	22	6	0.786
5	Kiser, Lyman	G7/ One Armed Bandits	18	5	0.783
6	Lewis, Rob	G6/ Backyard Brawlers	20	6	0.769
7	Nelson, Shane	G3/ Liquor Posse	17	6	0.739
8	Munroe, Joe	G6/ Backyard Brawlers	20	8	0.714
9	Fagan, David	G5/ Tossers!	15	7	0.682
10	Caputo, Daniel	G3/ Liquor Posse	17	9	0.654
	Wickstrom, Bob	G1/ D'Artists Formerly Known	17	9	0.654
12	Watkins, Nathan	G3/ Liquor Posse	13	8	0.619
13	Murphy, Phil	G7/ One Armed Bandits	14	9	0.609
14	Chuyka, Don	G2/ Mr. Bulljangles	12	8	0.600

		"H" Division	W	L	%-age
1	Iager, John	H5/ Grateful Darts	23	3	0.885
2	McDole, James	H3/ Frank	17	3	0.850
3	Horrall, Mike	H1/ Methodical Madness	20	4	0.833
4	Hamilton, Brad	H1/ Methodical Madness	23	5	0.821
5	Rube, Bob	H2/ Bulls & Bears	20	5	0.800
6	Steel, Glen	H1/ Methodical Madness	14	5	0.737
7	Citrak, Sheldon	H1/ Methodical Madness	16	6	0.727
8	Davis, Jared	H3/ Frank	17	7	0.708
9	Venable, Mike	H1/ Methodical Madness	19	8	0.704
10	Lee, Julie Tate	H2/ Bulls & Bears	17	9	0.654
11	Neill, Gregory	H1/ Methodical Madness	15	8	0.652
12	Genzlinger, Roger	H3/ Frank	13	7	0.650
13	Haller, Kelly	H2/ Bulls & Bears	12	7	0.632
14	Gallant, Johnnie	H6/ Fullabull	17	10	0.630

Women's Records

	(# of women by div.: A-0, B-4, C-10, D-6, E-5, F-10, G-11, H-11)		W	L	%-age
B	Salter, Whitney	B7/ Two Girls and a Couple C	10	11	0.476
C	Delp, Paula	C3/ Corked & Loaded	17	8	0.680
	Pleasant, Lis	C3/ Corked & Loaded	14	14	0.500
	DeFontes, Adrienne	C6/ Is It In?	13	15	0.464
D	Wells, Tami	D2/ After 4 Beers!	11	8	0.579
	Jenkins, Vickie	D7/ Salute-A-Bulls	11	16	0.407
E	Parent, Katherine	E5/ Starving Dartists	7	15	0.318
F	Boutieller, Tina	F3/ Flight Risk	11	11	0.500
	Cotton, Grace	F5/ Sharkshooters	8	14	0.364
	Leggett, Alyssa	F3/ Flight Risk	7	13	0.350
G	Zellers, Krysta	G4/ Bel Biv Dethrow	7	18	0.280
	Vithorkus, Denise	G8/ Tips & Shafts	1	21	0.045
	-	-	-	-	-
H	Lee, Julie Tate	H2/ Bulls & Bears	17	9	0.654
	Haller, Kelly	H2/ Bulls & Bears	12	7	0.632
	Voorhees, Cindy	H6/ Fullabull	16	12	0.571

Fall 2011 RDL Top Doubles Records (by division) (FINAL!)

(There are no missing statistics, as all scoresheets from the entire season have been received.)

(Game minimums required for these listings: 19 for all divisions - except for teams D2, D3, D7, F6, G3 & G7, for whom the minimum is 18 due to a forfeit received)

		"A" Division	W	L	%-age
1	Blake, Brian	A1/ Just A Little High	26	4	0.867
2	Denton, Mike	A1/ Just A Little High	17	3	0.850
3	Brown, Tom	A2/ Not Non-Element	19	4	0.826
4	Murray, David	A8/ Undomesticated Rednecks	19	7	0.731
5	Murray, Shane	A8/ Undomesticated Rednecks	20	8	0.714
6	Kenney, Jon	A2/ Not Non-Element	17	7	0.708
7	Tan, Wil	A2/ Not Non-Element	19	8	0.704
8	Kendall, Kevin	A4/ Daddies	17	8	0.680
	Knight, Mark	A2/ Not Non-Element	17	8	0.680
10	Crites, Randy	A1/ Just A Little High	19	9	0.679
	Phillips, Robbie	A2/ Not Non-Element	19	9	0.679
12	Terry, Bob	A3/ Lunatic Fringe	18	9	0.667
	Naylor, Dan	A1/ Just A Little High	16	8	0.667
14	Stankevich, Scott	A8/ Undomesticated Rednecks	17	9	0.654

		"B" Division	W	L	%-age
1	Ray, Robert	B1/ Appetite for Destruction	25	3	0.893
2	Mozzetti, Tim	B1/ Appetite for Destruction	20	5	0.800
3	Bradshaw, Rick	B2/ The Locals	23	7	0.767
4	Eastmead, Phillip	B2/ The Locals	17	6	0.739
5	Reitano, Sal	B2/ The Locals	22	8	0.733
6	Fischlein, Kris	B7/ Two Girls and a Couple C	17	7	0.708
7	McCurry, Justin	B1/ Appetite for Destruction	19	8	0.704
8	Hopkins, Chris	B7/ Two Girls and a Couple C	18	8	0.692
9	Mitchell, Sid	B1/ Appetite for Destruction	19	9	0.679
	Tant, J.J.	B3/ OT Outlaws	19	9	0.679
11	Zelinack, Jason	B3/ OT Outlaws	16	8	0.667
12	Reygers, Jeff	B7/ Two Girls and a Couple C	17	9	0.654
13	Crowe, Jason	B3/ OT Outlaws	15	8	0.652
14	Anderson, Ryan	B7/ Two Girls and a Couple C	16	9	0.640

		"C" Division	W	L	%-age
1	Grubb, Ed	C3/ Corked & Loaded	20	4	0.833
2	Gaulthier, Angela	C3/ Corked & Loaded	17	6	0.739
3	Sandoval, Alberto	C8/ Mug Hunters	19	8	0.704
4	Bullington, Lonnie	C8/ Mug Hunters	14	6	0.700
5	Parker, Charles	C6/ Is It In?	19	9	0.679
6	Gallagher, Jim	C4/ Coral Reefers	15	8	0.652
7	Johnson, Michael	C1/ The Usual Suspects	18	10	0.643
8	Johnson, David	C1/ The Usual Suspects	16	9	0.640
9	Lloyd, Billy	C6/ Is It In?	17	11	0.607
10	Hoyt, David	C2/ Rif Raf	16	11	0.593
11	Horger, Dennis	C2/ Rif Raf	14	10	0.583
	Kuhns, John	C8/ Mug Hunters	14	10	0.583
13	Grubb, Donald	C1/ The Usual Suspects	11	8	0.579
14	(three tied)		15	11	0.577

		"D" Division	W	L	%-age
1	Jenkins, Vickie	D7/ Salute-A-Bulls	20	5	0.800
2	Schwochow, Andy	D3/ Ale-ing Archers	16	5	0.762
3	Simpson, David	D7/ Salute-A-Bulls	18	6	0.750
4	Brody, Kevin	D7/ Salute-A-Bulls	16	7	0.696
	Gabry, Greg	D7/ Salute-A-Bulls	16	7	0.696
6	Allison, Frank	D6/ Sharky's Machine	19	9	0.679
7	Mushow, David	D3/ Ale-ing Archers	14	7	0.667
8	Harvey, Justin	D3/ Ale-ing Archers	15	8	0.652
9	Knott, Ryan	D4/ Choot 'Em!	22	12	0.647
10	Wilcox, Randy	D5/ Black Mug Society	14	8	0.636
11	Sautter, Scott	D4/ Choot 'Em!	19	11	0.633
12	Fink, Scott	D6/ Sharky's Machine	17	10	0.630
	Klann, Eric	D5/ Black Mug Society	17	10	0.630
	Sautter, Don	D4/ Choot 'Em!	17	10	0.630

		"E" Division	W	L	%-age
1	Bunn, Tim	E2/ Force 8 from the Planet X	23	4	0.852
2	McFadden, Kevin	E7/ Lords of Da Board	16	5	0.762
3	Winters, Tom	E7/ Lords of Da Board	17	6	0.739
4	Raquet, Michael	E5/ Starving Dartists	19	7	0.731
5	Welborn, Tim	E7/ Lords of Da Board	18	8	0.692
6	Fitzgerald, Dennis	E8/ Big Bulls	15	7	0.682
	Hall, Danny	E2/ Force 8 from the Planet X	15	7	0.682
8	Flanagan, Stephen	E8/ Big Bulls	18	9	0.667
9	Metters, Paul	E4/ Sofa Kings	17	9	0.654
10	Hogan, Neal	E1/ Death Throw	16	9	0.640
11	Bowman, Todd	E7/ Lords of Da Board	15	9	0.625
12	Johnson, Dave	E3/ Menace 2 Sobriety	17	11	0.607
13	Sexton, Ray	E5/ Starving Dartists	16	11	0.593
14	McEwen, William	E2/ Force 8 from the Planet X	13	9	0.591

		"F" Division	W	L	%-age
1	Goss, Matt	F7/ Double Tap	25	3	0.893
2	Klimanskis, Mark	F7/ Double Tap	20	5	0.800
3	Gelberg, David	F8/ Dublin-Dublout	20	6	0.769
4	Jones, Andrew	F8/ Dublin-Dublout	21	7	0.750
5	Krestalude, Andy	F4/ F6f Hellcats	17	8	0.680
6	Massengill, Randy	F6/ BullsHitters	18	9	0.667
7	Polenz, Steve	F7/ Double Tap	16	9	0.640
8	Reece, Robert	F6/ BullsHitters	14	8	0.636
9	Massengill, Chad	F6/ BullsHitters	17	10	0.630
10	Fuller, Ian	F2/ Banzai Darters	13	10	0.565
11	Bither, Dana	F5/ Sharkshooters	15	12	0.556
	Hartmann, Erin	F4/ F6f Hellcats	15	12	0.556
13	Rudy, Jeff	F8/ Dublin-Dublout	11	9	0.550
14	Winter, Wally	F8/ Dublin-Dublout	12	10	0.545

		"G" Division	W	L	%-age
1	Murphy, Phil	G7/ One Armed Bandits	17	4	0.810
2	Kiser, Lyman	G7/ One Armed Bandits	22	6	0.786
3	Frumkin, Josh	G6/ Backyard Brawlers	21	6	0.778
4	Caputo, Daniel	G3/ Liquor Posse	19	7	0.731
5	Lewis, Dave	G7/ One Armed Bandits	13	5	0.722
	Watkins, Nathan	G3/ Liquor Posse	13	5	0.722
7	Nelson, Shane	G3/ Liquor Posse	17	7	0.708
8	Marks, Ted	G3/ Liquor Posse	17	8	0.680
	Mooty, Aaron	G3/ Liquor Posse	17	8	0.680
10	Merkle, Pat	G6/ Backyard Brawlers	18	9	0.667
	Converse, Stan	G1/ D'Artists Formerly Known	14	7	0.667
	Lewis, Rob	G6/ Backyard Brawlers	14	7	0.667
13	Kyle, Mike	G2/ Mr. Bulljangles	15	8	0.652
14	White, John	G6/ Backyard Brawlers	14	8	0.636

		"H" Division	W	L	%-age
1	Venable, Mike	H1/ Methodical Madness	23	3	0.885
2	Hamilton, Brad	H1/ Methodical Madness	21	7	0.750
3	Horrall, Mike	H1/ Methodical Madness	17	6	0.739
4	Iager, John	H5/ Grateful Darts	19	7	0.731
5	Rube, Bob	H2/ Bulls & Bears	16	6	0.727
6	Perkins, Chris	H5/ Grateful Darts	18	7	0.720
7	Elliott, Chris	H6/ Fullabull	18	10	0.643
8	Gillespie, Jeff	H3/ Frank	14	9	0.609
9	Citrak, Sheldon	H1/ Methodical Madness	13	9	0.591
	Davis, Jared	H3/ Frank	13	9	0.591
	Hall, Steven	H2/ Bulls & Bears	13	9	0.591
	Schrein, David	H2/ Bulls & Bears	13	9	0.591
13	Huffman, David	H4/ Brown's Bombers	16	12	0.571
	(three tied)		12	9	0.571

Women's Records

	(# of women by div.: A-0, B-4, C-10, D-6, E-5, F-10, G-11, H-11)		W	L	%-age
B	Salter, Whitney	B7/ Two Girls and a Couple C	11	16	0.407
C	Gaulthier, Angela	C3/ Corked & Loaded	17	6	0.739
	Pleasant, Lis	C3/ Corked & Loaded	15	11	0.577
	Delp, Paula	C3/ Corked & Loaded	14	13	0.519
D	Jenkins, Vickie	D7/ Salute-A-Bulls	20	5	0.800
	Blackwelder, Deb	D2/ After 4 Beers!	12	14	0.462
E	Johnson, Jennifer	E3/ Menace 2 Sobriety	11	12	0.478
F	Hartmann, Erin	F4/ F6f Hellcats	15	12	0.556
	Becker, Blair	F7/ Double Tap	10	9	0.526
	Boutieller, Tina	F3/ Flight Risk	10	9	0.526
G	Vithorkus, Denise	G8/ Tips & Shafts	7	17	0.292
	Zellers, Krysta	G4/ Bel Biv Dethrow	6	18	0.250
	-	-	-	-	-
H	Lee, Julie Tate	H2/ Bulls & Bears	13	12	0.520
	Voorhees, Cindy	H6/ Fullabull	14	13	0.519
	Huffman, Inky	H4/ Brown's Bombers	9	10	0.474

Fall 2011 RDL Top Singles+Doubles Records (by division) (FINAL!)

(There are no missing statistics, as all scoresheets from the entire season have been received.)

(Game minimums required for these listings: 37 for all divisions - except for teams D2, D3, D7, F6, G3 & G7, for whom the minimum is 35 due to a forfeit received)

		"A" Division	W	L	%-age
1	Blake, Brian	A1/ Just A Little High	53	5	0.914
2	Brown, Tom	A2/ Not Non-Element	39	8	0.830
3	Phillips, Robbie	A2/ Not Non-Element	44	12	0.786
4	Tan, Wil	A2/ Not Non-Element	40	14	0.741
5	Murray, Shane	A8/ Undomesticated Rednecks	41	15	0.732
6	Stankevich, Scott	A8/ Undomesticated Rednecks	39	15	0.722
7	Knight, Mark	A2/ Not Non-Element	34	14	0.708
8	Kenney, Jon	A2/ Not Non-Element	31	15	0.674
9	Crites, Randy	A1/ Just A Little High	35	18	0.660
	Terry, Bob	A3/ Lunatic Fringe	35	18	0.660
11	Wall, Keith	A2/ Not Non-Element	25	13	0.658
12	Murray, David	A8/ Undomesticated Rednecks	35	19	0.648
13	Naylor, Dan	A1/ Just A Little High	31	17	0.646
14	Healy, Simon	A1/ Just A Little High	36	20	0.643

		"B" Division	W	L	%-age
1	Ray, Robert	B1/ Appetite for Destruction	49	7	0.875
2	Mitchell, Sid	B1/ Appetite for Destruction	42	13	0.764
3	Bradshaw, Rick	B2/ The Locals	42	14	0.750
4	Eastmead, Phillip	B2/ The Locals	34	13	0.723
5	Fischlein, Kris	B7/ Two Girls and a Couple C	36	14	0.720
6	Mozzetti, Tim	B1/ Appetite for Destruction	34	16	0.680
7	Reitano, Sal	B2/ The Locals	39	19	0.672
8	McCurry, Justin	B1/ Appetite for Destruction	36	19	0.655
9	Hopkins, Chris	B7/ Two Girls and a Couple C	34	18	0.654
10	Clark, Dan	B3/ OT Outlaws	35	20	0.636
11	Oakley, Jerry	B8/ Traveling Beer Bellies	33	19	0.635
12	Anderson, Ryan	B7/ Two Girls and a Couple C	31	18	0.633
13	Romanchek, David	B4/ Nine Lives	36	22	0.621
14	(two tied)		34	21	0.618

		"C" Division	W	L	%-age
1	Grubb, Ed	C3/ Corked & Loaded	37	11	0.771
2	Bullington, Lonnie	C8/ Mug Hunters	30	9	0.769
3	Lloyd, Billy	C6/ Is It In?	43	13	0.768
4	Sandoval, Alberto	C8/ Mug Hunters	39	15	0.722
5	Parker, Charles	C6/ Is It In?	39	17	0.696
6	Thomas, Jason	C5/ Take It All	29	14	0.674
7	Hoyt, David	C2/ Rif Raf	37	18	0.673
8	Foushee, Eugene	C8/ Mug Hunters	35	19	0.648
9	Johnson, Michael	C1/ The Usual Suspects	34	20	0.630
10	Gallagher, Jim	C4/ Coral Reefers	28	17	0.622
11	Smith, Van	C4/ Coral Reefers	28	18	0.609
12	Johnson, David	C1/ The Usual Suspects	29	19	0.604
13	Delp, Paula	C3/ Corked & Loaded	31	21	0.596
14	Keller, Tony	C6/ Is It In?	33	23	0.589

		"D" Division	W	L	%-age
1	Wilcox, Randy	D5/ Black Mug Society	34	11	0.756
2	Simpson, David	D7/ Salute-A-Bulls	36	14	0.720
3	Sautter, Don	D4/ Choot 'Em!	38	15	0.717
4	Schwochow, Andy	D3/ Ale-ing Archers	30	12	0.714
5	Brody, Kevin	D7/ Salute-A-Bulls	34	15	0.694
6	Ackley, Sean	D8/ What the Fork?	36	16	0.692
7	Jenkins, John	D7/ Salute-A-Bulls	35	17	0.673
8	Gabry, Greg	D7/ Salute-A-Bulls	29	15	0.659
9	Klann, Eric	D5/ Black Mug Society	32	18	0.640
10	Leonard, Shawn	D4/ Choot 'Em!	24	14	0.632
	Shengulette, Jerry	D5/ Black Mug Society	24	14	0.632
12	Allison, Frank	D6/ Sharky's Machine	34	20	0.630
13	Fink, Scott	D6/ Sharky's Machine	34	21	0.618
14	Jenkins, Vickie	D7/ Salute-A-Bulls	31	21	0.596

		"E" Division	W	L	%-age
1	Bunn, Tim	E2/ Force 8 from the Planet X	43	10	0.811
2	Winters, Tom	E7/ Lords of Da Board	34	13	0.723
3	Welborn, Tim	E7/ Lords of Da Board	38	15	0.717
4	Bowman, Todd	E7/ Lords of Da Board	31	13	0.705
5	Johnson, Dave	E3/ Menace 2 Sobriety	39	17	0.696
6	Flanagan, Stephen	E8/ Big Bulls	36	16	0.692
7	Martinez, Vicente	E6/ Turtle Soup	32	15	0.681
8	Dzengeleski, Jimmy	E7/ Lords of Da Board	35	18	0.660
9	Raquet, Michael	E5/ Starving Dartists	34	18	0.654
10	Fitzgerald, Dennis	E8/ Big Bulls	30	16	0.652
11	Fitzgerald, Aaron	E8/ Big Bulls	33	19	0.635
12	Hogan, Neal	E1/ Death Throw	31	19	0.620
13	Hall, Danny	E2/ Force 8 from the Planet X	25	16	0.610
14	Toolan, Chris	E8/ Big Bulls	35	24	0.593

		"F" Division	W	L	%-age
1	Goss, Matt	F7/ Double Tap	49	7	0.875
2	Gelberg, David	F8/ Dublin-Dublout	37	13	0.740
3	Jones, Andrew	F8/ Dublin-Dublout	37	15	0.712
4	Polenz, Steve	F7/ Double Tap	36	15	0.706
5	Massengill, Chad	F6/ BullsHitters	36	17	0.679
6	Klimanskis, Mark	F7/ Double Tap	32	16	0.667
7	Stacy, Rod	F5/ Sharkshooters	30	17	0.638
8	Bither, Dana	F5/ Sharkshooters	34	21	0.618
9	Lorden, Shawn	F2/ Banzai Darters	24	15	0.615
10	Massengill, Randy	F6/ BullsHitters	31	20	0.608
11	Krestalude, Andy	F4/ F6f Hellcats	29	20	0.592
12	Kring, Jeremy	F2/ Banzai Darters	27	19	0.587
13	Dudley, Robert	F4/ F6f Hellcats	28	20	0.583
14	Gilyardi, Ernie	F6/ BullsHitters	23	17	0.575

		"G" Division	W	L	%-age
1	Converse, Stan	G1/ D'Artists Formerly Known	34	7	0.829
2	Kiser, Lyman	G7/ One Armed Bandits	40	11	0.784
3	Frumkin, Josh	G6/ Backyard Brawlers	43	12	0.782
4	Merkle, Pat	G6/ Backyard Brawlers	39	14	0.736
5	Marks, Ted	G3/ Liquor Posse	36	13	0.735
6	Lewis, Rob	G6/ Backyard Brawlers	34	13	0.723
	Nelson, Shane	G3/ Liquor Posse	34	13	0.723
8	Murphy, Phil	G7/ One Armed Bandits	31	13	0.705
9	Caputo, Daniel	G3/ Liquor Posse	36	16	0.692
10	Watkins, Nathan	G3/ Liquor Posse	26	13	0.667
11	Munroe, Joe	G6/ Backyard Brawlers	37	19	0.661
12	Keleher, John	G2/ Mr. Bulljangles	24	13	0.649
13	Lewis, Dave	G7/ One Armed Bandits	24	14	0.632
14	Therrien, Dan	G5/ Tossers!	25	15	0.625

		"H" Division	W	L	%-age
1	Iager, John	H5/ Grateful Darts	42	10	0.808
2	Venable, Mike	H1/ Methodical Madness	42	11	0.792
3	Horrall, Mike	H1/ Methodical Madness	37	10	0.787
4	Hamilton, Brad	H1/ Methodical Madness	44	12	0.786
5	Rube, Bob	H2/ Bulls & Bears	36	11	0.766
6	McDole, James	H3/ Frank	29	12	0.707
7	Neill, Gregory	H1/ Methodical Madness	28	13	0.683
8	Steel, Glen	H1/ Methodical Madness	25	12	0.676
9	Citrak, Sheldon	H1/ Methodical Madness	29	15	0.659
10	Davis, Jared	H3/ Frank	30	16	0.652
11	Perkins, Chris	H5/ Grateful Darts	30	18	0.625
12	Hall, Steven	H2/ Bulls & Bears	27	18	0.600
	Genzlinger, Roger	H3/ Frank	24	16	0.600
14	Huffman, David	H4/ Brown's Bombers	33	23	0.589

Women's Records

	(# of women by div.: A-0, B-4, C-10, D-6, E-5, F-10, G-11, H-11)		W	L	%-age
B	Salter, Whitney	B7/ Two Girls and a Couple C	21	27	0.438
C	Delp, Paula	C3/ Corked & Loaded	31	21	0.596
	Pleasant, Lis	C3/ Corked & Loaded	29	25	0.537
	Gaulthier, Angela	C3/ Corked & Loaded	25	23	0.521
D	Jenkins, Vickie	D7/ Salute-A-Bulls	31	21	0.596
	Blackwelder, Deb	D2/ After 4 Beers!	20	31	0.392
E	Johnson, Jennifer	E3/ Menace 2 Sobriety	18	20	0.474
F	Boutieller, Tina	F3/ Flight Risk	21	20	0.512
	Dudley, Debbie	F4/ F6f Hellcats	21	33	0.389
	Hartmann, Erin	F4/ F6f Hellcats	21	33	0.389
G	Zellers, Krysta	G4/ Bel Biv Dethrow	13	36	0.265
	Vithorkus, Denise	G8/ Tips & Shafts	8	38	0.174
	-	-	-	-	-
H	Lee, Julie Tate	H2/ Bulls & Bears	30	21	0.588
	Voorhees, Cindy	H6/ Fullabull	30	25	0.545
	Haller, Kelly	H2/ Bulls & Bears	22	21	0.512

Fall 2011 RDL Top All-Star Point Averages (by division) (FINAL!)

(There are no missing statistics, as all scoresheets from the entire season have been received.)

(Game minimums required for these listings: 37 for all divisions - except for teams D2, D3, D7, F6, G3 & G7, for whom the minimum is 35 due to a forfeit received)

	"A" Division		ASP	TGP	Ave.
1	Blake, Brian	A1/ Just A Little High	####	58	2.431
2	Phillips, Robbie	A2/ Not Non-Element	####	56	2.339
3	Brown, Tom	A2/ Not Non-Element	83.5	47	1.777
4	Tan, Wil	A2/ Not Non-Element	95.0	54	1.759
5	Seward, Mike	A4/ Daddies	96.5	57	1.693
6	Gaulthier, Kyle	A7/ Off Constantly	82.0	52	1.577
7	Naylor, Dan	A1/ Just A Little High	75.5	48	1.573
8	Murray, Shane	A8/ Undomesticated Rednecks	87.5	56	1.563
9	Healy, Simon	A1/ Just A Little High	85.5	56	1.527
10	Crites, Randy	A1/ Just A Little High	79.0	53	1.491
11	Stankevich, Scott	A8/ Undomesticated Rednecks	74.0	54	1.370
12	McNamara, Tim	A6/ Jack 9	62.5	47	1.330
13	Butters, Scott	A5/ Alcohol Free For All	70.0	53	1.321
14	Terry, Bob	A3/ Lunatic Fringe	68.5	53	1.292

	"B" Division		ASP	TGP	Ave.
1	Ray, Robert	B1/ Appetite for Destruction	79.5	56	1.420
2	Eastmead, Phillip	B2/ The Locals	59.5	47	1.266
3	Oakley, Jerry	B8/ Traveling Beer Bellies	61.5	52	1.183
4	Mitchell, Sid	B1/ Appetite for Destruction	61.5	55	1.118
5	Mozzetti, Tim	B1/ Appetite for Destruction	43.5	50	0.870
6	Vance, Hugh	B8/ Traveling Beer Bellies	42.0	49	0.857
7	Flood, Tom	B1/ Appetite for Destruction	45.5	54	0.843
8	Zelinack, Jason	B3/ OT Outlaws	39.5	50	0.790
9	Anderson, Ryan	B7/ Two Girls and a Couple C	37.5	49	0.765
10	Tant, J.J.	B3/ OT Outlaws	40.5	55	0.736
11	Hindle, Mikey	B5/ Excalibur	38.0	52	0.731
12	Fischlein, Kris	B7/ Two Girls and a Couple C	34.0	50	0.680
13	Reitano, Sal	B2/ The Locals	39.0	58	0.672
14	Yang, Rob	B2/ The Locals	35.5	54	0.657

	"C" Division		ASP	TGP	Ave.
1	Lloyd, Billy	C6/ Is It In?	77.0	56	1.375
2	Gallagher, Jim	C4/ Coral Reefers	41.0	45	0.911
3	Grubb, Ed	C3/ Corked & Loaded	43.5	48	0.906
4	Sandoval, Alberto	C8/ Mug Hunters	46.0	54	0.852
5	Johnson, Michael	C1/ The Usual Suspects	43.5	54	0.806
6	Keller, Tony	C6/ Is It In?	44.0	56	0.786
7	Hoyt, David	C2/ Rif Raf	41.5	55	0.755
8	Parker, Charles	C6/ Is It In?	38.5	56	0.688
9	Delp, Paula	C3/ Corked & Loaded	35.5	52	0.683
10	Williams, Denny	C1/ The Usual Suspects	33.0	50	0.660
11	Gower, Jeremy	C5/ Take It All	29.0	44	0.659
12	Bullington, Lonnie	C8/ Mug Hunters	25.5	39	0.654
13	Kuhns, John	C8/ Mug Hunters	28.0	48	0.583
14	Maze, Sam	C5/ Take It All	31.0	55	0.564

	"D" Division		ASP	TGP	Ave.
1	Wilcox, Randy	D5/ Black Mug Society	43.5	45	0.967
2	Ackley, Sean	D8/ What the Fork?	43.5	52	0.837
3	Schwochow, Andy	D3/ Ale-ing Archers	31.0	42	0.738
4	Jenkins, John	D7/ Salute-A-Bulls	35.0	52	0.673
5	Simpson, David	D7/ Salute-A-Bulls	33.5	50	0.670
6	Klann, Eric	D5/ Black Mug Society	32.5	50	0.650
7	Wells, John	D2/ After 4 Beers!	31.5	52	0.606
8	Baldwin, Randy	D1/ D Pig Boss, D Pig	26.5	44	0.602
9	Leonard, Shawn	D4/ Choot 'Em!	22.5	38	0.592
	Shengulette, Jerry	D5/ Black Mug Society	22.5	38	0.592
11	Knott, Ronnie	D4/ Choot 'Em!	34.5	59	0.585
12	McAlpin, Jack	D8/ What the Fork?	27.0	49	0.551
13	Allison, Frank	D6/ Sharky's Machine	29.5	54	0.546
14	Brody, Kevin	D7/ Salute-A-Bulls	26.5	49	0.541

	"E" Division		ASP	TGP	Ave.
1	Winters, Tom	E7/ Lords of Da Board	49.0	47	1.043
2	Bunn, Tim	E2/ Force 8 from the Planet X	40.5	53	0.764
3	Martinez, Vicente	E6/ Turtle Soup	35.5	47	0.755
4	Fitzgerald, Dennis	E8/ Big Bulls	34.0	46	0.739
5	Toolan, Chris	E8/ Big Bulls	43.0	59	0.729
6	Fitzgerald, Aaron	E8/ Big Bulls	35.5	52	0.683
7	Johnson, Dave	E3/ Menace 2 Sobriety	35.0	56	0.625
8	Raquet, Michael	E5/ Starving Dartists	31.5	52	0.606
9	Bowman, Todd	E7/ Lords of Da Board	25.5	44	0.580
10	Welborn, Tim	E7/ Lords of Da Board	28.5	53	0.538
11	Bozza, Doug	E4/ Sofa Kings	24.5	46	0.533
12	Walters, Jason	E6/ Turtle Soup	29.5	57	0.518
13	McEwen, William	E2/ Force 8 from the Planet X	22.5	44	0.511
14	Hogan, Neal	E1/ Death Throw	25.0	50	0.500

	"F" Division		ASP	TGP	Ave.
1	Gelberg, David	F8/ Dublin-Dublout	40.0	50	0.800
2	Tanner, Dave	F1/ Projectile Bogarts	43.5	57	0.763
3	Krestalude, Andy	F4/ F6f Hellcats	33.5	49	0.684
4	Bither, Dana	F5/ Sharkshooters	36.5	55	0.664
5	Massengill, Chad	F6/ BullsHitters	34.0	53	0.642
6	Stacy, Rod	F5/ Sharkshooters	29.0	47	0.617
7	Guenther, George	F7/ Double Tap	27.5	47	0.585
8	Rexrode, Rob	F1/ Projectile Bogarts	29.5	51	0.578
9	Goss, Matt	F7/ Double Tap	30.0	56	0.536
10	Gilyardi, Ernie	F6/ BullsHitters	21.0	40	0.525
11	Klimanskis, Mark	F7/ Double Tap	23.5	48	0.490
12	Rudy, Jeff	F8/ Dublin-Dublout	19.5	42	0.464
13	Massengill, Randy	F6/ BullsHitters	22.5	51	0.441
14	Dudley, Robert	F4/ F6f Hellcats	21.0	48	0.438

	"G" Division		ASP	TGP	Ave.
1	Munroe, Joe	G6/ Backyard Brawlers	48.5	56	0.866
2	Caputo, Daniel	G3/ Liquor Posse	42.5	52	0.817
3	Marks, Ted	G3/ Liquor Posse	40.0	49	0.816
4	Chuyka, Don	G2/ Mr. Bulljangles	26.0	40	0.650
5	Therrien, Dan	G5/ Tossers!	24.0	40	0.600
6	Lewis, Rob	G6/ Backyard Brawlers	25.5	47	0.543
	Mooty, Aaron	G3/ Liquor Posse	25.5	47	0.543
8	Converse, Stan	G1/ D'Artists Formerly Known	22.0	41	0.537
9	White, John	G6/ Backyard Brawlers	20.0	38	0.526
10	Frumkin, Josh	G6/ Backyard Brawlers	28.0	55	0.509
11	Watkins, Nathan	G3/ Liquor Posse	17.5	39	0.449
12	Merkle, Pat	G6/ Backyard Brawlers	23.5	53	0.443
13	Fagan, Seth	G5/ Tossers!	19.5	44	0.443
	Murphy, Phil	G7/ One Armed Bandits	19.5	44	0.443

	"H" Division		ASP	TGP	Ave.
1	Rube, Bob	H2/ Bulls & Bears	26.5	47	0.564
2	Iager, John	H5/ Grateful Darts	28.0	52	0.538
3	Davis, Jared	H3/ Frank	24.5	46	0.533
4	Dozier, Jacob	H4/ Brown's Bombers	25.0	53	0.472
5	Hall, Steven	H2/ Bulls & Bears	20.5	45	0.456
6	Horrall, Mike	H1/ Methodical Madness	21.0	47	0.447
7	Hamilton, Brad	H1/ Methodical Madness	25.0	56	0.446
8	Citrak, Sheldon	H1/ Methodical Madness	18.0	44	0.409
9	Neill, Gregory	H1/ Methodical Madness	16.5	41	0.402
10	Spaulding, Paul	H4/ Brown's Bombers	19.0	52	0.365
11	Huffman, David	H4/ Brown's Bombers	20.0	56	0.357
12	McDole, James	H3/ Frank	14.5	41	0.354
13	Maze, Michelle	H6/ Fullabull	19.0	54	0.352
14	Voorhees, Cindy	H6/ Fullabull	18.5	55	0.336

Women's Records

	(# of women by div.: A-0, B-4, C-10, D-6, E-5, F-10, G-11, H-11)		W	L	%-age
B	Salter, Whitney	B7/ Two Girls and a Couple C	29.0	48	0.604
C	Delp, Paula	C3/ Corked & Loaded	35.5	52	0.683
	Pleasant, Lis	C3/ Corked & Loaded	29.5	54	0.546
	DeFontes, Adrienne	C6/ Is It In?	25.0	55	0.455
D	Blackwelder, Deb	D2/ After 4 Beers!	23.5	51	0.461
	Jenkins, Vickie	D7/ Salute-A-Bulls	19.0	52	0.365
E	Johnson, Jennifer	E3/ Menace 2 Sobriety	6.0	38	0.158
F	Boutieller, Tina	F3/ Flight Risk	15.5	41	0.378
	Cotton, Grace	F5/ Sharkshooters	11.5	40	0.288
	Hartmann, Erin	F4/ F6f Hellcats	14.5	54	0.269
G	Zellers, Krysta	G4/ Bel Biv Dethrow	9.0	49	0.184
	Vithorkus, Denise	G8/ Tips & Shafts	0.0	46	0.000
	-	-	-	-	-
H	Maze, Michelle	H6/ Fullabull	19.0	54	0.352
	Voorhees, Cindy	H6/ Fullabull	18.5	55	0.336
	Lee, Julie Tate	H2/ Bulls & Bears	16.5	51	0.324

Fall 2011 RDL League-Wide Sectional Statistics (ranked by percentage) (FINAL!)

(All statistics are included, as there were no missing scoresheets this season) (Game minimums required for these listings: 6 for all divisions)

	Singles 301 Win Percentage		W	L	%-age
1	Converse, Stan	G1/ D'Artists Formerly Knov	9	0	1.000
	Downs, Aaron	A6/ Jack 9	6	0	1.000
3	Blake, Brian	A1/ Just A Little High	13	1	0.929
	Lloyd, Billy	C6/ Is It In?	13	1	0.929
5	Bosier, Sean	E1/ Death Throw	9	1	0.900
	McDole, James	H3/ Frank	9	1	0.900
7	Smith, Van	C4/ Coral Reefers	7	1	0.875
8	Phillips, Robbie	A2/ Not Non-Element	12	2	0.857
	Stankevich, Scott	A8/ Undomesticated Rednec	12	2	0.857
	Goss, Matt	F7/ Double Tap	12	2	0.857
	Davis, Jim	A4/ Daddies	6	1	0.857
12	Ackley, Sean	D8/ What the Fork?	11	2	0.846
	Sautter, Don	D4/ Choot 'Em!	11	2	0.846
14	Brown, Tom	A2/ Not Non-Element	10	2	0.833
	Polenz, Steve	F7/ Double Tap	10	2	0.833
	Lewis, Rob	G6/ Backyard Brawlers	10	2	0.833
	Merkle, Pat	G6/ Backyard Brawlers	10	2	0.833
18	Delp, Paula	C3/ Corked & Loaded	9	2	0.818
	Wilcox, Randy	D5/ Black Mug Society	9	2	0.818
20	Bullington, Lonnie	C8/ Mug Hunters	8	2	0.800
	Gower, Jeremy	C5/ Take It All	8	2	0.800
22	Kerr, Jimmy	B3/ OT Outlaws	11	3	0.786
	Hoyt, David	C2/ Rif Raf	11	3	0.786
	Frumkin, Josh	G6/ Backyard Brawlers	11	3	0.786
	Wickstrom, Bob	G1/ D'Artists Formerly Knov	11	3	0.786
	Gallant, Johnnie	H6/ Fullabull	11	3	0.786
27	Berstler, Justin	A8/ Undomesticated Rednec	7	2	0.778
	Gabry, Greg	D7/ Salute-A-Bulls	7	2	0.778
	Bowman, Todd	E7/ Lords of Da Board	7	2	0.778
	Ejlali, Shervin	G4/ Bel Biv Dethrow	7	2	0.778
	Richardson, Shane	G7/ One Armed Bandits	7	2	0.778
32	Lyons, Jeff	A7/ Off Constantly	10	3	0.769
	Terry, Bob	A3/ Lunatic Fringe	10	3	0.769
	Hopkins, Chris	B7/ Two Girls and a Couple	10	3	0.769
	Mitchell, Sid	B1/ Appetite for Destruction	10	3	0.769
	Caputo, Daniel	G3/ Liquor Posse	10	3	0.769
	Iager, John	H5/ Grateful Darts	10	3	0.769
	Solomon, Micheal	H1/ Methodical Madness	10	3	0.769
39	Dudley, Robert	F4/ F6f Hellcats	9	3	0.750
	Rube, Bob	H2/ Bulls & Bears	9	3	0.750
	Spinelli, Marc	H5/ Grateful Darts	9	3	0.750
	Stehle, Justin	F8/ Dublin-Dublout	6	2	0.750
	Massey, Jeff	G4/ Bel Biv Dethrow	6	2	0.750
	Gleisinger, Stephen	H7/ Missing Flights	6	2	0.750
	Steel, Glen	H1/ Methodical Madness	6	2	0.750
46	Knight, Mark	A2/ Not Non-Element	8	3	0.727
	Baldwin, Randy	D1/ D Pig Boss, D Pig	8	3	0.727
	Greene, Sebastian	D3/ Ale-ing Archers	8	3	0.727
	Flanagan, Stephen	E8/ Big Bulls	8	3	0.727
	Martinez, Vicente	E6/ Turtle Soup	8	3	0.727
	Kring, Jeremy	F2/ Banzai Darters	8	3	0.727
	Murphy, Phil	G7/ One Armed Bandits	8	3	0.727
	Watkins, Nathan	G3/ Liquor Posse	8	3	0.727
	Citrak, Sheldon	H1/ Methodical Madness	8	3	0.727
	Genzlinger, Roger	H3/ Frank	8	3	0.727
56	(twelve tied - 3 in B, 2 each in A, C, E, F, 1 in H)		10	4	0.714
	(four tied - 1 each in C, D, F, H)		5	2	0.714

	Singles Cricket Win Percentage		W	L	%-age
1	Blake, Brian	A1/ Just A Little High	14	0	1.000
	Ray, Robert	B1/ Appetite for Destruction	14	0	1.000
	Iager, John	H5/ Grateful Darts	13	0	1.000
	Horrall, Mike	H1/ Methodical Madness	12	0	1.000
	Converse, Stan	G1/ D'Artists Formerly Knov	11	0	1.000
	Richardson, Shane	G7/ One Armed Bandits	7	0	1.000
7	Phillips, Robbie	A2/ Not Non-Element	13	1	0.929
	Mitchell, Sid	B1/ Appetite for Destruction	13	1	0.929
	Lloyd, Billy	C6/ Is It In?	13	1	0.929
	Sandoval, Alberto	C8/ Mug Hunters	13	1	0.929
	Hamilton, Brad	H1/ Methodical Madness	13	1	0.929
	Venable, Mike	H1/ Methodical Madness	13	1	0.929
13	Brody, Kevin	D7/ Salute-A-Bulls	12	1	0.923
	Bunn, Tim	E2/ Force 8 from the Planet)	12	1	0.923
	Gelberg, David	F8/ Dublin-Dublout	12	1	0.923
16	Wilcox, Randy	D5/ Black Mug Society	11	1	0.917
	Marks, Ted	G3/ Liquor Posse	11	1	0.917
18	Wall, Keith	A2/ Not Non-Element	10	1	0.909
	Thomas, Jason	C5/ Take It All	10	1	0.909
	Martinez, Vicente	E6/ Turtle Soup	10	1	0.909
	Kiser, Lyman	G7/ One Armed Bandits	10	1	0.909
22	Gilyardi, Ernie	F6/ BullsHitters	9	1	0.900
23	Bullington, Lonnie	C8/ Mug Hunters	8	1	0.889
	Scott, Kevin	D5/ Black Mug Society	8	1	0.889
	Ejlali, Shervin	G4/ Bel Biv Dethrow	8	1	0.889
	Smith, Justin	H3/ Frank	8	1	0.889
27	Britt, Jim	C4/ Coral Reefers	7	1	0.875
28	Romanchek, David	B4/ Nine Lives	13	2	0.867
29	Foushee, Eugene	C8/ Mug Hunters	12	2	0.857
	Johnson, Dave	E3/ Menace 2 Sobriety	12	2	0.857
	Goss, Matt	F7/ Double Tap	12	2	0.857
	Dunleavy, John	C3/ Corked & Loaded	6	1	0.857
33	Tan, Wil	A2/ Not Non-Element	11	2	0.846
	Bradshaw, Rick	B2/ The Locals	11	2	0.846
	Oakley, Jerry	B8/ Traveling Beer Bellies	11	2	0.846
	Jenkins, John	D7/ Salute-A-Bulls	11	2	0.846
	Massengill, Chad	F6/ BullsHitters	11	2	0.846
	Rube, Bob	H2/ Bulls & Bears	11	2	0.846
39	Brown, Tom	A2/ Not Non-Element	10	2	0.833
	Grubb, Ed	C3/ Corked & Loaded	10	2	0.833
	Stacy, Rod	F5/ Sharkshooters	10	2	0.833
	Price, Greg	E1/ Death Throw	5	1	0.833
	Taylor, Wayne	G7/ One Armed Bandits	5	1	0.833
44	Lamb, Mark	A8/ Undomesticated Rednec	9	2	0.818
	Bowman, Todd	E7/ Lords of Da Board	9	2	0.818
	Nelson, Shane	G3/ Liquor Posse	9	2	0.818
47	Toolan, Chris	E8/ Big Bulls	12	3	0.800
	Gallagher, Jim	C4/ Coral Reefers	8	2	0.800
	Grubb, Donald	C1/ The Usual Suspects	8	2	0.800
	Carroll, Leroy	H7/ Missing Flights	8	2	0.800
	McDole, James	H3/ Frank	8	2	0.800
52	Murray, Shane	A8/ Undomesticated Rednec	11	3	0.786
	Clark, Dan	B3/ OT Outlaws	11	3	0.786
	Dzengeleski, Jimmy	E7/ Lords of Da Board	11	3	0.786
	Welborn, Tim	E7/ Lords of Da Board	11	3	0.786
	Frumkin, Josh	G6/ Backyard Brawlers	11	3	0.786
	Merkle, Pat	G6/ Backyard Brawlers	11	3	0.786
	Munroe, Joe	G6/ Backyard Brawlers	11	3	0.786
59	Clark, Patrick	D3/ Ale-ing Archers	7	2	0.778
	Shengulette, Jerry	D5/ Black Mug Society	7	2	0.778
61	(nine tied - 3 in D, 1 each in A, B, C, E, F, H)		10	3	0.769

Fall 2011 RDL League-Wide Sectional Statistics (ranked by percentage) (FINAL!)

(All statistics are included, as there were no missing scoresheets this season) (Game minimums required for these listings: 6 for all divisions)

	Doubles Cricket Win Percentage		W	L	%-age
1	Grubb, Ed	C3/ Corked & Loaded	12	0	1.000
2	Venable, Mike	H1/ Methodical Madness	13	1	0.929
3	Brown, Tom	A2/ Not Non-Element	11	1	0.917
4	Denton, Mike	A1/ Just A Little High	9	1	0.900
	Gaulthier, Angela	C3/ Corked & Loaded	9	1	0.900
6	Richardson, Shane	G7/ One Armed Bandits	8	1	0.889
7	Phillips, Robbie	A2/ Not Non-Element	12	2	0.857
	Ray, Robert	B1/ Appetite for Destruction	12	2	0.857
	Goss, Matt	F7/ Double Tap	12	2	0.857
	Jones, Andrew	F8/ Dublin-Dublout	12	2	0.857
	Massengill, Robert	F6/ BullsHitters	6	1	0.857
12	Murray, David	A8/ Undomesticated Rednec	11	2	0.846
	Stankevich, Scott	A8/ Undomesticated Rednec	11	2	0.846
	Mozzetti, Tim	B1/ Appetite for Destruction	11	2	0.846
	Jenkins, Vickie	D7/ Salute-A-Bulls	11	2	0.846
	Simpson, David	D7/ Salute-A-Bulls	11	2	0.846
	Gelberg, David	F8/ Dublin-Dublout	11	2	0.846
	Rube, Bob	H2/ Bulls & Bears	11	2	0.846
19	Eastmead, Phillip	B2/ The Locals	10	2	0.833
	Wilcox, Randy	D5/ Black Mug Society	10	2	0.833
	McFadden, Kevin	E7/ Lords of Da Board	10	2	0.833
	Welborn, Tim	E7/ Lords of Da Board	10	2	0.833
	Winters, Tom	E7/ Lords of Da Board	10	2	0.833
	Pharo, John	B1/ Appetite for Destruction	5	1	0.833
25	Kenney, Jon	A2/ Not Non-Element	9	2	0.818
26	Blake, Brian	A1/ Just A Little High	12	3	0.800
	Wall, Keith	A2/ Not Non-Element	8	2	0.800
	Converse, Stan	G1/ D'Artists Formerly Knov	8	2	0.800
29	Murray, Shane	A8/ Undomesticated Rednec	11	3	0.786
	Bunn, Tim	E2/ Force 8 from the Planet]	11	3	0.786
	Gupton, Corbett	E8/ Big Bulls	11	3	0.786
	Massengill, Randy	F6/ BullsHitters	11	3	0.786
	Kiser, Lyman	G7/ One Armed Bandits	11	3	0.786
	Merkle, Pat	G6/ Backyard Brawlers	11	3	0.786
	Hamilton, Brad	H1/ Methodical Madness	11	3	0.786
36	Leonard, Shawn	D4/ Choot 'Em!	7	2	0.778
	Murphy, Phil	G7/ One Armed Bandits	7	2	0.778
38	Klimanskis, Mark	F7/ Double Tap	10	3	0.769
	Massengill, Chad	F6/ BullsHitters	10	3	0.769
	Marks, Ted	G3/ Liquor Posse	10	3	0.769
	Iager, John	H5/ Grateful Darts	10	3	0.769
42	Reitano, Sal	B2/ The Locals	12	4	0.750
	Crowe, Jason	B3/ OT Outlaws	9	3	0.750
	Johnson, David	C1/ The Usual Suspects	9	3	0.750
	Nelson, Shane	G3/ Liquor Posse	9	3	0.750
	Horrall, Mike	H1/ Methodical Madness	9	3	0.750
	Costen, Todd	E7/ Lords of Da Board	6	2	0.750
	Yoneoka, J.J.	F2/ Banzai Darters	6	2	0.750
	Neill, Gregory	H1/ Methodical Madness	6	2	0.750
50	Bradshaw, Rick	B2/ The Locals	11	4	0.733
	McCurry, Justin	B1/ Appetite for Destruction	11	4	0.733
52	Schwochow, Andy	D3/ Ale-ing Archers	8	3	0.727
	Keleher, John	G2/ Mr. Bulljangles	8	3	0.727
	Lewis, Dave	G7/ One Armed Bandits	8	3	0.727
	Prosser, Brad	G6/ Backyard Brawlers	8	3	0.727
	Holt, Ian	H7/ Missing Flights	8	3	0.727
57	(seven tied - 3 in C, 1 each in A, B, D, G)		10	4	0.714
	(four tied - 1 each in C, D, F, H)		5	2	0.714

	Doubles 501 Win Percentage		W	L	%-age
1	Jur, Jess	C2/ Rif Raf	8	0	1.000
2	Blake, Brian	A1/ Just A Little High	14	1	0.933
3	Ray, Robert	B1/ Appetite for Destruction	13	1	0.929
	Goss, Matt	F7/ Double Tap	13	1	0.929
5	Bunn, Tim	E2/ Force 8 from the Planet]	12	1	0.923
6	Gelhar, Tommy	A1/ Just A Little High	7	1	0.875
7	Crites, Randy	A1/ Just A Little High	12	2	0.857
	Johnson, Lee	D7/ Salute-A-Bulls	6	1	0.857
9	Frumkin, Josh	G6/ Backyard Brawlers	11	2	0.846
	Mooty, Aaron	G3/ Liquor Posse	11	2	0.846
11	Naylor, Dan	A1/ Just A Little High	10	2	0.833
	Klimanskis, Mark	F7/ Double Tap	10	2	0.833
	Murphy, Phil	G7/ One Armed Bandits	10	2	0.833
	Venable, Mike	H1/ Methodical Madness	10	2	0.833
15	Knight, Mark	A2/ Not Non-Element	9	2	0.818
	Zelinack, Jason	B3/ OT Outlaws	9	2	0.818
	Gallagher, Jim	C4/ Coral Reefers	9	2	0.818
	Gabry, Greg	D7/ Salute-A-Bulls	9	2	0.818
19	Bradshaw, Rick	B2/ The Locals	12	3	0.800
	Denton, Mike	A1/ Just A Little High	8	2	0.800
	Harvey, Justin	D3/ Ale-ing Archers	8	2	0.800
	Schwochow, Andy	D3/ Ale-ing Archers	8	2	0.800
23	Kiser, Lyman	G7/ One Armed Bandits	11	3	0.786
24	Witz, Steve	A4/ Daddies	7	2	0.778
	Clark, Patrick	D3/ Ale-ing Archers	7	2	0.778
	Leonard, Shawn	D4/ Choot 'Em!	7	2	0.778
	Watkins, Nathan	G3/ Liquor Posse	7	2	0.778
	Nettesheim, Doug	H7/ Missing Flights	7	2	0.778
29	Raquet, Michael	E5/ Starving Dartists	10	3	0.769
	Caputo, Daniel	G3/ Liquor Posse	10	3	0.769
31	Boling, Chris	A7/ Off Constantly	9	3	0.750
	Mozzetti, Tim	B1/ Appetite for Destruction	9	3	0.750
	Reygers, Jeff	B7/ Two Girls and a Couple	9	3	0.750
	Jenkins, Vickie	D7/ Salute-A-Bulls	9	3	0.750
	Hogan, Neal	E1/ Death Throw	9	3	0.750
	Becker, Blair	F7/ Double Tap	9	3	0.750
	Gillespie, Jeff	H3/ Frank	9	3	0.750
	Perkins, Chris	H5/ Grateful Darts	9	3	0.750
	Perkins, Rick	H5/ Grateful Darts	9	3	0.750
	Carrieri, Mike	F7/ Double Tap	6	2	0.750
	Lewis, Rob	G6/ Backyard Brawlers	6	2	0.750
	Massey, Jeff	G4/ Bel Biv Dethrow	6	2	0.750
	Monsma, A.J.	H3/ Frank	6	2	0.750
	Steel, Glen	H1/ Methodical Madness	6	2	0.750
45	Brown, Tom	A2/ Not Non-Element	8	3	0.727
	Jeffcoat, Doug	A4/ Daddies	8	3	0.727
	Fischlein, Kris	B7/ Two Girls and a Couple	8	3	0.727
	Fitzgerald, Dennis	E8/ Big Bulls	8	3	0.727
	Hall, Steven	H2/ Bulls & Bears	8	3	0.727
	Horrall, Mike	H1/ Methodical Madness	8	3	0.727
51	Tan, Wil	A2/ Not Non-Element	10	4	0.714
	Reitano, Sal	B2/ The Locals	10	4	0.714
	Elliott, Chris	H6/ Fullabull	10	4	0.714
	Hamilton, Brad	H1/ Methodical Madness	10	4	0.714
	Peoples, Chris	C4/ Coral Reefers	5	2	0.714
	Keleher, John	G2/ Mr. Bulljangles	5	2	0.714
	Lewis, Dave	G7/ One Armed Bandits	5	2	0.714
	Mason, Marcy	G2/ Mr. Bulljangles	5	2	0.714
59	Bullington, Lonnie	C8/ Mug Hunters	7	3	0.700
	Brody, Kevin	D7/ Salute-A-Bulls	7	3	0.700
	Mushow, David	D3/ Ale-ing Archers	7	3	0.700
	Lilienthal, John	H5/ Grateful Darts	7	3	0.700
	Neill, Gregory	H1/ Methodical Madness	7	3	0.700

Fall 2011 RDL Top Singles, Doubles Win Percentages (League-wide) (FINAL!)

(There are no missing statistics, as all scoresheets from the entire season have been received.)

(Game minimums required for these listings: 19 for all divisions - except for teams D2, D3, D7, F6, G3 & G7, for whom the minimum is 18 due to a forfeit received)

	Singles Win Percentage		W	L	%-age
1	Converse, Stan	G1/ D'Artists Formerly Known	20	0	1.000
2	Blake, Brian	A1/ Just A Little High	27	1	0.964
3	Lloyd, Billy	C6/ Is It In?	26	2	0.929
4	Phillips, Robbie	A2/ Not Non-Element	25	3	0.893
5	Iager, John	H5/ Grateful Darts	23	3	0.885
6	Wilcox, Randy	D5/ Black Mug Society	20	3	0.870
7	Ray, Robert	B1/ Appetite for Destruction	24	4	0.857
	Goss, Matt	F7/ Double Tap	24	4	0.857
9	Mitchell, Sid	B1/ Appetite for Destruction	23	4	0.852
10	McDole, James	H3/ Frank	17	3	0.850
11	Bullington, Lonnie	C8/ Mug Hunters	16	3	0.842
12	Brown, Tom	A2/ Not Non-Element	20	4	0.833
	Horrall, Mike	H1/ Methodical Madness	20	4	0.833
14	Hamilton, Brad	H1/ Methodical Madness	23	5	0.821
15	Martinez, Vicente	E6/ Turtle Soup	18	4	0.818
16	Thomas, Jason	C5/ Take It All	17	4	0.810
17	Ackley, Sean	D8/ What the Fork?	21	5	0.808
	Sautter, Don	D4/ Choot 'Em!	21	5	0.808
	Merkle, Pat	G6/ Backyard Brawlers	21	5	0.808
20	Rube, Bob	H2/ Bulls & Bears	20	5	0.800
	Bowman, Todd	E7/ Lords of Da Board	16	4	0.800
22	Romanchek, David	B4/ Nine Lives	23	6	0.793
23	Marks, Ted	G3/ Liquor Posse	19	5	0.792
24	Stankevich, Scott	A8/ Undomesticated Rednecks	22	6	0.786
	Johnson, Dave	E3/ Menace 2 Sobriety	22	6	0.786
	Frumkin, Josh	G6/ Backyard Brawlers	22	6	0.786
27	Kiser, Lyman	G7/ One Armed Bandits	18	5	0.783
28	Tan, Wil	A2/ Not Non-Element	21	6	0.778
29	Oakley, Jerry	B8/ Traveling Beer Bellies	20	6	0.769
	Bunn, Tim	E2/ Force 8 from the Planet X	20	6	0.769
	Polenz, Steve	F7/ Double Tap	20	6	0.769
	Lewis, Rob	G6/ Backyard Brawlers	20	6	0.769
33	Murray, Shane	A8/ Undomesticated Rednecks	21	7	0.750
	Hoyt, David	C2/ Rif Raf	21	7	0.750
	Dzengeleski, Jimmy	E7/ Lords of Da Board	21	7	0.750
	Stacy, Rod	F5/ Sharkshooters	18	6	0.750
37	Sandoval, Alberto	C8/ Mug Hunters	20	7	0.741
	Welborn, Tim	E7/ Lords of Da Board	20	7	0.741
39	Knight, Mark	A2/ Not Non-Element	17	6	0.739
	Greene, Sebastian	D3/ Ale-ing Archers	17	6	0.739
	Nelson, Shane	G3/ Liquor Posse	17	6	0.739
42	Wall, Keith	A2/ Not Non-Element	14	5	0.737
	Steel, Glen	H1/ Methodical Madness	14	5	0.737
44	Bradshaw, Rick	B2/ The Locals	19	7	0.731
	Fischlein, Kris	B7/ Two Girls and a Couple G	19	7	0.731
	Jenkins, John	D7/ Salute-A-Bulls	19	7	0.731
	Fitzgerald, Aaron	E8/ Big Bulls	19	7	0.731
	Massengill, Chad	F6/ BullsHitters	19	7	0.731
49	Baldwin, Randy	D1/ D Pig Boss, D Pig	16	6	0.727
	Citrak, Sheldon	H1/ Methodical Madness	16	6	0.727
51	Flanagan, Stephen	E8/ Big Bulls	18	7	0.720
52	Clark, Dan	B3/ OT Outlaws	20	8	0.714
	Foushee, Eugene	C8/ Mug Hunters	20	8	0.714
	Parker, Charles	C6/ Is It In?	20	8	0.714
	Munroe, Joe	G6/ Backyard Brawlers	20	8	0.714
56	Eastmead, Phillip	B2/ The Locals	17	7	0.708
	Grubb, Ed	C3/ Corked & Loaded	17	7	0.708
	Winters, Tom	E7/ Lords of Da Board	17	7	0.708
	Gelberg, David	F8/ Dublin-Dublout	17	7	0.708
	Davis, Jared	H3/ Frank	17	7	0.708
61	Venable, Mike	H1/ Methodical Madness	19	8	0.704
62	Gilyardi, Ernie	F6/ BullsHitters	14	6	0.700
63	Brody, Kevin	D7/ Salute-A-Bulls	18	8	0.692
	Simpson, David	D7/ Salute-A-Bulls	18	8	0.692
65	Shengulette, Jerry	D5/ Black Mug Society	13	6	0.684

	Doubles Win Percentage		W	L	%-age
1	Ray, Robert	B1/ Appetite for Destruction	25	3	0.893
	Goss, Matt	F7/ Double Tap	25	3	0.893
3	Venable, Mike	H1/ Methodical Madness	23	3	0.885
4	Blake, Brian	A1/ Just A Little High	26	4	0.867
5	Bunn, Tim	E2/ Force 8 from the Planet X	23	4	0.852
6	Denton, Mike	A1/ Just A Little High	17	3	0.850
7	Grubb, Ed	C3/ Corked & Loaded	20	4	0.833
8	Brown, Tom	A2/ Not Non-Element	19	4	0.826
9	Murphy, Phil	G7/ One Armed Bandits	17	4	0.810
10	Mozzetti, Tim	B1/ Appetite for Destruction	20	5	0.800
	Jenkins, Vickie	D7/ Salute-A-Bulls	20	5	0.800
	Klimanskis, Mark	F7/ Double Tap	20	5	0.800
13	Kiser, Lyman	G7/ One Armed Bandits	22	6	0.786
14	Frumkin, Josh	G6/ Backyard Brawlers	21	6	0.778
15	Gelberg, David	F8/ Dublin-Dublout	20	6	0.769
16	Bradshaw, Rick	B2/ The Locals	23	7	0.767
17	Schwochow, Andy	D3/ Ale-ing Archers	16	5	0.762
	McFadden, Kevin	E7/ Lords of Da Board	16	5	0.762
19	Jones, Andrew	F8/ Dublin-Dublout	21	7	0.750
	Hamilton, Brad	H1/ Methodical Madness	21	7	0.750
	Simpson, David	D7/ Salute-A-Bulls	18	6	0.750
22	Eastmead, Phillip	B2/ The Locals	17	6	0.739
	Gaulthier, Angela	C3/ Corked & Loaded	17	6	0.739
	Winters, Tom	E7/ Lords of Da Board	17	6	0.739
	Horrall, Mike	H1/ Methodical Madness	17	6	0.739
26	Reitano, Sal	B2/ The Locals	22	8	0.733
27	Murray, David	A8/ Undomesticated Rednecks	19	7	0.731
	Raquet, Michael	E5/ Starving Dartists	19	7	0.731
	Caputo, Daniel	G3/ Liquor Posse	19	7	0.731
	Iager, John	H5/ Grateful Darts	19	7	0.731
31	Rube, Bob	H2/ Bulls & Bears	16	6	0.727
32	Lewis, Dave	G7/ One Armed Bandits	13	5	0.722
	Watkins, Nathan	G3/ Liquor Posse	13	5	0.722
34	Perkins, Chris	H5/ Grateful Darts	18	7	0.720
35	Murray, Shane	A8/ Undomesticated Rednecks	20	8	0.714
36	Kenney, Jon	A2/ Not Non-Element	17	7	0.708
	Fischlein, Kris	B7/ Two Girls and a Couple G	17	7	0.708
	Nelson, Shane	G3/ Liquor Posse	17	7	0.708
39	Tan, Wil	A2/ Not Non-Element	19	8	0.704
	McCurry, Justin	B1/ Appetite for Destruction	19	8	0.704
	Sandoval, Alberto	C8/ Mug Hunters	19	8	0.704
42	Bullington, Lonnie	C8/ Mug Hunters	14	6	0.700
43	Brody, Kevin	D7/ Salute-A-Bulls	16	7	0.696
	Gabry, Greg	D7/ Salute-A-Bulls	16	7	0.696
45	Hopkins, Chris	B7/ Two Girls and a Couple G	18	8	0.692
	Welborn, Tim	E7/ Lords of Da Board	18	8	0.692
47	Fitzgerald, Dennis	E8/ Big Bulls	15	7	0.682
	Hall, Danny	E2/ Force 8 from the Planet X	15	7	0.682
49	Kendall, Kevin	A4/ Daddies	17	8	0.680
	Knight, Mark	A2/ Not Non-Element	17	8	0.680
	Krestalude, Andy	F4/ F6f Hellcats	17	8	0.680
	Marks, Ted	G3/ Liquor Posse	17	8	0.680
	Mooty, Aaron	G3/ Liquor Posse	17	8	0.680
54	Crites, Randy	A1/ Just A Little High	19	9	0.679
	Phillips, Robbie	A2/ Not Non-Element	19	9	0.679
	Mitchell, Sid	B1/ Appetite for Destruction	19	9	0.679
	Tant, J.J.	B3/ OT Outlaws	19	9	0.679
	Parker, Charles	C6/ Is It In?	19	9	0.679
	Allison, Frank	D6/ Sharky's Machine	19	9	0.679
60	(four tied - 1 each in A, E, F, G)		18	9	0.667
	(two tied - 1 in A, 1 in B)		16	8	0.667
	(three tied - 1 in D, 2 in G)		14	7	0.667

Fall 2011 RDL Top Singles+Doubles Win %-ages, All-Star Point Aves. (League-wide) (FINAL!)

(There are no missing statistics, as all scoresheets from the entire season have been received.)

(Game minimums required for these listings: 37 for all divisions - except for teams D2, D3, D7, F6, G3 & G7, for whom the minimum is 35 due to a forfeit received)

	Singles+Doubles Win Percentages		W	L	%-age
1	Blake, Brian	A1/ Just A Little High	53	5	0.914
2	Ray, Robert	B1/ Appetite for Destruction	49	7	0.875
	Goss, Matt	F7/ Double Tap	49	7	0.875
4	Brown, Tom	A2/ Not Non-Element	39	8	0.830
5	Converse, Stan	G1/ D'Artists Formerly Known	34	7	0.829
6	Bunn, Tim	E2/ Force 8 from the Planet X	43	10	0.811
7	Iager, John	H5/ Grateful Darts	42	10	0.808
8	Venable, Mike	H1/ Methodical Madness	42	11	0.792
9	Horrall, Mike	H1/ Methodical Madness	37	10	0.787
10	Phillips, Robbie	A2/ Not Non-Element	44	12	0.786
	Hamilton, Brad	H1/ Methodical Madness	44	12	0.786
12	Kiser, Lyman	G7/ One Armed Bandits	40	11	0.784
13	Frumkin, Josh	G6/ Backyard Brawlers	43	12	0.782
14	Grubb, Ed	C3/ Corked & Loaded	37	11	0.771
15	Bullington, Lonnie	C8/ Mug Hunters	30	9	0.769
16	Lloyd, Billy	C6/ Is It In?	43	13	0.768
17	Rube, Bob	H2/ Bulls & Bears	36	11	0.766
18	Mitchell, Sid	B1/ Appetite for Destruction	42	13	0.764
19	Wilcox, Randy	D5/ Black Mug Society	34	11	0.756
20	Bradshaw, Rick	B2/ The Locals	42	14	0.750
21	Tan, Wil	A2/ Not Non-Element	40	14	0.741
22	Gelberg, David	F8/ Dublin-Dublout	37	13	0.740
23	Merkle, Pat	G6/ Backyard Brawlers	39	14	0.736
24	Marks, Ted	G3/ Liquor Posse	36	13	0.735
25	Murray, Shane	A8/ Undomesticated Rednecks	41	15	0.732
26	Eastmead, Phillip	B2/ The Locals	34	13	0.723
	Winters, Tom	E7/ Lords of Da Board	34	13	0.723
	Lewis, Rob	G6/ Backyard Brawlers	34	13	0.723
	Nelson, Shane	G3/ Liquor Posse	34	13	0.723
30	Stankevich, Scott	A8/ Undomesticated Rednecks	39	15	0.722
	Sandoval, Alberto	C8/ Mug Hunters	39	15	0.722
32	Fischlein, Kris	B7/ Two Girls and a Couple G	36	14	0.720
	Simpson, David	D7/ Salute-A-Bulls	36	14	0.720
34	Sautter, Don	D4/ Choot 'Em!	38	15	0.717
	Welborn, Tim	E7/ Lords of Da Board	38	15	0.717
36	Schwochow, Andy	D3/ Ale-ing Archers	30	12	0.714
37	Jones, Andrew	F8/ Dublin-Dublout	37	15	0.712
38	Knight, Mark	A2/ Not Non-Element	34	14	0.708
39	McDole, James	H3/ Frank	29	12	0.707
40	Polenz, Steve	F7/ Double Tap	36	15	0.706
41	Bowman, Todd	E7/ Lords of Da Board	31	13	0.705
	Murphy, Phil	G7/ One Armed Bandits	31	13	0.705
43	Parker, Charles	C6/ Is It In?	39	17	0.696
	Johnson, Dave	E3/ Menace 2 Sobriety	39	17	0.696
45	Brody, Kevin	D7/ Salute-A-Bulls	34	15	0.694
46	Ackley, Sean	D8/ What the Fork?	36	16	0.692
	Flanagan, Stephen	E8/ Big Bulls	36	16	0.692
	Caputo, Daniel	G3/ Liquor Posse	36	16	0.692
49	Neill, Gregory	H1/ Methodical Madness	28	13	0.683
50	Martinez, Vicente	E6/ Turtle Soup	32	15	0.681
51	Mozzetti, Tim	B1/ Appetite for Destruction	34	16	0.680
52	Massengill, Chad	F6/ BullsHitters	36	17	0.679
53	Steel, Glen	H1/ Methodical Madness	25	12	0.676
54	Thomas, Jason	C5/ Take It All	29	14	0.674
55	Kenney, Jon	A2/ Not Non-Element	31	15	0.674
56	Jenkins, John	D7/ Salute-A-Bulls	35	17	0.673
57	Hoyt, David	C2/ Rif Raf	37	18	0.673
58	Reitano, Sal	B2/ The Locals	39	19	0.672
59	Klimanskis, Mark	F7/ Double Tap	32	16	0.667
	Watkins, Nathan	G3/ Liquor Posse	26	13	0.667
61	Munroe, Joe	G6/ Backyard Brawlers	37	19	0.661
62	Crites, Randy	A1/ Just A Little High	35	18	0.660
	Terry, Bob	A3/ Lunatic Fringe	35	18	0.660
	Dzengeleski, Jimmy	E7/ Lords of Da Board	35	18	0.660
65	(two tied - 1 in D, 1 in H)		29	15	0.659

	All-Star Point Averages		ASP	TGP	Ave.
1	Blake, Brian	A1/ Just A Little High	141.0	58	2.431
2	Phillips, Robbie	A2/ Not Non-Element	131.0	56	2.339
3	Brown, Tom	A2/ Not Non-Element	83.5	47	1.777
4	Tan, Wil	A2/ Not Non-Element	95.0	54	1.759
5	Seward, Mike	A4/ Daddies	96.5	57	1.693
6	Gaulthier, Kyle	A7/ Off Constantly	82.0	52	1.577
7	Naylor, Dan	A1/ Just A Little High	75.5	48	1.573
8	Murray, Shane	A8/ Undomesticated Rednecks	87.5	56	1.563
9	Healy, Simon	A1/ Just A Little High	85.5	56	1.527
10	Crites, Randy	A1/ Just A Little High	79.0	53	1.491
11	Ray, Robert	B1/ Appetite for Destruction	79.5	56	1.420
12	Lloyd, Billy	C6/ Is It In?	77.0	56	1.375
13	Stankevich, Scott	A8/ Undomesticated Rednecks	74.0	54	1.370
14	McNamara, Tim	A6/ Jack 9	62.5	47	1.330
15	Butters, Scott	A5/ Alcohol Free For All	70.0	53	1.321
16	Terry, Bob	A3/ Lunatic Fringe	68.5	53	1.292
17	Wall, Keith	A2/ Not Non-Element	49.0	38	1.289
18	Eastmead, Phillip	B2/ The Locals	59.5	47	1.266
19	Heimbach, Matt	A3/ Lunatic Fringe	61.5	49	1.255
20	Lamb, Mark	A8/ Undomesticated Rednecks	57.5	47	1.223
21	Oakley, Jerry	B8/ Traveling Beer Bellies	61.5	52	1.183
22	Mitchell, Sid	B1/ Appetite for Destruction	61.5	55	1.118
23	Berstler, Justin	A8/ Undomesticated Rednecks	50.0	47	1.064
24	Kenney, Jon	A2/ Not Non-Element	48.5	46	1.054
25	Winters, Tom	E7/ Lords of Da Board	49.0	47	1.043
26	Lane, Tim	A5/ Alcohol Free For All	41.5	40	1.038
27	Kendall, Kevin	A4/ Daddies	52.0	51	1.020
28	Lyons, Jeff	A7/ Off Constantly	54.0	53	1.019
29	Murray, David	A8/ Undomesticated Rednecks	54.5	54	1.009
30	Knight, Mark	A2/ Not Non-Element	47.0	48	0.979
31	Wilcox, Randy	D5/ Black Mug Society	43.5	45	0.967
32	Budelman, Jim	A3/ Lunatic Fringe	54.0	56	0.964
33	Butters, Kent	A5/ Alcohol Free For All	50.0	53	0.943
34	Eason, Joel	A3/ Lunatic Fringe	53.5	57	0.939
35	Gallagher, Jim	C4/ Coral Reefers	41.0	45	0.911
36	Grubb, Ed	C3/ Corked & Loaded	43.5	48	0.906
37	Persson, Kenny	A4/ Daddies	42.0	48	0.875
38	Mozzetti, Tim	B1/ Appetite for Destruction	43.5	50	0.870
39	Munroe, Joe	G6/ Backyard Brawlers	48.5	56	0.866
40	Denton, Mike	A1/ Just A Little High	38.0	44	0.864
41	Jeffcoat, Doug	A4/ Daddies	37.0	43	0.860
42	Vance, Hugh	B8/ Traveling Beer Bellies	42.0	49	0.857
43	Sandoval, Alberto	C8/ Mug Hunters	46.0	54	0.852
44	Gibbs, Keith	A6/ Jack 9	39.0	46	0.848
45	Flood, Tom	B1/ Appetite for Destruction	45.5	54	0.843
46	Ackley, Sean	D8/ What the Fork?	43.5	52	0.837
47	Caputo, Daniel	G3/ Liquor Posse	42.5	52	0.817
48	Marks, Ted	G3/ Liquor Posse	40.0	49	0.816
49	Johnson, Michael	C1/ The Usual Suspects	43.5	54	0.806
50	Gelberg, David	F8/ Dublin-Dublout	40.0	50	0.800
51	Zelinack, Jason	B3/ OT Outlaws	39.5	50	0.790
52	Keller, Tony	C6/ Is It In?	44.0	56	0.786
53	Scott, Lee	A8/ Undomesticated Rednecks	30.0	39	0.769
54	Anderson, Ryan	B7/ Two Girls and a Couple G	37.5	49	0.765
55	Bunn, Tim	E2/ Force 8 from the Planet X	40.5	53	0.764
56	Tanner, Dave	F1/ Projectile Bogarts	43.5	57	0.763
57	Martinez, Vicente	E6/ Turtle Soup	35.5	47	0.755
58	Hoyt, David	C2/ Rif Raf	41.5	55	0.755
59	Fitzgerald, Dennis	E8/ Big Bulls	34.0	46	0.739
60	Schwochow, Andy	D3/ Ale-ing Archers	31.0	42	0.738
61	Tant, J.J.	B3/ OT Outlaws	40.5	55	0.736
62	Holland, Steve	A5/ Alcohol Free For All	37.5	51	0.735
63	Hindle, Mikey	B5/ Excalibur	38.0	52	0.731
64	Toolan, Chris	E8/ Big Bulls	43.0	59	0.729
65	Parker, Charles	C6/ Is It In?	38.5	56	0.688

Fall 2011 RDL Singles, Doubles Win Percentages (by team) (FINAL!)

(All statistics are included, as there were no missing scoresheets this season)

Singles Win Percentages

		W	L	%-age
1	A2/ Not Non-Element	124	44	0.738
2	H1/ Methodical Madness	120	48	0.714
3	A1/ Just A Little High	112	56	0.667
	G6/ Backyard Brawlers	112	56	0.667
5	B1/ Appetite for Destruction	109	59	0.649
6	D5/ Black Mug Society	107	61	0.637
7	G3/ Liquor Posse	99	57	0.635
8	C8/ Mug Hunters	106	62	0.631
	E7/ Lords of Da Board	106	62	0.631
10	A8/ Undomesticated Rednecks	105	63	0.625
11	E8/ Big Bulls	104	64	0.619
12	B2/ The Locals	100	67	0.599
13	C6/ Is It In?	100	68	0.595
14	F8/ Dublin-Dublout	98	70	0.583
15	F7/ Double Tap	94	74	0.560
	H3/ Frank	94	74	0.560
17	D7/ Salute-A-Bulls	87	69	0.558
	G7/ One Armed Bandits	87	69	0.558
19	B3/ OT Outlaws	92	76	0.548
	H2/ Bulls & Bears	92	76	0.548
21	E2/ Force 8 from the Planet XXX	91	77	0.542
	F1/ Projectile Bogarts	91	77	0.542
23	F6/ BullsHitters	82	74	0.526
24	D4/ Choot 'Em!	88	80	0.524
	E1/ Death Throw	88	80	0.524
26	C4/ Coral Reefers	87	81	0.518
	H5/ Grateful Darts	87	81	0.518
28	D3/ Ale-ing Archers	80	76	0.513
29	C1/ The Usual Suspects	86	82	0.512
	H6/ Fullabull	86	82	0.512
31	F2/ Banzai Darters	85	83	0.506
32	B4/ Nine Lives	84	84	0.500
	G1/ D'Artists Formerly Known As D	78	78	0.500
34	C3/ Corked & Loaded	83	85	0.494
	E3/ Menace 2 Sobriety	83	85	0.494
36	G4/ Bel Biv Dethrow	77	79	0.494
37	H4/ Brown's Bombers	81	87	0.482
38	C5/ Take It All	80	88	0.476
39	A4/ Daddies	79	89	0.470
40	A3/ Lunatic Fringe	78	90	0.464
	B7/ Two Girls and a Couple Guys	78	90	0.464
	F5/ Sharkshooters	78	90	0.464
43	G2/ Mr. Bulljangles	76	92	0.452
44	D2/ After 4 Beers!	70	86	0.449
45	H7/ Missing Flights	75	93	0.446
46	C2/ Rif Raf	74	94	0.440
	D6/ Sharky's Machine	74	94	0.440
48	D8/ What the Fork?	68	88	0.436
49	B5/ Excalibur	73	95	0.435
	B8/ Traveling Beer Bellies	73	95	0.435
51	D1/ D Pig Boss, D Pig	62	82	0.431
52	F3/ Flight Risk	72	96	0.429
53	E5/ Starving Dartists	71	97	0.423
54	E4/ Sofa Kings	69	99	0.411
55	G5/ Tossers!	66	102	0.393
56	F4/ F6f Hellcats	60	96	0.385
57	B6/ Money Shot	62	105	0.371
58	A5/ Alcohol Free For All	62	106	0.369
59	E6/ Turtle Soup	60	108	0.357
60	A7/ Off Constantly	57	111	0.339
61	C7/ Leftovers	56	112	0.333
62	A6/ Jack 9	55	113	0.327
63	G8/ Tips & Shafts	53	115	0.315
64	H8/ Dart Vaders	36	132	0.214

Doubles Win Percentages

		W	L	%-age
1	A1/ Just A Little High	60	24	0.714
2	A2/ Not Non-Element	59	25	0.702
3	D7/ Salute-A-Bulls	53	25	0.679
4	H1/ Methodical Madness	57	27	0.679
5	B1/ Appetite for Destruction	56	28	0.667
6	G6/ Backyard Brawlers	55	29	0.655
7	G3/ Liquor Posse	51	27	0.654
8	F7/ Double Tap	53	31	0.631
9	B2/ The Locals	52	32	0.619
	E7/ Lords of Da Board	52	32	0.619
11	E2/ Force 8 from the Planet XXX	51	33	0.607
	H5/ Grateful Darts	51	33	0.607
13	B7/ Two Girls and a Couple Guys	50	34	0.595
	D4/ Choot 'Em!	50	34	0.595
15	A4/ Daddies	49	35	0.583
	B3/ OT Outlaws	49	35	0.583
	C3/ Corked & Loaded	49	35	0.583
	C8/ Mug Hunters	49	35	0.583
	F8/ Dublin-Dublout	49	35	0.583
20	F6/ BullsHitters	45	33	0.577
	G7/ One Armed Bandits	45	33	0.577
22	A8/ Undomesticated Rednecks	48	36	0.571
23	D3/ Ale-ing Archers	43	35	0.551
24	C1/ The Usual Suspects	46	38	0.548
	C6/ Is It In?	46	38	0.548
	E8/ Big Bulls	46	38	0.548
27	C4/ Coral Reefers	45	39	0.536
	D5/ Black Mug Society	45	39	0.536
	H2/ Bulls & Bears	45	39	0.536
30	G2/ Mr. Bulljangles	43	41	0.512
	H3/ Frank	43	41	0.512
32	E1/ Death Throw	42	42	0.500
	E5/ Starving Dartists	42	42	0.500
34	F2/ Banzai Darters	41	43	0.488
	H7/ Missing Flights	41	43	0.488
36	C2/ Rif Raf	40	44	0.476
	F1/ Projectile Bogarts	40	44	0.476
38	H4/ Brown's Bombers	39	45	0.464
	H6/ Fullabull	39	45	0.464
40	D8/ What the Fork?	36	42	0.462
	F4/ F6f Hellcats	36	42	0.462
42	A3/ Lunatic Fringe	38	46	0.452
	B8/ Traveling Beer Bellies	38	46	0.452
	C5/ Take It All	38	46	0.452
	E3/ Menace 2 Sobriety	38	46	0.452
	F5/ Sharkshooters	38	46	0.452
47	G1/ D'Artists Formerly Known As D	35	43	0.449
48	D6/ Sharky's Machine	36	48	0.429
	E4/ Sofa Kings	36	48	0.429
	G8/ Tips & Shafts	36	48	0.429
51	A7/ Off Constantly	35	49	0.417
52	G4/ Bel Biv Dethrow	31	47	0.397
53	B6/ Money Shot	33	51	0.393
54	D2/ After 4 Beers!	30	48	0.385
55	B4/ Nine Lives	31	53	0.369
56	D1/ D Pig Boss, D Pig	25	47	0.347
57	E6/ Turtle Soup	29	55	0.345
58	F3/ Flight Risk	28	56	0.333
	G5/ Tossers!	28	56	0.333
60	A5/ Alcohol Free For All	27	57	0.321
	B5/ Excalibur	27	57	0.321
62	C7/ Leftovers	23	61	0.274
63	H8/ Dart Vaders	21	63	0.250
64	A6/ Jack 9	20	64	0.238

Fall 2011 RDL Singles+Doubles Win %-ages, All-Star Point Aves. (by team) (FINAL!)

(All statistics are included, as there were no missing scoresheets this season)

Singles+Doubles Win Percentages

		W	L	%-age
1	A2/ Not Non-Element	242	94	0.720
2	H1/ Methodical Madness	234	102	0.696
3	A1/ Just A Little High	232	104	0.690
4	G6/ Backyard Brawlers	222	114	0.661
5	B1/ Appetite for Destruction	221	115	0.658
6	G3/ Liquor Posse	201	111	0.644
7	E7/ Lords of Da Board	210	126	0.625
8	D7/ Salute-A-Bulls	193	119	0.619
9	B2/ The Locals	204	131	0.609
10	C8/ Mug Hunters	204	132	0.607
11	A8/ Undomesticated Rednecks	201	135	0.598
12	F7/ Double Tap	200	136	0.595
13	D5/ Black Mug Society	197	139	0.586
14	E8/ Big Bulls	196	140	0.583
	F8/ Dublin-Dublout	196	140	0.583
16	E2/ Force 8 from the Planet XXX	193	143	0.574
17	C6/ Is It In?	192	144	0.571
18	G7/ One Armed Bandits	177	135	0.567
19	B3/ OT Outlaws	190	146	0.565
20	H5/ Grateful Darts	189	147	0.563
21	D4/ Choot 'Em!	188	148	0.560
22	F6/ BullsHitters	172	140	0.551
23	H2/ Bulls & Bears	182	154	0.542
24	C3/ Corked & Loaded	181	155	0.539
25	H3/ Frank	180	156	0.536
26	D3/ Ale-ing Archers	166	146	0.532
27	B7/ Two Girls and a Couple Guys	178	158	0.530
	C1/ The Usual Suspects	178	158	0.530
29	A4/ Daddies	177	159	0.527
	C4/ Coral Reefers	177	159	0.527
31	E1/ Death Throw	172	164	0.512
32	F1/ Projectile Bogarts	171	165	0.509
33	F2/ Banzai Darters	167	169	0.497
34	H6/ Fullabull	164	172	0.488
35	G2/ Mr. Bulljangles	162	174	0.482
36	G1/ D'Artists Formerly Known As D	148	164	0.474
37	E3/ Menace 2 Sobriety	159	177	0.473
	H4/ Brown's Bombers	159	177	0.473
39	H7/ Missing Flights	157	179	0.467
40	C5/ Take It All	156	180	0.464
41	E5/ Starving Dartists	155	181	0.461
42	A3/ Lunatic Fringe	154	182	0.458
	C2/ Rif Raf	154	182	0.458
	F5/ Sharkshooters	154	182	0.458
45	D8/ What the Fork?	140	172	0.449
46	G4/ Bel Biv Dethrow	139	173	0.446
47	B8/ Traveling Beer Bellies	149	187	0.443
48	B4/ Nine Lives	146	190	0.435
	D6/ Sharky's Machine	146	190	0.435
50	F4/ F6f Hellcats	132	180	0.423
51	E4/ Sofa Kings	141	195	0.420
52	D2/ After 4 Beers!	130	182	0.417
53	D1/ D Pig Boss, D Pig	112	176	0.389
54	B6/ Money Shot	128	207	0.382
55	F3/ Flight Risk	128	208	0.381
56	A7/ Off Constantly	127	209	0.378
	B5/ Excalibur	127	209	0.378
58	G8/ Tips & Shafts	125	211	0.372
59	G5/ Tossers!	122	214	0.363
60	E6/ Turtle Soup	118	218	0.351
61	A5/ Alcohol Free For All	116	220	0.345
62	C7/ Leftovers	102	234	0.304
63	A6/ Jack 9	95	241	0.283
64	H8/ Dart Vaders	78	258	0.232

All-Star Point Averages

		ASP	TGP	Ave.
1	A1/ Just A Little High	537.0	336	1.598
2	A2/ Not Non-Element	496.5	336	1.478
3	A8/ Undomesticated Rednecks	378.0	336	1.125
4	A4/ Daddies	333.5	336	0.993
5	A3/ Lunatic Fringe	310.5	336	0.924
6	B1/ Appetite for Destruction	293.0	336	0.872
7	A7/ Off Constantly	279.0	336	0.830
8	A5/ Alcohol Free For All	275.5	336	0.820
9	A6/ Jack 9	254.5	336	0.757
10	B2/ The Locals	223.0	335	0.666
11	C6/ Is It In?	217.5	336	0.647
12	B8/ Traveling Beer Bellies	206.0	336	0.613
13	C8/ Mug Hunters	194.5	336	0.579
14	B7/ Two Girls and a Couple Guys	193.0	336	0.574
15	C3/ Corked & Loaded	188.5	336	0.561
16	G3/ Liquor Posse	168.5	312	0.540
17	B6/ Money Shot	180.0	335	0.537
18	C1/ The Usual Suspects	177.5	336	0.528
19	E8/ Big Bulls	175.5	336	0.522
20	E7/ Lords of Da Board	172.5	336	0.513
21	B3/ OT Outlaws	172.0	336	0.512
	G6/ Backyard Brawlers	172.0	336	0.512
23	D5/ Black Mug Society	169.5	336	0.504
24	C4/ Coral Reefers	163.0	336	0.485
25	B5/ Excalibur	159.0	336	0.473
26	C2/ Rif Raf	158.0	336	0.470
27	D7/ Salute-A-Bulls	144.5	312	0.463
28	E2/ Force 8 from the Planet XXX	152.0	336	0.452
29	C5/ Take It All	147.0	336	0.438
30	D4/ Choot 'Em!	144.5	336	0.430
31	D8/ What the Fork?	132.0	312	0.423
32	F6/ BullsHitters	128.0	312	0.410
33	F8/ Dublin-Dublout	136.5	336	0.406
34	F1/ Projectile Bogarts	135.5	336	0.403
35	D3/ Ale-ing Archers	125.0	312	0.401
36	F7/ Double Tap	131.5	336	0.391
37	F5/ Sharkshooters	128.5	336	0.382
38	E5/ Starving Dartists	127.0	336	0.378
39	E3/ Menace 2 Sobriety	126.5	336	0.376
40	F4/ F6f Hellcats	115.5	312	0.370
41	D6/ Sharky's Machine	118.0	336	0.351
42	B4/ Nine Lives	116.5	336	0.347
43	E1/ Death Throw	116.0	336	0.345
44	G7/ One Armed Bandits	106.5	312	0.341
45	D2/ After 4 Beers!	106.0	312	0.340
46	D1/ D Pig Boss, D Pig	96.5	288	0.335
47	H1/ Methodical Madness	110.0	336	0.327
48	C7/ Leftovers	109.0	336	0.324
49	F2/ Banzai Darters	102.0	336	0.304
50	G2/ Mr. Bulljangles	101.5	336	0.302
51	E4/ Sofa Kings	101.0	336	0.301
52	E6/ Turtle Soup	100.0	336	0.298
53	H2/ Bulls & Bears	96.5	336	0.287
54	H5/ Grateful Darts	95.5	336	0.284
55	H4/ Brown's Bombers	94.5	336	0.281
56	H3/ Frank	92.5	336	0.275
	H6/ Fullabull	92.5	336	0.275
58	G1/ D'Artists Formerly Known As D	85.5	312	0.274
59	G5/ Tossers!	90.0	336	0.268
60	G8/ Tips & Shafts	83.0	336	0.247
61	G4/ Bel Biv Dethrow	72.5	312	0.232
62	F3/ Flight Risk	78.0	336	0.232
63	H7/ Missing Flights	59.0	336	0.176
64	H8/ Dart Vaders	37.5	336	0.112

		Singles	301	Singles	Cricket	Singles	Record	Singles Win %-age	Doubles	Cricket	Doubles	501	Doubles	Record	Doubles Win %-age	Sngls + Dbls	Record	Sngls + Dbls Win %-age	Tiebreaker Ws	Tiebreaker Ls	All-Star Points	Games Played	All-Star Point Average
A1/ Just A Little High		52	32	60	24	112	56	0.667	27	15	33	9	60	24	0.714	232	104	0.690	0	0	537.0	336	1.598
A 10	Denton, Mike	3	9	8	4	11	13	0.458	9	1	8	2	17	3	0.850	28	16	0.636	0	0	38.0	44	0.864
A 11	Blake, Brian	13	1	14	0	27	1	0.964	12	3	14	1	26	4	0.867	53	5	0.914	0	0	141.0	58	2.431
A 12	Naylor, Dan	8	4	7	5	15	9	0.625	6	6	10	2	16	8	0.667	31	17	0.646	0	0	75.5	48	1.573
A 13	Gargan, Bob	4	1	3	2	7	3	0.700	3	2	1	4	4	6	0.400	11	9	0.550	0	0	37.5	20	1.875
A 14	Chavis, Marshall	3	2	4	1	7	3	0.700	4	1	4	2	8	3	0.727	15	6	0.714	0	0	40.0	21	1.905
A 15	Crites, Randy	6	6	10	3	16	9	0.640	7	7	12	2	19	9	0.679	35	18	0.660	0	0	79.0	53	1.491
A 16	Healy, Simon	10	5	9	5	19	10	0.655	8	6	9	4	17	10	0.630	36	20	0.643	0	0	85.5	56	1.527
A 17	Gelhar, Tommy	5	3	5	3	10	6	0.625	4	4	7	1	11	5	0.688	21	11	0.656	0	0	34.0	32	1.063
A 18	Chorba, Steve	0	1	0	1	0	2	0.000	1	0	1	0	2	0	1.000	2	2	0.500	0	0	6.5	4	1.625
A2/ Not Non-Element		57	27	67	17	124	44	0.738	33	9	26	16	59	25	0.702	242	94	0.720	0	0	496.5	336	1.478
A 20	Kilts, Jason	4	5	3	1	7	6	0.538	5	0	3	3	8	3	0.727	15	9	0.625	0	0	10.5	24	0.438
A 21	Brown, Tom	10	2	10	2	20	4	0.833	11	1	8	3	19	4	0.826	39	8	0.830	0	0	83.5	47	1.777
A 22	Dziczkowski, Jeremy	1	1	1	1	2	2	0.500	1	0	2	1	3	1	0.750	5	3	0.625	0	0	10.0	8	1.250
A 23	Kenney, Jon	7	3	7	5	14	8	0.636	9	2	8	5	17	7	0.708	31	15	0.674	0	0	48.5	46	1.054
A 24	Knight, Mark	8	3	9	3	17	6	0.739	8	6	9	2	17	8	0.680	34	14	0.708	0	0	47.0	48	0.979
A 25	Phillips, Robbie	12	2	13	1	25	3	0.893	12	2	7	7	19	9	0.679	44	12	0.786	0	0	131.0	56	2.339
A 26	Smith, Allen	1	3	3	1	4	4	0.500	3	1	2	1	5	2	0.714	9	6	0.600	0	0	22.0	15	1.467
A 27	Tan, Wil	10	4	11	2	21	6	0.778	9	4	10	4	19	8	0.704	40	14	0.741	0	0	95.0	54	1.759
A 28	Wall, Keith	4	4	10	1	14	5	0.737	8	2	3	6	11	8	0.579	25	13	0.658	0	0	49.0	38	1.289
A3/ Lunatic Fringe		43	41	35	49	78	90	0.464	18	24	20	22	38	46	0.452	154	182	0.458	0	0	310.5	336	0.924
A 30	Jacobi, Paul	5	9	2	11	7	20	0.259	4	10	7	7	11	17	0.393	18	37	0.327	0	0	27.5	55	0.500
A 31	Terry, Bob	10	3	7	6	17	9	0.654	9	4	9	5	18	9	0.667	35	18	0.660	0	0	68.5	53	1.292
A 32	Hoffmann, Steve	0	0	0	0	0	0	#DIV/0!	0	0	0	0	0	0	#DIV/0!	0	0	#DIV/0!	0	0	0.0	0	#DIV/0!
A 33	Budelman, Jim	6	8	5	9	11	17	0.393	7	7	6	8	13	15	0.464	24	32	0.429	0	0	54.0	56	0.964
A 34	Eason, Joel	6	8	8	6	14	14	0.500	6	9	7	7	13	16	0.448	27	30	0.474	0	0	53.5	57	0.939
A 35	Bakowski, Adam	2	2	3	1	5	3	0.625	2	2	2	2	4	4	0.500	9	7	0.563	0	0	14.0	16	0.875
A 36	Hamilton, Billy	7	5	4	8	11	13	0.458	3	8	4	7	7	15	0.318	18	28	0.391	0	0	29.0	46	0.630
A 37	Heimbach, Matt	6	6	6	7	12	13	0.480	5	7	5	7	10	14	0.417	22	27	0.449	0	0	61.5	49	1.255
A 38	Bingham, Don	1	0	0	1	1	1	0.500	0	1	0	1	0	2	0.000	1	3	0.250	0	0	2.5	4	0.625
A4/ Daddies		40	44	39	45	79	89	0.470	24	18	25	17	49	35	0.583	177	159	0.527	0	0	333.5	336	0.993
A 40	Jeffcoat, Doug	3	4	6	6	9	10	0.474	6	7	8	3	14	10	0.583	23	20	0.535	0	0	37.0	43	0.860
A 41	Persson, Kenny	2	10	4	8	6	18	0.250	6	8	4	6	10	14	0.417	16	32	0.333	0	0	42.0	48	0.875
A 42	Seward, Mike	9	5	9	5	18	10	0.643	10	4	8	7	18	11	0.621	36	21	0.632	0	0	96.5	57	1.693
A 43	Gaglione, Joey	6	9	3	11	9	20	0.310	4	5	7	9	11	14	0.440	20	34	0.370	0	0	33.0	54	0.611
A 44	Witz, Steve	5	5	2	3	7	8	0.467	3	2	7	2	10	4	0.714	17	12	0.586	0	0	13.5	29	0.466
A 45	Kendall, Kevin	8	5	6	7	14	12	0.538	9	4	8	4	17	8	0.680	31	20	0.608	0	0	52.0	51	1.020
A 46	Beaudoin, Paul	1	5	4	2	5	7	0.417	5	3	4	2	9	5	0.643	14	12	0.538	0	0	15.5	26	0.596
A 47	Davis, Jim	6	1	5	3	11	4	0.733	5	3	4	1	9	4	0.692	20	8	0.714	0	0	44.0	28	1.571
A5/ Alcohol Free For All		33	51	29	55	62	106	0.369	15	27	12	30	27	57	0.321	116	220	0.345	0	0	275.5	336	0.820
A 50	Butters, Scott	4	9	7	6	11	15	0.423	7	6	4	10	11	16	0.407	22	31	0.415	0	0	70.0	53	1.321
A 51	Butters, Kent	6	7	4	9	10	16	0.385	6	7	5	9	11	16	0.407	21	32	0.396	0	0	50.0	53	0.943
A 52	Lane, Tim	6	5	2	10	8	15	0.348	5	5	1	6	6	11	0.353	14	26	0.350	0	0	41.5	40	1.038
A 53	Holland, Steve	5	8	3	11	8	19	0.296	2	9	3	10	5	19	0.208	13	38	0.255	0	0	37.5	51	0.735
A 54	Rodgers, Trey	7	9	7	6	14	15	0.483	7	8	5	10	12	18	0.400	26	33	0.441	0	0	36.0	59	0.610
A 55	Sellers, Mark	4	7	4	5	8	12	0.400	2	10	3	8	5	18	0.217	13	30	0.302	0	0	24.0	43	0.558
A 56	Ridenour, Ron	1	6	2	8	3	14	0.176	1	9	3	7	4	16	0.200	7	30	0.189	0	0	16.5	37	0.446
A6/ Jack 9		30	54	25	59	55	113	0.327	8	34	12	30	20	64	0.238	95	241	0.283	0	0	254.5	336	0.757
A 60	Watson, Jeff, Jr.	3	11	2	14	5	25	0.167	0	13	1	9	1	22	0.043	6	47	0.113	0	0	19.5	53	0.368
A 61	Gibbs, Keith	6	5	3	7	9	12	0.429	2	10	4	9	6	19	0.240	15	31	0.326	0	0	39.0	46	0.848
A 62	McNamara, Tim	7	3	5	7	12	10	0.545	4	8	5	8	9	16	0.360	21	26	0.447	0	0	62.5	47	1.330
A 63	Evans, J.P.	1	5	2	1	3	6	0.333	1	5	3	3	4	8	0.333	7	14	0.333	0	0	17.0	21	0.810
A 64	Downs, Aaron	6	0	4	2	10	2	0.833	2	4	1	4	3	8	0.273	13	10	0.565	0	0	32.0	23	1.391
A 65	Schmaus, Darren	0	14	3	10	3	24	0.111	0	13	5	9	5	22	0.185	8	46	0.148	0	0	30.5	54	0.565
A 66	Whitehead, Lee	4	2	3	4	7	6	0.538	2	2	3	3	5	5	0.500	12	11	0.522	0	0	28.5	23	1.239
A 67	Watson, Jeff, Sr.	2	11	3	10	5	21	0.192	4	10	2	10	6	20	0.231	11	41	0.212	0	0	23.5	52	0.452
A 68	Stepp, John	1	3	0	4	1	7	0.125	1	3	0	5	1	8	0.111	2	15	0.118	0	0	2.0	17	0.118
A7/ Off Constantly		31	53	26	58	57	111	0.339	15	27	20	22	35	49	0.417	127	209	0.378	0	0	279.0	336	0.830
A 70	Lyons, Jeff	10	3	5	9	15	12	0.556	4	9	4	9	8	18	0.308	23	30	0.434	0	0	54.0	53	1.019
A 71	Mayhew, Zak	3	11	4	9	7	20	0.259	5	9	6	5	11	14	0.440	18	34	0.346	0	0	28.0	52	0.538
A 72	Varnadoe, Matt	4	4	4	4	8	8	0.500	4	4	4	4	8	8	0.500	16	16	0.500	0	0	36.5	32	1.141
A 73	Gaulthier, Kyle	7	6	9	4	16	10	0.615	8	5	8	5	16	10	0.615	32	20	0.615	0	0	82.0	52	1.577
A 74	Roberts, Mike	2	11	2	8	4	19	0.174	2	11	4	8	6	19	0.240	10	38	0.208	0	0	25.0	48	0.521
A 75	Lueneburg, Randy	2	9	2	13	4	22	0.154	5	8	5	10	10	18	0.357	14	40	0.259	0	0	30.0	54	0.556
A 76	Boling, Chris	3	9	0	11	3	20	0.130	2	8	9	3	11	11	0.500	14	31	0.311	0	0	23.5	45	0.522
A8/ Undomesticated Rednecks		50	34	55	29	105	63	0.625	28	14	20	22	48	36	0.571	201	135	0.598	0	0	378.0	336	1.125
A 80	Lamb, Mark	5	5	9	2	14	7	0.667	8	5	3	10	11	15	0.423	25	22	0.532	0	0	57.5	47	1.223
A 81	Murray, Shane	10	4	11	3	21	7	0.750	11	3	9	5	20	8	0.714	41	15	0.732	0	0	87.5	56	1.563
A 82	Murray, David "MoTea"	8	6	8	6	16	12	0.571	11	2	8	5	19	7	0.731	35	19	0.648	0	0	54.5	54	1.009
A 83	Cusher, Dean	3	9	6	2	9	11	0.450	7	4	3	5	10	9	0.526	19	20	0.487	0	0	24.5	39	0.628
A 84	Stankevich, Scott "Gramps	12	2	10	4	22	6	0.786	11	2	6	7	17	9	0.654	39	15	0.722	0	0	74.0	54	1.370
A 85	Scott, Lee	5	6	5	5	10	11	0.476	3	5	4	6	7	11	0.389	17	22	0.436	0	0	30.0	39	0.769
A 86	Berstler, Justin	7	2	6	7	13	9	0.591	5	7	7	6	12	13	0.480	25	22	0.532	0	0	50.0	47	1.064

	Singles 301	Singles Cricket	Singles Record	Singles Win %-age	Doubles Cricket	Doubles 501	Doubles Record	Doubles Win %-age	Sngls + Dbls Record	Sngls + Dbls Win %-age	Tiebreaker Ws	Tiebreaker Ls	All-Star Points	Games Played	All-Star Point Average
B1/ Appetite for Destruction	54 30	55 29	109 59	0.649	29 13	27 15	56 28	0.667	221 115	0.658	6	0	293.0	336	0.872
B 10 Mitchell, Sid	10 3	13 1	23 4	0.852	9 4	10 5	19 9	0.679	42 13	0.764	0	0	61.5	55	1.118
B 11 Mozzetti, Tim "Tex"	6 6	8 5	14 11	0.560	11 2	9 3	20 5	0.800	34 16	0.680	1	0	43.5	50	0.870
B 12 Coleman, Brian	7 7	3 5	10 12	0.455	5 7	6 5	11 12	0.478	21 24	0.467	1	0	16.5	45	0.367
B 13 Flood, Tom	9 5	5 10	14 15	0.483	5 6	6 8	11 14	0.440	25 29	0.463	1	0	45.5	54	0.843
B 14 Pharo, John	3 0	4 2	7 2	0.778	5 1	2 4	7 5	0.583	14 7	0.667	1	0	20.0	21	0.952
B 15 McCurry, Justin	9 5	8 6	17 11	0.607	11 4	8 4	19 8	0.704	36 19	0.655	1	0	26.5	55	0.482
B 16 Ray, Robert	10 4	14 0	24 4	0.857	12 2	13 1	25 3	0.893	49 7	0.875	1	0	79.5	56	1.420
B2/ The Locals	48 35	52 32	100 67	0.599	27 15	25 17	52 32	0.619	204 131	0.609	7	7	223.0	335	0.666
B 20 Eastmead, Phillip	8 4	9 3	17 7	0.708	10 2	7 4	17 6	0.739	34 13	0.723	1	1	59.5	47	1.266
B 21 Emery, Mike	2 9	3 6	5 15	0.250	3 7	2 8	5 15	0.250	10 30	0.250	1	1	14.0	40	0.350
B 22 Maccini, Billy	3 3	3 4	6 7	0.462	4 3	2 3	6 6	0.500	12 13	0.480	1	1	17.5	25	0.700
B 23 Yang, Rob	7 5	10 4	17 9	0.654	6 6	10 6	16 12	0.571	33 21	0.611	1	1	35.5	54	0.657
B 24 Reitano, Sal	10 4	7 7	17 11	0.607	12 4	10 4	22 8	0.733	39 19	0.672	1	1	39.0	58	0.672
B 25 Duncan, Jeff	0 0	0 0	0 0	#DIV/0!	0 0	0 0	0 0	#DIV/0!	0 0	#DIV/0!	0	0	0.0	0	#DIV/0!
B 26 Bryant, Whit	10 5	9 6	19 11	0.633	8 4	7 6	15 10	0.600	34 21	0.618	1	1	26.5	55	0.482
B 27 Bradshaw, Rick	8 5	11 2	19 7	0.731	11 4	12 3	23 7	0.767	42 14	0.750	1	1	31.0	56	0.554
B3/ OT Outlaws	45 39	47 37	92 76	0.548	26 16	23 19	49 35	0.583	190 146	0.565	7	6	172.0	336	0.512
B 30 Clark, Dan	9 5	11 3	20 8	0.714	9 5	6 7	15 12	0.556	35 20	0.636	1	1	24.0	55	0.436
B 31 Peterson, Chris	6 7	7 6	13 13	0.500	7 6	7 6	14 12	0.538	27 25	0.519	1	1	21.5	52	0.413
B 32 Tant, J.J.	5 8	10 4	15 12	0.556	10 4	9 5	19 9	0.679	34 21	0.618	1	1	40.5	55	0.736
B 33 Crowe, Jason	4 8	5 8	9 16	0.360	9 3	6 5	15 8	0.652	24 24	0.500	1	1	22.5	48	0.469
B 34 Zelinack, Jason	8 5	5 8	13 13	0.500	7 6	9 2	16 8	0.667	29 21	0.580	1	1	39.5	50	0.790
B 35 Kerr, Jimmy	11 3	7 7	18 10	0.643	9 5	5 8	14 13	0.519	32 23	0.582	1	1	20.5	55	0.373
B 36 Inauale, Bob	2 3	2 1	4 4	0.500	1 3	4 5	5 8	0.385	9 12	0.429	1	0	3.5	21	0.167
B4/ Nine Lives	42 42	42 42	84 84	0.500	14 28	17 25	31 53	0.369	146 190	0.435	0	0	116.5	336	0.347
B 40 Romanchek, David	10 4	13 2	23 6	0.793	7 9	6 7	13 16	0.448	36 22	0.621	0	0	31.0	58	0.534
B 41 Smith, Butch	1 9	7 3	8 12	0.400	2 8	5 5	7 13	0.350	15 25	0.375	0	0	18.0	40	0.450
B 42 Copple, Matthew	6 8	7 7	13 15	0.464	7 7	6 9	13 16	0.448	26 31	0.456	0	0	23.0	57	0.404
B 43 Mays, John	8 5	6 6	14 11	0.560	6 7	7 7	13 14	0.481	27 25	0.519	0	0	23.0	52	0.442
B 44 Marsden, James	4 5	0 10	4 15	0.211	2 6	3 7	5 13	0.278	9 28	0.243	0	0	6.0	37	0.162
B 45 Keever, David	4 5	2 9	6 14	0.300	0 9	5 6	5 15	0.250	11 29	0.275	0	0	5.5	40	0.138
B 46 Litzsinger, Mike	9 6	7 5	16 11	0.593	4 10	2 9	6 19	0.240	22 30	0.423	0	0	10.0	52	0.192
B5/ Excalibur	35 49	38 46	73 95	0.435	15 27	12 30	27 57	0.321	127 209	0.378	14	0	159.0	336	0.473
B 50 Coyne, Kevin	0 12	0 0	0 12	0.000	0 1	2 6	2 7	0.222	2 19	0.095	2	0	0.0	21	0.000
B 51 Burney, Gary	3 3	4 8	7 11	0.389	2 5	1 8	3 13	0.188	10 24	0.294	2	0	13.0	34	0.382
B 52 Buckman, Dave	3 9	3 7	6 16	0.273	1 11	3 8	4 19	0.174	10 35	0.222	1	0	18.5	45	0.411
B 53 Hall, Josh	7 7	7 6	14 13	0.519	8 6	5 8	13 14	0.481	27 27	0.500	2	0	30.5	54	0.565
B 54 Vann, Tim	5 3	3 5	8 8	0.500	2 6	1 5	3 11	0.214	11 19	0.367	1	0	17.0	30	0.567
B 55 Hindle, Mikey	8 4	9 5	17 9	0.654	7 7	5 7	12 14	0.462	29 23	0.558	2	0	38.0	52	0.731
B 56 Bemis, Matt	1 5	2 11	3 16	0.158	7 7	4 9	11 16	0.407	14 32	0.304	2	0	15.0	46	0.326
B 57 James, Bob	8 6	10 4	18 10	0.643	3 11	3 9	6 20	0.231	24 30	0.444	2	0	27.0	54	0.500
B6/ Money Shot	34 49	28 56	62 105	0.371	14 28	19 23	33 51	0.393	128 207	0.382	0	0	180.0	335	0.537
B 60 Colton, Mitch	5 7	0 4	5 11	0.313	4 6	7 5	11 11	0.500	16 22	0.421	0	0	17.0	38	0.447
B 61 Thorne, Marshall	2 6	1 11	3 17	0.150	2 8	3 6	5 14	0.263	8 31	0.205	0	0	19.5	39	0.500
B 62 Moore, B.J.	2 7	0 6	2 13	0.133	4 5	4 6	8 11	0.421	10 24	0.294	0	0	18.5	34	0.544
B 63 Roseman, Sean	3 9	9 5	12 14	0.462	5 9	7 7	12 16	0.429	24 30	0.444	0	0	27.0	54	0.500
B 64 Gardner, Kyle	9 6	7 7	16 13	0.552	2 10	4 7	6 17	0.261	22 30	0.423	0	0	24.0	52	0.462
B 65 Thorne, Scott	1 2	1 5	2 7	0.222	1 4	0 3	1 7	0.125	3 14	0.176	0	0	7.0	17	0.412
B 66 Austin, Bobby	7 3	5 5	12 8	0.600	5 3	3 3	8 6	0.571	20 14	0.588	0	0	31.5	34	0.926
B 67 Gaertner, Brian	3 6	3 9	6 15	0.286	3 9	5 5	8 14	0.364	14 29	0.326	0	0	26.0	43	0.605
B 68 Thorne, Jake	2 3	2 4	4 7	0.364	2 2	5 4	7 6	0.538	11 13	0.458	0	0	9.5	24	0.396
B7/ Two Girls and a Couple Guys	40 44	38 46	78 90	0.464	24 18	26 16	50 34	0.595	178 158	0.530	0	15	193.0	336	0.574
B 70 Anderson, Ryan	7 3	8 6	15 9	0.625	9 4	7 5	16 9	0.640	31 18	0.633	0	2	37.5	49	0.765
B 71 Wallach, Rachel	1 13	0 2	1 15	0.063	1 2	5 4	6 6	0.500	7 21	0.250	0	2	6.0	28	0.214
B 72 Salter, Whitney	3 5	7 6	10 11	0.476	5 8	6 8	11 16	0.407	21 27	0.438	0	2	29.0	48	0.604
B 73 Fischlein, Kris	9 4	10 3	19 7	0.731	9 4	8 3	17 7	0.708	36 14	0.720	0	2	34.0	50	0.680
B 74 Groce, Nate	4 4	3 10	7 14	0.333	6 5	5 4	11 9	0.550	18 23	0.439	0	2	21.0	41	0.512
B 75 Hopkins, Chris	10 3	6 7	16 10	0.615	9 4	9 4	18 8	0.692	34 18	0.654	0	2	28.5	52	0.548
B 76 Reygers, Jeff	5 7	4 9	9 16	0.360	8 6	9 3	17 9	0.654	26 25	0.510	0	2	30.0	51	0.588
B 77 Taylor, Eric	1 0	0 1	1 1	0.500	0 0	1 0	1 0	1.000	2 1	0.667	0	0	2.5	3	0.833
B 78 Scheppele, Julie	0 5	0 2	0 7	0.000	1 3	2 1	3 4	0.429	3 11	0.214	0	1	4.5	14	0.321
B8/ Traveling Beer Bellies	37 47	36 48	73 95	0.435	19 23	19 23	38 46	0.452	149 187	0.443	0	6	206.0	336	0.613
B 80 McCredie, Bob	6 6	6 4	12 10	0.545	5 7	4 6	9 13	0.409	21 23	0.477	0	1	23.5	44	0.534
B 81 Krasnow, Dave	7 6	6 7	13 13	0.500	6 7	5 8	11 15	0.423	24 28	0.462	0	0	27.5	52	0.529
B 82 Vance, Hugh	6 6	7 5	13 11	0.542	5 7	6 7	11 14	0.440	24 25	0.490	0	1	42.0	49	0.857
B 83 Feller, Keith	1 4	1 2	2 6	0.250	3 3	4 2	7 5	0.583	9 11	0.450	0	0	8.0	20	0.400
B 84 Phillips, Britt	5 8	2 8	7 16	0.304	5 6	4 8	9 14	0.391	16 30	0.348	0	1	16.5	46	0.359
B 85 Jiminez, Eduardo	1 3	0 9	1 12	0.077	1 3	4 5	5 8	0.385	6 20	0.231	0	0	11.5	26	0.442
B 86 Oakley, Jerry	9 4	11 2	20 6	0.769	7 6	6 7	13 13	0.500	33 19	0.635	0	1	61.5	52	1.183
B 87 Oakley, Gina	1 8	2 8	3 16	0.158	5 6	3 3	8 9	0.471	11 25	0.306	0	1	13.0	36	0.361
B 88 Hansen, Paul	1 2	1 3	2 5	0.286	1 1	2 0	3 1	0.750	5 6	0.455	0	1	2.5	11	0.227

	Singles	301	Singles	Cricket	Singles	Record	Singles Win %-age	Doubles	Cricket	Doubles	501	Doubles	Record	Doubles Win %-age	Sngls + Dbls	Record	Sngls + Dbls Win %-age	Tiebreaker Ws	Tiebreaker Ls	All-Star Points	Games Played	All-Star Point Average
C1/ The Usual Suspects	36	48	50	34	86	82	0.512	26	16	20	22	46	38	0.548	178	158	0.530	7	20	177.5	336	0.528
C 10 Denton, Fon	3	8	4	3	7	11	0.389	6	7	4	7	10	14	0.417	17	25	0.405	1	3	19.5	42	0.464
C 11 Williams, Denny	7	6	10	4	17	10	0.630	7	7	5	4	12	11	0.522	29	21	0.580	1	3	33.0	50	0.660
C 12 Mori, Chris	3	10	6	5	9	15	0.375	6	3	1	4	7	7	0.500	16	22	0.421	1	0	12.5	38	0.329
C 13 Johnson, Michael	6	6	10	4	16	10	0.615	10	4	8	6	18	10	0.643	34	20	0.630	1	3	43.5	54	0.806
C 14 Morin, Dino	3	3	3	11	6	14	0.300	8	5	4	5	12	10	0.545	18	24	0.429	1	2	20.5	42	0.488
C 15 Johnson, Galen	6	7	0	0	6	7	0.462	0	0	6	7	6	7	0.462	12	14	0.462	1	3	0.0	26	0.000
C 16 Johnson, David	4	5	9	5	13	10	0.565	9	3	7	6	16	9	0.640	29	19	0.604	1	3	22.5	48	0.469
C 17 Grubb, Donald	4	3	8	2	12	5	0.706	6	3	5	5	11	8	0.579	23	13	0.639	0	3	26.0	36	0.722
C2/ Rif Raf	41	43	33	51	74	94	0.440	17	25	23	19	40	44	0.476	154	182	0.458	0	19	158.0	336	0.470
C 20 Diamond, Paddy	5	4	7	4	12	8	0.600	1	9	4	3	5	12	0.294	17	20	0.459	0	3	15.5	37	0.419
C 21 Ayers, Judson	5	8	0	10	5	18	0.217	1	9	6	7	7	16	0.304	12	34	0.261	0	3	15.0	46	0.326
C 22 St. Clair, Matt	1	10	1	9	2	19	0.095	2	7	3	6	5	13	0.278	7	32	0.179	0	2	13.5	39	0.346
C 23 Ohrberg, Keith	6	5	4	8	10	13	0.435	8	5	6	8	14	13	0.519	24	26	0.480	0	2	26.5	50	0.530
C 24 Hoyt, David	11	3	10	4	21	7	0.750	7	6	9	5	16	11	0.593	37	18	0.673	0	3	41.5	55	0.755
C 25 Jur, Jess	1	3	4	3	5	6	0.455	5	3	8	0	13	3	0.813	18	9	0.667	0	2	13.5	27	0.500
C 26 Horger, Dennis	7	6	5	7	12	13	0.480	7	6	7	4	14	10	0.583	26	23	0.531	0	3	23.5	49	0.480
C 27 Munn, David	5	4	2	6	7	10	0.412	3	5	3	5	6	10	0.375	13	20	0.394	0	1	9.0	33	0.273
C3/ Corked & Loaded	44	40	39	45	83	85	0.494	26	16	23	19	49	35	0.583	181	155	0.539	13	0	188.5	336	0.561
C 30 Payne, Julie	1	3	0	2	1	5	0.167	1	1	1	1	2	2	0.500	3	7	0.300	0	0	2.0	10	0.200
C 31 Knight, Maridy	5	7	3	9	8	16	0.333	4	7	5	5	9	12	0.429	17	28	0.378	2	0	13.0	45	0.289
C 32 Gaulthier, Angela	5	8	3	9	8	17	0.320	9	1	8	5	17	6	0.739	25	23	0.521	1	0	14.5	48	0.302
C 33 Delp, Paula	9	2	8	6	17	8	0.680	8	6	6	7	14	13	0.519	31	21	0.596	2	0	35.5	52	0.683
C 34 Ackerman, Travis	5	5	4	7	9	12	0.429	4	8	6	5	10	13	0.435	19	25	0.432	2	0	22.0	44	0.500
C 35 Dunleavy, John	3	5	6	1	9	6	0.600	5	5	6	4	11	9	0.550	20	15	0.571	2	0	28.5	35	0.814
C 36 Pleasant, Lis	9	5	5	9	14	14	0.500	9	4	6	7	15	11	0.577	29	25	0.537	2	0	29.5	54	0.546
C 37 Grubb, Ed	7	5	10	2	17	7	0.708	12	0	8	4	20	4	0.833	37	11	0.771	2	0	43.5	48	0.906
C4/ Coral Reefers	43	41	44	40	87	81	0.518	23	19	22	20	45	39	0.536	177	159	0.527	0	0	163.0	336	0.485
C 40 Cullen, Pat	2	9	0	5	2	14	0.125	1	4	1	6	2	10	0.167	4	24	0.143	0	0	5.5	28	0.196
C 41 Gallagher, Jim	5	7	8	2	13	9	0.591	6	6	9	2	15	8	0.652	28	17	0.622	0	0	41.0	45	0.911
C 42 Smith, Van	7	1	6	6	13	7	0.650	7	5	8	6	15	11	0.577	28	18	0.609	0	0	20.0	46	0.435
C 43 Wilcenski, Steve	4	1	5	0	9	1	0.900	4	1	4	2	8	3	0.727	17	4	0.810	0	0	23.5	21	1.119
C 44 Wade, Nate	5	4	6	8	11	12	0.478	9	5	6	8	15	13	0.536	26	25	0.510	0	0	16.0	51	0.314
C 45 Williams, Nelson	4	6	5	7	9	13	0.409	5	6	3	5	8	11	0.421	17	24	0.415	0	0	13.5	41	0.329
C 46 Peoples, Chris	4	5	3	3	7	8	0.467	5	2	5	2	10	4	0.714	17	12	0.586	0	0	7.5	29	0.259
C 47 Jarvah, Sean	5	3	3	4	8	7	0.533	4	2	2	2	6	4	0.600	14	11	0.560	0	0	9.5	25	0.380
C 48 Folsom, Hope	2	3	1	4	3	7	0.300	1	4	2	4	3	8	0.273	6	15	0.286	0	0	8.0	21	0.381
C 49 Britt, Jim	5	2	7	1	12	3	0.800	4	3	4	3	8	6	0.571	20	9	0.690	0	0	18.5	29	0.638
C5/ Take It All	42	42	38	46	80	88	0.476	17	25	21	21	38	46	0.452	156	180	0.464	14	7	147.0	336	0.438
C 50 Thomas, Jason "Jay T"	7	3	10	1	17	4	0.810	5	6	7	4	12	10	0.545	29	14	0.674	2	1	0.0	43	0.000
C 51 Thomas, Joe "Antique"	6	8	4	6	10	14	0.417	4	7	6	7	10	14	0.417	20	28	0.417	2	1	18.5	48	0.385
C 52 Gower, Jeff	1	6	1	5	2	11	0.154	1	2	4	3	5	5	0.500	7	16	0.304	2	0	4.5	23	0.196
C 53 Jobe, Crawford "CJ"	3	6	4	7	7	13	0.350	5	8	8	5	13	13	0.500	20	26	0.435	2	1	25.5	46	0.554
C 54 Helmes, D.J.	5	4	3	8	8	12	0.400	5	7	2	4	7	11	0.389	15	23	0.395	1	1	20.0	38	0.526
C 55 Side, Eric	5	5	3	7	8	12	0.400	4	6	4	5	8	11	0.421	16	23	0.410	1	1	18.5	39	0.474
C 56 Gower, Jeremy	8	2	6	6	14	8	0.636	4	6	4	8	8	14	0.364	22	22	0.500	2	1	29.0	44	0.659
C 57 Maze, Sam	7	8	7	6	14	14	0.500	6	8	7	6	13	14	0.481	27	28	0.491	2	1	31.0	55	0.564
C6/ Is It In?	49	35	51	33	100	68	0.595	25	17	21	21	46	38	0.548	192	144	0.571	12	0	217.5	336	0.647
C 60 Salcedo, Johanna	1	3	0	0	1	3	0.250	1	0	1	4	2	4	0.333	3	7	0.300	0	0	1.0	10	0.100
C 61 Parker, Charles	10	4	10	4	20	8	0.714	10	4	9	5	19	9	0.679	39	17	0.696	2	0	38.5	56	0.688
C 62 Lloyd, Billy	13	1	13	1	26	2	0.929	9	5	8	6	17	11	0.607	43	13	0.768	2	0	77.0	56	1.375
C 63 DeFontes, Adrienne	6	8	7	7	13	15	0.464	8	6	5	8	13	14	0.481	26	29	0.473	2	0	25.0	55	0.455
C 64 Mitchell, Tim	6	6	6	8	12	14	0.462	7	7	6	6	13	13	0.500	25	27	0.481	2	0	17.5	52	0.337
C 65 Mitchell, Liz	6	6	5	9	11	15	0.423	6	7	6	6	12	13	0.480	23	28	0.451	2	0	14.5	51	0.284
C 66 Keller, Tony	7	7	10	4	17	11	0.607	9	5	7	7	16	12	0.571	33	23	0.589	2	0	44.0	56	0.786
C7/ Leftovers	34	50	22	62	56	112	0.333	10	32	13	29	23	61	0.274	102	234	0.304	0	0	109.0	336	0.324
C 70 Thomas, Tony	10	4	6	8	16	12	0.571	5	9	5	10	10	19	0.345	26	31	0.456	0	0	23.5	57	0.412
C 71 Thomas, Brent	6	7	3	10	9	17	0.346	4	9	5	10	9	19	0.321	18	36	0.333	0	0	27.5	54	0.509
C 72 McCurry, Virginia	1	11	1	9	2	20	0.091	1	8	2	9	3	17	0.150	5	37	0.119	0	0	4.0	42	0.095
C 73 McCurry, Gregg	4	9	6	7	10	16	0.385	4	10	5	8	9	18	0.333	19	34	0.358	0	0	22.5	53	0.425
C 74 Janssen, Josh	5	5	3	8	8	13	0.381	2	8	3	7	5	15	0.250	13	28	0.317	0	0	10.5	41	0.256
C 75 Espy, Gerry	0	1	1	2	1	3	0.250	0	2	0	2	0	4	0.000	1	7	0.125	0	0	6.0	8	0.750
C 76 Ray, Mark	7	3	2	7	9	10	0.474	4	7	4	5	8	12	0.400	17	22	0.436	0	0	11.0	39	0.282
C 77 Allen, Jeffrey	1	10	0	11	1	21	0.045	0	11	2	7	2	18	0.100	3	39	0.071	0	0	4.0	42	0.095
C8/ Mug Hunters	47	37	59	25	106	62	0.631	24	18	25	17	49	35	0.583	204	132	0.607	7	7	194.5	336	0.579
C 80 Sandoval, Alberto	7	6	13	1	20	7	0.741	10	4	9	4	19	8	0.704	39	15	0.722	1	1	46.0	54	0.852
C 81 Heil, Trent	1	1	0	1	1	2	0.333	1	2	3	3	4	5	0.444	5	7	0.417	0	1	2.0	12	0.167
C 82 Wilson, John	4	3	4	5	8	8	0.500	5	3	5	3	10	6	0.625	18	14	0.563	1	0	18.0	32	0.563
C 83 Foushee, Eugene	8	6	12	2	20	8	0.714	7	6	8	5	15	11	0.577	35	19	0.648	1	1	29.0	54	0.537
C 84 Bullington, Lonnie	8	2	8	1	16	3	0.842	7	3	7	3	14	6	0.700	30	9	0.769	1	1	25.5	39	0.654
C 85 Kuhns, John	4	7	10	3	14	10	0.583	7	6	7	4	14	10	0.583	28	20	0.583	1	1	28.0	48	0.583
C 86 Fournier, Jeff	9	4	6	6	15	10	0.600	7	5	5	6	12	11	0.522	27	21	0.563	1	1	19.5	48	0.406
C 87 Williamson, Tony	3	4	1	4	4	8	0.333	2	3	3	3	5	6	0.455	9	14	0.391	1	0	9.0	23	0.391
C 88 Budd, Ben	3	4	5	2	8	6	0.571	2	4	3	3	5	7	0.417	13	13	0.500	0	1	17.5	26	0.673

	Singles 301		Singles Cricket		Singles Record		Singles Win %-age	Doubles Cricket		Doubles 501		Doubles Record		Doubles Win %-age	Sngls + Dbls Record		Sngls + Dbls Win %-age	Tiebreaker Ws	Tiebreaker Ls	All-Star Points	Games Played	All-Star Point Average
D1/ D Pig Boss, D Pig	36	36	26	46	62	82	0.431	12	24	13	23	25	47	0.347	112	176	0.389	0	0	96.5	288	0.335
D 10 Rutten, Pete	2	7	0	11	2	18	0.100	1	10	4	8	5	18	0.217	7	36	0.163	0	0	10.0	43	0.233
D 11 Baldwin, Randy	8	3	8	3	16	6	0.727	6	5	4	7	10	12	0.455	26	18	0.591	0	0	26.5	44	0.602
D 12 Bonar, Eric	6	3	3	7	9	10	0.474	3	7	1	9	4	16	0.200	13	26	0.333	0	0	10.5	39	0.269
D 13 Deemer, Randy	4	6	5	4	9	10	0.474	2	7	3	4	5	11	0.313	14	21	0.400	0	0	14.5	35	0.414
D 14 Vick, Justin	4	7	3	9	7	16	0.304	5	6	6	4	11	10	0.524	18	26	0.409	0	0	13.0	44	0.295
D 15 Bush, Jim	2	0	0	2	2	2	0.500	0	0	0	3	0	3	0.000	2	5	0.286	0	0	0.0	7	0.000
D 16 Warshawsky, Larry	3	5	2	6	5	11	0.313	3	5	4	4	7	9	0.438	12	20	0.375	0	0	9.5	32	0.297
D 17 Caldwell, Tim	7	5	5	4	12	9	0.571	4	8	4	7	8	15	0.348	20	24	0.455	0	0	12.5	44	0.284
D2/ After 4 Beers!	39	39	31	47	70	86	0.449	15	24	15	24	30	48	0.385	130	182	0.417	0	7	106.0	312	0.340
D 20 Wells, Tami	4	4	7	4	11	8	0.579	2	10	2	10	4	20	0.167	15	28	0.349	0	1	14.0	43	0.326
D 21 Wells, John	8	5	7	6	15	11	0.577	5	8	6	7	11	15	0.423	26	26	0.500	0	1	31.5	52	0.606
D 22 Barnes, Derek	5	6	6	5	11	11	0.500	2	6	4	4	6	10	0.375	17	21	0.447	0	1	6.0	38	0.158
D 23 Thompkins, Tommy	6	6	0	4	6	10	0.375	2	6	2	9	4	15	0.211	10	25	0.286	0	1	2.0	35	0.057
D 24 Bryant, John	5	5	5	8	10	13	0.435	8	5	5	7	13	12	0.520	23	25	0.479	0	1	12.5	48	0.260
D 25 Blackwelder, Deb	6	6	2	11	8	17	0.320	7	6	5	8	12	14	0.462	20	31	0.392	0	1	23.5	51	0.461
D 26 Chaney, Bill	5	7	4	9	9	16	0.360	4	7	6	3	10	10	0.500	19	26	0.422	0	1	16.5	45	0.367
D3/ Ale-ing Archers	35	43	45	33	80	76	0.513	19	20	24	15	43	35	0.551	166	146	0.532	12	0	125.0	312	0.401
D 30 Mushow, David	5	6	6	7	11	13	0.458	7	4	7	3	14	7	0.667	25	20	0.556	1	0	22.5	45	0.500
D 31 Harvey, Justin	3	6	4	6	7	12	0.368	7	6	8	2	15	8	0.652	22	20	0.524	1	0	14.5	42	0.345
D 32 Mushow, Tom	5	5	6	5	11	10	0.524	5	7	4	5	9	12	0.429	20	22	0.476	1	0	14.0	42	0.333
D 33 Greene, Sebastian	8	3	9	3	17	6	0.739	5	7	5	6	10	13	0.435	27	19	0.587	2	0	21.0	46	0.457
D 34 Greene, Missy	2	10	1	2	3	12	0.200	0	2	6	7	6	9	0.400	9	21	0.300	2	0	1.5	30	0.050
D 35 Clark, Patrick	3	4	7	2	10	6	0.625	3	6	7	2	10	8	0.556	20	14	0.588	1	0	10.0	34	0.294
D 36 Schwochow, Andy	7	3	7	4	14	7	0.667	8	3	8	2	16	5	0.762	30	12	0.714	2	0	31.0	42	0.738
D 37 McCartney, Joe	2	6	5	4	7	10	0.412	3	5	3	3	6	8	0.429	13	18	0.419	2	0	10.5	31	0.339
D4/ Choot 'Em!	43	41	45	39	88	80	0.524	27	15	23	19	50	34	0.595	188	148	0.560	0	0	144.5	336	0.430
D 40 Knott, Ryan	8	6	8	8	16	14	0.533	11	5	11	7	22	12	0.647	38	26	0.594	0	0	27.5	64	0.430
D 41 Knott, Ronnie	7	7	9	5	16	12	0.571	9	6	6	10	15	16	0.484	31	28	0.525	0	0	34.5	59	0.585
D 42 Leonard, Shawn	5	5	5	5	10	10	0.500	7	2	7	2	14	4	0.778	24	14	0.632	0	0	22.5	38	0.592
D 43 Hayes, Chad	0	0	0	0	0	0	#DIV/0!	0	0	0	0	0	0	#DIV/0!	0	0	#DIV/0!	0	0	0.0	0	#DIV/0!
D 44 Sautter, Scott	7	10	10	6	17	16	0.515	10	5	9	6	19	11	0.633	36	27	0.571	0	0	19.0	63	0.302
D 45 Sautter, Don	11	2	10	3	21	5	0.808	10	4	7	6	17	10	0.630	38	15	0.717	0	0	20.0	53	0.377
D 46 Smith, Shawn	0	0	0	0	0	0	#DIV/0!	0	0	0	0	0	0	#DIV/0!	0	0	#DIV/0!	0	0	0.0	0	#DIV/0!
D 47 Schon, Chris	5	11	3	12	8	23	0.258	7	8	6	7	13	15	0.464	21	38	0.356	0	0	21.0	59	0.356
D5/ Black Mug Society	50	34	57	27	107	61	0.637	26	16	19	23	45	39	0.536	197	139	0.586	0	0	169.5	336	0.504
D 50 Wilcox, Julie	2	0	1	1	3	1	0.750	1	0	0	0	1	0	1.000	4	1	0.800	0	0	1.0	5	0.200
D 51 Wilcox, Randy	9	2	11	1	20	3	0.870	10	2	4	6	14	8	0.636	34	11	0.756	0	0	43.5	45	0.967
D 52 Carter, Kevin	9	5	8	5	17	10	0.630	3	5	5	8	8	13	0.381	25	23	0.521	0	0	16.0	48	0.333
D 53 Scott, Kevin	5	2	8	1	13	3	0.813	5	5	4	5	9	10	0.474	22	13	0.629	0	0	18.0	35	0.514
D 54 Klann, Eric	5	5	10	3	15	8	0.652	9	5	8	5	17	10	0.630	32	18	0.640	0	0	32.5	50	0.650
D 55 Watson, Michael	4	1	6	4	10	5	0.667	4	3	2	4	6	7	0.462	16	12	0.571	0	0	10.5	28	0.375
D 56 Balikcioglu, Metin	1	3	1	4	2	7	0.222	4	3	2	1	6	4	0.600	8	11	0.421	0	0	5.5	19	0.289
D 57 Hall, Pete	4	4	5	3	9	7	0.563	4	3	5	6	9	9	0.500	18	16	0.529	0	0	14.5	34	0.426
D 58 Franklin, Samantha	5	8	0	3	5	11	0.313	4	2	5	7	9	9	0.500	14	20	0.412	0	0	5.5	34	0.162
D 59 Shengulette, Jerry	6	4	7	2	13	6	0.684	8	4	3	4	11	8	0.579	24	14	0.632	0	0	22.5	38	0.592
D6/ Sharky's Machine	40	44	34	50	74	94	0.440	17	25	19	23	36	48	0.429	146	190	0.435	0	0	118.0	336	0.351
D 60 Allison, Frank	7	6	8	5	15	11	0.577	9	4	10	5	19	9	0.679	34	20	0.630	0	0	29.5	54	0.546
D 61 Browndorf, Ken	4	6	4	6	8	12	0.400	4	6	4	5	8	11	0.421	16	23	0.410	0	0	9.5	39	0.244
D 62 Kruger, Lonny	3	5	3	9	6	14	0.300	6	6	4	7	10	13	0.435	16	27	0.372	0	0	18.0	43	0.419
D 63 Hines, Curtis	2	4	3	1	5	5	0.500	1	5	1	4	2	9	0.182	7	14	0.333	0	0	5.0	21	0.238
D 64 Kaltz, Eric	0	0	0	0	0	0	#DIV/0!	0	0	0	0	0	0	#DIV/0!	0	0	#DIV/0!	0	0	0.0	0	#DIV/0!
D 65 Fink, Scott	9	4	8	7	17	11	0.607	9	4	8	6	17	10	0.630	34	21	0.618	0	0	14.5	55	0.264
D 66 Bateman, Jimmy	5	4	1	7	6	11	0.353	2	4	2	6	4	10	0.286	10	21	0.323	0	0	10.0	31	0.323
D 67 Schaefer, Dan	2	3	1	1	3	4	0.429	0	4	1	1	1	5	0.167	4	9	0.308	0	0	3.0	13	0.231
D 68 Barrett, Darren	3	9	2	9	5	18	0.217	2	10	4	8	6	18	0.250	11	36	0.234	0	0	11.0	47	0.234
D 69 Brown, Brandon	5	3	4	5	9	8	0.529	1	7	4	4	5	11	0.313	14	19	0.424	0	0	17.5	33	0.530
D7/ Salute-A-Bulls	39	39	48	30	87	69	0.558	25	14	28	11	53	25	0.679	193	119	0.619	0	7	144.5	312	0.463
D 70 Brody, Kevin	6	7	12	1	18	8	0.692	9	4	7	3	16	7	0.696	34	15	0.694	0	1	26.5	49	0.541
D 71 Gabry, Greg	7	2	6	6	13	8	0.619	7	5	9	2	16	7	0.696	29	15	0.659	0	1	17.5	44	0.398
D 72 Jenkins, John	8	5	11	2	19	7	0.731	7	6	9	4	16	10	0.615	35	17	0.673	0	1	35.0	52	0.673
D 73 Simpson, David	9	4	9	4	18	8	0.692	11	2	7	4	18	6	0.750	36	14	0.720	0	1	33.5	50	0.670
D 74 Foukes, Jim	1	2	0	1	1	3	0.250	1	1	5	0	6	1	0.857	7	4	0.636	0	0	1.0	11	0.091
D 75 Jenkins, Vickie	6	7	5	9	11	16	0.407	11	2	9	3	20	5	0.800	31	21	0.596	0	1	19.0	52	0.365
D 76 Johnson, Lee	0	0	5	3	5	3	0.625	4	4	6	1	10	5	0.667	15	8	0.652	0	1	6.0	23	0.261
D 77 Beckman, Verne	2	12	0	4	2	16	0.111	0	4	4	5	4	9	0.308	6	25	0.194	0	1	6.0	31	0.194
D8/ What the Fork?	36	42	32	46	68	88	0.436	18	21	18	21	36	42	0.462	140	172	0.449	0	0	132.0	312	0.423
D 80 McAlpin, Jack	4	9	8	5	12	14	0.462	6	6	5	6	11	12	0.478	23	26	0.469	0	0	27.0	49	0.551
D 81 Krug, Jon	4	6	2	8	6	14	0.300	6	6	3	11	9	17	0.346	15	31	0.326	0	0	4.0	46	0.087
D 82 Gotlibowski, Jim	0	0	0	0	0	0	#DIV/0!	0	0	0	0	0	0	#DIV/0!	0	0	#DIV/0!	0	0	0.0	0	#DIV/0!
D 83 Ackley, Sean	11	2	10	3	21	5	0.808	6	7	9	4	15	11	0.577	36	16	0.692	0	0	43.5	52	0.837
D 84 Reitmeyer, Jason	4	3	2	4	6	7	0.462	5	2	3	5	8	7	0.533	14	14	0.500	0	0	6.5	28	0.232
D 85 Marsh, John	2	8	4	10	6	18	0.250	5	6	5	6	10	12	0.455	16	30	0.348	0	0	20.5	46	0.446
D 86 Meyer, Jim	6	6	0	9	6	15	0.286	2	7	3	4	5	11	0.313	11	26	0.297	0	0	10.5	37	0.284
D 87 Holland, Kory	1	1	2	1	3	2	0.600	2	2	2	1	4	3	0.571	7	5	0.583	0	0	3.0	12	0.250
D 88 Chan, Ed	4	7	4	6	8	13	0.381	4	6	6	5	10	11	0.476	18	24	0.429	0	0	17.0	42	0.405

	Singles 301		Singles Cricket		Singles Record		Singles Win %-age	Doubles Cricket		Doubles 501		Doubles Record		Doubles Win %-age	Sngls + Dbls Record		Sngls + Dbls Win %-age	Tiebreaker Ws	Tiebreaker Ls	All-Star Points	Games Played	All-Star Point Average
E1/ Death Throw	45	39	43	41	88	80	0.524	18	24	24	18	42	42	0.500	172	164	0.512	7	0	116.0	336	0.345
E 10 Willis, Tolson	6	5	9	4	15	9	0.625	5	8	8	4	13	12	0.520	28	21	0.571	1	0	18.0	49	0.367
E 11 Hogan, Neal	6	6	9	4	15	10	0.600	7	6	9	3	16	9	0.640	31	19	0.620	1	0	25.0	50	0.500
E 12 Zimmerman, Mike	6	5	0	2	6	7	0.462	0	3	5	5	5	8	0.385	11	15	0.423	0	0	6.0	26	0.231
E 13 Dysard, Rick	6	7	9	5	15	12	0.556	8	6	6	7	14	13	0.519	29	25	0.537	1	0	22.5	54	0.417
E 14 Brophy, Sean	5	8	6	7	11	15	0.423	3	7	4	5	7	12	0.368	18	27	0.400	1	0	10.5	45	0.233
E 15 Price, Greg	1	2	5	1	6	3	0.667	3	2	3	0	6	2	0.750	12	5	0.706	0	0	5.0	17	0.294
E 16 Parker, Seth	4	3	0	5	4	8	0.333	1	3	2	1	3	4	0.429	7	12	0.368	1	0	4.0	19	0.211
E 17 Huff, Matt	2	0	3	2	5	2	0.714	5	8	5	8	10	16	0.385	15	18	0.455	1	0	15.0	33	0.455
E 18 Bosier, Sean	9	1	2	7	11	8	0.579	4	5	4	3	8	8	0.500	19	16	0.543	0	0	9.0	35	0.257
E 19 Matthews, Dave	0	2	0	4	0	6	0.000	0	0	2	0	2	0	1.000	2	6	0.250	1	0	1.0	8	0.125
E2/ Force 8 from the Planet XXX	43	41	48	36	91	77	0.542	23	19	28	14	51	33	0.607	193	143	0.574	0	8	152.0	336	0.452
E 20 Hall, Frank "Stumpy"	8	6	8	6	16	12	0.571	4	8	5	5	9	13	0.409	25	25	0.500	0	1	23.5	50	0.470
E 21 Bohanan, Heather "Giggle	3	4	2	4	5	8	0.385	2	2	4	2	6	4	0.600	11	12	0.478	0	1	5.5	23	0.239
E 22 Gillett, Galen "The Stache	4	4	5	4	9	8	0.529	4	4	7	4	11	8	0.579	20	16	0.556	0	1	16.0	36	0.444
E 23 McEwen, William "Murdo	5	7	7	3	12	10	0.545	6	4	7	5	13	9	0.591	25	19	0.568	0	1	22.5	44	0.511
E 24 Balena, Frank	4	4	2	7	6	11	0.353	5	6	5	4	10	10	0.500	16	21	0.432	0	1	12.0	37	0.324
E 25 Yarley, Scott	3	2	1	3	4	5	0.444	3	2	2	0	5	2	0.714	9	7	0.563	0	0	5.0	16	0.313
E 26 Hall, Danny	4	6	6	3	10	9	0.526	7	3	8	4	15	7	0.682	25	16	0.610	0	1	19.5	41	0.476
E 27 Goyen, Dave "Ranch Dres	4	3	5	5	9	8	0.529	4	6	6	3	10	9	0.526	19	17	0.528	0	1	7.5	36	0.208
E 28 Bunn, Tim "Big Dummy"	8	5	12	1	20	6	0.769	11	3	12	1	23	4	0.852	43	10	0.811	0	1	40.5	53	0.764
E3/ Menace 2 Sobriety	39	45	44	40	83	85	0.494	20	22	18	24	38	46	0.452	159	177	0.473	14	7	126.5	336	0.376
E 30 Johnson, Dave	10	4	12	2	22	6	0.786	8	6	9	5	17	11	0.607	39	17	0.696	2	1	35.0	56	0.625
E 31 Johnson, Jennifer	2	6	5	2	7	8	0.467	6	7	5	5	11	12	0.478	18	20	0.474	2	1	6.0	38	0.158
E 32 McCartney, Eric	3	5	5	6	8	11	0.421	5	6	3	6	8	12	0.400	16	23	0.410	2	1	8.5	39	0.218
E 33 Wagner, Dave	0	0	0	0	0	0	#DIV/0!	0	0	0	0	0	0	#DIV/0!	0	0	#DIV/0!	0	0	0.0	0	#DIV/0!
E 34 Patel, Sam	2	10	3	7	5	17	0.227	5	6	5	6	10	12	0.455	15	29	0.341	2	1	7.0	44	0.159
E 35 Bouchard, Keith	7	5	4	9	11	14	0.440	6	6	3	8	9	14	0.391	20	28	0.417	2	1	21.5	48	0.448
E 36 White, J.J.	6	8	7	7	13	15	0.464	4	6	4	9	8	15	0.348	21	30	0.412	2	1	25.0	51	0.490
E 37 Price, Brady	9	5	8	6	17	11	0.607	6	6	7	6	13	12	0.520	30	23	0.566	2	1	23.5	53	0.443
E 38 Kareiva, Keith	0	2	0	1	0	3	0.000	0	1	0	3	0	4	0.000	0	7	0.000	0	0	0.0	7	0.000
E4/ Sofa Kings	39	45	30	54	69	99	0.411	15	27	21	21	36	48	0.429	141	195	0.420	0	16	101.0	336	0.301
E 40 Maley, Dave	6	3	9	5	15	8	0.652	4	8	8	6	12	14	0.462	27	22	0.551	0	2	21.0	49	0.429
E 41 Alcon, Tony	6	5	2	5	8	10	0.444	4	7	3	7	7	14	0.333	15	24	0.385	0	2	13.5	39	0.346
E 42 Groves, Phil	3	6	2	8	5	14	0.263	2	8	1	3	3	11	0.214	8	25	0.242	0	2	9.0	33	0.273
E 43 Bozza, Doug	6	5	7	5	13	10	0.565	5	6	7	5	12	11	0.522	25	21	0.543	0	2	24.5	46	0.533
E 44 Connelly, Patrick	3	10	3	6	6	16	0.273	3	4	6	7	9	11	0.450	15	27	0.357	0	2	6.5	42	0.155
E 45 Moore, Ken	7	4	4	9	11	13	0.458	2	7	6	5	8	12	0.400	19	25	0.432	0	2	12.0	44	0.273
E 46 Metters, Paul	4	8	2	8	6	16	0.273	8	5	9	4	17	9	0.654	23	25	0.479	0	2	11.0	48	0.229
E 47 d'Ambrosi, Heather	4	4	1	8	5	12	0.294	2	9	2	5	4	14	0.222	9	26	0.257	0	2	3.5	35	0.100
E 48 Hommell, Darren	0	0	0	0	0	0	#DIV/0!	0	0	0	0	0	0	#DIV/0!	0	0	#DIV/0!	0	0	0.0	0	#DIV/0!
E5/ Starving Dartists	39	45	32	52	71	97	0.423	22	20	20	22	42	42	0.500	155	181	0.461	0	0	127.0	336	0.378
E 50 Hartley, Barron	5	4	3	5	8	9	0.471	3	2	4	4	7	6	0.538	15	15	0.500	0	0	7.5	30	0.250
E 51 Hartley, Bryan	5	7	1	6	6	13	0.316	4	8	3	8	7	16	0.304	13	29	0.310	0	0	11.5	42	0.274
E 52 Schenck, Drew	0	0	0	0	0	0	#DIV/0!	0	0	0	0	0	0	#DIV/0!	0	0	#DIV/0!	0	0	0.0	0	#DIV/0!
E 53 Medlin, Scott	0	4	4	8	4	12	0.250	6	8	2	8	8	16	0.333	12	28	0.300	0	0	17.5	40	0.438
E 54 Reiser, Brian	2	6	3	9	5	15	0.250	6	6	5	4	11	10	0.524	16	25	0.390	0	0	18.0	41	0.439
E 55 Brown, Jay	6	4	5	5	11	9	0.550	6	4	5	5	11	9	0.550	22	18	0.550	0	0	16.0	40	0.400
E 56 Sexton, Ray	8	6	7	7	15	13	0.536	8	6	8	5	16	11	0.593	31	24	0.564	0	0	19.5	55	0.355
E 57 Raquet, Michael	7	6	8	5	15	11	0.577	9	4	10	3	19	7	0.731	34	18	0.654	0	0	31.5	52	0.606
E 58 Parent, Katherine	6	8	1	7	7	15	0.318	2	2	3	7	5	9	0.357	12	24	0.333	0	0	5.5	36	0.153
E6/ Turtle Soup	32	52	28	56	60	108	0.357	14	28	15	27	29	55	0.345	118	218	0.351	0	6	100.0	336	0.298
E 60 Walters, Jason	9	6	8	6	17	12	0.586	4	10	6	8	10	18	0.357	27	30	0.474	0	1	29.5	57	0.518
E 61 West, Cynthia	1	12	0	6	1	18	0.053	0	10	3	7	3	17	0.150	4	35	0.103	0	0	4.5	39	0.115
E 62 Walters, Joshua	2	8	1	13	3	21	0.125	5	8	4	10	9	18	0.333	12	39	0.235	0	1	7.0	51	0.137
E 63 Matthews, Cody	1	2	0	4	1	6	0.143	0	3	0	2	0	5	0.000	1	11	0.083	0	0	0.0	12	0.000
E 64 Hill, Mike	5	8	6	8	11	16	0.407	3	10	4	9	7	19	0.269	18	35	0.340	0	1	11.0	53	0.208
E 65 Brown, Mike	1	1	0	1	1	2	0.333	0	1	0	1	0	2	0.000	1	4	0.200	0	0	2.0	5	0.400
E 66 Wester, Randy	0	1	0	2	0	3	0.000	0	2	0	2	0	4	0.000	0	7	0.000	0	0	0.0	7	0.000
E 67 Martinez, Vicente	8	3	10	1	18	4	0.818	7	5	7	6	14	11	0.560	32	15	0.681	0	1	35.5	47	0.755
E 68 Patrick, Kevin	4	5	3	6	7	11	0.389	6	3	6	3	12	6	0.667	19	17	0.528	0	1	7.5	36	0.208
E 69 Brooks, Ricky	1	6	0	9	1	15	0.063	3	4	0	6	3	10	0.231	4	25	0.138	0	1	3.0	29	0.103
E7/ Lords of Da Board	53	31	53	31	106	62	0.631	30	12	22	20	52	32	0.619	210	126	0.625	8	0	172.5	336	0.513
E 70 Martin, George	5	4	1	1	6	5	0.545	2	3	2	7	4	10	0.286	10	15	0.400	1	0	2.0	25	0.080
E 71 Welborn, Tim	9	4	11	3	20	7	0.741	10	2	8	6	18	8	0.692	38	15	0.717	1	0	28.5	53	0.538
E 72 Dzengeleski, Jimmy	10	4	11	3	21	7	0.750	7	6	7	5	14	11	0.560	35	18	0.660	1	0	24.5	53	0.462
E 73 McFadden, Kevin	2	5	3	6	5	11	0.313	10	2	6	3	16	5	0.762	21	16	0.568	1	0	12.0	37	0.324
E 74 Winters, Tom "Tiny"	8	4	9	3	17	7	0.708	10	2	7	4	17	6	0.739	34	13	0.723	1	0	49.0	47	1.043
E 75 Costen, Todd	4	2	5	5	9	7	0.563	6	2	0	5	6	7	0.462	15	14	0.517	1	0	15.5	29	0.534
E 76 Murdock, Jim "Doc"	4	3	0	5	4	8	0.333	2	0	2	2	4	2	0.667	8	10	0.444	0	0	3.5	18	0.194
E 77 Jackson, Barry "Bump"	4	3	4	3	8	6	0.571	6	3	4	3	10	6	0.625	18	12	0.600	1	0	12.0	30	0.400
E 78 Bowman, Todd	7	2	9	2	16	4	0.800	7	4	8	5	15	9	0.625	31	13	0.705	1	0	25.5	44	0.580
E8/ Big Bulls	46	38	58	26	104	64	0.619	26	16	20	22	46	38	0.548	196	140	0.583	12	7	175.5	336	0.522
E 80 Reinert, Kevin	6	6	5	2	11	8	0.579	5	8	4	7	9	15	0.375	20	23	0.465	1	1	13.5	43	0.314
E 81 Fitzgerald, Dennis	7	5	8	4	15	9	0.625	7	4	8	3	15	7	0.682	30	16	0.652	1	1	34.0	46	0.739
E 82 Fitzgerald, Aaron	9	4	10	3	19	7	0.731	8	5	6	7	14	12	0.538	33	19	0.635	2	1	35.5	52	0.683
E 83 Talton, Chris	5	6	7	3	12	9	0.571	3	3	4	6	7	9	0.438	19	18	0.514	2	1	8.0	37	0.216
E 84 Gupton, Corbett	5	5	6	7	11	12	0.478	11	3	1	9	12	12	0.500	23	24	0.489	2	1	20.0	47	0.426
E 85 Flanagan, Stephen	8	3	10	4	18	7	0.720	9	4	9	5	18	9	0.667	36	16	0.692	2	1	21.5	52	0.413
E 86 Toolan, Chris	6	9	12	3	18	12	0.600	9	5	8	7	17	12	0.586	35	24	0.593	2	1	43.0	59	0.729

	Singles 301	Singles Cricket	Singles Record	Singles Win %-age	Doubles Cricket	Doubles 501	Doubles Record	Doubles Win %-age	Sngls + Dbls Record	Sngls + Dbls Win %-age	Tiebreaker Ws	Tiebreaker Ls	All-Star Points	Games Played	All-Star Point Average
F1/ Projectile Bogarts	42 42	49 35	91 77	0.542	20 22	20 22	40 44	0.476	171 165	0.509	0	0	135.5	336	0.403
F 10 Smith, Brian	8 7	7 7	15 14	0.517	8 6	5 8	13 14	0.481	28 28	0.500	0	0	15.5	56	0.277
F 11 Tanner, Dave	7 7	10 5	17 12	0.586	6 8	8 6	14 14	0.500	31 26	0.544	0	0	43.5	57	0.763
F 12 Rexrode, Rob	7 6	10 3	17 9	0.654	6 7	6 6	12 13	0.480	29 22	0.569	0	0	29.5	51	0.578
F 13 Raymond, Ryan	6 8	7 6	13 14	0.481	5 8	6 7	11 15	0.423	24 29	0.453	0	0	15.0	53	0.283
F 14 Steppe, Mike	6 8	8 6	14 14	0.500	8 6	4 10	12 16	0.429	26 30	0.464	0	0	22.5	56	0.402
F 15 Ward, Chris	5 2	5 5	10 7	0.588	5 4	6 3	11 7	0.611	21 14	0.600	0	0	6.0	35	0.171
F 16 Brown, Jason	2 2	1 1	3 3	0.500	0 3	2 1	2 4	0.333	5 7	0.417	0	0	0.0	12	0.000
F 17 Ramser, K.C.	0 0	0 0	0 0	#DIV/0!	0 0	0 0	0 0	#DIV/0!	0 0	#DIV/0!	0	0	0.0	0	#DIV/0!
F 18 Talley, Gray	1 2	1 2	2 4	0.333	2 2	3 3	5 5	0.500	7 9	0.438	0	0	3.5	16	0.219
F2/ Banzai Darters	43 41	42 42	85 83	0.506	19 23	22 20	41 43	0.488	167 169	0.497	0	0	102.0	336	0.304
F 20 Yoneoka, Oakie	4 5	0 2	4 7	0.364	1 1	2 2	3 3	0.500	7 10	0.412	0	0	0.0	17	0.000
F 21 Kring, Jeremy	8 3	7 4	15 7	0.682	6 7	6 5	12 12	0.500	27 19	0.587	0	0	20.0	46	0.435
F 22 Gibson, Ed	5 5	3 4	8 9	0.471	2 5	5 4	7 9	0.438	15 18	0.455	0	0	7.5	33	0.227
F 23 Fuller, Ian	6 7	8 5	14 12	0.538	6 6	7 4	13 10	0.565	27 22	0.551	0	0	15.5	49	0.316
F 24 Vauter, Bob	7 4	6 6	13 10	0.565	2 7	7 6	9 13	0.409	22 23	0.489	0	0	13.0	45	0.289
F 25 Nelson, David	4 7	1 8	5 15	0.250	4 6	4 5	8 11	0.421	13 26	0.333	0	0	7.5	39	0.192
F 26 Yoneoka, J.J.	1 3	6 2	7 5	0.583	6 2	5 3	11 5	0.688	18 10	0.643	0	0	13.0	28	0.464
F 27 Lorden, Shawn	6 4	7 4	13 8	0.619	7 4	4 3	11 7	0.611	24 15	0.615	0	0	15.5	39	0.397
F 28 Knight, Eric	2 2	4 6	6 8	0.429	3 8	4 7	7 15	0.318	13 23	0.361	0	0	10.0	36	0.278
F 29 Hurld, John	0 1	0 1	0 2	0.000	1 0	0 1	1 1	0.500	1 3	0.250	0	0	0.0	4	0.000
F3/ Flight Risk	45 39	27 57	72 96	0.429	13 29	15 27	28 56	0.333	128 208	0.381	9	8	78.0	336	0.232
F 30 Boutieller, Tina	8 5	3 6	11 11	0.500	5 3	5 6	10 9	0.526	21 20	0.512	1	1	15.5	41	0.378
F 31 Edgecomb, Andrew	9 4	3 5	12 9	0.571	4 9	6 6	10 15	0.400	22 24	0.478	1	1	7.5	46	0.163
F 32 Leggett, Alyssa	3 4	4 9	7 13	0.350	2 10	3 6	5 16	0.238	12 29	0.293	1	1	9.5	41	0.232
F 33 Garzon, Marc	6 7	2 7	8 14	0.364	4 8	3 9	7 17	0.292	15 31	0.326	1	1	15.0	46	0.326
F 34 Sides, Kevin	4 3	2 7	6 10	0.375	2 9	3 6	5 15	0.250	11 25	0.306	1	0	12.5	36	0.347
F 35 Long, Erik	6 4	6 7	12 11	0.522	5 6	4 7	9 13	0.409	21 24	0.467	1	1	9.5	45	0.211
F 36 Harper, C.E.	1 3	5 4	6 7	0.462	2 6	1 4	3 10	0.231	9 17	0.346	1	1	1.0	26	0.038
F 37 Boutieller, Nick	5 4	1 7	6 11	0.353	1 3	1 3	2 6	0.250	8 17	0.320	0	1	5.5	25	0.220
F 38 Kincaid, Lisa	3 5	1 5	4 10	0.286	1 3	4 5	5 8	0.385	9 18	0.333	1	1	2.0	27	0.074
F 39 Edgecomb, Sean	0 0	0 0	0 0	#DIV/0!	0 1	0 2	0 3	0.000	0 3	0.000	1	0	0.0	3	0.000
F4/ F6f Hellcats	34 44	26 52	60 96	0.385	17 22	19 20	36 42	0.462	132 180	0.423	12	6	115.5	312	0.370
F 40 Dudley, Robert	9 3	6 6	15 9	0.625	5 7	8 4	13 11	0.542	28 20	0.583	2	1	21.0	48	0.438
F 41 Dudley, Debbie	4 10	4 9	8 19	0.296	8 6	5 8	13 14	0.481	21 33	0.389	2	1	13.5	54	0.250
F 42 Peerbolte, Suzi	0 10	1 9	1 19	0.050	1 8	3 6	4 14	0.222	5 33	0.132	2	1	9.0	38	0.237
F 43 Krestalude, Andy	5 7	7 5	12 12	0.500	8 4	9 4	17 8	0.680	29 20	0.592	2	1	33.5	49	0.684
F 44 Hartmann, Pete	8 5	5 8	13 13	0.500	3 11	5 8	8 19	0.296	21 32	0.396	2	1	16.0	53	0.302
F 45 Hartmann, Erin	4 9	2 12	6 21	0.222	8 5	7 7	15 12	0.556	21 33	0.389	2	1	14.5	54	0.269
F 46 Peerbolte, Peter	2 0	0 2	2 2	0.500	1 1	1 1	2 2	0.500	4 4	0.500	0	0	6.0	8	0.750
F 47 Martinez, Vince	2 0	1 1	3 1	0.750	0 2	0 2	0 4	0.000	3 5	0.375	0	0	2.0	8	0.250
F5/ Sharkshooters	41 43	37 47	78 90	0.464	18 24	20 22	38 46	0.452	154 182	0.458	8	0	128.5	336	0.382
F 50 Stacy, Michelle	2 2	5 0	7 2	0.778	6 4	3 3	9 7	0.563	16 9	0.640	0	0	10.0	25	0.400
F 51 Stacy, Rod	8 4	10 2	18 6	0.750	6 6	6 5	12 11	0.522	30 17	0.638	1	0	29.0	47	0.617
F 52 Williams, Derek	5 7	5 9	10 16	0.385	5 7	7 6	12 13	0.480	22 29	0.431	1	0	18.5	51	0.363
F 53 Harpster, Ben	2 7	4 7	6 14	0.300	7 3	3 6	10 9	0.526	16 23	0.410	1	0	10.0	39	0.256
F 54 Cotton, Grace	5 6	3 8	8 14	0.364	3 5	4 6	7 11	0.389	15 25	0.375	1	0	11.5	40	0.288
F 55 McGettigan, Peter	2 3	0 6	2 9	0.182	2 3	3 4	5 7	0.417	7 16	0.304	1	0	6.0	23	0.261
F 56 Cyr, Christine	4 9	0 4	4 13	0.235	0 6	2 6	2 12	0.143	6 25	0.194	1	0	2.0	31	0.065
F 57 Hunnicutt, David	3 1	1 6	4 7	0.364	1 6	3 4	4 10	0.286	8 17	0.320	1	0	5.0	25	0.200
F 58 Bither, Dana	10 4	9 5	19 9	0.679	6 8	9 4	15 12	0.556	34 21	0.618	1	0	36.5	55	0.664
F6/ BullsHitters	35 43	47 31	82 74	0.526	27 12	18 21	45 33	0.577	172 140	0.551	6	14	128.0	312	0.410
F 60 Reece, Robert	7 6	5 8	12 14	0.462	6 4	8 4	14 8	0.636	26 22	0.542	1	2	17.5	48	0.365
F 61 Gardner, Mike	2 10	5 6	7 16	0.304	7 6	6 6	13 12	0.520	20 28	0.417	1	2	14.0	48	0.292
F 62 Massengill, Robert	4 5	5 5	9 10	0.474	6 1	5 4	11 5	0.688	20 15	0.571	1	2	8.5	35	0.243
F 63 Massengill, Randy	7 6	6 5	13 11	0.542	11 3	7 6	18 9	0.667	31 20	0.608	1	2	22.5	51	0.441
F 64 Massengill, Chad	8 5	11 2	19 7	0.731	10 3	7 7	17 10	0.630	36 17	0.679	1	2	34.0	53	0.642
F 65 Gilyardi, Ernie	5 5	9 1	14 6	0.700	7 3	2 8	9 11	0.450	23 17	0.575	0	1	21.0	40	0.525
F 66 Knight, Tim	2 5	6 3	8 8	0.500	6 3	1 5	7 8	0.467	15 16	0.484	1	2	10.5	31	0.339
F 67 Mangum, Jamie	0 1	0 1	0 2	0.000	1 1	0 2	1 3	0.250	1 5	0.167	0	1	0.0	6	0.000
F7/ Double Tap	44 40	50 34	94 74	0.560	24 18	29 13	53 31	0.631	200 136	0.595	0	16	131.5	336	0.391
F 70 Klimanskis, Mark	3 6	9 5	12 11	0.522	10 3	10 2	20 5	0.800	32 16	0.667	0	2	23.5	48	0.490
F 71 Guenther, George	4 4	9 5	13 9	0.591	4 9	7 5	11 14	0.440	24 23	0.511	0	2	27.5	47	0.585
F 72 Goss, Matt	12 2	12 2	24 4	0.857	12 2	13 1	25 3	0.893	49 7	0.875	0	2	30.0	56	0.536
F 73 Polenz, Steve	10 2	10 4	20 6	0.769	9 5	7 4	16 9	0.640	36 15	0.706	0	2	18.0	51	0.353
F 74 Klein, Norm	3 2	3 7	6 9	0.400	3 4	4 3	7 7	0.500	13 16	0.448	0	1	10.5	29	0.362
F 75 Carrieri, Mike	2 4	3 6	5 10	0.333	5 3	6 2	11 5	0.688	16 15	0.516	0	2	12.0	31	0.387
F 76 Becker, Blair	5 9	1 2	6 11	0.353	1 6	9 3	10 9	0.526	16 20	0.444	0	2	3.5	36	0.097
F 77 Hunsberger, Jim	3 1	3 2	6 3	0.667	2 2	1 0	3 2	0.600	9 5	0.643	0	1	5.5	14	0.393
F 78 Ferris, Paul	2 4	0 1	2 5	0.286	2 2	1 3	3 5	0.375	5 10	0.333	0	1	1.0	15	0.067
F 79 Ellerman, Eric	0 6	0 0	0 6	0.000	0 0	0 3	0 3	0.000	0 9	0.000	0	1	0.0	9	0.000
F8/ Dublin-Dublout	46 38	52 32	98 70	0.583	27 15	22 20	49 35	0.583	196 140	0.583	8	0	136.5	336	0.406
F 80 Montesi, Chris	7 5	8 4	15 9	0.625	8 4	2 6	10 10	0.500	25 19	0.568	1	0	18.5	44	0.420
F 81 Rudy, Jeff	4 6	9 3	13 9	0.591	6 6	5 3	11 9	0.550	24 18	0.571	1	0	19.5	42	0.464
F 82 Bordeau, Eric	6 8	0 4	6 12	0.333	6 6	5 7	11 13	0.458	17 25	0.405	1	0	7.5	42	0.179
F 83 Winter, Wally	8 5	7 5	15 10	0.600	5 5	7 5	12 10	0.545	27 20	0.574	1	0	18.0	47	0.383
F 84 Gelberg, David	5 6	12 1	17 7	0.708	11 2	9 4	20 6	0.769	37 13	0.740	1	0	40.0	50	0.800
F 85 Stehle, Justin	6 2	6 2	12 4	0.750	5 2	2 4	7 6	0.538	19 10	0.655	1	0	9.5	29	0.328
F 86 Jones, Andrew	10 4	6 4	16 8	0.667	12 2	9 5	21 7	0.750	37 15	0.712	1	0	20.5	52	0.394
F 87 Martin, Jimmy	0 2	4 9	4 11	0.267	1 3	5 6	6 9	0.400	10 20	0.333	1	0	3.0	30	0.100

		Singles	301	Singles	Cricket	Singles	Record	Singles Win %-age	Doubles	Cricket	Doubles	501	Doubles	Record	Doubles Win %-age	Sngls + Dbls	Record	Sngls + Dbls Win %-age	Tiebreaker Ws	Tiebreaker Ls	All-Star Points	Games Played	All-Star Point Average
G1/ D'Artists Formerly Known As Du		48	30	30	48	78	78	0.500	18	21	17	22	35	43	0.449	148	164	0.474	4	0	85.5	312	0.274
G 10	Moeschet, Cathy	0	0	0	0	0	0	#DIV/0!	0	0	0	0	0	0	#DIV/0!	0	0	#DIV/0!	0	0	0.0	0	#DIV/0!
G 11	Carawon, Bob	9	14	6	15	15	29	0.341	6	13	8	12	14	25	0.359	29	54	0.349	1	0	12.5	83	0.151
G 12	Peers, Martin	6	4	0	11	6	15	0.286	4	8	4	9	8	17	0.320	14	32	0.304	0	0	3.0	46	0.065
G 13	Converse, Stan	9	0	11	0	20	0	1.000	8	2	6	5	14	7	0.667	34	7	0.829	1	0	22.0	41	0.537
G 14	Martin, David	9	6	4	13	13	19	0.406	11	6	8	8	19	14	0.576	32	33	0.492	1	0	24.5	65	0.377
G 15	Green, Sam	4	2	3	2	7	4	0.636	2	3	2	4	4	7	0.364	11	11	0.500	0	0	7.5	22	0.341
G 16	Wickstrom, Bob	11	3	6	6	17	9	0.654	4	9	5	5	9	14	0.391	26	23	0.531	1	0	15.0	49	0.306
G 17	Doubek, Mike	0	1	0	1	0	2	0.000	1	1	1	1	2	2	0.500	2	4	0.333	0	0	1.0	6	0.167
G2/ Mr. Bulljangles		35	49	41	43	76	92	0.452	21	21	22	20	43	41	0.512	162	174	0.482	0	15	101.5	336	0.302
G 20	Ferree, Michael	0	1	1	3	1	4	0.200	0	6	1	1	1	7	0.125	2	11	0.154	0	1	1.0	13	0.077
G 21	Keleher, John	3	5	8	3	11	8	0.579	8	3	5	2	13	5	0.722	24	13	0.649	0	1	8.0	37	0.216
G 22	Chuyka, Don	6	4	6	4	12	8	0.600	7	3	4	6	11	9	0.550	23	17	0.575	0	1	26.0	40	0.650
G 23	Ferree, Jon	1	8	1	6	2	14	0.125	2	5	7	5	9	10	0.474	11	24	0.314	0	1	7.0	35	0.200
G 24	Crowley, Fulton	1	6	6	3	7	9	0.438	2	4	4	4	6	8	0.429	13	17	0.433	0	1	6.0	30	0.200
G 25	Miller, Wright	3	8	2	6	5	14	0.263	3	7	3	7	6	14	0.300	11	28	0.282	0	2	9.5	39	0.244
G 26	Mason, Marcy	2	6	1	0	3	6	0.333	2	3	5	2	7	5	0.583	10	11	0.476	0	2	3.5	21	0.167
G 27	Port, Brian	5	3	4	5	9	8	0.529	4	4	2	4	6	8	0.429	15	16	0.484	0	2	11.0	31	0.355
G 28	Logan, Pete	7	3	5	7	12	10	0.545	5	3	7	5	12	8	0.600	24	18	0.571	0	2	10.5	42	0.250
G 29	Kyle, Mike	7	5	7	6	14	11	0.560	9	4	6	4	15	8	0.652	29	19	0.604	0	2	19.0	48	0.396
G3/ Liquor Posse		51	27	48	30	99	57	0.635	25	14	26	13	51	27	0.654	201	111	0.644	7	0	168.5	312	0.540
G 30	Caputo, Daniel	10	3	7	6	17	9	0.654	9	4	10	3	19	7	0.731	36	16	0.692	1	0	42.5	52	0.817
G 31	Mooty, Aaron	4	5	8	5	12	10	0.545	6	6	11	2	17	8	0.680	29	18	0.617	1	0	25.5	47	0.543
G 32	Marks, Ted	8	4	11	1	19	5	0.792	10	3	7	5	17	8	0.680	36	13	0.735	1	0	40.0	49	0.816
G 33	Kincaid, Storm	5	3	4	2	9	5	0.643	3	2	2	2	5	4	0.556	14	9	0.609	1	0	11.0	23	0.478
G 34	Watkins, Nathan	8	3	5	5	13	8	0.619	6	3	7	2	13	5	0.722	26	13	0.667	1	0	17.5	39	0.449
G 35	Peters, Bobby	7	3	2	4	9	7	0.563	5	5	3	4	8	9	0.471	17	16	0.515	1	0	11.5	33	0.348
G 36	Watkins, Samantha	1	2	2	5	3	7	0.300	2	2	3	4	5	6	0.455	8	13	0.381	1	0	6.0	21	0.286
G 37	Mooty, Jim "Pops"	0	0	0	0	0	0	#DIV/0!	0	0	1	0	1	0	1.000	1	0	1.000	0	0	0.0	1	0.000
G 38	Nelson, Shane	8	4	9	2	17	6	0.739	9	3	8	4	17	7	0.708	34	13	0.723	0	0	14.5	47	0.309
G4/ Bel Biv Dethrow		41	37	36	42	77	79	0.494	14	25	17	22	31	47	0.397	139	173	0.446	0	0	72.5	312	0.232
G 40	Woodard, David	5	8	7	7	12	15	0.444	8	8	6	7	14	15	0.483	26	30	0.464	0	0	16.0	56	0.286
G 41	Zellers, Krysta	5	7	2	11	7	18	0.280	3	11	3	7	6	18	0.250	13	36	0.265	0	0	9.0	49	0.184
G 42	Gilbert, Geoff	3	2	5	0	8	2	0.800	3	2	3	1	6	3	0.667	14	5	0.737	0	0	6.0	19	0.316
G 43	Ejlali, Shervin	7	2	8	1	15	3	0.833	3	6	3	6	6	12	0.333	21	15	0.583	0	0	7.0	36	0.194
G 44	Emerton, Eric	6	5	7	4	13	9	0.591	3	7	6	5	9	12	0.429	22	21	0.512	0	0	14.0	43	0.326
G 45	Barletta, Phil	2	3	3	4	5	7	0.417	2	4	3	5	5	9	0.357	10	16	0.385	0	0	7.5	26	0.288
G 46	Guile, Glen	4	8	0	10	4	18	0.182	2	6	4	9	6	15	0.286	10	33	0.233	0	0	8.0	43	0.186
G 47	Massey, Jeff	6	2	4	3	10	5	0.667	4	4	6	2	10	6	0.625	20	11	0.645	0	0	3.0	31	0.097
G 48	Lamb, Andrew	2	0	0	1	2	1	0.667	0	1	0	1	0	2	0.000	2	3	0.400	0	0	1.0	5	0.200
G 49	McMillan, Bill	1	0	0	1	1	1	0.500	0	1	0	1	0	2	0.000	1	3	0.250	0	0	1.0	4	0.250
G5/ Tossers!		30	54	36	48	66	102	0.393	15	27	13	29	28	56	0.333	122	214	0.363	0	10	90.0	336	0.268
G 50	Fagan, Seth	3	5	8	6	11	11	0.500	5	7	5	5	10	12	0.455	21	23	0.477	0	1	19.5	44	0.443
G 51	Fagan, Debra	3	9	0	2	3	11	0.214	0	4	1	8	1	12	0.077	4	23	0.148	0	1	0.0	27	0.000
G 52	Fagan, David	7	3	8	4	15	7	0.682	8	5	4	6	12	11	0.522	27	18	0.600	0	1	15.0	45	0.333
G 53	Flowers, Fred	7	6	1	2	8	8	0.500	1	3	2	5	3	8	0.273	11	16	0.407	0	1	5.5	27	0.204
G 54	Bauguess, Misty	1	13	0	2	1	15	0.063	1	1	5	9	6	10	0.375	7	25	0.219	0	1	0.0	32	0.000
G 55	Therrien, Dan	4	2	9	3	13	5	0.722	8	4	4	6	12	10	0.545	25	15	0.625	0	1	24.0	40	0.600
G 56	Therrien, Jen	1	4	2	9	3	13	0.188	2	8	0	4	2	12	0.143	5	25	0.167	0	1	5.0	30	0.167
G 57	Massey, Amy	0	3	0	10	0	13	0.000	2	7	1	5	3	12	0.200	3	25	0.107	0	1	3.5	28	0.125
G 58	Doan, Louis	2	4	5	5	7	9	0.438	1	9	2	6	3	15	0.167	10	24	0.294	0	1	9.5	34	0.279
G 59	Zickafoose, Doug	1	5	3	4	4	9	0.308	2	5	2	3	4	8	0.333	8	17	0.320	0	1	7.0	25	0.280
G 5x	xx-Hibbert, Jimmy	1	0	0	1	1	1	0.500	0	1	0	1	0	2	0.000	1	3	0.250	0	0	1.0	4	0.250
G6/ Backyard Brawlers		53	31	59	25	112	56	0.667	28	14	27	15	55	29	0.655	222	114	0.661	0	0	172.0	336	0.512
G 60	Munroe, Joe	9	5	11	3	20	8	0.714	8	6	9	5	17	11	0.607	37	19	0.661	0	0	48.5	56	0.866
G 61	Frumkin, Josh	11	3	11	3	22	6	0.786	10	4	11	2	21	6	0.778	43	12	0.782	0	0	28.0	55	0.509
G 62	Merkle, Pat	10	2	11	3	21	5	0.808	11	3	7	6	18	9	0.667	39	14	0.736	0	0	23.5	53	0.443
G 63	White, John	2	4	4	6	6	10	0.375	7	4	7	4	14	8	0.636	20	18	0.526	0	0	20.0	38	0.526
G 64	Lewis, Rob	10	2	10	4	20	6	0.769	8	5	6	2	14	7	0.667	34	13	0.723	0	0	25.5	47	0.543
G 65	Prosser, Brad	6	8	10	4	16	12	0.571	8	3	7	6	15	9	0.625	31	21	0.596	0	0	22.0	52	0.423
G 66	Thomke, Charlie	5	7	2	2	7	9	0.438	3	2	7	4	10	6	0.625	17	15	0.531	0	0	4.5	32	0.141
G 67	Galavotti, Michael "Mooki	0	0	0	0	0	0	#DIV/0!	1	0	0	0	1	0	1.000	1	0	1.000	0	0	0.0	1	0.000
G 68	Bauer, Mike	0	0	0	0	0	0	#DIV/0!	0	1	0	0	0	1	0.000	0	1	0.000	0	0	0.0	1	0.000
G 69	Munroe, Karen	0	0	0	0	0	0	#DIV/0!	0	0	0	1	0	1	0.000	0	1	0.000	0	0	0.0	1	0.000
G7/ One Armed Bandits		43	35	44	34	87	69	0.558	24	15	21	18	45	33	0.577	177	135	0.567	0	0	106.5	312	0.341
G 70	Kiser, Lyman	8	4	10	1	18	5	0.783	11	3	11	3	22	6	0.786	40	11	0.784	0	0	15.0	51	0.294
G 71	Richardson, Shane	7	2	7	0	14	2	0.875	8	1	4	3	12	4	0.750	26	6	0.813	0	0	26.5	32	0.828
G 72	Henson, Rob	2	4	4	6	6	10	0.375	4	2	1	7	5	9	0.357	11	19	0.367	0	0	12.5	30	0.417
G 73	Ketchem, Brian	2	4	6	2	8	6	0.571	4	6	3	7	7	13	0.350	15	19	0.441	0	0	12.5	34	0.368
G 74	Jordan, Chris	1	0	1	4	2	4	0.333	1	3	2	1	3	4	0.429	5	8	0.385	0	0	3.0	13	0.231
G 75	Taylor, Wayne	5	4	5	1	10	5	0.667	3	3	3	3	6	6	0.500	16	11	0.593	0	0	10.5	27	0.389
G 76	Moore, Chris	1	7	1	4	2	11	0.154	2	3	1	5	3	8	0.273	5	19	0.208	0	0	0.0	24	0.000
G 77	Murphy, Phil	8	3	6	6	14	9	0.609	7	2	10	2	17	4	0.810	31	13	0.705	0	0	19.5	44	0.443
G 78	Lewis, Dave	7	4	4	5	11	9	0.550	8	3	5	2	13	5	0.722	24	14	0.632	0	0	5.0	38	0.132
G 79	Brazel, Joe	2	3	0	5	2	8	0.200	0	4	2	3	2	7	0.222	4	15	0.211	0	0	2.0	19	0.105
G8/ Tips & Shafts		23	61	30	54	53	115	0.315	17	25	19	23	36	48	0.429	125	211	0.372	6	0	83.0	336	0.247
G 80	Vithorkus, Denise	1	13	0	8	1	21	0.045	1	9	6	8	7	17	0.292	8	38	0.174	1	0	0.0	46	0.000
G 81	Spencer, Kenny	2	8	5	8	7	16	0.304	7	7	4	10	11	17	0.393	18	33	0.353	1	0	18.0	51	0.353
G 82	Todd, Patrick	4	10	5	9	9	19	0.321	8	7	9	5	17	12	0.586	26	31	0.456	1	0	22.0	57	0.386
G 83	Davis, Stu	1	4	2	3	3	7	0.300	2	3	2	4	4	7	0.364	7	14	0.333	1	0	3.0	21	0.143
G 84	Walz, Paul	4	7	7	4	11	11	0.500	3	2	3	1	6	3	0.667	17	14	0.548	0	0	12.0	31	0.387
G 85	Tanner, Jodi	0	6	0	10	0	16	0.000	2	8	2	5	4	13	0.235	4	29	0.121	0	0	2.5	33	0.076
G 86	Strang, Joe	6	7	7	6	13	13	0.500	7	6	8	5	15	11	0.577	28	24	0.538	1	0	20.0	52	0.385
G 87	Robertson, Phil	5	6	4	6	9	12	0.429	4	8	4	8	8	16	0.333	17	28	0.378	1	0	5.5	45	0.122

		Singles 301		Singles Cricket		Singles Record		Singles Win %-age	Doubles Cricket		Doubles 501		Doubles Record		Doubles Win %-age	Sngls + Dbls Record		Sngls + Dbls Win %-age	Tiebreaker Ws	Tiebreaker Ls	All-Star Points	Games Played	All-Star Point Average
H1/ Methodical Madness		56	28	64	20	120	48	0.714	29	13	28	14	57	27	0.679	234	102	0.696	0	0	110.0	336	0.327
H 10	Neill, Gregory	8	4	7	4	15	8	0.652	6	2	7	3	13	5	0.722	28	13	0.683	0	0	16.5	41	0.402
H 11	Citrak, Sheldon	8	3	8	3	16	6	0.727	7	4	6	5	13	9	0.591	29	15	0.659	0	0	18.0	44	0.409
H 12	Horrall, Mike	8	4	12	0	20	4	0.833	9	3	8	3	17	6	0.739	37	10	0.787	0	0	21.0	47	0.447
H 13	Solomon, Micheal	10	3	3	7	13	10	0.565	4	4	7	6	11	10	0.524	24	20	0.545	0	0	8.0	44	0.182
H 14	Venable, Mike	6	7	13	1	19	8	0.704	13	1	10	2	23	3	0.885	42	11	0.792	0	0	15.5	53	0.292
H 15	Hamilton, Brad	10	4	13	1	23	5	0.821	11	3	10	4	21	7	0.750	44	12	0.786	0	0	25.0	56	0.446
H 16	Daigle, Suzette	0	1	0	1	0	2	0.000	3	4	2	3	5	7	0.417	5	9	0.357	0	0	0.0	14	0.000
H 17	Steel, Glen	6	2	8	3	14	5	0.737	5	5	6	2	11	7	0.611	25	12	0.676	0	0	6.0	37	0.162
H2/ Bulls & Bears		45	39	47	37	92	76	0.548	23	19	22	20	45	39	0.536	182	154	0.542	0	0	96.5	336	0.287
H 20	Kunesh, Joe	1	4	4	9	5	13	0.278	6	8	8	4	14	12	0.538	19	25	0.432	0	0	13.5	44	0.307
H 21	Rouse, Chuck	5	7	0	2	5	9	0.357	5	0	4	6	9	6	0.600	14	15	0.483	0	0	2.5	29	0.086
H 22	Wilkinson, Charlie	6	6	4	7	10	13	0.435	0	5	2	5	2	10	0.167	12	23	0.343	0	0	7.0	35	0.200
H 23	Hall, Steven	5	6	9	3	14	9	0.609	5	6	8	3	13	9	0.591	27	18	0.600	0	0	20.5	45	0.456
H 24	Rube, Bob	9	3	11	2	20	5	0.800	11	2	5	4	16	6	0.727	36	11	0.766	0	0	26.5	47	0.564
H 25	Lee, Julie Tate	8	5	9	4	17	9	0.654	7	6	6	6	13	12	0.520	30	21	0.588	0	0	16.5	51	0.324
H 26	Schrein, David	6	6	3	5	9	11	0.450	6	4	7	5	13	9	0.591	22	20	0.524	0	0	5.5	42	0.131
H 27	Haller, Kelly	5	2	7	5	12	7	0.632	6	7	4	7	10	14	0.417	22	21	0.512	0	0	4.5	43	0.105
H3/ Frank		47	37	47	37	94	74	0.560	20	22	23	19	43	41	0.512	180	156	0.536	0	7	92.5	336	0.275
H 30	Gillespie, Jeff	4	5	3	9	7	14	0.333	5	6	9	3	14	9	0.609	21	23	0.477	0	0	10.0	44	0.227
H 31	Davis, Jared	8	4	9	3	17	7	0.708	7	4	6	5	13	9	0.591	30	16	0.652	0	1	24.5	46	0.533
H 32	Genzlinger, Doug	4	3	4	6	8	9	0.471	3	7	6	3	9	10	0.474	17	19	0.472	0	1	10.5	36	0.292
H 33	Highfill, Leigh	2	8	0	3	2	11	0.154	2	4	2	7	4	11	0.267	6	22	0.214	0	1	0.0	28	0.000
H 34	Genzlinger, Roger	8	3	5	4	13	7	0.650	5	6	6	3	11	9	0.550	24	16	0.600	0	1	9.5	40	0.238
H 35	Monsma, A.J.	4	2	7	3	11	5	0.688	3	5	6	2	9	7	0.563	20	12	0.625	0	1	9.5	32	0.297
H 36	Smith, Justin	4	5	8	1	12	6	0.667	6	3	2	3	8	6	0.571	20	12	0.625	0	1	10.5	32	0.328
H 37	Wood, Billy	0	0	0	0	0	0	#DIV/0!	0	0	0	0	0	0	#DIV/0!	0	0	#DIV/0!	0	0	0.0	0	#DIV/0!
H 38	McDole, James	9	1	8	2	17	3	0.850	7	3	5	6	12	9	0.571	29	12	0.707	0	0	14.5	41	0.354
H 39	Genzlinger, Al	4	6	3	6	7	12	0.368	2	6	4	6	6	12	0.333	13	24	0.351	0	1	3.5	37	0.095
H4/ Brown's Bombers		40	44	41	43	81	87	0.482	21	21	18	24	39	45	0.464	159	177	0.473	7	7	94.5	336	0.281
H 40	Huffman, David	8	6	9	5	17	11	0.607	7	7	9	5	16	12	0.571	33	23	0.589	1	1	20.0	56	0.357
H 41	Huffman, Inky	1	6	5	6	6	12	0.333	4	4	5	6	9	10	0.474	15	22	0.405	1	1	3.0	37	0.081
H 42	Spaulding, Paul	6	6	4	9	10	15	0.400	7	7	6	7	13	14	0.481	23	29	0.442	1	1	19.0	52	0.365
H 43	Wright, Tim	8	5	4	9	12	14	0.462	4	8	3	10	7	18	0.280	19	32	0.373	1	1	8.0	51	0.157
H 44	Dozier, Jacob	5	9	10	3	15	12	0.556	7	6	5	8	12	14	0.462	27	26	0.509	1	1	25.0	53	0.472
H 45	Casey, Kevin	9	5	7	7	16	12	0.571	9	5	6	9	15	14	0.517	31	26	0.544	1	1	17.5	57	0.307
H 46	Johnson, Taylor	1	1	0	2	1	3	0.250	0	2	1	1	1	3	0.250	2	6	0.250	0	0	0.0	8	0.000
H 47	Rumble, Logan	2	5	1	2	3	7	0.300	2	3	1	1	3	4	0.429	6	11	0.353	1	1	1.0	17	0.059
H 48	Mauget, Jeremy	0	1	1	0	1	1	0.500	2	0	0	1	2	1	0.667	3	2	0.600	0	0	1.0	5	0.200
H5/ Grateful Darts		44	40	43	41	87	81	0.518	25	17	26	16	51	33	0.607	189	147	0.563	0	16	95.5	336	0.284
H 50	Simpson, Phillip	5	7	0	5	5	12	0.294	3	4	4	3	7	7	0.500	12	19	0.387	0	2	2.0	31	0.065
H 51	Herman, Fritz	6	5	9	5	15	10	0.600	8	6	5	5	13	11	0.542	28	21	0.571	0	2	14.5	49	0.296
H 52	Iager, John	10	3	13	0	23	3	0.885	10	3	9	4	19	7	0.731	42	10	0.808	0	2	28.0	52	0.538
H 53	Lilienthal, John	4	5	5	9	9	14	0.391	5	6	7	3	12	9	0.571	21	23	0.477	0	2	13.0	44	0.295
H 54	McGrail, Tony	0	3	6	8	6	11	0.353	8	6	3	6	11	12	0.478	17	23	0.425	0	2	12.5	40	0.313
H 55	Perkins, Chris	5	5	7	6	12	11	0.522	9	4	9	3	18	7	0.720	30	18	0.625	0	2	13.0	48	0.271
H 56	Perkins, Rick	5	9	0	0	5	9	0.357	0	0	9	3	9	3	0.750	14	12	0.538	0	2	3.5	26	0.135
H 57	Spinelli, Marc	9	3	3	8	12	11	0.522	7	5	6	5	13	10	0.565	25	21	0.543	0	2	9.0	46	0.196
H6/ Fullabull		44	40	42	42	86	82	0.512	19	23	20	22	39	45	0.464	164	172	0.488	18	6	92.5	336	0.275
H 60	Maze, Michelle	7	5	7	7	14	12	0.538	6	8	7	7	13	15	0.464	27	27	0.500	3	1	19.0	54	0.352
H 61	Voorhees, Cindy	8	6	8	6	16	12	0.571	8	5	6	8	14	13	0.519	30	25	0.545	3	1	18.5	55	0.336
H 62	Maini, Sal	4	9	4	9	8	18	0.308	5	9	7	6	12	15	0.444	20	33	0.377	3	1	12.0	53	0.226
H 63	Satterfield, Grey	0	0	0	0	0	0	#DIV/0!	0	0	0	0	0	0	#DIV/0!	0	0	#DIV/0!	0	0	0.0	0	#DIV/0!
H 64	Gallant, Johnnie	11	3	6	7	17	10	0.630	4	10	6	7	10	17	0.370	27	27	0.500	3	1	10.0	54	0.185
H 65	Elliott, Chris	6	8	7	7	13	15	0.464	8	6	10	4	18	10	0.643	31	25	0.554	3	1	17.5	56	0.313
H 66	Tingler, Todd	6	8	7	6	13	14	0.481	7	7	4	10	11	17	0.393	24	31	0.436	3	1	11.0	55	0.200
H 67	Ray, Jon	2	1	3	0	5	1	0.833	0	1	0	2	0	3	0.000	5	4	0.556	0	0	4.5	9	0.500
H7/ Missing Flights		35	49	40	44	75	93	0.446	24	18	17	25	41	43	0.488	157	179	0.467	0	0	59.0	336	0.176
H 70	Nettesheim, Doug	2	4	4	1	6	5	0.545	3	1	7	2	10	3	0.769	16	8	0.667	0	0	8.5	24	0.354
H 71	Strickland, Craig	7	4	3	8	10	12	0.455	4	5	3	5	7	10	0.412	17	22	0.436	0	0	8.5	39	0.218
H 72	Strickland, Andrew	3	3	4	3	7	6	0.538	5	2	2	6	7	8	0.467	14	14	0.500	0	0	8.5	28	0.304
H 73	Smith, Ron	4	8	7	4	11	12	0.478	7	5	5	6	12	11	0.522	23	23	0.500	0	0	8.5	46	0.185
H 74	Shaffer, Opey	1	10	0	6	1	16	0.059	4	4	1	4	5	8	0.385	6	24	0.200	0	0	3.5	30	0.117
H 75	Carroll, Leroy	2	8	8	2	10	10	0.500	4	4	6	3	10	7	0.588	20	17	0.541	0	0	4.5	37	0.122
H 76	Thaxter, Norman	1	2	2	6	3	8	0.273	2	3	1	4	3	7	0.300	6	15	0.286	0	0	3.0	21	0.143
H 77	Davis, Luke	1	3	4	4	5	7	0.417	7	4	5	5	12	9	0.571	17	16	0.515	0	0	3.0	33	0.091
H 78	Gleisinger, Stephen	6	2	4	4	10	6	0.625	3	5	2	5	5	10	0.333	15	16	0.484	0	0	4.0	31	0.129
H 79	Holt, Ian	8	4	4	5	12	9	0.571	8	3	1	9	9	12	0.429	21	21	0.500	0	0	7.0	42	0.167
H 7x	xx-Trinh, John	0	1	0	1	0	2	0.000	1	0	1	1	2	1	0.667	2	3	0.400	0	0	0.0	5	0.000
H8/ Dart Vaders		24	60	12	72	36	132	0.214	7	35	14	28	21	63	0.250	78	258	0.232	6	0	37.5	336	0.112
H 80	Howard, Meghan	7	7	2	13	9	20	0.310	2	11	6	9	8	20	0.286	17	40	0.298	1	0	5.5	57	0.096
H 81	Ghosh, Debanjan	4	6	2	8	6	14	0.300	2	8	4	6	6	14	0.300	12	28	0.300	1	0	8.0	40	0.200
H 82	Marriott, Tisha	0	15	1	14	1	29	0.033	3	12	6	8	9	20	0.310	10	49	0.169	1	0	6.5	59	0.110
H 83	Ereksousi, Ayham	1	8	0	9	1	17	0.056	1	7	2	6	3	13	0.188	4	30	0.118	1	0	1.0	34	0.029
H 84	Sweet, Dan	2	9	1	10	3	19	0.136	0	11	3	9	3	20	0.130	6	39	0.133	1	0	1.0	45	0.022
H 85	Froelich, Bradley	3	4	1	6	4	10	0.286	1	7	0	6	1	13	0.071	5	23	0.179	0	0	5.5	28	0.196
H 86	Tinkler, Zach	1	3	0	4	1	7	0.125	0	4	1	3	1	7	0.125	2	14	0.125	0	0	1.5	16	0.094
H 87	Herzog, Jodi	2	5	2	3	4	8	0.333	1	6	1	6	2	12	0.143	6	20	0.231	1	0	1.5	26	0.058
H 88	Hodgen, Eric	4	3	3	5	7	8	0.467	4	4	5	3	9	7	0.563	16	15	0.516	0	0	7.0	31	0.226

Raleigh Dart League

Registration for Spring 2012 Season

Wednesday, January 4, (The Upper Deck), 7:00-8:00 p.m.

Wednesday, January 4 **For returning teams AND new teams - there is only one night of registration!!!**
(If your team is not returning, please leave a message on VoiceMail.
New captain? Please pass this information on to him/her.)
Bring: 1) Completed roster - use BLACK pen please - with divisions played by by each member for last 3 seasons
2) ONE check for bar fee and a minimum of six players (Bar fee is $20; Player registration is $20) NO CASH WILL BE ACCEPTED!!!

Wednesday, January 4 **DEADLINE for unrestricted roster add-ons, at REGISTRATION (no extensions)**
January 5 through February 27 Add-ons pre-approved by the Membership Committee (Membership Committee Director - Heather Bohanan, 326-1956, heather.bohanan@dhhs.nc.gov)
1) Checks & player information as per roster to: Matt Huff (Treasurer), 105 Rosenberry Hills Dr, Cary, NC 27513; treasurer@raleighdartleague.org
2) Membership Director will inform captain of Committee's decision
A PLAYER IS NOT ELIGIBLE UNTIL APPROVED, AND WITH DUES PAID

Wednesday, January 18 **Captains' meeting, 7:00-8:00 p.m., The Upper Deck (MANDATORY)**
Pick up schedules, blank scoresheets, team rosters, phone lists, rules, etc.

Wednesday, January 25 **8:00 p.m. Season starts**

Monday, February 27 **5th week captains' meeting, The Upper Deck (MANDATORY)**
... and RDL Board meeting
Last day to add/replace a player with approval

SPRING 2012 RALEIGH DART LEAGUE TEAM REGISTRATION FORM

Team Name _____ Team Number _____
(PLEASE LEAVE BLANK)
Fee Paid:
Date Paid:

Divisions played in previous 3 seasons	Player Name:	Player Address:	M/F	Phone #:	
	Home Bar & Dart Rep.:	Board #s:			
	Captain: 0	email:		(H) (C) (W)	0
	1			(H) (C)	1
	2			(H) (C)	2
	3			(H) (C)	3
	4			(H) (C)	4
	5			(H) (C)	5
	6			(H) (C)	6
	7			(H) (C)	7
	8			(H) (C)	8
	9			(H) (C)	9

PLEASE WRITE IN BLACK, IN BLOCK LETTERS - ROSTERS WILL BE PHOTOCOPIED

TOTAL:

(LEAVE SPACE BLANK FOR OFFICE USE)

Tons of Newsletter

Home to the Spring Session of the Raleigh Dart League for the Banquet, Saturday, May 19, 2012 Issue #JK528
The "Every Now And Then You Witness Something Truly Historic… Well, Historic For A Dart League, At Least" Edition

TOURNAMENT WINNERS

"A" Division - ***Required Elements*** *(13-5)*
The Element takes the only final that didn't reach 501 after surviving the Kyle Gaulthier show (see page 14) in the semifinals, celebrating the team's 18th season in existence by making their 18th A finals.

"B" Division - ***Absolut Confusion*** *(13-11)*
Absolut defeats season champ Triple Threats for the third time, this one in the third game of the final 501, when Mark Sellers returns from a mid-game potty break to hit a couple Tons & a couple outs.

"C" Division - ***Excalibur*** *(13-9)*
Excalibur, now tied for 2nd longest current win streak, claims their 7th, 8th, and 9th in a row on the way to the season/tournament double, taking out the Archers for the third time in the finals.

"D" Division - ***Big Bulls*** *(14-6)*
The Bulls, the only team in any tournament to not give up more than 6 points in any of the three tournament rounds, sort of waltzed past a Rif Raf team that was missing a key part or two in the final.

"E" Division - ***Force 8 from the Planet XXX*** *(13-11)*
The normal Galen heroics aren't needed, as the Frank Hall Double-3 Train (see page 14) makes its final stop in the final 501 set of a match that Force 8 seemed to have in its pocket hours earlier.

"F" Division - ***BullsHitters*** *(14-6)*
The lone serious upset bid of the tournaments, that of #6 seed The Dysfunction is Back, is turned away relatively quickly as the Hitters claim the rubber match to clinch the season/tourney double.

"G" Division - ***One Armed Bandits*** *(14-10)*
The Bandits open up an early nailbiter in doubles, with part-timer Brian Ketchem hitting the third leg winner not once, but twice. Of course, the second time he shook hands the dart was actually in…

"H" Division - ***Brown's Bombers*** *(13-9)*
The Tips & Shafts fought valiantly to make a doubles cricket comeback, but it simply wasn't enough to derail the RDL's only undefeated romp through both the regular season and tournament.

REGULAR SEASON WINNERS

"A" Division - ***Required Elements*** *(11 wins, 1 loss)*
2nd place - Rednecks

"B" Division - ***Triple Threats*** *(11 wins, 3 losses)*
2nd place - Absolut Confusion

"C" Division - ***Excalibur*** *(11 wins, 3 losses)*
2nd place - Drunk on Arrival

"D" Division - ***Big Bulls*** *(11 wins, 3 losses)*
2nd place - Rif Raf

"E" Division - ***Dublin-Dublout*** *(9 wins, 5 losses)*
2nd place - Force 8 from the Planet XXX

"F" Division - ***BullsHitters*** *(11 wins, 3 losses)*
2nd place - Backyard Brawlers

"G" Division - ***Methodical Madness*** *(11 wins, 3 losses)*
2nd place - One Armed Bandits

"H" Division - ***Brown's Bombers*** *(14 wins, 0 losses)*
2nd place - Tips & Shafts

Rosters of all season- and tournament-winning teams are on page 4.)

TABLE OF CONTENTS

Item	Page Number
Tournament & Regular Season Winning Teams	1
Fall 2012 RDL Season Information	1
Final Divisional Standings	2
Final Divisional Tournament Results	3
Tournament & Regular Season Winning Team Rosters	4
Tiebreaker Summary, Fa'12 season dates, RDL quotes	4
Tournament Trophy Dart Awards	5
Other Tournament Hot Darts	5
Regular Season Trophy Dart Awards	5
Divisional Singles Win %-age Winners	6
Divisional All-Star Point %-age Winners	6
Players Who Beat the Singles Winners	6
Season Penalty Summary	6
List of Host Establishments	7
Summer darts, tournaments, the Wreck at the Deck!	7
RDL Address and Phone No. Information	8
Event Calendar, Penalty Log	8
JK's All-Star Team Picks	9
Quick Stat Tidbits	9
JK's Prediction Results Summary	9
Prediction Results Table	10
Week-by-Week Match Results Table	11
Spring 2012 Trivia Questions Revisited	12
Spring 2012 Lyrics Quiz Revisited	13
RDL record breakers/history makers, Double-3 Train!	14
Team swag, ADO Nationals, and other random stuff	15
Random Thoughts from JK	16,17
2012 NCCDL & NCLC results and standings	18
Wreck at the Deck flier and board sponsorship form	19
Fliers for Central VA Classic, Piedmont Shootout	20
Fliers for Charlotte Open, Music City Classic (TN)	21
Top Singles Records, by Division	22
Top Doubles Records, by Division	23
Top Singles+Doubles, by Division	24
Top All Star Point Averages, by Division	25
Top Individual Records, by Section of Play	26,27
League-Wide Individual Singles, Doubles Records	28
League-Wide Individual Singles + Doubles Records, and All-Star Point Averages	29
Singles, Doubles Records, Ranked by Team	30
Overall Records, All-Star Pt. Ave., Ranked By Team	31
Complete "A" Division Statistics	32
Complete "B" Division Statistics	33
Complete "C" Division Statistics	34
Complete "D" Division Statistics	35
Complete "E" Division Statistics	36
Complete "F" Division Statistics	37
Complete "G" Division Statistics	38
Complete "H" Division Statistics	39
Registration Materials for Fall 2012 RDL Season	40

FALL 2012 RALEIGH DART LEAGUE SEASON INFORMATION

Registration Meeting for ALL Teams; High Park Bar & Grille;
Wednesday, July 18, 7:00-8:00 p.m.

MANDATORY Preseason Captains' Meeting; High Park Bar & Grille;
Wednesday, August 1, 7:00-8:00 p.m.

Match Play begins on Wednesday, August 8

MANDATORY Fifth Week Captains' Meeting;
High Park Bar & Grille; **Monday, September 10**, 7:00-8:00 p.m.

Divisional tournament weeks - **November 14 & 28, December 5**

FINAL!! DIVISIONAL TEAM STANDINGS FOR THE *SPRING 2012* RDL SEASON

"A" Division

		W	L	Pts.
👍	Required Elements 👍	11	1	211
👍	Rednecks	9	3	180
3	Appetite for Destruction	7	5	171
4	Lunatic Fringe	7	5	154
5	Hu Flung Pu	6	6	159
👎	OT Outlaws	2	10	69
👎	The Locals	0	12	51

"B" Division

		W	L	Pts.
👍	Triple Threats 👍	11	3	199
👍	Absolut Confusion	10	4	201
3	Is It In?	10	4	182
4	Mug Hunters	7	7	175
5	2 Girls and a Couple of Guys	6	8	160
6	Constantly Corked	5	9	138
👎	Jack 9	4	10	123
👎	Traveling Beer Bellies	3	11	144

"C" Division

		W	L	Pts.
👍	Excalibur 👍	11	3	202
👍	Drunk on Arrival	9	5	196
3	Ale-ing Archers	9	5	182
4	Nine Lives	8	6	185
5	Points and Pints	8	6	169
6	Bulls of Freedom	6	8	152
👎	Coral Reefers	5	9	153
👎	Frank	0	14	87

"D" Division

		W	L	Pts.
👍	Big Bulls 👍	11	3	199
👍	Rif Raf	10	4	197
3	Chroot 'Em!	9	5	179
4	Throwin Stones	7	7	170
5	Leftovers	7	7	146
6	Sharky's Machine	6	8	149
👎	Flights Unknown	4	10	155
👎	New Lords of Da Board	2	12	122

"E" Division

		W	L	Pts.
👍	Dublin-Dublout 👍	9	5	187
👍	Force 8 from the Planet XXX	9	5	185
3	The Mayan Dartist	9	5	155
4	Double Tap	7	7	169
5	Starving Dartists	6	8	159
6	Death Throw	6	8	148
👎	Cuban Dart Crisis	5	9	152
👎	Menace 2 Sobriety	5	9	147

"F" Division

		W	L	Pts.
👍	BullsHitters 👍	11	3	216
👍	Backyard Brawlers	11	3	178
3	Carry Oakie	10	4	169
4	Liquor Posse	7	7	140
5	Sharkshooters	6	8	164
6	The Dysfunction is Back	6	8	162
👎	Salute-A-Bulls	3	11	120
👎	Sofa Kings	2	12	136

"G" Division

		W	L	Pts.
👍	Methodical Madness 👍	11	3	199
👍	One Armed Bandits	10	4	164
3	We Be Triplin	8	6	167
4	Charlie Don't Surf	8	6	165
5	UZMAgain	7	7	167
6	Bulls Ear Katknip	6	8	154
👎	Bel Biv Dethrow	6	8	147
👎	Quackerjacks	0	14	95

"H" Division

		W	L	Pts.
👍	Brown's Bombers 👍	14	0	240
👍	Tips & Shafts	9	5	201
3	Fullabull	8	6	172
4	Grateful Darts	7	7	133
5	Y'All Ain't Ready!	6	8	158
6	Con Dartists	5	9	150
👎	Missing Flights	5	9	135
👎	Oh'Hullys	2	12	106

LEGEND OF SYMBOLS IN STANDINGS: 👍 = *regular season division champion*

👍 = *clinched* "top-two" *finish in division* 👎 = *clinched* "bottom-two" *finish in division*

SPRING 2012 RDL DIVISIONAL TOURNAMENT RESULTS

Quarterfinals	*Semifinals*	*Finals*	***WINNER***

"A" Division

1 **Required Elements**
Required Elements
(Bye)
(14-8) **Required Elements**
5 Hu Flung Pu
(14-4) Hu Flung Pu
4 Lunatic Fringe
(13-5) **Required Elements**
3 Appetite for Destruction
(14-6) Appetite for Destruction
6 OT Outlaws
(14-8) Rednecks
7 The Locals
(13-2) Rednecks
2 Rednecks

"B" Division

1 Triple Threats
(12-2) Triple Threats
8 Traveling Beer Bellies
(13-5) Triple Threats
5 2 Girls and a Couple of Guys
(13-3) Mug Hunters
4 Mug Hunters
(13-11) **Absolut Confusion**
3 Is It In?
(13-7) Constantly Corked
6 Constantly Corked
(11+-11) **Absolut Confusion**
7 Jack 9
(13-10) **Absolut Confusion**
2 **Absolut Confusion**

"C" Division

1 **Excalibur**
(13-1) **Excalibur**
8 Frank
(13-11) **Excalibur**
5 Points and Pints
(14-10) Nine Lives
4 Nine Lives
(13-9) **Excalibur**
3 Ale-ing Archers
(12-5) Ale-ing Archers
6 Bulls of Freedom
(14-8) Ale-ing Archers
7 Coral Reefers
(13-5) Drunk on Arrival
2 Drunk on Arrival

"D" Division

1 **Big Bulls**
(13-3) **Big Bulls**
8 New Lords of Da Board
(14-6) **Big Bulls**
5 Leftovers
(12+-12) Leftovers
4 Throwin Stones
(14-6) **Big Bulls**
3 Choot 'Em!
(14-8) Sharky's Machine
6 Sharky's Machine
(12+-12) Rif Raf
7 Flights Unknown
(13-5) Rif Raf
2 Rif Raf

Quarterfinals	*Semifinals*	*Finals*	***WINNER***

"E" Division

1 Dublin-Dublout
(12+12) Dublin-Dublout
8 Menace 2 Sobriety
(13-5) Dublin-Dublout
5 Starving Dartists
(12+-12) Starving Dartists
4 Double Tap
(13-11) **Force 8 from the Planet XXX**
3 The Mayan Dartist
(13-7) Death Throw
6 Death Throw
(13-3) **Force 8 from the Planet XXX**
7 Cuban Dart Crisis
(14-6) **Force 8 from the Planet XXX**
2 **Force 8 from the Planet XXX**

"F" Division

1 **BullsHitters**
(12-9) **BullsHitters**
8 Sofa Kings
(13-7) **BullsHitters**
5 Sharkshooters
(13-4) Liquor Posse
4 Liquor Posse
(14-6) **BullsHitters**
3 Carry Oakie
(13-9) The Dysfunction is Back
6 The Dysfunction is Back
(?-?) The Dysfunction is Back
7 Salute-A-Bulls
(10-1) Backyard Brawlers
2 Backyard Brawlers

"G" Division

1 Methodical Madness
(forfeit) Methodical Madness
8 Quackerjacks
(13-5) Methodical Madness
5 UZMAgain
(13-11) Charlie Don't Surf
4 Charlie Don't Surf
(14-10) **One Armed Bandits**
3 We Be Triplin
(12+-12) We Be Triplin
6 Bulls Ear Katknip
(13-5) **One Armed Bandits**
7 Bel Biv Dethrow
(14-2) **One Armed Bandits**
2 **One Armed Bandits**

"H" Division

1 **Brown's Bombers**
(13-1) **Brown's Bombers**
8 Oh'Hullys
(13-3) **Brown's Bombers**
5 Y'All Ain't Ready!
(14-10) Y'All Ain't Ready!
4 Grateful Darts
(13-9) **Brown's Bombers**
3 Fullabull
(14-6) Fullabull
6 Con Dartists
(14-10) Tips & Shafts
7 Missing Flights
(14-8) Tips & Shafts
2 Tips & Shafts

THIS SEASON'S TIEBREAKERS

Despite the fact that the presence of a bye this season decreased the total number of RDL matches played each week, the number of 1001 tiebreakers that were played jumped. A lot! We must have had some seriously even divisions this time around… We had 47 tiebreakers played (with 6 of those 47 occurring during the divisional tournaments). E division led the way with a whopping 10 tiebreakers (with 2 of those in the tournament), followed by B (7, with 1 in the tournament), D (7, with 2 in the tournament), and G (7, with 1 in the tournament) divisions. H division chipped in 6 tiebreakers, while C and F divisions saw only 4 each, and A division brought up the rear with only 2 tiebreakers (both lost by the same team - Hu Flung Pu).

This season's Cardiac Kids award (for most tiebreakers played) goes to Constantly Corked of B division, who played in an astonishing SIX tiebreakers. The Corkers put up a 3-3 record, but that last loss was a painful one, coming in the tournament semifinal.

The Heartbreak Award (for most tiebreakers lost) is shared by three teams, including the aforementioned Corkers. Joining them with the same number of losses but with fewer wins were Sharky's Machine in D division (at 2-3) and Double Tap in E division (at 0-3). And to make matters worse for these heartbroken darters, the third 1001 loss for all three of them came in their respective tournament losses. Ouch…

FALL 2012 RDL SEASON INFORMATION

These dates (or at least some of them) are on page 8, as well as on pages 1 and 40, but I am putting them in many locations because they might be the most important thing for you in this newsletter.

Wednesday, July 18th - Fall season registration, High Park (online registration available in days immediately prior to the 18th)
Wed., Aug. 1st - Preseason capts.' mtg./packet pickup, High Park
Wednesday, August 8th - Start of Fall season match play
Monday, Sept. 10th - Fifth week captains' meeting, High Park
Wed., Nov. 14/28, Dec. 5 - Fall season divisional tournaments
Saturday, December 8th - Fall season banquet, site TBD

RDL QUOTES

Quote #1 : from the tournament final in B division. I see all kinds of angry outbursts, I've seen things kicked, I can't count the number of dart sets that I've seen slammed down, and I've certainly heard a lot of profanities uttered. But every now and then, someone really crosses the line and says something I haven't heard before. After barely missing a shot at a 108-out in his 501 set in a tied match, Absolut Confusion captain Scott Butters did just that. He said it clearly and plainly, and loud enough for anyone within about 10-15 feet to hear: "Poopie!"

Quote #2a : from an unnamed member of Dublin-Dublout, calling in their quarterfinal result because their captain was out of town: "Dublin-Dublout wins 301. Again, Dublin-Dublout wins in 301." [The hell?? I played it back to see what time they called to see if they were calling in each set individually. Nope… Turns out they won a tiebreaker. For some reason I just didn't pick that up. Not sure why.]

Quote #2b : also from an unnamed member of Dublin-Dublout, this time after their semifinal, and really illuminating how aware all those guys are of what's going on around them… yikes…: "Dublin-Dublout wins. Dublout 13, whoever we played 5. Again, I repeat Dublin-Dublout 13, opposing team 5." [I'm sure the Starving Dartists will be happy to know that they made such an impression on you guys. Oy.]

Quote #3 : from Matt Heimbach of Lunatic Fringe, after the week 13 lyrics quote was sent out: "Song #2 is Van Halen - Beautiful Girls. I don't know #1, though. Some sort of disco or dance song probably, but I certainly can't place it. Talking about 'dreams' makes me think of ABBA but then talking about partying everywhere makes me think of some Hannah Montana/Miley Cyrus nonsense, and I'm sure you wouldn't do that to us." [Even after reading that comment a few times, I still laugh at it. And I wonder if I should take that as a challenge… Oh, and the song… it was by Kool & the Gang. :o)]

Quote #4 : from my teammate Allen Smith: "Smile and keep on trucking." [When I threatened to tell our team that he used the phrase 'keep on trucking', he said "be my guest, had a t-shirt growing up with that phrase on it." You just don't hear "trucking" much anymore…]

TEAMS THAT WON BOTH THEIR DIVISIONAL TOURNAMENT AND REGULAR SEASON TITLE !!!!!!

"A" Division - ***Required Elements***

Jason Kilts (c)	Tom Brown	Dale Hyler
Robbie Phillips	Mark Knight	Jon Kenney
Allen Smith	Wil Tan	Keith Wall
	Jeremy Dziczkowski	

"C" Division - ***Excalibur***

Kevin Coyne (c)	Gary Burney	Dave Buckman
Mikey Hindle	Tim Vann	Josh Hall
Matt Bemis		Bob James

"D" Division - ***Big Bulls***

Kevin Reinert (c)	Dennis Fitzgerald	Aaron Fitzgerald
Stephen Flanagan	Corbett Gupton	Chris Talton
	Chris Toolan	

"F" Division - ***BullsHitters***

Robert Reece (c)	Mike Gardner	John Wylie
Chad Massengill	Randy Massengill	Robert Massengill
Ernie Gilyardi		Tim Knight

"H" Division - ***Brown's Bombers***

David Huffman (c)	John Owens	Paul Spaulding
Pete Rutten	Justin Vick	Kevin Casey
Inky Huffman	Logan Rumble	Taylor Johnson

TEAMS THAT WON THEIR DIVISIONAL TOURNAMENT (but not regular season title) !!!!!!

"B" Division - ***Absolut Confusion***

Scott Butters (c)	Kent Butters	Tim Lane
Ron Ridenour	Trey Rodgers	Steve Holland
	Mark Sellers	

"E" Division - ***Force 8 from the Planet XXX***

Frank Hall (c)	Heather Bohanan	Galen Gillett
Frank Balena	William McEwen	Dave Goyen
Tim Bunn	Danny Hall	Mike McEwen

"G" Division - ***One Armed Bandits***

Lyman Kiser (c)	Shane Richardson	Rob Henson
Wayne Taylor	Chris Jordan	Brian Ketchem
Jim White	Phil Murphy	Dave Lewis
	Joe Brazel	

TEAMS THAT WON THEIR REGULAR SEASON TITLE (but not divisional tournament) !!!!!!

"B" Division - ***Triple Threats***

Fon Denton (c)	Simon Healy	Paul Beaudoin
Kris Fischlein	David Johnson	Michael Johnson
Dana Bither		Randy Crites

"E" Division - ***Dublin-Dublout***

Chris Montesi (c)	Jeff Rudy	Wally Winter
Eric Bordeau	David Gelberg	Andrew Jones
Jimmy Martin		Tom Wiegand

"G" Division - ***Methodical Madness***

Brad Hamilton (c)	Sheldon Citrak	Mike Venable
Ken Weaver	Gregory Neill	Mike Horrall
Chris Mackubin	Roger Loving	Micheal Solomon
	Daniel Elwanger	

SPRING 2012 TOURNAMENT!!! TROPHY DART AWARDS

9 Marks

Kyle Gaulthier **(2)**(Hu FlungPu,5/9,5/9)
Randy Crites (Triple Threats, 5/2)
Adrienne DeFontes (Is It In?, 5/2)
Sid Mitchell (Appetite for Destr., 5/2)
Chris Perkins (Grateful Darts, 5/2)
Michael Raquet (Starving Dartists, 5/2)
Matt St. Clair (Rif Raf, 5/2)
Amy Strang (Tips & Shafts, 5/2)
Rob Yang (The Locals, 5/2)

Paul Beaudoin (Triple Threats, 5/9)
Scott Butters (Absolut Confusion, 5/9)
Stephen Flanagan (Big Bulls, 5/9)
Simon Healy (Triple Threats, 5/9)
Tim Lane (Absolut Confusion, 5/9)
Ted Marks (Liquor Posse, 5/9)
Robbie Phillips (RequiredElements,5/9)
Scott Stankevich (Rednecks, 5/9)
Chris Ward (The Dysfunction is Back, 5/9)

Ton-80s

Kyle Gaulthier **(2)** (Hu Flung Pu, 5/9, 5/9)
Randy Deemer (We Be Triplin, 5/2)
Sebastian Greene (Ale-ing Archers, 5/9)
Jess Jur (Rif Raf, 5/9)
David Murray (Rednecks, 5/9)
Scott Stankevich (Rednecks, 5/9)
Wil Tan (Required Elements, 5/9)
Chad Massengill (BullsHitters, 5/16)

6-Bulls

(none reported)

Ton-70-Ins and Outs

(none reported)

For those who are new or simply were not aware of it: fast games, high ins and high outs in the tournament do not win awards unless they are perfect shots (170s) or games.

OTHER TOURNAMENT HOT DARTS (Sorry, no award -- but they're still great shots)

David Huffman	Brown's Bombers	8m	Travis Ackerman	Constantly Corked	120-Out	Dave Tanner	The Dysfunction…	11-dart 301
Mike Seward	Hu Flung Pu	8m	John Carroll	Mug Hunters	106-Out	Robbie Phillips	Required Elements	18-dart SCkt
Scott Butters	Absolut Confusion	160-In	Sid Mitchell	Appetite for Destruction		Robbie Phillips & Keith Wall	Required Elements	18-dart DCkt
Tom Brown	Required Elements	120-In & 117-In, in same set	120-In, 101-Out, & two 11-dart 301s! All in one set!			Robbie Phillips & Keith Wall	Required Elements	17-dart 501
Stephen Flanagan	Big Bulls	110-In	Robbie Phillips	Required Elements	11-dart 301 & 12-dart 301, in same set			
Justin Berstler	Rednecks	126-Out	Kyle Gaulthier	Hu Flung Pu	10-dart 301 & 14-dart 301, in same set			
Allen Smith	Required Elements	121-Out						

SPRING 2012 REGULAR SEASON PERFECT THROWS

9-Marks

Robbie Phillips **(3!)** (Required Elements, 3/7, 3/28, 4/18)
J.P. Evans **(2)** (Jack 9, 1/25, 3/21)
Kyle Gaulthier **(2)** (Hu Flung Pu, 3/7, 4/18)
Robert Ray **(2)** (Appetite for Destr., 2/1, 2/8)
Mike Seward **(2)** (Hu Flung Pu, 3/28, 4/25)
Sean Ackley (Cuban Dart Crisis, 3/28)
Ryan Anderson (2 Girls and a Couple…,3/14)
Jimmy Bateman (Sharky's Machine, 2/8)
Keith Bouchard (Menace 2 Sobriety, 4/25)
Rick Bradshaw (Flights Unknown, 3/14)
Tom Brown (Required Elements, 2/8)
Tim Bunn (Force 8 from the Planet XXX,4/4)
Dan Clark (OT Outlaws, 3/14)
Jim Davis (Hu Flung Pu, 1/25)
Paddy Diamond (Rif Raf, 3/28)
Jared Dozier (We Be Triplin, 3/28)
Jim Gallagher (Coral Reefers, 4/11)
Brad Hamilton (Methodical Madness, 2/1)
Jon Hardison (2 Girls and a Couple of Guys, 2/8)
Matt Heimbach (Lunatic Fringe, 2/15)
D.J. Helmes (Points and Pints, 2/29)
Mikey Hindle (Excalibur, 1/25)
Dale Hyler (Required Elements, 2/8)
Jon Kenney (Required Elements, 3/7)
Billy Lloyd (Is It In?, 2/22)
Ted Marks (Liquor Posse, 4/4)
Chad Massengill (BullsHitters, 4/11)
Sam Maze (Points and Pints, 4/11)
Pat Merkle (Backyard Brawlers, 3/14)
Sid Mitchell (Appetite for Destruction, 4/25)
Aaron Mooty (Liquor Posse, 1/25)
Phil Murphy (One Armed Bandits, 2/1)
David Murray (Rednecks, 3/7)
Charles Parker (Is It In?, 3/14)
Kenny Persson (Hu Flung Pu, 3/14)
Rob Rexrode (The Dysfunction..., 1/25)
Alberto Sandoval (Mug Hunters, 3/21)
Jon Strickland (Appetite for Dest., 3/28)
Bob Terry (Lunatic Fringe, 2/22)
Tim Vann (Excalibur, 2/22)
Nate Wade (Coral Reefers, 3/7)
J.J. Yoneoka (Carry Oakie, 4/4)

Ton-80s

Mike Seward **(3!)** (Hu Flung Pu, 1/25, 2/15, 3/28)
Chad Massengill **(2)** (BullsHitters, 4/4, 4/11)
Paul Beaudoin (Triple Threats, 2/15)
Tom Brown (Required Elements, 2/29)
John Carroll (Mug Hunters, 3/7)
Dean Cusher (Rednecks, 4/11)
Josh Frumkin (BackyardBrawlers,3/21)
Jim Gallagher (Coral Reefers, 3/21)
Kyle Gaulthier (Hu Flung Pu, 3/7)
Donald Grubb (Salute-A-Bulls, 3/21)
Simon Healy (Triple Threats, 2/1)
Doug Jeffcoat (Hu Flung Pu, 4/18)
John Mays (Nine Lives, 2/15)
Paul Metters (Sofa Kings, 2/15)
John Murdaugh (Bulls of Free.,4/18)
Kenny Persson (Hu Flung Pu, 4/4)
John Pharo (Appetite for Dest., 4/11)
Bob Terry (Lunatic Fringe, 2/29)
John Wells (Flights Unknown, 3/21)

6-Bulls

Andy Schwochow (…Archers, 2/15)
Tim Wright (Missing Flights, 3/28)

SPRING 2012 REGULAR SEASON DIVISIONAL TROPHY DART AWARDS

	A division	B division	C division	D division	E division	F division	G division	H division
High In (301 first turn only!!)	Ton-20 **Jon Kenney** Required Elements (twice! - 2/1, 4/11) **Adam Bakowski** ...Fringe (1/25) **Justin McCurry** Appetite… (2/29) **Mike Emery** The Locals (3/28) **Robbie Phillips** …Elements (4/25)	Ton-20 **Paul Beaudoin** Triple Threats(3/7) **John Carroll** Mug Hunters(3/21) **Billy Lloyd** Is It In? (4/18) **Lee Scott** Rednecks (4/25)	Ton-60 (3/21/12) **Bob James** Excalibur	Ton-36 (3/21/12) **Tim Welborn** New Lords of Da Board	Ton-20 (2/29/12) **David Gelberg** Dublin-Dublout	Ton-20 **Pat Merkle** ...Brawlers (2/1) **Joe Munroe** …Brawlers (3/14) **Dave Maley** Sofa Kings (3/21)	Ton-20 (2/22/12) **Jim White** One Armed Bandits	Ton-60 (4/25/12) **Seth Fagan** Y'All Ain't Ready!
High Out (301/501/ 1001)	Ton-20 (2/22/12) **Robert Ray** Appetite for Dest.	Ton-12 (2/29/12) **Kent Butters** Absolut Confusion	Ton-15 (2/22/12) **Matthew Copple** Nine Lives	Ton-32 (2/22/12) **Chris Talton** Big Bulls	Ton-12 (3/14/12) **Mark Klimanskis** Double Tap	Ton-12 (2/1/12) **Brad Prosser** Backyard Brawlers	Ton-30 (2/15/12) **Shane Richardson** OneArmed Bandits	Ton-04 (4/25/12) **Nick Boutieller** Oh'Hullys
Fast Singles 301	8 darts (1/25/12) **Mike Seward** Hu Flung Pu	10 darts (2/15/12) **Ed Grubb** Constantly Corked	8 darts (3/21/12) **Bob James** Excalibur	11 darts (2/8/12) **Stephen Flanagan** Big Bulls	12 darts (2/8/12) **Tolson Willis** Death Throw	12 darts (2/8/12) **Donald Grubb** Salute-A-Bulls	11 darts (3/14/12) **Travis Ferguson** Bulls Ear Katknip	14 darts (2/22/12) **David Huffman** Brown's Bombers
Fast Singles Cricket	14 darts (1/25/12) **Jim Davis** Hu Flung Pu	16 darts (2/1/12) **Richie Oakley** Jack 9	16 darts (4/11/12) **Sam Maze** Points and Pints	21 darts **Ronnie Knott** Choot 'Em! (2/22) **Scott Sautter** Choot 'Em! (3/7)	16 darts (3/14/12) **David Gelberg** Dublin-Dublout	23 darts (4/11/12) **Ernie Gilyardi** BullsHitters	21 darts (1/25/12) **Sheldon Citrak** Methodical…	24 darts (4/25/12) **David Huffman** Brown's Bombers
Fast Doubles Cricket	16 darts (2/8/12) **Dale Hyler & Allen Smith** Required Elements	20 darts (2/15/12) **Scott Butters & Trey Rodgers** Absolut Confusion	16 darts (3/7/12) **Van Smith & Nate Wade** Coral Reefers	24 darts (2/1/12) **Aaron Fitzgerald & Chris Toolan** Big Bulls	27 darts (4/25/12) **Phil Brown & Barry Thompson** The Mayan Dartist	20 darts (3/14/12) **Chad Massengill Randy Massengill** BullsHitters	34 darts (4/18/12) **Jared Dozier & Alyssa Leggett** We Be Triplin	26 darts (1/25/12) **Seth Fagan & Amy Massey** Y'All Ain't Ready!
Fast Doubles 501	15 darts (2/15/12) **Jim Davis & Mike Seward** Hu Flung Pu	17 darts (2/29/12) **Tony Keller & Britt Phillips** Traveling Beer Bellies	18 darts (2/8/12) **Matthew Copple & David Romanchek** Nine Lives	18 darts (2/22/12) **Corbett Gupton & Chris Talton** Big Bulls	21 darts (3/14/12) **George Guenther & Mark Klimanskis** Double Tap	20 darts (4/25/12) **Ted Marks & Nathan Watkins** Liquor Posse	20 darts (2/1/12) **Mike Horrall & Mike Venable** Methodical Madness	24 darts **David Huffman & John Owens** ...Bombers (2/29) **Paul Spaulding & Justin Vick** …Bombers (4/25)

Spring 2012 RDL Individual Season-Long Awards

SINGLES WIN PERCENTAGE

		W	L	%-age
	"A" Division			
Robbie Phillips	A1/ Required Elements	21	1	0.955
	"B" Division			
Billy Lloyd	B5/ Is It In?	25	3	0.893
	"C" Division			
Eric Klann	C6/ Drunk on Arrival	24	4	0.857
	"D" Division			
David Hoyt	D1/ Rif Raf	23	4	0.852
	"E" Division			
Matt Goss	E7/ Double Tap	24	4	0.857
	"F" Division			
Chad Massengill	F3/ BullsHitters	27	1	0.964
	"G" Division			
Mark Powell	G8/ UZMAgain	22	4	0.846
	"H" Division			
John Iager	H3/ Grateful Darts	17	3	0.850

Women's Records

(# of women by div.: A-0, B-10, C-4, D-7, E-4, F-8, G-10, H-21)
[There are no women in A division, and no women in C division satisfied both the minimum number of games requirement and the RDL rule requiring a win percentage of 0.500 or higher to claim a singles award.]

	Women - "B" Division			
Whitney Salter	B3/ 2 Girls and a Couple c	11	11	0.500
	Women - "D" Division			
Deborah Blackwelder	D5/ Flights Unknown	16	10	0.615
	Women - "E" Division			
Blair Becker	E7/ Double Tap	11	9	0.550
	Women - "F" Division			
Grace McGettigan	F6/ Sharkshooters	12	10	0.545
	Women - "G" Division			
Alyssa Leggett	G2/ We Be Triplin	17	11	0.607
	Women - "H" Division			
Michelle Maze	H4/ Fullabull	11	9	0.550

ALL-STAR POINT AVERAGE

		ASPs	TGP	%-age
	"A" Division			
Robbie Phillips	A1/ Required Elements	106.0	43	2.465
	"B" Division			
Simon Healy	B7/ Triple Threats	95.0	56	1.696
	"C" Division			
Jim Gallagher	C3/ Coral Reefers	58.0	55	1.055
	"D" Division			
Chris Toolan	D7/ Big Bulls	43.5	49	0.888
	"E" Division			
Tim Bunn	E2/ Force 8 from the Plan	46.5	55	0.845
	"F" Division			
Ted Marks	F8/ Liquor Posse	47.0	53	0.887
	"G" Division			
Andy Krestalude	G1/ Charlie Don't Surf	36.0	48	0.750
	"H" Division			
David Huffman	H5/ Brown's Bombers	31.0	56	0.554

Women's Records

(# of women by div.: A-0, B-10, C-4, D-7, E-4, F-8, G-10, H-21)
[There are no women in A division, and no women in C and E divisions satisfied the minimum number of games requirement for claiming an all-star point average award.]

	Women's Records - "B" Division			
Paula Delp	B8/ Constantly Corked	34.5	48	0.719
	Women's Records - "D" Division			
Deborah Blackwelder	D5/ Flights Unknown	21.0	53	0.396
	Women's Records - "F" Division			
Michelle Stacy	F6/ Sharkshooters	12.5	41	0.305
	Women's Records - "G" Division			
Alyssa Leggett	G2/ We Be Triplin	33.5	55	0.609
	Women's Records - "H" Division			
Meghan Howard	H7/ Con Dartists	16.0	42	0.381

THE PLAYERS WHO *BEAT* THE SINGLES %-AGE WINNERS

Who beat Robbie Phillips of Required Elements in A division?
in 301: Scott Stankevich (wk.7). in cricket: (none).

Who beat Billy Lloyd of Is It In? in B division?
in 301: Tim Lane (wk.3), Michael Johnson (wk.6).
in cricket: Simon Healy (wk.6).

Who beat Eric Klann of Drunk on Arrival in C division?
in 301: Mike Litzsinger (wk.7), Van Smith (wk.10).
in cricket: John Murdaugh (wk.1), Matt Bemis (wk.9).

Who beat David Hoyt of Rif Raf in D division?
in 301: Ronnie Knott (wk.13), Rick Bradshaw (wk.14).
in cricket: Barry Jackson (wk.8), Chris Toolan (wk.12).

Who beat Matt Goss of Double Tap in E division?
in 301: Jack McAlpin (wk.1). in cricket: Jim Gotlibowski (wk.1), Brian Reiser (wk.5), Joshua Walters (wk.7).

Who beat Chad Massengill of the BullsHitters in F division?
in 301: (none). in cricket: Ted Marks (wk.2).

Who beat Mark Powell of UZMAgain in G division?
in 301: Shane Richardson (wk.3), Mike Horrall (wk.7).
in cricket: Mike Kyle (wk.4), Randy Deemer (wk.9).

Who beat John Iager of Grateful Darts in H division?
in 301: Josh Haynes (wk.1), Bob McCutchan (wk.6).
in cricket: Rhiannon Rhodes (wk.11).

Who beat Deborah Blackwelder of Flights Unknown in D division?
in 301: Aaron Fitzgerald (wk.1), Brian Gaertner (wk.7), Stephen Flanagan (wk.8), Jim Lewis (wk.11). in cricket: Stephen Flanagan (wk.1), Darren Barrett (wk.2), Paddy Diamond (wk.7), Chris Schon (wk.10), Josh Janssen (wk.13), Keith Ohrberg (wk.14).

Who beat Alyssa Leggett of We Be Triplin in G division?
in 301: Mark Powell (wk.9), Martin Peers (wk.11), Rob Henson (wk.12)
in cricket: Brad Hamilton (wk.1), David Woodard (wk.3), Craig Strickland (wk.4), Andy Bowen (wk.7), Brad Hamilton (wk.8), Joe Kunesh (wk.9), Jim White (wk.12), Andy Krestalude (wk.13).

SPRING 2012 PENALTY SUMMARY

Ok, the bottom line here is that you guys had a really good season in terms of penalties. One of the best I've seen in my time here in the RDL. Throughout the entire season, all 63 teams combined for only 19 penalties and a total loss of only 174 points. More remarkable is that we had TWO divisions (A and C) that went the entire season without a single infraction. There was 1 captains' meeting penalties (for 5 total points), 10 phone penalties (50 total points), 6 mail penalties (96 total points), and 2 ineligible player penalties (23 total points). F division had the most total penalties (6) and most points lost (52), but H division had the most penalized teams (4). All in all, only 14 of the 63 teams were hit with any penalties at all, and only 4 of those 14 received more than one penalty. And… of those 4 that took more than one penalty, 3 of them were a phone/mail penalty pair from the same forgotten week (meaning they really only messed up once each, just having messed up a little bigger than usual). The only team that was hit with a penalty in more than one week of the season is also the only team that received 3 total penalties: Liquor Posse of F division. And the only two teams that lost a standings spot due to penalty both only fell from 5th to 6th in their respective divisions: Death Throw in E, & Dysfunction in F.

WHERE WE PLAY

American Legion Fuquay-Varina **557-5990**
6400 Johnson Pond Road Fuquay-Varina
-about 0.2 miles from Fuquay Elementary School

Backyard Bistro **851-6203**
1235 Hurricane Alley Way W.Raleigh
-just west of Carter Finley Stadium, off Trinity Rd

Blinco's **785-5060**
6711 Glenwood Ave N. Raleigh
-near inter. of Glenwood/Millbrook, acr. Fr. Wal-Mart

Brown's Billiards **878-9092**
5500 Atlantic Springs Road NE Raleigh
-off Spring Forest Rd., near Wake Forest Rd.

Buck's Billiards **467-5411**
1102 Buck Jones Rd toward Cary
-nearly across from Crossroads Ford dealership

Bull & Bear **847-3617**
5442 Six Forks Road N. Raleigh
-at corner of Six Forks & Millbrook, behind KFC

Characters Quarters **662-5119**
1506 US Highway 70 Garner
-betw. Ragazzi's & Golden Corral, w/ red top, green awnings

Cleveland Draft House **771-2337**
6101 NC Highway 42 West Garner
-0.7 mile west of I-40 on NC Highway 42

Connolly's Irish Pub **465-4458**
1979 High House Road Cary
-in the Cornerstone Shpg. Ctr., next to Goodberry's

Havana Deluxe **831-0991**
437 Glenwood Ave Raleigh
-behind Armadillo Grill

High Park Bar & Grille **833-4527**
625 E. Whitaker Mill Road Raleigh
-near intersection of Whitaker Mill & Wake Forest Rd.

Hot Shots Billiards & Pub **460-6307**
107 Edinburgh South Drive Cary
-in MacGregor Village

MacGregor Draft House **461-1633**
107 Edinburgh South, Suite 120 Cary
-in MacGregor Village

Mac's Tavern **467-4114**
1014 Ryan Road Cary
-behind Burger King in Village Market Spg. Ctr.

Oh'Mulligans - RTP **465-1900**
100 Jerusalem Drive Morrisville
-off Airport Boulevard, about 1.3 miles from I-40

Overtime Sports Pub **255-9556**
1030-149 N. Rogers Lane Raleigh
-corner of Rogers Ln/US-64, in Food Lion strip mall

Pantana's Pool Hall **833-2990**
3112 Hillborough Road near NCSU
-between Daisy and Shepherd streets

Pat Murnane's Irish Pub (formerly Oh'Mulligan's-WF)
2101 South Main Street **562-5570**
-right next to the Remington Grill Wake Forest

Rally Point Sport Grill **678-1088**
1837 N. Harrison Ave. Cary
-in the Sam's Club plaza near I-40, behind Wendy's

Scooters **954-2171**
1911 Sego Court N. Raleigh
-near Atlantic/Millbrook inter., behind Batteries Plus

Sharky's Place **783-5448**
5800 Duraleigh Road NW Raleigh
-in the Yuppie Center near US 70 intersection

Snooker's-RW **828-7665**
3520 Wade Avenue NW Raleigh
-in Ridgewood Shopping Center

SUMMER DARTS

Well, we're about at that time when most of us take a Wednesday break for a couple months, with the Fall season not starting up until July/August. But what about those of us who don't live near Durham or Chapel Hill (where the local leagues run through the summer months)? Well, maybe it's time to start picking up a blind draw or two! Sure, it will cost you five bucks to play, but you might win significantly more than that. And much better than that, you will likely get to play doubles with someone that isn't one of your regular every week partners! It's really a great way to meet some of the others in your league, and is also one of the best ways to network and meet others (often in higher divisions) if you are looking for new options yourself, or if you're looking for players to add to your own team. And how about this? Over the summer, you don't even need to add a new dart night!! There are regular weekly draws in the Triangle on Friday, Saturday, Sunday, and Monday all year (see page 8 of this issue for details, and page 4 of the weekly issues all season every season), but the Upper Deck on Harrison Avenue has added a weekly Wednesday draw until RDL starts back up! 8 p.m. close of registration, double-elimination, bar matches the pot, just like their regular Friday and Sunday draws. Maybe I'll see you out there one of these weeks…

And for those more inclined to hit a bigger tournament…

Please note that the summer months are some of the heaviest in terms of weekend-long dart tournaments within driving distance (although some are not drive-and-come-back-same-day distance). Fliers for some of those tournaments can be found on pages 19-21 of this issue of the newsletter, but also note that the Savannah Open will be held this coming weekend, and there just wasn't room for the flier here. That means there are tournaments in Savannah (May 25-27), Richmond (June 8-10), Greensboro (June 23-24), Charlotte (July 13-15), and Nashville (July 27-29). And that doesn't even include the most important one of them all… which is…

THE 7TH ANNUAL *WRECK AT THE DECK*!!! (see pg. 19)

It's not every day that an ADO-sanctioned tournament lands in your back yard. But that's exactly what happens during the span of June 1st-3rd. It all goes down at The Upper Deck on Harrison Ave. in Cary, and there are events for both men and women, alone or in pairs (or even trips), both regular tournament-style and blind draw format! If you can't find an event you like, then you don't really like darts very much… This is really a top notch event that always runs smoothly, has great raffles, and always ends up with a few birthday celebrations getting out of hand. I recommend you check it out. Julie Payne, Mark and Maridy Knight, Angela Gaulthier, and the rest of the Carolina Dart Association (and the Deck!) do it up right.

The Sports Page **266-3130**
835 North Smithfield Road Knightdale
-turn right at light past Walmart in K'dale, then 2nd driveway

Tavern in the Grove **661-0699**
25 Old Drug Store Rd Garner
-across from Walgreen's, beside TerraFin Station Restaurant

TerraFin Station **773-2220**
25 Old Drug Store Road Garner
-at corner of Hwy 42 & Cleveland School Rd, acr. from Walgreen's

Tir na nOg Irish Pub **833-7795**
218 South Blount Street Dwtn. Raleigh
-across from City Market

The Upper Deck **460-1786**
329 N. Harrison Avenue Cary
-near intersection. of N. Harrison & Hwy. 54

Varina Sports Bar **552-0081**
213 Fayetteville Street Fuquay-Varina
-across from Stevens Hardware

Village Draft House **833-1373**
428 Daniels Street Raleigh
-in Cameron Village shopping center

HOW TO REACH US

RDL VoiceMail 919-990-1218

Mail Scoresheets to: Jason Kilts - RDL Statistician
5005 Raintree Road, Durham, NC 27712

Scoresheet FAX available at:
919-324-3545 - email JK for confirmation of receipt!

New Member Fees and Newsletter Fees:
Matt Huff, 105 Rosenberry Hills Drive, Cary, NC 27513

Nomination and Election Ballots:
Heather Bohanan, 206 Shoals Lane, Garner, NC 27529

Grievances/Complaints/Rules Suggestions:
Jim Hunsberger, 508 E Academy St, Fuquay-Varina, NC 27526

All Other RDL Correspondence to:
(Just send whatever to Jason and he'll pass it along…)

2012 Board of Directors

President	Jason Thomas	919-795-4247
	email: jason@beyond-beta.com	
Vice President	J.P. Evans	919-423-4879
	email: jpefmsc@aol.com	
Secretary	Jim Gallagher	919-740-7698
	email: jgallagher2@nc.rr.com	
Treasurer	Matt Huff	919-225-6000
	email: treasurer@raleighdartleague.org	
Membership	Heather Bohanan	919-326-1956
	email: heather.bohanan@dhhs.nc.gov	
Rules/Grievances	Jim Hunsberger	919-357-8419
	email: jim.hunsberger@gmail.com	

League Statistician/Editor : Jason Kilts 919-990-1218
email: jdkilts@yahoo.com or jason.kilts@duke.edu

"HOT DARTS" CALL-IN GUIDELINES

Here are the guidelines you should use for the minimum number of all-star points to report when calling in your scores.
"A" Div. = 4.5+ ASPs; "B" = 4.0+ ASPs; "C" & "D" = 3.5+
"E", "F" & "G" = 3.0+ ASPs; "H" = 2.5+ ASPs
Also: perfect throws, fast games (15-dart 301s, 24-dart 501s, 24-dart cricket games), high ins/outs (over 100), or other pretty impressive stuff (e.g., Ton-70s and up, 5-Bulls+, etc.).

Extra note: it's also ok to call in "fast games" in each set, even if they don't necessarily meet the maximum dart counts above.

SEASON-LONG TROPHY DART MINIMUM GAMES PLAYED REQUIREMENTS

To be eligible for all-star point ave. & singles win %-age awards, you must play at least 66% of this season's projected games:
for all Divs. except "A" and teams G4 & G7 (8 teams / div.):
Singles win %-age: min. of 19 Singles Games Played
All-star pt. Average: min. of 37 Total Games Played
for Division "A" (7 teams / division):
min. of 16 Singles Games Played, 32 Total Games Played
for teams G4 and G7 (due to 1 forfeit received.):
min. of 18 Singles Games Played, 35 Total Games Played

PENALTY LOG

If there has been a penalty assessed this season… it's here…
Preseason captains' mtg. (5 pts): The Mayan Dartist (E).
Mail (16 pts): Jack 9 (B,wk.2), Carry Oakie (F,wk.11), Liquor Posse (F,wk.14), We Be Triplin (G,wk.7), One Armed Bandits (G,wk.2), Grateful Darts (H,wk.11).
Phone (5 pts): 2 Girls and a Couple of Guys (B,wk.14), Sharky's Machine (D,wk.12), Carry Oakie (F,wk.11), Dysfunction is Back (F,wk.2), Liquor Posse (F,wk.10,wk.14), We Be Triplin (G,wk.7), One Armed Bandits (G,wk.2), Y'All Ain't Ready (H,wk.3), Fullabull (H,wk.2).
Ineligible player (any match win, all points, all statistics): Death Throw (E,wk.6,12 pts), Missing Flights (H,wk.1,11 pts).

RDL WEBSITE - www.raleighdartleague.org
(webmaster: Jason Thomas): jason@beyond-beta.com
[as with the site below, this one contains a full RDL map]

RDL MAPSITE - http://www.trantor.org/bars/rdl.html
(site maintained by Galen Johnson): gjohnson@trantor.org

CALENDAR OF EVENTS

June 1-3	**Wreck at the Deck**, (ADO), $5200+, Upper Deck, 329 N. Harrison Ave., 460-1786; for info: Julie Payne - jupayne@cisco.com, 919-210-9781
Mon., June 4	**RDL Board Meeting**
Sat., June 9	**North Carolina City Dart League & Ladies' Cup** - Raleigh(NCCDL)/Apex(NCLC) @ Durham; L.Norman(NCCDL)/Hickory(NCLC) @ Cap.Area; Fuq.-Var. @ Port City(NCCDL)/Pineville(NCLC); Pied. @ Ch.Hill; Cary @ Pineville(NCCDL only)
Sat., June 30	**North Carolina City Dart League & Ladies' Cup** - Durham @ Jacksonville; Wilmington @ Fuquay-Var.; Cary @ Asheville (NCCDL only); Capital Area @ Raleigh(NCCDL)/Apex(NCLC); Chapel Hill @ Lake N.(NCCDL)/Hickory(NCLC)
Wed., July 18 7:00-8:00 p.m.	**Fall 2012 RDL Registration** - High Park Bar & Grille, 625 E. Whitaker Mill Rd., Raleigh
Wed., Aug 1 7:00-8:00 p.m.	**Fall 2012 RDL Preseason Captains' Meeting** High Park Bar & Grille - mandatory
Wed., Aug. 8	**Fall 2012 RDL** - first night of match play
Mon., Sep. 10 7:00-8:00 p.m.	**Fall 2012 - 5th week Captains' Meeting** High Park (also date of RDL Board Mtg.)
Wed., Nov. 14 / 28, Dec. 5	**- RDL Divisional Tournaments**
Sat., Dec. 8	**Fall 2012 - Season Banquet**, site TBD

Other Local Weekly Leagues

Tuesdays	***Bull City Dart League*** , Durham
Thursdays	***Triangle Dart League*** , Chapel Hill

Weekly Blind Draws - Over the years, many blind draws have come and gone. If any of these folds or if any others start up, please let me know and I'll update this list. Thanks.

(these first 5 are double elim., $5 entry, bar matches the pot!)

Wed., 8 pm	**Upper Deck**, (this is only for the Wednesdays through Aug. 1st - then RDL starts back up)
Friday, 8 pm	**Upper Deck**,919-460-1786, 329 N.HarrisonAve.
Sat., 8 pm	**Sharky's Place**, 919-783-5448, 5800 Duraleigh
Sunday, 8 pm	**Upper Deck**,919-460-1786, 329 N.HarrisonAve.
Mon., 7:30 pm	**Pat Murnane's Irish Pub**, 2101 S. Main, Wake Forest; 919-562-5570 (formerly Oh'Mulligans)

(these two run the same as the above, but are once-a-month)

1st Sat. each mo., 7:30 pm	**Brown's Billiards**, 919-878-9092, 5500 Atlantic Springs Road; dates of play: 6/2, 7/7, 8/4
3rd Sat. each month, 7 pm	**Amer.Leg. Fuq.-Var.**, 919-557-5990, 6400 Johnson Pond Rd; dates: 5/19, 6/16, 7/21

(this one is in Durham, but guarantees $200 total payout)

Sun., 6:00 pm	**The Firm**,1647 Cole Mill Rd,Dur,919-473-3476 $5 entry, winners invited to season finale draw

THE THIRTY-FIRST SEMI-ANNUAL EDITION OF : JK'S DIVISIONAL ALL-STAR TEAM PICKS

(Players within each division are listed alphabetically) (Players are chosen any way I damn well please - not purely by the numbers!)
(This is not purely my own guesses at who is simply the best thrower, but also who is important to their team, who is good in the clutch, etc.)

Divisional MVPs

A Division	Robbie Phillips	Required Elements	E Division	Vicente Martinez	The Mayan Dartist
B Division	Billy Lloyd	Is It In?	F Division	Chad Massengill	BullsHitters
C Division	Eric Klann	Drunk on Arrival	G Division	Andy Krestalude	Charlie Don't Surf
D Division	David Hoyt	Rif Raf	H Division	David Huffman	Brown's Bombers

All of RDL -- Chad Massengill -- BullsHitters

"A" Division (oh, I soooo wish there two more spots...)

Tom Brown	Required Elements	Even when he's 'off', he just keeps winning.
Kyle Gaulthier	Hu Flung Pu	The 4-perfect-throw match is instant legend.
Robbie Phillips	Required Elements	Maybe the best the RDL has ever had.
Robert Ray	Appetite for Destruc	What a strong return to A that was…
Mike Seward	Hu Flung Pu	Not full time, but I don't want to face him.
Scott Stankevich	Rednecks	Probably throws fewer misses than anyone.
Wil Tan	Required Elements	More huge finishes than ever this season.
Bob Terry	Lunatic Fringe	Still one of the most truly feared opponents.

"B" Division

Kent Butters	Absolut Confusion	Could it be a changing of the Butters order?
Scott Butters	Absolut Confusion	Nah… Scott's still one of the best around.
Randy Crites	Triple Threats	Imagine if he hadn't miss half the season.
Simon Healy	Triple Threats	Delivered at all the biggest moments.
Michael Johnson	Triple Threats	Led the top B team in wins this season.
Billy Lloyd	Is It In?	What the hell didn't he do this season?
Alberto Sandoval	Mug Hunters	Strong again, will do well when he hits A.
Matt Varnadoe	Is It In?	Look what happens when he's a regular!

"C" Division

Jim Gallagher	Coral Reefers	Oh, did he try to just will this team to wins.
Josh Hall	Excalibur	Superb first three sets for big C winners.
Justin Harvey	Ale-ing Archers	The C -01 king was decent in cricket too.
Bob James	Excalibur	Mr. C doubles brought it home this season.
Eric Klann	Drunk on Arrival	Four 10-win sets? Not drunk on arrival…
Andy Schwochow	Ale-ing Archers	Part-timer could've made a big difference.
Jerry Shengulette	Drunk on Arrival	When this is your 3rd best, you'll do well.
Randy Wilcox	Drunk on Arrival	He's making himself at home on this page.

"D" Division

Aaron Fitzgerald	Big Bulls	Most consistent for easily strongest D team.
Stephen Flanagan	Big Bulls	Not spectacular, but very solid first 3 sets.
David Hoyt	Rif Raf	Good enough to carry a team when needed.
Barry Jackson	Throwin Stones	Great resurgence for the new captain.
Jess Jur	Rif Raf	Could be D's best if work travel cooperated.
Ronnie Knott	Choot 'Em!	Another solid season for often-top 3 team.
Keith Ohrberg	Rif Raf	Dangerous shot for the runners-up.
Chris Toolan	Big Bulls	After 301 was on fire nearly whole season.

"E" Division

Sean Ackley	Cuban Dart Crisis	Perpetual all-star slipped a bit in doubles.
Tim Bunn	Force 8/Planet XXX	Big Dummy is just a big flippin' winner.
David Gelberg	Dublin-Dublout	Driving force behind the season titlists.
Matt Goss	Double Tap	Wow, what a season. Again. Awesome.
Dave Goyen	Force 8/Planet XXX	One/two punch with Bunn is almost unfair.
Dave Johnson	Menace 2 Sobriety	Huge singles, tailed off in doubles. Hmmm.
Vicente Martinez	The Mayan Dartist	Carried oft-shorthandeds to win after win.
Jeff Rudy	Dublin-Dublout	Solid across all four sets is always nice.

"F" Division (wow, there could've been 14 different guys here…)

Josh Frumkin	Backyard Brawlers	If only the cricket results matched the -01s.
Ernie Gilyardi	BullsHitters	So we sit him in 501… the other 3 sets rock.
Donald Grubb	Salute-A-Bulls	Was the team hammer before he moved.
Ted Marks	Liquor Posse	Lots of singles wins, ASPs, and plaques.
Chad Massengill	BullsHitters	Dominated like no other thrower this spring.
Pat Merkle	Backyard Brawlers	Just another first-3-sets solid winner.
Dave Tanner	The Dysfunction is I	No dysfunction for him this season.
Derek Williams	Sharkshooters	Holy crap did this guy ever bust out…

"G" Division

Sheldon Citrak	Method. Madness	22-8 in the first 3 sets is tough to beat.
Mike Horrall	Method. Madness	Got better as the match sets went on…
Andy Krestalude	Charlie Don't Surf	Wow, this guy WAS cricket for his team.
Eric Long	We Be Triplin	When 9-4 is your bad set, things are alright.
Phil Murphy	One Armed Bandits	SCkt and 501 clearly drove this choice.
Mark Powell	UZMAgain	Singles king struggled a bit in doubles.
Shane Richardson	One Armed Bandits	At any given moment, maybe the best in G.
Mike Venable	Method. Madness	Just solid record for regular season champs.

"H" Division (geez, there were maybe 13 worthy guys in this one)

David Huffman	Brown's Bombers	List, throw, win, hit fast games, clinch Mug.
John Iager	Grateful Darts	Singles champ needs a bit of doubles help.
Dennis Morgan	Fullabull	-01s were fine, but cricket is where it's at.
John Owens	Brown's Bombers	31-11 after 301 makes him just 3rd on team.
Joe Strang	Tips & Shafts	Nearly hit 40 wins for the runners-up.
Dan Therrien	Y'All Ain't Ready!	Strong singles, strong doubles = strong.
Patrick Todd	Tips & Shafts	Put up a huge record in both SCkt and 501.
Justin Vick	Brown's Bombers	Stellar season second only to Huffman's.

QUICK STAT TIDBITS

-The **Quadruple Double Award** winners (double-digit wins in all 4 sections): 7 throwers in the club this season! [side note: A division only had 12 matches, so it only produced one player with as many as three 10-win sets (Robbie Phillips).] The seven holder of all 10+-win sets: Billy Lloyd of Is It In? in B division (who actually had all sets of 11+ wins), Eric Klann and Randy Wilcox of Drunk on Arrival in C division, Aaron Fitzgerald of Big Bulls in D division, Matt Goss of Double Tap and Vicente Martinez of The Mayan Dartist in E division, and Chad Massengill of the BullsHitters in F division. Congrats to all the big winners!

-The **Iron Man/Woman Award**: Well, the Ducks got so shorthanded that they went ahead and forfeited a couple this season, which means a non-Duck can take the top spot here again. And that's exactly what happened. **Barry Thompson** of The Mayan Dartist came through with a solid 66 games this season. Certainly no record, but not bad considering there are generally only 56 sets per season. One of his teammates (Joshua Walters) actually tied for second-highest in the league with 62, so they clearly spent some time shorthanded. Honorable mentions for this season, as division leaders: Sal Reitano of The Locals in a 7-team A division with 53 (on this list for a 2nd season in a row); Hugh Vance of the Traveling Beer Bellies in B with 61; 3 Archers in C @ 61 each; Scott Fink of Sharky's Machine in D with 61; Aaron Mooty of Liquor Posse in F with 59; Erin Hartmann of Charlie Don't Surf in G with 62; & Tisha Marriott of Con Dartists in H with 61 (2 seasons in a row).

-The **Team Attendance Award** winners: For a third straight season, we're getting ever closer to a return of the regular six-man squad! SIX teams sort of came close, but there are two who were simply ahead of the rest in their single-lineup unity. Brown's Bombers rolled through H sharing only 13 of their 336 player slots outside the main six. But the closest to a solid-six-pack? Choot 'Em! in D division, who had a 7th player play only 3 games all season, and all in the same night!

MY PRESEASON, WEEKLY, & TOURNEY PREDICTION RESULTS

Holy crap, what do I say here? Do I try to build a big story and explain away what we all already know? Do I blame it on you guys? Or do I just tell it like it is and be done with it? I think I'll go with that last option…

In my preseason picks (usually the toughest every season, but this time around, what's the difference?), I hit 3 of the 8 first-place teams, and had a couple more that finished 2nd or 3rd. But to be honest, I missed some of these divisions by more than I ever have in any previous season. I picked the E winner last (shocker!). I had three top-three picks end up in 7th spots. I had a few of my top picks finish down in 4th. What a flippin' mess… That column is generally pretty accurate. But Hu Flung Pu finishing 5th in A is about all you to need to see how tough this was.

My weekly prediction results you can peruse pick-for-pick on the other side of this sheet of paper. After 5 pick rate improvements in 6 seasons that saw my correct pick percentage climb higher than 76%, I crashed to a 13% drop this season! What the heck could I possibly say here? I had maybe my worst pick season ever, and I mostly blame E division! I went 25-31 in E, 4 E teams fooled me more often than not, and for two of them I was an atrocious 4-10. That… is… pathetic. Oh, and… I started the season 0-9 with Double Tap; I had two other teams with whom I had 6-match incorrect strings; and I was over 2/3 right for A div., but no others.

Last but not least were my tournament predictions… And this time, when we went to best-of-three my picks took the hell off in comparison to my preseason and weekly picks, despite the fact that I'm picking semifinals & finals that I conceivably could have wrong before the match is even played. I was 25-5 in the quarterfinals, a whopping 13-3 in the semifinals, and then I also nailed 5 of the 8 Mug champions! That's a final record of 43-12, I hit every match in A and H divisions, and the three finals I got wrong were the three that were down to only a dart or two! Oh, and… my Sure Things were all perfect! My Dark Horses though? Maybe a little too dark.

JK'S TEAM-BY-TEAM, WEEK-BY-WEEK MATCH PREDICTION RESULTS

(I introduced this page sixteen seasons ago, and it has become almost expected as a newsletter staple. Feast your eyes on the success...)

For several years, many of you have taken no greater pleasure in your weekly darting endeavors than to call the RDL VoiceMail and point out to me just how wrong I was in my prediction of your match result. On a related note, I have noticed that many of you seem to have relatively selective memories saving only the weeks when I was wrong. Further, many others of you regularly embellish your statistics of how often you fool me. It's not so easy to get away with those rambles anymore, however, as you can see below. Each W is a week when I picked your match correctly, and each L is one I picked incorrectly. Division totals are to the right of the team totals, weekly totals are at the bottom, and in the space between the 14 weeks and the team totals, the two 'o' symbols indicate the teams for which I was only 0.500, and the three 'x' symbols indicate the teams that fooled me more often than not. **[And thus ends one of the craziest, most ridiculous (and least successful prediction-wise) seasons in RDL history… E division? Y'all can kiss my butt!! Did you guys flip coins to decide winners? Draw straws?]**

	wk1	wk2	wk3	wk4	wk5	wk6	wk7	wk8	wk9	wk10	wk11	wk12	wk13	wk14		Right	Wrong	**Overall**
A1/ Required Elements	-	W	W	W	W	W	W	-	L	W	W	W	W	W		11	1	63.19%
A2/ Rednecks	W	W	-	L	W	W	W	W	W	-	W	L	W	W		10	2	273 159
A3/ Hu Flung Pu	W	W	W	L	-	W	L	W	W	W	W	-	W	L		9	3	
A4/ Lunatic Fringe	L	-	W	W	W	W	L	W	-	W	W	W	W	L		9	3	
A5/ Appetite for Destruction	L	W	W	-	W	W	W	W	L	W	-	L	W	W		9	3	**A Division**
A6/ The Locals	W	W	W	W	W	W	-	W	W	W	W	W	W	-		12	0	85.71%
A7/ OT Outlaws	W	W	W	W	W	-	W	W	W	W	W	W	-	W		12	0	36 6
B1/ Absolut Confusion	L	L	W	L	W	L	W	W	L	L	W	W	W	W		8	6	
B2/ Jack 9	W	L	W	W	L	L	W	W	L	W	W	L	L	W		8	6	
B3/ 2 Girls and a Couple of (	W	W	W	L	L	L	L	L	L	W	L	L	W	W	x	6	8	
B4/ Traveling Beer Bellies	W	W	W	L	W	L	L	L	W	L	W	W	L	W		8	6	
B5/ Is It In?	W	W	W	W	W	L	W	L	W	L	W	W	W	W		11	3	
B6/ Mug Hunters	W	W	W	L	W	L	W	L	L	W	W	W	W	W		10	4	**B Division**
B7/ Triple Threats	W	L	W	L	W	L	W	W	L	W	W	W	W	W		10	4	60.71%
B8/ Constantly Corked	L	L	W	L	W	L	W	W	L	L	L	W	W	W	o	7	7	34 22
C1/ Nine Lives	W	W	L	L	W	W	L	L	W	W	L	W	W	L		8	6	
C2/ Excalibur	W	L	W	L	W	W	W	L	L	W	W	W	W	W		10	4	
C3/ Coral Reefers	W	W	W	L	W	W	L	L	W	W	W	W	L	L		9	5	
C4/ Points and Pints	W	L	W	L	W	W	L	L	L	W	L	W	L	W	o	7	7	
C5/ Bulls of Freedom	W	L	L	L	L	W	L	W	L	W	W	W	W	L	o	7	7	
C6/ Drunk on Arrival	W	L	W	W	W	W	L	W	L	W	W	W	L	L		9	5	**C Division**
C7/ Ale-ing Archers	W	W	W	L	L	W	L	W	W	W	W	W	L	W		10	4	66.07%
C8/ Frank	W	W	W	W	W	W	W	W	W	W	W	W	W	W		14	0	37 19
D1/ Rif Raf	W	W	L	L	W	W	W	W	W	W	W	L	L	W		10	4	
D2/ Leftovers	W	L	L	L	L	W	L	W	W	W	W	W	L	W		8	6	
D3/ Choot 'Em!	W	L	L	L	L	W	L	W	W	L	W	L	L	W	x	6	8	
D4/ Sharky's Machine	W	W	L	L	L	W	L	W	L	W	W	W	W	W		9	5	
D5/ Flights Unknown	L	W	L	W	L	W	W	W	L	L	W	W	L	W		8	6	
D6/ New Lords of Da Board	W	W	L	L	L	W	W	W	W	W	W	W	W	W		11	3	**D Division**
D7/ Big Bulls	L	L	W	L	W	W	W	W	W	L	W	L	W	W		9	5	62.50%
D8/ Throwin Stones	W	L	W	W	L	W	L	W	W	L	W	L	W	W		9	5	35 21
E1/ Cuban Dart Crisis	L	W	W	W	L	L	L	L	W	W	L	L	W	L	x	6	8	
E2/ Force 8 from the Planet]	L	L	W	L	W	W	W	L	L	W	W	W	L	W		8	6	
E3/ Death Throw	W	L	L	L	L	W	W	W	L	W	L	L	W	W	o	7	7	
E4/ Menace 2 Sobriety	W	W	L	L	W	L	W	L	W	L	L	W	W	W		8	6	
E5/ Starving Dartists	W	L	W	L	L	W	L	L	L	L	W	L	W	L	x	5	9	
E6/ Dublin-Dublout	W	L	W	W	W	W	W	W	L	L	L	L	L	W		8	6	**E Division**
E7/ Double Tap	L	L	L	L	L	L	L	L	L	W	W	L	W	W	x	4	10	44.64%
E8/ The Mayan Dartist	L	L	L	L	W	L	L	L	L	L	W	L	W	W	x	4	10	25 31
F1/ Salute-A-Bulls	W	L	W	L	W	W	W	L	W	W	W	L	W	W		10	4	
F2/ Sofa Kings	L	W	W	W	W	W	L	W	W	W	W	L	W	W		11	3	
F3/ BullsHitters	W	L	L	W	L	W	W	L	W	W	W	W	W	W		10	4	
F4/ Carry Oakie	L	L	L	L	L	W	L	W	L	W	W	W	W	W	o	7	7	
F5/ The Dysfunction is Back	W	W	L	L	L	W	L	L	W	W	W	L	W	L	o	7	7	
F6/ Sharkshooters	L	L	L	W	W	W	W	W	W	W	W	L	W	W		10	4	**F Division**
F7/ Backyard Brawlers	W	L	W	L	L	L	W	L	L	W	W	L	W	W	o	7	7	62.50%
F8/ Liquor Posse	L	L	W	W	W	L	L	W	W	W	W	L	W	L		8	6	35 21
G1/ Charlie Don't Surf	L	L	W	L	L	L	W	L	L	W	W	L	L	L	x	4	10	
G2/ We Be Triplin	W	L	L	W	W	L	W	W	L	W	W	L	L	W		8	6	
G3/ One Armed Bandits	W	W	W	L	W	W	W	W	W	W	W	L	W	L		11	3	
G4/ Bulls Ear Katknip	W	fft	W	L	L	W	W	L	L	W	W	L	W	W		8	5	
G5/ Bel Biv Dethrow	W	W	L	L	L	L	W	L	W	W	W	W	W	W		9	5	
G6/ Quackerjacks	W	fft	W	W	W	W	W	W	L	W	W	fft	W	W		11	1	**G Division**
G7/ Methodical Madness	W	L	W	L	W	L	W	W	L	W	W	fft	W	W		9	4	62.96%
G8/ UZMAGAIN	L	L	W	L	L	W	W	L	L	W	W	W	W	W		8	6	34 20
H1/ Tips & Shafts	W	L	W	W	W	L	L	W	W	W	W	L	W	W		10	4	
H2/ Y'All Ain't Ready!	W	W	W	L	W	L	L	L	L	L	L	W	L	W	x	6	8	
H3/ Grateful Darts	W	W	L	W	W	L	L	L	L	W	W	L	L	W	o	7	7	
H4/ Fullabull	L	W	W	L	W	L	L	W	W	W	L	L	W	W		8	6	
H5/ Brown's Bombers	L	L	L	W	W	W	W	W	W	W	W	W	W	W		11	3	
H6/ Missing Flights	W	W	W	W	W	L	W	L	L	W	W	L	W	W		10	4	**H Division**
H7/ Con Dartists	W	W	W	W	L	L	W	L	L	W	W	W	W	W		10	4	66.07%
H8/ Oh'Hullys	W	W	W	W	L	W	W	W	W	L	W	W	W	W		12	2	37 19
Right:	22	15	21	12	19	19	18	18	15	24	26	16	23	25				
Wrong:	9	15	10	19	12	12	13	13	16	7	5	14	8	6				
forfeited:	-	1	-	-	-	-	-	-	-	-	-	1	-	-				

RDL - Spring, 2012	Week 1		Week 2		Week 3		Week 4		Week 5		Week 6		Week 7		Week 8		Week 9		Week 10		Week 11		Week 12		Week 13		Week 14		Forfeits
	vs.	W/L Pts.	vs.	W/L Pts.	vs.	W/L Pts.	vs.	W/L Pts.	vs.	W/L Pts.	vs.	W/L Pts.	vs.	W/L Pts.	vs.	W/L Pts.	vs.	W/L Pts.	vs.	W/L Pts.	vs.	W/L Pts.	vs.	W/L Pts.	vs.	W/L Pts.	vs.	W/L Pts.	
A1/ Required Elements	Bye	- -	A5	W 13	a7	W 19	A6	W 24	a4	W 16	A3	W 15	a2	W 16	Bye	- -	a5	L 11	A7	W 23	a6	W 23	A4	W 17	a3	W 16	A2	W 18	
A2/ Rednecks	A7	W 22	a6	W 19	Bye	- -	a3	W 12	a5	W 16	A4	W 14	A1	L 8	a7	W 18	A6	W 23	Bye	- -	A3	W 11	A5	L 11	a4	W 20	a1	L 6	
A3/ Hu Flung Pu	A6	W 21	a7	W 19	a5	W 13	A2	L 12	Bye	- -	a1	L 9	A4	L 12	a6	W 17	A7	W 17	A5	W 14	a2	L 9	Bye	- -	A1	L 7	a4	L 9	
A4/ Lunatic Fringe	A5	L 11	Bye	- -	a6	W 14	A7	W 20	A1	L 8	a2	L 10	a3	W 12	a5	W 14	Bye	- -	A6	W 21	a7	W 18	a1	L 7	A2	L 4	A3	W 15	
A5/ Appetite for Destruction	a4	W 13	a1	L 11	A3	L 11	Bye	- -	A2	L 8	a6	W 22	A7	W 20	A4	L 10	A1	W 13	a3	L 10	Bye	- -	a2	W 13	A6	W 17	a7	W 23	
A6/ The Locals	a3	L 3	A2	L 5	A4	L 7	a1	L 0	a7	L 11	A5	L 2	Bye	- -	A3	L 6	a2	L 1	a4	L 2	A1	L 1	A7	L 7	a5	L 6	Bye	- -	
A7/ OT Outlaws	a2	L 2	A3	L 5	A1	L 5	a4	L 4	A6	W 13	Bye	- -	a5	L 4	A2	L 6	a3	L 7	a1	L 1	A4	L 6	a6	W 16	Bye	- -	A5	L 0	
B1/ Absolut Confusion	B8	L 12	b7	W 14	b5	W 14	B6	L 9	B4	W 18	b3	L 11	b2	W 20	b8	W 17	B7	W 13	B5	L 11	b6	W 17	b4	W 15	B3	W 17	B2	W 13	
B2/ Jack 9	B7	L 9	B8	W 16	b6	L 8	b5	L 10	B3	L 9	b4	L 10	B1	L 4	b7	L 6	b8	W 12	B6	L 8	B5	L 5	b3	W 16	B4	W 15	b1	L 11	
B3/ 2 Girls and a Couple of Guys	b5	L 7	B6	L 9	B7	L 10	b8	W 17	b2	W 15	B1	W 13	B4	W 18	B5	W 14	b6	L 10	b7	L 10	B8	L 12	B2	L 8	b1	L 7	b4	W 15	
B4/ Traveling Beer Bellies	b6	L 8	B5	L 10	b8	L 12	B7	W 15	b1	L 6	B2	W 14	b3	L 6	B6	W 13	b5	L 12	B8	L 11	b7	L 10	B1	L 9	b2	L 9	B3	L 9	
B5/ Is It In?	B3	W 17	b4	W 14	B1	L 10	B2	W 14	b6	W 13	b7	L 9	B8	W 12	b3	L 10	B4	W 12	b1	W 13	b2	W 19	B6	W 16	B7	L 8	b8	W 15	
B6/ Mug Hunters	B4	W 16	b3	W 15	B2	W 16	b1	W 15	B5	L 11	b8	L 11	B7	L 7	b4	L 10	B3	W 14	b2	W 16	B1	L 7	b5	L 8	B8	W 19	b7	L 10	
B7/ Triple Threats	b2	W 15	B1	L 10	b3	W 14	b4	L 9	B8	W 17	B5	W 15	b6	W 17	B2	W 18	b1	L 11	B3	W 14	B4	W 14	b8	W 15	b5	W 16	B6	W 14	
B8/ Constantly Corked	b1	W 12	b2	L 8	B4	W 12	B3	L 7	b7	L 7	B6	W 13	b5	L 12	B1	L 7	B2	L 12	b4	W 13	b3	W 12	B7	L 9	b6	L 5	B5	L 9	
C1/ Nine Lives	C3	W 13	c7	W 13	C5	W 14	c4	L 10	c8	W 19	C2	L 11	C6	W 17	c3	L 9	C7	L 10	c5	W 21	C4	L 11	C8	W 18	c2	L 6	c6	W 13	
C2/ Excalibur	C4	W 13	c6	L 9	C7	W 14	c5	L 11	C3	W 18	c1	W 13	C8	W 22	c4	L 12	C6	W 12	c7	W 15	C5	W 15	c3	W 14	C1	W 18	c8	W 16	
C3/ Coral Reefers	c1	L 11	C8	W 18	C6	L 11	c7	L 5	c2	L 6	C4	L 8	c5	W 15	C1	W 15	c8	W 14	c6	L 9	C7	L 8	C2	L 10	c4	W 14	C5	L 9	
C4/ Points and Pints	c2	L 11	C5	W 15	c8	W 12	C1	W 14	C6	L 7	c3	W 16	c7	W 12	C2	W 12	c5	L 9	C8	W 21	c1	W 12	c6	L 8	C3	L 10	C7	L 10	
C5/ Bulls of Freedom	C6	W 14	c4	L 9	c1	L 10	C2	W 13	C7	L 11	c8	W 18	C3	L 9	c6	L 5	C4	W 15	C1	L 3	c2	L 8	c7	L 4	C8	W 18	c3	W 15	
C6/ Drunk on Arrival	c5	L 9	C2	W 15	c3	W 13	C8	W 19	c4	W 17	C7	W 14	c1	L 7	C5	W 19	c2	L 12	C3	W 15	c8	W 17	C4	W 16	c7	L 12	C1	L 11	
C7/ Ale-ing Archers	c8	W 16	C1	L 11	c2	L 10	C3	W 19	c5	W 13	c6	L 8	C4	L 12	C8	W 17	c1	W 11	C2	L 8	c3	W 13	C5	W 20	C6	W 12	c4	W 12	
C8/ Frank	C7	L 8	c3	L 6	C4	L 10	c6	L 5	C1	L 3	C5	L 6	c2	L 2	c7	L 7	C3	L 10	c4	L 3	C6	L 7	c1	L 6	c5	L 6	C2	L 8	
D1/ Rif Raf	D8	W 13	d6	W 18	D2	L 11	d4	L 12	D7	L 7	d3	W 14	D5	W 19	d8	W 13	D6	W 16	d2	W 20	D4	W 15	d7	W 19	D3	L 9	d5	W 11	
D2/ Leftovers	D6	L 9	d8	W 15	d1	W 13	D7	W 14	d4	L 11	D5	W 13	D3	L 6	d6	W 15	D8	W 13	D1	L 3	d7	L 7	D4	L 8	d5	W 10	d3	L 9	
D3/ Choot 'Em!	d4	W 12	D7	L 8	d5	W 17	D6	W 15	d8	L 5	D1	L 10	d2	W 18	D4	W 15	d7	L 8	D5	L 8	d6	W 19	D8	W 16	d1	W 15	D2	W 13	
D4/ Sharky's Machine	D3	L 12	d5	W 12	d6	L 7	D1	W 12	D2	W 13	d7	L 12	d8	W 15	d3	L 9	D5	L 7	D6	W 15	d1	L 8	d2	W 16	D7	L 6	D8	L 10	
D5/ Flights Unknown	d7	L 10	D4	L 12	D3	L 7	d8	L 11	D6	W 14	d2	L 11	d1	L 5	D7	L 11	d4	W 17	d3	W 13	D8	L 9	d6	W 16	D2	L 10	D1	L 9	
D6/ New Lords of Da Board	d2	W 15	D1	L 6	D4	W 17	d3	L 8	d5	L 10	D8	L 8	d7	L 4	D2	L 9	d1	L 8	d4	L 9	D3	L 4	D5	L 8	d8	L 7	D7	L 9	
D7/ Big Bulls	D5	W 14	d3	W 16	D8	W 17	d2	L 10	d1	W 17	D4	W 12	D6	W 20	d5	W 13	D3	W 16	d8	L 9	D2	W 17	D1	L 5	d4	W 18	d6	W 15	
D8/ Throwin Stones	d1	L 11	D2	L 9	d7	L 7	D5	W 13	D3	W 19	d6	W 16	D4	L 9	D1	L 11	d2	L 11	D7	W 10	d5	W 15	d3	L 8	D6	W 17	d4	W 14	
E1/ Cuban Dart Crisis	e7	L 11	E4	L 7	e2	L 11	E6	L 8	E3	W 14	e8	L 11	E5	W 13	E7	W 12	e4	L 11	E2	L 12	e6	W 12	e3	L 8	E8	L 9	e5	W 13	
E2/ Force 8 from the Planet XXX	E8	W 18	e5	L 9	E1	W 13	e7	L 9	e4	L 12	E6	L 11	e3	W 14	e8	W 14	E5	W 18	e1	W 12	E7	W 14	E4	W 15	e6	L 10	E3	W 16	
E3/ Death Throw	E6	W 12	e8	L 8	E7	L 10	E4	W 14	e1	L 10	e5	L 12	E2	L 10	e6	L 10	E8	W 13	e7	L 10	e4	W 13	E1	W 16	E5	W 14	e2	L 8	
E4/ Menace 2 Sobriety	E5	W 17	e1	W 13	E8	L 12	e3	L 10	E2	W 12	e7	L 11	E6	L 8	e5	W 15	E1	W 13	e8	L 6	E3	L 9	e2	L 9	E7	L 8	e6	L 4	
E5/ Starving Dartists	e4	L 7	E2	W 15	e6	L 9	e8	W 17	E7	W 17	E3	W 12	e1	L 11	E4	L 9	e2	L 6	E6	W 12	E8	L 11	e7	W 12	e3	L 10	E1	L 11	
E6/ Dublin-Dublout	e3	L 12	E7	W 15	E5	W 15	e1	W 16	E8	W 15	e2	W 13	e4	W 16	E3	W 14	e7	L 8	e5	L 12	E1	L 8	e8	L 9	E2	W 14	E4	W 20	
E7/ Double Tap	E1	W 13	e6	L 9	e3	W 14	E2	W 15	e5	L 7	E4	W 13	E8	L 10	e1	L 12	E6	W 16	E3	W 14	e2	L 10	E5	L 12	e4	W 16	e8	L 8	
E8/ The Mayan Dartist	e2	L 5	E3	W 13	e4	W 12	E5	L 7	e6	L 7	E1	W 13	e7	W 14	E2	L 10	e3	L 11	E4	W 12	e5	W 12	E6	W 15	e1	W 13	E7	W 16	
F1/ Salute-A-Bulls	f5	W 12	F6	L 8	F8	L 10	f7	L 8	f2	W 16	F4	L 5	f3	L 4	F5	W 15	f6	L 8	f8	L 9	F7	L 11	F2	L 9	f4	L 3	F3	L 2	
F2/ Sofa Kings	f6	L 8	F5	L 7	F7	L 11	f8	L 6	F1	L 8	F3	L 7	f4	W 14	F6	L 11	f5	L 11	f7	L 10	F8	L 9	f1	W 15	f3	L 9	F4	L 10	
F3/ BullsHitters	F7	W 19	f8	L 11	F5	L 9	f6	W 13	f4	W 13	f2	W 17	F1	W 20	f7	L 11	F8	W 20	f5	W 13	F6	W 15	F4	W 18	F2	W 15	f1	W 22	
F4/ Carry Oakie	F8	W 13	f7	W 13	F6	W 18	f5	W 13	F3	L 11	f1	W 19	F2	L 10	f8	W 19	F7	L 10	f6	W 12	F5	W 14	f3	L 6	F1	W 21	f2	W 11	
F5/ The Dysfunction is Back	F1	L 12	f2	W 17	f3	W 15	F4	L 11	f7	L 10	F6	L 12	f8	W 15	f1	L 9	F2	W 13	F3	L 11	f4	L 10	F7	W 13	f6	W 14	F8	L 5	
F6/ Sharkshooters	F2	W 16	f1	W 16	f4	L 6	F3	L 11	F8	L 11	f5	W 12	F7	L 11	f2	W 13	F1	W 16	F4	L 12	f3	L 9	f8	W 13	F5	L 10	f7	L 8	
F7/ Backyard Brawlers	f3	L 5	F4	L 11	f2	W 13	F1	W 16	F5	W 14	f8	W 12	f6	W 13	F3	W 13	f4	W 14	F2	W 14	f1	W 13	f5	L 11	F8	W 13	F6	W 16	
F8/ Liquor Posse	f4	L 11	F3	W 13	f1	W 14	F2	W 18	f6	W 13	F7	L 12	F5	L 9	F4	L 5	f3	L 4	F1	W 14	f2	W 15	F6	L 9	f7	L 11	f5	W 18	
G1/ Charlie Don't Surf	g8	L 9	G7	W 12	g6	W 11	G5	L 7	G4	L 12	g2	W 12	g3	L 10	G8	W 15	g7	W 13	G6	W 14	g5	W 18	g4	L 8	G2	L 9	G3	W 15	
G2/ We Be Triplin	g7	L 10	G8	W 15	g5	L 12	G6	W 14	g3	L 9	G1	L 12	g4	W 14	G7	L 11	g8	L 11	G5	W 16	g6	W 16	G3	W 17	g1	W 15	G4	W 16	
G3/ One Armed Bandits	g6	W 14	G5	W 19	g8	W 13	G7	L 10	G2	W 15	g4	W 14	G1	W 14	G6	W 15	g5	W 16	G8	W 15	g7	L 6	g2	L 7	G4	W 18	g1	L 9	
G4/ Bulls Ear Katknip	g5	L 7	G6	*W 16*	g7	L 8	G8	W 13	g1	W 12	G3	L 10	G2	L 10	G5	W 18	g6	W 15	G7	L 7	g8	L 8	G1	W 16	g3	L 6	g2	L 8	
G5/ Bel Biv Dethrow	G4	W 17	g3	L 5	G2	W 12	g1	W 17	G8	L 12	g7	W 12	G6	W 13	g4	L 6	G3	L 8	g2	L 8	G1	L 6	g8	L 8	G7	L 11	g6	W 12	
G6/ Quackerjacks	G3	L 5	g4	*L 0*	G1	L 8	g2	L 6	G7	L 10	g8	L 8	g5	L 11	g3	L 8	G4	L 9	g1	L 10	G2	L 8	g7	*L 0*	G8	L 6	G5	L 6	2
G7/ Methodical Madness	G2	W 14	g1	L 12	G4	W 16	g3	W 14	g6	W 11	G5	L 12	G8	W 15	g2	W 13	G1	L 11	g4	W 17	G3	W 18	G6	*W 16*	g5	W 13	g8	W 17	
G8/ UZMAgain	G1	W 15	g2	L 9	G3	L 11	g4	L 11	g5	W 12	G6	W 16	g7	L 6	g1	L 9	G2	W 13	g3	L 9	G4	W 16	G5	W 16	g6	W 17	G7	L 7	
H1/ Tips & Shafts	H8	W 21	h5	L 10	H6	W 16	h7	W 18	H3	W 17	H4	L 11	h2	L 11	h8	W 17	H5	L 7	h6	W 19	H7	W 16	h3	L 11	h4	W 13	H2	W 14	
H2/ Y'All Ain't Ready!	h7	W 17	H6	W 13	h8	W 18	h4	L 9	H5	L 9	h3	L 12	H1	W 13	H7	L 8	h6	L 8	H8	L 10	H4	W 13	h5	L 6	H3	W 17	h1	L 10	
H3/ Grateful Darts	h6	W 13	H7	W 16	h5	L 3	H8	W 12	h1	L 7	H2	W 12	h4	W 12	H6	L 12	h7	L 12	H5	L 6	h8	W 16	H1	W 13	h2	L 7	H4	L 8	
H4/ Fullabull	H5	L 9	h8	W 19	h7	W 13	H2	W 15	H6	W 13	h1	W 13	H3	L 12	h5	L 6	H8	W 17	H7	W 13	h2	L 11	h6	L 9	H1	L 11	h3	W 16	
H5/ Brown's Bombers	h4	W 15	H1	W 14	H3	W 21	h6	W 16	h2	W 15	H8	W 20	h7	W 19	H4	W 18	h1	W 17	h3	W 18	H6	W 17	H2	W 18	h8	W 17	H7	W 15	
H6/ Missing Flights	H3	L 11	h2	L 11	h1	L 8	H5	L 8	h4	L 10	H7	L 5	H8	W 13	h3	W 12	H2	W 16	H1	L 5	h5	L 7	H4	W 15	h7	L 12	h8	W 13	
H7/ Con Dartists	H2	L 7	h3	L 7	H4	L 11	H1	L 6	h8	L 11	h6	W 19	H5	L 5	h2	W 16	H3	W 12	h4	L 11	h1	L 8	H8	W 16	H6	W 12	h5	L 9	
H8/ Oh'Hullys	h1	L 3	H4	L 5	H2	L 6	h3	L 12	H7	W 13	h5	L 4	h6	L 11	H1	L 7	h4	L 6	h2	W 13	H3	L 6	h7	L 4	H5	L 7	H6	L 9	

THIS SEASON'S TRIVIA QUESTIONS… REVISITED

I now run this column during seasons in which I've included trivia questions all season. Each question is listed exactly as it was during the season, so there is potential for a question to now be out of date, but it's usually not too much of a problem. Each question is listed under the week number when it ran, and the answers follow the questions. No peeking…

Week 5 question(s): How many teams since 1995 (my tenure as statistician) have pulled the double (regular season AND tournament titles in the same season) in BOTH seasons in a calendar year? Who are they?

Week 6 question: How many February 29th issues of the Tons of Newsletter have I ever written?

Week 7 question: The RDL shifted its award structure to a divisional style for High Ins/Outs and Fast Games in the Spring 2007 season. In the 10 seasons we've given awards this way, what is the greatest number of divisions in a single season for which the High In was exactly 120?

Week 8 question: Alyssa Leggett of We Be Triplin leads G division in ASP Average. How many times in my 32 seasons as statistician has a female claimed a division ASP Average title?

Week 9 question: When was the last change in the RDL match format (change in players per set, blocker usage, what sets are played, anything like that)?

Week 10 question: What was the last change in the RDL match format prior to the change in the 1001 scoring noted above?

Week 11 question: The Ducks (presently known as the Quackerjacks) have hit one of the RDL's longest-ever runs of attendance issues. In the past three seasons plus the first ten weeks of this season (that's 52 regular season weeks), how many times have they played shorthanded?

Week 12 question(s): This is the 10th season in a row (the only 10 in league history) that RDL has had 8 or more divisions. In that time, what was the average number of members per season? And how many different individuals have played at least one season during that time?

Week 5 answer: In the 16 years that I've been statistician, 11 teams have pulled the full-calendar-year sweep. The odd part of that is that all 11 times happened in only 5 of the 16 years, and further, 3 of those 5 years were my first 3 years! That means that it has only happened in 2 of the last 13 years. Of the 11 times that it happened, it has been only 9 different teams, as 2 two teams have done it twice. The teams with that super year under their belts: Lunatic Fringe (A-1996); Bottom Feeders/The Dart Party (D/C-1996); Lunatic Fringe (A-1997); Diddler's Choice (C/B-1997); Shameless & Aimless IV/V (D/C-1997); No Clue (C/B-1998); The Elusive Element/The Intrusive Element (A-2004); Wireless (D/C-2004); Elemental Truths/Element Horizon (A-2010); Imports & Domestics/Domestic Rednecks (D/C-2010); Mug Hunters (I/E-2010).

Week 6 answer: Counting last week… 1. February 29th is on a different day of the week for each of the 7 leap years in a 28-year run. The last time that date was a Wednesday then, was 1984 -- 12 years prior to my tenure as the statistician. [The best answer to this question during the season came from the fourth person to respond: Matt Heimbach of Lunatic Fringe (who didn't offer up an actual answer, but clearly knew it) asked a question to the effect of "I'm sort of new to the RDL… has the league ever been played on a different night of the week?" Pretty insightful thought…]

Week 7 answer: This one is a little interesting to me… The straight answer to the question is FOUR divisions (out of only 7!) in the Spring 2007 season (the first in which we separated the awards by division). The interesting part of this question though is how the change in the High In interpretation (to first-turn only, with which I *completely* agree) four seasons ago has affected this situation. In the first six seasons, 8 of the 47 divisions had 120 for a High In, with 6 of those 8 being a tie (2 120s once, 3 120s twice, 4 120s twice, and 5 120s in a division once). In the four seasons since it went to first-turn-only, 9 of the 33 divisions had 120 for a High In, with only 4 of those 9 being a tie (2 120s once, 3 120s twice, and 6(!) 120s once). [Interestingly, those last three big-tie instances were all in the same season, Spring 2011.] Also, it appears that E division is the king of the 120, having that as the High In in 5 of the 10 seasons. [*Answer update for the banquet Tons*: new record time! This season we broke this record when FIVE of our 8 divisions ended up with a 120-In as the leader. And in those five divisions, 14 different people got an award for a 120-In, with one guy (Jon Kenney of Required Elements) doing it twice.]

Week 8 answer: Twice. Well, sorta three times, but sorta not… I'll explain. Our first female division ASP champ was Paula Delp, who took the C crown in the Spring 2000 season with 1.147 ASP/game; and our second was Deb Blackwelder, who claimed the D title in the Spring 2006 season with 0.805 ASP/game. The sorta kinda one came during the Spring 2009 season, when we had split the ASP awards into '01 and cricket - Blackwelder claimed the '01 portion in E division, but was not the overall ASP leader for the division. [*Answer update for the banquet Tons*: Alas, we did not add another female overall divisional ASP champ this season…]

Week 9 answer: At the beginning of the Fall 2003 season, the RDL stopped awarding a point for winning a tiebreaker. Until that time, a non-shorthanded tiebreaker match ended with a 13-12 score, creating an extra point out of nowhere.

Week 10 answer: Between the Spring 1995 and Fall 1995 seasons, singles '01 was switched from straight-in 501 to double-in 301. Keith Wall of Pig Tour 95 claimed the last RDL singles 501 fast game with a 14-darter, tossed a little over two months before he won the Singles 501 crown (as well as the Doubles 501 title with Mike Hall, and the Four-Person 1001 title on a team that included Wil Tan) at that spring's Charlotte Open.

Week 11 answer: The Ducks have been shorthanded an astonishing 43 times in that 52-match regular season string. They had 6+ players for exactly zero matches in the Fall 2010 season, for 5 matches in the Spring 2011 season, for 1 match in the Fall 2011 season, and for 3 of the first 10 matches this season. Painfully, they have been short by 2 players relatively often, have dropped to 3 short during a couple other matches, and forfeited a small handful of times as well. No wonder some of their players are always in the running for the Iron Man Award for the player throwing the most games in the league… [*Answer update for the banquet Tons*: In the last 4 weeks of this season, things got no better for the Ducks. They were short for two sets one week, they were two players short twice, and they flat out forfeited the other week. But… they didn't have the Iron Man this time… sadly, because of the forfeits…]

Week 12 answer: Over the past 10 seasons, the average number of RDL members is just under 540 members per season (we have 547 this season; the record is 586 in the spring 2010 season, our only 9-division season ever). And in those 10 seasons, I believe we've had 1271 different people as a league member for at least 1 season. That means that 724 people who played in at least 1 of the last 9 seasons before this one are not league members now - I know that life changes, people move, etc., but 724 people? Where the heck did all those people go? Go out and get them back people!! I division! J division! K division! Why not? We're already the biggest and best dart league in the state (by a lot, mind you). Let's get even bigger! Who can't always use a few more dart friends?

THIS SEASON'S LYRICS QUIZZES… REVISITED

Much like the column of this season's trivia questions on the previous page, I've listed here each lyrics quiz from this season. Each lyric is listed exactly as it was during the season. Each lyric is listed under the week number when it ran, and the answers are listed at the bottom of the page. No peeking… So who's ready to re-play "Name the band/singer and song"?

Week 2, song #1 lyric: "Like a hurt, lost and blinded fool, fool, oh no, I've said too much"

Week 2, song #2 lyric: "And I found a dream that I could speak to, A dream that I can call my own"

Week 3, song #1 lyric: "I don't care if it hurts, I want to have control, I want a perfect body, I want a perfect soul"

Week 3, song #2 lyric: "Do you believe in Heaven above? Do you believe in love? Don't tell a lie, don't be false or untrue, It all comes back to you"

Week 4, song #1 lyric: "And I'm thinking what a mess we're in, Hard to know where to begin, If I could slip the sickly ties that earthly man has made"

Week 4, song #2 lyric: "One town's very like another, When your head's down over your pieces, brother"

Week 5, song #1 lyric: "And well, he's on the table, And he's gone to code, And I do not think anyone knows, What they are doing here"

Week 5, song #2 lyric: "I work hard every day of my life, I work till I ache my bones, At the end I take home my hard earned pay all on my own"

Week 6, song #1 lyric: "And I will go on shining, shining like brand new, I'll never look behind me, my troubles will be few"

Week 6, song #2 lyric: "He said 'give me all you've got, I want your money not your life, But if you try to make a move I won't think twice'"

Week 7, song #1 lyric: "What do you see when you turn out the light, I can't tell you but I know it's mine"

Week 7, song #2 lyric: "Take a little trip, take a little trip, Take a little trip and see"

Week 8, song #1 lyric: "It's funny that you're calling me tonight, And yes, I've dreamt of you too"

Week 8, song #2 lyric: "Piano man makes his stand in the auditorium, Looking on she sings the songs, the words she knows the tune she hums"

Week 9, song #1 lyric: "If you took all the girls I knew when I was single, And brought them all together for one night"

Week 9, song #2 lyric: "Freedom's just another word for nothin' left to lose, Nothin', don't mean nothin' hon' if it ain't free"

Week 10, song #1 lyric: "He's leaping buildings in a single bound, I'm reading Shakespeare at my place downtown"

Week 10, song #2 lyric: "You called me strong, you called me weak, But still your secrets I will keep"

Week 11, song #1 lyric: "Little Joe never once gave it away, Everybody had to pay and pay"

Week 11, song #2 lyric: "I don't understand at best, I cannot speak for all the rest, In the morning rise a lifetime's passed me by"

Week 12, song #1 lyric: "And all of a sudden goin' fishin', Wasn't such an imposition, And I went three times that year I lost my Dad"

Week 12, song #2 lyric: "Against the grain should be a way of life, What's worth the price is always worth the fight"

Week 13, song #1 lyric: "On disco lights your name will be seen, You can fulfill all your dreams, Party here, party there, everywhere"

Week 13, song #2 lyric: "Well, I'm a bum in the sun and I'm havin' fun, And I know you know I got no special plans"

Week 14, song #1 lyric: "Time is the essence, Time is the season, Time ain't no reason, Got no time to slow"

Week 14, song #2 lyric: "And I'm talking to myself at night, because I can't forget, Back and forth through my mind, behind a cigarette"

Week 14, song #3 lyric: "Welcome to a new kind of tension, All across the alien nation, Where everything isn't meant to be okay"

Week 14, song #4 lyric: "There's no bathroom, and there is no sink, The water out of the tap is very hard to drink"

Week 14, song #5 lyric: "Push the fader, gifted animator, One for the now and eleven for the later"

Week 14, song #6 lyric: "When it was all over, we had to find another place, Swiss time was running out, it seemed that we would lose the race"

Week 14, song #7 lyric: "My beacon's been moved under moon and star, Where am I to go, now that I've gone too far"

Week 14, song #8 lyric: "Nobody wants him, They just turn their heads, Nobody helps him, Now he has his revenge"

Week 14, song #9 lyric: "I went to see the doctor of philosophy, With a poster of Rasputin and a beard down to his knee"

Week 14, song #10 lyric: "Well, I was raised up beneath the shade of a Georgia pine, And that's home you know"

Week 14, song #11 lyric: "Tap on my window, knock on my door, I want to make you feel beautiful, I know I tend to get insecure"

Week 14, song #12 lyric: "I don't wanna be the girl that has to fill the silence, The quiet scares me 'cause it screams the truth"

THIS SEASON'S LYRICS QUIZZES… REVISITED (the answers to the lyrics at the top of the page)

Week 2 answers: Song 1 = "Losing My Religion" by R.E.M. === Song 2 = "At Last" by Etta James.

Week 3 answers: Song 1 = "Creep" by Radiohead === Song 2 = "Send Me An Angel" by Real Life.

Week 4 answers: Song 1 = "Virtual Insanity" by Jamiroquai === Song 2 = "One Night in Bangkok" by Murray Head.

Week 5 answers: Song 1 = "Jumper" by Third Eye Blind === Song 2 = "Somebody to Love" by Queen.

Week 6 answers: Song 1 = "Goodbye Stranger" by Supertramp === Song 2 = "Ain't No Rest for the Wicked" by Cage the Elephant.

Week 7 answers: Song 1 = "With A Little Help From My Friends" by The Beatles (or Joe Cocker) === Song 2 = "Low Rider" by War.

Week 8 answers: Song 1 = "Lips of an Angel" by Hinder === Song 2 = "Tiny Dancer" by Elton John.

Week 9 answers: Song 1 = "Kodachrome" by Paul Simon === Song 2 = "Me and Bobby McGee" by Janis Joplin (or Kris Kristofferson).

Week 10 answers: Song 1 = "Jimmy Olsen's Blues" by Spin Doctors === Song 2 = "Kryptonite" by 3 Doors Down.

Week 11 answers: Song 1 = "Walk on the Wild Side" by Lou Reed === Song 2 = "What Would You Say" by Dave Matthews Band.

Week 12 answers: Song 1 = "Live Like You Were Dying" by Tim McGraw === Song 2 = "If Today Was Your Last Day" by Nickelback.

Week 13 answers: Song 1 = "Ladies' Night" by Kool & the Gang === Song 2 = "Beautiful Girls" by Van Halen.

Week 14 answers: Song 1 = "Burnin' For You" by Blue Oyster Cult === Song 2 = "Seven Nation Army" by White Stripes.

Week 14 answers: Song 3 = "American Idiot" by Green Day === Song 4 = "Tomorrow" by Silverchair.

Week 14 answers: Song 5 = "Dani California" by Red Hot Chili Peppers === Song 6 = "Smoke on the Water" by Deep Purple.

Week 14 answers: Song 7 = "Twilight Zone" by Golden Earring === Song 8 = "Iron Man" by Black Sabbath.

Week 14 answers: Song 9 = "Closer To Fine" by Indigo Girls === Song 10 = "Chicken Fried" by Zac Brown Band.

Week 14 answers: Song 11 = "She Will Be Loved" by Maroon 5 === Song 12 = "Sober" by Pink.

[I can't believe how few people picked up on the band name color theme in the 12-song week 14 set… The other themes I used were all a LOT more subtle (and only included two songs) - week 8 was the two area concerts on the same day, week 10 was obviously Superman, week 12 was about recognizing that you only get one life and you should live it, and week 13 was the big concert in Greensboro that week. I have no idea if the themes make it easier or harder, or if anyone even cares, but they keep me interested, soooo… there…. - JK]

WATCHING RDL HISTORY HAPPEN

At my team's A division semifinal two weeks ago, my team was all set for a big match against one of our top rivals, Hu Flung Pu (often known as the Daddies in recent seasons). In the first pairing in 301, **Kyle Gaulthier** of Hu Flung stuck a big old Ton-80 in the first leg of the night. Nice, right? Well, it got better. For him, at least… He stuck another Ton-80 in the second leg of that same set! Holy cow! How many of you guys have ever hit two perfect throws in the same night, much less the same best-of-3 match? Well, before you answer, let me tell you this - Gaulthier stuck a 9-mark in singles cricket for his THIRD perfect throw of the night! Oh, crap, are you kidding me?! Three in one night? That's nuts! But not as nuts as the fact that he hit *another* 9-mark in doubles cricket!!! I'm not kidding - he tossed FOUR perfect throws against us in the same damn night! I have never heard of that, much less seen it. [And p.s. Kyle is still only 16 years old!]

And what that ridiculous number doesn't show is that at least three other times in the same match he started turns with two triples, so the number was very nearly higher! On my team, when a guy hits a perfect throw each of his teammates gives him a dollar. Glad (I suppose) that Kyle was on the other team that night or I would've been broke. (And yes, Kyle is my teammate, but only on Saturdays.)

How did my team eventually win the match anyway? Well, I guess it's partly due to the fact that Gaulthier slipped a bit in 501. He only hit a 140 in each game rather than a 180 (choker!), and we managed to slide past his pair in that set. Turns out we have a national champ on our roster too. :o)

THIS IS ALMOST UNFATHOMABLE

Every now and then as I peruse the mountain of RDL information I have amassed in my 17.5 years in the RDL (16.5 as the newsletter editor), I notice something that seems unlikely enough that I have to recheck the old records to make sure that there wasn't some database error that reported some ridiculous outcome. And it is, basically without fail, always accurate, regardless of how surprising the feat is. It turns out that some of you guys really do just put together feats sometimes that are beyond any logical expectation. And this past week, I absolutely came across one of those feats.

Now I want you to read this slowly and carefully and really digest just exactly how silly the numbers I am about to present really are. A cursory read of these facts really will not do them justice…

I joined the RDL in the spring of 1995. I was a new member of Pig Tour '95 in A division, and I was joined there by team newcomers Tom Brown (in his first RDL season ever) and Keith Wall (who had played one season in B). I had no idea what was starting that day. I played 2 seasons with Tom and Keith, then we split for 15 seasons because of friends on other teams, etc., and then we re-joined as Element for the last 18 seasons. That means it has been 35 seasons since we entered the RDL A division (plus Keith's one B season). I've had a lot of success in my day, but let me tell you about some real success…

In those 35 seasons, Tom Brown has played in THIRTY-THREE A division tournament finals matches!!!!! And despite the fact that Brown and Wall went to different teams for eight seasons, Keith Wall has played in THIRTY-TWO A division tournament finals matches!!!! Even when they weren't together, they were facing off in the finals against each other! The only season that had neither of them in the finals was the Fall 2000 season, when they lost in the semis together on Fringe. Brown's A finals tournament record? 23 wins, 10 losses, 2 absences. Wall's A finals tournament record? 19 wins, 13 losses, 3 absences. That… is… flippin'… silly…

SOMEWHERE JASON THOMAS IS SMILING…

Ok, that headline was too easy, I admit. RDL Pres. Jason "JT" Thomas is almost always smiling, so that's not news. (Constant unbreaking smiling, by the way, is likely a sign of some chemical imbalance or psychotic disorder… I'm just sayin'…) Anyway, a couple years ago when Thomas was playing on my team in the Bull City Dart League over in Durham, there was a string of matches in which Thomas somehow left either himself or his partner a double-3 about a million times (which, translated from dart-speak to English, probably means about 4 or 5 times in a half of a season or so - which is still a lot considering that… it's a double-3). This quickly got him the nickname Double-3 (creative, right?) among our teammates, even to the point that two different team names contained Double-3 in his honor.

Well, the finals matches this past Wednesday at Mac's Tavern (the E and B division finals) were right up JT's avenue. I saw something that I had never seen before that night, and then I saw it again! Let's set the stage… The only two matches this past Wednesday that went to one do-or-die set for both teams were the two at Mac's. 11-11 in both matches, tension building.

On the left in the E final, Dublin-Dublout had just climbed out of a big deficit against Force 8 from the Planet XXX to force the deciding pairing. Frank Hall, the shall we say much-embattled captain of Force 8, took game 1 for his side to put them on the brink of Mugs. Then, in game 2, with his team holding a very slight lead, he stepped to the line with 37 remaining. He threw his first dart at the 5, which while a little risky with two even numbers next to it, is mathematically a strong play. Unfortunately for him, the dart sank a touch down into the 12, leaving 25. A little team powwow ensued to discuss how to approach the shot at 25. I figured the discussion was a decision between throwing at the 9 to leave 16, or throwing the safer second dart of the 17/3 wire to leave either 8 (ideal) or 22 (at least it's a shot). Ummmm… nope. The team consensus was to throw the fat 19 to leave 6. WHAT?! Who the hell sets up double-3 on purpose (you shut up here, JT - none of us believe you ever did it on purpose, and if you did, why would ever admit that to us?)?! And why, when there are other more preferable doubles on the board (including basically everything but 2)? Well, that first dart goes right in the heart of the 19 to "strategically" move the score to 6. Which, I must admit, is indeed at least an "out". I know that it's an out, because the next dart buried in the right corner of the double-3 and a whole heap of screaming and jumping ensued (which is not usually what happens when you don't throw the winning dart, unless you're a part-time One Armed Bandit - see page 1). So, there it was. The first time I had ever seen a Mug won on a dart in the lowly double-3. Then I find out something incredible… Hall had won his 301 set a couple hours earlier by taking out BOTH of his wins on double-3 as well!! Are you kidding??? THREE double-3 winners for one guy in one match? Could there possibly be even one other double-3 left for the entire RDL on this night? Turns out there could…

We turn our attention now to the B final on the right board. Not only did this match go to 11-11, but it went to the third leg of that final set too!! And this one was getting way interesting, because although these two teams accounted for 5 of the 8 players on my B division all-star team, none of those all-stars were in the final pairs! Awesome drama!! After Dana Bither put the Triple Threats up a game, Mark Sellers caught a couple minutes of fire and tied the set at a game apiece. In a final deciding leg that saw both teams shooting multiple turns at the out, Sellers claimed the Mug for Absolut, with… a double-3!!! No way!! Most excellent.

HOW'S THIS FOR TEAM SPIRIT?

Anybody else got anything that identifies you as a member of a specific dart team beyond a shirt? I'll bet that's pretty much… none of you. Unless you happen to play for Death Throw or the Mug Hunters, that is!! You see, those two teams have a few specialized team items. For example, check out these team flights!





Rumor has it that Death Throw has not only these flights, but they also have things like beer cozies, dart cases, and who knows what else, to go with their standard shirts (of which, they of course have both home and away models). But to be fair, here, I believe that Death Throw is a commercially available line of darting gear, so it isn't as if they had to go out and make the stuff. They just had to be crazy enough to all show up in it/with it. I've met some of Tolson's guys… no issue there…

So, to me, the real diehards here are the Mug Hunters. Check out those flights!! I mean really take a look. Not only are they team-personalized, but they feature the RDL-style black ceramic tournament champion Mug! That is a pretty damn slick inclusion.

THE RDL LIVES AT ADO NATIONALS LATELY!

If you read this newsletter with any regularity at all, you already know that **Robbie Phillips** (of Required Elements) qualifies for ADO Nationals events roughly four times per year (for those who don't know, there are exactly four ADO Nationals per year :o). [Coincidentally, Phillips is throwing at the ADO Masters Nationals as I sit here and type this…] And you also know that Phillips won the ADO 501 National Championship last year. And you also know that **Kyle Gaulthier** (of Hu Flung Pu, and 4-perfect throws in one match fame - see previous page) won the ADO 501 Youth National Championship that same day.

Well, it's almost time for the ADO 501 National Championships (once again held in Stamford, CT) to come around. And guess who qualified by winning a regional? Yep. Phillips in the main portion and Gaulthier in the youth (under-18) portion. They are both headed back to defend their titles!! The tournament will take place Friday, August 10th, and you'll be able to track part of it online through the ADO website if you are so inclined.

But wait! There's more! How boring would it be if we just sent back the same two guys to represent RDL in the same two events? (Well, ok, not really all that boring, but go with me here…) What we need is some more RDL muscle representing this time around. Well, lucky us! **Chad Massengill** (of BullsHitters) won a different regional than Phillips entered, and he is headed to Nationals too! No way! Most excellent! RDL is so freakin' deep that a 20-year-old in F division is good enough to advance to a National final! How much does RDL rock, right?

Well, I'm *still* not done. **Cody Gaulthier**, Kyle's slightly older brother (who is in college and taking a few seasons off from RDL, but still lives here part-time and still plays on the Raleigh NCCDL team) won the Junior (age 18-20) All-Star regional, and is also off to Stamford to play in the East/West All-Star National events!

Two in the open, one in the junior, one in the youth!! Wow!

Every divisional tournament had at least one upset. Cool…

FURTHER PROOF THAT "E" DIVISION IS JUST NUTS

Anybody who knows most of the players in this season's E division will already recognize that most of them are out of their minds. It's alright, they mostly seem to revel in it. So, that's cool. But for those that need mathematical proof that the dart outcomes associated with those crazy people are equally crazy, check out this astounding statistic… There were 56 matches played in E division during the regular season this spring. Of those 56, 15 included two teams that had the same record (the week 1 matches are obviously 4 of these). That leaves 41 matches in which one team entered the night with a better record than the other (and sometimes significantly better). Well, this is E… and just as I suspected, the teams with the lesser record entering the matches had a WINNING record against the teams with a better record. The lesser team won 23 of those 41 matches (obviously losing just 18). It's no wonder my pick percentage was so terrible here; there is just no rhyme or reason as to who wins here. Ever. Wow.

TWO THINGS I NOTICED WHILE DRIVING

#1 - Cars with personalized plates are fine and all, and sort of interesting. That is, right up until you pull up behind one at a red light and you notice the car next to that has a personalized plate too. All of a sudden, a cute little self-expression becomes a bit of a who-here-is-the-bigger-nerd-with-some-witty-word-play contest. I'd never seen two little word tricks side by side before, but I'm glad I did. I know now that a personal plate is not for me.
#2 - Want me to hate you as a driver? Then do one of two things: First, go slow in the left lane and refuse to get over, then when I move around to your right, immediately drive whatever speed I am going and then some, until I slow down, then go the exact same slow speed again. And second, drive up right on my butt when I'm going something like 15 over and get within inches of my bumper while there are cars in the right lane so I can't move over, and then when I do have room and I move over, go the same speed as me or slower, and refuse to pass me. Awesome.

IT'S NOT JUST CURRENT RDL MEMBERS…



If you look at the column to the left, the stories there basically gush the praises of current RDL members who are making waves nationally. Some ex-RDL members are kicking some national butt as well. Today's example? Jeremiah Millar, who was a member of the Element a couple years ago. Since moving to the soft-tip heavy world of Michigan darting, Millar has taken the hell over! After claiming the singles 501 title at the BullShooter last year (and finishing second in the Top Gun singles cricket at that same huge event), Millar never looked back. This year, after earning a professional sponsorship with Shelti/Radikal darts (a professional partnership that will be sending Millar to Las Vegas for over a week - they seem to think that's a good idea…), Millar earned a spot on Team USA for soft tip (the team events for which are in Vegas), and is now ranked in the top 8 in the country for soft tip. What a run… Millar was always a really good player with us here, but nothing quite like this. Not sure what the difference is… maybe the steel-tip darts were just too heavy for him? :o) (For those who don't know, Millar almost makes ME look a little tall…)

RANDOM THOUGHTS FROM JK

Nowadays, it's a fact… this column has become a banquet Tons staple. I have no idea why so many are so keen on taking a peek into the oddness that is my head, but you are. So without further ado, let's open up my head again and see what falls out. Some of these observations are dart-related, and some of them clearly are not. As always, this is just about the last thing that I'm writing and once again much of it was written when it was already today… soooo, also as always not even I know what's about to hit the page…

-- I'm back to the Survivor first tradition… but sadly, it's to say this: that was the single stupidest cast of Survivor contestants I've ever seen. They were so preposterously dumb that for the first time I didn't enjoy the season. My head hurt from watching them. I think they should have just decided that nobody gets the million bucks. One painfully stupid decision after another. After another. After another. With some of them being the dumbest things ever to have happened on the show. That's it. That's all I have to say about that.

-- The gas station on the corner by my building has one of those LED signs where they put the daily special, so as to entice you to come on in for something wonderful like 2 Monster drinks for "only" four dollars. Well, this week, they turned their attention to ice cream treats. However, seeing the sign advertising 2 Nutty Butty for two dollars made me think they need to look at the label a little more closely. Sort of an unfortunate typo there, BuDDy…

-- The National Hockey League system of "creating" an extra point for games that go to overtime or a shootout has just got to either go the hell away or at least be altered to be mathematically logical. This season, the Florida Panthers lost in overtime so often that they won the Hurricanes' division despite being SIX games UNDER 0.500. What's worse is that the team behind them (the Washington Capitals) had a winning record, so it's not like the whole division was just too awful to win games. Somebody tell me how that makes sense.

-- In the ever-growing tradition of people constantly justifying their jobs by doing "something", my workplace (the Durham VA Medical Center - yes, I work for Duke, but I mostly work at the VA) has been altering all of the lighting on the hospital campus. Now there are some motion-activated lights in the parking deck (in the driving lanes, of course, not in the "less logical" places like the corner stairwells). And there are new kinds of light bulbs (maybe those save energy). But I would love to know who the genius was that put the new light above the entrance to my research building. Have you seen those lights that are used to immediately fry something in one of those science fiction pressure chambers? They come on for about three seconds, they're brighter than the sun, and they immediately burn anything within two light years of it? Well, there is now one of those above our door. I swear I can't even see to put the key in the door (it's a locked facility) because the light is so blinding. Progress! At least any would-be attacker will fail because he is blinded too, I suppose. On the plus side, I swear get a better tan every time I'm at our building after hours.

-- I still laugh about how many people over the years have used the song Every Breath You Take by The Police for their weddings, proms, whatever. Have you ever listened to the actual lyrics, people? That song is about a stalker! He wants to control the one he can't have! It is NOT a love song. Oh, yuck. Makes my skin crawl just thinking about how many gooey-eyed young lovers have mouthed those lyrics to their significant others…

-- I'm not the biggest NBA fan by any stretch of that definition, but I have to admit that I thought it was cool when the whole Jeremy Lin craze with the New York Knicks exploded. That story was so big so quickly, and he became such a hero, that their games were being broadcast worldwide with Mandarin-speaking play-by-play guys. Now THAT is globalization of a sport.

-- Note to all you captains who pre-print your scoresheets and misspell your own names. Please don't ever go away.

-- I tend to talk about the best throwers here in the RDL quite a bit (since this is, last time I checked, a dart league newsletter). And sometimes I hold back a bit so that you guys don't read about the same people repeatedly. But… the best are the best, and the stuff they do is often the coolest stuff. Simple truth. The fact that I happen to play with and against the best throwers also gives me a front-row view for much of the coolest action. I could easily fill an entire page every week with all the stuff I see, but that would be so frickin' repetitive. Instead, I pick and choose my moments. And, oh look… Here's one now! -- In week 7, in the big matchup at the top of A between Element and the Rednecks, David "Mo'Tea" Murray got what most of would consider an unlucky draw: Robbie Phillips in singles cricket. Oh, ugh, right? Not for Mo. What did he do? He jumped out early for a couple turns, then stuck a 9-mark on him. Unfortunately for him, the other guy was still Robbie… who immediately answered with a 9-mark on his way to another win. How many of you have ever hit a 9-mark in league play? Can you imagine doing it on the turn after somebody else just threw one on you? How nasty is that?

-- Anybody here watch American Idol? I don't watch it all the time, but I catch it now and then. And this year, I caught one of the contestants' families in a flat-out lie that the Fox producers didn't seem to notice. There was this Milli Vanilli-looking guy who sang in a damn falsetto voice almost all the time (wow, I did not like him), and he was reported to be 17 years old (of which we were reminded seemingly every 43 seconds or so). In his family's on-camera interview, they were gushing about him and his mother went on and on about how when Deandre (the falsetto singer) was 4 years old, he sang for… something… in front of… somebody, and everybody was telling him he would win American Idol when he grew up. Which is particularly interesting since the show didn't come on the air until he was about 7.

-- For a sport that claims to be completely aware of the dangers of potential organized gambling elements, I find this story about the NFL more than a bit odd. The Associated Press reports, "The NFL will allow teams to accept advertisements for casinos and other state-licensed gambling-related establishments during the next two seasons. Those ads can appear only in game programs, on local radio broadcasts and in the upper bowl and inner concourses of stadiums. 'We remain steadfast in our opposition to the proliferation of gambling on NFL games,' NFL spokesman Brian McCarthy said. 'There is a distinction between accepting advertising in a limited fashion and gambling on the outcome of our games.' " Ummm… yes… technically there is a difference between those two things. But if you think I'm dumb enough to believe that advertising gambling at games leaves it completely separate from the games themselves, that's just ridiculous. This NFL statement is just silly.

-- A couple weeks ago I went to the Rise Against concert down in Charlotte with my teenage son. The band A Day To Remember was one of the opening acts and they had all kinds of gimmicks going on. One of them was just not something you see every day. A guy in a full Gumby outfit running around shooting t-shirts out of a t-shirt cannon. Let that one sink in. A t-shirt-launching Gumby.

That simply isn't enough Random Thoughts… see the next page for more mostly useless ramblings…

MORE(!) RANDOM THOUGHTS FROM JK

No, really… I have more silly pointless stuff to share. Interested? Then read on… and leave yourself wondering why you didn't have something better to do… Sad for you, right?

-- One of our collaborators here at work is taking a job here with us and leaving his previous position. Which is pretty normal. What is not so normal to me is where he was previously employed: The Carolina Center for Excellence. That's it. That's the entire name. I can already sort of hear their answers when asked about what they do there. "What do you guys do there?" "We're excellent." "But, what do you make there?" "Excellence." "Uhhh… ok… how do you do that?" "Excellently." "But what do you guys do when you are at work." "We excel." … … How awesome is that?! Oh, uh, I mean, how excellent is that?!

-- I am making the unilateral decision, on behalf of the entire English-speaking portion of the world, to forever bury the word 'fierce'. From the very first time that every fake wanna be TV personality / model / reality star / singer / whatever heard Tyra Banks say that term (and she says it roughly 968 times per day), that word was doomed. It is so completely overused by so many millions of people who are really anything at all but fierce. It really wouldn't hurt my feelings to never hear that term again. Ugh. [And rest assured that somebody else at this banquet has already wittily (or more likely, not so wittily) used 'fierce' in a conversation with me before you even thought of it…]

-- And I know that some time ago I buried another term, but it seems to be like some sort of zombie word that has returned as part of the ever-nearing zombie apocalypse. Thus, I don't bury the word 'diva', but rather banish it to another dimension in the time-space continuum. About 98% of the people here have no idea what diva actually means anyway, so unless you're some self-glorifying turd who doesn't even know what you're calling yourself, you won't miss it. Of course, there seem to be a hell of a lot of those self-glorifying turds hanging around. Problem is that almost none of them have ever been a singer of any kind. And certainly not any that have enjoyed much public acclaim.

-- Less than ten minutes from my house, there is a little tiny strip of stores with a sign out at the street that has only this on it. I'm assuming there is a dentist in that plaza, I suppose. Not sure that makes this better. That's all I have to say about that.



-- If anybody else is going to see The Avengers movie (or if you already have), don't even try to tell me that Robert Downey, Jr.'s role as Tony Stark / Iron Man doesn't simply make that movie. The writing for that character is just brilliant; just the right amount of sarcasm at all times (which is generally "a lot"). If that character was real, I think he would work at the Center for Excellence.

-- When I was growing up, Van Halen was my no-contest, hands-down, undisputed favorite band. (And no, not that only somewhat interesting two-decade interlude with Sammy Hagar.) It sort of sucked that they weren't together much after I was old enough to really be music-aware. But I maintained my love and allegiance for all those years, and now they're back in their old form (well, almost… sorry, Michael…). And at their concert last month in Greensboro they gave me a whole new reason to love and admire their excellent (Center for Excellence?) rock-and-roll-ness. In one five-second span, they did away with one of my least favorite traditions in rock: the seemingly mandatory wait-and-chant before the "surprise" encore. Why the hell do we bother with that crap at shows? We know they're coming back, they know they're coming back, and the house lights don't even come up. We just waste 3 or 4 minutes while they sit in the back and we wait. That is just dumb. Well… not at Van Halen shows! They finish the main set with a hugely popular classic, they turn the lights off for about five seconds, then David Lee Roth says something to the effect of "ok, that's the set, we both know we're coming back out for an encore, so let's skip that dumb wait and just play the rest of the songs right now", and the lights come back up and it's time for more rock! Logic and rock at the same time! I love those guys!

-- I caught an American Idol clip a few months ago in which they were discussing the stuff the judges were wearing. Steven Tyler (of Aerosmith fame) was wearing… well… hell, I have no idea what he was wearing. But he acknowledged exactly what I was thinking when he said "hey, you have no idea how expensive it is to look this cheap." Which got me to thinking about the dart banquet… Now that I've pointed out that it's expensive to look really cheap, I wonder how many of you guys I will catch looking around to see who here at the banquet looks so cheap they must be rich. But be careful if you play this game… if you don't see anyone that fits the criteria (HIGHLY unlikely), then it might be you that looks the cheapest (which maybe makes you the richest, I suppose?).

-- I love dart team names with great histories, especially if they are both simple and funny. For example, I'll bet almost none of you know why the team Frank is called Frank. It's so simple that it's beautiful. In the previous season their name was Total Eclipse of the Dart, and routinely wrote TED on the top of their side of the scoreboard. So, most teams began referring to them as Ted. They decided the next season to leave Ted behind and become Frank.

-- Anybody who has a "smart phone" and texts knows that unless you turn off the feature, when you type in words that it doesn't recognize, it constantly auto-corrects and offers other words that are supposedly close in terms of spelling. And we all know how funny those autocorrects can be (if you don't, then check out www.damnyouautocorrect.com when you have some free time). But sometimes I type in a word that it autocorrects that isn't really funny, but rather just surprises the crap out of me that it isn't in the phone's internal dictionary. For example, when you type "ouch" into my Thunderbolt, it tries to change it to "Lucy". Really? It doesn't have "ouch"? Is that word that far out of the ordinary? Or out of the ordinary at all, for that matter?

-- I think Scott Butters, captain of Absolut Confusion in B, is one of the nicest guys in the entire RDL. But I promised him that I was going to call him out in the Tons, and so that's what I'm doing. See that bag and tiles in the photo? Well, Scott has 7 players on his roster. And sometimes this is his method of picking who plays. Draw the angry face tile and you're out that set. I think he might even use the numbers to make his doubles pairings. As a 33-season captain, to that I say "chicken!" Of course, he'll say that it must've worked because they finished in the top two in both the season and tournament. To which I'll say he could've listed them to the top spot in both! He does get bonus points for the Crown Royal bag, though…



-- I think I've realized the only thing that bugs me more than how much basically everyone sucks at driving… That places like Live Nation and TicketMaster can charge $10/15/20 in fees. Per ticket!

2012 North Carolina City Dart League (NCCDL) & North Carolina Ladies' Cup (NCLC)

NCCDL - "West" Division

		W	L	Pts.
1	Cary (CDL)	2	0	62
2	Pineville (BADA)	2	0	50
3	Lake Norman (LNDA)	1	1	44
4	Piedmont (PDA)	1	1	37
	Asheville (WCDA)	1	1	37
6	Charlotte (QCDA)	0	2	20
7	Chapel Hill (TDL)	0	2	8

NCCDL - "East" Division

		W	L	Pts.
1	Durham (BCDL)	2	0	67
2	Wilmington (ACDA)	2	0	66
3	Raleigh (RDL)	2	0	50
4	Capital Area (CADC)	1	1	30
5	Jacksonville (JDA)	0	2	30
6	Fuquay-Varina (FVDO)	0	2	19
7	Port City (PCDA)	0	2	12

February 18 match results: *(home teams listed in italics)*

Lake Norman	27	Asheville	11	*Durham*	34	Chapel Hill	4
Pineville	22	Piedmont	16	Raleigh	20	*Jacksonville*	18
Cary	28	Charlotte	10	*Capital Area*	24	Fuquay-Varina	14
				Wilmington	34	*Port City*	4

April 21 match results: *(home teams listed in italics)*

Asheville	26	Jacksonville	12	*Cary*	34	Chapel Hill	4
Pineville	28	*Charlotte*	10	Durham	33	*Fuquay-Varina*	5
Piedmont	21	Lake Norman	17	*Raleigh*	30	Port City	8
				Wilmington	32	Capital Area	6

June 9 schedule:	Charlotte @ Asheville	Cary @ Pineville	Piedmont @ Chapel Hill
Lake Norman @ Capital Area	Raleigh @ Durham	Fuquay-Varina @ Port City	Jacksonville @ Wilmington
June 30 schedule:	Cary @ Asheville	Piedmont @ Charlotte	Chapel Hill @ Lake Norman
Port City @ Pineville	Durham @ Jacksonville	Wilmington @ Fuquay-Varina	Capital Area @ Raleigh
August 4 schedule:	Charlotte @ Lake Norman	Asheville @ Port City	Pineville @ Wilmington
Durham @ Piedmont	Raleigh @ Chapel Hill	Jacksonville @ Fuquay-Varina	Capital Area @ Cary
August 25 schedule:	Asheville @ Chapel Hill	Lake Norman @ Pineville	Charlotte @ Jacksonville
Piedmont @ Raleigh	Cary @ Fuquay-Varina	Wilmington @ Durham	Port City @ Capital Area
September 22 schedule:	Pineville @ Asheville	Chapel Hill @ Charlotte	Cary @ Piedmont
Wilmington @ Lake Norman	Durham @ Port City	Fuquay-Varina @ Raleigh	Jacksonville @ Capital Area
October 20 schedule:	Asheville @ Piedmont	Pineville @ Chapel Hill	Lake Norman @ Cary
Fuquay-Varina @ Charlotte	Capital Area @ Durham	Raleigh @ Wilmington	Port City @ Jacksonville

December 1 & 2: Postseason tournament (top 4 teams from each division). Hosted by Durham.
Quarterfinals: Saturday 12:00 p.m. -- Semifinals: Saturday, 5:00 p.m. -- Finals: Sunday, 1:00 p.m.

NCLC - "West" Division

		W	L	Pts.
1	Hickory (FDO)	2	0	31
2	Charlotte (QCDA)	1	0	15
3	Pineville (BADA)	1	1	26
4	Chapel Hill (TDL)	0	1	9
5	Asheville (WCDA)	0	2	18
6	Piedmont (PDA)	0	2	17

NCLC - "East" Division

		W	L	Pts.
1	Durham (BCDL)	2	0	27
2	Wilmington (ACDA)	1	0	22
3	Apex (CDA)	1	0	14
4	Fuquay-Varina (FVDO)	1	1	25
5	Jacksonville (JDA)	1	1	23
6	Capital Area (CADC)	0	2	13

February 18 match results: *(home teams listed in italics)*

Hickory	17	Asheville	7	Apex	14	*Jacksonville*	10
Pineville	17	Piedmont	7	Fuquay-Varina	13	*Capital Area*	11
Durham	15	Chapel Hill	9	BYES - Charlotte, Wilmington			

April 21 match results: *(home teams listed in italics)*

Jacksonville	13	*Asheville*	11	Durham	12+	*Fuquay-Varina*	12
Charlotte	15	Pineville	9	*Wilmington*	22	Capital Area	2
Hickory	14	*Piedmont*	10	BYES - Chapel Hill, Apex			

June 9 schedule:	Charlotte @ Asheville	Fuquay-Varina @ Pineville	Hickory @ Capital Area
	Piedmont @ Chapel Hill	Apex @ Durham	Jacksonville @ Wilmington
June 30 schedule:	Piedmont @ Charlotte	Chapel Hill @ Hickory	Durham @ Jacksonville
	Wilmington @ Fuquay-Varina	Capital Area @ Apex	BYES - Asheville, Pineville
August 4 schedule:	Capital Area @ Asheville	Pineville @ Wilmington	Charlotte @ Hickory
	Jacksonville @ Fuquay-Varina	Durham @ Piedmont	Apex @ Chapel Hill
August 25 schedule:	Asheville @ Chapel Hill	Hickory @ Pineville	Charlotte @ Jacksonville
	Wilmington @ Durham	Piedmont @ Apex	BYES - Cap. Area, Fuquay-Varina
September 22 schedule:	Pineville @ Asheville	Chapel Hill @ Charlotte	Wilmington @ Hickory
	Fuquay-Varina @ Apex	Jacksonville @ Capital Area	BYES - Piedmont, Durham
October 20 schedule:	Asheville @ Piedmont	Pineville @ Chapel Hill	Fuquay-Varina @ Charlotte
	Capital Area @ Durham	Apex @ Wilmington	BYES - Hickory, Jacksonville

December 1 & 2: Postseason tournament (top 4 teams from each division). Hosted by Apex.
Quarterfinals: Saturday 12:00 p.m. -- Semifinals: Saturday, 5:00 p.m. -- Finals: Sunday, 1:00 p.m.

WRECK at the DECK

Charity Dart Tournament Board Sponsorship Form

The Carolina Dart Association is proud to host the 7th annual Wreck at the Deck Charity Dart Tournament to benefit Lucy Daniels Foundation. Much of our success is directly due to the support of our members, community, and the participation of fellow NC darters.

We are seeking board sponsorships for this year's tournament. If you are interested, please fill out the information below and return to:

Carolina Dart Association
c/o Maridy Knight
3223 Rowena Avenue
Durham, NC 27703

All sponsorships will be on an 8 x 24" sign posted on the stanchions. All artwork and logos may be mailed to jupayne@cisco.com. Please have all information sent by 05/15/2012

_____

Name and information you would like printed on your banner

Sponsorships are $30.00 for 1 banner, $50.00 for 2, and $90.00 for 4. Please make checks payable to: Carolina Dart Association.

Your support is appreciated and we look forward to seeing everyone at the tournament! If you have any questions please call or text Maridy at (919)417-7828 or email maridy16@gmail.com.

The Upper Deck Sports Bar & Pub Cary, NC

AMERICAN DARTS ORGANIZATION

7th Annual Wreck at the Deck

Hosted at The Upper Deck Sports Bar & Pub Cary, NC

June 1-3, 2012
$5,200+

Sanctioned by: AMERICAN DARTS ORGANIZATION

DAY	FRIDAY	SATURDAY							SUNDAY				
Time*	8:00 pm	10:00 am	1:00 pm	1:30 pm	3:00 pm	3:30 pm	5:30 pm	8:00 pm	11:00 am	1:00 pm	1:30 pm	2:30 pm	3:00 pm
Event	Blind Draw 501/CR/ Choice	Mixed Doubles Cricket	Men's Doubles Cricket	Ladies' Singles Cricket	Men's Singles Cricket	Ladies' Doubles Cricket	Mixed 3 Person 601	Blind Draw 501/CR/ Choice	Mixed Doubles 501	Men's Doubles 501	Ladies' Singles 501	Men's Singles 501	Ladies' Doubles 501
Entry Fee	$10 person	$20 team	$20 team	$15** person	$15** person	$20 team	$30 team	$10 person	$20 team	$20 team	$15** person	$15** person	$20 team
1st	$200	$200	$200	$120	$200	$140	$260	30%	$200	$200	$120	$200	$140
2nd	$100	$100	$100	$60	$100	$70	$120	15%	$100	$100	$60	$100	$70
Top 4	$50	$50	$50	$30	$50	$40	$60	10%	$50	$50	$30	$50	$40
Top 8	$26	$26	$26	$15	$25	---	---	5%	$26	$26	$15	$25	---
Total	$504	$504	$504	$300	$500	$290	$500	85%	$504	$504	$300	$500	$290

This is a NON-Smoking Event

* - Posted Times reflect signup deadline, with matches starting 15 minutes later ** - Includes $2 ADO surcharge

NO OUTSIDE BEVERAGES OR FOOD ALLOWED!

Location: **The Upper Deck** 329 N. Harrison Ave, Cary, NC 27513
Host: **Carolina Dart Association and The Upper Deck**
Contact: **Julie Payne** 919-210-9781
Email: jupayne@cisco.com for tournament information

Warning: Darts is an adult sport. It is dangerous for children to play darts without adult supervision. Please use your discretion.
Disclaimer-Amateur Status: The host association and/or the ADO assumes no responsibility for any adverse effects which dart awards may have on the amateur status of any youth participant. Check local regulations.

Hotel: Studio Plus – 600 Weston Parkway, Cary, NC 919-677-9910

Driving Directions: From West: I-40 East to Raleigh. Exit onto Harrison Avenue. Travel approx. 4.5 miles south on Harrison Ave. The Upper Deck is in the shopping center on the right immediately following the traffic light at Chapel Hill Rd.
From North: I-95 south to I-85 south to US-1 south to Raleigh. US-1 (Capital Blvd) to I540 west toward RDU. Airport exit (RDU) around to Aviation Dr. Exit Aviation onto I-40 to Harrison Avenue exit. Follow from above directions.
From South: I-95 to I-40 to Raleigh. In Raleigh, I-40 toward RDU to NC 54. NC 54 (Chapel Hill Rd) west to Harrison Avenue. Turn left onto Harrison then right into shopping center.

Proceeds to benefit:

Lucy Daniels Center for Early Childhood
Helping children live emotionally healthy lives

Central Virginia Dart Association
P.O. Box 14591 Richmond,
Virginia 23221 804-796-9669
www.cvdadarts.com

THE 34th ANNUAL
CVDA DART CLASSIC

JUNE 8-10, 2012
RICHMOND, VA
To benefit Children's Hospital and the American Cancer Society

$11,400

Sanctioned by:

Tournament Directors:
CVDA Board of Directors

	FRIDAY		SATURDAY							SUNDAY				
Sponsors														
Event	7:00PM Blind Draw Doubles	9:00PM Blind Draw Doubles	10:00AM Mixed Doubles	12:30PM Ladies Doubles	1:00PM Men's Singles	3:00PM Ladies Singles	4:00PM Men's Doubles	7:00PM Mixed Triples	9:00PM Blind Draw	10:00AM Men's Doubles	10:30AM Ladies Doubles	12:30PM Men's Singles	1:00PM Ladies Singles	3:30PM Mixed Doubles
	501 FI/DO	Cricket	Cricket	Cricket	501FIDO	501 FI/DO	Cricket	601 FI/DO	501/Cricket	501 FI/DO	501 FI/DO	Cricket	Cricket	501 FI/DO
Entry Fee	$10.00 Person	$10.00 Person	$30.00 Team	$30.00 Team	$17.00* Person	$17.00* Person	$30.00 Team	$45.00 Team	$10.00 Person	$30.00 Team	$30.00 Team	$17.00* Person	$17.00* Person	$30.00 Team
1st	240		450	220	350	200	420	480	240	420	220	300	200	450
2nd	120		220	110	170	100	210	240	120	210	110	140	100	220
3rd – 4th	60		120	60	80	50	110	120	60	110	60	70	50	120
5th – 8th	30		60	30	40	25	50	60	30	50	30	30	25	60
9th – 16th					20							20		
Total	$600		$1,150	$570	$1,000	$500	$1,050	$1,200	$600	$1,050	$570	$860	$500	$1,150

*- Includes $2.00 ADO Sanctioning
Doors open at 6:00 PM Friday.
Full bar and dart concessions on the premises.
NO OUTSIDE FOOD OR DRINKS PERMITTED!!

Holiday Inn Select
1021 Koger Center Blvd.
Richmond, VA 23235-4756
804-379-3800
Reservations: ASK FOR CVDA GROUP RATES!!!!!
$91.00

Youth Events Saturday 8:30 AM by Age Groups Singles
Sunday 8:30 AM Youth/Adult.
Trophies and medals awarded, no cash prizes

A darter causing damages to CVDA and/or Hotel property will assume responsibility for all damages and costs incurred. The darter may be subject to dismissal from the tournament and/or Hotel property.

DISCLAIMER: The Host Association and/or the ADO assumes no responsibility for any adverse effects which darts may have on the amateur status of any Youth participant

---

Break Time Billiards & Piedmont Dart Association Present:

Piedmont Dart Shootout XI

June 22-24, 2012

$2,000

*** Minimum Guaranteed Payout ***

PIEDMONT DART ASSOCIATION

SANCTIONED BY AMERICAN DARTS ORGANIZATION

DAY	FRIDAY	SATURDAY								SUNDAY				
TIME	8:00 PM	10:00 AM	12:30 PM	1:00 PM	3:00 PM	4:00 PM	6:00 PM	11:00 AM	1:30 PM	2:00 PM	3:30 PM	4:00 PM		
	BLIND	MIXED	MEN'S	LADIES'	MEN'S	LADIES'	BLIND	MIXED	MEN'S	LADIES'	MEN'S	LADIES'		
EVENT	DRAW	DOUBLES	DOUBLES	SINGLES	SINGLES	DOUBLES	DRAW	TRIPLES	DOUBLES	SINGLES	SINGLES	DOUBLES		
	501/CRICK	CRICKET	CRICKET	CRICKET	CRICKET	CRICKET	501/CRICK	601	501	501	501	501		
ENTRY FEE	$10 person	$20 team	$20 team	$12 person	$12 person	$20 team	$10 person	$30 team	$20 team	$12 person	$12 person	$20 team		
1st	$100	$100	$100	$50	$100	$60	$100	$120	$100	$50	$100	$60		
2nd	$50	$50	$50	$24	$50	$30	$50	$60	$50	$24	$50	$30		
Top 4	$24	$24	$24	$12	$24		$24	$30	$24	$12	$24			

‡ Fee includes $2.00 ADO Surcharge - Posted Time is close of registration

*** 90% of all entry fees over the $2,000 guarantee will be paid out after expenses ***



Tournament Director:
Nancy Coley 336-299-8068

PDA Web Site:
www.piedmontdarts.org

Directions to Break Time
- I-40 to Hwy 52 North
- Exit 115B (Univ. Pkwy.)
- Turn right at top of ramp, go thru 4 stop lights and North Chase Shopping Ctr. will be on the left.
- Break Time Billiards is in the shopping center

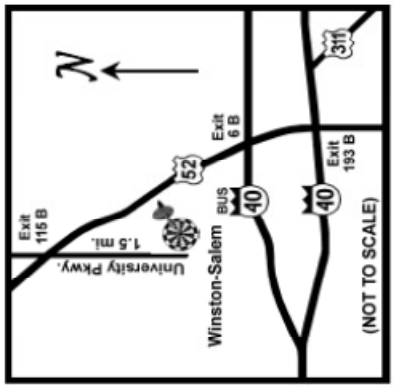

Area Accommodations:

Quality Inn	336-767-9009
Comfort Inn	336-714-8888
Days Inn	336-744-5755
Holiday Inn	336-767-9595

Tournament Location:
Break Time Billiards
5083 University Parkway
Winston-Salem, NC 27106
336-744-9404

BREAK TIME

SANCTIONED

HOSTED BY

$15,000

CHARLOTTE OPEN

July 13th-15th 2012

Please Support Lupus Research

JOKERMAN DARTS

Day	Friday		Saturday						Sunday				
Time	6 pm	8:30 pm	10 am	11 am	1 pm	2 pm	4:30 pm	8 pm	10 am	12:30 pm	1 pm	3 pm	4 pm
Event	Singles 301	Blind Draw**	Mixed Doubles Cricket	Ladies Doubles Cricket	Men's Singles Cricket*	Ladies Singles Cricket*	Men's Doubles Cricket	Blind Draw**	Mixed Doubles 501	Ladies Doubles 501	Men's Doubles 501	Ladies Singles 501*	Men's Singles 501*
Fee	$20 per person	$15 per person	$30 per team	$30 per team	$20 per person*	$20 per person*	$30 per team	$15 per person	$30 per team	$30 per team	$30 per team	$20 per person*	$20 per person*
1st	$400	$360	$400	$320	$500	$350	$400	$360	$400	$320	$400	$350	$500
2nd	$200	$200	$220	$160	$250	$200	$200	$200	$220	$160	$200	$200	$250
Top 4	$100	$100	$100	$80	$150	$100	$100	$100	$100	$80	$100	$100	$150
Top 8	$50	$50	$50	$40	$80	$50	$50	$50	$50	$40	$50	$50	$80
T 16		$30			$40	$20	$30	$30			$30	$20	$40
T 32													

*Singles entry fees include $2 ADO surcharge **Blind Draw will be 501 / Cricket / Choice *** Singles Finals will be Best of 5

Youth Events in Kitty's Kastle Sponsored by Steamer's Sports Pub

Day	Saturday					Sunday			
Time	8:30 AM	11:00 AM	1:00 PM	4:30 PM	7:00 PM	8:30 AM	10:30 AM	12:30 PM	3:00 PM
SteaEvent	401 Singles	Cricket Singles	Draw Doubles 501	Draw Doubles Cricket	Draw Doubles 01/CR/Opt	Youth/Adult 501	401 Singles	Cricket Singles	Draw Doubles 01/CR/Opt
Ages	6-12 13-17	6-12 13-17	6-17	6-17	6-17	6-17	6-12 13-17	6-12 13-17	6-17

DISCLAIMER – AMATEUR STATUS
The Host Association and/or the ADO assumes no responsibility for any adverse effects which Darts awards may have on the amateur status of any Youth Participant. Please check local regulations/restrictions.

WARNING
DARTS is an adult sport. It is dangerous for children to play without adult supervision.

Tournament Director Tammy O'Brien
tournamentdirector@charlottedarts.com
704-813-6069
PLEASE, NO OUTSIDE FOOD OR BEVERAGES IN DART HALL

Sheraton Charlotte Airport HOTEL
The Sheraton Airport Hotel
3315 Scott Futrell Dr
Charlotte NC 28208
704-392-1200
Ask to be included in the darters block $84/night

Please use the link to the right for hotel booking: http://www.starwoodmeeting.com/StarGroupsWeb/res?id=1201179851&key=54CD9

THE TWENTY-FOURTH ANNUAL

MUSIC CITY CLASSIC

$20,000+ STEEL TIP DART TOURNAMENT

JULY 27, 28 & 29, 2012 • NASHVILLE, TENNESSEE

Hosted by The Greater Nashville Darting Association www.gndaonline.com
Tournament Directors: Bob Clark and Chuck Pankow – cpankow@mindspring.com • 615-405-3031

MILLENNIUM MAXWELL HOUSE HOTEL / 2025 Metro Center Blvd., Nashville, TN 37228
RESERVATIONS: 800-457-4460 (Mon–Fri, 8a - 5p CST) • Online Reservations: www.millenniumhotels.com/nashville
Ask for Darters' Rate: $99 per night • Cut-off date for Darters' Rate is July 13.
SMOKING AND OUTSIDE DRINKS ARE NOT PERMITTED IN THE DART HALL.

MILLENNIUM MAXWELL HOUSE

SPONSORED BY: Halex
RANKED BY: WDF WORLD DARTS
RANKED BY: BDO
SANCTIONED BY:
SANCTIONED BY:
DARTS & SUPPLIES SOLD BY: THE DART GUNS
SPONSORED BY: Yuengling

The "Open Pro Event" is 501 – Single-In / Double-Out. Each round is best of 7 legs.
Coin toss decides who starts first leg, alternating starts thereafter. If 7th leg is required, cork decides the start.
Women cannot play in both the Open Pro Event and the Women's singles 301.

Friday 6:30 pm	Friday 7:00 pm	Friday 9:00 pm	Saturday 10:00 am	Saturday 12:30 pm	Saturday 1:00 pm	Saturday 3:30 pm	Saturday 4:00 pm	Saturday 6:30 pm	Saturday 7:30 pm	Saturday 9:30 pm	Sunday 11:00 am	Sunday 11:30 am	Sunday 2:00 pm	Sunday 2:30 pm
Open Pro Singles Event	Women's Singles 301–DD	Draw Doubles 501–SD	Mixed Trips 501–SD	Mens Doubles 501–SD	Women's Singles 501–SD	Mens Singles 501–SD	Women's Doubles 501–SD	Women's Draw*** Cricket/01/CC	4-Person Teams*** 801–SD	Late Nite Draw**** Cricket/01/CC	Women's Singles Cricket	Mens Doubles Cricket	Women's Doubles Cricket	Mens Singles Cricket
$50 Person	$20 Person	$10 Person	$15 Person	$15 Person	$25* Person	$25* Person	$15 Person	$10 Person	$15 Person	$10 Person	$20** Person	$15 Person	$15 Person	$20** Person
1st $1,000	1st $300	1st $400	1st $540	1st $600	1st $300	1st $600	1st $350	1st $140	1st $520	1st $200	1st $300	1st $600	1st $350	1st $600
2nd $500	2nd $150	2nd $200	2nd $270	2nd $300	2nd $150	2nd $300	2nd $170	2nd $70	2nd $260	2nd $100	2nd $150	2nd $300	2nd $170	2nd $300
Top 4 $250	Top 4 $75	Top 4 $110	Top 4 $150	Top 4 $150	Top 4 $75	Top 4 $150	Top 4 $80	Top 4 $40	Top 4 $120	Top 4 $50	Top 4 $75	Top 4 $150	Top 4 $80	Top 4 $150
Top 8 $125	Top 8 $50	Top 8 $60	Top 8 $75	Top 8 $80	Top 8 $50	Top 8 $80	Top 8 $40	Top 8 $20	Top 8 $80	Top 8 $25	Top 8 $50	Top 8 $80	Top 8 $40	Top 8 $80
Top 16 $70	Top 16 $30		Top 16 $50		Top 16 $20	Top 16 $50						Top 16 $50		Top 16 $50
						Top 32 $20								
TOTAL $3,060	TOTAL $800	TOTAL $1,300	TOTAL $1,410	TOTAL $1,920	TOTAL $960	TOTAL $2,240	TOTAL $840	TOTAL $370	TOTAL $1,340	TOTAL $500	TOTAL $800	TOTAL $1,920	TOTAL $840	TOTAL $1,920

YOUTH / ADULT DOUBLES 501 • Sunday Morning: 8:00 a.m. • FREE Entry • Awards presented for First and Second Places.

REGISTRATION ENDS 15 MINUTES PRIOR TO EACH EVENT'S LISTED START TIME. ALL MATCHES ARE BEST 2 OUT OF 3 UNLESS OTHERWISE NOTED.

*Singles 501 (Mens & Women's): Fee includes $2 ADO surcharge and $2 WDF levy fee • Mens: Top 8-Best of 5; Top 4-Best of 7; Final-Best of 9 • Women's: Top 8, Top 4 and Final-Best of 5
**Singles Cricket (Mens & Women's): $20 includes ADO surcharge. Both events Finals are best of 5.
***Women cannot play in both the Women's Draw and the 4-Person Teams events.
****Anyone still playing in the Women's Draw or the 4-Person Teams cannot play in the "Late Nite" Draw.
Random drug testing could occur in any darts event, as required by the World Anti-Doping Agency (WADA)

Spring 2012 RDL Top Singles Records (by division) (FINAL!)

(There are no missing statistics, as all scoresheets from the entire season have been received.)

(Game minimums required for these listings: 16 for all A division teams, 18 for teams G4 & G7 due to a forfeit received, 19 for all other teams)

		"A" Division	W	L	%-age
1	Phillips, Robbie	A1/ Required Elements	21	1	0.955
2	Stankevich, Scott	A2/ Rednecks	19	4	0.826
3	Brown, Tom	A1/ Required Elements	19	5	0.792
	Ray, Robert	A5/ Appetite for Destruction	19	5	0.792
5	Terry, Bob	A4/ Lunatic Fringe	17	5	0.773
6	Mitchell, Sid	A5/ Appetite for Destruction	18	6	0.750
	Murray, Shane	A2/ Rednecks	18	6	0.750
	Berstler, Justin	A2/ Rednecks	12	4	0.750
9	Seward, Mike	A3/ Hu Flung Pu	13	5	0.722
	Tan, Wil	A1/ Required Elements	13	5	0.722
11	Davis, Jim	A3/ Hu Flung Pu	12	5	0.706
12	Gaulthier, Kyle	A3/ Hu Flung Pu	15	7	0.682
13	Hamilton, Billy	A4/ Lunatic Fringe	13	8	0.619
	Kenney, Jon	A1/ Required Elements	13	8	0.619

		"B" Division	W	L	%-age
1	Lloyd, Billy	B5/ Is It In?	25	3	0.893
2	Sandoval, Alberto	B6/ Mug Hunters	21	4	0.840
3	Varnadoe, Matt	B5/ Is It In?	18	4	0.818
4	Watson, Jeff, Sr.	B2/ Jack 9	14	6	0.700
5	Dunleavy, John	B8/ Constantly Corked	15	7	0.682
6	Butters, Kent	B1/ Absolut Confusion	19	9	0.679
	Healy, Simon	B7/ Triple Threats	19	9	0.679
	Johnson, Michael	B7/ Triple Threats	19	9	0.679
9	Butters, Scott	B1/ Absolut Confusion	18	10	0.643
10	Gibbs, Keith	B2/ Jack 9	13	8	0.619
11	Fournier, Jeff	B6/ Mug Hunters	16	10	0.615
	Holland, Steve	B1/ Absolut Confusion	16	10	0.615
13	(four tied)		17	11	0.607

		"C" Division	W	L	%-age
1	Klann, Eric	C6/ Drunk on Arrival	24	4	0.857
2	Hall, Josh	C2/ Excalibur	21	5	0.808
3	Wilcox, Randy	C6/ Drunk on Arrival	22	6	0.786
4	Gallagher, Jim	C3/ Coral Reefers	21	7	0.750
5	Murdaugh, John	C5/ Bulls of Freedom	21	8	0.724
6	Maze, Sam	C4/ Points and Pints	15	6	0.714
7	Litzsinger, Mike	C1/ Nine Lives	18	9	0.667
	Mushow, David	C7/ Ale-ing Archers	18	9	0.667
	Shengulette, Jerry	C6/ Drunk on Arrival	14	7	0.667
10	Gower, Jeremy	C4/ Points and Pints	17	9	0.654
	Harvey, Justin	C7/ Ale-ing Archers	17	9	0.654
12	James, Bob	C2/ Excalibur	18	10	0.643
	Romanchek, David	C1/ Nine Lives	18	10	0.643
14	Wade, Nate	C3/ Coral Reefers	16	9	0.640

		"D" Division	W	L	%-age
1	Hoyt, David	D1/ Rif Raf	23	4	0.852
2	Ohrberg, Keith	D1/ Rif Raf	15	5	0.750
3	Toolan, Chris	D7/ Big Bulls	17	6	0.739
4	Fitzgerald, Aaron	D7/ Big Bulls	21	8	0.724
5	Knott, Ronnie	D3/ Choot 'Em!	20	8	0.714
6	Diamond, Paddy	D1/ Rif Raf	16	7	0.696
7	Allison, Frank	D4/ Sharky's Machine	18	8	0.692
	Flanagan, Stephen	D7/ Big Bulls	18	8	0.692
	McCurry, Gregg	D2/ Leftovers	18	8	0.692
10	Welborn, Tim	D6/ New Lords of Da Board	19	9	0.679
11	Jackson, Barry	D8/ Throwin Stones	14	7	0.667
12	Sautter, Don	D3/ Choot 'Em!	19	10	0.655
13	Dzengeleski, Jimmy	D8/ Throwin Stones	17	9	0.654
14	Bradshaw, Rick	D5/ Flights Unknown	18	10	0.643

		"E" Division	W	L	%-age
1	Goss, Matt	E7/ Double Tap	24	4	0.857
2	Johnson, Dave	E4/ Menace 2 Sobriety	22	5	0.815
3	Gelberg, David	E6/ Dublin-Dublout	20	6	0.769
4	Martinez, Vicente	E8/ The Mayan Dartist	22	7	0.759
5	Ackley, Sean	E1/ Cuban Dart Crisis	18	6	0.750
6	Bunn, Tim	E2/ Force 8 from the Planet X	20	8	0.714
7	Rudy, Jeff	E6/ Dublin-Dublout	17	7	0.708
8	Medlin, Scott	E5/ Starving Dartists	13	6	0.684
9	Hogan, Neal	E3/ Death Throw	14	9	0.609
10	Sexton, Ray	E5/ Starving Dartists	17	11	0.607
	Winter, Wally	E6/ Dublin-Dublout	17	11	0.607
12	Bosier, Sean	E3/ Death Throw	15	10	0.600
	White, J.J.	E4/ Menace 2 Sobriety	15	10	0.600
14	(two tied)		16	11	0.593

		"F" Division	W	L	%-age
1	Massengill, Chad	F3/ BullsHitters	27	1	0.964
2	Tanner, Dave	F5/ The Dysfunction is Back	23	5	0.821
3	Williams, Derek	F6/ Sharkshooters	22	6	0.786
4	Grubb, Donald	F1/ Salute-A-Bulls	17	5	0.773
5	Gilyardi, Ernie	F3/ BullsHitters	15	5	0.750
6	Marks, Ted	F8/ Liquor Posse	19	7	0.731
7	Frumkin, Josh	F7/ Backyard Brawlers	17	7	0.708
8	Stacy, Rod	F6/ Sharkshooters	19	8	0.704
9	Merkle, Pat	F7/ Backyard Brawlers	16	8	0.667
10	Massengill, Randy	F3/ BullsHitters	17	10	0.630
11	Munroe, Joe	F7/ Backyard Brawlers	17	11	0.607
12	Watkins, Nathan	F8/ Liquor Posse	15	11	0.577
13	Williams, Denny	F1/ Salute-A-Bulls	14	11	0.560
14	Caputo, Daniel	F8/ Liquor Posse	15	12	0.556

		"G" Division	W	L	%-age
1	Powell, Mark	G8/ UZMAgain	22	4	0.846
2	Richardson, Shane	G3/ One Armed Bandits	19	5	0.792
3	Long, Eric	G2/ We Be Triplin	17	5	0.773
4	Citrak, Sheldon	G7/ Methodical Madness	14	5	0.737
5	Krestalude, Andy	G1/ Charlie Don't Surf	17	7	0.708
6	Woodard, David	G5/ Bel Biv Dethrow	19	9	0.679
7	Murphy, Phil	G3/ One Armed Bandits	17	9	0.654
8	Kyle, Mike	G4/ Bulls Ear Katknip	15	8	0.652
	Venable, Mike	G7/ Methodical Madness	15	8	0.652
10	Weaver, Ken	G7/ Methodical Madness	13	8	0.619
11	Leggett, Alyssa	G2/ We Be Triplin	17	11	0.607
12	Garzon, Marc	G2/ We Be Triplin	15	10	0.600
	Schrein, David	G8/ UZMAgain	15	10	0.600
14	(three tied)		14	11	0.560

		"H" Division	W	L	%-age
1	Iager, John	H3/ Grateful Darts	17	3	0.850
2	Vick, Justin	H5/ Brown's Bombers	21	5	0.808
3	Morgan, Dennis	H4/ Fullabull	20	5	0.800
4	Huffman, David	H5/ Brown's Bombers	22	6	0.786
5	Boutieller, Nick	H8/ Oh'Hullys	20	7	0.741
6	Todd, Patrick	H1/ Tips & Shafts	19	7	0.731
7	Therrien, Dan	H2/ Y'All Ain't Ready!	16	6	0.727
8	Strang, Joe	H1/ Tips & Shafts	20	8	0.714
9	Maday, Greg	H4/ Fullabull	17	8	0.680
10	Owens, John	H5/ Brown's Bombers	19	9	0.679
	Spaulding, Paul	H5/ Brown's Bombers	19	9	0.679
12	Haynes, Josh	H6/ Missing Flights	13	7	0.650
13	McGrail, Tony	H3/ Grateful Darts	14	9	0.609
14	(two tied)		17	11	0.607

	Women's Records (# of women by div.: A-0, B-10, C-4, D-7, E-4, F-8, G-10, H-21)		W	L	%-age
B	Salter, Whitney	B3/ 2 Girls and a Couple of G	11	11	0.500
	Delp, Paula	B8/ Constantly Corked	11	14	0.440
	DeFontes, Adrienne	B5/ Is It In?	10	17	0.370
C	[No women in C division satisfied the minimum game requirement.]				
D	Blackwelder, Deborah	D5/ Flights Unknown	16	10	0.615
	-	-	-	-	-
E	Becker, Blair	E7/ Double Tap	11	9	0.550
F	McGettigan, Grace	F6/ Sharkshooters	12	10	0.545
	Cyr, Christine	F6/ Sharkshooters	5	16	0.238
G	Leggett, Alyssa	G2/ We Be Triplin	17	11	0.607
	Hartmann, Erin	G1/ Charlie Don't Surf	16	13	0.552
	Dudley, Debbie	G1/ Charlie Don't Surf	11	13	0.458
H	Maze, Michelle	H4/ Fullabull	11	9	0.550
	Boyd, Tammy	H4/ Fullabull	9	10	0.474
	Kincaid, Lisa	H8/ Oh'Hullys	10	15	0.400
	Marriott, Tisha	H7/ Con Dartists	11	18	0.379

Spring 2012 RDL Top Doubles Records (by division) (FINAL!)

(There are no missing statistics, as all scoresheets from the entire season have been received.)

(Game minimums required for these listings: 16 for all A division teams, 18 for teams G4 & G7 due to a forfeit received, 19 for all other teams)

	"A" Division		W	L	%-age
1	Phillips, Robbie	A1/ Required Elements	17	4	0.810
2	Brown, Tom	A1/ Required Elements	19	5	0.792
	Stankevich, Scott	A2/ Rednecks	19	5	0.792
4	Cusher, Dean	A2/ Rednecks	18	5	0.783
5	Terry, Bob	A4/ Lunatic Fringe	18	6	0.750
6	Tan, Wil	A1/ Required Elements	13	5	0.722
7	Persson, Kenny	A3/ Hu Flung Pu	15	6	0.714
8	Mitchell, Sid	A5/ Appetite for Destruction	17	7	0.708
	Mozzetti, Tim	A5/ Appetite for Destruction	17	7	0.708
10	Seward, Mike	A3/ Hu Flung Pu	12	5	0.706
11	Ray, Robert	A5/ Appetite for Destruction	16	8	0.667
12	Murray, Shane	A2/ Rednecks	15	8	0.652
13	Hamilton, Billy	A4/ Lunatic Fringe	13	7	0.650
14	McCurry, Justin	A5/ Appetite for Destruction	11	6	0.647

	"B" Division		W	L	%-age
1	Lloyd, Billy	B5/ Is It In?	22	6	0.786
2	Butters, Kent	B1/ Absolut Confusion	21	6	0.778
3	Johnson, Michael	B7/ Triple Threats	20	7	0.741
	Sandoval, Alberto	B6/ Mug Hunters	20	7	0.741
5	Butters, Scott	B1/ Absolut Confusion	20	8	0.714
6	Fischlein, Kris	B7/ Triple Threats	18	8	0.692
7	Healy, Simon	B7/ Triple Threats	19	9	0.679
8	Rodgers, Trey	B1/ Absolut Confusion	17	9	0.654
9	Beaudoin, Paul	B7/ Triple Threats	13	7	0.650
10	Keller, Tony	B4/ Traveling Beer Bellies	18	10	0.643
11	Fournier, Jeff	B6/ Mug Hunters	16	9	0.640
	Holland, Steve	B1/ Absolut Confusion	16	9	0.640
	McCredie, Bob	B4/ Traveling Beer Bellies	16	9	0.640
14	Delp, Paula	B8/ Constantly Corked	14	9	0.609

	"C" Division		W	L	%-age
1	Wilcox, Randy	C6/ Drunk on Arrival	23	5	0.821
2	Klann, Eric	C6/ Drunk on Arrival	22	6	0.786
3	James, Bob	C2/ Excalibur	18	5	0.783
4	Gallagher, Jim	C3/ Coral Reefers	19	8	0.704
5	Shengulette, Jerry	C6/ Drunk on Arrival	14	6	0.700
6	Mays, John	C1/ Nine Lives	18	9	0.667
7	Roseman, Sean	C3/ Coral Reefers	13	7	0.650
8	Romanchek, David	C1/ Nine Lives	18	10	0.643
9	Hindle, Mikey	C2/ Excalibur	16	9	0.640
10	Harvey, Justin	C7/ Ale-ing Archers	21	12	0.636
11	Copple, Matthew	C1/ Nine Lives	19	11	0.633
12	McCartney, Joe	C7/ Ale-ing Archers	15	9	0.625
	Smith, Butch	C1/ Nine Lives	15	9	0.625
14	(two tied)	C2/ Excalibur	16	10	0.615

	"D" Division		W	L	%-age
1	Toolan, Chris	D7/ Big Bulls	20	6	0.769
2	Fitzgerald, Aaron	D7/ Big Bulls	21	7	0.750
3	Hoyt, David	D1/ Rif Raf	17	6	0.739
	Jackson, Barry	D8/ Throwin Stones	17	6	0.739
5	Lewis, Jim	D8/ Throwin Stones	16	7	0.696
6	Fitzgerald, Dennis	D7/ Big Bulls	17	8	0.680
7	Sautter, Scott	D3/ Choot 'Em!	19	10	0.655
8	Brown, Brandon	D4/ Sharky's Machine	15	8	0.652
9	Flanagan, Stephen	D7/ Big Bulls	16	10	0.615
10	Bateman, Jimmy	D4/ Sharky's Machine	15	10	0.600
11	Blackwelder, Deborah	D5/ Flights Unknown	16	11	0.593
12	Thomas, Tony	D2/ Leftovers	13	9	0.591
13	Leonard, Shawn	D3/ Choot 'Em!	14	10	0.583
14	(four tied)		16	12	0.571

	"E" Division		W	L	%-age
1	Martinez, Vicente	E8/ The Mayan Dartist	24	4	0.857
2	Bunn, Tim	E2/ Force 8 from the Planet X	21	6	0.778
3	Gelberg, David	E6/ Dublin-Dublout	20	6	0.769
4	Goss, Matt	E7/ Double Tap	20	7	0.741
	Goyen, Dave	E2/ Force 8 from the Planet X	20	7	0.741
6	Hunsberger, Jim	E7/ Double Tap	14	5	0.737
7	Winter, Wally	E6/ Dublin-Dublout	19	9	0.679
8	Thompson, Barry	E8/ The Mayan Dartist	21	10	0.677
9	Langston, Frankie	E8/ The Mayan Dartist	15	8	0.652
10	Hall, Danny	E2/ Force 8 from the Planet X	14	8	0.636
11	Jones, Andrew	E6/ Dublin-Dublout	16	10	0.615
	Rudy, Jeff	E6/ Dublin-Dublout	16	10	0.615
13	Gillett, Galen	E2/ Force 8 from the Planet X	12	8	0.600
14	Medlin, Scott	E5/ Starving Dartists	16	11	0.593

	"F" Division		W	L	%-age
1	Massengill, Randy	F3/ BullsHitters	21	4	0.840
2	Massengill, Chad	F3/ BullsHitters	23	5	0.821
3	Fuller, Ian	F4/ Carry Oakie	19	6	0.760
4	Grubb, Donald	F1/ Salute-A-Bulls	16	6	0.727
	Hunnicutt, Dave	F6/ Sharkshooters	16	6	0.727
6	Knight, Eric	F4/ Carry Oakie	16	9	0.640
7	Side, Eric	F4/ Carry Oakie	12	7	0.632
8	Frumkin, Josh	F7/ Backyard Brawlers	15	9	0.625
9	Yoneoka, J.J.	F4/ Carry Oakie	13	8	0.619
10	Tanner, Dave	F5/ The Dysfunction is Back	17	11	0.607
11	Bozza, Doug	F2/ Sofa Kings	13	9	0.591
12	Stacy, Michelle	F6/ Sharkshooters	14	10	0.583
13	Nelson, David	F4/ Carry Oakie	11	8	0.579
	Reece, Robert	F3/ BullsHitters	11	8	0.579

	"G" Division		W	L	%-age
1	Horrall, Mike	G7/ Methodical Madness	16	3	0.842
2	Richardson, Shane	G3/ One Armed Bandits	16	4	0.800
3	Krestalude, Andy	G1/ Charlie Don't Surf	19	5	0.792
4	Hamilton, Brad	G7/ Methodical Madness	19	7	0.731
5	Harper, C.E.	G2/ We Be Triplin	16	6	0.727
6	Long, Eric	G2/ We Be Triplin	17	7	0.708
7	Lewis, Dave	G3/ One Armed Bandits	15	7	0.682
8	Dudley, Debbie	G1/ Charlie Don't Surf	16	8	0.667
	Kiser, Lyman	G3/ One Armed Bandits	16	8	0.667
10	Venable, Mike	G7/ Methodical Madness	15	9	0.625
11	Citrak, Sheldon	G7/ Methodical Madness	13	8	0.619
12	Weaver, Ken	G7/ Methodical Madness	12	9	0.571
13	Garzon, Marc	G2/ We Be Triplin	13	10	0.565
	Murphy, Phil	G3/ One Armed Bandits	13	10	0.565

	"H" Division		W	L	%-age
1	Huffman, David	H5/ Brown's Bombers	25	3	0.893
2	Vick, Justin	H5/ Brown's Bombers	18	3	0.857
3	Rutten, Pete	H5/ Brown's Bombers	22	4	0.846
4	Owens, John	H5/ Brown's Bombers	20	8	0.714
	Spaulding, Paul	H5/ Brown's Bombers	20	8	0.714
6	Spencer, Kenny	H1/ Tips & Shafts	19	8	0.704
7	Todd, Patrick	H1/ Tips & Shafts	18	8	0.692
8	Therrien, Dan	H2/ Y'All Ain't Ready!	16	8	0.667
9	Robertson, Phil	H1/ Tips & Shafts	16	9	0.640
10	Fagan, David	H2/ Y'All Ain't Ready!	14	8	0.636
11	Strang, Joe	H1/ Tips & Shafts	19	11	0.633
12	Casey, Kevin	H5/ Brown's Bombers	17	10	0.630
13	Nettesheim, Doug	H6/ Missing Flights	16	10	0.615
14	(two tied)		15	10	0.600

Women's Records

	(# of women by div.: A-0, B-10, C-4, D-7, E-4, F-8, G-10, H-21)		W	L	%-age
B	Delp, Paula	B8/ Constantly Corked	14	9	0.609
	Salter, Whitney	B3/ 2 Girls and a Couple of G	15	11	0.577
	DeFontes, Adrienne	B5/ Is It In?	15	12	0.556
C	[No women in C division satisfied the minimum game requirement.]				
D	Blackwelder, Deborah	D5/ Flights Unknown	16	11	0.593
	-	-	-	-	-
E	[No women in E division satisfied the minimum game requirement.]				
F	Stacy, Michelle	F6/ Sharkshooters	14	10	0.583
	McGettigan, Grace	F6/ Sharkshooters	6	14	0.300
G	Dudley, Debbie	G1/ Charlie Don't Surf	16	8	0.667
	Leggett, Alyssa	G2/ We Be Triplin	14	13	0.519
	Hartmann, Erin	G1/ Charlie Don't Surf	15	15	0.500
H	Howard, Meghan	H7/ Con Dartists	13	11	0.542
	Maze, Michelle	H4/ Fullabull	12	12	0.500
	Kincaid, Lisa	H8/ Oh'Hullys	10	13	0.435
	Voorhees, Cindy	H4/ Fullabull	11	15	0.423

Spring 2012 RDL Top Singles+Doubles Records (by division) (FINAL!)

(There are no missing statistics, as all scoresheets from the entire season have been received.)

(Game minimums required for these listings: 32 for all A division teams, 35 for teams G4 & G7 due to a forfeit received, 37 for all other teams)

		"A" Division	W	L	%-age
1	Phillips, Robbie	A1/ Required Elements	38	5	0.884
2	Stankevich, Scott	A2/ Rednecks	38	9	0.809
3	Brown, Tom	A1/ Required Elements	38	10	0.792
4	Terry, Bob	A4/ Lunatic Fringe	35	11	0.761
5	Mitchell, Sid	A5/ Appetite for Destruction	35	13	0.729
	Ray, Robert	A5/ Appetite for Destruction	35	13	0.729
7	Tan, Wil	A1/ Required Elements	26	10	0.722
8	Seward, Mike	A3/ Hu Flung Pu	25	10	0.714
9	Murray, Shane	A2/ Rednecks	33	14	0.702
10	Cusher, Dean	A2/ Rednecks	27	14	0.659
11	Hamilton, Billy	A4/ Lunatic Fringe	26	15	0.634
12	Gaulthier, Kyle	A3/ Hu Flung Pu	27	16	0.628
13	Mozzetti, Tim	A5/ Appetite for Destruction	30	18	0.625
	Persson, Kenny	A3/ Hu Flung Pu	25	15	0.625

		"B" Division	W	L	%-age
1	Lloyd, Billy	B5/ Is It In?	47	9	0.839
2	Sandoval, Alberto	B6/ Mug Hunters	41	11	0.788
3	Butters, Kent	B1/ Absolut Confusion	40	15	0.727
4	Johnson, Michael	B7/ Triple Threats	39	16	0.709
5	Varnadoe, Matt	B5/ Is It In?	30	13	0.698
6	Butters, Scott	B1/ Absolut Confusion	38	18	0.679
	Healy, Simon	B7/ Triple Threats	38	18	0.679
8	Fournier, Jeff	B6/ Mug Hunters	32	19	0.627
	Holland, Steve	B1/ Absolut Confusion	32	19	0.627
10	Keller, Tony	B4/ Traveling Beer Bellies	35	21	0.625
11	Fischlein, Kris	B7/ Triple Threats	29	18	0.617
12	Rodgers, Trey	B1/ Absolut Confusion	32	20	0.615
13	Anderson, Ryan	B3/ 2 Girls and a Couple of G	32	21	0.604
14	Beaudoin, Paul	B7/ Triple Threats	25	17	0.595

		"C" Division	W	L	%-age
1	Klann, Eric	C6/ Drunk on Arrival	46	10	0.821
2	Wilcox, Randy	C6/ Drunk on Arrival	45	11	0.804
3	Gallagher, Jim	C3/ Coral Reefers	40	15	0.727
4	Hall, Josh	C2/ Excalibur	37	15	0.712
5	James, Bob	C2/ Excalibur	36	15	0.706
6	Shengulette, Jerry	C6/ Drunk on Arrival	28	13	0.683
7	Harvey, Justin	C7/ Ale-ing Archers	38	21	0.644
8	Romanchek, David	C1/ Nine Lives	36	20	0.643
9	Mays, John	C1/ Nine Lives	35	20	0.636
10	Copple, Matthew	C1/ Nine Lives	37	22	0.627
11	Hindle, Mikey	C2/ Excalibur	31	19	0.620
12	Mushow, David	C7/ Ale-ing Archers	34	21	0.618
13	McCartney, Joe	C7/ Ale-ing Archers	29	19	0.604
14	Roseman, Sean	C3/ Coral Reefers	22	15	0.595

		"D" Division	W	L	%-age
1	Hoyt, David	D1/ Rif Raf	40	10	0.800
2	Toolan, Chris	D7/ Big Bulls	37	12	0.755
3	Fitzgerald, Aaron	D7/ Big Bulls	42	15	0.737
4	Jackson, Barry	D8/ Throwin Stones	31	13	0.705
5	Fitzgerald, Dennis	D7/ Big Bulls	29	15	0.659
6	Flanagan, Stephen	D7/ Big Bulls	34	18	0.654
7	Knott, Ronnie	D3/ Choot 'Em!	36	20	0.643
8	Brown, Brandon	D4/ Sharky's Machine	30	17	0.638
9	Lewis, Jim	D8/ Throwin Stones	27	16	0.628
10	Sautter, Don	D3/ Choot 'Em!	35	22	0.614
11	Dzengeleski, Jimmy	D8/ Throwin Stones	33	21	0.611
12	Blackwelder, Deborah	D5/ Flights Unknown	32	21	0.604
13	Sautter, Scott	D3/ Choot 'Em!	34	23	0.596
14	Bradshaw, Rick	D5/ Flights Unknown	33	23	0.589

		"E" Division	W	L	%-age
1	Martinez, Vicente	E8/ The Mayan Dartist	46	11	0.807
2	Goss, Matt	E7/ Double Tap	44	11	0.800
3	Gelberg, David	E6/ Dublin-Dublout	40	12	0.769
4	Goyen, Dave	E2/ Force 8 from the Planet X	34	11	0.756
5	Bunn, Tim	E2/ Force 8 from the Planet X	41	14	0.745
6	Ackley, Sean	E1/ Cuban Dart Crisis	30	15	0.667
7	Rudy, Jeff	E6/ Dublin-Dublout	33	17	0.660
8	Winter, Wally	E6/ Dublin-Dublout	36	20	0.643
9	Johnson, Dave	E4/ Menace 2 Sobriety	35	20	0.636
10	Medlin, Scott	E5/ Starving Dartists	29	17	0.630
11	Langston, Frankie	E8/ The Mayan Dartist	26	16	0.619
12	Hogan, Neal	E3/ Death Throw	28	19	0.596
13	Gotlibowski, Jim	E1/ Cuban Dart Crisis	22	15	0.595
14	Sexton, Ray	E5/ Starving Dartists	32	22	0.593

		"F" Division	W	L	%-age
1	Massengill, Chad	F3/ BullsHitters	50	6	0.893
2	Grubb, Donald	F1/ Salute-A-Bulls	33	11	0.750
3	Massengill, Randy	F3/ BullsHitters	38	14	0.731
4	Tanner, Dave	F5/ The Dysfunction is Back	40	16	0.714
5	Frumkin, Josh	F7/ Backyard Brawlers	32	16	0.667
6	Williams, Derek	F6/ Sharkshooters	37	19	0.661
7	Gilyardi, Ernie	F3/ BullsHitters	26	14	0.650
8	Fuller, Ian	F4/ Carry Oakie	35	19	0.648
9	Marks, Ted	F8/ Liquor Posse	34	19	0.642
10	Stacy, Rod	F6/ Sharkshooters	35	20	0.636
11	Merkle, Pat	F7/ Backyard Brawlers	30	20	0.600
12	Munroe, Joe	F7/ Backyard Brawlers	32	24	0.571
13	Bozza, Doug	F2/ Sofa Kings	25	19	0.568
14	Knight, Eric	F4/ Carry Oakie	30	23	0.566

		"G" Division	W	L	%-age
1	Richardson, Shane	G3/ One Armed Bandits	35	9	0.795
2	Krestalude, Andy	G1/ Charlie Don't Surf	36	12	0.750
3	Long, Eric	G2/ We Be Triplin	34	12	0.739
4	Powell, Mark	G8/ UZMAgain	35	15	0.700
5	Citrak, Sheldon	G7/ Methodical Madness	27	13	0.675
6	Horrall, Mike	G7/ Methodical Madness	29	14	0.674
7	Venable, Mike	G7/ Methodical Madness	30	17	0.638
8	Hamilton, Brad	G7/ Methodical Madness	31	19	0.620
9	Lewis, Dave	G3/ One Armed Bandits	29	18	0.617
10	Murphy, Phil	G3/ One Armed Bandits	30	19	0.612
11	Deemer, Randy	G2/ We Be Triplin	23	15	0.605
12	Kyle, Mike	G4/ Bulls Ear Katknip	27	18	0.600
13	Weaver, Ken	G7/ Methodical Madness	25	17	0.595
14	Garzon, Marc	G2/ We Be Triplin	28	20	0.583

		"H" Division	W	L	%-age
1	Huffman, David	H5/ Brown's Bombers	47	9	0.839
2	Vick, Justin	H5/ Brown's Bombers	39	8	0.830
3	Rutten, Pete	H5/ Brown's Bombers	39	15	0.722
4	Todd, Patrick	H1/ Tips & Shafts	37	15	0.712
5	Owens, John	H5/ Brown's Bombers	39	17	0.696
	Spaulding, Paul	H5/ Brown's Bombers	39	17	0.696
7	Therrien, Dan	H2/ Y'All Ain't Ready!	32	14	0.696
8	Morgan, Dennis	H4/ Fullabull	36	16	0.692
	Iager, John	H3/ Grateful Darts	27	12	0.692
10	Strang, Joe	H1/ Tips & Shafts	39	19	0.672
11	Spencer, Kenny	H1/ Tips & Shafts	33	18	0.647
12	Maday, Greg	H4/ Fullabull	30	19	0.612
13	Fagan, David	H2/ Y'All Ain't Ready!	25	16	0.610
14	Nettesheim, Doug	H6/ Missing Flights	31	21	0.596

	Women's Records (# of women by div.: A-0, B-10, C-4, D-7, E-4, F-8, G-10, H-21)		W	L	%-age
B	Salter, Whitney	B3/ 2 Girls and a Couple of G	26	22	0.542
	Delp, Paula	B8/ Constantly Corked	25	23	0.521
	DeFontes, Adrienne	B5/ Is It In?	25	29	0.463
C	[No women in C division satisfied the minimum game requirement.]				
D	Blackwelder, Deborah	D5/ Flights Unknown	32	21	0.604
	-	-	-	-	-
E	[No women in E division satisfied the minimum game requirement.]				
F	Stacy, Michelle	F6/ Sharkshooters	21	20	0.512
	McGettigan, Grace	F6/ Sharkshooters	18	24	0.429
G	Leggett, Alyssa	G2/ We Be Triplin	31	24	0.564
	Dudley, Debbie	G1/ Charlie Don't Surf	27	21	0.563
	Hartmann, Erin	G1/ Charlie Don't Surf	31	28	0.525
H	Maze, Michelle	H4/ Fullabull	23	21	0.523
	Howard, Meghan	H7/ Con Dartists	21	21	0.500
	Kincaid, Lisa	H8/ Oh'Hullys	20	28	0.417
	Voorhees, Cindy	H4/ Fullabull	21	33	0.389

Spring 2012 RDL Top All-Star Point Averages (by division) (FINAL!)

(There are no missing statistics, as all scoresheets from the entire season have been received.)

(Game minimums required for these listings: 32 for all A division teams, 35 for teams G4 & G7 due to a forfeit received, 37 for all other teams)

	"A" Division		ASP	TGP	Ave.
1	Phillips, Robbie	A1/ Required Elements	####	43	2.465
2	Gaulthier, Kyle	A3/ Hu Flung Pu	78.5	43	1.826
3	Murray, Shane	A2/ Rednecks	73.0	47	1.553
4	Ray, Robert	A5/ Appetite for Destruction	73.5	48	1.531
5	Seward, Mike	A3/ Hu Flung Pu	53.5	35	1.529
6	Terry, Bob	A4/ Lunatic Fringe	70.0	46	1.522
7	Davis, Jim	A3/ Hu Flung Pu	49.0	34	1.441
8	Tan, Wil	A1/ Required Elements	51.0	36	1.417
9	Stankevich, Scott	A2/ Rednecks	65.5	47	1.394
10	Kenney, Jon	A1/ Required Elements	61.5	45	1.367
11	Brown, Tom	A1/ Required Elements	65.0	48	1.354
12	Heimbach, Matt	A4/ Lunatic Fringe	43.5	36	1.208
13	Mitchell, Sid	A5/ Appetite for Destruction	54.0	48	1.125
14	Persson, Kenny	A3/ Hu Flung Pu	43.5	40	1.088

	"B" Division		ASP	TGP	Ave.
1	Healy, Simon	B7/ Triple Threats	95.0	56	1.696
2	Lloyd, Billy	B5/ Is It In?	91.5	56	1.634
3	Sandoval, Alberto	B6/ Mug Hunters	65.0	52	1.250
4	Butters, Scott	B1/ Absolut Confusion	65.0	56	1.161
5	Keller, Tony	B4/ Traveling Beer Bellies	56.0	56	1.000
6	McNamara, Tim	B2/ Jack 9	39.5	40	0.988
7	Carroll, John	B6/ Mug Hunters	51.0	52	0.981
8	Butters, Kent	B1/ Absolut Confusion	50.0	55	0.909
9	Fischlein, Kris	B7/ Triple Threats	41.0	47	0.872
10	Beaudoin, Paul	B7/ Triple Threats	36.5	42	0.869
11	Hardison, Jon	B3/ 2 Girls and a Couple of G	36.0	42	0.857
12	Anderson, Ryan	B3/ 2 Girls and a Couple of G	42.5	53	0.802
13	Parker, Charles	B5/ Is It In?	42.5	56	0.759
14	Johnson, Michael	B7/ Triple Threats	41.5	55	0.755

	"C" Division		ASP	TGP	Ave.
1	Gallagher, Jim	C3/ Coral Reefers	58.0	55	1.055
2	Hindle, Mikey	C2/ Excalibur	42.5	50	0.850
3	Simpson, David	C5/ Bulls of Freedom	39.5	49	0.806
4	Hall, Josh	C2/ Excalibur	41.5	52	0.798
5	Klann, Eric	C6/ Drunk on Arrival	43.0	56	0.768
6	Wilcox, Randy	C6/ Drunk on Arrival	42.5	56	0.759
7	Murdaugh, John	C5/ Bulls of Freedom	42.0	57	0.737
8	James, Bob	C2/ Excalibur	32.0	51	0.627
9	Mays, John	C1/ Nine Lives	34.5	55	0.627
10	McCartney, Joe	C7/ Ale-ing Archers	30.0	48	0.625
11	Hall, Mike	C4/ Points and Pints	27.0	45	0.600
12	Brody, Kevin	C5/ Bulls of Freedom	27.0	46	0.587
	Smith, Butch	C1/ Nine Lives	27.0	46	0.587
14	Wade, Nate	C3/ Coral Reefers	30.0	52	0.577

	"D" Division		ASP	TGP	Ave.
1	Toolan, Chris	D7/ Big Bulls	43.5	49	0.888
2	Fitzgerald, Dennis	D7/ Big Bulls	30.5	44	0.693
3	Hoyt, David	D1/ Rif Raf	33.0	50	0.660
4	Jackson, Barry	D8/ Throwin Stones	27.5	44	0.625
5	Wells, John	D5/ Flights Unknown	33.5	54	0.620
6	Dzengeleski, Jimmy	D8/ Throwin Stones	32.5	54	0.602
7	Bradshaw, Rick	D5/ Flights Unknown	33.0	56	0.589
8	Horger, Dennis	D1/ Rif Raf	25.0	43	0.581
9	Allison, Frank	D4/ Sharky's Machine	29.5	52	0.567
10	St. Clair, Matt	D1/ Rif Raf	24.0	43	0.558
11	Fitzgerald, Aaron	D7/ Big Bulls	31.0	57	0.544
12	Janssen, Josh	D2/ Leftovers	28.0	52	0.538
13	Thomas, Brent	D2/ Leftovers	29.5	55	0.536
14	Welborn, Tim	D6/ New Lords of Da Board	28.0	53	0.528

	"E" Division		ASP	TGP	Ave.
1	Bunn, Tim	E2/ Force 8 from the Planet X	46.5	55	0.845
2	Johnson, Dave	E4/ Menace 2 Sobriety	43.0	55	0.782
3	Gelberg, David	E6/ Dublin-Dublout	40.0	52	0.769
4	Ackley, Sean	E1/ Cuban Dart Crisis	34.5	45	0.767
5	Goss, Matt	E7/ Double Tap	36.5	55	0.664
6	Martinez, Vicente	E8/ The Mayan Dartist	37.5	57	0.658
7	White, J.J.	E4/ Menace 2 Sobriety	33.5	51	0.657
8	Thompson, Barry	E8/ The Mayan Dartist	38.5	65	0.592
9	Gotlibowski, Jim	E1/ Cuban Dart Crisis	20.5	37	0.554
10	Goyen, Dave	E2/ Force 8 from the Planet X	23.5	45	0.522
11	Willis, Tolson	E3/ Death Throw	26.0	50	0.520
12	Raquet, Michael	E5/ Starving Dartists	28.0	54	0.519
13	Medlin, Scott	E5/ Starving Dartists	23.5	46	0.511
14	Hogan, Neal	E3/ Death Throw	22.0	47	0.468

	"F" Division		ASP	TGP	Ave.
1	Marks, Ted	F8/ Liquor Posse	47.0	53	0.887
2	Massengill, Chad	F3/ BullsHitters	49.5	56	0.884
3	Grubb, Donald	F1/ Salute-A-Bulls	37.5	44	0.852
4	Munroe, Joe	F7/ Backyard Brawlers	47.5	56	0.848
5	Stacy, Rod	F6/ Sharkshooters	43.5	55	0.791
6	Frumkin, Josh	F7/ Backyard Brawlers	35.0	48	0.729
7	Gilyardi, Ernie	F3/ BullsHitters	24.5	40	0.613
8	Alcon, Tony	F2/ Sofa Kings	29.5	51	0.578
9	Caputo, Daniel	F8/ Liquor Posse	29.0	54	0.537
10	Tanner, Dave	F5/ The Dysfunction is Back	30.0	56	0.536
11	Mooty, Aaron	F8/ Liquor Posse	31.0	58	0.534
12	Moore, Ken	F2/ Sofa Kings	25.0	49	0.510
13	Williams, Derek	F6/ Sharkshooters	27.0	56	0.482
14	Williams, Denny	F1/ Salute-A-Bulls	26.0	54	0.481

	"G" Division		ASP	TGP	Ave.
1	Krestalude, Andy	G1/ Charlie Don't Surf	36.0	48	0.750
2	Richardson, Shane	G3/ One Armed Bandits	27.5	44	0.625
3	Leggett, Alyssa	G2/ We Be Triplin	33.5	55	0.609
4	Murphy, Phil	G3/ One Armed Bandits	29.0	49	0.592
5	Hamilton, Brad	G7/ Methodical Madness	29.0	50	0.580
6	Powell, Mark	G8/ UZMAgain	28.5	50	0.570
7	Deemer, Randy	G2/ We Be Triplin	19.0	38	0.500
8	Citrak, Sheldon	G7/ Methodical Madness	19.5	40	0.488
9	Dudley, Robert	G1/ Charlie Don't Surf	25.0	52	0.481
10	Kiser, Lyman	G3/ One Armed Bandits	18.5	41	0.451
11	Hartmann, Erin	G1/ Charlie Don't Surf	26.0	59	0.441
12	Dozier, Jared	G2/ We Be Triplin	19.5	46	0.424
13	Weaver, Ken	G7/ Methodical Madness	17.0	42	0.405
14	Kyle, Mike	G4/ Bulls Ear Katknip	18.0	45	0.400

	"H" Division		ASP	TGP	Ave.
1	Huffman, David	H5/ Brown's Bombers	31.0	56	0.554
2	Nettesheim, Doug	H6/ Missing Flights	27.5	52	0.529
3	Iager, John	H3/ Grateful Darts	20.5	39	0.526
4	Vick, Justin	H5/ Brown's Bombers	21.5	47	0.457
5	Fagan, David	H2/ Y'All Ain't Ready!	18.0	41	0.439
6	Spaulding, Paul	H5/ Brown's Bombers	24.5	56	0.438
7	Therrien, Dan	H2/ Y'All Ain't Ready!	19.5	46	0.424
8	Todd, Patrick	H1/ Tips & Shafts	22.0	52	0.423
9	Morgan, Dennis	H4/ Fullabull	21.5	52	0.413
10	Howard, Meghan	H7/ Con Dartists	16.0	42	0.381
11	McCutchan, Bob	H2/ Y'All Ain't Ready!	17.0	45	0.378
12	Spencer, Kenny	H1/ Tips & Shafts	19.0	51	0.373
13	Owens, John	H5/ Brown's Bombers	19.5	56	0.348
14	Boutieller, Nick	H8/ Oh'Hullys	18.5	54	0.343

Women's Records

	(# of women by div.: A-0, B-10, C-4, D-7, E-4, F-8, G-10, H-21)		W	L	%-age
B	Delp, Paula	B8/ Constantly Corked	34.5	48	0.719
	DeFontes, Adrienne	B5/ Is It In?	27.0	54	0.500
	Salter, Whitney	B3/ 2 Girls and a Couple of G	19.5	48	0.406
C	[No women in C division satisfied the minimum game requirement.]				
D	Blackwelder, Deborah	D5/ Flights Unknown	21.0	53	0.396
	-	-	-	-	-
E	[No women in E division satisfied the minimum game requirement.]				
F	Stacy, Michelle	F6/ Sharkshooters	12.5	41	0.305
	McGettigan, Grace	F6/ Sharkshooters	11.5	42	0.274
G	Leggett, Alyssa	G2/ We Be Triplin	33.5	55	0.609
	Hartmann, Erin	G1/ Charlie Don't Surf	26.0	59	0.441
	Dudley, Debbie	G1/ Charlie Don't Surf	14.0	48	0.292
H	Howard, Meghan	H7/ Con Dartists	16.0	42	0.381
	Maze, Michelle	H4/ Fullabull	11.5	44	0.261
	Voorhees, Cindy	H4/ Fullabull	11.5	54	0.213
	Tompkins, Dena	H8/ Oh'Hullys	6.0	37	0.162

Spring 2012 RDL League-Wide Sectional Statistics (ranked by percentage) (FINAL!)

(All statistics are included, as there were no missing scoresheets this season) (Game minimums required for these listings: 6 for all divisions)

	Singles 301 Win Percentage		W	L	%-age
1	Massengill, Chad	F3/ BullsHitters	14	0	1.000
2	Goss, Matt	E7/ Double Tap	13	1	0.929
	Tanner, Dave	F5/ The Dysfunction is Back	13	1	0.929
4	Hall, Josh	C2/ Excalibur	12	1	0.923
5	Phillips, Robbie	A1/ Required Elements	10	1	0.909
6	Kuhns, John	B6/ Mug Hunters	8	1	0.889
	Johns, Dave	E1/ Cuban Dart Crisis	8	1	0.889
8	Lloyd, Billy	B5/ Is It In?	12	2	0.857
	Klann, Eric	C6/ Drunk on Arrival	12	2	0.857
	Hoyt, David	D1/ Rif Raf	12	2	0.857
	Jur, Jess	D1/ Rif Raf	6	1	0.857
	Casadonte, Paul	G6/ Quackerjacks	6	1	0.857
13	Watson, Jeff, Sr.	B2/ Jack 9	11	2	0.846
	Gelberg, David	E6/ Dublin-Dublout	11	2	0.846
	Johnson, Dave	E4/ Menace 2 Sobriety	11	2	0.846
	Powell, Mark	G8/ UZMAgain	11	2	0.846
	Vick, Justin	H5/ Brown's Bombers	11	2	0.846
18	Murray, Shane	A2/ Rednecks	10	2	0.833
	Frumkin, Josh	F7/ Backyard Brawlers	10	2	0.833
	Walz, Paul	H1/ Tips & Shafts	5	1	0.833
21	Varnadoe, Matt	B5/ Is It In?	9	2	0.818
	McEwen, William	E2/ Force 8 from the Planet X	9	2	0.818
23	Budelman, Jim	A4/ Lunatic Fringe	8	2	0.800
	Iager, John	H3/ Grateful Darts	8	2	0.800
	Therrien, Dan	H2/ Y'All Ain't Ready!	8	2	0.800
26	Romanchek, David	C1/ Nine Lives	11	3	0.786
	Williams, Derek	F6/ Sharkshooters	11	3	0.786
	Leggett, Alyssa	G2/ We Be Triplin	11	3	0.786
	Rutten, Pete	H5/ Brown's Bombers	11	3	0.786
	Spaulding, Paul	H5/ Brown's Bombers	11	3	0.786
31	Gibson, Ed	F4/ Carry Oakie	7	2	0.778
32	Gower, Jeremy	C4/ Points and Pints	10	3	0.769
	Harvey, Justin	C7/ Ale-ing Archers	10	3	0.769
	Allison, Frank	D4/ Sharky's Machine	10	3	0.769
	McCurry, Gregg	D2/ Leftovers	10	3	0.769
	Stacy, Rod	F6/ Sharkshooters	10	3	0.769
37	Mitchell, Sid	A5/ Appetite for Destruction	9	3	0.750
	Ackley, Sean	E1/ Cuban Dart Crisis	9	3	0.750
	Rudy, Jeff	E6/ Dublin-Dublout	9	3	0.750
	Long, Eric	G2/ We Be Triplin	9	3	0.750
	Maday, Greg	H4/ Fullabull	9	3	0.750
	Kilts, Jason	A1/ Required Elements	6	2	0.750
43	Stankevich, Scott	A2/ Rednecks	8	3	0.727
	Terry, Bob	A4/ Lunatic Fringe	8	3	0.727
	Sandoval, Alberto	B6/ Mug Hunters	8	3	0.727
	Ohrberg, Keith	D1/ Rif Raf	8	3	0.727
	Grubb, Donald	F1/ Salute-A-Bulls	8	3	0.727
	McGettigan, Grace	F6/ Sharkshooters	8	3	0.727
49	Johnson, Michael	B7/ Triple Threats	10	4	0.714
	Parker, Charles	B5/ Is It In?	10	4	0.714
	Gallagher, Jim	C3/ Coral Reefers	10	4	0.714
	Litzsinger, Mike	C1/ Nine Lives	10	4	0.714
	Wilcox, Randy	C6/ Drunk on Arrival	10	4	0.714
	Woodard, David	G5/ Bel Biv Dethrow	10	4	0.714
	McCutchan, Bob	H2/ Y'All Ain't Ready!	10	4	0.714
	Strang, Joe	H1/ Tips & Shafts	10	4	0.714
	McNamara, Tim	B2/ Jack 9	5	2	0.714
	Schaefer, Dan	D4/ Sharky's Machine	5	2	0.714
	Ward, Chris	F5/ The Dysfunction is Back	5	2	0.714
60	(five tied - 1 in F, 2 in G, 2 in H)		7	3	0.700

	Singles Cricket Win Percentage		W	L	%-age
1	Phillips, Robbie	A1/ Required Elements	11	0	1.000
	Greene, Sebastian	C7/ Ale-ing Archers	7	0	1.000
	Burney, Gary	C2/ Excalibur	6	0	1.000
4	Lloyd, Billy	B5/ Is It In?	13	1	0.929
	Sandoval, Alberto	B6/ Mug Hunters	13	1	0.929
	Bunn, Tim	E2/ Force 8 from the Planet X	13	1	0.929
	Massengill, Chad	F3/ BullsHitters	13	1	0.929
	Huffman, David	H5/ Brown's Bombers	13	1	0.929
	Morgan, Dennis	H4/ Fullabull	13	1	0.929
10	Brown, Tom	A1/ Required Elements	11	1	0.917
	Ray, Robert	A5/ Appetite for Destruction	11	1	0.917
	Stankevich, Scott	A2/ Rednecks	11	1	0.917
	Krestalude, Andy	G1/ Charlie Don't Surf	11	1	0.917
	Richardson, Shane	G3/ One Armed Bandits	11	1	0.917
15	Gaulthier, Kyle	A3/ Hu Flung Pu	10	1	0.909
16	Iager, John	H3/ Grateful Darts	9	1	0.900
17	Seward, Mike	A3/ Hu Flung Pu	8	1	0.889
18	Berstler, Justin	A2/ Rednecks	7	1	0.875
	Crites, Randy	B7/ Triple Threats	7	1	0.875
	Gillett, Galen	E2/ Force 8 from the Planet X	7	1	0.875
21	Butters, Scott	B1/ Absolut Confusion	12	2	0.857
	Klann, Eric	C6/ Drunk on Arrival	12	2	0.857
	Murdaugh, John	C5/ Bulls of Freedom	12	2	0.857
	Wilcox, Randy	C6/ Drunk on Arrival	12	2	0.857
	Knott, Ronnie	D3/ Choot 'Em!	12	2	0.857
	Goyen, Dave	E2/ Force 8 from the Planet X	12	2	0.857
	Martinez, Vicente	E8/ The Mayan Dartist	12	2	0.857
28	Hoyt, David	D1/ Rif Raf	11	2	0.846
	Toolan, Chris	D7/ Big Bulls	11	2	0.846
	Powell, Mark	G8/ UZMAgain	11	2	0.846
	Boutieller, Nick	H8/ Oh'Hullys	11	2	0.846
	Todd, Patrick	H1/ Tips & Shafts	11	2	0.846
33	Diamond, Paddy	D1/ Rif Raf	10	2	0.833
	Hyler, Dale	A1/ Required Elements	5	1	0.833
35	Terry, Bob	A4/ Lunatic Fringe	9	2	0.818
	McNamara, Tim	B2/ Jack 9	9	2	0.818
	Varnadoe, Matt	B5/ Is It In?	9	2	0.818
	Grubb, Donald	F1/ Salute-A-Bulls	9	2	0.818
39	Gotlibowski, Jim	E1/ Cuban Dart Crisis	8	2	0.800
	Gilyardi, Ernie	F3/ BullsHitters	8	2	0.800
	Long, Eric	G2/ We Be Triplin	8	2	0.800
42	Anderson, Ryan	B3/ 2 Girls and a Couple of C	11	3	0.786
	Healy, Simon	B7/ Triple Threats	11	3	0.786
	Reygers, Jeff	B3/ 2 Girls and a Couple of C	11	3	0.786
	Copple, Matthew	C1/ Nine Lives	11	3	0.786
	Gallagher, Jim	C3/ Coral Reefers	11	3	0.786
	Fitzgerald, Aaron	D7/ Big Bulls	11	3	0.786
	Goss, Matt	E7/ Double Tap	11	3	0.786
	Johnson, Dave	E4/ Menace 2 Sobriety	11	3	0.786
	Williams, Derek	F6/ Sharkshooters	11	3	0.786
	Owens, John	H5/ Brown's Bombers	11	3	0.786
52	Davis, Jim	A3/ Hu Flung Pu	7	2	0.778
	Tan, Wil	A1/ Required Elements	7	2	0.778
	Ohrberg, Keith	D1/ Rif Raf	7	2	0.778
	Knight, Tim	F3/ BullsHitters	7	2	0.778
	Citrak, Sheldon	G7/ Methodical Madness	7	2	0.778
	Strickland, Craig	G6/ Quackerjacks	7	2	0.778
58	Marks, Ted	F8/ Liquor Posse	10	3	0.769
	Murphy, Phil	G3/ One Armed Bandits	10	3	0.769
	Vick, Justin	H5/ Brown's Bombers	10	3	0.769
61	(four tied - 1 each in A / C / E / H)		9	3	0.750
	(four tied - 1 in D, 2 in F, 1 in G)		6	2	0.750

Spring 2012 RDL League-Wide Sectional Statistics (ranked by percentage) (FINAL!)

(All statistics are included, as there were no missing scoresheets this season) (Game minimums required for these listings: 6 for all divisions)

	Doubles Cricket Win Percentage		W	L	%-age
1	Crites, Randy	B7/ Triple Threats	8	0	1.000
	Brown, Phil	E8/ The Mayan Dartist	8	0	1.000
	Kilts, Jason	A1/ Required Elements	6	0	1.000
	Wall, Keith	A1/ Required Elements	6	0	1.000
	Schwochow, Andy	C7/ Ale-ing Archers	6	0	1.000
6	Wilcox, Randy	C6/ Drunk on Arrival	13	1	0.929
	Massengill, Chad	F3/ BullsHitters	13	1	0.929
	Massengill, Randy	F3/ BullsHitters	13	1	0.929
	Huffman, David	H5/ Brown's Bombers	13	1	0.929
	Rutten, Pete	H5/ Brown's Bombers	13	1	0.929
11	Stankevich, Scott	A2/ Rednecks	11	1	0.917
	Krestalude, Andy	G1/ Charlie Don't Surf	11	1	0.917
13	Cusher, Dean	A2/ Rednecks	10	1	0.909
	Phillips, Robbie	A1/ Required Elements	10	1	0.909
	Grubb, Donald	F1/ Salute-A-Bulls	10	1	0.909
	Hunnicutt, Dave	F6/ Sharkshooters	10	1	0.909
17	Massengill, Robert	F3/ BullsHitters	7	1	0.875
	Horrall, Mike	G7/ Methodical Madness	7	1	0.875
19	Johnson, Michael	B7/ Triple Threats	12	2	0.857
	Klann, Eric	C6/ Drunk on Arrival	12	2	0.857
	Martinez, Vicente	E8/ The Mayan Dartist	12	2	0.857
22	Gelberg, David	E6/ Dublin-Dublout	11	2	0.846
	Spencer, Kenny	H1/ Tips & Shafts	11	2	0.846
24	Brown, Tom	A1/ Required Elements	10	2	0.833
	Ray, Robert	A5/ Appetite for Destruction	10	2	0.833
	James, Bob	C2/ Excalibur	10	2	0.833
	Hoyt, David	D1/ Rif Raf	10	2	0.833
	Lewis, Jim	D8/ Throwin Stones	10	2	0.833
	Richardson, Shane	G3/ One Armed Bandits	10	2	0.833
	Jur, Jess	D1/ Rif Raf	5	1	0.833
31	McCurry, Justin	A5/ Appetite for Destruction	9	2	0.818
	Shengulette, Jerry	C6/ Drunk on Arrival	9	2	0.818
	Jackson, Barry	D8/ Throwin Stones	9	2	0.818
34	Thompson, Barry	E8/ The Mayan Dartist	13	3	0.813
35	Butters, Kent	B1/ Absolut Confusion	11	3	0.786
	Butters, Scott	B1/ Absolut Confusion	11	3	0.786
	Fischlein, Kris	B7/ Triple Threats	11	3	0.786
	Lloyd, Billy	B5/ Is It In?	11	3	0.786
	Fitzgerald, Aaron	D7/ Big Bulls	11	3	0.786
	Fuller, Ian	F4/ Carry Oakie	11	3	0.786
41	Tan, Wil	A1/ Required Elements	7	2	0.778
	Scott, Kevin	C6/ Drunk on Arrival	7	2	0.778
	Nelson, Shane	F8/ Liquor Posse	7	2	0.778
44	Hall, Josh	C2/ Excalibur	10	3	0.769
	Hindle, Mikey	C2/ Excalibur	10	3	0.769
	Fitzgerald, Dennis	D7/ Big Bulls	10	3	0.769
	Flanagan, Stephen	D7/ Big Bulls	10	3	0.769
	Toolan, Chris	D7/ Big Bulls	10	3	0.769
	Hamilton, Brad	G7/ Methodical Madness	10	3	0.769
50	Terry, Bob	A4/ Lunatic Fringe	9	3	0.750
	Bither, Dana	B7/ Triple Threats	9	3	0.750
	Strang, Amy	H1/ Tips & Shafts	9	3	0.750
	Vick, Justin	H5/ Brown's Bombers	9	3	0.750
	Knight, Tim	F3/ BullsHitters	6	2	0.750
	Gates, Dan	G5/ Bel Biv Dethrow	6	2	0.750
	Davis, Stu	H1/ Tips & Shafts	6	2	0.750
57	Pleasant, Lis	B8/ Constantly Corked	8	3	0.727
	Langston, Frankie	E8/ The Mayan Dartist	8	3	0.727
	Citrak, Sheldon	G7/ Methodical Madness	8	3	0.727
60	(eight tied - 2 in B, 4 in E, 1 in F, 1 in H)		10	4	0.714
	(one tied - in G)		5	2	0.714

	Doubles 501 Win Percentage		W	L	%-age
1	Vick, Justin	H5/ Brown's Bombers	9	0	1.000
	Hyler, Dale	A1/ Required Elements	7	0	1.000
3	Casey, Kevin	H5/ Brown's Bombers	13	1	0.929
4	Martinez, Vicente	E8/ The Mayan Dartist	12	2	0.857
	Huffman, David	H5/ Brown's Bombers	12	2	0.857
	Jur, Jess	D1/ Rif Raf	6	1	0.857
	Gibson, Ed	F4/ Carry Oakie	6	1	0.857
8	Bunn, Tim	E2/ Force 8 from the Planet J	11	2	0.846
	Todd, Patrick	H1/ Tips & Shafts	11	2	0.846
10	Mitchell, Sid	A5/ Appetite for Destruction	10	2	0.833
	Mozzetti, Tim	A5/ Appetite for Destruction	10	2	0.833
	Murray, David	A2/ Rednecks	5	1	0.833
	Hunsberger, Jim	E7/ Double Tap	5	1	0.833
14	Horrall, Mike	G7/ Methodical Madness	9	2	0.818
15	Persson, Kenny	A3/ Hu Flung Pu	8	2	0.800
	Lane, Tim	B1/ Absolut Confusion	8	2	0.800
	Harper, C.E.	G2/ We Be Triplin	8	2	0.800
18	Lloyd, Billy	B5/ Is It In?	11	3	0.786
	Gallagher, Jim	C3/ Coral Reefers	11	3	0.786
	Owens, John	H5/ Brown's Bombers	11	3	0.786
	Spaulding, Paul	H5/ Brown's Bombers	11	3	0.786
22	Seward, Mike	A3/ Hu Flung Pu	7	2	0.778
23	Butters, Kent	B1/ Absolut Confusion	10	3	0.769
	Sandoval, Alberto	B6/ Mug Hunters	10	3	0.769
	Toolan, Chris	D7/ Big Bulls	10	3	0.769
	Goss, Matt	E7/ Double Tap	10	3	0.769
	Goyen, Dave	E2/ Force 8 from the Planet J	10	3	0.769
28	Harvey, Justin	C7/ Ale-ing Archers	12	4	0.750
	Brown, Tom	A1/ Required Elements	9	3	0.750
	Terry, Bob	A4/ Lunatic Fringe	9	3	0.750
	McCredie, Bob	B4/ Traveling Beer Bellies	9	3	0.750
	Frumkin, Josh	F7/ Backyard Brawlers	9	3	0.750
	Rutten, Pete	H5/ Brown's Bombers	9	3	0.750
	Kilts, Jason	A1/ Required Elements	6	2	0.750
	Ayers, Judson	D1/ Rif Raf	6	2	0.750
	Richardson, Shane	G3/ One Armed Bandits	6	2	0.750
37	Sautter, Scott	D3/ Choot 'Em!	11	4	0.733
	Strang, Joe	H1/ Tips & Shafts	11	4	0.733
39	Hamilton, Billy	A4/ Lunatic Fringe	8	3	0.727
	Delp, Paula	B8/ Constantly Corked	8	3	0.727
	James, Bob	C2/ Excalibur	8	3	0.727
	Brown, Brandon	D4/ Sharky's Machine	8	3	0.727
	Hall, Danny	E2/ Force 8 from the Planet J	8	3	0.727
	Bozza, Doug	F2/ Sofa Kings	8	3	0.727
	Fuller, Ian	F4/ Carry Oakie	8	3	0.727
	Massengill, Randy	F3/ BullsHitters	8	3	0.727
	Prosser, Brad	F7/ Backyard Brawlers	8	3	0.727
	Boutieller, Tina	G2/ We Be Triplin	8	3	0.727
	Kiser, Lyman	G3/ One Armed Bandits	8	3	0.727
	Long, Eric	G2/ We Be Triplin	8	3	0.727
51	Klann, Eric	C6/ Drunk on Arrival	10	4	0.714
	Romanchek, David	C1/ Nine Lives	10	4	0.714
	Wilcox, Randy	C6/ Drunk on Arrival	10	4	0.714
	Fitzgerald, Aaron	D7/ Big Bulls	10	4	0.714
	Massengill, Chad	F3/ BullsHitters	10	4	0.714
	Witz, Steve	A3/ Hu Flung Pu	5	2	0.714
	Schwochow, Andy	C7/ Ale-ing Archers	5	2	0.714
	Ferris, Paul	E7/ Double Tap	5	2	0.714
	Reiser, Brian	E5/ Starving Dartists	5	2	0.714
	Vauter, Bob	F4/ Carry Oakie	5	2	0.714
61	(eight tied - 2 in A, 1 in C, 1 in E, 2 in G, 2 in H)		7	3	0.700

Spring 2012 RDL Top Singles, Doubles Win Percentages (League-wide) (FINAL!)

(There are no missing statistics, as all scoresheets from the entire season have been received.)

(Game minimums required for these listings: 16 for all A division teams, 18 for teams G4 & G7 due to a forfeit received, 19 for all other teams)

	Singles Win Percentage		W	L	%-age
1	Massengill, Chad	F3/ BullsHitters	27	1	0.964
2	Phillips, Robbie	A1/ Required Elements	21	1	0.955
3	Lloyd, Billy	B5/ Is It In?	25	3	0.893
4	Klann, Eric	C6/ Drunk on Arrival	24	4	0.857
	Goss, Matt	E7/ Double Tap	24	4	0.857
6	Hoyt, David	D1/ Rif Raf	23	4	0.852
7	Iager, John	H3/ Grateful Darts	17	3	0.850
8	Powell, Mark	G8/ UZMAgain	22	4	0.846
9	Sandoval, Alberto	B6/ Mug Hunters	21	4	0.840
10	Stankevich, Scott	A2/ Rednecks	19	4	0.826
11	Tanner, Dave	F5/ The Dysfunction is Back	23	5	0.821
12	Varnadoe, Matt	B5/ Is It In?	18	4	0.818
13	Johnson, Dave	E4/ Menace 2 Sobriety	22	5	0.815
14	Hall, Josh	C2/ Excalibur	21	5	0.808
	Vick, Justin	H5/ Brown's Bombers	21	5	0.808
16	Morgan, Dennis	H4/ Fullabull	20	5	0.800
17	Brown, Tom	A1/ Required Elements	19	5	0.792
	Ray, Robert	A5/ Appetite for Destruction	19	5	0.792
	Richardson, Shane	G3/ One Armed Bandits	19	5	0.792
20	Wilcox, Randy	C6/ Drunk on Arrival	22	6	0.786
	Williams, Derek	F6/ Sharkshooters	22	6	0.786
	Huffman, David	H5/ Brown's Bombers	22	6	0.786
23	Terry, Bob	A4/ Lunatic Fringe	17	5	0.773
	Grubb, Donald	F1/ Salute-A-Bulls	17	5	0.773
	Long, Eric	G2/ We Be Triplin	17	5	0.773
26	Gelberg, David	E6/ Dublin-Dublout	20	6	0.769
27	Martinez, Vicente	E8/ The Mayan Dartist	22	7	0.759
28	Gallagher, Jim	C3/ Coral Reefers	21	7	0.750
	Mitchell, Sid	A5/ Appetite for Destruction	18	6	0.750
	Murray, Shane	A2/ Rednecks	18	6	0.750
	Ackley, Sean	E1/ Cuban Dart Crisis	18	6	0.750
	Ohrberg, Keith	D1/ Rif Raf	15	5	0.750
	Gilyardi, Ernie	F3/ BullsHitters	15	5	0.750
	Berstler, Justin	A2/ Rednecks	12	4	0.750
35	Boutieller, Nick	H8/ Oh'Hullys	20	7	0.741
36	Toolan, Chris	D7/ Big Bulls	17	6	0.739
37	Citrak, Sheldon	G7/ Methodical Madness	14	5	0.737
38	Marks, Ted	F8/ Liquor Posse	19	7	0.731
	Todd, Patrick	H1/ Tips & Shafts	19	7	0.731
40	Therrien, Dan	H2/ Y'All Ain't Ready!	16	6	0.727
41	Murdaugh, John	C5/ Bulls of Freedom	21	8	0.724
	Fitzgerald, Aaron	D7/ Big Bulls	21	8	0.724
43	Seward, Mike	A3/ Hu Flung Pu	13	5	0.722
	Tan, Wil	A1/ Required Elements	13	5	0.722
45	Knott, Ronnie	D3/ Choot 'Em!	20	8	0.714
	Bunn, Tim	E2/ Force 8 from the Planet X	20	8	0.714
	Strang, Joe	H1/ Tips & Shafts	20	8	0.714
	Maze, Sam	C4/ Points and Pints	15	6	0.714
49	Rudy, Jeff	E6/ Dublin-Dublout	17	7	0.708
	Frumkin, Josh	F7/ Backyard Brawlers	17	7	0.708
	Krestalude, Andy	G1/ Charlie Don't Surf	17	7	0.708
52	Davis, Jim	A3/ Hu Flung Pu	12	5	0.706
53	Stacy, Rod	F6/ Sharkshooters	19	8	0.704
54	Watson, Jeff, Sr.	B2/ Jack 9	14	6	0.700
55	Diamond, Paddy	D1/ Rif Raf	16	7	0.696
56	Allison, Frank	D4/ Sharky's Machine	18	8	0.692
	Flanagan, Stephen	D7/ Big Bulls	18	8	0.692
	McCurry, Gregg	D2/ Leftovers	18	8	0.692
59	Medlin, Scott	E5/ Starving Dartists	13	6	0.684
60	Gaulthier, Kyle	A3/ Hu Flung Pu	15	7	0.682
	Dunleavy, John	B8/ Constantly Corked	15	7	0.682
62	Maday, Greg	H4/ Fullabull	17	8	0.680
63	(seven tied - 3 in B, 1 in D, 1 in G, 2 in H)		19	9	0.679

	Doubles Win Percentage		W	L	%-age
1	Huffman, David	H5/ Brown's Bombers	25	3	0.893
2	Martinez, Vicente	E8/ The Mayan Dartist	24	4	0.857
	Vick, Justin	H5/ Brown's Bombers	18	3	0.857
4	Rutten, Pete	H5/ Brown's Bombers	22	4	0.846
5	Horrall, Mike	G7/ Methodical Madness	16	3	0.842
6	Massengill, Randy	F3/ BullsHitters	21	4	0.840
7	Wilcox, Randy	C6/ Drunk on Arrival	23	5	0.821
	Massengill, Chad	F3/ BullsHitters	23	5	0.821
9	Phillips, Robbie	A1/ Required Elements	17	4	0.810
10	Richardson, Shane	G3/ One Armed Bandits	16	4	0.800
11	Brown, Tom	A1/ Required Elements	19	5	0.792
	Stankevich, Scott	A2/ Rednecks	19	5	0.792
	Krestalude, Andy	G1/ Charlie Don't Surf	19	5	0.792
14	Lloyd, Billy	B5/ Is It In?	22	6	0.786
	Klann, Eric	C6/ Drunk on Arrival	22	6	0.786
16	Cusher, Dean	A2/ Rednecks	18	5	0.783
	James, Bob	C2/ Excalibur	18	5	0.783
18	Butters, Kent	B1/ Absolut Confusion	21	6	0.778
	Bunn, Tim	E2/ Force 8 from the Planet X	21	6	0.778
20	Toolan, Chris	D7/ Big Bulls	20	6	0.769
	Gelberg, David	E6/ Dublin-Dublout	20	6	0.769
22	Fuller, Ian	F4/ Carry Oakie	19	6	0.760
23	Fitzgerald, Aaron	D7/ Big Bulls	21	7	0.750
	Terry, Bob	A4/ Lunatic Fringe	18	6	0.750
25	Johnson, Michael	B7/ Triple Threats	20	7	0.741
	Sandoval, Alberto	B6/ Mug Hunters	20	7	0.741
	Goss, Matt	E7/ Double Tap	20	7	0.741
	Goyen, Dave	E2/ Force 8 from the Planet X	20	7	0.741
29	Hoyt, David	D1/ Rif Raf	17	6	0.739
	Jackson, Barry	D8/ Throwin Stones	17	6	0.739
31	Hunsberger, Jim	E7/ Double Tap	14	5	0.737
32	Hamilton, Brad	G7/ Methodical Madness	19	7	0.731
33	Grubb, Donald	F1/ Salute-A-Bulls	16	6	0.727
	Hunnicutt, Dave	F6/ Sharkshooters	16	6	0.727
	Harper, C.E.	G2/ We Be Triplin	16	6	0.727
36	Tan, Wil	A1/ Required Elements	13	5	0.722
37	Butters, Scott	B1/ Absolut Confusion	20	8	0.714
	Owens, John	H5/ Brown's Bombers	20	8	0.714
	Spaulding, Paul	H5/ Brown's Bombers	20	8	0.714
	Persson, Kenny	A3/ Hu Flung Pu	15	6	0.714
41	Mitchell, Sid	A5/ Appetite for Destruction	17	7	0.708
	Mozzetti, Tim	A5/ Appetite for Destruction	17	7	0.708
	Long, Eric	G2/ We Be Triplin	17	7	0.708
44	Seward, Mike	A3/ Hu Flung Pu	12	5	0.706
45	Gallagher, Jim	C3/ Coral Reefers	19	8	0.704
	Spencer, Kenny	H1/ Tips & Shafts	19	8	0.704
47	Shengulette, Jerry	C6/ Drunk on Arrival	14	6	0.700
48	Lewis, Jim	D8/ Throwin Stones	16	7	0.696
49	Fischlein, Kris	B7/ Triple Threats	18	8	0.692
	Todd, Patrick	H1/ Tips & Shafts	18	8	0.692
51	Lewis, Dave	G3/ One Armed Bandits	15	7	0.682
52	Fitzgerald, Dennis	D7/ Big Bulls	17	8	0.680
53	Healy, Simon	B7/ Triple Threats	19	9	0.679
	Winter, Wally	E6/ Dublin-Dublout	19	9	0.679
55	Thompson, Barry	E8/ The Mayan Dartist	21	10	0.677
56	Mays, John	C1/ Nine Lives	18	9	0.667
	Ray, Robert	A5/ Appetite for Destruction	16	8	0.667
	Dudley, Debbie	G1/ Charlie Don't Surf	16	8	0.667
	Kiser, Lyman	G3/ One Armed Bandits	16	8	0.667
	Therrien, Dan	H2/ Y'All Ain't Ready!	16	8	0.667
61	Sautter, Scott	D3/ Choot 'Em!	19	10	0.655
62	Rodgers, Trey	B1/ Absolut Confusion	17	9	0.654
63	Murray, Shane	A2/ Rednecks	15	8	0.652
	Brown, Brandon	D4/ Sharky's Machine	15	8	0.652
	Langston, Frankie	E8/ The Mayan Dartist	15	8	0.652

Spring 2012 RDL Top Singles+Doubles Win %-ages, All-Star Point Aves. (League-wide) (FINAL!)

(There are no missing statistics, as all scoresheets from the entire season have been received.)

(Game minimums required for these listings: 32 for all A division teams, 35 for teams G4 & G7 due to a forfeit received, 37 for all other teams)

	Singles+Doubles Win Percentages		W	L	%-age
1	Massengill, Chad	F3/ BullsHitters	50	6	0.893
2	Phillips, Robbie	A1/ Required Elements	38	5	0.884
3	Lloyd, Billy	B5/ Is It In?	47	9	0.839
	Huffman, David	H5/ Brown's Bombers	47	9	0.839
5	Vick, Justin	H5/ Brown's Bombers	39	8	0.830
6	Klann, Eric	C6/ Drunk on Arrival	46	10	0.821
7	Stankevich, Scott	A2/ Rednecks	38	9	0.809
8	Martinez, Vicente	E8/ The Mayan Dartist	46	11	0.807
9	Wilcox, Randy	C6/ Drunk on Arrival	45	11	0.804
10	Goss, Matt	E7/ Double Tap	44	11	0.800
	Hoyt, David	D1/ Rif Raf	40	10	0.800
12	Richardson, Shane	G3/ One Armed Bandits	35	9	0.795
13	Brown, Tom	A1/ Required Elements	38	10	0.792
14	Sandoval, Alberto	B6/ Mug Hunters	41	11	0.788
15	Gelberg, David	E6/ Dublin-Dublout	40	12	0.769
16	Terry, Bob	A4/ Lunatic Fringe	35	11	0.761
17	Goyen, Dave	E2/ Force 8 from the Planet X	34	11	0.756
18	Toolan, Chris	D7/ Big Bulls	37	12	0.755
19	Krestalude, Andy	G1/ Charlie Don't Surf	36	12	0.750
	Grubb, Donald	F1/ Salute-A-Bulls	33	11	0.750
21	Bunn, Tim	E2/ Force 8 from the Planet X	41	14	0.745
22	Long, Eric	G2/ We Be Triplin	34	12	0.739
23	Fitzgerald, Aaron	D7/ Big Bulls	42	15	0.737
24	Massengill, Randy	F3/ BullsHitters	38	14	0.731
25	Mitchell, Sid	A5/ Appetite for Destruction	35	13	0.729
	Ray, Robert	A5/ Appetite for Destruction	35	13	0.729
27	Butters, Kent	B1/ Absolut Confusion	40	15	0.727
	Gallagher, Jim	C3/ Coral Reefers	40	15	0.727
29	Rutten, Pete	H5/ Brown's Bombers	39	15	0.722
	Tan, Wil	A1/ Required Elements	26	10	0.722
31	Tanner, Dave	F5/ The Dysfunction is Back	40	16	0.714
	Seward, Mike	A3/ Hu Flung Pu	25	10	0.714
33	Hall, Josh	C2/ Excalibur	37	15	0.712
	Todd, Patrick	H1/ Tips & Shafts	37	15	0.712
35	Johnson, Michael	B7/ Triple Threats	39	16	0.709
36	James, Bob	C2/ Excalibur	36	15	0.706
37	Jackson, Barry	D8/ Throwin Stones	31	13	0.705
38	Murray, Shane	A2/ Rednecks	33	14	0.702
39	Powell, Mark	G8/ UZMAgain	35	15	0.700
40	Varnadoe, Matt	B5/ Is It In?	30	13	0.698
41	Owens, John	H5/ Brown's Bombers	39	17	0.696
	Spaulding, Paul	H5/ Brown's Bombers	39	17	0.696
43	Therrien, Dan	H2/ Y'All Ain't Ready!	32	14	0.696
44	Morgan, Dennis	H4/ Fullabull	36	16	0.692
	Iager, John	H3/ Grateful Darts	27	12	0.692
46	Shengulette, Jerry	C6/ Drunk on Arrival	28	13	0.683
47	Butters, Scott	B1/ Absolut Confusion	38	18	0.679
	Healy, Simon	B7/ Triple Threats	38	18	0.679
49	Citrak, Sheldon	G7/ Methodical Madness	27	13	0.675
50	Horrall, Mike	G7/ Methodical Madness	29	14	0.674
51	Strang, Joe	H1/ Tips & Shafts	39	19	0.672
52	Frumkin, Josh	F7/ Backyard Brawlers	32	16	0.667
	Ackley, Sean	E1/ Cuban Dart Crisis	30	15	0.667
54	Williams, Derek	F6/ Sharkshooters	37	19	0.661
55	Rudy, Jeff	E6/ Dublin-Dublout	33	17	0.660
56	Fitzgerald, Dennis	D7/ Big Bulls	29	15	0.659
57	Cusher, Dean	A2/ Rednecks	27	14	0.659
58	Flanagan, Stephen	D7/ Big Bulls	34	18	0.654
59	Gilyardi, Ernie	F3/ BullsHitters	26	14	0.650
60	Fuller, Ian	F4/ Carry Oakie	35	19	0.648
61	Spencer, Kenny	H1/ Tips & Shafts	33	18	0.647
62	Harvey, Justin	C7/ Ale-ing Archers	38	21	0.644
63	Romanchek, David	C1/ Nine Lives	36	20	0.643
	Knott, Ronnie	D3/ Choot 'Em!	36	20	0.643
	Winter, Wally	E6/ Dublin-Dublout	36	20	0.643

	All-Star Point Averages		ASP	TGP	Ave.
1	Phillips, Robbie	A1/ Required Elements	106.0	43	2.465
2	Gaulthier, Kyle	A3/ Hu Flung Pu	78.5	43	1.826
3	Healy, Simon	B7/ Triple Threats	95.0	56	1.696
4	Lloyd, Billy	B5/ Is It In?	91.5	56	1.634
5	Murray, Shane	A2/ Rednecks	73.0	47	1.553
6	Ray, Robert	A5/ Appetite for Destruction	73.5	48	1.531
7	Seward, Mike	A3/ Hu Flung Pu	53.5	35	1.529
8	Terry, Bob	A4/ Lunatic Fringe	70.0	46	1.522
9	Davis, Jim	A3/ Hu Flung Pu	49.0	34	1.441
10	Tan, Wil	A1/ Required Elements	51.0	36	1.417
11	Stankevich, Scott	A2/ Rednecks	65.5	47	1.394
12	Kenney, Jon	A1/ Required Elements	61.5	45	1.367
13	Brown, Tom	A1/ Required Elements	65.0	48	1.354
14	Sandoval, Alberto	B6/ Mug Hunters	65.0	52	1.250
15	Heimbach, Matt	A4/ Lunatic Fringe	43.5	36	1.208
16	Butters, Scott	B1/ Absolut Confusion	65.0	56	1.161
17	Mitchell, Sid	A5/ Appetite for Destruction	54.0	48	1.125
18	Persson, Kenny	A3/ Hu Flung Pu	43.5	40	1.088
19	Kendall, Kevin	A3/ Hu Flung Pu	35.5	33	1.076
20	Hamilton, Billy	A4/ Lunatic Fringe	44.0	41	1.073
21	Gallagher, Jim	C3/ Coral Reefers	58.0	55	1.055
22	Jeffcoat, Doug	A3/ Hu Flung Pu	41.0	40	1.025
23	Keller, Tony	B4/ Traveling Beer Bellies	56.0	56	1.000
24	McNamara, Tim	B2/ Jack 9	39.5	40	0.988
25	Carroll, John	B6/ Mug Hunters	51.0	52	0.981
26	Budelman, Jim	A4/ Lunatic Fringe	36.5	39	0.936
27	Clark, Dan	A7/ OT Outlaws	38.0	41	0.927
28	Butters, Kent	B1/ Absolut Confusion	50.0	55	0.909
29	Toolan, Chris	D7/ Big Bulls	43.5	49	0.888
30	Marks, Ted	F8/ Liquor Posse	47.0	53	0.887
31	Mozzetti, Tim	A5/ Appetite for Destruction	42.5	48	0.885
32	Massengill, Chad	F3/ BullsHitters	49.5	56	0.884
33	Fischlein, Kris	B7/ Triple Threats	41.0	47	0.872
34	Beaudoin, Paul	B7/ Triple Threats	36.5	42	0.869
35	Hardison, Jon	B3/ 2 Girls and a Couple of G	36.0	42	0.857
36	Grubb, Donald	F1/ Salute-A-Bulls	37.5	44	0.852
37	Eason, Joel	A4/ Lunatic Fringe	31.5	37	0.851
38	Hindle, Mikey	C2/ Excalibur	42.5	50	0.850
39	Munroe, Joe	F7/ Backyard Brawlers	47.5	56	0.848
40	Bunn, Tim	E2/ Force 8 from the Planet X	46.5	55	0.845
41	Tant, J.J.	A7/ OT Outlaws	38.5	46	0.837
42	Scott, Lee	A2/ Rednecks	34.0	42	0.810
43	Simpson, David	C5/ Bulls of Freedom	39.5	49	0.806
44	Anderson, Ryan	B3/ 2 Girls and a Couple of G	42.5	53	0.802
45	Hall, Josh	C2/ Excalibur	41.5	52	0.798
46	Stacy, Rod	F6/ Sharkshooters	43.5	55	0.791
47	Johnson, Dave	E4/ Menace 2 Sobriety	43.0	55	0.782
48	Gelberg, David	E6/ Dublin-Dublout	40.0	52	0.769
49	Klann, Eric	C6/ Drunk on Arrival	43.0	56	0.768
50	Ackley, Sean	E1/ Cuban Dart Crisis	34.5	45	0.767
51	Oakley, Jerry	A2/ Rednecks	30.5	40	0.763
52	Parker, Charles	B5/ Is It In?	42.5	56	0.759
	Wilcox, Randy	C6/ Drunk on Arrival	42.5	56	0.759
54	Johnson, Michael	B7/ Triple Threats	41.5	55	0.755
55	Krestalude, Andy	G1/ Charlie Don't Surf	36.0	48	0.750
56	Cusher, Dean	A2/ Rednecks	30.5	41	0.744
57	Murdaugh, John	C5/ Bulls of Freedom	42.0	57	0.737
58	Gaglione, Joey	A3/ Hu Flung Pu	31.5	43	0.733
	Gibbs, Keith	B2/ Jack 9	31.5	43	0.733
	Lane, Tim	B1/ Absolut Confusion	31.5	43	0.733
61	Kuhns, John	B6/ Mug Hunters	27.0	37	0.730
62	Frumkin, Josh	F7/ Backyard Brawlers	35.0	48	0.729
63	Ackerman, Travis	B8/ Constantly Corked	35.5	49	0.724
64	Delp, Paula	B8/ Constantly Corked	34.5	48	0.719
65	Evans, J.P.	B2/ Jack 9	33.0	47	0.702

Spring 2012 RDL Singles, Doubles Win Percentages (by team) (FINAL!)

(All statistics are included, as there were no missing scoresheets this season)

Singles Win Percentages

		W	L	%-age
1	A1/ Required Elements	101	43	0.701
2	H5/ Brown's Bombers	114	54	0.679
3	F3/ BullsHitters	110	58	0.655
4	D1/ Rif Raf	103	65	0.613
5	A2/ Rednecks	88	56	0.611
6	C2/ Excalibur	102	66	0.607
7	D7/ Big Bulls	98	70	0.583
	A3/ Hu Flung Pu	84	60	0.583
9	C6/ Drunk on Arrival	97	71	0.577
	H4/ Fullabull	97	71	0.577
11	A5/ Appetite for Destruction	83	61	0.576
12	B1/ Absolut Confusion	95	73	0.565
	H1/ Tips & Shafts	95	73	0.565
14	F7/ Backyard Brawlers	94	74	0.560
15	C7/ Ale-ing Archers	93	74	0.557
16	B6/ Mug Hunters	93	75	0.554
	B7/ Triple Threats	93	75	0.554
	E6/ Dublin-Dublout	93	75	0.554
	G8/ UZMAGAIN	93	75	0.554
20	G7/ Methodical Madness	86	70	0.551
21	C1/ Nine Lives	92	75	0.551
22	G2/ We Be Triplin	92	76	0.548
23	E2/ Force 8 from the Planet XXX	91	77	0.542
24	B5/ Is It In?	90	78	0.536
25	A4/ Lunatic Fringe	77	67	0.535
26	C4/ Points and Pints	88	80	0.524
	F5/ The Dysfunction is Back	88	80	0.524
28	G3/ One Armed Bandits	87	80	0.521
29	D3/ Choot 'Em!	87	81	0.518
	E4/ Menace 2 Sobriety	87	81	0.518
	F4/ Carry Oakie	87	81	0.518
	F8/ Liquor Posse	87	81	0.518
33	B3/ 2 Girls and a Couple of Guys	85	83	0.506
	E7/ Double Tap	85	83	0.506
35	H3/ Grateful Darts	83	85	0.494
36	D8/ Throwin Stones	82	86	0.488
37	C5/ Bulls of Freedom	81	87	0.482
	D5/ Flights Unknown	81	87	0.482
	E5/ Starving Dartists	81	87	0.482
	G5/ Bel Biv Dethrow	81	87	0.482
41	F6/ Sharkshooters	80	88	0.476
42	E3/ Death Throw	74	82	0.474
43	B2/ Jack 9	79	89	0.470
	E8/ The Mayan Dartist	79	89	0.470
	H2/ Y'All Ain't Ready!	79	89	0.470
46	G6/ Quackerjacks	66	76	0.465
47	E1/ Cuban Dart Crisis	78	90	0.464
48	G1/ Charlie Don't Surf	77	90	0.461
49	D2/ Leftovers	77	91	0.458
	D4/ Sharky's Machine	77	91	0.458
51	H6/ Missing Flights	68	88	0.436
52	C3/ Coral Reefers	73	95	0.435
53	H7/ Con Dartists	70	97	0.419
54	B4/ Traveling Beer Bellies	69	99	0.411
55	G4/ Bulls Ear Katknip	64	92	0.410
56	B8/ Constantly Corked	68	100	0.405
57	D6/ New Lords of Da Board	67	101	0.399
58	F2/ Sofa Kings	66	102	0.393
59	F1/ Salute-A-Bulls	60	108	0.357
60	H8/ Oh'Hullys	59	108	0.353
61	C8/ Frank	45	123	0.268
62	A7/ OT Outlaws	38	106	0.264
63	A6/ The Locals	33	111	0.229

Doubles Win Percentages

		W	L	%-age
1	A1/ Required Elements	55	17	0.764
2	H5/ Brown's Bombers	63	21	0.750
3	G7/ Methodical Madness	50	28	0.641
4	A2/ Rednecks	46	26	0.639
5	B1/ Absolut Confusion	53	31	0.631
	B7/ Triple Threats	53	31	0.631
	D7/ Big Bulls	53	31	0.631
	F3/ BullsHitters	53	31	0.631
	F4/ Carry Oakie	53	31	0.631
	H1/ Tips & Shafts	53	31	0.631
11	A5/ Appetite for Destruction	44	28	0.611
12	C2/ Excalibur	50	34	0.595
	C6/ Drunk on Arrival	50	34	0.595
	G3/ One Armed Bandits	50	34	0.595
15	C7/ Ale-ing Archers	49	35	0.583
16	C1/ Nine Lives	48	36	0.571
	D1/ Rif Raf	48	36	0.571
	D3/ Choot 'Em!	48	36	0.571
	E8/ The Mayan Dartist	48	36	0.571
	G2/ We Be Triplin	48	36	0.571
21	E2/ Force 8 from the Planet XXX	47	37	0.560
	E6/ Dublin-Dublout	47	37	0.560
23	A3/ Hu Flung Pu	40	32	0.556
	A4/ Lunatic Fringe	40	32	0.556
25	B5/ Is It In?	46	38	0.548
26	G1/ Charlie Don't Surf	45	39	0.536
27	D8/ Throwin Stones	44	40	0.524
28	C4/ Points and Pints	42	42	0.500
	E7/ Double Tap	42	42	0.500
	F6/ Sharkshooters	42	42	0.500
	F7/ Backyard Brawlers	42	42	0.500
	H2/ Y'All Ain't Ready!	42	42	0.500
33	B6/ Mug Hunters	41	43	0.488
	E1/ Cuban Dart Crisis	41	43	0.488
	F8/ Liquor Posse	41	43	0.488
36	B3/ 2 Girls and a Couple of Guys	40	44	0.476
	C3/ Coral Reefers	40	44	0.476
	F5/ The Dysfunction is Back	40	44	0.476
	H4/ Fullabull	40	44	0.476
	H7/ Con Dartists	40	44	0.476
41	E3/ Death Throw	37	41	0.474
	G4/ Bulls Ear Katknip	37	41	0.474
43	D4/ Sharky's Machine	39	45	0.464
	E5/ Starving Dartists	39	45	0.464
45	B4/ Traveling Beer Bellies	38	46	0.452
	D2/ Leftovers	38	46	0.452
	D5/ Flights Unknown	38	46	0.452
48	H6/ Missing Flights	35	43	0.449
49	G8/ UZMAGAIN	37	47	0.440
50	C5/ Bulls of Freedom	36	48	0.429
51	B8/ Constantly Corked	35	49	0.417
	F2/ Sofa Kings	35	49	0.417
53	G5/ Bel Biv Dethrow	33	51	0.393
	H3/ Grateful Darts	33	51	0.393
55	E4/ Menace 2 Sobriety	31	53	0.369
56	B2/ Jack 9	30	54	0.357
	F1/ Salute-A-Bulls	30	54	0.357
58	D6/ New Lords of Da Board	28	56	0.333
	G6/ Quackerjacks	24	48	0.333
60	H8/ Oh'Hullys	27	57	0.321
61	C8/ Frank	21	63	0.250
62	A7/ OT Outlaws	16	56	0.222
63	A6/ The Locals	11	61	0.153

Spring 2012 RDL Singles+Doubles Win %-ages, All-Star Point Aves. (by team) (FINAL!)

(All statistics are included, as there were no missing scoresheets this season)

Singles+Doubles Win Percentages

		W	L	%-age
1	A1/ Required Elements	211	77	0.733
2	H5/ Brown's Bombers	240	96	0.714
3	F3/ BullsHitters	216	120	0.643
4	A2/ Rednecks	180	108	0.625
5	D7/ Big Bulls	204	132	0.607
6	C2/ Excalibur	202	134	0.601
7	B1/ Absolut Confusion	201	135	0.598
	H1/ Tips & Shafts	201	135	0.598
9	G7/ Methodical Madness	186	126	0.596
10	A5/ Appetite for Destruction	171	117	0.594
11	B7/ Triple Threats	199	137	0.592
	D1/ Rif Raf	199	137	0.592
13	C6/ Drunk on Arrival	197	139	0.586
14	F4/ Carry Oakie	193	143	0.574
15	C7/ Ale-ing Archers	191	144	0.570
16	A3/ Hu Flung Pu	164	124	0.569
17	C1/ Nine Lives	188	147	0.561
18	G2/ We Be Triplin	188	148	0.560
19	G3/ One Armed Bandits	187	148	0.558
20	E6/ Dublin-Dublout	187	149	0.557
21	E2/ Force 8 from the Planet XXX	185	151	0.551
22	A4/ Lunatic Fringe	157	131	0.545
23	D3/ Choot 'Em!	183	153	0.545
24	B5/ Is It In?	182	154	0.542
25	F7/ Backyard Brawlers	178	158	0.530
26	H4/ Fullabull	177	159	0.527
27	B6/ Mug Hunters	175	161	0.521
	E8/ The Mayan Dartist	175	161	0.521
29	C4/ Points and Pints	172	164	0.512
30	D8/ Throwin Stones	170	166	0.506
31	E7/ Double Tap	169	167	0.503
	F8/ Liquor Posse	169	167	0.503
33	F5/ The Dysfunction is Back	168	168	0.500
34	G1/ Charlie Don't Surf	167	168	0.499
35	G8/ UZMAGAIN	167	169	0.497
36	B3/ 2 Girls and a Couple of Guys	165	171	0.491
37	F6/ Sharkshooters	164	172	0.488
38	H2/ Y'All Ain't Ready!	163	173	0.485
39	E1/ Cuban Dart Crisis	160	176	0.476
40	E3/ Death Throw	148	164	0.474
41	E5/ Starving Dartists	159	177	0.473
42	D5/ Flights Unknown	157	179	0.467
43	D4/ Sharky's Machine	155	181	0.461
44	C3/ Coral Reefers	153	183	0.455
	C5/ Bulls of Freedom	153	183	0.455
	D2/ Leftovers	153	183	0.455
47	H7/ Con Dartists	150	185	0.448
48	E4/ Menace 2 Sobriety	149	187	0.443
	H3/ Grateful Darts	149	187	0.443
50	G4/ Bulls Ear Katknip	138	174	0.442
	H6/ Missing Flights	138	174	0.442
52	G5/ Bel Biv Dethrow	147	189	0.438
53	B4/ Traveling Beer Bellies	145	191	0.432
54	B2/ Jack 9	139	197	0.414
55	B8/ Constantly Corked	138	198	0.411
56	F2/ Sofa Kings	136	200	0.405
57	G6/ Quackerjacks	114	172	0.399
58	D6/ New Lords of Da Board	123	213	0.366
59	F1/ Salute-A-Bulls	120	216	0.357
60	H8/ Oh'Hullys	113	222	0.337
61	C8/ Frank	87	249	0.259
62	A7/ OT Outlaws	70	218	0.243
63	A6/ The Locals	55	233	0.191

All-Star Point Averages

		ASP	TGP	Ave.
1	A1/ Required Elements	386.0	288	1.340
2	A3/ Hu Flung Pu	344.0	288	1.194
3	A2/ Rednecks	300.0	288	1.042
4	A4/ Lunatic Fringe	276.0	288	0.958
5	A5/ Appetite for Destruction	261.0	288	0.906
6	B7/ Triple Threats	289.0	336	0.860
7	B5/ Is It In?	246.5	336	0.734
8	B1/ Absolut Confusion	231.5	336	0.689
9	B6/ Mug Hunters	226.5	336	0.674
10	B2/ Jack 9	206.5	336	0.615
11	B4/ Traveling Beer Bellies	193.5	336	0.576
12	C2/ Excalibur	190.0	336	0.565
13	A7/ OT Outlaws	159.0	288	0.552
14	B8/ Constantly Corked	180.5	336	0.537
15	B3/ 2 Girls and a Couple of Guys	178.5	336	0.531
16	D7/ Big Bulls	178.0	336	0.530
17	F8/ Liquor Posse	172.5	336	0.513
18	D1/ Rif Raf	164.0	336	0.488
19	C1/ Nine Lives	163.0	335	0.487
20	C5/ Bulls of Freedom	163.0	336	0.485
21	A6/ The Locals	136.5	288	0.474
22	E8/ The Mayan Dartist	157.5	336	0.469
23	C3/ Coral Reefers	156.5	336	0.466
24	C6/ Drunk on Arrival	154.5	336	0.460
25	F7/ Backyard Brawlers	152.0	336	0.452
26	E4/ Menace 2 Sobriety	148.5	336	0.442
27	D5/ Flights Unknown	148.0	336	0.440
28	D8/ Throwin Stones	147.5	336	0.439
29	D2/ Leftovers	146.5	336	0.436
30	C7/ Ale-ing Archers	146.0	335	0.436
31	F3/ BullsHitters	145.0	336	0.432
32	F4/ Carry Oakie	141.0	336	0.420
33	E6/ Dublin-Dublout	139.0	336	0.414
34	G7/ Methodical Madness	128.0	312	0.410
35	C4/ Points and Pints	136.5	336	0.406
36	G1/ Charlie Don't Surf	135.5	335	0.404
37	E2/ Force 8 from the Planet XXX	134.5	336	0.400
38	F6/ Sharkshooters	130.0	336	0.387
39	E7/ Double Tap	129.5	336	0.385
40	F2/ Sofa Kings	128.5	336	0.382
	H5/ Brown's Bombers	128.5	336	0.382
42	G3/ One Armed Bandits	127.0	335	0.379
43	E1/ Cuban Dart Crisis	126.0	336	0.375
44	D4/ Sharky's Machine	125.0	336	0.372
45	E3/ Death Throw	114.5	312	0.367
46	E5/ Starving Dartists	122.5	336	0.365
47	D3/ Choot 'Em!	121.5	336	0.362
48	F1/ Salute-A-Bulls	119.0	336	0.354
49	F5/ The Dysfunction is Back	118.5	336	0.353
50	G2/ We Be Triplin	113.0	336	0.336
51	G8/ UZMAGAIN	111.0	336	0.330
	H2/ Y'All Ain't Ready!	111.0	336	0.330
53	H1/ Tips & Shafts	99.5	336	0.296
54	H6/ Missing Flights	90.0	312	0.288
55	D6/ New Lords of Da Board	90.0	336	0.268
56	G4/ Bulls Ear Katknip	80.0	312	0.256
57	G5/ Bel Biv Dethrow	81.5	336	0.243
58	C8/ Frank	77.5	336	0.231
59	H4/ Fullabull	76.0	336	0.226
60	G6/ Quackerjacks	57.5	286	0.201
61	H7/ Con Dartists	66.5	335	0.199
62	H8/ Oh'Hullys	66.0	335	0.197
63	H3/ Grateful Darts	66.0	336	0.196

	Singles 301		Singles Cricket		Singles Record		Singles Win %-age	Doubles Cricket		Doubles 501		Doubles Record		Doubles Win %-age	Sngls + Dbls Record		Sngls + Dbls Win %-age	Tiebreaker Ws	Tiebreaker Ls	All-Star Points	Games Played	All-Star Point Average
A1/ Required Elements	45	27	56	16	101	43	0.701	30	6	25	11	55	17	0.764	211	77	0.733	0	0	386.0	288	1.340
A 10 Kilts, Jason	6	2	3	2	9	4	0.692	6	0	6	2	12	2	0.857	21	6	0.778	0	0	23.5	27	0.870
A 11 Brown, Tom	8	4	11	1	19	5	0.792	10	2	9	3	19	5	0.792	38	10	0.792	0	0	65.0	48	1.354
A 12 Dziczkowski, Jeremy	0	0	0	0	0	0	#DIV/0!	0	0	0	0	0	0	#DIV/0!	0	0	#DIV/0!	0	0	0.0	0	#DIV/0!
A 13 Hyler, Dale	4	2	5	1	9	3	0.750	5	0	7	0	12	0	1.000	21	3	0.875	0	0	16.0	24	0.667
A 14 Kenney, Jon	5	4	8	4	13	8	0.619	8	4	7	5	15	9	0.625	28	17	0.622	0	0	61.5	45	1.367
A 15 Knight, Mark	3	4	4	3	7	7	0.500	4	3	2	2	6	5	0.545	13	12	0.520	0	0	12.0	25	0.480
A 16 Phillips, Robbie	10	1	11	0	21	1	0.955	10	1	7	3	17	4	0.810	38	5	0.884	0	0	106.0	43	2.465
A 17 Smith, Allen	1	3	3	1	4	4	0.500	4	0	3	1	7	1	0.875	11	5	0.688	0	0	18.5	16	1.156
A 18 Tan, Wil	6	3	7	2	13	5	0.722	7	2	6	3	13	5	0.722	26	10	0.722	0	0	51.0	36	1.417
A 19 Wall, Keith	2	4	4	2	6	6	0.500	6	0	3	3	9	3	0.750	15	9	0.625	0	0	32.5	24	1.354
A2/ Rednecks	43	29	45	27	88	56	0.611	26	10	20	16	46	26	0.639	180	108	0.625	6	0	300.0	288	1.042
A 20 Cusher, Dean	2	5	7	4	9	9	0.500	10	1	8	4	18	5	0.783	27	14	0.659	1	0	30.5	41	0.744
A 21 Murray, Shane	10	2	8	4	18	6	0.750	8	4	7	4	15	8	0.652	33	14	0.702	1	0	73.0	47	1.553
A 22 Stankevich, Scott	8	3	11	1	19	4	0.826	11	1	8	4	19	5	0.792	38	9	0.809	1	0	65.5	47	1.394
A 23 Scott, Lee	7	4	5	4	12	8	0.600	6	6	3	7	9	13	0.409	21	21	0.500	1	0	34.0	42	0.810
A 24 Murray, David "Mo'Tea"	3	4	2	6	5	10	0.333	5	3	5	1	10	4	0.714	15	14	0.517	1	0	31.0	29	1.069
A 25 Oakley, Jerry	5	5	5	5	10	10	0.500	7	3	5	5	12	8	0.600	22	18	0.550	1	0	30.5	40	0.763
A 26 Gardner, Kyle	3	3	0	2	3	5	0.375	1	0	0	3	1	3	0.250	4	8	0.333	0	0	2.5	12	0.208
A 27 Berstler, Justin	5	3	7	1	12	4	0.750	4	2	4	4	8	6	0.571	20	10	0.667	0	0	33.0	30	1.100
A3/ Hu Flung Pu	41	31	43	29	84	60	0.583	17	19	23	13	40	32	0.556	164	124	0.569	0	13	344.0	288	1.194
A 30 Seward, Mike	5	4	8	1	13	5	0.722	5	3	7	2	12	5	0.706	25	10	0.714	0	1	53.5	35	1.529
A 31 Persson, Kenny	5	3	5	6	10	9	0.526	7	4	8	2	15	6	0.714	25	15	0.625	0	1	43.5	40	1.088
A 32 Gaglione, Joey	9	4	5	6	14	10	0.583	3	6	6	4	9	10	0.474	23	20	0.535	0	2	31.5	43	0.733
A 33 Kendall, Kevin	6	3	3	4	9	7	0.563	5	3	5	4	10	7	0.588	19	14	0.576	0	2	35.5	33	1.076
A 34 Davis, Jim	5	3	7	2	12	5	0.706	4	6	4	3	8	9	0.471	20	14	0.588	0	2	49.0	34	1.441
A 35 Witz, Steve	4	4	0	2	4	6	0.400	1	2	5	2	6	4	0.600	10	10	0.500	0	2	11.5	20	0.575
A 36 Jeffcoat, Doug	2	4	5	7	7	11	0.389	4	8	4	6	8	14	0.364	15	25	0.375	0	1	41.0	40	1.025
A 37 Gaulthier, Kyle	5	6	10	1	15	7	0.682	5	6	7	3	12	9	0.571	27	16	0.628	0	2	78.5	43	1.826
A4/ Lunatic Fringe	39	33	38	34	77	67	0.535	19	17	21	15	40	32	0.556	157	131	0.545	7	0	276.0	288	0.958
A 40 Jacobi, Paul	5	7	3	6	8	13	0.381	3	3	6	3	9	6	0.600	17	19	0.472	1	0	24.5	36	0.681
A 41 Terry, Bob	8	3	9	2	17	5	0.773	9	3	9	3	18	6	0.750	35	11	0.761	1	0	70.0	46	1.522
A 42 Budelman, Jim	8	2	4	6	12	8	0.600	4	6	3	6	7	12	0.368	19	20	0.487	1	0	36.5	39	0.936
A 43 Eason, Joel	1	8	4	6	5	14	0.263	6	3	5	4	11	7	0.611	16	21	0.432	1	0	31.5	37	0.851
A 44 Bakowski, Adam	4	3	5	4	9	7	0.563	5	5	5	5	10	10	0.500	19	17	0.528	0	0	17.0	36	0.472
A 45 Hamilton, Billy	7	4	6	4	13	8	0.619	5	4	8	3	13	7	0.650	26	15	0.634	1	0	44.0	41	1.073
A 46 Heimbach, Matt	5	4	6	3	11	7	0.611	3	6	3	6	6	12	0.333	17	19	0.472	1	0	43.5	36	1.208
A 47 Bingham, Don	0	0	1	1	1	1	0.500	1	1	2	0	3	1	0.750	4	2	0.667	0	0	8.0	6	1.333
A 48 Hoffman, Steve "Doc"	1	2	0	2	1	4	0.200	2	3	1	0	3	3	0.500	4	7	0.364	1	0	1.0	11	0.091
A5/ Appetite for Destruction	41	31	42	30	83	61	0.576	23	13	21	15	44	28	0.611	171	117	0.594	0	0	261.0	288	0.906
A 50 Mitchell, Sid	9	3	9	3	18	6	0.750	7	5	10	2	17	7	0.708	35	13	0.729	0	0	54.0	48	1.125
A 51 Mozzetti, Tim "Tex"	7	5	6	6	13	11	0.542	7	5	10	2	17	7	0.708	30	18	0.625	0	0	42.5	48	0.885
A 52 Flood, Tom	5	7	6	6	11	13	0.458	3	2	4	7	7	9	0.438	18	22	0.450	0	0	25.5	40	0.638
A 53 Pharo, John	0	1	4	5	4	6	0.400	4	4	3	5	7	9	0.438	11	15	0.423	0	0	32.0	26	1.231
A 54 Strickland, Jon	7	5	2	1	9	6	0.600	6	6	7	4	13	10	0.565	22	16	0.579	0	0	18.5	38	0.487
A 55 McCurry, Justin	5	6	4	8	9	14	0.391	9	2	2	4	11	6	0.647	20	20	0.500	0	0	15.0	40	0.375
A 56 Ray, Robert	8	4	11	1	19	5	0.792	10	2	6	6	16	8	0.667	35	13	0.729	0	0	73.5	48	1.531
A6/ The Locals	19	53	14	58	33	111	0.229	4	32	7	29	11	61	0.153	55	233	0.191	0	0	136.5	288	0.474
A 60 Bryant, Whit	3	9	1	13	4	22	0.154	3	9	3	10	6	19	0.240	10	41	0.196	0	0	21.5	51	0.422
A 61 Maccini, Billy	3	9	3	8	6	17	0.261	1	9	3	8	4	17	0.190	10	34	0.227	0	0	23.5	44	0.534
A 62 Emery, Mike	1	10	0	11	1	21	0.045	0	12	1	10	1	22	0.043	2	43	0.044	0	0	7.5	45	0.167
A 63 Yang, Rob	2	10	3	8	5	18	0.217	1	12	1	11	2	23	0.080	7	41	0.146	0	0	22.0	48	0.458
A 64 Reitano, Sal	6	7	3	9	9	16	0.360	2	12	3	11	5	23	0.179	14	39	0.264	0	0	33.0	53	0.623
A 65 Eastmead, Phillip	3	2	2	3	5	5	0.500	0	4	0	3	0	7	0.000	5	12	0.294	0	0	14.0	17	0.824
A 66 Stark, Keith	0	1	0	1	0	2	0.000	0	1	0	1	0	2	0.000	0	4	0.000	0	0	3.0	4	0.750
A 67 Deeter, Ben	1	5	2	5	3	10	0.231	1	5	3	4	4	9	0.308	7	19	0.269	0	0	12.0	26	0.462
A7/ OT Outlaws	24	48	14	58	38	106	0.264	7	29	9	27	16	56	0.222	70	218	0.243	0	0	159.0	288	0.552
A 70 Clark, Dan	1	9	3	8	4	17	0.190	1	10	3	6	4	16	0.200	8	33	0.195	0	0	38.0	41	0.927
A 71 Peterson, Chris	2	7	0	8	2	15	0.118	2	7	4	6	6	13	0.316	8	28	0.222	0	0	9.5	36	0.264
A 72 Tant, J.J.	4	7	3	8	7	15	0.318	2	9	2	11	4	20	0.167	11	35	0.239	0	0	38.5	46	0.837
A 73 Crowe, Jason	4	5	1	9	5	14	0.263	4	6	2	6	6	12	0.333	11	26	0.297	0	0	11.0	37	0.297
A 74 Zelinack, Jason	4	6	2	8	6	14	0.300	3	7	4	5	7	12	0.368	13	26	0.333	0	0	25.5	39	0.654
A 75 Kerr, Jimmy	5	7	5	7	10	14	0.417	2	10	2	10	4	20	0.167	14	34	0.292	0	0	23.0	48	0.479
A 76 Inauale, Bob	4	7	0	10	4	17	0.190	0	9	1	10	1	19	0.050	5	36	0.122	0	0	13.5	41	0.329

	Singles 44	301 40	Singles 51	Cricket 33	Singles 95	Record 73	Singles Win %-age 0.565	Doubles 26	Cricket 16	Doubles 27	501 15	Doubles 53	Record 31	Doubles Win %-age 0.631	Sngls + Dbls 201	Record 135	Sngls + Dbls Win %-age 0.598	Tiebreaker Ws 0	Tiebreaker Ls 6	All-Star Points 231.5	Games Played 336	All-Star Point Average 0.689
B1/ Absolut Confusion																						
B 10 Butters, Scott	6	8	12	2	18	10	0.643	11	3	9	5	20	8	0.714	38	18	0.679	0	1	65.0	56	1.161
B 11 Butters, Kent	9	5	10	4	19	9	0.679	11	3	10	3	21	6	0.778	40	15	0.727	0	1	50.0	55	0.909
B 12 Lane, Tim	2	7	7	5	9	12	0.429	5	7	8	2	13	9	0.591	22	21	0.512	0	1	31.5	43	0.733
B 13 Holland, Steve	7	6	9	4	16	10	0.615	9	4	7	5	16	9	0.640	32	19	0.627	0	1	24.5	51	0.480
B 14 Rodgers, Trey	7	6	8	5	15	11	0.577	8	5	9	4	17	9	0.654	32	20	0.615	0	0	29.0	52	0.558
B 15 Ridenour, Ron	8	5	2	5	10	10	0.500	5	6	5	7	10	13	0.435	20	23	0.465	0	1	9.0	43	0.209
B 16 Sellers, Mark	5	3	3	8	8	11	0.421	3	4	6	4	9	8	0.529	17	19	0.472	0	1	22.5	36	0.625
B2/ Jack 9	43	41	36	48	79	89	0.470	11	31	19	23	30	54	0.357	139	197	0.414	7	0	206.5	336	0.615
B 20 Watson, Jeff, Jr.	2	2	0	10	2	12	0.143	0	6	2	2	2	8	0.200	4	20	0.167	1	0	11.0	24	0.458
B 21 Gibbs, Keith	6	5	7	3	13	8	0.619	5	6	5	6	10	12	0.455	23	20	0.535	1	0	31.5	43	0.733
B 22 Evans, J.P.	6	7	6	5	12	12	0.500	3	8	8	4	11	12	0.478	23	24	0.489	1	0	33.0	47	0.702
B 23 McNamara, Tim	5	2	9	2	14	4	0.778	3	9	4	6	7	15	0.318	21	19	0.525	1	0	39.5	40	0.988
B 24 Schmaus, Darren	4	10	4	10	8	20	0.286	4	10	4	8	8	18	0.308	16	38	0.296	1	0	28.0	54	0.519
B 25 Whitehead, Lee	2	1	2	1	4	2	0.667	1	1	2	0	3	1	0.750	7	3	0.700	0	0	4.5	10	0.450
B 26 Watson, Jeff, Sr.	11	2	3	4	14	6	0.700	1	3	6	7	7	10	0.412	21	16	0.568	0	0	15.5	37	0.419
B 27 Peters, Bobby	3	8	1	6	4	14	0.222	2	6	4	6	6	12	0.333	10	26	0.278	1	0	18.5	36	0.514
B 28 Hope, Chris	4	4	0	4	4	8	0.333	1	6	0	5	1	11	0.083	5	19	0.208	1	0	3.0	24	0.125
B 29 Oakley, Richie	0	0	4	3	4	3	0.571	2	7	3	2	5	9	0.357	9	12	0.429	0	0	22.0	21	1.048
B3/ 2 Girls and a Couple of Guys	40	44	45	39	85	83	0.506	21	21	19	23	40	44	0.476	165	171	0.491	0	6	178.5	336	0.531
B 30 Wallach, Rachel	2	9	0	1	2	10	0.167	0	1	1	3	1	4	0.200	3	14	0.176	0	1	1.0	17	0.059
B 31 Anderson, Ryan	6	8	11	3	17	11	0.607	7	6	8	4	15	10	0.600	32	21	0.604	0	1	42.5	53	0.802
B 32 Reygers, Jeff	6	8	11	3	17	11	0.607	8	6	5	8	13	14	0.481	30	25	0.545	0	1	31.0	55	0.564
B 33 Salter, Whitney	6	4	5	7	11	11	0.500	7	6	8	5	15	11	0.577	26	22	0.542	0	1	19.5	48	0.406
B 34 Hopkins, Chris	6	5	5	8	11	13	0.458	4	8	5	6	9	14	0.391	20	27	0.426	0	0	17.0	47	0.362
B 35 Groce, Nate	6	5	2	6	8	11	0.421	4	3	4	3	8	6	0.571	16	17	0.485	0	0	10.5	33	0.318
B 36 Hardison, Jon "LJ"	3	0	8	5	11	5	0.688	7	6	3	10	10	16	0.385	21	21	0.500	0	1	36.0	42	0.857
B 37 Prusisz, Mike	5	5	3	6	8	11	0.421	5	6	4	7	9	13	0.409	17	24	0.415	0	1	21.0	41	0.512
B4/ Traveling Beer Bellies	30	54	39	45	69	99	0.411	17	25	21	21	38	46	0.452	145	191	0.432	0	12	193.5	336	0.576
B 40 McCredie, Bob	5	8	6	6	11	14	0.440	7	6	9	3	16	9	0.640	27	23	0.540	0	2	28.0	50	0.560
B 41 Krasnow, Dave	6	7	8	4	14	11	0.560	2	10	3	9	5	19	0.208	19	30	0.388	0	2	21.0	49	0.429
B 42 Vance, Hugh	3	12	7	8	10	20	0.333	8	7	5	9	13	16	0.448	23	36	0.390	0	2	31.5	59	0.534
B 43 Feller, Keith	1	7	2	6	3	13	0.188	0	9	6	4	6	13	0.316	9	26	0.257	0	1	10.0	35	0.286
B 44 Phillips, Britt	2	9	3	11	5	20	0.200	4	8	6	7	10	15	0.400	15	35	0.300	0	2	24.5	50	0.490
B 45 Hansen, Paul	3	4	0	5	3	9	0.250	1	4	2	3	3	7	0.300	6	16	0.273	0	1	6.5	22	0.295
B 46 Keller, Tony	7	7	10	4	17	11	0.607	9	5	9	5	18	10	0.643	35	21	0.625	0	2	56.0	56	1.000
B 47 Wilcenski, Steve	2	0	2	1	4	1	0.800	3	0	2	1	5	1	0.833	9	2	0.818	0	0	13.0	11	1.182
B 48 Bear, Bart	1	0	1	0	2	0	1.000	0	1	0	1	0	2	0.000	2	2	0.500	0	0	3.0	4	0.750
B5/ Is It In?	50	34	40	44	90	78	0.536	24	18	22	20	46	38	0.548	182	154	0.542	14	0	246.5	336	0.734
B 50 Salcedo, Johanna	1	1	0	0	1	1	0.500	0	0	0	1	0	1	0.000	1	2	0.333	0	0	0.0	3	0.000
B 51 Parker, Charles	10	4	7	7	17	11	0.607	8	6	5	9	13	15	0.464	30	26	0.536	2	0	42.5	56	0.759
B 52 Lloyd, Billy	12	2	13	1	25	3	0.893	11	3	11	3	22	6	0.786	47	9	0.839	2	0	91.5	56	1.634
B 53 DeFontes, Adrienne	8	6	2	11	10	17	0.370	8	6	7	6	15	12	0.556	25	29	0.463	2	0	27.0	54	0.500
B 54 Mitchell, Liz	4	7	2	8	6	15	0.286	4	5	4	4	8	9	0.471	14	24	0.368	2	0	9.5	38	0.250
B 55 Mitchell, Tim	5	9	0	9	5	18	0.217	4	5	5	7	9	12	0.429	14	30	0.318	2	0	19.5	44	0.443
B 56 Alvord, Dave	1	3	7	6	8	9	0.471	6	7	7	5	13	12	0.520	21	21	0.500	2	0	27.0	42	0.643
B 57 Varnadoe, Matt	9	2	9	2	18	4	0.818	7	4	5	5	12	9	0.571	30	13	0.698	2	0	29.5	43	0.686
B6/ Mug Hunters	49	35	44	40	93	75	0.554	21	21	20	22	41	43	0.488	175	161	0.521	0	0	226.5	336	0.674
B 60 Sandoval, Alberto	8	3	13	1	21	4	0.840	10	4	10	3	20	7	0.741	41	11	0.788	0	0	65.0	52	1.250
B 61 Heil, Trent	0	5	0	4	0	9	0.000	3	1	1	5	4	6	0.400	4	15	0.211	0	0	3.0	19	0.158
B 62 Wilson, John	6	6	4	4	10	10	0.500	3	7	3	8	6	15	0.286	16	25	0.390	0	0	16.0	41	0.390
B 63 Foushee, Eugene	8	5	8	6	16	11	0.593	4	9	6	7	10	16	0.385	26	27	0.491	0	0	20.5	53	0.387
B 64 Budd, Ben	4	4	2	5	6	9	0.400	2	5	6	3	8	8	0.500	14	17	0.452	0	0	19.5	31	0.629
B 65 Kuhns, John	8	1	2	9	10	10	0.500	5	5	1	6	6	11	0.353	16	21	0.432	0	0	27.0	37	0.730
B 66 Fournier, Jeff	8	5	8	5	16	10	0.615	9	4	7	5	16	9	0.640	32	19	0.627	0	0	24.5	51	0.480
B 67 Carroll, John	7	6	7	6	14	12	0.538	6	7	6	7	12	14	0.462	26	26	0.500	0	0	51.0	52	0.981
B7/ Triple Threats	45	39	48	36	93	75	0.554	31	11	22	20	53	31	0.631	199	137	0.592	0	0	289.0	336	0.860
B 70 Denton, Fon	7	7	0	5	7	12	0.368	3	3	4	6	7	9	0.438	14	21	0.400	0	0	8.0	35	0.229
B 71 Healy, Simon	8	6	11	3	19	9	0.679	10	4	9	5	19	9	0.679	38	18	0.679	0	0	95.0	56	1.696
B 72 Beaudoin, Paul	4	6	8	4	12	10	0.545	8	4	5	3	13	7	0.650	25	17	0.595	0	0	36.5	42	0.869
B 73 Johnson, Michael	10	4	9	5	19	9	0.679	12	2	8	5	20	7	0.741	39	16	0.709	0	0	41.5	55	0.755
B 74 Johnson, David	3	7	1	4	4	11	0.267	1	3	4	5	5	8	0.385	9	19	0.321	0	0	7.0	28	0.250
B 75 Fischlein, Kris	5	3	6	7	11	10	0.524	11	3	7	5	18	8	0.692	29	18	0.617	0	0	41.0	47	0.872
B 76 Bither, Dana	4	2	6	7	10	9	0.526	9	3	4	7	13	10	0.565	23	19	0.548	0	0	28.5	42	0.679
B 77 Crites, Randy	4	4	7	1	11	5	0.688	8	0	3	4	11	4	0.733	22	9	0.710	0	0	31.5	31	1.016
B8/ Constantly Corked	35	49	33	51	68	100	0.405	17	25	18	24	35	49	0.417	138	198	0.411	19	14	180.5	336	0.537
B 80 Payne, Julie	0	3	0	0	0	3	0.000	0	0	0	1	0	1	0.000	0	4	0.000	0	0	0.0	4	0.000
B 81 Knight, Maridy	1	7	0	2	1	9	0.100	0	4	0	2	0	6	0.000	1	15	0.063	1	0	1.5	16	0.094
B 82 Gaulthier, Angela	3	7	3	11	6	18	0.250	0	10	4	9	4	19	0.174	10	37	0.213	3	2	15.5	47	0.330
B 83 Delp, Paula	7	6	4	8	11	14	0.440	6	6	8	3	14	9	0.609	25	23	0.521	3	2	34.5	48	0.719
B 84 Ackerman, Travis	5	6	5	7	10	13	0.435	3	9	7	7	10	16	0.385	20	29	0.408	3	2	35.5	49	0.724
B 85 Dunleavy, John	8	4	7	3	15	7	0.682	6	7	5	6	11	13	0.458	26	20	0.565	3	2	23.0	46	0.500
B 86 Pleasant, Lis	5	5	2	9	7	14	0.333	8	3	4	8	12	11	0.522	19	25	0.432	2	2	12.5	44	0.284
B 87 Grubb, Ed	3	6	5	4	8	10	0.444	6	3	2	5	8	8	0.500	16	18	0.471	1	2	34.0	34	1.000
B 88 Mayhew, Zak	3	5	7	7	10	12	0.455	5	8	6	7	11	15	0.423	21	27	0.438	3	2	24.0	48	0.500

		Singles 301		Singles Cricket		Singles Record		Singles Win %-age	Doubles Cricket		Doubles 501		Doubles Record		Doubles Win %-age	Sngls + Dbls	Record	Sngls + Dbls Win %-age	Tiebreaker Ws	Tiebreaker Ls	All-Star Points	Games Played	All-Star Point Average
C1/ Nine Lives		43	41	49	34	92	75	0.551	23	19	25	17	48	36	0.571	188	147	0.561	0	0	163.0	335	0.487
C 10	Romanchek, David	11	3	7	7	18	10	0.643	8	6	10	4	18	10	0.643	36	20	0.643	0	0	28.5	56	0.509
C 11	Smith, Butch	2	9	6	5	8	14	0.364	7	5	8	4	15	9	0.625	23	23	0.500	0	0	27.0	46	0.587
C 12	Copple, Matthew	7	8	11	3	18	11	0.621	9	6	10	5	19	11	0.633	37	22	0.627	0	0	30.0	59	0.508
C 13	Mays, John	8	6	9	5	17	11	0.607	9	4	9	5	18	9	0.667	35	20	0.636	0	0	34.5	55	0.627
C 14	Marsden, James	5	7	8	4	13	11	0.542	6	7	5	7	11	14	0.440	24	25	0.490	0	0	21.0	49	0.429
C 15	Keever, David	0	3	0	3	0	6	0.000	1	2	2	2	3	4	0.429	3	10	0.231	0	0	5.0	13	0.385
C 16	Litzsinger, Mike	10	4	8	5	18	9	0.667	6	7	5	7	11	14	0.440	29	23	0.558	0	0	17.0	52	0.327
C 17	Keever, Daniel	0	1	0	2	0	3	0.000	0	1	1	0	1	1	0.500	1	4	0.200	0	0	0.0	5	0.000
C2/ Excalibur		46	38	56	28	102	66	0.607	28	14	22	20	50	34	0.595	202	134	0.601	8	8	190.0	336	0.565
C 20	Coyne, Kevin	5	7	0	0	5	7	0.417	0	0	1	2	1	2	0.333	6	9	0.400	1	1	2.0	15	0.133
C 21	Burney, Gary	6	5	6	0	12	5	0.706	6	3	5	5	11	8	0.579	23	13	0.639	1	1	13.5	36	0.375
C 22	Buckman, Dave	2	5	8	3	10	8	0.556	8	5	8	5	16	10	0.615	26	18	0.591	1	1	21.5	44	0.489
C 23	Hall, Josh	12	1	9	4	21	5	0.808	10	3	6	7	16	10	0.615	37	15	0.712	1	1	41.5	52	0.798
C 24	Vann, Tim	6	8	7	7	13	15	0.464	5	7	5	8	10	15	0.400	23	30	0.434	1	1	23.5	53	0.443
C 25	Hindle, Mikey	6	6	9	4	15	10	0.600	10	3	6	6	16	9	0.640	31	19	0.620	1	1	42.5	50	0.850
C 26	Bemis, Matt	0	1	8	5	8	6	0.571	7	5	5	4	12	9	0.571	20	15	0.571	1	1	13.5	35	0.386
C 27	James, Bob	9	5	9	5	18	10	0.643	10	2	8	3	18	5	0.783	36	15	0.706	1	1	32.0	51	0.627
C3/ Coral Reefers		37	47	36	48	73	95	0.435	18	24	22	20	40	44	0.476	153	183	0.455	0	0	156.5	336	0.466
C 30	Cullen, Pat	0	5	0	2	0	7	0.000	2	1	2	6	4	7	0.364	4	14	0.222	0	0	1.0	18	0.056
C 31	Smith, Van	4	6	4	9	8	15	0.348	5	8	5	3	10	11	0.476	18	26	0.409	0	0	11.0	44	0.250
C 32	Jarvah, Sean	3	2	2	3	5	5	0.500	1	4	1	2	2	6	0.250	7	11	0.389	0	0	6.0	18	0.333
C 33	Wade, Nate	6	5	10	4	16	9	0.640	6	8	7	6	13	14	0.481	29	23	0.558	0	0	30.0	52	0.577
C 34	Gallagher, Jim	10	4	11	3	21	7	0.750	8	5	11	3	19	8	0.704	40	15	0.727	0	0	58.0	55	1.055
C 35	Colton, Mitch	4	9	1	9	5	18	0.217	2	10	4	7	6	17	0.261	11	35	0.239	0	0	15.5	46	0.337
C 36	Thorne, Marshall	6	3	3	7	9	10	0.474	5	5	5	4	10	9	0.526	19	19	0.500	0	0	19.0	38	0.500
C 37	Carroll, Josh	0	0	0	1	0	1	0.000	0	1	0	1	0	2	0.000	0	3	0.000	0	0	0.0	3	0.000
C 38	Mavity, Jennifer	0	10	0	5	0	15	0.000	1	2	2	5	3	7	0.300	3	22	0.120	0	0	3.0	25	0.120
C 39	Roseman, Sean	4	3	5	5	9	8	0.529	6	4	7	3	13	7	0.650	22	15	0.595	0	0	13.0	37	0.351
C4/ Points and Pints		45	39	43	41	88	80	0.524	20	22	22	20	42	42	0.500	172	164	0.512	15	0	136.5	336	0.406
C 40	Maze, Sam	6	3	9	3	15	6	0.714	5	8	5	5	10	13	0.435	25	19	0.568	2	0	22.0	44	0.500
C 41	Thomas, Jason "Jay T"	8	4	6	6	14	10	0.583	6	6	7	5	13	11	0.542	27	21	0.563	1	0	7.5	48	0.156
C 42	Gower, Jeff	3	4	0	1	3	5	0.375	1	1	3	5	4	6	0.400	7	11	0.389	2	0	2.0	18	0.111
C 43	Jobe, Crawford "CJ"	5	6	6	5	11	11	0.500	7	4	5	6	12	10	0.545	23	21	0.523	2	0	20.0	44	0.455
C 44	Helmes, D.J.	4	6	6	3	10	9	0.526	3	7	7	4	10	11	0.476	20	20	0.500	2	0	15.5	40	0.388
C 45	Gower, Jeremy	10	3	7	6	17	9	0.654	5	8	7	6	12	14	0.462	29	23	0.558	2	0	27.5	52	0.529
C 46	Cochran, Dennis	3	7	3	11	6	18	0.250	7	5	4	5	11	10	0.524	17	28	0.378	2	0	15.0	45	0.333
C 47	Hall, Mike	6	6	6	6	12	12	0.500	6	5	6	4	12	9	0.571	24	21	0.533	2	0	27.0	45	0.600
C5/ Bulls of Freedom		40	44	41	43	81	87	0.482	17	25	19	23	36	48	0.429	153	183	0.455	0	0	163.0	336	0.485
C 50	Gabry, Greg	5	6	6	6	11	12	0.478	5	10	5	6	10	16	0.385	21	28	0.429	0	0	21.5	49	0.439
C 51	Brody, Kevin	6	5	7	5	13	10	0.565	6	6	3	8	9	14	0.391	22	24	0.478	0	0	27.0	46	0.587
C 52	Johnson, Lee	2	5	5	4	7	9	0.438	5	4	5	4	10	8	0.556	17	17	0.500	0	0	14.0	34	0.412
C 53	Jenkins, John	1	1	1	1	2	2	0.500	0	2	1	1	1	3	0.250	3	5	0.375	0	0	1.5	8	0.188
C 54	Crawn, James	0	0	0	0	0	0	#DIV/0!	0	0	0	0	0	0	#DIV/0!	0	0	#DIV/0!	0	0	0.0	0	#DIV/0!
C 55	Mattson, Eric	7	6	1	6	8	12	0.400	1	7	4	7	5	14	0.263	13	26	0.333	0	0	4.0	39	0.103
C 56	Murdaugh, John	9	6	12	2	21	8	0.724	4	10	6	8	10	18	0.357	31	26	0.544	0	0	42.0	57	0.737
C 57	Chisholm, Steve	2	2	1	5	3	7	0.300	2	2	2	2	4	4	0.500	7	11	0.389	0	0	6.0	18	0.333
C 58	Simpson, David	5	7	8	4	13	11	0.542	7	5	7	6	14	11	0.560	27	22	0.551	0	0	39.5	49	0.806
C 59	McNamara, Ken	3	6	0	10	3	16	0.158	4	4	5	4	9	8	0.529	12	24	0.333	0	0	7.5	36	0.208
C6/ Drunk on Arrival		47	37	50	34	97	71	0.577	28	14	22	20	50	34	0.595	197	139	0.586	0	14	154.5	336	0.460
C 60	Wilcox, Julie	0	0	1	0	1	0	1.000	1	0	0	1	1	1	0.500	2	1	0.667	0	0	1.0	3	0.333
C 61	Wilcox, Randy	10	4	12	2	22	6	0.786	13	1	10	4	23	5	0.821	45	11	0.804	0	2	42.5	56	0.759
C 62	Franklin, Samantha	3	10	0	5	3	15	0.167	3	3	4	8	7	11	0.389	10	26	0.278	0	2	5.5	36	0.153
C 63	Shengulette, Jerry	6	4	8	3	14	7	0.667	9	2	5	4	14	6	0.700	28	13	0.683	0	1	19.5	41	0.476
C 64	Klann, Eric	12	2	12	2	24	4	0.857	12	2	10	4	22	6	0.786	46	10	0.821	0	2	43.0	56	0.768
C 65	Scott, Kevin	4	3	4	6	8	9	0.471	7	2	2	5	9	7	0.563	17	16	0.515	0	2	13.0	33	0.394
C 66	Carter, Kevin	3	7	6	4	9	11	0.450	2	5	4	4	6	9	0.400	15	20	0.429	0	1	7.5	35	0.214
C 67	Balikcioglu, Metin	2	2	3	8	5	10	0.333	5	5	4	3	9	8	0.529	14	18	0.438	0	2	8.0	32	0.250
C 68	Watson, Michael	0	0	0	0	0	0	#DIV/0!	0	0	0	0	0	0	#DIV/0!	0	0	#DIV/0!	0	0	0.0	0	#DIV/0!
C 69	Thorne, Scott	7	5	4	4	11	9	0.550	4	8	5	7	9	15	0.375	20	24	0.455	0	2	14.5	44	0.330
C7/ Ale-ing Archers		48	36	45	38	93	74	0.557	25	17	24	18	49	35	0.583	191	144	0.570	6	6	146.0	335	0.436
C 70	Mushow, David	9	4	9	5	18	9	0.667	9	5	7	7	16	12	0.571	34	21	0.618	1	1	18.5	55	0.336
C 71	Harvey, Justin	10	3	7	6	17	9	0.654	9	8	12	4	21	12	0.636	38	21	0.644	1	1	27.0	59	0.458
C 72	Mushow, Tom	9	9	5	9	14	18	0.438	9	5	7	6	16	11	0.593	30	29	0.508	1	1	24.0	59	0.407
C 73	Greene, Sebastian	3	4	7	0	10	4	0.714	4	3	4	3	8	6	0.571	18	10	0.643	1	1	18.0	28	0.643
C 74	McCartney, Joe	7	4	7	6	14	10	0.583	8	4	7	5	15	9	0.625	29	19	0.604	1	1	30.0	48	0.625
C 75	Clark, Patrick	0	0	0	0	0	0	#DIV/0!	0	0	0	0	0	0	#DIV/0!	0	0	#DIV/0!	0	0	0.0	0	#DIV/0!
C 76	Schwochow, Andy	4	3	4	3	8	6	0.571	6	0	5	2	11	2	0.846	19	8	0.704	0	0	10.5	27	0.389
C 77	Davis, Eric	6	9	6	9	12	18	0.400	5	9	6	9	11	18	0.379	23	36	0.390	1	1	18.0	59	0.305
C8/ Frank		30	54	15	69	45	123	0.268	9	33	12	30	21	63	0.250	87	249	0.259	0	0	77.5	336	0.231
C 80	Gillespie, Jeff	3	7	1	7	4	14	0.222	3	8	4	7	7	15	0.318	11	29	0.275	0	0	11.0	40	0.275
C 81	Davis, Jared	6	8	5	9	11	17	0.393	5	8	5	6	10	14	0.417	21	31	0.404	0	0	11.0	52	0.212
C 82	Genzlinger, Al	0	1	0	8	0	9	0.000	1	5	1	6	2	11	0.154	2	20	0.091	0	0	4.0	22	0.182
C 83	Genzlinger, Doug	2	7	0	11	2	18	0.100	2	10	5	7	7	17	0.292	9	35	0.205	0	0	10.0	44	0.227
C 84	Genzlinger, Roger	3	4	2	6	5	10	0.333	2	8	0	9	2	17	0.105	7	27	0.206	0	0	5.0	34	0.147
C 85	Highfill, Leigh	2	10	0	3	2	13	0.133	0	3	0	8	0	11	0.000	2	24	0.077	0	0	3.0	26	0.115
C 86	Monsma, A.J.	5	6	2	9	7	15	0.318	1	8	1	8	2	16	0.111	9	31	0.225	0	0	14.0	40	0.350
C 87	Smith, Justin	6	5	4	7	10	12	0.455	3	7	5	4	8	11	0.421	18	23	0.439	0	0	13.5	41	0.329
C 88	Lawrence, Jonathan	3	6	1	9	4	15	0.211	1	9	3	5	4	14	0.222	8	29	0.216	0	0	6.0	37	0.162

		Singles 301		Singles Cricket		Singles Record		Singles Win %-age	Doubles Cricket		Doubles 501		Doubles Record		Doubles Win %-age	Sngls + Dbls Record		Sngls + Dbls Win %-age	Tiebreaker Ws	Tiebreaker Ls	All-Star Points	Games Played	All-Star Point Average
D1/ Rif Raf		51	33	52	32	103	65	0.613	23	19	25	17	48	36	0.571	199	137	0.592	0	8	164.0	336	0.488
D 10	Diamond, Paddy	6	5	10	2	16	7	0.696	5	6	6	6	11	12	0.478	27	19	0.587	0	1	23.5	46	0.511
D 11	Ayers, Judson	2	3	4	3	6	6	0.500	1	4	6	2	7	6	0.538	13	12	0.520	0	0	8.0	25	0.320
D 12	St. Clair, Matt	4	4	6	5	10	9	0.526	5	6	8	5	13	11	0.542	23	20	0.535	0	1	24.0	43	0.558
D 13	Ohrberg, Keith	8	3	7	2	15	5	0.750	7	3	3	3	10	6	0.625	25	11	0.694	0	1	11.5	36	0.319
D 14	Hoyt, David	12	2	11	2	23	4	0.852	10	2	7	4	17	6	0.739	40	10	0.800	0	1	33.0	50	0.660
D 15	Jur, Jess	6	1	6	2	12	3	0.800	5	1	6	1	11	2	0.846	23	5	0.821	0	1	20.5	28	0.732
D 16	Horger, Dennis	7	6	6	3	13	9	0.591	5	7	6	3	11	10	0.524	24	19	0.558	0	1	25.0	43	0.581
D 17	Munn, David	2	2	1	1	3	3	0.500	1	2	1	2	2	4	0.333	5	7	0.417	0	0	3.5	12	0.292
D 18	Stokes, Josh	0	1	0	5	0	6	0.000	1	3	2	1	3	4	0.429	3	10	0.231	0	1	5.0	13	0.385
D 19	Gaertner, Brian	4	6	1	7	5	13	0.278	6	4	5	7	11	11	0.500	16	24	0.400	0	1	10.0	40	0.250
D2/ Leftovers		38	46	39	45	77	91	0.458	15	27	23	19	38	46	0.452	153	183	0.455	4	0	146.5	336	0.436
D 20	McCurry, Virginia	2	7	2	6	4	13	0.235	2	8	4	4	6	12	0.333	10	25	0.286	0	0	11.0	35	0.314
D 21	McCurry, Gregg	10	3	8	5	18	8	0.692	7	6	5	8	12	14	0.462	30	22	0.577	0	0	21.0	52	0.404
D 22	Janssen, Josh	7	6	8	5	15	11	0.577	3	10	9	4	12	14	0.462	27	25	0.519	1	0	28.0	52	0.538
D 23	Ray, Mark	5	8	5	7	10	15	0.400	3	9	8	5	11	14	0.440	21	29	0.420	1	0	19.5	50	0.390
D 24	Thomas, Brent	5	8	6	9	11	17	0.393	5	9	8	5	13	14	0.481	24	31	0.436	1	0	29.5	55	0.536
D 25	Thomas, Tony	5	6	6	5	11	11	0.500	6	5	7	4	13	9	0.591	24	20	0.545	1	0	23.0	44	0.523
D 26	Allen, Jeffery	0	0	0	0	0	0	#DIV/0!	0	0	0	0	0	0	#DIV/0!	0	0	#DIV/0!	0	0	0.0	0	#DIV/0!
D 27	Warshawsky, Larry	4	8	4	8	8	16	0.333	4	7	5	8	9	15	0.375	17	31	0.354	0	0	14.5	48	0.302
D3/ Choot 'Em!		47	37	40	44	87	81	0.518	23	19	25	17	48	36	0.571	183	153	0.545	6	0	121.5	336	0.362
D 30	Knott, Ryan	10	5	6	7	16	12	0.571	7	8	8	7	15	15	0.500	31	27	0.534	1	0	13.5	58	0.233
D 31	Knott, Ronnie	8	6	12	2	20	8	0.714	7	7	9	5	16	12	0.571	36	20	0.643	1	0	22.0	56	0.393
D 32	Sautter, Scott	8	6	7	7	15	13	0.536	8	6	11	4	19	10	0.655	34	23	0.596	1	0	24.0	57	0.421
D 33	Sautter, Don	9	5	10	5	19	10	0.655	9	5	7	7	16	12	0.571	35	22	0.614	1	0	22.5	57	0.395
D 34	Schon, Chris	6	8	3	12	9	20	0.310	7	7	9	5	16	12	0.571	25	32	0.439	1	0	19.0	57	0.333
D 35	Leonard, Shawn	6	6	2	10	8	16	0.333	8	4	6	6	14	10	0.583	22	26	0.458	1	0	19.5	48	0.406
D 36	Lane, Jon	0	1	0	1	0	2	0.000	0	1	0	0	0	1	0.000	0	3	0.000	0	0	1.0	3	0.333
D4/ Sharky's Machine		41	43	36	48	77	91	0.458	18	24	21	21	39	45	0.464	155	181	0.461	14	13	125.0	336	0.372
D 40	Allison, Frank	10	3	8	5	18	8	0.692	6	7	6	7	12	14	0.462	30	22	0.577	2	2	29.5	52	0.567
D 41	Kruger, Lonny	4	6	1	9	5	15	0.250	4	8	5	6	9	14	0.391	14	29	0.326	2	2	6.0	43	0.140
D 42	Hines, Curtis	1	2	1	2	2	4	0.333	1	0	2	0	3	0	1.000	5	4	0.556	0	1	3.0	9	0.333
D 43	Fink, Scott	6	8	7	8	13	16	0.448	6	8	7	7	13	15	0.464	26	31	0.456	2	2	24.0	57	0.421
D 44	Bateman, Jimmy	5	7	5	9	10	16	0.385	6	6	9	4	15	10	0.600	25	26	0.490	2	2	22.5	51	0.441
D 45	Schaefer, Dan	5	2	1	5	6	7	0.462	2	5	2	4	4	9	0.308	10	16	0.385	2	0	6.5	26	0.250
D 46	Barrett, Darren	3	10	5	6	8	16	0.333	4	9	3	11	7	20	0.259	15	36	0.294	2	2	13.0	51	0.255
D 47	Brown, Brandon	7	5	8	4	15	9	0.625	7	5	8	3	15	8	0.652	30	17	0.638	2	2	20.5	47	0.436
D5/ Flights Unknown		38	46	43	41	81	87	0.482	17	25	21	21	38	46	0.452	157	179	0.467	0	13	148.0	336	0.440
D 50	Wells, John	5	7	7	7	12	14	0.462	8	6	5	9	13	15	0.464	25	29	0.463	0	2	33.5	54	0.620
D 51	Wells, Tami	1	3	2	2	3	5	0.375	1	3	2	2	3	5	0.375	6	10	0.375	0	0	3.5	16	0.219
D 52	Chaney, Bill	5	8	5	9	10	17	0.370	6	8	5	8	11	16	0.407	21	33	0.389	0	2	24.5	54	0.454
D 53	Blackwelder, Deborah	9	4	7	6	16	10	0.615	7	6	9	5	16	11	0.593	32	21	0.604	0	2	21.0	53	0.396
D 54	Barnes, Derek	6	7	6	7	12	14	0.462	3	10	3	6	6	16	0.273	18	30	0.375	0	2	18.0	48	0.375
D 55	Thompkins, Tommy	0	5	0	1	0	6	0.000	0	1	3	2	3	3	0.500	3	9	0.250	0	1	0.0	12	0.000
D 56	Bryant, John	3	7	7	4	10	11	0.476	2	9	7	4	9	13	0.409	19	24	0.442	0	2	14.5	43	0.337
D 57	Bradshaw, Rick	9	5	9	5	18	10	0.643	7	7	8	6	15	13	0.536	33	23	0.589	0	2	33.0	56	0.589
D6/ New Lords of Da Board		35	49	32	52	67	101	0.399	17	25	11	31	28	56	0.333	123	213	0.366	0	0	90.0	336	0.268
D 60	Martin, George	8	6	4	11	12	17	0.414	7	8	5	9	12	17	0.414	24	34	0.414	0	0	13.5	58	0.233
D 61	Welborn, Tim	9	5	10	4	19	9	0.679	6	7	4	8	10	15	0.400	29	24	0.547	0	0	28.0	53	0.528
D 62	Bowman, Todd	6	8	8	6	14	14	0.500	8	6	5	8	13	14	0.481	27	28	0.491	0	0	17.0	55	0.309
D 63	Murdock, Jim "Doc"	5	6	4	9	9	15	0.375	4	9	1	10	5	19	0.208	14	34	0.292	0	0	12.0	48	0.250
D 64	Burgess, George	3	12	3	11	6	23	0.207	6	8	3	11	9	19	0.321	15	42	0.263	0	0	7.0	57	0.123
D 65	Wilson, Blake	1	3	3	1	4	4	0.500	2	2	1	3	3	5	0.375	7	9	0.438	0	0	7.5	16	0.469
D 66	Edwards, Steve	1	3	0	4	1	7	0.125	1	4	0	3	1	7	0.125	2	14	0.125	0	0	4.0	16	0.250
D 67	Adams, Jerry	0	0	0	0	0	0	#DIV/0!	0	0	0	0	0	0	#DIV/0!	0	0	#DIV/0!	0	0	0.0	0	#DIV/0!
D 68	Burgess, Pam	2	6	0	6	2	12	0.143	0	5	3	8	3	13	0.188	5	25	0.167	0	0	1.0	30	0.033
D 69	Blackmon, Bekah	0	0	0	0	0	0	#DIV/0!	0	1	0	2	0	3	0.000	0	3	0.000	0	0	0.0	3	0.000
D7/ Big Bulls		49	35	49	35	98	70	0.583	30	12	23	19	53	31	0.631	204	132	0.607	7	0	178.0	336	0.530
D 70	Reinert, Kevin	5	8	7	5	12	13	0.480	8	4	1	3	9	7	0.563	21	20	0.512	1	0	21.5	41	0.524
D 71	Fitzgerald, Dennis	4	2	8	5	12	7	0.632	10	3	7	5	17	8	0.680	29	15	0.659	1	0	30.5	44	0.693
D 72	Fitzgerald, Aaron	10	5	11	3	21	8	0.724	11	3	10	4	21	7	0.750	42	15	0.737	1	0	31.0	57	0.544
D 73	Talton, Chris	9	5	1	9	10	14	0.417	5	5	6	8	11	13	0.458	21	27	0.438	1	0	16.0	48	0.333
D 74	Gupton, Corbett	6	7	2	7	8	14	0.364	6	3	6	8	12	11	0.522	20	25	0.444	1	0	13.0	45	0.289
D 75	Flanagan, Stephen	9	4	9	4	18	8	0.692	10	3	6	7	16	10	0.615	34	18	0.654	1	0	22.5	52	0.433
D 76	Toolan, Chris	6	4	11	2	17	6	0.739	10	3	10	3	20	6	0.769	37	12	0.755	1	0	43.5	49	0.888
D8/ Throwin Stones		37	47	45	39	82	86	0.488	25	17	19	23	44	40	0.524	170	166	0.506	0	0	147.5	336	0.439
D 80	Jackson, Barry "Bump"	7	4	7	3	14	7	0.667	9	2	8	4	17	6	0.739	31	13	0.705	0	0	27.5	44	0.625
D 81	Haller, Kelly	3	11	0	0	3	11	0.214	2	0	5	7	7	7	0.500	10	18	0.357	0	0	1.0	28	0.036
D 82	Dzengeleski, Jimmy	9	5	8	4	17	9	0.654	9	5	7	7	16	12	0.571	33	21	0.611	0	0	32.5	54	0.602
D 83	Lee, Julie Tate	0	2	5	7	5	9	0.357	2	8	1	5	3	13	0.188	8	22	0.267	0	0	11.0	30	0.367
D 84	McFadden, Kevin	5	4	2	7	7	11	0.389	4	6	4	5	8	11	0.421	15	22	0.405	0	0	9.0	37	0.243
D 85	Costen, Todd	2	2	1	6	3	8	0.273	2	2	1	1	3	3	0.500	6	11	0.353	0	0	5.5	17	0.324
D 86	Hall, Steven	0	5	4	4	4	9	0.308	4	3	1	3	5	6	0.455	9	15	0.375	0	0	12.5	24	0.521
D 87	Lewis, Jim "Jimbo"	5	5	6	4	11	9	0.550	10	2	6	5	16	7	0.696	27	16	0.628	0	0	20.0	43	0.465
D 88	Winters, Tom "Tiny"	3	2	5	0	8	2	0.800	3	1	0	2	3	3	0.500	11	5	0.688	0	0	13.5	16	0.844
D 89	Rowe, Travis	3	7	7	4	10	11	0.476	5	5	5	7	10	12	0.455	20	23	0.465	0	0	15.0	43	0.349

	Singles 301		Singles Cricket		Singles Record		Singles Win %-age	Doubles Cricket		Doubles 501		Doubles Record		Doubles Win %-age	Sngls + Dbls Record		Sngls + Dbls Win %-age	Tiebreaker Ws	Tiebreaker Ls	All-Star Points	Games Played	All-Star Point Average
E1/ Cuban Dart Crisis	41	43	37	47	78	90	0.464	21	21	20	22	41	43	0.488	160	176	0.476	9	7	126.0	336	0.375
E 10 McAlpin, Jack	5	7	5	8	10	15	0.400	4	6	4	5	8	11	0.421	18	26	0.409	1	1	15.5	44	0.352
E 11 Marsh, John	5	4	4	5	9	9	0.500	5	4	3	5	8	9	0.471	17	18	0.486	1	1	9.0	35	0.257
E 12 Krug, Jon	3	10	5	8	8	18	0.308	6	6	7	7	13	13	0.500	21	31	0.404	1	1	11.5	52	0.221
E 13 Gotlibowski, Jim	4	4	8	2	12	6	0.667	6	4	4	5	10	9	0.526	22	15	0.595	1	1	20.5	37	0.554
E 14 Meyer, Jim	0	1	0	0	0	1	0.000	1	1	0	1	1	2	0.333	1	3	0.250	0	0	2.0	4	0.500
E 15 Holland, Kory	4	9	0	8	4	17	0.190	6	5	5	5	11	10	0.524	15	27	0.357	1	1	9.5	42	0.226
E 16 Reitmeyer, Jason	3	1	4	3	7	4	0.636	4	4	4	4	8	8	0.500	15	12	0.556	1	1	13.5	27	0.500
E 17 Ackley, Sean	9	3	9	3	18	6	0.750	6	4	6	5	12	9	0.571	30	15	0.667	1	1	34.5	45	0.767
E 18 Johns, Dave	8	1	2	7	10	8	0.556	4	5	3	6	7	11	0.389	17	19	0.472	1	0	8.5	36	0.236
E 19 Cummings, Nathan	0	3	0	3	0	6	0.000	0	3	4	1	4	4	0.500	4	10	0.286	1	0	1.5	14	0.107
E2/ Force 8 from the Planet XXX	44	40	47	37	91	77	0.542	20	22	27	15	47	37	0.560	185	151	0.551	8	9	134.5	336	0.400
E 20 Hall, Frank "Stumpy"	6	4	5	6	11	10	0.524	4	8	5	7	9	15	0.375	20	25	0.444	1	1	11.5	45	0.256
E 21 Bohanan, Heather "Giggle	1	5	0	1	1	6	0.143	0	1	1	1	1	2	0.333	2	8	0.200	0	1	0.0	10	0.000
E 22 Gillett, Galen "The Stache	5	3	7	1	12	4	0.750	6	5	6	3	12	8	0.600	24	12	0.667	1	1	15.0	36	0.417
E 23 Goyen, Dave "Ranch Dres	2	2	12	2	14	4	0.778	10	4	10	3	20	7	0.741	34	11	0.756	1	1	23.5	45	0.522
E 24 McEwen, William "Murdo	9	2	4	9	13	11	0.542	3	5	7	3	10	8	0.556	23	19	0.548	1	1	17.5	42	0.417
E 25 Balena, Frank	6	6	2	8	8	14	0.364	1	7	6	5	7	12	0.368	15	26	0.366	1	1	11.5	41	0.280
E 26 Bunn, Tim	7	7	13	1	20	8	0.714	10	4	11	2	21	6	0.778	41	14	0.745	1	1	46.5	55	0.845
E 27 Hall, Danny	5	6	3	3	8	9	0.471	6	5	8	3	14	8	0.636	22	17	0.564	1	1	7.5	39	0.192
E 28 McEwen, Mike	3	5	1	6	4	11	0.267	0	5	0	3	0	8	0.000	4	19	0.174	1	1	1.5	23	0.065
E3/ Death Throw	37	41	37	41	74	82	0.474	18	21	19	20	37	41	0.474	148	164	0.474	7	0	114.5	312	0.367
E 30 Willis, Tolson	6	5	7	6	13	11	0.542	7	6	8	5	15	11	0.577	28	22	0.560	1	0	26.0	50	0.520
E 31 Hogan, Neal	6	5	8	4	14	9	0.609	7	5	7	5	14	10	0.583	28	19	0.596	1	0	22.0	47	0.468
E 32 Zimmerman, Mike	4	7	0	4	4	11	0.267	0	4	5	5	5	9	0.357	9	20	0.310	1	0	4.5	29	0.155
E 33 Dysard, Rick	6	6	7	6	13	12	0.520	8	5	5	8	13	13	0.500	26	25	0.510	1	0	15.0	51	0.294
E 34 Brophy, Sean	2	4	1	10	3	14	0.176	5	5	2	3	7	8	0.467	10	22	0.313	1	0	4.5	32	0.141
E 35 Price, Greg	0	0	0	0	0	0	#DIV/0!	0	0	0	0	0	0	#DIV/0!	0	0	#DIV/0!	0	0	0.0	0	#DIV/0!
E 36 Parker, Seth	1	2	1	1	2	3	0.400	1	2	1	0	2	2	0.500	4	5	0.444	0	0	2.0	9	0.222
E 37 Huff, Matt	3	8	7	4	10	12	0.455	3	8	6	5	9	13	0.409	19	25	0.432	1	0	19.0	44	0.432
E 38 Bosier, Sean	9	4	6	6	15	10	0.600	5	7	4	9	9	16	0.360	24	26	0.480	1	0	21.5	50	0.430
E4/ Menace 2 Sobriety	45	39	42	42	87	81	0.518	17	25	14	28	31	53	0.369	149	187	0.443	6	8	148.5	336	0.442
E 40 Johnson, Dave	11	2	11	3	22	5	0.815	8	6	5	9	13	15	0.464	35	20	0.636	1	1	43.0	55	0.782
E 41 Johnson, Jennifer	4	3	0	6	4	9	0.308	0	7	0	3	0	10	0.000	4	19	0.174	1	1	5.0	23	0.217
E 42 McCartney, Eric	1	2	2	4	3	6	0.333	3	5	4	5	7	10	0.412	10	16	0.385	0	1	11.5	26	0.442
E 43 Price, Brady	9	4	6	7	15	11	0.577	6	6	3	10	9	16	0.360	24	27	0.471	1	1	22.0	51	0.431
E 44 Patel, Sam	4	5	2	8	6	13	0.316	2	6	1	8	3	14	0.176	9	27	0.250	0	1	15.0	36	0.417
E 45 White, J.J.	6	5	9	5	15	10	0.600	7	5	6	8	13	13	0.500	28	23	0.549	1	1	33.5	51	0.657
E 46 Bouchard, Keith	7	7	9	4	16	11	0.593	4	8	7	6	11	14	0.440	27	25	0.519	1	1	15.5	52	0.298
E 47 Kareiva, Keith	0	0	0	0	0	0	#DIV/0!	0	0	0	0	0	0	#DIV/0!	0	0	#DIV/0!	0	0	0.0	0	#DIV/0!
E 48 Staley, Shawn	3	11	3	5	6	16	0.273	4	7	2	7	6	14	0.300	12	30	0.286	1	1	3.0	42	0.071
E5/ Starving Dartists	38	46	43	41	81	87	0.482	18	24	21	21	39	45	0.464	159	177	0.473	23	0	122.5	336	0.365
E 50 Hartley, Barron	1	6	3	2	4	8	0.333	0	2	5	7	5	9	0.357	9	17	0.346	3	0	6.5	26	0.250
E 51 Hartley, Bryan	5	7	1	8	6	15	0.286	2	8	5	6	7	14	0.333	13	29	0.310	3	0	8.5	42	0.202
E 52 Schenck, Drew	0	0	0	0	0	0	#DIV/0!	0	0	0	0	0	0	#DIV/0!	0	0	#DIV/0!	0	0	0.0	0	#DIV/0!
E 53 Medlin, Scott	4	1	9	5	13	6	0.684	8	6	8	5	16	11	0.593	29	17	0.630	3	0	23.5	46	0.511
E 54 Reiser, Brian	3	3	3	4	6	7	0.462	1	8	5	2	6	10	0.375	12	17	0.414	2	0	7.5	29	0.259
E 55 Brown, Jay	7	6	9	5	16	11	0.593	7	6	5	6	12	12	0.500	28	23	0.549	3	0	19.0	51	0.373
E 56 Sexton, Ray	7	7	10	4	17	11	0.607	9	5	6	6	15	11	0.577	32	22	0.593	3	0	23.5	54	0.435
E 57 Raquet, Michael	6	7	7	7	13	14	0.481	8	6	7	6	15	12	0.556	28	26	0.519	3	0	28.0	54	0.519
E 58 Parent, Katherine	5	9	1	6	6	15	0.286	1	7	1	4	2	11	0.154	8	26	0.235	3	0	6.0	34	0.176
E6/ Dublin-Dublout	45	39	48	36	93	75	0.554	23	19	24	18	47	37	0.560	187	149	0.557	0	13	139.0	336	0.414
E 60 Montesi, Chris	2	12	10	4	12	16	0.429	4	10	6	6	10	16	0.385	22	32	0.407	0	2	25.0	54	0.463
E 61 Rudy, Jeff	9	3	8	4	17	7	0.708	8	5	8	5	16	10	0.615	33	17	0.660	0	2	19.0	50	0.380
E 62 Winter, Wally	9	5	8	6	17	11	0.607	10	4	9	5	19	9	0.679	36	20	0.643	0	2	16.5	56	0.295
E 63 Jones, Andrew	6	7	6	7	12	14	0.462	9	4	7	6	16	10	0.615	28	24	0.538	0	2	16.0	52	0.308
E 64 Gelberg, David	11	2	9	4	20	6	0.769	11	2	9	4	20	6	0.769	40	12	0.769	0	2	40.0	52	0.769
E 65 Bordeau, Eric	8	6	7	6	15	12	0.556	4	8	8	6	12	14	0.462	27	26	0.509	0	2	16.5	53	0.311
E 66 Martin, Jimmy	0	3	0	3	0	6	0.000	0	3	1	2	1	5	0.167	1	11	0.083	0	0	2.5	12	0.208
E 67 Wiegand, Tom	0	1	0	2	0	3	0.000	0	2	0	2	0	4	0.000	0	7	0.000	0	1	3.5	7	0.500
E7/ Double Tap	44	40	41	43	85	83	0.506	21	21	21	21	42	42	0.500	169	167	0.503	0	16	129.5	336	0.385
E 70 Klimanskis, Mark	3	2	5	9	8	11	0.421	6	8	2	9	8	17	0.320	16	28	0.364	0	2	19.5	44	0.443
E 71 Goss, Matt	13	1	11	3	24	4	0.857	10	4	10	3	20	7	0.741	44	11	0.800	0	2	36.5	55	0.664
E 72 Guenther, George	6	7	8	5	14	12	0.538	4	9	7	4	11	13	0.458	25	25	0.500	0	2	21.5	50	0.430
E 73 Polenz, Steve	9	4	6	8	15	12	0.556	7	7	4	9	11	16	0.407	26	28	0.481	0	2	19.5	54	0.361
E 74 Klein, Norm	1	2	1	6	2	8	0.200	4	4	3	0	7	4	0.636	9	12	0.429	0	1	3.5	21	0.167
E 75 Becker, Blair	7	6	4	3	11	9	0.550	1	3	5	7	6	10	0.375	17	19	0.472	0	2	10.0	36	0.278
E 76 Ellerman, Eric	3	11	0	0	3	11	0.214	0	0	1	7	1	7	0.125	4	18	0.182	0	2	0.0	22	0.000
E 77 Ferris, Paul	2	7	0	2	2	9	0.182	1	3	5	2	6	5	0.545	8	14	0.364	0	1	2.5	22	0.114
E 78 Hunsberger, Jim	0	0	6	7	6	7	0.462	9	4	5	1	14	5	0.737	20	12	0.625	0	2	16.5	32	0.516
E8/ The Mayan Dartist	40	44	39	45	79	89	0.470	28	14	20	22	48	36	0.571	175	161	0.521	6	0	157.5	336	0.469
E 80 Walters, Joshua	7	8	3	12	10	20	0.333	7	10	4	10	11	20	0.355	21	40	0.344	1	0	20.0	61	0.328
E 81 Martinez, Vicente	10	5	12	2	22	7	0.759	12	2	12	2	24	4	0.857	46	11	0.807	1	0	37.5	57	0.658
E 82 Brown, Phil	6	3	5	3	11	6	0.647	8	0	4	5	12	5	0.706	23	11	0.676	0	0	20.5	34	0.603
E 83 Brown, Brandon	3	5	6	3	9	8	0.529	6	5	2	6	8	11	0.421	17	19	0.472	1	0	15.0	36	0.417
E 84 Thompson, Barry	8	10	5	11	13	21	0.382	13	3	8	7	21	10	0.677	34	31	0.523	1	0	38.5	65	0.592
E 85 Patrick, Kevin	0	4	0	6	0	10	0.000	1	2	1	4	2	6	0.250	2	16	0.111	1	0	5.5	18	0.306
E 86 Brooks, Ricky	2	4	1	5	3	9	0.250	1	3	2	5	3	8	0.273	6	17	0.261	1	0	4.0	23	0.174
E 87 Langston, Frankie	4	5	7	3	11	8	0.579	8	3	7	5	15	8	0.652	26	16	0.619	0	0	16.5	42	0.393

		Singles	301	Singles	Cricket	Singles	Record	Singles Win %-age	Doubles	Cricket	Doubles	501	Doubles	Record	Doubles Win %-age	Sngls + Dbls	Record	Sngls + Dbls Win %-age	Tiebreaker Ws	Tiebreaker Ls	All-Star Points	Games Played	All-Star Point Average
F1/ Salute-A-Bulls		32	52	28	56	60	108	0.357	17	25	13	29	30	54	0.357	120	216	0.357	7	0	119.0	336	0.354
F 10	Williams, Denny	7	6	7	5	14	11	0.560	3	11	5	10	8	21	0.276	22	32	0.407	1	0	26.0	54	0.481
F 11	Beckman, Verne	3	8	0	11	3	19	0.136	4	9	2	8	6	17	0.261	9	36	0.200	1	0	5.5	45	0.122
F 12	Morin, Dino	6	6	7	5	13	11	0.542	5	7	2	9	7	16	0.304	20	27	0.426	1	0	20.0	47	0.426
F 13	Mangum, Jamie	3	9	2	11	5	20	0.200	2	10	3	7	5	17	0.227	10	37	0.213	1	0	10.5	47	0.223
F 14	Schultz, Penny	0	12	1	9	1	21	0.045	2	6	4	9	6	15	0.286	7	36	0.163	1	0	4.0	43	0.093
F 15	Schultz, Bob	5	8	2	13	7	21	0.250	8	6	4	10	12	16	0.429	19	37	0.339	1	0	15.5	56	0.277
F 16	Grubb, Donald	8	3	9	2	17	5	0.773	10	1	6	5	16	6	0.727	33	11	0.750	1	0	37.5	44	0.852
F2/ Sofa Kings		35	49	31	53	66	102	0.393	15	27	20	22	35	49	0.417	136	200	0.405	0	0	128.5	336	0.382
F 20	Maley, Dave	6	7	7	6	13	13	0.500	6	6	2	6	8	12	0.400	21	25	0.457	0	0	20.0	46	0.435
F 21	Alcon, Tony	7	7	7	6	14	13	0.519	4	7	7	6	11	13	0.458	25	26	0.490	0	0	29.5	51	0.578
F 22	Groves, Phil	1	4	4	9	5	13	0.278	4	8	5	7	9	15	0.375	14	28	0.333	0	0	14.0	42	0.333
F 23	Bozza, Doug	6	5	6	5	12	10	0.545	5	6	8	3	13	9	0.591	25	19	0.568	0	0	19.5	44	0.443
F 24	Connelly, Patrick	6	7	1	7	7	14	0.333	0	9	6	6	6	15	0.286	13	29	0.310	0	0	6.0	42	0.143
F 25	Moore, Ken	6	5	5	7	11	12	0.478	6	7	7	6	13	13	0.500	24	25	0.490	0	0	25.0	49	0.510
F 26	Metters, Paul	2	7	1	7	3	14	0.176	3	6	2	6	5	12	0.294	8	26	0.235	0	0	9.5	34	0.279
F 27	Cassese, Heather	1	7	0	6	1	13	0.071	2	5	3	4	5	9	0.357	6	22	0.214	0	0	5.0	28	0.179
F3/ BullsHitters		50	34	60	24	110	58	0.655	32	10	21	21	53	31	0.631	216	120	0.643	0	0	145.0	336	0.432
F 30	Reece, Robert	6	5	3	5	9	10	0.474	5	4	6	4	11	8	0.579	20	18	0.526	0	0	6.0	38	0.158
F 31	Gardner, Mike	2	6	8	4	10	10	0.500	6	3	3	9	9	12	0.429	19	22	0.463	0	0	11.5	41	0.280
F 32	Wylie, John	5	8	8	5	13	13	0.500	7	5	7	6	14	11	0.560	27	24	0.529	0	0	23.5	51	0.461
F 33	Massengill, Robert	5	3	5	0	10	3	0.769	7	1	3	2	10	3	0.769	20	6	0.769	0	0	9.0	26	0.346
F 34	Massengill, Randy	9	5	8	5	17	10	0.630	13	1	8	3	21	4	0.840	38	14	0.731	0	0	13.0	52	0.250
F 35	Massengill, Chad	14	0	13	1	27	1	0.964	13	1	10	4	23	5	0.821	50	6	0.893	0	0	49.5	56	0.884
F 36	Gilyardi, Ernie	7	3	8	2	15	5	0.750	7	3	4	6	11	9	0.550	26	14	0.650	0	0	24.5	40	0.613
F 37	Knight, Tim	2	4	7	2	9	6	0.600	6	2	1	8	7	10	0.412	16	16	0.500	0	0	8.0	32	0.250
F4/ Carry Oakie		44	40	43	41	87	81	0.518	26	16	27	15	53	31	0.631	193	143	0.574	7	0	141.0	336	0.420
F 40	Yoneoka, Oakie	0	0	0	0	0	0	#DIV/0!	0	0	0	0	0	0	#DIV/0!	0	0	#DIV/0!	0	0	0.0	0	#DIV/0!
F 41	Kring, Jeremy	6	7	6	5	12	12	0.500	6	6	7	5	13	11	0.542	25	23	0.521	1	0	17.0	48	0.354
F 42	Gibson, Ed	7	2	5	4	12	6	0.667	2	3	6	1	8	4	0.667	20	10	0.667	1	0	7.0	30	0.233
F 43	Fuller, Ian	8	6	8	7	16	13	0.552	11	3	8	3	19	6	0.760	35	19	0.648	1	0	19.5	54	0.361
F 44	Vauter, Bob	5	6	3	4	8	10	0.444	4	4	5	2	9	6	0.600	17	16	0.515	0	0	16.0	33	0.485
F 45	Nelson, David	3	7	2	8	5	15	0.250	4	3	7	5	11	8	0.579	16	23	0.410	1	0	7.0	39	0.179
F 46	Yoneoka, J.J.	2	0	6	2	8	2	0.800	6	4	7	4	13	8	0.619	21	10	0.677	1	0	17.5	31	0.565
F 47	Lorden, Shawn	0	1	3	1	3	2	0.600	2	2	3	1	5	3	0.625	8	5	0.615	0	0	6.5	13	0.500
F 48	Knight, Eric	8	7	6	7	14	14	0.500	10	4	6	5	16	9	0.640	30	23	0.566	1	0	21.5	53	0.406
F 49	Side, Eric	5	4	4	3	9	7	0.563	7	3	5	4	12	7	0.632	21	14	0.600	1	0	29.0	35	0.829
F5/ The Dysfunction is Back		47	37	41	43	88	80	0.524	17	25	23	19	40	44	0.476	168	168	0.500	0	12	118.5	336	0.353
F 50	Raymond, Ryan	6	7	5	9	11	16	0.407	5	8	7	5	12	13	0.480	23	29	0.442	0	2	16.0	52	0.308
F 51	Talley, Gray	5	8	3	7	8	15	0.348	2	9	7	6	9	15	0.375	17	30	0.362	0	2	6.0	47	0.128
F 52	Rexrode, Rob	5	8	7	6	12	14	0.462	4	9	8	4	12	13	0.480	24	27	0.471	0	2	21.0	51	0.412
F 53	Tanner, Dave	13	1	10	4	23	5	0.821	9	5	8	6	17	11	0.607	40	16	0.714	0	2	30.0	56	0.536
F 54	Ward, Chris	5	2	5	4	10	6	0.625	5	3	4	5	9	8	0.529	19	14	0.576	0	1	12.5	33	0.379
F 55	Steppe, Mike	8	5	4	9	12	14	0.462	4	10	7	6	11	16	0.407	23	30	0.434	0	2	18.0	53	0.340
F 56	Smith, Brian	5	6	7	4	12	10	0.545	5	6	5	6	10	12	0.455	22	22	0.500	0	1	15.0	44	0.341
F 57	Brown, Jason	0	0	0	0	0	0	#DIV/0!	0	0	0	0	0	0	#DIV/0!	0	0	#DIV/0!	0	0	0.0	0	#DIV/0!
F6/ Sharkshooters		42	42	38	46	80	88	0.476	20	22	22	20	42	42	0.500	164	172	0.488	6	6	130.0	336	0.387
F 60	Stacy, Michelle	3	4	4	6	7	10	0.412	6	5	8	5	14	10	0.583	21	20	0.512	1	1	12.5	41	0.305
F 61	Stacy, Rod	10	3	9	5	19	8	0.704	8	6	8	6	16	12	0.571	35	20	0.636	1	1	43.5	55	0.791
F 62	Williams, Derek	11	3	11	3	22	6	0.786	9	5	6	8	15	13	0.536	37	19	0.661	1	1	27.0	56	0.482
F 63	Harpster, Ben	3	8	2	9	5	17	0.227	0	6	5	5	5	11	0.313	10	28	0.263	1	1	4.0	38	0.105
F 64	McGettigan, Grace	8	3	4	7	12	10	0.545	3	8	3	6	6	14	0.300	18	24	0.429	1	0	11.5	42	0.274
F 65	McGettigan, Peter	0	5	3	3	3	8	0.273	3	4	4	1	7	5	0.583	10	13	0.435	0	0	8.5	23	0.370
F 66	Cyr, Christine	4	9	1	7	5	16	0.238	1	9	4	4	5	13	0.278	10	29	0.256	0	1	9.0	39	0.231
F 67	Hunnicutt, Dave	3	7	4	6	7	13	0.350	10	1	6	5	16	6	0.727	23	19	0.548	1	1	14.0	42	0.333
F7/ Backyard Brawlers		48	36	46	38	94	74	0.560	19	23	23	19	42	42	0.500	178	158	0.530	6	0	152.0	336	0.452
F 70	Munroe, Joe	8	6	9	5	17	11	0.607	6	8	9	5	15	13	0.536	32	24	0.571	1	0	47.5	56	0.848
F 71	Frumkin, Josh	10	2	7	5	17	7	0.708	6	6	9	3	15	9	0.625	32	16	0.667	1	0	35.0	48	0.729
F 72	Merkle, Pat	8	4	8	4	16	8	0.667	8	5	6	7	14	12	0.538	30	20	0.600	1	0	23.0	50	0.460
F 73	White, John	1	2	9	5	10	7	0.588	3	6	4	5	7	11	0.389	17	18	0.486	0	0	6.5	35	0.186
F 74	Lewis, Rob	7	4	4	5	11	9	0.550	4	4	5	5	9	9	0.500	20	18	0.526	1	0	9.0	38	0.237
F 75	Prosser, Brad	7	7	4	8	11	15	0.423	4	8	8	3	12	11	0.522	23	26	0.469	1	0	12.0	49	0.245
F 76	Coats, Sara	2	5	0	1	2	6	0.250	0	1	1	2	1	3	0.250	3	9	0.250	0	0	0.0	12	0.000
F 77	Galavotti, Michael "Mooki	1	0	1	1	2	1	0.667	3	2	1	1	4	3	0.571	6	4	0.600	0	0	5.5	10	0.550
F 78	Miller, Mike	4	3	3	4	7	7	0.500	4	5	2	5	6	10	0.375	13	17	0.433	1	0	11.5	30	0.383
F 79	Munroe, Karen	0	0	0	0	0	0	#DIV/0!	0	0	0	0	0	0	#DIV/0!	0	0	#DIV/0!	0	0	0.0	0	#DIV/0!
F 7x	xx-Thomke, Charlie	0	3	1	0	1	3	0.250	0	1	1	2	1	3	0.250	2	6	0.250	0	0	2.0	8	0.250
F8/ Liquor Posse		38	46	49	35	87	81	0.518	22	20	19	23	41	43	0.488	169	167	0.503	0	6	172.5	336	0.513
F 80	Caputo, Daniel	7	6	8	6	15	12	0.556	6	7	5	9	11	16	0.407	26	28	0.481	0	1	29.0	54	0.537
F 81	Mooty, Aaron	7	8	9	5	16	13	0.552	9	6	7	7	16	13	0.552	32	26	0.552	0	1	31.0	58	0.534
F 82	Marks, Ted	9	4	10	3	19	7	0.731	7	7	8	5	15	12	0.556	34	19	0.642	0	1	47.0	53	0.887
F 83	Kincaid, Storm	2	7	6	2	8	9	0.471	4	5	2	4	6	9	0.400	14	18	0.438	0	0	18.5	32	0.578
F 84	Watkins, Nathan	8	5	7	6	15	11	0.577	6	6	8	6	14	12	0.538	29	23	0.558	0	1	22.0	52	0.423
F 85	Nelson, Shane	2	5	5	4	7	9	0.438	7	2	4	5	11	7	0.611	18	16	0.529	0	1	15.5	34	0.456
F 86	Watkins, Samantha	0	2	1	1	1	3	0.250	1	1	0	1	1	2	0.333	2	5	0.286	0	0	2.0	7	0.286
F 87	Mooty, Jim "Pops"	1	2	0	2	1	4	0.200	0	2	0	2	0	4	0.000	1	8	0.111	0	0	0.0	9	0.000
F 88	Mooty, Jon	1	6	3	5	4	11	0.267	4	3	4	5	8	8	0.500	12	19	0.387	0	0	7.5	31	0.242
F 89	Barbara, Conrad	1	1	0	1	1	2	0.333	0	1	0	2	0	3	0.000	1	5	0.167	0	1	0.0	6	0.000

	Singles 301		Singles Cricket		Singles Record		Singles Win %-age	Doubles Cricket		Doubles 501		Doubles Record		Doubles Win %-age	Sngls + Dbls Record		Sngls + Dbls Win %-age	Tiebreaker Ws	Tiebreaker Ls	All-Star Points	Games Played	All-Star Point Average
G1/ Charlie Don't Surf	36	47	41	43	77	90	0.461	21	21	24	18	45	39	0.536	167	168	0.499	12	5	135.5	335	0.404
G 10 Dudley, Robert	5	8	8	5	13	13	0.500	2	11	6	7	8	18	0.308	21	31	0.404	2	1	25.0	52	0.481
G 11 Dudley, Debbie	5	7	6	6	11	13	0.458	8	4	8	4	16	8	0.667	27	21	0.563	2	1	14.0	48	0.292
G 12 Peerbolte, Suzi	2	9	1	10	3	19	0.136	5	6	5	6	10	12	0.455	13	31	0.295	1	0	7.5	44	0.170
G 13 Jirku, Pavel	2	1	1	2	3	3	0.500	1	3	3	1	4	4	0.500	7	7	0.500	0	1	2.0	14	0.143
G 14 Krestalude, Andy	6	6	11	1	17	7	0.708	11	1	8	4	19	5	0.792	36	12	0.750	2	0	36.0	48	0.750
G 15 Hartmann, Pete	6	8	2	12	8	20	0.286	5	8	8	5	13	13	0.500	21	33	0.389	2	1	16.5	54	0.306
G 16 Hartmann, Erin	7	7	9	6	16	13	0.552	8	7	7	8	15	15	0.500	31	28	0.525	2	1	26.0	59	0.441
G 17 Martinez, Vince	3	1	3	1	6	2	0.750	2	2	3	1	5	3	0.625	11	5	0.688	1	0	8.5	16	0.531
G2/ We Be Triplin	52	32	40	44	92	76	0.548	21	21	27	15	48	36	0.571	188	148	0.560	0	13	113.0	336	0.336
G 20 Dozier, Jared	7	6	7	5	14	11	0.560	4	7	5	5	9	12	0.429	23	23	0.500	0	2	19.5	46	0.424
G 21 Boutieller, Tina	2	5	1	5	3	10	0.231	3	4	8	3	11	7	0.611	14	17	0.452	0	2	6.5	31	0.210
G 22 Leggett, Alyssa	11	3	6	8	17	11	0.607	6	7	8	6	14	13	0.519	31	24	0.564	0	2	33.5	55	0.609
G 23 Garzon, Marc	7	5	8	5	15	10	0.600	6	6	7	4	13	10	0.565	28	20	0.583	0	2	9.0	48	0.188
G 24 Sides, Kevin	3	3	1	7	4	10	0.286	1	5	4	3	5	8	0.385	9	18	0.333	0	1	6.0	27	0.222
G 25 Long, Eric	9	3	8	2	17	5	0.773	9	4	8	3	17	7	0.708	34	12	0.739	0	2	12.5	46	0.272
G 26 Harper, C.E.	7	4	3	9	10	13	0.435	8	4	8	2	16	6	0.727	26	19	0.578	0	1	7.0	45	0.156
G 27 Deemer, Randy	6	3	6	3	12	6	0.667	5	5	6	4	11	9	0.550	23	15	0.605	0	1	19.0	38	0.500
G3/ One Armed Bandits	40	43	47	37	87	80	0.521	25	17	25	17	50	34	0.595	187	148	0.558	0	0	127.0	335	0.379
G 30 Kiser, Lyman	2	3	5	7	7	10	0.412	8	5	8	3	16	8	0.667	23	18	0.561	0	0	18.5	41	0.451
G 31 Richardson, Shane	8	4	11	1	19	5	0.792	10	2	6	2	16	4	0.800	35	9	0.795	0	0	27.5	44	0.625
G 32 Henson, Rob	2	6	5	7	7	13	0.350	6	5	6	6	12	11	0.522	19	24	0.442	0	0	14.0	43	0.326
G 33 Ketchem, Brian	0	1	2	2	2	3	0.400	3	2	4	2	7	4	0.636	9	7	0.563	0	0	5.5	16	0.344
G 34 Jordan, Chris	2	3	1	6	3	9	0.250	2	0	0	3	2	3	0.400	5	12	0.294	0	0	4.0	17	0.235
G 35 Taylor, Wayne	4	7	3	3	7	10	0.412	4	3	5	5	9	8	0.529	16	18	0.471	0	0	10.5	34	0.309
G 36 White, Jim	7	5	2	1	9	6	0.600	2	7	4	5	6	12	0.333	15	18	0.455	0	0	8.0	33	0.242
G 37 Murphy, Phil	7	6	10	3	17	9	0.654	6	7	7	3	13	10	0.565	30	19	0.612	0	0	29.0	49	0.592
G 38 Lewis, Dave	7	5	7	6	14	11	0.560	7	3	8	4	15	7	0.682	29	18	0.617	0	0	8.0	47	0.170
G 39 Brazel, Joe	1	3	1	1	2	4	0.333	2	0	2	1	4	1	0.800	6	5	0.545	0	0	2.0	11	0.182
G4/ Bulls Ear Katknip	35	43	29	49	64	92	0.410	18	21	19	20	37	41	0.474	138	174	0.442	7	0	80.0	312	0.256
G 40 Logan, Pete	5	4	3	7	8	11	0.421	5	6	4	7	9	13	0.409	17	24	0.415	1	0	7.0	41	0.171
G 41 Bowen, Andy	3	1	4	2	7	3	0.700	4	0	4	3	8	3	0.727	15	6	0.714	0	0	9.0	21	0.429
G 42 Young, Ashley	1	2	2	7	3	9	0.250	4	5	4	1	8	6	0.571	11	15	0.423	0	0	7.0	26	0.269
G 43 Kyle, Mike	8	4	7	4	15	8	0.652	5	7	7	3	12	10	0.545	27	18	0.600	1	0	18.0	45	0.400
G 44 Ferguson, Travis	2	4	4	3	6	7	0.462	3	4	2	5	5	9	0.357	11	16	0.407	0	0	11.0	27	0.407
G 45 Campomezzi, Dan	2	8	1	10	3	18	0.143	5	7	5	6	10	13	0.435	13	31	0.295	1	0	8.5	44	0.193
G 46 Mason, Marcy	4	8	1	5	5	13	0.278	4	3	3	5	7	8	0.467	12	21	0.364	1	0	4.0	33	0.121
G 47 Dunham, Jim	3	4	5	3	8	7	0.533	4	4	3	2	7	6	0.538	15	13	0.536	1	0	12.5	28	0.446
G 48 Dubose, Chris	6	4	2	6	8	10	0.444	2	6	4	6	6	12	0.333	14	22	0.389	1	0	3.0	36	0.083
G 49 Dew, Kelly Jean	1	4	0	2	1	6	0.143	0	0	2	2	2	2	0.500	3	8	0.273	1	0	0.0	11	0.000
G5/ Bel Biv Dethrow	41	43	40	44	81	87	0.482	17	25	16	26	33	51	0.393	147	189	0.438	14	6	81.5	336	0.243
G 50 Woodard, David	10	4	9	5	19	9	0.679	7	7	5	9	12	16	0.429	31	25	0.554	2	1	10.0	56	0.179
G 51 Guile, Glen	6	6	2	5	8	11	0.421	4	7	4	4	8	11	0.421	16	22	0.421	2	1	4.0	38	0.105
G 52 Emerton, Eric	3	6	7	3	10	9	0.526	4	7	3	8	7	15	0.318	17	24	0.415	1	0	15.0	41	0.366
G 53 Barletta, Phil	5	6	7	5	12	11	0.522	4	6	3	8	7	14	0.333	19	25	0.432	2	0	11.0	44	0.250
G 54 Zellers, Krysta	2	4	0	6	2	10	0.167	0	5	3	4	3	9	0.250	5	19	0.208	1	1	2.0	24	0.083
G 55 Gates, Dan	3	4	4	4	7	8	0.467	6	2	3	4	9	6	0.600	16	14	0.533	1	1	16.0	30	0.533
G 56 Gilbert, Geoff	4	3	4	3	8	6	0.571	1	4	1	6	2	10	0.167	10	16	0.385	2	0	6.0	26	0.231
G 57 Milam, Andrew	0	0	0	1	0	1	0.000	0	0	0	0	0	0	#DIV/0!	0	1	0.000	0	0	0.0	1	0.000
G 58 Ejlali, Shervin	7	3	4	8	11	11	0.500	4	7	6	5	10	12	0.455	21	23	0.477	2	1	13.5	44	0.307
G 59 Massey, Jeff	1	7	3	4	4	11	0.267	4	5	4	4	8	9	0.471	12	20	0.375	1	1	4.0	32	0.125
G6/ Quackerjacks	30	40	36	36	66	76	0.465	11	25	13	23	24	48	0.333	114	172	0.399	0	0	57.5	286	0.201
G 60 Moeschet, Cathy	0	0	0	0	0	0	#DIV/0!	0	0	0	0	0	0	#DIV/0!	0	0	#DIV/0!	0	0	0.0	0	#DIV/0!
G 61 Carawon, Bob	6	7	5	8	11	15	0.423	4	12	4	12	8	24	0.250	19	39	0.328	0	0	8.5	58	0.147
G 62 Peers, Martin	6	5	2	10	8	15	0.348	1	9	7	7	8	16	0.333	16	31	0.340	0	0	3.0	47	0.064
G 63 Converse, Stan	1	4	4	1	5	5	0.500	1	3	1	2	2	5	0.286	7	10	0.412	0	0	7.0	17	0.412
G 64 Carawon, Harris	1	9	2	7	3	16	0.158	2	6	1	4	3	10	0.231	6	26	0.188	0	0	5.0	32	0.156
G 65 Strickland, Craig	3	6	7	2	10	8	0.556	6	5	3	6	9	11	0.450	19	19	0.500	0	0	8.0	38	0.211
G 66 Wickstrom, Bob	3	1	2	2	5	3	0.625	1	3	2	2	3	5	0.375	8	8	0.500	0	0	5.0	16	0.313
G 67 Strickland, Andrew "AJ"	4	7	8	4	12	11	0.522	6	5	5	6	11	11	0.500	23	22	0.511	0	0	14.5	45	0.322
G 68 Casadonte, Paul	6	1	6	2	12	3	0.800	1	7	3	7	4	14	0.222	16	17	0.485	0	0	6.5	33	0.197
G7/ Methodical Madness	41	37	45	33	86	70	0.551	28	11	22	17	50	28	0.641	186	126	0.596	0	16	128.0	312	0.410
G 70 Hamilton, Brad	5	6	7	6	12	12	0.500	10	3	9	4	19	7	0.731	31	19	0.620	0	2	29.0	50	0.580
G 71 Citrak, Sheldon	7	3	7	2	14	5	0.737	8	3	5	5	13	8	0.619	27	13	0.675	0	2	19.5	40	0.488
G 72 Neill, Gregory	4	1	2	0	6	1	0.857	4	1	3	2	7	3	0.700	13	4	0.765	0	2	9.5	17	0.559
G 73 Venable, Mike	7	4	8	4	15	8	0.652	7	5	8	4	15	9	0.625	30	17	0.638	0	2	14.0	47	0.298
G 74 Horrall, Mike	6	5	7	6	13	11	0.542	7	1	9	2	16	3	0.842	29	14	0.674	0	1	15.0	43	0.349
G 75 Solomon, Micheal	1	8	2	8	3	16	0.158	2	1	1	7	3	8	0.273	6	24	0.200	0	2	8.0	30	0.267
G 76 Weaver, Ken	5	4	8	4	13	8	0.619	7	3	5	6	12	9	0.571	25	17	0.595	0	2	17.0	42	0.405
G 77 Ellwanger, Daniel	0	0	0	0	0	0	#DIV/0!	0	0	0	0	0	0	#DIV/0!	0	0	#DIV/0!	0	0	0.0	0	#DIV/0!
G 78 Mackubin, Chris	3	4	2	3	5	7	0.417	6	3	2	2	8	5	0.615	13	12	0.520	0	1	10.0	25	0.400
G 79 Loving, Roger	3	2	2	0	5	2	0.714	5	2	2	2	7	4	0.636	12	6	0.667	0	2	6.0	18	0.333
G8/ UZMAgain	47	37	46	38	93	75	0.554	21	21	16	26	37	47	0.440	167	169	0.497	6	0	111.0	336	0.330
G 80 Kunesh, Joe	7	6	6	6	13	12	0.520	7	6	1	9	8	15	0.348	21	27	0.438	1	0	15.5	48	0.323
G 81 Rouse, Chuck	7	5	1	5	8	10	0.444	5	6	4	9	9	15	0.375	17	25	0.405	1	0	8.0	42	0.190
G 82 Wilkinson, Charlie	7	7	8	6	15	13	0.536	4	6	7	7	11	13	0.458	26	26	0.500	1	0	11.5	52	0.221
G 83 Schrein, David	6	5	9	5	15	10	0.600	8	6	5	8	13	14	0.481	28	24	0.538	1	0	15.0	52	0.288
G 84 Powell, Mark	11	2	11	2	22	4	0.846	6	6	7	5	13	11	0.542	35	15	0.700	1	0	28.5	50	0.570
G 85 Kirkpatrick, Scott	7	5	7	6	14	11	0.560	8	5	4	9	12	14	0.462	26	25	0.510	1	0	19.5	51	0.382
G 86 Gallo, Tom	0	0	0	0	0	0	#DIV/0!	0	0	0	0	0	0	#DIV/0!	0	0	#DIV/0!	0	0	0.0	0	#DIV/0!
G 87 Raper, Jeromie	2	7	4	8	6	15	0.286	4	7	4	5	8	12	0.400	14	27	0.341	0	0	13.0	41	0.317

		Singles	301	Singles	Cricket	Singles	Record	Singles Win %-age	Doubles	Cricket	Doubles	501	Doubles	Record	Doubles Win %-age	Sngls + Dbls	Record	Sngls + Dbls Win %-age	Tiebreaker Ws	Tiebreaker Ls	All-Star Points	Games Played	All-Star Point Average
H1/ Tips & Shafts		46	38	49	35	95	73	0.565	28	14	25	17	53	31	0.631	201	135	0.598	0	0	99.5	336	0.296
H 10	Vithorkus, Denise	5	9	0	4	5	13	0.278	2	2	4	8	6	10	0.375	11	23	0.324	0	0	2.0	34	0.059
H 11	Spencer, Kenny	6	6	8	4	14	10	0.583	11	2	8	6	19	8	0.704	33	18	0.647	0	0	19.0	51	0.373
H 12	Todd, Patrick	8	5	11	2	19	7	0.731	7	6	11	2	18	8	0.692	37	15	0.712	0	0	22.0	52	0.423
H 13	Davis, Stu	4	5	3	4	7	9	0.438	6	2	2	6	8	8	0.500	15	17	0.469	0	0	7.5	32	0.234
H 14	Walz, Paul	5	1	3	2	8	3	0.727	2	0	3	0	5	0	1.000	13	3	0.813	0	0	4.0	16	0.250
H 15	Strang, Joe	10	4	10	4	20	8	0.714	8	7	11	4	19	11	0.633	39	19	0.672	0	0	17.0	58	0.293
H 16	Strang, Amy	2	1	6	6	8	7	0.533	9	3	3	3	12	6	0.667	20	13	0.606	0	0	13.0	33	0.394
H 17	Robertson, Phil	5	7	8	4	13	11	0.542	9	4	7	5	16	9	0.640	29	20	0.592	0	0	13.0	49	0.265
H 18	Tanner, Jodi	1	0	0	5	1	5	0.167	2	2	1	0	3	2	0.600	4	7	0.364	0	0	2.0	11	0.182
H 19	Trimble, Chris	0	0	0	0	0	0	#DIV/0!	0	0	0	0	0	0	#DIV/0!	0	0	#DIV/0!	0	0	0.0	0	#DIV/0!
H2/ Y'All Ain't Ready!		40	44	39	45	79	89	0.470	24	18	18	24	42	42	0.500	163	173	0.485	0	8	111.0	336	0.330
H 20	Fagan, Seth	5	0	8	5	13	5	0.722	7	5	4	2	11	7	0.611	24	12	0.667	0	0	26.5	36	0.736
H 21	Fagan, Debra	2	4	0	0	2	4	0.333	0	0	1	3	1	3	0.250	3	7	0.300	0	0	1.0	10	0.100
H 22	Fagan, David	6	3	5	5	11	8	0.579	7	5	7	3	14	8	0.636	25	16	0.610	0	1	18.0	41	0.439
H 23	Therrien, Dan	8	2	8	4	16	6	0.727	9	4	7	4	16	8	0.667	32	14	0.696	0	1	19.5	46	0.424
H 24	Therrien, Jen	0	4	1	9	1	13	0.071	6	4	2	7	8	11	0.421	9	24	0.273	0	1	11.0	33	0.333
H 25	Bauguess, Misty	5	9	0	3	5	12	0.294	1	1	5	9	6	10	0.375	11	22	0.333	0	1	1.0	33	0.030
H 26	Massey, Amy	2	4	8	4	10	8	0.556	5	6	1	5	6	11	0.353	16	19	0.457	0	1	9.0	35	0.257
H 27	McCutchan, Bob	10	4	7	7	17	11	0.607	7	6	2	2	9	8	0.529	26	19	0.578	0	1	17.0	45	0.378
H 28	Maulany, Karolina	1	12	0	2	1	14	0.067	1	1	5	7	6	8	0.429	7	22	0.241	0	1	3.5	29	0.121
H 29	Bruce, Andrew	1	2	2	6	3	8	0.273	5	4	2	6	7	10	0.412	10	18	0.357	0	1	4.5	28	0.161
H3/ Grateful Darts		43	41	40	44	83	85	0.494	13	29	20	22	33	51	0.393	149	187	0.443	23	15	66.0	336	0.196
H 30	Lilienthal, John	4	3	2	6	6	9	0.400	1	8	1	3	2	11	0.154	8	20	0.286	3	2	3.5	28	0.125
H 31	Herman, Fritz	5	6	8	5	13	11	0.542	4	9	6	6	10	15	0.400	23	26	0.469	3	2	9.0	49	0.184
H 32	Iager, John	8	2	9	1	17	3	0.850	4	6	6	3	10	9	0.526	27	12	0.692	3	2	20.5	39	0.526
H 33	Simpson, Phillip	8	4	4	7	12	11	0.522	4	7	7	6	11	13	0.458	23	24	0.489	3	2	9.0	47	0.191
H 34	McGrail, Tony	7	3	7	6	14	9	0.609	2	10	4	8	6	18	0.250	20	27	0.426	3	2	5.5	47	0.117
H 35	Perkins, Chris	2	7	6	7	8	14	0.364	6	7	6	6	12	13	0.480	20	27	0.426	3	2	12.5	47	0.266
H 36	Perkins, Rick	3	11	0	4	3	15	0.167	0	4	5	7	5	11	0.313	8	26	0.235	3	2	1.0	34	0.029
H 37	Spinelli, Marc	6	5	4	8	10	13	0.435	5	7	5	5	10	12	0.455	20	25	0.444	2	1	5.0	45	0.111
H4/ Fullabull		44	40	53	31	97	71	0.577	20	22	20	22	40	44	0.476	177	159	0.527	0	7	76.0	336	0.226
H 40	Maze, Michelle	4	4	7	5	11	9	0.550	6	6	6	6	12	12	0.500	23	21	0.523	0	1	11.5	44	0.261
H 41	Voorhees, Cindy	4	10	6	8	10	18	0.357	6	7	5	8	11	15	0.423	21	33	0.389	0	1	11.5	54	0.213
H 42	Maini, Sal	6	3	5	2	11	5	0.688	3	6	5	4	8	10	0.444	19	15	0.559	0	1	4.0	34	0.118
H 43	Tingler, Todd	6	7	8	5	14	12	0.538	5	4	6	7	11	11	0.500	25	23	0.521	0	1	7.5	48	0.156
H 44	Morgan, Dennis	7	4	13	1	20	5	0.800	10	4	6	7	16	11	0.593	36	16	0.692	0	1	21.5	52	0.413
H 45	Boyd, Tammy	5	7	4	3	9	10	0.474	2	9	4	6	6	15	0.286	15	25	0.375	0	0	2.5	40	0.063
H 46	Gallant, Johnnie	0	0	0	0	0	0	#DIV/0!	0	0	0	0	0	0	#DIV/0!	0	0	#DIV/0!	0	0	0.0	0	#DIV/0!
H 47	Cooper, Chris	3	2	2	2	5	4	0.556	2	2	1	1	3	3	0.500	8	7	0.533	0	1	2.0	15	0.133
H 48	Maday, Greg	9	3	8	5	17	8	0.680	6	6	7	5	13	11	0.542	30	19	0.612	0	1	15.5	49	0.316
H5/ Brown's Bombers		55	29	59	25	114	54	0.679	30	12	33	9	63	21	0.750	240	96	0.714	0	0	128.5	336	0.382
H 50	Huffman, David	9	5	13	1	22	6	0.786	13	1	12	2	25	3	0.893	47	9	0.839	0	0	31.0	56	0.554
H 51	Owens, John	8	6	11	3	19	9	0.679	9	5	11	3	20	8	0.714	39	17	0.696	0	0	19.5	56	0.348
H 52	Spaulding, Paul	11	3	8	6	19	9	0.679	9	5	11	3	20	8	0.714	39	17	0.696	0	0	24.5	56	0.438
H 53	Casey, Kevin	4	9	10	4	14	13	0.519	4	9	13	1	17	10	0.630	31	23	0.574	0	0	13.5	54	0.250
H 54	Huffman, Inky	0	1	1	0	1	1	0.500	2	0	1	4	3	4	0.429	4	5	0.444	0	0	1.5	9	0.167
H 55	Rumble, Logan	1	0	0	0	1	0	1.000	1	0	0	1	1	1	0.500	2	1	0.667	0	0	0.0	3	0.000
H 56	Vick, Justin	11	2	10	3	21	5	0.808	9	3	9	0	18	3	0.857	39	8	0.830	0	0	21.5	47	0.457
H 57	Rutten, Pete	11	3	6	8	17	11	0.607	13	1	9	3	22	4	0.846	39	15	0.722	0	0	17.0	54	0.315
H 58	Johnson, Taylor	0	0	0	0	0	0	#DIV/0!	0	0	0	1	0	1	0.000	0	1	0.000	0	0	0.0	1	0.000
H6/ Missing Flights		33	45	35	43	68	88	0.436	18	21	17	22	35	43	0.449	138	174	0.442	6	6	90.0	312	0.288
H 60	Nettesheim, Doug	7	7	8	4	15	11	0.577	9	4	7	6	16	10	0.615	31	21	0.596	1	1	27.5	52	0.529
H 61	Smith, Ron	3	9	5	6	8	15	0.348	3	6	1	8	4	14	0.222	12	29	0.293	0	1	11.5	41	0.280
H 62	Gleisinger, Steven	4	4	4	6	8	10	0.444	4	7	3	7	7	14	0.333	15	24	0.385	1	1	12.0	39	0.308
H 63	Carroll, Leroy	0	2	1	1	1	3	0.250	0	2	0	2	0	4	0.000	1	7	0.125	0	0	3.0	8	0.375
H 64	Davis, Luke	4	4	2	4	6	8	0.429	4	4	5	3	9	7	0.563	15	15	0.500	1	1	4.0	30	0.133
H 65	Wright, Tim	5	6	7	6	12	12	0.500	5	8	5	7	10	15	0.400	22	27	0.449	1	1	12.0	49	0.245
H 66	Parks, Doug	3	10	2	12	5	22	0.185	7	5	8	5	15	10	0.600	20	32	0.385	1	1	14.5	52	0.279
H 67	Haynes, Josh	7	3	6	4	13	7	0.650	4	6	5	6	9	12	0.429	22	19	0.537	1	0	5.5	41	0.134
H7/ Con Dartists		37	46	33	51	70	97	0.419	20	22	20	22	40	44	0.476	150	185	0.448	11	0	66.5	335	0.199
H 70	Howard, Meghan	4	2	4	8	8	10	0.444	7	5	6	6	13	11	0.542	21	21	0.500	2	0	16.0	42	0.381
H 71	Ghosh, Debanjan	9	4	6	7	15	11	0.577	8	5	7	5	15	10	0.600	30	21	0.588	2	0	12.0	51	0.235
H 72	Marriott, Tisha	6	9	5	9	11	18	0.379	5	10	6	9	11	19	0.367	22	37	0.373	2	0	8.0	59	0.136
H 73	Ferree, Sandra	3	7	1	6	4	13	0.235	1	3	5	5	6	8	0.429	10	21	0.323	0	0	4.5	31	0.145
H 74	Doshi, Kaushal	6	7	9	3	15	10	0.600	6	7	8	5	14	12	0.538	29	22	0.569	2	0	10.0	51	0.196
H 75	Chakraborty, Arpan	4	7	3	10	7	17	0.292	7	7	5	4	12	11	0.522	19	28	0.404	2	0	4.5	47	0.096
H 76	Hodgen, Eric	4	4	5	3	9	7	0.563	5	3	2	5	7	8	0.467	16	15	0.516	1	0	9.5	31	0.306
H 77	Taylor, Rodney	1	6	0	5	1	11	0.083	1	4	1	5	2	9	0.182	3	20	0.130	0	0	2.0	23	0.087
H8/ Oh'Hullys		33	50	26	58	59	108	0.353	13	29	14	28	27	57	0.321	113	222	0.337	0	7	66.0	335	0.197
H 80	Kincaid, Lisa	7	5	3	10	10	15	0.400	5	7	5	6	10	13	0.435	20	28	0.417	0	1	6.0	48	0.125
H 81	Woodworth, Lee	3	11	1	14	4	25	0.138	2	11	1	13	3	24	0.111	7	49	0.125	0	1	4.5	56	0.080
H 82	Tompkins, Dena	0	8	3	7	3	15	0.167	1	8	7	3	8	11	0.421	11	26	0.297	0	1	6.0	37	0.162
H 83	Partridge, Christina	1	3	0	4	1	7	0.125	1	4	1	3	2	7	0.222	3	14	0.176	0	1	0.0	17	0.000
H 84	Boutieller, Nick	9	5	11	2	20	7	0.741	7	7	4	9	11	16	0.407	31	23	0.574	0	1	18.5	54	0.343
H 85	Berube, Benji	3	4	3	4	6	8	0.429	0	9	1	7	1	16	0.059	7	24	0.226	0	0	8.5	31	0.274
H 86	Ball, Pat	8	6	2	9	10	15	0.400	5	7	8	6	13	13	0.500	23	28	0.451	0	1	16.0	51	0.314
H 87	Rhodes, Rhiannon	2	8	3	8	5	16	0.238	5	5	1	9	6	14	0.300	11	30	0.268	0	1	6.5	41	0.159

Raleigh Dart League

Registration for Fall 2012 Season

Wednesday, July 18, (High Park Bar & Grille), 7:00-8:00 p.m.

Wednesday, July 18 **For returning teams AND new teams - there is only one night of registration!!!**
(If your team is not returning, please leave a message on VoiceMail.
New captain? Please pass this information on to him/her.)
Bring: 1) Completed roster - use BLACK pen please - with divisions played by by each member for last 3 seasons
2) ONE check for bar fee and a minimum of six players (Bar fee is $20; Player registration is $20) NO CASH WILL BE ACCEPTED!!!

Wednesday, July 18 **DEADLINE for unrestricted roster add-ons, at REGISTRATION (no extensions)**

July 19 through September 10 Add-ons pre-approved by the Membership Committee (Membership Committee Director - Heather Bohanan, 919-326-1956, heather.bohanan@dhhs.nc.gov)
1) Checks & player information as per roster to: Matt Huff (Treasurer), 105 Rosenberry Hills Dr, Cary, NC 27513; treasurer@raleighdartleague.org
2) Membership Director will inform captain of Committee's decision
A PLAYER IS NOT ELIGIBLE UNTIL APPROVED, AND WITH DUES PAID

Wednesday, August 1 **Captains' meeting, 7:00-8:00 p.m., High Park Bar & Grille (MANDATORY)**
Pick up schedules, blank scoresheets, team rosters, phone lists, rules, etc.

Wednesday, August 8 **8:00 p.m. Season starts**

Monday, September 10 **5th week captains' meeting, High Park Bar & Grille (MANDATORY)**
... and RDL Board meeting
Last day to add/replace a player with approval

FALL 2012 RALEIGH DART LEAGUE TEAM REGISTRATION FORM

Team Name _____ Team Number _____
(PLEASE LEAVE BLANK)
Fee Paid:
Date Paid:

Divisions played in previous 3 seasons	Player Name:	Player Address:	M/F	Phone #:	
	Home Bar & Dart Rep.:	Board #s:			
	Captain: 0	email:		(H) (C) (W)	0
	1			(H) (C)	1
	2			(H) (C)	2
	3			(H) (C)	3
	4			(H) (C)	4
	5			(H) (C)	5
	6			(H) (C)	6
	7			(H) (C)	7
	8			(H) (C)	8
	9			(H) (C)	9

PLEASE WRITE IN BLACK, IN BLOCK LETTERS - ROSTERS WILL BE PHOTOCOPIED

TOTAL:

(LEAVE SPACE BLANK FOR OFFICE USE)

TOME OF MEMBERTEE

Home to the Fall Session of the Raleigh Dart League for the Banquet, Saturday, December 8, 2012 Issue #JK544
The "Holiday Break Means Something A Little Different When You First Have A Child Away At College" Edition

TOURNAMENT WINNERS

"A" Division - ***Narfle the Element*** *(13-9)*
Element, in its 19th season, survives a very tough final against Klitzkrieg to add its 12th tournament Mug to its 15th regular season title, completing its 3rd undefeated season (all in the last 6 seasons).

"B" Division - ***Mug Hunters*** *(13-7)*
After a one-season hiatus from living out their team's stated goal (hunting Mugs), the Hunters add their fifth tournament title in the team's six seasons, avoiding an 0-3 season against Is It In?.

"C" Division - ***1 to Potato*** *(13-5)*
Rif Raf, who won their first two tournament matches in the final 501 and in 1001, has their Cinderella run ended pretty quickly by 1 to Potato, in the only tournament final that didn't make it into 501.

"D" Division - ***Dublin-Dublout*** *(13-9)*
After needing a tiebreaker to get past the #8 seed, and then rolling right through the semis, Dublin-Dublout claims the first two 501s in a nailbiter final with Choot 'Em! that was 9-9 heading to the last set.

"E" Division - ***BullsHitters*** *(13-9)*
One of the wildest divisions in years ends up producing a Mug winner that was also the regular season winner, and a tournament featuring only the minor upset of the #3 over the #2 in the semis.

"F" Division - ***Projectile Dysfunction*** *(14-6)*
Projectile completes the least challenged tournament run of the season, giving up a total of only 10 points in their three matches, defeating the sort of unusual team path of the #8, #5, & #3 teams.

"G" Division - ***Brown's Bombers*** *(13-7)*
After being pushed to the last 501 by the division's bottom team, the Bombers picked up some momentum, closing out 2012 with a second straight regular season/tournament victory double.

"H" Division - ***The Misfits*** *(13-7)*
In the only division to produce a Mug winner from outside the season's top two finishers (and one of only two Mug winners that hadn't taken the season too), the #3 knocked off the #4 in the final.

REGULAR SEASON WINNERS

"A" Division - ***Narfle the Element*** *(12 wins, 0 losses)*
2nd place - Lunatic Fringe

"B" Division - ***Is It In?*** *(13 wins, 1 loss)*
2nd place - Mug Hunters

"C" Division - ***1 to Potato*** *(12 wins, 2 losses)*
2nd place - Fire for Effect

"D" Division - ***Dublin-Dublout*** *(12 wins, 2 losses)*
2nd place - Choot 'Em!

"E" Division - ***BullsHitters*** *(13 wins, 1 loss)*
2nd place - Death Throw

"F" Division - ***Projectile Dysfunction*** *(13 wins, 1 loss)*
2nd place - Methodical Madness

"G" Division - ***Brown's Bombers*** *(10 wins, 4 losses)*
2nd place - We Be Triplin

"H" Division - ***Lunchbox in the Alley*** *(13 wins, 1 loss)*
2nd place - Grateful Darts

Rosters of all season- and tournament-winning teams are on page 4.)

TABLE OF CONTENTS

Item	Page Number
Tournament & Regular Season Winning Teams	1
Spring 2013 RDL Season Information	1
Final Divisional Standings	2
Final Divisional Tournament Results	3
Tournament & Regular Season Winning Team Rosters	4
Sp'13 season dates, Tiebreaker Summary, RDL quotes	4
Tournament Trophy Dart Awards	5
Other Tournament Hot Darts	5
Regular Season Trophy Dart Awards	5
Divisional Singles Win %-age Winners	6
Divisional All-Star Point %-age Winners	6
Players Who Beat the Singles Winners	6
Season Penalty Summary	6
List of Host Establishments	7
Holiday blind draws, other local leagues' reg./winners	7
RDL Address and Phone No. Information	8
Event Calendar, Penalty Log	8
JK's All-Star Team Picks	9
Quick Stat Tidbits	9
JK's Prediction Results Summary	9
Prediction Results Table	10
Week-by-Week Match Results Table	11
Fall 2012 Trivia Questions Revisited	12
Fall 2012 Lyrics Quiz Revisited	13
League record tied; fast sets, and dream throws	14
RDL rule change; RDL rocks NC; other stories…	15
Random Thoughts from JK	16,17
2012 NCCDL & NCLC standings, news, history	18
2012 NCCDL & NCLC perfect throws, tourn. results	19
2012 NC State Championships Results	20
Fliers for New Year's Tournament, Foothills Fling	21
Top Singles Records, by Division	22
Top Doubles Records, by Division	23
Top Singles+Doubles, by Division	24
Top All Star Point Averages, by Division	25
Top Individual Records, by Section of Play	26,27
League-Wide Individual Singles, Doubles Records	28
League-Wide Individual Singles + Doubles Records, and All-Star Point Averages	29
Singles, Doubles Records, Ranked by Team	30
Overall Records, All-Star Pt. Ave., Ranked By Team	31
Complete "A" Division Statistics	32
Complete "B" Division Statistics	33
Complete "C" Division Statistics	34
Complete "D" Division Statistics	35
Complete "E" Division Statistics	36
Complete "F" Division Statistics	37
Complete "G" Division Statistics	38
Complete "H" Division Statistics	39
Registration Materials for Spring 2013 RDL Season	40

SPRING 2013 RALEIGH DART LEAGUE SEASON INFORMATION

Registration Meeting for ALL Teams; High Park Bar & Grille;
Wednesday, January 2, 7:00-8:00 p.m.

MANDATORY Preseason Captains' Meeting; High Park Bar & Grille;
Wednesday, January 16, 7:00-8:00 p.m.

Match Play begins on Wednesday, January 23

MANDATORY Fifth Week Captains' Meeting;
High Park Bar & Grille; **Monday, February 25**, 7:00-8:00 p.m.

Divisional tournament weeks - **May 1, 8, & 15**

FINAL!! DIVISIONAL TEAM STANDINGS FOR THE *FALL 2012* RDL SEASON

		W	L	Pts.
	"A" Division			
1	Narfle the Element	12	0	189
2	Lunatic Fringe	8	4	164
3	Klitzkrieg	8	4	163
4	Rednecks	8	4	159
5	Triple Threats	3	9	121
6	Appetite for Destruction	2	10	104
7	Pour Boys	1	11	87
	"B" Division			
1	Is It In?	13	1	215
2	Mug Hunters	12	2	212
3	Overtime Outlaws	8	6	150
4	Pulled Cork	7	7	158
5	Excalibur	6	8	156
6	Knockers & Nuts	4	10	144
7	We're Sexy and We Throw It	3	11	135
8	The Brews Bros	3	11	135
	"C" Division			
1	1 to Potato	12	2	194
2	Fire for Effect	9	5	185
3	Big Bulls	8	6	166
4	Nine Lives	7	7	158
5	Coral Reefers	6	8	160
6	Rif Raf	6	8	145
7	Ale-ing Archers	4	10	133
8	Ted's Blue Waffle Emporium	4	10	115
	"D" Division			
1	Dublin-Dublout	12	2	200
2	Choot 'Em!	12	2	184
3	Leftovers	9	5	191
4	Throwin Stones	6	8	150
5	Carry Oakie	6	8	149
6	Blind Squirrels	5	9	134
7	Sharky's Machine	4	10	147
8	Tattoo the Red Eye	2	12	132

		W	L	Pts.
	"E" Division			
1	BullsHitters	13	1	221
2	Death Throw	9	5	171
3	Force 8 from the Planet XXX	7	7	172
4	Menace 2 Sobriety	7	7	168
5	Hammered Heads	7	7	153
6	Wire We Back	5	9	157
7	Brawlers	5	9	156
8	Home Grown Wolves	3	11	116
	"F" Division			
1	Projectile Dysfunction	13	1	224
2	Methodical Madness	10	4	205
3	One Armed Bandits	8	6	168
4	Double Tap	7	7	160
5	Better Late than Never	7	7	138
6	Sharkshooters	6	8	157
7	Y'All Ain't Ready!	4	10	113
8	Frank	1	13	102
	"G" Division			
1	Brown's Bombers	10	4	188
2	We Be Triplin	10	4	155
3	8T0 Proof	9	5	174
4	Five-OH Whizzle!	8	6	168
5	UZMAgain	6	8	171
6	Sofa Kings	6	8	157
7	Tips & Shafts	4	10	130
8	Flying Blind Squirrels	3	11	145
	"H" Division			
1	Lunchbox in the Alley	13	1	172
2	Grateful Darts	9	5	186
3	The Misfits	9	5	176
4	Bel Biv Dethrow	8	6	132
5	Missing Flight	5	9	151
6	Bullseye of the Tiger	5	9	150
7	The Duck Stops Here	4	10	135
8	Onemoregin	3	11	99

LEGEND OF SYMBOLS IN STANDINGS: = *regular season division champion*

= *clinched* "top-two" *finish in division* = *clinched* "bottom-two" *finish in division*

FALL 2012 RDL DIVISIONAL TOURNAMENT RESULTS

Quarterfinals	*Semifinals*	*Finals*	***WINNER***

"A" Division

1 **Narfle the Element**
(Bye)
Narfle the Element
(14-4) **Narfle the Element**
5 Triple Threats
(13-7) Triple Threats
4 Rednecks
(13-9) **Narfle the Element**
3 Klitzkrieg
(11-4) Klitzkrieg
6 Appetite for Destruction
(14-4) Klitzkrieg
7 Pour Boys
(13-5) Lunatic Fringe
2 Lunatic Fringe

"B" Division

1 Is It In?
(13-3) Is It In?
8 The Brews Bros
(13-1) Is It In?
5 Excalibur
(13-11) Excalibur
4 Pulled Cork
(13-7) **Mug Hunters**
3 Overtime Outlaws
(14-10) Overtime Outlaws
6 Knockers & Nuts
(14-6) **Mug Hunters**
7 We're Sexy and We Throw It
(13-5) **Mug Hunters**
2 **Mug Hunters**

"C" Division

1 **1 to Potato**
(14-6) **1 to Potato**
8 Ted's Blue Waffle Emporium
(13-3) **1 to Potato**
5 Coral Reefers
(12-8) Nine Lives
4 Nine Lives
(13-5) **1 to Potato**
3 Big Bulls
(14-10) Rif Raf
6 Rif Raf
(12+-12) Rif Raf
7 Ale-ing Archers
(14-8) Fire for Effect
2 Fire for Effect

"D" Division

1 **Dublin-Dublout**
(12+-12) **Dublin-Dublout**
8 Tattoo the Red Eye
(13-5) **Dublin-Dublout**
5 Carry Oakie
(14-6) Carry Oakie
4 Throwin Stones
(13-9) **Dublin-Dublout**
3 Leftovers
(?-?) Leftovers
6 Blind Squirrels
(13-5) Choot 'Em!
7 Sharky's Machine
(14-6) Choot 'Em!
2 Choot 'Em!

Quarterfinals	*Semifinals*	*Finals*	***WINNER***

"E" Division

1 **BullsHitters**
(13-6) **BullsHitters**
8 Home Grown Wolves
(14-6) **BullsHitters**
5 Hammered Heads
(?-?) Menace 2 Sobriety
4 Menace 2 Sobriety
(13-9) **BullsHitters**
3 Force 8 from the Planet XXX
(12+-12) Force 8 from the Planet XXX
6 Wire We Back
(12-5) Force 8 from the Planet XXX
7 Brawlers
(13-9) Death Throw
2 Death Throw

"F" Division

1 **Projectile Dysfunction**
(14-2) **Projectile Dysfunction**
8 Frank
(14-2) **Projectile Dysfunction**
5 Better Late than Never
(14-12??) Better Late than Never
4 Double Tap
(14-6) **Projectile Dysfunction**
3 One Armed Bandits
(13-5) One Armed Bandits
6 Sharkshooters
(14-2) One Armed Bandits
7 Y'All Ain't Ready!
(14-10) Methodical Madness
2 Methodical Madness

"G" Division

1 **Brown's Bombers**
(14-10) **Brown's Bombers**
8 Flying Blind Squirrels
(14-4) **Brown's Bombers**
5 UZMAgain
(13-7) UZMAgain
4 Five-OH Whizzle!
(13-7) **Brown's Bombers**
3 8T0 Proof
(13-7) Sofa Kings
6 Sofa Kings
(14-8) We Be Triplin
7 Tips & Shafts
(12-11) We Be Triplin
2 We Be Triplin

"H" Division

1 Lunchbox in the Alley
(9-6) Onemoregin
8 Onemoregin
(12-4) Bel Biv Dethrow
5 Missing Flight
(14-2) Bel Biv Dethrow
4 Bel Biv Dethrow
(13-7) **The Misfits**
3 **The Misfits**
(13-7) **The Misfits**
6 Bullseye of the Tiger
(14-6) **The Misfits**
7 The Duck Stops Here
(?-?) Grateful Darts
2 Grateful Darts

THIS SEASON'S TIEBREAKERS

Same number of divisions and teams as last season, so the same number of matches as last season. Not quite as much awesome parity this season though… as we dropped to a total of 40 tiebreakers played (with 3 of those 40 occurring during the divisional tournaments). G division led the way with 9 tiebreakers (with none of those in the tournament), followed by E (8, with 1 in the tournament), C (6, with 1 in the tournament), and D (6, with 1 in the tournament) divisions. H division added 5 tiebreakers, F division added 3 tiebreakers, A division had only 2 tiebreakers (both won by the same team), and B only produced 1 tiebreaker throughout the entire Fall.

This season's Cardiac Kids award (for most tiebreakers played) goes to Five-OH! Whizzle of G division, who played in a solid 5 tiebreakers, including a relatively astonishing 4 in a 5-week span from weeks 8 to 12. Whizzle inched above 0.500 in 1001 with a 3-2 record, with the two losses being to the top two G teams, meaning that had they snagged those two also, they would've actually taken the division title!

The Heartbreak Award (for most tiebreakers lost) goes to Wire We Back in E division, who tied for the second most tiebreakers played, and… lost all four(!). (Only one other team lost even as many as three.) And while the first three of their 1001 losses dropped them from 3rd to 6th, it was the last that probably hurt most, ending their tournament.

SPRING 2013 RDL SEASON INFORMATION

These dates (or at least some of them) are on page 8, as well as on pages 1 and 40, but I am putting them in many locations because they might be the most important thing for you in this newsletter.

Wednesday, January 2nd - Spring season registration, High Park (online registration available in days immediately prior to the 2nd)
Wed., Jan. 16th - Preseason capts.' mtg./packet pickup, High Park
Wednesday, January 23rd - Start of Spring season match play
Monday, Feb. 25th - Fifth week captains' meeting, High Park
Wed., May 1 / 8 / 15 - Spring season divisional tournaments
Saturday, May 18th - Spring season banquet, site TBD

RDL QUOTES

Quote #1 : from Chris Montesi of Dublin-Dublout, after his team won the D division tournament final: "Good news and bad news… Bad news is that your prediction was wrong for C League…" [Ummm, nope… I got the C pick right, Mr. D division captain. - JK]

Quote #2 : from Jimmy Davis of Klitzkrieg, in a comment that was probably funniest only to those who were at our tournament finals match. After Keith Wall of my team celebrated his Mug-winning dart with a relatively deep and loud "Yeeeaaaahhh", within about 0.08 seconds Jimmy yelled just as deeply and loudly "NOOOOOO!!!", as he smiled and offered a handshake. It was just so damn quick…

Quote #3 : from my teammate Robbie Phillips on Narfle the Element: "Jon [Kenney] is the second funniest guy I know… right behind how funny Tom [Brown] thinks he is…" [I can't describe how hard I laughed at that. That is some seriously funny stuff… - JK]

Quote #4 : from Jerry Shengulette of Tattoo the Red Eye, in response to the week 6 lyrics quiz: "Zombie - Cranberries. I've never heard this song completely. It's a ring-tone for one of my kids. I had to text them to get the answer. They replied. It's 9:20 a.m. Why are they responding to texts NOW, during school? Also, Russ's phone plays 'The Real Slim Shady' - and not the clean version - when he gets a text so I hope he was somewhere inappropriate. :-)" [Ha! Parenting at its finest!! Jerry is my new hero… - JK]

Quote #5a : from Eric Stoakes of Five-OH! Whizzle, after their week 3 win: "Five-OH! Whizzle had to earn the name last night in doubles 5-0-whizzle. First time team had to experience what we like to call, 1 double OH! Whizzle win. Shook the drizzle from a squirrel frizzle." [?!?!?!?!?!? - JK]

Quote #5b : from Eric Stoakes of Five-OH! Whizzle, in response to my message sent in response to quote 5a above: "Same as saying 'we were fending off a Flying Blind Squirrel frenzy'... I don't know, we make this up as we go…..'izzlisms'(sp?)" [Somehow, that actually does seem to help me understand. A little… - JK]

Quote #6 : from Joe Munroe of the Brawlers, describing how quickly his personal talent switch can flip (much like my own, I'm afraid): "I hit a nice 101-In, then proceeded to throw 75 more darts."

Quote #7 : in honor of the start of every Force 8 from the Planet XXX match in recent seasons, as captain Frank Hall joins the RDL Board: "Allright, allright, allright – we're gonna play some darts now…"

TEAMS THAT WON BOTH THEIR DIVISIONAL TOURNAMENT AND REGULAR SEASON TITLE !!!!!!

*"A" Division - **Narfle the Element***

Jason Kilts (c)	Tom Brown	Robb Beeson
Robbie Phillips	Mark Knight	Jon Kenney
Allen Smith	Wil Tan	Keith Wall
	Jeremy Dziczkowski	

*"C" Division - **1 to Potato***

Jeff Watson, Jr. (c)	Keith Gibbs	Tim McNamara
Jeff Watson, Sr.	J.P. Evans	Darren Schmaus
Bobby Peters		Lee Whitehead

*"D" Division - **Dublin-Dublout***

Chris Montesi (c)	Jeff Rudy	Wally Winter
Steve Johnson	Gene Smelik	Eric Bordeau
	Pat Smelik	

*"E" Division - **BullsHitters***

Robert Reece (c)	Mike Gardner	John Wylie
Chad Massengill	Randy Massengill	Robert Massengill
Ted Marks	Aaron Mooty	Tim Knight
	Ernie Gilyardi	

*"F" Division - **Projectile Dysfunction***

Dave Tanner (c)	Ryan Raymond	Mike Steppe
Brian Smith	Chris Ward	Rob Rexrode
Gray Talley		Tim Welborn

*"G" Division - **Brown's Bombers***

David Huffman (c)	Paul Spaulding	Kevin Casey
Pete Rutten	Justin Vick	Sean O'Brien
Inky Huffman		Ronnie Kellogg

TEAMS THAT WON THEIR DIVISIONAL TOURNAMENT (but not regular season title) !!!!!!

*"B" Division - **Mug Hunters***

Jeff Fournier (c)	Alberto Sandoval	John Wilson
Eugene Foushee	Rick Bradshaw	John Kuhns
Vicente Martinez	Trent Heil	John Carroll

*"H" Division - **The Misfits***

Lisa Kincaid (c)	Lee Woodworth	Rhiannon Rhodes
Andrew Strickland	Craig Strickland	Shane Nelson
Pat Ball		Anthony Brownd

TEAMS THAT WON THEIR REGULAR SEASON TITLE (but not divisional tournament) !!!!!!

*"B" Division - **Is It In?***

Charles Parker (c)	Billy Lloyd	Adrienne DeFontes
Dave Alvord	Matt Varnadoe	Tony Keller
Ramy Banna	Liz Mitchell	Tim Mitchell

*"H" Division - **Lunchbox in the Alley***

Justin Blessing (c)	Alexa Aronson	Marty Schlesinger
Robert Dudley	Debbie Dudley	Carl Bishop
	Chris Pieper	

FALL 2012 TOURNAMENT!!! TROPHY DART AWARDS

9 Marks

Robert Ray **(3)** (Appetite for Destruction, 11/14, 11/14, 11/14)
Kyle "Honey Badger" Gaulthier **(2)** (Klitzkrieg, 11/14, 12/5)
Robbie Phillips **(2)** (Narfle the Element, 11/28, 12/5)
Kenny Spencer **(2)** (Tips & Shafts, 11/14, 11/14)
Whit Bryant (The Brews Bros, 11/14)
Dave Johnson (Menace 2 Sobriety, 11/14)
Shane Murray (Rednecks, 11/14)
Kenny Persson (Klitzkrieg, 11/14)
Larry Warshawsky (Leftovers, 11/14)

Ton-80s

Vicente Martinez (Mug Hunters, 11/14)
Gray Talley (Projectile Dysfunction, 12/5)
Bobby Peters (1 to Potato, 11/28)
Alberto Sandoval (Mug Hunters, 11/28)
Wil Tan (Narfle the Element, 11/28)
David Hoyt (Rif Raf, 12/5)
Craig Strickland (The Misfits, 12/5)
Matt Varnadoe (Is It In?, 12/5)
Chris Ward (Projectile Dysfunction, 12/5)

6-Bulls

Tim Mozzetti (Appetite for Destruction, 11/14)
David Huffman (Brown's Bombers, 12/5)

Ton-70-Ins and Outs

(none reported)

For those who are new or simply were not aware of it: fast games, high ins and high outs in the tournament do not win awards unless they are perfect shots (170s) or games.

OTHER TOURNAMENT HOT DARTS (Sorry, no award -- but they're still great shots)

Tony Keller	Is It In?	8m	Wil Tan	Narfle the Element	112-In	Sean Ryan	Sofa Kings	12-dart 301
Tom Brown	Narfle the Element	149-In	Tom Brown	Narfle the Element	7-dart 301	Simon Healy	Triple Threats	15-dart SCkt
Kris Fischlein	Triple Threats	120-In		(*tying the all-time RDL record!!*)		Robbie Phillips	Narfle the Element	16-dart SCkt
Robbie Phillips	Narfle the Element	120-In	Josh Hall	Excalibur	8-dart 301	Tom Brown & Allen Smith	Narfle the Element	17-dart DCkt
Dave Gelberg	Triple Threats	112-In	Kyle Gaulthier	Klitzkrieg	10-dart 301			

FALL 2012 REGULAR SEASON PERFECT THROWS

9-Marks

Tony Alcon **(2)** (Sofa Kings, 8/15, 9/12)
Ramy Banna **(2)** (Is It In?, 8/22, 10/31)
Kyle Gaulthier **(2)** (Klitzkrieg, 9/26, 10/24)
Dave Alvord (Is It In?, 8/8)
Ryan Anderson (Knockers & Nuts, 9/12)
Justin Berstler (Klitzkrieg, 9/5)
Brandon Brown (Sharky's Machine, 10/10)
Tom Brown (Narfle the Element, 11/1)
Whit Bryant (The Brews Bros, 10/31)
Jimmy Davis (Klitzkrieg, 10/10)
Keith Gibbs (1 to Potato, 9/5)
Ed Gibson (Carry Oakie, 10/24)
Ed Grubb (Pulled Cork, 9/19)
Simon Healy (Triple Threats, 10/24)
Rob Henson (One Armed Bandits, 10/17)
Dave Johnson (Menace 2 Sobriety, 10/10)
Scott Kirkpatrick (UZMAgain, 10/3)
Billy Lloyd (Is It In?, 11/7)
Tim Mozzetti (Appetite for Destruction, 9/26)
Robbie Phillips (Narfle the Element, 8/29)
Robert Ray (Appetite for Destruction, 8/15)
Ryan Raymond (Projectile Dysfunction, 10/24)
Sal Reitano (The Brews Bros, 8/15)
David Romanchek (Nine Lives, 9/26)
Whitney Salter (Knockers & Nuts, 8/8)
Don Sautter (Choot 'Em!, 9/19)
Darren Schmaus (1 to Potato, 10/10)
Mike Seward (Klitzkrieg, 9/19)
Scott Stankevich (Rednecks, 10/3)
Tony Thomas (Leftovers, 9/26)
Mike Venable (Methodical Madness, 8/29)
Derek Williams (Sharkshooters, 8/22)
David Woodard (BelBivDethrow,8/29)
Jason Zelinack (...Outlaws, 9/26)

Ton-80s

Robb Beeson **(2)** (Narfle the Element, 8/22, 10/10)
Brian Blake (Rednecks, 9/12)
Tom Brown (Narfle the Element, 8/22)
Debbie Dudley (Lunchbox..., 10/24)
Rick Dysard (Death Throw, 8/15)
Joel Eason (Lunatic Fringe, 8/22)
Kyle Gaulthier (Klitzkrieg, 10/10)
Simon Healy (Triple Threats, 9/12)
Mikey Hindle (Excalibur, 9/19)
David Hoyt (Rif Raf, 8/29)
Randy Massengill (BullsHitters, 10/17)
Sid Mitchell (Appetite for Dest.,10/24)
Shane Murray (Rednecks, 9/5)
Charles Parker (Is It In?, 10/10)
Robbie Phillips (Narfle/Element, 9/19)
Lis Pleasant (Pulled Cork, 9/26)
Brian Reiser (Hammered Heads, 11/7)
Chris Schon (Choot 'Em!, 9/19)
Andy Schwochow (...Archers, 9/26)
Mike Seward (Klitzkrieg, 9/19)
Allen Smith (Narfle the Element, 8/8)
Butch Smith (Nine Lives, 10/17)
Dave Tanner (Projectile Dysf., 10/17)
Lee Whitehead (1 to Potato, 9/26)
Denny Williams (UZMAgain, 9/19)

6-Bulls

Sid Mitchell (Appetite for Dest.,11/7)

FALL 2012 REGULAR SEASON DIVISIONAL TROPHY DART AWARDS

	A division	B division	C division	D division	E division	F division	G division	H division
High In (301 first turn only!!)	Ton-60 **Robbie Phillips** ...Element (8/15) **Jon Kenney** …Element (10/17)	Ton-60 **Billy Lloyd** Is It In? (8/8) **Tony Keller** Is It In? (9/12)	Ton-52 (10/24/12) **Corbett Gupton** Big Bulls	Ton-52 (8/29/12) **Jared Dozier** Leftovers	Ton-60 (10/24/12) **Randy Massengill** BullsHitters	Ton-12 (8/22/12) **Roger Loving** Methodical Madness	Ton-20 (9/5/12) **David Huffman** Brown's Bombers	Ton-50 (8/8/12) **Frankie Langston** Onemoregin
High Out (301/501/ 1001)	Ton-29 (10/24/12) **Paul Jacobi** Lunatic Fringe	Ton-60 (8/22/12) **Rick Bradshaw** Mug Hunters	Ton-15 (10/10/12) **Lee Whitehead** 1 to Potato	Ton-16 (10/17/12) **Kevin McFadden** Throwin Stones	Ton-08 (9/12/12) **John White** Brawlers	Ton-27 (10/17/12) **Gregory Neill** Methodical Madness	Ton-16 (9/26/12) **Andy Krestalude** 8T0 Proof	96 **John Lilienthal** Grateful Darts(8/8) **Robert Dudley** Lunchbox… (9/5)
Fast Singles 301	9 darts (9/19/12) **Kyle Gaulthier** Klitzkrieg	7 darts (9/12/12) **Tony Keller** Is It In?	8 darts (9/26/12) **John Mays** Nine Lives	12 darts (8/29/12) **Angelo Azevedo** Blind Squirrels	12 darts **Storm Kincaid** Brawlers (8/29) **John Jenkins** …Wolves (9/12) **Dave Johnson** Menace… (10/17)	12 darts (10/17/12) **Gregory Neill** Methodical Madness	12 darts (10/3/12) **Randy Deemer** We Be Triplin	12 darts (9/12/12) **Frankie Langston** Onemoregin
Fast Singles Cricket	16 darts **Kyle Gaulthier** Klitzkrieg (9/19) **Randy Crites** ...Threats (10/24)	17 darts **Vicente Martinez** ...Hunters (8/22) **Ramy Banna** Is It In? (10/31)	16 darts (9/26/12) **Keith Gibbs** 1 to Potato	19 darts (9/26/12) **Jared Dozier** Leftovers	18 darts **Storm Kincaid** Brawlers (8/15) **Chad Massengill** BullsHitters (8/29)	17 darts (8/29/12) **Dave Tanner** Projectile Dysfunction	19 darts (9/12/12) **Doug Bozza** Sofa Kings	23 darts (11/7/12) **Arpan Chakraborty** Bullseye of the Tiger
Fast Doubles Cricket	23 darts (10/24/12) **Jimmy Davis & Mike Seward** Klitzkrieg	18 darts (11/1) **Jimmy Kerr & Jason Zelinack** Overtime Outlaws	17 darts (11/7/12) **Keith Gibbs & Bobby Peters** 1 to Potato	16 darts (8/29/12) **Joshua Janssen & Tony Thomas** Leftovers	21 darts (8/8/12) **Tim Bunn & Dave Goyen** Force8/PlanetXXX	26 darts (10/17/12) **Mike Steppe & Rob Rexrode** Projectile Dysf.	24 darts **Kevin Casey & David Huffman** ...Bombers (10/10) **Andy Bowen & Mike Kyle** FlyingBlind...(11/7)	(none reported)
Fast Doubles 501	15 darts **Brian Blake & David Murray** Rednecks (10/24) **Robert Ray & Jon Strickland** Appetite… (10/31)	18 darts (10/10/12) **Jimmy Kerr & Jason Zelinack** Overtime Outlaws	19 darts (9/19/12) **David Hoyt & Matt St. Clair** Rif Raf	23 darts (8/29/12) **Steve Johnson & Jeff Rudy** Dublin-Dublout	21 darts **Heather Bohanan & Galen Gillett** Force 8… (9/5) **John Jenkins & Brad Nations** ...Wolves (10/10)	26 darts (10/24/12) **Mike Steppe & Chris Ward** Projectile Dysfunction	22 darts (8/29/12) **Randy Baldwin & Randy Deemer** We Be Triplin	19 darts (9/12/12) **Allyson Blackwelder & Frankie Langston** Onemoregin

Fall 2012 RDL Individual Season-Long Awards

SINGLES WIN PERCENTAGE

		W	L	%-age
	"A" Division			
Mike Seward	A5/ Klitzkrieg	21	1	0.955
	"B" Division			
Alberto Sandoval	B4/ Mug Hunters	18	1	0.947
	"C" Division			
Tim McNamara	C1/ 1 to Potato	19	2	0.905
	"D" Division			
Tom Kubel	D7/ Blind Squirrels	20	2	0.909
	"E" Division			
Tim Bunn	E2/ Force 8 from the Plan	23	3	0.885
	"F" Division			
Brad Hamilton	F4/ Methodical Madness	23	3	0.885
	"G" Division			
Andy Krestalude	G3/ 8T0 Proof	23	3	0.885
	"H" Division			
Justin Blessing	H7/ Lunchbox in the Alley	24	1	0.960

Women's Records

(# of women by div.: A-0, B-10, C-1, D-6, E-7, F-13, G-10, H-13)
[There are no women in A division, and no women in B or D divisions satisfied both the minimum number of games requirement and the RDL rule requiring a win percentage of 0.500 or higher to claim a singles award.]

	Women - "C" Division			
Kris Kilsdonk	C5/ Fire for Effect	17	11	0.607
	Women - "E" Division			
Deborah Blackwelder	E1/ Wire We Back	12	7	0.632
	Women - "F" Division			
Michelle Stacy	F2/ Sharkshooters	11	9	0.550
	Women - "G" Division			
Erin Hartmann	G3/ 8T0 Proof	20	8	0.714
	Women - "H" Division			
Debbie Dudley	H7/ Lunchbox in the Alley	23	8	0.742

ALL-STAR POINT AVERAGE

		ASPs	TGP	Ave.
	"A" Division			
Robbie Phillips	A1/ Narfle the Element	94.5	38	2.487
	"B" Division			
Billy Lloyd	B3/ Is It In?	77.5	50	1.550
	"C" Division			
Lee Whitehead	C1/ 1 to Potato	42.0	41	1.024
	"D" Division			
Tom Kubel	D7/ Blind Squirrels	32.0	43	0.744
	"E" Division			
Randy Massengill	E6/ BullsHitters	47.5	49	0.969
	"F" Division			
Brad Hamilton	F4/ Methodical Madness	42.0	52	0.808
	"G" Division			
Paul Spaulding	G6/ Brown's Bombers	38.5	56	0.688
	"H" Division			
John Iager	H3/ Grateful Darts	32.0	47	0.681

Women's Records

(# of women by div.: A-0, B-10, C-1, D-6, E-7, F-13, G-10, H-13)
[There are no women in A division.]

	Women's Records - "B" Division			
Whitney Salter	B5/ Knockers & Nuts	24.0	48	0.500
	Women's Records - "C" Division			
Kris Kilsdonk	C5/ Fire for Effect	21.0	57	0.368
	Women's Records - "D" Division			
Jen Palumbo	D8/ Tattoo the Red Eye	4.5	37	0.122
	Women's Records - "E" Division			
Deborah Blackwelder	E1/ Wire We Back	12.0	41	0.293
	Women's Records - "F" Division			
Kat Parent	F6/ Better Late than Never	16.0	44	0.364
	Women's Records - "G" Division			
Erin Hartmann	G3/ 8T0 Proof	25.5	56	0.455
	Women's Records - "H" Division			
Debbie Dudley	H7/ Lunchbox in the Alley	24.5	62	0.395

THE PLAYERS WHO *BEAT* THE SINGLES %-AGE WINNERS

Who beat Mike Seward of Klitzkrieg in A division?
in 301: Lee Scott (wk.12). in cricket: (none).

Who beat Alberto Sandoval of Mug Hunters in B division?
in 301: (none). in cricket: Tony Keller (wk.10).

Who beat Tim McNamara of 1 to Potato in C division?
in 301: Chris Toolan (wk.5), Sean Jarvah (wk.10).
in cricket: (none).

Who beat Tom Kubel of Blind Squirrels in D division?
in 301: Brett Mundy (wk.6).
in cricket: Mike Litzsinger (wk.14).

Who beat Tim Bunn of Force 8 from the Planet XXX in E division?
in 301: Ted Marks (wk.2), John White (wk.3), Rick Dysard (wk.6).
in cricket: (none).

Who beat Brad Hamilton of Methodical Madness in F division?
in 301: Dave Lewis (wk.1), Jonathan Lawrence (wk.4).
in cricket: Dave Tanner (wk.13).

Who beat Andy Krestalude of 8T0 Proof in G division?
in 301: Tony Alcon (wk.2), Justin Vick (wk.4), Randy Deemer (wk.8).
in cricket: (none).

Who beat Justin Blessing of Lunchbox in the Alley in H division?
in 301: (none). in cricket: Shervin Ejlali (wk.5).

Who beat Erin Hartmann of 8T0 Proof in G division?
in 301: Alyssa Leggett (wk.1), Joe Kunesh (wk.3), Marc Garzon (wk.8), Bob Kvasnicka (wk.13).
in cricket: Marc Garzon (wk.1), Dave Maley (wk.2), Alyssa Leggett (wk.8), Kevin Casey (wk.11).
[Erin clearly needs to stay the heck away from We Be Triplin…]

Who beat Debbie Dudley of Lunchbox in the Alley in H division?
in 301: John Iager (wk.4), Eric Emerton (wk.5), Andrew Strickland (wk.9), David Woodard (wk.12).
in cricket: Pat Ball (wk.2), Craig Strickland (wk.9), John Iager (wk.11), David Woodard (wk.12).

FALL 2012 PENALTY SUMMARY

Well, it couldn't be two awesome seasons in a row… Last season was one of the best ever in the RDL in terms of a lack of penalties. But this season our 63 teams combined for 32 penalties and a total loss of 254 points. Every one of our eight divisions had at least one penalty, but that's not really that surprising in an election season. There were no captains' meeting penalties, but there were 14 election ballot penalties (for a total of 70 penalty points), 8 phone penalties (40 total points), 8 mail penalties (128 total points), & 2 incomplete 1001 penalties (but for only 16 total points, because one of these two was already penalized 16 points for being mailed late). F and H divisions tied for the most total penalties (7), and F had the most points lost (57). F division also had the most penalized teams (5). All in all, 21 of 63 teams were hit with any penalties at all, but only 5 of those 21 received more than one penalty.

The bigger story is what those penalties cost some teams… Bel Biv Dethrow in H and the Overtime Outlaws in B got the most penalties (4 each), but didn't actually lose any spots in the standings. FIVE teams did drop a spot in the standings though… and two of them lost out in hardware spots! Klitzkrieg's 5 points in A cost them 2nd place, and We Be Triplin's 37 points in G cost them the regular season division crown!

WHERE WE PLAY

After Hours Pub **919-552-4863**
1301 E. Broad Street Fuquay-Varina
-beside Kroger, behind of Bank of America

American Legion Fuquay-Varina **919-557-5990**
6400 Johnson Pond Road Fuquay-Varina
-about 0.2 miles from Fuquay Elementary School

Backyard Bistro **919-851-6203**
1235 Hurricane Alley Way W.Raleigh
-just west of Carter Finley Stadium, off Trinity Rd

Blinco's **919-785-5060**
6711 Glenwood Ave N. Raleigh
-near inter. of Glenwood/Millbrook, acr. Fr. Wal-Mart

Brown's Billiards **919-878-9092**
5500 Atlantic Springs Road NE Raleigh
-off Spring Forest Rd., near Wake Forest Rd.

Buck's Billiards **919-467-5411**
1102 Buck Jones Rd toward Cary
-nearly across from Crossroads Ford dealership

Bull & Bear **919-847-3617**
5442 Six Forks Road N. Raleigh
-at corner of Six Forks & Millbrook, behind KFC

Characters Quarters **919-662-5119**
1506 US Highway 70 Garner
-betw. Ragazzi's & Golden Corral, w/ red top, green awnings

Cleveland Draft House **919-771-2337**
6101 NC Highway 42 West Garner
-0.7 mile west of I-40 on NC Highway 42

Havana Deluxe **919-831-0991**
437 Glenwood Ave Raleigh
-behind Armadillo Grill

High House Billiards **919-481-1103**
185 High House Road Cary
-between Old Apex Road and West Chatham Street

High Park Bar & Grille **919-833-4527**
625 E. Whitaker Mill Road Raleigh
-near intersection of Whitaker Mill & Wake Forest Rd.

Hot Shots Billiards & Pub **919-460-6307**
107 Edinburgh South Drive Cary
-in MacGregor Village

MacGregor Draft House **919-461-1633**
107 Edinburgh South, Suite 120 Cary
-in MacGregor Village

Mac's Tavern **919-467-4114**
1014 Ryan Road Cary
-behind Burger King in Village Market Spg. Ctr.

Oh'Mulligans - RTP **919-465-1900**
100 Jerusalem Drive Morrisville
-off Airport Boulevard, about 1.3 miles from I-40

On the Snap Billiards **919-557-9060**
2221 North Grassland Drive Fuquay-Varina
-at the corner of NC-55 and Dickens Road

Overtime Sports Pub **919-255-9556**
1030-149 N. Rogers Lane Raleigh
-corner of Rogers Ln/US-64, in Food Lion strip mall

Pantana's Pool Hall **919-833-2990**
3112 Hillborough Road near NCSU
-between Daisy and Shepherd streets

Pat Murnane's Irish Pub (formerly Oh'Mulligan's-WF)
2101 South Main Street **562-5570**
-right next to the Remington Grill Wake Forest

Rally Point Sport Grill **919-678-1088**
1837 N. Harrison Ave. Cary
-in the Sam's Club plaza near I-40, behind Wendy's

Scooters **919-954-2171**
1911 Sego Court N. Raleigh
-near Atlantic/Millbrook inter., behind Batteries Plus

Sharky's Place **919-783-5448**
5800 Duraleigh Road NW Raleigh
-in the Yuppie Center near US 70 intersection

Snooker's-RW **919-828-7665**
3520 Wade Avenue NW Raleigh
-in Ridgewood Shopping Center

TerraFin Station **919-773-2220**
25 Old Drug Store Road Garner
-corner of Hwy 42 & Cleveland Sch. Rd, acr. from Walgreen's

Tir na nOg Irish Pub **919-833-7795**
218 South Blount Street Dwtn. Raleigh
-across from City Market

The Upper Deck **919-460-1786**
329 N. Harrison Avenue Cary
-near intersection. of N. Harrison & Hwy. 54

Village Draft House **919-833-1373**
428 Daniels Street Raleigh
-in Cameron Village shopping center

HOLIDAY BREAK BLIND DRAWS

As in many previous years, throughout the holiday break the Upper Deck will be adding a weekly Wednesday blind draw for all those who just want to keep their regular dart night out rolling through the break. The Wednesday draw will be run just like the Friday and Sunday draws at the Deck (the Triple Shot will be exclusive to the Friday draws still). If you have more free time, you might want to try one or more of the other 7 weekly/monthly draws as well. For a full list, see the bottom half of the right column on page 8.

OR MAYBE YOU WANT TO ADD ANOTHER LEAGUE?

If you're quick, and you live on the Chapel Hill side of things, you might be able to pick up a second league this coming season if you are so inclined. The Triangle Dart League will be holding their registration meeting this coming Wednesday, Dec. 12th, at 7:30 p.m., at the Top of the Hill restaurant at 100 E. Franklin St. For more information about the league, the registration, etc., visit: http://www.ibiblio.org/ncdarts/tdl/

ANOTHER LEAGUE ALREADY THROWING…

A third option if you are looking to add more darts throughout December (and beyond) is the Bull City Dart League in Durham. Unfortunately, this one is already 3 weeks into their 18-week regular season, so full teams can't sign up right now, but every now and then a teams is looking to add another player or two. If you are interested for now or for later, you can visit the BCDL at www.thebcdl.org, for more information.

AND THE NEW REIGNING BCDL CHAMPS…

Congratulations to my teammates on Our Moms Say We're Special, on this past month's league championship victory (see page 14, right column, for related story from that finals match). If you want to come take a shot at the defenders this season, you'll be aiming for a bunch of RDL members (left to right, below): Paul Jacobi (of Lunatic Fringe), Jason Kilts and Tom Brown (both of Narfle the Element), Alberto Sandoval (of Mug Hunters), and Robb Beeson and Mark Knight (also both of Narfle the Element).



RDL WEBSITE - www.raleighdartleague.org
(webmaster: Jason Thomas): jason@beyond-beta.com
[as with the site below, this one contains a full RDL map]

RDL MAPSITE - http://www.trantor.org/bars/rdl.html
(site maintained by Galen Johnson): gjohnson@trantor.org

HOW TO REACH US

RDL VoiceMail 919-990-1218

Mail Scoresheets to: Jason Kilts - RDL Statistician
5005 Raintree Road, Durham, NC 27712

Scoresheet FAX available at:
919-324-3545 - email JK for confirmation of receipt!

New Member Fees and Newsletter Fees:
Heather Bohanan, 206 Shoals Lane, Garner, NC 27529

Nomination and Election Ballots:
Heather Bohanan, 206 Shoals Lane, Garner, NC 27529

Grievances/Complaints/Rules Suggestions:
Jim Hunsberger, 508 E Academy St, Fuquay-Varina, NC 27526

All Other RDL Correspondence to:
(Just send whatever to Jason and he'll pass it along…)

2013 Board of Directors

President	Jason Thomas	919-795-4247
	email: jason@beyond-beta.com	
Vice President	J.P. Evans	919-423-4879
	email: jpefmsc@aol.com	
Secretary	William McEwen	919-758-9309
	email: wm.mcewen@gmail.com	
Treasurer	Frank Hall	919-606-5087
	email: duhhuh@nc.rr.com	
Membership	Heather Bohanan	919-326-1956
	email: heather.bohanan@dhhs.nc.gov	
Rules/Grievances	Jim Hunsberger	919-357-8419
	email: jim.hunsberger@gmail.com	

League Statistician/Editor : Jason Kilts 919-990-1218
email: jdkilts@yahoo.com or jason.kilts@duke.edu

"HOT DARTS" CALL-IN GUIDELINES

Here are the guidelines you should use for the minimum number of all-star points to report when calling in your scores.
"A" Div. = 4.5 or more ASPs; "B" Div. = 4.0 or more ASPs
"C, D" Divisions = 3.5 or more ASPs
"E, F, G" Divisions = 3.0 or more ASPs
"H" Division = 2.5 or more ASPs
Also, call in any fast games, high ins, high outs, or other amazing feats that you think warrant a little recognition (e.g., Ins & Outs higher than a Ton, 24-dart cricket games, 15-dart 301s, 24-dart 501s, Ton-70s and up, 5-Bulls+, etc.).

Extra note: it's also ok to call in "fast games" in each set, even if they don't necessarily meet the maximum dart counts above.

PENALTY LOG

Here are all the penalties assessed this season. Check here to see who lost what when.

Ballot (5 pts.): Klitzkrieg (A), Pour Boys (A), Overtime Outlaws (B), The Brews Bros (B), Rif Raf (C), Carry Oakie (D), Blind Squirrels (D), Sharkshooters (F), One Armed Bandits (F), Frank (F), Y'All Ain't Ready! (F), Bel Biv Dethrow (H), Missing Flight (H), Onemoregin (H).

Phone (5 pts.): Overtime Outlaws (B,wk.6,wk.10), Rif Raf (C, wk.7), Sharky's Machine (D,wk.1), Menace 2 Sobriety (E,wk.8), Y'All Ain't Ready! (F,wk.14), We Be Triplin (G,wk.3), The Misfits (H,wk.4).

Mail (16 pts.): Overtime Outlaws (B,wk.3), Throwin Stones (D,wk.12), Better Late than Never (F,wk.9), Y'All Ain't Ready! (F,wk.14), We Be Triplin (G,wk.3,wk.12), Bel Biv Dethrow (H,wk.8,wk.9).

Incomplete 1001 (16 pts.): Nine Lives (C,wk.9), [Bel Biv Dethrow (H,wk.9), point loss already applied due to concurrent late mailing].

CALENDAR OF EVENTS

Wed., Dec. 12 7:30 p.m.	**Triangle Dart League Registration**, Top Of The Hill, 100 East Franklin Street, Chapel Hill; info: http://www.ibiblio.org/ncdarts/tdl/
Wed., Jan. 2 7:00-8:00 p.m.	**Spring 2013 RDL Registration** - High Park Bar & Grille, 625 E. Whitaker Mill Rd, Raleigh
Jan. 4-6	**Celebrate the New Year Tournament**, (ADO) $2500, The Green Room, Pineville (please note new location this year); info: 704-813-6069
Mon., Jan. 7	**RDL Board Meeting**
Wed., Jan. 16 7:00-8:00 p.m.	**Spring 2013 RDL Preseason Captains' Mtg.** High Park Bar&Grille, 625 E. Whitaker Mill Rd
Jan. 18-20	**Foothills Fling**, (ADO), $6000+, Holiday Inn, Greenville, SC; info: www.foothillsfling.com
Wed., Jan. 23	**Spring 2013 RDL** - first night of match play
Mon., Jan. 28 7:00 p.m.	**Bull City Dart League Captains' Meeting** Bralie's, 1725 Carpenter Fletcher Rd, Durham
Mon., Feb. 25 7:00-8:00 p.m.	**Spring 2013 - 5th week Captains' Meeting** High Park (also date of RDL Board Mtg.)
Wed., May 1 / 8 / 15	**- RDL Divisional Tournaments**
Mon., May 6	**RDL Board Meeting**
Sat., May 18	**Spring 2013 - Season Banquet**, site TBD

Other Local Weekly Leagues

Tuesdays	***Bull City Dart League*** , Durham
Thursdays	***Triangle Dart League*** , Chapel Hill

Weekly Blind Draws - Over the years, many blind draws have come and gone. If any of these folds or if any others start up, please let me know and I'll update this list. Thanks.

(these first 5 are double elim., $5 entry, bar matches the pot!)

Friday, 8 pm	**Upper Deck**,919-460-1786, 329 N.HarrisonAve
Friday, 8 pm	**After Hours**, 919-552-4863, 1301 E. Broad St
Sat., 7:30 pm	**Brown's Billiards**, 919-878-9092, 5500 Atlantic Springs Rd
Sat., 8 pm	**Sharky's Place**, 919-783-5448, 5800 Duraleigh
Sunday, 8 pm	**Upper Deck**,919-460-1786, 329 N.HarrisonAve
Mon., 7:30 pm	**Pat Murnane's**, 919-562-5570, 2101 S. Main

(this one runs the same as the above, but is once-a-month)

3rd Sat. each month, 7 pm	**Amer.Leg. Fuq.-Var.**, 919-557-5990, 6400 Johnson Pond Rd; dates: 12/15, 1/19

SEASON-LONG TROPHY DART MINIMUM GAMES PLAYED REQUIREMENTS

You must play at least 66% of this season's projected games to be eligible for all-star point ave. & singles win %-age awards:

for all teams in all divisions with 8 teams (all but "A" division), except teams C3, D5, D7, E2, F1, F6, H2 and H3:

Singles win %-age: min. of 19 Singles Games Played
All-star pt. Average: min. of 37 Total Games Played

for Division "A" (7 teams / division):

min. of 16 Singles Games Played, 32 Total Games Played

for teams C3, D5, D7, E2, F1, F6, H2, H3 (due to 1 fft. rcvd..):

min. of 18 Singles Games Played, 35 Total Games Played

THE THIRTY-SECOND SEMI-ANNUAL EDITION OF : JK'S DIVISIONAL ALL-STAR TEAM PICKS

(Players within each division are listed alphabetically) (Players are chosen any way I damn well please - not purely by the numbers!)
(This is not purely my own guesses at who is simply the best thrower, but also who is important to their team, who is good in the clutch, etc.)

Divisional MVPs

A Division	Robbie Phillips	Narfle the Element	E Division	Tim Bunn	Force 8 from the Planet XXX
B Division	Billy Lloyd	Is It In?	F Division	Rod Stacy	Sharkshooters
C Division	Tim McNamara	1 to Potato	G Division	Alyssa Leggett	We Be Triplin
D Division	Tom Kubel	Blind Squirrels	H Division	Justin Blessing	Lunchbox in the Alley

All of RDL -- Robbie Phillips -- Narfle the Element

"A" Division

Tom Brown	Narfle the Element	Came up biggest at all the biggest times.
Kyle Gaulthier	Klitzkrieg	I want to throw just one turn that smoothly.
Simon Healy	Triple Threats	Truly powered the upset bunch. Until 501.
Matt Heimbach	Lunatic Fringe	For a "retired" guy, he sure wins a bunch.
Shane Murray	Rednecks	Unfazed by literally anyone or anything.
Robbie Phillips	Narfle the Element	Robbie the Robot needs no words from me.
Mike Seward	Klitzkrieg	Can take over a game in the blink of an eye.
Wil Tan	Narfle the Element	Ok, so it wasn't his best DCkt season…

"B" Division

Ramy Banna	Is It In?	Newcomer part-timer stepped this team up.
Tony Keller	Is It In?	Mr. League Record was great all around.
Billy Lloyd	Is It In?	The most dominant player outside of A.
Vicente Martinez	Mug Hunters	What a frickin' pick up for the Hunters!
Sal Reitano	The Brews Bros	Seemingly willed his team to some wins.
Alberto Sandoval	Mug Hunters	Can hit any shot. See page 14 for proof.
J.J. Tant	Overtime Outlaws	Had a nice four-set record for 3rd placers.
Randy Wilcox	We're Sexy and We	13-0 in SCkt; won over 50% of team's dbls.

"C" Division

Kyle Gardner	Coral Reefers	Not just strong for Reefers, but present!
Matt Goss	Fire for Effect	Superb singles guy needs a few doubles.
Justin Harvey	Ale-ing Archers	Carried the season mostly in SCkt & 501.
David Hoyt	Rif Raf	Oh, this guy moving is such a bummer…
John Mays	Nine Lives	One of RDL's most subtle top winners.
Tim McNamara	1 to Potato	Main reason Potato finally bounced back.
Jeff Watson, Sr.	1 to Potato	8+ wins in each set is a nice support record.
Lee Whitehead	1 to Potato	Finally back, and owning mostly in SCkt.

"D" Division

Frank Allison	Sharky's Machine	Alright, so he's not the RDL's '01 monster.
Barry Jackson	Throwin Stones	Captain Bump just needs a few more 501s.
Ronnie Knott	Choot 'Em!	A bit of a slow starter, gets hot after 301.
Tom Kubel	Blind Squirrels	Q-Ball was seeing just fine all season…
Mike Litzsinger	Tattoo the Red Eye	Singles ace for a team with softer doubles.
Mark Ray	Leftovers	Basically solid for the early-season leaders.
Jeff Rudy	Dublin-Dublout	Holy crap… 13-0 in 501? That is just nuts.
Tony Thomas	Leftovers	A couple big sets, a couple decent ones.

"E" Division

Tim Bunn	Force 8/Planet XXX	Wow, huge winner on a 0.500 team.
Dave Johnson	Menace 2 Sobriety	Captain Menace was great all season.
Ted Marks	BullsHitters	Hitters' big addition of three 10-win sets.
Chad Massengill	BullsHitters	Nationals qualifier had a sick win total.
Randy Massengill	BullsHitters	Is he now the top Massengill? Possibly…
Brady Price	Menace 2 Sobriety	Made for a nice 1-2 punch with Johnson.
Brian Reiser	Hammered Heads	Clearly, the least Hammered of the Heads.
John Wylie	BullsHitters	The fourth-best Hitter also wins 68%+?!

"F" Division

Brad Hamilton	Method. Madness	One of the best seasons in all of the RDL.
Roger Loving	Method. Madness	Truly great in singles, passable in doubles.
Ryan Raymond	Projectile Dysfunctic	The picture of consistency for top F team.
Shane Richardson	One Armed Bandits	Season after season, just keeps winning.
Rod Stacy	Sharkshooters	Put whole team on his back some nights.
Dave Tanner	Projectile Dysfunctic	Top team, top player. This one was easy.
Tim Welborn	Projectile Dysfunctic	Another team with a great offseason add.
Derek Williams	Sharkshooters	Ummm… we sit him in doubles, I guess?

"G" Division (this was a really hard division to cut down…)

Randy Baldwin	We Be Triplin	When this is your third wheel…. Nice…
Randy Deemer	We Be Triplin	36-7 in the first three sets can't be argued.
David Huffman	Brown's Bombers	Clear leader of the season&Mug winners.
Andy Krestalude	8T0 Proof	With a few DCkts, he would race for MVP.
Alyssa Leggett	We Be Triplin	Led team to the division's best win %-age.
Bob Rube	UZMAgain	Just solid winner year after year after year.
Mark Slawter	Five-OH! Whizzle	This Whizzle was the Shizzle, my Dizzle.
Paul Spaulding	Brown's Bombers	Decent singles guy became a doubles pro.

"H" Division

Justin Blessing	Lunchbox in the Alley	… … … Duh. … … …
Debbie Dudley	Lunchbox in the Alle	34 wins in the first three sets is just huge.
Fritz Herman	Grateful Darts	Still regularly thumping guys half his age.
John Iager	Grateful Darts	Best H record outside the Lunchbox.
Adam Schoch	The Duck Stops Her	New Duck wins a lot! And he shows up!
Andrew Strickland	The Misfits	Yes, they're family and all… but they'd be
Craig Strickland	The Misfits	tough to differentiate dartwise anyway.
David Woodard	Bel Biv Dethrow	Great singles, and VoiceMail tunes…

QUICK STAT TIDBITS

-The **Quadruple Double Award** winners (double-digit wins in all 4 sections): There was quite a pile of people with three 10-win sets, or four 9-win sets… but only two people put together the pure Quadruple Double. This season's two biggest set-wide winners? Alyssa Leggett of We Be Triplin in G division, and Justin Blessing of Lunchbox in the Alley in H division (who actually put up four 11-win sets!). [A quick honorable mention though for Robbie Phillips of Narfle the Element, who came closest in the 12-match A division schedule with three 9-win sets that were obviously key to his league best 0.921 win percentage.]

-The **Iron Man/Woman Award**: The Ducks' grasp on being the most regularly shorthanded team was loosened this season, and Lunchbox in the Alley stepped in to take their place. That consistently short produced resulted in this season's Iron Woman, **Alexa Aronson**, putting forth a relatively Herculean effort with 82(!) games played this season. That is a remarkable number for a season that had only 56 sets and 2 tiebreakers. Nobody else was even close… But let's recognize those who led the other divisions with the following honorable mentions: Trey Rodgers of Pour Boys in A division with 51; Whit Bryant of The Brews Bros in B with 59; Tom Mushow of the Ale-ing Archers in C with 67 (tied for 2nd most in the league, with one of Aronson's teammates); Don Sautter and Shawn Leonard of Choot 'Em! in D with 58 each; Tolson Willis of Death Throw in E with 61; Rod Stacy of the Sharkshooters in F with 57; and Marc Garzon of We Be Triplin in G with 63.

-The **Team Attendance Award** winners: Wow, I tagged a full 14 squads that were actually starting to move back toward this old trend (of starting the same 6 players every set every week). In the end, I picked out three teams that were the closest: #3 was Big Bulls in C division, who shared only 18 games with 2 other players; #2 was Brown's Bombers in G, who also shared the same 18 games with 2 players; and #1 was We Be Triplin in G, *who played only 6*, just with a couple short nights.

MY PRESEASON, WEEKLY, & TOURNEY PREDICTION RESULTS

Well, I would have had to work pretty hard this season to do as badly as I did last season… that was just a mess. I didn't even come close to my record-setting rates from 2 and 3 seasons ago, but I did ok at least… Let's review, shall we?

In my preseason picks (usually the toughest every season, as evidence by the H division stuff this season), I did pretty dang well. I hit a few division winners, had a couple more division winners slotted for second, and even lost one winner just due to penalty points. I was way off in H division, but that division info got altered in a big way in a big hurry right after I published my picks… so… sorry, but there was just no chance. The only team that I really truly honestly missed this season was Dublin-Dublout, who WAY outdid my picks. Kudos to them!

My weekly prediction results you can peruse pick-for-pick on the other side of this sheet of paper. I had improved in 5 of 6 seasons before last spring (when the crash happened and dogs married cats and Coke lovers also switched to Pepsi), so getting better this time was easy relative to last season. And that is saying something considering that I had two divisions below 60% this season (C and D), nine teams fooled me as often as not (or more!), and I was a horribly sad 4-9 in matches involving Nine Lives. Of course, if you consider the fact that I started 0-6 with the Niners, one might argue that I finished with a decent little run there…

Last but not least were my tournament predictions… And as usual, we jump to best-of-three, and my picks look generally pretty strong, despite the fact that I'm picking semifinals & finals that I conceivably could have wrong before the match is even played. I was 23-8 in the quarterfinals, a pretty strong 12-4 in the semi-finals, and then I hit 4 of the 8 Mug champions (with my pick losing in the final in 3 other divisions! That's a final record of 39-16, which is just a touch worse than I did last season. Sadly, I didn't hit every match in even one division this time. My top Sure Things and Dark Horses picks were pretty damn nice though!

JK'S TEAM-BY-TEAM, WEEK-BY-WEEK MATCH PREDICTION RESULTS

(I introduced this page seventeen seasons ago, and it has become almost expected as a newsletter staple. Feast your eyes on the success...)

For several years, many of you have taken no greater pleasure in your weekly darting endeavors than to call the RDL VoiceMail and point out to me just how wrong I was in my prediction of your match result. On a related note, I have noticed that many of you seem to have relatively selective memories saving only the weeks when I was wrong. Further, many others of you regularly embellish your statistics of how often you fool me. It's not so easy to get away with those rambles anymore, however, as you can see below. Each W is a week when I picked your match correctly, and each L is one I picked incorrectly. Division totals are to the right of the team totals, weekly totals are at the bottom, and in the space between the 14 weeks and the team totals, the six 'o' symbols indicate the teams for which I was only 0.500, and the three 'x' symbols indicate the teams that fooled me more often than not. **[C and D divisions were almost random events in my eyes this season. And in F, G & H divisions, there were 2, 1 & 1 teams I simply couldn't figure out… despite the fact their division mates were no problem!]**

	wk1	wk2	wk3	wk4	wk5	wk6	wk7	wk8	wk9	wk10	wk11	wk12	wk13	wk14		Right	Wrong	**Overall**
A1/ Narfle the Element	W	W	W	W	-	W	W	W	W	W	W	-	W	W		12	0	68.78%
A2/ Rednecks	W	W	W	-	W	W	W	L	W	W	-	L	W	W		10	2	293 133
A3/ Appetite for Destruction	W	W	-	W	W	L	W	W	W	-	W	L	W	W		10	2	
A4/ Lunatic Fringe	W	W	W	W	W	-	W	L	W	L	W	W	-	W		10	2	
A5/ Klitzkrieg	W	-	W	W	W	W	W	W	-	L	W	L	W	W		10	2	**A Division**
A6/ Triple Threats	-	W	W	W	W	L	W	-	W	W	W	W	W	W		11	1	88.10%
A7/ Pour Boys	W	W	W	W	W	W	-	W	W	W	W	L	W	-		11	1	37 5
B1/ Overtime Outlaws	W	W	W	L	L	L	W	W	W	W	W	L	L	W		9	5	
B2/ The Brews Bros	W	W	W	L	W	L	W	W	W	W	L	L	W	W		10	4	
B3/ Is It In?	W	W	L	W	W	W	W	W	W	W	L	W	W	W		12	2	
B4/ Mug Hunters	W	W	L	W	W	W	W	W	W	W	W	W	W	W		13	1	
B5/ Knockers & Nuts	W	W	W	L	W	W	W	W	L	L	L	W	W	W		10	4	
B6/ Pulled Cork	L	W	W	W	W	L	W	W	W	L	L	W	L	W		9	5	**B Division**
B7/ Excalibur	L	W	W	W	L	L	W	W	L	W	W	L	W	W		9	5	75.00%
B8/ We're Sexy and We Thro	W	W	W	L	W	W	W	W	W	W	W	L	W	W		12	2	42 14
C1/ 1 to Potato	W	W	W	W	W	W	W	W	W	L	W	L	W	W		12	2	
C2/ Ale-ing Archers	W	L	L	L	W	W	L	L	W	L	W	W	W	W		8	6	
C3/ Nine Lives	L	L	L	L	L	L	W	W	L	L	W	L	fft	W	x	4	9	
C4/ Ted's Blue Waffle Empo	W	W	W	W	W	L	L	W	W	L	W	L	fft	W		9	4	
C5/ Fire for Effect	W	W	L	W	W	L	L	W	W	L	W	W	W	W		10	4	
C6/ Coral Reefers	W	L	W	W	W	W	L	L	L	L	L	L	L	W	x	6	8	**C Division**
C7/ Big Bulls	L	L	W	W	W	L	L	W	W	L	L	L	W	W	o	7	7	58.18%
C8/ Rif Raf	W	W	L	W	L	W	L	W	W	L	W	L	L	W		8	6	32 23
D1/ Choot 'Em!	W	W	L	W	L	W	W	L	W	W	W	L	W	W		10	4	
D2/ Throwin Stones	W	L	L	W	W	L	W	L	W	W	L	W	W	L		8	6	
D3/ Leftovers	L	W	L	W	L	W	L	W	W	W	W	L	L	L	o	7	7	
D4/ Sharky's Machine	L	W	L	L	W	W	W	L	L	W	L	W	L	W	o	7	7	
D5/ Dublin-Dublout	L	W	W	L	W	L	L	W	W	fft	L	W	W	L		7	6	
D6/ Carry Oakie	L	W	L	W	fft	L	W	W	L	W	W	W	W	L		8	5	**D Division**
D7/ Blind Squirrels	L	W	W	W	fft	W	L	L	W	fft	L	W	W	W		8	4	59.26%
D8/ Tattoo the Red Eye	L	L	L	W	W	L	L	W	W	W	W	W	W	W		9	5	32 22
E1/ Wire We Back	W	W	L	W	W	L	L	W	W	L	L	W	L	W		8	6	
E2/ Force 8 from the Planet	W	W	W	W	W	W	L	L	L	L	L	fft	L	W		7	6	
E3/ Hammered Heads	W	W	L	W	L	L	W	L	W	W	W	L	L	W		8	6	
E4/ Death Throw	W	W	L	W	L	W	W	W	L	L	W	L	L	W		8	6	
E5/ Menace 2 Sobriety	W	L	W	W	L	L	L	W	W	W	W	L	L	W		8	6	
E6/ BullsHitters	W	W	W	W	W	W	W	W	L	W	W	W	W	W		13	1	**E Division**
E7/ Brawlers	W	W	W	W	L	W	L	W	L	L	W	L	W	W		9	5	63.64%
E8/ Home Grown Wolves	W	L	L	W	W	L	W	W	W	W	W	fft	L	W		9	4	35 20
F1/ Double Tap	fft	L	W	W	W	L	W	L	L	W	L	W	L	L	x	6	7	
F2/ Sharkshooters	W	L	W	W	W	L	W	W	L	L	W	L	L	L	o	7	7	
F3/ Projectile Dysfunction	W	W	W	W	W	W	W	W	W	W	W	W	W	L		13	1	
F4/ Methodical Madness	W	W	W	W	W	W	W	W	W	W	W	L	W	L		12	2	
F5/ One Armed Bandits	W	L	W	W	W	W	W	W	L	W	W	W	fft	W		11	2	
F6/ Better Late than Never	W	L	W	W	W	W	W	W	L	W	L	W	fft	L		9	4	**F Division**
F7/ Frank	W	W	W	W	W	L	W	W	W	W	W	W	L	W		12	2	72.22%
F8/ Y'All Ain't Ready!	fft	W	W	W	W	L	W	L	W	L	W	W	L	L		8	5	39 15
G1/ Sofa Kings	W	W	W	L	L	L	W	L	W	L	L	W	W	L	o	7	7	
G2/ We Be Triplin	L	L	W	W	W	W	W	L	W	L	W	W	W	W		10	4	
G3/ 8T0 Proof	L	W	W	W	W	W	W	L	W	L	W	L	W	W		10	4	
G4/ UZMAgain	W	L	W	W	W	W	W	L	W	L	L	L	W	L		8	6	
G5/ Flying Blind Squirrels	L	W	W	W	W	L	W	L	W	W	W	L	W	W		10	4	
G6/ Brown's Bombers	L	W	W	W	L	W	W	W	W	W	W	W	W	W		12	2	**G Division**
G7/ Tips & Shafts	L	W	W	W	W	W	W	L	W	W	L	L	W	L		9	5	67.86%
G8/ Five-OH! Whizzle	L	W	W	L	W	W	W	W	W	W	L	W	W	L		10	4	38 18
H1/ Bel Biv Dethrow	L	L	L	W	W	L	L	W	L	W	W	L	W	W	o	7	7	
H2/ The Duck Stops Here	W	W	L	W	W	W	W	W	L	W	W	fft	W	W		11	2	
H3/ Grateful Darts	W	L	L	W	W	L	W	W	L	W	W	W	W	fft		9	4	
H4/ Bullseye of the Tiger	L	W	L	W	L	L	W	W	L	W	W	W	W	W		9	5	
H5/ Missing Flight	W	L	W	W	W	L	W	L	L	W	W	W	W	W		10	4	
H6/ The Misfits	W	L	W	W	L	L	L	L	W	W	W	W	W	W		9	5	**H Division**
H7/ Lunchbox in the Alley	W	L	W	W	W	W	W	W	W	W	W	L	W	W		12	2	70.37%
H8/ Onemoregin	W	L	W	W	W	L	W	W	L	W	W	fft	W	fft		9	3	38 16
Right:	21	21	21	26	23	16	23	21	21	19	22	15	21	23				
Wrong:	9	10	10	5	7	15	8	10	10	11	9	14	8	7				
forfeited:	1	-	-	-	1	-	-	-	-	1	-	2	2	1				

| RDL - Fall, 2012 | Week 1 | | Week 2 | | Week 3 | | Week 4 | | Week 5 | | Week 6 | | Week 7 | | Week 8 | | Week 9 | | Week 10 | | Week 11 | | Week 12 | | Week 13 | | Week 14 | | Forfeits |
|---|---|---

THIS SEASON'S TRIVIA QUESTIONS… REVISITED

I now run this column during seasons in which I've included trivia questions all season. Each question is listed exactly as it was during the season, so there is potential for a question to now be out of date, but it's usually not too much of a problem. Each question is listed under the week number when it ran, and the answers follow the questions. No peeking…

Week 5 question(s): We all know that division-winning teams climb up a rung in the next season, but most people don't really recognize how well they do the season after. What was the combined record last season of the teams that won the season before? And what is the current combined record of last season's division winners?

Week 6 question(s): Let's flip that week 5 question around… What was the combined record last season of the teams that had finished in last place in their division the season before? And what is the current combined record of last season's last-place teams?

Week 7 question(s): The state championships [were] held right here in one of RDL's host establishments next weekend (the 28th-30th, not the 21st-23rd - see page 6). How many times in the last decade has that occurred, and in what years?

Week 8 question: What dart of the seven in Tony Keller's record game [7-dart 301, see week 8 newsletter, page 1] did he miss? [I'm completely assuming that Tony is a man of at least normal intelligence (teammates on Is It In? please hold your snickering here…), and thus there is only one logical shot in the 7-dart string that could be the miss.]

Week 9 question: How many current RDL members have won a state championship shirt? (the tournament began in 1990)

Week 10 question: How many seasons out of my 33 as the statistician has RDL had 0 undefeated AND 0 winless teams?

Week 11 question: What is the lowest team win percentage (in terms of percentage of the 24 slots per match that the team won) for a team that won a regular season division title (at least in the last 33 seasons, the length of my tenure as statistician)?

Week 12 question(s): What is the earliest point in the season that a team can clinch a season title in an 8-team division? In a 7-team division? (And for the purposes of this question, we are disregarding the unlikely possibilities of double-forfeit matches and teams getting a series of late mail penalties that eventually begin removing their match wins.)

Week 13 question(s): Has any team clinched a division at the conclusion of week 10 during my tenure as statistician (the most recent 34 seasons, counting this one)? If so, who? If not, what is the fastest a division was claimed?

Week 5 answer(s): Ok, first let me point out that all of the division winners that could (obviously the A winner couldn't go anywhere) moved up exactly one division. And those 8 winners put together a very nice combined record of 67-41 (a fact that is even more impressive when you note that one team finished 2-12)! 3 of the 8 division winners claimed their division again (in A, E, and G), while another (in F) took 2nd place hardware. Two more finished 3rd (in A and B - yes, the B winner from the previous season went all the way up to 3rd in A!). Nice! And last season's division winners? They are pretty much kicking butt again, even with 7 of the 8 in a higher division: 28-10 total so far (24-7 at the time I published the question), with all but 1 of the 8 teams at 3-2 or better and in 4th place or higher (with three of them still undefeated). [*Answer update for the banquet Tons*: last season's first place teams combined this season for a 74-34 regular season record and a 14-4 tournament record, with 4 first place season finishes and 4 tournament titles.]

Week 6 answer(s): As with last week, first let me point out that all of the cellar dwellers that could (obviously the bottom H team couldn't go anywhere) moved down exactly one division (except for the last D team, which folded). And those remaining 7 bottom teams put together a respectable record of 43-55, and had 1 team immediately claim a division title and climb back up (but another team finished last again - eek!)! And last season's bottom teams? Well, that story isn't as great - 2 of the 8 folded before this season, and of the other 6, only one has a record above 2-4 (and oddly enough, that was the team in H that couldn't move down). They presently have a 12-24 combined record. [*Answer update for the banquet Tons*: last season's last place teams (the 7 that played, at least) combined this season for a 36-62 regular season record and a 6-6 tournament record, with one team coming through with Mugs!]

Week 7 answer: That weekend's NC State Championships were the third championships held in the Triangle in the last decade, but only the second held in an RDL establishment (unless you count the Cary VFW as an RDL spot because we used to hold our season-ending banquets there). Still, that's quite a few, and a nice benefit for local throwers. That's also second most of any area in the last 15 years combined: Greensboro (10 - 1998-2001, 2003-2006, 2010-2011), Cary (3 - 2008, 2009, 2012), Boone (1 - 2002), and Charlotte (1 - 2007).

Week 8 answer: Logically, it has to be dart #4. We know his 160-In left 141, so it's probably safe to assume that he threw at the triple-20 on dart 4. If he hit it, he would've been left on 81 and would've switched numbers, leaving almost no chance of ending up with 125 on his second turn. And if was dart 6 he missed, then… we need to talk to Tony about his math skills… [Turns out he hit a single-20 on dart 4, then set up his 16 with triple-17/triple-18 on darts 5 and 6.]

Week 9 answer: There are presently 24(!) active RDL members who have claimed a North Carolina State Championship shirt! In the 23 years of the NC championships, 495 shirt titles have been awarded, to 163 different people (extra note: this number could be a touch higher, as the 1991 open four-person 701 event winners were not recorded anywhere… can you imagine that?). The 24 active RDL state champs have won an astonishing 104(!) shirts between them, meaning they possess more than 21% of the shirts ever given, due in large part to the fact that the RDL presently has 3 of the only 7 people to ever amass 14 or more shirts. The current RDL members with state titles: Brian Blake (21 titles, 2nd most ever); Robbie Phillips (15); Tom Brown (14); Jim Budelman (8); Steve Hoffmann, Lis Pleasant, and Wil Tan (5 each); Michelle Stacy (4): Mike Hall, Mike Seward, Allen Smith, and Keith Wall (3 each); Robb Beeson, Maridy Knight, and David Murray (2 each); and Deb Blackwelder, Jimmy Davis, Kyle Gaulthier, Doug Jeffcoat, Kris Kilsdonk, Mark Knight, Tim Lane, Sean O'Brien, and Lee Whitehead (1 each). [Note: with the recent replacement of the four-player 701 event with singles 301, it will likely be more difficult in the coming years for people to join the state champions list…]

Week 10 answer: In my 33 seasons as the statistician, 3 times the RDL has produced neither an undefeated team nor a winless team (Fall 1998, Spring 2004, and Spring 2006). The last of those is the most remarkable, as there was a bye in each of the seven divisions, meaning every team played only 12 matches. Only two undefeated and two winless teams stand in the way of that so far this season.

Week 11 answer: In the Fall 2000 season, the Starving Dartists took home the D division regular season crown despite winning only 52.1% of their player slots!! They finished 9-5 that season, and outran Nine Lives (who had gotten a five-point penalty in week 11) by a whopping three points. Throughout the season, the

Trivia answer portion continued on page 14, left column…

THIS SEASON'S LYRICS QUIZZES… REVISITED

Much like the column of this season's trivia questions on the previous page, I've listed here each lyrics quiz from this season. Each lyric is listed exactly as it was during the season. Each lyric is listed under the week number when it ran, and the answers are listed at the bottom of the page. No peeking… So who's ready to re-play "Name the band/singer and song"?

Week 2, song #1 lyric: "Loving you forever is what I need, Oh let me be the one you come running to, I'll never be untrue"

Week 2, song #2 lyric: "Hangin' 'round downtown by myself, And I had too much caffeine, And I was thinkin' 'bout myself"

Week 3, song #1 lyric: "Heaven help me for the way I am, Save me from these evil deeds before I get them done"

Week 3, song #2 lyric: "If you know your history, Then you would where you coming from, Then you wouldn't have to ask me"

Week 5, song #1 lyric: "Now over at the temple, They really pack 'em in, The in crowd say it's cool, To dig this chanting thing"

Week 5, song #2 lyric: "Many times I've tried to tell you, Many times I've cried alone"

Week 6, song #1 lyric: "Now the only thing a gambler needs, Is a suitcase and trunk, And the only time he's satisfied, Is when he's on a drunk"

Week 6, song #2 lyric: "But you see, it's not me, it's not my family, In your head, in your head they are fighting"

Week 7, song #1 lyric: "One hand in the air for the big city, Street lights, big dreams, all lookin' pretty"

Week 7, song #2 lyric: "It was so easy, living day by day, Out of touch with the rhythm and blues"

Week 8, song #1 lyric: "Started out this morning feeling so polite, I always thought a fish could not be caught who wouldn't bite"

Week 8, song #2 lyric: "DJ Soul was on a roll, I've been told he can't be sold, He's not vicious or malicious"

Week 9, song #1 lyric: "I made it down the coast in seventeen hours, Picking me a bouquet of dogwood flowers, And I'm a hopin' for Raleigh, I can see my baby tonight"

Week 9, song #2 lyric: "I'm stranded in a sleet of rain, Don't think I'm ever gonna make it home again, The mornin' sun is risin', It's kissin' the day"

Week 10, song #1 lyric: "I said 'look man, a-what time is it?', He said 'the clock on the wall say three o'clock, Last call for alcohol'"

Week 10, song #2 lyric: "You could be someone, you could be my scene, You know that I'll protect you, from all of the obscene"

Week 11, song #1 lyric: "I'm so scared, in case I fall off my chair, And I'm wondering how I'll get down the stairs"

Week 11, song #2 lyric: "...Is my private cul de sac, I can't get from the cab to the curb, Without some little jerk on my back"

Week 12, song #1 lyric: "Even if I say, It'll be alright, Still I hear you say, You want to end your life, Now and again we try, To just stay alive"

Week 12, song #2 lyric: "Though we really did try to make it, Something inside has died, And I can't hide it, And I just can't fake it"

Week 13, song #1 lyric: "You're in hiding, and you hold your meetings, I can hear you coming, and I know what you're after"

Week 13, song #2 lyric: "In a tavern or in a honky tonk or on a four-wheel drive tailgate, I've got posters on my wall of Skynyrd, Kid and Strait"

Week 14, song #1 lyric: "Who could ask for more, Everybody's comin', leave your body at the door"

Week 14, song #2 lyric: "You can't get romantic on a subway line, Conductor don't like it, says 'you're wastin' your time'"

Week 14, song #3 lyric: "Tell me your troubles and doubts, Giving me everything inside and out, and love's strange so real in the dark"

Week 14, song #4 lyric: "It's so easy to blow up your problems, It's so easy to play up your breakdown, It's so easy to fly through a window"

Week 14, song #5 lyric: "You know you got me goin' now, Just like I knew you would"

Week 14, song #6 lyric: "And you're playing so cool, Obeying every rule, I dig a way down in your heart, You're burning, yearning for songs"

Week 14, song #7 lyric: "I touched you once, I touched you twice, I won't let go at any price, I need you now like I needed you then"

Week 14, song #8 lyric: "But it's been no bed of roses, No pleasure cruise, I consider it a challenge before the whole human race"

Week 14, song #9 lyric: "Call me a relic call me what'cha will, Say I'm old fashioned say I'm over the hill"

Week 14, song #10 lyric: "Ain't there one damn song that can make me, Break down and cry?... All night"

Week 14, song #11 lyric: "I can see a new horizon, Underneath the blazin' sky, I'll be where the eagle's flying, Higher and higher"

Week 14, song #12 lyric: "Plastic tubes and pots and pans, Bits and pieces and, Magic from the hand, We're makin'..."

THIS SEASON'S LYRICS QUIZZES… REVISITED (the answers to the lyrics at the top of the page)

Week 2 answers: Song 1 = "Let's Stay Together" by Al Green === Song 2 = "Sex and Candy" by Marcy Playground.

Week 3 answers: Song 1 = "Criminal" by Fiona Apple === Song 2 = "Buffalo Soldier" by Bob Marley & the Wailers.

Week 5 answers: Song 1 = "Rock the Casbah" by The Clash === Song 2 = "We Belong" by Pat Benatar.

Week 6 answers: Song 1 = "House of the Rising Sun" by The Animals (Joan Baez, Bob Dylan, etc.) === Song 2 = "Zombie" by The Cranberries.

Week 7 answers: Song 1 = "Empire State of Mind" by Jay-Z, featuring Alicia Keys === Song 2 = "New York State of Mind" by Billy Joel.

Week 8 answers: Song 1 = "Afternoon Delight" by Starland Vocal Band === Song 2 = "Groove Is In The Heart" by Deee-Lite.

Week 9 answers: Song 1 = "Wagon Wheel" by Old Crow Medicine Show === Song 2 = "Wheel In The Sky" by Journey.

Week 10 answers: Song 1 = "One Bourbon, One Scotch, One Beer" by George Thorogood and the Destroyers === Song 2 = "Blurry" by Puddle of Mudd.

Week 11 answers: Song 1 = "Stuck in the Middle With You" by Stealers Wheel === Song 2 = "Middle of the Road" by The Pretenders.

Week 12 answers: Song 1 = "Never Too Late" by Three Days Grace === Song 2 = "It's Too Late" by Carole King.

Week 13 answers: Song 1 = "Lunatic Fringe" by Red Rider === Song 2 = "Redneck Woman" by Gretchen Wilson.

Week 14 answers: Song 1 = "Dead Man's Party" by Oingo Boingo === Song 2 = "Everybody Wants Some!!" by Van Halen.

Week 14 answers: Song 3 = "Don't You" by Simple Minds === Song 4 = "Moving In Stereo" by The Cars.

Week 14 answers: Song 5 = "Twist and Shout" by The Beatles === Song 6 = "Footloose" by Kenny Loggins.

Week 14 answers: Song 7 = "If You Leave" by Orchestral Manoeuvres in the Dark === Song 8 = "We Are The Champions" by Queen.

Week 14 answers: Song 9 = "Old Time Rock and Roll" by Bob Seger === Song 10 = "Young Americans" by David Bowie.

Week 14 answers: Song 11 = "St. Elmo's Fire (Man In Motion)" by John Parr === Song 12 = "Weird Science" by Oingo Boingo.

[Some of the weeks had themes, with some of them obvious and some of them subtle. But none of them was as recognized and appreciated as the biggest hit songs from a dozen iconic '80s movies (listed in alphabetical order by movie title) in week 14. The movies were: #1 - Back To School, #2 - Better Off Dead, #3 - The Breakfast Club, #4 - Fast Times at Ridgemont High, #5 - Ferris Bueller's Day Off, #6 - Footloose, #7 - Pretty In Pink, #8 - Revenge of the Nerds, #9 - Risky Business, #10 - Sixteen Candles, #11 - St. Elmo's Fire, #12 - Weird Science. - JK]

THIS SEASON'S TRIVIA QUESTIONS… REVISITED…

(Answers section - Continued from page 12)

Dartists only surpassed 14 points twice, getting a win with 15 points and a win with 16 points (all the way back in week 1). Their season-long set records were 45-39 in 301, 42-42 in SCkt, 19-23 in DCkt, and 25-17 in 501 (yes, they had a losing overall cricket record), for a total overall player slot record of 175-161. I guess it's not how many you win, but how well you balance the number of those wins each week. For those who are curious… yes, we have two teams this season for whom this record just might be in reach: Choot 'Em! in D (presently 3rd, but only by points, and sporting a 0.530 winning rate so far), and 8T0 Proof in G (presently 2nd, but only by points, and sporting a 0.527 winning rate so far). [*Answer update for the banquet Tons*: that record is safe this season… the lowest win rate for a division-claiming team this season was the Brown's Bombers' 56.0% rate in G division.]

Week 12 answer: Barring a bunch of heavy point penalties or forfeits or heavily shorthanded matches (all of which could have excessive effects on any point race situations), an 8-team division can't be clinched before week 10. After week 9, it isn't possible to have greater than a 5-match lead (with 5 weeks to play). That means that Projectile Dysfunction and BullsHitters each clinched their division titles this season only one week after the fastest possible time. A 7-team division also can't be clinched before week 10, but that would obviously be with fewer than 10 wins (since every team would have had to have had at least one bye by that point).

Week 13 answer: In my term as statistician (the last 34 seasons), not one single team has clinched a division during week 10 (the fastest time possible, see week 12 question above). Quite a few teams have clinched division titles in week 11, with the most recent being… both 1 to Potato in C division and the BullsHitters in E division just one month ago.

LEAGUE RECORD TIED AGAIN!!!!!

Earlier this season, I told you all about how Tony Keller of Is It In? had tied an all-time RDL record with a 7-dart 301 game. That is scary fast… 6 perfect darts and only 1 miss. Tough to top that. So tough that nobody ever has in league play here in the RDL. In fact, only one person had ever thrown a 7-darter in the RDL before Tony did it. And now… that same person is also the only one to throw a 7-darter since Tony did it! **Tom Brown** of Narfle the Element, who held that record all alone for several years, evidently wasn't satisfied with holding 1/2 of the record, so in the A division tournament final he threw a 7-darter again! I guess he sort of holds 2/3 of the record now… in a way… record held by Brown, Keller, and… Brown again. This time Brown led off with a smooth 149-In, stuck a triple-20 on the fourth dart, but only hit a single-20 on the fifth dart. Triple-16 on the sixth dart set up the double-12 winner on dart 7. (And yes, Brown did win the set. And then he won his singles cricket. And his double cricket… taking that last one with a third-leg final turn of 3 15s and 3 bulls!)

HOW ABOUT THIS FOR A SET?

The 7-darter above highlighted what was a pretty excellent night of darts in the A division final between Element and Klitzkrieg. But that certainly wasn't the first time those teams had gotten together for some big throws… In week 13, those same two teams played their second regular season match, and the 301 set that night was won in games of 12, 12, 13, 15, 15, and 17 darts. That is only 84 total darts for the six winners in that set!! 14 darts was the *average* game in that set. And what you don't see in that initial number is that only one of those six games wasn't actually really close and coming down to one turn. Nice!

EVER HIT THAT DREAM SHOT?

Ok, so if you're reading this, the odds are that you're a darter. And you're probably one of the hundreds of weekly warriors like the rest of us, all dreaming of those big nights when we help our teams to the big victory… Those are the best things that most of us will ever pull from our nights at darts (since most of us are not multi-time national champions), and we wouldn't trade those days for anything. But in addition to those great team victory nights, I will bet that each and every one of you has had at least a fleeting daydream about being the hero in one of those matches. About being that guy or girl who hits the monster shot in the most clutch of moments, with the season's victory or defeat hanging in the balance. And I will bet that for almost every one of you, the shot you hit in the daydream is not just a one-dart double or something… it's probably a three-dart perfect throw. Great little daydreams, right? Well… how many of us have ever actually hit that dream shot? Very few of us ever even end up in the situation to face one, much less hit it. I've personally hit things like a 170-Out in the RDL… in the second leg of a 301 set in the quarterfinals, in a match in which my team would barely have noticed if I had skipped the match entirely. Big shot? Sure. Clutch shot? Debatable, at best. The fact is that the very very very very large majority of us will never join that perfect-throw-team-hero club. But that majority no longer includes one of my teammates in the Bull City Dart League (BCDL) in Durham.

A few weeks ago, my team was in the championship match of the BCDL leaguewide tournament, against a team (made up of all RDL members, by the way) that was undefeated for the entire season to that point. My team fought for a slight lead heading to the final three games of the night (2 DCkt games and a four-player 801). My team would win the League Cup, and prevent our opponents from completing a perfect season (something that has been done VERY rarely in the handicapped league's history, and only by our team) with both DCkt wins, or with the 4-player. After my team had won the first DCkt, my teammates **Alberto Sandoval** (of Mug Hunters) and Robb Beeson (of Narfle the Element) in the other game reached the bull down by 8 marks and about 35 points. It certainly looked like we were headed to the 4-player for a one-game showdown. But… after a few odd darts from their opponents, Beeson and Sandoval threw turns that included 4B, 3B, 3B, and 2B+triple-to-close+single (this being one of Sandoval's final three turns of the night…). After Beeson had pointed again and the opponents had pointed by a handful more, Beeson told Sandoval to just go load it up. And then came the turn that probably none of us will forget for years (if ever). Load it up, he did… With the League Championship Cup on the line, with one of the biggest comebacks I've ever seen in a game well on its way, against the opposition's two best players who had both been playing very well, Sandoval stepped to the line, and… Double-bull… double-bull… double…bull!!!!!!! A perfect throw, with all three shots in the smallest target on the dartboard, with an entire team on his back (and some of our team is pretty dang heavy, pal… some of us in terms of weight, and some like me in terms of ability…). Sandoval had hit the frickin' home run. Like so many of us have daydreamed about so many times. Now sure, it wasn't the 'final' turn, but it was just a few more singles to end the match (and Sandoval hitting two singles with two darts on his next turn to end it might actually be almost as impressive of a turn, since some might expect the post-excitement letdown). The only throw I can remember being as big as this one was **Jon Kenney**'s 137-Out in the third leg of 501 in the RDL A final for Element, against the opponents' best pair (see Fall 2010 RDL banquet Tons, pg. 14, for the story of that masterpiece).

THE RDL STILL SO ROCKS!!

Remember last December when I wrote this exact paragraph?:

"North Carolina is, honestly, quite a hotbed of dart talent in the southeast. Many of the best players around hail from our state, and I don't mean just the National Champs (e.g., Robbie Phillips) and the ADO #1s (e.g., Brian Blake). It's the next hundred or so top guys that really make North Carolina shine. And on top of that, a large portion of the state's talent calls the RDL home!"

I wrote that after the North Carolina City Dart League (NCCDL) & North Carolina Ladies' Cup (NCLC) championships were both claimed by teams chock full of RDL members. In addition, almost all of the best regular season stuff in 2011 was also done by RDL members. Well… guess what… the 2012 NCCDL and NCLC seasons and tournament just completed, and do you want to take a random shot at what happened this year? Yep! The RDL stocked the winning teams in both leagues again!!!

The NCCDL and NCLC are leagues featuring the best players from the entire state, basically organized into sort of city-wide all-star teams. They play a year-long calendar of travel matches highlighted by some long-standing inter-city rivalries and some of the highest level darting most of us might ever see without the aid of an internet feed from a European tournament. (For full results from this year, see pages 18 and 19). And this year was another great year for RDL league members…

In the NCCDL, the Durham team (comprised of 14 players, 13 of whom are RDL members) defended its title in strong fashion, taking its 8th state title in the last 13 years!! And did so this year with an undefeated regular season to go with the tournament victories. Add in the fact that Durham was the losing finalist in 4 of those remaining 5 years (all to Wilmington) and you have the makings of quite a run… Congratulations to my Durham teammates (from left to right): standing - Wil Tan (of Narfle the Element), Todd Lemons, Allen Smith (Element), Mike Seward (of Klitzkrieg), Mark Knight (Element), Robbie Phillips (Element), Robb Beeson (Element), Chad Massengill (BullsHitters), Kyle Gaulthier (Element), Jason Kilts (Element), Paul Jacobi (Lunatic Fringe); kneeling - Tom Brown (Element), Keith Wall (Element); missing from photo - Jeremy Dziczkowski (Element).



RDL RULE CHANGE FOR 2013

Just a quick notice from the RDL Board, a rule change effective immediately for all coming seasons: "effective January 2013, the RDL Board has REMOVED the exceptions to the 15-mile radius (for the old After Hours and Varina Sports Bar)."

Summary of the rule change from JK (meaning not actually written by the RDL Board): Given the fact that After Hours is now at a new address within the 15-mile radius, that portion of this change is really just paperwork. And since no teams have played at Varina Sports Bar recently, that portion was really just the closing of the last loophole allowed many years ago. This rule change means one very simple thing that will make life easier for all Board members, as well as for any teams looking for a new home establishment. It means you should use the RDL website map feature that allows you to put in an address and see if it's within the 15-mile radius… If your new place is within the 15 miles, hang the dartboards and call the RDL Board for inspection and approval. If your prospective new place is not within the 15 miles, don't even bother asking. The rule is 15 miles, and that means 15 miles, and asking repeatedly or having different people ask the same question will not change the rule or the outcome. Simple, right?

MORE MEMORABLE DOUBLES PAIRINGS…

Every so often teams turn in a scoresheet listing a doubles pair with names that make me chuckle when I read them together. Then, sometimes I share them here in case they amuse you too…

In week 1, the Blind Squirrels (with the assistance of Sharky's Machine, who picked half the team as a blocker for the short-handed Squirrels) won a game with the pair of Tom/Cruze (as Michael Cruze is often listed solely by his last name)

Also in week 1, Wire We Back won a game with the 101.5 FM morning show pairing of Bill/Linda

In week 8, Fire for Effect dropped a 501 with the pairing of John/Kenny (clearly losing because their guys misspelled the name of my multi-Mug-winning teammate Jon Kenney)

In week 13, the Blind Squirrels painted a nice 501 victory with the pairing of Michael/Angelo

And in week 14, the Ducks put together a winning 501 pair for all the Liam Neeson fans out there with Martin/Harris (if you don't know that one, go rent Unknown…)

I LOVE THE RDL BRACKET SETUPS…

Some people will always complain about space, travel distances, quality of the setup relative to what they are used to having, etc., but I personally think the bracket style that Membership Director Heather Bohanan has put together (all divisional semifinals held in the same bar as the other division match, all the finals held next to other finals) is brilliant. Really adds something to it all.



In the NCLC, there was a changing of the guard this year, but just from one team full of RDL members to another team full of RDL members! Congratulations to the Fuquay-Varina ladies, who won an absolute nailbiter over Hickory, in a match that went to the third leg of the third set of doubles cricket. Yes, that's right, an entire year-long season of darts and travel came to down to the very last game of the very last set in the very last match on the very last day of the season. Tami Wells came through the Cup-winning dart in just a monster set. After Sherry Barnette of Hickory hit a 4-bull and Deb Blackwelder of Fuquay-Varina followed with a 6m on 16s, Hickory needed 1 bull and 2 16s. Lora Josey hit the bull, but wired the double-16 on her last dart, leaving Fuquay-Varina needing just 1 bull… As Deb herself put it: "Of course, Tami the over-achiever hits a double bull (with her 1st dart) to win the match and the Cup…" The new reigning champion team (photo on left) is: standing - Karla McCray, Kris Kilsdonk (of Fire for Effect), Tami Wells (Wire We Back), Deb Blackwelder (Wire We Back); kneeling - Lisa Dendy, Linda Jones (Wire We Back), Allyson Blackwelder (Onemoregin).

RANDOM THOUGHTS FROM JK

Nowadays, it's a fact… this column has become a banquet Tons staple. I have no idea why so many are so keen on taking a peek into the oddness that is my head, but you are. So without further ado, let's open up my head again and see what falls out. Some of these observations are dart-related, and some of them clearly are not. As always, this is just about the last thing that I'm writing and once again much of it was written when it was already today… soooo, also as always not even I know what's about to hit the page…

-- If I was to change my last name to "No", don't you think that would be one of the most functionally beneficial name changes ever? Just imagine how many parking areas I would have all to myself. It's not like there are entire streets with signs that say Smith Parking or Miller Parking… but No Parking areas are frickin' everywhere.

-- Do you ever fly on Southwest Airlines? You know, the airline that doesn't have assigned seats? I personally sort of love the rates that you can get from Southwest, and I don't mind signing in online to get my spot in the seating line. But I'll tell you what… I have encountered on a few occasions couples who get on the plane in the early portions of the passenger groups, and then sit in something like seats A and C in the same row, leaving the seat between them empty. Nobody is required to sit in any specific seat, but to come in as a pair, leave a seat open between you, and then proceed to talk back and forth over the person stuck between your window-hogging and aisle-grubbing asses, is just plain self-centered and rude. Sit in those two seats if you want, but don't put some other person in the middle of your conversation. You're going to get me tossed off my flight when I lose the ability to resist smacking both of you in the head.

-- Every now and then a great television commercial comes along that I (and maybe you?) just never get tired of seeing. [For reference, see: Orbit gum lint-licker ad. :o)] But every now and then, a commercial (or in my case two) comes along that admittedly isn't really all that good at all, but for some reason I still love it. My two commercials that I love right now are the Toyota "grounded to the ground!" ad, and the Galaxy S III phone ad where the guy's daughters and wife make him videos for his trip. In the Toyota ad, it's the way the announcer growls the catch phrase. And in the Galaxy S III ad, it's the way his wife just barely raises her eyebrow when she warns him that he shouldn't watch her video on the airplane… she is awesome. Love that one.

-- My favorite bumper sticker of this past year? "I have no intention of tiptoeing through life only to arrive safely at death."

-- Maybe this isn't all that rational, but you know those giant stuffed sumo wrestling suits they use at stuff like baseball games? Those things look fun as hell. Anybody got a set of those I can borrow?

-- But then again, after I think about that… I don't want to borrow anybody's set of those. Can you imagine how much sweat must be soaked into the interior lining of those things? Especially in the ones used during summer sporting events… Oh, yikes. Those would likely remind me of some of our darting brothers' t-shirts during the spring season tournament matches in May…

-- You want to know what bugs the crap out of me? Well… of course you do… that's probably half the reason why half of you even bother reading this column, right? And maybe you're tired of these guys too. Which guys do I mean? Local television news reporters who "report live!" from someplace during the 11 o'clock news show. They are almost without fail reporting from someplace where something happened at some point in time that isn't now. It's usually in front of places like the local courthouse, where a trial happened ten hours earlier, involving people that you can't see or hear now, with lawyers and officers involved who are now at home watching this very same broadcast. Why the heck is that reporter live from outside that building? To show us the color of the bricks used to construct the building? To give us a view of the ever-present plastic bag blowing by on the deserted sidewalk? There is frickin' NOBODY there!! Why do you think we need to see you at THAT spot? There is zero added news value associated with you being there. All you did was burn up some gas driving you and your camera man over to that location. It's wasteful and it's stupid. What…in…the…hell…

-- You know how your smartphone (at least for those of you that have one) shows your location in some apps? I don't keep the GPS on my phone turned on, but I do have a weather app that is part of the clock program, and it reports the weather for whatever my current location is just by reading the tower that it is pinging. And it's usually pretty accurate, and generally uses pretty standard town names…Durham, Pittsboro, Apex, Roxboro, etc. But a few weeks ago I went to Greenville to see a concert with some friends of mine, and we passed the town Conetoe. Now that name itself is pretty much odd enough to be interesting, but it's what my phone read that was really odd. It said my location was "2, Lower Conetoe". Where the heck did that numeral 2 come from? Does its presence imply that there is a 1, Lower Conetoe? Or is 1 associated with Upper Conetoe? Which begs another question… when the heck did Conetoe become big enough to have a Lower?

-- Did anybody here happen to see those Pittsburgh Steelers throwback uniforms they wore a couple times this season? Those horrid things look like some sad combination of the bumblebee costume the kid wore in that Blind Melon music video a couple decades ago and a prison outfit from some early 1900s Keystone Kops movie. I just couldn't stop looking at them, as if they were some sort of awful train wreck that had locked in my attention. The only thing that really made me look away was that those silly pants they were wearing almost seemed to be nude tone. Oh, yikes. I still find it hard to believe an entire organization thought those were a good (or even passably acceptable) idea for public use.

-- You guys all know that stupid or inaccurate crap that people perpetuate bothers the hell out of me. I just want to slap all those people that aren't smart enough to see the obviously incorrect side of whatever the issue is. For example, remember when a giant pile of people celebrated a new millennium when the year number switched from 1999 to 2000? Ummm…the new millennium started in 2001, ya tools… Well, as the new year nears, I'm now reminded by an ad of one of these stupidly inaccurate names that was first brought to my attention by longtime RDL member Bill Buckley. And this one is about to bombard you for a week or two as you live and work in our state capital… As Bill pointed out, the New Year's celebration in many places (including here in Raleigh) is called "First Night". Why the heck is it First Night when actually it is the last night of the year? If they want it to be first something, shouldn't it be first morning or first day? But first night? Ummm… nope. Not even close. As Bill said then, 'maybe someone can clear that up at last - or maybe I should say "at first".....?'

-- Do you have a Bluetooth phone? Is it one of those really little ones that isn't even all that obvious from looking at you straight on? If yes, then please do me a favor… Don't have a phone conversation near me… especially one where you weren't talking for the first 30 seconds or so when you are first in my presence… You just blurting out something out of context is uncomfortable.

That simply isn't enough Random Thoughts… see the next page for more mostly useless ramblings…

MORE(!) RANDOM THOUGHTS FROM JK

No, really… I have more silly pointless stuff to share. Interested? Then read on… and leave yourself wondering why you didn't have something better to do… Sad for you, right?

-- So I'm driving down the road the other day and I'm coming up behind a Volkswagen Passat, and it's license plate reads: MYVWP! Cute, right? Just flippin' adorable… This just HAS to be a woman of about 22 years old in her first car that she ever bought for herself, doesn't it? Well, I thought so. Right up until I saw that the driver was a curmudgeonly old man that was about 70 years old. Someone please tell me he borrowed his granddaughter's car…

-- You know what I love? People who are either too stupid or too lazy to look at the actual cost of something. Like the people who buy the 12-pack of something for $7, because the bulk pack is *always* the cheapest, despite the fact that the 6-pack of the same thing right next to those is only $3. Two x $3 is only $6, people. Well, I encountered an interesting one that most people probably would never even consider. I went into McDonald's (because I had something like 2 minutes to get food, not because I love McD's) and was planning on ordering the 2-cheeseburger meal. It comes with a medium fry and a medium drink, and that seemed like enough food for me. But then I looked at the price for that "Value Meal"… $5.19. Not a king's ransom or anything, but I perused the rest of the board, then walked to the counter and ordered: "2 cheeseburgers, not the meal, just the burgers. A medium fry. And I'll have a large Coke." That's actually the same food and more soda, so it should cost more, right? Cheeseburgers? 1.09 each. Medium fries? 1.39. Large Coke? 1.00 (because all drinks are a dollar now). That means that my food totaled $4.57. Yep, 62 cents LESS than if I had gotten the same thing as a meal, (even with my bigger drink). Nope, 62 cents will not change my outlook on life, but knowing that I'm not paying more than I should because I'm not a dolt might.

-- I'm going to miss American Idol… I was never a hardcore fan or anything like that, but I enjoyed catching some shows each season. Some of the early ones to laugh at the clueless, and some of the later ones to see who is making it, who I like, whatever. And I had just convinced myself that I could learn to ignore new judge Mariah Carey enough to watch. Then they announced that the poster child for trash, Nicki Minaj, would be a judge. Done. Over. Never watching again. That disgusting bit of filth that record executives love because she can sell drivel to teenagers has ended any chance of me watching. At all. Ever. Oh, yuck… vomit… Minaj replaced Kesha (nope, still not putting a stupid dollar sign in her name) as my least favorite act a long time ago. Hell, Kesha can't even see Minaj from her spot on my hatred scale.

-- While we're on the subject of dropping a couple rants, let's invite my rant-compadre Heather Bohanan in, shall we? She shares a pure unadulterated hatred for a commercial that I have. I think I will let her speak for herself, taking some text straight out of an email she sent me last week, when she said that her ire reminded me of the rants I run in the Tons: "The K-mart commercials with the annoying music about the layaway leap and crap were annoying, but the one that goes 'The lights, the lights, the lights that light the lights' makes me want to shoot my TV. Not only is it highly annoying, its moronic. Hello, let's try to have a basic understanding of the functionality of electricity – LIGHTS don't light other lights. If they are waiting for that to happen, it's gonna be real damn dark in your local K mart……" Ha! I love her. I couldn't have said it better myself. But you know what I can't decide if I love or hate? The fact that we found out that somebody actually released that schlock as a song!!! That makes me weep a bit for humanity.

-- Hey, should we run a few photos that I've collected over the past few months for you guys? I never know what to do with them, so this seems like as good a time as any to share them…

Left photo in first pair: I work at the Durham VA Medical Center. Yep, that's a government facility. And yep, that's a door about 18 feet off the ground on the top floor of our parking deck. Open. Why? I've learned not to ask questions like that too often.

Right photo in first pair: If you want to sell something, you need it to be new, better, or at least different. Kudos to Coke on their hot new idea! The 2-liter family bottle. Brilliant, I say!





Say what you want about me for including this next one, but I think it's frickin' funny that a Chinese Trampolinist has the name Dong Dong. Too bad if you think that makes me insensitive or xenophobic. You're wrong. It makes me able to recognize really funny s**t. Plus, he won the gold medal!! Yep, the announcers had to introduce a national anthem played in honor of Mr. Dong. (And no, it was not Let's Get It On or Sexual Healing…)



I get that it's in honor of breast cancer awareness, and I personally love it… but I'm still surprised that North Carolina let this be an actual license plate.





And my final Tons thought for 2012… What exactly do you think you would do if Zak Mayhew (of Pulled Cork) showed up at your doorstep on Halloween in this outfit and asked you for some candy?

No, stop laughing… Seriously, what do you think you'd do??

Zak, my man, that is righteous…

2012 North Carolina City Dart League (NCCDL) & North Carolina Ladies' Cup (NCLC)

FINAL Divisional Team Standings

NCCDL - "West" Division

		W	L	Pts.
1	Cary (CDL)	7	1	219
2	Pineville (BADA)	5	3	146
3	Piedmont (PDA)	4	4	168
4	Lake Norman (LNDA)	3	5	157
5	Asheville (WCDA)	3	5	108
6	Charlotte (QCDA)	2	6	138
7	Chapel Hill (TDL)	1	7	75

NCCDL - "East" Division

		W	L	Pts.
1	Durham (BCDL)	8	0	223
2	Wilmington (ACDA)	7	1	223
3	Capital Area (CADC)	6	2	148
4	Raleigh (RDL)	5	3	154
5	Jacksonville (JDA)	3	5	145
6	Port City (PCDA)	2	6	91
7	Fuquay-Varina (FVDO)	0	8	51

NCLC - "West" Division

		W	L	Pts.
1	Apex (CDA)	6	1	104
2	Wilmington (ACDA)	5	2	103
3	Fuquay-Varina (FVDO)	4	3	95
4	Jacksonville (JDA)	2	5	77
5	Capital Area (CADC)	2	5	60
6	Durham (BCDL)	2	5	59

NCLC - "East" Division

		W	L	Pts.
1	Hickory (FDO)	7	0	109
2	Charlotte (QCDA)	6	1	107
3	Piedmont (PDA)	3	4	76
4	Pineville (BADA)	3	4	70
5	Asheville (WCDA)	1	6	61
6	Chapel Hill (TDL)	0	7	61

2012 SINGLES WIN/LOSS AWARD WINNERS

(Eligibility for these awards in the NCCDL requires playing in 60% of your team's singles sets, while also playing in at least two "away" matches.)

(Eligibility for these awards in the NCLC merely requires playing in 50% of your team's singles sets.)

NCCDL "West" Division -- **Mike Elderbroom** - Pineville - 14-0 (sets), 28-4 (games)

NCCDL "East" Division -- **Bob Gargan** - Wilmington - 10-0 (sets), 20-1 (games)

NCLC "West" Division -- **Amber Reece** - Asheville - 10-0 (sets), 20-1 (games)

NCLC "East" Division -- **Candi Ellis** - Wilmington - 10-0 (sets), 20-1 (games)

NCCDL / NCLC MEETING RESULTS FROM THE OCTOBER MEETING

NCCDL and NCLC: The NCCDL will operate with a 15-team league (the same 14 from this season, plus the newly added Pineville Dart Club), using the Central/Peripheral style of divisions that we have employed in odd-numbered years for a while now. The Central division will include Piedmont, Chapel Hill, Durham, Raleigh, Fuquay-Varina, Cary, and Capital Area. The Mountain/Beach division will include Asheville, Lake Norman, Charlotte, both Pineville teams, Jacksonville, Wilmington, and Port City. Central teams will play 8 matches and the Mountain/Beach teams will play 7 matches, with all matches during the regular season being inter-divisional. == The NCLC will operate with either 11 or 12 teams, in a similar division format, with the following team groupings (since some leagues have only one team or the other): Piedmont/Chapel Hill/Apex/Capital Area/Fuquay-Varina/ (and maybe Durham? - but almost certainly not...), and Asheville/Hickory/Pineville Dart Club/Charlotte/Jacksonville/Wilmington. The NCLC will add intradivision matches as needed to bring their match total to 7 for all teams (although if it's an 11-team league, one team will have something different).

HISTORY OF THE NCCDL…

It was back in 1995 that Tim Lane (now of the Cary NCCDL team) first introduced the idea of the statewide year-long season style of play to replace the old "one team holds the cup against a string of challengers" sytem. It's still possibly the most popular and successful idea ever for anything larger than a local league. Here are the 17 tournament final results so far:

1996: Raleigh over Charlotte
1997: Piedmont over Durham
1998: Piedmont over Raleigh/Charlotte(?)
1999: Wilmington over Raleigh/Charlotte(?)
2000: Durham over Charlotte
2001: Durham over Wilmington
2002: Wilmington over Durham
2003: Wilmington over Durham
2004: Wilmington over Durham
2005: Durham over Wilmington
2006: Durham over Charlotte
2007: Durham over Charlotte
2008: Durham over Charlotte
2009: Wilmington over Charlotte
2010: Wilmington over Durham
2011: Durham over Lake Norman
2012: Durham over Wilmington

Request to the NCLC Ladies: if any of you have a history of the results like the one above for the NCCDL, I would love to have a copy of those so I can periodically run an NCLC history as well. Drop me a line please if you're willing to share.

2012 NC City Dart League (NCCDL) & Ladies' Cup (NCLC)

NCCDL HIGH INS/OUTS & PERFECT THROWS (RDL members listed in bold)

High In : **160** -- **Brad Hamilton** - Fuq-Var. - (4/21); Tony Robbins - Ashe. - (10/20); **Jason VanValkenburgh** - Wilm. - (8/25)

High Out : **149** -- Dan Naylor - Wilm. - (4/21)

Perfect Throws

Robbie Phillips (9) - Dur. - (9m,2/18; 9m,6/30; 9m,8/4; T80,8/4; 9m,12/1; 9m,12/1; 9m,12/1; 9m,12/2; 9m,12/2)

Garrett Meshaw **(5)** - Wilm. - (9m,2/18; T80,6/9; T80,12/1; T80,12/1; 9m,12/1)
Shane Murray (5) - Cary - (9m,2/18; 9m,2/18; 9m,6/9; T80,12/1; T77,12/1)
Mike Seward (5) - Dur. - (8m w/DBull,6/9; 9m,6/9; 9m,6/9; 9m,9/22; 9m,9/22)

Kyle Gaulthier (4) - Dur. - (9m,6/9; 9m,9/22; 9m,12/1; T80,12/2 Michael Smith **(4)** - LakeN. - (9m,8/25; T80,9/22; 9m,9/22; 9m,10/20)
Billy Lloyd (4) - Cap.Area - (T80,6/30; T80,8/4; 9m,8/4; 9m,8/4)

Jon Kenney (3) - Cap.Area - (T80,2/18; 9m,9/22; 9m,10/20)	**Scott Stankevich (3)** - Cary - (T80,2/18; 9m,6/9; 9m,12/1)
Ed Koment **(3)** - Pied. - (9m,12/1; 9m,12/1; 9m,12/1)	**Keith Wall (3)** - Dur. - (9m,4/21; 8m w/DBull,6/30; T80,10/20)
Tom Brown (2) - Dur. - (9m,6/30; 9m,8/25)	Todd Lemons **(2)** - Dur. - (9m,6/9; 9m,6/30)
Jim Davis (2) - Cary - (9m,12/1; T80,12/1)	**Tim McNamara (2)** - Ral. - (9m,2/18; 9m,12/1)
Bob Gargan **(2)** - Wilm. - (T80,2/18; T80,8/25)	Nate Mountjoy **(2)** - Pied. - (T80,2/18; T80,6/9)
David Gelberg (2) - Cap.Area - (9m,8/4; 9m,8/4)	Paul Olson **(2)** - Pied. - (9m,6/30; 6Bull,12/1)
Billy Hamilton (2) - Ral. - (9m,4/21; 9m,8/25)	**Bob Terry (2)** - Cary - (T80,6/9; T80,12/1)

Andy Alexander - Jack. - (9m,8/25)	Mike Denton - Wilm. - (9m,10/6)	Donovan Powell - Wilm. - (9m,6/9)
Adam Bakowski - Cary - (9m,8/4)	Mike Elderbroom - Pine. - (T80,2/18)	Mike Prusisz - C.Hill - (T80,6/30)
Ryan Barnette - LakeN. - (T80,9/22)	Marco Galeana - LakeN. - (9m,4/21)	**Robert Ray** - Cary - (T80,8/4)
Wilky Black - Pied. - (T80,8/25)	Cody Gaulthier - Ral. - (T80,6/9)	Pat Robinson - Ashe. - (T80,6/30)
Brian Blake - Wilm. - (T80,4/21)	**Ed Grubb** - Ral. - (9m,6/9)	Albert Stone - LakeN. - (9m,2/18)
Deron Bone - Pine. - (T80,6/9)	**Simon Healy** - Cary - (9m,12/1)	Fulton Strathern - C.Hill - (9m,8/25)
Mark Boudreaux - C.Hill - (T80,2/18)	**Matt Heimbach** - Ral. - (9m,6/30)	**Jon Strickland** - Cap.Area - (9m,9/22)
Jerry Branstool - Char. - (T80,10/20)	Mike Kleiner - Ashe. - (6Bull,2/18)	Eric Sturgeon - Wilm. - (T80,10/6)
Jimi Brooks - C.Hill - (T74,2/18)	Dave Ledford - Ashe. - (T80,4/21)	Dwayne Waite - Pine. - (9m,6/9)
Ken Button - Pine. - (T80,9/22)	**Zak Mayhew** - Ral. - (T80,6/9)	**Randy Wilcox** - Fuq.-Var. - (T80,2/18)
Elvedin Cebo - LakeN. - (T80,8/25)	Dan Naylor - Wilm. - (T80,9/22)	Richard Williams - Char. - (9m,8/4)
Steve Chorba - Wilm. - (9m,6/9)	Kevin Patel - Ashe. - (9m,10/20)	Bob Wilsch - LakeN. - (T80,6/9)
Fred Copeland - Pine. - (T80,8/4)	A.J. Pierce - P.City - (9m,4/21)	Shane Wright - Pied. - (T80,9/22)

2012 North Carolina City Dart League Post-Season Tournament
(December 1 & 2 - Bralie's Sports Bar & Grill, & Sharky's Place, Durham & Raleigh)

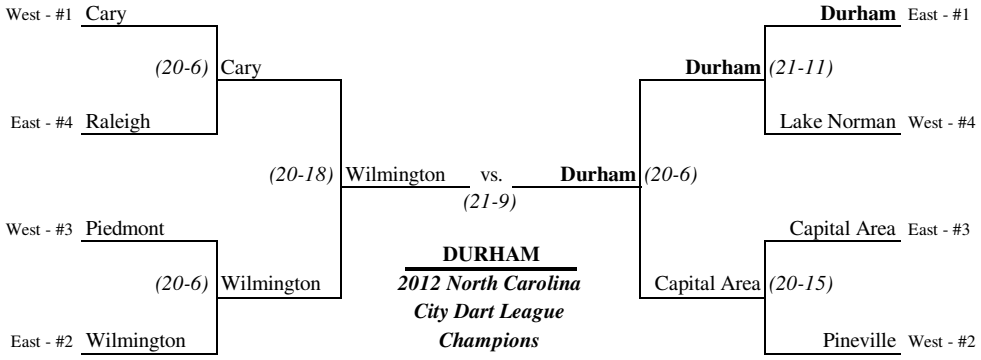

2012 North Carolina Ladies' Cup Post-Season Tournament
(December 1 & 2 - The Upper Deck, Cary)

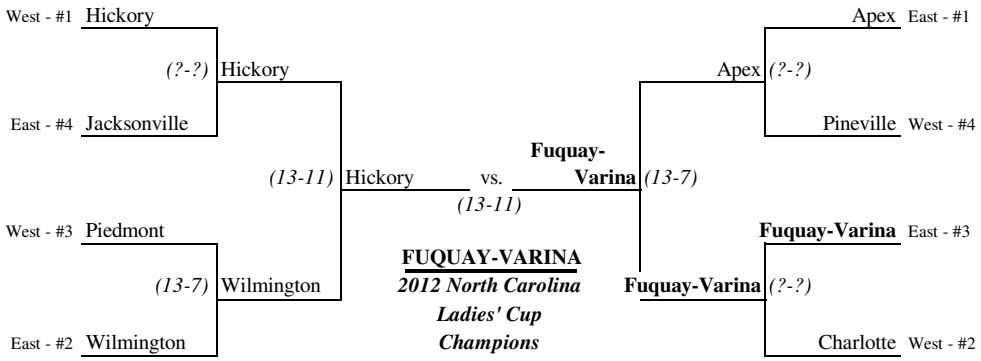

NCLC HIGH INS/OUTS & PERFECT THROWS

High In : **160** - Jenny Elfert - Pineville - (4/21)

High Out : **107** - Karla McCray - Fuquay-Varina - (6/9)

Perfect Throws

Deana Miller **(2)** - Wilm. - (T80,6/9; 9m,8/25)	Candi Ellis - Wilm. - (T80,10/20)	Lynne Knoer - Char. - (9m,6/30)
Leann Burke - Pine. - (9m,6/9)	Angie Force - Ashe. - (9m,6/9)	Valorie Olson - Char. - (9m,4/21)
Tammy Cornell - Pine. - (6Bull,2/18)	Kris Kilsdonk - Fuq.-Var. - (9m,8/4)	Libby Richi - Pine. - (9m,4/21)

2012 North Carolina State Dart Championships (September 28 - 30, 2012 - The Upper Deck - Cary, NC)

(**Current RDL members are listed in bold** - but also note that a huge number of non-current RDL winners below have played in the RDL recently)

MIXED DOUBLES CRICKET (Saturday)
(27 pairs)

1st	$216	**Kyle Gaulthier / Lis Pleasant**
2nd	$108	Bob Gargan / Candi Ellis
Top 4	$54	**Tom Brown** / Paula Delp
		Dan Naylor / Deana Miller
Top 8	-	Mike Denton / Peg Jones
		Paul Olson / Jean Ransom
		Zak Mayhew / Maridy Knight
		Wes Lippert / Sherry Barnette

MEN'S DOUBLES CRICKET (Saturday)
(27 pairs)

1st	$216	**Robbie Phillips / Tom Brown**
2nd	$108	**Simon Healy / Jon Kenney**
Top 4	$54	Mike Elderbroom / Chris Stone
		Kyle Gaulthier / Wes Lippert
Top 8	-	**Brian Blake** / Bob Gargan
		Wil Tan / Mike McDonald
		Chad Massengill / Paul Olson
		Ed Koment / Alex Spellman

LADIES' SINGLES CRICKET (Saturday)
(21 entrants)

1st	$100	**Lis Pleasant**
2nd	$50	Paula Delp
Top 4	$25	Deana Miller
		Angela Chisamore
Top 8	-	Candi Ellis
		Sherry Barnette
		Charlie Daniel
		Aemie Nash

MEN'S SINGLES CRICKET (Saturday)
(55 entrants)

1st	$210	**Robbie Phillips**
2nd	$105	**Shane Murray**
Top 4	$50	Bob Gargan
		Paul Olson
Top 8	$25	**Mike Seward**
		Jon Kenney
		Kyle Gaulthier
		Wes Lippert

LADIES' DOUBLES CRICKET (Saturday)
(14 pairs)

1st	$110	Paula Delp / Deana Miller
2nd	$56	Jodi Koment / Angela Chisamore
Top 4	$26	Brenda Whitley / Gina Oakley
		Sarah Blackmon / **Maridy Knight**

MEN'S SINGLES 301 (Saturday)
(34 entrants)

1st	$130	Mike Elderbroom
2nd	$65	Nate Mountjoy
Top 4	$32	**Robbie Phillips**
		Tom Brown
Top 8	$16	Brian Lee
		Dave Gelberg
		Paul Olson
		Zak Mayhew

LADIES' SINGLES 301 (Saturday)
(17 entrants)

1st	$80	Paula Delp
2nd	$40	Charlie Daniel
Top 4	$20	Angela Chisamore
		Candi Ellis

12 & UNDER YOUTH SINGLES 301 FIFO
(Saturday)

1st	Josh Hamilton (age 10)

13-17 YOUTH SINGLES 501 FIDO
(Saturday)

1st	Travis Scheppele (age 14)
2nd	Adam Hamilton (age 14)

YOUTH / ADULT DOUBLES 501 FIDO
(Sunday) (6 pairs)

1st	**Kyle Gaulthier** (Y) / Cody Gaulthier (A)
2nd	Melani Scheppele (Y) / Dan Naylor (A)

MIXED TRIPLES 601 (Sunday)
(22 trios)

1st	$264	**Brian Blake** / Bob Gargan /
		Charlie Daniel
2nd	$132	**Kyle Gaulthier** / Wes Lippert /
		Lis Pleasant
Top 4	$66	Cody Gaulthier / **Chad Massengill** /
		Angela Gaulthier
		Shane Wright / Brian Lee /
		Mitzi Wright
Top 8	-	**Robbie Phillips / Tom Brown** /
		Julie Scheppele
		Mike Denton / Jason Green /
		Peg Jones
		Mike Elderbroom / Albert Stone /
		Sherry Barnette
		Alex Spellman / Ed Koment /
		Angela Chisamore

MEN'S DOUBLES 501 (Sunday)
(23 pairs)

1st	$180	**Robbie Phillips / Tom Brown**
2nd	$90	**Kyle Gaulthier** / Wes Lippert
Top 4	$46	Brian Lee / Shane Wright
		Scott Butters / Zak Mayhew
Top 8	-	**Jon Kenney / Simon Healy**
		Alex Spellman / Ed Koment
		Dan Naylor / Steve Chorba
		Keith Wall / Todd Lemons

LADIES' SINGLES 501 (Sunday)
(20 entrants)

1st	$96	**Lis Pleasant**
2nd	$48	Julie Scheppele
Top 4	$24	Angela Chisamore
		Charlie Daniel
Top 8	-	Paula Delp
		Jean Ransom
		Michelle Stacy
		Emily Watson

MEN'S SINGLES 501 (Sunday)
(38 entrants)

1st	$145	Bob Gargan
2nd	$70	**Kyle Gaulthier**
Top 4	$36	**Robbie Phillips**
		Steve Chorba
Top 8	$20	**Mike Seward**
		Tim Mozzetti
		Keith Wall
		Dave Gelberg

LADIES' DOUBLES 501 (Sunday)
(12 pairs)

1st	$96	Candi Ellis / Julie Scheppele
2nd	$48	Angela Chisamore / Jodi Koment
Top 4	$24	Debbie Crownover / Lisa Dendy
		Sarah Blackmon / **Maridy Knight**

1st BLIND DRAW - 501/Ckt/Choice (Friday)
Non-championship ("non-shirt") event
(58 entrants = 29 pairs)

1st	$200	**Keith Wall** / Dan Naylor
2nd	$100	**Randy Massengill / Robert Ray**
Top 4	$40	**Robbie Phillips** / Mark Ray
		Sammy Oakley / Chris Boling
Top 8	$20	**Zak Mayhew / Brian Blake**
		Cody Gaulthier / Julie Scheppele
		Bianca Gentry / Mike McDonald
		Jon Hardison / Tom Flood

2nd BLIND DRAW - 501/Ckt/Coice (Friday)
Non-championship ("non-shirt") event
(40 entrants = 20 pairs)

1st	$140	**Brian Blake** / Jerry Oakley
2nd	$70	**Joel Eason / Sid Mitchell**
Top 4	$40	**Simon Healy** / Bob Gargan
		Mike McDonald / **David Huffman**
Top 8	$10	Mike Denton / **Jon Kenney**
		Kat Parent / Robert Ray
		Justin McCurry / Dave Gelberg
		Rhiannon Rhodes / Deana Miller

FINISHING POSITIONS FOR ALL ENTRANTS THAT PLACED IN THE MONEY OR HAD A PERFECT THROW IN A NON-AGE-DELIMITED "CHAMPIONSHIP" EVENT (1=1st, 2=2nd, 4=Top4, 8=Top8)

Entrant	Men's Singles Cricket	Men's Singles 301	Men's Singles 501	Men's Doubles Cricket	Men's Doubles 501	Ladies' Singles Cricket	Ladies' Singles 301	Ladies' Singles 501	Ladies' Doubles Cricket	Ladies' Doubles 501	Mixed Doubles Cricket	Mixed Triples 601	Ton-80s	9-Marks	6-Bulls	160-Ins
Blake, Brian												1				
Brown, Tom		4		1	1						4			1		2
Butters, Scott					4											
Chorba, Steve			4													
Elderbroom, Mike		1		4												
Gargan, Bob	4		1								2	1				
Gaulthier, Cody												4				
Gaulthier, Kyle	8		2	4	2						1	2	1	2		
Gelberg, Dave		8	8													
Healy, Simon				2												
Kenney, Jon	8			2												
Lee, Brian		8			4							4				
Lippert, Wes	8			4	2							2				
Massengill, Chad												4				
Mayhew, Zak		8			4											
Mountjoy, Nate		2														
Mozzetti, Tim			8													
Murray, Shane	2															
Naylor, Dan											4					
Olson, Paul	4	8												1		
Phillips, Robbie	1	4	4	1	1											
Seward, Mike	8		8										1			
Stone, Chris				4												
Tan, Wil														1		
Wall, Keith			8													
Wright, Shane					4							4				
Blackmon, Sarah									4	4				1		
Chisamore, Angela						4	4	4	2	2			1			
Crownover, Debbie										4			1			
Daniel, Charlie							2	4				1				
Delp, Paula						2	1		1		4			1		
Dendy, Lisa										4						
Ellis, Candi							4			1	2					
Gaulthier, Angela												4				
Koment, Jodi									2	2				1		
Knight, Maridy									4	4						
Miller, Deana						4			1		4					
Oakley, Gina									4							
Pleasant, Lis						1		1			1	2				
Scheppele, Julie								2		1						
Whitley, Brenda									4							
Wright, Mitzi												4				

TOTAL PAYOUT $4711.00

Perfect Throws (that were reported anyway…):

Ton-80s = Angela Chisamore, Debbie Crownover, **Kyle Gaulthier**, **Mike Seward**
9-Marks = Sarah Blackmon, **Tom Brown**, Paula Delp, **Kyle Gaulthier** (2),
Jodi Koment, Paul Olson, **Wil Tan**
6-Bulls = (none reported)
160-In = **Tom Brown** (2)

$2,500 Celebrate the New Year

SANCTIONED BY AMERICAN DARTS ORGANIZATION

January 4th, 5th, & 6th, 2013

The Green Room

301C N. Polk St, Pineville NC, 704-889-2582

Day	Friday	Saturday							Sunday				
Time	8:00PM	10:30AM	12:30PM	1:00PM	2:30PM	3:00PM	5:00PM	7:30PM	11:00AM	12:30PM	1:00PM	2:30PM	3:00PM
Event	Blind Draw **	Mixed Triples 701	Ladies Doubles Cricket	Mens Doubles Cricket	Mixed Doubles Cricket	Ladies Singles Cricket	Mens Singles Cricket	Blind Draw **	Mixed Doubles 501	Ladies Doubles 501	Mens Doubles 501	Ladies Singles 501	Mens Singles 501
Fee	$10 Person	$30 Team	$20 Team	$20 Team	$20 Team	$12* Person	$12* Person	$10 Person	$20 Team	$20 Team	$20 Team	$12* Person	$12* Person
1st	$110	$90	$80	$100	$110	$70	$100	$120	$110	$80	$100	$70	$90
2nd	$60	$60	$50	$50	$60	$40	$60	$50	$60	$50	$50	$40	$60
T4	$20	$30	$20	$20	$20	$20	$30	$20	$20	$20	$20	$20	$30

*$2 ADO Surcharge added to all singles events **Blind Draw is 501 / Cricket / Choice ***All events are best of 3

Hotel accommodations:

Dart Supplies By:
Jokerman

Tournament Directors:
Tammy O'Brien 704-813-6069
tournamentdirector@charlottedarts.com

FOOTHILLS FLING

$6000.00+

JANUARY 18-20, 2013

Tournament Location:
Holiday Inn 4295 Augusta Rd
Greenville, SC 29605
864-277-8921

HOSTED BY:
SOUTH CAROLINA UPSTATE DART LEAGUE, INC

Sanctioned by AMERICAN DARTS ORGANIZATION

SCUDL SOUTH CAROLINA UPSTATE DART LEAGUE

Event	Luck of the Draw Pairs 501-301-Cricket	701 Mixed Triples	801 Ladies Pairs	801 Mens Singles	801 Ladies Singles	501 Mens Pairs	501 Mixed Pairs	Luck of the Draw Pairs 501-301-Cricket	Cricket Mixed Pairs	Cricket Mens Singles	Cricket Ladies Singles	Cricket Ladies Pairs	Cricket Mens Pairs
Entry Fee Per Person	$10	$10	$10	$15♦	$15♦	$10	$10	$10	$10	$15♦	$15♦	$10	$10
Event Start Times	FRI 8:00 PM	SAT 10:00 AM	SAT 12:00 NOON	SAT 12:30 PM	SAT 2:30 PM	SAT 3:00 PM	SAT 5:30 PM	SAT 8:00 PM	SUN 11:00 AM	SUN 1:00 PM	SUN 1:30 PM	SUN 3:00 PM	SUN 3:30 PM
1st	$220	$210	$170	$230	$130	$220	$240	$220	$240	$230	$130	$170	$220
2nd	$100	$120	$80	$120	$80	$100	$100	$100	$100	$120	$80	$80	$100
TOP 4	$50	$90	$50	$60	$30	$60	$70	$50	$70	$50	$30	$50	$60
TOP 8	$20	$30		$20		$20	$30	$30	$20	$20			$20
TOTAL	$500	$570	$330	$630	$270	$500	$540	$500	$500	$520	$270	$330	$500

♦ ENTRY FEE INCLUDES A $2.00 ADO SURCHARGE

POSTED TIME IS CLOSE OF REGISTRATION

Youth Events			
Event	Adult/ Youth Cricket	Adult/ Youth 501	Youth Singles 501
Entry Fee Per Person	$5	$5	$5
Event Start Times	SAT 9:00 AM	SUN 10:00 AM	SUN 12:00 NOON
1st	50%	50%	50%
2nd	30%	30%	30%
TOP 4	10%	10%	10%
TOTAL	100%	100%	100%

TOURNAMENT DIRECTOR: BRIAN BEMIS 864-436-8700
TOURNAMENT MANAGER: GUENDA ALVARADO
PLEASE VISIT www.foothillsfling.com FOR ANY TOURNAMENT CHANGES OR INFORMATION

Book Rooms by January 4th, 2013
Non Smoking Venue
Room Rates: $68.00 per night
Mention GROUP RATE for FOOTHILLS FLING
Call Direct 864-277-8921

Raffles and Charity Games to Benefit
Julie Valentine Center

WARNING
DARTS is an adult sport. It is dangerous for children to play without adult supervision.

DISCLAIMER-AMATUER STATUS
The SCUDL and/or ADO assumes no reponsibility for any adverse effects which Dart Awards may have on the amatuer status on any Youth Participant. Please check local regulations/restrictions.

JOKERMAN DARTS

www.foothillsfling.com

Fall 2012 RDL Top Singles Records (by division) (FINAL!)

(There are no missing statistics, as all scoresheets from the entire season have been received.)

(Game minimums required for these listings: 16 for all A division teams, 18 for teams C3,D5,D7,E2,F1,F6,H2,H3 due to a forfeit received, 19 for all other teams)

	"A" Division		W	L	%-age
1	Seward, Mike	A5/ Klitzkrieg	21	1	0.955
2	Phillips, Robbie	A1/ Narfle the Element	19	1	0.950
3	Murray, Shane	A2/ Rednecks	21	4	0.840
4	Blake, Brian	A2/ Rednecks	15	3	0.833
5	Heimbach, Matt	A4/ Lunatic Fringe	13	3	0.813
6	Gaulthier, Kyle	A5/ Klitzkrieg	16	4	0.800
7	Brown, Tom	A1/ Narfle the Element	19	5	0.792
8	Knight, Mark	A1/ Narfle the Element	14	4	0.778
9	Healy, Simon	A6/ Triple Threats	18	6	0.750
10	Tan, Wil	A1/ Narfle the Element	14	6	0.700
11	Davis, Jimmy	A5/ Klitzkrieg	11	5	0.688
12	Budelman, Jim	A4/ Lunatic Fringe	13	7	0.650
	Crites, Randy	A6/ Triple Threats	13	7	0.650
14	Terry, Bob	A4/ Lunatic Fringe	13	8	0.619

	"B" Division		W	L	%-age
1	Sandoval, Alberto	B4/ Mug Hunters	18	1	0.947
2	Lloyd, Billy	B3/ Is It In?	25	3	0.893
3	Grubb, Ed	B6/ Pulled Cork	17	3	0.850
4	Wilcox, Randy	B8/ We're Sexy and We Throv	22	4	0.846
5	Martinez, Vicente	B4/ Mug Hunters	19	6	0.760
6	Tant, J.J.	B1/ Overtime Outlaws	20	8	0.714
	Zelinack, Jason	B1/ Overtime Outlaws	20	8	0.714
8	Klann, Eric	B8/ We're Sexy and We Throv	16	7	0.696
9	Keller, Tony	B3/ Is It In?	18	8	0.692
10	Kerr, Jimmy	B1/ Overtime Outlaws	19	9	0.679
	Reitano, Sal	B2/ The Brews Bros	19	9	0.679
12	Fournier, Jeff	B4/ Mug Hunters	15	8	0.652
13	Anderson, Ryan	B5/ Knockers & Nuts	16	10	0.615
14	Foushee, Eugene	B4/ Mug Hunters	15	10	0.600

	"C" Division		W	L	%-age
1	McNamara, Tim	C1/ 1 to Potato	19	2	0.905
2	Goss, Matt	C5/ Fire for Effect	18	3	0.857
3	Mays, John	C3/ Nine Lives	22	5	0.815
4	Gardner, Kyle	C6/ Coral Reefers	18	5	0.783
5	Whitehead, Lee	C1/ 1 to Potato	16	6	0.727
6	Hoyt, David	C8/ Rif Raf	18	8	0.692
7	Schmaus, Darren	C1/ 1 to Potato	17	8	0.680
8	Watson, Jeff, Sr.	C1/ 1 to Potato	19	9	0.679
9	Murdaugh, John	C5/ Fire for Effect	14	8	0.636
10	Harvey, Justin	C2/ Ale-ing Archers	19	11	0.633
11	Kilsdonk, Kris	C5/ Fire for Effect	17	11	0.607
12	Ohrberg, Keith	C8/ Rif Raf	16	11	0.593
13	Greene, Sebastian	C2/ Ale-ing Archers	14	10	0.583
14	Smith, Van	C6/ Coral Reefers	11	8	0.579

	"D" Division		W	L	%-age
1	Kubel, Tom	D7/ Blind Squirrels	20	2	0.909
2	Azevedo, Angelo	D7/ Blind Squirrels	17	5	0.773
3	Litzsinger, Mike	D8/ Tattoo the Red Eye	20	6	0.769
4	Sautter, Don	D1/ Choot 'Em!	21	7	0.750
5	Rudy, Jeff	D5/ Dublin-Dublout	18	7	0.720
6	Dozier, Jared	D3/ Leftovers	14	6	0.700
7	McCartney, Joe	D8/ Tattoo the Red Eye	15	7	0.682
8	Ray, Mark	D3/ Leftovers	17	8	0.680
9	Allison, Frank	D4/ Sharky's Machine	14	7	0.667
10	Jackson, Barry	D2/ Throwin Stones	15	8	0.652
11	Thomas, Tony	D3/ Leftovers	18	10	0.643
12	Montesi, Chris	D5/ Dublin-Dublout	11	7	0.611
13	Johnson, Steve	D5/ Dublin-Dublout	15	10	0.600
	Krasnow, Dave	D6/ Carry Oakie	15	10	0.600

	"E" Division		W	L	%-age
1	Bunn, Tim	E2/ Force 8 from the Planet X	23	3	0.885
2	Massengill, Chad	E6/ BullsHitters	22	4	0.846
3	Jenkins, John	E8/ Home Grown Wolves	18	6	0.750
4	Goyen, Dave	E2/ Force 8 from the Planet X	13	5	0.722
5	Marks, Ted	E6/ BullsHitters	17	7	0.708
	Simpson, David	E8/ Home Grown Wolves	17	7	0.708
7	Reiser, Brian	E3/ Hammered Heads	19	8	0.704
8	Massengill, Randy	E6/ BullsHitters	16	7	0.696
9	Price, Brady	E5/ Menace 2 Sobriety	18	8	0.692
10	Johnson, Dave	E5/ Menace 2 Sobriety	19	9	0.679
11	Chaney, Bill	E1/ Wire We Back	18	9	0.667
	Wylie, John	E6/ BullsHitters	16	8	0.667
13	Raquet, Michael	E3/ Hammered Heads	18	10	0.643
14	Blackwelder, Deborah	E1/ Wire We Back	12	7	0.632

	"F" Division		W	L	%-age
1	Hamilton, Brad	F4/ Methodical Madness	23	3	0.885
2	Williams, Derek	F2/ Sharkshooters	24	4	0.857
3	Loving, Roger	F4/ Methodical Madness	17	3	0.850
4	Tanner, Dave	F3/ Projectile Dysfunction	21	5	0.808
5	Stacy, Rod	F2/ Sharkshooters	22	6	0.786
6	Medlin, Scott	F6/ Better Late than Never	17	5	0.773
7	Rigert, Joe, Sr.	F6/ Better Late than Never	17	6	0.739
8	Polenz, Steve	F1/ Double Tap	19	7	0.731
9	Raymond, Ryan	F3/ Projectile Dysfunction	19	8	0.704
10	Klimanskis, Mark	F1/ Double Tap	18	8	0.692
11	Steppe, Mike	F3/ Projectile Dysfunction	18	9	0.667
	Leight, Richard	F6/ Better Late than Never	14	7	0.667
13	Neill, Gregory	F4/ Methodical Madness	13	7	0.650
	Rigert, Joe, Jr.	F6/ Better Late than Never	13	7	0.650

	"G" Division		W	L	%-age
1	Krestalude, Andy	G3/ 8T0 Proof	23	3	0.885
2	Huffman, David	G6/ Brown's Bombers	22	4	0.846
3	Deemer, Randy	G2/ We Be Triplin	23	5	0.821
4	Rube, Bob	G4/ UZMAgain	20	6	0.769
5	Baldwin, Randy	G2/ We Be Triplin	16	5	0.762
6	Slawter, Mark	G8/ Five-OH! Whizzle	16	6	0.727
7	Hartmann, Erin	G3/ 8T0 Proof	20	8	0.714
8	Leggett, Alyssa	G2/ We Be Triplin	21	9	0.700
9	Kvasnicka, Bob	G8/ Five-OH! Whizzle	15	7	0.682
10	Adams, Brad	G8/ Five-OH! Whizzle	16	8	0.667
11	Moore, Ken	G1/ Sofa Kings	12	7	0.632
12	Vick, Justin	G6/ Brown's Bombers	15	10	0.600
	Dunham, Jim	G5/ Flying Blind Squirrels	12	8	0.600
14	Kirkpatrick, Scott	G4/ UZMAgain	17	12	0.586

	"H" Division		W	L	%-age
1	Blessing, Justin	H7/ Lunchbox in the Alley	24	1	0.960
2	Iager, John	H3/ Grateful Darts	19	4	0.826
3	Schoch, Adam	H2/ The Duck Stops Here	19	5	0.792
4	Woodard, David	H1/ Bel Biv Dethrow	22	7	0.759
5	Dudley, Debbie	H7/ Lunchbox in the Alley	23	8	0.742
6	Walters, Jason	H8/ Onemoregin	18	7	0.720
7	Herman, Fritz	H3/ Grateful Darts	16	7	0.696
8	Dudley, Robert	H7/ Lunchbox in the Alley	22	10	0.688
9	Chakraborty, Arpan	H4/ Bullseye of the Tiger	18	9	0.667
	Strickland, Andrew	H6/ The Misfits	16	8	0.667
11	Strickland, Craig	H6/ The Misfits	17	9	0.654
12	Langston, Frankie	H8/ Onemoregin	15	8	0.652
13	Ejlali, Shervin	H1/ Bel Biv Dethrow	19	11	0.633
14	Nettesheim, Doug	H5/ Missing Flight	12	7	0.632

Women's Records

	(# of women by div.: A-0, B-10, C-1, D-6, E-7, F-13, G-10, H-13)		W	L	%-age
B	Salter, Whitney	B5/ Knockers & Nuts	11	12	0.478
	DeFontes, Adrienne	B3/ Is It In?	7	12	0.368
C	Kilsdonk, Kris	C5/ Fire for Effect	17	11	0.607
D	Lee, Julie Tate	D2/ Throwin Stones	9	11	0.450
	Connell, Jamie	D7/ Blind Squirrels	4	14	0.222
E	Blackwelder, Deborah	E1/ Wire We Back	12	7	0.632
	Bohanan, Heather	E2/ Force 8 from the Planet X	3	17	0.150
F	Stacy, Michelle	F2/ Sharkshooters	11	9	0.550
	Parent, Kat	F6/ Better Late than Never	7	13	0.350
	Massey, Amy	F8/ Y'All Ain't Ready!	5	14	0.263
G	Hartmann, Erin	G3/ 8T0 Proof	20	8	0.714
	Leggett, Alyssa	G2/ We Be Triplin	21	9	0.700
	Strang, Amy	G7/ Tips & Shafts	12	11	0.522
H	Dudley, Debbie	H7/ Lunchbox in the Alley	23	8	0.742
	Kincaid, Lisa	H6/ The Misfits	9	11	0.450
	Howard, Meghan	H4/ Bullseye of the Tiger	10	18	0.357

Fall 2012 RDL Top Doubles Records (by division) (FINAL!)

(There are no missing statistics, as all scoresheets from the entire season have been received.)

(Game minimums required for these listings: 16 for all A division teams, 18 for teams C3,D5,D7,E2,F1,F6,H2,H3 due to a forfeit received, 19 for all other teams)

	"A" Division		W	L	%-age
1	Phillips, Robbie	A1/ Narfle the Element	16	2	0.889
2	Heimbach, Matt	A4/ Lunatic Fringe	12	4	0.750
3	Brown, Tom	A1/ Narfle the Element	16	6	0.727
4	Gaulthier, Kyle	A5/ Klitzkrieg	14	6	0.700
5	Jacobi, Paul	A4/ Lunatic Fringe	11	5	0.688
6	Murray, Shane	A2/ Rednecks	16	8	0.667
	Lyons, Jeff	A4/ Lunatic Fringe	12	6	0.667
8	Gaglione, Joey	A5/ Klitzkrieg	14	8	0.636
9	Terry, Bob	A4/ Lunatic Fringe	12	7	0.632
10	Seward, Mike	A5/ Klitzkrieg	13	8	0.619
11	Bakowski, Adam	A4/ Lunatic Fringe	11	7	0.611
	VanValkenburgh, Jasor	A2/ Rednecks	11	7	0.611
13	Budelman, Jim	A4/ Lunatic Fringe	12	8	0.600
	Kenney, Jon	A1/ Narfle the Element	12	8	0.600

	"B" Division		W	L	%-age
1	Fournier, Jeff	B4/ Mug Hunters	23	4	0.852
2	Sandoval, Alberto	B4/ Mug Hunters	23	5	0.821
3	Lloyd, Billy	B3/ Is It In?	17	5	0.773
4	Clark, Dan	B1/ Overtime Outlaws	16	6	0.727
5	Keller, Tony	B3/ Is It In?	17	7	0.708
6	Kuhns, John	B4/ Mug Hunters	13	6	0.684
7	Burney, Gary	B7/ Excalibur	15	7	0.682
8	Tant, J.J.	B1/ Overtime Outlaws	18	9	0.667
	Parker, Charles	B3/ Is It In?	14	7	0.667
10	Wilcox, Randy	B8/ We're Sexy and We Throv	17	9	0.654
11	Martinez, Vicente	B4/ Mug Hunters	16	9	0.640
12	DeFontes, Adrienne	B3/ Is It In?	12	7	0.632
13	Hindle, Mikey	B7/ Excalibur	16	10	0.615
14	Reitano, Sal	B2/ The Brews Bros	17	11	0.607

	"C" Division		W	L	%-age
1	Fitzgerald, Aaron	C7/ Big Bulls	20	7	0.741
2	Gabry, Greg	C5/ Fire for Effect	19	7	0.731
3	Copple, Matthew	C3/ Nine Lives	18	8	0.692
4	Toolan, Chris	C7/ Big Bulls	16	8	0.667
5	McNamara, Tim	C1/ 1 to Potato	17	9	0.654
6	Gardner, Kyle	C6/ Coral Reefers	13	7	0.650
7	Watson, Jeff, Sr.	C1/ 1 to Potato	16	9	0.640
8	Guenther, George	C5/ Fire for Effect	14	8	0.636
	Hoyt, David	C8/ Rif Raf	14	8	0.636
10	Reinert, Kevin	C7/ Big Bulls	19	11	0.633
11	Whitehead, Lee	C1/ 1 to Potato	12	7	0.632
12	Harvey, Justin	C2/ Ale-ing Archers	17	10	0.630
13	Wade, Nate	C6/ Coral Reefers	16	11	0.593
14	Thomas, Jason	C4/ Ted's Blue Waffle Empori	13	9	0.591

	"D" Division		W	L	%-age
1	Rudy, Jeff	D5/ Dublin-Dublout	20	5	0.800
2	Knott, Ryan	D1/ Choot 'Em!	19	7	0.731
3	Johnson, Steve	D5/ Dublin-Dublout	18	7	0.720
4	Winter, Wally	D5/ Dublin-Dublout	15	6	0.714
5	Knott, Ronnie	D1/ Choot 'Em!	18	8	0.692
6	Thomas, Brent	D3/ Leftovers	17	9	0.654
7	Smelik, Pat	D5/ Dublin-Dublout	14	8	0.636
8	Sautter, Scott	D1/ Choot 'Em!	17	11	0.607
	Thomas, Tony	D3/ Leftovers	17	11	0.607
10	Jackson, Barry	D2/ Throwin Stones	15	10	0.600
11	Warshawsky, Larry	D3/ Leftovers	13	9	0.591
12	Lewis, Jim	D2/ Throwin Stones	14	10	0.583
13	Krasnow, Dave	D6/ Carry Oakie	15	11	0.577
14	(two tied)				0.571

	"E" Division		W	L	%-age
1	Massengill, Chad	E6/ BullsHitters	23	5	0.821
2	Marks, Ted	E6/ BullsHitters	20	6	0.769
3	Bunn, Tim	E2/ Force 8 from the Planet X	19	7	0.731
	Massengill, Randy	E6/ BullsHitters	19	7	0.731
5	Wylie, John	E6/ BullsHitters	16	7	0.696
6	Johnson, Dave	E5/ Menace 2 Sobriety	19	9	0.679
7	Blackwelder, Deborah	E1/ Wire We Back	14	8	0.636
8	Gardner, Mike	E6/ BullsHitters	12	7	0.632
9	Bouchard, Keith	E5/ Menace 2 Sobriety	17	10	0.630
10	Chaney, Bill	E1/ Wire We Back	15	9	0.625
11	Galavotti, Michael	E7/ Brawlers	14	10	0.583
12	Munroe, Joe	E7/ Brawlers	15	11	0.577
	Price, Brady	E5/ Menace 2 Sobriety	15	11	0.577
14	Goyen, Dave	E2/ Force 8 from the Planet X	13	10	0.565

	"F" Division		W	L	%-age
1	Tanner, Dave	F3/ Projectile Dysfunction	20	6	0.769
2	Hamilton, Brad	F4/ Methodical Madness	19	7	0.731
3	Raymond, Ryan	F3/ Projectile Dysfunction	20	8	0.714
4	Stacy, Rod	F2/ Sharkshooters	19	9	0.679
5	Venable, Mike	F4/ Methodical Madness	16	8	0.667
6	Steppe, Mike	F3/ Projectile Dysfunction	17	9	0.654
7	Therrien, Dan	F8/ Y'All Ain't Ready!	14	8	0.636
8	Smith, Brian	F3/ Projectile Dysfunction	17	10	0.630
9	Mackunbin, Chris	F4/ Methodical Madness	13	8	0.619
	White, Jim	F5/ One Armed Bandits	13	8	0.619
11	Lewis, Dave	F5/ One Armed Bandits	14	9	0.609
12	Vollmar, Chris	F8/ Y'All Ain't Ready!	12	8	0.600
13	Klimanskis, Mark	F1/ Double Tap	16	11	0.593
14	Neill, Gregory	F4/ Methodical Madness	10	7	0.588

	"G" Division		W	L	%-age
1	Spaulding, Paul	G6/ Brown's Bombers	21	7	0.750
2	Leggett, Alyssa	G2/ We Be Triplin	22	8	0.733
3	Slawter, Mark	G8/ Five-OH! Whizzle	16	6	0.727
4	Deemer, Randy	G2/ We Be Triplin	21	8	0.724
5	O'Brien, Sean	G6/ Brown's Bombers	18	8	0.692
6	Baldwin, Randy	G2/ We Be Triplin	16	8	0.667
7	Huffman, David	G6/ Brown's Bombers	17	9	0.654
8	Metters, Paul	G1/ Sofa Kings	13	7	0.650
9	Boutieller, Nick	G3/ 8T0 Proof	18	10	0.643
10	Rube, Bob	G4/ UZMAgain	18	11	0.621
11	Moore, Ken	G1/ Sofa Kings	14	9	0.609
12	Kirkpatrick, Scott	G4/ UZMAgain	17	11	0.607
13	Hartmann, Pete	G3/ 8T0 Proof	18	12	0.600
	Dunham, Jim	G5/ Flying Blind Squirrels	12	8	0.600

	"H" Division		W	L	%-age
1	Blessing, Justin	H7/ Lunchbox in the Alley	23	5	0.821
2	Iager, John	H3/ Grateful Darts	19	5	0.792
3	Schlesinger, Marty	H7/ Lunchbox in the Alley	22	8	0.733
4	Herman, Fritz	H3/ Grateful Darts	16	6	0.727
5	Hodgden, Eric	H4/ Bullseye of the Tiger	20	8	0.714
6	Nettesheim, Doug	H5/ Missing Flight	14	6	0.700
	Strickland, Andrew	H6/ The Misfits	14	6	0.700
8	Roemer, John	H3/ Grateful Darts	15	7	0.682
9	Howard, Meghan	H4/ Bullseye of the Tiger	18	10	0.643
10	Ball, Pat	H6/ The Misfits	17	10	0.630
11	Dudley, Debbie	H7/ Lunchbox in the Alley	19	12	0.613
12	Strickland, Craig	H6/ The Misfits	14	9	0.609
13	Davis, Luke	H5/ Missing Flight	12	8	0.600
14	Aronson, Alexa	H7/ Lunchbox in the Alley	25	17	0.595

Women's Records

	(# of women by div.: A-0, B-10, C-1, D-6, E-7, F-13, G-10, H-13)		W	L	%-age
B	DeFontes, Adrienne	B3/ Is It In?	12	7	0.632
	Gaulthier, Angela	B6/ Pulled Cork	12	11	0.522
C	Kilsdonk, Kris	C5/ Fire for Effect	17	12	0.586
D	Haller, Kelly	D2/ Throwin Stones	6	14	0.300
	Connell, Jamie	D7/ Blind Squirrels	4	14	0.222
E	Blackwelder, Deborah	E1/ Wire We Back	14	8	0.636
	Jones, Linda	E1/ Wire We Back	8	13	0.381
F	Stacy, Michelle	F2/ Sharkshooters	15	11	0.577
	Becker, Blair	F1/ Double Tap	12	14	0.462
	Massey, Amy	F8/ Y'All Ain't Ready!	10	13	0.435
G	Leggett, Alyssa	G2/ We Be Triplin	22	8	0.733
	Hartmann, Erin	G3/ 8T0 Proof	14	14	0.500
	Vithorkus, Denise	G7/ Tips & Shafts	8	16	0.333
H	Howard, Meghan	H4/ Bullseye of the Tiger	18	10	0.643
	Dudley, Debbie	H7/ Lunchbox in the Alley	19	12	0.613
	Aronson, Alexa	H7/ Lunchbox in the Alley	25	17	0.595

Fall 2012 RDL Top Singles+Doubles Records (by division) (FINAL!)

(There are no missing statistics, as all scoresheets from the entire season have been received.)

(Game minimums required for these listings: 32 for all A division teams, 35 for teams C3,D5,D7,E2,F1,F6,H2,H3 due to a forfeit received, 37 for all other teams)

	"A" Division		W	L	%-age
1	Phillips, Robbie	A1/ Narfle the Element	35	3	0.921
2	Seward, Mike	A5/ Klitzkrieg	34	9	0.791
3	Heimbach, Matt	A4/ Lunatic Fringe	25	7	0.781
4	Brown, Tom	A1/ Narfle the Element	35	11	0.761
5	Murray, Shane	A2/ Rednecks	37	12	0.755
6	Gaulthier, Kyle	A5/ Klitzkrieg	30	10	0.750
7	Blake, Brian	A2/ Rednecks	25	11	0.694
8	Knight, Mark	A1/ Narfle the Element	24	13	0.649
9	Healy, Simon	A6/ Triple Threats	31	17	0.646
10	Tan, Wil	A1/ Narfle the Element	24	14	0.632
11	Budelman, Jim	A4/ Lunatic Fringe	25	15	0.625
	Terry, Bob	A4/ Lunatic Fringe	25	15	0.625
13	VanValkenburgh, Jasor	A2/ Rednecks	20	15	0.571
14	Jacobi, Paul	A4/ Lunatic Fringe	19	15	0.559

	"B" Division		W	L	%-age
1	Sandoval, Alberto	B4/ Mug Hunters	41	6	0.872
2	Lloyd, Billy	B3/ Is It In?	42	8	0.840
3	Fournier, Jeff	B4/ Mug Hunters	38	12	0.760
4	Wilcox, Randy	B8/ We're Sexy and We Throv	39	13	0.750
5	Keller, Tony	B3/ Is It In?	35	15	0.700
	Martinez, Vicente	B4/ Mug Hunters	35	15	0.700
7	Tant, J.J.	B1/ Overtime Outlaws	38	17	0.691
8	Reitano, Sal	B2/ The Brews Bros	36	20	0.643
	Zelinack, Jason	B1/ Overtime Outlaws	36	20	0.643
10	Klann, Eric	B8/ We're Sexy and We Throv	29	18	0.617
11	Burney, Gary	B7/ Excalibur	27	17	0.614
12	Grubb, Ed	B6/ Pulled Cork	23	15	0.605
13	Clark, Dan	B1/ Overtime Outlaws	29	19	0.604
14	Maccini, Billy	B2/ The Brews Bros	19	13	0.594

	"C" Division		W	L	%-age
1	McNamara, Tim	C1/ 1 to Potato	36	11	0.766
2	Gardner, Kyle	C6/ Coral Reefers	31	12	0.721
3	Goss, Matt	C5/ Fire for Effect	30	13	0.698
4	Mays, John	C3/ Nine Lives	37	17	0.685
5	Whitehead, Lee	C1/ 1 to Potato	28	13	0.683
6	Hoyt, David	C8/ Rif Raf	32	16	0.667
7	Watson, Jeff, Sr.	C1/ 1 to Potato	35	18	0.660
8	Gabry, Greg	C5/ Fire for Effect	34	19	0.642
9	Harvey, Justin	C2/ Ale-ing Archers	36	21	0.632
10	Schmaus, Darren	C1/ 1 to Potato	31	19	0.620
11	Kilsdonk, Kris	C5/ Fire for Effect	34	23	0.596
12	Fitzgerald, Aaron	C7/ Big Bulls	31	22	0.585
13	Murdaugh, John	C5/ Fire for Effect	25	18	0.581
14	Reinert, Kevin	C7/ Big Bulls	32	24	0.571

	"D" Division		W	L	%-age
1	Rudy, Jeff	D5/ Dublin-Dublout	38	12	0.760
2	Kubel, Tom	D7/ Blind Squirrels	32	11	0.744
3	Johnson, Steve	D5/ Dublin-Dublout	33	17	0.660
4	Knott, Ryan	D1/ Choot 'Em!	27	15	0.643
5	Knott, Ronnie	D1/ Choot 'Em!	32	18	0.640
6	Litzsinger, Mike	D8/ Tattoo the Red Eye	32	19	0.627
7	Thomas, Tony	D3/ Leftovers	35	21	0.625
	Jackson, Barry	D2/ Throwin Stones	30	18	0.625
	Dozier, Jared	D3/ Leftovers	25	15	0.625
10	Ray, Mark	D3/ Leftovers	31	19	0.620
11	Sautter, Don	D1/ Choot 'Em!	34	22	0.607
12	Krasnow, Dave	D6/ Carry Oakie	30	21	0.588
	Thomas, Brent	D3/ Leftovers	30	21	0.588
14	Allison, Frank	D4/ Sharky's Machine	27	19	0.587

	"E" Division		W	L	%-age
1	Massengill, Chad	E6/ BullsHitters	45	9	0.833
2	Bunn, Tim	E2/ Force 8 from the Planet X	42	10	0.808
3	Marks, Ted	E6/ BullsHitters	37	13	0.740
4	Massengill, Randy	E6/ BullsHitters	35	14	0.714
5	Wylie, John	E6/ BullsHitters	32	15	0.681
6	Johnson, Dave	E5/ Menace 2 Sobriety	38	18	0.679
7	Chaney, Bill	E1/ Wire We Back	33	18	0.647
8	Price, Brady	E5/ Menace 2 Sobriety	33	19	0.635
9	Blackwelder, Deborah	E1/ Wire We Back	26	15	0.634
	Goyen, Dave	E2/ Force 8 from the Planet X	26	15	0.634
11	Reiser, Brian	E3/ Hammered Heads	32	20	0.615
12	Jenkins, John	E8/ Home Grown Wolves	29	19	0.604
13	Bouchard, Keith	E5/ Menace 2 Sobriety	32	21	0.604
14	Raquet, Michael	E3/ Hammered Heads	33	24	0.579

	"F" Division		W	L	%-age
1	Hamilton, Brad	F4/ Methodical Madness	42	10	0.808
2	Tanner, Dave	F3/ Projectile Dysfunction	41	11	0.788
3	Stacy, Rod	F2/ Sharkshooters	41	15	0.732
4	Loving, Roger	F4/ Methodical Madness	28	11	0.718
5	Raymond, Ryan	F3/ Projectile Dysfunction	39	16	0.709
6	Therrien, Dan	F8/ Y'All Ain't Ready!	26	13	0.667
7	Steppe, Mike	F3/ Projectile Dysfunction	35	18	0.660
8	Klimanskis, Mark	F1/ Double Tap	34	19	0.642
9	Polenz, Steve	F1/ Double Tap	33	19	0.635
10	Neill, Gregory	F4/ Methodical Madness	23	14	0.622
11	Rigert, Joe, Jr.	F6/ Better Late than Never	25	16	0.610
12	Venable, Mike	F4/ Methodical Madness	27	18	0.600
13	Murphy, Phil	F5/ One Armed Bandits	22	15	0.595
	Ward, Chris	F3/ Projectile Dysfunction	22	15	0.595

	"G" Division		W	L	%-age
1	Deemer, Randy	G2/ We Be Triplin	44	13	0.772
2	Huffman, David	G6/ Brown's Bombers	39	13	0.750
3	Krestalude, Andy	G3/ 8T0 Proof	38	14	0.731
4	Slawter, Mark	G8/ Five-OH! Whizzle	32	12	0.727
5	Leggett, Alyssa	G2/ We Be Triplin	43	17	0.717
6	Baldwin, Randy	G2/ We Be Triplin	32	13	0.711
7	Rube, Bob	G4/ UZMAgain	38	17	0.691
8	Spaulding, Paul	G6/ Brown's Bombers	37	19	0.661
9	Moore, Ken	G1/ Sofa Kings	26	16	0.619
10	O'Brien, Sean	G6/ Brown's Bombers	32	20	0.615
11	Hartmann, Erin	G3/ 8T0 Proof	34	22	0.607
12	Kvasnicka, Bob	G8/ Five-OH! Whizzle	26	17	0.605
13	Dunham, Jim	G5/ Flying Blind Squirrels	24	16	0.600
14	Kirkpatrick, Scott	G4/ UZMAgain	34	23	0.596

	"H" Division		W	L	%-age
1	Blessing, Justin	H7/ Lunchbox in the Alley	47	6	0.887
2	Iager, John	H3/ Grateful Darts	38	9	0.809
3	Herman, Fritz	H3/ Grateful Darts	32	13	0.711
4	Strickland, Andrew	H6/ The Misfits	30	14	0.682
5	Dudley, Debbie	H7/ Lunchbox in the Alley	42	20	0.677
6	Nettesheim, Doug	H5/ Missing Flight	26	13	0.667
7	Schoch, Adam	H2/ The Duck Stops Here	33	18	0.647
8	Schlesinger, Marty	H7/ Lunchbox in the Alley	38	22	0.633
9	Strickland, Craig	H6/ The Misfits	31	18	0.633
10	Dudley, Robert	H7/ Lunchbox in the Alley	41	24	0.631
11	Ball, Pat	H6/ The Misfits	31	22	0.585
	Hodgden, Eric	H4/ Bullseye of the Tiger	31	22	0.585
13	Woodard, David	H1/ Bel Biv Dethrow	35	25	0.583
14	Langston, Frankie	H8/ Onemoregin	26	19	0.578

Women's Records

	(# of women by div.: A-0, B-10, C-1, D-6, E-7, F-13, G-10, H-13)		W	L	%-age
B	DeFontes, Adrienne	B3/ Is It In?	19	19	0.500
	Gaulthier, Angela	B6/ Pulled Cork	19	25	0.432
C	Kilsdonk, Kris	C5/ Fire for Effect	34	23	0.596
D	Connell, Jamie	D7/ Blind Squirrels	8	28	0.222
	Palumbo, Jen	D8/ Tattoo the Red Eye	6	31	0.162
E	Blackwelder, Deborah	E1/ Wire We Back	26	15	0.634
	Bohanan, Heather	E2/ Force 8 from the Planet X	7	28	0.200
F	Stacy, Michelle	F2/ Sharkshooters	26	20	0.565
	McGettigan, Grace	F2/ Sharkshooters	13	16	0.448
	Parent, Kat	F6/ Better Late than Never	17	27	0.386
G	Leggett, Alyssa	G2/ We Be Triplin	43	17	0.717
	Hartmann, Erin	G3/ 8T0 Proof	34	22	0.607
	Strang, Amy	G7/ Tips & Shafts	18	28	0.391
H	Dudley, Debbie	H7/ Lunchbox in the Alley	42	20	0.677
	Howard, Meghan	H4/ Bullseye of the Tiger	28	28	0.500
	Aronson, Alexa	H7/ Lunchbox in the Alley	38	42	0.475

Fall 2012 RDL Top All-Star Point Averages (by division) (FINAL!)

(There are no missing statistics, as all scoresheets from the entire season have been received.)

(Game minimums required for these listings: 32 for all A division teams, 35 for teams C3,D5,D7,E2,F1,F6,H2,H3 due to a forfeit received, 37 for all other teams)

	"A" Division		ASP	TGP	Ave.
1	Phillips, Robbie	A1/ Narfle the Element	94.5	38	2.487
2	Blake, Brian	A2/ Rednecks	79.0	36	2.194
3	Healy, Simon	A6/ Triple Threats	####	48	2.135
4	Gaulthier, Kyle	A5/ Klitzkrieg	79.0	40	1.975
5	Murray, Shane	A2/ Rednecks	93.0	49	1.898
6	Tan, Wil	A1/ Narfle the Element	65.5	38	1.724
7	Brown, Tom	A1/ Narfle the Element	76.5	46	1.663
8	Seward, Mike	A5/ Klitzkrieg	67.5	43	1.570
9	Stankevich, Scott	A2/ Rednecks	69.5	50	1.390
10	Crites, Randy	A6/ Triple Threats	52.5	40	1.313
11	Lyons, Jeff	A4/ Lunatic Fringe	45.0	36	1.250
12	Heimbach, Matt	A4/ Lunatic Fringe	39.5	32	1.234
13	Kenney, Jon	A1/ Narfle the Element	49.0	40	1.225
14	Mozzetti, Tim	A3/ Appetite for Destruction	55.5	49	1.133

	"B" Division		ASP	TGP	Ave.
1	Lloyd, Billy	B3/ Is It In?	77.5	50	1.550
2	Wilcox, Randy	B8/ We're Sexy and We Throv	61.5	52	1.183
3	Zelinack, Jason	B1/ Overtime Outlaws	66.0	56	1.179
4	Martinez, Vicente	B4/ Mug Hunters	51.0	50	1.020
5	Sandoval, Alberto	B4/ Mug Hunters	45.0	47	0.957
6	Grubb, Ed	B6/ Pulled Cork	36.0	38	0.947
7	Keller, Tony	B3/ Is It In?	46.5	50	0.930
8	Reitano, Sal	B2/ The Brews Bros	52.0	56	0.929
9	Tant, J.J.	B1/ Overtime Outlaws	50.5	55	0.918
10	Carroll, John	B4/ Mug Hunters	37.5	42	0.893
11	Dunleavy, John	B6/ Pulled Cork	32.5	39	0.833
12	Bryant, Whit	B2/ The Brews Bros	46.5	58	0.802
13	Anderson, Ryan	B5/ Knockers & Nuts	40.0	51	0.784
14	Hindle, Mikey	B7/ Excalibur	38.5	51	0.755

	"C" Division		ASP	TGP	Ave.
1	Whitehead, Lee	C1/ 1 to Potato	42.0	41	1.024
2	Hoyt, David	C8/ Rif Raf	48.0	48	1.000
3	McNamara, Tim	C1/ 1 to Potato	45.5	47	0.968
4	Ohrberg, Keith	C8/ Rif Raf	37.5	49	0.765
5	Murdaugh, John	C5/ Fire for Effect	29.0	43	0.674
6	Toolan, Chris	C7/ Big Bulls	31.5	47	0.670
7	Copple, Matthew	C3/ Nine Lives	31.5	50	0.630
8	Greene, Sebastian	C2/ Ale-ing Archers	29.5	48	0.615
9	Wade, Nate	C6/ Coral Reefers	29.5	50	0.590
10	Fitzgerald, Aaron	C7/ Big Bulls	30.5	53	0.575
11	Smith, Van	C6/ Coral Reefers	26.0	46	0.565
12	Guenther, George	C5/ Fire for Effect	24.0	43	0.558
13	Thomas, Joe	C4/ Ted's Blue Waffle Empori	32.5	59	0.551
14	Schmaus, Darren	C1/ 1 to Potato	27.5	50	0.550

	"D" Division		ASP	TGP	Ave.
1	Kubel, Tom	D7/ Blind Squirrels	32.0	43	0.744
2	Allison, Frank	D4/ Sharky's Machine	33.0	46	0.717
3	Leonard, Shawn	D1/ Choot 'Em!	33.5	56	0.598
4	Janssen, Joshua	D3/ Leftovers	27.5	49	0.561
5	Knott, Ronnie	D1/ Choot 'Em!	28.0	50	0.560
6	Mundy, Brett	D1/ Choot 'Em!	23.0	43	0.535
7	Jackson, Barry	D2/ Throwin Stones	25.0	48	0.521
8	Rudy, Jeff	D5/ Dublin-Dublout	25.5	50	0.510
9	Thomas, Brent	D3/ Leftovers	25.5	51	0.500
	Bateman, Jimmy	D4/ Sharky's Machine	23.5	47	0.500
	McCartney, Joe	D8/ Tattoo the Red Eye	23.5	47	0.500
12	Roberts, Mike	D7/ Blind Squirrels	20.5	42	0.488
13	Lewis, Jim	D2/ Throwin Stones	23.5	49	0.480
14	Dozier, Jared	D3/ Leftovers	18.5	40	0.463

	"E" Division		ASP	TGP	Ave.
1	Massengill, Randy	E6/ BullsHitters	47.5	49	0.969
2	Raquet, Michael	E3/ Hammered Heads	49.5	57	0.868
3	Massengill, Chad	E6/ BullsHitters	46.5	54	0.861
4	Simpson, David	E8/ Home Grown Wolves	35.5	48	0.740
5	Johnson, Dave	E5/ Menace 2 Sobriety	39.5	56	0.705
6	Bunn, Tim	E2/ Force 8 from the Planet X	36.0	52	0.692
7	White, J.J.	E5/ Menace 2 Sobriety	36.0	56	0.643
8	Reiser, Brian	E3/ Hammered Heads	30.0	52	0.577
9	Merkle, Patrick	E7/ Brawlers	26.0	47	0.553
10	Jenkins, John	E8/ Home Grown Wolves	26.5	48	0.552
11	Hall, Frank	E2/ Force 8 from the Planet X	23.5	44	0.534
12	Munroe, Joe	E7/ Brawlers	28.5	54	0.528
13	Wylie, John	E6/ BullsHitters	24.0	47	0.511
14	Brown, Jay	E3/ Hammered Heads	26.0	54	0.481

	"F" Division		ASP	TGP	Ave.
1	Hamilton, Brad	F4/ Methodical Madness	42.0	52	0.808
2	Tanner, Dave	F3/ Projectile Dysfunction	35.5	52	0.683
3	Steppe, Mike	F3/ Projectile Dysfunction	31.5	53	0.594
4	Loving, Roger	F4/ Methodical Madness	21.0	39	0.538
5	Raymond, Ryan	F3/ Projectile Dysfunction	29.5	55	0.536
6	Weaver, Ken	F4/ Methodical Madness	20.5	41	0.500
7	Stacy, Rod	F2/ Sharkshooters	27.5	56	0.491
8	Kiser, Lyman	F5/ One Armed Bandits	19.0	40	0.475
9	Medlin, Scott	F6/ Better Late than Never	19.5	42	0.464
10	Williams, Derek	F2/ Sharkshooters	24.5	54	0.454
11	Therrien, Dan	F8/ Y'All Ain't Ready!	17.5	39	0.449
12	Rigert, Joe, Jr.	F6/ Better Late than Never	17.5	41	0.427
13	Smith, Brian	F3/ Projectile Dysfunction	23.0	54	0.426
14	Vollmar, Chris	F8/ Y'All Ain't Ready!	16.5	40	0.413

	"G" Division		ASP	TGP	Ave.
1	Spaulding, Paul	G6/ Brown's Bombers	38.5	56	0.688
2	Deemer, Randy	G2/ We Be Triplin	38.5	57	0.675
3	Spencer, Kenny	G7/ Tips & Shafts	37.5	56	0.670
4	Maley, Dave	G1/ Sofa Kings	31.5	50	0.630
5	Baldwin, Randy	G2/ We Be Triplin	27.5	45	0.611
6	Slawter, Mark	G8/ Five-OH! Whizzle	25.0	44	0.568
7	Huffman, David	G6/ Brown's Bombers	28.5	52	0.548
8	Alcon, Tony	G1/ Sofa Kings	21.0	40	0.525
9	Krestalude, Andy	G3/ 8T0 Proof	27.0	52	0.519
10	Dunham, Jim	G5/ Flying Blind Squirrels	20.5	40	0.513
11	O'Brien, Sean	G6/ Brown's Bombers	26.0	52	0.500
12	Bozza, Doug	G1/ Sofa Kings	19.0	39	0.487
13	Adams, Brad	G8/ Five-OH! Whizzle	22.5	47	0.479
14	Kirkpatrick, Scott	G4/ UZMAgain	26.0	57	0.456

	"H" Division		ASP	TGP	Ave.
1	Iager, John	H3/ Grateful Darts	32.0	47	0.681
2	Nettesheim, Doug	H5/ Missing Flight	20.5	39	0.526
3	Langston, Frankie	H8/ Onemoregin	21.0	45	0.467
4	Dudley, Debbie	H7/ Lunchbox in the Alley	24.5	62	0.395
5	Blessing, Justin	H7/ Lunchbox in the Alley	20.5	53	0.387
6	Woodard, David	H1/ Bel Biv Dethrow	23.0	60	0.383
7	Brownd, Anthony	H6/ The Misfits	20.0	54	0.370
8	Perkins, Chris	H3/ Grateful Darts	15.0	41	0.366
9	Strickland, Craig	H6/ The Misfits	17.0	49	0.347
10	Emerton, Eric	H1/ Bel Biv Dethrow	18.5	54	0.343
11	Dudley, Robert	H7/ Lunchbox in the Alley	22.0	65	0.338
12	Walters, Jason	H8/ Onemoregin	17.0	51	0.333
13	Carawon, Harris	H2/ The Duck Stops Here	14.5	45	0.322
14	Ejlali, Shervin	H1/ Bel Biv Dethrow	19.5	61	0.320

Women's Records

	(# of women by div.: A-0, B-10, C-1, D-6, E-7, F-13, G-10, H-13)		W	L	%-age
B	Salter, Whitney	B5/ Knockers & Nuts	24.0	48	0.500
	Wilcox, Julie	B8/ We're Sexy and We Throv	11.0	38	0.289
C	Kilsdonk, Kris	C5/ Fire for Effect	21.0	57	0.368
D	Palumbo, Jen	D8/ Tattoo the Red Eye	4.5	37	0.122
	Connell, Jamie	D7/ Blind Squirrels	2.5	36	0.069
E	Blackwelder, Deborah	E1/ Wire We Back	12.0	41	0.293
	Bohanan, Heather	E2/ Force 8 from the Planet X	3.5	35	0.100
F	Parent, Kat	F6/ Better Late than Never	16.0	44	0.364
	Stacy, Michelle	F2/ Sharkshooters	16.0	46	0.348
	Becker, Blair	F1/ Double Tap	15.0	53	0.283
G	Hartmann, Erin	G3/ 8T0 Proof	25.5	56	0.455
	Leggett, Alyssa	G2/ We Be Triplin	25.0	60	0.417
	Boutieller, Tina	G3/ 8T0 Proof	22.0	57	0.386
H	Dudley, Debbie	H7/ Lunchbox in the Alley	24.5	62	0.395
	Rhodes, Rhiannon	H6/ The Misfits	10.5	46	0.228
	Taylor, Tisha	H4/ Bullseye of the Tiger	10.5	50	0.210

Fall 2012 RDL League-Wide Sectional Statistics (ranked by percentage) (FINAL!)

(All statistics are included, as there were no missing scoresheets this season) (Game minimums required for these listings: 6 for all divisions)

	Singles 301 Win Percentage		W	L	%-age
1	Murray, Shane	A2/ Rednecks	13	0	1.000
	Blessing, Justin	H7/ Lunchbox in the Alley	12	0	1.000
	Banna, Ramy	B3/ Is It In?	7	0	1.000
4	Polenz, Steve	F1/ Double Tap	12	1	0.923
5	Jenkins, John	E8/ Home Grown Wolves	11	1	0.917
6	Seward, Mike	A5/ Klitzkrieg	10	1	0.909
	Kubel, Tom	D7/ Blind Squirrels	10	1	0.909
8	Phillips, Robbie	A1/ Narfle the Element	9	1	0.900
	Grubb, Ed	B6/ Pulled Cork	9	1	0.900
10	McEwen, William	E2/ Force 8 from the Planet	7	1	0.875
11	Mays, John	C3/ Nine Lives	12	2	0.857
	Sautter, Don	D1/ Choot 'Em!	12	2	0.857
	Williams, Derek	F2/ Sharkshooters	12	2	0.857
	Gibson, Ed	D6/ Carry Oakie	6	1	0.857
	Richardson, Shane	F5/ One Armed Bandits	6	1	0.857
16	Massengill, Chad	E6/ BullsHitters	11	2	0.846
	Huffman, David	G6/ Brown's Bombers	11	2	0.846
18	Brown, Tom	A1/ Narfle the Element	10	2	0.833
	Hamilton, Brad	F4/ Methodical Madness	10	2	0.833
	McMillan, Bill	H1/ Bel Biv Dethrow	5	1	0.833
21	Gardner, Kyle	C6/ Coral Reefers	9	2	0.818
	Loving, Roger	F4/ Methodical Madness	9	2	0.818
	Metters, Paul	G1/ Sofa Kings	9	2	0.818
24	Kerr, Jimmy	B1/ Overtime Outlaws	11	3	0.786
	Lloyd, Billy	B3/ Is It In?	11	3	0.786
	Stacy, Rod	F2/ Sharkshooters	11	3	0.786
27	Blake, Brian	A2/ Rednecks	7	2	0.778
	McNamara, Tim	C1/ 1 to Potato	7	2	0.778
	Brown, Brandon	D4/ Sharky's Machine	7	2	0.778
30	Bunn, Tim	E2/ Force 8 from the Planet	10	3	0.769
	Reiser, Brian	E3/ Hammered Heads	10	3	0.769
	Genzlinger, Doug	F7/ Frank	10	3	0.769
	Klimanskis, Mark	F1/ Double Tap	10	3	0.769
	Krestalude, Andy	G3/ 8T0 Proof	10	3	0.769
35	Dudley, Debbie	H7/ Lunchbox in the Alley	12	4	0.750
	Krasnow, Dave	D6/ Carry Oakie	9	3	0.750
	Herman, Fritz	H3/ Grateful Darts	9	3	0.750
	Langston, Frankie	H8/ Onemoregin	9	3	0.750
	Schoch, Adam	H2/ The Duck Stops Here	9	3	0.750
	Walters, Jason	H8/ Onemoregin	9	3	0.750
	Davis, Jimmy	A5/ Klitzkrieg	6	2	0.750
	Heimbach, Matt	A4/ Lunatic Fringe	6	2	0.750
	Varnadoe, Matt	B3/ Is It In?	6	2	0.750
44	Knight, Mark	A1/ Narfle the Element	8	3	0.727
	Klann, Eric	B8/ We're Sexy and We Thr	8	3	0.727
	Goss, Matt	C5/ Fire for Effect	8	3	0.727
	Azevedo, Angelo	D7/ Blind Squirrels	8	3	0.727
	Jackson, Barry	D2/ Throwin Stones	8	3	0.727
	Medlin, Scott	F6/ Better Late than Never	8	3	0.727
	Kvasnicka, Bob	G8/ Five-OH! Whizzle	8	3	0.727
	Slawter, Mark	G8/ Five-OH! Whizzle	8	3	0.727
	Iager, John	H3/ Grateful Darts	8	3	0.727
53	Thomas, Tony	D3/ Leftovers	10	4	0.714
	Raquet, Michael	E3/ Hammered Heads	10	4	0.714
	Raymond, Ryan	F3/ Projectile Dysfunction	10	4	0.714
	Deemer, Randy	G2/ We Be Triplin	10	4	0.714
	Hartmann, Erin	G3/ 8T0 Proof	10	4	0.714
	Hardison, Jon	B5/ Knockers & Nuts	5	2	0.714
	Kincaid, Storm	E7/ Brawlers	5	2	0.714
	Stacy, Michelle	F2/ Sharkshooters	5	2	0.714
	Therrien, Dan	F8/ Y'All Ain't Ready!	5	2	0.714
	Kyle, Mike	G5/ Flying Blind Squirrels	5	2	0.714
63	(nine tied - 3 each in A/F, 1 each in B/D/G)		7	3	0.700

	Singles Cricket Win Percentage		W	L	%-age
1	Lloyd, Billy	B3/ Is It In?	14	0	1.000
	Wilcox, Randy	B8/ We're Sexy and We Thr	13	0	1.000
	Bunn, Tim	E2/ Force 8 from the Planet	13	0	1.000
	Krestalude, Andy	G3/ 8T0 Proof	13	0	1.000
	McNamara, Tim	C1/ 1 to Potato	12	0	1.000
	Seward, Mike	A5/ Klitzkrieg	11	0	1.000
	Whitehead, Lee	C1/ 1 to Potato	11	0	1.000
	Phillips, Robbie	A1/ Narfle the Element	10	0	1.000
	Goss, Matt	C5/ Fire for Effect	10	0	1.000
	Hardison, Jon	B5/ Knockers & Nuts	8	0	1.000
	Wilcenski, Steve	C6/ Coral Reefers	7	0	1.000
	Gibbs, Keith	C1/ 1 to Potato	6	0	1.000
	McMillan, Bill	H1/ Bel Biv Dethrow	6	0	1.000
14	Sandoval, Alberto	B4/ Mug Hunters	13	1	0.929
	Hamilton, Brad	F4/ Methodical Madness	13	1	0.929
	Deemer, Randy	G2/ We Be Triplin	13	1	0.929
	Rube, Bob	G4/ UZMAgain	13	1	0.929
18	Tanner, Dave	F3/ Projectile Dysfunction	12	1	0.923
	Blessing, Justin	H7/ Lunchbox in the Alley	12	1	0.923
20	Baldwin, Randy	G2/ We Be Triplin	11	1	0.917
	Iager, John	H3/ Grateful Darts	11	1	0.917
22	Kubel, Tom	D7/ Blind Squirrels	10	1	0.909
23	Gaulthier, Kyle	A5/ Klitzkrieg	9	1	0.900
24	Blake, Brian	A2/ Rednecks	8	1	0.889
	Loving, Roger	F4/ Methodical Madness	8	1	0.889
	Richardson, Shane	F5/ One Armed Bandits	8	1	0.889
27	Heimbach, Matt	A4/ Lunatic Fringe	7	1	0.875
	Varnadoe, Matt	B3/ Is It In?	7	1	0.875
	Shengulette, Jerry	D8/ Tattoo the Red Eye	7	1	0.875
30	Williams, Derek	F2/ Sharkshooters	12	2	0.857
	Woodard, David	H1/ Bel Biv Dethrow	12	2	0.857
	Knight, Mark	A1/ Narfle the Element	6	1	0.857
	Bowen, Andy	G5/ Flying Blind Squirrels	6	1	0.857
	Powell, Mark	G4/ UZMAgain	6	1	0.857
	Nelson, Shane	H6/ The Misfits	6	1	0.857
36	Martinez, Vicente	B4/ Mug Hunters	11	2	0.846
	Litzsinger, Mike	D8/ Tattoo the Red Eye	11	2	0.846
	Massengill, Chad	E6/ BullsHitters	11	2	0.846
	Huffman, David	G6/ Brown's Bombers	11	2	0.846
40	Healy, Simon	A6/ Triple Threats	10	2	0.833
	Allison, Frank	D4/ Sharky's Machine	10	2	0.833
	McCartney, Joe	D8/ Tattoo the Red Eye	10	2	0.833
	Rudy, Jeff	D5/ Dublin-Dublout	10	2	0.833
	Marks, Ted	E6/ BullsHitters	10	2	0.833
	Simpson, David	E8/ Home Grown Wolves	10	2	0.833
	Rigert, Joe, Sr.	F6/ Better Late than Never	10	2	0.833
	Schoch, Adam	H2/ The Duck Stops Here	10	2	0.833
	Amato, Chris	F8/ Y'All Ain't Ready!	5	1	0.833
49	Azevedo, Angelo	D7/ Blind Squirrels	9	2	0.818
	Medlin, Scott	F6/ Better Late than Never	9	2	0.818
51	Budelman, Jim	A4/ Lunatic Fringe	8	2	0.800
	Grubb, Ed	B6/ Pulled Cork	8	2	0.800
53	Reitano, Sal	B2/ The Brews Bros	11	3	0.786
	Tant, J.J.	B1/ Overtime Outlaws	11	3	0.786
	Zelinack, Jason	B1/ Overtime Outlaws	11	3	0.786
	Watson, Jeff, Sr.	C1/ 1 to Potato	11	3	0.786
	Stacy, Rod	F2/ Sharkshooters	11	3	0.786
58	Mayhew, Zak	B6/ Pulled Cork	10	3	0.769
	Hoyt, David	C8/ Rif Raf	10	3	0.769
	Mays, John	C3/ Nine Lives	10	3	0.769
	Knott, Ronnie	D1/ Choot 'Em!	10	3	0.769
	Price, Brady	E5/ Menace 2 Sobriety	10	3	0.769
63	(fourteen tied - 3 in A, 2 each in C/E/G/H, 1 each in B/D/F)				0.750

Fall 2012 RDL League-Wide Sectional Statistics (ranked by percentage) (FINAL!)

(All statistics are included, as there were no missing scoresheets this season) (Game minimums required for these listings: 6 for all divisions)

	Doubles Cricket Win Percentage		W	L	%-age
1	Massengill, Chad	E6/ BullsHitters	14	0	1.000
	Welborn, Tim	F3/ Projectile Dysfunction	8	0	1.000
	Nelson, Shane	H6/ The Misfits	7	0	1.000
4	Martinez, Vicente	B4/ Mug Hunters	11	1	0.917
5	Venable, Mike	F4/ Methodical Madness	10	1	0.909
6	Phillips, Robbie	A1/ Narfle the Element	9	1	0.900
7	Kuhns, John	B4/ Mug Hunters	8	1	0.889
8	Kring, Jeremy	D6/ Carry Oakie	7	1	0.875
9	Deemer, Randy	G2/ We Be Triplin	13	2	0.867
10	Lloyd, Billy	B3/ Is It In?	12	2	0.857
	Banna, Ramy	B3/ Is It In?	6	1	0.857
	Yoneoka, J.J.	D6/ Carry Oakie	6	1	0.857
13	Fournier, Jeff	B4/ Mug Hunters	11	2	0.846
	Gabry, Greg	C5/ Fire for Effect	11	2	0.846
	O'Brien, Sean	G6/ Brown's Bombers	11	2	0.846
16	Healy, Simon	A6/ Triple Threats	10	2	0.833
	Herman, Fritz	H3/ Grateful Darts	10	2	0.833
	Iager, John	H3/ Grateful Darts	10	2	0.833
	Kilts, Jason	A1/ Narfle the Element	5	1	0.833
	Knight, Tim	E6/ BullsHitters	5	1	0.833
	McMillan, Bill	H1/ Bel Biv Dethrow	5	1	0.833
22	Schlesinger, Marty	H7/ Lunchbox in the Alley	13	3	0.813
23	Scott, Lee	A2/ Rednecks	8	2	0.800
24	Sandoval, Alberto	B4/ Mug Hunters	11	3	0.786
	Knott, Ryan	D1/ Choot 'Em!	11	3	0.786
	Hamilton, Brad	F4/ Methodical Madness	11	3	0.786
	Leggett, Alyssa	G2/ We Be Triplin	11	3	0.786
	Blessing, Justin	H7/ Lunchbox in the Alley	11	3	0.786
29	DeFontes, Adrienne	B3/ Is It In?	7	2	0.778
	Richardson, Shane	F5/ One Armed Bandits	7	2	0.778
31	Fitzgerald, Aaron	C7/ Big Bulls	10	3	0.769
	McNamara, Tim	C1/ 1 to Potato	10	3	0.769
	Jackson, Barry	D2/ Throwin Stones	10	3	0.769
	Knott, Ronnie	D1/ Choot 'Em!	10	3	0.769
	Bunn, Tim	E2/ Force 8 from the Planet]	10	3	0.769
	Marks, Ted	E6/ BullsHitters	10	3	0.769
	Tanner, Dave	F3/ Projectile Dysfunction	10	3	0.769
38	Gardner, Kyle	C6/ Coral Reefers	9	3	0.750
	Smelik, Pat	D5/ Dublin-Dublout	9	3	0.750
	Rigert, Joe, Jr.	F6/ Better Late than Never	9	3	0.750
	Baldwin, Randy	G2/ We Be Triplin	9	3	0.750
	Ball, Pat	H6/ The Misfits	9	3	0.750
	Davis, Jimmy	A5/ Klitzkrieg	6	2	0.750
	Heimbach, Matt	A4/ Lunatic Fringe	6	2	0.750
	Varnadoe, Matt	B3/ Is It In?	6	2	0.750
	Marsden, James	C3/ Nine Lives	6	2	0.750
	Gardner, Mike	E6/ BullsHitters	6	2	0.750
48	Seward, Mike	A5/ Klitzkrieg	8	3	0.727
	Watson, Jeff, Sr.	C1/ 1 to Potato	8	3	0.727
	Horrall, Mike	F4/ Methodical Madness	8	3	0.727
	Lewis, Dave	F5/ One Armed Bandits	8	3	0.727
	Therrien, Dan	F8/ Y'All Ain't Ready!	8	3	0.727
	Roemer, John	H3/ Grateful Darts	8	3	0.727
54	Reitano, Sal	B2/ The Brews Bros	10	4	0.714
	Wade, Nate	C6/ Coral Reefers	10	4	0.714
	Thomas, Tony	D3/ Leftovers	10	4	0.714
	Johnson, Dave	E5/ Menace 2 Sobriety	10	4	0.714
	Raymond, Ryan	F3/ Projectile Dysfunction	10	4	0.714
	Stacy, Rod	F2/ Sharkshooters	10	4	0.714
	Boutieller, Nick	G3/ 8T0 Proof	10	4	0.714
	Spaulding, Paul	G6/ Brown's Bombers	10	4	0.714
	(six tied - 2 in C, 1 each in A/B/D/E)		5	2	0.714

	Doubles 501 Win Percentage		W	L	%-age
1	Rudy, Jeff	D5/ Dublin-Dublout	13	0	1.000
2	Johnson, Steve	D5/ Dublin-Dublout	11	1	0.917
3	Phillips, Robbie	A1/ Narfle the Element	7	1	0.875
	Strickland, Andrew	H6/ The Misfits	7	1	0.875
5	Fournier, Jeff	B4/ Mug Hunters	12	2	0.857
	Sandoval, Alberto	B4/ Mug Hunters	12	2	0.857
	Blessing, Justin	H7/ Lunchbox in the Alley	12	2	0.857
	Davis, Jimmy	A5/ Klitzkrieg	6	1	0.857
	Gibson, Ed	D6/ Carry Oakie	6	1	0.857
	Vance, Hugh	D6/ Carry Oakie	6	1	0.857
11	Wilcox, Randy	B8/ We're Sexy and We Thr	11	2	0.846
12	Massengill, Randy	E6/ BullsHitters	10	2	0.833
	Banna, Ramy	B3/ Is It In?	5	1	0.833
	Welborn, Tim	F3/ Projectile Dysfunction	5	1	0.833
15	Parker, Charles	B3/ Is It In?	9	2	0.818
	Lewis, Jim	D2/ Throwin Stones	9	2	0.818
	Mackunbin, Chris	F4/ Methodical Madness	9	2	0.818
	Slawter, Mark	G8/ Five-OH! Whizzle	9	2	0.818
19	Brown, Tom	A1/ Narfle the Element	8	2	0.800
	Clark, Dan	B1/ Overtime Outlaws	8	2	0.800
	Wylie, John	E6/ BullsHitters	8	2	0.800
	Vollmar, Chris	F8/ Y'All Ain't Ready!	8	2	0.800
23	Spaulding, Paul	G6/ Brown's Bombers	11	3	0.786
	Hodgden, Eric	H4/ Bullseye of the Tiger	11	3	0.786
25	Jacobi, Paul	A4/ Lunatic Fringe	7	2	0.778
26	Tant, J.J.	B1/ Overtime Outlaws	10	3	0.769
	Toolan, Chris	C7/ Big Bulls	10	3	0.769
	Marks, Ted	E6/ BullsHitters	10	3	0.769
	Munroe, Joe	E7/ Brawlers	10	3	0.769
	Tanner, Dave	F3/ Projectile Dysfunction	10	3	0.769
	Huffman, David	G6/ Brown's Bombers	10	3	0.769
	Kirkpatrick, Scott	G4/ UZMAgain	10	3	0.769
	Krestalude, Andy	G3/ 8T0 Proof	10	3	0.769
34	Peterson, Chris	B1/ Overtime Outlaws	9	3	0.750
	Copple, Matthew	C3/ Nine Lives	9	3	0.750
	Horger, Dennis	C8/ Rif Raf	9	3	0.750
	St. Clair, Matt	C8/ Rif Raf	9	3	0.750
	Galavotti, Michael	E7/ Brawlers	9	3	0.750
	Iager, John	H3/ Grateful Darts	9	3	0.750
	Heimbach, Matt	A4/ Lunatic Fringe	6	2	0.750
	Ketchem, Brian	F5/ One Armed Bandits	6	2	0.750
42	Roberts, Mike	D7/ Blind Squirrels	8	3	0.727
	Winter, Wally	D5/ Dublin-Dublout	8	3	0.727
	Talley, Gray	F3/ Projectile Dysfunction	8	3	0.727
	White, Jim	F5/ One Armed Bandits	8	3	0.727
	Nettesheim, Doug	H5/ Missing Flight	8	3	0.727
47	Keller, Tony	B3/ Is It In?	10	4	0.714
	Fitzgerald, Aaron	C7/ Big Bulls	10	4	0.714
	Reinert, Kevin	C7/ Big Bulls	10	4	0.714
	Sautter, Scott	D1/ Choot 'Em!	10	4	0.714
	Raymond, Ryan	F3/ Projectile Dysfunction	10	4	0.714
	Rube, Bob	G4/ UZMAgain	10	4	0.714
	Wells, Tami	E1/ Wire We Back	5	2	0.714
54	Budelman, Jim	A4/ Lunatic Fringe	7	3	0.700
	Gaulthier, Kyle	A5/ Klitzkrieg	7	3	0.700
	Tan, Wil	A1/ Narfle the Element	7	3	0.700
	Burney, Gary	B7/ Excalibur	7	3	0.700
	Blackwelder, Deborah	E1/ Wire We Back	7	3	0.700
	Huff, Matt	E4/ Death Throw	7	3	0.700
	Neill, Gregory	F4/ Methodical Madness	7	3	0.700
61	Thomas, Brent	D3/ Leftovers	9	4	0.692
	Bouchard, Keith	E5/ Menace 2 Sobriety	9	4	0.692
	Bunn, Tim	E2/ Force 8 from the Planet]	9	4	0.692

Fall 2012 RDL Top Singles, Doubles Win Percentages (League-wide) (FINAL!)

(There are no missing statistics, as all scoresheets from the entire season have been received.)

(Game mins. required for these listings: 16 for all A div. teams, 18 for teams C3, D5, D7, E2, F1, F6, H2 & H3 due to a forfeit received, 19 for all other teams)

	Singles Win Percentage		W	L	%-age
1	Blessing, Justin	H7/ Lunchbox in the Alley	24	1	0.960
2	Seward, Mike	A5/ Klitzkrieg	21	1	0.955
3	Phillips, Robbie	A1/ Narfle the Element	19	1	0.950
4	Sandoval, Alberto	B4/ Mug Hunters	18	1	0.947
5	Kubel, Tom	D7/ Blind Squirrels	20	2	0.909
6	McNamara, Tim	C1/ 1 to Potato	19	2	0.905
7	Lloyd, Billy	B3/ Is It In?	25	3	0.893
8	Bunn, Tim	E2/ Force 8 from the Planet X	23	3	0.885
	Hamilton, Brad	F4/ Methodical Madness	23	3	0.885
	Krestalude, Andy	G3/ 8T0 Proof	23	3	0.885
11	Williams, Derek	F2/ Sharkshooters	24	4	0.857
	Goss, Matt	C5/ Fire for Effect	18	3	0.857
13	Grubb, Ed	B6/ Pulled Cork	17	3	0.850
	Loving, Roger	F4/ Methodical Madness	17	3	0.850
15	Wilcox, Randy	B8/ We're Sexy and We Throv	22	4	0.846
	Massengill, Chad	E6/ BullsHitters	22	4	0.846
	Huffman, David	G6/ Brown's Bombers	22	4	0.846
18	Murray, Shane	A2/ Rednecks	21	4	0.840
19	Blake, Brian	A2/ Rednecks	15	3	0.833
20	Iager, John	H3/ Grateful Darts	19	4	0.826
21	Deemer, Randy	G2/ We Be Triplin	23	5	0.821
22	Mays, John	C3/ Nine Lives	22	5	0.815
23	Heimbach, Matt	A4/ Lunatic Fringe	13	3	0.813
24	Tanner, Dave	F3/ Projectile Dysfunction	21	5	0.808
25	Gaulthier, Kyle	A5/ Klitzkrieg	16	4	0.800
26	Brown, Tom	A1/ Narfle the Element	19	5	0.792
	Schoch, Adam	H2/ The Duck Stops Here	19	5	0.792
28	Stacy, Rod	F2/ Sharkshooters	22	6	0.786
29	Gardner, Kyle	C6/ Coral Reefers	18	5	0.783
30	Knight, Mark	A1/ Narfle the Element	14	4	0.778
31	Azevedo, Angelo	D7/ Blind Squirrels	17	5	0.773
	Medlin, Scott	F6/ Better Late than Never	17	5	0.773
33	Litzsinger, Mike	D8/ Tattoo the Red Eye	20	6	0.769
	Rube, Bob	G4/ UZMAgain	20	6	0.769
35	Baldwin, Randy	G2/ We Be Triplin	16	5	0.762
36	Martinez, Vicente	B4/ Mug Hunters	19	6	0.760
37	Woodard, David	H1/ Bel Biv Dethrow	22	7	0.759
38	Sautter, Don	D1/ Choot 'Em!	21	7	0.750
	Healy, Simon	A6/ Triple Threats	18	6	0.750
	Jenkins, John	E8/ Home Grown Wolves	18	6	0.750
41	Dudley, Debbie	H7/ Lunchbox in the Alley	23	8	0.742
42	Rigert, Joe, Sr.	F6/ Better Late than Never	17	6	0.739
43	Polenz, Steve	F1/ Double Tap	19	7	0.731
44	Whitehead, Lee	C1/ 1 to Potato	16	6	0.727
	Slawter, Mark	G8/ Five-OH! Whizzle	16	6	0.727
46	Goyen, Dave	E2/ Force 8 from the Planet X	13	5	0.722
47	Rudy, Jeff	D5/ Dublin-Dublout	18	7	0.720
	Walters, Jason	H8/ Onemoregin	18	7	0.720
49	Tant, J.J.	B1/ Overtime Outlaws	20	8	0.714
	Zelinack, Jason	B1/ Overtime Outlaws	20	8	0.714
	Hartmann, Erin	G3/ 8T0 Proof	20	8	0.714
52	Marks, Ted	E6/ BullsHitters	17	7	0.708
	Simpson, David	E8/ Home Grown Wolves	17	7	0.708
54	Reiser, Brian	E3/ Hammered Heads	19	8	0.704
	Raymond, Ryan	F3/ Projectile Dysfunction	19	8	0.704
56	Leggett, Alyssa	G2/ We Be Triplin	21	9	0.700
	Tan, Wil	A1/ Narfle the Element	14	6	0.700
	Dozier, Jared	D3/ Leftovers	14	6	0.700
59	Klann, Eric	B8/ We're Sexy and We Throv	16	7	0.696
	Massengill, Randy	E6/ BullsHitters	16	7	0.696
	Herman, Fritz	H3/ Grateful Darts	16	7	0.696
62	Keller, Tony	B3/ Is It In?	18	8	0.692
	Hoyt, David	C8/ Rif Raf	18	8	0.692
	Price, Brady	E5/ Menace 2 Sobriety	18	8	0.692
	Klimanskis, Mark	F1/ Double Tap	18	8	0.692

	Doubles Win Percentage		W	L	%-age
1	Phillips, Robbie	A1/ Narfle the Element	16	2	0.889
2	Fournier, Jeff	B4/ Mug Hunters	23	4	0.852
3	Sandoval, Alberto	B4/ Mug Hunters	23	5	0.821
	Massengill, Chad	E6/ BullsHitters	23	5	0.821
	Blessing, Justin	H7/ Lunchbox in the Alley	23	5	0.821
6	Rudy, Jeff	D5/ Dublin-Dublout	20	5	0.800
7	Iager, John	H3/ Grateful Darts	19	5	0.792
8	Lloyd, Billy	B3/ Is It In?	17	5	0.773
9	Marks, Ted	E6/ BullsHitters	20	6	0.769
	Tanner, Dave	F3/ Projectile Dysfunction	20	6	0.769
11	Spaulding, Paul	G6/ Brown's Bombers	21	7	0.750
	Heimbach, Matt	A4/ Lunatic Fringe	12	4	0.750
13	Fitzgerald, Aaron	C7/ Big Bulls	20	7	0.741
14	Leggett, Alyssa	G2/ We Be Triplin	22	8	0.733
	Schlesinger, Marty	H7/ Lunchbox in the Alley	22	8	0.733
16	Gabry, Greg	C5/ Fire for Effect	19	7	0.731
	Knott, Ryan	D1/ Choot 'Em!	19	7	0.731
	Bunn, Tim	E2/ Force 8 from the Planet X	19	7	0.731
	Massengill, Randy	E6/ BullsHitters	19	7	0.731
	Hamilton, Brad	F4/ Methodical Madness	19	7	0.731
21	Brown, Tom	A1/ Narfle the Element	16	6	0.727
	Clark, Dan	B1/ Overtime Outlaws	16	6	0.727
	Slawter, Mark	G8/ Five-OH! Whizzle	16	6	0.727
	Herman, Fritz	H3/ Grateful Darts	16	6	0.727
25	Deemer, Randy	G2/ We Be Triplin	21	8	0.724
26	Johnson, Steve	D5/ Dublin-Dublout	18	7	0.720
27	Raymond, Ryan	F3/ Projectile Dysfunction	20	8	0.714
	Hodgden, Eric	H4/ Bullseye of the Tiger	20	8	0.714
	Winter, Wally	D5/ Dublin-Dublout	15	6	0.714
30	Keller, Tony	B3/ Is It In?	17	7	0.708
31	Gaulthier, Kyle	A5/ Klitzkrieg	14	6	0.700
	Nettesheim, Doug	H5/ Missing Flight	14	6	0.700
	Strickland, Andrew	H6/ The Misfits	14	6	0.700
34	Wylie, John	E6/ BullsHitters	16	7	0.696
35	Copple, Matthew	C3/ Nine Lives	18	8	0.692
	Knott, Ronnie	D1/ Choot 'Em!	18	8	0.692
	O'Brien, Sean	G6/ Brown's Bombers	18	8	0.692
38	Jacobi, Paul	A4/ Lunatic Fringe	11	5	0.688
39	Kuhns, John	B4/ Mug Hunters	13	6	0.684
40	Burney, Gary	B7/ Excalibur	15	7	0.682
	Roemer, John	H3/ Grateful Darts	15	7	0.682
42	Johnson, Dave	E5/ Menace 2 Sobriety	19	9	0.679
	Stacy, Rod	F2/ Sharkshooters	19	9	0.679
44	Tant, J.J.	B1/ Overtime Outlaws	18	9	0.667
	Murray, Shane	A2/ Rednecks	16	8	0.667
	Toolan, Chris	C7/ Big Bulls	16	8	0.667
	Venable, Mike	F4/ Methodical Madness	16	8	0.667
	Baldwin, Randy	G2/ We Be Triplin	16	8	0.667
	Parker, Charles	B3/ Is It In?	14	7	0.667
	Lyons, Jeff	A4/ Lunatic Fringe	12	6	0.667
51	Wilcox, Randy	B8/ We're Sexy and We Throv	17	9	0.654
	McNamara, Tim	C1/ 1 to Potato	17	9	0.654
	Thomas, Brent	D3/ Leftovers	17	9	0.654
	Steppe, Mike	F3/ Projectile Dysfunction	17	9	0.654
	Huffman, David	G6/ Brown's Bombers	17	9	0.654
56	Gardner, Kyle	C6/ Coral Reefers	13	7	0.650
	Metters, Paul	G1/ Sofa Kings	13	7	0.650
58	Boutieller, Nick	G3/ 8T0 Proof	18	10	0.643
	Howard, Meghan	H4/ Bullseye of the Tiger	18	10	0.643
60	Martinez, Vicente	B4/ Mug Hunters	16	9	0.640
	Watson, Jeff, Sr.	C1/ 1 to Potato	16	9	0.640
62	(six tied - 1 1in A, 2 in C, 1 in D, 1 in E, 1 in F)		14	8	0.636

Fall 2012 RDL Top Singles+Doubles Win %-ages, All-Star Point Aves. (League-wide) (FINAL!)

(There are no missing statistics, as all scoresheets from the entire season have been received.)

(Game mins. required for these listings: 32 for all A div. teams, 35 for teams C3, D5, D7, E2, F1, F6, H2 & H3 due to a forfeit received, 37 for all other teams)

	Singles+Doubles Win Percentages		W	L	%-age
1	Phillips, Robbie	A1/ Narfle the Element	35	3	0.921
2	Blessing, Justin	H7/ Lunchbox in the Alley	47	6	0.887
3	Sandoval, Alberto	B4/ Mug Hunters	41	6	0.872
4	Lloyd, Billy	B3/ Is It In?	42	8	0.840
5	Massengill, Chad	E6/ BullsHitters	45	9	0.833
6	Iager, John	H3/ Grateful Darts	38	9	0.809
7	Bunn, Tim	E2/ Force 8 from the Planet X	42	10	0.808
	Hamilton, Brad	F4/ Methodical Madness	42	10	0.808
9	Seward, Mike	A5/ Klitzkrieg	34	9	0.791
10	Tanner, Dave	F3/ Projectile Dysfunction	41	11	0.788
11	Heimbach, Matt	A4/ Lunatic Fringe	25	7	0.781
12	Deemer, Randy	G2/ We Be Triplin	44	13	0.772
13	McNamara, Tim	C1/ 1 to Potato	36	11	0.766
14	Brown, Tom	A1/ Narfle the Element	35	11	0.761
15	Fournier, Jeff	B4/ Mug Hunters	38	12	0.760
	Rudy, Jeff	D5/ Dublin-Dublout	38	12	0.760
17	Murray, Shane	A2/ Rednecks	37	12	0.755
18	Wilcox, Randy	B8/ We're Sexy and We Throv	39	13	0.750
	Huffman, David	G6/ Brown's Bombers	39	13	0.750
	Gaulthier, Kyle	A5/ Klitzkrieg	30	10	0.750
21	Kubel, Tom	D7/ Blind Squirrels	32	11	0.744
22	Marks, Ted	E6/ BullsHitters	37	13	0.740
23	Stacy, Rod	F2/ Sharkshooters	41	15	0.732
24	Krestalude, Andy	G3/ 8T0 Proof	38	14	0.731
25	Slawter, Mark	G8/ Five-OH! Whizzle	32	12	0.727
26	Gardner, Kyle	C6/ Coral Reefers	31	12	0.721
27	Loving, Roger	F4/ Methodical Madness	28	11	0.718
28	Leggett, Alyssa	G2/ We Be Triplin	43	17	0.717
29	Massengill, Randy	E6/ BullsHitters	35	14	0.714
30	Baldwin, Randy	G2/ We Be Triplin	32	13	0.711
	Herman, Fritz	H3/ Grateful Darts	32	13	0.711
32	Raymond, Ryan	F3/ Projectile Dysfunction	39	16	0.709
33	Keller, Tony	B3/ Is It In?	35	15	0.700
	Martinez, Vicente	B4/ Mug Hunters	35	15	0.700
35	Goss, Matt	C5/ Fire for Effect	30	13	0.698
36	Blake, Brian	A2/ Rednecks	25	11	0.694
37	Tant, J.J.	B1/ Overtime Outlaws	38	17	0.691
	Rube, Bob	G4/ UZMAgain	38	17	0.691
39	Mays, John	C3/ Nine Lives	37	17	0.685
40	Whitehead, Lee	C1/ 1 to Potato	28	13	0.683
41	Strickland, Andrew	H6/ The Misfits	30	14	0.682
42	Wylie, John	E6/ BullsHitters	32	15	0.681
43	Johnson, Dave	E5/ Menace 2 Sobriety	38	18	0.679
44	Dudley, Debbie	H7/ Lunchbox in the Alley	42	20	0.677
45	Hoyt, David	C8/ Rif Raf	32	16	0.667
	Therrien, Dan	F8/ Y'All Ain't Ready!	26	13	0.667
	Nettesheim, Doug	H5/ Missing Flight	26	13	0.667
48	Spaulding, Paul	G6/ Brown's Bombers	37	19	0.661
49	Watson, Jeff, Sr.	C1/ 1 to Potato	35	18	0.660
	Steppe, Mike	F3/ Projectile Dysfunction	35	18	0.660
51	Johnson, Steve	D5/ Dublin-Dublout	33	17	0.660
52	Knight, Mark	A1/ Narfle the Element	24	13	0.649
53	Chaney, Bill	E1/ Wire We Back	33	18	0.647
	Schoch, Adam	H2/ The Duck Stops Here	33	18	0.647
55	Healy, Simon	A6/ Triple Threats	31	17	0.646
56	Reitano, Sal	B2/ The Brews Bros	36	20	0.643
	Zelinack, Jason	B1/ Overtime Outlaws	36	20	0.643
	Knott, Ryan	D1/ Choot 'Em!	27	15	0.643
59	Gabry, Greg	C5/ Fire for Effect	34	19	0.642
	Klimanskis, Mark	F1/ Double Tap	34	19	0.642
61	Knott, Ronnie	D1/ Choot 'Em!	32	18	0.640
62	Price, Brady	E5/ Menace 2 Sobriety	33	19	0.635
	Polenz, Steve	F1/ Double Tap	33	19	0.635
64	Blackwelder, Deborah	E1/ Wire We Back	26	15	0.634
	Goyen, Dave	E2/ Force 8 from the Planet X	26	15	0.634

	All-Star Point Averages		ASP	TGP	Ave.
1	Phillips, Robbie	A1/ Narfle the Element	94.5	38	2.487
2	Blake, Brian	A2/ Rednecks	79.0	36	2.194
3	Healy, Simon	A6/ Triple Threats	102.5	48	2.135
4	Gaulthier, Kyle	A5/ Klitzkrieg	79.0	40	1.975
5	Murray, Shane	A2/ Rednecks	93.0	49	1.898
6	Tan, Wil	A1/ Narfle the Element	65.5	38	1.724
7	Brown, Tom	A1/ Narfle the Element	76.5	46	1.663
8	Seward, Mike	A5/ Klitzkrieg	67.5	43	1.570
9	Lloyd, Billy	B3/ Is It In?	77.5	50	1.550
10	Stankevich, Scott	A2/ Rednecks	69.5	50	1.390
11	Crites, Randy	A6/ Triple Threats	52.5	40	1.313
12	Lyons, Jeff	A4/ Lunatic Fringe	45.0	36	1.250
13	Heimbach, Matt	A4/ Lunatic Fringe	39.5	32	1.234
14	Kenney, Jon	A1/ Narfle the Element	49.0	40	1.225
15	Wilcox, Randy	B8/ We're Sexy and We Throv	61.5	52	1.183
16	Zelinack, Jason	B1/ Overtime Outlaws	66.0	56	1.179
17	Mozzetti, Tim	A3/ Appetite for Destruction	55.5	49	1.133
18	Mitchell, Sid	A3/ Appetite for Destruction	55.0	49	1.122
19	Persson, Kenny	A5/ Klitzkrieg	42.0	38	1.105
20	Ray, Robert	A3/ Appetite for Destruction	39.5	36	1.097
21	Fischlein, Kris	A6/ Triple Threats	39.5	37	1.068
22	Budelman, Jim	A4/ Lunatic Fringe	42.5	40	1.063
23	Whitehead, Lee	C1/ 1 to Potato	42.0	41	1.024
24	Martinez, Vicente	B4/ Mug Hunters	51.0	50	1.020
25	VanValkenburgh, Jasc	A2/ Rednecks	35.5	35	1.014
26	Hoyt, David	C8/ Rif Raf	48.0	48	1.000
	Terry, Bob	A4/ Lunatic Fringe	40.0	40	1.000
28	Massengill, Randy	E6/ BullsHitters	47.5	49	0.969
29	McNamara, Tim	C1/ 1 to Potato	45.5	47	0.968
30	Sandoval, Alberto	B4/ Mug Hunters	45.0	47	0.957
31	Eason, Joel	A4/ Lunatic Fringe	36.0	38	0.947
	Grubb, Ed	B6/ Pulled Cork	36.0	38	0.947
33	Butters, Scott	A7/ Pour Boys	45.0	48	0.938
	Berstler, Justin	A5/ Klitzkrieg	37.5	40	0.938
35	Keller, Tony	B3/ Is It In?	46.5	50	0.930
36	Reitano, Sal	B2/ The Brews Bros	52.0	56	0.929
37	Gaglione, Joey	A5/ Klitzkrieg	39.5	43	0.919
38	Tant, J.J.	B1/ Overtime Outlaws	50.5	55	0.918
39	Hamilton, Billy	A4/ Lunatic Fringe	35.0	39	0.897
40	Johnson, Michael	A6/ Triple Threats	43.0	48	0.896
41	Carroll, John	B4/ Mug Hunters	37.5	42	0.893
42	Raquet, Michael	E3/ Hammered Heads	49.5	57	0.868
43	Massengill, Chad	E6/ BullsHitters	46.5	54	0.861
44	Jacobi, Paul	A4/ Lunatic Fringe	29.0	34	0.853
45	Scott, Lee	A2/ Rednecks	34.0	40	0.850
46	Dunleavy, John	B6/ Pulled Cork	32.5	39	0.833
47	Hamilton, Brad	F4/ Methodical Madness	42.0	52	0.808
48	Bryant, Whit	B2/ The Brews Bros	46.5	58	0.802
49	Jeffcoat, Doug	A5/ Klitzkrieg	29.5	37	0.797
50	Anderson, Ryan	B5/ Knockers & Nuts	40.0	51	0.784
51	Ohrberg, Keith	C8/ Rif Raf	37.5	49	0.765
52	Gelberg, Dave	A6/ Triple Threats	31.0	41	0.756
53	Hindle, Mikey	B7/ Excalibur	38.5	51	0.755
54	Kubel, Tom	D7/ Blind Squirrels	32.0	43	0.744
55	Simpson, David	E8/ Home Grown Wolves	35.5	48	0.740
56	Klann, Eric	B8/ We're Sexy and We Throv	34.5	47	0.734
57	Allison, Frank	D4/ Sharky's Machine	33.0	46	0.717
58	Johnson, Dave	E5/ Menace 2 Sobriety	39.5	56	0.705
59	McCurry, Justin	A3/ Appetite for Destruction	33.0	47	0.702
60	Beaudoin, Paul	A7/ Pour Boys	35.0	50	0.700
61	Clark, Dan	B1/ Overtime Outlaws	33.5	48	0.698
62	Flood, Tom	A3/ Appetite for Destruction	34.0	49	0.694
63	Bunn, Tim	E2/ Force 8 from the Planet X	36.0	52	0.692
64	Spaulding, Paul	G6/ Brown's Bombers	38.5	56	0.688
	Parker, Charles	B3/ Is It In?	27.5	40	0.688

Fall 2012 RDL Singles, Doubles Win Percentages (by team) (FINAL!)

(All statistics are included, as there were no missing scoresheets this season)

Singles Win Percentages

		W	L	%-age
1	A1/ Narfle the Element	99	45	0.688
2	F3/ Projectile Dysfunction	108	60	0.643
3	B3/ Is It In?	105	63	0.625
	F4/ Methodical Madness	105	63	0.625
5	C1/ 1 to Potato	102	64	0.614
6	H7/ Lunchbox in the Alley	99	64	0.607
7	B4/ Mug Hunters	102	66	0.607
8	H1/ Bel Biv Dethrow	101	66	0.605
9	E6/ BullsHitters	101	67	0.601
10	A5/ Klitzkrieg	86	58	0.597
11	A2/ Rednecks	84	59	0.587
12	G2/ We Be Triplin	98	70	0.583
13	C5/ Fire for Effect	93	75	0.554
	D3/ Leftovers	93	75	0.554
15	D5/ Dublin-Dublout	86	70	0.551
16	G6/ Brown's Bombers	92	76	0.548
17	H6/ The Misfits	91	77	0.542
18	E5/ Menace 2 Sobriety	89	79	0.530
	G3/ 8T0 Proof	89	79	0.530
20	F5/ One Armed Bandits	82	74	0.526
21	B5/ Knockers & Nuts	88	80	0.524
22	H3/ Grateful Darts	81	74	0.523
23	C3/ Nine Lives	80	74	0.519
24	B1/ Overtime Outlaws	87	81	0.518
25	A4/ Lunatic Fringe	74	70	0.514
26	E2/ Force 8 from the Planet XXX	80	76	0.513
27	C2/ Ale-ing Archers	86	82	0.512
	G8/ Five-OH! Whizzle	86	82	0.512
29	G4/ UZMAgain	85	83	0.506
30	B6/ Pulled Cork	84	84	0.500
	C6/ Coral Reefers	84	84	0.500
	D1/ Choot 'Em!	84	84	0.500
	D2/ Throwin Stones	84	84	0.500
	D4/ Sharky's Machine	84	84	0.500
	E4/ Death Throw	84	84	0.500
	F2/ Sharkshooters	84	84	0.500
37	C8/ Rif Raf	83	85	0.494
	E1/ Wire We Back	83	85	0.494
39	F6/ Better Late than Never	76	80	0.487
40	D7/ Blind Squirrels	69	75	0.479
41	D8/ Tattoo the Red Eye	79	89	0.470
	E3/ Hammered Heads	79	89	0.470
43	A6/ Triple Threats	67	77	0.465
44	C7/ Big Bulls	78	90	0.464
45	F1/ Double Tap	72	84	0.462
46	G5/ Flying Blind Squirrels	77	91	0.458
47	E8/ Home Grown Wolves	71	85	0.455
48	H2/ The Duck Stops Here	67	84	0.444
49	D6/ Carry Oakie	69	87	0.442
50	G7/ Tips & Shafts	74	94	0.440
51	E7/ Brawlers	73	95	0.435
52	H8/ Onemoregin	62	82	0.431
53	H5/ Missing Flight	72	96	0.429
54	G1/ Sofa Kings	71	97	0.423
55	B7/ Excalibur	70	98	0.417
56	F8/ Y'All Ain't Ready!	64	91	0.413
57	B8/ We're Sexy and We Throw It	69	99	0.411
	H4/ Bullseye of the Tiger	69	99	0.411
59	B2/ The Brews Bros	67	101	0.399
60	A3/ Appetite for Destruction	51	92	0.357
61	F7/ Frank	56	111	0.335
62	C4/ Ted's Blue Waffle Emporium	52	104	0.333
63	A7/ Pour Boys	42	102	0.292

Doubles Win Percentages

		W	L	%-age
1	E6/ BullsHitters	59	25	0.702
2	F3/ Projectile Dysfunction	58	26	0.690
3	H7/ Lunchbox in the Alley	56	28	0.667
4	B3/ Is It In?	55	29	0.655
	B4/ Mug Hunters	55	29	0.655
6	D5/ Dublin-Dublout	49	29	0.628
7	A1/ Narfle the Element	45	27	0.625
	A4/ Lunatic Fringe	45	27	0.625
9	G2/ We Be Triplin	51	33	0.607
10	D1/ Choot 'Em!	50	34	0.595
	F4/ Methodical Madness	50	34	0.595
12	F5/ One Armed Bandits	46	32	0.590
13	D3/ Leftovers	49	35	0.583
	A2/ Rednecks	42	30	0.583
15	H3/ Grateful Darts	45	33	0.577
16	C1/ 1 to Potato	48	36	0.571
	C5/ Fire for Effect	48	36	0.571
	C7/ Big Bulls	48	36	0.571
	G6/ Brown's Bombers	48	36	0.571
20	A5/ Klitzkrieg	41	31	0.569
21	B1/ Overtime Outlaws	47	37	0.560
22	D6/ Carry Oakie	43	35	0.551
23	G4/ UZMAgain	46	38	0.548
	H6/ The Misfits	46	38	0.548
25	C3/ Nine Lives	42	36	0.538
26	E4/ Death Throw	45	39	0.536
27	B7/ Excalibur	43	41	0.512
	G1/ Sofa Kings	43	41	0.512
	G3/ 8T0 Proof	43	41	0.512
30	E5/ Menace 2 Sobriety	42	42	0.500
	E7/ Brawlers	42	42	0.500
	H5/ Missing Flight	42	42	0.500
33	D2/ Throwin Stones	41	43	0.488
	G8/ Five-OH! Whizzle	41	43	0.488
	H4/ Bullseye of the Tiger	41	43	0.488
36	E2/ Force 8 from the Planet XXX	38	40	0.487
	F8/ Y'All Ain't Ready!	38	40	0.487
38	E3/ Hammered Heads	40	44	0.476
39	F2/ Sharkshooters	39	45	0.464
	H1/ Bel Biv Dethrow	39	45	0.464
41	F1/ Double Tap	36	42	0.462
42	B2/ The Brews Bros	38	46	0.452
	C6/ Coral Reefers	38	46	0.452
44	C4/ Ted's Blue Waffle Emporium	35	43	0.449
45	B6/ Pulled Cork	37	47	0.440
	C8/ Rif Raf	37	47	0.440
	E1/ Wire We Back	37	47	0.440
48	D4/ Sharky's Machine	35	49	0.417
49	C2/ Ale-ing Archers	34	50	0.405
	G5/ Flying Blind Squirrels	34	50	0.405
51	D7/ Blind Squirrels	29	43	0.403
52	F6/ Better Late than Never	31	47	0.397
53	B8/ We're Sexy and We Throw It	33	51	0.393
54	H2/ The Duck Stops Here	30	48	0.385
55	A3/ Appetite for Destruction	27	45	0.375
	A6/ Triple Threats	27	45	0.375
57	G7/ Tips & Shafts	30	54	0.357
58	A7/ Pour Boys	25	47	0.347
	H8/ Onemoregin	25	47	0.347
60	B5/ Knockers & Nuts	28	56	0.333
	D8/ Tattoo the Red Eye	28	56	0.333
	E8/ Home Grown Wolves	26	52	0.333
63	F7/ Frank	26	58	0.310

Fall 2012 RDL Singles+Doubles Win %-ages, All-Star Point Aves. (by team) (FINAL!)

(All statistics are included, as there were no missing scoresheets this season)

Singles+Doubles Win Percentages

		W	L	%-age
1	F3/ Projectile Dysfunction	224	112	0.667
2	A1/ Narfle the Element	189	99	0.656
3	E6/ BullsHitters	219	117	0.652
4	B3/ Is It In?	215	121	0.640
5	H7/ Lunchbox in the Alley	211	120	0.637
6	B4/ Mug Hunters	212	124	0.631
7	F4/ Methodical Madness	205	131	0.610
8	G2/ We Be Triplin	200	136	0.595
9	C1/ 1 to Potato	198	136	0.593
10	D5/ Dublin-Dublout	184	128	0.590
11	A2/ Rednecks	168	119	0.585
12	A5/ Klitzkrieg	168	120	0.583
13	A4/ Lunatic Fringe	164	124	0.569
14	D3/ Leftovers	191	145	0.568
15	C5/ Fire for Effect	189	147	0.563
16	G6/ Brown's Bombers	188	148	0.560
17	F5/ One Armed Bandits	174	138	0.558
18	H3/ Grateful Darts	171	140	0.550
19	D1/ Choot 'Em!	184	152	0.548
20	H6/ The Misfits	183	153	0.545
21	B1/ Overtime Outlaws	181	155	0.539
22	H1/ Bel Biv Dethrow	179	156	0.534
23	C3/ Nine Lives	164	146	0.529
24	G4/ UZMAgain	177	159	0.527
25	G3/ 8T0 Proof	175	161	0.521
26	C7/ Big Bulls	174	162	0.518
	E4/ Death Throw	174	162	0.518
28	E5/ Menace 2 Sobriety	173	163	0.515
29	G8/ Five-OH! Whizzle	168	168	0.500
	E2/ Force 8 from the Planet XXX	156	156	0.500
31	D6/ Carry Oakie	155	157	0.497
32	D2/ Throwin Stones	166	170	0.494
33	F2/ Sharkshooters	162	174	0.482
34	C6/ Coral Reefers	160	176	0.476
35	E3/ Hammered Heads	159	177	0.473
36	B6/ Pulled Cork	158	178	0.470
37	C8/ Rif Raf	157	179	0.467
	E1/ Wire We Back	157	179	0.467
	E7/ Brawlers	157	179	0.467
	G1/ Sofa Kings	157	179	0.467
41	B7/ Excalibur	156	180	0.464
	H5/ Missing Flight	156	180	0.464
43	F1/ Double Tap	144	168	0.462
44	C2/ Ale-ing Archers	154	182	0.458
	D4/ Sharky's Machine	154	182	0.458
46	F8/ Y'All Ain't Ready!	140	171	0.450
47	H4/ Bullseye of the Tiger	151	185	0.449
48	F6/ Better Late than Never	138	174	0.442
49	D7/ Blind Squirrels	127	161	0.441
50	G5/ Flying Blind Squirrels	145	191	0.432
51	B5/ Knockers & Nuts	144	192	0.429
52	B2/ The Brews Bros	143	193	0.426
53	A6/ Triple Threats	121	167	0.420
54	H2/ The Duck Stops Here	127	180	0.414
55	B8/ We're Sexy and We Throw It	135	201	0.402
	D8/ Tattoo the Red Eye	135	201	0.402
57	G7/ Tips & Shafts	134	202	0.399
58	E8/ Home Grown Wolves	123	189	0.394
59	C4/ Ted's Blue Waffle Emporium	122	190	0.391
60	H8/ Onemoregin	112	176	0.389
61	A3/ Appetite for Destruction	105	182	0.366
62	F7/ Frank	108	227	0.322
63	A7/ Pour Boys	92	196	0.319

All-Star Point Averages

		ASP	TGP	Ave.
1	A1/ Narfle the Element	408.5	288	1.418
2	A2/ Rednecks	399.5	287	1.392
3	A5/ Klitzkrieg	344.5	288	1.196
4	A6/ Triple Threats	295.0	288	1.024
5	A4/ Lunatic Fringe	292.5	288	1.016
6	A3/ Appetite for Destruction	255.0	287	0.889
7	B3/ Is It In?	253.5	336	0.754
8	B4/ Mug Hunters	249.5	336	0.743
9	B1/ Overtime Outlaws	216.5	336	0.644
10	C1/ 1 to Potato	214.0	334	0.641
11	A7/ Pour Boys	181.0	288	0.628
12	E6/ BullsHitters	196.5	336	0.585
13	B6/ Pulled Cork	178.5	336	0.531
14	B5/ Knockers & Nuts	177.5	336	0.528
15	B7/ Excalibur	176.0	336	0.524
16	C8/ Rif Raf	174.0	336	0.518
17	F3/ Projectile Dysfunction	166.5	336	0.496
18	B2/ The Brews Bros	163.0	336	0.485
19	E3/ Hammered Heads	161.0	336	0.479
20	C6/ Coral Reefers	159.5	336	0.475
21	B8/ We're Sexy and We Throw It	159.0	336	0.473
22	C7/ Big Bulls	158.0	336	0.470
23	C5/ Fire for Effect	152.0	336	0.452
24	F4/ Methodical Madness	149.0	336	0.443
25	C2/ Ale-ing Archers	148.5	336	0.442
	D3/ Leftovers	148.5	336	0.442
27	D1/ Choot 'Em!	148.0	336	0.440
28	C3/ Nine Lives	135.5	310	0.437
29	E5/ Menace 2 Sobriety	145.5	336	0.433
30	G6/ Brown's Bombers	144.0	336	0.429
31	D4/ Sharky's Machine	138.5	336	0.412
32	G2/ We Be Triplin	137.0	336	0.408
33	E2/ Force 8 from the Planet XXX	121.5	312	0.389
34	D6/ Carry Oakie	120.5	312	0.386
35	G3/ 8T0 Proof	129.5	336	0.385
36	E1/ Wire We Back	129.0	336	0.384
37	D2/ Throwin Stones	127.5	336	0.379
38	E4/ Death Throw	126.5	336	0.376
39	F5/ One Armed Bandits	116.5	312	0.373
40	E7/ Brawlers	125.0	336	0.372
41	E8/ Home Grown Wolves	116.0	312	0.372
42	D7/ Blind Squirrels	104.5	288	0.363
43	D5/ Dublin-Dublout	112.0	312	0.359
44	G1/ Sofa Kings	120.5	336	0.359
45	G4/ UZMAgain	116.5	336	0.347
46	G8/ Five-OH! Whizzle	116.0	336	0.345
47	F8/ Y'All Ain't Ready!	106.0	311	0.341
48	C4/ Ted's Blue Waffle Emporium	105.5	312	0.338
49	F2/ Sharkshooters	112.5	336	0.335
50	G5/ Flying Blind Squirrels	107.5	336	0.320
	G7/ Tips & Shafts	107.5	336	0.320
52	D8/ Tattoo the Red Eye	104.5	336	0.311
53	H1/ Bel Biv Dethrow	99.5	335	0.297
54	F6/ Better Late than Never	92.5	312	0.296
55	H6/ The Misfits	97.0	336	0.289
56	H7/ Lunchbox in the Alley	95.0	331	0.287
57	H3/ Grateful Darts	86.5	311	0.278
58	F1/ Double Tap	84.5	312	0.271
59	F7/ Frank	90.0	335	0.269
60	H8/ Onemoregin	72.0	288	0.250
61	H5/ Missing Flight	74.5	336	0.222
62	H4/ Bullseye of the Tiger	71.5	336	0.213
63	H2/ The Duck Stops Here	59.5	307	0.194

	Singles 301	Singles Cricket	Singles Record	Singles Win %-age	Doubles Cricket	Doubles 501	Doubles Record	Doubles Win %-age	Sngls + Dbls Record	Sngls + Dbls Win %-age	Tiebreaker Ws	Tiebreaker Ls	All-Star Points	Games Played	All-Star Point Average
A1/ Narfle the Element	48 24	51 21	99 45	0.688	24 12	21 15	45 27	0.625	189 99	0.656	0	0	408.5	288	1.418
A 10 Kilts, Jason	2 1	0 2	2 3	0.400	5 1	4 0	9 1	0.900	11 4	0.733	0	0	15.5	15	1.033
A 11 Beeson, Robb	4 3	6 2	10 5	0.667	4 2	1 7	5 9	0.357	15 14	0.517	0	0	26.5	29	0.914
A 12 Brown, Tom	10 2	9 3	19 5	0.792	8 4	8 2	16 6	0.727	35 11	0.761	0	0	76.5	46	1.663
A 13 Dziczkowski, Jeremy	1 0	0 1	1 1	0.500	1 0	1 0	2 0	1.000	3 1	0.750	0	0	3.0	4	0.750
A 14 Kenney, Jon	5 5	5 5	10 10	0.500	6 3	6 5	12 8	0.600	22 18	0.550	0	0	49.0	40	1.225
A 15 Knight, Mark	8 3	6 1	14 4	0.778	6 4	4 5	10 9	0.526	24 13	0.649	0	0	25.0	37	0.676
A 16 Phillips, Robbie	9 1	10 0	19 1	0.950	9 1	7 1	16 2	0.889	35 3	0.921	0	0	94.5	38	2.487
A 17 Smith, Allen	1 2	2 2	3 4	0.429	2 2	2 2	4 4	0.500	7 8	0.467	0	0	21.0	15	1.400
A 18 Tan, Wil	7 3	7 3	14 6	0.700	3 5	7 3	10 8	0.556	24 14	0.632	0	0	65.5	38	1.724
A 19 Wall, Keith	1 4	6 2	7 6	0.538	4 2	2 5	6 7	0.462	13 13	0.500	0	0	32.0	26	1.231
A2/ Rednecks	41 30	43 29	84 59	0.587	22 14	20 16	42 30	0.583	168 119	0.585	0	0	399.5	287	1.392
A 20 Cusher, Dean	1 4	3 3	4 7	0.364	2 3	2 2	4 5	0.444	8 12	0.400	0	0	23.5	20	1.175
A 21 Murray, Shane	13 0	8 4	21 4	0.840	8 4	8 4	16 8	0.667	37 12	0.755	0	0	93.0	49	1.898
A 22 Stankevich, Scott "Gramps	4 6	6 7	10 13	0.435	7 6	9 5	16 11	0.593	26 24	0.520	0	0	69.5	50	1.390
A 23 Scott, Lee	5 6	5 5	10 11	0.476	8 2	3 6	11 8	0.579	21 19	0.525	0	0	34.0	40	0.850
A 24 Blake, Brian	7 2	8 1	15 3	0.833	5 4	5 4	10 8	0.556	25 11	0.694	0	0	79.0	36	2.194
A 25 Chavis, Marshall	0 1	1 0	1 1	0.500	0 1	0 1	0 2	0.000	1 3	0.250	0	0	6.0	4	1.500
A 26 Sturgeon, Eric	4 3	4 4	8 7	0.533	5 2	4 3	9 5	0.643	17 12	0.586	0	0	31.5	29	1.086
A 27 VanValkenburgh, Jason	4 5	5 3	9 8	0.529	5 3	6 4	11 7	0.611	20 15	0.571	0	0	35.5	35	1.014
A 28 Murray, David "Mo'Tea"	3 3	3 2	6 5	0.545	4 3	3 3	7 6	0.538	13 11	0.542	0	0	27.5	24	1.146
A3/ Appetite for Destruction	26 45	25 47	51 92	0.357	13 23	14 22	27 45	0.375	105 182	0.366	0	0	255.0	287	0.889
A 30 Mitchell, Sid	5 7	8 5	13 12	0.520	6 6	8 4	14 10	0.583	27 22	0.551	0	0	55.0	49	1.122
A 31 Mozzetti, Tim "Tex"	6 6	5 8	11 14	0.440	6 6	7 5	13 11	0.542	24 25	0.490	0	0	55.5	49	1.133
A 32 Flood, Tom	4 8	3 9	7 17	0.292	5 7	2 11	7 18	0.280	14 35	0.286	0	0	34.0	49	0.694
A 33 Pharo, John	2 6	3 6	5 12	0.294	4 5	1 8	5 13	0.278	10 25	0.286	0	0	21.5	35	0.614
A 34 Strickland, Jon	2 4	2 2	4 6	0.400	1 5	2 4	3 9	0.250	7 15	0.318	0	0	16.5	22	0.750
A 35 McCurry, Justin	4 8	2 10	6 18	0.250	2 10	3 8	5 18	0.217	11 36	0.234	0	0	33.0	47	0.702
A 36 Ray, Robert	3 6	2 7	5 13	0.278	2 7	5 4	7 11	0.389	12 24	0.333	0	0	39.5	36	1.097
A4/ Lunatic Fringe	36 36	38 34	74 70	0.514	21 15	24 12	45 27	0.625	164 124	0.569	0	7	292.5	288	1.016
A 40 Jacobi, Paul	5 5	3 5	8 10	0.444	4 3	7 2	11 5	0.688	19 15	0.559	0	1	29.0	34	0.853
A 41 Terry, Bob	6 5	7 3	13 8	0.619	7 3	5 4	12 7	0.632	25 15	0.625	0	1	40.0	40	1.000
A 42 Budelman, Jim	5 5	8 2	13 7	0.650	5 5	7 3	12 8	0.600	25 15	0.625	0	1	42.5	40	1.063
A 43 Eason, Joel	5 5	4 6	9 11	0.450	3 5	6 4	9 9	0.500	18 20	0.474	0	1	36.0	38	0.947
A 44 Bakowski, Adam	2 1	2 6	4 7	0.364	5 4	6 3	11 7	0.611	15 14	0.517	0	1	25.5	29	0.879
A 45 Hamilton, Billy	3 8	4 5	7 13	0.350	6 5	5 3	11 8	0.579	18 21	0.462	0	1	35.0	39	0.897
A 46 Heimbach, Matt	6 2	7 1	13 3	0.813	6 2	6 2	12 4	0.750	25 7	0.781	0	0	39.5	32	1.234
A 47 Hoffmann, Steve	0 0	0 0	0 0	#DIV/0!	0 0	0 0	0 0	#DIV/0!	0 0	#DIV/0!	0	0	0.0	0	#DIV/0!
A 48 Lyons, Jeff	4 5	3 6	7 11	0.389	6 3	6 3	12 6	0.667	19 17	0.528	0	1	45.0	36	1.250
A5/ Klitzkrieg	41 31	45 27	86 58	0.597	22 14	19 17	41 31	0.569	168 120	0.583	12	0	344.5	288	1.196
A 50 Seward, Mike	10 1	11 0	21 1	0.955	8 3	5 5	13 8	0.619	34 9	0.791	2	0	67.5	43	1.570
A 51 Berstler, Justin	4 5	6 5	10 10	0.500	6 4	5 5	11 9	0.550	21 19	0.525	1	0	37.5	40	0.938
A 52 Davis, Jimmy	6 2	5 3	11 5	0.688	6 2	6 1	12 3	0.800	23 8	0.742	1	0	48.5	31	1.565
A 53 Gaulthier, Kyle	7 3	9 1	16 4	0.800	7 3	7 3	14 6	0.700	30 10	0.750	1	0	79.0	40	1.975
A 54 Jeffcoat, Doug	3 4	4 7	7 11	0.389	4 6	5 4	9 10	0.474	16 21	0.432	1	0	29.5	37	0.797
A 55 Persson, Kenny	4 5	6 3	10 8	0.556	6 4	1 9	7 13	0.350	17 21	0.447	2	0	42.0	38	1.105
A 56 Witz, Steve	1 6	0 2	1 8	0.111	0 2	2 3	2 5	0.286	3 13	0.188	2	0	1.0	16	0.063
A 57 Gaglione, Joey	6 5	4 6	10 11	0.476	7 4	7 4	14 8	0.636	24 19	0.558	2	0	39.5	43	0.919
A6/ Triple Threats	36 36	31 41	67 77	0.465	17 19	10 26	27 45	0.375	121 167	0.420	0	7	295.0	288	1.024
A 60 Denton, Fon	2 10	0 2	2 12	0.143	4 4	1 4	5 8	0.385	7 20	0.259	0	1	2.0	27	0.074
A 61 Healy, Simon	8 4	10 2	18 6	0.750	10 2	3 9	13 11	0.542	31 17	0.646	0	1	102.5	48	2.135
A 62 Johnson, Michael	8 4	5 7	13 11	0.542	4 8	4 8	8 16	0.333	21 27	0.438	0	1	43.0	48	0.896
A 63 Fischlein, Kris	3 2	3 9	6 11	0.353	4 5	2 9	6 14	0.300	12 25	0.324	0	1	39.5	37	1.068
A 64 Crites, Randy	7 3	6 4	13 7	0.650	3 7	4 6	7 13	0.350	20 20	0.500	0	1	52.5	40	1.313
A 65 Bither, Dana	1 7	3 9	4 16	0.200	1 7	3 6	4 13	0.235	8 29	0.216	0	1	19.5	37	0.527
A 66 Gelberg, Dave	6 5	4 6	10 11	0.476	7 3	3 7	10 10	0.500	20 21	0.488	0	0	31.0	41	0.756
A 67 Umstead, Randy	1 1	0 2	1 3	0.250	1 2	0 3	1 5	0.167	2 8	0.200	0	1	5.0	10	0.500
A7/ Pour Boys	23 49	19 53	42 102	0.292	7 29	18 18	25 47	0.347	92 196	0.319	0	0	181.0	288	0.628
A 70 Butters, Scott	7 5	6 6	13 11	0.542	2 10	5 7	7 17	0.292	20 28	0.417	0	0	45.0	48	0.938
A 71 Butters, Kent	1 6	2 5	3 11	0.214	2 5	3 5	5 10	0.333	8 21	0.276	0	0	14.0	29	0.483
A 72 Lane, Tim	3 4	2 5	5 9	0.357	0 7	4 2	4 9	0.308	9 18	0.333	0	0	15.5	27	0.574
A 73 Holland, Steve	5 6	3 8	8 14	0.364	2 9	7 4	9 13	0.409	17 27	0.386	0	0	16.5	44	0.375
A 74 Rodgers, Trey	0 13	5 7	5 20	0.200	4 9	8 5	12 14	0.462	17 34	0.333	0	0	35.0	51	0.686
A 75 Beaudoin, Paul	5 8	1 12	6 20	0.231	3 9	6 6	9 15	0.375	15 35	0.300	0	0	35.0	50	0.700
A 76 Sellers, Mark	2 7	0 10	2 17	0.105	1 9	3 7	4 16	0.200	6 33	0.154	0	0	20.0	39	0.513

		Singles	301	Singles	Cricket	Singles	Record	Singles Win %-age	Doubles	Cricket	Doubles	501	Doubles	Record	Doubles Win %-age	Sngls + Dbls	Record	Sngls + Dbls Win %-age	Tiebreaker Ws	Tiebreaker Ls	All-Star Points	Games Played	All-Star Point Average
B1/ Overtime Outlaws		47	37	40	44	87	81	0.518	21	21	26	16	47	37	0.560	181	155	0.539	0	0	216.5	336	0.644
B 10	Clark, Dan	8	5	5	8	13	13	0.500	8	4	8	2	16	6	0.727	29	19	0.604	0	0	33.5	48	0.698
B 11	Peterson, Chris	5	8	3	5	8	13	0.381	6	7	9	3	15	10	0.600	23	23	0.500	0	0	17.0	46	0.370
B 12	Tant, J.J.	9	5	11	3	20	8	0.714	8	6	10	3	18	9	0.667	38	17	0.691	0	0	50.5	55	0.918
B 13	Crowe, Jason	4	7	2	10	6	17	0.261	6	8	6	7	12	15	0.444	18	32	0.360	0	0	16.0	50	0.320
B 14	Zelinack, Jason	9	5	11	3	20	8	0.714	7	7	9	5	16	12	0.571	36	20	0.643	0	0	66.0	56	1.179
B 15	Kerr, Jimmy	11	3	8	6	19	9	0.679	6	8	7	6	13	14	0.481	32	23	0.582	0	0	28.0	55	0.509
B 16	Inauale, Bob	1	4	0	9	1	13	0.071	1	2	3	6	4	8	0.333	5	21	0.192	0	0	5.5	26	0.212
B2/ The Brews Bros		36	48	31	53	67	101	0.399	21	21	17	25	38	46	0.452	143	193	0.426	0	7	163.0	336	0.485
B 20	Carter, Kevin	7	7	5	8	12	15	0.444	7	9	3	10	10	19	0.345	22	34	0.393	0	1	15.5	56	0.277
B 21	Reitano, Sal	8	6	11	3	19	9	0.679	10	4	7	7	17	11	0.607	36	20	0.643	0	1	52.0	56	0.929
B 22	Bryant, Whit	8	7	6	8	14	15	0.483	8	6	8	7	16	13	0.552	30	28	0.517	0	1	46.5	58	0.802
B 23	Emery, Mike	5	7	2	8	7	15	0.318	5	7	3	9	8	16	0.333	15	31	0.326	0	1	9.0	46	0.196
B 24	Emery, Brandon	0	7	0	4	0	11	0.000	1	0	1	4	2	4	0.333	2	15	0.118	0	1	3.0	17	0.176
B 25	Maccini, Billy	5	3	5	3	10	6	0.625	5	3	4	4	9	7	0.563	19	13	0.594	0	1	13.0	32	0.406
B 26	King, Adam	2	3	2	8	4	11	0.267	3	6	4	5	7	11	0.389	11	22	0.333	0	1	14.5	33	0.439
B 27	Duncan, Jeff	1	8	0	11	1	19	0.050	3	7	4	4	7	11	0.389	8	30	0.211	0	0	9.5	38	0.250
B3/ Is It In?		54	30	51	33	105	63	0.625	29	13	26	16	55	29	0.655	215	121	0.640	0	0	253.5	336	0.754
B 30	Parker, Charles	4	5	5	5	9	10	0.474	5	5	9	2	14	7	0.667	23	17	0.575	0	0	27.5	40	0.688
B 31	Lloyd, Billy	11	3	14	0	25	3	0.893	12	2	5	3	17	5	0.773	42	8	0.840	0	0	77.5	50	1.550
B 32	DeFontes, Adrienne	5	5	2	7	7	12	0.368	7	2	5	5	12	7	0.632	19	19	0.500	0	0	10.0	38	0.263
B 33	Keller, Tony	9	4	9	4	18	8	0.692	7	3	10	4	17	7	0.708	35	15	0.700	0	0	46.5	50	0.930
B 34	Varnadoe, Matt	6	2	7	1	13	3	0.813	6	2	4	2	10	4	0.714	23	7	0.767	0	0	28.5	30	0.950
B 35	Alvord, Dave	2	1	4	7	6	8	0.429	7	3	5	5	12	8	0.600	18	16	0.529	0	0	23.5	34	0.691
B 36	Mitchell, Liz	3	7	2	2	5	9	0.357	4	4	3	5	7	9	0.438	12	18	0.400	0	0	1.0	30	0.033
B 37	Mitchell, Tim	7	3	2	5	9	8	0.529	4	4	6	5	10	9	0.526	19	17	0.528	0	0	14.5	36	0.403
B 38	Banna, Ramy	7	0	6	2	13	2	0.867	6	1	5	1	11	2	0.846	24	4	0.857	0	0	24.5	28	0.875
B4/ Mug Hunters		48	36	54	30	102	66	0.607	32	10	23	19	55	29	0.655	212	124	0.631	0	0	249.5	336	0.743
B 40	Fournier, Jeff	8	4	7	4	15	8	0.652	11	2	12	2	23	4	0.852	38	12	0.760	0	0	21.5	50	0.430
B 41	Sandoval, Alberto	5	0	13	1	18	1	0.947	11	3	12	2	23	5	0.821	41	6	0.872	0	0	45.0	47	0.957
B 42	Wilson, John	5	6	3	3	8	9	0.471	7	4	4	7	11	11	0.500	19	20	0.487	0	0	20.5	39	0.526
B 43	Foushee, Eugene	7	6	8	4	15	10	0.600	4	2	3	5	7	7	0.500	22	17	0.564	0	0	23.0	39	0.590
B 44	Kuhns, John	8	6	3	5	11	11	0.500	8	1	5	5	13	6	0.684	24	17	0.585	0	0	21.5	41	0.524
B 45	Carroll, John "JC"	2	7	6	6	8	13	0.381	7	5	3	6	10	11	0.476	18	24	0.429	0	0	37.5	42	0.893
B 46	Bradshaw, Rick	5	3	3	5	8	8	0.500	5	2	2	3	7	5	0.583	15	13	0.536	0	0	29.5	28	1.054
B 47	Martinez, Vicente	8	4	11	2	19	6	0.760	11	1	5	8	16	9	0.640	35	15	0.700	0	0	51.0	50	1.020
B 48	Heil, Trent	0	0	0	0	0	0	#DIV/0!	0	0	0	0	0	0	#DIV/0!	0	0	#DIV/0!	0	0	0.0	0	#DIV/0!
B5/ Knockers & Nuts		39	45	49	35	88	80	0.524	15	27	13	29	28	56	0.333	144	192	0.429	0	0	177.5	336	0.528
B 50	Wallach, Rachel	2	6	0	0	2	6	0.250	0	0	2	4	2	4	0.333	4	10	0.286	0	0	2.0	14	0.143
B 51	Reygers, Jeff	7	6	7	6	14	12	0.538	2	12	4	8	6	20	0.231	20	32	0.385	0	0	28.0	52	0.538
B 52	Groce, Nate	7	6	5	8	12	14	0.462	4	8	4	8	8	16	0.333	20	30	0.400	0	0	21.0	50	0.420
B 53	Hopkins, Chris	2	7	7	4	9	11	0.450	6	5	1	7	7	12	0.368	16	23	0.410	0	0	16.0	39	0.410
B 54	Prusisz, Mike	3	7	6	6	9	13	0.409	4	8	3	10	7	18	0.280	16	31	0.340	0	0	21.0	47	0.447
B 55	Taylor, Eric	1	0	1	0	2	0	1.000	0	1	0	1	0	2	0.000	2	2	0.500	0	0	3.0	4	0.750
B 56	Hardison, Jon "LJ"	5	2	8	0	13	2	0.867	5	3	4	4	9	7	0.563	22	9	0.710	0	0	22.5	31	0.726
B 57	Salter, Whitney	5	5	6	7	11	12	0.478	5	8	3	9	8	17	0.320	19	29	0.396	0	0	24.0	48	0.500
B 58	Anderson, Ryan	7	6	9	4	16	10	0.615	4	9	5	7	9	16	0.360	25	26	0.490	0	0	40.0	51	0.784
B 59	Gould, Chester	0	0	0	0	0	0	#DIV/0!	0	0	0	0	0	0	#DIV/0!	0	0	#DIV/0!	0	0	0.0	0	#DIV/0!
B6/ Pulled Cork		44	40	40	44	84	84	0.500	16	26	21	21	37	47	0.440	158	178	0.470	0	0	178.5	336	0.531
B 60	Payne, Julie	1	3	0	0	1	3	0.250	0	0	0	0	0	0	#DIV/0!	1	3	0.250	0	0	0.0	4	0.000
B 61	Knight, Maridy	7	6	1	8	8	14	0.364	1	6	2	4	3	10	0.231	11	24	0.314	0	0	7.5	35	0.214
B 62	Gaulthier, Angela	5	6	2	8	7	14	0.333	5	7	7	4	12	11	0.522	19	25	0.432	0	0	11.0	44	0.250
B 63	Pleasant, Lis	2	4	3	7	5	11	0.313	3	7	4	6	7	13	0.350	12	24	0.333	0	0	17.5	36	0.486
B 64	Ackerman, Travis	3	3	7	6	10	9	0.526	4	7	8	5	12	12	0.500	22	21	0.512	0	0	19.0	43	0.442
B 65	Grubb, Ed	9	1	8	2	17	3	0.850	3	6	3	6	6	12	0.333	23	15	0.605	0	0	36.0	38	0.947
B 66	Dunleavy, John	6	3	5	6	11	9	0.550	5	5	3	6	8	11	0.421	19	20	0.487	0	0	32.5	39	0.833
B 67	Yang, Rob	6	6	4	4	10	10	0.500	6	5	7	6	13	11	0.542	23	21	0.523	0	0	23.0	44	0.523
B 68	Mayhew, Zak	5	8	10	3	15	11	0.577	5	9	8	5	13	14	0.481	28	25	0.528	0	0	32.0	53	0.604
B7/ Excalibur		31	53	39	45	70	98	0.417	21	21	22	20	43	41	0.512	156	180	0.464	0	0	176.0	336	0.524
B 70	Coyne, Kevin	0	9	0	0	0	9	0.000	0	0	0	2	0	2	0.000	0	11	0.000	0	0	1.0	11	0.091
B 71	Burney, Gary	6	4	6	6	12	10	0.545	8	4	7	3	15	7	0.682	27	17	0.614	0	0	26.5	44	0.602
B 72	Buckman, Dave	4	8	4	5	8	13	0.381	4	8	3	9	7	17	0.292	15	30	0.333	0	0	21.0	45	0.467
B 73	Hall, Josh	3	10	6	8	9	18	0.333	7	7	9	5	16	12	0.571	25	30	0.455	0	0	28.0	55	0.509
B 74	Vann, Tim	5	6	5	6	10	12	0.455	2	9	5	3	7	12	0.368	17	24	0.415	0	0	16.5	41	0.402
B 75	Hindle, Mikey	5	7	7	6	12	13	0.480	9	4	7	6	16	10	0.615	28	23	0.549	0	0	38.5	51	0.755
B 76	Bemis, Matt	0	3	4	7	4	10	0.286	4	4	5	6	9	10	0.474	13	20	0.394	0	0	15.5	33	0.470
B 77	James, Bob	8	6	7	7	15	13	0.536	8	6	8	6	16	12	0.571	31	25	0.554	0	0	29.0	56	0.518
B8/ We're Sexy and We Throw It		37	47	32	52	69	99	0.411	13	29	20	22	33	51	0.393	135	201	0.402	7	0	159.0	336	0.473
B 80	Wilcox, Julie	0	6	2	11	2	17	0.105	2	9	2	6	4	15	0.211	6	32	0.158	1	0	11.0	38	0.289
B 81	Wilcox, Randy	9	4	13	0	22	4	0.846	6	7	11	2	17	9	0.654	39	13	0.750	1	0	61.5	52	1.183
B 82	Franklin, Samantha	4	10	0	8	4	18	0.182	3	7	4	8	7	15	0.318	11	33	0.250	0	0	6.5	44	0.148
B 83	Klann, Eric	8	3	8	4	16	7	0.696	6	6	7	5	13	11	0.542	29	18	0.617	1	0	34.5	47	0.734
B 84	Scott, Kevin	1	2	3	3	4	5	0.444	0	4	3	2	3	6	0.333	7	11	0.389	1	0	7.5	18	0.417
B 85	Thorne, Scott	0	0	0	0	0	0	#DIV/0!	0	0	0	0	0	0	#DIV/0!	0	0	#DIV/0!	0	0	0.0	0	#DIV/0!
B 86	Hall, Pete	5	6	3	10	8	16	0.333	3	10	8	5	11	15	0.423	19	31	0.380	1	0	16.0	50	0.320
B 87	Johnson, Galen	3	10	0	4	3	14	0.176	1	6	2	11	3	17	0.150	6	31	0.162	1	0	6.5	37	0.176
B 88	Fournier, Chris	0	2	1	2	1	4	0.200	1	2	1	0	2	2	0.500	3	6	0.333	0	0	4.0	9	0.444
B 89	Mori, Chris	7	4	2	10	9	14	0.391	4	7	2	5	6	12	0.333	15	26	0.366	1	0	11.5	41	0.280

	Singles	301	Singles	Cricket	Singles	Record	Singles Win %-age	Doubles	Cricket	Doubles	501	Doubles	Record	Doubles Win %-age	Sngls + Dbls	Record	Sngls + Dbls Win %-age	Tiebreaker Ws	Tiebreaker Ls	All-Star Points	Games Played	All-Star Point Average
C1/ 1 to Potato	44	39	58	25	102	64	0.614	26	16	22	20	48	36	0.571	198	136	0.593	5	0	214.0	334	0.641
C 10 Watson, Jeff, Jr.	7	6	6	6	13	12	0.520	7	6	4	7	11	13	0.458	24	25	0.490	1	0	24.5	49	0.500
C 11 Gibbs, Keith	3	1	6	0	9	1	0.900	4	4	4	4	8	8	0.500	17	9	0.654	0	0	23.0	26	0.885
C 12 McNamara, Tim	7	2	12	0	19	2	0.905	10	3	7	6	17	9	0.654	36	11	0.766	1	0	45.5	47	0.968
C 13 Schmaus, Darren	8	4	9	4	17	8	0.680	8	4	6	7	14	11	0.560	31	19	0.620	1	0	27.5	50	0.550
C 14 Evans, J.P.	4	5	1	7	5	12	0.294	3	5	5	3	8	8	0.500	13	20	0.394	0	0	9.5	33	0.288
C 15 Watson, Jeff, Sr.	8	6	11	3	19	9	0.679	8	3	8	6	16	9	0.640	35	18	0.660	1	0	29.0	53	0.547
C 16 Peters, Bobby	2	9	2	5	4	14	0.222	6	3	4	4	10	7	0.588	14	21	0.400	0	0	13.0	35	0.371
C 17 Whitehead, Lee	5	6	11	0	16	6	0.727	6	4	6	3	12	7	0.632	28	13	0.683	1	0	42.0	41	1.024
C2/ Ale-ing Archers	42	42	44	40	86	82	0.512	16	26	18	24	34	50	0.405	154	182	0.458	0	0	148.5	336	0.442
C 20 Mushow, David	8	8	9	7	17	15	0.531	4	12	5	11	9	23	0.281	26	38	0.406	0	0	34.0	64	0.531
C 21 Harvey, Justin	7	7	12	4	19	11	0.633	7	5	10	5	17	10	0.630	36	21	0.632	0	0	29.5	57	0.518
C 22 Mushow, Tom	8	9	7	8	15	17	0.469	9	8	8	10	17	18	0.486	32	35	0.478	0	0	21.0	67	0.313
C 23 Greene, Sebastian	6	7	8	3	14	10	0.583	5	7	7	5	12	12	0.500	26	22	0.542	0	0	29.5	48	0.615
C 24 Rink, Matt	2	4	2	3	4	7	0.364	1	6	2	3	3	9	0.250	7	16	0.304	0	0	5.0	23	0.217
C 25 Clark, Patrick	0	0	0	0	0	0	#DIV/0!	0	0	0	0	0	0	#DIV/0!	0	0	#DIV/0!	0	0	0.0	0	#DIV/0!
C 26 Schwochow, Andy	5	3	5	4	10	7	0.588	2	6	3	4	5	10	0.333	15	17	0.469	0	0	14.0	32	0.438
C 27 Davis, Eric	6	4	1	11	7	15	0.318	4	8	1	10	5	18	0.217	12	33	0.267	0	0	15.5	45	0.344
C3/ Nine Lives	42	35	38	39	80	74	0.519	21	18	21	18	42	36	0.538	164	146	0.529	5	11	135.5	310	0.437
C 30 Romanchek, David	5	8	9	5	14	13	0.519	5	8	10	5	15	13	0.536	29	26	0.527	1	2	20.0	55	0.364
C 31 Smith, Butch	5	7	7	5	12	12	0.500	7	6	6	5	13	11	0.542	25	23	0.521	1	2	26.0	48	0.542
C 32 Copple, Matthew	6	6	4	8	10	14	0.417	9	5	9	3	18	8	0.692	28	22	0.560	0	2	31.5	50	0.630
C 33 Mays, John	12	2	10	3	22	5	0.815	9	4	6	8	15	12	0.556	37	17	0.685	1	2	29.0	54	0.537
C 34 Marsden, James	7	4	3	8	10	12	0.455	6	2	4	6	10	8	0.556	20	20	0.500	1	0	10.5	40	0.263
C 35 Paulson, Glenn	2	3	1	4	3	7	0.300	3	3	3	2	6	5	0.545	9	12	0.429	0	1	8.5	21	0.405
C 36 Lee, Chris	5	5	4	6	9	11	0.450	3	8	4	7	7	15	0.318	16	26	0.381	1	2	10.0	42	0.238
C4/ Ted's Blue Waffle Emporium	30	48	22	56	52	104	0.333	17	22	18	21	35	43	0.449	122	190	0.391	5	0	105.5	312	0.338
C 40 Thomas, Jason "Jay T"	3	8	5	5	8	13	0.381	7	4	6	5	13	9	0.591	21	22	0.488	1	0	0.0	43	0.000
C 41 Thomas, Joe "Antique"	5	9	6	10	11	19	0.367	10	5	6	8	16	13	0.552	27	32	0.458	1	0	32.5	59	0.551
C 42 Side, Eric	2	2	1	5	3	7	0.300	3	3	4	3	7	6	0.538	10	13	0.435	0	0	12.5	23	0.543
C 43 Helmes, D.J.	6	8	2	12	8	20	0.286	6	9	6	8	12	17	0.414	20	37	0.351	1	0	19.0	57	0.333
C 44 Cochran, Dennis	7	6	2	10	9	16	0.360	1	11	6	7	7	18	0.280	16	34	0.320	1	0	18.0	50	0.360
C 45 Hall, Mike	2	1	1	2	3	3	0.500	3	0	3	0	6	0	1.000	9	3	0.750	0	0	5.5	12	0.458
C 46 Gower, Jeff	1	5	0	5	1	10	0.091	0	4	2	4	2	8	0.200	3	18	0.143	0	0	2.0	21	0.095
C 47 Foulke, Mark	4	9	5	7	9	16	0.360	4	8	3	7	7	15	0.318	16	31	0.340	1	0	16.0	47	0.340
C5/ Fire for Effect	45	39	48	36	93	75	0.554	27	15	21	21	48	36	0.571	189	147	0.563	0	7	152.0	336	0.452
C 50 Gabry, Greg	8	5	7	7	15	12	0.556	11	2	8	5	19	7	0.731	34	19	0.642	0	1	25.5	53	0.481
C 51 Brody, Kevin	6	7	8	6	14	13	0.519	8	8	6	7	14	15	0.483	28	28	0.500	0	1	22.0	56	0.393
C 52 Guenther, George	5	7	5	4	10	11	0.476	8	4	6	4	14	8	0.636	24	19	0.558	0	1	24.0	43	0.558
C 53 Goss, Matt	8	3	10	0	18	3	0.857	6	5	6	5	12	10	0.545	30	13	0.698	0	1	22.0	43	0.512
C 54 McNamara, Kenny	3	7	2	10	5	17	0.227	5	2	4	8	9	10	0.474	14	27	0.341	0	1	8.5	41	0.207
C 55 Murdaugh, John	7	4	7	4	14	8	0.636	7	4	4	6	11	10	0.524	25	18	0.581	0	1	29.0	43	0.674
C 56 Kilsdonk, Kris	8	6	9	5	17	11	0.607	9	5	8	7	17	12	0.586	34	23	0.596	0	1	21.0	57	0.368
C6/ Coral Reefers	42	42	42	42	84	84	0.500	22	20	16	26	38	46	0.452	160	176	0.476	0	8	159.5	336	0.475
C 60 Colton, Mitch	5	5	0	3	5	8	0.385	1	5	3	4	4	9	0.308	9	17	0.346	0	0	8.5	26	0.327
C 61 Roseman, Sean	7	4	5	7	12	11	0.522	6	6	6	6	12	12	0.500	24	23	0.511	0	1	24.5	47	0.521
C 62 Gardner, Kyle	9	2	9	3	18	5	0.783	9	3	4	4	13	7	0.650	31	12	0.721	0	1	20.0	43	0.465
C 63 Smith, Van	4	3	7	5	11	8	0.579	7	6	4	10	11	16	0.407	22	24	0.478	0	1	26.0	46	0.565
C 64 Cullen, Pat	4	9	0	3	4	12	0.250	0	3	2	8	2	11	0.154	6	23	0.207	0	1	4.0	29	0.138
C 65 Thorne, Marshall	0	4	2	8	2	12	0.143	2	3	2	3	4	6	0.400	6	18	0.250	0	1	4.0	24	0.167
C 66 Jarvah, Sean	4	4	2	6	6	10	0.375	1	7	0	5	1	12	0.077	7	22	0.241	0	1	8.0	29	0.276
C 67 Wade, Nate	2	8	6	7	8	15	0.348	10	4	6	7	16	11	0.593	24	26	0.480	0	1	29.5	50	0.590
C 68 Wilcenski, Steve	4	2	7	0	11	2	0.846	5	2	4	2	9	4	0.692	20	6	0.769	0	1	17.5	26	0.673
C 69 Gallagher, Jim	3	1	4	0	7	1	0.875	3	1	1	3	4	4	0.500	11	5	0.688	0	0	17.5	16	1.094
C7/ Big Bulls	41	43	37	47	78	90	0.464	22	20	26	16	48	36	0.571	174	162	0.518	7	6	158.0	336	0.470
C 70 Reinert, Kevin	6	6	7	7	13	13	0.500	9	7	10	4	19	11	0.633	32	24	0.571	1	1	21.5	56	0.384
C 71 Fitzgerald, Dennis	7	8	8	5	15	13	0.536	8	7	7	6	15	13	0.536	30	26	0.536	1	1	27.0	56	0.482
C 72 Fitzgerald, Aaron	5	8	6	7	11	15	0.423	10	3	10	4	20	7	0.741	31	22	0.585	1	1	30.5	53	0.575
C 73 Talton, Chris	8	5	5	9	13	14	0.481	5	6	5	8	10	14	0.417	23	28	0.451	1	1	20.5	51	0.402
C 74 Gupton, Corbett	6	8	6	10	12	18	0.400	5	8	8	4	13	12	0.520	25	30	0.455	1	1	17.0	55	0.309
C 75 Flanagan, Stephen	3	1	2	1	5	2	0.714	1	3	2	2	3	5	0.375	8	7	0.533	1	0	10.0	15	0.667
C 76 Toolan, Chris	6	6	3	8	9	14	0.391	6	5	10	3	16	8	0.667	25	22	0.532	1	1	31.5	47	0.670
C 77 Wilkerson, Chris "Buda"	0	1	0	0	0	1	0.000	0	1	0	1	0	2	0.000	0	3	0.000	0	0	0.0	3	0.000
C8/ Rif Raf	43	41	40	44	83	85	0.494	14	28	23	19	37	47	0.440	157	179	0.467	6	0	174.0	336	0.518
C 80 Diamond, Paddy	8	6	7	7	15	13	0.536	3	7	5	3	8	10	0.444	23	23	0.500	1	0	25.0	46	0.543
C 81 Ayers, Judson	1	4	1	3	2	7	0.222	1	6	1	5	2	11	0.154	4	18	0.182	0	0	2.5	22	0.114
C 82 St. Clair, Matt	4	6	3	6	7	12	0.368	3	8	9	3	12	11	0.522	19	23	0.452	1	0	8.0	42	0.190
C 83 Ohrberg, Keith	9	5	7	6	16	11	0.593	1	9	8	4	9	13	0.409	25	24	0.510	1	0	37.5	49	0.765
C 84 Hoyt, David	8	5	10	3	18	8	0.692	8	4	6	4	14	8	0.636	32	16	0.667	1	0	48.0	48	1.000
C 85 Jur, Jess	2	2	4	6	6	8	0.429	2	8	2	7	4	15	0.211	10	23	0.303	0	0	18.0	33	0.545
C 86 Horger, Dennis	8	6	7	6	15	12	0.556	1	7	9	3	10	10	0.500	25	22	0.532	1	0	21.0	47	0.447
C 87 Munn, David	0	1	0	1	0	2	0.000	1	1	0	2	1	3	0.250	1	5	0.167	0	0	0.0	6	0.000
C 88 Gaertner, Brian	3	6	1	6	4	12	0.250	8	6	6	7	14	13	0.519	18	25	0.419	1	0	14.0	43	0.326

	Singles 42	Singles 301	Singles Cricket	Singles Record	Singles Win %-age	Doubles Cricket	Doubles 501	Doubles Record	Doubles Win %-age	Sngls + Dbls Record	Sngls + Dbls Win %-age	Tiebreaker Ws	Tiebreaker Ls	All-Star Points	Games Played	All-Star Point Average
D1/ Choot 'Em!	42	42	42	84	0.500	24	18	26	16	50	34	0.595	184	152	0.548	14	0	148.0	336	0.440
D 10 Knott, Ryan	6	8	2	0	8	8	0.500	11	3	8	4	19	7	0.731	27	15	0.643	2	0	13.5	42	0.321
D 11 Knott, Ronnie	4	7	10	3	14	10	0.583	10	3	8	5	18	8	0.692	32	18	0.640	2	0	28.0	50	0.560
D 12 Sautter, Scott	2	3	7	7	9	10	0.474	7	7	10	4	17	11	0.607	26	21	0.553	2	0	21.0	47	0.447
D 13 Sautter, Don	12	2	9	5	21	7	0.750	6	8	7	7	13	15	0.464	34	22	0.607	2	0	22.0	56	0.393
D 14 Schon, Chris	4	9	2	11	6	20	0.231	0	2	9	5	9	7	0.563	15	27	0.357	2	0	7.0	42	0.167
D 15 Leonard, Shawn	7	7	5	9	12	16	0.429	7	7	7	7	14	14	0.500	26	30	0.464	2	0	33.5	56	0.598
D 16 Mundy, Brett	7	6	7	7	14	13	0.519	7	6	3	0	10	6	0.625	24	19	0.558	2	0	23.0	43	0.535
D2/ Throwin Stones	41	43	43	41	84	84	0.500	22	20	19	23	41	43	0.488	166	170	0.494	0	14	127.5	336	0.379
D 20 Jackson, Barry "Bump"	8	3	7	5	15	8	0.652	10	3	5	7	15	10	0.600	30	18	0.625	0	2	25.0	48	0.521
D 21 Haller, Kelly	3	7	1	4	4	11	0.267	4	4	2	10	6	14	0.300	10	25	0.286	0	2	4.5	35	0.129
D 22 Dzengeleski, Jimmy	5	7	7	7	12	14	0.462	8	6	8	6	16	12	0.571	28	26	0.519	0	2	24.0	54	0.444
D 23 Lee, Julie Tate	5	5	4	6	9	11	0.450	2	6	2	5	4	11	0.267	13	22	0.371	0	2	16.5	35	0.471
D 24 McFadden, Kevin	7	5	4	9	11	14	0.440	6	6	8	5	14	11	0.560	25	25	0.500	0	2	16.5	50	0.330
D 25 Rowe, Travis	6	7	8	4	14	11	0.560	5	6	4	9	9	15	0.375	23	26	0.469	0	2	12.5	49	0.255
D 26 Lewis, Jim "Jimbo"	5	7	8	5	13	12	0.520	5	8	9	2	14	10	0.583	27	22	0.551	0	2	23.5	49	0.480
D 27 Hall, Steven	0	1	2	0	2	1	0.667	3	0	0	2	3	2	0.600	5	3	0.625	0	0	2.0	8	0.250
D 28 Winters, Tom "Tiny"	2	1	2	1	4	2	0.667	1	1	0	0	1	1	0.500	5	3	0.625	0	0	3.0	8	0.375
D3/ Leftovers	46	38	47	37	93	75	0.554	26	16	23	19	49	35	0.583	191	145	0.568	0	0	148.5	336	0.442
D 30 Janssen, Joshua	4	6	9	4	13	10	0.565	7	7	5	7	12	14	0.462	25	24	0.510	0	0	27.5	49	0.561
D 31 Dozier, Jared	7	3	7	3	14	6	0.700	7	3	4	6	11	9	0.550	25	15	0.625	0	0	18.5	40	0.463
D 32 Ray, Mark	9	4	8	4	17	8	0.680	7	5	7	6	14	11	0.560	31	19	0.620	0	0	23.0	50	0.460
D 33 Thomas, Tony	10	4	8	6	18	10	0.643	10	4	7	7	17	11	0.607	35	21	0.625	0	0	24.0	56	0.429
D 34 Thomas, Brent	5	8	8	4	13	12	0.520	8	5	9	4	17	9	0.654	30	21	0.588	0	0	25.5	51	0.500
D 35 Warshawsky, Larry	5	8	4	8	9	16	0.360	5	5	8	4	13	9	0.591	22	25	0.468	0	0	16.5	47	0.351
D 36 Gentry, Bianca	4	5	2	7	6	12	0.333	6	3	5	3	11	6	0.647	17	18	0.486	0	0	6.5	35	0.186
D 37 McCurry, Virginia	0	0	0	0	0	0	#DIV/0!	0	0	0	0	0	0	#DIV/0!	0	0	#DIV/0!	0	0	0.0	0	#DIV/0!
D 38 McCurry, Gregg	2	0	1	1	3	1	0.750	2	0	1	1	3	1	0.750	6	2	0.750	0	0	7.0	8	0.875
D4/ Sharky's Machine	39	45	45	39	84	84	0.500	19	23	16	26	35	49	0.417	154	182	0.458	5	8	138.5	336	0.412
D 40 Allison, Frank	4	5	10	2	14	7	0.667	8	5	5	7	13	12	0.520	27	19	0.587	0	1	33.0	46	0.717
D 41 Fink, Scott	4	10	8	5	12	15	0.444	7	6	5	7	12	13	0.480	24	28	0.462	0	1	19.5	52	0.375
D 42 Bateman, Jimmy	7	6	6	6	13	12	0.520	4	6	7	5	11	11	0.500	24	23	0.511	1	1	23.5	47	0.500
D 43 Brown, Brandon	7	2	5	4	12	6	0.667	2	6	2	5	4	11	0.267	16	17	0.485	1	1	16.5	33	0.500
D 44 Schaefer, Dan	3	3	1	4	4	7	0.364	2	2	3	4	5	6	0.455	9	13	0.409	1	1	4.5	22	0.205
D 45 Kruger, Lonnie	4	7	9	3	13	10	0.565	7	6	2	8	9	14	0.391	22	24	0.478	1	1	16.0	46	0.348
D 46 Barrett, Darren	7	7	4	8	11	15	0.423	6	8	5	9	11	17	0.393	22	32	0.407	1	1	15.0	54	0.278
D 47 Borgia, Pete	3	5	2	7	5	12	0.294	2	7	3	7	5	14	0.263	10	26	0.278	0	1	10.5	36	0.292
D5/ Dublin-Dublout	45	33	41	37	86	70	0.551	22	17	27	12	49	29	0.628	184	128	0.590	7	0	112.0	312	0.359
D 50 Montesi, Chris	3	3	8	4	11	7	0.611	6	5	5	7	11	12	0.478	22	19	0.537	1	0	18.5	41	0.451
D 51 Rudy, Jeff	8	5	10	2	18	7	0.720	7	5	13	0	20	5	0.800	38	12	0.760	1	0	25.5	50	0.510
D 52 Winter, Wally	3	5	4	8	7	13	0.350	7	3	8	3	15	6	0.714	22	19	0.537	1	0	16.0	41	0.390
D 53 Bordeau, Eric	7	5	4	6	11	11	0.500	3	6	6	4	9	10	0.474	20	21	0.488	1	0	17.0	41	0.415
D 54 Johnson, Steve	9	4	6	6	15	10	0.600	7	6	11	1	18	7	0.720	33	17	0.660	1	0	16.0	50	0.320
D 55 Smelik, Gene	7	6	7	4	14	10	0.583	5	6	6	4	11	10	0.524	25	20	0.556	1	0	7.0	45	0.156
D 56 Smelik, Pat	8	5	2	7	10	12	0.455	9	3	5	5	14	8	0.636	24	20	0.545	1	0	12.0	44	0.273
D6/ Carry Oakie	37	41	32	46	69	87	0.442	21	18	22	17	43	35	0.551	155	157	0.497	0	0	120.5	312	0.386
D 60 Yoneoka, Oakie	0	4	1	3	1	7	0.125	0	3	1	2	1	5	0.167	2	12	0.143	0	0	1.0	14	0.071
D 61 Kring, Jeremy	4	4	5	5	9	9	0.500	7	1	4	5	11	6	0.647	20	15	0.571	0	0	16.0	35	0.457
D 62 Yoneoka, J.J.	3	1	4	3	7	4	0.636	6	1	3	3	9	4	0.692	16	8	0.667	0	0	8.0	24	0.333
D 63 McCredie, Bob	7	6	5	8	12	14	0.462	5	9	7	6	12	15	0.444	24	29	0.453	0	0	19.0	53	0.358
D 64 Krasnow, Dave	9	3	6	7	15	10	0.600	7	6	8	5	15	11	0.577	30	21	0.588	0	0	21.5	51	0.422
D 65 Vance, Hugh	4	3	3	4	7	7	0.500	5	2	6	1	11	3	0.786	18	10	0.643	0	0	23.5	28	0.839
D 66 Gibson, Ed	6	1	2	2	8	3	0.727	4	3	6	1	10	4	0.714	18	7	0.720	0	0	16.0	25	0.640
D 67 DeLong, Bob "Handsome"	0	5	0	3	0	8	0.000	0	4	1	2	1	6	0.143	1	14	0.067	0	0	1.5	15	0.100
D 68 Fuller, Ian	2	9	3	7	5	16	0.238	6	3	5	6	11	9	0.550	16	25	0.390	0	0	11.5	41	0.280
D 69 Woods, Trey	2	5	3	4	5	9	0.357	2	4	3	3	5	7	0.417	10	16	0.385	0	0	2.5	26	0.096
D7/ Blind Squirrels	35	37	34	38	69	75	0.479	13	23	16	20	29	43	0.403	127	161	0.441	7	5	104.5	288	0.363
D 70 Roberts, Mike	5	4	6	5	11	9	0.550	3	8	8	3	11	11	0.500	22	20	0.524	1	1	20.5	42	0.488
D 71 Kubel, Tom	10	1	10	1	20	2	0.909	6	5	6	4	12	9	0.571	32	11	0.744	1	1	32.0	43	0.744
D 72 Cruze, Michael	4	6	2	10	6	16	0.273	6	6	5	6	11	12	0.478	17	28	0.378	1	1	14.0	45	0.311
D 73 Azevedo, Angelo	8	3	9	2	17	5	0.773	3	8	4	6	7	14	0.333	24	19	0.558	1	1	17.5	43	0.407
D 74 Ezzell, David	1	1	0	1	1	2	0.333	2	0	0	2	2	2	0.500	3	4	0.429	0	0	2.0	7	0.286
D 75 Smith, Mike	2	7	2	7	4	14	0.222	1	6	3	7	4	13	0.235	8	27	0.229	1	0	8.5	35	0.243
D 76 Connell, Jamie	3	9	1	5	4	14	0.222	2	9	2	5	4	14	0.222	8	28	0.222	1	0	2.5	36	0.069
D 77 Milton, Joe	2	6	4	7	6	13	0.316	3	4	4	7	7	11	0.389	13	24	0.351	1	1	7.5	37	0.203
D8/ Tattoo the Red Eye	39	45	40	44	79	89	0.470	15	27	13	29	28	56	0.333	135	201	0.402	0	7	104.5	336	0.311
D 80 McCartney, Joe	5	5	10	2	15	7	0.682	7	6	2	10	9	16	0.360	24	23	0.511	0	1	23.5	47	0.500
D 81 Shengulette, Jerry	4	2	7	1	11	3	0.786	5	6	4	7	9	13	0.409	20	16	0.556	0	1	17.5	36	0.486
D 82 Litzsinger, Mike	9	4	11	2	20	6	0.769	5	6	7	7	12	13	0.480	32	19	0.627	0	1	21.5	51	0.422
D 83 Slusser, Ken	5	5	3	5	8	10	0.444	2	5	4	3	6	8	0.429	14	18	0.438	0	1	6.5	32	0.203
D 84 Snyder, Gary	4	7	1	8	5	15	0.250	3	11	0	8	3	19	0.136	8	34	0.190	0	1	7.0	42	0.167
D 85 Snyder, Mike	6	4	6	5	12	9	0.571	6	6	3	6	9	12	0.429	21	21	0.500	0	1	18.5	42	0.440
D 86 Palumbo, Jen	1	9	1	8	2	17	0.105	1	6	3	8	4	14	0.222	6	31	0.162	0	1	4.5	37	0.122
D 87 Kemp, Louis	5	7	1	11	6	18	0.250	1	7	3	8	4	15	0.211	10	33	0.233	0	0	4.5	43	0.105
D 88 Figueroa, Nelson	0	2	0	2	0	4	0.000	0	1	0	1	0	2	0.000	0	6	0.000	0	0	1.0	6	0.167

	Singles 301		Singles Cricket		Singles Record		Singles Win %-age	Doubles Cricket		Doubles 501		Doubles Record		Doubles Win %-age	Sngls + Dbls Record		Sngls + Dbls Win %-age	Tiebreaker Ws	Tiebreaker Ls	All-Star Points	Games Played	All-Star Point Average
E1/ Wire We Back	37	47	46	38	83	85	0.494	19	23	18	24	37	47	0.440	157	179	0.467	0	21	129.0	336	0.384
E 10 Wells, John	4	5	10	4	14	9	0.609	6	6	3	9	9	15	0.375	23	24	0.489	0	3	17.5	47	0.372
E 11 Chaney, Bill	8	5	10	4	18	9	0.667	7	5	8	4	15	9	0.625	33	18	0.647	0	3	24.5	51	0.480
E 12 Blackwelder, Deborah	7	4	5	3	12	7	0.632	7	5	7	3	14	8	0.636	26	15	0.634	0	3	12.0	41	0.293
E 13 Barnes, Derek	5	7	7	5	12	12	0.500	5	5	1	7	6	12	0.333	18	24	0.429	0	2	14.0	42	0.333
E 14 Jones, Jeff	4	6	2	9	6	15	0.286	2	8	3	8	5	16	0.238	11	31	0.262	0	3	15.0	42	0.357
E 15 Bryant, John	3	9	7	7	10	16	0.385	5	7	4	7	9	14	0.391	19	30	0.388	0	3	23.5	49	0.480
E 16 Jones, Linda	3	9	0	2	3	11	0.214	3	5	5	8	8	13	0.381	11	24	0.314	0	3	7.0	35	0.200
E 17 Wells, Tami	3	2	5	4	8	6	0.571	3	5	5	2	8	7	0.533	16	13	0.552	0	1	15.5	29	0.534
E2/ Force 8 from the Planet XXX	39	39	41	37	80	76	0.513	19	20	19	20	38	40	0.487	156	156	0.500	7	15	121.5	312	0.389
E 20 Hall, Frank "Stumpy"	5	6	5	4	10	10	0.500	6	6	6	6	12	12	0.500	22	22	0.500	1	2	23.5	44	0.534
E 21 Bohanan, Heather "Giggle	3	8	0	9	3	17	0.150	3	5	1	6	4	11	0.267	7	28	0.200	1	2	3.5	35	0.100
E 22 Gillett, Galen "The Stache"	4	3	6	2	10	5	0.667	4	6	4	3	8	9	0.471	18	14	0.563	1	2	15.5	32	0.484
E 23 McEwen, William "Murdo	7	1	4	7	11	8	0.579	4	5	5	6	9	11	0.450	20	19	0.513	1	2	11.5	39	0.295
E 24 Balena, Frank "Las Vegas"	4	6	3	6	7	12	0.368	3	6	5	5	8	11	0.421	15	23	0.395	0	1	11.0	38	0.289
E 25 Bunn, Tim	10	3	13	0	23	3	0.885	10	3	9	4	19	7	0.731	42	10	0.808	1	2	36.0	52	0.692
E 26 McEwen, Mike	1	0	1	0	2	0	1.000	0	1	0	1	0	2	0.000	2	2	0.500	0	0	1.0	4	0.250
E 27 Stilley, Greg	1	10	0	6	1	16	0.059	0	4	3	3	3	7	0.300	4	23	0.148	1	2	0.0	27	0.000
E 28 Goyen, Dave "Ranch Dres	4	2	9	3	13	5	0.722	8	4	5	6	13	10	0.565	26	15	0.634	1	2	19.5	41	0.476
E3/ Hammered Heads	43	41	36	48	79	89	0.470	22	20	18	24	40	44	0.476	159	177	0.473	7	0	161.0	336	0.479
E 30 Hartley, Barron	3	11	1	5	4	16	0.200	5	3	6	6	11	9	0.550	15	25	0.375	1	0	6.0	40	0.150
E 31 Hartley, Bryan	7	9	4	9	11	18	0.379	5	10	7	9	12	19	0.387	23	37	0.383	1	0	26.0	60	0.433
E 32 Reiser, Brian	10	3	9	5	19	8	0.704	7	5	6	7	13	12	0.520	32	20	0.615	1	0	30.0	52	0.577
E 33 Raquet, Michael	10	4	8	6	18	10	0.643	9	6	6	8	15	14	0.517	33	24	0.579	1	0	49.5	57	0.868
E 34 Brown, Jay	8	5	7	6	15	11	0.577	9	5	6	8	15	13	0.536	30	24	0.556	1	0	26.0	54	0.481
E 35 Schenck, Drew	1	0	5	3	6	3	0.667	2	4	0	1	2	5	0.286	8	8	0.500	1	0	7.5	16	0.469
E 36 Fitzgerald, Landon	0	0	0	1	0	1	0.000	0	0	0	1	0	1	0.000	0	2	0.000	0	0	0.0	2	0.000
E 37 Godfrey, Rob	1	3	1	5	2	8	0.200	2	3	1	4	3	7	0.300	5	15	0.250	0	0	4.0	20	0.200
E 38 Rogers, Brett	3	6	1	8	4	14	0.222	5	4	4	4	9	8	0.529	13	22	0.371	1	0	12.0	35	0.343
E4/ Death Throw	43	41	41	43	84	84	0.500	20	22	25	17	45	39	0.536	174	162	0.518	6	0	126.5	336	0.376
E 40 Willis, Tolson	7	7	8	7	15	14	0.517	8	8	8	8	16	16	0.500	31	30	0.508	1	0	29.0	61	0.475
E 41 Hogan, Neal	8	6	8	5	16	11	0.593	7	7	8	5	15	12	0.556	31	23	0.574	1	0	25.0	54	0.463
E 42 Zimmerman, Mike	4	9	1	7	5	16	0.238	3	5	6	5	9	10	0.474	14	26	0.350	1	0	8.5	40	0.213
E 43 Dysard, Rick	9	7	8	6	17	13	0.567	7	7	9	6	16	13	0.552	33	26	0.559	1	0	24.0	59	0.407
E 44 Huff, Matt	4	6	4	7	8	13	0.381	4	7	7	3	11	10	0.524	19	23	0.452	1	0	12.0	42	0.286
E 45 Bosier, Sean	9	5	8	8	17	13	0.567	7	8	9	6	16	14	0.533	33	27	0.550	1	0	22.0	60	0.367
E 46 Thompson, Ben	2	1	4	3	6	4	0.600	4	2	3	1	7	3	0.700	13	7	0.650	0	0	6.0	20	0.300
E5/ Menace 2 Sobriety	46	38	43	41	89	79	0.530	20	22	22	20	42	42	0.500	173	163	0.515	7	8	145.5	336	0.433
E 50 Johnson, Dave	9	5	10	4	19	9	0.679	10	4	9	5	19	9	0.679	38	18	0.679	1	1	39.5	56	0.705
E 51 Johnson, Jennifer	5	4	3	5	8	9	0.471	2	7	2	2	4	9	0.308	12	18	0.400	0	1	6.5	30	0.217
E 52 Price, Brady	8	5	10	3	18	8	0.692	8	5	7	6	15	11	0.577	33	19	0.635	1	1	21.0	52	0.404
E 53 McCartney, Eric	4	3	2	4	6	7	0.462	3	4	3	4	6	8	0.429	12	15	0.444	1	1	8.5	27	0.315
E 54 Patel, Sam	1	0	1	7	2	7	0.222	1	6	1	7	2	13	0.133	4	20	0.167	1	1	6.5	24	0.271
E 55 White, J.J.	7	7	9	5	16	12	0.571	7	7	8	6	15	13	0.536	31	25	0.554	1	1	36.0	56	0.643
E 56 Bouchard, Keith	8	5	7	6	15	11	0.577	8	6	9	4	17	10	0.630	32	21	0.604	1	1	16.0	53	0.302
E 57 Staley, Shawn	4	9	1	7	5	16	0.238	1	5	5	6	6	11	0.353	11	27	0.289	1	1	11.5	38	0.303
E 58 Kareiva, Keith	0	0	0	0	0	0	#DIV/0!	0	0	0	0	0	0	#DIV/0!	0	0	#DIV/0!	0	0	0.0	0	#DIV/0!
E6/ BullsHitters	47	37	54	30	101	67	0.601	32	10	27	15	59	25	0.702	219	117	0.652	0	0	196.5	336	0.585
E 60 Reece, Robert	4	6	1	3	5	9	0.357	1	1	5	8	6	9	0.400	11	18	0.379	0	0	5.5	29	0.190
E 61 Gardner, Mike	2	7	6	5	8	12	0.400	6	2	6	5	12	7	0.632	20	19	0.513	0	0	16.0	39	0.410
E 62 Massengill, Robert	0	1	1	0	1	1	0.500	1	0	0	0	1	0	1.000	2	1	0.667	0	0	1.0	3	0.333
E 63 Massengill, Randy	9	4	7	3	16	7	0.696	9	5	10	2	19	7	0.731	35	14	0.714	0	0	47.5	49	0.969
E 64 Massengill, Chad	11	2	11	2	22	4	0.846	14	0	9	5	23	5	0.821	45	9	0.833	0	0	46.5	54	0.861
E 65 Wylie, John	8	4	8	4	16	8	0.667	8	5	8	2	16	7	0.696	32	15	0.681	0	0	24.0	47	0.511
E 66 Knight, Tim	2	5	2	5	4	10	0.286	5	1	2	2	7	3	0.700	11	13	0.458	0	0	10.5	24	0.438
E 67 Gilyardi, Ernie	3	2	4	0	7	2	0.778	5	0	2	1	7	1	0.875	14	3	0.824	0	0	6.5	17	0.382
E 68 Marks, Ted	7	5	10	2	17	7	0.708	10	3	10	3	20	6	0.769	37	13	0.740	0	0	24.0	50	0.480
E 69 Mooty, Aaron	1	1	4	6	5	7	0.417	5	3	2	2	7	5	0.583	12	12	0.500	0	0	15.0	24	0.625
E7/ Brawlers	36	48	37	47	73	95	0.435	20	22	22	20	42	42	0.500	157	179	0.467	7	6	125.0	336	0.372
E 70 Munroe, Joe	7	8	7	6	14	14	0.500	5	8	10	3	15	11	0.577	29	25	0.537	1	1	28.5	54	0.528
E 71 Merkle, Patrick	5	6	7	5	12	11	0.522	7	5	6	6	13	11	0.542	25	22	0.532	1	1	26.0	47	0.553
E 72 White, John	8	6	4	6	12	12	0.500	6	8	6	9	12	17	0.414	24	29	0.453	1	1	10.0	53	0.189
E 73 Prosser, Brad	4	10	3	12	7	22	0.241	7	7	5	6	12	13	0.480	19	35	0.352	1	1	15.0	54	0.278
E 74 Watkins, Nathan	4	7	7	7	11	14	0.440	5	7	6	8	11	15	0.423	22	29	0.431	1	1	16.0	51	0.314
E 75 Galavotti, Michael "Mooki	3	9	4	9	7	18	0.280	5	7	9	3	14	10	0.583	21	28	0.429	1	1	13.0	49	0.265
E 76 Frumkin, Josh	0	0	0	0	0	0	#DIV/0!	0	0	0	0	0	0	#DIV/0!	0	0	#DIV/0!	0	0	0.0	0	#DIV/0!
E 77 Munroe, Karen	0	0	0	0	0	0	#DIV/0!	0	0	0	0	0	0	#DIV/0!	0	0	#DIV/0!	0	0	0.0	0	#DIV/0!
E 78 Kincaid, Storm	5	2	5	2	10	4	0.714	5	2	2	5	7	7	0.500	17	11	0.607	1	0	16.5	28	0.589
E8/ Home Grown Wolves	39	39	32	46	71	85	0.455	12	27	14	25	26	52	0.333	123	189	0.394	14	0	116.0	312	0.372
E 80 Simpson, David	7	5	10	2	17	7	0.708	2	10	6	6	8	16	0.333	25	23	0.521	2	0	35.5	48	0.740
E 81 Gregory, Rhonda	0	9	0	7	0	16	0.000	1	8	2	3	3	11	0.214	3	27	0.100	2	0	1.0	30	0.033
E 82 Hill, Mike	7	4	6	5	13	9	0.591	3	7	3	8	6	15	0.286	19	24	0.442	2	0	9.0	43	0.209
E 83 Nations, Brad	9	4	4	9	13	13	0.500	6	6	4	8	10	14	0.417	23	27	0.460	2	0	21.5	50	0.430
E 84 Potvin, C.J.	2	8	3	9	5	17	0.227	5	11	5	9	10	20	0.333	15	37	0.288	2	0	11.5	52	0.221
E 85 Jenkins, John	11	1	7	5	18	6	0.750	6	6	5	7	11	13	0.458	29	19	0.604	2	0	26.5	48	0.552
E 86 Pater, Todd	3	8	2	9	5	17	0.227	1	6	3	9	4	15	0.211	9	32	0.220	2	0	11.0	41	0.268

		Singles	301	Singles	Cricket	Singles	Record	Singles Win %-age	Doubles	Cricket	Doubles	501	Doubles	Record	Doubles Win %-age	Sngls + Dbls	Record	Sngls + Dbls Win %-age	Tiebreaker Ws	Tiebreaker Ls	All-Star Points	Games Played	All-Star Point Average
F1/ Double Tap		42	36	30	48	72	84	0.462	19	20	17	22	36	42	0.462	144	168	0.462	0	0	84.5	312	0.271
F 10	Hunsberger, Jim	2	0	5	2	7	2	0.778	4	4	2	2	6	6	0.500	13	8	0.619	0	0	8.5	21	0.405
F 11	Klimanskis, Mark	10	3	8	5	18	8	0.692	9	5	7	6	16	11	0.593	34	19	0.642	0	0	19.5	53	0.368
F 12	Polenz, Steve	12	1	7	6	19	7	0.731	7	6	7	6	14	12	0.538	33	19	0.635	0	0	19.5	52	0.375
F 13	Becker, Blair	5	8	2	12	7	20	0.259	7	6	5	8	12	14	0.462	19	34	0.358	0	0	15.0	53	0.283
F 14	Ellerman, Eric	5	7	0	8	5	15	0.250	2	7	4	8	6	15	0.286	11	30	0.268	0	0	7.0	41	0.171
F 15	Ellerman, Susan	2	10	3	8	5	18	0.217	2	7	4	8	6	15	0.286	11	33	0.250	0	0	5.0	44	0.114
F 16	Rubinoff, Scott	6	7	5	7	11	14	0.440	7	5	5	6	12	11	0.522	23	25	0.479	0	0	10.0	48	0.208
F2/ Sharkshooters		40	44	44	40	84	84	0.500	19	23	20	22	39	45	0.464	162	174	0.482	0	8	112.5	336	0.335
F 20	Harpster, Ben	5	8	1	3	6	11	0.353	2	4	3	5	5	9	0.357	11	20	0.355	0	1	1.0	31	0.032
F 21	Stacy, Michelle	5	2	6	7	11	9	0.550	8	5	7	6	15	11	0.577	26	20	0.565	0	1	16.0	46	0.348
F 22	Stacy, Rod	11	3	11	3	22	6	0.786	10	4	9	5	19	9	0.679	41	15	0.732	0	1	27.5	56	0.491
F 23	Williams, Derek	12	2	12	2	24	4	0.857	2	12	5	7	7	19	0.269	31	23	0.574	0	1	24.5	54	0.454
F 24	Williams, Alison	1	8	0	1	1	9	0.100	1	2	4	4	5	6	0.455	6	15	0.286	0	1	4.5	21	0.214
F 25	Cyr, Christine	1	13	0	7	1	20	0.048	3	5	3	5	6	10	0.375	7	30	0.189	0	1	6.5	37	0.176
F 26	Hunnicutt, Dave	2	0	4	3	6	3	0.667	3	4	2	4	5	8	0.385	11	11	0.500	0	0	6.5	22	0.295
F 27	Salcedo, Johanna	2	6	2	9	4	15	0.211	3	3	1	4	4	7	0.364	8	22	0.267	0	1	8.5	30	0.283
F 28	McGettigan, Grace	1	2	5	4	6	6	0.500	3	6	4	4	7	10	0.412	13	16	0.448	0	1	10.0	29	0.345
F 29	McGettigan, Peter	0	0	3	1	3	1	0.750	3	1	2	0	5	1	0.833	8	2	0.800	0	0	7.5	10	0.750
F3/ Projectile Dysfunction		53	31	55	29	108	60	0.643	30	12	28	14	58	26	0.690	224	112	0.667	0	0	166.5	336	0.496
F 30	Tanner, Dave	9	4	12	1	21	5	0.808	10	3	10	3	20	6	0.769	41	11	0.788	0	0	35.5	52	0.683
F 31	Raymond, Ryan	10	4	9	4	19	8	0.704	10	4	10	4	20	8	0.714	39	16	0.709	0	0	29.5	55	0.536
F 32	Steppe, Mike	8	5	10	4	18	9	0.667	9	4	8	5	17	9	0.654	35	18	0.660	0	0	31.5	53	0.594
F 33	Rexrode, Rob	3	1	6	3	9	4	0.692	5	3	3	2	8	5	0.615	17	9	0.654	0	0	14.0	26	0.538
F 34	Ward, Chris	7	3	5	4	12	7	0.632	6	4	4	4	10	8	0.556	22	15	0.595	0	0	12.0	37	0.324
F 35	Smith, Brian	7	7	7	6	14	13	0.519	9	4	8	6	17	10	0.630	31	23	0.574	0	0	23.0	54	0.426
F 36	Talley, Gray	4	4	1	4	5	8	0.385	3	2	8	3	11	5	0.688	16	13	0.552	0	0	8.5	29	0.293
F 37	Welborn, Tim	5	3	5	3	10	6	0.625	8	0	5	1	13	1	0.929	23	7	0.767	0	0	12.5	30	0.417
F4/ Methodical Madness		51	33	54	30	105	63	0.625	26	16	24	18	50	34	0.595	205	131	0.610	0	0	149.0	336	0.443
F 40	Hamilton, Brad	10	2	13	1	23	3	0.885	11	3	8	4	19	7	0.731	42	10	0.808	0	0	42.0	52	0.808
F 41	Citrak, Sheldon	2	6	3	5	5	11	0.313	6	4	3	4	9	8	0.529	14	19	0.424	0	0	11.0	33	0.333
F 42	Neill, Gregory	7	3	6	4	13	7	0.650	3	4	7	3	10	7	0.588	23	14	0.622	0	0	15.0	37	0.405
F 43	Venable, Mike	2	6	9	4	11	10	0.524	10	1	6	7	16	8	0.667	27	18	0.600	0	0	16.0	45	0.356
F 44	Horrall, Mike	7	6	6	4	13	10	0.565	8	3	6	7	14	10	0.583	27	20	0.574	0	0	14.0	47	0.298
F 45	Mackunbin, Chris	7	5	3	6	10	11	0.476	4	6	9	2	13	8	0.619	23	19	0.548	0	0	9.5	42	0.226
F 46	Loving, Roger	9	2	8	1	17	3	0.850	5	5	6	3	11	8	0.579	28	11	0.718	0	0	21.0	39	0.538
F 47	Weaver, Ken	7	3	6	5	13	8	0.619	5	6	3	6	8	12	0.400	21	20	0.512	0	0	20.5	41	0.500
F5/ One Armed Bandits		38	40	44	34	82	74	0.526	25	14	21	18	46	32	0.590	174	138	0.558	7	0	116.5	312	0.373
F 50	Kiser, Lyman	1	7	4	3	5	10	0.333	7	6	7	5	14	11	0.560	19	21	0.475	1	0	19.0	40	0.475
F 51	Brazel, Joe	3	3	1	2	4	5	0.444	2	0	1	4	3	4	0.429	7	9	0.438	1	0	3.5	16	0.219
F 52	Ketchem, Brian	3	2	5	3	8	5	0.615	5	3	6	2	11	5	0.688	19	10	0.655	1	0	11.5	29	0.397
F 53	Lewis, Dave	7	5	6	6	13	11	0.542	8	3	6	6	14	9	0.609	27	20	0.574	1	0	8.5	47	0.181
F 54	White, Jim	6	7	8	5	14	12	0.538	5	5	8	3	13	8	0.619	27	20	0.574	1	0	14.5	47	0.309
F 55	Murphy, Phil	4	6	7	3	11	9	0.550	5	3	6	3	11	6	0.647	22	15	0.595	1	0	12.5	37	0.338
F 56	Henson, Rob	7	4	5	7	12	11	0.522	7	3	4	5	11	8	0.579	23	19	0.548	1	0	10.0	42	0.238
F 57	Richardson, Shane	6	1	8	1	14	2	0.875	7	2	3	4	10	6	0.625	24	8	0.750	0	0	27.5	32	0.859
F 58	Taylor, Wayne	1	5	0	4	1	9	0.100	4	3	1	4	5	7	0.417	6	16	0.273	0	0	9.5	22	0.432
F 59	Moore, Chris	0	0	0	0	0	0	#DIV/0!	0	0	0	0	0	0	#DIV/0!	0	0	#DIV/0!	0	0	0.0	0	#DIV/0!
F6/ Better Late than Never		36	42	40	38	76	80	0.487	17	22	14	25	31	47	0.397	138	174	0.442	8	0	92.5	312	0.296
F 60	Medlin, Scott	8	3	9	2	17	5	0.773	4	7	2	7	6	14	0.300	23	19	0.548	1	0	19.5	42	0.464
F 61	Parent, Kat	5	8	2	5	7	13	0.350	4	7	6	7	10	14	0.417	17	27	0.386	1	0	16.0	44	0.364
F 62	Leight, Richard	6	4	8	3	14	7	0.667	5	6	3	8	8	14	0.364	22	21	0.512	1	0	15.0	43	0.349
F 63	Bauguess, Misty	3	6	0	4	3	10	0.231	1	6	5	6	6	12	0.333	9	22	0.290	1	0	0.0	31	0.000
F 64	Schmidt, Lauren	1	9	0	9	1	18	0.053	3	2	3	4	6	6	0.500	7	24	0.226	1	0	2.0	31	0.065
F 65	Rigert, Joe, Sr.	7	4	10	2	17	6	0.739	5	7	5	6	10	13	0.435	27	19	0.587	1	0	14.0	46	0.304
F 66	Rigert, Joe, Jr.	4	4	9	3	13	7	0.650	9	3	3	6	12	9	0.571	25	16	0.610	1	0	17.5	41	0.427
F 67	Gaines, Brian	2	4	2	10	4	14	0.222	3	6	1	6	4	12	0.250	8	26	0.235	1	0	8.5	34	0.250
F7/ Frank		31	52	25	59	56	111	0.335	11	31	15	27	26	58	0.310	108	227	0.322	5	6	90.0	335	0.269
F 70	Gillespie, Jeff	4	5	3	8	7	13	0.350	5	5	3	8	8	13	0.381	15	26	0.366	1	1	12.5	41	0.305
F 71	Davis, Jared	3	7	3	4	6	11	0.353	3	7	2	5	5	12	0.294	11	23	0.324	0	1	12.5	34	0.368
F 72	Genzlinger, Al	3	6	0	8	3	14	0.176	2	9	4	6	6	15	0.286	9	29	0.237	1	1	12.0	38	0.316
F 73	Genzlinger, Doug	10	3	2	8	12	11	0.522	1	10	3	9	4	19	0.174	16	30	0.348	1	1	8.5	46	0.185
F 74	Genzlinger, Roger	2	6	6	6	8	12	0.400	2	8	5	6	7	14	0.333	15	26	0.366	0	1	14.5	41	0.354
F 75	Highfill, Leigh	0	4	1	1	1	5	0.167	1	2	0	4	1	6	0.143	2	11	0.154	1	0	3.0	13	0.231
F 76	Lawrence, Jonathan	5	6	7	5	12	11	0.522	6	6	5	8	11	14	0.440	23	25	0.479	1	0	11.0	48	0.229
F 77	McDole, James	3	7	2	10	5	17	0.227	2	9	4	6	6	15	0.286	11	32	0.256	0	1	2.0	43	0.047
F 78	Monsma, A.J.	0	5	0	6	0	11	0.000	0	4	4	1	4	5	0.444	4	16	0.200	0	0	11.0	20	0.550
F 79	Smith, Justin	1	3	1	3	2	6	0.250	0	2	0	1	0	3	0.000	2	9	0.182	0	0	3.0	11	0.273
F8/ Y'All Ain't Ready!		32	45	32	46	64	91	0.413	15	24	23	16	38	40	0.487	140	171	0.450	0	5	106.0	311	0.341
F 80	Fagan, Seth	4	5	4	7	8	12	0.400	5	6	6	3	11	9	0.550	19	21	0.475	0	0	15.0	40	0.375
F 81	Fagan, David	4	5	5	5	9	10	0.474	3	7	5	5	8	12	0.400	17	22	0.436	0	1	10.5	39	0.269
F 82	Therrien, Dan	5	2	7	3	12	5	0.706	8	3	6	5	14	8	0.636	26	13	0.667	0	1	17.5	39	0.449
F 83	Vollmar, Chris	5	5	3	7	8	12	0.400	4	6	8	2	12	8	0.600	20	20	0.500	0	0	16.5	40	0.413
F 84	Massey, Amy	3	8	2	6	5	14	0.263	3	9	7	4	10	13	0.435	15	27	0.357	0	1	7.5	42	0.179
F 85	Amato, Chris	2	4	5	1	7	5	0.583	3	4	4	3	7	7	0.500	14	12	0.538	0	0	16.0	26	0.615
F 86	McCutchan, Bob	6	6	5	7	11	13	0.458	2	7	6	3	8	10	0.444	19	23	0.452	0	1	11.5	42	0.274
F 87	Maulany, Karolinah	0	9	0	7	0	16	0.000	0	5	4	3	4	8	0.333	4	24	0.143	0	1	5.5	28	0.196
F 88	Stevens, Nic	3	1	1	3	4	4	0.500	2	1	0	4	2	5	0.286	6	9	0.400	0	0	6.0	15	0.400

	Singles	301	Singles	Cricket	Singles	Record	Singles Win %-age	Doubles	Cricket	Doubles	501	Doubles	Record	Doubles Win %-age	Sngls + Dbls	Record	Sngls + Dbls Win %-age	Tiebreaker Ws	Tiebreaker Ls	All-Star Points	Games Played	All-Star Point Average
G1/ Sofa Kings	34	50	37	47	71	97	0.423	21	21	22	20	43	41	0.512	157	179	0.467	6	8	120.5	336	0.359
G 10 Maley, Dave	0	10	7	5	7	15	0.318	8	6	8	6	16	12	0.571	23	27	0.460	1	1	31.5	50	0.630
G 11 Alcon, Tony	4	8	7	5	11	13	0.458	3	2	6	5	9	7	0.563	20	20	0.500	1	1	21.0	40	0.525
G 12 Groves, Phil	2	4	5	7	7	11	0.389	5	7	6	4	11	11	0.500	18	22	0.450	1	0	12.0	40	0.300
G 13 Bozza, Doug	6	6	6	5	12	11	0.522	6	6	1	3	7	9	0.438	19	20	0.487	0	1	19.0	39	0.487
G 14 Connelly, Patrick	3	7	1	7	4	14	0.222	0	3	0	9	0	12	0.000	4	26	0.133	0	1	1.0	30	0.033
G 15 Moore, Ken	4	3	8	4	12	7	0.632	8	5	6	4	14	9	0.609	26	16	0.619	1	1	14.0	42	0.333
G 16 Metters, Paul	9	2	0	7	9	9	0.500	6	3	7	4	13	7	0.650	22	16	0.579	1	1	10.0	38	0.263
G 17 Cassese, Heather	2	4	1	1	3	5	0.375	2	3	4	1	6	4	0.600	9	9	0.500	0	1	1.0	18	0.056
G 18 Ryan, Sean	4	6	2	6	6	12	0.333	4	7	6	4	10	11	0.476	16	23	0.410	1	1	11.0	39	0.282
G2/ We Be Triplin	44	40	54	30	98	70	0.583	28	14	23	19	51	33	0.607	200	136	0.595	6	0	137.0	336	0.408
G 20 Garzon, Marc	10	6	8	7	18	13	0.581	9	6	8	8	17	14	0.548	35	27	0.565	1	0	16.0	62	0.258
G 21 Leggett, Alyssa	11	5	10	4	21	9	0.700	11	3	11	5	22	8	0.733	43	17	0.717	1	0	25.0	60	0.417
G 22 Long, Eric	6	9	9	6	15	15	0.500	9	7	7	7	16	14	0.533	31	29	0.517	1	0	22.5	60	0.375
G 23 Deemer, Randy	10	4	13	1	23	5	0.821	13	2	8	6	21	8	0.724	44	13	0.772	1	0	38.5	57	0.675
G 24 Sides, Kevin	0	0	0	0	0	0	#DIV/0!	0	0	0	0	0	0	#DIV/0!	0	0	#DIV/0!	0	0	0.0	0	#DIV/0!
G 25 Baldwin, Randy	5	4	11	1	16	5	0.762	9	3	7	5	16	8	0.667	32	13	0.711	1	0	27.5	45	0.611
G 26 Ball, John	2	12	3	11	5	23	0.179	5	7	5	7	10	14	0.417	15	37	0.288	1	0	7.5	52	0.144
G3/ 8T0 Proof	47	37	42	42	89	79	0.530	22	20	21	21	43	41	0.512	175	161	0.521	6	6	129.5	336	0.385
G 30 Boutieller, Tina	7	8	2	12	9	20	0.310	5	9	4	10	9	19	0.321	18	39	0.316	1	1	22.0	57	0.386
G 31 Hartmann, Pete	7	7	8	7	15	14	0.517	9	6	9	6	18	12	0.600	33	26	0.559	1	1	22.5	59	0.381
G 32 Hartmann, Erin	10	4	10	4	20	8	0.714	7	7	7	7	14	14	0.500	34	22	0.607	1	1	25.5	56	0.455
G 33 Krestalude, Andy	10	3	13	0	23	3	0.885	5	8	10	3	15	11	0.577	38	14	0.731	1	0	27.0	52	0.519
G 34 Harper, C.E.	3	7	3	7	6	14	0.300	6	4	3	7	9	11	0.450	15	25	0.375	1	1	12.5	40	0.313
G 35 Boutieller, Nick	9	5	6	8	15	13	0.536	10	4	8	6	18	10	0.643	33	23	0.589	1	1	20.0	56	0.357
G 36 Jirku, Pavel	0	3	0	3	0	6	0.000	2	1	1	2	3	3	0.500	3	9	0.250	0	1	0.0	12	0.000
G 37 Martinez, Vince	1	0	0	1	1	1	0.500	0	1	0	1	0	2	0.000	1	3	0.250	0	0	0.0	4	0.000
G4/ UZMAgain	40	44	45	39	85	83	0.506	20	22	26	16	46	38	0.548	177	159	0.527	0	6	116.5	336	0.347
G 40 Kunesh, Joe	6	7	4	8	10	15	0.400	4	7	6	6	10	13	0.435	20	28	0.417	0	1	11.0	48	0.229
G 41 Rouse, Chuck	0	9	0	3	0	12	0.000	4	3	6	3	10	6	0.625	10	18	0.357	0	0	5.5	28	0.196
G 42 Wilkinson, Charlie	8	5	2	9	10	14	0.417	4	5	6	4	10	9	0.526	20	23	0.465	0	1	14.0	43	0.326
G 43 Rube, Bob	7	5	13	1	20	6	0.769	8	7	10	4	18	11	0.621	38	17	0.691	0	1	21.0	55	0.382
G 44 Powell, Mark	2	4	6	1	8	5	0.615	4	3	3	1	7	4	0.636	15	9	0.625	0	0	11.0	24	0.458
G 45 Kirkpatrick, Scott	7	7	10	5	17	12	0.586	7	8	10	3	17	11	0.607	34	23	0.596	0	1	26.0	57	0.456
G 46 Williams, Denny	4	4	6	6	10	10	0.500	4	8	5	7	9	15	0.375	19	25	0.432	0	1	18.0	44	0.409
G 47 Raper, Jeromie	6	3	4	6	10	9	0.526	5	3	6	4	11	7	0.611	21	16	0.568	0	1	10.0	37	0.270
G5/ Flying Blind Squirrels	39	45	38	46	77	91	0.458	19	23	15	27	34	50	0.405	145	191	0.432	0	22	107.5	336	0.320
G 50 Logan, Peter	6	5	4	7	10	12	0.455	4	7	4	7	8	14	0.364	18	26	0.409	0	3	15.5	44	0.352
G 51 Dubose, Chris	6	4	6	6	12	10	0.545	4	6	2	7	6	13	0.316	18	23	0.439	0	3	10.5	41	0.256
G 52 Bowen, Andy	3	4	6	1	9	5	0.643	5	3	4	4	9	7	0.563	18	12	0.600	0	1	9.5	30	0.317
G 53 Kyle, Mike	5	2	6	4	11	6	0.647	2	7	4	6	6	13	0.316	17	19	0.472	0	1	13.0	36	0.361
G 54 Ferguson, Travis	4	4	6	2	10	6	0.625	5	4	3	6	8	10	0.444	18	16	0.529	0	2	14.0	34	0.412
G 55 Campomezzi, Dan	4	9	4	5	8	14	0.364	7	5	3	6	10	11	0.476	18	25	0.419	0	2	15.0	43	0.349
G 56 Young, Ashley	1	3	1	10	2	13	0.133	0	5	2	8	2	13	0.133	4	26	0.133	0	3	6.5	30	0.217
G 57 Mason, Marcy	2	9	0	3	2	12	0.143	2	5	3	4	5	9	0.357	7	21	0.250	0	3	1.0	28	0.036
G 58 Dunham, Jim	7	4	5	4	12	8	0.600	7	3	5	5	12	8	0.600	24	16	0.600	0	3	20.5	40	0.513
G 59 Honeycutt, Steven	1	1	0	4	1	5	0.167	2	1	0	1	2	2	0.500	3	7	0.300	0	1	2.0	10	0.200
G6/ Brown's Bombers	46	38	46	38	92	76	0.548	24	18	24	18	48	36	0.571	188	148	0.560	6	0	144.0	336	0.429
G 60 Huffman, David	11	2	11	2	22	4	0.846	7	6	10	3	17	9	0.654	39	13	0.750	1	0	28.5	52	0.548
G 61 Spaulding, Paul	8	6	8	6	16	12	0.571	10	4	11	3	21	7	0.750	37	19	0.661	1	0	38.5	56	0.688
G 62 Casey, Kevin	5	8	6	7	11	15	0.423	9	5	6	7	15	12	0.556	26	27	0.491	1	0	16.5	53	0.311
G 63 Rutten, Pete	6	8	7	6	13	14	0.481	8	5	7	8	15	13	0.536	28	27	0.509	1	0	13.0	55	0.236
G 64 Huffman, Inky	0	2	0	1	0	3	0.000	0	1	0	0	0	1	0.000	0	4	0.000	0	0	0.0	4	0.000
G 65 Vick, Justin	8	4	7	6	15	10	0.600	3	9	5	8	8	17	0.320	23	27	0.460	1	0	18.5	50	0.370
G 66 O'Brien, Sean	7	6	7	6	14	12	0.538	11	2	7	6	18	8	0.692	32	20	0.615	1	0	26.0	52	0.500
G 67 Kellogg, Ronnie	1	2	0	4	1	6	0.143	0	4	2	1	2	5	0.286	3	11	0.214	0	0	3.0	14	0.214
G7/ Tips & Shafts	42	42	32	52	74	94	0.440	14	28	16	26	30	54	0.357	134	202	0.399	13	7	107.5	336	0.320
G 70 Vithorkus, Denise	3	12	2	8	5	20	0.200	4	5	4	11	8	16	0.333	13	36	0.265	2	1	5.0	49	0.102
G 71 Borgna, Andrew	9	5	3	8	12	13	0.480	4	8	5	8	9	16	0.360	21	29	0.420	2	1	14.0	50	0.280
G 72 Spencer, Kenny	8	6	8	6	16	12	0.571	5	9	7	7	12	16	0.429	28	28	0.500	2	1	37.5	56	0.670
G 73 Todd, Patrick	7	7	4	10	11	17	0.393	7	7	6	8	13	15	0.464	24	32	0.429	2	1	20.0	56	0.357
G 74 Davis, Stu	7	3	4	8	11	11	0.500	3	8	4	7	7	15	0.318	18	26	0.409	1	1	6.5	44	0.148
G 75 Strang, Joe	2	2	1	2	3	4	0.429	2	2	1	3	3	5	0.375	6	9	0.400	1	0	6.0	15	0.400
G 76 Strang, Amy	4	6	8	5	12	11	0.522	2	11	4	6	6	17	0.261	18	28	0.391	2	1	14.5	46	0.315
G 77 Robertson, Phil	1	0	1	3	2	3	0.400	0	4	1	1	1	5	0.167	3	8	0.273	1	1	3.0	11	0.273
G 78 Tanner, Jodi	1	1	1	2	2	3	0.400	1	2	0	1	1	3	0.250	3	6	0.333	0	0	1.0	9	0.111
G8/ Five-OH! Whizzle	44	40	42	42	86	82	0.512	20	22	21	21	41	43	0.488	168	168	0.500	22	14	116.0	336	0.345
G 80 Stoakes, Eric	4	6	0	11	4	17	0.190	7	7	5	9	12	16	0.429	16	33	0.327	3	2	13.0	49	0.265
G 81 Slawter, Mark	8	3	8	3	16	6	0.727	7	4	9	2	16	6	0.727	32	12	0.727	2	1	25.0	44	0.568
G 82 Ferraro, Frank	2	7	2	3	4	10	0.286	1	3	4	4	5	7	0.417	9	17	0.346	3	2	8.0	26	0.308
G 83 Kvasnicka, Bob	8	3	7	4	15	7	0.682	5	6	6	4	11	10	0.524	26	17	0.605	2	2	17.0	43	0.395
G 84 Stuckey, Rob	5	8	8	5	13	13	0.500	9	5	4	8	13	13	0.500	26	26	0.500	3	2	17.5	52	0.337
G 85 Murali, Vasudevan	1	0	1	3	2	3	0.400	1	1	1	3	2	4	0.333	4	7	0.364	1	1	2.0	11	0.182
G 86 Adams, Brad	7	5	9	3	16	8	0.667	5	7	7	4	12	11	0.522	28	19	0.596	3	2	22.5	47	0.479
G 87 Champion, Steve	4	3	4	5	8	8	0.500	4	5	3	4	7	9	0.438	15	17	0.469	2	2	5.5	32	0.172
G 88 Bartell, B.J.	2	3	1	2	3	5	0.375	0	3	2	1	2	4	0.333	5	9	0.357	1	0	0.0	14	0.000
G 89 Nourse, Andy	3	2	1	3	4	5	0.444	0	3	0	3	0	6	0.000	4	11	0.267	2	0	2.0	15	0.133
G 8x xx-Mitchell, Mike	0	0	1	0	1	0	1.000	1	0	1	0	2	0	1.000	3	0	1.000	0	0	3.5	3	1.167

	Singles	301	Singles	Cricket	Singles	Record	Singles Win %-age	Doubles	Cricket	Doubles	501	Doubles	Record	Doubles Win %-age	Sngls + Dbls	Record	Sngls + Dbls Win %-age	Tiebreaker Ws	Tiebreaker Ls	All-Star Points	Games Played	All-Star Point Average
H1/ Bel Biv Dethrow	46	37	55	29	101	66	0.605	22	20	17	25	39	45	0.464	179	156	0.534	6	6	99.5	335	0.297
H 10 Woodard, David	10	5	12	2	22	7	0.759	7	8	6	10	13	18	0.419	35	25	0.583	1	1	23.0	60	0.383
H 11 Guile, Glen	2	13	3	9	5	22	0.185	3	8	5	8	8	16	0.333	13	38	0.255	1	1	8.0	51	0.157
H 12 McMillan, Bill	5	1	6	0	11	1	0.917	5	1	0	2	5	3	0.625	16	4	0.800	0	0	10.5	20	0.525
H 13 Ejlali, Shervin	8	7	11	4	19	11	0.633	8	7	8	8	16	15	0.516	35	26	0.574	1	1	19.5	61	0.320
H 14 Massey, Jeff	1	1	1	3	2	4	0.333	3	1	2	3	5	4	0.556	7	8	0.467	0	1	3.0	15	0.200
H 15 Gates, Dan	0	0	0	0	0	0	#DIV/0!	0	0	0	0	0	0	#DIV/0!	0	0	#DIV/0!	0	0	0.0	0	#DIV/0!
H 16 Emerton, Eric	9	4	8	6	17	10	0.630	7	6	6	8	13	14	0.481	30	24	0.556	1	1	18.5	54	0.343
H 17 Barletta, Phil	8	6	10	5	18	11	0.621	8	7	5	8	13	15	0.464	31	26	0.544	1	1	15.5	57	0.272
H 18 Zellers, Krysta	0	0	0	0	0	0	#DIV/0!	0	0	0	0	0	0	#DIV/0!	0	0	#DIV/0!	0	0	0.0	0	#DIV/0!
H 19 Gilbert, Geoff	3	0	4	0	7	0	1.000	3	2	2	3	5	5	0.500	12	5	0.706	1	0	1.5	17	0.088
H2/ The Duck Stops Here	38	37	29	47	67	84	0.444	13	26	17	22	30	48	0.385	127	180	0.414	0	0	59.5	307	0.194
H 20 Carawon, Bob	10	5	3	9	13	14	0.481	5	9	4	9	9	18	0.333	22	32	0.407	0	0	14.5	54	0.269
H 21 Peers, Martin	3	7	2	8	5	15	0.250	2	9	5	6	7	15	0.318	12	30	0.286	0	0	6.5	42	0.155
H 22 Wickstrom, Bob	4	3	6	2	10	5	0.667	2	5	3	4	5	9	0.357	15	14	0.517	0	0	5.0	29	0.172
H 23 Schoch, Dennis	4	12	5	9	9	21	0.300	5	12	7	9	12	21	0.364	21	42	0.333	0	0	10.0	63	0.159
H 24 Carawon, Harris	5	5	3	9	8	14	0.364	4	8	6	5	10	13	0.435	18	27	0.400	0	0	14.5	45	0.322
H 25 Schoch, Adam	9	3	10	2	19	5	0.792	7	5	7	8	14	13	0.519	33	18	0.647	0	0	6.0	51	0.118
H 26 Hennis, Daniel	2	2	0	5	2	7	0.222	0	3	2	2	2	5	0.286	4	12	0.250	0	0	1.0	16	0.063
H 27 Pritchett, Ben	1	0	0	3	1	3	0.250	1	1	0	1	1	2	0.333	2	5	0.286	0	0	2.0	7	0.286
H3/ Grateful Darts	40	38	41	36	81	74	0.523	23	16	22	17	45	33	0.577	171	140	0.550	0	14	86.5	311	0.278
H 30 Simpson, Phillip	8	5	6	7	14	12	0.538	3	7	6	6	9	13	0.409	23	25	0.479	0	2	10.0	48	0.208
H 31 Herman, Fritz	9	3	7	4	16	7	0.696	10	2	6	4	16	6	0.727	32	13	0.711	0	2	11.0	45	0.244
H 32 Iager, John	8	3	11	1	19	4	0.826	10	2	9	3	19	5	0.792	38	9	0.809	0	2	32.0	47	0.681
H 33 Lilienthal, John	4	5	7	4	11	9	0.550	7	4	3	6	10	10	0.500	21	19	0.525	0	1	5.5	40	0.138
H 34 McGrail, Tony	5	7	3	8	8	15	0.348	3	7	3	5	6	12	0.333	14	27	0.341	0	2	4.5	41	0.110
H 35 Perkins, Chris	1	5	5	6	6	11	0.353	5	7	8	4	13	11	0.542	19	22	0.463	0	2	15.0	41	0.366
H 36 Perkins, Rick	1	6	0	0	1	6	0.143	0	0	2	2	2	2	0.500	3	8	0.273	0	1	1.0	11	0.091
H 37 Roemer, John	4	4	2	6	6	10	0.375	8	3	7	4	15	7	0.682	21	17	0.553	0	2	7.5	38	0.197
H4/ Bullseye of the Tiger	35	49	34	50	69	99	0.411	18	24	23	19	41	43	0.488	151	185	0.449	0	4	71.5	336	0.213
H 40 Howard, Meghan	7	7	3	11	10	18	0.357	9	5	9	5	18	10	0.643	28	28	0.500	0	1	10.5	56	0.188
H 41 Taylor, Tisha	3	7	4	10	7	17	0.292	2	11	7	6	9	17	0.346	16	34	0.320	0	1	10.5	50	0.210
H 42 Hodgden, Eric	4	8	7	6	11	14	0.440	9	5	11	3	20	8	0.714	31	22	0.585	0	0	12.5	53	0.236
H 43 Doshi, Kaushal	6	8	8	6	14	14	0.500	6	9	7	8	13	17	0.433	27	31	0.466	0	1	14.0	58	0.241
H 44 Ereksousi, Ayham	5	6	2	8	7	14	0.333	3	4	3	4	6	8	0.429	13	22	0.371	0	0	3.0	35	0.086
H 45 Wilson, Owen	0	2	1	3	1	5	0.167	2	4	2	2	4	6	0.400	5	11	0.313	0	0	3.0	16	0.188
H 46 Chakraborty, Arpan	9	5	9	4	18	9	0.667	5	8	6	8	11	16	0.407	29	25	0.537	0	1	16.5	54	0.306
H 47 Allen, Anne	1	6	0	2	1	8	0.111	0	2	1	2	1	4	0.200	2	12	0.143	0	0	1.5	14	0.107
H5/ Missing Flight	35	49	37	47	72	96	0.429	22	20	20	22	42	42	0.500	156	180	0.464	5	7	74.5	336	0.222
H 50 Nettesheim, Doug	6	3	6	4	12	7	0.632	6	3	8	3	14	6	0.700	26	13	0.667	1	1	20.5	39	0.526
H 51 Smith, Ron	5	5	6	6	11	11	0.500	7	6	6	5	13	11	0.542	24	22	0.522	1	1	11.0	46	0.239
H 52 Gleisinger, Steven	4	3	3	5	7	8	0.467	6	4	2	6	8	10	0.444	15	18	0.455	1	0	3.0	33	0.091
H 53 Parks, Doug	3	4	4	6	7	10	0.412	2	6	3	7	5	13	0.278	12	23	0.343	1	1	7.5	35	0.214
H 54 Davis, Luke	4	6	6	3	10	9	0.526	7	3	5	5	12	8	0.600	22	17	0.564	0	1	11.0	39	0.282
H 55 Dickson, Kim	1	6	1	3	2	9	0.182	0	3	3	3	3	6	0.333	5	15	0.250	0	1	2.0	20	0.100
H 56 Thaxter, Norm	0	1	0	1	0	2	0.000	2	0	2	1	4	1	0.800	4	3	0.571	0	0	2.0	7	0.286
H 57 Letsch, Dempsey	6	8	4	7	10	15	0.400	8	5	5	7	13	12	0.520	23	27	0.460	0	1	10.5	50	0.210
H 58 Wright, Tim	4	7	7	5	11	12	0.478	5	4	5	6	10	10	0.500	21	22	0.488	1	1	7.0	43	0.163
H 59 Kichline, Jeffrey	2	6	0	7	2	13	0.133	1	6	1	1	2	7	0.222	4	20	0.167	0	0	0.0	24	0.000
H6/ The Misfits	43	41	48	36	91	77	0.542	25	17	21	21	46	38	0.548	183	153	0.545	7	0	97.0	336	0.289
H 60 Kincaid, Lisa	6	9	3	2	9	11	0.450	3	4	6	7	9	11	0.450	18	22	0.450	1	0	2.0	40	0.050
H 61 Woodworth, Lee	1	4	2	6	3	10	0.231	2	4	3	3	5	7	0.417	8	17	0.320	0	0	3.5	25	0.140
H 62 Rhodes, Rhiannon	1	7	5	7	6	14	0.300	6	8	3	9	9	17	0.346	15	31	0.326	1	0	10.5	46	0.228
H 63 Nelson, Shane	4	2	6	1	10	3	0.769	7	0	3	2	10	2	0.833	20	5	0.800	1	0	17.5	25	0.700
H 64 Strickland, Craig	8	5	9	4	17	9	0.654	8	4	6	5	14	9	0.609	31	18	0.633	1	0	17.0	49	0.347
H 65 Strickland, Andrew "AJ"	8	4	8	4	16	8	0.667	7	5	7	1	14	6	0.700	30	14	0.682	1	0	13.5	44	0.307
H 66 Ball, Pat	7	6	7	6	14	12	0.538	9	3	8	7	17	10	0.630	31	22	0.585	1	0	13.0	53	0.245
H 67 Brownd, Anthony	8	4	8	6	16	10	0.615	8	6	6	8	14	14	0.500	30	24	0.556	1	0	20.0	54	0.370
H7/ Lunchbox in the Alley	50	32	49	32	99	64	0.607	30	12	26	16	56	28	0.667	211	120	0.637	8	0	95.0	331	0.287
H 70 Blessing, Justin	12	0	12	1	24	1	0.960	11	3	12	2	23	5	0.821	47	6	0.887	2	0	20.5	53	0.387
H 71 Aronson, Alexa	7	13	6	12	13	25	0.342	13	7	12	10	25	17	0.595	38	42	0.475	2	0	10.5	80	0.131
H 72 Schlesinger, Marty	8	6	8	8	16	14	0.533	13	3	9	5	22	8	0.733	38	22	0.633	0	0	16.0	60	0.267
H 73 Dudley, Robert	10	6	12	4	22	10	0.688	10	6	9	8	19	14	0.576	41	24	0.631	2	0	22.0	65	0.338
H 74 Dudley, Debbie	12	4	11	4	23	8	0.742	11	5	8	7	19	12	0.613	42	20	0.677	2	0	24.5	62	0.395
H 75 Bishop, Carl	1	3	0	3	1	6	0.143	2	0	2	0	4	0	1.000	5	6	0.455	0	0	1.5	11	0.136
H 76 Pieper, Chris	0	0	0	0	0	0	#DIV/0!	0	0	0	0	0	0	#DIV/0!	0	0	#DIV/0!	0	0	0.0	0	#DIV/0!
H8/ Onemoregin	34	38	28	44	62	82	0.431	9	27	16	20	25	47	0.347	112	176	0.389	0	0	72.0	288	0.250
H 80 Walters, Jason	9	3	9	4	18	7	0.720	2	11	5	8	7	19	0.269	25	26	0.490	0	0	17.0	51	0.333
H 81 West, Cynthia	1	10	0	9	1	19	0.050	3	7	3	6	6	13	0.316	7	32	0.179	0	0	4.5	39	0.115
H 82 Blackwelder, Allyson	5	4	5	4	10	8	0.556	3	6	5	3	8	9	0.471	18	17	0.514	0	0	14.5	35	0.414
H 83 Walters, Joshua	5	8	8	4	13	12	0.520	5	8	6	8	11	16	0.407	24	28	0.462	0	0	12.0	52	0.231
H 84 Federline, Carol	4	7	0	12	4	19	0.174	0	13	6	5	6	18	0.250	10	37	0.213	0	0	3.0	47	0.064
H 85 Langston, Frankie	9	3	6	5	15	8	0.652	5	6	6	5	11	11	0.500	26	19	0.578	0	0	21.0	45	0.467
H 86 Bragg, Brian	1	3	0	6	1	9	0.100	0	3	1	5	1	8	0.111	2	17	0.105	0	0	0.0	19	0.000

Raleigh Dart League

Registration for Spring 2013 Season

Wednesday, January 2, (High Park Bar & Grille), 7:00-8:00 p.m.

Wednesday, January 2 **Registration night for all teams - online registration available the few days prior**
(If your team is not returning, please leave a message on VoiceMail.
New captain? Please pass this information on to him/her.)
Bring: 1) Completed roster - use BLACK pen please - with divisions played by by each member for last 3 seasons
2) ONE check for bar fee and a minimum of six players (Bar fee is $20; Player registration is $20) NO CASH WILL BE ACCEPTED!!!

Wednesday, January 2 **DEADLINE for unrestricted roster add-ons, at REGISTRATION (no extensions)**
January 3 through February 25 Add-ons pre-approved by the Membership Committee (Membership Committee Director - Heather Bohanan, 919-326-1956, heather.bohanan@dhhs.nc.gov)
1) To streamline player additions, checks & player information as per roster are are also to be sent to: Heather Bohanan (206 Shoals Lane, Garner, NC 27529)
2) Membership Director will inform captain of Committee's decision
A PLAYER IS NOT ELIGIBLE UNTIL APPROVED, AND WITH DUES PAID

Wednesday, January 16 **Captains' meeting, 7:00-8:00 p.m., High Park Bar & Grille (MANDATORY)**
Pick up schedules, blank scoresheets, team rosters, phone lists, rules, etc.

Wednesday, January 23 **8:00 p.m. Season starts**

Monday, February 25 **5th week captains' mtg., 7:00-8:00 p.m., High Park Bar&Grille (MANDATORY)**
... and RDL Board meeting
Last day to add/replace a player with approval

SPRING 2013 RALEIGH DART LEAGUE TEAM REGISTRATION FORM

Team Name _____ Team Number _____ (PLEASE LEAVE BLANK)

Player Name (not nickname):	Divisions played in previous 3 seasons	Dart experience (if any) outside RDL*	M/F	Phone #:	Fee Paid:
Home Bar & Dart Rep.:		Board #s:			
Captain: 0				(H)	0
				(C)	
		email:		(W)	
1				(H)	1
				(C)	
2				(H)	2
				(C)	
3				(H)	3
				(C)	
4				(H)	4
				(C)	
5				(H)	5
				(C)	
6				(H)	6
				(C)	
7				(H)	7
				(C)	
8				(H)	8
				(C)	
9				(H)	9
				(C)	

Captain's Address (for Tons and any other mailings): _____

☐ Check here if emails of the TONS are sufficient (i.e. no hard copy Tons in the mail). TOTAL: _____

Captain's Email: _____

** If there are players new to RDL and you are aware of their dart experience outside of RDL, please include that information here. You might say things like "Played in a mid-level team in Chicago for the past 6 years" or "No league experience but throws on a regular basis - consistently beats D & E players at Upper Deck LOD"*

TONS OF NEWSLETTER

Home to the Spring Session of the Raleigh Dart League for the Banquet, Saturday, May 18, 2013 Issue #JK560
The "I Really Can't Imagine A Decade Going A Whole Lot Better Than That One Just Did" Edition

TOURNAMENT WINNERS

"A" Division - ***Klitzneckers*** *(13-5)*
Klitzneckers started throwing smoke about mid-match, ending Element's two-and- a-half-season win streak by turning a 5-5 tie into a bit of a romp with a huge set of doubles cricket wins.

"B" Division - ***Slop and Shots*** *(13-11)*
One of the league's best matchups (Slop vs. Reaperz) produces nailbiter awesomeness, going to game 3 of the final set, and then… devolves into a (very) extended d1 battle won by Paul Beaudoin.

"C" Division - ***Dublin Dublout*** *(?-?)*
The only team from outside the top two in a division to make a finals match finishes the job, as Dublin Dublout completes the sweep of the #2, #3, and #1 C division finishers in succession.

"D" Division - ***BullsHitters*** *(13-5)*
They might've dropped a match during the season, and then been trailing during a playoff match, but the highest-scoring team of the regular season didn't face a tournament match closer than 13-6.

"E" Division - ***Methodical Madness*** *(14-4)*
In a division tournament full of close scores, the Madness rolls through three straight matches only having to play 501 in one of those, as they head toward their 5th different division in 5 seasons.

"F" Division - ***Brown's Bombers*** *(14-6)*
In what might be starting to sound like a broken record to We Be Triplin, the Bombers complete their second consecutive season/ tournament double (with Triplin finishing second in all of those).

"G" Division - ***Five-OH! Whizzle*** *(13-11)*
Whizzle is one of five teams (divs. D-H) to complete the season/ tournament double, but they were probably the most nervous, winning their only two matches played by identical 13-11 scores.

"H" Division - ***Same Day Different Darts*** *(13-7)*
Same Day ends the spring as the only RDL team to go undefeated in both the season and tournament, giving up only 9 total points in the tournament (with 78% of those coming in this finals match).

REGULAR SEASON WINNERS

"A" Division - ***The Decennary Element*** *(12 wins, 0 losses)*
2nd place - Klitzneckers

"B" Division - ***The Reaperz*** *(12 wins, 2 losses)*
2nd place - Slop and Shots

"C" Division - ***Nine Lives*** *(11 wins, 3 losses)*
2nd place - Red Dragons

"D" Division - ***BullsHitters*** *(13 wins, 1 loss)*
2nd place - Carry Oakie

"E" Division - ***Methodical Madness*** *(11 wins, 3 losses)*
2nd place - Sharky's Machine

"F" Division - ***Brown's Bombers*** *(13 wins, 1 loss)*
2nd place - We Be Triplin

"G" Division - ***Five-OH! Whizzle*** *(11 wins, 3 losses)*
2nd place - UZMAgain

"H" Division - ***Same Day Different Darts*** *(14 wins, 0 losses)*
2nd place - That's What She Said

Rosters of all season- and tournament-winning teams are on page 4.)

TABLE OF CONTENTS

Item	Page Number
Tournament & Regular Season Winning Teams	1
Fall 2013 RDL Season Information	1
Final Divisional Standings	2
Final Divisional Tournament Results	3
Tournament & Regular Season Winning Team Rosters	4
Tiebreaker Summary, Love&Darts, Fa'13 season dates	4
Tournament Trophy Dart Awards	5
Other Tournament Hot Darts	5
Regular Season Trophy Dart Awards	5
Divisional Singles Win %-age Winners	6
Divisional All-Star Point %-age Winners	6
Players Who Beat the Singles Winners	6
Season Penalty Summary	6
List of Host Establishments	7
Summer darts, tournaments, the Wreck at the Deck!	7
RDL Address and Phone No. Information	8
Event Calendar, Penalty Log	8
JK's All-Star Team Picks	9
Quick Stat Tidbits	9
JK's Prediction Results Summary	9
Prediction Results Table	10
Week-by-Week Match Results Table	11
Spring 2013 Trivia Questions Revisited	12
Spring 2013 Lyrics Quiz Revisited	13
Two RDL firsts, intra-team title fight, historic 301s	14
Local winners, "Best Decade" ever?, quotes & funnies	15
Random Thoughts from JK	16
Ten-year RDL team historical progression records	17,18
2013 NCCDL & NCLC results and standings	19
Fliers for Wreck at the Deck, Central VA Classic	20
Fliers for Piedmont Shootout, Charlotte Open	21
Top Singles Records, by Division	22
Top Doubles Records, by Division	23
Top Singles+Doubles, by Division	24
Top All Star Point Averages, by Division	25
Top Individual Records, by Section of Play	26,27
League-Wide Individual Singles, Doubles Records	28
League-Wide Individual Singles + Doubles Records, and All-Star Point Averages	29
Singles, Doubles Records, Ranked by Team	30
Overall Records, All-Star Pt. Ave., Ranked By Team	31
Complete "A" Division Statistics	32
Complete "B" Division Statistics	33
Complete "C" Division Statistics	34
Complete "D" Division Statistics	35
Complete "E" Division Statistics	36
Complete "F" Division Statistics	37
Complete "G" Division Statistics	38
Complete "H" Division Statistics	39
Registration Materials for Fall 2013 RDL Season	40

FALL 2013 RALEIGH DART LEAGUE SEASON INFORMATION

Registration Meeting for ALL Teams; Rally Point Sport Grill;
Wednesday, July 24, 7:00-8:00 p.m.

MANDATORY Preseason Captains' Meeting; Rally Point Sport Grill;
Wednesday, August 7, 7:00-8:00 p.m.

Match Play begins on Wednesday, August 14

MANDATORY Fifth Week Captains' Meeting;
Rally Point Sport Grill; **Monday, September 16**, 7:00-8:00 p.m.

Divisional tournament weeks - **November 20, December 4 & 11**

FINAL!! DIVISIONAL TEAM STANDINGS FOR THE *SPRING 2013* RDL SEASON

"A" Division

		W	L	Pts.
👍	The Decennary Element 👍	12	0	192
👍	Klitzneckers	10	2	178
3	Appetite for Destruction	7	5	149
4	Lunatic Fringe	6	6	136
5	Triple Threats	5	7	139
👎	Mug Hunters	2	10	92
👎	Is It In?	0	12	102

"B" Division

		W	L	Pts.
👍	The Reaperz 👍	12	2	209
👍	Slop and Shots	11	3	208
3	She Doesn't Look Druish	8	6	187
4	Fire for Effect	8	6	169
5	Excalibur	7	7	142
6	Suck My Cork	5	9	158
👎	Overtime Outlaws	5	9	136
👎	TBD	0	14	85

"C" Division

		W	L	Pts.
👍	Nine Lives 👍	11	3	183
👍	Red Dragons	9	5	188
3	Big Bulls	8	6	170
4	Julie's Angels	8	6	162
5	Coral Reefers	6	8	157
6	The Locals	6	8	151
👎	Dublin Dublout	4	10	165
👎	Rif Raf	4	10	135

"D" Division

		W	L	Pts.
👍	BullsHitters 👍	13	1	237
👍	Carry Oakie	9	5	189
3	Don't Eat The Candy	7	7	166
4	Death Throw	7	7	165
5	You're Supposed To Beat Us!	7	7	156
6	Ale-ing Archers	7	7	139
👎	Leftovers	6	8	134
👎	Ted's Suzie Roll Emporium	0	14	103

"E" Division

		W	L	Pts.
👍	Methodical Madness 👍	11	3	190
👍	Sharky's Machine	10	4	184
3	Menace 2 Sobriety	9	5	159
4	Projectile Dysfunction	8	6	170
5	Got Wired!	6	8	166
6	Nick the Green	5	9	151
👎	XXX^3	4	10	154
👎	Hammered Heads	3	11	148

"F" Division

		W	L	Pts.
👍	Brown's Bombers 👍	13	1	220
👍	We Be Triplin	11	3	192
3	Liquor Posse	8	6	151
4	One Armed Bandits	7	7	175
5	Sharkshooters	7	7	163
6	Home Grown Wolves	5	9	135
👎	Terror Bulls	3	11	113
👎	Show Us Your Tips	2	12	131

"G" Division

		W	L	Pts.
👍	Five-OH! Whizzle 👍	11	3	205
👍	UZMAgain	10	4	213
3	Ton 80 Proof	10	4	173
4	We Ain't Ready!	9	5	167
5	Sofa Kings	8	6	173
6	Grateful Darts	3	11	140
👎	Who Darted?	3	11	127
👎	xx - The Lunchbox	2	12	47

"H" Division

		W	L	Pts.
👍	Same Day Different Darts 👍	14	0	230
👍	That's What She Said	10	4	183
3	Duck Dynasty	9	5	193
4	Missing Flights	7	7	172
5	The Misfits	7	7	164
6	Tips & Shafts	4	10	139
👎	Found Our Flights	3	11	136
👎	Mahoney Marauders	2	12	84

LEGEND OF SYMBOLS IN STANDINGS: 👍 = *regular season division champion*

👍 = *clinched* "top-two" *finish in division* 👎 = *clinched* "bottom-two" *finish in division*

SPRING 2013 RDL DIVISIONAL TOURNAMENT RESULTS

Quarterfinals	*Semifinals*	*Finals*	***WINNER***

"A" Division

1 The Decennary Element
(Bye)
The Decennary Element
(13-5)
5 Triple Threats
(14-8) Triple Threats
4 Lunatic Fringe
The Decennary Element
(13-5) **Klitzneckers**
3 Appetite for Destruction
(12-2) Appetite for Destruction
6 Mug Hunters
(14-10) **Klitzneckers**
7 Is It In?
(13-5) **Klitzneckers**
2 **Klitzneckers**

"B" Division

1 The Reaperz
(13-1) The Reaperz
8 TBD
The Reaperz
(14-4)
5 Excalibur
(13-11) Excalibur
4 Fire for Effect
The Reaperz
(13-11) **Slop and Shots**
3 She Doesn't Look Druish
(14-4) She Doesn't Look Druish
6 Suck My Cork
(13-9) **Slop and Shots**
7 Overtime Outlaws
(13-5) **Slop and Shots**
2 **Slop and Shots**

"C" Division

1 Nine Lives
(14-4) Nine Lives
8 Rif Raf
Nine Lives
(14-4)
5 Coral Reefers
(13-3) Julie's Angels
4 Julie's Angels
Nine Lives
(?-?) **Dublin Dublout**
3 Big Bulls
(14-10) Big Bulls
6 The Locals
(13-11) **Dublin Dublout**
7 **Dublin Dublout**
(14-10) **Dublin Dublout**
2 Red Dragons

"D" Division

1 **BullsHitters**
(14-2) **BullsHitters**
8 Ted's Suzie Roll Emporium
BullsHitters
(13-6)
5 You're Supposed To Beat Us!
(14-4) Death Throw
4 Death Throw
BullsHitters
(13-5) **BullsHitters**
3 Don't Eat The Candy
(13-9) Ale-ing Archers
6 Ale-ing Archers
Carry Oakie
(14-4)
7 Leftovers
(13-11) Carry Oakie
2 Carry Oakie

Quarterfinals	*Semifinals*	*Finals*	***WINNER***

"E" Division

1 **Methodical Madness**
(13-5) **Methodical Madness**
8 Hammered Heads
Methodical Madness
(14-6)
5 Got Wired!
(13-9) Projectile Dysfunction
4 Projectile Dysfunction
Methodical Madness
(14-4) **Methodical Madness**
3 Menace 2 Sobriety
(?-?) Menace 2 Sobriety
6 Nick the Green
(12+-12) Sharky's Machine
7 XXX[3]
(14-10) Sharky's Machine
2 Sharky's Machine

"F" Division

1 **Brown's Bombers**
(14-10) **Brown's Bombers**
8 Show Us Your Tips
Brown's Bombers
(14-8)
5 Sharkshooters
(14-8) One Armed Bandits
4 One Armed Bandits
Brown's Bombers
(14-6) **Brown's Bombers**
3 Liquor Posse
(13-7) Home Grown Wolves
6 Home Grown Wolves
We Be Triplin
(13-11)
7 Terror Bulls
(14-8) We Be Triplin
2 We Be Triplin

"G" Division

1 **Five-OH! Whizzle**
(automatic forfeit) **Five-OH! Whizzle**
8 The Lunchbox
Five-OH! Whizzle
(13-11)
5 Sofa Kings
(13-9) Sofa Kings
4 We Ain't Ready!
Five-OH! Whizzle
(13-11) **Five-OH! Whizzle**
3 Ton 80 Proof
(14-8) Ton 80 Proof
6 Grateful Darts
UZMAgain
(13-11)
7 Who Darted?
(13-5) UZMAgain
2 UZMAgain

"H" Division

1 **Same Day Different Darts**
(14-0) **Same Day Different Darts**
8 Mahoney Marauders
Same Day Different Darts
(14-2)
5 The Misfits
(13-11) Missing Flights
4 Missing Flights
Same Day Different Darts
(13-7) **Same Day Different Darts**
3 Duck Dynasty
(14-8) Duck Dynasty
6 Tips & Shafts
That's What She Said
(13-11)
7 Found Our Flights
(13-3) That's What She Said
2 That's What She Said

THIS SEASON'S TIEBREAKERS

Wow, in the same season that we had a seemingly impossibly low league total of penalties (see page 6), we also had the least amount of tiebreaker drama that we've had in many seasons! Wow, what a weird season… We only 34 total games of 1001 (and only 1 of those came during the divisional tournaments). No team lost more than 2, only 2 teams won more than 2, and only two teams played as many as 3. E division led the way with 9 tiebreakers (including the only one in the tournaments), followed by C with 7, D and G with 5 each, and then all of A, B, F, and H with only 2 each. Yep, that's right, four different divisions had only two tiebreakers each… all season…

This season's Cardiac Kids award (for most tiebreakers played) is shared by Julie's Angels in C division, Menace 2 Sobriety in E, and Ton 80 Proof in G. Both the Angels and Ton 80 managed a 3-1, thus being the only 3-tiebreaker-win teams in the league (Menace was 2-2).

The Heartbreak Award (for most tiebreakers lost) is shared by five teams, and since the greatest number lost is only 2, I don't really think that's all that heartbreaking. I suppose maybe the most heartbreaking one would be Menace's 2nd loss since it was in the tournament semis, but one could argue the Red Dragons' first (to Nine Lives) was most painful, as it cost them the C title (but occurred way back in week 1).

FALL 2013 RDL SEASON INFORMATION

These dates (or at least some of them) are on page 8, as well as on pages 1 and 40, but I am putting them in many locations because they might be the most important thing for you in this newsletter.

Wednesday, July 24th - Fall season registration, Rally Point (online registration available in days immediately prior to the 24th)
Wed., Aug. 7th - Preseason capts.' mtg./packet pickup, Rally Point
Wednesday, August 14th - Start of Fall season match play
Monday, Sept. 16th - Fifth week captains' meeting, Rally Point
Wed., Nov. 20, Dec. 4/11 - Fall season divisional tournaments
Saturday, December 14th - Fall season banquet, site TBD

A MATCH MADE IN… THE UPPER DECK??

People can find love just about anywhere in their daily lives. So, why not at a dart match, right? Ok, to be fair, I don't actually know if they met through darts, but Lauren (Schmidt) and Bryan Gaines (of Show Us Your Tips) are certainly darters to the core. And now they're married to the core!! Back in March (on the 23rd, I think), Bryan somehow tricked Lauren into saying 'yes', and now she has to live with that silly mistake for years to come. Of course, if the second photo is any indication of home life, I'm thinking maybe it might not have been a silly mistake after all… Check out that hands-covering-mouth reaction. They claim it was all about a garter. Ok, actually only Lauren claimed it was all about a garter…





Anyway, our most sincere congratulations to the happy couple.

(And you really should see the before/after rehearsal/wedding photos to see Bryan's hair. They said they were going to share, but haven't yet.)

TEAMS THAT WON BOTH THEIR DIVISIONAL TOURNAMENT AND REGULAR SEASON TITLE !!!!!!

"D" Division - ***BullsHitters***

Robert Reece (c)	Mike Gardner	John Wylie
Chad Massengill	Randy Massengill	Robert Massengill
Ernie Gilyardi	C.J. Jobe	Ted Marks
	Gary Long	

"E" Division - ***Methodical Madness***

Brad Hamilton (c)	Sheldon Citrak	Mike Venable
Ken Weaver	Gregory Neill	Mike Horrall
John Carroll		Scott Stephenson

"F" Division - ***Brown's Bombers***

David Huffman (c)	Paul Spaulding	Sean O'Brien
Pete Rutten	Justin Vick	Kevin Casey
Inky Huffman		Jim Bush

"G" Division - ***Five-OH! Whizzle***

Eric Stoakes (c)	Mark Slawter	Bob Kvasnicka
Rob Stuckey	Brad Adams	Steve Champion
B.J. Bartell	Bradley Hamilton	Frank Ferraro
	Vasudevan Murali	

"H" Division - ***Same Day Different Darts***

Peter Logan (c)	Jim Dunham	Marcy Mason
Bill Wissinger	Greg Stahl	Travis Ferguson
Brian Port	Chris Dubose	Mike Kyle
	Andy Bowen	

TEAMS THAT WON THEIR DIVISIONAL TOURNAMENT (but not regular season title) !!!!!!

"A" Division - ***Klitzneckers***

Mike Seward (c)	Kenny Persson	Joey Gaglione
Shane Murray	Kyle Gaulthier	Doug Jeffcoat
Dean Cusher	Lee Scott	Scott Stankevich

"B" Division - ***Slop and Shots***

Scott Butters (c)	Kent Butters	Tim Lane
Paul Beaudoin	Trey Rodgers	Steve Holland
	Mark Sellers	

"C" Division - ***Dublin Dublout***

Chris Montesi (c)	Jeff Rudy	Wally Winter
Eric Bordeau	Steve Johnson	Justin Stehle
Gene Smelik		Pat Smelik

TEAMS THAT WON THEIR REGULAR SEASON TITLE (but not divisional tournament) !!!!!!

"A" Division - ***The Decennary Element***

Jason Kilts (c)	Tom Brown	Jon Kenney
Robbie Phillips	Mark Knight	Keith Wall
Allen Smith	Wil Tan	Robb Beeson
	Jeremy Dziczkowski	

"B" Division - ***The Reaperz***

Jason Zelinack (c)	Jimmy Kerr	Bob Ianuale
Ryan Anderson	Jerry Oakley	Jeffrey Reygers
	Gina Oakley	

"C" Division - ***Nine Lives***

David Romanchek (c)	Butch Smith	Matthew Copple
Chris Lee	James Marsden	John Mays
	Jack Gibson	

SPRING 2013 TOURNAMENT!!! TROPHY DART AWARDS

9 Marks

John Carroll **(2)** (Methodical Madness, 5/8, 5/15)
Jon Kenney **(2)** (The Decennary Element, 5/8, 5/15)
Shane Murray **(2)** (Klitzneckers, 5/1, 5/15)
Ryan Anderson (The Reaperz, 5/1)
Brian Port (Same Day Different Darts, 5/1)
Mark Powell (UZMAgain, 5/1)
Robert Ray (Appetite for Destruction, 5/1)
Sal Reitano (The Locals, 5/1)
Travis Rowe (Don't Eat The Candy, 5/1)
Alberto Sandoval (Mug Hunters, 5/1)
Bob Terry (Lunatic Fringe, 5/1)

Ton-80s

(none reported - yep, that's right, ZERO 180s in the divisional tournaments!)

6-Bulls

(none reported)

Ton-70-Ins and Outs

(none reported)

For those who are new or simply were not aware of it: fast games, high ins and high outs in the tournament do not win awards unless they are perfect shots (170s) or games.

OTHER TOURNAMENT HOT DARTS (Sorry, no award -- but they're still great shots)

Kenny Persson	Klitzneckers	"Perfect" 8m (two triples & a double-bull)	Donald Grubb	Triple Threats	146-Out	Mike Seward & Scott Stankevich	Klitzneckers 17-dart 501, 18-dart 501, in same set
Wil Tan	The Decennary Element	8m	Paul Beaudoin	Slop and Shots	120-Out	And while it's not actually from a match, this warmup game action was pretty awesome in back-to-back '01 games:	
Tom Brown	The Decennary Element	5-Bulls	Paul Beaudoin	Slop and Shots	12-dart 301		
Wil Tan	The Decennary Element	5-Bulls	Ryan Anderson	The Reaperz	14-dart SCkt		
Doug Bozza	Sofa Kings	120-In	Jon Kenney & Wil Tan	The Decennary Element	21-dart DCkt		
Travis Rowe	Don't Eat The Candy	120-In	Sid Mitchell & Jimmy Davis	Appetite for Destruction	17-dart 501	Scott Butters	Slop and Shots 170-Out, followed by a 145 from 170 in the next game!
Mike Seward	Klitzneckers	103-In					

SPRING 2013 REGULAR SEASON PERFECT THROWS

9-Marks

Jon Kenney **(3)** (The Decennary Element, 2/13, 2/27, 3/27)
Shane Murray **(3)** (Klitzneckers, 3/6, 3/20, 4/17)
Robbie Phillips **(3)** (The Decennary Element, 2/13, 2/27, 3/27)
Justin Blessing **(2)** (The Lunchbox, 2/27, 3/20)
Jimmy Davis **(2)** (Appetite for Destr., 1/23, 1/30)
Chad Massengill **(2)** (BullsHitters, 2/6, 4/17)
Jerry Oakley **(2)** (The Reaperz, 2/27, 3/13)
Sean O'Brien **(2)** (Brown's Bombers, 3/13, 3/27)
Mike Seward **(2)** (Klitzneckers, 2/20, 3/6)
John Wells **(2)** (Got Wired!, 3/13, 3/27)
Ryan Anderson (The Reaperz, 4/3)
Randy Baldwin (We Be Triplin, 4/10)
Robb Beeson (The Decennary Element, 4/3)
Tom Brown (The Decennary Element, 2/27)
Kent Butters (Slop and Shots, 2/6)
John Dunleavy (Suck My Cork, 4/3)
Dennis Fitzgerald (Big Bulls, 1/30)
Jeff Fournier (Mug Hunters, 2/27)
Kyle Gardner (Coral Reefers, 4/10)
Kyle Gaulthier (Klitzneckers, 2/27)
Kelly Haller (Don't Eat The Candy, 4/3)
Joshua Janssen (Leftovers, 2/6)
Jess Jur (Rif Raf, 4/10)
Andy Krestalude (Ton 80 Proof, 3/27)
Gregg McCurry (Leftovers, 4/3)
Justin McCurry (Appetite for Dest., 4/24)
Joe Melton (You're Supposed To…, 3/20)
Chris Montesi (Dublin Dublout, 3/6)
Aaron Mooty (Liquor Posse, 3/6)
Doug Nettesheim (Missing Flights, 4/3)
Mark Powell (UZMAgain, 4/10)
Brian Reiser (Hammered Heads, 2/27)
Sal Reitano (The Locals, 2/13)
Shane Richardson (...Bandits, 1/23)
Shon Rogers (Found Our Flights, 2/27)
Don Sautter (Red Dragons, 4/24)
Dan Schaefer (Sharky's Machine, 3/20)
Mark Sellers (Slop and Shots, 3/27)
Mark Slawter (Five-OH! Whizzle, 3/6)
Matt St. Clair (Rif Raf, 3/6)
Wil Tan (The Decennary Element, 4/3)
Jason Van Olst (Overtime Outlaws,3/6)
Matt Varnadoe (Is It In?, 2/6)
J.J. White (Menace 2 Sobriety, 4/24)
Randy Wilcox (Julie's Angels, 3/20)

Ton-80s

Robbie Phillips **(3)** (The Decennary Element, 2/20, 3/13, 4/17)
Alberto Sandoval **(2)** (Mug Hunters, 2/27, 3/6)
Tom Brown (Decennary Element, 3/27)
Jim Budelman (Lunatic Fringe, 2/20)
Dean Cusher (Klitzneckers, 2/27)
Mike Emery (The Locals, 4/10
Tom Flood (Appetite for Destr., 4/10)
Bob James (Excalibur, 2/20)
Kris Kilsdonk (Fire for Effect, 4/10)
Tom Kubel (You're Supposed … ,3/27)
Sid Mitchell (Appetite for Dest., 4/24)
Joe McCartney (Nick the Green, 4/24)
Shane Murray (Klitzneckers, 2/20)
Trey Rodgers (Slop and Shots, 4/10)
Jeff Rudy (Dublin Dublout, 4/3)
Brian Smith (Projectile…, 4/17)
Bob Terry (Lunatic Fringe, 4/3)
Hugh Vance (Carry Oakie, 2/20)
Randy Wilcox (Julie's Angels, 3/13)

6-Bulls

Tim Mozzetti (Appetite for Dest., 4/24)
Trey Rodgers (Slop and Shots, 2/27)

SPRING 2013 REGULAR SEASON DIVISIONAL TROPHY DART AWARDS

	A division	B division	C division	D division	E division	F division	G division	H division
High In (301 first turn only!!)	Ton-70 (3/27/13) **Tom Flood** Appetite for Destruction	Ton-20 **J.J. Tant** ...Outlaws (1/23)	Ton-33 (1/30/13) **Kevin Scott** Julie's Angels	Ton-20 (1/23/13) **Randy Massengill** BullsHitters	Ton-26 (3/6/13) **Pete Borgia** Sharky's Machine	Ton-60 (4/24/13) **Dave Hunnicutt** Sharkshooters	Ton-20 (4/3/13) **Phillip Simpson** Grateful Darts	Ton-22 (1/23/13) **Chris Dubose** Same Day Different Darts
		Jeff Watson, Jr. …Druish (1/30)						
		Tim McNamara …Druish (2/13)						
High Out (301/501/ 1001)	Ton-70 (4/24/13) **Fon Denton** Triple Threats	Ton-20 (1/30/13) **John Murdaugh** Fire for Effect	Ton-28 (2/27/13) **John Mays** Nine Lives	Ton-54 (3/6/13) **Mike Zimmerman** Death Throw	Ton-12 (3/20/13) **Joe McCartney** Nick the Green	Ton-21 (1/23/13) **Joe Rigert, Sr.** Show Us Your…	Ton-04 (4/3/13) **Mark Powell** UZMAgain	87 (4/3/13) **Jim Dunham** Same Day…
Fast Singles 301	9 darts **Shane Murray** Klitzneckers (3/6)	10 darts (3/6/13) **Mikey Hindle** Excalibur	12 darts **Don Sautter** Red Dragons(2/20)	11 darts (2/20/13) **Mark Ray** Leftovers	11 darts (3/13/13) **Gregory Neill** Methodical Madness	12 darts **Joe Rigert, Sr.** Show Us… (1/23)	12 darts (4/3/13) **Mark Powell** UZMAgain	14 darts **Bob Wickstrom** Ducks… (2/13)
	Robbie Phillips …Element (4/10)		**Randy Wilcox** …Angels (4/10)			**Grace McGettigan** Sharks… (3/13)		**John Geraghty** …She Said (4/10)
						Storm Kincaid Liquor Posse(4/10)		
Fast Singles Cricket	15 darts (3/27/13) **Robbie Phillips** Decennary Element	20 darts (3/6/13) **Jason Van Olst** Overtime Outlaws	20 darts (3/13/13) **Van Smith** Coral Reefers	17 darts (4/24/13) **Sean Bosier** Death Throw	23 darts (4/17/13) **Joe McCartney** Nick the Green	20 darts (3/6/13) **John Jenkins** Home Grown…	19 darts (2/20/13) **Andy Krestalude** Ton 80 Proof	21 darts (4/24/13) **Craig Strickland** The Misfits
Fast Doubles Cricket	18 darts (4/10/13) **Mike Seward & Scott Stankevich** Klitzneckers	21 darts (2/27/13) **Patrick Merkle & Jeff Watson, Sr.** …Druish	26 darts (4/17/13) **Steve Johnson & Chris Montesi** Dublin Dublout	20 darts (4/17/13) **Ted Marks & Chad Massengill** BullsHitters	22 darts (2/27/13) **Brian Smith & Dave Tanner** Projectile Dysf.	21 darts (4/17/13) **Kevin Casey & Paul Spaulding** Brown's Bombers	21 darts (1/23/13) **Kheaven Barker & Amy Massey** We Ain't Ready!	28 darts (2/27/13) **Mike Kyle & Brian Port** Same Day…
Fast Doubles 501	14 darts (2/20/13) **Jim Budelman & Bob Terry** Lunatic Fringe	20 darts (2/6/13) **Mike Carrieri & John Murdaugh** Fire for Effect	19 darts (3/6/13) **Jack Gibson & Chris Lee** Nine Lives	16 darts (1/23/13) **Dennis Cochran & D.J. Helmes** Ted's Suzie Roll Emporium	19 darts **Jay Brown & Michael Raquet** Hammered… (2/6)	24 darts (3/6/13) **David Huffman & Pete Rutten** Brown's Bombers	28 darts (4/17/13) **Seth Fagan & Dan Therrien** We Ain't Ready!	20 darts (3/6/13) **Andy Bowen & Chris Dubose** Same Day Different Darts
					John Carroll & Scott Stephenson …Madness (4/24)			

Spring 2013 RDL Individual Season-Long Awards

SINGLES WIN PERCENTAGE

		W	L	%-age
	"A" Division			
Robbie Phillips	A1/ The Decennary Eleme	18	2	0.900
	"B" Division			
Jerry Oakley	B8/ The Reaperz	24	4	0.857
	"C" Division			
Eric Klann	C1/ Julie's Angels	18	4	0.818
	"D" Division			
Chad Massengill	D7/ BullsHitters	26	2	0.929
	"E" Division			
Frank Allison	E1/ Sharky's Machine	22	3	0.880
	"F" Division			
David Huffman	F5/ Brown's Bombers	25	3	0.893
	"G" Division			
Mark Powell	G5/ UZMAgain	16	3	0.842
	"H" Division			
Mike Kyle	H2/ Same Day Different D	21	4	0.840
Bill Wissinger	H2/ Same Day Different D	21	4	0.840

Women's Records

(# of women by div.: A-0, B-11, C-2, D-5, E-7, F-12, G-7, H-12)

[There are no women in A division, and no women in C and D divisions satisfied both the minimum number of games requirement and the RDL rule requiring a win percentage of 0.500 or higher to claim a singles award.]

	Women - "B" Division			
Kris Kilsdonk	B7/ Fire for Effect	16	9	0.640
	Women - "E" Division			
Adrienne DeFontes	E1/ Sharky's Machine	18	10	0.643
	Women - "F" Division			
Alyssa Leggett	F6/ We Be Triplin	13	12	0.520
	Women - "G" Division			
Debbie Dudley	G7/ The Lunchbox	11	9	0.550
	Women - "H" Division			
Meghan Howard	H5/ That's What She Said	17	12	0.586

ALL-STAR POINT AVERAGE

		ASPs	TGP	%-age
	"A" Division			
Robbie Phillips	A1/ The Decennary Eleme	90.5	40	2.263
	"B" Division			
Jerry Oakley	B8/ The Reaperz	71.0	56	1.268
	"C" Division			
Randy Wilcox	C1/ Julie's Angels	51.0	54	0.944
	"D" Division			
Chad Massengill	D7/ BullsHitters	50.0	53	0.943
	"E" Division			
Mike Snyder	E2/ Nick the Green	43.5	48	0.906
	"F" Division			
Paul Spaulding	F5/ Brown's Bombers	59.0	56	1.054
	"G" Division			
Andy Krestalude	G3/ Ton 80 Proof	42.5	51	0.833
	"H" Division			
David Martin	H6/ Duck Dynasty	37.5	55	0.682

Women's Records

(# of women by div.: A-0, B-11, C-2, D-5, E-7, F-12, G-7, H-12)

[There are no women in A division, and no women in C division division satisfied the minimum number of games requirement for claiming an all-star point average award.]

	Women's Records - "B" Division			
Kris Kilsdonk	B7/ Fire for Effect	25.0	50	0.500
	Women's Records - "D" Division			
Julie Dzengeleski	D4/ Don't Eat The Candy	14.5	41	0.354
	Women's Records - "E" Division			
Deborah Blackwelder	E6/ Got Wired!	26.0	39	0.667
	Women's Records - "F" Division			
Michelle Stacy	F4/ Sharkshooters	27.5	44	0.625
	Women's Records - "G" Division			
Erin Hartmann	G3/ Ton 80 Proof	24.5	57	0.430
	Women's Records - "H" Division			
Meghan Howard	H5/ That's What She Said	23.0	55	0.418

THE PLAYERS WHO *BEAT* THE SINGLES %-AGE WINNERS

Who beat Robbie Phillips of The Decennary Element in A division?
in 301: Tom Flood (wk.4). in cricket: Shane Murray (wk.6).

Who beat Jerry Oakley of The Reaperz in B division?
in 301: John Dunleavy (wk.4), Liz Mitchell (wk.5), Liz Mitchell again (wk.12), Kris Kilsdonk (wk.13). in cricket: (none).

Who beat Eric Klann of Julie's Angels in C division?
in 301: Aaron Fitzgerald (wk.5), Dennis Horger (wk.11).
in cricket: Kyle Gardner (wk.1), Aaron Fitzgerald (wk.5).

Who beat Chad Massengill of BullsHitters in D division?
in 301: Dave Krasnow (wk.7), Travis Rowe (wk.12).
in cricket: (none).

Who beat Frank Allison of Sharky's Machine in E division?
in 301: Luke Rezeli (wk.11, as a blocker :o).
in cricket: John Carroll (wk.6), John Carroll again (wk.13).

Who beat David Huffman of the Brown's Bombers in F division?
in 301: Randy Baldwin (wk.5).
in cricket: Bryan Gaines (wk.3), Phil Murphy (wk.11).

Who beat Mark Powell of UZMAgain in G division?
in 301: (none). in cricket: Mark Slawter (wk.1), Marty Schlesinger (wk.6), Roger Genzlinger (wk.11).

Who beat Mike Kyle of Same Day Different Darts in H division?
in 301: John Suan (wk.5), Kenny Spencer (wk.13), A.J. Strickland (wk.14).
in cricket: Chris Additon (wk.6).

Who beat Bill Wissinger of Same Day Different Darts in H division?
in 301: David Martin (wk.8), Steve Zaytoun (wk.11, as a blocker :o), Anthony Brownd (wk.14). in cricket: Bob Wickstrom (wk.1).

Who beat Adrienne DeFontes of Sharky's Machine in E division?
in 301: Ryan Raymond (wk.4), Frank Hall (wk.9), Mike Snyder (wk.10), Dave Tanner (wk.11), Mike Venable (wk.13).
in cricket: Danny Hall (wk.2), Dave Johnson (wk.5), Brad Hamilton (wk.6), J.J. White (wk.12), Mike Venable (wk.13).

SPRING 2013 PENALTY SUMMARY

WOW!! This is one of the best seasons in terms of penalty that the RDL has had during my tenure. Seriously. If I went back to check the all-time historical records, this might well be the least-penalized season ever! And on top of that, the penalties that did exist had almost zero effect on… anything. Only two teams in the entire league got more than one penalty (and those two only got two each), and one division (H) had zero penalties at all. In total, there was 1 preseason captains' meeting penalty (for 5 total points), 7 phone penalties (35 total points), 4 mail penalties (64 total points), 1 incomplete tiebreaker penalty (16 points), 1 ineligible player penalty (that only cost 5 points), and 1 penalty for the deliberate defacement of a scoresheet (10 points). That means the league as a whole had only 15 total penalties, for a total loss of only 135 points. And something rare happened: not one single team lost even one spot in the standings due to a penalty. None, zip, zero. Awesome.

Even rarer than that though is the last penalty in that list above… The deliberate scoresheet defacement was, to my knowledge, the first in RDL history. It was also the first intentional penalty in my tenure. You really should see it… really… so turn to page 14…

WHERE WE PLAY

American Legion Fuquay-Varina **919-557-5990**
6400 Johnson Pond Road Fuquay-Varina
-about 0.2 miles from Fuquay Elementary School

The Big Easy **919-468-6007**
231 Grande Heights Drive Cary
-in Harrison Pointe Shpg. Ctr., acr. from Papa John's

Blinco's **919-785-5060**
6711 Glenwood Ave N. Raleigh
-near inter. of Glenwood/Millbrook, acr. Fr. Wal-Mart

Brown's Billiards **919-878-9092**
5500 Atlantic Springs Road NE Raleigh
-off Spring Forest Rd., near Wake Forest Rd.

Buck's Billiards **919-467-5411**
1102 Buck Jones Rd toward Cary
-nearly across from Crossroads Ford dealership

Bull & Bear **919-847-3617**
5442 Six Forks Road N. Raleigh
-at corner of Six Forks & Millbrook, behind KFC

Cleveland Draft House **919-771-2337**
6101 NC Highway 42 West Garner
-0.7 mile west of I-40 on NC Highway 42

Doherty's Irish Pub **919-388-9930**
1979 High House Road Cary
-at Davis Dr., behind Goodberry's, in the Lowe's plaza

Havana Deluxe **919-831-0991**
437 Glenwood Ave Raleigh
-behind Armadillo Grill

High House Billiards **919-481-1103**
185 High House Road Cary
-between Old Apex Road and West Chatham Street

High Park Bar & Grille **919-833-4527**
625 E. Whitaker Mill Road Raleigh
-near intersection of Whitaker Mill & Wake Forest Rd.

Hot Shots Billiards & Pub **919-460-6307**
107 Edinburgh South Drive Cary
-in MacGregor Village

Mac's Tavern **919-467-4114**
1014 Ryan Road Cary
-behind Burger King in Village Market Spg. Ctr.

Mahoney's Pub **919-322-2509**
6490 Tryon Road Cary
-at intersection of Tryon Road and the Cary Parkway

Moonrunners Café (formerly Characters Quarters)
1506 US Highway 70 **919-662-5119**
-between Ragazzi's & Golden Corral Garner

Natty Greene's Pub & Brewing Co. **919-232-2477**
505 West Jones Street Raleigh
-across from 42nd Street Oyster Bar & Napper Tandys

Oh'Mulligans - RTP **919-465-1900**
100 Jerusalem Drive Morrisville
-off Airport Boulevard, about 1.3 miles from I-40

Overtime Sports Pub **919-255-9556**
1030-149 N. Rogers Lane Raleigh
-corner of Rogers Ln/US-64, in Food Lion strip mall

Pantana's Pool Hall **919-833-2990**
3112 Hillborough Road near NCSU
-between Daisy and Shepherd streets

Pat Murnane's Irish Pub (form. Oh'Mulligan's-WF)
2101 South Main Street **919-562-5570**
-right next to the Remington Grill Wake Forest

Rally Point Sport Grill **919-678-1088**
1837 N. Harrison Ave. Cary
-in the Sam's Club plaza near I-40, behind Wendy's

Scooters **919-954-2171**
1911 Sego Court N. Raleigh
-near Atlantic/Millbrook inter., behind Batteries Plus

Sharky's Place **919-783-5448**
5800 Duraleigh Road NW Raleigh
-in the Yuppie Center near US 70 intersection

Snooker's-RW **919-828-7665**
3520 Wade Avenue NW Raleigh
-in Ridgewood Shopping Center

The Sports Page **919-266-3130**
835 North Smithfield Road Knightdale
-turn right at light past Walmart, then 2nd driveway

TerraFin Station **919-773-2220**
25 Old Drug Store Road Garner
-at corner of Hwy 42 & Cleveland School Road

Tir na nOg Irish Pub **919-833-7795**
218 South Blount Street Dwtn. Raleigh
-across from City Market

The Upper Deck **919-460-1786**
329 N. Harrison Avenue Cary
-near intersection. of N. Harrison & Hwy. 54

Village Draft House **919-833-1373**
428 Daniels Street Raleigh
-in Cameron Village shopping center

SUMMER DARTS

Well, we're about at that time when most of us take a Wednesday break for a couple months, with the Fall season not starting up until July/August. And for those of us that really need to replace our regular Wednesday night out at darts, there are quite a few options, from leagues to blind draws to tournaments…

Tuesday league - BCDL - in Durham

Ok, this one just started this past week, so initial team registration is already over. But that doesn't mean there might not be a team looking for another player or two. You can visit www.thebcdl.org to peruse rosters, and you can contact league officers for any information on teams looking for players through the website as well (you should probably start with Treasurer Maridy Knight).

Thursday league - TDL - in Chapel Hill

The registration information for the TDL isn't out yet, but the spring finals are June 13th. So I would expect the registration meeting to occur sometime in that next week. You can check www.ibiblio.org/ncdarts/tdl/ for information updates soon.

possible Monday league - in… Raleigh-ish area?

Tom Wiegand let me know that he is trying to start up new league with a minimum of 4 players (max of 8), with a 14-week season plus playoffs. Dues would be $20 per player, format would be best-of-3 doubles 401 & cricket and singles 301 & cricket. Play would begin on June 10th, and registration would be done via their website (www.nextdaisportsleague.com). Bars that might participate are On the Snap, The Brick (Fuquay), Chevy's Ale House (Apex), The Local Bar (Apex), Jack Piner (Apex), Champions in Morrisville and Raleigh, and Rally Point.

Or maybe a blind draw…

Page 8 lists the regular weekly blind draws offered by RDL host establishments, and there are a bunch. But I'm also sure that The Upper Deck will be adding a weekly Wednesday draw for every week this summer. It will have basically the same features as the Friday and Sunday draws, with the same entry fee and pay out.

And for those lookin' for a bigger tournament…

Lots and lots of weekend tournament action is available within a moderate distance as well. You can see pages 20 and 21 for fliers for events in such nearby locales as Richmond (June 7-9), Greensboro (June 21-23), and Charlotte (July 12-14). There's also a big tournament in Nashville (July 26-28). And that list doesn't even include the most important one of them all… which is…

THE 8TH ANNUAL *WRECK AT THE DECK* !!! (see pg. 20)

Yep, one of the best ADO tournaments on the annual calendar is right in your back yard again. May 31st-June 2nd at The Upper Deck on Harrison Avenue. Too good and too close to pass up…

HOW TO REACH US

RDL VoiceMail 919-990-1218

Mail Scoresheets to: Jason Kilts - RDL Statistician
5005 Raintree Road, Durham, NC 27712

Scoresheet FAX available at:
919-324-3545 - email JK for confirmation of receipt!

New Member Fees and Newsletter Fees:
Tim Mozzetti, 1217 Jack Road, Clayton, NC 27520

Nomination and Election Ballots:
Heather Bohanan, 206 Shoals Lane, Garner, NC 27529

Grievances/Complaints/Rules Suggestions:
Jim Hunsberger, 508 E Academy St, Fuquay-Varina, NC 27526

All Other RDL Correspondence to:
(Just send whatever to Jason and he'll pass it along…)

2013 Board of Directors

President	Jason Thomas	919-795-4247
	email: jason@beyond-beta.com	
Vice President	J.P. Evans	919-423-4879
	email: jpefmsc@aol.com	
(interim) Secretary	*Memb. Director Heather Bohanan is presently also doing these duties…*	
Treasurer	Tim Mozzetti	919-649-1816
	email: tjmozz@gmail.com	
Membership	Heather Bohanan	919-326-1956
	email: heather.bohanan@dhhs.nc.gov	
Rules/Grievances	Jim Hunsberger	919-357-8419
	email: jim.hunsberger@gmail.com	

League Statistician/Editor : Jason Kilts 919-990-1218
email: jdkilts@yahoo.com or jason.kilts@duke.edu

"HOT DARTS" CALL-IN GUIDELINES

Here are the guidelines you should use for the minimum number of all-star points to report when calling in your scores.
"A" Div. = 4.5 or more ASPs; "B" Div. = 4.0 or more ASPs
"C, D" Divisions = 3.5 or more ASPs
"E, F, G" Divs. = 3.0 or more ASPs; "H" = 2.5 or more ASPs
Also, call in any fast games, high ins, high outs, or other amazing feats that you think warrant a little recognition (e.g., Ins & Outs higher than a Ton, 24-dart cricket games, 15-dart 301s, 24-dart 501s, Ton-70s and up, 5-Bulls+, etc.).

Extra note: it's also ok to call in "fast games" in each set, even if they don't necessarily meet the maximum dart counts above.

SEASON-LONG TROPHY DART MINIMUM GAMES PLAYED REQUIREMENTS

To be eligible for all-star point ave. & singles win %-age awards, you must play at least 66% of this season's projected games:
for all Divisions except "A", and all "B-G" division teams except B7, F2, F6, G1, G4, G5, G6, G8, & H5 (8 teams/div.):
Singles win %-age: min. of 19 Singles Games Played
All-star pt. Average: min. of 37 Total Games Played
for Div. "A" (7 teams / div.), teams F6, G8 (due to 2 ffts. rcvd.):
min. of 16 Singles Games Played, 32 Total Games Played
for teams B7, F2, G1, G4, G5, G6 & H5 (due to 1 forfeit rcvd.):
min. of 18 Singles Games Played, 35 Total Games Played

RDL WEBSITE - www.raleighdartleague.org
(webmaster: Jason Thomas): jason@beyond-beta.com
[as with the site below, this one contains a full RDL map]

RDL MAPSITE - http://www.trantor.org/bars/rdl.html
(site maintained by Galen Johnson): gjohnson@trantor.org

CALENDAR OF EVENTS

May 31 - June 2 **Wreck at the Deck**, (ADO), $5200+, Upper Deck, 329 N. Harrison Ave., 460-1786; for info: Julie Payne - jupayne@cisco.com, 919-210-9781

Sat., June 8 **NC City Dart League & Ladies' Cup** (page 19)
NCCDL: Jack@Ral, Char@CapArea, Pine@Cary, Ashe@Dur, LakeN@ChHill, PCity@Wilm, (Bye-Pied)
NCLC: Jack@Apex, Char@CapArea, Hickory@ChHill, Ashe@Wilm, (Byes - FuqVar, Pied, Pine)

Mon., June 10 Start date for possible new Fuquay/Garner/Apex/Cary summer (and beyond?) league

Sat., June 15 1:00 p.m. **Bralie's One-Day Blind Draw Event**, double elimination up to 64 people, single elim above 64; entry = $5, Bralie's matches the pot +$300!

June 21-23 **Piedmont Dart Shootout** (see flier on page 21)

Sat., June 29 **NCCDL/NCLC match weekend** (see page 19)

July 12-14 **Charlotte Open** (see flier on page 21)

Wed., July 24 7:00-8:00 p.m. **Fall 2013 RDL Registration** - Rally Point Sport Grill, 1837 N. Harrison Ave., Cary

Sat., July 27 **NCCDL/NCLC match weekend**

Wed., Aug 7 **Fall 2013 RDL Preseason Captains' Meeting** 7:00-8:00 p.m. Rally Point Sport Grill - mandatory

Wed., Aug. 14 **Fall 2013** - first night of match play

Mon., Sep. 16 **Fall 2013 - 5th week Captains' Meeting** 7:00-8:00 p.m. Rally Point (also date of RDL Board Mtg.)

Wed., Nov. 20, Dec. 4 / 11 - RDL Divisional Tournaments

Sat., Dec. 14 **Fall 2013 - Season Banquet**, site TBD

Other Local Weekly Leagues

Tuesdays ***Bull City Dart League*** , Durham
Thursdays ***Triangle Dart League*** , Chapel Hill

Weekly Blind Draws - Over the years, many blind draws have come and gone. If any of these folds or if any others start up, please let me know and I'll update this list. Thanks.
(these first 6 are double elim., $5 entry, bar matches the pot!)

Friday, 8 pm **Upper Deck**,919-460-1786, 329 N.HarrisonAve
Sat., 7:30 pm **Brown's Billiards**, 919-878-9092, 5500 Atlantic Springs Rd
Sat., 8 pm **Sharky's Place**, 919-783-5448, 5800 Duraleigh
Sunday, 8 pm **Upper Deck**,919-460-1786, 329 N.HarrisonAve
Mon., 7:30 pm **Pat Murnane's**, 919-562-5570, 2101 S. Main
Mon., 8 pm **Sharky's Place**, 919-783-5448, 5800 Duraleigh
(this one runs the same as the above, but is once-a-month)
3rd Sat. each month, 7 pm **Amer.Leg. Fuq.-Var.**, 919-557-5990, 6400 Johnson Pond Rd; dates: 5/18, 6/15, 7/20

PENALTY LOG

Here are all the penalties assessed this season.
Check here to see who lost what when.

Preseason captains' meeting (5 pts.): We Ain't Ready! (G).
Incomplete 1001 (16 pts.): Menace 2 Sobriety (E,wk.10).
Phone (5 pts.): Slop and Shots (B,wk.6), The Reaperz (B,wk.6), Coral Reefers (C,wk.4), Rif Raf (C,wk.1), Leftovers (D,wk.4), Liquor Posse (F,wk.5), The Lunchbox (G,wk.3).
Deliberate scoresheet defacement (10 pts.): Mug Hunters (A,wk.13).
Mail (16 pts.): Ale-ing Archers (D,wk.7), Leftovers (D,wk.4), We Be Triplin (F,wk.8), The Lunchbox (G,wk.3).
Ineligible player (any match win, all points, all statistics): Terror Bulls (F,wk.1,5 pts).

THE THIRTY-THIRD SEMI-ANNUAL EDITION OF : JK'S DIVISIONAL ALL-STAR TEAM PICKS

(Players within each division are listed alphabetically) (Players are chosen any way I damn well please - not purely by the numbers!)
(This is not purely my own guesses at who is simply the best thrower, but also who is important to their team, who is good in the clutch, etc.)

Divisional MVPs

A Division	Shane Murray	Klitzneckers	E Division	John Carroll	Methodical Madness
B Division	Jerry Oakley	The Reaperz	F Division	David Simpson	Home Grown Wolves
C Division	Randy Wilcox	Julie's Angels	G Division	Andy Krestalude	Ton 80 Proof
D Division	Chad Massengill	BullsHitters	H Division	David Martin	Duck Dynasty

All of RDL -- John Carroll -- Methodical Madness

"A" Division (really had ten guys for this one)

Tom Brown	The Decennary Elen	Nothing flashy, just dozens of wins again.
Simon Healy	Triple Threats	A matchup almost nobody wants to draw.
Jon Kenney	The Decennary Elen	Hit roughly 2,394 huge turns this season.
Sid Mitchell	Appetite for Destruc	Gets on strings of 10-15 near perfect darts.
Shane Murray	Klitzneckers	Was an absolute machine all season long.
Robbie Phillips	The Decennary Elen	Still maybe the best the RDL has ever seen.
Alberto Sandoval	Mug Hunters	Put his team on his back week after week.
Mike Seward	Klitzneckers	Threw his best games when needed most.

"B" Division

Ryan Anderson	The Reaperz	Just solid in both singles and doubles.
Scott Butters	Slop and Shots	Beats you soundly yet politely. Repeatedly.
Mikey Hindle	Excalibur	Someone is going to have explain that 501.
Steve Holland	Slop and Shots	70% winner for team that coulda won it all.
Tim McNamara	She Doesn't Look D	Druish is dangerous anytime he is there.
John Murdaugh	Fire for Effect	Just a monster for team that got hot late.
Jerry Oakley	The Reaperz	Clearly belongs where his team is headed.
J.J. Tant	Overtime Outlaws	Biggest, baddest Outlaw all season long.

"C" Division

Aaron Fitzgerald	Big Bulls	Only real standout for good balanced team.
Jess Jur	Rif Raf	Clearly the best Rif Raffer in down season.
Eric Klann	Julie's Angels	Could be top player for several C teams.
Ronnie Knott	Red Dragons	When 8-4 is your bad set, things are good.
John Mays	Nine Lives	Just the lead guy for a balanced winner.
Sal Reitano	The Locals	Really jumped up this season in a big way.
Jeff Rudy	Dublin Dublout	Top shot for team that is a bit of an enigma.
Randy Wilcox	Julie's Angels	Every season, every set, so consistently.

"D" Division

Angelo Azevedo	You're Supposed To	11-0 in SCkt is nearly enough by itself.
Dave Krasnow	Carry Oakie	The D division Giant Killer was clutch.
Tom Kubel	You're Supposed To	12-0 in 501? Seriously? That's finishing.
Chad Massengill	BullsHitters	Just passing through on his way to A.
Randy Massengill	BullsHitters	Maybe 2nd best in D, still 2nd in his family.
Hugh Vance	Carry Oakie	Top full-time winner for the runners-up.
Tolson Willis	Death Throw	Carried DTs to 0.500 in first season in D.
John Wylie	BullsHitters	Excellent singles, not so much the doubles.

"E" Division (ended up with 14 legitimate candidates here)

Frank Allison	Sharky's Machine	Holy cow, this guy owned the first 3 sets.
John Carroll	Methodical Madness	But this guy… he owned all 4 sets…
Galen Gillett	XXX^3	2-to-1 W-L ratio in every set is excellent.
Brad Hamilton	Methodical Madness	Great in singles, just passable in doubles.
Dave Johnson	Menace 2 Sobriety	The biggest Menace came up just huge.
Mike Snyder	Nick the Green	Wow, what a huge jump from last season!
John Wells	Got Wired!	John Boy just hangin' out… winning…
J.J. White	Menace 2 Sobriety	Three 11-win sets? Yes, please.

"F" Division

Randy Deemer	We Be Triplin	Wins like crazy for regular runners-up.
David Huffman	Brown's Bombers	Best shot on the clearly best team.
Aaron Mooty	Liquor Posse	Just can't will his team to more DCkt wins.
Phil Murphy	One Armed Bandits	Super consistent once again, of course.
Shane Richardson	One Armed Bandits	Gaudy SCkt record is the big draw here.
David Simpson	Home Grown Wolve	Constantly pulled out the big winners.
Paul Spaulding	Brown's Bombers	38-4 in the last 3 sets is pretty sick.
Patrick Todd	We Be Triplin	Great addition was the doubles master.

"G" Division

Brad Adams	Five-OH! Whizzle	Tough to get 301 time on a team this deep.
Bradley Hamilton	Five-OH! Whizzle	'New' Brad Hamilton was a great pickup.
Andy Krestalude	Ton 80 Proof	Led his team in every set yet again.
Mark Powell	UZMAgain	Seems like I write his name every season.
Bob Rube	UZMAgain	And this guy too… consistency, man…
Mark Slawter	Five-OH! Whizzle	Ok, so we play the other guys in '01.
Rob Stuckey	Five-OH! Whizzle	Why don't they list his clutch shot in 501?
Dan Therrien	We Ain't Ready!	Well, HE was ready… rolling in first 3 sets.

"H" Division (holy cow, there were a LOT of possible picks here)

Ken Brinson	That's What She Sai	Team champ (pg.14) carried them to 2nd.
Mike Kyle	Same Day Different	Could he really be only the team's #2 or 3?
David Martin	Duck Dynasty	Maybe never has a pickup meant so much.
Vince Martinez	The Misfits	If he was full time, Misfits move up a bit.
Terry McAfee	Duck Dynasty	Another great new addition to the flock.
Greg Stahl	Same Day Different	Maybe he just doesn't like playing '01?
A.J. Strickland	The Misfits	Super singles covers for average doubles.
Bill Wissinger	Same Day Different	Where did this find new rock star? Wow.

QUICK STAT TIDBITS

-The **Quadruple Double Award** winners (double-digit wins in all 4 sections): Only 4 people in the true Quadruple Double club this season: Jerry Oakley of The Reaperz in B, Chad Massengill of BullsHitters in D, John Carroll of Methodical Madness in E, and David Huffman of Brown's Bombers in F. Not surprisingly, I picked 3 of those 4 as my division MVPs… A quick honorable mention (again) for Robbie Phillips of The Decennary Element, as he amassed four 9-win sets while playing in a 12-match division (A had 2 byes) AND missing two matches.

-The **Iron Man/Woman Award**: Oh, The Lunchbox folk were all set to snag this title again with their regular shorthandedness… but then, they got so short-handed that they forfeited out of the league! That left the race wide open, with lots of contenders, but in the end we crown another Iron Woman this season: Denise Vithorkus of Tips & Shafts in H division rang up a league-leading 69 this season (I'm betting that just made her giggle, for which I'm proud of her). 15-18 games per set, plus one tiebreaker, and poof, she got more games for her buck than you did! Honorable mentions as division leaders: Matt Heimbach (Fringe), Justin McCurry (Appetite) and Alberto Sandoval (Mug Hunters) in A with 50; Dan Clark & Chris Peterson (Outlaws) in B with 64; Whit Bryant (Locals) in C with 63; Rick Dysard & Sean Bosier (Death Throw) in D with 58; Brady Price (Menace) in E with 59; David Huffman & Paul Spaulding & Sean O'Brien (Bombers) and Gus Martinez (Posse) in F with 56; and Erin Hartmann (Ton 80 Proof) in G with 61.

-The **Team Attendance Award** winners: Six teams all warranted a look-see for this category, but I decided Missing Flights, TBD, and Appetite for Destruction were all close, but not close enough. In the end, the three I tagged as closest to a pure 6-player lineup: #3 was Tips & Shafts in H division, who only played 6 all season, but with scattered attendance; #2 was Overtime Outlaws in B, who only had 6 on the team at all; and #1 was Brown's Bombers in F, with 6 guys playing 50-56 games.

MY PRESEASON, WEEKLY, & TOURNEY PREDICTION RESULTS

As usual, I'm left with the option of trying to bluff my way through this part, or just telling the truth. And since I know that some of you squirrel away every last thing I've ever written about your team, I guess I better give real results… dang.

In my preseason picks (usually the toughest every season given the imminent roster changes/additions), I did pretty well. Sure, I only hit a few of the division winners, but what I really did was predict exactly which teams would be in the close battles, and even what divisions would be messy free-for-alls. A few of my picks might've finished 2nd, but they did it in a close fight that I predicted. And I really only missed overall season calls on a small handful of teams in all of RDL. Apologies to Appetite, Red Dragons, Carry Oakie, and Death Throw…

My weekly prediction results you can peruse pick-for-pick on the other side of this sheet of paper. I improved for a second consecutive season (after that disaster last spring), this despite the ridiculousness most of you know as C division. What a pile of poopie that division was this season. Ugh. Outside of C, I had a winning record for every team not named Ton 80 Proof (and when you consider the fact that I started out 2-8 with them, but closed with 4 straight picks in the season and dead-on calls for their two tournament matches, I would say I pretty much figured out everybody outside of C). Now if only there was no C…

Last but not least were my tournament predictions… And as usual, we jump to best-of-three, and my picks look generally pretty strong, despite the fact that I'm picking semifinals & finals that I conceivably could have wrong before the match is even played. I was 25-5 in the quarterfinals, an awesome 14-2 in the semifinals, and then I hit 4 of the 8 Mug champions (with my pick losing in the final in ALL 4 other divisions)! That's a final record of 43-9, which is pretty damn good if you ask me. I even nailed every match in two divisions (D and E), and all three of my my Surest Things rolled to Mugs (my Dark Horses, though, sort of flopped).

JK'S TEAM-BY-TEAM, WEEK-BY-WEEK MATCH PREDICTION RESULTS

(I introduced this page seventeen seasons ago, and it has become almost expected as a newsletter staple. Feast your eyes on the success...)

For several years, many of you have taken no greater pleasure in your weekly darting endeavors than to call the RDL VoiceMail and point out to me just how wrong I was in my prediction of your match result. On a related note, I have noticed that many of you seem to have relatively selective memories saving only the weeks when I was wrong. Further, many others of you regularly embellish your statistics of how often you fool me. It's not so easy to get away with those rambles anymore, however, as you can see below. Each W is a week when I picked your match correctly, and each L is one I picked incorrectly. Division totals are to the right of the team totals, weekly totals are at the bottom, and in the space between the 14 weeks and the team totals, the two 'o' symbols indicate the teams for which I was only 0.500, and the three 'x' symbols indicate the teams that fooled me more often than not. **[Ok, it wasn't as bad as E division a year ago, but C division this time around was just a mess for me. I was 0.500 or less for FIVE C teams, but only ONE team from the entire rest of the RDL. You C folk suck.]**

	wk1	wk2	wk3	wk4	wk5	wk6	wk7	wk8	wk9	wk10	wk11	wk12	wk13	wk14		Right	Wrong	**Overall**
A1/ The Decennary Element	W	-	W	W	W	W	W	W	-	W	W	W	W	W		12	0	70.92%
A2/ Lunatic Fringe	-	W	W	W	W	W	W	-	W	L	W	W	L	W		10	2	300 123
A3/ Klitzneckers	W	W	W	-	W	W	W	W	W	W	-	W	W	W		12	0	
A4/ Triple Threats	L	W	-	W	W	W	W	W	W	-	W	W	L	W		10	2	
A5/ Appetite for Destruction	L	W	W	W	W	-	W	W	W	L	W	W	-	W		10	2	**A Division**
A6/ Is It In?	W	W	W	W	W	L	-	W	W	W	W	W	L	-		10	2	88.10%
A7/ Mug Hunters	W	W	W	W	-	L	W	W	W	W	W	-	L	W		10	2	37 5
B1/ Slop and Shots	W	W	L	W	W	W	W	W	W	L	L	W	W	W		11	3	
B2/ Overtime Outlaws	L	W	W	W	L	W	W	W	W	L	L	L	W	W		9	5	
B3/ Suck My Cork	W	W	W	W	L	W	L	L	W	W	W	L	W	L		9	5	
B4/ Excalibur	W	L	W	W	W	W	L	L	W	W	L	W	W	L		9	5	
B5/ TBD	W	W	W	W	W	W	W	W	W	W	W	W	W	fft		13	0	
B6/ She Doesn't Look Druish	L	W	W	W	W	W	W	W	W	W	W	L	W	W		12	2	**B Division**
B7/ Fire for Effect	W	L	W	W	W	W	W	L	W	L	L	L	L	fft		7	6	72.73%
B8/ The Reaperz	W	W	L	W	W	W	W	L	W	L	W	W	L	W		10	4	40 15
C1/ Julie's Angels	L	L	L	L	W	W	W	L	W	L	W	L	W	W	o	7	7	
C2/ The Locals	L	L	W	W	W	W	W	L	L	L	L	W	W	L	o	7	7	
C3/ Big Bulls	W	W	W	L	W	W	W	L	W	W	L	L	W	L		9	5	
C4/ Nine Lives	W	L	W	L	W	W	W	L	L	W	W	W	W	W		10	4	
C5/ Coral Reefers	L	L	W	W	L	W	L	L	L	W	L	L	L	L	x	4	10	
C6/ Rif Raf	L	W	W	L	W	W	L	L	W	W	W	L	W	L		8	6	**C Division**
C7/ Dublin Dublout	W	L	L	L	L	W	L	L	L	L	W	L	W	W	x	5	9	50.00%
C8/ Red Dragons	W	L	W	L	W	W	L	L	W	L	L	L	L	W	x	6	8	28 28
D1/ Ale-ing Archers	W	L	W	L	W	W	L	W	W	L	W	L	W	L		8	6	
D2/ Ted's Suzie Roll Emporium	W	W	W	W	W	W	W	W	W	W	W	W	W	W		14	0	
D3/ Leftovers	W	W	W	W	L	L	L	W	L	W	W	L	W	L		8	6	
D4/ Don't Eat The Candy	W	W	W	L	W	L	W	W	W	L	W	W	W	W		11	3	
D5/ Carry Oakie	W	W	W	W	W	W	L	W	L	L	L	L	W	W		9	5	
D6/ You're Supposed To Beat Us!	W	L	W	W	L	L	L	W	W	W	L	L	W	W		8	6	**D Division**
D7/ BullsHitters	W	W	W	W	W	W	L	W	W	W	W	W	W	W		13	1	73.21%
D8/ Death Throw	W	W	W	W	W	L	L	W	W	L	W	W	W	W		11	3	41 15
E1/ Sharky's Machine	W	W	W	L	L	W	L	W	W	W	L	W	W	W		10	4	
E2/ Nick the Green	L	W	W	L	W	W	W	W	L	W	W	W	L	W		10	4	
E3/ XXX[3]	L	W	W	L	L	W	L	L	W	W	W	W	L	W		8	6	
E4/ Menace 2 Sobriety	W	W	W	L	L	L	W	W	W	W	W	W	W	W		11	3	
E5/ Hammered Heads	W	W	W	L	W	W	L	W	W	W	W	W	L	W		11	3	
E6/ Got Wired!	L	W	W	L	L	L	L	W	W	W	L	W	W	W		8	6	**E Division**
E7/ Projectile Dysfunction	L	W	W	L	W	W	W	L	W	W	L	W	L	W		9	5	69.64%
E8/ Methodical Madness	W	W	W	L	W	W	W	W	L	W	L	W	W	W		11	3	39 17
F1/ Home Grown Wolves	W	W	W	W	L	W	W	W	W	L	fft	L	L	L		8	5	
F2/ One Armed Bandits	L	fft	W	W	W	W	W	W	L	L	W	L	L	W		8	5	
F3/ Show Us Your Tips	W	W	W	L	L	W	W	W	W	W	W	L	W	W		11	3	
F4/ Sharkshooters	W	W	W	L	W	W	W	W	W	W	L	L	W	L		10	4	
F5/ Brown's Bombers	W	W	W	W	L	W	L	W	W	W	W	W	W	W		12	2	
F6/ We Be Triplin	L	W	W	W	L	W	fft	W	W	W	fft	W	W	W		10	2	**F Division**
F7/ Liquor Posse	W	fft	W	L	W	W	L	W	L	L	L	W	W	W		8	5	73.58%
F8/ Terror Bulls	W	W	W	L	W	W	fft	W	W	L	W	W	W	W		11	2	39 14
G1/ We Ain't Ready!	W	L	L	W	L	W	L	W	W	fft	L	W	W	W		8	5	
G2/ Who Darted?	W	L	L	W	W	W	L	W	W	L	W	W	W	W		10	4	
G3/ Ton 80 Proof	L	L	L	W	L	L	L	L	W	L	W	W	W	W	x	6	8	
G4/ Five-OH! Whizzle	W	W	L	W	W	L	L	L	W	L	fft	W	W	W		8	5	
G5/ UZMAgain	W	L	L	W	W	W	W	L	W	L	W	W	fft	W		9	4	
G6/ Sofa Kings	L	L	L	W	W	W	W	L	W	L	L	fft	W	W		7	6	**G Division**
G7/ The Lunchbox	W	L	L	W	W	W	fft	W	W	fft	fft	fft	fft	fft		6	2	64.00%
G8/ Grateful Darts	W	W	L	W	W	W	fft	W	W	L	W	W	W	fft		10	2	32 18
H1/ Tips & Shafts	W	W	W	W	L	W	L	W	W	L	W	W	W	W		11	3	
H2/ Same Day Different Darts	W	W	W	W	W	W	W	W	W	W	W	W	W	W		14	0	
H3/ The Misfits	W	W	L	L	L	L	W	W	L	W	W	W	W	W		9	5	
H4/ Missing Flights	W	W	W	W	W	L	L	W	L	W	fft	W	W	W		10	3	
H5/ That's What She Said	W	W	W	L	W	W	W	W	L	W	fft	W	L	W		10	3	
H6/ Duck Dynasty	W	W	W	W	W	W	W	W	L	W	W	W	L	L		11	3	**H Division**
H7/ Found Our Flights	W	W	W	W	W	W	W	W	W	L	W	W	L	L		11	3	80.00%
H8/ Mahoney Marauders	W	W	L	W	W	W	W	W	W	W	W	W	L	W		12	2	44 11
Right:	23	22	24	20	22	25	17	22	24	17	19	21	21	23				
Wrong:	8	8	7	11	9	6	12	9	7	13	9	9	9	6				
forfeited:	-	1	-	-	-	-	2	-	-	1	3	1	1	2				

RDL - Spring, 2013	Week 1		Week 2		Week 3		Week 4		Week 5		Week 6		Week 7		Week 8		Week 9		Week 10		Week 11		Week 12		Week 13		Week 14		Forfeits
	vs.	W/L Pts.	vs.	W/L Pts.	vs.	W/L Pts.	vs.	W/L Pts.	vs.	W/L Pts.	vs.	W/L Pts.	vs.	W/L Pts.	vs.	W/L Pts.	vs.	W/L Pts.	vs.	W/L Pts.	vs.	W/L Pts.	vs.	W/L Pts.	vs.	W/L Pts.	vs.	W/L Pts.	
A1/ The Decennary Element	A7	W 17	Bye	- -	A6	W 16	a5	W 15	A4	W 17	a3	W 14	a2	W 15	a7	W 21	Bye	- -	a6	W 20	A5	W 12	a4	W 13	A3	W 13	A2	W 19	
A2/ Lunatic Fringe	Bye	- -	a7	W 12	A5	L 9	a6	W 12	A3	L 11	a4	W 16	A1	L 9	Bye	- -	A7	W 16	a5	W 13	A6	W 17	a3	L 5	A4	L 11	a1	L 5	
A3/ Klitzneckers	A6	W 18	a5	W 16	A7	W 16	Bye	- -	a2	W 13	A1	L 10	A4	W 13	a6	W 16	A5	W 14	a7	W 17	Bye	- -	A2	W 19	a1	L 11	a4	W 15	
A4/ Triple Threats	A5	L 9	a6	W 15	Bye	- -	a7	W 14	a1	L 7	A2	L 8	a3	L 11	a5	L 11	A6	W 18	Bye	- -	A7	W 13	A1	L 11	a2	W 13	A3	L 9	
A5/ Appetite for Destruction	a4	W 15	A3	L 8	a2	W 13	A1	L 9	a6	W 13	Bye	- -	A7	W 15	A4	W 13	a3	L 10	A2	L 10	a1	L 10	A6	W 15	Bye	- -	a7	W 18	
A6/ Is It In?	a3	L 6	A4	L 9	a1	L 8	A2	L 12	A5	L 11	a7	L 11	Bye	- -	A3	L 8	a4	L 6	A1	L 4	a2	L 7	a5	L 9	A7	L 11	Bye	- -	
A7/ Mug Hunters	a1	L 7	A2	L 12	a3	L 8	A4	L 10	Bye	- -	A6	W 13	a5	L 9	A1	L 3	a2	L 8	A3	L 6	a4	L 11	Bye	- -	a6	W 13	A5	L 2	
B1/ Slop and Shots	B5	W 22	b6	W 16	b8	L 8	B7	W 16	b4	W 18	B3	W 16	B2	W 17	b5	W 18	B6	W 15	B8	L 8	b7	L 10	B4	W 16	b3	W 14	b2	W 19	
B2/ Overtime Outlaws	B6	W 11	b8	L 7	b7	L 9	B4	W 16	B3	L 10	B5	W 16	b1	L 7	b6	L 6	B8	L 6	B7	L 7	b4	L 11	b3	W 12	b5	W 13	B1	L 5	
B3/ Suck My Cork	B7	W 12	b5	W 17	b6	L 9	B8	L 8	b2	W 11	b1	L 8	B4	L 11	b7	L 9	B5	W 15	B6	L 11	b8	L 11	B2	L 12	B1	L 10	b4	W 14	
B4/ Excalibur	B8	L 7	b7	W 11	B5	W 12	b2	L 5	B1	L 6	b6	L 5	b3	W 13	b8	W 14	B7	W 14	b5	W 19	B2	W 12	b1	L 6	B6	L 8	B3	L 10	
B5/ TBD	b1	L 2	B3	L 7	b4	L 8	B6	L 3	b8	L 8	b2	L 8	B7	L 8	B1	L 6	b3	L 9	B4	L 5	b6	L 6	B8	L 4	B2	L 11	b7	*L 0*	1
B6/ She Doesn't Look Druish	b2	L 10	B1	L 8	B3	W 15	b5	W 19	B7	W 15	B4	W 19	b8	L 11	B2	W 18	b1	L 9	b3	W 13	B5	W 17	b7	L 9	b4	W 16	B8	L 8	
B7/ Fire for Effect	b3	L 12	B4	L 5	B2	W 11	b1	L 8	b6	L 9	B8	L 7	b5	W 16	B3	W 15	b4	L 10	b2	W 17	B1	W 14	B6	W 15	b8	W 14	B5	*W 16*	
B8/ The Reaperz	b4	W 17	B2	W 16	B1	W 16	b3	W 16	B5	W 16	b7	W 17	B6	W 13	B4	L 10	b2	W 18	b1	W 16	B3	W 13	b5	W 20	B7	L 10	b6	W 16	
C1/ Julie's Angels	c5	W 15	C8	L 7	c7	W 11	C6	W 15	c3	L 8	C2	W 16	c4	L 6	C5	L 12	c8	L 9	C7	W 16	c6	W 13	C3	W 12	c2	W 12	C4	L 10	
C2/ The Locals	c6	L 8	C7	W 13	C8	L 8	c5	L 9	C4	L 10	c1	L 8	c3	L 9	C6	W 9	c7	W 13	c8	W 14	C5	W 12	c4	L 9	C1	L 12	C3	W 17	
C3/ Big Bulls	c7	W 12	C6	W 15	C5	W 13	c8	L 11	C1	W 16	c4	W 13	C2	W 15	C7	L 10	c6	W 15	c5	W 16	C8	L 7	c1	L 12	C4	L 9	c2	L 6	
C4/ Nine Lives	c8	W 12	C5	L 8	c6	W 14	C7	W 17	c2	W 14	C3	L 11	C1	W 18	C8	W 13	c5	L 8	C6	W 14	c7	W 13	C2	W 14	c3	W 13	c1	W 14	
C5/ Coral Reefers	C1	L 9	c4	W 16	c3	L 11	C2	W 15	c7	L 6	C8	L 11	c6	L 11	c1	W 12	C4	W 16	C3	L 8	c2	L 10	C7	W 13	c8	W 13	C6	L 11	
C6/ Rif Raf	C2	W 13	c3	L 9	C4	L 10	c1	L 9	C8	L 11	c7	L 7	C5	W 13	c2	L 8	C3	L 7	c4	L 10	C1	L 11	c8	W 12	C7	L 7	c5	W 13	
C7/ Dublin Dublout	C3	L 12	c2	L 11	C1	L 11	c4	L 7	C5	W 18	C6	W 17	c8	L 9	c3	W 13	C2	L 11	c1	L 8	C4	L 11	c5	L 11	c6	W 15	C8	L 11	
C8/ Red Dragons	C4	L 12	c1	W 17	c2	W 16	C3	W 13	c6	W 13	c5	W 13	C7	W 15	c4	L 11	C1	W 15	C2	L 10	c3	W 17	C6	L 12	C5	L 11	c7	W 13	
D1/ Ale-ing Archers	D2	W 13	d6	L 9	D8	W 13	d4	W 16	D5	L 9	D7	L 4	d3	W 12	d2	W 16	D6	L 9	d8	L 9	D4	L 11	d5	W 12	d7	L 9	D3	W 13	
D2/ Ted's Suzie Roll Emporium	d1	L 11	D7	L 5	d6	L 8	d3	L 8	D8	L 11	d5	L 8	D4	L 7	D1	L 8	d7	L 3	D6	L 9	D3	L 6	d8	L 5	D5	L 4	d4	L 10	
D3/ Leftovers	d4	W 15	D5	W 13	d7	L 6	D2	W 16	d6	L 11	D8	L 11	D1	L 10	D4	L 5	d5	W 17	D7	L 4	d2	W 14	D6	W 13	d8	L 9	d1	L 11	
D4/ Don't Eat The Candy	D3	L 9	d8	W 15	D5	L 12	D1	L 8	d7	L 6	D6	L 12	d2	W 17	d3	W 18	D8	W 13	d5	L 9	d1	W 13	D7	L 10	d6	W 13	D2	W 11	
D5/ Carry Oakie	D8	W 18	d3	L 11	d4	W 12	D6	W 17	d1	W 15	D2	W 16	d7	W 14	d8	W 12	D3	L 7	D4	W 15	d6	L 11	D1	L 12	d2	W 20	D7	L 9	
D6/ You're Supposed To Beat Us!	d7	L 2	D1	W 13	D2	W 16	d5	L 7	D3	W 13	d4	W 12	d8	L 12	D7	L 7	d1	W 14	d2	W 15	D5	W 13	d3	L 11	D4	L 11	D8	L 10	
D7/ BullsHitters	D6	W 22	d2	W 19	D3	W 18	d8	W 14	D4	W 18	d1	W 20	D5	L 10	d6	W 17	D2	W 21	d3	W 20	D8	W 15	d4	W 14	D1	W 14	d5	W 15	
D8/ Death Throw	d5	L 6	D4	L 9	d1	L 11	D7	L 10	d2	W 13	d3	W 13	D6	W 12	D5	L 12	d4	L 11	D1	W 15	d7	L 9	D2	W 15	D3	W 15	d6	W 14	
E1/ Sharky's Machine	E5	W 17	e3	W 14	E2	W 13	e7	L 11	E4	L 11	E8	L 7	e6	W 18	e5	W 13	E3	W 15	e2	W 13	E7	W 14	e4	W 14	e8	L 12	E6	W 12	
E2/ Nick the Green	e6	W 15	E8	L 4	e1	L 11	e5	W 13	E7	L 11	e3	L 10	E4	L 9	E6	L 8	e8	W 14	E1	L 11	E5	W 13	e7	L 10	E3	W 14	e4	L 8	
E3/ XXX[3]	E7	W 13	E1	L 10	e8	L 10	E4	L 12	e6	W 15	E2	W 14	e5	L 9	e7	W 13	e1	L 9	E8	L 11	e4	L 7	E6	L 9	e2	L 10	E5	L 12	
E4/ Menace 2 Sobriety	e8	L 8	E7	L 10	E5	W 13	e3	W 12	e1	W 13	E6	W 14	e2	W 15	E8	L 11	e7	L 12	e5	W 12	E3	W 17	E1	L 10	e6	W 14	E2	W 14	
E5/ Hammered Heads	e1	L 7	E6	L 11	e4	L 11	E2	L 11	e8	L 11	e7	L 8	E3	W 15	E1	L 11	e6	L 10	E4	L 12	e2	L 11	E8	L 7	E7	W 11	e3	W 12	
E6/ Got Wired!	E2	L 9	e5	W 13	e7	L 12	E8	W 15	E3	L 9	e4	L 10	E1	L 6	e2	W 16	E5	W 14	E7	L 9	e8	W 16	e3	W 15	E4	L 10	e1	L 12	
E7/ Projectile Dysfunction	e3	L 11	e4	W 14	E6	W 12	E1	W 13	e2	W 13	E5	W 16	e8	L 12	E3	L 11	E4	W 12	e6	W 15	e1	L 9	E2	W 14	e5	L 10	E8	L 8	
E8/ Methodical Madness	E4	W 16	e2	W 20	E3	W 14	e6	L 9	E5	W 13	e1	W 17	E7	W 12	e4	W 13	E2	L 10	e3	W 13	E6	L 8	e5	W 17	E1	W 12	e7	W 16	
F1/ Home Grown Wolves	F5	L 8	f8	W 16	f7	L 10	F6	L 6	f3	L 8	f2	L 9	F4	L 7	f5	L 7	F8	W 15	F7	W 12	f6	*L 0*	F3	L 10	F2	W 12	f4	W 15	1
F2/ One Armed Bandits	F6	W 13	f7	*W 16*	F8	W 13	f5	L 8	F4	W 17	F1	W 15	f3	W 16	f6	L 11	F7	L 11	f8	L 9	F5	L 8	f4	L 12	f1	L 9	F3	W 17	
F3/ Show Us Your Tips	F7	L 10	f6	L 9	F5	L 9	f8	L 8	F1	W 16	f4	L 5	F2	L 8	f7	L 6	F6	L 9	f5	L 8	F8	L 11	f1	W 14	F4	L 11	f2	L 7	
F4/ Sharkshooters	F8	W 19	f5	L 6	F6	L 7	F7	W 16	f2	L 7	F3	W 19	f1	W 17	f8	W 13	F5	L 11	f6	L 6	f7	L 8	F2	W 12	f3	W 13	F1	L 9	
F5/ Brown's Bombers	f1	W 16	F4	W 18	f3	W 15	F2	W 16	f6	W 14	f8	W 18	F7	L 11	F1	W 17	f4	W 13	F3	W 16	f2	W 16	F6	W 15	F8	W 17	f7	W 18	
F6/ We Be Triplin	f2	L 11	F3	W 15	f4	W 17	f1	W 18	F5	L 10	f7	W 18	F8	*W 16*	F2	W 13	f3	W 15	F4	W 18	F1	*W 16*	f5	L 9	F7	W 12	f8	W 20	
F7/ Liquor Posse	f3	W 12	F2	*L 0*	F1	W 14	f4	L 8	F8	W 15	F6	L 6	f5	W 13	F3	W 18	f2	W 13	f1	L 12	F4	W 16	f8	W 13	f6	L 10	F5	L 6	1
F8/ Terror Bulls	f4	L 5	F1	L 8	f2	L 11	F3	W 16	f7	L 8	F5	L 6	f6	*L 0*	F4	L 11	f1	L 6	F2	W 15	f3	W 13	F7	L 11	f5	L 4	F6	L 4	1
G1/ We Ain't Ready!	G8	W 14	g5	W 14	G7	L 10	g6	W 18	G3	L 9	g2	W 14	G4	W 15	g8	W 14	G5	L 5	g7	*W 16*	G6	W 11	g3	L 9	G2	W 14	g4	L 9	
G2/ Who Darted?	G7	W 12	g6	L 7	g8	L 11	G5	L 4	g4	L 4	G1	L 9	G3	W 15	g7	L 10	G6	L 6	G8	W 16	g5	L 7	G4	L 7	g1	L 10	g3	L 9	
G3/ Ton 80 Proof	G6	L 7	g7	W 13	G5	L 9	G8	W 12	g1	W 15	G4	W 12	g2	L 9	g6	W 15	G7	W 11	g5	W 12	g8	W 16	G1	W 15	g4	L 12	G2	W 15	
G4/ Five-OH! Whizzle	G5	W 13	g8	W 13	G6	W 16	g7	W 19	G2	W 19	g3	L 12	g1	L 9	g5	W 14	G8	W 19	g6	L 11	G7	*W 16*	g2	W 17	G3	W 12	G1	W 15	
G5/ UZMAgain	g4	L 11	G1	L 10	g3	W 15	g2	W 20	G8	W 17	g7	W 15	G6	W 15	G4	L 10	g1	W 19	G3	L 12	G2	W 17	g8	W 18	G7	*W 16*	g6	W 18	
G6/ Sofa Kings	g3	W 17	G2	W 17	g4	L 8	G1	L 6	G7	W 15	g8	W 15	g5	L 9	G3	L 9	g2	W 18	G4	W 13	g1	L 11	g7	*W 16*	G8	W 13	G5	L 6	
G7/ The Lunchbox	g2	L 11	G3	L 9	g1	W 11	G4	L 4	g6	L 7	G5	L 7	g8	*L 0*	G2	W 11	g3	L 8	G1	*L 0*	g4	*L 0*	G6	*L 0*	g5	*L 0*	G8	*L 0*	6
G8/ Grateful Darts	g1	L 8	G4	L 11	G2	W 13	g3	L 12	g5	L 7	G6	L 9	G7	*W 16*	G1	L 10	g4	L 5	g2	L 8	G3	L 8	G5	L 6	g6	L 11	g7	*W 16*	
H1/ Tips & Shafts	H5	W 11	h8	W 18	H7	W 12	h6	L 11	H3	L 5	h2	L 5	H4	L 11	h5	L 8	H8	W 19	h7	L 8	H6	L 5	h3	L 11	H2	L 5	h4	L 10	
H2/ Same Day Different Darts	h6	W 15	h7	W 19	h5	W 18	H8	W 19	h4	W 16	H1	W 19	h3	W 14	H6	W 13	H7	W 16	H5	W 14	h8	W 20	H4	W 12	h1	W 19	H3	W 16	
H3/ The Misfits	H7	W 15	h6	L 8	h8	L 10	H5	L 9	h1	W 18	h4	L 11	H2	L 10	h7	W 14	H6	W 11	H8	W 23	h5	*L 0*	H1	W 13	H4	W 14	h2	L 8	1
H4/ Missing Flights	H8	W 17	h5	L 9	H6	L 10	h7	W 14	H2	L 8	H3	W 13	h1	W 13	h8	W 18	H5	L 10	h6	L 10	H7	W 18	h2	L 11	h3	L 7	H1	W 14	
H5/ That's What She Said	h1	L 8	H4	W 11	H2	L 6	h3	W 12	H7	W 13	h6	L 11	h8	W 20	H1	W 16	h4	W 14	h2	L 10	H3	*W 16*	h7	W 17	H6	W 12	H8	W 17	
H6/ Duck Dynasty	H2	L 9	H3	W 16	h4	W 14	H1	W 13	h8	W 16	H5	W 13	h7	W 16	h2	L 11	h3	L 10	H4	W 14	h1	W 19	H8	W 21	h5	L 12	H7	L 9	
H7/ Found Our Flights	h3	L 6	H2	L 4	h1	L 12	H4	L 10	h5	L 11	H8	W 14	H6	L 8	H3	L 10	h2	L 8	H1	W 14	h4	L 6	H5	L 7	h8	L 11	h6	W 15	
H8/ Mahoney Marauders	h4	L 7	H1	L 6	H3	W 11	h2	L 5	H6	L 8	h7	L 9	H5	L 3	H4	L 6	h1	L 5	h3	L 1	H2	L 1	h6	L 3	H7	W 13	h5	L 6	

THIS SEASON'S TRIVIA QUESTIONS… REVISITED

I now run this column during seasons in which I've included trivia questions all season. Each question is listed exactly as it was during the season, so there is potential for a question to now be out of date, but it's usually not too much of a problem. Each question is listed under the week number when it ran, and the answers follow the questions. No peeking…

Week 5 question: This coming Monday we will finalize the RDL rosters for this season (barring extraordinary late-season circumstances), and we will have one of the biggest numbers of members in league history. What is the record, and during what season did the RDL have that number?

Week 6 question(s): What is the highest point total ever achieved in a single regular season? What is the highest total ever in a division with a bye (meaning 12 matches instead of 14)?

Week 7 question: In my 35 statistician seasons, what is the greatest number of weeks it took to get the league's first 180?

Week 8 question: Let's follow up with a similar question… In my 35 statistician seasons, what is the greatest number of weeks it took to get the league's first 9-mark?

Week 9 question: What is the RDL record for greatest number of divisions played in by a single team, and how long did it take them to play in all of those divisions?

Week 10 question(s): How many host establishments have hosted teams in every one of my 35 seasons as newsletter editor? Which ones are they?

Week 11 question: We're going with a follow-up question to the one above… Of the four establishments that have had an RDL team in each and every one of my 35 seasons with the Tons, which is the only one to have more than one team in each of those 35 seasons?

Week 12 question(s): In the past decade prior to this season, which player(s) has won the most tournament Mugs? How many?

Week 13 question: How many times in the past 6 seasons has an RDL Board member resigned his/her position (stepping down mid-term instead of just not re-running)?

Week 5 answer: The all-time RDL membership record was set in the Spring 2010 season, when the RDL boasted 586 members. I didn't have the final player additions for this season prior to the writing of this issue of the Tons (additions were allowed all the way up to 8 p.m. this past Monday night), but this season was a pretty good one in terms of membership numbers (but likely did not catch the 2nd highest total ever of 561, set in the Spring 2011 season). [*Answer update for the banquet Tons*: we ended up with 536 league members this season.]

Week 6 answer: Ok, I forgot to add my standard disclaimer: "during my 34 seasons as statistician, since records from before that are a little dicey…" With that in mind, the point record is 265 (that's 18.93 points per week!) by Element Horizon in the Fall 2010 season, in A division! The same team holds the 12-week point record too, as No Element of Doubt in the Fall 2008 A division put up 216 points (18.00 points per week). Ya think the BullsHitters in D division can haul in a new record? They have 111 (18.50 per week) so far… [*Answer update for the banquet Tons*: The Bulls-Hitters ended up with a respectable 237 points, but no record…]

Week 7 answer: As I suspected when I wrote the question, the longest it took for the first 180 (at least during my tenure as the statistician) is 5 weeks. And that happened, of course, this very season. Yep, we were void of Ton-80s for the entire first month of this season. But then the floodgates opened and five of them poured out on the same night.

Week 8 answer: Ok, I know that 9-marks are more common than T80s in the RDL, but I'm a little surprised by the answer to this one. In my 35 seasons, not one single season went more than one week without a 9-mark. Four seasons (Fall 1997, Fall 2001, Fall 2002, and Spring 2004) each went to the second week. I suppose that Fall 2001 was the most interesting of those four, as it was the only season of my 35 in which no perfect throws of any kind at all were thrown in week 1.

Week 9 answer: Initially when I asked this question, I thought the answer might be Mug Hunters (sometimes I know the answer before I ask the question, sometimes I don't), but then I realized they had a jump straight from I to E in their second season. Because of that leap, their 6 different divisions leave them 1 short of the record of 7 divisions, which has been achieved by SEVEN teams! Team lineages (sometimes exact names change) that have played in every division from H through B include two teams: the Grateful Darts and UZMAgain; and team lineages that have played in every division from G through A include five teams: Appetite for Destruction, Overtime Outlaws, Off Constantly, Horsemen, and Dodge Darts. 'Who might be in line to break that record?', you ask… Well, there are two current teams that have methodically climbed from humble beginnings… Ale-ing Archers have played in the six divisions from H to C, but have dropped back down to D at the moment, so they have some work left to break the record. But Big Bulls… they have the same H through C history, and are presently only 5 points out of first in C division, so they are looking good for a jump to B next season, giving them their 7th division and tying the record. Could a subsequent jump to A (and an 8th division) be in the future too? [*Answer update for the banquet Tons*: due to a 4-match losing streak to end the season, the Big Bulls dropped to 3rd in C and might well still be in that same division in the Fall season.]

Week 10 answer: Four of our host establishments have hosted one or more teams in each and every one of my 35 seasons as editor and statistician. Those four are Sharky's Place, The Upper Deck, Snooker's-Ridgewood, and High Park Bar & Grille (which has also been known as The Profile and The Upper Deck Profile during that time window).

Week 11 answer: Ha! I thought most people would guess The Upper Deck… and they did. But the answer is the establishment of those four that has hosted the lowest total number of teams in those 35 seasons: Snooker's-Ridgewood! Just plodding along with 2 or 3 teams, season after season, year after year. That's consistency.

Week 12 answer: Well, the only answer I received for this one was "any original Element members still on the team". Close, but nope. The answer is Wil Tan, Tom Brown, and Keith Wall, who each have 13 tournament winner Mugs (all in A div.) in the past 20 seasons. They've won 12 together during Element's 19 seasons, Tan added a Mug in the Fall 2006 season (the one season he fulfilled a prior commitment to play for what has now evolved into Klitzneckers), and Brown and Wall both played for Lunatic Fringe in Spring 2003, the season before Element formed.

Week 13 answer: Sadly, 6 different people have stepped down from Board positions mid-term in the last 6 seasons. In the Fall 2010 season, John Howley gave up the Membership Director spot; then the next season, Thom Dunn gave up the Rules & Grievances Director position; then last season, Jim Gallagher relinquished the Secretary position, and Matt Huff relinquished the Treasurer position; and then two weeks ago, Frank Hall gave up the Treasurer spot, and William McEwen gave up the Secretary spot. I'm thinking the take-home message from this question might be that everybody should probably be pretty damn nice to Jason Thomas (15 seasons as a Board member), J.P. Evans (11 seasons), Jim Hunsberger (5 seasons), Tim Mozzetti (2 weeks! :o), and Heather Bohanan (25 seasons, including several holding down 2 or 3 offices!).

THIS SEASON'S LYRICS QUIZZES… REVISITED

Much like the column of this season's trivia questions on the previous page, I've listed here each lyrics quiz from this season. Each lyric is listed exactly as it was during the season. Each lyric is listed under the week number when it ran, and the answers are listed at the bottom of the page. No peeking… So who's ready to re-play "Name the band/singer and song"?

Week 2, song #1 lyric: "Keep holding on, When my brain's ticking like a bomb, Guess the black thoughts, Have come again to get me"

Week 2, song #2 lyric: "Watch me unravel, I'll soon be naked, Lying on the floor, Lying on the floor"

Week 3, song #1 lyric: "Firm stands her line of blue, For they are loyal through and through, Fighting with the spirit true"

Week 3, song #2 lyric: "Hold that line, hold them fast, We will reach victory at last, We're behind you, keep fighting for state"

Week 4, song #1 lyric: "I won't tear the sack up, Punk you'd better back up, Try and play the role and the whole crew will act up"

Week 4, song #2 lyric: "This is how I show my love, I made it in my mind because, I blame it on my A.D.D. baby"

Week 5, song #1 lyric: "And it all comes down to you, Well, you know that it does, And lightning strikes, maybe once, maybe twice"

Week 5, song #2 lyric: "So baby talk to me, Like lovers do, Walk with me, Like lovers do, Talk to me, Like lovers do"

Week 6, song #1 lyric: "Little darling, I feel that ice is slowly melting, Little darling, It seems like years since it's been clear"

Week 6, song #2 lyric: "And all the night's magic seems to whisper and hush, And all the soft moonlight seems to shine in your blush"

Week 7, song #1 lyric: "Not about to see your light, But if you wanna find hell with me, I can show what it's like, Till you're bleeding"

Week 7, song #2 lyric: "Don't mess around with those silly toys, We'll beat you up if you don't hand it over, give all the toys to the little rich boys"

Week 8, song #1 lyric: "Paranoia, paranoia, Everybody's comin' to get me, Just say you never met me, I'm runnin' underground with the moles"

Week 8, song #2 lyric: "Say, we can act if we want to, If we don't nobody will, And you can act real rude and totally removed"

Week 9, song #1 lyric: "Waitin', watchin' the clock, it's four o'clock, it's got to stop, Tell him, take no more, she practices her speech"

Week 9, song #2 lyric: "Love of two is one, Here but now they're gone, Came the last night of sadness, And it was clear she couldn't go on"

Week 10, song #1 lyric: "Well, you gave me all your loving, And all your turtle doving, All your hugs and kisses, And your money too, well"

Week 10, song #2 lyric: "Bye, bye, it's been a sweet love, Though this feeling I can't change, But please don't take it badly"

Week 10, song #3 lyric: "Day by day, night after night, Blinded by the neon light, Hurry here, hustling there, No one's got the time to spare"

Week 11, song #1 lyric: "I can't remember anything, Can't tell if this is true or dream, Deep down inside I feel to scream"

Week 11, song #2 lyric: "Got a surprise especially for you, Something that both of us have always wanted to do, We've waited so long"

Week 11, song #3 lyric: "She says it's cold outside and she hands me my raincoat, She's always worried about things like that"

Week 12, song #1 lyric: "Although she may be cute, She's just a substitute, Because you're the permanent one"

Week 12, song #2 lyric: "Picket lines and picket signs, Don't punish me with brutality, Talk to me, so you can see"

Week 12, song #3 lyric: "I can think of younger days when living for my life, Was everything a man could want to do"

Week 13, song #1 lyric: "Bootlegging boozer on the west side, Full of people who are doing wrong, Just about to call up the DA man"

Week 13, song #2 lyric: "They got little hands, little eyes, They walk around tellin' great big lies, They got little noses, and tiny little teeth"

Week 13, song #3 lyric: "I've been singing with my band, Across the wire, across the land, I've seen every blue eyed floozy on the way"

Week 14, song #1 lyric: "And baby it's true, You're the one, Who caught me baby you taught me, How good it could be"

Week 14, song #2 lyric: "The heart is a bloom, Shoots up through the stony ground, There's no room, No space to rent in this town"

Week 14, song #3 lyric: "If I were the king of the world, Tell you what I'd do, I'd throw away the cars and the bars and the wars"

Week 14, song #4 lyric: "You and I must make a pact, We must bring salvation back, Where there is love"

Week 14, song #5 lyric: "I've done things that you won't, There's nothing like a trail of blood to find your way back home"

Week 14, song #6 lyric: "Too heavy, too light, too black or too white, too wrong or too right, Today or tonight"

Week 14, song #7 lyric: "Will you chew until it bleeds? Can you get up off your knees? Are you brave enough to see?"

Week 14, song #8 lyric: "She said I don't know if I've ever been good enough, I'm a little bit rusty, and I think my head is caving in"

Week 14, song #9 lyric: "Boy mercury shooting through every degree, Oh girl dancing down those dirty and dusty trails"

Week 14, song #10 lyric: "Late night, come home, Works sucks, I know, She left me roses by the stairs, Surprises let me know she cares"

Week 14, song #11 lyric: "Whenever I'm alone with you, You make me feel like I am home again"

Week 14, song #12 lyric: "C'mon now, try 'n' understand, The way I feel under your command, Take my hand, as the sun descends"

THIS SEASON'S LYRICS QUIZZES… REVISITED (the answers to the lyrics at the top of the page)

Week 2 answers: Song 1 = "Coming Undone" by Korn === Song 2 = "Undone (The Sweater Song)" by Weezer.

Week 3 answers: Song 1 = "Blue and White", one of the two Duke fight songs, by G.E. Leftwich, Jr. === Song 2 = "N.C. State", the N.C. State fight song, by Hardy Ray.

Week 4 answers: Song 1 = "Jump Around" by House of Pain === Song 2 = "Sail" by Awolnation.

Week 5 answers: Song 1 = "Gypsy" by Fleetwood Mac === Song 2 = "Here Comes The Rain Again" by Eurythmics.

Week 6 answers: Song 1 = "Here Comes The Sun" by The Beatles === Song 2 = "Moondance" by Van Morrison.

Week 7 answers: Song 1 = "Mother" by Danzig === Song 2 = "Father Christmas" by The Kinks.

Week 8 answers: Song 1 = "Flagpole Sitta" by Harvey Danger === Song 2 = "Safety Dance" by Men Without Hats.

Week 9 answers: Song 1 = "Better Man" by Pearl Jam === Song 2 = "(Don't Fear) The Reaper" by Blue Oyster Cult.

Week 10 answers: Song 1 = "That'll Be The Day" by Buddy Holly === Song 2 = "Freebird" by Lynyrd Skynyrd === Song 3 = "Crossfire" by Stevie Ray Vaughan. Week 11 answers: Song 1 = "One" by Metallica === Song 2 = "Two Tickets To Paradise" by Eddie Money === Song 3 = "3 a.m." by Matchbox Twenty.

Week 12 answers: Song 1 = "Tracks Of My Tears" by Smokey Robinson & The Miracles === Song 2 = "What's Going On" by Marvin Gaye === Song 3 = "How Can You Mend A Broken Heart?" by Al Green and others. Week 13 answers: Song 1 = "Long Cool Woman" by The Hollies === Song 2 = "Short People" by Randy Newman === Song 3 = "Fat Bottomed Girls" by Queen.

Week 14 answers: Song 1 = "Caught Up In You" by .38 Special === Song 2 = "Beautiful Day" by U2 === Song 3 = "Joy To The World" by Three Dog Night === Song 4 = "I'll Be There" by The Jackson 5 === Song 5 = "Life Is Beautiful" by Sixx A.M. === Song 6 = "Cumbersome" by Seven Mary Three === Song 7 = "The Hand That Feeds" by Nine Inch Nails === Song 8 = "Push" by Matchbox Twenty === Song 9 = "Roam" by B-52s === Song 10 = "All The Small Things" by Blink-182 === Song 11 = "Love Song" by 311 === Song 12 = "Because The Night" by 10,000 Maniacs.

[I started increasing the weekly song groups to three at mid-season, each with it's own theme (some of the two-song groups in the past couple seasons also had themes, but it wasn't so consistent before now). The number theme in the band names was a moderate hit in the big week 14 lyrics set, but I think it's going to be hard to beat the '80s movies set from last season… - JK]

TWO RDL FIRSTS IN ONE FELL SWOOP…

As noted in the week 14 Tons, Alberto Sandoval of the Mug Hunters became the first person in my tenure as statistician (17.5 years), and possibly the first person in RDL history, to do two things. First, he became the first to intentionally receive a penalty (others have been penalized repeatedly out of laziness - read: Fulton Crowley - but none ever took 'intentional' penalties before now). Aaand… he also became the first to ever be hit with the RDL's "deliberate scoresheet defacement" penalty. As I told you then (and again on page 6), you really had to see this thing to believe it. He raided his daughter's sticker box, he colored on it, he wrote weird stuff, and then… he recruited assistance from a bunch of people from other matches at the bar where his team was playing that night (including a select few who had actually already traveled back to that establishment from another where they had played earlier). It's even got comments in multiple languages on it! Wow. Yikes. Congratulations(?!), I guess, to Alberto? On a job, uhhh… well done?

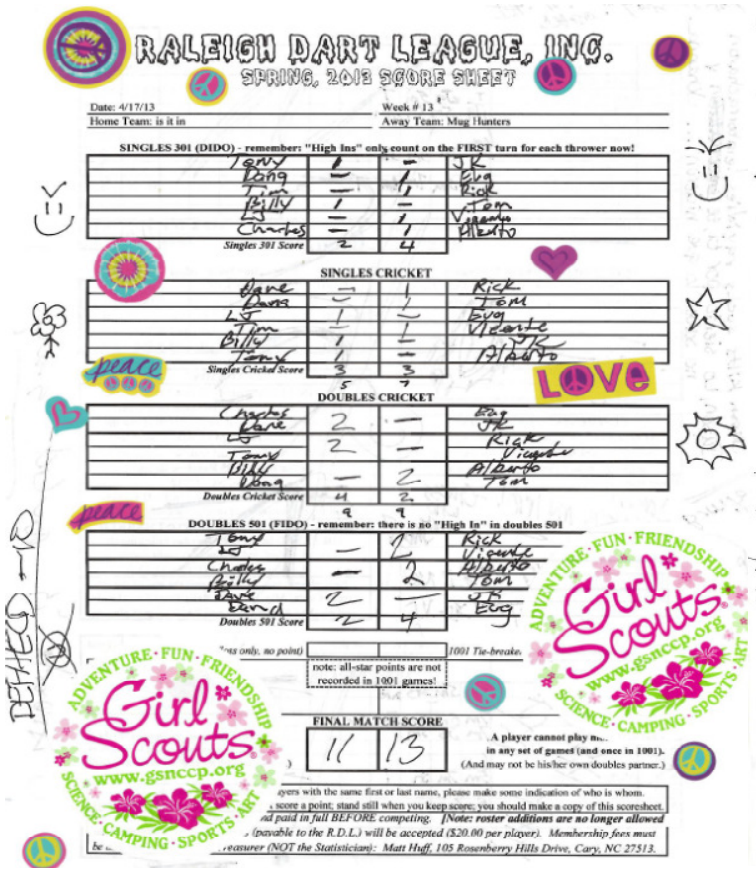
RALEIGH DART LEAGUE, INC.
SPRING, 2013 SCORE SHEET
Date: 4/17/13 Week # 13
Home Team: is it in Away Team: Mug Hunters
SINGLES 301 (DIDO) - remember: "High Ins" only count on the FIRST turn for each thrower now!
SINGLES CRICKET
DOUBLES CRICKET
DOUBLES 501 (FIDO) - remember: there is no "High In" in doubles 501
FINAL MATCH SCORE 11 13
note: all-star points are not recorded in 1001 games!
A player cannot play m... in any set of games (and once in 1001). (And may not be his/her own doubles partner.)
Girl Scouts ADVENTURE · FUN · FRIENDSHIP www.gsnccp.org SCIENCE · CAMPING · SPORTS · ART

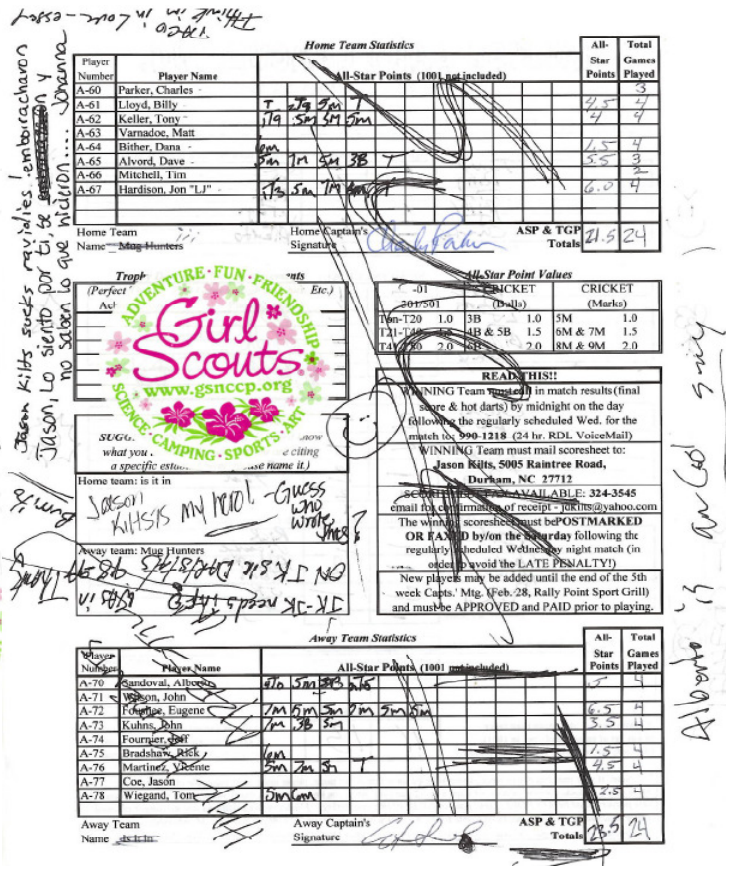
Home Team Statistics
Player Number | Player Name | All-Star Points (1001 not included) | All-Star Points | Total Games Played
A-60 Parker, Charles
A-61 Lloyd, Billy
A-62 Keller, Tony
A-63 Varnadoe, Matt
A-64 Bither, Dana
A-65 Alvord, Dave
A-66 Mitchell, Tim
A-67 Hardison, Jon "LJ"
Home Team Name: Mug Hunters
Home Captain's Signature
ASP & TGP Totals 21.5 24
All-Star Point Values
READ THIS!!
Home team: is it in
Jason Kilts, 5005 Raintree Road, Durham, NC 27712
Away team: Mug Hunters
Away Team Statistics
A-70 Sandoval, Alberto
A-71 Watson, John
A-72 Fournier, Eugene
A-73 Kuhns, John
A-74 Fournier, Jeff
A-75 Bradshaw, Rick
A-76 Martinez, Vicente
A-77 Coe, Jason
A-78 Wiegand, Tom
Away Team Name: it's in
Away Captain's Signature
ASP & TGP Totals 23.5 24

WAYS TO MAKE A FORFEIT SUCK LESS

Forfeits suck. It's a fact. They suck for the team that wins by forfeit, and they suck even more for the team that loses by forfeit. But, the bottom line is that they suck for everybody. And some teams when they win by forfeit just sort of give up on the night and go home and watch television, or do chores, or ack(!), work… But some other people? Those others are not giving up their night out having fun. And it's right about here that you can file the members of That's What She Said in that other group. When The Misfits had to forfeit to them in week 11 (with lots of very polite and awesome notice in case That's What She Said didn't want to drive around town for no reason), the members of That's What She Said held their own best-of-three, double-elimination singles tournament! Most excellent! And I think that sort of team dedication deserves some recognition, so… here are the results:

Tisha Taylor and Ken Brinson started off lucky with first-round byes… Meanwhile Eric Hodgen took out Meghan Howard (is it a good idea or a bad idea to beat the captain?), and Kaushal Doshi dumped John Geraghty. The advancement of both Hodgen and Doshi was short-lived though, as the well-rested Taylor and Brinson sent them to the losers' bracket, after which Brinson took the winners' bracket top spot.

In the losers' bracket, Hodgen sent Geraghty packing and Doshi did the same to Howard. Hodgen then outlasted Doshi for the right to play Taylor (who had just lost the winners' bracket final). The hot streak for Hodgen continued, as he quickly dispatched Taylor to move on to the finals, where he also handed Brinson his first loss, setting up a one-match championship between the two survivors, each now with a loss in the double-elimination format. It was here though that Hodgen's four-match win streak would come to an abrupt and agonizing end. And thus, here in the Spring 2013 season, **Ken Brinson** is the That's What She Said team singles champion. Which I suppose is fitting since he had the team's best record this season. Would've been a lot better story if Hodgen (the clear underdog) had won though…

WHILE WE'RE CLEARING UP FIRSTS…

In light of the two RDL "firsts" above, this might be a good time to add some clarification to an RDL record that happened last season (Fall 2012). Tony Keller tossed a 7-dart 301 that was reported here as tying Tom Brown's two 7-darters for the RDL record. While that information is still true, I would like to add a third name to that list: in culling through old records provided to me by some of the longer-tenured league members, I found that Don Bingham (formerly Don Butman) also has a 7-darter to his credit. So, make that three people, four games, and all just one dart short of perfect. [Are you an old-time RDL member? Do you have any pre-1996 records on a shelf somewhere? If so, I would love a crack at copying them! For just this kind of thing… Call or email (contact info on page 8). Thanks. - JK]

RDL MEMBERS OWN THE TRIANGLE

Given the amount of darting fervor here in RDL-land, combined with the talent that our league boasts, it really shouldn't surprise anyone that some RDL members choose to basically spend their non-Wednesdays roaming the Triangle area, claiming titles in the other local leagues. Case in point: We Got Time for Dat Dirty Box in the Bull City Dart League in Durham! The five RDL-ers below just took the league championship Cup (it's a handicapped league with an all-divisions-included league tournament). From left to right, Billy Hamilton (of Lunatic Fringe), Zak Mayhew (of Suck My Cork), Sid Mitchell and Tim Mozzetti (both of Appetite for Destruction), and Joel Eason (also of Lunatic Fringe). Congrats to all five, but especially Mitchell and Mozzetti, as this was their first BCDL title!



MY FAVORITE QUOTE FROM THE ENTIRE SEASON

There were a lot of really funny things said this season, from getting ghetto married by yours truly, to hilariously inaccurate guarantees of match results. But my favorite, for its simplicity and dead-pan delivery, is still this one from Alberto Sandoval of Mug Hunters, whose team plays at Cleveland Draft House, commenting when my son was perusing the menu there: "The Wednesday fish special is really delicious. And it's huge, so it's an awesome deal. Unless… you don't like fish… then it's not that great of a deal."

OTHER QUOTES I STILL HAD AROUND…

from Tolson Willis of Death Throw in week 6, letting us know just how excited teammate Neal Hogan was to hit the 1001 winner: "Neal nailed it then nearly broke my hand with the high five."

from Mike Roberts of You're Supposed To Beat Us!, highlighting his displeasure with a specific opponent's demeanor: "Sportsmanship - If your dart playing doesn't increase your tax bracket, relax, have fun and be nice!"

from my teammate Robbie Phillips, describing a weekend night at a dart tournament, that probably should worry me: "I was sipping beers to sober up…"

from Mike Steppe of Projectile, the day after a particularly unique VoiceMail message: "Having a good time shooting darts...free. == 9 or 10 Miller lite beers in 4 hours... $28. == Calling in an impossible Ton92 IN to Jason Kilts while blasted...PRICELESS."

WANNA SEE SOMETHING FUNNY?

The photo to the right was taken from inside my golf cart when some of my City League team members hit the course for a day near Lake Norman. Pretty standard golf cart windshield, warning, right? Well, turn to the very next page to see why this particular cart with this particular warning sign was such a funny pair…



BEST RDL DECADE EVER?

Ok, first off, a little disclaimer… I generally try not to write too much stuff about my own team here in the newsletter, because nobody wants to hear me just talk about my own stuff repeatedly. But the fact of the matter is that, by its position/standing in the league, and by the successes of the individual members of the team, my team is certainly one of the more newsworthy groups here in RDL. And if I didn't point out some of the newsworthy stuff, that would just be a disservice to my teammates resulting from nothing more than the fact that the newsletter editor is on their team. Thus, I'm taking this opportunity at the one-decade anniversary of the formation of our team (The Element) to point out, hopefully in a somewhat objective fashion, what I think might well be the greatest decade of darting success the RDL has ever seen, and probably by quite a decent margin. Sure, there will be people that will argue that Lunatic Fringe in the '90s was close, but I've seen much of the results of those seasons (and played in a lot of them too), and the fact is that teams came and went that took the titles and glory from Fringe for periods of time (e.g., Pigs, Shadows). That really just isn't the case for Element. This despite the fact that quite a handful of teams have formed for the primary purpose of nothing but defeating our team. These have even included such silliness as a team of players that was recruited (by a 100% non-playing captain) from quite a distance with gas money, hotel rooms, and even job opportunities. And the greatest threat to the Element's standing came from a one-year stint put together by a team of players from all of Wilmington, Southern Pines, Fayetteville, Fuquay-Varina, Wake Forest, and Raleigh. It has been quite a barrage of challengers… but through it all, Element has just kept on winning.

But don't take my word for it… how about some cold hard numbers to support that statement? Element is now 10 years (20 seasons) old, playing every single season in A division, and here is the team history to this point:

== In every one of the 20 seasons, Element has been 1st or 2nd in the regular season, finishing 1st 16 times and 2nd 4 times

== In every one of the 20 seasons, Element has been 1st or 2nd in the tournament, with 12 wins and 8 runner-up finishes

== Element's 20-season regular season record is 236-20 (a number that probably could have been higher if A division hadn't been saddled with a bye in 12 of those 20 seasons)

== Element's 20-season tournament record is 41-8 (with Element also earning the first-round bye in 11 of the 12 bye seasons)

== Only 1 team in 20 seasons has ever finished a season with a better win/loss record than Element, that being the team in Sp11 with guys from Wilmington to Southern Pines (the other three 2nd place season finishes were based on point tiebreakers)

== Element has only lost a match prior to 501 three times in its 20 seasons (sadly, with one of those being this past Wednesday… sigh… Klitzneckers were on frickin' fire)

== The worst Element has ever finished a season in terms of season/tournament combined losses is 3 -- the team has had 3 seasons with 0 combined losses, 10 seasons with 1 combined loss, 3 with 2 losses, and 4 with 3 losses

And before anyone thinks that Element is just a bunch of rotating hired guns, please note that 6 of the original team members are still on the team today (Jason Kilts, Tom Brown, Keith Wall, Wil Tan, Robbie Phillips, Mark Knight), and a 7th (Allen Smith) re-joined us as a teammate after a self-imposed RDL break 14 seasons ago. Add Jon Kenney (6 seasons) and Robb Beeson (2 seasons) to that group, and that's the full lineup. To borrow a line from Fringe, I have to admit that I'm damn proud to be associated with each and every one of these guys. Yes, even him… And him… and him…

RANDOM THOUGHTS FROM JK

Nowadays, it's a fact… this column has become a banquet Tons staple. I have no idea why so many are so keen on taking a peek into the oddness that is my head, but you are. So without further ado, let's open up my head again and see what falls out. Some of these observations are dart-related, and some of them clearly are not. As always, this is just about the last thing that I'm writing and once again much of it was written when it was already today… soooo, also as always not even I know what's about to hit the page…

-- Yes, it's Survivor time! If you didn't watch this season, you missed out, plain and simple. The scrawny, gawky uber-nerd with the self-admitted lifelong obsession with the show OWNED it. He won challenges, he engineered the banishment of conniving competitors, and then he absolutely rocked the other two finalists in the last tribal council with the speeches and the questions. Got all 9 votes. Should've gotten more. Yep, he was so good he should've received more votes than even existed. Cochran!!!

-- How bad was the pressure and nerves in this season's divisional tournaments? Well, one team called me at my match to ask if they could pick a guy as his own partner in a doubles game with a blocker. And another team wanted to know if they could go back and protest the fact that a team was even in their division at all, from the start of the entire season. The first of those I've heard a few times before, but that second one… that's a new one for me…

-- Did you know that a 14-year-old was in the Masters last month? Did you know that he then made the friggin' cut to play on the weekend?! What the hell were you doing last month? Or when you were 14? Whatever it was, I'll bet now it sucks in comparison.

-- So my wife… she's a little bit crazy. (Yes, I know, she married me… ha, ha…) But she's crazy for other reasons. Like… she runs half-marathons. Doesn't she know that people are technologically advanced and we don't have to do that?! Well, she runs anyway. And several weeks ago I went out before sun-up (literally before sun-up) to see her run in Cary. Well, imagine my surprise when Joe Kunesh of UZMAgain went trotting by my sideline position! Turns out Joe is crazy too. Heck, he might've even been crazy enough to have been in the full marathon (a condition for which I'm certain many good medications have been developed). That puts him in with the crazy RDL-er group that includes such other lunatics as Ryan Anderson and Rachel Wallach. The bumper sticker that says "my sport is your sport's punishment" says it all. Fools, I tell ya…

-- Which brings me to this… You know how half the cars on the road nowadays have some white oval with an abbreviation or something in them? Well, runners have a couple of those too… generally 13.1 or 26.2 for half-marathoners and marathoners. Well, I was behind somebody who is clearly on my side when it comes to this little slice of lunacy. Here is their white oval:



-- What are the odds of this? I played 301 in 4 of the first 5 weeks of the season, and in those 4 games, 3 different people hit a first turn double-20 on me. But that's no big deal. The odd part is that *all three* of them also splashed another double-20 on that same turn. Yep, *double* -double-20s on the opening turn, 3 times in a 4-game span.

-- You know that new item at McDonald's, the Fish McBites? I think that name really McSucks.

-- And while we're talking about food (or at least 'near-food'), why is it that we eat 'chicken sandwiches' and 'fish sandwiches', but we never say we're eating 'cow sandwiches'? And don't try to tell me it's about being a mammal and not being a mammal… People eat things like buffalo or bison burgers, so that doesn't wash.

-- So now that 7th place Dublin Dublout has won the C division tournament, does that mean they'll be drinking from their Mugs at D matches next season? Hmmm… tough one there…

-- Hey, back in week 5, Missing Flights was short one player in singles cricket. And just singles cricket. Not the set before it or the two sets after it. You don't see that every day…

-- So this past Wednesday, Kyle Gaulthier hit a whole bunch of triples, won a bunch of games, and took the Mugs over my team in the A division final. Then afterward we talked about his plans for prom this weekend. Seriously. Geez, I am so old nowadays. I guess it's better than a couple years ago when he was beating me before he could even get his driver's license. Damn kids…

-- The other day I'm watching television and an ad for satellite service comes on… The guy on the ad keeps repeating that dish prices are "a fraction of the cost of cable". Well, I'm good at math, so I know that means frickin' nothing! Heck, 15/8 is a fraction… Doesn't mean I want to pay 15/8 of my bill next month instead.

-- How is this for an awesome and unusual game? In one of our matches this season, Simon Healy of Triple Threats threw 10 darts in our 501 game. Every one of his darts was in the 20, including the out (yes, obviously, that one was a double). I think he hit a 140, a 100, a 60, and a 40-out. Think about that… have you ever thrown every dart of your half of a doubles game in the exact same wedge, including the out?!



-- As a service to any of you who might forgot your scoresheet at a match and need to draw a new one, or are simply in need of a place to plot polynomial equations, included here is a photo supplied by one of Mike Seward's teammates, who took to calling him "Graph Paper" when he wore this rather graph-paper-like dress shirt to a tournament match when he came straight from work. You can feel the love, right? I hope it's useful.

-- Ever notice when a company puts an April Fools' Day joke up on their company website on April 1st? Often witty, sometimes dumb, but I appreciate their willingness to mock themselves a bit. This year the email from Redbox was introducing "Lunch Meat - now sold at Redboxes!" Little red plastic boxes with a couple slices of meat in them. That one was particularly awesome to me.

-- Are you one of those guys who lets your pants sag so we can all see your underwear? You look good, right? Cool? Wrong. You're a f**king tool and you need to pull your pants up. Moron.

WANNA SEE SOMETHING FUNNY? (cont. from pg. 15)

The warning sign at the base of the golf cart windshield (see closer image on the previous page) was evidently more spot-on than they might have ever planned. It seems hard to believe that a golf ball did that (as opposed to an angry golfer's club or a branch that jumped out in front of a terrible driver), but either way that's some funny shit. I wondered a bit if somebody might have even done that on purpose…



TEN-YEAR (20-Season) TEAM PROGRESSION RECORDS (this page and the next)

Ok, those of you who weren't around in 2008 (the last time I made one of these) are probably wondering what the heck this is. Well, it's a table listing where each team has finished in each of the last 20 seasons. You can track just how your team has moved up or down over the past twenty seasons of play, and maybe relive that one great season just one more time. What each set of information means: Division / Regular Season Finish Position / W-L Record / Tournament Result (xx = first round loss) (Whenever a team changed its composition significantly from season to season, I just did the best I could.) (This list only includes teams that played in the current season.) (Whenever possible, I also included the different team names for those groups that change their name from season to season.) [Notes: H division came into existence in the Fall, 2007 season. I division only existed during the Spring, 2010 season.]

Team	Spring, 2013	Fall, 2012	Spring, 2012	Fall, 2011	Spring, 2011	Fall, 2010	Spring, 2010	Fall, 2009	Spring, 2009	Fall, 2008
The Decennary Element	A/1st/12-0/2nd	A/1st/12-0/1st Narfle the Element	A/1st/11-1/1st Required Elements	A/1st/13-1/2nd Not Non-Element	A/2nd/11-3/1st The Missing Element	A/1st/14-0/1st Element Horizon	A/1st/12-0/1st Elemental Truths	A/1st/10-2/2nd Elements of Mass Destruc	A/1st/11-1/2nd A Dozen Elements	A/1st/12-0/2nd No Element of Doubt
Klitzneckers	A/2nd/10-2/1st	A/3rd/8-4/2nd Klitzkrieg	A/5th/6-6/Top4 Hu Flung Pu	A/4th/9-5/xx Daddies	A/4th/8-6/Top4	A/2nd/11-3/2nd Phat Daddies	A/2nd/8-4/2nd Mac-Daddy	A/2nd/10-2/1st Sugar Daddy	A/2nd/9-3/1st Who's the Daddy?	A/3rd/8-4/1st Buddy Holly and the Shafts
Appetite for Destruction	A/3rd/7-5/Top4	A/6th/2-10/xx	A/3rd/7-5/Top4	B/1st/14-0/1st	A/8th/1-13/xx	A/6th/5-9/xx	A/4th/5-7/Top4	A/5th/4-8/xx	B/2nd/9-3/2nd	A/6th/2-10/xx Trip Hazzard
Lunatic Fringe	A/4th/6-6/xx	A/2nd/8-4/Top4	A/4th/7-5/xx	A/5th/4-10/Top4	A/3rd/9-5/Top4	A/3rd/11-3/Top4	A/3rd/7-5/Top4	A/3rd/9-3/Top4	A/4th/6-6/xx	A/2nd/8-4/Top4
Triple Threats	A/5th/5-7/Top4	A/5th/3-9/Top4	B/1st/11-3/2nd	C/5th/6-8/2nd The Usual Suspects	B/7th/4-10/xx	B/4th/7-7/Top4	B/5th/5-9/Top4 2Nutz4U	B/5th/4-8/Top4 Ocheholics	A/6th/2-10/xx Norfolk & Chance	B/2nd/10-4/2nd BullsHitters
Mug Hunters	A/6th/2-10/xx	B/2nd/12-2/1st	B/4th/7-7/Top4	C/2nd/10-4/1st	D/2nd/12-2/1st	E/1st/12-2/1st	I/1st/11-1/1st			
Is It In?	A/7th/0-12/xx	B/1st/13-1/2nd	B/3rd/10-4/xx	C/1st/12-2/Top4	A/5th/7-7/xx Bad Things Man	A/4th/6-8/Top4	A/6th/4-8/xx The Beleagured	B/2nd/10-2/1st	A/7th/1-11/xx The Aristocrats	A/4th/6-6/xx
The Reaperz	B/1st/12-2/2nd									
Slop and Shots	B/2nd/11-3/1st	A/7th/1-11/xx Pour Boys	B/2nd/10-4/1st Absolut Confusion	A/7th/3-11/xx Alcohol Free For All	A/6th/4-10/xx Bullseyes, Butters, and Be	A/5th/5-9/xx Just Drunksten	A/5th/4-8/xx 75% Drunksten	A/4th/6-6/Top4 95% Drunksten	A/5th/5-7/Top4	B/1st/13-1/1st Cleveland Rocks
She Doesn't Look Druish	B/3rd/8-6/Top4	C/1st/12-2/1st 1 to Potato	B/7th/4-10/xx Jack 9	A/8th/1-13/xx	A/7th/3-11/xx	B/1st/14-0/1st	C/1st/11-3/Top4	D/1st/12-2/1st	D/7th/5-9/xx	D/5th/7-7/xx The Pirate Bombs
Fire for Effect	B/4th/8-6/xx	C/2nd/9-5/Top4	C/6th/6-8/xx Balls of Freedom	D/1st/11-3/2nd Salute-A-Balls	E/1st/11-3/1st	F/1st/11-3/2nd	G/2nd/8-4/2nd	G/4th/8-6/Top4	F/8th/1-13/xx	
Excalibur	B/5th/7-7/Top4	B/5th/6-8/Top4	C/1st/11-3/1st	B/8th/3-11/xx	B/6th/4-10/xx	C/2nd/10-4/xx	B/8th/1-13/xx Pounding the Neighbor's	B/6th/4-8/Top4 Slop Counts	B/5th/5-7/xx One And Done	B/6th/6-8/Top4
Suck My Cork	B/6th/5-9/xx	B/4th/7-7/xx Pulled Cork	B/6th/5-9/Top4 Constantly Corked	C/3rd/10-4/xx Corked & Loaded	C/3rd/7-7/2nd Cork A Diddle Do!	B/7th/4-10/xx Cork Off!	C/2nd/11-3/Top4 Put A Cork In It!	C/3rd/8-4/Top4 Cork Screwers	C/2nd/11-3/2nd The OG's	D/1st/12-2/1st Tailgaters
Overtime Outlaws	B/7th/5-9/xx	B/3rd/8-6/Top4	A/6th/2-10/xx OT Outlaws	B/3rd/8-6/Top4	B/4th/8-6/Top4	B/2nd/11-3/Top4	B/6th/5-9/Top4 Overtime Outlaws	C/1st/9-3/1st	D/1st/12-2/2nd	E/2nd/8-4/2nd
TBD	B/8th/0-14/xx	B/6th/4-10/xx Knockers & Nuts	B/5th/6-8/xx 2 Girls and a Couple of Guys	B/4th/8-6/Top4						
Nine Lives	C/1st/11-3/2nd	C/4th/7-7/Top4	C/4th/8-6/Top4	B/7th/4-10/xx	B/5th/5-9/xx	B/5th/7-7/xx	B/7th/3-11/xx	B/4th/5-7/xx	C/3rd/9-5/Top4	B/7th/3-11/xx
Red Dragons	C/2nd/9-5/xx	D/2nd/12-2/2nd Choot 'Em!	D/3rd/9-5/xx	D/4th/8-6/Top4	D/4th/7-7/Top4 Double Ones	E/3rd/9-5/2nd Board 2 Death	E/4th/7-7/Top4	E/3rd/6-6/Top4 Cobra Kai	D/8th/2-12/xx	D/4th/7-7/Top4
Big Bulls	C/3rd/8-6/Top4	C/3rd/8-6/xx	D/1st/11-3/1st	E/2nd/11-3/2nd	F/2nd/11-3/1st	F/6th/7-7/1st	G/1st/10-2/1st	H/1st/12-2/1st	H/3rd/10-4/xx	H/3rd/8-4/2nd
Julie's Angels	C/4th/8-6/Top4	B/7th/3-11/xx We're Sexy and We Throw	C/2nd/9-5/Top4 Drunk on Arrival	D/2nd/11-3/1st Black Mug Society	D/6th/5-9/xx Like To Party	D/6th/5-9/2nd	E/2nd/9-5/1st	D/8th/0-14/xx Shootin' Blanks		D/7th/5-9/xx Team America
Coral Reefers	C/5th/6-8/xx	C/5th/6-8/xx	C/7th/5-9/xx	C/4th/9-5/xx	C/4th/7-7/xx	D/1st/12-2/1st	E/1st/12-2/2nd	F/2nd/11-3/2nd	G/1st/10-2/1st	H/1st/11-1/1st
The Locals	C/6th/6-8/xx	B/8th/3-11/xx The Brews Bros	A/7th/0-12/xx The Locals	B/2nd/11-3/2nd	B/3rd/9-5/Top4	B/6th/6-8/2nd	C/3rd/10-4/2nd	D/2nd/11-3/xx	D/4th/7-7/Top4	C/8th/4-10/xx
Dublin Dublout	C/7th/4-10/1st	D/1st/12-2/1st	E/1st/9-5/2nd	F/1st/13-1/Top4	G/4th/10-4/1st	G/6th/5-9/xx Irish We Were Drunk	G/4th/7-5/Top4	G/3rd/9-5/1st	G/4th/5-7/Top4	F/6th/4-8/xx
Rif Raf	C/8th/4-10/xx	C/6th/6-8/2nd	D/2nd/10-4/2nd	C/7th/3-11/xx	B/8th/3-11/xx	B/3rd/7-7/xx	B/3rd/9-5/xx	A/7th/1-11/xx	B/1st/9-3/1st	B/3rd/8-6/xx
BullsHitters	D/1st/13-1/1st	E/1st/13-1/1st	F/1st/11-3/1st	F/2nd/10-4/Top4	G/2nd/10-4/Top4	H/2nd/10-4/1st JoCo Bullies				
Carry Oakie	D/2nd/9-5/2nd	D/5th/6-8/Top4	B/8th/3-11/xx Traveling Beer Bellies	B/5th/4-10/xx	C/2nd/9-5/xx	C/4th/8-6/Top4	D/3rd/8-6/Top4	D/6th/6-8/xx	C/8th/3-11/xx	C/3rd/8-6/xx
Don't Eat The Candy	D/3rd/7-7/xx	D/4th/6-8/xx Thrown Stones	D/4th/7-7/xx	E/1st/13-1/1st Lords of Da Board	F/1st/13-1/Top4	G/1st/11-3/1st Grateful Darts	H/2nd/9-3/1st		D/5th/6-8/xx Dynamic Darts	D/3rd/7-7/xx
Death Throw	D/4th/7-7/Top4	E/2nd/9-5/Top4	E/6th/6-8/Top4	E/4th/7-7/xx	E/2nd/10-4/2nd	F/3rd/8-6/xx	F/5th/7-7/xx	G/2nd/10-4/Top4	G/3rd/6-6/2nd	G/4th/6-6/Top4
You're Supposed To Beat U	D/5th/7-7/xx	D/6th/5-9/xx Blind Squirrels								
Ale-ing Archers	D/6th/7-7/Top4	C/7th/4-10/xx	C/3rd/9-5/2nd	D/3rd/11-3/Top4	D/3rd/9-5/Top4	E/2nd/12-2/Top4	F/2nd/10-4/2nd	G/1st/13-1/2nd	H/1st/11-3/1st	H/2nd/9-3/Top4
Leftovers	D/7th/6-8/xx	D/3rd/9-5/Top4	D/5th/7-7/Top4	C/8th/0-14/xx	D/1st/14-0/2nd	E/4th/7-7/xx	F/1st/11-3/Top4	F/3rd/9-5/Top4		
Ted's Suzie Roll Emporium	D/8th/0-14/xx	C/8th/4-10/xx Ted's Blue Waffle Emporiu	C/5th/8-6/xx Points and Pints	C/6th/6-8/Top4 Take It All	C/6th/6-8/xx Antique's Roadshow	C/3rd/9-5/2nd Schleprock's Revenge	D/2nd/10-4/2nd Pit Crew	E/1st/10-2/1st	E/4th/8-6/xx	
Methodical Madness	E/1st/11-3/1st	F/2nd/10-4/Top4	G/1st/11-3/2nd	H/1st/13-1/1st	H/3rd/8-6/Top4					
Sharky's Machine	E/2nd/10-4/2nd	D/7th/4-10/xx	D/6th/6-8/Top4	D/5th/6-8/xx	D/7th/3-11/xx	D/8th/4-10/xx Bulls Eye Blind	D/7th/6-8/xx	C/6th/4-8/xx Insane Dart Posse	C/6th/2-11/xx Ocho Cinco	C/6th/5-9/Top4 Who's Your Fat Daddy
Menace 2 Sobriety	E/3rd/9-5/Top4	E/4th/7-7/Top4	E/8th/5-9/xx	E/5th/6-8/Top4	E/5th/7-7/xx	F/4th/8-6/Top4	F/6th/6-8/Top4	F/4th/8-6/Top4	E/5th/7-7/xx	G/2nd/8-4/xx
Projectile Dysfunction	E/4th/8-6/Top4	F/1st/13-1/1st	F/6th/6-8/2nd The Dysfunction is Back	F/5th/6-8/1st Projectile Bogarts	F/3rd/10-4/Top4 Projectile Dysfunction	G/2nd/11-3/Top4	G/3rd/8-4/Top4	F/8th/2-12/xx	ooo	
Got Wired!	E/5th/6-8/xx	E/6th/5-9/xx Wire We Back	D/7th/4-10/xx Flights Unknown	D/6th/5-9/xx After 4 Beers!		D/2nd/10-4/Top4 Damnifino	E/3rd/8-6/xx	E/6th/4-8/xx Drunk Luck!	E/6th/5-9/xx Drunk Luck	E/5th/6-6/xx Still Got Pepsi!
Nick the Green	E/6th/5-9/xx	D/8th/2-12/xx Tattoo the Red Eye								
XXX[3]	E/7th/4-10/xx	E/3rd/7-7/2nd Force 8 from the Planet XXX	E/2nd/9-5/1st	E/3rd/9-5/Top4	E/4th/9-5/Top4 Minor Threat	F/2nd/11-3/Top4 Top Kill Junk Shot	F/7th/5-9/xx Better At Pool	F/6th/5-9/xx	F/4th/8-6/Top4	E/7th/1-11/xx Tres Equis XXX
Hammered Heads	E/8th/3-11/xx	E/5th/7-7/xx	E/5th/6-8/Top4 Starving Dartists	E/6th/5-9/xx	E/7th/2-12/xx	D/5th/6-8/xx	D/5th/6-8/Top4	C/7th/1-11/xx	B/7th/0-12/xx	C/2nd/8-6/1st
Brown's Bombers	F/1st/13-1/1st	G/1st/10-4/1st	H/1st/14-0/1st	H/6th/5-9/xx	H/8th/2-12/xx Just Givin' It A Shot					
We Be Triplin	F/2nd/11-3/2nd	G/2nd/10-4/2nd	G/3rd/8-6/Top4	F/8th/1-13/xx Flight Risk	F/6th/4-10/xx					
Liquor Posse	F/3rd/8-6/xx		F/4th/7-7/Top4	G/2nd/12-2/1st	G/6th/4-10/xx	H/1st/10-4/xx	H/6th/2-10/Top4 Boondock Aint's	G/8th/0-14/xx Pride and Glory		
One Armed Bandits	F/4th/7-7/Top4	F/3rd/8-6/2nd	G/2nd/10-4/1st	G/3rd/9-5/xx	H/2nd/11-3/1st	H/6th/7-7/Top4	I/3rd/7-5/Top4	H/7th/6-8/xx	E/7th/4-10/xx	D/8th/1-13/xx
Sharkshooters	F/5th/7-7/xx	F/6th/6-8/xx	F/5th/6-8/xx	F/6th/6-8/xx	G/1st/12-2/Top4	G/3rd/10-4/2nd	H/1st/9-3/2nd	H/2nd/9-5/Top4	G/7th/3-9/xx	G/5th/5-7/xx
Home Grown Wolves	F/6th/5-9/Top4	E/8th/3-11/xx								
Terror Bulls	F/7th/3-11/xx				D/8th/1-13/xx Hammered Heads	D/4th/6-8/Top4	D/6th/6-8/xx	D/5th/7-7/xx	D/6th/6-8/Top4	D/6th/6-8/Top4
Show Us Your Tips	F/8th/2-12/xx	F/5th/7-7/Top4 Better Late Than Never								
Five-OH! Whizzle	G/1st/11-3/1st	G/4th/8-6/xx								
UZMAgain	G/2nd/10-4/2nd	G/5th/6-8/Top4	G/5th/7-7/xx	H/2nd/9-5/Top4 Bulls & Bears	H/5th/6-8/xx Bottoms Up	G/7th/5-9/xx No Marks	G/5th/5-7/xx Any Given Wednesday	F/7th/2-12/xx	G/2nd/9-3/Top4	G/3rd/8-4/2nd
Ton 80 Proof	G/3rd/10-4/Top4	G/3rd/9-5/xx	G/4th/8-6/Top4 Charlie Don't Surf	F/7th/3-11/2nd F6f Hellcats	F/7th/3-11/xx Flight Club	F/7th/2-12/xx Yippers				
We Ain't Ready!	G/4th/9-5/xx	F/7th/4-10/xx Y'All Ain't Ready!	H/5th/6-8/Top4	G/8th/2-12/xx Tossers!	G/8th/2-12/xx Point Taken!	B/8th/0-14/xx Y'All Ain't Ready	I/2nd/7-5/2nd			
Sofa Kings	G/5th/8-6/Top4	G/6th/6-8/Top4	F/8th/2-12/xx	E/8th/2-12/xx	E/6th/6-8/xx Party to the Mac's	E/7th/3-11/xx Is It In	E/6th/6-8/Top4 Is It In?	D/7th/3-11/Top4 The Dartards	C/7th/3-11/xx The Good, the Bad & the U	C/5th/7-7/xx Just the Tip
Grateful Darts	G/6th/3-11/xx	H/2nd/9-5/Top4	H/4th/7-7/xx	H/4th/7-7/Top4				H/3rd/7-7/xx	G/6th/4-8/xx	F/7th/3-9/xx
Who Darted?	G/7th/3-11/xx	F/8th/1-13/xx Frank	C/8th/0-14/xx	H/3rd/9-5/2nd	H/6th/5-9/xx Total Eclipse of the Dart	H/3rd/9-5/xx Who Darted?	H/5th/4-8/xx	H/5th/6-8/xx	H/5th/7-7/Top4	H/5th/4-8/xx
The Lunchbox	G/8th/2-12/xx	H/1st/13-1/xx Lunchbox in the Alley								
Same Day Different Darts	H/1st/14-0/1st	G/8th/3-11/xx Flying Blind Squirrels	G/6th/6-8/xx Bulls Ear Katknip	G/4th/6-8/Top4 Mr. Bulljangles	G/5th/6-8/xx	H/5th/7-7/xx Where's the Budd?	I/5th/4-8/xx Throwing Pains	G/5th/8-6/xx Nice Dittles	H/2nd/10-4/Top4	H/4th/8-4/Top4
That's What She Said	H/2nd/10-4/2nd	H/6th/5-9/xx Bullseye of the Tiger	H/6th/5-9/xx Con Dartists	H/8th/1-13/xx Dart Vaders						
Duck Dynasty	H/3rd/9-5/Top4	H/7th/4-10/xx The Duck Stops Here	G/8th/0-14/xx Quackerjacks	G/6th/5-9/Top4 D'Artists Formerly Known	F/8th/0-14/xx Duck Tails	F/8th/1-13/xx Duckin' D'Oh! Nuts	F/3rd/9-5/xx The SurReal DeCoys	E/7th/2-10/xx The Real Decoys	F/2nd/10-4/2nd Fowl Play	E/6th/4-8/xx Ducks, Lies and Videotape
Missing Flights	H/4th/7-7/Top4	H/5th/5-9/xx	H/7th/5-9/xx	H/7th/5-9/xx						
The Misfits	H/5th/7-7/xx	H/3rd/9-5/1st	H/8th/2-12/xx Oh'Hullys							
Tips & Shafts	H/6th/4-10/xx	G/7th/4-10/xx	H/2nd/9-5/2nd	G/7th/3-11/xx	E/8th/1-13/xx	E/8th/3-11/xx				
Found Our Flights	H/7th/3-11/xx									
Mahoney Marauders	H/8th/2-12/xx									

TEN-YEAR (20-Season) TEAM PROGRESSION RECORDS (this page and the previous)

Ok, those of you who weren't around in 2008 (the last time I made one of these) are probably wondering what the heck this is. Well, it's a table listing where each team has finished in each of the last 20 seasons. You can track just how your team has moved up or down over the past twenty seasons of play, and maybe relive that one great season just one more time. What each set of information means: Division / Regular Season Finish Position / W-L Record / Tournament Result (xx = first round loss) (Whenever a team changed its composition significantly from season to season, I just did the best I could.) (This list only includes teams that played in the current season.) (Whenever possible, I also included the different team names for those groups that change their name from season to season.) [Notes: H division came into existence in the Fall, 2007 season. I division only existed during the Spring, 2010 season.]

Team	Spring, 2008	Fall, 2007	Spring, 2007	Fall, 2006	Spring, 2006	Fall, 2005	Spring, 2005	Fall, 2004	Spring, 2004	Fall, 2003
The Decennary Element	A/1st/11-1/1st Element X	A/1st/13-1/1st The Rogue Element	A/2nd/10-2/2nd Out Of Our Element	A/2nd/12-2/2nd The Essential Elements	A/1st/11-1/1st Elementary School Bullies	A/1st/14-0/2nd The Fifth Element	A/2nd/13-1/1st The Elements of Style	A/1st/11-1/1st The Intrusive Element	A/1st/13-1/1st The Elusive Element	A/1st/10-2/1st The Subversive Element
Klitzneckers	A/3rd/7-5/Top4 Bullz Brothers	A/3rd/11-3/2nd Cereal Killers	A/3rd/8-4/xx	A/12-2/1st/1st Tossn Heads						
Appetite for Destruction	A/5th/3-9/xx Projectile Dysfunction	A/6th/4-10/xx The Misplacements	B/2nd/11-3/2nd The Replacements	A/8th/1-13/xx	A/5th/4-8/xx	B/1st/11-3/2nd	C/2nd/11-3/1st	D/2nd/10-4/2nd	D/3rd/9-5/Top4	E/3rd/7-5/xx
Lunatic Fringe	A/4th/7-5/Top4	A/4th/8-6/xx	A/6th/4-8/Top4	A/4th/9-5/xx	A/2nd/10-2/2nd	A/2nd/12-2/1st	A/1st/13-1/2nd	A/2nd/11-1/Top4	A/4th/7-7/Top4	A/4th/8-4/Top4
Triple Threats	C/2nd/10-4/1st	C/3rd/8-6/Top4	C/5th/6-8/2nd Armed and Dangerous Again	D/3rd/9-3/Top4 Armed and Dangerous	C/4th/5-7/xx	C/3rd/9-5/2nd	C/6th/3-11/xx			
Mug Hunters										
Is It In?	B/2nd/13-1/2nd	C/1st/14-0/1st								
The Reaperz										
Slop and Shots										
She Doesn't Look Druish	D/5th/5-7/xx Hostile Amish	C/7th/4-10/xx	D/1st/12-2/Top4	E/2nd/11-3/1st	F/1st/9-3/1st	E/2nd/8-6/Top4	F/8th/3-11/xx Stunn 'Em	F/5th/7-7/Top4 Stunners	F/5th/7-7/xx Number One Stunners	G/5th/3-9/xx Phantoms of the Dartboard
Fire for Effect										
Excalibur	A/7th/1-11/xx Cheap Darts	B/2nd/10-4/xx Cheap Shots	A/7th/0-12/xx	B/1st/9-3/Top4	B/3rd/8-4/Top4	A/7th/3-11/xx	A/5th/4-10/xx	B/1st/12-2/1st	A/7th/2-12/xx	B/2nd/8-4/2nd
Suck My Cork	D/3rd/6-6/1st									
Overtime Outlaws	F/1st/11-3/1st	F/1st/9-3/1st	G/3rd/11-3/Top4	G/8th/2-12/xx	G/5th/6-6/xx	F/6th/4-10/xx	F/6th/4-10/xx	F/7th/3-11/xx		
TBD										
Nine Lives	A/6th/2-10/xx	B/1st/10-4/Top4	B/6th/5-9/xx	B/4th/6-6/xx	B/5th/4-8/Top4	B/5th/8-6/Top4	B/3rd/8-6/xx	B/3rd/8-6/xx	B/3rd/8-6/xx	B/6th/4-8/Top4
Red Dragons	E/2nd/11-3/2nd Board 2 Death	F/1st/12-2/2nd	F/3rd/10-4/Top4	G/3rd/10-4/Top4	G/6th/3-9/Top4					
Big Bulls										
Julie's Angels	C/8th/3-11/xx	C/5th/7-7/Top4	C/3rd/8-6/Top4 Never A Dull Moment	E/1st/13-1/2nd Team America	E/3rd/7-5/xx Have Darts, Will Travel	D/8th/2-12/xx	D/7th/3-11/xx			
Coral Reefers	G/6th/4-8/Top4	G/4th/6-6/Top4	G/2nd/11-3/2nc	G/7th/2-12/xx	G/4th/6-6/2nd	F/4th/8-6/xx	F/3rd/9-5/2nd	F/6th/4-10/Top4	F/3rd/9-5/1st	F/7th/0-12/xx
The Locals	B/3rd/9-5/xx									
Dublin Dublout	F/3rd/10-4/xx	F/5th/5-9/Top4								
Rif Raf	C/1st/11-3/Top4	D/1st/11-1/2nd	E/1st/12-2/1st	F/1st/14-0/1st	F/5th/5-7/xx	F/2nd/10-4/1st	E/8th/2-12/xx	D/6th/5-9/xx		
BullsHitters										
Carry Oakie	C/3rd/9-5/xx	B/7th/4-10/2nd	C/1st/12-2/Top4	D/1st/11-1/1st	D/3rd/8-4/xx	D/3rd/9-5/Top4	D/3rd/9-5/2nd	D/5th/6-7/xx	C/8th/5-9/xx	C/3rd/8-4/xx
Don't Eat The Candy	C/7th/5-9/xx	D/2nd/10-2/1st	C/7th/5-9/xx	C/4th/6-6/Top4	B/6th/3-9/xx	C/2nd/11-3/Top4	D/1st/12-2/1st	D/4th/8-6/Top4	D/5th/7-7/xx	D/6th/4-8/Top4
Death Throw	G/4th/7-5/Top4	H/2nd/8-4/2nd								
You're Supposed To Beat Us!										
Ale-ing Archers	H/4th/5-7/2nd									
Leftovers										
Ted's Suzie Roll Emporium										
Methodical Madness										
Sharky's Machine	B/7th/3-11/xx Shut Up and Shoot	B/5th/7-7/1st	B/3rd/10-4/Top4 Brew Crew	B/5th/6-6/2nd Wallbangers	B/4th/5-7/xx	B/3rd/9-5/Top4 Bubba's Garage	B/4th/7-7/Top4	B/4ht/7-7/Top4	D/6th/4-10/xx Sharky's Machine	D/4th/6-6/xx
Menace 2 Sobriety	G/3rd/7-5/xx	G/3rd/7-5/xx	F/5th/7-7/Top4	F/6th/6-8/xx	G/1st/9-3/Top4	F/8th/3-11/Top4				
Projectile Dysfunction										
Got Wired!	E/7th/3-11/xx Cleveland Drifters	C/2nd/9-5/2nd Effectually Influential	D/2nd/11-3/1st Effects of the Influence							
Nick the Green										
XXX[3]	D/7th/2-10/xx	D/5th/4-8/Top4	E/2nd/11-3/Top4 Tres Equis	F/2nd/9-5/2nd	F/4th/6-6/Top4	E/4th/8-6/xx	E/4th/8-6/xx	E/6th/5-9/Top4	E/3rd/9-5/1st	F/2nd/8-4/1st
Hammered Heads	C/5th/6-8/xx	B/8th/3-11/xx	B/5th/6-8/xx	C/3rd/7-5/1st	B/7th/2-10/xx	B/4th/8-6/xx	B/6th/5-9/Top4	B/7th/5-9/2nd	B/5th/6-8/xx	B/4th/4-8/xx
Brown's Bombers										
We Be Triplin										
Liquor Posse										
One Armed Bandits	D/4th/6-6/Top4	D/3rd/6-6/Top4	D/4th/8-6/2nd	D/4th/6-6/Top4	D/4th/7-5/xx	E/1st/13-1/1st	F/1st/13-1/Top4	F/3rd/11-3/xx	F/4th/8-6/Top4	E/7th/0-12/xx
Sharkshooters	F/7th/3-11/xx	E/7th/3-9/xx	C/8th/2-12/xx	D/2nd/9-3/2nd	E/2nd/10-2/2nd	D/4th/7-7/2nd				
Home Grown Wolves										
Terror Bulls	E/5th/6-8/Top4 Damn Yankees!	F/2nd/11-3/1st	E/5th/6-8/Top4	F/4th/8-6/xx	F/7th/3-9/xx	E/7th/4-10/xx	E/6th/4-10/xx	E/5th/7-7/xx	D/7th/3-11/xx	D/7th/0-12/xx
Show Us Your Tips										
Five-OH! Whizzle										
UZMAgain	H/2nd/7-5/1st	G/6th/3-9/2nd Nasty Diddlers	F/7th/2-12/xx Left Side Doubles	E/8th/1-13/xx Endeavor	D/6th/2-10/Top4 Endeavor to Persevere	C/8th/0-14/xx UZMALL	C/7th/3-11/xx	C/7th/3-11/xx	B/8th/2-12/xx	B/5th/4-8/Top4
Ton 80 Proof										
We Ain't Ready!										
Sofa Kings	D/2nd/7-5/Top4	C/8th/2-12/xx Mac the Dart	C/6th/6-8/xx The Dog	C/5th/6-6/xx 3 Legged Dog	C/6th/4-8/xx	C/5th/6-8/xx	D/5th/8-6/Top4	D/7th/2-12/xx	E/2nd/9-5/Top4	G/1st/12-0/1st
Grateful Darts	E/8th/2-12/xx	D/6th/3-9/xx	D/6th/5-9/xx	D/6th/2-10/xx	C/7th/3-9/xx	B/8th/1-13/xx	B/7th/4-10/xx	C/3rd/10-4/xx	C/3rd/8-6/Top4	C/3rd/7-5/Top4
Who Darted?	H/3rd/7-5/Top4	H/6th/3-9/Top4	G/5th/6-8/Top4 Katmandu							
The Lunchbox										
Same Day Different Darts	H/5th/4-8/xx Where's the Bullseye	H/5th/6-6/Top4	G/8th/2-12/xx	G/6th/4-10/xx						
That's What She Said										
Duck Dynasty	E/3rd/9-5/Top4 Yoicks and Away!!	E/2nd/7-5/Top4 Duck Darters in the 21st a	F/2nd/11-3/2nd Who's Your Ducky?	F/5th/7-7/Top4 The Real DeCoys	G/2nd/8-4/xx H5N1	E/8th/3-11/xx Skulduckery	F/2nd/10-4/Top4 Quackers & Beer	F/4th/7-7/xx Somebody's Mother	F/6th/6-8/xx	G/3rd/7-5/Top4 Goin' Just Duckie
Missing Flights										
The Misfits										
Tips & Shafts										
Found Our Flights										
Mahoney Marauders										

2013 North Carolina City Dart League (NCCDL) & North Carolina Ladies' Cup (NCLC)

NCCDL - "Mountain/Beach" Division

		W	L	Pts.
1	Wilmington (ACDA)	2	0	60
2	Asheville (WCDA)	2	0	48
3	Lake Norman (LNDA)	1	1	39
4	Jacksonville (JDA)	1	1	38
5	Pineville (PDC)	1	1	30
6	Charlotte (BADA)	0	1	11
7	Port City (PCDA)	0	1	5

NCCDL - "Central" Division

		W	L	Pts.
1	Durham (BCDL)	2	0	61
2	Cary (CDL)	1	0	33
3	Capital Area (CADC)	1	1	37
4	Chapel Hill (TDL)	0	1	14
5	Raleigh (RDL)	0	2	22
6	Piedmont (PDA)	0	2	20

(home teams listed in italics)

February 9 match results: BYE - Chapel Hill

Asheville	23	Piedmont	15	Lake Norman	29	*Raleigh*	9
Durham	33	Pineville	5	*Capital Area*	24	Jacksonville	14
Wilmington	27	Charlotte	11	Cary	33	*Port City*	5

April 20 match results: BYES - Charlotte, Port City, Cary

Asheville	25	Raleigh	13	Durham	28	*Lake Norman*	10
Pineville	25	Capital Area	13	*Jacksonville*	24	Chapel Hill	14
				Wilmington	33	*Piedmont*	5

June 8 schedule:	Asheville @ Durham	Pineville @ Cary	BYE - Piedmont
Charlotte @ Capital Area	Lake Norman @ Chapel Hill	Jacksonville @ Raleigh	Port City @ Wilmington
June 29 schedule:	Capital Area @ Asheville	BYES - Lake Norman, Jacksonville, Durham	
Chapel Hill @ Pineville	Raleigh @ Charlotte	Cary @ Wilmington	Piedmont @ Port City
July 27 schedule:	Asheville @ Cary	Charlotte @ Chapel Hill	BYE - Pineville
Piedmont @ Lake Norman	Port City @ Jacksonville	Wilmington @ Raleigh	Durham @ Capital Area
August 17 schedule:	Pineville @ Piedmont	Lake Norman @ Charlotte	BYE - Asheville
Jacksonville @ Durham	Wilmington @ Capital Area	Port City @ Chapel Hill	Raleigh @ Cary
September 14 schedule:	Chapel Hill @ Asheville	Lake Norman @ Pineville	BYE - Raleigh
Cary @ Charlotte	Piedmont @ Jacksonville	Durham @ Wilmington	Capital Area @ Port City
October 12 schedule:	Asheville @ Pineville	Durham @ Charlotte	BYE - Wilmington
Capital Area @ Lake Norman	Jacksonville @ Cary	Raleigh @ Port City	Chapel Hill @ Piedmont
November 9 schedule:	Asheville @ Jacksonville	Pineville @ Raleigh	BYE - Capital Area
Charlotte @ Piedmont	Cary @ Lake Norman	Wilmington @ Chapel Hill	Port City @ Durham

December 7 & 8: Postseason tournament (top 4 teams from each division). Hosted by Durham.
Quarterfinals: Saturday 12:00 p.m. -- Semifinals: Saturday, 5:00 p.m. -- Finals: Sunday, 1:00 p.m.

NCLC - "Mountain/Beach" Division

		W	L	Pts.
1	Asheville (WCDA)	2	0	29
2	Hickory (FDO)	1	0	15
3	Wilmington (ACDA)	1	1	30
4	Jacksonville (JDA)	1	1	24
5	Pineville (PDC)	1	1	21
6	Charlotte (BADA)	0	1	8

NCLC - "Central" Division

		W	L	Pts.
1	Capital Area (CADC)	2	0	34
2	Fuquay-Varina (FVDO)	1	1	22
3	Piedmont (PDA)	1	1	21
4	Apex (CDA)	0	2	19
5	Chapel Hill (TDL)	0	2	17

(home teams listed in italics)

February 9 match results: BYE - Charlotte

Asheville	15	Piedmont	9	Pineville	13	*Chapel Hill*	11
Hickory	15	Apex	9	*Capital Area*	18	Jacksonville	6
				Wilmington	18	Fuquay-Varina	6

April 20 match results: BYE - Hickory

Asheville	14	Apex	10	*Fuquay-Varina*	16	Charlotte	8
Capital Area	16	*Pineville*	8	*Jacksonville*	18	Chapel Hill	6
				Piedmont	12+	Wilmington	12

June 8 schedule:		BYES - Pineville, Piedmont, Fuquay-Varina	
Asheville @ Wilmington	Charlotte @ Capital Area	Hickory @ Chapel Hill	Jacksonville @ Apex
June 29 schedule:	Capital Area @ Asheville		BYE - Chapel Hill
Pineville @ Hickory	Apex @ Charlotte	Jacksonville @ Wilmington	Piedmont @ Fuquay-Varina
July 27 schedule:	Asheville @ Pineville		BYE - Capital Area
Charlotte @ Chapel Hill	Fuquay-Varina @ Jacksonville	Piedmont @ Hickory	Wilmington @ Apex
August 17 schedule:	Asheville @ Charlotte		BYE - Jacksonville
Pineville @ Piedmont	Hickory @ Fuquay-Varina	Apex @ Chapel Hill	Wilmington @ Capital Area
September 14 schedule:	Chapel Hill @ Asheville		BYE - Wilmington
Fuquay-Varina @ Pineville	Hickory @ Charlotte	Piedmont @ Jacksonville	Capital Area @ Apex
October 12 schedule:	Asheville @ Fuquay-Varina		BYE - Apex
Pineville @ Wilmington	Jacksonville @ Charlotte	Capital Area @ Hickory	Chapel Hill @ Piedmont
November 9 schedule:	Pineville @ Apex		BYE - Asheville
Charlotte @ Piedmont	Fuquay-Varina @ Capital Area	Hickory @ Jacksonville	Wilmington @ Chapel Hill

December 7 & 8: Postseason tournament (top 4 teams from each division). Hosted by Fuquay-Varina.
Quarterfinals: Saturday 12:00 p.m. -- Semifinals: Saturday, 5:00 p.m. -- Finals: Sunday, 1:00 p.m.

8th Annual Wreck at the Deck

Sanctioned by:

Hosted at The Upper Deck Sports Bar & Pub

May 31 - June 2, 2013

DAY	FRIDAY	SATURDAY							SUNDAY					
Time*	8:00 pm	10:00 am	12:30 pm	1:00 pm	2:30 pm	3:00 pm	5:00 pm	8:00 pm	11:00 am	1:00 pm	1:30 pm	2:30 pm	3:00 pm	
Event	Blind Draw 501/CR/ Choice	Mixed Doubles Cricket	Men's Doubles Cricket	Ladies' Singles Cricket	Men's Singles Cricket	Ladies' Doubles Cricket	Mixed 3 Person 601	Blind Draw 501/CR/ Choice	Mixed Doubles 501	Men's Doubles 501	Ladies' Singles 501	Men's Singles 501	Ladies' Doubles 501	
Entry Fee	$10 person	$20 team	$20 team	$15** person	$15** person	$20 team	$30 team	$10 person	$20 team	$20 team	$15** person	$15** person	$20 team	
1st	$200	$200	$200	$120	$200	$140	$270	30%	$200	$200	$120	$200	$140	
2nd	$100	$100	$100	$60	$100	$70	$120	15%	$100	$100	$60	$100	$70	
Top 4	$50	$50	$50	$30	$50	$40	$60	10%	$50	$50	$30	$50	$40	
Top 8	$26	$26	$26	$15	$25	---	---	5%	$26	$26	$15	$25	---	
Total	$504	$504	$504	$300	$500	$290	$510	85%	$504	$504	$300	$500	$290	

* - Posted Times reflect signup deadline, with matches starting 15 minutes later

** - Includes $2 ADO surcharge

This is a NON-Smoking Event

NO OUTSIDE BEVERAGES OR FOOD ALLOWED!

Location: **The Upper Deck** 329 N. Harrison Ave, Cary, NC 27513
Host: **Carolina Dart Association and The Upper Deck**
Contact: **Julie Payne** 919-210-9781
Email: jupayne@cisco.com for tournament information

Warning: Darts is an adult sport. It is dangerous for children to play darts without adult supervision. Please use your discretion.

Disclaimer-Amateur Status: The host association and/or the ADO assumes no responsibility for any adverse effects which dart awards may have on the amateur status of any youth participant. Check local regulations.

Hotel: Studio Plus – 600 Weston Parkway, Cary, NC 919-677-9910 Request "NC darts" to receive discounted rates.

Proceeds to benefit:

FOOD BANK OF CENTRAL & EASTERN NORTH CAROLINA

Driving Directions: From West: I-40 East to Raleigh. Exit onto Harrison Avenue. Travel approx. 4.5 miles south on Harrison Ave. The Upper Deck is in the shopping center on the right immediately following the traffic light at Chapel Hill Rd.
From North: I-95 south to I-85 south to US-1 south to Raleigh. US-1 (Capital Blvd) to I-540 west toward RDU. Airport exit (RDU) around to Aviation Dr. Exit Aviation onto I-40 to Harrison Avenue exit. Follow from above directions.
From South: I-95 to I-40 to Raleigh. In Raleigh, I-40 toward RDU to NC 54. NC 54 (Chapel Hill Rd) west to Harrison Avenue. Turn left onto Harrison then right into shopping center.

C.V.D.A. RICHMOND VIRGINIA

Central Virginia Dart Association
P.O. Box 14591 Richmond,
Virginia 23221 804-796-9669
www.cvdadarts.com

THE 35th ANNUAL
CVDA DART CLASSIC

JUNE 7-9, 2013
RICHMOND, VA
To benefit Children's Hospital and the American Cancer Society

$11,400

Sanctioned by:

AMERICAN DARTS ORGANIZATION

Tournament Directors:
CVDA Board of Directors

	FRIDAY		SATURDAY							SUNDAY				
Sponsors	*													-
Event	7:00PM Blind Draw Doubles	9:00PM Blind Draw Doubles	10:00AM Mixed Doubles	12:30PM Ladies Doubles	1:00PM Men's Singles	3:00PM Ladies Singles	4:00PM Men's Doubles	7:00PM Mixed Triples	9:00PM Blind Draw	10:00AM Men's Doubles	10:30AM Ladies Doubles	12:30PM Men's Singles	1:00PM Ladies Singles	3:30PM Mixed Doubles
	501 FI/DO	Cricket	Cricket	Cricket	501 FI/DO	501 FI/DO	Cricket	601 FI/DO	501/Cricket	501 FI/DO	501 FI/DO	Cricket	Cricket	501 FI/DO
Entry Fee	$10.00 Person	$10.00 Person	$30.00 Team	$30.00 Team	$17.00* Person	$17.00* Person	$30.00 Team	$45.00 Team	$10.00 Person	$30.00 Team	$30.00 Team	$17.00* Person	$17.00* Person	$30.00 Team
1st	240		450	220	350	200	420	480	240	420	220	300	200	450
2nd	120		220	110	170	100	210	240	120	210	110	140	100	220
3rd – 4th	60		120	60	80	50	110	120	60	110	60	70	50	120
5th – 8th	30		60	30	40	25	50	60	30	50	30	30	25	60
9th – 16th					20							20		
Total	$600		$1,150	$570	$1,000	$500	$1,050	$1,200	$600	$1,050	$570	$860	$500	$1,150

*- Includes $2.00 ADO Sanctioning
Doors open at 6:00 PM Friday.
Full bar and dart concessions on the premises.
NO OUTSIDE FOOD OR DRINKS PERMITTED!!

Holiday Inn Select
1021 Koger Center Blvd.
Richmond, VA 23235-4756
804-379-3800
Reservations: ASK FOR CVDA GROUP RATES!!!!!
$92.00

Youth Events Saturday 8:30 AM by Age Groups Singles
Sunday 8:30 AM Youth/Adult.
Trophies and medals awarded, no cash prizes

A darter causing damages to CVDA and/or Hotel property will assume responsibility for all damages and costs incurred. The darter may be subject to dismissal from the tournament and/or Hotel property.

DISCLAIMER: The Host Association and/or the ADO assumes no responsibility for any adverse effects which darts may have on the amateur status of any Youth participant

Break Time Billiards & Piedmont Dart Association Present:

Piedmont Dart Shootout XII

June 21-23, 2013

PIEDMONT DART ASSOCIATION

SANCTIONED BY AMERICAN DARTS ORGANIZATION

$2,000

*** Minimum Guaranteed Payout ***

DAY	FRIDAY	SATURDAY						SUNDAY					
TIME	8:00 PM	10:00 AM	12:30 PM	1:00 PM	3:00 PM	4:00 PM	6:00 PM	11:00 AM	1:30 PM	2:00 PM	3:30 PM	4:00 PM	
	BLIND	MIXED	MEN'S	LADIES'	MEN'S	LADIES	BLIND	MIXED	MEN'S	LADIES'	MEN'S	LADIES'	DOUBLES
EVENT	DRAW	DOUBLES	DOUBLES	SINGLES	SINGLES	DOUBLES	DRAW	TRIPLES	DOUBLES	SINGLES	SINGLES	SINGLES	501
	501/CRICK	CRICKET	CRICKET	CRICKET	CRICKET	CRICKET	501/CRICK	601	501	501	501	501	
ENTRY	$10	$20	$20	$12	$12	$20	$10	$30	$20	$12	$12	$12	$20
FEE	person	team	team	person ‡	person ‡	team	person	team	team	person ‡	person ‡	person ‡	team
1st	$100	$100	$100	$50	$100	$60	$100	$120	$100	$50	$100	$60	$60
2nd	$50	$50	$50	$24	$50	$30	$50	$60	$50	$24	$50	$30	$30
Top 4	$24	$24	$24	$12	$24		$24	$30	$24	$12	$24		

‡ Fee includes $2.00 ADO Surcharge - Posted Time is close of registration

*** 90% of all entry fees over the $2,000 guarantee will be paid out after expenses ***



Tournament Director:
Nancy Coley 336-299-8068

PDA Web Site:
www.piedmontdarts.org

Area Accommodations:

Quality Inn	336-767-9009
Comfort Inn	336-714-8888
Days Inn	336-744-5755
Holiday Inn	336-767-9595

Tournament Location:
Break Time Billiards
5083 University Parkway
Winston-Salem, NC 27106
336-744-9404

Directions to Break Time
- I-40 to Hwy 52 North
- Exit 115B (Univ. Pkwy.)
- Turn right at top of ramp, go thru 4 stop lights and North Chase Shopping Ctr. will be on the left.
- Break Time Billiards is in the shopping center

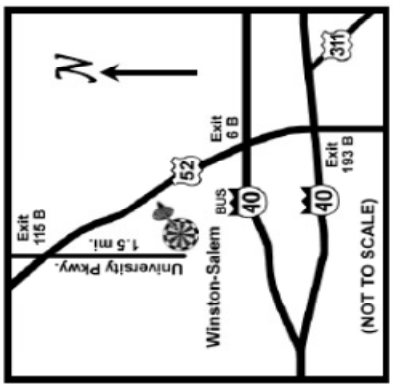

BREAK TIME

SANCTIONED BY

$15,000 CHARLOTTE OPEN

July 12-14 2013

Day	Friday		Saturday						Sunday				
Cutoff Time	6 pm	8:30 pm	10 am	12 pm	1 pm	2 pm	4:30 pm	8 pm	10 am	12:30 pm	1 pm	3 pm	4 pm
Event	Singles 301	Blind Draw**	Mixed Doubles Cricket	Ladies Doubles Cricket	Men's Singles Cricket*	Ladies Singles Cricket*	Men's Doubles Cricket	Blind Draw**	Mixed Doubles 501	Ladies Doubles 501	Men's Doubles 501	Ladies Singles 501*	Men's Singles 501*
Fee	$20 per person	$15 per person	$30 per team	$30 per team	$20 per person*	$20 per person*	$30 per team	$15 per person	$30 per team	$30 per team	$30 per team	$20 per person*	$20 per person*
1st	$400	$360	$400	$320	$500	$350	$400	$360	$400	$320	$400	$350	$500
2nd	$200	$200	$220	$160	$250	$200	$200	$200	$220	$160	$200	$200	$250
Top 4	$100	$100	$100	$80	$150	$100	$100	$100	$100	$80	$100	$100	$150
Top 8	$50	$50	$50	$40	$80	$50	$50	$50	$50	$40	$50	$50	$80
T 16		$30			$40	$20	$30	$30			$30	$20	$40

*Singles entry fees include $2 ADO surcharge **Blind Draw will be 501 / Cricket / Choice *** Singles Finals will be Best of 5

Sheraton Charlotte Airport HOTEL

The Sheraton Airport Hotel
3315 Scott Futrell Dr
Charlotte NC 28208
704-392-1200
Ask to be included in the darters block $84/night
Cutoff date—June 27, 2013

JOKERMAN DARTS

Youth Events Sponsored by Steamer's Sports Pub									
Day	Saturday					Sunday			
Time	8:30 AM	11:00 AM	1:00 PM	4:30 PM	7:00 PM	8:30 AM	10:30 AM	12:30 PM	3:00 PM
Event	401 Singles	Cricket Singles	Draw Doubles 501	Draw Doubles Cricket	Draw Doubles 01/CR/Opt	Youth/Adult 501	401 Singles	Cricket Singles	Draw Doubles 01/CR/Opt
Ages	6-12 13-17	6-12 13-17	6-17	6-17	6-17	6-17	6-12 13-17	6-12 13-17	6-17

STEAMER'S SPORTS PUB

Tournament Director
Tammy O'Brien
tournamentdirector@charlottedarts.com
704-813-6069

DISCLAIMER – AMATEUR STATUS
The Host Association and/or the ADO assumes no responsibility for any adverse effects which Darts awards may have on the amateur status of any Youth Participant. Please check

WARNING
DARTS is an adult sport. It is dangerous for children to play without adult supervision.

PLEASE, NO OUTSIDE FOOD OR BEVERAGES IN DART HALL

Spring 2013 RDL Top Singles Records (by division) (FINAL!)

(There are no missing statistics, as all scoresheets from the entire season have been received.) (Game minimums required for these listings: 16 for all A division teams and teams F6 & G8; 18 for teams B7, F2, G1, G4, G5, G6 & H5 due to a forfeit received; 19 for all other teams)

		"A" Division	W	L	%-age
1	Phillips, Robbie	A1/ The Decennary Element	18	2	0.900
2	Murray, Shane	A3/ Klitzneckers	19	3	0.864
	Seward, Mike	A3/ Klitzneckers	19	3	0.864
4	Gaulthier, Kyle	A3/ Klitzneckers	14	4	0.778
5	Brown, Tom	A1/ The Decennary Element	18	6	0.750
6	Kenney, Jon	A1/ The Decennary Element	14	6	0.700
7	Tan, Wil	A1/ The Decennary Element	16	7	0.696
8	Healy, Simon	A4/ Triple Threats	16	8	0.667
	Mitchell, Sid	A5/ Appetite for Destruction	16	8	0.667
	Mozzetti, Tim	A5/ Appetite for Destruction	16	8	0.667
11	Ray, Robert	A5/ Appetite for Destruction	15	9	0.625
	Cusher, Dean	A3/ Klitzneckers	10	6	0.625
13	Crites, Randy	A4/ Triple Threats	11	7	0.611
14	Sandoval, Alberto	A7/ Mug Hunters	14	9	0.609

		"B" Division	W	L	%-age
1	Oakley, Jerry	B8/ The Reaperz	24	4	0.857
2	Butters, Scott	B1/ Slop and Shots	23	5	0.821
3	Hindle, Mikey	B4/ Excalibur	22	6	0.786
4	McNamara, Tim	B6/ She Doesn't Look Druish	17	5	0.773
5	Dunleavy, John	B3/ Suck My Cork	18	7	0.720
	Holland, Steve	B1/ Slop and Shots	18	7	0.720
7	Beaudoin, Paul	B1/ Slop and Shots	17	7	0.708
8	Murdaugh, John	B7/ Fire for Effect	19	8	0.704
9	Anderson, Ryan	B8/ The Reaperz	18	8	0.692
10	Tant, J.J.	B2/ Overtime Outlaws	20	10	0.667
11	Lane, Tim	B1/ Slop and Shots	15	8	0.652
12	Zelinack, Jason	B8/ The Reaperz	18	10	0.643
13	Kilsdonk, Kris	B7/ Fire for Effect	16	9	0.640
14	Reygers, Jeffrey	B8/ The Reaperz	17	10	0.630

		"C" Division	W	L	%-age
1	Klann, Eric	C1/ Julie's Angels	18	4	0.818
2	Reitano, Sal	C2/ The Locals	24	6	0.800
	Jur, Jess	C6/ Rif Raf	16	4	0.800
4	Wilcox, Randy	C1/ Julie's Angels	22	6	0.786
5	Knott, Ronnie	C8/ Red Dragons	18	6	0.750
6	Fitzgerald, Aaron	C3/ Big Bulls	19	7	0.731
7	Sautter, Scott	C8/ Red Dragons	18	7	0.720
8	Smith, Butch	C4/ Nine Lives	18	8	0.692
9	Toolan, Chris	C3/ Big Bulls	19	9	0.679
10	Rudy, Jeff	C7/ Dublin Dublout	19	10	0.655
11	Mays, John	C4/ Nine Lives	18	10	0.643
	Romanchek, David	C4/ Nine Lives	18	10	0.643
13	Gibson, Jack	C4/ Nine Lives	13	8	0.619
14	Smelik, Pat	C7/ Dublin Dublout	16	11	0.593

		"D" Division	W	L	%-age
1	Massengill, Chad	D7/ BullsHitters	26	2	0.929
2	Wylie, John	D7/ BullsHitters	20	4	0.833
3	Azevedo, Angelo	D6/ You're Supposed To Beat	17	4	0.810
4	Massengill, Randy	D7/ BullsHitters	22	6	0.786
5	Vance, Hugh	D5/ Carry Oakie	20	6	0.769
6	Willis, Tolson	D8/ Death Throw	19	7	0.731
7	Kring, Jeremy	D5/ Carry Oakie	20	8	0.714
8	Krasnow, Dave	D5/ Carry Oakie	18	8	0.692
	McFadden, Kevin	D4/ Don't Eat The Candy	18	8	0.692
10	Harvey, Justin	D1/ Ale-ing Archers	18	9	0.667
11	Janssen, Joshua	D3/ Leftovers	17	9	0.654
12	Kubel, Tom	D6/ You're Supposed To Beat	17	10	0.630
13	Marks, Ted	D7/ BullsHitters	12	8	0.600
	Thomas, Tony	D3/ Leftovers	12	8	0.600

		"E" Division	W	L	%-age
1	Allison, Frank	E1/ Sharky's Machine	22	3	0.880
2	Snyder, Mike	E2/ Nick the Green	20	3	0.870
3	Carroll, John	E8/ Methodical Madness	22	6	0.786
	White, J.J.	E4/ Menace 2 Sobriety	22	6	0.786
5	Hamilton, Brad	E8/ Methodical Madness	21	7	0.750
6	Weaver, Ken	E8/ Methodical Madness	17	6	0.739
7	Price, Brady	E4/ Menace 2 Sobriety	20	8	0.714
8	McCartney, Joe	E2/ Nick the Green	17	7	0.708
9	Chaney, Bill	E6/ Got Wired!	16	7	0.696
10	Johnson, Dave	E4/ Menace 2 Sobriety	18	8	0.692
11	Wells, John	E6/ Got Wired!	13	6	0.684
12	Hall, Danny	E3/ XXX^3	17	8	0.680
13	Raquet, Michael	E5/ Hammered Heads	19	9	0.679
14	Gillett, Galen	E3/ XXX^3	16	8	0.667

		"F" Division	W	L	%-age
1	Huffman, David	F5/ Brown's Bombers	25	3	0.893
2	Richardson, Shane	F2/ One Armed Bandits	16	3	0.842
3	Deemer, Randy	F6/ We Be Triplin	19	4	0.826
4	Simpson, David	F1/ Home Grown Wolves	21	5	0.808
5	Jenkins, John	F1/ Home Grown Wolves	19	6	0.760
	Mooty, Aaron	F7/ Liquor Posse	19	6	0.760
7	Spaulding, Paul	F5/ Brown's Bombers	21	7	0.750
8	Garzon, Marc	F6/ We Be Triplin	16	6	0.727
9	Baldwin, Randy	F6/ We Be Triplin	14	6	0.700
10	Murphy, Phil	F2/ One Armed Bandits	18	8	0.692
	Stacy, Rod	F4/ Sharkshooters	18	8	0.692
12	Todd, Patrick	F6/ We Be Triplin	15	7	0.682
13	O'Brien, Sean	F5/ Brown's Bombers	19	9	0.679
14	(two tied)				0.667

		"G" Division	W	L	%-age
1	Powell, Mark	G5/ UZMAgain	16	3	0.842
2	Stuckey, Rob	G4/ Five-OH! Whizzle	21	5	0.808
3	Therrien, Dan	G1/ We Ain't Ready!	19	5	0.792
4	Slawter, Mark	G4/ Five-OH! Whizzle	17	5	0.773
5	Hall, Steve	G5/ UZMAgain	18	6	0.750
	Vollmar, Chris	G1/ We Ain't Ready!	15	5	0.750
7	Krestalude, Andy	G3/ Ton 80 Proof	19	7	0.731
8	Kirkpatrick, Scott	G5/ UZMAgain	17	7	0.708
9	Hamilton, Bradley	G4/ Five-OH! Whizzle	15	8	0.652
10	Fagan, Seth	G1/ We Ain't Ready!	15	9	0.625
	Kvasnicka, Bob	G4/ Five-OH! Whizzle	15	9	0.625
12	Genzlinger, Roger	G2/ Who Darted?	13	9	0.591
13	Alcon, Tony	G6/ Sofa Kings	15	11	0.577
	Ryan, Sean	G6/ Sofa Kings	15	11	0.577

		"H" Division	W	L	%-age
1	Kyle, Mike	H2/ Same Day Different Darts	21	4	0.840
	Wissinger, Bill	H2/ Same Day Different Darts	21	4	0.840
3	Martin, David	H6/ Duck Dynasty	23	5	0.821
4	Strickland, A.J.	H3/ The Misfits	20	5	0.800
5	Martinez, Vince	H3/ The Misfits	15	4	0.789
6	Schoch, Adam	H6/ Duck Dynasty	17	5	0.773
7	Additon, Chris	H1/ Tips & Shafts	17	7	0.708
	McAfee, Terry	H6/ Duck Dynasty	17	7	0.708
9	Geraghty, John	H5/ That's What She Said	16	7	0.696
10	Brinson, Ken	H5/ That's What She Said	15	7	0.682
	Wickstrom, Bob	H6/ Duck Dynasty	15	7	0.682
12	Borgna, Andrew	H1/ Tips & Shafts	19	10	0.655
13	Nettesheim, Doug	H4/ Missing Flights	17	9	0.654
14	(two tied)		17	10	0.630

Women's Records

	(# of women by div.: A-0, B-11, C-2, D-5, E-7, F-12, G-7, H-12)		W	L	%-age
B	Kilsdonk, Kris	B7/ Fire for Effect	16	9	0.640
	Salter, Whitney	B5/ TBD	14	13	0.519
	Jeffcoat, Angela	B3/ Suck My Cork	9	18	0.333
C	[No women in C division satisfied the minimum game requirement.]				
D	Dzengeleski, Julie	D4/ Don't Eat The Candy	7	13	0.350
E	DeFontes, Adrienne	E1/ Sharky's Machine	18	10	0.643
	Blackwelder, Deborah	E6/ Got Wired!	11	9	0.550
F	Leggett, Alyssa	F6/ We Be Triplin	13	12	0.520
	Gaines, Lauren	F3/ Show Us Your Tips	9	13	0.409
	Cyr, Christine	F4/ Sharkshooters	6	13	0.316
G	Dudley, Debbie	xx - G7/ The Lunchbox	11	9	0.550
	Cassese, Heather	G6/ Sofa Kings	11	10	0.524
H	Howard, Meghan	H5/ That's What She Said	17	12	0.586
	Kincaid, Lisa	H3/ The Misfits	15	11	0.577
	Beebe, Jenny	H7/ Found Our Flights	10	19	0.345
	Taylor, Tisha	H5/ That's What She Said	9	20	0.310

Spring 2013 RDL Top Doubles Records (by division) (FINAL!)

(There are no missing statistics, as all scoresheets from the entire season have been received.) (Game minimums required for these listings: 16 for all A division teams and teams F6 & G8; 18 for teams B7, F2, G1, G4, G5, G6 & H5 due to a forfeit received; 19 for all other teams)

		"A" Division	W	L	%-age
1	Phillips, Robbie	A1/ The Decennary Element	17	3	0.850
2	Murray, Shane	A3/ Klitzneckers	17	5	0.773
3	Kilts, Jason	A1/ The Decennary Element	12	4	0.750
4	Persson, Kenny	A3/ Klitzneckers	13	5	0.722
5	Kenney, Jon	A1/ The Decennary Element	15	6	0.714
6	Brown, Tom	A1/ The Decennary Element	17	7	0.708
	Ray, Robert	A5/ Appetite for Destruction	17	7	0.708
8	Seward, Mike	A3/ Klitzneckers	12	5	0.706
9	Healy, Simon	A4/ Triple Threats	16	8	0.667
	Mitchell, Sid	A5/ Appetite for Destruction	16	8	0.667
11	Fournier, Jeff	A7/ Mug Hunters	13	8	0.619
12	Tan, Wil	A1/ The Decennary Element	14	9	0.609
13	Mozzetti, Tim	A5/ Appetite for Destruction	15	10	0.600
14	Davis, Jimmy	A5/ Appetite for Destruction	10	7	0.588

		"B" Division	W	L	%-age
1	Oakley, Jerry	B8/ The Reaperz	23	5	0.821
2	Murdaugh, John	B7/ Fire for Effect	21	6	0.778
3	Tant, J.J.	B2/ Overtime Outlaws	22	8	0.733
4	Butters, Scott	B1/ Slop and Shots	20	8	0.714
	Kerr, Jimmy	B8/ The Reaperz	20	8	0.714
	Reygers, Jeffrey	B8/ The Reaperz	20	8	0.714
	Zelinack, Jason	B8/ The Reaperz	20	8	0.714
8	Holland, Steve	B1/ Slop and Shots	17	8	0.680
9	Anderson, Ryan	B8/ The Reaperz	17	9	0.654
10	McNamara, Tim	B6/ She Doesn't Look Druish	14	8	0.636
11	Clark, Dan	B2/ Overtime Outlaws	20	12	0.625
12	Beaudoin, Paul	B1/ Slop and Shots	15	10	0.600
	Gabry, Greg	B7/ Fire for Effect	15	10	0.600
	Sellers, Mark	B1/ Slop and Shots	15	10	0.600

		"C" Division	W	L	%-age
1	Sautter, Don	C8/ Red Dragons	21	7	0.750
2	Wilcox, Randy	C1/ Julie's Angels	19	7	0.731
3	Knott, Ronnie	C8/ Red Dragons	17	7	0.708
4	Mays, John	C4/ Nine Lives	17	9	0.654
5	Knott, Ryan	C8/ Red Dragons	15	9	0.625
6	Bordeau, Eric	C7/ Dublin Dublout	13	8	0.619
7	Klann, Eric	C1/ Julie's Angels	16	10	0.615
8	Smith, Van	C5/ Coral Reefers	14	9	0.609
9	Jur, Jess	C6/ Rif Raf	12	8	0.600
10	Toolan, Chris	C3/ Big Bulls	16	11	0.593
11	Reitano, Sal	C2/ The Locals	17	12	0.586
12	Schon, Chris	C8/ Red Dragons	11	8	0.579
13	Fitzgerald, Aaron	C3/ Big Bulls	15	11	0.577
14	(three tied)				0.571

		"D" Division	W	L	%-age
1	Marks, Ted	D7/ BullsHitters	18	1	0.947
2	Massengill, Chad	D7/ BullsHitters	23	2	0.920
3	Kubel, Tom	D6/ You're Supposed To Beat	19	7	0.731
4	Roberts, Mike	D6/ You're Supposed To Beat	17	7	0.708
5	Rowe, Travis	D4/ Don't Eat The Candy	17	9	0.654
6	Massengill, Randy	D7/ BullsHitters	15	8	0.652
7	Gardner, Mike	D7/ BullsHitters	12	7	0.632
8	Krasnow, Dave	D5/ Carry Oakie	15	9	0.625
9	Azevedo, Angelo	D6/ You're Supposed To Beat	14	9	0.609
10	Feller, Keith	D5/ Carry Oakie	13	9	0.591
11	Jackson, Barry	D4/ Don't Eat The Candy	11	8	0.579
	Zimmerman, Mike	D8/ Death Throw	11	8	0.579
13	(three tied)				0.577

		"E" Division	W	L	%-age
1	Carroll, John	E8/ Methodical Madness	22	6	0.786
2	Johnson, Dave	E4/ Menace 2 Sobriety	20	6	0.769
3	Horrall, Mike	E8/ Methodical Madness	16	7	0.696
4	Steppe, Mike	E7/ Projectile Dysfunction	18	8	0.692
5	Fink, Scott	E1/ Sharky's Machine	15	7	0.682
6	Snyder, Mike	E2/ Nick the Green	17	8	0.680
7	White, J.J.	E4/ Menace 2 Sobriety	18	9	0.667
	Gillett, Galen	E3/ XXX^3	16	8	0.667
	Hall, Frank	E3/ XXX^3	14	7	0.667
10	Tanner, Dave	E7/ Projectile Dysfunction	17	9	0.654
	Wells, John	E6/ Got Wired!	17	9	0.654
12	Bouchard, Keith	E4/ Menace 2 Sobriety	18	10	0.643
13	Litzsinger, Mike	E2/ Nick the Green	14	9	0.609
14	McCartney, Joe	E2/ Nick the Green	17	11	0.607

		"F" Division	W	L	%-age
1	Spaulding, Paul	F5/ Brown's Bombers	26	2	0.929
2	O'Brien, Sean	F5/ Brown's Bombers	24	4	0.857
3	Todd, Patrick	F6/ We Be Triplin	17	5	0.773
4	Huffman, David	F5/ Brown's Bombers	21	7	0.750
5	Deemer, Randy	F6/ We Be Triplin	16	7	0.696
6	Murphy, Phil	F2/ One Armed Bandits	17	8	0.680
7	Casey, Kevin	F5/ Brown's Bombers	19	9	0.679
8	Leggett, Alyssa	F6/ We Be Triplin	15	8	0.652
9	Bathurst, Ryan	F7/ Liquor Posse	17	10	0.630
10	Simpson, David	F1/ Home Grown Wolves	16	10	0.615
11	Lewis, Dave	F2/ One Armed Bandits	12	8	0.600
12	Garzon, Marc	F6/ We Be Triplin	13	9	0.591
13	Mooty, Aaron	F7/ Liquor Posse	14	10	0.583
	Rigert, Joe, Jr.	F3/ Show Us Your Tips	14	10	0.583

		"G" Division	W	L	%-age
1	Rube, Bob	G5/ UZMAgain	15	3	0.833
2	Adams, Brad	G4/ Five-OH! Whizzle	15	4	0.789
3	Krestalude, Andy	G3/ Ton 80 Proof	18	7	0.720
4	Perkins, Chris	G8/ Grateful Darts	15	6	0.714
5	Hamilton, Bradley	G4/ Five-OH! Whizzle	16	7	0.696
6	Iager, John	G8/ Grateful Darts	15	7	0.682
7	Therrien, Dan	G1/ We Ain't Ready!	16	8	0.667
	Dudley, Robert	xx - G7/ The Lunchbox	14	7	0.667
9	Fagan, Seth	G1/ We Ain't Ready!	15	8	0.652
10	Stuckey, Rob	G4/ Five-OH! Whizzle	12	7	0.632
11	Hall, Steve	G5/ UZMAgain	11	7	0.611
12	Groves, Phil	G6/ Sofa Kings	14	10	0.583
13	Ball, Pat	G3/ Ton 80 Proof	15	11	0.577
14	(two tied)				0.571

		"H" Division	W	L	%-age
1	Martin, David	H6/ Duck Dynasty	21	6	0.778
2	Wissinger, Bill	H2/ Same Day Different Darts	18	7	0.720
3	Dubose, Chris	H2/ Same Day Different Darts	13	6	0.684
	Young, Ashley	H6/ Duck Dynasty	13	6	0.684
5	Brinson, Ken	H5/ That's What She Said	15	7	0.682
6	McAfee, Terry	H6/ Duck Dynasty	14	7	0.667
7	Geraghty, John	H5/ That's What She Said	14	8	0.636
8	Letsch, Dempsey	H4/ Missing Flights	17	10	0.630
9	Howard, Meghan	H5/ That's What She Said	16	10	0.615
	Shirey, Anthony	H4/ Missing Flights	16	10	0.615
11	Chakraborty, Arpan	H5/ That's What She Said	17	11	0.607
	Wright, Tim	H4/ Missing Flights	17	11	0.607
13	Brownd, Anthony	H3/ The Misfits	17	12	0.586
14	Strickland, Craig	H3/ The Misfits	15	12	0.556

Women's Records

	(# of women by div.: A-0, B-11, C-2, D-5, E-7, F-12, G-7, H-12)		W	L	%-age
B	Kilsdonk, Kris	B7/ Fire for Effect	14	11	0.560
	Salter, Whitney	B5/ TBD	12	14	0.462
	Jeffcoat, Angela	B3/ Suck My Cork	9	16	0.360
C	[No women in C division satisfied the minimum game requirement.]				
D	Dzengeleski, Julie	D4/ Don't Eat The Candy	11	10	0.524
E	Jones, Linda	E6/ Got Wired!	12	13	0.480
	Blackwelder, Deborah	E6/ Got Wired!	9	10	0.474
F	Leggett, Alyssa	F6/ We Be Triplin	15	8	0.652
	Stacy, Michelle	F4/ Sharkshooters	15	11	0.577
	Gregory, Rhonda	F1/ Home Grown Wolves	13	10	0.565
G	Hartmann, Erin	G3/ Ton 80 Proof	16	12	0.571
	Boutieller, Tina	G3/ Ton 80 Proof	13	10	0.565
H	Young, Ashley	H6/ Duck Dynasty	13	6	0.684
	Howard, Meghan	H5/ That's What She Said	16	10	0.615
	Taylor, Tisha	H5/ That's What She Said	17	15	0.531
	Beebe, Jenny	H7/ Found Our Flights	13	12	0.520

Spring 2013 RDL Top Singles+Doubles Records (by division) (FINAL!)

(There are no missing statistics, as all scoresheets from the entire season have been received.) (Game minimums required for these listings: 32 for all A division teams and teams F6 & G8; 35 for teams B7, F2, G1, G4, G5, G6 & H5 due to a forfeit received; 37 for all other teams)

	"A" Division		W	L	%-age
1	Phillips, Robbie	A1/ The Decennary Element	35	5	0.875
2	Murray, Shane	A3/ Klitzneckers	36	8	0.818
3	Seward, Mike	A3/ Klitzneckers	31	8	0.795
4	Brown, Tom	A1/ The Decennary Element	35	13	0.729
5	Kenney, Jon	A1/ The Decennary Element	29	12	0.707
6	Healy, Simon	A4/ Triple Threats	32	16	0.667
	Mitchell, Sid	A5/ Appetite for Destruction	32	16	0.667
	Ray, Robert	A5/ Appetite for Destruction	32	16	0.667
9	Tan, Wil	A1/ The Decennary Element	30	16	0.652
10	Mozzetti, Tim	A5/ Appetite for Destruction	31	18	0.633
11	Persson, Kenny	A3/ Klitzneckers	23	14	0.622
12	Gaulthier, Kyle	A3/ Klitzneckers	22	14	0.611
13	Sandoval, Alberto	A7/ Mug Hunters	29	20	0.592
14	Jacobi, Paul	A2/ Lunatic Fringe	27	20	0.574

	"B" Division		W	L	%-age
1	Oakley, Jerry	B8/ The Reaperz	47	9	0.839
2	Butters, Scott	B1/ Slop and Shots	43	13	0.768
3	Murdaugh, John	B7/ Fire for Effect	40	14	0.741
4	McNamara, Tim	B6/ She Doesn't Look Druish	31	13	0.705
5	Tant, J.J.	B2/ Overtime Outlaws	42	18	0.700
	Holland, Steve	B1/ Slop and Shots	35	15	0.700
7	Zelinack, Jason	B8/ The Reaperz	38	18	0.679
8	Anderson, Ryan	B8/ The Reaperz	35	17	0.673
9	Reygers, Jeffrey	B8/ The Reaperz	37	18	0.673
10	Beaudoin, Paul	B1/ Slop and Shots	32	17	0.653
11	Kerr, Jimmy	B8/ The Reaperz	35	20	0.636
12	Dunleavy, John	B3/ Suck My Cork	31	19	0.620
13	Kilsdonk, Kris	B7/ Fire for Effect	30	20	0.600
14	Grubb, Ed	B3/ Suck My Cork	22	15	0.595

	"C" Division		W	L	%-age
1	Wilcox, Randy	C1/ Julie's Angels	41	13	0.759
2	Knott, Ronnie	C8/ Red Dragons	35	13	0.729
3	Klann, Eric	C1/ Julie's Angels	34	14	0.708
4	Jur, Jess	C6/ Rif Raf	28	12	0.700
5	Reitano, Sal	C2/ The Locals	41	18	0.695
6	Fitzgerald, Aaron	C3/ Big Bulls	34	18	0.654
7	Mays, John	C4/ Nine Lives	35	19	0.648
8	Toolan, Chris	C3/ Big Bulls	35	20	0.636
9	Rudy, Jeff	C7/ Dublin Dublout	33	22	0.600
10	Romanchek, David	C4/ Nine Lives	32	22	0.593
11	Sautter, Don	C8/ Red Dragons	33	23	0.589
12	Sautter, Scott	C8/ Red Dragons	31	22	0.585
13	Smelik, Pat	C7/ Dublin Dublout	28	20	0.583
14	Roseman, Sean	C5/ Coral Reefers	26	20	0.565

	"D" Division		W	L	%-age
1	Massengill, Chad	D7/ BullsHitters	49	4	0.925
2	Marks, Ted	D7/ BullsHitters	30	9	0.769
3	Massengill, Randy	D7/ BullsHitters	37	14	0.725
4	Azevedo, Angelo	D6/ You're Supposed To Beat	31	13	0.705
5	Wylie, John	D7/ BullsHitters	30	13	0.698
6	Kubel, Tom	D6/ You're Supposed To Beat	36	17	0.679
7	Vance, Hugh	D5/ Carry Oakie	35	17	0.673
8	Krasnow, Dave	D5/ Carry Oakie	33	17	0.660
9	Long, Gary	D7/ BullsHitters	25	13	0.658
10	Willis, Tolson	D8/ Death Throw	34	18	0.654
11	Kring, Jeremy	D5/ Carry Oakie	33	19	0.635
12	Roberts, Mike	D6/ You're Supposed To Beat	31	18	0.633
13	Harvey, Justin	D1/ Ale-ing Archers	34	21	0.618
14	(two tied)	D4/ Don't Eat The Candy	29	20	0.592

	"E" Division		W	L	%-age
1	Carroll, John	E8/ Methodical Madness	44	12	0.786
2	Snyder, Mike	E2/ Nick the Green	37	11	0.771
3	Allison, Frank	E1/ Sharky's Machine	37	13	0.740
4	Johnson, Dave	E4/ Menace 2 Sobriety	38	14	0.731
5	White, J.J.	E4/ Menace 2 Sobriety	40	15	0.727
6	Gillett, Galen	E3/ XXX^3	32	16	0.667
	Wells, John	E6/ Got Wired!	30	15	0.667
8	Hamilton, Brad	E8/ Methodical Madness	36	19	0.655
9	McCartney, Joe	E2/ Nick the Green	34	18	0.654
	Tanner, Dave	E7/ Projectile Dysfunction	34	18	0.654
11	Price, Brady	E4/ Menace 2 Sobriety	36	20	0.643
12	Hall, Danny	E3/ XXX^3	32	18	0.640
13	Weaver, Ken	E8/ Methodical Madness	26	15	0.634
14	Bouchard, Keith	E4/ Menace 2 Sobriety	34	21	0.618

	"F" Division		W	L	%-age
1	Spaulding, Paul	F5/ Brown's Bombers	47	9	0.839
2	Huffman, David	F5/ Brown's Bombers	46	10	0.821
3	O'Brien, Sean	F5/ Brown's Bombers	43	13	0.768
4	Deemer, Randy	F6/ We Be Triplin	35	11	0.761
5	Todd, Patrick	F6/ We Be Triplin	32	12	0.727
6	Simpson, David	F1/ Home Grown Wolves	37	15	0.712
7	Murphy, Phil	F2/ One Armed Bandits	35	16	0.686
8	Mooty, Aaron	F7/ Liquor Posse	33	16	0.673
9	Garzon, Marc	F6/ We Be Triplin	29	15	0.659
10	Richardson, Shane	F2/ One Armed Bandits	25	13	0.658
11	Jenkins, John	F1/ Home Grown Wolves	33	18	0.647
12	Baldwin, Randy	F6/ We Be Triplin	24	14	0.632
13	Rigert, Joe, Jr.	F3/ Show Us Your Tips	30	18	0.625
14	Stacy, Michelle	F4/ Sharkshooters	27	17	0.614

	"G" Division		W	L	%-age
1	Powell, Mark	G5/ UZMAgain	27	9	0.750
2	Stuckey, Rob	G4/ Five-OH! Whizzle	33	12	0.733
3	Therrien, Dan	G1/ We Ain't Ready!	35	13	0.729
4	Krestalude, Andy	G3/ Ton 80 Proof	37	14	0.725
5	Adams, Brad	G4/ Five-OH! Whizzle	26	10	0.722
6	Hall, Steve	G5/ UZMAgain	29	13	0.690
7	Hamilton, Bradley	G4/ Five-OH! Whizzle	31	15	0.674
8	Slawter, Mark	G4/ Five-OH! Whizzle	30	15	0.667
9	Fagan, Seth	G1/ We Ain't Ready!	30	17	0.638
10	Iager, John	G8/ Grateful Darts	27	16	0.628
11	Kirkpatrick, Scott	G5/ UZMAgain	31	19	0.620
12	Kvasnicka, Bob	G4/ Five-OH! Whizzle	27	18	0.600
13	Perkins, Chris	G8/ Grateful Darts	23	17	0.575
14	Ryan, Sean	G6/ Sofa Kings	29	22	0.569

	"H" Division		W	L	%-age
1	Martin, David	H6/ Duck Dynasty	44	11	0.800
2	Wissinger, Bill	H2/ Same Day Different Darts	39	11	0.780
3	Kyle, Mike	H2/ Same Day Different Darts	33	10	0.767
4	Martinez, Vince	H3/ The Misfits	28	9	0.757
5	McAfee, Terry	H6/ Duck Dynasty	31	14	0.689
6	Brinson, Ken	H5/ That's What She Said	30	14	0.682
7	Geraghty, John	H5/ That's What She Said	30	15	0.667
8	Strickland, A.J.	H3/ The Misfits	32	17	0.653
9	Dubose, Chris	H2/ Same Day Different Darts	24	13	0.649
10	Schoch, Adam	H6/ Duck Dynasty	30	18	0.625
11	Shirey, Anthony	H4/ Missing Flights	33	20	0.623
12	Doshi, Kaushal	H5/ That's What She Said	23	15	0.605
13	Wickstrom, Bob	H6/ Duck Dynasty	26	17	0.605
14	(three tied)		33	22	0.600

Women's Records

	(# of women by div.: A-0, B-11, C-2, D-5, E-7, F-12, G-7, H-12)		W	L	%-age
B	Kilsdonk, Kris	B7/ Fire for Effect	30	20	0.600
	Salter, Whitney	B5/ TBD	26	27	0.491
	Jeffcoat, Angela	B3/ Suck My Cork	18	34	0.346
C	[No women in C division satisfied the minimum game requirement.]				
D	Dzengeleski, Julie	D4/ Don't Eat The Candy	18	23	0.439
E	DeFontes, Adrienne	E1/ Sharky's Machine	27	25	0.519
	Blackwelder, Deborah	E6/ Got Wired!	20	19	0.513
F	Stacy, Michelle	F4/ Sharkshooters	27	17	0.614
	Leggett, Alyssa	F6/ We Be Triplin	28	20	0.583
	Gregory, Rhonda	F1/ Home Grown Wolves	20	29	0.408
G	Hartmann, Erin	G3/ Ton 80 Proof	31	26	0.544
	Cassese, Heather	G6/ Sofa Kings	21	21	0.500
H	Howard, Meghan	H5/ That's What She Said	33	22	0.600
	Young, Ashley	H6/ Duck Dynasty	18	19	0.486
	Kincaid, Lisa	H3/ The Misfits	26	29	0.473
	Taylor, Tisha	H5/ That's What She Said	26	35	0.426

Spring 2013 RDL Top All-Star Point Averages (by division) (FINAL!)

(There are no missing statistics, as all scoresheets from the entire season have been received.) (Game minimums required for these listings: 32 for all A division teams and teams F6 & G8; 35 for teams B7, F2, G1, G4, G5, G6 & H5 due to a forfeit received; 37 for all other teams)

	"A" Division		ASP	TGP	Ave.
1	Phillips, Robbie	A1/ The Decennary Element	90.5	40	2.263
2	Healy, Simon	A4/ Triple Threats	99.5	48	2.073
3	Murray, Shane	A3/ Klitzneckers	78.5	44	1.784
4	Sandoval, Alberto	A7/ Mug Hunters	78.0	49	1.592
5	Brown, Tom	A1/ The Decennary Element	70.5	48	1.469
6	Gaulthier, Kyle	A3/ Klitzneckers	52.5	36	1.458
7	Davis, Jimmy	A5/ Appetite for Destruction	50.0	35	1.429
8	Tan, Wil	A1/ The Decennary Element	64.5	46	1.402
9	Ray, Robert	A5/ Appetite for Destruction	63.5	48	1.323
10	Stankevich, Scott	A3/ Klitzneckers	47.5	36	1.319
11	Heimbach, Matt	A2/ Lunatic Fringe	62.5	48	1.302
12	Fischlein, Kris	A4/ Triple Threats	42.0	34	1.235
13	Seward, Mike	A3/ Klitzneckers	46.5	39	1.192
14	Lloyd, Billy	A6/ Is It In?	57.0	48	1.188

	"B" Division		ASP	TGP	Ave.
1	Oakley, Jerry	B8/ The Reaperz	71.0	56	1.268
2	Butters, Scott	B1/ Slop and Shots	67.0	56	1.196
3	Murdaugh, John	B7/ Fire for Effect	54.0	54	1.000
4	Zelinack, Jason	B8/ The Reaperz	55.0	56	0.982
5	Anderson, Ryan	B8/ The Reaperz	44.5	52	0.856
6	Beaudoin, Paul	B1/ Slop and Shots	41.5	49	0.847
7	McNamara, Tim	B6/ She Doesn't Look Druish	36.5	44	0.830
8	Hindle, Mikey	B4/ Excalibur	47.0	57	0.825
9	Rodgers, Trey	B1/ Slop and Shots	39.5	51	0.775
10	Butters, Kent	B1/ Slop and Shots	32.0	42	0.762
11	Kerr, Jimmy	B8/ The Reaperz	41.0	55	0.745
12	Grubb, Ed	B3/ Suck My Cork	27.5	37	0.743
13	Clark, Dan	B2/ Overtime Outlaws	44.5	63	0.706
14	Watson, Jeff, Sr.	B6/ She Doesn't Look Druish	34.5	49	0.704

	"C" Division		ASP	TGP	Ave.
1	Wilcox, Randy	C1/ Julie's Angels	51.0	54	0.944
2	Jur, Jess	C6/ Rif Raf	32.0	40	0.800
3	Reitano, Sal	C2/ The Locals	45.5	59	0.771
4	Fitzgerald, Dennis	C3/ Big Bulls	38.5	53	0.726
5	Rudy, Jeff	C7/ Dublin Dublout	37.5	55	0.682
6	Copple, Matthew	C4/ Nine Lives	36.0	55	0.655
	Toolan, Chris	C3/ Big Bulls	36.0	55	0.655
8	Fitzgerald, Aaron	C3/ Big Bulls	34.0	52	0.654
9	Montesi, Chris	C7/ Dublin Dublout	26.0	40	0.650
10	Klann, Eric	C1/ Julie's Angels	29.0	48	0.604
11	Diamond, Paddy	C6/ Rif Raf	28.0	47	0.596
12	Bryant, Whit	C2/ The Locals	34.0	62	0.548
13	Mays, John	C4/ Nine Lives	29.5	54	0.546
14	Wade, Nate	C5/ Coral Reefers	20.0	38	0.526

	"D" Division		ASP	TGP	Ave.
1	Massengill, Chad	D7/ BullsHitters	50.0	53	0.943
2	Roberts, Mike	D6/ You're Supposed To Beat	42.5	49	0.867
3	Azevedo, Angelo	D6/ You're Supposed To Beat	34.5	44	0.784
4	Massengill, Randy	D7/ BullsHitters	38.5	51	0.755
5	Harvey, Justin	D1/ Ale-ing Archers	38.5	55	0.700
6	Thomas, Tony	D3/ Leftovers	25.5	40	0.638
7	Vance, Hugh	D5/ Carry Oakie	33.0	52	0.635
8	Jackson, Barry	D4/ Don't Eat The Candy	22.5	39	0.577
9	Janssen, Joshua	D3/ Leftovers	28.5	51	0.559
10	Bosier, Sean	D8/ Death Throw	30.5	56	0.545
11	Feller, Keith	D5/ Carry Oakie	20.5	38	0.539
12	Dzengeleski, Jimmy	D4/ Don't Eat The Candy	28.5	53	0.538
13	Marks, Ted	D7/ BullsHitters	20.5	39	0.526
14	Long, Gary	D7/ BullsHitters	19.0	38	0.500

	"E" Division		ASP	TGP	Ave.
1	Snyder, Mike	E2/ Nick the Green	43.5	48	0.906
2	Carroll, John	E8/ Methodical Madness	48.0	56	0.857
3	Allison, Frank	E1/ Sharky's Machine	41.0	50	0.820
4	Wells, John	E6/ Got Wired!	32.5	45	0.722
5	Raquet, Michael	E5/ Hammered Heads	39.0	56	0.696
6	Johnson, Dave	E4/ Menace 2 Sobriety	36.0	52	0.692
7	Weaver, Ken	E8/ Methodical Madness	28.0	41	0.683
8	Blackwelder, Deborah	E6/ Got Wired!	26.0	39	0.667
9	Hamilton, Brad	E8/ Methodical Madness	36.5	55	0.664
10	Tanner, Dave	E7/ Projectile Dysfunction	34.0	52	0.654
11	Brown, Jay	E5/ Hammered Heads	28.5	48	0.594
12	Steppe, Mike	E7/ Projectile Dysfunction	30.0	51	0.588
13	McCartney, Joe	E2/ Nick the Green	30.5	52	0.587
14	White, J.J.	E4/ Menace 2 Sobriety	31.0	55	0.564

	"F" Division		ASP	TGP	Ave.
1	Spaulding, Paul	F5/ Brown's Bombers	59.0	56	1.054
2	Richardson, Shane	F2/ One Armed Bandits	32.5	38	0.855
3	Deemer, Randy	F6/ We Be Triplin	35.5	46	0.772
4	Baldwin, Randy	F6/ We Be Triplin	29.0	38	0.763
5	Simpson, David	F1/ Home Grown Wolves	39.0	52	0.750
6	Huffman, David	F5/ Brown's Bombers	36.5	56	0.652
7	Stacy, Michelle	F4/ Sharkshooters	27.5	44	0.625
8	Langston, Frankie	F1/ Home Grown Wolves	24.5	42	0.583
9	Murphy, Phil	F2/ One Armed Bandits	27.5	51	0.539
10	Mooty, Aaron	F7/ Liquor Posse	26.0	49	0.531
11	Stacy, Rod	F4/ Sharkshooters	27.0	51	0.529
12	Watkins, Nathan	F7/ Liquor Posse	26.0	52	0.500
13	Jenkins, John	F1/ Home Grown Wolves	25.0	51	0.490
14	Rigert, Joe, Jr.	F3/ Show Us Your Tips	22.5	48	0.469

	"G" Division		ASP	TGP	Ave.
1	Krestalude, Andy	G3/ Ton 80 Proof	42.5	51	0.833
2	Hamilton, Bradley	G4/ Five-OH! Whizzle	31.0	46	0.674
3	Powell, Mark	G5/ UZMAgain	24.0	36	0.667
4	Stuckey, Rob	G4/ Five-OH! Whizzle	26.0	45	0.578
5	Fagan, Seth	G1/ We Ain't Ready!	26.0	47	0.553
6	Genzlinger, Roger	G2/ Who Darted?	25.0	47	0.532
7	Slawter, Mark	G4/ Five-OH! Whizzle	23.5	45	0.522
8	Ball, Pat	G3/ Ton 80 Proof	28.0	54	0.519
9	Ryan, Sean	G6/ Sofa Kings	25.0	51	0.490
10	Davis, Jared	G2/ Who Darted?	21.5	47	0.457
11	Iager, John	G8/ Grateful Darts	19.5	43	0.453
12	Hartmann, Erin	G3/ Ton 80 Proof	24.5	57	0.430
13	Dudley, Debbie	xx - G7/ The Lunchbox	16.0	40	0.400
14	Amato, Chris	G1/ We Ain't Ready!	18.0	46	0.391

	"H" Division		ASP	TGP	Ave.
1	Martin, David	H6/ Duck Dynasty	37.5	55	0.682
2	McAfee, Terry	H6/ Duck Dynasty	24.0	45	0.533
3	Strickland, Craig	H3/ The Misfits	28.0	54	0.519
4	Kyle, Mike	H2/ Same Day Different Darts	21.0	43	0.488
5	Wissinger, Bill	H2/ Same Day Different Darts	23.0	50	0.460
6	Strickland, A.J.	H3/ The Misfits	22.5	49	0.459
7	Martinez, Vince	H3/ The Misfits	15.5	37	0.419
8	Howard, Meghan	H5/ That's What She Said	23.0	55	0.418
9	Nettesheim, Doug	H4/ Missing Flights	21.5	52	0.413
10	Shirey, Anthony	H4/ Missing Flights	21.5	53	0.406
11	Wright, Tim	H4/ Missing Flights	21.5	55	0.391
12	Spencer, Kenny	H1/ Tips & Shafts	19.5	52	0.375
13	Smith, Ron	H7/ Found Our Flights	20.5	58	0.353
14	(two tied)		16.5	48	0.344

	Women's Records (# of women by div.: A-0, B-11, C-2, D-5, E-7, F-12, G-7, H-12)		W	L	%-age
B	Kilsdonk, Kris	B7/ Fire for Effect	25.0	50	0.500
	Salter, Whitney	B5/ TBD	23.5	53	0.443
	Jeffcoat, Angela	B3/ Suck My Cork	21.0	52	0.404
C	[No women in C division satisfied the minimum game requirement.]				
D	Dzengeleski, Julie	D4/ Don't Eat The Candy	14.5	41	0.354
E	Blackwelder, Deborah	E6/ Got Wired!	26.0	39	0.667
	DeFontes, Adrienne	E1/ Sharky's Machine	27.0	52	0.519
F	Stacy, Michelle	F4/ Sharkshooters	27.5	44	0.625
	Leggett, Alyssa	F6/ We Be Triplin	22.0	48	0.458
	Williams, Alison	F4/ Sharkshooters	7.5	42	0.179
G	Hartmann, Erin	G3/ Ton 80 Proof	24.5	57	0.430
	Dudley, Debbie	xx - G7/ The Lunchbox	16.0	40	0.400
H	Howard, Meghan	H5/ That's What She Said	23.0	55	0.418
	Kincaid, Lisa	H3/ The Misfits	17.0	55	0.309
	Beebe, Jenny	H7/ Found Our Flights	14.0	54	0.259
	Taylor, Tisha	H5/ That's What She Said	11.0	61	0.180

Spring 2013 RDL League-Wide Sectional Statistics (ranked by percentage) (FINAL!)

(All statistics are included, as there were no missing scoresheets this season) (Game minimums required for these listings: 6 for all divisions)

	Singles 301 Win Percentage		W	L	%-age
1	Powell, Mark	G5/ UZMAgain	9	0	1.000
2	Huffman, David	F5/ Brown's Bombers	13	1	0.929
3	Stuckey, Rob	G4/ Five-OH! Whizzle	12	1	0.923
4	Wylie, John	D7/ BullsHitters	11	1	0.917
	Allison, Frank	E1/ Sharky's Machine	11	1	0.917
	Therrien, Dan	G1/ We Ain't Ready!	11	1	0.917
7	Wickstrom, Bob	H6/ Duck Dynasty	10	1	0.909
8	Phillips, Robbie	A1/ The Decennary Element	9	1	0.900
	Vollmar, Chris	G1/ We Ain't Ready!	9	1	0.900
10	Whitehead, Lee	B6/ She Doesn't Look Druish	7	1	0.875
	McGettigan, Grace	F4/ Sharkshooters	7	1	0.875
12	Butters, Scott	B1/ Slop and Shots	12	2	0.857
	Massengill, Chad	D7/ BullsHitters	12	2	0.857
	Martin, David	H6/ Duck Dynasty	12	2	0.857
	Stehle, Justin	C7/ Dublin Dublout	6	1	0.857
16	Vance, Hugh	D5/ Carry Oakie	11	2	0.846
	Simpson, David	F1/ Home Grown Wolves	11	2	0.846
18	Brown, Tom	A1/ The Decennary Element	10	2	0.833
	Knott, Ronnie	C8/ Red Dragons	10	2	0.833
	Deemer, Randy	F6/ We Be Triplin	10	2	0.833
	Jenkins, John	F1/ Home Grown Wolves	10	2	0.833
	Butters, Kent	B1/ Slop and Shots	5	1	0.833
	Greene, Sebastian	D1/ Ale-ing Archers	5	1	0.833
24	Murray, Shane	A3/ Klitzneckers	9	2	0.818
	Seward, Mike	A3/ Klitzneckers	9	2	0.818
26	Reitano, Sal	C2/ The Locals	12	3	0.800
	McNamara, Tim	B6/ She Doesn't Look Druish	8	2	0.800
	Klann, Eric	C1/ Julie's Angels	8	2	0.800
	Borgia, Pete	E1/ Sharky's Machine	8	2	0.800
	Snyder, Mike	E2/ Nick the Green	8	2	0.800
31	Hindle, Mikey	B4/ Excalibur	11	3	0.786
	Smelik, Pat	C7/ Dublin Dublout	11	3	0.786
	Massengill, Randy	D7/ BullsHitters	11	3	0.786
	Hamilton, Brad	E8/ Methodical Madness	11	3	0.786
	White, J.J.	E4/ Menace 2 Sobriety	11	3	0.786
	O'Brien, Sean	F5/ Brown's Bombers	11	3	0.786
	Kyle, Mike	H2/ Same Day Different Dar	11	3	0.786
	Letsch, Dempsey	H4/ Missing Flights	11	3	0.786
39	Crites, Randy	A4/ Triple Threats	7	2	0.778
	Gaulthier, Kyle	A3/ Klitzneckers	7	2	0.778
41	Sellers, Mark	B1/ Slop and Shots	10	3	0.769
	Janssen, Joshua	D3/ Leftovers	10	3	0.769
	McFadden, Kevin	D4/ Don't Eat The Candy	10	3	0.769
	Krestalude, Andy	G3/ Ton 80 Proof	10	3	0.769
	Wissinger, Bill	H2/ Same Day Different Dar	10	3	0.769
46	Healy, Simon	A4/ Triple Threats	9	3	0.750
	Lane, Tim	B1/ Slop and Shots	9	3	0.750
	Mooty, Aaron	F7/ Liquor Posse	9	3	0.750
	Todd, Patrick	F6/ We Be Triplin	9	3	0.750
	Fagan, Seth	G1/ We Ain't Ready!	9	3	0.750
	Wilkinson, Charlie	G5/ UZMAgain	9	3	0.750
	Additon, Chris	H1/ Tips & Shafts	9	3	0.750
	Strickland, A.J.	H3/ The Misfits	9	3	0.750
	Long, Eric	F6/ We Be Triplin	6	2	0.750
55	Gibson, Jack	C4/ Nine Lives	8	3	0.727
	Kruger, Lonnie	E1/ Sharky's Machine	8	3	0.727
	Weaver, Ken	E8/ Methodical Madness	8	3	0.727
58	Oakley, Jerry	B8/ The Reaperz	10	4	0.714
	Wilcox, Randy	C1/ Julie's Angels	10	4	0.714
	Kring, Jeremy	D5/ Carry Oakie	10	4	0.714
	Carroll, John	E8/ Methodical Madness	10	4	0.714
	Emery, Brandon	C2/ The Locals	5	2	0.714
	Shengulette, Jerry	E2/ Nick the Green	5	2	0.714
	Dunham, Jim	H2/ Same Day Different Dar	5	2	0.714
	Ferguson, Travis	H2/ Same Day Different Dar	5	2	0.714

	Singles Cricket Win Percentage		W	L	%-age
1	Oakley, Jerry	B8/ The Reaperz	14	0	1.000
	Massengill, Chad	D7/ BullsHitters	14	0	1.000
	Azevedo, Angelo	D6/ You're Supposed To Bea	11	0	1.000
	Richardson, Shane	F2/ One Armed Bandits	10	0	1.000
	Rube, Bob	G5/ UZMAgain	8	0	1.000
6	Snyder, Mike	E2/ Nick the Green	12	1	0.923
7	Hall, Steve	G5/ UZMAgain	11	1	0.917
	Slawter, Mark	G4/ Five-OH! Whizzle	11	1	0.917
	Wissinger, Bill	H2/ Same Day Different Dar	11	1	0.917
10	Murray, Shane	A3/ Klitzneckers	10	1	0.909
	Seward, Mike	A3/ Klitzneckers	10	1	0.909
	Kyle, Mike	H2/ Same Day Different Dar	10	1	0.909
13	Phillips, Robbie	A1/ The Decennary Element	9	1	0.900
	Jur, Jess	C6/ Rif Raf	9	1	0.900
15	Martinez, Vince	H3/ The Misfits	8	1	0.889
16	Schlesinger, Marty	xx - G7/ The Lunchbox	7	1	0.875
17	Wilcox, Randy	C1/ Julie's Angels	12	2	0.857
	Carroll, John	E8/ Methodical Madness	12	2	0.857
	Price, Brady	E4/ Menace 2 Sobriety	12	2	0.857
	Huffman, David	F5/ Brown's Bombers	12	2	0.857
	Spaulding, Paul	F5/ Brown's Bombers	12	2	0.857
	Stehle, Justin	C7/ Dublin Dublout	6	1	0.857
	Port, Brian	H2/ Same Day Different Dar	6	1	0.857
24	Murdaugh, John	B7/ Fire for Effect	11	2	0.846
	Fitzgerald, Aaron	C3/ Big Bulls	11	2	0.846
	Allison, Frank	E1/ Sharky's Machine	11	2	0.846
	Tanner, Dave	E7/ Projectile Dysfunction	11	2	0.846
	Schoch, Adam	H6/ Duck Dynasty	11	2	0.846
	Strickland, A.J.	H3/ The Misfits	11	2	0.846
30	Holland, Steve	B1/ Slop and Shots	10	2	0.833
	Klann, Eric	C1/ Julie's Angels	10	2	0.833
	Bateman, Jimmy	E1/ Sharky's Machine	10	2	0.833
	Rigert, Joe, Jr.	F3/ Show Us Your Tips	10	2	0.833
	Sarantos, Alex	F8/ Terror Bulls	5	1	0.833
35	Beaudoin, Paul	B1/ Slop and Shots	9	2	0.818
	Deemer, Randy	F6/ We Be Triplin	9	2	0.818
	Garzon, Marc	F6/ We Be Triplin	9	2	0.818
	Langston, Frankie	F1/ Home Grown Wolves	9	2	0.818
	Hamilton, Bradley	G4/ Five-OH! Whizzle	9	2	0.818
	Geraghty, John	H5/ That's What She Said	9	2	0.818
41	Tant, J.J.	B2/ Overtime Outlaws	12	3	0.800
	Reitano, Sal	C2/ The Locals	12	3	0.800
	Adams, Brad	G4/ Five-OH! Whizzle	8	2	0.800
	Stahl, Greg	H2/ Same Day Different Dar	8	2	0.800
45	Butters, Scott	B1/ Slop and Shots	11	3	0.786
	Hindle, Mikey	B4/ Excalibur	11	3	0.786
	Sautter, Scott	C8/ Red Dragons	11	3	0.786
	Massengill, Randy	D7/ BullsHitters	11	3	0.786
	Raquet, Michael	E5/ Hammered Heads	11	3	0.786
	White, J.J.	E4/ Menace 2 Sobriety	11	3	0.786
	Borgna, Andrew	H1/ Tips & Shafts	11	3	0.786
	Martin, David	H6/ Duck Dynasty	11	3	0.786
53	Gaulthier, Kyle	A3/ Klitzneckers	7	2	0.778
	Lee, Chris	C4/ Nine Lives	7	2	0.778
	Maccini, Billy	C2/ The Locals	7	2	0.778
	Logan, Peter	H2/ Same Day Different Dar	7	2	0.778
57	(thirteen tied - 2 in B, 1 in D, 2 in E, 5 in F, 2 in G, 1 in H)		10	3	0.769

Spring 2013 RDL League-Wide Sectional Statistics (ranked by percentage) (FINAL!)

(All statistics are included, as there were no missing scoresheets this season) (Game minimums required for these listings: 6 for all divisions)

	Doubles Cricket Win Percentage		W	L	%-age
1	Rube, Bob	G5/ UZMAgain	9	0	1.000
2	Massengill, Chad	D7/ BullsHitters	13	1	0.929
	O'Brien, Sean	F5/ Brown's Bombers	13	1	0.929
	Spaulding, Paul	F5/ Brown's Bombers	13	1	0.929
	Martin, David	H6/ Duck Dynasty	13	1	0.929
6	Marks, Ted	D7/ BullsHitters	11	1	0.917
7	Phillips, Robbie	A1/ The Decennary Element	9	1	0.900
8	Grubb, Ed	B3/ Suck My Cork	8	1	0.889
	Long, Gary	D7/ BullsHitters	8	1	0.889
	Young, Ashley	H6/ Duck Dynasty	8	1	0.889
11	Kilts, Jason	A1/ The Decennary Element	7	1	0.875
	Persson, Kenny	A3/ Klitzneckers	7	1	0.875
13	Oakley, Jerry	B8/ The Reaperz	12	2	0.857
	Carroll, John	E8/ Methodical Madness	12	2	0.857
	Beeson, Robb	A1/ The Decennary Element	6	1	0.857
	Wall, Keith	A1/ The Decennary Element	6	1	0.857
	Stephenson, Scott	E8/ Methodical Madness	6	1	0.857
	Dunham, Jim	H2/ Same Day Different Dar	6	1	0.857
	Mason, Marcy	H2/ Same Day Different Dar	6	1	0.857
20	Johnson, Dave	E4/ Menace 2 Sobriety	11	2	0.846
	Rexrode, Rob	E7/ Projectile Dysfunction	11	2	0.846
	Steppe, Mike	E7/ Projectile Dysfunction	11	2	0.846
23	Ray, Robert	A5/ Appetite for Destruction	10	2	0.833
	Fagan, Seth	G1/ We Ain't Ready!	10	2	0.833
	Therrien, Dan	G1/ We Ain't Ready!	10	2	0.833
	Wissinger, Bill	H2/ Same Day Different Dar	10	2	0.833
	Knight, Maridy	B3/ Suck My Cork	5	1	0.833
	Bozza, Doug	G6/ Sofa Kings	5	1	0.833
29	Deemer, Randy	F6/ We Be Triplin	9	2	0.818
	Todd, Patrick	F6/ We Be Triplin	9	2	0.818
	McAfee, Terry	H6/ Duck Dynasty	9	2	0.818
	Wickstrom, Bob	H6/ Duck Dynasty	9	2	0.818
33	Powell, Mark	G5/ UZMAgain	8	2	0.800
34	Butters, Scott	B1/ Slop and Shots	11	3	0.786
	Reygers, Jeffrey	B8/ The Reaperz	11	3	0.786
	Wilcox, Randy	C1/ Julie's Angels	11	3	0.786
	Huffman, David	F5/ Brown's Bombers	11	3	0.786
	Wright, Tim	H4/ Missing Flights	11	3	0.786
39	Gardner, Mike	D7/ BullsHitters	7	2	0.778
	Raper, Jeromie	G5/ UZMAgain	7	2	0.778
41	Simpson, David	F1/ Home Grown Wolves	10	3	0.769
42	Tant, J.J.	B2/ Overtime Outlaws	12	4	0.750
	Mitchell, Sid	A5/ Appetite for Destruction	9	3	0.750
	Fink, Scott	E1/ Sharky's Machine	9	3	0.750
	Hall, Danny	E3/ XXX[3]	9	3	0.750
	Horrall, Mike	E8/ Methodical Madness	9	3	0.750
	Smith, Brian	E7/ Projectile Dysfunction	9	3	0.750
	Murphy, Phil	F2/ One Armed Bandits	9	3	0.750
	Seward, Mike	A3/ Klitzneckers	6	2	0.750
	Blessing, Justin	xx - G7/ The Lunchbox	6	2	0.750
	Logan, Peter	H2/ Same Day Different Dar	6	2	0.750
52	Kenney, Jon	A1/ The Decennary Element	8	3	0.727
	Azevedo, Angelo	D6/ You're Supposed To Bea	8	3	0.727
	Barnes, Derek	E6/ Got Wired!	8	3	0.727
	Adams, Brad	G4/ Five-OH! Whizzle	8	3	0.727
	Iager, John	G8/ Grateful Darts	8	3	0.727
	Perkins, Chris	G8/ Grateful Darts	8	3	0.727
58	Knott, Ryan	C8/ Red Dragons	10	4	0.714
	Reinert, Kevin	C3/ Big Bulls	10	4	0.714
	Gregory, Rhonda	F1/ Home Grown Wolves	10	4	0.714
	Stacy, Michelle	F4/ Sharkshooters	10	4	0.714
	Brownd, Anthony	H3/ The Misfits	10	4	0.714
	Yoneoka, J.J.	D5/ Carry Oakie	5	2	0.714
64	(six tied - 1 each in A, C, E, F, G, H)		7	3	0.700

	Doubles 501 Win Percentage		W	L	%-age
1	Kubel, Tom	D6/ You're Supposed To Bea	12	0	1.000
	Marks, Ted	D7/ BullsHitters	7	0	1.000
	Doshi, Kaushal	H5/ That's What She Said	7	0	1.000
4	Spaulding, Paul	F5/ Brown's Bombers	13	1	0.929
5	Murdaugh, John	B7/ Fire for Effect	12	1	0.923
6	Murray, Shane	A3/ Klitzneckers	10	1	0.909
	Massengill, Chad	D7/ BullsHitters	10	1	0.909
8	Adams, Brad	G4/ Five-OH! Whizzle	7	1	0.875
9	Sautter, Don	C8/ Red Dragons	12	2	0.857
	Greene, Sebastian	D1/ Ale-ing Archers	6	1	0.857
	Williams, Denny	G5/ UZMAgain	6	1	0.857
12	White, J.J.	E4/ Menace 2 Sobriety	11	2	0.846
13	Brown, Jay	E5/ Hammered Heads	10	2	0.833
	Gallagher, Jim	C5/ Coral Reefers	5	1	0.833
	Gilyardi, Ernie	D7/ BullsHitters	5	1	0.833
	Hall, Steve	G5/ UZMAgain	5	1	0.833
	Gleisinger, Mike	H7/ Found Our Flights	5	1	0.833
18	Brinson, Ken	H5/ That's What She Said	9	2	0.818
19	Phillips, Robbie	A1/ The Decennary Element	8	2	0.800
20	Kerr, Jimmy	B8/ The Reaperz	11	3	0.786
	Oakley, Jerry	B8/ The Reaperz	11	3	0.786
	Zelinack, Jason	B8/ The Reaperz	11	3	0.786
	Bouchard, Keith	E4/ Menace 2 Sobriety	11	3	0.786
	O'Brien, Sean	F5/ Brown's Bombers	11	3	0.786
25	Kemp, Louis	E2/ Nick the Green	7	2	0.778
	Martinez, Vince	H3/ The Misfits	7	2	0.778
27	Anderson, Ryan	B8/ The Reaperz	10	3	0.769
28	Chakraborty, Arpan	H5/ That's What She Said	12	4	0.750
	Taylor, Tisha	H5/ That's What She Said	12	4	0.750
	Brown, Tom	A1/ The Decennary Element	9	3	0.750
	Gabry, Greg	B7/ Fire for Effect	9	3	0.750
	Knott, Ronnie	C8/ Red Dragons	9	3	0.750
	Barrett, Darren	E1/ Sharky's Machine	9	3	0.750
	Snyder, Mike	E2/ Nick the Green	9	3	0.750
	Mooty, Aaron	F7/ Liquor Posse	9	3	0.750
	Krestalude, Andy	G3/ Ton 80 Proof	9	3	0.750
	Ryan, Sean	G6/ Sofa Kings	9	3	0.750
	Wilkinson, Charlie	G5/ UZMAgain	9	3	0.750
	Howard, Meghan	H5/ That's What She Said	9	3	0.750
	Woodard, Dave	C1/ Julie's Angels	6	2	0.750
41	Roberts, Mike	D6/ You're Supposed To Bea	8	3	0.727
	Todd, Patrick	F6/ We Be Triplin	8	3	0.727
	Hamilton, Bradley	G4/ Five-OH! Whizzle	8	3	0.727
	Dubose, Chris	H2/ Same Day Different Dar	8	3	0.727
	Geraghty, John	H5/ That's What She Said	8	3	0.727
46	Tant, J.J.	B2/ Overtime Outlaws	10	4	0.714
	Mundy, Brett	C8/ Red Dragons	10	4	0.714
	Carroll, John	E8/ Methodical Madness	10	4	0.714
	Casey, Kevin	F5/ Brown's Bombers	10	4	0.714
	Huffman, David	F5/ Brown's Bombers	10	4	0.714
51	Kenney, Jon	A1/ The Decennary Element	7	3	0.700
	Bordeau, Eric	C7/ Dublin Dublout	7	3	0.700
	Smith, Van	C5/ Coral Reefers	7	3	0.700
	Thomas, Tony	D3/ Leftovers	7	3	0.700
	Dudley, Robert	xx - G7/ The Lunchbox	7	3	0.700
	Moore, Ken	G6/ Sofa Kings	7	3	0.700
	Perkins, Chris	G8/ Grateful Darts	7	3	0.700
	Peers, Martin	H6/ Duck Dynasty	7	3	0.700
59	Holland, Steve	B1/ Slop and Shots	9	4	0.692
	Johnson, Dave	E4/ Menace 2 Sobriety	9	4	0.692
	Bathurst, Ryan	F7/ Liquor Posse	9	4	0.692
	Letsch, Dempsey	H4/ Missing Flights	9	4	0.692
63	(nine tied - 2 in A, 1 in C, 3 in D, 2 in E, 1 in F)		8	4	0.667
	(twelve tied - 3 in A, 1 in C, 2 each in D, E, G, H)		6	3	0.667
	(four tied - 2 in A, 1 in F, 1 in G)		4	2	0.667

Spring 2013 RDL Top Singles, Doubles Win Percentages (League-wide) (FINAL!)

(There are no missing statistics, as all scoresheets from the entire season have been received.) (Game minimums required for these listings: 16 for all A division teams and teams F6 & G8; 18 for teams B7, F2, G1, G4, G5, G6 & H5 due to a forfeit received; 19 for all other teams)

	Singles Win Percentage		W	L	%-age
1	Massengill, Chad	D7/ BullsHitters	26	2	0.929
2	Phillips, Robbie	A1/ The Decennary Element	18	2	0.900
3	Huffman, David	F5/ Brown's Bombers	25	3	0.893
4	Allison, Frank	E1/ Sharky's Machine	22	3	0.880
5	Snyder, Mike	E2/ Nick the Green	20	3	0.870
6	Murray, Shane	A3/ Klitzneckers	19	3	0.864
	Seward, Mike	A3/ Klitzneckers	19	3	0.864
8	Oakley, Jerry	B8/ The Reaperz	24	4	0.857
9	Richardson, Shane	F2/ One Armed Bandits	16	3	0.842
	Powell, Mark	G5/ UZMAgain	16	3	0.842
11	Kyle, Mike	H2/ Same Day Different Darts	21	4	0.840
	Wissinger, Bill	H2/ Same Day Different Darts	21	4	0.840
13	Wylie, John	D7/ BullsHitters	20	4	0.833
14	Deemer, Randy	F6/ We Be Triplin	19	4	0.826
15	Butters, Scott	B1/ Slop and Shots	23	5	0.821
	Martin, David	H6/ Duck Dynasty	23	5	0.821
17	Klann, Eric	C1/ Julie's Angels	18	4	0.818
18	Azevedo, Angelo	D6/ You're Supposed To Beat	17	4	0.810
19	Simpson, David	F1/ Home Grown Wolves	21	5	0.808
	Stuckey, Rob	G4/ Five-OH! Whizzle	21	5	0.808
21	Reitano, Sal	C2/ The Locals	24	6	0.800
	Strickland, A.J.	H3/ The Misfits	20	5	0.800
	Jur, Jess	C6/ Rif Raf	16	4	0.800
24	Therrien, Dan	G1/ We Ain't Ready!	19	5	0.792
25	Martinez, Vince	H3/ The Misfits	15	4	0.789
26	Hindle, Mikey	B4/ Excalibur	22	6	0.786
	Wilcox, Randy	C1/ Julie's Angels	22	6	0.786
	Massengill, Randy	D7/ BullsHitters	22	6	0.786
	Carroll, John	E8/ Methodical Madness	22	6	0.786
	White, J.J.	E4/ Menace 2 Sobriety	22	6	0.786
31	Gaulthier, Kyle	A3/ Klitzneckers	14	4	0.778
32	McNamara, Tim	B6/ She Doesn't Look Druish	17	5	0.773
	Slawter, Mark	G4/ Five-OH! Whizzle	17	5	0.773
	Schoch, Adam	H6/ Duck Dynasty	17	5	0.773
35	Vance, Hugh	D5/ Carry Oakie	20	6	0.769
36	Jenkins, John	F1/ Home Grown Wolves	19	6	0.760
	Mooty, Aaron	F7/ Liquor Posse	19	6	0.760
38	Hamilton, Brad	E8/ Methodical Madness	21	7	0.750
	Spaulding, Paul	F5/ Brown's Bombers	21	7	0.750
	Brown, Tom	A1/ The Decennary Element	18	6	0.750
	Knott, Ronnie	C8/ Red Dragons	18	6	0.750
	Hall, Steve	G5/ UZMAgain	18	6	0.750
	Vollmar, Chris	G1/ We Ain't Ready!	15	5	0.750
44	Weaver, Ken	E8/ Methodical Madness	17	6	0.739
45	Fitzgerald, Aaron	C3/ Big Bulls	19	7	0.731
	Willis, Tolson	D8/ Death Throw	19	7	0.731
	Krestalude, Andy	G3/ Ton 80 Proof	19	7	0.731
48	Garzon, Marc	F6/ We Be Triplin	16	6	0.727
49	Dunleavy, John	B3/ Suck My Cork	18	7	0.720
	Holland, Steve	B1/ Slop and Shots	18	7	0.720
	Sautter, Scott	C8/ Red Dragons	18	7	0.720
52	Kring, Jeremy	D5/ Carry Oakie	20	8	0.714
	Price, Brady	E4/ Menace 2 Sobriety	20	8	0.714
54	Beaudoin, Paul	B1/ Slop and Shots	17	7	0.708
	McCartney, Joe	E2/ Nick the Green	17	7	0.708
	Kirkpatrick, Scott	G5/ UZMAgain	17	7	0.708
	Additon, Chris	H1/ Tips & Shafts	17	7	0.708
	McAfee, Terry	H6/ Duck Dynasty	17	7	0.708
59	Murdaugh, John	B7/ Fire for Effect	19	8	0.704
60	Kenney, Jon	A1/ The Decennary Element	14	6	0.700
	Baldwin, Randy	F6/ We Be Triplin	14	6	0.700
62	Tan, Wil	A1/ The Decennary Element	16	7	0.696
	Chaney, Bill	E6/ Got Wired!	16	7	0.696
	Geraghty, John	H5/ That's What She Said	16	7	0.696
65	(seven tied - 1 in B, 1 in C, 2 in D, 1 in E, 2 in F)		18	8	0.692

	Doubles Win Percentage		W	L	%-age
1	Marks, Ted	D7/ BullsHitters	18	1	0.947
2	Spaulding, Paul	F5/ Brown's Bombers	26	2	0.929
3	Massengill, Chad	D7/ BullsHitters	23	2	0.920
4	O'Brien, Sean	F5/ Brown's Bombers	24	4	0.857
5	Phillips, Robbie	A1/ The Decennary Element	17	3	0.850
6	Rube, Bob	G5/ UZMAgain	15	3	0.833
7	Oakley, Jerry	B8/ The Reaperz	23	5	0.821
8	Adams, Brad	G4/ Five-OH! Whizzle	15	4	0.789
9	Carroll, John	E8/ Methodical Madness	22	6	0.786
10	Murdaugh, John	B7/ Fire for Effect	21	6	0.778
	Martin, David	H6/ Duck Dynasty	21	6	0.778
12	Murray, Shane	A3/ Klitzneckers	17	5	0.773
	Todd, Patrick	F6/ We Be Triplin	17	5	0.773
14	Johnson, Dave	E4/ Menace 2 Sobriety	20	6	0.769
15	Sautter, Don	C8/ Red Dragons	21	7	0.750
	Huffman, David	F5/ Brown's Bombers	21	7	0.750
	Kilts, Jason	A1/ The Decennary Element	12	4	0.750
18	Tant, J.J.	B2/ Overtime Outlaws	22	8	0.733
19	Wilcox, Randy	C1/ Julie's Angels	19	7	0.731
	Kubel, Tom	D6/ You're Supposed To Beat	19	7	0.731
21	Persson, Kenny	A3/ Klitzneckers	13	5	0.722
22	Krestalude, Andy	G3/ Ton 80 Proof	18	7	0.720
	Wissinger, Bill	H2/ Same Day Different Darts	18	7	0.720
24	Butters, Scott	B1/ Slop and Shots	20	8	0.714
	Kerr, Jimmy	B8/ The Reaperz	20	8	0.714
	Reygers, Jeffrey	B8/ The Reaperz	20	8	0.714
	Zelinack, Jason	B8/ The Reaperz	20	8	0.714
	Kenney, Jon	A1/ The Decennary Element	15	6	0.714
	Perkins, Chris	G8/ Grateful Darts	15	6	0.714
30	Brown, Tom	A1/ The Decennary Element	17	7	0.708
	Ray, Robert	A5/ Appetite for Destruction	17	7	0.708
	Knott, Ronnie	C8/ Red Dragons	17	7	0.708
	Roberts, Mike	D6/ You're Supposed To Beat	17	7	0.708
34	Seward, Mike	A3/ Klitzneckers	12	5	0.706
35	Horrall, Mike	E8/ Methodical Madness	16	7	0.696
	Deemer, Randy	F6/ We Be Triplin	16	7	0.696
	Hamilton, Bradley	G4/ Five-OH! Whizzle	16	7	0.696
38	Steppe, Mike	E7/ Projectile Dysfunction	18	8	0.692
39	Dubose, Chris	H2/ Same Day Different Darts	13	6	0.684
	Young, Ashley	H6/ Duck Dynasty	13	6	0.684
41	Fink, Scott	E1/ Sharky's Machine	15	7	0.682
	Iager, John	G8/ Grateful Darts	15	7	0.682
	Brinson, Ken	H5/ That's What She Said	15	7	0.682
44	Holland, Steve	B1/ Slop and Shots	17	8	0.680
	Snyder, Mike	E2/ Nick the Green	17	8	0.680
	Murphy, Phil	F2/ One Armed Bandits	17	8	0.680
47	Casey, Kevin	F5/ Brown's Bombers	19	9	0.679
48	White, J.J.	E4/ Menace 2 Sobriety	18	9	0.667
	Healy, Simon	A4/ Triple Threats	16	8	0.667
	Mitchell, Sid	A5/ Appetite for Destruction	16	8	0.667
	Gillett, Galen	E3/ XXX^3	16	8	0.667
	Therrien, Dan	G1/ We Ain't Ready!	16	8	0.667
	Hall, Frank	E3/ XXX^3	14	7	0.667
	Dudley, Robert	xx - G7/ The Lunchbox	14	7	0.667
	McAfee, Terry	H6/ Duck Dynasty	14	7	0.667
56	Anderson, Ryan	B8/ The Reaperz	17	9	0.654
	Mays, John	C4/ Nine Lives	17	9	0.654
	Rowe, Travis	D4/ Don't Eat The Candy	17	9	0.654
	Tanner, Dave	E7/ Projectile Dysfunction	17	9	0.654
	Wells, John	E6/ Got Wired!	17	9	0.654
61	Massengill, Randy	D7/ BullsHitters	15	8	0.652
	Leggett, Alyssa	F6/ We Be Triplin	15	8	0.652
	Fagan, Seth	G1/ We Ain't Ready!	15	8	0.652
64	Bouchard, Keith	E4/ Menace 2 Sobriety	18	10	0.643
65	(two tied - 1 in B, 1 in H)		14	8	0.636

Spring 2013 RDL Top Singles+Doubles Win %-ages, All-Star Point Aves. (League-wide) (FINAL!)

(There are no missing statistics, as all scoresheets from the entire season have been received.) (Game minimums required for these listings: 32 for all A division teams and teams F6 & G8; 35 for teams B7, F2, G1, G4, G5, G6 & H5 due to a forfeit received; 37 for all other teams)

	Singles+Doubles Win Percentages		W	L	%-age
1	Massengill, Chad	D7/ BullsHitters	49	4	0.925
2	Phillips, Robbie	A1/ The Decennary Element	35	5	0.875
3	Oakley, Jerry	B8/ The Reaperz	47	9	0.839
	Spaulding, Paul	F5/ Brown's Bombers	47	9	0.839
5	Huffman, David	F5/ Brown's Bombers	46	10	0.821
6	Murray, Shane	A3/ Klitzneckers	36	8	0.818
7	Martin, David	H6/ Duck Dynasty	44	11	0.800
8	Seward, Mike	A3/ Klitzneckers	31	8	0.795
9	Carroll, John	E8/ Methodical Madness	44	12	0.786
10	Wissinger, Bill	H2/ Same Day Different Darts	39	11	0.780
11	Snyder, Mike	E2/ Nick the Green	37	11	0.771
12	Marks, Ted	D7/ BullsHitters	30	9	0.769
13	Butters, Scott	B1/ Slop and Shots	43	13	0.768
	O'Brien, Sean	F5/ Brown's Bombers	43	13	0.768
15	Kyle, Mike	H2/ Same Day Different Darts	33	10	0.767
16	Deemer, Randy	F6/ We Be Triplin	35	11	0.761
17	Wilcox, Randy	C1/ Julie's Angels	41	13	0.759
18	Martinez, Vince	H3/ The Misfits	28	9	0.757
19	Powell, Mark	G5/ UZMAgain	27	9	0.750
20	Murdaugh, John	B7/ Fire for Effect	40	14	0.741
21	Allison, Frank	E1/ Sharky's Machine	37	13	0.740
22	Stuckey, Rob	G4/ Five-OH! Whizzle	33	12	0.733
23	Johnson, Dave	E4/ Menace 2 Sobriety	38	14	0.731
24	Brown, Tom	A1/ The Decennary Element	35	13	0.729
	Knott, Ronnie	C8/ Red Dragons	35	13	0.729
	Therrien, Dan	G1/ We Ain't Ready!	35	13	0.729
27	White, J.J.	E4/ Menace 2 Sobriety	40	15	0.727
	Todd, Patrick	F6/ We Be Triplin	32	12	0.727
29	Massengill, Randy	D7/ BullsHitters	37	14	0.725
	Krestalude, Andy	G3/ Ton 80 Proof	37	14	0.725
31	Adams, Brad	G4/ Five-OH! Whizzle	26	10	0.722
32	Simpson, David	F1/ Home Grown Wolves	37	15	0.712
33	Klann, Eric	C1/ Julie's Angels	34	14	0.708
34	Kenney, Jon	A1/ The Decennary Element	29	12	0.707
35	McNamara, Tim	B6/ She Doesn't Look Druish	31	13	0.705
	Azevedo, Angelo	D6/ You're Supposed To Beat	31	13	0.705
37	Tant, J.J.	B2/ Overtime Outlaws	42	18	0.700
	Holland, Steve	B1/ Slop and Shots	35	15	0.700
	Jur, Jess	C6/ Rif Raf	28	12	0.700
40	Wylie, John	D7/ BullsHitters	30	13	0.698
41	Reitano, Sal	C2/ The Locals	41	18	0.695
42	Hall, Steve	G5/ UZMAgain	29	13	0.690
43	McAfee, Terry	H6/ Duck Dynasty	31	14	0.689
44	Murphy, Phil	F2/ One Armed Bandits	35	16	0.686
45	Brinson, Ken	H5/ That's What She Said	30	14	0.682
46	Kubel, Tom	D6/ You're Supposed To Beat	36	17	0.679
47	Zelinack, Jason	B8/ The Reaperz	38	18	0.679
48	Hamilton, Bradley	G4/ Five-OH! Whizzle	31	15	0.674
49	Mooty, Aaron	F7/ Liquor Posse	33	16	0.673
50	Anderson, Ryan	B8/ The Reaperz	35	17	0.673
	Vance, Hugh	D5/ Carry Oakie	35	17	0.673
52	Reygers, Jeffrey	B8/ The Reaperz	37	18	0.673
53	Healy, Simon	A4/ Triple Threats	32	16	0.667
	Mitchell, Sid	A5/ Appetite for Destruction	32	16	0.667
	Ray, Robert	A5/ Appetite for Destruction	32	16	0.667
	Gillett, Galen	E3/ XXX[3]	32	16	0.667
	Wells, John	E6/ Got Wired!	30	15	0.667
	Slawter, Mark	G4/ Five-OH! Whizzle	30	15	0.667
	Geraghty, John	H5/ That's What She Said	30	15	0.667
60	Krasnow, Dave	D5/ Carry Oakie	33	17	0.660
61	Garzon, Marc	F6/ We Be Triplin	29	15	0.659
62	Long, Gary	D7/ BullsHitters	25	13	0.658
	Richardson, Shane	F2/ One Armed Bandits	25	13	0.658
64	Hamilton, Brad	E8/ Methodical Madness	36	19	0.655
65	(four tied - 1 in C, 1 in D, 2 in E)		34	18	0.654

	All-Star Point Averages		ASP	TGP	Ave.
1	Phillips, Robbie	A1/ The Decennary Element	90.5	40	2.263
2	Healy, Simon	A4/ Triple Threats	99.5	48	2.073
3	Murray, Shane	A3/ Klitzneckers	78.5	44	1.784
4	Sandoval, Alberto	A7/ Mug Hunters	78.0	49	1.592
5	Brown, Tom	A1/ The Decennary Element	70.5	48	1.469
6	Gaulthier, Kyle	A3/ Klitzneckers	52.5	36	1.458
7	Davis, Jimmy	A5/ Appetite for Destruction	50.0	35	1.429
8	Tan, Wil	A1/ The Decennary Element	64.5	46	1.402
9	Ray, Robert	A5/ Appetite for Destruction	63.5	48	1.323
10	Stankevich, Scott	A3/ Klitzneckers	47.5	36	1.319
11	Heimbach, Matt	A2/ Lunatic Fringe	62.5	48	1.302
12	Oakley, Jerry	B8/ The Reaperz	71.0	56	1.268
13	Fischlein, Kris	A4/ Triple Threats	42.0	34	1.235
14	Butters, Scott	B1/ Slop and Shots	67.0	56	1.196
15	Seward, Mike	A3/ Klitzneckers	46.5	39	1.192
16	Lloyd, Billy	A6/ Is It In?	57.0	48	1.188
17	Mitchell, Sid	A5/ Appetite for Destruction	54.5	48	1.135
18	Johnson, Michael	A4/ Triple Threats	46.5	41	1.134
19	Kenney, Jon	A1/ The Decennary Element	46.0	41	1.122
20	Grubb, Donald	A4/ Triple Threats	37.0	33	1.121
21	Terry, Bob	A2/ Lunatic Fringe	46.5	43	1.081
22	Mozzetti, Tim	A5/ Appetite for Destruction	52.0	49	1.061
23	Bunn, Tim	A4/ Triple Threats	47.5	45	1.056
24	Spaulding, Paul	F5/ Brown's Bombers	59.0	56	1.054
25	Crites, Randy	A4/ Triple Threats	36.0	35	1.029
26	Murdaugh, John	B7/ Fire for Effect	54.0	54	1.000
	Hardison, Jon	A6/ Is It In?	47.0	47	1.000
28	Zelinack, Jason	B8/ The Reaperz	55.0	56	0.982
29	McCurry, Justin	A5/ Appetite for Destruction	49.0	50	0.980
30	Wilcox, Randy	C1/ Julie's Angels	51.0	54	0.944
31	Massengill, Chad	D7/ BullsHitters	50.0	53	0.943
32	Persson, Kenny	A3/ Klitzneckers	34.0	37	0.919
33	Snyder, Mike	E2/ Nick the Green	43.5	48	0.906
34	Keller, Tony	A6/ Is It In?	37.5	42	0.893
35	Roberts, Mike	D6/ You're Supposed To Beat	42.5	49	0.867
36	Carroll, John	E8/ Methodical Madness	48.0	56	0.857
37	Anderson, Ryan	B8/ The Reaperz	44.5	52	0.856
38	Richardson, Shane	F2/ One Armed Bandits	32.5	38	0.855
39	Fournier, Jeff	A7/ Mug Hunters	36.5	43	0.849
40	Cusher, Dean	A3/ Klitzneckers	28.0	33	0.848
41	Beaudoin, Paul	B1/ Slop and Shots	41.5	49	0.847
42	Bakowski, Adam	A2/ Lunatic Fringe	27.0	32	0.844
43	Krestalude, Andy	G3/ Ton 80 Proof	42.5	51	0.833
44	McNamara, Tim	B6/ She Doesn't Look Druish	36.5	44	0.830
45	Hindle, Mikey	B4/ Excalibur	47.0	57	0.825
46	Hamilton, Billy	A2/ Lunatic Fringe	37.0	45	0.822
	Martinez, Vicente	A7/ Mug Hunters	37.0	45	0.822
48	Allison, Frank	E1/ Sharky's Machine	41.0	50	0.820
49	Jur, Jess	C6/ Rif Raf	32.0	40	0.800
50	Azevedo, Angelo	D6/ You're Supposed To Beat	34.5	44	0.784
51	Rodgers, Trey	B1/ Slop and Shots	39.5	51	0.775
52	Deemer, Randy	F6/ We Be Triplin	35.5	46	0.772
53	Reitano, Sal	C2/ The Locals	45.5	59	0.771
54	Bradshaw, Rick	A7/ Mug Hunters	28.5	37	0.770
55	Jacobi, Paul	A2/ Lunatic Fringe	36.0	47	0.766
56	Baldwin, Randy	F6/ We Be Triplin	29.0	38	0.763
57	Butters, Kent	B1/ Slop and Shots	32.0	42	0.762
58	Massengill, Randy	D7/ BullsHitters	38.5	51	0.755
59	Simpson, David	F1/ Home Grown Wolves	39.0	52	0.750
60	Kerr, Jimmy	B8/ The Reaperz	41.0	55	0.745
61	Grubb, Ed	B3/ Suck My Cork	27.5	37	0.743
62	Fitzgerald, Dennis	C3/ Big Bulls	38.5	53	0.726
63	Wells, John	E6/ Got Wired!	32.5	45	0.722
64	Clark, Dan	B2/ Overtime Outlaws	44.5	63	0.706
65	Watson, Jeff, Sr.	B6/ She Doesn't Look Druish	34.5	49	0.704

Spring 2013 RDL Singles, Doubles Win Percentages (by team) (FINAL!)

(All statistics are included, as there were no missing scoresheets this season)

Singles Win Percentages

		W	L	%-age
1	H2/ Same Day Different Darts	118	50	0.702
2	D7/ BullsHitters	117	51	0.696
3	B1/ Slop and Shots	113	55	0.673
4	A1/ The Decennary Element	94	50	0.653
5	A3/ Klitzneckers	92	52	0.639
6	G4/ Five-OH! Whizzle	99	57	0.635
	G5/ UZMAgain	99	57	0.635
8	F6/ We Be Triplin	90	54	0.625
9	C4/ Nine Lives	103	65	0.613
10	E1/ Sharky's Machine	102	66	0.607
11	H3/ The Misfits	94	62	0.603
12	E8/ Methodical Madness	100	68	0.595
13	D5/ Carry Oakie	99	69	0.589
14	B8/ The Reaperz	98	70	0.583
	F5/ Brown's Bombers	98	70	0.583
16	B6/ She Doesn't Look Druish	97	71	0.577
17	H6/ Duck Dynasty	93	75	0.554
18	G1/ We Ain't Ready!	85	71	0.545
19	F2/ One Armed Bandits	84	72	0.538
	H5/ That's What She Said	84	72	0.538
21	F7/ Liquor Posse	83	73	0.532
22	D3/ Leftovers	88	80	0.524
23	A5/ Appetite for Destruction	74	68	0.521
24	F4/ Sharkshooters	87	81	0.518
25	C3/ Big Bulls	86	82	0.512
	C8/ Red Dragons	86	82	0.512
27	A4/ Triple Threats	73	71	0.507
28	C2/ The Locals	84	82	0.506
29	E4/ Menace 2 Sobriety	85	83	0.506
30	H4/ Missing Flights	84	84	0.500
31	D8/ Death Throw	83	85	0.494
	E7/ Projectile Dysfunction	83	85	0.494
33	B7/ Fire for Effect	77	79	0.494
34	B3/ Suck My Cork	82	86	0.488
35	A2/ Lunatic Fringe	70	74	0.486
36	C7/ Dublin Dublout	81	87	0.482
37	G6/ Sofa Kings	75	81	0.481
38	B4/ Excalibur	80	88	0.476
	C1/ Julie's Angels	80	88	0.476
40	D4/ Don't Eat The Candy	79	89	0.470
	E5/ Hammered Heads	79	89	0.470
	G3/ Ton 80 Proof	79	89	0.470
43	C5/ Coral Reefers	78	90	0.464
	E6/ Got Wired!	78	90	0.464
45	D1/ Ale-ing Archers	77	91	0.458
46	H1/ Tips & Shafts	76	92	0.452
47	xx - G7/ The Lunchbox	43	53	0.448
48	D6/ You're Supposed To Beat Us!	74	94	0.440
	E3/ XXX^3	74	94	0.440
50	C6/ Rif Raf	72	94	0.434
51	G2/ Who Darted?	72	96	0.429
52	E2/ Nick the Green	71	97	0.423
	F3/ Show Us Your Tips	71	97	0.423
	H7/ Found Our Flights	71	97	0.423
55	F1/ Home Grown Wolves	65	91	0.417
56	B2/ Overtime Outlaws	67	101	0.399
57	F8/ Terror Bulls	55	89	0.382
58	A6/ Is It In?	52	92	0.361
59	G8/ Grateful Darts	48	96	0.333
60	A7/ Mug Hunters	47	95	0.331
61	D2/ Ted's Suzie Roll Emporium	55	113	0.327
62	B5/ TBD	46	110	0.295
63	H8/ Mahoney Marauders	40	128	0.238

Doubles Win Percentages

		W	L	%-age
1	F5/ Brown's Bombers	61	23	0.726
2	D7/ BullsHitters	60	24	0.714
3	B8/ The Reaperz	58	26	0.690
4	A1/ The Decennary Element	49	23	0.681
5	H2/ Same Day Different Darts	56	28	0.667
6	G5/ UZMAgain	49	29	0.628
7	H5/ That's What She Said	48	30	0.615
8	F6/ We Be Triplin	44	28	0.611
9	C8/ Red Dragons	51	33	0.607
10	A3/ Klitzneckers	43	29	0.597
11	B1/ Slop and Shots	50	34	0.595
	H6/ Duck Dynasty	50	34	0.595
13	G4/ Five-OH! Whizzle	45	33	0.577
14	G3/ Ton 80 Proof	47	37	0.560
15	A5/ Appetite for Destruction	40	32	0.556
16	H4/ Missing Flights	46	38	0.548
17	B7/ Fire for Effect	42	36	0.538
	G6/ Sofa Kings	42	36	0.538
19	B6/ She Doesn't Look Druish	45	39	0.536
	D4/ Don't Eat The Candy	45	39	0.536
	D5/ Carry Oakie	45	39	0.536
	E4/ Menace 2 Sobriety	45	39	0.536
	E8/ Methodical Madness	45	39	0.536
24	C3/ Big Bulls	44	40	0.524
	E6/ Got Wired!	44	40	0.524
	E7/ Projectile Dysfunction	44	40	0.524
27	C7/ Dublin Dublout	43	41	0.512
28	B2/ Overtime Outlaws	42	42	0.500
	C5/ Coral Reefers	42	42	0.500
	F2/ One Armed Bandits	39	39	0.500
31	C1/ Julie's Angels	41	43	0.488
	C4/ Nine Lives	41	43	0.488
	D1/ Ale-ing Archers	41	43	0.488
	D6/ You're Supposed To Beat Us!	41	43	0.488
	D8/ Death Throw	41	43	0.488
	E1/ Sharky's Machine	41	43	0.488
	E2/ Nick the Green	41	43	0.488
38	F7/ Liquor Posse	38	40	0.487
	H3/ The Misfits	38	40	0.487
40	E3/ XXX^3	40	44	0.476
41	G1/ We Ain't Ready!	37	41	0.474
42	A2/ Lunatic Fringe	34	38	0.472
43	A4/ Triple Threats	33	39	0.458
	xx - G7/ The Lunchbox	22	26	0.458
45	B3/ Suck My Cork	38	46	0.452
	C2/ The Locals	38	46	0.452
	F4/ Sharkshooters	38	46	0.452
48	F1/ Home Grown Wolves	35	43	0.449
49	F8/ Terror Bulls	32	40	0.444
50	D3/ Leftovers	37	47	0.440
51	C6/ Rif Raf	36	48	0.429
	E5/ Hammered Heads	36	48	0.429
53	H7/ Found Our Flights	35	49	0.417
	G8/ Grateful Darts	30	42	0.417
55	H1/ Tips & Shafts	33	51	0.393
56	A7/ Mug Hunters	28	44	0.389
57	B4/ Excalibur	32	52	0.381
58	F3/ Show Us Your Tips	30	54	0.357
59	A6/ Is It In?	25	47	0.347
60	G2/ Who Darted?	28	56	0.333
61	D2/ Ted's Suzie Roll Emporium	26	58	0.310
62	B5/ TBD	23	55	0.295
63	H8/ Mahoney Marauders	24	60	0.286

Spring 2013 RDL Singles+Doubles Win %-ages, All-Star Point Aves. (by team) (FINAL!)

(All statistics are included, as there were no missing scoresheets this season)

Singles+Doubles Win Percentages

		W	L	%-age
1	D7/ BullsHitters	237	99	0.705
2	H2/ Same Day Different Darts	230	106	0.685
3	A1/ The Decennary Element	192	96	0.667
4	F5/ Brown's Bombers	220	116	0.655
5	B8/ The Reaperz	214	122	0.637
6	B1/ Slop and Shots	213	123	0.634
7	G5/ UZMAgain	197	115	0.631
8	A3/ Klitzneckers	178	110	0.618
	F6/ We Be Triplin	178	110	0.618
10	G4/ Five-OH! Whizzle	189	123	0.606
11	H5/ That's What She Said	180	132	0.577
12	H6/ Duck Dynasty	193	143	0.574
13	E8/ Methodical Madness	190	146	0.565
14	D5/ Carry Oakie	189	147	0.563
15	C8/ Red Dragons	188	148	0.560
16	B6/ She Doesn't Look Druish	187	149	0.557
17	C4/ Nine Lives	185	151	0.551
18	E1/ Sharky's Machine	184	152	0.548
19	H3/ The Misfits	170	142	0.545
20	A5/ Appetite for Destruction	154	132	0.538
21	H4/ Missing Flights	176	160	0.524
22	E4/ Menace 2 Sobriety	175	161	0.521
23	F2/ One Armed Bandits	162	150	0.519
24	C3/ Big Bulls	174	162	0.518
25	B7/ Fire for Effect	161	151	0.516
26	G3/ Ton 80 Proof	173	163	0.515
27	F7/ Liquor Posse	159	153	0.510
	G1/ We Ain't Ready!	159	153	0.510
	G6/ Sofa Kings	159	153	0.510
30	E7/ Projectile Dysfunction	171	165	0.509
31	D4/ Don't Eat The Candy	169	167	0.503
32	C7/ Dublin Dublout	167	169	0.497
33	E6/ Got Wired!	166	170	0.494
34	D8/ Death Throw	165	171	0.491
35	F4/ Sharkshooters	163	173	0.485
36	A4/ Triple Threats	139	149	0.483
37	C1/ Julie's Angels	162	174	0.482
	C5/ Coral Reefers	162	174	0.482
	D3/ Leftovers	162	174	0.482
40	A2/ Lunatic Fringe	138	150	0.479
41	C2/ The Locals	160	174	0.479
42	D1/ Ale-ing Archers	159	177	0.473
43	B3/ Suck My Cork	158	178	0.470
44	D6/ You're Supposed To Beat Us!	156	180	0.464
45	E3/ XXX^3	154	182	0.458
46	E2/ Nick the Green	153	183	0.455
47	xx - G7/ The Lunchbox	87	105	0.453
48	B2/ Overtime Outlaws	151	185	0.449
	E5/ Hammered Heads	151	185	0.449
50	F1/ Home Grown Wolves	135	177	0.433
51	C6/ Rif Raf	144	190	0.431
52	B4/ Excalibur	144	192	0.429
53	H1/ Tips & Shafts	142	194	0.423
54	H7/ Found Our Flights	141	195	0.420
55	F8/ Terror Bulls	119	169	0.413
56	F3/ Show Us Your Tips	131	205	0.390
57	G2/ Who Darted?	128	208	0.381
58	G8/ Grateful Darts	108	180	0.375
59	A7/ Mug Hunters	103	183	0.360
60	A6/ Is It In?	102	186	0.354
61	D2/ Ted's Suzie Roll Emporium	107	229	0.318
62	B5/ TBD	92	220	0.295
63	H8/ Mahoney Marauders	88	248	0.262

All-Star Point Averages

		ASP	TGP	Ave.
1	A1/ The Decennary Element	372.0	288	1.292
2	A4/ Triple Threats	333.0	288	1.156
3	A3/ Klitzneckers	328.0	288	1.139
4	A5/ Appetite for Destruction	301.5	286	1.054
5	A2/ Lunatic Fringe	265.5	288	0.922
6	A7/ Mug Hunters	248.0	286	0.867
7	A6/ Is It In?	232.5	288	0.807
8	B8/ The Reaperz	258.5	336	0.769
9	B1/ Slop and Shots	252.5	336	0.751
10	B6/ She Doesn't Look Druish	210.5	336	0.626
11	D7/ BullsHitters	192.5	336	0.573
12	B7/ Fire for Effect	169.5	312	0.543
13	E8/ Methodical Madness	176.5	336	0.525
14	C3/ Big Bulls	167.5	336	0.499
15	B3/ Suck My Cork	166.0	336	0.494
16	B4/ Excalibur	161.0	336	0.479
17	C4/ Nine Lives	156.5	336	0.466
	F5/ Brown's Bombers	156.5	336	0.466
19	C7/ Dublin Dublout	153.0	336	0.455
20	C1/ Julie's Angels	151.5	336	0.451
21	C2/ The Locals	149.5	334	0.448
22	F6/ We Be Triplin	128.0	288	0.444
23	B2/ Overtime Outlaws	146.0	336	0.435
	D6/ You're Supposed To Beat Us!	146.0	336	0.435
25	C5/ Coral Reefers	145.0	336	0.432
26	H2/ Same Day Different Darts	144.0	336	0.429
27	D1/ Ale-ing Archers	142.5	336	0.424
28	E7/ Projectile Dysfunction	141.5	336	0.421
29	C6/ Rif Raf	138.0	334	0.413
30	D4/ Don't Eat The Candy	138.5	336	0.412
31	E1/ Sharky's Machine	137.5	336	0.409
	E4/ Menace 2 Sobriety	137.5	336	0.409
	E6/ Got Wired!	137.5	336	0.409
	G3/ Ton 80 Proof	137.5	336	0.409
35	E5/ Hammered Heads	136.5	336	0.406
36	D3/ Leftovers	134.0	336	0.399
37	D5/ Carry Oakie	133.0	336	0.396
38	F2/ One Armed Bandits	121.0	312	0.388
39	G4/ Five-OH! Whizzle	119.0	312	0.381
40	D8/ Death Throw	128.0	336	0.381
41	E2/ Nick the Green	126.5	336	0.376
42	F4/ Sharkshooters	126.0	336	0.375
43	C8/ Red Dragons	124.0	336	0.369
44	F1/ Home Grown Wolves	114.5	312	0.367
45	H6/ Duck Dynasty	119.5	336	0.356
46	G5/ UZMAgain	110.5	312	0.354
47	F7/ Liquor Posse	109.5	312	0.351
48	H3/ The Misfits	105.0	312	0.337
49	xx - G7/ The Lunchbox	62.0	192	0.323
50	B5/ TBD	99.0	312	0.317
51	G2/ Who Darted?	106.5	336	0.317
52	F8/ Terror Bulls	86.5	288	0.300
53	D2/ Ted's Suzie Roll Emporium	98.0	336	0.292
54	G6/ Sofa Kings	86.0	312	0.276
55	G1/ We Ain't Ready!	85.5	312	0.274
56	E3/ XXX^3	88.0	336	0.262
57	H4/ Missing Flights	87.5	336	0.260
58	G8/ Grateful Darts	74.0	288	0.257
59	H5/ That's What She Said	77.5	312	0.248
60	F3/ Show Us Your Tips	82.5	336	0.246
61	H1/ Tips & Shafts	82.0	336	0.244
62	H7/ Found Our Flights	77.0	336	0.229
63	H8/ Mahoney Marauders	44.0	336	0.131

	Singles 301	Singles Cricket	Singles Record	Singles Win %-age	Doubles Cricket	Doubles 501	Doubles Record	Doubles Win %-age	Sngls + Dbls Record	Sngls + Dbls Win %-age	Tiebreaker Ws	Tiebreaker Ls	All-Star Points	Games Played	All-Star Point Average
A1/ The Decennary Element	45 27	49 23	94 50	0.653	27 9	22 14	49 23	0.681	192 96	0.667	0	0	372.0	288	1.292
A 10 Kilts, Jason	3 5	3 1	6 6	0.500	7 1	5 3	12 4	0.750	18 10	0.643	0	0	20.5	28	0.732
A 11 Beeson, Robb	2 4	5 2	7 6	0.538	6 1	3 4	9 5	0.643	16 11	0.593	0	0	30.5	27	1.130
A 12 Brown, Tom	10 2	8 4	18 6	0.750	8 4	9 3	17 7	0.708	35 13	0.729	0	0	70.5	48	1.469
A 13 Dziczkowski, Jeremy	0 0	0 0	0 0	#DIV/0!	0 0	0 0	0 0	#DIV/0!	0 0	#DIV/0!	0	0	0.0	0	#DIV/0!
A 14 Kenney, Jon	6 3	8 3	14 6	0.700	8 3	7 3	15 6	0.714	29 12	0.707	0	0	46.0	41	1.122
A 15 Knight, Mark	4 3	3 4	7 7	0.500	1 2	2 3	3 5	0.375	10 12	0.455	0	0	13.0	22	0.591
A 16 Phillips, Robbie	9 1	9 1	18 2	0.900	9 1	8 2	17 3	0.850	35 5	0.875	0	0	90.5	40	2.263
A 17 Smith, Allen	1 1	1 1	2 2	0.500	1 1	1 1	2 2	0.500	4 4	0.500	0	0	6.0	8	0.750
A 18 Tan, Wil	7 4	9 3	16 7	0.696	8 4	6 5	14 9	0.609	30 16	0.652	0	0	64.5	46	1.402
A 19 Wall, Keith	3 4	3 4	6 8	0.429	6 1	3 4	9 5	0.643	15 13	0.536	0	0	30.5	28	1.089
A2/ Lunatic Fringe	32 40	38 34	70 74	0.486	16 20	18 18	34 38	0.472	138 150	0.479	12	0	265.5	288	0.922
A 20 Jacobi, Paul	7 5	7 5	14 10	0.583	5 6	8 4	13 10	0.565	27 20	0.574	2	0	36.0	47	0.766
A 21 Terry, Bob	4 7	6 5	10 12	0.455	6 5	6 4	12 9	0.571	22 21	0.512	1	0	46.5	43	1.081
A 22 Budelman, Jim	4 2	3 3	7 5	0.583	3 3	4 2	7 5	0.583	14 10	0.583	0	0	24.5	24	1.021
A 23 Eason, Joel	4 6	2 8	6 14	0.300	5 5	4 7	9 12	0.429	15 26	0.366	2	0	28.0	41	0.683
A 24 Bakowski, Adam	3 5	4 4	7 9	0.438	3 5	3 5	6 10	0.375	13 19	0.406	2	0	27.0	32	0.844
A 25 Hamilton, Billy	4 7	8 3	12 10	0.545	3 9	5 6	8 15	0.348	20 25	0.444	2	0	37.0	45	0.822
A 26 Heimbach, Matt	6 6	8 4	14 10	0.583	7 5	6 6	13 11	0.542	27 21	0.563	2	0	62.5	48	1.302
A 27 Hoffmann, Steve "Doc"	0 1	0 1	0 2	0.000	0 1	0 1	0 2	0.000	0 4	0.000	0	0	2.0	4	0.500
A 28 Lyons, Jeff	0 1	0 1	0 2	0.000	0 1	0 1	0 2	0.000	0 4	0.000	1	0	2.0	4	0.500
A3/ Klitzneckers	46 26	46 26	92 52	0.639	21 15	22 14	43 29	0.597	178 110	0.618	0	0	328.0	288	1.139
A 30 Seward, Mike	9 2	10 1	19 3	0.864	6 2	6 3	12 5	0.706	31 8	0.795	0	0	46.5	39	1.192
A 31 Persson, Kenny	3 4	7 5	10 9	0.526	7 1	6 4	13 5	0.722	23 14	0.622	0	0	34.0	37	0.919
A 32 Gaglione, Joey	4 3	1 7	5 10	0.333	2 4	6 3	8 7	0.533	13 17	0.433	0	0	21.0	30	0.700
A 33 Jeffcoat, Doug	3 3	2 1	5 4	0.556	3 5	4 2	7 7	0.500	12 11	0.522	0	0	15.5	23	0.674
A 34 Gaulthier, Kyle	7 2	7 2	14 4	0.778	4 5	4 5	8 10	0.444	22 14	0.611	0	0	52.5	36	1.458
A 35 Murray, Shane	9 2	10 1	19 3	0.864	7 4	10 1	17 5	0.773	36 8	0.818	0	0	78.5	44	1.784
A 36 Cusher, Dean	5 4	5 2	10 6	0.625	6 4	2 5	8 9	0.471	18 15	0.545	0	0	28.0	33	0.848
A 37 Scott, Lee	1 2	0 2	1 4	0.200	2 1	1 1	3 2	0.600	4 6	0.400	0	0	4.5	10	0.450
A 38 Stankevich, Scott	5 4	4 5	9 9	0.500	5 4	5 4	10 8	0.556	19 17	0.528	0	0	47.5	36	1.319
A4/ Triple Threats	38 34	35 37	73 71	0.507	16 20	17 19	33 39	0.458	139 149	0.483	0	0	333.0	288	1.156
A 40 Denton, Fon	4 8	0 0	4 8	0.333	0 1	1 5	1 6	0.143	5 14	0.263	0	0	5.0	19	0.263
A 41 Healy, Simon	9 3	7 5	16 8	0.667	8 4	8 4	16 8	0.667	32 16	0.667	0	0	99.5	48	2.073
A 42 Johnson, Michael	7 4	3 7	10 11	0.476	5 6	4 5	9 11	0.450	19 22	0.463	0	0	46.5	41	1.134
A 43 Crites, Randy	7 2	4 5	11 7	0.611	1 7	5 4	6 11	0.353	17 18	0.486	0	0	36.0	35	1.029
A 44 Gelberg, Dave	4 6	5 2	9 8	0.529	5 4	3 4	8 8	0.500	17 16	0.515	0	0	19.5	33	0.591
A 45 Fischlein, Kris	2 3	4 7	6 10	0.375	3 6	6 3	9 9	0.500	15 19	0.441	0	0	42.0	34	1.235
A 46 Bunn, Tim	3 7	7 4	10 11	0.476	6 6	3 9	9 15	0.375	19 26	0.422	0	0	47.5	45	1.056
A 47 Grubb, Donald	2 1	5 7	7 8	0.467	4 6	4 4	8 10	0.444	15 18	0.455	0	0	37.0	33	1.121
A5/ Appetite for Destruction	35 36	39 32	74 68	0.521	22 14	18 18	40 32	0.556	154 132	0.538	0	0	301.5	286	1.054
A 50 Mitchell, Sid	8 4	8 4	16 8	0.667	9 3	7 5	16 8	0.667	32 16	0.667	0	0	54.5	48	1.135
A 51 Mozzetti, Tim "Tex"	7 5	9 3	16 8	0.667	7 5	8 5	15 10	0.600	31 18	0.633	0	0	52.0	49	1.061
A 52 Flood, Tom	6 7	2 10	8 17	0.320	4 7	5 8	9 15	0.375	17 32	0.347	0	0	27.0	49	0.551
A 53 McCurry, Justin	4 8	6 6	10 14	0.417	7 7	4 8	11 15	0.423	21 29	0.420	0	0	49.0	50	0.980
A 54 Ray, Robert	6 6	9 3	15 9	0.625	10 2	7 5	17 7	0.708	32 16	0.667	0	0	63.5	48	1.323
A 55 Davis, Jimmy	3 6	5 4	8 10	0.444	5 4	5 3	10 7	0.588	18 17	0.514	0	0	50.0	35	1.429
A 56 Umstead, Randy	1 0	0 2	1 2	0.333	2 0	0 2	2 2	0.500	3 4	0.429	0	0	5.5	7	0.786
A6/ Is It In?	23 49	29 43	52 92	0.361	13 23	12 24	25 47	0.347	102 186	0.354	0	7	232.5	288	0.807
A 60 Parker, Charles	2 7	1 9	3 16	0.158	3 8	0 10	3 18	0.143	6 34	0.150	0	1	19.0	40	0.475
A 61 Lloyd, Billy	5 7	8 4	13 11	0.542	4 8	3 9	7 17	0.292	20 28	0.417	0	1	57.0	48	1.188
A 62 Keller, Tony	6 4	5 5	11 9	0.550	6 5	6 5	12 10	0.545	23 19	0.548	0	1	37.5	42	0.893
A 63 Varnadoe, Matt	3 3	2 6	5 9	0.357	2 6	4 3	6 9	0.400	11 18	0.379	0	1	22.0	29	0.759
A 64 Bither, Dana	1 6	3 2	4 8	0.333	1 5	3 4	4 9	0.308	8 17	0.320	0	0	15.5	25	0.620
A 65 Alvord, Dave	0 5	0 6	0 11	0.000	3 4	3 4	6 8	0.429	6 19	0.240	0	1	25.0	25	1.000
A 66 Mitchell, Tim	1 10	1 8	2 18	0.100	1 4	1 6	2 10	0.167	4 28	0.125	0	1	9.5	32	0.297
A 67 Hardison, Jon "LJ"	5 7	9 3	14 10	0.583	6 6	4 7	10 13	0.435	24 23	0.511	0	1	47.0	47	1.000
A7/ Mug Hunters	32 39	15 56	47 95	0.331	11 25	17 19	28 44	0.389	103 183	0.360	0	6	248.0	286	0.867
A 70 Sandoval, Alberto	7 4	7 5	14 9	0.609	8 5	7 6	15 11	0.577	29 20	0.592	0	1	78.0	49	1.592
A 71 Wilson, John	0 2	0 3	0 5	0.000	0 3	2 1	2 4	0.333	2 9	0.182	0	1	6.0	11	0.545
A 72 Foushee, Eugene	5 6	0 11	5 17	0.227	2 12	4 7	6 19	0.240	11 36	0.234	0	1	28.0	47	0.596
A 73 Kuhns, John	3 9	1 10	4 19	0.174	1 9	3 6	4 15	0.211	8 34	0.190	0	1	29.5	42	0.702
A 74 Fournier, Jeff	6 6	2 8	8 14	0.364	7 3	6 5	13 8	0.619	21 22	0.488	0	1	36.5	43	0.849
A 75 Bradshaw, Rick	4 5	2 8	6 13	0.316	1 8	5 4	6 12	0.333	12 25	0.324	0	0	28.5	37	0.770
A 76 Martinez, Vicente	6 5	2 9	8 14	0.364	2 8	5 8	7 16	0.304	15 30	0.333	0	1	37.0	45	0.822
A 77 Coe, Jason	0 0	0 0	0 0	#DIV/0!	0 0	0 0	0 0	#DIV/0!	0 0	#DIV/0!	0	0	0.0	0	#DIV/0!
A 78 Wiegand, Tom	1 2	1 2	2 4	0.333	1 2	2 1	3 3	0.500	5 7	0.417	0	0	4.5	12	0.375

	Singles 301		Singles Cricket		Singles Record		Singles Win %-age	Doubles Cricket		Doubles 501		Doubles Record		Doubles Win %-age	Sngls + Dbls Record		Sngls + Dbls Win %-age	Tiebreaker Ws	Tiebreaker Ls	All-Star Points	Games Played	All-Star Point Average
B1/ Slop and Shots	58	26	55	29	113	55	0.673	28	14	22	20	50	34	0.595	213	123	0.634	0	0	252.5	336	0.751
B 10 Butters, Scott	12	2	11	3	23	5	0.821	11	3	9	5	20	8	0.714	43	13	0.768	0	0	67.0	56	1.196
B 11 Butters, Kent	5	1	6	6	11	7	0.611	7	5	6	6	13	11	0.542	24	18	0.571	0	0	32.0	42	0.762
B 12 Lane, Tim	9	3	6	5	15	8	0.652	6	4	2	4	8	8	0.500	23	16	0.590	0	0	15.5	39	0.397
B 13 Holland, Steve	8	5	10	2	18	7	0.720	8	4	9	4	17	8	0.680	35	15	0.700	0	0	32.0	50	0.640
B 14 Rodgers, Trey	6	7	10	3	16	10	0.615	8	4	4	9	12	13	0.480	28	23	0.549	0	0	39.5	51	0.775
B 15 Beaudoin, Paul	8	5	9	2	17	7	0.708	8	4	7	6	15	10	0.600	32	17	0.653	0	0	41.5	49	0.847
B 16 Sellers, Mark	10	3	3	8	13	11	0.542	8	4	7	6	15	10	0.600	28	21	0.571	0	0	25.0	49	0.510
B2/ Overtime Outlaws	31	53	36	48	67	101	0.399	22	20	20	22	42	42	0.500	151	185	0.449	6	0	146.0	336	0.435
B 20 Clark, Dan	8	7	8	8	16	15	0.516	10	6	10	6	20	12	0.625	36	27	0.571	1	0	44.5	63	0.706
B 21 Peterson, Chris	6	12	6	9	12	21	0.364	7	8	7	8	14	16	0.467	26	37	0.413	1	0	22.0	63	0.349
B 22 Tant, J.J.	8	7	12	3	20	10	0.667	12	4	10	4	22	8	0.733	42	18	0.700	1	0	37.0	60	0.617
B 23 Crowe, Jason	4	11	2	13	6	24	0.200	7	8	5	12	12	20	0.375	18	44	0.290	1	0	17.0	62	0.274
B 24 Hootman, Tayte	1	8	3	7	4	15	0.211	4	6	3	6	7	12	0.368	11	27	0.289	1	0	10.5	38	0.276
B 25 Van Olst, Jason	4	8	5	8	9	16	0.360	4	8	5	8	9	16	0.360	18	32	0.360	1	0	15.0	50	0.300
B3/ Suck My Cork	45	39	37	47	82	86	0.488	22	20	16	26	38	46	0.452	158	178	0.470	7	6	166.0	336	0.494
B 30 Payne, Julie	0	1	0	0	0	1	0.000	0	0	0	0	0	0	#DIV/0!	0	1	0.000	0	0	0.0	1	0.000
B 31 Knight, Maridy	5	5	0	6	5	11	0.313	5	1	2	4	7	5	0.583	12	16	0.429	0	0	6.0	28	0.214
B 32 Jeffcoat, Angela	8	5	1	13	9	18	0.333	4	8	5	8	9	16	0.360	18	34	0.346	1	1	21.0	52	0.404
B 33 Pleasant, Lis	1	4	4	2	5	6	0.455	3	3	1	3	4	6	0.400	9	12	0.429	1	0	2.0	21	0.095
B 34 Ackerman, Travis	4	7	2	7	6	14	0.300	5	7	4	8	9	15	0.375	15	29	0.341	1	1	16.0	44	0.364
B 35 Grubb, Ed	5	5	4	5	9	10	0.474	8	1	5	4	13	5	0.722	22	15	0.595	1	1	27.5	37	0.743
B 36 Dunleavy, John	8	4	10	3	18	7	0.720	6	6	7	6	13	12	0.520	31	19	0.620	1	1	34.0	50	0.680
B 37 Yang, Rob	5	3	8	5	13	8	0.619	5	8	3	10	8	18	0.308	21	26	0.447	1	1	30.5	47	0.649
B 38 Mayhew, Zak	9	5	8	6	17	11	0.607	8	6	5	9	13	15	0.464	30	26	0.536	1	1	29.0	56	0.518
B4/ Excalibur	37	47	43	41	80	88	0.476	18	24	14	28	32	52	0.381	144	192	0.429	0	0	161.0	336	0.479
B 40 Coyne, Kevin	2	11	0	2	2	13	0.133	1	1	0	4	1	5	0.167	3	18	0.143	0	0	2.0	21	0.095
B 41 Burney, Gary	1	0	1	0	2	0	1.000	0	1	0	1	0	2	0.000	2	2	0.500	0	0	2.0	4	0.500
B 42 Buckman, Dave	4	4	8	5	12	9	0.571	6	7	5	10	11	17	0.393	23	26	0.469	0	0	26.5	49	0.541
B 43 Hall, Josh	5	9	8	7	13	16	0.448	6	8	5	8	11	16	0.407	24	32	0.429	0	0	22.5	56	0.402
B 44 Vann, Tim	8	5	7	6	15	11	0.577	4	9	4	7	8	16	0.333	23	27	0.460	0	0	27.0	50	0.540
B 45 Hindle, Mikey	11	3	11	3	22	6	0.786	9	6	2	12	11	18	0.379	33	24	0.579	0	0	47.0	57	0.825
B 46 Phillips, Britt	4	6	5	7	9	13	0.409	4	9	7	5	11	14	0.440	20	27	0.426	0	0	17.0	47	0.362
B 47 James, Bob	2	7	3	7	5	14	0.263	6	4	3	7	9	11	0.450	14	25	0.359	0	0	16.0	39	0.410
B 48 Bemis, Matt	0	2	0	4	0	6	0.000	0	3	2	2	2	5	0.286	2	11	0.154	0	0	1.0	13	0.077
B5/ TBD	23	55	23	55	46	110	0.295	10	29	13	26	23	55	0.295	92	220	0.295	0	0	99.0	312	0.317
B 50 Hopkins, Chris	5	8	4	10	9	18	0.333	4	9	5	8	9	17	0.346	18	35	0.340	0	0	21.0	53	0.396
B 51 Salter, Whitney	7	7	7	6	14	13	0.519	5	8	7	6	12	14	0.462	26	27	0.491	0	0	23.5	53	0.443
B 52 Wallach, Rachel	0	11	0	10	0	21	0.000	1	8	2	9	3	17	0.150	3	38	0.073	0	0	4.0	41	0.098
B 53 Prusisz, Mike	5	6	4	7	9	13	0.409	6	8	4	7	10	15	0.400	19	28	0.404	0	0	16.5	47	0.351
B 54 Groce, Nate	2	2	2	2	4	4	0.500	1	3	1	3	2	6	0.250	6	10	0.375	0	0	7.0	16	0.438
B 55 Salcedo, Johanna	1	12	1	12	2	24	0.077	0	13	3	10	3	23	0.115	5	47	0.096	0	0	12.0	52	0.231
B 56 Mitchell, Liz	3	9	5	8	8	17	0.320	3	9	4	9	7	18	0.280	15	35	0.300	0	0	15.0	50	0.300
B6/ She Doesn't Look Druish	51	33	46	38	97	71	0.577	22	20	23	19	45	39	0.536	187	149	0.557	0	0	210.5	336	0.626
B 60 Watson, Jeff, Jr.	2	3	5	7	7	10	0.412	2	3	7	4	9	7	0.563	16	17	0.485	0	0	19.5	33	0.591
B 61 Gibbs, Keith	0	0	0	0	0	0	#DIV/0!	0	0	0	0	0	0	#DIV/0!	0	0	#DIV/0!	0	0	0.0	0	#DIV/0!
B 62 Schmaus, Darren	8	6	5	7	13	13	0.500	7	6	6	8	13	14	0.481	26	27	0.491	0	0	31.0	53	0.585
B 63 McNamara, Tim	8	2	9	3	17	5	0.773	8	4	6	4	14	8	0.636	31	13	0.705	0	0	36.5	44	0.830
B 64 Evans, J.P.	4	6	7	3	11	9	0.550	5	4	4	4	9	8	0.529	20	17	0.541	0	0	18.5	37	0.500
B 65 Whitehead, Lee	7	1	6	3	13	4	0.765	5	4	5	3	10	7	0.588	23	11	0.676	0	0	31.0	34	0.912
B 66 Watson, Jeff, Sr.	8	5	6	5	14	10	0.583	7	6	6	6	13	12	0.520	27	22	0.551	0	0	34.5	49	0.704
B 67 Peters, Bobby	7	5	2	5	9	10	0.474	4	7	4	4	8	11	0.421	17	21	0.447	0	0	14.0	38	0.368
B 68 Merkle, Patrick	7	5	6	5	13	10	0.565	6	6	8	5	14	11	0.560	27	21	0.563	0	0	25.5	48	0.531
B7/ Fire for Effect	40	38	37	41	77	79	0.494	16	23	26	13	42	36	0.538	161	151	0.516	0	6	169.5	312	0.543
B 70 Gabry, Greg	3	4	3	8	6	12	0.333	6	7	9	3	15	10	0.600	21	22	0.488	0	1	24.0	43	0.558
B 71 Brody, Kevin	2	1	2	1	4	2	0.667	0	3	1	2	1	5	0.167	5	7	0.417	0	1	8.0	12	0.667
B 72 Murdaugh, John	8	6	11	2	19	8	0.704	9	5	12	1	21	6	0.778	40	14	0.741	0	1	54.0	54	1.000
B 73 Goss, Matt	7	5	7	6	14	11	0.560	6	6	7	4	13	10	0.565	27	21	0.563	0	0	29.0	48	0.604
B 74 Kilsdonk, Kris	8	4	8	5	16	9	0.640	7	5	7	6	14	11	0.560	30	20	0.600	0	1	25.0	50	0.500
B 75 Monsma, A.J.	3	6	2	8	5	14	0.263	1	6	4	4	5	10	0.333	10	24	0.294	0	1	10.5	34	0.309
B 76 Guenther, George	4	1	2	3	6	4	0.600	1	3	3	0	4	3	0.571	10	7	0.588	0	0	7.0	17	0.412
B 77 Jones, Peg	4	7	0	6	4	13	0.235	1	7	4	6	5	13	0.278	9	26	0.257	0	1	6.5	35	0.186
B 78 Carrieri, Mike	1	4	2	2	3	6	0.333	1	4	5	0	6	4	0.600	9	10	0.474	0	0	5.5	19	0.289
B8/ The Reaperz	45	39	53	31	98	70	0.583	27	15	31	11	58	26	0.690	214	122	0.637	0	0	258.5	336	0.769
B 80 Zelinack, Jason	9	5	9	5	18	10	0.643	9	5	11	3	20	8	0.714	38	18	0.679	0	0	55.0	56	0.982
B 81 Kerr, Jimmy	7	7	8	5	15	12	0.556	9	5	11	3	20	8	0.714	35	20	0.636	0	0	41.0	55	0.745
B 82 Ianuale, Bob	0	3	5	9	5	12	0.294	6	7	2	0	8	7	0.533	13	19	0.406	0	0	12.0	32	0.375
B 83 Reygers, Jeffrey	9	4	8	6	17	10	0.630	11	3	9	5	20	8	0.714	37	18	0.673	0	0	32.5	55	0.591
B 84 Anderson, Ryan	9	4	9	4	18	8	0.692	7	6	10	3	17	9	0.654	35	17	0.673	0	0	44.5	52	0.856
B 85 Oakley, Gina	1	12	0	2	1	14	0.067	0	2	8	5	8	7	0.533	9	21	0.300	0	0	2.5	30	0.083
B 86 Oakley, Jerry	10	4	14	0	24	4	0.857	12	2	11	3	23	5	0.821	47	9	0.839	0	0	71.0	56	1.268

		Singles	301	Singles	Cricket	Singles	Record	Singles Win %-age	Doubles	Cricket	Doubles	501	Doubles	Record	Doubles Win %-age	Sngls + Dbls	Record	Sngls + Dbls Win %-age	Tiebreaker Ws	Tiebreaker Ls	All-Star Points	Games Played	All-Star Point Average
C1/ Julie's Angels		41	43	39	45	80	88	0.476	19	23	22	20	41	43	0.488	162	174	0.482	25	10	151.5	336	0.451
C 10	Wilcox, Julie	0	1	3	11	3	12	0.200	3	11	0	1	3	12	0.200	6	24	0.200	3	1	15.0	30	0.500
C 11	Wilcox, Randy	10	4	12	2	22	6	0.786	11	3	8	4	19	7	0.731	41	13	0.759	3	1	51.0	54	0.944
C 12	Klann, Eric	8	2	10	2	18	4	0.818	8	5	8	5	16	10	0.615	34	14	0.708	3	1	29.0	48	0.604
C 13	Franklin, Samantha	3	10	0	2	3	12	0.200	0	2	6	7	6	9	0.400	9	21	0.300	2	1	5.0	30	0.167
C 14	Scott, Kevin	1	1	5	4	6	5	0.545	3	6	1	2	4	8	0.333	10	13	0.435	1	1	16.0	23	0.696
C 15	Johnson, Galen	5	8	0	1	5	9	0.357	1	2	4	9	5	11	0.313	10	20	0.333	3	1	4.5	30	0.150
C 16	Woodard, Dave	3	7	3	7	6	14	0.300	4	5	6	2	10	7	0.588	16	21	0.432	3	1	9.0	37	0.243
C 17	Bowman, Todd	8	4	4	6	12	10	0.545	4	3	4	5	8	8	0.500	20	18	0.526	3	1	9.5	38	0.250
C 18	Watson, Mike	0	1	0	6	0	7	0.000	2	6	2	2	4	8	0.333	4	15	0.211	2	1	2.0	19	0.105
C 19	Turner, Kevin	3	5	2	4	5	9	0.357	2	3	5	3	7	6	0.538	12	15	0.444	2	1	10.5	27	0.389
C2/ The Locals		46	37	38	45	84	82	0.506	19	23	19	23	38	46	0.452	160	174	0.479	0	6	149.5	334	0.448
C 20	Emery, Mike	4	8	4	8	8	16	0.333	5	7	5	6	10	13	0.435	18	29	0.383	0	1	18.0	47	0.383
C 21	Reitano, Sal	12	3	12	3	24	6	0.800	9	6	8	6	17	12	0.586	41	18	0.695	0	1	45.5	59	0.771
C 22	Carter, Kevin	7	6	7	8	14	14	0.500	5	7	5	9	10	16	0.385	24	30	0.444	0	1	17.0	54	0.315
C 23	Bryant, Whit	7	8	6	9	13	17	0.433	7	9	10	6	17	15	0.531	30	32	0.484	0	1	34.0	62	0.548
C 24	Emery, Brandon	5	2	1	5	6	7	0.462	2	5	3	4	5	9	0.357	11	16	0.407	0	1	11.5	27	0.426
C 25	Maccini, Billy	4	7	7	2	11	9	0.550	4	5	3	7	7	12	0.368	18	21	0.462	0	0	14.0	39	0.359
C 26	Duncan, Jeff	7	3	1	10	8	13	0.381	6	7	4	8	10	15	0.400	18	28	0.391	0	1	9.5	46	0.207
C3/ Big Bulls		41	43	45	39	86	82	0.512	25	17	19	23	44	40	0.524	174	162	0.518	7	6	167.5	336	0.499
C 30	Toolan, Chris	9	4	10	5	19	9	0.679	9	4	7	7	16	11	0.593	35	20	0.636	1	1	36.0	55	0.655
C 31	Reinert, Kevin	7	6	6	7	13	13	0.500	10	4	4	8	14	12	0.538	27	25	0.519	1	1	18.5	52	0.356
C 32	Fitzgerald, Dennis	6	7	8	5	14	12	0.538	7	6	7	7	14	13	0.519	28	25	0.528	1	1	38.5	53	0.726
C 33	Fitzgerald, Aaron	8	5	11	2	19	7	0.731	7	6	8	5	15	11	0.577	34	18	0.654	1	1	34.0	52	0.654
C 34	Talton, Chris	5	7	5	7	10	14	0.417	8	4	6	8	14	12	0.538	24	26	0.480	1	1	17.0	50	0.340
C 35	Gupton, Corbett	3	3	1	4	4	7	0.364	4	3	2	3	6	6	0.500	10	13	0.435	1	0	5.5	23	0.239
C 36	Lesher, Jonathan	3	11	4	9	7	20	0.259	5	7	4	8	9	15	0.375	16	35	0.314	1	1	18.0	51	0.353
C4/ Nine Lives		51	33	52	32	103	65	0.613	22	20	19	23	41	43	0.488	185	151	0.551	7	0	156.5	336	0.466
C 40	Romanchek, David	8	6	10	4	18	10	0.643	9	5	5	7	14	12	0.538	32	22	0.593	1	0	24.0	54	0.444
C 41	Smith, Butch	9	4	9	4	18	8	0.692	6	8	7	8	13	16	0.448	31	24	0.564	1	0	21.0	55	0.382
C 42	Copple, Matthew	8	7	8	6	16	13	0.552	8	6	4	8	12	14	0.462	28	27	0.509	1	0	36.0	55	0.655
C 43	Mays, John	8	6	10	4	18	10	0.643	9	4	8	5	17	9	0.654	35	19	0.648	1	0	29.5	54	0.546
C 44	Marsden, James	6	4	3	7	9	11	0.450	3	4	5	4	8	8	0.500	17	19	0.472	1	0	8.5	36	0.236
C 45	Lee, Chris	4	3	7	2	11	5	0.688	3	7	4	7	7	14	0.333	18	19	0.486	1	0	16.0	37	0.432
C 46	Gibson, Jack	8	3	5	5	13	8	0.619	6	6	5	7	11	13	0.458	24	21	0.533	1	0	21.5	45	0.478
C5/ Coral Reefers		39	45	39	45	78	90	0.464	18	24	24	18	42	42	0.500	162	174	0.482	9	0	145.0	336	0.432
C 50	Colton, Mitch	6	7	1	6	7	13	0.350	2	7	5	7	7	14	0.333	14	27	0.341	1	0	11.0	41	0.268
C 51	Thorne, Marshall	1	3	3	10	4	13	0.235	2	7	2	1	4	8	0.333	8	21	0.276	1	0	9.0	29	0.310
C 52	Gardner, Kyle	7	6	7	5	14	11	0.560	6	6	7	5	13	11	0.542	27	22	0.551	1	0	17.0	49	0.347
C 53	Roseman, Sean	7	6	7	5	14	11	0.560	6	6	6	3	12	9	0.571	26	20	0.565	1	0	22.5	46	0.489
C 54	Jarvah, Sean	3	3	1	6	4	9	0.308	1	4	2	0	3	4	0.429	7	13	0.350	0	0	6.5	20	0.325
C 55	Smith, Van	6	6	7	6	13	12	0.520	7	6	7	3	14	9	0.609	27	21	0.563	1	0	25.0	48	0.521
C 56	Wilcenski, Steve	2	0	3	1	5	1	0.833	3	1	2	2	5	3	0.625	10	4	0.714	1	0	11.5	14	0.821
C 57	Wade, Nate	1	2	6	3	7	5	0.583	7	6	7	6	14	12	0.538	21	17	0.553	1	0	20.0	38	0.526
C 58	Gallagher, Jim	3	2	4	2	7	4	0.636	2	4	5	1	7	5	0.583	14	9	0.609	1	0	20.5	23	0.891
C 59	Cullen, Pat	3	10	0	1	3	11	0.214	0	1	5	8	5	9	0.357	8	20	0.286	1	0	2.0	28	0.071
C6/ Rif Raf		34	49	38	45	72	94	0.434	18	24	18	24	36	48	0.429	144	190	0.431	7	0	138.0	334	0.413
C 60	Diamond, Paddy	5	8	6	6	11	14	0.440	7	5	3	7	10	12	0.455	21	26	0.447	1	0	28.0	47	0.596
C 61	Ayers, Judson	0	1	0	1	0	2	0.000	0	0	0	1	0	1	0.000	0	3	0.000	0	0	0.0	3	0.000
C 62	St. Clair, Matt	3	8	7	6	10	14	0.417	8	7	5	10	13	17	0.433	23	31	0.426	1	0	18.5	54	0.343
C 63	Ohrberg, Keith	5	4	5	6	10	10	0.500	4	7	7	5	11	12	0.478	21	22	0.488	1	0	16.5	43	0.384
C 64	Jur, Jess	7	3	9	1	16	4	0.800	7	3	5	5	12	8	0.600	28	12	0.700	1	0	32.0	40	0.800
C 65	Horger, Dennis	6	7	8	5	14	12	0.538	6	7	6	8	12	15	0.444	26	27	0.491	1	0	24.0	53	0.453
C 66	Gaertner, Brian	4	7	2	10	6	17	0.261	2	10	8	5	10	15	0.400	16	32	0.333	1	0	9.5	48	0.198
C 67	Belch, Jason	4	11	1	10	5	21	0.192	2	9	2	7	4	16	0.200	9	37	0.196	1	0	9.5	46	0.207
C7/ Dublin Dublout		41	43	40	44	81	87	0.482	23	19	20	22	43	41	0.512	167	169	0.497	0	11	153.0	336	0.455
C 70	Montesi, Chris	3	3	6	6	9	9	0.500	7	5	3	7	10	12	0.455	19	21	0.475	0	2	26.0	40	0.650
C 71	Rudy, Jeff	8	6	11	4	19	10	0.655	9	5	5	7	14	12	0.538	33	22	0.600	0	2	37.5	55	0.682
C 72	Winter, Wally	4	7	6	6	10	13	0.435	5	4	6	6	11	10	0.524	21	23	0.477	0	1	20.5	44	0.466
C 73	Bordeau, Eric	2	9	1	4	3	13	0.188	6	5	7	3	13	8	0.619	16	21	0.432	0	1	12.0	37	0.324
C 74	Johnson, Steve	7	7	4	8	11	15	0.423	7	5	4	8	11	13	0.458	22	28	0.440	0	2	24.5	50	0.490
C 75	Smelik, Gene	0	7	1	7	1	14	0.067	4	5	6	5	10	10	0.500	11	24	0.314	0	1	4.5	35	0.129
C 76	Smelik, Pat	11	3	5	8	16	11	0.593	5	5	7	4	12	9	0.571	28	20	0.583	0	2	17.5	48	0.365
C 77	Stehle, Justin	6	1	6	1	12	2	0.857	3	4	2	4	5	8	0.385	17	10	0.630	0	0	10.5	27	0.389
C8/ Red Dragons		42	42	44	40	86	82	0.512	24	18	27	15	51	33	0.607	188	148	0.560	0	13	124.0	336	0.369
C 80	Knott, Ryan	2	6	3	2	5	8	0.385	10	4	5	5	15	9	0.625	20	17	0.541	0	2	9.5	37	0.257
C 81	Knott, Ronnie	10	2	8	4	18	6	0.750	8	4	9	3	17	7	0.708	35	13	0.729	0	1	22.0	48	0.458
C 82	Sautter, Scott	7	4	11	3	18	7	0.720	5	9	8	6	13	15	0.464	31	22	0.585	0	2	19.0	53	0.358
C 83	Sautter, Don	7	7	5	9	12	16	0.429	9	5	12	2	21	7	0.750	33	23	0.589	0	2	25.5	56	0.455
C 84	Schon, Chris	5	9	1	13	6	22	0.214	4	1	7	7	11	8	0.579	17	30	0.362	0	2	7.5	47	0.160
C 85	Mundy, Brett	7	7	8	6	15	13	0.536	6	8	10	4	16	12	0.571	31	25	0.554	0	2	25.5	56	0.455
C 86	Howard, Brian	4	7	8	3	12	10	0.545	6	5	3	3	9	8	0.529	21	18	0.538	0	2	15.0	39	0.385

	Singles 301		Singles Cricket		Singles Record		Singles Win %-age	Doubles Cricket		Doubles 501		Doubles Record		Doubles Win %-age	Sngls + Dbls Record		Sngls + Dbls Win %-age	Tiebreaker Ws	Tiebreaker Ls	All-Star Points	Games Played	All-Star Point Average
D1/ Ale-ing Archers	40	44	37	47	77	91	0.458	20	22	21	21	41	43	0.488	159	177	0.473	8	0	142.5	336	0.424
D 10 Harvey, Justin	8	5	10	4	18	9	0.667	9	5	7	7	16	12	0.571	34	21	0.618	1	0	38.5	55	0.700
D 11 Mushow, Dave	7	6	5	8	12	14	0.462	3	11	5	7	8	18	0.308	20	32	0.385	1	0	23.0	52	0.442
D 12 Mushow, Tom	7	8	8	5	15	13	0.536	7	6	8	5	15	11	0.577	30	24	0.556	1	0	22.5	54	0.417
D 13 Rink, Matt	4	3	3	4	7	7	0.500	5	3	4	4	9	7	0.563	16	14	0.533	1	0	10.5	30	0.350
D 14 Greene, Sebastian	5	1	4	3	9	4	0.692	4	2	6	1	10	3	0.769	19	7	0.731	1	0	20.0	26	0.769
D 15 Schwochow, Andy	0	0	0	0	0	0	#DIV/0!	0	0	0	0	0	0	#DIV/0!	0	0	#DIV/0!	0	0	0.0	0	#DIV/0!
D 16 Davis, Eric	4	8	4	7	8	15	0.348	6	6	4	5	10	11	0.476	18	26	0.409	1	0	12.5	44	0.284
D 17 Singleton, Tim	3	3	1	4	4	7	0.364	3	3	3	3	6	6	0.500	10	13	0.435	1	0	8.0	23	0.348
D 18 Davis, Alex	2	10	2	12	4	22	0.154	3	8	5	10	8	18	0.308	12	40	0.231	1	0	7.5	52	0.144
D2/ Ted's Suzie Roll Emporium	32	52	23	61	55	113	0.327	10	32	16	26	26	58	0.310	107	229	0.318	0	0	98.0	336	0.292
D 20 Thomas, Joe "Antique"	8	6	7	7	15	13	0.536	3	11	3	11	6	22	0.214	21	35	0.375	0	0	23.5	56	0.420
D 21 Tingler, Todd	3	11	4	9	7	20	0.259	4	7	1	13	5	20	0.200	12	40	0.231	0	0	10.5	52	0.202
D 22 Cochran, Jamie	0	5	0	5	0	10	0.000	1	4	1	2	2	6	0.250	2	16	0.111	0	0	1.0	18	0.056
D 23 Helmes, D.J.	4	9	7	6	11	15	0.423	3	10	7	5	10	15	0.400	21	30	0.412	0	0	18.5	51	0.363
D 24 Cochran, Dennis	8	5	1	12	9	17	0.346	3	10	8	4	11	14	0.440	20	31	0.392	0	0	19.5	51	0.382
D 25 Brewer, Joshua	1	4	1	6	2	10	0.167	1	6	5	4	6	10	0.375	8	20	0.286	0	0	6.0	28	0.214
D 26 Maxwell, Chris	1	0	0	1	1	1	0.500	0	2	1	0	1	2	0.333	2	3	0.400	0	0	1.0	5	0.200
D 27 Foulke, Mark	6	4	2	8	8	12	0.400	2	6	2	8	4	14	0.222	12	26	0.316	0	0	9.5	38	0.250
D 28 Steva, Brian	0	2	1	1	1	3	0.250	0	2	2	0	2	2	0.500	3	5	0.375	0	0	1.5	8	0.188
D 29 Fisher, Nate	1	6	0	6	1	12	0.077	3	6	2	5	5	11	0.313	6	23	0.207	0	0	7.0	29	0.241
D3/ Leftovers	46	38	42	42	88	80	0.524	18	24	19	23	37	47	0.440	162	174	0.482	0	0	134.0	336	0.399
D 30 Janssen, Joshua	10	3	7	6	17	9	0.654	6	7	7	5	13	12	0.520	30	21	0.588	0	0	28.5	51	0.559
D 31 Dozier, Jared	5	7	4	6	9	13	0.409	5	6	3	8	8	14	0.364	17	27	0.386	0	0	13.0	44	0.295
D 32 Ray, Mark	7	3	5	6	12	9	0.571	6	4	3	7	9	11	0.450	21	20	0.512	0	0	16.5	41	0.402
D 33 Thomas, Tony	7	4	5	4	12	8	0.600	1	9	7	3	8	12	0.400	20	20	0.500	0	0	25.5	40	0.638
D 34 Thomas, Brent	4	8	7	6	11	14	0.440	6	7	5	8	11	15	0.423	22	29	0.431	0	0	13.0	51	0.255
D 35 Warshawsky, Larry	7	6	6	7	13	13	0.500	5	7	4	9	9	16	0.360	22	29	0.431	0	0	12.0	51	0.235
D 36 McCurry, Gregg	6	6	8	7	14	13	0.519	7	8	9	5	16	13	0.552	30	26	0.536	0	0	25.5	56	0.455
D 37 McCurry, Virginia	0	1	0	0	0	1	0.000	0	0	0	1	0	1	0.000	0	2	0.000	0	0	0.0	2	0.000
D4/ Don't Eat The Candy	41	43	38	46	79	89	0.470	22	20	23	19	45	39	0.536	169	167	0.503	0	17	138.5	336	0.412
D 40 Jackson, Barry "Bump"	4	7	4	5	8	12	0.400	5	3	6	5	11	8	0.579	19	20	0.487	0	2	22.5	39	0.577
D 41 Haller, Kelly	1	6	4	4	5	10	0.333	5	3	4	3	9	6	0.600	14	16	0.467	0	2	8.0	30	0.267
D 42 Dzengeleski, Jimmy	6	9	7	6	13	15	0.464	8	6	5	6	13	12	0.520	26	27	0.491	0	2	28.5	53	0.538
D 43 Dzengeleski, Julie	6	5	1	8	7	13	0.350	3	6	8	4	11	10	0.524	18	23	0.439	0	2	14.5	41	0.354
D 44 McFadden, Kevin	10	3	8	5	18	8	0.692	6	5	5	7	11	12	0.478	29	20	0.592	0	2	16.5	49	0.337
D 45 Rowe, Travis	5	5	7	6	12	11	0.522	9	5	8	4	17	9	0.654	29	20	0.592	0	1	23.5	49	0.480
D 46 Murdock, Jim "Doc"	3	2	1	1	4	3	0.571	3	3	2	2	5	5	0.500	9	8	0.529	0	2	2.5	17	0.147
D 47 Kissinger, Tim	3	4	3	7	6	11	0.353	4	5	5	5	9	10	0.474	15	21	0.417	0	2	9.0	36	0.250
D 48 Lewis, Jim "Jimbo"	3	2	3	4	6	6	0.500	1	4	3	2	4	6	0.400	10	12	0.455	0	2	13.5	22	0.614
D5/ Carry Oakie	49	35	50	34	99	69	0.589	24	18	21	21	45	39	0.536	189	147	0.563	13	6	133.0	336	0.396
D 50 Yoneoka, Oakie	0	0	0	0	0	0	#DIV/0!	0	0	0	0	0	0	#DIV/0!	0	0	#DIV/0!	0	0	0.0	0	#DIV/0!
D 51 Yoneoka, J.J.	3	0	5	2	8	2	0.800	5	2	3	2	8	4	0.667	16	6	0.727	0	1	14.0	22	0.636
D 52 Kring, Jeremy	10	4	10	4	20	8	0.714	8	5	5	6	13	11	0.542	33	19	0.635	2	1	21.5	52	0.413
D 53 Krasnow, Dave	9	4	9	4	18	8	0.692	7	4	8	5	15	9	0.625	33	17	0.660	2	1	12.5	50	0.250
D 54 Vance, Hugh	11	2	9	4	20	6	0.769	7	6	8	5	15	11	0.577	35	17	0.673	2	1	33.0	52	0.635
D 55 McCredie, Bob	6	7	5	6	11	13	0.458	6	6	3	8	9	14	0.391	20	27	0.426	2	1	12.5	47	0.266
D 56 Jiminez, Eduardo	3	8	4	8	7	16	0.304	5	4	8	6	13	10	0.565	20	26	0.435	2	1	10.5	46	0.228
D 57 Feller, Keith	3	6	5	2	8	8	0.500	7	4	6	5	13	9	0.591	21	17	0.553	1	0	20.5	38	0.539
D 58 Davenport, Ed	4	4	3	4	7	8	0.467	3	5	1	5	4	10	0.286	11	18	0.379	2	0	8.5	29	0.293
D6/ You're Supposed To Beat Us!	34	50	40	44	74	94	0.440	19	23	22	20	41	43	0.488	156	180	0.464	6	8	146.0	336	0.435
D 60 Roberts, Mike	8	4	6	7	14	11	0.560	9	4	8	3	17	7	0.708	31	18	0.633	1	1	42.5	49	0.867
D 61 Kubel, Tom	8	6	9	4	17	10	0.630	7	7	12	0	19	7	0.731	36	17	0.679	1	1	26.0	53	0.491
D 62 Azevedo, Angelo	6	4	11	0	17	4	0.810	8	3	6	6	14	9	0.609	31	13	0.705	1	0	34.5	44	0.784
D 63 Cruze, Michael	4	9	4	10	8	19	0.296	3	5	4	7	7	12	0.368	15	31	0.326	1	1	9.0	46	0.196
D 64 Connell, Jamie	2	10	2	11	4	21	0.160	1	8	5	7	6	15	0.286	10	36	0.217	1	1	9.5	46	0.207
D 65 Smith, Mike	1	3	1	3	2	6	0.250	3	2	1	3	4	5	0.444	6	11	0.353	0	1	6.5	17	0.382
D 66 Melton, Joe	1	4	2	4	3	8	0.273	2	3	3	3	5	6	0.455	8	14	0.364	0	1	5.5	22	0.250
D 67 Murphy, Ashley	0	2	0	1	0	3	0.000	1	8	1	6	2	14	0.125	2	17	0.105	0	1	1.5	19	0.079
D 68 Waters, Ted	4	8	5	4	9	12	0.429	4	6	4	5	8	11	0.421	17	23	0.425	1	1	11.0	40	0.275
D7/ BullsHitters	57	27	60	24	117	51	0.696	32	10	28	14	60	24	0.714	237	99	0.705	0	0	192.5	336	0.573
D 70 Reece, Robert	0	2	2	3	2	5	0.286	3	3	5	7	8	10	0.444	10	15	0.400	0	0	10.0	25	0.400
D 71 Gardner, Mike	5	4	1	2	6	6	0.500	7	2	5	5	12	7	0.632	18	13	0.581	0	0	6.5	31	0.210
D 72 Massengill, Chad	12	2	14	0	26	2	0.929	13	1	10	1	23	2	0.920	49	4	0.925	0	0	50.0	53	0.943
D 73 Massengill, Randy	11	3	11	3	22	6	0.786	9	5	6	3	15	8	0.652	37	14	0.725	0	0	38.5	51	0.755
D 74 Massengill, Robert	0	2	1	1	1	3	0.250	3	1	2	2	5	3	0.625	6	6	0.500	0	0	3.0	12	0.250
D 75 Gilyardi, Ernie	3	1	4	1	7	2	0.778	3	0	5	1	8	1	0.889	15	3	0.833	0	0	18.5	18	1.028
D 76 Marks, Ted	5	5	7	3	12	8	0.600	11	1	7	0	18	1	0.947	30	9	0.769	0	0	20.5	39	0.526
D 77 Wylie, John	11	1	9	3	20	4	0.833	4	6	6	3	10	9	0.526	30	13	0.698	0	0	16.5	43	0.384
D 78 Jobe, C.J.	4	2	5	4	9	6	0.600	3	0	5	3	8	3	0.727	17	9	0.654	0	0	10.0	26	0.385
D 79 Long, Gary	6	5	6	4	12	9	0.571	8	1	5	3	13	4	0.765	25	13	0.658	0	0	19.0	38	0.500
D8/ Death Throw	37	47	46	38	83	85	0.494	23	19	18	24	41	43	0.488	165	171	0.491	7	6	128.0	336	0.381
D 80 Willis, Tolson	9	4	10	3	19	7	0.731	9	4	6	7	15	11	0.577	34	18	0.654	1	1	12.5	52	0.240
D 81 Hogan, Neal	3	10	9	4	12	14	0.462	6	7	6	7	12	14	0.462	24	28	0.462	1	1	25.5	52	0.490
D 82 Zimmerman, Mike	4	9	2	3	6	12	0.333	4	2	7	6	11	8	0.579	17	20	0.459	1	1	7.0	37	0.189
D 83 Dysard, Rick	6	8	8	6	14	14	0.500	7	7	4	10	11	17	0.393	25	31	0.446	1	1	16.5	56	0.295
D 84 Bosier, Sean	9	5	5	9	14	14	0.500	9	5	7	7	16	12	0.571	30	26	0.536	1	1	30.5	56	0.545
D 85 Thompson, Ben	3	4	5	5	8	9	0.471	5	5	2	7	7	12	0.368	15	21	0.417	0	1	14.0	36	0.389
D 86 Knight, Rob	3	7	6	5	9	12	0.429	6	6	4	4	10	10	0.500	19	22	0.463	1	0	17.5	41	0.427
D 87 Mills, Jake	0	0	1	3	1	3	0.250	0	2	0	0	0	2	0.000	1	5	0.167	1	0	4.5	6	0.750

		Singles	301	Singles	Cricket	Singles	Record	Singles Win %-age	Doubles	Cricket	Doubles	501	Doubles	Record	Doubles Win %-age	Sngls + Dbls	Record	Sngls + Dbls Win %-age	Tiebreaker Ws	Tiebreaker Ls	All-Star Points	Games Played	All-Star Point Average
E1/ Sharky's Machine		53	31	49	35	102	66	0.607	17	25	24	18	41	43	0.488	184	152	0.548	7	7	137.5	336	0.409
E 10	Allison, Frank	11	1	11	2	22	3	0.880	9	4	6	6	15	10	0.600	37	13	0.740	1	1	41.0	50	0.820
E 11	Fink, Scott	8	4	3	7	11	11	0.500	9	3	6	4	15	7	0.682	26	18	0.591	1	1	9.0	44	0.205
E 12	Bateman, Jimmy	1	4	10	2	11	6	0.647	5	6	8	6	13	12	0.520	24	18	0.571	1	1	7.5	42	0.179
E 13	Schaefer, Dan	3	4	3	3	6	7	0.462	2	6	3	4	5	10	0.333	11	17	0.393	1	0	9.0	28	0.321
E 14	Kruger, Lonnie	8	3	5	5	13	8	0.619	1	7	6	4	7	11	0.389	20	19	0.513	1	1	19.0	39	0.487
E 15	Barrett, Darren	5	8	7	6	12	14	0.462	1	7	9	3	10	10	0.500	22	24	0.478	1	1	18.0	46	0.391
E 16	Borgia, Pete	8	2	1	5	9	7	0.563	2	8	6	3	8	11	0.421	17	18	0.486	0	1	7.0	35	0.200
E 17	DeFontes, Adrienne	9	5	9	5	18	10	0.643	5	9	4	6	9	15	0.375	27	25	0.519	1	1	27.0	52	0.519
E2/ Nick the Green		39	45	32	52	71	97	0.423	16	26	25	17	41	43	0.488	153	183	0.455	0	0	126.5	336	0.376
E 20	McCartney, Joe	9	4	8	3	17	7	0.708	8	6	9	5	17	11	0.607	34	18	0.654	0	0	30.5	52	0.587
E 21	Shengulette, Jerry	5	2	3	5	8	7	0.533	3	5	6	3	9	8	0.529	17	15	0.531	0	0	8.0	32	0.250
E 22	Litzsinger, Mike	6	4	6	5	12	9	0.571	6	5	8	4	14	9	0.609	26	18	0.591	0	0	17.5	44	0.398
E 23	Snyder, Mike	8	2	12	1	20	3	0.870	8	5	9	3	17	8	0.680	37	11	0.771	0	0	43.5	48	0.906
E 24	Snyder, Jen	2	11	1	11	3	22	0.120	0	12	2	3	2	15	0.118	5	37	0.119	0	0	6.5	42	0.155
E 25	Slusser, Ken	1	5	0	4	1	9	0.100	0	3	2	4	2	7	0.222	3	16	0.158	0	0	1.0	19	0.053
E 26	Kemp, Louis	2	7	0	11	2	18	0.100	1	7	7	2	8	9	0.471	10	27	0.270	0	0	8.0	37	0.216
E 27	Veith, Matt	4	5	1	7	5	12	0.294	4	5	5	6	9	11	0.450	14	23	0.378	0	0	7.0	37	0.189
E 28	Snyder, Gary	1	3	1	2	2	5	0.286	2	2	2	2	4	4	0.500	6	9	0.400	0	0	1.0	15	0.067
E 29	Figueroa, Nelson	1	2	0	3	1	5	0.167	0	2	0	2	0	4	0.000	1	9	0.100	0	0	3.5	10	0.350
E3/ XXX[3]		36	48	38	46	74	94	0.440	22	20	18	24	40	44	0.476	154	182	0.458	0	12	88.0	336	0.262
E 30	Hall, Frank "Stumpy"	5	5	6	5	11	10	0.524	7	3	7	4	14	7	0.667	25	17	0.595	0	1	16.5	42	0.393
E 31	Bohanan, Heather "Giggle	3	8	1	6	4	14	0.222	4	5	0	7	4	12	0.250	8	26	0.235	0	1	4.5	34	0.132
E 32	Gillett, Galen "The Stache	8	4	8	4	16	8	0.667	8	4	8	4	16	8	0.667	32	16	0.667	0	1	22.0	48	0.458
E 33	McEwen, William "Murdo	4	7	6	7	10	14	0.417	4	9	7	6	11	15	0.423	21	29	0.420	0	2	8.0	50	0.160
E 34	Stilley, Greg	3	8	1	8	4	16	0.200	3	6	2	8	5	14	0.263	9	30	0.231	0	1	5.5	39	0.141
E 35	Holeck, Aaron	1	8	3	6	4	14	0.222	4	6	3	4	7	10	0.412	11	24	0.314	0	2	12.5	35	0.357
E 36	Hall, Danny	8	5	9	3	17	8	0.680	9	3	6	7	15	10	0.600	32	18	0.640	0	2	12.0	50	0.240
E 37	Bleakley, Tom	2	1	1	3	3	4	0.429	1	1	1	3	2	4	0.333	5	8	0.385	0	0	2.0	13	0.154
E 38	Goyen, Dave	2	2	3	4	5	6	0.455	4	3	2	5	6	8	0.429	11	14	0.440	0	2	5.0	25	0.200
E4/ Menace 2 Sobriety		40	44	45	39	85	83	0.506	21	21	24	18	45	39	0.536	175	161	0.521	13	7	137.5	336	0.409
E 40	Johnson, Dave	8	5	10	3	18	8	0.692	11	2	9	4	20	6	0.769	38	14	0.731	1	1	36.0	52	0.692
E 41	Johnson, Jennifer	2	5	1	11	3	16	0.158	1	8	3	5	4	13	0.235	7	29	0.194	1	1	3.0	36	0.083
E 42	Price, Brady	8	6	12	2	20	8	0.714	9	5	7	7	16	12	0.571	36	20	0.643	2	1	31.5	56	0.563
E 43	McCartney, Eric	1	3	2	4	3	7	0.300	4	3	1	6	5	9	0.357	8	16	0.333	2	0	5.0	24	0.208
E 44	Patel, Sam	2	6	1	4	3	10	0.231	0	4	2	3	2	7	0.222	5	17	0.227	1	1	0.0	22	0.000
E 45	White, J.J.	11	3	11	3	22	6	0.786	7	7	11	2	18	9	0.667	40	15	0.727	2	1	31.0	55	0.564
E 46	Bouchard, Keith	8	6	8	5	16	11	0.593	7	7	11	3	18	10	0.643	34	21	0.618	2	1	25.5	55	0.464
E 47	Staley, Shawn	0	10	0	7	0	17	0.000	3	6	4	6	7	12	0.368	7	29	0.194	2	1	5.5	36	0.153
E 48	Kareiva, Keith	0	0	0	0	0	0	#DIV/0!	0	0	0	0	0	0	#DIV/0!	0	0	#DIV/0!	0	0	0.0	0	#DIV/0!
E5/ Hammered Heads		41	43	38	46	79	89	0.470	16	26	20	22	36	48	0.429	151	185	0.449	6	6	136.5	336	0.406
E 50	Hartley, Barron	3	7	3	6	6	13	0.316	3	4	5	7	8	11	0.421	14	24	0.368	1	0	11.0	38	0.289
E 51	Hartley, Bryan	7	5	4	9	11	14	0.440	8	5	3	8	11	13	0.458	22	27	0.449	1	1	18.5	49	0.378
E 52	Reiser, Brian	4	4	3	8	7	12	0.368	3	8	3	7	6	15	0.286	13	27	0.325	1	1	8.5	40	0.213
E 53	Raquet, Michael	8	6	11	3	19	9	0.679	5	9	9	5	14	14	0.500	33	23	0.589	1	1	39.0	56	0.696
E 54	Brown, Jay	5	8	7	4	12	12	0.500	4	8	10	2	14	10	0.583	26	22	0.542	0	1	28.5	48	0.594
E 55	Schenck, Drew	0	0	0	2	0	2	0.000	0	1	0	0	0	1	0.000	0	3	0.000	0	0	2.0	3	0.667
E 56	Medlin, Scott	2	0	0	2	2	2	0.500	1	0	1	0	2	0	1.000	4	2	0.667	0	0	1.0	6	0.167
E 57	White, John	7	5	8	5	15	10	0.600	5	8	4	8	9	16	0.360	24	26	0.480	1	1	17.0	50	0.340
E 58	Prosser, Brad	5	8	2	7	7	15	0.318	3	9	5	7	8	16	0.333	15	31	0.326	1	1	11.0	46	0.239
E6/ Got Wired!		40	44	38	46	78	90	0.464	24	18	20	22	44	40	0.524	166	170	0.494	0	13	137.5	336	0.409
E 60	Wells, John	4	2	9	4	13	6	0.684	9	4	8	5	17	9	0.654	30	15	0.667	0	2	32.5	45	0.722
E 61	Blackwelder, Deborah	7	4	4	5	11	9	0.550	5	6	4	4	9	10	0.474	20	19	0.513	0	1	26.0	39	0.667
E 62	Chaney, Bill	8	4	8	3	16	7	0.696	5	4	4	6	9	10	0.474	25	17	0.595	0	0	16.5	42	0.393
E 63	Bryant, John	5	4	5	8	10	12	0.455	6	6	5	4	11	10	0.524	21	22	0.488	0	2	16.5	43	0.384
E 64	Jones, Jeff	4	3	4	7	8	10	0.444	6	4	5	5	11	9	0.550	19	19	0.500	0	2	12.5	38	0.329
E 65	Jones, Linda	7	7	0	2	7	9	0.438	7	5	5	8	12	13	0.480	19	22	0.463	0	2	8.0	41	0.195
E 66	Barnes, Derek	3	7	6	5	9	12	0.429	8	3	4	0	12	3	0.800	21	15	0.583	0	2	13.5	36	0.375
E 67	Johnson, John	2	12	1	10	3	22	0.120	0	2	5	9	5	11	0.313	8	33	0.195	0	2	7.0	41	0.171
E 68	Wells, Tami	0	1	1	2	1	3	0.250	2	2	0	3	2	5	0.286	3	8	0.273	0	0	5.0	11	0.455
E7/ Projectile Dysfunction		41	43	42	42	83	85	0.494	26	16	18	24	44	40	0.524	171	165	0.509	11	6	141.5	336	0.421
E 70	Steppe, Mike	5	7	8	5	13	12	0.520	11	2	7	6	18	8	0.692	31	20	0.608	2	1	30.0	51	0.588
E 71	Tanner, Dave	6	7	11	2	17	9	0.654	9	4	8	5	17	9	0.654	34	18	0.654	2	1	34.0	52	0.654
E 72	Smith, Brian	7	5	4	8	11	13	0.458	9	3	4	7	13	10	0.565	24	23	0.511	2	1	18.0	47	0.383
E 73	Raymond, Ryan	6	6	7	5	13	11	0.542	7	4	5	8	12	12	0.500	25	23	0.521	1	1	20.5	48	0.427
E 74	Talley, Gray	3	3	0	5	3	8	0.273	1	5	2	8	3	13	0.188	6	21	0.222	1	1	7.0	27	0.259
E 75	Ward, Chris	2	2	1	1	3	3	0.500	1	3	2	1	3	4	0.429	6	7	0.462	1	0	4.0	13	0.308
E 76	Rezeli, Dave	2	3	0	7	2	10	0.167	1	4	2	1	3	5	0.375	5	15	0.250	0	0	5.0	20	0.250
E 77	Rezeli, Luke	5	5	1	6	6	11	0.353	2	5	3	4	5	9	0.357	11	20	0.355	0	0	10.0	31	0.323
E 78	Rexrode, Rob	5	5	10	3	15	8	0.652	11	2	3	8	14	10	0.583	29	18	0.617	2	1	13.0	47	0.277
E8/ Methodical Madness		46	38	54	30	100	68	0.595	26	16	19	23	45	39	0.536	190	146	0.565	13	0	176.5	336	0.525
E 80	Hamilton, Brad	11	3	10	4	21	7	0.750	8	6	7	6	15	12	0.556	36	19	0.655	2	0	36.5	55	0.664
E 81	Citrak, Sheldon	4	4	5	3	9	7	0.563	3	5	0	6	3	11	0.214	12	18	0.400	0	0	6.0	30	0.200
E 82	Neill, Gregory	6	7	7	5	13	12	0.520	5	4	4	10	9	14	0.391	22	26	0.458	2	0	16.5	48	0.344
E 83	Venable, Mike	5	6	6	5	11	11	0.500	4	6	2	9	6	15	0.286	17	26	0.395	2	0	19.0	43	0.442
E 84	Horrall, Mike	0	6	5	7	5	13	0.278	9	3	7	4	16	7	0.696	21	20	0.512	2	0	18.5	41	0.451
E 85	Weaver, Ken	8	3	9	3	17	6	0.739	5	5	4	4	9	9	0.500	26	15	0.634	1	0	28.0	41	0.683
E 86	Carroll, John "JC"	10	4	12	2	22	6	0.786	12	2	10	4	22	6	0.786	44	12	0.786	2	0	48.0	56	0.857
E 87	Stephenson, Scott	2	5	0	1	2	6	0.250	6	1	4	3	10	4	0.714	12	10	0.545	2	0	4.0	22	0.182

	Singles 301		Singles Cricket		Singles Record		Singles Win %-age	Doubles Cricket		Doubles 501		Doubles Record		Doubles Win %-age	Sngls + Dbls Record		Sngls + Dbls Win %-age	Tiebreaker Ws	Tiebreaker Ls	All-Star Points	Games Played	All-Star Point Average
F1/ Home Grown Wolves	32	46	33	45	65	91	0.417	20	19	15	24	35	43	0.449	135	177	0.433	7	0	114.5	312	0.367
F 10 Simpson, David	11	2	10	3	21	5	0.808	10	3	6	7	16	10	0.615	37	15	0.712	1	0	39.0	52	0.750
F 11 Gregory, Rhonda	4	9	3	10	7	19	0.269	10	4	3	6	13	10	0.565	20	29	0.408	1	0	6.0	49	0.122
F 12 Jenkins, John	10	2	9	4	19	6	0.760	8	5	6	7	14	12	0.538	33	18	0.647	1	0	25.0	51	0.490
F 13 Langston, Frankie	3	6	9	2	12	8	0.600	6	5	6	5	12	10	0.545	24	18	0.571	1	0	24.5	42	0.583
F 14 McNamara, Ken	4	8	2	9	6	17	0.261	3	10	3	8	6	18	0.250	12	35	0.255	1	0	13.5	47	0.287
F 15 Federline, Carol	0	14	0	11	0	25	0.000	0	4	2	9	2	13	0.133	2	38	0.050	1	0	3.0	40	0.075
F 16 Potvin, C.J.	0	2	0	4	0	6	0.000	2	3	2	3	4	6	0.400	4	12	0.250	0	0	2.0	16	0.125
F 17 Jenkins, Vickie	0	3	0	2	0	5	0.000	1	4	2	3	3	7	0.300	3	12	0.200	1	0	1.5	15	0.100
F2/ One Armed Bandits	43	35	41	37	84	72	0.538	23	16	16	23	39	39	0.500	162	150	0.519	0	7	121.0	312	0.388
F 20 Kiser, Lyman	4	2	3	3	7	5	0.583	4	6	2	9	6	15	0.286	13	20	0.394	0	1	6.0	33	0.182
F 21 Ketchem, Brian	3	0	3	1	6	1	0.857	3	1	2	2	5	3	0.625	11	4	0.733	0	0	5.5	15	0.367
F 22 Lewis, Dave	2	6	3	5	5	11	0.313	7	3	5	5	12	8	0.600	17	19	0.472	0	1	9.0	36	0.250
F 23 White, Jim	6	4	7	4	13	8	0.619	6	5	2	7	8	12	0.400	21	20	0.512	0	1	15.5	41	0.378
F 24 Murphy, Phil	8	5	10	3	18	8	0.692	9	3	8	5	17	8	0.680	35	16	0.686	0	1	27.5	51	0.539
F 25 Henson, Rob	5	4	2	9	7	13	0.350	5	5	5	4	10	9	0.526	17	22	0.436	0	1	9.5	39	0.244
F 26 Richardson, Shane	6	3	10	0	16	3	0.842	6	4	3	6	9	10	0.474	25	13	0.658	0	1	32.5	38	0.855
F 27 Taylor, Wayne	5	4	2	4	7	8	0.467	4	2	4	3	8	5	0.615	15	13	0.536	0	0	9.5	28	0.339
F 28 Moore, Chris	4	7	1	8	5	15	0.250	2	3	1	5	3	8	0.273	8	23	0.258	0	1	6.0	31	0.194
F3/ Show Us Your Tips	35	49	36	48	71	97	0.423	12	30	18	24	30	54	0.357	131	205	0.390	0	0	82.5	336	0.246
F 30 Parent, Katherine	3	11	1	4	4	15	0.211	0	6	3	9	3	15	0.167	7	30	0.189	0	0	5.0	37	0.135
F 31 Leicht, Richard	6	4	5	5	11	9	0.550	1	10	6	5	7	15	0.318	18	24	0.429	0	0	13.5	42	0.321
F 32 Bauguess, Misty	3	11	0	1	3	12	0.200	2	0	7	7	9	7	0.563	12	19	0.387	0	0	1.0	31	0.032
F 33 Rigert, Joe, Sr.	9	5	9	5	18	10	0.643	4	9	5	7	9	16	0.360	27	26	0.509	0	0	21.5	53	0.406
F 34 Rigert, Joe, Jr.	6	6	10	2	16	8	0.667	8	5	6	5	14	10	0.583	30	18	0.625	0	0	22.5	48	0.469
F 35 Gaines, Lauren	6	6	3	7	9	13	0.409	3	9	3	6	6	15	0.286	15	28	0.349	0	0	5.5	43	0.128
F 36 Gaines, Bryan	2	6	7	7	9	13	0.409	4	7	6	6	10	13	0.435	19	26	0.422	0	0	9.5	45	0.211
F 37 Wilson, Jonathan	0	0	1	8	1	8	0.111	2	7	0	1	2	8	0.200	3	16	0.158	0	0	3.0	19	0.158
F 38 Duhon, Ryan	0	0	0	9	0	9	0.000	0	7	0	2	0	9	0.000	0	18	0.000	0	0	1.0	18	0.056
F4/ Sharkshooters	45	39	42	42	87	81	0.518	18	24	20	22	38	46	0.452	163	173	0.485	7	0	126.0	336	0.375
F 40 Stacy, Michelle	2	3	10	3	12	6	0.667	10	4	5	7	15	11	0.577	27	17	0.614	1	0	27.5	44	0.625
F 41 Stacy, Rod	8	5	10	3	18	8	0.692	5	8	8	4	13	12	0.520	31	20	0.608	1	0	27.0	51	0.529
F 42 Williams, Derek	9	5	9	4	18	9	0.667	6	7	5	5	11	12	0.478	29	21	0.580	1	0	22.0	50	0.440
F 43 Harpster, Ben	5	6	1	8	6	14	0.300	4	4	3	9	7	13	0.350	13	27	0.325	1	0	7.0	40	0.175
F 44 Cyr, Christine	4	7	2	6	6	13	0.316	1	4	4	5	5	9	0.357	11	22	0.333	1	0	5.0	33	0.152
F 45 McGettigan, Peter	1	3	2	4	3	7	0.300	1	3	2	2	3	5	0.375	6	12	0.333	0	0	4.5	18	0.250
F 46 McGettigan, Grace	7	1	4	5	11	6	0.647	3	4	4	2	7	6	0.538	18	12	0.600	0	0	7.0	30	0.233
F 47 Hunnicutt, Dave	4	3	4	1	8	4	0.667	3	5	3	5	6	10	0.375	14	14	0.500	1	0	18.5	28	0.661
F 48 Williams, Alison	5	6	0	8	5	14	0.263	3	9	6	5	9	14	0.391	14	28	0.333	1	0	7.5	42	0.179
F5/ Brown's Bombers	52	32	46	38	98	70	0.583	32	10	29	13	61	23	0.726	220	116	0.655	0	0	156.5	336	0.466
F 50 Huffman, David	13	1	12	2	25	3	0.893	11	3	10	4	21	7	0.750	46	10	0.821	0	0	36.5	56	0.652
F 51 Spaulding, Paul	9	5	12	2	21	7	0.750	13	1	13	1	26	2	0.929	47	9	0.839	0	0	59.0	56	1.054
F 52 Rutten, Pete	9	4	5	8	14	12	0.538	9	4	4	7	13	11	0.542	27	23	0.540	0	0	11.5	50	0.230
F 53 Casey, Kevin	5	7	4	10	9	17	0.346	9	5	10	4	19	9	0.679	28	26	0.519	0	0	8.5	54	0.157
F 54 Vick, Justin	2	11	5	8	7	19	0.269	8	5	6	7	14	12	0.538	21	31	0.404	0	0	17.0	52	0.327
F 55 O'Brien, Sean	11	3	8	6	19	9	0.679	13	1	11	3	24	4	0.857	43	13	0.768	0	0	24.0	56	0.429
F 56 Huffman, Inky	1	0	0	1	1	1	0.500	0	1	1	0	1	1	0.500	2	2	0.500	0	0	0.0	4	0.000
F 57 Bush, Jim	2	1	0	1	2	2	0.500	1	0	3	0	4	0	1.000	6	2	0.750	0	0	0.0	8	0.000
F6/ We Be Triplin	46	26	44	28	90	54	0.625	23	13	21	15	44	28	0.611	178	110	0.618	0	0	128.0	288	0.444
F 60 Leggett, Alyssa	6	6	7	6	13	12	0.520	9	4	6	4	15	8	0.652	28	20	0.583	0	0	22.0	48	0.458
F 61 Garzon, Marc	7	4	9	2	16	6	0.727	6	5	7	4	13	9	0.591	29	15	0.659	0	0	14.5	44	0.330
F 62 Long, Eric	6	2	3	3	9	5	0.643	5	3	3	4	8	7	0.533	17	12	0.586	0	0	4.0	29	0.138
F 63 Deemer, Randy	10	2	9	2	19	4	0.826	9	2	7	5	16	7	0.696	35	11	0.761	0	0	35.5	46	0.772
F 64 Baldwin, Randy	7	3	7	3	14	6	0.700	4	4	6	4	10	8	0.556	24	14	0.632	0	0	29.0	38	0.763
F 65 Ball, John	1	6	3	8	4	14	0.222	4	6	5	6	9	12	0.429	13	26	0.333	0	0	5.0	39	0.128
F 66 Todd, Patrick	9	3	6	4	15	7	0.682	9	2	8	3	17	5	0.773	32	12	0.727	0	0	18.0	44	0.409
F7/ Liquor Posse	39	39	44	34	83	73	0.532	15	24	23	16	38	40	0.487	159	153	0.510	0	6	109.5	312	0.351
F 70 Mooty, Aaron	9	3	10	3	19	6	0.760	5	7	9	3	14	10	0.583	33	16	0.673	0	1	26.0	49	0.531
F 71 Watkins, Nathan	5	8	8	5	13	13	0.500	3	10	6	7	9	17	0.346	22	30	0.423	0	1	26.0	52	0.500
F 72 Kincaid, Storm	4	4	4	4	8	8	0.500	5	3	4	3	9	6	0.600	17	14	0.548	0	1	19.5	31	0.629
F 73 Braswell, Matthew	3	6	1	6	4	12	0.250	2	5	3	4	5	9	0.357	9	21	0.300	0	0	5.0	30	0.167
F 74 Martinez, Gus	7	7	10	4	17	11	0.607	4	9	8	6	12	15	0.444	29	26	0.527	0	1	12.5	55	0.227
F 75 Bathurst, Ryan	6	7	7	6	13	13	0.500	8	6	9	4	17	10	0.630	30	23	0.566	0	1	11.5	53	0.217
F 76 McDade, Orion	5	4	4	6	9	10	0.474	3	8	7	5	10	13	0.435	19	23	0.452	0	1	9.0	42	0.214
F 77 Ethridge, Josh	0	0	0	0	0	0	#DIV/0!	0	0	0	0	0	0	#DIV/0!	0	0	#DIV/0!	0	0	0.0	0	#DIV/0!
F8/ Terror Bulls	25	47	30	42	55	89	0.382	15	21	17	19	32	40	0.444	119	169	0.413	0	0	86.5	288	0.300
F 80 Fournier, Chris	1	5	4	5	5	10	0.333	4	6	4	4	8	10	0.444	13	20	0.394	0	0	7.5	33	0.227
F 81 Cusman, Ryan	4	9	5	7	9	16	0.360	5	7	7	5	12	12	0.500	21	28	0.429	0	0	17.0	49	0.347
F 82 Lupien, Bam	1	7	1	4	2	11	0.154	2	3	1	6	3	9	0.250	5	20	0.200	0	0	3.0	25	0.120
F 83 Dougherty, Henry	4	5	2	8	6	13	0.316	3	5	4	5	7	10	0.412	13	23	0.361	0	0	3.5	36	0.097
F 84 Sibincic, Rich	3	4	5	5	8	9	0.471	4	5	6	4	10	9	0.526	18	18	0.500	0	0	12.5	36	0.347
F 85 Sarantos, Alex	4	2	5	1	9	3	0.750	3	3	3	3	6	6	0.500	15	9	0.625	0	0	16.0	24	0.667
F 86 Side, Eric	3	0	2	1	5	1	0.833	2	1	2	0	4	1	0.800	9	2	0.818	0	0	9.0	11	0.818
F 87 Ferlo, Frank	1	4	1	3	2	7	0.222	0	2	0	2	0	4	0.000	2	11	0.154	0	0	2.0	13	0.154
F 88 Banner, Justin	3	5	2	6	5	11	0.313	5	5	5	5	10	10	0.500	15	21	0.417	0	0	12.0	36	0.333
F 89 Lefkman, Jeff	1	6	3	2	4	8	0.333	2	5	2	4	4	9	0.308	8	17	0.320	0	0	4.0	25	0.160

	Singles 301		Singles Cricket		Singles Record		Singles Win %-age	Doubles Cricket		Doubles 501		Doubles Record		Doubles Win %-age	Sngls + Dbls Record		Sngls + Dbls Win %-age	Tiebreaker Ws	Tiebreaker Ls	All-Star Points	Games Played	All-Star Point Average
G1/ We Ain't Ready!	48	30	37	41	85	71	0.545	19	20	18	21	37	41	0.474	159	153	0.510	7	0	85.5	312	0.274
G 10 Fagan, Seth	9	3	6	6	15	9	0.625	10	2	5	6	15	8	0.652	30	17	0.638	1	0	26.0	47	0.553
G 11 Fagan, David	4	3	5	5	9	8	0.529	3	7	4	6	7	13	0.350	16	21	0.432	1	0	6.0	37	0.162
G 12 Therrien, Dan	11	1	8	4	19	5	0.792	10	2	6	6	16	8	0.667	35	13	0.729	1	0	18.0	48	0.375
G 13 Vollmar, Chris	9	1	6	4	15	5	0.750	2	8	5	5	7	13	0.350	22	18	0.550	1	0	7.0	40	0.175
G 14 Barker, Kheaven	3	9	3	9	6	18	0.250	5	7	6	6	11	13	0.458	17	31	0.354	1	0	6.5	48	0.135
G 15 Massey, Amy	5	4	3	5	8	9	0.471	6	4	4	3	10	7	0.588	18	16	0.529	1	0	3.0	34	0.088
G 16 Amato, Chris	7	5	6	6	13	11	0.542	2	9	6	5	8	14	0.364	21	25	0.457	1	0	18.0	46	0.391
G 17 Cochran, Matt	0	4	0	2	0	6	0.000	0	1	0	5	0	6	0.000	0	12	0.000	0	0	1.0	12	0.083
G2/ Who Darted?	40	44	32	52	72	96	0.429	11	31	17	25	28	56	0.333	128	208	0.381	0	0	106.5	336	0.317
G 20 Gillespie, Jeff	7	7	4	8	11	15	0.423	2	10	3	10	5	20	0.200	16	35	0.314	0	0	10.5	51	0.206
G 21 Davis, Jared	6	6	6	6	12	12	0.500	3	9	7	4	10	13	0.435	22	25	0.468	0	0	21.5	47	0.457
G 22 Genzlinger, Al	0	4	2	4	2	8	0.200	2	4	2	3	4	7	0.364	6	15	0.286	0	0	10.0	21	0.476
G 23 Genzlinger, Doug	5	7	2	11	7	18	0.280	2	8	4	10	6	18	0.250	13	36	0.265	0	0	10.0	49	0.204
G 24 Genzlinger, Roger	6	3	7	6	13	9	0.591	5	8	5	7	10	15	0.400	23	24	0.489	0	0	25.0	47	0.532
G 25 Highfill, Leigh	3	6	1	0	4	6	0.400	3	2	2	3	5	5	0.500	9	11	0.450	0	0	2.0	20	0.100
G 26 Lawrence, Jonathan	8	4	4	8	12	12	0.500	2	8	6	6	8	14	0.364	20	26	0.435	0	0	16.0	46	0.348
G 27 McCloskey, Brad	1	5	2	6	3	11	0.214	1	8	3	4	4	12	0.250	7	23	0.233	0	0	4.5	30	0.150
G 28 McDole, James	4	2	4	3	8	5	0.615	2	5	2	3	4	8	0.333	12	13	0.480	0	0	7.0	25	0.280
G3/ Ton 80 Proof	39	45	40	44	79	89	0.470	25	17	22	20	47	37	0.560	173	163	0.515	18	7	137.5	336	0.409
G 30 Boutieller, Tina	5	9	0	8	5	17	0.227	7	3	6	7	13	10	0.565	18	27	0.400	3	1	9.5	45	0.211
G 31 Hartmann, Pete	6	8	7	7	13	15	0.464	8	5	3	10	11	15	0.423	24	30	0.444	3	1	14.0	54	0.259
G 32 Hartmann, Erin	6	9	9	5	15	14	0.517	7	7	9	5	16	12	0.571	31	26	0.544	3	1	24.5	57	0.430
G 33 Krestalude, Andy	10	3	9	4	19	7	0.731	9	4	9	3	18	7	0.720	37	14	0.725	3	1	42.5	51	0.833
G 34 Cuevas, Louie	5	8	6	7	11	15	0.423	7	6	7	6	14	12	0.538	25	27	0.481	2	1	13.0	52	0.250
G 35 Ball, Pat	7	7	6	8	13	15	0.464	7	6	8	5	15	11	0.577	28	26	0.519	3	1	28.0	54	0.519
G 36 Harper, C.E.	0	1	3	4	3	5	0.375	4	3	2	3	6	6	0.500	9	11	0.450	0	1	6.0	20	0.300
G 37 Hall, Kevin	0	0	0	1	0	1	0.000	1	0	0	1	1	1	0.500	1	2	0.333	1	0	0.0	3	0.000
G 38 Jirku, Pavel	0	0	0	0	0	0	#DIV/0!	0	0	0	0	0	0	#DIV/0!	0	0	#DIV/0!	0	0	0.0	0	#DIV/0!
G4/ Five-OH! Whizzle	49	29	50	28	99	57	0.635	23	16	22	17	45	33	0.577	189	123	0.606	7	7	119.0	312	0.381
G 40 Stoakes, Eric	4	3	3	4	7	7	0.500	4	7	5	5	9	12	0.429	16	19	0.457	1	1	6.5	35	0.186
G 41 Slawter, Mark	6	4	11	1	17	5	0.773	8	4	5	6	13	10	0.565	30	15	0.667	1	1	23.5	45	0.522
G 42 Ferraro, Frank	0	0	1	2	1	2	0.333	1	1	2	2	3	3	0.500	4	5	0.444	0	0	1.0	9	0.111
G 43 Kvasnicka, Bob	8	4	7	5	15	9	0.625	6	6	6	3	12	9	0.571	27	18	0.600	1	1	12.0	45	0.267
G 44 Stuckey, Rob	12	1	9	4	21	5	0.808	8	4	4	3	12	7	0.632	33	12	0.733	1	1	26.0	45	0.578
G 45 Adams, Brad	3	4	8	2	11	6	0.647	8	3	7	1	15	4	0.789	26	10	0.722	0	0	13.5	36	0.375
G 46 Champion, Steve	0	2	1	7	1	9	0.100	2	3	3	3	5	6	0.455	6	15	0.286	1	1	3.5	21	0.167
G 47 Bartell, B.J.	9	4	1	0	10	4	0.714	1	0	4	5	5	5	0.500	15	9	0.625	1	1	2.0	24	0.083
G 48 Hamilton, Bradley	6	6	9	2	15	8	0.652	8	4	8	3	16	7	0.696	31	15	0.674	1	1	31.0	46	0.674
G 49 Murali, Vasudevan	1	1	0	1	1	2	0.333	0	0	0	3	0	3	0.000	1	5	0.167	0	0	0.0	6	0.000
G5/ UZMAgain	44	34	55	23	99	57	0.635	25	14	24	15	49	29	0.628	197	115	0.631	0	8	110.5	312	0.354
G 50 Kunesh, Joe	6	7	5	3	11	10	0.524	3	5	3	5	6	10	0.375	17	20	0.459	0	1	10.5	37	0.284
G 51 Rouse, Chuck	1	4	2	3	3	7	0.300	3	3	5	3	8	6	0.571	11	13	0.458	0	1	1.0	24	0.042
G 52 Wilkinson, Charlie	9	3	0	4	9	7	0.563	4	1	9	3	13	4	0.765	22	11	0.667	0	1	10.0	33	0.303
G 53 Rube, Bob	3	2	8	0	11	2	0.846	9	0	6	3	15	3	0.833	26	5	0.839	0	1	12.0	31	0.387
G 54 Powell, Mark	9	0	7	3	16	3	0.842	8	2	3	4	11	6	0.647	27	9	0.750	0	1	24.0	36	0.667
G 55 Kirkpatrick, Scott	7	4	10	3	17	7	0.708	7	6	7	6	14	12	0.538	31	19	0.620	0	1	17.5	50	0.350
G 56 Williams, Denny	2	3	4	3	6	6	0.500	3	3	6	1	9	4	0.692	15	10	0.600	0	0	11.5	25	0.460
G 57 Raper, Jeromie	0	6	8	3	8	9	0.471	7	2	4	4	11	6	0.647	19	15	0.559	0	1	9.0	34	0.265
G 58 Hall, Steve	7	5	11	1	18	6	0.750	6	6	5	1	11	7	0.611	29	13	0.690	0	1	15.0	42	0.357
G6/ Sofa Kings	36	42	39	39	75	81	0.481	21	18	21	18	42	36	0.538	159	153	0.510	0	5	86.0	312	0.276
G 60 Maley, Dave	4	8	4	6	8	14	0.364	5	6	5	7	10	13	0.435	18	27	0.400	0	0	12.5	45	0.278
G 61 Alcon, Tony	5	8	10	3	15	11	0.577	9	4	4	8	13	12	0.520	28	23	0.549	0	1	16.5	51	0.324
G 62 Groves, Phil	1	7	3	9	4	16	0.200	7	5	7	5	14	10	0.583	18	26	0.409	0	0	7.5	44	0.170
G 63 Bozza, Doug	5	3	6	2	11	5	0.688	5	1	5	3	10	4	0.714	21	9	0.700	0	1	8.5	30	0.283
G 64 Moore, Ken	6	6	5	8	11	14	0.440	6	8	7	3	13	11	0.542	24	25	0.490	0	1	14.0	49	0.286
G 65 Metters, Paul	0	0	0	0	0	0	#DIV/0!	0	0	0	0	0	0	#DIV/0!	0	0	#DIV/0!	0	0	0.0	0	#DIV/0!
G 66 Cassese, Heather	8	4	3	6	11	10	0.524	5	4	5	7	10	11	0.476	21	21	0.500	0	1	2.0	42	0.048
G 67 Ryan, Sean	7	6	8	5	15	11	0.577	5	8	9	3	14	11	0.560	29	22	0.569	0	1	25.0	51	0.490
xx - G7/ The Lunchbox	21	27	22	26	43	53	0.448	13	11	9	15	22	26	0.458	87	105	0.453	0	0	62.0	192	0.323
G 70 Blessing, Justin	5	4	6	3	11	7	0.611	6	2	4	4	10	6	0.625	21	13	0.618	0	0	23.0	34	0.676
G 71 Aronson, Alexa	0	1	0	2	0	3	0.000	0	1	0	2	0	3	0.000	0	6	0.000	0	0	1.0	6	0.167
G 72 Schlesinger, Marty	2	6	7	1	9	7	0.563	5	5	2	7	7	12	0.368	16	19	0.457	0	0	6.0	35	0.171
G 73 Dudley, Robert	6	5	3	7	9	12	0.429	7	4	7	3	14	7	0.667	23	19	0.548	0	0	12.0	42	0.286
G 74 Dudley, Debbie	6	5	5	4	11	9	0.550	4	6	2	8	6	14	0.300	17	23	0.425	0	0	16.0	40	0.400
G 75 Wyric, Adam	2	6	1	9	3	15	0.167	4	4	3	6	7	10	0.412	10	25	0.286	0	0	4.0	35	0.114
G8/ Grateful Darts	23	49	25	47	48	96	0.333	13	23	17	19	30	42	0.417	108	180	0.375	0	7	74.0	288	0.257
G 80 Simpson, Phillip	4	6	1	8	5	14	0.263	0	6	4	7	4	13	0.235	9	27	0.250	0	1	5.5	36	0.153
G 81 Herman, Fritz	2	9	6	4	8	13	0.381	0	10	5	4	5	14	0.263	13	27	0.325	0	1	6.0	40	0.150
G 82 Iager, John	5	5	7	4	12	9	0.571	8	3	7	4	15	7	0.682	27	16	0.628	0	1	19.5	43	0.453
G 83 Lilienthal, John	1	4	1	9	2	13	0.133	1	7	2	6	3	13	0.188	5	26	0.161	0	1	9.5	31	0.306
G 84 McGrail, Tony	2	6	4	6	6	12	0.333	3	7	3	3	6	10	0.375	12	22	0.353	0	0	9.0	34	0.265
G 85 Perkins, Chris	5	4	3	7	8	11	0.421	8	3	7	3	15	6	0.714	23	17	0.575	0	1	10.5	40	0.263
G 86 Perkins, Rick	1	2	0	2	1	4	0.200	0	2	0	2	0	4	0.000	1	8	0.111	0	0	1.5	9	0.167
G 87 Roemer, John	2	7	3	6	5	13	0.278	4	5	2	7	6	12	0.333	11	25	0.306	0	1	6.5	36	0.181
G 88 Spinelli, Marc	1	6	0	1	1	7	0.125	2	3	4	2	6	5	0.545	7	12	0.368	0	1	6.0	19	0.316

		Singles	301	Singles	Cricket	Singles	Record	Singles Win %-age	Doubles	Cricket	Doubles	501	Doubles	Record	Doubles Win %-age	Sngls + Dbls	Record	Sngls + Dbls Win %-age	Tiebreaker Ws	Tiebreaker Ls	All-Star Points	Games Played	All-Star Point Average
H1/ Tips & Shafts		35	49	41	43	76	92	0.452	18	24	15	27	33	51	0.393	142	194	0.423	5	0	82.0	336	0.244
H 10	Vithorkus, Denise	3	12	3	15	6	27	0.182	7	10	5	13	12	23	0.343	18	50	0.265	1	0	8.0	68	0.118
H 11	Borgna, Andrew	8	7	11	3	19	10	0.655	7	7	8	6	15	13	0.536	34	23	0.596	1	0	14.0	57	0.246
H 12	Spencer, Kenny	7	6	8	5	15	11	0.577	8	5	6	7	14	12	0.538	29	23	0.558	0	0	19.5	52	0.375
H 13	Strang, Joe	0	0	0	0	0	0	#DIV/0!	0	0	0	0	0	0	#DIV/0!	0	0	#DIV/0!	0	0	0.0	0	#DIV/0!
H 14	Strang, Amy	0	0	0	0	0	0	#DIV/0!	0	0	0	0	0	0	#DIV/0!	0	0	#DIV/0!	0	0	0.0	0	#DIV/0!
H 15	Robertson, Phil	6	6	9	3	15	9	0.625	5	7	4	8	9	15	0.375	24	24	0.500	1	0	15.5	48	0.323
H 16	Woodworth, Lee	2	15	2	13	4	28	0.125	3	13	4	11	7	24	0.226	11	52	0.175	1	0	8.5	63	0.135
H 17	Additon, Chris	9	3	8	4	17	7	0.708	6	6	3	9	9	15	0.375	26	22	0.542	1	0	16.5	48	0.344
H2/ Same Day Different Darts		53	31	65	19	118	50	0.702	31	11	25	17	56	28	0.667	230	106	0.685	0	0	144.0	336	0.429
H 20	Logan, Peter	3	5	7	2	10	7	0.588	6	2	4	7	10	9	0.526	20	16	0.556	0	0	13.0	36	0.361
H 21	Dunham, Jim	5	2	6	3	11	5	0.688	6	1	5	3	11	4	0.733	22	9	0.710	0	0	6.0	31	0.194
H 22	Mason, Marcy	3	6	0	3	3	9	0.250	6	1	2	3	8	4	0.667	11	13	0.458	0	0	4.0	24	0.167
H 23	Ferguson, Travis	5	2	6	3	11	5	0.688	4	3	5	4	9	7	0.563	20	12	0.625	0	0	12.0	32	0.375
H 24	Stahl, Greg	4	2	8	2	12	4	0.750	8	4	3	1	11	5	0.688	23	9	0.719	0	0	21.5	32	0.672
H 25	Wissinger, Bill	10	3	11	1	21	4	0.840	10	2	8	5	18	7	0.720	39	11	0.780	0	0	23.0	50	0.460
H 26	Port, Brian	2	4	6	1	8	5	0.615	6	3	6	3	12	6	0.667	20	11	0.645	0	0	19.0	31	0.613
H 27	Dubose, Chris	5	4	6	3	11	7	0.611	5	3	8	3	13	6	0.684	24	13	0.649	0	0	9.5	37	0.257
H 28	Kyle, Mike	11	3	10	1	21	4	0.840	6	3	6	3	12	6	0.667	33	10	0.767	0	0	21.0	43	0.488
H 29	Bowen, Andy	5	0	5	0	10	0	1.000	5	0	3	2	8	2	0.800	18	2	0.900	0	0	15.0	20	0.750
H3/ The Misfits		42	36	52	26	94	62	0.603	19	20	19	20	38	40	0.487	170	142	0.545	0	0	105.0	312	0.337
H 30	Kincaid, Lisa	6	7	9	4	15	11	0.577	7	8	4	10	11	18	0.379	26	29	0.473	0	0	17.0	55	0.309
H 31	Brownd, Anthony	7	6	9	4	16	10	0.615	10	4	7	8	17	12	0.586	33	22	0.600	0	0	18.0	55	0.327
H 32	Rhodes, Rhiannon	3	3	1	5	4	8	0.333	2	2	3	2	5	4	0.556	9	12	0.429	0	0	2.0	21	0.095
H 33	Strickland, Craig	7	6	10	4	17	10	0.630	6	7	9	5	15	12	0.556	32	22	0.593	0	0	28.0	54	0.519
H 34	Lawson, Mindy	3	6	3	5	6	11	0.353	2	7	1	7	3	14	0.176	9	25	0.265	0	0	1.0	34	0.029
H 35	Witts, Darren	0	1	0	1	0	2	0.000	0	1	0	1	0	2	0.000	0	4	0.000	0	0	0.0	4	0.000
H 36	Strickland, A.J.	9	3	11	2	20	5	0.800	5	7	7	5	12	12	0.500	32	17	0.653	0	0	22.5	49	0.459
H 37	Lawson, Mark	0	1	1	0	1	1	0.500	0	1	0	0	0	1	0.000	1	2	0.333	0	0	1.0	3	0.333
H 38	Martinez, Vince	7	3	8	1	15	4	0.789	6	3	7	2	13	5	0.722	28	9	0.757	0	0	15.5	37	0.419
H4/ Missing Flights		44	40	40	44	84	84	0.500	25	17	21	21	46	38	0.548	176	160	0.524	0	0	87.5	336	0.260
H 40	Nettesheim, Doug	7	6	10	3	17	9	0.654	7	6	6	7	13	13	0.500	30	22	0.577	0	0	21.5	52	0.413
H 41	Letsch, Dempsey	11	3	5	9	16	12	0.571	8	6	9	4	17	10	0.630	33	22	0.600	0	0	8.0	55	0.145
H 42	Wright, Tim	7	7	8	5	15	12	0.556	11	3	6	8	17	11	0.607	32	23	0.582	0	0	21.5	55	0.391
H 43	Shirey, Anthony	8	6	9	4	17	10	0.630	9	4	7	6	16	10	0.615	33	20	0.623	0	0	21.5	53	0.406
H 44	Scott, Don	1	3	1	5	2	8	0.200	2	4	2	1	4	5	0.444	6	13	0.316	0	0	2.5	19	0.132
H 45	Suan, John	7	8	6	7	13	15	0.464	6	7	7	7	13	14	0.481	26	29	0.473	0	0	8.0	55	0.145
H 46	Newman, Tony	3	6	1	11	4	17	0.190	7	4	5	8	12	12	0.500	16	29	0.356	0	0	4.5	45	0.100
H 47	Newman, Barry	0	1	0	0	0	1	0.000	0	0	0	1	0	1	0.000	0	2	0.000	0	0	0.0	2	0.000
H5/ That's What She Said		43	35	41	37	84	72	0.538	18	21	30	9	48	30	0.615	180	132	0.577	6	0	77.5	312	0.248
H 50	Howard, Meghan	10	5	7	7	17	12	0.586	7	7	9	3	16	10	0.615	33	22	0.600	1	0	23.0	55	0.418
H 51	Taylor, Tisha	3	10	6	10	9	20	0.310	5	11	12	4	17	15	0.531	26	35	0.426	1	0	11.0	61	0.180
H 52	Hodgden, Eric	2	3	2	5	4	8	0.333	3	1	3	2	6	3	0.667	10	11	0.476	0	0	1.5	21	0.071
H 53	Chakraborty, Arpan	7	5	4	4	11	9	0.550	5	7	12	4	17	11	0.607	28	20	0.583	1	0	14.5	48	0.302
H 54	Doshi, Kaushal	7	3	5	6	12	9	0.571	4	6	7	0	11	6	0.647	23	15	0.605	1	0	5.5	38	0.145
H 55	Ferree, Sandra	0	0	0	0	0	0	#DIV/0!	0	0	0	0	0	0	#DIV/0!	0	0	#DIV/0!	0	0	0.0	0	#DIV/0!
H 56	Geraghty, John	7	5	9	2	16	7	0.696	6	5	8	3	14	8	0.636	30	15	0.667	1	0	7.0	45	0.156
H 57	Brinson, Ken	7	4	8	3	15	7	0.682	6	5	9	2	15	7	0.682	30	14	0.682	1	0	15.0	44	0.341
H6/ Duck Dynasty		49	35	44	40	93	75	0.554	28	14	22	20	50	34	0.595	193	143	0.574	0	7	119.5	336	0.356
H 60	Carawon, Bob	5	7	1	9	6	16	0.273	4	3	3	4	7	7	0.500	13	23	0.361	0	1	7.0	36	0.194
H 61	Peers, Martin	3	7	0	2	3	9	0.250	4	2	7	3	11	5	0.688	14	14	0.500	0	0	1.0	28	0.036
H 62	Wickstrom, Bob	10	1	5	6	15	7	0.682	9	2	2	8	11	10	0.524	26	17	0.605	0	1	12.0	43	0.279
H 63	Schoch, Dennis	0	0	0	0	0	0	#DIV/0!	0	0	0	0	0	0	#DIV/0!	0	0	#DIV/0!	0	0	0.0	0	#DIV/0!
H 64	Carawon, Harris	2	5	5	8	7	13	0.350	4	9	6	5	10	14	0.417	17	27	0.386	0	1	15.0	44	0.341
H 65	Schoch, Adam	6	3	11	2	17	5	0.773	5	8	8	5	13	13	0.500	30	18	0.625	0	1	16.5	48	0.344
H 66	Martin, David	12	2	11	3	23	5	0.821	13	1	8	5	21	6	0.778	44	11	0.800	0	1	37.5	55	0.682
H 67	McAfee, Terry	8	4	9	3	17	7	0.708	9	2	5	5	14	7	0.667	31	14	0.689	0	1	24.0	45	0.533
H 68	Young, Ashley	3	6	2	7	5	13	0.278	8	1	5	5	13	6	0.684	18	19	0.486	0	1	6.5	37	0.176
H7/ Found Our Flights		35	49	36	48	71	97	0.423	17	25	18	24	35	49	0.417	141	195	0.420	0	5	77.0	336	0.229
H 70	Gleisinger, Steven	6	8	3	9	9	17	0.346	5	7	6	8	11	15	0.423	20	32	0.385	0	1	9.0	52	0.173
H 71	Smith, Ron	10	5	7	6	17	11	0.607	5	9	8	8	13	17	0.433	30	28	0.517	0	1	20.5	58	0.353
H 72	Parks, Doug	0	4	4	3	4	7	0.364	1	6	2	4	3	10	0.231	7	17	0.292	0	0	2.0	24	0.083
H 73	Rogers, Shon	2	8	2	8	4	16	0.200	4	7	3	8	7	15	0.318	11	31	0.262	0	0	9.0	42	0.214
H 74	Gleisinger, Mike	0	5	2	5	2	10	0.167	4	2	5	1	9	3	0.750	11	13	0.458	0	1	4.5	24	0.188
H 75	Beebe, Jenny	6	10	4	9	10	19	0.345	6	7	7	5	13	12	0.520	23	31	0.426	0	1	14.0	54	0.259
H 76	Davis, Luke	5	3	6	4	11	7	0.611	7	3	2	5	9	8	0.529	20	15	0.571	0	0	6.0	35	0.171
H 77	Foster, Sebastian	6	6	8	4	14	10	0.583	2	9	3	9	5	18	0.217	19	28	0.404	0	1	12.0	47	0.255
H8/ Mahoney Marauders		29	55	11	73	40	128	0.238	9	33	15	27	24	60	0.286	88	248	0.262	0	0	44.0	336	0.131
H 80	Cox, Bragg	7	6	1	9	8	15	0.348	3	10	6	8	9	18	0.333	17	33	0.340	0	0	5.0	50	0.100
H 81	Swanstrom, Al	0	2	0	7	0	9	0.000	1	6	0	4	1	10	0.091	1	19	0.050	0	0	3.0	20	0.150
H 82	Nulty, Gene	2	6	1	5	3	11	0.214	1	5	2	5	3	10	0.231	6	21	0.222	0	0	4.0	27	0.148
H 83	Cerretti, Fred	4	7	1	10	5	17	0.227	1	7	4	7	5	14	0.263	10	31	0.244	0	0	4.5	41	0.110
H 84	Schwartz, Ed	0	3	2	3	2	6	0.250	0	5	1	1	1	6	0.143	3	12	0.200	0	0	0.0	15	0.000
H 85	Zaytoun, Steve	2	7	0	10	2	17	0.105	2	8	5	7	7	15	0.318	9	32	0.220	0	0	4.5	41	0.110
H 86	Monchick, Randy	6	6	4	7	10	13	0.435	3	6	4	7	7	13	0.350	17	26	0.395	0	0	10.5	43	0.244
H 87	Pitts, Dennis	4	9	2	10	6	19	0.240	3	10	2	9	5	19	0.208	11	38	0.224	0	0	7.5	49	0.153
H 88	Jenkins, Bill	4	9	0	11	4	20	0.167	4	8	6	6	10	14	0.417	14	34	0.292	0	0	5.0	48	0.104
H 89	Stapleton, Bob	0	0	0	1	0	1	0.000	0	1	0	0	0	1	0.000	0	2	0.000	0	0	0.0	2	0.000

Raleigh Dart League

Registration for Fall 2013 Season

Wednesday, July 24, (Rally Point Sport Grill), 7:00-8:00 p.m.

Wednesday, July 24 ⌫⌦ **For returning teams AND new teams - there is only one night of registration!!!**
(If your team is not returning, please leave a message on VoiceMail.
New captain? Please pass this information on to him/her.)
Bring: 1) Completed roster - use BLACK pen please - with divisions played by by each member for last 3 seasons
2) ONE check for bar fee and a minimum of six players (Bar fee is $20; Player registration is $20) NO CASH WILL BE ACCEPTED!!!

Wednesday, July 24 **DEADLINE for unrestricted roster add-ons, at REGISTRATION (no extensions)**
July 25 through September 16 Add-ons pre-approved by the Membership Committee (Membership Committee Director - Heather Bohanan, 919-326-1956, heather.bohanan@dhhs.nc.gov)
1) Checks & player information as per roster to: Tim Mozzetti (Treasurer), 1217 Jack Road, Clayton, NC 27520; tjmozz@gmail.com
2) Membership Director will inform captain of Committee's decision
A PLAYER IS NOT ELIGIBLE UNTIL APPROVED, AND WITH DUES PAID

Wednesday, August 7 ⌫⌦ **Captains' meeting, 7:00-8:00 p.m., Rally Point Sport Grill (MANDATORY)**
Pick up schedules, blank scoresheets, team rosters, phone lists, rules, etc.

Wednesday, August 14 ⌫⌦ **8:00 p.m. Season starts**

Monday, September 16 **5th week captains' meeting, Rally Point Sport Grill (MANDATORY)**
... and RDL Board meeting --- Last day to add/replace a player with approval

FALL 2013 RALEIGH DART LEAGUE TEAM REGISTRATION FORM

Team Name _____ Team Number _____ (PLEASE LEAVE BLANK)

Player Name (not nickname):	Divisions played in previous 3 seasons	Dart experience (if any) outside RDL*	M/F	Phone #:	Fee Paid:
Home Bar & Dart Rep.:		Board #s:			
Captain: 0				(H)	0
				(C)	
		email:		(W)	
1				(H)	1
				(C)	
2				(H)	2
				(C)	
3				(H)	3
				(C)	
4				(H)	4
				(C)	
5				(H)	5
				(C)	
6				(H)	6
				(C)	
7				(H)	7
				(C)	
8				(H)	8
				(C)	
9				(H)	9
				(C)	

Captain's Address (for Tons and any other mailings): _____

☐ Check here if emails of the TONS are sufficient (i.e. no hard copy Tons in the mail). TOTAL: _____

Captain's Email: _____

** If there are players new to RDL and you are aware of their dart experience outside of RDL, please include that information here. You might say things like "Played in a mid-level team in Chicago for the past 6 years" or "No league experience but throws on a regular basis - consistently beats D & E players at Upper Deck LOD"*

T o n s o f N e w s l e t t e r

Home to the Fall Session of the Raleigh Dart League for the Banquet, Saturday, December 14, 2013 Issue #JK576

The "I'm Guessing Your Phone Autocorrecting Your Text To Your Girl To Read 'Big Ass' Is Usually A Bad Thing" Edition

TOURNAMENT WINNERS

"A" Division - ***Element Twenty Won*** *(14-8)*

Element completes the season/tournament double in yet another close match with Bullklitz that was tied at 8-8 before Element slowly pulled away, in large part due to Wil Tan's huge 141-Out in 501.

"B" Division - ***Excalibur*** *(12+-12)*

The greatest division in the history of all organized competition in the entirety of mankind ends exactly as it should, with the #7 and #8 seeds playing a 1001 for the Mugs before possibly heading to C.

"C" Division - ***BullsHitters*** *(13-7)*

In one of only two tournaments in which the better seed won every match (along with A division), the Hitters claim both the regular season and tournament for a 4th consecutive season (F,E,D,C divs)!

"D" Division - ***Projectile Dysfunction*** *(12+-12)*

Projectile, this season's #1 nail biter match winners (taking regular season matches with 12,12,12,13,13,14,14,14,14,14,15,16 points) take down the Madness in the only way that seems appropriate, in 1001.

"E" Division - ***We Be Triplin*** *(11-4)*

In a tournament final pairing of teams that had quite a few short-handed nights, Triplin wins another shorthanded battle to shake off their recent bridesmaid tag and take home their first Mug set.

"F" Division - ***Liquor Posse*** *(12+-12)*

The F tournament ends the exact same the way the F regular season did, with Danny Caputo popping a double in 1001 to bring the title to the Posse, this time over the upstart #6 seed Whizzle.

"G" Division - ***Shootin Da Bull*** *(14-8)*

After being the only team to beat Your Mom in the six weeks before the finals, Shootin Da Bull spanks Your Mom again to finally stop Your Mom from being on top for the first time in literally months.

"G" Division - ***Why Not*** *(13-10)*

Well, they don't really share results willingly (in almost any week of the tournament), but Why Not finally breaks through against Missing Flights to end the RDL's last bid at an undefeated season.

REGULAR SEASON WINNERS

"A" Division - ***Element Twenty Won*** *(13 wins, 1 loss)*
2nd place - Bullklitz

"B" Division - ***Despicable Us*** *(11 wins, 3 losses)*
2nd place - Fire for Effect

"C" Division - ***BullsHitters*** *(13 wins, 1 loss)*
2nd place - Rif Raf

"D" Division - ***Methodical Madness*** *(12 wins, 2 losses)*
2nd place - Projectile Dysfunction

"E" Division - ***Brown's Bombers*** *(11 wins, 3 losses)*
2nd place - We Be Triplin

"F" Division - ***Liquor Posse*** *(11 wins, 3 losses)*
2nd place - I Got Nothing

"G" Division - ***Your Mom*** *(11 wins, 3 losses)*
2nd place - Same Day Different Darts

"H" Division - ***Missing Flights*** *(14 wins, 0 losses)*
2nd place - Brewster's Pub

Rosters of all season- and tournament-winning teams are on page 4.)

TABLE OF CONTENTS

Item	Page Number
Tournament & Regular Season Winning Teams	1
Spring 2014 RDL Season Information	1
Final Divisional Standings	2
Final Divisional Tournament Results	3
Tournament & Regular Season Winning Team Rosters	4
Sp'14 season dates, Tiebreaker Summary, Big finishes	4
Tournament Trophy Dart Awards	5
Other Tournament Hot Darts	5
Regular Season Trophy Dart Awards	5
Divisional Singles Win %-age Winners	6
Divisional All-Star Point %-age Winners	6
Players Who Beat the Singles Winners	6
Season Penalty Summary	6
List of Host Establishments	7
Holiday blind draws, another league, scoresheet stuff	7
RDL Address and Phone No. Information	8
Event Calendar, Penalty Log	8
JK's All-Star Team Picks	9
Quick Stat Tidbits	9
JK's Prediction Results Summary	9
Prediction Results Table	10
Week-by-Week Match Results Table	11
Fall 2013 Trivia Questions Revisited	12
Fall 2013 Lyrics Quiz Revisited (cont. on pg. 14 too)	13
New rule needed?; RDL record!!; the bad & the good	14
RDL ladies rock; Tons compilation; signature darts!	15
Random Thoughts from JK	16,17
2013 NCCDL & NCLC standings, news, history	18
2013 NCCDL & NCLC perfect throws, tourn. results	19
2013 NC State Championships Results	20
Fliers for New Year's Tournament, Foothills Fling	21
Top Singles Records, by Division	22
Top Doubles Records, by Division	23
Top Singles+Doubles, by Division	24
Top All Star Point Averages, by Division	25
Top Individual Records, by Section of Play	26,27
League-Wide Individual Singles, Doubles Records	28
League-Wide Individual Singles + Doubles Records, and All-Star Point Averages	29
Singles, Doubles Records, Ranked by Team	30
Overall Records, All-Star Pt. Ave., Ranked By Team	31
Complete "A" Division Statistics	32
Complete "B" Division Statistics	33
Complete "C" Division Statistics	34
Complete "D" Division Statistics	35
Complete "E" Division Statistics	36
Complete "F" Division Statistics	37
Complete "G" Division Statistics	38
Complete "H" Division Statistics	39
Registration Materials for Spring 2014 RDL Season	40

SPRING 2014 RALEIGH DART LEAGUE SEASON INFORMATION

Registration Meeting for ALL Teams; The Upper Deck;
THURSDAY, January 2, 7:00-8:00 p.m.

MANDATORY Preseason Captains' Meeting; The Upper Deck;
Wednesday, January 15, 7:00-8:00 p.m.

Match Play begins on Wednesday, January 22

MANDATORY Fifth Week Captains' Meeting;
The Upper Deck; **Monday, February 24**, 7:00-8:00 p.m.

Divisional tournament weeks - **April 30, May 7 & 14**

FINAL!! DIVISIONAL TEAM STANDINGS FOR THE *FALL 2013* RDL SEASON

"A" Division

		W	L	Pts.
👍	Element Twenty Won 👍	13	1	226
👍	Bullklitz	13	1	221
3	Triple Threats	8	6	163
4	Lunatic Fringe	7	7	177
5	Appetite for Destruction	6	8	164
6	Is It In?	5	9	151
👎	Lager Heads	3	11	131
👎	Knights Form. Known as She	1	13	89

"B" Division

		W	L	Pts.
👍	Despicable Us 👍	11	3	182
👍	Fire for Effect	8	6	178
3	Red Dragons	8	6	169
4	Big Bulls	7	7	158
5	Nine Lives	6	8	170
6	Cork Blockers	6	8	163
👎	Excalibur	6	8	145
👎	Overtime Outlaws	4	10	139

"C" Division

		W	L	Pts.
👍	BullsHitters 👍	13	1	217
👍	Rif Raf	10	4	187
3	Traveling Beer Bellies	8	6	142
4	The Locals	7	7	178
5	Dublin Dublout	7	7	156
6	Coral Reefers	6	8	132
👎	Armed & Hammered	3	11	129
👎	Snuffy's Nightmare	2	12	117

"D" Division

		W	L	Pts.
👍	Methodical Madness 👍	12	2	211
👍	Projectile Dysfunction	12	2	184
3	Death Throw	7	7	181
4	Sharky's Machine	7	7	168
5	Leftovers	6	8	154
6	Menace 2 Sobriety	6	8	147
👎	Ted's H&S Emporium	3	11	142
👎	You're Supposed To Beat Us!	3	11	124

"E" Division

		W	L	Pts.
👍	Brown's Bombers 👍	11	3	203
👍	We Be Triplin	11	3	188
3	Drinkers with a Dart Problem	9	5	169
4	Blind Squirrels	7	7	156
5	No Bulls Hit	7	7	144
6	The Dartists	4	10	150
👎	All BullS hit	4	10	111
👎	XXX	3	11	130

"F" Division

		W	L	Pts.
👍	Liquor Posse 👍	11	3	193
👍	I Got Nothing	10	4	200
3	UZMAgain	10	4	194
4	Home Grown Wolves	9	5	195
5	One Armed Bandits	8	6	161
6	Five-OH! Whizzle	6	8	161
👎	EZDUZIT	1	13	104
👎	Double Tap	1	13	86

"G" Division

		W	L	Pts.
👍	Your Mom 👍	11	3	191
👍	Same Day Different Darts	10	4	190
3	Shootin Da Bull	9	5	183
4	Sofa Kings	9	5	173
5	That's What She Said	7	7	173
6	Show Us Your Tips	4	10	137
👎	Grateful Darts	3	11	140
👎	Who Darted?	3	11	112

"H" Division

		W	L	Pts.
👍	Missing Flights 👍	14	0	196
👍	Brewster's Pub	10	4	161
3	Why Not	10	4	145
4	Duck Commandos	8	6	172
5	Train Station Shooters	6	8	99
6	Tips & Shafts	4	10	150
👎	What's the Point?	3	11	135
👎	Ton-sters	1	13	49

LEGEND OF SYMBOLS IN STANDINGS: 👍 = *regular season division champion*

👍 = *clinched* "top-two" *finish in division* 👎 = *clinched* "bottom-two" *finish in division*

FALL 2013 RDL DIVISIONAL TOURNAMENT RESULTS

Quarterfinals	*Semifinals*	*Finals*	***WINNER***

"A" Division

1 **Element Twenty Won**
(13-1) **Element Twenty Won**
8 The Knights Formerly Known as She
(13-3) **Element Twenty Won**
5 Appetite for Destruction
(13-11) Lunatic Fringe
4 Lunatic Fringe
(14-8) **Element Twenty Won**
3 Triple Threats
(13-9) Triple Threats
6 Is It In?
(14-6) Bullklitz
7 Lager Heads
(14-6) Bullklitz
2 Bullklitz

"B" Division

1 Despicable Us
(13-8) Overtime Outlaws
8 Overtime Outlaws
(12+-12) Overtime Outlaws
5 Nine Lives
(14-8) Nine Lives
4 Big Bulls
(12+-12) **Excalibur**
3 Red Dragons
(13-3) Red Dragons
6 Cork Blockers
(14-4) **Excalibur**
7 **Excalibur**
(13-9) **Excalibur**
2 Fire for Effect

"C" Division

1 **BullsHitters**
(14-2) **BullsHitters**
8 Snuffy's Nightmare
(13-7) **BullsHitters**
5 Dublin Dublout
(13-4) The Locals
4 The Locals
(13-7) **BullsHitters**
3 Traveling Beer Bellies
(13-7) Traveling Beer Bellies
6 Coral Reefers
(14-10) Rif Raf
7 Armed & Hammered
(14-4) Rif Raf
2 Rif Raf

"D" Division

1 Methodical Madness
(14-4) Methodical Madness
8 You're Supposed To Beat Us!
(14-10) Methodical Madness
5 Leftovers
(?-?) Sharky's Machine
4 Sharky's Machine
(12+-12) **Projectile Dysfunction**
3 Death Throw
(14-10) Death Throw
6 Menace 2 Sobriety
(14-10) **Projectile Dysfunction**
7 Ted's H&S Emporium
(14-4) **Projectile Dysfunction**
2 **Projectile Dysfunction**

Quarterfinals	*Semifinals*	*Finals*	***WINNER***

"E" Division

1 Brown's Bombers
(14-4) Brown's Bombers
8 XXX
(13-11) No Bulls Hit
5 No Bulls Hit
(13-3) No Bulls Hit
4 Blind Squirrels
(11-4) **We Be Triplin**
3 Drinkers with a Dart Problem
(13-9) Drinkers with a Dart Problem
6 The Dartists
(12-9) **We Be Triplin**
7 All BullS hit
(12-9) **We Be Triplin**
2 **We Be Triplin**

"F" Division

1 **Liquor Posse**
(forfeit) **Liquor Posse**
8 Double Tap
(14-10) **Liquor Posse**
5 One Armed Bandits
(12-9) One Armed Bandits
4 Home Grown Wolves
(12+-12) **Liquor Posse**
3 UZMAgain
(14-4) Five-OH! Whizzle
6 Five-OH! Whizzle
(14-8) Five-OH! Whizzle
7 EZDUZIT
(14-2) I Got Nothing
2 I Got Nothing

"G" Division

1 Your Mom
(13-6) Your Mom
8 Who Darted?
(13-9) Your Mom
5 That's What She Said
(14-8) That's What She Said
4 Sofa Kings
(14-8) **Shootin Da Bull**
3 **Shootin Da Bull**
(14-4) **Shootin Da Bull**
6 Show Us Your Tips
(13-9) **Shootin Da Bull**
7 Grateful Darts
(14-10) Same Day Different Darts
2 Same Day Different Darts

"H" Division

1 Missing Flights
(10-0) Missing Flights
8 Ton-sters
(13-11) Missing Flights
5 Train Station Shooters
(12-2) Duck Commandos
4 Duck Commandos
(13-10) **Why Not**
3 **Why Not**
(14-2) **Why Not**
6 Tips & Shafts
(?-?) **Why Not**
7 What's the Point?
(13-3) Brewster's Pub
2 Brewster's Pub

THIS SEASON'S TIEBREAKERS

Same number of divisions and teams as last 2 seasons, so the same number of matches as those seasons. Despite the historic parity we experienced, we somehow dropped the tiebreaker total for the second straight season, falling to only 34 tiebreakers played (with 4 of those 34 occurring during the divisional tournaments). B and D divisions led the way with 7 tiebreakers each (with B having 2 in the tournament, and D having 1), followed by F (6, with the only other 1 in the tournament), E and G (4 each), and C and H (3 each) divisions. A division ended up without even one solitary tiebreaker all season.

This season's Cardiac Kids award (for most tiebreakers played) is shared by three teams, each with very different outcomes. While Menace 2 Sobriety in D division was a strong 3-1, the Home Grown Wolves in F was a decent 2-2. But sadly, the third team in that group is also the recipient of the Heartbreak Award (for most tiebreakers lost). Not only did Nine Lives drop 3 of their 4 1001 games, the last of those eliminated them from the B division tournament.

Probably the team that most appreciated the presence of a tiebreaker though was the Liquor Posse. The Posse only played in two 1001s, but those two? They won both, and the first clinched the F regular season title in week 14, while the second claimed the F Mugs this week.

SPRING 2014 RDL SEASON INFORMATION

I am putting these dates in many locations (pages 1, 4, 8, 40) because they might be the most important thing for you in this newsletter.

THURSDAY, January 2nd - Spring season registration, Upper Deck (online registration available in days immediately prior to the 2nd)
Wed., Jan. 15th - Preseason capts.' mtg./packet pickup, Upper Deck
Wednesday, January 22nd - Start of Spring season match play
Monday, Feb. 24th - Fifth week captains' meeting, Upper Deck
Wed., Apr. 30, May 7 / 14 - Spring season divisional tournaments
Saturday, May 17th - Spring season banquet, site TBD

JOE McCARTNEY IS HUMAN, LIKE US

Sometimes I think the agony of the game and the never-ending chase for that one moment, that one achievement… those are the things that keep us coming back. And keep us beating ourselves up…

From Joe in week 13: "I do have to share my frustration, my wife has been hearing my disappointment since I came home last night - I had a chance at Dart Greatness (for an E player). I had an 8 dart 301 in my finger tips - T02 in, T39, single 20 leaving with me with 40 on my 8th dart. And in typical 'Joe McCartney Fall 2013 Dart season', where I cannot get my dart game going, my 8th dart is .... a F'n 5. Yes, a five. One single 5. Net of it, it took another 15 darts before I closed. Damn making one single double-20, which I have done many times in the past… I would be on cloud nine today. Oh well.." [I'm so glad he at least still won that game… That could've been cruel… - JK]

BUT ALBERTO SANDOVAL EVIDENTLY IS NOT

Some guys always deliver at the biggest moments. And we all learn to hate those guys. (Unless they're on your team, as Alberto is with mine. :o) Seems like he could share some of the glory as he has been getting pretty gluttonous in the past several months. Some examples:

-- Biggest doubles cricket of the Bull City (Durham) League title match… Alberto is trailing. Soooo… Six-Bull, win, take title, smile.

-- Final 4-man set for the top teams in the NC City League. Match on the line. Soooo… T80, both double-outs (best of 3), win, smile.

-- Final 501 of final RDL week, with the game deciding the RDL A div. title. Pair with Robbie Phillips, hit 3 triple-20s, 2 single-20s, and a near-miss on the double. 13 dart game for the division win, smile.

-- Late doubles cricket set in NC City League semis. Trailing again. Six-bull again. Win set, smile. == Sooo… anybody hate him yet?

TEAMS THAT WON BOTH THEIR DIVISIONAL TOURNAMENT AND REGULAR SEASON TITLE !!!!!!

"A" Division - ***Element Twenty Won***

Jason Kilts (c)	Tom Brown	Robb Beeson
Robbie Phillips	Alberto Sandoval	Jon Kenney
Allen Smith	Wil Tan	Mark Knight
	Keith Wall	

"C" Division - ***BullsHitters***

Robert Reece (c)	Mike Gardner	John Wylie
Chad Massengill	Randy Massengill	Robert Massengill
Ted Marks	Ernie Gilyardi	C.J. Jobe
	Gary Long	

"F" Division - ***Liquor Posse***

Aaron Mooty (c)	Nathan Watkins	Storm Kincaid
Danny Caputo	Gus Martinez	Ryan Bathurst
Orion McDade	Tony Deel	Matthew Braswell

TEAMS THAT WON THEIR DIVISIONAL TOURNAMENT (but not regular season title) !!!!!!

"B" Division - ***Excalibur***

Kevin Coyne (c)	Gary Burney	Dave Buckman
Britt Phillips	Mikey Hindle	Josh Hall
Matt Bemis	Tim Vann	Bob James

"D" Division - ***Projectile Dysfunction***

Dave Tanner (c)	Ryan Raymond	Mike Steppe
Brian Smith	Billy West	Rob Rexrode
Gray Talley	Dempsey Letsch	Shane Nelson

"E" Division - ***We Be Triplin***

Alyssa Leggett (c)	Marc Garzon	Randy Baldwin
Patrick Todd	Eric Allen	Randy Deemer
	Eric Long	

"G" Division - ***Shootin Da Bull***

Craig Strickland (c)	Sandy Strickland	Andrew Strickland
Pat Ball	Andy Morse	Tony Newman
	Mindy Lawson	

"H" Division - ***Why Not***

Andrew Bowen (c)	Greg Stall	Luke Scala
Nicole Thomas	Amanda Liaker	Brian Port
Fulton Crowley	Josh Nowak	John Keleher
	Anderson Profit	

TEAMS THAT WON THEIR REGULAR SEASON TITLE (but not divisional tournament) !!!!!!

"B" Division - ***Despicable Us***

Julie Wilcox (c)	Randy Wilcox	Samantha Franklin
Galen Johnson	Eric Klann	Kevin Scott
Todd Bowman	Kevin Turner	Dave Woodard
	Pete Hall	

"D" Division - ***Methodical Madness***

Brad Hamilton (c)	Sheldon Citrak	Gregory Neill
John Carroll	Mike Horrall	Mike Venable
John Kuhns	John Wilson	Scott Stephenson

"E" Division - ***Brown's Bombers***

David Huffman (c)	Paul Spaulding	John Owens
Pete Rutten	Justin Vick	Sean O'Brien
Phil Robertson		Jim Bush

"G" Division - ***Your Mom***

Seth Fagan (c)	David Fagan	Amy Massey
Dan Therrien	Matt Cochran	Chris Amato
Joe Munroe	Josh Frumkin	Michael Galavottti

"H" Division - ***Missing Flights***

Doug Nettesheim (c)	Anthony Shirey	Tim Wright
Sebastian Foster	Kevin Casey	George Martin
	John Suan	

FALL 2013 TOURNAMENT!!! TROPHY DART AWARDS

9 Marks

Kyle Gaulthier **(3!)** (Bullklitz, 11/20, 12/4, 12/11)
Randy Deemer **(2)** (We Be Triplin, 11/20, 12/11)
Sid Mitchell **(2)** (Appetite for Destruction, 11/20, 11/20)
Robbie Phillips **(2)** (Element Twenty Won, 12/11, 12/11)
Brad Adams (Five-OH! Whizzle, 11/20)
Erin Hartmann (I Got Nothing, 11/20)
Ronnie Knott (Red Dragons, 11/20)
Dave Gelberg (Triple Threats, 12/4)
Bob McCredie (Traveling Beer Bellies, 12/4)
Joe Munroe (Your Mom, 12/11)

Ton-80s

Dave Krasnow (No Bulls Hit, 11/20)
Vince Martinez (I Got Nothing, 11/20)
Chad Massengill (BullsHitters, 12/4)
Wil Tan (Element Twenty Won, 12/4)
Tony Newman (Shootin Da Bull, 12/11)

6-Bulls

(none reported)

Ton-70-Ins and Outs

(none reported)

For those who are new or simply were not aware of it: fast games, high ins and high outs in the tournament do not win awards unless they are perfect shots (170s) or games.

OTHER TOURNAMENT HOT DARTS (Sorry, no award -- but they're still great shots)

Dave Krasnow	No Bulls Hit	**7-dart 301 (tying the all-time RDL record!)**	Wil Tan	Element Twenty Won	141-Out	Mark Knight	Element Twenty Won	117-Out
			Robbie Phillips	Element…	11-dart 301 (x3)	Jon Kenney & Wil Tan	Element Twenty Won	20-dart 501
Alberto Sandoval	Element Twenty Won 111-In, 109-In (in the same set)		Wil Tan Element Twenty Won	180, 126-Out, 10-dart 301, 12-dart 301 - all in one set!				

FALL 2013 REGULAR SEASON PERFECT THROWS

9-Marks

Randy Baldin **(2)** (We Be Triplin, 8/28, 10/16)
Tom Brown **(2)** (Element..., 10/30, 11/13)
Kyle Gaulthier **(2)** (Bullklitz, 9/18, 10/30)
David Huffman **(2)** (...Bombers, 9/4, 9/25)
Dave Krasnow **(2)** (No Bulls Hit, 8/14, 10/2)
Sid Mitchell **(2)** (Appetite..., 8/21, 10/30)
Scott Stankevich **(2)** (Bullklitz, 9/25, 10/16)
Wil Tan **(2)** (Element..., 10/9, 10/23)
Andrew Bowen (Why Not, 9/25)
Jim Budelman (Lunatic Fringe, 9/4)
Tim Bunn (Triple Threats, 9/18)
Scott Butters (Lager Heads, 11/6)
John Carroll (Methodical Madness, 9/4)
Henry Dougherty (EZDUZIT, 9/25)
Joel Eason (Lunatic Fringe, 9/25)
Eugene Foushee (Lager Heads, 8/21)
Scott Frye (Lunatic Fringe, 10/23)
Marc Garzon (We Be Triplin, 11/6)
Dave Goyen (XXX, 8/14)
Josh Hall (Excalibur, 11/6)
Pete Hartmann (I Got Nothing, 8/21)
Barry Jackson (Armed & Hammered, 10/30)
Joshua Janssen (Leftovers, 9/18)
Jon Kenney (Element Twenty Won, 10/13)
Kris Kilsdonk (Fire for Effect, 10/9)
Jason Kilts (Element Twenty Won, 10/2)
Billy Lloyd (Is It In?, 10/23)
Tim McNamara (The Knights Formerly…, 11/6)
Chris Moody (That's What She Said, 11/6)
Robbie Phillips (Element Twenty Won, 8/21)
David Romanchek (Nine Lives, 10/9)
Rod Stacy (Snuffy's Nightmare, 10/23)
J.J. Tant (Overtime Outlaws, 9/11)
Zach Vasbinder (Tips & Shafts, 9/4)
Billy West (Projectile Dysfunc., 9/18)
Randy Wilcox (Despicable Us, 11/13)
John Wilson (Methodical..., 10/16)
Dave Woodard (Despicable Us, 10/16)

Ton-80s

Tim McNamara **(3)** (The Knights Form. Known as She, 9/4, 9/18, 10/30)
Robbie Phillips **(3)** (Element Twenty Won, 9/25, 10/23, 11/6)
Kyle Gaulthier **(2)** (Bullklitz, 8/21, 10/2)
Paddy Althoff (Appetite for Des., 8/21)
Anthony Brownd (…She Said, 10/16)
Scott Butters (Lager Heads, 9/11)
Josh Frumkin (Your Mom, 11/13)
Randy Massengill (BullsHitters, 10/2)
Keith Ohrberg (Rif Raf, 10/9)
Charles Parker (Is It In?, 8/14)
Kenny Persson (Bullklitz, 8/14)
Robert Ray (Trav. Beer Bellies, 8/14)
Scott Sautter (Red Dragons, 9/11)
Chris Toolan (Big Bulls, 8/21)
Jeff Watson, Sr. (The Knights…, 11/13)
Jim White (One Armed Bandits, 9/4)

6-Bulls

Adam Bakowski (Lunatic Fringe, 9/4)
Paul Beaudoin (Lager Heads, 9/25)

FALL 2013 REGULAR SEASON DIVISIONAL TROPHY DART AWARDS

	A division	B division	C division	D division	E division	F division	G division	H division
High In (301 first turn only!!)	Ton-60 **Scott Frye** Lunatic Fringe (10/2)	Ton-20 **Matt Goss** Fire for Effect(8/21)	Ton-36 (10/2/13) **Dave Mercer** Snuffy's Nightmare	Ton-60 (11/6/13) **Tom Kubel** You're Supposed To Beat Us!	Ton-20 **Brad Prosser** The Dartists (8/21)	Ton-20 (8/21/13) **Aaron Mooty** Liquor Posse	Ton-16 (11/6/13) **Joe Rigert, Sr.** Show Us Your Tips	Ton-06 (10/23/13) **Kevin Timmons** Brewster's Pub
	Jon Kenney Element Twenty Won (10/16)	**Aaron Fitzgerald** Big Bulls (9/11)			**Jon Lesher** Blind Squirrels (9/4)			
		Eric Klann Despicable...(10/2)						
		Randy Wilcox Despicable..(10/30)						
High Out (301/501/ 1001)	Ton-46 (10/16/13) **Michael Johnson** Triple Threats	Ton **Britt Phillips** Excalibur (9/11)	Ton-40 (8/28/13) **Hugh Vance** …Beer Bellies	Ton-20 (9/18/13) **John Carroll** Methodical Madness	Ton-20 (11/13/13) **Jeff Jones** Blind Squirrels	Ton-35 (9/11/13) **Frankie Langston** Home Grown Wolves	Ton-11 (10/30/13) **Jim Dunham** Same Day Different Darts	Ton-34 (10/30/13) **Anthony Shirey** Missing Flights
		Ronnie Knott ...Dragons (10/23)						
Fast Singles 301	8 darts (8/14/13) **Jeff Watson, Sr.** The Knights Formerly Known as She	10 darts (8/21/13) **Matt Goss** Fire for Effect	11 darts (10/30/13) **Wally Winter** Dublin Dublout	11 darts (11/13/13) **Billy West** Projectile Dysfunction	13 darts (11/13/13) **Brad Prosser** The Dartists	11 darts (8/21/13) **Danny Caputo** Liquor Posse	10 darts (9/18/13) **Joe Rigert, Sr.** Show Us Your Tips	14 darts **Kenny Spencer** Tips & Shafts (9/4)
								Fulton Crowley Why Not (10/23)
Fast Singles Cricket	14 darts (9/25/13) **Mike Seward** Bullklitz	22 darts **Gary Burney** Excalibur (11/6)	21 darts (8/21/13) **Rick Bradshaw** The Locals	14 darts (9/18/13) **Jason Thomas** Ted's H&S Emporium	16 darts (10/16/13) **Todd Stevens** No Bulls Hit	22 darts (8/14/13) **David Simpson** Home Grown Wolves	22 darts (9/25/13) **Bill Wissinger** Same Day Different Darts	15 darts (11/13/13) **Bob Lane** Brewster's Pub
		Randy Wilcox Despicable...(11/13)						
Fast Doubles Cricket	16 darts (9/4/13) **Robbie Phillips & Alberto Sandoval** Element…	21 darts (9/4/13) **Matt Goss & Kris Kilsdonk** Fire for Effect	21 darts (11/6/13) **Jeff Rudy & Justin Stehle** Dublin Dublout	16 darts (10/23/13) **John Carroll & Scott Stephenson** Methodical…	25 darts (8/14/13) **David Huffman & John Owens** Brown's Bombers	24 darts (8/14/13) **Scott Kirkpatrick & Mark Powell** UZMAgain	22 darts (10/2/13) **Chris Dubose & Bill Wissinger** Same Day…	41 darts (11/13/13) **Andrew Borgna & Lee Woodworth** Tips & Shafts
Fast Doubles 501	13 darts (11/13/13) **Robbie Phillips & Alberto Sandoval** Element Twenty Won	19 darts (10/23/13) **Matthew Copple & Butch Smith** Nine Lives	20 darts (8/14/13) **Mitch Colton & Jim Gallagher** Coral Reefers	21 darts (9/18/13) **John Carroll & Brad Hamilton** Methodical Madness	20 darts (10/30/13) **Randy Baldwin & Randy Deemer** We Be Triplin	20 darts (9/4/13) **Lyman Kiser & Jim White** One Armed Bandits	18 darts (10/16/13) **John Iager & Chris Perkins** Grateful Darts	24 darts (10/30/13) **Kevin Casey & Anthony Shirey** Missing Flights
			Jess Jur & Keith Ohrberg Rif Raf					

Fall 2013 RDL Individual Season-Long Awards

SINGLES WIN PERCENTAGE

		W	L	%-age
	"A" Division			
Simon Healy	A5/ Triple Threats	24	4	0.857
	"B" Division			
Matt Goss	B1/ Fire for Effect	18	4	0.818
	"C" Division			
Chad Massengill	C6/ BullsHitters	22	2	0.917
	"D" Division			
Billy West	D8/ Projectile Dysfunctior	21	3	0.875
	"E" Division			
David Huffman	E7/ Brown's Bombers	24	2	0.923
	"F" Division			
David Simpson	F4/ Home Grown Wolves	24	3	0.889
	"G" Division			
Josh Frumkin	G3/ Your Mom	18	2	0.900
	"H" Division			
Andrew Bowen	H5/ Why Not	23	2	0.920

Women's Records

(# of women by div.: A-1, B-8, C-8, D-5, E-6, F-7, G-13, H-7)

[No women in A, C and D divisions satisfied both the minimum number of games requirement and the RDL rule requiring a win percentage of 0.500 or higher to claim a singles award.]

	Women - "B" Division			
Kris Kilsdonk	B1/ Fire for Effect	14	10	0.583
	Women - "D" Division			
Adrienne DeFontes	D6/ Sharky's Machine	17	11	0.607
	Women - "E" Division			
Deborah Blackwelder	E1/ Blind Squirrels	14	10	0.583
	Women - "F" Division			
Erin Hartmann	F7/ I Got Nothing	13	13	0.500
	Women - "H" Division			
Jenny Beebe	H6/ Ton-sters	10	9	0.526

ALL-STAR POINT AVERAGE

		ASPs	TGP	%-age
	"A" Division			
Robbie Phillips	A1/ Element Twenty Won	129.5	48	2.698
	"B" Division			
Jerry Minx	B1/ Fire for Effect	39.0	39	1.000
	"C" Division			
Chad Massengill	C6/ BullsHitters	55.5	48	1.156
	"D" Division			
John Carroll	D5/ Methodical Madness	66.0	48	1.375
	"E" Division			
David Huffman	E7/ Brown's Bombers	50.5	52	0.971
	"F" Division			
David Simpson	F4/ Home Grown Wolves	42.0	54	0.778
	"G" Division			
Dan Therrien	G3/ Your Mom	35.0	48	0.729
	"H" Division			
Stan Converse	H1/ Duck Commandos	33.0	46	0.717

Women's Records

(# of women by div.: A-1, B-8, C-8, D-5, E-6, F-7, G-13, H-7)

[No women in A division satisfied the minimum number of games requirement for claiming an all-star point average award.]

	Women's Records - "B" Division			
Kris Kilsdonk	B1/ Fire for Effect	20.0	43	0.465
	Women's Records - "C" Division			
Julie Dzengeleski	C8/ Armed & Hammered	24.5	49	0.500
	Women's Records - "D" Division			
Adrienne DeFontes	D6/ Sharky's Machine	29.5	54	0.546
	Women's Records - "E" Division			
Deborah Blackwelder	E1/ Blind Squirrels	36.0	52	0.692
	Women's Records - "F" Division			
Grace McGettigan	F8/ EZDUZIT	15.0	52	0.288
	Women's Records - "G" Division			
Meghan Howard	G8/ That's What She Said	18.5	55	0.336
	Women's Records - "H" Division			
Lee Woodworth	H3/ Tips & Shafts	11.0	51	0.216

THE PLAYERS WHO *BEAT* THE SINGLES %-AGE WINNERS

Who beat Simon Healy of Triple Threats in A division?
in 301: Jon Hardison (wk.2), Kyle Gaulthier (wk.6), Kevin Foushee (wk.14).
in cricket: Mike Seward (wk.6).

Who beat Matt Goss of Fire for Effect in B division?
in 301: Matthew Copple (wk.1).
in cricket: Chris Lee (wk.1), Bob Inauale (wk.6), Ronnie Knott (wk.9).

Who beat Chad Massengill of BullsHitters in C division?
in 301: Sal Reitano (wk.5), Sean Jarvah (wk.9).
in cricket: (none).

Who beat Billy West of Projectile Dysfunction in D division?
in 301: Tony Thomas (wk.9).
in cricket: Chris Elliott (wk.3), John Carroll (wk.11).

Who beat David Huffman of Brown's Bombers in E division?
in 301: Randy Baldwin (wk.3), Jay Brown (wk.11).
in cricket: (none).

Who beat David Simpson of Home Grown Wolves in F division?
in 301: Andy Krestalude (wk.8), Phil Murphy (wk.11).
in cricket: Rob Stuckey (wk.14).

Who beat Josh Frumkin of Your Mom in G division?
in 301: Phil Groves (wk.13).
in cricket: Phil Groves (wk.6).
[No, Frumkin & Groves didn't play each other in the other 2 singles…]

Who beat Andrew Bowen of Why Not in H division?
in 301: Zach Vasbinder (wk.4), Steve Zaytoun (wk.12).
in cricket: (none).

Who beat Adrienne DeFontes of Sharky's Machine in D division?
in 301: Tony Thomas (wk.1), Billy West (wk.5), Neal Hogan (wk.6), Brad Hamilton (wk.7), Tom Kubel (wk.10), Sean Bosier (wk.13).
in cricket: Joshua Janssen (wk.1), Mike Venable (wk.7), Brent Thomas (wk.8), Shawn Staley (wk.11), Ryan Raymond (wk.12).

FALL 2013 PENALTY SUMMARY

Holy cow, this column might as well just be written directly about H division… While H only had 26% of the teams that were penalized, that division was responsible for 58% of the penalties and 60% of the total points lost. And one of the teams set a new league record… but more on that in a minute….

Overall, there were 38 total penalties for a total of 313 lost points. That is a crapload, people. In total, there were 2 preseason captains' meeting penalties (for 10 total points), 7 fifth week captains' meeting penalties (35 points), 10 election ballot penalties (50 points), 7 phone penalties (35 points), 10 mail penalties (160 points), and 2 ineligible player penalties (23 points).

Nineteen of the 64 teams got a penalty, including at least one in every division, with C and H leading the way with 5 penalized teams each.

As noted above, H led the way with 22 total penalties for a loss of 189 total points. And that record-breaking team? **Why Not**, in its 7 total penalties, hit a loss in SIX different categories!! Those 53 points ended up costing them 2nd place and a set of team awards too! (And no, the 37 points that second place team also dumped to penalties would NOT have been enough to keep second if Why Not hadn't been penalized at all.)

WHERE WE PLAY

American Legion Fuquay-Varina **919-557-5990**
6400 Johnson Pond Road Fuquay-Varina
-about 0.2 miles from Fuquay Elementary School

The Big Easy **919-468-6007**
231 Grande Heights Drive Cary
-in the Harrison Pointe Shpg. Ctr., across from Papa John's

Brewster's Pub **919-650-1270**
1885 Lake Pine Drive Cary
-next to La Cocina Mexican restaurant

Brown's Billiards **919-878-9092**
5500 Atlantic Springs Road NE Raleigh
-off Spring Forest Rd., near Wake Forest Rd.

Buck's Billiards **919-467-5411**
1102 Buck Jones Rd toward Cary
-nearly across from Crossroads Ford dealership

Bull & Bear **919-847-3617**
5442 Six Forks Road N. Raleigh
-at corner of Six Forks & Millbrook, behind KFC

Cleveland Draft House **919-771-2337**
6101 NC Highway 42 West Garner
-0.7 mile west of I-40 on NC Highway 42

Havana Deluxe **919-831-0991**
437 Glenwood Ave Raleigh
-behind Armadillo Grill

High House Billiards **919-481-1103**
185 High House Road Cary
-between Old Apex Road and West Chatham Street

High Park Bar & Grille **919-833-4527**
625 E. Whitaker Mill Road Raleigh
-near intersection of Whitaker Mill & Wake Forest Rd.

Mac's Tavern **919-467-4114**
1014 Ryan Road Cary
-behind Burger King in Village Market Spg. Ctr.

Mahoney's Pub **919-322-2509**
6490 Tryon Road Cary
-at intersection of Tryon Road and the Cary Parkway

MoonRunners Saloon (formerly Characters Quarters)
1506 US Highway 70 **919-662-5119**
-next to Ragazzi's, across from Lowe's Garner

Natty Greene's Pub & Brewing Co. **919-232-2477**
505 West Jones Street Raleigh
-across from 42nd Street Oyster Bar & Napper Tandys

Oh'Mulligans - RTP **919-465-1900**
100 Jerusalem Drive Morrisville
-off Airport Boulevard, about 1.3 miles from I-40

On the Snap Billiards **919-557-9060**
2221 North Grassland Drive Fuquay-Varina
-at the corner of NC-55 and Dickens Road

Overtime Sports Pub **919-255-9556**
1030-149 N. Rogers Lane Raleigh
-corner of Rogers Ln/US-64, in Food Lion strip mall

Pantana's Pool Hall **919-833-2990**
3112 Hillsborough Road near NCSU
-between Daisy and Shepherd streets

Pat Murnane's Irish Pub (formerly Oh'Mulligan's-WF)
2101 South Main Street **562-5570**
-right next to the Remington Grill Wake Forest

Rally Point Sport Grill **919-678-1088**
1837 N. Harrison Ave. Cary
-in the Sam's Club plaza near I-40, behind Wendy's

Scooters **919-954-2171**
1911 Sego Court N. Raleigh
-near Atlantic/Millbrook inter., behind Batteries Plus

Sharky's Place **919-783-5448**
5800 Duraleigh Road NW Raleigh
-in the Yuppie Center near US 70 intersection

Snooker's-RW **919-828-7665**
3520 Wade Avenue NW Raleigh
-in Ridgewood Shopping Center

The Sports Page **919-266-3130**
835 North Smithfield Road Knightdale
-turn right at light past Walmart in K'dale, then 2nd driveway

TerraFin Station **919-773-2220**
25 Old Drug Store Road Garner
-at corner of Hwy 42 & Cleveland School Rd, acr. fr. Walgreen's

Tir na nOg Irish Pub **919-833-7795**
218 South Blount Street Dwtn. Raleigh
-across from City Market

Train Station Sports Bar & Grill **919-481-2442**
301-C N. Harrison Avenue Cary
-under Pure Gold, betw. Chatham St. & 54 @ RR tracks

The Upper Deck **919-460-1786**
329 N. Harrison Avenue Cary
-near intersection. of N. Harrison & Hwy. 54

Village Draft House **919-833-1373**
428 Daniels Street Raleigh
-in Cameron Village shopping center

HOLIDAY BREAK BLIND DRAWS

As in many previous years, throughout the holiday break the Upper Deck will be adding a weekly Wednesday blind draw for all those who just want to keep their regular dart night out rolling through the break. The Wednesday draw will be run just like the Friday and Sunday draws at the Deck (the Triple Shot will be exclusive to the Friday draws still). If you have more free time, you might want to try one or more of the other 5 weekly/monthly draws as well. For a full list, see the bottom half of the right column on page 8.

AND THE ANSWERS ARE: YES, AND YES

But two of the Wednesdays during the break this year are going to be on Christmas day and New Year's Day, you say. Is the Upper Deck really going to be holding a blind draw on Christmas? Yep! And New Year's too?! Yep! Both days… Registration will close at 8 p.m. on both of those days, just like always. When I confirmed both of those draws with Maridy Knight (of Cork Blockers, who runs most of the Upper Deck blind draws with her husband Mark, of Element Twenty Won), I texted back to her "Addicts… dart addicts, I tell ya…" Her response? "I resemble that remark."

OR MAYBE YOU WANT TO ADD ANOTHER LEAGUE?

If you're quick, and you live on the Chapel Hill side of things, you might be able to pick up a second league this coming season if you are so inclined. This past Thursday, the Triangle Dart League held their Organization & Information Meeting, followed by their Captains' Meeting. I've gathered that it was at these meetings that they were planning the upcoming season and setting registration times and locations. For more information about the league, the registration plans, etc., visit: http://www.ibiblio.org/ncdarts/tdl/

FUNNY SCORESHEET STUFF

From the week 13 Bullklitz scoresheet… This is when you know your team loves you. In the Hot Darts section were these listings: 120-In - Scott [Stankevich]; 2-In - Mike [Seward].

In week 9, the Duck Commandos listed their Total Games Played on the back of the scoresheet as 4.0, 3.0, 1.0, 3.0, etc., prompting captain Bob Carawon to leave me this note there: "I was just trying to be precise on our games played."

Oh, and you know that scoresheet template file I send out at the beginning of the season? The one with my team's template in it too? Well, some of those files end up in odd places. One H team, that just formed, was sending me scoresheets with my Fa12 Narfle the Element team's player information printed in place of theirs.

HOW TO REACH US

RDL VoiceMail 919-990-1218

Mail Scoresheets to: Jason Kilts - RDL Statistician
5005 Raintree Road, Durham, NC 27712

Scoresheet FAX available at:
919-324-3545 - email JK for confirmation of receipt!

New Member Fees and Newsletter Fees:
Tim Mozzetti, 320 SW Maynard Road, Cary NC 27511

Nomination and Election Ballots:
Heather Bohanan, 206 Shoals Lane, Garner, NC 27529

Grievances/Complaints/Rules Suggestions:
Jim Hunsberger, 508 E Academy St, Fuquay-Varina, NC 27526

All Other RDL Correspondence to:
(Just send whatever to Jason and he'll pass it along…)

2013 (& 2014) Board of Directors

President	Jason Thomas	919-795-4247
	email: jason@beyond-beta.com	
Vice President	J.P. Evans	919-423-4879
	email: jpefmsc@aol.com	
(interim) Secretary	*Memb. Director Heather Bohanan is presently also doing these duties…*	
Treasurer	Tim Mozzetti	919-649-1816
	email: tjmozz@gmail.com	
Membership	Heather Bohanan	919-326-1956
	email: heather.bohanan@dhhs.nc.gov	
Rules/Grievances	Jim Hunsberger	919-357-8419
	email: jim.hunsberger@gmail.com	

League Statistician/Editor : Jason Kilts 919-990-1218
email: jdkilts@yahoo.com or jason.kilts@duke.edu

"HOT DARTS" CALL-IN GUIDELINES

Here are the guidelines you should use for the minimum number of all-star points to report when calling in your scores.
"A" Div. = 4.5 or more ASPs; "B" Div. = 4.0 or more ASPs
"C, D" Divisions = 3.5 or more ASPs
"E, F, G" Divs. = 3.0 or more ASPs; "H" = 2.5 or more ASPs
Also, call in any fast games, high ins, high outs, or other amazing feats that you think warrant a little recognition (e.g., Ins & Outs higher than a Ton, 24-dart cricket games, 15-dart 301s, 24-dart 501s, Ton-70s and up, 5-Bulls+, etc.).

Extra note: it's also ok to call in "fast games" in each set, even if they don't necessarily meet the maximum dart counts above.

SEASON-LONG TROPHY DART MINIMUM GAMES PLAYED REQUIREMENTS

To be eligible for singles win %-age & all-star point ave. awards, you must play at least 66% of this season's projected games:
for ALL teams except the ten listed below (8 teams / div.):
Singles = 19 Games Played, ASPs = 37 Total Games Played
for B1,C6,D7,E3,E8,F2,F6,F7,G4,H1 (due to 1 forfeit rcvd.):
Singles = 18 Games Played, ASPs = 35 Total Games Played

RDL WEBSITE - www.raleighdartleague.org
(webmaster: Jason Thomas): jason@beyond-beta.com
[including a full RDL map, with a 15-mile radius function]

CALENDAR OF EVENTS

this past Thursday	Triangle Dart League (Ch. Hill) Organizational and Captains' meetings - reg. info out soon! (see previous page for more information)
Wed., Dec. 25	Upper Deck blind draw (yes, on Christmas)
Wed., Jan. 1	Upper Deck blind draw (yes, on New Year's)
Thu., Jan. 2	**Spring 2014 - RDL registration**, Upper Deck (online registration available in days immediately prior to the 2nd)
Jan. 3-5	**Celebrate the New Year Tournament**, (ADO), $3500, The Green Room, Pineville, NC (see tournament flyer on page 21)
Mon., Jan. 6	**RDL Board Meeting**
Wed., Jan. 15 7:00-8:00 p.m.	**Spring 2014 RDL Preseason Captains' Meeting**; The Upper Deck - mandatory
Jan. 17-19	**Foothills Fling**, (ADO), $6000+, Greenville, SC (see tournament flyer on page 21)
Wed., Jan. 22	**Spring 2014 - first night of match play**
Sun., Feb. 2	**likely the Upper Deck Super Bowl blind draw**
Mon., Feb. 24 7:00-8:00 p.m.	**Spring 2014 - Fifth week captains' meeting** Upper Deck; end of roster additions/ replacements (Also date of RDL Board Mtg.)
Tue., Mar. 4	**Bull City Dart League** (Durham) - likely last day to register teams for the spring season
Mon., Apr. 7	**RDL Board Meeting**
Wed., Apr. 30, May 7 / 14	**RDL Divisional Tournaments**
Mon., May 5	**RDL Board Meeting**
Sat., May 17	**Spring 2014 - Season Banquet**, site TBD

Other Local Weekly Leagues

Tuesdays	***Bull City Dart League*** , Durham
Thursdays	***Triangle Dart League*** , Chapel Hill

Weekly Blind Draws - Over the years, many blind draws have come and gone. If any of these folds or if any others start up, please let me know and I'll update this list. Thanks.

*(this one is double elim., $5 entry, bar adds **150%** of the pot!)*
Thu., 8 pm **Train Station**,919-481-2442,301 N. Harrison

(these next 5 are double elim., $5 entry, bar matches the pot!)
Fri., 8 pm **Upper Deck**,919-460-1786, 329 N.HarrisonAve
Sat., 7:30 pm **Brown's**,919-878-9092, 5500AtlanticSpringsRd
Sat., 8 pm **Sharky's Place**, 919-783-5448, 5800 Duraleigh
Sun., 8 pm **Upper Deck**,919-460-1786, 329 N.HarrisonAve
Mon., 8 pm **Sharky's Place**, 919-783-5448, 5800 Duraleigh

(this one runs the same as the above, but is once-a-month)
3rd Sat. each month, 7 pm **Amer.Leg. Fuq.-Var.**, 919-557-5990, 6400 Johnson Pond Rd; dates: 12/21, 1/18, 2/15

PENALTY LOG - Here are all the penalties assessed this season. Check here to see who lost what when.

Preseason capts.' mtg. (5 pts.): Why Not (H), Ton-sters (H). **Fifth week capts.' mtg. (5 pts.):** Overtime Outlaws (B), Armed & Hammered (C), One Armed Bandits (F), Your Mom (G), Why Not (H), Ton-sters (H), Train Station Shooters (H).
Election ballot (5 pts.): Excalibur (B), Coral Reefers (C), Rif Raf (C), Armed & Hammered (C), No Bulls Hit (E), Missing Flights (H), Why Not (H), Ton-sters (H), Train Station Shooters (H), Brewster's Pub (H).
Phone (5 pts.): Bullklitz (A,wk.9), Menace 2 Sobriety (D,wk.8), All BullS hit (E,wk.13), Why Not (H,wk.7,wk.8), Ton-sters (H,wk.4), Train Station Shooters (H,wk.3). **Mail (16 pts.):** Dublin Dublout (C,wk.12), Traveling Beer Bellies (C,wk.7), All BullS hit (E,wk.13), Show Us Your Tips (G,wk.10), Why Not (H,wk.8), Ton-sters (H,wk.4), Train Station Shooters (H,wk.3,wk.14), Brewster's Pub (H,wk.2,wk.4).
Ineligible player (any match win, all points, all statistics): Why Not (H,wk.6,12 pts.), Train Station Shooters (H,wk.4,11 pts).

THE THIRTY-FOURTH SEMI-ANNUAL EDITION OF : JK'S DIVISIONAL ALL-STAR TEAM PICKS

(Players within each division are listed alphabetically) (Players are chosen any way I damn well please - not purely by the numbers!)
(This is not purely my own guesses at who is simply the best thrower, but also who is important to their team, who is good in the clutch, etc.)

Divisional MVPs (four of whom were Divisional MVPs last season too!)

A Division	Robbie Phillips	Element Twenty Won	E Division	Dave Krasnow	No Bulls Hit
B Division	Randy Wilcox	Despicable Us	F Division	David Simpson	Home Grown Wolves
C Division	Chad Massengill	BullsHitters	G Division	Joe Rigert, Sr.	Show Us Your Tips
D Division	John Carroll	Methodical Madness	H Division	Kevin Timmons	Brewster's Pub

All of RDL -- Robbie Phillips -- Element Twenty Won

"A" Division

Tom Brown	Element Twenty Wo	One of the two A throwers ≥ 9-4 in all sets.
Kyle Gaulthier	Bullklitz	On fire right now like few have ever been.
Simon Healy	Triple Threats	And he played all the best guys repeatedly.
Sid Mitchell	Appetite for Destruc	Becoming a fixture on this division's list.
Robbie Phillips	Element Twenty Wo	What more can I say at this point?
Mike Seward	Bullklitz	Awesome 21-2 in cricket covers for '01.
Wil Tan	Element Twenty Wo	Mr. Clutch delivered at all the best spots.
Bob Terry	Lunatic Fringe	Still the guy the others don't want to play.

"B" Division

Matt Goss	Fire for Effect	Ok, so he's not exactly a 501 wizard…
Mikey Hindle	Excalibur	I'm betting he led the underdog Mug run.
Ronnie Knott	Red Dragons	Led his team (or tied) in wins in all 4 sets.
Zak Mayhew	Cork Blockers	Really took over as the Corkers' top gun.
John Mays	Nine Lives	Solid in all sets, and great in a couple.
Kevin Scott	Despicable Us	Is he late for 301? Or just on a big roster?
J.J. Tant	Overtime Outlaws	Big cricket winner was bit of an '01 weight.
Randy Wilcox	Despicable Us	Headed to A. Where he absolutely belongs.

"C" Division

Rick Bradshaw	The Locals	Not his best season, but he intimidates in C.
Jess Jur	Rif Raf	Won better than 4 of 5 for runners-up.
Billy Maccini	The Locals	Gets a little ragged by the end of the night.
David Martin	Rif Raf	Great pickup, nearly pushed team to top.
Chad Massengill	BullsHitters	Finally almost up to the proper division…
Randy Massengill	BullsHitters	Could he be the actual best Massengill?
Robert Ray	Traveling Beer Belli	Dropped from A, still played like an A guy.
Sal Reitano	The Locals	Three 10+-win sets and some passable 501.

"D" Division

Frank Allison	Sharky's Machine	One of the best throwers most don't know.
Angelo Azevedo	You're Supposed To	Holy cow, I guess we call him Mr. Singles.
John Carroll	Methodical Madness	25-1 in cricket, 16-6 in '01. Wins and wins.
Dave Tanner	Projectile Dysfunctic	2/3+ in both singles and doubles is strong.
Jason Thomas	Ted's H&S Emporiu	Doesn't write down ASPs, but hits a lot.
Billy West	Projectile Dysfunctic	He's back; throwing like he was never gone.
J.J. White	Menace 2 Sobriety	What a machine this guy was for Menace.
John Wilson	Methodical Madness	What a great second fiddle for strong team.

"E" Division

Randy Baldwin	We Be Triplin	SCkt is awesome, and the rest is decent too.
Randy Deemer	We Be Triplin	Nothing flashy, but just kept winning.
David Huffman	Brown's Bombers	When 10-3 is your bad set, that's just nuts.
Dave Krasnow	No Bulls Hit	Beats all the best players… repeatedly.
Jon Lesher	Blind Squirrels	Huge singles winner stole a few doubles.
Michael Raquet	The Dartists	Season after season, solid, solid, solid.
Mike Snyder	Drinkers with a Dart	Monster season carried the Drinkers.
Paul Spaulding	Brown's Bombers	Could be top gun on any other team in E.

"F" Division

Danny Caputo	Liquor Posse	Big winner, and hit two huge 1001 doubles.
Andy Krestalude	I Got Nothing	Nobody in any division is more 501 clutch.
Frankie Langston	Home Grown Wolve	Wins so much he's an honorary Simpson.
Mark Powell	UZMAgain	Wow, 13-0 in SCkt. Anything else is gravy.
Bob Rube	UZMAgain	Can't remember last time I didn't pick him.
David Simpson	Home Grown Wolve	Nobody delivers what his team needs more.
Tyler Simpson	Home Grown Wolve	The Simpson family is taking over a bit…
Denny Williams	UZMAgain	After 301 was one of F division's best.

"G" Division

Jim Dunham	Same Day Different	Most consistent set-to-set for #2 G team.
Seth Fagan	Your Mom	Successful season in the face of adversity.
Josh Frumkin	Your Mom	Almost never lost in the first three sets.
John Geraghty	That's What She Sai	Just a solid season throughout all four sets.
Mike Kyle	Same Day Different	Wow, Joe DCkt Guy needs a 501 partner.
Joe Munroe	Your Mom	Won more games than most even play.
Joe Rigert, Jr.	Show Us Your Tips	Looks like darts might run in the family.
Joe Rigert, Sr.	Show Us Your Tips	Responsible for huge portion of team's pts.

"H" Division

Andrew Borgna	Tips & Shafts	While the cricket was moderate, '01 rocked.
Andrew Bowen	Why Not	He certainly won't be the captain here…
Kevin Casey	Missing Flights	Almost led team to an undefeated season.
Fulton Crowley	Why Not	Slow starter, but picks it up in a hurry.
Sebastian Foster	Missing Flights	The rare guy who is great in every set.
John Keleher	Why Not	Doubles were good, singles were better.
Bob Lane	Brewster's Pub	Was especially good earlier in the match.
Kevin Timmons	Brewster's Pub	Sets w/9 wins, 10 wins, 11 wins, 12 wins…

QUICK STAT TIDBITS

-The **Quadruple Double Award** winners (double-digit wins in all 4 sections): Oh, man, down to only 2 people in the true Quadruple Double club this season: Robbie Phillips of Element Twenty Won in A, and David Huffman of Brown's Bombers in E. Phillips is (not surprisingly) a regular in these parts, and this is Huffman's second consecutive season with this achievement. We also had a set of four honorable mentions, for throwers who were only one win in one set away from joining the list: *Tom Brown* of Element in A, *Joe Rigert, Sr.* of Your Tips and *Joe Munroe* of Your Mom in G, and *Kevin Timmons* of Brewster's in H.

-The **Iron Man/Woman Award**: We didn't have a team show up with something awful like only 4 players every week, but we did have a team or two with a handful of shorthanded weeks. And one of those teams provided a chance for the Spring Iron Woman to come back and defend her 'more games for the buck' title! Denise Vithorkus of Tips & Shafts in H div. went well beyond the 69 games she played in the spring, putting up a league-leading 77 game total. A full 10 more than anyone else in any division! Honorable mentions as division leaders: Justin McCurry (Appetite) led A for a 2nd straight season, with 60; Aaron Fitzgerald (Big Bulls) in B with 65; Bob McCredie (Bellies) in C with 58; Gregg McCurry (Leftovers) in D with 65; Ryan Cusman (No Bulls Hit) in E with 65; Henry Dougherty (EZDUZIT) in F with 67; and Joe Munroe (Your Mom) in G with 60.

-The **Team Attendance Award** winners: Six teams all made a nice attempt for this category, but The Locals, Blind Squirrels, All BullS hit, and Tips & Shafts each sprinkled in too much of a 7th player, or played shorthanded all the time. In the end, there were two far more aligned to a pure 6-player lineup than all the rest: #2 was Shootin Da Bull in G division, who shared only 7 games with a 7th thrower; and #1 was I Got Nothing in F, who ended up a classic uniform 6-pack of players! I Got Nothing carried three emergency players, but never needed a single one!!

MY PRESEASON, WEEKLY, & TOURNEY PREDICTION RESULTS

As usual, I'm left with the option of trying to bluff my way through this part, or just telling the truth. And since I know that some of you squirrel away every last thing I've ever written about your team, I guess I better give real results… dang.

In my preseason picks (usually the toughest every season given the imminent roster changes/additions), I actually seemingly did my best predictions of the fall. Outside of B division, I mostly just mis-slotted about one team per division. My picks weren't "perfect" orders for several divisions, but I was really close to hitting all but one… B division. But even there, I wrote the following: "literally any of those teams could end up in A division next season." Looks like I kind of knew what a mess that whole division could become.

My weekly prediction results you can peruse pick-for-pick on the other side of this sheet of paper. I dropped from last season, almost entirely due to my B division record (still didn't even come close to the debacle of Sp12 though, so I must've been doing pretty well aside from my B picks). Those picks in B were pretty historic though… I was below 0.500 for every last team in the division, with 6-8 records for the Dragons and Big Bulls being my high bar. And with the Outlaws, I finished 3-10… 3 and friggin' 10! I got 9 in a wrong with them at one point. The odds of that seem nearly unbeatable. I promise I was trying…

Last but not least were my tournament predictions… And as usual, we jump to best-of-three, and my picks look generally pretty strong, despite the fact that I'm picking semifinals & finals that I conceivably could have wrong before the match is even played. But… not as strong as in some years… I was a great 27-5 in the quarterfinals, but then I slipped to only 9-7 in the semifinals, and then really stumbled in hitting only 2 of 8 Mug champions (but at least my team won, right?)! That's a final record of 38-18, which is decent, but not awesome. My Dark Horse picks were pretty inspired though… figures… given how oddly this season went.

JK'S TEAM-BY-TEAM, WEEK-BY-WEEK MATCH PREDICTION RESULTS

(I introduced this page eighteen seasons ago, and it has become almost expected as a newsletter staple. Feast your eyes on the success...)

For several years, many of you have taken no greater pleasure in your weekly darting endeavors than to call the RDL VoiceMail and point out to me just how wrong I was in my prediction of your match result. On a related note, I have noticed that many of you seem to have relatively selective memories saving only the weeks when I was wrong. Further, many others of you regularly embellish your statistics of how often you fool me. It's not so easy to get away with those rambles anymore, however, as you can see below. Each W is a week when I picked your match correctly, and each L is one I picked incorrectly. Division totals are to the right of the team totals, weekly totals are at the bottom, and in the space between the 14 weeks and the team totals, the two 'o' symbols indicate the teams for which I was only 0.500, and the twelve(!) 'x' symbols indicate the teams that fooled me more often than not. **[Well, what can I possibly say here? B division fooled me like no other division ever. Below 0.500 with every last team in the division? That hardly seems possible… but… there it is. And 9 wrong in a row with the Outlaws? How could that happen?! Yikes.]**

	wk1	wk2	wk3	wk4	wk5	wk6	wk7	wk8	wk9	wk10	wk11	wk12	wk13	wk14		Right	Wrong	**Overall**
A1/ Element Twenty Won	W	W	W	W	W	W	W	W	W	W	W	W	W	W		14	0	67.58%
A2/ Bullklitz	W	W	W	W	W	W	W	W	W	W	W	W	W	W		14	0	296 142
A3/ Appetite for Destruction	L	W	W	W	L	W	L	W	W	W	W	W	W	L		10	4	
A4/ Lunatic Fringe	W	W	L	W	W	L	L	W	W	L	W	W	W	L		9	5	
A5/ Triple Threats	L	W	L	L	W	W	W	W	L	L	W	W	W	W		9	5	
A6/ Is It In?	W	W	W	W	L	L	W	W	L	W	L	W	W	W		10	4	**A Division**
A7/ Lager Heads	W	W	W	W	W	W	W	W	W	W	L	W	W	W		13	1	82.14%
A8/ The Knights Formerly Known a	W	W	W	L	W	W	W	W	W	W	W	W	W	W		13	1	46 10
B1/ Fire for Effect	L	W	W	L	L	L	W	L	W	L	L	W	fft	L	x	5	8	
B2/ Excalibur	L	L	L	L	L	W	W	L	W	W	W	L	L	L	x	5	9	
B3/ Cork Blockers	L	W	W	L	L	W	L	L	L	L	L	W	L	W	x	5	9	
B4/ Overtime Outlaws	L	W	W	L	L	L	L	L	L	L	L	L	fft	W	x	3	10	
B5/ Nine Lives	L	L	W	L	L	W	W	L	W	L	L	W	L	L	x	5	9	
B6/ Red Dragons	L	W	W	L	W	L	W	L	W	L	L	L	W	L	x	6	8	**B Division**
B7/ Big Bulls	L	W	W	L	W	W	L	L	L	L	W	L	L	W	x	6	8	36.36%
B8/ Despicable Us	L	W	L	L	L	L	L	L	L	W	L	W	W	W	x	5	9	20 35
C1/ Snuffy's Nightmare	W	L	W	W	W	W	W	W	L	W	W	W	W	W		12	2	
C2/ Coral Reefers	W	W	W	W	L	L	W	L	W	W	L	L	W	W		9	5	
C3/ The Locals	L	L	W	L	W	L	W	L	L	W	W	W	W	L	o	7	7	
C4/ Dublin Dublout	W	L	W	L	L	W	L	W	W	W	W	L	W	L		8	6	
C5/ Rif Raf	L	L	W	W	W	W	W	L	W	W	W	W	L	W		10	4	
C6/ BullsHitters	W	W	L	W	W	W	W	W	W	fft	W	W	W	W		12	1	**C Division**
C7/ Traveling Beer Bellies	W	L	L	W	L	W	L	W	L	fft	L	W	L	L	x	5	8	65.45%
C8/ Armed & Hammered	W	L	W	W	L	W	W	L	L	W	W	W	W	L		9	5	36 19
D1/ Death Throw	L	L	L	W	L	W	L	W	W	W	L	W	L	L	x	6	8	
D2/ You're Supposed To Beat Us!	L	W	W	W	L	W	W	fft	W	L	W	W	W	L		9	4	
D3/ Leftovers	W	W	L	W	L	W	L	W	W	W	W	W	L	L		9	5	
D4/ Ted's H&S Emporium	W	W	W	W	W	W	W	W	W	W	L	W	L	L		11	3	
D5/ Methodical Madness	W	W	L	L	L	W	W	W	W	W	W	W	W	W		11	3	
D6/ Sharky's Machine	W	W	W	W	W	W	W	W	W	L	W	W	L	W		12	2	**D Division**
D7/ Menace 2 Sobriety	L	L	L	W	W	W	W	fft	W	W	W	W	W	W		10	3	72.73%
D8/ Projectile Dysfunction	L	W	W	L	W	W	W	W	W	W	W	W	W	W		12	2	40 15
E1/ Blind Squirrels	W	L	L	L	W	L	W	W	L	L	W	L	L	W	x	6	8	
E2/ All BullS hit	W	W	L	L	L	L	W	W	L	W	W	W	L	fft		7	6	
E3/ Drinkers with a Dart Problem	W	W	L	L	W	W	fft	W	W	L	W	L	W	L		8	5	
E4/ XXX	W	W	L	L	W	W	L	W	L	W	W	W	W	W		10	4	
E5/ The Dartists	W	W	W	W	W	W	L	W	L	W	W	L	W	W		11	3	
E6/ No Bulls Hit	W	L	W	L	W	W	fft	W	L	W	W	W	W	L		9	4	**E Division**
E7/ Brown's Bombers	W	W	L	W	L	W	W	W	L	W	W	W	W	W		11	3	66.67%
E8/ We Be Triplin	W	W	L	L	W	W	W	W	W	W	W	L	W	fft		10	3	36 18
F1/ Double Tap	W	W	W	W	L	W	W	W	W	fft	W	W	W	L		11	2	
F2/ Liquor Posse	W	L	W	W	L	W	W	L	W	W	W	L	fft	W		9	4	
F3/ One Armed Bandits	W	L	W	L	W	W	W	W	W	L	L	W	L	L		8	6	
F4/ Home Grown Wolves	L	W	L	L	W	W	W	L	W	L	L	L	W	L	x	6	8	
F5/ Five-OH! Whizzle	W	W	W	W	L	W	W	W	W	L	W	W	fft	L		10	3	
F6/ UZMAgain	W	W	L	W	fft	W	W	L	L	L	W	W	W	L		8	5	**F Division**
F7/ I Got Nothing	L	W	W	W	L	W	W	L	L	fft	W	W	L	W		8	5	67.92%
F8/ EZDUZIT	W	W	W	W	fft	W	W	W	W	W	W	W	W	L		12	1	36 17
G1/ Show Us Your Tips	W	W	L	L	L	L	L	L	W	W	L	W	W	W	o	7	7	
G2/ Shootin Da Bull	L	W	W	W	L	L	W	L	W	W	W	L	W	W		9	5	
G3/ Your Mom	W	W	L	W	L	W	W	W	W	L	W	W	W	W		11	3	
G4/ Sofa Kings	fft	W	L	W	L	W	L	W	W	W	W	L	W	W		9	4	
G5/ Grateful Darts	fft	W	W	L	W	W	W	W	W	W	L	W	W	W		11	2	
G6/ Who Darted?	W	W	L	W	W	L	W	W	W	W	W	W	W	W		12	2	**G Division**
G7/ Same Day Different Darts	L	W	L	W	W	W	L	L	W	L	W	W	W	L		8	6	69.09%
G8/ That's What She Said	W	W	L	W	W	L	L	L	W	W	W	W	W	L		9	5	38 17
H1/ Duck Commandos	W	W	W	L	W	W	W	W	W	W	L	L	fft	L		9	4	
H2/ Missing Flights	W	W	W	W	W	W	W	W	W	W	W	W	W	W		14	0	
H3/ Tips & Shafts	W	W	W	W	W	L	L	W	W	L	W	W	W	W		11	3	
H4/ What's the Point?	W	W	W	W	W	L	W	W	W	L	W	W	W	W		12	2	
H5/ Why Not	L	W	W	W	W	W	W	W	W	L	W	W	W	L		11	3	
H6/ Ton-sters	L	W	L	W	W	W	W	W	W	W	W	W	fft	W		11	2	**H Division**
H7/ Train Station Shooters	W	W	L	W	W	L	L	W	W	W	W	L	W	W		10	4	80.00%
H8/ Brewster's Pub	W	W	W	L	W	L	W	W	W	L	L	W	W	W		10	4	44 11
Right:	20	25	19	19	18	23	22	21	23	19	23	24	22	18				
Wrong:	11	7	13	13	13	9	9	10	9	11	9	8	7	13				
forfeited:	1	-	-	-	1	-	1	1	-	2	-	-	3	1				

RDL - Fall, 2013	Week 1		Week 2		Week 3		Week 4		Week 5		Week 6		Week 7		Week 8		Week 9		Week 10		Week 11		Week 12		Week 13		Week 14		Forfeits
	vs.	W/L Pts.	vs.	W/L Pts.	vs.	W/L Pts.	vs.	W/L Pts.	vs.	W/L Pts.	vs.	W/L Pts.	vs.	W/L Pts.	vs.	W/L Pts.	vs.	W/L Pts.	vs.	W/L Pts.	vs.	W/L Pts.	vs.	W/L Pts.	vs.	W/L Pts.	vs.	W/L Pts.	
A1/ Element Twenty Won	A8	W 19	a4	W 19	A6	W 14	a3	W 17	A5	W 14	a7	W 18	a2	L 11	a8	W 13	A4	W 14	a6	W 19	A3	W 17	a5	W 21	A7	W 17	A2	W 13	
A2/ Bullklitz	A6	W 16	a3	W 13	A8	W 21	a4	W 17	A7	W 16	a5	W 21	A1	W 13	a6	W 14	A3	W 17	a8	W 21	A4	W 18	a7	W 15	A5	W 13	a1	L 11	
A3/ Appetite for Destruction	a5	L 6	A2	L 11	a7	W 17	A1	L 7	a6	L 7	A8	W 21	A4	W 13	A5	L 10	a2	L 5	A7	W 18	a1	L 7	A6	W 16	a8	W 19	a4	L 7	
A4/ Lunatic Fringe	a7	W 15	A1	L 5	a5	L 10	A2	L 7	a8	W 20	A6	W 14	a3	L 11	A7	W 18	a1	L 10	A5	L 11	a2	L 6	A8	W 19	a6	W 14	A3	W 17	
A5/ Triple Threats	A3	W 17	a6	W 14	A4	W 14	a8	L 11	a1	L 10	A2	L 3	a7	W 13	a3	W 12	A6	L 10	a4	W 13	A8	W 15	A1	L 3	a2	L 11	A7	W 17	
A6/ Is It In?	a2	L 8	A5	L 10	a1	L 10	A7	W 14	A3	W 15	a4	L 10	A8	W 15	A2	L 10	a5	W 14	A1	L 5	a7	L 9	a3	L 7	A4	L 10	a8	W 14	
A7/ Lager Heads	A4	L 9	a8	W 14	A3	L 5	a6	L 10	a2	L 8	A1	L 6	A5	L 11	a4	L 6	A8	W 18	a3	L 6	A6	W 15	A2	L 9	a1	L 7	a5	L 7	
A8/ The Knights Formerly Known	a1	L 5	A7	L 10	a2	L 3	A5	W 13	A4	L 4	a3	L 3	a6	L 9	A1	L 8	a7	L 6	A2	L 3	a5	L 9	a4	L 5	A3	L 1	A6	L 10	
B1/ Fire for Effect	b5	L 6	B6	L 10	b7	W 17	B8	W 15	B3	L 7	b4	W 14	B2	W 19	B5	W 15	b6	W 16	B7	L 9	b8	L 10	b3	W 13	B4	*W 16*	b2	L 11	
B2/ Excalibur	b6	L 8	B5	W 12	b8	L 11	B7	L 8	B4	W 15	b3	L 12	b1	L 5	B6	W 16	b5	L 9	B8	L 5	b7	L 8	b4	W 14	B3	W 15	B1	W 12	
B3/ Cork Blockers	B7	L 9	b8	L 9	B5	L 8	b6	W 15	b1	W 17	B2	W 12	B4	W 14	b7	L 9	B8	L 11	b5	W 18	B6	L 6	B1	L 11	b2	L 9	b4	W 15	
B4/ Overtime Outlaws	B8	L 8	b7	W 16	B6	W 14	b5	W 15	b2	L 9	B1	L 10	b3	L 10	b8	L 10	B7	L 7	b6	L 12	B5	W 14	B2	L 10	b1	*L 0*	B3	L 9	1
B5/ Nine Lives	B1	W 18	b2	L 12	b3	W 16	B4	L 9	b8	L 12	B7	W 17	b6	W 14	b1	L 9	B2	W 14	B3	L 6	b4	L 10	B8	L 11	b7	W 12	B6	L 10	
B6/ Red Dragons	B2	W 16	b1	W 14	b4	L 10	B3	L 9	b7	W 13	B8	W 18	B5	L 10	b2	L 5	B1	L 8	B4	W 12	b3	W 18	B7	W 17	b8	L 7	b5	W 12	
B7/ Big Bulls	b3	W 13	B4	L 6	B1	L 7	b2	W 11	B6	L 11	b5	L 7	b8	W 17	B3	W 15	b4	W 17	b1	W 13	B2	W 13	b6	L 7	B5	L 12	B8	L 9	
B8/ Despicable Us	b4	W 16	B3	W 15	B2	W 13	b1	L 9	B5	W 12	b6	L 6	B7	L 7	B4	W 14	b3	W 13	b2	W 18	B1	W 14	b5	W 13	B6	W 17	b7	W 15	
C1/ Snuffy's Nightmare	c7	L 8	C8	W 14	C3	L 3	c6	L 3	c5	L 11	C4	L 2	c2	L 11	C7	L 7	c8	W 13	c3	L 4	C6	L 10	C5	L 9	c4	L 11	C2	L 11	
C2/ Coral Reefers	c8	W 16	C6	L 8	C5	L 7	c7	L 7	c4	W 12	C3	W 13	C1	W 13	C8	L 8	c6	L 6	c5	L 8	C7	W 10	C4	L 6	c3	L 10	c1	W 13	
C3/ The Locals	c5	L 10	C7	W 18	c1	W 14	C4	L 10	C6	L 9	c2	L 11	c8	W 16	C5	W 14	c7	L 10	C1	W 20	c4	W 18	c6	L 8	C2	W 12	C8	L 8	
C4/ Dublin Dublout	c6	L 10	C5	L 8	c8	W 13	c3	W 14	C2	L 12	c1	W 18	C7	L 10	C6	L 10	c5	L 6	C8	W 16	C3	L 6	c2	W 18	C1	W 13	c7	W 18	
C5/ Rif Raf	C3	W 14	c4	W 16	c2	W 15	C8	W 15	C1	W 13	c7	W 16	C6	L 11	c3	L 10	C4	W 18	C2	W 16	c8	W 12	c1	W 15	C7	L 10	c6	L 11	
C6/ BullsHitters	C4	W 14	c2	W 16	C7	L 11	C1	W 21	c3	W 15	C8	W 16	c5	W 13	c4	W 14	C2	W 18	c7	*W 16*	c1	W 14	C3	W 16	c8	W 20	C5	W 13	
C7/ Traveling Beer Bellies	C1	W 16	c3	L 6	c6	W 13	C2	W 17	c8	L 9	C5	L 8	c4	W 12	c1	W 17	C3	W 14	C6	*L 0*	c2	L 10	C8	W 18	c5	W 14	C4	L 4	1
C8/ Armed & Hammered	C2	L 8	c1	L 10	C4	L 11	c5	L 9	C7	W 13	c6	L 8	C3	L 8	c2	W 16	C1	L 11	c4	L 8	C5	L 12	c7	L 6	C6	L 4	c3	W 15	
D1/ Death Throw	D8	W 14	d7	L 12	D5	W 13	d4	W 18	d2	L 11	D6	L 9	d3	L 12	d8	L 8	D7	W 15	d5	L 10	D4	L 10	D2	W 20	d6	W 14	D3	W 15	
D2/ You're Supposed To Beat Us!	D7	L 10	d5	L 7	d6	L 5	D3	L 10	D1	W 13	d8	L 10	D4	L 7	d7	*L 0*	D5	L 9	D6	W 13	d3	L 9	d1	L 4	D8	L 11	d4	W 16	1
D3/ Leftovers	D6	W 14	d8	L 10	D7	L 12	d2	W 14	d5	L 6	d4	W 12	D1	W 12	d6	L 10	D8	L 10	d7	W 15	D2	W 12	D5	L 9	D4	L 9	d1	L 9	
D4/ Ted's H&S Emporium	D5	L 6	d6	L 8	D8	L 10	D1	L 6	d7	L 12	D3	L 12	d2	W 17	d5	L 6	D6	L 11	d8	L 10	d1	W 14	D7	L 7	d3	W 15	D2	L 8	
D5/ Methodical Madness	d4	W 18	D2	W 16	d1	L 11	d8	L 10	D3	W 13	D7	W 21	d6	W 15	D4	W 18	d2	W 15	D1	W 14	D8	W 13	d3	W 11	d7	W 18	D6	W 18	
D6/ Sharky's Machine	d3	L 10	D4	W 16	D2	W 16	d7	W 15	D8	L 11	d1	W 15	D5	L 9	D3	W 14	d4	W 13	d2	L 11	D7	W 13	d8	L 9	D1	L 10	d5	L 6	
D7/ Menace 2 Sobriety	d2	W 14	D1	W 12	d3	W 12	D6	L 9	D4	W 12	d5	L 3	D8	L 10	D2	*W 16*	d1	L 9	D3	L 9	d6	L 11	d4	W 17	D5	L 6	d8	L 12	
D8/ Projectile Dysfunction	d1	L 10	D3	W 12	d4	W 14	D5	W 14	d6	W 13	D2	W 14	d7	W 14	D1	W 16	d3	W 14	D4	W 12	d5	L 11	D6	W 15	d2	W 13	D7	W 12	
E1/ Blind Squirrels	E5	W 17	e6	L 11	E3	L 8	e4	W 14	e8	L 6	E2	W 13	e7	L 6	e5	W 14	E6	W 13	e3	L 10	E4	W 14	E8	W 12	e2	L 11	E7	L 7	
E2/ All BullS hit	E6	W 11	e5	W 16	E4	L 7	e3	L 9	E7	W 14	e1	L 11	E8	L 10	e6	L 10	E5	L 8	e4	L 10	E3	L 10	e7	L 4	E1	W 12	e8	*L 0*	1
E3/ Drinkers with a Dart Problem	E7	L 7	e8	L 12	e1	W 16	E2	W 15	E5	W 12	e4	W 14	E6	*W 16*	e7	L 8	E8	L 6	E1	W 11	e2	W 13	e5	L 10	E4	W 13	e6	W 16	
E4/ XXX	E8	L 7	e7	L 8	e2	W 17	E1	L 10	e6	L 5	E3	L 7	e5	L 11	e8	L 7	E7	W 13	E2	W 12	e1	L 8	E6	L 7	e3	L 10	E5	L 8	
E5/ The Dartists	e1	L 7	E2	L 8	E6	L 8	e7	L 10	e3	L 12	E8	L 10	E4	W 13	E1	L 10	e2	W 16	e6	L 8	E7	L 9	E3	W 14	e8	L 9	e4	W 16	
E6/ No Bulls Hit	e2	L 10	E1	W 11	e5	W 13	E8	W 16	E4	W 19	e7	L 8	e3	*L 0*	E2	W 10	e1	L 8	E5	W 14	e8	L 10	e4	W 13	E7	L 10	E3	L 7	1
E7/ Brown's Bombers	e3	W 17	E4	W 16	e8	L 10	E5	W 14	e2	L 10	E6	W 16	E1	W 18	E3	W 16	e4	L 11	E8	W 13	e5	W 13	E2	W 20	e6	W 12	e1	W 17	
E8/ We Be Triplin	e4	W 17	E3	W 12	E7	W 14	e6	L 8	E1	W 18	e5	W 14	e2	W 12	E4	W 13	e3	W 17	e7	L 11	E6	W 12	e1	L 11	E5	W 13	E2	*W 16*	
F1/ Double Tap	F5	L 5	f4	L 8	F7	L 5	f2	L 8	f3	L 9	F6	L 7	f8	L 6	f5	L 4	F4	L 5	f7	*L 0*	F2	L 1	F3	L 10	f6	L 7	F8	W 11	1
F2/ Liquor Posse	F6	W 14	f3	W 16	f8	W 16	F1	W 16	f4	L 10	f5	W 13	f7	W 14	f6	L 9	F3	W 14	F8	W 16	f1	W 23	F4	L 4	F5	*W 16*	F7	W 12	
F3/ One Armed Bandits	f8	W 16	F2	L 8	F5	W 14	f4	L 7	F1	W 15	f7	L 9	F6	L 7	F8	W 16	f2	L 10	f5	L 11	F4	W 13	f1	W 14	F7	W 13	f6	W 13	
F4/ Home Grown Wolves	f7	L 12	F1	W 16	f6	L 6	F3	W 17	F2	W 14	f8	W 12	F5	W 12	F7	L 5	f1	W 19	F6	W 17	f3	L 11	f2	W 19	F8	W 23	f5	L 12	
F5/ Five-OH! Whizzle	f1	W 15	F8	W 13	f3	L 10	F6	L 11	F7	L 11	F2	L 9	f4	L 12	F1	W 20	f8	W 13	F3	W 13	f6	L 11	f7	L 11	f2	*L 0*	F4	W 12	1
F6/ UZMAgain	f2	L 10	F7	W 13	F4	W 18	f5	W 13	F8	*W 16*	f1	W 17	f3	W 17	F2	W 15	f7	L 9	f4	L 7	F5	W 13	f8	W 18	F1	W 17	F3	L 11	
F7/ I Got Nothing	F4	W 12	f6	L 11	f1	W 19	F8	W 12	f5	W 13	F3	W 15	F2	L 10	f4	W 19	F6	W 15	F1	*W 16*	f8	W 22	F5	W 13	f3	L 11	f2	L 12	
F8/ EZDUZIT	F3	L 7	f5	L 10	F2	L 8	f7	L 8	f6	*L 0*	F4	L 12	F1	W 16	f3	L 8	F5	L 10	f2	L 8	F7	L 2	F6	L 5	f4	L 1	f1	L 9	1
G1/ Show Us Your Tips	G8	W 13	g7	L 9	g6	L 12	G5	L 11	g3	W 15	G2	W 15	G4	L 10	g8	L 7	G7	L 8	G6	W 15	g5	L 10	G3	L 10	g2	L 9	g4	L 9	
G2/ Shootin Da Bull	G7	W 13	g8	W 13	g5	W 14	G6	W 15	G4	L 12	g1	L 9	g3	L 9	g7	L 11	G8	W 14	G5	W 16	g6	W 18	g4	L 10	G1	W 15	G3	W 14	
G3/ Your Mom	g6	W 16	G5	W 13	g7	W 13	G8	W 14	G1	L 9	g4	W 18	G2	W 15	G6	W 23	g5	W 15	G7	L 8	g8	W 13	g1	W 14	G4	W 15	g2	L 10	
G4/ Sofa Kings	g5	*W 16*	G6	W 16	g8	L 12	G7	L 10	g2	W 12	G3	L 6	g1	W 14	G5	W 14	g6	W 16	G8	W 14	g7	L 6	G2	W 14	g3	L 8	G1	W 15	
G5/ Grateful Darts	G4	*L 0*	g3	L 6	G2	L 10	g1	W 13	g8	L 12	G7	L 9	G6	L 11	g4	L 10	G3	L 9	g2	L 8	G1	W 14	G8	L 11	g7	L 10	g6	W 17	1
G6/ Who Darted?	G3	L 6	g4	L 8	G1	W 12	g2	L 9	g7	L 10	G8	W 14	g5	W 13	g3	L 1	G4	L 8	g1	L 9	G2	L 6	G7	L 8	g8	L 5	G5	L 3	
G7/ Same Day Different Darts	g2	L 11	G1	W 15	G3	L 11	g4	W 13	G6	W 14	g5	W 15	G8	L 11	G2	W 13	g1	W 15	g3	W 15	G4	W 18	g6	W 16	G5	W 14	g8	L 9	
G8/ That's What She Said	g1	L 11	G2	L 11	G4	W 12	g3	L 10	G5	W 12	g6	L 10	g7	W 13	G1	W 17	g2	L 10	g4	L 10	G3	L 11	g5	W 12	G6	W 19	G7	W 15	
H1/ Duck Commandos	H3	L 9	h4	W 16	h2	L 5	H8	L 10	H7	W 13	h6	W 18	H5	L 9	h3	W 12	H4	W 14	H2	L 11	h8	W 15	h7	L 11	H6	*W 16*	h5	W 13	
H2/ Missing Flights	H4	W 18	h3	W 15	H1	W 18	h7	W 13	H8	W 14	h5	W 12	h6	W 15	h4	W 14	H3	W 16	h1	W 13	H7	W 14	h8	W 14	H5	W 13	H6	W 12	
H3/ Tips & Shafts	h1	W 12	H2	L 9	H4	W 12	h5	L 8	H6	W 18	h8	L 12	H7	L 10	H1	L 11	h2	L 6	h4	L 10	H5	L 7	h6	W 16	H8	L 9	h7	L 10	
H4/ What's the Point?	h2	L 6	H1	L 8	h3	L 11	H6	L 9	H5	L 9	h7	W 15	H8	L 4	H2	L 10	h1	L 10	H3	W 13	h6	W 19	h5	L 9	H7	L 9	h8	L 3	
H5/ Why Not	H6	W 14	h7	W 15	h8	W 15	H3	W 16	h4	W 15	H2	L 12	h1	W 15	h6	W 19	H7	W 14	H8	L 12	h3	W 17	H4	W 13	h2	L 10	H1	L 11	
H6/ Ton-sters	h5	L 7	H8	L 4	H7	L 8	h4	W 13	h3	L 6	H1	L 6	H2	L 9	H5	L 4	h8	L 6	h7	L 8	H4	L 3	H3	L 3	h1	*L 0*	h2	L 8	1
H7/ Train Station Shooters	h8	L 6	H5	L 9	h6	W 16	H2	L 11	h1	L 11	H4	L 9	h3	W 14	H8	L 10	h5	L 10	H6	W 14	h2	L 9	H1	W 13	h4	W 14	H3	W 11	
H8/ Brewster's Pub	H7	W 18	h6	W 19	H5	L 9	h1	W 13	h2	L 10	H3	W 12	h4	W 20	h7	W 14	H6	W 16	h5	W 12	H1	L 9	H2	L 10	h3	W 15	H4	W 21	

THIS SEASON'S TRIVIA QUESTIONS… REVISITED

I now run this column during seasons in which I've included trivia questions all season. Each question is listed exactly as it was during the season, so there is potential for a question to now be out of date, but it's usually not too much of a problem. Each question is listed under the week number when it ran, and the answers follow the questions. No peeking…

Week 9 question: For this first question of the week, we are bringing back a question we've had in a past season, in honor of B division. What is the worst match record, in my 35 seasons as statistician, to claim a regular season division title?

Week 10 question: We presently sit with a 101-In and a 92-Out taking High In/Out awards in a couple divisions if things hold up. What are lowest "In" and "Out" awards the RDL has awarded in my 35 seasons as statistician?

Week 11 question(s): What is the greatest total number of forfeits in any one season during my 35 seasons as statistician? What is the greatest number of teams to have lost at least one match by forfeit in the same season?

Week 12 question: In my 35 seasons as statistician, what is the greatest number of divisions in any one season that had not produced a division title-clinching team prior to the final week?

Week 13 question: Of course I'm going to follow that last one up… In my 35 seasons as statistician, what is the lowest number of divisions in any one season that had not produced a division title-clinching team prior to the final week?

Week 14 question: In my 35 (and for the purposes of this question, now 36) seasons as statistician, what is the worst record to have claimed a divisional singles win percentage title?

Week 9 answer: In my 35 seasons, the worst record to ever claim a division title has been 9 wins, 5 losses. And that has happened 3 times - No Clue took D division in the Fa97 season, the Starving Dartists claimed D division in the Fa00 season, and Dublin-Dublout won E division in the Sp12 season. Each of those teams won a point race, as 2, 2, and 3 teams had finished with a 9-5 in those three divisional races, respectively. So what do you think… is this season's B winner headed to an equal (or worse!?) record? [*Answer update for the banquet Tons*: Despite the leader of B div. sitting at a very moderate 4-3 at the midway point of the season, it turns out the division didn't even come close to the record. While 7 of the 8 B teams finished 8-6 and worse, Despicable Us ended the season with a 7-match streak that ran them all the way up to 11 wins.]

Week 10 answer: Well, the first thing to recognize here is that we've only given divisional High In and High Out awards since the start of 2007. That means the first 22 seasons with me as statistician included only leaguewide High Ins & Outs. In that time, the lowest Ins and Outs that were awarded were a 149-In (Spring 2003, by both Tom Brown and Jim Budelman) and a 126-Out (Spring 2000, by both Lee Scott and George Sutphen). But in the 13 seasons since we separated the awards divisionally, we've (predictably) had some significantly lower winning numbers. Thus, the real answers to this question are: a pair of 105-Ins (both in Spring 2011, in H division, by Michael Solomon and Shannon Lougher), and a 55-Out (in Spring 2010, in H division, by Norm Klein - this is the only Out award ever given for a score below 80). [*Answer update for the banquet Tons*: While we came nowhere near the low High Out record this season, H division missed out on the low High In mark by just 1 point. Not a record they would really want, I suppose, but one they almost got anyway.]

Week 11 answer: Ok, well, the greatest total number of forfeits in a season is 18, with that number produced by only 3 teams in the Fall 2008 season. Two of those teams were removed from the schedule due to repeated forfeiting, with one team eventually dropping 10(!) matches due to the administrative removal. The greatest number of different teams that have forfeited is 7, with that occurring twice - Fall 1997 (for a total of 15 forfeits) and Fall 2012 (for a total of only 8 forfeits). This season we've already had 6 different teams forfeit, so the team record is actually in jeopardy (I hope we don't reach it); but they've only forfeited once each, so the total forfeit number record is likely pretty safe this time around. [*Answer update for the banquet Tons*: Wow, oh wow, did we smash the "number of teams with a forfeit" record this season! In the end, we had an astonishing TEN teams forfeit a match this time around. Ten. Out of only 64. 15.6% of the league forfeited a match this season. That is flippin' crazy. At least those ten teams only forfeited once each during the season (although one did go ahead and forfeit its quarterfinal also).]

Week 12 answer: Ok, this question was a little bit cooler to go back and research than I expected when I wrote it. Just seeing the amount of final week drama (or sometimes lack thereof) that has occurred was really pretty interesting. And it turns out that the most drama- packed week 14 happened in the Spring 2012 season, when 7 of 8 division races went to the final week! Sadly (I guess), the drama didn't produce a lot of changes, as 6 of the 7 unclinched leaders held on for their titles. Better drama was found back in Spring 2007, when 6 races were still on, and 3 leads changed hands in week 14!

Week 13 answer: Holy cow, the Fall 1998 season was short on drama… ALL SEVEN division titles had been clinched before the last week of the season. Wow. When you add in this season's 5 division races that have yet to be decided, it turns out that we average 3.4 divisions per season that go to the final week (out of an average of 7.3 divisions per season). So this season has more drama than usual! Excellent. I don't know about you guys, but I'm pulling for the teams that presently sit in second place… [*Answer update for the banquet Tons*: This season, 2 of the 5 teams that entered week 14 in first place but had not yet clinched the title gave way in the final night. Element Twenty Won passed Bullklitz in the final 501 of their head-to-head match in A division, and the Liquor Posse leapfrogged both I Got Nothing and UZMAgain with a 1001 win in the final week to take the F title from the third slot!]

Week 14 answer: [This one is automatically an update for the banquet Tons, because I didn't have room to run the answer in the tournament edition of the Tons. Thus, here is your first look at this particular answer…] First, the short answer that directly answers the rather simple question: Tim Lane holds this record, with a 0.750 win percentage (15-5) in the Fall 2007 B division season, making him the only singles champ to lose a quarter of his/her games. And now for the longer answer: over our 36 seasons, featuring a total of 262 competitive divisions, 13 times the player with the best singles win percentage in a division has won less than 80% of his/her games. It has never happened in A, G or H divisions, and E leads in terms of most seasons with super-balanced individual stats (with 5 of the 13 sub-0.800 singles champs - although it should be noted that 3 of those 5 were all tied in the same Fall 1998 season). The full list of the 13 sub-0.800 singles champs is: Tim Lane (0.750, 15-5, Fa07 B), Tim Davis (0.760, 19-6, Sp98 F), Stan Converse (0.769, 20-6, Sp98 E), Vicente Martinez (0.786, 22-6, Sp11 C), Andrew Bacanskas (0.783, 18-5, Sp02 F), Bob Rube (0.783, 18-5, Sp96 F), Tom Winters (0.783, 18-5, Fa07 D), Jacky Buckman/ Justin Cunningham/Bill Stasko (0.786, 22-6, Fa98 E), Tom Kubel (0.792, 19-5, Fa09 B), Steve Wilcenski (0.792, 19-5, Sp10 E), and Andy Schwochow (0.792, 19-5, Sp10 F).

THIS SEASON'S LYRICS QUIZZES… REVISITED

Much like the column of this season's trivia questions on the previous page, I've listed here each lyrics quiz from this season. Each lyric is listed exactly as it was during the season. Each lyric is listed under the week number when it ran, and the answers are listed at the bottom of the page (and continuing onto the next page). No peeking… So who's ready to re-play "Name the band/singer and song (and weekly theme)"?

Week 2, song #1 lyric: "Feel the fire, he's entering the ring, His mindset only knows how to win, This Danish fighter will break you in two"

Week 2, song #2 lyric: "There's no blame only shame, When you beg you just complain, The more I come the more I try, All police are paranoid"

Week 2, song #3 lyric: "Feel the rhythm with your hands, Steal the rhythm while you can… Speak the rhythm on your own"

Week 3, song #1 lyric: "I look around but it's you I can't replace, I feel so cold, and I long for your embrace, I keep crying baby, baby please"

Week 3, song #2 lyric: "As the river flows gently to the sea, Darling so we go some things were meant to be"

Week 3, song #3 lyric: "Got me hoping you page me right now, Your kiss's got me hoping you save me right now"

Week 4, song #1 lyric: "Two o'clock this morning, If she should come a calling, I couldn't dream of turning her away"

Week 4, song #2 lyric: "Something in the moonlight catches my eye, The shadow of a lover goes dancing by, Looking for a little bit of love to grow"

Week 4, song #3 lyric: "I like to draw marijuana, It gives me a deep meditation, It keep the natty deadlocks jumping, It keep the natty dreadlocks rocking"

Week 5, song #1 lyric: "I miss my baby and I feel so sad, I guess my race is run, Like she's the best girl I ever had"

Week 5, song #2 lyric: "When I was just a baby, my mama told me Son, Always be a good boy, don't ever play with guns"

Week 5, song #3 lyric: "All around in my home town, They're trying to track me down, They say they want to bring me in guilty"

Week 6, song #1 lyric: "And it's two bare feet on the dashboard, Young love and an old Ford, Cheap shades and a tattoo"

Week 6, song #2 lyric: "Here it is the groove slightly transformed, Just a bit of a break from the norm, Just a little somethin' to break the monotony"

Week 6, song #3 lyric: "One of these mornings you're going to rise up singin', Yes you'll spread your wings and you'll take to the stay"

Week 7, song #1 lyric: "I don't really want to stop the show, But I thought that you might like to know, That's the singer's going to sing a song"

Week 7, song #2 lyric: "Well, the rain exploded with a mighty crash, As we fell into the sun, And the first one said to the second one there"

Week 7, song #3 lyric: "Out on the road for forty days, Last night in Little Rock put me in a haze, Sweet, sweet Connie was doin' her act"

Week 8, song #1 lyric: "I dial it in and tune the station, They talk about the U.S. inflation, I understand just a little, No comprende, it's a riddle"

Week 8, song #2 lyric: "We watch the shows, we watch the stars, On videos for hours and hours, We hardly need to use our ears"

Week 8, song #3 lyric: "They took the credit for your second symphony, Rewritten by machine and new technology"

Week 9, song #1 lyric: "Through all the cities and all these towns, It's in my blood and it's all around, I love you now like I loved you then"

Week 9, song #2 lyric: "Waiting on a Sunday afternoon, For what I read between the lines, your lies, Feelin' like a hand in rusted shame"

Week 9, song #3 lyric: "Lay back, enjoy the show, Everybody gets high, everybody gets low, These are the days when anything goes"

Week 10, song #1 lyric: "Well the crowd cleared away, and I began to pray, as the water fell on the floor, And I'm telling you son"

Week 10, song #2 lyric: "To avoid complications, she never kept the same address, In conversation, she spoke just like a baroness"

Week 10, song #3 lyric: "You got problems in your life of love, You got a broken heart, He's double dealin' with your best friend"

Week 11, song #1 lyric: "Silverado, candy-painted, Ray-Bans got the whole world shaded, Chrome piece tucked in the console"

Week 11, song #2 lyric: "Masquerading as a man with a reason, My charade is the event of the season, And if I claim to be a wise man"

Week 11, song #3 lyric: "I poked my finger down inside makin' a little room for an ant to hide, Nature's candy in my hand or a can or a pie"

Week 12, song #1 lyric: "I'm gonna singe those songs that offend the censors, Gonna pop my pills from a Pez dispenser"

Week 12, song #2 lyric: "Twenty-five years ago they spoke out and they broke out, Of recession and oppression and together they toked"

Week 12, song #3 lyric: "Hope you got your things together, Hope you are quite prepared to die, Looks like we're in for nasty weather"

Week 13, song #1 lyric: "Castles of stone, soul and glory, Lost faces say we adore you, As kings and queens bow and play for you"

Week 13, song #2 lyric: "Living is easy with eyes closed, Misunderstanding all you see, It's getting hard to be someone, But it all works out"

Week 13, song #3 lyric: "And I've been knocking but no one answers, And I've been knocking most all the day, Oh and I've been calling"

Week 14, song #1 lyric: "I count the falling tears, they fall before my eyes, Seems like a thousand years, since we broke the ties"

Week 14, song #2 lyric: "Mirror queen, mannequin, rhythm of love, Sweet dream, saccharine, loosen up"

Week 14, song #3 lyric: "Now it's the middle of the night on the open road, And the heater don't work and it's oh so cold"

Week 14, song #4 lyric: "Ragz to richez or so they say, ya gotta keep pushin' for the fortune and fame, It's all a gamble, when it's just a game"

Week 14, song #5 lyric: "Skydive naked from an aeroplane, Or a lady with a body from outerspace"

Week 14, song #6 lyric: "They say I spend my money on women and wine, But I couldn't tell you where I spent last night"

Week 14, song #7 lyric: "Well, I'm frustrated, outdated, I really want to be over-rated, I'm a finder and I'm a keeper"

Week 14, song #8 lyric: "The night is calling, I have to go, The wolf is hungry, he runs the show, He's licking his lips, he's ready to win"

Week 14, song #9 lyric: "Bang Bang, Shoot'em Up, the party never ends, You can't think of dying when the bottle's your best friend"

Week 14, song #10 lyric: "Turn it down you say, Well all I got to say to you is time and time again I say 'no! No! No, no, no, no, no!' "

Week 14, song #11 lyric: "Tho' I keep searching for an answer, I never seem to find what I'm looking for"

Week 14, song #12 lyric: "Daddy says she's too young, but she's old enough for me"

THIS SEASON'S LYRICS QUIZZES… REVISITED (the answers to the lyrics at the top of the page) (these are continued on page 14...)

Week 2 answers: Song 1 = "A Warrior's Call" by Volbeat === Song 2 = "Comedown" by Bush === Song 3 = "Spoonman" by Soundgarden.

Week 3 answers: Song 1 = "Every Breath You Take" by The Police === Song 2 = "I Can't Help Falling In Love With You" by UB40 (originally Elvis, then others) === Song 3 = "Crazy In Love" by Beyonce, featuring Jay-Z. Week 4 answers: Song 1 = "Heart and Soul" by Huey Lewis and the News === Song 2 = "Heart and Soul" by T'Pau === Song 3 = "Heart and Soul" by Wiz Khalifa.

Week 5 answers: Song 1 = "I Fought The Law" by Bobby Fuller Four === Song 2 = "Folsom Prison Blues" by Johnny Cash === Song 3 = "I Shot The Sheriff" by Bob Marley & the Wailers. Week 6 answers: Song 1 = "Summertime" by Kenny Chesney === Song 2 = "Summertime" by Will Smith === Song 3 = "Summertime" by Ella Fitzgerald.

Week 7 answers: Song 1 = "Sgt. Pepper's Lonely Hearts Club Band" by The Beatles === Song 2 = "Band on the Run" by Paul McCartney and Wings === Song 3 = "We're An American Band" by Grand Funk Railroad. Week 8 answers: Song 1 = "Mexican Radio" by Wall of Voodoo === Song 2 = "Radio Ga Ga" by Queen === Song 3 = "Video Killed The Radio Star" by The Buggles.

Week 9 answers: Song 1 = "Life Is A Highway" by Tom Cochrane === Song 2 = "Interstate Love Song" by Stone Temple Pilots === Song 3 = "Every Day Is A Winding Road" by Sheryl Crow. Week 10 answers: Song 1 = "Gimme Three Steps" by Lynyrd Skynyrd === Song 2 = "Killer Queen" by Queen === Song 3 = "Dirty Deeds Done Dirt Cheap" by AC/DC.

THIS SEASON'S LYRICS QUIZZES… REVISITED --- THE ANSWERS (continued from page 13)

Week 11 answers: Song 1 = "Get Your Shine On" by Florida-Georgia Line === Song 2 = "Carry On Wayward Son" by Kansas === Song 3 = "Peaches" by The Presidents of the United States of America. Week 12 answers: Song 1 = "Rockstar" by Nickelback === Song 2 = "Walking on the Sun" by Smash Mouth === Song 3 = "Bad Moon Rising" by Creedence Clearwater Revival.

Week 13 answers: Song 1 = "Green Grass and High Tides" by The Outlaws === Song 2 = "Strawberry Fields Forever" by The Beatles === Song 3 = "Empty Garden (Hey, Hey Johnny)" by Elton John.

Week 14 answers: Song 1 = "Nobody's Fool" by Cinderella === Song 2 = "Pour Some Sugar on Me" by Def Leppard === Song 3 = "Once Bitten, Twice Shy" by Great White (and yes, it's a cover…) === Song 4 = "Paradise City" by Guns n' Roses === Song 5 = "Kickstart My Heart" by Motley Crue === Song 6 = "Nothin' But A Good Time" by Poison === Song 7 = "Metal Health (Bang Your Head)" by Quiet Riot === Song 8 = "Rock You Like A Hurricane" by The Scorpions === Song 9 = "18 and Life" by Skid Row === Song 10 = "I Wanna Rock" by Twisted Sister === Song 11 = "Here I Go Again" by Whitesnake === Song 12 = "Seventeen" by Winger.

[Unlike in previous seasons, this season we used three-song groups each week and also included a theme each and every week. Added a layer to the game for everybody and proved pretty popular. ***Here are the themes for each week****, including the week 14 twelve-song set that proved to be one of the most popular lyric quiz weeks we've ever had - pretty clear that I hit a bit of history for quite a segment of our league there…]*

Week 2 theme: All bands that cancelled their "Rain or Shine" sets at the Carolina Rebellion this summer, because of… rain!!! No, seriously. Because of rain. Week 3 theme: Sadly, those were the #1 songs in the nation 30 years, 20 years, and 10 years ago that week. Week 4 theme: Obviously, all three songs have the same name… Week 5 theme: Criminals, penalties, etc. I guess the performance of H division so far had inspired me. Week 6 theme: Another week with three songs with the same name… Week 7 theme: It's all about 'the band'. Week 8 theme: A week all about 'radio'. Week 9 theme: Hitting the road, in some fashion or other. Week 10 theme: Bands whose original lead singer from their successful time passed away; additionally, all of those songs were recorded with that original lead singer. Week 11 theme: The states, of course! Week 12 theme: Star, sun, moon… celestial bodies… etc. Week 13 theme: Yard/field/garden stuff. Week 14 theme: 1980s hair bands, with the songs listed alphabetically by band name.

I said you would see this again…

RULE CLARIFICATION NEEDED BY R&G COMMITTEE

As noted in the tournament issue of the newsletter, I was forced to make an executive decision after week 14 on something teams had never done during my time as statistician. In the Missing Flights - Ton-sters match, the Ton-sters were shorthanded two players. And in 501, Missing Flights picked the same person to fill both blocker slots (giving that person 3 games in the same set). And the Ton-sters agreed. So both teams ignored the rule (which is actually included in bold on front of the scoresheet… twice…), making them both at fault. So, hmmm… This is where we need a rule/interpretation. Is this an ineligible player? And for which team? Both? In the end, I decided that the game simply didn't exist and nobody got the points. Both teams played a game that can't exist in the RDL, so… at least this time, the game didn't exist to the statistician… I expect that you can likely count on an updated rules set (or at least a clarification to be added) at the preseason captains' meeting for the spring season.

ALL-TIME RDL RECORD TIED AGAIN!

For years, Don Bingham (then Butman) and Tom Brown sat alone in the 7-dart 301 club. Then, just a season ago, Tony Keller punched himself a membership card in that club. And now, we have a newly appointed fourth member of the club!! **Dave Krasnow** of No Bulls Hit came within a single dart of perfection during his quarterfinal match against the Blind Squirrels. After starting with a decent, but seemingly still somewhat pedestrian, opening turn of double-16/ single-5/triple-20, Krasnow still had a stout 204 points remaining. No matter… Just a little Ton-80 to leave 24 on turn two, followed by a first-dart double-12, and bang!... league record time! Three decades of darts in RDL, and nobody has ever finished a game faster. Congrats, Kraz! I feel a little bad that you won't be here at the banquet to hear us applaud your achievement. Of course, you're on a cruise with Dad instead, so… I don't feel *that* bad you're missing it…

[On a related note, I wish I knew the dart order of Don Butman's 7-darter early in 1995. Of the four games/three people since his, only Tom Brown has gotten a look at a double on dart 6 (and in only one of his two 7-darters). Just curious how often the league has flirted with one single dart at complete perfection.]

[Extra side note: while it wasn't a perfect "game", in April 2008, Kevin Kendall threw his part of a 10-dart DCkt in a perfect fashion. His six darts were five triples and a double-bull. Pure awesomeness.]

FIRST, SOMETHING BAD, AND SORT OF SAD

Just a quick reminder here to everyone before we crank up the next season: if your behavior dips to such a level that one (or more!) of the league's host establishments ban you from their premises, the league's stance in general will be "too bad for you." So if your team has multiple matches at a place where you are persona non grata (look it up if you need to...), your team had better find somebody to play in your spot. [And a note to our establishments: feel free to let me or any Board member know if there is anyone that is no longer welcome at your business.] [Also a last note to the membership: it is very very very very sad that an item like this is ever necessary.]

BUT NOW FOR SOMETHING GREAT…



In stark contrast to the very negative item above, I present to you here an item very much the opposite. The sexy beast to the right is RDL President Jason Thomas! And the most exceptional outfit which he is sporting is his wife's racing gear for the Pink Shamrock 5K! Yep, that's right… JT is wearing Jill's women's small racing shirt and race number. You see, Jill had signed up to run in the fundraiser race for "1in9", a nonprofit dedicated to raising funds for women and their families as they deal with the costs of various treatments, prescriptions, and medical supplies necessary for their care as they battle breast cancer. However, shortly before the race, Jill injured her foot and couldn't run. So what do you do if you're a self-confident, well-adjusted, athletic male, who knows that he most decidedly "married up", and who respects the cause his wife was supporting? You put on her gear and you go run the race for her! And you pose long enough for a photo you know will make others chuckle. And you maturely laugh and agree when a guy who writes a newsletter for one of your favorite hobbies says he is going to show the photo to everyone. Hats off to you, President Thomas… === Interested in donating or volunteering? Visit 1in9.com and make a real difference.

THE LADIES OF THE RDL KICK BUTT AND TAKE NAMES

North Carolina Ladies' Cup

Remember last year when the Fuquay-Varina ladies' team (featuring multiple RDL members) took home the North Carolina Ladies' Cup? Well, this past weekend, it was time to defend that title, and wow, did they ever! While 75% of the matches that didn't include them went to nail biting 13-11 finishes, the Fuquay ladies rolled through their three opponents by a combined score of 41-19, including a 14-2 pasting of Chapel Hill in the finals! (see full results on page 19) Congratulations to Lisa Dendy (front row in photo), Kris Kilsdonk and Karla McCray (2nd row), Allyson Blackwelder, Carol Federline, Tami Wells, Deb Blackwelder, and Linda Jones (back row). [Note: this photo was taken on Saturday, when the Fuquay ladies started a great tradition of snapping a photo of every team in the tournament. A second Fuquay ladies photo was also supplied to me, from *after* their victory… complete with drunken smiles, Tami hanging on the Amer. Legion commander, Linda biting the cup, and general goofiness. I used the photo to the right instead to protect the guilty.]



North Carolina/South Carolina Mixed Challenge Cup

But having the NC Ladies' Cup here in the Triangle isn't enough! Don't believe me? Just ask the Apex ladies! They put together a Mixed Cup squad chock full of RDL members and went down to Wilmington on August 24th and brought the NC/SC Mixed Cup back! (Yeah, yeah, I'm a little late reporting this one… but thankfully, after a Cup defense and then another by forfeit, they still have it.) Congrats to: (front row) Zak Mayhew, Angela Jeffcoat, Cody Gaulthier; (back row) Julie Payne, Joel Eason, Lis Pleasant, Robbie Phillips, Maridy Knight, Scott Butters, and Barbara Cotton!



BANQUET TONS COMPILATION GROWS

As I noted to those on the Tons email list prior to this past season, this summer I was able to go back and create clean, organized copies of all of the banquet issues of the Tons since I took over 36 seasons ago. Older issues with some pretty rushed cut/paste jobs and other items that generally just weren't available electronically are now all compiled, with versions saved as pdfs, as well as in both the current Excel format and an older-Excel-compatible format. Also, I've created a single pdf compilation file of all 36 seasons together. However, due to the size of that file (1200+ pages, 40 MB), it can't be emailed easily. You'll have to get that one from the league website or from me on a flash drive. Email me (address on page 8) if you're interested in any.

FURTHER PROOF OF THE BEST

We've all seen players come and go over the years who have been dominant here in the RDL, even stomping through A division unimpeded at times. Some of those times we've seen evidence of it in gaudy numbers like ASP Averages above 2.5/game. But having been around these top guns for years, I've seen them play and I've seen how truly dominant (or not) that they've been. Which is what brought me to an interesting task this season… Despite how often I've included items about Robbie Phillips (which will happen when you win multiple national championships and come within two legs of a World Cup), I highly doubt that most people have any idea how truly high his ability ceiling is. So, I decided to try to figure out a way to help you understand. And here is what I came up with: for the first month of the season, I counted how many turns throughout the night at our matches that Phillips had a turn where he could legitimately hit an ASP - turns in '01 where he started the turn at 100 or more, and turns in cricket where he needed at least 5 marks or at least 3 bulls to end the game. Now, mind you, he didn't always 'choose' the ASP route, as throwing 97 from 137 is certainly a better choice than throwing a Ton, so if anything these numbers are actually *deflated*, rather than being inflated, which is more than a bit scary when you see the numbers below.

Phillips is such an efficient player of the game that in the first four matches of the season, he only had 66 total turns in which an ASP was in play. Yep, despite playing 4 games a night for 4 weeks, he only had 66 turns for open scoring. That's only 4.125 turns/game! And how many ASPs did he hit? 11.5. In week 1… Then 10.0 in week 2, 10.5 in week 3, and 12.0 in week 4. For a total of 44.0 ASPs in those 4 matches. In only 66 turns.

For the mathematically challenged, I'll calculate that for you… Phillips had an ASP Average of 0.667 during that first month when I was watching. Oh… but… that's 0.667 all-star points PER TURN. No, not per game, like the rest of us use as a measuring stick. Per turn. That means that when you throw three turns, if you don't already have 2.0 ASPs, you're falling behind.

Just for comparison: there were 549 members in the RDL this season. Of those, 13 did not play in the regular season, leaving 536 league members throwing. Of those 536 (one of whom is, of course, Phillips himself), 458 averaged less than 0.667 ASPs per game. That means that the average TURN for Phillips scores more ASPs than the average GAME does for 85.6% of the league. How's that for some perspective?

WHICH BRINGS ME TO…

What happens when you hit huge turns all the time, win national championships, and nearly win a World Cup? Well, you end up getting sponsored and producing your own signature line of darts! *How freakin' bada** is this?!* When you go to the Puma Darts catalog, you can get yourself a set of the Robbie Phillips signature model darts (available in multiple weights, including light enough for soft-tip conversion). Below is the actual photo from the catalog, complete with an image of his name laser-written right on the dart!



RANDOM THOUGHTS FROM JK

Nowadays, it's a fact… this column has become a banquet Tons staple. I have no idea why so many are so keen on taking a peek into the oddness that is my head, but you are. So without further ado, let's open up my head again and see what falls out. Some of these observations are dart-related, and some of them clearly are not. As always, this is just about the last thing that I'm writing and once again much of it was written when it was already today… soooo, also as always not even I know what's about to hit the page…

-- Once again, it's Survivor time! But this season, this first item is just a touch different… I'm watching this season (of course), but I admit I'm a week behind (yay, DVR). That's not important though… what is important is that there's a new format this season: each Survivor came on the show with a loved one. Pretty excellent. Which got to me thinking… Can you imagine a dart team Survivor? Which of your teammates would you blindside in a Tribal Council vote first? Which one would you pick to go on challenge rewards with you? Or more to the point… which would you not pick? Oh man, that would be so fun. The fact that it would probably destroy your team isn't maybe the most ideal thing ever, but it would be really fun for the rest of us to watch at least…

-- So lately I've been seeing seemingly more and more people opening their car windows a bit, sticking their fingers out, and then rubbing and flicking their fingers and thumbs together. Could that really be anything but people flicking off boogers while they drive? And with that in mind, does that mean nose-picking is on the rise? Or just that I'm noticing it more?

-- This is the label off of an actual bottle of beer. There's nothing more to this one… I just thought this looked really awesome, and thought that a beer with hot peppers added was pretty interesting.



-- Not that I really want to associate myself with the throwing talents of a guy who, shortly after this, drunkenly informed me that I was "mentally distressed" and "mentally disturbed" because my team had too many good players to win anymore, and we were all both mad and dead (no, really), but… if I was to ever throw two 9-marks in the same game, it would probably be similar to the fashion in which Steve Chorba of Wilmington did it in the state finals this past weekend: 0-mark, 0-mark, 9-mark, 0-mark, 9-mark.

-- I kept meaning to include this item in the Tons, but I always thought that whatever location it was in the newsletter where I had space was just a little too prominent to keep Deb Blackwelder from beating me (or maybe her daughter) for embarrassing her in print. But this one just has to be passed along, beatings be damned… At the state championship this past September (full results on page 20), Allyson Blackwelder teamed up with the happily degenerate and debaucherous pair of Paul Jacobi and Alberto Sandoval to enter the Mixed Triples event. As many teams do, they chose to sign up for the event not just under their own three names, but also under a "team name". In this case, Allyson was somehow convinced (and by 'convincing her', I mean they said 'how about this?' and she said 'hell yeah!') to play under the team name of Allyson and Her Ta-Tas. Paul and Alberto even went so far as to rename themselves Left and Right. I've never seen teams so happy to come to a board to meet their opponents! My only lament here is that they didn't win the state title - I would have loved to have seen what they chose to put for their names on their state shirts.

-- I really don't know that the true awesomeness of this season's B division can be overstated. After the seemingly thousands of matches this season (out of the 56 played in B, which makes that a pretty high percentage) that were won by the team lower in the standings, for the #7 and #8 seeds to roll to the tournament final together was just perfect. I think that the teams in that division should be made to stay together as its own separate division in perpetuity. Nobody can change teams or stop playing, ever. No teams can ever leave or join the division - just the same eight teams playing, and almost certainly crowning 8 different winners in every 8-season run. Let's look at just a few of the statistical features of B that made it so silly:

The highest win percentage for any team equated to only 54.2% success, while the lowest two were down at 46.4% and 46.2%. Those lowest two are, of course, the tournament finalists.

Each of the eight teams had a losing record in at least one set.

Only one team (the 4th place team) had a singles win rate over 51.2%. And they were only at 54.2%. If I hadn't seen that happen, I would've said that was nearly impossible.

And six of the eight teams finished with ASP averages within 0.053 of each other. The only team above that range lost in the first round of the tournament, to the only team below that range. That below-range team? They also happen to be drinking out of the Mugs today.

Craziness, I'm tellin' ya… I'm going to miss this division…

-- Most people are proud of their kids (even if there is really no reason to be), and I fully admit I'm one of them. But in the past week or two, I've really had two moments where I just sat and glowed at how great my 12-year-old son is. In one of those, he was just talking along and he dropped the word 'sentient' into his sentence as he was rolling, and it was completely accurate usage. (Go ahead, check out the definition on your smartphone… I'll wait… no, really, go ahead… ok, got it?) So, he's as smart as a whip, which is awesome. Then in another discussion, he starts his thought out with "so, the front man for Radiohead…" And the rest of the sentence was completely logical and a great music discussion, but that really didn't matter. Just starting what he was saying like that was enough for me. He's as smart as a whip *and* he's cool. Man, I got way lucky… I sure love that kid.

-- So is it really great when an opponent wears your team's shirt? Or is that them trying to steal some of your karma? This is from last season, but clearly Paddy Diamond of Rif Raf is of the mind that it was awesome that Julie Wilcox (of Despicable Us) was sporting Rif Raf's colors. [For the record, Julie's bunch won…]



That simply isn't enough Random Thoughts… see the next page for more mostly useless ramblings…

MORE(!) RANDOM THOUGHTS FROM JK

No, really… I have more silly pointless stuff to share. Interested? Then read on… and leave yourself wondering why you didn't have something better to do… Sad for you, right?

-- You guys all know that I hate when words are simply sucked into the lexicon because so many people use a word (or non-word) so often and so incorrectly that it sort of becomes 'accepted'. Well, I'm not alone in that one. Ever watch football on TV? Ever hear the analysts refer to a team's or player's "physicality"? I dare you to walk over to Maridy Knight (she's probably around here somewhere selling dart supplies) and tell her all about physicality. Just be ready to deal with some physicality as you do so.

-- I'll bet most of us know who "those teams" are in our divisions. You know the ones… the ones that are generally disliked due to their behavior, and the ones where everyone else is pulling for you to beat them every week, just because… But do you think they know who they are? I'll bet most of them do. And that, I think, makes it even sadder. I can assure you that, for the most part, I certainly know who those teams are…

-- It was killing me during the season to not share this one… but I said I would wait so that they could pull it again a couple times if they felt like it. Which I'm sure they did. But now it's time to share, and what better time than in the banquet Tons? From Mike Seward of Bullklitz back in October: "Last night Doug [Jeffcoat, Mike's teammate] had his old man reading glasses so he could see the score sheet. Every time he set his glasses down I smeared pink lip gloss (borrowed from Joey's girlfriend) on the nose piece. Doug's entire nose was shiny and reddish/pink all night - and he never figured out why his glasses kept slipping down….I couldn't even look at him. I wonder if Angela questioned his Rudolph Red nose appearance when he got home---oh honey, you must have a cold!" Geez, you need to be on your toes to play for Bullklitz…

-- You guys have heard me mock concert-goers who spend their whole time trying to record songs on their phones instead of just enjoying the show. But at one of the concerts I went to recently, a woman there raised the pathetic-ness (that's a word, but only for the purposes of this discussion) bar for me… She spent most of her time at the show recording videos on her phone, but… she was recording the images on one of the side screens! She wasn't even recording the performers directly! What a waste of money her ticket cost was… no idea why she was even there…

-- I've decided that there is a new entry in the 'dumbest drivers' category that I unintentionally keep in the back of my head. Can someone tell me how low on the list to put the woman who feels the need to tailgate a school bus? [Some karma here though… the bus was actually pulling over, not to pick up kids, but rather to stop on the side of the road because it was ahead of schedule for its next route (I'm assuming that's why, based on the time of the day). She was tailgating so closely that she didn't see the driver get off the bus at the curb, and when all the cars were going around the bus to continue onward, she was so close to the bus that she couldn't pull around without waiting for everyone else to go and then backing up. Even today that makes me smile.]

-- Some guys simply have the demeanor and calmness to be a great dart thrower. At our tournament final this past Wednesday, with my team ahead by a narrow score of 10-8, Wil Tan and Jon Kenney trailed in game 1 of their 501 set, sitting on 141 while their opponents sat on 30. Tan stepped up and threw triple-20, triple-19, double-12 with a calm pace that made it look like he was tossing warmup darts. Then he just turned and shook hands. How many of you would be jumping up and down and shrieking?

-- Are you a woman who tries to hover over the toilet when you go in to pee in a public restroom? Do you realize that's its you who pees on the seat and makes it all yucky? Yep, it is YOUR fault, not the others'. Which means it's also your fault that my wife has to come out of public restrooms all the time telling me how nasty you are. Just sit your butt down. Turns out others are cleaner than you are anyway.

-- An awesome email quote from Heather Bohanan that I saved from some time ago: "Hey, something strikes me as weird, and you seem like the kind of person who may also think it is weird [note from JK - she was right]. Now, I Googled this but couldn't find confirmation that it is the same woman, but it sure sounds like it. Ok, you know the British woman who does the voiceovers for Victoria's Secret? I guess it's sexy if you are a dude. Well, this weekend there is this commercial for Benefiber Orange and she is doing that too!! Now, to me it seems really ironic that there is a (supposedly - doesn't do it for me personally...) woman selling sex appeal doing ads for lingerie and a product to help you poop?!?! Am I the only one who thinks this is weird??"



-- So when you go into East Coast Wings, and they have that super-hot wing challenge, they'll put your picture on the wall if you can eat the required number. And if there was to be an RDL member on that wall of 'fame', how could it be anyone other than Matt Varnadoe of Is It In? And how could he be labeled as anything other than Carnie Matt? If you don't know Matt, just trust me… it's Matt who would've been the league's odds-on favorite to show up there.

-- You know what I think is cool? (Yes, some of you might well disagree with me, but you people would be wrong.) I think it's cool when people come out to watch the finals of the league championship match. Not just in RDL, but really in any league in which you participate. I just think it's a little bit excellent to enjoy and respect a hobby so much that you'll come share in the finale of the season at the top levels of competition. Or really at any level. Just come revel in the excitement of the moment for people that like to do what you like to do. Adds a little something for them too, so don't think they don't appreciate it. Sort of a little extension of a darting family. I like it. (And as a side note: thank you to those that come out to hang out at our finals match on Wednesday. I like you all more than I did before Wednesday. I don't care what your teammates say about you…)

-- I hope I'm not too hung over when I see you guys during this party. Last night was the faculty dinner dance over at Duke, and my wife and I love good formal dinner parties with cocktail hours, open bar, and hours of dancing. You have no idea how much energy I poured into this issue to make sure it was done in time to go to the dinner. But I made it, and I'm down to these last four lines. So here, I will just say this: thanks for reading, thanks for making our hobby go, and thanks for making regular old weekdays so much fun. I hope the holidays find you healthy and happy…

2013 North Carolina City Dart League (NCCDL) & North Carolina Ladies' Cup (NCLC)

FINAL Divisional Team Standings

NCCDL - "Mountain/Beach" Division

		W	L	Pts.
1	Wilmington (ACDA)	7	1	225
2	Lake Norman (LNDA)	6	2	209
3	Charlotte (BADA)	5	3	151
4	Jacksonville (JDA)	4	4	155
5	Asheville (WCDA)	3	5	145
6	Pineville (PDC)	3	5	107
7	Port City (PCDA)	1	7	88

NCCDL - "Central" Division

		W	L	Pts.
1	Durham (BCDL)	8	0	230
2	Cary (CDL)	5	3	186
3	Capital Area (CADC)	4	4	130
4	Raleigh (RDL)	3	5	124
5	Piedmont (PDA)	3	5	124
6	Chapel Hill (TDL)	0	8	45

NCLC - "Mountain Beach" Division

		W	L	Pts.
1	Hickory (FDO)	6	2	123
2	Wilmington (ACDA)	6	2	118
3	Charlotte (QCDA)	6	2	106
4	Asheville (WCDA)	6	2	104
5	Jacksonville (JDA)	3	5	79
6	Pineville (BADA)	2	6	81

NCLC - "Central" Division

		W	L	Pts.
1	Fuquay-Varina (FVDO)	7	1	107
2	Capital Area (CADC)	4	4	91
3	Chapel Hill (TDL)	2	6	79
4	Apex (CDA)	1	7	80
5	Piedmont (PDA)	1	7	75

2013 SINGLES WIN/LOSS AWARD WINNERS

(Eligibility for these awards in the NCCDL requires playing in 60% of your team's singles sets, while also playing in at least two "away" matches.)

(Eligibility for these awards in the NCLC merely requires playing in 50% of your team's singles sets.)

NCCDL "Mountain Beach" Division -- **Mike Elderbroom** - Charlotte - 16-0 (sets), 32-2 (games)

NCCDL "Central" Division -- **Kyle Gaulthier** - Durham - 9-0 (sets), 18-2 (games)

NCLC "Mountain/Beach" Division -- **Debra Barker** - Charlotte - 12-0 (sets), 24-2 (games)

NCLC "Central" Division -- **Kris Kilsdonk** - Fuquay-Varina - 14-1 (sets), 29-6 (games)

NCCDL / NCLC MEETING RESULTS FROM THE SEPTEMBER MEETING

== The NCCDL will operate with the same 13 teams as in 2013, and divisional play will return to the East/West format employed in even-numbered years for a while now. The exact division lineup has yet to be decided, as Port City has come through with a confirmation that they will be playing in 2014. The exact division alignment has yet to be decided as Port City was not part of the initial planning discussion at the recent state meeting. Discussions between the League Directors and NCDO officers will address the main issue of which division will play with 7 teams - being the geographic swing team, Durham will be the team in question as to division assignment. The West division will certainly include Asheville, Pineville, Charlotte, Lake Norman, Piedmont, and Chapel Hill. The East division will certainly include Port City, Wilmington, Jacksonville, Capital Area, Raleigh, and Cary. Whichever division ends up with 6 teams will play 7 matches, whichever division ends up with 7 teams will play 8 matches, and all teams will have 2 interdivisional matches on their schedules (except for 2 teams in the larger division, who will have one extra intradivisional match). == The NCLC will operate with the same 11 teams as in 2013, also with an East/West format. The West division will include Asheville, Hickory, Pineville, Charlotte, Piedmont, and Chapel Hill. The East division will include Wilmington, Jacksonville, Fuquay-Varina, Capital Area, and Apex. The West division will play 7 matches, and the East division will play 6 matches, and all teams will have 2 interdivisional matches on their schedules (except for 2 teams in the larger West division, who will have one extra intradivisional match).

HISTORY OF THE NCCDL…

It was back in 1995 that Tim Lane (now of the Cary NCCDL team) first introduced the idea of the statewide year-long season style of play to replace the old "one team holds the cup against a string of challengers" sytem. It's still possibly the most popular and successful idea ever for anything larger than a local league. Here are the 18 tournament final results so far:

1996: Raleigh over Charlotte
1997: Piedmont over Durham
1998: Piedmont over Raleigh/Charlotte(?)
1999: Wilmington over Raleigh/Charlotte(?)
2000: Durham over Charlotte
2001: Durham over Wilmington
2002: Wilmington over Durham
2003: Wilmington over Durham
2004: Wilmington over Durham
2005: Durham over Wilmington
2006: Durham over Charlotte
2007: Durham over Charlotte
2008: Durham over Charlotte
2009: Wilmington over Charlotte
2010: Wilmington over Durham
2011: Durham over Lake Norman
2012: Durham over Wilmington
2013: Wilmington over Lake Norman

Request to the NCLC Ladies: if any of you have a history of the results like the one above for the NCCDL, I would love to have a copy of those so I can periodically run an NCLC history as well. Drop me a line please if you're willing to share.

2013 NC City Dart League (NCCDL) & Ladies' Cup (NCLC)

NCCDL HIGH INS/OUTS & PERFECT THROWS (RDL members listed in bold)

High In : **160** -- Elvedin Cebo - LakeN. - (6/8); **Dave Gelberg** - Cap.Area - (2/9); Dave Gutierrez - Ashe. - (6/29); **Doug Jeffcoat** - Ral. - (4/20); **Chad Massengill** - Dur. - (6/8); **Bob Terry** - Cary - (6/8)

High Out : **121** -- Elvedin Cebo - LakeN. - (9/14) [and he tossed a 139-Out in the tournament semifinals too!]

Perfect Throws

Brian Blake (9) - Wilm. - (T80,2/9; T80,6/8; T80,6/8; 9m,6/29; 9m,7/27; 9m,8/17; 9m,9/14; T80,9/14; 9m,12/7)

Dan Naylor (5) - Wilm. - (T80,4/20; 9m,6/8; 9m,7/27; 9m,11/9; 9m,12/7)

Elvedin Cebo (4) - LakeN. - (T74,4/20; 9m,8/17; 9m,9/14; 6Bull,12/7)

Mike Elderbroom (4) - Char. - (T80,6/29; T80,6/29; T80,7/27; T80,12/7)

Robbie Phillips (4) - Dur. - (9m,2/9; 9m,2/9; 9m,4/20; 9m,9/14)

Ryan Barnette (3) - LakeN. - (T80,9/14; 9m,11/9; 9m,11/9)

Fred Copeland (3) - Char. - (9m,6/8; T71,7/27; T80,12/7)

Jimmy Davis (3) - Cary - (T80,6/8; T80,6/29; T71,8/17)

Kyle Gaulthier (3) - Dur. - (T71,6/8; 9m,8/17; 9m,10/12)

Tony Landi (3) - LakeN. - (9m,7/27; 9m,9/14; 9m,9/14)

Garrett Meshaw (3) - Wilm. - (9m,2/9; T80,6/29; 9m,12/7)

Sid Mitchell (2) - Cary - (T80,6/29; T80,9/14; 9m,12/7)

Alberto Sandoval (3) - Dur. - (T80,9/14; T80,10/12; 6Bull,12/7)

Randy Wilcox (3) - Ral. - (9m,6/29; 9m,6/29; T80,7/27)

Andy Alexander - Jack. - (9m,8/17; 9m,12/7)

Tom Brown (2) - Dur. - (T80,2/9; T80,10/12)

Steve Chorba (2) - Wilm. - (9m,12/8; 9m,12/8)

Scott Frye (2) - Jack. - (9m,4/20; T80,4/20)

Dave Gelberg (2) - Cap.Area - (9m,2/9; T80,6/8)

Adam King (2) - Ch.Hill - (T80,6/8; 9m,8/17)

Ken Logie (2) - Ashe. - (T80,9/14; 9m,10/12)

Shane Murray (2) - Cary - (9m,4/20; T80,4/20)

Matt Parks (2) - Char. - (9m,10/12; 9m,12/7)

Mike Seward (2) - Dur. - (9m,7/27; T80,12/7)

Michael Smith (2) - LakeN. - (9m,6/8; 9m,8/17)

Joe Tadder (2) - P.City - (6Bull,6/8; 9m,8/17)

Wil Tan (2) - Dur. - (T74,8/17; 9m,9/14)

Tom Valdivia (2) - Pied. - (T80,10/12; T74,11/24)

Spencer Atkinson - Jack. - (9m,6/8)
Adam Bakowski - Cary - (T74,8/17)
Raun Blanchard - Pied. - (T80,11/9)
Jason Bond - Ashe. - (T71,6/8)
Tom Brown - Dur. - (T80,2/9)
Derek Crews - Pied. - (9m,4/20)
Randy Crites - Cap.Area - (9m,2/9)
Dean Cusher - Cary - (9m,12/7)
Mike Denton - Wilm. - (9m,8/17)
Joel Eason - Cary - (T80,4/20)
Kris Fischlein - Cap.Area - (T80,10/12)
Sean Force - Ashe. - (9m,6/29)

Dennis Franey - Char. - (T80,10/12)
Cody Gaulthier - Ral. - (9m,8/17)
Tommy Gelhar - Wilm. - (T80,11/9)
Paul Gillespie - Char. - (T80,6/29)
Jordan Glegola - Jack. - (9m,4/20)
Pete Griffiths - LakeN. - (T80,6/8)
Simon Healy - Cary - (T77,8/17)
Joey Hilton - Char. - (9m,12/7)
Tim Kennedy - Ch.Hill - (T71,4/20)
Jon Kenney - Cap.Area - (9m,6/8)
Ed Koment - Pied. - (9m,4/20)
Dave Ledford - Ashe. - (9m,2/9)

Chad Massengill - Dur. - (8m w/DBull,12/7)
Jerry Oakley - Wilm. - (9m,8/17)
Paul Richi - Pine. - (9m,2/9)
Tony Robbins - Ashe. - (9m,9/14)
Lars Sauls - Ral. - (T80,7/27)
Allen Smith - Dur. - (T80,4/20)
Scott Stankevich - Cary - (9m,12/7)
Travis Taylor - P.City - (T80,8/17)
Bob Wilsch - LakeN. - (T71,8/17)

2013 North Carolina City Dart League Post-Season Tournament
(December 7 & 8 - Bralie's Sports Bar & Grill, & The Upper Deck, Durham & Cary)

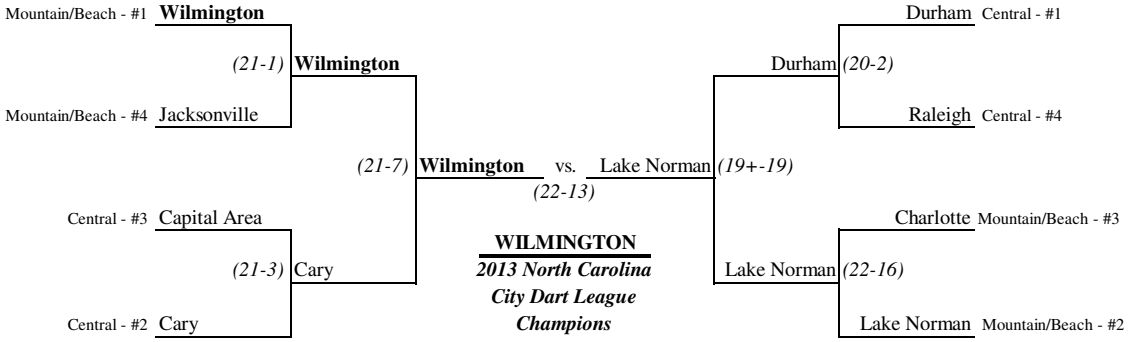

2013 North Carolina Ladies' Cup Post-Season Tournament
(December 7 & 8 - American Legion #116, Fuquay-Varina)

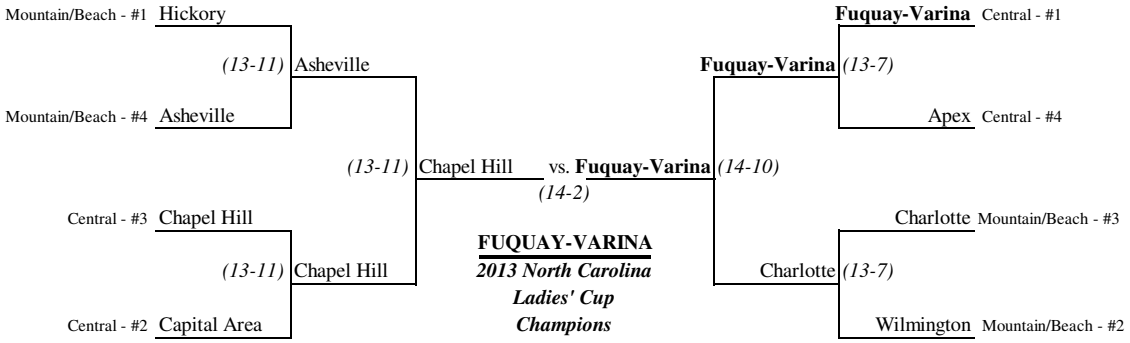

NCLC HIGH INS/OUTS & PERFECT THROWS

High In : **152** - Nora Amorello - Hickory - (9/14)

High Out : **131** - Candi Ellis - Wilmington - (4/20)

Perfect Throws

Bianca Gentry - Cap.Area - (9m,10/12)
Peg Jones - Wilm. - (9m,6/8)
Sabrina Merrill - Ashe. - (9m,4/20)
Melissa Plew - Pine. - (9m,7/27)
Jen Robinson - Jack. - (9m,4/20)
Whitney Salter - Cap.Area - (T80,6/8)
Lisa Shpritz - Char. - (T80,9/14)

2013 North Carolina State Dart Championships (September 27 - 29, 2013 - The Upper Deck - Cary, NC)

(**Current RDL members are listed in bold** - but also note that a huge number of non-current RDL winners below have played in the RDL recently)



MIXED DOUBLES CRICKET (Saturday)
(26 pairs)

1st	$208	Brian Blake / Charlie Daniel
2nd	$104	**Alberto Sandoval** / Allyson Blackwelder
Top 4	$52	Bob Wilsch / Emily Rose Quayle
		Tom Brown / Paula Delp
Top 8	-	Bob Gargan / Candi Ellis
		Shane Murray / Brenda Whitley
		Billy Hamilton / Dawn Bocchinfuso
		Abe Woodard / Linda Mullins

MEN'S DOUBLES CRICKET (Saturday)
(32 pairs)

1st	$204	**Robbie Phillips / Tom Brown**
2nd	$102	Brian Blake / Bob Gargan
Top 4	$50	**Shane Murray / Kyle Gaulthier**
		Dan Naylor / Steve Chorba
Top 8	$26	Sean Force / Jeff Page
		Jon Kenney / Simon Healy
		Billy Hamilton / Joel Eason
		Paul Olson / **Lee Scott**

LADIES' SINGLES CRICKET (Saturday)
(26 entrants)

1st	$124	Sherry Sue
2nd	$62	**Kris Kilsdonk**
Top 4	$30	Linda Mullins
		Donna Ferber
Top 8	-	Angie Force
		Lora Josey
		Candi Ellis
		Brenda Whitley

MEN'S SINGLES CRICKET (Saturday)
(59 entrants)

1st	$226	Brian Blake
2nd	$113	Wes Lippert
Top 4	$56	Bob Gargan
		Shane Murray
Top 8	$28	Michael Smith
		Paul Olson
		Robbie Phillips
		Donnie Lassey

LADIES' DOUBLES CRICKET (Saturday)
(13 pairs)

1st	$104	Candi Ellis / Charlie Daniel
2nd	$52	Angie Force / Nancy Lindell
Top 4	$26	Brenda Whitley / Gina Oakley
		Deana Miller / Paula Delp

MEN'S SINGLES 301 (Saturday)
(41 entrants)

1st	$155	**Robbie Phillips**
2nd	$78	Wes Lippert
Top 4	$40	Mike Elderbroom
		Ryan Barnette
Top 8	$20	Fred Copeland
		Tim Mozzetti
		Keeth Wilkinson
		Simon Healy

LADIES' SINGLES 301 (Saturday)
(13 entrants)

1st	$62	Charlie Daniel
2nd	$31	Nancy Lindell
Top 4	$15	Paula Delp
		Emily Watson

12 & UNDER YOUTH SINGLES 301 FIFO (Saturday)

1st	Caleb Koment (age 9)

13-17 YOUTH SINGLES 501 FIDO (Saturday)

1st	Dylan Maxwell (age 14)
2nd	Melani Scheppele (age 17)

YOUTH / ADULT DOUBLES 501 FIDO (Sunday) (8 pairs)

1st	Dylan Maxwell (Y) / Phillip Maxwell (A)
2nd	Austin Mitchell (Y) / **Simon Healy** (A)

MIXED TRIPLES 601 (Sunday)
(22 trios)

1st	$261	**Robbie Phillips / Tom Brown / Julie Scheppele**
2nd	$135	**Tim Mozzetti / Sid Mitchell /** Jackie Quayle
Top 4	$66	Ryan Barnette / Michael Smith / Sherry Sue
		Mike Elderbroom / Fred Copeland / Tiffany Stone
Top 8	-	Albert Stone / Keeth Wilkinson / Candi Ellis
		Dan Naylor / Steve Chorba / Deana Miller
		Dean Cusher / Chad Massengill / Angela Gaulthier
		Brian Lee / Ed Koment / Jodi Koment

MEN'S DOUBLES 501 (Sunday)
(29 pairs)

1st	$232	Ryan Barnette / Michael Smith
2nd	$116	Greg Funderburk / Bob Wilsch
Top 4	$58	Brian Blake / Bob Gargan
		Robbie Phillips / Tom Brown
Top 8	-	Dan Naylor / Steve Chorba
		Chad Massengill / Dean Cusher
		Jon Kenney / Simon Healy
		Mike Elderbroom / Fred Copeland

LADIES' SINGLES 501 (Sunday)
(22 entrants)

1st	$105	Charlie Daniel
2nd	$52	**Julie Scheppele**
Top 4	$26	Donna Ferber
		Angela Chisamore
Top 8	-	Linda Mullins
		Candi Ellis
		Ellen Lee
		Emily Watson

MEN'S SINGLES 501 (Sunday)
(43 entrants)

1st	$168	Brian Blake
2nd	$84	**Alberto Sandoval**
Top 4	$42	**Robbie Phillips**
		Ryan Barnette
Top 8	$21	**Simon Healy**
		Greg Funderburk
		Mike Elderbroom
		Bob Gargan

LADIES' DOUBLES 501 (Sunday)
(12 pairs)

1st	$96	Candi Ellis / Charlie Daniel
2nd	$48	**Julie Scheppele** / Sherry Sue
Top 4	$24	Ellen Lee / Jackie Quayle
		Brenda Whitley / Gina Oakley

1st BLIND DRAW - 501/Ckt/Choice (Friday)
Non-championship ("non-shirt") event
(56 entrants = 28 pairs)

1st	$240	Brian Blake / Sherry Sue
2nd	$100	Dan Naylor / **Sid Mitchell**
Top 4	$40	**Kyle Gaulthier / Zak Mayhew**
		Mike Litzsinger / Paula Delp
Top 8	$20	**Robbie Phillips / Randy Massengill**
		Dean Cusher / Phillip Maxwell
		Darren Schmaus / Kevin Carter
		Brian Lee / Abe Woodard

2nd BLIND DRAW - 501/Ckt/Coice (Friday)
Non-championship ("non-shirt") event
(36 entrants = 18 pairs; $5 entry)

1st	$100	**Kyle Gaulthier / Sid Mitchell**
2nd	$40	Paula Delp / Abe Woodard
Top 4	$20	**Robbie Phillips / Scott Stankevich**
		Dan Naylor / Mike Denton
Top 8	-	**Julie Scheppele / Fon Denton**
		Dean Cusher / Donnie Lassey
		Sherry Sue / Tony Millage
		Lee Scott / Joshua Janssen

FINISHING POSITIONS FOR ALL ENTRANTS THAT PLACED IN THE MONEY OR HAD A PERFECT THROW IN A NON-AGE-DELIMITED "CHAMPIONSHIP" EVENT (1=1st, 2=2nd, 4=Top4, 8=Top8)

Entrant	Men's Singles Cricket	Men's Singles 301	Men's Singles 501	Men's Doubles Cricket	Men's Doubles 501	Ladies' Singles Cricket	Ladies' Singles 301	Ladies' Singles 501	Ladies' Doubles Cricket	Ladies' Doubles 501	Mixed Doubles Cricket	Mixed Triples 601	Ton-80s	9-Marks	6-Bulls
Barnette, Ryan		4	4		1							4			
Blake, Brian	1		1	2	4						1		3	3	
Brown, Tom				1	4						4	1			
Chorba, Steve				4											
Copeland, Fred		8										4			
Eason, Joel				8											
Elderbroom, Mike		4	8									4			
Force, Sean				8											
Funderburk, Greg			8		2										
Gargan, Bob	4		8	2	4									1	
Gaulthier, Kyle				4											
Hamilton, Billy				8											
Healy, Simon		8	8	8											
Jacobi, Paul														1	
Kenney, Jon				8											
Lassey, Donnie	8														
Lippert, Wes	2	2													1
Mitchell, Sid												2			
Mozzetti, Tim		8										2			
Murray, Shane	4			4											
Naylor, Dan				4											
Olson, Paul	8			8											
Page, Jeff				8										1	
Phillips, Robbie	8	1	4	1	4							1	3	6	
Sandoval, Alberto			2								2		3		
Scott, Lee				8											
Smith, Michael	8				1							4			
Wilkinson, Keeth		8													
Wilsch, Bob					2						4				
Blackwelder, Allyson											2				
Chisamore, Angela								4							
Daniel, Charlie							1	1	1	1	1				
Delp, Paula							4		4		4				
Ellis, Candi									1	1					
Ferber, Donna						4		4							
Force, Angie									2						
Kilsdonk, Kris						2									
Lee, Ellen										4					
Lindell, Nancy							2		2						
Miller, Deana									4						
Mullins, Linda						4									
Oakley, Gina									4	4					
Quayle, Emily Rose											4				
Quayle, Jackie										4		2			
Scheppele, Julie								2		2		1			
Sherry Sue						1				2		4			
Stone, Tiffany												4			
Watson, Emily							4								
Whitley, Brenda									4	4					

TOTAL PAYOUT $4952.00

Perfect Throws (that were reported, or that we heard about, anyway…):

Ton-80s = Brian Blake (3), **Robbie Phillips** (3), **Alberto Sandoval** (3)

9-Marks = Brian Blake (3), Bob Gargan, **Paul Jacobi**, Jeff Page, **Robbie Phillips** (6)

6-Bulls = Wes Lippert

$3,500 Celebrate the New Year

SANCTIONED BY AMERICAN DARTS ORGANIZATION

January 3rd, 4th, & 5th, 2014

The Green Room

301C N. Polk St, Pineville NC, 704-889-2582

EVENT	BLIND DRAW 501	MIXED TRIPLES 601	MEN'S DOUBLES 501	LADIES' SINGLES 501	MEN'S SINGLES 501	LADIES' DOUBLES 501	BLIND DRAW 501	MIXED DOUBLES CRICKET	MEN'S DOUBLES CRICKET	LADIES' SINGLES CRICKET	MEN'S SINGLES CRICKET	LADIES' DOUBLES CRICKET
ENTRY FEE	$10 person	$15 person	$20 team	$15 person *	$15 person *	$20 team	$10 person	$20 team	$20 team	$15 person *	$15 person *	$20 team
1st	$120	$180	$120	$110	$110	$100	$120	$160	$120	$110	$110	$100
2nd	$60	$90	$60	$50	$50	$50	$80	$80	$60	$50	$60	$50
Top 4	$40	$45	$40	$25	$30	$30	$40	$40	$30	$25	$40	$30
Top 8	$20		$20		$20		$20		$20		$20	

*$2 ADO Surcharge added to all singles events **Blind Draw is 501 / Cricket / Choice ***All events are best of 3

Dart Supplies By:

JOKERMAN DARTS

Tournament Director:
Tammy O'Brien 704-813-6069
tournamentdirector@charlottedarts.com

FOOTHILLS FLING

$6000.00+

Jan. 17-19, 2014

Tournament Location:
Clarion Inn & Suites 4295 Augusta Rd
Greenville, SC 29605
864-277-8921

HOSTED BY:
SOUTH CAROLINA UPSTATE DART LEAGUE, INC

SCUDL SOUTH CAROLINA UPSTATE DART LEAGUE

Event	Luck of the Draw Pairs 501-301-Cricket	701 Mixed Triples	501 Ladies Pairs	501 Mens Singles	501 Ladies Singles	501 Mens Pairs	501 Mixed Pairs	Luck of the Draw Pairs 501-301-Cricket	Cricket Mixed Pairs	Cricket Ladies Singles	Cricket Mens Singles	Cricket Ladies Pairs	Cricket Mens Pairs
Entry Fee Per Person	$10	$10	$10	$15♦	$15♦	$10	$10	$10	$10	$15♦	$15♦	$10	$10
Event Start Times	FRI 8:30 PM	SAT 10:00 AM	SAT 12:00 NOON	SAT 12:30 PM	SAT 2:30 PM	SAT 3:00 PM	SAT 5:30 PM	SAT 9:00 PM	SUN 10:30 AM	SUN 1:00 PM	SUN 1:30 PM	SUN 3:00 PM	SUN 3:30 PM

♦ ENTRY FEE INCLUDES A $2.00 ADO SURCHARGE

POSTED TIME IS CLOSE OF REGISTRATION

1st	$220	$270	$170	$250	$190	$220	$240	$220	$240	$190	$220	$170	$220
2nd	$100	$120	$80	$120	$80	$100	$100	$100	$100	$80	$120	$80	$100
TOP 4	$50	$60	$50	$60	$30	$60	$70	$60	$70	$30	$50	$50	$60
TOP 8	$20	$30		$20		$20	$20	$20	$20		$20		$20
TOTAL	$500	$570	$350	$530	$270	$520	$540	$540	$530	$270	$530	$350	$520

TOURNAMENT DIRECTOR: Tom Hoskins 864-200-3697
TOURNAMENT MANAGER: GLENDA ALVARADO
PLEASE VISIT www.foothillsfling.com FOR ANY TOURNAMENT CHANGES OR INFORMATION

Book Rooms by Jan. 3rd 2014
Non Smoking Venue
Room Rates: $69.00 per night
Mention GROUP RATE for FOOTHILLS FLING
Call Direct 864-277-8921

Raffles and Charity Games to Benefit
Julie Valentine Center

Youth Events

Event	Adult/ Youth Cricket	Adult/ Youth 501
Entry Fee Per Person	$5	$5
Event Start Times	SAT 9:00 AM	SUN 9:30 AM
1st	50%	50%
2nd	30%	30%
TOP 4	10%	10%
TOTAL	100%	100%

WARNING
DARTS is an adult sport. It is dangerous for children to play without adult supervision.

DISCLAIMER-AMATUER STATUS
The SCUDL and/or ADO assumes no reponsibility for any adverse effects which Dart Awards may have on the amateur status on any Youth Participant. Please check local regulations/restrictions.

JOKERMAN DARTS

www.foothillsfling.com

Fall 2013 RDL Top Singles Records (by division) (FINAL!)

(There are no missing statistics, as all scoresheets from the entire season have been received.)

(Game minimums required for these listings: 18 for teams B1, C6, D7, E3, E8, F2, F6, F7, G4 & H1 due to a forfeit received; 19 for all other teams)

	"A" Division		W	L	%-age
1	Healy, Simon	A5/ Triple Threats	24	4	0.857
2	Phillips, Robbie	A1/ Element Twenty Won	20	4	0.833
3	Mitchell, Sid	A3/ Appetite for Destruction	24	5	0.828
4	Gaulthier, Kyle	A2/ Bullklitz	23	5	0.821
5	Brown, Tom	A1/ Element Twenty Won	21	7	0.750
6	Seward, Mike	A2/ Bullklitz	17	6	0.739
7	Kenney, Jon	A1/ Element Twenty Won	19	7	0.731
8	Tan, Wil	A1/ Element Twenty Won	18	7	0.720
9	Hamilton, Billy	A4/ Lunatic Fringe	20	8	0.714
10	Terry, Bob	A4/ Lunatic Fringe	17	7	0.708
11	Althoff, Paddy	A3/ Appetite for Destruction	13	7	0.650
12	Sandoval, Alberto	A1/ Element Twenty Won	14	8	0.636
13	Butters, Scott	A7/ Lager Heads	16	10	0.615
14	Gelberg, Dave	A5/ Triple Threats	15	11	0.577

	"B" Division		W	L	%-age
1	Goss, Matt	B1/ Fire for Effect	18	4	0.818
2	Wilcox, Randy	B8/ Despicable Us	20	6	0.769
3	Mayhew, Zak	B3/ Cork Blockers	21	7	0.750
4	Knott, Ronnie	B6/ Red Dragons	20	8	0.714
5	Lee, Chris	B5/ Nine Lives	17	7	0.708
6	Hall, Josh	B2/ Excalibur	21	10	0.677
7	Mays, John	B5/ Nine Lives	17	9	0.654
8	Toolan, Chris	B7/ Big Bulls	15	8	0.652
9	Hindle, Mikey	B2/ Excalibur	18	10	0.643
10	Murdaugh, John	B1/ Fire for Effect	15	9	0.625
	Tant, J.J.	B4/ Overtime Outlaws	15	9	0.625
12	Klann, Eric	B8/ Despicable Us	13	8	0.619
13	Clark, Dan	B4/ Overtime Outlaws	16	10	0.615
	Romanchek, David	B5/ Nine Lives	16	10	0.615

	"C" Division		W	L	%-age
1	Massengill, Chad	C6/ BullsHitters	22	2	0.917
2	Massengill, Randy	C6/ BullsHitters	22	4	0.846
3	Maccini, Billy	C3/ The Locals	17	4	0.810
4	Jur, Jess	C5/ Rif Raf	16	5	0.762
	Ohrberg, Keith	C5/ Rif Raf	16	5	0.762
6	Montesi, Chris	C4/ Dublin Dublout	15	5	0.750
	Ray, Robert	C7/ Traveling Beer Bellies	15	5	0.750
8	Bradshaw, Rick	C3/ The Locals	18	7	0.720
	Vance, Hugh	C7/ Traveling Beer Bellies	18	7	0.720
10	Reitano, Sal	C3/ The Locals	20	9	0.690
11	Diamond, Paddy	C5/ Rif Raf	17	8	0.680
12	Roseman, Sean	C2/ Coral Reefers	17	9	0.654
13	Bordeau, Eric	C4/ Dublin Dublout	13	9	0.591
14	Smelik, Pat	C4/ Dublin Dublout	17	12	0.586

	"D" Division		W	L	%-age
1	West, Billy	D8/ Projectile Dysfunction	21	3	0.875
2	Thomas, Jason	D4/ Ted's H&S Emporium	18	3	0.857
3	Azevedo, Angelo	D2/ You're Supposed To Beat	20	4	0.833
4	Carroll, John	D5/ Methodical Madness	21	5	0.808
5	Allison, Frank	D6/ Sharky's Machine	19	7	0.731
	White, J.J.	D7/ Menace 2 Sobriety	19	7	0.731
7	Kubel, Tom	D2/ You're Supposed To Beat	15	6	0.714
8	Wilson, John	D5/ Methodical Madness	17	7	0.708
9	Hamilton, Brad	D5/ Methodical Madness	18	8	0.692
10	Janssen, Joshua	D3/ Leftovers	20	9	0.690
11	Tanner, Dave	D8/ Projectile Dysfunction	17	8	0.680
12	Thomas, Tony	D3/ Leftovers	18	9	0.667
	Venable, Mike	D5/ Methodical Madness	16	8	0.667
14	Steppe, Mike	D8/ Projectile Dysfunction	15	8	0.652

	"E" Division		W	L	%-age
1	Huffman, David	E7/ Brown's Bombers	24	2	0.923
2	Raquet, Michael	E5/ The Dartists	22	6	0.786
	Spaulding, Paul	E7/ Brown's Bombers	22	6	0.786
4	Krasnow, Dave	E6/ No Bulls Hit	21	7	0.750
5	Fournier, Chris	E6/ No Bulls Hit	21	8	0.724
	Lesher, Jon	E1/ Blind Squirrels	21	8	0.724
7	Baldwin, Randy	E8/ We Be Triplin	18	7	0.720
8	Snyder, Mike	E3/ Drinkers with a Dart Prob	18	8	0.692
9	Brown, Jay	E5/ The Dartists	13	6	0.684
10	Gillett, Galen	E4/ XXX	16	8	0.667
	Owens, John	E7/ Brown's Bombers	16	8	0.667
12	Garzon, Marc	E8/ We Be Triplin	19	10	0.655
13	Deemer, Randy	E8/ We Be Triplin	15	9	0.625
14	Brown, Phil	E2/ All BullS hit	16	10	0.615

	"F" Division		W	L	%-age
1	Simpson, David	F4/ Home Grown Wolves	24	3	0.889
2	Powell, Mark	F6/ UZMAgain	23	3	0.885
3	Rube, Bob	F6/ UZMAgain	14	4	0.778
4	Mooty, Aaron	F2/ Liquor Posse	19	7	0.731
5	Williams, Denny	F6/ UZMAgain	17	7	0.708
6	Caputo, Danny	F2/ Liquor Posse	18	8	0.692
7	Jenkins, John	F4/ Home Grown Wolves	19	9	0.679
	Langston, Frankie	F4/ Home Grown Wolves	19	9	0.679
	Murphy, Phil	F3/ One Armed Bandits	19	9	0.679
	Simpson, Tyler	F4/ Home Grown Wolves	19	9	0.679
11	Cuevas, Louie	F7/ I Got Nothing	16	10	0.615
	Holly, Mike	F7/ I Got Nothing	16	10	0.615
	Krestalude, Andy	F7/ I Got Nothing	16	10	0.615
14	Sarantos, Alex	F8/ EZDUZIT	14	9	0.609

	"G" Division		W	L	%-age
1	Frumkin, Josh	G3/ Your Mom	18	2	0.900
2	Rigert, Joe, Sr.	G1/ Show Us Your Tips	21	4	0.840
3	Munroe, Joe	G3/ Your Mom	25	5	0.833
4	Wissinger, Bill	G7/ Same Day Different Darts	21	6	0.778
	Bozza, Doug	G4/ Sofa Kings	14	4	0.778
6	Rigert, Joe, Jr.	G1/ Show Us Your Tips	15	5	0.750
7	Dubose, Chris	G7/ Same Day Different Darts	14	5	0.737
	Geraghty, John	G8/ That's What She Said	14	5	0.737
9	McAfee, Terry	G7/ Same Day Different Darts	15	6	0.714
10	Moody, Chris	G8/ That's What She Said	17	7	0.708
11	Kyle, Mike	G7/ Same Day Different Darts	18	8	0.692
12	Dunham, Jim	G7/ Same Day Different Darts	19	9	0.679
	Fagan, Seth	G3/ Your Mom	19	9	0.679
14	Ogden, Bryan	G5/ Grateful Darts	13	7	0.650

	"H" Division		W	L	%-age
1	Bowen, Andrew	H5/ Why Not	23	2	0.920
2	Keleher, John	H5/ Why Not	20	3	0.870
3	Casey, Kevin	H2/ Missing Flights	20	4	0.833
4	Timmons, Kevin	H8/ Brewster's Pub	21	7	0.750
5	Crowley, Fulton	H5/ Why Not	14	5	0.737
6	Schoch, Adam	H1/ Duck Commandos	19	7	0.731
7	Foster, Sebastian	H2/ Missing Flights	18	7	0.720
8	Port, Brian	H5/ Why Not	15	6	0.714
9	Lane, Bob	H8/ Brewster's Pub	14	6	0.700
10	Borgna, Andrew	H3/ Tips & Shafts	20	9	0.690
11	Nettesheim, Doug	H2/ Missing Flights	17	8	0.680
12	Converse, Stan	H1/ Duck Commandos	16	8	0.667
	Wickstrom, Bob	H1/ Duck Commandos	16	8	0.667
14	Spencer, Kenny	H3/ Tips & Shafts	19	10	0.655

	Women's Records		W	L	%-age
A	[No women in A division satisfied the minimum games requirement.]				
B	Kilsdonk, Kris	B1/ Fire for Effect	14	10	0.583
	Cotton, Barbara	B3/ Cork Blockers	13	13	0.500
C	Mitchell, Liz	C1/ Snuffy's Nightmare	12	14	0.462
	Dzengeleski, Julie	C8/ Armed & Hammered	11	15	0.423
D	DeFontes, Adrienne	D6/ Sharky's Machine	17	11	0.607
E	Blackwelder, Deborah	E1/ Blind Squirrels	14	10	0.583
	Leggett, Alyssa	E8/ We Be Triplin	11	18	0.379

	(# of women by div.: A-1, B-8, C-8, D-5, E-6, F-7, G-13, H-7)		W	L	%-age
F	Hartmann, Erin	F7/ I Got Nothing	13	13	0.500
	McGettigan, Grace	F8/ EZDUZIT	11	15	0.423
G	Howard, Meghan	G8/ That's What She Said	13	15	0.464
	Massey, Amy	G3/ Your Mom	10	12	0.455
	Strickland, Sandy	G2/ Shootin Da Bull	11	14	0.440
	Cassese, Heather	G4/ Sofa Kings	10	15	0.400
H	Beebe, Jenny	H6/ Ton-sters	10	9	0.526
	Woodworth, Lee	H3/ Tips & Shafts	10	17	0.370

Fall 2013 RDL Top Doubles Records (by division) (FINAL!)

(There are no missing statistics, as all scoresheets from the entire season have been received.)

(Game minimums required for these listings: 18 for teams B1, C6, D7, E3, E8, F2, F6, F7, G4 & H1 due to a forfeit received; 19 for all other teams)

	"A" Division		W	L	%-age
1	Phillips, Robbie	A1/ Element Twenty Won	21	3	0.875
2	Stankevich, Scott	A2/ Bullklitz	20	5	0.800
3	Brown, Tom	A1/ Element Twenty Won	20	7	0.741
	Gaulthier, Kyle	A2/ Bullklitz	20	7	0.741
5	Seward, Mike	A2/ Bullklitz	16	6	0.727
6	Budelman, Jim	A4/ Lunatic Fringe	16	7	0.696
7	Healy, Simon	A5/ Triple Threats	18	10	0.643
8	Kenney, Jon	A1/ Element Twenty Won	16	9	0.640
9	Sandoval, Alberto	A1/ Element Twenty Won	14	8	0.636
10	Terry, Bob	A4/ Lunatic Fringe	15	9	0.625
11	Mozzetti, Tim	A3/ Appetite for Destruction	18	12	0.600
12	Tan, Wil	A1/ Element Twenty Won	16	11	0.593
13	Kerr, Jimmy	A6/ Is It In?	11	8	0.579
14	Flood, Tom	A3/ Appetite for Destruction	17	13	0.567

	"B" Division		W	L	%-age
1	Wilcox, Randy	B8/ Despicable Us	20	6	0.769
2	Murdaugh, John	B1/ Fire for Effect	17	6	0.739
3	Hall, Pete	B8/ Despicable Us	14	6	0.700
4	Minx, Jerry	B1/ Fire for Effect	16	7	0.696
5	Mays, John	B5/ Nine Lives	19	9	0.679
6	Scott, Kevin	B8/ Despicable Us	15	8	0.652
7	Jeffcoat, Angela	B3/ Cork Blockers	16	10	0.615
8	Yang, Rob	B3/ Cork Blockers	16	11	0.593
9	Sautter, Don	B6/ Red Dragons	15	11	0.577
	Tant, J.J.	B4/ Overtime Outlaws	15	11	0.577
11	Knott, Ronnie	B6/ Red Dragons	16	12	0.571
	Mayhew, Zak	B3/ Cork Blockers	16	12	0.571
13	Copple, Matthew	B5/ Nine Lives	14	11	0.560
14	Toolan, Chris	B7/ Big Bulls	13	11	0.542

	"C" Division		W	L	%-age
1	Jur, Jess	C5/ Rif Raf	18	3	0.857
2	Martin, David	C5/ Rif Raf	17	4	0.810
3	Ray, Robert	C7/ Traveling Beer Bellies	16	4	0.800
4	Massengill, Chad	C6/ BullsHitters	19	5	0.792
5	Reece, Robert	C6/ BullsHitters	17	7	0.708
6	Bordeau, Eric	C4/ Dublin Dublout	19	8	0.704
7	Massengill, Randy	C6/ BullsHitters	16	7	0.696
8	Fournier, Jeff	C3/ The Locals	17	8	0.680
	Winter, Wally	C4/ Dublin Dublout	17	8	0.680
10	Reitano, Sal	C3/ The Locals	18	9	0.667
11	Jimenez, Eduardo	C7/ Traveling Beer Bellies	17	10	0.630
12	Horger, Dennis	C5/ Rif Raf	15	9	0.625
13	Dzengeleski, Julie	C8/ Armed & Hammered	14	9	0.609
14	Roseman, Sean	C2/ Coral Reefers	15	10	0.600

	"D" Division		W	L	%-age
1	Carroll, John	D5/ Methodical Madness	20	2	0.909
2	Wilson, John	D5/ Methodical Madness	18	6	0.750
3	West, Billy	D8/ Projectile Dysfunction	17	7	0.708
4	Bouchard, Keith	D7/ Menace 2 Sobriety	18	8	0.692
	White, J.J.	D7/ Menace 2 Sobriety	18	8	0.692
6	Steppe, Mike	D8/ Projectile Dysfunction	18	9	0.667
	Tanner, Dave	D8/ Projectile Dysfunction	18	9	0.667
	Hogan, Neal	D1/ Death Throw	16	8	0.667
9	DeFontes, Adrienne	D6/ Sharky's Machine	17	9	0.654
10	Bateman, Jimmy	D6/ Sharky's Machine	18	10	0.643
	Willis, Tolson	D1/ Death Throw	18	10	0.643
12	Bosier, Sean	D1/ Death Throw	16	10	0.615
13	Thomas, Jason	D4/ Ted's H&S Emporium	16	11	0.593
14	(two tied)		16	12	0.571

	"E" Division		W	L	%-age
1	Snyder, Mike	E3/ Drinkers with a Dart Prob	21	4	0.840
2	Huffman, David	E7/ Brown's Bombers	20	6	0.769
3	McCartney, Joe	E3/ Drinkers with a Dart Prob	17	6	0.739
4	Brown, Jay	E5/ The Dartists	16	6	0.727
5	Robertson, Phil	E7/ Brown's Bombers	20	8	0.714
6	Deemer, Randy	E8/ We Be Triplin	16	7	0.696
	Owens, John	E7/ Brown's Bombers	16	7	0.696
8	Krasnow, Dave	E6/ No Bulls Hit	18	9	0.667
9	Cusman, Ryan	E6/ No Bulls Hit	21	11	0.656
10	Leggett, Alyssa	E8/ We Be Triplin	19	10	0.655
11	Spaulding, Paul	E7/ Brown's Bombers	18	10	0.643
12	Todd, Patrick	E8/ We Be Triplin	16	10	0.615
13	Veith, Matt	E3/ Drinkers with a Dart Prob	14	9	0.609
14	Litzsinger, Mike	E3/ Drinkers with a Dart Prob	15	10	0.600

	"F" Division		W	L	%-age
1	Caputo, Danny	F2/ Liquor Posse	21	5	0.808
2	Williams, Denny	F6/ UZMAgain	19	5	0.792
3	Martinez, Gus	F2/ Liquor Posse	21	6	0.778
4	Krestalude, Andy	F7/ I Got Nothing	20	6	0.769
5	Martinez, Vince	F7/ I Got Nothing	18	8	0.692
6	Rube, Bob	F6/ UZMAgain	15	7	0.682
7	Hartmann, Erin	F7/ I Got Nothing	17	9	0.654
8	Langston, Frankie	F4/ Home Grown Wolves	18	10	0.643
9	Cuevas, Louie	F7/ I Got Nothing	16	10	0.615
10	Simpson, Tyler	F4/ Home Grown Wolves	17	11	0.607
	White, Jim	F3/ One Armed Bandits	17	11	0.607
12	Adams, Brad	F5/ Five-OH! Whizzle	14	10	0.583
13	(three tied)		15	11	0.577

	"G" Division		W	L	%-age
1	Gaines, Lauren	G1/ Show Us Your Tips	20	6	0.769
	Rigert, Joe, Sr.	G1/ Show Us Your Tips	20	6	0.769
3	Frumkin, Josh	G3/ Your Mom	16	5	0.762
4	Kyle, Mike	G7/ Same Day Different Darts	14	5	0.737
5	Dunham, Jim	G7/ Same Day Different Darts	16	6	0.727
	Geraghty, John	G8/ That's What She Said	16	6	0.727
	Hudelson, Hans	G4/ Sofa Kings	16	6	0.727
8	Fagan, Seth	G3/ Your Mom	18	7	0.720
9	Munroe, Joe	G3/ Your Mom	21	9	0.700
10	Maley, Dave	G4/ Sofa Kings	16	8	0.667
11	Morse, Andy	G2/ Shootin Da Bull	18	10	0.643
12	Howard, Meghan	G8/ That's What She Said	17	10	0.630
13	Therrien, Dan	G3/ Your Mom	15	9	0.625
14	Bozza, Doug	G4/ Sofa Kings	11	7	0.611

	"H" Division		W	L	%-age
1	Wright, Tim	H2/ Missing Flights	19	6	0.760
2	Timmons, Kevin	H8/ Brewster's Pub	21	7	0.750
3	Oakley, Richard	H7/ Train Station Shooters	17	6	0.739
4	Bialaszewski, Richard	H8/ Brewster's Pub	16	6	0.727
5	Crowley, Fulton	H5/ Why Not	15	6	0.714
6	Cohen, Andy	H8/ Brewster's Pub	19	8	0.704
7	Keleher, John	H5/ Why Not	16	8	0.667
8	Foster, Sebastian	H2/ Missing Flights	17	9	0.654
	Shirey, Anthony	H2/ Missing Flights	17	9	0.654
10	Borgna, Andrew	H3/ Tips & Shafts	19	11	0.633
11	McKendrick, Todd	H8/ Brewster's Pub	17	10	0.630
12	Casey, Kevin	H2/ Missing Flights	15	9	0.625
13	Port, Brian	H5/ Why Not	13	8	0.619
14	Vasbinder, Zach	H3/ Tips & Shafts	16	13	0.552

	Women's Records		W	L	%-age
A	[No women in A division satisfied the minimum games requirement.]				
B	Jeffcoat, Angela	B3/ Cork Blockers	16	10	0.615
	Kilsdonk, Kris	B1/ Fire for Effect	10	9	0.526
C	Dzengeleski, Julie	C8/ Armed & Hammered	14	9	0.609
	Mitchell, Liz	C1/ Snuffy's Nightmare	9	18	0.333
D	DeFontes, Adrienne	D6/ Sharky's Machine	17	9	0.654
E	Leggett, Alyssa	E8/ We Be Triplin	19	10	0.655
	Blackwelder, Deborah	E1/ Blind Squirrels	15	13	0.536

	(# of women by div.: A-1, B-8, C-8, D-5, E-6, F-7, G-13, H-7)		W	L	%-age
F	Hartmann, Erin	F7/ I Got Nothing	17	9	0.654
	Gregory, Rhonda	F4/ Home Grown Wolves	9	10	0.474
G	Gaines, Lauren	G1/ Show Us Your Tips	20	6	0.769
	Howard, Meghan	G8/ That's What She Said	17	10	0.630
	Massey, Amy	G3/ Your Mom	14	10	0.583
	Strickland, Sandy	G2/ Shootin Da Bull	14	11	0.560
H	Beebe, Jenny	H6/ Ton-sters	11	9	0.550
	Thomas, Nicole	H5/ Why Not	9	10	0.474

Fall 2013 RDL Top Singles+Doubles Records (by division) (FINAL!)

(There are no missing statistics, as all scoresheets from the entire season have been received.)

(Game minimums required for these listings: 35 for teams B1, C6, D7, E3, E8, F2, F6, F7, G4 & H1 due to a forfeit received; 37 for all other teams)

	"A" Division		W	L	%-age
1	Phillips, Robbie	A1/ Element Twenty Won	41	7	0.854
2	Gaulthier, Kyle	A2/ Bullklitz	43	12	0.782
3	Healy, Simon	A5/ Triple Threats	42	14	0.750
4	Brown, Tom	A1/ Element Twenty Won	41	14	0.745
5	Seward, Mike	A2/ Bullklitz	33	12	0.733
6	Mitchell, Sid	A3/ Appetite for Destruction	40	18	0.690
7	Kenney, Jon	A1/ Element Twenty Won	35	16	0.686
8	Stankevich, Scott	A2/ Bullklitz	32	16	0.667
	Terry, Bob	A4/ Lunatic Fringe	32	16	0.667
10	Tan, Wil	A1/ Element Twenty Won	34	18	0.654
11	Sandoval, Alberto	A1/ Element Twenty Won	28	16	0.636
12	Hamilton, Billy	A4/ Lunatic Fringe	35	21	0.625
13	Cusher, Dean	A2/ Bullklitz	24	17	0.585
14	Althoff, Paddy	A3/ Appetite for Destruction	21	16	0.568

	"B" Division		W	L	%-age
1	Wilcox, Randy	B8/ Despicable Us	40	12	0.769
2	Scott, Kevin	B8/ Despicable Us	27	12	0.692
3	Murdaugh, John	B1/ Fire for Effect	32	15	0.681
4	Mays, John	B5/ Nine Lives	36	18	0.667
5	Mayhew, Zak	B3/ Cork Blockers	37	19	0.661
6	Goss, Matt	B1/ Fire for Effect	27	14	0.659
7	Hall, Pete	B8/ Despicable Us	24	13	0.649
8	Knott, Ronnie	B6/ Red Dragons	36	20	0.643
9	Gibson, Jack	B5/ Nine Lives	23	14	0.622
10	Minx, Jerry	B1/ Fire for Effect	24	15	0.615
11	Tant, J.J.	B4/ Overtime Outlaws	30	20	0.600
12	Lee, Chris	B5/ Nine Lives	28	19	0.596
	Toolan, Chris	B7/ Big Bulls	28	19	0.596
14	Yang, Rob	B3/ Cork Blockers	32	22	0.593

	"C" Division		W	L	%-age
1	Massengill, Chad	C6/ BullsHitters	41	7	0.854
2	Jur, Jess	C5/ Rif Raf	34	8	0.810
3	Massengill, Randy	C6/ BullsHitters	38	11	0.776
4	Ray, Robert	C7/ Traveling Beer Bellies	31	9	0.775
5	Maccini, Billy	C3/ The Locals	28	12	0.700
6	Martin, David	C5/ Rif Raf	28	13	0.683
7	Reitano, Sal	C3/ The Locals	38	18	0.679
8	Gilyardi, Ernie	C6/ BullsHitters	24	12	0.667
9	Bordeau, Eric	C4/ Dublin Dublout	32	17	0.653
10	Ohrberg, Keith	C5/ Rif Raf	28	15	0.651
11	Bradshaw, Rick	C3/ The Locals	32	18	0.640
12	Diamond, Paddy	C5/ Rif Raf	28	16	0.636
13	Montesi, Chris	C4/ Dublin Dublout	29	17	0.630
14	Roseman, Sean	C2/ Coral Reefers	32	19	0.627

	"D" Division		W	L	%-age
1	Carroll, John	D5/ Methodical Madness	41	7	0.854
2	West, Billy	D8/ Projectile Dysfunction	38	10	0.792
3	Wilson, John	D5/ Methodical Madness	35	13	0.729
4	White, J.J.	D7/ Menace 2 Sobriety	37	15	0.712
5	Thomas, Jason	D4/ Ted's H&S Emporium	34	14	0.708
6	Tanner, Dave	D8/ Projectile Dysfunction	35	17	0.673
7	Steppe, Mike	D8/ Projectile Dysfunction	33	17	0.660
8	Kuhns, John	D5/ Methodical Madness	24	13	0.649
9	Azevedo, Angelo	D2/ You're Supposed To Beat	31	17	0.646
10	Bateman, Jimmy	D6/ Sharky's Machine	34	19	0.642
11	Allison, Frank	D6/ Sharky's Machine	32	18	0.640
12	DeFontes, Adrienne	D6/ Sharky's Machine	34	20	0.630
13	Hamilton, Brad	D5/ Methodical Madness	32	19	0.627
14	Willis, Tolson	D1/ Death Throw	35	21	0.625

	"E" Division		W	L	%-age
1	Huffman, David	E7/ Brown's Bombers	44	8	0.846
2	Snyder, Mike	E3/ Drinkers with a Dart Prob	39	12	0.765
3	Spaulding, Paul	E7/ Brown's Bombers	40	16	0.714
4	Krasnow, Dave	E6/ No Bulls Hit	39	16	0.709
5	Brown, Jay	E5/ The Dartists	29	12	0.707
6	Owens, John	E7/ Brown's Bombers	32	15	0.681
7	Raquet, Michael	E5/ The Dartists	38	18	0.679
8	Deemer, Randy	E8/ We Be Triplin	31	16	0.660
	McCartney, Joe	E3/ Drinkers with a Dart Prob	31	16	0.660
10	Baldwin, Randy	E8/ We Be Triplin	32	19	0.627
11	Fournier, Chris	E6/ No Bulls Hit	37	22	0.627
12	Robertson, Phil	E7/ Brown's Bombers	32	20	0.615
13	Garzon, Marc	E8/ We Be Triplin	33	21	0.611
14	Lesher, Jon	E1/ Blind Squirrels	33	23	0.589

	"F" Division		W	L	%-age
1	Caputo, Danny	F2/ Liquor Posse	39	13	0.750
	Williams, Denny	F6/ UZMAgain	36	12	0.750
3	Powell, Mark	F6/ UZMAgain	36	13	0.735
4	Rube, Bob	F6/ UZMAgain	29	11	0.725
5	Simpson, David	F4/ Home Grown Wolves	39	15	0.722
6	Krestalude, Andy	F7/ I Got Nothing	36	16	0.692
7	Langston, Frankie	F4/ Home Grown Wolves	37	19	0.661
8	Simpson, Tyler	F4/ Home Grown Wolves	36	20	0.643
9	Jenkins, John	F4/ Home Grown Wolves	35	21	0.625
10	Cuevas, Louie	F7/ I Got Nothing	32	20	0.615
	Martinez, Vince	F7/ I Got Nothing	32	20	0.615
	Mooty, Aaron	F2/ Liquor Posse	32	20	0.615
13	Martinez, Gus	F2/ Liquor Posse	31	20	0.608
14	Murphy, Phil	F3/ One Armed Bandits	34	22	0.607

	"G" Division		W	L	%-age
1	Frumkin, Josh	G3/ Your Mom	34	7	0.829
2	Rigert, Joe, Sr.	G1/ Show Us Your Tips	41	10	0.804
3	Munroe, Joe	G3/ Your Mom	46	14	0.767
4	Geraghty, John	G8/ That's What She Said	30	11	0.732
5	Kyle, Mike	G7/ Same Day Different Darts	32	13	0.711
6	Rigert, Joe, Jr.	G1/ Show Us Your Tips	27	11	0.711
7	Dunham, Jim	G7/ Same Day Different Darts	35	15	0.700
8	Fagan, Seth	G3/ Your Mom	37	16	0.698
9	Bozza, Doug	G4/ Sofa Kings	25	11	0.694
10	Moody, Chris	G8/ That's What She Said	30	17	0.638
11	Morse, Andy	G2/ Shootin Da Bull	35	20	0.636
12	Therrien, Dan	G3/ Your Mom	30	18	0.625
	Ogden, Bryan	G5/ Grateful Darts	25	15	0.625
14	Strickland, Craig	G2/ Shootin Da Bull	34	22	0.607

	"H" Division		W	L	%-age
1	Keleher, John	H5/ Why Not	36	11	0.766
2	Timmons, Kevin	H8/ Brewster's Pub	42	14	0.750
3	Casey, Kevin	H2/ Missing Flights	35	13	0.729
4	Crowley, Fulton	H5/ Why Not	29	11	0.725
5	Bowen, Andrew	H5/ Why Not	34	14	0.708
6	Oakley, Richard	H7/ Train Station Shooters	33	15	0.688
7	Foster, Sebastian	H2/ Missing Flights	35	16	0.686
8	Port, Brian	H5/ Why Not	28	14	0.667
9	Borgna, Andrew	H3/ Tips & Shafts	39	20	0.661
10	Wright, Tim	H2/ Missing Flights	34	19	0.642
11	McKendrick, Todd	H8/ Brewster's Pub	35	20	0.636
12	Shirey, Anthony	H2/ Missing Flights	33	19	0.635
13	Lane, Bob	H8/ Brewster's Pub	26	16	0.619
14	Nettesheim, Doug	H2/ Missing Flights	30	19	0.612

	Women's Records		W	L	%-age
A	[No women in A division satisfied the minimum games requirement.]				
B	Kilsdonk, Kris	B1/ Fire for Effect	24	19	0.558
	Cotton, Barbara	B3/ Cork Blockers	25	29	0.463
C	Dzengeleski, Julie	C8/ Armed & Hammered	25	24	0.510
	Mitchell, Liz	C1/ Snuffy's Nightmare	21	32	0.396
D	DeFontes, Adrienne	D6/ Sharky's Machine	34	20	0.630
E	Blackwelder, Deborah	E1/ Blind Squirrels	29	23	0.558
	Leggett, Alyssa	E8/ We Be Triplin	30	28	0.517

	(# of women by div.: A-1, B-8, C-8, D-5, E-6, F-7, G-13, H-7)		W	L	%-age
F	Hartmann, Erin	F7/ I Got Nothing	30	22	0.577
	McGettigan, Grace	F8/ EZDUZIT	20	32	0.385
G	Howard, Meghan	G8/ That's What She Said	30	25	0.545
	Massey, Amy	G3/ Your Mom	24	22	0.522
	Gaines, Lauren	G1/ Show Us Your Tips	25	23	0.521
	Strickland, Sandy	G2/ Shootin Da Bull	25	25	0.500
H	Beebe, Jenny	H6/ Ton-sters	21	18	0.538
	Thomas, Nicole	H5/ Why Not	16	23	0.410

Fall 2013 RDL Top All-Star Point Averages (by division) (FINAL!)

(There are no missing statistics, as all scoresheets from the entire season have been received.)

(Game minimums required for these listings: 35 for teams B1, C6, D7, E3, E8, F2, F6, F7, G4 & H1 due to a forfeit received; 37 for all other teams)

	"A" Division		ASP	TGP	Ave.
1	Phillips, Robbie	A1/ Element Twenty Won	####	48	2.698
2	Healy, Simon	A5/ Triple Threats	####	56	1.964
3	Seward, Mike	A2/ Bullklitz	85.5	45	1.900
4	Gaulthier, Kyle	A2/ Bullklitz	98.0	55	1.782
5	Sandoval, Alberto	A1/ Element Twenty Won	66.5	44	1.511
6	McNamara, Tim	A8/ The Knights Formerly Kn	64.5	44	1.466
7	Stankevich, Scott	A2/ Bullklitz	66.0	48	1.375
8	Lloyd, Billy	A6/ Is It In?	74.0	54	1.370
9	Tan, Wil	A1/ Element Twenty Won	69.5	52	1.337
10	Mitchell, Sid	A3/ Appetite for Destruction	77.0	58	1.328
11	Kenney, Jon	A1/ Element Twenty Won	66.5	51	1.304
12	Terry, Bob	A4/ Lunatic Fringe	62.0	48	1.292
13	Brown, Tom	A1/ Element Twenty Won	71.0	55	1.291
14	Mozzetti, Tim	A3/ Appetite for Destruction	75.0	59	1.271

	"B" Division		ASP	TGP	Ave.
1	Minx, Jerry	B1/ Fire for Effect	39.0	39	1.000
2	Goss, Matt	B1/ Fire for Effect	33.5	41	0.817
3	Wilcox, Randy	B8/ Despicable Us	40.0	52	0.769
4	Tant, J.J.	B4/ Overtime Outlaws	37.0	50	0.740
5	Mayhew, Zak	B3/ Cork Blockers	40.0	56	0.714
6	Murdaugh, John	B1/ Fire for Effect	31.5	47	0.670
7	Howard, Brian	B6/ Red Dragons	26.0	43	0.605
8	Toolan, Chris	B7/ Big Bulls	28.0	47	0.596
9	Sautter, Scott	B6/ Red Dragons	31.5	53	0.594
10	Klann, Eric	B8/ Despicable Us	27.0	46	0.587
11	Clark, Dan	B4/ Overtime Outlaws	29.5	51	0.578
12	Scott, Kevin	B8/ Despicable Us	22.5	39	0.577
13	Hindle, Mikey	B2/ Excalibur	32.0	56	0.571
14	Mays, John	B5/ Nine Lives	30.5	54	0.565

	"C" Division		ASP	TGP	Ave.
1	Massengill, Chad	C6/ BullsHitters	55.5	48	1.156
2	Ray, Robert	C7/ Traveling Beer Bellies	39.0	40	0.975
3	Bradshaw, Rick	C3/ The Locals	47.5	50	0.950
4	Massengill, Randy	C6/ BullsHitters	45.5	49	0.929
5	Martin, David	C5/ Rif Raf	37.0	41	0.902
6	Reitano, Sal	C3/ The Locals	49.5	56	0.884
7	Jur, Jess	C5/ Rif Raf	35.5	42	0.845
8	Vance, Hugh	C7/ Traveling Beer Bellies	36.0	50	0.720
9	Ohrberg, Keith	C5/ Rif Raf	29.5	43	0.686
10	Dzengeleski, Jimmy	C8/ Armed & Hammered	32.5	49	0.663
11	Gilyardi, Ernie	C6/ BullsHitters	23.5	36	0.653
12	Fournier, Jeff	C3/ The Locals	33.5	54	0.620
13	Roseman, Sean	C2/ Coral Reefers	31.0	51	0.608
14	Wade, Nate	C2/ Coral Reefers	25.0	42	0.595

	"D" Division		ASP	TGP	Ave.
1	Carroll, John	D5/ Methodical Madness	66.0	48	1.375
2	West, Billy	D8/ Projectile Dysfunction	56.5	48	1.177
3	Hamilton, Brad	D5/ Methodical Madness	41.5	51	0.814
4	Azevedo, Angelo	D2/ You're Supposed To Beat	39.0	48	0.813
5	Allison, Frank	D6/ Sharky's Machine	35.5	50	0.710
6	Wilson, John	D5/ Methodical Madness	33.5	48	0.698
7	White, J.J.	D7/ Menace 2 Sobriety	36.0	52	0.692
8	Steppe, Mike	D8/ Projectile Dysfunction	34.0	50	0.680
9	Elliott, Chris	D4/ Ted's H&S Emporium	31.0	47	0.660
10	Roberts, Mike	D2/ You're Supposed To Beat	28.0	46	0.609
11	Bateman, Jimmy	D6/ Sharky's Machine	32.0	53	0.604
12	Kubel, Tom	D2/ You're Supposed To Beat	24.5	42	0.583
13	Mathews, Alex	D1/ Death Throw	22.5	41	0.549
14	DeFontes, Adrienne	D6/ Sharky's Machine	29.5	54	0.546

	"E" Division		ASP	TGP	Ave.
1	Huffman, David	E7/ Brown's Bombers	50.5	52	0.971
2	Spaulding, Paul	E7/ Brown's Bombers	49.0	56	0.875
3	Blackwelder, Deborah	E1/ Blind Squirrels	36.0	52	0.692
4	Raquet, Michael	E5/ The Dartists	35.5	56	0.634
5	Baldwin, Randy	E8/ We Be Triplin	31.5	51	0.618
6	Brown, Phil	E2/ All BullS hit	32.0	53	0.604
7	McCartney, Joe	E3/ Drinkers with a Dart Prob	26.0	47	0.553
8	Brown, Jay	E5/ The Dartists	22.0	41	0.537
9	Deemer, Randy	E8/ We Be Triplin	24.5	47	0.521
10	Snyder, Mike	E3/ Drinkers with a Dart Prob	26.5	51	0.520
11	Gillett, Galen	E4/ XXX	23.5	48	0.490
12	Vick, Justin	E7/ Brown's Bombers	20.0	41	0.488
13	Kring, Jeremy	E6/ No Bulls Hit	26.0	55	0.473
14	Stevens, Todd	E6/ No Bulls Hit	18.0	39	0.462

	"F" Division		ASP	TGP	Ave.
1	Simpson, David	F4/ Home Grown Wolves	42.0	54	0.778
2	Jenkins, John	F4/ Home Grown Wolves	41.5	56	0.741
3	Caputo, Danny	F2/ Liquor Posse	38.5	52	0.740
4	Krestalude, Andy	F7/ I Got Nothing	35.5	52	0.683
5	Rube, Bob	F6/ UZMAgain	25.0	40	0.625
6	Mooty, Aaron	F2/ Liquor Posse	30.0	52	0.577
7	Murphy, Phil	F3/ One Armed Bandits	31.0	56	0.554
8	White, Jim	F3/ One Armed Bandits	30.0	55	0.545
9	Polenz, Steve	F1/ Double Tap	24.0	47	0.511
10	Stuckey, Rob	F5/ Five-OH! Whizzle	25.5	52	0.490
11	Bathurst, Ryan	F2/ Liquor Posse	27.0	57	0.474
12	Martinez, Vince	F7/ I Got Nothing	24.5	52	0.471
13	Powell, Mark	F6/ UZMAgain	23.0	49	0.469
14	Kirkpatrick, Scott	F6/ UZMAgain	22.5	48	0.469

	"G" Division		ASP	TGP	Ave.
1	Therrien, Dan	G3/ Your Mom	35.0	48	0.729
2	Ogden, Bryan	G5/ Grateful Darts	26.5	40	0.663
3	Dunham, Jim	G7/ Same Day Different Darts	32.5	50	0.650
4	Bozza, Doug	G4/ Sofa Kings	22.5	36	0.625
5	Rigert, Joe, Sr.	G1/ Show Us Your Tips	31.5	51	0.618
6	Wissinger, Bill	G7/ Same Day Different Darts	32.5	54	0.602
7	McAfee, Terry	G7/ Same Day Different Darts	21.0	38	0.553
8	Maley, Dave	G4/ Sofa Kings	26.5	48	0.552
9	Strickland, Andrew	G2/ Shootin Da Bull	28.5	56	0.509
10	Munroe, Joe	G3/ Your Mom	30.5	60	0.508
11	Frumkin, Josh	G3/ Your Mom	20.0	41	0.488
12	Geraghty, John	G8/ That's What She Said	19.5	41	0.476
13	Fagan, Seth	G3/ Your Mom	25.0	53	0.472
14	Kyle, Mike	G7/ Same Day Different Darts	21.0	45	0.467

	"H" Division		ASP	TGP	Ave.
1	Converse, Stan	H1/ Duck Commandos	33.0	46	0.717
2	Bowen, Andrew	H5/ Why Not	30.5	48	0.635
3	Martin, George	H2/ Missing Flights	31.0	52	0.596
4	Crowley, Fulton	H5/ Why Not	23.5	40	0.588
5	Chesson, Clint	H7/ Train Station Shooters	22.0	40	0.550
6	Shirey, Anthony	H2/ Missing Flights	28.5	52	0.548
7	Timmons, Kevin	H8/ Brewster's Pub	28.5	56	0.509
8	Wright, Tim	H2/ Missing Flights	24.5	53	0.462
9	Lane, Bob	H8/ Brewster's Pub	18.5	42	0.440
10	Spencer, Kenny	H3/ Tips & Shafts	25.5	58	0.440
11	Keleher, John	H5/ Why Not	20.0	47	0.426
12	Schoch, Adam	H1/ Duck Commandos	22.0	52	0.423
13	Oakley, Richard	H7/ Train Station Shooters	17.5	48	0.365
14	Borgna, Andrew	H3/ Tips & Shafts	20.0	59	0.339

	Women's Records		ASP	TGP	Ave.
A	[No women in A division satisfied the minimum games requirement.]				
B	Kilsdonk, Kris	B1/ Fire for Effect	20.0	43	0.465
	Cotton, Barbara	B3/ Cork Blockers	15.5	54	0.287
C	Dzengeleski, Julie	C8/ Armed & Hammered	24.5	49	0.500
	Stacy, Michelle	C1/ Snuffy's Nightmare	18.0	46	0.391
D	DeFontes, Adrienne	D6/ Sharky's Machine	29.5	54	0.546
E	Blackwelder, Deborah	E1/ Blind Squirrels	36.0	52	0.692
	Leggett, Alyssa	E8/ We Be Triplin	16.5	58	0.284

	(# of women by div.: A-1, B-8, C-8, D-5, E-6, F-7, G-13, H-7)		ASP	TGP	Ave.
F	McGettigan, Grace	F8/ EZDUZIT	15.0	52	0.288
	Hartmann, Erin	F7/ I Got Nothing	13.0	52	0.250
G	Howard, Meghan	G8/ That's What She Said	18.5	55	0.336
	Cassese, Heather	G4/ Sofa Kings	10.5	44	0.239
	Taylor, Tisha	G8/ That's What She Said	9.0	41	0.220
	Strickland, Sandy	G2/ Shootin Da Bull	9.5	50	0.190
H	Woodworth, Lee	H3/ Tips & Shafts	11.0	51	0.216
	Beebe, Jenny	H6/ Ton-sters	8.0	39	0.205

Fall 2013 RDL League-Wide Sectional Statistics (ranked by percentage) (FINAL!)

(All statistics are included, as there were no missing scoresheets this season) (Game minimums required for these listings: 6 for all divisions)

	Singles 301 Win Percentage		W	L	%-age
1	West, Billy	D8/ Projectile Dysfunction	11	1	0.917
2	Goss, Matt	B1/ Fire for Effect	10	1	0.909
3	Frumkin, Josh	G3/ Your Mom	9	1	0.900
	Port, Brian	H5/ Why Not	9	1	0.900
5	Brown, Jay	E5/ The Dartists	8	1	0.889
	Bozza, Doug	G4/ Sofa Kings	8	1	0.889
7	Hamilton, Bradley	F5/ Five-OH! Whizzle	7	1	0.875
8	Gilyardi, Ernie	C6/ BullsHitters	6	1	0.857
	Thomas, Jason	D4/ Ted's H&S Emporium	6	1	0.857
	Rube, Bob	F6/ UZMAgain	6	1	0.857
11	Huffman, David	E7/ Brown's Bombers	11	2	0.846
	Simpson, David	F4/ Home Grown Wolves	11	2	0.846
	Oakley, Richard	H7/ Train Station Shooters	11	2	0.846
14	Gelberg, Dave	A5/ Triple Threats	10	2	0.833
	Kenney, Jon	A1/ Element Twenty Won	10	2	0.833
	Phillips, Robbie	A1/ Element Twenty Won	10	2	0.833
	Azevedo, Angelo	D2/ You're Supposed To Bea	10	2	0.833
	Rigert, Joe, Sr.	G1/ Show Us Your Tips	10	2	0.833
	Bowen, Andrew	H5/ Why Not	10	2	0.833
	Keleher, John	H5/ Why Not	10	2	0.833
	Davis, Jimmy	A3/ Appetite for Destruction	5	1	0.833
	Pate, Brad	E6/ No Bulls Hit	5	1	0.833
23	Tan, Wil	A1/ Element Twenty Won	9	2	0.818
	Massengill, Chad	C6/ BullsHitters	9	2	0.818
	Ohrberg, Keith	C5/ Rif Raf	9	2	0.818
	Casey, Kevin	H2/ Missing Flights	9	2	0.818
27	Mitchell, Sid	A3/ Appetite for Destruction	12	3	0.800
	Jur, Jess	C5/ Rif Raf	8	2	0.800
	Maccini, Billy	C3/ The Locals	8	2	0.800
	Mathews, Alex	D1/ Death Throw	8	2	0.800
	McAfee, Terry	G7/ Same Day Different Dar	8	2	0.800
32	Healy, Simon	A5/ Triple Threats	11	3	0.786
	Mayhew, Zak	B3/ Cork Blockers	11	3	0.786
	Fournier, Chris	E6/ No Bulls Hit	11	3	0.786
	White, John	E5/ The Dartists	11	3	0.786
	Fagan, Seth	G3/ Your Mom	11	3	0.786
37	Thomas, Brent	D3/ Leftovers	7	2	0.778
	Geraghty, John	G8/ That's What She Said	7	2	0.778
	Rigert, Joe, Jr.	G1/ Show Us Your Tips	7	2	0.778
	Carawon, Harris	H1/ Duck Commandos	7	2	0.778
41	Massengill, Randy	C6/ BullsHitters	10	3	0.769
	Holly, Mike	F7/ I Got Nothing	10	3	0.769
	Mooty, Aaron	F2/ Liquor Posse	10	3	0.769
	Powell, Mark	F6/ UZMAgain	10	3	0.769
45	Murdaugh, John	B1/ Fire for Effect	9	3	0.750
	Peterson, Chris	B4/ Overtime Outlaws	9	3	0.750
	Jackson, Barry	C8/ Armed & Hammered	6	2	0.750
	Kuhns, John	D5/ Methodical Madness	6	2	0.750
	Flemming, Frank	H4/ What's the Point?	6	2	0.750
50	Munroe, Joe	G3/ Your Mom	11	4	0.733
	Borgna, Andrew	H3/ Tips & Shafts	11	4	0.733
52	Lee, Chris	B5/ Nine Lives	8	3	0.727
53	Brown, Tom	A1/ Element Twenty Won	10	4	0.714
	Gaulthier, Kyle	A2/ Bullklitz	10	4	0.714
	Fitzgerald, Dennis	B7/ Big Bulls	10	4	0.714
	Mays, John	B5/ Nine Lives	10	4	0.714
	Thomas, Joe	D4/ Ted's H&S Emporium	10	4	0.714
	Raquet, Michael	E5/ The Dartists	10	4	0.714
	Spaulding, Paul	E7/ Brown's Bombers	10	4	0.714
	Simpson, Tyler	F4/ Home Grown Wolves	10	4	0.714
	Dunham, Jim	G7/ Same Day Different Dar	10	4	0.714
	Spencer, Kenny	H3/ Tips & Shafts	10	4	0.714
	(four tied - 2 in A, 1 in C, 1 in D)		5	2	0.714

	Singles Cricket Win Percentage		W	L	%-age
1	Massengill, Chad	C6/ BullsHitters	13	0	1.000
	Huffman, David	E7/ Brown's Bombers	13	0	1.000
	Krasnow, Dave	E6/ No Bulls Hit	13	0	1.000
	Powell, Mark	F6/ UZMAgain	13	0	1.000
	Bowen, Andrew	H5/ Why Not	13	0	1.000
	Seward, Mike	A2/ Bullklitz	11	0	1.000
7	Munroe, Joe	G3/ Your Mom	14	1	0.933
8	Gaulthier, Kyle	A2/ Bullklitz	13	1	0.929
	Healy, Simon	A5/ Triple Threats	13	1	0.929
	Simpson, David	F4/ Home Grown Wolves	13	1	0.929
	Wissinger, Bill	G7/ Same Day Different Dar	13	1	0.929
12	Massengill, Randy	C6/ BullsHitters	12	1	0.923
	Carroll, John	D5/ Methodical Madness	12	1	0.923
14	Bradshaw, Rick	C3/ The Locals	11	1	0.917
	Vance, Hugh	C7/ Traveling Beer Bellies	11	1	0.917
16	Sandoval, Alberto	A1/ Element Twenty Won	10	1	0.909
	Keleher, John	H5/ Why Not	10	1	0.909
18	Ray, Robert	C7/ Traveling Beer Bellies	9	1	0.900
	Frumkin, Josh	G3/ Your Mom	9	1	0.900
20	Hall, Steve	F6/ UZMAgain	8	1	0.889
	Crowley, Fulton	H5/ Why Not	8	1	0.889
22	Stark, Parker	G8/ That's What She Said	7	1	0.875
23	Mitchell, Sid	A3/ Appetite for Destruction	12	2	0.857
	Thomas, Jason	D4/ Ted's H&S Emporium	12	2	0.857
	Raquet, Michael	E5/ The Dartists	12	2	0.857
	Spaulding, Paul	E7/ Brown's Bombers	12	2	0.857
	Timmons, Kevin	H8/ Brewster's Pub	12	2	0.857
28	Scott, Kevin	B8/ Despicable Us	11	2	0.846
	Tant, J.J.	B4/ Overtime Outlaws	11	2	0.846
	Wilcox, Randy	B8/ Despicable Us	11	2	0.846
	Johnson, Dave	D7/ Menace 2 Sobriety	11	2	0.846
	Tanner, Dave	D8/ Projectile Dysfunction	11	2	0.846
	White, J.J.	D7/ Menace 2 Sobriety	11	2	0.846
	Baldwin, Randy	E8/ We Be Triplin	11	2	0.846
	Rigert, Joe, Sr.	G1/ Show Us Your Tips	11	2	0.846
	Casey, Kevin	H2/ Missing Flights	11	2	0.846
	Schoch, Adam	H1/ Duck Commandos	11	2	0.846
38	Phillips, Robbie	A1/ Element Twenty Won	10	2	0.833
	Terry, Bob	A4/ Lunatic Fringe	10	2	0.833
	Azevedo, Angelo	D2/ You're Supposed To Bea	10	2	0.833
	West, Billy	D8/ Projectile Dysfunction	10	2	0.833
	Gillett, Galen	E4/ XXX	10	2	0.833
	Williams, Denny	F6/ UZMAgain	10	2	0.833
	Converse, Stan	H1/ Duck Commandos	10	2	0.833
	Nettesheim, Doug	H2/ Missing Flights	10	2	0.833
	Marks, Ted	C6/ BullsHitters	5	1	0.833
47	Maccini, Billy	C3/ The Locals	9	2	0.818
48	Hall, Josh	B2/ Excalibur	12	3	0.800
	Janssen, Joshua	D3/ Leftovers	12	3	0.800
	Kubel, Tom	D2/ You're Supposed To Bea	8	2	0.800
	Ogden, Bryan	G5/ Grateful Darts	8	2	0.800
52	Brown, Tom	A1/ Element Twenty Won	11	3	0.786
	Hamilton, Billy	A4/ Lunatic Fringe	11	3	0.786
	Knott, Ronnie	B6/ Red Dragons	11	3	0.786
	Lesher, Jon	E1/ Blind Squirrels	11	3	0.786
	Langston, Frankie	F4/ Home Grown Wolves	11	3	0.786
	Strickland, Andrew	G2/ Shootin Da Bull	11	3	0.786
58	Murray, Shane	A2/ Bullklitz	7	2	0.778
	Gilyardi, Ernie	C6/ BullsHitters	7	2	0.778
	Dubose, Chris	G7/ Same Day Different Dar	7	2	0.778
61	(nine tied - 2 in C, 2 in D, 2 in E, 1 in F, 1 in G)		10	3	0.769

Fall 2013 RDL League-Wide Sectional Statistics (ranked by percentage) (FINAL!)

(All statistics are included, as there were no missing scoresheets this season) (Game minimums required for these listings: 6 for all divisions)

	Doubles Cricket Win Percentage		W	L	%-age
1	Carroll, John	D5/ Methodical Madness	13	0	1.000
	Kyle, Mike	G7/ Same Day Different Dar	11	0	1.000
	Gaglione, Joey	A2/ Bullklitz	8	0	1.000
	Stephenson, Scott	D5/ Methodical Madness	8	0	1.000
5	Massengill, Chad	C6/ BullsHitters	12	1	0.923
	Reece, Robert	C6/ BullsHitters	12	1	0.923
7	Frumkin, Josh	G3/ Your Mom	9	1	0.900
8	Gaulthier, Kyle	A2/ Bullklitz	12	2	0.857
	Robertson, Phil	E7/ Brown's Bombers	12	2	0.857
	Morse, Andy	G2/ Shootin Da Bull	12	2	0.857
11	Reitano, Sal	C3/ The Locals	11	2	0.846
	Snyder, Mike	E3/ Drinkers with a Dart Pro	11	2	0.846
13	Phillips, Robbie	A1/ Element Twenty Won	10	2	0.833
	Seward, Mike	A2/ Bullklitz	10	2	0.833
	Murdaugh, John	B1/ Fire for Effect	10	2	0.833
	Wilson, John	D5/ Methodical Madness	10	2	0.833
	Fagan, Seth	G3/ Your Mom	10	2	0.833
	Gaines, Bryan	G1/ Show Us Your Tips	10	2	0.833
	Hudelson, Hans	G4/ Sofa Kings	10	2	0.833
20	Brown, Jay	E5/ The Dartists	9	2	0.818
	Owens, John	E7/ Brown's Bombers	9	2	0.818
	Rube, Bob	F6/ UZMAgain	9	2	0.818
	Geraghty, John	G8/ That's What She Said	9	2	0.818
	Rigert, Joe, Jr.	G1/ Show Us Your Tips	9	2	0.818
	Oakley, Richard	H7/ Train Station Shooters	9	2	0.818
26	Janssen, Joshua	D3/ Leftovers	13	3	0.813
27	Leggett, Alyssa	E8/ We Be Triplin	12	3	0.800
	Kerr, Jimmy	A6/ Is It In?	8	2	0.800
	Jur, Jess	C5/ Rif Raf	8	2	0.800
	Ray, Robert	C7/ Traveling Beer Bellies	8	2	0.800
	Chesson, Clint	H7/ Train Station Shooters	8	2	0.800
	Crowley, Fulton	H5/ Why Not	8	2	0.800
33	Brown, Tom	A1/ Element Twenty Won	11	3	0.786
	Mays, John	B5/ Nine Lives	11	3	0.786
	Bordeau, Eric	C4/ Dublin Dublout	11	3	0.786
	Bateman, Jimmy	D6/ Sharky's Machine	11	3	0.786
	DeFontes, Adrienne	D6/ Sharky's Machine	11	3	0.786
	Simpson, Tyler	F4/ Home Grown Wolves	11	3	0.786
39	Murray, Shane	A2/ Bullklitz	7	2	0.778
	Gibson, Jack	B5/ Nine Lives	7	2	0.778
41	Tant, J.J.	B4/ Overtime Outlaws	10	3	0.769
	Huffman, David	E7/ Brown's Bombers	10	3	0.769
	Caputo, Danny	F2/ Liquor Posse	10	3	0.769
	Hartmann, Erin	F7/ I Got Nothing	10	3	0.769
	Martinez, Gus	F2/ Liquor Posse	10	3	0.769
	Dunham, Jim	G7/ Same Day Different Dar	10	3	0.769
47	Cusman, Ryan	E6/ No Bulls Hit	12	4	0.750
	Budelman, Jim	A4/ Lunatic Fringe	9	3	0.750
	Stankevich, Scott	A2/ Bullklitz	9	3	0.750
	Terry, Bob	A4/ Lunatic Fringe	9	3	0.750
	Minx, Jerry	B1/ Fire for Effect	9	3	0.750
	West, Billy	D8/ Projectile Dysfunction	9	3	0.750
	Deemer, Randy	E8/ We Be Triplin	9	3	0.750
	McCartney, Joe	E3/ Drinkers with a Dart Pro	9	3	0.750
	Veith, Matt	E3/ Drinkers with a Dart Pro	9	3	0.750
	Logan, Peter	G7/ Same Day Different Dar	9	3	0.750
	Moody, Chris	G8/ That's What She Said	9	3	0.750
	Keleher, John	H5/ Why Not	9	3	0.750
	Fagan, David	G3/ Your Mom	6	2	0.750
	Stark, Parker	G8/ That's What She Said	6	2	0.750
61	Martin, David	C5/ Rif Raf	8	3	0.727
62	(eight tied - 4 in E, 1 in F, 1 in G, 2 in H)		10	4	0.714
	(two tied - both in A)		5	2	0.714

	Doubles 501 Win Percentage		W	L	%-age
1	Krestalude, Andy	F7/ I Got Nothing	12	1	0.923
2	Phillips, Robbie	A1/ Element Twenty Won	11	1	0.917
	Gaines, Lauren	G1/ Show Us Your Tips	11	1	0.917
4	Jur, Jess	C5/ Rif Raf	10	1	0.909
	Williams, Denny	F6/ UZMAgain	10	1	0.909
6	Hall, Pete	B8/ Despicable Us	9	1	0.900
	Martin, David	C5/ Rif Raf	9	1	0.900
	Miller, Dan	G5/ Grateful Darts	9	1	0.900
9	Woodard, Dave	B8/ Despicable Us	6	1	0.857
	Genzlinger, Al	G6/ Who Darted?	6	1	0.857
	Gerdes, Jon	H8/ Brewster's Pub	6	1	0.857
	Monchick, Randy	H4/ What's the Point?	6	1	0.857
	Schwartz, Ed	H4/ What's the Point?	6	1	0.857
14	Stankevich, Scott	A2/ Bullklitz	11	2	0.846
	Wilcox, Randy	B8/ Despicable Us	11	2	0.846
	Caputo, Danny	F2/ Liquor Posse	11	2	0.846
	Rigert, Joe, Sr.	G1/ Show Us Your Tips	11	2	0.846
18	Snyder, Mike	E3/ Drinkers with a Dart Pro	10	2	0.833
	Wright, Tim	H2/ Missing Flights	10	2	0.833
	Horrall, Mike	D5/ Methodical Madness	5	1	0.833
21	Munroe, Joe	G3/ Your Mom	12	3	0.800
	Borgna, Andrew	H3/ Tips & Shafts	12	3	0.800
	Ray, Robert	C7/ Traveling Beer Bellies	8	2	0.800
	Kuhns, John	D5/ Methodical Madness	8	2	0.800
	Bialaszewski, Richard	H8/ Brewster's Pub	8	2	0.800
26	Martinez, Gus	F2/ Liquor Posse	11	3	0.786
	Timmons, Kevin	H8/ Brewster's Pub	11	3	0.786
28	Carroll, John	D5/ Methodical Madness	7	2	0.778
	Genzlinger, Roger	G6/ Who Darted?	7	2	0.778
30	Jimenez, Eduardo	C7/ Traveling Beer Bellies	10	3	0.769
	Huffman, David	E7/ Brown's Bombers	10	3	0.769
	Kiser, Lyman	F3/ One Armed Bandits	10	3	0.769
	Martinez, Vince	F7/ I Got Nothing	10	3	0.769
34	Fournier, Jeff	C3/ The Locals	9	3	0.750
	Massengill, Randy	C6/ BullsHitters	9	3	0.750
	Hogan, Neal	D1/ Death Throw	9	3	0.750
	Maley, Dave	G4/ Sofa Kings	9	3	0.750
	Kilts, Jason	A1/ Element Twenty Won	6	2	0.750
	Murray, Shane	A2/ Bullklitz	6	2	0.750
	Scott, Lee	A2/ Bullklitz	6	2	0.750
	Diamond, Paddy	C5/ Rif Raf	6	2	0.750
42	McCartney, Joe	E3/ Drinkers with a Dart Pro	8	3	0.727
43	Healy, Simon	A5/ Triple Threats	10	4	0.714
	Winter, Wally	C4/ Dublin Dublout	10	4	0.714
	Willis, Tolson	D1/ Death Throw	10	4	0.714
	Strickland, Craig	G2/ Shootin Da Bull	10	4	0.714
	Vasbinder, Zach	H3/ Tips & Shafts	10	4	0.714
	Lane, Tim	A4/ Lunatic Fringe	5	2	0.714
49	Knight, Maridy	B3/ Cork Blockers	7	3	0.700
	Wade, Nate	C2/ Coral Reefers	7	3	0.700
	Kvasnicka, Bob	F5/ Five-OH! Whizzle	7	3	0.700
	Herman, Fritz	G5/ Grateful Darts	7	3	0.700
53	Brown, Tom	A1/ Element Twenty Won	9	4	0.692
	Kenney, Jon	A1/ Element Twenty Won	9	4	0.692
	Jeffcoat, Angela	B3/ Cork Blockers	9	4	0.692
	Bouchard, Keith	D7/ Menace 2 Sobriety	9	4	0.692
	Tanner, Dave	D8/ Projectile Dysfunction	9	4	0.692
	White, J.J.	D7/ Menace 2 Sobriety	9	4	0.692
	Litzsinger, Mike	E3/ Drinkers with a Dart Pro	9	4	0.692
	Hartmann, Pete	F7/ I Got Nothing	9	4	0.692
	Cohen, Andy	H8/ Brewster's Pub	9	4	0.692
	Foster, Sebastian	H2/ Missing Flights	9	4	0.692
63	(seven tied - 2 each in D / H, 1 each in A / C / E)		8	4	0.667
	(four tied - 1 in B, 3 in G)		6	3	0.667
	(three tied - 2 in C, 1 in G)		4	2	0.667

Fall 2013 RDL Top Singles, Doubles Win Percentages (League-wide) (FINAL!)

(There are no missing statistics, as all scoresheets from the entire season have been received.)

(Game minimums required for these listings: 18 for teams B1, C6, D7, E3, E8, F2, F6, F7, G4 & H1 due to a forfeit received; 19 for all other teams)

	Singles Win Percentage		W	L	%-age
1	Huffman, David	E7/ Brown's Bombers	24	2	0.923
2	Bowen, Andrew	H5/ Why Not	23	2	0.920
3	Massengill, Chad	C6/ BullsHitters	22	2	0.917
4	Frumkin, Josh	G3/ Your Mom	18	2	0.900
5	Simpson, David	F4/ Home Grown Wolves	24	3	0.889
6	Powell, Mark	F6/ UZMAgain	23	3	0.885
7	West, Billy	D8/ Projectile Dysfunction	21	3	0.875
8	Keleher, John	H5/ Why Not	20	3	0.870
9	Healy, Simon	A5/ Triple Threats	24	4	0.857
	Thomas, Jason	D4/ Ted's H&S Emporium	18	3	0.857
11	Massengill, Randy	C6/ BullsHitters	22	4	0.846
12	Rigert, Joe, Sr.	G1/ Show Us Your Tips	21	4	0.840
13	Munroe, Joe	G3/ Your Mom	25	5	0.833
	Phillips, Robbie	A1/ Element Twenty Won	20	4	0.833
	Azevedo, Angelo	D2/ You're Supposed To Beat	20	4	0.833
	Casey, Kevin	H2/ Missing Flights	20	4	0.833
17	Mitchell, Sid	A3/ Appetite for Destruction	24	5	0.828
18	Gaulthier, Kyle	A2/ Bullklitz	23	5	0.821
19	Goss, Matt	B1/ Fire for Effect	18	4	0.818
20	Maccini, Billy	C3/ The Locals	17	4	0.810
21	Carroll, John	D5/ Methodical Madness	21	5	0.808
22	Raquet, Michael	E5/ The Dartists	22	6	0.786
	Spaulding, Paul	E7/ Brown's Bombers	22	6	0.786
24	Wissinger, Bill	G7/ Same Day Different Darts	21	6	0.778
	Rube, Bob	F6/ UZMAgain	14	4	0.778
	Bozza, Doug	G4/ Sofa Kings	14	4	0.778
27	Wilcox, Randy	B8/ Despicable Us	20	6	0.769
28	Jur, Jess	C5/ Rif Raf	16	5	0.762
	Ohrberg, Keith	C5/ Rif Raf	16	5	0.762
30	Brown, Tom	A1/ Element Twenty Won	21	7	0.750
	Mayhew, Zak	B3/ Cork Blockers	21	7	0.750
	Krasnow, Dave	E6/ No Bulls Hit	21	7	0.750
	Timmons, Kevin	H8/ Brewster's Pub	21	7	0.750
	Montesi, Chris	C4/ Dublin Dublout	15	5	0.750
	Ray, Robert	C7/ Traveling Beer Bellies	15	5	0.750
	Rigert, Joe, Jr.	G1/ Show Us Your Tips	15	5	0.750
37	Seward, Mike	A2/ Bullklitz	17	6	0.739
38	Dubose, Chris	G7/ Same Day Different Darts	14	5	0.737
	Geraghty, John	G8/ That's What She Said	14	5	0.737
	Crowley, Fulton	H5/ Why Not	14	5	0.737
41	Kenney, Jon	A1/ Element Twenty Won	19	7	0.731
	Allison, Frank	D6/ Sharky's Machine	19	7	0.731
	White, J.J.	D7/ Menace 2 Sobriety	19	7	0.731
	Mooty, Aaron	F2/ Liquor Posse	19	7	0.731
	Schoch, Adam	H1/ Duck Commandos	19	7	0.731
46	Fournier, Chris	E6/ No Bulls Hit	21	8	0.724
	Lesher, Jon	E1/ Blind Squirrels	21	8	0.724
48	Tan, Wil	A1/ Element Twenty Won	18	7	0.720
	Bradshaw, Rick	C3/ The Locals	18	7	0.720
	Vance, Hugh	C7/ Traveling Beer Bellies	18	7	0.720
	Baldwin, Randy	E8/ We Be Triplin	18	7	0.720
	Foster, Sebastian	H2/ Missing Flights	18	7	0.720
53	Hamilton, Billy	A4/ Lunatic Fringe	20	8	0.714
	Knott, Ronnie	B6/ Red Dragons	20	8	0.714
	Kubel, Tom	D2/ You're Supposed To Beat	15	6	0.714
	McAfee, Terry	G7/ Same Day Different Darts	15	6	0.714
	Port, Brian	H5/ Why Not	15	6	0.714
58	Terry, Bob	A4/ Lunatic Fringe	17	7	0.708
	Lee, Chris	B5/ Nine Lives	17	7	0.708
	Wilson, John	D5/ Methodical Madness	17	7	0.708
	Williams, Denny	F6/ UZMAgain	17	7	0.708
	Moody, Chris	G8/ That's What She Said	17	7	0.708
63	Lane, Bob	H8/ Brewster's Pub	14	6	0.700
64	(four tied - 1 each in D, E, F, G)		18	8	0.692

	Doubles Win Percentage		W	L	%-age
1	Carroll, John	D5/ Methodical Madness	20	2	0.909
2	Phillips, Robbie	A1/ Element Twenty Won	21	3	0.875
3	Jur, Jess	C5/ Rif Raf	18	3	0.857
4	Snyder, Mike	E3/ Drinkers with a Dart Probl	21	4	0.840
5	Martin, David	C5/ Rif Raf	17	4	0.810
6	Caputo, Danny	F2/ Liquor Posse	21	5	0.808
7	Stankevich, Scott	A2/ Bullklitz	20	5	0.800
	Ray, Robert	C7/ Traveling Beer Bellies	16	4	0.800
9	Massengill, Chad	C6/ BullsHitters	19	5	0.792
	Williams, Denny	F6/ UZMAgain	19	5	0.792
11	Martinez, Gus	F2/ Liquor Posse	21	6	0.778
12	Wilcox, Randy	B8/ Despicable Us	20	6	0.769
	Huffman, David	E7/ Brown's Bombers	20	6	0.769
	Krestalude, Andy	F7/ I Got Nothing	20	6	0.769
	Gaines, Lauren	G1/ Show Us Your Tips	20	6	0.769
	Rigert, Joe, Sr.	G1/ Show Us Your Tips	20	6	0.769
17	Frumkin, Josh	G3/ Your Mom	16	5	0.762
18	Wright, Tim	H2/ Missing Flights	19	6	0.760
19	Timmons, Kevin	H8/ Brewster's Pub	21	7	0.750
	Wilson, John	D5/ Methodical Madness	18	6	0.750
21	Brown, Tom	A1/ Element Twenty Won	20	7	0.741
	Gaulthier, Kyle	A2/ Bullklitz	20	7	0.741
23	Murdaugh, John	B1/ Fire for Effect	17	6	0.739
	McCartney, Joe	E3/ Drinkers with a Dart Probl	17	6	0.739
	Oakley, Richard	H7/ Train Station Shooters	17	6	0.739
26	Kyle, Mike	G7/ Same Day Different Darts	14	5	0.737
27	Seward, Mike	A2/ Bullklitz	16	6	0.727
	Brown, Jay	E5/ The Dartists	16	6	0.727
	Dunham, Jim	G7/ Same Day Different Darts	16	6	0.727
	Geraghty, John	G8/ That's What She Said	16	6	0.727
	Hudelson, Hans	G4/ Sofa Kings	16	6	0.727
	Bialaszewski, Richard	H8/ Brewster's Pub	16	6	0.727
33	Fagan, Seth	G3/ Your Mom	18	7	0.720
34	Robertson, Phil	E7/ Brown's Bombers	20	8	0.714
	Crowley, Fulton	H5/ Why Not	15	6	0.714
36	Reece, Robert	C6/ BullsHitters	17	7	0.708
	West, Billy	D8/ Projectile Dysfunction	17	7	0.708
38	Bordeau, Eric	C4/ Dublin Dublout	19	8	0.704
	Cohen, Andy	H8/ Brewster's Pub	19	8	0.704
40	Munroe, Joe	G3/ Your Mom	21	9	0.700
	Hall, Pete	B8/ Despicable Us	14	6	0.700
42	Budelman, Jim	A4/ Lunatic Fringe	16	7	0.696
	Minx, Jerry	B1/ Fire for Effect	16	7	0.696
	Massengill, Randy	C6/ BullsHitters	16	7	0.696
	Deemer, Randy	E8/ We Be Triplin	16	7	0.696
	Owens, John	E7/ Brown's Bombers	16	7	0.696
47	Bouchard, Keith	D7/ Menace 2 Sobriety	18	8	0.692
	White, J.J.	D7/ Menace 2 Sobriety	18	8	0.692
	Martinez, Vince	F7/ I Got Nothing	18	8	0.692
50	Rube, Bob	F6/ UZMAgain	15	7	0.682
51	Fournier, Jeff	C3/ The Locals	17	8	0.680
	Winter, Wally	C4/ Dublin Dublout	17	8	0.680
53	Mays, John	B5/ Nine Lives	19	9	0.679
54	Reitano, Sal	C3/ The Locals	18	9	0.667
	Steppe, Mike	D8/ Projectile Dysfunction	18	9	0.667
	Tanner, Dave	D8/ Projectile Dysfunction	18	9	0.667
	Krasnow, Dave	E6/ No Bulls Hit	18	9	0.667
	Hogan, Neal	D1/ Death Throw	16	8	0.667
	Maley, Dave	G4/ Sofa Kings	16	8	0.667
	Keleher, John	H5/ Why Not	16	8	0.667
61	Cusman, Ryan	E6/ No Bulls Hit	21	11	0.656
62	Leggett, Alyssa	E8/ We Be Triplin	19	10	0.655
63	(four tied - 1 in D, 1 in F, 2 in H)		17	9	0.654

Fall 2013 RDL Top Singles+Doubles Win %-ages, All-Star Point Aves. (League-wide) (FINAL!)

(There are no missing statistics, as all scoresheets from the entire season have been received.)

(Game minimums required for these listings: 35 for teams B1, C6, D7, E3, E8, F2, F6, F7, G4 & H1 due to a forfeit received; 37 for all other teams)

	Singles+Doubles Win Percentages		W	L	%-age
1	Phillips, Robbie	A1/ Element Twenty Won	41	7	0.854
	Massengill, Chad	C6/ BullsHitters	41	7	0.854
	Carroll, John	D5/ Methodical Madness	41	7	0.854
4	Huffman, David	E7/ Brown's Bombers	44	8	0.846
5	Frumkin, Josh	G3/ Your Mom	34	7	0.829
6	Jur, Jess	C5/ Rif Raf	34	8	0.810
7	Rigert, Joe, Sr.	G1/ Show Us Your Tips	41	10	0.804
8	West, Billy	D8/ Projectile Dysfunction	38	10	0.792
9	Gaulthier, Kyle	A2/ Bullklitz	43	12	0.782
10	Massengill, Randy	C6/ BullsHitters	38	11	0.776
11	Ray, Robert	C7/ Traveling Beer Bellies	31	9	0.775
12	Wilcox, Randy	B8/ Despicable Us	40	12	0.769
13	Munroe, Joe	G3/ Your Mom	46	14	0.767
14	Keleher, John	H5/ Why Not	36	11	0.766
15	Snyder, Mike	E3/ Drinkers with a Dart Probl	39	12	0.765
16	Healy, Simon	A5/ Triple Threats	42	14	0.750
	Timmons, Kevin	H8/ Brewster's Pub	42	14	0.750
	Caputo, Danny	F2/ Liquor Posse	39	13	0.750
	Williams, Denny	F6/ UZMAgain	36	12	0.750
20	Brown, Tom	A1/ Element Twenty Won	41	14	0.745
21	Powell, Mark	F6/ UZMAgain	36	13	0.735
22	Seward, Mike	A2/ Bullklitz	33	12	0.733
23	Geraghty, John	G8/ That's What She Said	30	11	0.732
24	Wilson, John	D5/ Methodical Madness	35	13	0.729
	Casey, Kevin	H2/ Missing Flights	35	13	0.729
26	Rube, Bob	F6/ UZMAgain	29	11	0.725
	Crowley, Fulton	H5/ Why Not	29	11	0.725
28	Simpson, David	F4/ Home Grown Wolves	39	15	0.722
29	Spaulding, Paul	E7/ Brown's Bombers	40	16	0.714
30	White, J.J.	D7/ Menace 2 Sobriety	37	15	0.712
31	Kyle, Mike	G7/ Same Day Different Darts	32	13	0.711
32	Rigert, Joe, Jr.	G1/ Show Us Your Tips	27	11	0.711
33	Krasnow, Dave	E6/ No Bulls Hit	39	16	0.709
34	Thomas, Jason	D4/ Ted's H&S Emporium	34	14	0.708
	Bowen, Andrew	H5/ Why Not	34	14	0.708
36	Brown, Jay	E5/ The Dartists	29	12	0.707
37	Dunham, Jim	G7/ Same Day Different Darts	35	15	0.700
	Maccini, Billy	C3/ The Locals	28	12	0.700
39	Fagan, Seth	G3/ Your Mom	37	16	0.698
40	Bozza, Doug	G4/ Sofa Kings	25	11	0.694
41	Krestalude, Andy	F7/ I Got Nothing	36	16	0.692
	Scott, Kevin	B8/ Despicable Us	27	12	0.692
43	Mitchell, Sid	A3/ Appetite for Destruction	40	18	0.690
44	Oakley, Richard	H7/ Train Station Shooters	33	15	0.688
45	Kenney, Jon	A1/ Element Twenty Won	35	16	0.686
	Foster, Sebastian	H2/ Missing Flights	35	16	0.686
47	Martin, David	C5/ Rif Raf	28	13	0.683
48	Murdaugh, John	B1/ Fire for Effect	32	15	0.681
	Owens, John	E7/ Brown's Bombers	32	15	0.681
50	Reitano, Sal	C3/ The Locals	38	18	0.679
	Raquet, Michael	E5/ The Dartists	38	18	0.679
52	Tanner, Dave	D8/ Projectile Dysfunction	35	17	0.673
53	Mays, John	B5/ Nine Lives	36	18	0.667
	Stankevich, Scott	A2/ Bullklitz	32	16	0.667
	Terry, Bob	A4/ Lunatic Fringe	32	16	0.667
	Port, Brian	H5/ Why Not	28	14	0.667
	Gilyardi, Ernie	C6/ BullsHitters	24	12	0.667
58	Borgna, Andrew	H3/ Tips & Shafts	39	20	0.661
59	Mayhew, Zak	B3/ Cork Blockers	37	19	0.661
	Langston, Frankie	F4/ Home Grown Wolves	37	19	0.661
61	Steppe, Mike	D8/ Projectile Dysfunction	33	17	0.660
62	Deemer, Randy	E8/ We Be Triplin	31	16	0.660
	McCartney, Joe	E3/ Drinkers with a Dart Probl	31	16	0.660
64	Goss, Matt	B1/ Fire for Effect	27	14	0.659
65	Tan, Wil	A1/ Element Twenty Won	34	18	0.654

	All-Star Point Averages		ASP	TGP	Ave.
1	Phillips, Robbie	A1/ Element Twenty Won	129.5	48	2.698
2	Healy, Simon	A5/ Triple Threats	110.0	56	1.964
3	Seward, Mike	A2/ Bullklitz	85.5	45	1.900
4	Gaulthier, Kyle	A2/ Bullklitz	98.0	55	1.782
5	Sandoval, Alberto	A1/ Element Twenty Won	66.5	44	1.511
6	McNamara, Tim	A8/ The Knights Formerly Kn	64.5	44	1.466
7	Stankevich, Scott	A2/ Bullklitz	66.0	48	1.375
	Carroll, John	D5/ Methodical Madness	66.0	48	1.375
9	Lloyd, Billy	A6/ Is It In?	74.0	54	1.370
10	Tan, Wil	A1/ Element Twenty Won	69.5	52	1.337
11	Mitchell, Sid	A3/ Appetite for Destruction	77.0	58	1.328
12	Kenney, Jon	A1/ Element Twenty Won	66.5	51	1.304
13	Terry, Bob	A4/ Lunatic Fringe	62.0	48	1.292
14	Brown, Tom	A1/ Element Twenty Won	71.0	55	1.291
15	Mozzetti, Tim	A3/ Appetite for Destruction	75.0	59	1.271
16	Cusher, Dean	A2/ Bullklitz	49.0	41	1.195
17	Crites, Randy	A5/ Triple Threats	54.5	46	1.185
18	West, Billy	D8/ Projectile Dysfunction	56.5	48	1.177
19	Massengill, Chad	C6/ BullsHitters	55.5	48	1.156
20	Hardison, Jon	A6/ Is It In?	56.5	53	1.066
21	Hamilton, Billy	A4/ Lunatic Fringe	58.5	56	1.045
22	Gelberg, Dave	A5/ Triple Threats	53.5	52	1.029
23	Minx, Jerry	B1/ Fire for Effect	39.0	39	1.000
24	Ray, Robert	C7/ Traveling Beer Bellies	39.0	40	0.975
25	Huffman, David	E7/ Brown's Bombers	50.5	52	0.971
26	Bakowski, Adam	A4/ Lunatic Fringe	40.0	42	0.952
27	Bradshaw, Rick	C3/ The Locals	47.5	50	0.950
28	Butters, Scott	A7/ Lager Heads	48.5	52	0.933
29	Massengill, Randy	C6/ BullsHitters	45.5	49	0.929
30	Bunn, Tim	A5/ Triple Threats	37.5	41	0.915
31	Budelman, Jim	A4/ Lunatic Fringe	42.0	46	0.913
32	Keller, Tony	A6/ Is It In?	46.5	51	0.912
33	Martin, David	C5/ Rif Raf	37.0	41	0.902
34	Reitano, Sal	C3/ The Locals	49.5	56	0.884
35	Althoff, Paddy	A3/ Appetite for Destruction	32.5	37	0.878
36	Johnson, Michael	A5/ Triple Threats	43.0	49	0.878
37	Spaulding, Paul	E7/ Brown's Bombers	49.0	56	0.875
38	Jur, Jess	C5/ Rif Raf	35.5	42	0.845
39	Goss, Matt	B1/ Fire for Effect	33.5	41	0.817
40	Hamilton, Brad	D5/ Methodical Madness	41.5	51	0.814
41	Azevedo, Angelo	D2/ You're Supposed To Beat	39.0	48	0.813
42	Simpson, David	F4/ Home Grown Wolves	42.0	54	0.778
43	Wilcox, Randy	B8/ Despicable Us	40.0	52	0.769
44	Jenkins, John	F4/ Home Grown Wolves	41.5	56	0.741
45	Caputo, Danny	F2/ Liquor Posse	38.5	52	0.740
46	Tant, J.J.	B4/ Overtime Outlaws	37.0	50	0.740
47	Therrien, Dan	G3/ Your Mom	35.0	48	0.729
48	McCurry, Justin	A3/ Appetite for Destruction	43.5	60	0.725
49	Vance, Hugh	C7/ Traveling Beer Bellies	36.0	50	0.720
50	Converse, Stan	H1/ Duck Commandos	33.0	46	0.717
51	Mayhew, Zak	B3/ Cork Blockers	40.0	56	0.714
52	Allison, Frank	D6/ Sharky's Machine	35.5	50	0.710
53	Holland, Steve	A7/ Lager Heads	39.0	55	0.709
54	Parker, Charles	A6/ Is It In?	29.5	42	0.702
55	Wilson, John	D5/ Methodical Madness	33.5	48	0.698
56	Rodgers, Trey	A7/ Lager Heads	39.0	56	0.696
57	White, J.J.	D7/ Menace 2 Sobriety	36.0	52	0.692
	Blackwelder, Deborah	E1/ Blind Squirrels	36.0	52	0.692
59	Flood, Tom	A3/ Appetite for Destruction	40.0	58	0.690
60	Ohrberg, Keith	C5/ Rif Raf	29.5	43	0.686
61	Krestalude, Andy	F7/ I Got Nothing	35.5	52	0.683
62	Steppe, Mike	D8/ Projectile Dysfunction	34.0	50	0.680
63	Murdaugh, John	B1/ Fire for Effect	31.5	47	0.670
64	Dzengeleski, Jimmy	C8/ Armed & Hammered	32.5	49	0.663
65	Ogden, Bryan	G5/ Grateful Darts	26.5	40	0.663

Fall 2013 RDL Singles, Doubles Win Percentages (by team) (FINAL!)

(All statistics are included, as there were no missing scoresheets this season)

Singles Win Percentages

		W	L	%-age
1	C6/ BullsHitters	107	49	0.686
2	A1/ Element Twenty Won	113	55	0.673
3	H5/ Why Not	101	54	0.652
4	E7/ Brown's Bombers	109	59	0.649
5	A2/ Bullklitz	108	60	0.643
6	D5/ Methodical Madness	107	61	0.637
7	G7/ Same Day Different Darts	106	62	0.631
8	H2/ Missing Flights	104	64	0.619
9	F4/ Home Grown Wolves	103	65	0.613
10	G3/ Your Mom	100	68	0.595
11	F6/ UZMAgain	92	64	0.590
12	G2/ Shootin Da Bull	97	71	0.577
13	F2/ Liquor Posse	88	68	0.564
14	C3/ The Locals	94	74	0.560
15	E6/ No Bulls Hit	87	69	0.558
	E8/ We Be Triplin	87	69	0.558
17	F7/ I Got Nothing	86	70	0.551
	H1/ Duck Commandos	86	70	0.551
19	B7/ Big Bulls	91	77	0.542
20	C7/ Traveling Beer Bellies	84	72	0.538
21	A3/ Appetite for Destruction	90	78	0.536
	D8/ Projectile Dysfunction	90	78	0.536
	H8/ Brewster's Pub	90	78	0.536
24	D1/ Death Throw	89	79	0.530
25	C4/ Dublin Dublout	88	80	0.524
	C5/ Rif Raf	88	80	0.524
	G8/ That's What She Said	88	80	0.524
28	B8/ Despicable Us	86	82	0.512
29	B1/ Fire for Effect	79	77	0.506
	F5/ Five-OH! Whizzle	79	77	0.506
31	A4/ Lunatic Fringe	85	83	0.506
	B6/ Red Dragons	85	83	0.506
	D3/ Leftovers	85	83	0.506
34	B5/ Nine Lives	84	84	0.500
35	B2/ Excalibur	82	86	0.488
	D6/ Sharky's Machine	82	86	0.488
	E5/ The Dartists	82	86	0.488
38	B4/ Overtime Outlaws	76	80	0.487
39	A5/ Triple Threats	81	87	0.482
	H3/ Tips & Shafts	81	87	0.482
41	F3/ One Armed Bandits	80	88	0.476
42	E1/ Blind Squirrels	79	89	0.470
43	E2/ All BullS hit	73	83	0.468
44	G4/ Sofa Kings	72	84	0.462
45	B3/ Cork Blockers	77	91	0.458
46	H7/ Train Station Shooters	71	85	0.455
47	D4/ Ted's H&S Emporium	76	92	0.452
	G1/ Show Us Your Tips	76	92	0.452
49	A6/ Is It In?	75	93	0.446
50	D2/ You're Supposed To Beat Us!	69	87	0.442
51	G5/ Grateful Darts	68	88	0.436
52	E3/ Drinkers with a Dart Problem	65	91	0.417
53	C1/ Snuffy's Nightmare	69	99	0.411
	C2/ Coral Reefers	69	99	0.411
55	A7/ Lager Heads	67	101	0.399
56	D7/ Menace 2 Sobriety	62	94	0.397
57	E4/ XXX	66	102	0.393
58	F8/ EZDUZIT	58	98	0.372
59	H4/ What's the Point?	62	106	0.369
60	C8/ Armed & Hammered	61	107	0.363
61	F1/ Double Tap	50	106	0.321
62	H6/ Ton-sters	49	106	0.316
63	A8/ The Knights Formerly Known a	53	115	0.315
	G6/ Who Darted?	53	115	0.315

Doubles Win Percentages

		W	L	%-age
1	A2/ Bullklitz	59	25	0.702
2	A1/ Element Twenty Won	58	26	0.690
3	H8/ Brewster's Pub	54	30	0.643
4	F7/ I Got Nothing	49	29	0.628
5	C5/ Rif Raf	52	32	0.619
	D5/ Methodical Madness	52	32	0.619
7	G3/ Your Mom	51	33	0.607
8	C6/ BullsHitters	47	31	0.603
9	E3/ Drinkers with a Dart Problem	45	30	0.600
10	H2/ Missing Flights	49	34	0.590
11	F2/ Liquor Posse	46	32	0.590
12	E8/ We Be Triplin	43	32	0.573
13	B8/ Despicable Us	48	36	0.571
	E7/ Brown's Bombers	48	36	0.571
15	E6/ No Bulls Hit	44	34	0.564
16	C3/ The Locals	47	37	0.560
	D8/ Projectile Dysfunction	47	37	0.560
18	F5/ Five-OH! Whizzle	43	35	0.551
	F6/ UZMAgain	43	35	0.551
	G4/ Sofa Kings	43	35	0.551
	H5/ Why Not	43	35	0.551
22	A4/ Lunatic Fringe	46	38	0.548
	D1/ Death Throw	46	38	0.548
	F4/ Home Grown Wolves	46	38	0.548
25	B1/ Fire for Effect	42	36	0.538
	C7/ Traveling Beer Bellies	42	36	0.538
27	A3/ Appetite for Destruction	44	40	0.524
	B5/ Nine Lives	44	40	0.524
	C4/ Dublin Dublout	44	40	0.524
30	B3/ Cork Blockers	43	41	0.512
	D6/ Sharky's Machine	43	41	0.512
	F3/ One Armed Bandits	43	41	0.512
	G2/ Shootin Da Bull	43	41	0.512
	G8/ That's What She Said	43	41	0.512
35	B6/ Red Dragons	42	42	0.500
	G7/ Same Day Different Darts	42	42	0.500
	G5/ Grateful Darts	39	39	0.500
38	A5/ Triple Threats	41	43	0.488
	E1/ Blind Squirrels	41	43	0.488
40	H7/ Train Station Shooters	38	40	0.487
41	H3/ Tips & Shafts	40	43	0.482
42	B7/ Big Bulls	40	44	0.476
	D3/ Leftovers	40	44	0.476
44	D7/ Menace 2 Sobriety	37	41	0.474
45	C8/ Armed & Hammered	39	45	0.464
	G1/ Show Us Your Tips	39	45	0.464
47	H1/ Duck Commandos	36	42	0.462
48	A6/ Is It In?	38	46	0.452
49	B2/ Excalibur	37	47	0.440
50	B4/ Overtime Outlaws	34	44	0.436
51	H4/ What's the Point?	35	46	0.432
52	C2/ Coral Reefers	35	49	0.417
	E4/ XXX	35	49	0.417
54	D4/ Ted's H&S Emporium	34	50	0.405
	E5/ The Dartists	34	50	0.405
56	D2/ You're Supposed To Beat Us!	31	47	0.397
	E2/ All BullS hit	31	47	0.397
58	F8/ EZDUZIT	30	48	0.385
59	A7/ Lager Heads	32	52	0.381
60	G6/ Who Darted?	30	54	0.357
61	H6/ Ton-sters	26	47	0.356
62	C1/ Snuffy's Nightmare	24	60	0.286
63	F1/ Double Tap	18	60	0.231
64	A8/ The Knights Formerly Known a	18	66	0.214

Fall 2013 RDL Singles+Doubles Win %-ages, All-Star Point Aves. (by team) (FINAL!)

(All statistics are included, as there were no missing scoresheets this season)

Singles+Doubles Win Percentages

		W	L	%-age
1	A1/ Element Twenty Won	229	107	0.682
2	A2/ Bullklitz	226	110	0.673
3	C6/ BullsHitters	201	111	0.644
4	D5/ Methodical Madness	211	125	0.628
5	E7/ Brown's Bombers	205	131	0.610
6	H2/ Missing Flights	202	132	0.605
7	H5/ Why Not	187	124	0.601
8	G3/ Your Mom	202	134	0.601
9	F7/ I Got Nothing	184	128	0.590
10	H8/ Brewster's Pub	198	138	0.589
11	F4/ Home Grown Wolves	195	141	0.580
12	F2/ Liquor Posse	180	132	0.577
13	C5/ Rif Raf	192	144	0.571
14	F6/ UZMAgain	178	134	0.571
15	G7/ Same Day Different Darts	190	146	0.565
16	E8/ We Be Triplin	173	133	0.565
17	E6/ No Bulls Hit	175	137	0.561
18	C3/ The Locals	188	148	0.560
19	D8/ Projectile Dysfunction	184	152	0.548
20	G2/ Shootin Da Bull	183	153	0.545
21	B8/ Despicable Us	182	154	0.542
22	D1/ Death Throw	181	155	0.539
23	C7/ Traveling Beer Bellies	168	144	0.538
24	A3/ Appetite for Destruction	178	158	0.530
25	F5/ Five-OH! Whizzle	165	147	0.529
26	A4/ Lunatic Fringe	177	159	0.527
27	C4/ Dublin Dublout	176	160	0.524
28	B1/ Fire for Effect	163	149	0.522
29	G8/ That's What She Said	174	162	0.518
30	B5/ Nine Lives	172	164	0.512
31	B7/ Big Bulls	171	165	0.509
32	E3/ Drinkers with a Dart Problem	155	151	0.507
33	G4/ Sofa Kings	158	154	0.506
	H1/ Duck Commandos	158	154	0.506
35	B6/ Red Dragons	169	167	0.503
36	D6/ Sharky's Machine	168	168	0.500
37	F3/ One Armed Bandits	166	170	0.494
38	D3/ Leftovers	165	171	0.491
39	A5/ Triple Threats	163	173	0.485
	B3/ Cork Blockers	163	173	0.485
41	H3/ Tips & Shafts	161	173	0.482
42	E1/ Blind Squirrels	161	175	0.479
43	H7/ Train Station Shooters	147	165	0.471
44	G5/ Grateful Darts	146	166	0.468
45	B2/ Excalibur	156	180	0.464
46	B4/ Overtime Outlaws	144	168	0.462
47	G1/ Show Us Your Tips	154	182	0.458
48	A6/ Is It In?	151	185	0.449
49	E5/ The Dartists	150	186	0.446
50	D7/ Menace 2 Sobriety	136	176	0.436
51	E2/ All BullS hit	135	177	0.433
52	D4/ Ted's H&S Emporium	144	192	0.429
53	D2/ You're Supposed To Beat Us!	131	181	0.420
54	C2/ Coral Reefers	139	197	0.414
	C8/ Armed & Hammered	139	197	0.414
56	E4/ XXX	136	200	0.405
57	H4/ What's the Point?	132	198	0.400
58	A7/ Lager Heads	131	205	0.390
59	F8/ EZDUZIT	118	194	0.378
60	C1/ Snuffy's Nightmare	117	219	0.348
61	G6/ Who Darted?	113	223	0.336
62	H6/ Ton-sters	101	200	0.336
63	F1/ Double Tap	86	226	0.276
64	A8/ The Knights Formerly Known a	89	247	0.265

All-Star Point Averages

		ASP	TGP	Ave.
1	A1/ Element Twenty Won	479.0	336	1.426
2	A2/ Bullklitz	420.5	336	1.251
3	A5/ Triple Threats	335.0	336	0.997
4	A3/ Appetite for Destruction	324.5	336	0.966
5	A4/ Lunatic Fringe	292.5	336	0.871
6	A6/ Is It In?	285.0	336	0.848
7	D5/ Methodical Madness	232.5	336	0.692
8	A7/ Lager Heads	223.0	336	0.664
9	A8/ The Knights Formerly Known a	214.5	336	0.638
10	C6/ BullsHitters	192.0	312	0.615
11	C3/ The Locals	197.5	336	0.588
12	B1/ Fire for Effect	171.0	312	0.548
13	C5/ Rif Raf	181.0	336	0.539
	D8/ Projectile Dysfunction	181.0	336	0.539
15	E7/ Brown's Bombers	173.0	336	0.515
16	F4/ Home Grown Wolves	165.0	336	0.491
17	C7/ Traveling Beer Bellies	150.0	312	0.481
18	F2/ Liquor Posse	145.0	312	0.465
19	B8/ Despicable Us	156.0	336	0.464
20	B4/ Overtime Outlaws	138.5	312	0.444
21	D3/ Leftovers	148.5	336	0.442
22	B6/ Red Dragons	147.0	336	0.438
23	B7/ Big Bulls	146.0	336	0.435
24	D2/ You're Supposed To Beat Us!	134.5	312	0.431
25	D6/ Sharky's Machine	144.0	336	0.429
26	F6/ UZMAgain	133.5	312	0.428
27	B5/ Nine Lives	142.0	336	0.423
28	C2/ Coral Reefers	141.5	336	0.421
	G7/ Same Day Different Darts	141.5	336	0.421
30	F7/ I Got Nothing	128.5	312	0.412
31	B3/ Cork Blockers	138.0	336	0.411
32	E1/ Blind Squirrels	137.0	336	0.408
33	E8/ We Be Triplin	124.5	306	0.407
34	G3/ Your Mom	133.0	336	0.396
	E6/ No Bulls Hit	123.5	312	0.396
36	B2/ Excalibur	131.5	336	0.391
37	D1/ Death Throw	131.0	336	0.390
38	D7/ Menace 2 Sobriety	121.0	312	0.388
39	C8/ Armed & Hammered	130.0	336	0.387
40	H2/ Missing Flights	129.0	334	0.386
41	F5/ Five-OH! Whizzle	117.5	312	0.377
42	F3/ One Armed Bandits	126.5	336	0.376
43	D4/ Ted's H&S Emporium	123.5	336	0.368
44	E3/ Drinkers with a Dart Problem	109.0	306	0.356
45	H5/ Why Not	109.0	311	0.350
46	G2/ Shootin Da Bull	117.5	336	0.350
47	C1/ Snuffy's Nightmare	116.5	336	0.347
48	H1/ Duck Commandos	106.0	312	0.340
49	C4/ Dublin Dublout	114.0	336	0.339
	G8/ That's What She Said	114.0	336	0.339
51	E5/ The Dartists	111.5	336	0.332
52	E2/ All BullS hit	103.0	312	0.330
53	G4/ Sofa Kings	99.5	312	0.319
54	G5/ Grateful Darts	94.5	312	0.303
55	E4/ XXX	101.0	336	0.301
56	G1/ Show Us Your Tips	90.0	336	0.268
57	H3/ Tips & Shafts	87.0	334	0.260
58	F8/ EZDUZIT	75.0	312	0.240
59	H8/ Brewster's Pub	77.5	336	0.231
60	F1/ Double Tap	69.0	312	0.221
61	H7/ Train Station Shooters	68.5	312	0.220
62	G6/ Who Darted?	72.5	336	0.216
63	H6/ Ton-sters	59.5	301	0.198
64	H4/ What's the Point?	41.5	330	0.126

	Singles	301	Singles	Cricket	Singles	Record	Singles Win %-age	Doubles	Cricket	Doubles	501	Doubles	Record	Doubles Win %-age	Sngls + Dbls	Record	Sngls + Dbls Win %-age	Tiebreaker Ws	Tiebreaker Ls	All-Star Points	Games Played	All-Star Point Average
A1/ Element Twenty Won	55	29	58	26	113	55	0.673	29	13	29	13	58	26	0.690	229	107	0.682	0	0	479.0	336	1.426
A 10 Kilts, Jason	5	3	3	2	8	5	0.615	5	0	6	2	11	2	0.846	19	7	0.731	0	0	24.0	26	0.923
A 11 Beeson, Robb	5	2	3	3	8	5	0.615	5	2	3	4	8	6	0.571	16	11	0.593	0	0	20.5	27	0.759
A 12 Brown, Tom	10	4	11	3	21	7	0.750	11	3	9	4	20	7	0.741	41	14	0.745	0	0	71.0	55	1.291
A 13 Kenney, Jon	10	2	9	5	19	7	0.731	7	5	9	4	16	9	0.640	35	16	0.686	0	0	66.5	51	1.304
A 14 Knight, Mark	2	7	2	5	4	12	0.250	5	4	3	2	8	6	0.571	12	18	0.400	0	0	29.0	30	0.967
A 15 Phillips, Robbie	10	2	10	2	20	4	0.833	10	2	11	1	21	3	0.875	41	7	0.854	0	0	129.5	48	2.698
A 16 Sandoval, Alberto	4	7	10	1	14	8	0.636	6	4	8	4	14	8	0.636	28	16	0.636	0	0	66.5	44	1.511
A 17 Smith, Allen	0	0	1	0	1	0	1.000	1	0	1	0	2	0	1.000	3	0	1.000	0	0	2.5	3	0.833
A 18 Tan, Wil	9	2	9	5	18	7	0.720	8	6	8	5	16	11	0.593	34	18	0.654	0	0	69.5	52	1.337
A 19 Wall, Keith	0	0	0	0	0	0	#DIV/0!	0	0	0	0	0	0	#DIV/0!	0	0	#DIV/0!	0	0	0.0	0	#DIV/0!
A2/ Bullklitz	47	37	61	23	108	60	0.643	33	9	26	16	59	25	0.702	226	110	0.673	0	0	420.5	336	1.251
A 20 Persson, Kenny	4	3	3	4	7	7	0.500	2	2	4	3	6	5	0.545	13	12	0.520	0	0	26.0	25	1.040
A 21 Seward, Mike	6	6	11	0	17	6	0.739	10	2	6	4	16	6	0.727	33	12	0.733	0	0	85.5	45	1.900
A 22 Gaglione, Joey	6	6	4	3	10	9	0.526	8	0	3	5	11	5	0.688	21	14	0.600	0	0	21.5	35	0.614
A 23 Jeffcoat, Doug	5	2	4	0	9	2	0.818	5	2	3	2	8	4	0.667	17	6	0.739	0	0	15.0	23	0.652
A 24 Gaulthier, Kyle	10	4	13	1	23	5	0.821	12	2	8	5	20	7	0.741	43	12	0.782	0	0	98.0	55	1.782
A 25 Murray, Shane	6	3	7	2	13	5	0.722	7	2	6	2	13	4	0.765	26	9	0.743	0	0	50.0	35	1.429
A 26 Cusher, Dean	2	1	8	5	10	6	0.625	9	4	5	7	14	11	0.560	24	17	0.585	0	0	49.0	41	1.195
A 27 Scott, Lee	4	6	3	3	7	9	0.438	4	1	6	2	10	3	0.769	17	12	0.586	0	0	9.5	29	0.328
A 28 Stankevich, Scott	4	6	8	5	12	11	0.522	9	3	11	2	20	5	0.800	32	16	0.667	0	0	66.0	48	1.375
A3/ Appetite for Destruction	48	36	42	42	90	78	0.536	21	21	23	19	44	40	0.524	178	158	0.530	0	0	324.5	336	0.966
A 30 Mitchell, Sid	12	3	12	2	24	5	0.828	7	7	9	6	16	13	0.552	40	18	0.690	0	0	77.0	58	1.328
A 31 Mozzetti, Tim "Tex"	7	7	5	10	12	17	0.414	9	6	9	6	18	12	0.600	30	29	0.508	0	0	75.0	59	1.271
A 32 Flood, Tom	3	13	5	7	8	20	0.286	8	7	9	6	17	13	0.567	25	33	0.431	0	0	40.0	58	0.690
A 33 McCurry, Justin	11	5	6	9	17	14	0.548	7	5	9	8	16	13	0.552	33	27	0.550	0	0	43.5	60	0.725
A 34 Taylor, Phil "The Power"	0	0	0	0	0	0	#DIV/0!	0	0	0	0	0	0	#DIV/0!	0	0	#DIV/0!	0	0	0.0	0	#DIV/0!
A 35 Davis, Jimmy	5	1	4	3	9	4	0.692	2	4	2	2	4	6	0.400	13	10	0.565	0	0	22.0	23	0.957
A 36 Moriarty, Dan	1	1	0	2	1	3	0.250	0	3	2	1	2	4	0.333	3	7	0.300	0	0	5.5	10	0.550
A 37 Syros, Nick	3	2	3	6	6	8	0.429	4	7	3	3	7	10	0.412	13	18	0.419	0	0	29.0	31	0.935
A 38 Althoff, Paddy	6	4	7	3	13	7	0.650	5	3	3	6	8	9	0.471	21	16	0.568	0	0	32.5	37	0.878
A4/ Lunatic Fringe	38	46	47	37	85	83	0.506	23	19	23	19	46	38	0.548	177	159	0.527	0	0	292.5	336	0.871
A 40 Eason, Joel	3	8	2	5	5	13	0.278	4	5	3	6	7	11	0.389	12	24	0.333	0	0	20.5	36	0.569
A 41 Jacobi, Paul	9	4	4	7	13	11	0.542	6	7	7	5	13	12	0.520	26	23	0.531	0	0	23.5	49	0.480
A 42 Terry, Bob	7	5	10	2	17	7	0.708	9	3	6	6	15	9	0.625	32	16	0.667	0	0	62.0	48	1.292
A 43 Budelman, Jim	3	8	7	5	10	13	0.435	9	3	7	4	16	7	0.696	26	20	0.565	0	0	42.0	46	0.913
A 44 Bakowski, Adam	2	6	8	3	10	9	0.526	5	7	7	4	12	11	0.522	22	20	0.524	0	0	40.0	42	0.952
A 45 Hamilton, Billy	9	5	11	3	20	8	0.714	7	7	8	6	15	13	0.536	35	21	0.625	0	0	58.5	56	1.045
A 46 Hoffmann, Steve	0	0	0	0	0	0	#DIV/0!	0	0	0	0	0	0	#DIV/0!	0	0	#DIV/0!	0	0	0.0	0	#DIV/0!
A 47 Lane, Tim	2	8	2	6	4	14	0.222	1	2	5	2	6	4	0.600	10	18	0.357	0	0	9.5	28	0.339
A 48 Frye, Scott	3	2	3	6	6	8	0.429	5	4	3	5	8	9	0.471	14	17	0.452	0	0	36.5	31	1.177
A5/ Triple Threats	43	41	38	46	81	87	0.482	21	21	20	22	41	43	0.488	163	173	0.485	0	0	335.0	336	0.997
A 50 Denton, Fon	2	12	0	1	2	13	0.133	0	1	7	4	7	5	0.583	9	18	0.333	0	0	1.0	27	0.037
A 51 Healy, Simon	11	3	13	1	24	4	0.857	8	6	10	4	18	10	0.643	42	14	0.750	0	0	110.0	56	1.964
A 52 Johnson, Michael	7	6	6	7	13	13	0.500	6	7	3	7	9	14	0.391	22	27	0.449	0	0	43.0	49	0.878
A 53 Crites, Randy	4	8	4	8	8	16	0.333	4	8	2	8	6	16	0.273	14	32	0.304	0	0	54.5	46	1.185
A 54 Fischlein, Kris	7	5	1	2	8	7	0.533	4	2	2	7	6	9	0.400	14	16	0.467	0	0	15.0	30	0.500
A 55 Bunn, Tim	1	3	4	10	5	13	0.278	7	6	5	5	12	11	0.522	17	24	0.415	0	0	37.5	41	0.915
A 56 Gelberg, Dave	10	2	5	9	15	11	0.577	7	6	7	6	14	12	0.538	29	23	0.558	0	0	53.5	52	1.029
A 57 Grubb, Donald	1	2	5	8	6	10	0.375	6	6	4	3	10	9	0.526	16	19	0.457	0	0	20.5	35	0.586
A6/ Is It In?	34	50	41	43	75	93	0.446	22	20	16	26	38	46	0.452	151	185	0.449	0	0	285.0	336	0.848
A 60 Parker, Charles	3	9	3	6	6	15	0.286	4	6	3	8	7	14	0.333	13	29	0.310	0	0	29.5	42	0.702
A 61 Lloyd, Billy	4	10	10	4	14	14	0.500	9	5	5	7	14	12	0.538	28	26	0.519	0	0	74.0	54	1.370
A 62 Keller, Tony	5	7	9	5	14	12	0.538	5	7	6	7	11	14	0.440	25	26	0.490	0	0	46.5	51	0.912
A 63 Varnadoe, Matt	3	1	0	6	3	7	0.300	2	1	1	5	3	6	0.333	6	13	0.316	0	0	6.0	19	0.316
A 64 Alvord, Dave	0	1	0	0	0	1	0.000	0	0	0	1	0	1	0.000	0	2	0.000	0	0	0.0	2	0.000
A 65 Bither, Dana	0	0	0	2	0	2	0.000	0	1	0	1	0	2	0.000	0	4	0.000	0	0	5.5	4	1.375
A 66 Hardison, Jon "LJ"	8	6	5	9	13	15	0.464	6	7	7	5	13	12	0.520	26	27	0.491	0	0	56.5	53	1.066
A 67 Mitchell, Tim	4	9	1	5	5	14	0.263	4	6	3	6	7	12	0.368	12	26	0.316	0	0	19.5	38	0.513
A 68 Zelinack, Jason	2	4	8	3	10	7	0.588	6	5	4	6	10	11	0.476	20	18	0.526	0	0	24.0	38	0.632
A 69 Kerr, Jimmy	5	3	5	3	10	6	0.625	8	2	3	6	11	8	0.579	21	14	0.600	0	0	23.5	35	0.671
A7/ Lager Heads	34	50	33	51	67	101	0.399	13	29	19	23	32	52	0.381	131	205	0.390	0	0	223.0	336	0.664
A 70 Butters, Scott	8	5	8	5	16	10	0.615	4	9	7	6	11	15	0.423	27	25	0.519	0	0	48.5	52	0.933
A 71 Butters, Kent	0	0	3	3	3	3	0.500	2	5	3	2	5	7	0.417	8	10	0.444	0	0	16.0	18	0.889
A 72 Rodgers, Trey	7	7	4	10	11	17	0.393	4	10	7	7	11	17	0.393	22	34	0.393	0	0	39.0	56	0.696
A 73 Holland, Steve	5	9	9	5	14	14	0.500	4	10	6	7	10	17	0.370	24	31	0.436	0	0	39.0	55	0.709
A 74 Beaudoin, Paul	3	7	2	7	5	14	0.263	5	4	4	5	9	9	0.500	14	23	0.378	0	0	20.5	37	0.554
A 75 Sellers, Mark	2	9	1	9	3	18	0.143	5	4	5	5	10	9	0.526	13	27	0.325	0	0	21.0	40	0.525
A 76 Foushee, Eugene	4	4	4	8	8	12	0.400	1	10	1	6	2	16	0.111	10	28	0.263	0	0	19.5	38	0.513
A 77 Foushee, Kevin	5	9	2	4	7	13	0.350	1	6	5	8	6	14	0.300	13	27	0.325	0	0	19.5	40	0.488
A8/ The Knights Formerly Known as	37	47	16	68	53	115	0.315	6	36	12	30	18	66	0.214	89	247	0.265	0	0	214.5	336	0.638
A 80 Watson, Jeff, Jr.	4	4	1	10	5	14	0.263	2	5	4	5	6	10	0.375	11	24	0.314	0	0	22.0	35	0.629
A 81 McNamara, Tim	5	5	4	8	9	13	0.409	2	10	2	8	4	18	0.182	13	31	0.295	0	0	64.5	44	1.466
A 82 Schmaus, Darren	6	8	4	10	10	18	0.357	2	10	4	9	6	19	0.240	16	37	0.302	0	0	33.0	53	0.623
A 83 Evans, J.P.	3	5	1	8	4	13	0.235	1	7	0	9	1	16	0.059	5	29	0.147	0	0	11.5	34	0.338
A 84 Watson, Jeff, Sr.	8	6	3	8	11	14	0.440	1	11	4	10	5	21	0.192	16	35	0.314	0	0	30.0	51	0.588
A 85 Peters, Bobby	3	7	0	6	3	13	0.188	0	9	1	5	1	14	0.067	4	27	0.129	0	0	11.5	31	0.371
A 86 Merkle, Patrick	2	5	3	8	5	13	0.278	2	11	5	7	7	18	0.280	12	31	0.279	0	0	20.5	43	0.477
A 87 Dahulich, Jeff	6	3	0	10	6	13	0.316	2	8	3	6	5	14	0.263	11	27	0.289	0	0	20.5	38	0.539
A 88 Scheppele, Julie	0	4	0	0	0	4	0.000	0	1	1	1	1	2	0.333	1	6	0.143	0	0	1.0	7	0.143

	Singles	301	Singles	Cricket	Singles	Record	Singles Win %-age	Doubles	Cricket	Doubles	501	Doubles	Record	Doubles Win %-age	Sngls + Dbls	Record	Sngls + Dbls Win %-age	Tiebreaker Ws	Tiebreaker Ls	All-Star Points	Games Played	All-Star Point Average
B1/ Fire for Effect	40	38	39	39	79	77	0.506	24	15	18	21	42	36	0.538	163	149	0.522	0	0	171.0	312	0.548
B 10 Gabry, Greg	6	4	2	8	8	12	0.400	6	6	4	4	10	10	0.500	18	22	0.450	0	0	18.0	40	0.450
B 11 Brody, Kevin	2	3	3	2	5	5	0.500	4	3	3	5	7	8	0.467	12	13	0.480	0	0	8.0	25	0.320
B 12 Goss, Matt	10	1	8	3	18	4	0.818	7	4	2	6	9	10	0.474	27	14	0.659	0	0	33.5	41	0.817
B 13 Guenther, George	0	2	1	3	1	5	0.167	2	0	1	3	3	3	0.500	4	8	0.333	0	0	5.0	12	0.417
B 14 Murdaugh, John	9	3	6	6	15	9	0.625	10	2	7	4	17	6	0.739	32	15	0.681	0	0	31.5	47	0.670
B 15 Kilsdonk, Kris	5	7	9	3	14	10	0.583	6	4	4	5	10	9	0.526	24	19	0.558	0	0	20.0	43	0.465
B 16 Jones, Peg	3	5	1	1	4	6	0.400	0	1	3	5	3	6	0.333	7	12	0.368	0	0	2.5	19	0.132
B 17 Monsma, A.J.	1	9	0	4	1	13	0.071	1	5	2	4	3	9	0.250	4	22	0.154	0	0	6.5	26	0.250
B 18 Carrieri, Mike	2	1	3	4	5	5	0.500	3	2	3	2	6	4	0.600	11	9	0.550	0	0	7.0	20	0.350
B 19 Minx, Jerry	2	3	6	5	8	8	0.500	9	3	7	4	16	7	0.696	24	15	0.615	0	0	39.0	39	1.000
B2/ Excalibur	38	46	44	40	82	86	0.488	18	24	19	23	37	47	0.440	156	180	0.464	5	6	131.5	336	0.391
B 20 Coyne, Kevin	1	6	0	7	1	13	0.071	3	3	1	4	4	7	0.364	5	20	0.200	0	1	3.0	25	0.120
B 21 Burney, Gary	5	10	9	7	14	17	0.452	7	8	7	9	14	17	0.452	28	34	0.452	1	1	18.0	62	0.290
B 22 Buckman, Dave	7	6	7	6	14	12	0.538	5	9	8	6	13	15	0.464	27	27	0.500	1	1	22.5	54	0.417
B 23 Hall, Josh	9	7	12	3	21	10	0.677	6	9	9	6	15	15	0.500	36	25	0.590	1	1	27.0	61	0.443
B 24 Vann, Tim	0	1	0	1	0	2	0.000	0	1	0	1	0	2	0.000	0	4	0.000	0	0	1.0	4	0.250
B 25 Hindle, Mikey	8	6	10	4	18	10	0.643	7	7	8	6	15	13	0.536	33	23	0.589	1	1	32.0	56	0.571
B 26 Phillips, Britt	5	9	5	9	10	18	0.357	7	8	4	11	11	19	0.367	21	37	0.362	1	1	23.5	58	0.405
B 27 James, Bob	0	1	0	1	0	2	0.000	1	0	0	1	1	1	0.500	1	3	0.250	0	0	0.0	4	0.000
B 28 Bemis, Matt	3	0	1	2	4	2	0.667	0	3	1	2	1	5	0.167	5	7	0.417	0	0	4.5	12	0.375
B3/ Cork Blockers	37	47	40	44	77	91	0.458	19	23	24	18	43	41	0.512	163	173	0.485	7	0	138.0	336	0.411
B 30 Payne, Julie	0	1	0	0	0	1	0.000	0	0	0	1	0	1	0.000	0	2	0.000	0	0	0.0	2	0.000
B 31 Knight, Maridy	4	9	2	7	6	16	0.273	2	9	7	3	9	12	0.429	15	28	0.349	1	0	9.0	43	0.209
B 32 Jeffcoat, Angela	3	10	2	11	5	21	0.192	7	6	9	4	16	10	0.615	21	31	0.404	1	0	14.0	52	0.269
B 33 Ackerman, Travis	5	5	6	6	11	11	0.500	6	5	6	6	12	11	0.522	23	22	0.511	1	0	18.0	45	0.400
B 34 Grubb, Ed	2	6	3	5	5	11	0.313	3	5	2	4	5	9	0.357	10	20	0.333	1	0	18.5	30	0.617
B 35 Mayhew, Zak	11	3	10	4	21	7	0.750	7	7	9	5	16	12	0.571	37	19	0.661	1	0	40.0	56	0.714
B 36 Yang, Rob	6	7	10	4	16	11	0.593	7	6	9	5	16	11	0.593	32	22	0.593	1	0	23.0	54	0.426
B 37 Cotton, Barbara	6	6	7	7	13	13	0.500	6	8	6	8	12	16	0.429	25	29	0.463	1	0	15.5	54	0.287
B4/ Overtime Outlaws	37	41	39	39	76	80	0.487	20	19	14	25	34	44	0.436	144	168	0.462	0	7	138.5	312	0.444
B 40 Clark, Dan	9	4	7	6	16	10	0.615	8	4	5	8	13	12	0.520	29	22	0.569	0	1	29.5	51	0.578
B 41 Peterson, Chris	9	3	4	8	13	11	0.542	3	7	4	8	7	15	0.318	20	26	0.435	0	1	16.5	46	0.359
B 42 Tant, J.J.	4	7	11	2	15	9	0.625	10	3	5	8	15	11	0.577	30	20	0.600	0	1	37.0	50	0.740
B 43 Crowe, Jason	6	6	4	7	10	13	0.435	5	8	6	7	11	15	0.423	21	28	0.429	0	1	25.5	49	0.520
B 44 Hootman, Tayte	3	5	4	5	7	10	0.412	6	4	2	6	8	10	0.444	15	20	0.429	0	1	10.5	35	0.300
B 45 Van Olst, Jason	2	7	4	4	6	11	0.353	5	3	2	7	7	10	0.412	13	21	0.382	0	1	9.0	34	0.265
B 46 Inauale, Bob	4	9	5	7	9	16	0.360	3	9	4	6	7	15	0.318	16	31	0.340	0	1	10.5	47	0.223
B5/ Nine Lives	45	39	39	45	84	84	0.500	24	18	20	22	44	40	0.524	172	164	0.512	7	14	142.0	336	0.423
B 50 Romanchek, David	8	5	8	5	16	10	0.615	6	5	6	7	12	12	0.500	28	22	0.560	1	2	22.0	50	0.440
B 51 Smith, Butch	2	4	2	6	4	10	0.286	4	5	3	5	7	10	0.412	11	20	0.355	0	1	8.5	31	0.274
B 52 Copple, Matthew	4	9	6	6	10	15	0.400	7	5	7	6	14	11	0.560	24	26	0.480	1	2	26.0	50	0.520
B 53 Mays, John	10	4	7	5	17	9	0.654	11	3	8	6	19	9	0.679	36	18	0.667	1	2	30.5	54	0.565
B 54 Marsden, James	5	5	0	7	5	12	0.294	5	6	4	3	9	9	0.500	14	21	0.400	1	2	7.0	35	0.200
B 55 Gibson, Jack	6	4	5	5	11	9	0.550	7	2	5	3	12	5	0.706	23	14	0.622	1	1	14.5	37	0.392
B 56 Keever, David	2	5	2	7	4	12	0.250	2	6	2	6	4	12	0.250	8	24	0.250	1	2	11.5	32	0.359
B 57 Lee, Chris	8	3	9	4	17	7	0.708	6	4	5	8	11	12	0.478	28	19	0.596	1	2	22.0	47	0.468
B6/ Red Dragons	45	39	40	44	85	83	0.506	20	22	22	20	42	42	0.500	169	167	0.503	7	0	147.0	336	0.438
B 60 Knott, Ryan	4	4	3	3	7	7	0.500	6	7	4	6	10	13	0.435	17	20	0.459	1	0	13.5	37	0.365
B 61 Knott, Ronnie	9	5	11	3	20	8	0.714	8	6	8	6	16	12	0.571	36	20	0.643	1	0	24.5	56	0.438
B 62 Sautter, Scott	7	4	8	6	15	10	0.600	6	8	7	7	13	15	0.464	28	25	0.528	1	0	31.5	53	0.594
B 63 Sautter, Don	9	4	5	8	14	12	0.538	7	6	8	5	15	11	0.577	29	23	0.558	1	0	18.0	52	0.346
B 64 Schon, Chris	4	10	4	10	8	20	0.286	3	3	7	7	10	10	0.500	18	30	0.375	1	0	18.0	48	0.375
B 65 Mundy, Brett	6	6	3	8	9	14	0.391	4	8	7	5	11	13	0.458	20	27	0.426	1	0	15.5	47	0.330
B 66 Howard, Brian	6	6	6	6	12	12	0.500	6	6	3	4	9	10	0.474	21	22	0.488	1	0	26.0	43	0.605
B7/ Big Bulls	48	36	43	41	91	77	0.542	18	24	22	20	40	44	0.476	171	165	0.509	0	6	146.0	336	0.435
B 70 Toolan, Chris	8	4	7	4	15	8	0.652	6	6	7	5	13	11	0.542	28	19	0.596	0	1	28.0	47	0.596
B 71 Reinert, Kevin	5	8	5	7	10	15	0.400	7	6	7	6	14	12	0.538	24	27	0.471	0	1	12.0	51	0.235
B 72 Fitzgerald, Dennis	10	4	7	7	17	11	0.607	6	9	9	5	15	14	0.517	32	25	0.561	0	1	29.0	57	0.509
B 73 Fitzgerald, Aaron	10	6	10	7	20	13	0.606	6	8	9	8	15	16	0.484	35	29	0.547	0	1	32.0	64	0.500
B 74 Talton, Chris	6	3	2	7	8	10	0.444	5	3	2	6	7	9	0.438	15	19	0.441	0	0	10.0	34	0.294
B 75 Womble, Kenny	7	6	8	6	15	12	0.556	6	8	6	8	12	16	0.429	27	28	0.491	0	1	21.5	55	0.391
B 76 Huntley, Justin	0	3	0	2	0	5	0.000	0	2	1	1	1	3	0.250	1	8	0.111	0	0	4.0	9	0.444
B 77 Flanagan, Stephen	2	2	4	1	6	3	0.667	0	6	3	1	3	7	0.300	9	10	0.474	0	1	9.5	19	0.500
B8/ Despicable Us	40	44	46	38	86	82	0.512	22	20	26	16	48	36	0.571	182	154	0.542	9	0	156.0	336	0.464
B 80 Wilcox, Julie	1	0	2	10	3	10	0.231	3	7	0	1	3	8	0.273	6	18	0.250	1	0	6.5	24	0.271
B 81 Wilcox, Randy	9	4	11	2	20	6	0.769	9	4	11	2	20	6	0.769	40	12	0.769	1	0	40.0	52	0.769
B 82 Franklin, Samantha	3	9	0	0	3	9	0.250	0	1	5	6	5	7	0.417	8	16	0.333	1	0	2.0	24	0.083
B 83 Scott, Kevin	1	2	11	2	12	4	0.750	9	5	6	3	15	8	0.652	27	12	0.692	1	0	22.5	39	0.577
B 84 Klann, Eric	6	3	7	5	13	8	0.619	6	6	6	7	12	13	0.480	25	21	0.543	1	0	27.0	46	0.587
B 85 Johnson, Galen	7	4	0	1	7	5	0.583	0	1	6	6	6	7	0.462	13	12	0.520	1	0	6.0	25	0.240
B 86 Bowman, Todd	5	6	3	4	8	10	0.444	4	2	0	2	4	4	0.500	12	14	0.462	1	0	11.0	26	0.423
B 87 Turner, Kevin	0	8	1	7	1	15	0.063	5	3	3	3	8	6	0.571	9	21	0.300	1	0	8.5	30	0.283
B 88 Woodard, Dave	4	3	5	5	9	8	0.529	3	6	6	1	9	7	0.563	18	15	0.545	1	0	19.0	33	0.576
B 89 Hall, Pete	4	5	6	2	10	7	0.588	5	5	9	1	14	6	0.700	24	13	0.649	0	0	13.5	37	0.365

		Singles 301		Singles Cricket		Singles Record		Singles Win %-age	Doubles Cricket		Doubles 501		Doubles Record		Doubles Win %-age	Sngls + Dbls Record		Sngls + Dbls Win %-age	Tiebreaker Ws	Tiebreaker Ls	All-Star Points	Games Played	All-Star Point Average
C1/ Snuffy's Nightmare		34	50	35	49	69	99	0.411	8	34	16	26	24	60	0.286	117	219	0.348	0	0	116.5	336	0.347
C 10	Hopkins, Chris	0	0	0	0	0	0	#DIV/0!	0	0	0	0	0	0	#DIV/0!	0	0	#DIV/0!	0	0	0.0	0	#DIV/0!
C 11	Salter, Whitney	4	3	5	3	9	6	0.600	2	6	2	5	4	11	0.267	13	17	0.433	0	0	10.0	30	0.333
C 12	Prusisz, Mike	5	7	5	7	10	14	0.417	2	9	5	7	7	16	0.304	17	30	0.362	0	0	27.5	47	0.585
C 13	Mitchell, Liz	7	6	5	8	12	14	0.462	2	12	7	6	9	18	0.333	21	32	0.396	0	0	19.0	53	0.358
C 14	Salcedo, Johanna	2	7	0	5	2	12	0.143	0	4	1	3	1	7	0.125	3	19	0.136	0	0	3.0	22	0.136
C 15	Stacy, Rod	6	7	6	7	12	14	0.462	2	11	5	8	7	19	0.269	19	33	0.365	0	0	18.5	52	0.356
C 16	Stacy, Michelle	2	6	5	7	7	13	0.350	2	10	6	8	8	18	0.308	15	31	0.326	0	0	18.0	46	0.391
C 17	Hunnicutt, Dave	4	3	3	3	7	6	0.538	2	5	4	3	6	8	0.429	13	14	0.481	0	0	7.5	27	0.278
C 18	Mercer, Dave	3	9	5	7	8	16	0.333	3	10	2	10	5	20	0.200	13	36	0.265	0	0	12.0	49	0.245
C 19	Gentry, Bianca	1	2	1	2	2	4	0.333	1	1	0	2	1	3	0.250	3	7	0.300	0	0	1.0	10	0.100
C2/ Coral Reefers		32	52	37	47	69	99	0.411	18	24	17	25	35	49	0.417	139	197	0.414	14	0	141.5	336	0.421
C 20	Thorne, Marshall	0	6	2	11	2	17	0.105	6	6	4	10	10	16	0.385	12	33	0.267	2	0	15.5	45	0.344
C 21	Colton, Mitch	4	5	1	7	5	12	0.294	2	5	2	4	4	9	0.308	9	21	0.300	2	0	14.0	30	0.467
C 22	Roseman, Sean	7	6	10	3	17	9	0.654	9	4	6	6	15	10	0.600	32	19	0.627	2	0	31.0	51	0.608
C 23	Jarvah, Sean	7	3	3	6	10	9	0.526	2	6	2	3	4	9	0.308	14	18	0.438	1	0	13.0	32	0.406
C 24	Smith, Van	3	4	6	7	9	11	0.450	5	9	6	7	11	16	0.407	20	27	0.426	2	0	14.5	47	0.309
C 25	Wade, Nate	2	6	7	5	9	11	0.450	3	9	7	3	10	12	0.455	19	23	0.452	1	0	25.0	42	0.595
C 26	Cullen, Pat	2	11	0	1	2	12	0.143	2	1	1	9	3	10	0.231	5	22	0.185	2	0	2.5	27	0.093
C 27	Gregory, Geordan	2	4	0	3	2	7	0.222	1	3	1	4	2	7	0.222	4	14	0.222	0	0	2.0	18	0.111
C 28	Gallagher, Jim	3	2	4	1	7	3	0.700	3	2	2	2	5	4	0.556	12	7	0.632	1	0	11.0	19	0.579
C 29	Gardner, Kyle	2	5	4	3	6	8	0.429	3	3	3	2	6	5	0.545	12	13	0.480	1	0	13.0	25	0.520
C3/ The Locals		49	35	45	39	94	74	0.560	25	17	22	20	47	37	0.560	188	148	0.560	0	0	197.5	336	0.588
C 30	Maccini, Billy	8	2	9	2	17	4	0.810	7	3	4	5	11	8	0.579	28	12	0.700	0	0	21.0	40	0.525
C 31	Emery, Mike	3	7	2	9	5	16	0.238	5	6	4	8	9	14	0.391	14	30	0.318	0	0	23.0	44	0.523
C 32	Reitano, Sal	10	5	10	4	20	9	0.690	11	2	7	7	18	9	0.667	38	18	0.679	0	0	49.5	56	0.884
C 33	Duncan, Jeff	3	2	2	4	5	6	0.455	4	3	2	3	6	6	0.500	11	12	0.478	0	0	2.0	23	0.087
C 34	Emery, Brandon	8	5	2	9	10	14	0.417	8	5	6	7	14	12	0.538	24	26	0.480	0	0	17.0	50	0.340
C 35	Bradshaw, Rick	7	6	11	1	18	7	0.720	6	6	8	5	14	11	0.560	32	18	0.640	0	0	47.5	50	0.950
C 36	Fournier, Jeff	8	6	8	7	16	13	0.552	8	5	9	3	17	8	0.680	33	21	0.611	0	0	33.5	54	0.620
C 37	Fournier, Michelle	2	2	1	3	3	5	0.375	1	4	4	2	5	6	0.455	8	11	0.421	0	0	4.0	19	0.211
C4/ Dublin Dublout		45	39	43	41	88	80	0.524	24	18	20	22	44	40	0.524	176	160	0.524	0	7	114.0	336	0.339
C 40	Montesi, Chris	5	2	10	3	15	5	0.750	8	5	6	7	14	12	0.538	29	17	0.630	0	1	26.0	46	0.565
C 41	Rudy, Jeff	7	4	3	7	10	11	0.476	5	8	1	6	6	14	0.300	16	25	0.390	0	1	18.5	41	0.451
C 42	Winter, Wally	2	6	6	6	8	12	0.400	7	4	10	4	17	8	0.680	25	20	0.556	0	1	13.5	45	0.300
C 43	Bordeau, Eric	7	6	6	3	13	9	0.591	11	3	8	5	19	8	0.704	32	17	0.653	0	1	10.0	49	0.204
C 44	Johnson, Steve	8	6	8	7	16	13	0.552	9	4	4	6	13	10	0.565	29	23	0.558	0	1	27.0	52	0.519
C 45	Smelik, Gene	4	7	2	5	6	12	0.333	5	5	3	7	8	12	0.400	14	24	0.368	0	1	3.5	38	0.092
C 46	Smelik, Pat	10	5	7	7	17	12	0.586	2	6	7	6	9	12	0.429	26	24	0.520	0	1	12.5	50	0.250
C 47	Stehle, Justin	2	3	1	3	3	6	0.333	1	1	1	3	2	4	0.333	5	10	0.333	0	0	3.0	15	0.200
C5/ Rif Raf		44	40	44	40	88	80	0.524	24	18	28	14	52	32	0.619	192	144	0.571	6	0	181.0	336	0.539
C 50	Diamond, Paddy	7	5	10	3	17	8	0.680	5	6	6	2	11	8	0.579	28	16	0.636	1	0	23.0	44	0.523
C 51	St. Clair, Matt	3	9	3	8	6	17	0.261	4	6	7	4	11	10	0.524	17	27	0.386	1	0	17.0	44	0.386
C 52	Ohrberg, Keith	9	2	7	3	16	5	0.762	6	5	6	5	12	10	0.545	28	15	0.651	1	0	29.5	43	0.686
C 53	Jur, Jess	8	2	8	3	16	5	0.762	8	2	10	1	18	3	0.857	34	8	0.810	0	0	35.5	42	0.845
C 54	Horger, Dennis	8	6	2	5	10	11	0.476	7	5	8	4	15	9	0.625	25	20	0.556	1	0	18.5	45	0.411
C 55	Gaertner, Brian	3	3	3	10	6	13	0.316	3	5	6	6	9	11	0.450	15	24	0.385	1	0	10.0	39	0.256
C 56	Martin, David	3	6	8	3	11	9	0.550	8	3	9	1	17	4	0.810	28	13	0.683	0	0	37.0	41	0.902
C 57	Schmitt, Rick	3	7	3	5	6	12	0.333	7	4	4	5	11	9	0.550	17	21	0.447	1	0	10.5	38	0.276
C6/ BullsHitters		50	28	57	21	107	49	0.686	25	14	22	17	47	31	0.603	201	111	0.644	0	0	192.0	312	0.615
C 60	Reece, Robert	3	2	2	1	5	3	0.625	12	1	5	6	17	7	0.708	22	10	0.688	0	0	4.0	32	0.125
C 61	Gardner, Mike	4	7	6	4	10	11	0.476	3	3	5	5	8	8	0.500	18	19	0.486	0	0	7.0	37	0.189
C 62	Massengill, Chad	9	2	13	0	22	2	0.917	12	1	7	4	19	5	0.792	41	7	0.854	0	0	55.5	48	1.156
C 63	Massengill, Robert	4	3	2	2	6	5	0.545	1	1	2	1	3	2	0.600	9	7	0.563	0	0	4.0	16	0.250
C 64	Massengill, Randy	10	3	12	1	22	4	0.846	7	4	9	3	16	7	0.696	38	11	0.776	0	0	45.5	49	0.929
C 65	Wylie, John	3	4	5	5	8	9	0.471	1	5	3	4	4	9	0.308	12	18	0.400	0	0	19.0	30	0.633
C 66	Gilyardi, Ernie	6	1	7	2	13	3	0.813	5	5	6	4	11	9	0.550	24	12	0.667	0	0	23.5	36	0.653
C 67	Marks, Ted	3	2	5	1	8	3	0.727	5	3	4	2	9	5	0.643	17	8	0.680	0	0	13.5	25	0.540
C 68	Long, Gary	2	1	1	1	3	2	0.600	1	1	0	2	1	3	0.250	4	5	0.444	0	0	4.5	9	0.500
C 69	Jobe, C.J.	6	3	4	4	10	7	0.588	3	4	3	3	6	7	0.462	16	14	0.533	0	0	15.5	30	0.517
C7/ Traveling Beer Bellies		43	35	41	37	84	72	0.538	20	19	22	17	42	36	0.538	168	144	0.538	0	4	150.0	312	0.481
C 70	McCredie, Bob	8	6	6	8	14	14	0.500	6	8	7	8	13	16	0.448	27	30	0.474	0	1	23.5	57	0.412
C 71	Vance, Hugh	7	6	11	1	18	7	0.720	8	5	5	7	13	12	0.520	31	19	0.620	0	1	36.0	50	0.720
C 72	Jimenez, Eduardo	8	4	5	8	13	12	0.520	7	7	10	3	17	10	0.630	30	22	0.577	0	1	17.0	52	0.327
C 73	Feller, Keith	7	4	4	9	11	13	0.458	4	8	5	7	9	15	0.375	20	28	0.417	0	0	16.5	48	0.344
C 74	Hansen, Paul	2	4	1	4	3	8	0.273	1	3	3	2	4	5	0.444	7	13	0.350	0	0	7.5	20	0.375
C 75	Ray, Robert	6	4	9	1	15	5	0.750	8	2	8	2	16	4	0.800	31	9	0.775	0	0	39.0	40	0.975
C 76	Gibson, Ed "Woot"	4	7	5	5	9	12	0.429	4	5	4	5	8	10	0.444	17	22	0.436	0	1	7.0	39	0.179
C 77	Taylor, Eric	1	0	0	1	1	1	0.500	2	0	2	0	4	0	1.000	5	1	0.833	0	0	3.5	6	0.583
C8/ Armed & Hammered		33	51	28	56	61	107	0.363	21	21	18	24	39	45	0.464	139	197	0.414	0	7	130.0	336	0.387
C 80	Dzengeleski, Jimmy	7	5	6	7	13	12	0.520	9	4	3	8	12	12	0.500	25	24	0.510	0	1	32.5	49	0.663
C 81	Dzengeleski, Julie	5	8	6	7	11	15	0.423	7	3	7	6	14	9	0.609	25	24	0.510	0	1	24.5	49	0.500
C 82	Jackson, Barry "Bump"	6	2	5	4	11	6	0.647	4	6	2	5	6	11	0.353	17	17	0.500	0	1	23.5	34	0.691
C 83	Haller, Kelly	1	5	1	6	2	11	0.154	2	2	4	5	6	7	0.462	8	18	0.308	0	1	8.5	26	0.327
C 84	McFadden, Kevin	1	9	2	7	3	16	0.158	2	6	3	6	5	12	0.294	8	28	0.222	0	1	9.5	36	0.264
C 85	Rowe, Travis	4	10	6	7	10	17	0.370	7	7	8	5	15	12	0.556	25	29	0.463	0	1	15.0	54	0.278
C 86	Murdoch, Jim "Doc"	6	6	0	6	6	12	0.333	4	7	5	4	9	11	0.450	15	23	0.395	0	1	2.5	38	0.066
C 87	Kissinger, Tim	2	6	2	8	4	14	0.222	6	6	3	7	9	13	0.409	13	27	0.325	0	0	13.0	40	0.325
C 88	Vargas, Santiago	1	0	0	4	1	4	0.200	1	1	1	2	2	3	0.400	3	7	0.300	0	0	1.0	10	0.100

	Singles	301	Singles	Cricket	Singles	Record	Singles Win %-age	Doubles	Cricket	Doubles	501	Doubles	Record	Doubles Win %-age	Sngls + Dbls	Record	Sngls + Dbls Win %-age	Tiebreaker Ws	Tiebreaker Ls	All-Star Points	Games Played	All-Star Point Average
D1/ Death Throw	47	37	42	42	89	79	0.530	20	22	26	16	46	38	0.548	181	155	0.539	0	13	131.0	336	0.390
D 10 Willis, Tolson	8	6	9	5	17	11	0.607	8	6	10	4	18	10	0.643	35	21	0.625	0	2	16.0	56	0.286
D 11 Hogan, Neal	5	4	6	6	11	10	0.524	7	5	9	3	16	8	0.667	27	18	0.600	0	2	21.5	45	0.478
D 12 Zimmerman, Mike	5	8	0	2	5	10	0.333	1	1	6	6	7	7	0.500	12	17	0.414	0	2	1.5	29	0.052
D 13 Dysard, Rick	7	6	5	6	12	12	0.500	4	8	6	6	10	14	0.417	22	26	0.458	0	2	18.5	48	0.385
D 14 Bosier, Sean	8	5	7	6	15	11	0.577	8	5	8	5	16	10	0.615	31	21	0.596	0	1	28.0	52	0.538
D 15 Thompson, Ben	0	2	5	4	5	6	0.455	5	4	3	0	8	4	0.667	13	10	0.565	0	0	12.0	23	0.522
D 16 Knight, Rob	6	4	6	6	12	10	0.545	3	7	5	5	8	12	0.400	20	22	0.476	0	2	11.0	42	0.262
D 17 Mathews, Alex	8	2	4	7	12	9	0.571	4	8	5	3	9	11	0.450	21	20	0.512	0	2	22.5	41	0.549
D2/ You're Supposed To Beat Us!	37	41	32	46	69	87	0.442	12	27	19	20	31	47	0.397	131	181	0.420	0	0	134.5	312	0.431
D 20 Roberts, Mike	6	4	7	5	13	9	0.591	6	6	6	6	12	12	0.500	25	21	0.543	0	0	28.0	46	0.609
D 21 Kubel, Tom "Q"	7	4	8	2	15	6	0.714	5	6	6	4	11	10	0.524	26	16	0.619	0	0	24.5	42	0.583
D 22 Azevedo, Angelo	10	2	10	2	20	4	0.833	4	8	7	5	11	13	0.458	31	17	0.646	0	0	39.0	48	0.813
D 23 Cruze, Michael	4	8	2	11	6	19	0.240	2	10	6	6	8	16	0.333	14	35	0.286	0	0	13.0	49	0.265
D 24 Murphy, Ashley	1	11	1	11	2	22	0.083	2	10	6	8	8	18	0.308	10	40	0.200	0	0	7.5	50	0.150
D 25 Connell, Jamie	4	10	4	9	8	19	0.296	4	8	4	7	8	15	0.348	16	34	0.320	0	0	17.0	50	0.340
D 26 Peach, Kevin	5	2	0	6	5	8	0.385	1	6	3	4	4	10	0.286	9	18	0.333	0	0	5.5	27	0.204
D3/ Leftovers	42	42	43	41	85	83	0.506	25	17	15	27	40	44	0.476	165	171	0.491	12	7	148.5	336	0.442
D 30 McCurry, Gregg	10	6	7	8	17	14	0.548	8	7	8	8	16	15	0.516	33	29	0.532	2	1	23.5	62	0.379
D 31 McCurry, Virginia	3	7	0	9	3	16	0.158	1	7	2	6	3	13	0.188	6	29	0.171	1	1	5.0	35	0.143
D 32 Thomas, Tony	8	6	10	3	18	9	0.667	8	5	7	7	15	12	0.556	33	21	0.611	2	1	28.5	54	0.528
D 33 Thomas, Brent	7	2	6	3	13	5	0.722	5	4	3	6	8	10	0.444	21	15	0.583	2	0	23.5	36	0.653
D 34 Janssen, Joshua	8	6	12	3	20	9	0.690	13	3	4	11	17	14	0.548	37	23	0.617	2	1	31.5	60	0.525
D 35 Warshawsky, Larry	4	9	5	9	9	18	0.333	9	6	5	8	14	14	0.500	23	32	0.418	2	1	25.0	55	0.455
D 36 Ray, Mark	2	3	3	2	5	5	0.500	4	1	1	4	5	5	0.500	10	10	0.500	0	1	9.5	20	0.475
D 37 Dozier, Jared	0	3	0	4	0	7	0.000	2	1	0	4	2	5	0.286	2	12	0.143	1	1	2.0	14	0.143
D4/ Ted's H&S Emporium	44	40	32	52	76	92	0.452	16	26	18	24	34	50	0.405	144	192	0.429	0	13	123.5	336	0.368
D 40 Thomas, Joe "Antique"	10	4	7	6	17	10	0.630	5	8	6	9	11	17	0.393	28	27	0.509	0	2	21.0	55	0.382
D 41 Thomas, Jason	6	1	12	2	18	3	0.857	9	5	7	6	16	11	0.593	34	14	0.708	0	2	12.5	48	0.260
D 42 Tingler, Todd	6	9	4	7	10	16	0.385	4	9	5	6	9	15	0.375	19	31	0.380	0	2	17.0	50	0.340
D 43 Helmes, D.J.	7	3	2	8	9	11	0.450	4	6	5	4	9	10	0.474	18	21	0.462	0	2	15.5	39	0.397
D 44 Fisher, Nate	4	8	1	9	5	17	0.227	2	8	4	7	6	15	0.286	11	32	0.256	0	2	7.0	43	0.163
D 45 Side, Eric	1	1	1	1	2	2	0.500	0	2	0	2	0	4	0.000	2	6	0.250	0	0	1.0	8	0.125
D 46 Cochran, Dennis	4	8	3	9	7	17	0.292	3	8	3	8	6	16	0.273	13	33	0.283	0	1	18.5	46	0.402
D 47 Elliott, Chris	6	6	2	10	8	16	0.333	5	6	6	6	11	12	0.478	19	28	0.404	0	2	31.0	47	0.660
D5/ Methodical Madness	50	34	57	27	107	61	0.637	27	15	25	17	52	32	0.619	211	125	0.628	0	0	232.5	336	0.692
D 50 Hamilton, Brad	8	4	10	4	18	8	0.692	8	5	6	6	14	11	0.560	32	19	0.627	0	0	41.5	51	0.814
D 51 Citrak, Sheldon	5	3	4	3	9	6	0.600	2	4	4	4	6	8	0.429	15	14	0.517	0	0	19.0	29	0.655
D 52 Neill, Gregory	5	5	3	3	8	8	0.500	3	7	3	3	6	10	0.375	14	18	0.438	0	0	10.0	32	0.313
D 53 Venable, Mike	7	5	9	3	16	8	0.667	4	7	6	7	10	14	0.417	26	22	0.542	0	0	23.0	48	0.479
D 54 Horrall, Mike	2	6	0	1	2	7	0.222	1	2	5	1	6	3	0.667	8	10	0.444	0	0	6.0	18	0.333
D 55 Carroll, John "JC"	9	4	12	1	21	5	0.808	13	0	7	2	20	2	0.909	41	7	0.854	0	0	66.0	48	1.375
D 56 Kuhns, John	6	2	5	6	11	8	0.579	5	3	8	2	13	5	0.722	24	13	0.649	0	0	16.5	37	0.446
D 57 Wilson, John	8	4	9	3	17	7	0.708	10	2	8	4	18	6	0.750	35	13	0.729	0	0	33.5	48	0.698
D 58 Stephenson, Scott	0	1	5	3	5	4	0.556	8	0	3	5	11	5	0.688	16	9	0.640	0	0	17.0	25	0.680
D6/ Sharky's Machine	39	45	43	41	82	86	0.488	24	18	19	23	43	41	0.512	168	168	0.500	0	0	144.0	336	0.429
D 60 Allison, Frank	9	4	10	3	19	7	0.731	9	4	4	7	13	11	0.542	32	18	0.640	0	0	35.5	50	0.710
D 61 Fink, Scott	4	8	1	3	5	11	0.313	9	5	7	7	16	12	0.571	21	23	0.477	0	0	11.5	44	0.261
D 62 Bateman, Jimmy	6	5	10	4	16	9	0.640	11	3	7	7	18	10	0.643	34	19	0.642	0	0	32.0	53	0.604
D 63 Schaefer, Dan	0	4	2	6	2	10	0.167	4	4	3	4	7	8	0.467	9	18	0.333	0	0	9.5	27	0.352
D 64 Kruger, Lonnie	2	4	4	5	6	9	0.400	0	4	3	5	3	9	0.250	9	18	0.333	0	0	7.5	27	0.278
D 65 Barrett, Darren	4	9	5	9	9	18	0.333	0	5	4	4	4	9	0.308	13	27	0.325	0	0	10.5	40	0.263
D 66 Borgia, Pete	6	5	2	6	8	11	0.421	4	8	4	6	8	14	0.364	16	25	0.390	0	0	8.0	41	0.195
D 67 DeFontes, Adrienne	8	6	9	5	17	11	0.607	11	3	6	6	17	9	0.654	34	20	0.630	0	0	29.5	54	0.546
D7/ Menace 2 Sobriety	26	52	36	42	62	94	0.397	18	21	19	20	37	41	0.474	136	176	0.436	21	8	121.0	312	0.388
D 70 Johnson, Dave	4	9	11	2	15	11	0.577	7	6	6	5	13	11	0.542	28	22	0.560	3	1	16.0	50	0.320
D 71 Johnson, Jennifer	4	3	2	7	6	10	0.375	1	8	2	3	3	11	0.214	9	21	0.300	2	1	12.5	30	0.417
D 72 Price, Brady	5	7	8	4	13	11	0.542	6	7	4	8	10	15	0.400	23	26	0.469	3	1	16.5	49	0.337
D 73 McCartney, Eric	0	2	0	4	0	6	0.000	2	5	2	2	4	7	0.364	4	13	0.235	2	1	5.5	17	0.324
D 74 Patel, Sam	1	5	0	8	1	13	0.071	1	4	2	7	3	11	0.214	4	24	0.143	3	1	6.0	28	0.214
D 75 White, J.J.	8	5	11	2	19	7	0.731	9	4	9	4	18	8	0.692	37	15	0.712	3	1	36.0	52	0.692
D 76 Bouchard, Keith	2	11	3	10	5	21	0.192	9	4	9	4	18	8	0.692	23	29	0.442	3	1	20.0	52	0.385
D 77 Staley, Shawn	2	10	1	5	3	15	0.167	1	4	4	7	5	11	0.313	8	26	0.235	2	1	8.5	34	0.250
D 78 Kareiva, Keith	0	0	0	0	0	0	#DIV/0!	0	0	0	0	0	0	#DIV/0!	0	0	#DIV/0!	0	0	0.0	0	#DIV/0!
D8/ Projectile Dysfunction	45	39	45	39	90	78	0.536	23	19	24	18	47	37	0.560	184	152	0.548	7	0	181.0	336	0.539
D 80 Tanner, Dave	6	6	11	2	17	8	0.680	9	5	9	4	18	9	0.667	35	17	0.673	1	0	25.5	52	0.490
D 81 Raymond, Ryan	2	8	7	7	9	15	0.375	3	10	7	7	10	17	0.370	19	32	0.373	1	0	22.0	51	0.431
D 82 Rexrode, Rob	1	1	2	2	3	3	0.500	1	3	2	1	3	4	0.429	6	7	0.462	0	0	5.0	13	0.385
D 83 Steppe, Mike	7	3	8	5	15	8	0.652	9	4	9	5	18	9	0.667	33	17	0.660	1	0	34.0	50	0.680
D 84 Smith, Brian	5	8	5	7	10	15	0.400	9	5	7	7	16	12	0.571	26	27	0.491	1	0	27.0	53	0.509
D 85 Talley, Gray	4	5	1	2	5	7	0.417	1	3	3	4	4	7	0.364	9	14	0.391	1	0	2.0	23	0.087
D 86 Letsch, Dempsey	6	5	0	8	6	13	0.316	2	4	1	3	3	7	0.300	9	20	0.310	1	0	6.0	29	0.207
D 87 West, Billy	11	1	10	2	21	3	0.875	9	3	8	4	17	7	0.708	38	10	0.792	1	0	56.5	48	1.177
D 88 Nelson, Shane	3	2	1	4	4	6	0.400	3	1	2	1	5	2	0.714	9	8	0.529	0	0	3.0	17	0.176

	Singles 301	Singles Cricket	Singles Record	Singles Win %-age	Doubles Cricket	Doubles 501	Doubles Record	Doubles Win %-age	Sngls + Dbls Record	Sngls + Dbls Win %-age	Tiebreaker Ws	Tiebreaker Ls	All-Star Points	Games Played	All-Star Point Average
E1/ Blind Squirrels	36 48	43 41	79 89	0.470	17 25	24 18	41 43	0.488	161 175	0.479	0	7	137.0	336	0.408
E 10 Blackwelder, Deborah	7 5	7 5	14 10	0.583	7 7	8 6	15 13	0.536	29 23	0.558	0	1	36.0	52	0.692
E 11 Chaney, Bill	8 6	7 7	15 13	0.536	4 10	7 5	11 15	0.423	26 28	0.481	0	1	24.0	54	0.444
E 12 Jones, Jeff	7 7	7 6	14 13	0.519	4 7	8 6	12 13	0.480	26 26	0.500	0	1	18.5	52	0.356
E 13 Jones, Linda	2 11	1 11	3 22	0.120	3 8	8 5	11 13	0.458	14 35	0.286	0	1	13.0	49	0.265
E 14 Lesher, Jon	10 5	11 3	21 8	0.724	6 7	6 8	12 15	0.444	33 23	0.589	0	1	20.5	56	0.366
E 15 McNamara, Ken	1 3	3 3	4 6	0.400	2 4	2 1	4 5	0.444	8 11	0.421	0	1	5.5	19	0.289
E 16 Hill, Mike	1 11	7 6	8 17	0.320	8 7	9 5	17 12	0.586	25 29	0.463	0	1	19.5	54	0.361
E2/ All BullS hit	36 42	37 41	73 83	0.468	16 23	15 24	31 47	0.397	135 177	0.433	0	6	103.0	312	0.330
E 20 Wells, John	6 8	7 6	13 14	0.481	5 8	7 6	12 14	0.462	25 28	0.472	0	1	15.5	53	0.292
E 21 Wells, Tami	0 1	2 1	2 2	0.500	0 2	1 2	1 4	0.200	3 6	0.333	0	0	1.5	9	0.167
E 22 Barnes, Derek	5 4	6 3	11 7	0.611	3 6	4 3	7 9	0.438	18 16	0.529	0	1	11.0	34	0.324
E 23 Brown, Phil	8 5	8 5	16 10	0.615	6 7	6 8	12 15	0.444	28 25	0.528	0	1	32.0	53	0.604
E 24 Brown, Brandon	6 9	5 8	11 17	0.393	7 6	4 9	11 15	0.423	22 32	0.407	0	1	21.0	54	0.389
E 25 Thompson, Barry	7 6	6 8	13 14	0.481	5 10	7 8	12 18	0.400	25 32	0.439	0	1	12.5	57	0.219
E 26 Johnson, John	4 9	3 10	7 19	0.269	6 7	1 12	7 19	0.269	14 38	0.269	0	1	9.5	52	0.183
E3/ Drinkers with a Dart Problem	31 47	34 44	65 91	0.417	23 16	22 14	45 30	0.600	155 151	0.507	7	7	109.0	306	0.356
E 30 McCartney, Joe	8 4	6 6	14 10	0.583	9 3	8 3	17 6	0.739	31 16	0.660	1	1	26.0	47	0.553
E 31 Litzsinger, Mike	7 5	6 6	13 11	0.542	6 6	9 4	15 10	0.600	28 21	0.571	1	1	21.5	49	0.439
E 32 Kemp, Louis	1 3	0 4	1 7	0.125	0 1	3 2	3 3	0.500	4 10	0.286	1	1	0.0	14	0.000
E 33 Snyder, Mike	8 5	10 3	18 8	0.692	11 2	10 2	21 4	0.840	39 12	0.765	1	1	26.5	51	0.520
E 34 Snyder, Jen	2 10	4 11	6 21	0.222	5 9	4 6	9 15	0.375	15 36	0.294	1	1	8.0	51	0.157
E 35 Veith, Matt	3 7	7 4	10 11	0.476	9 3	5 6	14 9	0.609	24 20	0.545	1	1	17.0	44	0.386
E 36 Snyder, Gary	2 9	1 7	3 16	0.158	6 5	2 5	8 10	0.444	11 26	0.297	1	1	7.0	37	0.189
E 37 Figueroa, Nelson	0 4	0 3	0 7	0.000	0 3	3 0	3 3	0.500	3 10	0.231	0	0	3.0	13	0.231
E4/ XXX	35 49	31 53	66 102	0.393	13 29	22 20	35 49	0.417	136 200	0.405	0	0	101.0	336	0.301
E 40 Gillett, Galen	6 6	10 2	16 8	0.667	5 7	7 5	12 12	0.500	28 20	0.583	0	0	23.5	48	0.490
E 41 Bohanan, Heather	5 9	1 10	6 19	0.240	1 10	6 7	7 17	0.292	13 36	0.265	0	0	5.0	49	0.102
E 42 McEwen, William	5 6	4 8	9 14	0.391	4 10	6 7	10 17	0.370	19 31	0.380	0	0	17.5	50	0.350
E 43 Holeck, Aaron	6 5	4 8	10 13	0.435	6 8	8 4	14 12	0.538	24 25	0.490	0	0	20.5	49	0.418
E 44 Stilley, Greg	3 9	2 9	5 18	0.217	2 10	4 5	6 15	0.286	11 33	0.250	0	0	9.0	44	0.205
E 45 Bleakley, Tom	0 3	0 2	0 5	0.000	2 0	1 2	3 2	0.600	3 7	0.300	0	0	1.0	10	0.100
E 46 McEwen, Nate	6 7	4 11	10 18	0.357	3 7	7 7	10 14	0.417	20 32	0.385	0	0	7.5	52	0.144
E 47 Goyen, Dave	4 4	6 3	10 7	0.588	3 6	5 3	8 9	0.471	18 16	0.529	0	0	17.0	34	0.500
E5/ The Dartists	46 38	36 48	82 86	0.488	16 26	18 24	34 50	0.405	150 186	0.446	0	6	111.5	336	0.332
E 50 Hartley, Barron	5 9	3 5	8 14	0.364	0 9	1 7	1 16	0.059	9 30	0.231	0	1	6.5	39	0.167
E 51 Hartley, Bryan	2 7	1 11	3 18	0.143	2 9	3 8	5 17	0.227	8 35	0.186	0	1	5.0	43	0.116
E 52 Reiser, Brian	4 8	6 7	10 15	0.400	3 9	6 7	9 16	0.360	19 31	0.380	0	0	12.5	50	0.250
E 53 Raquet, Michael	10 4	12 2	22 6	0.786	8 6	8 6	16 12	0.571	38 18	0.679	0	1	35.5	56	0.634
E 54 Brown, Jay	8 1	5 5	13 6	0.684	9 2	7 4	16 6	0.727	29 12	0.707	0	1	22.0	41	0.537
E 55 White, John	11 3	5 9	16 12	0.571	6 8	5 9	11 17	0.393	27 29	0.482	0	1	13.0	56	0.232
E 56 Prosser, Brad	6 6	4 9	10 15	0.400	4 9	6 7	10 16	0.385	20 31	0.392	0	1	17.0	51	0.333
E6/ No Bulls Hit	45 33	42 36	87 69	0.558	24 15	20 19	44 34	0.564	175 137	0.561	9	0	123.5	312	0.396
E 60 Fournier, Chris	11 3	10 5	21 8	0.724	9 6	7 8	16 14	0.533	37 22	0.627	2	0	20.5	59	0.347
E 61 Krasnow, Dave	8 7	13 0	21 7	0.750	10 4	8 5	18 9	0.667	39 16	0.709	2	0	23.5	55	0.427
E 62 Kring, Jeremy	7 7	5 8	12 15	0.444	10 4	6 8	16 12	0.571	28 27	0.509	1	0	26.0	55	0.473
E 63 Letkmann, Jeff	0 1	0 0	0 1	0.000	0 1	1 0	1 1	0.500	1 2	0.333	0	0	1.0	3	0.333
E 64 Cusman, Ryan	8 6	8 9	16 15	0.516	12 4	9 7	21 11	0.656	37 26	0.587	2	0	20.0	63	0.317
E 65 Sibincic, Rich	0 1	2 0	2 1	0.667	0 1	2 0	2 1	0.667	4 2	0.667	0	0	1.5	6	0.250
E 66 Stevens, Todd	5 6	2 8	7 14	0.333	6 3	4 5	10 8	0.556	17 22	0.436	2	0	18.0	39	0.462
E 67 Pate, Brad	5 1	1 5	6 6	0.500	1 6	2 4	3 10	0.231	9 16	0.360	0	0	7.0	25	0.280
E 68 Letkmann, Mike	1 1	1 1	2 2	0.500	0 1	1 1	1 2	0.333	3 4	0.429	0	0	6.0	7	0.857
E7/ Brown's Bombers	52 32	57 27	109 59	0.649	27 15	21 21	48 36	0.571	205 131	0.610	0	0	173.0	336	0.515
E 70 Huffman, David	11 2	13 0	24 2	0.923	10 3	10 3	20 6	0.769	44 8	0.846	0	0	50.5	52	0.971
E 71 Spaulding, Paul	10 4	12 2	22 6	0.786	10 4	8 6	18 10	0.643	40 16	0.714	0	0	49.0	56	0.875
E 72 Rutten, Pete	4 9	5 4	9 13	0.409	2 7	3 10	5 17	0.227	14 30	0.318	0	0	13.0	44	0.295
E 73 Vick, Justin	4 2	7 6	11 8	0.579	5 6	4 7	9 13	0.409	20 21	0.488	0	0	20.0	41	0.488
E 74 O'Brien, Sean	9 4	5 6	14 10	0.583	6 6	2 4	8 10	0.444	22 20	0.524	0	0	10.0	42	0.238
E 75 Robertson, Phil	5 7	7 5	12 12	0.500	12 2	8 6	20 8	0.714	32 20	0.615	0	0	17.0	52	0.327
E 76 Bush, Jim	1 0	0 0	1 0	1.000	0 0	0 1	0 1	0.000	1 1	0.500	0	0	0.0	2	0.000
E 77 Owens, John	8 4	8 4	16 8	0.667	9 2	7 5	16 7	0.696	32 15	0.681	0	0	13.5	47	0.287
E8/ We Be Triplin	43 35	44 34	87 69	0.558	26 13	17 19	43 32	0.573	173 133	0.565	7	0	124.5	306	0.407
E 80 Leggett, Alyssa	7 6	4 12	11 18	0.379	12 3	7 7	19 10	0.655	30 28	0.517	1	0	16.5	58	0.284
E 81 Garzon, Marc	9 7	10 3	19 10	0.655	9 4	5 7	14 11	0.560	33 21	0.611	1	0	23.0	54	0.426
E 82 Baldwin, Randy	7 5	11 2	18 7	0.720	8 6	6 6	14 12	0.538	32 19	0.627	1	0	31.5	51	0.618
E 83 Deemer, Randy	8 4	7 5	15 9	0.625	9 3	7 4	16 7	0.696	31 16	0.660	1	0	24.5	47	0.521
E 84 Allen, Eric	2 4	0 5	2 9	0.182	2 2	1 4	3 6	0.333	5 15	0.250	1	0	4.0	20	0.200
E 85 Long, Eric	3 2	4 1	7 3	0.700	2 4	2 4	4 8	0.333	11 11	0.500	1	0	7.0	22	0.318
E 86 Todd, Patrick	7 7	8 6	15 13	0.536	10 4	6 6	16 10	0.615	31 23	0.574	1	0	18.0	54	0.333

	Singles 301		Singles Cricket		Singles Record		Singles Win %-age	Doubles Cricket		Doubles 501		Doubles Record		Doubles Win %-age	Sngls + Dbls Record		Sngls + Dbls Win %-age	Tiebreaker Ws	Tiebreaker Ls	All-Star Points	Games Played	All-Star Point Average
F1/ Double Tap	24	54	26	52	50	106	0.321	9	30	9	30	18	60	0.231	86	226	0.276	0	0	69.0	312	0.221
F 10 Klimanskis, Mark	3	3	5	8	8	11	0.421	3	10	2	9	5	19	0.208	13	30	0.302	0	0	13.0	43	0.302
F 11 Polenz, Steve	5	6	6	7	11	13	0.458	4	9	4	6	8	15	0.348	19	28	0.404	0	0	24.0	47	0.511
F 12 Polenz, Alex	0	8	0	1	0	9	0.000	0	1	0	7	0	8	0.000	0	17	0.000	0	0	1.0	17	0.059
F 13 Becker, Blair	3	10	4	9	7	19	0.269	4	9	0	10	4	19	0.174	11	38	0.224	0	0	8.0	49	0.163
F 14 Ellerman, Eric	4	8	1	1	5	9	0.357	0	4	4	7	4	11	0.267	9	20	0.310	0	0	0.0	29	0.000
F 15 Ellerman, Susan	3	7	3	9	6	16	0.273	3	8	3	4	6	12	0.333	12	28	0.300	0	0	3.5	40	0.088
F 16 Rubinoff, Scott	2	3	4	7	6	10	0.375	2	9	2	9	4	18	0.182	10	28	0.263	0	0	9.0	38	0.237
F 17 Potwora, Tim	4	9	3	10	7	19	0.269	2	10	3	8	5	18	0.217	12	37	0.245	0	0	10.5	49	0.214
F2/ Liquor Posse	42	36	46	32	88	68	0.564	23	16	23	16	46	32	0.590	180	132	0.577	6	0	145.0	312	0.465
F 20 Mooty, Aaron	10	3	9	4	19	7	0.731	7	6	6	7	13	13	0.500	32	20	0.615	1	0	30.0	52	0.577
F 21 Watkins, Nathan	8	5	7	5	15	10	0.600	6	6	5	5	11	11	0.500	26	21	0.553	1	0	14.5	47	0.309
F 22 Kincaid, Storm	2	5	6	2	8	7	0.533	4	4	5	3	9	7	0.563	17	14	0.548	1	0	10.5	31	0.339
F 23 Bathurst, Ryan	5	9	10	5	15	14	0.517	8	7	4	9	12	16	0.429	27	30	0.474	1	0	27.0	57	0.474
F 24 Martinez, Gus	7	6	3	8	10	14	0.417	10	3	11	3	21	6	0.778	31	20	0.608	1	0	19.0	51	0.373
F 25 Braswell, Matthew	0	0	0	0	0	0	#DIV/0!	0	0	0	0	0	0	#DIV/0!	0	0	#DIV/0!	0	0	0.0	0	#DIV/0!
F 26 Caputo, Danny	8	5	10	3	18	8	0.692	10	3	11	2	21	5	0.808	39	13	0.750	1	0	38.5	52	0.740
F 27 McDade, Orion	2	1	1	3	3	4	0.429	1	2	3	3	4	5	0.444	7	9	0.438	0	0	4.5	16	0.281
F 28 Deel, Tony	0	2	0	2	0	4	0.000	0	1	1	0	1	1	0.500	1	5	0.167	0	0	1.0	6	0.167
F3/ One Armed Bandits	41	43	39	45	80	88	0.476	20	22	23	19	43	41	0.512	166	170	0.494	0	0	126.5	336	0.376
F 30 Kiser, Lyman	5	5	6	7	11	12	0.478	5	8	10	3	15	11	0.577	26	23	0.531	0	0	16.5	49	0.337
F 31 Richardson, Shane	0	0	0	0	0	0	#DIV/0!	1	0	1	0	2	0	1.000	2	0	1.000	0	0	0.0	2	0.000
F 32 Henson, Rob	4	2	2	4	6	6	0.500	4	2	2	3	6	5	0.545	12	11	0.522	0	0	6.0	23	0.261
F 33 Ketchem, Brian	1	1	4	1	5	2	0.714	2	3	2	3	4	6	0.400	9	8	0.529	0	0	6.5	17	0.382
F 34 White, Jim	6	7	8	6	14	13	0.519	9	5	8	6	17	11	0.607	31	24	0.564	0	0	30.0	55	0.545
F 35 Taylor, Wayne	4	6	1	5	5	11	0.313	3	5	3	6	6	11	0.353	11	22	0.333	0	0	8.5	33	0.258
F 36 Moore, Chris	3	7	2	5	5	12	0.294	1	5	2	4	3	9	0.250	8	21	0.276	0	0	3.5	29	0.121
F 37 Lewis, Dave	6	7	6	7	12	14	0.462	8	5	7	6	15	11	0.577	27	25	0.519	0	0	20.0	52	0.385
F 38 Murphy, Phil	9	5	10	4	19	9	0.679	7	7	8	6	15	13	0.536	34	22	0.607	0	0	31.0	56	0.554
F 39 Stone, Jason	3	3	0	6	3	9	0.250	0	4	3	1	3	5	0.375	6	14	0.300	0	0	4.5	20	0.225
F4/ Home Grown Wolves	50	34	53	31	103	65	0.613	27	15	19	23	46	38	0.548	195	141	0.580	12	14	165.0	336	0.491
F 40 Simpson, David	11	2	13	1	24	3	0.889	10	4	5	8	15	12	0.556	39	15	0.722	2	2	42.0	54	0.778
F 41 Gregory, Rhonda	1	5	1	5	2	10	0.167	7	5	2	5	9	10	0.474	11	20	0.355	1	2	4.5	31	0.145
F 42 Jenkins, John	9	5	10	4	19	9	0.679	9	5	7	7	16	12	0.571	35	21	0.625	2	2	41.5	56	0.741
F 43 Simpson, Tyler	10	4	9	5	19	9	0.679	11	3	6	8	17	11	0.607	36	20	0.643	2	2	25.0	56	0.446
F 44 Simpson, Aden	7	6	8	5	15	11	0.577	7	6	6	6	13	12	0.520	28	23	0.549	2	1	20.5	51	0.402
F 45 Federline, Carol	4	6	1	7	5	13	0.278	1	0	3	6	4	6	0.400	9	19	0.321	1	2	6.0	28	0.214
F 46 Jenkins, Vickie	0	0	0	1	0	1	0.000	0	2	0	1	0	3	0.000	0	4	0.000	0	1	0.0	4	0.000
F 47 Langston, Frankie	8	6	11	3	19	9	0.679	9	5	9	5	18	10	0.643	37	19	0.661	2	2	25.5	56	0.455
F5/ Five-OH! Whizzle	39	39	40	38	79	77	0.506	22	17	21	18	43	35	0.551	165	147	0.529	7	6	117.5	312	0.377
F 50 Stoakes, Eric	6	4	5	4	11	8	0.579	6	4	4	6	10	10	0.500	21	18	0.538	1	0	11.5	39	0.295
F 51 Slawter, Mark	0	6	4	3	4	9	0.308	4	4	4	3	8	7	0.533	12	16	0.429	0	0	13.0	28	0.464
F 52 Ferraro, Frank	0	0	0	0	0	0	#DIV/0!	0	0	1	0	1	0	1.000	1	0	1.000	0	0	0.0	1	0.000
F 53 Kvasnicka, Bob	4	5	5	3	9	8	0.529	4	4	7	3	11	7	0.611	20	15	0.571	1	1	10.5	35	0.300
F 54 Stuckey, Rob	9	5	8	6	17	11	0.607	8	5	5	6	13	11	0.542	30	22	0.577	1	1	25.5	52	0.490
F 55 Adams, Brad	2	1	5	7	7	8	0.467	8	4	6	6	14	10	0.583	21	18	0.538	1	1	18.0	39	0.462
F 56 Champion, Steve	2	6	2	5	4	11	0.267	5	3	3	4	8	7	0.533	12	18	0.400	0	1	5.5	30	0.183
F 57 Bartell, B.J.	4	8	1	3	5	11	0.313	2	2	5	3	7	5	0.583	12	16	0.429	1	1	4.5	28	0.161
F 58 Hamilton, Bradley	7	1	5	3	12	4	0.750	5	3	3	4	8	7	0.533	20	11	0.645	1	0	20.5	31	0.661
F 59 Cashin, Jeff	5	3	5	4	10	7	0.588	2	5	4	1	6	6	0.500	16	13	0.552	1	1	8.5	29	0.293
F6/ UZMAgain	41	37	51	27	92	64	0.590	22	17	21	18	43	35	0.551	178	134	0.571	0	0	133.5	312	0.428
F 60 Kunesh, Joe	3	7	1	4	4	11	0.267	5	5	5	5	10	10	0.500	14	21	0.400	0	0	11.5	35	0.329
F 61 Rouse, Chuck	4	3	0	2	4	5	0.444	1	3	2	4	3	7	0.300	7	12	0.368	0	0	2.0	19	0.105
F 62 Wilkinson, Charlie	2	5	2	4	4	9	0.308	2	1	2	3	4	4	0.500	8	13	0.381	0	0	2.5	21	0.119
F 63 Rube, Bob	6	1	8	3	14	4	0.778	9	2	6	5	15	7	0.682	29	11	0.725	0	0	25.0	40	0.625
F 64 Powell, Mark	10	3	13	0	23	3	0.885	8	5	5	5	13	10	0.565	36	13	0.735	0	0	23.0	49	0.469
F 65 Kirkpatrick, Scott	6	6	7	5	13	11	0.542	6	6	4	8	10	14	0.417	23	25	0.479	0	0	22.5	48	0.469
F 66 Williams, Denny	7	5	10	2	17	7	0.708	9	4	10	1	19	5	0.792	36	12	0.750	0	0	21.5	48	0.448
F 67 Raper, Jeromie	2	3	2	6	4	9	0.308	0	4	4	1	4	5	0.444	8	14	0.364	0	0	10.0	22	0.455
F 68 Hall, Steve	1	4	8	1	9	5	0.643	4	4	4	4	8	8	0.500	17	13	0.567	0	0	15.5	30	0.517
F7/ I Got Nothing	49	29	37	41	86	70	0.551	23	16	26	13	49	29	0.628	184	128	0.590	6	6	128.5	312	0.412
F 70 Hartmann, Erin	8	5	5	8	13	13	0.500	10	3	7	6	17	9	0.654	30	22	0.577	1	1	13.0	52	0.250
F 71 Hartmann, Pete	8	5	3	10	11	15	0.423	6	7	9	4	15	11	0.577	26	26	0.500	1	1	15.0	52	0.288
F 72 Krestalude, Andy	9	4	7	6	16	10	0.615	8	5	12	1	20	6	0.769	36	16	0.692	1	1	35.5	52	0.683
F 73 Cuevas, Louie	8	5	8	5	16	10	0.615	8	5	8	5	16	10	0.615	32	20	0.615	1	1	20.5	52	0.394
F 74 Martinez, Vince	6	7	8	5	14	12	0.538	8	5	10	3	18	8	0.692	32	20	0.615	1	1	24.5	52	0.471
F 75 Holly, Mike	10	3	6	7	16	10	0.615	6	7	6	7	12	14	0.462	28	24	0.538	1	1	20.0	52	0.385
F 76 Dudley, Robert	0	0	0	0	0	0	#DIV/0!	0	0	0	0	0	0	#DIV/0!	0	0	#DIV/0!	0	0	0.0	0	#DIV/0!
F 77 Hall, Kevin	0	0	0	0	0	0	#DIV/0!	0	0	0	0	0	0	#DIV/0!	0	0	#DIV/0!	0	0	0.0	0	#DIV/0!
F 78 Jirku, Pavel	0	0	0	0	0	0	#DIV/0!	0	0	0	0	0	0	#DIV/0!	0	0	#DIV/0!	0	0	0.0	0	#DIV/0!
F8/ EZDUZIT	32	46	26	52	58	98	0.372	13	26	17	22	30	48	0.385	118	194	0.378	0	4	75.0	312	0.240
F 80 Dougherty, Henry	1	13	3	15	4	28	0.125	4	14	7	9	11	23	0.324	15	51	0.227	0	1	14.5	66	0.220
F 81 Lupien, Bam	2	9	1	7	3	16	0.158	1	7	3	5	4	12	0.250	7	28	0.200	0	1	5.0	35	0.143
F 82 Claggett, Jerimy	4	5	5	6	9	11	0.450	4	6	6	4	10	10	0.500	19	21	0.475	0	0	6.5	40	0.163
F 83 Banner, Justin	5	9	4	7	9	16	0.360	6	6	7	5	13	11	0.542	22	27	0.449	0	1	8.0	49	0.163
F 84 Sarantos, Alex	8	4	6	5	14	9	0.609	4	7	5	8	9	15	0.375	23	24	0.489	0	1	17.5	47	0.372
F 85 ???, Zack	0	0	0	0	0	0	#DIV/0!	0	0	0	0	0	0	#DIV/0!	0	0	#DIV/0!	0	0	0.0	0	#DIV/0!
F 86 McGettigan, Peter	4	1	4	2	8	3	0.727	2	4	2	4	4	8	0.333	12	11	0.522	0	0	8.5	23	0.370
F 87 McGettigan, Grace	8	5	3	10	11	15	0.423	5	8	4	9	9	17	0.346	20	32	0.385	0	0	15.0	52	0.288

	Singles 301		Singles Cricket		Singles Record		Singles Win %-age	Doubles Cricket		Doubles 501		Doubles Record		Doubles Win %-age	Sngls + Dbls Record		Sngls + Dbls Win %-age	Tiebreaker Ws	Tiebreaker Ls	All-Star Points	Games Played	All-Star Point Average
G1/ Show Us Your Tips	38	46	38	46	76	92	0.452	21	21	18	24	39	45	0.464	154	182	0.458	0	6	90.0	336	0.268
G 10 Bauguess, Misty	2	11	0	1	2	12	0.143	0	3	2	9	2	12	0.143	4	24	0.143	0	0	1.0	28	0.036
G 11 Parent, Katherine	4	5	1	9	5	14	0.263	0	5	1	10	1	15	0.063	6	29	0.171	0	1	3.5	35	0.100
G 12 Leicht, Richard	4	4	4	7	8	11	0.421	2	8	2	7	4	15	0.211	12	26	0.316	0	1	17.5	38	0.461
G 13 Gaines, Lauren	5	10	0	7	5	17	0.227	9	5	11	1	20	6	0.769	25	23	0.521	0	1	6.0	48	0.125
G 14 Gaines, Bryan	5	8	10	4	15	12	0.556	10	2	4	10	14	12	0.538	29	24	0.547	0	1	14.0	53	0.264
G 15 Rigert, Joe, Sr.	10	2	11	2	21	4	0.840	9	4	11	2	20	6	0.769	41	10	0.804	0	1	31.5	51	0.618
G 16 Rigert, Joe, Jr.	7	2	8	3	15	5	0.750	9	2	3	4	12	6	0.667	27	11	0.711	0	1	10.0	38	0.263
G 17 Wilson, Jonathan	1	2	4	6	5	8	0.385	2	8	2	3	4	11	0.267	9	19	0.321	0	0	4.5	28	0.161
G 18 Duhon, Ryan	0	2	0	7	0	9	0.000	1	5	0	2	1	7	0.125	1	16	0.059	0	0	2.0	17	0.118
G2/ Shootin Da Bull	46	38	51	33	97	71	0.577	24	18	19	23	43	41	0.512	183	153	0.545	0	6	117.5	336	0.350
G 20 Strickland, Craig	8	6	9	5	17	11	0.607	7	7	10	4	17	11	0.607	34	22	0.607	0	1	21.0	56	0.375
G 21 Strickland, Sandy	5	6	6	8	11	14	0.440	8	6	6	5	14	11	0.560	25	25	0.500	0	1	9.5	50	0.190
G 22 Strickland, Andrew	7	7	11	3	18	10	0.643	7	7	4	10	11	17	0.393	29	27	0.518	0	1	28.5	56	0.509
G 23 Ball, Pat	9	5	8	6	17	11	0.607	7	7	5	9	12	16	0.429	29	27	0.518	0	1	16.5	56	0.295
G 24 Morse, Andy	8	6	9	4	17	10	0.630	12	2	6	8	18	10	0.643	35	20	0.636	0	1	22.5	55	0.409
G 25 Newman, Tony	9	5	8	6	17	11	0.607	7	7	6	8	13	15	0.464	30	26	0.536	0	1	18.5	56	0.330
G 26 Lawson, Mindy	0	3	0	1	0	4	0.000	0	0	1	2	1	2	0.333	1	6	0.143	0	0	1.0	7	0.143
G3/ Your Mom	50	34	50	34	100	68	0.595	26	16	25	17	51	33	0.607	202	134	0.601	0	0	133.0	336	0.396
G 30 Fagan, Seth	11	3	8	6	19	9	0.679	10	2	8	5	18	7	0.720	37	16	0.698	0	0	25.0	53	0.472
G 31 Fagan, David	3	3	3	4	6	7	0.462	6	2	4	5	10	7	0.588	16	14	0.533	0	0	6.0	30	0.200
G 32 Therrien, Dan	6	5	9	4	15	9	0.625	8	5	7	4	15	9	0.625	30	18	0.625	0	0	35.0	48	0.729
G 33 Galavotti, Michael "Mook	1	0	0	1	1	1	0.500	0	1	1	0	1	1	0.500	2	2	0.500	0	0	1.0	4	0.250
G 34 Amato, Chris	1	3	2	1	3	4	0.429	0	3	1	2	1	5	0.167	4	9	0.308	0	0	3.5	13	0.269
G 35 Munroe, Joe	11	4	14	1	25	5	0.833	9	6	12	3	21	9	0.700	46	14	0.767	0	0	30.5	60	0.508
G 36 Massey, Amy	5	6	5	6	10	12	0.455	8	6	6	4	14	10	0.583	24	22	0.522	0	0	8.5	46	0.185
G 37 Cochran, Matt	3	9	0	10	3	19	0.136	2	6	4	7	6	13	0.316	9	32	0.220	0	0	3.5	41	0.085
G 38 Frumkin, Josh	9	1	9	1	18	2	0.900	9	1	7	4	16	5	0.762	34	7	0.829	0	0	20.0	41	0.488
G4/ Sofa Kings	37	41	35	43	72	84	0.462	21	18	22	17	43	35	0.551	158	154	0.506	7	7	99.5	312	0.319
G 40 Maley, Dave	4	8	7	5	11	13	0.458	7	5	9	3	16	8	0.667	27	21	0.563	1	1	26.5	48	0.552
G 41 Alcon, Tony	5	7	6	7	11	14	0.440	6	6	7	5	13	11	0.542	24	25	0.490	1	1	11.5	49	0.235
G 42 Groves, Phil	1	3	5	4	6	7	0.462	3	6	5	4	8	10	0.444	14	17	0.452	1	1	4.5	31	0.145
G 43 Bozza, Doug	8	1	6	3	14	4	0.778	5	4	6	3	11	7	0.611	25	11	0.694	1	1	22.5	36	0.625
G 44 Moore, Ken	6	4	2	7	8	11	0.421	5	6	5	5	10	11	0.476	18	22	0.450	1	1	13.0	40	0.325
G 45 Cassese, Heather	5	8	5	7	10	15	0.400	3	5	5	6	8	11	0.421	18	26	0.409	1	1	10.5	44	0.239
G 46 Hudelson, Hans	7	6	4	8	11	14	0.440	10	2	6	4	16	6	0.727	27	20	0.574	1	1	9.0	47	0.191
G 47 Keim, Roger	1	4	0	2	1	6	0.143	3	2	1	4	4	6	0.400	5	12	0.294	0	0	2.0	17	0.118
G5/ Grateful Darts	36	42	32	46	68	88	0.436	15	24	24	15	39	39	0.500	146	166	0.468	0	6	94.5	312	0.303
G 50 Simpson, Phillip	7	5	1	6	8	11	0.421	4	8	6	6	10	14	0.417	18	25	0.419	0	1	11.0	43	0.256
G 51 Herman, Fritz	8	5	7	7	15	12	0.556	4	7	7	3	11	10	0.524	26	22	0.542	0	1	15.0	48	0.313
G 52 Iager, John	3	2	4	2	7	4	0.636	2	4	2	2	4	6	0.400	11	10	0.524	0	0	10.0	21	0.476
G 53 Lilienthal, John	0	1	0	1	0	2	0.000	0	1	0	1	0	2	0.000	0	4	0.000	0	0	0.0	4	0.000
G 54 McGrail, Tony	4	5	3	8	7	13	0.350	3	8	5	5	8	13	0.381	15	26	0.366	0	1	4.5	41	0.110
G 55 Perkins, Chris	3	6	2	7	5	13	0.278	1	7	6	3	7	10	0.412	12	23	0.343	0	1	7.5	35	0.214
G 56 Perkins, Rick	0	0	0	0	0	0	#DIV/0!	0	0	0	0	0	0	#DIV/0!	0	0	#DIV/0!	0	0	0.0	0	#DIV/0!
G 57 Roemer, John	2	8	6	4	8	12	0.400	5	6	7	5	12	11	0.522	20	23	0.465	0	0	14.5	43	0.337
G 58 Ogden, Bryan	5	5	8	2	13	7	0.650	6	4	6	4	12	8	0.600	25	15	0.625	0	1	26.5	40	0.663
G 59 Miller, Dan	4	5	1	9	5	14	0.263	5	3	9	1	14	4	0.778	19	18	0.514	0	1	5.5	37	0.149
G6/ Who Darted?	30	54	23	61	53	115	0.315	10	32	20	22	30	54	0.357	113	223	0.336	8	0	72.5	336	0.216
G 60 Highfill, Leigh	2	9	1	4	3	13	0.188	1	3	3	8	4	11	0.267	7	24	0.226	0	0	1.0	31	0.032
G 61 Gillespie, Jeff	1	3	1	11	2	14	0.125	6	7	4	8	10	15	0.400	12	29	0.293	1	0	14.0	41	0.341
G 62 Davis, Jared	4	3	3	5	7	8	0.467	1	7	2	4	3	11	0.214	10	19	0.345	1	0	13.0	29	0.448
G 63 Genzlinger, Doug	4	10	0	4	4	14	0.222	1	4	5	9	6	13	0.316	10	27	0.270	1	0	3.0	37	0.081
G 64 Genzlinger, Roger	5	6	6	5	11	11	0.500	3	8	7	2	10	10	0.500	21	21	0.500	0	0	15.5	42	0.369
G 65 Genzlinger, Al	3	5	4	8	7	13	0.350	4	7	6	1	10	8	0.556	17	21	0.447	1	0	5.0	38	0.132
G 66 McDole, James	2	2	2	3	4	5	0.444	1	3	3	3	4	6	0.400	8	11	0.421	1	0	4.5	19	0.237
G 67 Lawrence, Jonathan	7	7	6	8	13	15	0.464	1	12	5	5	6	17	0.261	19	32	0.373	1	0	11.5	51	0.225
G 68 Amrine, Patrick	2	6	0	7	2	13	0.133	1	8	4	2	5	10	0.333	7	23	0.233	1	0	5.0	30	0.167
G 69 Genzlinger, A.J.	0	3	0	6	0	9	0.000	1	5	1	2	2	7	0.222	2	16	0.111	1	0	0.0	18	0.000
G7/ Same Day Different Darts	50	34	56	28	106	62	0.631	25	17	17	25	42	42	0.500	190	146	0.565	0	0	141.5	336	0.421
G 70 Logan, Peter	4	5	5	4	9	9	0.500	9	3	5	8	14	11	0.560	23	20	0.535	0	0	8.5	43	0.198
G 71 Dunham, Jim	10	4	9	5	19	9	0.679	10	3	6	3	16	6	0.727	35	15	0.700	0	0	32.5	50	0.650
G 72 Mason, Marcy	4	6	1	5	5	11	0.313	5	5	5	6	10	11	0.476	15	22	0.405	0	0	6.5	37	0.176
G 73 Ferguson, Travis	1	2	4	1	5	3	0.625	1	3	1	5	2	8	0.200	7	11	0.389	0	0	8.5	18	0.472
G 74 Wissinger, Bill (Wes)	8	5	13	1	21	6	0.778	6	8	5	8	11	16	0.407	32	22	0.593	0	0	32.5	54	0.602
G 75 Dubose, Chris	7	3	7	2	14	5	0.737	6	4	4	8	10	12	0.455	24	17	0.585	0	0	10.0	41	0.244
G 76 Kyle, Mike	8	5	10	3	18	8	0.692	11	0	3	5	14	5	0.737	32	13	0.711	0	0	21.0	45	0.467
G 77 McAfee, Terry	8	2	7	4	15	6	0.714	2	7	4	4	6	11	0.353	21	17	0.553	0	0	21.0	38	0.553
G 78 Watson, Kaylon	0	2	0	1	0	3	0.000	0	0	0	2	0	2	0.000	0	5	0.000	0	0	0.0	5	0.000
G 79 Carroll, J.D.	0	0	0	2	0	2	0.000	0	1	1	1	1	2	0.333	1	4	0.200	0	0	1.0	5	0.200
G8/ That's What She Said	43	41	45	39	88	80	0.524	23	19	20	22	43	41	0.512	174	162	0.518	14	0	114.0	336	0.339
G 80 Howard, Meghan	6	8	7	7	13	15	0.464	10	4	7	6	17	10	0.630	30	25	0.545	2	0	18.5	55	0.336
G 81 Taylor, Tisha	2	5	1	7	3	12	0.200	4	9	7	6	11	15	0.423	14	27	0.341	2	0	9.0	41	0.220
G 82 Geraghty, John	7	2	7	3	14	5	0.737	9	2	7	4	16	6	0.727	30	11	0.732	2	0	19.5	41	0.476
G 83 Chakraborty, Arpan	9	5	6	6	15	11	0.577	3	7	5	5	8	12	0.400	23	23	0.500	2	0	11.5	46	0.250
G 84 Moody, Chris	8	4	9	3	17	7	0.708	9	3	4	7	13	10	0.565	30	17	0.638	2	0	21.0	47	0.447
G 85 Stark, Parker	1	3	7	1	8	4	0.667	6	2	3	4	9	6	0.600	17	10	0.630	0	0	13.0	27	0.481
G 86 Hudson, Jeremy	0	0	0	1	0	1	0.000	0	0	0	0	0	0	#DIV/0!	0	1	0.000	0	0	0.0	1	0.000
G 87 Kincaid, Lisa	1	9	0	5	1	14	0.067	1	3	3	5	4	8	0.333	5	22	0.185	2	0	2.0	27	0.074
G 88 Brownd, Anthony	9	5	8	6	17	11	0.607	4	8	4	7	8	15	0.348	25	26	0.490	2	0	19.5	51	0.382

		Singles	301	Singles	Cricket	Singles	Record	Singles Win %-age	Doubles	Cricket	Doubles	501	Doubles	Record	Doubles Win %-age	Sngls + Dbls	Record	Sngls + Dbls Win %-age	Tiebreaker Ws	Tiebreaker Ls	All-Star Points	Games Played	All-Star Point Average
H1/ Duck Commandos		42	36	44	34	86	70	0.551	17	22	19	20	36	42	0.462	158	154	0.506	0	0	106.0	312	0.340
H 10	Carawon, Bob	4	6	4	8	8	14	0.364	4	7	4	6	8	13	0.381	16	27	0.372	0	0	2.0	43	0.047
H 11	Peers, Martin	4	4	1	2	5	6	0.455	2	5	2	6	4	11	0.267	9	17	0.346	0	0	2.0	26	0.077
H 12	Wickstrom, Bob	7	5	9	3	16	8	0.667	5	7	8	4	13	11	0.542	29	19	0.604	0	0	16.0	48	0.333
H 13	Carawon, Harris	7	2	3	8	10	10	0.500	6	5	4	7	10	12	0.455	20	22	0.476	0	0	13.5	42	0.321
H 14	Schoch, Adam	8	5	11	2	19	7	0.731	6	7	6	7	12	14	0.462	31	21	0.596	0	0	22.0	52	0.423
H 15	Converse, Stan	6	6	10	2	16	8	0.667	5	6	7	4	12	10	0.545	28	18	0.609	0	0	33.0	46	0.717
H 16	Ellis, Tim	6	8	6	9	12	17	0.414	6	7	7	6	13	13	0.500	25	30	0.455	0	0	17.5	55	0.318
H 17	Edmisten, Lucas	0	0	0	0	0	0	#DIV/0!	0	0	0	0	0	0	#DIV/0!	0	0	#DIV/0!	0	0	0.0	0	#DIV/0!
H2/ Missing Flights		48	36	56	28	104	64	0.619	25	17	24	17	49	34	0.590	202	132	0.605	7	0	129.0	334	0.386
H 20	Nettesheim, Doug	7	6	10	2	17	8	0.680	6	7	7	4	13	11	0.542	30	19	0.612	1	0	16.0	49	0.327
H 21	Shirey, Anthony	7	6	9	4	16	10	0.615	9	4	8	5	17	9	0.654	33	19	0.635	1	0	28.5	52	0.548
H 22	Suan, John	4	2	5	3	9	5	0.643	4	3	4	4	8	7	0.533	17	12	0.586	1	0	4.0	29	0.138
H 23	Wright, Tim	9	5	6	8	15	13	0.536	9	4	10	2	19	6	0.760	34	19	0.642	1	0	24.5	53	0.462
H 24	Martin, George	3	11	6	6	9	17	0.346	6	7	3	10	9	17	0.346	18	34	0.346	1	0	31.0	52	0.596
H 25	Casey, Kevin	9	2	11	2	20	4	0.833	8	4	7	5	15	9	0.625	35	13	0.729	1	0	10.0	48	0.208
H 26	Foster, Sebastian	9	4	9	3	18	7	0.720	8	5	9	4	17	9	0.654	35	16	0.686	1	0	15.0	51	0.294
H3/ Tips & Shafts		43	41	38	46	81	87	0.482	19	23	21	20	40	43	0.482	161	173	0.482	0	6	87.0	334	0.260
H 30	Vithorkus, Denise	6	13	6	13	12	26	0.316	9	9	6	14	15	23	0.395	27	49	0.355	0	1	9.5	76	0.125
H 31	Borgna, Andrew	11	4	9	5	20	9	0.690	7	8	12	3	19	11	0.633	39	20	0.661	0	1	20.0	59	0.339
H 32	Spencer, Kenny	10	4	9	6	19	10	0.655	10	5	5	9	15	14	0.517	34	24	0.586	0	1	25.5	58	0.440
H 33	Vasbinder, Zach	6	7	5	8	11	15	0.423	6	9	10	4	16	13	0.552	27	28	0.491	0	1	13.5	55	0.245
H 34	Seltzer, Josh	0	1	0	1	0	2	0.000	0	1	1	0	1	1	0.500	1	3	0.250	0	0	2.0	4	0.500
H 35	Denton, Dalton	3	6	6	2	9	8	0.529	4	4	3	3	7	7	0.500	16	15	0.516	0	1	5.5	31	0.177
H 36	Woodworth, Lee	7	6	3	11	10	17	0.370	2	10	5	7	7	17	0.292	17	34	0.333	0	1	11.0	51	0.216
H4/ What's the Point?		39	45	23	61	62	106	0.369	16	26	19	20	35	46	0.432	132	198	0.400	0	0	41.5	330	0.126
H 40	Cox, Bragg	5	7	3	7	8	14	0.364	4	3	4	7	8	10	0.444	16	24	0.400	0	0	3.0	40	0.075
H 41	Swanstrom, Al	0	0	0	1	0	1	0.000	0	1	0	0	0	1	0.000	0	2	0.000	0	0	0.0	2	0.000
H 42	Nulty, Gene	6	3	5	6	11	9	0.550	5	6	2	4	7	10	0.412	18	19	0.486	0	0	5.0	37	0.135
H 43	Cerretti, Fred	3	8	3	7	6	15	0.286	3	7	3	4	6	11	0.353	12	26	0.316	0	0	4.0	38	0.105
H 44	Schwartz, Ed	4	4	0	8	4	12	0.250	3	6	6	1	9	7	0.563	13	19	0.406	0	0	2.0	32	0.063
H 45	Zaytoun, Steve	5	3	0	6	5	9	0.357	2	4	4	3	6	7	0.462	11	16	0.407	0	0	0.0	27	0.000
H 46	Monchick, Randy	1	6	3	2	4	8	0.333	1	6	6	1	7	7	0.500	11	15	0.423	0	0	7.0	26	0.269
H 47	Pitts, Dennis	5	6	1	10	6	16	0.273	1	8	6	5	7	13	0.350	13	29	0.310	0	0	3.0	42	0.071
H 48	Jenkins, Bill	4	6	1	9	5	15	0.250	7	5	3	7	10	12	0.455	15	27	0.357	0	0	8.0	42	0.190
H 49	Flemming, Frank	6	2	7	5	13	7	0.650	6	6	4	8	10	14	0.417	23	21	0.523	0	0	9.5	44	0.216
H5/ Why Not		49	29	52	25	101	54	0.652	25	14	18	21	43	35	0.551	187	124	0.601	0	6	109.0	311	0.350
H 50	Bowen, Andrew	10	2	13	0	23	2	0.920	7	5	4	7	11	12	0.478	34	14	0.708	0	1	30.5	48	0.635
H 51	Profit, Anderson	0	0	0	0	0	0	#DIV/0!	0	0	0	0	0	0	#DIV/0!	0	0	#DIV/0!	0	0	0.0	0	#DIV/0!
H 52	Stall, Greg	3	2	4	0	7	2	0.778	2	0	1	1	3	1	0.750	10	3	0.769	0	0	2.5	13	0.192
H 53	Scala, Luke	1	1	2	1	3	2	0.600	3	1	3	5	6	6	0.500	9	8	0.529	0	1	3.0	17	0.176
H 54	Port, Brian	9	1	6	5	15	6	0.714	7	4	6	4	13	8	0.619	28	14	0.667	0	1	12.5	42	0.298
H 55	Liaker, Amanda	3	4	2	6	5	10	0.333	4	3	2	5	6	8	0.429	11	18	0.379	0	0	2.0	29	0.069
H 56	Thomas, Nicole	5	7	2	6	7	13	0.350	6	5	3	5	9	10	0.474	16	23	0.410	0	0	3.0	39	0.077
H 57	Crowley, Fulton	6	4	8	1	14	5	0.737	8	2	7	4	15	6	0.714	29	11	0.725	0	1	23.5	40	0.588
H 58	Nowak, Josh	2	6	5	5	7	11	0.389	4	5	3	6	7	11	0.389	14	22	0.389	0	1	12.0	36	0.333
H 59	Keleher, John	10	2	10	1	20	3	0.870	9	3	7	5	16	8	0.667	36	11	0.766	0	1	20.0	47	0.426
H6/ Ton-sters		21	57	28	49	49	106	0.316	10	29	16	18	26	47	0.356	101	200	0.336	0	0	59.5	301	0.198
H 60	Smith, Ron	5	11	5	12	10	23	0.303	6	11	7	8	13	19	0.406	23	42	0.354	0	0	15.5	65	0.238
H 61	Beebe, Jenny	4	7	6	2	10	9	0.526	4	4	7	5	11	9	0.550	21	18	0.538	0	0	8.0	39	0.205
H 62	Rogers, Shon	2	11	3	8	5	19	0.208	4	9	5	5	9	14	0.391	14	33	0.298	0	0	9.0	47	0.191
H 63	Huffman, Inky	2	4	2	5	4	9	0.308	0	6	2	3	2	9	0.182	6	18	0.250	0	0	2.0	24	0.083
H 64	Taylor, Gary	1	6	1	6	2	12	0.143	0	6	1	4	1	10	0.091	3	22	0.120	0	0	3.0	25	0.120
H 65	John, Justin	0	3	0	3	0	6	0.000	0	3	0	2	0	5	0.000	0	11	0.000	0	0	0.0	11	0.000
H 66	Shearin, Phillip	3	10	6	9	9	19	0.321	3	14	7	5	10	19	0.345	19	38	0.333	0	0	10.5	57	0.184
H 67	Davis, Luke	4	5	5	4	9	9	0.500	3	5	3	4	6	9	0.400	15	18	0.455	0	0	11.5	33	0.348
H7/ Train Station Shooters		39	39	32	46	71	85	0.455	24	15	14	25	38	40	0.487	147	165	0.471	0	0	68.5	312	0.220
H 70	Oakley, Richard	11	2	5	7	16	9	0.640	9	2	8	4	17	6	0.739	33	15	0.688	0	0	17.5	48	0.365
H 71	Paye, Laura	6	5	1	10	7	15	0.318	6	5	2	9	8	14	0.364	15	29	0.341	0	0	2.5	44	0.057
H 72	Grimes, Lynwood	6	6	4	8	10	14	0.417	5	7	1	11	6	18	0.250	16	32	0.333	0	0	6.0	48	0.125
H 73	Walters, Andrew	3	6	2	8	5	14	0.263	7	4	2	8	9	12	0.429	14	26	0.350	0	0	4.5	40	0.113
H 74	Dicarlo, Tony	1	4	4	1	5	5	0.500	2	3	4	1	6	4	0.600	11	9	0.550	0	0	6.0	20	0.300
H 75	Chesson, Clint	6	4	7	3	13	7	0.650	8	2	3	7	11	9	0.550	24	16	0.600	0	0	22.0	40	0.550
H 76	Capersini, Deano	1	3	3	1	4	4	0.500	3	2	3	2	6	4	0.600	10	8	0.556	0	0	0.0	18	0.000
H 77	Lipski, Ben	3	7	6	4	9	11	0.450	5	4	2	7	7	11	0.389	16	22	0.421	0	0	10.0	38	0.263
H 7x	xx-Poole, Brittany	0	0	0	1	0	1	0.000	1	0	1	0	2	0	1.000	2	1	0.667	0	0	0.0	3	0.000
H 7x	xx-Ferstler, Don	0	1	0	0	0	1	0.000	0	0	0	0	0	0	#DIV/0!	0	1	0.000	0	0	0.0	1	0.000
H 7x	xx-Ferstler, Francis	2	1	0	3	2	4	0.333	2	1	2	1	4	2	0.667	6	6	0.500	0	0	0.0	12	0.000
H8/ Brewster's Pub		40	44	50	34	90	78	0.536	26	16	28	14	54	30	0.643	198	138	0.589	12	0	77.5	336	0.231
H 80	Cohen, Andy	6	7	6	8	12	15	0.444	10	4	9	4	19	8	0.704	31	23	0.574	2	0	4.5	54	0.083
H 81	Timmons, Kevin	9	5	12	2	21	7	0.750	10	4	11	3	21	7	0.750	42	14	0.750	2	0	28.5	56	0.509
H 82	McKendrick, Todd	9	5	9	5	18	10	0.643	8	5	9	5	17	10	0.630	35	20	0.636	2	0	7.5	55	0.136
H 83	Bialaszewski, Richard	4	8	8	4	12	12	0.500	8	4	8	2	16	6	0.727	28	18	0.609	2	0	8.0	46	0.174
H 84	Lane, Bob	6	3	8	3	14	6	0.700	6	4	6	6	12	10	0.545	26	16	0.619	2	0	18.5	42	0.440
H 85	Schiffman, Don	3	8	3	4	6	12	0.333	2	1	4	5	6	6	0.500	12	18	0.400	0	0	2.5	30	0.083
H 86	Meeks, Darla	0	3	1	1	1	4	0.200	3	4	3	2	6	6	0.500	7	10	0.412	0	0	2.5	17	0.147
H 87	Gerdes, Jon	3	5	3	7	6	12	0.333	5	6	6	1	11	7	0.611	17	19	0.472	2	0	5.5	36	0.153

Raleigh Dart League

Registration for Spring 2014 Season

THURSDAY, January 2, (The Upper Deck), 7:00-8:00 p.m.

THURSDAY, January 2 **For returning teams AND new teams - there is only one night of registration!!!**
(If your team is not returning, please leave a message on VoiceMail.
New captain? Please pass this information on to him/her.)
Bring: 1) Completed roster - use BLACK pen please - with divisions played by by each member for last 3 seasons
2) ONE check for bar fee and a minimum of six players (Bar fee is $20; Player registration is $20) NO CASH WILL BE ACCEPTED!!!

Thursday, January 2 **DEADLINE for unrestricted roster add-ons, at REGISTRATION (no extensions)**
January 3 through February 24 Add-ons pre-approved by the Membership Committee (Membership Committee Director - Heather Bohanan, 919-326-1956, heather.bohanan@dhhs.nc.gov)
1) Checks & player information as per roster to: Tim Mozzetti (Treasurer), 320 SW Maynard Road, Cary NC 27511; tjmozz@gmail.com
2) Membership Director will inform captain of Committee's decision
A PLAYER IS NOT ELIGIBLE UNTIL APPROVED, AND WITH DUES PAID

Wednesday, January 15 **Captains' meeting, 7:00-8:00 p.m., The Upper Deck (MANDATORY)**
Pick up schedules, blank scoresheets, team rosters, phone lists, rules, etc.

Wednesday, January 22 **8:00 p.m. Season starts**

Monday, February 24 **5th week captains' meeting, The Upper Deck (MANDATORY)**
... and RDL Board meeting --- Last day to add/replace a player with approval

SPRING 2014 RALEIGH DART LEAGUE TEAM REGISTRATION FORM

Team Name _____ Team Number _____
(PLEASE LEAVE BLANK)

Player Name (not nickname):	Divisions played in previous 3 seasons	Dart experience (if any) outside RDL*	M/F	Phone #:	Fee Paid:
Home Bar & Dart Rep.:		Board #s:			
Captain: 0				(H)	0
				(C)	
		email:		(W)	
1				(H)	1
				(C)	
2				(H)	2
				(C)	
3				(H)	3
				(C)	
4				(H)	4
				(C)	
5				(H)	5
				(C)	
6				(H)	6
				(C)	
7				(H)	7
				(C)	
8				(H)	8
				(C)	
9				(H)	9
				(C)	

Captain's Address (for Tons and any other mailings): _____

☐ Check here if emails of the TONS are sufficient (i.e. no hard copy Tons in the mail). TOTAL: _____

Captain's Email: _____

** If there are players new to RDL and you are aware of their dart experience outside of RDL, please include that information here. You might say things like "Played in a mid-level team in Chicago for the past 6 years" or "No league experience but throws on a regular basis - consistently beats D & E players at Upper Deck LOD"*

TONS OF NEWSLETTER

Home to the Spring Session of the Raleigh Dart League for the Banquet, Saturday, May 17, 2014 Issue #JK592
The "Why Do The Youth Soccer Schedulers Seem To Have It Out For Me During Dart Season?" Edition

TOURNAMENT WINNERS

"A" Division - ***Bona Fide Element*** *(13-5)*
Though the score doesn't fairly show the closeness of the final, Element becomes just the 4th A division team since 1995 to win the Mugs without playing any 501 sets (2 of the other 3 were Element too).

"B" Division - ***BullsHitters*** *(13-7)*
The Hitters end the season on a 13-match run (losing only to the Niners in week 4), losing only 9 total points during the tournament & completing their FIFTH consecutive season/tournament double!

"C" Division - ***Projectile Bombers*** *(13-9)*
They had to go almost the full distance in each of their tournament matches, but the Projectiles (who ended the regular season with back-to-back losses) take the Mugs for the 3rd time in 4 seasons.

"D" Division - ***We Be Triplin*** *(13-5)*
After barely surviving both their quarterfinal and semifinal matches, Triplin rips through the Machine in the final to take their second straight Mug (though they're still hunting their first season title).

"E" Division - ***Liquor Posse*** *(14-4)*
The Posse bounces back from a tough loss in the regular season extra tiebreaker match to mostly cruise through the E bracket, claiming their 2nd consecutive Mug (and 3rd in the last 5 seasons).

"F" Division - ***Home Grown Wolves*** *(13-11)*
The Wolves end the Spring on a roll (Spring roll?), ending a strong upset run by the Bandits (who the Wolves hadn't beaten except by forfeit this season) when 70-year-old John Jenkins pops the winner.

"G" Division - ***The Sofa Kings*** *(13-7)*
They might not be able to actually sit anywhere near their own matches, but The Sofa Kings still shoot down the lowest-seeded finals participant (the 5th-place Gratefuls) to claim the G Mugs.

"H" Division - ***Train Station Shooters*** *(14-10)*
The Shooters went nearly the distance in all three tournament matches (I think, since the official semis score wasn't reported), giving them 12 of 17 Spring matches decided by one doubles or less.

REGULAR SEASON WINNERS

"A" Division - ***Bona Fide Element*** *(13 wins, 1 loss)*
2nd place - Wil. Take Shots

"B" Division - ***BullsHitters*** *(13 wins, 1 loss)*
2nd place - Inconceivable!

"C" Division - ***Methodical Madness*** *(11 wins, 3 losses)*
2nd place - Traveling Brown's Billiards

"D" Division - ***Sharky's Machine*** *(9 wins, 3 losses)*
2nd place - Death Throw

"E" Division - ***I Got Nothing*** *(12 wins, 2 losses, plus 1 extra win!)*
2nd place - Liquor Posse

"F" Division - ***Home Grown Wolves*** *(10 wins, 4 losses)*
2nd place - Darty Deeds

"G" Division - ***Shootin Da Bull*** *(13 wins, 1 loss)*
2nd place - The Sofa Kings

"H" Division - ***Quack Hos*** *(12 wins, 2 losses)*
2nd place - Misfits

Rosters of all season- and tournament-winning teams are on page 4.)

TABLE OF CONTENTS

Item	Page Number
Tournament & Regular Season Winning Teams	1
Fall 2014 RDL Season Information	1
Final Divisional Standings	2
Final Divisional Tournament Results	3
Tournament & Regular Season Winning Team Rosters	4
Fa'14 season dates, Tiebreaker Summary, dart couples!	4
Tournament Trophy Dart Awards	5
Other Tournament Hot Darts	5
Regular Season Trophy Dart Awards	5
Divisional Singles Win %-age Winners	6
Divisional All-Star Point %-age Winners	6
Players Who Beat the Singles Winners	6
Season Penalty Summary	6
List of Host Establishments	7
Summer dart options; best throw of the tournaments	7
RDL Address and Phone No. Information	8
Event Calendar, Penalty Log	8
JK's All-Star Team Picks	9
Quick Stat Tidbits	9
JK's Prediction Results Summary	9
Prediction Results Table	10
Week-by-Week Match Results Table	11
Spring 2014 Trivia Questions Revisited	12
Spring 2014 Lyrics Quiz Revisited (cont. on pg. 14 too	13
RDL suspensions; world and RDL records	14
Biggest RDL match ever; crowd surfing; Sp94 champs	15
Random Thoughts from JK	16,17
22-Season listing of regular season & tourn. winners	18
2014 NCCDL & NCLC results and standings	19
Fliers for Wreck at the Deck, Central VA Classic	20
Fliers for Piedmont Shootout, Music City Classic	21
Top Singles Records, by Division	22
Top Doubles Records, by Division	23
Top Singles+Doubles, by Division	24
Top All Star Point Averages, by Division	25
Top Individual Records, by Section of Play	26,27
League-Wide Individual Singles, Doubles Records	28
League-Wide Individual Singles + Doubles Records, and All-Star Point Averages	29
Singles, Doubles Records, Ranked by Team	30
Overall Records, All-Star Pt. Ave., Ranked By Team	31
Complete "A" Division Statistics	32
Complete "B" Division Statistics	33
Complete "C" Division Statistics	34
Complete "D" Division Statistics	35
Complete "E" Division Statistics	36
Complete "F" Division Statistics	37
Complete "G" Division Statistics	38
Complete "H" Division Statistics	39
Registration Materials for Fall 2014 RDL Season	40

FALL 2014 RALEIGH DART LEAGUE SEASON INFORMATION

Registration Meeting for ALL Teams; The Upper Deck;
Wednesday, July 23, 7:00-8:00 p.m.

MANDATORY Preseason Captains' Meeting; The Upper Deck;
Wednesday, August 6, 7:00-8:00 p.m.

Match Play begins on Wednesday, August 13

MANDATORY Fifth Week Captains' Meeting;
The Upper Deck; **Monday, September 15**, 7:00-8:00 p.m.

Divisional tournament weeks - **November 19, December 3 & 10**

FINAL!! DIVISIONAL TEAM STANDINGS FOR THE *SPRING 2014* RDL SEASON

		W	L	Pts.
	"A" Division			
👍	Bona Fide Element 👌	13	1	238
👍	Wil. Take Shots	12	2	180
3	Appetite for Destruction	9	5	206
4	Darts of Anarchy	8	6	200
5	Lunatic Fringe	6	8	175
6	In Treble	4	10	127
👎	Fire for Effect	3	11	96
👎	Unknown Element	1	13	95
	"B" Division			
👍	BullsHitters 👌	13	1	202
👍	Inconceivable!	9	5	188
3	What Does the Cork Say?	8	6	170
4	Nine Lives	7	7	166
5	Big Bulls	7	7	149
6	Rif Raf	6	8	150
👎	No Quarter	5	9	159
👎	Nuttin' Honey	1	13	111
	"C" Division			
👍	Methodical Madness 👌	11	3	212
👍	Traveling Brown's Billiards	10	4	198
3	Excalibur	10	4	183
4	Projectile Bombers	7	7	165
5	The Locals	6	8	159
6	Overtime Outlaws	5	9	150
👎	Dublin Dublout	4	10	137
👎	None	3	11	128
	"D" Division			
👍	Sharky's Machine 👌	9	3	158
👍	Death Throw	8	4	161
3	We Be Triplin	8	4	143
4	Leftovers	7	5	147
5	Shark Shooters	5	7	128
👎	Menace 2 Sobriety	3	9	130
👎	Armed & Hammered	2	10	113

		W	L	Pts.
	"E" Division			
👍	I Got Nothing 👌	12	2	207
👍	Liquor Posse	12	2	207
3	Drinkers with a Dart Problem	8	6	173
4	Nice Grouping	7	7	131
5	Blind Squirrels	5	9	158
6	Gift Returns	5	9	152
👎	You're Supposed To Beat Us!	4	10	142
👎	Village Idiots	3	11	145
	"F" Division			
👍	Home Grown Wolves 👌	10	4	198
👍	Darty Deeds	10	4	191
3	One Armed Bandits	10	4	163
4	Five-OH Whizzle!	7	7	167
5	Same Day Different Darts	5	9	150
6	F Your Mom	5	9	149
👎	MoonShines Effect	5	9	140
👎	UZMAgain	4	10	143
	"G" Division			
👍	Shootin Da Bull 👌	13	1	216
👍	The Sofa Kings	11	3	200
3	Missing Flights	9	5	169
4	Northern Flights	7	7	167
5	Grateful Darts	7	7	157
6	On the Wire	5	9	142
👎	Double Tap	2	12	133
👎	Whynot!	2	12	133
	"H" Division			
👍	Quack Hos 👌	12	2	193
👍	Misfits	11	3	194
3	Train Station Shooters	9	5	160
4	Ballistic Behavior	7	7	163
5	What's the Point?	6	8	154
6	Tips & Shafts	5	9	156
👎	Who Darted?	4	10	158
👎	Brown's Bull Busters	2	12	117

LEGEND OF SYMBOLS IN STANDINGS: 👌 = *regular season division champion*

👍 = *clinched* "top-two" *finish in division* 👎 = *clinched* "bottom-two" *finish in division*

SPRING 2014 RDL DIVISIONAL TOURNAMENT RESULTS

Quarterfinals	*Semifinals*	*Finals*	***WINNER***

"A" Division

1 **Bona Fide Element**
(13-1) **Bona Fide Element**
8 Unknown Element
(13-3) **Bona Fide Element**
5 Lunatic Fringe
(13-9) Lunatic Fringe
4 Darts of Anarchy
(13-5) **Bona Fide Element**
3 Appetite for Destruction
(13-3) Appetite for Destruction
6 In Treble
(14-8) Appetite for Destruction
7 Fire for Effect
(14-4) Wil. Take Shots
2 Wil. Take Shots

"B" Division

1 **BullsHitters**
(14-0) **BullsHitters**
8 Nuttin' Honey
(14-2) **BullsHitters**
5 Big Bulls
(13-9) Nine Lives
4 Nine Lives
(13-7) **BullsHitters**
3 What Does the Cork Say?
(12+-12) What Does the Cork Say?
6 Rif Raf
(14-6) Inconceivable!
7 No Quarter
(13-5) Inconceivable!
2 Inconceivable!

"C" Division

1 Methodical Madness
(13-1) Methodical Madness
8 None
(14-10) **Projectile Bombers**
5 The Locals
(13-7) **Projectile Bombers**
4 **Projectile Bombers**
(13-9) **Projectile Bombers**
3 Excalibur
(13-11) Overtime Outlaws
6 Overtime Outlaws
(13-3) Traveling Brown's Billiards
7 Dublin Dublout
(13-7) Traveling Brown's Billiards
2 Traveling Brown's Billiards

"D" Division

1 Sharky's Machine
Sharky's Machine
(Bye)
(11-10) Sharky's Machine
5 Shark Shooters
(11-7) Leftovers
4 Leftovers
(13-5) **We Be Triplin**
3 **We Be Triplin**
(14-10) **We Be Triplin**
6 Menace 2 Sobriety
(12+-12) **We Be Triplin**
7 Armed & Hammered
(?-?) Armed & Hammered
2 Death Throw

Quarterfinals	*Semifinals*	*Finals*	***WINNER***

"E" Division

1 I Got Nothing
(14-8) I Got Nothing
8 Village Idiots
(14-8) Nice Grouping
5 Blind Squirrels
(14-6) Nice Grouping
4 Nice Grouping
(14-4) **Liquor Posse**
3 Drinkers with a Dart Problem
(13-11) Drinkers with a Dart Problem
6 Gift Returns
(14-8) **Liquor Posse**
7 You're Supposed To Beat Us!
(14-4) **Liquor Posse**
2 **Liquor Posse**

"F" Division

1 **Home Grown Wolves**
(13-3) **Home Grown Wolves**
8 UZMAgain
(13-7) **Home Grown Wolves**
5 Same Day Different Darts
(13-5) Five-OH Whizzle!
4 Five-OH Whizzle!
(13-11) **Home Grown Wolves**
3 One Armed Bandits
(13-3) One Armed Bandits
6 F Your Mom
(13-5) One Armed Bandits
7 MoonShines Effect
(13-5) Darty Deeds
2 Darty Deeds

"G" Division

1 Shootin Da Bull
(13-3) Shootin Da Bull
8 Whynot!
(14-10) Grateful Darts
5 Grateful Darts
(?-?) Grateful Darts
4 Northern Flights
(13-7) **The Sofa Kings**
3 Missing Flights
(13-11) Missing Flights
6 On the Wire
(13-9) **The Sofa Kings**
7 Double Tap
(13-7) **The Sofa Kings**
2 **The Sofa Kings**

"H" Division

1 Quack Hos
(12-4) Quack Hos
8 Brown's Bull Busters
(13-11) Quack Hos
5 What's the Point?
(12+-12) What's the Point?
4 Ballistic Behavior
(14-10) **Train Station Shooters**
3 **Train Station Shooters**
(12-10) **Train Station Shooters**
6 Tips & Shafts
(?-?) **Train Station Shooters**
7 Who Darted?
(10-5) Misfits
2 Misfits

THIS SEASON'S TIEBREAKERS

Fewer teams than in the last 3 seasons, and 14 fewer total matches, but that didn't prevent there from being a veritable avalanche of 1001 tiebreakers. 45 total tiebreakers played (with 3 of those 45 occurring during the divisional tournaments). B division had a colossal 13 1001s (12 in the season and 1 in the tournament), more than double the total in any other division. E and G each had 6 tiebreakers, D and H each had 5 tiebreakers (both with 4 in the season and 1 in the tournament), A and C each had 4 tiebreakers, and F trailed the rest with only 2.

An astonishing NINE teams played 3 or more tiebreaker games, with 7 of those 9 each playing 4 or more! Poppin' parity, Batman!

This season's Cardiac Kids award (for most tiebreakers played) is shared by three teams, with two of them (No Quarter and Rif Raf, both in B division) sadly sitting with 1-4 records in the extra leg (which also makes these two teams the recipients of this season's Heartbreak Awards). The third team with five 1001s (What Does the Cork Say?, also in B, of course) fared much better at 3-2, including a tiebreaker win in the tournament.

Probably the teams that most appreciated the need for a tiebreaker though were the Big Bulls (in B) and We Be Triplin (in D). Both rang up 4-0 records in the extra leg, but it was Triplin that really lived large in extra time, winning 1 of their 4 on the way to a tournament title.

FALL 2014 RDL SEASON INFORMATION

I am putting these dates in many locations (pages 1, 4, 8, 40) because they might be the most important thing for you in this newsletter.

Wednesday, July 23rd - Fall season registration, Upper Deck (online registration available in days immediately prior to the 23rd)
Wed., Aug. 6th - Preseason capts.' mtg./packet pickup, Upper Deck
Wednesday, August 13th - Start of Fall season match play
Monday, Sep. 15th - Fifth week captains' meeting, Upper Deck
Wed., Nov. 19, Dec. 3 / 10 - Fall season divisional tournaments
Saturday, December 13th - Fall season banquet, site TBD

MATCHES MADE ~~IN HEAVEN~~ IN A DART BAR

Well, ok, maybe the matches were "made in heaven" in terms of the happiness of those involved… but the actual time put in that grew these pairings was spent at dart matches. That's right, we have <u>two</u> new dart couples that are tying the knot!! (Sure, the couples aren't necessarily new, but their wedding vows certainly will be.) First up, we have Barry Jackson and Kelly Haller of Armed & Hammered. They actually got married this past weekend, so this one is sort of a "post"-notice. Stupid Barry made the rest of us guys look bad with a storybook proposal on top of the Empire State Building. I think he must be compensating for something… Oh, not that… Well, maybe not that, I guess… But I meant that he is an Ohio State fan… That might be worse, don't ya think? :o)



And second up, we have upcoming nuptials for a couple of the E champion Home Grown Wolves. David Simpson & Rhonda Gregory will be getting married June 14th! I freakin' LOVE the description of their notice that David shared with me: "We just did our Facebook announcement… which is apparently required now!" Hahahahaha! How great that David clearly thinks of Facebook much like I do…

Congratulations and best wishes to the happy RDL couples!!

TEAMS THAT WON <u>BOTH</u> THEIR DIVISIONAL TOURNAMENT <u>AND</u> REGULAR SEASON TITLE !!!!!!

"A" Division - ***Bona Fide Element***

Jason Kilts (c)	Tom Brown	Robb Beeson
Robbie Phillips	Alberto Sandoval	Jon Kenney
Allen Smith	Wil Tan	Mark Knight
	Keith Wall	

"B" Division - ***BullsHitters***

Chad Massengill (c)	Mike Gardner	John Wylie
Robert Reece	Randy Massengill	Robert Massengill
Gary Long	Ernie Gilyardi	C.J. Jobe

"F" Division - ***Home Grown Wolves***

David Simpson (c)	John Jenkins	Carol Federline
Tyler Simpson	Anthony Macias	Vickie Jenkins
Aden Simpson	Frankie Langston	Rhonda Gregory

TEAMS THAT WON THEIR DIVISIONAL TOURNAMENT (but not regular season title) !!!!!!

"C" Division - ***Projectile Bombers***

Dave Tanner (c)	Ryan Raymond	Mike Steppe
Brian Smith	Paul Spaulding	David Huffman
Gray Talley		Billy West

"D" Division - ***We Be Triplin***

Alyssa Leggett (c)	Marc Garzon	Randy Baldwin
Patrick Todd	Pete Rutten	Randy Deemer
	Eric Long	

"E" Division - ***Liquor Posse***

Ryan Bathurst (c)	Aaron Mooty	Nathan Watkins
Adam Barnes	Gus Martinez	Storm Kincaid
Drew Duncan		Orion McDade

"G" Division - ***The Sofa Kings***

Dave Maley (c)	Tony Alcon	Phil Groves
Hans Hudelson	Ken Moore	Doug Bozza
Roger Keim	Sean Ryan	Heather Cassese

"H" Division - ***Train Station Shooters***

Richard Oakley (c)	Andrew Walters	Laura Paye
Clint Chesson	Ben Lichty	Lynwood Grimes
Chad McGhee	Deano Capersini	Rich Sibincic
	Michelle deLaurentis	

TEAMS THAT WON THEIR REGULAR SEASON TITLE (but not divisional tournament) !!!!!!

"C" Division - ***Methodical Madness***

Brad Hamilton (c)	Sheldon Citrak	Gregory Neill
John Carroll	Eugene Foushee	Mike Venable
John Kuhns	Kevin Foushee	Scott Stephenson
	John Wilson	

"D" Division - ***Sharky's Machine***

Frank Allison (c)	Jimmy Bateman	Lonny Kruger
Scott Fink	Adrienne deFontes	Darren Barrett
Pete Borgia		Dan Schaefer

"E" Division - ***I Got Nothing***

Erin Hartmann (c)	Pete Hartmann	Andy Krestalude
Mike Holly	Vince Martinez	Louie Cuevas
	Robert Dudley	

"G" Division - ***Shootin Da Bull***

Craig Strickland (c)	Sandy Strickland	Andrew Strickland
Pat Ball	Andy Morse	Tony Newman
Dave Goyen		John Ball

"H" Division - ***Quack Hos***

Bob Carawon (c)	Bob Wickstrom	Stan Converse
Adam Schoch	Tim Ellis	Harris Carawon
Martin Peers		Steve Tollerton

SPRING 2014 TOURNAMENT!!! TROPHY DART AWARDS

9 Marks

Robbie Phillips **(2)** (Bona Fide Element, 4/30, 5/14)
Sean Bosier (Death Throw, 4/30)
Jim Peele (Shark Shooters, 4/30)
Barry Thompson (MoonShines Effect, 4/30)
Matthew Copple (Nine Lives, 5/7)
Tim Mozzetti (Appetite for Destruction, 5/7)
Joe Work (Traveling Brown's Billiards, 5/7)

Ton-80s

Dave Gelberg (Lunatic Fringe, 4/30)
Mike Seward (Darts of Anarchy, 4/30)

6-Bulls

(none reported)

Ton-70-Ins and Outs

(none reported)

For those who are new or simply were not aware of it: fast games, high ins and high outs in the tournament do not win awards unless they are perfect shots (170s) or games.

OTHER TOURNAMENT HOT DARTS (Sorry, no award -- but they're still great shots)

Robbie Phillips	Bona Fide Element	"Perfect 8m" - triple, triple, double-bull
Robbie Phillips	Bona Fide Element	8m
Sid Mitchel	Appetite for Destruction	5-Bulls
Larry Warshawsky	Leftovers	5-Bulls
Joe Work	Traveling Brown's Billiard	160-In
Trey Rodgers	Fire for Effect	156-In
Louie Cuevas	I Got Nothing	152-In
Robbie Phillips	Bona Fide Element	120-In
Robbie Phillips	Bona Fide Element	117-In
Mark Knight	Bona Fide Element	112-In
Wil Tan	Bona Fide Element	112-In, 111-Out (in the same set)
Mark Knight	Bona Fide Element	102-In
Randy Wilcox	Unknown Element	101-In
Dan Naylor	Wil. Take Shots	154-Out
Robbie Phillips	Bona Fide Element	135-Out
Steve Holland	Fire for Effect	108-Out
Donnie Lassey	Wil. Take Shots	104-Out
Chad Massengill	BullsHitters	8-dart 301
Trey Rodgers	Fire for Effect	9-dart 301
Brian Blake	Wil. Take Shots	10-dart 301, 11-dart 301 (in the same set)
Robbie Phillips	Bona Fide Element	12-dart 301, 12-dart 301 (in the same set)
Robbie Phillips & Jason Kilts	Bona Fide Element	15-dart DCkt, 20-dart DCkt (in the same set)
Tom Brown & Wil Tan	Bona Fide Element	20-dart DCkt

SPRING 2014 REGULAR SEASON PERFECT THROWS

9-Marks

Tom Brown **(5!)** (Bona Fide Element, 2/5, 2/26, 2/26, 3/5, 4/9)
Robbie Phillips **(4!)** (Bona Fide Element, 2/20, 2/20, 2/26, 2/5)
Scott Butters **(2)** (Wil. Take Shots, 3/5, 3/19)
Adam Bakowski (Lunatic Fringe, 2/26)
Robb Beeson (Bona Fide Element, 2/5)
Will Bennett (Blind Squirrels, 4/16)
Rich Bialaszewski (Northern Flights, 4/2)
Dana Bither (Wil. Take Shots, 3/12)
Allyson Blackwelder (The Locals, 3/5)
Brian Blake (Wil. Take Shots, 4/2)
Bill Chaney (Blind Squirrels, 2/26)
Jeff Dahulich (Inconceivable!, 3/12)
Jimmy Davis (Appetite for Destruction, 2/6)
John Dunleavy (What Does the Cork Say?, 2/26)
Joel Eason (Lunatic Fringe, 2/22)
Seth Fagan (F Your Mom, 2/5)
Vince Ferraro (F Your Mom, 4/16)
Tom Flood (None, 4/2)
Brian Gaertner (Rif Raf, 1/22)
Kyle Gaulthier (Darts of Anarchy, 4/2)
Simon Healy (Appetite for Destruction, 2/19)
Meghan Howard (Darty Deeds, 4/9)
John Jenkins (Home Grown Wolves, 4/16)
Scott Kirkpatrick (UZMAgain, 4/2)
Zak Mayhew (What Does the Cork Say?, 2/5)
Tim Mozzetti (Appetite for Destruction, 4/9)
Phil Murphy (One Armed Bandits,4/16)
Dan Naylor (Wil. Take Shots, 3/19)
Ryan Raymond(Projectile Bombers,2/5)
Andy Reinhardt (None, 3/5)
Alberto Sandoval (...Element, 4/16)
Lee Scott (Nuttin' Honey, 4/23)
Scott Stankevich (Appetite…, 3/26)
Wil Tan (Bona Fide Element, 1/22)
Bob Terry (Lunatic Fringe, 2/26)
Randy Wilcox (Unknown Element,1/29)
Wes Wissinger (Same Day..., 1/22)

Ton-80s

Pat Ball (Shootin Da Bull, 2/15)
Robb Beeson (Bona Fide Element, 3/5)
Rick Bradshaw (The Locals, 2/26)
Tim Bunn (In Treble, 2/5)
Joel Eason (Lunatic Fringe, 4/23)
Kris Fischlein (In Treble, 4/2)
Kyle Gaulthier (Darts of Anarchy, 3/5)
Dave Gelberg (Lunatic Fringe, 3/5)
Billy Hamilton (Lunatic Fringe, 4/2)
Mikey Hindle (Excalibur, 2/26)
Vince Martinez (I Got Nothing, 4/9)
Anthony Shirey (Missing Flights, 2/1)
Scott Stankevich (Appetite…, 3/5)
Parker Stark (Same Day…, 3/26)

6-Bulls

Steve Holland (Fire for Effect, 2/3)
Robbie Phillips (...Element, 4/2)
Mike Snyder (Drinkers with..., 3/12)

SPRING 2014 REGULAR SEASON DIVISIONAL TROPHY DART AWARDS

	A division	B division	C division	D division	E division	F division	G division	H division
High In (301 first turn only!!)	Ton-70 (4/2/14) **Tim Mozzetti** Appetite for Destruction	Ton-60 (3/12/14) **J.P. Evans** Inconceivable!	Ton-20 **David Huffman** Projectile… (2/5) **J.J. Tant** …Outlaws (3/19) **John Carroll** Methodical…(3/26)	Ton-50 (4/9/14) **Randy Deemer** We Be Triplin	Ton-16 (3/26/14) **Mike Holly** I Got Nothing	Ton-30 (2/26/14) **Joe Munroe** F Your Mom	Ton-50 (4/9/14) **Andrew Bowen** Whynot!	Ton-20 **Andrew Borgna** Tips&Shafts(3/12) **Bob Wickstrom** Quack Hos (3/19)
High Out (301/501/ 1001)	Ton-70 (4/16/14) **Justin McCurry** Appetite for Destruction	Ton-20 **Matthew Copple** Nine Lives (2/26) **Ed Grubb** …Cork Say? (3/12)	Ton-17 (2/19/14) **Hugh Vance** Traveling Brown's Billiards	Ton-45 (2/6/14) **J.J. White** Menace 2 Sobriety	Ton-42 (3/19/14) **Danny Hall** Village Idiots	Ton-04 (3/5/14) **Lyman Kiser** One Armed Bandits	Ton-14 (2/26/14) **Bob Lane** Northern Flights	89 (3/5/14) **Tom Wiegand** Misfits
Fast Singles 301	8 darts (4/2/14) **Tim Mozzetti** Appetite for Destruction	8 darts (2/5/14) **Ryan Knott** No Quarter	10 darts **Rick Bradshaw** The Locals (2/5) **John Stepp** None (2/26) **John Carroll** Methodical…(3/26)	12 darts (2/19/14) **Brent Thomas** Leftovers	9 darts (4/16/14) **Andy Krestalude** I Got Nothing	9 darts (4/16/14) **Josh Walters** MoonShines Effect	14 darts **Joe Rigert, Sr.** On the Wire (2/5) **Roger Keim** Sofa Kings (2/18)	14 darts (2/5/14) **Charlie Long** Misfits
Fast Singles Cricket	12 darts **Robbie Phillips** (twice!) …Element (2/26 & 4/16) **Tom Brown** …Element (3/12)	19 darts (2/26/14) **Jerry Oakley** Nuttin' Honey	15 darts (4/2/14) **John Carroll** Methodical Madness	19 darts (4/23/14) **Joshua Janssen** Leftovers	20 darts (2/15/14) **Michael Raquet** Drinkers with a Dart Problem	20 darts (2/19/14) **John Jenkins** Home Grown Wolves	24 darts (4/9/14) **Roger Keim** The Sofa Kings	26 darts (2/19/14) **Mike Prusisz** Tips & Shafts
Fast Doubles Cricket	15 darts (3/5/14) **Robb Beeson & Tom Brown** Bona Fide Element	18 darts (4/2/14) **Ronnie Knott & Ryan Knott** No Quarter	19 darts (1/22/14) **Nate Wade & Steve Wilcenski** Traveling…	21 darts (3/12/14) **Jim Peele & Michelle Stacy** Shark Shooters	27 darts (3/19/14) **Will Bennett & Jon Lesher** Blind Squirrels	26 darts (2/8/14) **Chris Dubose & Terry McAfee** Same Day…	36 darts (4/23/14) **Joe Rigert, Jr. & Jonathan Wilson** On the Wire	33 darts (4/23/14) **Harris Carawon & Adam Schoch** Quack Hos
Fast Doubles 501	16 darts (4/9/14) **Scott Stankevich & Jason Zelinack** Appetite for Destruction	18 darts (1/22/14) **Ronnie Knott & Don Sautter** No Quarter	18 darts (3/26/14) **Robert Ray & Hugh Vance** Traveling Brown's Billiards	22 darts **Marc Garzon & Alyssa Leggett** We Be Triplin(2/19) **Jimmy Bateman & Adrienne deFontes** …Machine (4/9)	21 darts **Storm Kincaid & Aaron Mooty** Liquor Posse (1/22) **Mike Snyder & Matt Veith** Drinkers… (3/26) **Jay Brown & Joe McCartney** Drinkers… (4/2)	19 darts (4/9/14) **Barry Thompson & John Wells** MoonShines Effect	20 darts (1/22/14) **Hans Hudelson & Dave Maley** The Sofa Kings	26 darts (2/10/14) **Charlie Long & Tom Wiegand** Misfits

Spring 2014 RDL Individual Season-Long Awards

SINGLES WIN PERCENTAGE

		W	L	%-age
	"A" Division			
Robbie Phillips	A1/ Bona Fide Element	18	2	0.900
	"B" Division			
Chad Massengill	B7/ BullsHitters	27	1	0.964
	"C" Division			
John Carroll	C7/ Methodical Madness	20	2	0.909
	"D" Division			
Randy Baldwin	D7/ We Be Triplin	18	5	0.783
	"E" Division			
Jason Thomas	E1/ Gift Returns	23	5	0.821
	"F" Division			
Ken Trefzger	F5/ One Armed Bandits	18	4	0.818
	"G" Division			
Andrew Strickland	G2/ Shootin Da Bull	20	2	0.909
	"H" Division			
Tom Wiegand	H8/ Misfits	23	1	0.958

Women's Records

(# of women by div.: A-3, B-10, C-2, D-8, E-8, F-9, G-8, H-9)

[No women in A, B and C divisions satisfied both the minimum number of games requirement and the RDL rule requiring a win percentage of 0.500 or higher to claim a singles award.]

	Women - "D" Division			
Adrienne deFontes	D4/ Sharky's Machine	16	8	0.667
	Women - "E" Division			
Erin Hartmann	E8/ I Got Nothing	16	12	0.571
	Women - "F" Division			
Tisha Taylor	F2/ Darty Deeds	11	11	0.500
	Women - "G" Division			
Sandy Strickland	G2/ Shootin Da Bull	12	7	0.632
	Women - "H" Division			
Laura Paye	H3/ Train Station Shooters	12	9	0.571

ALL-STAR POINT AVERAGE

		ASPs	TGP	%-age
	"A" Division			
Robbie Phillips	A1/ Bona Fide Element	100.0	39	2.564
	"B" Division			
Chad Massengill	B7/ BullsHitters	62.5	54	1.157
	"C" Division			
John Carroll	C7/ Methodical Madness	60.0	43	1.395
	"D" Division			
J.J. White	D6/ Menace 2 Sobriety	37.5	49	0.765
	"E" Division			
Will Bennett	E4/ Blind Squirrels	44.0	50	0.880
	"F" Division			
Ken Trefzger	F5/ One Armed Bandits	32.5	46	0.707
	"G" Division			
Bob Lane	G7/ Northern Flights	29.0	44	0.659
	"H" Division			
Tom Wiegand	H8/ Misfits	36.0	49	0.735

Women's Records

(# of women by div.: A-3, B-10, C-2, D-8, E-8, F-9, G-8, H-9)

	Women's Records - "A" Division			
Kris Kilsdonk	A8/ Fire for Effect	40.5	50	0.810
	Women's Records - "B" Division			
Brenda Whitley	B6/ Nuttin' Honey	19.0	48	0.396
	Women's Records - "C" Division			
Allyson Blackwelder	C4/ The Locals	18.5	38	0.487
	Women's Records - "D" Division			
Julie Dzengeleski	D1/ Armed & Hammered	18.0	36	0.500
	Women's Records - "E" Division			
Deborah Blackwelder	E4/ Blind Squirrels	21.0	45	0.467
	Women's Records - "F" Division			
Meghan Howard	F2/ Darty Deeds	21.0	51	0.412
	Women's Records - "G" Division			
Lauren Gaines	G4/ On the Wire	11.5	42	0.274
	Women's Records - "H" Division			
Laura Paye	H3/ Train Station Shooters	6.0	41	0.146

THE PLAYERS WHO *BEAT* THE SINGLES %-AGE WINNERS

Who beat Robbie Phillips of Bona Fide Element in A division?
in 301: Scott Butters (wk.3).
in cricket: John Murdaugh (wk.8).

Who beat Chad Massengill of BullsHitters in B division?
in 301: Matthew Copple (wk.4).
in cricket: (none).

Who beat John Carroll of Methodical Madness in C division?
in 301: John Stepp (wk.11).
in cricket: Robert Ray (wk.10).

Who beat Randy Baldwin of We Be Triplin in D division?
in 301: Lonny Kruger (wk.5), Alex Mathews (wk.7), Sam Patel (wk.11).
in cricket: Darren Barrett (wk.5), Keith Bouchard (wk.11).

Who beat Jason Thomas of Gift Returns in E division?
in 301: Steven Powell (wk.3), Will Bennett (wk.6), Storm Kincaid (wk.9),
in cricket: Danny Caputo (wk.9). Ryan Cusman (wk.14).

Who beat Ken Trefzger of One Armed Bandits in F division?
in 301: Rob Stuckey (wk.6), Matt Cochran (wk.7), B.J. Bartell (wk.13).
in cricket: Dan Therrien (wk.14).

Who beat Andrew Strickland of Shootin Da Bull in G division?
in 301: Rich Bialaszewski (wk.1), Ryan Duhon (wk.10).
in cricket: (none).

Who beat Tom Wiegand of Misfits in H division?
in 301: Charlie Frazier (wk.1).
in cricket: (none).

Who beat Adrienne de Fontes of Sharky's Machine in D division?
in 301: Joshua Janssen (wk.3), Rick Dysard (wk.6), Eric McCartney (wk.8), Travis Rowe (wk.9), Larry Warshawsky (wk.10).
in cricket: Rod Stacy (wk.11), Randy Baldwin (wk.12), Alex Mathews (wk.13).

SPRING 2014 PENALTY SUMMARY

Oh, flippin' wow! At some point I am going to have to go back and add a penalty history to my growing file of cumulative RDL records. I have banquet issue summaries of penalties, and a few listings of the most historically bad captains, but I think this season approaches a whole new set of records that we generally don't get to discuss…

It is entirely possible that this season had the FEWEST penalties in my 37-season tenure as statistician! Sure, there was no fifth-week captains' meeting and no Board election, so there were fewer chances for losses due to laziness, but the bottom line is that the penalty total was LOW.

Overall, there were only 12 total penalties for a total of 93 lost points!! That is 220 fewer lost points than last season! That is an astoundingly low total, so kudos to all (or at least most) of you guys. In addition, there were only two types of penalties assessed all season: 9 phone penalties (45 points), and 3 mail penalties (48 points).

Only 8(!) of the 63 teams got any penalty at all, and only 2 teams (Nice Grouping with 2, and Train Station Shooters with 4) received more than a single penalty. Heck, A and C divisions didn't ring up any at all. And on top of all that, not one team lost even one spot in the standings… what a great and nearly penalty-free season this was. Excellent job.

WHERE WE PLAY

American Legion Fuquay-Varina **919-557-5990**
6400 Johnson Pond Road Fuquay-Varina
-about 0.2 miles from Fuquay Elementary School

The Big Easy **919-468-6007**
231 Grande Heights Drive Cary
-in Harrison Pointe Shpg. Ctr., across from Papa John's

Brewster's Pub **919-650-1270**
1885 Lake Pine Drive Cary
-next to La Cocina Mexican restaurant

Brown's Billiards **919-878-9092**
5500 Atlantic Springs Road NE Raleigh
-off Spring Forest Rd., near Wake Forest Rd.

Bull & Bear **919-847-3617**
5442 Six Forks Road N. Raleigh
-at corner of Six Forks & Millbrook, behind KFC

Cleveland Draft House **919-771-2337**
6101 NC Highway 42 West Garner
-0.7 mile west of I-40 on NC Highway 42

High House Billiards **919-481-1103**
185 High House Road Cary
-between Old Apex Road and West Chatham Street

High Park Bar & Grille **919-833-4527**
625 E. Whitaker Mill Road Raleigh
-near intersection of Whitaker Mill & Wake Forest Rd.

Mac's Tavern **919-467-4114**
1014 Ryan Road Cary
-behind Burger King in Village Market Shopping Center

Mahoney's Pub **919-322-2509**
6490 Tryon Road Cary
-at intersection of Tryon Road and the Cary Parkway

MoonRunners Saloon (formerly Characters Quarters)
1506 US Highway 70 **919-662-5119**
-next to Ragazzi's, across from Lowe's Garner

Natty Greene's Pub & Brewing Co. **919-232-2477**
505 West Jones Street Raleigh
-across from 42nd Street Oyster Bar & Napper Tandys

Oh'Mulligans - RTP **919-465-1900**
100 Jerusalem Drive Morrisville
-off Airport Boulevard, about 1.3 miles from I-40

On the Snap Billiards **919-557-9060**
2221 North Grassland Drive Fuquay-Varina
-at the corner of NC-55 and Dickens Road

Overtime Sports Pub **919-255-9556**
1030-149 N. Rogers Lane Raleigh
-corner of Rogers Ln/US-64, in Food Lion strip mall

Pantana's Pool Hall **919-833-2990**
3112 Hillsborough Road near NCSU
-between Daisy and Shepherd streets

Pat Murnane's Irish Pub (form. Oh'Mulligan's-WF)
2101 South Main Street **919-562-5570**
-right next to Euro Café Wake Forest

Rally Point Sport Grill **919-678-1088**
1837 N. Harrison Ave. Cary
-in the Sam's Club plaza near I-40, behind Wendy's

Sharky's Place **919-783-5448**
5800 Duraleigh Road NW Raleigh
-in the Yuppie Center near US 70 intersection

Snooker's-RW **919-828-7665**
3520 Wade Avenue NW Raleigh
-in Ridgewood Shopping Center

The Sports Page **919-266-3130**
835 North Smithfield Road Knightdale
-turn right at light past Walmart, then 2nd driveway

SUMMER DARTS

It's that time again when our standard Wednesday league takes a break for a couple months. That's ok for some of us, but not so much for others… Looking for a replacement? Try these options.

Thursday league - TDL - in Chapel Hill

The registration information for the TDL isn't out yet, but the spring finals were this past Thursday. So I would expect the registration meeting to occur sometime very soon. Check www.ibiblio.org/ncdarts/tdl/ for information updates soon.

Or maybe a blind draw…

Page 8 lists the regular weekly blind draws offered by RDL host establishments, and there are a bunch. But I have also confirmed both The Upper Deck AND Sharky's Place will be adding weekly Wednesday draws for every week this summer. They will have basically the same features as their regular draws listed on page 8, except that there is no Wednesday "triple shot" at the Deck.

And for those lookin' for a bigger tournament…

Check pages 20 and 21 for fliers for events in nearby locales, and also the calendar on page 8 for a couple more. If you can only hit one of those, I wholeheartedly recommend… **THE 9TH ANNUAL *WRECK AT THE DECK* !!! (see pg. 20)**. Yep, one of the best ADO tournaments on the annual calendar is right in your back yard yet again. May 30th-June 1st at The Upper Deck on Harrison Avenue. Too good and too close to pass up…

BEST THROW OF THE TOURNAMENTS?

I think the best throw at any tournament match this season was Julie Scheppele's throw of… PAPER?!?! Yep, paper! Scheppele (center below) was part of the self-titled Crazy Bit*hes trivia team, along with Bianca Gentry (left) and Dawn Bocchinfuso (right), that won a $50 certificate at Brewster's during the A division semifinals. Where does the 'paper' come in? Well, they tied for for first and had to play Roshambo (rock-paper-scissors) for the win, best 2-of-3. After taking the first round and losing the second, Scheppele threw the winning 3rd round paper for the title!



TerraFin Station **919-773-2220**
25 Old Drug Store Road Garner
-corner of Hwy 42/Cleveland Sch. Rd, acr. from Walgreen's

Tir na nOg Irish Pub **919-833-7795**
218 South Blount Street Dwtn. Raleigh
-across from City Market

Train Station Sports Bar & Grill **919-481-2442**
301-C N. Harrison Avenue Cary
-under Pure Gold, between Chatham St. & 54 @ RR tracks

The Upper Deck **919-460-1786**
329 N. Harrison Avenue Cary
-near intersection of N. Harrison & Hwy. 54

Village Draft House **919-833-1373**
428 Daniels Street Raleigh
-in Cameron Village shopping center

HOW TO REACH US

RDL VoiceMail 919-990-1218

Mail Scoresheets to: Jason Kilts - RDL Statistician
5005 Raintree Road, Durham, NC 27712

Scoresheet FAX available at:
919-324-3545 - email JK for confirmation of receipt!

New Member Fees and Newsletter Fees:
Tim Mozzetti, 320 SW Maynard Road, Cary NC 27511

Nomination and Election Ballots:
Heather Bohanan, 206 Shoals Lane, Garner, NC 27529

Grievances/Complaints/Rules Suggestions:
Jim Hunsberger, 508 E Academy St, Fuquay-Varina, NC 27526

All Other RDL Correspondence to:
(Just send whatever to Jason and he'll pass it along…)

2014 Board of Directors

President	Jason Thomas	919-795-4247
	email: jason@beyond-beta.com	
Vice President	J.P. Evans	919-423-4879
	email: jpefmsc@aol.com	
(interim) Secretary	*Memb. Director Heather Bohanan is presently also doing these duties…*	
Treasurer	Tim Mozzetti	919-649-1816
	email: tjmozz@gmail.com	
Membership	Heather Bohanan	919-326-1956
	email: heather.bohanan@dhhs.nc.gov	
Rules/Grievances	Jim Hunsberger	919-357-8419
	email: jim.hunsberger@gmail.com	

League Statistician/Editor : Jason Kilts 919-990-1218
email: jdkilts@yahoo.com or jason.kilts@duke.edu

"HOT DARTS" CALL-IN GUIDELINES

Here are the guidelines you should use for the minimum number of all-star points to report when calling in your scores.
"A" Div. = 4.5 or more ASPs; "B" Div. = 4.0 or more ASPs
"C, D" Divisions = 3.5 or more ASPs
"E, F, G" Divs. = 3.0 or more ASPs; "H" = 2.5 or more ASPs
Also, call in any fast games, high ins, high outs, or other amazing feats that you think warrant a little recognition (e.g., Ins & Outs higher than a Ton, 24-dart cricket games, 15-dart 301s, 24-dart 501s, Ton-70s and up, 5-Bulls+, etc.).

Extra note: it's also ok to call in "fast games" in each set, even if they don't necessarily meet the maximum dart counts above.

SEASON-LONG TROPHY DART MINIMUM GAMES PLAYED REQUIREMENTS

To be eligible for all-star point ave. & singles win %-age awards, you must play at least 66% of this season's projected games:
for all except Div. "D" & teams A7, B8, F4 (8 teams/div.):
Singles win %-age: min. of 19 Singles Games Played
All-star pt. Average: min. of 37 Total Games Played
for Division "D" (7 teams / division):
min. of 16 Singles Games Played, 32 Total Games Played
for teams A7, B8 and F4 (due to 1 forfeit received):
min. of 18 Singles Games Played, 35 Total Games Played

RDL WEBSITE - www.raleighdartleague.org
(webmaster: Jason Thomas): jason@beyond-beta.com
[including a full RDL map, with a 15-mile radius function]

CALENDAR OF EVENTS

May 30 - June 1 Wreck at the Deck, (ADO), see page 20

Mon., June 2 RDL Board Meeting

Sat., June 7 NC City Dart League & NC Ladies' Cup
NCCDL: PCity@Ral, Cary@Dur, CapArea@Pied, ChHill@Char, Ashe@Wilm, Pine@LNorm, (Bye-Jack)
NCLC: CapArea@Pied, ChHill@Char, Ashe@Wilm, Pine@Hickory, (Bye-Apex, FuqVar, Jack)

June 13-15 Central VA Dart Classic, (ADO), see page 20

June 20-22 Piedmont Dart Shootout XII, (ADO), see page 21

June 27-29 Firecracker Open, (ADO),$8200, Southern Belle Riverboat, Chattanooga, TN; www.gcda.org

Sat., June 28 NC City Dart League & NC Ladies' Cup
NCCDL: Ral@Wilm, CapArea@Jack, ChHill@LNorm, Pied@Pine, PCity@Char, (Byes-Cary, Dur, Ashe)
NCLC: Apex@Wilm, CapArea@Jack, FuqVar@Char, ChHill@Hickory, Pied@Pine, (Bye-Ashe)

Wed., July 23 Fall 2014 - RDL registration, Upper Deck (online registration available in days immediately prior to the 23rd)

July 25-27 26th Music City Classic, (ADO), see page 21

Wed., July 28 RDL Board Meeting

Wed., Aug. 6 Fall 2014 RDL Preseason Captains' Meeting: 7:00-8:00 p.m. The Upper Deck - mandatory

Wed., Aug. 13 Fall 2014 - first night of match play

Mon., Sep. 15 Fall 2014 - Fifth week captains' meeting 7:00-8:00 p.m. Upper Deck; end of roster additions/ replacements (Also date of RDL Board Mtg.)

Mon., Oct. 6 RDL Board Meeting

Wed., Nov. 19, Dec. 3 / 10 - RDL Divisional Tournaments

Sat., Dec. 13 Fall 2014 - Season Banquet, site TBD

Other Local Weekly Leagues

Tuesdays ***Bull City Dart League*** , Durham
Thursdays ***Triangle Dart League*** , Chapel Hill

Weekly Blind Draws - Over the years, many blind draws have come and gone. If any of these folds or if any others start up, please let me know and I'll update this list. Thanks.

*(this one is double elim., $5 entry, bar adds **150%** of the pot!)*
Thu., 8 pm **Train Station**,919-481-2442,301 N. Harrison

(these next 6 are double elim., $5 entry, bar matches the pot!)
Fri., 7:45 pm **Pat Murnane's**,919-562-5570, 2101 S.Main St.
Fri., 8 pm **Upper Deck**,919-460-1786, 329 N.HarrisonAve
Sat., 7:30 pm **Brown's**,919-878-9092, 5500AtlanticSpringsRd
Sat., 8 pm **Sharky's Place**, 919-783-5448, 5800 Duraleigh
Sun., 8 pm **Upper Deck**,919-460-1786, 329 N.HarrisonAve
Mon., 8 pm **Sharky's Place**, 919-783-5448, 5800 Duraleigh

(this one runs the same as the above, but is once-a-month)
3rd Sat. each month, 7 pm **Amer.Leg. Fuq.-Var.**, 919-557-5990, 6400 Johnson Pond Rd; dates: 6/21, 7/19, 8/16

PENALTY LOG

Here are all the penalties assessed this season. Check here to see who lost what when.
Phone (5 pts.): BullsHitters (B,wk.5), Shark Shooters (D,wk.7), Nice Grouping (E,wk.4), MoonShines Effect (F,wk.4), One Armed Bandits (F,wk.4), Missing Flights (G,wk.2), Train Station Shooters (H,wk.6,wk.12,wk.13).
Mail (16 pts.): Rif Raf (B,wk.9), Nice Grouping (E,wk.5), Train Station Shooters (H,wk.6).

THE THIRTY-FIFTH SEMI-ANNUAL EDITION OF : JK'S DIVISIONAL ALL-STAR TEAM PICKS

(Players within each division are listed alphabetically) (Players are chosen any way I damn well please - not purely by the numbers!)
(This is not purely my own guesses at who is simply the best thrower, but also who is important to their team, who is good in the clutch, etc.)

Divisional MVPs (the first three of whom were Divisional MVPs last season too!)

A Division	Robbie Phillips	Bona Fide Element	E Division	Vince Martinez	I Got Nothing
B Division	Chad Massengill	BullsHitters	F Division	Seth Fagan	F Your Mom
C Division	John Carroll	Methodical Madness	G Division	Andrew Strickland	Shootin Da Bull
D Division	Alex Mathews	Death Throw	H Division	Tom Wiegand	Misfits

All of RDL -- Robbie Phillips -- Bona Fide Element

"A" Division (had 2 more that were so close)

Tom Brown	Bona Fide Element	He's like the Ener-winner Bunny…
Kyle Gaulthier	Darts of Anarchy	His absences were a huge hurdle for team.
Simon Healy	Appetite for Destruc	Maybe RDL's most dangerous non-Phillips.
Donnie Lassey	Wil. Take Shots	Main reason shorthanded team thrived.
Dan Naylor	Wil. Take Shots	Nationals thrower drove a long way to play.
Robbie Phillips	Bona Fide Element	I'm running out of sufficient superlatives.
Mike Seward	Darts of Anarchy	Still able to beat anyone at any time.
Wil Tan	Bona Fide Element	Always plays his best at the biggest times.

"B" Division

Jeff Dahulich	Inconceivable!	Hooch returns with a winning vengeance.
John Dunleavy	What Does the Cork	Quietly one of the best below A for years.
David Hoyt	Rif Raf	Welcome back, Diablo! Like you never left.
Chad Massengill	BullsHitters	Has done nothing but win for years now.
Randy Massengill	BullsHitters	Ever closer to being the best Massengill…
Zak Mayhew	What Does the Cork	Ok, so maybe DCkt wasn't the best ever.
Tim McNamara	Inconceivable!	When was his last time not on this page?
Jeff Watson, Jr.	Inconceivable!	The captain finally started listing himself.

"C" Division (this was a DEEP division…)

John Carroll	Methodical Madness	Just huge before his schedule changed.
Josh Hall	Excalibur	Solid or better all season for near-winners.
Mikey Hindle	Excalibur	Was a cricket monster and good in '01.
David Huffman	Methodical Madness	Stepped to the front for Mug champs.
Robert Ray	Traveling Brown's B	Part-time, but so strong when he was there.
Sal Reitano	The Locals	Biggest Local for several seasons now.
Steve Wilcenski	Traveling Brown's B	And to think they wanted him to play in D.
Joe Work	Traveling Brown's B	Awesome singles record, decent in doubles.

"D" Division

Frank Allison	Sharky's Machine	Led basically a season-long comeback.
Randy Baldwin	We Be Triplin	Not a doubles king, but that's sorta Triplin.
Randy Deemer	We Be Triplin	See Baldwin comment immediately above.
Joshua Janssen	Leftovers	Not unbeatable, but solid for 5-man squad.
Alex Mathews	Death Throw	Newcomer made a massive difference here.
Jim Peele	Shark Shooters	Great to see the Sharks add a new gun.
Tony Thomas	Leftovers	There's a reason he isn't picked as blocker.
J.J. White	Menace 2 Sobriety	Good player, here because of DCkt run.

"E" Division

Will Bennett	Blind Squirrels	Wow, what a pickup! Owned in cricket.
Ryan Cusman	Nice Grouping	Most solid for just a solid Grouping team.
Danny Hall	Village Idiots	Should I make a "Biggest Idiot" comment?
Andy Krestalude	I Got Nothing	What..is..that..501..record? Aberration.
Vince Martinez	I Got Nothing	So huge in all sets all season for E champs.
Aaron Mooty	Liquor Posse	Biggest gun for team that nearly won it all.
Mike Snyder	Drinkers with a Dart	Bit of a slow start in 301, but then rocked.
Jason Thomas	Gift Returns	The President drilled people all season.

"F" Division

Brad Adams	Five-OH! Whizzle	Does he just show up too late for 301?
Ryan Anderson	Darty Deeds	Really? Ryan Anderson in F division? Ok.
Seth Fagan	F Your Mom	Carried shorthanded squad along so often.
John Geraghty	Darty Deeds	01 champ? Nope. Ckt champ? Maybe!
Mike Kyle	Same Day Different	A fixture here, just solid wins all across.
Phil Murphy	One Armed Bandits	Team is so much better when he is playing.
Tyler Simpson	Home Grown Wolve	Couple seasons in a row on this roster.
Ken Trefzger	One Armed Bandits	This one arm was a great one all season.

"G" Division

Rich Bialaszewski	Northern Flights	A dozen wins in each cricket set is smokin'.
Andrew Bowen	Whynot!	Most dependable on always-so-close team.
Bob Lane	Northern Flights	Oh, yikes… ok, he just plays singles here.
Ken Moore	The Sofa Kings	Most balanced on a very balanced squad.
Andy Morse	Shootin Da Bull	Super solid 9+ wins across the board.
Joe Rigert, Sr.	On the Wire	So maybe the doubles weren't all that…
Andrew Strickland	Shootin Da Bull	Almost unbeatable in singles to lead team.
Craig Strickland	Shootin Da Bull	Leader of one of league's most dominant.

"H" Division (had 11 or 12 I wanted to pick here)

Charlie Frazier	Ballistic Behavior	Exactly 9-4 in every set is so excellent.
Roger Genzlinger	Who Darted?	Easily the best for tough underachievers.
Charlie Long	Misfits	Wiegand's top compadre for newcomers.
Chad McGhee	Train Station Shoote	Great second fiddle for the H Mug winners.
Richard Oakley	Train Station Shoote	Why the heck does he sit himself in SCkt?
Adam Schoch	Quack Hos	Biggest Duck on the pond until last set.
Kenny Spencer	Tips & Shafts	A monster for 3 sets, then… other.
Tom Wiegand	Misfits	Holy cow, this guy is in the wrong div.

QUICK STAT TIDBITS

-The **Quadruple Double Award** winners (double-digit wins in all 4 sections): Once again only 2 people in the true Quadruple Double club this season: Chad Massengill of BullsHitters in B, and Tom Wiegand of Misfits in H (which isn't all that surprising given how long Wiegand played in higher divisions and the fact that he is in H mostly because they formed a new team). We also had four honorable mentions, for throwers with at least two 10+-win sets and 9 wins in the others: *Randy Massengill* of BullsHitters in B, *Ryan Anderson* of Darty Deeds and *Seth Fagan* of F Your Mom in f, and *Andy Morse* of Shootin Da Bull in G.

-The **Iron Man/Woman Award**: No teams were relegated to something silly like only 4 players every week, but there was one team that continually showed with only 5. Thus, for the first time ever, I'm giving the Iron Man Award to someone who didn't play the most games leaguewide! Gregg McCurry of Leftovers missed the league lead by 1 (playing 61 games), but he did it in a 12-week D season! Wow. More than 5 games a week. McCurry also led D last season, so we've seen him here before. Honorable mentions as division leaders: Michael Johnson (In Treble) led A with 60; Aaron Fitzgerald (Big Bulls) led B for the 2nd straight season (and the whole league this time!) with 62; Jason Crowe (Outlaws) led C with 59; Jason Thomas (Gift Returns) led E with 60; Joe Kunesh (UZMAgain) led F with 59; Rich Bialaszewski (Northern) led G with 61; & Norm Thaxter (Bull Busters) led H with 60.

-The **Team Attendance Award** winners: Five teams this season made a run at this category this season (some unintentionally), and all are worthy of note this time! In Treble in A division became a solid six after about week 4; the Leftovers in D tried to be a solid six, but were more of a rotating five; We Be Triplin in D became the closest to a weekly six we had this season; I Got Nothing in E planned to be just a six, but had to call up their emergency #7 a few times; and Ballistic Behavior in H actually only rostered 6 players, but seemed to play with 5 just about as often.

MY PRESEASON, WEEKLY, & TOURNEY PREDICTION RESULTS

As usual, I'm left with the option of trying to bluff my way through this part, or just telling the truth. And since I know that some of you squirrel away every last thing I've ever written about your team, I guess I better give real results… dang.

In my preseason picks (usually the toughest every season given the imminent roster changes/additions), I actually did really well. I had a large percentage of the teams in every division within one spot of their finish, but there were some *glaring* misses… First off, I had WAY too much love for Armed in D, and for UZMAgain and MoonShines in F. Next, I simply didn't see I Got Nothing in E and the Misfits in H coming (but at least the Misfits were an unknown new one). And, like my weekly E picks below, E here was… well… a bit of a mess for me.

My weekly prediction results you can peruse pick-for-pick on the other side of this sheet of paper. I climbed up compared to last season, but with the horrid mess that was B last season, it might've been sort of difficult to not improve. F division was a serious pain for quite some time, but even those guys I started to decipher by about mid-season. In the end, I was able to reach at least 6-8 for every team in every division, and would've been 0.500+ for all teams if I had just managed to get the week 14 Darty Deeds-Five-OH! Whizzle prediction correct.

Last but not least were my tournament predictions… And as usual, we jump to best-of-three, and my picks look generally pretty strong, despite the fact that I'm picking semifinals & finals that I conceivably could have wrong before the match is even played. Much like last season, I was great in the first two rounds, then missed a whole bunch of finals winners. I was a strong 26-5 in the quarterfinals, then a solid 11-5 in the semifinals, and then I really fell off in the finals, hitting only 2 of 8 Mug champions for the 2nd straight season (but at least still hitting my team's win again :o)! That's a final record of 39-16, which is at least decent. I even had a Dark Horse pick win (in C), and 2 of my 3 Sure Things delivered.

JK'S TEAM-BY-TEAM, WEEK-BY-WEEK MATCH PREDICTION RESULTS

(I introduced this page nineteen seasons ago, and it has become almost expected as a newsletter staple. Feast your eyes on the success...)

For several years, many of you have taken no greater pleasure in your weekly darting endeavors than to call the RDL VoiceMail and point out to me just how wrong I was in my prediction of your match result. On a related note, I have noticed that many of you seem to have relatively selective memories saving only the weeks when I was wrong. Further, many others of you regularly embellish your statistics of how often you fool me. It's not so easy to get away with those rambles anymore, however, as you can see below. Each W is a week when I picked your match correctly, and each L is one I picked incorrectly. Division totals are to the right of the team totals, weekly totals are at the bottom, and in the space between the 14 weeks and the team totals, the six 'o' symbols indicate the teams for which I was only 0.500, and the two 'x' symbols indicate the teams that fooled me more often than not. **[Very cool that I was able to add another pick in week 14.5!! And I got it right to boot! Nice… I suppose that is one small step toward covering for my relative F division ineptitude for most of the season. At least I got to 6-8 or better for all teams… decent, I guess.]**

	wk1	wk2	wk3	wk4	wk5	wk6	wk7	wk8	wk9	wk10	wk11	wk12	wk13	wk14	wk14.5		Right	Wrong	**Overall**
A1/ Bona Fide Element	W	W	W	W	W	W	W	W	W	L	W	W	W	W	-		13	1	70.37%
A2/ Darts of Anarchy	W	W	L	L	W	W	W	W	W	W	W	L	W	W	-		11	3	304 128
A3/ In Treble	W	W	W	W	W	W	W	W	W	W	L	W	W	L	-		12	2	
A4/ Lunatic Fringe	W	W	W	W	W	W	W	W	W	W	W	L	W	L	-		12	2	
A5/ Appetite for Destruction	W	W	L	W	W	W	W	W	W	W	W	W	W	L	-		12	2	
A6/ Wil. Take Shots	W	W	W	L	W	W	W	W	W	L	W	W	W	L	-		11	3	**A Division**
A7/ Unknown Element	W	W	W	W	W	W	W	W	W	W	W	fft	W	W	-		13	0	87.27%
A8/ Fire for Effect	W	W	W	W	W	W	W	W	W	W	L	fft	W	W	-		12	1	48 7
B1/ Inconceivable!	W	W	W	W	W	W	W	W	W	W	W	W	L	L	-		12	2	
B2/ No Quarter	W	W	W	W	W	L	W	W	W	L	W	L	L	L	-		9	5	
B3/ Big Bulls	L	W	W	W	W	L	W	W	L	W	L	W	L	L	-		8	6	
B4/ Nine Lives	W	W	L	L	W	W	W	L	W	L	W	L	L	L	-	o	7	7	
B5/ What Does the Cork Say?	W	W	W	W	W	W	L	L	L	L	W	L	W	W	-		9	5	
B6/ Nuttin' Honey	L	W	W	W	W	W	L	W	W	W	W	W	fft	W	-		11	2	**B Division**
B7/ BullsHitters	W	W	W	L	W	W	W	W	W	W	W	W	W	W	-		13	1	70.91%
B8/ Rif Raf	W	W	L	W	W	W	W	W	W	L	L	L	fft	W	-		9	4	39 16
C1/ Excalibur	W	W	W	W	W	L	L	W	W	W	W	L	W	L	-		10	4	
C2/ Overtime Outlaws	W	L	W	W	W	W	L	W	W	L	W	L	L	L	-		8	6	
C3/ Traveling Brown's Billiards	W	W	W	W	W	L	L	W	W	W	W	L	W	L	-		10	4	
C4/ The Locals	L	L	W	W	W	L	L	L	W	W	W	L	W	L	-	o	7	7	
C5/ Dublin Dublout	L	W	W	W	W	L	W	L	W	L	W	W	W	L	-		9	5	
C6/ None	W	L	W	W	L	L	W	W	W	W	W	W	W	L	-		10	4	**C Division**
C7/ Methodical Madness	W	L	W	W	W	L	W	W	W	W	W	W	W	W	-		12	2	69.64%
C8/ Projectile Bombers	W	W	W	W	L	W	W	W	W	W	W	W	L	W	-		12	2	39 17
D1/ Armed & Hammered	-	L	L	W	W	W	W	-	W	W	W	W	L	L	-		8	4	
D2/ Shark Shooters	W	-	L	W	W	L	W	L	-	L	W	L	W	L	-	o	6	6	
D3/ Death Throw	W	W	-	W	W	L	W	W	W	-	W	L	W	L	-		9	3	
D4/ Sharky's Machine	W	L	L	W	W	L	-	L	W	L	W	W	W	-	-		7	5	
D5/ Leftovers	W	W	L	-	W	L	W	W	L	L	-	W	W	W	-		8	4	**D Division**
D6/ Menace 2 Sobriety	W	W	L	W	-	W	W	L	W	L	W	-	L	W	-		8	4	64.29%
D7/ We Be Triplin	W	W	L	W	W	-	W	L	L	W	W	W	-	L	-		8	4	27 15
E1/ Gift Returns	L	W	W	W	W	W	W	W	W	W	L	L	L	W	-		10	4	
E2/ You're Supposed To Beat Us!	L	W	W	W	W	W	L	L	L	W	W	W	W	W	-		10	4	
E3/ Drinkers with a Dart Problem	L	L	L	W	W	W	L	L	W	W	L	L	W	W	-	o	7	7	
E4/ Blind Squirrels	W	W	L	L	W	W	W	W	L	W	W	L	L	W	-		9	5	
E5/ Nice Grouping	L	L	W	W	W	L	W	L	W	W	W	L	W	W	-		9	5	
E6/ Village Idiots	L	L	W	L	W	W	W	L	W	W	W	L	W	W	-		9	5	**E Division**
E7/ Liquor Posse	W	W	W	L	W	W	W	W	W	W	W	L	W	W	W		13	2	68.42%
E8/ I Got Nothing	L	L	W	L	W	L	W	W	W	W	W	W	W	W	W		11	4	39 18
F1/ MoonShines Effect	W	L	L	L	L	W	W	W	W	L	W	L	W	W	-		8	6	
F2/ Darty Deeds	L	L	L	L	L	W	W	L	W	W	W	L	W	L	-	x	6	8	
F3/ UZMAgain	W	L	L	L	W	W	L	W	W	L	L	L	W	W	-	o	7	7	
F4/ Home Grown Wolves	L	fft	W	W	L	W	W	L	L	L	W	L	W	W	-		7	6	
F5/ One Armed Bandits	W	fft	W	L	L	L	W	W	L	W	W	L	W	W	-		8	5	
F6/ Five-OH! Whizzle	W	W	W	L	L	L	W	L	W	L	L	L	W	L	-	x	6	8	**F Division**
F7/ F Your Mom	W	W	L	W	W	L	W	W	W	W	W	L	W	W	-		11	3	54.55%
F8/ Same Day Different Darts	W	L	W	L	L	L	L	L	W	W	W	L	W	W	-	o	7	7	30 25
G1/ Double Tap	W	W	W	L	W	W	W	L	W	W	W	W	W	W	fft		12	2	
G2/ Shootin Da Bull	W	L	W	W	W	W	W	W	W	W	W	W	W	W	-		13	1	
G3/ The Sofa Kings	W	W	W	W	W	W	W	L	W	W	W	W	W	L	-		12	2	
G4/ On the Wire	L	W	W	L	W	W	W	W	L	W	W	L	L	L	-		8	6	
G5/ Grateful Darts	L	W	L	W	L	W	W	W	W	L	W	W	W	W	-		10	4	
G6/ Missing Flights	W	L	W	W	W	W	W	L	W	W	L	L	W	W	-		10	4	**G Division**
G7/ Northern Flights	W	W	L	W	W	W	L	W	W	L	L	W	L	W	-		9	5	75.00%
G8/ Whynot!	W	W	W	W	L	W	L	L	L	W	W	W	W	W	fft		10	4	42 14
H1/ Who Darted?	L	W	W	W	W	L	W	L	W	W	W	W	W	W	-		11	3	
H2/ Quack Hos	W	W	W	L	W	W	W	L	W	W	W	W	W	W	-		12	2	
H3/ Train Station Shooters	L	W	W	W	L	W	L	L	W	W	L	L	W	W	-		8	6	
H4/ Tips & Shafts	W	W	W	L	W	W	L	L	W	W	W	W	L	L	-		9	5	
H5/ What's the Point?	W	W	L	W	W	L	L	L	W	W	L	W	W	L	-		8	6	
H6/ Brown's Bull Busters	W	W	W	L	W	W	W	L	W	W	W	W	W	W	-		12	2	**H Division**
H7/ Ballistic Behavior	L	W	L	L	L	W	W	W	W	W	W	L	L	W	-		8	6	71.43%
H8/ Misfits	L	W	W	W	W	W	L	W	W	W	W	W	W	W	-		12	2	40 16
Right:	22	22	21	21	25	21	23	18	26	22	25	15	23	19	1				
Wrong:	9	8	10	10	6	10	8	13	5	9	6	15	7	12	0				
forfeited:	-	1	-	-	-	-	-	-	-	-	-	1	1	-	1				

RDL - Spring, 2014	Week 1			Week 2			Week 3			Week 4			Week 5			Week 6			Week 7			Week 8			Week 9			Week 10			Week 11			Week 12			Week 13			Week 14			Week 14.5			Forfeits
	vs.	W/L	Pts.	vs.	W/L	Pts.	vs.	W/L	Pts.	vs.	W/L	Pts.	vs.	W/L	Pts.	vs.	W/L	Pts.	vs.	W/L	Pts.	vs.	W/L	Pts.	vs.	W/L	Pts.	vs.	W/L	Pts.	vs.	W/L	Pts.	vs.	W/L	Pts.	vs.	W/L	Pts.	vs.	W/L	Pts.	vs.	W/L	Pts.	
A1/ Bona Fide Element	A8	W	17	a7	W	23	A6	L	10	A5	W	19	a3	W	17	a4	W	18	A2	W	15	a8	W	17	A7	W	24	a6	W	13	a5	W	13	A3	W	22	A4	W	18	a2	W	12	-	-	-	
A2/ Darts of Anarchy	A7	W	21	a8	W	21	A5	L	10	a6	L	9	A4	W	13	A3	W	17	a1	L	9	a7	W	17	A8	W	22	a5	W	13	A6	L	9	a4	L	12	a3	W	15	A1	L	12	-	-	-	
A3/ In Treble	A6	L	11	a5	L	6	A7	W	15	a8	W	17	A1	L	6	a2	L	7	A4	L	6	a6	L	9	A5	L	6	a7	W	12	A8	L	9	a1	L	2	A2	L	9	a4	W	12	-	-	-	
A4/ Lunatic Fringe	A5	L	10	a6	L	10	A8	W	19	A7	W	18	a2	L	11	A1	L	6	a3	W	18	a5	L	9	A6	L	8	a8	W	20	a7	W	16	A2	W	12	a1	L	6	A3	L	12	-	-	-	
A5/ Appetite for Destruction	a4	W	14	A3	W	18	a2	W	14	a1	L	5	A8	W	19	A7	W	20	a6	L	10	A4	W	15	a3	W	18	A2	L	11	A1	L	11	a8	W	21	a7	W	19	A6	L	11	-	-	-	
A6/ Wil. Take Shots	a3	W	11	A4	W	14	a1	W	14	A2	W	15	a7	W	15	a8	W	11	A5	W	14	A3	W	15	a4	W	16	A1	L	11	a2	W	15	A7	*L*	*0*	A8	W	16	a5	W	13	-	-	-	
A7/ Unknown Element	a2	L	3	A1	L	1	a3	L	9	a4	L	6	A6	L	7	a5	L	4	A8	L	10	A2	L	7	a1	L	0	A3	L	9	A4	L	8	a6	*W*	*16*	A5	L	5	a8	L	10	-	-	-	
A8/ Fire for Effect	a1	L	7	A2	L	3	a4	L	5	A3	L	7	a5	L	5	A6	L	6	a7	W	14	A1	L	7	a2	L	2	A4	L	4	a3	W	15	A5	L	3	a6	L	4	A7	W	14	-	-	-	
B1/ Inconceivable!	B8	W	13	b7	L	6	B6	W	16	B5	L	12	b3	W	18	b4	W	15	B2	W	13	b8	W	12	B7	L	10	b6	W	19	b5	W	14	B3	W	16	B4	L	12	b2	L	12	-	-	-	
B2/ No Quarter	B7	L	11	b8	L	8	B5	L	6	b6	W	19	B4	L	12	B3	L	11	b1	L	11	b7	L	3	B8	L	12	b5	W	13	B6	W	17	b4	W	12	b3	L	12	B1	W	12	-	-	-	
B3/ Big Bulls	B6	W	14	b5	L	11	b7	L	8	B8	L	9	B1	L	6	b2	W	11	B4	L	10	b6	W	13	B5	W	12	B7	L	8	b8	W	12	b1	L	8	B2	W	12	b4	W	15	-	-	-	
B4/ Nine Lives	B5	L	11	b6	W	17	b8	W	13	B7	W	17	b2	W	12	B1	L	9	b3	W	14	b5	L	10	B6	W	15	B8	L	9	b7	L	7	B2	L	11	b1	W	12	B3	L	9	-	-	-	1
B5/ What Does the Cork Say?	b4	W	13	B3	W	13	b2	W	16	b1	W	12	B8	W	12	B7	L	8	b6	L	11	B4	W	14	b3	L	12	B2	L	11	B1	L	9	b8	W	14	b7	L	12	B6	W	13	-	-	-	
B6/ Nuttin' Honey	b3	L	10	B4	L	7	b1	L	8	B2	L	5	b7	L	11	b8	L	9	B5	W	13	B3	L	7	b4	L	9	B1	L	5	b2	L	7	B7	L	9	B8	*L*	*0*	b5	L	11	-	-	-	
B7/ BullsHitters	b2	W	13	B1	W	18	B3	W	16	b4	L	7	B6	W	13	b5	W	16	B8	W	14	B2	W	19	b1	W	14	b3	W	14	B4	W	17	b6	W	15	B5	W	12	b8	W	19	-	-	-	
B8/ Rif Raf	b1	L	11	B2	W	16	B4	L	11	b3	W	10	b5	L	12	B6	W	14	b7	L	10	B1	L	12	b2	W	12	b4	W	15	B3	L	12	B5	L	10	b6	*W*	*16*	B7	L	5	-	-	-	
C1/ Excalibur	C8	L	8	C5	W	15	c6	W	13	C4	L	10	c2	W	15	c7	W	13	C3	W	12	c8	W	18	c5	W	17	C6	W	15	c4	W	14	C2	L	11	C7	L	10	c3	W	12	-	-	-	
C2/ Overtime Outlaws	C7	L	10	C6	L	12	c5	W	17	c3	L	5	C1	L	8	c8	L	11	C4	W	16	c7	L	3	c6	W	18	C5	L	11	C3	L	7	c1	W	12	C8	W	12	c4	L	8	-	-	-	
C3/ Traveling Brown's Billiards	C6	W	13	c8	W	13	c7	W	13	C2	W	19	c4	W	18	C5	L	11	c1	L	12	c6	W	17	C8	W	17	C7	W	16	c2	W	14	C4	L	10	c5	W	15	C1	L	10	-	-	-	
C4/ The Locals	C5	W	16	c7	L	11	C8	L	7	c1	W	14	C3	L	6	C6	W	16	c2	L	8	c5	L	10	C7	L	4	c8	L	11	C1	L	9	c3	W	14	c6	W	17	C2	W	16	-	-	-	
C5/ Dublin Dublout	c4	L	8	c1	L	9	C2	L	6	c8	L	10	C7	L	4	c3	W	13	c6	L	11	C4	W	14	C1	L	7	c2	W	13	C8	L	10	c7	L	10	C3	L	9	C6	W	13	-	-	-	
C6/ None	c3	L	11	c2	W	12	C1	L	11	c7	L	4	C8	W	14	c4	L	8	C5	W	13	C3	L	7	C2	L	6	c1	L	9	C7	L	6	c8	L	9	C4	L	7	c5	L	11	-	-	-	
C7/ Methodical Madness	c2	W	14	C4	W	13	C3	L	11	C6	W	20	c5	W	20	C1	L	11	C8	W	16	C2	W	21	c4	W	20	c3	L	8	c6	W	18	C5	W	14	c1	W	14	c8	W	12	-	-	-	1
C8/ Projectile Bombers	c1	W	16	C3	L	11	c4	W	17	C5	W	14	c6	L	10	C2	W	13	c7	L	8	C1	L	6	c3	L	7	C4	W	13	c5	W	11	C6	W	15	c2	L	12	C7	L	12	-	-	-	
D1/ Armed & Hammered	Bye	-	-	D4	L	11	d7	L	7	D3	L	8	d5	L	8	D6	L	10	d2	L	7	Bye	-	-	d4	L	10	D7	L	9	d3	L	8	D5	L	9	d6	W	13	D2	W	13	-	-	-	
D2/ Shark Shooters	d7	L	12	Bye	-	-	D6	L	7	d4	L	10	d3	L	8	D5	W	13	D1	W	17	D7	W	14	Bye	-	-	d6	W	15	D4	L	8	D3	W	14	d5	L	7	d1	L	8	-	-	-	1
D3/ Death Throw	D5	W	14	d6	W	13	Bye	-	-	d1	W	16	D2	W	14	D4	L	10	d7	W	14	d5	W	14	D6	W	17	Bye	-	-	D1	W	16	d2	L	10	d4	L	11	D7	L	12	-	-	-	
D4/ Sharky's Machine	D6	W	18	d1	W	13	d5	L	5	D2	W	14	d7	L	11	d3	W	14	Bye	-	-	d6	L	12	D1	W	14	D5	W	15	d2	W	16	D7	W	13	D3	W	13	Bye	-	-	-	-	-	
D5/ Leftovers	d3	L	9	D7	W	15	D4	W	15	Bye	-	-	D1	W	14	d2	L	11	D6	W	14	D3	L	8	d7	L	11	d4	L	8	Bye	-	-	d1	W	15	D2	W	14	d6	W	13	-	-	-	
D6/ Menace 2 Sobriety	d4	L	6	D3	L	11	d2	W	17	D7	L	10	Bye	-	-	d1	W	14	d5	L	10	D4	W	12	d3	L	7	D2	L	9	d7	L	12	Bye	-	-	D1	L	11	D5	L	11	-	-	-	
D7/ We Be Triplin	D2	W	12	d5	L	7	D1	W	17	d6	W	13	D4	W	13	Bye	-	-	D3	L	10	d2	L	9	D5	W	13	d1	W	14	D6	W	12	d4	L	11	Bye	-	-	d3	W	12	-	-	-	
E1/ Gift Returns	E8	L	9	e7	L	8	E2	W	13	e3	L	12	E6	W	12	E4	W	14	e5	L	10	e8	L	9	E7	L	8	e2	W	15	E3	W	13	e6	L	10	e4	L	9	E5	L	10	-	-	-	
E2/ You're Supposed To Beat Us!	e6	L	8	e4	W	16	e1	L	10	e5	L	8	E8	L	8	e7	L	9	E3	W	16	E6	W	14	E4	W	14	E1	L	9	E5	L	8	e8	L	7	E7	L	5	e3	L	10	-	-	-	1
E3/ Drinkers with a Dart Problem	E5	W	13	e8	L	12	e4	L	9	E1	W	12	E7	L	11	e6	W	14	e2	L	8	e5	W	17	E8	L	11	E4	W	16	e1	L	11	e7	W	12	E6	W	13	E2	W	14	-	-	-	
E4/ Blind Squirrels	E7	L	9	E2	L	8	E3	W	15	e6	W	13	E5	L	10	e1	L	8	E8	L	7	e7	L	12	e2	L	10	e3	L	8	E6	W	17	e5	W	18	E1	W	15	e8	L	8	-	-	-	
E5/ Nice Grouping	e3	L	11	E6	L	10	e7	L	6	E2	W	16	e4	W	14	e8	W	12	E1	W	14	E3	L	7	e6	W	14	E7	L	7	e2	W	16	E4	L	6	E8	L	5	e1	W	14	-	-	-	
E6/ Village Idiots	E2	W	16	e5	W	12	E8	L	8	E4	L	11	e1	L	12	E3	L	10	e7	L	4	e2	L	10	E5	L	10	e8	L	9	e4	L	7	E1	W	14	e3	L	11	E7	L	11	-	-	-	1
E7/ Liquor Posse	e4	W	15	E1	W	15	E5	W	16	e8	L	11	e3	W	13	E2	W	15	E6	W	20	E4	W	12	e1	W	16	e5	W	17	E8	W	13	E3	L	12	e2	W	19	e6	W	13	e8	L	10	
E8/ I Got Nothing	e1	W	15	E3	W	12	e6	W	16	E7	W	13	e2	W	16	E5	L	12	e4	W	17	E1	W	15	e3	W	13	E6	W	15	e7	L	11	E2	W	17	e5	W	19	E4	W	16	e7	W	14	
F1/ MoonShines Effect	F7	W	15	f8	L	11	f3	W	15	F5	W	14	F6	L	11	F2	L	6	f4	L	7	f7	W	13	F8	L	11	F3	L	9	f5	L	8	f6	W	12	f2	L	4	F4	L	9	-	-	-	1
F2/ Darty Deeds	f4	W	14	F3	W	20	f7	L	10	F8	W	15	f5	W	14	f1	W	14	F6	W	14	F4	L	10	f3	W	14	F7	W	14	f8	W	13	F5	L	9	F1	W	20	f6	L	10	-	-	-	
F3/ UZMAgain	F5	W	15	f2	L	4	F1	L	9	f6	L	3	f7	L	7	F4	L	9	f8	W	18	f5	L	10	F2	L	10	f1	W	15	F6	W	15	F7	L	11	f4	L	8	F8	L	9	-	-	-	
F4/ Home Grown Wolves	F2	L	10	f5	*W*	*16*	F6	W	15	F7	W	16	f8	L	11	f3	W	15	F1	W	17	f2	W	14	F5	L	11	f6	L	10	f7	W	12	F8	W	21	F3	W	15	f1	W	15	-	-	-	
F5/ One Armed Bandits	f3	L	9	F4	*L*	*0*	F8	W	13	f1	L	10	F2	L	10	f6	W	13	F7	W	13	F3	W	14	f4	W	13	f8	W	14	F1	W	16	f2	W	15	F6	W	13	f7	W	15	-	-	-	1
F6/ Five-OH! Whizzle	F8	W	13	f7	W	13	f4	L	9	F3	W	21	f1	W	13	F5	L	11	f2	L	10	f8	L	7	F7	W	15	F4	W	14	f3	L	7	F1	L	11	f5	L	11	F2	W	12	-	-	-	
F7/ F Your Mom	f1	L	8	F6	L	8	F2	W	14	f4	L	8	F3	W	17	F8	W	12	f5	L	11	F1	L	11	f6	L	8	f2	L	10	F4	L	10	f3	W	11	f8	W	12	F5	L	9	-	-	-	
F8/ Same Day Different Darts	f6	L	11	F1	W	13	f5	L	11	f2	L	9	F4	W	13	f7	L	9	F3	L	6	F6	W	17	f1	W	12	F5	L	10	F2	L	11	f4	L	3	F7	L	12	f3	W	13	-	-	-	1
G1/ Double Tap	g8	L	8	G5	L	11	g6	L	9	g4	W	13	G7	L	11	G3	L	8	g2	L	8	G8	W	16	g5	L	11	G6	L	9	G4	L	10	g7	L	7	g3	L	2	G2	L	10	g8	W	16	
G2/ Shootin Da Bull	g7	W	20	G6	L	11	G4	W	13	g8	W	22	G3	W	15	g5	W	12	G1	W	16	G7	W	14	g6	W	16	g4	W	17	G8	W	17	g3	W	15	G5	W	14	g1	W	14	-	-	-	
G3/ The Sofa Kings	g6	W	12	G7	W	13	g8	W	19	G5	W	15	g2	L	9	g1	W	16	G4	W	13	G6	W	14	g7	W	16	G8	W	14	g5	W	17	G2	L	9	G1	W	22	g4	L	11	-	-	-	
G4/ On the Wire	G5	L	8	G8	L	3	g2	L	11	G1	L	11	g6	L	6	G7	L	11	g3	L	11	g5	L	9	g8	W	13	G2	L	7	g1	W	14	G6	W	13	g7	W	12	G3	W	13	-	-	-	
G5/ Grateful Darts	g4	W	16	g1	W	13	G7	L	7	g3	L	9	G8	W	12	G2	L	11	g6	L	9	G4	W	15	G1	W	13	g7	W	10	G3	L	7	g8	W	15	g2	L	10	G6	L	10	-	-	-	1
G6/ Missing Flights	G3	L	12	g2	W	13	G1	W	15	g7	W	12	G4	W	13	g8	W	13	G5	W	11	g3	L	10	G2	L	8	g1	W	14	G7	L	12	g4	L	11	G8	W	16	g5	W	14	-	-	-	
G7/ Northern Flights	G2	L	4	g3	L	11	g5	W	17	G6	L	12	g1	W	13	g4	W	13	G8	W	13	g2	L	10	G3	L	8	G5	L	10	g6	W	12	G1	W	17	G4	L	12	g8	W	15	-	-	-	
G8/ Whynot!	G1	W	16	g4	W	17	G3	L	5	G2	L	2	g5	L	12	G6	L	11	g7	L	11	g1	L	8	G4	L	8	g3	L	10	g2	L	7	G5	L	9	g6	L	8	G7	L	9	g1	L	fft	
H1/ Who Darted?	h3	L	10	H4	L	11	h2	L	10	H8	L	10	h6	W	17	H5	L	7	H7	L	12	H3	W	13	h4	L	7	H2	L	11	h8	L	12	H6	W	11	h5	L	12	h7	W	15	-	-	-	
H2/ Quack Hos	h4	W	13	H3	W	14	H1	W	14	h7	L	10	H5	W	15	h8	W	14	h6	W	14	H4	L	11	h3	W	13	h1	W	13	H7	W	14	h5	W	16	H8	W	16	H6	W	16	-	-	-	
H3/ Train Station Shooters	H1	W	14	h2	L	10	H4	W	13	h5	W	15	H7	W	18	H6	W	16	h8	L	12	h1	L	11	H2	L	11	h4	W	13	H5	L	10	h7	W	16	h6	W	17	H8	W	15	-	-	-	
H4/ Tips & Shafts	H2	L	8	h1	W	13	h3	L	9	H6	L	11	H8	L	10	h7	L	11	h5	L	10	h2	W	13	H1	W	17	H3	L	11	h6	W	12	h8	L	8	H7	W	15	H5	L	8	-	-	-	
H5/ What's the Point?	h6	W	16	H8	L	5	h7	L	7	H3	L	9	h2	L	9	h1	W	17	H4	W	14	H6	L	10	h8	L	6	H7	L	11	h3	W	14	H2	L	8	H1	W	12	h4	W	16	-	-	-	
H6/ Brown's Bull Busters	H5	L	8	H7	L	6	h8	L	5	h4	W	13	H1	L	7	h3	L	8	H2	L	10	h5	W	14	h7	L	8	H8	L	7	H4	L	6	h1	L	10	H3	L	7	h2	L	8	-	-	-	1
H7/ Ballistic Behavior	h8	L	11	h6	W	18	H5	W	17	H2	W	14	h3	L	6	H4	W	13	h1	W	12	H8	L	10	H6	W	16	h5	W	13	h2	L	10	H3	L	8	h4	L	6	H1	L	9	-	-	-	
H8/ Misfits	H7	W	13	h5	W	19	H6	W	18	h1	W	14	h4	W	14	H2	L	10	H3	W	12	h7	W	14	H5	W	18	h6	W	17	H1	W	12	H4	W	16	h2	L	8	h3	L	9	-	-	-	

THIS SEASON'S TRIVIA QUESTIONS… REVISITED

I now run this column during seasons in which I've included trivia questions all season. Each question is listed exactly as it was during the season, so there is potential for a question to now be out of date, but it's usually not too much of a problem. Each question is listed under the week number when it ran, and the answers follow the questions. No peeking…

Week 8 question: As of week 6, Wil. Take Shots in A division was left as the only undefeated team in any division this season. In my 36 and a half seasons as statistician, what is the earliest week of a season in which the RDL was left without any undefeated teams?

Week 9 question: How many teams have won a match this season despite being losing a set 6-0? (and yes, I mean 6-0, as dropping a 4-0 to a double-shorthanded team is a far lesser issue)

Week 10 question: What is the average number of 24-0 shutouts per season in the RDL? (well, ok… the average number during my tenure as RDL statistician - the previous 36 seasons)

Week 11 question: How long ago was the last week in which zero teams in the RDL played shorthanded for even one set?

Week 12 question(s): How many different establishments have hosted the RDL banquet in the past decade? Can you name each of them?

Week 13 question: What percent of the division races in the past 36 seasons have been decided by points (meaning the top two teams finished with the same match win/loss record)?

Week 14 question: What is the greatest margin of victory for a season division winner in my 36 seasons as the statistician? Who did it?

Week 8 answer: Well, with Wil. Take Shots winning in week 7 (and 8), this season lost its shot at breaking or tying this record. That record for the latest the last undefeated team lost is week 7, and that has happened twice. In Spring 1998, Lunatic Fringe in A division and Top Dead Center in B division both entered week 7 undefeated, and both lost in tiebreakers. Then in the Spring 2009 season, Who's the Daddy? in A, Rif Raf in B, and the Overtime Outlaws in D all entered week 7 undefeated, with all three losing (14-10, 16-8, and 12+-12, respectively) that night.

Week 9 answer: In the first 9 weeks of this season, 12 different teams have dropped a set 6-0 and still won the match. To be fair though, 6 of those weren't very interesting, as they were teams that clinched the match in DCkt and then lost all three 501s. Two more (Inconceivable! in week 8 and Big Bulls just last week) were swept in 501 and then had to win a tiebreaker for the match victory. It's the remaining four that I find most interesting though… Nine Lives in week 5 was swept in DCkt and won in a tiebreaker. Shootin Da Bull in week 8 and Sharky's Machine last week were each swept in DCkt and still won the match 14-10. And then there's The Locals in their rescheduled week 4 match - they were swept in SCkt(!) and still managed to win without even going to 1001 (14-10 final score). It takes some serious resilience to bounce back from a set loss like that to still take the match, and to do it in regulation. Wow. [*Answer update for the banquet Tons*: Four additional teams won a match despite losing a set 6-0 in the last 5 weeks of the season. Two of those were teams that had clinched in DCkt and then dumped the 501s. The third was a team that led 12-6, dropped the 501s, and then won the 1001. But the fourth was another pretty interesting one… Liquor Posse got swept by the Village Idiots in DCkt in week 14, but still won the match by a 13-11 score.]

Week 10 answer: We actually only average 0.44 full 24-0 shutouts per season. We've had 16 total 24-0s in our past 36 seasons. Twenty-four seasons have gone with no forfeits, 9 have had 1, 2 have had 2, and 1 season had 3(!). Possibly as expected, 13 of those 16 have happened in A division (as did the one 24-0 so far this season). [*Answer update for the banquet Tons*: The one 24-0 noted above was the only one in a match this season, so there have now been 10 seasons out of the past 37 with exactly one 24-0 result. That means our league average has also climbed to 0.46 full 24-0 shutouts per season.]

Week 11 answer: Holy cow, I knew it didn't happen that often, but I was shocked when I finally dug up the answer to this one. The last week we had no shorthanded teams (during the season, that is, as there is no way to know during the tournaments since we don't submit those scoresheets) took place on March 10th, 2010. Over 4 years ago! Over 8 seasons ago! Wow. [*Answer update for the banquet Tons*: No weeks in the last month of this season with no shorthanded teams…]

Week 12 answer: Ok, so I got pretty interested in this one when I was pulling out the answer, so I actually went back and collected the info from my entire 36-season tenure as statistician/editor. So, I'll give you the answer for just this past decade... and also for the past 18 years! Ok, in the past decade, only 5 locations have hosted the banquet: The Upper Deck, High Park Bar & Grille, and Rally Point Sport Grill have covered the last 18 seasons, and Tir na nOg and the VFW Hall in Cary held the two before that (in 2004). And shockingly, adding in the prior 16 seasons increases our number of banquet hosts by only 1! In the past 36 seasons, here are your banquet hosts: VFW Hall - Cary (10 times, all pre-2005), The Upper Deck (8 times), High Park Bar & Grille (7 times, all in the last 13 seasons), Tir na nOg (5 times, all in a row from 2002-2004), Rally Point Sport Grill (3 times, all in the last 8 seasons), and The Warehouse (3 times, in 2000 and 2001). Given that the VFW and Warehouse don't host dart matches, that means only 4 of the league's weekly host bars have been a banquet host in the past 18 years! [*Answer update for the banquet Tons*: Obviously, The Upper Deck is adding its 9th time hosting the banquet today.]

Week 13 answer: Of the 262 divisions contested in the past 36 seasons, 57 have had first place decided by points because the top teams had the same match record. That's nearly 22% of the divisions!! A/B/E have each used points 9 times, D/F have each used points 8 times, C has 6 times, G has 5 times, and H has 3 times. Five of the 36 seasons have had no point-decided titles, and the highest number of point races in any one season is 4 (which happened twice, in Spring 2002 and Fall 2010). [*Answer update for the banquet Tons*: This season brought us two more division titles (E and F divisions) decided by points, bringing our totals to 59 of the 270 divisions in the past 37 seasons. But actually, I guess that isn't really 100% accurate... It turned out that one of those two divisions this season was not decided by points at all, since the top two teams in E ended up tied in both matches and points and had to play an extra match to decide that race! I think that race certainly qualifies to be included in these statistics though, simply because it clearly at least fits the spirit of this trivia question.]

Week 14 answer: Well, since this season is now over, we'll add this one in to make it 37 seasons. And in those 37 seasons, there have been 270 total divisions. Of those 270, 26 of them have been decided by 4 matches, another 8 have been decided by 5 matches, but another 2 were decided by SIX MATCHES!! In the Fall 1999 season, Get the Point won D division by 6 matches & 42 points, and did it in a 12-week season (12-0 first, 6-6 second; 3rd/4th/5th were all also 6-6)!! And in the Fall 2000 season, Madhouse Patients won G division by 6 matches & 40 points (14-0 first, 8-6 second).

THIS SEASON'S LYRICS QUIZZES… REVISITED

Much like the column of this season's trivia questions on the previous page, I've listed here each lyrics quiz from this season. Each lyric is listed exactly as it was during the season. Each lyric is listed under the week number when it ran, and the answers are listed at the bottom of the page (and continuing onto the next page). No peeking… So who's ready to re-play "Name the band/singer and song (and weekly theme)"?

Week 2, song #1 lyric: "The scars of your love remind me of us, They keep me thinking that we almost had it all"

Week 2, song #2 lyric: "Now and then I think of all the time you screwed me over, But had me believing it was always something that I'd done"

Week 2, song #3 lyric: "She's up all night 'til the sun, I'm up all night to get some, She's up all night for good fun"

Week 3, song #1 lyric: "I've seen it before, it happens all the time, You're closing the door, you leave the world behind"

Week 3, song #2 lyric: "The more I see the less I know, The more I'd like to let it go, Hey oh, woah"

Week 3, song #3 lyric: "She had a lot on her mind and she didn't pay attention, She was going way too fast"

Week 4, song #1 lyric: "Please, swallow your pride, If I have things you need to borrow, For no one can fill those of your needs"

Week 4, song #2 lyric: "When people can be so cold, They'll hurt you and desert you, And take your soul if you let them"

Week 4, song #3 lyric: "Now if you feel that you can't go on, Because all of your hope is gone, And your life is filled with much confusion"

Week 5, song #1 lyric: "After all it was great big world, With lots of places to run to, And if she to die tryin', She had one little promise..."

Week 5, song #2 lyric: "Come back home to the refinery, Hiring man says 'son if it was up to me', Went down to see my VA man"

Week 5, song #3 lyric: "She said the man in the gabardine suit was a spy, I said 'Be careful, his bowtie is really a camera' "

Week 6, song #1 lyric: "There's something inside me that pulls beneath the surface, Consuming, confusing what is real"

Week 6, song #2 lyric: "Now security did not see him, They just hovered round his tomb, But there's a pretty little thing, Waiting for the king"

Week 6, song #3 lyric: "Coming down may be the hardest thing, Well the good ol' days may not return, And the rocks might melt and the sea may burn"

Week 7, song #1 lyric: "Although I search myself, it's always someone else I see, I'd just allow a fragment of your life to wander free"

Week 7, song #2 lyric: "I used to think maybe you loved me, now I know that it's true, And I don't want to spend my whole life just a-waiting for you"

Week 7, song #3 lyric: "When I'm out walkin', I strut my stuff, yeah, I'm so strung out, I'm high as a kite, I just might stop to check you out"

Week 8, song #1 lyric: "Paint your smile on your lips, Blood red nails on your fingertips, A school boy's dream, you act so shy"

Week 8, song #2 lyric: "I guess I just lost my husband, I don't know where he went, So I'm gonna drink my money, I'm not gonna pay his rent"

Week 8, song #3 lyric: "Tell me now baby is he good to you, Can he do to you the things that I do, I can take you higher"

Week 9, song #1 lyric: "All I ask for when I pray, steady rollin' woman gonna come my way, Need a woman gonna hold my hand"

Week 9, song #2 lyric: "We want to multiply, are you gonna do it? I know you qualify, are you gonna do it? Don't be so circumscribed"

Week 9, song #3 lyric: "Well I, believe, it all, is coming to an end, Oh well, I guess, we're gonna pretend"

Week 10, song #1 lyric: "I want you to know, I said I want you to know right now, You've been good to me baby, Better than I've been to myself"

Week 10, song #2 lyric: "Hatty told Matty, Let's don't take no chance, Let's not be L-seven, come and learn to dance"

Week 10, song #3 lyric: "A fine little girl, she waits for me, Catch a ship across the sea, Sail that ship about, all alone, Never know if I make it home"

Week 11, song #1 lyric: "He smiled, so I got up and asked for his name, But that don't matter, he said 'cause it's all the same"

Week 11, song #2 lyric: "Oh, it doesn't matter what they say in the paper, 'Cause it's always been the same old scene, There's a new band in town"

Week 11, song #3 lyric: "You keep on saying you'll be mine for a while, You're looking fancy and I like your style, You drive us wild"

Week 12, song #1 lyric: "Every time you call my name, I heat up like a burnin' flame, Burnin' flame full of desire, Kiss me baby"

Week 12, song #2 lyric: "Summer turns me upside down, Summer summer summer, It's like a merry go round, I see you under the midnight"

Week 12, song #3 lyric: "You better stop the things you do, I ain't lyin', no I ain't lyin', You know I can't stand it, your runnin' around"

Week 13, song #1 lyric: "Everybody, get on the floor, let's dance, Don't fight your feelings, give yourself a chance"

Week 13, song #2: "When you take me by the hand, Tell me I'm your lovin' man, When you give me all your love, And do it babe the very best you can"

Week 13, song #3 lyric: "Baby, babe, let's get together, Honey, honey, me and you, And do the things, ah, do the things, That we like to do"

Week 14, song #1 lyric: "Early to rise, early to bed, In and between I cooked cleaned and went out of my head"

Week 14, song #2 lyric: "I never said you had to offer me a second chance, I never said I was a victim of circumstance"

Week 14, song #3 lyric: "New boy in the neighborhood, Lives downstairs and it's understood, He's there just to take good care of me"

Week 14, song #4 lyric: "Making your way in the world today takes everything you've got, Taking a break from all your worries"

Week 14, song #5 lyric: "I know my parents love me, Stand behind me come what may, I know now that I'm ready"

Week 14, song #6 lyric: "Now the world don't move to the beat of just one drum, What might be right for you, may not be right for some"

Week 14, song #7 lyric: "There's a time you got to go and show, You're growin' now you know about"

Week 14, song #8 lyric: "I bet we've been together for a million years, And I bet we'll be together for a million more"

Week 14, song #9 lyric: "Hello sunshine, goodbye rain, She's wearing my high school ring on her chain, She's my steady, I'm her man"

Week 14, song #10 lyric: "On your mark, get set and go now, Got a dream and we just know now"

Week 14, song #11 lyric: "So while you're here enjoy the view, Keep on doing what you do, So hold on tight and we'll muddle through"

Week 14, song #12 lyric: "When I wake up in the mornin', And the alarm gives out a warnin', I don't think I'll ever make it on time"

Week 14, song #13 lyric: "You'll see that life is a ball again, and laughter is callin' for you, Down at our rendezvous"

Week 14, song #14 lyric: "There's a time for love and a time for living, You take a chance and face the wind, An open road and a road that's hidden"

Week 14, song #15 lyric: "Got kind of tired packing and unpacking, Town to town up and down the dial, Maybe you and me were never meant to be"

THIS SEASON'S LYRICS QUIZZES… REVISITED (the answers to the lyrics at the top of the page) (these are continued on page 14...)

Week 2 answers: Song 1 = "Rolling in the Deep" by Adele === Song 2 = "Somebody That I Used to Know" by Gotye featuring Kimbra === Song 3 = "Get Lucky" by Daft Punk. Week 3 answers: Song 1 = "Cold As Ice" by Foreigner === Song 2 = "Snow (Hey Oh)" by Red Hot Chili Peppers === Song 3 = "Jesus Take the Wheel" by Carrie Underwood.

Week 4 answers: Song 1 = "Lean on Me" by Bill Withers === Song 2 = "You've Got A Friend" by Carole King or James Taylor === Song 3 = "Reach Out I'll Be There" by Four Tops. Week 5 answers: Song 1 = "American Girl" by Tom Petty & the Heartbreakers === Song 2 = "Born in the U.S.A." by Bruce Springsteen === Song 3 = "America" by Simon & Garfunkel.

Week 6 answers: Song 1 = "Crawling" by Linkin Park === Song 2 = "Walking in Memphis" by Marc Cohn === Song 3 = "Learning to Fly" by Tom Petty & the Heartbreakers. Week 7 answers: Song 1 = "Don't Let the Sun Go Down on Me" by Elton John === Song 2 = "Walking on Sunshine" by Katrina & the Waves === Song 3 = "Blister in the Sun" by Violent Femmes.

THIS SEASON'S LYRICS QUIZZES… REVISITED --- THE ANSWERS (continued from page 13)

Week 8 answers: Song 1 = "You Give Love a Bad Name" by Bon Jovi === Song 2 = "So What" by Pink (yes, I know she spells it P!nk - I'm not doing that) === Song 3 = "I'm on Fire" by Bruce Springsteen & the E Street Band. Week 9 answers: Song 1 = "Black Dog" by Led Zeppelin === Song 2 = "Some Like It Hot" by Power Station === Song 3 = "How Far We've Come" by Matchbox Twenty.

Week 10 answers: Song 1 = "Shout" by The Isley Brothers (or... Otis Day & the Knights) === Song 2 = "Wooly Bully" by Sam The Sham & The Pharaohs === Song 3 = "Louie Louie" by The Kingsmen. Week 11 answers: Song 1 = "I Love Rock & Roll" by Joan Jett & the Blackhearts === Song 2 = "It's Still Rock & Roll To Me" by Billy Joel === Song 3 = "Rock & Roll All Nite" by Kiss.

Week 12 answers: Song 1 = "Abracadabra" by Steve Miller Band === Song 2 = "Magic" by The Cars === Song 3 = "I Put A Spell On You" by Screamin' Jay Hawkins (and Nina Simone, and Creedence, and others). Week 13 answers: Song 1 = "Shake Your Booty" by K.C. & the Sunshine Band === Song 2 = "That's The Way (I Like It)" by K.C. & the Sunshine Band === Song 3 = "Get Down Tonight" by K.C. again…

Week 14 answers: Song 1 = "Theme to Alice" by Linda Lavin === Song 2 = "Theme to Bosom Buddies 'My Life' " by Billy Joel === Song 3 = "Theme to Charles In Charge" by Shandi Sinnamon === Song 4 = "Theme to Cheers 'Where Everybody Knows Your Name' " by Gary Portnoy === Song 5 = "Theme to A Different World" by Phoebe Snow === Song 6 = "Theme to Diff'rent Strokes" by Alan Thicke === Song 7 = "Theme to The Facts of Life" by Gloria Loring === Song 8 = "Theme to Family Ties 'Without Us' " by Johnny Mathis & Deniece Williams === Song 9 = "Theme to Happy Days" by Truett Pratt & Jerry McClain === Song 10 = "Theme to Laverne & Shirley" by Cyndi Grecco === Song 11 = "Theme to One Day at a Time" by Polly Cutter === Song 12 = "Theme to Saved by the Bell" by Tom Weir === Song 13 = "Theme to Three's Company" by Ray Charles (not the blind pianist) & Julia Rinker === Song 14 = "Theme to Who's the Boss?" by Steve Wariner === Song 15 = "Theme to WKRP in Cincinnati" by Steve Carlisle.

[Like last season, this season we used three-song groups each week and also included a theme each and every week. Added a layer to the game for everybody and proved popular again. ***Here are the themes for each week****, including the week 14 fifteen-song set that proved to be another of the most popular lyric quiz weeks we've ever had - we certainly have a LOT of old sitcom fanatics in our midst...]*

Week 2 theme: The last three winners of the Best Record award at the Grammys. Week 3 theme: The weather/driving conditions that postponed the league's week 2 matches, of course. Week 4 theme: Having a friend you can really count on… don't underestimate that - if you don't have some, you should make an effort to cultivate some. Week 5 theme: Well, it was Olympics time, and I was up late watching curling and ski jumping and snowboarding… so I was feeling all patriotic and we went with a set that might have been more expected if the RDL had matches in early July.. Week 6 theme: The evolution of getting around… crawling, walking, flying... Week 7 theme: Daylight Savings Time!! Yeah, yeah, the sun was a theme too, but it was really about that Sunday's awesome clock change... Week 8 theme: The three music performers/ groups with the highest-grossing tours in groups with the highest-grossing tours in 2013. No, really. I'm not making that up. Bon Jovi and his 80s hair were #1 and the Boss was #3 last year! Week 9 theme: Bands with lead singers named Robert. Week 10 theme: College frat songs that everyone sings despite almost everyone not knowing the actual lyrics. Week 11 theme: Well, rock and roll, of course! Sort of an obvious one once you had the songs, I would say. But you had to get at least two songs to get there. Week 12 theme: Well, magic, of course. Week 13 theme: Disco bands with singers who now live in Durham! Duh…. Week 14 theme: theme songs for '80s TV shows, with the songs listed alphabetically by show name.

SUSPENSIONS, REMINDERS… SADNESS…

First, a minor one that serves as a reminder to all

This one is included here very much as a general reminder to all of our league members that it's time to grow up and act like an adult when you are out in public. Two members of "A" division received official warnings from the Rules & Grievances Committee for a brief altercation they had near the end of the season. I've sort of gathered that it was a lot of "he said - he said" and that the Committee couldn't fully determine who started what or who was at fault. But either way, both players got all riled up, things got loud, and maybe there was chest-puffing and bumping. I'm honestly not really sure. All I know is that the behavior went beyond the acceptable, and both players have been put on notice by the Committee (and thus, subsequently, the RDL Board). Let this notice be the warning to you from the powers that be, such that I don't have to write something like this about you in the future. [Note: I do not know if either of these two is planning to appeal the Committee's decision at the next Board meeting.]

Second, a more severe one, with greater ramifications

This one is included as a reminder to all like the one above, but actually more as just an official notice to the membership so that they know in seasons going forward. Danny Caputo, formerly of Liquor Posse, has received a permanent ban from RDL activities from the Rules & Grievances Committee, in response to a series of actions following a late-season match. This ban was put in place in response to repeated inexcusable behavior (following a one-year ban a couple years ago for punching an opponent), with the most recent acts being reportedly excessively vulgar, unprovoked, and now being directed toward random patrons of the host establishment. [Note: as of the time I am writing this, it does appear that Caputo will indeed be appealing at least the length of the suspension at the next Board meeting.]

MORE ABOUT TYING ALL-TIME WORLD RECORDS

This season, members of Appetite for Destruction tied all-time world records (and obviously RDL records) with both a 170-In (by **Tex Mozzetti**) and a 170-Out (by **Justin McCurry**). Somehow, most of the 170s in recent years have been hit either by or against Appetite, so much so that captain Sid Mitchell was inspired to go back through the banquet Tons compilation and do a little history-compiling for us. Starting from the Spring 1996 season (the first for which I was the statistician), there had been only 8 Ton-70-Ins thrown prior to this season (and only one - of course by a member of Appetite - during the time in which it being the first turn was required). [Interesting side note: Mike Seward of Darts of Anarchy threw 3 of those 8 170-Ins!] In that same timeframe, there had also been 8 170-Outs in the RDL. So Mozzetti's shot had given the "Ins" a 9-8 lead, but then McCurry tied it back up for the "Outs". [Personally, I think it's far cooler to be in the "Outs" club in the 170 room… sure, maybe I'm biased because I have 1 of those 8 myself, but whatever… :o) - JK]

ONE PLAYER CLOSE TO TWO MORE RDL RECORDS…

In weeks 6 and 13, my teammate Robbie Phillips came within a dart each time of the RDL record for fast singles cricket (something my teammate Tom Brown did in week 8 also!), finishing with a strong 12-darter each time. Bummer for Lunatic Fringe, as they were his opponent both times… I guess they inspire him.

But in week 10, Phillips also came within a quarter-inch of the first perfect game in the history of the RDL. 160-In (dbl-20,trip-20,trip-20), then trip-20, trip-19, followed by dart six JUST above the double-12. Sadly, the miss at the 6-darter was followed by a full turn of misses, meaning he didn't even get to tie the league record of 7 darts.

Still, can you imagine throwing all these games? In one season!?

BIGGEST RDL MATCH EVER!!

How unbelievably awesome… this season the RDL had its first-ever "extra" match that decided a division title!! At the end of 14 weeks, I Got Nothing and Liquor Posse ended their E division schedules with the same match win total, the same season point total, and the same number of wins by the same score against each other!! There are no tiebreakers left after that! So, what do the RDL rules say to do? They say to have an "extra" match between week 14 and the tournament quarterfinals!!! The league has seen ties before like this, but they have generally been to decide things like 6th place. Never before has a tie like this occurred at the top of a division. Thus, the two tied teams squared off the Monday night after the regular season to play the biggest match ever in RDL history!

And now a quick sidebar… if anyone reading this is going to try to come argue with me that some tournament final they played was bigger, save your breath. I've been in roughly two dozen A division tournament finals, and NONE of them were as big as this. The regular season is the gold standard of importance, not the tournaments. I do not care that the tournaments are best-of-three… you can win them with a lucky night or two, and some teams carry players solely for tournament time. Yeah, great team commitment there. The season takes consistency and dedication to the league. The tournament does not. And the league itself agrees with me here, very obviously. What is the metric used for determining when teams move up and move down? The season. What is used when numbering teams in each division after next registration? The season. And for what does the league give host establishments team champion plaques? Yep, the season. The only quick nod the tournament gets is that Mugs are the prize there. Heck, we don't even collect scoresheets from the tournament matches, simply trusting that you guys will handle whatever on your own. The tournament pales in comparison to a season-long run of more than 3 months. Period.

Ok, now that we can all recognize that the league's first-ever "extra" match to decide a division was the biggest match ever, we can get on to just what exactly happened…

301: Posse starts off quick, with Nathan Watkins and Drew Duncan ringing up a fast 2-0 lead. Andy Krestalude and Pete Hartmann immediately strike back for I Got Nothing to tie it at 2-2, but then Aaron Mooty and captain Ryan Bathurst push the Posse back ahead at 4-2.

SCkt: Hot run for I Got Nothing! Mike Holly, Krestalude, captain Erin Hartmann, and Vince Martinez rip off the first four to push I Got Nothing back ahead, 6-4! But as would be expected in a battle this even, Bathurst and Gus Martinez immediately ties things back up, 6-6.

DCkt: Posse rides the momentum of the end of SCkt with two wins by Adam Barnes/Mooty and Watkins/Duncan to take a strong 10-6 lead, leaving them within 2 games of the title. But then… the tides in this back-and-forth matchup turned back the other way yet again. Krestalude and Louie Cuevas took the last DCkt for I Got Nothing to start a run that didn't end for the rest of the night… 10-8 Posse, but still a whole set to go. A whole set of… Nothing…

501: Cuevas/Pete Hartmann take out Mooty/Watkins and it's 10-10. Then Krestalude/Martinez slide past Duncan/Martinez, and it's 12-10, I Got Nothing. Now with one game left (in regulation play), it had to almost seem predestined that the Posse would tie it up and sent it to 1001 (a place these two have been often in the past couple seasons). But nope… captain Erin Hartmann punched out a double-10, and I Got Nothing goes down as the Spring 2014 E division champs!!

(Pretty regular sight for these two to come down to one dart. Pretty odd sight for that last throw to not involve the Posse's clutch finisher in so many of these matches, due to a suspension [see previous page]. Bottom line though is that if you can't be there, you can't win.)

REMEMBER A YEAR AGO, WHEN I PRINTED THIS?

What happens when you hit huge turns all the time, win national championships, and nearly win a World Cup? Well, you end up getting sponsored and producing your own signature line of darts! *How freakin' bada** is this?!* When you go to the Puma Darts catalog, you can get yourself a set of the Robbie Phillips signature model darts (available in multiple weights, including light enough for soft-tip conversion). Below is the actual photo from the catalog, complete with an image of his name laser-written right on the dart!



Well, that's still really bada and all…**

But what does a company-sponsored national dart champion do when he's not throwing darts?

He goes to weekend-long rock festivals and crowd surfs!! That's him at the Carolina Rebellion a couple weekends ago, during the Staind show. He surfed at other times too, but this was the best photo (thanks to Paul Jacobi, for having a good camera and for being tall enough to make that matter).



But he, of course, wouldn't be alone!

We didn't all go up top surfing, but some others did! Like Angela Jeffcoat of What Did The Cork Say? That's her riding hands within moments of the time that Phillips had gone, during the same song. (Thanks again to Paul Jacobi for sharing his awesome photos… and for being tall…)



THE RDL'S BEST FROM TWO DECADES AGO

A little throwback item for those who love league history… Spring 1994 (20 years ago) "A" Div. champions, the Pigs. From left to right… Billy Brown, Jack Kuhns, Don Overman, Steve Hoffmann, Frank Telesz, Tim Lane, and Pete Rutten (kneeling in the foreground).



RANDOM THOUGHTS FROM JK

Nowadays, it's a fact… this column has become a banquet Tons staple. I have no idea why so many are so keen on taking a peek into the oddness that is my head, but you are. So without further ado, let's open up my head again and see what falls out. Some of these observations are dart-related, and some of them clearly are not. As always, this is just about the last thing that I'm writing and once again much of it was written when it was already today… soooo, also as always not even I know what's about to hit the page…

-- It's Random Thoughts time, so that means it's Survivor time! Just this past Wednesday, we were talking about reality television and how much some of my teammates hate it. Well, Survivor is barely reality, people. It's sort of a social experiment, edited really well to take out all the boring parts and make the drama even more dramatic than it probably really is. Oh, and the people are barely allowed to eat and they get all paranoid and bit*hy. Awesomeness incarnate. Plus, every week I get to hear my favorite line on any show on television: every time there is a reward challenge where one team will win food or a night away or a shower (yes!!), when the challenge is over, host Jeff Probst says "winning team head off that way toward your prize" and then he turns to the losing team and says "losing team… I got nothin' for ya…" Oooh, burn! Get outta here, losers! You get flippin' nothin'!

-- I write a lot of stuff in the Tons about Robbie Phillips. That's pretty much inevitable since he does some of the best 'stuff' at the dartboard and this is… you know… a dart newsletter. But this Wednesday's match had an excellent display of darts, followed by something much funnier. You see, on my team, when you hit a perfect throw each of your teammates gives you a dollar. Can be a nice tab-coverer if you're rolling for a night. In doubles cricket, Phillips had three full turns in the first leg: a 9m, a 3m, and then an 8m with a double-bull (absolutely considered a perfect throw and good for a dollar). Yep, two perfect throws in three turns. We were still collecting the first round of dollars when he tossed the second. In the next leg, on his second turn, Phillips went up and went triple, triple, 'click' right on top of the triple… which prompted teammate Mark Knight (who was clearly tiring of getting his wallet out) to immediately blurt out "GOOD! Ya little bastard." Yep, that's how my team rolls. Hit a bunch of great stuff and we insult you and yell at you because you're costing us money.

-- A couple summers ago I won some Tim McGraw tickets in the raffle at the Wreck at the Deck. My wife and her friend used them, she became a country music fan that night, and I am now sort of a country music fan (or at least attendee) by default. Oh, and the radios in our cars? Set to 94.7 or 93.9 every time my wife has been in the car. Which means I get to hear a LOT more country songs than I used to hear. Recently, a song called Redneck Crazy came over the airwaves while we were listening. (I will pause here to give the non-country fans time to snort and chuckle at the fact that someone willingly wrote a song called Redneck Crazy… … … … ok, that should be enough time…) Anyway, the singer's woman is now with someone else, and he is going to get drunk and then head over to her place to basically start a fight. Hey, great plan… But that isn't my issue. My issue is that the lyrics of the song include the chorus of "I'm gonna lean my headlights into your bedroom windows, Throw empty beer cans at both of your shadows." Really? You're going to shine lights on the house from the outside and then throw beer cans at the shadows that appear on the windows from the people inside. Well, evidently "redneck crazy" is code for "no understanding of physics". If you don't know what I mean by that, well… try not to break any windows the next time you're the one throwing the cans.

-- Some of you guys definitely make my life as statistician more interesting than others do. Lyman Kiser, captain of the One Armed Bandits? He makes things interesting. After their quarterfinal match, he sent me an email that simply read "Bandits win 14." Attached to that email was a photo of a handmade scoresheet (awesome in its own right!) showing a score of 13-3. Then he called and left me a VoiceMail reporting their score as 15-4. Ummm… Well, regardless of the score, they won. And when we had a funny email exchange the next day, he confessed the following: "Haha, yep. Excited and can't count or read very well. No idea why they have me as captain!"

-- So I go to lunch over at the Tobacco Complex in downtown Durham, and as I'm walking out of the parking deck, I notice the open parking space right next to the walkway leaving the deck. It's a handicapped spot. Logical, right? But it doesn't look right, so I take a closer peek as I'm walking through there. It turns out that it's a "Compact Car - Handicapped" spot! Isn't that sort of counter-intuitive? Aren't handicapped parking spots designed to: a) be closer to the destination, and b) provide extra space for ease of exiting your vehicle if you need assistance (cane, walker, motorized chair, simply help from a loved one)?

-- Here's an interesting little statistical tidbit that was recently pointed out to me… The highest singles win percentage for a woman in our league this season is held by Adrienne deFontes of Sharky's Machine. And the highest singles win percentage for a woman in our league last season was held by… Adrienne deFontes. And two seasons ago? That highest singles win percentage for a woman? That was… Adrienne deFontes.

-- So next week at my work, we're having a ribbon-cutting ceremony at my building at the Durham VA Medical Center. We moved over to the new building in March, but I suppose the plan was to make sure that stuff worked before doing all the official public show stuff. Well, anyway, this is a government building, and it's big, and it's expensive. And that means that any local or state politician who "might" have said something slightly in favor of funding the building, at some point, for some random reason that might or might not have meant they wanted to spend money on the building, now wants to come be part of a media photo opportunity. So on the day that the state senators and the state representatives and all of their support staff all come over to our building for a couple hours to tour, we basically need to: be at work at times when we normally wouldn't be there, wearing clothes far dressier than we normally would wear there, doing things that have nothing to do with what we actually do there (since we can't have anything biological, chemical, radioactive, or hazardous in any way out on the benchtop - you know, like you might find in, oh, say, a lab!). So that photo op with the politicians sure will be an accurate portrayal of the new building.

-- Holy crap, I love my team… I was just sitting here jotting some stuff into this column while sitting down for a few minutes at work, and I hopped into a team email chain. Longtime teammate Wil Tan typed something that I "pretty much" understood, but not longtime teammate Tom Brown. He replied with a message of confusion, asking us to send him a Wil-to-English translation. Ha! When TOM says something is too odd/cryptic… yikes.

That simply isn't enough Random Thoughts… see the next page for more mostly useless ramblings…

MORE(!) RANDOM THOUGHTS FROM JK

No, really… I have more silly pointless stuff to share. Interested? Then read on… and leave yourself wondering why you didn't have something better to do… Sad for you, right?

-- Do you ever feel like a match is just getting out of hand, such that it just about feels "over" before it's actually over? Well, the next time you're about to toss in the hat prematurely, think back to the Spring 2014 Appetite for Destruction team. In the A division semifinals, Appetite was sitting with a grand total of 1 point while their opponents (Wil. Take Shots, a team featuring a few NC State Champions) were sitting with 8 points. Oh, yikes, a 1-to-8 deficit. Things were not looking great. Until… they ran off 13 straight points to win 14-8! Holy crap, that was awesome to watch (they were next to us at Brewster's that night). What a reversal! It was one of those great situations where the spectators (and likely the participants) could just "feel" the momentum turning. Nice.

-- Sometimes you guys do funny stuff as a team… Take Death Throw, for instance. In a 12-week season, Ben Thompson played 8 SCkt games and 8 DCkt games. And exactly zero games of '01 (he was even the only regular on the team to not be part of their lone 1001 game). And then Mike Zimmerman? 11 301s, 11 501s, and exactly 1 of each cricket set. Their win percentages? 0.625 and 0.750, respectively!! Clearly they're good enough to play the other game as well, right? I think Thompson and Zimmerman need to renegotiate their contracts…

-- I've written about this before, but I'm doing it again… because the people to whom I'm talking didn't hear me yet. And here is what I want to tell you: If you are one of those people that always feel the need to back your vehicle into a parking spot, stop it! Probably 90% of you abso-freakin-lutely SUCK at it! You take for-flippin-ever to do it, moving forward and back, realigning over and over, blocking traffic (especially in parking decks!), and making most of us basically hate you. And the punch line? More than half the time you STILL miss the parking space!! You park over the lines, you park on odd angles, and/or you leave your vehicle's front end sticking out too far. And heaven help us if you are driving a vehicle that is just too big for you to handle (this is apparently about half of you, sadly) - that just magnifies the situation in just about every way. And before you bother arguing that I'm just some lone curmudgeon complaining about you, please note that it is becoming more and more common for parking lots and decks to post signs prohibiting backing vehicles into spots, with possible punishments being tickets or towing. So, it's not just me, it's pretty much everyone who is not you. Cut it out, you slow, selfish, sucky parkers. You simply don't gain enough time/comfort/whatever to justify making life so miserable for the rest of us.

-- A quick comment on something that I noted on the front page in the B division write-up. In case you didn't see it there, I want to reiterate it here. The BullsHitters claimed the B division title in both the regular season and the tournament this season. And last season, they did the same thing in C division. And before that, it was D division. And before that, it was E division. And before that, it was F division. Yes, what I am telling you is that they have been the top team in their division in both the regular season *and* the tournament FIVE seasons in a row. Nobody has finished ahead of them in any standings or bracket in two and a half years! You have to go all the way back to their third place finish (despite a pretty decent 10-4 record) and semifinals loss in F division in the Fall 2011 season. One of the most amazing climbs the RDL has ever (or likely will ever) see. Now… if they can make it six straight next season… THAT would be something. See you soon, Hitters…

-- Just a note to anybody out there who is a male, and who might find himself at a rock concert: If, at any point, you find yourself sitting on your friend's shoulders, get the hell off. Now. That little trick is only acceptable for females. Don't ask me why, don't argue. Just accept it, and put your damn feet back on the ground. Unless, of course, you enjoy having bottles of water thrown at you and having a bunch of mockery loudly hurled in your direction. Which… you would deserve…

-- I heard this ad on the radio that struck me as having one of the dumbest reasons for you to rush right out to shop. The ad was for a local boat seller and their big statement in the ad was "this is the last sale at the fairgrounds before summer!" Oh, really? I will have to either come to your store… or… wait for a couple weeks? It just lacks the push of an end-of-season sale in the fall or something. How gullible do I have to be that I would feel the need to rush right out this weekend?

-- Has anybody else noticed that people on live TV (studio hosts, reality show judges, sports commentators… just about anyone not acting directly from a script) have basically forgotten how to use adverbs? Did they stop teaching those in school? I am so tired of hearing "I want it so bad" and "you did so good" and "wow, you got here so quick." Good lord, those people all talk English so nice they make me want to stab my own ears. I weep a little bit for us…

-- On a related note, what…in…the…hell… is that new number line method of teaching addition/subtraction/multiplication/division? What happened to long addition, etc.? That worked for me and it's actually explainable. This new number line hop thing is ridiculous. I'm soooo glad my kids are just old enough to escape falling under that math teaching system. I'm already amazed at how many news articles I've seen about parents that are PhDs and MDs sending notes back to the school with their kids, saying they can't help them with their homework because the system is silly and nobody can figure it out.

-- Have you seen all the pro athletes suspended for testing positive for banned substances? How about the college guys that went to the NFL scouting combine and failed their drug tests? Are you kidding me? How stupid do you have to be to risk a multi-million dollar career to toke one up? Seriously. I cry for us.

-- Hey, do me a favor… If you have taken a "selfie" today for which you held the camera on an odd angle because that makes it artsy and cool, unless you are a teenager, please go outside and run yourself over with your car. If you are a teenager, do the same, but go out and use your parent's car because you probably don't have the responsibility level to maintain enough of a job to pay for your own vehicle if you think angled selfies are cool. Oh, and if you have taken more than four selfies on any one day ever (I am being WAY generous with the four, by the way) or if you have "posted" more than one selfie in a day, just please leave the banquet and go play in traffic. The speed increase in the natural selection process will be appreciated by the rest of us. [Note: getting a "selfie" with a friend so that you have a photo of you with them is NOT what I'm talking about here. I'm taking about YOU taking a picture of YOU. You simply are not important enough to warrant that, trust me.] [Exception to the previous note: if you take a selfie with a friend, but insist on holding it an odd angle, then still run yourself over with a car.]

22-SEASON LISTING OF REGULAR SEASON & TOURNAMENT WINNERS

Lots of us like to think back to "that one great season when it all came together." Others like to brag about how many times in a row their team came out on top. Probably even more of us like to refute the crap story that the bragging butthead is spouting about how many times his/her team won. Well, things like that are the reason that I run pages like this. Hard to make stuff up when the historical record is sitting right in front of you. So, here is a list of the recent season- and tournament-winning teams, listed by division. See your team anywhere? [Note to those who are curious: the regular season winners in these 22 seasons also won the tournament 55% of the time. Not counting I's 1-season history, in no division are the season winners doing better than 64% in the tournaments.]

	"A Division"		*"B Division"*		*"C Division"*		
	Season	Tournament	Season	Tournament	Season	Tournament	
Fa03	The Subversive Element	The Subversive Element	Home Thrown	Home Thrown	Back Here Doing That	Back Here Doing That	Fa03
Sp04	The Elusive Element	The Elusive Element	Here for the Beer	Swift Recovery	Excalibur	Excalibur	Sp04
Fa04	The Intrusive Element	The Intrusive Element	Cheap Shots	Cheap Shots	Wireless	Wireless	Fa04
Sp05	Lunatic Fringe	The Elements of Style	Wireless	Wireless	Modena Cartel	The Replacements	Sp05
Fa05	The Fifth Element	Lunatic Fringe	The Replacements	Bad News Pigs	HammerHeads	HammerHeads	Fa05
Sp06	Elementary School Bullies	Elementary School Bullies	HammerHeads	Who Needs One	Old School	Fired Up	Sp06
Fa06	Tossn Heads	Tossn Heads	Cheap Shots	Old School	Got Pepsi?	Starving Dartists	Fa06
Sp07	The Shadows	The Shadows	Rebels Without A Cause	Rebels Without A Cause	Travelin Beer Bellies	Bag O' Nuts	Sp07
Fa07	The Rogue Element	The Rogue Element	Nine Lives	Shut Up and Shoot	The Aristocrats	The Aristocrats	Fa07
Sp08	Element X	Element X	Random Precision	Random Precision	Rif Raf	BullsHitters	Sp08
Fa08	No Element of Doubt	Buddy Holly & the Shafters	Cleveland Rocks	Cleveland Rocks	Bennington Brawlers	Starving Dartists	Fa08
Sp09	A Dozen Elements	Who's the Daddy?	Rif Raf	Rif Raf	Off Constantly	Off Constantly	Sp09
Fa09	Elements of Mass Destruction	Sugar Daddy	Off Constantly	The Beleagured	Overtime Outlaws	Overtime Outlaws	Fa09
Sp10	Elemental Truths	Elemental Truths	BB	Pheasant Pluckers	Jack Nine	Dogs of War	Sp10
Fa10	Element Horizon	Element Horizon	Jack Nine	Jack Nine	Domestic Rednecks	Domestic Rednecks	Fa10
Sp11	Just A Little High	The Missing Element	Off Constantly	Domestic Rednecks	Money Shot	Can't See The Board	Sp11
Fa11	Not Non-Element	Just A Little High	Appetite for Destruction	Appetite for Destruction	Is It In?	Mug Hunters	Fa11
Sp12	Required Elements	Required Elements	Triple Threats	Absolut Confusion	Excalibur	Excalibur	Sp12
Fa12	Narfle the Element	Narfle the Element	Is It In?	Mug Hunters	1 to Potato	1 to Potato	Fa12
Sp13	The Decennary Element	Klitzneckers	The Reaperz	Slop and Shots	Nine Lives	Dublin Dublout	Sp13
Fa13	Element Twenty Won	Element Twenty Won	Despicable Us	Excalibur	BullsHitters	BullsHitters	Fa13
Sp14	Bona Fide Element	Bona Fide Element	BullsHitters	BullsHitters	Methodical Madness	Projectile Bombers	Sp14

	"D Division"		*"E Division"*		*"F Division"*		
	Season	Tournament	Season	Tournament	Season	Tournament	
Fa03	Heroes In Trouble	Wireless	No Fear	Modena	Brain Dead	Tres Equis	Fa03
Sp04	Wireless	Wireless	Varina Sports Bar II	Tres Equis	Get Over It	Coral Reefers	Sp04
Fa04	Modena Cartel	Modena Cartel	Chupacabras	Kozmic Debris	Deadstroke	Deadstroke	Fa04
Sp05	Dynamic Darts	Dynamic Darts	Kozmic Debris	Deadstroke	One Armed Bandits	Mojo's Jerksquad	Sp05
Fa05	No Names	Kozmic Debris	One Armed Bandits	One Armed Bandits	Mojo's Jerksquad	Rif Raf	Fa05
Sp06	Get the Point "33"	Get the Point "33"	Mojo's Jerksquad	Mojo's Jerksquad	Hostile Amish	Hostile Amish	Sp06
Fa06	Travelin' Beer Bellies	Travelin' Beer Bellies	Team America	The Hostile Amish	Rif Raf	Rif Raf	Fa06
Sp07	The Hostile Amish	Effects of the Influence	Rif Raf	Rif Raf	Off Constantly	Off Constantly	Sp07
Fa07	Rif Raf	Dynamic Darts	Bennington Brawlers	Bennington Brawlers	Board 2 Death	Damn Yankees!!	Fa07
Sp08	Bennington Brawlers	Tailgaters	Off Constantly	Off Constantly	Overtime Outlaws	Overtime Outlaws	Sp08
Fa08	Tailgaters	Tailgaters	Respect Da Bull	Respect Da Bull	Imports & Domestics	The Redneckers	Fa08
Sp09	Overtime Outlaws	C-Minus	Imports and Domestics	Imports and Domestics	Money Shot	Money Shot	Sp09
Fa09	Jack Nine	Jack Nine	Pit Crew	Pit Crew	The Redneckers	The Redneckers	Fa09
Sp10	Imports & Domestics	Imports & Domestics	Coral Reefers	Like To Party	The Leftovers	Ale-ing Archers	Sp10
Fa10	Coral Reefers	Coral Reefers	Mug Hunters	Mug Hunters	Salute-A-Bull	Big Bulls	Fa10
Sp11	Leftovers	Mug Hunters	Salute-A-Bulls	Salute-A-Bulls	Lords of Da Board	Big Bulls	Sp11
Fa11	Salute-A-Bulls	Black Mug Society	Lords of Da Board	Lords of Da Board	Dublin-Dublout	Projectile Bogarts	Fa11
Sp12	Big Bulls	Big Bulls	Dublin-Dublout	Force 8 from the Planet XXX	BullsHitters	BullsHitters	Sp12
Fa12	Dublin-Dublout	Dublin-Dublout	BullsHitters	BullsHitters	Projectile Dysfunction	Projectile Dysfunction	Fa12
Sp13	BullsHitters	BullsHitters	Methodical Madness	Methodical Madness	Brown's Bombers	Brown's Bombers	Sp13
Fa13	Methodical Madness	Projectile Dysfunction	Brown's Bombers	We Be Triplin	Liquor Posse	Liquor Posse	Fa13
Sp14	Sharky's Machine	We Be Triplin	I Got Nothing	Liquor Posse	Home Grown Wolves	Home Grown Wolves	Sp14

	"G Division"		*"H Division"*		*"I Division"*		
	Season	Tournament	Season	Tournament	Season	Tournament	
Fa03	3 Legged Dog	3 Legged Dog	-	-	-	-	Fa03
Sp04	-	-	-	-	-	-	Sp04
Fa04	-	-	-	-	-	-	Fa04
Sp05	-	-	-	-	-	-	Sp05
Fa05	-	-	-	-	-	-	Fa05
Sp06	Menace to Sobriety	Bad News Beers	-	-	-	-	Sp06
Fa06	Designated Divers	Off Constantly	-	-	-	-	Fa06
Sp07	The Bogarts	The Bogarts	-	-	-	-	Sp07
Fa07	Overtime Outlaws	Overtime Outlaws	The Redneckers	The Redneckers	-	-	Fa07
Sp08	The Redneckers	The Redneckers	Money Shot	Any Given Wednesday	-	-	Sp08
Fa08	Money Shot	Money Shot	Coral Reefers	Coral Reefers	-	-	Fa08
Sp09	Coral Reefers	Coral Reefers	Ale-ing Archers	Ale-ing Archers	-	-	Sp09
Fa09	Ale-ing Archers	Irish We Were Drunk	Big Bulls	Big Bulls	-	-	Fa09
Sp10	Big Bulls	Big Bulls	Sharkshooters	Grateful Darts	Mug Hunters	Mug Hunters	Sp10
Fa10	Grateful Darts	Grateful Darts	Liquor Posse	JoCo Bullies	-	-	Fa10
Sp11	Sharkshooters	Dublin-Dublout	Backyard Brawlers	One Armed Bandits	-	-	Sp11
Fa11	Backyard Brawlers	Liquor Posse	Methodical Madness	Methodical Madness	-	-	Fa11
Sp12	Methodical Madness	One Armed Bandits	Brown's Bombers	Brown's Bombers	-	-	Sp12
Fa12	Brown's Bombers	Brown's Bombers	Lunchbox in the Alley	The Misfits	-	-	Fa12
Sp13	Five-OH! Whizzle	Five-OH! Whizzle	Same Day Different Darts	Same Day Different Darts	-	-	Sp13
Fa13	Your Mom	Shootin Da Bull	Missing Flights	Why Not	-	-	Fa13
Sp14	Shootin Da Bull	The Sofa Kings	Quack Hos	Train Station Shooters	-	-	Sp14

2014 North Carolina City Dart League (NCCDL) & North Carolina Ladies' Cup (NCLC)

NCCDL - "West" Division

		W	L	Pts.
1	Durham (BCDL)	3	0	84
2	Charlotte (BADA)	3	1	97
3	Piedmont (PDA)	2	1	62
4	Pineville (PDC)	1	1	34
5	Asheville (WCDA)	1	2	54
6	Lake Norman (LNDA)	1	2	49
7	Chapel Hill (TDL)	0	3	29

NCCDL - "East" Division

		W	L	Pts.
1	Cary (CDL)	3	0	78
2	Wilmington (ACDA)	2	0	59
3	Jacksonville (JDA)	1	2	45
4	Raleigh (RDL)	1	2	43
5	Capital Area (CADC)	1	2	42
6	Port City (PCDA)	0	3	37

(home teams listed in italics)

February 8 match results:							
Pineville	20	*Asheville*	18	Durham	31	*Raleigh*	7
Lake Norman	30	Charlotte	8	Cary	28	*Capital Area*	10
Piedmont	31	Chapel Hill	7	Jacksonville	20	*Port City*	18
BYE - Wilmington							

March 15 match results:							
Asheville	29	*Chapel Hill*	9	Cary	27	*Raleigh*	11
Charlotte	26	Piedmont	12	*Capital Area*	25	Port City	13
Durham	29	Lake Norman	(forfeit) 0	Wilmington	28	*Jacksonville*	10
BYE - Pineville							

April 5 match results:							
Charlotte	31	*Asheville*	7	Raleigh	25	*Chapel Hill*	13
Durham	24	*Pineville*	14	*Cary*	23	Jacksonville	15
Piedmont	19+	Lake Norman	19	*Wilmington*	31	Capital Area	7
BYE - Port City							

June 7 schedule:	Asheville @ Wilmington	Pineville @ Lake Norman	BYE - Jacksonville
Chapel Hill @ Charlotte	Capital Area @ Piedmont	Cary @ Durham	Port City @ Raleigh
June 28 schedule:	*Charlotte* 32, Port City 6 (May 10th)		BYES - Asheville, Durham, Cary
Piedmont @ Pineville	Chapel Hill @ Lake Norman	Raleigh @ Wilmington	Capital Area @ Jacksonville
August 2 schedule:	Asheville @ Piedmont		BYES - Charlotte, Raleigh, Capital Area
Wilmington @ Pineville	Jacksonville @ Lake Norman	Durham @ Chapel Hill	Cary @ Port City
September 6 schedule:	Lake Norman @ Asheville		BYES - Chapel Hill, Wilmington, Port City
Pineville @ Jacksonville	Charlotte @ Durham	Piedmont @ Cary	Raleigh @ Capital Area
September 27 schedule:	Durham @ Asheville		BYES - Lake Norman, Piedmont, Cary
Charlotte @ Pineville	Chapel Hill @ Capital Area	Raleigh @ Jacksonville	Wilmington @ Port City
November 9 schedule:	Asheville @ Charlotte		BYES - Raleigh, Capital Area, Jacksonville
Pineville @ Chapel Hill	Lake Norman @ Port City	Piedmont @ Durham	Wilmington @ Cary

December 7 & 8: Postseason tournament (top 4 teams from each division). Hosted by Wilmington.
Quarterfinals: Saturday 12:00 p.m. -- Semifinals: Saturday, 5:00 p.m. -- Finals: Sunday, 1:00 p.m.

NCLC - "West" Division

		W	L	Pts.
1	Hickory (FDO)	1	0	17
	Pineville (PDC)	1	0	17
3	Asheville (WCDA)	2	1	23
4	Piedmont (PDA)	1	1	24
5	Charlotte (BADA)	1	2	36
6	Chapel Hill (TDL)	0	3	25

NCLC - "East" Division

		W	L	Pts.
1	Wilmington (ACDA)	2	0	37
2	Fuquay-Varina (FVDO)	1	0	18
3	Apex (CDA)	1	1	19
4	Capital Area (CADC)	0	1	9
5	Jacksonville (JDA)	0	1	2

(home teams listed in italics)

February 8 match results:							
Piedmont	18	Chapel Hill	6	Pineville	17	*Asheville*	7
Hickory	17	Charlotte	7	Fuquay-Varina @ Capital Area - rescheduled to Aug. 2nd			
BYES - Apex, Jacksonville, Wilmington							

March 15 match results:							
Asheville	16	*Chapel Hill*	8	Fuquay-Varina	18	*Apex*	6
Charlotte	18	Piedmont	6	Wilmington	22	*Jacksonville*	2
BYES - Pineville, Hickory, Capital Area							

April 5 match results:							
Asheville	[13]	Charlotte	11	Apex	13	*Chapel Hill*	11
Hickory @ Piedmont - no scoresheet returned yet = penalty				Jacksonville @ Fuquay-Varina - postponed			
BYE - Pineville				*Wilmington*	15	Capital Area	9

June 7 schedule:			BYES - Fuquay-Varina, Apex, Jacksonville
Asheville @ Wilmington	Pineville @ Hickory	Chapel Hill @ Charlotte	Capital Area @ Piedmont
June 28 schedule:	Fuquay-Varina @ Charlotte		BYE - Asheville
Piedmont @ Pineville	Chapel Hill @ Hickory	Apex @ Wilmington	Capital Area @ Jacksonville
August 2 schedule:		BYES - Charlotte, Chapel Hill, Fuquay-Varina, Apex, Capital Area	
Asheville @ Piedmont	Wilmington @ Pineville	Jacksonville @ Hickory	
September 6 schedule:			BYES - Charlotte, Chapel Hill, Wilmington
Hickory @ Asheville	Pineville @ Jacksonville	Piedmont @ Fuquay-Varina	Apex @ Capital Area
September 27 schedule:		BYES - Asheville, Hickory, Piedmont, Fuquay-Varina, Wilmington	
Charlotte @ Pineville	Chapel Hill @ Capital Area	Jacksonville @ Apex	
November 9 schedule:			BYES - Piedmont, Capital Area, Jacksonville
Asheville @ Charlotte	Wilmington @ Fuquay-Varina	Pineville @ Chapel Hill	Hickory @ Apex

December 7 & 8: Postseason tournament (top 4 teams from each division). Hosted by Fuquay-Varina.
Quarterfinals: Saturday 12:00 p.m. -- Semifinals: Saturday, 5:00 p.m. -- Finals: Sunday, 1:00 p.m.

9th Annual Wreck at the Deck

Sanctioned by

Hosted at The Upper Deck Sports Bar & Pub

May 30 – June 1, 2014

DAY	FRIDAY	SATURDAY								SUNDAY							
Time*	8:00 pm	10:00 am	12:30 pm	1:00 pm	2:30 pm	3:00 pm	5:00 pm	8:00 pm		11:00 am	1:00 pm	1:30 pm	2:30 pm	3:00 pm			
Event	Blind Draw 501/CR/ Choice	Mixed Doubles Cricket	Men's Doubles Cricket	Ladies' Singles Cricket	Men's Singles Cricket	Ladies' Doubles Cricket	Mixed 3 Person 601	Blind Draw 501/CR/ Choice		Mixed Doubles 501	Men's Doubles 501	Ladies' Singles 501	Men's Singles 501	Ladies' Doubles 501			
Entry Fee	$10 person	$20 team	$20 team	$15** person	$15* person	$20 team	$30 team	$10 person		$20 team	$20 team	$15** person	$15* person	$20 team			
1st	$200	$200	$200	$120	$200	$140	$270	30%		$200	$200	$120	$200	$140			
2nd	$100	$100	$100	$60	$100	$70	$120	15%		$100	$100	$60	$100	$70			
Top 4	$50	$50	$50	$30	$50	$40	$60	10%		$50	$50	$30	$50	$40			
Top 8	$26	$26	$26	$15	$25	---	---	5%		$26	$26	$15	$25	---			
Total	$504	$504	$504	$300	$500	$290	$510	85%		$504	$504	$300	$500	$290			

This is a NON-Smoking Event

*- Posted Times reflect signup deadline, with matches starting 15 minutes later

**- Includes $2 ADO surcharge

NO OUTSIDE BEVERAGES OR FOOD ALLOWED!

Location: The Upper Deck 329 N. Harrison Ave, Cary, NC 27513
Host: Carolina Dart Association and The Upper Deck
Contact: Barbara Cotton 919-210-0020
Email: bjcotton69@hotmail.com for tournament information

Warning: Darts is an adult sport. It is dangerous for children to play darts without adult supervision. Please use your discretion.

Disclaimer-Amateur Status: The host association and/or the ADO assumes no responsibility for any adverse effects which dart awards may have on the amateur status of any youth participant. Check local regulations.

Hotel: Best Western Plus, 1722 Walnut Street, Cary, NC 27511 919-481-1200 Request "Wreck at the Deck - Darts" to receive discounted rate of $79.99. **Note:** Two one-night stay certificates will be raffled off during our event.

Proceeds to benefit: Hope for Haiti Foundation

Driving Directions: **From West:** I-40 East to Raleigh. Exit onto Harrison Avenue. Travel approx. 4.5 miles south on Harrison Ave. The Upper Deck is in the shopping center on the right immediately following the traffic light at Chapel Hill Rd. **From North:** I-95 south to I-85 south to US-1 south to Raleigh. US-1 (Capital Blvd) to I-540 west toward RDU. Airport exit (RDU) around to Aviation Dr. Exit Aviation onto I-40 to Harrison Avenue exit. Follow from above directions. **From South:** I-95 to I-40 to Raleigh. In Raleigh, I-40 toward RDU to NC 54. NC 54 (Chapel Hill Rd) west to Harrison Avenue. Turn left onto Harrison then right into shopping center.

New Date & Location!

TOURNAMENT DIRECTORS: CVDA BOARD OF DIRECTORS
PRESIDENT: AMY GARTRELL

THE 36th ANNUAL CVDA DART CLASSIC
JUNE 13-15, 2014 • RICHMOND, VA

$11,400

C.V.D.A. RICHMOND VIRGINIA

Central Virginia Dart Association
P.O. Box 3085
Chester, VA 23831
804-796-9669
www.cvdadarts.com

	FRIDAY		SATURDAY							SUNDAY			
Event Sponsor													
Event	7:00PM Blind Draw Doubles	9:00PM Blind Draw Doubles	10:00AM Mixed Doubles	12:30PM Ladies Doubles	1:00PM Men's Singles	3:00PM Ladies Singles	4:00PM Men's Doubles	7:00PM Mixed Doubles	9:00PM Blind Draw	10:00AM Men's Doubles	10:30AM Ladies Doubles	12:30PM Men's Singles	1:00PM Ladies Singles
	501 FI/DO	Cricket	Cricket	Cricket	501 FI/DO	501 FI/DO	Cricket	501 FI/DO	501/Cricket	501 FI/DO	501 FI/DO	Cricket	Cricket
Entry Fee	$10.00 Person	$10.00 Person	$30.00 Team	$30.00 Team	$20.00* Person	$20.00* Person	$30.00 Team	$30.00 Team	$10.00 Person	$30.00 Team	$30.00 Team	$20.00* Person	$20.00* Person
1st	300		450	240	400	255	450	450	280	420	240	370	240
2nd	150		220	120	200	125	220	220	140	210	120	180	120
3rd – 4th	70		120	60	100	60	120	120	70	110	60	95	50
5th – 8th	30		60	30	50	25	60	60	30	50	30	45	20
9th –16th	20				25							20	
Total	$800 or 80%		$1,150	$600	$1,200	$600	$1,150	$1,150	$680 or 80%	$1,050	$600	$1,080	$540

*- Includes $2.00 ADO Sanctioning

NEW LOCATION:

DOUBLETREE BY HILTON—RICHMOND AIRPORT
5501 EUBANK RD SANDSTON, VA 23150
$89.00/NIGHT—REGISTRATION DEADLINE: MAY 15
CALL: 804-226-6400 ASK FOR DARTERS RATES

YOUTH EVENTS:

SATURDAY 8:30 AM BY AGE GROUPS SINGLES
SUNDAY 8:30 AM YOUTH/ADULT.
TROPHIES AND MEDALS AWARDED, NO CASH PRIZES

DISCLAIMER: THE HOST ASSOCIATION AND/OR THE ADO ASSUMES NO RESPONSIBILITY FOR ANY ADVERSE EFFECTS WHICH DARTS MAY HAVE ON THE AMATEUR STATUS OF ANY YOUTH PARTICIPANT

DOORS OPEN AT 6:00 PM FRIDAY.
FULL BAR AND DART CONCESSIONS ON THE PREMISES.
NO OUTSIDE FOOD OR DRINKS PERMITTED!!

A DARTER CAUSING DAMAGES TO CVDA AND/OR HOTEL PROPERTY WILL ASSUME RESPONSIBILITY FOR ALL DAMAGES AND COSTS INCURRED. THE DARTER MAY BE SUBJECT TO DISMISSAL FROM THE TOURNAMENT AND/OR HOTEL PROPERTY.

SANCTIONED BY: AMERICAN DARTS ORGANIZATION

THE TWENTY-SIXTH ANNUAL

MUSIC CITY CLASSIC

$20,000+ STEEL TIP DART TOURNAMENT

JULY 25, 26 & 27, 2014 • NASHVILLE, TENNESSEE

Hosted by The Greater Nashville Darting Association www.gndaonline.com

Tournament Directors: Bob Clark and Chuck Pankow – cpankow@mindspring.com • 615-405-3031

MILLENNIUM MAXWELL HOUSE HOTEL / 2025 Metro Center Blvd., Nashville, TN 37228

RESERVATIONS: 800-457-4460 (Mon–Fri, 8a - 5p CST) • Online Reservations: www.millenniumhotels.com/nashville

Ask for Darters' Rate: $99 per night • Cut-off date for Darters' Rate is July 11.

SMOKING AND OUTSIDE DRINKS ARE NOT PERMITTED IN THE DART HALL.

MILLENNIUM MAXWELL HOUSE

SPONSORED BY: Yuengling | SPONSORED BY: style | BARKED BY: | BARKED BY: | SANCTIONED BY: | SANCTIONED BY: NAPDA | DARTS SALES: JOKERMAN

The "Open Pro Event" is 501 – Single-In / Double-Out. Each round is best of 7 legs.
Coin toss decides who starts first leg, alternating starts thereafter. If 7th leg is required, cork decides the start.
Women cannot play in both the Open Pro Event and the Women's singles 301.

Friday 6:30 pm	Friday 7:00 pm	Friday 9:00 pm	Saturday 10:00 am	Saturday 12:30 pm	Saturday 1:00 pm	Saturday 3:30 pm	Saturday 4:00 pm	Saturday 6:30 pm	Saturday 7:30 pm	Saturday 9:30 pm	Sunday 11:00 am	Sunday 11:30 am	Sunday 2:00 pm	Sunday 2:30 pm
Open Pro Singles Event	Womens Singles 301–DO	Draw Doubles 501–SO	Mixed Triples 501–SO	Mens Doubles 501–SO	Womens Singles 501–SO	Mens Singles 501–SO	Womens Doubles 501–SO	Womens Draw*** Cricket/01/XC	4-Person Teams*** 501–SO	Late Nite Draw*** Cricket/01/CC	Womens Singles Cricket	Mens Doubles Cricket	Womens Doubles Cricket	Mens Singles Cricket
$50 Person	$20 Person	$10 Person	$15 Person	$15 Person	$35* Person	$25* Person	$15 Person	$10 Person	$15 Person	$10 Person	$30** Person	$15 Person	$15 Person	$30** Person
1st $1,000	1st $800	1st $400	1st $540	1st $600	1st $900	1st $600	1st $310	1st $140	1st $520	1st $200	1st $300	1st $600	1st $850	1st $600
2nd $500	2nd $150	2nd $200	2nd $270	2nd $300	2nd $150	2nd $300	2nd $170	2nd $70	2nd $260	2nd $100	2nd $150	2nd $300	2nd $170	2nd $300
Top 4 $250	Top 4 $75	Top 4 $110	Top 4 $150	Top 4 $150	Top 4 $75	Top 4 $150	Top 4 $80	Top 4 $40	Top 4 $120	Top 4 $50	Top 4 $75	Top 4 $150	Top 4 $80	Top 4 $150
Top 8 $125	Top 8 $50	Top 8 $40	Top 8 $75	Top 8 $80	Top 8 $50	Top 8 $60	Top 8 $40	Top 8 $20	Top 8 $80	Top 8 $30	Top 8 $50	Top 8 $80	Top 8 $40	Top 8 $80
Top 16 $70		Top 16 $30		Top 16 $60	Top 16 $20	Top 16 $50						Top 16 $80		Top 16 $90
						Top 32 $20								
TOTAL $1,860	TOTAL $800	TOTAL $1,300	TOTAL $1,010	TOTAL $1,920	TOTAL $960	TOTAL $2,240	TOTAL $840	TOTAL $370	TOTAL $1,300	TOTAL $520	TOTAL $800	TOTAL $1,920	TOTAL $840	TOTAL $1,920

NEW SINGLES 501 FORMATS: Coin toss decides who starts first leg, alternating starts thereafter.
If a deciding leg is required, cork decides the start.

WOMENS: All preliminary rounds (through Top 8) are Best of 3; Top 4 - Best of 5; Final - Best of 7

MENS: All preliminary rounds (through Top 16) are Best of 5; Top 8 - Best of 7; Top 4 - Best of 9; Final - Best of 11

YOUTH / ADULT DOUBLES 501 • Sunday Morning: 8:00 a.m. • FREE Entry • Awards presented for First and Second Places.

REGISTRATION ENDS 15 MINUTES PRIOR TO EACH EVENT'S LISTED START TIME. ALL MATCHES ARE BEST 2 OUT OF 3 UNLESS OTHERWISE NOTED.

*Singles 501 (Mens & Womens): Fee includes $2 ADO surcharge and $2 WDF levy fee

**Singles Cricket (Mens & Womens): Fee includes $2 ADO surcharge. Each womens Final is an best of 5.

***Women cannot play in both the Women's Draw and the 4-Person Teams events.

****Anyone still playing in the Womens Draw or the 4-Person Teams cannot play in the "Late Nite" Draw.

Random drug testing could occur in any darts event, as required by the World Anti-Doping Agency (WADA)

Break Time Billiards & Piedmont Dart Association Present:

Piedmont Dart Shootout XII

SANCTIONED BY AMERICAN DARTS ORGANIZATION

June 20-22, 2014

PIEDMONT DART ASSOCIATION

$2,000

***** Minimum Guaranteed Payout *****

DAY	FRIDAY	SATURDAY						SUNDAY				
TIME	8:00 PM	10:00 AM	12:30 PM	1:00 PM	3:00 PM	4:00 PM	6:00 PM	11:00 AM	1:30 PM	2:00 PM	3:30 PM	4:00 PM
	BLIND	MIXED	MEN'S	LADIES'	MEN'S	LADIES'	BLIND	MIXED	MEN'S	LADIES'	MEN'S	LADIES'
EVENT	DRAW	DOUBLES	DOUBLES	SINGLES	SINGLES	DOUBLES	DRAW	TRIPLES	DOUBLES	SINGLES	SINGLES	DOUBLES
	501/CRICK	CRICKET	CRICKET	CRICKET	CRICKET	CRICKET	501/CRICK	601	501	501	501	501
ENTRY FEE	$10 person	$20 team	$20 team	$12 person ‡	$12 person ‡	$20 team	$10 person	$30 team	$20 team	$12 person ‡	$12 person ‡	$20 team
1st	$100	$100	$100	$50	$100	$60	$100	$120	$100	$50	$100	$60
2nd	$50	$50	$50	$24	$50	$30	$50	$60	$50	$24	$50	$30
Top 4	$24	$24	$24	$12	$24		$24	$30	$24	$12	$24	

‡ Fee includes $2.00 ADO Surcharge - Posted Time is close of registration

*** 90% of all entry fees over the $2,000 guarantee will be paid out after expenses ***

Area Accommodations:

Quality Inn	336-767-9009
Comfort Inn	336-714-8888
Days Inn	336-744-5755
Holiday Inn	336-767-9595

PDA Web Site:
www.piedmontdarts.org



Tournament Location:
Break Time Billiards
5083 University Parkway
Winston-Salem, NC 27106
336-744-9404

BREAK TIME

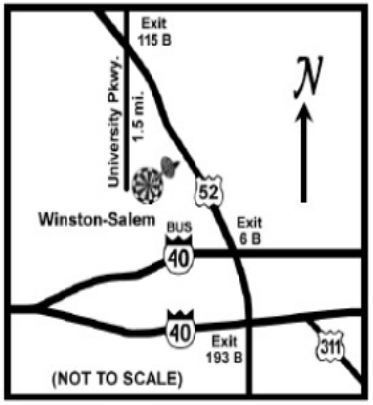

Directions to Break Time
- I-40 to Hwy 52 North
- Exit 115B (Univ. Pkwy.)
- Turn right at top of ramp, go thru 4 stop lights and North Chase Shopping Ctr. will be on the left.
- Break Time Billiards is in the shopping center

Spring 2014 RDL Top Singles Records (by division) (FINAL!)

(There are no missing statistics, as all scoresheets from the entire season have been received.)

(Game minimums required for these listings: 16 for D division teams; 18 for teams A7, B8 & F4; 19 for all others)

		"A" Division	W	L	%-age
1	Phillips, Robbie	A1/ Bona Fide Element	18	2	0.900
2	Seward, Mike	A2/ Darts of Anarchy	19	3	0.864
3	Brown, Tom	A1/ Bona Fide Element	21	5	0.808
4	Lassey, Donnie	A6/ Wil. Take Shots	19	5	0.792
5	Gaulthier, Kyle	A2/ Darts of Anarchy	18	6	0.750
6	Cusher, Dean	A5/ Appetite for Destruction	16	6	0.727
7	Healy, Simon	A5/ Appetite for Destruction	20	8	0.714
	Mitchell, Sid	A5/ Appetite for Destruction	20	8	0.714
	Tan, Wil	A1/ Bona Fide Element	15	6	0.714
10	Butters, Scott	A6/ Wil. Take Shots	17	8	0.680
11	Lloyd, Billy	A2/ Darts of Anarchy	19	9	0.679
12	Zelinack, Jason	A5/ Appetite for Destruction	15	8	0.652
13	Grubb, Donald	A3/ In Treble	17	10	0.630
14	Sandoval, Alberto	A1/ Bona Fide Element	15	9	0.625

		"B" Division	W	L	%-age
1	Massengill, Chad	B7/ BullsHitters	27	1	0.964
2	Massengill, Randy	B7/ BullsHitters	25	3	0.893
3	McNamara, Tim	B1/ Inconceivable!	19	3	0.864
4	Mayhew, Zak	B5/ What Does the Cork Say?	23	6	0.793
5	Hoyt, David	B8/ Rif Raf	17	5	0.773
6	Sautter, Don	B2/ No Quarter	19	7	0.731
7	Knott, Ronnie	B2/ No Quarter	19	9	0.679
8	Dahulich, Jeff	B1/ Inconceivable!	16	8	0.667
	Jobe, C.J.	B7/ BullsHitters	14	7	0.667
10	Dunleavy, John	B5/ What Does the Cork Say?	13	7	0.650
11	Martin, David	B8/ Rif Raf	16	9	0.640
12	Toolan, Chris	B3/ Big Bulls	14	9	0.609
13	(three tied)		17	11	0.607

		"C" Division	W	L	%-age
1	Carroll, John	C7/ Methodical Madness	20	2	0.909
2	Work, Joe	C3/ Traveling Brown's Billiarc	23	3	0.885
3	Wilcenski, Steve	C3/ Traveling Brown's Billiarc	21	3	0.875
4	Reitano, Sal	C4/ The Locals	22	5	0.815
5	Bradshaw, Rick	C4/ The Locals	20	6	0.769
6	Tanner, Dave	C8/ Projectile Bombers	18	7	0.720
7	Hindle, Mikey	C1/ Excalibur	20	8	0.714
	Huffman, David	C8/ Projectile Bombers	20	8	0.714
9	Foushee, Eugene	C7/ Methodical Madness	16	7	0.696
10	Hall, Josh	C1/ Excalibur	19	9	0.679
	Stepp, John	C6/ None	19	9	0.679
12	Flood, Tom	C6/ None	19	10	0.655
13	Spaulding, Paul	C8/ Projectile Bombers	18	10	0.643
14	Venable, Mike	C7/ Methodical Madness	14	8	0.636

		"D" Division	W	L	%-age
1	Baldwin, Randy	D7/ We Be Triplin	18	5	0.783
2	Thomas, Tony	D5/ Leftovers	15	6	0.714
3	Mathews, Alex	D3/ Death Throw	17	7	0.708
	Peele, Jim	D2/ Shark Shooters	17	7	0.708
5	Deemer, Randy	D7/ We Be Triplin	15	7	0.682
	Price, Brady	D6/ Menace 2 Sobriety	15	7	0.682
7	Janssen, Joshua	D5/ Leftovers	17	8	0.680
8	deFontes, Adrienne	D4/ Sharky's Machine	16	8	0.667
9	Bateman, Jimmy	D4/ Sharky's Machine	15	9	0.625
	Mitchell, Liz	D2/ Shark Shooters	15	9	0.625
11	Kruger, Lonny	D4/ Sharky's Machine	13	8	0.619
12	Allison, Frank	D4/ Sharky's Machine	14	10	0.583
	White, J.J.	D6/ Menace 2 Sobriety	14	10	0.583
14	Warshawsky, Larry	D5/ Leftovers	18	13	0.581

		"E" Division	W	L	%-age
1	Thomas, Jason	E1/ Gift Returns	23	5	0.821
2	Watkins, Nathan	E7/ Liquor Posse	18	6	0.750
3	Holly, Mike	E8/ I Got Nothing	19	7	0.731
	Mooty, Aaron	E7/ Liquor Posse	19	7	0.731
5	Krestalude, Andy	E8/ I Got Nothing	20	8	0.714
6	Martinez, Vince	E8/ I Got Nothing	17	7	0.708
7	McCartney, Joe	E3/ Drinkers with a Dart Prob	15	7	0.682
8	Bennett, Will	E4/ Blind Squirrels	16	8	0.667
9	Cusman, Ryan	E5/ Nice Grouping	17	9	0.654
10	Krasnow, Dave	E5/ Nice Grouping	18	10	0.643
11	Brown, Jay	E3/ Drinkers with a Dart Prob	14	8	0.636
12	Snyder, Mike	E3/ Drinkers with a Dart Prob	12	7	0.632
13	Azevedo, Angelo	E2/ You're Supposed To Beat	15	9	0.625
14	(two tied)		17	11	0.607

		"F" Division	W	L	%-age
1	Trefzger, Ken	F5/ One Armed Bandits	18	4	0.818
2	Anderson, Ryan	F2/ Darty Deeds	22	6	0.786
3	Fagan, Seth	F7/ F Your Mom	20	6	0.769
4	Geraghty, John	F2/ Darty Deeds	16	6	0.727
5	Kyle, Mike	F8/ Same Day Different Darts	15	6	0.714
6	Moody, Chris	F2/ Darty Deeds	16	8	0.667
	Murphy, Phil	F5/ One Armed Bandits	16	8	0.667
	Simpson, Tyler	F4/ Home Grown Wolves	14	7	0.667
9	Kiser, Lyman	F5/ One Armed Bandits	13	7	0.650
10	Lewis, Dave	F5/ One Armed Bandits	15	9	0.625
11	Dunham, Jim	F8/ Same Day Different Darts	13	8	0.619
	Macias, Anthony	F4/ Home Grown Wolves	13	8	0.619
13	Munroe, Joe	F7/ F Your Mom	16	10	0.615
14	Simpson, David	F4/ Home Grown Wolves	15	10	0.600

		"G" Division	W	L	%-age
1	Strickland, Andrew	G2/ Shootin Da Bull	20	2	0.909
2	Lane, Bob	G7/ Northern Flights	17	5	0.773
3	Strickland, Craig	G2/ Shootin Da Bull	20	8	0.714
4	Rigert, Joe, Sr.	G4/ On the Wire	17	7	0.708
5	Morse, Andy	G2/ Shootin Da Bull	19	9	0.679
6	Belch, Jason	G8/ Whynot!	14	7	0.667
	Goyen, Dave	G2/ Shootin Da Bull	14	7	0.667
	Rigert, Joe, Jr.	G4/ On the Wire	14	7	0.667
9	Bowen, Andrew	G8/ Whynot!	19	10	0.655
10	Newman, Tony	G2/ Shootin Da Bull	13	7	0.650
11	Bialaszewski, Rich	G7/ Northern Flights	18	10	0.643
	Ogden, Bryan	G5/ Grateful Darts	18	10	0.643
13	Moore, Ken	G3/ The Sofa Kings	14	8	0.636
14	(two tied)	G8/ Whynot!	12	7	0.632

		"H" Division	W	L	%-age
1	Wiegand, Tom	H8/ Misfits	23	1	0.958
2	Oakley, Richard	H3/ Train Station Shooters	16	3	0.842
3	Schoch, Adam	H2/ Quack Hos	20	6	0.769
4	McGhee, Chad	H3/ Train Station Shooters	18	6	0.750
5	Converse, Stan	H2/ Quack Hos	19	7	0.731
6	Fleming, Frank	H5/ What's the Point?	18	7	0.720
	Genzlinger, Roger	H1/ Who Darted?	18	7	0.720
8	Spencer, Kenny	H4/ Tips & Shafts	20	8	0.714
9	Long, Charlie	H8/ Misfits	16	7	0.696
10	Frazier, Charlie	H7/ Ballistic Behavior	18	8	0.692
11	Vasbinder, Zach	H4/ Tips & Shafts	20	9	0.690
12	Davis, Jared	H1/ Who Darted?	16	8	0.667
13	Phillips, Britt	H7/ Ballistic Behavior	19	10	0.655
14	Nulty, Gene	H5/ What's the Point?	13	7	0.650

Women's Records

	(# of women by div.: A-3, B-10, C-2, D-8, E-8, F-9, G-8, H-9)		W	L	%-age
A	Kilsdonk, Kris	A8/ Fire for Effect	6	20	0.231
B	Whitley, Brenda	B6/ Nuttin' Honey	9	18	0.333
	Jeffcoat, Angela	B5/ What Does the Cork Say?	5	21	0.192
	Cotton, Barbara	B5/ What Does the Cork Say?	5	22	0.185
C	[No women in C division satisfied the minimum games requirement.]				
D	deFontes, Adrienne	D4/ Sharky's Machine	16	8	0.667
	Mitchell, Liz	D2/ Shark Shooters	15	9	0.625
E	Hartmann, Erin	E8/ I Got Nothing	16	12	0.571
	Blackwelder, Deborah	E4/ Blind Squirrels	9	13	0.409
F	Taylor, Tisha	F2/ Darty Deeds	11	11	0.500
	Howard, Meghan	F2/ Darty Deeds	12	15	0.444
G	Strickland, Sandy	G2/ Shootin Da Bull	12	7	0.632
	Gaines, Lauren	G4/ On the Wire	6	14	0.300
H	Paye, Laura	H3/ Train Station Shooters	12	9	0.571
	Vithorkus, Denise	H4/ Tips & Shafts	8	19	0.296
	Woodworth, Lee	H4/ Tips & Shafts	3	23	0.115

Spring 2014 RDL Top Doubles Records (by division) (FINAL!)

(There are no missing statistics, as all scoresheets from the entire season have been received.)

(Game minimums required for these listings: 16 for D division teams; 18 for teams A7, B8 & F4; 19 for all others)

		"A" Division	W	L	%-age
1	Phillips, Robbie	A1/ Bona Fide Element	16	3	0.842
2	Sandoval, Alberto	A1/ Bona Fide Element	18	4	0.818
3	Lassey, Donnie	A6/ Wil. Take Shots	17	5	0.773
4	Kenney, Jon	A1/ Bona Fide Element	17	6	0.739
5	Tan, Wil	A1/ Bona Fide Element	15	6	0.714
6	Brown, Tom	A1/ Bona Fide Element	17	7	0.708
7	Mitchell, Sid	A5/ Appetite for Destruction	18	8	0.692
8	Knight, Mark	A1/ Bona Fide Element	13	6	0.684
9	Healy, Simon	A5/ Appetite for Destruction	17	8	0.680
10	Eason, Joel	A4/ Lunatic Fringe	16	8	0.667
	Gaulthier, Kyle	A2/ Darts of Anarchy	16	8	0.667
	Persson, Kenny	A2/ Darts of Anarchy	14	7	0.667
13	(three tied)		14	8	0.636

		"B" Division	W	L	%-age
1	McNamara, Tim	B1/ Inconceivable!	19	4	0.826
2	Massengill, Chad	B7/ BullsHitters	20	6	0.769
3	Massengill, Randy	B7/ BullsHitters	21	7	0.750
4	Massengill, Robert	B7/ BullsHitters	15	6	0.714
5	Dunleavy, John	B5/ What Does the Cork Say?	15	7	0.682
6	Mays, John	B4/ Nine Lives	16	10	0.615
7	Dahulich, Jeff	B1/ Inconceivable!	14	9	0.609
8	Ohrberg, Keith	B8/ Rif Raf	12	8	0.600
	Toolan, Chris	B3/ Big Bulls	12	8	0.600
10	Sautter, Scott	B2/ No Quarter	16	11	0.593
11	Ackerman, Travis	B5/ What Does the Cork Say?	14	10	0.583
12	Romanchek, David	B4/ Nine Lives	15	11	0.577
13	Smith, Butch	B4/ Nine Lives	13	10	0.565
14	Mundy, Brett	B2/ No Quarter	11	9	0.550

		"C" Division	W	L	%-age
1	Wade, Nate	C3/ Traveling Brown's Billiarc	17	4	0.810
2	Buckman, Dave	C1/ Excalibur	20	5	0.800
3	Kuhns, John	C7/ Methodical Madness	17	6	0.739
4	Wilcenski, Steve	C3/ Traveling Brown's Billiarc	18	8	0.692
5	Tant, J.J.	C2/ Overtime Outlaws	19	9	0.679
6	Carroll, John	C7/ Methodical Madness	14	7	0.667
7	Foushee, Kevin	C7/ Methodical Madness	13	7	0.650
	Stroud, Timothy	C2/ Overtime Outlaws	13	7	0.650
9	Foushee, Eugene	C7/ Methodical Madness	15	9	0.625
10	Hall, Josh	C1/ Excalibur	17	11	0.607
11	Fournier, Jeff	C4/ The Locals	11	8	0.579
12	Tanner, Dave	C8/ Projectile Bombers	15	11	0.577
	Vance, Hugh	C3/ Traveling Brown's Billiarc	15	11	0.577
14	Huffman, David	C8/ Projectile Bombers	16	12	0.571

		"D" Division	W	L	%-age
1	Thomas, Tony	D5/ Leftovers	18	4	0.818
2	McCurry, Gregg	D5/ Leftovers	23	8	0.742
3	Mathews, Alex	D3/ Death Throw	16	6	0.727
4	White, J.J.	D6/ Menace 2 Sobriety	18	7	0.720
5	Allison, Frank	D4/ Sharky's Machine	17	7	0.708
6	Bouchard, Keith	D6/ Menace 2 Sobriety	14	6	0.700
7	Bosier, Sean	D3/ Death Throw	15	9	0.625
8	Dysard, Rick	D3/ Death Throw	13	8	0.619
9	Fink, Scott	D4/ Sharky's Machine	12	8	0.600
10	Stacy, Michelle	D2/ Shark Shooters	15	11	0.577
11	Bateman, Jimmy	D4/ Sharky's Machine	13	10	0.565
12	Garzon, Marc	D7/ We Be Triplin	13	11	0.542
	Peele, Jim	D2/ Shark Shooters	13	11	0.542
14	Warshawsky, Larry	D5/ Leftovers	15	13	0.536

		"E" Division	W	L	%-age
1	Martinez, Vince	E8/ I Got Nothing	19	5	0.792
2	Mooty, Aaron	E7/ Liquor Posse	17	6	0.739
3	Caputo, Danny	E7/ Liquor Posse	18	7	0.720
	Raquet, Michael	E3/ Drinkers with a Dart Prob	18	7	0.720
5	Bathurst, Ryan	E7/ Liquor Posse	14	6	0.700
6	Bennett, Will	E4/ Blind Squirrels	18	8	0.692
7	Snyder, Mike	E3/ Drinkers with a Dart Prob	13	6	0.684
8	Barnes, Adam	E7/ Liquor Posse	13	7	0.650
9	Hartmann, Erin	E8/ I Got Nothing	18	10	0.643
	Krasnow, Dave	E5/ Nice Grouping	18	10	0.643
11	Cusman, Ryan	E5/ Nice Grouping	16	9	0.640
12	Elliott, Chris	E1/ Gift Returns	17	10	0.630
13	Hall, Danny	E6/ Village Idiots	15	9	0.625
14	Blackwelder, Deborah	E4/ Blind Squirrels	14	9	0.609

		"F" Division	W	L	%-age
1	Fagan, Seth	F7/ F Your Mom	22	6	0.786
2	Stoakes, Eric	F6/ Five-OH! Whizzle	18	8	0.692
3	Adams, Brad	F6/ Five-OH! Whizzle	15	7	0.682
	Simpson, Tyler	F4/ Home Grown Wolves	15	7	0.682
5	Anderson, Ryan	F2/ Darty Deeds	18	9	0.667
	Howard, Meghan	F2/ Darty Deeds	16	8	0.667
	Macias, Anthony	F4/ Home Grown Wolves	14	7	0.667
8	Jenkins, John	F4/ Home Grown Wolves	15	8	0.652
	Kiser, Lyman	F5/ One Armed Bandits	15	8	0.652
10	White, Jim	F5/ One Armed Bandits	13	7	0.650
11	Simpson, Aden	F4/ Home Grown Wolves	16	9	0.640
12	Geraghty, John	F2/ Darty Deeds	12	7	0.632
13	Simpson, David	F4/ Home Grown Wolves	15	9	0.625
14	Brownd, Anthony	F2/ Darty Deeds	13	8	0.619

		"G" Division	W	L	%-age
1	Ryan, Sean	G3/ The Sofa Kings	16	5	0.762
	Strickland, Sandy	G2/ Shootin Da Bull	16	5	0.762
3	Casey, Kevin	G6/ Missing Flights	16	6	0.727
4	Perkins, Chris	G5/ Grateful Darts	18	7	0.720
	Suan, John	G6/ Missing Flights	18	7	0.720
6	Morse, Andy	G2/ Shootin Da Bull	20	8	0.714
7	Davis, Luke	G6/ Missing Flights	18	9	0.667
8	Bialaszewski, Rich	G7/ Northern Flights	19	10	0.655
9	Maley, Dave	G3/ The Sofa Kings	17	9	0.654
	Shirey, Anthony	G6/ Missing Flights	17	9	0.654
11	Strickland, Craig	G2/ Shootin Da Bull	16	9	0.640
12	Strickland, Andrew	G2/ Shootin Da Bull	15	9	0.625
13	Groves, Phil	G3/ The Sofa Kings	14	9	0.609
14	(two tied)		17	11	0.607

		"H" Division	W	L	%-age
1	Wiegand, Tom	H8/ Misfits	23	2	0.920
2	McGhee, Chad	H3/ Train Station Shooters	15	6	0.714
3	Frazier, Charlie	H7/ Ballistic Behavior	18	8	0.692
4	Genzlinger, Roger	H1/ Who Darted?	18	9	0.667
5	Oakley, Richard	H3/ Train Station Shooters	17	9	0.654
	Riggsbee, Carl	H8/ Misfits	17	9	0.654
7	Ellis, Tim	H2/ Quack Hos	18	10	0.643
	Harrison, Mark	H7/ Ballistic Behavior	18	10	0.643
9	Nulty, Gene	H5/ What's the Point?	12	7	0.632
10	Phillips, Britt	H7/ Ballistic Behavior	18	11	0.621
11	Converse, Stan	H2/ Quack Hos	16	10	0.615
12	Chesson, Clint	H3/ Train Station Shooters	14	9	0.609
13	Schoch, Adam	H2/ Quack Hos	16	11	0.593
14	Bardwell, Joshua	H8/ Misfits	13	9	0.591

	Women's Records (# of women by div.: A-3, B-10, C-2, D-8, E-8, F-9, G-8, H-9)		W	L	%-age
A	Kilsdonk, Kris	A8/ Fire for Effect	5	19	0.208
B	Scheppele, Julie	B6/ Nuttin' Honey	11	11	0.500
	Jeffcoat, Angela	B5/ What Does the Cork Say?	12	13	0.480
	Cotton, Barbara	B5/ What Does the Cork Say?	9	12	0.429
C	Blackwelder, Allyson	C4/ The Locals	8	12	0.400
D	Stacy, Michelle	D2/ Shark Shooters	15	11	0.577
	deFontes, Adrienne	D4/ Sharky's Machine	11	12	0.478
E	Hartmann, Erin	E8/ I Got Nothing	18	10	0.643
	Blackwelder, Deborah	E4/ Blind Squirrels	14	9	0.609
F	Howard, Meghan	F2/ Darty Deeds	16	8	0.667
	Taylor, Tisha	F2/ Darty Deeds	14	10	0.583
G	Strickland, Sandy	G2/ Shootin Da Bull	16	5	0.762
	Gaines, Lauren	G4/ On the Wire	10	12	0.455
H	Vithorkus, Denise	H4/ Tips & Shafts	14	11	0.560
	Paye, Laura	H3/ Train Station Shooters	10	10	0.500
	Lengefeld, Rachel	H6/ Brown's Bull Busters	8	11	0.421

Spring 2014 RDL Top Singles+Doubles Records (by division) (FINAL!)

(There are no missing statistics, as all scoresheets from the entire season have been received.)

(Game minimums required for these listings: 32 for D division teams; 35 for teams A7, B8 & F4; 37 for all others)

	"A" Division		W	L	%-age
1	Phillips, Robbie	A1/ Bona Fide Element	34	5	0.872
2	Lassey, Donnie	A6/ Wil. Take Shots	36	10	0.783
3	Brown, Tom	A1/ Bona Fide Element	38	12	0.760
4	Seward, Mike	A2/ Darts of Anarchy	33	11	0.750
5	Sandoval, Alberto	A1/ Bona Fide Element	33	13	0.717
6	Tan, Wil	A1/ Bona Fide Element	30	12	0.714
7	Gaulthier, Kyle	A2/ Darts of Anarchy	34	14	0.708
8	Mitchell, Sid	A5/ Appetite for Destruction	38	16	0.704
9	Healy, Simon	A5/ Appetite for Destruction	37	16	0.698
10	Kenney, Jon	A1/ Bona Fide Element	29	14	0.674
11	Cusher, Dean	A5/ Appetite for Destruction	33	16	0.673
12	Lloyd, Billy	A2/ Darts of Anarchy	36	19	0.655
13	Eason, Joel	A4/ Lunatic Fringe	29	17	0.630
14	Knight, Mark	A1/ Bona Fide Element	28	17	0.622

	"B" Division		W	L	%-age
1	Massengill, Chad	B7/ BullsHitters	47	7	0.870
2	McNamara, Tim	B1/ Inconceivable!	38	7	0.844
3	Massengill, Randy	B7/ BullsHitters	46	10	0.821
4	Mayhew, Zak	B5/ What Does the Cork Say?	38	19	0.667
	Dunleavy, John	B5/ What Does the Cork Say?	28	14	0.667
	Hoyt, David	B8/ Rif Raf	26	13	0.667
7	Dahulich, Jeff	B1/ Inconceivable!	30	17	0.638
8	Sautter, Don	B2/ No Quarter	33	19	0.635
9	Toolan, Chris	B3/ Big Bulls	26	17	0.605
10	Romanchek, David	B4/ Nine Lives	32	22	0.593
11	Mays, John	B4/ Nine Lives	29	21	0.580
12	Ackerman, Travis	B5/ What Does the Cork Say?	26	19	0.578
13	Martin, David	B8/ Rif Raf	28	21	0.571
	Massengill, Robert	B7/ BullsHitters	24	18	0.571

	"C" Division		W	L	%-age
1	Carroll, John	C7/ Methodical Madness	34	9	0.791
2	Wilcenski, Steve	C3/ Traveling Brown's Billiarc	39	11	0.780
3	Work, Joe	C3/ Traveling Brown's Billiarc	38	16	0.704
4	Wade, Nate	C3/ Traveling Brown's Billiarc	26	11	0.703
5	Foushee, Kevin	C7/ Methodical Madness	25	12	0.676
6	Kuhns, John	C7/ Methodical Madness	33	16	0.673
7	Buckman, Dave	C1/ Excalibur	33	17	0.660
8	Foushee, Eugene	C7/ Methodical Madness	31	16	0.660
9	Venable, Mike	C7/ Methodical Madness	24	13	0.649
10	Tanner, Dave	C8/ Projectile Bombers	33	18	0.647
11	Hall, Josh	C1/ Excalibur	36	20	0.643
	Huffman, David	C8/ Projectile Bombers	36	20	0.643
13	Hindle, Mikey	C1/ Excalibur	36	21	0.632
14	Reitano, Sal	C4/ The Locals	34	20	0.630

	"D" Division		W	L	%-age
1	Thomas, Tony	D5/ Leftovers	33	10	0.767
2	Mathews, Alex	D3/ Death Throw	33	13	0.717
3	White, J.J.	D6/ Menace 2 Sobriety	32	17	0.653
4	Baldwin, Randy	D7/ We Be Triplin	30	16	0.652
5	Allison, Frank	D4/ Sharky's Machine	31	17	0.646
6	Bouchard, Keith	D6/ Menace 2 Sobriety	26	15	0.634
7	Peele, Jim	D2/ Shark Shooters	30	18	0.625
8	Bateman, Jimmy	D4/ Sharky's Machine	28	19	0.596
9	Deemer, Randy	D7/ We Be Triplin	26	18	0.591
10	Janssen, Joshua	D5/ Leftovers	30	21	0.588
11	Dysard, Rick	D3/ Death Throw	26	19	0.578
12	Kruger, Lonny	D4/ Sharky's Machine	23	17	0.575
13	deFontes, Adrienne	D4/ Sharky's Machine	27	20	0.574
14	Price, Brady	D6/ Menace 2 Sobriety	25	19	0.568

	"E" Division		W	L	%-age
1	Martinez, Vince	E8/ I Got Nothing	36	12	0.750
2	Mooty, Aaron	E7/ Liquor Posse	36	13	0.735
3	Bathurst, Ryan	E7/ Liquor Posse	26	12	0.684
4	Watkins, Nathan	E7/ Liquor Posse	30	14	0.682
5	Bennett, Will	E4/ Blind Squirrels	34	16	0.680
6	Thomas, Jason	E1/ Gift Returns	39	19	0.672
7	Hall, Danny	E6/ Village Idiots	28	14	0.667
8	Caputo, Danny	E7/ Liquor Posse	35	18	0.660
9	Snyder, Mike	E3/ Drinkers with a Dart Prob	25	13	0.658
10	Holly, Mike	E8/ I Got Nothing	34	18	0.654
11	Cusman, Ryan	E5/ Nice Grouping	33	18	0.647
12	Krasnow, Dave	E5/ Nice Grouping	36	20	0.643
13	McCartney, Joe	E3/ Drinkers with a Dart Prob	27	16	0.628
14	Brown, Jay	E3/ Drinkers with a Dart Prob	29	18	0.617

	"F" Division		W	L	%-age
1	Fagan, Seth	F7/ F Your Mom	42	12	0.778
2	Anderson, Ryan	F2/ Darty Deeds	40	15	0.727
3	Geraghty, John	F2/ Darty Deeds	28	13	0.683
4	Simpson, Tyler	F4/ Home Grown Wolves	29	14	0.674
5	Trefzger, Ken	F5/ One Armed Bandits	31	15	0.674
6	Kyle, Mike	F8/ Same Day Different Darts	30	16	0.652
7	Kiser, Lyman	F5/ One Armed Bandits	28	15	0.651
8	Macias, Anthony	F4/ Home Grown Wolves	27	15	0.643
9	Moody, Chris	F2/ Darty Deeds	28	17	0.622
10	Murphy, Phil	F5/ One Armed Bandits	31	19	0.620
11	Jenkins, John	F4/ Home Grown Wolves	29	18	0.617
12	Simpson, David	F4/ Home Grown Wolves	30	19	0.612
13	Simpson, Aden	F4/ Home Grown Wolves	29	19	0.604
14	Munroe, Joe	F7/ F Your Mom	32	22	0.593

	"G" Division		W	L	%-age
1	Strickland, Andrew	G2/ Shootin Da Bull	35	11	0.761
2	Strickland, Sandy	G2/ Shootin Da Bull	28	12	0.700
3	Morse, Andy	G2/ Shootin Da Bull	39	17	0.696
4	Strickland, Craig	G2/ Shootin Da Bull	36	17	0.679
5	Casey, Kevin	G6/ Missing Flights	28	14	0.667
6	Moore, Ken	G3/ The Sofa Kings	26	14	0.650
7	Bialaszewski, Rich	G7/ Northern Flights	37	20	0.649
8	Ryan, Sean	G3/ The Sofa Kings	28	17	0.622
9	Bowen, Andrew	G8/ Whynot!	35	22	0.614
10	Ball, Pat	G2/ Shootin Da Bull	34	22	0.607
11	Rigert, Joe, Sr.	G4/ On the Wire	29	19	0.604
12	Davis, Luke	G6/ Missing Flights	30	20	0.600
13	Rigert, Joe, Jr.	G4/ On the Wire	25	17	0.595
14	Lane, Bob	G7/ Northern Flights	26	18	0.591

	"H" Division		W	L	%-age
1	Wiegand, Tom	H8/ Misfits	46	3	0.939
2	McGhee, Chad	H3/ Train Station Shooters	33	12	0.733
	Oakley, Richard	H3/ Train Station Shooters	33	12	0.733
4	Long, Charlie	H8/ Misfits	29	12	0.707
5	Frazier, Charlie	H7/ Ballistic Behavior	36	16	0.692
	Genzlinger, Roger	H1/ Who Darted?	36	16	0.692
7	Schoch, Adam	H2/ Quack Hos	36	17	0.679
8	Converse, Stan	H2/ Quack Hos	35	17	0.673
9	Ellis, Tim	H2/ Quack Hos	36	20	0.643
10	Nulty, Gene	H5/ What's the Point?	25	14	0.641
11	Phillips, Britt	H7/ Ballistic Behavior	37	21	0.638
12	Spencer, Kenny	H4/ Tips & Shafts	35	20	0.636
13	Vasbinder, Zach	H4/ Tips & Shafts	34	22	0.607
14	Fleming, Frank	H5/ What's the Point?	30	20	0.600

	Women's Records (# of women by div.: A-3, B-10, C-2, D-8, E-8, F-9, G-8, H-9)		W	L	%-age
A	Kilsdonk, Kris	A8/ Fire for Effect	11	39	0.220
B	Jeffcoat, Angela	B5/ What Does the Cork Say?	17	34	0.333
	Scheppele, Julie	B6/ Nuttin' Honey	15	31	0.326
	Whitley, Brenda	B6/ Nuttin' Honey	15	33	0.313
C	Blackwelder, Allyson	C4/ The Locals	13	25	0.342
D	deFontes, Adrienne	D4/ Sharky's Machine	27	20	0.574
	Mitchell, Liz	D2/ Shark Shooters	25	22	0.532
E	Hartmann, Erin	E8/ I Got Nothing	34	22	0.607
	Blackwelder, Deborah	E4/ Blind Squirrels	23	22	0.511
F	Howard, Meghan	F2/ Darty Deeds	28	23	0.549
	Taylor, Tisha	F2/ Darty Deeds	25	21	0.543
G	Strickland, Sandy	G2/ Shootin Da Bull	28	12	0.700
	Gaines, Lauren	G4/ On the Wire	16	26	0.381
H	Paye, Laura	H3/ Train Station Shooters	22	19	0.537
	Vithorkus, Denise	H4/ Tips & Shafts	22	30	0.423
	Woodworth, Lee	H4/ Tips & Shafts	12	37	0.245

Spring 2014 RDL Top All-Star Point Averages (by division) (FINAL!)

(There are no missing statistics, as all scoresheets from the entire season have been received.)

(Game minimums required for these listings: 32 for D division teams; 35 for teams A7, B8 & F4; 37 for all others)

	"A" Division		ASP	TGP	Ave.
1	Phillips, Robbie	A1/ Bona Fide Element	####	39	2.564
2	Gaulthier, Kyle	A2/ Darts of Anarchy	82.5	48	1.719
3	Healy, Simon	A5/ Appetite for Destruction	90.0	53	1.698
4	Brown, Tom	A1/ Bona Fide Element	75.0	50	1.500
5	Lassey, Donnie	A6/ Wil. Take Shots	65.0	46	1.413
6	Seward, Mike	A2/ Darts of Anarchy	60.0	44	1.364
7	Persson, Kenny	A2/ Darts of Anarchy	53.5	43	1.244
8	Mitchell, Sid	A5/ Appetite for Destruction	66.5	54	1.231
9	Tan, Wil	A1/ Bona Fide Element	51.0	42	1.214
10	Lloyd, Billy	A2/ Darts of Anarchy	66.0	55	1.200
11	Mozzetti, Tim	A5/ Appetite for Destruction	49.5	43	1.151
12	Butters, Scott	A6/ Wil. Take Shots	60.5	53	1.142
13	Cusher, Dean	A5/ Appetite for Destruction	55.5	49	1.133
14	Gelberg, Dave	A4/ Lunatic Fringe	52.5	47	1.117

	"B" Division		ASP	TGP	Ave.
1	Massengill, Chad	B7/ BullsHitters	62.5	54	1.157
2	Dunleavy, John	B5/ What Does the Cork Say?	41.0	42	0.976
3	Dahulich, Jeff	B1/ Inconceivable!	39.5	47	0.840
4	Martin, David	B8/ Rif Raf	41.0	49	0.837
5	Massengill, Randy	B7/ BullsHitters	44.0	56	0.786
6	Fitzgerald, Aaron	B3/ Big Bulls	42.0	58	0.724
7	McNamara, Tim	B1/ Inconceivable!	32.0	45	0.711
8	Mayhew, Zak	B5/ What Does the Cork Say?	39.0	57	0.684
9	Jobe, C.J.	B7/ BullsHitters	25.5	39	0.654
10	Sautter, Scott	B2/ No Quarter	31.5	51	0.618
11	Ackerman, Travis	B5/ What Does the Cork Say?	27.0	45	0.600
12	Toolan, Chris	B3/ Big Bulls	25.5	43	0.593
13	Scott, Lee	B6/ Nuttin' Honey	32.0	54	0.593
14	Hoyt, David	B8/ Rif Raf	22.5	39	0.577

	"C" Division		ASP	TGP	Ave.
1	Carroll, John	C7/ Methodical Madness	60.0	43	1.395
2	Wilcenski, Steve	C3/ Traveling Brown's Billiar	57.0	50	1.140
3	Work, Joe	C3/ Traveling Brown's Billiar	50.5	54	0.935
4	Tant, J.J.	C2/ Overtime Outlaws	49.0	55	0.891
5	Huffman, David	C8/ Projectile Bombers	47.0	56	0.839
6	Hindle, Mikey	C1/ Excalibur	45.5	57	0.798
7	Hamilton, Brad	C7/ Methodical Madness	26.5	37	0.716
8	Reitano, Sal	C4/ The Locals	38.5	54	0.713
9	Vance, Hugh	C3/ Traveling Brown's Billiar	34.0	49	0.694
10	Hall, Josh	C1/ Excalibur	36.0	56	0.643
11	Stroud, Timothy	C2/ Overtime Outlaws	23.5	38	0.618
12	Foushee, Eugene	C7/ Methodical Madness	29.0	47	0.617
13	Flood, Tom	C6/ None	34.5	56	0.616
14	Spaulding, Paul	C8/ Projectile Bombers	33.5	55	0.609

	"D" Division		ASP	TGP	Ave.
1	White, J.J.	D6/ Menace 2 Sobriety	37.5	49	0.765
2	Baldwin, Randy	D7/ We Be Triplin	33.0	46	0.717
3	Garzon, Marc	D7/ We Be Triplin	34.0	48	0.708
4	Bosier, Sean	D3/ Death Throw	27.5	45	0.611
5	Mathews, Alex	D3/ Death Throw	27.0	46	0.587
6	Allison, Frank	D4/ Sharky's Machine	26.5	48	0.552
7	Janssen, Joshua	D5/ Leftovers	27.5	51	0.539
8	Warshawsky, Larry	D5/ Leftovers	30.5	59	0.517
9	Jackson, Barry	D1/ Armed & Hammered	23.0	45	0.511
10	Dzengeleski, Julie	D1/ Armed & Hammered	18.0	36	0.500
	Kissinger, Tim	D1/ Armed & Hammered	16.5	33	0.500
12	McCurry, Gregg	D5/ Leftovers	30.0	61	0.492
13	Mitchell, Liz	D2/ Shark Shooters	21.5	47	0.457
14	Deemer, Randy	D7/ We Be Triplin	18.5	44	0.420

	"E" Division		ASP	TGP	Ave.
1	Bennett, Will	E4/ Blind Squirrels	44.0	50	0.880
2	Krestalude, Andy	E8/ I Got Nothing	48.0	56	0.857
3	Raquet, Michael	E3/ Drinkers with a Dart Prob	38.5	46	0.837
4	Lesher, Jon	E4/ Blind Squirrels	34.0	41	0.829
5	Azevedo, Angelo	E2/ You're Supposed To Beat	34.5	45	0.767
6	Snyder, Mike	E3/ Drinkers with a Dart Prob	27.5	38	0.724
7	Mooty, Aaron	E7/ Liquor Posse	32.5	49	0.663
8	Chaney, Bill	E4/ Blind Squirrels	27.5	45	0.611
9	Claggett, Jerimy	E5/ Nice Grouping	22.5	37	0.608
10	Caputo, Danny	E7/ Liquor Posse	30.5	53	0.575
11	McCartney, Joe	E3/ Drinkers with a Dart Prob	24.5	43	0.570
12	Martinez, Vince	E8/ I Got Nothing	26.5	48	0.552
13	Hall, Danny	E6/ Village Idiots	22.5	42	0.536
14	Krasnow, Dave	E5/ Nice Grouping	28.5	56	0.509

	"F" Division		ASP	TGP	Ave.
1	Trefzger, Ken	F5/ One Armed Bandits	32.5	46	0.707
2	Murphy, Phil	F5/ One Armed Bandits	35.0	50	0.700
3	Simpson, David	F4/ Home Grown Wolves	34.0	49	0.694
4	Jenkins, John	F4/ Home Grown Wolves	32.5	47	0.691
5	Fagan, Seth	F7/ F Your Mom	35.0	54	0.648
6	Kyle, Mike	F8/ Same Day Different Darts	29.5	46	0.641
7	Geraghty, John	F2/ Darty Deeds	25.5	41	0.622
8	White, Jim	F5/ One Armed Bandits	23.5	40	0.588
9	Palmisano, Andrew	F6/ Five-OH! Whizzle	23.5	43	0.547
10	Munroe, Joe	F7/ F Your Mom	29.5	54	0.546
11	Kirkpatrick, Scott	F3/ UZMAgain	30.0	56	0.536
12	Vollmar, Chris	F7/ F Your Mom	23.5	47	0.500
13	Thompson, Barry	F1/ MoonShines Effect	27.5	57	0.482
14	Simpson, Tyler	F4/ Home Grown Wolves	20.0	43	0.465

	"G" Division		ASP	TGP	Ave.
1	Lane, Bob	G7/ Northern Flights	29.0	44	0.659
2	Strickland, Craig	G2/ Shootin Da Bull	34.5	53	0.651
3	Bialaszewski, Rich	G7/ Northern Flights	33.0	57	0.579
4	Rigert, Joe, Sr.	G4/ On the Wire	26.0	48	0.542
5	Bowen, Andrew	G8/ Whynot!	30.5	57	0.535
6	Casey, Kevin	G6/ Missing Flights	20.5	42	0.488
7	Shirey, Anthony	G6/ Missing Flights	24.5	52	0.471
8	Strickland, Andrew	G2/ Shootin Da Bull	21.0	46	0.457
9	Maley, Dave	G3/ The Sofa Kings	22.0	52	0.423
10	Suan, John	G6/ Missing Flights	19.0	46	0.413
11	Rigert, Joe, Jr.	G4/ On the Wire	16.0	42	0.381
12	Potwora, Tim	G1/ Double Tap	17.5	46	0.380
13	Ryan, Sean	G3/ The Sofa Kings	16.5	45	0.367
14	Hipps, Justin	G1/ Double Tap	13.0	39	0.333

	"H" Division		ASP	TGP	Ave.
1	Wiegand, Tom	H8/ Misfits	36.0	49	0.735
2	Spencer, Kenny	H4/ Tips & Shafts	25.5	55	0.464
3	Schoch, Adam	H2/ Quack Hos	23.5	53	0.443
4	Davis, Jared	H1/ Who Darted?	20.5	48	0.427
5	Fleming, Frank	H5/ What's the Point?	19.0	50	0.380
6	McGhee, Chad	H3/ Train Station Shooters	16.5	45	0.367
	Oakley, Richard	H3/ Train Station Shooters	16.5	45	0.367
8	Lawrence, Jonathan	H1/ Who Darted?	16.0	44	0.364
9	Wickstrom, Bob	H2/ Quack Hos	18.0	51	0.353
10	Long, Charlie	H8/ Misfits	14.0	41	0.341
11	Frazier, Charlie	H7/ Ballistic Behavior	17.0	52	0.327
12	Phillips, Britt	H7/ Ballistic Behavior	18.5	58	0.319
13	Prusisz, Mike	H4/ Tips & Shafts	17.0	56	0.304
14	(two tied)		15.5	52	0.298

	Women's Records (# of women by div.: A-3, B-10, C-2, D-8, E-8, F-9, G-8, H-9)		W	L	%-age
A	Kilsdonk, Kris	A8/ Fire for Effect	40.5	50	0.810
B	Whitley, Brenda	B6/ Nuttin' Honey	19.0	48	0.396
	Jeffcoat, Angela	B5/ What Does the Cork Say?	19.5	51	0.382
	Scheppele, Julie	B6/ Nuttin' Honey	12.5	46	0.272
C	Blackwelder, Allyson	C4/ The Locals	18.5	38	0.487
D	Dzengeleski, Julie	D1/ Armed & Hammered	18.0	36	0.500
	Mitchell, Liz	D2/ Shark Shooters	21.5	47	0.457
E	Blackwelder, Deborah	E4/ Blind Squirrels	21.0	45	0.467
	Hartmann, Erin	E8/ I Got Nothing	21.0	56	0.375
F	Howard, Meghan	F2/ Darty Deeds	21.0	51	0.412
	Taylor, Tisha	F2/ Darty Deeds	10.5	46	0.228
G	Gaines, Lauren	G4/ On the Wire	11.5	42	0.274
	Strickland, Sandy	G2/ Shootin Da Bull	6.5	40	0.163
H	Paye, Laura	H3/ Train Station Shooters	6.0	41	0.146
	Vithorkus, Denise	H4/ Tips & Shafts	7.5	52	0.144
	Woodworth, Lee	H4/ Tips & Shafts	3.5	49	0.071

Spring 2014 RDL League-Wide Sectional Statistics (ranked by percentage) (FINAL!)

(All statistics are included, as there were no missing scoresheets this season) (Game minimums required for these listings: 6 for all divisions)

	Singles 301 Win Percentage		W	L	%-age
1	Blake, Brian	A6/ Wil. Take Shots	7	0	1.000
2	Massengill, Chad	B7/ BullsHitters	13	1	0.929
3	Work, Joe	C3/ Traveling Brown's Billia	11	1	0.917
4	Carroll, John	C7/ Methodical Madness	10	1	0.909
	Wiegand, Tom	H8/ Misfits	10	1	0.909
6	Phillips, Robbie	A1/ Bona Fide Element	9	1	0.900
7	Grubb, Ed	B5/ What Does the Cork Say	8	1	0.889
	Carawon, Bob	H2/ Quack Hos	8	1	0.889
9	Ray, Robert	C3/ Traveling Brown's Billia	7	1	0.875
10	Lloyd, Billy	A2/ Darts of Anarchy	12	2	0.857
	Massengill, Randy	B7/ BullsHitters	12	2	0.857
	Anderson, Ryan	F2/ Darty Deeds	12	2	0.857
	Frye, Scott	A4/ Lunatic Fringe	6	1	0.857
14	Sautter, Don	B2/ No Quarter	11	2	0.846
	Bradshaw, Rick	C4/ The Locals	11	2	0.846
	Schoch, Adam	H2/ Quack Hos	11	2	0.846
17	Brown, Jay	E3/ Drinkers with a Dart Pro	10	2	0.833
	Paye, Laura	H3/ Train Station Shooters	10	2	0.833
	Maccini, Billy	C4/ The Locals	5	1	0.833
	Sibincic, Rich	H3/ Train Station Shooters	5	1	0.833
21	Seward, Mike	A2/ Darts of Anarchy	9	2	0.818
	Bathurst, Ryan	E7/ Liquor Posse	9	2	0.818
	Lane, Bob	G7/ Northern Flights	9	2	0.818
	Strickland, Andrew	G2/ Shootin Da Bull	9	2	0.818
	Oakley, Richard	H3/ Train Station Shooters	9	2	0.818
26	Knight, Mark	A1/ Bona Fide Element	12	3	0.800
	McNamara, Tim	B1/ Inconceivable!	8	2	0.800
28	Walters, Josh	F1/ MoonShines Effect	7	2	0.778
	Roemer, John	G5/ Grateful Darts	7	2	0.778
30	Brown, Tom	A1/ Bona Fide Element	10	3	0.769
	Reitano, Sal	C4/ The Locals	10	3	0.769
	Watkins, Nathan	E7/ Liquor Posse	10	3	0.769
	Moody, Chris	F2/ Darty Deeds	10	3	0.769
34	Gaulthier, Kyle	A2/ Darts of Anarchy	9	3	0.750
	Hogan, Neal	D3/ Death Throw	9	3	0.750
	Janssen, Joshua	D5/ Leftovers	9	3	0.750
	Martinez, Vince	E8/ I Got Nothing	9	3	0.750
	Newman, Tony	G2/ Shootin Da Bull	9	3	0.750
	Naylor, Dan	A6/ Wil. Take Shots	6	2	0.750
	Powell, Mark	F3/ UZMAgain	6	2	0.750
41	Mayhew, Zak	B5/ What Does the Cork Say	11	4	0.733
42	Sandoval, Alberto	A1/ Bona Fide Element	8	3	0.727
	Foushee, Eugene	C7/ Methodical Madness	8	3	0.727
	Venable, Mike	C7/ Methodical Madness	8	3	0.727
	Wilcenski, Steve	C3/ Traveling Brown's Billia	8	3	0.727
	Baldwin, Randy	D7/ We Be Triplin	8	3	0.727
	Thomas, Tony	D5/ Leftovers	8	3	0.727
	Trefzger, Ken	F5/ One Armed Bandits	8	3	0.727
	Cornell, Blaine	G7/ Northern Flights	8	3	0.727
50	Spaulding, Paul	C8/ Projectile Bombers	10	4	0.714
	Stepp, John	C6/ None	10	4	0.714
	Krasnow, Dave	E5/ Nice Grouping	10	4	0.714
	Thomas, Jason	E1/ Gift Returns	10	4	0.714
	Morse, Andy	G2/ Shootin Da Bull	10	4	0.714
	Murphy, Tom	G7/ Northern Flights	10	4	0.714
	Spencer, Kenny	H4/ Tips & Shafts	10	4	0.714
	Turner, Kevin	A7/ Unknown Element	5	2	0.714
	Hall, Danny	E6/ Village Idiots	5	2	0.714
	Langston, Frankie	F4/ Home Grown Wolves	5	2	0.714
60	(seven tied - 1 in B, 1 in D, 2 in E, 2 in F, 1 in H)		7	3	0.700

	Singles Cricket Win Percentage		W	L	%-age
1	Massengill, Chad	B7/ BullsHitters	14	0	1.000
	Wilcenski, Steve	C3/ Traveling Brown's Billia	13	0	1.000
	Wiegand, Tom	H8/ Misfits	13	0	1.000
	Strickland, Andrew	G2/ Shootin Da Bull	11	0	1.000
	Blake, Brian	A6/ Wil. Take Shots	8	0	1.000
	Naylor, Dan	A6/ Wil. Take Shots	8	0	1.000
7	Massengill, Randy	B7/ BullsHitters	13	1	0.929
	Thomas, Jason	E1/ Gift Returns	13	1	0.929
9	Lassey, Donnie	A6/ Wil. Take Shots	11	1	0.917
	McNamara, Tim	B1/ Inconceivable!	11	1	0.917
	Walters, Andrew	H3/ Train Station Shooters	11	1	0.917
12	Seward, Mike	A2/ Darts of Anarchy	10	1	0.909
	Hoyt, David	B8/ Rif Raf	10	1	0.909
	Carroll, John	C7/ Methodical Madness	10	1	0.909
	Geraghty, John	F2/ Darty Deeds	10	1	0.909
	Trefzger, Ken	F5/ One Armed Bandits	10	1	0.909
17	Phillips, Robbie	A1/ Bona Fide Element	9	1	0.900
	Strickland, Sandy	G2/ Shootin Da Bull	9	1	0.900
19	Ray, Robert	C3/ Traveling Brown's Billia	7	1	0.875
	Thompson, Ben	D3/ Death Throw	7	1	0.875
	Pate, Brad	E5/ Nice Grouping	7	1	0.875
	Sarantos, Alex	E5/ Nice Grouping	7	1	0.875
	Oakley, Richard	H3/ Train Station Shooters	7	1	0.875
24	Huffman, David	C8/ Projectile Bombers	13	2	0.867
25	Mitchell, Sid	A5/ Appetite for Destruction	12	2	0.857
	Mayhew, Zak	B5/ What Does the Cork Say	12	2	0.857
	Hindle, Mikey	C1/ Excalibur	12	2	0.857
	Reitano, Sal	C4/ The Locals	12	2	0.857
	Work, Joe	C3/ Traveling Brown's Billia	12	2	0.857
	Krestalude, Andy	E8/ I Got Nothing	12	2	0.857
	Bialaszewski, Rich	G7/ Northern Flights	12	2	0.857
	Beeson, Robb	A1/ Bona Fide Element	6	1	0.857
	Foushee, Kevin	C7/ Methodical Madness	6	1	0.857
	Scala, Luke	G8/ Whynot!	6	1	0.857
35	Brown, Tom	A1/ Bona Fide Element	11	2	0.846
	Fitzgerald, Aaron	B3/ Big Bulls	11	2	0.846
	Tanner, Dave	C8/ Projectile Bombers	11	2	0.846
	Fagan, Seth	F7/ F Your Mom	11	2	0.846
	Murphy, Phil	F5/ One Armed Bandits	11	2	0.846
	Converse, Stan	H2/ Quack Hos	11	2	0.846
41	Vance, Hugh	C3/ Traveling Brown's Billia	10	2	0.833
	Baldwin, Randy	D7/ We Be Triplin	10	2	0.833
	McGhee, Chad	H3/ Train Station Shooters	10	2	0.833
	Bemis, Matt	C1/ Excalibur	5	1	0.833
	Maccini, Billy	C4/ The Locals	5	1	0.833
	Kubel, Tom	E2/ You're Supposed To Bea	5	1	0.833
47	Tan, Wil	A1/ Bona Fide Element	9	2	0.818
	Toolan, Chris	B3/ Big Bulls	9	2	0.818
	Price, Brady	D6/ Menace 2 Sobriety	9	2	0.818
	Adams, Brad	F6/ Five-OH! Whizzle	9	2	0.818
	Kyle, Mike	F8/ Same Day Different Dart	9	2	0.818
	Simpson, Tyler	F4/ Home Grown Wolves	9	2	0.818
	Long, Charlie	H8/ Misfits	9	2	0.818
54	Bouchard, Keith	D6/ Menace 2 Sobriety	8	2	0.800
	Snyder, Mike	E3/ Drinkers with a Dart Pro	8	2	0.800
	Macias, Anthony	F4/ Home Grown Wolves	8	2	0.800
	Moore, Ken	G3/ The Sofa Kings	8	2	0.800
58	Cusher, Dean	A5/ Appetite for Destruction	11	3	0.786
	Healy, Simon	A5/ Appetite for Destruction	11	3	0.786
	Ogden, Bryan	G5/ Grateful Darts	11	3	0.786
	Strickland, Craig	G2/ Shootin Da Bull	11	3	0.786
	Genzlinger, Roger	H1/ Who Darted?	11	3	0.786
63	Dunleavy, John	B5/ What Does the Cork Say	7	2	0.778
	Cashin, Jeff	F6/ Five-OH! Whizzle	7	2	0.778
65	(six tied - 3 in E, 1 in G, 2 in H)		10	3	0.769

Spring 2014 RDL League-Wide Sectional Statistics (ranked by percentage) (FINAL!)

(All statistics are included, as there were no missing scoresheets this season) (Game minimums required for these listings: 6 for all divisions)

	Doubles Cricket Win Percentage		W	L	%-age
1	Buckman, Dave	C1/ Excalibur	11	0	1.000
2	Wilcenski, Steve	C3/ Traveling Brown's Billia	12	1	0.923
3	Healy, Simon	A5/ Appetite for Destruction	11	1	0.917
	Kenney, Jon	A1/ Bona Fide Element	11	1	0.917
	McNamara, Tim	B1/ Inconceivable!	11	1	0.917
	White, J.J.	D6/ Menace 2 Sobriety	11	1	0.917
7	Thomas, Tony	D5/ Leftovers	10	1	0.909
8	Wade, Nate	C3/ Traveling Brown's Billia	9	1	0.900
	Bouchard, Keith	D6/ Menace 2 Sobriety	9	1	0.900
10	Talton, Chris	B3/ Big Bulls	8	1	0.889
11	Beeson, Robb	A1/ Bona Fide Element	7	1	0.875
	Bozza, Doug	G3/ The Sofa Kings	7	1	0.875
13	McCurry, Gregg	D5/ Leftovers	13	2	0.867
14	Massengill, Randy	B7/ BullsHitters	12	2	0.857
	Stoakes, Eric	F6/ Five-OH! Whizzle	12	2	0.857
16	Wiegand, Tom	H8/ Misfits	11	2	0.846
17	Persson, Kenny	A2/ Darts of Anarchy	10	2	0.833
	Zelinack, Jason	A5/ Appetite for Destruction	10	2	0.833
	Massengill, Robert	B7/ BullsHitters	10	2	0.833
	Hall, Danny	E6/ Village Idiots	10	2	0.833
	Ryan, Sean	G3/ The Sofa Kings	10	2	0.833
	Neill, Gregory	C7/ Methodical Madness	5	1	0.833
23	Adams, Brad	F6/ Five-OH! Whizzle	9	2	0.818
	White, Jim	F5/ One Armed Bandits	9	2	0.818
25	Bialaszewski, Rich	G7/ Northern Flights	12	3	0.800
	Gaglione, Joey	A2/ Darts of Anarchy	8	2	0.800
	Phillips, Robbie	A1/ Bona Fide Element	8	2	0.800
	Gillett, Galen	E6/ Village Idiots	8	2	0.800
29	Mitchell, Sid	A5/ Appetite for Destruction	11	3	0.786
	Bennett, Will	E4/ Blind Squirrels	11	3	0.786
	McKendrick, Todd	G7/ Northern Flights	11	3	0.786
	Spencer, Kenny	H4/ Tips & Shafts	11	3	0.786
33	Keim, Roger	G3/ The Sofa Kings	7	2	0.778
	Nulty, Gene	H5/ What's the Point?	7	2	0.778
35	Raquet, Michael	E3/ Drinkers with a Dart Pro	10	3	0.769
	Riggsbee, Carl	H8/ Misfits	10	3	0.769
	Schoch, Adam	H2/ Quack Hos	10	3	0.769
	Vithorkus, Denise	H4/ Tips & Shafts	10	3	0.769
39	Brown, Tom	A1/ Bona Fide Element	9	3	0.750
	Eason, Joel	A4/ Lunatic Fringe	9	3	0.750
	Gaulthier, Kyle	A2/ Darts of Anarchy	9	3	0.750
	Sandoval, Alberto	A1/ Bona Fide Element	9	3	0.750
	Kuhns, John	C7/ Methodical Madness	9	3	0.750
	Sellers, Mark	C1/ Excalibur	9	3	0.750
	Allison, Frank	D4/ Sharky's Machine	9	3	0.750
	Caputo, Danny	E7/ Liquor Posse	9	3	0.750
	Martinez, Vince	E8/ I Got Nothing	9	3	0.750
	McCartney, Joe	E3/ Drinkers with a Dart Pro	9	3	0.750
	Jenkins, John	F4/ Home Grown Wolves	9	3	0.750
	Kiser, Lyman	F5/ One Armed Bandits	9	3	0.750
	Alcon, Tony	G3/ The Sofa Kings	9	3	0.750
	Groves, Phil	G3/ The Sofa Kings	9	3	0.750
	Oakley, Richard	H3/ Train Station Shooters	9	3	0.750
	Bither, Dana	A6/ Wil. Take Shots	6	2	0.750
	Knight, Mark	A1/ Bona Fide Element	6	2	0.750
	Ray, Robert	C3/ Traveling Brown's Billia	6	2	0.750
	Langston, Frankie	F4/ Home Grown Wolves	6	2	0.750
	Powell, Mark	F3/ UZMAgain	6	2	0.750
59	(eight tied - 2 in A, 1 in C, 1 in D, 1 in E, 2 in G, 1 in H)		8	3	0.727

	Doubles 501 Win Percentage		W	L	%-age
1	Wiegand, Tom	H8/ Misfits	12	0	1.000
2	Winter, Wally	C5/ Dublin Dublout	11	1	0.917
3	Dunleavy, John	B5/ What Does the Cork Say	10	1	0.909
4	Lassey, Donnie	A6/ Wil. Take Shots	9	1	0.900
	Sandoval, Alberto	A1/ Bona Fide Element	9	1	0.900
	McGhee, Chad	H3/ Train Station Shooters	9	1	0.900
7	Phillips, Robbie	A1/ Bona Fide Element	8	1	0.889
8	Beeson, Robb	A1/ Bona Fide Element	7	1	0.875
	Keever, David	B4/ Nine Lives	7	1	0.875
10	Fagan, Seth	F7/ F Your Mom	13	2	0.867
11	Keim, Roger	G3/ The Sofa Kings	6	1	0.857
12	Simpson, Aden	F4/ Home Grown Wolves	11	2	0.846
13	Massengill, Chad	B7/ BullsHitters	10	2	0.833
	Martinez, Vince	E8/ I Got Nothing	10	2	0.833
	Blake, Brian	A6/ Wil. Take Shots	5	1	0.833
	Stall, Greg	G8/ Whynot!	5	1	0.833
17	Zimmerman, Mike	D3/ Death Throw	9	2	0.818
	Mooty, Aaron	E7/ Liquor Posse	9	2	0.818
	Macias, Anthony	F4/ Home Grown Wolves	9	2	0.818
	Simpson, David	F4/ Home Grown Wolves	9	2	0.818
	Johnson, Terry	G1/ Double Tap	9	2	0.818
22	Wylie, John	B7/ BullsHitters	8	2	0.800
	Foushee, Eugene	C7/ Methodical Madness	8	2	0.800
	Azevedo, Angelo	E2/ You're Supposed To Bea	8	2	0.800
	Bathurst, Ryan	E7/ Liquor Posse	8	2	0.800
	Simpson, Tyler	F4/ Home Grown Wolves	8	2	0.800
	Strickland, Sandy	G2/ Shootin Da Bull	8	2	0.800
28	Morse, Andy	G2/ Shootin Da Bull	11	3	0.786
29	Parker, Charles	A2/ Darts of Anarchy	7	2	0.778
30	Perkins, Chris	G5/ Grateful Darts	10	3	0.769
	Genzlinger, Roger	H1/ Who Darted?	10	3	0.769
32	Jeffcoat, Angela	B5/ What Does the Cork Say	9	3	0.750
	Spaulding, Paul	C8/ Projectile Bombers	9	3	0.750
	Bosier, Sean	D3/ Death Throw	9	3	0.750
	Wells, John	F1/ MoonShines Effect	9	3	0.750
	Strickland, Craig	G2/ Shootin Da Bull	9	3	0.750
	Suan, John	G6/ Missing Flights	9	3	0.750
	Kilts, Jason	A1/ Bona Fide Element	6	2	0.750
	Naylor, Dan	A6/ Wil. Take Shots	6	2	0.750
	Venable, Mike	C7/ Methodical Madness	6	2	0.750
	Snyder, Mike	E3/ Drinkers with a Dart Pro	6	2	0.750
	Bozza, Doug	G3/ The Sofa Kings	6	2	0.750
	Long, Charlie	H8/ Misfits	6	2	0.750
44	Phillips, Britt	H7/ Ballistic Behavior	11	4	0.733
45	Mozzetti, Tim	A5/ Appetite for Destruction	8	3	0.727
	McNamara, Tim	B1/ Inconceivable!	8	3	0.727
	Foushee, Kevin	C7/ Methodical Madness	8	3	0.727
	Kuhns, John	C7/ Methodical Madness	8	3	0.727
	Wade, Nate	C3/ Traveling Brown's Billia	8	3	0.727
	Mathews, Alex	D3/ Death Throw	8	3	0.727
	Thomas, Tony	D5/ Leftovers	8	3	0.727
	Casey, Kevin	G6/ Missing Flights	8	3	0.727
	Hudelson, Hans	G3/ The Sofa Kings	8	3	0.727
54	Mayhew, Zak	B5/ What Does the Cork Say	10	4	0.714
	Krasnow, Dave	E5/ Nice Grouping	10	4	0.714
	Ball, Pat	G2/ Shootin Da Bull	10	4	0.714
	Harrison, Mark	H7/ Ballistic Behavior	10	4	0.714
	Shearin, Phillip	H6/ Brown's Bull Busters	10	4	0.714
	Ray, Robert	C3/ Traveling Brown's Billia	5	2	0.714
	Cashin, Jeff	F6/ Five-OH! Whizzle	5	2	0.714
	Lichty, Ben	H3/ Train Station Shooters	5	2	0.714
62	(six tied - 2 in A, 2 in E, 1 in F, 1 in G)		7	3	0.700

Spring 2014 RDL Top Singles, Doubles Win Percentages (League-wide) (FINAL!)

(There are no missing statistics, as all scoresheets from the entire season have been received.)

(Game minimums required for these listings: 16 for D division teams; 18 for teams A7, B8 & F4; 19 for all others)

	Singles Win Percentage		W	L	%-age
1	Massengill, Chad	B7/ BullsHitters	27	1	0.964
2	Wiegand, Tom	H8/ Misfits	23	1	0.958
3	Carroll, John	C7/ Methodical Madness	20	2	0.909
	Strickland, Andrew	G2/ Shootin Da Bull	20	2	0.909
5	Phillips, Robbie	A1/ Bona Fide Element	18	2	0.900
6	Massengill, Randy	B7/ BullsHitters	25	3	0.893
7	Work, Joe	C3/ Traveling Brown's Billiarc	23	3	0.885
8	Wilcenski, Steve	C3/ Traveling Brown's Billiarc	21	3	0.875
9	Seward, Mike	A2/ Darts of Anarchy	19	3	0.864
	McNamara, Tim	B1/ Inconceivable!	19	3	0.864
11	Oakley, Richard	H3/ Train Station Shooters	16	3	0.842
12	Thomas, Jason	E1/ Gift Returns	23	5	0.821
13	Trefzger, Ken	F5/ One Armed Bandits	18	4	0.818
14	Reitano, Sal	C4/ The Locals	22	5	0.815
15	Brown, Tom	A1/ Bona Fide Element	21	5	0.808
16	Mayhew, Zak	B5/ What Does the Cork Say?	23	6	0.793
17	Lassey, Donnie	A6/ Wil. Take Shots	19	5	0.792
18	Anderson, Ryan	F2/ Darty Deeds	22	6	0.786
19	Baldwin, Randy	D7/ We Be Triplin	18	5	0.783
20	Hoyt, David	B8/ Rif Raf	17	5	0.773
	Lane, Bob	G7/ Northern Flights	17	5	0.773
22	Bradshaw, Rick	C4/ The Locals	20	6	0.769
	Fagan, Seth	F7/ F Your Mom	20	6	0.769
	Schoch, Adam	H2/ Quack Hos	20	6	0.769
25	Gaulthier, Kyle	A2/ Darts of Anarchy	18	6	0.750
	Watkins, Nathan	E7/ Liquor Posse	18	6	0.750
	McGhee, Chad	H3/ Train Station Shooters	18	6	0.750
28	Sautter, Don	B2/ No Quarter	19	7	0.731
	Holly, Mike	E8/ I Got Nothing	19	7	0.731
	Mooty, Aaron	E7/ Liquor Posse	19	7	0.731
	Converse, Stan	H2/ Quack Hos	19	7	0.731
32	Cusher, Dean	A5/ Appetite for Destruction	16	6	0.727
	Geraghty, John	F2/ Darty Deeds	16	6	0.727
34	Tanner, Dave	C8/ Projectile Bombers	18	7	0.720
	Fleming, Frank	H5/ What's the Point?	18	7	0.720
	Genzlinger, Roger	H1/ Who Darted?	18	7	0.720
37	Healy, Simon	A5/ Appetite for Destruction	20	8	0.714
	Mitchell, Sid	A5/ Appetite for Destruction	20	8	0.714
	Hindle, Mikey	C1/ Excalibur	20	8	0.714
	Huffman, David	C8/ Projectile Bombers	20	8	0.714
	Krestalude, Andy	E8/ I Got Nothing	20	8	0.714
	Strickland, Craig	G2/ Shootin Da Bull	20	8	0.714
	Spencer, Kenny	H4/ Tips & Shafts	20	8	0.714
	Tan, Wil	A1/ Bona Fide Element	15	6	0.714
	Thomas, Tony	D5/ Leftovers	15	6	0.714
	Kyle, Mike	F8/ Same Day Different Darts	15	6	0.714
47	Mathews, Alex	D3/ Death Throw	17	7	0.708
	Peele, Jim	D2/ Shark Shooters	17	7	0.708
	Martinez, Vince	E8/ I Got Nothing	17	7	0.708
	Rigert, Joe, Sr.	G4/ On the Wire	17	7	0.708
51	Foushee, Eugene	C7/ Methodical Madness	16	7	0.696
	Long, Charlie	H8/ Misfits	16	7	0.696
53	Frazier, Charlie	H7/ Ballistic Behavior	18	8	0.692
54	Vasbinder, Zach	H4/ Tips & Shafts	20	9	0.690
55	Deemer, Randy	D7/ We Be Triplin	15	7	0.682
	Price, Brady	D6/ Menace 2 Sobriety	15	7	0.682
	McCartney, Joe	E3/ Drinkers with a Dart Probl	15	7	0.682
58	Butters, Scott	A6/ Wil. Take Shots	17	8	0.680
	Janssen, Joshua	D5/ Leftovers	17	8	0.680
60	Lloyd, Billy	A2/ Darts of Anarchy	19	9	0.679
	Knott, Ronnie	B2/ No Quarter	19	9	0.679
	Hall, Josh	C1/ Excalibur	19	9	0.679
	Stepp, John	C6/ None	19	9	0.679
	Morse, Andy	G2/ Shootin Da Bull	19	9	0.679
65	(eleven tied - 2 in B, 1 in D, 1 in E, 3 in F, 3 in G, 1 in H)				0.667

	Doubles Win Percentage		W	L	%-age
1	Wiegand, Tom	H8/ Misfits	23	2	0.920
2	Phillips, Robbie	A1/ Bona Fide Element	16	3	0.842
3	McNamara, Tim	B1/ Inconceivable!	19	4	0.826
4	Sandoval, Alberto	A1/ Bona Fide Element	18	4	0.818
	Thomas, Tony	D5/ Leftovers	18	4	0.818
6	Wade, Nate	C3/ Traveling Brown's Billiarc	17	4	0.810
7	Buckman, Dave	C1/ Excalibur	20	5	0.800
8	Martinez, Vince	E8/ I Got Nothing	19	5	0.792
9	Fagan, Seth	F7/ F Your Mom	22	6	0.786
10	Lassey, Donnie	A6/ Wil. Take Shots	17	5	0.773
11	Massengill, Chad	B7/ BullsHitters	20	6	0.769
12	Ryan, Sean	G3/ The Sofa Kings	16	5	0.762
	Strickland, Sandy	G2/ Shootin Da Bull	16	5	0.762
14	Massengill, Randy	B7/ BullsHitters	21	7	0.750
15	McCurry, Gregg	D5/ Leftovers	23	8	0.742
16	Kenney, Jon	A1/ Bona Fide Element	17	6	0.739
	Kuhns, John	C7/ Methodical Madness	17	6	0.739
	Mooty, Aaron	E7/ Liquor Posse	17	6	0.739
19	Mathews, Alex	D3/ Death Throw	16	6	0.727
	Casey, Kevin	G6/ Missing Flights	16	6	0.727
21	White, J.J.	D6/ Menace 2 Sobriety	18	7	0.720
	Caputo, Danny	E7/ Liquor Posse	18	7	0.720
	Raquet, Michael	E3/ Drinkers with a Dart Probl	18	7	0.720
	Perkins, Chris	G5/ Grateful Darts	18	7	0.720
	Suan, John	G6/ Missing Flights	18	7	0.720
26	Morse, Andy	G2/ Shootin Da Bull	20	8	0.714
	Tan, Wil	A1/ Bona Fide Element	15	6	0.714
	Massengill, Robert	B7/ BullsHitters	15	6	0.714
	McGhee, Chad	H3/ Train Station Shooters	15	6	0.714
30	Brown, Tom	A1/ Bona Fide Element	17	7	0.708
	Allison, Frank	D4/ Sharky's Machine	17	7	0.708
32	Bouchard, Keith	D6/ Menace 2 Sobriety	14	6	0.700
	Bathurst, Ryan	E7/ Liquor Posse	14	6	0.700
34	Mitchell, Sid	A5/ Appetite for Destruction	18	8	0.692
	Wilcenski, Steve	C3/ Traveling Brown's Billiarc	18	8	0.692
	Bennett, Will	E4/ Blind Squirrels	18	8	0.692
	Stoakes, Eric	F6/ Five-OH! Whizzle	18	8	0.692
	Frazier, Charlie	H7/ Ballistic Behavior	18	8	0.692
39	Knight, Mark	A1/ Bona Fide Element	13	6	0.684
	Snyder, Mike	E3/ Drinkers with a Dart Probl	13	6	0.684
41	Dunleavy, John	B5/ What Does the Cork Say?	15	7	0.682
	Adams, Brad	F6/ Five-OH! Whizzle	15	7	0.682
	Simpson, Tyler	F4/ Home Grown Wolves	15	7	0.682
44	Healy, Simon	A5/ Appetite for Destruction	17	8	0.680
45	Tant, J.J.	C2/ Overtime Outlaws	19	9	0.679
46	Anderson, Ryan	F2/ Darty Deeds	18	9	0.667
	Davis, Luke	G6/ Missing Flights	18	9	0.667
	Genzlinger, Roger	H1/ Who Darted?	18	9	0.667
	Eason, Joel	A4/ Lunatic Fringe	16	8	0.667
	Gaulthier, Kyle	A2/ Darts of Anarchy	16	8	0.667
	Howard, Meghan	F2/ Darty Deeds	16	8	0.667
	Persson, Kenny	A2/ Darts of Anarchy	14	7	0.667
	Carroll, John	C7/ Methodical Madness	14	7	0.667
	Macias, Anthony	F4/ Home Grown Wolves	14	7	0.667
55	Bialaszewski, Rich	G7/ Northern Flights	19	10	0.655
56	Maley, Dave	G3/ The Sofa Kings	17	9	0.654
	Shirey, Anthony	G6/ Missing Flights	17	9	0.654
	Oakley, Richard	H3/ Train Station Shooters	17	9	0.654
	Riggsbee, Carl	H8/ Misfits	17	9	0.654
60	Jenkins, John	F4/ Home Grown Wolves	15	8	0.652
	Kiser, Lyman	F5/ One Armed Bandits	15	8	0.652
62	Foushee, Kevin	C7/ Methodical Madness	13	7	0.650
	Stroud, Timothy	C2/ Overtime Outlaws	13	7	0.650
	Barnes, Adam	E7/ Liquor Posse	13	7	0.650
	White, Jim	F5/ One Armed Bandits	13	7	0.650

Spring 2014 RDL Top Singles+Doubles Win %-ages, All-Star Point Aves. (League-wide) (FINAL!)

(There are no missing statistics, as all scoresheets from the entire season have been received.)

(Game minimums required for these listings: 32 for D division teams; 35 for teams A7, B8 & F4; 37 for all others)

	Singles+Doubles Win Percentages		W	L	%-age
1	Wiegand, Tom	H8/ Misfits	46	3	0.939
2	Phillips, Robbie	A1/ Bona Fide Element	34	5	0.872
3	Massengill, Chad	B7/ BullsHitters	47	7	0.870
4	McNamara, Tim	B1/ Inconceivable!	38	7	0.844
5	Massengill, Randy	B7/ BullsHitters	46	10	0.821
6	Carroll, John	C7/ Methodical Madness	34	9	0.791
7	Lassey, Donnie	A6/ Wil. Take Shots	36	10	0.783
8	Wilcenski, Steve	C3/ Traveling Brown's Billiarc	39	11	0.780
9	Fagan, Seth	F7/ F Your Mom	42	12	0.778
10	Thomas, Tony	D5/ Leftovers	33	10	0.767
11	Strickland, Andrew	G2/ Shootin Da Bull	35	11	0.761
12	Brown, Tom	A1/ Bona Fide Element	38	12	0.760
13	Martinez, Vince	E8/ I Got Nothing	36	12	0.750
	Seward, Mike	A2/ Darts of Anarchy	33	11	0.750
15	Mooty, Aaron	E7/ Liquor Posse	36	13	0.735
16	McGhee, Chad	H3/ Train Station Shooters	33	12	0.733
	Oakley, Richard	H3/ Train Station Shooters	33	12	0.733
18	Anderson, Ryan	F2/ Darty Deeds	40	15	0.727
19	Sandoval, Alberto	A1/ Bona Fide Element	33	13	0.717
	Mathews, Alex	D3/ Death Throw	33	13	0.717
21	Tan, Wil	A1/ Bona Fide Element	30	12	0.714
22	Gaulthier, Kyle	A2/ Darts of Anarchy	34	14	0.708
23	Long, Charlie	H8/ Misfits	29	12	0.707
24	Mitchell, Sid	A5/ Appetite for Destruction	38	16	0.704
	Work, Joe	C3/ Traveling Brown's Billiarc	38	16	0.704
26	Wade, Nate	C3/ Traveling Brown's Billiarc	26	11	0.703
27	Strickland, Sandy	G2/ Shootin Da Bull	28	12	0.700
28	Healy, Simon	A5/ Appetite for Destruction	37	16	0.698
29	Morse, Andy	G2/ Shootin Da Bull	39	17	0.696
30	Frazier, Charlie	H7/ Ballistic Behavior	36	16	0.692
	Genzlinger, Roger	H1/ Who Darted?	36	16	0.692
32	Bathurst, Ryan	E7/ Liquor Posse	26	12	0.684
33	Geraghty, John	F2/ Darty Deeds	28	13	0.683
34	Watkins, Nathan	E7/ Liquor Posse	30	14	0.682
35	Bennett, Will	E4/ Blind Squirrels	34	16	0.680
36	Strickland, Craig	G2/ Shootin Da Bull	36	17	0.679
	Schoch, Adam	H2/ Quack Hos	36	17	0.679
38	Foushee, Kevin	C7/ Methodical Madness	25	12	0.676
39	Kenney, Jon	A1/ Bona Fide Element	29	14	0.674
	Simpson, Tyler	F4/ Home Grown Wolves	29	14	0.674
41	Trefzger, Ken	F5/ One Armed Bandits	31	15	0.674
42	Cusher, Dean	A5/ Appetite for Destruction	33	16	0.673
	Kuhns, John	C7/ Methodical Madness	33	16	0.673
44	Converse, Stan	H2/ Quack Hos	35	17	0.673
45	Thomas, Jason	E1/ Gift Returns	39	19	0.672
46	Mayhew, Zak	B5/ What Does the Cork Say?	38	19	0.667
	Dunleavy, John	B5/ What Does the Cork Say?	28	14	0.667
	Hall, Danny	E6/ Village Idiots	28	14	0.667
	Casey, Kevin	G6/ Missing Flights	28	14	0.667
	Hoyt, David	B8/ Rif Raf	26	13	0.667
51	Caputo, Danny	E7/ Liquor Posse	35	18	0.660
52	Buckman, Dave	C1/ Excalibur	33	17	0.660
53	Foushee, Eugene	C7/ Methodical Madness	31	16	0.660
54	Snyder, Mike	E3/ Drinkers with a Dart Probl	25	13	0.658
55	Lloyd, Billy	A2/ Darts of Anarchy	36	19	0.655
56	Holly, Mike	E8/ I Got Nothing	34	18	0.654
57	White, J.J.	D6/ Menace 2 Sobriety	32	17	0.653
58	Baldwin, Randy	D7/ We Be Triplin	30	16	0.652
	Kyle, Mike	F8/ Same Day Different Darts	30	16	0.652
60	Kiser, Lyman	F5/ One Armed Bandits	28	15	0.651
61	Moore, Ken	G3/ The Sofa Kings	26	14	0.650
62	Bialaszewski, Rich	G7/ Northern Flights	37	20	0.649
63	Venable, Mike	C7/ Methodical Madness	24	13	0.649
64	Tanner, Dave	C8/ Projectile Bombers	33	18	0.647
	Cusman, Ryan	E5/ Nice Grouping	33	18	0.647

	All-Star Point Averages		ASP	TGP	Ave.
1	Phillips, Robbie	A1/ Bona Fide Element	100.0	39	2.564
2	Gaulthier, Kyle	A2/ Darts of Anarchy	82.5	48	1.719
3	Healy, Simon	A5/ Appetite for Destruction	90.0	53	1.698
4	Brown, Tom	A1/ Bona Fide Element	75.0	50	1.500
5	Lassey, Donnie	A6/ Wil. Take Shots	65.0	46	1.413
6	Carroll, John	C7/ Methodical Madness	60.0	43	1.395
7	Seward, Mike	A2/ Darts of Anarchy	60.0	44	1.364
8	Persson, Kenny	A2/ Darts of Anarchy	53.5	43	1.244
9	Mitchell, Sid	A5/ Appetite for Destruction	66.5	54	1.231
10	Tan, Wil	A1/ Bona Fide Element	51.0	42	1.214
11	Lloyd, Billy	A2/ Darts of Anarchy	66.0	55	1.200
12	Massengill, Chad	B7/ BullsHitters	62.5	54	1.157
13	Mozzetti, Tim "Tex"	A5/ Appetite for Destruction	49.5	43	1.151
14	Butters, Scott	A6/ Wil. Take Shots	60.5	53	1.142
15	Wilcenski, Steve	C3/ Traveling Brown's Billiarc	57.0	50	1.140
16	Cusher, Dean	A5/ Appetite for Destruction	55.5	49	1.133
17	Gelberg, Dave	A4/ Lunatic Fringe	52.5	47	1.117
18	Zelinack, Jason	A5/ Appetite for Destruction	51.5	47	1.096
19	Crites, Randy	A6/ Wil. Take Shots	47.0	45	1.044
20	Sandoval, Alberto	A1/ Bona Fide Element	47.5	46	1.033
21	Johnson, Michael	A3/ In Treble	58.5	58	1.009
22	Kenney, Jon	A1/ Bona Fide Element	42.5	43	0.988
23	Gelhar, Tommy	A6/ Wil. Take Shots	45.0	46	0.978
24	Dunleavy, John	B5/ What Does the Cork Say?	41.0	42	0.976
25	Work, Joe	C3/ Traveling Brown's Billiarc	50.5	54	0.935
26	Fischlein, Kris	A3/ In Treble	48.0	52	0.923
27	Bunn, Tim	A3/ In Treble	51.5	56	0.920
28	Tant, J.J.	C2/ Overtime Outlaws	49.0	55	0.891
29	Bakowski, Adam	A4/ Lunatic Fringe	34.5	39	0.885
30	Wilcox, Randy	A7/ Unknown Element	44.0	50	0.880
	Bennett, Will	E4/ Blind Squirrels	44.0	50	0.880
32	Frye, Scott	A4/ Lunatic Fringe	33.0	38	0.868
33	Hamilton, Billy	A4/ Lunatic Fringe	38.0	44	0.864
34	Krestalude, Andy	E8/ I Got Nothing	48.0	56	0.857
35	Dahulich, Jeff	B1/ Inconceivable!	39.5	47	0.840
36	Huffman, David	C8/ Projectile Bombers	47.0	56	0.839
37	Raquet, Michael	E3/ Drinkers with a Dart Prob	38.5	46	0.837
38	Martin, David	B8/ Rif Raf	41.0	49	0.837
39	Beaudoin, Paul	A3/ In Treble	41.5	50	0.830
40	Lesher, Jon	E4/ Blind Squirrels	34.0	41	0.829
41	Kilsdonk, Kris	A8/ Fire for Effect	40.5	50	0.810
42	Eason, Joel	A4/ Lunatic Fringe	37.0	46	0.804
43	Hindle, Mikey	C1/ Excalibur	45.5	57	0.798
44	Stankevich, Scott	A5/ Appetite for Destruction	32.5	41	0.793
45	Massengill, Randy	B7/ BullsHitters	44.0	56	0.786
46	Murdaugh, John	A8/ Fire for Effect	41.5	53	0.783
47	Azevedo, Angelo	E2/ You're Supposed To Beat	34.5	45	0.767
48	White, J.J.	D6/ Menace 2 Sobriety	37.5	49	0.765
49	Keller, Tony	A2/ Darts of Anarchy	39.0	52	0.750
50	Wiegand, Tom	H8/ Misfits	36.0	49	0.735
51	Fitzgerald, Aaron	B3/ Big Bulls	42.0	58	0.724
52	Snyder, Mike	E3/ Drinkers with a Dart Prob	27.5	38	0.724
53	Baldwin, Randy	D7/ We Be Triplin	33.0	46	0.717
54	Hamilton, Brad	C7/ Methodical Madness	26.5	37	0.716
55	Klann, Eric	A7/ Unknown Element	36.5	51	0.716
56	Reitano, Sal	C4/ The Locals	38.5	54	0.713
57	McNamara, Tim	B1/ Inconceivable!	32.0	45	0.711
58	Garzon, Marc	D7/ We Be Triplin	34.0	48	0.708
59	Trefzger, Ken	F5/ One Armed Bandits	32.5	46	0.707
60	Murphy, Phil	F5/ One Armed Bandits	35.0	50	0.700
61	Goss, Matt	A8/ Fire for Effect	37.5	54	0.694
62	Vance, Hugh	C3/ Traveling Brown's Billiarc	34.0	49	0.694
	Simpson, David	F4/ Home Grown Wolves	34.0	49	0.694
64	Jenkins, John	F4/ Home Grown Wolves	32.5	47	0.691
65	Mayhew, Zak	B5/ What Does the Cork Say?	39.0	57	0.684

Spring 2014 RDL Singles, Doubles Win Percentages (by team) (FINAL!)

(All statistics are included, as there were no missing scoresheets this season)

Singles Win Percentages

		W	L	%-age
1	A1/ Bona Fide Element	115	53	0.685
	G2/ Shootin Da Bull	115	53	0.685
3	B7/ BullsHitters	109	59	0.649
4	H2/ Quack Hos	108	60	0.643
5	E8/ I Got Nothing	107	61	0.637
6	A6/ Wil. Take Shots	99	57	0.635
7	A5/ Appetite for Destruction	104	64	0.619
	C7/ Methodical Madness	104	64	0.619
9	E7/ Liquor Posse	101	67	0.601
10	H3/ Train Station Shooters	99	69	0.589
11	C3/ Traveling Brown's Billiards	98	70	0.583
12	A2/ Darts of Anarchy	96	72	0.571
13	D4/ Sharky's Machine	82	62	0.569
14	C8/ Projectile Bombers	94	74	0.560
15	F2/ Darty Deeds	93	75	0.554
16	F4/ Home Grown Wolves	86	70	0.551
	F5/ One Armed Bandits	86	70	0.551
18	B1/ Inconceivable!	92	76	0.548
19	C1/ Excalibur	90	78	0.536
	E5/ Nice Grouping	90	78	0.536
	H8/ Misfits	90	78	0.536
22	D3/ Death Throw	77	67	0.535
	D7/ We Be Triplin	77	67	0.535
24	G7/ Northern Flights	87	79	0.524
25	G3/ The Sofa Kings	88	80	0.524
26	D5/ Leftovers	74	70	0.514
27	C4/ The Locals	86	82	0.512
28	B8/ Rif Raf	79	77	0.506
29	F6/ Five-OH! Whizzle	85	83	0.506
30	A4/ Lunatic Fringe	83	85	0.494
	B4/ Nine Lives	83	85	0.494
	E3/ Drinkers with a Dart Problem	83	85	0.494
	F8/ Same Day Different Darts	83	85	0.494
34	G6/ Missing Flights	82	86	0.488
	H1/ Who Darted?	82	86	0.488
36	G5/ Grateful Darts	81	85	0.488
37	B2/ No Quarter	81	87	0.482
	B5/ What Does the Cork Say?	81	87	0.482
39	A3/ In Treble	80	88	0.476
	H7/ Ballistic Behavior	80	88	0.476
41	D2/ Shark Shooters	68	76	0.472
42	F1/ MoonShines Effect	79	89	0.470
43	B3/ Big Bulls	78	90	0.464
	E1/ Gift Returns	78	90	0.464
	F7/ F Your Mom	78	90	0.464
	H5/ What's the Point?	78	90	0.464
47	G1/ Double Tap	75	93	0.446
	H4/ Tips & Shafts	75	93	0.446
49	D1/ Armed & Hammered	63	81	0.438
	D6/ Menace 2 Sobriety	63	81	0.438
51	E2/ You're Supposed To Beat Us!	72	96	0.429
	E4/ Blind Squirrels	72	96	0.429
53	G4/ On the Wire	71	97	0.423
	G8/ Whynot!	71	97	0.423
55	C6/ None	70	98	0.417
	F3/ UZMAgain	70	98	0.417
57	E6/ Village Idiots	69	99	0.411
58	C5/ Dublin Dublout	68	100	0.405
59	C2/ Overtime Outlaws	62	106	0.369
60	B6/ Nuttin' Honey	57	99	0.365
61	H6/ Brown's Bull Busters	59	109	0.351
62	A8/ Fire for Effect	46	122	0.274
63	A7/ Unknown Element	37	119	0.237

Doubles Win Percentages

		W	L	%-age
1	A1/ Bona Fide Element	62	22	0.738
2	G3/ The Sofa Kings	56	28	0.667
3	C7/ Methodical Madness	54	30	0.643
4	E7/ Liquor Posse	53	31	0.631
5	F4/ Home Grown Wolves	49	29	0.628
6	A2/ Darts of Anarchy	52	32	0.619
	F2/ Darty Deeds	52	32	0.619
	H8/ Misfits	52	32	0.619
9	A6/ Wil. Take Shots	48	30	0.615
10	D5/ Leftovers	44	28	0.611
11	A5/ Appetite for Destruction	51	33	0.607
	G2/ Shootin Da Bull	51	33	0.607
13	C3/ Traveling Brown's Billiards	50	34	0.595
	E8/ I Got Nothing	50	34	0.595
15	B7/ BullsHitters	49	35	0.583
	G6/ Missing Flights	49	35	0.583
	D3/ Death Throw	42	30	0.583
18	B1/ Inconceivable!	48	36	0.571
	C1/ Excalibur	48	36	0.571
20	A4/ Lunatic Fringe	46	38	0.548
	C2/ Overtime Outlaws	46	38	0.548
	H3/ Train Station Shooters	46	38	0.548
23	B5/ What Does the Cork Say?	45	39	0.536
	E3/ Drinkers with a Dart Problem	45	39	0.536
25	D4/ Sharky's Machine	38	34	0.528
26	F5/ One Armed Bandits	41	37	0.526
27	H2/ Quack Hos	44	40	0.524
	H4/ Tips & Shafts	44	40	0.524
29	E4/ Blind Squirrels	43	41	0.512
	H7/ Ballistic Behavior	43	41	0.512
31	B4/ Nine Lives	42	42	0.500
	F6/ Five-OH! Whizzle	42	42	0.500
33	B2/ No Quarter	41	43	0.488
	G7/ Northern Flights	41	43	0.488
35	D2/ Shark Shooters	35	37	0.486
36	B3/ Big Bulls	40	44	0.476
	G5/ Grateful Darts	40	44	0.476
38	D6/ Menace 2 Sobriety	34	38	0.472
	D7/ We Be Triplin	34	38	0.472
40	E1/ Gift Returns	39	45	0.464
	F3/ UZMAgain	39	45	0.464
42	B8/ Rif Raf	36	42	0.462
43	E6/ Village Idiots	38	46	0.452
	F7/ F Your Mom	38	46	0.452
	G4/ On the Wire	38	46	0.452
	H1/ Who Darted?	38	46	0.452
	H5/ What's the Point?	38	46	0.452
48	C4/ The Locals	37	47	0.440
	C8/ Projectile Bombers	37	47	0.440
50	C5/ Dublin Dublout	35	49	0.417
	E2/ You're Supposed To Beat Us!	35	49	0.417
	F8/ Same Day Different Darts	35	49	0.417
53	F1/ MoonShines Effect	34	50	0.405
54	E5/ Nice Grouping	33	51	0.393
55	G8/ Whynot!	32	52	0.381
56	B6/ Nuttin' Honey	29	49	0.372
57	H6/ Brown's Bull Busters	31	53	0.369
58	D1/ Armed & Hammered	25	47	0.347
59	C6/ None	29	55	0.345
	G1/ Double Tap	29	55	0.345
61	A3/ In Treble	25	59	0.298
	A8/ Fire for Effect	25	59	0.298
63	A7/ Unknown Element	21	57	0.269

Spring 2014 RDL Singles+Doubles Win %-ages, All-Star Point Aves. (by team) (FINAL!)

(All statistics are included, as there were no missing scoresheets this season)

Singles+Doubles Win Percentages

		W	L	%-age
1	A1/ Bona Fide Element	239	97	0.711
2	G2/ Shootin Da Bull	217	119	0.646
3	C7/ Methodical Madness	212	124	0.631
4	A6/ Wil. Take Shots	195	117	0.625
5	B7/ BullsHitters	207	129	0.616
	E7/ Liquor Posse	207	129	0.616
	E8/ I Got Nothing	207	129	0.616
8	A5/ Appetite for Destruction	206	130	0.613
9	A2/ Darts of Anarchy	200	136	0.595
	G3/ The Sofa Kings	200	136	0.595
11	F4/ Home Grown Wolves	184	128	0.590
12	C3/ Traveling Brown's Billiards	198	138	0.589
13	F2/ Darty Deeds	197	139	0.586
14	H2/ Quack Hos	196	140	0.583
15	H8/ Misfits	194	142	0.577
16	H3/ Train Station Shooters	191	145	0.568
17	D5/ Leftovers	162	126	0.563
18	B1/ Inconceivable!	188	148	0.560
19	D3/ Death Throw	161	127	0.559
20	C1/ Excalibur	186	150	0.554
21	D4/ Sharky's Machine	158	130	0.549
22	F5/ One Armed Bandits	168	144	0.538
23	G6/ Missing Flights	180	156	0.536
24	A4/ Lunatic Fringe	175	161	0.521
25	E3/ Drinkers with a Dart Problem	173	163	0.515
26	B5/ What Does the Cork Say?	171	165	0.509
27	G7/ Northern Flights	169	165	0.506
28	D7/ We Be Triplin	145	143	0.503
29	F6/ Five-OH! Whizzle	169	167	0.503
30	C8/ Projectile Bombers	168	168	0.500
31	B4/ Nine Lives	167	169	0.497
32	H7/ Ballistic Behavior	166	170	0.494
33	B2/ No Quarter	163	173	0.485
	H4/ Tips & Shafts	163	173	0.485
35	B8/ Rif Raf	151	161	0.484
36	G5/ Grateful Darts	161	173	0.482
37	D2/ Shark Shooters	138	150	0.479
38	C4/ The Locals	160	176	0.476
39	B3/ Big Bulls	158	178	0.470
	E4/ Blind Squirrels	158	178	0.470
	H1/ Who Darted?	158	178	0.470
42	E1/ Gift Returns	156	180	0.464
	E5/ Nice Grouping	156	180	0.464
44	C2/ Overtime Outlaws	154	182	0.458
	F7/ F Your Mom	154	182	0.458
	H5/ What's the Point?	154	182	0.458
47	F8/ Same Day Different Darts	153	183	0.455
48	D6/ Menace 2 Sobriety	131	157	0.455
49	F3/ UZMAgain	148	188	0.440
50	F1/ MoonShines Effect	147	189	0.438
	G4/ On the Wire	147	189	0.438
52	E6/ Village Idiots	145	191	0.432
53	E2/ You're Supposed To Beat Us!	142	194	0.423
54	C5/ Dublin Dublout	138	198	0.411
55	G8/ Whynot!	135	201	0.402
56	G1/ Double Tap	133	203	0.396
57	D1/ Armed & Hammered	113	175	0.392
58	A3/ In Treble	130	206	0.387
59	C6/ None	128	208	0.381
60	B6/ Nuttin' Honey	115	197	0.369
61	H6/ Brown's Bull Busters	121	215	0.360
62	A8/ Fire for Effect	96	240	0.286
63	A7/ Unknown Element	79	233	0.253

All-Star Point Averages

		ASP	TGP	Ave.
1	A6/ Wil. Take Shots	398.0	312	1.276
2	A1/ Bona Fide Element	420.0	336	1.250
3	A5/ Appetite for Destruction	392.5	336	1.168
4	A2/ Darts of Anarchy	354.5	336	1.055
5	A4/ Lunatic Fringe	278.0	336	0.827
6	A3/ In Treble	261.5	336	0.778
7	C3/ Traveling Brown's Billiards	214.0	336	0.637
8	B7/ BullsHitters	212.5	336	0.632
9	C7/ Methodical Madness	205.5	336	0.612
10	A8/ Fire for Effect	191.5	336	0.570
11	B1/ Inconceivable!	191.0	336	0.568
12	B5/ What Does the Cork Say?	180.5	336	0.537
13	C1/ Excalibur	180.0	336	0.536
14	B8/ Rif Raf	157.5	312	0.505
15	C2/ Overtime Outlaws	169.0	336	0.503
16	F4/ Home Grown Wolves	153.5	312	0.492
17	E4/ Blind Squirrels	163.5	336	0.487
18	C8/ Projectile Bombers	162.5	336	0.484
19	D7/ We Be Triplin	135.5	288	0.470
20	F5/ One Armed Bandits	146.5	312	0.470
21	E7/ Liquor Posse	157.0	336	0.467
22	A7/ Unknown Element	144.5	312	0.463
23	E3/ Drinkers with a Dart Problem	153.0	336	0.455
24	D5/ Leftovers	127.0	288	0.441
25	B4/ Nine Lives	146.5	336	0.436
26	C4/ The Locals	146.0	336	0.435
	E8/ I Got Nothing	146.0	336	0.435
28	B6/ Nuttin' Honey	134.5	312	0.431
29	B2/ No Quarter	143.0	336	0.426
30	B3/ Big Bulls	140.5	336	0.418
31	D3/ Death Throw	119.0	288	0.413
32	F7/ F Your Mom	135.0	336	0.402
33	E5/ Nice Grouping	133.5	336	0.397
34	F8/ Same Day Different Darts	132.5	336	0.394
35	F6/ Five-OH! Whizzle	130.0	336	0.387
36	F2/ Darty Deeds	127.5	336	0.379
37	D4/ Sharky's Machine	105.0	288	0.365
38	E2/ You're Supposed To Beat Us!	120.5	336	0.359
39	G2/ Shootin Da Bull	120.0	336	0.357
40	C6/ None	119.5	336	0.356
41	D1/ Armed & Hammered	101.5	288	0.352
42	D2/ Shark Shooters	100.0	288	0.347
43	D6/ Menace 2 Sobriety	99.0	288	0.344
44	E6/ Village Idiots	114.5	336	0.341
45	F1/ MoonShines Effect	113.0	336	0.336
46	G6/ Missing Flights	111.5	336	0.332
47	G7/ Northern Flights	108.5	334	0.325
48	F3/ UZMAgain	108.0	336	0.321
49	C5/ Dublin Dublout	107.0	336	0.318
50	G3/ The Sofa Kings	106.5	336	0.317
51	G8/ Whynot!	93.5	336	0.278
52	E1/ Gift Returns	92.0	336	0.274
53	H2/ Quack Hos	90.0	336	0.268
54	H8/ Misfits	88.5	336	0.263
55	G4/ On the Wire	88.0	336	0.262
56	H3/ Train Station Shooters	85.0	336	0.253
57	H1/ Who Darted?	83.0	336	0.247
58	G5/ Grateful Darts	81.5	334	0.244
59	H4/ Tips & Shafts	75.0	336	0.223
60	G1/ Double Tap	70.5	336	0.210
61	H5/ What's the Point?	70.0	336	0.208
62	H7/ Ballistic Behavior	68.5	336	0.204
63	H6/ Brown's Bull Busters	55.5	336	0.165

	Singles 301		Singles Cricket		Singles Record		Singles Win %-age	Doubles Cricket		Doubles 501		Doubles Record		Doubles Win %-age	Sngls + Dbls Record		Sngls + Dbls Win %-age	Tiebreaker Ws	Tiebreaker Ls	All-Star Points	Games Played	All-Star Point Average
A1/ Bona Fide Element	58	26	57	27	115	53	0.685	32	10	30	12	62	22	0.738	239	97	0.711	6	0	420.0	336	1.250
A 10 Kilts, Jason	3	3	4	0	7	3	0.700	5	2	6	2	11	4	0.733	18	7	0.720	0	0	22.5	25	0.900
A 11 Beeson, Robb	2	4	6	1	8	5	0.615	7	1	7	1	14	2	0.875	22	7	0.759	0	0	37.5	29	1.293
A 12 Brown, Tom	10	3	11	2	21	5	0.808	9	3	8	4	17	7	0.708	38	12	0.760	1	0	75.0	50	1.500
A 13 Kenney, Jon	6	4	6	4	12	8	0.600	11	1	6	5	17	6	0.739	29	14	0.674	1	0	42.5	43	0.988
A 14 Knight, Mark	12	3	3	8	15	11	0.577	6	2	7	4	13	6	0.684	28	17	0.622	1	0	23.5	45	0.522
A 15 Phillips, Robbie	9	1	9	1	18	2	0.900	8	2	8	1	16	3	0.842	34	5	0.872	1	0	100.0	39	2.564
A 16 Sandoval, Alberto	8	3	7	6	15	9	0.625	9	3	9	1	18	4	0.818	33	13	0.717	1	0	47.5	46	1.033
A 17 Smith, Allen	2	1	2	2	4	3	0.571	1	2	2	2	3	4	0.429	7	7	0.500	0	0	19.5	14	1.393
A 18 Tan, Wil	6	4	9	2	15	6	0.714	8	3	7	3	15	6	0.714	30	12	0.714	1	0	51.0	42	1.214
A 19 Wall, Keith	0	0	0	1	0	1	0.000	0	1	0	1	0	2	0.000	0	3	0.000	0	0	1.0	3	0.333
A2/ Darts of Anarchy	49	35	47	37	96	72	0.571	27	15	25	17	52	32	0.619	200	136	0.595	0	12	354.5	336	1.055
A 20 Jeffcoat, Doug	0	1	0	4	0	5	0.000	1	3	4	1	5	4	0.556	5	9	0.357	0	1	6.5	14	0.464
A 21 Seward, Mike	9	2	10	1	19	3	0.864	7	4	7	4	14	8	0.636	33	11	0.750	0	1	60.0	44	1.364
A 22 Gaulthier, Kyle	9	3	9	3	18	6	0.750	9	3	7	5	16	8	0.667	34	14	0.708	0	0	82.5	48	1.719
A 23 Gaglione, Joey	2	7	4	7	6	14	0.300	8	2	6	6	14	8	0.636	20	22	0.476	0	2	24.0	42	0.571
A 24 Persson, Kenny	6	4	6	6	12	10	0.545	10	2	4	5	14	7	0.667	26	17	0.605	0	2	53.5	43	1.244
A 25 Murray, Shane	0	0	0	0	0	0	--	0	0	0	0	0	0	--	0	0	--	0	0	0.0	0	--
A 26 Lloyd, Billy	12	2	7	7	19	9	0.679	9	5	8	5	17	10	0.630	36	19	0.655	0	2	66.0	55	1.200
A 27 Parker, Charles	4	10	4	4	8	14	0.364	2	5	7	2	9	7	0.563	17	21	0.447	0	2	23.0	38	0.605
A 28 Keller, Tony	7	6	7	5	14	11	0.560	8	6	7	6	15	12	0.556	29	23	0.558	0	2	39.0	52	0.750
A3/ In Treble	37	47	43	41	80	88	0.476	13	29	12	30	25	59	0.298	130	206	0.387	6	7	261.5	336	0.778
A 30 Denton, Fon	3	12	1	9	4	21	0.160	3	8	2	12	5	20	0.200	9	41	0.180	1	1	17.0	50	0.340
A 31 Johnson, Michael	6	8	8	7	14	15	0.483	7	7	6	9	13	16	0.448	27	31	0.466	1	1	58.5	58	1.009
A 32 Grubb, Donald	9	4	8	6	17	10	0.630	2	12	4	10	6	22	0.214	23	32	0.418	1	1	37.5	55	0.682
A 33 Fischlein, Kris	4	7	8	6	12	13	0.480	4	10	4	9	8	19	0.296	20	32	0.385	1	1	48.0	52	0.923
A 34 Bunn, Tim	7	7	9	5	16	12	0.571	4	11	3	10	7	21	0.250	23	33	0.411	1	1	51.5	56	0.920
A 35 Kerr, Jimmy	2	2	3	1	5	3	0.625	2	2	1	2	3	4	0.429	8	7	0.533	0	1	7.5	15	0.500
A 36 Beaudoin, Paul	6	7	6	7	12	14	0.462	4	8	4	8	8	16	0.333	20	30	0.400	1	1	41.5	50	0.830
A4/ Lunatic Fringe	43	41	40	44	83	85	0.494	23	19	23	19	46	38	0.548	175	161	0.521	7	7	278.0	336	0.827
A 40 Eason, Joel	6	6	7	3	13	9	0.591	9	3	7	5	16	8	0.667	29	17	0.630	1	1	37.0	46	0.804
A 41 Jacobi, Paul	3	9	5	5	8	14	0.364	5	7	5	5	10	12	0.455	18	26	0.409	1	1	24.5	44	0.557
A 42 Budelman, Jim	1	1	1	1	2	2	0.500	0	1	1	0	1	1	0.500	3	3	0.500	0	0	2.5	6	0.417
A 43 Hamilton, Billy	8	5	5	5	13	10	0.565	5	6	5	5	10	11	0.476	23	21	0.523	1	1	38.0	44	0.864
A 44 Frye, Scott	6	1	3	8	9	9	0.500	3	6	5	6	8	12	0.400	17	21	0.447	1	1	33.0	38	0.868
A 45 Bakowski, Adam	3	3	6	5	9	8	0.529	8	3	5	6	13	9	0.591	22	17	0.564	1	1	34.5	39	0.885
A 46 Lane, Tim	7	5	0	9	7	14	0.333	5	2	7	3	12	5	0.706	19	19	0.500	0	1	19.5	38	0.513
A 47 Terry, Bob	3	6	6	3	9	9	0.500	6	3	4	3	10	6	0.625	19	15	0.559	1	1	36.5	34	1.074
A 48 Gelberg, Dave	6	5	7	5	13	10	0.565	5	7	7	5	12	12	0.500	25	22	0.532	1	0	52.5	47	1.117
A5/ Appetite for Destruction	47	37	57	27	104	64	0.619	30	12	21	21	51	33	0.607	206	130	0.613	0	0	392.5	336	1.168
A 50 Mitchell, Sid	8	6	12	2	20	8	0.714	11	3	7	5	18	8	0.692	38	16	0.704	0	0	66.5	54	1.231
A 51 Mozzetti, Tim "Tex"	5	5	7	4	12	9	0.571	6	5	8	3	14	8	0.636	26	17	0.605	0	0	49.5	43	1.151
A 52 McCurry, Justin	1	2	0	2	1	4	0.200	1	1	1	0	2	1	0.667	3	5	0.375	0	0	12.0	8	1.500
A 53 Davis, Jimmy	2	1	1	1	3	2	0.600	2	0	1	1	3	1	0.750	6	3	0.667	0	0	7.5	9	0.833
A 54 Althoff, Paddy	2	6	5	4	7	10	0.412	2	3	5	5	7	8	0.467	14	18	0.438	0	0	27.5	32	0.859
A 55 Healy, Simon	9	5	11	3	20	8	0.714	11	1	6	7	17	8	0.680	37	16	0.698	0	0	90.0	53	1.698
A 56 Zelinack, Jason	9	4	6	4	15	8	0.652	10	2	4	8	14	10	0.583	29	18	0.617	0	0	51.5	47	1.096
A 57 Stankevich, Scott	6	5	4	4	10	9	0.526	7	5	3	7	10	12	0.455	20	21	0.488	0	0	32.5	41	0.793
A 58 Cusher, Dean	5	3	11	3	16	6	0.727	10	4	7	6	17	10	0.630	33	16	0.673	0	0	55.5	49	1.133
A6/ Wil. Take Shots	45	33	54	24	99	57	0.635	23	16	25	14	48	30	0.615	195	117	0.625	5	0	398.0	312	1.276
A 60 Butters, Scott	8	5	9	3	17	8	0.680	8	6	7	7	15	13	0.536	32	21	0.604	1	0	60.5	53	1.142
A 61 Crites, Randy	6	5	6	5	12	10	0.545	4	7	7	5	11	12	0.478	23	22	0.511	1	0	47.0	45	1.044
A 62 Naylor, Dan	6	2	8	0	14	2	0.875	5	3	6	2	11	5	0.688	25	7	0.781	0	0	68.0	32	2.125
A 63 Lassey, Donnie	8	4	11	1	19	5	0.792	8	4	9	1	17	5	0.773	36	10	0.783	1	0	65.0	46	1.413
A 64 Blake, Brian	7	0	8	0	15	0	1.000	4	3	5	1	9	4	0.692	24	4	0.857	0	0	65.5	28	2.339
A 65 Meshaw, Garrett	0	2	1	1	1	3	0.250	1	1	0	2	1	3	0.250	2	6	0.250	0	0	11.0	8	1.375
A 66 Denton, Mike	0	4	2	2	2	6	0.250	3	1	3	1	6	2	0.750	8	8	0.500	0	0	13.5	16	0.844
A 67 Chavis, Marshall	0	1	1	0	1	1	0.500	1	0	0	1	1	1	0.500	2	2	0.500	0	0	4.0	4	1.000
A 68 Gelhar, Tommy	5	6	6	7	11	13	0.458	6	5	7	4	13	9	0.591	24	22	0.522	1	0	45.0	46	0.978
A 69 Bither, Dana	5	4	2	5	7	9	0.438	6	2	6	4	12	6	0.667	19	15	0.559	1	0	18.5	34	0.544
A7/ Unknown Element	21	57	16	62	37	119	0.237	8	31	13	26	21	57	0.269	79	233	0.253	0	0	144.5	312	0.463
A 70 Wilcox, Julie	0	2	0	6	0	8	0.000	0	2	0	2	0	4	0.000	0	12	0.000	0	0	1.0	12	0.083
A 71 Wilcox, Randy	6	7	6	7	12	14	0.462	4	9	3	8	7	17	0.292	19	31	0.380	0	0	44.0	50	0.880
A 72 Scott, Kevin	1	5	2	7	3	12	0.200	3	7	2	5	5	12	0.294	8	24	0.250	0	0	14.0	32	0.438
A 73 Johnson, Galen	3	7	0	3	3	10	0.231	0	4	4	5	4	9	0.308	7	19	0.269	0	0	6.0	26	0.231
A 74 Franklin, Samantha	1	12	0	4	1	16	0.059	0	5	3	11	3	16	0.158	4	32	0.111	0	0	7.5	36	0.208
A 75 Klann, Eric	3	10	3	10	6	20	0.231	1	12	4	8	5	20	0.200	11	40	0.216	0	0	36.5	51	0.716
A 76 Turner, Kevin	5	2	1	8	6	10	0.375	2	8	1	2	3	10	0.231	9	20	0.310	0	0	8.0	29	0.276
A 77 Woodard, Dave	0	2	0	9	0	11	0.000	2	6	5	5	7	11	0.389	7	22	0.241	0	0	8.0	29	0.276
A 78 Bowman, Todd	0	4	0	4	0	8	0.000	0	5	1	3	1	8	0.111	1	16	0.059	0	0	5.0	17	0.294
A 79 Gallagher, Jim	2	6	4	4	6	10	0.375	4	4	3	3	7	7	0.500	13	17	0.433	0	0	14.5	30	0.483
A8/ Fire for Effect	30	54	16	68	46	122	0.274	9	33	16	26	25	59	0.298	96	240	0.286	0	0	191.5	336	0.570
A 80 Gabry, Greg	1	3	1	5	2	8	0.200	0	6	2	2	2	8	0.200	4	16	0.200	0	0	7.5	20	0.375
A 81 Brody, Kevin	1	1	1	4	2	5	0.286	1	4	0	2	1	6	0.143	3	11	0.214	0	0	11.0	14	0.786
A 82 Goss, Matt	5	9	6	8	11	17	0.393	4	10	4	8	8	18	0.308	19	35	0.352	0	0	37.5	54	0.694
A 83 Guenther, George	1	3	0	5	1	8	0.111	2	4	2	4	4	8	0.333	5	16	0.238	0	0	3.0	21	0.143
A 84 Holland, Steve	2	8	0	11	2	19	0.095	3	8	2	9	5	17	0.227	7	36	0.163	0	0	21.5	43	0.500
A 85 Kilsdonk, Kris	3	10	3	10	6	20	0.231	1	12	4	7	5	19	0.208	11	39	0.220	0	0	40.5	50	0.810
A 86 Carreri, Mike	0	6	0	1	0	7	0.000	0	2	4	2	4	4	0.500	4	11	0.267	0	0	4.0	15	0.267
A 87 Monsma, A.J.	3	4	0	5	3	9	0.250	0	4	3	8	3	12	0.200	6	21	0.222	0	0	4.0	27	0.148
A 88 Murdaugh, John	9	5	5	9	14	14	0.500	5	9	5	6	10	15	0.400	24	29	0.453	0	0	41.5	53	0.783
A 89 Rodgers, Trey	5	5	0	10	5	15	0.250	2	7	6	4	8	11	0.421	13	26	0.333	0	0	21.0	39	0.538

	Singles 301		Singles Cricket		Singles Record		Singles Win %-age	Doubles Cricket		Doubles 501		Doubles Record		Doubles Win %-age	Sngls + Dbls Record		Sngls + Dbls Win %-age	Tiebreaker Ws	Tiebreaker Ls	All-Star Points	Games Played	All-Star Point Average
B1/ Inconceivable!	43	41	49	35	92	76	0.548	27	15	21	21	48	36	0.571	188	148	0.560	7	21	191.0	336	0.568
B 10 Watson, Jeff, Jr.	3	2	7	3	10	5	0.667	8	4	4	2	12	6	0.667	22	11	0.667	1	3	28.0	33	0.848
B 11 McNamara, Tim	8	2	11	1	19	3	0.864	11	1	8	3	19	4	0.826	38	7	0.844	1	2	32.0	45	0.711
B 12 Schmaus, Darren	3	11	4	7	7	18	0.280	5	4	7	6	12	10	0.545	19	28	0.404	1	3	11.5	47	0.245
B 13 Evans, J.P.	5	5	6	5	11	10	0.524	7	4	3	5	10	9	0.526	21	19	0.525	1	2	19.0	40	0.475
B 14 Watson, Jeff, Sr.	8	6	5	6	13	12	0.520	4	6	5	9	9	15	0.375	22	27	0.449	1	3	22.0	49	0.449
B 15 Merkle, Patrick	2	6	7	6	9	12	0.429	7	3	3	9	10	12	0.455	19	24	0.442	0	3	23.5	43	0.547
B 16 Peters, Bobby	6	5	1	3	7	8	0.467	6	3	4	4	10	7	0.588	17	15	0.531	1	2	15.5	32	0.484
B 17 Dahulich, Jeff	8	4	8	4	16	8	0.667	6	5	8	4	14	9	0.609	30	17	0.638	1	3	39.5	47	0.840
B2/ No Quarter	41	43	40	44	81	87	0.482	25	17	16	26	41	43	0.488	163	173	0.485	7	28	143.0	336	0.426
B 20 Knott, Ryan	5	6	0	5	5	11	0.313	7	6	5	8	12	14	0.462	17	25	0.405	1	4	20.0	42	0.476
B 21 Knott, Ronnie	9	5	10	4	19	9	0.679	8	6	3	11	11	17	0.393	30	26	0.536	1	4	23.5	56	0.420
B 22 Sautter, Scott	4	6	8	6	12	12	0.500	10	4	6	7	16	11	0.593	28	23	0.549	1	4	31.5	51	0.618
B 23 Sautter, Don	11	2	8	5	19	7	0.731	7	6	7	6	14	12	0.538	33	19	0.635	1	4	22.0	52	0.423
B 24 Schon, Chris	5	10	2	11	7	21	0.250	3	2	5	9	8	11	0.421	15	32	0.319	1	4	5.5	47	0.117
B 25 Mundy, Brett	1	7	7	5	8	12	0.400	7	4	4	5	11	9	0.550	19	21	0.475	1	4	19.0	40	0.475
B 26 Howard, Brian	6	7	5	8	11	15	0.423	8	6	2	6	10	12	0.455	21	27	0.438	1	4	21.5	48	0.448
B3/ Big Bulls	35	49	43	41	78	90	0.464	22	20	18	24	40	44	0.476	158	178	0.470	26	0	140.5	336	0.418
B 30 Toolan, Chris	5	7	9	2	14	9	0.609	6	3	6	5	12	8	0.600	26	17	0.605	3	0	25.5	43	0.593
B 31 Reinert, Kevin	6	9	5	9	11	18	0.379	6	7	7	6	13	13	0.500	24	31	0.436	4	0	11.0	55	0.200
B 32 Fitzgerald, Dennis	3	9	9	3	12	12	0.500	5	8	6	6	11	14	0.440	23	26	0.469	3	0	25.0	49	0.510
B 33 Fitzgerald, Aaron	6	9	11	2	17	11	0.607	8	7	6	9	14	16	0.467	31	27	0.534	4	0	42.0	58	0.724
B 34 Talton, Chris	5	4	4	4	9	8	0.529	8	1	3	5	11	6	0.647	20	14	0.588	3	0	9.0	34	0.265
B 35 Flanagan, Stephen	5	3	3	6	8	9	0.471	4	5	4	5	8	10	0.444	16	19	0.457	3	0	16.5	35	0.471
B 36 Womble, Kenny	3	4	1	9	4	13	0.235	5	6	2	8	7	14	0.333	11	27	0.289	4	0	10.5	38	0.276
B 37 Huntley, Justin	0	1	0	1	0	2	0.000	0	1	0	1	0	2	0.000	0	4	0.000	0	0	0.0	4	0.000
B 38 Vance, Joe	2	3	1	5	3	8	0.273	2	2	2	3	4	5	0.444	7	13	0.350	2	0	1.0	20	0.050
B4/ Nine Lives	41	43	42	42	83	85	0.494	21	21	21	21	42	42	0.500	167	169	0.497	14	0	146.5	336	0.436
B 40 Romanchek, David	7	7	10	4	17	11	0.607	8	6	7	5	15	11	0.577	32	22	0.593	2	0	30.5	54	0.565
B 41 Smith, Butch	6	6	4	6	10	12	0.455	5	6	8	4	13	10	0.565	23	22	0.511	2	0	23.0	45	0.511
B 42 Copple, Matthew	6	8	6	6	12	14	0.462	5	9	4	10	9	19	0.321	21	33	0.389	2	0	19.0	54	0.352
B 43 Mays, John	6	7	7	4	13	11	0.542	9	4	7	6	16	10	0.615	29	21	0.580	2	0	24.0	50	0.480
B 44 Marsden, James	4	5	0	8	4	13	0.235	2	5	2	8	4	13	0.235	8	26	0.235	1	0	10.5	34	0.309
B 45 Gibson, Jack	3	4	6	4	9	8	0.529	6	3	3	4	9	7	0.563	18	15	0.545	1	0	11.5	33	0.348
B 46 Keever, David	3	2	4	4	7	6	0.538	2	4	7	1	9	5	0.643	16	11	0.593	2	0	9.5	27	0.352
B 47 Lee, Chris	6	4	5	6	11	10	0.524	5	5	4	4	9	9	0.500	20	19	0.513	2	0	18.5	39	0.474
B5/ What Does the Cork Say?	45	39	36	48	81	87	0.482	17	25	28	14	45	39	0.536	171	165	0.509	13	11	180.5	336	0.537
B 50 Knight, Maridy	0	2	0	2	0	4	0.000	1	1	1	1	2	2	0.500	2	6	0.250	0	0	2.5	8	0.313
B 51 Payne, Julie	0	0	0	0	0	0	--	0	0	0	0	0	0	--	0	0	--	0	0	0.0	0	--
B 52 Jeffcoat, Angela	4	9	1	12	5	21	0.192	3	10	9	3	12	13	0.480	17	34	0.333	2	2	19.5	51	0.382
B 53 Ackerman, Travis	7	3	5	6	12	9	0.571	6	6	8	4	14	10	0.583	26	19	0.578	2	2	27.0	45	0.600
B 54 Grubb, Ed	8	1	4	3	12	4	0.750	4	4	4	4	8	8	0.500	20	12	0.625	1	0	20.0	32	0.625
B 55 Mayhew, Zak	11	4	12	2	23	6	0.793	5	9	10	4	15	13	0.536	38	19	0.667	2	2	39.0	57	0.684
B 56 Yang, Rob	5	5	6	9	11	14	0.440	7	7	8	6	15	13	0.536	26	27	0.491	2	2	20.5	53	0.387
B 57 Cotton, Barbara	4	10	1	12	5	22	0.185	3	7	6	5	9	12	0.429	14	34	0.292	2	2	11.0	48	0.229
B 58 Dunleavy, John	6	5	7	2	13	7	0.650	5	6	10	1	15	7	0.682	28	14	0.667	2	1	41.0	42	0.976
B6/ Nuttin' Honey	27	51	30	48	57	99	0.365	14	25	15	24	29	49	0.372	115	197	0.369	0	0	134.5	312	0.431
B 60 Scott, Lee	8	6	9	5	17	11	0.607	3	10	5	8	8	18	0.308	25	29	0.463	0	0	32.0	54	0.593
B 61 Oakley, Jerry	3	0	3	1	6	1	0.857	3	1	4	0	7	1	0.875	13	2	0.867	0	0	19.5	15	1.300
B 62 Mitchell, Austin	5	7	6	6	11	13	0.458	7	5	2	12	9	17	0.346	20	30	0.400	0	0	26.5	50	0.530
B 63 Whitley, Brenda	4	10	5	8	9	18	0.333	2	9	4	6	6	15	0.286	15	33	0.313	0	0	19.0	48	0.396
B 64 Scheppele, Julie	1	11	3	9	4	20	0.167	6	6	5	5	11	11	0.500	15	31	0.326	0	0	12.5	46	0.272
B 65 Gentry, Bianca	3	3	1	6	4	9	0.308	3	3	1	4	4	7	0.364	8	16	0.333	0	0	12.5	24	0.521
B 66 Bocchinfuso, Dawn	3	6	2	6	5	12	0.294	3	7	2	8	5	15	0.250	10	27	0.270	0	0	5.5	37	0.149
B 67 Deyton, Nicolle	0	5	0	6	0	11	0.000	1	5	3	3	4	8	0.333	4	19	0.174	0	0	4.5	23	0.196
B 68 Mitchell, Kalin	0	3	1	1	1	4	0.200	0	4	4	2	4	6	0.400	5	10	0.333	0	0	2.5	15	0.167
B7/ BullsHitters	57	27	52	32	109	59	0.649	24	18	25	17	49	35	0.583	207	129	0.616	7	0	212.5	336	0.632
B 70 Massengill, Chad	13	1	14	0	27	1	0.964	10	4	10	2	20	6	0.769	47	7	0.870	1	0	62.5	54	1.157
B 71 Reece, Robert	2	1	1	7	3	8	0.273	2	4	5	6	7	10	0.412	10	18	0.357	1	0	8.0	28	0.286
B 72 Gardner, Mike	8	4	4	4	12	8	0.600	3	5	5	6	8	11	0.421	20	19	0.513	1	0	14.5	39	0.372
B 73 Massengill, Randy	12	2	13	1	25	3	0.893	12	2	9	5	21	7	0.750	46	10	0.821	1	0	44.0	56	0.786
B 74 Massengill, Robert	4	6	5	6	9	12	0.429	10	2	5	4	15	6	0.714	24	18	0.571	1	0	19.0	42	0.452
B 75 Gilyardi, Ernie	3	1	3	2	6	3	0.667	2	2	2	0	4	2	0.667	10	5	0.667	1	0	12.0	15	0.800
B 76 Wylie, John	5	4	4	3	9	7	0.563	4	3	8	2	12	5	0.706	21	12	0.636	0	0	15.5	33	0.470
B 77 Long, Gary	1	4	3	6	4	10	0.286	3	6	2	5	5	11	0.313	9	21	0.300	0	0	11.5	30	0.383
B 78 Jobe, C.J.	9	4	5	3	14	7	0.667	2	8	4	4	6	12	0.333	20	19	0.513	1	0	25.5	39	0.654
B8/ Rif Raf	41	37	38	40	79	77	0.506	15	24	21	18	36	42	0.462	151	161	0.484	8	23	157.5	312	0.505
B 80 Diamond, Paddy	4	3	3	8	7	11	0.389	1	6	1	1	2	7	0.222	9	18	0.333	1	3	12.0	27	0.444
B 81 St. Clair, Matt	6	3	1	6	7	9	0.438	3	4	4	6	7	10	0.412	14	19	0.424	1	3	10.0	33	0.303
B 82 Ohrberg, Keith	3	2	4	4	7	6	0.538	6	4	6	4	12	8	0.600	19	14	0.576	1	3	16.0	33	0.485
B 83 Jur, Jess	4	3	5	2	9	5	0.643	3	3	4	3	7	6	0.538	16	11	0.593	1	0	19.5	27	0.722
B 84 Horger, Dennis	5	6	6	6	11	12	0.478	3	6	7	5	10	11	0.476	21	23	0.477	1	3	19.0	44	0.432
B 85 Gaertner, Brian	5	7	0	3	5	10	0.333	4	9	4	6	8	15	0.348	13	25	0.342	1	3	8.0	38	0.211
B 86 Martin, David	7	5	9	4	16	9	0.640	5	7	7	5	12	12	0.500	28	21	0.571	1	3	41.0	49	0.837
B 87 Schmitt, Rick	0	4	0	6	0	10	0.000	0	4	5	3	5	7	0.417	5	17	0.227	1	2	9.5	22	0.432
B 88 Hoyt, David	7	4	10	1	17	5	0.773	5	5	4	3	9	8	0.529	26	13	0.667	0	3	22.5	39	0.577

		Singles	301	Singles	Cricket	Singles	Record	Singles Win %-age	Doubles	Cricket	Doubles	501	Doubles	Record	Doubles Win %-age	Sngls + Dbls	Record	Sngls + Dbls Win %-age	Tiebreaker Ws	Tiebreaker Ls	All-Star Points	Games Played	All-Star Point Average
C1/ Excalibur		38	46	52	32	90	78	0.536	27	15	21	21	48	36	0.571	186	150	0.554	8	0	180.0	336	0.536
C 10	Coyne, Kevin	1	13	0	4	1	17	0.056	0	2	1	1	1	3	0.250	2	20	0.091	1	0	1.0	22	0.045
C 11	Burney, Gary	3	5	9	5	12	10	0.545	7	7	7	5	14	12	0.538	26	22	0.542	1	0	22.5	48	0.469
C 12	Buckman, Dave	6	6	7	6	13	12	0.520	11	0	9	5	20	5	0.800	33	17	0.660	1	0	21.5	50	0.430
C 13	Hall, Josh	9	5	10	4	19	9	0.679	10	4	7	7	17	11	0.607	36	20	0.643	1	0	36.0	56	0.643
C 14	Hindle, Mikey	8	6	12	2	20	8	0.714	9	6	7	7	16	13	0.552	36	21	0.632	1	0	45.5	57	0.798
C 15	Bemis, Matt	0	1	5	1	5	2	0.714	4	2	1	5	5	7	0.417	10	9	0.526	1	0	10.5	19	0.553
C 16	Sellers, Mark	6	5	6	5	12	10	0.545	9	3	5	8	14	11	0.560	26	21	0.553	1	0	26.0	47	0.553
C 17	James, Bob	5	5	3	5	8	10	0.444	4	6	5	4	9	10	0.474	17	20	0.459	1	0	17.0	37	0.459
C2/ Overtime Outlaws		28	56	34	50	62	106	0.369	23	19	23	19	46	38	0.548	154	182	0.458	7	7	169.0	336	0.503
C 20	Clark, Dan	4	7	4	7	8	14	0.364	7	5	6	5	13	10	0.565	21	24	0.467	1	1	18.5	45	0.411
C 21	Peterson, Chris	5	10	8	5	13	15	0.464	6	7	7	6	13	13	0.500	26	28	0.481	1	1	26.0	54	0.481
C 22	Tant, J.J.	4	9	7	7	11	16	0.407	10	4	9	5	19	9	0.679	30	25	0.545	1	1	49.0	55	0.891
C 23	Crowe, Jason	5	9	4	11	9	20	0.310	5	9	5	9	10	18	0.357	19	38	0.333	1	1	21.0	57	0.368
C 24	Inauale, Bob	4	9	4	10	8	19	0.296	6	8	9	5	15	13	0.536	23	32	0.418	1	1	22.0	55	0.400
C 25	Stroud, Timothy	2	7	6	3	8	10	0.444	7	3	6	4	13	7	0.650	21	17	0.553	1	1	23.5	38	0.618
C 26	Fraleigh, Brent	4	5	1	7	5	12	0.294	5	2	4	4	9	6	0.600	14	18	0.438	1	1	9.0	32	0.281
C3/ Traveling Brown's Billiards		46	38	52	32	98	70	0.583	29	13	21	21	50	34	0.595	198	138	0.589	0	8	214.0	336	0.637
C 30	McCredie, Bob	5	6	2	3	7	9	0.438	4	4	4	2	8	6	0.571	15	15	0.500	0	1	11.5	30	0.383
C 31	Vance, Hugh	4	7	10	2	14	9	0.609	9	4	6	7	15	11	0.577	29	20	0.592	0	1	34.0	49	0.694
C 32	Jimenez, Eduardo	6	7	0	4	6	11	0.353	8	4	4	8	12	12	0.500	18	23	0.439	0	1	8.0	41	0.195
C 33	Work, Joe	11	1	12	2	23	3	0.885	8	6	7	7	15	13	0.536	38	16	0.704	0	1	50.5	54	0.935
C 34	Cooke, Zak	0	5	1	8	1	13	0.071	0	1	1	0	1	1	0.500	2	14	0.125	0	0	0.0	16	0.000
C 35	Bir, Tom	0	3	2	8	2	11	0.154	1	1	0	5	1	6	0.143	3	17	0.150	0	1	8.5	20	0.425
C 36	Ray, Robert	7	1	7	1	14	2	0.875	6	2	5	2	11	4	0.733	25	6	0.806	0	1	28.0	31	0.903
C 37	Wade, Nate	5	4	4	3	9	7	0.563	9	1	8	3	17	4	0.810	26	11	0.703	0	1	14.5	37	0.392
C 38	Wilcenski, Steve	8	3	13	0	21	3	0.875	12	1	6	7	18	8	0.692	39	11	0.780	0	0	57.0	50	1.140
C 39	Birnley, Michael	0	1	1	1	1	2	0.333	1	2	1	1	2	3	0.400	3	5	0.375	0	1	2.0	8	0.250
C4/ The Locals		46	38	40	44	86	82	0.512	17	25	20	22	37	47	0.440	160	176	0.476	0	0	146.0	336	0.435
C 40	Maccini, Billy	5	1	5	1	10	2	0.833	1	4	4	1	5	5	0.500	15	7	0.682	0	0	15.5	22	0.705
C 41	Emery, Mike	4	7	2	9	6	16	0.273	3	7	6	7	9	14	0.391	15	30	0.333	0	0	17.5	45	0.389
C 42	Reitano, Sal	10	3	12	2	22	5	0.815	6	8	6	7	12	15	0.444	34	20	0.630	0	0	38.5	54	0.713
C 43	Bradshaw, Rick	11	2	9	4	20	6	0.769	6	6	4	8	10	14	0.417	30	20	0.600	0	0	22.5	50	0.450
C 44	Emery, Brandon	3	9	4	7	7	16	0.304	4	8	7	7	11	15	0.423	18	31	0.367	0	0	11.5	49	0.235
C 45	Fournier, Jeff	5	7	4	7	9	14	0.391	5	5	6	3	11	8	0.579	20	22	0.476	0	0	17.0	42	0.405
C 46	Blackwelder, Allyson	2	4	3	9	5	13	0.278	5	5	3	7	8	12	0.400	13	25	0.342	0	0	18.5	38	0.487
C 47	Robinson, Ray	6	5	1	5	7	10	0.412	4	7	4	4	8	11	0.421	15	21	0.417	0	0	5.0	36	0.139
C5/ Dublin Dublout		41	43	27	57	68	100	0.405	12	30	23	19	35	49	0.417	138	198	0.411	0	0	107.0	336	0.318
C 50	Montesi, Chris	3	4	6	6	9	10	0.474	5	8	8	5	13	13	0.500	22	23	0.489	0	0	22.5	45	0.500
C 51	Winter, Wally	6	6	4	9	10	15	0.400	3	10	11	1	14	11	0.560	24	26	0.480	0	0	16.0	50	0.320
C 52	Bordeau, Eric	4	10	2	7	6	17	0.261	2	11	8	6	10	17	0.370	16	34	0.320	0	0	21.5	50	0.430
C 53	Rudy, Jeff	7	5	4	9	11	14	0.440	2	5	2	10	4	15	0.211	15	29	0.341	0	0	11.5	44	0.261
C 54	Smelik, Gene	6	6	2	8	8	14	0.364	1	9	5	4	6	13	0.316	14	27	0.341	0	0	5.5	41	0.134
C 55	Smelik, Pat	6	6	5	8	11	14	0.440	3	9	5	6	8	15	0.348	19	29	0.396	0	0	15.5	48	0.323
C 56	Johnson, Steve	9	6	4	10	13	16	0.448	8	6	6	6	14	12	0.538	27	28	0.491	0	0	14.5	55	0.264
C 57	Hedrick, Lina	0	0	0	0	0	0	--	0	2	1	0	1	2	0.333	1	2	0.333	0	0	0.0	3	0.000
C6/ None		39	45	31	53	70	98	0.417	17	25	12	30	29	55	0.345	128	208	0.381	6	0	119.5	336	0.356
C 60	Stepp, John	10	4	9	5	19	9	0.679	4	10	4	11	8	21	0.276	27	30	0.474	1	0	20.5	57	0.360
C 61	Young, Mike	4	9	4	9	8	18	0.308	4	9	3	6	7	15	0.318	15	33	0.313	1	0	12.0	48	0.250
C 62	Flood, Tom	10	5	9	5	19	10	0.655	7	6	4	10	11	16	0.407	30	26	0.536	1	0	34.5	56	0.616
C 63	Bryson, Jeff	3	9	0	7	3	16	0.158	1	7	4	6	5	13	0.278	8	29	0.216	1	0	8.5	37	0.230
C 64	Reinhardt, Colby	7	6	5	9	12	15	0.444	6	7	5	9	11	16	0.407	23	31	0.426	1	0	17.5	54	0.324
C 65	Finley, Jason	1	2	1	8	2	10	0.167	5	5	0	9	5	14	0.263	7	24	0.226	0	0	10.5	31	0.339
C 66	Reinhardt, Andy	4	10	3	10	7	20	0.259	7	6	4	9	11	15	0.423	18	35	0.340	1	0	16.0	53	0.302
C7/ Methodical Madness		54	30	50	34	104	64	0.619	27	15	27	15	54	30	0.643	212	124	0.631	7	0	205.5	336	0.612
C 70	Hamilton, Brad	3	2	5	7	8	9	0.471	6	5	5	4	11	9	0.550	19	18	0.514	1	0	26.5	37	0.716
C 71	Citrak, Sheldon	1	2	1	3	2	5	0.286	2	0	0	3	2	3	0.400	4	8	0.333	0	0	5.0	12	0.417
C 72	Neill, Gregory	5	5	2	1	7	6	0.538	5	1	6	3	11	4	0.733	18	10	0.643	1	0	6.5	28	0.232
C 73	Venable, Mike	8	3	6	5	14	8	0.636	4	3	6	2	10	5	0.667	24	13	0.649	0	0	17.5	37	0.473
C 74	Carroll, John	10	1	10	1	20	2	0.909	8	3	6	4	14	7	0.667	34	9	0.791	0	0	60.0	43	1.395
C 75	Kuhns, John	9	5	7	5	16	10	0.615	9	3	8	3	17	6	0.739	33	16	0.673	1	0	23.0	49	0.469
C 76	Stephenson, Scott	3	4	5	5	8	9	0.471	5	4	5	5	10	9	0.526	18	18	0.500	1	0	15.5	36	0.431
C 77	Foushee, Eugene	8	3	8	4	16	7	0.696	7	7	8	2	15	9	0.625	31	16	0.660	1	0	29.0	47	0.617
C 78	Foushee, Kevin	6	4	6	1	12	5	0.706	5	4	8	3	13	7	0.650	25	12	0.676	1	0	15.5	37	0.419
C 79	Wilson, John	1	1	0	2	1	3	0.250	3	0	2	1	5	1	0.833	6	4	0.600	1	0	7.0	10	0.700
C8/ Projectile Bombers		44	40	50	34	94	74	0.560	16	26	21	21	37	47	0.440	168	168	0.500	0	15	162.5	336	0.484
C 80	Tanner, Dave	7	5	11	2	18	7	0.720	6	7	9	4	15	11	0.577	33	18	0.647	0	2	25.0	51	0.490
C 81	Huffman, David	7	6	13	2	20	8	0.714	9	5	7	7	16	12	0.571	36	20	0.643	0	2	47.0	56	0.839
C 82	Raymond, Ryan	2	5	6	5	8	10	0.444	3	10	4	8	7	18	0.280	15	28	0.349	0	2	17.0	43	0.395
C 83	Steppe, Mike	5	8	6	7	11	15	0.423	3	9	4	7	7	16	0.304	18	31	0.367	0	2	12.0	49	0.245
C 84	Smith, Brian	6	5	3	8	9	13	0.409	4	9	5	6	9	15	0.375	18	28	0.391	0	2	14.0	46	0.304
C 85	West, Billy	3	1	3	1	6	2	0.750	1	3	2	2	3	5	0.375	9	7	0.563	0	1	9.5	16	0.594
C 86	Spaulding, Paul	10	4	8	6	18	10	0.643	6	9	9	3	15	12	0.556	33	22	0.600	0	2	33.5	55	0.609
C 87	Talley, Gray	4	6	0	3	4	9	0.308	0	0	2	5	2	5	0.286	6	14	0.300	0	2	4.5	20	0.225

	Singles 301	Singles Cricket	Singles Record	Singles Win %-age	Doubles Cricket	Doubles 501	Doubles Record	Doubles Win %-age	Sngls + Dbls Record	Sngls + Dbls Win %-age	Tiebreaker Ws	Tiebreaker Ls	All-Star Points	Games Played	All-Star Point Average
D1/ Armed & Hammered	32 40	31 41	63 81	0.438	13 23	12 24	25 47	0.347	113 175	0.392	0	0	101.5	288	0.352
D 10 Dzengeleski, Jimmy	2 7	4 3	6 10	0.375	5 6	3 7	8 13	0.381	14 23	0.378	0	0	15.5	37	0.419
D 11 Dzengeleski, Julie	5 4	5 5	10 9	0.526	4 5	3 5	7 10	0.412	17 19	0.472	0	0	18.0	36	0.500
D 12 Jackson, Barry "Bump"	5 6	8 4	13 10	0.565	3 8	5 6	8 14	0.364	21 24	0.467	0	0	23.0	45	0.511
D 13 Haller, Kelly	3 4	0 5	3 9	0.250	1 6	4 5	5 11	0.313	8 20	0.286	0	0	6.5	28	0.232
D 14 McFadden, Kevin	6 4	3 6	9 10	0.474	5 5	4 7	9 12	0.429	18 22	0.450	0	0	9.0	40	0.225
D 15 Rowe, Travis	5 5	5 6	10 11	0.476	3 5	2 7	5 12	0.294	15 23	0.395	0	0	8.5	38	0.224
D 16 Kissinger, Tim	3 6	2 7	5 13	0.278	4 5	2 4	6 9	0.400	11 22	0.333	0	0	16.5	33	0.500
D 17 Murdoch, Jim "Doc"	3 3	4 5	7 8	0.467	1 5	1 7	2 12	0.143	9 20	0.310	0	0	4.5	29	0.155
D 18 Costen, Todd	0 1	0 0	0 1	0.000	0 1	0 0	0 1	0.000	0 2	0.000	0	0	0.0	2	0.000
D2/ Shark Shooters	36 36	32 40	68 76	0.472	16 20	19 17	35 37	0.486	138 150	0.479	0	6	100.0	288	0.347
D 20 Stacy, Michelle	3 8	2 10	5 18	0.217	7 5	8 6	15 11	0.577	20 29	0.408	0	1	14.5	49	0.296
D 21 Stacy, Rod	5 6	5 5	10 11	0.476	5 7	6 5	11 12	0.478	21 23	0.477	0	1	14.0	44	0.318
D 22 Mitchell, Liz	9 4	6 5	15 9	0.625	4 7	6 6	10 13	0.435	25 22	0.532	0	1	21.5	47	0.457
D 23 Salcedo, Johanna	4 5	0 8	4 13	0.235	0 5	4 5	4 10	0.286	8 23	0.258	0	1	5.0	31	0.161
D 24 Mercer, Dave	3 7	7 4	10 11	0.476	5 7	6 4	11 11	0.500	21 22	0.488	0	1	14.0	43	0.326
D 25 Hunnicutt, Dave	4 1	1 4	5 5	0.500	1 4	2 1	3 5	0.375	8 10	0.444	0	0	8.0	18	0.444
D 26 Peele, Jim	8 4	9 3	17 7	0.708	8 4	5 7	13 11	0.542	30 18	0.625	0	1	19.0	48	0.396
D 27 Taylor, Eric	0 1	2 1	2 2	0.500	2 1	1 0	3 1	0.750	5 3	0.625	0	0	4.0	8	0.500
D 28 Hughes, J.T.	0 0	0 0	0 0	--	0 0	0 0	0 0	--	0 0	--	0	0	0.0	0	--
D3/ Death Throw	39 33	38 34	77 67	0.535	19 17	23 13	42 30	0.583	161 127	0.559	0	7	119.0	288	0.413
D 30 Willis, Tolson	3 6	6 6	9 12	0.429	6 6	6 6	12 12	0.500	21 24	0.467	0	1	13.5	45	0.300
D 31 Hogan, Neal	9 3	2 8	11 11	0.500	5 7	6 6	11 13	0.458	22 24	0.478	0	1	10.5	46	0.228
D 32 Zimmerman, Mike	7 4	1 0	8 4	0.667	1 0	9 2	10 2	0.833	18 6	0.750	0	1	4.0	24	0.167
D 33 Dysard, Rick	8 4	5 7	13 11	0.542	7 3	6 5	13 8	0.619	26 19	0.578	0	1	17.5	45	0.389
D 34 Bosier, Sean	2 7	6 6	8 13	0.381	6 6	9 3	15 9	0.625	23 22	0.511	0	1	27.5	45	0.611
D 35 Thompson, Ben	0 0	7 1	7 1	0.875	3 5	0 0	3 5	0.375	10 6	0.625	0	0	12.0	16	0.750
D 36 Knight, Rob	2 5	2 3	4 8	0.333	2 4	1 1	3 5	0.375	7 13	0.350	0	1	7.0	20	0.350
D 37 Mathews, Alex	8 4	9 3	17 7	0.708	8 3	8 3	16 6	0.727	33 13	0.717	0	1	27.0	46	0.587
D 38 Mathews, Dave	0 0	0 0	0 0	--	0 0	1 0	1 0	1.000	1 0	1.000	0	0	0.0	1	0.000
D4/ Sharky's Machine	40 32	42 30	82 62	0.569	19 17	19 17	38 34	0.528	158 130	0.549	0	6	105.0	288	0.365
D 40 Allison, Frank	5 7	9 3	14 10	0.583	9 3	8 4	17 7	0.708	31 17	0.646	0	1	26.5	48	0.552
D 41 Fink, Scott	6 4	1 4	7 8	0.467	6 3	6 5	12 8	0.600	19 16	0.543	0	0	8.5	35	0.243
D 42 Bateman, Jimmy	7 5	8 4	15 9	0.625	7 5	6 5	13 10	0.565	28 19	0.596	0	1	16.5	47	0.351
D 43 Kruger, Lonny	7 3	6 5	13 8	0.619	3 5	7 4	10 9	0.526	23 17	0.575	0	1	10.0	40	0.250
D 44 Barrett, Darren	7 4	4 7	11 11	0.500	3 5	1 4	4 9	0.308	15 20	0.429	0	1	13.0	35	0.371
D 45 Borgia, Pete	1 4	5 4	6 8	0.429	4 8	5 5	9 13	0.409	15 21	0.417	0	1	11.5	36	0.319
D 46 deFontes, Adrienne	7 5	9 3	16 8	0.667	6 5	5 7	11 12	0.478	27 20	0.574	0	1	19.0	47	0.404
D 47 Schaefer, Dan	0 0	0 0	0 0	--	0 0	0 0	0 0	--	0 0	--	0	0	0.0	0	--
D5/ Leftovers	38 34	36 36	74 70	0.514	25 11	19 17	44 28	0.611	162 126	0.563	0	0	127.0	288	0.441
D 50 McCurry, Gregg	5 10	5 10	10 20	0.333	13 2	10 6	23 8	0.742	33 28	0.541	0	0	30.0	61	0.492
D 51 Warshawsky, Larry	9 6	9 7	18 13	0.581	8 6	7 7	15 13	0.536	33 26	0.559	0	0	30.5	59	0.517
D 52 Janssen, Joshua	9 3	8 5	17 8	0.680	8 5	5 8	13 13	0.500	30 21	0.588	0	0	27.5	51	0.539
D 53 Ray, Mark	2 2	0 5	2 7	0.222	1 3	3 1	4 4	0.500	6 11	0.353	0	0	2.5	17	0.147
D 54 Thomas, Brent	5 9	6 6	11 15	0.423	9 5	5 8	14 13	0.519	25 28	0.472	0	0	22.0	53	0.415
D 55 Thomas, Tony	8 3	7 3	15 6	0.714	10 1	8 3	18 4	0.818	33 10	0.767	0	0	14.5	43	0.337
D 56 Dozier, Jared	0 1	1 0	1 1	0.500	1 0	0 1	1 1	0.500	2 2	0.500	0	0	0.0	4	0.000
D6/ Menace 2 Sobriety	30 42	33 39	63 81	0.438	19 17	15 21	34 38	0.472	131 157	0.455	7	7	99.0	288	0.344
D 60 Johnson, Dave	2 9	7 5	9 14	0.391	5 7	4 8	9 15	0.375	18 29	0.383	1	1	11.5	47	0.245
D 61 Johnson, Jennifer	3 5	3 7	6 12	0.333	4 8	3 5	7 13	0.350	13 25	0.342	1	1	7.5	38	0.197
D 62 Price, Brady	6 5	9 2	15 7	0.682	7 4	3 8	10 12	0.455	25 19	0.568	1	1	12.0	44	0.273
D 63 McCartney, Eric	1 1	0 4	1 5	0.167	1 4	1 1	2 5	0.286	3 10	0.231	1	1	2.0	13	0.154
D 64 Patel, Sam	5 3	0 7	5 10	0.333	1 4	3 5	4 9	0.308	9 19	0.321	1	1	3.5	28	0.125
D 65 White, J.J.	8 4	6 6	14 10	0.583	11 1	7 6	18 7	0.720	32 17	0.653	1	1	37.5	49	0.765
D 66 Bouchard, Keith	4 7	8 2	12 9	0.571	9 1	5 5	14 6	0.700	26 15	0.634	0	1	15.5	41	0.378
D 67 Staley, Shawn	1 8	0 6	1 14	0.067	0 5	4 4	4 9	0.308	5 23	0.179	1	0	9.5	28	0.339
D 68 Kareiva, Keith	0 0	0 0	0 0	--	0 0	0 0	0 0	--	0 0	--	0	0	0.0	0	--
D7/ We Be Triplin	37 35	40 32	77 67	0.535	15 21	19 17	34 38	0.472	145 143	0.503	19	0	135.5	288	0.470
D 70 Leggett, Alyssa	5 8	5 8	10 16	0.385	3 10	5 5	8 15	0.348	18 31	0.367	3	0	18.5	49	0.378
D 71 Garzon, Marc	5 7	8 4	13 11	0.542	7 5	6 6	13 11	0.542	26 22	0.542	3	0	34.0	48	0.708
D 72 Baldwin, Randy	8 3	10 2	18 5	0.783	5 6	7 5	12 11	0.522	30 16	0.652	3	0	33.0	46	0.717
D 73 Todd, Patrick	7 6	5 6	12 12	0.500	3 9	6 6	9 15	0.375	21 27	0.438	3	0	13.0	48	0.271
D 74 Deemer, Randy	7 4	8 3	15 7	0.682	5 6	6 5	11 11	0.500	26 18	0.591	3	0	18.5	44	0.420
D 75 Long, Eric	0 1	2 1	2 2	0.500	2 1	2 0	4 1	0.800	6 3	0.667	1	0	4.0	9	0.444
D 76 Rutten, Pete	5 6	2 8	7 14	0.333	5 5	6 7	11 12	0.478	18 26	0.409	3	0	14.5	44	0.330

	Singles 301		Singles Cricket		Singles Record		Singles Win %-age	Doubles Cricket		Doubles 501		Doubles Record		Doubles Win %-age	Sngls + Dbls Record		Sngls + Dbls Win %-age	Tiebreaker Ws	Tiebreaker Ls	All-Star Points	Games Played	All-Star Point Average
E1/ Gift Returns	41	43	37	47	78	90	0.464	20	22	19	23	39	45	0.464	156	180	0.464	7	6	92.0	336	0.274
E 10 Thomas, Joe "Antique"	8	6	9	5	17	11	0.607	6	7	7	8	13	15	0.464	30	26	0.536	1	1	24.0	56	0.429
E 11 Thomas, Jason	10	4	13	1	23	5	0.821	9	6	7	8	16	14	0.533	39	19	0.672	1	1	9.5	58	0.164
E 12 Niver, Jim	1	4	0	5	1	9	0.100	1	4	1	3	2	7	0.222	3	16	0.158	0	0	1.0	19	0.053
E 13 Bird, Victor	3	6	2	4	5	10	0.333	4	5	4	5	8	10	0.444	13	20	0.394	1	1	5.5	33	0.167
E 14 Elliott, Chris	6	5	5	8	11	13	0.458	9	5	8	5	17	10	0.630	28	23	0.549	1	1	15.5	51	0.304
E 15 Fisher, Nate	7	5	3	9	10	14	0.417	3	6	2	9	5	15	0.250	15	29	0.341	1	1	10.5	44	0.239
E 16 Helmes, D.J.	1	4	2	5	3	9	0.250	4	3	4	2	8	5	0.615	11	14	0.440	1	0	10.5	25	0.420
E 17 Long, Stephen	5	9	3	10	8	19	0.296	4	8	5	6	9	14	0.391	17	33	0.340	1	1	15.5	50	0.310
E2/ You're Supposed To Beat Us!	39	45	33	51	72	96	0.429	13	29	22	20	35	49	0.417	142	194	0.423	0	0	120.5	336	0.359
E 20 Roberts, Mike	4	3	3	10	7	13	0.350	2	8	3	2	5	10	0.333	12	23	0.343	0	0	12.5	35	0.357
E 21 Azevedo, Angelo	7	5	8	4	15	9	0.625	3	8	8	2	11	10	0.524	26	19	0.578	0	0	34.5	45	0.767
E 22 Cruze, Michael	5	9	7	7	12	16	0.429	5	7	6	4	11	11	0.500	23	27	0.460	0	0	20.5	50	0.410
E 23 Murphy, Ashley	2	4	0	2	2	6	0.250	1	8	2	8	3	16	0.158	5	22	0.185	0	0	3.5	27	0.130
E 24 Connell, Jamie	3	7	2	7	5	14	0.263	1	7	4	7	5	14	0.263	10	28	0.263	0	0	7.0	38	0.184
E 25 Melton, Joe	6	6	3	7	9	13	0.409	6	5	7	4	13	9	0.591	22	22	0.500	0	0	12.5	44	0.284
E 26 Melton, Amy	0	2	0	5	0	7	0.000	3	4	2	6	5	10	0.333	5	17	0.227	0	0	1.0	22	0.045
E 27 Powell, Steven	2	3	0	3	2	6	0.250	0	3	4	1	4	4	0.500	6	10	0.375	0	0	0.0	16	0.000
E 28 Kubel, Tom "Q"	4	2	5	1	9	3	0.750	2	4	3	3	5	7	0.417	14	10	0.583	0	0	17.5	24	0.729
E 29 Tuffillaro, Lou	6	4	5	5	11	9	0.550	3	4	5	3	8	7	0.533	19	16	0.543	0	0	11.5	35	0.329
E3/ Drinkers with a Dart Problem	44	40	39	45	83	85	0.494	23	19	22	20	45	39	0.536	173	163	0.515	14	8	153.0	336	0.455
E 30 McCartney, Joe	7	4	8	3	15	7	0.682	9	3	3	6	12	9	0.571	27	16	0.628	2	1	24.5	43	0.570
E 31 Litzsinger, Mike	6	4	6	2	12	6	0.667	4	6	7	3	11	9	0.550	23	15	0.605	2	1	10.0	38	0.263
E 32 Kemp, Louis	6	6	3	8	9	14	0.391	1	5	1	7	2	12	0.143	11	26	0.297	1	1	5.5	37	0.149
E 33 Snyder, Mike	4	5	8	2	12	7	0.632	7	4	6	2	13	6	0.684	25	13	0.658	1	1	27.5	38	0.724
E 34 Snyder, Jen	2	9	0	8	2	17	0.105	2	4	4	5	6	9	0.400	8	26	0.235	1	1	4.0	34	0.118
E 35 Veith, Matt	5	3	6	5	11	8	0.579	5	7	7	5	12	12	0.500	23	20	0.535	2	1	20.5	43	0.477
E 36 Raquet, Michael	4	4	4	9	8	13	0.381	10	3	8	4	18	7	0.720	26	20	0.565	2	1	38.5	46	0.837
E 37 Brown, Jay	10	2	4	6	14	8	0.636	8	3	7	7	15	10	0.600	29	18	0.617	2	1	20.0	47	0.426
E 38 Snyder, Gary	0	2	0	1	0	3	0.000	0	2	1	0	1	2	0.333	1	5	0.167	1	0	1.5	6	0.250
E 39 Figueroa, Nelson	0	1	0	1	0	2	0.000	0	1	0	1	0	2	0.000	0	4	0.000	0	0	1.0	4	0.250
E4/ Blind Squirrels	31	53	41	43	72	96	0.429	21	21	22	20	43	41	0.512	158	178	0.470	0	7	163.5	336	0.487
E 40 Jones, Jeff	4	6	3	7	7	13	0.350	2	6	5	6	7	12	0.368	14	25	0.359	0	1	4.5	39	0.115
E 41 Jones, Linda	2	13	1	2	3	15	0.167	4	9	6	7	10	16	0.385	13	31	0.295	0	1	6.5	44	0.148
E 42 Blackwelder, Deborah	2	7	7	6	9	13	0.409	7	4	7	5	14	9	0.609	23	22	0.511	0	1	21.0	45	0.467
E 43 Chaney, Bill	5	7	7	6	12	13	0.480	5	8	4	3	9	11	0.450	21	24	0.467	0	1	27.5	45	0.611
E 44 Lesher, Jon	4	5	8	4	12	9	0.571	6	5	6	3	12	8	0.600	24	17	0.585	0	1	34.0	41	0.829
E 45 Hill, Mike	4	2	5	6	9	8	0.529	5	4	2	7	7	11	0.389	16	19	0.457	0	1	14.5	35	0.414
E 46 McNamara, Ken	3	10	1	7	4	17	0.190	2	3	7	4	9	7	0.563	13	24	0.351	0	0	11.5	37	0.311
E 47 Bennett, Will	7	3	9	5	16	8	0.667	11	3	7	5	18	8	0.692	34	16	0.680	0	1	44.0	50	0.880
E5/ Nice Grouping	39	45	51	33	90	78	0.536	13	29	20	22	33	51	0.393	156	180	0.464	7	0	133.5	336	0.397
E 50 Fournier, Chris	2	4	4	5	6	9	0.400	3	6	2	6	5	12	0.294	11	21	0.344	1	0	10.5	32	0.328
E 51 Dougherty, Henry	2	11	1	7	3	18	0.143	0	7	3	6	3	13	0.188	6	31	0.162	1	0	4.5	37	0.122
E 52 Cusman, Ryan	7	6	10	3	17	9	0.654	7	5	9	4	16	9	0.640	33	18	0.647	1	0	23.5	51	0.461
E 53 Claggett, Jerimy	2	8	6	3	8	11	0.421	2	8	2	6	4	14	0.222	12	25	0.324	1	0	22.5	37	0.608
E 54 Kring, Jeremy	2	1	4	0	6	1	0.857	0	3	2	2	2	5	0.286	8	6	0.571	1	0	6.5	14	0.464
E 55 Krasnow, Dave	10	4	8	6	18	10	0.643	8	6	10	4	18	10	0.643	36	20	0.643	1	0	28.5	56	0.509
E 56 Sarantos, Alex	3	2	7	1	10	3	0.769	3	5	2	6	5	11	0.313	15	14	0.517	0	0	17.5	29	0.603
E 57 Coleman, Brian	6	4	3	6	9	10	0.474	1	9	5	4	6	13	0.316	15	23	0.395	1	0	14.0	38	0.368
E 58 Pate, Brad	2	3	7	1	9	4	0.692	0	6	4	5	4	11	0.267	13	15	0.464	0	0	6.0	28	0.214
E 59 Lupien, Bam	3	2	1	1	4	3	0.571	2	3	1	1	3	4	0.429	7	7	0.500	0	0	0.0	14	0.000
E6/ Village Idiots	36	48	33	51	69	99	0.411	26	16	12	30	38	46	0.452	145	191	0.432	0	9	114.5	336	0.341
E 60 Hartley, Barron	6	8	2	1	8	9	0.471	1	4	2	6	3	10	0.231	11	19	0.367	0	1	8.5	30	0.283
E 61 Hartley, Bryan	5	7	4	8	9	15	0.375	7	4	2	6	9	10	0.474	18	25	0.419	0	1	9.0	43	0.209
E 62 Reiser, Brian	5	4	3	5	8	9	0.471	4	3	0	3	4	6	0.400	12	15	0.444	0	1	9.5	27	0.352
E 63 White, John	2	9	7	7	9	16	0.360	8	5	2	12	10	17	0.370	19	33	0.365	0	1	26.0	52	0.500
E 64 Prosser, Brad	4	7	4	7	8	14	0.364	7	6	5	7	12	13	0.480	20	27	0.426	0	1	9.5	47	0.202
E 65 Bohanan, Heather	1	4	1	4	2	8	0.200	3	0	2	4	5	4	0.556	7	12	0.368	0	1	0.0	19	0.000
E 66 Gillett, Galen	2	2	2	7	4	9	0.308	8	2	3	7	11	9	0.550	15	18	0.455	0	1	10.5	33	0.318
E 67 McEwen, William	6	5	2	9	8	14	0.364	4	6	3	8	7	14	0.333	15	28	0.349	0	1	19.0	43	0.442
E 68 Hall, Danny	5	2	8	3	13	5	0.722	10	2	5	7	15	9	0.625	28	14	0.667	0	1	22.5	42	0.536
E7/ Liquor Posse	53	31	48	36	101	67	0.601	25	17	28	14	53	31	0.631	207	129	0.616	7	7	157.0	336	0.467
E 70 Bathurst, Ryan	9	2	3	4	12	6	0.667	6	4	8	2	14	6	0.700	26	12	0.684	0	1	15.0	38	0.395
E 71 Mooty, Aaron	9	4	10	3	19	7	0.731	8	4	9	2	17	6	0.739	36	13	0.735	1	1	32.5	49	0.663
E 72 Watkins, Nathan	10	3	8	3	18	6	0.750	7	5	5	3	12	8	0.600	30	14	0.682	1	1	20.5	44	0.466
E 73 Kincaid, Storm	5	5	7	3	12	8	0.600	5	6	7	3	12	9	0.571	24	17	0.585	1	0	19.5	41	0.476
E 74 Martinez, Gus	7	3	6	7	13	10	0.565	6	6	7	6	13	12	0.520	26	22	0.542	1	1	19.0	48	0.396
E 75 Caputo, Danny	7	7	10	4	17	11	0.607	9	3	9	4	18	7	0.720	35	18	0.660	1	1	30.5	53	0.575
E 76 McDade, Orion	0	0	0	0	0	0	--	0	0	0	0	0	0	--	0	0	--	0	0	0.0	0	--
E 77 Barnes, Adam	4	3	4	4	8	7	0.533	9	5	4	2	13	7	0.650	21	14	0.600	1	1	14.5	35	0.414
E 78 Duncan, Drew	2	4	0	8	2	12	0.143	0	1	7	6	7	7	0.500	9	19	0.321	1	1	5.5	28	0.196
E8/ I Got Nothing	53	31	54	30	107	61	0.637	27	15	23	19	50	34	0.595	207	129	0.616	6	6	146.0	336	0.435
E 80 Hartmann, Erin	8	6	8	6	16	12	0.571	9	5	9	5	18	10	0.643	34	22	0.607	1	1	21.0	56	0.375
E 81 Hartmann, Pete	8	6	6	8	14	14	0.500	9	5	7	7	16	12	0.571	30	26	0.536	1	1	15.5	56	0.277
E 82 Krestalude, Andy	8	6	12	2	20	8	0.714	9	5	3	11	12	16	0.429	32	24	0.571	1	1	48.0	56	0.857
E 83 Cuevas, Louie	8	6	8	6	16	12	0.571	8	6	7	7	15	13	0.536	31	25	0.554	1	1	17.5	56	0.313
E 84 Martinez, Vince	9	3	8	4	17	7	0.708	9	3	10	2	19	5	0.792	36	12	0.750	1	1	26.5	48	0.552
E 85 Holly, Mike	9	4	10	3	19	7	0.731	8	5	7	6	15	11	0.577	34	18	0.654	1	1	13.0	52	0.250
E 86 Dudley, Robert	3	0	2	1	5	1	0.833	2	1	3	0	5	1	0.833	10	2	0.833	0	0	4.5	12	0.375

		Singles 301		Singles Cricket		Singles Record		Singles Win %-age	Doubles Cricket		Doubles 501		Doubles Record		Doubles Win %-age	Sngls + Dbls Record		Sngls + Dbls Win %-age	Tiebreaker Ws	Tiebreaker Ls	All-Star Points	Games Played	All-Star Point Average
F1/ MoonShines Effect		41	43	38	46	79	89	0.470	15	27	19	23	34	50	0.405	147	189	0.438	0	0	113.0	336	0.336
F 10	Thompson, Barry	6	9	7	5	13	14	0.481	6	9	7	8	13	17	0.433	26	31	0.456	0	0	27.5	57	0.482
F 11	Brown, Phil	7	7	8	6	15	13	0.536	10	4	7	7	17	11	0.607	32	24	0.571	0	0	20.5	56	0.366
F 12	Wells, John	9	4	6	7	15	11	0.577	4	9	9	3	13	12	0.520	28	23	0.549	0	0	23.0	51	0.451
F 13	Johnson, John	4	8	3	11	7	19	0.269	3	7	4	9	7	16	0.304	14	35	0.286	0	0	9.5	49	0.194
F 14	Walters, Jason	2	3	1	1	3	4	0.429	0	4	3	1	3	5	0.375	6	9	0.400	0	0	1.0	15	0.067
F 15	Walters, Josh	7	2	5	7	12	9	0.571	3	8	5	6	8	14	0.364	20	23	0.465	0	0	19.5	43	0.453
F 16	Thompson, Barry, Jr.	3	7	5	5	8	12	0.400	0	11	1	9	1	20	0.048	9	32	0.220	0	0	5.0	41	0.122
F 17	Barnes, Derek	3	3	3	4	6	7	0.462	4	2	2	3	6	5	0.545	12	12	0.500	0	0	7.0	24	0.292
F2/ Darty Deeds		44	40	49	35	93	75	0.554	25	17	27	15	52	32	0.619	197	139	0.586	0	0	127.5	336	0.379
F 20	Howard, Meghan	7	7	5	8	12	15	0.444	8	4	8	4	16	8	0.667	28	23	0.549	0	0	21.0	51	0.412
F 21	Kincaid, Lisa	2	6	2	3	4	9	0.308	3	2	5	3	8	5	0.615	12	14	0.462	0	0	6.5	26	0.250
F 22	Brownd, Anthony	1	7	9	4	10	11	0.476	6	4	7	4	13	8	0.619	23	19	0.548	0	0	13.5	42	0.321
F 23	Taylor, Tisha	6	7	5	4	11	11	0.500	6	5	8	5	14	10	0.583	25	21	0.543	0	0	10.5	46	0.228
F 24	Geraghty, John	6	5	10	1	16	6	0.727	7	3	5	4	12	7	0.632	28	13	0.683	0	0	25.5	41	0.622
F 25	Anderson, Ryan	12	2	10	4	22	6	0.786	9	5	9	4	18	9	0.667	40	15	0.727	0	0	23.0	55	0.418
F 26	Robertson, Phil	0	3	2	6	2	9	0.182	5	5	6	3	11	8	0.579	13	17	0.433	0	0	7.5	30	0.250
F 27	Moody, Chris	10	3	6	5	16	8	0.667	6	6	6	3	12	9	0.571	28	17	0.622	0	0	20.0	45	0.444
F3/ UZMAgain		41	43	29	55	70	98	0.417	19	23	20	22	39	45	0.464	148	188	0.440	0	5	108.0	336	0.321
F 30	Kunesh, Joe	8	6	6	9	14	15	0.483	7	8	7	7	14	15	0.483	28	30	0.483	0	1	18.0	58	0.310
F 31	Rouse, Chuck	3	10	1	9	4	19	0.174	6	3	5	6	11	9	0.550	15	28	0.349	0	1	6.0	43	0.140
F 32	Wilkinson, Charlie	6	3	0	6	6	9	0.400	3	4	3	7	6	11	0.353	12	20	0.375	0	0	7.5	32	0.234
F 33	Powell, Mark	6	2	6	3	12	5	0.706	6	2	4	3	10	5	0.667	22	10	0.688	0	1	18.5	32	0.578
F 34	Kirkpatrick, Scott	8	6	8	6	16	12	0.571	4	10	6	8	10	18	0.357	26	30	0.464	0	1	30.0	56	0.536
F 35	Raper, Jeromie	1	6	3	6	4	12	0.250	4	5	7	3	11	8	0.579	15	20	0.429	0	0	4.5	35	0.129
F 36	Hall, Steve	5	4	3	6	8	10	0.444	4	6	4	3	8	9	0.471	16	19	0.457	0	1	10.0	35	0.286
F 37	Millikan, Craig	2	5	2	7	4	12	0.250	3	6	4	4	7	10	0.412	11	22	0.333	0	0	11.5	33	0.348
F 38	Futrelle, Greg	2	1	0	3	2	4	0.333	1	2	0	3	1	5	0.167	3	9	0.250	0	0	2.0	12	0.167
F4/ Home Grown Wolves		41	37	45	33	86	70	0.551	22	17	27	12	49	29	0.628	184	128	0.590	0	0	153.5	312	0.492
F 40	Simpson, David	6	6	9	4	15	10	0.600	6	7	9	2	15	9	0.625	30	19	0.612	0	0	34.0	49	0.694
F 41	Gregory, Rhonda	0	0	0	0	0	0	--	0	0	0	0	0	0	--	0	0	--	0	0	0.0	0	--
F 42	Jenkins, John	8	4	6	6	14	10	0.583	9	3	6	5	15	8	0.652	29	18	0.617	0	0	32.5	47	0.691
F 43	Simpson, Tyler	5	5	9	2	14	7	0.667	7	5	8	2	15	7	0.682	29	14	0.674	0	0	20.0	43	0.465
F 44	Simpson, Aden	7	4	6	6	13	10	0.565	5	7	11	2	16	9	0.640	29	19	0.604	0	0	18.5	48	0.385
F 45	Federline, Carol	2	8	1	4	3	12	0.200	1	2	3	3	4	5	0.444	7	17	0.292	0	0	3.5	24	0.146
F 46	Jenkins, Vickie	3	2	3	5	6	7	0.462	5	3	4	4	9	7	0.563	15	14	0.517	0	0	9.5	29	0.328
F 47	Langston, Frankie	5	2	3	4	8	6	0.571	6	2	4	4	10	6	0.625	18	12	0.600	0	0	18.5	30	0.617
F 48	Macias, Anthony	5	6	8	2	13	8	0.619	5	5	9	2	14	7	0.667	27	15	0.643	0	0	17.0	42	0.405
F5/ One Armed Bandits		35	43	51	27	86	70	0.551	24	15	17	22	41	37	0.526	168	144	0.538	0	0	146.5	312	0.470
F 50	Kiser, Lyman	4	4	9	3	13	7	0.650	9	3	6	5	15	8	0.652	28	15	0.651	0	0	11.5	43	0.267
F 51	Richardson, Shane	1	3	4	0	5	3	0.625	4	0	2	2	6	2	0.750	11	5	0.688	0	0	11.5	16	0.719
F 52	Trefzger, Ken	8	3	10	1	18	4	0.818	7	5	6	6	13	11	0.542	31	15	0.674	0	0	32.5	46	0.707
F 53	Ketchem, Brian	0	0	1	0	1	0	1.000	0	0	0	0	0	0	--	1	0	1.000	0	0	0.0	1	0.000
F 54	White, Jim	3	7	5	5	8	12	0.400	9	2	4	5	13	7	0.650	21	19	0.525	0	0	23.5	40	0.588
F 55	Taylor, Wayne	6	6	1	4	7	10	0.412	4	5	1	9	5	14	0.263	12	24	0.333	0	0	10.0	36	0.278
F 56	Moore, Chris	2	8	1	9	3	17	0.150	2	3	2	7	4	10	0.286	7	27	0.206	0	0	5.5	34	0.162
F 57	Lewis, Dave	6	6	9	3	15	9	0.625	5	7	6	4	11	11	0.500	26	20	0.565	0	0	17.0	46	0.370
F 58	Murphy, Phil	5	6	11	2	16	8	0.667	8	5	7	6	15	11	0.577	31	19	0.620	0	0	35.0	50	0.700
F6/ Five-OH! Whizzle		44	40	41	43	85	83	0.506	24	18	18	24	42	42	0.500	169	167	0.503	0	0	130.0	336	0.387
F 60	Stoakes, Eric	7	6	5	9	12	15	0.444	12	2	6	6	18	8	0.692	30	23	0.566	0	0	15.5	53	0.292
F 61	Stuckey, Rob	8	6	7	6	15	12	0.556	7	6	7	5	14	11	0.560	29	23	0.558	0	0	14.0	52	0.269
F 62	Adams, Brad	2	0	9	2	11	2	0.846	9	2	6	5	15	7	0.682	26	9	0.743	0	0	27.0	35	0.771
F 63	Champion, Steve	7	6	2	10	9	16	0.360	3	7	3	6	6	13	0.316	15	29	0.341	0	0	7.5	44	0.170
F 64	Kvasnicka, Bob	0	0	1	0	1	0	1.000	1	0	0	1	1	1	0.500	2	1	0.667	0	0	1.0	3	0.333
F 65	Hamilton, Bradley	3	2	4	1	7	3	0.700	5	0	2	3	7	3	0.700	14	6	0.700	0	0	11.0	20	0.550
F 66	Nourse, Andy	1	6	1	2	2	8	0.200	0	4	1	3	1	7	0.125	3	15	0.167	0	0	3.0	18	0.167
F 67	Cashin, Jeff	3	4	7	2	10	6	0.625	6	3	5	2	11	5	0.688	21	11	0.656	0	0	23.5	32	0.734
F 68	Bartell, B.J.	6	7	0	4	6	11	0.353	1	4	5	9	6	13	0.316	12	24	0.333	0	0	4.0	36	0.111
F 69	Palmisano, Andrew	7	3	5	7	12	10	0.545	4	8	1	8	5	16	0.238	17	26	0.395	0	0	23.5	43	0.547
F7/ F Your Mom		40	44	38	46	78	90	0.464	18	24	20	22	38	46	0.452	154	182	0.458	13	0	135.0	336	0.402
F 70	Fagan, Seth	9	4	11	2	20	6	0.769	9	4	13	2	22	6	0.786	42	12	0.778	2	0	35.0	54	0.648
F 71	Therrien, Dan	6	6	8	4	14	10	0.583	6	6	7	5	13	11	0.542	27	21	0.563	2	0	20.5	48	0.427
F 72	Munroe, Joe	9	4	7	6	16	10	0.615	7	7	9	5	16	12	0.571	32	22	0.593	2	0	29.5	54	0.546
F 73	Frumkin, Josh	0	0	0	0	0	0	--	0	0	0	0	0	0	--	0	0	--	0	0	0.0	0	--
F 74	Massey, Amy	3	5	0	8	3	13	0.188	2	7	1	10	3	17	0.150	6	30	0.167	1	0	5.0	36	0.139
F 75	Winters, Harris	0	0	0	0	0	0	--	0	0	0	0	0	0	--	0	0	--	0	0	0.0	0	--
F 76	Cochran, Matt	4	8	2	12	6	20	0.231	2	9	3	6	5	15	0.250	11	35	0.239	1	0	6.5	46	0.141
F 77	Vollmar, Chris	6	5	7	5	13	10	0.565	6	6	5	7	11	13	0.458	24	23	0.511	2	0	23.5	47	0.500
F 78	Ferraro, Vince	3	5	3	6	6	11	0.353	4	6	2	8	6	14	0.300	12	25	0.324	2	0	15.0	37	0.405
F 79	Ferraro, Sherrie	0	7	0	3	0	10	0.000	0	3	0	1	0	4	0.000	0	14	0.000	1	0	0.0	14	0.000
F8/ Same Day Different Darts		44	40	39	45	83	85	0.494	18	24	17	25	35	49	0.417	153	183	0.455	0	8	132.5	336	0.394
F 80	Logan, Peter	5	3	3	5	8	8	0.500	4	7	4	9	8	16	0.333	16	24	0.400	0	1	13.5	40	0.338
F 81	Dunham, Jim	7	3	6	5	13	8	0.619	1	8	3	3	4	11	0.267	17	19	0.472	0	1	12.5	36	0.347
F 82	Mason, Marcy	3	6	0	4	3	10	0.231	3	3	3	5	6	8	0.429	9	18	0.333	0	0	8.0	27	0.296
F 83	Kyle, Mike	6	4	9	2	15	6	0.714	8	5	7	5	15	10	0.600	30	16	0.652	0	1	29.5	46	0.641
F 84	Wissinger, Wes	9	4	6	8	15	12	0.556	5	7	4	7	9	14	0.391	24	26	0.480	0	1	20.5	50	0.410
F 85	Ferguson, Travis	1	3	1	3	2	6	0.250	0	2	2	3	2	5	0.286	4	11	0.267	0	1	5.5	15	0.367
F 86	McAfee, Terry	5	7	8	4	13	11	0.542	7	5	6	5	13	10	0.565	26	21	0.553	0	1	21.0	47	0.447
F 87	Stark, Parker	3	2	3	3	6	5	0.545	1	4	0	5	1	9	0.100	7	14	0.333	0	0	8.0	21	0.381
F 88	Dubose, Chris	2	6	1	8	3	14	0.176	7	3	3	5	10	8	0.556	13	22	0.371	0	1	9.5	35	0.271
F 89	Stroupe, Andrew	3	2	2	3	5	5	0.500	0	4	2	3	2	7	0.222	7	12	0.368	0	1	4.5	19	0.237

	Singles	301	Singles	Cricket	Singles	Record	Singles Win %-age	Doubles	Cricket	Doubles	501	Doubles	Record	Doubles Win %-age	Sngls + Dbls	Record	Sngls + Dbls Win %-age	Tiebreaker Ws	Tiebreaker Ls	All-Star Points	Games Played	All-Star Point Average
G1/ Double Tap	40	44	35	49	75	93	0.446	13	29	16	26	29	55	0.345	133	203	0.396	0	0	70.5	336	0.210
G 10 Potwora, Tim	5	7	8	4	13	11	0.542	5	7	5	5	10	12	0.455	23	23	0.500	0	0	17.5	46	0.380
G 11 Ellerman, Eric	6	7	0	6	6	13	0.316	0	7	3	9	3	16	0.158	9	29	0.237	0	0	3.0	38	0.079
G 12 Ellerman, Susan	1	2	2	8	3	10	0.231	0	8	2	6	2	14	0.125	5	24	0.172	0	0	6.0	29	0.207
G 13 Brady, Dean	4	3	1	4	5	7	0.417	0	5	3	4	3	9	0.250	8	16	0.333	0	0	3.0	24	0.125
G 14 Rubinoff, Scott	6	3	5	4	11	7	0.611	5	6	2	7	7	13	0.350	18	20	0.474	0	0	9.0	38	0.237
G 15 Swatsworth, Kurtis	6	6	7	6	13	12	0.520	4	8	3	7	7	15	0.318	20	27	0.426	0	0	3.5	47	0.074
G 16 Hipps, Justin	6	4	5	5	11	9	0.550	5	4	3	7	8	11	0.421	19	20	0.487	0	0	13.0	39	0.333
G 17 Johnson, Terry	3	6	5	7	8	13	0.381	1	10	9	2	10	12	0.455	18	25	0.419	0	0	9.0	43	0.209
G 18 Czysz, Andy	3	6	2	5	5	11	0.313	6	3	2	5	8	8	0.500	13	19	0.406	0	0	6.5	32	0.203
G2/ Shootin Da Bull	54	30	61	23	115	53	0.685	23	19	28	14	51	33	0.607	217	119	0.646	0	0	120.0	336	0.357
G 20 Strickland, Craig	9	5	11	3	20	8	0.714	7	6	9	3	16	9	0.640	36	17	0.679	0	0	34.5	53	0.651
G 21 Strickland, Sandy	3	6	9	1	12	7	0.632	8	3	8	2	16	5	0.762	28	12	0.700	0	0	6.5	40	0.163
G 22 Strickland, Andrew	9	2	11	0	20	2	0.909	7	5	8	4	15	9	0.625	35	11	0.761	0	0	21.0	46	0.457
G 23 Ball, Pat	8	6	9	5	17	11	0.607	7	7	10	4	17	11	0.607	34	22	0.607	0	0	15.0	56	0.268
G 24 Morse, Andy	10	4	9	5	19	9	0.679	9	5	11	3	20	8	0.714	39	17	0.696	0	0	18.5	56	0.330
G 25 Newman, Tony	9	3	4	4	13	7	0.650	3	5	5	5	8	10	0.444	21	17	0.553	0	0	9.0	38	0.237
G 26 Goyen, Dave	6	3	8	4	14	7	0.667	4	5	4	7	8	12	0.400	22	19	0.537	0	0	11.0	41	0.268
G 27 Ball, John	0	1	0	1	0	2	0.000	1	2	1	0	2	2	0.500	2	4	0.333	0	0	4.5	6	0.750
G3/ The Sofa Kings	39	45	49	35	88	80	0.524	31	11	25	17	56	28	0.667	200	136	0.595	6	0	106.5	336	0.317
G 30 Maley, Dave	6	7	7	6	13	13	0.500	9	4	8	5	17	9	0.654	30	22	0.577	1	0	22.0	52	0.423
G 31 Alcon, Tony	8	5	7	6	15	11	0.577	9	3	4	7	13	10	0.565	28	21	0.571	1	0	12.0	49	0.245
G 32 Groves, Phil	0	2	4	7	4	9	0.308	9	3	5	6	14	9	0.609	18	18	0.500	1	0	11.0	36	0.306
G 33 Bozza, Doug	2	7	6	3	8	10	0.444	7	1	6	2	13	3	0.813	21	13	0.618	1	0	11.5	34	0.338
G 34 Moore, Ken	6	6	8	2	14	8	0.636	5	3	7	3	12	6	0.667	26	14	0.650	0	0	10.0	40	0.250
G 35 Cassese, Heather	3	1	1	3	4	4	0.500	2	1	0	4	2	5	0.286	6	9	0.400	1	0	4.5	15	0.300
G 36 Hudelson, Hans	7	5	4	5	11	10	0.524	4	3	8	3	12	6	0.667	23	16	0.590	1	0	11.5	39	0.295
G 37 Keim, Roger	4	3	3	0	7	3	0.700	7	2	6	1	13	3	0.813	20	6	0.769	0	0	7.5	26	0.288
G 38 Ryan, Sean	3	9	9	3	12	12	0.500	10	2	6	3	16	5	0.762	28	17	0.622	0	0	16.5	45	0.367
G4/ On the Wire	36	48	35	49	71	97	0.423	21	21	17	25	38	46	0.452	147	189	0.438	7	0	88.0	336	0.262
G 40 Bauguess, Misty	3	13	1	3	4	16	0.200	2	5	5	10	7	15	0.318	11	31	0.262	1	0	3.5	42	0.083
G 41 Leicht, Richard	6	3	4	5	10	8	0.556	4	3	2	5	6	8	0.429	16	16	0.500	0	0	6.5	32	0.203
G 42 Gaines, Lauren	4	8	2	6	6	14	0.300	5	6	5	6	10	12	0.455	16	26	0.381	1	0	11.5	42	0.274
G 43 Gaines, Bryan	7	6	6	6	13	12	0.520	7	4	5	5	12	9	0.571	25	21	0.543	1	0	13.0	46	0.283
G 44 Rigert, Joe, Sr.	7	4	10	3	17	7	0.708	5	7	7	5	12	12	0.500	29	19	0.604	1	0	26.0	48	0.542
G 45 Rigert, Joe, Jr.	6	4	8	3	14	7	0.667	7	4	4	6	11	10	0.524	25	17	0.595	1	0	16.0	42	0.381
G 46 Wilson, Jonathan	2	7	4	11	6	18	0.250	7	8	4	5	11	13	0.458	17	31	0.354	1	0	6.5	48	0.135
G 47 Duhon, Ryan	1	3	0	12	1	15	0.063	5	5	2	8	7	13	0.350	8	28	0.222	1	0	5.0	36	0.139
G5/ Grateful Darts	43	40	38	45	81	85	0.488	17	25	23	19	40	44	0.476	161	173	0.482	12	0	81.5	334	0.244
G 50 Simpson, Phillip	6	5	3	6	9	11	0.450	2	6	5	6	7	12	0.368	16	23	0.410	1	0	12.5	39	0.321
G 51 Herman, Fritz	5	9	6	7	11	16	0.407	2	9	6	6	8	15	0.348	19	31	0.380	2	0	13.0	50	0.260
G 52 Iager, John	2	3	2	3	4	6	0.400	4	1	3	2	7	3	0.700	11	9	0.550	1	0	4.5	20	0.225
G 53 McGrail, Tony	6	5	4	7	10	12	0.455	2	9	7	5	9	14	0.391	19	26	0.422	2	0	4.5	45	0.100
G 54 Perkins, Chris	5	5	0	10	5	15	0.250	8	4	10	3	18	7	0.720	23	22	0.511	1	0	9.0	45	0.200
G 55 Roemer, John	7	2	6	6	13	8	0.619	4	9	4	5	8	14	0.364	21	22	0.488	2	0	6.0	43	0.140
G 56 Ogden, Bryan	7	7	11	3	18	10	0.643	6	8	7	7	13	15	0.464	31	25	0.554	2	0	16.5	56	0.295
G 57 Miller, Dan	5	4	6	3	11	7	0.611	6	4	4	4	10	8	0.556	21	15	0.583	1	0	15.5	36	0.431
G6/ Missing Flights	39	45	43	41	82	86	0.488	25	17	24	18	49	35	0.583	180	156	0.536	7	12	111.5	336	0.332
G 60 Nettesheim, Doug	3	9	5	4	8	13	0.381	3	6	3	4	6	10	0.375	14	23	0.378	1	2	5.0	37	0.135
G 61 Shirey, Anthony	5	8	8	5	13	13	0.500	8	5	9	4	17	9	0.654	30	22	0.577	1	2	24.5	52	0.471
G 62 Suan, John	3	7	6	5	9	12	0.429	9	4	9	3	18	7	0.720	27	19	0.587	1	2	19.0	46	0.413
G 63 Wright, Tim	8	6	5	8	13	14	0.481	6	5	4	8	10	13	0.435	23	27	0.460	1	2	9.5	50	0.190
G 64 Casey, Kevin	4	5	8	3	12	8	0.600	8	3	8	3	16	6	0.727	28	14	0.667	1	1	20.5	42	0.488
G 65 Foster, Sebastian	1	1	0	2	1	3	0.250	1	1	0	2	1	3	0.250	2	6	0.250	0	0	2.0	8	0.250
G 66 Davis, Luke	6	4	6	7	12	11	0.522	9	4	9	5	18	9	0.667	30	20	0.600	1	1	14.5	50	0.290
G 67 Letsch, Dempsey	9	5	5	7	14	12	0.538	6	6	6	7	12	13	0.480	26	25	0.510	1	2	16.5	51	0.324
G7/ Northern Flights	50	33	37	46	87	79	0.524	23	19	18	24	41	43	0.488	169	165	0.506	6	17	108.5	334	0.325
G 70 McKendrick, Todd	9	5	4	10	13	15	0.464	11	3	6	8	17	11	0.607	30	26	0.536	1	3	12.0	56	0.214
G 71 Timmons, Kevin	1	1	2	0	3	1	0.750	2	0	0	2	2	2	0.500	5	3	0.625	0	0	4.0	8	0.500
G 72 Lane, Bob	9	2	8	3	17	5	0.773	5	6	4	7	9	13	0.409	26	18	0.591	1	2	29.0	44	0.659
G 73 Bialaszewski, Rich	6	8	12	2	18	10	0.643	12	3	7	7	19	10	0.655	37	20	0.649	1	3	33.0	57	0.579
G 74 Cornell, Blaine	8	3	5	6	13	9	0.591	5	6	7	4	12	10	0.545	25	19	0.568	1	3	4.0	44	0.091
G 75 Gerdes, Jon	1	1	0	3	1	4	0.200	1	3	1	2	2	5	0.286	3	9	0.250	0	1	2.0	12	0.167
G 76 Meeks, Darla	3	7	2	10	5	17	0.227	5	7	4	9	9	16	0.360	14	33	0.298	1	2	5.5	47	0.117
G 77 Schiffman, Don	3	1	0	1	3	2	0.600	0	1	1	1	1	2	0.333	4	4	0.500	0	0	2.0	8	0.250
G 78 Murphy, Tom	10	4	4	10	14	14	0.500	5	8	6	7	11	15	0.423	25	29	0.463	1	3	17.0	54	0.315
G 7x xx - Cohen, Andy	0	1	0	1	0	2	0.000	0	1	0	1	0	2	0.000	0	4	0.000	0	0	0.0	4	0.000
G8/ Whynot!	34	50	37	47	71	97	0.423	15	27	17	25	32	52	0.381	135	201	0.402	0	7	93.5	336	0.278
G 80 Bowen, Andrew	9	6	10	4	19	10	0.655	7	7	9	5	16	12	0.571	35	22	0.614	0	1	30.5	57	0.535
G 81 Scala, Luke	3	1	6	1	9	2	0.818	4	4	3	5	7	9	0.438	16	11	0.593	0	0	9.0	27	0.333
G 82 Stall, Greg	5	4	7	3	12	7	0.632	5	3	5	1	10	4	0.714	22	11	0.667	0	1	16.5	33	0.500
G 83 Liaker, Amanda	1	3	0	4	1	7	0.125	1	2	1	2	2	4	0.333	3	11	0.214	0	1	0.0	14	0.000
G 84 Thomas, Nicole	1	9	0	9	1	18	0.053	1	7	2	6	3	13	0.188	4	31	0.114	0	0	3.0	35	0.086
G 85 Belch, Jason	6	4	8	3	14	7	0.667	4	7	5	7	9	14	0.391	23	21	0.523	0	1	10.0	44	0.227
G 86 Nowak, Josh	3	10	3	10	6	20	0.231	5	9	5	7	10	16	0.385	16	36	0.308	0	1	8.5	52	0.163
G 87 Lisk, John	2	8	1	6	3	14	0.176	1	9	3	9	4	18	0.182	7	32	0.179	0	1	1.0	39	0.026
G 88 Miller, Wright	4	5	2	7	6	12	0.333	2	6	1	8	3	14	0.176	9	26	0.257	0	1	15.0	35	0.429

	Singles 301		Singles Cricket		Singles Record		Singles Win %-age	Doubles Cricket		Doubles 501		Doubles Record		Doubles Win %-age	Sngls + Dbls Record		Sngls + Dbls Win %-age	Tiebreaker Ws	Tiebreaker Ls	All-Star Points	Games Played	All-Star Point Average
H1/ Who Darted?	43	41	39	45	82	86	0.488	18	24	20	22	38	46	0.452	158	178	0.470	0	17	83.0	336	0.247
H 10 Highfill, Leigh	5	6	0	5	5	11	0.313	0	2	3	5	3	7	0.300	8	18	0.308	0	1	0.0	26	0.000
H 11 Lawrence, Jonathan	6	4	7	5	13	9	0.591	5	7	4	6	9	13	0.409	22	22	0.500	0	2	16.0	44	0.364
H 12 Genzlinger, Roger	7	4	11	3	18	7	0.720	8	6	10	3	18	9	0.667	36	16	0.692	0	3	15.5	52	0.298
H 13 Davis, Jared	8	5	8	3	16	8	0.667	5	8	4	7	9	15	0.375	25	23	0.521	0	2	20.5	48	0.427
H 14 Gillespie, Jeff	2	1	0	2	2	3	0.400	1	1	1	1	2	2	0.500	4	5	0.444	0	1	2.0	9	0.222
H 15 Crawford, Neal	5	5	6	6	11	11	0.500	3	6	4	6	7	12	0.368	18	23	0.439	0	2	8.5	41	0.207
H 16 Morlando, Jim	3	7	2	10	5	17	0.227	4	6	6	3	10	9	0.526	15	26	0.366	0	2	8.5	41	0.207
H 17 Smith, Justin	3	2	3	2	6	4	0.600	1	4	1	2	2	6	0.250	8	10	0.444	0	0	7.0	18	0.389
H 18 Ross, Ann	0	6	0	4	0	10	0.000	4	5	3	7	7	12	0.368	7	22	0.241	0	3	2.0	29	0.069
H 19 Basile, Frank	4	1	2	5	6	6	0.500	5	3	4	4	9	7	0.563	15	13	0.536	0	1	3.0	28	0.107
H2/ Quack Hos	54	30	54	30	108	60	0.643	25	17	19	23	44	40	0.524	196	140	0.583	0	0	90.0	336	0.268
H 20 Carawon, Bob	8	1	5	7	13	8	0.619	2	4	2	3	4	7	0.364	17	15	0.531	0	0	3.0	32	0.094
H 21 Wickstrom, Bob	4	8	10	3	14	11	0.560	7	6	5	8	12	14	0.462	26	25	0.510	0	0	18.0	51	0.353
H 22 Converse, Stan	8	5	11	2	19	7	0.731	8	5	8	5	16	10	0.615	35	17	0.673	0	0	15.5	52	0.298
H 23 Carawon, Harris	6	3	6	7	12	10	0.545	9	5	4	9	13	14	0.481	25	24	0.510	0	0	6.5	49	0.133
H 24 Ellis, Tim	9	4	9	6	18	10	0.643	9	5	9	5	18	10	0.643	36	20	0.643	0	0	15.0	56	0.268
H 25 Schoch, Adam	11	2	9	4	20	6	0.769	10	3	6	8	16	11	0.593	36	17	0.679	0	0	23.5	53	0.443
H 26 Peers, Martin	4	7	2	1	6	8	0.429	4	5	3	8	7	13	0.350	13	21	0.382	0	0	6.0	34	0.176
H 27 Tollerton, Steve "Tolly"	4	0	2	0	6	0	1.000	1	1	1	0	2	1	0.667	8	1	0.889	0	0	2.5	9	0.278
H3/ Train Station Shooters	46	38	53	31	99	69	0.589	23	19	23	19	46	38	0.548	191	145	0.568	0	8	85.0	336	0.253
H 30 Oakley, Richard	9	2	7	1	16	3	0.842	9	3	8	6	17	9	0.654	33	12	0.733	0	1	16.5	45	0.367
H 31 Walters, Andrew	3	7	11	1	14	8	0.636	5	6	5	9	10	15	0.400	24	23	0.511	0	1	11.0	47	0.234
H 32 Page, Laura	10	2	2	7	12	9	0.571	5	4	5	6	10	10	0.500	22	19	0.537	0	1	6.0	41	0.146
H 33 Grimes, Lynwood	2	5	1	8	3	13	0.188	1	4	3	5	4	9	0.308	7	22	0.241	0	1	6.0	29	0.207
H 34 Capersini, Deano	0	1	4	4	4	5	0.444	2	4	0	2	2	6	0.250	6	11	0.353	0	1	2.0	17	0.118
H 35 Lichty, Ben	4	4	3	3	7	7	0.500	5	4	5	2	10	6	0.625	17	13	0.567	0	0	6.5	30	0.217
H 36 Chesson, Clint	4	9	9	4	13	13	0.500	7	5	7	4	14	9	0.609	27	22	0.551	0	1	13.0	49	0.265
H 37 deLaurentis, Michelle	1	3	1	1	2	4	0.333	3	0	0	0	3	0	1.000	5	4	0.556	0	1	0.0	9	0.000
H 38 Sibincic, Rich	5	1	5	0	10	1	0.909	3	3	4	3	7	6	0.538	17	7	0.708	0	0	7.5	24	0.313
H 39 McGhee, Chad	8	4	10	2	18	6	0.750	6	5	9	1	15	6	0.714	33	12	0.733	0	1	16.5	45	0.367
H4/ Tips & Shafts	36	48	39	45	75	93	0.446	27	15	17	25	44	40	0.524	163	173	0.485	0	0	75.0	336	0.223
H 40 Vithorkus, Denise	4	11	4	8	8	19	0.296	10	3	4	8	14	11	0.560	22	30	0.423	0	0	7.5	52	0.144
H 41 Borgna, Andrew	4	2	3	3	7	5	0.583	3	3	6	3	9	6	0.600	16	11	0.593	0	0	9.0	27	0.333
H 42 Spencer, Kenny	10	4	10	4	20	8	0.714	11	3	4	9	15	12	0.556	35	20	0.636	0	0	25.5	55	0.464
H 43 Woodworth, Lee	1	12	2	11	3	23	0.115	6	5	3	9	9	14	0.391	12	37	0.245	0	0	3.5	49	0.071
H 44 Vasbinder, Zach	10	5	10	4	20	9	0.690	8	5	6	8	14	13	0.519	34	22	0.607	0	0	9.0	56	0.161
H 45 Prusisz, Mike	5	9	8	6	13	15	0.464	10	5	6	7	16	12	0.571	29	27	0.518	0	0	17.0	56	0.304
H 46 George, Dallas	2	3	2	6	4	9	0.308	6	3	4	5	10	8	0.556	14	17	0.452	0	0	2.5	31	0.081
H 47 Cockman, Oren	0	2	0	3	0	5	0.000	0	3	1	1	1	4	0.200	1	9	0.100	0	0	1.0	10	0.100
H5/ What's the Point?	36	48	42	42	78	90	0.464	19	23	19	23	38	46	0.452	154	182	0.458	7	0	70.0	336	0.208
H 50 Cox, Bragg	7	5	9	5	16	10	0.615	5	6	3	5	8	11	0.421	24	21	0.533	1	0	7.5	45	0.167
H 51 Swanstrom, Al	0	0	0	0	0	0	--	0	0	0	0	0	0	--	0	0	--	0	0	0.0	0	--
H 52 Nulty, Gene	6	4	7	3	13	7	0.650	7	2	5	5	12	7	0.632	25	14	0.641	0	0	10.0	39	0.256
H 53 Cerretti, Fred	4	8	0	9	4	17	0.190	5	6	5	8	10	14	0.417	14	31	0.311	1	0	6.5	45	0.144
H 54 Zaytoun, Steve	2	8	3	3	5	11	0.313	2	8	1	11	3	19	0.136	8	30	0.211	1	0	4.5	38	0.118
H 55 Monchick, Randy	3	4	3	3	6	7	0.462	4	4	4	1	8	5	0.615	14	12	0.538	1	0	3.0	26	0.115
H 56 Pitts, Dennis	2	8	5	9	7	17	0.292	4	7	9	5	13	12	0.520	20	29	0.408	1	0	13.5	49	0.276
H 57 Jenkins, Bill	4	7	5	7	9	14	0.391	5	7	5	4	10	11	0.476	19	25	0.432	1	0	6.0	44	0.136
H 58 Fleming, Frank	8	4	10	3	18	7	0.720	6	6	6	7	12	13	0.480	30	20	0.600	1	0	19.0	50	0.380
H6/ Brown's Bull Busters	33	51	26	58	59	109	0.351	11	31	20	22	31	53	0.369	121	215	0.360	0	0	55.5	336	0.165
H 60 Shearin, Phillip	6	8	7	7	13	15	0.464	5	9	10	4	15	13	0.536	28	28	0.500	0	0	11.5	56	0.205
H 61 Smith, Ron	6	6	5	7	11	13	0.458	2	10	6	6	8	16	0.333	19	29	0.396	0	0	4.0	48	0.083
H 62 Rogers, Shon	1	2	1	5	2	7	0.222	1	7	1	5	2	12	0.143	4	19	0.174	0	0	5.5	23	0.239
H 63 Huffman, Inky	1	3	0	2	1	5	0.167	0	4	1	1	1	5	0.167	2	10	0.167	0	0	3.0	12	0.250
H 64 Kakeh, Amanda	1	6	0	5	1	11	0.083	1	4	4	6	5	10	0.333	6	21	0.222	0	0	0.0	27	0.000
H 65 Okrepky, Pete	0	9	2	4	2	13	0.133	1	5	1	4	2	9	0.182	4	22	0.154	0	0	4.5	26	0.173
H 66 Thaxter, Norm	10	5	6	9	16	14	0.533	5	10	6	9	11	19	0.367	27	33	0.450	0	0	12.5	60	0.208
H 67 Lengefeld, Rachel	1	9	0	14	1	23	0.042	2	7	6	4	8	11	0.421	9	34	0.209	0	0	3.0	43	0.070
H 68 Robertson, Chris	7	3	5	5	12	8	0.600	5	6	5	5	10	11	0.476	22	19	0.537	0	0	11.5	41	0.280
H7/ Ballistic Behavior	44	40	36	48	80	88	0.476	18	24	25	17	43	41	0.512	166	170	0.494	6	0	68.5	336	0.204
H 70 Phillips, Britt	9	6	10	4	19	10	0.655	7	7	11	4	18	11	0.621	37	21	0.638	1	0	18.5	58	0.319
H 71 Knight, Steve	8	5	4	10	12	15	0.444	3	11	6	8	9	19	0.321	21	34	0.382	1	0	10.0	55	0.182
H 72 Phillips, Josh	6	8	6	8	12	16	0.429	7	8	9	5	16	13	0.552	28	29	0.491	1	0	9.5	57	0.167
H 73 Knight, Cody	4	11	1	14	5	25	0.167	2	12	5	9	7	21	0.250	12	46	0.207	1	0	0.0	58	0.000
H 74 Harrison, Mark	8	6	6	8	14	14	0.500	8	6	10	4	18	10	0.643	32	24	0.571	1	0	13.5	56	0.241
H 75 Frazier, Charlie	9	4	9	4	18	8	0.692	9	4	9	4	18	8	0.692	36	16	0.692	1	0	17.0	52	0.327
H8/ Misfits	43	41	47	37	90	78	0.536	27	15	25	17	52	32	0.619	194	142	0.577	14	0	88.5	336	0.263
H 80 Wiegand, Tom	10	1	13	0	23	1	0.958	11	2	12	0	23	2	0.920	46	3	0.939	2	0	36.0	49	0.735
H 81 Riggsbee, Carl	8	6	4	7	12	13	0.480	10	3	7	6	17	9	0.654	29	22	0.569	2	0	11.0	51	0.216
H 82 Cefola, Anthony	6	8	9	5	15	13	0.536	7	7	7	6	14	13	0.519	29	26	0.527	2	0	7.0	55	0.127
H 83 Constentino, Phil	5	7	3	4	8	11	0.421	4	7	1	6	5	13	0.278	13	24	0.351	2	0	2.0	37	0.054
H 84 Bardwell, Joshua	0	2	6	7	6	9	0.400	8	3	5	6	13	9	0.591	19	18	0.514	2	0	8.0	37	0.216
H 85 King, Ron	3	4	1	7	4	11	0.267	3	2	6	4	9	6	0.600	13	17	0.433	2	0	5.0	30	0.167
H 86 McCrimmon, Tim	4	8	2	5	6	13	0.316	4	3	6	4	10	7	0.588	16	20	0.444	1	0	5.5	36	0.153
H 87 Long, Charlie	7	5	9	2	16	7	0.696	7	3	6	2	13	5	0.722	29	12	0.707	1	0	14.0	41	0.341

Raleigh Dart League

Registration for Fall 2014 Season

Wednesday, July 23, (The Upper Deck), 7:00-8:00 p.m.

Wednesday, July 23 **For ALL teams - there is only one night of registration!!!**
(If your team is not returning, please leave a message on VoiceMail.
New captain? Please pass this information on to him/her.)
Bring: 1) Completed roster - use BLACK pen please - with divisions played by by each member for last 3 seasons
2) ONE check for bar fee and a minimum of six players (Bar fee is $20; Player registration is $20) NO CASH WILL BE ACCEPTED!!!

Wednesday, July 23 **DEADLINE for unrestricted roster add-ons, at REGISTRATION (no extensions)**

July 24 through September 15 Add-ons pre-approved by the Membership Committee (Membership Committee Director - Heather Bohanan, 919-326-1956, heather.bohanan@dhhs.nc.gov)
1) Checks & player information as per roster to: Tim Mozzetti (Treasurer), 320 SW Maynard Road, Cary NC 27511; tjmozz@gmail.com
2) Membership Director will inform captain of Committee's decision
A PLAYER IS NOT ELIGIBLE UNTIL APPROVED, AND WITH DUES PAID

Wednesday, August 6 **Captains' meeting, 7:00-8:00 p.m., The Upper Deck (MANDATORY)**
Pick up schedules, blank scoresheets, team rosters, phone lists, rules, etc.

Wednesday, August 13 **8:00 p.m. Season starts**

Monday, September 15 **5th week captains' meeting, The Upper Deck (MANDATORY)**
... and RDL Board meeting --- Last day to add/replace a player with approval

FALL 2014 RALEIGH DART LEAGUE TEAM REGISTRATION FORM

Team Name _____ Team Number _____
(PLEASE LEAVE BLANK)

Player Name (not nickname):	Divisions played in previous 3 seasons	Dart experience (if any) outside RDL*	M/F	Phone #:	Fee Paid:
Home Bar & Dart Rep.:		Board #s:			
Captain: 0		email:		(H) (C) (W)	0
1				(H) (C)	1
2				(H) (C)	2
3				(H) (C)	3
4				(H) (C)	4
5				(H) (C)	5
6				(H) (C)	6
7				(H) (C)	7
8				(H) (C)	8
9				(H) (C)	9

Captain's Address (for Tons and any other mailings): _____

☐ Check here if emails of the TONS are sufficient (i.e. no hard copy Tons in the mail). TOTAL: _____

Captain's Email: _____

** If there are players new to RDL and you are aware of their dart experience outside of RDL, please include that information here. You might say things like "Played in a mid-level team in Chicago for the past 6 years" or "No league experience but throws on a regular basis - consistently beats D & E players at Upper Deck LOD"*

TONS OF NEWSLETTER

Home to the Fall Session of the Raleigh Dart League for the Banquet, Saturday, December 13, 2014 Issue #JK608
The "I Admit I'm Surprised How Quickly The White Hat Hero Of The People Can Become The Black Hat" Edition

TOURNAMENT WINNERS

"A" Division - ***Appetite for Destruction*** *(13-5)*
This is not your father's Appetite… Heck, it's not even the same Appetite as back in the quarterfinals two weeks ago. Former ADO #1 Blake and current ADO 501 champ Naylor were on a roll for them.

"B" Division - ***Nine Lives*** *(13-5)*
In a year that had lots of upsets, the tournaments were won mostly by top seeds… but not here in B! The #6 Niners take down the title, sometimes playing shorthanded but still winning by more each week.

"C" Division - ***Excalibur*** *(14-8)*
I guess maybe the most surprising thing here in C is that Excalibur had to play 501 in both of their matches (they had a quarterfinal bye). Their lone loss in week 7 feels like it was a very long time ago.

"D" Division - ***The Jeffersons*** *(?-?)*
I don't really know if The Jeffersons were crushing people or just squeaking out wins (they don't turn in tournament scores), but they were the lone top-4 seed in D to win even one tournament match!

"E" Division - ***Darty*** *(14-2)*
The best part of the E story was the #7 Neighbor Bangers making the finals with two 1001 wins, but Darty was the real deal here, with only one opponent all season even holding a potential match dart.

"F" Division - ***One Armed Bandits*** *(?-?)*
See what happens when the Bandits decide to start getting the whole gang together? How many times have I picked them before? Don't know, but it's a lot… and this season/tourney double is why.

"G" Division - ***Release the Quacken*** *(13-5)*
This was a second consecutive season title for the Ducks, but this time they went ahead and added a tournament title as well, riding a championship path that didn't involve either the #2 or #3 seed.

"H" Division - ***Whynot!*** *(?-?)*
It was quite the slow start to the season for Whynot! (1-3 in the first month), but 13 consecutive victories later they completed the season/tournament double on their way up to G next season.

REGULAR SEASON WINNERS

"A" Division - ***The Dynastic Element*** *(11 wins, 1 loss)*
2nd place - Who's Sittin'?

"B" Division - ***Methodical Madness*** *(9 wins, 5 losses)*
2nd place - Smell My Cork

"C" Division - ***Excalibur*** *(11 wins, 1 loss)*
2nd place - Overtime Outlaws

"D" Division - ***Death Throw*** *(10 wins, 4 losses)*
2nd place - The Jeffersons

"E" Division - ***Darty*** *(13 wins, 1 loss)*
2nd place - Dynamic Darts

"F" Division - ***One Armed Bandits*** *(10 wins, 2 losses)*
2nd place - The Sofa Kings

"G" Division - ***Release the Quacken*** *(12 wins, 2 losses)*
2nd place - Grateful Darts

"H" Division - ***Whynot!*** *(11 wins, 3 losses)*
2nd place - Ballistic Behavior

Rosters of all season- and tournament-winning teams are on page 4.)

TABLE OF CONTENTS

Item	Page Number
Tournament & Regular Season Winning Teams	1
Spring 2015 RDL Season Information	1
Final Divisional Standings	2
Final Divisional Tournament Results	3
Tournament & Regular Season Winning Team Rosters	4
Sp'15 season dates, Tiebreaker Summary, RDL bests	4
Tournament Trophy Dart Awards	5
Other Tournament Hot Darts	5
Regular Season Trophy Dart Awards	5
Divisional Singles Win %-age Winners	6
Divisional All-Star Point %-age Winners	6
Players Who Beat the Singles Winners	6
Season Penalty Summary	6
List of Host Establishments	7
Holiday blind draws, other leagues, BCDL winners	7
RDL Address and Phone No. Information	8
Event Calendar, Penalty Log	8
JK's All-Star Team Picks	9
Quick Stat Tidbits	9
JK's Prediction Results Summary	9
Prediction Results Table	10
Week-by-Week Match Results Table	11
Fall 2014 Trivia Questions Revisited	12
Fall 2014 Lyrics Quiz Revisited (cont. on pg. 14 too)	13
An '01 'out' advice column from a state champion	14
One of our RDL Board Members might be a bit nuts	15
RDL Success Statewide, More Dart Wedding Bliss!	16
Random Thoughts from JK	17,18
2014 NCCDL & NCLC standings, news, history	19
2014 NCCDL & NCLC perfect throws, tourn. results	20
New Year's Tourn. flyer, 2014 NC State Champ. result	21
Top Singles Records, by Division	22
Top Doubles Records, by Division	23
Top Singles+Doubles, by Division	24
Top All Star Point Averages, by Division	25
Top Individual Records, by Section of Play	26,27
League-Wide Individual Singles, Doubles Records	28
League-Wide Individual Singles + Doubles Records, and All-Star Point Averages	29
Singles, Doubles Records, Ranked by Team	30
Overall Records, All-Star Pt. Ave., Ranked By Team	31
Complete "A" Division Statistics	32
Complete "B" Division Statistics	33
Complete "C" Division Statistics	34
Complete "D" Division Statistics	35
Complete "E" Division Statistics	36
Complete "F" Division Statistics	37
Complete "G" Division Statistics	38
Complete "H" Division Statistics	39
Registration Materials for Spring 2015 RDL Season	40

SPRING 2015 RALEIGH DART LEAGUE SEASON INFORMATION

Registration Meeting for ALL Teams; The Upper Deck;
MONDAY, January 5, 7:00-8:00 p.m.

MANDATORY Preseason Captains' Meeting; The Upper Deck;
Wednesday, January 14, 7:00-8:00 p.m.

Match Play begins on Wednesday, January 21

MANDATORY Fifth Week Captains' Meeting;
The Upper Deck; **Monday, February 23**, 7:00-8:00 p.m.

Divisional tournament weeks - **April 29, May 6 & 13**

FINAL!! DIVISIONAL TEAM STANDINGS FOR THE *FALL 2014* RDL SEASON

"A" Division

		W	L	Pts.
👍	The Dynastic Element 👍	11	1	207
👍	Who's Sittin'?	10	2	196
3	Appetite for Destruction	8	4	172
4	Lunatic Fringe	7	5	133
5	Weapons of Mass Consumption	4	8	115
👎	BullsHitters	1	11	89
👎	Darty Old Men	1	11	81

"B" Division

		W	L	Pts.
👍	Methodical Madness 👍	9	5	192
👍	Smell My Cork	9	5	184
3	Rif Raf	9	5	172
4	Traveling Brown's Billiards	7	7	172
5	Fire for Effect	7	7	154
6	Nine Lives	6	8	154
👎	Big Bulls	5	9	126
👎	These Freaks R Here 2 Party	4	10	138

"C" Division

		W	L	Pts.
👍	Excalibur 👍	11	1	189
👍	Overtime Outlaws	9	3	153
3	To B or not to B…	7	5	158
4	Dublin Doublout	6	6	143
5	Fortnight Hooligans	5	7	142
👎	Sharky's Machine	3	9	107
👎	Coral Reefers	1	11	90

"D" Division

		W	L	Pts.
👍	Death Throw 👍	10	4	187
👍	The Jeffersons	9	5	179
3	Liquor Posse	8	6	161
4	Menace 2 Sobriety	7	7	177
5	Leftovers	6	8	161
6	Shark Shooters	6	8	144
👎	We Be Tripplin	5	9	162
👎	What the Fog	5	9	142

"E" Division

		W	L	Pts.
👍	Darty 👍	13	1	220
👍	Dynamic Darts	11	3	185
3	Armed and Hammered	8	6	162
4	Drinkers with a Dart Problem	6	8	171
5	Brown Chicken Brown Cows	6	8	158
6	Village Idiots	5	9	150
👎	Neighbor Bangers	4	10	127
👎	T.A.P.E.	3	11	145

"F" Division

		W	L	Pts.
👍	One Armed Bandits 👍	10	2	185
👍	The Sofa Kings	10	2	177
3	Shootin Da Bull	10	2	175
4	Double In Taco Out	5	7	148
5	Designated Drunk Drivers	4	8	96
👎	Qu-Easy Darts	2	10	95
👎	No Boys Allowed	1	11	96

"G" Division

		W	L	Pts.
👍	Release the Quacken 👍	12	2	201
👍	Grateful Darts	10	4	177
3	Misfits	9	5	177
4	Wayne Gretzky	7	7	179
5	Measure From The Tip	7	7	173
6	Missing Flights	7	7	148
👎	Stone Cold Assassins	3	11	136
👎	Northern Flights	1	13	124

"H" Division

		W	L	Pts.
👍	Whynot! 👍	11	3	176
👍	Ballistic Behavior	9	5	167
3	What's the Point?	9	5	167
4	Chalk it Up	8	6	183
5	Ducking Farts	5	9	105
6	Train Station Shooters	5	9	72
👎	Tips & Shafts	4	10	126
👎	Don't Hit The Scorekeeper	4	10	97

LEGEND OF SYMBOLS IN STANDINGS: 👍 = *regular season division champion*

👍 = *clinched* "top-two" *finish in division* 👎 = *clinched* "bottom-two" *finish in division*

FALL 2014 RDL DIVISIONAL TOURNAMENT RESULTS

Quarterfinals	*Semifinals*	*Finals*	***WINNER***

"A" Division

1 The Dynastic Element
(Bye)
The Dynastic Element
(13-6) The Dynastic Element
5 Weapons of Mass Consumption
(11+-11) Weapons of Mass Consumption
4 Lunatic Fringe
(13-5) **Appetite for Destruction**
3 **Appetite for Destruction**
(14-10) **Appetite for Destruction**
6 BullsHitters
(12+-12) **Appetite for Destruction**
7 Darty Old Men
(14-2) Who's Sittin'?
2 Who's Sittin'?

"B" Division

1 Methodical Madness
(13-3) Methodical Madness
8 These Freaks R Here 2 Party
(13-9) Methodical Madness
5 Fire for Effect
(13-9) Traveling Brown's Billiards
4 Traveling Brown's Billiards
(13-5) **Nine Lives**
3 Rif Raf
(12+-12) **Nine Lives**
6 **Nine Lives**
(13-7) **Nine Lives**
7 Big Bulls
(13-11) Smell My Cork
2 Smell My Cork

"C" Division

1 **Excalibur**
Excalibur
(Bye)
(13-9) **Excalibur**
5 Fortnight Hooligans
(13-3) Fortnight Hooligans
4 Dublin Doublout
(14-8) **Excalibur**
3 To B or not to B…
(14-6) To B or not to B…
6 Sharky's Machine
(12+-12) To B or not to B…
7 Coral Reefers
(14-2) Overtime Outlaws
2 Overtime Outlaws

"D" Division

1 Death Throw
(14-10) What the Fog
8 What the Fog
(12+-12) Leftovers
5 Leftovers
(14-6) Leftovers
4 Menace 2 Sobriety
(?-?) **The Jeffersons**
3 Liquor Posse
(14-10) Shark Shooters
6 Shark Shooters
(?-?) **The Jeffersons**
7 We Be Tripplin
(?-?) **The Jeffersons**
2 **The Jeffersons**

Quarterfinals	*Semifinals*	*Finals*	***WINNER***

"E" Division

1 **Darty**
(13-9) **Darty**
8 T.A.P.E.
(13-7) **Darty**
5 Brown Chicken Brown Cows
(13-7) Brown Chicken Brown Cows
4 Drinkers with a Dart Problem
(14-2) **Darty**
3 Armed and Hammered
(13-7) Village Idiots
6 Village Idiots
(12+-12) Neighbor Bangers
7 Neighbor Bangers
(12+-12) Neighbor Bangers
2 Dynamic Darts

"F" Division

1 **One Armed Bandits**
One Armed Bandits
(Bye)
(13-9) **One Armed Bandits**
5 Designated Drunk Drivers
(14-10) Double In Taco Out
4 Double In Taco Out
(?-?) **One Armed Bandits**
3 Shootin Da Bull
(?-?) Shootin Da Bull
6 Qu-Easy Darts
(14-10) The Sofa Kings
7 No Boys Allowed
(14-4) The Sofa Kings
2 The Sofa Kings

"G" Division

1 **Release the Quacken**
(13-1) **Release the Quacken**
8 Northern Flights
(14-8) **Release the Quacken**
5 Measure From The Tip
(13-9) Wayne Gretzky
4 Wayne Gretzky
(13-5) **Release the Quacken**
3 Misfits
(13-11) Missing Flights
6 Missing Flights
(13-9) Missing Flights
7 Stone Cold Assassins
(12-10) Stone Cold Assassins
2 Grateful Darts

"H" Division

1 **Whynot!**
(14-10) **Whynot!**
8 Don't Hit The Scorekeeper
(14-8) **Whynot!**
5 Ducking Farts
(?-?) Ducking Farts
4 Chalk it Up
(?-?) **Whynot!**
3 What's the Point?
(11-9) What's the Point?
6 Train Station Shooters
(?-?) Ballistic Behavior
7 Tips & Shafts
(?-?) Ballistic Behavior
2 Ballistic Behavior

THIS SEASON'S TIEBREAKERS

Well, geez, after some seasons with an incredible amount of parity and a corresponding increase in tiebreakers, we had a veritable drought this time around. There were only 29 tiebreakers played (with 7 of those occurring during the divisional tournaments). D and G divisions led the way with 7 tiebreakers each (with D having 1 in the tournament), followed by A (4, with 2 of those in the tournament), and then B, C, and E divisions (each with 3, and each with at least one in both the season and the tournament). H came in with only 2 tiebreakers, and the drama-less F division ended up without even a single one!

This season's Cardiac Kids award (for most tiebreakers played) are absolutely the Misfits in G division, who came within one of tying the all-time tiebreaker record. They pulled in three tiebreaker wins out of an alarming five matches with the extra leg. Good thing they were good at it, because if they had dropped even two more of those, they would have fallen all the way from third place to sixth.

There really isn't much of a recipient of the Heartbreak Award (for most tiebreakers lost), as no team lost more than two.

Probably the team that most appreciated the tiebreaker though was the Neighbor Bangers. They only played in two 1001s, but both of them were tournament wins on their run to the finals as a #7(!) seed.

SPRING 2015 RDL SEASON INFORMATION

I am putting these dates in many locations (pages 1, 4, 8, 40) because they might be the most important thing for you in this newsletter.

MONDAY, January 5th - Spring season registration, Upper Deck (online registration available in days immediately prior to the 5th)
Wed., Jan. 14th - Preseason capts.' mtg./packet pickup, Upper Deck
Wednesday, January 21st - Start of Spring season match play
Monday, Feb. 23rd - Fifth week captains' meeting, Upper Deck
Wed., Apr. 29, May 6 / 13 - Spring season divisional tournaments
Saturday, May 16th - Spring season banquet, site TBD

OH, SO SO CLOSE…

It just kind of came out of nowhere in a match that wasn't all that close, but during my team's semifinal match, Tom Brown and Mark Knight came within a wire of an all-time RDL record. Brown led off in 501 with a 140, Knight backed him up with a 140, then Brown hit a 171 to leave 50. Knight's dart at the double-bull hit the wire (scoring a single), leaving them just a fraction of an inch from a league-record 10-dart game. (For the record, Knight did hit single-1 / double-12 to still complete the 12-darter.)

A SEASON FOR THE AGES

If you turn to page 24, the first name you'll see there is that of Robbie Phillips. And the reason you see him there is that he had the best overall record in A division this season. But what you might not immediately note is that his season this fall might be the single greatest in league history! His 41-2 record is the best A division win percentage for a season in the past 19 years (which is the entire length of time for which we have full singles+doubles records for the league). Not only that, it's the second-best record ever in the RDL if you include all divisions (which obviously even includes when a 'top' player drops down to a lower division). That is amazing. And wow did it take two great games to beat him. The 301 game ended on a 103-Out from Steve Holland, and Chad Massengill averaged easily 5+ marks/turn in the one singles cricket loss for Phillips. Might have witnessed a little history here…

ONE OF MY FAVORITE QUOTES EVER

This one is from my teammate (and multi-time National Champion) Robbie Phillips when we were discussing how often people ask him for advice, help, whatever. He is so interested and excited to help people that he'll talk with them at length over just about anything. He did describe to me his limitation though: "I'm always willing to help out people that are trying to improve, provided they aren't of the douche variety. I don't want them getting better. :)"

TEAMS THAT WON BOTH THEIR DIVISIONAL TOURNAMENT AND REGULAR SEASON TITLE !!!!!!

*"C" Division - **Excalibur***

Kevin Coyne (c)	Gary Burney	Dave Buckman
Mark Sellers	Mikey Hindle	Josh Hall
Bob James		Steve Witz

*"E" Division - **Darty***

Meghan Howard (c)	Tisha Taylor	Ryan Anderson
Mike Kyle	Nate Groce	John Geraghty
Terry McAfee	Chris Moody	Bill Wissinger

*"F" Division - **One Armed Bandits***

Lyman Kiser (c)	Shane Richardson	Jim White
Phil Murphy	Dave Lewis	Wayne Taylor
Ken Trefzger	Chris Moore	Kevin Harrington

*"G" Division - **Release the Quacken***

Bob Carawon (c)	Stan Converse	Martin Peers
Robert Millius	Laurence Converse	Tim Ellis
Mike Millius	Dan Therrien	Joe Munroe
	Steve Tollerton	

*"H" Division - **Whynot!***

Andy Bowen (c)	Nicole Thomas	John Lisk
Rick Schmitt	Wright Miller	Parker Stark
Evan Howey	Amanda Litaker	Luke Scalla
	Greg Stahl	

TEAMS THAT WON THEIR DIVISIONAL TOURNAMENT (but not regular season title) !!!!!!

*"A" Division - **Appetite for Destruction***

Sid Mitchell (c)	Brian Blake	Dan Naylor
Dean Cusher	Scott Stankevich	Tim Mozzetti
Tim Bunn	Michael Johnson	Jimmy Davis
	Justin McCurry	

*"B" Division - **Nine Lives***

David Romanchek (c)	Butch Smith	Matthew Copple
Jack Gibson	James Marsden	John Mays
David Keever		Chris Lee

*"D" Division - **The Jeffersons***

Erin Hartmann (c)	Andy Krestalude	Vince Martinez
Pete Hartmann	Louie Cuevas	Mike Holly
	Robert Dudley	

TEAMS THAT WON THEIR REGULAR SEASON TITLE (but not divisional tournament) !!!!!!

*"A" Division - **The Dynastic Element***

Jason Kilts (c)	Tom Brown	Mark Knight
Robbie Phillips	Alberto Sandoval	Jon Kenney
Allen Smith	Wil Tan	Robb Beeson
	Keith Wall	

*"B" Division - **Methodical Madness***

Brad Hamilton (c)	Sheldon Citrak	Gregory Neill
Eugene Foushee	Kevin Foushee	Mike Venable
John Kuhns	John Wilson	Randy Crites
	Scott Stephenson	

*"D" Division - **Death Throw***

Tolson Willis (c)	Neal Hogan	Mike Zimmerman
Ben Thompson	Sean Bosier	Rick Dysard
Alex Mathews		Dave Mathews

FALL 2014 TOURNAMENT!!! TROPHY DART AWARDS

9 Marks

Brian Blake **(2)** (Appetite for Destruction, 12/10, 12/10)
Randy Baldwin (We Be Tripplin, 11/19)
David Martin (Rif Raf, 11/19)
Tony Millage (T.A.P.E., 11/19)
Steve Wilcenski (Traveling Brown's Billiards, 11/19)
Tom Winters (Dynamic Darts, 11/19)
Brad Adams (Double In Taco Out, 12/3)
Robbie Phillips (The Dynastic Element, 12/3)
Trey Rodgers (Weapons of Mass Consumption, 12/3)
Mike Seward (Who's Sittin'?, 12/3)
Jeff Watson, Sr. (What the Fog, 12/3)
Tom Brown (The Dynastic Element, 12/10)
Joshua Janssen (Leftovers, 12/10)
Tim Mozzetti (Appetite for Destruction, 12/10)

Ton-80s

Brian Blake (Appetite for Destruction, 12/3)
Rick Bradshaw (Weapons of Mass Consumption, 12/3)
Phil Groves (The Sofa Kings, 12/10)

6-Bulls

(none reported)

Ton-70-Ins and Outs

(none reported)

For those who are new or simply were not aware of it: fast games, high ins and high outs in the tournament do not win awards unless they are perfect shots (170s) or games.

OTHER TOURNAMENT HOT DARTS (Sorry, no award -- but they're still great shots)

Tom Brown	The Dynastic Element	T71	Brian Blake	Appetite for Destruction	120-In	Ryan Anderson	Darty	13-dart 301
Barbara Cotton	Smell My Cork	160-In	Trey Rodgers	Weapons of Mass…	120-In	Tom Brown & Mark Knight	The Dynastic Element	12-dart 501
Dan Naylor	Appetite for Destruction	160-In	Tim Bunn	Appetite for Destruction	112-In	(a wire away from a league record 10-darter)		
Kyle Gaulthier of Who's Sittin'? & Dan Naylor of Appetite for Destruction -- Two 120-Ins EACH - all against each other in the same set of 301(!)			Sal Reitano	Weapons of Mass…	10-dart 301	Robbie Phillips & Alberto Sandoval	The Dynastic Element	17-dart 501
			J.J. White	Menace 2 Sobriety	11-dart 301			
			Rick Bradshaw	Weapons of Mass…	12-dart 301			

FALL 2014 REGULAR SEASON PERFECT THROWS

9-Marks

Scott Butters **(2)** (Weapons of MC, 9/3,9/17)
Wil Tan **(2)** (The Dynastic Element,8/20,9/17)
Randy Baldwin (We Be Tripplin, 10/15)
J.P. Evans (Darty Old Men, 8/20)
Kyle Gaulthier (Who's Sittin'?, 10/15)
Mark Harrison (Ballistic Behavior, 10/15)
Simon Healy (Who's Sittin'?, 8/20)
Mikey Hindle (Excalibur, 11/5)
Evan Howey (Whynot!, 11/12)
David Hoyt (Rif Raf, 10/22)
John Iager (Grateful Darts, 9/24)
Sean Jarvah (Coral Reefers, 9/3)
Jon Kenney (The Dynastic Element, 9/3)
Mike Litzsinger (Drinkers with a Dart Problem, 10/8)
Zak Mayhew (Smell My Cork, 8/13)
Dan Naylor (Appetite for Destruction, 10/8)
Robbie Phillips (The Dynastic Element, 9/17)
Alberto Sandoval (The Dynastic Element, 9/24)
Lee Scott (BullsHitters, 9/24)
Mike Seward (Who's Sittin'?, 8/13)
Allen Smith (The Dynastic Element, 10/1)
Scott Stankevich (Appetite..., 10/1)
Eric Taylor (Shark Shooters, 9/24)
Hugh Vance (Traveling…, 9/24)
Tom Wiegand (Misfits, 9/10)
Joe Work (Traveling Brown's…, 9/24)

Ton-80s

Jim Peele **(2)** (Sharks..., 8/13, 8/27)
Bryan Barbour (Northern Flights, 10/1)
Will Bennett (Overtime Outlaws, 8/20)
Chris Fournier (Brown Chicken.., 9/17)
Jim Gallagher (These Freaks…, 8/13)
Kyle Gaulthier (Who's Sittin'?, 8/13)
Dave Gelberg (Lunatic Fringe, 8/27)
Billy Hamilton (Lunatic Fringe, 10/1)
Dave Krasnow (...Brown Cows, 8/27)
Billy Lloyd (Who's Sittin'?, 10/29)
Robbie Phillips (...Element, 8/13)
Jeff Rudy (Dublin Doublout, 11/12)
Mark Sellers (Excalibur, 10/15)
Allen Smith (...Dynastic Element, 10/1)
J.J. Tant (Overtime Outlaws, 10/29)

6-Bulls

Robbie Phillips (...Element, 9/24)

FALL 2014 REGULAR SEASON DIVISIONAL TROPHY DART AWARDS

	A division	B division	C division	D division	E division	F division	G division	H division
High In (301 first turn only!!)	Ton-30 (9/17/14) **Mike Seward** Who's Sittin'?	Ton-42 (9/3/14) **Eugene Foushee** …Madness	Ton-60 (9/3/14) **Josh Hall** Excalibur	Ton-60 (10/15/14) **Jim Peele** Shark Shooters	Ton-36 (9/10/14) **John Howley** T.A.P.E.	Ton-60 (9/3/14) **Ken Trefzger** …Bandits	Ton-36 (10/8/14) **Craig Millikan** Measure…	Ton-30 (9/24/14) **Andy Bowen** Whynot!
High Out (301/501/ 1001)	Ton-58 (10/29/14) **Joey Gaglione** Who's Sittin'?	Ton-47 (11/5/14) **Brian Gaertner** Rif Raf	Ton-07 (11/5/14) **Fon Denton** Overtime Outlaws	Ton-20 (11/5/14) **Dave Hunnicutt** Shark Shooters	Ton-22 (8/20/14) **Tom Kubel** Neighbor Bangers	Ton-02 (9/17/14) **Kat Parent** No Boys Allowed	Ton-17 (10/22/14) **Doug Nettesheim** Missing Flights	98 (10/1/14) **Rich Sibincic** Train Station…
Fast Singles 301	10 darts **Robbie Phillips** ...Element (8/27) **Dan Naylor** Appetite... (10/1)	11 darts (8/13/14) **Bob McCredie** Traveling Brown's Billiards	11 darts **Josh Hall** Excalibur (10/8) **David Huffman** To B… (10/15)	12 darts (9/3/14) **Alex Mathews** Death Throw	9 darts (11/5/14) **Tom Kubel** Neighbor Bangers	9 darts (11/5/14) **Ken Trefzger** One Armed Bandits	13 darts (9/10/14) **Bryan Ogden** Grateful Darts	12 darts **Andy Bowen** Whynot! (twice - 9/24, 10/1)
Fast Singles Cricket	17 darts **Robbie Phillips** ...Element (8/27) **Jon Kenney** …Element (twice- 9/10,10/22)	18 darts (11/5/14) **Brad Hamilton** Methodical Madness	17 darts (8/20/14) **Mark Sellers** Excalibur	17 darts (8/27/14) **Randy Baldwin** We Be Tripplin	22 darts (9/10/14) **Barry Jackson** Dynamic Darts	18 darts (11/12/14) **Ken Trefzger** One Armed Bandits	26 darts (11/12/14) **Dan Therrien** Release the Quacken	22 darts (11/12/14) **Evan Howey** Whynot!
Fast Doubles Cricket	14 darts (10/15/14) **Kris Fischlein & Tim McNamara** Darty Old Men	20 darts (9/24/14) **Eduardo Jimenez & Joe Work** Traveling…	23 darts (10/15/14) **Paul Spaulding & Dave Tanner** To B or not to B…	25 darts (8/27/14) **Storm Kincaid & Gus Martinez** Liquor Posse	21 darts (10/22/14) **Ryan Cusman & Bradley Pate** Brown Chicken…	20 darts (9/24/14) **Phil Murphy & Ken Trefzger** ...Bandits	26 darts (11/5/14) **Joe Munroe & Dan Therrien** …the Quacken	25 darts (10/15) **Andy Bowen & Greg Stahl** Whynot!
Fast Doubles 501	17 darts (10/8/14) **Dan Naylor & Scott Stankevich** Appetite for Dest.	20 darts (10/15/14) **Jim Gallagher & Galen Johnson** These Freaks…	20 darts (9/24/14) **Fon Denton & J.J. Tant** Overtime Outlaws	20 darts (10/22/14) **Randy Baldwin & Alyssa Leggett** We Be Tripplin	21 darts (8/20/14) **Tom Kubel & Lou Tufillaro** Neighbor Bangers	23 darts (8/20/14) **Brandon Brown & Phil Brown** Designated…	19 darts (8/13/14) **Stan Converse & Tim Ellis** …Quacken	25 darts (11/5/14) **JonathanLawrence & Jim Morlando** Chalk it Up

Fall 2014 RDL Individual Season-Long Awards

SINGLES WIN PERCENTAGE

		W	L	%-age
	"A" Division			
Robbie Phillips	A1/ The Dynastic Element	19	2	0.905
	"B" Division			
David Hoyt	B6/ Rif Raf	24	4	0.857
	"C" Division			
J.J. Tant	C4/ Overtime Outlaws	20	2	0.909
	"D" Division			
J.J. White	D6/ Menace 2 Sobriety	23	3	0.885
	"E" Division			
John Geraghty	E8/ Darty	22	4	0.846
	"F" Division			
Shane Richardson	F2/ One Armed Bandits	15	1	0.938
	"G" Division			
Craig Millikan	G1/ Measure From The Ti	19	4	0.826
	"H" Division			
Andy Bowen	H1/ Whynot!	20	3	0.870

Women's Records

(# of women by div.: A-1, B-8, C-2, D-8, E-8, F-13, G-4, H-16)

[No women in A, C, D and E divisions satisfied both the minimum number of games requirement and the RDL rule requiring a win percentage of 0.500 or higher to claim a singles award.]

	Women - "B" Division			
Kris Kilsdonk	B1/ Fire for Effect	18	6	0.750
	Women - "D" Division			
Erin Hartmann	D7/ The Jeffersons	14	14	0.500
	Women - "F" Division			
Bianca Gentry	F1/ No Boys Allowed	9	7	0.563
	Women - "H" Division			
Jenny Beebe	H7/ Ducking Farts	14	8	0.636

THE PLAYERS WHO *BEAT* THE SINGLES %-AGE WINNERS

Who beat Robbie Phillips of The Dynastic Element in A division?
in 301: Steve Holland (wk.14).
in cricket: Chad Massengill (wk.6).

Who beat David Hoyt of Rif Raf in B division?
in 301: Eduardo Jimenez (wk.7), Hugh Vance (wk.14).
in cricket: Ed Grubb (wk.1), Joe Work (wk.7).

Who beat J.J. Tant of Overtime Outlaws in C division?
in 301: Mark Sellers (wk.10). [It appears maybe J.J. should
in cricket: Dave Buckman (wk.3). just avoid Excalibur...]

Who beat J.J. White of Menace 2 Sobriety in D division?
in 301: (none).
in cricket: Rod Stacy (wk.1), Alex Mathews (wk.5), Tom Flood (wk.11).

Who beat John Geraghty of Darty in E division?
in 301: Tom Winters (wk.7), Jay Browns (wk.8). [Had a 3-loss string!]
in cricket: Jimmy Dzengeleski (wk.7), David Simpson (wk.12).

Who beat Shane Richardson of One Armed Bandits in F division?
in 301: Andrew Strickland (wk.9).
in cricket: (none).

Who beat Craig Millikan of Measure From The Tip in G division?
in 301: Phillip Simpson (wk.1). (wk.13).
in cricket: Tom Wiegand (wk.5), Dave Woodard (wk.6), Bill McMillan

Who beat Andrew Bowen of Whynot! in H division?
in 301: Bryan Garland (wk.6), Ron Smith (wk.11), Steve Knight (wk.12).
in cricket: (none).

Who beat Kris Kilsdonk of Fire for Effect in B division?
in 301: Gregory Neill (wk.4), Butch Smith (wk.13).
in cricket: Paddy Diamond (wk.2), Randy Crites (wk.4), Matthew Copple (wk.13), Rob Yang (wk.14).

ALL-STAR POINT AVERAGE

		ASPs	TGP	%-age
	"A" Division			
Robbie Phillips	A1/ The Dynastic Element	93.0	43	2.163
	"B" Division			
Joe Work	B8/ Traveling Brown's Bil	57.5	52	1.106
	"C" Division			
David Huffman	C3/ To B or not to B…	42.0	44	0.955
	"D" Division			
Randy Baldwin	D3/ We Be Tripplin	48.5	49	0.990
	"E" Division			
Angelo Azevedo	E5/ Neighbor Bangers	33.5	39	0.859
	"F" Division			
Ken Trefzger	F2/ One Armed Bandits	43.0	40	1.075
	"G" Division			
Joe Rigert, Sr.	G5/ Wayne Gretzky	43.0	54	0.796
	"H" Division			
Andy Bowen	H1/ Whynot!	26.5	46	0.576

Women's Records

(# of women by div.: A-1, B-8, C-2, D-8, E-8, F-13, G-4, H-16)

[No women in A division satisfied the minimum number of games requirement for claiming an all-star point average award.]

	Women's Records - "B" Division			
Kris Kilsdonk	B1/ Fire for Effect	26.5	44	0.602
	Women's Records - "C" Division			
Adrienne deFontes	C7/ Sharky's Machine	14.5	42	0.345
	Women's Records - "D" Division			
Erin Hartmann	D7/ The Jeffersons	26.5	56	0.473
	Women's Records - "E" Division			
Vickie Jenkins	E7/ Armed and Hammered	10.0	37	0.270
	Women's Records - "F" Division			
Devin Gower	F1/ No Boys Allowed	18.5	47	0.394
	Women's Records - "G" Division			
Lauren Gaines	G5/ Wayne Gretzky	12.5	51	0.245
	Women's Records - "H" Division			
Jenny Beebe	H7/ Ducking Farts	15.0	42	0.357

FALL 2014 PENALTY SUMMARY

Just like last fall, this column might as well just be written directly about H division… Holy crikey... Not only did H have 40% of the teams that were penalized, that division was responsible for 63% of the penalties and an astonishing 70% of the total points lost (as well as losing the one match win that was coughed up due to a win with an ineligible player). And one of the teams came within one penalty type of matching the all-time league record for most different kinds of penalties in a season…

Overall, there were 32 total penalties for a total of 275 lost points (and 1 lost match win). That is a kind of a lot, but certainly not a league record or anything like that. In total, there were 6 fifth week captains' meeting penalties (for 30 total points), 4 election ballot penalties (20 points), 11 phone penalties (55 points), 9 mail penalties (144 points), and 2 ineligible player penalties (23 points and the lost match win).

Fifteen of the 61 teams got a penalty, with A, E and F divisions ringing up exactly ZERO penalties. H led the way with 6 penalized teams. H also had 20 of the 32 total penalties, as well as 193 of the 275 lost points.

And now back to this season's biggest penalty gatherer… the **Train Station Shooters**. They missed the 5th week meeting, didn't turn in an election ballot, got three phone penalties, got two mail penalties (I eventually got those scoresheets from their opponents), and they used an ineligible player twice. They accounted for 28% of the league's total penalties and 30% of the league's lost points (and the lost win). They also were the only team to cost themselves a spot in the standings. Yikes.

WHERE WE PLAY

American Legion Fuquay-Varina **919-557-5990**
6400 Johnson Pond Road Fuquay-Varina
-about 0.2 miles from Fuquay Elementary School

The Big Easy **919-468-6007**
231 Grande Heights Drive Cary
-in the Harrison Pointe Shpg. Ctr., across from Papa John's

Break Time Billiards **919-615-0107**
6442 Tryon Road Cary
-to the left of Lowe's Foods, at intersection w/ Cary Parkway

Brewster's Pub **919-650-1270**
1885 Lake Pine Drive Cary
-next to La Cocina Mexican restaurant

Brown's Billiards **919-878-9092**
5500 Atlantic Springs Road NE Raleigh
-off Spring Forest Rd., near Wake Forest Rd.

Bull & Bear **919-847-3617**
5442 Six Forks Road N. Raleigh
-at corner of Six Forks & Millbrook, behind KFC

Cleveland Draft House **919-771-2337**
6101 NC Highway 42 West Garner
-0.7 mile west of I-40 on NC Highway 42

Fortnight Brewing Co. **919-342-6604**
1006 SW Maynard Road Cary
-between Old Apex Road and Chatham Street

High House Billiards **919-481-1103**
185 High House Road Cary
-between Old Apex Road and West Chatham Street

High Park Bar & Grille **919-833-4527**
625 E. Whitaker Mill Road Raleigh
-near intersection of Whitaker Mill & Wake Forest Rd.

Mac's Tavern **919-467-4114**
1014 Ryan Road Cary
-behind Burger King in Village Market Spg. Ctr.

MoonRunners Saloon (formerly Characters Quarters)
1506 US Highway 70 **919-662-5119**
-next to Ragazzi's, across from Lowe's Garner

Natty Greene's Pub & Brewing Co. **919-232-2477**
505 West Jones Street Raleigh
-across from 42nd Street Oyster Bar & Napper Tandys

Overtime Sports Pub **919-255-9556**
1030-149 N. Rogers Lane Raleigh
-corner of Rogers Ln/US-64, in Food Lion strip mall

Pantana's Pool Hall **919-833-2990**
3112 Hillsborough Road near NCSU
-between Daisy and Shepherd streets

Pat Murnane's Irish Pub (formerly Oh'Mulligan's-WF)
2101 South Main Street **919-562-5570**
-right next to Euro Café Wake Forest

Rally Point Sport Grill **919-678-1088**
1837 N. Harrison Ave. **Cary**
-in the Sam's Club plaza near I-40, behind Wendy's

Saints & Scholars Irish Pub **919-878-8828**
909 Spring Forest Road N. Raleigh
-right next to Jason's Deli

Scooters **919-954-2171**
1911 Sego Court N. Raleigh
-near Atlantic/Millbrook inter., behind Batteries Plus

Sharky's Place **919-783-5448**
5800 Duraleigh Road NW Raleigh
-in the Yuppie Center near US 70 intersection

Snooker's-RW **919-828-7665**
3520 Wade Avenue NW Raleigh
-in Ridgewood Shopping Center

The Sports Page **919-266-3130**
835 North Smithfield Road Knightdale
-turn rt. at light past Walmart in K'dale, then 2nd driveway

HOLIDAY BREAK BLIND DRAWS

As in many previous years, throughout the holiday break the Upper Deck will be adding a weekly Wednesday blind draw for all those who just want to keep their regular dart night out rolling through the break. The Wednesday draw will be run just like the Friday and Sunday draws at the Deck (the Triple Shot will be exclusive to the Friday draws still). If you have more free time, you might want to try one or more of the several other weekly and monthly draws as well. For a full list, see the bottom half of the right column on page 8.

OR MAYBE YOU WANT TO ADD ANOTHER LEAGUE?

If you're quick, you might be able to pick up a second league this coming season if you are so inclined (and have a couple options!).

Triangle Dart League (TDL - Chapel Hill & Durham)

The Triangle Dart League will be holding its General Interest Meeting (followed by a captains' meeting) for their Spring 2015 season on Thursday, December 18th, beginning at 7:00 p.m. The meetings will actually be held at Bull City Tap House (1647 Cole Mill Road, Durham), likely because much of the TDL season is now played in Durham. There will be a blind draw that night also. For more league info, visit: http://www.ibiblio.org/ncdarts/tdl/

Bull City Dart League (BCDL - Durham)

If you happen to be interested in trying out one of the very few handicapped steel-tip leagues anywhere, maybe the BCDL is in your future. Registration continues through the final meeting at Bralie's Sports Bar & Grill (1725 Carpenter Fletcher Rd, Durham) that is being held from 6:00 to 7:00 p.m. this coming Tuesday (December 16th). Teams are 4-8 players with dues of $25/player, and more complete information can be found at: www.thebcdl.org

RECENT BCDL LEAGUE CHAMPS

Should you decide to venture over toward Durham for the next BCDL season (see immediately above), maybe you'll get a shot at the recent league champs, the **Pastafarians**. Because of the handicap system used for all divisions, there is a leaguewide postseason tournament to determine one overall season champ. Congrats to my teammates: **Robbie Phillips** (of The Dynastic Element), yours truly (also of The Dynastic Element), **Paul Jacob** (of Lunatic Fringe), **Tom Brown** (also of Dynastic Element), and **Mike Seward** (of Who's Sittin'?). Not pictured is Jeremy Dziczkowski.



TerraFin Station North **919-977-1926**
5009 Falls of Neuse Road N. Raleigh
-in Quail Corners Shopping Center, at inter. w/ Millbrook Rd.

TerraFin Station South **919-773-2220**
25 Old Drug Store Road Garner
-at corner of Hwy 42 & Cleveland Sch. Rd, acr. from Walgreen's

Tir na nOg Irish Pub **919-833-7795**
218 South Blount Street Dwtn. Raleigh
-across from City Market

Train Station Sports Bar & Grill **919-481-2442**
301-C N. Harrison Avenue Cary
-under Pure Gold, between Chatham St. & 54 @ RR tracks

Tyler's Tavern **919-762-0940**
2221 North Grassland Road Fuquay-Varina
-across from Bagels Plus, right off of NC-55

The Upper Deck **919-460-1786**
329 N. Harrison Avenue Cary
-near intersection. of N. Harrison & Highway 54

HOW TO REACH US

RDL VoiceMail 919-990-1218

Mail Scoresheets to: Jason Kilts - RDL Statistician
5005 Raintree Road, Durham, NC 27712

Scoresheet FAX available at:
919-324-3545 - email JK for confirmation of receipt!

New Member Fees and Newsletter Fees:
Tim Mozzetti, 320 SW Maynard Road, Cary NC 27511

Nomination and Election Ballots:
Heather Bohanan, 206 Shoals Lane, Garner, NC 27529

Grievances/Complaints/Rules Suggestions:
Jim Hunsberger, 508 E Academy St, Fuquay-Varina, NC 27526

All Other RDL Correspondence to:
(Just send whatever to Jason and he'll pass it along…)

2014 Board of Directors

President	Jason Thomas	919-795-4247
	email: jason@beyond-beta.com	
Vice President	J.P. Evans	919-423-4879
	email: jpefmsc@aol.com	
(interim) Secretary	*(this is Heather Bohanan too)*	
Treasurer	Tim Mozzetti	919-649-1816
	email: tjmozz@gmail.com	
Membership	Heather Bohanan	919-326-1956
	email: membership@raleighdartleague.org	
Rules/Grievances	Jim Hunsberger	919-357-8419
	email: jim.hunsberger@gmail.com	

League Statistician/Editor : Jason Kilts 919-990-1218
email: jdkilts@yahoo.com or jason.kilts@duke.edu

2015 Board of Directors: President-Tim Mozzetti, Vice Pres.-J.P. Evans, Secretary-Alberto Sandoval, Treasurer-Barron Hartley, Memb. Dir.-Heather Bohanan, R&G Dir.-Kevin Coyne.

"HOT DARTS" CALL-IN GUIDELINES

Here are the guidelines you should use for the minimum number of all-star points to report when calling in your scores.
"A" Div. = 4.5 or more ASPs; "B" Div. = 4.0 or more ASPs
"C, D" Divisions = 3.5 or more ASPs
"E, F, G" Divs. = 3.0 or more ASPs; "H" = 2.5 or more ASPs
Also, call in any fast games, high ins, high outs, or other amazing feats that you think warrant a little recognition (e.g., Ins & Outs higher than a Ton, 24-dart cricket games, 15-dart 301s, 24-dart 501s, Ton-70s and up, 5-Bulls+, etc.).

Extra note: it's also ok to call in "fast games" in each set, even if they don't necessarily meet the maximum dart counts above.

SEASON-LONG TROPHY DART MINIMUM GAMES PLAYED REQUIREMENTS

To be eligible for all-star point ave. & singles win %-age awards, you must play at least 66% of this season's projected games:

for Divisions "B", "D", "E" (except team E1), "G", and "H"(except teams H6 & H8) (8 teams / division):
Singles win %-age: min. of 19 Singles Games Played
All-star pt. Average: min. of 37 Total Games Played

for teams E1, H6 and H8 (due to 1 forfeit received):
min. of 18 Singles Games Played, 35 Total Games Played

for Divisions "A", "C", and "F" (except teams A6, F2, F6 and F7) (7 teams / division):
min. of 16 Singles Games Played, 32 Total Games Played

for teams A6, F2, F6 and F7 (due to 1 forfeit received):
min. of 15 Singles Games Played, 29 Total Games Played

RDL WEBSITE - www.raleighdartleague.org
(webmaster: Jason Thomas): jason@beyond-beta.com
[including a full RDL map, with a 15-mile radius function]

CALENDAR OF EVENTS

Jan. 2-4	**Celebrate the New Year Tournament**, (ADO), $3500, The Green Room, Pineville, NC (see tournament flyer on page 21)
MONDAY, Jan. 5	**Spring 2015 - RDL registration**, The Upper Deck (online registration available in the days immediately prior to the 5th)
Mon., Jan. 7	**RDL Board Meeting**
Wed., Jan. 14 7:00-8:00 p.m.	**Spring 2015 RDL Preseason Captains' Meeting**; The Upper Deck - mandatory
Wed., Jan. 21	**Spring 2015 - first night of match play**
Sun., Feb. 1	**likely the Upper Deck Super Bowl blind draw**
Mon., Feb. 23 7:00-8:00 p.m.	**Spring 2015 - Fifth week captains' meeting** Upper Deck; end of roster additions/ replacements (Also date of RDL Board Mtg.)
Wed., Apr. 29, May 6 / 13	**- RDL Divisional Tournaments**
Sat., May 16	**Spring 2015 - Season Banquet**, site TBD

Other Local Weekly Leagues

Tuesdays	***Bull City Dart League*** , Durham
Thursdays	***Triangle Dart League*** , Chapel Hill

Weekly Blind Draws - Over the years, many blind draws have come and gone. If any of these folds or if any others start up, please let me know and I'll update this list. Thanks.

*(this one is double elim., $5 entry, bar adds **150%** of the pot!)*
Thu., 8 pm **Train Station**,919-481-2442,301 N. Harrison

(these next 5 are double elim., $5 entry, bar matches the pot!)
Fri., 8 pm **Upper Deck**,919-460-1786, 329 N.HarrisonAve
Sat., 7:30 pm **Brown's**,919-878-9092, 5500AtlanticSpringsRd
Sat., 8 pm **Sharky's Place**, 919-783-5448, 5800 Duraleigh
Sun., 8 pm **Upper Deck**,919-460-1786, 329 N.HarrisonAve
Mon., 8 pm **Sharky's Place**, 919-783-5448, 5800 Duraleigh

(this one runs the same as the above, but is once-a-month)
3rd Sat. each month, 7 pm **Amer.Leg. Fuq.-Var.**, 919-557-5990, 6400 Johnson Pond Rd; dates: 12/20, 1/17, 2/21

PENALTY LOG

Here are all the penalties assessed this season…

5th week capt. mtg. (5 pts.): Nine Lives (B), Big Bulls (B), Rif Raf (B), Whynot! (H), Train Station Shooters (H), Don't Hit the Scorekeeper (H).

Election ballot (5 pts.): Stone Cold Assassins (G), Misfits (G), Whynot! (H), Train Station Shooters (H).

Phone (5 pts.): Big Bulls (B,wk.14), Rif Raf (B,wk.12), Sharky's Machine (C,wk.9), What the Fog (D,wk.8), Missing Flights (G,wk.14), Train Station Shooters (H,wk.9,wk.10,wk.14), Chalk it Up (H,wk.2), Ducking Farts (H,wk.1), Don't Hit the Scorekeeper (H,wk.1).

Mail (16 pts.): Big Bulls (B,wk.14), Overtime Outlaws (C,wk.13) Whynot! (H,wk.14), Train Station Shooters (H,wk.9,wk.14), Ballistic Behavior (H,wk.4), Ducking Farts (H,wk.1,wk.6), Don't Hit the Scorekeeper (H,wk.1).

Ineligible Player (any match win, all points, all statistics): Train Station Shooters (H,wk.4,10 pts; wk.5,16 pts and match win).

THE THIRTY-SIXTH SEMI-ANNUAL EDITION OF : JK'S DIVISIONAL ALL-STAR TEAM PICKS

(Players within each division are listed alphabetically) (Players are chosen any way I damn well please - not purely by the numbers!)
(This is not purely my own guesses at who is simply the best thrower, but also who is important to their team, who is good in the clutch, etc.)

Divisional MVPs (I feel a little bad picking Phillips for a third consecutive season… but he had maybe the best season in RDL history...)

A Division	Robbie Phillips	The Dynastic Element	E Division	John Geraghty	Darty
B Division	Joe Work	Traveling Brown's Billiards	F Division	Ken Trefzger	One Armed Bandits
C Division	J.J. Tant	Overtime Outlaws	G Division	Bryan Ogden	Grateful Darts
D Division	J.J. White	Menace 2 Sobriety	H Division	Jonathan Lawrence	Chalk it Up

All of RDL -- Robbie Phillips -- The Dynastic Element

"A" Division

Tom Brown	The Dynastic Eleme	Hunting early a.m. = too tired for doubles?
Kyle Gaulthier	Who's Sittin'?	If only he hadn't been out of town so much.
Simon Healy	Who's Sittin'?	Only an Irishman gets better as it gets later.
Chad Massengill	BullsHitters	Played all the top guns. And beat them.
Dan Naylor	Appetite for Destruc	ADO 501 champ was the best addition.
Robbie Phillips	The Dynastic Eleme	See page 4, right column, half way down…
Mike Seward	Who's Sittin'?	Plays his best against the best opposition.
Wil Tan	The Dynastic Eleme	Feels no pressure, every dart is the same.

"B" Division (had LOTS of candidates in this division…)

John Dunleavy	Smell My Cork	Was Mr. Consistency for the B runners-up.
Eugene Foushee	Methodical Madness	Just shone forth on a very balanced team.
Ed Grubb	Smell My Cork	Always on the cusp of just owning B div.
David Hoyt	Rif Raf	So dominant outside of… doubles cricket?
Kris Kilsdonk	Fire for Effect	She just kept pounding people all season.
Keith Ohrberg	Rif Raf	Super solid for the first three match sets.
Robert Ray	Traveling Brown's B	Ended up as the clear B division hammer.
Joe Work	Traveling Brown's B	He's a regular on these lists nowadays.

"C" Division

Dave Buckman	Excalibur	Nothing fancy, just strong team support.
Josh Hall	Excalibur	With fewer SCkt losses, might be C MVP.
Mikey Hindle	Excalibur	Rates high on two things: music, winning.
David Huffman	To B or not to B…	Just biding his time on eventual trip to A.
Ronnie Knott	Fortnight Hooligans	Was an '01 machine with ok cricket stats.
Dave Tanner	To B or not to B…	301 starts slowly, but ramps up from there.
J.J. Tant	Overtime Outlaws	What a monster season for the top Outlaw.
Steve Witz	Excalibur	Man, it's good to see Steve back full time.

"D" Division

Randy Baldwin	We Be Tripplin	Had some serious spikes of brilliance.
Tom Flood	What the Fog	His A experience likely wins him games.
Mike Holly	The Jeffersons	Just didn't quite roll doubles like in singles.
Andy Krestalude	The Jeffersons	10+ wins in every set? Yes, please.
Alex Mathews	Death Throw	For a pretty new player, he wins a bunch.
Jim Peele	Shark Shooters	You'll be seeing this guy's name for years.
Brady Price	Menace 2 Sobriety	Could be a team's top gun on another team.
J.J. White	Menace 2 Sobriety	Is being the league's most Menacing good?

"E" Division

Jimmy Dzengeles	Dynamic Darts	Another very solid, if uneventful, season.
John Geraghty	Darty	Was the dominator for the dominant team.
Nate Groce	Darty	How awesome that a team's #2 is this good.
Dave Krasnow	Brown Chicken Bro	Really, he has beaten almost all below A.
Tom Kubel	Neighbor Bangers	Q rolled in singles, managed ok in doubles.
Patrick Merkle	Village Idiots	The new guy has to sit out the first set?
Jason Thomas	T.A.P.E.	Ok, time to start listing the Prez in 301…
Tom Winters	Dynamic Darts	Still a part-timer than wins a whole bunch.

"F" Division (this one was a tough set to pick too…)

Brad Adams	Double In Taco Out	So good we might actually make his award.
Tony Alcon	The Sofa Kings	31-2 in the first three sets?! Flippin' wow.
Kevin Casey	Shootin Da Bull	70% or better in every set is pretty hot.
Jim Dunham	Qu-Easy Darts	I guess we forgive rough doubles at times.
Phil Murphy	One Armed Bandits	Such a steady winner for so many years.
Shane Richardson	One Armed Bandits	Mr. Singles just needs an attendance bump.
Andrew Strickland	Shootin Da Bull	Was a machine… why does he sit in 501?
Ken Trefzger	One Armed Bandits	If Phillips hadn't made history...RDL MVP.

"G" Division

Tim Ellis	Release the Quacker	10-0 in 501?! Who *doesn't* need a closer?
Steve Hall	Measure From The T	Ok, two in one here… how do Hall and
Craig Millikan	Measure From The T	Millikan own singles and nap in doubles?
Bryan Ogden	Grateful Darts	What a machine this Grateful has become…
Joe Rigert, Jr.	Wayne Gretzky	Better overall record than dad? Uh-oh…
Joe Rigert, Sr.	Wayne Gretzky	…if only his DCkt could match his son's.
Dan Therrien	Release the Quacker	Was clearly Mr. Cricket, and just ok in '01.
Tom Wiegand	Misfits	The King of The Island of Misfit(s) Toys.

"H" Division

Andy Bowen	Whynot!	Just took them a few weeks to start rolling.
Frank Fleming	What's the Point?	Kept the team in contention for months.
Jeff Gillespie	Chalk it Up	Just so strong in each of the first 3 sets.
Simon Hayward	Ballistic Behavior	Solid cricket, passable '01 for 2nd-placers.
Evan Howey	Whynot!	Awesome #2 for season/tourney champs.
Jonathan Lawrenc	Chalk it Up	If he makes every match, they win the div.
Mike Prusisz	Tips & Shafts	Starts huge in 301, stays strong in the rest.
Parker Stark	Whynot!	I guess they didn't need him much in 501?

QUICK STAT TIDBITS

-The **Quadruple Double Award** winners (double-digit wins in all 4 sections): Oh, man, down to just 1 person in the true Quadruple Double club this season (a season with only 5 divisions with a full 8 teams): Andy Krestalude of The Jeffersons in D division stands alone! We do have three honorable mentions though, for throwers who were only one win in one set away from joining the list: *Robbie Phillips* of The Dynastic Element in A (in only a 12-week season!), *Joe Work* of Traveling Brown's Billiards in B, & *J.J. White* of Menace 2 Sobriety in D.

-The **Iron Man/Woman Award**: Ok, we had teams play shorthanded a bit, but not at alarming rates. So, it's not the game number that is newsworthy… it's that this season's Iron Woman is claiming a 3rd title in the last 4 seasons! Denise Borgna (formerly Vithorkus) of Tips & Shafts in H rang up 68 games (her lowest of her 3 title seasons by a game) to lead the way for us all. After her, the honorable mentions for the other division leaders: Billy Hamilton (Lunatic Fringe) in A with 50; Eduardo Jimenez (Traveling Brown's Billiards) in B with 59; Josh Hall in C with 50; Gregg McCurry (Leftovers, duh...) in D with 62; Dave Krasnow (Brown Chicken Brown Cows) in E with 58; Julie Scheppele (No Boys Allowed) and Brad Adams (Double In Taco Out) in F with only 48 - that's just showing up for all 48 of the regular sets(!); and John Suan (Missing Flights) in G with 65.

-The **Team Attendance Award** winners: Only five teams were even considered for inclusion in this category, but Missing Flights and Tips & Shafts had patterns of attendance that were just too sporadic to make the list. That leaves us with two honorable mentions: Armed and Hammered in E division, who basically split their 6th between two people, and The Jeffersons in D division, who carried a 7th on the roster to cover absences. But our hands down winner is C division's Fortnight Hooligans, who only played 6 players throughout the entire season, with only 1 of them missing a match and even he only missed that one.

MY PRESEASON, WEEKLY, & TOURNEY PREDICTION RESULTS

As usual, I'm left with the option of trying to bluff my way through this part, or just telling the truth. And since I know that some of you squirrel away every last thing I've ever written about your team, I guess I better give real results… dang.

In my preseason picks (usually the toughest every season given the imminent roster changes/additions), I actually did pretty well in a handful of divisions, nailing A exactly and coming within a couple slots of H and B (other than not knowing that the Freaks were going to have huge attendance issues all seasons). Where did I fail? My top G picks were absolute flops… I didn't see Darty as the powerhouse they were… my top D picks (in a mess of a division) slid down… and Excalibur climbed a couple spots higher than I expected.

My weekly prediction results you can peruse pick-for-pick on the other side of this sheet of paper. I had a pretty respectable record, especially when you consider what horrible back-and-forth messes each of B, D and H divisions became. Shockingly (not!) my worst record came with the Leftovers, who seem to decide how many players to bring to a match by rolling a die. I didn't end up below 50% in any division, but I was certainly dancing close to that line with D division for most of the season. Not so coincidentally, that happens to be the division where the Leftovers play… as well as Tripplin… and Fog… and… ugh.

Last but not least were my tournament predictions… But these were not my usual tournament successes! We jumped to best-of-three (well, evidently not for part of the H tournament) and I didn't ramp up the success like in past years. I was a pretty weak 19-10 in the quarterfinals, did a touch better at 10-6 in the semifinals, and then kept the same rate in the finals when I hit 5 Mug winners. That's a final record of 34-19, which is alright I suppose, but really not awesome. Understandable I suppose though, since one wrong pick early can cost multiple picks later, and because some teams changed a bunch come tournament time.

JK'S TEAM-BY-TEAM, WEEK-BY-WEEK MATCH PREDICTION RESULTS

(I introduced this page twenty seasons ago, and it has become almost expected as a newsletter staple. Feast your eyes on the success...)

For several years, many of you have taken no greater pleasure in your weekly darting endeavors than to call the RDL VoiceMail and point out to me just how wrong I was in my prediction of your match result. On a related note, I have noticed that many of you seem to have relatively selective memories saving only the weeks when I was wrong. Further, many others of you regularly embellish your statistics of how often you fool me. It's not so easy to get away with those rambles anymore, however, as you can see below. Each W is a week when I picked your match correctly, and each L is one I picked incorrectly. Division totals are to the right of the team totals, weekly totals are at the bottom, and in the space between the 14 weeks and the team totals, the three 'o' symbols indicate the teams for which I was only 0.500, and the six 'x' symbols indicate the teams that fooled me more often than not. **[It was an absolute struggle picking D and H division matches… never knowing which players would attend, in addition to those divisions just being nuts in general. At least only one team (the random-attendance Leftovers) ended up below 6-8 for me...]**

	wk1	wk2	wk3	wk4	wk5	wk6	wk7	wk8	wk9	wk10	wk11	wk12	wk13	wk14		Right	Wrong	**Overall**
A1/ The Dynastic Element	W	W	W	W	-	W	W	W	L	W	W	-	W	W		11	1	70.93%
A2/ Appetite for Destruction	W	W	W	-	W	W	W	W	W	W	-	W	W	W		12	0	283 116
A3/ Who's Sittin'?	W	W	W	W	W	W	-	W	W	W	W	W	W	-		12	0	
A4/ Lunatic Fringe	W	W	W	W	W	-	W	W	L	W	W	W	-	W		11	1	
A5/ BullsHitters	W	-	L	W	W	W	W	W	-	L	W	W	W	W		10	2	**A Division**
A6/ Weapons of Mass Consumpti	W	W	-	W	W	W	W	W	fft	-	W	W	W	W		11	0	92.68%
A7/ Darty Old Men	-	W	L	W	W	W	W	-	fft	L	W	W	W	W		9	2	38 3
B1/ Fire for Effect	W	W	W	W	L	W	W	L	W	W	W	W	L	W		11	3	
B2/ These Freaks R Here 2 Party	W	W	L	W	L	W	W	W	W	L	W	W	W	W		11	3	
B3/ Smell My Cork	W	W	W	W	W	W	W	W	L	W	L	W	W	W		12	2	
B4/ Nine Lives	W	L	W	L	W	W	W	W	W	W	W	W	L	W		11	3	
B5/ Big Bulls	W	W	W	W	L	W	W	W	W	W	L	L	W	L		10	4	
B6/ Rif Raf	W	W	L	L	L	W	W	W	W	L	W	L	W	L		8	6	**B Division**
B7/ Methodical Madness	W	L	W	W	L	W	W	W	W	W	W	L	W	L		10	4	73.21%
B8/ Traveling Brown's Billiards	W	W	W	W	L	W	W	L	L	W	W	L	W	L		9	5	41 15
C1/ Fortnight Hooligans	W	W	W	W	W	W	-	W	W	W	W	W	W	-		12	0	
C2/ Excalibur	W	W	W	W	-	W	L	W	W	W	W	-	W	W		11	1	
C3/ To B or not to B…	L	W	W	W	W	-	L	W	W	W	W	W	-	W		10	2	
C4/ Overtime Outlaws	L	W	W	-	L	W	W	W	W	W	-	W	W	W		10	2	
C5/ Dublin Doublout	-	L	W	W	L	W	L	-	L	W	W	W	W	W		8	4	**C Division**
C6/ Coral Reefers	W	-	W	W	W	W	W	L	-	W	W	W	W	W		11	1	83.33%
C7/ Sharky's Machine	W	L	-	W	W	W	L	L	L	-	W	W	W	W		8	4	35 7
D1/ What the Fog	W	L	L	W	L	L	L	W	W	L	L	W	L	W	x	6	8	
D2/ Death Throw	L	L	W	W	W	W	W	W	W	W	L	L	W	W		10	4	
D3/ We Be Tripplin	W	L	W	L	W	L	L	W	L	W	L	W	L	W	o	7	7	
D4/ Leftovers	L	L	L	L	W	W	W	W	L	L	L	W	L	L	x	5	9	
D5/ Shark Shooters	W	L	L	L	W	L	W	W	W	W	L	W	L	W		8	6	
D6/ Menace 2 Sobriety	W	W	W	W	W	L	W	W	W	W	L	L	L	L		9	5	**D Division**
D7/ The Jeffersons	L	L	W	W	W	W	L	W	W	W	L	W	L	W		9	5	55.36%
D8/ Liquor Posse	L	W	L	L	L	W	L	W	W	W	L	W	W	W		8	6	31 25
E1/ Dynamic Darts	W	W	W	W	W	L	L	W	W	L	fft	W	W	W		10	3	
E2/ Drinkers with a Dart Problem	L	W	L	L	W	L	W	W	L	L	L	W	W	W	o	7	7	
E3/ Brown Chicken Brown Cows	W	W	L	L	W	L	W	L	W	L	L	W	L	L	x	6	8	
E4/ T.A.P.E.	W	W	L	W	W	L	W	W	W	L	W	W	L	W		10	4	
E5/ Neighbor Bangers	W	L	W	W	W	L	W	L	L	W	fft	W	L	W		8	5	
E6/ Village Idiots	W	W	W	W	W	W	W	W	L	L	W	W	W	L		11	3	**E Division**
E7/ Armed and Hammered	W	L	L	W	W	L	W	W	L	L	W	W	L	W		8	6	65.45%
E8/ Darty	L	W	W	W	W	W	L	W	W	W	W	W	W	W		12	2	36 19
F1/ No Boys Allowed	W	-	W	W	W	L	W	W	-	W	W	W	W	W		11	1	
F2/ One Armed Bandits	-	L	L	W	W	W	W	-	W	fft	L	W	W	W		8	3	
F3/ Double In Taco Out	L	W	W	-	W	W	W	W	W	W	-	W	W	W		11	1	
F4/ Qu-Easy Darts	W	W	-	W	W	L	W	L	W	-	fft	W	W	W		9	2	
F5/ Designated Drunk Drivers	W	W	L	W	W	W	-	L	W	fft	W	W	fft	-		8	2	**F Division**
F6/ Shootin Da Bull	W	L	W	W	W	-	L	W	W	W	fft	W	-	W		9	2	82.05%
F7/ The Sofa Kings	L	W	W	W	-	W	L	W	W	W	L	-	fft	W		8	3	32 7
G1/ Measure From The Tip	L	W	L	L	L	L	W	L	W	L	W	W	W	L	x	6	8	
G2/ Missing Flights	L	W	L	W	W	W	L	W	W	L	W	W	W	L		9	5	
G3/ Northern Flights	L	W	W	W	W	W	W	W	W	W	W	W	W	L		12	2	
G4/ Grateful Darts	L	W	W	W	W	L	W	L	W	W	W	L	W	L		9	5	
G5/ Wayne Gretzky	W	L	W	L	W	W	L	W	W	W	W	L	W	L		9	5	
G6/ Stone Cold Assassins	L	W	W	W	W	L	W	L	W	W	W	W	W	L		10	4	**G Division**
G7/ Release the Quacken	W	W	W	W	W	L	W	W	W	L	W	W	W	L		11	3	66.07%
G8/ Misfits	L	L	W	W	L	W	W	L	W	L	W	W	W	L		8	6	37 19
H1/ Whynot!	L	L	W	W	L	W	W	W	W	W	W	W	W	W		11	3	
H2/ Train Station Shooters	L	L	L	L	L	W	W	L	W	W	L	W	W	L	x	6	8	
H3/ Ballistic Behavior	W	W	L	W	L	W	W	W	W	W	L	W	W	L		10	4	
H4/ What's the Point?	W	W	L	W	L	W	W	L	L	W	W	W	W	W		10	4	
H5/ Tips & Shafts	W	L	W	W	L	L	L	L	W	W	L	fft	W	L	x	6	7	
H6/ Chalk it Up	W	L	L	L	W	L	W	W	W	W	L	W	W	fft		8	5	**H Division**
H7/ Ducking Farts	L	W	L	W	W	W	L	L	L	W	W	W	L	L	o	7	7	61.11%
H8/ Don't Hit The Scorekeeper	L	W	L	W	L	W	W	W	W	W	W	fft	L	fft		8	4	33 21
Right:	19	19	18	23	20	20	21	21	21	20	18	24	21	18				
Wrong:	10	10	11	6	9	9	8	8	7	8	9	4	7	10				
forfeited:	-	-	-	-	-	-	-	-	1	1	2	1	1	1				

RDL - Fall, 2014	Week 1			Week 2			Week 3			Week 4			Week 5			Week 6			Week 7			Week 8			Week 9			Week 10			Week 11			Week 12			Week 13			Week 14			Forfeits
	vs.	W/L	Pts.	vs.	W/L	Pts.	vs.	W/L	Pts.	vs.	W/L	Pts.	vs.	W/L	Pts.	vs.	W/L	Pts.	vs.	W/L	Pts.	vs.	W/L	Pts.	vs.	W/L	Pts.	vs.	W/L	Pts.	vs.	W/L	Pts.	vs.	W/L	Pts.	vs.	W/L	Pts.	vs.	W/L	Pts.	
A1/ The Dynastic Element	a2	W	17	A4	W	18	a3	W	14	A7	W	20	Bye	-	-	A5	W	19	a6	W	17	A2	W	19	a4	L	12	A3	W	13	a7	W	23	Bye	-	-	a5	W	19	A6	W	16	
A2/ Appetite for Destruction	A1	L	7	a3	L	7	A4	W	18	Bye	-	-	A7	W	15	a6	W	19	A5	W	18	a1	L	5	A3	L	10	a4	W	16	Bye	-	-	a7	W	19	A6	W	21	a5	W	17	
A3/ Who's Sittin'?	a4	W	17	A2	W	17	A1	L	10	a5	W	22	A6	W	19	a7	W	18	Bye	-	-	A4	W	16	a2	W	14	a1	L	11	A5	W	17	a6	W	17	A7	W	18	Bye	-	-	
A4/ Lunatic Fringe	A3	L	7	a1	L	6	a2	L	6	A6	W	14	a5	W	12	Bye	-	-	a7	W	14	a3	L	8	A1	W	12	A2	L	8	a6	W	16	A5	W	12	Bye	-	-	A7	W	18	
A5/ BullsHitters	a6	L	7	Bye	-	-	a7	L	9	A3	L	2	A4	L	10	a1	L	5	a2	L	6	A6	L	6	Bye	-	-	A7	W	13	a3	L	7	a4	L	12	A1	L	5	A2	L	7	
A6/ Weapons of Mass Consumptio	A5	W	17	a7	W	13	Bye	-	-	a4	L	10	a3	L	5	A2	L	5	A1	L	7	a5	W	18	A7	*W*	*16*	Bye	-	-	A4	L	8	A3	L	5	a2	L	3	a1	L	8	
A7/ Darty Old Men	Bye	-	-	A6	L	11	A5	W	15	a1	L	4	a2	L	9	A3	L	6	A4	L	10	Bye	-	-	a6	*L*	*0*	a5	L	11	A1	L	1	A2	L	5	a3	L	6	a4	L	3	1
B1/ Fire for Effect	b8	W	13	B6	W	14	b5	W	14	B7	L	8	b2	L	7	B4	W	15	B3	L	6	B8	W	12	b6	L	10	B5	W	13	b7	L	9	B2	W	17	b4	L	8	b3	L	8	
B2/ These Freaks R Here 2 Party	B7	W	13	b5	W	14	B6	L	9	b8	L	11	B1	W	17	b3	L	5	B4	L	9	b7	L	7	B5	L	11	b6	W	13	B8	L	10	b1	L	7	B3	L	8	b4	L	4	
B3/ Smell My Cork	b6	W	14	B8	L	10	b7	L	7	B5	W	14	b4	W	15	B2	W	19	b1	W	18	B6	W	14	b8	L	11	B7	L	7	b5	L	10	B4	W	13	b2	W	16	B1	W	16	
B4/ Nine Lives	B5	W	12	b7	W	14	B8	L	10	b6	L	6	B3	L	9	b1	L	9	b2	W	15	b5	W	14	B7	L	4	b8	L	8	B6	L	11	b3	L	11	B1	W	16	B2	W	20	
B5/ Big Bulls	b4	L	11	B2	L	10	B1	L	10	b3	L	10	B8	W	13	b6	L	9	B7	L	10	B4	L	10	b2	W	13	b1	L	11	B3	W	14	b8	W	14	B6	L	4	b7	W	13	
B6/ Rif Raf	B3	L	10	b1	L	10	b2	W	15	B4	W	15	b7	W	12	B5	W	15	b8	L	8	b3	L	10	B1	W	14	B2	L	11	b4	W	13	B7	W	15	b5	W	20	B8	W	14	
B7/ Methodical Madness	b2	L	11	B4	L	10	B3	W	17	b1	W	16	B6	L	11	B8	W	13	b5	W	14	B2	W	17	b4	W	19	b3	W	17	B1	W	15	b6	L	9	b8	W	12	B5	L	11	
B8/ Traveling Brown's Billiards	B1	L	11	b3	W	14	b4	W	14	B2	W	13	b5	L	10	b7	L	11	B6	W	16	b1	L	12	B3	W	13	B4	W	15	b2	W	14	B5	L	7	B7	L	12	b6	L	10	
C1/ Fortnight Hooligans	c2	L	9	C4	L	11	C3	L	2	c6	W	18	C7	W	14	c5	L	10	Bye	-	-	C2	L	9	c4	L	8	c3	L	10	C6	W	18	c7	W	20	C5	W	13	Bye	-	-	
C2/ Excalibur	C1	W	14	c3	W	13	C4	W	19	c7	W	17	Bye	-	-	c6	W	15	c5	L	11	c1	W	15	C3	W	18	c4	W	14	C7	W	19	Bye	-	-	C6	W	20	C5	W	14	
C3/ To B or not to B…	c4	L	9	C2	L	11	c1	W	22	C5	W	13	C6	W	20	Bye	-	-	C7	L	9	C4	L	7	c2	L	6	C1	W	14	c5	W	14	c6	W	16	Bye	-	-	c7	W	17	
C4/ Overtime Outlaws	C3	W	15	c1	W	13	c2	L	5	Bye	-	-	C5	L	10	c7	W	15	C6	W	18	c3	W	17	C1	W	16	C2	L	10	Bye	-	-	c5	W	14	C7	W	18	c6	W	18	
C5/ Dublin Doublout	Bye	-	-	c7	W	12	C6	W	16	c3	L	11	c4	W	14	C1	W	13	C2	W	13	Bye	-	-	C7	L	10	c6	W	13	C3	L	10	C4	L	10	c1	L	11	c2	L	10	
C6/ Coral Reefers	C7	L	11	Bye	-	-	c5	L	8	C1	L	6	c3	L	4	C2	L	8	c4	L	6	c7	W	12	Bye	-	-	C5	L	11	c1	L	6	C3	L	8	c2	L	4	C4	L	6	
C7/ Sharky's Machine	c6	W	13	C5	L	12	Bye	-	-	C2	L	7	c1	L	10	C4	L	7	c3	W	15	C6	L	12	c5	W	14	Bye	-	-	c2	L	5	C1	L	4	c4	L	6	C3	L	7	
D1/ What the Fog	D3	L	9	d2	L	9	d4	W	13	D6	W	12	d8	L	9	D5	L	9	d7	W	17	d3	W	13	D2	L	8	D4	W	12	d6	L	9	D8	L	12	d5	L	8	D7	L	7	
D2/ Death Throw	d4	L	11	D1	W	15	D3	L	11	d7	W	15	d6	W	13	D8	W	11	D5	W	16	D4	W	13	d1	W	16	d3	W	15	D7	L	6	D6	L	11	d8	W	15	d5	W	19	
D3/ We Be Tripplin	d1	W	15	D4	L	10	d2	W	13	D5	L	11	d7	W	13	D6	W	15	D8	L	11	D1	L	11	d4	L	10	D2	L	9	d5	L	11	D7	L	9	d6	W	14	d8	L	10	
D4/ Leftovers	D2	W	11	d3	W	11	D1	L	11	d8	L	10	d5	L	9	D7	L	11	d6	L	12	d2	L	9	D3	W	14	d1	L	10	D8	W	15	D5	W	16	d7	W	16	D6	L	6	
D5/ Shark Shooters	D6	W	13	d7	L	11	D8	L	7	d3	W	13	D4	W	12	d1	W	15	d2	L	8	d6	L	6	D7	L	11	d8	L	12	D3	W	12	d4	L	3	D1	W	16	D2	L	5	
D6/ Menace 2 Sobriety	d5	L	11	D8	W	18	D7	W	13	d1	L	12	D2	L	11	d3	L	9	D4	W	12	D5	W	18	d8	L	7	d7	L	11	D1	W	15	d2	W	13	D3	L	9	d4	W	18	
D7/ The Jeffersons	d8	W	15	D5	W	13	d6	L	11	D2	L	9	D3	L	11	d4	W	13	D1	L	7	D8	W	16	d5	W	13	D6	W	13	d2	W	18	d3	W	15	D4	L	8	d1	W	17	
D8/ Liquor Posse	D7	L	9	d6	L	6	d5	W	17	D4	W	14	D1	W	15	d2	L	11	d3	W	12	d7	L	8	D6	W	13	D5	W	12	d4	L	9	d1	W	12	D2	L	9	D3	W	14	
E1/ Dynamic Darts	E7	W	17	e4	W	12	E6	W	13	e5	W	16	E3	W	13	e2	L	10	E8	W	15	e7	W	19	E4	W	13	e6	L	10	E5	*W*	*16*	e3	W	12	E2	W	16	e8	L	3	
E2/ Drinkers with a Dart Problem	e8	L	10	E6	W	14	e7	L	11	E3	L	11	e4	W	18	E1	W	14	E5	W	20	E8	L	9	e6	L	8	E7	L	10	e3	L	8	E4	W	15	e1	L	8	e5	W	15	
E3/ Brown Chicken Brown Cows	e5	W	16	E8	L	3	E4	W	15	e2	W	13	e1	L	11	E7	L	10	E6	W	14	E5	L	10	e8	L	7	e4	L	9	E2	W	14	E1	L	9	e7	L	12	e6	W	15	
E4/ T.A.P.E.	e6	W	17	E1	L	11	e3	L	9	E8	L	5	E2	L	6	e5	L	10	e7	L	9	E6	L	10	e1	L	11	E3	W	15	e8	L	10	e2	L	9	E5	W	13	E7	L	10	
E5/ Neighbor Bangers	E3	L	8	e7	L	10	e8	L	10	E1	L	7	e6	W	11	E4	W	14	e2	L	4	e3	W	11	E7	W	13	E8	L	8	e1	*L*	*0*	E6	L	11	e4	L	11	E2	L	9	1
E6/ Village Idiots	E4	L	7	e2	L	10	e1	L	11	E7	L	6	E5	L	10	e8	L	9	e3	L	10	e4	W	14	E2	W	16	E1	W	14	e7	W	17	e5	W	13	E8	L	7	E3	L	6	
E7/ Armed and Hammered	e1	L	7	E5	W	13	E2	W	13	e6	W	18	e8	L	10	e3	W	13	E4	W	15	E1	L	5	e5	L	11	e2	W	14	E6	L	7	E8	L	10	E3	W	12	e4	W	14	
E8/ Darty	E2	W	14	e3	W	21	E5	W	14	e4	W	19	E7	W	14	E6	W	15	e1	L	9	e2	W	15	E3	W	17	e5	W	16	E4	W	14	e7	W	14	e6	W	17	E1	W	21	
F1/ No Boys Allowed	f6	L	2	Bye	-	-	f7	L	6	F5	L	10	F2	L	10	f4	W	13	f3	L	9	F6	L	9	Bye	-	-	F7	L	8	f5	L	10	f2	L	5	F4	L	10	F3	L	4	
F2/ One Armed Bandits	Bye	-	-	F6	L	8	f5	W	17	F7	W	15	f1	W	14	F3	W	15	F4	W	20	Bye	-	-	f6	W	15	F5	*W*	*16*	f7	L	10	F1	W	19	f3	W	18	f4	W	18	
F3/ Double In Taco Out	f7	L	9	F5	L	10	f6	L	8	Bye	-	-	F4	W	18	f2	L	9	F1	W	15	F7	L	10	f5	W	17	F6	L	11	Bye	-	-	f4	W	15	F2	L	6	f1	W	20	
F4/ Qu-Easy Darts	F5	L	7	f7	L	8	Bye	-	-	F6	L	7	f3	L	6	F1	L	11	f2	L	4	f5	W	14	F7	L	11	Bye	-	-	f6	*L*	*0*	F3	L	7	f1	W	14	F2	L	6	1
F5/ Designated Drunk Drivers	f4	W	17	f3	W	14	F2	L	7	f1	W	14	F6	L	8	F7	L	5	Bye	-	-	F4	L	9	F3	L	4	f2	*L*	*0*	F1	W	11	f6	L	7	f7	*L*	*0*	Bye	-	-	2
F6/ Shootin Da Bull	F1	W	22	f2	W	16	F3	W	16	f4	W	17	f5	W	16	Bye	-	-	f7	L	6	f1	W	15	F2	L	9	f3	W	13	F4	*W*	*16*	F5	W	16	Bye	-	-	F7	W	13	
F7/ The Sofa Kings	F3	W	15	F4	W	16	F1	W	18	f2	L	9	Bye	-	-	f5	W	19	F6	W	18	f3	W	12	f4	W	13	f1	W	16	F2	W	14	Bye	-	-	F5	*W*	*16*	f6	L	11	
G1/ Measure From The Tip	g4	L	11	G3	W	17	g2	L	9	G5	L	12	g8	L	12	G6	L	11	g7	L	10	G4	W	15	g3	W	11	G2	W	15	g5	W	13	G8	L	10	g6	W	14	G7	W	13	
G2/ Missing Flights	g3	W	12	G4	L	10	G1	W	15	g7	L	7	G6	W	13	G8	L	4	g5	W	13	G3	W	15	g4	L	6	g1	L	7	G7	L	9	g6	W	20	g8	L	6	G5	W	16	
G3/ Northern Flights	G2	L	11	g1	L	7	g4	L	1	G8	L	8	g7	L	9	G5	L	8	g6	L	8	g2	L	8	G1	L	10	G4	L	12	g8	L	12	G7	L	9	g5	L	8	G6	W	13	
G4/ Grateful Darts	G1	W	13	g2	W	14	G3	W	23	g6	W	14	g5	W	13	G7	L	11	g8	W	12	g1	L	9	G2	W	14	g3	W	12	G6	W	14	G5	L	4	g7	L	9	G8	W	15	
G5/ Wayne Gretzky	g7	L	11	G8	W	15	G6	W	15	g1	W	12	G4	L	11	g3	W	16	G2	L	11	G7	L	9	g8	L	11	g6	W	13	G1	L	11	g4	W	20	G3	W	16	g2	L	8	
G6/ Stone Cold Assassins	g8	L	12	G7	L	7	g5	L	9	G4	L	10	g2	L	10	g1	W	13	G3	W	16	G8	W	12	g7	L	6	G5	L	11	g4	L	10	G2	L	4	G1	L	10	g3	L	11	
G7/ Release the Quacken	G5	W	13	g6	W	17	g8	W	13	G2	W	17	G3	W	15	g4	W	13	G1	W	14	g5	W	15	G6	W	18	G8	L	11	g2	W	14	g3	W	15	G4	W	15	g1	L	11	
G8/ Misfits	G6	W	12	g5	L	9	G7	L	11	g3	W	16	G1	W	12	g2	W	20	G4	L	12	g6	L	12	G5	W	13	g7	W	13	G3	W	12	g1	W	14	G2	W	17	g4	L	9	
H1/ Whynot!	h8	L	7	H6	L	10	H5	W	15	h7	L	9	H3	W	19	h2	W	14	H4	W	15	H8	W	18	h6	W	15	h5	W	19	H7	W	12	h3	W	16	H2	W	15	h4	W	18	
H2/ Train Station Shooters	H7	L	11	h5	W	12	h8	L	10	H6	L	10	h4	W	16	H1	L	10	H3	L	10	h7	W	15	H5	W	13	H8	W	16	h6	L	8	H4	L	6	h1	L	5	h3	W	13	
H3/ Ballistic Behavior	h6	W	11	H8	W	16	H7	L	9	h5	W	21	h1	L	5	H4	W	19	h2	W	14	H6	W	13	h8	W	15	h7	W	18	H5	L	10	H1	L	8	h4	W	13	H2	L	11	
H4/ What's the Point?	H5	W	14	h7	W	14	h6	W	14	H8	W	14	H2	L	7	h3	L	5	h1	L	9	h5	W	13	H7	W	18	H6	W	13	h8	W	13	h2	W	16	H3	L	11	H1	L	6	
H5/ Tips & Shafts	h4	L	10	H2	L	10	h1	L	7	H3	L	2	h8	W	13	H6	W	14	H7	W	13	H4	L	10	h2	L	11	H1	L	5	h3	W	14	H8	*L*	*0*	h6	L	7	h7	L	10	1
H6/ Chalk it Up	H3	L	9	h1	W	14	H4	L	10	h2	W	14	H7	W	19	h5	L	10	h8	W	15	h3	L	11	H1	L	9	h4	L	11	H2	W	16	h7	W	17	H5	W	17	H8	*W*	*16*	
H7/ Ducking Farts	h2	W	11	H4	L	10	h3	W	15	H1	W	10	h6	L	5	H8	W	20	h5	L	6	H2	L	9	h4	L	6	H3	L	6	h1	L	12	H6	L	7	h8	L	11	H5	W	14	
H8/ Don't Hit The Scorekeeper	H1	W	9	h3	L	4	H2	W	14	h4	L	10	H5	L	11	h7	L	4	H6	L	9	h1	L	6	H3	L	9	h2	L	7	H4	L	11	h5	*W*	*16*	H7	W	13	h6	*L*	*0*	1

THIS SEASON'S TRIVIA QUESTIONS… REVISITED

I now run this column during seasons in which I've included trivia questions all season. Each question is listed exactly as it was during the season, so there is potential for a question to now be out of date, but it's usually not too much of a problem. Each question is listed under the week number when it ran, and the answers follow the questions. No peeking…

Week 8 question: If you were to throw one dart at the board, and you were to assume that all targets on the board were of equal likelihood to be hit (and assuming that the dart will not miss the board), what is/are the most likely value/s for that dart to score?

Week 9 question: It seems that the math-based questions get the most participation, so let's go with a follow-up to last week's question… If you were to throw a full turn of three darts at the board, and you were to assume that all targets on the board were of equal likelihood to be hit (and assuming that all three darts will not miss the board), what is/are the most likely value/s for that turn of darts to score?

Week 10 question: In honor of the very tight nature of some of our divisions this seasons (such as D and B!)… what is the greatest number of teams in a division that has finished within one match of 0.500 (7-5 to 5-7 in a 7-team division, or 8-6 to 6-8 in an 8-team division? (As with most questions like this, I can really only base the answer on my time as statistician, as the info available from before that isn't all that complete. So, questions like this are generally based on the assumption of "1996-present".)

Week 11 question: Last week there was a great 14-dart doubles cricket thrown in A division, which is the new fast game leaguewide for the season. How many times since the start of 2007 (when we began separating the fast games by division) has the fastest singles cricket or doubles cricket in the league not come from A division?

Week 12 question: The Misfits in G division just played their fourth 1001 tiebreaker of the season (that's more than 36% of their matches!). In the 37 seasons that I've been statistician (since the start of 1996), what is the greatest number of tiebreakers that one team has played in a single season?

Week 13 question: How many people do you think are paid members of the RDL this season? And is that number above or below the seasonal average over the last decade?

Week 14 question: How many times since the start of 2007 (when we began separating games/in/outs by div.) has the "High In" in A division been the lowest in any division?

Week 8 answer: There are actually three equally likely values for a single dart to score, regardless of whether you define the board as 82 individual scoring beds (of six different sizes) or whether you define it as in infinite number of incredibly tiny places the dart can land within the confines of the board. Those three values are 6, 12, and 18, the only three values that can be achieved by hitting a single, a double, or a triple with your one dart. (Please note that this question does not ask for the average value of all points on the board, but rather asks for the most likely scoring value of a single dart.) [The best answer that was offered up came from Erin Hartmann of The Jeffersons, which she named ' the wrong answer to the trivia question': "It has to be 1 or 5 because that is what I always seem to hit, no matter what I'm aiming at. - Unless, of course, I'm playing Shanghai. Then I can't hit the damn 5 to save my life!"]

Week 9 answer: Given what you know from last week's trivia answer (that 6, 12 and 18 are the most common values for a scoring dart when all spots on the board are equally likely to be hit), it is clear that the most common three-dart turns will include three darts of those values. Of the 27 possible turns that include those 3 scoring values on each dart, the most prevalent is a total turn of 36 (with that value being the result on 7 of those 27 turns).

Week 10 answer: Ten times over the years, we've had 5 teams in a division finish within one match of 0.500 - including five times in divisions with only 7 teams(!). But the record stands at a crazy 6 teams (out of an 8-team division), and it has happened twice! In the Spring 2004 B division, Here for the Beer put up a 13-1 record to outrun two 8-6s, a 7-7, and three 6-8s. And then in the now-historic Fall 2013 B division, Despicable Us and their 11-3 record pulled away from the same array of two 8-6s, a 7-7, and three 6-8s. Just crazy how even those divisions were.

Week 11 answer: Ok, we've separated the fast games by division for 13 seasons so far, meaning there have been 26 SCkt & DCkt categories in each division in that time. And in a surprising 12(!) of those 26 cricket season records, the fast game came from a division lower than A - 7 in a lower division alone, and 5 in a tie between A and a lower division. In Sp07, Timmy King of The Replacements in B had a 14-dart SCkt (tied the A number); in Sp09, Eugene Foushee and Keith Shearin of Excalibur in C had a 16-dart DCkt; in Fa09, Steve Holland and Ron Ridenour of Pheasant Pluckers in B had a 15-dart DCkt; in Sp10, Jay Kron and Vicente Martinez of Hammered Heads in D had a 17-dart DCkt; in Fa10, Randy Umstead of The Locals in B had a 13-dart SCkt; in Fa10, Tommy Gelhar and Darren Schmaus of Jack Nine in B had a 15-dart DCkt; in Sp11, Jimmy Kerr of OT Outlaws in B had a 13-dart SCkt; in Sp12, Van Smith and Nate Wade of Coral Reefers in C had a 16-dart DCkt (tied the A number); in Fa12, Keith Gibbs of 1 to Potato in C had a 16-dart SCkt (tied the A number); in Fa12, Joshua Janssen an Tony Thomas of Leftovers in D had a 16-dart DCkt; in Fa13, Jason Thomas of Ted's H&S Emporium in D had a 14-dart SCkt (tied the A number); and in Fa13, John Carroll and Scott Stephenson of Methodical Madness in D had a 16-dart DCkt (tied the A number). [*Answer update for the banquet Tons*: Both Mark Sellers (of Excalibur in C) and Randy Baldwin (of We Be Tripplin in D) tied the three 17-darters tossed in SCkt in A division this season.]

Week 12 answer: I asked this question once before, near the end of the Spring 2010 season, and at the time seven teams during my tenure had managed to work their way into 5 tiebreakers in a single season (including the tournaments). Since that season, four more teams have encountered seasons with 5 legs of 1001. However, that 5 is no longer the answer… In the Spring 2012 season, Constantly Corked of B division played in an astonishing SIX tiebreakers. The Corkers put up a 3-3 record that season, but that last loss was a painful one, coming in the tournament semifinal. [*Answer update for the banquet Tons*: G division's Misfits ended with the same 5 tiebreakers this season that they had when I asked the question back in week 12.]

Week 13 answer: There were 533 paid members this season (including the one player who was replaced on his team's roster with a new player). That's above the average of 508 members from the last decade, but is below the average from just the last 7 years. And it's actually the lowest number in the last 10 seasons.

Week 14 answer: In the 16 seasons that have been played since we separated games/ins/outs by division, this season is only the 2nd one in which the A division "High In" has been the lowest (well, tied for lowest) in any division. During most seasons, the A division High In is 160, with a couple of 170s along the way. This season, however, nobody in A managed an In of more than 130, which tied A with H for the lowest High In. The previous occurrence of this was during the Spring 2012 season, when the giant-ass logjam of Ton-20-Ins (that infernal plaque-creating page-3-space-eating hurdle that I always hope we cross) spread across several divisions. That season, there were 7 Ton-20-Ins in A divisions (with one player doing it twice), which tied A division with all of B, E, F and G divisions for the lowest High In. I had to morph the trophy darts box a bit by the end of that season…

THIS SEASON'S LYRICS QUIZZES… REVISITED

Much like the column of this season's trivia questions on the previous page, I've listed here each lyrics quiz from this season. Each lyric is listed exactly as it was during the season. Each lyric is listed under the week number when it ran, and the answers are listed at the bottom of the page (and continuing onto the next page). No peeking… So who's ready to re-play "Name the band/singer and song (and weekly theme)"?

Week 2, song #1 lyric: "Robert's got a quick hand, He'll look around the room, he won't tell you his plan"

Week 2, song #2 lyric: "Follow me into the desert, As thirsty as you are, Crack a smile and cut your mouth, And drown in alcohol"

Week 2, song #3: "So he creeps into this house, yeah, And unlocks the door, And while a man reaching for his trousers, Shoots him full of .38 holes"

Week 3, song #1 lyric: "I ain't happy, I'm feeling glad, I got sunshine in a bag, I'm useless but not for long, The future is coming on"

Week 3, song #2 lyric: "And I feel, so much depends on the weather, So is it raining in your bedroom? And I see, that these are the eyes of disarray"

Week 3, song #3 lyric: "Mr. Play It Safe was afraid to fly, He packed his suitcase and kissed his kids goodbye"

Week 4, song #1 lyric: "I've made up my mind, Don't need to think it over, If I'm wrong, I am right, Don't need to look no further"

Week 4, song #2 lyric: "You know you can't hold me forever, I didn't sign up with you, I'm not a present for your friends to open"

Week 4, song #3 lyric: "Don't need reason, Don't need rhyme, Ain't nothin' that I'd rather do, Goin' down, Party time, My friends are gonna be there too"

Week 5, song #1 lyric: "I want a girl who gets up early, I want a girl who stays up late, I want a girl with uninterrupted prosperity"

Week 5, song #2 lyric: "Go on over there and turn on the light… no, all the lights, Now come back here and stand on this chair… that's right"

Week 5, song #3 lyric: "You keep saying you've got something for me, Something you call love, but confess, You've been messin'..."

Week 6, song #1 lyric: "What set you free and brought you to me babe, What set you free I need you here by me"

Week 6, song #2 lyric: "They gave you life, And in return you gave them hell, As cold as ice, I hope we live to tell the tale"

Week 6, song #3 lyric: "Any time, any day, You can hear the people say, That love is blind, Well, I don't know but I say love is kind"

Week 7, song #1 lyric: "And now that your rose is in bloom, A light hits the gloom on the gray. There is so much a man can tell you"

Week 7, song #2 lyric: "And he's tradin' in his Chevy for a Cadillac, You oughta know by now, And if he can't drive with a broken back"

Week 7, song #3 lyric: "It doesn't matter where you've been, as long as it was deep, You always knew to wear it well, you look so fancy I can tell"

Week 8, song #1 lyric: "And these children that you spit on, As they try to change their worlds, Are immune to your consultations"

Week 8, song #2 lyric: "Well there's a girl that lives up the block, Back in school she could turn all the boys' heads"

Week 8, song #3 lyric: "You better get yourself a partner, Go down to the concert or the local bar, Check the local newspapers"

Week 9, song #1 lyric: "And he's up there, what's that? Hawaiian noises? Bangin' on the bongos like a chimpanzee"

Week 9, song #2 lyric: "You've had enough of two-hand touch you want it rough you're out of bounds, I want you smothered want you covered…"

Week 9, song #3 lyric: "You went to school to learn girl, Things you never, never knew before, Like I before E except after C"

Week 10, song #1 lyric: "Pour me somethin' tall an' strong, Make it a 'Hurricane' before I go insane, It's only half-past twelve but I don't care"

Week 10, song #2 lyric: "I'm dizzy drunk and fightin', On tequila white lightnin', My glass is getting shorter, On whiskey ice and water"

Week 10, song #3 lyric: "I really do appreciate the fact you're sittin' here, Your voice sounds so wonderful, But your face don't look too clear"

Week 11, song #1 lyric: "Not sure how I got it, not a dollar in my pocket, And it kinda looks just like you, Mixed with Zach Galifanakis"

Week 11, song #2 lyric: "I threw a wish in the well, Don't ask me, I'll never tell, I looked to you as it fell, And now you're in my way"

Week 11, song #3 lyric: "Head in the clouds, Got no weight on my shoulders, I should be wiser, And realize that I've got"

Week 12, song #1 lyric: "We'll be fighting in the streets, With our children at our feet, And the morals that they worship will be gone"

Week 12, song #2 lyric: "Weapons not food, not homes, not shoes, Not need, just feed the war cannibal animal"

Week 12, song #3 lyric: "But if you want money for people with minds that hate, All I can tell you is brother you have to wait"

Week 13, song #1 lyric: "When I'm tired and thinking cold, I hide in my music, forget the day, And dream of a girl I used to know"

Week 13, song #2 lyric: "Waiting for the break of day, Searching for something to say, Flashing lights against the sky, Giving up I close my eyes"

Week 13, song #3 lyric: "Gonna keep on dancin' to the rock and roll, On Saturday night, Saturday night, Dancin' to the rhythm in our heart and soul"

Week 14, song #1 lyric: "So needless to say, Of odds and ends, But I'll be stumbling away, Slowly learning that like is ok"

Week 14, song #2 lyric: "My fantasy has turned to madness, And all my goodness, Has turned to badness, My need to possess you"

Week 14, song #3 lyric: "Now when you take me by the hooves, Who's ever gonna know, And every time you move, I let a little more show"

Week 14, song #4 lyric: "I know a guy who's tough but sweet, He's so fine, he can't be beat, He's got everything that I desire"

Week 14, song #5 lyric: "Philosophy is a walk on the slippery rocks, Religion is a light in the fog, I'm not aware of too many things"

Week 14, song #6 lyric: "I-I-I got to be your friend now, baby, And I-I-I would like to move in just a little bit closer"

Week 14, song #7 lyric: "Poor old Johnny Ray, Sounded sad upon the radio, But he moved a million hearts in mono, Our mothers cried"

Week 14, song #8 lyric: "It's poetry in motion, She turned her tender eyes to me, As deep as any ocean, As sweet as any harmony"

Week 14, song #9 lyric: "With auburn hair and tawny eyes, The kind of eyes that hypnotize me through, Hypnotize me through"

Week 14, song #10 lyric: "Live those dreams, scheme those schemes, Got to hit me, Hit me, Hit me with those laser beams"

Week 14, song #11 lyric: "Who is to blame in one country? Never can get to the one, Dealin' in multiplication, And they still can't feed everyone"

Week 14, song #12 lyric: "Modern medicine fall short of your complaints, Ooh, try a little harder, You're moving in circles, you won't dilate"

Week 14, song #13 lyric: "Father gets up late for work, Mother has to iron his shirt, Then she sends the kids to school"

Week 14, song #14 lyric: "I saw the world thrashing all around your face, Never really knowing it was always mesh and lace"

Week 14, song #15 lyric: "As I pass the dreadlocks' camp I heard them say, How does it feel when you've got no food?"

Week 14, song #16 lyric: "I'm just an average man, with an average life, I work from nine to five, hey hell, I pay the price"

Week 14, song #17 lyric: "And you'll think love is to pray but I'm sorry I don't pray that way, Once I ran to you, now I'll run from you"

Week 14, song #18 lyric: "Oh, you don't know me but you make me so happy, I tried to call you before, but I lost my nerve"

THIS SEASON'S LYRICS QUIZZES… REVISITED (the answers to the lyrics at the top of the page) (these are continued on page 14...)

Week 2 answers: Song 1 = "Pumped Up Kicks" by Foster the People === Song 2 = "Burden in My Hand" by Soundgarden === Song 3 = "Saturday Night Special" by Lynyrd Skynyrd. Week 3 answers: Song 1 = "Clint Eastwood" by Gorillaz === Song 2 = "Plush" by Stone Temple Pilots === Song 3 = "Ironic" by Alanis Morissette.

Week 4 answers: Song 1 = "Chasing Pavements" by Adele === Song 2 = "Goodbye Yellow Brick Road" by Elton John === Song 3 = "Highway to Hell" by AC/DC. Week 5 answers: Song 1 = "Short Skirt/Long Jacket" by Cake === Song 2 = "You Can Leave Your Hat On" by Randy Newman (or Joe Cocker) === Song 3 = "These Boots Were Made For Walking" by Nancy Sinatra.

Week 6 answers: Song 1 = "Rebel Yell" by Billy Idol === Song 2 = "Shout" by Tears for Fears === Song 3 = "Listen To What The Man Said" by Paul McCartney and Wings. Week 7 answers: Song 1 = "Kiss From A Rose" by Seal === Song 2 = "Movin' Out (Anthony's Song)" by Billy Joel === Song 3 = "Just What I Needed" by The Cars.

THIS SEASON'S LYRICS QUIZZES… REVISITED --- THE ANSWERS (continued from page 13)

Week 8 answers: Song 1 = "Changes" by David Bowie === Song 2 = "Glory Days" by Bruce Springsteen === Song 3 = "Rock and Roll Never Forgets" by Bob Seger. Week 9 answers: Song 1 = "Money for Nothing" by Dire Straits === Song 2 = "The Bad Touch" by Bloodhound Gang === Song 3 = "ABC" by Jackson 5.

Week 10 answers: Song 1 = "It's Five O'Clock Somewhere" by Alan Jackson === Song 2 = "Have A Drink On Me" by AC/DC === Song 3 = "Why Don't We Get Drunk" by Jimmy Buffett. Week 11 answers: Song 1 = "Tonight, Tonight" by Hot Chelle Rae === Song 2 = "Call Me Maybe" by Carly Rae Jepsen === Song 3 = "Problem" by Ariana Grande.

Week 12 answers: Song 1 = "Won't Get Fooled Again" by The Who === Song 2 = "Bulls on Parade" by Rage Against the Machine === Song 3 = "Revolution" by The Beatles. Week 13 answers: Song 1 = "More Than A Feeling" by Boston === Song 2 = "25 Or 6 To 4" by Chicago === Song 3 = "Saturday Night" by Bay City Rollers.

Week 14 answers: Song 1 = "Take On Me" by A-Ha === Song 2 = "Obsession" by Animotion === Song 3 = "Mickey" by Toni Basil === Song 4 = "I Want Candy" by Bow Wow Wow === Song 5 = "What I Am" by Edie Brickell & New Bohemians === Song 6 = "You Spin Me Round (Like A Record)" by Dead or Alive === Song 7 = "Come On Eileen" by Dexys Midnight Runners === Song 8 = "She Blinded Me With Science" by Thomas Dolby === Song 9 = "I Ran (So Far Away)" by Flock of Seagulls === Song 10 = "Relax" by Frankie Goes to Hollywood === Song 11 = "Electric Avenue" by Eddy Grant === Song 12 = "Too Shy" by Kajagoogoo === Song 13 = "Our House" by Madness === Song 14 = "I Melt With You" by Modern English === Song 15 = "Pass the Dutchie" by Musical Youth === Song 16 = "Somebody's Watching Me" by Rockwell === Song 17 = "Tainted Love" by Soft Cell === Song 18 = "867-5309 / Jenny" by Tommy Tutone.

[Like the last couple seasons, this time we used three-song groups each week and also included a theme each and every week. Added a layer to the game for everybody and has been quite popular. ***Here are the themes for each week****, including the week 14 eighteen-song set that brought fewer guesses than I expected… maybe people just misremember those, and these don't match what has been in their heads for years.*

Week 2 theme: Guns, shooting somebody, etc. No real reason I picked that for a theme other than I wanted to put Burden In My Hand in a list. Week 3 theme: Songs with a title that has very little to do with the content of the song. :o) That's right… Clint Eastwood is named that because the bass line is vaguely reminiscent of the theme from The Good, The Bad, and The Ugly… which is about as direct of a link as any of Ironic's verses have with actual irony. Nice one, Alanis… At least you supplied my favorite theme so far… Week 4 theme: Motorways, of course. Week 5 theme: Short skirt, long jacket, hat, and boots? She's goin' out. And she's going to have fun. But she'll leave the hat on… Week 6 theme: Well, if you were at the captains' meeting, I'm pretty much guessing you can figure this one out… Some yelling, some shouting, some rebelling, and in the end… I hope you all decide to listen to what the man said... Week 7 theme: Singers who married supermodels! Week 8 theme: Looking back at your past, reminiscing, etc. Kind of a tribute to me getting old enough to have written six hundred issues of the Tons. Week 9 theme: Songs that say the name of television networks. MTV, Discovery Channel, and ABC. Week 10 theme: Well, it was sort of a salute to the World Beer Fest that I had just attended, but I would take any of the obvious related thoughts. Week 11 theme: Those are the last three bands/singers to win the American Music Awards Best New Artist award. This was right when the AMA nominees were announced, and this year's nominees for Best New Artists (at the "American" Music Awards) include exactly zero Americans. Week 12 theme: Government unrest, street riots, general unhappiness with the leadership… sort of a commentary on the status in several locations globally, and also on how tired everyone here is of the awful election push that crams two bad options down your throats. Week 13 theme: Pretty obviously it's city names in the band names. Week 14 theme: One-hit wonders of the '80s, with the songs listed in order by band/singer name, alphabetically.

SOME '01 OUT ADVICE FROM MULTI-TIME STATE CHAMPION WIL TAN

I've watched people with more dart talent than me throw at pretty stupid (or at least very poorly planned) targets in '01 for years. And throughout much of that, I've stood next to my longtime teammate Wil Tan and lamented it. (Ok, in Wil's case, far fewer of the guys we've watched were more talented than him, but that's beside the point.) Evidently, Wil has tired a bit of seeing it all and he decided one day to send me a strategy advice item for '01. I've included it here for the perusal/use/enlightenment by/of the RDL general membership. Many thanks to Wil for taking the time…

I've often heard in conversations about the strategies involved in '01 games from many people. The current and most prevalent being "hit as much as you can and get more shots at the double than your opponents." That is completely valid and true, but the thing I've noticed is the difference in how it's done. On my team, always named some form of Element, there is an emphasis of giving yourself a possible 3-dart out or leaving yourself a 2-dart out when shooting a three dart string. People have even argued against the merits of giving yourself a possible shot because they are more comfortable shooting the shot that does not leave them an out if they miss. My argument as well as my team's argument is that if you don't have a shot at the out, you will never take the out.

So let's begin with three-dart outs. In a long game of 501 or the shorter game of 301, it is important to leave yourself a number that has a possible, even if extremely hard to hit, chance of a three-dart out. There are charts you can use that will help in this manner so I will not go into an in-depth discussion about this. I've seen many people shoot for the all-star point of getting a ton rather than leave themselves a valid 3-dart out. Leaving a 169, 168, 166, 165, 163, or 162, rather than leaving themselves 170, 167, 164, or 161. The previous numbers leave no possibility of ever taking a 3-dart out while the last four do. Ok, so they are hard to hit, but they are possible and give you the chance to win, however slim it might be. A million throws at the six high numbers with no outs will result in ZERO outs. That's what my team likes to see in our opponents. A million throws of the latter four numbers will eventually lead to one or many outs, depending on how good your mechanics are; but at least there is a chance that it can be done. Look at how many 160+ outs have been hit in the league over the years. They all consist of only those 4 numbers. Ever notice the first 6 have never been hit?

Now, on to the low 100s 3-dart outs. Most of these consist of leaves from 135 down to 120. A lot of people prefer their favorite number rather than the smart shot. What I mean by this is shooting your first dart at a number that subsequently requires a triple to leave a 2-dart out. The philosophy here is the same as the 3-dart out but with only 2 darts left in your hand if the first dart does not hit that triple about which you were so confident. Leaving yourself 110, 107, 104 or 101 after your first dart still allows you to finish the game with your remaining 2 darts. The only number below 100 that does not allow for a 2-dart finish is 99. Once again you can consult out charts to figure out the possible combinations. The point is, without a 2-dart out, you will never be able to finish the game. When I see an opponent shoot for a triple-20 with 129 left I rejoice unless they happen to hit that triple-20 because they have the ability to still beat me. I worry when my opponent shoots a number that leaves one of the four I mentioned above, because they can still win. I have been the victim and the beneficiary of such winning combinations over the years but have been more the overwhelming beneficiary against those who don't leave themselves a proper out.

One last thing: Don't be afraid of a double-bull out. IT IS AN OUT and can be hit with one dart. If you can leave yourself a double-bull with your last dart by only having to hit singles to get there, then do so. An OUT is an OUT. Good luck and happy winning.

IT WAS NEARLY OUR VERY OWN "YEAR WITHOUT A ~~SANTA CLAUS~~ LEAGUE TREASURER/PRESIDENT-TO-BE"!

This past October, RDL Treasurer (and President-to-be for 2015) **Tim "Tex" Mozzetti** took part in a fund-raising hike to raise funds for Veteran non-profit groups. What follows is **Tim's account of Day 1**. Keep that in mind as you read on… this is just day 1… holy cow.

Kilts [yes, me, your humble statistician] had joked that I pay bills up front or leave the checkbook with someone when I went on my 120+ mile hike from Death Valley to Mount Whitney in California...in case I die. Well, I'm back! I made it. And death actually was a very real possibility on day 1. I thought of you guys several times as I was climbing that mountain range alone on day 1.

The brief summary: I got separated from the group of eight hikers for about 9 hours, and hiked at least 8 miles, with about 4,300' of elevation gain toward Telescope Peak, CA), and 1,700' of elevation loss (to Mahogany Flat Campground) in that time, alone. The entire day was 18+ miles, and 7,600' of elevation gain from about 2,200' up to 9,800', then down the other side to 4,200' elevation at Wildrose Campground. We started around 7am and I got to safety at the camp by 9:30pm. (I was at MFCG by 9pm.)

And now the more detailed narrative: From Hanapauh Canyon at about 2,200' elevation we started hiking around 7:30am. I had issues with gathering and stowing gear so Jay and I departed about 15 minutes behind the others. It wasn't long before we caught up with Emily and Lee, but the others I briefly saw in the distance and then they were gone. The team split into two groups of four hikers early on since the lead team was all former military and rolling along. Jay, who had a walkie-talkie to communicate with the lead group, stayed back with us slower "climbers". I say climbers because the terrain was more difficult than any imagined. We trained for hiking... not climbing, bouldering, or scaling steep mountain sides with loose rock, sheer drop offs, and no trails.

Anywho, the other group pressed on and we soon lost sight of them. Lee was the next most experienced hiker (having previously summited Mt. Whitney 22 times) so he got about 20-30 minutes ahead of us (the last three). At around 5,000' of elevation, Emily had a bout with dehydration and elevation sickness. Jay and I took breaks with her trying to get her to eat and drink. After radioing to the first group her condition, it was decided to med-evac her out of there via helicopter. Around 12:30pm we got to about 5,600' and Jay started to radio for help. He told me to catch up to Lee while he waited with Emily for the air lift. I said "OK!" and pressed on. My legs were shot from all the climbing already but I pushed through it (thinking I was crazy for doing this). Lee was nowhere in sight. By now he had to be at least 40 minutes ahead of me. I had an idea of where I had to go (up) but without a trail I was forced to become a tracker. I was constantly searching for footprints, broken twigs and limbs, and disturbed ground. I saw big mountain lion tracks several times and knew danger was not far off since I was alone.

About 2 hours after Jay made the call I heard the helicopter coming. I got some photos of the helicopter from a distant ridge (about 6,400') and noticed that both Jay and Emily got picked up. Now I really was the last man, and alone. So I kept pressing on. At one point I came to the base of a tree that had claw marks in it and the ground looked like two big cats had been scuffling. That's when I really started praying. "God, you helped Daniel in the lion's den, please keep me safe and help me." Somehow, I knew He would. Then things got scary. The elevation shot up, the ground turned into loose rock, there were no footprints or tracks from the people ahead, and a wrong move could send me sliding off the mountain thousands of feet.

I kept praying as I thought "I am alone, I have no communication, no one knows where I am, my legs are like lead weights, I am lost." I thought of my family, friends, work, that damn RDL checkbook -hah!, and wished I had left letters of what to do and where everything was in case I died. I started shouting "Can anyone hear me!?" "I'm lost!" "Helloooo!!!" "Help!". …No response. So, up I slowly and cautiously struggled for the next few hours, knowing that the top was the only way out to survival.

Eventually, with rock sliding beneath my feet, while digging my hiking poles in to pull me forward, the sun started sinking behind the ridge. In the cold dark of a steep mountain side, with mountain lions, is not where I wanted to be. I started shouting again hoping for a response. Finally! I heard a whistle from far up the mountain. Fortunately it was in the direction I was headed. I shouted again and Lee shouted back. We couldn't make out what each other was saying, but just knowing where he was and having him know where I was, helped immensely! I regained hope and some strength to push through. Up the steep mountain toward the ridge I pressed on.

I finally came to the trail crest at about 9,800' as night was falling. Seeing that trail I became fully re-energized knowing it was all a downhill path from here. Lee was nowhere in sight, so I assumed he pressed on due to night falling. Following the trail wasn't the original plan. It was a longer but much easier emergency route that I had marked on the google map while helping to plan the trip. This was an emergency to me. It was getting dark and heck if I'm getting on another uncharted mountain side today! So I picked up the pace and was hiking as fast as I could down the trail. About 30 minutes later it was dark and as I rounded a mountain side the cold wind picked up. It felt like 20-30 degrees compared to the 95+ degrees at midday. I ducked back behind cover and layered on every piece of clothing I had in my pack. Now I had to worry about hypothermia!? This day was crazy! I ate a power bar to keep my energy up, drank some water, and kept on trucking. The path wound down the mountains and became narrow with a steep cliff up on my left and a steep drop off to my right. My head lamp only lit so far, but I could hear the rocks dislodged by my feet tumbling down the mountain side. After almost slipping off the trail once, I slowed my pace to a more cautious walk, pause, hold wall, step, walk, repeat.

I got to the Mahogany flat campground trail head at 9pm. I signed the trail book, took a photo of it and walked toward the campground hoping to find someone. My team was staying at Wildrose campground about 9 miles further away, but I needed a break. As I approached MFCG, I heard voices and saw a fire. Two awesome guys welcomed me to sit down, warm up, gave me water and a Gatorade as I told them the day's events. After about 15-20 minutes they offered to drive me down to the other campground and I happily accepted. About 3 miles down the 9-mile dirt road we saw a hiker waving his arms. Pulling over and opening my window I said "Lee!?" He had a puzzled expression followed by pure joy and he said "Tim!?" Jumping out of the truck we hugged it out, happy to see each other alive. He got in the truck and we gave him water as he was dehydrated. Then we drove 6 more miles to our camp.

When we got there, no one was at the camp! We drove around for a bit looking at other campsites but couldn't find anyone. Not knowing what to do, we decided to stick to the plan and hunker down at the campground hoping the rest of the team would eventually show up. We were in the process of setting up a two-man tent that our new friends were going to let us borrow when about ten minutes later a truck came driving down the mountain. As it passed, I yelled "hey guys!", the truck quickly stopped and I heard team leader David's voice "Tim!?" I said "Yeah, we are here!" Our support truck sped into the campground, they jumped out, and then hugged me and Lee with excitement and relief.

It turns out the rest of the team had their troubles too. Trying to stick to the original route, they got lost coming over Bennett Peak and were dehydrated due to being out of water for at least 6 hours. Fortunately, the support truck (with Jay and Emily fully recovered) found them and they immediately called in a 911 search & rescue for Lee and myself, not knowing where or how we were. Needless to say, they were exuberant to see us alive and well, though worn out. The search and rescue was canceled and we started setting up camp. After eating and rehydrating, I thanked God for getting us all through it alive. I slept well that night knowing we were all safe. ... End of day 1…

After that, David changed the daily routes to be less dangerous and more geared toward us reaching our goal, Mount Whitney.

MORE STATEWIDE SUCCESS BY RDL MEMBERS!

Ok, sure… the RDL is the biggest league in the state and thus is likely to have the most success on a statewide level. But the fact is that the RDL gets way more than its share on a per-player comparison to just about any other league (except maybe the small Wilmington league that wins a lot of stuff too). Anyway, this past weekend, RDL darters added a whole bunch more glory and success to the pile!

North Carolina City Dart League

For the 9th time in the past 15 years, the Durham City League team took down the state title this past weekend! (Full results are on pages 19 and 20.) And due to the fact that the Triangle area leagues and teams are so heavily cross-populated, the Durham team is made up almost entirely of guys that play in the RDL! After finishing the regular season undefeated, Durham rolled through three tournament matches by scores of 21-1 over Jacksonville, 20-8 over Lake Norman, and 20-12 over Wilmington. Congratulations to (pictured from left to right): **Kenny Persson** (of Who's Sittin'?), **Todd Lemons**, **Paul Jacobi** (of Lunatic Fringe), **Jason Kilts** (of The Dynastic Element), **Chad Massengill** (of BullsHitters), **Robbie Phillips** (of The Dynastic Element), **Keith Wall** (of The Dynastic Element), **Wil Tan** (of The Dynastic Element), **Tom Brown** (of The Dynastic Element), **Mike Seward** (of Who's Sittin'?), **Stevie Phillips**, **Alberto Sandoval** (of The Dynastic Element), and **Allen Smith** (of The Dynastic Element). Not playing this past weekend (and thus not pictured) were: **Mark Knight** (of The Dynastic Element), **Kyle Gaulthier** (of Who's Sittin'?), **Robb Beeson** (of The Dynastic Element), and **Jeremy Dziczkowski**.



North Carolina Ladies' Cup

But it wasn't just in the City League that the RDL had members bring home the state title! The Hickory ladies' team, featuring three RDL ladies, rolled through defending champion Fuquay-Varina (13-7) and Pineville (14-6) before needing a doubles cricket sweep (the last set in their format) to dig out of a huge whole against Asheville in their 13-11 finals win! Congratulations to: (back row, left to right) **Nicolle Deyton** (of No Boys Allowed), **Brenda Whitley** (of BullsHitters - yep, their team won BOTH Cups this weekend!), **Lora Josey**, **Nora Amorello**, **Jenn Bowser**, **Tiffany Stone**, and (front row, left to right) **Donna Ferber**, **Julie Scheppele** (of No Boys Allowed), and **Sherry Gronek**.



MORE DARTER WEDDING BLESS! I love these…

Oh yay, oh yay! We recently had even MORE darter weddings! Maybe it's just because I'm so happily married, but I just flippin' love weddings. And we have two more made up entirely of darter couples to share with you.

First up, we have **David and Kristen (Immen) Bradford**, both of Qu-Easy Darts in F division. They met playing pool at Snookers just over 4 years ago, and when Kristen returned from her 3-year darting hiatus this season, she talked David into playing also… and now he's hooked too! Most excellent. They wed on October 26th, and no word on who is the better darter (or pool player!) yet, though I have my guesses. [And a quick thanks to Brian and Kessie Photography of Chareston, SC, for letting us grab a couple photos here before the full package was ready for the happy couple.]





Next up, are **Billy and Dawn (Bocchinfuso) Hamilton**! Billy is a weekly warrior for Lunatic Fringe (and a past A singles champ!), while Dawn (while not currently an RDL member) is the Director of the North Carolina Ladies' Cup statewide league and a longtime hammer for the Jacksonville ladies' team (oh, and, by the way… she also won an NC state women's singles 501 title in 2005! Bam!). Anyway, my favorite part of their November 8th ceremony? The fact that I was there for this one! It was awesome. So much fun. Did I mention that I love weddings? Although I have to say… I'm thinking they sure must love each other a lot to put up with each other… the bottom photo below is the groom's cake (not the full-on wedding cake, but the other extra cake). You see that, right? Yep, a Cowboys fan and an Eagles fan. Diehards. Their household could be a little bit tense tomorrow night…





RANDOM THOUGHTS FROM JK

Nowadays, it's a fact… this column has become a banquet Tons staple. I have no idea why so many are so keen on taking a peek into the oddness that is my head, but you are. So without further ado, let's open up my head again and see what falls out. Some of these observations are dart-related, and some of them clearly are not. As always, this is just about the last thing that I'm writing and once again much of it was written when it was already today… soooo, also as always not even I know what's about to hit the page…

-- You know what's first... it's Survivor time! This season is a second awesome season that brings in pairs of loved ones, but that isn't what hit me. What hit me is that dumba** John Rocker, the pitcher for the Atlanta Braves (and Indians and Rangers and Rays) from the 1980s, who is most famous for making a bunch of horribly racist comments in his interviews, was surprised when the others recognized him and reacted to his ignorance accordingly. I was thinking maybe he would show us a sensitive and understanding side that he gained as he aged, but his responses to the others made it clear that nothing has changed. He's still a ridiculous tool. I shouldn't be surprised. Actually… I wasn't surprised. And then I wasn't surprised again when one of my co-workers shared a funny story with me. His brother had somehow ended up with tickets to one of the dinners in Cooperstown during Hall of Fame induction week, and Rocker was at one of the dinners. And at that dinner, Rocker's "people" were selling raffle tickets for something like twenty bucks, with the prize being that you get to go out to the bar after the dinner with Rocker. No, seriously, that's the prize. And my-coworker's brother's boss bought them each a ticket to be funny… and his brother won! My co-worker and I have no real facts on the specifics, but we're both guessing that you also had to buy Rocker's drinks… it just fits. Oh, and while they were out, they called my co-worker from his brother's phone, and it was Rocker on the other end of the call… All he said was "Larry, this is John Rocker, and the Yankees and Mets still suck!" Wonderful.

-- Do you watch much NFL football? If so, do you ever listen to the on-field microphones that pick up the quarterbacks' play calls? I'm sure it's probably some sort of indication of flipping the play to the opposite side (simply from the number in use and a basic knowledge of geometry), but it sure sounds like about half the quarterbacks in the league are big darters. A decent percentage of the time they turn each way and yell "One-eighty!! One-eighty!! Hut, hut! One-eighty!!" before they have the ball snapped.

-- Not that long ago, Robbie Phillips (of The Dynastic Element) and Kyle Gaulthier (of Who's Sittin'?), who are arguably two of the very best throwers in the state on pretty much any day, drew each other as partners at the Upper Deck blind draw. Which, as you can likely imagine, inspired a number of groans and comments like "oh, of course." Which is a really really really accurate comment if you think about it… well, as long as by "of course" you mean something like "well, they've both been in the blind a few dozen times together and so, of course, they should draw each other as partners every so often." Because, sure, that's what everybody meant… Somehow I'm guessing those same complainers don't have quite the same tone when they themselves draw Phillips or Gaulthier as a partner.

-- Ok, please tell me you're not one of the people that sits around and watches Lizard Lick Towing. Yes, I know Ron Shirley was an RDL member for a little while, but that just isn't reason enough. But if you really must watch, at least confirm for me that you aren't gullible enough to think that the "action" sequences are actually being shot live when they're out on calls. Do you really think that when they're driving next to somebody who is angry and shooting at them that the show characters duck and dive but the camera man just remains sitting up or standing up filming? Seriously?

-- Did you ever see the movie Winter's Tale? It came out in the last year or so, and it has some stars in it, and they make it look pretty decent in the trailer. Well… it's not. It's really quite awful. But it did contain one line that made me chuckle, uttered by Colin Farrell's character when describing his weird amnesiac condition: "I've had no memory for as long as I can remember." Just think about that one for a minute. Can that even be true?

-- I've decided that I know what it is that makes somebody a true star in a competitive setting like darts. It's how well you handle the outcome. That seems simple and obvious, but it's really not. There are people who are good winners and there are people who are bad winners (and I think those that gloat and mock without even realizing they're doing it are slightly better than those that are just dicks on purpose, but not by a whole lot). And there are people who are good losers and there are people who are bad losers. I would say that most of us fall somewhere off-center on maybe one of those scales (seems like it's more common to be a bad loser), but there are a select few that are both really really bad winners AND really really bad losers. And that group, regardless of talent level, is pretty much reviled by most others (and, I think, mostly rightfully so :o). And there is a group on the opposite end that are both good winners and good losers. And it's when you add a really high talent level to someone in that group that you find the true star. Rare indeed, but when you encounter him or her, you are so ok with them beating the living snot out of you that you almost find yourself rooting for them just to see how well they can play against you. You want to hate them just a little bit because they are so much better than you, but you just can't. Pretty awesome to be in that group… or at least it appears to be to those of us like me on the outside looking in at that one.

-- Ok, I'm about to lose a little bit here in the eyes of some of our league members, but I'm just going to say it: a restaurant is no place for your dog, even if you are sitting at the tables under the outside awning. If your dog is a little tiny piece of what other dog owners might consider a real dog, and you can hold it in your lap or in its little doggy purse or whatever, then I suppose you might be able to pull it off (at the outside tables only). But if your dog is walking around, extending its leash into the walkways, pushing its head up on to the tables (or the crotches of your tablemates), or splashing water all over out of a bowl because the restaurant provides one to appear pet-friendly (and to keep receiving your dollars), then it's simply inappropriate. If people let their kids run around and make messes and push up on others at your table, people complain that it's the wrong setting for that too… and those offenders of your comfort are humans! No, your dog is not going to contribute to me getting cancer (like the secondary smoke that thrust all those changes on our establishments), but it can certainly make others' nights out just as uncomfortable.

-- Here's how you know your team loves you: earlier this season the Neighbor Bangers turned in a scoresheet with this comment in the box on the back: 'Mike Cruze - "1" in 501.' Yep, felt the need to share with the rest of us Cruze's awesome 0.33 points per dart turn. And what do we say to them for that? Awesome, thanks!

That simply isn't enough Random Thoughts… see the next page for more mostly useless ramblings…

MORE(!) RANDOM THOUGHTS FROM JK

No, really… I have more silly pointless stuff to share. Interested? Then read on… and leave yourself wondering why you didn't have something better to do… Sad for you, right?

-- I just realized that I never passed on a game that Kyle Gaulthier (of Who's Sittin'?) threw over in the Bull City Dart League a few months ago. That league is a handicapped league, so in cricket games, the lesser player starts with some number of points that the better player must make up in addition to the regular seven numbers and points that are part of a standard game. And Gaulthier is most decidedly one of the 'better' players. He was playing a singles cricket game in which he had to spot his opponent 220 points… and he completed the game in 18 darts! Yes, he closed all seven numbers and scored 220+ points in just SIX turns. Even if he was able to score the entire point requirement on just the 20s (I'm not sure if he was or not) that means he would have to score 32 marks at the bare minimum (21 marks plus the 11 20s to score)… on just 18 darts. That is sick. That is at least 5.33 marks per turn, including the turn to close the bulls.

-- Did you hear that last week you could get tickets to the St. Louis Rams @ Washington Redskins game this past Sunday for $3 on the secondary market (StubHub, etc.)?!?! Yes, THREE dollars. Now, granted, that only got you a standing-room-only ticket, but you're in the stadium. If you wanted a seat in the upper level, that would actually cost another WHOLE DOLLAR. Yep, four bucks for upper level. Oh, wait, you wanted to sit in the lower level like all the cool people? Well, then you would've needed to look under another couple couch cushions, because those seats were going for the lofty price of eight bucks. Highway robbery, I'm tellin' ya. But what if you really wanted to get close and sit in the front row behind the Redskins' bench? Well, those went for the atronomical (not!) price of eighty dollars. Holy cow, when I was reading about this, I was admittedly quite surprised. Lots of people in lots of cold places with lots of years of bad teams still go to the games like it's a true religion (says a lifelong Detroit Lions fan). But not over in D.C. evidently… That's pretty sad.

-- Yep, I've included this picture before (back in week 6)… but I just flippin' love it. It's Keith Feller of Travelin' Brown's Billiards with his new celebration buddy during a trip to Ecuador, during which he actually hung a dartboard in an outdoor bar just yards from the beach… This photo just looks deadly… You go, Keith.



-- I've complained about the way people drive in the newsletter on several occasions. And I've been particularly colorful about the way people park in my parking deck at the Durham VA Medical Center. It seems like I've painted about as many pictures for you as is possible. But about three weeks ago when I came in to work, somebody had backed in his/her car along the endcap of one of the aisles (our decks is WAY over-sold so they let us park in places like that), and that car had ridden up on to the curb in such a way that the opposite side back wheel was OFF THE GROUND. The weight of the car was keeping it from rocking on the angle, and the back passenger side was just sitting there about 5 or 6 inches off the pavement. Now tell me, if you parked like that, wouldn't you notice? And wouldn't you, ya know, move it?

-- And on a related note, how is it ok that they over-sell our deck to such an extent? We're not talking 510 permits for 490 spots so that the deck is still full when people are on different shifts. We're talking dozens and dozens of employees driving around for what can be long periods of time (especially Tuesday through Thursday mornings) looking for some sidewalk they can use for parking, despite the fact that they pay hundreds of dollars each year to park there. Isn't that a breach of contract of some type? We've had people in our lab just give up and go work at home on a few occasions. That's just not ok.

-- Hey, do me a favor… go to your computer, open your email, and search something like "disable reply all button", and then do whatever it says there. If you don't know why I'm telling you to do that, then it's you to whom I am most certainly talking. Don't ask somebody else what I mean or why… you won't understand, and you'll just be angry and confused. Just disable it. Thanks.

-- Earlier this fall, my wife and I went to Cleveland for a Browns game (she is a lifelong Browns fan), and the entire weekend was just excellent. And the stadium there was just electric, and it had a bunch of jaw-dropping big features as well as a whole slew of smile-provoking small extra touches too. Two of my favorites were the simple-but-very-Browns-oriented seat backs (complete with football-shaped seat number) and the giant banners that entire sections of the crowd choreographed at various times. But my absolute favorite part has to be that each time the other team starts a possession (or comes out of a time-out or commercial break), the sound system plays the creepy theme soundtrack from the Halloween horror movie series with Michael Myers. That is some nerve-tingling stuff when it's seemingly both loud and subtle at the same time. Not sure how they achieve that.





-- And while we're mixing football in with our darts… did you happen to see the Maryland football team get penalized for not shaking hands with the Penn State captains a few weeks ago? They were given an unsportsmanlike conduct penalty (they were trying some silly crap to try to start a rivalry because they just joined the Big Ten). Can you imagine if we gave penalties here in the RDL for not shaking hands? Geez… I have one opponent who simply never stays for even 20 seconds after his team loses and doesn't shake anybody's hands, and who also sometimes doesn't even come to shake hands when his team wins (preferring for you to come over to him where he's sitting to… pay your respects, I guess? Oh, sure that's going to happen…). I'm not sure I could sleep with myself at night if that was my reality.

-- For the first time in a long time, I'm very glad this Tons/season is over… I've had to answer so many more texts/emails/personal conversations in the past 10 days (and even stretching back 2 months) over the same rule issue that I'm just exhausted with it. Haven't felt that way in a long time. I guess I'll just be glad that neither I nor my team are in any way at the heart of the reason that so many people are complaining. At first it was just one division, but I guess word travels quickly and others feel the same way. If you don't know what I'm talking about it, consider yourself lucky.

2014 North Carolina City Dart League (NCCDL) & North Carolina Ladies' Cup (NCLC)

FINAL Divisional Team Standings

NCCDL - "West" Division

	W	L	Pts.
1 Durham (BCDL)	8	0	235
2 Charlotte (BADA)	6	2	188
3 Lake Norman (LNDA)	6	2	160
4 Piedmont (PDA)	5	3	163
5 Pineville (PDC)	2	6	139
6 Asheville (WCDA)	1	7	99
7 Chapel Hill (TDL)	0	8	52

NCCDL - "East" Division

	W	L	Pts.
1 Wilmington (ACDA)	7	0	193
2 Cary (CDL)	5	2	162
3 Raleigh (RDL)	4	3	136
4 Jacksonville (JDA)	3	4	119
5 Capital Area (CADC)	2	5	116
6 Port City (PCDA)	0	7	53

NCLC - "West" Division

	W	L	Pts.
1 Pineville (BADA)	5	2	103
2 Asheville (WCDA)	5	2	73
3 Hickory (FDO)	5	2	67
4 Charlotte (QCDA)	3	4	83
5 Piedmont (PDA)	1	6	77
6 Chapel Hill (TDL)	0	7	55

NCLC - "East" Division

	W	L	Pts.
1 Wilmington (ACDA)	5	1	92
2 Fuquay-Varina (FVDO)	5	1	84
3 Capital Area (CADC)	3	3	78
4 Jacksonville (JDA)	3	3	59
5 Apex (CDA)	1	5	50

2014 SINGLES WIN/LOSS AWARD WINNERS

(Eligibility for these awards in the NCCDL requires playing in 60% of your team's singles sets, while also playing in at least two "away" matches.)

(Eligibility for these awards in the NCLC merely requires playing in 50% of your team's singles sets.)

NCCDL "West" Division -- **Robbie Phillips** - Durham - 14-0 (sets), 28-3 (games)

NCCDL "East" Division -- Steve Chorba - Wilmington - 10-0 (sets), 20-1 (games)

NCLC "West" Division -- Sabrina Merrill - Asheville - 12-1 (sets), 24-6 (games)

NCLC "East" Division -- **Kris Kilsdonk** - Fuquay-Varina - 10-0 (sets), 20-3 (games)

(this is the second consecutive divisional singles title for Kilsdonk, giving her a 24-1 record over the last 2 years)

NCCDL / NCLC MEETING RESULTS FROM THE OCTOBER MEETING

NCCDL and NCLC: The NCCDL will operate with either a 13-team league , using the Central vs. Peripheral style of divisions that we have employed in odd-numbered years for a while now. The 13 teams are the same as this year (as the outside-chance possibility of Fuquay-Varina returning to make 14 did not come to fruition). The Central division will include Piedmont, Chapel Hill, Durham, Raleigh, Cary, and Capital Area. The Mountain/Beach division will include Asheville, Pineville, Charlotte, Lake Norman, Jacksonville, Wilmington, and Port City. Unlike in past years with this alignment, the NCCDL captains (like the NCLC captains) voted to not include any intra-divisional matches. Thus, Central teams will play 7 matches and the Mountain/Beach teams will play 6 matches, with all matches during the regular season being inter-divisional.

== The NCLC will operate with 12 teams (as Cary has added an NCLC team for this coming year) in a similar division format, with the following team groupings (since some leagues have only an NCCDL team OR an NCLC team): Piedmont/Chapel Hill/Apex/Cary/Capital Area/Fuquay-Varina, and Asheville/Hickory/Pineville/ Charlotte/Jacksonville/Wilmington. The NCLC will play only the inter-divisional opponents as well, meaning each team will have 6 matches.

HISTORY OF THE NCCDL…

It was back in 1995 that Tim Lane (now of the Cary NCCDL team) first introduced the idea of the statewide year-long season style of play to replace the old "one team holds the cup against a string of challengers" sytem. It's still possibly the most popular and successful idea ever for anything larger than a local league. Here are the 19 tournament final results so far:

1996: Raleigh over Charlotte
1997: Piedmont over Durham
1998: Piedmont over Raleigh/Charlotte(?)
1999: Wilmington over Raleigh/Charlotte(?)
2000: Durham over Charlotte
2001: Durham over Wilmington
2002: Wilmington over Durham
2003: Wilmington over Durham
2004: Wilmington over Durham
2005: Durham over Wilmington
2006: Durham over Charlotte
2007: Durham over Charlotte
2008: Durham over Charlotte
2009: Wilmington over Charlotte
2010: Wilmington over Durham
2011: Durham over Lake Norman
2012: Durham over Wilmington
2013: Wilmington over Lake Norman
2014: Durham over Wilmington

Request to the NCLC Ladies: if any of you have a history of the results like the one above for the NCCDL, I would love to have a copy of those so I can periodically run an NCLC history as well. Drop me a line please if you're willing to share.

2014 NC City Dart League (NCCDL) & Ladies' Cup (NCLC)

NCCDL HIGH INS/OUTS & PERFECT THROWS (RDL members listed in bold)

High In : 160 -- **Dean Cusher** - Cary - (4/5); **Zak Mayhew** - Ral. - (2/8); **Dan Naylor** - Wilm. - (twice! - 9/27 & 10/25); **Robbie Phillips** - Dur. - (twice! - 12/6 & 12/7); Dwayne Waite - Char. - (4/5)

High Out : 170 -- Bob Gargan - Wilm. - (4/5)

Perfect Throws

Robbie Phillips (6) - Dur. - (9m,4/5; T80,8/2; T80,9/6; 8m w/DBull,10/25; 9m,10/25; 9m,12/7)

Brian Blake (3) - Wilm. - (T80,8/2; T80,10/25; 9m,10/25)
Simon Healy (3) - Cary - (T80,3/15; T80,3/15; 9m,3/15)
Sid Mitchell (3) - Cary - (9m,3/15; T80,10/25; 9m,10/25)
Alberto Sandoval (3) - Dur. - (9m,4/5; 9m,6/7; T80,12/6)
Scott Stankevich (3) - Cary - (9m,3/15; T80,4/5; 9m,6/7)
Wil Tan (3) - Dur. - (9m,8/2; T80,12/6; 9m,12/6)

Robb Beeson (2) - Dur. - (9m,8/2; T80,9/6)
Raun Blanchard (2) - Pied. - (9m,4/5; 9m,12/6)
Jason Bond (2) - Ashe. - (9m,9/27; 7m w/2 DBulls,9/27)
Will Cain (2) - P.City - (9m,3/15; 9m,8/2)
Steve Chorba (2) - Wilm. - (9m,6/28; 9m,12/7)
Fred Copeland (2) - Char. - (9m,9/6; 9m,9/27)
James Fraley (2) - Ashe. - (T80,3/15; 9m,3/15)
Marco Galeana (2) - LakeN. - (T80,6/7; 9m,9/6)
Bob Gargan (2) - Wilm. - (9m,6/7; T80,10/25)
Joey Hilton (2) - Char. - (T80,2/8; 9m,4/5)
Dan Huray (2) - Char. - (9m,6/7; 9m,12/6)
Tim Mozzetti (2) - Cary - (T80,8/2; T80,10/25)
Dan Naylor (2) - Wilm. - (9m,10/25; 9m,12/7)
Adam Pitts (2) - Pied. - (T80,2/8; 9m,2/8)
Kyle Plew (2) - Pine. - (9m,6/28; T80,9/27)
Bob Wilsch (2) - LakeN. - (T71,4/5; T80,9/6)

Brian Bemis - Char. - (9m,2/8)
Chris Boling - Ch.Hill - (T80,2/8)
Mark Boudreaux - Ch.Hill - (T80,6/28)
Tom Brown - Dur. - (T80,9/6)
John Carroll - Cary - (9m,8/2)
Elvedin Cebo - LakeN. - (9m,8/2)
Randy Crites - Cap.Area - (9m,3/15)
Dean Cusher - Cary - (T80,10/25)
Mike Denton - Wilm. - (T80,12/6)
Kris Fischlein - Cap.Area - (9m,4/5)
Greg Funderburk - Pine. - (T80,6/7)
Cody Gaulthier - Ral. - (T80,6/28)
Dave Gelberg - Cap.Area - (T80,9/6)
Jason Green - Wilm. - (9m,3/15)
Pete Griffiths - LakeN. - (9m,6/28)
Billy Hamilton - Ral. - (T80,3/15)
Kenny Johnson - Ch.Hill - (T71,2/8)
Jon Kenney - Cap.Area - (9m,2/8)
Jason Kilts - Dur. - (T80,12/6)
Ed Koment - Pied. - (T80,10/25)
Tony Landi - LakeN. - (9m,6/28)
Wes Lippert - Wilm. - (9m,6/28)
Billy Lloyd - Cap.Area - (T80,2/8)
Tony Lyda - Ashe. - (9m,8/2)
Zak Mayhew - Ral. - (9m,2/8)
Tim McNamara - Ral. - (9m,2/8)
Tony Millage - P.City - (9m,8/2)
Kenny Persson - Dur. - (T80,9/6)
Doug Pittman - Ashe. - (9m,2/8)
Steve Ralls - Pied. - (9m,9/6)
Joe Santora - Pied. - (9m,12/6)
Bradley Seelochan - P.City - (9m,3/15)
Allen Smith - Dur. - (9m,12/6)
Anthony Smith - Pied. - (T80,3/15)
Tom Valdivia - Pied. - (9m,10/25)
Alan Vaughn - Ashe. - (T80,2/8)
Keith Wall - Dur. - (T80,9/6)
Rick Winkler - LakeN. - (T80,4/5)
Jason Zelinack - Cary - (T80,8/2)

2014 North Carolina City Dart League Post-Season Tournament
(December 6 & 7 -- 21 Up, Diamond's Grille, & Tavern 14, Wilmington)

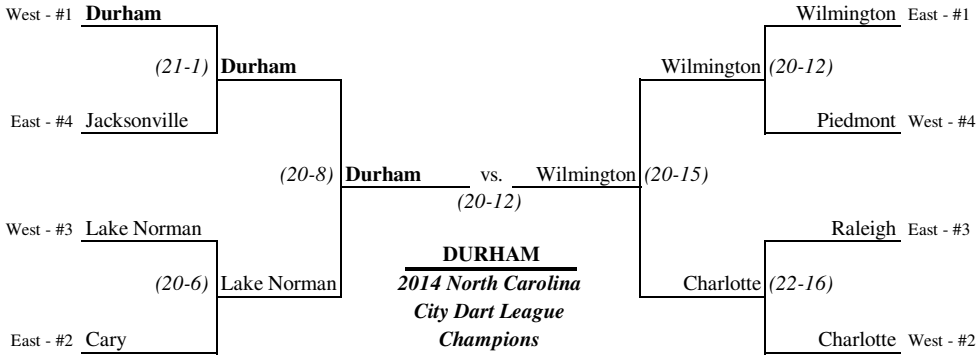

2014 North Carolina Ladies' Cup Post-Season Tournament
(December 6 & 7 - American Legion #116, Fuquay-Varina)

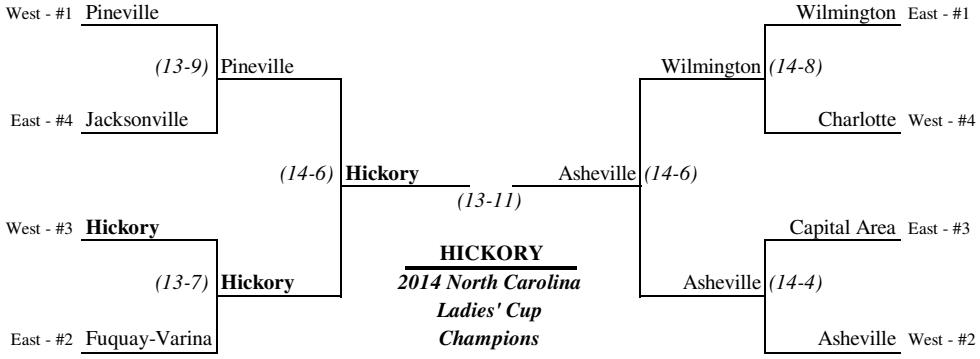

NCLC HIGH INS/OUTS & PERFECT THROWS

High In : 140 - Ducky Pizza - Jacksonville - (9/6)

High Out : 125 - Sandi Lawless - Pineville - (9/27)

Perfect Throws

Dawn Bocchinfuso (3) - Apex - (9m,4/5; T80,6/28; T80,9/27)
Charlie Daniel - Wilm. - (9m,6/28)
Jamie Dziczkowski - Apex - (9m,9/6)
Jenny Elfert - Char. - (9m,6/28)
Donna Ferber - Hickory - (9m,12/7)
Beth Ferguson - Char. - (9m,9/27)
Devin Gower - Apex - (9m,10/25)
Kris Kilsdonk - Fuq.-Var. - (9m,3/15)
Ellen Lee - Pied. - (9m,9/6)
Sabrina Merrill - Ashe. - (9m,3/15)
Jean Ransom - Pied. - (9m,2/8)
Leeanna Waldrop - Pine. - (6Bull,10/25)

$3,500 Celebrate the New Year

SANCTIONED BY

January 2nd, 3rd, & 4th, 2015

The Green Room

301C N. Polk St, Pineville NC, 704-889-2582

Day	Friday	Saturday						Sunday				
Time	8:00 PM	10:30 AM	12:30 PM	1:00 PM	3:30 PM	4:00	8:00	11:00 AM	12:30 PM	1:00 PM	2:30 PM	3:00 PM
EVENT	BLIND DRAW **	MIXED DOUBLES 501	LADIES' SINGLES 501	MEN'S DOUBLES 501	LADIES' DOUBLES 501	MEN'S SINGLES 501	BLIND DRAW **	MIXED DOUBLES CRICKET	LADIES' DOUBLES CRICKET	MEN'S DOUBLES CRICKET	LADIES' SINGLES CRICKET	MEN'S SINGLES CRICKET
ENTRY FEE	$10 person	$15 person	$15 person *	$20 team	$20 team	$15 person *	$10 person	$20 team	$20 team	$20 team	$15 person *	$15 person *
1st	$120	$180	$110	$120	$100	$110	$120	$160	$100	$120	$110	$110
2nd	$60	$90	$50	$60	$50	$50	$80	$80	$50	$60	$50	$60
Top 4	$40	$45	$25	$40	$30	$30	$40	$40	$30	$30	$25	$40
Top 8	$20			$20		$20	$20			$20		$20

*$2 ADO Surcharge included in singles events **Blind Draw is 501 / Cricket / Choice ***All events are best of 3

Dart Supplies By:

JOKERMAN DARTS

Tournament Director:
Dwayne(DTrain) Waite 412-901-7726
tournamentdirector@charlottedarts.com

2014 North Carolina State Dart Championships

October 3-5, 2014

MEN'S DOUBLES 501 (16 Teams)
1st Simon Healy, Mike Seward
2nd Paul Olson, Shane Wright
Top 4 Chris Boling, Dave Gelberg, Lee Scott, Chad Massengill

LADIES' DOUBLES 501 (11 Teams)
1st Charlie Daniel, Brenda Whitley
2nd Lauren Pizza, Diane DeQuirrizio
Top 4 Ellen Lee, Jackie Quayle, Jean Ransom, Nancy Andersen

MEN'S DOUBLES CRICKET (22 Teams)
1st Paul Olson, Shane Wright
2nd Dan Naylor, Steve Chorba
Top 4 Dennis Franey, Fred Copeland, Brina Blake, Bob Gargan

LADIES' DOUBLES CRICKET (13 Teams)
1st Lauren Pizza, Diane DeQuirrizio
2nd Ellen Lee, Jackie Quayle
Top 4 Charlie Daniel, Brenda Whitley, Sandi Lawless, Tiffany Stone

MIXED DOUBLES CRICKET (23 Teams)
1st Charlie Daniel, Brian Blake
2nd Jodi Komant, Paul Olson
Top 4 Tiffany Stone, Elvodin Cebo, Deana Denton, Dan Naylor

YOUTH/ADULT DOUBLES
1st Austin Mitchell (Y), Brian Blake
2nd Travis Scheppele (Y), Chad Massengill

MEN'S SINGLES 501 (26 Entries)
1st Brian Blake
2nd Fred Copeland
Top 4 Dan Naylor, Alberto Sandoval

LADIES' SINGLES 501 (23 Entries)
1st Jackie Quayle
2nd Brenda Whitley
Top 4 Julie Rene, Sandi Lawless

MEN'S SINGLES CRICKET (42 Entries)
1st Jeff Page
2nd Bob Gargan
Top 4 Dave Gelberg, Stevie Phillips
Top 8 Dan Naylor, Dylan Anderson, Brian Lee, Fred Copeland

LADIES' SINGLES CRICKET (23 Entries)
1st Charlie Daniel
2nd Kris Kilsdonk
Top 4 Brenda Whitley, Leeanna Waldrop

LUCK OF THE DRAW (38 Entries)
1st Brenda Whitley, Brian Blake
2nd Bob Gargan, Austin Mitchell
Top 4 Paul Olson, Elvodin Cebo, Fred Copeland, Brian Lee

MEN'S SINGLES 301 (28 Entries)
1st Wes Lippert
2nd Fred Copeland
Top 4 David Gelberg, Mike Seward

LADIES' SINGLES 301 (16 Entries)
1st Ellen Lee
2nd Brenda Whitley
Top 4 Leeanna Waldrop, Jackie Quayle

YOUTH SINGLES 13-17
1st Travis Schappele
2nd TJ Schappele

YOUTH SINGLES 12 & Under
1st Phallin Millwood
2nd Caleb Komant

MIXED TRIPLES 601 (17 Teams)
1st Charlie Daniel, Bob Gargan, Brian Blake
2nd Deana Denton, Dan Naylor, Steve Chorba
Top 4 Jean Ransom, Simon Healy, Dylan Andersen, Julie Schappele, Lee Scott, Chad Massengill

Ton 80's:
Elvodin Cebo (2), Fred Copeland, Alberto Sandoval (2)

9 Marks:
Erin Jennings, Alberto Sandoval

TOTAL PAYOUT: $3,604.00

Fall 2014 RDL Top Singles Records (by division) (FINAL!)

(There are no missing statistics, as all scoresheets from the entire season have been received.)

(Game mins. req. for these listings: 15 for teams A6,F2,F6,F7; 16 for all other A/C/F div. teams; 18 for teams E1,H6,H8; 19 for all other B/D/E/G/H div. teams)

	"A" Division		W	L	%-age
1	Phillips, Robbie	A1/ The Dynastic Element	19	2	0.905
2	Brown, Tom	A1/ The Dynastic Element	20	4	0.833
	Seward, Mike	A3/ Who's Sittin'?	15	3	0.833
4	Naylor, Dan	A2/ Appetite for Destruction	13	3	0.813
5	Lloyd, Billy	A3/ Who's Sittin'?	16	5	0.762
	Tan, Wil	A1/ The Dynastic Element	16	5	0.762
7	Stankevich, Scott	A2/ Appetite for Destruction	16	6	0.727
8	Gelberg, Dave	A4/ Lunatic Fringe	15	6	0.714
9	Massengill, Chad	A5/ BullsHitters	16	8	0.667
10	Hamilton, Billy	A4/ Lunatic Fringe	14	8	0.636
11	Mitchell, Sid	A2/ Appetite for Destruction	15	9	0.625
	Sandoval, Alberto	A1/ The Dynastic Element	15	9	0.625
13	Healy, Simon	A3/ Who's Sittin'?	13	8	0.619
14	Butters, Scott	A6/ Weapons of Mass Consun	11	7	0.611

	"B" Division		W	L	%-age
1	Hoyt, David	B6/ Rif Raf	24	4	0.857
2	Work, Joe	B8/ Traveling Brown's Billiarc	22	4	0.846
3	Yang, Rob	B3/ Smell My Cork	17	4	0.810
4	Grubb, Ed	B3/ Smell My Cork	16	4	0.800
5	Dunleavy, John	B3/ Smell My Cork	20	6	0.769
6	Foushee, Eugene	B7/ Methodical Madness	19	6	0.760
7	Kilsdonk, Kris	B1/ Fire for Effect	18	6	0.750
	Ohrberg, Keith	B6/ Rif Raf	15	5	0.750
9	Wilcox, Randy	B2/ These Freaks R Here 2 Pa	19	7	0.731
10	Hamilton, Brad	B7/ Methodical Madness	16	6	0.727
11	Fournier, Jeff	B1/ Fire for Effect	17	8	0.680
12	Foushee, Kevin	B7/ Methodical Madness	17	10	0.630
13	Copple, Matthew	B4/ Nine Lives	15	10	0.600
	Mays, John	B4/ Nine Lives	15	10	0.600

	"C" Division		W	L	%-age
1	Tant, J.J.	C4/ Overtime Outlaws	20	2	0.909
2	Hindle, Mikey	C2/ Excalibur	18	4	0.818
	Huffman, David	C3/ To B or not to B…	18	4	0.818
4	Witz, Steve	C2/ Excalibur	13	3	0.813
5	Knott, Ronnie	C1/ Fortnight Hooligans	18	6	0.750
	James, Bob	C2/ Excalibur	15	5	0.750
7	Hall, Josh	C2/ Excalibur	17	7	0.708
8	Buckman, Dave	C2/ Excalibur	14	6	0.700
9	Clark, Dan	C4/ Overtime Outlaws	13	7	0.650
10	Sautter, Don	C1/ Fortnight Hooligans	16	9	0.640
11	Spaulding, Paul	C3/ To B or not to B…	15	9	0.625
12	Montesi, Chris	C5/ Dublin Doublout	14	9	0.609
13	Allison, Frank	C7/ Sharky's Machine	13	9	0.591
14	Tanner, Dave	C3/ To B or not to B…	14	10	0.583

	"D" Division		W	L	%-age
1	White, J.J.	D6/ Menace 2 Sobriety	23	3	0.885
2	Krestalude, Andy	D7/ The Jeffersons	23	5	0.821
3	Mathews, Alex	D2/ Death Throw	21	5	0.808
	Peele, Jim	D5/ Shark Shooters	21	5	0.808
5	Baldwin, Randy	D3/ We Be Tripplin	18	5	0.783
6	Holly, Mike	D7/ The Jeffersons	20	6	0.769
7	Price, Brady	D6/ Menace 2 Sobriety	19	8	0.704
8	Watson, Jeff, Sr.	D1/ What the Fog	15	7	0.682
9	Johnson, Dave	D6/ Menace 2 Sobriety	19	9	0.679
10	Mooty, Aaron	D8/ Liquor Posse	18	9	0.667
	Warshawsky, Larry	D4/ Leftovers	18	9	0.667
12	Flood, Tom	D1/ What the Fog	18	10	0.643
13	Deemer, Randy	D3/ We Be Tripplin	17	10	0.630
14	(two tied)		15	11	0.577

	"E" Division		W	L	%-age
1	Geraghty, John	E8/ Darty	22	4	0.846
2	Jenkins, John	E7/ Armed and Hammered	20	8	0.714
3	Kubel, Tom	E5/ Neighbor Bangers	17	7	0.708
4	Groce, Nate	E8/ Darty	16	7	0.696
5	Krasnow, Dave	E3/ Brown Chicken Brown Cc	19	9	0.679
6	Thomas, Joe	E4/ T.A.P.E.	16	8	0.667
	Jackson, Barry	E1/ Dynamic Darts	14	7	0.667
8	Dzengeleski, Jimmy	E1/ Dynamic Darts	17	9	0.654
9	Brown, Jay	E2/ Drinkers with a Dart Prob	14	8	0.636
	Long, Stephen	E4/ T.A.P.E.	14	8	0.636
11	Pate, Bradley	E3/ Brown Chicken Brown Cc	12	7	0.632
12	Simpson, David	E7/ Armed and Hammered	17	11	0.607
13	Fournier, Chris	E3/ Brown Chicken Brown Cc	16	11	0.593
14	(two tied)		14	10	0.583

	"F" Division		W	L	%-age
1	Richardson, Shane	F2/ One Armed Bandits	15	1	0.938
2	Alcon, Tony	F7/ The Sofa Kings	20	2	0.909
3	Trefzger, Ken	F2/ One Armed Bandits	18	2	0.900
4	Strickland, Andrew	F6/ Shootin Da Bull	13	2	0.867
5	Dunham, Jim	F4/ Qu-Easy Darts	16	4	0.800
6	Casey, Kevin	F6/ Shootin Da Bull	14	4	0.778
7	Ball, Pat	F6/ Shootin Da Bull	16	5	0.762
8	Maley, Dave	F7/ The Sofa Kings	12	4	0.750
9	Cashin, Jeff	F3/ Double In Taco Out	13	5	0.722
10	Adams, Brad	F3/ Double In Taco Out	17	7	0.708
11	Wells, John	F5/ Designated Drunk Drivers	11	5	0.688
12	Keim, Roger	F7/ The Sofa Kings	13	7	0.650
	Strickland, Craig	F6/ Shootin Da Bull	13	7	0.650
14	Murphy, Phil	F2/ One Armed Bandits	11	6	0.647

	"G" Division		W	L	%-age
1	Millikan, Craig	G1/ Measure From The Tip	19	4	0.826
2	Therrien, Dan	G7/ Release the Quacken	18	5	0.783
	Wiegand, Tom	G8/ Misfits	18	5	0.783
4	Ogden, Bryan	G4/ Grateful Darts	21	6	0.778
5	Rigert, Joe, Sr.	G5/ Wayne Gretzky	20	8	0.714
6	Rigert, Joe, Jr.	G5/ Wayne Gretzky	18	8	0.692
7	Munroe, Joe	G7/ Release the Quacken	15	7	0.682
	Robertson, Chris	G2/ Missing Flights	15	7	0.682
9	Ellis, Tim	G7/ Release the Quacken	16	9	0.640
10	Converse, Stan	G7/ Release the Quacken	17	11	0.607
11	Kirkpatrick, Scott	G1/ Measure From The Tip	15	10	0.600
12	Bialaszewski, Rich	G3/ Northern Flights	14	10	0.583
	Cosentino, Philip	G8/ Misfits	14	10	0.583
14	(two tied)		12	9	0.571

	"H" Division		W	L	%-age
1	Bowen, Andy	H1/ Whynot!	20	3	0.870
2	Prusisz, Mike	H5/ Tips & Shafts	17	3	0.850
3	Fleming, Frank	H4/ What's the Point?	15	6	0.714
4	Spencer, Kenny	H5/ Tips & Shafts	19	8	0.704
5	Genzlinger, Roger	H6/ Chalk it Up	14	6	0.700
6	Phillips, Josh	H3/ Ballistic Behavior	17	8	0.680
7	Phillips, Britt	H3/ Ballistic Behavior	16	8	0.667
	Nulty, Gene	H4/ What's the Point?	14	7	0.667
9	Smith, Ron	H7/ Ducking Farts	19	10	0.655
10	Howey, Evan	H1/ Whynot!	16	9	0.640
11	Beebe, Jenny	H7/ Ducking Farts	14	8	0.636
	Hayward, Simon	H3/ Ballistic Behavior	14	8	0.636
13	Frazier, Charlie	H3/ Ballistic Behavior	15	10	0.600
	Crawford, Neal	H6/ Chalk it Up	12	8	0.600

	Women's Records				
A	[No women in A division satisfied the minimum games requirement.]				
B	Kilsdonk, Kris	B1/ Fire for Effect	18	6	0.750
	Blackwelder, Deborah	B1/ Fire for Effect	9	11	0.450
C	deFontes, Adrienne	C7/ Sharky's Machine	9	13	0.409
D	Hartmann, Erin	D7/ The Jeffersons	14	14	0.500
	Mitchell, Liz	D5/ Shark Shooters	9	12	0.429
E	Taylor, Tisha	E8/ Darty	7	12	0.368
	Murphy, Ashley	E5/ Neighbor Bangers	4	16	0.200

	(# of women by div.: A-1, B-8, C-2, D-8, E-8, F-13, G-4, H-16)		W	L	%-age
F	Gentry, Bianca	F1/ No Boys Allowed	9	7	0.563
	Gower, Devin	F1/ No Boys Allowed	11	13	0.458
	Scheppele, Julie	F1/ No Boys Allowed	10	14	0.417
G	Gaines, Lauren	G5/ Wayne Gretzky	11	14	0.440
H	Beebe, Jenny	H7/ Ducking Farts	14	8	0.636
	Thomas, Nicole	H1/ Whynot!	10	12	0.455
	Huffman, Inky	H8/ Don't Hit The Scorekeepe	9	11	0.450
	(two tied)		8	15	0.348

Fall 2014 RDL Top Doubles Records (by division) (FINAL!)

(There are no missing statistics, as all scoresheets from the entire season have been received.)

(Game mins. req. for these listings: 15 for teams A6,F2,F6,F7; 16 for all other A/C/F div. teams; 18 for teams E1,H6,H8; 19 for all other B/D/E/G/H div. teams)

		"A" Division	W	L	%-age
1	Phillips, Robbie	A1/ The Dynastic Element	22	0	1.000
	Keller, Tony	A3/ Who's Sittin'?	19	0	1.000
3	Sandoval, Alberto	A1/ The Dynastic Element	18	2	0.900
4	Healy, Simon	A3/ Who's Sittin'?	16	5	0.762
5	Seward, Mike	A3/ Who's Sittin'?	12	4	0.750
6	Zelinack, Jason	A3/ Who's Sittin'?	13	5	0.722
7	Naylor, Dan	A2/ Appetite for Destruction	11	5	0.688
	Stankevich, Scott	A2/ Appetite for Destruction	11	5	0.688
9	Mitchell, Sid	A2/ Appetite for Destruction	16	8	0.667
	Lloyd, Billy	A3/ Who's Sittin'?	14	7	0.667
11	Tan, Wil	A1/ The Dynastic Element	14	8	0.636
12	Knight, Mark	A1/ The Dynastic Element	11	7	0.611
13	Terry, Bob	A4/ Lunatic Fringe	13	9	0.591
14	Cusher, Dean	A2/ Appetite for Destruction	11	8	0.579

		"B" Division	W	L	%-age
1	Ray, Robert	B8/ Traveling Brown's Billiarc	19	2	0.905
2	Wilson, John	B7/ Methodical Madness	20	7	0.741
3	Vance, Hugh	B8/ Traveling Brown's Billiarc	19	7	0.731
	Work, Joe	B8/ Traveling Brown's Billiarc	19	7	0.731
5	Foushee, Kevin	B7/ Methodical Madness	18	8	0.692
6	Foushee, Eugene	B7/ Methodical Madness	16	8	0.667
7	Hoyt, David	B6/ Rif Raf	15	9	0.625
	Martin, David	B6/ Rif Raf	15	9	0.625
9	Grubb, Ed	B3/ Smell My Cork	13	8	0.619
10	Jeffcoat, Angela	B3/ Smell My Cork	14	9	0.609
11	Kilsdonk, Kris	B1/ Fire for Effect	12	8	0.600
12	Ackerman, Travis	B3/ Smell My Cork	13	9	0.591
	Flanagan, Stephen	B5/ Big Bulls	13	9	0.591
14	Mitchell, Tim	B6/ Rif Raf	14	10	0.583

		"C" Division	W	L	%-age
1	Hall, Josh	C2/ Excalibur	20	6	0.769
2	Denton, Fon	C4/ Overtime Outlaws	17	7	0.708
3	Huffman, David	C3/ To B or not to B…	15	7	0.682
	Tanner, Dave	C3/ To B or not to B…	15	7	0.682
5	Tant, J.J.	C4/ Overtime Outlaws	16	8	0.667
6	Hindle, Mikey	C2/ Excalibur	15	8	0.652
7	Buckman, Dave	C2/ Excalibur	14	8	0.636
8	James, Bob	C2/ Excalibur	12	7	0.632
9	Bordeau, Eric	C5/ Dublin Doublout	15	9	0.625
10	Clark, Dan	C4/ Overtime Outlaws	11	7	0.611
	Witz, Steve	C2/ Excalibur	11	7	0.611
12	Rudy, Jeff	C5/ Dublin Doublout	14	9	0.609
	Sellers, Mark	C2/ Excalibur	14	9	0.609
14	Smith, Brian	C3/ To B or not to B…	10	7	0.588

		"D" Division	W	L	%-age
1	White, J.J.	D6/ Menace 2 Sobriety	20	5	0.800
2	Bouchard, Keith	D6/ Menace 2 Sobriety	20	6	0.769
3	Krestalude, Andy	D7/ The Jeffersons	21	7	0.750
4	McCurry, Gregg	D4/ Leftovers	22	9	0.710
5	Watkins, Nathan	D8/ Liquor Posse	18	9	0.667
6	Flood, Tom	D1/ What the Fog	18	10	0.643
7	Dysard, Rick	D2/ Death Throw	16	9	0.640
8	Mathews, Alex	D2/ Death Throw	16	10	0.615
	Peele, Jim	D5/ Shark Shooters	16	10	0.615
10	Boutieller, Tina	D4/ Leftovers	17	12	0.586
11	Baldwin, Randy	D3/ We Be Tripplin	15	11	0.577
12	Cuevas, Louie	D7/ The Jeffersons	16	12	0.571
13	Todd, Patrick	D3/ We Be Tripplin	16	13	0.552
	Willis, Tolson	D2/ Death Throw	16	13	0.552

		"E" Division	W	L	%-age
1	Wissinger, Bill	E8/ Darty	16	3	0.842
2	Groce, Nate	E8/ Darty	21	5	0.808
3	Geraghty, John	E8/ Darty	18	5	0.783
4	Kyle, Mike	E8/ Darty	17	5	0.773
5	Moody, Chris	E8/ Darty	15	6	0.714
6	Rowe, Travis	E1/ Dynamic Darts	16	8	0.667
7	McCartney, Joe	E2/ Drinkers with a Dart Prob	15	8	0.652
	Snyder, Mike	E2/ Drinkers with a Dart Prob	15	8	0.652
9	Raquet, Michael	E2/ Drinkers with a Dart Prob	13	8	0.619
10	Dzengeleski, Jimmy	E1/ Dynamic Darts	16	10	0.615
11	Gillett, Galen	E6/ Village Idiots	14	9	0.609
	Hartley, Bryan	E6/ Village Idiots	14	9	0.609
13	Thomas, Jason	E4/ T.A.P.E.	17	11	0.607
14	(three tied)				0.600

		"F" Division	W	L	%-age
1	Trefzger, Ken	F2/ One Armed Bandits	18	2	0.900
2	Kiser, Lyman	F2/ One Armed Bandits	18	4	0.818
3	Alcon, Tony	F7/ The Sofa Kings	17	4	0.810
4	Murphy, Phil	F2/ One Armed Bandits	15	5	0.750
5	Casey, Kevin	F6/ Shootin Da Bull	14	6	0.700
	Shirey, Anthony	F6/ Shootin Da Bull	14	6	0.700
7	Adams, Brad	F3/ Double In Taco Out	16	8	0.667
8	Ryan, Sean	F7/ The Sofa Kings	11	6	0.647
9	Groves, Phil	F7/ The Sofa Kings	10	6	0.625
	Strickland, Andrew	F6/ Shootin Da Bull	10	6	0.625
11	Bozza, Doug	F7/ The Sofa Kings	11	7	0.611
	Keim, Roger	F7/ The Sofa Kings	11	7	0.611
	Lewis, Dave	F2/ One Armed Bandits	11	7	0.611
	Walters, Josh	F5/ Designated Drunk Drivers	11	7	0.611

		"G" Division	W	L	%-age
1	Wiegand, Tom	G8/ Misfits	19	4	0.826
2	Ellis, Tim	G7/ Release the Quacken	18	5	0.783
3	Ogden, Bryan	G4/ Grateful Darts	21	6	0.778
4	Converse, Stan	G7/ Release the Quacken	20	6	0.769
5	Rigert, Joe, Jr.	G5/ Wayne Gretzky	18	7	0.720
6	Therrien, Dan	G7/ Release the Quacken	17	7	0.708
7	Munroe, Joe	G7/ Release the Quacken	19	9	0.679
8	Emerton, Eric	G6/ Stone Cold Assassins	17	9	0.654
	Gaines, Lauren	G5/ Wayne Gretzky	17	9	0.654
10	McGrail, Tony	G4/ Grateful Darts	15	8	0.652
11	Riggsbee, Carl	G8/ Misfits	16	9	0.640
12	Gaines, Bryan	G5/ Wayne Gretzky	15	9	0.625
13	Wilson, Jonathan	G5/ Wayne Gretzky	13	8	0.619
14	Rigert, Joe, Sr.	G5/ Wayne Gretzky	16	10	0.615

		"H" Division	W	L	%-age
1	Bowen, Andy	H1/ Whynot!	20	3	0.870
2	Lawrence, Jonathan	H6/ Chalk it Up	14	4	0.778
3	Howey, Evan	H1/ Whynot!	21	7	0.750
4	Fleming, Frank	H4/ What's the Point?	16	6	0.727
5	Crawford, Neal	H6/ Chalk it Up	14	7	0.667
	Prusisz, Mike	H5/ Tips & Shafts	14	7	0.667
7	Knight, Romuald	H8/ Don't Hit The Scorekeepe	15	8	0.652
8	Borgna, Andrew	H5/ Tips & Shafts	13	7	0.650
	Schmitt, Rick	H1/ Whynot!	13	7	0.650
10	McNamara, Ken	H6/ Chalk it Up	13	8	0.619
11	Harrison, Mark	H3/ Ballistic Behavior	14	9	0.609
12	Okrepky, Pete	H7/ Ducking Farts	15	10	0.600
	Hayward, Simon	H3/ Ballistic Behavior	12	8	0.600
14	Miller, Wright	H1/ Whynot!	11	8	0.579

	Women's Records				
A	[No women in A division satisfied the minimum games requirement.]				
B	Jeffcoat, Angela	B3/ Smell My Cork	14	9	0.609
	Kilsdonk, Kris	B1/ Fire for Effect	12	8	0.600
C	deFontes, Adrienne	C7/ Sharky's Machine	7	13	0.350
D	Boutieller, Tina	D4/ Leftovers	17	12	0.586
	Mitchell, Liz	D5/ Shark Shooters	13	11	0.542
E	Taylor, Tisha	E8/ Darty	12	9	0.571
	Jenkins, Vickie	E7/ Armed and Hammered	4	16	0.200

	(# of women by div.: A-1, B-8, C-2, D-8, E-8, F-13, G-4, H-16)		W	L	%-age
F	Scheppele, Melani	F1/ No Boys Allowed	9	12	0.429
	Gower, Devin	F1/ No Boys Allowed	9	14	0.391
	Parent, Kat	F1/ No Boys Allowed	6	10	0.375
G	Gaines, Lauren	G5/ Wayne Gretzky	17	9	0.654
H	Thomas, Nicole	H1/ Whynot!	12	10	0.545
	Hayward, Georgia	H3/ Ballistic Behavior	13	11	0.542
	Paye, Laura	H2/ Train Station Shooters	12	14	0.462
	Borgna, Denise	H5/ Tips & Shafts	14	20	0.412

Fall 2014 RDL Top Singles+Doubles Records (by division) (FINAL!)

(There are no missing statistics, as all scoresheets from the entire season have been received.)

(Game mins. req. for these listings: 29 for teams A6,F2,F6,F7; 32 for all other A/C/F div. teams; 35 for teams E1,H6,H8; 37 for all other B/D/E/G/H div. teams)

		"A" Division	W	L	%-age
1	Phillips, Robbie	A1/ The Dynastic Element	41	2	0.953
2	Seward, Mike	A3/ Who's Sittin'?	27	7	0.794
3	Sandoval, Alberto	A1/ The Dynastic Element	33	11	0.750
	Naylor, Dan	A2/ Appetite for Destruction	24	8	0.750
5	Lloyd, Billy	A3/ Who's Sittin'?	30	12	0.714
6	Stankevich, Scott	A2/ Appetite for Destruction	27	11	0.711
7	Brown, Tom	A1/ The Dynastic Element	33	14	0.702
8	Tan, Wil	A1/ The Dynastic Element	30	13	0.698
9	Healy, Simon	A3/ Who's Sittin'?	29	13	0.690
10	Mitchell, Sid	A2/ Appetite for Destruction	31	17	0.646
11	Zelinack, Jason	A3/ Who's Sittin'?	21	14	0.600
12	Gelberg, Dave	A4/ Lunatic Fringe	24	19	0.558
	Terry, Bob	A4/ Lunatic Fringe	24	19	0.558
14	Cusher, Dean	A2/ Appetite for Destruction	20	16	0.556

		"B" Division	W	L	%-age
1	Work, Joe	B8/ Traveling Brown's Billiarc	41	11	0.788
2	Hoyt, David	B6/ Rif Raf	39	13	0.750
3	Foushee, Eugene	B7/ Methodical Madness	35	14	0.714
4	Grubb, Ed	B3/ Smell My Cork	29	12	0.707
5	Ohrberg, Keith	B6/ Rif Raf	26	12	0.684
6	Kilsdonk, Kris	B1/ Fire for Effect	30	14	0.682
7	Dunleavy, John	B3/ Smell My Cork	35	17	0.673
8	Foushee, Kevin	B7/ Methodical Madness	35	18	0.660
9	Vance, Hugh	B8/ Traveling Brown's Billiarc	34	18	0.654
10	Wilson, John	B7/ Methodical Madness	28	16	0.636
11	Yang, Rob	B3/ Smell My Cork	31	18	0.633
12	Hamilton, Brad	B7/ Methodical Madness	27	17	0.614
13	Martin, David	B6/ Rif Raf	28	18	0.609
14	Lee, Chris	B4/ Nine Lives	22	15	0.595

		"C" Division	W	L	%-age
1	Tant, J.J.	C4/ Overtime Outlaws	36	10	0.783
2	Huffman, David	C3/ To B or not to B…	33	11	0.750
3	Hall, Josh	C2/ Excalibur	37	13	0.740
4	Hindle, Mikey	C2/ Excalibur	33	12	0.733
5	Witz, Steve	C2/ Excalibur	24	10	0.706
6	James, Bob	C2/ Excalibur	27	12	0.692
7	Knott, Ronnie	C1/ Fortnight Hooligans	32	16	0.667
	Buckman, Dave	C2/ Excalibur	28	14	0.667
9	Clark, Dan	C4/ Overtime Outlaws	24	14	0.632
10	Tanner, Dave	C3/ To B or not to B…	29	17	0.630
11	Denton, Fon	C4/ Overtime Outlaws	28	18	0.609
12	Spaulding, Paul	C3/ To B or not to B…	29	19	0.604
13	Montesi, Chris	C5/ Dublin Doublout	27	20	0.574
14	Sautter, Don	C1/ Fortnight Hooligans	28	21	0.571

		"D" Division	W	L	%-age
1	White, J.J.	D6/ Menace 2 Sobriety	43	8	0.843
2	Krestalude, Andy	D7/ The Jeffersons	44	12	0.786
3	Mathews, Alex	D2/ Death Throw	37	15	0.712
	Peele, Jim	D5/ Shark Shooters	37	15	0.712
5	Baldwin, Randy	D3/ We Be Tripplin	33	16	0.673
6	Flood, Tom	D1/ What the Fog	36	20	0.643
7	Holly, Mike	D7/ The Jeffersons	33	19	0.635
8	Price, Brady	D6/ Menace 2 Sobriety	33	20	0.623
9	McCurry, Gregg	D4/ Leftovers	37	23	0.617
10	Dysard, Rick	D2/ Death Throw	31	20	0.608
11	Mooty, Aaron	D8/ Liquor Posse	33	22	0.600
	Watkins, Nathan	D8/ Liquor Posse	33	22	0.600
13	Johnson, Dave	D6/ Menace 2 Sobriety	33	23	0.589
14	Watson, Jeff, Sr.	D1/ What the Fog	26	19	0.578

		"E" Division	W	L	%-age
1	Geraghty, John	E8/ Darty	40	9	0.816
2	Groce, Nate	E8/ Darty	37	12	0.755
3	Thomas, Jason	E4/ T.A.P.E.	31	15	0.674
4	Anderson, Ryan	E8/ Darty	26	13	0.667
5	Moody, Chris	E8/ Darty	25	14	0.641
6	Dzengeleski, Jimmy	E1/ Dynamic Darts	33	19	0.635
7	Kubel, Tom	E5/ Neighbor Bangers	31	18	0.633
8	Jackson, Barry	E1/ Dynamic Darts	27	16	0.628
9	Merkle, Patrick	E6/ Village Idiots	25	15	0.625
10	Snyder, Mike	E2/ Drinkers with a Dart Prob	29	18	0.617
11	McCartney, Joe	E2/ Drinkers with a Dart Prob	24	15	0.615
12	Krasnow, Dave	E3/ Brown Chicken Brown Cc	35	22	0.614
13	Brown, Jay	E2/ Drinkers with a Dart Prob	28	19	0.596
14	Azevedo, Angelo	E5/ Neighbor Bangers	23	16	0.590

		"F" Division	W	L	%-age
1	Trefzger, Ken	F2/ One Armed Bandits	36	4	0.900
2	Alcon, Tony	F7/ The Sofa Kings	37	6	0.860
3	Richardson, Shane	F2/ One Armed Bandits	24	8	0.750
4	Strickland, Andrew	F6/ Shootin Da Bull	23	8	0.742
5	Casey, Kevin	F6/ Shootin Da Bull	28	10	0.737
6	Kiser, Lyman	F2/ One Armed Bandits	27	11	0.711
7	Murphy, Phil	F2/ One Armed Bandits	26	11	0.703
8	Adams, Brad	F3/ Double In Taco Out	33	15	0.688
9	Shirey, Anthony	F6/ Shootin Da Bull	27	15	0.643
10	Cashin, Jeff	F3/ Double In Taco Out	23	13	0.639
11	Maley, Dave	F7/ The Sofa Kings	19	11	0.633
12	Keim, Roger	F7/ The Sofa Kings	24	14	0.632
13	Dunham, Jim	F4/ Qu-Easy Darts	25	15	0.625
14	Ball, Pat	F6/ Shootin Da Bull	25	16	0.610

		"G" Division	W	L	%-age
1	Wiegand, Tom	G8/ Misfits	37	9	0.804
2	Ogden, Bryan	G4/ Grateful Darts	42	12	0.778
3	Therrien, Dan	G7/ Release the Quacken	35	12	0.745
4	Ellis, Tim	G7/ Release the Quacken	34	14	0.708
5	Rigert, Joe, Jr.	G5/ Wayne Gretzky	36	15	0.706
6	Converse, Stan	G7/ Release the Quacken	37	17	0.685
7	Munroe, Joe	G7/ Release the Quacken	34	16	0.680
8	Rigert, Joe, Sr.	G5/ Wayne Gretzky	36	18	0.667
9	Millikan, Craig	G1/ Measure From The Tip	28	17	0.622
10	Robertson, Chris	G2/ Missing Flights	27	17	0.614
11	Gaines, Bryan	G5/ Wayne Gretzky	28	21	0.571
12	Kirkpatrick, Scott	G1/ Measure From The Tip	29	22	0.569
13	Riggsbee, Carl	G8/ Misfits	26	20	0.565
14	Nettesheim, Doug	G2/ Missing Flights	32	25	0.561

		"H" Division	W	L	%-age
1	Bowen, Andy	H1/ Whynot!	40	6	0.870
2	Prusisz, Mike	H5/ Tips & Shafts	31	10	0.756
3	Fleming, Frank	H4/ What's the Point?	31	12	0.721
4	Howey, Evan	H1/ Whynot!	37	16	0.698
5	Schmitt, Rick	H1/ Whynot!	24	13	0.649
6	Crawford, Neal	H6/ Chalk it Up	26	15	0.634
	Genzlinger, Roger	H6/ Chalk it Up	26	15	0.634
8	Borgna, Andrew	H5/ Tips & Shafts	23	14	0.622
9	Hayward, Simon	H3/ Ballistic Behavior	26	16	0.619
10	Frazier, Charlie	H3/ Ballistic Behavior	26	17	0.605
11	Knight, Romuald	H8/ Don't Hit The Scorekeepe	27	18	0.600
12	Spencer, Kenny	H5/ Tips & Shafts	32	22	0.593
13	Phillips, Britt	H3/ Ballistic Behavior	29	20	0.592
14	Phillips, Josh	H3/ Ballistic Behavior	31	22	0.585

	Women's Records				
A	[No women in A division satisfied the minimum games requirement.]				
B	Kilsdonk, Kris	B1/ Fire for Effect	30	14	0.682
	Cotton, Barbara	B3/ Smell My Cork	16	21	0.432
C	deFontes, Adrienne	C7/ Sharky's Machine	16	26	0.381
D	Boutieller, Tina	D4/ Leftovers	29	30	0.492
	Mitchell, Liz	D5/ Shark Shooters	22	23	0.489
E	Taylor, Tisha	E8/ Darty	19	21	0.475
	Jenkins, Vickie	E7/ Armed and Hammered	10	27	0.270

	(# of women by div.: A-1, B-8, C-2, D-8, E-8, F-13, G-4, H-16)		W	L	%-age
F	Gower, Devin	F1/ No Boys Allowed	20	27	0.426
	Scheppele, Julie	F1/ No Boys Allowed	16	32	0.333
	Scheppele, Melani	F1/ No Boys Allowed	14	29	0.326
G	Gaines, Lauren	G5/ Wayne Gretzky	28	23	0.549
H	Thomas, Nicole	H1/ Whynot!	22	22	0.500
	Beebe, Jenny	H7/ Ducking Farts	21	21	0.500
	Hayward, Georgia	H3/ Ballistic Behavior	18	20	0.474
	Huffman, Inky	H8/ Don't Hit The Scorekeepe	17	24	0.415

Fall 2014 RDL Top All-Star Point Averages (by division) (FINAL!)

(There are no missing statistics, as all scoresheets from the entire season have been received.)

(Game mins. req. for these listings: 29 for teams A6,F2,F6,F7; 32 for all other A/C/F div. teams; 35 for teams E1,H6,H8; 37 for all other B/D/E/G/H div. teams)

		"A" Division	ASP	TGP	Ave.
1	Phillips, Robbie	A1/ The Dynastic Element	93.0	43	2.163
2	Naylor, Dan	A2/ Appetite for Destruction	61.0	32	1.906
3	Tan, Wil	A1/ The Dynastic Element	76.5	43	1.779
4	Healy, Simon	A3/ Who's Sittin'?	72.5	42	1.726
5	Seward, Mike	A3/ Who's Sittin'?	57.5	34	1.691
6	Stankevich, Scott	A2/ Appetite for Destruction	56.0	38	1.474
7	Mitchell, Sid	A2/ Appetite for Destruction	65.5	48	1.365
8	Massengill, Chad	A5/ BullsHitters	62.0	47	1.319
9	Gelberg, Dave	A4/ Lunatic Fringe	54.0	43	1.256
10	Brown, Tom	A1/ The Dynastic Element	57.0	47	1.213
11	Terry, Bob	A4/ Lunatic Fringe	52.0	43	1.209
12	Butters, Scott	A6/ Weapons of Mass Consun	44.0	37	1.189
13	Lloyd, Billy	A3/ Who's Sittin'?	48.5	42	1.155
14	Fischlein, Kris	A7/ Darty Old Men	44.0	39	1.128

		"B" Division	ASP	TGP	Ave.
1	Work, Joe	B8/ Traveling Brown's Billiar	57.5	52	1.106
2	Grubb, Ed	B3/ Smell My Cork	38.5	41	0.939
3	Martin, David	B6/ Rif Raf	42.0	46	0.913
4	Foushee, Kevin	B7/ Methodical Madness	43.0	53	0.811
5	Wilson, John	B7/ Methodical Madness	35.5	44	0.807
6	Crites, Randy	B7/ Methodical Madness	30.5	38	0.803
7	Mayhew, Zak	B3/ Smell My Cork	42.0	54	0.778
8	Fitzgerald, Dennis	B5/ Big Bulls	35.0	49	0.714
9	Vance, Hugh	B8/ Traveling Brown's Billiar	37.0	52	0.712
10	Murdaugh, John	B1/ Fire for Effect	31.0	44	0.705
11	Copple, Matthew	B4/ Nine Lives	32.0	50	0.640
12	Foushee, Eugene	B7/ Methodical Madness	31.0	49	0.633
13	Hamilton, Brad	B7/ Methodical Madness	27.5	44	0.625
14	Ohrberg, Keith	B6/ Rif Raf	23.5	38	0.618

		"C" Division	ASP	TGP	Ave.
1	Huffman, David	C3/ To B or not to B…	42.0	44	0.955
2	Bennett, Will	C4/ Overtime Outlaws	36.0	39	0.923
3	Hall, Josh	C2/ Excalibur	38.0	50	0.760
4	Tanner, Dave	C3/ To B or not to B…	32.0	46	0.696
5	Allison, Frank	C7/ Sharky's Machine	30.5	44	0.693
6	Tant, J.J.	C4/ Overtime Outlaws	31.5	46	0.685
7	Rudy, Jeff	C5/ Dublin Doublout	28.5	43	0.663
8	Hindle, Mikey	C2/ Excalibur	28.5	45	0.633
9	Clark, Dan	C4/ Overtime Outlaws	23.5	38	0.618
10	Sautter, Don	C1/ Fortnight Hooligans	28.0	49	0.571
11	Burney, Gary	C2/ Excalibur	17.0	32	0.531
12	Bateman, Jimmy	C7/ Sharky's Machine	20.0	39	0.513
13	(three tied)				0.500

		"D" Division	ASP	TGP	Ave.
1	Baldwin, Randy	D3/ We Be Tripplin	48.5	49	0.990
2	Peele, Jim	D5/ Shark Shooters	39.5	52	0.760
3	Mathews, Alex	D2/ Death Throw	38.5	52	0.740
4	Flood, Tom	D1/ What the Fog	41.0	56	0.732
	Krestalude, Andy	D7/ The Jeffersons	41.0	56	0.732
6	Janssen, Joshua	D4/ Leftovers	29.0	40	0.725
7	Stepp, John	D1/ What the Fog	36.0	50	0.720
8	White, J.J.	D6/ Menace 2 Sobriety	36.5	51	0.716
9	Deemer, Randy	D3/ We Be Tripplin	37.5	54	0.694
10	Mooty, Aaron	D8/ Liquor Posse	34.5	55	0.627
11	Stacy, Rod	D5/ Shark Shooters	26.5	43	0.616
12	Bosier, Sean	D2/ Death Throw	29.5	56	0.527
13	Martinez, Vince	D7/ The Jeffersons	25.0	49	0.510
14	Dysard, Rick	D2/ Death Throw	25.5	51	0.500

		"E" Division	ASP	TGP	Ave.
1	Azevedo, Angelo	E5/ Neighbor Bangers	33.5	39	0.859
2	Jackson, Barry	E1/ Dynamic Darts	32.5	43	0.756
3	Roberts, Mike	E5/ Neighbor Bangers	38.5	52	0.740
4	Anderson, Ryan	E8/ Darty	26.5	39	0.679
5	Long, Stephen	E4/ T.A.P.E.	28.0	43	0.651
6	Merkle, Patrick	E6/ Village Idiots	26.0	40	0.650
7	Elliott, Chris	E4/ T.A.P.E.	31.5	49	0.643
8	McCartney, Joe	E2/ Drinkers with a Dart Prob	25.0	39	0.641
9	Krasnow, Dave	E3/ Brown Chicken Brown Cc	36.0	57	0.632
10	Simpson, David	E7/ Armed and Hammered	35.0	56	0.625
11	Kubel, Tom	E5/ Neighbor Bangers	30.5	49	0.622
12	Jenkins, John	E7/ Armed and Hammered	34.5	56	0.616
13	Dzengeleski, Jimmy	E1/ Dynamic Darts	29.0	52	0.558
14	Cusman, Ryan	E3/ Brown Chicken Brown Cc	29.0	55	0.527

		"F" Division	ASP	TGP	Ave.
1	Trefzger, Ken	F2/ One Armed Bandits	43.0	40	1.075
2	Strickland, Andrew	F6/ Shootin Da Bull	25.5	31	0.823
3	Richardson, Shane	F2/ One Armed Bandits	25.0	32	0.781
4	Adams, Brad	F3/ Double In Taco Out	33.0	48	0.688
5	Murphy, Phil	F2/ One Armed Bandits	24.0	37	0.649
6	Stuckey, Rob	F3/ Double In Taco Out	25.0	41	0.610
7	Dunham, Jim	F4/ Qu-Easy Darts	24.0	40	0.600
8	Alcon, Tony	F7/ The Sofa Kings	24.5	43	0.570
9	Thompson, Barry	F5/ Designated Drunk Drivers	24.0	43	0.558
10	White, Jim	F2/ One Armed Bandits	17.0	33	0.515
11	Morse, Andy	F6/ Shootin Da Bull	17.0	35	0.486
12	Cashin, Jeff	F3/ Double In Taco Out	17.0	36	0.472
13	Shirey, Anthony	F6/ Shootin Da Bull	19.5	42	0.464
14	Ryan, Sean	F7/ The Sofa Kings	16.0	35	0.457

		"G" Division	ASP	TGP	Ave.
1	Rigert, Joe, Sr.	G5/ Wayne Gretzky	43.0	54	0.796
2	Wiegand, Tom	G8/ Misfits	34.0	46	0.739
3	Ogden, Bryan	G4/ Grateful Darts	34.0	54	0.630
4	Kirkpatrick, Scott	G1/ Measure From The Tip	29.0	51	0.569
5	Rigert, Joe, Jr.	G5/ Wayne Gretzky	27.5	51	0.539
6	Nettesheim, Doug	G2/ Missing Flights	28.5	57	0.500
7	Converse, Stan	G7/ Release the Quacken	22.5	54	0.417
8	Therrien, Dan	G7/ Release the Quacken	19.0	47	0.404
9	Ellis, Tim	G7/ Release the Quacken	18.0	48	0.375
10	Raper, Jeromie	G1/ Measure From The Tip	14.0	39	0.359
11	Davis, Luke	G2/ Missing Flights	13.5	38	0.355
12	Munroe, Joe	G7/ Release the Quacken	17.0	50	0.340
13	Millius, Robert	G7/ Release the Quacken	14.0	42	0.333
14	Robertson, Chris	G2/ Missing Flights	14.5	44	0.330

		"H" Division	ASP	TGP	Ave.
1	Bowen, Andy	H1/ Whynot!	26.5	46	0.576
2	Spencer, Kenny	H5/ Tips & Shafts	26.0	54	0.481
3	McNamara, Ken	H6/ Chalk it Up	19.0	40	0.475
4	Prusisz, Mike	H5/ Tips & Shafts	16.0	41	0.390
5	Beebe, Jenny	H7/ Ducking Farts	15.0	42	0.357
6	Howey, Evan	H1/ Whynot!	18.5	53	0.349
7	Genzlinger, Roger	H6/ Chalk it Up	14.0	41	0.341
8	Fleming, Frank	H4/ What's the Point?	14.5	43	0.337
9	Borgna, Andrew	H5/ Tips & Shafts	12.0	37	0.324
10	Knight, Romuald	H8/ Don't Hit The Scorekeepe	14.0	45	0.311
11	Frazier, Charlie	H3/ Ballistic Behavior	13.0	43	0.302
12	Miller, Wright	H1/ Whynot!	11.5	39	0.295
13	Phillips, Josh	H3/ Ballistic Behavior	14.5	53	0.274
14	Cox, Bragg	H4/ What's the Point?	9.5	37	0.257

	Women's Records				
A	[No women in A division satisfied the minimum games requirement.]				
B	Kilsdonk, Kris	B1/ Fire for Effect	26.5	44	0.602
	Jeffcoat, Angela	B3/ Smell My Cork	16.0	49	0.327
C	deFontes, Adrienne	C7/ Sharky's Machine	14.5	42	0.345
D	Hartmann, Erin	D7/ The Jeffersons	26.5	56	0.473
	Mitchell, Liz	D5/ Shark Shooters	14.5	45	0.322
E	Jenkins, Vickie	E7/ Armed and Hammered	10.0	37	0.270
	Taylor, Tisha	E8/ Darty	7.5	40	0.188

	(# of women by div.: A-1, B-8, C-2, D-8, E-8, F-13, G-4, H-16)		ASP	TGP	Ave.
F	Gower, Devin	F1/ No Boys Allowed	18.5	47	0.394
	Watson, Ruth	F1/ No Boys Allowed	13.5	41	0.329
	Mason, Marcy	F4/ Qu-Easy Darts	8.0	37	0.216
G	Gaines, Lauren	G5/ Wayne Gretzky	12.5	51	0.245
H	Beebe, Jenny	H7/ Ducking Farts	15.0	42	0.357
	Paye, Laura	H2/ Train Station Shooters	12.5	49	0.255
	Woodworth, Lee	H5/ Tips & Shafts	11.0	45	0.244
	Hayward, Georgia	H3/ Ballistic Behavior	8.0	38	0.211

Fall 2014 RDL League-Wide Sectional Statistics (ranked by percentage) (FINAL!)

(All statistics are included, as there were no missing scoresheets this season) (Game minimums required for these listings: 6 for all divisions)

	Singles 301 Win Percentage		W	L	%-age
1	White, J.J.	D6/ Menace 2 Sobriety	13	0	1.000
	James, Bob	C2/ Excalibur	10	0	1.000
	Prusisz, Mike	H5/ Tips & Shafts	10	0	1.000
	Kincaid, Storm	D8/ Liquor Posse	9	0	1.000
	Yang, Rob	B3/ Smell My Cork	8	0	1.000
	Maley, Dave	F7/ The Sofa Kings	8	0	1.000
	Lawrence, Jonathan	H6/ Chalk it Up	6	0	1.000
8	Lloyd, Billy	A3/ Who's Sittin'?	10	1	0.909
	Alcon, Tony	F7/ The Sofa Kings	10	1	0.909
	Millikan, Craig	G1/ Measure From The Tip	10	1	0.909
11	Phillips, Robbie	A1/ The Dynastic Element	9	1	0.900
	Grubb, Ed	B3/ Smell My Cork	9	1	0.900
	Tant, J.J.	C4/ Overtime Outlaws	9	1	0.900
	Dunham, Jim	F4/ Qu-Easy Darts	9	1	0.900
15	Pate, Bradley	E3/ Brown Chicken Brown C	8	1	0.889
16	Gallagher, Jim	B2/ These Freaks R Here 2 P	7	1	0.875
	Hamilton, Brad	B7/ Methodical Madness	7	1	0.875
	Richardson, Shane	F2/ One Armed Bandits	7	1	0.875
	Casey, Kevin	F6/ Shootin Da Bull	7	1	0.875
	Gillespie, Jeff	H6/ Chalk it Up	7	1	0.875
21	Hoyt, David	B6/ Rif Raf	12	2	0.857
	Krestalude, Andy	D7/ The Jeffersons	12	2	0.857
23	Wilcox, Randy	B2/ These Freaks R Here 2 P	11	2	0.846
	Mathews, Alex	D2/ Death Throw	11	2	0.846
	Peele, Jim	D5/ Shark Shooters	11	2	0.846
	Geraghty, John	E8/ Darty	11	2	0.846
	Ogden, Bryan	G4/ Grateful Darts	11	2	0.846
28	Brown, Tom	A1/ The Dynastic Element	10	2	0.833
	Kilsdonk, Kris	B1/ Fire for Effect	10	2	0.833
	Hall, Josh	C2/ Excalibur	10	2	0.833
	Knott, Ronnie	C1/ Fortnight Hooligans	10	2	0.833
	Long, Eric	D3/ We Be Tripplin	5	1	0.833
	Strickland, Andrew	F6/ Shootin Da Bull	5	1	0.833
	deLaurentis, Michelle	H2/ Train Station Shooters	5	1	0.833
35	Hindle, Mikey	C2/ Excalibur	9	2	0.818
	Ball, Pat	F6/ Shootin Da Bull	9	2	0.818
37	Tan, Wil	A1/ The Dynastic Element	8	2	0.800
	Trefzger, Ken	F2/ One Armed Bandits	8	2	0.800
	Genzlinger, Roger	H6/ Chalk it Up	8	2	0.800
	Stark, Parker	H1/ Whynot!	8	2	0.800
41	Seward, Mike	A3/ Who's Sittin'?	7	2	0.778
	Diamond, Paddy	B6/ Rif Raf	7	2	0.778
	Litzsinger, Mike	E2/ Drinkers with a Dart Pro	7	2	0.778
	Iager, John	G4/ Grateful Darts	7	2	0.778
	Monchick, Randy	H4/ What's the Point?	7	2	0.778
46	Dunleavy, John	B3/ Smell My Cork	10	3	0.769
	Work, Joe	B8/ Traveling Brown's Billia	10	3	0.769
	Holly, Mike	D7/ The Jeffersons	10	3	0.769
49	Scott, Lee	A5/ BullsHitters	9	3	0.750
	Fournier, Jeff	B1/ Fire for Effect	9	3	0.750
	Kubel, Tom	E5/ Neighbor Bangers	9	3	0.750
	Bowen, Andy	H1/ Whynot!	9	3	0.750
	Phillips, Josh	H3/ Ballistic Behavior	9	3	0.750
	Witz, Steve	C2/ Excalibur	6	2	0.750
	Timmons, Kevin	G8/ Misfits	6	2	0.750
56	Buckman, Dave	C2/ Excalibur	8	3	0.727
	Wiegand, Tom	G8/ Misfits	8	3	0.727
	Fleming, Frank	H4/ What's the Point?	8	3	0.727
59	Simpson, David	E7/ Armed and Hammered	10	4	0.714
60	Gelberg, Dave	A4/ Lunatic Fringe	7	3	0.700
	Ohrberg, Keith	B6/ Rif Raf	7	3	0.700
	Baldwin, Randy	D3/ We Be Tripplin	7	3	0.700
	Kissinger, Tim	E1/ Dynamic Darts	7	3	0.700
	Stuckey, Rob	F3/ Double In Taco Out	7	3	0.700
65	(five tied - 2 in B, 1 in C, 2 in E)		9	4	0.692

	Singles Cricket Win Percentage		W	L	%-age
1	Huffman, David	C3/ To B or not to B…	11	0	1.000
	Bowen, Andy	H1/ Whynot!	11	0	1.000
	Trefzger, Ken	F2/ One Armed Bandits	10	0	1.000
	Hall, Steve	G1/ Measure From The Tip	9	0	1.000
	Powell, Mark	G1/ Measure From The Tip	9	0	1.000
	Naylor, Dan	A2/ Appetite for Destruction	8	0	1.000
	McAfee, Terry	E8/ Darty	8	0	1.000
	Winters, Tom	E1/ Dynamic Darts	8	0	1.000
	Richardson, Shane	F2/ One Armed Bandits	8	0	1.000
10	Work, Joe	B8/ Traveling Brown's Billia	12	1	0.923
11	Foushee, Eugene	B7/ Methodical Madness	11	1	0.917
	Tant, J.J.	C4/ Overtime Outlaws	11	1	0.917
	Watson, Jeff, Sr.	D1/ What the Fog	11	1	0.917
	Therrien, Dan	G7/ Release the Quacken	11	1	0.917
15	Phillips, Robbie	A1/ The Dynastic Element	10	1	0.909
	Alcon, Tony	F7/ The Sofa Kings	10	1	0.909
17	Seward, Mike	A3/ Who's Sittin'?	8	1	0.889
	Jur, Jess	B6/ Rif Raf	8	1	0.889
	Lee, Chris	B4/ Nine Lives	8	1	0.889
	Strickland, Andrew	F6/ Shootin Da Bull	8	1	0.889
	Lawrence, Jonathan	H6/ Chalk it Up	8	1	0.889
22	Gallagher, Jim	B2/ These Freaks R Here 2 P	7	1	0.875
	Witz, Steve	C2/ Excalibur	7	1	0.875
	Murphy, Phil	F2/ One Armed Bandits	7	1	0.875
25	Hoyt, David	B6/ Rif Raf	12	2	0.857
	Jenkins, John	E7/ Armed and Hammered	12	2	0.857
	Kyle, Mike	E8/ Darty	6	1	0.857
	Timmons, Kevin	G8/ Misfits	6	1	0.857
29	Baldwin, Randy	D3/ We Be Tripplin	11	2	0.846
	Geraghty, John	E8/ Darty	11	2	0.846
	Spencer, Kenny	H5/ Tips & Shafts	11	2	0.846
32	Brown, Tom	A1/ The Dynastic Element	10	2	0.833
	Bialaszewski, Rich	G3/ Northern Flights	10	2	0.833
	Wiegand, Tom	G8/ Misfits	10	2	0.833
	Howey, Evan	H1/ Whynot!	10	2	0.833
	Parker, Charles	A3/ Who's Sittin'?	5	1	0.833
	Hunnicutt, Dave	D5/ Shark Shooters	5	1	0.833
	Moore, Ken	F7/ The Sofa Kings	5	1	0.833
39	Stankevich, Scott	A2/ Appetite for Destruction	9	2	0.818
	Hindle, Mikey	C2/ Excalibur	9	2	0.818
	Phillips, Britt	H3/ Ballistic Behavior	9	2	0.818
42	Hamilton, Billy	A4/ Lunatic Fringe	8	2	0.800
	Ohrberg, Keith	B6/ Rif Raf	8	2	0.800
	Groce, Nate	E8/ Darty	8	2	0.800
	Hayward, Simon	H3/ Ballistic Behavior	8	2	0.800
46	Krestalude, Andy	D7/ The Jeffersons	11	3	0.786
	Price, Brady	D6/ Menace 2 Sobriety	11	3	0.786
	Krasnow, Dave	E3/ Brown Chicken Brown C	11	3	0.786
	Thomas, Jason	E4/ T.A.P.E.	11	3	0.786
	Rigert, Joe, Sr.	G5/ Wayne Gretzky	11	3	0.786
51	Ray, Robert	B8/ Traveling Brown's Billia	7	2	0.778
	Roseman, Sean	C6/ Coral Reefers	7	2	0.778
	Cashin, Jeff	F3/ Double In Taco Out	7	2	0.778
	Morse, Andy	F6/ Shootin Da Bull	7	2	0.778
	Strickland, Craig	F6/ Shootin Da Bull	7	2	0.778
	Gillespie, Jeff	H6/ Chalk it Up	7	2	0.778
57	(ten tied - 2 in B, 6 in D, 1 in E, 1 in G)		10	3	0.769

Fall 2014 RDL League-Wide Sectional Statistics (ranked by percentage) (FINAL!)

(All statistics are included, as there were no missing scoresheets this season) (Game minimums required for these listings: 6 for all divisions)

	Doubles Cricket Win Percentage		W	L	%-age
1	Phillips, Robbie	A1/ The Dynastic Element	11	0	1.000
	Alcon, Tony	F7/ The Sofa Kings	11	0	1.000
	Keller, Tony	A3/ Who's Sittin'?	9	0	1.000
	Inauale, Bob	C4/ Overtime Outlaws	7	0	1.000
5	Groce, Nate	E8/ Darty	13	1	0.929
	Ogden, Bryan	G4/ Grateful Darts	13	1	0.929
7	Adams, Brad	F3/ Double In Taco Out	11	1	0.917
	Therrien, Dan	G7/ Release the Quacken	11	1	0.917
	Wiegand, Tom	G8/ Misfits	11	1	0.917
10	Anderson, Ryan	E8/ Darty	10	1	0.909
	Kiser, Lyman	F2/ One Armed Bandits	10	1	0.909
12	Ray, Robert	B8/ Traveling Brown's Billia	9	1	0.900
	Trefzger, Ken	F2/ One Armed Bandits	9	1	0.900
14	Gillespie, Jeff	H6/ Chalk it Up	8	1	0.889
	Lawrence, Jonathan	H6/ Chalk it Up	8	1	0.889
16	Borgna, Andrew	H5/ Tips & Shafts	7	1	0.875
17	Kilts, Jason	A1/ The Dynastic Element	6	1	0.857
18	Hall, Josh	C2/ Excalibur	11	2	0.846
	Geraghty, John	E8/ Darty	11	2	0.846
	Rigert, Joe, Jr.	G5/ Wayne Gretzky	11	2	0.846
21	Kyle, Mike	E8/ Darty	10	2	0.833
22	Buckman, Dave	C2/ Excalibur	9	2	0.818
	Denton, Fon	C4/ Overtime Outlaws	9	2	0.818
	Hindle, Mikey	C2/ Excalibur	9	2	0.818
	Stuckey, Rob	F3/ Double In Taco Out	9	2	0.818
	McGrail, Tony	G4/ Grateful Darts	9	2	0.818
	Bowen, Andy	H1/ Whynot!	9	2	0.818
28	Sandoval, Alberto	A1/ The Dynastic Element	8	2	0.800
	Jeffcoat, Angela	B3/ Smell My Cork	8	2	0.800
	Murphy, Phil	F2/ One Armed Bandits	8	2	0.800
	Cefola, Anthony	G8/ Misfits	8	2	0.800
	Harrison, Mark	H3/ Ballistic Behavior	8	2	0.800
33	Krestalude, Andy	D7/ The Jeffersons	11	3	0.786
	Converse, Stan	G7/ Release the Quacken	11	3	0.786
35	Seward, Mike	A3/ Who's Sittin'?	7	2	0.778
	James, Bob	C2/ Excalibur	7	2	0.778
	Shirey, Anthony	F6/ Shootin Da Bull	7	2	0.778
38	Vance, Hugh	B8/ Traveling Brown's Billia	10	3	0.769
	Wilson, John	B7/ Methodical Madness	10	3	0.769
40	Copple, Matthew	B4/ Nine Lives	9	3	0.750
	Sellers, Mark	C2/ Excalibur	9	3	0.750
	Naylor, Dan	A2/ Appetite for Destruction	6	2	0.750
	Wissinger, Bill	E8/ Darty	6	2	0.750
44	Healy, Simon	A3/ Who's Sittin'?	8	3	0.727
	Stankevich, Scott	A2/ Appetite for Destruction	8	3	0.727
	Ackerman, Travis	B3/ Smell My Cork	8	3	0.727
	Frazier, Charlie	H3/ Ballistic Behavior	8	3	0.727
	Genzlinger, Roger	H6/ Chalk it Up	8	3	0.727
	Prusisz, Mike	H5/ Tips & Shafts	8	3	0.727
50	Flood, Tom	D1/ What the Fog	10	4	0.714
	Dzengeleski, Jimmy	E1/ Dynamic Darts	10	4	0.714
	Raquet, Michael	E2/ Drinkers with a Dart Pro	10	4	0.714
	Bunn, Tim	A2/ Appetite for Destruction	5	2	0.714
	Burney, Gary	C2/ Excalibur	5	2	0.714
	Winter, Wally	C5/ Dublin Doublout	5	2	0.714
	Thomas, Tony	D4/ Leftovers	5	2	0.714
	Taylor, Tisha	E8/ Darty	5	2	0.714
	Bartel, B.J.	F3/ Double In Taco Out	5	2	0.714
	Oakley, Richard	H2/ Train Station Shooters	5	2	0.714
60	(twelve tied - 2 in A, 3 in B, 1 in D, 1 in E, 3 in F, 2 in H)		7	3	0.700

	Doubles 501 Win Percentage		W	L	%-age
1	Phillips, Robbie	A1/ The Dynastic Element	11	0	1.000
	Keller, Tony	A3/ Who's Sittin'?	10	0	1.000
	Sandoval, Alberto	A1/ The Dynastic Element	10	0	1.000
	Ellis, Tim	G7/ Release the Quacken	10	0	1.000
5	Bouchard, Keith	D6/ Menace 2 Sobriety	12	1	0.923
6	White, J.J.	D6/ Menace 2 Sobriety	11	1	0.917
	Bowen, Andy	H1/ Whynot!	11	1	0.917
8	Ray, Robert	B8/ Traveling Brown's Billia	10	1	0.909
	Wissinger, Bill	E8/ Darty	10	1	0.909
10	Trefzger, Ken	F2/ One Armed Bandits	9	1	0.900
11	Davis, Jimmy	A2/ Appetite for Destruction	6	1	0.857
	Kilts, Jason	A1/ The Dynastic Element	6	1	0.857
	Winters, Tom	E1/ Dynamic Darts	6	1	0.857
14	Zelinack, Jason	A3/ Who's Sittin'?	5	1	0.833
	Gentry, Bianca	F1/ No Boys Allowed	5	1	0.833
	Gary, Coran	H7/ Ducking Farts	5	1	0.833
17	Huffman, David	C3/ To B or not to B…	9	2	0.818
	Moody, Chris	E8/ Darty	9	2	0.818
	Fleming, Frank	H4/ What's the Point?	9	2	0.818
20	Howey, Evan	H1/ Whynot!	12	3	0.800
	Healy, Simon	A3/ Who's Sittin'?	8	2	0.800
	Gillett, Galen	E6/ Village Idiots	8	2	0.800
	Schmitt, Rick	H1/ Whynot!	8	2	0.800
24	Munroe, Joe	G7/ Release the Quacken	11	3	0.786
25	Work, Joe	B8/ Traveling Brown's Billia	10	3	0.769
	Rowe, Travis	E1/ Dynamic Darts	10	3	0.769
	Kirkpatrick, Scott	G1/ Measure From The Tip	10	3	0.769
28	Converse, Stan	G7/ Release the Quacken	9	3	0.750
	Gaines, Bryan	G5/ Wayne Gretzky	9	3	0.750
	Kenney, Jon	A1/ The Dynastic Element	6	2	0.750
	Groves, Phil	F7/ The Sofa Kings	6	2	0.750
	deLaurentis, Michelle	H2/ Train Station Shooters	6	2	0.750
33	McCurry, Gregg	D4/ Leftovers	11	4	0.733
34	Tan, Wil	A1/ The Dynastic Element	8	3	0.727
	Hartley, Bryan	E6/ Village Idiots	8	3	0.727
	Kiser, Lyman	F2/ One Armed Bandits	8	3	0.727
	Wiegand, Tom	G8/ Misfits	8	3	0.727
	Crawford, Neal	H6/ Chalk it Up	8	3	0.727
	McNamara, Ken	H6/ Chalk it Up	8	3	0.727
40	Foushee, Kevin	B7/ Methodical Madness	10	4	0.714
	Hoyt, David	B6/ Rif Raf	10	4	0.714
	Wilson, John	B7/ Methodical Madness	10	4	0.714
	Krestalude, Andy	D7/ The Jeffersons	10	4	0.714
	Ejlali, Shervin	G6/ Stone Cold Assassins	10	4	0.714
	Seward, Mike	A3/ Who's Sittin'?	5	2	0.714
	Crowe, Jason	C4/ Overtime Outlaws	5	2	0.714
	Smith, Brian	C3/ To B or not to B…	5	2	0.714
	Bradford, David	F4/ Qu-Easy Darts	5	2	0.714
	Timmons, Kevin	G8/ Misfits	5	2	0.714
	Jenkins, Bill	H4/ What's the Point?	5	2	0.714
	Liaker, Amanda	H1/ Whynot!	5	2	0.714
52	Flanagan, Stephen	B5/ Big Bulls	7	3	0.700
	Foushee, Eugene	B7/ Methodical Madness	7	3	0.700
	Tanner, Dave	C3/ To B or not to B…	7	3	0.700
	Geraghty, John	E8/ Darty	7	3	0.700
	Kyle, Mike	E8/ Darty	7	3	0.700
	Casey, Kevin	F6/ Shootin Da Bull	7	3	0.700
	Murphy, Phil	F2/ One Armed Bandits	7	3	0.700
	Walters, Josh	F5/ Designated Drunk Drive	7	3	0.700
60	(seven tied - 1 in B, 1 in C, 2 in D, 3 in G)		9	4	0.692

Fall 2014 RDL Top Singles, Doubles Win Percentages (League-wide) (FINAL!)

(There are no missing statistics, as all scoresheets from the entire season have been received.)

(Game mins. req. for these listings: 15 for teams A6,F2,F6,F7; 16 for all other A/C/F div. teams; 18 for teams E1,H6,H8; 19 for all other B/D/E/G/H div. teams)

	Singles Win Percentage		W	L	%-age
1	Richardson, Shane	F2/ One Armed Bandits	15	1	0.938
2	Tant, J.J.	C4/ Overtime Outlaws	20	2	0.909
	Alcon, Tony	F7/ The Sofa Kings	20	2	0.909
4	Phillips, Robbie	A1/ The Dynastic Element	19	2	0.905
5	Trefzger, Ken	F2/ One Armed Bandits	18	2	0.900
6	White, J.J.	D6/ Menace 2 Sobriety	23	3	0.885
7	Bowen, Andy	H1/ Whynot!	20	3	0.870
8	Strickland, Andrew	F6/ Shootin Da Bull	13	2	0.867
9	Hoyt, David	B6/ Rif Raf	24	4	0.857
10	Prusisz, Mike	H5/ Tips & Shafts	17	3	0.850
11	Work, Joe	B8/ Traveling Brown's Billiarc	22	4	0.846
	Geraghty, John	E8/ Darty	22	4	0.846
13	Brown, Tom	A1/ The Dynastic Element	20	4	0.833
	Seward, Mike	A3/ Who's Sittin'?	15	3	0.833
15	Millikan, Craig	G1/ Measure From The Tip	19	4	0.826
16	Krestalude, Andy	D7/ The Jeffersons	23	5	0.821
17	Hindle, Mikey	C2/ Excalibur	18	4	0.818
	Huffman, David	C3/ To B or not to B…	18	4	0.818
19	Naylor, Dan	A2/ Appetite for Destruction	13	3	0.813
	Witz, Steve	C2/ Excalibur	13	3	0.813
21	Yang, Rob	B3/ Smell My Cork	17	4	0.810
22	Mathews, Alex	D2/ Death Throw	21	5	0.808
	Peele, Jim	D5/ Shark Shooters	21	5	0.808
24	Grubb, Ed	B3/ Smell My Cork	16	4	0.800
	Dunham, Jim	F4/ Qu-Easy Darts	16	4	0.800
26	Baldwin, Randy	D3/ We Be Tripplin	18	5	0.783
	Therrien, Dan	G7/ Release the Quacken	18	5	0.783
	Wiegand, Tom	G8/ Misfits	18	5	0.783
29	Ogden, Bryan	G4/ Grateful Darts	21	6	0.778
	Casey, Kevin	F6/ Shootin Da Bull	14	4	0.778
31	Dunleavy, John	B3/ Smell My Cork	20	6	0.769
	Holly, Mike	D7/ The Jeffersons	20	6	0.769
33	Lloyd, Billy	A3/ Who's Sittin'?	16	5	0.762
	Tan, Wil	A1/ The Dynastic Element	16	5	0.762
	Ball, Pat	F6/ Shootin Da Bull	16	5	0.762
36	Foushee, Eugene	B7/ Methodical Madness	19	6	0.760
37	Kilsdonk, Kris	B1/ Fire for Effect	18	6	0.750
	Knott, Ronnie	C1/ Fortnight Hooligans	18	6	0.750
	Ohrberg, Keith	B6/ Rif Raf	15	5	0.750
	James, Bob	C2/ Excalibur	15	5	0.750
	Maley, Dave	F7/ The Sofa Kings	12	4	0.750
42	Wilcox, Randy	B2/ These Freaks R Here 2 Pa	19	7	0.731
43	Stankevich, Scott	A2/ Appetite for Destruction	16	6	0.727
	Hamilton, Brad	B7/ Methodical Madness	16	6	0.727
45	Cashin, Jeff	F3/ Double In Taco Out	13	5	0.722
46	Jenkins, John	E7/ Armed and Hammered	20	8	0.714
	Rigert, Joe, Sr.	G5/ Wayne Gretzky	20	8	0.714
	Gelberg, Dave	A4/ Lunatic Fringe	15	6	0.714
	Fleming, Frank	H4/ What's the Point?	15	6	0.714
50	Hall, Josh	C2/ Excalibur	17	7	0.708
	Kubel, Tom	E5/ Neighbor Bangers	17	7	0.708
	Adams, Brad	F3/ Double In Taco Out	17	7	0.708
53	Price, Brady	D6/ Menace 2 Sobriety	19	8	0.704
	Spencer, Kenny	H5/ Tips & Shafts	19	8	0.704
55	Buckman, Dave	C2/ Excalibur	14	6	0.700
	Genzlinger, Roger	H6/ Chalk it Up	14	6	0.700
57	Groce, Nate	E8/ Darty	16	7	0.696
58	Rigert, Joe, Jr.	G5/ Wayne Gretzky	18	8	0.692
59	Wells, John	F5/ Designated Drunk Drivers	11	5	0.688
60	Watson, Jeff, Sr.	D1/ What the Fog	15	7	0.682
	Munroe, Joe	G7/ Release the Quacken	15	7	0.682
	Robertson, Chris	G2/ Missing Flights	15	7	0.682
63	Fournier, Jeff	B1/ Fire for Effect	17	8	0.680
	Phillips, Josh	H3/ Ballistic Behavior	17	8	0.680
65	(two tied - 1 in D, 1 in E)		19	9	0.679

	Doubles Win Percentage		W	L	%-age
1	Phillips, Robbie	A1/ The Dynastic Element	22	0	1.000
	Keller, Tony	A3/ Who's Sittin'?	19	0	1.000
3	Ray, Robert	B8/ Traveling Brown's Billiarc	19	2	0.905
4	Sandoval, Alberto	A1/ The Dynastic Element	18	2	0.900
	Trefzger, Ken	F2/ One Armed Bandits	18	2	0.900
6	Bowen, Andy	H1/ Whynot!	20	3	0.870
7	Wissinger, Bill	E8/ Darty	16	3	0.842
8	Wiegand, Tom	G8/ Misfits	19	4	0.826
9	Kiser, Lyman	F2/ One Armed Bandits	18	4	0.818
10	Alcon, Tony	F7/ The Sofa Kings	17	4	0.810
11	Groce, Nate	E8/ Darty	21	5	0.808
12	White, J.J.	D6/ Menace 2 Sobriety	20	5	0.800
13	Geraghty, John	E8/ Darty	18	5	0.783
	Ellis, Tim	G7/ Release the Quacken	18	5	0.783
15	Ogden, Bryan	G4/ Grateful Darts	21	6	0.778
	Lawrence, Jonathan	H6/ Chalk it Up	14	4	0.778
17	Kyle, Mike	E8/ Darty	17	5	0.773
18	Hall, Josh	C2/ Excalibur	20	6	0.769
	Bouchard, Keith	D6/ Menace 2 Sobriety	20	6	0.769
	Converse, Stan	G7/ Release the Quacken	20	6	0.769
21	Healy, Simon	A3/ Who's Sittin'?	16	5	0.762
22	Krestalude, Andy	D7/ The Jeffersons	21	7	0.750
	Howey, Evan	H1/ Whynot!	21	7	0.750
	Murphy, Phil	F2/ One Armed Bandits	15	5	0.750
	Seward, Mike	A3/ Who's Sittin'?	12	4	0.750
26	Wilson, John	B7/ Methodical Madness	20	7	0.741
27	Vance, Hugh	B8/ Traveling Brown's Billiarc	19	7	0.731
	Work, Joe	B8/ Traveling Brown's Billiarc	19	7	0.731
29	Fleming, Frank	H4/ What's the Point?	16	6	0.727
30	Zelinack, Jason	A3/ Who's Sittin'?	13	5	0.722
31	Rigert, Joe, Jr.	G5/ Wayne Gretzky	18	7	0.720
32	Moody, Chris	E8/ Darty	15	6	0.714
33	McCurry, Gregg	D4/ Leftovers	22	9	0.710
34	Denton, Fon	C4/ Overtime Outlaws	17	7	0.708
	Therrien, Dan	G7/ Release the Quacken	17	7	0.708
36	Casey, Kevin	F6/ Shootin Da Bull	14	6	0.700
	Shirey, Anthony	F6/ Shootin Da Bull	14	6	0.700
38	Foushee, Kevin	B7/ Methodical Madness	18	8	0.692
39	Naylor, Dan	A2/ Appetite for Destruction	11	5	0.688
	Stankevich, Scott	A2/ Appetite for Destruction	11	5	0.688
41	Huffman, David	C3/ To B or not to B…	15	7	0.682
	Tanner, Dave	C3/ To B or not to B…	15	7	0.682
43	Munroe, Joe	G7/ Release the Quacken	19	9	0.679
44	Watkins, Nathan	D8/ Liquor Posse	18	9	0.667
	Mitchell, Sid	A2/ Appetite for Destruction	16	8	0.667
	Foushee, Eugene	B7/ Methodical Madness	16	8	0.667
	Tant, J.J.	C4/ Overtime Outlaws	16	8	0.667
	Rowe, Travis	E1/ Dynamic Darts	16	8	0.667
	Adams, Brad	F3/ Double In Taco Out	16	8	0.667
	Lloyd, Billy	A3/ Who's Sittin'?	14	7	0.667
	Crawford, Neal	H6/ Chalk it Up	14	7	0.667
	Prusisz, Mike	H5/ Tips & Shafts	14	7	0.667
53	Emerton, Eric	G6/ Stone Cold Assassins	17	9	0.654
	Gaines, Lauren	G5/ Wayne Gretzky	17	9	0.654
55	Hindle, Mikey	C2/ Excalibur	15	8	0.652
	McCartney, Joe	E2/ Drinkers with a Dart Probl	15	8	0.652
	Snyder, Mike	E2/ Drinkers with a Dart Probl	15	8	0.652
	McGrail, Tony	G4/ Grateful Darts	15	8	0.652
	Knight, Romuald	H8/ Don't Hit The Scorekeepe	15	8	0.652
60	Borgna, Andrew	H5/ Tips & Shafts	13	7	0.650
	Schmitt, Rick	H1/ Whynot!	13	7	0.650
62	Ryan, Sean	F7/ The Sofa Kings	11	6	0.647
63	Flood, Tom	D1/ What the Fog	18	10	0.643
64	Dysard, Rick	D2/ Death Throw	16	9	0.640
	Riggsbee, Carl	G8/ Misfits	16	9	0.640

Fall 2014 RDL Top Singles+Doubles Win %-ages, All-Star Point Aves. (League-wide) (FINAL!)

(There are no missing statistics, as all scoresheets from the entire season have been received.)

(Game mins. req. for these listings: 29 for teams A6,F2,F6,F7; 32 for all other A/C/F div. teams; 35 for teams E1,H6,H8; 37 for all other B/D/E/G/H div. teams)

	Singles+Doubles Win Percentages		W	L	%-age
1	Phillips, Robbie	A1/ The Dynastic Element	41	2	0.953
2	Trefzger, Ken	F2/ One Armed Bandits	36	4	0.900
3	Bowen, Andy	H1/ Whynot!	40	6	0.870
4	Alcon, Tony	F7/ The Sofa Kings	37	6	0.860
5	White, J.J.	D6/ Menace 2 Sobriety	43	8	0.843
6	Geraghty, John	E8/ Darty	40	9	0.816
7	Wiegand, Tom	G8/ Misfits	37	9	0.804
8	Seward, Mike	A3/ Who's Sittin'?	27	7	0.794
9	Work, Joe	B8/ Traveling Brown's Billiarc	41	11	0.788
10	Krestalude, Andy	D7/ The Jeffersons	44	12	0.786
11	Tant, J.J.	C4/ Overtime Outlaws	36	10	0.783
12	Ogden, Bryan	G4/ Grateful Darts	42	12	0.778
13	Prusisz, Mike	H5/ Tips & Shafts	31	10	0.756
14	Groce, Nate	E8/ Darty	37	12	0.755
15	Hoyt, David	B6/ Rif Raf	39	13	0.750
	Sandoval, Alberto	A1/ The Dynastic Element	33	11	0.750
	Huffman, David	C3/ To B or not to B…	33	11	0.750
	Naylor, Dan	A2/ Appetite for Destruction	24	8	0.750
	Richardson, Shane	F2/ One Armed Bandits	24	8	0.750
20	Therrien, Dan	G7/ Release the Quacken	35	12	0.745
21	Strickland, Andrew	F6/ Shootin Da Bull	23	8	0.742
22	Hall, Josh	C2/ Excalibur	37	13	0.740
23	Casey, Kevin	F6/ Shootin Da Bull	28	10	0.737
24	Hindle, Mikey	C2/ Excalibur	33	12	0.733
25	Fleming, Frank	H4/ What's the Point?	31	12	0.721
26	Foushee, Eugene	B7/ Methodical Madness	35	14	0.714
	Lloyd, Billy	A3/ Who's Sittin'?	30	12	0.714
28	Mathews, Alex	D2/ Death Throw	37	15	0.712
	Peele, Jim	D5/ Shark Shooters	37	15	0.712
30	Stankevich, Scott	A2/ Appetite for Destruction	27	11	0.711
	Kiser, Lyman	F2/ One Armed Bandits	27	11	0.711
32	Ellis, Tim	G7/ Release the Quacken	34	14	0.708
33	Grubb, Ed	B3/ Smell My Cork	29	12	0.707
34	Rigert, Joe, Jr.	G5/ Wayne Gretzky	36	15	0.706
	Witz, Steve	C2/ Excalibur	24	10	0.706
36	Murphy, Phil	F2/ One Armed Bandits	26	11	0.703
37	Brown, Tom	A1/ The Dynastic Element	33	14	0.702
38	Howey, Evan	H1/ Whynot!	37	16	0.698
39	Tan, Wil	A1/ The Dynastic Element	30	13	0.698
40	James, Bob	C2/ Excalibur	27	12	0.692
41	Healy, Simon	A3/ Who's Sittin'?	29	13	0.690
42	Adams, Brad	F3/ Double In Taco Out	33	15	0.688
43	Converse, Stan	G7/ Release the Quacken	37	17	0.685
44	Ohrberg, Keith	B6/ Rif Raf	26	12	0.684
45	Kilsdonk, Kris	B1/ Fire for Effect	30	14	0.682
46	Munroe, Joe	G7/ Release the Quacken	34	16	0.680
47	Thomas, Jason	E4/ T.A.P.E.	31	15	0.674
48	Baldwin, Randy	D3/ We Be Tripplin	33	16	0.673
49	Dunleavy, John	B3/ Smell My Cork	35	17	0.673
50	Rigert, Joe, Sr.	G5/ Wayne Gretzky	36	18	0.667
	Knott, Ronnie	C1/ Fortnight Hooligans	32	16	0.667
	Buckman, Dave	C2/ Excalibur	28	14	0.667
	Anderson, Ryan	E8/ Darty	26	13	0.667
54	Foushee, Kevin	B7/ Methodical Madness	35	18	0.660
55	Vance, Hugh	B8/ Traveling Brown's Billiarc	34	18	0.654
56	Schmitt, Rick	H1/ Whynot!	24	13	0.649
57	Mitchell, Sid	A2/ Appetite for Destruction	31	17	0.646
58	Flood, Tom	D1/ What the Fog	36	20	0.643
	Shirey, Anthony	F6/ Shootin Da Bull	27	15	0.643
60	Moody, Chris	E8/ Darty	25	14	0.641
61	Cashin, Jeff	F3/ Double In Taco Out	23	13	0.639
62	Wilson, John	B7/ Methodical Madness	28	16	0.636
63	Holly, Mike	D7/ The Jeffersons	33	19	0.635
	Dzengeleski, Jimmy	E1/ Dynamic Darts	33	19	0.635
65	(two tied)	H6/ Chalk it Up	26	15	0.634

	All-Star Point Averages		ASP	TGP	Ave.
1	Phillips, Robbie	A1/ The Dynastic Element	93.0	43	2.163
2	Naylor, Dan	A2/ Appetite for Destruction	61.0	32	1.906
3	Tan, Wil	A1/ The Dynastic Element	76.5	43	1.779
4	Healy, Simon	A3/ Who's Sittin'?	72.5	42	1.726
5	Seward, Mike	A3/ Who's Sittin'?	57.5	34	1.691
6	Stankevich, Scott	A2/ Appetite for Destruction	56.0	38	1.474
7	Mitchell, Sid	A2/ Appetite for Destruction	65.5	48	1.365
8	Massengill, Chad	A5/ BullsHitters	62.0	47	1.319
9	Gelberg, Dave	A4/ Lunatic Fringe	54.0	43	1.256
10	Brown, Tom	A1/ The Dynastic Element	57.0	47	1.213
11	Terry, Bob	A4/ Lunatic Fringe	52.0	43	1.209
12	Butters, Scott	A6/ Weapons of Mass Consun	44.0	37	1.189
13	Lloyd, Billy	A3/ Who's Sittin'?	48.5	42	1.155
14	Fischlein, Kris	A7/ Darty Old Men	44.0	39	1.128
15	Zelinack, Jason	A3/ Who's Sittin'?	39.0	35	1.114
16	Work, Joe	B8/ Traveling Brown's Billiarc	57.5	52	1.106
17	Cusher, Dean	A2/ Appetite for Destruction	39.5	36	1.097
18	Trefzger, Ken	F2/ One Armed Bandits	43.0	40	1.075
19	Sandoval, Alberto	A1/ The Dynastic Element	45.5	44	1.034
20	McNamara, Tim	A7/ Darty Old Men	41.5	41	1.012
21	Baldwin, Randy	D3/ We Be Tripplin	48.5	49	0.990
22	Massengill, Randy	A5/ BullsHitters	43.5	45	0.967
23	Huffman, David	C3/ To B or not to B…	42.0	44	0.955
24	Grubb, Ed	B3/ Smell My Cork	38.5	41	0.939
25	Bennett, Will	C4/ Overtime Outlaws	36.0	39	0.923
26	Martin, David	B6/ Rif Raf	42.0	46	0.913
27	Azevedo, Angelo	E5/ Neighbor Bangers	33.5	39	0.859
28	Scott, Lee	A5/ BullsHitters	37.5	45	0.833
29	Eason, Joel	A4/ Lunatic Fringe	31.5	38	0.829
30	Strickland, Andrew	F6/ Shootin Da Bull	25.5	31	0.823
31	Foushee, Kevin	B7/ Methodical Madness	43.0	53	0.811
32	Wilson, John	B7/ Methodical Madness	35.5	44	0.807
33	Crites, Randy	B7/ Methodical Madness	30.5	38	0.803
34	Rigert, Joe, Sr.	G5/ Wayne Gretzky	43.0	54	0.796
35	Mozzetti, Tim	A2/ Appetite for Destruction	28.5	36	0.792
36	Richardson, Shane	F2/ One Armed Bandits	25.0	32	0.781
37	Mayhew, Zak	B3/ Smell My Cork	42.0	54	0.778
38	Hamilton, Billy	A4/ Lunatic Fringe	36.5	48	0.760
39	Hall, Josh	C2/ Excalibur	38.0	50	0.760
40	Peele, Jim	D5/ Shark Shooters	39.5	52	0.760
41	Jackson, Barry	E1/ Dynamic Darts	32.5	43	0.756
42	Knight, Mark	A1/ The Dynastic Element	28.5	38	0.750
43	Reitano, Sal	A6/ Weapons of Mass Consun	33.5	45	0.744
44	Mathews, Alex	D2/ Death Throw	38.5	52	0.740
	Roberts, Mike	E5/ Neighbor Bangers	38.5	52	0.740
46	Wiegand, Tom	G8/ Misfits	34.0	46	0.739
47	Flood, Tom	D1/ What the Fog	41.0	56	0.732
	Krestalude, Andy	D7/ The Jeffersons	41.0	56	0.732
49	Janssen, Joshua	D4/ Leftovers	29.0	40	0.725
50	Stepp, John	D1/ What the Fog	36.0	50	0.720
51	White, J.J.	D6/ Menace 2 Sobriety	36.5	51	0.716
52	Fitzgerald, Dennis	B5/ Big Bulls	35.0	49	0.714
53	Vance, Hugh	B8/ Traveling Brown's Billiarc	37.0	52	0.712
54	Watson, Jeff, Jr.	A7/ Darty Old Men	32.0	45	0.711
55	Murdaugh, John	B1/ Fire for Effect	31.0	44	0.705
56	Tanner, Dave	C3/ To B or not to B…	32.0	46	0.696
57	Deemer, Randy	D3/ We Be Tripplin	37.5	54	0.694
58	Allison, Frank	C7/ Sharky's Machine	30.5	44	0.693
59	Adams, Brad	F3/ Double In Taco Out	33.0	48	0.688
60	Tant, J.J.	C4/ Overtime Outlaws	31.5	46	0.685
61	Lane, Tim	A4/ Lunatic Fringe	22.5	33	0.682
62	Anderson, Ryan	E8/ Darty	26.5	39	0.679
63	Gaglione, Joey	A3/ Who's Sittin'?	21.5	32	0.672
64	Rudy, Jeff	C5/ Dublin Doublout	28.5	43	0.663
65	Long, Stephen	E4/ T.A.P.E.	28.0	43	0.651

Fall 2014 RDL Singles, Doubles Win Percentages (by team) (FINAL!)

(All statistics are included, as there were no missing scoresheets this season)

Singles Win Percentages

		W	L	%-age
1	A1/ The Dynastic Element	101	43	0.701
2	C2/ Excalibur	97	47	0.674
3	F6/ Shootin Da Bull	87	45	0.659
4	F7/ The Sofa Kings	81	51	0.614
5	A3/ Who's Sittin'?	88	56	0.611
6	G1/ Measure From The Tip	101	67	0.601
7	E8/ Darty	100	68	0.595
8	G7/ Release the Quacken	99	69	0.589
9	F2/ One Armed Bandits	77	55	0.583
10	H3/ Ballistic Behavior	97	70	0.581
11	H1/ Whynot!	95	71	0.572
12	B6/ Rif Raf	96	72	0.571
13	A2/ Appetite for Destruction	82	62	0.569
	C3/ To B or not to B…	82	62	0.569
15	D2/ Death Throw	95	73	0.565
16	C4/ Overtime Outlaws	81	63	0.563
17	D7/ The Jeffersons	93	75	0.554
18	B7/ Methodical Madness	91	77	0.542
19	E1/ Dynamic Darts	84	72	0.538
	H6/ Chalk it Up	84	72	0.538
21	B3/ Smell My Cork	90	78	0.536
22	C1/ Fortnight Hooligans	77	67	0.535
23	G8/ Misfits	88	80	0.524
24	D6/ Menace 2 Sobriety	87	81	0.518
25	B4/ Nine Lives	86	82	0.512
	D8/ Liquor Posse	86	82	0.512
	E3/ Brown Chicken Brown Cows	86	82	0.512
	E7/ Armed and Hammered	86	82	0.512
29	D4/ Leftovers	84	81	0.509
30	G4/ Grateful Darts	85	83	0.506
31	H7/ Ducking Farts	84	83	0.503
32	B8/ Traveling Brown's Billiards	84	84	0.500
	E4/ T.A.P.E.	84	84	0.500
	H2/ Train Station Shooters	72	72	0.500
35	B1/ Fire for Effect	82	86	0.488
36	F3/ Double In Taco Out	70	74	0.486
37	E2/ Drinkers with a Dart Problem	81	87	0.482
	G2/ Missing Flights	81	87	0.482
	G5/ Wayne Gretzky	81	87	0.482
	H4/ What's the Point?	81	87	0.482
41	A4/ Lunatic Fringe	69	75	0.479
42	A6/ Weapons of Mass Consumptior	63	69	0.477
43	D3/ We Be Tripplin	80	88	0.476
44	D1/ What the Fog	77	91	0.458
45	H5/ Tips & Shafts	69	86	0.445
46	B2/ These Freaks R Here 2 Party	74	94	0.440
47	F5/ Designated Drunk Drivers	52	68	0.433
48	E5/ Neighbor Bangers	67	89	0.429
49	E6/ Village Idiots	72	96	0.429
50	C5/ Dublin Doublout	61	83	0.424
51	G6/ Stone Cold Assassins	70	98	0.417
52	B5/ Big Bulls	69	99	0.411
53	D5/ Shark Shooters	67	98	0.406
54	C7/ Sharky's Machine	58	86	0.403
55	F4/ Qu-Easy Darts	53	79	0.402
56	G3/ Northern Flights	67	101	0.399
57	A5/ BullsHitters	53	91	0.368
58	H8/ Don't Hit The Scorekeeper	49	92	0.348
59	C6/ Coral Reefers	48	96	0.333
	F1/ No Boys Allowed	48	96	0.333
61	A7/ Darty Old Men	36	96	0.273

Doubles Win Percentages

		W	L	%-age
1	A3/ Who's Sittin'?	54	18	0.750
2	A1/ The Dynastic Element	53	19	0.736
3	E8/ Darty	60	24	0.714
4	F2/ One Armed Bandits	46	20	0.697
5	H1/ Whynot!	57	27	0.679
6	C2/ Excalibur	47	25	0.653
7	A2/ Appetite for Destruction	45	27	0.625
	C4/ Overtime Outlaws	45	27	0.625
9	F7/ The Sofa Kings	41	25	0.621
10	B7/ Methodical Madness	51	33	0.607
	G7/ Release the Quacken	51	33	0.607
12	G5/ Wayne Gretzky	49	35	0.583
13	C5/ Dublin Doublout	41	31	0.569
14	E1/ Dynamic Darts	44	34	0.564
	H6/ Chalk it Up	44	34	0.564
16	B3/ Smell My Cork	47	37	0.560
	D2/ Death Throw	47	37	0.560
	G8/ Misfits	47	37	0.560
19	G4/ Grateful Darts	46	38	0.548
	H3/ Ballistic Behavior	46	38	0.548
21	F6/ Shootin Da Bull	36	30	0.545
22	F3/ Double In Taco Out	39	33	0.542
23	B8/ Traveling Brown's Billiards	45	39	0.536
	D6/ Menace 2 Sobriety	45	39	0.536
	E2/ Drinkers with a Dart Problem	45	39	0.536
26	C3/ To B or not to B…	38	34	0.528
27	D4/ Leftovers	44	40	0.524
28	B5/ Big Bulls	43	41	0.512
	B6/ Rif Raf	43	41	0.512
	D7/ The Jeffersons	43	41	0.512
	H4/ What's the Point?	43	41	0.512
32	D3/ We Be Tripplin	42	42	0.500
33	D8/ Liquor Posse	41	43	0.488
	G2/ Missing Flights	41	43	0.488
35	B4/ Nine Lives	39	45	0.464
	D5/ Shark Shooters	39	45	0.464
	E3/ Brown Chicken Brown Cows	39	45	0.464
	E6/ Village Idiots	39	45	0.464
39	A4/ Lunatic Fringe	33	39	0.458
	C1/ Fortnight Hooligans	33	39	0.458
	H2/ Train Station Shooters	33	39	0.458
42	E7/ Armed and Hammered	38	46	0.452
43	H8/ Don't Hit The Scorekeeper	32	40	0.444
44	E5/ Neighbor Bangers	34	43.5	0.439
45	F5/ Designated Drunk Drivers	26	34	0.433
46	B1/ Fire for Effect	36	48	0.429
	G1/ Measure From The Tip	36	48	0.429
	G6/ Stone Cold Assassins	36	48	0.429
49	D1/ What the Fog	35	49	0.417
50	H5/ Tips & Shafts	31	47	0.397
51	B2/ These Freaks R Here 2 Party	32	52	0.381
52	C7/ Sharky's Machine	27	45	0.375
53	E4/ T.A.P.E.	31	53	0.369
	H7/ Ducking Farts	31	53	0.369
55	A7/ Darty Old Men	24	42	0.364
56	G3/ Northern Flights	30	54	0.357
57	F1/ No Boys Allowed	24	48	0.333
	F4/ Qu-Easy Darts	22	44	0.333
59	C6/ Coral Reefers	21	51	0.292
60	A6/ Weapons of Mass Consumptior	19	47	0.288
61	A5/ BullsHitters	18	54	0.250

Fall 2014 RDL Singles+Doubles Win %-ages, All-Star Point Aves. (by team) (FINAL!)

(All statistics are included, as there were no missing scoresheets this season)

Singles+Doubles Win Percentages

		W	L	%-age
1	A1/ The Dynastic Element	207	81	0.719
2	A3/ Who's Sittin'?	196	92	0.681
3	C2/ Excalibur	191	97	0.663
4	E8/ Darty	220	116	0.655
5	F2/ One Armed Bandits	169	95	0.640
6	H1/ Whynot!	209	125	0.626
7	F7/ The Sofa Kings	163	101	0.617
8	F6/ Shootin Da Bull	159	105	0.602
9	G7/ Release the Quacken	201	135	0.598
10	A2/ Appetite for Destruction	172	116	0.597
11	C4/ Overtime Outlaws	171	117	0.594
12	B7/ Methodical Madness	193	143	0.574
13	H3/ Ballistic Behavior	189	146	0.564
14	D2/ Death Throw	189	147	0.563
15	E1/ Dynamic Darts	172	140	0.551
	H6/ Chalk it Up	172	140	0.551
17	C3/ To B or not to B…	158	130	0.549
18	B3/ Smell My Cork	184	152	0.548
19	B6/ Rif Raf	182	154	0.542
	G8/ Misfits	182	154	0.542
21	D7/ The Jeffersons	179	157	0.533
	G5/ Wayne Gretzky	179	157	0.533
23	D6/ Menace 2 Sobriety	177	159	0.527
	G4/ Grateful Darts	177	159	0.527
25	B8/ Traveling Brown's Billiards	174	162	0.518
26	D4/ Leftovers	172	161	0.517
27	G1/ Measure From The Tip	173	163	0.515
28	F3/ Double In Taco Out	148	140	0.514
29	E2/ Drinkers with a Dart Problem	171	165	0.509
30	D8/ Liquor Posse	168	168	0.500
31	H4/ What's the Point?	167	169	0.497
32	C1/ Fortnight Hooligans	143	145	0.497
	C5/ Dublin Doublout	143	145	0.497
34	B4/ Nine Lives	164	172	0.488
	D3/ We Be Tripplin	164	172	0.488
	E3/ Brown Chicken Brown Cows	164	172	0.488
37	G2/ Missing Flights	163	173	0.485
38	E7/ Armed and Hammered	162	174	0.482
39	H2/ Train Station Shooters	138	150	0.479
40	A4/ Lunatic Fringe	135	153	0.469
41	B5/ Big Bulls	155	181	0.461
42	B1/ Fire for Effect	154	182	0.458
43	E6/ Village Idiots	150	186	0.446
44	D1/ What the Fog	147	189	0.438
45	H7/ Ducking Farts	146	189	0.436
46	D5/ Shark Shooters	145	188	0.435
47	E4/ T.A.P.E.	146	190	0.435
48	E5/ Neighbor Bangers	135	176	0.434
49	F5/ Designated Drunk Drivers	104	136	0.433
50	G6/ Stone Cold Assassins	142	194	0.423
51	H5/ Tips & Shafts	131	180	0.421
52	B2/ These Freaks R Here 2 Party	138	198	0.411
53	H8/ Don't Hit The Scorekeeper	113	172	0.396
54	C7/ Sharky's Machine	112	176	0.389
55	A6/ Weapons of Mass Consumptior	101	163	0.383
56	G3/ Northern Flights	127	209	0.378
57	F4/ Qu-Easy Darts	97	167	0.367
58	F1/ No Boys Allowed	96	192	0.333
59	A7/ Darty Old Men	84	180	0.318
60	C6/ Coral Reefers	90	198	0.313
61	A5/ BullsHitters	89	199	0.309

All-Star Point Averages

		ASP	TGP	Ave.
1	A1/ The Dynastic Element	397.5	288	1.380
2	A3/ Who's Sittin'?	349.0	288	1.212
3	A2/ Appetite for Destruction	339.5	288	1.179
4	A4/ Lunatic Fringe	258.0	288	0.896
5	A6/ Weapons of Mass Consumptior	186.0	264	0.705
6	A5/ BullsHitters	198.0	288	0.688
7	B7/ Methodical Madness	204.0	336	0.607
8	A7/ Darty Old Men	160.0	264	0.606
9	C4/ Overtime Outlaws	169.0	288	0.587
10	F2/ One Armed Bandits	143.0	264	0.542
11	B6/ Rif Raf	178.0	336	0.530
12	B3/ Smell My Cork	177.5	336	0.528
13	C3/ To B or not to B…	151.0	288	0.524
14	B8/ Traveling Brown's Billiards	174.5	336	0.519
15	C2/ Excalibur	145.0	288	0.503
16	E1/ Dynamic Darts	156.0	312	0.500
17	E5/ Neighbor Bangers	144.5	311	0.465
18	D7/ The Jeffersons	155.5	336	0.463
19	B1/ Fire for Effect	153.0	336	0.455
	E8/ Darty	153.0	336	0.455
21	D3/ We Be Tripplin	151.0	336	0.449
22	B4/ Nine Lives	148.0	336	0.440
23	E2/ Drinkers with a Dart Problem	147.5	336	0.439
	E7/ Armed and Hammered	147.5	336	0.439
25	E3/ Brown Chicken Brown Cows	146.5	336	0.436
26	D2/ Death Throw	146.0	336	0.435
27	F6/ Shootin Da Bull	114.5	264	0.434
28	D1/ What the Fog	143.0	336	0.426
29	C5/ Dublin Doublout	122.5	288	0.425
30	D8/ Liquor Posse	139.0	336	0.414
31	C1/ Fortnight Hooligans	117.0	288	0.406
32	B5/ Big Bulls	135.0	336	0.402
33	F3/ Double In Taco Out	114.0	288	0.396
34	B2/ These Freaks R Here 2 Party	132.5	336	0.394
35	E6/ Village Idiots	132.0	336	0.393
36	D5/ Shark Shooters	130.5	333	0.392
37	D4/ Leftovers	129.0	333	0.387
38	C7/ Sharky's Machine	110.5	288	0.384
39	E4/ T.A.P.E.	128.0	336	0.381
40	F7/ The Sofa Kings	98.0	264	0.371
41	D6/ Menace 2 Sobriety	124.0	336	0.369
42	G5/ Wayne Gretzky	118.0	336	0.351
43	F5/ Designated Drunk Drivers	84.0	240	0.350
44	G7/ Release the Quacken	111.0	336	0.330
45	G1/ Measure From The Tip	110.5	336	0.329
46	G4/ Grateful Darts	100.5	336	0.299
47	G2/ Missing Flights	96.0	336	0.286
48	F4/ Qu-Easy Darts	74.5	264	0.282
49	H1/ Whynot!	93.5	334	0.280
50	H6/ Chalk it Up	86.0	312	0.276
51	G8/ Misfits	92.0	336	0.274
52	C6/ Coral Reefers	75.0	288	0.260
53	F1/ No Boys Allowed	73.5	288	0.255
54	H2/ Train Station Shooters	73.0	288	0.253
55	H5/ Tips & Shafts	77.0	311	0.248
56	G3/ Northern Flights	80.0	336	0.238
57	H3/ Ballistic Behavior	73.5	335	0.219
58	H4/ What's the Point?	70.5	336	0.210
59	G6/ Stone Cold Assassins	69.0	336	0.205
60	H7/ Ducking Farts	52.0	335	0.155
61	H8/ Don't Hit The Scorekeeper	38.0	285	0.133

		Singles 301		Singles Cricket		Singles Record		Singles Win %-age	Doubles Cricket		Doubles 501		Doubles Record		Doubles Win %-age	Sngls + Dbls Record		Sngls + Dbls Win %-age	Tiebreaker Ws	Tiebreaker Ls	All-Star Points	Games Played	All-Star Point Average
A1/ The Dynastic Element		51	21	50	22	101	43	0.701	25	11	28	8	53	19	0.736	207	81	0.719	0	6	397.5	288	1.380
A 10	Kilts, Jason	4	3	4	1	8	4	0.667	6	1	6	1	12	2	0.857	20	6	0.769	0	1	28.5	26	1.096
A 11	Beeson, Robb	0	0	0	0	0	0	---	0	0	0	0	0	0	---	0	0	---	0	0	0.0	0	---
A 12	Brown, Tom	10	2	10	2	20	4	0.833	6	6	7	4	13	10	0.565	33	14	0.702	0	1	57.0	47	1.213
A 13	Kenney, Jon	4	0	3	5	7	5	0.583	4	3	6	2	10	5	0.667	17	10	0.630	0	1	30.5	27	1.130
A 14	Knight, Mark	5	7	5	3	10	10	0.500	6	3	5	4	11	7	0.611	21	17	0.553	0	1	28.5	38	0.750
A 15	Phillips, Robbie	9	1	10	1	19	2	0.905	11	0	11	0	22	0	1.000	41	2	0.953	0	0	93.0	43	2.163
A 16	Sandoval, Alberto	8	4	7	5	15	9	0.625	8	2	10	0	18	2	0.900	33	11	0.750	0	1	45.5	44	1.034
A 17	Smith, Allen	3	2	3	2	6	4	0.600	3	2	3	2	6	4	0.600	12	8	0.600	0	0	38.0	20	1.900
A 18	Tan, Wil	8	2	8	3	16	5	0.762	6	5	8	3	14	8	0.636	30	13	0.698	0	1	76.5	43	1.779
A 19	Wall, Keith	0	0	0	0	0	0	---	0	0	0	0	0	0	---	0	0	---	0	0	0.0	0	---
A2/ Appetite for Destruction		38	34	44	28	82	62	0.569	24	12	21	15	45	27	0.625	172	116	0.597	0	0	339.5	288	1.179
A 20	Mitchell, Sid	6	6	9	3	15	9	0.625	8	4	8	4	16	8	0.667	31	17	0.646	0	0	65.5	48	1.365
A 21	Mozzetti, Tim "Tex"	4	5	3	4	7	9	0.438	7	4	4	5	11	9	0.550	18	18	0.500	0	0	28.5	36	0.792
A 22	McCurry, Justin	3	2	2	5	5	7	0.417	2	3	3	2	5	5	0.500	10	12	0.455	0	0	15.5	22	0.705
A 23	Davis, Jimmy	2	4	2	2	4	6	0.400	2	0	6	1	8	1	0.889	12	7	0.632	0	0	17.5	19	0.921
A 24	Stankevich, Scott	7	4	9	2	16	6	0.727	8	3	3	2	11	5	0.688	27	11	0.711	0	0	56.0	38	1.474
A 25	Cusher, Dean	4	2	5	6	9	8	0.529	7	3	4	5	11	8	0.579	20	16	0.556	0	0	39.5	36	1.097
A 26	Bunn, Tim	4	3	2	4	6	7	0.462	5	2	4	4	9	6	0.600	15	13	0.536	0	0	26.0	28	0.929
A 27	Johnson, Michael	3	5	4	2	7	7	0.500	3	3	5	4	8	7	0.533	15	14	0.517	0	0	30.0	29	1.034
A 28	Naylor, Dan	5	3	8	0	13	3	0.813	6	2	5	3	11	5	0.688	24	8	0.750	0	0	61.0	32	1.906
A 29	Blake, Brian	0	0	0	0	0	0	---	0	0	0	0	0	0	---	0	0	---	0	0	0.0	0	---
A3/ Who's Sittin'?		43	29	45	27	88	56	0.611	27	9	27	9	54	18	0.750	196	92	0.681	0	0	349.0	288	1.212
A 30	Jeffcoat, Doug	0	0	0	0	0	0	---	0	0	2	0	2	0	1.000	2	0	1.000	0	0	1.0	2	0.500
A 31	Seward, Mike	7	2	8	1	15	3	0.833	7	2	5	2	12	4	0.750	27	7	0.794	0	0	57.5	34	1.691
A 32	Gaulthier, Kyle	5	0	5	0	10	0	1.000	4	1	3	2	7	3	0.700	17	3	0.850	0	0	43.0	20	2.150
A 33	Gaglione, Joey	3	5	4	6	7	11	0.389	4	1	6	3	10	4	0.714	17	15	0.531	0	0	21.5	32	0.672
A 34	Persson, Kenny	1	2	4	3	5	5	0.500	3	4	4	2	7	6	0.538	12	11	0.522	0	0	21.0	23	0.913
A 35	Lloyd, Billy	10	1	6	4	16	5	0.762	7	3	7	4	14	7	0.667	30	12	0.714	0	0	48.5	42	1.155
A 36	Parker, Charles	5	6	5	1	10	7	0.588	4	0	4	2	8	2	0.800	18	9	0.667	0	0	16.5	27	0.611
A 37	Keller, Tony	2	5	2	3	4	8	0.333	9	0	10	0	19	0	1.000	23	8	0.742	0	0	28.5	31	0.919
A 38	Healy, Simon	7	4	6	4	13	8	0.619	8	3	8	2	16	5	0.762	29	13	0.690	0	0	72.5	42	1.726
A 39	Zelinack, Jason	3	4	5	5	8	9	0.471	8	4	5	1	13	5	0.722	21	14	0.600	0	0	39.0	35	1.114
A4/ Lunatic Fringe		28	44	41	31	69	75	0.479	16	20	17	19	33	39	0.458	135	153	0.469	13	0	258.0	288	0.896
A 40	Eason, Joel	2	6	3	3	5	9	0.357	6	6	6	6	12	12	0.500	17	21	0.447	2	0	31.5	38	0.829
A 41	Jacobi, Paul	2	7	7	5	9	12	0.429	5	5	6	5	11	10	0.524	20	22	0.476	2	0	24.5	42	0.583
A 42	Terry, Bob	4	7	7	3	11	10	0.524	6	5	7	4	13	9	0.591	24	19	0.558	2	0	52.0	43	1.209
A 43	Hamilton, Billy	6	6	8	2	14	8	0.636	5	8	4	9	9	17	0.346	23	25	0.479	2	0	36.5	48	0.760
A 44	Bakowski, Adam	1	4	3	6	4	10	0.286	3	2	3	2	6	4	0.600	10	14	0.417	2	0	23.0	24	0.958
A 45	Frye, Scott	2	4	1	3	3	7	0.300	0	4	1	2	1	6	0.143	4	13	0.235	1	0	14.0	17	0.824
A 46	Gelberg, Dave	7	3	8	3	15	6	0.714	4	7	5	6	9	13	0.409	24	19	0.558	2	0	54.0	43	1.256
A 47	Lane, Tim	4	7	4	6	8	13	0.381	3	3	2	4	5	7	0.417	13	20	0.394	0	0	22.5	33	0.682
A5/ BullsHitters		32	40	21	51	53	91	0.368	9	27	9	27	18	54	0.250	89	199	0.309	0	8	198.0	288	0.688
A 50	Massengill, Chad	8	4	8	4	16	8	0.667	5	7	5	6	10	13	0.435	26	21	0.553	0	1	62.0	47	1.319
A 51	Massengill, Randy	5	7	4	8	9	15	0.375	3	9	1	8	4	17	0.190	13	32	0.289	0	1	43.5	45	0.967
A 52	Massengill, Robert	0	2	1	3	1	5	0.167	1	3	0	1	1	4	0.200	2	9	0.182	0	0	4.5	11	0.409
A 53	Reece, Robert	2	6	0	0	2	6	0.250	1	4	1	8	2	12	0.143	4	18	0.182	0	1	10.0	22	0.455
A 54	Gardner, Mike	3	6	0	5	3	11	0.214	1	2	1	9	2	11	0.154	5	22	0.185	0	1	5.5	27	0.204
A 55	Jobe, C.J.	3	9	2	10	5	19	0.208	1	10	2	6	3	16	0.158	8	35	0.186	0	1	13.0	43	0.302
A 56	Whitley, Brenda	1	1	3	4	4	5	0.444	0	7	3	2	3	9	0.250	7	14	0.333	0	1	10.0	21	0.476
A 57	Gilyardi, Ernie	1	0	1	0	2	0	1.000	0	1	0	1	0	2	0.000	2	2	0.500	0	0	1.0	4	0.250
A 58	Long, Gary	0	2	0	5	0	7	0.000	2	3	2	4	4	7	0.364	4	14	0.222	0	1	7.0	18	0.389
A 59	Scott, Lee	9	3	2	9	11	12	0.478	4	8	3	7	7	15	0.318	18	27	0.400	0	1	37.5	45	0.833
A 5x	xx-Wylie, John	0	0	0	3	0	3	0.000	0	0	0	2	0	2	0.000	0	5	0.000	0	0	4.0	5	0.800
A6/ Weapons of Mass Consumption		34	32	29	37	63	69	0.477	11	22	8	25	19	47	0.288	101	163	0.383	0	0	186.0	264	0.705
A 60	Butters, Scott	6	3	5	4	11	7	0.611	3	5	4	7	7	12	0.368	18	19	0.486	0	0	44.0	37	1.189
A 61	Bradshaw, Rick	3	3	2	5	5	8	0.385	2	5	1	5	3	10	0.231	8	18	0.308	0	0	20.0	26	0.769
A 62	Maccini, Billy	3	3	0	3	3	6	0.333	1	5	0	6	1	11	0.083	4	17	0.190	0	0	6.0	21	0.286
A 63	Reitano, Sal	6	5	6	6	12	11	0.522	4	7	3	8	7	15	0.318	19	26	0.422	0	0	33.5	45	0.744
A 64	Rodgers, Trey	3	5	3	5	6	10	0.375	4	4	3	6	7	10	0.412	13	20	0.394	0	0	14.0	33	0.424
A 65	Holland, Steve	4	4	4	6	8	10	0.444	3	6	2	6	5	12	0.294	13	22	0.371	0	0	10.5	35	0.300
A 66	Grubb, Donald	7	4	4	6	11	10	0.524	2	8	2	8	4	16	0.200	15	26	0.366	0	0	26.0	41	0.634
A 67	Carroll, John	2	5	5	2	7	7	0.500	3	4	1	4	4	8	0.333	11	15	0.423	0	0	32.0	26	1.231
A7/ Darty Old Men		20	46	16	50	36	96	0.273	11	22	13	20	24	42	0.364	84	180	0.318	0	0	160.0	264	0.606
A 70	Peters, Bobby	0	4	0	5	0	9	0.000	1	6	1	5	2	11	0.154	2	20	0.091	0	0	6.5	22	0.295
A 71	Dahulich, Jeff "Hooch"	1	9	1	7	2	16	0.111	5	3	4	6	9	9	0.500	11	25	0.306	0	0	7.0	36	0.194
A 72	McNamara, Tim	5	5	5	6	10	11	0.476	3	8	4	5	7	13	0.350	17	24	0.415	0	0	41.5	41	1.012
A 73	Schmaus, Darren	2	8	1	8	3	16	0.158	2	8	3	6	5	14	0.263	8	30	0.211	0	0	11.5	38	0.303
A 74	Evans, J.P.	2	3	1	3	3	6	0.333	0	6	1	3	1	9	0.100	4	15	0.211	0	0	8.5	19	0.447
A 75	Fischlein, Kris	4	5	5	5	9	10	0.474	5	5	6	4	11	9	0.550	20	19	0.513	0	0	44.0	39	1.128
A 76	Haynes, Chris	2	5	1	8	3	13	0.188	0	2	2	4	2	6	0.250	5	19	0.208	0	0	9.0	24	0.375
A 77	Watson, Jeff, Jr.	4	7	2	8	6	15	0.286	6	6	5	7	11	13	0.458	17	28	0.378	0	0	32.0	45	0.711

	Singles 301		Singles Cricket		Singles Record		Singles Win %-age	Doubles Cricket		Doubles 501		Doubles Record		Doubles Win %-age	Sngls + Dbls Record		Sngls + Dbls Win %-age	Tiebreaker Ws	Tiebreaker Ls	All-Star Points	Games Played	All-Star Point Average
B1/ Fire for Effect	42	42	40	44	82	86	0.488	20	22	16	26	36	48	0.429	154	182	0.458	6	0	153.0	336	0.455
B 10 Gabry, Greg	1	6	3	5	4	11	0.267	6	4	3	5	9	9	0.500	13	20	0.394	0	0	12.5	33	0.379
B 11 Brody, Kevin	0	2	1	3	1	5	0.167	1	3	1	1	2	4	0.333	3	9	0.250	0	0	8.5	12	0.708
B 12 Blackwelder, Deborah	4	6	5	5	9	11	0.450	5	5	2	7	7	12	0.368	16	23	0.410	1	0	10.5	39	0.269
B 13 Fournier, Jeff	9	3	8	5	17	8	0.680	7	6	4	9	11	15	0.423	28	23	0.549	1	0	27.0	51	0.529
B 14 Goss, Matt	4	5	4	4	8	9	0.471	5	4	5	3	10	7	0.588	18	16	0.529	1	0	19.0	34	0.559
B 15 Guenther, George	1	3	2	4	3	7	0.300	2	3	1	6	3	9	0.250	6	16	0.273	0	0	4.5	22	0.205
B 16 Kilsdonk, Kris	10	2	8	4	18	6	0.750	7	4	5	4	12	8	0.600	30	14	0.682	0	0	26.5	44	0.602
B 17 Monsma, A.J.	6	6	0	4	6	10	0.375	1	5	4	7	5	12	0.294	11	22	0.333	1	0	6.0	33	0.182
B 18 Murdaugh, John	7	4	6	6	13	10	0.565	6	6	5	4	11	10	0.524	24	20	0.545	1	0	31.0	44	0.705
B 19 Robinson, Ray	0	5	3	4	3	9	0.250	0	4	2	6	2	10	0.167	5	19	0.208	1	0	7.5	24	0.313
B2/ These Freaks R Here 2 Party	45	39	29	55	74	94	0.440	15	27	17	25	32	52	0.381	138	198	0.411	0	0	132.5	336	0.394
B 20 Wilcox, Julie	0	2	1	3	1	5	0.167	0	4	1	0	1	4	0.200	2	9	0.182	0	0	1.5	11	0.136
B 21 Wilcox, Randy	11	2	8	5	19	7	0.731	6	6	4	7	10	13	0.435	29	20	0.592	0	0	29.0	49	0.592
B 22 Franklin, Samantha	5	7	0	2	5	9	0.357	0	4	4	8	4	12	0.250	9	21	0.300	0	0	3.0	30	0.100
B 23 Scott, Kevin	1	4	5	9	6	13	0.316	5	9	4	7	9	16	0.360	15	29	0.341	0	0	10.0	44	0.227
B 24 Johnson, Galen	5	5	0	5	5	10	0.333	1	0	4	6	5	6	0.455	10	16	0.385	0	0	3.0	26	0.115
B 25 Gallagher, Jim	7	1	7	1	14	2	0.875	3	5	5	3	8	8	0.500	22	10	0.688	0	0	33.5	32	1.047
B 26 Turner, Kevin	9	4	2	9	11	13	0.458	2	11	3	5	5	16	0.238	16	29	0.356	0	0	9.5	45	0.211
B 27 Klann, Eric	1	2	2	1	3	3	0.500	2	2	2	2	4	4	0.500	7	7	0.500	0	0	8.0	14	0.571
B 28 Hall, Pete	4	10	3	11	7	21	0.250	7	7	5	8	12	15	0.444	19	36	0.345	0	0	27.0	55	0.491
B 29 Balikcioglu, Metin	2	2	1	9	3	11	0.214	4	6	2	4	6	10	0.375	9	21	0.300	0	0	8.0	30	0.267
B3/ Smell My Cork	46	38	44	40	90	78	0.536	27	15	20	22	47	37	0.560	184	152	0.548	0	0	177.5	336	0.528
B 30 Knight, Maridy	1	9	0	1	1	10	0.091	0	2	0	1	0	3	0.000	1	13	0.071	0	0	0.0	14	0.000
B 31 Payne, Julie	0	0	0	0	0	0	---	0	0	0	0	0	0	---	0	0	---	0	0	0.0	0	---
B 32 Jeffcoat, Angela	2	11	5	8	7	19	0.269	8	2	6	7	14	9	0.609	21	28	0.429	0	0	16.0	49	0.327
B 33 Ackerman, Travis	5	4	2	7	7	11	0.389	8	3	5	6	13	9	0.591	20	20	0.500	0	0	18.0	40	0.450
B 34 Grubb, Ed	9	1	7	3	16	4	0.800	7	3	6	5	13	8	0.619	29	12	0.707	0	0	38.5	41	0.939
B 35 Mayhew, Zak	7	6	9	5	16	11	0.593	7	7	8	5	15	12	0.556	31	23	0.574	0	0	42.0	54	0.778
B 36 Yang, Rob	8	0	9	4	17	4	0.810	8	6	6	8	14	14	0.500	31	18	0.633	0	0	24.0	49	0.490
B 37 Dunleavy, John	10	3	10	3	20	6	0.769	9	4	6	7	15	11	0.577	35	17	0.673	0	0	29.5	52	0.567
B 38 Cotton, Barbara	4	4	2	9	6	13	0.316	7	3	3	5	10	8	0.556	16	21	0.432	0	0	9.5	37	0.257
B4/ Nine Lives	43	41	43	41	86	82	0.512	20	22	19	23	39	45	0.464	164	172	0.488	0	0	148.0	336	0.440
B 40 Romanchek, David	6	4	5	5	11	9	0.550	4	7	4	4	8	11	0.421	19	20	0.487	0	0	12.0	39	0.308
B 41 Smith, Butch	10	5	6	8	16	13	0.552	6	7	6	9	12	16	0.429	28	29	0.491	0	0	25.5	57	0.447
B 42 Copple, Matthew	8	6	7	4	15	10	0.600	9	3	5	8	14	11	0.560	29	21	0.580	0	0	32.0	50	0.640
B 43 Mays, John	8	5	7	5	15	10	0.600	7	6	6	8	13	14	0.481	28	24	0.538	0	0	26.0	52	0.500
B 44 Marsden, James	2	9	3	9	5	18	0.217	6	5	4	5	10	10	0.500	15	28	0.349	0	0	8.0	43	0.186
B 45 Gibson, Jack	4	2	2	4	6	6	0.500	3	3	5	0	8	3	0.727	14	9	0.609	0	0	13.0	23	0.565
B 46 Keever, David	0	6	5	5	5	11	0.313	2	7	2	8	4	15	0.211	9	26	0.257	0	0	11.5	35	0.329
B 47 Lee, Chris	5	4	8	1	13	5	0.722	3	6	6	4	9	10	0.474	22	15	0.595	0	0	20.0	37	0.541
B5/ Big Bulls	27	57	42	42	69	99	0.411	18	24	25	17	43	41	0.512	155	181	0.461	0	0	135.0	336	0.402
B 50 Reinert, Kevin	4	8	4	8	8	16	0.333	4	9	8	5	12	14	0.462	20	30	0.400	0	0	18.0	50	0.360
B 51 Fitzgerald, Dennis	5	7	8	4	13	11	0.542	4	8	8	5	12	13	0.480	25	24	0.510	0	0	35.0	49	0.714
B 52 Fitzgerald, Aaron	3	10	9	5	12	15	0.444	6	8	8	7	14	15	0.483	26	30	0.464	0	0	28.0	56	0.500
B 53 Talton, Chris	1	5	1	4	2	9	0.182	2	4	3	3	5	7	0.417	7	16	0.304	0	0	0.0	23	0.000
B 54 Flanagan, Stephen	6	6	7	5	13	11	0.542	6	6	7	3	13	9	0.591	26	20	0.565	0	0	22.0	46	0.478
B 55 Toolan, Chris	4	5	4	4	8	9	0.471	2	5	5	4	7	9	0.438	15	18	0.455	0	0	11.5	33	0.348
B 56 Vance, Joe	1	3	1	6	2	9	0.182	3	1	4	1	7	2	0.778	9	11	0.450	0	0	3.5	20	0.175
B 57 Womble, Kenny	1	5	4	1	5	6	0.455	3	3	3	2	6	5	0.545	11	11	0.500	0	0	6.5	22	0.295
B 58 McWhorter, Mike	2	8	4	5	6	13	0.316	6	4	4	4	10	8	0.556	16	21	0.432	0	0	10.5	37	0.284
B6/ Rif Raf	46	38	50	34	96	72	0.571	21	21	22	20	43	41	0.512	182	154	0.542	0	0	178.0	336	0.530
B 60 Diamond, Paddy	7	2	4	6	11	8	0.579	3	4	3	3	6	7	0.462	17	15	0.531	0	0	15.5	32	0.484
B 61 St. Clair, Matt	1	2	2	6	3	8	0.273	3	6	2	6	5	12	0.294	8	20	0.286	0	0	9.0	28	0.321
B 62 Ohrberg, Keith	7	3	8	2	15	5	0.750	7	3	4	4	11	7	0.611	26	12	0.684	0	0	23.5	38	0.618
B 63 Jur, Jess	5	4	8	1	13	5	0.722	6	3	2	3	8	6	0.571	21	11	0.656	0	0	25.0	32	0.781
B 64 Horger, Dennis	4	1	2	2	6	3	0.667	2	4	1	4	3	8	0.273	9	11	0.450	0	0	10.5	20	0.525
B 65 Gaertner, Brian	4	8	1	6	5	14	0.263	2	7	7	7	9	14	0.391	14	28	0.333	0	0	9.0	42	0.214
B 66 Martin, David	3	6	10	3	13	9	0.591	8	5	7	4	15	9	0.625	28	18	0.609	0	0	42.0	46	0.913
B 67 Mitchell, Tim	3	10	3	6	6	16	0.273	6	5	8	5	14	10	0.583	20	26	0.435	0	0	12.0	46	0.261
B 68 Hoyt, David	12	2	12	2	24	4	0.857	5	5	10	4	15	9	0.625	39	13	0.750	0	0	31.5	52	0.606
B7/ Methodical Madness	44	40	47	37	91	77	0.542	26	16	25	17	51	33	0.607	193	143	0.574	9	0	204.0	336	0.607
B 70 Hamilton, Brad	7	1	9	5	16	6	0.727	4	7	7	4	11	11	0.500	27	17	0.614	1	0	27.5	44	0.625
B 71 Citrak, Sheldon	2	1	2	1	4	2	0.667	1	0	1	1	2	1	0.667	6	3	0.667	1	0	4.5	9	0.500
B 72 Neill, Gregory	3	9	0	3	3	12	0.200	0	3	1	4	1	7	0.125	4	19	0.174	1	0	3.5	23	0.152
B 73 Venable, Mike	7	7	2	7	9	14	0.391	7	4	4	5	11	9	0.550	20	23	0.465	1	0	14.5	43	0.337
B 74 Stephenson, Scott	0	0	0	0	0	0	---	2	0	0	3	2	3	0.400	2	3	0.400	0	0	1.0	5	0.200
B 75 Foushee, Eugene	8	5	11	1	19	6	0.760	9	5	7	3	16	8	0.667	35	14	0.714	1	0	31.0	49	0.633
B 76 Foushee, Kevin	8	6	9	4	17	10	0.630	8	4	10	4	18	8	0.692	35	18	0.660	1	0	43.0	53	0.811
B 77 Crites, Randy	7	4	5	6	12	10	0.545	5	3	5	3	10	6	0.625	22	16	0.579	1	0	30.5	38	0.803
B 78 Kuhns, John	1	3	2	5	3	8	0.273	6	3	5	3	11	6	0.647	14	14	0.500	1	0	13.0	28	0.464
B 79 Wilson, John	1	4	7	5	8	9	0.471	10	3	10	4	20	7	0.741	28	16	0.636	1	0	35.5	44	0.807
B8/ Traveling Brown's Billiards	43	41	41	43	84	84	0.500	21	21	24	18	45	39	0.536	174	162	0.518	0	15	174.5	336	0.519
B 80 McCredie, Bob	3	4	0	4	3	8	0.273	3	3	3	2	6	5	0.545	9	13	0.409	0	1	4.0	22	0.182
B 81 Vance, Hugh	7	6	8	5	15	11	0.577	10	3	9	4	19	7	0.731	34	18	0.654	0	2	37.0	52	0.712
B 82 Jimenez, Eduardo	9	4	5	9	14	13	0.519	4	11	7	8	11	19	0.367	25	32	0.439	0	2	13.5	57	0.237
B 83 Work, Joe	10	3	12	1	22	4	0.846	9	4	10	3	19	7	0.731	41	11	0.788	0	2	57.5	52	1.106
B 84 Cooks, Zac	1	3	0	6	1	9	0.100	0	0	0	0	0	0	---	1	9	0.100	0	0	4.0	10	0.400
B 85 Bir, Tom	3	7	3	8	6	15	0.286	3	10	4	8	7	18	0.280	13	33	0.283	0	2	11.0	46	0.239
B 86 Ray, Robert	4	2	7	2	11	4	0.733	9	1	10	1	19	2	0.905	30	6	0.833	0	2	27.0	36	0.750
B 87 Wilcenski, Steve	2	0	2	0	4	0	1.000	1	1	0	2	1	3	0.250	5	3	0.625	0	1	5.0	8	0.625
B 88 Feller, Keith	4	5	4	4	8	9	0.471	3	6	5	5	8	11	0.421	16	20	0.444	0	2	10.5	36	0.292
B 89 Wilson, Matt	0	7	0	4	0	11	0.000	0	3	0	3	0	6	0.000	0	17	0.000	0	1	5.0	17	0.294

	Singles 301		Singles Cricket		Singles Record		Singles Win %-age	Doubles Cricket		Doubles 501		Doubles Record		Doubles Win %-age	Sngls + Dbls Record		Sngls + Dbls Win %-age	Tiebreaker Ws	Tiebreaker Ls	All-Star Points	Games Played	All-Star Point Average
C1/ Fortnight Hooligans	41	31	36	36	77	67	0.535	14	22	19	17	33	39	0.458	143	145	0.497	0	0	117.0	288	0.406
C 10 Knott, Ryan	6	6	5	7	11	13	0.458	5	8	5	7	10	15	0.400	21	28	0.429	0	0	13.0	49	0.265
C 11 Knott, Ronnie	10	2	8	4	18	6	0.750	6	6	8	4	14	10	0.583	32	16	0.667	0	0	20.0	48	0.417
C 12 Sautter, Scott	6	6	7	5	13	11	0.542	6	6	6	7	12	13	0.480	25	24	0.510	0	0	23.5	49	0.480
C 13 Sautter, Don	9	4	7	5	16	9	0.640	4	8	8	4	12	12	0.500	28	21	0.571	0	0	28.0	49	0.571
C 14 Schon, Chris	4	8	4	9	8	17	0.320	3	9	5	7	8	16	0.333	16	33	0.327	0	0	10.5	49	0.214
C 15 Howard, Brian	6	5	5	6	11	11	0.500	4	7	6	5	10	12	0.455	21	23	0.477	0	0	22.0	44	0.500
C 16 Hayes, Chad	0	0	0	0	0	0	---	0	0	0	0	0	0	---	0	0	---	0	0	0.0	0	---
C2/ Excalibur	52	20	45	27	97	47	0.674	28	8	19	17	47	25	0.653	191	97	0.663	0	0	145.0	288	0.503
C 20 Coyne, Kevin	0	1	0	0	0	1	0.000	0	0	0	0	0	0	---	0	1	0.000	0	0	0.0	1	0.000
C 21 Burney, Gary	5	4	4	6	9	10	0.474	5	2	3	3	8	5	0.615	17	15	0.531	0	0	17.0	32	0.531
C 22 Buckman, Dave	8	3	6	3	14	6	0.700	9	2	5	6	14	8	0.636	28	14	0.667	0	0	18.5	42	0.440
C 23 Hall, Josh	10	2	7	5	17	7	0.708	11	2	9	4	20	6	0.769	37	13	0.740	0	0	38.0	50	0.760
C 24 Hindle, Mikey	9	2	9	2	18	4	0.818	9	2	6	6	15	8	0.652	33	12	0.733	0	0	28.5	45	0.633
C 25 Sellers, Mark	4	6	7	5	11	11	0.500	9	3	5	6	14	9	0.609	25	20	0.556	0	0	18.0	45	0.400
C 26 James, Bob	10	0	5	5	15	5	0.750	7	2	5	5	12	7	0.632	27	12	0.692	0	0	14.0	39	0.359
C 27 Witz, Steve	6	2	7	1	13	3	0.813	6	3	5	4	11	7	0.611	24	10	0.706	0	0	11.0	34	0.324
C3/ To B or not to B…	36	36	46	26	82	62	0.569	18	18	20	16	38	34	0.528	158	130	0.549	0	0	151.0	288	0.524
C 30 Huffman, David	7	4	11	0	18	4	0.818	6	5	9	2	15	7	0.682	33	11	0.750	0	0	42.0	44	0.955
C 31 Tanner, Dave	5	7	9	3	14	10	0.583	8	4	7	3	15	7	0.682	29	17	0.630	0	0	32.0	46	0.696
C 32 Spaulding, Paul	8	4	7	5	15	9	0.625	8	4	6	6	14	10	0.583	29	19	0.604	0	0	21.0	48	0.438
C 33 Smith, Brian	6	4	5	5	11	9	0.550	5	5	5	2	10	7	0.588	21	16	0.568	0	0	18.5	37	0.500
C 34 Raymond, Ryan	2	6	7	4	9	10	0.474	4	7	4	7	8	14	0.364	17	24	0.415	0	0	17.5	41	0.427
C 35 Steppe, Mike	7	4	4	7	11	11	0.500	3	9	6	5	9	14	0.391	20	25	0.444	0	0	18.0	45	0.400
C 36 Talley, Gray	1	4	0	2	1	6	0.143	1	1	3	5	4	6	0.400	5	12	0.294	0	0	0.0	17	0.000
C 37 Rexrode, Rob	0	3	3	0	3	3	0.500	1	1	0	2	1	3	0.250	4	6	0.400	0	0	2.0	10	0.200
C4/ Overtime Outlaws	39	33	42	30	81	63	0.563	24	12	21	15	45	27	0.625	171	117	0.594	0	0	169.0	288	0.587
C 40 Clark, Dan	6	4	7	3	13	7	0.650	6	4	5	3	11	7	0.611	24	14	0.632	0	0	23.5	38	0.618
C 41 Peterson, Chris	5	5	2	6	7	11	0.389	5	4	5	5	10	9	0.526	17	20	0.459	0	0	14.0	37	0.378
C 42 Tant, J.J.	9	1	11	1	20	2	0.909	8	4	8	4	16	8	0.667	36	10	0.783	0	0	31.5	46	0.685
C 43 Crowe, Jason	6	4	1	6	7	10	0.412	4	4	5	2	9	6	0.600	16	16	0.500	0	0	15.5	32	0.484
C 44 Inauale, Bob	4	3	4	4	8	7	0.533	7	0	5	3	12	3	0.800	20	10	0.667	0	0	18.0	30	0.600
C 45 Bennett, Will	2	7	7	3	9	10	0.474	5	5	5	5	10	10	0.500	19	20	0.487	0	0	36.0	39	0.923
C 46 Lesher, John	3	2	3	3	6	5	0.545	4	1	1	3	5	4	0.556	11	9	0.550	0	0	7.5	20	0.375
C 47 Denton, Fon	4	7	7	4	11	11	0.500	9	2	8	5	17	7	0.708	28	18	0.609	0	0	23.0	46	0.500
C5/ Dublin Doublout	32	40	29	43	61	83	0.424	19	17	22	14	41	31	0.569	143	145	0.497	7	0	122.5	288	0.425
C 50 Bordeau, Eric	6	5	2	6	8	11	0.421	8	4	7	5	15	9	0.625	23	20	0.535	1	0	12.0	43	0.279
C 51 Montesi, Chris	6	5	8	4	14	9	0.609	5	7	8	4	13	11	0.542	27	20	0.574	1	0	20.0	47	0.426
C 52 Winter, Wally	2	6	4	4	6	10	0.375	5	2	4	3	9	5	0.643	15	15	0.500	1	0	18.5	30	0.617
C 53 Rudy, Jeff	3	6	4	7	7	13	0.350	8	4	6	5	14	9	0.609	21	22	0.488	1	0	28.5	43	0.663
C 54 Smelik, Gene	5	5	3	7	8	12	0.400	3	4	5	3	8	7	0.533	16	19	0.457	1	0	9.5	35	0.271
C 55 Smelik, Pat	7	5	6	6	13	11	0.542	5	7	7	4	12	11	0.522	25	22	0.532	1	0	19.0	47	0.404
C 56 Johnson, Steve	3	8	2	9	5	17	0.227	4	6	7	4	11	10	0.524	16	27	0.372	1	0	15.0	43	0.349
C 57 Hedrick, Lina	0	0	0	0	0	0	---	0	0	0	0	0	0	---	0	0	---	0	0	0.0	0	---
C6/ Coral Reefers	22	50	26	46	48	96	0.333	8	28	13	23	21	51	0.292	90	198	0.313	9	0	75.0	288	0.260
C 60 Jarvah, Sean	2	3	2	3	4	6	0.400	1	3	1	0	2	3	0.400	6	9	0.400	1	0	5.0	15	0.333
C 61 Colton, Mitch	4	4	3	6	7	10	0.412	3	5	1	7	4	12	0.250	11	22	0.333	1	0	10.0	33	0.303
C 62 Cullen, Pat	1	7	0	2	1	9	0.100	0	0	3	3	3	3	0.500	4	12	0.250	1	0	1.0	16	0.063
C 63 Farling, Stew	2	3	0	6	2	9	0.182	1	6	2	6	3	12	0.200	5	21	0.192	1	0	4.0	26	0.154
C 64 Gardner, Kyle	1	0	2	0	3	0	1.000	0	2	2	0	2	2	0.500	5	2	0.714	0	0	1.0	7	0.143
C 65 Patskoski, Jason	0	8	1	8	1	16	0.059	1	10	4	4	5	14	0.263	6	30	0.167	1	0	10.0	36	0.278
C 66 Roseman, Sean	4	7	7	2	11	9	0.550	3	8	4	6	7	14	0.333	18	23	0.439	1	0	12.0	41	0.293
C 67 Smith, Van	4	5	5	6	9	11	0.450	4	7	4	6	8	13	0.381	17	24	0.415	1	0	11.5	41	0.280
C 68 Thorne, Marshall	4	7	1	9	5	16	0.238	1	8	2	9	3	17	0.150	8	33	0.195	1	0	8.0	41	0.195
C 69 Wade, Nate	0	6	5	4	5	10	0.333	2	7	3	5	5	12	0.294	10	22	0.313	1	0	12.5	32	0.391
C7/ Sharky's Machine	30	42	28	44	58	86	0.403	15	21	12	24	27	45	0.375	112	176	0.389	0	16	110.5	288	0.384
C 70 Allison, Frank	5	5	8	4	13	9	0.591	6	6	6	4	12	10	0.545	25	19	0.568	0	2	30.5	44	0.693
C 71 Fink, Scott	3	7	1	4	4	11	0.267	4	6	3	5	7	11	0.389	11	22	0.333	0	2	6.0	33	0.182
C 72 Bateman, Jimmy	6	5	6	5	12	10	0.545	5	5	2	5	7	10	0.412	19	20	0.487	0	2	20.0	39	0.513
C 73 Kruger, Lonny	3	5	5	5	8	10	0.444	3	6	4	7	7	13	0.350	15	23	0.395	0	2	9.5	38	0.250
C 74 deFontes, Adrienne	7	4	2	9	9	13	0.409	4	7	3	6	7	13	0.350	16	26	0.381	0	2	14.5	42	0.345
C 75 Borgia, Pete	2	5	3	7	5	12	0.294	2	5	1	7	3	12	0.200	8	24	0.250	0	2	12.5	32	0.391
C 76 Barrett, Darren	4	7	0	7	4	14	0.222	3	4	3	8	6	12	0.333	10	26	0.278	0	2	10.0	36	0.278
C 77 Schaefer, Dan	0	4	3	3	3	7	0.300	3	3	2	6	5	9	0.357	8	16	0.333	0	2	7.5	24	0.313

	Singles 301		Singles Cricket		Singles Record		Singles Win %-age	Doubles Cricket		Doubles 501		Doubles Record		Doubles Win %-age	Sngls + Dbls Record		Sngls + Dbls Win %-age	Tiebreaker Ws	Tiebreaker Ls	All-Star Points	Games Played	All-Star Point Average
D1/ What the Fog	35	49	42	42	77	91	0.458	18	24	17	25	35	49	0.417	147	189	0.438	6	7	143.0	336	0.426
D 10 Stepp, John	8	5	7	6	15	11	0.577	4	8	5	7	9	15	0.375	24	26	0.480	1	1	36.0	50	0.720
D 11 Flood, Tom	8	6	10	4	18	10	0.643	10	4	8	6	18	10	0.643	36	20	0.643	1	1	41.0	56	0.732
D 12 Young, Mike	2	9	4	7	6	16	0.273	6	7	4	6	10	13	0.435	16	29	0.356	1	1	9.0	45	0.200
D 13 Reinhardt, Colby	5	7	7	5	12	12	0.500	5	7	6	6	11	13	0.458	23	25	0.479	0	1	21.0	48	0.438
D 14 Reinhardt, Andy	4	10	1	8	5	18	0.217	4	7	4	10	8	17	0.320	13	35	0.271	1	1	10.5	48	0.219
D 15 Bryson, Jeff	4	6	2	11	6	17	0.261	1	10	2	8	3	18	0.143	9	35	0.205	1	1	10.5	44	0.239
D 16 Watson, Jeff, Sr.	4	6	11	1	15	7	0.682	6	5	5	7	11	12	0.478	26	19	0.578	1	1	15.0	45	0.333
D2/ Death Throw	44	40	51	33	95	73	0.565	23	19	24	18	47	37	0.560	189	147	0.563	7	5	146.0	336	0.435
D 20 Willis, Tolson	9	5	7	8	16	13	0.552	7	7	9	6	16	13	0.552	32	26	0.552	1	1	18.5	58	0.319
D 21 Hogan, Neal	7	8	7	7	14	15	0.483	7	8	8	6	15	14	0.517	29	29	0.500	1	1	19.0	58	0.328
D 22 Zimmerman, Mike	4	7	0	1	4	8	0.333	0	1	6	5	6	6	0.500	10	14	0.417	1	0	1.0	24	0.042
D 23 Dysard, Rick	5	8	10	3	15	11	0.577	9	4	7	5	16	9	0.640	31	20	0.608	1	1	25.5	51	0.500
D 24 Bosier, Sean	6	8	10	4	16	12	0.571	7	7	8	6	15	13	0.536	31	25	0.554	1	1	29.5	56	0.527
D 25 Thompson, Ben	1	1	6	4	7	5	0.583	5	5	2	0	7	5	0.583	14	10	0.583	0	1	11.5	24	0.479
D 26 Mathews, Alex	11	2	10	3	21	5	0.808	9	4	7	6	16	10	0.615	37	15	0.712	1	0	38.5	52	0.740
D 27 Mathews, Dave	1	1	1	3	2	4	0.333	2	2	1	2	3	4	0.429	5	8	0.385	1	0	2.5	13	0.192
D3/ We Be Tripplin	46	38	34	50	80	88	0.476	20	22	22	20	42	42	0.500	164	172	0.488	0	0	151.0	336	0.449
D 30 Leggett, Alyssa	7	6	3	12	10	18	0.357	6	7	6	6	12	13	0.480	22	31	0.415	0	0	7.5	53	0.142
D 31 Garzon, Marc	7	5	6	5	13	10	0.565	5	6	5	6	10	12	0.455	23	22	0.511	0	0	20.0	45	0.444
D 32 Deemer, Randy	8	5	9	5	17	10	0.630	7	7	7	6	14	13	0.519	31	23	0.574	0	0	37.5	54	0.694
D 33 Baldwin, Randy	7	3	11	2	18	5	0.783	7	6	8	5	15	11	0.577	33	16	0.673	0	0	48.5	49	0.990
D 34 Todd, Patrick	7	7	3	10	10	17	0.370	9	5	7	8	16	13	0.552	26	30	0.464	0	0	18.5	56	0.330
D 35 Rutten, Pete	5	11	1	9	6	20	0.231	3	8	8	7	11	15	0.423	17	35	0.327	0	0	15.5	52	0.298
D 36 Long, Eric	5	1	1	7	6	8	0.429	3	5	3	2	6	7	0.462	12	15	0.444	0	0	3.5	27	0.130
D4/ Leftovers	39	43	45	38	84	81	0.509	24	18	20	22	44	40	0.524	172	161	0.517	6	6	129.0	333	0.387
D 40 McCurry, Gregg	7	7	8	7	15	14	0.517	11	5	11	4	22	9	0.710	37	23	0.617	1	1	28.0	60	0.467
D 41 Warshawsky, Larry	9	5	9	4	18	9	0.667	6	8	5	9	11	17	0.393	29	26	0.527	1	1	15.5	55	0.282
D 42 Janssen, Joshua	5	5	6	4	11	9	0.550	7	3	4	6	11	9	0.550	22	18	0.550	1	1	29.0	40	0.725
D 43 Espy, Gerry	0	1	0	1	0	2	0.000	0	1	0	0	0	1	0.000	0	3	0.000	0	0	1.0	3	0.333
D 44 Thomas, Brent	5	8	6	8	11	16	0.407	7	9	5	10	12	19	0.387	23	35	0.397	1	1	22.0	58	0.379
D 45 Thomas, Tony	2	5	5	2	7	7	0.500	5	2	3	4	8	6	0.571	15	13	0.536	1	1	9.5	28	0.339
D 46 Harper, C.E.	4	4	6	2	10	6	0.625	4	2	3	5	7	7	0.500	17	13	0.567	0	0	13.0	30	0.433
D 47 Boutieller, Tina	7	8	5	10	12	18	0.400	8	6	9	6	17	12	0.586	29	30	0.492	1	1	11.0	59	0.186
D 48 McCurry, Virginia	0	0	0	0	0	0	---	0	0	0	0	0	0	---	0	0	---	0	0	0.0	0	---
D5/ Shark Shooters	34	48	33	50	67	98	0.406	15	27	24	18	39	45	0.464	145	188	0.435	0	6	130.5	333	0.392
D 50 Stacy, Michelle	5	5	2	9	7	14	0.333	5	7	6	4	11	11	0.500	18	25	0.419	0	1	7.0	43	0.163
D 51 Stacy, Rod	4	6	3	8	7	14	0.333	5	6	6	5	11	11	0.500	18	25	0.419	0	1	26.5	43	0.616
D 52 Mitchell, Liz	4	7	5	5	9	12	0.429	7	5	6	6	13	11	0.542	22	23	0.489	0	1	14.5	45	0.322
D 53 Salcedo, Johanna	1	3	1	5	2	8	0.200	1	4	1	4	2	8	0.200	4	16	0.200	0	0	3.0	20	0.150
D 54 Peele, Jim	11	2	10	3	21	5	0.808	7	6	9	4	16	10	0.615	37	15	0.712	0	1	39.5	52	0.760
D 55 Mercer, Dave	4	10	5	6	9	16	0.360	1	11	7	5	8	16	0.333	17	32	0.347	0	1	8.5	49	0.173
D 56 Hunnicutt, Dave	1	5	5	1	6	6	0.500	1	3	4	2	5	5	0.500	11	11	0.500	0	0	6.0	22	0.273
D 57 Taylor, Eric	2	0	0	2	2	2	0.500	0	4	3	1	3	5	0.375	5	7	0.417	0	0	4.5	12	0.375
D 58 Letsch, Dempsey	2	10	2	11	4	21	0.160	3	8	6	5	9	13	0.409	13	34	0.277	0	1	21.0	47	0.447
D6/ Menace 2 Sobriety	46	38	41	43	87	81	0.518	24	18	21	21	45	39	0.536	177	159	0.527	6	7	124.0	336	0.369
D 60 Johnson, Dave	9	5	10	4	19	9	0.679	9	5	5	9	14	14	0.500	33	23	0.589	1	1	23.5	56	0.420
D 61 Johnson, Jennifer	0	1	2	1	2	2	0.500	0	2	0	3	0	5	0.000	2	7	0.222	0	0	2.0	9	0.222
D 62 Price, Brady	8	5	11	3	19	8	0.704	9	5	5	7	14	12	0.538	33	20	0.623	1	1	24.5	53	0.462
D 63 McCartney, Eric	2	3	1	7	3	10	0.231	3	7	1	4	4	11	0.267	7	21	0.250	0	0	5.5	28	0.196
D 64 Patel, Sam	1	8	2	5	3	13	0.188	5	4	3	7	8	11	0.421	11	24	0.314	1	1	11.5	35	0.329
D 65 White, J.J.	13	0	10	3	23	3	0.885	9	4	11	1	20	5	0.800	43	8	0.843	1	1	36.5	51	0.716
D 66 Bouchard, Keith	6	8	5	9	11	17	0.393	8	5	12	1	20	6	0.769	31	23	0.574	1	1	12.5	54	0.231
D 67 Staley, Shawn	6	8	0	11	6	19	0.240	5	4	4	10	9	14	0.391	15	33	0.313	1	1	8.0	48	0.167
D 68 Kareiva, Keith	1	0	0	0	1	0	1.000	0	0	1	0	1	0	1.000	2	0	1.000	0	1	0.0	2	0.000
D7/ The Jeffersons	48	36	45	39	93	75	0.554	23	19	20	22	43	41	0.512	179	157	0.533	0	0	155.5	336	0.463
D 70 Hartmann, Erin	9	5	5	9	14	14	0.500	5	9	5	9	10	18	0.357	24	32	0.429	0	0	26.5	56	0.473
D 71 Hartmann, Pete	5	8	2	11	7	19	0.269	6	8	3	11	9	19	0.321	16	38	0.296	0	0	14.5	54	0.269
D 72 Krestalude, Andy	12	2	11	3	23	5	0.821	11	3	10	4	21	7	0.750	44	12	0.786	0	0	41.0	56	0.732
D 73 Cuevas, Louie	7	7	6	8	13	15	0.464	9	5	7	7	16	12	0.571	29	27	0.518	0	0	20.0	56	0.357
D 74 Martinez, Vince	3	9	10	3	13	12	0.520	7	5	6	6	13	11	0.542	26	23	0.531	0	0	25.0	49	0.510
D 75 Holly, Mike	10	3	10	3	20	6	0.769	6	7	7	6	13	13	0.500	33	19	0.635	0	0	25.5	52	0.490
D 76 Dudley, Robert	2	2	1	2	3	4	0.429	2	1	2	1	4	2	0.667	7	6	0.538	0	0	3.0	13	0.231
D8/ Liquor Posse	42	42	44	40	86	82	0.512	21	21	20	22	41	43	0.488	168	168	0.500	13	5	139.0	336	0.414
D 80 Bathurst, Ryan	5	5	7	4	12	9	0.571	4	8	4	8	8	16	0.333	20	25	0.444	2	0	20.0	45	0.444
D 81 Mooty, Aaron	9	5	9	4	18	9	0.667	6	8	9	5	15	13	0.536	33	22	0.600	1	1	34.5	55	0.627
D 82 Watkins, Nathan	7	7	8	6	15	13	0.536	9	5	9	4	18	9	0.667	33	22	0.600	2	1	22.0	55	0.400
D 83 Kincaid, Storm	9	0	6	3	15	3	0.833	5	4	5	4	10	8	0.556	25	11	0.694	2	0	16.5	36	0.458
D 84 Martinez, Gus	3	9	4	8	7	17	0.292	3	6	4	8	7	14	0.333	14	31	0.311	2	1	9.0	45	0.200
D 85 Barnes, Adam	3	9	5	8	8	17	0.320	5	6	6	5	11	11	0.500	19	28	0.404	2	1	14.5	47	0.309
D 86 Duncan, Drew	6	7	5	7	11	14	0.440	10	5	3	10	13	15	0.464	24	29	0.453	2	1	22.5	53	0.425

	Singles	301	Singles	Cricket	Singles	Record	Singles Win %-age	Doubles	Cricket	Doubles	501	Doubles	Record	Doubles Win %-age	Sngls + Dbls	Record	Sngls + Dbls Win %-age	Tiebreaker Ws	Tiebreaker Ls	All-Star Points	Games Played	All-Star Point Average
E1/ Dynamic Darts	41	37	43	35	84	72	0.538	22	17	22	17	44	34	0.564	172	140	0.551	0	0	156.0	312	0.500
E 10 Jackson, Barry "Bump"	6	3	8	4	14	7	0.667	7	4	6	5	13	9	0.591	27	16	0.628	0	0	32.5	43	0.756
E 11 Jackson, Kelly	4	5	1	3	5	8	0.385	4	3	1	5	5	8	0.385	10	16	0.385	0	0	6.0	26	0.231
E 12 Dzengeleski, Jimmy	8	5	9	4	17	9	0.654	10	4	6	6	16	10	0.615	33	19	0.635	0	0	29.0	52	0.558
E 13 Dzengeleski, Julie	1	1	0	2	1	3	0.250	2	1	1	2	3	3	0.500	4	6	0.400	0	0	3.0	10	0.300
E 14 McFadden, Kevin	3	3	4	4	7	7	0.500	3	5	2	4	5	9	0.357	12	16	0.429	0	0	13.5	28	0.482
E 15 Rowe, Travis	2	7	8	5	10	12	0.455	6	5	10	3	16	8	0.667	26	20	0.565	0	0	18.0	46	0.391
E 16 Kissinger, Tim	7	3	4	5	11	8	0.579	5	4	5	3	10	7	0.588	21	15	0.583	0	0	16.5	36	0.458
E 17 Murdoch, Jim "Doc"	6	7	1	8	7	15	0.318	5	3	7	5	12	8	0.600	19	23	0.452	0	0	7.0	42	0.167
E 18 Winters, Tom "Tiny"	4	3	8	0	12	3	0.800	2	5	6	1	8	6	0.571	20	9	0.690	0	0	30.5	29	1.052
E2/ Drinkers with a Dart Problem	47	37	34	50	81	87	0.482	24	18	21	21	45	39	0.536	171	165	0.509	0	0	147.5	336	0.439
E 20 McCartney, Joe	5	3	4	4	9	7	0.563	8	4	7	4	15	8	0.652	24	15	0.615	0	0	25.0	39	0.641
E 21 Litzsinger, Mike	7	2	5	4	12	6	0.667	4	4	3	5	7	9	0.438	19	15	0.559	0	0	20.0	34	0.588
E 22 Kemp, Louis	2	7	1	9	3	16	0.158	0	3	4	6	4	9	0.308	7	25	0.219	0	0	9.5	32	0.297
E 23 Snyder, Mike	6	5	8	5	14	10	0.583	9	5	6	3	15	8	0.652	29	18	0.617	0	0	23.0	47	0.489
E 24 Snyder, Gary	6	6	1	7	7	13	0.350	2	4	6	7	8	11	0.421	15	24	0.385	0	0	9.0	39	0.231
E 25 Vieth, Matt	2	5	4	8	6	13	0.316	6	6	6	5	12	11	0.522	18	24	0.429	0	0	9.5	42	0.226
E 26 Brown, Jay	9	4	5	4	14	8	0.636	9	4	5	7	14	11	0.560	28	19	0.596	0	0	24.5	47	0.521
E 27 Raquet, Michael	9	4	5	8	14	12	0.538	10	4	3	4	13	8	0.619	27	20	0.574	0	0	22.0	47	0.468
E 28 Browndorf, Ken	1	1	1	1	2	2	0.500	0	2	2	1	2	3	0.400	4	5	0.444	0	0	5.0	9	0.556
E3/ Brown Chicken Brown Cows	43	41	43	41	86	82	0.512	20	22	19	23	39	45	0.464	164	172	0.488	0	6	146.5	336	0.436
E 30 Fournier, Chris	9	5	7	6	16	11	0.593	5	8	8	6	13	14	0.481	29	25	0.537	0	1	26.5	54	0.491
E 31 Cusman, Ryan	7	6	8	6	15	12	0.556	9	5	6	8	15	13	0.536	30	25	0.545	0	1	29.0	55	0.527
E 32 Stevens, Todd	0	2	1	1	1	3	0.250	1	3	1	2	2	5	0.286	3	8	0.273	0	0	4.5	11	0.409
E 33 Pate, Bradley	8	1	4	6	12	7	0.632	5	7	4	8	9	15	0.375	21	22	0.488	0	1	12.0	43	0.279
E 34 Lefler, Zack	5	6	4	10	9	16	0.360	7	5	5	5	12	10	0.545	21	26	0.447	0	1	23.5	47	0.500
E 35 Krasnow, Dave	8	6	11	3	19	9	0.679	8	6	8	7	16	13	0.552	35	22	0.614	0	1	36.0	57	0.632
E 36 Lupien, Bam	3	4	1	4	4	8	0.333	0	4	2	3	2	7	0.222	6	15	0.286	0	0	3.0	21	0.143
E 37 Letkemann, Mike	1	5	4	2	5	7	0.417	3	3	2	4	5	7	0.417	10	14	0.417	0	1	9.0	24	0.375
E 38 Hansen, Paul	2	6	3	3	5	9	0.357	2	3	2	3	4	6	0.400	9	15	0.375	0	0	3.0	24	0.125
E4/ T.A.P.E.	41	43	43	41	84	84	0.500	15	27	16	26	31	53	0.369	146	190	0.435	0	0	128.0	336	0.381
E 40 Thomas, Joe "Antique"	8	5	8	3	16	8	0.667	3	9	4	9	7	18	0.280	23	26	0.469	0	0	20.0	49	0.408
E 41 Thomas, Jason	3	1	11	3	14	4	0.778	9	5	8	6	17	11	0.607	31	15	0.674	0	0	14.0	46	0.304
E 42 Elliott, Chris	6	7	5	7	11	14	0.440	2	10	6	6	8	16	0.333	19	30	0.388	0	0	31.5	49	0.643
E 43 Fisher, Nate	5	7	4	8	9	15	0.375	2	7	3	7	5	14	0.263	14	29	0.326	0	0	9.0	43	0.209
E 44 Long, Stephen	6	5	8	3	14	8	0.636	5	6	4	6	9	12	0.429	23	20	0.535	0	0	28.0	43	0.651
E 45 Brewer, Joshua	6	6	0	4	6	10	0.375	3	4	0	6	3	10	0.231	9	20	0.310	0	0	4.0	29	0.138
E 46 Millage, Tony	2	0	2	0	4	0	1.000	2	0	2	0	4	0	1.000	8	0	1.000	0	0	2.5	8	0.313
E 47 Howley, John	3	7	4	7	7	14	0.333	4	6	4	8	8	14	0.364	15	28	0.349	0	0	13.5	43	0.314
E 48 Helmes, D.J.	0	2	0	2	0	4	0.000	0	2	0	1	0	3	0.000	0	7	0.000	0	0	3.0	7	0.429
E 49 Parrish, Kevin	2	3	1	4	3	7	0.300	0	5	1	3	1	8	0.111	4	15	0.211	0	0	2.5	19	0.132
E5/ Neighbor Bangers	38	40	29	49	67	89	0.429	19	20	15	24	34	43.5	0.439	135	176	0.434	0	0	144.5	311	0.465
E 50 Murphy, Ashley	4	6	0	10	4	16	0.200	1	8	1	9	2	17	0.105	6	33	0.154	0	0	5.0	39	0.128
E 51 Roberts, Mike	6	7	6	7	12	14	0.462	7	6	6	7	13	13	0.500	25	27	0.481	0	0	38.5	52	0.740
E 52 Kubel, Tom "Q"	9	3	8	4	17	7	0.708	6	6	8	5	14	11	0.560	31	18	0.633	0	0	30.5	49	0.622
E 53 Azevedo, Angelo	5	4	6	4	11	8	0.579	7	3	5	5	12	8	0.600	23	16	0.590	0	0	33.5	39	0.859
E 54 Cruze, Michael	3	10	4	9	7	19	0.269	8	7	6	8	14	15	0.483	21	34	0.382	0	0	11.0	55	0.200
E 55 Tufillaro, Lou	8	6	5	9	13	15	0.464	7	6	2	11	9	17	0.346	22	32	0.407	0	0	21.5	54	0.398
E 56 Scholl, Michael	2	4	0	6	2	10	0.167	2	4	2	2	4	6	0.400	6	16	0.273	0	0	4.5	22	0.205
E 57 Jolley, Mike	1	0	0	0	1	0	1.000	0	0	0	0	0	0	---	1	0	1.000	0	0	0.0	1	0.000
E6/ Village Idiots	31	53	41	43	72	96	0.429	16	26	23	19	39	45	0.464	150	186	0.446	0	0	132.0	336	0.393
E 60 Hartley, Barron	3	9	1	2	4	11	0.267	0	1	2	6	2	7	0.222	6	18	0.250	0	0	6.0	24	0.250
E 61 Hartley, Bryan	5	8	6	7	11	15	0.423	6	6	8	3	14	9	0.609	25	24	0.510	0	0	25.5	49	0.520
E 62 White, John	6	7	6	8	12	15	0.444	4	8	6	6	10	14	0.417	22	29	0.431	0	0	14.5	51	0.284
E 63 Prosser, Brad	6	7	1	4	7	11	0.389	1	6	7	5	8	11	0.421	15	22	0.405	0	0	7.0	37	0.189
E 64 Bohanan, Heather	2	3	0	6	2	9	0.182	1	3	1	3	2	6	0.250	4	15	0.211	0	0	6.0	19	0.316
E 65 Gillett, Galen	4	6	6	3	10	9	0.526	6	7	8	2	14	9	0.609	24	18	0.571	0	0	15.5	42	0.369
E 66 McEwen, William	2	7	5	6	7	13	0.350	4	8	2	6	6	14	0.300	13	27	0.325	0	0	19.0	40	0.475
E 67 Hall, Danny	3	4	6	4	9	8	0.529	3	7	4	3	7	10	0.412	16	18	0.471	0	0	12.5	34	0.368
E 68 Merkle, Patrick	0	2	10	3	10	5	0.667	7	6	8	4	15	10	0.600	25	15	0.625	0	0	26.0	40	0.650
E7/ Armed and Hammered	43	41	43	41	86	82	0.512	16	26	22	20	38	46	0.452	162	174	0.482	6	0	147.5	336	0.439
E 70 Simpson, David	10	4	7	7	17	11	0.607	6	8	7	7	13	15	0.464	30	26	0.536	1	0	35.0	56	0.625
E 71 Simpson, Aden	7	7	6	8	13	15	0.464	8	6	6	7	14	13	0.519	27	28	0.491	1	0	14.5	55	0.264
E 72 Simpson, Tyler	9	5	7	7	16	12	0.571	6	8	9	5	15	13	0.536	31	25	0.554	1	0	24.0	56	0.429
E 73 Macias, Anthony	6	8	8	6	14	14	0.500	6	8	9	5	15	13	0.536	29	27	0.518	1	0	28.5	56	0.509
E 74 Jenkins, John	8	6	12	2	20	8	0.714	4	10	6	8	10	18	0.357	30	26	0.536	1	0	34.5	56	0.616
E 75 Jenkins, Vickie	3	2	3	9	6	11	0.353	2	12	2	4	4	16	0.200	10	27	0.270	1	0	10.0	37	0.270
E 76 Hulse, Lura	0	9	0	2	0	11	0.000	0	0	5	4	5	4	0.556	5	15	0.250	0	0	1.0	20	0.050
E8/ Darty	46	38	54	30	100	68	0.595	33	9	27	15	60	24	0.714	220	116	0.655	0	0	153.0	336	0.455
E 80 Howard, Meghan	3	5	0	3	3	8	0.273	0	1	2	6	2	7	0.222	5	15	0.250	0	0	1.0	20	0.050
E 81 Taylor, Tisha	1	5	6	7	7	12	0.368	5	2	7	7	12	9	0.571	19	21	0.475	0	0	7.5	40	0.188
E 82 Anderson, Ryan	8	4	6	6	14	10	0.583	10	1	2	2	12	3	0.800	26	13	0.667	0	0	26.5	39	0.679
E 83 Geraghty, John	11	2	11	2	22	4	0.846	11	2	7	3	18	5	0.783	40	9	0.816	0	0	25.5	49	0.520
E 84 Groce, Nate	8	5	8	2	16	7	0.696	13	1	8	4	21	5	0.808	37	12	0.755	0	0	22.0	49	0.449
E 85 Kyle, Mike	3	4	6	1	9	5	0.643	10	2	7	3	17	5	0.773	26	10	0.722	0	0	20.0	36	0.556
E 86 McAfee, Terry	5	3	8	0	13	3	0.813	5	3	2	2	7	5	0.583	20	8	0.714	0	0	18.5	28	0.661
E 87 Moody, Chris	7	5	3	3	10	8	0.556	6	4	9	2	15	6	0.714	25	14	0.641	0	0	17.0	39	0.436
E 88 Wissinger, Bill "Wes"	0	5	6	6	6	11	0.353	6	2	10	1	16	3	0.842	22	14	0.611	0	0	15.0	36	0.417

	Singles		Singles		Singles		Singles Win %-age	Doubles		Doubles		Doubles		Doubles Win %-age	Sngls + Dbls		Sngls + Dbls Win %-age	Tiebreaker Ws	Tiebreaker Ls	All-Star Points	Games Played	All-Star Point Average
	301		Cricket		Record			Cricket		501		Record										
F1/ No Boys Allowed	29	43	19	53	48	96	0.333	7	29	17	19	24	48	0.333	96	192	0.333	0	0	73.5	288	0.255
F 10 Scheppele, Julie	5	7	5	7	10	14	0.417	3	9	3	9	6	18	0.250	16	32	0.333	0	0	10.0	48	0.208
F 11 Gentry, Bianca	3	5	6	2	9	7	0.563	4	4	5	1	9	5	0.643	18	12	0.600	0	0	12.0	30	0.400
F 12 Scheppele, Melani	5	7	0	10	5	17	0.227	2	7	7	5	9	12	0.429	14	29	0.326	0	0	7.0	43	0.163
F 13 Watson, Ruth	2	7	1	9	3	16	0.158	1	10	5	6	6	16	0.273	9	32	0.220	0	0	13.5	41	0.329
F 14 Watson, Emily	4	4	2	9	6	13	0.316	0	11	3	4	3	15	0.167	9	28	0.243	0	0	7.0	37	0.189
F 15 Deyton, Nicolle	0	1	0	1	0	2	0.000	0	1	0	1	0	2	0.000	0	4	0.000	0	0	0.0	4	0.000
F 16 Parent, Kat	2	8	1	2	3	10	0.231	2	5	4	5	6	10	0.375	9	20	0.310	0	0	3.0	29	0.103
F 17 Gower, Devin	8	4	3	9	11	13	0.458	2	10	7	4	9	14	0.391	20	27	0.426	0	0	18.5	47	0.394
F 18 Curtis, Mindi	0	0	1	4	1	4	0.200	0	1	0	3	0	4	0.000	1	8	0.111	0	0	2.5	9	0.278
F2/ One Armed Bandits	34	32	43	23	77	55	0.583	24	9	22	11	46	20	0.697	169	95	0.640	0	0	143.0	264	0.542
F 20 Kiser, Lyman	2	4	7	3	9	7	0.563	10	1	8	3	18	4	0.818	27	11	0.711	0	0	13.0	38	0.342
F 21 Richardson, Shane	7	1	8	0	15	1	0.938	4	4	5	3	9	7	0.563	24	8	0.750	0	0	25.0	32	0.781
F 22 White, Jim	3	6	5	4	8	10	0.444	5	3	3	4	8	7	0.533	16	17	0.485	0	0	17.0	33	0.515
F 23 Taylor, Wayne	2	5	2	0	4	5	0.444	2	1	3	4	5	5	0.500	9	10	0.474	0	0	4.5	19	0.237
F 24 Moore, Chris	0	3	2	5	2	8	0.200	1	2	2	1	3	3	0.500	5	11	0.313	0	0	2.5	16	0.156
F 25 Lewis, Dave	5	5	0	6	5	11	0.313	5	4	6	3	11	7	0.611	16	18	0.471	0	0	12.0	34	0.353
F 26 Murphy, Phil	4	5	7	1	11	6	0.647	8	2	7	3	15	5	0.750	26	11	0.703	0	0	24.0	37	0.649
F 27 Trefzger, Ken	8	2	10	0	18	2	0.900	9	1	9	1	18	2	0.900	36	4	0.900	0	0	43.0	40	1.075
F 28 Harrington, Kevin	3	1	2	4	5	5	0.500	4	0	1	0	5	0	1.000	10	5	0.667	0	0	2.0	15	0.133
F3/ Double In Taco Out	35	37	35	37	70	74	0.486	26	10	13	23	39	33	0.542	148	140	0.514	0	0	114.0	288	0.396
F 30 Stoakes, Eric	3	4	4	6	7	10	0.412	5	5	2	9	7	14	0.333	14	24	0.368	0	0	14.0	38	0.368
F 31 Stuckey, Rob	7	3	6	5	13	8	0.619	9	2	2	7	11	9	0.550	24	17	0.585	0	0	25.0	41	0.610
F 32 Adams, Brad	8	4	9	3	17	7	0.708	11	1	5	7	16	8	0.667	33	15	0.688	0	0	33.0	48	0.688
F 33 Bartel, B.J.	6	5	4	4	10	9	0.526	5	2	4	7	9	9	0.500	19	18	0.514	0	0	11.5	37	0.311
F 34 Cashin, Jeff	6	3	7	2	13	5	0.722	6	3	4	5	10	8	0.556	23	13	0.639	0	0	17.0	36	0.472
F 35 Champion, Steve	2	7	2	6	4	13	0.235	7	3	1	5	8	8	0.500	12	21	0.364	0	0	4.0	33	0.121
F 36 Palmisano, Andrew	3	6	2	7	5	13	0.278	4	3	4	5	8	8	0.500	13	21	0.382	0	0	6.5	34	0.191
F 37 Nourse, Andy	0	4	0	3	0	7	0.000	3	1	2	1	5	2	0.714	5	9	0.357	0	0	2.0	14	0.143
F 38 Hamilton, Bradley	0	0	0	1	0	1	0.000	1	0	1	0	2	0	1.000	2	1	0.667	0	0	1.0	3	0.333
F 39 Slawter, Mark	0	1	1	0	1	1	0.500	1	0	1	0	2	0	1.000	3	1	0.750	0	0	0.0	4	0.000
F4/ Qu-Easy Darts	29	37	24	42	53	79	0.402	8	25	14	19	22	44	0.333	97	167	0.367	0	0	74.5	264	0.282
F 40 Logan, Peter	2	7	3	9	5	16	0.238	1	6	2	9	3	15	0.167	8	31	0.205	0	0	6.5	39	0.167
F 41 Dunham, Jim	9	1	7	3	16	4	0.800	3	7	6	4	9	11	0.450	25	15	0.625	0	0	24.0	40	0.600
F 42 Mason, Marcy	2	7	3	6	5	13	0.278	2	9	3	5	5	14	0.263	10	27	0.270	0	0	8.0	37	0.216
F 43 Dubose, Chris	6	4	4	6	10	10	0.500	3	6	5	5	8	11	0.421	18	21	0.462	0	0	10.0	39	0.256
F 44 Ferguson, Travis	1	2	2	1	3	3	0.500	2	2	3	1	5	3	0.625	8	6	0.571	0	0	9.5	14	0.679
F 45 Ashmont, Kevin	1	4	0	4	1	8	0.111	0	5	1	2	1	7	0.125	2	15	0.118	0	0	1.0	17	0.059
F 46 Hix, Steve	0	0	0	0	0	0	---	0	0	0	0	0	0	---	0	0	---	0	0	0.0	0	---
F 47 Bradford, Kristen	3	5	0	6	3	11	0.214	1	7	1	9	2	16	0.111	5	27	0.156	0	0	1.0	32	0.031
F 48 Port, Brian	3	2	3	2	6	4	0.600	1	4	2	1	3	5	0.375	9	9	0.500	0	0	11.5	18	0.639
F 49 Bradford, David	2	5	2	5	4	10	0.286	3	4	5	2	8	6	0.571	12	16	0.429	0	0	3.0	28	0.107
F5/ Designated Drunk Drivers	26	34	26	34	52	68	0.433	12	18	14	16	26	34	0.433	104	136	0.433	0	0	84.0	240	0.350
F 50 Thompson, Barry	4	7	2	9	6	16	0.273	5	6	5	5	10	11	0.476	16	27	0.372	0	0	24.0	43	0.558
F 51 Brown, Phil	4	1	2	3	6	4	0.600	3	2	2	3	5	5	0.500	11	9	0.550	0	0	8.5	20	0.425
F 52 Wells, John	5	3	6	2	11	5	0.688	4	4	4	4	8	8	0.500	19	13	0.594	0	0	13.5	32	0.422
F 53 Walters, Josh	4	5	4	6	8	11	0.421	4	4	7	3	11	7	0.611	19	18	0.514	0	0	15.0	37	0.405
F 54 Brown, Brandon	3	7	4	6	7	13	0.350	3	8	3	7	6	15	0.286	13	28	0.317	0	0	6.5	41	0.159
F 55 Barnes, Derek	4	3	4	1	8	4	0.667	3	4	0	6	3	10	0.231	11	14	0.440	0	0	3.5	25	0.140
F 56 Thompson, Barry, Jr.	2	8	4	7	6	15	0.286	2	8	7	4	9	12	0.429	15	27	0.357	0	0	13.0	42	0.310
F6/ Shootin Da Bull	42	24	45	21	87	45	0.659	19	14	17	16	36	30	0.545	159	105	0.602	0	0	114.5	264	0.434
F 60 Strickland, Craig	6	5	7	2	13	7	0.650	4	2	3	6	7	8	0.467	20	15	0.571	0	0	13.5	35	0.386
F 61 Strickland, Sandy	2	4	2	4	4	8	0.333	3	4	3	3	6	7	0.462	10	15	0.400	0	0	10.5	25	0.420
F 62 Strickland, Andrew	5	1	8	1	13	2	0.867	7	3	3	3	10	6	0.625	23	8	0.742	0	0	25.5	31	0.823
F 63 Ball, Pat	9	2	7	3	16	5	0.762	5	5	4	6	9	11	0.450	25	16	0.610	0	0	12.5	41	0.305
F 64 Morse, Andy	2	4	7	2	9	6	0.600	3	7	5	5	8	12	0.400	17	18	0.486	0	0	17.0	35	0.486
F 65 Newman, Tony	4	3	1	1	5	4	0.556	2	2	2	2	4	4	0.500	9	8	0.529	0	0	6.0	17	0.353
F 66 Casey, Kevin	7	1	7	3	14	4	0.778	7	3	7	3	14	6	0.700	28	10	0.737	0	0	10.0	38	0.263
F 67 Shirey, Anthony	7	4	6	5	13	9	0.591	7	2	7	4	14	6	0.700	27	15	0.643	0	0	19.5	42	0.464
F7/ The Sofa Kings	39	27	42	24	81	51	0.614	21	12	20	13	41	25	0.621	163	101	0.617	0	0	98.0	264	0.371
F 70 Maley, Dave	8	0	4	4	12	4	0.750	3	5	4	2	7	7	0.500	19	11	0.633	0	0	11.5	30	0.383
F 71 Alcon, Tony	10	1	10	1	20	2	0.909	11	0	6	4	17	4	0.810	37	6	0.860	0	0	24.5	43	0.570
F 72 Groves, Phil	1	1	6	3	7	4	0.636	4	4	6	2	10	6	0.625	17	10	0.630	0	0	8.5	27	0.315
F 73 Bozza, Doug	5	4	5	4	10	8	0.556	6	3	5	4	11	7	0.611	21	15	0.583	0	0	8.0	36	0.222
F 74 Moore, Ken	1	5	5	1	6	6	0.500	3	2	4	3	7	5	0.583	13	11	0.542	0	0	12.0	24	0.500
F 75 Cassese, Heather	0	0	0	0	0	0	---	0	0	0	0	0	0	---	0	0	---	0	0	0.0	0	---
F 76 Hudelson, Hans	3	6	1	5	4	11	0.267	4	3	4	5	8	8	0.500	12	19	0.387	0	0	3.5	31	0.113
F 77 Keim, Roger	7	5	6	2	13	7	0.650	6	4	5	3	11	7	0.611	24	14	0.632	0	0	14.0	38	0.368
F 78 Ryan, Sean	4	5	5	4	9	9	0.500	5	3	6	3	11	6	0.647	20	15	0.571	0	0	16.0	35	0.457

	Singles 301		Singles Cricket		Singles Record		Singles Win %-age	Doubles Cricket		Doubles 501		Doubles Record		Doubles Win %-age	Sngls + Dbls Record		Sngls + Dbls Win %-age	Tiebreaker Ws	Tiebreaker Ls	All-Star Points	Games Played	All-Star Point Average
G1/ Measure From The Tip	49	35	52	32	101	67	0.601	14	28	22	20	36	48	0.429	173	163	0.515	0	15	110.5	336	0.329
G 10 Kunesh, Joe	6	5	2	9	8	14	0.364	3	6	3	4	6	10	0.375	14	24	0.368	0	2	10.0	38	0.263
G 11 Rouse, Chuck	6	6	4	3	10	9	0.526	4	8	6	5	10	13	0.435	20	22	0.476	0	2	6.0	42	0.143
G 12 Wilkinson, Charlie	8	4	4	5	12	9	0.571	1	7	6	5	7	12	0.368	19	21	0.475	0	2	11.0	40	0.275
G 13 Powell, Mark	3	5	9	0	12	5	0.706	4	5	4	5	8	10	0.444	20	15	0.571	0	1	12.5	35	0.357
G 14 Kirkpatrick, Scott	7	5	8	5	15	10	0.600	4	9	10	3	14	12	0.538	29	22	0.569	0	2	29.0	51	0.569
G 15 Raper, Jeromie	3	2	7	6	10	8	0.556	3	6	6	6	9	12	0.429	19	20	0.487	0	2	14.0	39	0.359
G 16 Hall, Steve	6	3	9	0	15	3	0.833	4	5	4	3	8	8	0.500	23	11	0.676	0	1	15.5	34	0.456
G 17 Millikan, Craig	10	1	9	3	19	4	0.826	5	6	4	7	9	13	0.409	28	17	0.622	0	2	12.5	45	0.278
G 18 Futrelle, Greg	0	4	0	1	0	5	0.000	0	4	1	2	1	6	0.143	1	11	0.083	0	1	0.0	12	0.000
G2/ Missing Flights	43	41	38	46	81	87	0.482	21	21	20	22	41	43	0.488	163	173	0.485	0	0	96.0	336	0.286
G 20 Nettesheim, Doug	7	8	9	5	16	13	0.552	9	5	7	7	16	12	0.571	32	25	0.561	0	0	28.5	57	0.500
G 21 Davis, Luke	6	4	4	5	10	9	0.526	4	5	4	6	8	11	0.421	18	20	0.474	0	0	13.5	38	0.355
G 22 Suan, John	9	5	6	10	15	15	0.500	11	7	10	7	21	14	0.600	36	29	0.554	0	0	13.0	65	0.200
G 23 Gleisinger, Steven	2	4	2	3	4	7	0.364	1	3	1	3	2	6	0.250	6	13	0.316	0	0	5.5	19	0.289
G 24 Robertson, Chris	7	4	8	3	15	7	0.682	5	6	7	4	12	10	0.545	27	17	0.614	0	0	14.5	44	0.330
G 25 Conway, Paul	9	7	6	9	15	16	0.484	6	9	5	11	11	20	0.355	26	36	0.419	0	0	18.0	62	0.290
G 26 Annon, Harry	3	9	3	11	6	20	0.231	6	7	6	6	12	13	0.480	18	33	0.353	0	0	3.0	51	0.059
G3/ Northern Flights	33	51	34	50	67	101	0.399	12	30	18	24	30	54	0.357	127	209	0.378	0	13	80.0	336	0.238
G 30 McKendrick, Todd	6	7	6	7	12	14	0.462	3	9	9	4	12	13	0.480	24	27	0.471	0	1	13.5	51	0.265
G 31 McKendrick, Darla	2	8	2	5	4	13	0.235	2	9	4	5	6	14	0.300	10	27	0.270	0	1	9.0	37	0.243
G 32 Lane, Bob	5	0	3	2	8	2	0.800	2	3	2	3	4	6	0.400	12	8	0.600	0	1	7.5	20	0.375
G 33 Cornell, Blaine	5	8	4	8	9	16	0.360	3	9	1	10	4	19	0.174	13	35	0.271	0	2	5.0	48	0.104
G 34 Murphy, Tom	6	8	2	12	8	20	0.286	6	8	3	11	9	19	0.321	17	39	0.304	0	2	16.0	56	0.286
G 35 Bialaszewski, Rich	4	8	10	2	14	10	0.583	4	9	7	4	11	13	0.458	25	23	0.521	0	2	12.0	48	0.250
G 36 Barbour, Bryan	4	8	5	8	9	16	0.360	4	8	6	5	10	13	0.435	19	29	0.396	0	2	11.5	48	0.240
G 37 Goodnight, Nancy	0	1	1	4	1	5	0.167	0	4	3	3	3	7	0.300	4	12	0.250	0	1	3.0	16	0.188
G 38 Goodnight, Daniel	1	3	1	2	2	5	0.286	0	1	1	3	1	4	0.200	3	9	0.250	0	1	2.5	12	0.208
G4/ Grateful Darts	48	36	37	47	85	83	0.506	27	15	19	23	46	38	0.548	177	159	0.527	14	0	100.5	336	0.299
G 40 Simpson, Phillip	5	6	1	5	6	11	0.353	4	5	4	5	8	10	0.444	14	21	0.400	2	0	5.5	35	0.157
G 41 Herman, Fritz	5	5	7	6	12	11	0.522	6	7	6	7	12	14	0.462	24	25	0.490	2	0	7.5	49	0.153
G 42 Iager, John	7	2	5	4	12	6	0.667	6	3	3	5	9	8	0.529	21	14	0.600	1	0	24.5	35	0.700
G 43 Lilienthal, John	6	4	1	3	7	7	0.500	2	3	2	6	4	9	0.308	11	16	0.407	2	0	3.5	27	0.130
G 44 McGrail, Tony	6	6	4	10	10	16	0.385	9	2	6	6	15	8	0.652	25	24	0.510	2	0	6.5	49	0.133
G 45 Perkins, Chris	2	6	5	8	7	14	0.333	8	4	4	9	12	13	0.480	19	27	0.413	2	0	10.0	46	0.217
G 46 Ogden, Bryan	11	2	10	4	21	6	0.778	13	1	8	5	21	6	0.778	42	12	0.778	2	0	34.0	54	0.630
G 47 Roemer, John	6	5	4	7	10	12	0.455	6	5	5	3	11	8	0.579	21	20	0.512	1	0	9.0	41	0.220
G5/ Wayne Gretzky	40	44	41	43	81	87	0.482	24	18	25	17	49	35	0.583	179	157	0.533	7	0	118.0	336	0.351
G 50 Bauguess, Misty	6	9	1	3	7	12	0.368	1	3	6	9	7	12	0.368	14	24	0.368	1	0	1.5	38	0.039
G 51 Wilson, Jonathan	5	5	4	10	9	15	0.375	9	4	4	4	13	8	0.619	22	23	0.489	1	0	8.0	45	0.178
G 52 Gaines, Lauren	6	7	5	7	11	14	0.440	8	5	9	4	17	9	0.654	28	23	0.549	1	0	12.5	51	0.245
G 53 Gaines, Bryan	5	7	8	5	13	12	0.520	6	6	9	3	15	9	0.625	28	21	0.571	1	0	12.5	49	0.255
G 54 Rigert, Joe, Sr.	9	5	11	3	20	8	0.714	7	6	9	4	16	10	0.615	36	18	0.667	1	0	43.0	54	0.796
G 55 Rigert, Joe, Jr.	8	5	10	3	18	8	0.692	11	2	7	5	18	7	0.720	36	15	0.706	1	0	27.5	51	0.539
G 56 Leicht, Richard	1	2	1	1	2	3	0.400	1	2	0	1	1	3	0.250	3	6	0.333	0	0	5.5	9	0.611
G 57 Duhon, Ryan	0	4	1	11	1	15	0.063	5	8	6	4	11	12	0.478	12	27	0.308	1	0	7.5	39	0.192
G6/ Stone Cold Assassins	35	49	35	49	70	98	0.417	19	23	17	25	36	48	0.429	142	194	0.423	6	6	69.0	336	0.205
G 60 Emerton, Eric	5	6	5	7	10	13	0.435	9	4	8	5	17	9	0.654	27	22	0.551	1	0	16.0	49	0.327
G 61 Barletta, Phil	4	4	5	7	9	11	0.450	4	7	2	9	6	16	0.273	15	27	0.357	1	1	9.0	42	0.214
G 62 Woodard, Dave	5	9	9	5	14	14	0.500	7	7	5	8	12	15	0.444	26	29	0.473	1	1	14.5	55	0.264
G 63 Ejlali, Shervin	5	9	4	8	9	17	0.346	6	8	10	4	16	12	0.571	25	29	0.463	1	1	9.0	54	0.167
G 64 Gilbert, Geoff	1	3	3	0	4	3	0.571	1	3	2	2	3	5	0.375	7	8	0.467	0	0	5.0	15	0.333
G 65 Martin, Claude	1	2	0	3	1	5	0.167	1	1	1	2	2	3	0.400	3	8	0.273	0	1	0.0	11	0.000
G 66 McMillan, Bill	5	6	6	5	11	11	0.500	6	5	1	2	7	7	0.500	18	18	0.500	0	1	8.0	36	0.222
G 67 Roediger, Frank	0	0	0	0	0	0	---	0	0	0	0	0	0	---	0	0	---	0	0	0.0	0	---
G 68 Byzek, Jeff	7	4	2	6	9	10	0.474	3	8	3	10	6	18	0.250	15	28	0.349	1	1	3.0	43	0.070
G 69 Ramirez, Ismael	2	6	1	8	3	14	0.176	1	3	2	8	3	11	0.214	6	25	0.194	1	0	4.5	31	0.145
G7/ Release the Quacken	43	41	56	28	99	69	0.589	25	17	26	16	51	33	0.607	201	135	0.598	0	0	111.0	336	0.330
G 70 Carawon, Bob	0	0	6	4	6	4	0.600	2	2	1	1	3	3	0.500	9	7	0.563	0	0	6.0	16	0.375
G 71 Converse, Stan	8	6	9	5	17	11	0.607	11	3	9	3	20	6	0.769	37	17	0.685	0	0	22.5	54	0.417
G 72 Peers, Martin	5	5	0	1	5	6	0.455	0	1	4	7	4	8	0.333	9	14	0.391	0	0	2.0	23	0.087
G 73 Ellis, Tim	7	5	9	4	16	9	0.640	8	5	10	0	18	5	0.783	34	14	0.708	0	0	18.0	48	0.375
G 74 Tollerton, Steve "Tolly"	0	0	0	0	0	0	---	0	0	0	0	0	0	---	0	0	---	0	0	0.0	0	---
G 75 Converse, Laurence	1	7	4	4	5	11	0.313	7	4	3	5	10	9	0.526	15	20	0.429	0	0	11.5	35	0.329
G 76 Millius, Robert	4	4	8	5	12	9	0.571	3	9	5	4	8	13	0.381	20	22	0.476	0	0	14.0	42	0.333
G 77 Therrien, Dan	7	4	11	1	18	5	0.783	11	1	6	6	17	7	0.708	35	12	0.745	0	0	19.0	47	0.404
G 78 Munroe, Joe	8	4	7	3	15	7	0.682	8	6	11	3	19	9	0.679	34	16	0.680	0	0	17.0	50	0.340
G 79 Millius, Mike	3	6	2	1	5	7	0.417	0	3	3	3	3	6	0.333	8	13	0.381	0	0	1.0	21	0.048
G8/ Misfits	45	39	43	41	88	80	0.524	26	16	21	21	47	37	0.560	182	154	0.542	20	13	92.0	336	0.274
G 80 Cefola, Anthony	5	6	4	8	9	14	0.391	8	2	5	7	13	9	0.591	22	23	0.489	3	1	5.0	45	0.111
G 81 Wiegand, Tom	8	3	10	2	18	5	0.783	11	1	8	3	19	4	0.826	37	9	0.804	3	1	34.0	46	0.739
G 82 Cosentino, Philip	5	6	9	4	14	10	0.583	7	5	2	11	9	16	0.360	23	26	0.469	3	2	6.5	49	0.133
G 83 King, Ron	5	4	0	6	5	10	0.333	4	4	6	4	10	8	0.556	15	18	0.455	2	2	5.0	33	0.152
G 84 Long, Charlie	6	7	7	4	13	11	0.542	6	5	6	6	12	11	0.522	25	22	0.532	3	1	8.5	47	0.181
G 85 Riggsbee, Carl	8	5	2	6	10	11	0.476	9	4	7	5	16	9	0.640	26	20	0.565	3	2	15.0	46	0.326
G 86 Bardwell, Josh	1	1	1	5	2	6	0.250	1	3	1	0	2	3	0.400	4	9	0.308	1	0	2.5	13	0.192
G 87 Koutsoukos, Bill	1	5	4	4	5	9	0.357	2	4	2	4	4	8	0.333	9	17	0.346	2	1	4.0	26	0.154
G 88 Timmons, Kevin	6	2	6	1	12	3	0.800	4	4	5	2	9	6	0.600	21	9	0.700	0	2	11.5	30	0.383
G 89 Prescott, Ron	0	0	0	1	0	1	0.000	0	0	0	0	0	0	---	0	1	0.000	0	1	0.0	1	0.000

		Singles	301	Singles	Cricket	Singles	Record	Singles Win %-age	Doubles	Cricket	Doubles	501	Doubles	Record	Doubles Win %-age	Sngls + Dbls	Record	Sngls + Dbls Win %-age	Tiebreaker Ws	Tiebreaker Ls	All-Star Points	Games Played	All-Star Point Average
H1/ Whynot!		47	36	48	35	95	71	0.572	26	16	31	11	57	27	0.679	209	125	0.626	6	0	93.5	334	0.280
H 10	Bowen, Andy	9	3	11	0	20	3	0.870	9	2	11	1	20	3	0.870	40	6	0.870	1	0	26.5	46	0.576
H 11	Scala, Luke	3	0	2	1	5	1	0.833	2	1	3	1	5	2	0.714	10	3	0.769	0	0	2.5	13	0.192
H 12	Stahl, Greg	2	1	1	2	3	3	0.500	2	2	2	1	4	3	0.571	7	6	0.538	0	0	2.5	13	0.192
H 13	Thomas, Nicole	6	7	4	5	10	12	0.455	7	5	5	5	12	10	0.545	22	22	0.500	1	0	5.5	44	0.125
H 14	Lisk, John	1	3	1	9	2	12	0.143	4	3	5	4	9	7	0.563	11	19	0.367	1	0	1.5	30	0.050
H 15	Stark, Parker	8	2	6	2	14	4	0.778	6	4	5	0	11	4	0.733	25	8	0.758	0	0	13.5	33	0.409
H 16	Miller, Wright	5	6	5	4	10	10	0.500	5	5	6	3	11	8	0.579	21	18	0.538	1	0	11.5	39	0.295
H 17	Schmitt, Rick	5	4	6	2	11	6	0.647	5	5	8	2	13	7	0.650	24	13	0.649	1	0	7.0	37	0.189
H 18	Howey, Evan	6	7	10	2	16	9	0.640	9	4	12	3	21	7	0.750	37	16	0.698	0	0	18.5	53	0.349
H 19	Liaker, Amanda	2	3	2	8	4	11	0.267	3	1	5	2	8	3	0.727	12	14	0.462	1	0	4.5	26	0.173
H2/ Train Station Shooters		38	34	34	38	72	72	0.500	16	20	17	19	33	39	0.458	138	150	0.479	0	4	73.0	288	0.253
H 20	Oakley, Richard	3	5	6	2	9	7	0.563	5	2	3	4	8	6	0.571	17	13	0.567	0	0	11.0	30	0.367
H 21	Lichty, Ben	3	3	6	3	9	6	0.600	5	3	3	6	8	9	0.471	17	15	0.531	0	1	9.5	32	0.297
H 22	Paye, Laura	5	6	3	9	8	15	0.348	4	9	8	5	12	14	0.462	20	29	0.408	0	1	12.5	49	0.255
H 23	Sibincic, Rich	2	2	5	0	7	2	0.778	2	3	5	0	7	3	0.700	14	5	0.737	0	0	8.0	19	0.421
H 24	Pleasant, Elisa	3	0	1	1	4	1	0.800	0	2	1	1	1	3	0.250	5	4	0.556	0	1	3.0	9	0.333
H 25	deLaurentis, Michelle	5	1	3	7	8	8	0.500	2	7	6	2	8	9	0.471	16	17	0.485	0	1	2.0	33	0.061
H 26	Cantwell, Daniel	5	5	5	3	10	8	0.556	7	3	3	5	10	8	0.556	20	16	0.556	0	0	7.5	36	0.208
H 27	Summers, Claude	5	8	2	7	7	15	0.318	2	7	4	6	6	13	0.316	13	28	0.317	0	0	4.5	41	0.110
H 28	George, Simon	3	4	0	5	3	9	0.250	2	3	0	6	2	9	0.182	5	18	0.217	0	0	4.5	23	0.196
H 29	Garland, Bryan	4	0	3	1	7	1	0.875	3	1	1	3	4	4	0.500	11	5	0.688	0	0	10.5	16	0.656
H3/ Ballistic Behavior		45	38	52	32	97	70	0.581	26	16	20	22	46	38	0.548	189	146	0.564	0	0	73.5	335	0.219
H 30	Phillips, Britt	7	6	9	2	16	8	0.667	7	5	6	7	13	12	0.520	29	20	0.592	0	0	10.0	49	0.204
H 31	Phillips, Josh	9	3	8	5	17	8	0.680	7	7	7	7	14	14	0.500	31	22	0.585	0	0	14.5	53	0.274
H 32	Hayward, Simon	6	6	8	2	14	8	0.636	7	3	5	5	12	8	0.600	26	16	0.619	0	0	8.0	42	0.190
H 33	Hayward, Georgia	1	4	4	5	5	9	0.357	8	4	5	7	13	11	0.542	18	20	0.474	0	0	8.0	38	0.211
H 34	Frazier, Charlie	7	5	8	5	15	10	0.600	8	3	3	4	11	7	0.611	26	17	0.605	0	0	13.0	43	0.302
H 35	Harrison, Mark	8	7	8	6	16	13	0.552	8	2	6	7	14	9	0.609	30	22	0.577	0	0	13.0	52	0.250
H 36	Frazier, Mark	3	2	5	2	8	4	0.667	4	5	3	3	7	8	0.467	15	12	0.556	0	0	5.0	27	0.185
H 37	Knight, Steve	4	5	2	5	6	10	0.375	3	3	5	4	8	7	0.533	14	17	0.452	0	0	2.0	31	0.065
H4/ What's the Point?		44	40	37	47	81	87	0.482	20	22	23	19	43	41	0.512	167	169	0.497	0	0	70.5	336	0.210
H 40	Cox, Bragg	4	1	4	7	8	8	0.500	6	7	5	3	11	10	0.524	19	18	0.514	0	0	9.5	37	0.257
H 41	Nulty, Gene	7	4	7	3	14	7	0.667	5	7	5	5	10	12	0.455	24	19	0.558	0	0	4.5	43	0.105
H 42	Cerretti, Fred	5	7	1	6	6	13	0.316	2	6	3	6	5	12	0.294	11	25	0.306	0	0	7.5	36	0.208
H 43	Schwartz, Ed	2	5	3	6	5	11	0.313	4	5	4	6	8	11	0.421	13	22	0.371	0	0	7.0	35	0.200
H 44	Zaytoun, Steve	6	4	4	5	10	9	0.526	3	2	6	5	9	7	0.563	19	16	0.543	0	0	4.5	35	0.129
H 45	Monchick, Randy	7	2	2	5	9	7	0.563	5	3	4	3	9	6	0.600	18	13	0.581	0	0	6.5	31	0.210
H 46	Pitts, Dennis	3	5	7	4	10	9	0.526	4	5	5	6	9	11	0.450	19	20	0.487	0	0	8.5	39	0.218
H 47	Jenkins, Bill	2	9	2	8	4	17	0.190	4	5	5	2	9	7	0.563	13	24	0.351	0	0	8.0	37	0.216
H 48	Fleming, Frank	8	3	7	3	15	6	0.714	7	4	9	2	16	6	0.727	31	12	0.721	0	0	14.5	43	0.337
H5/ Tips & Shafts		32	46	37	40	69	86	0.445	18	21	13	26	31	47	0.397	131	180	0.421	0	0	77.0	311	0.248
H 50	Borgna, Denise	4	14	4	12	8	26	0.235	7	10	7	10	14	20	0.412	22	46	0.324	0	0	8.0	68	0.118
H 51	Borgna, Andrew	5	4	5	3	10	7	0.588	7	1	6	6	13	7	0.650	23	14	0.622	0	0	12.0	37	0.324
H 52	Spencer, Kenny	8	6	11	2	19	8	0.704	6	8	7	6	13	14	0.481	32	22	0.593	0	0	26.0	54	0.481
H 53	Woodworth, Lee	3	8	5	7	8	15	0.348	4	7	0	11	4	18	0.182	12	33	0.267	0	0	11.0	45	0.244
H 54	Prusisz, Mike	10	0	7	3	17	3	0.850	8	3	6	4	14	7	0.667	31	10	0.756	0	0	16.0	41	0.390
H 55	George, Dallas	1	3	1	2	2	5	0.286	1	3	0	4	1	7	0.125	3	12	0.200	0	0	1.0	15	0.067
H 56	Alvarez, Aurora	1	11	4	11	5	22	0.185	3	10	0	11	3	21	0.125	8	43	0.157	0	0	3.0	51	0.059
H6/ Chalk it Up		44	34	40	38	84	72	0.538	23	16	21	18	44	34	0.564	172	140	0.551	0	0	86.0	312	0.276
H 60	Highfill, Leigh	3	7	1	3	4	10	0.286	1	2	0	2	1	4	0.200	5	14	0.263	0	0	3.5	19	0.184
H 61	Davis, Jared	6	4	2	6	8	10	0.444	1	5	3	6	4	11	0.267	12	21	0.364	0	0	5.5	33	0.167
H 62	Gillespie, Jeff	7	1	7	2	14	3	0.824	8	1	4	4	12	5	0.706	26	8	0.765	0	0	11.5	34	0.338
H 63	Genzlinger, Roger	8	2	6	4	14	6	0.700	8	3	4	6	12	9	0.571	26	15	0.634	0	0	14.0	41	0.341
H 64	Lawrence, Jonathan	6	0	8	1	14	1	0.933	8	1	6	3	14	4	0.778	28	5	0.848	0	0	14.5	33	0.439
H 65	Ross, Anne	1	6	1	4	2	10	0.167	2	4	2	2	4	6	0.400	6	16	0.273	0	0	1.0	22	0.045
H 66	Crawford, Neal	7	4	5	4	12	8	0.600	6	4	8	3	14	7	0.667	26	15	0.634	0	0	10.0	41	0.244
H 67	Morlando, Jim	3	5	1	8	4	13	0.235	6	4	5	5	11	9	0.550	15	22	0.405	0	0	3.5	37	0.095
H 68	Basile, Frankie	0	0	2	2	2	2	0.500	1	3	2	2	3	5	0.375	5	7	0.417	0	0	3.5	12	0.292
H 69	McNamara, Ken	3	5	7	4	10	9	0.526	5	5	8	3	13	8	0.619	23	17	0.575	0	0	19.0	40	0.475
H7/ Ducking Farts		40	44	44	39	84	83	0.503	14	28	17	25	31	53	0.369	146	189	0.436	0	6	52.0	335	0.155
H 70	Smith, Ron	10	5	9	5	19	10	0.655	3	11	4	11	7	22	0.241	26	32	0.448	0	1	5.0	58	0.086
H 71	Shearin, Phillip	6	7	6	5	12	12	0.500	5	9	7	5	12	14	0.462	24	26	0.480	0	0	12.0	50	0.240
H 72	Burner, Nate	1	7	5	4	6	11	0.353	2	7	3	7	5	14	0.263	11	25	0.306	0	1	2.0	36	0.056
H 73	Thaxter, Norm	5	7	8	4	13	11	0.542	4	10	2	10	6	20	0.231	19	31	0.380	0	1	4.0	50	0.080
H 74	Okrepky, Pete	5	8	5	9	10	17	0.370	6	5	9	5	15	10	0.600	25	27	0.481	0	1	4.0	52	0.077
H 75	Beebe, Jenny	6	5	8	3	14	8	0.636	5	7	2	6	7	13	0.350	21	21	0.500	0	0	15.0	42	0.357
H 76	Gary, Coran "Red"	4	3	2	4	6	7	0.462	2	4	5	1	7	5	0.583	13	12	0.520	0	1	10.0	25	0.400
H 77	Price, Christine	3	2	1	5	4	7	0.364	1	3	2	5	3	8	0.273	7	15	0.318	0	1	0.0	22	0.000
H8/ Don't Hit The Scorekeeper		27	43	22	49	49	92	0.348	16	20	16	20	32	40	0.444	113	172	0.396	0	0	38.0	285	0.133
H 80	Huffman, Inky	6	4	3	7	9	11	0.450	4	7	4	6	8	13	0.381	17	24	0.415	0	0	5.0	41	0.122
H 81	Shearer, Brad	5	4	1	8	6	12	0.333	4	5	4	5	8	10	0.444	14	22	0.389	0	0	2.5	36	0.069
H 82	Cooper, Shaun	3	7	5	6	8	13	0.381	5	6	4	5	9	11	0.450	17	24	0.415	0	0	6.0	41	0.146
H 83	Rochelle, Cory	1	4	0	4	1	8	0.111	3	2	0	4	3	6	0.333	4	14	0.222	0	0	1.0	18	0.056
H 84	Iannucci, Jenna	0	8	2	6	2	14	0.125	2	5	3	5	5	10	0.333	7	24	0.226	0	0	1.0	31	0.032
H 85	Knight, Romuald	7	4	5	6	12	10	0.545	7	4	8	4	15	8	0.652	27	18	0.600	0	0	14.0	45	0.311
H 86	Bogey, Michael	2	4	6	3	8	7	0.533	5	4	4	4	9	8	0.529	17	15	0.531	0	0	6.0	32	0.188
H 87	Lengefeld, Rachel	3	8	0	9	3	17	0.150	2	7	5	7	7	14	0.333	10	31	0.244	0	0	2.5	41	0.061

Raleigh Dart League

Registration for Spring 2015 Season

MONDAY, January 5, (The Upper Deck), 7:00-8:00 p.m.

MONDAY, January 5 **For returning teams AND new teams - there is only one night of registration!!!**
(If your team is not returning, please leave a message on VoiceMail.
New captain? Please pass this information on to him/her.)
Bring: 1) Completed roster - use BLACK pen please - with divisions played by by each member for last 3 seasons
2) ONE check for bar fee and a minimum of six players (Bar fee is $20; Player registration is $20) NO CASH WILL BE ACCEPTED!!!

Monday, January 5 **DEADLINE for unrestricted roster add-ons, at REGISTRATION (no extensions)**

January 6 through February 23 Add-ons pre-approved by the Membership Committee (Membership Committee Director - Heather Bohanan, 919-326-1956, membership@raleighdartleague.org)
1) Checks & player information as per roster to: Barron Hartley (Treasurer), 919-749-2061
401 Indian Springs Drive, Knightdale NC 27545; bkh345@hotmail.com
2) Membership Director will inform captain of Committee's decision
A PLAYER IS NOT ELIGIBLE UNTIL APPROVED, AND WITH DUES PAID

Wednesday, January 14 **Captains' meeting, 7:00-8:00 p.m., The Upper Deck (MANDATORY)**
Pick up schedules, blank scoresheets, team rosters, phone lists, rules, etc.

Wednesday, January 21 **8:00 p.m. Season starts**

Monday, February 23 **5th week captains' meeting, The Upper Deck (MANDATORY)**
... and RDL Board meeting --- Last day to add/replace a player with approval

SPRING 2015 RALEIGH DART LEAGUE TEAM REGISTRATION FORM

Team Name _____ Team Number _____
(PLEASE LEAVE BLANK)

Player Name (not nickname):	Divisions played in previous 3 seasons	Dart experience (if any) outside RDL*	M/F	Phone #:	Fee Paid:
Home Bar & Dart Rep.:		Board #s:			
Captain: 0		email:		(H) (C) (W)	0
1				(H) (C)	1
2				(H) (C)	2
3				(H) (C)	3
4				(H) (C)	4
5				(H) (C)	5
6				(H) (C)	6
7				(H) (C)	7
8				(H) (C)	8
9				(H) (C)	9

Captain's Address (for Tons and any other mailings): _____

☐ Check here if emails of the TONS are sufficient (i.e. no hard copy Tons in the mail). TOTAL: _____

Captain's Email: _____

** If there are players new to RDL and you are aware of their dart experience outside of RDL, please include that information here. You might say things like "Played in a mid-level team in Chicago for the past 6 years" or "No league experience but throws on a regular basis - consistently beats D & E players at Upper Deck LOD"*

Tops of the Newsletters

Home to the Spring Session of the Raleigh Dart League for the Banquet, Saturday, May 16, 2015 Issue #JK624

The "Only Bad Thing About Finding Great Friends Is The Chance That They Will Someday Have To Move Away" Edition

TOURNAMENT WINNERS

"A" Division - ***The Alpaca Element*** *(13-5)*

In a match that was very much closer than the score, the Element and Appetite for Destruction swap spots from last season in terms of season and tournament wins, with each taking one of each title.

"B" Division - ***Traveling Brown's Billiards*** *(?-?)*

After a pretty crushing final two weeks of the regular season brought two match losses and the loss of both first and second place, TBB bounces back to win round 3 against Fire in the final.

"C" Division - ***Death Throw*** *(12+-12)*

After many seasons of success and near-success, Death Throw finally hauls in its first set of team Mugs, winning both the semis (over the #1 seed) and the finals (over the #6 seed!) in tiebreakers.

"D" Division - ***Talk Darty To Me*** *(13-5)*

In one of the tournament's most dominant performances, Talk Darty only reaches 501 once (in the semis), and becomes one of only two teams this season that completed a season/tournament double.

"E" Division - ***Them Handsome Devils*** *(13-11)*

The Devils race to a quick 9-3 lead in singles, then pull in one DCkt before waiting until the final 501 to close out the Bandits, becoming the first team to beat the Bandits since the first half of the season.

"F" Division - ***Pat's Blue Ribbon*** *(14-4)*

Pat's completes one of the most up-and-down Jekyll & Hyde seasons in recent memory, starting the season with 5 wins, then losing 4 of 5, then finishing with another 5-win run and the Mugs.

"G" Division - ***Missing Flights*** *(13-5)*

In only two matches all season did a team have a shot at even pushing Missing Flights to 1001, and it was just more of the same as Missing raced its way through the tournament on the way to F.

"H" Division - ***Train Station Shooters*** *(14-10)*

The wild H division season continued in the tournament with more 'decided-by-one-dart' matches than any other division, with the Shooters winning the H tournament's fourth of those in the final.

REGULAR SEASON WINNERS

"A" Division - ***Appetite for Destruction*** *(13 wins, 1 loss)*
2nd place - The Alpaca Element

"B" Division - ***Fire for Effect*** *(8 wins, 4 losses)*
2nd place - Overtime Outlaws

"C" Division - ***Projectile Dysfunction*** *(10 wins, 2 losses)*
2nd place - The Jeffersons

"D" Division - ***Talk Darty To Me*** *(11 wins, 3 losses)*
2nd place - Shark Shooters

"E" Division - ***One Armed Bandits*** *(9 wins, 3 losses)*
2nd place - Armed and Hammered

"F" Division - ***T.E.D.S.*** *(10 wins, 2 losses)*
2nd place - Pat's Blue Ribbon

"G" Division - ***Missing Flights*** *(11 wins, 1 loss)*
2nd place - Full of Bull

"H" Division - ***AC Dart C*** *(10 wins, 4 losses)*
2nd place - Train Station Shooters

Rosters of all season- and tournament-winning teams are on page 4.)

TABLE OF CONTENTS

Item	Page Number
Tournament & Regular Season Winning Teams	1
Fall 2015 RDL Season Information	1
Final Divisional Standings	2
Final Divisional Tournament Results	3
Tournament & Regular Season Winning Team Rosters	4
Fa'15 dates, Tiebreaker Summary, RDL good will	4
Tournament Trophy Dart Awards	5
Other Tournament Hot Darts	5
Regular Season Trophy Dart Awards	5
Divisional Singles Win %-age Winners	6
Divisional All-Star Point %-age Winners	6
Players Who Beat the Singles Winners	6
Season Penalty Summary	6
List of Host Establishments	7
Summer dart options	7
RDL Address and Phone No. Information	8
Event Calendar, Penalty Log	8
JK's All-Star Team Picks	9
Quick Stat Tidbits	9
JK's Prediction Results Summary	9
Prediction Results Table	10
Week-by-Week Match Results Table	11
Spring 2015 Trivia Questions Revisited	12
Spring 2015 Lyrics Quiz Revisited (cont. on pg. 14 too	13
RDL's TV star, a couple web links, and a good friend	14
Awesomely talented RDL people #4-6 - BBQ time!	15
Random Thoughts from JK	16
Best Individual Seasons in the last 39 RDL seasons	17,18
2015 NCCDL & NCLC results and standings	19
Flier & sponsorship form for Wreck at the Deck	20
Fliers for Central VA Classic, Piedmont Shootout	21
Top Singles Records, by Division	22
Top Doubles Records, by Division	23
Top Singles+Doubles, by Division	24
Top All Star Point Averages, by Division	25
Top Individual Records, by Section of Play	26,27
League-Wide Individual Singles, Doubles Records	28
League-Wide Individual Singles + Doubles Records, and All-Star Point Averages	29
Singles, Doubles Records, Ranked by Team	30
Overall Records, All-Star Pt. Ave., Ranked By Team	31
Complete "A" Division Statistics	32
Complete "B" Division Statistics	33
Complete "C" Division Statistics	34
Complete "D" Division Statistics	35
Complete "E" Division Statistics	36
Complete "F" Division Statistics	37
Complete "G" Division Statistics	38
Complete "H" Division Statistics	39
Registration Materials for Fall 2015 RDL Season	40

FALL 2015 RALEIGH DART LEAGUE SEASON INFORMATION

Registration Meeting for ALL Teams; High Park Bar & Grille;
Wednesday, July 22, 7:00-8:00 p.m.

MANDATORY Preseason Captains' Meeting; High Park Bar & Grille;
Wednesday, August 5, 7:00-8:00 p.m.

Match Play begins on Wednesday, August 12

MANDATORY Fifth Week Captains' Meeting;
High Park Bar & Grille; **Monday, September 14**, 7:00-8:00 p.m.

Divisional tournament weeks - **November 18, December 2 & 9**

FINAL!! DIVISIONAL TEAM STANDINGS FOR THE *SPRING 2015* RDL SEASON

"A" Division

		W	L	Pts.
👍	Appetite for Destruction 👍	13	1	217
👍	The Alpaca Element	12	2	249
3	Listing 9 Sux	11	3	196
4	Lunatic Fringe	8	6	177
5	Pick Your Poison	5	9	145
6	Anything Goes	4	10	139
👎	Methodical Madness	3	11	132
👎	Stop Corkin' A Round!	0	14	78

"B" Division

		W	L	Pts.
👍	Fire for Effect 👍	8	4	173
👍	Overtime Outlaws	8	4	156
3	Traveling Brown's Billiards	8	4	145
4	Cheap Shots	7	5	145
5	Rif Raf	6	6	141
👎	Nine Lives	3	9	112
👎	Big Bulls	2	10	108

"C" Division

		W	L	Pts.
👍	Projectile Dysfunction 👍	10	2	167
👍	The Jeffersons	7	5	157
3	Sharky's Machine	7	5	147
4	Death Throw	5	7	150
5	Fortnight Hooligans	5	7	139
👎	Dublin Doublout	4	8	125
👎	Down The Road	4	8	123

"D" Division

		W	L	Pts.
👍	Talk Darty To Me 👍	11	3	210
👍	Shark Shooters	9	5	192
3	Dynamic Darts	8	6	176
4	Coral Reefers	7	7	157
5	Something Inappropriate	7	7	157
6	Menace 2 Sobriety	6	8	158
👎	Leftovers	6	8	155
👎	Liquor Posse	2	12	108

"E" Division

		W	L	Pts.
👍	One Armed Bandits 👍	9	3	172
👍	Armed and Hammered	9	3	153
3	Them Handsome Devils	8	4	162
4	Kwitchabitchn	6	6	130
5	Dartaholics Anonymous	5	7	124
👎	Village Idiots	3	9	133
👎	The Sofa Kings	2	10	121

"F" Division

		W	L	Pts.
👍	T.E.D.S. 👍	10	2	180
👍	Pat's Blue Ribbon	8	4	169
3	Djucks Unchained	8	4	147
4	Misfits	7	5	137
5	Wayne Gretzky	4	8	129
👎	Grateful Darts	4	8	116
👎	Bullish	1	11	99

"G" Division

		W	L	Pts.
👍	Missing Flights 👍	11	1	213
👍	Full of Bull	10	2	134
3	Another Sinking Ship	7	5	143
4	Wizards of One Mark	7	5	133
5	Girls Night Out	3	9	118
👎	Ballistic Behavior	3	9	118
👎	What's the Point?	1	11	91

"H" Division

		W	L	Pts.
👍	AC Dart C 👍	10	4	187
👍	Train Station Shooters	9	5	196
3	Northern Flights	9	5	154
4	Chalk it Up	8	6	165
5	Don't Hit The Scorekeeper	7	7	162
6	Ducking Farts	7	7	161
👎	Tips & Shafts	6	8	148
👎	Points of Authority	0	14	76

LEGEND OF SYMBOLS IN STANDINGS: 👍 = *regular season division champion*

👍 = *clinched* "top-two" *finish in division* 👎 = *clinched* "bottom-two" *finish in division*

SPRING 2015 RDL DIVISIONAL TOURNAMENT RESULTS

Quarterfinals	*Semifinals*	*Finals*	***WINNER***

"A" Division

1 Appetite for Destruction
(14-0) Appetite for Destruction
8 Stop Corkin' A Round!
(13-7) Appetite for Destruction
5 Pick Your Poison
(12+-12) Lunatic Fringe
4 Lunatic Fringe
(13-5) **The Alpaca Element**
3 Listing 9 Sux
(14-6) Listing 9 Sux
6 Anything Goes
(14-10) **The Alpaca Element**
7 Methodical Madness
(14-2) **The Alpaca Element**
2 **The Alpaca Element**

"B" Division

1 Fire for Effect
Fire for Effect
(Bye)
(14-10) Fire for Effect
5 Rif Raf
(13-9) Cheap Shots
4 Cheap Shots
(?-?) **Traveling Brown's Billiards**
3 **Traveling Brown's Billiards**
(forfeit) **Traveling Brown's Billiards**
6 Nine Lives
(13-9) **Traveling Brown's Billiards**
7 Big Bulls
(14-2) Overtime Outlaws
2 Overtime Outlaws

"C" Division

1 Projectile Dysfunction
Projectile Dysfunction
(Bye)
(12+-12) **Death Throw**
5 Fortnight Hooligans
(14-4) **Death Throw**
4 **Death Throw**
(12+-12) **Death Throw**
3 Sharky's Machine
(13-5) Dublin Doublout
6 Dublin Doublout
(13-7) Dublin Doublout
7 Down The Road
(13-9) Down The Road
2 The Jeffersons

"D" Division

1 **Talk Darty To Me**
(13-3) **Talk Darty To Me**
8 Liquor Posse
(14-6) **Talk Darty To Me**
5 Something Inappropriate
(14-6) Coral Reefers
4 Coral Reefers
(13-5) **Talk Darty To Me**
3 Dynamic Darts
(?-?) Menace 2 Sobriety
6 Menace 2 Sobriety
(13-11) Menace 2 Sobriety
7 Leftovers
(13-9) Shark Shooters
2 Shark Shooters

Quarterfinals	*Semifinals*	*Finals*	***WINNER***

"E" Division

1 One Armed Bandits
One Armed Bandits
(Bye)
(12-4) One Armed Bandits
5 Dartaholics Anonymous
(13-11) Kwitchabitchn
4 Kwitchabitchn
(13-11) **Them Handsome Devils**
3 **Them Handsome Devils**
(13-7) **Them Handsome Devils**
6 Village Idiots
(14-8) **Them Handsome Devils**
7 The Sofa Kings
(13-11) Armed and Hammered
2 Armed and Hammered

"F" Division

1 T.E.D.S.
T.E.D.S.
(Bye)
(13-11) Wayne Gretzky
5 Wayne Gretzky
(13-11) Wayne Gretzky
4 Misfits
(14-4) **Pat's Blue Ribbon**
3 Djucks Unchained
(12-5) Djucks Unchained
6 Grateful Darts
(11-9) **Pat's Blue Ribbon**
7 Bullish
(14-6) **Pat's Blue Ribbon**
2 **Pat's Blue Ribbon**

"G" Division

1 **Missing Flights**
Missing Flights
(Bye)
(?-?) **Missing Flights**
5 Girls Night Out
(13-5) Wizards of One Mark
4 Wizards of One Mark
(13-5) **Missing Flights**
3 Another Sinking Ship
(12-7) Another Sinking Ship
6 Ballistic Behavior
(?-?) Full of Bull
7 What's the Point?
(13-5) Full of Bull
2 Full of Bull

"H" Division

1 AC Dart C
(12-4) AC Dart C
8 Points of Authority
(14-10) AC Dart C
5 Don't Hit The Scorekeeper
(12+-12) Don't Hit The Scorekeeper
4 Chalk it Up
(14-10) **Train Station Shooters**
3 Northern Flights
(13-11) Ducking Farts
6 Ducking Farts
(13-7) **Train Station Shooters**
7 Tips & Shafts
(13-5) **Train Station Shooters**
2 **Train Station Shooters**

THIS SEASON'S TIEBREAKERS

For the second season in a row in which there was some amazing parity in many of the divisions, we didn't really have an astonishing number of tiebreakers. There were only 33 this season (with 4 of those coming during the divisional tournaments). C division easily led the way with 9 tiebreakers played (7 in the season, 2 in the tournament). A and H each had 6 tiebreakers (each with one in the tournaments), B and E each had 4 tiebreakers, G had 3, D had 1, and F didn't have even a single game of 1001.

Six teams played 3 or more tiebreaker games, while twenty-one teams never went into extra time.

This season's Cardiac Kids award (for most tiebreakers played) is shared by two teams, 4 each: Sharky's Machine went 3-1, with all four of those coming in the first five weeks(!); and while Death Throw only went 2-2 in their four 1001s, they saved their two wins for the tournament semifinals and finals!!

The Heartbreak Award doesn't really have a clear winner, as no team lost more than two 1001s. Three teams (Methodical Madness, Girls Night Out, and Ducking Farts) went 0-2, so that's bad. But Projectile Dysfunction's 1-2 (with a tournament loss) likely hurt more.

FALL 2015 RDL SEASON INFORMATION

I am putting these dates in many locations (pages 1, 4, 8, 40) because they might be the most important thing for you in this newsletter.

Wednesday, July 22nd - Fall season registration, High Park
(online registration available in days immediately prior to the 22nd)
Wed., Aug. 5th - Preseason capts.' mtg./packet pickup, High Park
Wednesday, August 12th - Start of Fall season match play
Monday, Sep. 14th - Fifth week captains' meeting, High Park
Wed., Nov. 18, Dec. 2 / 9 - Fall season divisional tournaments
Saturday, December 12th - Fall season banquet, site TBD

WHEN EVERYONE DOES THINGS THE RIGHT WAY

We all know that there are sometimes tense situations and bad blood in competitive settings (such as a dart match). And then there are intense matches in which everybody is just an awesome person and it ends up as a great night for everyone on both sides. Those nights are freakin' priceless. In light of that, imagine if you were such a good person/team that your opponent felt compelled to share a message such as this one from Shane Richardson of One Armed Bandits in E: "I wanted to shoot you a message about the match last night. As you know, after a hotly contested well-played match between two great teams, the Bandits fell to the Devils in the last match of the night. I have never left a match from a loss grinning from ear to ear after having had that good of a time. I have to say I wish the RDL had more teams like these guys! They are a highly talented group, but more importantly they are classy guys and good sportsmen. Something you see too little of these days. If I can't take home the hardware, it's nice to see it go to a deserving group of guys like these. Hats off to Them Handsome Devils!" [And a quick addition from JK: I think it's something about the people in E right now… I received several similar messages this season in E, with a couple a bit like this about Shane's own Bandits squad. Kudos to E.]

TEAMS THAT WON BOTH THEIR DIVISIONAL TOURNAMENT AND REGULAR SEASON TITLE !!!!!!

"D" Division - ***Talk Darty To Me***

Meghan Howard (c)	Tisha Taylor	Ryan Anderson
Mike Kyle	Nate Groce	John Geraghty
Terry McAfee	Chris Moody	Wes Wissinger

"G" Division - ***Missing Flights***

Doug Nettesheim (c)	John Suan	Luke Davis
Phil Robertson	David Sorber	Chris Robertson
	John Vanore	

TEAMS THAT WON THEIR DIVISIONAL TOURNAMENT (but not regular season title) !!!!!

"A" Division - ***The Alpaca Element***

Jason Kilts (c)	Tom Brown	Jon Kenney
Robbie Phillips	Chad Massengill	Mark Knight
Alberto Sandoval	Allen Smith	Wil Tan
	Joe Work	

"B" Division - ***Traveling Brown's Billiards***

Eduardo Jimenez (c)	Hugh Vance	Bob McCredie
Robert Ray	Tom Bir	David Huffman
Steve Wilcenski	Keith Feller	Paul Spaulding
	David Hall	

"C" Division - ***Death Throw***

Tolson Willis (c)	Neal Hogan	Mike Zimmerman
Ben Thompson	Sean Bosier	Rick Dysard
Alex Mathews		Dave Mathews

"E" Division - ***Them Handsome Devils***

Chris Fournier (c)	Ryan Cusman	Brad Pate
Mike Letkemann	Dave Krasnow	Zack Lafler
Rich Sibincic	Bryan Garland	Michael Raquet
	Bam Lupien	

"F" Division - ***Pat's Blue Ribbon***

Eric Stoakes (c)	Rob Stuckey	Brad Adams
Andrew Palmisano	B.J. Bartel	Steve Champion
Jeff Cashin		Andy Nourse

"H" Division - ***Train Station Shooters***

Laura Paye (c)	Richard Oakley	Ben Lichty
Rocky Messineo	Daniel Cantwell	Claude Summers
Tom Freimark	Patrick Speight	Tony DiCarlo
	Brett Speight	

TEAMS THAT WON THEIR REGULAR SEASON TITLE (but not divisional tournament) !!!!!

"A" Division - ***Appetite for Destruction***

Sid Mitchell (c)	Tim Mozzetti	Scott Stankevich
Dan Naylor	Michael Johnson	Dean Cusher
Brian Blake	Victor Thompson	Donnie Lassey
	Mike Denton	

"B" Division - ***Fire for Effect***

Kevin Brody (c)	Greg Gabry	Deborah Blackwelder
George Guenther	Matt Goss	Jeff Fournier
Kris Kilsdonk	John Murdaugh	Jerry Oakley
	A.J. Monsma	

"C" Division - ***Projectile Dysfunction***

Dave Tanner (c)	Ryan Raymond	Mike Steppe
Adrienne deFontes	Billy Lloyd	Brian Smith
Anthony Shirey		Gray Talley

"E" Division - ***One Armed Bandits***

Lyman Kiser (c)	Shane Richardson	Jim White
Ken Trefzger	Phil Murphy	Dave Lewis
Kevin Harrington	Wayne Taylor	Chris Moore

"F" Division - ***T.E.D.S.***

Jason Thomas (c)	Joe Thomas	Chris Elliott
Kevin Parrish	Tony Millage	Stephen Long
Nate Fisher	Heather Millage	Leroy Chesson
	Travis Taylor	

"H" Division - ***AC Dart C***

Eric Emerton (c)	Phil Barletta	Dave Woodard
Claude Martin	Geoff Gilbert	Shervin Ejlali
Bill McMillan	Andrew Hamer	Jeff Byzek
	Ismael Ramirez	

SPRING 2015 TOURNAMENT!!! TROPHY DART AWARDS

9 Marks

Joe Munroe **(2)** (Djucks Unchained, 5/6, 5/6)
Robbie Phillips **(2)** (The Alpaca Element, 5/6, 5/6)
Randy Baldwin (Kwitchabitchn, 4/29)
Jimmy Davis (Anything Goes, 4/29)
Kyle Gaulthier (Listing 9 Sux, 4/29)
Anthony Macias (Armed and Hammered, 4/29)
Liz Mitchell (Shark Shooters, 4/29)
Victor Thompson (Appetite for Destruction, 4/29)
Dan Naylor (Appetite for Destruction, 5/6)
Shane Richardson (One Armed Bandits, 5/6)
Phillip Shearin (Ducking Farts, 5/6)
Steve Witz (Cheap Shots, 5/6)
Zack Lafler (Them Handsome Devils, 5/13)
Chad Massengill (The Alpaca Element, 5/13)

Ton-80s

Billy Maccini (Pick Your Poison, 4/29)
Bryan Ogden (Grateful Darts, 4/29)
Kyle Gaulthier (Listing 9 Sux, 5/6)
Dave Krasnow (...Handsome Devils, 5/6)
Alex Mathews (Death Throw, 5/6)
Rick Dysard (Death Throw, 5/13)

6-Bulls

(none reported)

Ton-70-Ins and Outs

(none reported)

For those who are new or simply were not aware of it: fast games, high ins and high outs in the tournament do not win awards unless they are perfect shots (170s) or games.

OTHER TOURNAMENT HOT DARTS (Sorry, no award -- but they're still great shots)

Tom Brown	The Alpaca Element	5-Bulls	Robbie Phillips	The Alpaca Element	11-dart 301	Sal Reitano	Pick Your Poison	18-dart SCkt
Mike Seward	Listing 9 Sux	160-In	Robbie Phillips	The Alpaca Element	14-dart 301 & 15-dart 301 (in the same set)			
Wil Tan	The Alpaca Element	152-In	two more	11-dart 301s (both in the same set)		Jim Gallagher	Coral Reefers	18-dart SCkt
Mitch Colton	Coral Reefers	146-In	Robert Ray	Traveling Brown's…	11-dart 301	Robbie Phillips	The Alpaca Element	18-dart SCkt (twice - in the same set!)
			Kyle Gaulthier	Listing 9 Sux	12-dart 301			
			Wil Tan	The Alpaca Element	12-dart 301	Tim Bunn & Kyle Gaulthier	Listing 9 Sux	19-dart 501

SPRING 2015 REGULAR SEASON PERFECT THROWS

9-Marks

Dylan Anderson **(3)** (Anything Goes, 1/28, 3/5, 3/25)
Jon Kenney **(2)** (The Alpaca Element, 3/11, 3/11)
Tim Mozzetti **(2)** (Appetite for Destruction, 1/21, 3/25)
Wil Tan **(2)** (The Alpaca Element, 3/11, 3/25)
Tom Winters **(2)** (Dynamic Darts, 3/25, 4/22)
Brad Adams (Pat's Blue Ribbon, 4/15)
John Butler (Another Sinking Ship, 1/21)
Steve Champion (Pat's Blue Ribbon, 3/18)
Dan Clark (Overtime Outlaws, 3/11)
John Dunleavy (Stop Corkin' A Round!, 4/1)
Joel Eason (Lunatic Fringe, 2/11)
Kyle Gaulthier (Listing 9 Sux, 2/11)
Dave Gelberg (Lunatic Fringe, 4/1)
Steve Hall (Bullish, 4/15)
Brad Hamilton (Methodical Madness, 2/23)
Mark Harrison (Ballistic Behavior, 3/4)
Mikey Hindle (Cheap Shots, 4/1)
John Howley (Another Sinking Ship, 4/1)
Dave Johnson (Menace 2 Sobriety, 3/11)
Jon Kenney (The Alpaca Element, 3/4)
Ronnie Knott (Fortnight Hooligans, 2/4)
Mike Kyle (Talk Darty To Me, 4/15)
Dave Maley (The Sofa Kings, 2/18)
Chad Massengill (The Alpaca Element, 2/18)
Ken McNamara (Chalk it Up, 3/18)
Sid Mitchell (Appetite for Destruction, 2/4)
Dan Naylor (Appetite for Destr., 3/25)
Jerry Oakley (Fire for Effect, 3/18)
Phil Robertson (Missing Flights, 3/11)
Mike Seward (Listing 9 Sux, 3/11)
Tyler Simpson (Armed/Hammered, 4/1)
Brent Thomas (Leftovers, 2/18)
Joe Thomas (T.E.D.S., 3/18)
Victor Thompson (Appetite…, 2.25)
Kevin Timmons (Misfits, 1/28)
Hugh Vance (Traveling..., 1/21)
Wes Wissinger (Talk Darty To Me,4/8)

6-Bulls

Pete Hartmann (The Jeffersons, 3/11)

Ton-80s

Dave Maley **(2)** (The Sofa Kings, 3/15, 4/15)
Sid Mitchell **(2)** (Appetite for Destruction, 2/11, 2/26)
Robbie Phillips **(2)** (The Alpaca Element, 3/11, 4/1)
Stephen Flanagan (Big Bulls, 3/11)
Joey Gaglione (Pick Your Poison, 4/8)
Kyle Gaulthier (Listing 9 Sux, 2/23)
Chris Lee (Nine Lives, 2/11)
Mike Letkemann (…Handsome, 3/25)
Billy Lloyd (Projectile Dysfunc., 3/12)
Chris Peterson (...Outlaws, 4/1)
Scott Sautter (...Hooligans, 3/4)
Mike Seward (Listing 9 Sux, 1/21)
John Stepp (…Inappropriate, 4/8)
Chris Talton (Big Bulls, 4/15)
Wil Tan (The Alpaca Element, 4/15)

SPRING 2015 REGULAR SEASON DIVISIONAL TROPHY DART AWARDS

	A division	B division	C division	D division	E division	F division	G division	H division
High In (301 first turn only!!)	Ton-60 **Randy Massengill** Anything... (3/11) **Tom Brown** …Element (3/25)	Ton-32 (4/1/15) **Stephen Flanagan** Big Bulls	Ton-20 **Frank Allison** ...Machine (3/11) **Billy Lloyd** Projectile… (4/15)	Ton-20 (2/11/15) **Jim Peele** Shark Shooters	Ton (4/8/15) **Ryan Cusman** Them Handsome Devils	Ton-10 (3/25/15) **Chris Elliott** T.E.D.S.	Ton-42 (3/11/15) **Josh Phillips** Ballistic Behavior	Ton-04 (3/6/15) **Ken McNamara** Chalk it Up
High Out (301/501/ 1001)	Ton-46 (4/15/15) **Dean Cusher** Appetite for Destruction	Ton-60 (4/22/15) **Steve Witz** Cheap Shots	Ton-14 **Don Sautter** …Hooligans (2/4) **Neal Hogan** Death Throw (4/1)	Ton-40 (3/2/15) **John Geraghty** Talk Darty To Me	Ton-14 (1/21/15) **Mike Snyder** Dartaholics Anonymous	Ton-07 (4/1/15) **Kevin Timmons** Misfits	80 (2/23/15) **Josh Phillips** Ballistic Behavior	Ton-01 (4/22/15) **Shervin Ejlali** AC Dart C
Fast Singles 301	9 darts (1/21/15) **Tom Brown** The Alpaca Element	12 darts **Jerry Oakley** Fire for Effect (2/4) **John Murdaugh** Fire for Effect(4/15)	13 darts (4/1/15) **Frank Allison** Sharky's Machine	13 darts **Charles Parker** Sharks... (2/4) **Nate Groce** Talk Darty… (3/2)	12 darts (2/11/15) **Phil Murphy** One Armed Bandits	13 darts **Jason Thomas** T.E.D.S. (2/21) **Tony Millage** T.E.D.S. (3/18)	12 darts (4/15/15) **Brian Port** Full of Bull	13 darts (2/11/15) **Bill McMillan** AC Dart C
Fast Singles Cricket	16 darts (4/15/15) **Joe Work** …Element	28 darts (4/15/15) **Deb Blackwelder** Fire for Effect	19 darts (3/12/15) **Chris Montesi** Dublin Doublout	17 darts (2/18/15) **Gregg McCurry** Leftovers	20 darts (3/5/15) **Dave Krasnow** ...Handsome Devils	20 darts (3/18/15) **Tony Millage** T.E.D.S.	21 darts (1/21/15) **Evan Howey** Full of Bull	23 darts (1/21/15) **Craig Strickland** …Scorekeeper
Fast Doubles Cricket	14 darts (2/18/15) **Jason Kilts & Chad Massengill** …Alpaca Element	19 darts (4/15/15) **Jess Jur & Keith Ohrberg** Rif Raf	24 darts (4/15/15) **Neal Hogan & Ben Thompson** Death Throw	19 darts (1/21/15) **Charles Parker & Jim Peele** Shark Shooters	23 darts (3/11/15) **Randy Deemer & Patrick Todd** Kwitchabitchn	24 darts (3/18/15) **Tony Millage & Joe Thomas** T.E.D.S.	41 darts (4/22/15) **David Bradford & Josh Onkka** Wizards of One…	21 darts (2/11/15) **Romuald Knight Sandy Strickland** …Scorekeeper
Fast Doubles 501	17 darts (4/1/15) **Chad Massengill & Robbie Phillips** The Alpaca Element (4/1)	17 darts (2/11/15) **Bob James & Mark Sellers** Cheap Shots	19 darts **Andy Krestalude & Vince Martinez** Jeffersons (1/21) **Lonny Kruger & Dan Schaefer** ...Machine (2/18)	18 darts **Mitch Colton & Jim Gallagher** ...Reefers (2/11) **Dave Johnson & J.J. White** Menace… (3/18)	21 darts (2/18/15) **Bryan Garland & Dave Krasnow** Them Handsome Devils	25 darts (4/22/15) **Jeff Cashin & Andrew Palmisano** Pat's Blue Ribbon	24 darts (2/23/15) **Mark Harrison & Josh Phillips** Ballistic Behavior	24 darts (3/11/15) **Andrew Borgna & Mike Prusisz** Tips & Shafts

Spring 2015 RDL Individual Season-Long Awards

SINGLES WIN PERCENTAGE

		W	L	%-age
	"A" Division			
Robbie Phillips	A1/ The Alpaca Element	23	3	0.885
	"B" Division			
Steve Wilcenski	B2/ Traveling Brown's Bil	15	3	0.833
	"C" Division			
Billy Lloyd	C1/ Projectile Dysfunctior	20	4	0.833
	"D" Division			
Jim Peele	D5/ Shark Shooters	24	4	0.857
Jimmy Dzengeleski	D7/ Dynamic Darts	18	3	0.857
	"E" Division			
Shane Richardson	E6/ One Armed Bandits	18	1	0.947
	"F" Division			
Tony Millage	F1/ T.E.D.S.	18	4	0.818
	"G" Division			
Chris Robertson	G3/ Missing Flights	22	3	0.880
	"H" Division			
Rich Bialaszewski	H2/ Northern Flights	17	4	0.810

Women's Records

(# of women by div.: A-4, B-2, C-3, D-9, E-2, F-4, G-13, H-14)

[No women in A, E and F divisions satisfied both the minimum number of games requirement and the RDL rule requiring a win percentage of 0.500 or higher to claim a singles award.]

	Women - "B" Division			
Kris Kilsdonk	B3/ Fire for Effect	12	11	0.522
	Women - "C" Division			
Erin Hartmann	C5/ The Jeffersons	14	10	0.583
	Women - "D" Division			
Tina Boutieller	D4/ Leftovers	11	11	0.500
	Women - "G" Division			
Julie Scheppele	G2/ Girls Night Out	15	9	0.625
	Women - "H" Division			
Jenny Beebe	H4/ Ducking Farts	12	9	0.571

ALL-STAR POINT AVERAGE

		ASPs	TGP	%-age
	"A" Division			
Robbie Phillips	A1/ The Alpaca Element	110.5	52	2.125
	"B" Division			
Jerry Oakley	B3/ Fire for Effect	57.0	43	1.326
	"C" Division			
Billy Lloyd	C1/ Projectile Dysfunctior	55.5	48	1.156
	"D" Division			
Tom Winters	D7/ Dynamic Darts	51.5	48	1.073
	"E" Division			
Ken Trefzger	E6/ One Armed Bandits	38.5	43	0.895
	"F" Division			
Tony Millage	F1/ T.E.D.S.	33.5	43	0.779
	"G" Division			
David Bradford	G1/ Wizards of One Mark	23.5	39	0.603
	"H" Division			
Jenny Beebe	H4/ Ducking Farts	21.0	45	0.467

Women's Records

(# of women by div.: A-4, B-2, C-3, D-9, E-2, F-4, G-13, H-14)

[No women in E division satisfied the minimum number of games requirement for claiming of an All-Star Point Average award.]

	Women's Records - "A" Division			
AngelaJeffcoat	A7/ Stop Corkin' A Round	14.5	52	0.279
	Women's Records - "B" Division			
Kris Kilsdonk	B3/ Fire for Effect	35.5	43	0.826
	Women's Records - "C" Division			
Erin Hartmann	C5/ The Jeffersons	18.5	48	0.385
	Women's Records - "D" Division			
Tina Boutieller	D4/ Leftovers	13.5	42	0.321
	Women's Records - "F" Division			
Lauren Gaines	F6/ Wayne Gretzky	6.5	40	0.163
	Women's Records - "G" Division			
Julie Scheppele	G2/ Girls Night Out	21.0	47	0.447
	Women's Records - "H" Division			
Jenny Beebe	H4/ Ducking Farts	21.0	45	0.467

THE PLAYERS WHO *BEAT* THE SINGLES %-AGE WINNERS

Who beat Robbie Phillips of The Alpaca Element in A division?
in 301: Lee Scott (wk.4), Dan Naylor (wk.9), Simon Healy (wk.10).
in cricket: (none).

Who beat Steve Wilcenski of Traveling Brown's Billiards in B division?
in 301: Will Bennett (wk.2), Darin Osenberg (wk.7), Steve Witz (wk.11).
in cricket: (none).

Who beat Billy Lloyd of Projectile Dysfunction in C division?
in 301: Don Sautter (wk.6), Alex Mathews (wk.7), Alex Mathews again!
in cricket: Chris Montesi (wk.5). (wk.14).

Who beat Jim Peele of Shark Shooters in D division?
in 301: Brent Thomas (wk.1), Mike Young (wk.6).
in cricket: Colby Reinhardt (wk.6), Nate Groce (wk.7).

Who beat Jimmy Dzengeleski of Dynamic Darts in D division?
in 301: Wes Wissinger (wk.13).
in cricket: Charles Parker (wk.5), Jim Peele (wk.12).

Who beat Shane Richardson of One Armed Bandits in E division?
in 301: Ken Moore (wk.1). [Yep, after an 0-1 start, Richardson
in cricket: (none). won his last 18 in a row...]

Who beat Tony Millage of T.E.D.S. in F division?
in 301: Scott Kirkpatrick (wk.4), Joe Rigert, Sr. (wk.10), Joe Munroe
in cricket: B.J. Bartel (wk.14). (wk.13).

Who beat Chris Robertson of Missing Flights in G division?
in 301: Evan Howey (wk.3), Josh Phillips (wk.8).
in cricket: Andy Bowen (wk.10).

Who beat Rich Bialaszewski of Northern Flights in H division?
in 301: Romuald Knight (wk.8). in cricket: Craig Strickland (wk.1), Richard Oakley (wk.4), Geoff Gilbert (wk.13).

Who beat Julie Scheppele of Girls Night Out in G division?
in 301: Simon Heyward (wk.2), Doug Nettesheim (wk.5), John Butler (wk.6), Jim Dunham (wk.7), Wright Miller (wk.11).
in cricket: Andy Bowen (wk.4), David Sorber (wk.5), John Howley (wk.6), David Sorber again! (wk.12).

SPRING 2015 PENALTY SUMMARY

Alright, another really good season in terms of a low penalty number! Yes, we generally have fewer in the spring (no election ballots in those seasons), but it's still impressive when you guys do as well as you did this season.

Overall, there were only 13 total penalties for a total of 120 lost points!! That is 155 fewer lost points (& 1 fewer lost match win) than last season! That's really a great job by most of you. Congrats. We had four different types of penalties assessed: 7 phone penalties (35 points), 1 captains' meeting penalty (5 points), 1 tiebreaker listing penalty (16 points), and 4 mail penalties (64 points).

Only 7(!) of the 59 teams got any penalty at all, and only 2 divisions (G and H) received more than one total penalty. Heck, A, C and E divisions didn't get any penalties at all. And while the Ducking Farts lost 4th in H due to a penalty, the real pain was felt by Traveling Brown's Billiards in B div., who lost 2nd place (along with a set of team plaques & a spot in A!).

WHERE WE PLAY

American Legion Fuquay-Varina **919-557-5990**
6400 Johnson Pond Road Fuquay-Varina
-about 0.2 miles from Fuquay Elementary School

The Big Easy **919-468-6007**
231 Grande Heights Drive Cary
-in the Harrison Pointe Shpg. Ctr., across from Papa John's

Break Time Billiards **919-615-0107**
6442 Tryon Road Cary
-to the left of Lowe's Foods, at intersection w/ Cary Parkway

Brewster's Pub **919-650-1270**
1885 Lake Pine Drive Cary
-next to La Cocina Mexican restaurant

Brown's Billiards **919-878-9092**
5500 Atlantic Springs Road NE Raleigh
-off Spring Forest Rd., near Wake Forest Rd.

Bull & Bear **919-847-3617**
5442 Six Forks Road N. Raleigh
-at corner of Six Forks & Millbrook, behind KFC

Cleveland Draft House - Clayton **919-550-3723**
461 Shotwell Road Clayton
-right behind CVS off route 70

Cleveland Draft House - Garner **919-771-2337**
6101 NC Highway 42 West Garner
-0.7 mile west of I-40 on NC Highway 42

Clubhouse Restaurant **919-662-2207**
51 Technology Drive Garner
-right behind the Dairy Queen on route 42

Crosstown Pub & Grill **919-650-2853**
140 East Chatham Street Cary
-a couple storefronts down from the Cary Theater

Fortnight Brewing Co. **919-342-6604**
1006 SW Maynard Road Cary
-between Old Apex Road and Chatham Street

High Park Bar & Grille **919-833-4527**
625 E. Whitaker Mill Road Raleigh
-near intersection of Whitaker Mill & Wake Forest Rd.

Mac's Tavern **919-467-4114**
1014 Ryan Road Cary
-behind Burger King in Village Market Spg. Ctr.

Natty Greene's Pub & Brewing Co. **919-232-2477**
505 West Jones Street Raleigh
-across from 42nd Street Oyster Bar & Napper Tandys

Overtime Sports Pub **919-255-9556**
1030-149 N. Rogers Lane Raleigh
-corner of Rogers Ln/US-64, in Food Lion strip mall

Pantana's Pool Hall **919-833-2990**
3112 Hillsborough Road near NCSU
-between Daisy and Shepherd streets

Pat Murnane's Irish Pub (formerly Oh'Mulligan's-WF)
2101 South Main Street **919-562-5570**
-right next to Euro Café Wake Forest

Rally Point Sport Grill **919-678-1088**
1837 N. Harrison Ave. Cary
-in the Sam's Club plaza near I-40, behind Wendy's

Saints & Scholars Irish Pub **919-878-8828**
909 Spring Forest Road N. Raleigh
-right next to Jason's Deli

Scooters **919-954-2171**
1911 Sego Court N. Raleigh
-near Atlantic/Millbrook inter., behind Batteries Plus

Sharky's Place **919-783-5448**
5800 Duraleigh Road NW Raleigh
-in the Yuppie Center near US 70 intersection

SUMMER DARTS

It's that time again when our standard Wednesday league takes a break for a couple months. That's ok for some of us, but not so much for others… Looking for a replacement? Try these options.

Tuesdays - BCDL - Durham Handicapped Steel-Tip League

The Bull City Dart League continues its year-round play with a summer season that fits the RDL summer break pretty well. Registration likely ends on Tuesday, June 9th at 6:59 p.m. The final location of that registration hasn't been set yet, but you can get updates at the league website (www.thebcdl.org). The league plays Tuesday nights throughout Durham and RTP, and uses a rolling handicap system to level the playing field quite a bit. Teams consist of 4-8 players (about 6 is the norm), and dues are $25/player per season.

Thursday league - TDL - in Chapel Hill/Durham



The registration information for the TDL isn't out yet, but the spring finals were this past Thursday. So I would expect the registration meeting to occur sometime soon. Check www.ibiblio.org/ncdarts/tdl/ for information updates soon. The teams in TDL consist of 6-10 players per team, and dues are $20/ player per season. I believe this past season the league used 3 bars in Chapel Hill and 2 in Durham, although I'm not certain that list is necessarily static, and is likely more determined by the number of teams that are registered (and bar availability).

Or maybe a blind draw…

Page 8 lists the regular weekly blind draws offered by RDL host establishments, and there are a bunch. But I have also confirmed both The Upper Deck AND Sharky's Place will be adding weekly Wednesday draws for every week this summer. They will have basically the same features as their regular draws listed on page 8, except that there is no Wednesday "triple shot" at the Deck.

And for those lookin' for a bigger tournament…

Check pages 20 and 21 for fliers for events in nearby locales, and also the calendar on page 8 for a couple more. If you can only hit one of those, I wholeheartedly recommend… **THE 10TH ANNUAL *WRECK AT THE DECK* !!! (see pg. 20)**. Yep, one of the best ADO tournaments on the annual calendar is right in your back yard yet again. June 5th-7th at The Upper Deck on Harrison Avenue. Too good and too close to pass up… And you can even sponsor a board at the tournament with the form on page 20 if you want to see your team (or business!) name in print on one of the board stanchions.

Snooker's-RW **919-828-7665**
3520 Wade Avenue NW Raleigh
-in Ridgewood Shopping Center

Tir na nOg Irish Pub **919-833-7795**
218 South Blount Street Dwtn. Raleigh
-across from City Market

Train Station Sports Bar & Grill **919-481-2442**
301-C N. Harrison Avenue Cary
-under Pure Gold, between Chatham St. & 54 @ RR tracks

Tyler's Tavern **919-762-0940**
2221 North Grassland Road Fuquay-Varina
-across from Bagels Plus, right off of NC-55

The Upper Deck **919-460-1786**
329 N. Harrison Avenue Cary
-near intersection. of N. Harrison & Highway 54

HOW TO REACH US

RDL VoiceMail 919-990-1218

Mail Scoresheets to: Jason Kilts - RDL Statistician
5005 Raintree Road, Durham, NC 27712

Scoresheet FAX available at:
919-324-3545 - email JK for confirmation of receipt!

New Member Fees and Newsletter Fees:
Barron Hartley, 401 Indian Springs Drive, Knightdale NC 27545

Nomination and Election Ballots:
Heather Bohanan, 206 Shoals Lane, Garner, NC 27529

Grievances/Complaints/Rules Suggestions:
Kevin Coyne, 204 Clifton Ridge Court, Louisburg, NC 27549

All Other RDL Correspondence to:
(Just send whatever to Jason and he'll pass it along…)

2015 Board of Directors

President	Tim Mozzetti	919-649-1816
	email: tjmozz@gmail.com	
Vice President	J.P. Evans	919-423-4879
	email: jpefmsc@aol.com	
Secretary	Alberto Sandoval	919-649-4486
	email: asand991@yahoo.com	
Treasurer	Barron Hartley	919-749-2061
	email: bkh345@hotmail.com	
Membership	Heather Bohanan	919-326-1956
	email: membership@raleighdartleague.org	
Rules/Grievances	Kevin Coyne	919-961-8303
	email: krcoyne@gmail.com	

League Statistician/Editor: Jason Kilts 919-990-1218
email: jdkilts@yahoo.com or jason.kilts@duke.edu

"HOT DARTS" CALL-IN GUIDELINES

Here are the guidelines you should use for the minimum number of all-star points to report when calling in your scores.
"A" Div. = 4.5 or more ASPs; "B" Div. = 4.0 or more ASPs
"C, D" Divisions = 3.5 or more ASPs
"E, F, G" Divs. = 3.0 or more ASPs; "H" = 2.5 or more ASPs
Also, call in any fast games, high ins, high outs, or other amazing feats that you think warrant a little recognition (e.g., Ins & Outs higher than a Ton, 24-dart cricket games, 15-dart 301s, 24-dart 501s, Ton-70s and up, 5-Bulls+, etc.).

Extra note: it's also ok to call in "fast games" in each set, even if they don't necessarily meet the maximum dart counts above.

SEASON-LONG TROPHY DART MINIMUM GAMES PLAYED REQUIREMENTS

To be eligible for all-star point ave. & singles win %-age awards, you must play at least 66% of this season's projected games:

for Divisions "A", "D", "H" (except team H2) (8 teams / div.):
Singles win %-age: min. of 19 Singles Games Played
All-star pt. Average: min. of 37 Total Games Played

for team H2 (due to 1 forfeit received):
min. of 18 Singles Games Played, 35 Total Games Played

for Divisions "B", "C", "E", "F", & "G" (7 teams / division):
min. of 16 Singles Games Played, 32 Total Games Played

RDL WEBSITE - www.raleighdartleague.org
(webmaster: Jason Thomas): jason@beyond-beta.com
[including a full RDL map, with a 15-mile radius function]

CALENDAR OF EVENTS

Sat., May 30 NC City Dart League & NC Ladies' Cup
NCCDL: Ral@Pine, Cary@Wilm, Ashe@CapArea, Dur@LakeN, Jack@ChHill, PCity@Pied, (Bye-Char)
NCLC: Apex@Pine, Ashe@CapArea, FuqVar@Hickory, Jack@ChHill, (Byes-PIed, Wilm, Char)

Mon., June 1 RDL Board Meeting

June 5-7 Wreck at the Deck, (ADO), see page 20

June 12-14 Central VA Dart Classic, (ADO), see page 21

June 26-28 Piedmont Dart Shootout, (ADO), see page 21

July 10-12 Summer Shootout, (ADO), Charlotte (no flyer yet)

Wed., July 22 Fall 2015 - RDL registration, High Park Bar & Grille (online registration available in days immediately prior to the 22nd)

Sat., July 25 NC City Dart League & NC Ladies' Cup
NCCDL: PCity@Ral, Cary@Ashe, CapArea@Char, Wilm@Dur, ChHill@Pine, Jack@Pied, (Bye-LakeN)
NCLC: Wilm@FuqVar, CapArea@Char, ChHill@Pine, Jack@Pied, (Byes-Apex, Hickory, Ashe)

Mon., July 27 RDL Board Meeting

Wed., Aug. 5 Fall 2015 RDL Preseason Captains'
7:00-8:00 p.m. **Meeting**: High Park - mandatory

Wed., Aug. 12 Fall 2015 first night of match play

Mon., Sep. 14 Fall 2015 - Fifth week captains' meeting
7:00-8:00 p.m. High Park Bar & Grille; end of roster additions/ replacements (Also date of RDL Board Mtg.)

Oct. 2-4 NC State Championships, Charlotte

Wed., Nov. 18, Dec. 2 / 9 - RDL Divisional Tournaments

Sat., Dec. 12 Fall 2015 - Season Banquet, site TBD

Other Local Weekly Leagues

Tuesdays ***Bull City Dart League*** , Durham
Thursdays ***Triangle Dart League*** , Chapel Hill

Weekly Blind Draws - Over the years, many blind draws have come and gone. If any of these folds or if any others start up, please let me know and I'll update this list. Thanks.

(these 2 are double elim., $5 entry, bar matches the pot!)
Fri., 8 pm **Upper Deck**,919-460-1786, 329 N.HarrisonAve
Sun., 8 pm **Upper Deck**,919-460-1786, 329 N.HarrisonAve

(these 2 are $5 entry, bar matches ***150% if 16+ players*** *!)*
Sat., 8 pm **Sharky's Place**, 919-783-5448, 5800 Duraleigh
Mon., 8 pm **Sharky's Place**, 919-783-5448, 5800 Duraleigh

==> *(* ***Summer add-ons!!!*** *Both the Upper Deck and Sharky's*
==> *are adding* ***WEDNESDAY*** *draws throughout the summer!)*

(this one is double elim., $10 entry, bar matches half the pot if 10+ people show up, up to a max of $100 added, with a payout to the top 25% of the finishers)
Sat., 7 pm **American Legion Fuquay-Var.**, 919-557-5990, 6400 Johnson Pond Rd

PENALTY LOG

Here are all the penalties assessed this season. Check here to see who lost what when.

Preseason Captains' Meeting (5 pts.): Pat's Blue Ribbon (F). **Incomplete 1001 (16 pts.):** Traveling Brown's Billiards (B,wk.7).
Mail (16 pts.): Full of Bull (G,wk.6,wk.8), Northern Flights (H,wk.11), Ducking Farts (H,wk.1).
Phone (5 pts.): Leftovers (D,wk.6), Full of Bull (G,wk.6,wk.8), Northern Flights (H,wk.11), Ducking Farts (H,wk.11), Don't Hit the Scorekeeper (H,wk.10,wk.13).

THE THIRTY-SEVENTH SEMI-ANNUAL EDITION OF: JK'S DIVISIONAL ALL-STAR TEAM PICKS

(Players within each division are listed alphabetically) (Players are chosen any way I damn well please - not purely by the numbers!)
(This is not purely my own guesses at who is simply the best thrower, but also who is important to their team, who is good in the clutch, etc.)

Divisional MVPs

A Division	Robbie Phillips	The Alpaca Element (his fourth in a row…)	E Division	Shane Richardson	One Armed Bandits
B Division	Steve Wilcenski	Traveling Brown's Billiards	F Division	Andrew Palmisano	Pat's Blue Ribbon
C Division	Billy Lloyd	Projectile Dysfunction	G Division	Chris Robertson	Missing Flights
D Division	Jim Peele	Shark Shooters	H Division	Nate Burner	Ducking Farts

All of RDL -- Shane Richardson -- One Armed Bandits

"A" Division

Tom Brown	The Alpaca Element	The endless winning machine rolls on.
Kyle Gaulthier	Listing 9 Sux	Roll in, 5 min warm-up, crush everything.
Chad Massengill	The Alpaca Element	Looks like clearly the RDL's next monster.
Sid Mitchell	Appetite for Destruc	Led A's top team for much of the season.
Dan Naylor	Appetite for Destruc	The National Champ is still just on fire.
Robbie Phillips	The Alpaca Element	Really, what more can I type here?
Mike Seward	Listing 9 Sux	When was the last time he wasn't here?
Wil Tan	The Alpaca Element	RDL's highest success/practice ratio ever.

"B" Division

Will Bennett	Overtime Outlaws	SCkt record carried the day for his stats.
Dan Clark	Overtime Outlaws	Got better from set-to-set all night.
John Murdaugh	Fire for Effect	Very unassuming and humble. And good.
Jerry Oakley	Fire for Effect	Was just a huge addition for B winners.
David Romanchek	Nine Lives	Almost able to carry usually-5-man team.
Mark Sellers	Cheap Shots	Just the best shot on a balanced squad.
J.J. Tant	Overtime Outlaws	Biggest hammer for team on late rush to A.
Steve Wilcenski	Traveling Brown's B	Came within a dart of carrying team to A.

"C" Division

Rick Dysard	Death Throw	Top gun for DT's first-ever Mug run.
Ernie Gilyardi	Down the Road	If he was there more, the Road wins more.
Andy Krestalude	The Jeffersons	Decent, decent, decent, then 501 machine.
Billy Lloyd	Projectile Dysfuncti	Seriously, best C recruiting job in years?
Vince Martinez	The Jeffersons	The Jeffersons top shot is back to form.
Chris Montesi	Dublin Doublout	Ok, so maybe we just sit him in the last set.
Jeff Reynolds	Down the Road	He's a true Roadie… good until the 501.
Dave Tanner	Projectile Dysfuncti	Starts off moderate, but climbs every set.

"D" Division (there were a LOT of candidates here)

Jim Gallagher	Coral Reefers	Another guy whose attendance is so key.
John Geraghty	Talk Darty To Me	Super for three sets, with a slight late drop.
Nate Groce	Talk Darty To Me	Took over as the top shot for top D team.
Dave Johnson	Menace 2 Sobriety	The lead Menace is leading by example.
Charles Parker	Shark Shooters	Hard to believe he's only team's 2nd best.
Jim Peele	Shark Shooters	Mr. Quadruple Double had a huge season.
J.J. White	Menace 2 Sobriety	Awesome in singles, acceptable in doubles.
Tom Winters	Dynamic Darts	Now that's he back to full time, he's rolling.

"E" Division

Randy Deemer	Kwitchabitchn	Bright spot for slight underachievers.
Dave Krasnow	Them Handsome De	Still throws his best in the biggest spots.
Anthony Macias	Armed and Hammer	How does this team have a DCkt issue?
Joe McCartney	Dartaholics Anonym	Some 0.500 sets, but carried the team well.
Phil Murphy	One Armed Bandits	Won 71% of singles, and then got better.
Shane Richardson	One Armed Bandits	Was just a rock star for the entire season.
Tyler Simpson	Armed and Hammer	Two big sets, two ok ones, pretty good.
Ken Trefzger	One Armed Bandits	Wow, this makes 3 serious Bandit guns.

"F" Division

Brad Adams	Pat's Blue Ribbon	Just simply solid for the Mug winners.
Stephen Long	T.E.D.S.	After a moderate 301 set, he caught fire.
Tony Millage	T.E.D.S.	27-6 in the first three sets is domination.
Bryan Ogden	Grateful Darts	Still a shining star in rough team season.
Andrew Palmisan	Pat's Blue Ribbon	Wins nearly 90% of his games. Just wow.
Joe Rigert, Sr.	Wayne Gretzky	The dominant force for the Great One.
Dan Therrien	Djucks Unchained	He won a bunch, and didn't miss matches.
Jason Thomas	T.E.D.S.	If he would list himself, he could own this.

"G" Division (wow, there were 13 throwers I considered here)

David Bradford	Wizards of One Mar	Best player on a team coming together.
Joe Brennan	Full of Bull	New addition nearly put them over the top.
Luke Davis	Missing Flights	== Really, what can I say about any one
Evan Howey	Full of Bull	Has taken over as top gun for runners-up.
Doug Nettesheim	Missing Flights	== of these four guys alone? This team
Chris Robertson	Missing Flights	== was so dominant that I honestly
Julie Scheppele	Girls Night Out	Carried team in doubles, with good singles.
David Sorber	Missing Flights	== could've picked nearly any of them.

"H" Division

Rich Bialaszewski	Northern Flights	Sits out more and more late in matches??
Nate Burner	Ducking Farts	Holy crap! What a jump in his 2nd season!
Neal Crawford	Chalk it Up	6-0 in 501. List him in more 501s. Duh.
Eric Emerton	AC Dart C	Captain and top shot for top finishers.
Roger Genzlinger	Chalk it Up	Singles hammer was just so-so in doubles.
Richard Oakley	Train Station Shoote	Really flourished without captain duties.
Kenny Spencer	Tips & Shafts	One of the more under-the-radar winners.
Dave Woodard	AC Dart C	Solid #2 able to push ACDC up all season.

QUICK STAT TIDBITS

-The **Quadruple Double Award** winners (double-digit wins in all 4 sections): With 5 divisions having a bye this season, this is one lonely club, with only 1 person in the true Quadruple Double club this season: Jim Peele of the Shark Shooters in D division. While there were 3 people in A and D divisions that came within one win of a quadruple double (*Chad Massengill* and *Robbie Phillips* of The Alpaca Element, & *Dave Johnson* of Menace 2 Sobriety), the top honorable mentions go to *Billy Lloyd* of Projectile Dysfunction in C (for four 9-win sets in a 12-match season) and *Chris Robertson* of Missing Flights in G division (for three 11-win sets in a 12-match season… the Missing Flights won a lot…).

-The **Iron Man/Woman Award**: Given the number of times the Liquor Posse in D division played with only 5 players, it was pretty obvious they would have the winner of this one on the roster (and they actually ended up with the two highest games played totals in the league). The Iron Woman of the season was Alyssa Leggett (whose 66 games barely edged out the 64 by teammate Adam Barnes). And the honorable mentions for division leaders: *Joey Gaglione* (Pick Your Poison) and *Randy Massengill* (Anything Goes) with 57 games in A; *Hugh Vance* (Traveling Brown's Billiards) and *Stephen Flanagan* (Big Bulls) with 51 in B; *Jimmy Bateman* (Sharky's Machine) with 52 in C; *Patrick Todd* (Kwitcha-bitchn) with a huge 61 in a 12-match E season(!); *Stan Converse* (Djucks Unchained) with 57 in F; *Harry Annon* (Another Sinking Ship) with 59 in G; and *Denise Borgna* (Tips & Shafts) with 63 in H (the highest non-Posse total)

-The **Team Attendance Award** winners: Six teams this season made a run at this category this season, but three of them really stood out ahead of the rest. All three of these teams carried 7 players on the roster, with one player on each team throwing in only two matches, leaving the other six to hit all the rest of the sets. The teams: Fortnight Hooligans & The Jeffersons in C, and Missing Flights in G.

MY PRESEASON, WEEKLY, & TOURNEY PREDICTION RESULTS

As usual, I'm left with the option of trying to bluff my way through this part, or just telling the truth. And since I know some of you squirrel away every last thing I've ever written about your team, I will again give real results… bummer.

In my preseason picks (usually the toughest every season given the imminent roster changes/additions), I actually did really well again. My season pick won either the season or the tournament (or both!) in every division but E. That's pretty stout, eh? On top of that, I was within a spot or two of nailing the entire order in A, D, F, G and H. Wow, nice! I really gave Rif Raf too much credit in B, just as I did with the Hooligans in C and the Leftovers in D. The one winner I just didn't see coming was the Bandits (which is odd, because I often pick them).

My weekly prediction results you can peruse pick-for-pick on the other side of this sheet of paper. What an absolute catastrophe my picks in C division were… and those in D weren't much better. Those divisions made me have one of my lower pick percentages in recent years, at below 68% correct. It's still hard to believe that I got 2/3 or more wrong with not one… not two… not three… but FOUR different teams (with three of those in C division). Really, it seems hard to believe I could've done that poorly with them if I had actually *tried* to do badly.

Last but not least were my tournament predictions… Usually when we jump to best-of-three, my picks get stronger, despite the fact that I'm picking semifinals and finals that I conceivably could have wrong before the match is even played. This season, however, my pick rate wasn't even as good as my weekly season rate, mostly because I *got every tournament match in C division wrong! 0-7!* I had a decent 20-7 start in the quarterfinals (with five divisions not having the #1 seed playing due to a bye), then a very strong 12-4 semifinals record, but then flopped out by hitting only 2 Mug champs (leaving me at 34-17 total). I did hit a Dark Horse champ in E though, and my Sure Things indeed were.

JK'S TEAM-BY-TEAM, WEEK-BY-WEEK MATCH PREDICTION RESULTS

(I introduced this page twenty-one seasons ago, and it has become almost expected as a newsletter staple. Feast your eyes on the success...)

For several years, many of you have taken no greater pleasure in your weekly darting endeavors than to call the RDL VoiceMail and point out to me just how wrong I was in my prediction of your match result. On a related note, I have noticed that many of you seem to have relatively selective memories saving only the weeks when I was wrong. Further, many others of you regularly embellish your statistics of how often you fool me. It's not so easy to get away with those rambles anymore, however, as you can see below. Each W is a week when I picked your match correctly, and each L is one I picked incorrectly. Division totals are to the right of the team totals, weekly totals are at the bottom, and in the space between the 14 weeks and the team totals, the seven 'o' symbols indicate the teams for which I was only 0.500, and the ten 'x' symbols indicate the teams that fooled me more often than not**[What an absolute catastrophe C and D divisions became for me... and B and E weren't a whole lot better. This was an extremely tough season for match predictions (despite the fact that I just about owned both A & G divisions). I was sub-0.500 for more than half the teams in C, and had teams (Sharky's Machine in C and Leftovers in D) with whom I was 3-9 and 4-10, respectively. Just awful.]**

	wk1	wk2	wk3	wk4	wk5	wk6	wk7	wk8	wk9	wk10	wk11	wk12	wk13	wk14		Right	Wrong	**Overall**
A1/ The Alpaca Element	W	W	L	W	W	W	W	W	W	W	W	W	W	W		13	1	67.90%
A2/ Listing 9 Sux	W	W	L	W	W	W	W	L	W	W	W	W	W	W		12	2	256 121
A3/ Appetite for Destruction	W	W	W	W	W	W	W	L	W	W	W	W	W	W		13	1	
A4/ Lunatic Fringe	W	W	W	W	W	W	W	W	W	W	W	W	W	W		14	0	
A5/ Pick Your Poison	L	L	W	W	W	W	W	L	L	W	W	W	W	W		10	4	
A6/ Methodical Madness	L	W	W	W	W	W	W	L	W	W	W	W	W	W		12	2	**A Division**
A7/ Stop Corkin' A Round!	W	W	W	W	W	W	W	W	W	W	W	W	W	W		14	0	89.29%
A8/ Anything Goes	W	L	W	W	W	W	W	W	L	W	W	W	W	W		12	2	50 6
B1/ Rif Raf	-	W	W	L	W	L	L	-	L	L	W	L	W	L	x	5	7	
B2/ Traveling Brown's Billiards	W	W	-	L	L	L	L	W	W	-	W	W	L	L	o	6	6	
B3/ Fire for Effect	W	W	W	-	W	L	W	L	W	L	-	L	L	W		7	5	
B4/ Nine Lives	L	-	W	W	L	L	W	W	-	W	L	W	W	W		8	4	
B5/ Cheap Shots	L	W	W	L	W	-	L	W	L	L	W	W	-	W		7	5	**B Division**
B6/ Overtime Outlaws	W	W	W	L	-	W	L	L	W	W	W	-	W	W		9	3	61.90%
B7/ Big Bulls	W	W	W	W	W	W	-	W	W	L	L	W	W	-		10	2	26 16
C1/ Projectile Dysfunction	-	W	L	W	W	L	W	-	W	W	W	W	W	W		10	2	
C2/ Dublin Doublout	W	L	L	-	W	W	W	L	L	L	-	W	W	L	o	6	6	
C3/ Fortnight Hooligans	W	L	W	L	-	L	L	L	L	W	L	-	W	W	x	5	7	
C4/ Death Throw	L	-	W	W	L	W	W	W	-	W	L	L	W	W		8	4	
C5/ The Jeffersons	W	L	-	W	L	L	L	L	L	-	W	L	L	W	x	4	8	**C Division**
C6/ Down The Road	W	W	L	W	L	L	-	L	W	L	L	L	L	-	x	4	8	47.62%
C7/ Sharky's Machine	L	L	L	L	L	-	W	W	L	W	L	L	-	L	x	3	9	20 22
D1/ Coral Reefers	L	W	W	L	L	L	W	L	W	W	W	L	L	W	o	7	7	
D2/ Liquor Posse	W	W	W	W	L	W	W	W	W	W	W	L	W	W		12	2	
D3/ Menace 2 Sobriety	W	L	W	W	L	W	L	L	W	L	W	L	W	L	o	7	7	
D4/ Leftovers	L	W	L	W	L	L	L	W	L	L	W	L	L	L	x	4	10	
D5/ Shark Shooters	L	W	W	W	L	L	L	W	W	W	W	W	W	W		10	4	
D6/ Talk Darty To Me	W	W	W	W	L	L	L	L	W	W	W	W	W	W		10	4	**D Division**
D7/ Dynamic Darts	W	L	L	L	L	L	L	W	W	L	W	W	W	L	x	6	8	55.36%
D8/ Something Inappropriate	L	W	W	W	L	L	L	L	L	L	W	W	W	L	x	6	8	31 25
E1/ Kwitchabitchn	W	W	L	W	W	W	-	W	W	L	L	L	W	-		8	4	
E2/ Armed and Hammered	W	L	L	L	-	W	W	W	W	L	W	-	W	W		8	4	
E3/ Dartaholics Anonymous	W	L	L	W	L	-	L	W	W	L	L	L	-	W	x	5	7	
E4/ Them Handsome Devils	W	W	L	-	L	L	W	W	W	L	-	W	W	W		8	4	
E5/ Village Idiots	-	W	L	W	L	L	W	-	W	W	L	L	W	W		7	5	**E Division**
E6/ One Armed Bandits	W	-	L	L	L	W	L	W	-	W	W	W	W	W		8	4	64.29%
E7/ The Sofa Kings	W	W	-	W	W	W	W	W	W	-	L	L	W	W		10	2	27 15
F1/ T.E.D.S.	-	L	W	W	W	W	W	-	W	W	W	W	W	L		10	2	
F2/ Pat's Blue Ribbon	W	W	-	L	W	W	W	W	L	-	L	L	W	L		7	5	
F3/ Djucks Unchained	W	W	W	-	W	W	L	W	W	L	-	L	W	W		9	3	
F4/ Grateful Darts	L	-	W	W	W	W	L	W	-	W	L	W	W	W		9	3	
F5/ Misfits	L	L	W	L	W	W	-	W	W	L	L	W	L	-	o	6	6	**F Division**
F6/ Wayne Gretzky	W	W	W	W	W	-	L	W	L	W	L	W	-	W		9	3	71.43%
F7/ Bullish	W	W	W	W	-	W	L	W	W	W	W	-	L	W		10	2	30 12
G1/ Wizards of One Mark	-	W	W	W	W	W	L	-	L	W	W	L	W	W		9	3	
G2/ Girls Night Out	W	W	-	W	W	W	L	W	L	-	W	W	W	W		10	2	
G3/ Missing Flights	W	W	W	-	W	W	W	W	W	L	-	W	W	W		11	1	
G4/ Another Sinking Ship	W	-	W	W	W	W	W	W	-	W	W	L	W	W		11	1	
G5/ Full of Bull	W	W	W	W	-	W	W	W	L	L	W	-	W	W		10	2	**G Division**
G6/ Ballistic Behavior	W	W	W	W	W	-	W	W	L	W	W	W	-	W		11	1	88.10%
G7/ What's the Point?	W	W	W	W	W	W	-	W	W	W	W	W	W	-		12	0	37 5
H1/ AC Dart C	W	L	W	L	W	L	W	W	L	W	W	W	L	W		9	5	
H2/ Northern Flights	L	W	W	W	W	L	L	L	L	fft	L	W	L	L	x	5	8	
H3/ Chalk it Up	W	W	W	W	W	W	W	W	L	L	W	W	W	W		12	2	
H4/ Ducking Farts	L	W	L	L	W	W	L	W	W	L	L	W	W	L	o	7	7	
H5/ Train Station Shooters	L	L	W	W	W	L	W	W	L	L	L	W	W	W		8	6	
H6/ Tips & Shafts	W	W	W	L	W	L	W	W	L	W	L	W	W	L		9	5	**H Division**
H7/ Don't Hit The Scorekeeper	L	W	L	L	W	W	W	L	L	L	W	W	W	L	o	7	7	63.64%
H8/ Points of Authority	W	W	W	W	W	W	W	W	W	fft	W	W	W	W		13	0	35 20
Right:	19	20	19	19	18	17	16	19	16	15	18	18	22	20				
Wrong:	8	7	8	8	9	10	11	8	11	11	9	9	5	7				
forfeited:	-	-	-	-	-	-	-	-	-	1	-	-	-	-				

RDL - Spring, 2015	Week 1			Week 2			Week 3			Week 4			Week 5			Week 6			Week 7			Week 8			Week 9			Week 10			Week 11			Week 12			Week 13			Week 14			Forfeits
	vs.	W/L	Pts.	vs.	W/L	Pts.	vs.	W/L	Pts.	vs.	W/L	Pts.	vs.	W/L	Pts.	vs.	W/L	Pts.	vs.	W/L	Pts.	vs.	W/L	Pts.	vs.	W/L	Pts.	vs.	W/L	Pts.	vs.	W/L	Pts.	vs.	W/L	Pts.	vs.	W/L	Pts.	vs.	W/L	Pts.	
A1/ The Alpaca Element	A4	W	17	a3	W	19	a2	L	12	A8	W	17	A7	W	20	a6	W	22	a5	W	21	a4	W	16	A3	L	7	A2	W	16	a8	W	21	a7	W	22	A6	W	19	A5	W	20	
A2/ Listing 9 Sux	A3	L	10	a4	W	14	A1	W	12	a5	W	13	a6	W	12	A8	W	16	A7	W	21	a3	L	9	A4	W	17	a1	L	8	A5	W	16	A6	W	15	a8	W	12	a7	W	21	
A3/ Appetite for Destruction	a2	W	14	A1	L	5	A4	W	12	a7	W	17	a8	W	15	A5	W	16	A6	W	20	A2	W	15	a1	W	17	a4	W	13	A7	W	19	A8	W	21	a5	W	14	a6	W	19	
A4/ Lunatic Fringe	a1	L	7	A2	L	10	a3	L	12	A6	W	15	A5	W	13	a7	W	16	a8	W	13	A1	L	8	a2	L	7	A3	L	11	a6	W	17	a5	W	14	A7	W	20	A8	W	14	
A5/ Pick Your Poison	A6	L	8	a8	W	15	A7	W	17	A2	L	11	a4	L	11	a3	L	8	A1	L	3	a6	W	12	A8	W	15	a7	W	17	a2	L	8	A4	L	10	A3	L	6	a1	L	4	
A6/ Methodical Madness	a5	W	16	A7	W	14	a8	L	6	a4	L	9	A2	L	12	A1	L	2	a3	L	4	A5	L	12	a7	W	21	A8	L	10	A4	L	7	a2	L	9	a1	L	5	A3	L	5	
A7/ Stop Corkin' A Round!	A8	L	7	a6	L	10	a5	L	7	A3	L	7	a1	L	4	A4	L	5	a2	L	3	a8	L	11	A6	L	3	A5	L	7	a3	L	5	A1	L	2	a4	L	4	A2	L	3	
A8/ Anything Goes	a7	W	17	A5	L	7	A6	W	18	a1	L	7	A3	L	9	a2	L	8	A4	L	11	A7	W	13	a5	L	9	a6	W	14	A1	L	3	a3	L	3	A2	L	12	a4	L	8	
B1/ Rif Raf	Bye	-	-	b5	W	13	b7	W	16	B6	L	10	b3	L	5	b4	L	11	B2	L	12	Bye	-	-	B5	W	13	B7	L	9	b6	L	7	B3	W	20	B4	W	13	b2	W	12	
B2/ Traveling Brown's Billiards	B7	W	17	b6	W	12	Bye	-	-	b5	L	11	B4	L	4	B3	W	13	b1	W	12	b7	W	20	B6	W	15	Bye	-	-	B5	W	16	b4	W	18	b3	L	11	B1	L	12	
B3/ Fire for Effect	B6	W	19	b7	W	17	B5	W	18	Bye	-	-	B1	W	19	b2	L	11	b4	W	17	b6	L	10	B7	W	17	b5	L	10	Bye	-	-	b1	L	4	B2	W	13	B4	W	18	
B4/ Nine Lives	B5	L	11	Bye	-	-	b6	L	8	B7	W	12	b2	W	18	B1	W	13	B3	L	7	b5	L	10	Bye	-	-	B6	L	8	b7	L	5	B2	L	6	b1	L	8	b3	L	6	
B5/ Cheap Shots	b4	W	13	B1	L	11	b3	L	6	B2	W	13	b7	W	15	Bye	-	-	B6	W	13	B4	W	14	b1	L	11	B3	W	14	b2	L	8	B7	W	15	Bye	-	-	b6	L	12	
B6/ Overtime Outlaws	b3	L	5	B2	L	12	B4	W	16	b1	W	14	Bye	-	-	B7	W	14	b5	L	11	B3	W	14	b2	L	9	b4	W	16	B1	W	17	Bye	-	-	b7	W	16	B5	W	12	
B7/ Big Bulls	b2	L	5	B3	L	7	B1	L	8	b4	L	11	B5	L	9	b6	L	10	Bye	-	-	B2	L	4	b3	L	6	b1	W	15	B4	W	16	b5	L	9	B6	L	8	Bye	-	-	
C1/ Projectile Dysfunction	Bye	-	-	C6	W	12	C7	L	12	c5	W	13	C2	W	16	C3	L	11	c4	W	14	Bye	-	-	c6	W	16	c7	W	15	C5	W	15	c2	W	15	c3	W	14	C4	W	14	
C2/ Dublin Doublout	C5	L	10	c3	W	14	c6	L	11	Bye	-	-	c1	L	8	C4	L	7	c7	L	6	c5	W	12	C3	W	16	C6	L	11	Bye	-	-	C1	L	9	c4	L	8	C7	W	13	
C3/ Fortnight Hooligans	c6	W	15	C2	L	10	c4	W	12	c7	L	12	Bye	-	-	c1	W	13	C5	L	8	C6	W	17	c2	L	8	C4	W	16	C7	L	11	Bye	-	-	C1	L	10	c5	L	7	
C4/ Death Throw	c7	L	12	Bye	-	-	C3	L	12	c6	W	16	C5	L	11	c2	W	17	C1	L	10	C7	L	10	Bye	-	-	c3	L	8	C6	W	13	c5	W	15	C2	W	16	c1	L	10	
C5/ The Jeffersons	c2	W	14	C7	L	9	Bye	-	-	C1	L	11	c4	W	13	C6	W	16	c3	W	16	C2	L	12	c7	W	16	Bye	-	-	c1	L	9	C4	L	9	c6	W	15	C3	W	17	
C6/ Down The Road	C3	L	9	c1	L	12	C2	W	13	C4	L	8	c7	W	12	c5	L	8	Bye	-	-	c3	L	7	C1	L	8	c2	W	13	c4	L	11	C7	W	13	C5	L	9	Bye	-	-	
C7/ Sharky's Machine	C4	W	12	c5	W	15	c1	W	12	C3	W	12	C6	L	12	Bye	-	-	C2	W	18	c4	W	14	C5	L	8	C1	L	9	c3	W	13	c6	L	11	Bye	-	-	c2	L	11	
D1/ Coral Reefers	d8	W	14	D5	L	5	D6	L	10	d7	W	15	d3	W	13	D4	L	10	d2	W	17	D8	W	16	d5	L	9	d6	L	5	D7	L	6	D3	W	15	d4	L	10	D2	W	12	
D2/ Liquor Posse	d7	L	7	D6	L	8	D5	L	7	d8	L	7	d4	W	13	D3	L	8	D1	L	7	D7	L	8	d6	L	5	d5	L	8	D8	L	6	D4	W	12	d3	L	4	d1	L	8	
D3/ Menace 2 Sobriety	d6	L	8	D7	W	14	d8	W	14	d5	L	6	D1	L	7	d2	W	13	D4	W	15	D6	W	15	d7	L	10	D8	L	10	D5	L	10	d1	L	9	D2	W	17	d4	L	10	
D4/ Leftovers	d5	L	7	D8	L	11	D7	W	13	d6	L	8	D2	L	11	d1	W	14	d3	L	9	D5	L	10	d8	W	14	d7	W	17	D6	L	7	d2	L	11	D1	W	14	D3	W	14	
D5/ Shark Shooters	D4	W	14	d1	W	19	d2	W	17	D3	W	18	D7	L	10	d8	L	9	d6	L	8	d4	W	14	D1	W	15	D2	W	15	d3	W	13	d7	L	9	D8	W	19	D6	L	12	
D6/ Talk Darty To Me	D3	W	16	d2	W	16	d1	W	14	D4	W	16	D8	L	11	d7	L	11	D5	W	16	d3	L	9	D2	W	19	D1	W	19	d4	W	17	d8	W	19	D7	W	15	d5	W	12	
D7/ Dynamic Darts	D2	W	17	d3	L	10	d4	L	11	D1	L	9	d5	W	14	D6	W	13	D8	W	13	d2	W	16	D3	W	13	D4	L	7	d1	W	18	D5	W	15	d6	L	9	d8	L	11	
D8/ Something Inappropriate	D1	L	10	d4	W	13	D3	L	10	D2	W	15	d6	W	13	D5	W	15	d7	L	11	d1	L	8	D4	L	10	d3	W	12	d2	W	17	D6	L	5	d5	L	5	D7	W	13	
E1/ Kwitchabitchn	E3	W	16	e4	W	13	E2	L	12	e5	W	14	E7	W	11	E6	L	7	Bye	-	-	e3	W	13	E4	L	6	e2	L	5	E5	W	16	e7	L	7	e6	L	10	Bye	-	-	
E2/ Armed and Hammered	E4	W	15	e3	W	16	e1	W	12	E6	L	7	Bye	-	-	e7	W	17	E5	W	13	e4	L	8	E3	W	11	E1	W	18	e6	L	10	Bye	-	-	E7	W	13	e5	W	13	
E3/ Dartaholics Anonymous	e1	L	8	E2	L	8	e4	L	7	E7	W	13	e5	W	13	Bye	-	-	E6	W	12	E1	L	9	e2	L	10	E4	W	13	e7	L	10	E5	W	13	Bye	-	-	e6	L	8	
E4/ Them Handsome Devils	e2	L	9	E1	L	11	E3	W	17	Bye	-	-	e6	W	13	E5	W	12	e7	W	16	E2	W	16	e1	W	18	e3	L	11	Bye	-	-	E6	L	7	e5	W	14	E7	W	18	
E5/ Village Idiots	Bye	-	-	E7	W	13	e6	W	13	E1	L	10	E3	L	11	e4	L	12	e2	L	11	Bye	-	-	e7	W	16	E6	L	9	e1	L	7	e3	L	11	E4	L	9	E2	L	11	
E6/ One Armed Bandits	e7	W	16	Bye	-	-	E5	L	11	e2	W	17	E4	L	11	e1	W	17	e3	L	12	E7	W	13	Bye	-	-	e5	W	15	E2	W	14	e4	W	17	E1	W	13	E3	W	16	
E7/ The Sofa Kings	E6	L	8	e5	L	11	Bye	-	-	e3	L	11	e1	L	11	E2	L	7	E4	L	8	e6	L	11	E5	L	8	Bye	-	-	E3	W	14	E1	W	15	e2	L	11	e4	L	6	
F1/ T.E.D.S.	Bye	-	-	f5	L	10	F6	W	19	F7	W	14	f4	W	17	F3	W	14	f2	W	13	Bye	-	-	F5	W	15	f6	W	13	f7	W	19	F4	W	22	f3	W	13	F2	L	11	
F2/ Pat's Blue Ribbon	F7	W	18	f6	W	18	Bye	-	-	F5	W	17	f3	W	16	F4	W	16	F1	L	11	f7	W	17	F6	L	11	Bye	-	-	f5	L	11	F3	L	10	f4	W	16	f1	W	13	
F3/ Djucks Unchained	F6	W	17	f7	W	14	f5	W	11	Bye	-	-	F2	L	8	f1	L	8	F4	L	9	f6	W	11	F7	W	15	F5	W	17	Bye	-	-	f2	W	12	F1	L	11	f4	W	14	
F4/ Grateful Darts	F5	L	11	Bye	-	-	f7	W	14	F6	W	17	F1	L	7	f2	L	8	f3	W	13	f5	L	9	Bye	-	-	F7	W	14	f6	L	3	f1	L	2	F2	L	8	F3	L	10	
F5/ Misfits	f4	W	13	F1	W	14	F3	L	10	f2	L	6	f6	W	16	F7	W	19	Bye	-	-	F4	W	15	f1	L	9	f3	L	2	F2	W	13	F6	W	14	f7	L	6	Bye	-	-	
F6/ Wayne Gretzky	f3	L	7	F2	L	6	f1	L	5	f4	L	7	F5	L	8	Bye	-	-	F7	W	16	F3	L	8	f2	W	13	F1	L	11	F4	W	21	f5	L	10	Bye	-	-	f7	W	17	
F7/ Bullish	f2	L	6	F3	L	9	F4	L	10	f1	L	9	Bye	-	-	f5	L	5	f6	L	8	F2	L	7	f3	L	6	f4	L	9	F1	L	5	Bye	-	-	F5	W	18	F6	L	7	
G1/ Wizards of One Mark	Bye	-	-	G5	L	10	g7	W	13	g6	W	13	G4	L	8	G3	L	4	g2	L	11	Bye	-	-	g5	W	13	G7	W	13	G6	W	15	g4	W	11	g3	L	10	G2	W	12	
G2/ Girls Night Out	g7	L	12	G6	L	10	Bye	-	-	g5	L	5	G3	L	9	g4	L	5	G1	W	13	G7	W	17	g6	W	16	Bye	-	-	G5	L	8	g3	L	2	G4	L	9	g1	L	12	
G3/ Missing Flights	g6	W	19	G7	W	20	g5	W	17	Bye	-	-	g2	W	15	g1	W	20	G4	W	20	G6	W	18	g7	W	23	G5	L	10	Bye	-	-	G2	W	22	G1	W	14	g4	W	15	
G4/ Another Sinking Ship	g5	L	7	Bye	-	-	G6	W	17	g7	W	12	g1	W	16	G2	W	19	g3	L	4	G5	L	9	Bye	-	-	g6	W	16	G7	W	16	G1	L	11	g2	W	12	G3	L	4	
G5/ Full of Bull	G4	W	15	g1	W	14	G3	L	7	G2	W	19	Bye	-	-	g7	W	20	G6	W	15	g4	W	14	G1	L	11	g3	W	14	g2	W	16	Bye	-	-	G7	W	15	g6	W	16	
G6/ Ballistic Behavior	G3	L	5	g2	W	14	g4	L	7	G1	L	11	G7	W	16	Bye	-	-	g5	L	9	g3	L	6	G2	L	8	G4	L	8	g1	L	9	g7	W	17	Bye	-	-	G5	L	8	
G7/ What's the Point?	G2	W	12	g3	L	4	G1	L	11	G4	L	10	g6	L	8	G5	L	4	Bye	-	-	g2	L	7	G3	L	1	g1	L	11	g4	L	7	G6	L	7	g5	L	9	Bye	-	-	
H1/ AC Dart C	h8	W	18	H5	L	11	H6	W	12	h7	L	10	h4	W	14	H2	L	10	h3	W	16	H8	W	18	h5	W	16	h6	W	13	H7	W	13	H4	W	14	h2	L	9	H3	W	13	
H2/ Northern Flights	h7	W	14	H6	W	16	h8	W	16	H5	L	10	H3	W	13	h1	W	14	h4	L	11	H7	L	9	h6	L	9	H8	*W*	*16*	h5	W	12	h3	L	8	H1	W	15	H4	W	12	
H3/ Chalk it Up	h6	W	13	H7	W	12	h5	L	5	H8	W	17	h2	L	11	H4	L	9	H1	L	8	H6	W	13	h7	W	11	H5	W	13	h8	W	16	H2	W	16	h4	L	10	h1	L	11	
H4/ Ducking Farts	h5	W	12	H8	W	18	h7	L	10	h6	L	10	H1	L	10	h3	W	15	H2	W	13	H5	L	12	h8	W	21	H7	L	10	H6	W	15	h1	L	10	H3	W	14	h2	L	12	
H5/ Train Station Shooters	H4	L	11	h1	W	13	H3	W	19	h2	W	14	H7	W	17	H6	L	7	h8	W	22	h4	W	12	H1	L	8	h3	L	11	H2	L	12	h7	W	15	h6	W	19	H8	W	16	
H6/ Tips & Shafts	H3	L	11	h2	L	8	h1	L	9	H4	W	13	h8	W	14	h5	W	15	H7	L	7	h3	L	8	H2	W	12	H1	L	11	h4	L	9	H8	W	16	H5	L	3	h7	W	12	
H7/ Don't Hit The Scorekeeper	H2	L	10	h3	L	11	H4	W	14	H1	W	10	h5	L	7	H8	W	16	h6	W	17	h2	W	15	H3	L	9	h4	W	14	h1	L	11	H5	L	9	h8	W	17	H6	L	12	
H8/ Points of Authority	H1	L	3	h4	L	6	H2	L	4	h3	L	7	H6	L	10	h7	L	8	H5	L	2	h1	L	6	H4	L	3	h2	*L*	*0*	H3	L	6	h6	L	7	H7	L	7	h5	L	7	1

THIS SEASON'S TRIVIA QUESTIONS… REVISITED

I now run this column during seasons in which I've included trivia questions all season. Each question is listed exactly as it was during the season, so there is potential for a question to now be out of date, but it's usually not too much of a problem. Each question is listed under the week number when it ran, and the answers follow the questions. No peeking…

Week 5 question: The February 7th start of the NCCDL (NC City Dart League) and the NCLC (NC Ladies' Cup) 2015 seasons got me wondering… How many of this season's RDL members played for an NCCDL or NCLC team in 2014?

Week 6 question: How many times in the past decade (20 seasons) has the Board cancelled the week 5 captains' meeting?

Week 7 question(s): How many teams have had 7-match win streaks since the start of 2014? Who are they?

Week 10 question(s): How many RDL members have have continuously remained teammates in all 39 seasons of my tenure as RDL statistician? Who are they?

Week 11 question: With Missing Flights taking a loss in G division last week, there are no undefeated teams left in the entire RDL. In my 39 seasons as RDL statistician, how many of them ended without a team undefeated through the regular season plus tournaments?

Week 12 question: (the obvious corollary question to week 11) In my 39 seasons as RDL statistician, how many of them ended without a team winless through the regular season plus tournaments?

Week 13 question: Last week's question about the number of winless teams is interesting, but I think there's something much more interesting… In the last 39 seasons, how many teams have finished winless in the regular season but then won at least one tournament match (which are best-of-three for the points, and with a match guaranteed against a top-two finisher)?

Week 14 question: In my 38 seasons as statistician before this season, what is the lowest number of regular season champions that also won a tournament title that same season? (note: we've had four seasons with 6 divisions, nineteen seasons with 7, fourteen seasons with 8, and one with 9)

Week 5 answer: Of the 509 people presently on RDL rosters, 81 were on an NCCDL or NCLC team (64 on an NCCDL team, 16 on an NCLC team, 1 on both) last year. And those 81 people were on 7 of the 13 NCCDL teams and 6 of the 11 NCLC teams. That means that the RDL includes 28.3% of the NCCDL darters in the state, on 53.8% of the NCCDL teams; and also includes 15.6% of the NCLC darters in the state, on 54.5% of the NCLC teams. No wonder it's so hard to win here in the RDL… it turns out that, as a whole, we're evidently pretty good at this stuff. Yay us!

Week 6 answer: The fifth week captains' meeting has been cancelled in 12 of the last 20 seasons (and that's actually 12 of the last 16 seasons, since we mostly started cancelling the fifth week meeting from the Fall 2007 onward). In those past 8 years, we've had two spring season meetings and two fall season meetings, without ever having meetings in consecutive seasons. Mostly, it seems that we have the meetings now when captains/ teams just get lazy and start creating issues…

Week 7 answer (as of the time the question was asked): In just the past 14 months of RDL darts, there have been a surprising 21 win streaks of 7 matches or more! And of those 21, exactly ZERO of them are current streaks. [note: see end of answer for an update to that fact] The longest recent streak was by Bona Fide Element/ The Dynastic Element with a 21-match run, all in A division. Next longest was 17 by the BullsHitters (14 in C plus 3 in B), followed by Full of Bull (13 in H plus 2 in G), Darty/Talk Darty To Me (10 in E plus 4 in D), the BullsHitters again (13 in B), Shootin Da Bull (13 in G), and then Element again (with another 12 in A as Element Twenty Won and Bona Fide Element), One Armed Bandits (11 in F), and Excalibur/Cheap Shots (9 in C plus 1 in B). [*Answer update for the banquet Tons*: Projectile Dysfunction in C and the One Armed Bandits in E each added a 7-match string, Missing Flights in G added an 8-match string, The Alpaca Element in A is presently on an 8-match-and-counting run, Talk Darty To Me in D is presently on a 9-match-and-counting run, and Appetite for Destruction in A just had their win streak stopped at a very impressive 14 matches.]

Week 10 answer: It turns out that only one team in the RDL has has team members that have been on a roster together for each of the last 39 seasons. From their days on S.S.H. back in the Spring 1996 season right up through their current time together on Bullish, the trio of Joe Kunesh, Charlie Wilkinson and Chuck Rouse have been teammates each and every season. They aren't the only people to have been in the league every season (heck, that list obviously includes yours truly), but they are the only ones to be continuous teammates. [It's actually possible that they could all have been teammates for even longer, but team-by-team statistics records are a little dicey prior to my time as statistician. I'm sure somebody somewhere must have something that shows that information, but none of the people who have shared earlier records with me so far have had anything with information that complete in it.]

Week 11 answer: In my 39 seasons as statistician, we have had 18 without even one undefeated team in any division (including 4 in a row now). In the 21 seasons that have had an undefeated team, there have been a total of 28 undefeated teams (8 in A, 6 in B, 4 in C, 2 in D, 2 in E, 1 in F, 3 in G, and 2 in H). That is a LOT of parity in the lower divisions… only one undefeated F team in two decades? Only two in D, E and H? I'm honestly surprised it was that few. And obviously we won't be adding to any of those numbers this season…

Week 12 answer: In 15 of the last 39 seasons [*this answer has been updated to include this season*], the RDL has gone without a winless team. In the 25 seasons with at least one winless team, there have actually been 39 winless teams. As might be expected, 12 of those 39 have been in A division (and maybe surprisingly, only 2 of them have been in H div. - although it should be noted that H division has only existed for 16 seasons now.) The number of winless seasons by division over the last 39 seasons are: A-12, B-3, C-7, D-3, E-2, F-4, G-6, H-2. And obviously, you can't have more than one winless team per division in any one season..

Week 13 answer: As we noted the previous week, there have been 39 winless teams in the last 39 seasons. And there is only ONE other team that went through the season winless, but then won a tournament match. In the Fall of 2003, Dogs of War III stumbled to an 0-12 season in C div. before taking down the 2nd place AND 3rd place teams by 14-10 and 13-3(!) scores. Then they took the regular season champs all the way to the last 501 in a 14-10 loss in the finals. What a crazy and amazing postseason bounceback, eh?

Week 14 answer: 1! And that has happened three times in the last 38 seasons! In the Fall 1998 season, B division was the only one of the seven divisions in which a team pulled the season/tournament double. In the Fall 2000 season, G division was the only one of seven. And in the Spring 2011 season, E division was the only one of the EIGHT divisions that season with a team taking a season/tournament double. (On average, about 3-4 division winners fail to win their tournaments.) [*Answer update for the banquet Tons*: this season nearly tied the record, as only 2 of the 8 regular season-winning teams pulled in tournament titles too.]

THIS SEASON'S LYRICS QUIZZES… REVISITED

Much like the column of this season's trivia questions on the previous page, I've listed here each lyrics quiz from this season. Each lyric is listed exactly as it was during the season. Each lyric is listed under the week number when it ran, and the answers are listed at the bottom of the page (and continuing onto the next page). No peeking… So who's ready to re-play "Name the band/singer and song (and weekly theme)"?

Week 2, song #1 lyric: "I lost my fake ID, But you lost the motel key, Spare me your freaking dirty looks, Now don't blame me"

Week 2, song #2 lyric: "A lady doesn't leave her escort, It isn't fair, and it isn't nice, A lady doesn't wander all over the room"

Week 2, song #3: "Bright light city gonna set my soul, Gonna set my soul on fire, Got a whole lot of money that's ready to burn"

Week 3, song #1 lyric: "And I watched as you turned away, You don't remember, but I do, You never even tried"

Week 3, song #2 lyric: "Yeah here we go for the hundredth time, Hand grenade pins in every line, Throw 'em up and let something shine"

Week 3, song #3 lyric: "The roses in the window box, Have tilted to one side, Everything about this house, Was born to grow and die"

Week 4, song #1 lyric: "Me and some guys from school, Had a band and we tried real hard, Jimmy quit, Jody got married"

Week 4, song #2 lyric: "That we don't even care, as restless as we are, We feel the pull in the land of a thousand guilts"

Week 4, song #3 lyric: "The sky was all purple, there were people runnin' everywhere, Tryin' to run from the destruction, you know I don't even care"

Week 5, song #1 lyric: "You see dimensions in two, State your case with black or white, But when one little cross leads to shots, grit your teeth"

Week 5, song #2 lyric: "Marry him or marry me, I'm the one that loves you baby can't you see? I ain't got no future or a family tree"

Week 5, song #3 lyric: "Thanks for the times that you've given me, The memories are all in my mind, And now that we've come to the end of our rainbow"

Week 6, song #1 lyric: "Strange voices are saying, What did they say, Things I can't understand, It's too close for comfort"

Week 6, song #2 lyric: "If you want to find all the cops, They're hanging out in the donut shops, They sing and dance, oh whey oh"

Week 6, song #3 lyric: "Can you hear them, They talk about us, Telling lies, Well that's no surprise, Can you see them, See right through them"

Week 7, song #1 lyric: "I think I'll go for a walk outside now, The summer sun's callin' my name, I just can't stay inside all day"

Week 7, song #2 lyric: "When the moon is in the seventh house, And Jupiter aligns with Mars, And peace will guide the planets"

Week 7, song #3 lyric: "That's why I'll always be around, You are the apple of my eye, Forever you'll stay in my heart"

Week 8, song #1 lyric: "Can't you hear them sayin'? I'm goin' home one of these days, I'm goin' home see my woman, whom I love so dear"

Week 8, song #2 lyric: "And I've seen a lot of good folks die, That had a lot of bills to pay, I'd give the shirt right offa' my back, If I had the guts to say"

Week 8, song #3 lyric: "At least until I die, damned if you do, damned if you don't, I'm supposed to get a raise next week, you know damn well I won't"

Week 9, song #1 lyric: "Must be your skin that I'm sinking in, Must be for real 'cause now I can feel, And I didn't mind, It's not my kind"

Week 9, song #2 lyric: "I know you like me, I know you do, That's why whenever I come around, She's all over you, I know you want it, It's easy to see"

Week 9, song #3 lyric: "From out of the shadows, She walks like a dream, Makes me feel crazy, Makes me feel so mean"

Week 10, song #1 lyric: "Fee, fee, fi, fi, fo-fo, fum, Look at Molly now, here she comes, Wearin' her wig hat and shades to match"

Week 10, song #2 lyric: "Can't you see the sunshine, Can't you just feel the moonshine, Maybe just like a friend of mine, It hit me from behind"

Week 10, song #3 lyric: "In touch with the ground, I'm on the hunt I'm after you, Smell like I sound, I'm lost in a crowd"

Week 11, song #1 lyric: "Got a beat-up glove, a homemade bat, and brand-new pair of shoes, You know I think it's time to give this game a ride"

Week 11, song #2 lyric: "I never will forget those nights, I wonder if it was a dream, Remember how you made me crazy?"

Week 11, song #3 lyric: "Josie's on a vacation far away, Come around and talk it over, So many things that I want to say"

Week 12, song #1 lyric: "My shadow's the only one that walks beside me, My shallow heart's the only thing that's beating"

Week 12, song #2 lyric: "Hey Jack it's fact they're talking in town, I turn my back and you're messin' around"

Week 12, song #3 lyric: "Can't you see the tears roll down the street? I've been looking for my baby, And I wonder where she can be"

Week 13, song #1 lyric: "I've been to Hollywood, I've been to Redwood, I crossed the ocean"

Week 13, song #2 lyric: "City sidewalks, busy sidewalks, Dressed in holiday style, In the air there's a feeling of Christmas"

Week 13, song #3 lyric: "I like it, I'm not gonna crack, I miss you, I'm not gonna crack, I love you, I'm not gonna crack"

Week 14, song #1 lyric: "And I'm gonna sing a song for you, And Bill's gonna show you a thing or two, You'll have some fun now"

Week 14, song #2 lyric: "Let's ride with the family down the street, Through the courtesy of Fred's two feet"

Week 14, song #3 lyric: "Strong as he can be, Aaaaah, Watch out for that tree… Lives a life that's free, Aaaaah, Watch out for that tree"

Week 14, song #4 lyric: "Number one super guy… Quicker than the human eye, He's got style, a groovy style, and a car that just won't stop"

Week 14, song #5 lyric: "His boy, Elroy. Daughter Judy. Jane, his wife."

Week 14, song #6 lyric: "Don't you want a little gorilla you can call your own, A gorilla who'll be with ya when you're all alone?"

Week 14, song #7 lyric: "One is a genius, the other's insane, They're laboratory mice, their genes have been spliced"

Week 14, song #8 lyric: "I'm one tough Gazookus, Which hates all Palookas, Wot ain't on the up and square"

Week 14, song #9 lyric: "Even the coyote can't make him change his ways… The coyote's after you… If he catches you, you're through"

Week 14, song #10 lyric: "I see you, pretending you got a sliver, But you're not fooling me, 'Cause I can see, the way you shake and shiver"

Week 14, song #11 lyric: "Next time you're feeling blue just let a smile begin, Happy things will come to you"

Week 14, song #12 lyric: "Wrench (wrench), Socket (socket), Gloves, motor, tires, chassis… That's me! Big race today! Pfft, Pfft…"

Week 14, song #13 lyric: "He's gainin' on you so you better look alive, He's busy revvin' up a powerful Mach 5"

Week 14, song #14 lyric: "They're the world's most fearsome fighting team, They're heroes in a half-shell and they're green"

Week 14, song #15 lyric: "Speed of lightning, roar of thunder, Fighting all who rob and plunder"

THIS SEASON'S LYRICS QUIZZES… REVISITED (the answers to the lyrics at the top of the page) (these are continued on page 14...)

Week 2 answers: Song 1 = "Waking Up in Vegas" by Katy Perry === Song 2 = "Luck Be A Lady" by Frank Sinatra === Song 3 = "Viva Las Vegas" by Elvis Presley. Week 3 answers: Song 1 = "Hemorrhage" by Fuel === Song 2 = "Bleed It Out" by Linkin Park === Song 3 = "Love Lies Bleeding" by Elton John.

Week 4 answers: Song 1 = "Summer of '69" by Bryan Adams === Song 2 = "1979" by Smashing Pumpkins === Song 3 = "1999" by Prince. Week 5 answers: Song 1 = "One Thing Leads To Another" by The Fixx === Song 2 = "Two Princes" by Spin Doctors === Song 3 = "Three Times A Lady" by Commodores.

Week 6 answers: Song 1 = "Cruel Summer" by Bananarama === Song 2 = "Walk Like An Egyptian" by The Bangles === Song 3 = "Our Lips Are Sealed" by The Go-Gos. Week 7 answers: Song 1 = "It's A Sunshine Day" by The Brady Bunch === Song 2 = "Aquarius / Let the Sunshine In" by 5th Dimension === Song 3 = "You Are the Sunshine of My Life" by Stevie Wonder.

THIS SEASON'S LYRICS QUIZZES… REVISITED --- THE ANSWERS (continued from page 13)

Week 8 answers: Song 1 = "Chain Gang" by Sam Cooke === Song 2 = "Take This Job and Shove It" by Johnny Paycheck === Song 3 = "Workin' for a Livin'" by Huey Lewis and the News. Week 9 answers: Song 1 = "Glycerine" by Bush === Song 2 = "Don't Cha" by Pussycat Dolls === Song 3 = "On the Dark Side" by John Cafferty & The Beaver Brown Band.

Week 10 answers: Song 1 = "Devil with a Blue Dress" by Mitch Ryder & The Detroit Wheels === Song 2 = "Carolina In My Mind" by James Taylor === Song 3 = "Hungry Like the Wolf" by Duran Duran. Week 11 answers: Song 1 = "Centerfield" by John Fogerty === Song 2 = "The Boys of Summer" by Don Henley === Song 3 = "Your Love" by The Outfield.

Week 12 answers: Song 1 = "Boulevard of Broken Dreams" by Green Day === Song 2 = "I Hate Myself for Loving You" by Joan Jett & the Blackhearts === Song 3 = "The Sky Is Crying" by Stevie Ray Vaughan & Double Trouble. Week 13 answers: Song 1 = "Heart of Gold" by Neil Young === Song 2 = "Silver Bells" by Bing Crosby === Song 3 = "Lithium" by Nirvana.

Week 14 answers: Song 1 = "Theme to Fat Albert" (Note: determining who sang some of these week 14 themes was next to impossible, so we're just ignoring the singers for this one week…) === Song 2 = "Theme to The Flintstones" === Song 3 = "Theme to George of the Jungle" === Song 4 = "Theme to Hong Kong Phooey" === Song 5 = "Theme to The Jetsons" === Song 6 = "Theme to Magilla Gorilla" === Song 7 = "Theme to Pinky and the Brain" === Song 8 = "Theme to Popeye the Sailor Man" === Song 9 = "Theme to Road Runner" === Song 10 = "Theme to Scooby-Doo" === Song 11 = "Theme to The Smurfs" === Song 12 = "Theme to Speed Buggy" === Song 13 = "Theme to Speed Racer" === Song 14 = "Theme to Teenage Mutant Ninja Turtles" === Song 15 = "Theme to Underdog"

[Like last season, this season we used three-song groups each week and also included a theme each and every week. It adds a layer to the game for everybody and proved popular again. ***Here are the themes for each week****, including the week 14 fifteen-song set that once again was one of our most popular lyric quiz weeks - probably because most of us were morning cartoon addicts in a previous life...]*

Week 2 theme: Vegas, baby! A couple of our fellow RDL-ers were taking part in the ADO Nationals in Vegas that week. Week 3 theme: Well, once you see the three song titles, I would think this one becomes pretty bloody obvious. Week 4 theme: Pretty obviously, it was songs with years ending in 9 in the title. Couldn't really think of one for 1989, so we went from 1969 to 1979, and then hopped forward to 1999. Week 5 theme: Well, the obvious theme is that the song titles increase from one to two to three… but the reality is that I just wanted to the song by The Fixx in a theme somewhere because I just love that song. Week 6 theme: All-female groups of the 1980s, of course! Week 7 theme: Daylight Savings Time! Sunshine later in the day! The best day of the year! (the same week 7 theme as we had last spring :o) Week 8 theme: Hard work! In honor of the weekend at work that I had during grant writing time two weekends ago. Worked Friday night until 12:30 a.m., worked Saturday from 5 p.m. to 12:30 a.m., then set the clocks ahead an hour to lose an hour of sleep, then worked from 11:15 a.m Sunday straight through to 10:20 a.m. Monday. That was a long flippin' weekend. Week 9 theme: All bands that have had a song on a movie soundtrack. Of course, right? Duh…that's easily the most obvious theme. Why…what did YOU think the theme of those three bands was?! Week 10 theme: The NCAA basketball 'Sweet Sixteen' runs by the Duke Blue Devils, Carolina Tarheels, and North Carolina State Wolfpack, of course. Week 11 theme: This coming week's opening day of the baseball season! To keep the songs from being *too* obvious, I had to mix in a bad name with the song titles, but it's still a good trio. Week 12 theme: Each of these three were inducted into the Rock & Roll Hall of Fame that week (Saturday, April 18th). Week 13 theme: Gotta have a little science knowledge for this one… all three song titles contain metals. (Yes, lithium is a metal.) Week 14 theme: theme songs of cartoons from the 80s (with a little bit of the 70s and 90s), with the songs listed in order by name of the cartoon, alphabetically.

RDL'S TELEVISION STAR IS BACK



Ron Smith of Ducking Farts (another team that received a handful of compliments like the one I noted in the right column of page 4 this season) dropped me a line to let everybody know that the 3rd season of their reality show "Garage Gold" began in the last week of April, on the DIY network. It airs primarily on Sunday nights, I believe. Ron says they have already filmed a 4th season, bringing their total so far to 47 episodes, and he says there is already talk about possibly adding a 5th season. So, if you're interested in seeing what another RDL-er does with his time, tune in and check them out. And if you have a garage that needs to be cleaned out, I'm thinking that Ron can probably help you out with that too. :o)

REMEMBER MY FA14 WEEK 10 COLUMN?

If so, then you know that I'm one of those new age liberals that has the audacity to think that people should have the right to do what they want (as long as it doesn't harm others), and I shouldn't legislate their lives for them. Well, whether you agree with me or not, I defy you to watch the video at this link (https://www.yahoo.com/health/the-skeleton-video-everyones-getting-emotional-112702802882.html), and not feel some serious human compassion. If you don't, seek help.

HOCKEY FAN? THIS LINK IS FOR YOU

My buddy Paul Jacobi shares some really funny stuff when he comes across it, and just two days ago he came through in a big way. This link: http://bleacherreport.com/articles/2464678-the-discovery-channel-just-killed-the-poor-pittsburgh-penguins (you have to copy all the text on both lines for the full address) is an awesome nerd hit against the Pittsburgh Penguins. Hockey fans, take a quick peek.

I'M ABUSING MY POWER AS EDITOR HERE…

…to say a personal goodbye. It's pretty rare that you just randomly meet somebody who immediately and effortlessly fits into your core group of friends such that he or she is almost instantly a core friend themselves. Well, I had the benefit of finding a guy just like that two years ago. My team, The Element, is very much a family as much as it is a dart team, and Alberto Sandoval (shown here with his wife, Estrella) became family very quickly. Sadly, Alberto is moving to Charlotte (it turns out he is really good at his job, dangit), and the Element is surely worse off in many ways because of it. Good luck, my friend. You'll be missed dearly. [Although I can take a little solace in the fact that he says he will still be staying with us in the NC City League on the Durham team, a promise that I will steadfastly attempt to hold him to… those Charlotte bitches better just back the hell off my boy… just sayin'.]



THE RDL IS FULL OF AWESOME PEOPLE WITH AMAZING TALENTS
Awesome People #4, #5 and #6 in this series (it's a 3-for-the-price-of-1 special!!)

Over the past couple seasons, I started a new periodic column in which I share with you guys stories and tidbits about the things that RDL members do for fun when they're not out throwing darts. Predictably, some of our RDL brothers and sisters have stories that are quite remarkable and interesting. With their permission, I will continue including some highlights from their stories right here in the pages of the Tons. For this week's fourth entry, you guys are getting an awesome deal! It's not 1… it's not 2… it's 3 awesome RDL-ers with a great talent all at once! I present to you the RDL's very own competitive barbecue champion trio, otherwise known as **Fat Heads BBQ**!!



The Fat Heads consist of (left to right in the photo to the left) **Mike Venable** of Methodical Madness, **Mike Horrall** of Wayne Gretzky, and **Brad Hamilton** of Methodical Madness (along with Brad's daughter Natalee), and they're mostly a competitive BBQ team, but also do a bit of catering if you're interested (I've included their card here in case anyone wants to get in touch with them). They're based out of Clayton, and they started in just 2012 (a fact that is going to hit home a bit more as you read on and consider the astounding level of success they've already reached). They primarily compete in four categories - chicken, pork ribs, pork butt/shoulder, and brisket; they do, however, also do whole hog, and have also even dabbled in wing sauce and desserts (and actually grabbed 1st place with their sauce!). So far they've only been tearing things up in NC and SC, but they're up to about 8-10 competitions each year, and it's hard to imagine that bigger things aren't ahead…



Now when you're talking about a BBQ team, it's hard not to talk about their grill equipment, right? Well, some of the "pros" that show up at the same competitions as our local heroes have setups that cost $30,000 to $40,000! Ladies and gentlemen… here is what Brad uses to go out and BEAT them: (Note the dartboard in the background!)



Mike V. and Mike H. are a little more modern with $300 and $400 Webers (oooo, fancy!), and they have both a pig cooker and the 'pull-behind' in the picture below. All in all, their total equipment cost comes in more than 3/4 below some others' single items. The final math of that calculation is this: Talent > equipment dollars, people…







Alright, so there you have it… RDL's very own champion BBQ team. Sounds good, doesn't it? Makes you want to go out and try a bit of the goods, right? Well, lucky you! You can see the Fat Heads at the Peak City Pig Fest in Apex (June 19-20, peakcitypigfest.com), and then at the Beer, Bourbon & BBQ Festival in Cary (July 31 - August 1, http://www.beerandbourbon.com/cary/show-info). There will be a few more, but those two are so close to home that it's hard to get a better opportunity.

The Fat Heads' slogan sums it up nicely:
"Life is good but BBQ is better"

And while it's easy for me to just sit here and say 'hey, they're successful', nothing speaks louder than a little bit of proof. Sooo…



Yeah, that's right… they win awards in just about every category, and at just about every competition they attend! And they've been awarded a Reserve Grand Champion title a couple times (including the Kannapolis Jiggy with the Piggy event last year that had SEVENTY teams in it)! One of the best accomplishments though was when Brad took 1st place in pork in Rocky Mount when they were filming a BBQ PitMaster show and all-time winningest BBQ champion Myron Mixon (and a few others BBQ stars) were all part of his list of victims!! Holy crap! Take that, suckahs! RDL-ers rule!





RANDOM THOUGHTS FROM JK

Nowadays, it's a fact… this column has become a banquet Tons staple. I have no idea why so many are so keen on taking a peek into the oddness that is my head, but you are. So without further ado, let's open up my head again and see what falls out. Some of these observations are dart-related, and some of them clearly are not. For the first time though, I'm actually writing this a little more than a day early due to some family commitments… still tired and busy, so still not sure what's about to hit the page, but anyway… whatever…

-- I always start the Random Thoughts with a Survivor item, and this season is no exception. But this time I'm making this item just a short and sweet one-word reference: "Bro." Or rather… "BRO!" Or "Bro, bro, bro, bro, bro, bro, bro." If you don't get that, you don't watch Survivor. Luckily, in this one case… What a tool.

-- I completely understand that many words in the English language can be pronounced in different ways depending on the context or definition of choice. However, I have news for furniture store salespeople: the word 'suite' is not pronounced (sūt). Not even after the word 'bedroom'. A "bedroom suit" is more a set of pajamas than a bed/nightstand/dresser combo. From where in the hell did that pronunciation come? I hate those ads.

-- Inappropriate humor is great. And holidays that include a lot of partying and laughter are great. And cake is absolutely amazing. But this past St. Patrick's Day, this cake at a local unnamed grocery store (whose name rhymes with Ferris Peeter) had me scratching my head. A drunk leprechaun cake? Really?! Was this a good idea at some point? There's just something about it that seems a bit more wrong than it should. (And no, I didn't buy it… although a big cake is a good idea in pretty much any setting…)



-- Quick note to the people who feel the need to drive with their hazard lights on when it starts to rain: cut it the hell out! Yes, it is technically legal in North Carolina (unless otherwise posted), but it is illegal in many states and the use of hazard lights generally indicates a stationary or very slow-moving hazard. Driving 60 miles per hour in the rain does not qualify you as either of those, and you are just unnecessarily making the drivers around you very nervous. Ok, well… I guess it might be that if you are a driver that feels the need to drive with hazard lights on, maybe the drivers around you really *should* be wary of being near you… just not because you are a vehicle in the rain.

-- One of my favorite things an RDL member told me this season is that he loves to read the team names together in the match pairings each (and especially the short nickname versions I use in the page 2 boxscores). I do that too. :o) Sometimes the name pairings make some really funny stuff… Although I still can NOT figure out how Something Inappropriate and Talk Darty To Me didn't produce some better awesome pairings… seemed perfect.

-- This season The Amazing Race had consecutive legs that sent contestants from Phuket to Bangkok. Does anyone besides me think that wasn't a coincidence?

-- How's this for a really underwhelming bonus item? On Super Bowl Sunday, Carmike Cinemas across the nation offered this amazing deal: one free small popcorn when you purchase a ticket for a movie that starts after 4:00 p.m. A *small* popcorn. Granted, that much popcorn likely costs about 73 bucks, but still, it will almost certainly be gone before the previews finish. Oh, yay. And no, it didn't come with a drink or free refills. Sigh.

-- You know all those family member sticker sets that you see on car windows nowadays? Well, every now and then you see one where the car owner has added the family's name, right? This photo is one I just saw a few days ago, and apparently was on the car of a family with a stack of extraneous apostrophes lying around the place. My wife very generously tried to cover for them quickly by saying that maybe it referred to the car belonging to them. And I, of course, pointed out that the apostrophe would still have to be moved. The only way this awesome display could be accurate is if someone owning the car somehow went by the title "The Pollay". You know, like "The Napster" in The Italian Job…



-- Not sure why I just thought of this now, but how about this for an example of your team loving you? Doug Jeffcoat of Listing 9 Sux has been known as Dougie Fresh and other Fresh-type nicknames for years. In about week 6, he rang up a very strong "7-In" in his 301 game, and his team went ahead and reported it on the scoresheet as a '7-In for Freshticles'. Ummm… yikes.

-- Quick note to those of you who insist on pushing into the elevator before the people that are already inside the elevator can exit: stop it, you self-important butts. The door will not be magically closing immediately after the last person exits. Relax a little bit and get out of the damn way.

-- Did you guys know that Kyle Gaulthier of Listing 9 Sux (and repeated A division all-star teams) has started working at UL (Underwriters Laboratories)? Why is that of interest here, you ask? Because Robbie Phillips (of The Alpaca Element) and Mike Seward (of Listing 9 Sux), who both also are absolute regulars on the A division all-star team, also both work there. That's three of the best players in the history of the RDL (and the state of North Carolina) all working at the same place. The odds of that coming together are pretty slim. I'm not a betting man, but if there was a nationwide workplace three-man dart tournament, I would have a hard time not putting a bit of a wager on those guys. Yikes.

-- So I'm walking past a car in a restricted parking spot at the Durham VA Medical Center (where I work), and I look in the front window and see this sign on the dashboard. Is that how this works? You just type up a sign that completely ignores any of the reason why you aren't allowed to park in a reserved/restricted space, and just beg for no ticket? If this works, can you imagine the shortage of printer paper that would immediately happen in New York City? (and for those who are curious: no, this car did not have official license plates, just regular ones… and I have no idea what the heck a Government Rental Vehicle, but each of the words is capitalized, so it must be really important, right?)

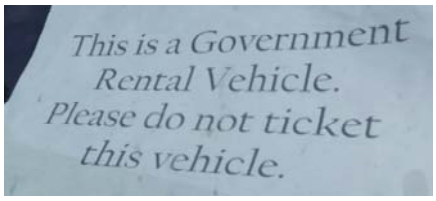

-- One of my favorite parts of a dart match is the post-match handshake (sort of like the post-series hockey handshake line). It brings the match back to a very friendly respect level, and it's just very classy. Well… it is if you stay to take part in it, I guess.

THE BEST SEASON SINGLES WIN %-AGES -- Spring 1996 through Spring 2015

This list of the best seasons contains results from the last 39 seasons, as that is the time during which I have been statistican. The statistical records prior to that (pre-1996) are not quite as complete, at least in the newsletter issues that have been made available to me thus far

Best Seasons (by SINGLES Win Percentage) Leaguewide in the Most Recent 39 Seasons

(Minimum required for this listing: 16 games)

	Season	Division		Singles 301		Singles Cricket		Singles Record		**Singles Win %-age**	Doubles Cricket		Doubles 501		Doubles Record		Doubles Win %-age	Sngls + Dbls Record		Sngls + Dbls Win %-age	1001 Wins	1001 Losses	All-Star Points	Games Played	All-Star %-age
1	Sp10	C	Eastmead, Phillip	14	0	14	0	28	0	**1.000**	11	3	9	4	20	7	0.741	48	7	0.873	0	0	91.0	55	1.655
	Sp08	E	Martinez, Vicente	14	0	14	0	28	0	**1.000**	12	2	10	4	22	6	0.786	50	6	0.893	0	1	51.5	56	0.920
	Sp05	E	Reynolds, Mike	13	0	13	0	26	0	**1.000**	10	3	12	1	22	4	0.846	48	4	0.923	1	1	47.0	54	0.870
	Fa08	B	Davis, Jimmy	9	0	13	0	22	0	**1.000**	11	1	5	4	16	5	0.762	38	5	0.884	0	0	65.5	43	1.523
	Fa98	F	Gillett, Galen	10	0	10	0	20	0	**1.000**	5	5	5	5	10	10	0.500	30	10	0.750	1	1	24.5	42	0.583
	Fa11	G	Converse, Stan	9	0	11	0	20	0	**1.000**	8	2	6	5	14	7	0.667	34	7	0.829	1	0	22.0	41	0.537
	Fa06	G	Beeson, Robb	10	0	9	0	19	0	**1.000**	8	2	7	2	15	4	0.789	34	4	0.895	0	0	29.5	38	0.776
8	Fa11	A	Blake, Brian	13	1	14	0	27	1	**0.964**	12	3	14	1	26	4	0.867	53	5	0.914	0	0	141.0	58	2.431
	Sp14	B	Massengill, Chad	13	1	14	0	27	1	**0.964**	10	4	10	2	20	6	0.769	47	7	0.870	1	0	62.5	54	1.157
	Fa10	C	Murray, Shane	14	0	13	1	27	1	**0.964**	13	1	8	4	21	5	0.808	48	6	0.889	0	0	72.5	54	1.343
	Fa09	D	Eastmead, Phillip	13	1	14	0	27	1	**0.964**	10	3	8	4	18	7	0.720	45	8	0.849	0	1	78.0	53	1.472
	Sp12	F	Massengill, Chad	14	0	13	1	27	1	**0.964**	13	1	10	4	23	5	0.821	50	6	0.893	0	0	49.5	56	0.884
13	Fa97	A	Budelman, Jim	12	1	13	0	25	1	**0.962**	9	4	9	3	18	7	0.720	43	8	0.843	1	1	96.0	53	1.811
	Sp07	B	Davis, Jim	12	1	13	0	25	1	**0.962**	13	0	12	1	25	1	0.962	50	2	0.962	0	0	84.5	52	1.625
	Sp08	F	Clark, Dan	12	0	13	1	25	1	**0.962**	11	3	5	6	16	9	0.640	41	10	0.804	0	0	38.5	51	0.755
16	Fa10	A	Phillips, Robbie	11	1	13	0	24	1	**0.960**	13	0	10	2	23	2	0.920	47	3	0.940	0	0	99.0	50	1.980
	Fa12	H	Blessing, Justin	12	0	12	1	24	1	**0.960**	11	3	12	2	23	5	0.821	47	6	0.887	2	0	20.5	53	0.387
18	Sp98	A	West, Billy	11	0	12	1	23	1	**0.958**	9	4	8	5	17	9	0.654	40	10	0.800	1	2	69.0	53	1.302
	Fa00	B	Oakley, Jerry	11	1	12	0	23	1	**0.958**	9	3	9	3	18	6	0.750	41	7	0.854	1	0	66.5	49	1.357
	Fa96	D	Dixon, J.D.	11	1	12	0	23	1	**0.958**	10	2	8	4	18	6	0.750	41	7	0.854	1	0	58.5	49	1.194
	Fa02	D	Crowley, Pat	12	0	11	1	23	1	**0.958**	10	2	8	4	18	6	0.750	41	7	0.854	1	1	49.0	50	0.980
	Sp14	H	Wiegand, Tom	10	1	13	0	23	1	**0.958**	11	2	12	0	23	2	0.920	46	3	0.939	2	0	36.0	49	0.735
23	Fa06	E	Wilcox, Randy	12	0	10	1	22	1	**0.957**	12	1	9	4	21	5	0.808	43	6	0.878	1	0	36.5	50	0.730
	Fa03	E	Gelhar, Tommy	10	1	12	0	22	1	**0.957**	10	2	6	6	16	8	0.667	38	9	0.809	1	0	50.5	48	1.052
	Fa09	H	Fitzgerald, Aaron	11	0	11	1	22	1	**0.957**	9	3	7	4	16	7	0.696	38	8	0.826	1	0	26.5	46	0.576
26	Sp12	A	Phillips, Robbie	10	1	11	0	21	1	**0.955**	10	1	7	3	17	4	0.810	38	5	0.884	0	0	106.0	43	2.465
	Sp10	A	Phillips, Robbie	11	0	10	1	21	1	**0.955**	9	2	7	4	16	6	0.727	37	7	0.841	0	0	78.0	44	1.773
	Fa12	A	Seward, Mike	10	1	11	0	21	1	**0.955**	8	3	5	5	13	8	0.619	34	9	0.791	2	0	67.5	43	1.570
	Fa08	C	Eastmead, Phillip	11	0	10	1	21	1	**0.955**	6	5	9	2	15	7	0.682	36	8	0.818	1	2	60.0	44	1.364
	Fa07	E	Beeson, Robb	10	1	11	0	21	1	**0.955**	5	6	7	4	12	10	0.545	33	11	0.750	0	2	64.0	44	1.455
	Fa99	G	Rivenbark, Ginger	11	0	10	1	21	1	**0.955**	9	2	7	4	16	6	0.727	37	7	0.841	2	1	23.0	47	0.489
32	Sp06	C	Keller, Tony	9	1	11	0	20	1	**0.952**	10	1	4	6	14	7	0.667	34	8	0.810	0	1	37.5	43	0.872
33	Fa12	A	Phillips, Robbie	9	1	10	0	19	1	**0.950**	9	1	7	1	16	2	0.889	35	3	0.921	0	0	94.5	38	2.487
	Fa00	A	Selby, Brian	10	0	9	1	19	1	**0.950**	6	3	6	2	12	5	0.706	31	6	0.838	0	0	43.5	37	1.176
	Fa09	A	Seward, Mike	10	0	9	1	19	1	**0.950**	7	3	5	4	12	7	0.632	31	8	0.795	0	0	61.0	39	1.564
	Sp10	C	Gibbs, Keith	9	1	10	0	19	1	**0.950**	6	4	7	3	13	7	0.650	32	8	0.800	2	2	29.5	40	0.738
	Sp10	C	Moore, Jeff	10	0	9	1	19	1	**0.950**	3	5	3	4	6	9	0.400	25	10	0.714	1	1	28.0	35	0.800
	Sp09	G	Wilcenski, Steve	9	1	10	0	19	1	**0.950**	8	2	7	2	15	4	0.789	34	5	0.872	0	1	47.0	39	1.205
	Fa02	G	Keitany, Mustafa	6	1	13	0	19	1	**0.950**	8	5	5	7	13	12	0.520	32	13	0.711	2	1	34.0	48	0.708
40			(two tied)					18	1	**0.947**															

Best Seasons (by SINGLES Win Percentage) in only "A" Division in the Most Recent 39 Seasons

(Given the fact that the level of play in "A" division is obviously generally higher than in the rest of the divisions, I have pulled out the best seasons in just "A" division in this section for a quicker perusal of what would most fairly be considered the best seasons at the highest level in the RDL.)

	Season	Division		Singles 301		Singles Cricket		Singles Record		**Singles Win %-age**	Doubles Cricket		Doubles 501		Doubles Record		Doubles Win %-age	Sngls + Dbls Record		Sngls + Dbls Win %-age	1001 Wins	1001 Losses	All-Star Points	Games Played	All-Star %-age
1	Fa11	A	Blake, Brian	13	1	14	0	27	1	**0.964**	12	3	14	1	26	4	0.867	53	5	0.914	0	0	141.0	58	2.431
2	Fa97	A	Budelman, Jim	12	1	13	0	25	1	**0.962**	9	4	9	3	18	7	0.720	43	8	0.843	1	1	96.0	53	1.811
3	Fa10	A	Phillips, Robbie	11	1	13	0	24	1	**0.960**	13	0	10	2	23	2	0.920	47	3	0.940	0	0	99.0	50	1.980
4	Sp98	A	West, Billy	11	0	12	1	23	1	**0.958**	9	4	8	5	17	9	0.654	40	10	0.800	1	2	69.0	53	1.302
5	Sp12	A	Phillips, Robbie	10	1	11	0	21	1	**0.955**	10	1	7	3	17	4	0.810	38	5	0.884	0	0	106.0	43	2.465
	Sp10	A	Phillips, Robbie	11	0	10	1	21	1	**0.955**	9	2	7	4	16	6	0.727	37	7	0.841	0	0	78.0	44	1.773
	Fa12	A	Seward, Mike	10	1	11	0	21	1	**0.955**	8	3	5	5	13	8	0.619	34	9	0.791	2	0	67.5	43	1.570
8	Fa12	A	Phillips, Robbie	9	1	10	0	19	1	**0.950**	9	1	7	1	16	2	0.889	35	3	0.921	0	0	94.5	38	2.487
	Fa00	A	Selby, Brian	10	0	9	1	19	1	**0.950**	6	3	6	2	12	5	0.706	31	6	0.838	0	0	43.5	37	1.176
	Fa09	A	Seward, Mike	10	0	9	1	19	1	**0.950**	7	3	5	4	12	7	0.632	31	8	0.795	0	0	61.0	39	1.564
11	Sp04	A	Seward, Mike	12	1	12	1	24	2	**0.923**	10	3	12	1	22	4	0.846	46	6	0.885	1	0	91.5	53	1.726
	Fa07	A	Seward, Mike	12	1	12	1	24	2	**0.923**	8	5	10	2	18	7	0.720	42	9	0.824	1	0	103.5	51	2.029
	Sp99	A	Eastmead, Phillip	13	0	11	2	24	2	**0.923**	5	8	5	7	10	15	0.400	34	17	0.667	1	1	62.5	53	1.179
14	Fa99	A	Smith, Allen	10	1	13	1	23	2	**0.920**	10	4	7	1	17	5	0.773	40	7	0.851	0	0	72.0	47	1.532
15	Fa01	A	Brown, Tom	11	1	11	1	22	2	**0.917**	11	1	11	1	22	2	0.917	44	4	0.917	1	0	74.5	49	1.520
	Sp08	A	Seward, Mike	11	1	11	1	22	2	**0.917**	11	1	7	4	18	5	0.783	40	7	0.851	0	0	77.0	47	1.638
17	Fa02	A	Brown, Tom	10	1	11	1	21	2	**0.913**	10	1	10	2	20	3	0.870	41	5	0.891	0	0	83.5	46	1.815
18		A	(four tied)					20	2	**0.909**															

THE BEST SEASON SINGLES+DOUBLES WIN %-AGES -- Spring 1996 through Spring 2015

This list of the best seasons contains results from the last 39 seasons, as that is the time during which I have been statistican. The statistical records prior to that (pre-1996) are not quite as complete, at least in the newsletter issues that have been made available to me thus far

Best Seasons (by SINGLES+DOUBLES Win Percentage) Leaguewide in the Most Recent 39 Seasons

(Minimum required for this listing: 32 games)

	Season	Division		Singles	301	Singles	Cricket	Singles	Record	Singles Win %-age	Doubles	Cricket	Doubles	501	Doubles	Record	Doubles Win %-age	Sngls + Dbls	Record	**Sngls + Dbls Win %-age**	1001 Wins	1001 Losses	All-Star Points	Games Played	All-Star %-age
1	Sp07	B	Davis, Jim	12	1	13	0	25	1	0.962	13	0	12	1	25	1	0.962	50	2	**0.962**	0	0	84.5	52	1.625
2	Fa14	A	Phillips, Robbie	9	1	10	1	19	2	0.905	11	0	11	0	22	0	1.000	41	2	**0.953**	0	0	93.0	43	2.163
3	Sp11	A	Chavis, Marshall	9	1	9	1	18	2	0.900	10	0	10	0	20	0	1.000	38	2	**0.950**	0	0	64.5	40	1.613
4	Fa10	A	Phillips, Robbie	11	1	13	0	24	1	0.960	13	0	10	2	23	2	0.920	47	3	**0.940**	0	0	99.0	50	1.980
5	Sp14	H	Wiegand, Tom	10	1	13	0	23	1	0.958	11	2	12	0	23	2	0.920	46	3	**0.939**	2	0	36.0	49	0.735
6	Fa99	B	Eastmead, Phillip	9	2	11	0	20	2	0.909	11	0	8	1	19	1	0.950	39	3	**0.929**	0	0	57.5	42	1.369
7	Sp13	D	Massengill, Chad	12	2	14	0	26	2	0.929	13	1	10	1	23	2	0.920	49	4	**0.925**	0	0	50.0	53	0.943
8	Sp05	E	Reynolds, Mike	13	0	13	0	26	0	1.000	10	3	12	1	22	4	0.846	48	4	**0.923**	1	1	47.0	54	0.870
9	Fa12	A	Phillips, Robbie	9	1	10	0	19	1	0.950	9	1	7	1	16	2	0.889	35	3	**0.921**	0	0	94.5	38	2.487
10	Fa01	A	Brown, Tom	11	1	11	1	22	2	0.917	11	1	11	1	22	2	0.917	44	4	**0.917**	1	0	74.5	49	1.520
	Fa08	H	Wilcenski, Steve	7	2	9	0	16	2	0.889	8	1	9	0	17	1	0.944	33	3	**0.917**	0	0	36.0	36	1.000
12	Fa11	A	Blake, Brian	13	1	14	0	27	1	0.964	12	3	14	1	26	4	0.867	53	5	**0.914**	0	0	141.0	58	2.431
13	Fa08	B	Lovelace, Michael	7	2	9	0	16	2	0.889	7	1	7	0	14	1	0.933	30	3	**0.909**	0	0	21.0	33	0.636
14	Sp97	C	Dixon, J.D.	12	1	12	1	24	2	0.923	12	1	11	2	23	3	0.885	47	5	**0.904**	3	1	88.5	56	1.580
15	Fa14	F	Trefzger, Ken	8	2	10	0	18	2	0.900	9	1	9	1	18	2	0.900	36	4	**0.900**	0	0	43.0	40	1.075
	Sp99	G	Toth, John	9	1	9	1	18	2	0.900	9	1	9	1	18	2	0.900	36	4	**0.900**	2	0	31.5	42	0.750
17	Sp06	C	Simpson, Donnie	10	2	12	0	22	2	0.917	10	2	11	1	21	3	0.875	43	5	**0.896**	1	0	65.0	49	1.327
	Sp96	D	Kilts, Jason	9	3	13	0	22	3	0.880	12	1	9	1	21	2	0.913	43	5	**0.896**	1	0	49.5	49	1.010
19	Fa06	G	Beeson, Robb	10	0	9	0	19	0	1.000	8	2	7	2	15	4	0.789	34	4	**0.895**	0	0	29.5	38	0.776
20	Fa96	B	Tan, Wil	10	2	11	1	21	3	0.875	10	1	11	1	21	2	0.913	42	5	**0.894**	0	0	48.0	47	1.021
21	Sp98	B	Wandscher, Chris	13	1	13	1	26	2	0.929	12	2	12	2	24	4	0.857	50	6	**0.893**	0	2	70.5	58	1.216
	Sp08	E	Martinez, Vicente	14	0	14	0	28	0	1.000	12	2	10	4	22	6	0.786	50	6	**0.893**	0	1	51.5	56	0.920
	Sp12	F	Massengill, Chad	14	0	13	1	27	1	0.964	13	1	10	4	23	5	0.821	50	6	**0.893**	0	0	49.5	56	0.884
24	Fa10	B	Whitehead, Lee	10	2	9	0	19	2	0.905	11	1	3	1	14	2	0.875	33	4	**0.892**	0	0	36.5	37	0.986
25	Fa02	A	Brown, Tom	10	1	11	1	21	2	0.913	10	1	10	2	20	3	0.870	41	5	**0.891**	0	0	83.5	46	1.815
	Sp97	A	Budelman, Jim	6	4	13	0	19	4	0.826	12	1	10	0	22	1	0.957	41	5	**0.891**	0	0	91.0	46	1.978
27	Sp97	A	Butman, Don	9	5	12	1	21	6	0.778	14	0	14	0	28	0	1.000	49	6	**0.891**	0	0	76.5	55	1.391
28	Fa10	C	Murray, Shane	14	0	13	1	27	1	0.964	13	1	8	4	21	5	0.808	48	6	**0.889**	0	0	72.5	54	1.343
	Fa10	A	Brown, Tom	8	3	10	2	18	5	0.783	12	0	10	0	22	0	1.000	40	5	**0.889**	0	0	74.0	45	1.644
	Sp08	A	Kilts, Jason	10	0	5	2	15	2	0.882	9	1	8	1	17	2	0.895	32	4	**0.889**	0	0	32.5	36	0.903
31	Fa12	H	Blessing, Justin	12	0	12	1	24	1	0.960	11	3	12	2	23	5	0.821	47	6	**0.887**	2	0	20.5	53	0.387
32	Sp04	A	Seward, Mike	12	1	12	1	24	2	0.923	10	3	12	1	22	4	0.846	46	6	**0.885**	1	0	91.5	53	1.726
33	Sp12	A	Phillips, Robbie	10	1	11	0	21	1	0.955	10	1	7	3	17	4	0.810	38	5	**0.884**	0	0	106.0	43	2.465
	Fa08	B	Davis, Jimmy	9	0	13	0	22	0	1.000	11	1	5	4	16	5	0.762	38	5	**0.884**	0	0	65.5	43	1.523
35	Fa97	F	Selby, Brian	7	2	13	0	20	2	0.909	10	2	7	1	17	3	0.850	37	5	**0.881**	0	0	32.0	42	0.762
36	Sp96	G	Shirley, Ron	10	1	12	1	22	2	0.917	11	2	11	2	22	4	0.846	44	6	**0.880**	1	1	47.0	52	0.904
37	Fa08	A	Phillips, Robbie	9	3	12	0	21	3	0.875	11	1	11	2	22	3	0.880	43	6	**0.878**	0	0	112.0	49	2.286
	Fa06	E	Wilcox, Randy	12	0	10	1	22	1	0.957	12	1	9	4	21	5	0.808	43	6	**0.878**	1	0	36.5	50	0.730
	Fa05	F	Berstler, Justin	8	4	13	0	21	4	0.840	12	0	10	2	22	2	0.917	43	6	**0.878**	0	0	47.0	49	0.959
40			(nine tied)																	**0.875**					

Best Seasons (by SINGLES+DOUBLES Win Percentage) in only "A" Division in the Most Recent 39 Seasons

(Given the fact that the level of play in "A" division is obviously generally higher than in the rest of the divisions, I have pulled out the best seasons in just "A" division in this section for a quicker perusal of what would most fairly be considered the best seasons at the highest level in the RDL.)

	Season	Division		Singles	301	Singles	Cricket	Singles	Record	Singles Win %-age	Doubles	Cricket	Doubles	501	Doubles	Record	Doubles Win %-age	Sngls + Dbls	Record	**Sngls + Dbls Win %-age**	1001 Wins	1001 Losses	All-Star Points	Games Played	All-Star %-age
1	Fa14	A	Phillips, Robbie	9	1	10	1	19	2	0.905	11	0	11	0	22	0	1.000	41	2	**0.953**	0	0	93.0	43	2.163
2	Sp11	A	Chavis, Marshall	9	1	9	1	18	2	0.900	10	0	10	0	20	0	1.000	38	2	**0.950**	0	0	64.5	40	1.613
3	Fa10	A	Phillips, Robbie	11	1	13	0	24	1	0.960	13	0	10	2	23	2	0.920	47	3	**0.940**	0	0	99.0	50	1.980
4	Fa12	A	Phillips, Robbie	9	1	10	0	19	1	0.950	9	1	7	1	16	2	0.889	35	3	**0.921**	0	0	94.5	38	2.487
5	Fa01	A	Brown, Tom	11	1	11	1	22	2	0.917	11	1	11	1	22	2	0.917	44	4	**0.917**	1	0	74.5	49	1.520
6	Fa11	A	Blake, Brian	13	1	14	0	27	1	0.964	12	3	14	1	26	4	0.867	53	5	**0.914**	0	0	141.0	58	2.431
7	Fa02	A	Brown, Tom	10	1	11	1	21	2	0.913	10	1	10	2	20	3	0.870	41	5	**0.891**	0	0	83.5	46	1.815
	Sp97	A	Budelman, Jim	6	4	13	0	19	4	0.826	12	1	10	0	22	1	0.957	41	5	**0.891**	0	0	91.0	46	1.978
9	Sp97	A	Butman, Don	9	5	12	1	21	6	0.778	14	0	14	0	28	0	1.000	49	6	**0.891**	0	0	76.5	55	1.391
10	Fa10	A	Brown, Tom	8	3	10	2	18	5	0.783	12	0	10	0	22	0	1.000	40	5	**0.889**	0	0	74.0	45	1.644
	Sp08	A	Kilts, Jason	10	0	5	2	15	2	0.882	9	1	8	1	17	2	0.895	32	4	**0.889**	0	0	32.5	36	0.903
12	Sp04	A	Seward, Mike	12	1	12	1	24	2	0.923	10	3	12	1	22	4	0.846	46	6	**0.885**	1	0	91.5	53	1.726
13	Sp12	A	Phillips, Robbie	10	1	11	0	21	1	0.955	10	1	7	3	17	4	0.810	38	5	**0.884**	0	0	106.0	43	2.465
14	Fa08	A	Phillips, Robbie	9	3	12	0	21	3	0.875	11	1	11	2	22	3	0.880	43	6	**0.878**	0	0	112.0	49	2.286
15	Sp13	A	Phillips, Robbie	9	1	9	1	18	2	0.900	9	1	8	2	17	3	0.850	35	5	**0.875**	0	0	90.5	40	2.263
	Sp06	A	Seward, Mike	9	1	9	1	18	2	0.900	9	1	8	2	17	3	0.850	35	5	**0.875**	0	0	74.0	40	1.850
	Sp98	A	Budelman, Jim	7	3	11	0	18	3	0.857	10	1	7	1	17	2	0.895	35	5	**0.875**	0	1	67.0	41	1.634
18	Sp14	A	Phillips, Robbie	9	1	9	1	18	2	0.900	8	2	8	1	16	3	0.842	34	5	**0.872**	1	0	100.0	39	2.564

2015 North Carolina City Dart League (NCCDL) & North Carolina Ladies' Cup (NCLC)

NCCDL - "Mountain/Beach" Division

		W	L	Pts.
1	Lake Norman (LNDA)	3	0	82
2	Wilmington (ACDA)	2	0	65
3	Port City (PCDA)	2	1	55
4	Asheville (WCDA)	1	1	35
5	Jacksonville (JDA)	1	1	33
6	Charlotte (BADA)	1	2	49
7	Pineville (PDC)	0	3	25

NCCDL - "Central" Division

		W	L	Pts.
1	Durham (BCDL)	3	0	94
2	Cary (CDL)	3	0	81
3	Piedmont (PDA)	1	2	61
4	Raleigh (RDL)	1	2	46
5	Chapel Hill (TDL)	0	3	26
6	Capital Area (CADC)	0	3	21

(home teams listed in italics)

February 7 match results:			BYE - Wilmington				
Asheville	20	Piedmont	18	Lake Norman	30	*Capital Area*	8
Cary	28	*Pineville*	10	*Durham*	32	Jacksonville	6
Charlotte	23	Raleigh	15	*Port City*	22	Chapel Hill	16
February 28 match results:			BYE - Asheville				
Piedmont	26	Pineville	12	Jacksonville	27	*Capital Area*	(forfeit) 0
Durham	27	*Charlotte*	11	Wilmington	30	*Raleigh*	8
Lake Norman	31	*Chapel Hill*	7	*Cary*	30	Port City	8
April 18 match results:			BYE - Jacksonville				
Raleigh	23	Asheville	15	*Lake Norman*	21	Piedmont	17
Durham	35	Pineville	3	*Wilmington*	35	Chapel Hill	3
Cary	23	Charlotte	15	*Port City*	25	Capital Area	13

May 30 schedule:	Asheville @ Capital Area	Raleigh @ Pineville	BYE - Charlotte
Durham @ Lake Norman	Jacksonville @ Chapel Hill	Cary @ Wilmington	Port City @ Piedmont
July 25 schedule:	Cary @ Asheville	Chapel Hill @ Pineville	BYE - Lake Norman
Capital Area @ Charlotte	Jacksonville @ Piedmont	Wilmington @ Durham	Port City @ Raleigh
August 22 schedule:	Chapel Hill @ Asheville	Charlotte @ Piedmont	BYE - Pineville
Lake Norman @ Cary	Raleigh @ Jacksonville	Wilmington @ Capital Area	Durham @ Port City
September 26 schedule:	Asheville @ Durham	Pineville @ Capital Area	BYE - Port City
Charlotte @ Chapel Hill	Raleigh @ Lake Norman	Cary @ Jacksonville	Piedmont @ Wilmington

December 5 & 6: Postseason tournament (top 4 teams from each division). Hosted by Durham.
Quarterfinals: Saturday 12:00 p.m. -- Semifinals: Saturday, 5:00 p.m. -- Finals: Sunday, 1:00 p.m.

NCLC - "Mountain/Beach" Division

		W	L	Pts.
1	Hickory (FDO)	3	0	53
2	Wilmington (ACDA)	2	0	32
3	Asheville (WCDA)	1	1	26
4	Pineville (PDC)	1	1	24
5	Jacksonville (JDA)	0	1	12
6	Charlotte (BADA)	0	2	17

NCLC - "Central" Division

		W	L	Pts.
1	Fuquay-Varina (FVDO)	2	0	30
2	Apex (CDA)	2	1	37
3	Capital Area (CADC)	1	1	15
4	Chapel Hill (TDL)	0	2	14
5	Piedmont (PDA)	0	3	28

(home teams listed in italics)

February 7 match results:			BYES - Pineville, Wilmington, Chapel Hill				
Asheville	15	Piedmont	9	*Hickory*	21	Capital Area	3
Apex	17	*Charlotte*	7	Fuquay-Varina @ Jacksonville - postponed to 6/27			
February 28 match results:			BYE - Asheville	Hickory	19	*Chapel Hill*	5
Pinveville	16	*Piedmont*	8	Capital Area	12+	*Jacksonville*	12
Fuquay-Varina	14	*Charlotte*	10	Wilmington	17	*Apex*	7
April 18 match results:			BYES - Charlotte, Jacksonville, Capital Area				
Apex	13	Asheville	11	*Hickory*	13	Piedmont	11
Fuquay-Varina	16	Pineville	8	*Wilmington*	15	Chapel Hill	9

May 30 schedule:			BYES - Charlotte, Wilmington, Piedmont
Asheville @ Capital Area	Apex @ Pineville	Fuquay-Varina @ Hickory	Jacksonville @ Chapel Hill
July 25 schedule:			BYES - Asheville, Hickory, Apex
Chapel Hill @ Pineville	Wilmington @ Fuquay-Varina	Capital Area @ Charlotte	Jacksonville @ Piedmont
August 22 schedule:			BYES - Pineville, Hickory, Fuquay-Varina
Chapel Hill @ Asheville	Charlotte @ Piedmont	Apex @ Jacksonville	Wilmington @ Capital Area
September 26 schedule:	Asheville @ Fuquay-Varina		BYE - Jacksonville
Pineville @ Capital Area	Charlotte @ Chapel Hill	Hickory @ Apex	Piedmont @ Wilmington

December 5 & 6: Postseason tournament (top 4 teams from each division). Hosted by Hickory.
Quarterfinals: Saturday 12:00 p.m. -- Semifinals: Saturday, 5:00 p.m. -- Finals: Sunday, 1:00 p.m.

Hosted at

The Upper Deck Sports Bar & Pub Cary, NC

WRECK at the Deck

Sanctioned by

AMERICAN DARTS ORGANIZATION

$5,200 June 5th – 7th, 2015

DAY	FRIDAY	SATURDAY							SUNDAY				
Time*	8:00 PM	10:00 AM	12:30 PM	1:00 PM	2:30 PM	3:00 PM	5:00 PM	8:00 PM	11:00 AM	1:00 PM	1:30 PM	2:30 PM	3:00 PM
Event	Blind Draw 501/CR/ Choice	Mixed Doubles Cricket	Men's Doubles Cricket	Ladies' Singles Cricket	Men's Singles Cricket	Ladies' Doubles Cricket	Mixed 3 Person 601	Blind Draw 501/CR/ Choice	Mixed Doubles 501	Men's Doubles 501	Ladies' Singles 501	Men's Singles 501	Ladies' Doubles 501
Entry Fee	$10 person	$20 person	$20 person	$15** person	$15** person	$20 person	$30 person	$10 person	$20 person	$20 person	$15** person	$15** person	$20 person
1st	$200	$200	$200	$120	$200	$140	$270	30%	$200	$200	$120	$200	$140
2nd	$100	$100	$100	$60	$100	$70	$120	15%	$100	$100	$60	$100	$70
Top 4	$50	$50	$50	$30	$50	$40	$60	10%	$50	$50	$30	$50	$40
Top 8	$26	$26	$26	$15	$25	---	---	5%	$26	$26	$15	$25	---
Total	$504	$504	$504	$300	$500	$290	$510	85%	$504	$504	$300	$500	$290

This is a NON-Smoking Event

* - Posted Times reflect signup deadline, with matches starting 15 minutes later

** - Includes $2 ADO surcharge

NO OUTSIDE BEVERAGES OR FOOD ALLOWED!



Location: **The Upper Deck** 329 N. Harrison Ave, Cary, NC 27513
Host: **Carolina Dart Association and The Upper Deck**
Contact: **Barbara Cotton** 919-210-0020
Email: bjcotton69@hotmail.com for tournament information

Warning: Darts is an adult sport. It is dangerous for children to play darts without adult supervision. Please use your discretion.
Disclaimer-Amateur Status: The host association and/or the ADO assumes no responsibility for any adverse effects which dart awards may have on the amateur status of any youth participant. Check local regulations.

Proceeds to

DOGS 4 DOGS

WRECK at the Deck

Tournament Board Sponsorship Form

The Carolina Dart Association is proud to host the 10th annual Wreck at the Deck Charity Dart Tournament to benefit on June 5th through June 7th, 2015. Much of our success is directly due to the support of our members, community, and the participation of fellow NC and Raleigh Dart League darters.

We are seeking board sponsorships for this year's tournament. If you or your company are interested, please fill out the information below and return to:

Carolina Dart Association
c/o Maridy Knight
3223 Rowena Avenue
Durham, NC 27703

All sponsorships will be on an 8" x 24" sign posted on the stanchions. All artwork and logos may be sent to maridy16@gmail.com or bjcotton69@hotmail.com. Please have all information sent by 05/21/2015.

_____
Name of Sponsor

Sponsorships are $30.00 for 1 banner, $50.00 for 2, and $90.00 for 4.
Please make checks payable to: Carolina Dart Association.

Your support is appreciated and we look forward to seeing everyone at the tournament! If you have any questions please call or text Maridy at (919)417-7828 or email maridy16@gmail.com or Barbara at (919)210-0020; email bjcotton69@hotmail.com

AMERICAN DARTS ORGANIZATION

The Upper Deck Sports Bar & Pub Cary, NC

FEED MORE℠

CVDA PRESIDENT: DOROTHY SCHROEDER
TOURNAMENT DIRECTOR: AMY GARTRELL

THE 37th ANNUAL CVDA DART CLASSIC
JUNE 12-14, 2015 • RICHMOND, VA

$11,400

Central Virginia Dart Association
P.O. Box 3085
Chester, VA 23831
804-796-9669
www.cvdadarts.com

	FRIDAY		SATURDAY							SUNDAY			
Event	7:00PM Blind Draw Doubles	9:00PM Blind Draw Doubles	10:00AM Mixed Doubles	12:30PM Ladies Doubles	1:00PM Men's Singles	3:00PM Ladies Singles	4:00PM Men's Doubles	7:00PM Mixed Doubles	9:00PM Blind Draw	10:00AM Men's Doubles	10:30AM Ladies Doubles	12:30PM Men's Singles	1:00PM Ladies Singles
	501 FI/DO	Cricket	Cricket	Cricket	501 FI/DO	501 FI/DO	Cricket	501 FI/DO	501/Cricket	501 FI/DO	501 FI/DO	Cricket	Cricket
Entry Fee	$10.00 Person	$10.00 Person	$30.00 Team	$30.00 Team	$20.00* Person	$20.00* Person	$30.00 Team	$30.00 Team	$10.00 Person	$30.00 Team	$30.00 Team	$20.00* Person	$20.00* Person
1st	250		450	240	400	255	450	450	280	420	240	370	240
2nd	130		220	120	200	125	220	220	140	210	120	180	120
3rd – 4th	70		120	60	100	60	120	120	70	110	60	95	50
5th – 8th	30		60	30	50	25	60	60	30	50	30	45	20
9th –16th	20				25							20	
Total	$800 or 80%		$1,150	$600	$1,200	$600	$1,150	$1,150	$680 or 80%	$1,050	$600	$1,080	$540

*- Includes $2.00 ADO Sanctioning

LOCATION:

THE RICHMOND AIRPORT HOTEL
5501 EUBANK RD SANDSTON, VA 23150
$89.00/NIGHT—REGISTRATION DEADLINE: MAY 15
CALL: 804-226-6400 ASK FOR DARTERS RATES

YOUTH EVENTS:

SATURDAY 8:30 AM BY AGE GROUPS SINGLES
SUNDAY 8:30 AM YOUTH/ADULT.
TROPHIES AND MEDALS AWARDED, NO CASH PRIZES

DISCLAIMER: THE HOST ASSOCIATION AND/OR THE ADO ASSUMES NO RESPONSIBILITY FOR ANY ADVERSE EFFECTS WHICH DARTS MAY HAVE ON THE AMATEUR STATUS OF ANY YOUTH PARTICIPANT

DOORS OPEN AT 6:00 PM FRIDAY.
FULL BAR AND DART CONCESSIONS ON THE PREMISES.
NO OUTSIDE FOOD OR DRINKS PERMITTED!!

A DARTER CAUSING DAMAGES TO CVDA AND/OR HOTEL PROPERTY WILL ASSUME RESPONSIBILITY FOR ALL DAMAGES AND COSTS INCURRED. THE DARTER MAY BE SUBJECT TO DISMISSAL FROM THE TOURNAMENT AND/OR HOTEL PROPERTY.

SANCTIONED BY:
AMERICAN DARTS ORGANIZATION

Break Time Billiards & Piedmont Dart Association Present:

Piedmont Dart Shootout XII

June 26-28, 2015

$2,000

*** Minimum Guaranteed Payout ***

PIEDMONT DART ASSOCIATION

SANCTIONED BY AMERICAN DARTS ORGANIZATION

DAY	FRIDAY	SATURDAY							SUNDAY						
TIME	8:00 PM	10:00 AM	12:30 PM	1:00 PM	3:00 PM	4:00 PM	6:00 PM	11:00 AM	1:30 PM	2:00 PM	3:30 PM	4:00 PM			
	BLIND	MIXED	MEN'S	LADIES'	MEN'S	LADIES'	BLIND	MIXED	MEN'S	LADIES'	MEN'S	LADIES'			
EVENT	DRAW	DOUBLES	DOUBLES	SINGLES	SINGLES	DOUBLES	DRAW	TRIPLES	DOUBLES	SINGLES	SINGLES	DOUBLES			
	501/CRICK	CRICKET	CRICKET	CRICKET	CRICKET	CRICKET	501/CRICK	601	501	501	501	501			
ENTRY FEE	$10 person	$20 team	$20 team	$12 person ‡	$12 person ‡	$20 team	$10 person	$30 team	$20 team	$12 person ‡	$12 person ‡	$20 team			
1st	$100	$100	$100	$50	$100	$60	$100	$120	$100	$50	$100	$60			
2nd	$50	$50	$50	$24	$50	$30	$50	$60	$50	$24	$50	$30			
Top 4	$24	$24	$24	$12	$24		$24	$30	$24	$12	$24				

‡ Fee includes $2.00 ADO Surcharge - Posted Time is close of registration

*** 90% of all entry fees over the $2,000 guarantee will be paid out after expenses ***

Area Accommodations:
Quality Inn 336-767-9009
Comfort Inn 336-714-8888
Days Inn 336-744-5755

PDA Web Site:
www.piedmontdarts.org

Directions to Break Time
- I-40 to Hwy 52 North
- Exit 115B (Univ. Pkwy.)
- Turn right at top of ramp, go thru 4 stop lights and North Chase Shopping Ctr. will be on the left.
- Break Time Billiards is in the shopping center

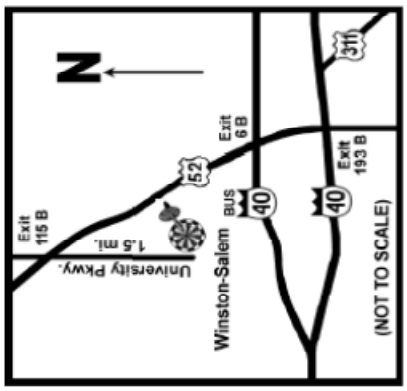

Tournament Location:
Break Time Billiards
5083 University Parkway
Winston-Salem, NC 27106
336-744-9404

BREAK TIME

Spring 2015 RDL Top Singles Records (by division) (FINAL!)

(There are no missing statistics, as all scoresheets from the entire season have been received.)

(Game minimums required for these listings: 16 for all B/C/E/F/G division teams; 18 for team H2; 19 for all other A/D/H division teams)

	"A" Division		W	L	%-age
1	Phillips, Robbie	A1/ The Alpaca Element	23	3	0.885
2	Massengill, Chad	A1/ The Alpaca Element	22	4	0.846
3	Seward, Mike	A2/ Listing 9 Sux	20	4	0.833
4	Gaulthier, Kyle	A2/ Listing 9 Sux	21	5	0.808
5	Brown, Tom	A1/ The Alpaca Element	19	5	0.792
6	Anderson, Dylan	A8/ Anything Goes	20	6	0.769
7	Cusher, Dean	A3/ Appetite for Destruction	16	5	0.762
	Johnson, Michael	A3/ Appetite for Destruction	16	5	0.762
9	Mitchell, Sid	A3/ Appetite for Destruction	19	8	0.704
10	Healy, Simon	A2/ Listing 9 Sux	14	7	0.667
11	Zelinack, Jason	A2/ Listing 9 Sux	13	7	0.650
12	Stankevich, Scott	A3/ Appetite for Destruction	18	10	0.643
13	Gelberg, Dave	A4/ Lunatic Fringe	16	11	0.593
	Lane, Tim	A4/ Lunatic Fringe	16	11	0.593

	"B" Division		W	L	%-age
1	Wilcenski, Steve	B2/ Traveling Brown's Billiar	15	3	0.833
2	Tant, J.J.	B6/ Overtime Outlaws	19	4	0.826
3	Fournier, Jeff	B3/ Fire for Effect	14	3	0.824
4	Murdaugh, John	B3/ Fire for Effect	14	4	0.778
5	Fitzgerald, Aaron	B7/ Big Bulls	17	5	0.773
6	Bennett, Will	B6/ Overtime Outlaws	18	6	0.750
7	Romanchek, David	B4/ Nine Lives	16	6	0.727
8	Sellers, Mark	B5/ Cheap Shots	13	6	0.684
9	Witz, Steve	B5/ Cheap Shots	15	7	0.682
10	Hall, Josh	B5/ Cheap Shots	16	8	0.667
11	Huffman, David	B2/ Traveling Brown's Billiar	14	8	0.636
	Oakley, Jerry	B3/ Fire for Effect	14	8	0.636
13	Clark, Dan	B6/ Overtime Outlaws	14	9	0.609
14	Vance, Hugh	B2/ Traveling Brown's Billiar	15	10	0.600

	"C" Division		W	L	%-age
1	Lloyd, Billy	C1/ Projectile Dysfunction	20	4	0.833
2	Reynolds, Jeff	C6/ Down The Road	15	5	0.750
3	Dysard, Rick	C4/ Death Throw	17	7	0.708
	Martinez, Vince	C5/ The Jeffersons	17	7	0.708
5	Schaefer, Dan	C7/ Sharky's Machine	14	6	0.700
6	Montesi, Chris	C2/ Dublin Doublout	16	7	0.696
7	Long, Gary	C6/ Down The Road	13	6	0.684
8	Hogan, Neal	C4/ Death Throw	16	8	0.667
	Steppe, Mike	C1/ Projectile Dysfunction	12	6	0.667
10	Tanner, Dave	C1/ Projectile Dysfunction	13	7	0.650
11	Bosier, Sean	C4/ Death Throw	14	8	0.636
12	Krestalude, Andy	C5/ The Jeffersons	13	9	0.591
13	Hartmann, Erin	C5/ The Jeffersons	14	10	0.583
	Howard, Brian	C3/ Fortnight Hooligans	14	10	0.583

	"D" Division		W	L	%-age
1	Peele, Jim	D5/ Shark Shooters	24	4	0.857
	Dzengeleski, Jimmy	D7/ Dynamic Darts	18	3	0.857
3	Gallagher, Jim	D1/ Coral Reefers	17	3	0.850
4	Geraghty, John	D6/ Talk Darty To Me	16	4	0.800
5	Winters, Tom	D7/ Dynamic Darts	19	5	0.792
6	Austin, Bobby	D1/ Coral Reefers	15	4	0.789
7	Johnson, Dave	D3/ Menace 2 Sobriety	22	6	0.786
8	Groce, Nate	D6/ Talk Darty To Me	19	6	0.760
9	White, J.J.	D3/ Menace 2 Sobriety	21	7	0.750
10	Janssen, Joshua	D4/ Leftovers	16	6	0.727
11	Kyle, Mike	D6/ Talk Darty To Me	18	7	0.720
12	Watson, Jeff, Sr.	D8/ Something Inappropriate	20	8	0.714
13	Moody, Chris	D6/ Talk Darty To Me	14	6	0.700
14	Flood, Tom	D8/ Something Inappropriate	18	8	0.692

	"E" Division		W	L	%-age
1	Richardson, Shane	E6/ One Armed Bandits	18	1	0.947
2	Krasnow, Dave	E4/ Them Handsome Devils	17	5	0.773
	Trefzger, Ken	E6/ One Armed Bandits	17	5	0.773
4	Gillett, Galen	E5/ Village Idiots	12	4	0.750
5	Litzsinger, Mike	E3/ Dartaholics Anonymous	16	6	0.727
	McCartney, Joe	E3/ Dartaholics Anonymous	16	6	0.727
7	Macias, Anthony	E2/ Armed and Hammered	17	7	0.708
	Murphy, Phil	E6/ One Armed Bandits	17	7	0.708
9	McEwen, William	E5/ Village Idiots	11	5	0.688
10	Deemer, Randy	E1/ Kwitchabitchn	16	8	0.667
	Simpson, Tyler	E2/ Armed and Hammered	16	8	0.667
	Garland, Bryan	E4/ Them Handsome Devils	12	6	0.667
13	Baldwin, Randy	E1/ Kwitchabitchn	15	8	0.652
14	(two Simpsons tied)	E2/ Armed and Hammered	15	9	0.625

	"F" Division		W	L	%-age
1	Millage, Tony	F1/ T.E.D.S.	18	4	0.818
2	Palmisano, Andrew	F2/ Pat's Blue Ribbon	13	3	0.813
3	Therrien, Dan	F3/ Djucks Unchained	20	5	0.800
4	Rigert, Joe, Sr.	F6/ Wayne Gretzky	17	5	0.773
5	Ogden, Bryan	F4/ Grateful Darts	15	5	0.750
6	Timmons, Kevin	F5/ Misfits	15	6	0.714
7	Long, Stephen	F1/ T.E.D.S.	15	7	0.682
8	Munroe, Joe	F3/ Djucks Unchained	12	6	0.667
9	Converse, Stan	F3/ Djucks Unchained	17	9	0.654
10	Cashin, Jeff	F2/ Pat's Blue Ribbon	14	8	0.636
11	Adams, Brad	F2/ Pat's Blue Ribbon	12	7	0.632
	Thomas, Joe	F1/ T.E.D.S.	12	7	0.632
13	Stoakes, Eric	F2/ Pat's Blue Ribbon	13	8	0.619
14	(two tied)	F4/ Grateful Darts	11	7	0.611

	"G" Division		W	L	%-age
1	Robertson, Chris	G3/ Missing Flights	22	3	0.880
2	Davis, Luke	G3/ Missing Flights	19	5	0.792
3	Brennan, Joe	G5/ Full of Bull	15	4	0.789
4	Nettesheim, Doug	G3/ Missing Flights	17	5	0.773
5	Bradford, David	G1/ Wizards of One Mark	16	5	0.762
6	Conway, Paul	G4/ Another Sinking Ship	18	6	0.750
7	Heyward, Simon	G6/ Ballistic Behavior	17	7	0.708
	Sorber, David	G3/ Missing Flights	17	7	0.708
9	Harrison, Mark	G6/ Ballistic Behavior	13	6	0.684
10	Robertson, Phil	G3/ Missing Flights	16	8	0.667
11	Port, Brian	G5/ Full of Bull	15	8	0.652
12	Scheppele, Julie	G2/ Girls Night Out	15	9	0.625
	Onkka, Josh	G1/ Wizards of One Mark	10	6	0.625
14	Butler, John	G4/ Another Sinking Ship	14	9	0.609

	"H" Division		W	L	%-age
1	Bialaszewski, Rich	H2/ Northern Flights	17	4	0.810
2	McMillan, Bill	H1/ AC Dart C	19	5	0.792
3	Genzlinger, Roger	H3/ Chalk it Up	15	4	0.789
4	Burner, Nate	H4/ Ducking Farts	20	7	0.741
5	Kang, Daniel	H7/ Don't Hit The Scorekeepe	19	7	0.731
	Woodard, Dave	H1/ AC Dart C	19	7	0.731
7	Spencer, Kenny	H6/ Tips & Shafts	21	8	0.724
8	Oakley, Richard	H5/ Train Station Shooters	16	7	0.696
9	Lawrence, Jonathan	H3/ Chalk it Up	15	8	0.652
10	Fay, Anthony	H4/ Ducking Farts	14	8	0.636
11	Millius, Mike	H2/ Northern Flights	12	7	0.632
12	McDole, James	H3/ Chalk it Up	14	9	0.609
13	Ejlali, Shervin	H1/ AC Dart C	16	11	0.593
14	McDavid, Craig	H7/ Don't Hit The Scorekeepe	11	8	0.579

	Women's Records				
A	Knight, Maridy	A7/ Stop Corkin' A Round!	1	18	0.053
	Jeffcoat, Angela	A7/ Stop Corkin' A Round!	1	25	0.038
B	Kilsdonk, Kris	B3/ Fire for Effect	12	11	0.522
C	Hartmann, Erin	C5/ The Jeffersons	14	10	0.583
D	Boutieller, Tina	D4/ Leftovers	11	11	0.500
	Leggett, Alyssa	D2/ Liquor Posse	10	23	0.303
	-	-	-	-	-
E	-	-	-	-	-

	(# of women by div.: A-4, B-2, C-3, D-9, E-2, F-4, G-13, H-14)		W	L	%-age
F	Gaines, Lauren	F6/ Wayne Gretzky	7	13	0.350
	-	-	-	-	-
G	Scheppele, Julie	G2/ Girls Night Out	15	9	0.625
	Oakley, Gina	G2/ Girls Night Out	11	10	0.524
	Scheppele, Melani	G2/ Girls Night Out	11	13	0.458
H	Beebe, Jenny	H4/ Ducking Farts	12	9	0.571
	Woodworth, Lee	H6/ Tips & Shafts	15	14	0.517
	Borgna, Denise	H6/ Tips & Shafts	15	18	0.455

Spring 2015 RDL Top Doubles Records (by division) (FINAL!)

(There are no missing statistics, as all scoresheets from the entire season have been received.)

(Game minimums required for these listings: 16 for all B/C/E/F/G division teams; 18 for team H2; 19 for all other A/D/H division teams)

		"A" Division	W	L	%-age
1	Stankevich, Scott	A3/ Appetite for Destruction	20	4	0.833
2	Phillips, Robbie	A1/ The Alpaca Element	21	5	0.808
3	Tan, Wil	A1/ The Alpaca Element	17	5	0.773
4	Gaulthier, Kyle	A2/ Listing 9 Sux	20	6	0.769
5	Massengill, Chad	A1/ The Alpaca Element	19	7	0.731
6	Mitchell, Sid	A3/ Appetite for Destruction	20	8	0.714
7	Brown, Tom	A1/ The Alpaca Element	14	6	0.700
8	Mozzetti, Tim	A3/ Appetite for Destruction	18	9	0.667
9	Gelberg, Dave	A4/ Lunatic Fringe	17	9	0.654
10	Johnson, Michael	A3/ Appetite for Destruction	13	7	0.650
11	Persson, Kenny	A2/ Listing 9 Sux	12	7	0.632
12	Scott, Lee	A8/ Anything Goes	13	8	0.619
13	Hamilton, Brad	A6/ Methodical Madness	15	10	0.600
14	Bakowski, Adam	A4/ Lunatic Fringe	13	9	0.591

		"B" Division	W	L	%-age
1	Clark, Dan	B6/ Overtime Outlaws	16	3	0.842
2	Oakley, Jerry	B3/ Fire for Effect	17	4	0.810
3	Crowe, Jason	B6/ Overtime Outlaws	17	5	0.773
4	Ray, Robert	B2/ Traveling Brown's Billiar	12	5	0.706
5	Murdaugh, John	B3/ Fire for Effect	14	7	0.667
	Hoyt, David	B1/ Rif Raf	12	6	0.667
7	Sellers, Mark	B5/ Cheap Shots	13	7	0.650
8	Wilcenski, Steve	B2/ Traveling Brown's Billiar	11	6	0.647
9	Tant, J.J.	B6/ Overtime Outlaws	14	9	0.609
10	Mitchell, Tim	B1/ Rif Raf	13	9	0.591
	Romanchek, David	B4/ Nine Lives	13	9	0.591
12	Martin, David	B1/ Rif Raf	10	7	0.588
13	Huffman, David	B2/ Traveling Brown's Billiar	14	10	0.583
14	(two tied)		13	10	0.565

		"C" Division	W	L	%-age
1	Lloyd, Billy	C1/ Projectile Dysfunction	20	4	0.833
2	Krestalude, Andy	C5/ The Jeffersons	17	5	0.773
3	Tanner, Dave	C1/ Projectile Dysfunction	15	6	0.714
4	Sautter, Don	C3/ Fortnight Hooligans	17	7	0.708
5	Bateman, Jimmy	C7/ Sharky's Machine	16	8	0.667
	Holly, Mike	C5/ The Jeffersons	16	8	0.667
	Borgia, Pete	C7/ Sharky's Machine	12	6	0.667
8	Cuevas, Louie	C5/ The Jeffersons	14	8	0.636
9	deFontes, Adrienne	C1/ Projectile Dysfunction	12	7	0.632
10	Kruger, Lonny	C7/ Sharky's Machine	15	9	0.625
	Mathews, Alex	C4/ Death Throw	15	9	0.625
	Sautter, Scott	C3/ Fortnight Hooligans	15	9	0.625
13	Bosier, Sean	C4/ Death Throw	13	8	0.619
14	Fink, Scott	C7/ Sharky's Machine	13	9	0.591

		"D" Division	W	L	%-age
1	Parker, Charles	D5/ Shark Shooters	22	6	0.786
2	Peele, Jim	D5/ Shark Shooters	21	7	0.750
3	Gallagher, Jim	D1/ Coral Reefers	14	5	0.737
4	Groce, Nate	D6/ Talk Darty To Me	19	7	0.731
5	Roseman, Sean	D1/ Coral Reefers	16	6	0.727
6	Anderson, Ryan	D6/ Talk Darty To Me	18	7	0.720
7	Johnson, Dave	D3/ Menace 2 Sobriety	20	8	0.714
8	McFadden, Kevin	D7/ Dynamic Darts	13	7	0.650
9	Kyle, Mike	D6/ Talk Darty To Me	14	8	0.636
10	Stepp, John	D8/ Something Inappropriate	15	10	0.600
	Jackson, Barry	D7/ Dynamic Darts	12	8	0.600
12	Wissinger, Wes	D6/ Talk Darty To Me	13	9	0.591
13	Janssen, Joshua	D4/ Leftovers	14	10	0.583
14	McCartney, Eric	D3/ Menace 2 Sobriety	15	11	0.577

		"E" Division	W	L	%-age
1	Murphy, Phil	E6/ One Armed Bandits	20	4	0.833
2	White, Jim	E6/ One Armed Bandits	14	3	0.824
3	Richardson, Shane	E6/ One Armed Bandits	15	4	0.789
4	Trefzger, Ken	E6/ One Armed Bandits	16	5	0.762
5	Lafler, Zack	E4/ Them Handsome Devils	12	6	0.667
6	Krasnow, Dave	E4/ Them Handsome Devils	13	7	0.650
7	Lewis, Dave	E6/ One Armed Bandits	14	8	0.636
8	Cusman, Ryan	E4/ Them Handsome Devils	12	7	0.632
9	Kiser, Lyman	E6/ One Armed Bandits	13	8	0.619
	Raquet, Michael	E4/ Them Handsome Devils	13	8	0.619
11	Maley, Dave	E7/ The Sofa Kings	13	9	0.591
12	(four tied)		14	10	0.583

		"F" Division	W	L	%-age
1	Palmisano, Andrew	F2/ Pat's Blue Ribbon	15	1	0.938
2	Long, Stephen	F1/ T.E.D.S.	20	4	0.833
3	Thomas, Jason	F1/ T.E.D.S.	13	3	0.813
4	Therrien, Dan	F3/ Djucks Unchained	17	7	0.708
5	Adams, Brad	F2/ Pat's Blue Ribbon	16	7	0.696
6	Champion, Steve	F2/ Pat's Blue Ribbon	11	5	0.688
7	Wiegand, Tom	F5/ Misfits	13	6	0.684
8	Cashin, Jeff	F2/ Pat's Blue Ribbon	14	7	0.667
	Millage, Tony	F1/ T.E.D.S.	14	7	0.667
	Munroe, Joe	F3/ Djucks Unchained	12	6	0.667
11	Bartel, B.J.	F2/ Pat's Blue Ribbon	13	7	0.650
	Ogden, Bryan	F4/ Grateful Darts	13	7	0.650
13	Stuckey, Rob	F2/ Pat's Blue Ribbon	12	7	0.632
	Thomas, Joe	F1/ T.E.D.S.	12	7	0.632

		"G" Division	W	L	%-age
1	Suan, John	G3/ Missing Flights	16	4	0.800
2	Davis, Luke	G3/ Missing Flights	19	5	0.792
	Sorber, David	G3/ Missing Flights	19	5	0.792
4	Robertson, Phil	G3/ Missing Flights	19	6	0.760
5	Nettesheim, Doug	G3/ Missing Flights	16	6	0.727
6	Howey, Evan	G5/ Full of Bull	13	5	0.722
7	Robertson, Chris	G3/ Missing Flights	18	7	0.720
8	Butler, John	G4/ Another Sinking Ship	16	7	0.696
9	Bowery, Petra	G2/ Girls Night Out	11	5	0.688
10	Port, Brian	G5/ Full of Bull	16	8	0.667
11	Brennan, Joe	G5/ Full of Bull	13	7	0.650
12	Howley, John	G4/ Another Sinking Ship	14	8	0.636
13	Goddard, William	G4/ Another Sinking Ship	17	10	0.630
14	Bradford, David	G1/ Wizards of One Mark	11	7	0.611

		"H" Division	W	L	%-age
1	Oakley, Richard	H5/ Train Station Shooters	22	4	0.846
2	Cornell, Blaine	H2/ Northern Flights	16	5	0.762
3	Burner, Nate	H4/ Ducking Farts	19	6	0.760
4	Shearer, Brad	H7/ Don't Hit The Scorekeepe	18	8	0.692
5	Paye, Laura	H5/ Train Station Shooters	13	6	0.684
6	McKendrick, Todd	H2/ Northern Flights	18	9	0.667
7	Emerton, Eric	H1/ AC Dart C	14	8	0.636
8	Beebe, Jenny	H4/ Ducking Farts	15	9	0.625
9	Woodard, Dave	H1/ AC Dart C	16	10	0.615
10	Spencer, Kenny	H6/ Tips & Shafts	17	11	0.607
11	Freimark, Tom	H5/ Train Station Shooters	12	8	0.600
12	Ejlali, Shervin	H1/ AC Dart C	16	11	0.593
13	Borgna, Denise	H6/ Tips & Shafts	17	12	0.586
14	Murphy, Tom	H2/ Northern Flights	14	10	0.583

		Women's Records	W	L	%-age
A	Jeffcoat, Angela	A7/ Stop Corkin' A Round!	4	22	0.154
	-	-	-	-	-
B	Kilsdonk, Kris	B3/ Fire for Effect	11	9	0.550
C	deFontes, Adrienne	C1/ Projectile Dysfunction	12	7	0.632
D	Taylor, Tisha	D6/ Talk Darty To Me	9	10	0.474
	Leggett, Alyssa	D2/ Liquor Posse	10	23	0.303
	Boutieller, Tina	D4/ Leftovers	5	15	0.250
E	-	-	-	-	-

	(# of women by div.: A-4, B-2, C-3, D-9, E-2, F-4, G-13, H-14)		W	L	%-age
F	Gaines, Lauren	F6/ Wayne Gretzky	9	11	0.450
	-	-	-	-	-
G	Bowery, Petra	G2/ Girls Night Out	11	5	0.688
	Scheppele, Julie	G2/ Girls Night Out	14	9	0.609
	Oakley, Gina	G2/ Girls Night Out	11	10	0.524
H	Paye, Laura	H5/ Train Station Shooters	13	6	0.684
	Beebe, Jenny	H4/ Ducking Farts	15	9	0.625
	Borgna, Denise	H6/ Tips & Shafts	17	12	0.586

Spring 2015 RDL Top Singles+Doubles Records (by division) (FINAL!)

(There are no missing statistics, as all scoresheets from the entire season have been received.)

(Game minimums required for these listings: 32 for all B/C/E/F/G division teams; 35 for team H2; 37 for all other A/D/H division teams)

		"A" Division	W	L	%-age
1	Phillips, Robbie	A1/ The Alpaca Element	44	8	0.846
2	Gaulthier, Kyle	A2/ Listing 9 Sux	41	11	0.788
	Massengill, Chad	A1/ The Alpaca Element	41	11	0.788
4	Tan, Wil	A1/ The Alpaca Element	31	9	0.775
5	Brown, Tom	A1/ The Alpaca Element	33	11	0.750
6	Stankevich, Scott	A3/ Appetite for Destruction	38	14	0.731
7	Mitchell, Sid	A3/ Appetite for Destruction	39	16	0.709
8	Johnson, Michael	A3/ Appetite for Destruction	29	12	0.707
9	Seward, Mike	A2/ Listing 9 Sux	29	14	0.674
10	Anderson, Dylan	A8/ Anything Goes	33	16	0.673
11	Healy, Simon	A2/ Listing 9 Sux	25	14	0.641
12	Gelberg, Dave	A4/ Lunatic Fringe	33	20	0.623
13	Cusher, Dean	A3/ Appetite for Destruction	26	16	0.619
14	Mozzetti, Tim	A3/ Appetite for Destruction	32	20	0.615

		"B" Division	W	L	%-age
1	Wilcenski, Steve	B2/ Traveling Brown's Billiar	26	9	0.743
2	Oakley, Jerry	B3/ Fire for Effect	31	12	0.721
3	Murdaugh, John	B3/ Fire for Effect	28	11	0.718
4	Tant, J.J.	B6/ Overtime Outlaws	33	13	0.717
5	Clark, Dan	B6/ Overtime Outlaws	30	12	0.714
6	Sellers, Mark	B5/ Cheap Shots	26	13	0.667
7	Bennett, Will	B6/ Overtime Outlaws	31	16	0.660
8	Romanchek, David	B4/ Nine Lives	29	15	0.659
9	Hoyt, David	B1/ Rif Raf	22	13	0.629
	Ray, Robert	B2/ Traveling Brown's Billiar	22	13	0.629
11	Crowe, Jason	B6/ Overtime Outlaws	28	18	0.609
	Huffman, David	B2/ Traveling Brown's Billiar	28	18	0.609
13	Witz, Steve	B5/ Cheap Shots	26	18	0.591
14	Hall, Josh	B5/ Cheap Shots	28	20	0.583

		"C" Division	W	L	%-age
1	Lloyd, Billy	C1/ Projectile Dysfunction	40	8	0.833
2	Tanner, Dave	C1/ Projectile Dysfunction	28	13	0.683
3	Krestalude, Andy	C5/ The Jeffersons	30	14	0.682
4	Dysard, Rick	C4/ Death Throw	31	17	0.646
	Martinez, Vince	C5/ The Jeffersons	31	17	0.646
6	Bosier, Sean	C4/ Death Throw	27	16	0.628
7	Sautter, Don	C3/ Fortnight Hooligans	30	18	0.625
8	Bateman, Jimmy	C7/ Sharky's Machine	29	19	0.604
9	Schaefer, Dan	C7/ Sharky's Machine	20	14	0.588
10	Reynolds, Jeff	C6/ Down The Road	24	17	0.585
11	Holly, Mike	C5/ The Jeffersons	28	20	0.583
	Steppe, Mike	C1/ Projectile Dysfunction	21	15	0.583
13	Montesi, Chris	C2/ Dublin Doublout	25	19	0.568
14	Knott, Ronnie	C3/ Fortnight Hooligans	27	21	0.563

		"D" Division	W	L	%-age
1	Peele, Jim	D5/ Shark Shooters	45	11	0.804
2	Gallagher, Jim	D1/ Coral Reefers	31	8	0.795
3	Johnson, Dave	D3/ Menace 2 Sobriety	42	14	0.750
4	Groce, Nate	D6/ Talk Darty To Me	38	13	0.745
5	Parker, Charles	D5/ Shark Shooters	41	15	0.732
6	Geraghty, John	D6/ Talk Darty To Me	27	11	0.711
7	Kyle, Mike	D6/ Talk Darty To Me	32	15	0.681
8	Winters, Tom	D7/ Dynamic Darts	32	16	0.667
9	White, J.J.	D3/ Menace 2 Sobriety	37	19	0.661
10	Moody, Chris	D6/ Talk Darty To Me	25	13	0.658
11	Janssen, Joshua	D4/ Leftovers	30	16	0.652
12	Anderson, Ryan	D6/ Talk Darty To Me	28	15	0.651
13	Dzengeleski, Jimmy	D7/ Dynamic Darts	28	16	0.636
14	(two tied)		26	15	0.634

		"E" Division	W	L	%-age
1	Richardson, Shane	E6/ One Armed Bandits	33	5	0.868
2	Murphy, Phil	E6/ One Armed Bandits	37	11	0.771
3	Trefzger, Ken	E6/ One Armed Bandits	33	10	0.767
4	Krasnow, Dave	E4/ Them Handsome Devils	30	12	0.714
5	White, Jim	E6/ One Armed Bandits	24	13	0.649
6	Macias, Anthony	E2/ Armed and Hammered	31	17	0.646
7	Deemer, Randy	E1/ Kwitchabitchn	30	18	0.625
	Simpson, Tyler	E2/ Armed and Hammered	30	18	0.625
9	Garland, Bryan	E4/ Them Handsome Devils	23	14	0.622
10	McCartney, Joe	E3/ Dartaholics Anonymous	27	17	0.614
11	Lafler, Zack	E4/ Them Handsome Devils	21	14	0.600
12	Simpson, Aden	E2/ Armed and Hammered	28	20	0.583
13	Snyder, Mike	E3/ Dartaholics Anonymous	29	21	0.580
14	(two tied)	E5/ Village Idiots	20	15	0.571

		"F" Division	W	L	%-age
1	Palmisano, Andrew	F2/ Pat's Blue Ribbon	28	4	0.875
2	Long, Stephen	F1/ T.E.D.S.	35	11	0.761
3	Therrien, Dan	F3/ Djucks Unchained	37	12	0.755
4	Millage, Tony	F1/ T.E.D.S.	32	11	0.744
5	Ogden, Bryan	F4/ Grateful Darts	28	12	0.700
6	Rigert, Joe, Sr.	F6/ Wayne Gretzky	30	13	0.698
7	Adams, Brad	F2/ Pat's Blue Ribbon	28	14	0.667
	Munroe, Joe	F3/ Djucks Unchained	24	12	0.667
9	Cashin, Jeff	F2/ Pat's Blue Ribbon	28	15	0.651
10	Wiegand, Tom	F5/ Misfits	25	14	0.641
11	Thomas, Joe	F1/ T.E.D.S.	24	14	0.632
12	Bartel, B.J.	F2/ Pat's Blue Ribbon	25	15	0.625
13	Converse, Stan	F3/ Djucks Unchained	35	22	0.614
14	Iager, John	F4/ Grateful Darts	23	15	0.605

		"G" Division	W	L	%-age
1	Robertson, Chris	G3/ Missing Flights	40	10	0.800
2	Davis, Luke	G3/ Missing Flights	38	10	0.792
3	Howey, Evan	G5/ Full of Bull	25	7	0.781
4	Sorber, David	G3/ Missing Flights	36	12	0.750
	Nettesheim, Doug	G3/ Missing Flights	33	11	0.750
6	Brennan, Joe	G5/ Full of Bull	28	11	0.718
7	Robertson, Phil	G3/ Missing Flights	35	14	0.714
8	Bradford, David	G1/ Wizards of One Mark	27	12	0.692
9	Suan, John	G3/ Missing Flights	28	14	0.667
10	Conway, Paul	G4/ Another Sinking Ship	33	17	0.660
11	Port, Brian	G5/ Full of Bull	31	16	0.660
12	Butler, John	G4/ Another Sinking Ship	30	16	0.652
13	Scheppele, Julie	G2/ Girls Night Out	29	18	0.617
14	Heyward, Simon	G6/ Ballistic Behavior	27	19	0.587

		"H" Division	W	L	%-age
1	Oakley, Richard	H5/ Train Station Shooters	38	11	0.776
2	Burner, Nate	H4/ Ducking Farts	39	13	0.750
	Emerton, Eric	H1/ AC Dart C	30	10	0.750
4	Bialaszewski, Rich	H2/ Northern Flights	26	11	0.703
5	Woodard, Dave	H1/ AC Dart C	35	17	0.673
6	Spencer, Kenny	H6/ Tips & Shafts	38	19	0.667
7	Genzlinger, Roger	H3/ Chalk it Up	24	13	0.649
8	Kang, Daniel	H7/ Don't Hit The Scorekeepe	33	19	0.635
9	Cornell, Blaine	H2/ Northern Flights	25	15	0.625
10	McMillan, Bill	H1/ AC Dart C	26	17	0.605
11	Beebe, Jenny	H4/ Ducking Farts	27	18	0.600
	Cantwell, Daniel	H5/ Train Station Shooters	24	16	0.600
13	Ejlali, Shervin	H1/ AC Dart C	32	22	0.593
14	Freimark, Tom	H5/ Train Station Shooters	24	17	0.585

		Women's Records			
A	Jeffcoat, Angela	A7/ Stop Corkin' A Round!	5	47	0.096
	-	-	-	-	-
B	Kilsdonk, Kris	B3/ Fire for Effect	23	20	0.535
C	Hartmann, Erin	C5/ The Jeffersons	26	22	0.542
D	Boutieller, Tina	D4/ Leftovers	16	26	0.381
	Leggett, Alyssa	D2/ Liquor Posse	20	46	0.303
	-	-	-	-	-
E	-	-	-	-	-

	(# of women by div.: A-4, B-2, C-3, D-9, E-2, F-4, G-13, H-14)		W	L	%-age
F	Gaines, Lauren	F6/ Wayne Gretzky	16	24	0.400
	-	-	-	-	-
G	Scheppele, Julie	G2/ Girls Night Out	29	18	0.617
	Oakley, Gina	G2/ Girls Night Out	22	20	0.524
	Heyward, Georgia	G6/ Ballistic Behavior	15	21	0.417
H	Beebe, Jenny	H4/ Ducking Farts	27	18	0.600
	Paye, Laura	H5/ Train Station Shooters	23	19	0.548
	Borgna, Denise	H6/ Tips & Shafts	32	30	0.516

Spring 2015 RDL Top All-Star Point Averages (by division) (FINAL!)

(There are no missing statistics, as all scoresheets from the entire season have been received.)

(Game minimums required for these listings: 32 for all B/C/E/F/G division teams; 35 for team H2; 37 for all other A/D/H division teams)

	"A" Division		ASP	TGP	Ave.
1	Phillips, Robbie	A1/ The Alpaca Element	####	52	2.125
2	Gaulthier, Kyle	A2/ Listing 9 Sux	97.0	52	1.865
3	Tan, Wil	A1/ The Alpaca Element	65.0	40	1.625
4	Anderson, Dylan	A8/ Anything Goes	75.0	49	1.531
5	Seward, Mike	A2/ Listing 9 Sux	65.5	43	1.523
6	Brown, Tom	A1/ The Alpaca Element	66.5	44	1.511
7	Mozzetti, Tim	A3/ Appetite for Destruction	77.5	52	1.490
8	Massengill, Chad	A1/ The Alpaca Element	66.0	52	1.269
9	Gelberg, Dave	A4/ Lunatic Fringe	67.0	53	1.264
10	Stankevich, Scott	A3/ Appetite for Destruction	61.5	52	1.183
11	Gaglione, Joey	A5/ Pick Your Poison	63.0	56	1.125
12	Mitchell, Sid	A3/ Appetite for Destruction	60.5	55	1.100
13	Butters, Scott	A5/ Pick Your Poison	54.0	54	1.000
	McNamara, Tim	A8/ Anything Goes	39.0	39	1.000

	"B" Division		ASP	TGP	Ave.
1	Oakley, Jerry	B3/ Fire for Effect	57.0	43	1.326
2	Vance, Hugh	B2/ Traveling Brown's Billiar	51.0	48	1.063
3	Wilcenski, Steve	B2/ Traveling Brown's Billiar	35.0	35	1.000
4	Tant, J.J.	B6/ Overtime Outlaws	43.0	46	0.935
5	Osenberg, Darin	B1/ Rif Raf	35.0	38	0.921
6	Bennett, Will	B6/ Overtime Outlaws	42.5	47	0.904
7	Hoyt, David	B1/ Rif Raf	31.5	35	0.900
8	Kilsdonk, Kris	B3/ Fire for Effect	35.5	43	0.826
9	Crowe, Jason	B6/ Overtime Outlaws	37.5	46	0.815
10	Fitzgerald, Dennis	B7/ Big Bulls	29.5	39	0.756
	Murdaugh, John	B3/ Fire for Effect	29.5	39	0.756
12	Hall, Josh	B5/ Cheap Shots	36.0	48	0.750
13	Clark, Dan	B6/ Overtime Outlaws	31.0	42	0.738
14	Hindle, Mikey	B5/ Cheap Shots	34.0	48	0.708

	"C" Division		ASP	TGP	Ave.
1	Lloyd, Billy	C1/ Projectile Dysfunction	55.5	48	1.156
2	Krestalude, Andy	C5/ The Jeffersons	32.5	44	0.739
3	Martinez, Vince	C5/ The Jeffersons	33.5	48	0.698
4	Reynolds, Jeff	C6/ Down The Road	25.0	41	0.610
5	Sautter, Scott	C3/ Fortnight Hooligans	27.5	47	0.585
6	Dysard, Rick	C4/ Death Throw	26.0	48	0.542
7	Allison, Frank	C7/ Sharky's Machine	24.0	47	0.511
8	Mathews, Alex	C4/ Death Throw	23.5	48	0.490
9	Bateman, Jimmy	C7/ Sharky's Machine	23.0	48	0.479
10	Hogan, Neal	C4/ Death Throw	22.5	48	0.469
11	Montesi, Chris	C2/ Dublin Doublout	20.5	44	0.466
12	Tanner, Dave	C1/ Projectile Dysfunction	18.5	41	0.451
13	Howard, Brian	C3/ Fortnight Hooligans	21.5	48	0.448
	Knott, Ronnie	C3/ Fortnight Hooligans	21.5	48	0.448

	"D" Division		ASP	TGP	Ave.
1	Winters, Tom	D7/ Dynamic Darts	51.5	48	1.073
2	Gallagher, Jim	D1/ Coral Reefers	36.5	39	0.936
3	McCurry, Gregg	D4/ Leftovers	43.5	56	0.777
4	Watson, Jeff, Sr.	D8/ Something Inappropriate	39.5	54	0.731
5	White, J.J.	D3/ Menace 2 Sobriety	40.5	56	0.723
6	Peele, Jim	D5/ Shark Shooters	39.0	56	0.696
7	Johnson, Dave	D3/ Menace 2 Sobriety	38.0	56	0.679
	Parker, Charles	D5/ Shark Shooters	38.0	56	0.679
9	Groce, Nate	D6/ Talk Darty To Me	34.5	51	0.676
10	Kyle, Mike	D6/ Talk Darty To Me	31.5	47	0.670
11	Jackson, Barry	D7/ Dynamic Darts	26.5	41	0.646
12	Wissinger, Wes	D6/ Talk Darty To Me	27.5	45	0.611
13	Flood, Tom	D8/ Something Inappropriate	31.5	52	0.606
14	Thomas, Brent	D4/ Leftovers	30.5	52	0.587

	"E" Division		ASP	TGP	Ave.
1	Trefzger, Ken	E6/ One Armed Bandits	38.5	43	0.895
2	McCartney, Joe	E3/ Dartaholics Anonymous	36.0	44	0.818
3	Garland, Bryan	E4/ Them Handsome Devils	30.0	37	0.811
4	Richardson, Shane	E6/ One Armed Bandits	30.5	38	0.803
5	Deemer, Randy	E1/ Kwitchabitchn	33.5	48	0.698
6	Merkle, Patrick	E5/ Village Idiots	22.0	33	0.667
7	Cusman, Ryan	E4/ Them Handsome Devils	25.0	39	0.641
8	Maley, Dave	E7/ The Sofa Kings	28.5	45	0.633
9	Snyder, Mike	E3/ Dartaholics Anonymous	31.5	50	0.630
10	White, Jim	E6/ One Armed Bandits	22.0	37	0.595
11	Macias, Anthony	E2/ Armed and Hammered	28.5	48	0.594
12	Simpson, David	E2/ Armed and Hammered	25.5	44	0.580
	White, John	E5/ Village Idiots	25.5	44	0.580
14	Lafler, Zack	E4/ Them Handsome Devils	20.0	35	0.571

	"F" Division		ASP	TGP	Ave.
1	Millage, Tony	F1/ T.E.D.S.	33.5	43	0.779
2	Wiegand, Tom	F5/ Misfits	30.0	39	0.769
3	Ogden, Bryan	F4/ Grateful Darts	27.5	40	0.688
4	Iager, John	F4/ Grateful Darts	26.0	38	0.684
5	Munroe, Joe	F3/ Djucks Unchained	22.5	36	0.625
6	Therrien, Dan	F3/ Djucks Unchained	30.0	49	0.612
7	Palmisano, Andrew	F2/ Pat's Blue Ribbon	18.5	32	0.578
8	Thomas, Joe	F1/ T.E.D.S.	19.5	38	0.513
9	Stuckey, Rob	F2/ Pat's Blue Ribbon	21.0	41	0.512
10	Limerick, Jeremy	F5/ Misfits	19.0	38	0.500
11	Converse, Stan	F3/ Djucks Unchained	26.5	57	0.465
12	Timmons, Kevin	F5/ Misfits	19.5	42	0.464
13	Rigert, Joe, Jr.	F6/ Wayne Gretzky	14.5	32	0.453
14	Rigert, Joe, Sr.	F6/ Wayne Gretzky	18.5	43	0.430

	"G" Division		ASP	TGP	Ave.
1	Bradford, David	G1/ Wizards of One Mark	23.5	39	0.603
2	Harrison, Mark	G6/ Ballistic Behavior	22.0	37	0.595
3	Robertson, Chris	G3/ Missing Flights	26.0	50	0.520
4	Port, Brian	G5/ Full of Bull	23.0	47	0.489
5	Sorber, David	G3/ Missing Flights	22.0	48	0.458
6	Scheppele, Julie	G2/ Girls Night Out	21.0	47	0.447
7	Brennan, Joe	G5/ Full of Bull	16.0	39	0.410
8	Davis, Luke	G3/ Missing Flights	19.5	48	0.406
9	Dunham, Jim	G1/ Wizards of One Mark	16.5	43	0.384
10	Heyward, Simon	G6/ Ballistic Behavior	17.5	46	0.380
11	Cox, Bragg	G7/ What's the Point?	15.0	42	0.357
12	Robertson, Phil	G3/ Missing Flights	17.0	49	0.347
13	Nettesheim, Doug	G3/ Missing Flights	15.0	44	0.341
14	Phillips, Britt	G6/ Ballistic Behavior	11.5	38	0.303

	"H" Division		ASP	TGP	Ave.
1	Beebe, Jenny	H4/ Ducking Farts	21.0	45	0.467
2	Bialaszewski, Rich	H2/ Northern Flights	17.0	37	0.459
3	Lawrence, Jonathan	H3/ Chalk it Up	20.5	46	0.446
4	Oakley, Richard	H5/ Train Station Shooters	21.5	49	0.439
5	Prusisz, Mike	H6/ Tips & Shafts	24.5	57	0.430
6	Kang, Daniel	H7/ Don't Hit The Scorekeepe	20.0	52	0.385
7	Murphy, Tom	H2/ Northern Flights	16.5	47	0.351
8	Genzlinger, Roger	H3/ Chalk it Up	12.5	37	0.338
9	Emerton, Eric	H1/ AC Dart C	13.5	40	0.338
10	Woodard, Dave	H1/ AC Dart C	16.0	52	0.308
11	Knight, Romuald	H7/ Don't Hit The Scorekeepe	17.5	58	0.302
12	McNamara, Ken	H3/ Chalk it Up	15.5	53	0.292
13	Burner, Nate	H4/ Ducking Farts	15.0	52	0.288
14	Shearer, Brad	H7/ Don't Hit The Scorekeepe	15.5	54	0.287

	Women's Records				
A	Jeffcoat, Angela	A7/ Stop Corkin' A Round!	14.5	52	0.279
	-	-	-	-	-
B	Kilsdonk, Kris	B3/ Fire for Effect	35.5	43	0.826
C	Hartmann, Erin	C5/ The Jeffersons	18.5	48	0.385
D	Boutieller, Tina	D4/ Leftovers	13.5	42	0.321
	Leggett, Alyssa	D2/ Liquor Posse	21.0	66	0.318
	-	-	-	-	-
E	-	-	-	-	-

	(# of women by div.: A-4, B-2, C-3, D-9, E-2, F-4, G-13, H-14)		ASP	TGP	Ave.
F	Gaines, Lauren	F6/ Wayne Gretzky	6.5	40	0.163
	-	-	-	-	-
G	Scheppele, Julie	G2/ Girls Night Out	21.0	47	0.447
	Watson, Emily	G2/ Girls Night Out	9.0	33	0.273
	Anderson, Nancy	G2/ Girls Night Out	9.5	37	0.257
H	Beebe, Jenny	H4/ Ducking Farts	21.0	45	0.467
	Woodworth, Lee	H6/ Tips & Shafts	16.0	58	0.276
	Paye, Laura	H5/ Train Station Shooters	8.5	42	0.202

Spring 2015 RDL League-Wide Sectional Statistics (ranked by percentage) (FINAL!)

(All statistics are included, as there were no missing scoresheets this season) (Game minimums required for these listings: 6 for all divisions)

	Singles 301 Win Percentage		W	L	%-age
1	Thomas, Jason	F1/ T.E.D.S.	6	0	1.000
2	Seward, Mike	A2/ Listing 9 Sux	11	1	0.917
3	Fitzgerald, Aaron	B7/ Big Bulls	10	1	0.909
	Long, Gary	C6/ Down The Road	10	1	0.909
	Dzengeleski, Jimmy	D7/ Dynamic Darts	10	1	0.909
	Trefzger, Ken	E6/ One Armed Bandits	10	1	0.909
	Bialaszewski, Rich	H2/ Northern Flights	10	1	0.909
8	Zelinack, Jason	A2/ Listing 9 Sux	9	1	0.900
9	Richardson, Shane	E6/ One Armed Bandits	8	1	0.889
	Brennan, Joe	G5/ Full of Bull	8	1	0.889
11	Palmisano, Andrew	F2/ Pat's Blue Ribbon	7	1	0.875
	Emerton, Eric	H1/ AC Dart C	7	1	0.875
13	Peele, Jim	D5/ Shark Shooters	12	2	0.857
	Steppe, Mike	C1/ Projectile Dysfunction	6	1	0.857
	Howey, Evan	G5/ Full of Bull	6	1	0.857
16	Massengill, Chad	A1/ The Alpaca Element	11	2	0.846
	Robertson, Chris	G3/ Missing Flights	11	2	0.846
	Burner, Nate	H4/ Ducking Farts	11	2	0.846
19	Groce, Nate	D6/ Talk Darty To Me	10	2	0.833
	Conway, Paul	G4/ Another Sinking Ship	10	2	0.833
	Woodard, Dave	H1/ AC Dart C	10	2	0.833
	Tan, Wil	A1/ The Alpaca Element	5	1	0.833
	Gilyardi, Ernie	C6/ Down The Road	5	1	0.833
	Byzek, Jeff	H1/ AC Dart C	5	1	0.833
25	Tant, J.J.	B6/ Overtime Outlaws	9	2	0.818
	Witz, Steve	B5/ Cheap Shots	9	2	0.818
	Bosier, Sean	C4/ Death Throw	9	2	0.818
	Rigert, Joe, Sr.	F6/ Wayne Gretzky	9	2	0.818
29	Oakley, Jerry	B3/ Fire for Effect	8	2	0.800
	Austin, Bobby	D1/ Coral Reefers	8	2	0.800
	Gallagher, Jim	D1/ Coral Reefers	8	2	0.800
	Bradford, David	G1/ Wizards of One Mark	8	2	0.800
33	Parker, Charles	D5/ Shark Shooters	11	3	0.786
34	Cusher, Dean	A3/ Appetite for Destruction	7	2	0.778
	Jarvah, Sean	D1/ Coral Reefers	7	2	0.778
	Rigert, Joe, Jr.	F6/ Wayne Gretzky	7	2	0.778
	Genzlinger, Roger	H3/ Chalk it Up	7	2	0.778
38	Anderson, Dylan	A8/ Anything Goes	10	3	0.769
	Phillips, Robbie	A1/ The Alpaca Element	10	3	0.769
	Flood, Tom	D8/ Something Inappropriate	10	3	0.769
	Mooty, Aaron	D2/ Liquor Posse	10	3	0.769
	Kang, Daniel	H7/ Don't Hit The Scorekeep	10	3	0.769
43	Johnson, Michael	A3/ Appetite for Destruction	9	3	0.750
	Dysard, Rick	C4/ Death Throw	9	3	0.750
	Lloyd, Billy	C1/ Projectile Dysfunction	9	3	0.750
	Martinez, Vince	C5/ The Jeffersons	9	3	0.750
	Sautter, Don	C3/ Fortnight Hooligans	9	3	0.750
	Murphy, Phil	E6/ One Armed Bandits	9	3	0.750
	Simpson, David	E2/ Armed and Hammered	9	3	0.750
	Davis, Luke	G3/ Missing Flights	9	3	0.750
	Sorber, David	G3/ Missing Flights	9	3	0.750
	Burney, Gary	B5/ Cheap Shots	6	2	0.750
	Bowen, Andy	G5/ Full of Bull	6	2	0.750
54	Healy, Simon	A2/ Listing 9 Sux	8	3	0.727
	Spaulding, Paul	B2/ Traveling Brown's Billia	8	3	0.727
	Jackson, Barry	D7/ Dynamic Darts	8	3	0.727
	Millage, Tony	F1/ T.E.D.S.	8	3	0.727
58	Johnson, Dave	D3/ Menace 2 Sobriety	10	4	0.714
	Watson, Jeff, Sr.	D8/ Something Inappropriate	10	4	0.714
	White, J.J.	D3/ Menace 2 Sobriety	10	4	0.714
	(eight tied - 3 in B, 1 in D, 2 in E, 1 in F, 1 in H)		5	2	0.714

	Singles Cricket Win Percentage		W	L	%-age
1	Phillips, Robbie	A1/ The Alpaca Element	13	0	1.000
	Richardson, Shane	E6/ One Armed Bandits	10	0	1.000
	Wilcenski, Steve	B2/ Traveling Brown's Billia	9	0	1.000
	Kenney, Jon	A1/ The Alpaca Element	6	0	1.000
5	Gaulthier, Kyle	A2/ Listing 9 Sux	12	1	0.923
6	Brown, Tom	A1/ The Alpaca Element	11	1	0.917
	Bennett, Will	B6/ Overtime Outlaws	11	1	0.917
	Lloyd, Billy	C1/ Projectile Dysfunction	11	1	0.917
	Winters, Tom	D7/ Dynamic Darts	11	1	0.917
	Therrien, Dan	F3/ Djucks Unchained	11	1	0.917
	Robertson, Chris	G3/ Missing Flights	11	1	0.917
	McMillan, Bill	H1/ AC Dart C	11	1	0.917
13	Krasnow, Dave	E4/ Them Handsome Devils	10	1	0.909
	McCartney, Joe	E3/ Dartaholics Anonymous	10	1	0.909
	Millage, Tony	F1/ T.E.D.S.	10	1	0.909
	Nettesheim, Doug	G3/ Missing Flights	10	1	0.909
17	Fournier, Jeff	B3/ Fire for Effect	9	1	0.900
	Gallagher, Jim	D1/ Coral Reefers	9	1	0.900
	Geraghty, John	D6/ Talk Darty To Me	9	1	0.900
	Emerton, Eric	H1/ AC Dart C	9	1	0.900
21	Munroe, Joe	F3/ Djucks Unchained	8	1	0.889
	Harrison, Mark	G6/ Ballistic Behavior	8	1	0.889
	Gilbert, Geoff	H1/ AC Dart C	8	1	0.889
	Messineo, Rocky	H5/ Train Station Shooters	8	1	0.889
25	Gillett, Galen	E5/ Village Idiots	7	1	0.875
26	Johnson, Dave	D3/ Menace 2 Sobriety	12	2	0.857
	Peele, Jim	D5/ Shark Shooters	12	2	0.857
	McAfee, Terry	D6/ Talk Darty To Me	6	1	0.857
	Bowen, Andy	G5/ Full of Bull	6	1	0.857
	Howey, Evan	G5/ Full of Bull	6	1	0.857
31	Massengill, Chad	A1/ The Alpaca Element	11	2	0.846
32	Tant, J.J.	B6/ Overtime Outlaws	10	2	0.833
	Kyle, Mike	D6/ Talk Darty To Me	10	2	0.833
	Deemer, Randy	E1/ Kwitchabitchn	10	2	0.833
	Macias, Anthony	E2/ Armed and Hammered	10	2	0.833
	Simpson, Tyler	E2/ Armed and Hammered	10	2	0.833
	Davis, Luke	G3/ Missing Flights	10	2	0.833
	Lawrence, Jonathan	H3/ Chalk it Up	10	2	0.833
	Naylor, Dan	A3/ Appetite for Destruction	5	1	0.833
	Harper, C.E.	D4/ Leftovers	5	1	0.833
41	Murdaugh, John	B3/ Fire for Effect	9	2	0.818
	Romanchek, David	B4/ Nine Lives	9	2	0.818
	Reynolds, Jeff	C6/ Down The Road	9	2	0.818
	Litzsinger, Mike	E3/ Dartaholics Anonymous	9	2	0.818
45	Huffman, David	B2/ Traveling Brown's Billia	8	2	0.800
	Sellers, Mark	B5/ Cheap Shots	8	2	0.800
	Dzengeleski, Jimmy	D7/ Dynamic Darts	8	2	0.800
	Garland, Bryan	E4/ Them Handsome Devils	8	2	0.800
	Long, Stephen	F1/ T.E.D.S.	8	2	0.800
	Ogden, Bryan	F4/ Grateful Darts	8	2	0.800
	Genzlinger, Roger	H3/ Chalk it Up	8	2	0.800
52	White, J.J.	D3/ Menace 2 Sobriety	11	3	0.786
	Spencer, Kenny	H6/ Tips & Shafts	11	3	0.786
54	Johnson, Michael	A3/ Appetite for Destruction	7	2	0.778
	Work, Joe	A1/ The Alpaca Element	7	2	0.778
	Austin, Bobby	D1/ Coral Reefers	7	2	0.778
	Bartel, B.J.	F2/ Pat's Blue Ribbon	7	2	0.778
	Shearin, Phillip	H4/ Ducking Farts	7	2	0.778
59	Anderson, Dylan	A8/ Anything Goes	10	3	0.769
	Mitchell, Sid	A3/ Appetite for Destruction	10	3	0.769
	Anderson, Ryan	D6/ Talk Darty To Me	10	3	0.769
62	(ten tied - 3 in A, 1 each in B/C/D/E/G, 2 in H)		9	3	0.750
	(five tied - 1 in A, 2 in D, 2 in F)		6	2	0.750

Spring 2015 RDL League-Wide Sectional Statistics (ranked by percentage) (FINAL!)

(All statistics are included, as there were no missing scoresheets this season) (Game minimums required for these listings: 6 for all divisions)

	Doubles Cricket Win Percentage		W	L	%-age
1	Davis, Luke	G3/ Missing Flights	12	0	1.000
	Suan, John	G3/ Missing Flights	10	0	1.000
	Thomas, Jason	F1/ T.E.D.S.	8	0	1.000
	Goss, Matt	B3/ Fire for Effect	6	0	1.000
5	Phillips, Robbie	A1/ The Alpaca Element	12	1	0.923
	Stankevich, Scott	A3/ Appetite for Destruction	12	1	0.923
7	Lloyd, Billy	C1/ Projectile Dysfunction	11	1	0.917
	Long, Stephen	F1/ T.E.D.S.	11	1	0.917
9	Roseman, Sean	D1/ Coral Reefers	10	1	0.909
10	Tan, Wil	A1/ The Alpaca Element	9	1	0.900
	White, Jim	E6/ One Armed Bandits	9	1	0.900
12	Eason, Joel	A4/ Lunatic Fringe	8	1	0.889
	McFadden, Kevin	D7/ Dynamic Darts	8	1	0.889
	Messineo, Rocky	H5/ Train Station Shooters	8	1	0.889
	Smith, Ron	H4/ Ducking Farts	8	1	0.889
16	Palmisano, Andrew	F2/ Pat's Blue Ribbon	7	1	0.875
17	Parker, Charles	D5/ Shark Shooters	12	2	0.857
	Burner, Nate	H4/ Ducking Farts	12	2	0.857
	Zelinack, Jason	A2/ Listing 9 Sux	6	1	0.857
	Letkemann, Mike	E4/ Them Handsome Devils	6	1	0.857
21	Robertson, Chris	G3/ Missing Flights	11	2	0.846
22	Sautter, Don	C3/ Fortnight Hooligans	10	2	0.833
	Sautter, Scott	C3/ Fortnight Hooligans	10	2	0.833
	Murphy, Phil	E6/ One Armed Bandits	10	2	0.833
	Therrien, Dan	F3/ Djucks Unchained	10	2	0.833
	Robertson, Phil	G3/ Missing Flights	10	2	0.833
	Sorber, David	G3/ Missing Flights	10	2	0.833
	Kenney, Jon	A1/ The Alpaca Element	5	1	0.833
	Naylor, Dan	A3/ Appetite for Destruction	5	1	0.833
	Leicht, Richard	F6/ Wayne Gretzky	5	1	0.833
31	Murdaugh, John	B3/ Fire for Effect	9	2	0.818
	Millage, Tony	F1/ T.E.D.S.	9	2	0.818
	Nettesheim, Doug	G3/ Missing Flights	9	2	0.818
34	Mitchell, Sid	A3/ Appetite for Destruction	12	3	0.800
	Clark, Dan	B6/ Overtime Outlaws	8	2	0.800
	Ray, Robert	B2/ Traveling Brown's Billia	8	2	0.800
	Gallagher, Jim	D1/ Coral Reefers	8	2	0.800
	Geraghty, John	D6/ Talk Darty To Me	8	2	0.800
	Raquet, Michael	E4/ Them Handsome Devils	8	2	0.800
	Richardson, Shane	E6/ One Armed Bandits	8	2	0.800
	Iager, John	F4/ Grateful Darts	8	2	0.800
	Shearin, Phillip	H4/ Ducking Farts	8	2	0.800
43	Johnson, Dave	D3/ Menace 2 Sobriety	11	3	0.786
	Peele, Jim	D5/ Shark Shooters	11	3	0.786
45	Work, Joe	A1/ The Alpaca Element	7	2	0.778
	Johnson, Steve	C2/ Dublin Doublout	7	2	0.778
	Limerick, Jeremy	F5/ Misfits	7	2	0.778
	Munroe, Joe	F3/ Djucks Unchained	7	2	0.778
	Howey, Evan	G5/ Full of Bull	7	2	0.778
50	Massengill, Chad	A1/ The Alpaca Element	10	3	0.769
	Mozzetti, Tim	A3/ Appetite for Destruction	10	3	0.769
	Oakley, Richard	H5/ Train Station Shooters	10	3	0.769
	Shearer, Brad	H7/ Don't Hit The Scorekeep	10	3	0.769
54	Brown, Tom	A1/ The Alpaca Element	9	3	0.750
	Oakley, Jerry	B3/ Fire for Effect	9	3	0.750
	Vance, Hugh	B2/ Traveling Brown's Billia	9	3	0.750
	Mathews, Alex	C4/ Death Throw	9	3	0.750
	Beebe, Jenny	H4/ Ducking Farts	9	3	0.750
	Knight, Mark	A1/ The Alpaca Element	6	2	0.750
	Thompson, Victor	A3/ Appetite for Destruction	6	2	0.750
	Jackson, Kelly	D7/ Dynamic Darts	6	2	0.750
	Bowery, Petra	G2/ Girls Night Out	6	2	0.750
	Strickland, Sandy	H7/ Don't Hit The Scorekeep	6	2	0.750
64	(five tied - 1 in D, 1 in E, 1 in F, 2 in H)		8	3	0.727

	Doubles 501 Win Percentage		W	L	%-age
1	Palmisano, Andrew	F2/ Pat's Blue Ribbon	8	0	1.000
	Crawford, Neal	H3/ Chalk it Up	6	0	1.000
3	Gaulthier, Kyle	A2/ Listing 9 Sux	12	1	0.923
	Oakley, Richard	H5/ Train Station Shooters	12	1	0.923
5	Crowe, Jason	B6/ Overtime Outlaws	10	1	0.909
	Krestalude, Andy	C5/ The Jeffersons	10	1	0.909
7	Trefzger, Ken	E6/ One Armed Bandits	9	1	0.900
	Cornell, Blaine	H2/ Northern Flights	9	1	0.900
9	Clark, Dan	B6/ Overtime Outlaws	8	1	0.889
	Oakley, Jerry	B3/ Fire for Effect	8	1	0.889
	Garland, Bryan	E4/ Them Handsome Devils	8	1	0.889
	Miller, Wright	G5/ Full of Bull	8	1	0.889
13	Knight, Mark	A1/ The Alpaca Element	7	1	0.875
	Hoyt, David	B1/ Rif Raf	7	1	0.875
	deFontes, Adrienne	C1/ Projectile Dysfunction	7	1	0.875
	McAfee, Terry	D6/ Talk Darty To Me	7	1	0.875
17	McKendrick, Todd	H2/ Northern Flights	12	2	0.857
	Holland, Steve	A5/ Pick Your Poison	6	1	0.857
19	Holly, Mike	C5/ The Jeffersons	10	2	0.833
	Anderson, Ryan	D6/ Talk Darty To Me	10	2	0.833
	Stepp, John	D8/ Something Inappropriate	10	2	0.833
	Murphy, Phil	E6/ One Armed Bandits	10	2	0.833
	Feller, Keith	B2/ Traveling Brown's Billia	5	1	0.833
	Onkka, Josh	G1/ Wizards of One Mark	5	1	0.833
25	Mitchell, Tim	B1/ Rif Raf	8	2	0.800
	Bosier, Sean	C4/ Death Throw	8	2	0.800
	Jackson, Barry	D7/ Dynamic Darts	8	2	0.800
	Martinez, Gus	D2/ Liquor Posse	8	2	0.800
	Ogden, Bryan	F4/ Grateful Darts	8	2	0.800
	Paye, Laura	H5/ Train Station Shooters	8	2	0.800
31	Goddard, William	G4/ Another Sinking Ship	11	3	0.786
32	Letsch, Dempsey	D5/ Shark Shooters	7	2	0.778
	Richardson, Shane	E6/ One Armed Bandits	7	2	0.778
	Champion, Steve	F2/ Pat's Blue Ribbon	7	2	0.778
35	Groce, Nate	D6/ Talk Darty To Me	10	3	0.769
36	Bateman, Jimmy	C7/ Sharky's Machine	9	3	0.750
	Lloyd, Billy	C1/ Projectile Dysfunction	9	3	0.750
	Martinez, Vince	C5/ The Jeffersons	9	3	0.750
	Jenkins, John	E2/ Armed and Hammered	9	3	0.750
	Macias, Anthony	E2/ Armed and Hammered	9	3	0.750
	Simpson, Tyler	E2/ Armed and Hammered	9	3	0.750
	Long, Stephen	F1/ T.E.D.S.	9	3	0.750
	Butler, John	G4/ Another Sinking Ship	9	3	0.750
	Sorber, David	G3/ Missing Flights	9	3	0.750
	Work, Joe	A1/ The Alpaca Element	6	2	0.750
	Wilcenski, Steve	B2/ Traveling Brown's Billia	6	2	0.750
	Mercer, Dave	D5/ Shark Shooters	6	2	0.750
	Stuckey, Rob	F2/ Pat's Blue Ribbon	6	2	0.750
49	Stankevich, Scott	A3/ Appetite for Destruction	8	3	0.727
	Bennett, Will	B6/ Overtime Outlaws	8	3	0.727
	Tant, J.J.	B6/ Overtime Outlaws	8	3	0.727
	Tanner, Dave	C1/ Projectile Dysfunction	8	3	0.727
	Zimmerman, Mike	C4/ Death Throw	8	3	0.727
	Adams, Brad	F2/ Pat's Blue Ribbon	8	3	0.727
	Howley, John	G4/ Another Sinking Ship	8	3	0.727
	McDole, James	H3/ Chalk it Up	8	3	0.727
57	Parker, Charles	D5/ Shark Shooters	10	4	0.714
	Peele, Jim	D5/ Shark Shooters	10	4	0.714
	Kilts, Jason	A1/ The Alpaca Element	5	2	0.714
	Thompson, Victor	A3/ Appetite for Destruction	5	2	0.714
	Jur, Jess	B1/ Rif Raf	5	2	0.714
	Moody, Chris	D6/ Talk Darty To Me	5	2	0.714
	White, Jim	E6/ One Armed Bandits	5	2	0.714
64	(nine tied - 1 in A, 2 in C, 1 in E, 3 in F, 2 in H)		7	3	0.700

Spring 2015 RDL Top Singles, Doubles Win Percentages (League-wide) (FINAL!)

(There are no missing statistics, as all scoresheets from the entire season have been received.)

(Game minimums required for these listings: 16 for all B/C/E/F/G division teams; 18 for team H2; 19 for all other A/D/H division teams)

	Singles Win Percentage		W	L	%-age
1	Richardson, Shane	E6/ One Armed Bandits	18	1	0.947
2	Phillips, Robbie	A1/ The Alpaca Element	23	3	0.885
3	Robertson, Chris	G3/ Missing Flights	22	3	0.880
4	Peele, Jim	D5/ Shark Shooters	24	4	0.857
	Dzengeleski, Jimmy	D7/ Dynamic Darts	18	3	0.857
6	Gallagher, Jim	D1/ Coral Reefers	17	3	0.850
7	Massengill, Chad	A1/ The Alpaca Element	22	4	0.846
8	Seward, Mike	A2/ Listing 9 Sux	20	4	0.833
	Lloyd, Billy	C1/ Projectile Dysfunction	20	4	0.833
	Wilcenski, Steve	B2/ Traveling Brown's Billiarc	15	3	0.833
11	Tant, J.J.	B6/ Overtime Outlaws	19	4	0.826
12	Fournier, Jeff	B3/ Fire for Effect	14	3	0.824
13	Millage, Tony	F1/ T.E.D.S.	18	4	0.818
14	Palmisano, Andrew	F2/ Pat's Blue Ribbon	13	3	0.813
15	Bialaszewski, Rich	H2/ Northern Flights	17	4	0.810
16	Gaulthier, Kyle	A2/ Listing 9 Sux	21	5	0.808
17	Therrien, Dan	F3/ Djucks Unchained	20	5	0.800
	Geraghty, John	D6/ Talk Darty To Me	16	4	0.800
19	Brown, Tom	A1/ The Alpaca Element	19	5	0.792
	Winters, Tom	D7/ Dynamic Darts	19	5	0.792
	Davis, Luke	G3/ Missing Flights	19	5	0.792
	McMillan, Bill	H1/ AC Dart C	19	5	0.792
23	Austin, Bobby	D1/ Coral Reefers	15	4	0.789
	Brennan, Joe	G5/ Full of Bull	15	4	0.789
	Genzlinger, Roger	H3/ Chalk it Up	15	4	0.789
26	Johnson, Dave	D3/ Menace 2 Sobriety	22	6	0.786
27	Murdaugh, John	B3/ Fire for Effect	14	4	0.778
28	Fitzgerald, Aaron	B7/ Big Bulls	17	5	0.773
	Krasnow, Dave	E4/ Them Handsome Devils	17	5	0.773
	Trefzger, Ken	E6/ One Armed Bandits	17	5	0.773
	Rigert, Joe, Sr.	F6/ Wayne Gretzky	17	5	0.773
	Nettesheim, Doug	G3/ Missing Flights	17	5	0.773
33	Anderson, Dylan	A8/ Anything Goes	20	6	0.769
34	Cusher, Dean	A3/ Appetite for Destruction	16	5	0.762
	Johnson, Michael	A3/ Appetite for Destruction	16	5	0.762
	Bradford, David	G1/ Wizards of One Mark	16	5	0.762
37	Groce, Nate	D6/ Talk Darty To Me	19	6	0.760
38	White, J.J.	D3/ Menace 2 Sobriety	21	7	0.750
	Bennett, Will	B6/ Overtime Outlaws	18	6	0.750
	Conway, Paul	G4/ Another Sinking Ship	18	6	0.750
	Reynolds, Jeff	C6/ Down The Road	15	5	0.750
	Ogden, Bryan	F4/ Grateful Darts	15	5	0.750
	Gillett, Galen	E5/ Village Idiots	12	4	0.750
44	Burner, Nate	H4/ Ducking Farts	20	7	0.741
45	Kang, Daniel	H7/ Don't Hit The Scorekeepe	19	7	0.731
	Woodard, Dave	H1/ AC Dart C	19	7	0.731
47	Romanchek, David	B4/ Nine Lives	16	6	0.727
	Janssen, Joshua	D4/ Leftovers	16	6	0.727
	Litzsinger, Mike	E3/ Dartaholics Anonymous	16	6	0.727
	McCartney, Joe	E3/ Dartaholics Anonymous	16	6	0.727
51	Spencer, Kenny	H6/ Tips & Shafts	21	8	0.724
52	Kyle, Mike	D6/ Talk Darty To Me	18	7	0.720
53	Watson, Jeff, Sr.	D8/ Something Inappropriate	20	8	0.714
	Timmons, Kevin	F5/ Misfits	15	6	0.714
55	Dysard, Rick	C4/ Death Throw	17	7	0.708
	Martinez, Vince	C5/ The Jeffersons	17	7	0.708
	Macias, Anthony	E2/ Armed and Hammered	17	7	0.708
	Murphy, Phil	E6/ One Armed Bandits	17	7	0.708
	Heyward, Simon	G6/ Ballistic Behavior	17	7	0.708
	Sorber, David	G3/ Missing Flights	17	7	0.708
61	Mitchell, Sid	A3/ Appetite for Destruction	19	8	0.704
62	Schaefer, Dan	C7/ Sharky's Machine	14	6	0.700
	Moody, Chris	D6/ Talk Darty To Me	14	6	0.700
64	Montesi, Chris	C2/ Dublin Doublout	16	7	0.696
	Oakley, Richard	H5/ Train Station Shooters	16	7	0.696

	Doubles Win Percentage		W	L	%-age
1	Palmisano, Andrew	F2/ Pat's Blue Ribbon	15	1	0.938
2	Oakley, Richard	H5/ Train Station Shooters	22	4	0.846
3	Clark, Dan	B6/ Overtime Outlaws	16	3	0.842
4	Stankevich, Scott	A3/ Appetite for Destruction	20	4	0.833
	Lloyd, Billy	C1/ Projectile Dysfunction	20	4	0.833
	Murphy, Phil	E6/ One Armed Bandits	20	4	0.833
	Long, Stephen	F1/ T.E.D.S.	20	4	0.833
8	White, Jim	E6/ One Armed Bandits	14	3	0.824
9	Thomas, Jason	F1/ T.E.D.S.	13	3	0.813
10	Oakley, Jerry	B3/ Fire for Effect	17	4	0.810
11	Phillips, Robbie	A1/ The Alpaca Element	21	5	0.808
12	Suan, John	G3/ Missing Flights	16	4	0.800
13	Davis, Luke	G3/ Missing Flights	19	5	0.792
	Sorber, David	G3/ Missing Flights	19	5	0.792
15	Richardson, Shane	E6/ One Armed Bandits	15	4	0.789
16	Parker, Charles	D5/ Shark Shooters	22	6	0.786
17	Tan, Wil	A1/ The Alpaca Element	17	5	0.773
	Crowe, Jason	B6/ Overtime Outlaws	17	5	0.773
	Krestalude, Andy	C5/ The Jeffersons	17	5	0.773
20	Gaulthier, Kyle	A2/ Listing 9 Sux	20	6	0.769
21	Trefzger, Ken	E6/ One Armed Bandits	16	5	0.762
	Cornell, Blaine	H2/ Northern Flights	16	5	0.762
23	Robertson, Phil	G3/ Missing Flights	19	6	0.760
	Burner, Nate	H4/ Ducking Farts	19	6	0.760
25	Peele, Jim	D5/ Shark Shooters	21	7	0.750
26	Gallagher, Jim	D1/ Coral Reefers	14	5	0.737
27	Massengill, Chad	A1/ The Alpaca Element	19	7	0.731
	Groce, Nate	D6/ Talk Darty To Me	19	7	0.731
29	Roseman, Sean	D1/ Coral Reefers	16	6	0.727
	Nettesheim, Doug	G3/ Missing Flights	16	6	0.727
31	Howey, Evan	G5/ Full of Bull	13	5	0.722
32	Anderson, Ryan	D6/ Talk Darty To Me	18	7	0.720
	Robertson, Chris	G3/ Missing Flights	18	7	0.720
34	Mitchell, Sid	A3/ Appetite for Destruction	20	8	0.714
	Johnson, Dave	D3/ Menace 2 Sobriety	20	8	0.714
	Tanner, Dave	C1/ Projectile Dysfunction	15	6	0.714
37	Sautter, Don	C3/ Fortnight Hooligans	17	7	0.708
	Therrien, Dan	F3/ Djucks Unchained	17	7	0.708
39	Ray, Robert	B2/ Traveling Brown's Billiarc	12	5	0.706
40	Brown, Tom	A1/ The Alpaca Element	14	6	0.700
41	Adams, Brad	F2/ Pat's Blue Ribbon	16	7	0.696
	Butler, John	G4/ Another Sinking Ship	16	7	0.696
43	Shearer, Brad	H7/ Don't Hit The Scorekeepe	18	8	0.692
44	Champion, Steve	F2/ Pat's Blue Ribbon	11	5	0.688
	Bowery, Petra	G2/ Girls Night Out	11	5	0.688
46	Wiegand, Tom	F5/ Misfits	13	6	0.684
	Paye, Laura	H5/ Train Station Shooters	13	6	0.684
48	Mozzetti, Tim	A3/ Appetite for Destruction	18	9	0.667
	McKendrick, Todd	H2/ Northern Flights	18	9	0.667
	Bateman, Jimmy	C7/ Sharky's Machine	16	8	0.667
	Holly, Mike	C5/ The Jeffersons	16	8	0.667
	Port, Brian	G5/ Full of Bull	16	8	0.667
	Murdaugh, John	B3/ Fire for Effect	14	7	0.667
	Cashin, Jeff	F2/ Pat's Blue Ribbon	14	7	0.667
	Millage, Tony	F1/ T.E.D.S.	14	7	0.667
	Hoyt, David	B1/ Rif Raf	12	6	0.667
	Borgia, Pete	C7/ Sharky's Machine	12	6	0.667
	Lafler, Zack	E4/ Them Handsome Devils	12	6	0.667
	Munroe, Joe	F3/ Djucks Unchained	12	6	0.667
60	Gelberg, Dave	A4/ Lunatic Fringe	17	9	0.654
61	(seven tied - 1 in A, 1 in B, 1 in D, 1 in E, 2 in F, 1 in G)		13	7	0.650

Spring 2015 RDL Top Singles+Doubles Win %-ages, All-Star Point Aves. (League-wide) (FINAL!)

(There are no missing statistics, as all scoresheets from the entire season have been received.)

(Game minimums required for these listings: 32 for all B/C/E/F/G division teams; 35 for team H2; 37 for all other A/D/H division teams)

	Singles+Doubles Win Percentages		W	L	%-age
1	Palmisano, Andrew	F2/ Pat's Blue Ribbon	28	4	0.875
2	Richardson, Shane	E6/ One Armed Bandits	33	5	0.868
3	Phillips, Robbie	A1/ The Alpaca Element	44	8	0.846
4	Lloyd, Billy	C1/ Projectile Dysfunction	40	8	0.833
5	Peele, Jim	D5/ Shark Shooters	45	11	0.804
6	Robertson, Chris	G3/ Missing Flights	40	10	0.800
7	Gallagher, Jim	D1/ Coral Reefers	31	8	0.795
8	Davis, Luke	G3/ Missing Flights	38	10	0.792
9	Gaulthier, Kyle	A2/ Listing 9 Sux	41	11	0.788
	Massengill, Chad	A1/ The Alpaca Element	41	11	0.788
11	Howey, Evan	G5/ Full of Bull	25	7	0.781
12	Oakley, Richard	H5/ Train Station Shooters	38	11	0.776
13	Tan, Wil	A1/ The Alpaca Element	31	9	0.775
14	Murphy, Phil	E6/ One Armed Bandits	37	11	0.771
15	Trefzger, Ken	E6/ One Armed Bandits	33	10	0.767
16	Long, Stephen	F1/ T.E.D.S.	35	11	0.761
17	Therrien, Dan	F3/ Djucks Unchained	37	12	0.755
18	Johnson, Dave	D3/ Menace 2 Sobriety	42	14	0.750
	Burner, Nate	H4/ Ducking Farts	39	13	0.750
	Sorber, David	G3/ Missing Flights	36	12	0.750
	Brown, Tom	A1/ The Alpaca Element	33	11	0.750
	Nettesheim, Doug	G3/ Missing Flights	33	11	0.750
	Emerton, Eric	H1/ AC Dart C	30	10	0.750
24	Groce, Nate	D6/ Talk Darty To Me	38	13	0.745
25	Millage, Tony	F1/ T.E.D.S.	32	11	0.744
26	Wilcenski, Steve	B2/ Traveling Brown's Billiarc	26	9	0.743
27	Parker, Charles	D5/ Shark Shooters	41	15	0.732
28	Stankevich, Scott	A3/ Appetite for Destruction	38	14	0.731
29	Oakley, Jerry	B3/ Fire for Effect	31	12	0.721
30	Murdaugh, John	B3/ Fire for Effect	28	11	0.718
	Brennan, Joe	G5/ Full of Bull	28	11	0.718
32	Tant, J.J.	B6/ Overtime Outlaws	33	13	0.717
33	Robertson, Phil	G3/ Missing Flights	35	14	0.714
	Clark, Dan	B6/ Overtime Outlaws	30	12	0.714
	Krasnow, Dave	E4/ Them Handsome Devils	30	12	0.714
36	Geraghty, John	D6/ Talk Darty To Me	27	11	0.711
37	Mitchell, Sid	A3/ Appetite for Destruction	39	16	0.709
38	Johnson, Michael	A3/ Appetite for Destruction	29	12	0.707
39	Bialaszewski, Rich	H2/ Northern Flights	26	11	0.703
40	Ogden, Bryan	F4/ Grateful Darts	28	12	0.700
41	Rigert, Joe, Sr.	F6/ Wayne Gretzky	30	13	0.698
42	Bradford, David	G1/ Wizards of One Mark	27	12	0.692
43	Tanner, Dave	C1/ Projectile Dysfunction	28	13	0.683
44	Krestalude, Andy	C5/ The Jeffersons	30	14	0.682
45	Kyle, Mike	D6/ Talk Darty To Me	32	15	0.681
46	Seward, Mike	A2/ Listing 9 Sux	29	14	0.674
47	Anderson, Dylan	A8/ Anything Goes	33	16	0.673
48	Woodard, Dave	H1/ AC Dart C	35	17	0.673
49	Spencer, Kenny	H6/ Tips & Shafts	38	19	0.667
	Winters, Tom	D7/ Dynamic Darts	32	16	0.667
	Adams, Brad	F2/ Pat's Blue Ribbon	28	14	0.667
	Suan, John	G3/ Missing Flights	28	14	0.667
	Sellers, Mark	B5/ Cheap Shots	26	13	0.667
	Munroe, Joe	F3/ Djucks Unchained	24	12	0.667
55	White, J.J.	D3/ Menace 2 Sobriety	37	19	0.661
56	Conway, Paul	G4/ Another Sinking Ship	33	17	0.660
57	Bennett, Will	B6/ Overtime Outlaws	31	16	0.660
	Port, Brian	G5/ Full of Bull	31	16	0.660
59	Romanchek, David	B4/ Nine Lives	29	15	0.659
60	Moody, Chris	D6/ Talk Darty To Me	25	13	0.658
61	Janssen, Joshua	D4/ Leftovers	30	16	0.652
	Butler, John	G4/ Another Sinking Ship	30	16	0.652
63	Anderson, Ryan	D6/ Talk Darty To Me	28	15	0.651
	Cashin, Jeff	F2/ Pat's Blue Ribbon	28	15	0.651
65	(two tied - 1 in E, 1 in H)		24	13	0.649

	All-Star Point Averages		ASP	TGP	Ave.
1	Phillips, Robbie	A1/ The Alpaca Element	110.5	52	2.125
2	Gaulthier, Kyle	A2/ Listing 9 Sux	97.0	52	1.865
3	Tan, Wil	A1/ The Alpaca Element	65.0	40	1.625
4	Anderson, Dylan	A8/ Anything Goes	75.0	49	1.531
5	Seward, Mike	A2/ Listing 9 Sux	65.5	43	1.523
6	Brown, Tom	A1/ The Alpaca Element	66.5	44	1.511
7	Mozzetti, Tim	A3/ Appetite for Destruction	77.5	52	1.490
8	Oakley, Jerry	B3/ Fire for Effect	57.0	43	1.326
9	Massengill, Chad	A1/ The Alpaca Element	66.0	52	1.269
10	Gelberg, Dave	A4/ Lunatic Fringe	67.0	53	1.264
11	Stankevich, Scott	A3/ Appetite for Destruction	61.5	52	1.183
12	Lloyd, Billy	C1/ Projectile Dysfunction	55.5	48	1.156
13	Gaglione, Joey	A5/ Pick Your Poison	63.0	56	1.125
14	Mitchell, Sid	A3/ Appetite for Destruction	60.5	55	1.100
15	Winters, Tom	D7/ Dynamic Darts	51.5	48	1.073
16	Vance, Hugh	B2/ Traveling Brown's Billiarc	51.0	48	1.063
17	Butters, Scott	A5/ Pick Your Poison	54.0	54	1.000
	McNamara, Tim	A8/ Anything Goes	39.0	39	1.000
	Wilcenski, Steve	B2/ Traveling Brown's Billiarc	35.0	35	1.000
20	Cusher, Dean	A3/ Appetite for Destruction	40.5	42	0.964
21	Gallagher, Jim	D1/ Coral Reefers	36.5	39	0.936
22	Tant, J.J.	B6/ Overtime Outlaws	43.0	46	0.935
23	Osenberg, Darin	B1/ Rif Raf	35.0	38	0.921
24	Bennett, Will	B6/ Overtime Outlaws	42.5	47	0.904
25	Hoyt, David	B1/ Rif Raf	31.5	35	0.900
26	Lane, Tim	A4/ Lunatic Fringe	44.0	49	0.898
	Reitano, Sal	A5/ Pick Your Poison	44.0	49	0.898
28	Trefzger, Ken	E6/ One Armed Bandits	38.5	43	0.895
29	Jacobi, Paul	A4/ Lunatic Fringe	44.5	50	0.890
30	Crites, Randy	A6/ Methodical Madness	36.0	41	0.878
31	Terry, Bob	A4/ Lunatic Fringe	33.0	38	0.868
32	Bakowski, Adam	A4/ Lunatic Fringe	33.5	39	0.859
	Healy, Simon	A2/ Listing 9 Sux	33.5	39	0.859
34	Grubb, Ed	A7/ Stop Corkin' A Round!	33.0	39	0.846
35	Kuhns, John	A6/ Methodical Madness	41.5	50	0.830
36	Kilsdonk, Kris	B3/ Fire for Effect	35.5	43	0.826
37	Watson, Jeff, Jr.	A8/ Anything Goes	43.5	53	0.821
38	Foushee, Kevin	A6/ Methodical Madness	32.0	39	0.821
39	McCartney, Joe	E3/ Dartaholics Anonymous	36.0	44	0.818
40	Crowe, Jason	B6/ Overtime Outlaws	37.5	46	0.815
41	Garland, Bryan	E4/ Them Handsome Devils	30.0	37	0.811
42	Richardson, Shane	E6/ One Armed Bandits	30.5	38	0.803
43	Bradshaw, Rick	A5/ Pick Your Poison	30.5	39	0.782
44	Millage, Tony	F1/ T.E.D.S.	33.5	43	0.779
45	McCurry, Gregg	D4/ Leftovers	43.5	56	0.777
46	Hamilton, Brad	A6/ Methodical Madness	40.0	52	0.769
	Wiegand, Tom	F5/ Misfits	30.0	39	0.769
48	Fitzgerald, Dennis	B7/ Big Bulls	29.5	39	0.756
	Murdaugh, John	B3/ Fire for Effect	29.5	39	0.756
50	Hall, Josh	B5/ Cheap Shots	36.0	48	0.750
51	Johnson, Michael	A3/ Appetite for Destruction	30.5	41	0.744
52	Krestalude, Andy	C5/ The Jeffersons	32.5	44	0.739
53	Clark, Dan	B6/ Overtime Outlaws	31.0	42	0.738
54	Watson, Jeff, Sr.	D8/ Something Inappropriate	39.5	54	0.731
55	White, J.J.	D3/ Menace 2 Sobriety	40.5	56	0.723
56	Grubb, Donald	A5/ Pick Your Poison	31.5	44	0.716
57	Hindle, Mikey	B5/ Cheap Shots	34.0	48	0.708
58	Martin, David	B1/ Rif Raf	28.0	40	0.700
59	Martinez, Vince	C5/ The Jeffersons	33.5	48	0.698
	Deemer, Randy	E1/ Kwitchabitchn	33.5	48	0.698
61	Peele, Jim	D5/ Shark Shooters	39.0	56	0.696
62	Ogden, Bryan	F4/ Grateful Darts	27.5	40	0.688
63	Dunleavy, John	A7/ Stop Corkin' A Round!	29.5	43	0.686
64	Huffman, David	B2/ Traveling Brown's Billiarc	31.5	46	0.685
65	Iager, John	F4/ Grateful Darts	26.0	38	0.684

Spring 2015 RDL Singles, Doubles Win Percentages (by team) (FINAL!)

(All statistics are included, as there were no missing scoresheets this season)

Singles Win Percentages

		W	L	%-age
1	G3/ Missing Flights	105	38	0.734
2	A1/ The Alpaca Element	123	45	0.732
3	A3/ Appetite for Destruction	113	55	0.673
4	H1/ AC Dart C	107	61	0.637
5	F1/ T.E.D.S.	90	54	0.625
6	D6/ Talk Darty To Me	104	64	0.619
7	A2/ Listing 9 Sux	102	66	0.607
8	F3/ Djucks Unchained	84	59	0.587
9	G5/ Full of Bull	84	60	0.583
10	B3/ Fire for Effect	83	61	0.576
	C1/ Projectile Dysfunction	83	61	0.576
12	F2/ Pat's Blue Ribbon	82	62	0.569
13	E2/ Armed and Hammered	81	63	0.563
	E4/ Them Handsome Devils	81	63	0.563
15	H5/ Train Station Shooters	93	75	0.554
16	B2/ Traveling Brown's Billiards	79	65	0.549
17	D4/ Leftovers	92	76	0.548
18	H2/ Northern Flights	84	72	0.538
19	D7/ Dynamic Darts	90	78	0.536
20	B5/ Cheap Shots	77	67	0.535
	C6/ Down The Road	77	67	0.535
22	D5/ Shark Shooters	89	79	0.530
23	C4/ Death Throw	76	68	0.528
	E6/ One Armed Bandits	76	68	0.528
25	B6/ Overtime Outlaws	74	70	0.514
26	A4/ Lunatic Fringe	86	82	0.512
	H4/ Ducking Farts	86	82	0.512
28	E5/ Village Idiots	73	71	0.507
29	G4/ Another Sinking Ship	72	71	0.503
30	H6/ Tips & Shafts	84	84	0.500
31	H3/ Chalk it Up	83	85	0.494
32	C5/ The Jeffersons	71	73	0.493
33	D3/ Menace 2 Sobriety	81	85	0.488
34	E1/ Kwitchabitchn	70	74	0.486
35	D8/ Something Inappropriate	81	87	0.482
	H7/ Don't Hit The Scorekeeper	81	87	0.482
37	C7/ Sharky's Machine	69	75	0.479
38	B4/ Nine Lives	66	78	0.458
	B7/ Big Bulls	66	78	0.458
40	C3/ Fortnight Hooligans	65	79	0.451
41	E3/ Dartaholics Anonymous	64	79	0.448
42	A5/ Pick Your Poison	75	93	0.446
43	G6/ Ballistic Behavior	64	80	0.444
44	F5/ Misfits	63	80	0.441
45	D1/ Coral Reefers	73	93	0.440
46	C2/ Dublin Doublout	63	81	0.438
	F6/ Wayne Gretzky	63	81	0.438
	G1/ Wizards of One Mark	63	81	0.438
49	F7/ Bullish	61	83	0.424
50	F4/ Grateful Darts	60	84	0.417
	G2/ Girls Night Out	60	84	0.417
52	E7/ The Sofa Kings	59	84	0.413
53	A8/ Anything Goes	69	99	0.411
54	B1/ Rif Raf	59	85	0.410
55	G7/ What's the Point?	55	89	0.382
56	A6/ Methodical Madness	64	104	0.381
57	D2/ Liquor Posse	60	108	0.357
58	H8/ Points of Authority	42	114	0.269
59	A7/ Stop Corkin' A Round!	40	128	0.238

Doubles Win Percentages

		W	L	%-age
1	G3/ Missing Flights	55	17	0.764
2	A1/ The Alpaca Element	63	21	0.750
3	E6/ One Armed Bandits	48	24	0.667
4	F2/ Pat's Blue Ribbon	47	25	0.653
5	A3/ Appetite for Destruction	54	30	0.643
6	G5/ Full of Bull	46	26	0.639
7	D5/ Shark Shooters	53	31	0.631
	D6/ Talk Darty To Me	53	31	0.631
	H5/ Train Station Shooters	53	31	0.631
10	B3/ Fire for Effect	45	27	0.625
	F1/ T.E.D.S.	45	27	0.625
12	C5/ The Jeffersons	43	29	0.597
13	B2/ Traveling Brown's Billiards	42	30	0.583
	C1/ Projectile Dysfunction	42	30	0.583
	G4/ Another Sinking Ship	42	30	0.583
16	H4/ Ducking Farts	48	36	0.571
	H7/ Don't Hit The Scorekeeper	48	36	0.571
18	B1/ Rif Raf	41	31	0.569
	B6/ Overtime Outlaws	41	31	0.569
	E4/ Them Handsome Devils	41	31	0.569
	F3/ Djucks Unchained	41	31	0.569
22	A2/ Listing 9 Sux	47	37	0.560
	A4/ Lunatic Fringe	47	37	0.560
24	C7/ Sharky's Machine	39	33	0.542
25	H1/ AC Dart C	45	39	0.536
26	F5/ Misfits	38	34	0.528
27	H2/ Northern Flights	41	37	0.526
28	C3/ Fortnight Hooligans	37	35	0.514
	C4/ Death Throw	37	35	0.514
30	D1/ Coral Reefers	43	41	0.512
	D7/ Dynamic Darts	43	41	0.512
32	E2/ Armed and Hammered	36	36	0.500
33	D3/ Menace 2 Sobriety	41	43	0.488
	H3/ Chalk it Up	41	43	0.488
35	G1/ Wizards of One Mark	35	37	0.486
36	B5/ Cheap Shots	34	38	0.472
	E1/ Kwitchabitchn	34	38	0.472
38	F6/ Wayne Gretzky	33	39	0.458
39	D8/ Something Inappropriate	38	46	0.452
40	E7/ The Sofa Kings	32	40	0.444
41	C2/ Dublin Doublout	31	41	0.431
	E3/ Dartaholics Anonymous	31	41	0.431
43	A5/ Pick Your Poison	36	48	0.429
	A8/ Anything Goes	36	48	0.429
45	H6/ Tips & Shafts	35	49	0.417
	E5/ Village Idiots	30	42	0.417
47	A6/ Methodical Madness	34	50	0.405
	D4/ Leftovers	34	50	0.405
49	G2/ Girls Night Out	29	43	0.403
50	F4/ Grateful Darts	28	44	0.389
51	G6/ Ballistic Behavior	27	45	0.375
52	D2/ Liquor Posse	31	53	0.369
53	B4/ Nine Lives	26	46	0.361
54	B7/ Big Bulls	23	49	0.319
	C6/ Down The Road	23	49	0.319
56	F7/ Bullish	20	52	0.278
57	G7/ What's the Point?	18	54	0.250
58	H8/ Points of Authority	19	59	0.244
59	A7/ Stop Corkin' A Round!	19	65	0.226

Spring 2015 RDL Singles+Doubles Win %-ages, All-Star Point Aves. (by team) (FINAL!)

(All statistics are included, as there were no missing scoresheets this season)

Singles+Doubles Win Percentages

		W	L	%-age
1	G3/ Missing Flights	215	72	0.749
2	A1/ The Alpaca Element	249	87	0.741
3	A3/ Appetite for Destruction	221	115	0.658
4	D6/ Talk Darty To Me	210	126	0.625
	F1/ T.E.D.S.	180	108	0.625
6	F2/ Pat's Blue Ribbon	176	112	0.611
	G5/ Full of Bull	176	112	0.611
8	B3/ Fire for Effect	173	115	0.601
9	E6/ One Armed Bandits	172	116	0.597
10	H5/ Train Station Shooters	199	137	0.592
11	H1/ AC Dart C	197	139	0.586
12	A2/ Listing 9 Sux	196	140	0.583
13	D5/ Shark Shooters	195	141	0.580
14	C1/ Projectile Dysfunction	167	121	0.580
15	F3/ Djucks Unchained	166	121	0.578
16	B2/ Traveling Brown's Billiards	163	125	0.566
	E4/ Them Handsome Devils	163	125	0.566
18	C5/ The Jeffersons	157	131	0.545
19	G4/ Another Sinking Ship	156	131	0.544
20	H4/ Ducking Farts	182	154	0.542
	B6/ Overtime Outlaws	156	132	0.542
22	A4/ Lunatic Fringe	180	156	0.536
23	H2/ Northern Flights	166	146	0.532
24	E2/ Armed and Hammered	153	135	0.531
25	H7/ Don't Hit The Scorekeeper	177	159	0.527
26	D7/ Dynamic Darts	176	160	0.524
27	C4/ Death Throw	150	138	0.521
28	C7/ Sharky's Machine	147	141	0.510
29	B5/ Cheap Shots	145	143	0.503
30	H3/ Chalk it Up	165	171	0.491
31	B1/ Rif Raf	141	147	0.490
32	D3/ Menace 2 Sobriety	163	171	0.488
33	F5/ Misfits	139	148	0.484
34	C3/ Fortnight Hooligans	139	149	0.483
35	E1/ Kwitchabitchn	138	150	0.479
36	D4/ Leftovers	160	176	0.476
37	D1/ Coral Reefers	159	175	0.476
38	D8/ Something Inappropriate	157	179	0.467
39	E5/ Village Idiots	133	155	0.462
	G1/ Wizards of One Mark	133	155	0.462
41	H6/ Tips & Shafts	154	182	0.458
42	F6/ Wayne Gretzky	129	159	0.448
43	E3/ Dartaholics Anonymous	126	161	0.439
44	A5/ Pick Your Poison	147	189	0.438
45	C2/ Dublin Doublout	125	163	0.434
46	E7/ The Sofa Kings	123	164	0.429
47	C6/ Down The Road	123	165	0.427
48	A8/ Anything Goes	141	195	0.420
49	B4/ Nine Lives	118	170	0.410
	G2/ Girls Night Out	118	170	0.410
	G6/ Ballistic Behavior	118	170	0.410
52	F4/ Grateful Darts	116	172	0.403
53	A6/ Methodical Madness	132	204	0.393
54	B7/ Big Bulls	112	176	0.389
55	D2/ Liquor Posse	122	214	0.363
56	F7/ Bullish	101	187	0.351
57	G7/ What's the Point?	91	197	0.316
58	H8/ Points of Authority	80	232	0.256
59	A7/ Stop Corkin' A Round!	78	258	0.232

All-Star Point Averages

		ASP	TGP	Ave.
1	A1/ The Alpaca Element	442.0	336	1.315
2	A3/ Appetite for Destruction	370.5	336	1.103
3	A2/ Listing 9 Sux	354.5	336	1.055
4	A4/ Lunatic Fringe	308.0	336	0.917
5	A8/ Anything Goes	273.5	336	0.814
6	A5/ Pick Your Poison	267.5	336	0.796
7	B3/ Fire for Effect	201.5	288	0.700
8	B1/ Rif Raf	197.5	288	0.686
9	B2/ Traveling Brown's Billiards	196.0	288	0.681
10	B6/ Overtime Outlaws	184.5	288	0.641
11	A6/ Methodical Madness	214.5	336	0.638
12	B5/ Cheap Shots	156.0	288	0.542
13	D6/ Talk Darty To Me	171.0	336	0.509
14	B4/ Nine Lives	143.0	288	0.497
15	D5/ Shark Shooters	162.5	336	0.484
16	D7/ Dynamic Darts	161.0	336	0.479
17	B7/ Big Bulls	137.5	288	0.477
	E4/ Them Handsome Devils	137.5	288	0.477
19	A7/ Stop Corkin' A Round!	159.0	336	0.473
20	E6/ One Armed Bandits	135.0	288	0.469
21	C5/ The Jeffersons	133.5	288	0.464
22	F1/ T.E.D.S.	130.0	288	0.451
23	E2/ Armed and Hammered	129.5	288	0.450
24	C1/ Projectile Dysfunction	126.0	288	0.438
25	C4/ Death Throw	124.0	288	0.431
26	D3/ Menace 2 Sobriety	142.5	334	0.427
27	D1/ Coral Reefers	142.0	334	0.425
28	D4/ Leftovers	141.5	336	0.421
29	F3/ Djucks Unchained	120.5	287	0.420
30	D8/ Something Inappropriate	136.5	336	0.406
31	E7/ The Sofa Kings	116.5	287	0.406
32	E5/ Village Idiots	115.0	288	0.399
33	C6/ Down The Road	114.0	288	0.396
	E1/ Kwitchabitchn	114.0	288	0.396
35	G3/ Missing Flights	112.5	287	0.392
36	E3/ Dartaholics Anonymous	111.5	287	0.389
37	F5/ Misfits	110.0	287	0.383
38	F2/ Pat's Blue Ribbon	108.5	288	0.377
39	D2/ Liquor Posse	125.5	336	0.374
40	C3/ Fortnight Hooligans	106.0	288	0.368
41	C7/ Sharky's Machine	96.0	288	0.333
42	C2/ Dublin Doublout	86.0	288	0.299
43	F4/ Grateful Darts	84.0	288	0.292
44	G1/ Wizards of One Mark	83.0	288	0.288
45	G5/ Full of Bull	81.0	288	0.281
46	F6/ Wayne Gretzky	80.0	288	0.278
47	G6/ Ballistic Behavior	78.5	288	0.273
48	H3/ Chalk it Up	91.5	336	0.272
49	H1/ AC Dart C	88.5	336	0.263
50	H7/ Don't Hit The Scorekeeper	87.5	336	0.260
51	H4/ Ducking Farts	85.5	336	0.254
52	H6/ Tips & Shafts	83.0	336	0.247
53	F7/ Bullish	70.0	288	0.243
54	G2/ Girls Night Out	69.5	288	0.241
55	G4/ Another Sinking Ship	62.5	287	0.218
56	H5/ Train Station Shooters	71.5	336	0.213
57	H2/ Northern Flights	61.0	312	0.196
58	G7/ What's the Point?	52.5	288	0.182
59	H8/ Points of Authority	36.5	312	0.117

	Singles	301	Singles	Cricket	Singles	Record	Singles Win %-age	Doubles	Cricket	Doubles	501	Doubles	Record	Doubles Win %-age	Sngls + Dbls	Record	Sngls + Dbls Win %-age	Tiebreaker Ws	Tiebreaker Ls	All-Star Points	Games Played	All-Star Point Average
A1/ The Alpaca Element	55	29	68	16	123	45	0.732	34	8	29	13	63	21	0.750	249	87	0.741	0	8	442.0	336	1.315
A 10 Kilts, Jason	1	4	1	1	2	5	0.286	3	0	5	2	8	2	0.800	10	7	0.588	0	0	10.5	17	0.618
A 11 Brown, Tom	8	4	11	1	19	5	0.792	9	3	5	3	14	6	0.700	33	11	0.750	0	1	66.5	44	1.511
A 12 Kenney, Jon	4	2	6	0	10	2	0.833	5	1	1	1	6	2	0.750	16	4	0.800	0	1	24.0	20	1.200
A 13 Knight, Mark	5	4	1	3	6	7	0.462	6	2	7	1	13	3	0.813	19	10	0.655	0	0	25.0	29	0.862
A 14 Massengill, Chad	11	2	11	2	22	4	0.846	10	3	9	4	19	7	0.731	41	11	0.788	0	1	66.0	52	1.269
A 15 Phillips, Robbie	10	3	13	0	23	3	0.885	12	1	9	4	21	5	0.808	44	8	0.846	0	1	110.5	52	2.125
A 16 Sandoval, Alberto	6	4	6	2	12	6	0.667	5	2	5	3	10	5	0.667	22	11	0.667	0	1	28.5	33	0.864
A 17 Smith, Allen	2	2	3	2	5	4	0.556	2	1	3	2	5	3	0.625	10	7	0.588	0	1	18.0	17	1.059
A 18 Tan, Wil	5	1	9	3	14	4	0.778	9	1	8	4	17	5	0.773	31	9	0.775	0	1	65.0	40	1.625
A 19 Work, Joe	3	3	7	2	10	5	0.667	7	2	6	2	13	4	0.765	23	9	0.719	0	1	28.0	32	0.875
A2/ Listing 9 Sux	55	29	47	37	102	66	0.607	25	17	22	20	47	37	0.560	196	140	0.583	22	0	354.5	336	1.055
A 20 Seward, Mike	11	1	9	3	20	4	0.833	6	4	3	6	9	10	0.474	29	14	0.674	2	0	65.5	43	1.523
A 21 Persson, Kenny	3	5	5	3	8	8	0.500	6	4	6	3	12	7	0.632	20	15	0.571	3	0	31.5	35	0.900
A 22 Healy, Simon	8	3	6	4	14	7	0.667	7	3	4	4	11	7	0.611	25	14	0.641	2	0	33.5	39	0.859
A 23 Gaulthier, Kyle	9	4	12	1	21	5	0.808	8	5	12	1	20	6	0.769	41	11	0.788	3	0	97.0	52	1.865
A 24 Jeffcoat, Doug	2	3	3	2	5	5	0.500	4	3	2	3	6	6	0.500	11	11	0.500	1	0	16.5	22	0.750
A 25 Zelinack, Jason	9	1	4	6	13	7	0.650	6	1	5	4	11	5	0.688	24	12	0.667	2	0	34.0	36	0.944
A 26 Keller, Tony	4	5	3	4	7	9	0.438	5	4	3	9	8	13	0.381	15	22	0.405	3	0	21.0	37	0.568
A 27 Bunn, Tim	7	4	4	6	11	10	0.524	5	6	6	5	11	11	0.500	22	21	0.512	3	0	28.5	43	0.663
A 28 Fischlein, Kris	2	3	1	8	3	11	0.214	3	4	3	5	6	9	0.400	9	20	0.310	3	0	27.0	29	0.931
A3/ Appetite for Destruction	54	30	59	25	113	55	0.673	30	12	24	18	54	30	0.643	221	115	0.658	6	0	370.5	336	1.103
A 30 Mitchell, Sid	9	5	10	3	19	8	0.704	12	3	8	5	20	8	0.714	39	16	0.709	1	0	60.5	55	1.100
A 31 Mozzetti, Tim "Tex"	8	5	6	6	14	11	0.560	10	3	8	6	18	9	0.667	32	20	0.615	1	0	77.5	52	1.490
A 32 Stankevich, Scott	7	6	11	4	18	10	0.643	12	1	8	3	20	4	0.833	38	14	0.731	1	0	61.5	52	1.183
A 33 Cusher, Dean	7	2	9	3	16	5	0.762	4	6	6	5	10	11	0.476	26	16	0.619	1	0	40.5	42	0.964
A 34 Johnson, Michael	9	3	7	2	16	5	0.762	7	3	6	4	13	7	0.650	29	12	0.707	1	0	30.5	41	0.744
A 35 Naylor, Dan	4	2	5	1	9	3	0.750	5	1	3	3	8	4	0.667	17	7	0.708	0	0	36.0	24	1.500
A 36 Blake, Brian	2	1	3	0	5	1	0.833	1	1	1	1	2	2	0.500	7	3	0.700	0	0	16.0	10	1.600
A 37 Denton, Mike	1	0	1	0	2	0	1.000	1	1	1	3	2	4	0.333	4	4	0.500	0	0	1.0	8	0.125
A 38 Thompson, Victor	4	4	4	4	8	8	0.500	6	2	5	2	11	4	0.733	19	12	0.613	0	0	27.5	31	0.887
A 39 Lassey, Donnie	3	2	3	2	6	4	0.600	2	3	2	4	4	7	0.364	10	11	0.476	1	0	19.5	21	0.929
A4/ Lunatic Fringe	44	40	42	42	86	82	0.512	25	17	22	20	47	37	0.560	180	156	0.536	0	6	308.0	336	0.917
A 40 Eason, Joel	4	3	4	4	8	7	0.533	8	1	4	5	12	6	0.667	20	13	0.606	0	0	37.0	33	1.121
A 41 Jacobi, Paul	7	6	6	7	13	13	0.500	8	4	5	7	13	11	0.542	26	24	0.520	0	1	44.5	50	0.890
A 42 Terry, Bob	4	6	3	6	7	12	0.368	5	5	4	5	9	10	0.474	16	22	0.421	0	1	33.0	38	0.868
A 43 Hamilton, Billy	7	6	4	4	11	10	0.524	8	5	5	5	13	10	0.565	24	20	0.545	0	1	28.5	44	0.648
A 44 Bakowski, Adam	3	2	6	6	9	8	0.529	6	4	7	5	13	9	0.591	22	17	0.564	0	1	33.5	39	0.859
A 45 Gelberg, Dave	7	7	9	4	16	11	0.593	8	5	9	4	17	9	0.654	33	20	0.623	0	1	67.0	53	1.264
A 46 Frye, Scott	4	5	2	5	6	10	0.375	4	3	4	3	8	6	0.571	14	16	0.467	0	0	20.5	30	0.683
A 47 Lane, Tim	8	5	8	6	16	11	0.593	3	7	6	6	9	13	0.409	25	24	0.510	0	1	44.0	49	0.898
A5/ Pick Your Poison	42	42	33	51	75	93	0.446	16	26	20	22	36	48	0.429	147	189	0.438	7	0	267.5	336	0.796
A 50 Butters, Scott	4	10	8	6	12	16	0.429	7	6	6	7	13	13	0.500	25	29	0.463	1	0	54.0	54	1.000
A 51 Bradshaw, Rick	4	8	3	8	7	16	0.304	3	7	2	4	5	11	0.313	12	27	0.308	1	0	30.5	39	0.782
A 52 Maccini, Billy	3	2	0	4	3	6	0.333	1	2	2	3	3	5	0.375	6	11	0.353	1	0	5.5	17	0.324
A 53 Reitano, Sal	7	4	6	7	13	11	0.542	4	8	4	9	8	17	0.320	21	28	0.429	1	0	44.0	49	0.898
A 54 Rodgers, Trey	1	1	0	3	1	4	0.200	2	1	3	1	5	2	0.714	6	6	0.500	0	0	9.0	12	0.750
A 55 Holland, Steve	2	4	3	4	5	8	0.385	3	5	6	1	9	6	0.600	14	14	0.500	0	0	16.0	28	0.571
A 56 Jobe, C.J.	6	5	1	4	7	9	0.438	3	7	3	8	6	15	0.286	13	24	0.351	1	0	14.0	37	0.378
A 57 Gaglione, Joey	9	5	8	7	17	12	0.586	5	9	7	6	12	15	0.444	29	27	0.518	1	0	63.0	56	1.125
A 58 Grubb, Donald	6	3	4	8	10	11	0.476	4	7	7	5	11	12	0.478	21	23	0.477	1	0	31.5	44	0.716
A6/ Methodical Madness	32	52	32	52	64	104	0.381	18	24	16	26	34	50	0.405	132	204	0.393	0	14	214.5	336	0.638
A 60 Hamilton, Brad	4	9	7	7	11	16	0.407	8	5	7	5	15	10	0.600	26	26	0.500	0	2	40.0	52	0.769
A 61 Citrak, Sheldon	1	2	0	2	1	4	0.200	1	0	1	2	2	2	0.500	3	6	0.333	0	1	2.0	9	0.222
A 62 Neill, Greg	2	8	1	3	3	11	0.214	1	3	2	4	3	7	0.300	6	18	0.250	0	2	5.5	24	0.229
A 63 Venable, Mike	2	10	1	6	3	16	0.158	4	5	5	6	9	11	0.450	12	27	0.308	0	2	13.0	39	0.333
A 64 Stephenson, Scott	0	0	0	0	0	0	---	0	1	1	1	1	2	0.333	1	2	0.333	0	0	0.0	3	0.000
A 65 Foushee, Eugene	6	8	5	9	11	17	0.393	6	5	4	9	10	14	0.417	21	31	0.404	0	2	20.0	52	0.385
A 66 Foushee, Kevin	3	4	3	6	6	10	0.375	3	8	6	6	9	14	0.391	15	24	0.385	0	1	32.0	39	0.821
A 67 Crites, Randy	6	5	6	5	12	10	0.545	6	5	3	5	9	10	0.474	21	20	0.512	0	1	36.0	41	0.878
A 68 Kuhns, John	7	4	4	10	11	14	0.440	4	10	2	9	6	19	0.240	17	33	0.340	0	2	41.5	50	0.830
A 69 Wilson, John	1	2	5	4	6	6	0.500	3	6	1	5	4	11	0.267	10	17	0.370	0	1	24.5	27	0.907
A7/ Stop Corkin' A Round!	22	62	18	66	40	128	0.238	3	39	16	26	19	65	0.226	78	258	0.232	0	0	159.0	336	0.473
A 70 Knight, Maridy	1	13	0	5	1	18	0.053	0	6	3	6	3	12	0.200	4	30	0.118	0	0	5.0	34	0.147
A 71 Payne, Julie	0	0	0	0	0	0	---	0	0	0	0	0	0	---	0	0	---	0	0	0.0	0	---
A 72 Jeffcoat, Angela	0	13	1	12	1	25	0.038	1	12	3	10	4	22	0.154	5	47	0.096	0	0	14.5	52	0.279
A 73 Ackerman, Travis	4	5	1	7	5	12	0.294	0	9	4	5	4	14	0.222	9	26	0.257	0	0	13.5	35	0.386
A 74 Grubb, Ed	4	5	5	5	9	10	0.474	1	9	6	4	7	13	0.350	16	23	0.410	0	0	33.0	39	0.846
A 75 Mayhew, Zak	6	6	2	12	8	18	0.308	1	13	5	9	6	22	0.214	14	40	0.259	0	0	28.0	54	0.519
A 76 Yang, Rob	1	9	5	8	6	17	0.261	1	12	3	9	4	21	0.160	10	38	0.208	0	0	29.0	48	0.604
A 77 Dunleavy, John	5	5	4	7	9	12	0.429	2	9	6	5	8	14	0.364	17	26	0.395	0	0	29.5	43	0.686
A 78 Cotton, Barbara	1	6	0	10	1	16	0.059	0	8	2	4	2	12	0.143	3	28	0.097	0	0	6.5	31	0.210
A8/ Anything Goes	32	52	37	47	69	99	0.411	17	25	19	23	36	48	0.429	141	195	0.420	0	6	273.5	336	0.814
A 80 Watson, Jeff, Jr. "Flounder	4	10	6	7	10	17	0.370	4	8	5	9	9	17	0.346	19	34	0.358	0	1	43.5	53	0.821
A 81 Davis, Jimmy	2	5	3	4	5	9	0.357	2	5	3	5	5	10	0.333	10	19	0.345	0	0	18.0	29	0.621
A 82 McNamara, Tim	4	2	5	6	9	8	0.529	3	8	5	6	8	14	0.364	17	22	0.436	0	1	39.0	39	1.000
A 83 Schmaus, Darren	2	9	2	5	4	14	0.222	2	6	3	6	5	12	0.294	9	26	0.257	0	1	13.5	35	0.386
A 84 Massengill, Randy	5	9	6	7	11	16	0.407	7	8	5	9	12	17	0.414	23	33	0.411	0	1	37.0	56	0.661
A 85 Scott, Lee	4	8	3	9	7	17	0.292	6	5	7	3	13	8	0.619	20	25	0.444	0	1	27.0	45	0.600
A 86 Phillips, Stevie	0	0	0	0	0	0	---	0	0	0	0	0	0	---	0	0	---	0	0	0.0	0	---
A 87 Anderson, Dylan	10	3	10	3	20	6	0.769	6	6	7	4	13	10	0.565	33	16	0.673	0	1	75.0	49	1.531
A 88 Massengill, Robert	1	6	2	6	3	12	0.200	4	4	3	4	7	8	0.467	10	20	0.333	0	0	20.5	30	0.683

		Singles 301		Singles Cricket		Singles Record		Singles Win %-age	Doubles Cricket		Doubles 501		Doubles Record		Doubles Win %-age	Sngls + Dbls Record		Sngls + Dbls Win %-age	Tiebreaker Ws	Tiebreaker Ls	All-Star Points	Games Played	All-Star Point Average
B1/ Rif Raf		32	40	27	45	59	85	0.410	19	17	22	14	41	31	0.569	141	147	0.490	7	9	197.5	288	0.686
B 10	Hoyt, David	5	2	5	5	10	7	0.588	5	5	7	1	12	6	0.667	22	13	0.629	1	1	31.5	35	0.900
B 11	St. Clair, Matt	2	6	0	3	2	9	0.182	3	4	4	4	7	8	0.467	9	17	0.346	1	1	7.5	26	0.288
B 12	Ohrberg, Keith	1	3	2	5	3	8	0.273	3	3	4	3	7	6	0.538	10	14	0.417	0	1	13.0	24	0.542
B 13	Jur, Jess	3	3	5	3	8	6	0.571	5	2	5	2	10	4	0.714	18	10	0.643	0	1	26.5	28	0.946
B 14	Horger, Dennis	4	3	4	2	8	5	0.615	4	2	4	1	8	3	0.727	16	8	0.667	1	1	17.5	24	0.729
B 15	Gaertner, Brian	3	7	1	7	4	14	0.222	0	4	5	6	5	10	0.333	9	24	0.273	1	1	16.5	33	0.500
B 16	Martin, David	6	5	5	7	11	12	0.478	7	3	3	4	10	7	0.588	21	19	0.525	1	1	28.0	40	0.700
B 17	Mitchell, Tim	2	7	0	9	2	16	0.111	5	7	8	2	13	9	0.591	15	25	0.375	1	1	22.0	40	0.550
B 18	Osenberg, Darin	6	4	5	4	11	8	0.579	6	4	4	5	10	9	0.526	21	17	0.553	1	1	35.0	38	0.921
B2/ Traveling Brown's Billiards		41	31	38	34	79	65	0.549	21	15	21	15	42	30	0.583	163	125	0.566	14	7	196.0	288	0.681
B 20	Jimenez, Eduardo	3	5	0	4	3	9	0.250	1	5	6	4	7	9	0.438	10	18	0.357	2	1	5.0	28	0.179
B 21	Vance, Hugh	8	5	7	5	15	10	0.600	9	3	3	8	12	11	0.522	27	21	0.563	2	1	51.0	48	1.063
B 22	McCredie, Bob	1	1	0	0	1	1	0.500	0	0	0	0	0	0	---	1	1	0.500	0	0	0.0	2	0.000
B 23	Huffman, David	6	6	8	2	14	8	0.636	7	5	7	5	14	10	0.583	28	18	0.609	2	1	31.5	46	0.685
B 24	Hall, David "Lucky"	0	0	0	2	0	2	0.000	0	0	1	0	1	0	1.000	1	2	0.333	0	0	1.0	3	0.333
B 25	Bir, Tom	1	2	2	6	3	8	0.273	2	5	4	2	6	7	0.462	9	15	0.375	2	1	10.5	24	0.438
B 26	Ray, Robert	5	3	5	5	10	8	0.556	8	2	4	3	12	5	0.706	22	13	0.629	1	1	22.5	35	0.643
B 27	Wilcenski, Steve	6	3	9	0	15	3	0.833	5	4	6	2	11	6	0.647	26	9	0.743	2	1	35.0	35	1.000
B 28	Feller, Keith	3	3	2	4	5	7	0.417	3	1	5	1	8	2	0.800	13	9	0.591	1	0	10.0	22	0.455
B 29	Spaulding, Paul	8	3	5	6	13	9	0.591	7	5	6	5	13	10	0.565	26	19	0.578	2	1	29.5	45	0.656
B3/ Fire for Effect		36	36	47	25	83	61	0.576	24	12	21	15	45	27	0.625	173	115	0.601	0	0	201.5	288	0.700
B 30	Brody, Kevin	1	4	3	4	4	8	0.333	4	6	3	4	7	10	0.412	11	18	0.379	0	0	11.0	29	0.379
B 31	Gabry, Greg	4	6	2	2	6	8	0.429	4	0	5	3	9	3	0.750	15	11	0.577	0	0	9.0	26	0.346
B 32	Blackwelder, Deborah	2	4	3	2	5	6	0.455	2	1	5	4	7	5	0.583	12	11	0.522	0	0	9.0	23	0.391
B 33	Fournier, Jeff	5	2	9	1	14	3	0.824	4	3	2	3	6	6	0.500	20	9	0.690	0	0	22.0	29	0.759
B 34	Goss, Matt	3	3	4	3	7	6	0.538	6	0	2	3	8	3	0.727	15	9	0.625	0	0	15.5	24	0.646
B 35	Guenther, George	2	2	3	1	5	3	0.625	3	2	3	1	6	3	0.667	11	6	0.647	0	0	8.5	17	0.500
B 36	Kilsdonk, Kris	4	7	8	4	12	11	0.522	6	6	5	3	11	9	0.550	23	20	0.535	0	0	35.5	43	0.826
B 37	Monsma, A.J.	2	4	0	0	2	4	0.333	1	1	4	3	5	4	0.556	7	8	0.467	0	0	4.5	15	0.300
B 38	Murdaugh, John	5	2	9	2	14	4	0.778	9	2	5	5	14	7	0.667	28	11	0.718	0	0	29.5	39	0.756
B 39	Oakley, Jerry	8	2	6	6	14	8	0.636	9	3	8	1	17	4	0.810	31	12	0.721	0	0	57.0	43	1.326
B4/ Nine Lives		31	41	35	37	66	78	0.458	14	22	12	24	26	46	0.361	118	170	0.410	0	0	143.0	288	0.497
B 40	Romanchek, David	7	4	9	2	16	6	0.727	7	5	6	4	13	9	0.591	29	15	0.659	0	0	28.0	44	0.636
B 41	Smith, Butch	2	7	4	6	6	13	0.316	5	5	1	9	6	14	0.300	12	27	0.308	0	0	14.5	39	0.372
B 42	Copple, Matthew	5	8	8	5	13	13	0.500	5	5	2	9	7	14	0.333	20	27	0.426	0	0	26.5	47	0.564
B 43	Mays, John	7	6	6	3	13	9	0.591	2	9	5	7	7	16	0.304	20	25	0.444	0	0	29.5	45	0.656
B 44	Marsden, James	1	7	1	5	2	12	0.143	2	5	3	5	5	10	0.333	7	22	0.241	0	0	9.0	29	0.310
B 45	Gibson, Jack	4	3	0	5	4	8	0.333	1	4	1	6	2	10	0.167	6	18	0.250	0	0	11.5	24	0.479
B 46	Keever, David	2	1	0	7	2	8	0.200	0	5	2	3	2	8	0.200	4	16	0.200	0	0	4.5	20	0.225
B 47	Lee, Chris	3	5	7	4	10	9	0.526	6	6	4	5	10	11	0.476	20	20	0.500	0	0	19.5	40	0.488
B 48	Smith, Tyler	0	0	0	0	0	0	---	0	0	0	0	0	0	---	0	0	---	0	0	0.0	0	---
B5/ Cheap Shots		41	31	36	36	77	67	0.535	19	17	15	21	34	38	0.472	145	143	0.503	0	7	156.0	288	0.542
B 50	Coyne, Kevin	0	0	0	0	0	0	---	0	0	0	0	0	0	---	0	0	---	0	0	0.0	0	---
B 51	Burney, Gary	6	2	2	7	8	9	0.471	4	3	1	5	5	8	0.385	13	17	0.433	0	1	6.5	30	0.217
B 52	Buckman, Dave	3	6	2	5	5	11	0.313	4	7	3	5	7	12	0.368	12	23	0.343	0	1	14.5	35	0.414
B 53	Hall, Josh	7	5	9	3	16	8	0.667	6	6	6	6	12	12	0.500	28	20	0.583	0	1	36.0	48	0.750
B 54	Hindle, Mikey	6	6	7	5	13	11	0.542	8	4	4	8	12	12	0.500	25	23	0.521	0	1	34.0	48	0.708
B 55	Sellers, Mark	5	4	8	2	13	6	0.684	7	3	6	4	13	7	0.650	26	13	0.667	0	1	22.0	39	0.564
B 56	James, Bob	3	4	1	6	4	10	0.286	2	3	3	5	5	8	0.385	9	18	0.333	0	1	11.0	27	0.407
B 57	Witz, Steve	9	2	6	5	15	7	0.682	7	4	4	7	11	11	0.500	26	18	0.591	0	1	30.0	44	0.682
B 58	Bemis, Matt	2	2	1	3	3	5	0.375	0	4	3	2	3	6	0.333	6	11	0.353	0	0	2.0	17	0.118
B6/ Overtime Outlaws		35	37	39	33	74	70	0.514	18	18	23	13	41	31	0.569	156	132	0.542	7	7	184.5	288	0.641
B 60	Clark, Dan	6	5	8	4	14	9	0.609	8	2	8	1	16	3	0.842	30	12	0.714	1	1	31.0	42	0.738
B 61	Peterson, Chris	0	7	2	4	2	11	0.154	3	4	5	6	8	10	0.444	10	21	0.323	1	1	16.5	31	0.532
B 62	Tant, J.J.	9	2	10	2	19	4	0.826	6	6	8	3	14	9	0.609	33	13	0.717	1	1	43.0	46	0.935
B 63	Crowe, Jason	5	7	6	6	11	13	0.458	7	4	10	1	17	5	0.773	28	18	0.609	1	1	37.5	46	0.815
B 64	Ianuale, Bob	1	6	2	6	3	12	0.200	2	7	4	6	6	13	0.316	9	25	0.265	1	1	5.0	34	0.147
B 65	Bennett, Will	7	5	11	1	18	6	0.750	5	7	8	3	13	10	0.565	31	16	0.660	1	1	42.5	47	0.904
B 66	Denton, Fon	7	5	0	10	7	15	0.318	5	6	3	6	8	12	0.400	15	27	0.357	1	1	9.0	42	0.214
B7/ Big Bulls		36	36	30	42	66	78	0.458	11	25	12	24	23	49	0.319	112	176	0.389	0	0	137.5	288	0.477
B 70	Toolan, Chris	5	5	4	4	9	9	0.500	4	7	3	6	7	13	0.350	16	22	0.421	0	0	15.5	38	0.408
B 71	Reinert, Kevin	3	5	3	5	6	10	0.375	3	4	3	6	6	10	0.375	12	20	0.375	0	0	13.0	32	0.406
B 72	Fitzgerald, Dennis	4	6	5	4	9	10	0.474	3	7	3	7	6	14	0.300	15	24	0.385	0	0	29.5	39	0.756
B 73	Fitzgerald, Aaron	10	1	7	4	17	5	0.773	4	7	4	7	8	14	0.364	25	19	0.568	0	0	27.0	44	0.614
B 74	Talton, Chris	2	5	2	6	4	11	0.267	1	5	1	5	2	10	0.167	6	21	0.222	0	0	8.0	27	0.296
B 75	Flanagan, Stephen	6	7	6	7	12	14	0.462	6	6	5	8	11	14	0.440	23	28	0.451	0	0	28.5	51	0.559
B 76	Vance, Joe	0	0	0	1	0	1	0.000	0	1	0	1	0	2	0.000	0	3	0.000	0	0	1.0	3	0.333
B 77	Womble, Kenny	0	0	0	0	0	0	---	0	0	0	0	0	0	---	0	0	---	0	0	0.0	0	---
B 78	McWhorter, Mike	4	4	3	7	7	11	0.389	1	9	4	5	5	14	0.263	12	25	0.324	0	0	13.0	37	0.351
B 79	Golub, Greg	2	3	0	4	2	7	0.222	0	4	1	3	1	7	0.125	3	14	0.176	0	0	2.0	17	0.118

	Singles 301	Singles Cricket	Singles Record	Singles Win %-age	Doubles Cricket	Doubles 501	Doubles Record	Doubles Win %-age	Sngls + Dbls Record	Sngls + Dbls Win %-age	Tiebreaker Ws	Tiebreaker Ls	All-Star Points	Games Played	All-Star Point Average
C1/ Projectile Dysfunction	43 29	40 32	83 61	0.576	21 15	21 15	42 30	0.583	167 121	0.580	8	7	126.0	288	0.438
C 10 Tanner, Dave	6 3	7 4	13 7	0.650	7 3	8 3	15 6	0.714	28 13	0.683	1	1	18.5	41	0.451
C 11 Raymond, Ryan	6 3	5 5	11 8	0.579	4 6	5 5	9 11	0.450	20 19	0.513	1	1	14.5	39	0.372
C 12 Steppe, Mike	6 1	6 5	12 6	0.667	4 5	5 4	9 9	0.500	21 15	0.583	1	1	8.5	36	0.236
C 13 Smith, Brian	4 3	2 6	6 9	0.400	5 4	2 6	7 10	0.412	13 19	0.406	1	0	6.5	32	0.203
C 14 Talley, Gray	3 5	0 1	3 6	0.333	1 0	0 5	1 5	0.167	4 11	0.267	1	1	0.0	15	0.000
C 15 Lloyd, Billy	9 3	11 1	20 4	0.833	11 1	9 3	20 4	0.833	40 8	0.833	1	1	55.5	48	1.156
C 16 deFontes, Adrienne	5 6	4 5	9 11	0.450	5 6	7 1	12 7	0.632	21 18	0.538	1	1	7.5	39	0.192
C 17 Shirey, Anthony	4 5	5 5	9 10	0.474	5 5	6 3	11 8	0.579	20 18	0.526	1	1	15.0	38	0.395
C2/ Dublin Doublout	29 43	34 38	63 81	0.438	17 19	14 22	31 41	0.431	125 163	0.434	7	0	86.0	288	0.299
C 20 Bordeau, Eric	0 5	2 6	2 11	0.154	6 3	4 5	10 8	0.556	12 19	0.387	1	0	5.0	31	0.161
C 21 Montesi, Chris	7 4	9 3	16 7	0.696	7 5	2 7	9 12	0.429	25 19	0.568	1	0	20.5	44	0.466
C 22 Rudy, Jeff	6 6	6 5	12 11	0.522	7 4	4 7	11 11	0.500	23 22	0.511	1	0	19.0	45	0.422
C 23 Smelik, Gene	3 8	4 6	7 14	0.333	0 5	7 3	7 8	0.467	14 22	0.389	1	0	4.5	36	0.125
C 24 Smelik, Pat	0 4	4 4	4 8	0.333	3 5	5 3	8 8	0.500	12 16	0.429	0	0	8.0	28	0.286
C 25 Johnson, Steve	3 7	1 4	4 11	0.267	7 2	3 7	10 9	0.526	14 20	0.412	1	0	9.0	34	0.265
C 26 Carter, Kevin	6 6	7 5	13 11	0.542	4 7	1 6	5 13	0.278	18 24	0.429	1	0	11.5	42	0.274
C 27 Robertson, David	4 3	1 5	5 8	0.385	0 7	2 6	2 13	0.133	7 21	0.250	1	0	8.5	28	0.304
C3/ Fortnight Hooligans	31 41	34 38	65 79	0.451	21 15	16 20	37 35	0.514	139 149	0.483	6	6	106.0	288	0.368
C 30 Knott, Ryan	5 7	4 7	9 14	0.391	8 4	5 7	13 11	0.542	22 25	0.468	1	1	11.0	47	0.234
C 31 Knott, Ronnie	5 7	8 4	13 11	0.542	8 4	6 6	14 10	0.583	27 21	0.563	1	1	21.5	48	0.448
C 32 Sautter, Scott	2 9	8 4	10 13	0.435	10 2	5 7	15 9	0.625	25 22	0.532	1	1	27.5	47	0.585
C 33 Sautter, Don	9 3	4 8	13 11	0.542	10 2	7 5	17 7	0.708	30 18	0.625	1	1	10.0	48	0.208
C 34 Schon, Chris	3 8	2 9	5 17	0.227	3 7	5 5	8 12	0.400	13 29	0.310	1	1	11.5	42	0.274
C 35 Howard, Brian	6 6	8 4	14 10	0.583	3 9	4 8	7 17	0.292	21 27	0.438	1	1	21.5	48	0.448
C 36 Mundy, Brett	1 1	0 2	1 3	0.250	0 2	0 2	0 4	0.000	1 7	0.125	0	0	3.0	8	0.375
C4/ Death Throw	39 33	37 35	76 68	0.528	17 19	20 16	37 35	0.514	150 138	0.521	0	14	124.0	288	0.431
C 40 Willis, Tolson	3 8	5 6	8 14	0.364	4 7	4 7	8 14	0.364	16 28	0.364	0	2	15.5	44	0.352
C 41 Hogan, Neal	8 4	8 4	16 8	0.667	3 9	5 7	8 16	0.333	24 24	0.500	0	2	22.5	48	0.469
C 42 Zimmerman, Mike	2 9	0 1	2 10	0.167	0 1	8 3	8 4	0.667	10 14	0.417	0	2	5.0	24	0.208
C 43 Dysard, Rick	9 3	8 4	17 7	0.708	7 5	7 5	14 10	0.583	31 17	0.646	0	2	26.0	48	0.542
C 44 Bosier, Sean	9 2	5 6	14 8	0.636	5 6	8 2	13 8	0.619	27 16	0.628	0	2	14.5	43	0.337
C 45 Thompson, Ben	3 0	5 3	8 3	0.727	2 6	1 2	3 8	0.273	11 11	0.500	0	1	11.5	22	0.523
C 46 Mathews, Alex	5 7	5 7	10 14	0.417	9 3	6 6	15 9	0.625	25 23	0.521	0	2	23.5	48	0.490
C 47 Mathews, Dave	0 0	1 4	1 4	0.200	4 1	1 0	5 1	0.833	6 5	0.545	0	1	5.5	11	0.500
C5/ The Jeffersons	37 35	34 38	71 73	0.493	20 16	23 13	43 29	0.597	157 131	0.545	0	6	133.5	288	0.464
C 50 Hartmann, Erin	7 5	7 5	14 10	0.583	8 4	4 8	12 12	0.500	26 22	0.542	0	1	18.5	48	0.385
C 51 Hartmann, Pete	4 8	1 11	5 19	0.208	5 7	4 8	9 15	0.375	14 34	0.292	0	1	10.5	48	0.219
C 52 Krestalude, Andy	6 5	7 4	13 9	0.591	7 4	10 1	17 5	0.773	30 14	0.682	0	1	32.5	44	0.739
C 53 Cuevas, Louie	5 6	4 7	9 13	0.409	7 4	7 4	14 8	0.636	23 21	0.523	0	1	15.0	44	0.341
C 54 Martinez, Vince	9 3	8 4	17 7	0.708	5 7	9 3	14 10	0.583	31 17	0.646	0	1	33.5	48	0.698
C 55 Holly, Mike	5 7	7 5	12 12	0.500	6 6	10 2	16 8	0.667	28 20	0.583	0	1	17.0	48	0.354
C 56 Dudley, Robert	1 1	0 2	1 3	0.250	2 0	2 0	4 0	1.000	5 3	0.625	0	0	6.5	8	0.813
C6/ Down The Road	39 33	38 34	77 67	0.535	13 23	10 26	23 49	0.319	123 165	0.427	7	8	114.0	288	0.396
C 60 Gardner, Mike	4 6	7 3	11 9	0.550	6 3	3 7	9 10	0.474	20 19	0.513	1	1	15.0	39	0.385
C 61 Reece, Robert	3 7	3 4	6 11	0.353	5 5	3 6	8 11	0.421	14 22	0.389	1	1	13.5	36	0.375
C 62 Long, Gary	10 1	3 5	13 6	0.684	2 6	2 8	4 14	0.222	17 20	0.459	1	1	13.0	37	0.351
C 63 Bursey, Glen	3 3	0 0	3 3	0.500	0 1	2 3	2 4	0.333	5 7	0.417	0	1	1.0	12	0.083
C 64 Reynolds, Jeff	6 3	9 2	15 5	0.750	7 4	2 8	9 12	0.429	24 17	0.585	1	1	25.0	41	0.610
C 65 Ellington, Dave	1 3	2 6	3 9	0.250	0 6	1 5	1 11	0.083	4 20	0.167	0	1	7.0	24	0.292
C 66 Knight, Tim	4 4	4 3	8 7	0.533	0 8	4 5	4 13	0.235	12 20	0.375	1	1	13.0	32	0.406
C 67 Gower, Devin	2 4	3 6	5 10	0.333	3 5	1 6	4 11	0.267	9 21	0.300	0	1	2.0	30	0.067
C 68 Barefoot, Seth	1 1	2 3	3 4	0.429	0 4	0 0	0 4	0.000	3 8	0.273	1	0	3.5	11	0.318
C 69 Gilyardi, Ernie	5 1	5 2	10 3	0.769	3 4	2 4	5 8	0.385	15 11	0.577	1	0	21.0	26	0.808
C7/ Sharky's Machine	34 38	35 37	69 75	0.479	17 19	22 14	39 33	0.542	147 141	0.510	20	7	96.0	288	0.333
C 70 Allison, Frank	3 8	7 5	10 13	0.435	3 9	6 6	9 15	0.375	19 28	0.404	3	1	24.0	47	0.511
C 71 Fink, Scott	5 6	1 5	6 11	0.353	6 6	7 3	13 9	0.591	19 20	0.487	3	1	6.0	39	0.154
C 72 Bateman, Jimmy	6 6	7 5	13 11	0.542	7 5	9 3	16 8	0.667	29 19	0.604	3	1	23.0	48	0.479
C 73 Schaefer, Dan	7 3	7 3	14 6	0.700	4 5	2 3	6 8	0.429	20 14	0.588	2	1	7.5	34	0.221
C 74 Barrett, Darren	7 4	4 7	11 11	0.500	1 5	6 6	7 11	0.389	18 22	0.450	3	1	14.0	40	0.350
C 75 Borgia, Pete	2 8	5 5	7 13	0.350	6 3	6 3	12 6	0.667	19 19	0.500	3	1	8.0	38	0.211
C 76 Kruger, Lonny	4 3	4 7	8 10	0.444	7 5	8 4	15 9	0.625	23 19	0.548	3	1	13.5	42	0.321

	Singles	301	Singles	Cricket	Singles	Record	Singles Win %-age	Doubles	Cricket	Doubles	501	Doubles	Record	Doubles Win %-age	Sngls + Dbls	Record	Sngls + Dbls Win %-age	Tiebreaker Ws	Tiebreaker Ls	All-Star Points	Games Played	All-Star Point Average
D1/ Coral Reefers	38	45	35	48	73	93	0.440	26	16	17	25	43	41	0.512	159	175	0.476	0	0	142.0	334	0.425
D 10 Jarvah, Sean	7	2	0	9	7	11	0.389	6	3	2	8	8	11	0.421	15	22	0.405	0	0	16.0	37	0.432
D 11 Cullen, Pat	3	9	0	4	3	13	0.188	1	3	3	7	4	10	0.286	7	23	0.233	0	0	2.5	30	0.083
D 12 Smith, Van	3	8	6	5	9	13	0.409	7	5	4	8	11	13	0.458	20	26	0.435	0	0	12.0	46	0.261
D 13 Colton, Mitch	1	6	1	6	2	12	0.143	4	4	3	4	7	8	0.467	9	20	0.310	0	0	6.0	29	0.207
D 14 Roseman, Sean	4	5	6	4	10	9	0.526	10	1	6	5	16	6	0.727	26	15	0.634	0	0	19.5	41	0.476
D 15 Gallagher, Jim	8	2	9	1	17	3	0.850	8	2	6	3	14	5	0.737	31	8	0.795	0	0	36.5	39	0.936
D 16 Farling, Stew	0	0	0	0	0	0	---	0	0	0	0	0	0	---	0	0	---	0	0	0.0	0	---
D 17 Patskoski, Jason	2	6	1	13	3	19	0.136	8	5	3	9	11	14	0.440	14	33	0.298	0	0	9.5	47	0.202
D 18 Austin, Bobby	8	2	7	2	15	4	0.789	4	5	5	3	9	8	0.529	24	12	0.667	0	0	21.0	36	0.583
D 19 Gardner, Kyle	2	5	5	4	7	9	0.438	4	4	2	3	6	7	0.462	13	16	0.448	0	0	19.0	29	0.655
D2/ Liquor Posse	34	50	26	58	60	108	0.357	8	34	23	19	31	53	0.369	122	214	0.363	0	0	125.5	336	0.374
D 20 Bathurst, Ryan	8	8	8	7	16	15	0.516	2	13	7	7	9	20	0.310	25	35	0.417	0	0	28.5	60	0.475
D 21 Leggett, Alyssa	6	10	4	13	10	23	0.303	2	15	8	8	10	23	0.303	20	46	0.303	0	0	21.0	66	0.318
D 22 Mooty, Aaron	10	3	5	7	15	10	0.600	4	9	7	6	11	15	0.423	26	25	0.510	0	0	28.0	51	0.549
D 23 Martinez, Gus	3	6	2	8	5	14	0.263	1	8	8	2	9	10	0.474	14	24	0.368	0	0	12.0	38	0.316
D 24 Barnes, Adam	3	14	5	9	8	23	0.258	5	11	10	7	15	18	0.455	23	41	0.359	0	0	25.0	64	0.391
D 25 Duncan, Drew	0	0	0	0	0	0	---	0	0	0	0	0	0	---	0	0	---	0	0	0.0	0	---
D 26 Shaw, Dan	4	9	2	14	6	23	0.207	2	12	6	8	8	20	0.286	14	43	0.246	0	0	11.0	57	0.193
D3/ Menace 2 Sobriety	39	44	42	41	81	85	0.488	21	21	20	22	41	43	0.488	163	171	0.488	0	0	142.5	334	0.427
D 30 Johnson, Dave	10	4	12	2	22	6	0.786	11	3	9	5	20	8	0.714	42	14	0.750	0	0	38.0	56	0.679
D 31 Johnson, Jennifer	1	0	1	0	2	0	1.000	0	1	1	0	1	1	0.500	3	1	0.750	0	0	0.0	4	0.000
D 32 Price, Brady	4	2	5	2	9	4	0.692	5	2	5	4	10	6	0.625	19	10	0.655	0	0	10.5	29	0.362
D 33 McCartney, Eric	3	9	6	6	9	15	0.375	10	5	5	6	15	11	0.577	24	26	0.480	0	0	21.0	50	0.420
D 34 Patel, Sam	6	8	1	12	7	20	0.259	3	9	3	9	6	18	0.250	13	38	0.255	0	0	11.5	51	0.225
D 35 White, J.J.	10	4	11	3	21	7	0.750	8	6	8	6	16	12	0.571	37	19	0.661	0	0	40.5	56	0.723
D 36 Bouchard, Keith	2	10	6	6	8	16	0.333	5	7	6	6	11	13	0.458	19	29	0.396	0	0	17.0	48	0.354
D 37 Staley, Shawn	3	7	0	10	3	17	0.150	0	9	3	8	3	17	0.150	6	34	0.150	0	0	4.0	40	0.100
D 38 Kareiva, Keith	0	0	0	0	0	0	---	0	0	0	0	0	0	---	0	0	---	0	0	0.0	0	---
D4/ Leftovers	46	38	46	38	92	76	0.548	18	24	16	26	34	50	0.405	160	176	0.476	0	0	141.5	336	0.421
D 40 McCurry, Gregg	8	6	8	6	16	12	0.571	7	7	7	7	14	14	0.500	30	26	0.536	0	0	43.5	56	0.777
D 41 Warshawsky, Larry	7	7	2	7	9	14	0.391	5	5	5	8	10	13	0.435	19	27	0.413	0	0	10.0	46	0.217
D 42 Janssen, Joshua	7	3	9	3	16	6	0.727	7	5	7	5	14	10	0.583	30	16	0.652	0	0	21.5	46	0.467
D 43 Thomas, Brent	9	4	7	7	16	11	0.593	5	7	3	10	8	17	0.320	24	28	0.462	0	0	30.5	52	0.587
D 44 Thomas, Tony	5	2	6	2	11	4	0.733	5	2	3	5	8	7	0.533	19	11	0.633	0	0	7.5	30	0.250
D 45 Harper, C.E.	1	4	5	1	6	5	0.545	2	5	2	3	4	8	0.333	10	13	0.435	0	0	4.5	23	0.196
D 46 Boutieller, Tina	4	6	7	5	11	11	0.500	3	10	2	5	5	15	0.250	16	26	0.381	0	0	13.5	42	0.321
D 47 Ball, Pat	5	6	2	7	7	13	0.350	2	7	3	9	5	16	0.238	12	29	0.293	0	0	10.5	41	0.256
D5/ Shark Shooters	48	36	41	43	89	79	0.530	27	15	26	16	53	31	0.631	195	141	0.580	0	9	162.5	336	0.484
D 50 Stacy, Michelle	3	4	0	4	3	8	0.273	1	5	3	3	4	8	0.333	7	16	0.304	0	1	4.0	23	0.174
D 51 Stacy, Rod	8	5	5	6	13	11	0.542	7	4	6	6	13	10	0.565	26	21	0.553	0	1	12.5	47	0.266
D 52 Mitchell, Liz	3	5	3	6	6	11	0.353	4	4	5	5	9	9	0.500	15	20	0.429	0	1	20.5	35	0.586
D 53 Parker, Charles	11	3	8	6	19	9	0.679	12	2	10	4	22	6	0.786	41	15	0.732	0	1	38.0	56	0.679
D 54 Peele, Jim	12	2	12	2	24	4	0.857	11	3	10	4	21	7	0.750	45	11	0.804	0	1	39.0	56	0.696
D 55 Mercer, Dave	4	6	5	4	9	10	0.474	3	2	6	2	9	4	0.692	18	14	0.563	0	1	12.5	32	0.391
D 56 Hunnicutt, Dave	0	1	0	2	0	3	0.000	2	0	1	1	3	1	0.750	3	4	0.429	0	1	1.0	7	0.143
D 57 Taylor, Eric	2	2	2	1	4	3	0.571	3	4	3	2	6	6	0.500	10	9	0.526	0	1	5.5	19	0.289
D 58 Letsch, Dempsey	1	5	3	7	4	12	0.250	5	3	7	2	12	5	0.706	16	17	0.485	0	1	14.5	33	0.439
D 59 Stroud, Tim	4	3	3	5	7	8	0.467	6	3	1	3	7	6	0.538	14	14	0.500	0	0	15.0	28	0.536
D6/ Talk Darty To Me	45	39	59	25	104	64	0.619	27	15	26	16	53	31	0.631	210	126	0.625	7	0	171.0	336	0.509
D 60 Howard, Meghan	2	4	0	4	2	8	0.200	1	0	1	2	2	2	0.500	4	10	0.286	0	0	3.0	14	0.214
D 61 Taylor, Tisha	3	8	2	3	5	11	0.313	3	2	6	8	9	10	0.474	14	21	0.400	1	0	7.0	35	0.200
D 62 Anderson, Ryan	0	5	10	3	10	8	0.556	8	5	10	2	18	7	0.720	28	15	0.651	1	0	23.0	43	0.535
D 63 Geraghty, John	7	3	9	1	16	4	0.800	8	2	3	5	11	7	0.611	27	11	0.711	1	0	21.0	38	0.553
D 64 Groce, Nate	10	2	9	4	19	6	0.760	9	4	10	3	19	7	0.731	38	13	0.745	1	0	34.5	51	0.676
D 65 Kyle, Mike	8	5	10	2	18	7	0.720	10	4	4	4	14	8	0.636	32	15	0.681	1	0	31.5	47	0.670
D 66 McAfee, Terry	2	2	6	1	8	3	0.727	2	4	7	1	9	5	0.643	17	8	0.680	0	0	11.5	25	0.460
D 67 Moody, Chris	8	4	6	2	14	6	0.700	6	5	5	2	11	7	0.611	25	13	0.658	1	0	12.0	38	0.316
D 68 Wissinger, Bill "Wes"	5	6	7	5	12	11	0.522	7	4	6	5	13	9	0.591	25	20	0.556	1	0	27.5	45	0.611
D7/ Dynamic Darts	41	43	49	35	90	78	0.536	23	19	20	22	43	41	0.512	176	160	0.524	0	0	161.0	336	0.479
D 70 Jackson, Barry	8	3	6	4	14	7	0.667	4	6	8	2	12	8	0.600	26	15	0.634	0	0	26.5	41	0.646
D 71 Jackson, Kelly	1	8	1	6	2	14	0.125	6	2	5	0	11	2	0.846	13	16	0.448	0	0	5.5	29	0.190
D 72 Dzengeleski, Jimmy	10	1	8	2	18	3	0.857	8	3	2	10	10	13	0.435	28	16	0.636	0	0	24.5	44	0.557
D 73 Dzengeleski, Julie	1	4	4	2	5	6	0.455	1	5	2	3	3	8	0.273	8	14	0.364	0	0	9.5	22	0.432
D 74 McFadden, Kevin	3	6	7	5	10	11	0.476	8	1	5	6	13	7	0.650	23	18	0.561	0	0	19.5	41	0.476
D 75 Rowe, Travis	3	9	4	7	7	16	0.304	8	5	5	8	13	13	0.500	20	29	0.408	0	0	10.5	49	0.214
D 76 Kissinger, Tim	4	6	3	3	7	9	0.438	1	6	1	4	2	10	0.167	9	19	0.321	0	0	6.0	28	0.214
D 77 Murdoch, Jim "Doc"	3	2	5	5	8	7	0.533	2	6	7	4	9	10	0.474	17	17	0.500	0	0	7.5	34	0.221
D 78 Winters, Tom "Tiny"	8	4	11	1	19	5	0.792	8	4	5	7	13	11	0.542	32	16	0.667	0	0	51.5	48	1.073
D8/ Something Inappropriate	44	40	37	47	81	87	0.482	18	24	20	22	38	46	0.452	157	179	0.467	0	0	136.5	336	0.406
D 80 Reinhardt, Colby	6	6	6	7	12	13	0.480	7	7	9	5	16	12	0.571	28	25	0.528	0	0	14.5	53	0.274
D 81 Stepp, John	6	7	5	7	11	14	0.440	5	8	10	2	15	10	0.600	26	24	0.520	0	0	25.0	50	0.500
D 82 Flood, Tom	10	3	8	5	18	8	0.692	8	5	5	8	13	13	0.500	31	21	0.596	0	0	31.5	52	0.606
D 83 Young, Mike	4	7	2	12	6	19	0.240	3	10	5	7	8	17	0.320	14	36	0.280	0	0	9.0	50	0.180
D 84 Reinhardt, Andy	3	7	2	6	5	13	0.278	2	5	3	8	5	13	0.278	10	26	0.278	0	0	3.0	36	0.083
D 85 Watson, Jeff, Sr.	10	4	10	4	20	8	0.714	8	6	5	7	13	13	0.500	33	21	0.611	0	0	39.5	54	0.731
D 86 Bryson, Jeff	0	6	0	4	0	10	0.000	0	4	1	3	1	7	0.125	1	17	0.056	0	0	6.0	18	0.333
D 87 Evans, J.P.	5	0	4	2	9	2	0.818	3	3	2	4	5	7	0.417	14	9	0.609	0	0	8.0	23	0.348

	Singles 301	Singles Cricket	Singles Record	Singles Win %-age	Doubles Cricket	Doubles 501	Doubles Record	Doubles Win %-age	Sngls + Dbls Record	Sngls + Dbls Win %-age	Tiebreaker Ws	Tiebreaker Ls	All-Star Points	Games Played	All-Star Point Average
E1/ Kwitchabitchn	33 39	37 35	70 74	0.486	17 19	17 19	34 38	0.472	138 150	0.479	5	7	114.0	288	0.396
E 10 Rutten, Pete	8 6	3 10	11 16	0.407	2 9	7 6	9 15	0.375	20 31	0.392	1	1	8.5	51	0.167
E 11 Deemer, Randy	6 6	10 2	16 8	0.667	8 4	6 6	14 10	0.583	30 18	0.625	1	1	33.5	48	0.698
E 12 Baldwin, Randy	6 5	9 3	15 8	0.652	7 5	4 7	11 12	0.478	26 20	0.565	1	1	24.5	46	0.533
E 13 Todd, Patrick	4 11	6 9	10 20	0.333	6 8	7 8	13 16	0.448	23 36	0.390	1	1	24.0	59	0.407
E 14 Garzon, Marc	7 6	5 7	12 13	0.480	8 5	4 8	12 13	0.480	24 26	0.480	1	1	17.5	50	0.350
E 15 Long, Eric	1 2	3 3	4 5	0.444	2 4	3 3	5 7	0.417	9 12	0.429	0	1	5.0	21	0.238
E 16 Lentz, Graham	1 3	1 1	2 4	0.333	1 3	3 0	4 3	0.571	6 7	0.462	0	1	1.0	13	0.077
E2/ Armed and Hammered	40 32	41 31	81 63	0.563	16 20	20 16	36 36	0.500	153 135	0.531	7	0	129.5	288	0.450
E 20 Simpson, David	9 3	6 6	15 9	0.625	8 4	1 7	9 11	0.450	24 20	0.545	1	0	25.5	44	0.580
E 21 Simpson, Aden	8 4	7 5	15 9	0.625	8 4	5 7	13 11	0.542	28 20	0.583	1	0	26.0	48	0.542
E 22 Simpson, Tyler	6 6	10 2	16 8	0.667	5 7	9 3	14 10	0.583	30 18	0.625	1	0	26.5	48	0.552
E 23 Jenkins, John	7 5	2 10	9 15	0.375	3 9	9 3	12 12	0.500	21 27	0.438	1	0	14.0	48	0.292
E 24 Macias, Anthony	7 5	10 2	17 7	0.708	5 7	9 3	14 10	0.583	31 17	0.646	1	0	28.5	48	0.594
E 25 Hulse, Lura	2 6	3 1	5 7	0.417	2 1	6 4	8 5	0.615	13 12	0.520	1	0	3.0	25	0.120
E 26 Thompson, Barry	1 3	3 5	4 8	0.333	1 8	1 5	2 13	0.133	6 21	0.222	1	0	6.0	27	0.222
E3/ Dartaholics Anonymous	31 41	33 38	64 79	0.448	16 20	15 21	31 41	0.431	126 161	0.439	6	0	111.5	287	0.389
E 30 McCartney, Joe	6 5	10 1	16 6	0.727	6 5	5 6	11 11	0.500	27 17	0.614	1	0	36.0	44	0.818
E 31 Litzsinger, Mike	7 4	9 2	16 6	0.727	4 7	5 6	9 13	0.409	25 19	0.568	1	0	8.0	44	0.182
E 32 Kemp, Louis	0 5	0 5	0 10	0.000	2 3	1 4	3 7	0.300	3 17	0.150	0	0	2.5	20	0.125
E 33 Snyder, Mike	7 7	8 4	15 11	0.577	8 4	6 6	14 10	0.583	29 21	0.580	1	0	31.5	50	0.630
E 34 Snyder, Gary	1 10	1 11	2 21	0.087	2 9	6 6	8 15	0.348	10 36	0.217	1	0	10.5	46	0.228
E 35 Vieth, Matt	7 4	4 7	11 11	0.500	5 7	5 7	10 14	0.417	21 25	0.457	1	0	13.5	46	0.293
E 36 Figueroa, Nelson	0 5	0 5	0 10	0.000	2 3	1 4	3 7	0.300	3 17	0.150	0	0	2.5	20	0.125
E 37 Browndorf, Ken	3 1	1 3	4 4	0.500	3 2	1 3	4 5	0.444	8 9	0.471	1	0	7.0	17	0.412
E4/ Them Handsome Devils	38 34	43 29	81 63	0.563	20 16	21 15	41 31	0.569	163 125	0.566	6	0	137.5	288	0.477
E 40 Fournier, Chris	4 4	3 5	7 9	0.438	2 5	4 5	6 10	0.375	13 19	0.406	1	0	10.5	32	0.328
E 41 Cusman, Ryan	4 5	6 5	10 10	0.500	6 4	6 3	12 7	0.632	22 17	0.564	0	0	25.0	39	0.641
E 42 Pate, Brad	2 1	1 0	3 1	0.750	1 2	0 3	1 5	0.167	4 6	0.400	0	0	2.5	10	0.250
E 43 Lafler, Zack	4 5	5 3	9 8	0.529	6 3	6 3	12 6	0.667	21 14	0.600	0	0	20.0	35	0.571
E 44 Krasnow, Dave	7 4	10 1	17 5	0.773	6 4	7 3	13 7	0.650	30 12	0.714	1	0	23.5	42	0.560
E 45 Letkemann, Mike	4 2	4 3	8 5	0.615	6 1	4 3	10 4	0.714	18 9	0.667	1	0	5.0	27	0.185
E 46 Sibincic, Rich	1 3	1 4	2 7	0.222	2 3	2 2	4 5	0.444	6 12	0.333	1	0	2.0	18	0.111
E 47 Garland, Bryan	4 4	8 2	12 6	0.667	3 7	8 1	11 8	0.579	23 14	0.622	1	0	30.0	37	0.811
E 48 Lupien, Bam	1 1	0 0	1 1	0.500	0 1	0 1	0 2	0.000	1 3	0.250	0	0	0.0	4	0.000
E 49 Raquet, Michael	7 5	5 6	12 11	0.522	8 2	5 6	13 8	0.619	25 19	0.568	1	0	19.0	44	0.432
E5/ Village Idiots	36 36	37 35	73 71	0.507	16 20	14 22	30 42	0.417	133 155	0.462	0	7	115.0	288	0.399
E 50 Hartley, Barron	5 3	2 2	7 5	0.583	0 3	1 4	1 7	0.125	8 12	0.400	0	1	5.0	20	0.250
E 51 Hartley, Bryan	1 7	6 4	7 11	0.389	5 4	2 6	7 10	0.412	14 21	0.400	0	1	9.0	35	0.257
E 52 White, John	6 6	5 7	11 13	0.458	5 5	6 4	11 9	0.550	22 22	0.500	0	1	25.5	44	0.580
E 53 Prosser, Brad	7 5	1 7	8 12	0.400	3 8	4 6	7 14	0.333	15 26	0.366	0	1	5.5	41	0.134
E 54 Bohanan, Heather	3 1	0 3	3 4	0.429	1 1	1 2	2 3	0.400	5 7	0.417	0	0	1.0	12	0.083
E 55 Gillett, Galen	5 3	7 1	12 4	0.750	6 3	2 8	8 11	0.421	20 15	0.571	0	1	15.0	35	0.429
E 56 McEwen, William	5 2	6 3	11 5	0.688	3 7	6 3	9 10	0.474	20 15	0.571	0	0	17.5	35	0.500
E 57 Hall, Danny	2 8	4 4	6 12	0.333	3 5	3 4	6 9	0.400	12 21	0.364	0	1	14.5	33	0.439
E 58 Merkle, Patrick	2 1	6 4	8 5	0.615	6 4	3 7	9 11	0.450	17 16	0.515	0	1	22.0	33	0.667
E6/ One Armed Bandits	41 31	35 37	76 68	0.528	25 11	23 13	48 24	0.667	172 116	0.597	0	6	135.0	288	0.469
E 60 Kiser, Lyman	1 2	1 7	2 9	0.182	8 3	5 5	13 8	0.619	15 17	0.469	0	1	4.0	32	0.125
E 61 Richardson, Shane	8 1	10 0	18 1	0.947	8 2	7 2	15 4	0.789	33 5	0.868	0	0	30.5	38	0.803
E 62 White, Jim	4 6	6 4	10 10	0.500	9 1	5 2	14 3	0.824	24 13	0.649	0	1	22.0	37	0.595
E 63 Taylor, Wayne	3 6	0 2	3 8	0.273	0 1	1 6	1 7	0.125	4 15	0.211	0	1	3.0	19	0.158
E 64 Moore, Chris	0 1	0 5	0 6	0.000	0 2	0 3	0 5	0.000	0 11	0.000	0	0	1.5	11	0.136
E 65 Lewis, Dave	5 7	3 6	8 13	0.381	8 4	6 4	14 8	0.636	22 21	0.512	0	1	11.5	43	0.267
E 66 Murphy, Phil	9 3	8 4	17 7	0.708	10 2	10 2	20 4	0.833	37 11	0.771	0	1	23.0	48	0.479
E 67 Trefzger, Ken	10 1	7 4	17 5	0.773	7 4	9 1	16 5	0.762	33 10	0.767	0	1	38.5	43	0.895
E 68 Harrington, Kevin	1 4	0 5	1 9	0.100	0 3	3 1	3 4	0.429	4 13	0.235	0	0	1.0	17	0.059
E7/ The Sofa Kings	33 39	26 45	59 84	0.413	16 20	16 20	32 40	0.444	123 164	0.429	0	5	116.5	287	0.406
E 70 Maley, Dave	4 7	5 7	9 14	0.391	7 4	6 5	13 9	0.591	22 23	0.489	0	1	28.5	45	0.633
E 71 Alcon, Tony	7 5	5 5	12 10	0.545	7 5	4 5	11 10	0.524	23 20	0.535	0	1	19.0	43	0.442
E 72 Groves, Phil	1 2	1 9	2 11	0.154	2 6	3 7	5 13	0.278	7 24	0.226	0	0	4.0	31	0.129
E 73 Bozza, Doug	1 7	3 5	4 12	0.250	2 5	3 4	5 9	0.357	9 21	0.300	0	1	14.0	30	0.467
E 74 Moore, Ken	3 7	2 5	5 12	0.294	2 8	5 4	7 12	0.368	12 24	0.333	0	1	15.0	36	0.417
E 75 Hudelson, Hans	5 2	1 4	6 6	0.500	2 1	3 3	5 4	0.556	11 10	0.524	0	0	3.5	21	0.167
E 76 Keim, Roger	5 5	5 5	10 10	0.500	6 5	6 5	12 10	0.545	22 20	0.524	0	1	20.0	42	0.476
E 77 Ryan, Sean	7 4	4 5	11 9	0.550	4 6	2 7	6 13	0.316	17 22	0.436	0	0	12.5	39	0.321

	Singles		Singles		Singles		Singles Win %-age	Doubles		Doubles		Doubles		Doubles Win %-age	Sngls + Dbls		Sngls + Dbls Win %-age	Tiebreaker Ws	Tiebreaker Ls	All-Star Points	Games Played	All-Star Point Average
	301		Cricket		Record			Cricket		501		Record			Record							
F1/ T.E.D.S.	44	28	46	26	90	54	0.625	23	13	22	14	45	27	0.625	180	108	0.625	0	0	130.0	288	0.451
F 10 Thomas, Jason	6	0	6	2	12	2	0.857	8	0	5	3	13	3	0.813	25	5	0.833	0	0	14.0	30	0.467
F 11 Thomas, Joe "Antique"	7	4	5	3	12	7	0.632	5	4	7	3	12	7	0.632	24	14	0.632	0	0	19.5	38	0.513
F 12 Elliott, Chris	3	7	5	4	8	11	0.421	4	7	2	4	6	11	0.353	14	22	0.389	0	0	13.5	36	0.375
F 13 Long, Stephen	7	5	8	2	15	7	0.682	11	1	9	3	20	4	0.833	35	11	0.761	0	0	19.5	46	0.424
F 14 Millage, Tony	8	3	10	1	18	4	0.818	9	2	5	5	14	7	0.667	32	11	0.744	0	0	33.5	43	0.779
F 15 Taylor, Travis	1	0	1	0	2	0	1.000	1	0	1	0	2	0	1.000	4	0	1.000	0	0	5.0	4	1.250
F 16 Parrish, Kevin	5	3	1	5	6	8	0.429	2	4	4	3	6	7	0.462	12	15	0.444	0	0	7.5	27	0.278
F 17 Fisher, Nate	4	4	6	6	10	10	0.500	4	6	7	5	11	11	0.500	21	21	0.500	0	0	14.5	42	0.345
F 18 Millage, Heather	1	1	1	1	2	2	0.500	1	0	1	1	2	1	0.667	4	3	0.571	0	0	1.0	7	0.143
F 19 Chesson, Leroy	2	1	3	2	5	3	0.625	1	2	3	1	4	3	0.571	9	6	0.600	0	0	2.0	15	0.133
F2/ Pat's Blue Ribbon	37	35	45	27	82	62	0.569	22	14	25	11	47	25	0.653	176	112	0.611	0	0	108.5	288	0.377
F 20 Stoakes, Eric	5	5	8	3	13	8	0.619	5	6	3	7	8	13	0.381	21	21	0.500	0	0	15.5	42	0.369
F 21 Stuckey, Rob	6	5	6	5	12	10	0.545	6	5	6	2	12	7	0.632	24	17	0.585	0	0	21.0	41	0.512
F 22 Adams, Brad	4	4	8	3	12	7	0.632	8	4	8	3	16	7	0.696	28	14	0.667	0	0	18.0	42	0.429
F 23 Champion, Steve	1	6	3	6	4	12	0.250	4	3	7	2	11	5	0.688	15	17	0.469	0	0	11.0	32	0.344
F 24 Bartel, B.J.	5	6	7	2	12	8	0.600	6	4	7	3	13	7	0.650	25	15	0.625	0	0	10.0	40	0.250
F 25 Palmisano, Andrew	7	1	6	2	13	3	0.813	7	1	8	0	15	1	0.938	28	4	0.875	0	0	18.5	32	0.578
F 26 Cashin, Jeff	7	4	7	4	14	8	0.636	7	4	7	3	14	7	0.667	28	15	0.651	0	0	14.5	43	0.337
F 27 Nourse, Andy	2	4	0	2	2	6	0.250	1	1	4	2	5	3	0.625	7	9	0.438	0	0	0.0	16	0.000
F3/ Djucks Unchained	40	32	44	27	84	59	0.587	22	14	19	17	41	31	0.569	166	121	0.578	0	0	120.5	287	0.420
F 30 Carawon, Bob	0	0	0	1	0	1	0.000	0	0	0	0	0	0	---	0	1	0.000	0	0	0.0	1	0.000
F 31 Converse, Stan	9	4	8	5	17	9	0.654	10	7	8	6	18	13	0.581	35	22	0.614	0	0	26.5	57	0.465
F 32 Ellis, Tim	8	5	8	6	16	11	0.593	8	6	8	5	16	11	0.593	32	22	0.593	0	0	17.5	54	0.324
F 33 Converse, Laurence	5	8	5	8	10	16	0.385	5	6	7	7	12	13	0.480	22	29	0.431	0	0	13.0	51	0.255
F 34 Therrien, Dan	9	4	11	1	20	5	0.800	10	2	7	5	17	7	0.708	37	12	0.755	0	0	30.0	49	0.612
F 35 Munroe, Joe	4	5	8	1	12	6	0.667	7	2	5	4	12	6	0.667	24	12	0.667	0	0	22.5	36	0.625
F 36 Peers, Martin	2	5	1	4	3	9	0.250	2	3	2	4	4	7	0.364	7	16	0.304	0	0	2.0	23	0.087
F 37 Fagan, Seth	1	0	3	0	4	0	1.000	1	2	1	1	2	3	0.400	6	3	0.667	0	0	8.0	9	0.889
F 38 Fagan, Debra	2	1	0	1	2	2	0.500	1	0	0	2	1	2	0.333	3	4	0.429	0	0	1.0	7	0.143
F4/ Grateful Darts	31	41	29	43	60	84	0.417	14	22	14	22	28	44	0.389	116	172	0.403	0	0	84.0	288	0.292
F 40 Simpson, Phillip	2	3	2	3	4	6	0.400	1	2	1	2	2	4	0.333	6	10	0.375	0	0	4.0	16	0.250
F 41 Herman, Fritz	4	7	3	9	7	16	0.304	3	9	1	10	4	19	0.174	11	35	0.239	0	0	8.5	46	0.185
F 42 Iager, John	4	4	7	3	11	7	0.611	8	2	4	6	12	8	0.600	23	15	0.605	0	0	26.0	38	0.684
F 43 Lilienthal, John	4	8	0	6	4	14	0.222	2	5	3	5	5	10	0.333	9	24	0.273	0	0	2.0	33	0.061
F 44 McGrail, Tony	2	4	3	8	5	12	0.294	0	11	1	8	1	19	0.050	6	31	0.162	0	0	7.0	37	0.189
F 45 Perkins, Chris	5	6	2	7	7	13	0.350	6	5	4	8	10	13	0.435	17	26	0.395	0	0	4.0	43	0.093
F 46 Ogden, Bryan	7	3	8	2	15	5	0.750	5	5	8	2	13	7	0.650	28	12	0.700	0	0	27.5	40	0.688
F 47 Roemer, John	3	6	4	5	7	11	0.389	3	5	6	3	9	8	0.529	16	19	0.457	0	0	5.0	35	0.143
F5/ Misfits	34	38	29	42	63	80	0.441	18	18	20	16	38	34	0.528	139	148	0.484	0	0	110.0	287	0.383
F 50 Cefola, Anthony	2	7	1	9	3	16	0.158	6	7	7	5	13	12	0.520	16	28	0.364	0	0	11.5	44	0.261
F 51 Timmons, Kevin	7	3	8	3	15	6	0.714	4	7	6	4	10	11	0.476	25	17	0.595	0	0	19.5	42	0.464
F 52 Cosentino, Philip	5	5	5	6	10	11	0.476	5	6	7	4	12	10	0.545	22	21	0.512	0	0	14.5	43	0.337
F 53 Riggsbee, Carl	6	6	3	7	9	13	0.409	6	5	6	4	12	9	0.571	21	22	0.488	0	0	12.0	43	0.279
F 54 Wiegand, Tom	7	3	5	5	12	8	0.600	7	3	6	3	13	6	0.684	25	14	0.641	0	0	30.0	39	0.769
F 55 Koutsoukos, Bill	2	8	2	5	4	13	0.235	1	5	3	4	4	9	0.308	8	22	0.267	0	0	3.5	30	0.117
F 56 Limerick, Jeremy	5	4	5	5	10	9	0.526	7	2	4	6	11	8	0.579	21	17	0.553	0	0	19.0	38	0.500
F 57 Santucci, Chris	0	2	0	2	0	4	0.000	0	1	1	2	1	3	0.250	1	7	0.125	0	0	0.0	8	0.000
F6/ Wayne Gretzky	35	37	28	44	63	81	0.438	19	17	14	22	33	39	0.458	129	159	0.448	0	0	80.0	288	0.278
F 60 Bauguess, Misty	2	9	0	3	2	12	0.143	0	1	1	9	1	10	0.091	3	22	0.120	0	0	0.0	25	0.000
F 61 Wilson, Jonathan	0	2	2	5	2	7	0.222	5	6	1	7	6	13	0.316	8	20	0.286	0	0	9.0	28	0.321
F 62 Gaines, Lauren	4	8	3	5	7	13	0.350	4	5	5	6	9	11	0.450	16	24	0.400	0	0	6.5	40	0.163
F 63 Gaines, Bryan	4	6	5	7	9	13	0.409	5	6	5	6	10	12	0.455	19	25	0.432	0	0	11.0	44	0.250
F 64 Rigert, Joe, Sr.	9	2	8	3	17	5	0.773	8	3	5	5	13	8	0.619	30	13	0.698	0	0	18.5	43	0.430
F 65 Rigert, Joe, Jr.	7	2	4	5	11	7	0.611	5	4	1	4	6	8	0.429	17	15	0.531	0	0	14.5	32	0.453
F 66 Duhon, Ryan	1	1	1	7	2	8	0.200	2	4	3	3	5	7	0.417	7	15	0.318	0	0	1.0	22	0.045
F 67 Horrall, Mike	5	4	2	7	7	11	0.389	4	4	3	4	7	8	0.467	14	19	0.424	0	0	9.0	33	0.273
F 68 Leicht, Richard	3	3	3	2	6	5	0.545	5	1	4	0	9	1	0.900	15	6	0.714	0	0	10.5	21	0.500
F7/ Bullish	31	41	30	42	61	83	0.424	8	28	12	24	20	52	0.278	101	187	0.351	0	0	70.0	288	0.243
F 70 Kunesh, Joe	7	6	5	6	12	12	0.500	3	9	5	6	8	15	0.348	20	27	0.426	0	0	15.5	47	0.330
F 71 Rouse, Chuck	3	7	1	7	4	14	0.222	3	7	3	7	6	14	0.300	10	28	0.263	0	0	2.0	38	0.053
F 72 Wilkinson, Charlie	5	6	5	8	10	14	0.417	1	12	1	6	2	18	0.100	12	32	0.273	0	0	6.0	44	0.136
F 73 Kirkpatrick, Scott	4	8	6	6	10	14	0.417	4	7	5	6	9	13	0.409	19	27	0.413	0	0	18.5	46	0.402
F 74 Raper, Jeromie	4	4	6	6	10	10	0.500	1	10	3	8	4	18	0.182	14	28	0.333	0	0	10.0	42	0.238
F 75 Hall, Steve	5	2	5	2	10	4	0.714	3	4	2	5	5	9	0.357	15	13	0.536	0	0	13.5	28	0.482
F 76 Millikan, Craig	2	0	1	1	3	1	0.750	0	2	1	2	1	4	0.200	4	5	0.444	0	0	3.0	9	0.333
F 77 Futrelle, Greg	0	1	0	1	0	2	0.000	0	1	0	2	0	3	0.000	0	5	0.000	0	0	0.0	5	0.000
F 78 Herbert, Karl	0	0	0	0	0	0	---	0	0	0	0	0	0	---	0	0	---	0	0	0.0	0	---
F 79 Mitchell, Bill	1	7	1	5	2	12	0.143	1	4	4	6	5	10	0.333	7	22	0.241	0	0	1.5	29	0.052

	Singles 301		Singles Cricket		Singles Record		Singles Win %-age	Doubles Cricket		Doubles 501		Doubles Record		Doubles Win %-age	Sngls + Dbls Record		Sngls + Dbls Win %-age	Tiebreaker Ws	Tiebreaker Ls	All-Star Points	Games Played	All-Star Point Average
G1/ Wizards of One Mark	27	45	36	36	63	81	0.438	17	19	18	18	35	37	0.486	133	155	0.462	14	0	83.0	288	0.288
G 10 Logan, Peter	3	6	4	6	7	12	0.368	5	3	4	8	9	11	0.450	16	23	0.410	2	0	8.5	39	0.218
G 11 Dunham, Jim	5	4	7	5	12	9	0.571	7	3	6	6	13	9	0.591	25	18	0.581	2	0	16.5	43	0.384
G 12 Mason, Marcy	0	10	4	5	4	15	0.211	6	6	6	5	12	11	0.522	16	26	0.381	2	0	7.5	42	0.179
G 13 Onkka, Josh	4	3	6	3	10	6	0.625	5	4	5	1	10	5	0.667	20	11	0.645	2	0	13.5	31	0.435
G 14 Bradford, Kristen	0	11	0	5	0	16	0.000	1	8	3	6	4	14	0.222	4	30	0.118	1	0	0.0	34	0.000
G 15 Bradford, David	8	2	8	3	16	5	0.762	7	3	4	4	11	7	0.611	27	12	0.692	1	0	23.5	39	0.603
G 16 Hewitt, Andy	6	3	4	4	10	7	0.588	2	4	6	3	8	7	0.533	18	14	0.563	2	0	3.5	32	0.109
G 17 Gilmer, Matthew	1	6	3	5	4	11	0.267	1	7	2	3	3	10	0.231	7	21	0.250	2	0	10.0	28	0.357
G2/ Girls Night Out	35	37	25	47	60	84	0.417	13	23	16	20	29	43	0.403	118	170	0.410	0	15	69.5	288	0.241
G 20 Scheppele, Julie	7	5	8	4	15	9	0.625	8	4	6	5	14	9	0.609	29	18	0.617	0	2	21.0	47	0.447
G 21 Scheppele, Melani	8	4	3	9	11	13	0.458	2	8	2	7	4	15	0.211	15	28	0.349	0	2	6.0	43	0.140
G 22 Watson, Ruth	6	6	3	8	9	14	0.391	3	6	5	7	8	13	0.381	17	27	0.386	0	2	8.5	44	0.193
G 23 Watson, Emily	4	3	4	7	8	10	0.444	1	7	2	5	3	12	0.200	11	22	0.333	0	2	9.0	33	0.273
G 24 Parent, Kat	2	6	0	2	2	8	0.200	0	5	1	4	1	9	0.100	3	17	0.150	0	2	3.0	20	0.150
G 25 Anderson, Nancy	3	6	1	8	4	14	0.222	1	7	5	6	6	13	0.316	10	27	0.270	0	2	9.5	37	0.257
G 26 Oakley, Gina	5	4	6	6	11	10	0.524	5	7	6	3	11	10	0.524	22	20	0.524	0	2	9.0	42	0.214
G 27 Bowery, Petra	0	3	0	3	0	6	0.000	6	2	5	3	11	5	0.688	11	11	0.500	0	1	3.5	22	0.159
G3/ Missing Flights	50	22	55	16	105	38	0.734	32	4	23	13	55	17	0.764	215	72	0.749	0	0	112.5	287	0.392
G 30 Nettesheim, Doug	7	4	10	1	17	5	0.773	9	2	7	4	16	6	0.727	33	11	0.750	0	0	15.0	44	0.341
G 31 Suan, John	5	6	7	4	12	10	0.545	10	0	6	4	16	4	0.800	28	14	0.667	0	0	11.0	42	0.262
G 32 Davis, Luke	9	3	10	2	19	5	0.792	12	0	7	5	19	5	0.792	38	10	0.792	0	0	19.5	48	0.406
G 33 Robertson, Chris	11	2	11	1	22	3	0.880	11	2	7	5	18	7	0.720	40	10	0.800	0	0	26.0	50	0.520
G 34 Sorber, David	9	3	8	4	17	7	0.708	10	2	9	3	19	5	0.792	36	12	0.750	0	0	22.0	48	0.458
G 35 Vanore, John	1	0	1	0	2	0	1.000	2	0	1	1	3	1	0.750	5	1	0.833	0	0	2.0	6	0.333
G 36 Robertson, Phil	8	4	8	4	16	8	0.667	10	2	9	4	19	6	0.760	35	14	0.714	0	0	17.0	49	0.347
G4/ Another Sinking Ship	37	35	35	36	72	71	0.503	18	18	24	12	42	30	0.583	156	131	0.544	0	5	62.5	287	0.218
G 40 Howley, John	4	7	7	4	11	11	0.500	6	5	8	3	14	8	0.636	25	19	0.568	0	1	10.0	44	0.227
G 41 Conway, Paul	10	2	8	4	18	6	0.750	8	6	7	5	15	11	0.577	33	17	0.660	0	1	14.0	50	0.280
G 42 Annon, Harry	6	11	3	10	9	21	0.300	5	9	8	6	13	15	0.464	22	36	0.379	0	1	8.0	58	0.138
G 43 Butler, John	7	5	7	4	14	9	0.609	7	4	9	3	16	7	0.696	30	16	0.652	0	1	13.5	46	0.293
G 44 Goddard, William	6	7	5	8	11	15	0.423	6	7	11	3	17	10	0.630	28	25	0.528	0	1	7.5	53	0.142
G 45 Cooke, Casey	4	3	5	6	9	9	0.500	4	5	5	4	9	9	0.500	18	18	0.500	0	0	9.5	36	0.264
G5/ Full of Bull	43	29	41	31	84	60	0.583	23	13	23	13	46	26	0.639	176	112	0.611	0	0	81.0	288	0.281
G 50 Bowen, Andy	6	2	6	1	12	3	0.800	5	3	4	4	9	7	0.563	21	10	0.677	0	0	15.0	31	0.484
G 51 Schmitt, Rick	3	5	4	2	7	7	0.500	2	3	2	2	4	5	0.444	11	12	0.478	0	0	3.5	23	0.152
G 52 Lisk, Jon	0	0	0	4	0	4	0.000	2	0	1	1	3	1	0.750	3	5	0.375	0	0	1.0	8	0.125
G 53 Litaker, Amanda	1	2	1	8	2	10	0.167	3	1	3	3	6	4	0.600	8	14	0.364	0	0	3.0	22	0.136
G 54 Thomas, Nicole	5	4	0	2	5	6	0.455	4	3	3	1	7	4	0.636	12	10	0.545	0	0	0.0	22	0.000
G 55 Miller, Wright	2	5	4	4	6	9	0.400	4	2	8	1	12	3	0.800	18	12	0.600	0	0	4.0	30	0.133
G 56 Howey, Evan	6	1	6	1	12	2	0.857	7	2	6	3	13	5	0.722	25	7	0.781	0	0	6.5	32	0.203
G 57 Stark, Parker	5	4	5	3	10	7	0.588	4	5	5	3	9	8	0.529	19	15	0.559	0	0	9.0	34	0.265
G 58 Brennan, Joe	8	1	7	3	15	4	0.789	7	3	6	4	13	7	0.650	28	11	0.718	0	0	16.0	39	0.410
G 59 Port, Brian	7	5	8	3	15	8	0.652	8	4	8	4	16	8	0.667	31	16	0.660	0	0	23.0	47	0.489
G6/ Ballistic Behavior	32	40	32	40	64	80	0.444	13	23	14	22	27	45	0.375	118	170	0.410	0	0	78.5	288	0.273
G 60 Phillips, Britt	5	6	6	5	11	11	0.500	2	5	4	5	6	10	0.375	17	21	0.447	0	0	11.5	38	0.303
G 61 Phillips, Josh	6	5	3	7	9	12	0.429	1	9	4	6	5	15	0.250	14	27	0.341	0	0	11.0	41	0.268
G 62 Heyward, Simon	8	4	9	3	17	7	0.708	7	5	3	7	10	12	0.455	27	19	0.587	0	0	17.5	46	0.380
G 63 Heyward, Georgia	1	5	4	5	5	10	0.333	6	5	4	6	10	11	0.476	15	21	0.417	0	0	4.0	36	0.111
G 64 Frazier, Charlie	1	3	1	3	2	6	0.250	1	3	1	2	2	5	0.286	4	11	0.267	0	0	4.0	15	0.267
G 65 Harrison, Mark	5	5	8	1	13	6	0.684	3	7	3	5	6	12	0.333	19	18	0.514	0	0	22.0	37	0.595
G 66 Knight, Steve	0	6	1	3	1	9	0.100	1	3	2	2	3	5	0.375	4	14	0.222	0	0	2.5	18	0.139
G 67 Watkins, Mike	4	3	0	8	4	11	0.267	4	6	4	5	8	11	0.421	12	22	0.353	0	0	4.5	34	0.132
G 68 Knight, Cody	2	3	0	5	2	8	0.200	1	3	3	6	4	9	0.308	6	17	0.261	0	0	1.5	23	0.065
G7/ What's the Point?	28	44	27	45	55	89	0.382	10	26	8	28	18	54	0.250	91	197	0.316	6	0	52.5	288	0.182
G 70 Cox, Bragg	6	5	6	6	12	11	0.522	5	4	5	5	10	9	0.526	22	20	0.524	1	0	15.0	42	0.357
G 71 Nulty, Gene	5	5	6	4	11	9	0.550	4	6	3	6	7	12	0.368	18	21	0.462	1	0	9.5	39	0.244
G 72 Cerretti, Fred	4	7	0	7	4	14	0.222	2	8	0	10	2	18	0.100	6	32	0.158	1	0	7.5	38	0.197
G 73 Zaytoun, Steve	3	6	2	4	5	10	0.333	3	5	1	8	4	13	0.235	9	23	0.281	1	0	4.0	32	0.125
G 74 Monchick, Randy	4	4	2	5	6	9	0.400	0	4	3	4	3	8	0.273	9	17	0.346	1	0	3.5	26	0.135
G 75 Pitts, Dennis	1	5	4	7	5	12	0.294	2	9	1	7	3	16	0.158	8	28	0.222	0	0	3.5	36	0.097
G 76 Jenkins, Bill	2	10	2	8	4	18	0.182	1	10	3	7	4	17	0.190	8	35	0.186	1	0	4.0	43	0.093
G 77 Fleming, Frank	3	2	5	4	8	6	0.571	3	6	0	9	3	15	0.167	11	21	0.344	0	0	5.5	32	0.172

	Singles 301		Singles Cricket		Singles Record		Singles Win %-age	Doubles Cricket		Doubles 501		Doubles Record		Doubles Win %-age	Sngls + Dbls Record		Sngls + Dbls Win %-age	Tiebreaker Ws	Tiebreaker Ls	All-Star Points	Games Played	All-Star Point Average
H1/ AC Dart C	52	32	55	29	107	61	0.637	22	20	23	19	45	39	0.536	197	139	0.586	0	4	88.5	336	0.263
H 10 Emerton, Eric	7	1	9	1	16	2	0.889	8	3	6	5	14	8	0.636	30	10	0.750	0	0	13.5	40	0.338
H 11 Barletta, Phil	5	2	4	4	9	6	0.600	4	4	4	5	8	9	0.471	17	15	0.531	0	0	4.5	32	0.141
H 12 Woodard, Dave	10	2	9	5	19	7	0.731	7	6	9	4	16	10	0.615	35	17	0.673	0	1	16.0	52	0.308
H 13 Ejlali, Shervin	7	7	9	4	16	11	0.593	7	6	9	5	16	11	0.593	32	22	0.593	0	1	12.0	54	0.222
H 14 Gilbert, Geoff	2	6	8	1	10	7	0.588	4	5	5	3	9	8	0.529	19	15	0.559	0	0	14.0	34	0.412
H 15 Martin, Claude	1	3	0	2	1	5	0.167	0	2	1	2	1	4	0.200	2	9	0.182	0	1	0.0	11	0.000
H 16 McMillan, Bill	8	4	11	1	19	5	0.792	6	6	1	6	7	12	0.368	26	17	0.605	0	1	12.0	43	0.279
H 17 Hamer, Andrew	6	4	2	5	8	9	0.471	5	4	6	4	11	8	0.579	19	17	0.528	0	0	9.0	36	0.250
H 18 Byzek, Jeff	5	1	3	3	8	4	0.667	2	4	3	3	5	7	0.417	13	11	0.542	0	0	7.5	24	0.313
H 19 Ramirez, Ismael	1	2	0	3	1	5	0.167	1	0	2	1	3	1	0.750	4	6	0.400	0	0	0.0	10	0.000
H2/ Northern Flights	50	28	34	44	84	72	0.538	18	21	23	16	41	37	0.526	166	146	0.532	15	0	61.0	312	0.196
H 20 Cornell, Blaine	4	5	5	5	9	10	0.474	7	4	9	1	16	5	0.762	25	15	0.625	1	0	4.0	40	0.100
H 21 McKendrick, Todd	9	4	4	9	13	13	0.500	6	7	12	2	18	9	0.667	31	22	0.585	2	0	7.0	53	0.132
H 22 McKendrick, Darla	3	1	0	4	3	5	0.375	1	4	2	1	3	5	0.375	6	10	0.375	2	0	1.0	16	0.063
H 23 Bialaszewski, Rich	10	1	7	3	17	4	0.810	5	4	4	3	9	7	0.563	26	11	0.703	2	0	17.0	37	0.459
H 24 Murphy, Tom	6	5	7	5	13	10	0.565	7	5	7	5	14	10	0.583	27	20	0.574	2	0	16.5	47	0.351
H 25 Barbour, Bryan	8	5	2	8	10	13	0.435	1	9	5	7	6	16	0.273	16	29	0.356	2	0	5.5	45	0.122
H 26 Metivier, Sam	3	3	4	7	7	10	0.412	5	6	3	5	8	11	0.421	15	21	0.417	2	0	8.0	36	0.222
H 27 Lane, Bob	0	0	0	0	0	0	---	0	0	0	0	0	0	---	0	0	---	0	0	0.0	0	---
H 28 Millius, Mike	7	4	5	3	12	7	0.632	4	3	4	8	8	11	0.421	20	18	0.526	2	0	2.0	38	0.053
H3/ Chalk it Up	38	46	45	39	83	85	0.494	19	23	22	20	41	43	0.488	165	171	0.491	0	0	91.5	336	0.272
H 30 Highfill, Leigh	2	8	1	4	3	12	0.200	1	4	5	3	6	7	0.462	9	19	0.321	0	0	3.0	28	0.107
H 31 Davis, Jared	2	3	4	4	6	7	0.462	4	4	4	4	8	8	0.500	14	15	0.483	0	0	6.0	29	0.207
H 32 Genzlinger, Roger	7	2	8	2	15	4	0.789	5	4	4	5	9	9	0.500	24	13	0.649	0	0	12.5	37	0.338
H 33 Lawrence, Jonathan	5	6	10	2	15	8	0.652	8	3	3	9	11	12	0.478	26	20	0.565	0	0	20.5	46	0.446
H 34 Ross, Anne	1	6	2	6	3	12	0.200	3	5	4	5	7	10	0.412	10	22	0.313	0	0	6.0	32	0.188
H 35 Morlando, Jim	2	6	2	5	4	11	0.267	4	6	4	3	8	9	0.471	12	20	0.375	0	0	4.0	32	0.125
H 36 Crawford, Neal	5	3	7	3	12	6	0.667	6	4	6	0	12	4	0.750	24	10	0.706	0	0	13.0	34	0.382
H 37 Basile, Frankie	0	0	0	0	0	0	---	0	0	0	0	0	0	---	0	0	---	0	0	0.0	0	---
H 38 McNamara, Ken	6	8	5	8	11	16	0.407	5	7	6	8	11	15	0.423	22	31	0.415	0	0	15.5	53	0.292
H 39 McDole, James	8	4	6	5	14	9	0.609	2	9	8	3	10	12	0.455	24	21	0.533	0	0	11.0	45	0.244
H4/ Ducking Farts	38	46	48	36	86	82	0.512	29	13	19	23	48	36	0.571	182	154	0.542	0	15	85.5	336	0.254
H 40 Smith, Ron	1	9	5	5	6	14	0.300	8	1	6	3	14	4	0.778	20	18	0.526	0	2	8.5	38	0.224
H 41 Shearin, Phillip	2	8	7	2	9	10	0.474	8	2	3	3	11	5	0.688	20	15	0.571	0	2	11.0	35	0.314
H 42 Beebe, Jenny	6	3	6	6	12	9	0.571	9	3	6	6	15	9	0.625	27	18	0.600	0	2	21.0	45	0.467
H 43 Okrepky, Pete	5	6	3	6	8	12	0.400	9	4	4	7	13	11	0.542	21	23	0.477	0	2	5.5	44	0.125
H 44 Thaxter, Norm	3	9	5	4	8	13	0.381	0	6	5	8	5	14	0.263	13	27	0.325	0	2	5.5	40	0.138
H 45 Gary, Coran "Red"	0	0	0	0	0	0	---	0	0	0	0	0	0	---	0	0	---	0	0	0.0	0	---
H 46 Price, Christine	0	1	0	1	0	2	0.000	0	2	0	1	0	3	0.000	0	5	0.000	0	0	2.0	5	0.400
H 47 Burner, Nate	11	2	9	5	20	7	0.741	12	2	7	4	19	6	0.760	39	13	0.750	0	2	15.0	52	0.288
H 48 Fay, Anthony	5	5	9	3	14	8	0.636	9	4	3	9	12	13	0.480	26	21	0.553	0	2	13.0	47	0.277
H 49 Young, C. Ashley	5	3	4	4	9	7	0.563	3	2	4	5	7	7	0.500	16	14	0.533	0	1	4.0	30	0.133
H5/ Train Station Shooters	41	43	52	32	93	75	0.554	25	17	28	14	53	31	0.631	199	137	0.592	8	7	71.5	336	0.213
H 50 Paye, Laura	5	8	5	5	10	13	0.435	5	4	8	2	13	6	0.684	23	19	0.548	1	1	8.5	42	0.202
H 51 Oakley, Richard	7	4	9	3	16	7	0.696	10	3	12	1	22	4	0.846	38	11	0.776	1	1	21.5	49	0.439
H 52 Lichty, Ben	1	1	1	1	2	2	0.500	3	0	3	0	6	0	1.000	8	2	0.800	0	0	0.0	10	0.000
H 53 Summers, Claude	3	12	5	7	8	19	0.296	4	4	6	5	10	9	0.526	18	28	0.391	1	0	6.5	46	0.141
H 54 Cantwell, Daniel	7	3	5	3	12	6	0.667	5	7	7	3	12	10	0.545	24	16	0.600	1	1	2.5	40	0.063
H 55 Messineo, Rocky	4	4	8	1	12	5	0.706	8	1	5	4	13	5	0.722	25	10	0.714	1	1	12.5	35	0.357
H 56 Freimark, Tom	6	3	6	6	12	9	0.571	5	5	7	3	12	8	0.600	24	17	0.585	1	1	4.0	41	0.098
H 57 Speight, Patrick	4	4	4	3	8	7	0.533	2	5	3	3	5	8	0.385	13	15	0.464	0	1	6.0	28	0.214
H 58 DiCarlo, Tony	0	2	4	1	4	3	0.571	4	2	3	3	7	5	0.583	11	8	0.579	1	0	4.0	19	0.211
H 59 Speight, Brett	4	2	5	2	9	4	0.692	4	3	2	4	6	7	0.462	15	11	0.577	1	1	6.0	26	0.231
H6/ Tips & Shafts	44	40	40	44	84	84	0.500	15	27	20	22	35	49	0.417	154	182	0.458	6	0	83.0	336	0.247
H 60 Borgna, Denise	8	9	7	9	15	18	0.455	8	7	9	5	17	12	0.586	32	30	0.516	1	0	4.5	62	0.073
H 61 Borgna, Andrew	2	3	4	1	6	4	0.600	3	2	6	3	9	5	0.643	15	9	0.625	1	0	8.5	24	0.354
H 62 Spencer, Kenny	10	5	11	3	21	8	0.724	9	5	8	6	17	11	0.607	38	19	0.667	1	0	16.0	57	0.281
H 63 Woodworth, Lee	6	8	9	6	15	14	0.517	3	12	4	10	7	22	0.241	22	36	0.379	1	0	16.0	58	0.276
H 64 Prusisz, Mike	8	6	4	10	12	16	0.429	5	10	7	7	12	17	0.414	24	33	0.421	1	0	24.5	57	0.430
H 65 George, Dallas	5	3	4	3	9	6	0.600	2	6	2	6	4	12	0.250	13	18	0.419	0	0	5.0	31	0.161
H 66 Alvarez, Aurora	5	6	1	12	6	18	0.250	0	12	4	7	4	19	0.174	10	37	0.213	1	0	8.5	47	0.181
H7/ Don't Hit The Scorekeeper	40	44	41	43	81	87	0.482	26	16	22	20	48	36	0.571	177	159	0.527	4	6	87.5	336	0.260
H 70 Huffman, Inky	7	8	4	9	11	17	0.393	9	4	7	8	16	12	0.571	27	29	0.482	0	1	10.5	56	0.188
H 71 Shearer, Brad	4	10	7	7	11	17	0.393	10	3	8	5	18	8	0.692	29	25	0.537	1	1	15.5	54	0.287
H 72 Knight, Romuald	9	5	7	7	16	12	0.571	9	6	7	8	16	14	0.533	32	26	0.552	1	1	17.5	58	0.302
H 73 Iannucci, Jenna	4	7	1	10	5	17	0.227	6	5	4	5	10	10	0.500	15	27	0.357	0	1	4.5	42	0.107
H 74 Kang, Daniel	10	3	9	4	19	7	0.731	7	6	7	6	14	12	0.538	33	19	0.635	1	1	20.0	52	0.385
H 75 Strickland, Craig	0	2	2	0	2	2	0.500	2	0	1	1	3	1	0.750	5	3	0.625	0	0	5.5	8	0.688
H 76 Strickland, Sandy	1	4	5	3	6	7	0.462	6	2	4	4	10	6	0.625	16	13	0.552	0	0	6.5	29	0.224
H 77 McDavid, Craig	5	5	6	3	11	8	0.579	3	6	6	3	9	9	0.500	20	17	0.541	1	1	7.5	37	0.203
H8/ Points of Authority	27	51	15	63	42	114	0.269	11	28	8	31	19	59	0.244	80	232	0.256	0	0	36.5	312	0.117
H 80 Elliott, Chris	5	8	3	11	8	19	0.296	6	8	5	10	11	18	0.379	19	37	0.339	0	0	12.0	56	0.214
H 81 Berman, Mark	7	5	1	11	8	16	0.333	4	8	5	8	9	16	0.360	17	32	0.347	0	0	3.0	49	0.061
H 82 Radford, Jon	1	1	0	2	1	3	0.250	0	2	0	2	0	4	0.000	1	7	0.125	0	0	0.0	8	0.000
H 83 King, Ethan	3	5	3	5	6	10	0.375	3	5	2	6	5	11	0.313	11	21	0.344	0	0	9.5	32	0.297
H 84 Berman, Judy	0	0	0	0	0	0	---	0	0	0	0	0	0	---	0	0	---	0	0	0.0	0	---
H 85 Cato, Marcus	5	8	3	9	8	17	0.320	4	12	2	10	6	22	0.214	14	39	0.264	0	0	6.0	53	0.113
H 86 Cato, Marcus, Jr.	0	11	0	13	0	24	0.000	3	7	1	10	4	17	0.190	4	41	0.089	0	0	1.0	45	0.022
H 87 Berman, Brian	4	12	3	11	7	23	0.233	0	13	1	13	1	26	0.037	8	49	0.140	0	0	4.0	57	0.070
H 88 Boutieller, Nicholas	2	1	2	1	4	2	0.667	2	1	0	3	2	4	0.333	6	6	0.500	0	0	1.0	12	0.083

Raleigh Dart League

Registration for Fall 2015 Season

Wednesday, July 22, (High Park Bar & Grille), 7:00-8:00 p.m.

Wednesday, July 22 **For ALL teams - there is only one night of registration!!!**
(If your team is not returning, please leave a message on VoiceMail.
New captain? Please pass this information on to him/her.)
Bring: 1) Completed roster - use BLACK pen please - with divisions played by by each member for last 3 seasons
2) ONE check for bar fee and a minimum of six players (Bar fee is $20; Player registration is $20) NO CASH WILL BE ACCEPTED!!!

Wednesday, July 22 **DEADLINE for unrestricted roster add-ons, at REGISTRATION (no extensions)**

July 23 through September 14 Add-ons pre-approved by the Membership Committee (Membership Committee Director - Heather Bohanan, 919-326-1956, heather.bohanan@dhhs.nc.gov)
1) Checks & player information as per roster to: Barron Hartley (Treasurer), 401 Indian Springs Drive, Knightdale NC 27545; bkh345@hotmail.com
2) Membership Director will inform captain of Committee's decision
A PLAYER IS NOT ELIGIBLE UNTIL APPROVED, AND WITH DUES PAID

Wednesday, August 5 **Captains' meeting, 7:00-8:00 p.m., High Park Bar & Grille (MANDATORY)**
Pick up schedules, blank scoresheets, team rosters, phone lists, rules, etc.

Wednesday, August 12 **8:00 p.m. Season starts**

Monday, September 14 **5th week captains' meeting, High Park Bar & Grille (MANDATORY)**
... and RDL Board meeting --- Last day to add/replace a player with approval

FALL 2015 RALEIGH DART LEAGUE TEAM REGISTRATION FORM

Team Name _____ Team Number _____
(PLEASE LEAVE BLANK)

Player Name (not nickname):	Divisions played in previous 3 seasons	Dart experience (if any) outside RDL*	M/F	Phone #:	Fee Paid:
Home Bar & Dart Rep.:		Board #s:			
Captain: 0		email:		(H) (C) (W)	0
1				(H) (C)	1
2				(H) (C)	2
3				(H) (C)	3
4				(H) (C)	4
5				(H) (C)	5
6				(H) (C)	6
7				(H) (C)	7
8				(H) (C)	8
9				(H) (C)	9

Captain's Address (for Tons and any other mailings): _____

☐ Check here if emails of the TONS are sufficient (i.e. no hard copy Tons in the mail). TOTAL: _____

Captain's Email: _____

** If there are players new to RDL and you are aware of their dart experience outside of RDL, please include that information here. You might say things like "Played in a mid-level team in Chicago for the past 6 years" or "No league experience but throws on a regular basis - consistently beats D & E players at Upper Deck LOD"*

TONS OF NEWSLETTER

Home to the Fall Session of the Raleigh Dart League for the Banquet, Saturday, December 12, 2015 Issue #JK64
The "It Has Probably Been A Little While Since I Hit The Last Dart Of The Tournament" Editio

TOURNAMENT WINNERS

"A" Division - ***The Eventual Element*** *(14-8)*
A truly great Element-Hit That final, chock full of 8 perfect throws (9-marks, 180s, 160-Ins, 8-marks with DBulls) and other big shots, ends up being decided by one of the "lesser" shots in the group.

"B" Division - ***Methodical Madness*** *(14-2)*
After a crazy night of close semifinals, with one of them heavy with drama and disagreement, the Madness nearly coasts through the B final, barely even needing to play any doubles crickets.

"C" Division - ***Darty Rotten Scoundrels*** *(13-5)*
After earning a first-round bye in the 7-team C division, Darty Rotten Scoundrels roll through two wins, making themselves the only Mug winners this season to not see 501 in the tournament.

"D" Division - ***One Armed Bandits*** *(13-9)*
Sometimes their matches were close (6 within a dart of a loss or tie), and sometimes they weren't (6 opponents that didn't score more than 6), but the Bandits are the Fall's only undefeated team.

"E" Division - ***Them Handsome Devils*** *(14-8)*
It seems like a long time since the Handsome Devils have dropped a match (all the way back in week 2 of the regular season), and they took out Pat's Blue in the finals, in a third pretty close battle.

"F" Division - ***Bye Week*** *(14-6)*
Bye Week, the #3 seed, was one of only two Mug winners that hadn't claimed the season title too (the other is still unknown - see below), and they picked off the season champs handily in the final.

"G" Division - ***All About That Bull!*** *(14-6)*
How? That's all I want to know is 'how'? How did a division this incredibly messed up all season play an entire tournament with the only upset being the #3 seed taking out the #2 in the semifinals?

"H" Division - ***??*** *(no result reported)*
For the first time in my two decades as statistician, a division final goes by without anyone reporting a win and thus claiming a set of tournament Mugs… #5 Don't Hit the Scorekeeper? #7 Chalk it Up?

REGULAR SEASON WINNERS

"A" Division - ***The Eventual Element*** *(11 wins, 1 loss)*
2nd place - Appetite for Destruction

"B" Division - ***Methodical Madness*** *(12 wins, 2 losses)*
2nd place - Projectile Dysfunction

"C" Division - ***Darty Rotten Scoundrels*** *(10 wins, 2 losses)*
2nd place - Nine Lives

"D" Division - ***One Armed Bandits*** *(14 wins, 0 losses)*
2nd place - Menace 2 Sobriety

"E" Division - ***Them Handsome Devils*** *(11 wins, 1 loss)*
2nd place - Board Room Jimmy

"F" Division - ***Missing Flights*** *(9 wins, 3 losses)*
2nd place - Misfits

"G" Division - ***All About That Bull!*** *(10 wins, 4 losses)*
2nd place - Wizards of the One Mark

"H" Division - ***Chatham Street Elite*** *(11 wins, 3 losses)*
2nd place - Ballistic Behavior

Rosters of all season- and tournament-winning teams are on page 4.)

TABLE OF CONTENTS

Item	Page Number
Tournament & Regular Season Winning Teams	1
Spring 2016 RDL Season Information	1
Final Divisional Standings	2
Final Divisional Tournament Results	3
Tournament & Regular Season Winning Team Rosters	4
Sp'16 season dates, Tiebreaker Summary, quotes	4
Tournament Trophy Dart Awards	5
Other Tournament Hot Darts	5
Regular Season Trophy Dart Awards	5
Divisional Singles Win %-age Winners	6
Divisional All-Star Point %-age Winners	6
Players Who Beat the Singles Winners	6
Season Penalty Summary	6
List of Host Establishments	7
Holiday blind draws, other leagues, Ult. Book of Darts	7
RDL Address and Phone No. Information	8
Event Calendar, Penalty Log	8
JK's All-Star Team Picks	9
Quick Stat Tidbits, JK's Prediction Results Summary	9
Prediction Results Table	10
Week-by-Week Match Results Table	11
Fall 2015 Trivia Questions Revisited	12
Fall 2015 Lyrics Quiz Revisited (cont. on pg. 14 too)	13
Grammar police unite!, Beaker makes the news!	14
A season of RDL firsts, email chats, clash of the titans	15
More Dart Wedding Bliss!, odd/cool darter photos	16
My Personal Thanksgiving	17
Random Thoughts from JK	18
2015 NCCDL & NCLC standings, news, history	19
2015 NCCDL & NCLC perfect throws, tourn. results	20
New Year's Tourn. flyer, 2015 NC State Champ. result	21
Top Singles Records, by Division	22
Top Doubles Records, by Division	23
Top Singles+Doubles, by Division	24
Top All Star Point Averages, by Division	25
Top Individual Records, by Section of Play	26,27
League-Wide Individual Singles, Doubles Records	28
League-Wide Individual Singles + Doubles Records, and All-Star Point Averages	29
Singles, Doubles Records, Ranked by Team	30
Overall Records, All-Star Pt. Ave., Ranked By Team	31
Complete "A" Division Statistics	32
Complete "B" Division Statistics	33
Complete "C" Division Statistics	34
Complete "D" Division Statistics	35
Complete "E" Division Statistics	36
Complete "F" Division Statistics	37
Complete "G" Division Statistics	38
Complete "H" Division Statistics	39
Registration Materials for Spring 2016 RDL Season	40

SPRING 2016 RALEIGH DART LEAGUE SEASON INFORMATION

Registration Meeting for ALL Teams; The Upper Deck;
Wednesday, January 6, 7:00-8:00 p.m.

MANDATORY Preseason Captains' Meeting; The Upper Deck;
Wednesday, January 20, 7:00-8:00 p.m.

Match Play begins on Wednesday, January 27

MANDATORY Fifth Week Captains' Meeting;
The Upper Deck; **Monday, February 29**, 7:00-8:00 p.m.

Divisional tournament weeks - **May 4 & 11 & 18**

FINAL!! DIVISIONAL TEAM STANDINGS FOR THE *FALL 2015* RDL SEASON

		W	L	Pts.
	"A" Division			
👍	The Eventual Element 👍	11	1	200
👍	Appetite for Destruction	11	1	173
3	I'd Hit That	7	5	165
4	Lunatic Fringe	5	7	140
5	Fire "Ballz"	4	8	116
👎	Traveling Brown's Billiards	3	9	120
👎	Overtime Outlaws	1	11	81
	"B" Division			
👍	Methodical Madness 👍	12	2	202
👍	Projectile Dysfunction	12	2	190
3	High & Tight	10	4	168
4	Rif Raf	7	7	169
5	Cork Tease	5	9	170
6	Cheap Shots	4	10	154
👎	The Jeffersons	3	11	126
👎	One Dart One Kill	3	11	126
	"C" Division			
👍	Darty Rotten Scoundrels 👍	10	2	184
👍	Nine Lives	10	2	170
3	Big Bulls	8	4	155
4	Sharky's Machine	5	7	132
5	Shooter McGavin	4	8	129
👎	Death Throw	3	9	120
👎	Bull Sharks	2	10	106
	"D" Division			
👍	One Armed Bandits 👍	14	0	222
👍	Menace 2 Sobriety	10	4	179
3	Armed and Hammered	9	5	174
4	Dynamic Darts	7	7	162
5	Hostile Amish	6	8	148
6	Coral Reefers	5	9	159
👎	Down The Road	3	11	153
👎	Flight Club	2	12	145

		W	L	Pts.
	"E" Division			
👍	Them Handsome Devils 👍	11	1	181
👍	Board Room Jimmy	9	3	158
3	Pat's Blue Ribbon	8	4	159
4	6 Pack Attackers	5	7	140
5	Village Idiots	5	7	130
👎	Hump Day!	3	9	118
👎	Leftovers	1	11	95
	"F" Division			
👍	Missing Flights 👍	9	3	169
👍	Misfits	9	3	149
3	Bye Week	7	5	149
4	The Sofa Kings	6	6	132
5	Wayne Gretzky	5	7	134
👎	Chasin' Bulls	4	8	101
👎	Grateful Ducks	2	10	100
	"G" Division			
👍	All About That Bull! 👍	10	4	179
👍	Wizards of the One Mark	9	5	171
3	Does That Count?	8	6	178
4	Out for Fun	8	6	165
5	AC Dart C	7	7	159
6	Another Sinking Ship	6	8	148
👎	Train Station Shooters	5	9	146
👎	Is It In?	3	11	151
	"H" Division			
👍	Chatham Street Elite 👍	11	3	217
👍	Ballistic Behavior	9	5	197
3	Tips & Shafts	8	6	151
4	Ducking Farts	8	6	115
5	Don't Hit The Scorekeeper	7	7	148
6	Points of Authority	5	9	133
👎	Chalk it Up	4	10	135
👎	What's the Point?	4	10	130

LEGEND OF SYMBOLS IN STANDINGS: 👍 = *regular season division champion*

👍 = *clinched* "top-two" *finish in division* 👎 = *clinched* "bottom-two" *finish in division*

FALL 2015 RDL DIVISIONAL TOURNAMENT RESULTS

Quarterfinals	*Semifinals*	*Finals*	***WINNER***

"A" Division

1 **The Eventual Element**
The Eventual Element
(Bye)
(13-3) **The Eventual Element**
5 Fire "Ballz"
(13-6) Lunatic Fringe
4 Lunatic Fringe
(14-8) **The Eventual Element**
3 I'd Hit That
(14-10) I'd Hit That
6 Traveling Brown's Billiards
(13-11) I'd Hit That
7 Overtime Outlaws
(13-1) Appetite for Destruction
2 Appetite for Destruction

"B" Division

1 **Methodical Madness**
(14-6) **Methodical Madness**
8 One Dart One Kill
(13-11) **Methodical Madness**
5 Cork Tease
(14-6) Rif Raf
4 Rif Raf
(14-2) **Methodical Madness**
3 High & Tight
(14-4) High & Tight
6 Cheap Shots
(12+-12) High & Tight
7 The Jeffersons
(12-4) Projectile Dysfunction
2 Projectile Dysfunction

"C" Division

1 **Darty Rotten Scoundrels**
Darty Rotten Scoundrels
(Bye)
(13-3) **Darty Rotten Scoundrels**
5 Shooter McGavin
(14-10) Shooter McGavin
4 Sharky's Machine
(13-5) **Darty Rotten Scoundrels**
3 Big Bulls
(13-7) Big Bulls
6 Death Throw
(14-8) Big Bulls
7 Bull Sharks
(12+-12) Bull Sharks
2 Nine Lives

"D" Division

1 **One Armed Bandits**
(13-5) **One Armed Bandits**
8 Flight Club
(14-6) **One Armed Bandits**
5 Hostile Amish
(13-9) Dynamic Darts
4 Dynamic Darts
(13-9) **One Armed Bandits**
3 Armed and Hammered
(13-7) Coral Reefers
6 Coral Reefers
(14-2) Menace 2 Sobriety
7 Down The Road
(13-7) Menace 2 Sobriety
2 Menace 2 Sobriety

Quarterfinals	*Semifinals*	*Finals*	***WINNER***

"E" Division

1 **Them Handsome Devils**
Them Handsome Devils
(Bye)
(14-6) **Them Handsome Devils**
5 Village Idiots
(13-11) 6 Pack Attackers
4 6 Pack Attackers
(14-8) **Them Handsome Devils**
3 Pat's Blue Ribbon
(12+-12) Pat's Blue Ribbon
6 Hump Day!
(14-10) Pat's Blue Ribbon
7 Leftovers
(13-10) Board Room Jimmy
2 Board Room Jimmy

"F" Division

1 Missing Flights
Missing Flights
(Bye)
(13-9) Missing Flights
5 Wayne Gretzky
(14-8) The Sofa Kings
4 The Sofa Kings
(14-6) **Bye Week**
3 **Bye Week**
(12-4) **Bye Week**
6 Chasin' Bulls
(14-10) **Bye Week**
7 Grateful Ducks
(13-9) Misfits
2 Misfits

"G" Division

1 **All About That Bull!**
(12+-12) **All About That Bull!**
8 Is It In?
(14-8) **All About That Bull!**
5 AC Dart C
(13-9) Out for Fun
4 Out for Fun
(14-6) **All About That Bull!**
3 Does That Count?
(13-3) Does That Count?
6 Another Sinking Ship
(13-5) Does That Count?
7 Train Station Shooters
(forfeit) Wizards of the One Mark
2 Wizards of the One Mark

"H" Division

1 Chatham Street Elite
(13-3) Chatham Street Elite
8 What's the Point?
(13-11) Don't Hit The Scorekeeper
5 Don't Hit The Scorekeeper
(11-5) Don't Hit The Scorekeeper
4 Ducking Farts
(?-?) (no result reported by press time)
3 Tips & Shafts
(14-6) Tips & Shafts
6 Points of Authority
(11-4) Chalk it Up
7 Chalk it Up
(14-8) Chalk it Up
2 Ballistic Behavior

THIS SEASON'S TIEBREAKERS

Oh, yeah! This is more like it! We had some teams with some real drama this season! We jumped all the way up to 40 total tiebreakers this season, with 4 of them coming in the tournaments. And on top of that, we had some teams that just couldn't seem to get enough extra games. Nice… F division led the way with a whopping 9 tiebreakers, which is all the more impressive when you note that there were only three F division matches per week! B and E divisions dropped in 8 tiebreakers each (with each having one in the tourneys), C pitched in 5 (including one in the tournament), G had 4 (with one in the tourney), and A and D each had 3. That somehow leaves H division, which was just a crazy-nuts race for much of the season without even one 1001.

A whopping 10(!) teams played at 3 tiebreakers this season, but the Cardiac Kids award (for most tiebreakers played) goes to High & Tight in B division, who decided 5 of their 15 total matches in the extra leg, including a semifinal win! Their 4-1 1001 record is pretty stout too.

This season's Heartbreak Award (for most 1001 losses) had quite a few competitors (three teams lost three tiebreakers each), but the award clearly goes to Hump Day! in E division. Not only did they go 0-4 in extra legs, but one of those ended their tournament hopes.

TEAMS THAT WON BOTH THEIR DIVISIONAL TOURNAMENT AND REGULAR SEASON TITLE !!!!!!

(note: players in parentheses did not play enough games during the regular season to qualify for tournament play)

"A" Division - ***The Eventual Element***

Jason Kilts (c)	Tom Brown	Paul Jacobi
Jerry Oakley	Chad Massengill	Mark Knight
Robbie Phillips	Allen Smith	Wil Tan

"B" Division - ***Methodical Madness***

Brad Hamilton (c)	Greg Neill	Mike Venable
Kevin Foushee	Eugene Foushee	Scott Stephenson
Randy Crites	John Kuhns	John Wilson
	(Sheldon Citrak)	

"C" Division - ***Darty Rotten Scoundrels***

Meghan Howard (c)	Tisha Taylor	Ryan Anderson
Mike Kyle	Nate Groce	John Geraghty
Jim Peele	Chris Moody	Bill Wissinger

"D" Division - ***One Armed Bandits***

Lyman Kiser (c)	Shane Richardson	Jim White
Phil Murphy	Dave Lewis	Wayne Taylor
Ken Trefzger	Kevin Harrington	(Chris Moore)

"E" Division - ***Them Handsome Devils***

Chris Fournier (c)	Dave Krasnow	Zach Lafler
Michael Raquet	Bryan Garland	Ryan Cusman
Bam Lupien	Jay Brown	(Robert Cusman)

"G" Division - ***All About That Bull!***

Cindy Voorhees (c)	Dee Parris	Tammy Boyd
Sal Maini	Brent Snyder	Scott Smith
Tyler Wright		(Phillip McConnell)

TEAMS THAT WON THEIR DIVISIONAL TOURNAMENT (but not regular season title) !!!!!!

"F" Division - ***Bye Week***

Ashley Murphy (c)	Mike Roberts	Tom Kubel
Lou Tufillaro	Michael Cruze	Angelo Azevedo
Brandon Ray	Nicole Hatch	David Ezzell
	Taylor Beamon	

"H" Division - ***??***

(this tournament result was unreported)

NEED A DART MAT OR DART BOARD?

Jim Budelman, who sold a stanchion earlier this season, has a dart mat (rubber, rolls up) and a dart board that he is willing to sell for $5 each. If you're interested, contact him at: budelmjt@gmail.com

SPRING 2016 RDL SEASON INFORMATION

I am putting these dates in many locations (pages 1, 4, 8, 40) because they might be the most important thing for you in this newsletter.

Wednesday, January 6th - Spring season registration, Upper Deck (online registration MIGHT be available in the days immediately prior to the 5th - Membership Director Heather Bohanan is working on a league website and it MIGHT be up in time for early registration)

Wed., Jan. 20th - Preseason capts.' mtg./packet pickup, Upper Deck

Wednesday, January 27th - Start of Spring season match play

Monday, Feb. 29th - Fifth week captains' meeting, Upper Deck

Wednesday, May 4 / 11 / 18 - Spring season divisional tournaments

Saturday, May 21st - Spring season banquet, site TBD

SOME RDL QUOTES I SAVED - HILARIOUSLY ALMOST ALL FROM THE SAME PERSON!

Quote #1 : from Jason Thomas of Board Room Jimmy, who clearly appreciates the humor I find in a good pairing of names, either in a partner pairing or a singles matchup: "Anyway... We had a nice pairing to start the night: "Steve -n- Tyler on board right. Didn't recognize it until I called it out…" [Oh, sweet (emotion)! I love that one. - JK]

Quote #2 : also from Jason Thomas of Board Room Jimmy, in reference to that very same game: "In that game, Steve [Long, of Board Room Jimmy] got a nice 180, that doesn't count... Custom plaque coming his way this season! ;)" [Uhhh… congrats, Steve?]

Quote #3 : from, you guessed it, Jason Thomas of Board Room Jimmy, this time picking on himself: "What's worse? Throwing a 180 and busting, or 180 and losing? I think my "trophy" should have the asterisk on it." [Oh, bud, this question is waaaay easy, and it's not losing. Steve busting the 180 is soooo much worse… Sorry, Steve, but facts are facts. Easy to hit a big turn and lose when the other thrower is playing well. But busting with a 180… that's on you. - JK]

Quote #4 : from Eric Emerton of AC Dart C, recapping oh so wel the one pain (and, conversely, glee) that we've all felt at some point: "AC DartC wins on 1001... with a double bull out (Shervin). It was of course one of those games where we hit like an average of 22.3 in the turns, were down like 400 to 170 at one point as the game went on… and of course the very first chance to win it, was a 72 left.. single 5, single 17.. double bull out." [Nice short, Sherv. And congrats, your opponents despise you now. Mission accomplished! - JK]

Quote #5 : the un-family-friendly one from Jason Thomas… thi one I think we'll just print and let it stand on its own with no added commentary: "And we created a monster... Raymond is practicing daily, on my trainer board... As Steve said (properly "borrowed" from Facebook), 'Raymond's wife asks him for a 69 and his response is trip 11, double 18.' "

TEAMS THAT WON THEIR REGULAR SEASON TITLE (but not divisional tournament) !!!!!!

"F" Division - ***Missing Flights***

Doug Nettesheim (c)	John Suan	Luke Davis
David Surber	Phil Robertson	Chris Robertson
	John Vanore	

"H" Division - ***Chatham Street Elite***

Sean Ryan (c)	Danny Ives	Art Church
Lincoln Barber	Amy Elekonich	Darren Hommel
	Jeff Russell	

FALL 2015 TOURNAMENT!!! TROPHY DART AWARDS

9 Marks

Chad Massengill **(2)** (The Eventual Element, 12/2, 12/9)
John Murdaugh **(2)** (High & Tight, 11/18, 12/2)
Robbie Phillips **(2)** (The Eventual Element, 12/9, 12/9)
Wil Tan **(2)** (The Eventual Element, 12/2, 12/9)
Stan Converse (Grateful Ducks, 11/18)
Jess Jur (Rif Raf, 11/18)
William McEwen (Village Idiots, 11/18)
Patrick Merkle (Village Idiots, 11/18)
Sid Mitchell (Appetite for Destruction, 11/18)
Kenny Persson (I'd Hit That, 11/18)
Randy Crites (Methodical Madness, 12/2)
Chris Toolan (Big Bulls, 12/2)
Eugene Foushee (Methodical Madness, 12/9)
Kevin Foushee (Methodical Madness, 12/9)
Kyle Gaulthier (I'd Hit That, 12/9)

Ton-80s

Sid Mitchell (Appetite for Destruction, 11/18)
Jeff Cashin (Pat's Blue Ribbon, 12/2)
Tim Mozzetti (Appetite for Destruction, 12/2)
Randy Massengill (I'd Hit That, 12/9)
Tyler Wright (All About That Bull!. 12/9)

6-Bulls

(none reported)

Ton-70-Ins and Outs

(none reported)

For those who are new or simply were not aware of it: fast games, high ins and high outs in the tournament do not win awards unless they are perfect shots (170s) or games.

OTHER TOURNAMENT HOT DARTS (Sorry, no award -- but they're still great shots)

Kyle Gaulthier	I'd Hit That	8m w/DBull
Chad Massengill	Eventual Element	8m w/DBull
Will Bennett	Overtime Outlaws	5-Bulls
Robbie Phillips	Eventual Element	5-Bulls
Sal Reitano	Fire "Ballz"	5-Bulls
Sal Reitano	5-Bulls (again, same set)	
Bob Terry	Lunatic Fringe	157-Out
Kyle Gaulthier	I'd Hit That	102-Out

Kyle Gaulthier	I'd Hit That	160-In
Robbie Phillips	The Eventual Element	160-In
(after hitting six 120-Ins during the season and not getting that award, Phillips popped a 160 just a bit too late)		
Chad Massengill	The Eventual Element	117-In
Allen Smith	The Eventual Element	112-In
Wil Tan	The Eventual Element	112-In

Kyle Gaulthier	I'd Hit That	8-dart 301
Tim McNamara	Cork Tease	8-dart 301
Robbie Phillips	The Eventual Element	12-dart 301
Scott Smith	All About That Bull!	13-dart 301
Dave Johnson	Menace 2 Sobriety	

(*all in the same game*) -- 152-In, 108-Out, 9-dart 301

FALL 2015 REGULAR SEASON PERFECT THROWS

9-Marks

Sid Mitchell **(3)** (Appetite for Destruction, 10/21, 10/28, 11/4)
Joey Gaglione **(2)** (Fire "Ballz", 9/16, 10/21)
Ernie Gilyardi **(2)** (...the Road, 9/16, 11/11)
Chad Massengill **(2)** (...Element, 9/16, 9/23)
Robbie Phillips **(2)** (...Element, 9/2, 9/23)
Ken Trefzger **(2)** (...Bandits, 9/23, 11/4)
Brad Adams (Pat's Blue Ribbon, 8/26)
Adam Bakowski (Lunatic Fringe, 9/9)
Tom Brown (The Eventual Element, 8/12)
Dean Cusher (Appetite for Destruction, 10/21)
Joel Eason (Lunatic Fringe, 9/2)
Kris Fischlein (I'd Hit That, 10/14)
Stephen Flanagan (Big Bulls, 10/28)
Kyle Gaulthier (I'd Hit That, 8/12)
Dave Gelberg (Lunatic Fringe, 9/30)
Dawn Hamilton (Cork Tease, 9/30)
Simon Healy (Lunatic Fringe, 8/12)
Steve Holland (High & Tight, 10/21)
Michael Johnson (Appetite for Destruction, 10/14)
Dempsey Letsch (Bull Sharks, 10/21)
Billy Lloyd (Projectile Dysfunction, 8/19)
Ken McNamara (Chalk it Up, 10/7)
Tim Mozzetti (Appetite for Destruction, 8/19)
Jerry Oakley (The Eventual Element, 9/30)
Darin Osenberg (Rif Raf, 10/21)
Kenny Persson (I'd Hit That, 11/11)
Shane Richardson (One Armed Bandits, 11/4)
Darren Schmaus (Cork Tease, 10/7)
Lee Scott (Fire "Ballz", 9/30)
Mike Seward (I'd Hit That, 8/12)
Allen Smith (The Eventual Element, 9/16)
John Suan (Missing Flights, 11/4)
Claude Summers (Out for Fun, 10/7)
Lou Tufillaro (Bye Week, 8/12)
John White (Village Idiots, 9/30)
Steve Wilcenski (Traveling…, 10/7)
Felipe Wilkie (Misfits, 8/12)
Tom Winters (Dynamic Darts, 9/16)

Ton-80s

Tom Kubel **(2)** (Bye Week, 8/12, 8/19)
Tom Winters **(2)** (Dynamic...,8/19,8/26)
Rich Bialaszewski (Is It In?, 8/12)
Tom Brown (Eventual Element, 11/11)
Bragg Cox (What's the Point?, 8/12)
Joel Eason (Lunatic Fringe, 9/23)
Eugene Foushee (Methodical..., 8/26)
Marc Garzon (Hump Day!, 9/2)
Simon Healy (Lunatic Fringe, 11/11)
Jess Jur (Rif Raf, 8/26)
Kris Kilsdonk(One Dart One Kill,9/30)
Mike Litzsinger(6 Pack Attackers,9/23)
Billy Lloyd (Projectile Dysfunc., 10/14)
Chad Massengill (...Element, 10/21)
Tim Mozzetti (Appetite for Dest., 9/9)
John Murdaugh (High & Tight, 11/11)
Keith Ohrberg (Rif Raf, 8/12)
Mike Seward (I'd Hit That, 10/14)
Aden Simpson (Armed..., 11/11)
Mike Snyder (6 Pack Attackers, 10/28)
J.J. Tant (Overtime Outlaws, 10/7)
Jason Thomas (...Jimmy, 10/28)
J.J. White (Menace 2 Sobriety, 8/19)

6-Bulls

Scott Butters (Fire "Ballz", 10/7)

FALL 2015 REGULAR SEASON DIVISIONAL TROPHY DART AWARDS

	A division	B division	C division	D division	E division	F division	G division	H division
High In (301 first turn only!!)	Ton-40 (9/16/15) **Dave Huffman** Traveling Brown's Billiards	Ton-60 (8/19/15) **Mike Steppe** Projectile Dysfunction	Ton-52 (9/23/15) **Ronnie Knott** Shooter McGavin	Ton-52 (8/19/15) **Shane Richardson** …Bandits (8/19) **Jim Gallagher** ...Reefers (9/16)	Ton-40 (10/21/15) **Tyler Norwood** 6 Pack Attackers	Ton-20 (11/4/15) **Angelo Azevedo** Bye Week	Ton-20 (10/7/15) **Peter Logan** Wizards of the One Mark	Ton-13 (10/14/15) **Roger Genzlinger** Chalk it Up
High Out (301/501/ 1001)	Ton-34 (11/11/15) **Kenny Persson** I'd Hit That	Ton-41 (11/11/15) **Billy Lloyd** Projectile…	Ton-60 (10/7/15) **John Geraghty** Darty Rotten…	Ton-32 (9/30/15) **Ernie Gilyardi** Down The Road	Ton-15 (10/7/15) **Rob Stuckey** Pat's Blue Ribbon	93 (9/9/15) **Laurence Converse** Grateful Ducks	Ton-39 (9/16/15) **Grey Jones** Does That Count?	96 (10/14/15) **Simon Hayward** Ballistic Behavior
Fast Singles 301	8 darts (8/12/15) **Robbie Phillips** Eventual Element	12 darts **Pete Hartmann** Jeffersons (9/16)	12 darts (10/28/15) **Mike Kyle** Darty Rotten…	10 darts (9/23/15) **Kevin McFadden** Dynamic Darts	12 darts (9/16/15) **Randy Baldwin** Hump Day!	11 darts **Roger Keim** Sofa Kings (8/19) **Angelo Azevedo** Bye Week (11/4)	13 darts **Joe Munroe** Sinking Ship (twice - 9/23,10/14) **Scott Smith** All About…(10/7)	12 darts (10/7/15) **Keith Feller** Ballistic Behavior
	John Kuhns - …Madness (9/16) **Vince Martinez** - Jeffersons (10/14) **Zak Mayhew** - Cork Tease (10/21)							
Fast Singles Cricket	15 darts (9/2/15) **Robbie Phillips** Eventual Element	17 darts (10/14/15) **John Murdaugh** High & Tight	21 darts (8/26/15) **Ryan Anderson** Darty Rotten Scoundrels	17 darts **Tom Flood** ...Amish (8/12) **Ken Trefzger** …Bandits (10/21)	21 darts (9/2/15) **Brad Adams** Pat's Blue Ribbon	21 darts (11/4/15) **Mike Roberts** Bye Week	19 darts (10/7) **Joe Munroe** Another Sinking Ship	35 darts (9/23/15) **Tony Drier** Tips & Shafts
Fast Doubles Cricket	19 darts (10/7/15) **Chad Massengill & Robbie Phillips** Eventual Element	21 darts **Steve Holland & Trey Rodgers** High & Tight(9/30)	24 darts (10/14/15) **Rick Dysard & Neal Hogan** Death Throw	21 darts (10/28/15) **Jim Gallagher & Jason Patskoski** Coral Reefers	22 darts (9/9/15) **Brad Adams & Eric Stoakes** Pat's Blue Ribbon	29 darts (11/4/15) **Doug Nettesheim Chris Robertson** Missing Flights	32 darts (8/12/15) **David Bradford & Marcy Mason** Wizards of the One Mark	28 darts (9/23/15) **Jon Lisk & Kenny Spencer** Tips & Shafts
	Jess Jur & Keith Ohrberg Rif Raf (10/28)							
Fast Doubles 501	15 darts (10/21/15) **Chad Massengill & Robbie Phillips** Eventual Element	21 darts **Mikey Hindle & Bob James** Cheap Shots (9/23)	17 darts (9/30/15) **Ryan Anderson & Nate Groce** Darty Rotten…	20 darts (10/21/15) **Shane Richardson & Ken Trefzger** One Armed Bandits	22 darts **Randy Baldwin & Patrick Todd** Hump Day! (8/12) **Tyler Norwood & Mike Snyder** 6 Pack Attackers (9/2)	21 darts **Phil Robertson & David Surber** Missing... (9/16) **Jeremy Limerick & Kevin Timmons** Misfits (10/28)	23 darts (10/7/15) **David Bradford & Jim Dunham** Wizards of the One Mark	25 darts (9/23/15) **Georgia Hayward &Simon Hayward** Ballistic Behavior
	Deb Blackwelder & Kris Kilsdonk One Dart One Kill (9/30) **Kevin Foushee & Brad Hamilton** Methodical Madness (10/14) **Billy Lloyd & Gray Talley** Projectile Dysfunction (11/11)							

Fall 2015 RDL Individual Season-Long Awards

SINGLES WIN PERCENTAGE

		W	L	%-age
	"A" Division			
Robbie Phillips	A2/ The Eventual Elemen	21	3	0.875
	"B" Division			
Billy Lloyd	B7/ Projectile Dysfunctior	25	1	0.962
	"C" Division			
Mike Kyle	C6/ Darty Rotten Scoundr	14	2	0.875
	"D" Division			
Ken Trefzger	D7/ One Armed Bandits	23	3	0.885
	"E" Division			
Mike Snyder	E4/ 6 Pack Attackers	17	5	0.773
	"F" Division			
Joe Rigert, Jr.	F4/ Wayne Gretzky	20	2	0.909
	"G" Division			
David Bradford	G3/ Wizards of the One M	18	2	0.900
	"H" Division			
Lincoln Barber	H8/ Chatham Street Elite	16	3	0.842

Women's Records

(# of women by div.: A-0, B-10, C-4, D-5, E-3, F-8, G-13, H-14)

[No women in A, C, D, E and F divisions satisfied both the minimum number of games requirement and the RDL rule requiring a win percentage of 0.500 or higher to claim a singles award.]

	Women - "B" Division			
Dawn Hamilton	B2/ Cork Tease	12	11	0.522
	Women - "G" Division			
Julie Scheppele	G4/ Out for Fun	21	7	0.750
	Women - "H" Division			
Jenny Beebe	H5/ Ducking Farts	14	7	0.667

ALL-STAR POINT AVERAGE

		ASPs	TGP	%-age
	"A" Division			
Robbie Phillips	A2/ The Eventual Elemen	111.0	48	2.313
	"B" Division			
Billy Lloyd	B7/ Projectile Dysfunctior	82.0	52	1.577
	"C" Division			
Aaron Fitzgerald	C2/ Big Bulls	34.5	40	0.863
	"D" Division			
Tom Winters	D3/ Dynamic Darts	61.5	47	1.309
	"E" Division			
Joe McCartney	E4/ 6 Pack Attackers	38.0	40	0.950
	"F" Division			
Tom Kubel	F2/ Bye Week	43.0	44	0.977
	"G" Division			
David Bradford	G3/ Wizards of the One M	27.0	41	0.659
	"H" Division			
Keith Feller	H1/ Ballistic Behavior	21.0	39	0.538

Women's Records

(# of women by div.: A-0, B-10, C-4, D-5, E-3, F-8, G-13, H-14)

[There are no women in A division.]

	Women's Records - "B" Division			
Kris Kilsdonk	B4/ One Dart One Kill	35.5	55	0.645
	Women's Records - "C" Division			
Tisha Taylor	C6/ Darty Rotten Scoundr	10.5	39	0.269
	Women's Records - "D" Division			
Lura Hulse	D8/ Armed and Hammere	16.5	53	0.311
	Women's Records - "E" Division			
Tina Boutieller	E1/ Leftovers	12.5	46	0.272
	Women's Records - "F" Division			
Nicole Hatch	F2/ Bye Week	20.0	47	0.426
	Women's Records - "G" Division			
Julie Scheppele	G4/ Out for Fun	35.0	56	0.625
	Women's Records - "H" Division			
Jenny Beebe	H5/ Ducking Farts	12.0	39	0.308

THE PLAYERS WHO *BEAT* THE SINGLES %-AGE WINNERS

Who beat Robbie Phillips of The Eventual Element in A division?
in 301: Tim Mozzetti (wk.7), Steve Wilcenski (wk.8).
in cricket: Joe Work (wk.8).

Who beat Billy Lloyd of Projectile Dysfunction in B division?
in 301: Rob Yang (wk.13).
in cricket: (none).

Who beat Mike Kyle of Darty Rotten Scoundrels in C division?
in 301: Chris Talton (wk.4).
in cricket: Ronnie Knott (wk.6).

Who beat Ken Trefzger of One Armed Bandits in D division?
in 301: David Simpson (wk.1).
in cricket: Jim Gallagher (wk.3), Anthony Macias (wk.8).

Who beat Mike Snyder of 6 Pack Attackers in E division?
in 301: Jason Thomas (wk.3), Jim Bush (wk.7), Kevin Parrish (wk.10).
in cricket: Jeff Cashin (wk.2), Josh Janssen (wk.5).

Who beat Joe Rigert, Jr. of Wayne Gretzky in F division?
in 301: Jeremy Limerick (wk.5).
in cricket: David Surber (wk.14).

Who beat David Bradford of Wizards of the One Mark in G division?
in 301: Tom Murphy (wk.9).
in cricket: Craig Millican (wk.5).

Who beat Lincoln Barber of Chatham Street Elite in H division?
in 301: Simon Hayward (wk.1), Roger Genzlinger (wk.2), James Murphy (wk.4). in cricket: (none). (Yep, started 4-3 before a 12-0 run…)

Who beat Julie Scheppele of Out for Fun in G division?
in 301: Joe Kunesh (wk.3), Sal Maini (wk.5), Chris Dubose (wk.7), Craig Millican (wk.10), Matt Gilmer (wk.14).
in cricket: Tom Murphy (wk.8), Richard Oakley (wk.9).

Who beat Jenny Beebe of Ducking Farts in H division?
in 301: Gene Nulty (wk.2), Frank Fleming (wk.9), Simon Hayward (wk.11).
in cricket: Randy Monchick (wk.2), Simon Hayward (wk.4), Andrew Borgna (wk.7), Simon Hayward (wk.11).

FALL 2015 PENALTY SUMMARY

Ok, the bottom line here is that the teams this season did a pretty exceptional job in terms of avoiding penalties. Kudos to this season's team captains (and assorted fill-in representatives)! This was definitely one of the best seasons we've had in terms of this.

Overall, there were only 19 total penalties for a total of 150 lost points (and this was a season with an election ballot in it!). Only 14 of the 60 teams were penalized in any way at all, and there were ZERO penalties in C, D and E divisions. H division was absolutely the leading division in terms of penalties, but they are generally the least experienced (and, to be honest, I get the impression that some of them are the least caring in almost any way… sooo…). 5 different H teams were penalized, they got 8 of the 19 penalties of the season, they lost 73 of the 150 points of the season, and they had the only team that took more than two penalties.

All in all, there were 7 ballot penalties (for a total loss of 35 points), 7 phone penalties (35 points), 4 mail penalties (64 points), and 1 missing tiebreaker lineup penalty (16 points).

The biggest losers in terms of penalty outcomes was obviously **Ducking Farts** in H division. They were the only team with 3 penalties, they lost the most points to penalties (37), and they were the only team in any division to lose a spot in the standings (going from 3rd to 4th) due to the penalty losses they suffered.

WHERE WE PLAY

Abbey Road Tavern & Grill **919-481-4434**
1195 West Chatham Street Cary
-next to Domino's at the corner of W Chatham & Old Apex

American Legion Fuquay-Varina **919-557-5990**
6400 Johnson Pond Road Fuquay-Varina
-about 0.2 miles from Fuquay Elementary School

The Big Easy **919-468-6007**
231 Grande Heights Drive Cary
-in the Harrison Pointe Shpg. Ctr., across from Papa John's

Break Time Billiards **919-615-0107**
6442 Tryon Road Cary
-to the left of Lowe's Foods, at intersection w/ Cary Parkway

Brewster's Pub **919-650-1270**
1885 Lake Pine Drive Cary
-next to La Cocina Mexican restaurant

Brown's Billiards **919-878-9092**
5500 Atlantic Springs Road NE Raleigh
-off Spring Forest Rd., near Wake Forest Rd.

Bull & Bear **919-847-3617**
5442 Six Forks Road N. Raleigh
-at corner of Six Forks & Millbrook, behind KFC

Cleveland Draft House - Garner **919-771-2337**
6101 NC Highway 42 West Garner
-0.7 mile west of I-40 on NC Highway 42

Clubhouse Restaurant **919-662-2207**
51 Technology Drive Garner
-right behind the Dairy Queen on route 42

Crosstown Pub & Grill **919-650-2853**
140 East Chatham Street Cary
-a couple storefronts down from the Cary Theater

High Park Bar & Grille **919-833-4527**
625 E. Whitaker Mill Road Raleigh
-near intersection of Whitaker Mill & Wake Forest Rd.

Mac's Tavern **919-467-4114**
1014 Ryan Road Cary
-behind Burger King in Village Market Spg. Ctr.

Overtime Sports Pub **919-255-9556**
1030-149 N. Rogers Lane Raleigh
-corner of Rogers Ln/US-64, in Food Lion strip mall

Pantana's Pool Hall **919-833-2990**
3112 Hillsborough Road near NCSU
-between Daisy and Shepherd streets

Pat Murnane's Irish Pub (formerly Oh'Mulligan's-WF)
2101 South Main Street **919-562-5570**
-right next to Euro Café Wake Forest

Proof Five Points **919-717-3948**
1620 Glenwood Ave Raleigh
-next to the Rialto Theater at the 'five points' intersection

Rally Point Sport Grill **919-678-1088**
1837 N. Harrison Ave. Cary
-in the Sam's Club plaza near I-40, behind Wendy's

Saints & Scholars Irish Pub **919-878-8828**
909 Spring Forest Road N. Raleigh
-right next to Jason's Deli

Scooters **919-954-2171**
1911 Sego Court N. Raleigh
-near Atlantic/Millbrook inter., behind Batteries Plus

Sharky's Place **919-783-5448**
5800 Duraleigh Road NW Raleigh
-in the Yuppie Center near US 70 intersection

Snooker's-RW **919-828-7665**
3520 Wade Avenue NW Raleigh
-in Ridgewood Shopping Center

Tir na nOg Irish Pub **919-833-7795**
218 South Blount Street Dwtn. Raleigh
-across from City Market

HOLIDAY BREAK BLIND DRAWS

As in many previous years, throughout the holiday break the Upper Deck will be adding a weekly Wednesday blind draw for all those who just want to keep their regular dart night out rolling through the break. The Wednesday draw will be run just like the Friday and Sunday draws at the Deck (the Triple Shot will be exclusive to the Friday draws still). If you have more free time, you might want to try one or more of the several other weekly and monthly draws as well. For a full list, see the bottom half of the right column on page 8.

And an important note for December 25th…

Christmas Day is a Friday this year… and yes, the regular Friday Upper Deck blind draw will indeed be held on the 25th! So, if you just need a little holiday darting action, you know now where you can find it…

OR MAYBE YOU WANT TO ADD ANOTHER LEAGUE?

If you're quick (in one case), or even if you need some time to get your act together (in another case), you might be able to pick up a second league this coming season if you are so inclined.

Triangle Dart League (TDL - Chapel Hill & Durham)

The full information as to the timing of their General Interest Meeting for the Spring 2016 is not yet available, but the Triangle Dart League is finishing their current fall tournament on Dec. 17th. If you are interested in picking up a league on this side of the Triangle, visit them at: http://www.ibiblio.org/ncdarts/tdl/ I guess just keep checking back in the next several days for increased information as their registration nears.

Bull City Dart League (BCDL - Durham)

If you happen to be interested in trying out one of the very few handicapped steel-tip leagues anywhere, maybe the BCDL is in your future. Registration for this league is still quite a few weeks away, but it's never too early to start planning. Registration for the spring season will open on February 16th at the league party, and will continue until 7 p.m. February 23rd. Teams in the BCDL consist of 4-8 players, and the home bars are primarily in RTP and the downtown area. More complete information (and any updates in the coming weeks can be found at: www.thebcdl.org

THE ULTIMATE BOOK OF DARTS

How often do you get to actually meet a published author? And how often does that author's book actually relate to something you love? Well, it turns out that Anne Kramer, author of The Ultimate Book of Darts, is moving to the Triangle (actually, she might be here by the time you've read this) with her husband John. The couple have both had their own signature lines of darts over the years, and John even claimed a singles title at the North American Open (yes, the North American Open). Anyway, if you're interested in getting a copy, just Google the title… the book isn't expensive, and I believe there's even a current RDL member quoted in it…



Train Station Sports Bar & Grill **919-481-2442**
301-C N. Harrison Avenue Cary
-under Pure Gold, between Chatham St. & 54 @ RR tracks

Tyler's Tavern **919-762-0940**
2221 North Grassland Road Fuquay-Varina
-across from Bagels Plus, right off of NC-55

The Upper Deck **919-460-1786**
329 N. Harrison Avenue Cary
-near intersection. of N. Harrison & Highway 54

HOW TO REACH US

RDL VoiceMail 919-990-1218

Mail Scoresheets to: Jason Kilts - RDL Statistician
5005 Raintree Road, Durham, NC 27712

Scoresheet FAX available at:
919-324-3545 - email JK for confirmation of receipt!

New Member Fees and Newsletter Fees:
Barron Hartley, 401 Indian Springs Drive, Knightdale NC 27545

Nomination and Election Ballots:
Heather Bohanan, 206 Shoals Lane, Garner, NC 27529

Grievances/Complaints/Rules Suggestions:
Kevin Coyne, 204 Clifton Ridge Court, Louisburg, NC 27549

All Other RDL Correspondence to:
(Just send whatever to Jason and he'll pass it along…)

2015 Board of Directors

President	Tim Mozzetti	919-649-1816
	email: tjmozz@gmail.com	
Vice President	Maridy Knight	919-417-7828
	email: maridy16@gmail.com	
(interim) Secretary	*Memb. Director Heather Bohanan is presently also doing these duties…*	
Treasurer	Barron Hartley	919-749-2061
	email: bkh345@hotmail.com	
Membership	Heather Bohanan	919-326-1956
	email: membership@raleighdartleague.org	
Rules/Grievances	Kevin Coyne	919-961-8303
	email: krcoyne@gmail.com	

League Statistician/Editor: Jason Kilts 919-990-1218
email: jdkilts@yahoo.com or jdkilts@gmail.com

"HOT DARTS" CALL-IN GUIDELINES

Here are the guidelines you should use for the minimum number of all-star points to report when calling in your scores.

"A" Div. = 4.5 or more ASPs; "B" Div. = 4.0 or more ASPs
"C, D" Divisions = 3.5 or more ASPs
"E, F, G" Divs. = 3.0 or more ASPs; "H" = 2.5 or more ASPs

Also, call in any fast games, high ins, high outs, or other amazing feats that you think warrant a little recognition (e.g., Ins & Outs higher than a Ton, 24-dart cricket games, 15-dart 301s, 24-dart 501s, Ton-70s and up, 5-Bulls+, etc.).

Extra note: it's also ok to call in "fast games" in each set, even if they don't necessarily meet the maximum dart counts above.

SEASON-LONG TROPHY DART MINIMUM GAMES PLAYED REQUIREMENTS

To be eligible for all-star point ave. & singles win %-age awards, you must play at least 66% of this season's projected games:

for Divisions "B", "D", "G" (except team G5), & "H" (except teams H1 and H7) (8 teams / division):
Singles win %-age: min. of 19 Singles Games Played
All-star pt. Average: min. of 37 Total Games Played

for teams G5 & H7 (due to 1 forfeit received):
min. of 18 Singles Games Played, 35 Total Games Played

for team H1 (due to a 'half-match forfeit' received):
min. of 19 Singles Games Played, 36 Total Games Played

for Divisions "A", "C", "E" (except team E2), & "F" (except team F6) (7 teams / division):
min. of 16 Singles Games Played, 32 Total Games Played

for teams E2 and F6 (due to 1 forfeit received):
min. of 15 Singles Games Played, 30 Total Games Played

RDL WEBSITE - www.raleighdartleague.org
(webmaster: Jason Thomas): jason@beyond-beta.com
[including a full RDL map, with a 15-mile radius function]

CALENDAR OF EVENTS

Mon., Dec. 14	**RDL Board Meeting**
Fri., Dec. 25	**Just a note… yes, there will be a regular Friday blind draw at The Upper Deck**
Jan. 1-3	**Celebrate the New Year Tournament**, (ADO), $3000, The Green Room, Pineville, NC (see tournament flyer on page 21)
Wed., Jan. 6	**Spring 2016 - RDL registration**, Upper Deck
Mon., Jan. 10	**RDL Board Meeting**
Wed., Jan. 20	**Spring 2016 RDL Preseason Captains'** 7:00-8:00 p.m. **Meeting**; The Upper Deck - mandatory
Wed., Jan. 27	**Spring 2016 - first night of match play**
Sun., Feb. 7	**likely the Upper Deck Super Bowl blind draw**
Mon., Feb. 29	**Spring 2016 - Fifth week captains' meeting** 7:00-8:00 p.m. Upper Deck; end of roster additions/ replacements (Also date of RDL Board Mtg.)
Mon., Apr. 4	**RDL Board Meeting**
Wed., May 4 / 11 / 18	**- RDL Divisional Tournaments**
Sat., May 21	**Spring 2016 - Season Banquet**, site TBD

Other Local Weekly Leagues

Tuesdays	***Bull City Dart League*** , Durham
Thursdays	***Triangle Dart League*** , Chapel Hill

Weekly Blind Draws - Over the years, many blind draws have come and gone. If any of these folds or if any others start up, please let me know and I'll update this list. Thanks.

(these one is double elim., $5 entry, bar matches the pot… & they add extra if there are 16+ players)
Thu., 8 pm **Train Station**,919-481-2442, 301 N.Harrison

(these 2 are double elim., $5 entry, bar matches the pot… & now they add an extra $50 if there are 32+ players !)
Fri., 8 pm **Upper Deck**,919-460-1786, 329 N.Harrison
Sun., 8 pm **Upper Deck**,919-460-1786, 329 N.Harrison

(these 2 are $5 entry, bar matches 150% if 16+ players !)
Sat., 8 pm **Sharky's Place**, 919-783-5448, 5800 Duraleigh
Mon., 8 pm **Sharky's Place**, 919-783-5448, 5800 Duraleigh

(this one is double elim., $10 entry, bar matches half the pot if 10+ people show up, up to a max of $100 added, with a payout to the top 25% of the finishers)
Sat., 7 pm **American Legion Fuquay-Var.**, 919-557-5990, 6400 Johnson Pond Rd

PENALTY LOG

Here are the penalties assessed this season. Check here to see who lost what when.

Election Ballot (5 pts.): Fire "Ballz" (A), Overtime Outlaws (A), Grateful Ducks (F), Chasin' Bulls (F), What's the Point? (H), Don't Hit the Scorekeeper (H), Ducking Farts (H).
Phone (5 pts.): High & Tight (B,wk.12), Projectile Dysfunction (B,wk.14), Bye Week (F,wk.12), Chasin' Bulls (F,wk.12), Train Station Shooters (G,wk.6), Points of Authority (H,wk.12,wk.13).
Mail (16 pts.): High & Tight (B,wk.12), Ducking Farts (H,wk.6,wk.9), Tips & Shafts (H,wk.14).
Incomplete 1001 (16 pts.): Misfits (F,wk.13).

THE THIRTY-EIGHTH SEMI-ANNUAL EDITION OF: JK'S DIVISIONAL ALL-STAR TEAM PICKS

(Players within each division are listed alphabetically) (Players are chosen any way I damn well please - not purely by the numbers!)
(This is not purely my own guesses at who is simply the best thrower, but also who is important to their team, who is good in the clutch, etc.)

Divisional MVPs

A Division	Robbie Phillips	The Eventual Element	E Division	Stephen Long	Board Room Jimmy
B Division	Trey Rodgers	High & Tight	F Division	Tom Kubel	Bye Week
C Division	Jim Peele	Darty Rotten Scoundrels	G Division	Brent Snyder	All About That Bull!
D Division	Ken Trefzger	One Armed Bandits	H Division	Lincoln Barber	Chatham Street Elite

All of RDL -- Tom Kubel -- Bye Week

"A" Division (I cannot tell you how badly I wanted 9 spots here)

Kyle Gaulthier	I'd Hit That	Teams simply have to list around him.
Chad Massengill	The Eventual Eleme	Gets on hot streaks for weeks at a time.
Sid Mitchell	Appetite for Destruc	He's seemingly never just out of a game.
Tim Mozzetti	Appetite for Destruc	Amazing singles run fell just one short.
Robbie Phillips	The Eventual Eleme	He did just make the America's Cup team.
Mike Seward	I'd Hit That	Not his best ever, but always dangerous.
Wil Tan	The Eventual Eleme	Pulls out more wins than anybody else.
Joe Work	Traveling Brown's B	Played best against the best opposition.

"B" Division

Eugene Foushee	Methodical Madness	Yep, officially the lesser brother this time.
Kevin Foushee	Methodical Madness	See the line above. Sorry, Eugene…
Brad Hamilton	Methodical Madness	Captain led by a winning example.
Steve Holland	High & Tight	Just a solid second fiddle all season.
Jim Kerr	Projectile Dysfuncti	The Projectile recruiting team hits again.
Billy Lloyd	Projectile Dysfuncti	Was one week from a perfect singles run.
Tim McNamara	Cork Tease	Oh, if only he was at more matches.
Trey Rodgers	High & Tight	Was this his best season ever? Maybe.

"C" Division

Ryan Anderson	Darty Rotten Scoun	0-4 in 301? Am I reading that correctly?
Matthew Copple	Nine Lives	Always steady, got better with each set.
Nate Groce	Darty Rotten Scoun	The top winner on the clearly top team.
Ronnie Knott	Shooter McGavin	Played more like Happy than like Shooter.
Mike Kyle	Darty Rotten Scoun	So many players that he mostly sits 501.
Mike McWhorter	Big Bulls	Suddenly became maybe the Biggest Bull.
Jim Peele	Darty Rotten Scoun	This was the acquisition of the season.
Chris Toolan	Big Bulls	Singles record was great, doubles so-so.

"D" Division

Dave Johnson	Menace 2 Sobriety	Has become a real force to be dealt with.
Anthony Macias	Amed and Hammere	Was cruising before missing last 3 weeks.
Phil Murphy	One Armed Bandits	Really, this is their *third* best shot? Nice.
Shane Richardson	One Armed Bandits	Nice, popular, and deadly in every set.
Ken Trefzger	One Armed Bandits	Wow, this was nearly a record season…
Jeff Watson, Sr.	Hostile Amish	Easily the most hostile to Amish's enemies.
J.J. White	Menace 2 Sobriety	He's always on this page, and he earns it.
Tom Winters	Dynamic Darts	Season after season, still owning D div.

"E" Division

Brad Adams	Pat's Blue Ribbon	A minor DCkt hiccup, but overall solid.
Jeff Cashin	Pat's Blue Ribbon	He would make it just for being Beaker.
Ryan Cusman	Them Handsome De	With these three guys on the roster…
Bryan Garland	Them Handsome De	… it's really not a mystery to me…
Dave Krasnow	Them Handsome De	… how the Devils pulled the double.
Stephen Long	Board Room Jimmy	Can hit nearly anything, but 180 from 180.
Patrick Merkle	Village Idiots	Solid season carried team to some wins.
Mike Snyder	6 Pack Attackers	Won a lot of singles, floated in doubles.

"F" Division (there were a LOT of candidates in this division)

Tim Ellis	Grateful Ducks	Singles machine managed a few doubles.
Tom Kubel	Bye Week	Seriously? 9-2 is his *worst* set. Wow.
Jeremy Limerick	Misfits	Ok, so we just sit him only in 301. Yikes.
Joe Rigert, Jr.	Wayne Gretzky	MVP in any other season. Stupid Kubel…
Carl Riggsbee	Misfits	Winning captain sits himself(?) in SCkt.
John Suan	Missing Flights	Became the top winner for the top team.
David Surber	Missing Flights	Just needs to avoid the 501 nap a bit.
Tom Wiegand	Misfits	Not his best season, but still quite solid.

"G" Division

Rich Bialaszewski	Is It In?	Slow starter rolled for a team needing it.
David Bradford	Wizards of the One	90% winner in singles? Yes, please.
Craig Millican	Does That Count?	Yeah, he squeezed in here due to his SCkt.
Joe Munroe	Another Sinking Shi	Oh, he bailed serious water for this ship.
Jeromie Raper	Does That Count?	Super solid… right up until that 501 mess.
Julie Scheppele	Out for Fun	She might have just hit another match dart.
Brent Snyder	All About That Bull	Well, you can file this first season…
Tyler Wright	All About That Bull	… under 'success' for the new team.

"H" Division

Lincoln Barber	Chatham Street Elite	Wow. Just wow. Welcome to the RDL.
Keith Feller	Ballistic Behavior	What a resurgence. Awesome season.
Roger Genzlinger	Chalk it Up	Did he maybe fuel their tournament run?
Jenna Ianucci	Don't Hit the Scorek	Just solid across the board for finals team.
Danny Ives	Chatham Street Elite	35-7 in the first 3 sets is just tough to beat.
Britt Phillips	Ballistic Behavior	This Cupcake came with double frosting.
Sean Ryan	Chatham Street Elite	Only SCkt trails his teammates on this list.
Kenny Spencer	Tips & Shafts	Easily the leader for his top-half team.

QUICK STAT TIDBITS

-The **Quadruple Double Award** winners (double-digit wins in all 4 sections): Hey, hey, we had 2 winners in the true Quadruple Double club this season (this in spite of only 4 divisions having a full 8 teams): Trey Rodgers of High & Tight in B division, and Ken Trefzger of One Armed Bandits in D division are our two guns this season. We have three honorable mentions though, for either four 9-win sets or three 10-win sets, in a division with only 12 matches: *Chad Massengill* and *Robbie Phillips* of The Eventual Element in A division, and *Tom Kubel* of Bye Week in F division (and Kubel even missed a week too!)

-The **Iron Man/Woman Award**: This season is actually most remarkable for NOT having that one team that is always shorthanded, or that one person that plays all the blocker games. Thus, our Iron Man Award was claimed with the relatively low total of 61 games. Two people did it, but the award definitely goes to the one who did it in a 7-team division: Marc Garzon of Hump Day! in E division. The honorable mentions for the other division leaders were: *Scott Butters* of Fire "Ballz" and *Paul Spaulding* of Traveling Brown's Billiards in A with 50; *Trey Rodgers* of High & Tight in B with 60; *Chris Schon* of Shooter McGavin in C with 54; *Pat Smelik* of Flight Club and *Tom Flood* of Hostile Amish in D with 58; *Joe Rigert, Sr.* of Wayne Gretzky in F with 53; *Cindy Voorhees* of All About That Bull! in G with 61; and *Ken McNamara* of Chalk it Up in H with 58 games.

-The **Team Attendance Award** winners: Six teams all made quite a run at being included in this category, but both The Jeffersons and Flight Club pulled in two players a couple times each to sub, and Hump Day! really went more for a regular shorthanded-ness. That leaves three in the group of "so-close to that perfect weekly 6-player lineup": Shooter McGavin in C (one sub one time, but some nights short), Missing Flights in F (one sub two times, short a couple times), and Is It In? in G (one sub one time, and only short one time).

MY PRESEASON, WEEKLY, & TOURNEY PREDICTION RESULTS

As usual, I'm left with the option of trying to bluff my way through this part, or just telling the truth. And since I know that some of you squirrel away every last thing I've ever written about your team, I guess I better give real results… dang.

In my preseason picks (usually the toughest every season given the imminent roster changes/additions), I actually did well in several divisions, and did just as horribly in others. I was within one spot of nailing A, I mixed up Projectile and Cheapies in B, and I got a lot of H right (except that I didn't know who the Elite were). However, I completely flopped E division, G division, and some of F division (though my pick there did win the F tournament).

My weekly prediction results you can peruse pick-for-pick on the other side of this sheet of paper. I had a moderate record this time around, due almost entirely to a failure of epic proportions in G division. A sub-0.500 record in that division? Even despite finishing 7-1 there in the last two weeks? That's terrible. A coin is pointing and laughing at me for my failures there. And you know who is pointing and laughing? Sharky's Machine… the only team outside of G with whom I had a losing record… just couldn't figure those guys out. Anyway, I hit just over 68%, so I still got twice as many right as wrong, even with G in the mix.

Last but not least were my tournament predictions… And in these, I freakin' rocked it in most divisions! We jumped to best-of-three and I started nailing winners like crazy (even in that infernal G division!). I was a super strong 25-3 in the quarterfinals, a still pretty strong 10-6 in the semifinals, and then kept that same rate going in the finals when I hit 5 Mug winners. That gave me a final record of 40-12, which I think is pretty darn good considering that one wrong pick can sometimes cost me three games if that bad pick came in the first round. And how crazy is that after the rotten regular season I had there, the only one of the eight division tournaments that I got completely correct was G division?

JK'S TEAM-BY-TEAM, WEEK-BY-WEEK MATCH PREDICTION RESULTS

(I introduced this page twenty-two seasons ago, and it has become almost expected as a newsletter staple. Feast your eyes on the success...)

For several years, many of you have taken no greater pleasure in your weekly darting endeavors than to call the RDL VoiceMail and point out to me just how wrong I was in my prediction of your match result. On a related note, I have noticed that many of you seem to have relatively selective memories saving only the weeks when I was wrong. Further, many others of you regularly embellish your statistics of how often you fool me. It's not so easy to get away with those rambles anymore, however, as you can see below. Each W is a week when I picked your match correctly, and each L is one I picked incorrectly. Division totals are to the right of the team totals, weekly totals are at the bottom, and in the space between the 14 weeks and the team totals, the eight 'o' symbols indicate the teams for which I was only 0.500, and the five 'x' symbols indicate the teams that fooled me more often than not. **[What an absolute struggle G division was for the entire season. I could just never figure them out, regardless of any past results, patterns, anything at all. It's hard to imagine how bad things could have been if Does That Count? hadn't been there for me.**

	wk1	wk2	wk3	wk4	wk5	wk6	wk7	wk8	wk9	wk10	wk11	wk12	wk13	wk14		Right	Wrong	**Overall**
A1/ Appetite for Destruction	-	W	W	W	L	L	W	-	W	W	W	W	W	L		9	3	68.04%
A2/ The Eventual Element	W	W	-	W	W	W	W	W	W	-	W	W	W	L		11	1	264 124
A3/ I'd Hit That	W	W	W	-	W	L	W	W	L	W	-	W	W	W		10	2	
A4/ Lunatic Fringe	W	-	W	W	L	W	W	W	-	L	W	W	W	W		10	2	
A5/ Fire "Ballz"	W	W	W	W	-	L	W	W	W	W	W	-	L	W		10	2	**A Division**
A6/ Overtime Outlaws	W	W	W	W	W	-	W	W	W	L	W	W	-	W		11	1	83.33%
A7/ Traveling Brown's Billiards	W	W	W	W	W	L	-	W	L	W	W	W	L	-		9	3	35 7
B1/ Methodical Madness	W	L	W	W	W	W	W	W	W	W	W	W	W	W		13	1	
B2/ Cork Tease	W	W	W	L	L	W	W	W	W	W	W	W	W	W		12	2	
B3/ High & Tight	W	L	W	W	W	L	W	W	W	W	W	W	W	W		12	2	
B4/ One Dart One Kill	W	W	W	W	L	L	W	W	W	W	W	W	L	L		10	4	
B5/ Cheap Shots	L	W	L	L	L	L	W	W	L	L	W	W	W	W	o	7	7	
B6/ Rif Raf	L	W	L	W	L	W	W	W	W	W	W	W	W	L		10	4	**B Division**
B7/ Projectile Dysfunction	W	W	L	W	W	W	W	W	L	W	W	W	W	W		12	2	76.79%
B8/ The Jeffersons	W	W	L	W	W	L	W	W	W	L	W	W	L	W		10	4	43 13
C1/ Nine Lives	L	-	W	W	W	W	W	W	-	W	W	L	L	W		9	3	
C2/ Big Bulls	W	L	-	W	W	W	L	W	W	-	L	W	L	W		8	4	
C3/ Sharky's Machine	-	W	L	L	W	L	L	-	W	W	L	L	L	W	x	5	7	
C4/ Death Throw	L	L	W	-	W	L	W	L	L	W	-	W	L	W	o	6	6	
C5/ Shooter McGavin	L	L	W	L	-	W	W	L	W	W	L	-	W	W		7	5	**C Division**
C6/ Darty Rotten Scoundrels	L	W	W	W	W	W	-	W	W	W	L	W	W	-		10	2	64.29%
C7/ Bull Sharks	W	L	L	W	W	-	W	W	L	W	W	W	-	W		9	3	27 15
D1/ Flight Club	W	L	L	L	W	L	W	W	W	W	W	W	L	W		9	5	
D2/ Down The Road	W	W	W	W	W	W	W	W	W	L	W	W	W	W		13	1	
D3/ Dynamic Darts	L	W	L	W	L	L	W	W	W	W	W	W	L	W		9	5	
D4/ Coral Reefers	W	L	W	W	W	L	L	W	L	W	W	W	L	W		9	5	
D5/ Hostile Amish	L	L	W	L	W	W	L	W	W	W	W	L	W	W		9	5	
D6/ Menace 2 Sobriety	W	L	W	W	L	W	W	W	W	W	L	W	W	W		11	3	**D Division**
D7/ One Armed Bandits	W	L	W	W	W	W	W	W	W	W	W	W	W	W		13	1	71.43%
D8/ Armed and Hammered	W	L	W	W	W	L	W	W	L	L	L	L	L	W	o	7	7	40 16
E1/ Leftovers	L	W	-	W	W	W	fft	W	W	-	W	L	W	W		9	2	
E2/ Them Handsome Devils	W	L	W	-	W	W	fft	W	W	W	-	W	W	W		10	1	
E3/ Hump Day!	L	-	L	W	W	W	W	W	-	W	W	W	W	W		10	2	
E4/ 6 Pack Attackers	-	L	W	L	W	W	W	-	W	W	W	L	W	W		9	3	
E5/ Village Idiots	L	L	L	L	-	W	W	W	W	W	W	-	W	L		7	5	**E Division**
E6/ Board Room Jimmy	W	W	W	W	W	W	-	W	W	W	W	L	W	-		11	1	78.05%
E7/ Pat's Blue Ribbon	L	L	W	W	W	-	W	W	W	W	W	L	-	L		8	4	32 9
F1/ The Sofa Kings	W	L	L	W	L	L	-	W	W	W	L	W	W	-		7	5	
F2/ Bye Week	W	W	-	L	L	L	W	L	L	-	W	W	W	L	o	6	6	
F3/ Misfits	W	-	W	L	W	L	W	W	-	L	W	W	W	W		9	3	
F4/ Wayne Gretzky	-	L	W	W	W	L	W	-	W	W	L	W	W	W		9	3	
F5/ Grateful Ducks	W	W	W	-	L	W	W	W	L	W	-	L	W	W		9	3	**F Division**
F6/ Missing Flights	W	L	W	W	-	W	W	L	W	L	fft	-	W	W		8	3	65.85%
F7/ Chasin' Bulls	W	L	L	W	L	-	W	W	W	W	fft	L	-	L		6	5	27 14
G1/ Does That Count?	L	W	L	W	W	L	W	L	W	W	W	W	W	W		10	4	
G2/ Another Sinking Ship	fft	L	L	L	L	L	W	L	W	L	L	L	W	W	x	4	9	
G3/ Wizards of the One Mark	W	L	L	L	W	L	L	L	L	L	W	W	W	L	x	5	9	
G4/ Out for Fun	W	L	L	W	W	L	L	W	L	W	L	L	W	L	x	6	8	
G5/ AC Dart C	fft	W	L	W	L	L	L	L	W	W	L	W	W	W		7	6	
G6/ Train Station Shooters	W	L	W	W	L	L	L	L	L	W	W	L	W	W	o	7	7	**G Division**
G7/ Is It In?	W	L	W	L	L	L	L	W	L	W	L	W	W	W	o	7	7	47.27%
G8/ All About That Bull!	L	L	L	L	W	L	L	L	W	W	W	L	W	W	x	6	8	26 29
H1/ Ballistic Behavior	L	L	W	W	L	L	L	L	W	W	W	W	W	L	o	7	7	
H2/ What's the Point?	W	L	L	L	L	L	W	L	W	W	W	W	W	W		8	6	
H3/ Chalk it Up	L	W	W	L	W	L	W	W	W	W	W	L	W	W		10	4	
H4/ Don't Hit The Scorekeeper	W	fft	L	W	W	L	L	W	W	W	W	L	W	L		8	5	
H5/ Ducking Farts	W	L	W	W	L	W	L	W	W	W	W	W	L	W		10	4	
H6/ Tips & Shafts	L	L	L	L	W	L	L	W	W	W	W	L	W	W	o	7	7	**H Division**
H7/ Points of Authority	W	fft	W	L	W	W	W	L	W	W	W	L	L	W		9	4	61.82%
H8/ Chatham Street Elite	L	W	L	W	L	L	W	L	W	W	W	W	W	W		9	5	34 21
Right:	18	12	17	19	18	12	20	21	21	23	21	19	21	22				
Wrong:	9	15	11	9	10	16	7	7	7	5	6	9	7	6				
forfeited:	1	1	-	-	-	-	1	-	-	-	1	-	-	-				

| RDL - Fall, 2015 | Week 1 | | Week 2 | | Week 3 | | Week 4 | | Week 5 | | Week 6 | | Week 7 | | Week 8 | | Week 9 | | Week 10 | | Week 11 | | Week 12 | | Week 13 | | Week 14 | | Forfeits |
|---|---|---

THIS SEASON'S TRIVIA QUESTIONS… REVISITED

I now run this column during seasons in which I've included trivia questions all season. Each question is listed exactly as it was during the season, so there is potential for a question to now be out of date, but it's usually not too much of a problem. Each question is listed under the week number when it ran, and the answers follow the questions. No peeking…

Week 7 question(s): *(note: as with most historical statistics questions that I can ask here in the Trivia column, the following question includes only the most recent 40 seasons, as that is the amount of time that I have been statistician - records prior to that are largely incomplete and unavailable, and some things like doubles and overall records for individual weren't even tracked in many of the previous seasons)* How many times has a thrower played at least 3 singles 301 games and at least 3 singles cricket games, and won all of the games in one set and lost all of the games in the other? What is the greatest number of games played in a single season for a player that has done that?

Week 8 question: What is the longest consecutively-running current team name in the RDL?

Week 9 question: What is the minimum number of darts it would take to complete a game of 1001 if every dart had to score less than the dart thrown before it?

Week 10 question(s): Alright, let's see who is good at estimating distances… What is the diameter of the double-bull? Single-bull? The inside wire on the triple ring? Outside wire on the triple ring? Inside wire on the double ring? Outside wire on the double ring? For a bonus question for all the math nerds out there, what does that leave for total area in the single-bull, double-bull, skinny single, triple, fat single, and double areas? (Assume the wires don't bounce out, meaning we will measure to the 'middle' of each wire... and answer in inches/feet.)

Week 11 question(s): How many different teams have won a regular season division title in just the past 4 seasons? Who are they? And who has the most? (Can you even name the ones in your own division?)

Week 12 question: We've given women's singles and ASL average Mugs for each division separately for 24 seasons. In that time, what is the average number of women per division who played enough games to qualify for each of those Mug awards?

Week 13 question: What is the greatest number of teams in a division that finished tied with the best record in the division (since spring 1996)?

Week 14 question: Since we separated the Ins/Outs/Fast Game by division in the Spring 2007 season, what is the highest number of categories won by one person in a season?

Week 7 answer: In my 39 seasons as statistician (the current one is my 40th season), exactly 5 RDL members have accomplished this statistical anomaly. And the king of this weird category is absolutely Greg Boykin of Travelin' Beer Bellies in D division in the Spring 2006 season - in that season Boykin was an excellent 8-0 in SCkt, but an equally sad 0-7 in 301!! Man, he must flippin' hate the doubles. Others in this small club are: Steve Wilcenski in A div. in Fa04 (0-3 in 301 and 3-0 in SCkt); Rob Rexrode in C in Fa14 (0-3 and 3-0); Jim Blinco in E in Fa99 (3-0 and 0-4); and Mark Sherman in B in Fa08 (3-0 and 0-4).

Week 8 answer: It turns out that I can't fully answer this question… Both Lunatic Fringe and Nine Lives have had their exact team names for every one of the 40 seasons during which I've been statistician, as well as for the 2 seasons before I took over the job. Beyond that, I'm honestly not sure which team has existed for a longer time. (Interestingly, I had a related discussion with Bob McCredie last week at our match. Bob has been in the RDL since the second season of the league's existence, back in… I believe it was 1982. He told me that he thought Nine Lives was the only team remaining with somebody who played all the way back in the first season. Does that mean the team has had the same name for all 68(?) seasons of the league's existence? Nine Lives guys, want to hook us up with the information?)

Additional Week 8 answer clarification: It turned out Nine Lives is absolutely the king of team name longevity. And that's not all… Butch Smith confirmed that he has played since the very first season of the RDL (I think that was in the spring of 1982?). Aaaaaaaand… the team name Nine Lives has been used for their team in every single season in the history of the RDL!!!

Week 9 answer: 32 darts. There are a few ways to break it down in those 32 darts, but here is one possible sequence (just to prove that it can be done): 60/57/54 - 51/50/48 - 45/42/40 - 39/38/36 - 34/33/32 - 30/28/27 - 26/25/24 - 22/21/20 - 19/18/17 - 16/15/14 - 12/8.

Week 10 answers: The diameter of the double bull is 1/2 inch; of the single bull is 1 & 5/16 inches; of the inside wire of the triple ring is 7 & 9/16 inches; of the outside wire of the triple ring is 8 & 3/8 inches; of the inside wire of the double ring is 12 & 5/8 inches; and of the outside wire of the double ring is 13 & 1/2 inches. Thus, the areas covered by each section are: 0.196 sq in (double bull), 1.16 sq in (single bull), 43.57 sq in (skinny singles area), 10.17 sq in (triples ring), 70.10 sq in (fat singles area), and 17.95 sq in (doubles ring). That means that 79.41% of the scoring area (not the full area of the bristles) is non-bull singles, 12.54% is non-bull doubles, 7.11 % is triples, 0.81% is single bull, and 0.14 % is double bull.

Week 11 answers: In the past 4 seasons, the 8 division have obviously produced 32 division titles. And those 32 titles have been divided among 23 teams, with Element (A,A,A) and Methodical Madness (D,C,B) each claiming 3, while BullsHitters (C,B), Darty (E,D), One Armed Bandits (F,E), Ducks (H,G), and Missing Flights (H,G) each won 2. Each of those seven teams won their multiple divisions in consecutive seasons, except Missing Flights. The other 16 teams with a recent division title are: Appetite for Destruction (A), Despicable Us (B), Fire for Effect (B), Excalibur (C), Projectile Dysfunction (C), Sharky's Machine (D), Death Throw (D), Brown's Bombers (E), I Got Nothing (E), Liquor Posse (F), Home Grown Wolves (F), T.E.D.S. (F), Your Mom (G), Shootin Da Bull (G), Whynot! (H), and AC Dart C (H). *Answer update for the banquet Tons*: Element in A, Methodical Madness in B, Darty in C, One Armed Bandits in D, and Missing Flights in F all added to their recent successes with another division title this Fall season.]

Week 12 answer: In the last 22 seasons, we've had 168 total divisions. And the average number of women that has played the minimum number of games for a singles award is 3.0 per division. For all-star point awards, the average has been 3.3 females per division. But those numbers include all divisions, and some divisions didn't have any women in them. If you exclude those women-less divisions, the average numbers of award-qualified women rises to 3.3 per division for singles and 3.6 per division for all-star point average. (Note: not every one of those divisions ended up having a singles Mug, as there wasn't always a female with the required 0.500+ singles win percentage.) *Answer update for the banquet Tons*: This season, roughly 3.5 women per division played the minimum number of games required for the individual awards.]

Week 13 answer: In my 39 previous seasons, there have been 10 divisions in which 3 teams tied for the best record, with the records ranging from 8-4 to 11-3. The two best races were H division in Fa07, and F in Fa08. The top 3 teams (at 8-4 in both seasons) were separated by a total of 1 point in Fa07-H, and 3 points in Fa08-F!

Week 14 answer: While quite a few people have taken home awards in 3 of the 6 categories, we've actually now had three different throwers who won awards in FOUR of the 6 categories. In the Fall 2007 season, Tom Wiegand of Dogs of War in B division was the first (148-In, 16-dart SCkt, 17-dart DCkt, 20-dart 501). And then in just the past year or so, we've had two. In the Fall 2014 season, we had Ken Trefzger of the One Armed Bandits in F division (160-In, 9-dart 301, 18-dart SCkt, 20-dart 501). Then this season, Robbie Phillips of The Eventual Element pulled it off in A(!) division, actually doing it by claiming all four of the fast game categories (8-dart 301, 15-dart SCkt, 19-dart DCkt, 15-dart 501).

THIS SEASON'S LYRICS QUIZZES… REVISITED

Much like the column of this season's trivia questions on the previous page, I've listed here each lyrics quiz from this season. Each lyric is listed exactly as it was during the season. Each lyric is listed under the week number when it ran, and the answers are listed at the bottom of the page (and continuing onto the next page). No peeking… So who's ready to re-play "Name the band/singer and song (and weekly theme)"?

Week 2, song #1 lyric: "Well, use me, use me, 'Cause you ain't that average groupie, I've seen them dancin', To hell with romancin' "

Week 2, song #2 lyric: "Check baby check baby one two three four, Check baby check baby one two three, Check baby check baby one two"

Week 2, song #3: "There outta be a law, Get the sheriff on the phone, Lord have mercy, how'd she even get them britches on"

Week 3, song #1 lyric: "I don't like you, but I love you, Seems that I'm always thinkin' of you, You treat me badly, I love you madly"

Week 3, song #2 lyric: "I get up in the evening and I ain't got nothing to stay, I come home in the morning, I go to bed feeling the same way"

Week 3, song #3 lyric: "Budweiser, Budweiser, Miller Lite, Take a little nip baby, it's alright, All a fellow wants is company"

Week 4, song #1 lyric: "Ooh, you make me live, Whatever this world can give to me, It's you, you're all I see, Ooh, you make me live now honey"

Week 4, song #2 lyric: "So no one told you life was gonna be this way, Your job's a joke, you're broke, your love life's D.O.A."

Week 4, song #3: "When the road looks rough ahead, And you're miles and miles from your nice warm bed, You just remember what your old pal said"

Week 5, song #1 lyric: "War, children, yeah, it's just a shot away, It's just a shot away"

Week 5, song #2 lyric: "Don't want to argue, I don't want to debate, Don't want to hear about what kinds of foods you hate"

Week 5, song #3 lyric: "Someone told me long ago, There's a calm before the storm, I know, it's been comin' for some time"

Week 6, song #1 lyric: "He's gotta be strong, And he's gotta be fast, And he's gotta be fresh from the fight"

Week 6, song #2 lyric: "Truth or consequence, say it aloud, Use that evidence, race it around"

Week 6, song #3 lyric: "In a town without a name, in a heavy downpour, Thought he passed his own shadow, by the backstage door"

Week 7, song #1 lyric: "Makes me that much stronger, Makes me work a little bit harder, It makes me that much wiser, So thanks…"

Week 7, song #2 lyric: "Right now, he's probably up behind her with a pool stick, Showing her how to shoot a combo, And he don't know..."

Week 7, song #3 lyric: "Here's the thing, we started out friends, It was cool but it was all pretend, Yeah yeah"

Week 8, song #1 lyric: "Yeah I'm sorry I can't afford a Ferrari, But that don't mean I can't get you there, I guess he's an Xbox and I'm more Atari"

Week 8, song #2 lyric: "Well, I had a million dollars, but I, I'd spend it all, If I could find that Heina, and that Sancho that she's found"

Week 8, song #3 lyric: "Girl I refuse, you must have me confused, With some other guy, Your bridges were burned, and now it's your turn"

Week 9, song #1 lyric: "Slipping notes, under the desk, While I was thinking about her dress, I was shy, I turned away"

Week 9, song #2 lyric: "I wrote a letter and told her these words, that meant a lot to me, I never sent it, she wouldn't have heard"

Week 9, song #3 lyric: "See them walking hand in hand across the bridge at midnight, Heads turning as the lights flashin' out, it's so bright"

Week 10, song #1 lyric: "There must be something that we can eat, maybe find another lover, Should I fly to Los Angeles"

Week 10, song #2 lyric: "Everybody's got a little light under the sun, Ha da da dee da hada hada da da da"

Week 10, song #3 lyric: "Oh baby, give me one more chance, Show you that I love you, Won't you please let me, Back in your heart"

Week 11, song #1 lyric: "Well, I'm standin' on a corner in Winslow, Arizona, and such a fine sight to see, It's a girl my Lord, in a flatbed Ford"

Week 11, song #2 lyric: "She's got a hold on you believe it, Like no other, Before you know it you'll be on your knees"

Week 11, song #3 lyric: "I like the way your sparkling earrings lay, Against your skin so brown, And I wanna sleep with you in the desert tonight"

Week 12, song #1 lyric: "He sings the songs that remind him of the good times, He sings the songs that remind him of the bad times"

Week 12, song #2 lyric: "Bing bang, I saw the whole gang, Dancin' on my living room rug, yeah, Flip flop, they was doin' the bop"

Week 12, song #3 lyric: "But that doesn't mean my eyes will soon be turning red, Crying's not for me, 'Cause I'm never gonna stop..."

Week 13, song #1 lyric: "Fab Five Freddie told me everybody's fly, DJ's spinning I said my, my, Flash is fast, Flash is cool"

Week 13, song #2 lyric: "I said a hip hop, Hippie to the hippie, To the hip hip hop, and you don't stop, The rock it to the bang bang boogie"

Week 13, song #3 lyric: "Backstroke lover always hidin 'neath the covers, Til I talked to your daddy, he say, He said you ain't seen nothin' "

Week 14, song #1 lyric: "You know, my dear, My father used to say to me, Nando don't be a shnook, It's not how you feel, It's how you look"

Week 14, song #2 lyric: "I was an ugly kid I never had fun, No respect no respect, They took me to a dog show and I won, No respect no respect"

Week 14, song #3 lyric: "I don't care what you way, You can give it away, Your money don't mean much to me, I've been out of my own"

Week 14, song #4 lyric: "I've got my ticket for the long way 'round, Two bottle whiskey for the way, And I sure would like some sweet company"

Week 14, song #5 lyric: "Why is my baby blue, Can't see the colors, Of a sunny day, Stuck in that point of view, What can I do to take your tears away"

Week 14, song #6 lyric: "That's the night that they hung an innocent man, Well, don't trust your soul to no backwoods Southern lawyer"

Week 14, song #7 lyric: "Are you, are you coming to the tree? They strung up a man, They say who murdered three, Strange things did happen here"

Week 14, song #8 lyric: "Buried with a donkey, He's my favorite honkey, Born in Arizona, Moved to Babylonia"

Week 14, song #9 lyric: "Father did you miss me? I've been locked up a while, I got caught for what I did but took it all in style"

Week 14, song #10 lyric: "Cooo, loo, coo, coo, coo, coo, coo, coooo! Cooo, loo, coo, coo, coo, coo, coo, coooo!"

Week 14, song #11 lyric: "Girl, I can't understand it why you want to hurt me, After all of the things I've done for you"

Week 14, song #12 lyric: "You don't need Deck the Halls or Jingle Bell Rock, 'Cause you can spin a dreidel with Captain Kirk and Mr. Spock"

Week 14, song #13 lyric: "Now, this is a story all about how, My life got flipped turned upside-down, And I'd like to take a minute, Just sit right there"

Week 14, song #14 lyric: "And she's watching him with those eyes, And she's lovin' him with that body, I just know it!"

Week 14, song #15 lyric: "I feel her breath on my face, Her body close to me, Can't look in her eyes, She's out of my league"

Week 14, song #16 lyric: "I got chills, they're multiplying, And I'm losing control, 'Cause the power you're supplying, It's electrifying"

Week 14, song #17 lyric: "And I don't listen to the guys who say, That you're bad for me, And I should turn you away"

Week 14, song #18 lyric: "To be sure of what I feel, is it all in my mind, 'Cause it seems so hard to believe"

Week 14, song #19 lyric: "Yo, it's about that time, To bring forth the rhythm and the rhyme, I'm a get mine so get yours"

Week 14, song #20 lyric: "If you disrepect everybody that you run into, How in the world do you think anybody s'posed to respect you"

THIS SEASON'S LYRICS QUIZZES… REVISITED (the answers to the lyrics at the top of the page) (these are continued on page 14...)

Week 2 answers: Song 1 = "Baby Got Back" by Sir Mix-A-Lot === Song 2 = Rump Shaker" by Wreckx-N-Effect === Song 3 = "Honky Tonk Badonkadonk" by Trace Adkins. Week 3 answers: Song 1 = "You Really Got A Hold On Me" by Smokey Robinson & the Miracles === Song 2 = "Dancing in the Dark" by Bruce Springsteen & the E Street Band === Song 3 = "If You Don't Start Drinkin'" by George Thorogood and the Destroyers.

Week 4 answers: Song 1 = "You're My Best Friend" by Queen === Song 2 = "I'll Be There For You" by The Rembrandts === Song 3 = "You've Got A Friend In Me" by Randy Newman. Week 5 answers: Song 1 = "Gimme Shelter" by The Rolling Stones === Song 2 = "Eat It" by Weird Al Yankovic === Song 3 = "Have You Ever Seen The Rain?" by Creedence Clearwater Revival.

THIS SEASON'S LYRICS QUIZZES… REVISITED --- THE ANSWERS (continued from page 13)

Week 6 answers: Song 1 = "Holding Out for a Hero" by Bonnie Tyler === Song 2 = "My Hero" by The Foo Fighters === Song 3 = "Juke Box Hero" by Foreigner. Week 7 answers: Song 1 = "Fighter" by Christina Aguilera === Song 2 = "Before He Cheats" by Carrie Underwood === Song 3 = "Since U Been Gone" by Kelly Clarkson.

Week 8 answers: Song 1 = "F*ck You" by Cee Lo Green === Song 2 = "Santeria" by Sublime === Song 3 = "Cry Me A River" by Justin Timberlake. Week 9 answers: Song 1 = "Centerfold" by J.Geils Band === Song 2 = "I'll Wait" by Van Halen === Song 3 = "Girls on Film" by Duran Duran.

Week 10 answers: Song 1 = "Everything Zen" by Bush === Song 2 = "Flash Light" by George Clinton and the Parliament Funkadelic All-Stars === Song 3 = "I Want You Back" by Jackson 5. Week 11 answers: Song 1 = "Take It Easy" by Eagles === Song 2 = "Easy Lover" by Phil Collins & Philip Bailey === Song 3 = "Peaceful Easy Feeling" by Eagles.

Week 12 answers: Song 1 = "Tubthumping" by Chumbawamba === Song 2 = "Splish Splash" by Bobby Darin === Song 3 = "Raindrops Keep Falling On My Head" by B.J. Thomas (or Burt Bacharach). Week 13 answers: Song 1 = "Rapture" by Blondie === Song 2 = "Rapper's Delight" by Sugarhill Gang === Song 3 = "Walk This Way" by Aerosmith.

Week 14 answers: Song 1 = "You Look Marvelous!" by Billy Crystal === Song 2 = "Rappin' Rodney" by Rodney Dangerfield === Song 3 = "Heartbeat" by Don Johnson === Song 4 = "Cups" by Anna Kendrick === Song 5 = "Nothin' My Love Can't Fix" by Joey Lawrence === Song 6 = "The Night The Lights Went Out In Georgia" by Vicki Lawrence === Song 7 = "Hanging Tree" by Jennifer Lawrence === Song 8 = "King Tut" by Steve Martin and the Toot Uncommons === Song 9 = "Going To Hell" by Taylor Momsen, with The Pretty Reckless === Song 10 = "Take Off" by Rick Moranis & Dave Thomas, as Bob & Doug McKenzie === Song 11 = "Party All The Time" by Eddie Murphy === Song 12 = "The Chanukah Song" by Adam Sandler === Song 13 = "Fresh Prince of Bel-Air" by Will Smith === Song 14 = "Jessie's Girl" by Rick Springfield === Song 15 = "She's Like The Wind" by Patrick Swayze === Song 16 = "You're The One That I Want'" by John Travolta, with Olivia Newton-John === Song 17 = "They Don't Know" by Traci Ullman === Song 18 = "All I Need" by Jack Wagner === Song 19 = "Good Vibrations" by Mark Wahlberg, as Marky Mark and the Funky Bunch === Song 20 = "Respect Yourself" by Bruce Willis.

[Like the last several seasons, we used three-song groups each week and also included a theme each and every week. Added a layer to the game for everybody and has been quite popular. ***Here are the themes for each week****, including the week 14 twenty-song set that brought some pretty impressive sets of guesses… a few people knew more of these than I think I expected…*

Week 2 theme: It was a nod to our new All About That Bull(Bass)! team, but clearly the theme was about all about some backside. Week 3 theme: This one was kind of weak, in my opinion, but for some reason I was just thinking about famous front men with a band or group of singers behind them that just gets listed as "and the…" And in the case of the E Street Band, they only even got that generic credit at live shows or on their late albums. Dang, that's kind of cold, Boss… Week 4 theme: Dude, if you can't see this one, you're not my friend… geez… Week 5 theme: The basic necessities of life - shelter, food, water. (No, darts are not a basic necessity of life.) Week 6 theme: It would take a pretty non-heroic effort to fail to see this theme. Week 7 theme: Girl power revenge songs!! Week 8 theme: Well, last week we had some girl power revenge songs… this week it was time to see how guys addressed the same issue. And here we have some cussing, some gun-loaded threats, and some mockery. Not sure I'm in with Sublime's plan (though theirs is the best song), but the other two work for me. Week 9 theme: I think it's pretty clear that the third song in that list sums up the theme. On film, in print, whatever. This one is for all those teenage boys out there who lived back when magazines still actually existed. Week 10 theme: Bush… Clinton… Jackson… this right here was a pretty Presidential set of songs. Week 11 theme: Well, the week before the lyrics were evidently pretty difficult, so this week we decided to go with something a bit "easier". Week 12 theme: The tub/shower, of course. Week 13 theme: Songs that are often mistaken (and in the case of the Aerosmith song very mistaken) to be the start of rap. I especially love that people think the Blondie song is the start, as the first three damn words reference Fab Five Freddie, thus proving that something came before it. Those people probably need to look up Coke La Rock and DJ Kool Herc, at the very least, though the song type was dabbled with long before them even. Week 14 theme: Actors with a hit song, with the songs listed in order by the singer's last name, alphabetically.

PUNCTUATION ROCKS!

Anyone who knows me well knows that I will mock them for really bad grammar, for lack of punctuation, etc. I love the t-shirt that says "Let's eat Grandma. Punctuation saves lives." Well, it turns out that there is a NY Times Bestseller for just us type of people (you know… people that speak actual English). Thanks to Angela Jeffcoat of Cork Tease for cluing me into this one. I think I just might have to get myself a copy. Not that 'zero tolerance' is really the approach I apply to people… but I'll bet it's funny…

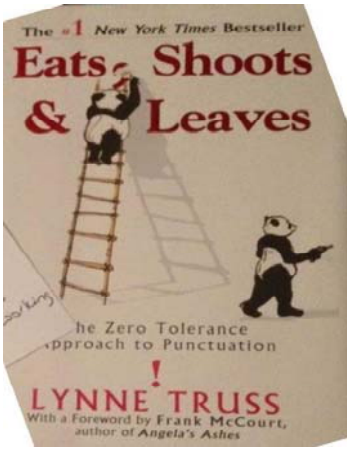

HOW YOU KNOW YOUR TEAMMATES LOVE YOU…

Holy cow, sometimes people in our league simply go above and beyond in terms of making our nights out here into something so fun, and so much 'bigger' than this simple night of slinging sticks at a wall really is… Case in point: I present to you the 'North Raleigh News'. The guys on Pat's Blue Ribbon whipped this up in response to the first-ever Ton-80 by their teammate Jeff Cashin. In case the photo hadn't already given you a hint, the guys on Pat's Blue lovingly refer to Cashin as Beaker. I don't know Mr. Cashin, but I admit that I hope to soon… As the article points out "This was Jeff's first T80 and he made sure EVERYONE was aware." Congratulations, Mr. Excitable. Hope it's the first of many…



North Raleigh News

03 DEC 2015

Cashin Hits T80 in Dart Match

By PATTY MURNANE

In a exciting E League dart semi-finals match last night, Jeff Cashin aka Beaker hit a Ton 80 in one of his matches and left his partner with a Double 1 out. This was Jeff's first T80 and he made sure EVERYONE was aware. His PBR team went on to a 14-10 victory!

Reuters

International Moose Count Underway

By BOB O'BOBSTON

The UN-sponsored International Moose Census got off to a flying start today with hopes for an increase in the worldwide moose population compared to last year's dispointing figures. Among the traditional early reporters were Egypt, returning figUruguay whose moose population remains stable at eleven.

According to Robbie McRobson, head of the UN Moose Preservation Council, worldwide moose numbers are expected to grow markedly on last year due to the traditional moose strongholds of Canada and the United States, with the larger developing moose ecologies also poised to make gains. The largest percentagege increase in moose will likely come from China", says McRobson, The Chinese government has invested heavily in moose infrastructure over the past decade, and their committment to macrofauna is beginning to pay dividends". Since 2004 China has expanded moose pasture from 1.5% of arable land to nearly 3.648% and moose numbers are expected to rise to 60,000 making China a net moose exporter for the first time. This is good news for neighbouring Mongolia, a barren moose-wasteland whose inhabitants nonetheless have an insatiable desire for the creatures. The increase in Beijing-Ulanbataar trade is anticipated to relieve pressure on the relatively strained Rusdian suppliers, but increase Mongolia's imbalance of trade with its larger neighbour.

Historically the only competitor to China in the far eastern moose markets has been Singapore but the tiny island nation is set to report a net loss, expecting a decrease of more than five percent on last year's 50,000 moose counted. The head of Singapore's Agency for Agriculture, Jing-Feng Lau, explained to an incredulous Singaporean parliament yesterday that bad weather had contributed to this season's poor showing, most notably when a cargo of 150 moose were swept out into the Indian ocean in a monsoon.

Yet again the global demand for moose will be met largely by the US and Canada. The recession-hit States is taking comfort in its moose growth figures with gross production dominance of Canada shows no signs of abating though with this year's moose population expected to match last year's record figure of one hundred million billion.

Europe's rise as an international moose power will slow slightly this year as a response to the European Union's move towards standardising the European moose. Stringent quality controls are holding back the development of the eastern european populations compared to last year when they contributed significantly to europe's strong growth figures. Norway, which is not an EU member but has observer status, strengthed in numbers relative to the Euro area with numbers of Norwegian moose, known locally as elk" expected to rise for the tenth consecutive year, particularly thanks to a strong showing in the last quarter.

As moose season reaches its close, researchers world wide are turning to science in an attempt to boost next year's figures. NASA stunned the scientific community today with the announcement of their discovery that the moon is significantly smaller than previously believed. This conclusion, which is the conclusion of a ten-year collaborative project, will have profound implications for the moose community as the gravitational field is now known to be of the right strength to support moose in orbit.

According to John Johnson, head of the NASA Moon Sizing Experiment the first delivery of moose into low moon orbit could be achieved as early as the third quarter of next year. The technology to nurture moose in space is available now", he said, "all that is needed is political will".

Granny wins World Wrestling Championship

WHAT A *WEIRD* SEASON OF FIRSTS…

This season (and tournaments), I think we had three things that happened that had not happened in my entire RDL statistician existence (that's 20 years… 40 seasons…). I really expected that at least one of them would happen eventually, but all three of these in the same season?

PLAYERS THAT LEFT… AND NEVER CAME BACK…

Honestly, I have no idea what precipitated it, but back in week 11, at the midway point of a match in H division, two of the top players in the division just decided to leave. The remaining players on their shorthanded team that night also decided to leave, creating the first half-match forfeit during my time here (that is not scored as a plain forfeit, by the way - all remaining points went to the team that was still there). But the weirder part to me is that neither of those top two players returned at any point for the rest of the season! The team played very shorthanded for two of the last three weeks, and the team experienced a bit of a freefall. And the absolute kicker to all of this is that the two players that left had already played enough games in the season to qualify for singles Mugs, and only one of the two was passed in the remaining weeks!

A TOURNAMENT CHAMPIONSHIP UNREPORTED

So, what happens when a tree falls in the forest? Does it still make a sound? Yes. But what happens when a tournament final winner doesn't bother to call/text/email the result? Do they still get Mugs? Well, as it turns out, nope. (Well, at least not at *this* banquet.) This is the one that I really didn't think would ever happen… most people are so happy they just can't wait to report their success…

TWO WINNERS OF THE SAME MATCH?!

And finally, the one that I honestly thought might come at some point, just… because… I know you guys… We had a tournament semifinal in B division after which BOTH teams reported themselves as the victors. No, they weren't so drunk that the losers thought they won or something like that - rather, they had a situation in the match that they did not handle definitively at the time, then they extended that wishy-washy-ness a second time. And they ended up with double grievances… Let me explain:

The score was 10-8 entering 501, with team A leading. In the first pair of 501, team B wins the first game of 501 and gets to an out in the second game. This is where the whole thing goes sideways. Team B hits the double, but the dart falls out… immediately? after a second? after a couple seconds? After the chalker acknowledged it? There's just no real agreement at the time. And there needed to be, obviously. Team B then makes the awful decision to agree to play on "to see what happens, and if it matters". Well, you can all see what is coming next: Team A hits the out to win game 2, then Team A wins game 3 to take the set and go up 12-8. Team A *also* wins the other pair being played at the same time to take a match-clinching 14-8 lead. Except… that Team B still has festering that they should have won the first pair (highlighting the fact that they never should have gone onward 'just to see' if it was going to be enough of a problem that they would bring it back up later).

But then… Team A jumps into the 'shouldn't have done that' club, as they agree to play on for the rest of the match as though Team B had indeed won the first 501, 'just to see what would have happened'. Well, you guys can already see what's coming, right? Team B wins the third 501… of course… and then Team B wins the 1001… of course…

Now *both* teams have a claim to the match win, with both wins being dependent on the outcome ignoring the decision that each made to play on even when they felt they were right. I'm sure that if you ask either team, they will both tell you that the only thing that they absolutely should have done differently is make a decision on the first situation at that time. None of this 'let's play on and let the whole situation fester' crap. And certainly not a second round of that uncertainty! Oh, oy.

In the end, Team A decided to agree that the out dart had been in the board long enough at least for the scorekeeper to note that it was in, and they withdrew their grievance to let the whole thing go away without the R&G Director having to make the decision for them.

Take notes, people… don't let this happen to you…

EMAIL CHATS THAT I GET TO HAVE

Being a little bit of a public persona here in the RDL, and with my email address plastered all over everything we have, I sometimes get the opportunity to have some pretty lengthy email chats with league members. These chats generally concern… well… whatever the hell is on their minds. Many of these chats I enjoy, and others I just survive (some of you are odd). But sometimes I encounter a person who just makes me laugh, or who I just respect, or who impresses me just because of their intelligence or outlook on things. Really is one of the best parts of this job…

And then there's Dave Krasnow of Them Handsome Devils. I have no idea what his division mates think of Dave (which probably means he's a pretty decent guy, as I generally hear more bad than good), but I freaking love emailing with him. His emails are so off the wall sometimes, and he's damn funny. (Well, note here: he's funny if you're intelligent… if you don't find him funny, well… ummm…) Anyway, sometimes we get into the weirdest freaking email chains. As an example, I present the following. I'm not even sure how to preface it… I don't know, it made me laugh…

Dave: "Maybe there is an 'I' in 'team' that I am not aware of."

Jason: "No, no I, but if you're mixed up enough, you can find the letters to spell out ME. And also Meat, and Eat, and Tea... heck, that's kind of a meal word…"

Dave: "As a kid, I was always looking for words that comprised large numbers of other words. I always thought that the word PIRATES supplied an inordinate number of words for a seven letter word. Man, are we weird or what??"

Yes, Dave, we are weird. And I completely admit that I spent the next 30 seconds after that mentally ripping through words I could make from the letters of 'pirates'. Plus… it's pirates… pirates are awesome. Right, matey?

[Note to the readers of the banquet Tons: if you didn't at least quickly glance at the word 'pirates' and pull out a list of words also, don't come stand next to me at the banquet. You're not cool, and I don't want to be seen with you. - JK]

A LEVEL OF PLAY WITH WHICH I AM UNFAMILIAR

I write all kinds of stuff in the newsletter gushing about stuff people did, big shots people hit, tournaments that they've won, etc. But sometimes it's the stuff they do right here at a regular Wednesday match that makes the biggest impression. This past week, my team was in the A division final against I'd Hit That (our longest-standing rivals, and really probably our best friends in the division, so the match was kind of awesome in a lot of ways already). But the point of this story is that Robbie Phillips and Kyle Gaulthier got matched up in singles cricket. I wish we had recorded it… To Phillips and Gaulthier, it likely felt like 'just another set' from the finals of a state championship, or the finals of a singles event at a $20,000 ADO tournament. But the rest of us don't get to experience those like they do, so when you get to watch a real battle like that, up close and personal (I was chalking!), it leaves an impression. Phillips hit two 9-marks, a 5-Bull, and about a dozen 6-marks and 7-marks. And he lost the set. At one point, I think Gaulthier finished a leg with 7m, 6m, 8m(including a DBull), then a one-number close. It's difficult to convey how good it was. My advice? Do NOT play them for money.

NICENESS PAYS…

Remember last season when Shane Richardson of One Armed Bandits said some nice things about his opponent, and then the opponent said that Shane was twice as nice. His opponents from past divisions are still telling me how nice he is, even this season. Beat that…

MORE DARTER WEDDING BLESS! I love these…

This season, I have a very special wedding to share with you. Why is it special you ask? Because the RDL has a new… "first lady??" That's right, ladies and gentlemen, President **Tim "Tex" Mozzetti** got married on October 10th of this year. Mozzetti (of Appetite for Destruction) somehow conned **Petra Bowery** (of Out for Fun) into agreeing to marry him I know, right? But seriously, everybody already loved Tex, so he goes and adds Petra (who everybody also loves), and now, well… look at them… They're like a GQ photo shoot gone… well, gone right.



I wish them all the happiness in the world, of course. Because I too am part of everyone, and that means I love both of them too. (And how cool is it that a sitting President got married while in office? Can you imagine that happening in the U.S. government? And yes, I've seen the movie The American President - that's actually quite an excellent movie, and I love that too…)

[And to think, just one year ago, I devoted an entire page here in the banquet edition of the Tons to a story about Tex nearly died on a crazy-ass fund-raising hike from Death Valley to Mount Whitney in California… Things move pretty fast around here.]

AND HERE'S ONE THAT HASN'T EVEN HAPPENED YET!

This one is a notice for all of you guys that like to joke about saving their male friends from 'making that mistake'. **Tom Kubel** and **Nicole Hatch** (both of Bye Week) have gotten engaged! They haven't set the exact date yet, but you still have quite a few months to 'save Tom' (as if that's the direction of that equation in this particular case…). His teammates actually sent me a note regarding this one: "We would like to wish the very best to two of our players and friends. Tom and Nicole are officially engaged to be married! If their doubles record together is any indication of their chemistry, they are in for a great ride! Congrats!"

[And yeah, what's up with that? Look at Kubel's and Mozzetti's dart W/L records? Is that how we get the ladies nowadays?! - JK]



THIS CAN'T BE A GOOD PLAN FOR MAINTAINING THE CONDITION OF YOUR DARTS…

A few months ago at one of our Tuesday night Bull City Dart League matches, my teammate Joe Gaglione (of Fire "Ballz" here in RDL A division) was warming up on a board way to the left of the room. It was decided that the board he was using was one of the better boards in the room, and that we should move it over to the center of the room. When somebody took the board, Gaglione just kept on warming up, throwing another dart as if there was still a board there. And, of course, bam! Right where the double-bull "would have" been. You had better be pretty accurate when throwing that dart at that type of target… hitting the bracket just could *not* be good for your dart's point, right? [And while I don't have any proof of it, I think it's pretty much even money that Joe was actually warming up on the triple-20s or the triple-19s… But if he wants to go with the whole 'practicing bulls' story, who am I to get in the way?]



UMMM…. WHY? AND… HOW?

That wood board? That's the exterior of the underside of a pool table. That hole? It's some sort of access panel about the size of a small notebook. That body sticking out of the access panel hole? That's Rob Yang (of Cork Tease). His BCDL Tuesday night team, including several other RDL members, plays at The House on Miami Boulevard. And somehow Rob ended up mostly inside the pool table. And somehow the picture ended up in my hands. Why do I have this? Why was Rob in the pool table? What the hell kind of weird punishments do they have for missing the out? And how the hell did Rob even fit inside that hole (use the size of the phone next to him for perspective on this question)? Sometimes being the Tons editor is pretty interesting…



AND THEN THIS IS JUST DAMN COOL…

I love when RDL members go do amazingly cool stuff, and then share it with me (again, being the Tons editor can be interesting). How often does one of your friends/golfing buddies get to do something like go to Scotland to play St. Andrew's? That's Kenny Persson of I'd Hit That. If you don't know why this is so damn cool, find the nearest golfer, and ask him/her. Sweet…



MY OWN PERSONAL THANKSGIVING - a rambling thought page from me… because Random Thoughts isn't enough sometimes

Maybe it's because this season completes my second full decade as the RDL statistician (yep, 40 seasons)… maybe it's because my kids are growing up to the point that I see the empty nest coming… maybe it's because I'm just at a really happy place in my life. I don't really know why… but this past Thanksgiving, I started making a list in my head of things for which I was thankful. And it's pretty amazing how many of those things could be traced back to… darts. Seriously.

My wife, who I can not wait to see every single day when I get home from work? I met her at a dart match. My friends with whom I will go golfing this year? Met them through darts. My friends with whom I will play fantasy football for half the year? Met most of them through darts. My friends with whom I will play poker, go out to eat, hang out with on weekends? Mostly met through darts. My friends with whom I will travel across the country to attend rock festivals, with whom I will go to comedy shows, with whom I will go the beach/mountains/etc.? Darts, darts, and darts. People with whom I go to football and hockey games? Mostly through darts. People to fix my car? Met through darts. People to fix my plumbing? Met through darts. People who send me funny emails, who chat via email, and who go to movies with me? Often met through darts for all of them. It is crazy to sit and try to list all of the ways that joining a dart league here in the Triangle has affected me (and mostly for the better! :o).

But it's not just all the 'things I can list outside of the dart bar' that are things for which I'm thankful. I'm also thankful for the pure experience that IS a dart match here in the Triangle. And I certainly don't just mean the adrenaline of a good competitive setting (though that certainly is great too). What I mean is this… It's a Wednesday in some regular week of some regular month, just during the regular season, and I go to work for a full day just like any other Wednesday. And it's work, so I have to… ya know, work. And it's not all that fun sometimes, and some days it actually kind of sucks, because some people are too stupid to be employed… yet here they are, making your day longer for you. Thanks, stupid people. And you really just want to beat them down and end their stupid existence, but you know, laws and public safety. So all you can do is make it through your day and hope it gets better. And then the evening finally comes and you roll to your local host establishment. For me, that's the Deck. Because I like big crowds, I like having people telling stories, and I like that there's always someone there even when you stay late. But I'm getting ahead of myself… What follows, this is the best part…

I walk in to the Deck, and Sarah greets me with a "Hi, Darlin'." And Mark is sitting at the table waiting to share a funny photo with me. And Chad is already warming up and telling a funny hunting story (well, the hunters tell me it's funny). And Devin says "hey, JK!" with that giant infectious smile she always has. And Paulie is already at the jukebox playing the best music anyone will choose all night. And Dylan is standing behind Paulie deciding which songs he'll choose that will make everybody groan and yell at him. And Ellie comes by and says something adorable… because it was Ellie saying it. And then Robbie takes my darts out of my hand and hits a 180 and walks away without looking me while leaving my darts there in a score to which they are generally unaccustomed. And Wil calls me to ask why nobody is there with him at the bar in Garner, despite the fact that I just saw Wil outside. And Sid walks in, awesomely wearing an Appetite for Destruction t-shirt from a concert on some other continent. And Simon walks over and says something that might or might not be a joke, which makes him laugh more when he sees that you aren't sure which it is. And Julie is there, chastising me for not hugging her first. And Mike Y. is there ready to talk up my beloved Red Wings. And Allen is doing his lift-the-skirt-smack-the-ass victory story. And Angela is politely waiting to the side, quietly waiting for a giant hug. And Jerry walks in… holy crap, that must mean I have about 3 minutes left to list. And Grubber is there with an "alright, man, how you doin'?" And then Lis spots me with a "whatUP!?" And then a solid fist bump from Stepp that comes with an awesomely funny sarcastic comment. And then I spot Kyle, who is staring at his phone… at least until he sees me and wants to show me the 27th car he has fixed up this year. And Billy comes in without a baseball hat on… wait, could that really be Billy? And Doug is in the corner beating himself up because he picked the wrong running back in our fantasy football game (so he only won by 15 and not by 20). And maybe Joey G is there, and he has been since 6:30, because his boss let him leave work early. And Lee is there, lying to her husband that she will be rooting for his team and not her son's (which is my team). And finally Tom rolls over to the boards, but I knew he was here because I rode over here with him and we spent the entire way talking hunting (I know nothing) and football (I know a lot) and chicken wings (I know a LOT, about eating them…). And then Tex walks up… holy crap, that means that it has gotta be 8 o'clock and I'm not listed yet. And then a handshake from Dean.. I respect a guy that says hello with a handshake. And of course Scott will be yelling at Dean shortly about calling him Gramps. And it has been a while since Zak's hair was a color I can't identify in bar lighting. And dammit, is Yang drinking my Newcastle? And then I stop and talk with somebody that I don't even know, because he has a dart story, and he recognize me as the 'Tons guy', and his story might be hilarious, or it might be stupid… but it's 'his' story, so I'm down with listening. And I think I hear Mike already laughing about whatever prank he pulled at work today that is in the story he's telling. And Kenny is giving Mike a look of 'I can't believe I hang out with you' despite the fact that he has hung out with him for a decade. And Bob Terry walks up with a "helloooo, Jason Kilts", because he always includes my last name (so I included his here). And now Joel walks in… aw, crap, now I *really* know that I'm late to getting to my list.
--- --- And you know what? It's only 8:10, I've only been at the Deck for half an hour or so, and I already feel better about… everything. --- ---

Maybe this is why my favorite television show has been, and maybe always will be, Cheers. It's where everybody knows your name. I guess the Deck is sort of like that for me. And I'm not even a nightly regular. And I really don't drink all that much (well, at least in comparison to some darters, I suppose). But it's a home away from home, and there are always people home. Heck, everybody there even knows my son when he comes there, and he's only there a few times a year because of school. So, it's even a bit of a home that recognizes family.

But make no mistake… while the Deck is my current dart home, and the 'place' is the home by definition, it's the people that make it that way. That's the part for which I am thankful. I am thankful for all those listed above, and all those that I will see in the coming weeks that I just didn't have space to include here. And I'm also thankful for the memories from there, and the laughs that have accompanied them.

And I miss some of the elements (see what I did there?) that have added to my whole dart experience over the years too. The number of times that Jon Kenney gave me the most heartfelt hand-clasp (not a handshake) and hug. The resounding yells of 'Cado!' every time Alberto entered the room. [Seriously, has anybody ever worn a nickname better than Alberto? Have you seen his frickin' shirt?! Amazing.] And I wonder if Jeremy owns an Ohio State t-shirt for every day of the month… oh, and Drink-a-kowski is maybe the best nickname ever. Geez, I wish Riner was still here - that guy could make me laugh with the shortest sentence. And Jeremiah, he made me love the competition of the game even when I sucked (which was often, by my team's standards). And Wade, one of the founding members of Element and one of the purely nicest people I've ever met (and Wade is a really good writer - I respect that a bunch). And I would say that I would look forward to seeing Lisa when I walked in, but if you think she wasn't already in my carpool on the way over here, you are foolishly mistaken. And what I would give to be picked up by Dale, another founding member of Element, at a dart match just one more time.

Yeah, I owe a lot to darts. When I moved to North Carolina for grad school back in 1991, I had no idea what was ahead of me. Thank you Chris Joneckis, wherever you are, for asking me to play on that first lab dart team (boy oh boy, we were bad) back in my first year of grad school. I didn't know it then, but that one little thing shaped my life for the better for decades to come. Cheers to all of you…

RANDOM THOUGHTS FROM JK

Nowadays, it's a fact… this column has become a banquet Tons staple. I have no idea why so many are so keen on taking a peek into the oddness that is my head, but you are. So without further ado, let's open up my head again and see what falls out. Some of these observations are dart-related, and some of them clearly are not. As always, this is just about the last thing that I'm writing and once again much of it was written when it was already today… soooo, also as always not even I know what's about to hit the page…

-- You know what's first... it's Survivor time! But this time it's a very short note: never play your hidden Immunity Idol on another person, especially when nobody even knows you have it. Save it for yourself. Duh. You're killin' me here…

-- Does anybody else have the Gmail app on their phone? Is it just me, or is there no way to turn off the damn conversation mode? And why the heck is that the default system in the first place?! It makes my mail just about unreadable on that device. Un-read-a-ble. That isn't a great term to have describing your app that is supposed to be providing people things to, ya know, read.

-- Have any of you (probably ALL of you) seen or heard the Blue Cross Blue Shield ads where they constantly blurt out their hot new phrase "Live Fearless"? That ad is on all the dang time. And they ask you to 'pledge to live fearless'. Well, I have something to pledge for them… I would like to pledge them some flippin' adverbs… That dumbass ad drives me nuts. How does stuff like that hit the mainstream?

-- And while we're on the 'main stream', I'm going to take this opportunity to revisit an old favorite of mine (that got quite a lot of agreement feedback). So, last week my wife cut her thumb pretty badly, and so for a day or two we were limiting stress on it, including me driving anywhere if we were going out. She had an appointment at her doctor's office, just for an annual physical and checkup, so I went with her and drove. Now, mind you, this is an ob/gyn, and at a private office, not in the emergency room where you might expect to encounter a bunch of males. I am, of course, the only male there. And for some reason, when I see the unisex bathroom right there in the waiting room, I think to myself "oh, dangit, I have to pee, but all of these women are going to think that I'm probably some nasty guy going in there to mess up their pristine little ladies' room". Well, I decide that it's silly to just sit there and think about it, so I get up my nerve and go in. Little did I know that I wasn't getting up my nerve to be an unwanted visitor in their sanctuary… I was getting up my nerve to walk into the disgusting warzone that they call a public ladies' room. HOLY. CRAP. Ladies… I'm a fairly educated man. And I have a pretty strong working knowledge of both the female anatomy AND the likelihood of passing diseases via contact with a toilet seat. And I have just one comment for you: "Sit your stupid hovering asses on the damn seat!" Your aim is not that good, and your body shape does not always lend itself for accurate direction prediction. That's just a fact, and nothing of which you should be ashamed. What you should be ashamed of (if you are indeed a hoverer) is peeing all over the seat, all over the floor next to the seat, all over the wall next to the floor next to the seat, etc. Because you see, once one hoverer fails to convert, every contestant after that hoverer now sort of has to become a hoverer by default. And the ironic conclusion is that the nastiness the original hoverer was trying to avoid is actually caused by that hoverer herself. You have to stop. You really just HAVE to stop. Seriously.

-- I am, as always, writing this column last. And this night had the serious potential to be a super late-nighter (as in barely any sleep, even for me). And last night I had to take off from about 6 to 9 p.m. to go see my son's "dance concert" (they really need a better name) at the Durham School of the Arts. They have new teachers/directors this year, and we weren't sure how everything would turn out, but let me tell you… THEY. FLIPPING. NAILED. IT. The show was amazing. The production, the movements, the lighting, the choreography. Holy crap, these are 7th-12th grade kids! The show was good last year, but it was exceptional this year. I left in such an amazing mood that I fairly tore through the last few pages here. If you like people, or kids, or dance, or just smiling… I actually recommend you hit one of their shows next year. And no, I can't believe I actually just recommended to people that I like that they go see a school show in which they have no children. That's crazy talk. Except that this time it isn't.



-- So I'm with my son at a local convenience store last week, and I came upon this display. I must have stood there for maybe 15-20 seconds staring at it trying to figure out what the heck I was looking at, until my son noticed, walked by, and quickly said "pastries, dad". Did you see it right away? I sure didn't. I was so trying to turn it into some French word… Stupid bad spellers, messing with me. There should be some sort of interview process to get a job… Oh… right.

-- Hey, do me a favor, ok? If you have ever uttered "hashtag" as part of your sentence in a conversation, punch yourself in the face. No, not like that, ya wuss… I mean really punch yourself, enough to make an impression such that you won't want to do it again. And if you do happen to do it again, punch yourself in the face then too. … … … And on two related notes: #1 - that symbol is either the pound sign or the number sign, and is not a hashtag. A hashtag is the entire phrase that includes a starting number sign, and is not just the number sign itself. #2 - get the hell off Twitter, or at least stop typing there, as you are nowhere near being important enough that anyone else should care. Ugh. (And do you want proof that I was right about this one? When you read my two related notes in the half dozen lines before this, did you mentally say "number 1" and "number 2", or "hashtag 1" and "hashtag 2"? Of course you said number, because it's the number sign. And if you actually did read it as hashtag instead of number, please come find me, because now *I* need to punch you in the face.)

-- I know that I'm going to get a lot of pushback on this one, but I think the North Carolina Ladies' Cup (and possibly the North Carolina City Dart League) needs a rule change. They need to cut down the number of teams that qualify for their tournament. When the tournament is just sort of a silly extra-season item (like I picture the RDL tournaments :o), it's fine to just have all teams participate. But when the tournament is an extension of the season, for which you need to qualify, and after which state champions are crowned from it, there needs to be a point at which only teams that have "earned" a shot get in the tournament. The new ladies' champions had a great weekend, and I'm sure they're very nice women… but they lost two-thirds (yes, 67%) of their matches during the course of the year. How can the 'champion' lose twice as often as they win all year long?

2015 North Carolina City Dart League (NCCDL) & North Carolina Ladies' Cup (NCLC)

FINAL Divisional Team Standings

NCCDL - "Mountain/Beach" Division

	W	L	Pts.
1 Lake Norman (LNDA)	5	1	159
2 Wilmington (ACDA)	5	1	145
3 Charlotte (BADA)	3	3	128
4 Asheville (WCDA)	3	3	115
5 Jacksonville (JDA)	3	3	97
6 Port City (PCDA)	2	4	69
7 Pineville (PDC)	2	4	55

NCCDL - "Central" Division

	W	L	Pts.
1 Durham (BCDL)	7	0	214
2 Cary (CDL)	5	2	160
3 Piedmont (PDA)	4	3	162
4 Raleigh (RDL)	3	4	124
5 Capital Area (CADC)	0	7	77
6 Chapel Hill (TDL)	0	7	49

NCLC - "Mountain/Beach" Division

	W	L	Pts.
1 Wilmington (ACDA)	4	1	79
2 Hickory (FDO)	4	1	78
3 Asheville (WCDA)	3	2	71
4 Pineville (BADA)	3	2	62
5 Jacksonville (JDA)	1	4	57
6 Charlotte (QCDA)	1	4	47

NCLC - "Central" Division

	W	L	Pts.
1 Fuquay-Varina (FVDO)	6	0	86
2 Apex (CDA)	4	2	77
3 Piedmont (PDA)	2	4	70
4 Chapel Hill (TDL)	1	5	49
5 Capital Area (CADC)	1	5	44

2015 SINGLES WIN/LOSS AWARD WINNERS

(Eligibility for these awards in the NCCDL requires playing in 60% of your team's singles sets, while also playing at least 2 "away" matches.)
(Eligibility for these awards in the NCLC merely requires playing in 50% of your team's singles sets.)

NCCDL "Mountain/Beach" Division -- Dan Naylor - Wilmington - 8-0 (sets), 16-2 (games)
NCCDL "Central" Division -- **Robbie Phillips** - Durham - 12-0 (sets), 24-1 (games)
(this is the 2nd consecutive singles title for Phillips, with a combined two-year record of 26-0 in sets, 52-4 in games)

NCLC "Mountain/Beach" Division (tie) -- Amber Reece - Asheville - 8-0 (sets), 16-0 (games)
NCLC "Mountain/Beach" Division (tie) -- Lisa Shpritz - Charlotte - 6-0 (sets), 12-0 (games)
NCLC "Central" Division -- Angela Joines - Chapel Hill - 8-1 (sets), 17-5 (games)

NCCDL / NCLC MEETING RESULTS FROM THE OCTOBER MEETING

== The NCCDL will operate with the same 13 teams as we had this season, and divisional play will return to the East/West format that we have employed in even-numbered years for a while now. Unlike in many past years, the exact division lineup was finalized at the state meeting in October. The West division will include 6 teams: Asheville, Pineville, Charlotte, Lake Norman, Piedmont, and Chapel Hill. The East division will include 7 teams: Port City, Wilmington, Jacksonville, Capital Area, Raleigh, Cary, and Durham. (This alignment is the same as two years ago, except that Durham has been switched back from the West division to the East division this time around.) All teams will play each other team within their divisions, and will also have 2 interdivisional matches on their schedules (except for 2 teams in the larger East division, who will have one extra intradivisional match in place of a second interdivisional match, due to the difference in number of teams in the divisions). This means that West division teams will play 7 matches, and that East division teams will play 8 matches.

== The NCLC will operate with the same 11 teams as it had this season, also with an East/West format. The West division will include Asheville, Hickory, Pineville, Charlotte, Piedmont, and Chapel Hill. The East division will include Wilmington, Jacksonville, Fuquay-Varina, Capital Area, and Apex. The West division will play 7 matches, and the East division will play 6 matches, and all teams will have 2 interdivisional matches on their schedules (except for 2 teams in the larger West division, who will have one extra intradivisional match).

HISTORY OF THE NCCDL…

It was back in 1995 that Tim Lane (now of the Cary NCCDL team) first introduced the idea of the statewide year-long season style of play to replace the old "one team holds the cup against a string of challengers" sytem. It's still possibly the most popular and successful idea ever for anything larger than a local league. Here are the 20 tournament final results so far:

1996: Raleigh over Charlotte
1997: Piedmont over Durham
1998: Piedmont over Raleigh/Charlotte(?)
1999: Wilmington over Raleigh/Charlotte(?)
2000: Durham over Charlotte
2001: Durham over Wilmington
2002: Wilmington over Durham
2003: Wilmington over Durham
2004: Wilmington over Durham
2005: Durham over Wilmington
2006: Durham over Charlotte
2007: Durham over Charlotte
2008: Durham over Charlotte
2009: Wilmington over Charlotte
2010: Wilmington over Durham
2011: Durham over Lake Norman
2012: Durham over Wilmington
2013: Wilmington over Lake Norman
2014: Durham over Wilmington
2015: Wilmington over Piedmont

Request to the NCLC Ladies: if any of you have a history of the results like the one above for the NCCDL, I would love to have a copy of those so I can periodically run an NCLC history as well. Drop me a line please if you're willing to share.

2015 NC City Dart League (NCCDL) & Ladies' Cup (NCLC)

NCCDL HIGH INS/OUTS & PERFECT THROWS (RDL members listed in bold)

High In : 160 -- **Robbie Phillips** (2) - Dur. - (4/18 & 5/30); Donovan Powell - Wilm. - (7/25); **Bob Terry** - Cary - (5/30)

High Out : 170 -- Jim Glegola - Ral. - (2/7

Perfect Throws

Robbie Phillips (8) - Dur. - (T80,4/18; 9m,5/30; 9m,5/30; T80,5/30; T80,5/30; T80,5/30; T80,8/22; T80,12/5)

Tom Brown (5) - Dur. - (9m,2/28; 9m,4/18; 7m w/2DBulls, 7/25; T80,7/25; 9m,9/26)

Joe Santora (5) - Pied. - (9m,4/18; 9m,12/5; 9m,12/5; 9m,12/5; 9m,12/5)

Dan Naylor (3) - Wilm. - (T80,12/5; T80,12/5; T80,12/5)

Brian Blake (2) - Wilm. - (9m,2/28; 9m,9/26)
Elvedin Cebo (2) - LakeN. - (T80,4/18; T80,12/5)
Marshall Chavis (2) - Wilm. - (T80,2/28; 9m,4/18)
Mike Elderbroom (2) - Char. - (T80,7/25; T80,12/5)
Marco Galeana (2) - LakeN. - (T80,2/7; 9m,12/5)
Pete Griffiths (2) - LakeN. - (9m,4/18; T80,5/30)
Chris Hyde (2) - Pied. - (T80,4/18; T80,9/26)

Tony Landi (2) - LakeN. - (9m,2/28; T80,4/18)
Chad Massengill (2) - Dur. - (T80,5/30; 9m,7/25)
Sid Mitchell (2) - Cary - (T80,7/25; 9m,7/25)
Jerry Oakley (2) - Wilm. - (9m,9/26; 9m,9/26)
Paul Olson (2) - Pied. - (9m,5/30; 9m,5/30)
Travis Taylor (2) - P.City - (T80,5/30; T71,8/22)
Bob Terry (2) - Cary - (T80,2/7; 9m,2/7)

Brian Bemis - Char. - (T80,9/26)
Daniel Biddlecome - Pine. - (9m,7/25)
Ken Button - Char. - (T71,8/22)
Fred Copeland - Char. - (9m,8/22)
Randy Crites - Wilm. - (9m,4/18)
Mike Elderbroom - Char. - (T80,7/25)
Marco Galeana - LakeN. - (T80,2/7)
Cody Gaulthier - Ral. - (8m w/DBull,2/7)
Ed Grubb - Ral. - (9m,5/30)
Doug Jeffcoat - Ral. - (9m,2/7)
Tony Keller - Cap.Area - (T80,9/26)

Tim Kennedy - Ch.Hill - (9m,8/22)
Mike Kleiner - Ashe. - (9m,8/22)
Ed Koment - Pied. - (9m,5/30)
Brian Lee - Pied. - (9m,9/26)
Ken Logie - Ashe. - (9m,5/30)
Garrett Meshaw - Wilm. - (9m,5/30)
Kenny Persson - Dur. - (9m,9/26)
Stevie Phillips - Dur. - (9m,7/25)
A.J. Pierce - Ral. - (9m,4/18)
Donovan Powell - Wilm. - (T80,9/26)

Paul Richi - Pine. - (9m,2/7)
Alberto Sandoval - Dur. - (T80,12/5)
Mike Seward - Dur. - (T80,7/25)
Allen Smith - Dur. - (8m w/DBull,7/25)
Albert Stone - LakeN. - (9m,2/7)
Wil Tan - Dur. - (9m,12/5)
Todd Wahler - PCity - (T80,2/28)
Bob Wilsch - LakeN. - (9m,2/28)
Shane Wright - Pied. - (T80,5/30)
Jason Zelinack - Cary - (T80,8/22)

2015 North Carolina City Dart League Post-Season Tournament
(December 5 & 6 - Bralie's Sports Bar & Grill, & The Upper Deck, Durham & Cary)

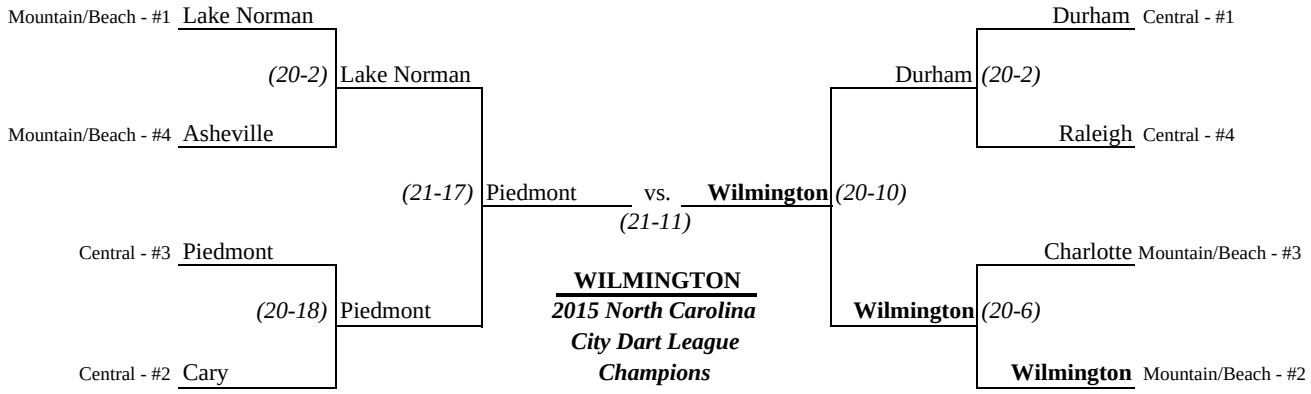

2015 North Carolina Ladies' Cup Post-Season Tournament
(December 5 & 6 - Hotshots Sports Bar & Grill, Mooresville)

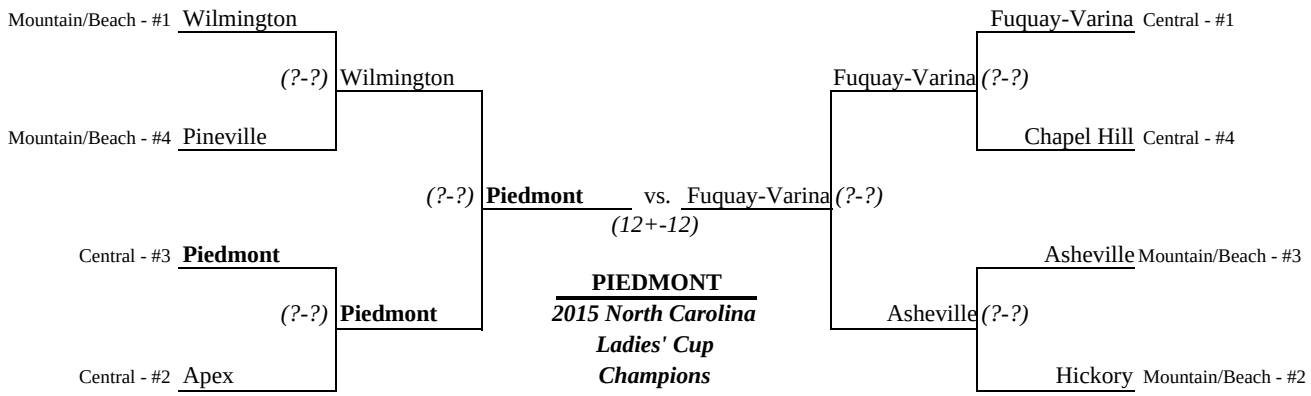

NCLC HIGH INS/OUTS & PERFECT THROWS

High In : 130 - Charlie Daniel - Wilmington - (8/22

High Out : 122 - Lisa Shpritz - Charlotte - (2/28

Perfect Throws

Erin Jennings - Asheville - (9m,4/18)

Kris Kilsdonk - Fuq.-Var. - (9m,4/18)

Sherry Sue - Hickory - (9m,5/30)

$3,000 Celebrate the New Year

SANCTIONED BY AMERICAN DARTS ORGANIZATION

January 1nd, 2nd, & 3th, 2016

The Green Room

301C N. Polk St, Pineville NC, 704-889-2582

Day	Friday	Saturday						Sunday				
Time	8:00 PM	10:30 AM	12:30 PM	1:00 PM	3:30 PM	4:00	8:00	10:30 AM	12:30 PM	1:00 PM	3:00 PM	3:30 PM
EVENT	BLIND DRAW 501/Crk/Ch	MIXED DOUBLES CRICKET	LADIES' DOUBLES CRICKET	MEN'S SINGLES CRICKET	LADIES' SINGLES CRICKET	MEN'S DOUBLES CRICKET	BLIND DRAW 501	MIXED DOUBLES 501	MENS DOUBLES 501	LADIES SINGLES 501	MENS SINGLES 501	LADIES DOUBLES 501
ENTRY FEE	$10 person	$20 Team	$20 Team	*$15 person	*$15 person	$20 team	$10 person	$20 team	$20 team	*$15 person	*$15 person	$20 team
1st	$120	$120	$100	$130	$95	160	$120	$120	$160	$95	$130	$100
2nd	$60	$60	$50	$60	$45	$80	$60	$60	$80	$45	$60	$50
Top 4	$30	$30	$30	$30	$20	$40	$30	$30	$40	$20	$30	$30
Top 8				$15							$15	

*$2 ADO Surcharge included in singles events

All events are best of 3, Singles Finals are best of 5

Hotel Information: TBD
There are a number hotels within a few blocks of the bar. A preferred hotel will be selected shortly.

Dart Supplies By:

THE DART GUYS

Tournament Director:
Dwayne (DTrain) Waite
412-901-7726
tournamentdirector@charlottedarts.com

2015 North Carolina State Dart Championships

(October 2 - 4, 2015 - Ramada Inn-Woodlawn - Charlotte, NC)

N.C.D.O.

[note: this is NOT the offiicial results page from the QCDA in Charlotte - these results have been gleaned from their Facebook page that they updated at different points during the event - money winnings were not available for these lists] (**Current RDL members are listed in bold** - but once again, a large number of non-current RDL members below have played in the RDL recently)

MIXED DOUBLES CRICKET (Saturday)
(24 pairs)

1st	**Robbie Phillips** / **Julie Scheppele**
2nd	Donovan Powell / Candi Ellis
Top 4	Brian Blake / Charlie Daniel
	Chad Massengill / Devin Gower
Top 8	Alberto Sandoval / Diane DeQuinzio
	Sean Force / Sandi Lawless
	Kyle Gaulthier / **Angela Jeffcoat**
	Dwayne Waite / Peg Jones

MIXED TRIPLES 601 (Sunday)
(17 trios)

1st	Brian Blake / Wes Lippert / Charlie Daniel
2nd	Fred Copeland / Bob Wilsch / Ellen Lee
Top 4	**Tom Brown** / **Robbie Phillips** / **Julie Scheppele**
	Craig Elder / Donovan Powell / Candi Ellis
Top 8	Jonathan Watson / Joe Safley / **Dawn Hamilton**
	Mike Zawila / "Weaksauce" / Madelyn Zawila
	Greg Funderburk / Alberto Sandoval / Diane DeQuinzio
	Keeth Wilkinson / Steve Chorba / Linda Mullins

MEN'S SINGLES CRICKET (Saturday)
(56 entrants)

1st	Brian Blake
2nd	**Kyle Gaulthier**
Top 4	Jeff Page
	Paul Olson
Top 8	Pat Gibson
	Bob Wilsch
	Wes Lippert
	Robbie Phillips

MEN'S SINGLES 301 (Saturday)
(40 entrants)

1st	**Robbie Phillips**
2nd	Alex Spellman
Top 4	Brian Lee
	Steve Chorba
Top 8	**Tom Brown**
	Kyle Gaulthier
	Paul Olson
	Michael Smith

MEN'S SINGLES 501 (Sunday)
(34 entrants)

1st	Brian Blake
2nd	Pat Gibson
Top 4	Fred Copeland
	Donovan Powell
Top 8	Bob Wilsch
	Dwayne Waite
	Joe Stone
	Kyle Gaulthier

LADIES' SINGLES CRICKET (Saturday)
(24 entrants)

1st	Lisa Shpritz
2nd	**Julie Scheppele**
Top 4	**Dawn Hamilton**
	Kris Kilsdonk
Top 8	Jennifer Bowser
	Sandi Lawless
	Brenda Whitley
	Sabrina Warren

LADIES' SINGLES 301 (Saturday)
(21 entrants)

1st	Jean Ransom
2nd	Paula Delp
Top 4	**Brenda Whitley**
	Lisa Shpritz
Top 8	Ellen Lee
	Kris Kilsdonk
	Erin Jennings
	LeeAnna Waldrop

LADIES' SINGLES 501 (Sunday)
(number of entrants unavailable)

1st	Diane DeQuinzio
2nd	LeeAnna Waldrop
Top 4	**Julie Scheppele**
	Brenda Whitley

YOUTH / ADULT DOUBLES 501 FIDO (Sunday) (4 pairs)

1st	T.J. Scheppele (Y) / Robbie Phillips (A)
2nd	Phailin Millwood (Y) / Paul Millwood (A)

MEN'S DOUBLES 501 (Sunday)
(29 pairs)

1st	Brian Blake / Wes Lippert
2nd	**Kyle Gaulithier** / **Mike Seward**
Top 4	Alex Spellman / Tucker Schenck
	Sean Force / Eric Warren
Top 8	Paul Olson / Shane Wright
	Pat Gibson / Craig Elder
	Dwayne Waite / Mike Carson
	Brian Lee / Ed Koment

MEN'S DOUBLES CRICKET (Saturday)
(28 pairs)

1st	Brian Blake / Wes Lippert
2nd	**Robbie Phillips** / **Tom Brown**
Top 4	Donovan Powell / Steve Chorba
	Alex Spellman / Tucker Schenck
Top 8	Marco Galeana / Elvedin Cebo
	Kyle Gaulthier / **Mike Seward**
	Dennis Franey / Fred Copeland
	Bob Wilsch / Michael Smith

LADIES' DOUBLES CRICKET (Saturday)
(13 pairs)

1st	Jean Ransom / Mitzi Wright
2nd	Candi Ellis / **Julie Scheppele**
Top 4	Sabrina Warren / Lisa Shpritz
	Ellen Lee/ LeeAnna Waldrop

LADIES' DOUBLES 501 (Sunday)
(9 pairs)

1st	Candi Ellis / **Julie Scheppele**
2nd	Jennifer Bowser / Jackie Quayle
Top 4	Ellen Lee / LeeAnna Waldrop
	Diane DeQuinzio / Erin Jennings

12 & UNDER YOUTH SINGLES 301 FIFO (Saturday)

1st	Phailin Millwood

13-17 YOUTH SINGLES 501 FIDO (Saturday)

1st	T.J. Scheppele

Fall 2015 RDL Top Singles Records (by division) (FINAL!)

(There are no missing statistics, as all scoresheets from the entire season have been received.)

(Game minimums required for these listings: 15 for teams E2,F6; 16 for all other A/C/E/F div. teams; 18 for teams G5,H7; 19 for all other B/D/G/H div. teams)

		"A" Division	W	L	%-age
1	Phillips, Robbie	A2/ The Eventual Element	21	3	0.875
2	Mozzetti, Tim	A1/ Appetite for Destruction	17	3	0.850
3	Massengill, Chad	A2/ The Eventual Element	20	4	0.833
	Wilcenski, Steve	A7/ Traveling Brown's Billiar	15	3	0.833
5	Tan, Wil	A2/ The Eventual Element	19	5	0.792
6	Gaulthier, Kyle	A3/ I'd Hit That	17	5	0.773
7	Gelberg, Dave	A4/ Lunatic Fringe	15	6	0.714
8	Butters, Scott	A5/ Fire "Ballz"	17	7	0.708
	Mitchell, Sid	A1/ Appetite for Destruction	17	7	0.708
10	Brown, Tom	A2/ The Eventual Element	14	6	0.700
11	Work, Joe	A7/ Traveling Brown's Billiar	16	7	0.696
12	Persson, Kenny	A3/ I'd Hit That	11	5	0.688
13	Seward, Mike	A3/ I'd Hit That	15	7	0.682
14	Oakley, Jerry	A2/ The Eventual Element	12	7	0.632

		"B" Division	W	L	%-age
1	Lloyd, Billy	B7/ Projectile Dysfunction	25	1	0.962
2	Rodgers, Trey	B3/ High & Tight	23	5	0.821
3	Foushee, Kevin	B1/ Methodical Madness	20	6	0.769
4	Hamilton, Brad	B1/ Methodical Madness	18	6	0.750
5	Foushee, Eugene	B1/ Methodical Madness	18	8	0.692
	Kuhns, John	B1/ Methodical Madness	18	8	0.692
7	Schmaus, Darren	B2/ Cork Tease	17	9	0.654
	Yang, Rob	B2/ Cork Tease	17	9	0.654
9	Holland, Steve	B3/ High & Tight	15	8	0.652
10	Hindle, Mikey	B5/ Cheap Shots	18	10	0.643
11	Kerr, Jim	B7/ Projectile Dysfunction	15	9	0.625
12	Murdaugh, John	B3/ High & Tight	16	10	0.615
13	Hoyt, David	B6/ Rif Raf	13	9	0.591
14	(two tied)	B5/ Cheap Shots	14	10	0.583

		"C" Division	W	L	%-age
1	Kyle, Mike	C6/ Darty Rotten Scoundrels	14	2	0.875
2	Peele, Jim	C6/ Darty Rotten Scoundrels	20	4	0.833
3	Groce, Nate	C6/ Darty Rotten Scoundrels	14	3	0.824
4	Toolan, Chris	C2/ Big Bulls	12	4	0.750
5	Knott, Ronnie	C5/ Shooter McGavin	17	6	0.739
6	Mays, John	C1/ Nine Lives	15	7	0.682
7	McWhorter, Mike	C2/ Big Bulls	14	7	0.667
8	Sautter, Scott	C5/ Shooter McGavin	13	7	0.650
9	Geraghty, John	C6/ Darty Rotten Scoundrels	11	6	0.647
10	Hogan, Neal	C4/ Death Throw	14	8	0.636
11	Copple, Matthew	C1/ Nine Lives	13	8	0.619
	Fitzgerald, Dennis	C2/ Big Bulls	13	8	0.619
13	Fitzgerald, Aaron	C2/ Big Bulls	12	8	0.600
	Smith, Butch	C1/ Nine Lives	12	8	0.600

		"D" Division	W	L	%-age
1	Trefzger, Ken	D7/ One Armed Bandits	23	3	0.885
2	White, J.J.	D6/ Menace 2 Sobriety	21	3	0.875
3	Winters, Tom	D3/ Dynamic Darts	20	4	0.833
4	Johnson, Dave	D6/ Menace 2 Sobriety	21	6	0.778
5	Watson, Jeff, Sr.	D5/ Hostile Amish	18	6	0.750
6	Gardner, Mike	D2/ Down The Road	18	8	0.692
	Murphy, Phil	D7/ One Armed Bandits	18	8	0.692
8	Reece, Robert	D2/ Down The Road	16	8	0.667
9	Richardson, Shane	D7/ One Armed Bandits	17	9	0.654
10	Williams, Denny	D2/ Down The Road	13	7	0.650
11	Flood, Tom	D5/ Hostile Amish	18	10	0.643
	Rudy, Jeff	D1/ Flight Club	18	10	0.643
	Simpson, Aden	D8/ Armed and Hammered	18	10	0.643
14	Jackson, Barry	D3/ Dynamic Darts	12	7	0.632

		"E" Division	W	L	%-age
1	Snyder, Mike	E4/ 6 Pack Attackers	17	5	0.773
2	Garland, Bryan	E2/ Them Handsome Devils	13	4	0.765
3	Krasnow, Dave	E2/ Them Handsome Devils	16	5	0.762
4	Long, Stephen	E6/ Board Room Jimmy	18	6	0.750
5	Adams, Brad	E7/ Pat's Blue Ribbon	14	5	0.737
6	Thomas, Joe	E6/ Board Room Jimmy	17	7	0.708
7	Cusman, Ryan	E2/ Them Handsome Devils	14	6	0.700
	McCartney, Joe	E4/ 6 Pack Attackers	14	6	0.700
9	Elliott, Chris	E6/ Board Room Jimmy	16	7	0.696
10	Gillett, Galen	E5/ Village Idiots	13	6	0.684
11	Cashin, Jeff	E7/ Pat's Blue Ribbon	14	7	0.667
	Merkle, Patrick	E5/ Village Idiots	14	7	0.667
13	Thomas, Brent	E1/ Leftovers	13	8	0.619
14	Raquet, Michael	E2/ Them Handsome Devils	11	7	0.611

		"F" Division	W	L	%-age
1	Rigert, Joe, Jr.	F4/ Wayne Gretzky	20	2	0.909
2	Kubel, Tom	F2/ Bye Week	19	3	0.864
3	Ellis, Tim	F5/ Grateful Ducks	19	5	0.792
4	Maley, Dave	F1/ The Sofa Kings	17	6	0.739
5	Suan, John	F6/ Missing Flights	15	6	0.714
6	Riggsbee, Carl	F3/ Misfits	11	5	0.688
7	Surber, David	F6/ Missing Flights	14	7	0.667
	Keim, Roger	F1/ The Sofa Kings	12	6	0.667
	Wiegand, Tom	F3/ Misfits	12	6	0.667
	Wilkie, Felipe	F3/ Misfits	12	6	0.667
11	Rigert, Joe, Sr.	F4/ Wayne Gretzky	17	9	0.654
12	Bozza, Doug	F1/ The Sofa Kings	15	8	0.652
13	Nettesheim, Doug	F6/ Missing Flights	13	7	0.650
14	Converse, Stan	F5/ Grateful Ducks	14	8	0.636

		"G" Division	W	L	%-age
1	Bradford, David	G3/ Wizards of the One Mark	18	2	0.900
2	Snyder, Brent	G8/ All About That Bull!	23	5	0.821
3	Wright, Tyler	G8/ All About That Bull!	19	6	0.760
4	Scheppele, Julie	G4/ Out for Fun	21	7	0.750
	Munroe, Joe	G2/ Another Sinking Ship	18	6	0.750
6	Butler, John	G2/ Another Sinking Ship	17	6	0.739
7	Messineo, Rocky	G6/ Train Station Shooters	15	7	0.682
	Raper, Jeromie	G1/ Does That Count?	15	7	0.682
9	Bialaszewski, Rich	G7/ Is It In?	17	9	0.654
10	Jones, Grey	G1/ Does That Count?	15	8	0.652
11	DiCarlo, Tony	G6/ Train Station Shooters	12	7	0.632
12	Smith, Scott	G8/ All About That Bull!	15	9	0.625
13	Emerton, Eric	G5/ AC Dart C	13	8	0.619
14	Woodard, Dave	G5/ AC Dart C	14	10	0.583

		"H" Division	W	L	%-age
1	Barber, Lincoln	H8/ Chatham Street Elite	16	3	0.842
2	Fey, Anthony	H5/ Ducking Farts	19	4	0.826
3	Genzlinger, Roger	H3/ Chalk it Up	18	4	0.818
4	Ives, Danny	H8/ Chatham Street Elite	23	6	0.793
5	Fleming, Frank	H2/ What's the Point?	15	4	0.789
6	Spencer, Kenny	H6/ Tips & Shafts	21	7	0.750
7	Feller, Keith	H1/ Ballistic Behavior	14	6	0.700
8	Hayward, Simon	H1/ Ballistic Behavior	18	8	0.692
9	Shearin, Phillip	H5/ Ducking Farts	13	6	0.684
10	Smith, Ron	H5/ Ducking Farts	18	9	0.667
	Beebe, Jenny	H5/ Ducking Farts	14	7	0.667
12	Iannucci, Jenna	H4/ Don't Hit The Scorekeepe	17	9	0.654
13	Phillips, Britt	H1/ Ballistic Behavior	15	8	0.652
14	Russell, Jeff	H8/ Chatham Street Elite	14	9	0.609

		Women's Records			
B	Hamilton, Dawn	B2/ Cork Tease	12	11	0.522
	Blackwelder, Deborah	B4/ One Dart One Kill	10	10	0.500
	Kilsdonk, Kris	B4/ One Dart One Kill	13	15	0.464
C	Mitchell, Liz	C7/ Bull Sharks	10	11	0.476
	Taylor, Tisha	C6/ Darty Rotten Scoundrels	6	19	0.240
D	Hulse, Lura	D8/ Armed and Hammered	13	15	0.464
	-	-	-	-	-
E	Boutieller, Tina	E1/ Leftovers	8	16	0.333

	(# of women by div.: A-0, B-10, C-4, D-5, E-3, F-8, G-13, H-14)		W	L	%-age
F	Hatch, Nicole	F2/ Bye Week	11	13	0.458
	Gaines, Lauren	F4/ Wayne Gretzky	4	16	0.200
G	Scheppele, Julie	G4/ Out for Fun	21	7	0.750
	Whitley, Brenda	G4/ Out for Fun	16	12	0.571
	Voorhees, Cindy	G8/ All About That Bull!	15	13	0.536
H	Beebe, Jenny	H5/ Ducking Farts	14	7	0.667
	Iannucci, Jenna	H4/ Don't Hit The Scorekeepe	17	9	0.654
	Elekonich, Amy	H8/ Chatham Street Elite	9	14	0.391

Fall 2015 RDL Top Doubles Records (by division) (FINAL!)

(There are no missing statistics, as all scoresheets from the entire season have been received.)

(Game minimums required for these listings: 15 for teams E2,F6; 16 for all other A/C/E/F div. teams; 18 for teams G5,H7; 19 for all other B/D/G/H div. teams)

	"A" Division		W	L	%-age
1	Oakley, Jerry	A2/ The Eventual Element	18	4	0.818
2	Mitchell, Sid	A1/ Appetite for Destruction	19	5	0.792
3	Massengill, Chad	A2/ The Eventual Element	18	5	0.783
4	Tan, Wil	A2/ The Eventual Element	17	6	0.739
5	Gaulthier, Kyle	A3/ I'd Hit That	16	6	0.727
6	Phillips, Robbie	A2/ The Eventual Element	17	7	0.708
7	Seward, Mike	A3/ I'd Hit That	13	7	0.650
8	Gaglione, Joey	A5/ Fire "Ballz"	12	7	0.632
9	Work, Joe	A7/ Traveling Brown's Billiar	15	9	0.625
	Anderson, Dylan	A1/ Appetite for Destruction	10	6	0.625
	Massengill, Randy	A3/ I'd Hit That	10	6	0.625
12	Stankevich, Scott	A1/ Appetite for Destruction	11	7	0.611
13	Healy, Simon	A4/ Lunatic Fringe	10	7	0.588
14	(two tied)		11	8	0.579

	"B" Division		W	L	%-age
1	Kerr, Jim	B7/ Projectile Dysfunction	19	5	0.792
2	Rodgers, Trey	B3/ High & Tight	22	6	0.786
3	Holland, Steve	B3/ High & Tight	18	6	0.750
4	Foushee, Kevin	B1/ Methodical Madness	20	8	0.714
5	Foushee, Eugene	B1/ Methodical Madness	17	7	0.708
6	Fournier, Jeff	B3/ High & Tight	15	7	0.682
7	Raymond, Ryan	B7/ Projectile Dysfunction	14	7	0.667
8	Tanner, Dave	B7/ Projectile Dysfunction	16	9	0.640
9	Venable, Mike	B1/ Methodical Madness	14	8	0.636
10	Yang, Rob	B2/ Cork Tease	15	9	0.625
11	Martin, David	B6/ Rif Raf	12	8	0.600
12	Hall, Josh	B5/ Cheap Shots	13	9	0.591
13	Lloyd, Billy	B7/ Projectile Dysfunction	15	11	0.577
14	Hamilton, Brad	B1/ Methodical Madness	16	12	0.571

	"C" Division		W	L	%-age
1	Copple, Matthew	C1/ Nine Lives	19	2	0.905
2	Groce, Nate	C6/ Darty Rotten Scoundrels	16	4	0.800
3	Romanchek, David	C1/ Nine Lives	17	5	0.773
4	Anderson, Ryan	C6/ Darty Rotten Scoundrels	15	5	0.750
5	Moody, Chris	C6/ Darty Rotten Scoundrels	14	5	0.737
6	McWhorter, Mike	C2/ Big Bulls	13	5	0.722
7	Geraghty, John	C6/ Darty Rotten Scoundrels	12	5	0.706
8	Peele, Jim	C6/ Darty Rotten Scoundrels	15	7	0.682
9	Knott, Ronnie	C5/ Shooter McGavin	15	8	0.652
10	Fitzgerald, Aaron	C2/ Big Bulls	12	8	0.600
	Flanagan, Stephen	C2/ Big Bulls	12	8	0.600
12	Howard, Brian	C5/ Shooter McGavin	13	9	0.591
	Mays, John	C1/ Nine Lives	13	9	0.591
	Parker, Charles	C7/ Bull Sharks	13	9	0.591

	"D" Division		W	L	%-age
1	Richardson, Shane	D7/ One Armed Bandits	21	4	0.840
	Trefzger, Ken	D7/ One Armed Bandits	21	4	0.840
3	Winters, Tom	D3/ Dynamic Darts	18	5	0.783
4	Murphy, Phil	D7/ One Armed Bandits	20	6	0.769
5	Kissinger, Tim	D3/ Dynamic Darts	17	6	0.739
6	White, J.J.	D6/ Menace 2 Sobriety	18	7	0.720
7	Watson, Jeff, Sr.	D5/ Hostile Amish	17	7	0.708
	White, Jim	D7/ One Armed Bandits	17	7	0.708
9	Kiser, Lyman	D7/ One Armed Bandits	19	8	0.704
10	Simpson, Aden	D8/ Armed and Hammered	19	9	0.679
11	Lewis, Dave	D7/ One Armed Bandits	15	8	0.652
12	Patskoski, Jason	D4/ Coral Reefers	14	8	0.636
13	Johnson, Dave	D6/ Menace 2 Sobriety	17	10	0.630
14	Bouchard, Keith	D6/ Menace 2 Sobriety	16	10	0.615

	"E" Division		W	L	%-age
1	Cusman, Ryan	E2/ Them Handsome Devils	15	4	0.789
2	Garland, Bryan	E2/ Them Handsome Devils	14	4	0.778
3	Cashin, Jeff	E7/ Pat's Blue Ribbon	16	5	0.762
	Palmisano, Andrew	E7/ Pat's Blue Ribbon	16	5	0.762
	Thomas, Jason	E6/ Board Room Jimmy	16	5	0.762
6	Long, Stephen	E6/ Board Room Jimmy	18	6	0.750
7	Adams, Brad	E7/ Pat's Blue Ribbon	17	7	0.708
8	Stuckey, Rob	E7/ Pat's Blue Ribbon	14	6	0.700
9	Merkle, Patrick	E5/ Village Idiots	15	7	0.682
10	Deemer, Randy	E3/ Hump Day!	17	8	0.680
11	Krasnow, Dave	E2/ Them Handsome Devils	14	7	0.667
12	Raquet, Michael	E2/ Them Handsome Devils	13	7	0.650
13	Litzsinger, Mike	E4/ 6 Pack Attackers	11	8	0.579
14	Lafler, Zach	E2/ Them Handsome Devils	11	9	0.550

	"F" Division		W	L	%-age
1	Hatch, Nicole	F2/ Bye Week	19	4	0.826
2	Kubel, Tom	F2/ Bye Week	18	4	0.818
3	Rigert, Joe, Jr.	F4/ Wayne Gretzky	17	5	0.773
4	Limerick, Jeremy	F3/ Misfits	16	5	0.762
5	Riggsbee, Carl	F3/ Misfits	16	6	0.727
6	Cosentino, Philip	F3/ Misfits	13	6	0.684
7	Suan, John	F6/ Missing Flights	14	7	0.667
8	Bowen, Andy	F7/ Chasin' Bulls	10	6	0.625
9	Davis, Luke	F6/ Missing Flights	14	9	0.609
	Gaines, Bryan	F4/ Wayne Gretzky	14	9	0.609
11	Azevedo, Angelo	F2/ Bye Week	12	8	0.600
	Robertson, Chris	F6/ Missing Flights	12	8	0.600
13	Surber, David	F6/ Missing Flights	13	9	0.591
	Timmons, Kevin	F3/ Misfits	13	9	0.591

	"G" Division		W	L	%-age
1	Kunesh, Joe	G1/ Does That Count?	15	5	0.750
2	Mozzetti, Petra	G4/ Out for Fun	14	5	0.737
3	Wright, Tyler	G8/ All About That Bull!	19	7	0.731
4	Munroe, Joe	G2/ Another Sinking Ship	17	7	0.708
5	Scheppele, Julie	G4/ Out for Fun	19	9	0.679
	Snyder, Brent	G8/ All About That Bull!	19	9	0.679
7	Maini, Sal	G8/ All About That Bull!	18	9	0.667
8	Bialaszewski, Rich	G7/ Is It In?	16	10	0.615
	Jones, Grey	G1/ Does That Count?	16	10	0.615
10	Howley, John	G2/ Another Sinking Ship	12	8	0.600
11	Conway, Paul	G2/ Another Sinking Ship	14	10	0.583
12	Bradford, David	G3/ Wizards of the One Mark	12	9	0.571
13	Woodard, Dave	G5/ AC Dart C	14	11	0.560
14	Ejlali, Shervin	G5/ AC Dart C	15	12	0.556

	"H" Division		W	L	%-age
1	Barber, Lincoln	H8/ Chatham Street Elite	16	3	0.842
	Feller, Keith	H1/ Ballistic Behavior	16	3	0.842
3	Russell, Jeff	H8/ Chatham Street Elite	19	4	0.826
4	Ryan, Sean	H8/ Chatham Street Elite	23	6	0.793
5	Ives, Danny	H8/ Chatham Street Elite	19	7	0.731
6	Phillips, Britt	H1/ Ballistic Behavior	16	6	0.727
7	Hommel, Darren	H8/ Chatham Street Elite	16	7	0.696
8	Church, Art	H8/ Chatham Street Elite	15	7	0.682
9	Prusisz, Mike	H6/ Tips & Shafts	14	8	0.636
10	Nulty, Gene	H2/ What's the Point?	13	8	0.619
11	Elekonich, Amy	H8/ Chatham Street Elite	16	10	0.615
12	Kang, Daniel	H4/ Don't Hit The Scorekeepe	15	11	0.577
13	Thaxter, Norm	H6/ Tips & Shafts	14	11	0.560
14	(two tied)		11	9	0.550

	Women's Records				
B	Hamilton, Dawn	B2/ Cork Tease	13	12	0.520
	Kilsdonk, Kris	B4/ One Dart One Kill	14	13	0.519
	Jeffcoat, Angela	B2/ Cork Tease	10	10	0.500
C	Mitchell, Liz	C7/ Bull Sharks	6	17	0.261
	-	-	-	-	-
D	Hulse, Lura	D8/ Armed and Hammered	10	15	0.400
	-	-	-	-	-
E	Boutieller, Tina	E1/ Leftovers	7	15	0.318

	(# of women by div.: A-0, B-10, C-4, D-5, E-3, F-8, G-13, H-14)		W	L	%-age
F	Hatch, Nicole	F2/ Bye Week	19	4	0.826
	Bauguess, Misty	F4/ Wayne Gretzky	11	11	0.500
G	Mozzetti, Petra	G4/ Out for Fun	14	5	0.737
	Scheppele, Julie	G4/ Out for Fun	19	9	0.679
	Voorhees, Cindy	G8/ All About That Bull!	17	14	0.548
H	Elekonich, Amy	H8/ Chatham Street Elite	16	10	0.615
	Hayward, Georgia	H1/ Ballistic Behavior	12	10	0.545
	Iannucci, Jenna	H4/ Don't Hit The Scorekeepe	14	12	0.538

Fall 2015 RDL Top Singles+Doubles Records (by division) (FINAL!)

(There are no missing statistics, as all scoresheets from the entire season have been received.) (Game minimums required for these listings: 30 for teams E2,F6; 32 for all other A/C/E/F div. teams; 35 for teams G5,H7; 36 for team H1; 37 for all other B/D/G/H div. teams)

	"A" Division		W	L	%-age
1	Massengill, Chad	A2/ The Eventual Element	38	9	0.809
2	Phillips, Robbie	A2/ The Eventual Element	38	10	0.792
3	Tan, Wil	A2/ The Eventual Element	36	11	0.766
4	Mitchell, Sid	A1/ Appetite for Destruction	36	12	0.750
	Gaulthier, Kyle	A3/ I'd Hit That	33	11	0.750
6	Oakley, Jerry	A2/ The Eventual Element	30	11	0.732
7	Mozzetti, Tim	A1/ Appetite for Destruction	28	13	0.683
8	Seward, Mike	A3/ I'd Hit That	28	14	0.667
9	Work, Joe	A7/ Traveling Brown's Billiar	31	16	0.660
10	Wilcenski, Steve	A7/ Traveling Brown's Billiar	23	13	0.639
11	Gelberg, Dave	A4/ Lunatic Fringe	26	16	0.619
12	Anderson, Dylan	A1/ Appetite for Destruction	20	13	0.606
13	Brown, Tom	A2/ The Eventual Element	22	16	0.579
14	Stankevich, Scott	A1/ Appetite for Destruction	24	18	0.571

	"B" Division		W	L	%-age
1	Rodgers, Trey	B3/ High & Tight	45	11	0.804
2	Lloyd, Billy	B7/ Projectile Dysfunction	40	12	0.769
3	Foushee, Kevin	B1/ Methodical Madness	40	14	0.741
4	Kerr, Jim	B7/ Projectile Dysfunction	34	14	0.708
5	Holland, Steve	B3/ High & Tight	33	14	0.702
6	Foushee, Eugene	B1/ Methodical Madness	35	15	0.700
7	Hamilton, Brad	B1/ Methodical Madness	34	18	0.654
8	Yang, Rob	B2/ Cork Tease	32	18	0.640
9	Tanner, Dave	B7/ Projectile Dysfunction	31	20	0.608
10	Schmaus, Darren	B2/ Cork Tease	30	21	0.588
11	Murdaugh, John	B3/ High & Tight	30	22	0.577
12	Fournier, Jeff	B3/ High & Tight	27	20	0.574
13	Hall, Josh	B5/ Cheap Shots	25	19	0.568
14	Sellers, Mark	B5/ Cheap Shots	26	21	0.553

	"C" Division		W	L	%-age
1	Groce, Nate	C6/ Darty Rotten Scoundrels	30	7	0.811
2	Copple, Matthew	C1/ Nine Lives	32	10	0.762
3	Peele, Jim	C6/ Darty Rotten Scoundrels	35	11	0.761
4	Moody, Chris	C6/ Darty Rotten Scoundrels	23	9	0.719
5	Anderson, Ryan	C6/ Darty Rotten Scoundrels	24	10	0.706
6	Knott, Ronnie	C5/ Shooter McGavin	32	14	0.696
7	McWhorter, Mike	C2/ Big Bulls	27	12	0.692
8	Geraghty, John	C6/ Darty Rotten Scoundrels	23	11	0.676
9	Romanchek, David	C1/ Nine Lives	28	15	0.651
10	Mays, John	C1/ Nine Lives	28	16	0.636
	Toolan, Chris	C2/ Big Bulls	21	12	0.636
12	Fitzgerald, Aaron	C2/ Big Bulls	24	16	0.600
13	Howard, Brian	C5/ Shooter McGavin	26	18	0.591
14	Hogan, Neal	C4/ Death Throw	25	19	0.568

	"D" Division		W	L	%-age
1	Trefzger, Ken	D7/ One Armed Bandits	44	7	0.863
2	Winters, Tom	D3/ Dynamic Darts	38	9	0.809
3	White, J.J.	D6/ Menace 2 Sobriety	39	10	0.796
4	Richardson, Shane	D7/ One Armed Bandits	38	13	0.745
5	Murphy, Phil	D7/ One Armed Bandits	38	14	0.731
6	Watson, Jeff, Sr.	D5/ Hostile Amish	35	13	0.729
7	Johnson, Dave	D6/ Menace 2 Sobriety	38	16	0.704
8	Simpson, Aden	D8/ Armed and Hammered	37	19	0.661
9	White, Jim	D7/ One Armed Bandits	33	17	0.660
10	Lewis, Dave	D7/ One Armed Bandits	31	18	0.633
11	Flood, Tom	D5/ Hostile Amish	34	22	0.607
12	Bouchard, Keith	D6/ Menace 2 Sobriety	31	22	0.585
13	Dzengeleski, Jimmy	D3/ Dynamic Darts	32	24	0.571
14	Gardner, Mike	D2/ Down The Road	29	22	0.569

	"E" Division		W	L	%-age
1	Garland, Bryan	E2/ Them Handsome Devils	27	8	0.771
2	Long, Stephen	E6/ Board Room Jimmy	36	12	0.750
3	Cusman, Ryan	E2/ Them Handsome Devils	29	10	0.744
4	Adams, Brad	E7/ Pat's Blue Ribbon	31	12	0.721
5	Cashin, Jeff	E7/ Pat's Blue Ribbon	30	12	0.714
	Krasnow, Dave	E2/ Them Handsome Devils	30	12	0.714
7	Merkle, Patrick	E5/ Village Idiots	29	14	0.674
8	Stuckey, Rob	E7/ Pat's Blue Ribbon	27	15	0.643
9	Snyder, Mike	E4/ 6 Pack Attackers	28	16	0.636
10	Deemer, Randy	E3/ Hump Day!	31	18	0.633
11	Raquet, Michael	E2/ Them Handsome Devils	24	14	0.632
12	Thomas, Jason	E6/ Board Room Jimmy	25	15	0.625
13	Palmisano, Andrew	E7/ Pat's Blue Ribbon	25	16	0.610
14	Gillett, Galen	E5/ Village Idiots	23	15	0.605

	"F" Division		W	L	%-age
1	Kubel, Tom	F2/ Bye Week	37	7	0.841
	Rigert, Joe, Jr.	F4/ Wayne Gretzky	37	7	0.841
3	Riggsbee, Carl	F3/ Misfits	27	11	0.711
4	Suan, John	F6/ Missing Flights	29	13	0.690
5	Wiegand, Tom	F3/ Misfits	22	11	0.667
6	Limerick, Jeremy	F3/ Misfits	27	14	0.659
7	Hatch, Nicole	F2/ Bye Week	30	17	0.638
8	Surber, David	F6/ Missing Flights	27	16	0.628
9	Ellis, Tim	F5/ Grateful Ducks	30	18	0.625
10	Maley, Dave	F1/ The Sofa Kings	26	16	0.619
11	Wilkie, Felipe	F3/ Misfits	22	14	0.611
12	Converse, Stan	F5/ Grateful Ducks	28	18	0.609
13	Wilson, Jonathan	F4/ Wayne Gretzky	20	13	0.606
14	Keim, Roger	F1/ The Sofa Kings	23	15	0.605

	"G" Division		W	L	%-age
1	Snyder, Brent	G8/ All About That Bull!	42	14	0.750
2	Wright, Tyler	G8/ All About That Bull!	38	13	0.745
3	Bradford, David	G3/ Wizards of the One Mark	30	11	0.732
4	Munroe, Joe	G2/ Another Sinking Ship	35	13	0.729
5	Scheppele, Julie	G4/ Out for Fun	40	16	0.714
6	Bialaszewski, Rich	G7/ Is It In?	33	19	0.635
7	Jones, Grey	G1/ Does That Count?	31	18	0.633
8	Raper, Jeromie	G1/ Does That Count?	25	16	0.610
9	Kunesh, Joe	G1/ Does That Count?	23	15	0.605
10	Butler, John	G2/ Another Sinking Ship	28	19	0.596
11	Howley, John	G2/ Another Sinking Ship	22	16	0.579
12	Millican, Craig	G1/ Does That Count?	23	17	0.575
13	Woodard, Dave	G5/ AC Dart C	28	21	0.571
14	Smith, Scott	G8/ All About That Bull!	27	22	0.551

	"H" Division		W	L	%-age
1	Barber, Lincoln	H8/ Chatham Street Elite	32	6	0.842
2	Fey, Anthony	H5/ Ducking Farts	33	8	0.805
3	Feller, Keith	H1/ Ballistic Behavior	30	9	0.769
4	Ives, Danny	H8/ Chatham Street Elite	42	13	0.764
5	Russell, Jeff	H8/ Chatham Street Elite	33	13	0.717
6	Ryan, Sean	H8/ Chatham Street Elite	40	17	0.702
7	Phillips, Britt	H1/ Ballistic Behavior	31	14	0.689
8	Spencer, Kenny	H6/ Tips & Shafts	34	20	0.630
9	Fleming, Frank	H2/ What's the Point?	25	15	0.625
10	Hayward, Simon	H1/ Ballistic Behavior	28	17	0.622
11	Shearin, Phillip	H5/ Ducking Farts	24	15	0.615
12	Prusisz, Mike	H6/ Tips & Shafts	27	17	0.614
13	Genzlinger, Roger	H3/ Chalk it Up	26	17	0.605
14	Iannucci, Jenna	H4/ Don't Hit The Scorekeepe	31	21	0.596

Women's Records

B	Hamilton, Dawn	B2/ Cork Tease	25	23	0.521
	Kilsdonk, Kris	B4/ One Dart One Kill	27	28	0.491
	Blackwelder, Deborah	B4/ One Dart One Kill	19	25	0.432
C	Mitchell, Liz	C7/ Bull Sharks	16	28	0.364
	Taylor, Tisha	C6/ Darty Rotten Scoundrels	13	26	0.333
D	Hulse, Lura	D8/ Armed and Hammered	23	30	0.434
	-	-	-	-	-
E	Boutieller, Tina	E1/ Leftovers	15	31	0.326

	(# of women by div.: A-0, B-10, C-4, D-5, E-3, F-8, G-13, H-14)		W	L	%-age
F	Hatch, Nicole	F2/ Bye Week	30	17	0.638
	Bauguess, Misty	F4/ Wayne Gretzky	15	30	0.333
G	Scheppele, Julie	G4/ Out for Fun	40	16	0.714
	Voorhees, Cindy	G8/ All About That Bull!	32	27	0.542
	Whitley, Brenda	G4/ Out for Fun	27	25	0.519
H	Iannucci, Jenna	H4/ Don't Hit The Scorekeepe	31	21	0.596
	Beebe, Jenny	H5/ Ducking Farts	22	17	0.564
	Elekonich, Amy	H8/ Chatham Street Elite	25	24	0.510

Fall 2015 RDL Top All-Star Point Averages (by division) (FINAL!)

(There are no missing statistics, as all scoresheets from the entire season have been received.) (Game minimums required for these listings: 30 for teams E2,F6; 32 for all other A/C/E/F div. teams; 35 for teams G5,H7; 36 for team H1; 37 for all other B/D/G/H div. teams)

	"A" Division		ASP	TGP	Ave.
1	Phillips, Robbie	A2/ The Eventual Element	####	48	2.313
2	Wilcenski, Steve	A7/ Traveling Brown's Billiar	63.5	36	1.764
3	Massengill, Chad	A2/ The Eventual Element	79.0	47	1.681
4	Seward, Mike	A3/ I'd Hit That	63.5	42	1.512
5	Work, Joe	A7/ Traveling Brown's Billiar	70.5	47	1.500
6	Gaulthier, Kyle	A3/ I'd Hit That	64.5	44	1.466
7	Tan, Wil	A2/ The Eventual Element	65.0	47	1.383
8	Johnson, Michael	A1/ Appetite for Destruction	47.0	35	1.343
9	Butters, Scott	A5/ Fire "Ballz"	62.0	49	1.265
10	Terry, Bob	A4/ Lunatic Fringe	51.0	41	1.244
11	Zelinack, Jason	A1/ Appetite for Destruction	38.0	31	1.226
12	Mitchell, Sid	A1/ Appetite for Destruction	58.5	48	1.219
13	Brown, Tom	A2/ The Eventual Element	46.0	38	1.211
14	Oakley, Jerry	A2/ The Eventual Element	48.0	41	1.171

	"B" Division		ASP	TGP	Ave.
1	Lloyd, Billy	B7/ Projectile Dysfunction	82.0	52	1.577
2	Foushee, Kevin	B1/ Methodical Madness	55.0	54	1.019
3	Hamilton, Brad	B1/ Methodical Madness	50.5	52	0.971
4	Rodgers, Trey	B3/ High & Tight	50.0	56	0.893
5	Hall, Josh	B5/ Cheap Shots	35.5	44	0.807
6	Hoyt, David	B6/ Rif Raf	35.0	45	0.778
7	Foushee, Eugene	B1/ Methodical Madness	37.5	50	0.750
8	Murdaugh, John	B3/ High & Tight	35.0	52	0.673
9	Holland, Steve	B3/ High & Tight	31.5	47	0.670
10	Krestalude, Andy	B8/ The Jeffersons	31.5	48	0.656
11	Kilsdonk, Kris	B4/ One Dart One Kill	35.5	55	0.645
12	Yang, Rob	B2/ Cork Tease	31.5	50	0.630
13	Schmaus, Darren	B2/ Cork Tease	31.0	51	0.608
14	Venable, Mike	B1/ Methodical Madness	28.5	47	0.606

	"C" Division		ASP	TGP	Ave.
1	Fitzgerald, Aaron	C2/ Big Bulls	34.5	40	0.863
2	Copple, Matthew	C1/ Nine Lives	36.0	42	0.857
3	Toolan, Chris	C2/ Big Bulls	27.5	33	0.833
4	Anderson, Ryan	C6/ Darty Rotten Scoundrels	28.0	34	0.824
5	Geraghty, John	C6/ Darty Rotten Scoundrels	25.0	34	0.735
6	Allison, Frank	C3/ Sharky's Machine	34.0	47	0.723
7	Mathews, Alex	C4/ Death Throw	33.0	48	0.688
8	Groce, Nate	C6/ Darty Rotten Scoundrels	24.5	37	0.662
9	Sautter, Don	C5/ Shooter McGavin	31.0	48	0.646
10	Peele, Jim	C6/ Darty Rotten Scoundrels	29.0	46	0.630
11	McWhorter, Mike	C2/ Big Bulls	23.0	39	0.590
12	Mays, John	C1/ Nine Lives	24.5	44	0.557
	Parker, Charles	C7/ Bull Sharks	24.5	44	0.557
14	Knott, Ronnie	C5/ Shooter McGavin	25.5	46	0.554

	"D" Division		ASP	TGP	Ave.
1	Winters, Tom	D3/ Dynamic Darts	61.5	47	1.309
2	White, J.J.	D6/ Menace 2 Sobriety	55.5	49	1.133
3	Trefzger, Ken	D7/ One Armed Bandits	47.0	51	0.922
4	Gilyardi, Ernie	D2/ Down The Road	28.5	31	0.919
5	Johnson, Dave	D6/ Menace 2 Sobriety	42.5	54	0.787
6	Watson, Jeff, Sr.	D5/ Hostile Amish	35.0	48	0.729
7	Roseman, Sean	D4/ Coral Reefers	34.5	48	0.719
8	Flood, Tom	D5/ Hostile Amish	36.5	56	0.652
9	Richardson, Shane	D7/ One Armed Bandits	32.0	51	0.627
10	Simpson, Aden	D8/ Armed and Hammered	35.0	56	0.625
11	Jackson, Barry	D3/ Dynamic Darts	23.0	40	0.575
12	Rudy, Jeff	D1/ Flight Club	31.5	55	0.573
13	Simpson, David	D8/ Armed and Hammered	29.5	56	0.527
14	Thompson, Barry	D8/ Armed and Hammered	27.5	53	0.519

	"E" Division		ASP	TGP	Ave.
1	McCartney, Joe	E4/ 6 Pack Attackers	38.0	40	0.950
2	Cashin, Jeff	E7/ Pat's Blue Ribbon	39.0	42	0.929
3	Long, Stephen	E6/ Board Room Jimmy	41.0	48	0.854
4	Adams, Brad	E7/ Pat's Blue Ribbon	36.0	43	0.837
5	Thomas, Jason	E6/ Board Room Jimmy	33.0	40	0.825
6	Snyder, Mike	E4/ 6 Pack Attackers	35.5	44	0.807
7	Baldwin, Randy	E3/ Hump Day!	34.5	47	0.734
8	Merkle, Patrick	E5/ Village Idiots	30.0	43	0.698
9	Cusman, Ryan	E2/ Them Handsome Devils	24.5	39	0.628
10	Deemer, Randy	E3/ Hump Day!	30.5	49	0.622
11	Stuckey, Rob	E7/ Pat's Blue Ribbon	25.5	42	0.607
12	Elliott, Chris	E6/ Board Room Jimmy	28.0	47	0.596
13	Garland, Bryan	E2/ Them Handsome Devils	20.5	35	0.586
14	Gillett, Galen	E5/ Village Idiots	22.0	38	0.579

	"F" Division		ASP	TGP	Ave.
1	Kubel, Tom	F2/ Bye Week	43.0	44	0.977
2	Azevedo, Angelo	F2/ Bye Week	27.5	37	0.743
3	Wiegand, Tom	F3/ Misfits	24.5	33	0.742
4	Rigert, Joe, Sr.	F4/ Wayne Gretzky	36.0	52	0.692
5	Alcon, Tony	F1/ The Sofa Kings	28.0	43	0.651
6	Roberts, Mike	F2/ Bye Week	24.5	39	0.628
7	Wilkie, Felipe	F3/ Misfits	22.0	36	0.611
8	Limerick, Jeremy	F3/ Misfits	24.5	41	0.598
9	Tufillaro, Lou	F2/ Bye Week	25.0	43	0.581
10	Maley, Dave	F1/ The Sofa Kings	22.0	42	0.524
11	Cosentino, Philip	F3/ Misfits	21.0	41	0.512
12	Timmons, Kevin	F3/ Misfits	20.0	42	0.476
13	Keim, Roger	F1/ The Sofa Kings	18.0	38	0.474
14	Suan, John	F6/ Missing Flights	19.5	42	0.464

	"G" Division		ASP	TGP	Ave.
1	Bradford, David	G3/ Wizards of the One Mark	27.0	41	0.659
2	Scheppele, Julie	G4/ Out for Fun	35.0	56	0.625
3	Munroe, Joe	G2/ Another Sinking Ship	29.0	48	0.604
4	Snyder, Brent	G8/ All About That Bull!	33.0	56	0.589
5	Whitley, Brenda	G4/ Out for Fun	30.0	52	0.577
6	Raper, Jeromie	G1/ Does That Count?	22.5	41	0.549
7	Butler, John	G2/ Another Sinking Ship	25.0	47	0.532
8	Wright, Tyler	G8/ All About That Bull!	25.5	51	0.500
9	Bialaszewski, Rich	G7/ Is It In?	24.5	52	0.471
10	Smith, Scott	G8/ All About That Bull!	20.5	49	0.418
11	Kirkpatrick, Scott	G1/ Does That Count?	19.5	48	0.406
12	Howley, John	G2/ Another Sinking Ship	15.0	38	0.395
13	Murphy, Tom	G7/ Is It In?	22.0	57	0.386
14	Oakley, Gina	G4/ Out for Fun	18.0	48	0.375

	"H" Division		ASP	TGP	Ave.
1	Feller, Keith	H1/ Ballistic Behavior	21.0	39	0.538
2	Fey, Anthony	H5/ Ducking Farts	18.5	41	0.451
3	Prusisz, Mike	H6/ Tips & Shafts	19.0	44	0.432
4	Knight, Romuald	H4/ Don't Hit The Scorekeepe	21.0	52	0.404
5	Ryan, Sean	H8/ Chatham Street Elite	22.5	57	0.395
6	Spencer, Kenny	H6/ Tips & Shafts	20.0	54	0.370
7	Barber, Lincoln	H8/ Chatham Street Elite	14.0	38	0.368
8	Fleming, Frank	H2/ What's the Point?	14.5	40	0.363
9	Ives, Danny	H8/ Chatham Street Elite	19.5	55	0.355
10	Genzlinger, Roger	H3/ Chalk it Up	14.5	43	0.337
11	Phillips, Josh	H1/ Ballistic Behavior	14.5	46	0.315
12	Beebe, Jenny	H5/ Ducking Farts	12.0	39	0.308
13	Church, Art	H8/ Chatham Street Elite	13.5	44	0.307
14	Lawrence, Jonathan	H3/ Chalk it Up	14.0	46	0.304

	Women's Records		ASP	TGP	Ave.
B	Kilsdonk, Kris	B4/ One Dart One Kill	35.5	55	0.645
	Hamilton, Dawn	B2/ Cork Tease	22.5	48	0.469
	Blackwelder, Deborah	B4/ One Dart One Kill	20.5	44	0.466
C	Taylor, Tisha	C6/ Darty Rotten Scoundrels	10.5	39	0.269
	Mitchell, Liz	C7/ Bull Sharks	11.5	44	0.261
D	Hulse, Lura	D8/ Armed and Hammered	16.5	53	0.311
	-	-	-	-	-
E	Boutieller, Tina	E1/ Leftovers	12.5	46	0.272

	(# of women by div.: A-0, B-10, C-4, D-5, E-3, F-8, G-13, H-14)		ASP	TGP	Ave.
F	Hatch, Nicole	F2/ Bye Week	20.0	47	0.426
	Gaines, Lauren	F4/ Wayne Gretzky	7.5	39	0.192
G	Scheppele, Julie	G4/ Out for Fun	35.0	56	0.625
	Whitley, Brenda	G4/ Out for Fun	30.0	52	0.577
	Oakley, Gina	G4/ Out for Fun	18.0	48	0.375
H	Beebe, Jenny	H5/ Ducking Farts	12.0	39	0.308
	Iannucci, Jenna	H4/ Don't Hit The Scorekeepe	12.0	52	0.231
	Highfill, Leigh	H3/ Chalk it Up	9.0	54	0.167

Fall 2015 RDL League-Wide Sectional Statistics (ranked by percentage) (FINAL!)

(All statistics are included, as there were no missing scoresheets this season) (Game minimums required for these listings: 6 for all divisions)

	Singles 301 Win Percentage		W	L	%-age
1	White, J.J.	D6/ Menace 2 Sobriety	12	0	1.000
2	Lloyd, Billy	B7/ Projectile Dysfunction	12	1	0.923
	Trefzger, Ken	D7/ One Armed Bandits	12	1	0.923
4	Peele, Jim	C6/ Darty Rotten Scoundrels	11	1	0.917
5	Kubel, Tom	F2/ Bye Week	10	1	0.909
	Rigert, Joe, Jr.	F4/ Wayne Gretzky	10	1	0.909
	Genzlinger, Roger	H3/ Chalk it Up	10	1	0.909
8	Martin, David	B6/ Rif Raf	9	1	0.900
9	Mozzetti, Tim	A1/ Appetite for Destruction	8	1	0.889
	Wilcenski, Steve	A7/ Traveling Brown's Billia	8	1	0.889
	Bradford, David	G3/ Wizards of the One Marl	8	1	0.889
	Dubose, Chris	G3/ Wizards of the One Marl	8	1	0.889
13	Groce, Nate	C6/ Darty Rotten Scoundrels	7	1	0.875
	Kyle, Mike	C6/ Darty Rotten Scoundrels	7	1	0.875
	Gilyardi, Ernie	D2/ Down The Road	7	1	0.875
	Bowen, Andy	F7/ Chasin' Bulls	7	1	0.875
17	Massengill, Chad	A2/ The Eventual Element	10	2	0.833
	Phillips, Robbie	A2/ The Eventual Element	10	2	0.833
	Foushee, Eugene	B1/ Methodical Madness	10	2	0.833
	Jenkins, John	D8/ Armed and Hammered	5	1	0.833
21	Raquet, Michael	E2/ Them Handsome Devils	9	2	0.818
	Ellis, Tim	F5/ Grateful Ducks	9	2	0.818
	Riggsbee, Carl	F3/ Misfits	9	2	0.818
	Fey, Anthony	H5/ Ducking Farts	9	2	0.818
25	Ives, Danny	H8/ Chatham Street Elite	12	3	0.800
26	Rodgers, Trey	B3/ High & Tight	11	3	0.786
	Spencer, Kenny	H6/ Tips & Shafts	11	3	0.786
28	Moody, Chris	C6/ Darty Rotten Scoundrels	7	2	0.778
	Keim, Roger	F1/ The Sofa Kings	7	2	0.778
30	Foushee, Kevin	B1/ Methodical Madness	10	3	0.769
	Cox, Bragg	H2/ What's the Point?	10	3	0.769
32	Stankevich, Scott	A1/ Appetite for Destruction	9	3	0.750
	Yang, Rob	B2/ Cork Tease	9	3	0.750
	Mays, John	C1/ Nine Lives	9	3	0.750
	Winters, Tom	D3/ Dynamic Darts	9	3	0.750
	White, John	E5/ Village Idiots	9	3	0.750
	Butler, John	G2/ Another Sinking Ship	9	3	0.750
	Persson, Kenny	A3/ I'd Hit That	6	2	0.750
	McNamara, Tim	B2/ Cork Tease	6	2	0.750
	Keever, David	C1/ Nine Lives	6	2	0.750
	Fleming, Frank	H2/ What's the Point?	6	2	0.750
42	Hogan, Neal	C4/ Death Throw	8	3	0.727
	Howard, Brian	C5/ Shooter McGavin	8	3	0.727
	Snyder, Mike	E4/ 6 Pack Attackers	8	3	0.727
	Stuckey, Rob	E7/ Pat's Blue Ribbon	8	3	0.727
	Suan, John	F6/ Missing Flights	8	3	0.727
	Messineo, Rocky	G6/ Train Station Shooters	8	3	0.727
48	Rudy, Jeff	D1/ Flight Club	10	4	0.714
	Simpson, Aden	D8/ Armed and Hammered	10	4	0.714
	Simpson, David	D8/ Armed and Hammered	10	4	0.714
	Snyder, Brent	G8/ All About That Bull!	10	4	0.714
	Jacobi, Paul	A2/ The Eventual Element	5	2	0.714
	Polenz, Steve	D6/ Menace 2 Sobriety	5	2	0.714
	Adams, Brad	E7/ Pat's Blue Ribbon	5	2	0.714
	Logan, Peter	G3/ Wizards of the One Marl	5	2	0.714
	Boutieller, Nick	H7/ Points of Authority	5	2	0.714
57	(fifteen tied - 1 in A, 1 in B, 2 in C, 1 in D, 4 in E, 2 in F, 1 in G, 3 in H)		7	3	0.700

	Singles Cricket Win Percentage		W	L	%-age
1	Lloyd, Billy	B7/ Projectile Dysfunction	13	0	1.000
	Barber, Lincoln	H8/ Chatham Street Elite	11	0	1.000
	McNamara, Tim	B2/ Cork Tease	8	0	1.000
	Macias, Anthony	D8/ Armed and Hammered	8	0	1.000
5	Johnson, Dave	D6/ Menace 2 Sobriety	13	1	0.929
	Snyder, Brent	G8/ All About That Bull!	13	1	0.929
7	Phillips, Robbie	A2/ The Eventual Element	11	1	0.917
	Tan, Wil	A2/ The Eventual Element	11	1	0.917
	Winters, Tom	D3/ Dynamic Darts	11	1	0.917
10	Gaulthier, Kyle	A3/ I'd Hit That	10	1	0.909
	Knott, Ronnie	C5/ Shooter McGavin	10	1	0.909
	Maley, Dave	F1/ The Sofa Kings	10	1	0.909
	Rigert, Joe, Jr.	F4/ Wayne Gretzky	10	1	0.909
	Bradford, David	G3/ Wizards of the One Marl	10	1	0.909
	DiCarlo, Tony	G6/ Train Station Shooters	10	1	0.909
	Millican, Craig	G1/ Does That Count?	10	1	0.909
17	Gelberg, Dave	A4/ Lunatic Fringe	9	1	0.900
	Anderson, Ryan	C6/ Darty Rotten Scoundrels	9	1	0.900
	McCartney, Joe	E4/ 6 Pack Attackers	9	1	0.900
	Robertson, Chris	F6/ Missing Flights	9	1	0.900
21	Toolan, Chris	C2/ Big Bulls	8	1	0.889
	Garland, Bryan	E2/ Them Handsome Devils	8	1	0.889
23	Kyle, Mike	C6/ Darty Rotten Scoundrels	7	1	0.875
24	Rodgers, Trey	B3/ High & Tight	12	2	0.857
	Scheppele, Julie	G4/ Out for Fun	12	2	0.857
	Crites, Randy	B1/ Methodical Madness	6	1	0.857
27	Gardner, Mike	D2/ Down The Road	11	2	0.846
	Trefzger, Ken	D7/ One Armed Bandits	11	2	0.846
	Rigert, Joe, Sr.	F4/ Wayne Gretzky	11	2	0.846
	Bialaszewski, Rich	G7/ Is It In?	11	2	0.846
	Wright, Tyler	G8/ All About That Bull!	11	2	0.846
32	Massengill, Chad	A2/ The Eventual Element	10	2	0.833
	Work, Joe	A7/ Traveling Brown's Billia	10	2	0.833
	Watson, Jeff, Sr.	D5/ Hostile Amish	10	2	0.833
	Baldwin, Randy	E3/ Hump Day!	10	2	0.833
	Long, Stephen	E6/ Board Room Jimmy	10	2	0.833
	Munroe, Joe	G2/ Another Sinking Ship	10	2	0.833
	Fey, Anthony	H5/ Ducking Farts	10	2	0.833
	Lee, Chris	C1/ Nine Lives	5	1	0.833
	Thompson, Ben	C4/ Death Throw	5	1	0.833
41	Mozzetti, Tim	A1/ Appetite for Destruction	9	2	0.818
	Jackson, Barry	D3/ Dynamic Darts	9	2	0.818
	Cashin, Jeff	E7/ Pat's Blue Ribbon	9	2	0.818
	Elliott, Chris	E6/ Board Room Jimmy	9	2	0.818
	Krasnow, Dave	E2/ Them Handsome Devils	9	2	0.818
	Snyder, Mike	E4/ 6 Pack Attackers	9	2	0.818
	Kubel, Tom	F2/ Bye Week	9	2	0.818
	Limerick, Jeremy	F3/ Misfits	9	2	0.818
	Fleming, Frank	H2/ What's the Point?	9	2	0.818
	Lawrence, Jonathan	H3/ Chalk it Up	9	2	0.818
51	Feller, Keith	H1/ Ballistic Behavior	8	2	0.800
52	Hamilton, Brad	B1/ Methodical Madness	11	3	0.786
	Ives, Danny	H8/ Chatham Street Elite	11	3	0.786
54	Wilcenski, Steve	A7/ Traveling Brown's Billia	7	2	0.778
	Groce, Nate	C6/ Darty Rotten Scoundrels	7	2	0.778
	Gillett, Galen	E5/ Village Idiots	7	2	0.778
	Wiegand, Tom	F3/ Misfits	7	2	0.778
	Mitchell, Austin	G4/ Out for Fun	7	2	0.778
59	(eight tied - 1 in A, 4 in B, 1 in D, 1 in F, 1 in H)		10	3	0.769

Fall 2015 RDL League-Wide Sectional Statistics (ranked by percentage) (FINAL!)

(All statistics are included, as there were no missing scoresheets this season) (Game minimums required for these listings: 6 for all divisions)

	Doubles Cricket Win Percentage		W	L	%-age
1	Foushee, Eugene	B1/ Methodical Madness	14	0	1.000
	Foushee, Kevin	B1/ Methodical Madness	14	0	1.000
	Massengill, Chad	A2/ The Eventual Element	11	0	1.000
	Feller, Keith	H1/ Ballistic Behavior	10	0	1.000
	Thomas, Jason	E6/ Board Room Jimmy	9	0	1.000
6	Ives, Danny	H8/ Chatham Street Elite	12	1	0.923
7	Phillips, Robbie	A2/ The Eventual Element	11	1	0.917
	Tan, Wil	A2/ The Eventual Element	11	1	0.917
	Holland, Steve	B3/ High & Tight	11	1	0.917
	Kerr, Jim	B7/ Projectile Dysfunction	11	1	0.917
11	Kissinger, Tim	D3/ Dynamic Darts	10	1	0.909
	Riggsbee, Carl	F3/ Misfits	10	1	0.909
13	Cusman, Ryan	E2/ Them Handsome Devils	9	1	0.900
	Kunesh, Joe	G1/ Does That Count?	9	1	0.900
15	Ryan, Sean	H8/ Chatham Street Elite	13	2	0.867
16	Rodgers, Trey	B3/ High & Tight	12	2	0.857
17	Murphy, Phil	D7/ One Armed Bandits	11	2	0.846
	Richardson, Shane	D7/ One Armed Bandits	11	2	0.846
19	Watson, Jeff, Sr.	D5/ Hostile Amish	10	2	0.833
	Winters, Tom	D3/ Dynamic Darts	10	2	0.833
	Hatch, Nicole	F2/ Bye Week	10	2	0.833
	Phillips, Josh	H1/ Ballistic Behavior	10	2	0.833
	Bradford, Kristen	G3/ Wizards of the One Marl	5	1	0.833
	Knight, Steve	H1/ Ballistic Behavior	5	1	0.833
25	Oakley, Jerry	A2/ The Eventual Element	9	2	0.818
	Yang, Rob	B2/ Cork Tease	9	2	0.818
	Copple, Matthew	C1/ Nine Lives	9	2	0.818
	Cashin, Jeff	E7/ Pat's Blue Ribbon	9	2	0.818
	Krasnow, Dave	E2/ Them Handsome Devils	9	2	0.818
	Palmisano, Andrew	E7/ Pat's Blue Ribbon	9	2	0.818
	Kubel, Tom	F2/ Bye Week	9	2	0.818
	Limerick, Jeremy	F3/ Misfits	9	2	0.818
	Phillips, Britt	H1/ Ballistic Behavior	9	2	0.818
	Russell, Jeff	H8/ Chatham Street Elite	9	2	0.818
35	Fournier, Jeff	B3/ High & Tight	8	2	0.800
	Anderson, Ryan	C6/ Darty Rotten Scoundrels	8	2	0.800
	Geraghty, John	C6/ Darty Rotten Scoundrels	8	2	0.800
	Groce, Nate	C6/ Darty Rotten Scoundrels	8	2	0.800
	Howley, John	G2/ Another Sinking Ship	8	2	0.800
	Barber, Lincoln	H8/ Chatham Street Elite	8	2	0.800
41	Snyder, Brent	G8/ All About That Bull!	11	3	0.786
42	Healy, Simon	A4/ Lunatic Fringe	7	2	0.778
	Jeffcoat, Doug	A3/ I'd Hit That	7	2	0.778
	Ohrberg, Keith	B6/ Rif Raf	7	2	0.778
	Moody, Chris	C6/ Darty Rotten Scoundrels	7	2	0.778
	Garland, Bryan	E2/ Them Handsome Devils	7	2	0.778
47	Bouchard, Keith	D6/ Menace 2 Sobriety	10	3	0.769
	Lewis, Dave	D7/ One Armed Bandits	10	3	0.769
	Trefzger, Ken	D7/ One Armed Bandits	10	3	0.769
	White, Jim	D7/ One Armed Bandits	10	3	0.769
	Wright, Tyler	G8/ All About That Bull!	10	3	0.769
52	Mitchell, Sid	A1/ Appetite for Destruction	9	3	0.750
	Peele, Jim	C6/ Darty Rotten Scoundrels	9	3	0.750
	Deemer, Randy	E3/ Hump Day!	9	3	0.750
	Long, Stephen	E6/ Board Room Jimmy	9	3	0.750
	Munroe, Joe	G2/ Another Sinking Ship	9	3	0.750
	Woodard, Dave	G5/ AC Dart C	9	3	0.750
	Stankevich, Scott	A1/ Appetite for Destruction	6	2	0.750
	Macias, Anthony	D8/ Armed and Hammered	6	2	0.750
	Boutieller, Nick	H7/ Points of Authority	6	2	0.750
	Harrison, Mark	H1/ Ballistic Behavior	6	2	0.750
62	(eight tied - 3 in A, 2 in C, 1 in E, 1 in F, 1 in H)		8	3	0.727

	Doubles 501 Win Percentage		W	L	%-age
1	Copple, Matthew	C1/ Nine Lives	10	0	1.000
	Bradford, Kristen	G3/ Wizards of the One Marl	7	0	1.000
	Marsden, James	C1/ Nine Lives	6	0	1.000
4	Trefzger, Ken	D7/ One Armed Bandits	11	1	0.917
5	Stuckey, Rob	E7/ Pat's Blue Ribbon	9	1	0.900
	Fey, Anthony	H5/ Ducking Farts	9	1	0.900
7	McWhorter, Mike	C2/ Big Bulls	8	1	0.889
	Barber, Lincoln	H8/ Chatham Street Elite	8	1	0.889
9	Landrum, Jon	E7/ Pat's Blue Ribbon	7	1	0.875
10	Burner, Nate	H5/ Ducking Farts	6	1	0.857
11	Mitchell, Sid	A1/ Appetite for Destruction	10	2	0.833
	Richardson, Shane	D7/ One Armed Bandits	10	2	0.833
	Adams, Brad	E7/ Pat's Blue Ribbon	10	2	0.833
	Russell, Jeff	H8/ Chatham Street Elite	10	2	0.833
	Lee, Chris	C1/ Nine Lives	5	1	0.833
	Wiegand, Tom	F3/ Misfits	5	1	0.833
	Boutieller, Nick	H7/ Points of Authority	5	1	0.833
	Drier, Tony	H6/ Tips & Shafts	5	1	0.833
19	Oakley, Jerry	A2/ The Eventual Element	9	2	0.818
	Hall, Josh	B5/ Cheap Shots	9	2	0.818
	Howard, Brian	C5/ Shooter McGavin	9	2	0.818
	Romanchek, David	C1/ Nine Lives	9	2	0.818
	Hatch, Nicole	F2/ Bye Week	9	2	0.818
	Kubel, Tom	F2/ Bye Week	9	2	0.818
	Rigert, Joe, Jr.	F4/ Wayne Gretzky	9	2	0.818
26	Groce, Nate	C6/ Darty Rotten Scoundrels	8	2	0.800
	Mozzetti, Petra	G4/ Out for Fun	8	2	0.800
28	Eason, Joel	A4/ Lunatic Fringe	7	2	0.778
	Gaglione, Joey	A5/ Fire "Ballz"	7	2	0.778
	Patskoski, Jason	D4/ Coral Reefers	7	2	0.778
	Garland, Bryan	E2/ Them Handsome Devils	7	2	0.778
32	Work, Joe	A7/ Traveling Brown's Billia	9	3	0.750
	Kilsdonk, Kris	B4/ One Dart One Kill	9	3	0.750
	White, J.J.	D6/ Menace 2 Sobriety	9	3	0.750
	Long, Stephen	E6/ Board Room Jimmy	9	3	0.750
	Church, Art	H8/ Chatham Street Elite	9	3	0.750
	Hommel, Darren	H8/ Chatham Street Elite	9	3	0.750
	Neill, Greg	B1/ Methodical Madness	6	2	0.750
	Fournier, Chris	E2/ Them Handsome Devils	6	2	0.750
	Okrepky, Pete	H5/ Ducking Farts	6	2	0.750
41	Gaulthier, Kyle	A3/ I'd Hit That	8	3	0.727
	Knott, Ronnie	C5/ Shooter McGavin	8	3	0.727
	Winters, Tom	D3/ Dynamic Darts	8	3	0.727
	Bozza, Doug	F1/ The Sofa Kings	8	3	0.727
	Cosentino, Philip	F3/ Misfits	8	3	0.727
	Suan, John	F6/ Missing Flights	8	3	0.727
	Hewitt, Andy	G3/ Wizards of the One Marl	8	3	0.727
	Prusisz, Mike	H6/ Tips & Shafts	8	3	0.727
49	Rodgers, Trey	B3/ High & Tight	10	4	0.714
	Kiser, Lyman	D7/ One Armed Bandits	10	4	0.714
	Simpson, Aden	D8/ Armed and Hammered	10	4	0.714
	Bauguess, Misty	F4/ Wayne Gretzky	10	4	0.714
	Scheppele, Julie	G4/ Out for Fun	10	4	0.714
	Ryan, Sean	H8/ Chatham Street Elite	10	4	0.714
	Anderson, Dylan	A1/ Appetite for Destruction	5	2	0.714
	Jobe, C.J.	A5/ Fire "Ballz"	5	2	0.714
	Ohrberg, Keith	B6/ Rif Raf	5	2	0.714
	Schaefer, Dan	C3/ Sharky's Machine	5	2	0.714
	Hall, Steve	G1/ Does That Count?	5	2	0.714
60	Raymond, Ryan	B7/ Projectile Dysfunction	7	3	0.700
	Anderson, Ryan	C6/ Darty Rotten Scoundrels	7	3	0.700
	Moody, Chris	C6/ Darty Rotten Scoundrels	7	3	0.700
	Cashin, Jeff	E7/ Pat's Blue Ribbon	7	3	0.700
	Palmisano, Andrew	E7/ Pat's Blue Ribbon	7	3	0.700
	Limerick, Jeremy	F3/ Misfits	7	3	0.700

Fall 2015 RDL Top Singles, Doubles Win Percentages (League-wide) (FINAL!)

(There are no missing statistics, as all scoresheets from the entire season have been received.)

(Game minimums required for these listings: 15 for teams E2,F6; 16 for all other A/C/E/F div. teams; 18 for teams G5,H7; 19 for all other B/D/G/H div. teams)

	Singles Win Percentage		W	L	%-age
1	Lloyd, Billy	B7/ Projectile Dysfunction	25	1	0.962
2	Rigert, Joe, Jr.	F4/ Wayne Gretzky	20	2	0.909
3	Bradford, David	G3/ Wizards of the One Mark	18	2	0.900
4	Trefzger, Ken	D7/ One Armed Bandits	23	3	0.885
5	Phillips, Robbie	A2/ The Eventual Element	21	3	0.875
	White, J.J.	D6/ Menace 2 Sobriety	21	3	0.875
	Kyle, Mike	C6/ Darty Rotten Scoundrels	14	2	0.875
8	Kubel, Tom	F2/ Bye Week	19	3	0.864
9	Mozzetti, Tim	A1/ Appetite for Destruction	17	3	0.850
10	Barber, Lincoln	H8/ Chatham Street Elite	16	3	0.842
11	Massengill, Chad	A2/ The Eventual Element	20	4	0.833
	Peele, Jim	C6/ Darty Rotten Scoundrels	20	4	0.833
	Winters, Tom	D3/ Dynamic Darts	20	4	0.833
	Wilcenski, Steve	A7/ Traveling Brown's Billiard	15	3	0.833
15	Fey, Anthony	H5/ Ducking Farts	19	4	0.826
16	Groce, Nate	C6/ Darty Rotten Scoundrels	14	3	0.824
17	Rodgers, Trey	B3/ High & Tight	23	5	0.821
	Snyder, Brent	G8/ All About That Bull!	23	5	0.821
19	Genzlinger, Roger	H3/ Chalk it Up	18	4	0.818
20	Ives, Danny	H8/ Chatham Street Elite	23	6	0.793
21	Tan, Wil	A2/ The Eventual Element	19	5	0.792
	Ellis, Tim	F5/ Grateful Ducks	19	5	0.792
23	Fleming, Frank	H2/ What's the Point?	15	4	0.789
24	Johnson, Dave	D6/ Menace 2 Sobriety	21	6	0.778
25	Gaulthier, Kyle	A3/ I'd Hit That	17	5	0.773
	Snyder, Mike	E4/ 6 Pack Attackers	17	5	0.773
27	Foushee, Kevin	B1/ Methodical Madness	20	6	0.769
28	Garland, Bryan	E2/ Them Handsome Devils	13	4	0.765
29	Krasnow, Dave	E2/ Them Handsome Devils	16	5	0.762
30	Wright, Tyler	G8/ All About That Bull!	19	6	0.760
31	Scheppele, Julie	G4/ Out for Fun	21	7	0.750
	Spencer, Kenny	H6/ Tips & Shafts	21	7	0.750
	Hamilton, Brad	B1/ Methodical Madness	18	6	0.750
	Watson, Jeff, Sr.	D5/ Hostile Amish	18	6	0.750
	Long, Stephen	E6/ Board Room Jimmy	18	6	0.750
	Munroe, Joe	G2/ Another Sinking Ship	18	6	0.750
	Toolan, Chris	C2/ Big Bulls	12	4	0.750
38	Knott, Ronnie	C5/ Shooter McGavin	17	6	0.739
	Maley, Dave	F1/ The Sofa Kings	17	6	0.739
	Butler, John	G2/ Another Sinking Ship	17	6	0.739
41	Adams, Brad	E7/ Pat's Blue Ribbon	14	5	0.737
42	Gelberg, Dave	A4/ Lunatic Fringe	15	6	0.714
	Suan, John	F6/ Missing Flights	15	6	0.714
44	Butters, Scott	A5/ Fire "Ballz"	17	7	0.708
	Mitchell, Sid	A1/ Appetite for Destruction	17	7	0.708
	Thomas, Joe	E6/ Board Room Jimmy	17	7	0.708
47	Brown, Tom	A2/ The Eventual Element	14	6	0.700
	Cusman, Ryan	E2/ Them Handsome Devils	14	6	0.700
	McCartney, Joe	E4/ 6 Pack Attackers	14	6	0.700
	Feller, Keith	H1/ Ballistic Behavior	14	6	0.700
51	Work, Joe	A7/ Traveling Brown's Billiard	16	7	0.696
	Elliott, Chris	E6/ Board Room Jimmy	16	7	0.696
53	Foushee, Eugene	B1/ Methodical Madness	18	8	0.692
	Kuhns, John	B1/ Methodical Madness	18	8	0.692
	Gardner, Mike	D2/ Down The Road	18	8	0.692
	Murphy, Phil	D7/ One Armed Bandits	18	8	0.692
	Hayward, Simon	H1/ Ballistic Behavior	18	8	0.692
58	Persson, Kenny	A3/ I'd Hit That	11	5	0.688
	Riggsbee, Carl	F3/ Misfits	11	5	0.688
60	Gillett, Galen	E5/ Village Idiots	13	6	0.684
	Shearin, Phillip	H5/ Ducking Farts	13	6	0.684
62	Seward, Mike	A3/ I'd Hit That	15	7	0.682
	Mays, John	C1/ Nine Lives	15	7	0.682
	Messineo, Rocky	G6/ Train Station Shooters	15	7	0.682
	Raper, Jeromie	G1/ Does That Count?	15	7	0.682

	Doubles Win Percentage		W	L	%-age
1	Copple, Matthew	C1/ Nine Lives	19	2	0.905
2	Barber, Lincoln	H8/ Chatham Street Elite	16	3	0.842
	Feller, Keith	H1/ Ballistic Behavior	16	3	0.842
4	Richardson, Shane	D7/ One Armed Bandits	21	4	0.840
	Trefzger, Ken	D7/ One Armed Bandits	21	4	0.840
6	Hatch, Nicole	F2/ Bye Week	19	4	0.826
	Russell, Jeff	H8/ Chatham Street Elite	19	4	0.826
8	Oakley, Jerry	A2/ The Eventual Element	18	4	0.818
	Kubel, Tom	F2/ Bye Week	18	4	0.818
10	Groce, Nate	C6/ Darty Rotten Scoundrels	16	4	0.800
11	Ryan, Sean	H8/ Chatham Street Elite	23	6	0.793
12	Mitchell, Sid	A1/ Appetite for Destruction	19	5	0.792
	Kerr, Jim	B7/ Projectile Dysfunction	19	5	0.792
14	Cusman, Ryan	E2/ Them Handsome Devils	15	4	0.789
15	Rodgers, Trey	B3/ High & Tight	22	6	0.786
16	Massengill, Chad	A2/ The Eventual Element	18	5	0.783
	Winters, Tom	D3/ Dynamic Darts	18	5	0.783
18	Garland, Bryan	E2/ Them Handsome Devils	14	4	0.778
19	Romanchek, David	C1/ Nine Lives	17	5	0.773
	Rigert, Joe, Jr.	F4/ Wayne Gretzky	17	5	0.773
21	Murphy, Phil	D7/ One Armed Bandits	20	6	0.769
22	Cashin, Jeff	E7/ Pat's Blue Ribbon	16	5	0.762
	Palmisano, Andrew	E7/ Pat's Blue Ribbon	16	5	0.762
	Thomas, Jason	E6/ Board Room Jimmy	16	5	0.762
	Limerick, Jeremy	F3/ Misfits	16	5	0.762
26	Holland, Steve	B3/ High & Tight	18	6	0.750
	Long, Stephen	E6/ Board Room Jimmy	18	6	0.750
	Anderson, Ryan	C6/ Darty Rotten Scoundrels	15	5	0.750
	Kunesh, Joe	G1/ Does That Count?	15	5	0.750
30	Tan, Wil	A2/ The Eventual Element	17	6	0.739
	Kissinger, Tim	D3/ Dynamic Darts	17	6	0.739
32	Moody, Chris	C6/ Darty Rotten Scoundrels	14	5	0.737
	Mozzetti, Petra	G4/ Out for Fun	14	5	0.737
34	Wright, Tyler	G8/ All About That Bull!	19	7	0.731
	Ives, Danny	H8/ Chatham Street Elite	19	7	0.731
36	Gaulthier, Kyle	A3/ I'd Hit That	16	6	0.727
	Riggsbee, Carl	F3/ Misfits	16	6	0.727
	Phillips, Britt	H1/ Ballistic Behavior	16	6	0.727
39	McWhorter, Mike	C2/ Big Bulls	13	5	0.722
40	White, J.J.	D6/ Menace 2 Sobriety	18	7	0.720
41	Foushee, Kevin	B1/ Methodical Madness	20	8	0.714
42	Phillips, Robbie	A2/ The Eventual Element	17	7	0.708
	Foushee, Eugene	B1/ Methodical Madness	17	7	0.708
	Watson, Jeff, Sr.	D5/ Hostile Amish	17	7	0.708
	White, Jim	D7/ One Armed Bandits	17	7	0.708
	Adams, Brad	E7/ Pat's Blue Ribbon	17	7	0.708
	Munroe, Joe	G2/ Another Sinking Ship	17	7	0.708
48	Geraghty, John	C6/ Darty Rotten Scoundrels	12	5	0.706
49	Kiser, Lyman	D7/ One Armed Bandits	19	8	0.704
50	Stuckey, Rob	E7/ Pat's Blue Ribbon	14	6	0.700
51	Hommel, Darren	H8/ Chatham Street Elite	16	7	0.696
52	Cosentino, Philip	F3/ Misfits	13	6	0.684
53	Fournier, Jeff	B3/ High & Tight	15	7	0.682
	Peele, Jim	C6/ Darty Rotten Scoundrels	15	7	0.682
	Merkle, Patrick	E5/ Village Idiots	15	7	0.682
	Church, Art	H8/ Chatham Street Elite	15	7	0.682
57	Deemer, Randy	E3/ Hump Day!	17	8	0.680
58	Simpson, Aden	D8/ Armed and Hammered	19	9	0.679
	Scheppele, Julie	G4/ Out for Fun	19	9	0.679
	Snyder, Brent	G8/ All About That Bull!	19	9	0.679
61	Maini, Sal	G8/ All About That Bull!	18	9	0.667
	Raymond, Ryan	B7/ Projectile Dysfunction	14	7	0.667
	Krasnow, Dave	E2/ Them Handsome Devils	14	7	0.667
	Suan, John	F6/ Missing Flights	14	7	0.667
	Phillips, Josh	H1/ Ballistic Behavior	12	6	0.667

Fall 2015 RDL Top Singles+Doubles Win %-ages, All-Star Point Aves. (League-wide) (FINAL!)

(There are no missing statistics, as all scoresheets from the entire season have been received.) (Game minimums required for these listings: 30 for teams E2,F6; 32 for all other A/C/E/F div. teams; 35 for teams G5,H7; 36 for team H1; 37 for all other B/D/G/H div. teams)

	Singles+Doubles Win Percentages		W	L	%-age
1	Trefzger, Ken	D7/ One Armed Bandits	44	7	0.863
2	Barber, Lincoln	H8/ Chatham Street Elite	32	6	0.842
3	Kubel, Tom	F2/ Bye Week	37	7	0.841
	Rigert, Joe, Jr.	F4/ Wayne Gretzky	37	7	0.841
5	Groce, Nate	C6/ Darty Rotten Scoundrels	30	7	0.811
6	Massengill, Chad	A2/ The Eventual Element	38	9	0.809
	Winters, Tom	D3/ Dynamic Darts	38	9	0.809
8	Fey, Anthony	H5/ Ducking Farts	33	8	0.805
9	Rodgers, Trey	B3/ High & Tight	45	11	0.804
10	White, J.J.	D6/ Menace 2 Sobriety	39	10	0.796
11	Phillips, Robbie	A2/ The Eventual Element	38	10	0.792
12	Garland, Bryan	E2/ Them Handsome Devils	27	8	0.771
13	Lloyd, Billy	B7/ Projectile Dysfunction	40	12	0.769
	Feller, Keith	H1/ Ballistic Behavior	30	9	0.769
15	Tan, Wil	A2/ The Eventual Element	36	11	0.766
16	Ives, Danny	H8/ Chatham Street Elite	42	13	0.764
17	Copple, Matthew	C1/ Nine Lives	32	10	0.762
18	Peele, Jim	C6/ Darty Rotten Scoundrels	35	11	0.761
19	Snyder, Brent	G8/ All About That Bull!	42	14	0.750
	Mitchell, Sid	A1/ Appetite for Destruction	36	12	0.750
	Long, Stephen	E6/ Board Room Jimmy	36	12	0.750
	Gaulthier, Kyle	A3/ I'd Hit That	33	11	0.750
23	Richardson, Shane	D7/ One Armed Bandits	38	13	0.745
	Wright, Tyler	G8/ All About That Bull!	38	13	0.745
25	Cusman, Ryan	E2/ Them Handsome Devils	29	10	0.744
26	Foushee, Kevin	B1/ Methodical Madness	40	14	0.741
27	Oakley, Jerry	A2/ The Eventual Element	30	11	0.732
	Bradford, David	G3/ Wizards of the One Mark	30	11	0.732
29	Murphy, Phil	D7/ One Armed Bandits	38	14	0.731
30	Watson, Jeff, Sr.	D5/ Hostile Amish	35	13	0.729
	Munroe, Joe	G2/ Another Sinking Ship	35	13	0.729
32	Adams, Brad	E7/ Pat's Blue Ribbon	31	12	0.721
33	Moody, Chris	C6/ Darty Rotten Scoundrels	23	9	0.719
34	Russell, Jeff	H8/ Chatham Street Elite	33	13	0.717
35	Scheppele, Julie	G4/ Out for Fun	40	16	0.714
	Cashin, Jeff	E7/ Pat's Blue Ribbon	30	12	0.714
	Krasnow, Dave	E2/ Them Handsome Devils	30	12	0.714
38	Riggsbee, Carl	F3/ Misfits	27	11	0.711
39	Kerr, Jim	B7/ Projectile Dysfunction	34	14	0.708
40	Anderson, Ryan	C6/ Darty Rotten Scoundrels	24	10	0.706
41	Johnson, Dave	D6/ Menace 2 Sobriety	38	16	0.704
42	Holland, Steve	B3/ High & Tight	33	14	0.702
43	Ryan, Sean	H8/ Chatham Street Elite	40	17	0.702
44	Foushee, Eugene	B1/ Methodical Madness	35	15	0.700
45	Knott, Ronnie	C5/ Shooter McGavin	32	14	0.696
46	McWhorter, Mike	C2/ Big Bulls	27	12	0.692
47	Suan, John	F6/ Missing Flights	29	13	0.690
48	Phillips, Britt	H1/ Ballistic Behavior	31	14	0.689
49	Mozzetti, Tim	A1/ Appetite for Destruction	28	13	0.683
50	Geraghty, John	C6/ Darty Rotten Scoundrels	23	11	0.676
51	Merkle, Patrick	E5/ Village Idiots	29	14	0.674
52	Seward, Mike	A3/ I'd Hit That	28	14	0.667
	Wiegand, Tom	F3/ Misfits	22	11	0.667
54	Simpson, Aden	D8/ Armed and Hammered	37	19	0.661
55	White, Jim	D7/ One Armed Bandits	33	17	0.660
56	Work, Joe	A7/ Traveling Brown's Billiard	31	16	0.660
57	Limerick, Jeremy	F3/ Misfits	27	14	0.659
58	Hamilton, Brad	B1/ Methodical Madness	34	18	0.654
59	Romanchek, David	C1/ Nine Lives	28	15	0.651
60	Stuckey, Rob	E7/ Pat's Blue Ribbon	27	15	0.643
61	Yang, Rob	B2/ Cork Tease	32	18	0.640
62	Wilcenski, Steve	A7/ Traveling Brown's Billiard	23	13	0.639
63	Hatch, Nicole	F2/ Bye Week	30	17	0.638
64	(two tied - 1 in C, 1 in E)		28	16	0.636
	(one tied - in C)		21	12	0.636

	All-Star Point Averages		ASP	TGP	Ave.
1	Phillips, Robbie	A2/ The Eventual Element	111.0	48	2.313
2	Wilcenski, Steve	A7/ Traveling Brown's Billiard	63.5	36	1.764
3	Massengill, Chad	A2/ The Eventual Element	79.0	47	1.681
4	Lloyd, Billy	B7/ Projectile Dysfunction	82.0	52	1.577
5	Seward, Mike	A3/ I'd Hit That	63.5	42	1.512
6	Work, Joe	A7/ Traveling Brown's Billiard	70.5	47	1.500
7	Gaulthier, Kyle	A3/ I'd Hit That	64.5	44	1.466
8	Tan, Wil	A2/ The Eventual Element	65.0	47	1.383
9	Johnson, Michael	A1/ Appetite for Destruction	47.0	35	1.343
10	Winters, Tom	D3/ Dynamic Darts	61.5	47	1.309
11	Butters, Scott	A5/ Fire "Ballz"	62.0	49	1.265
12	Terry, Bob	A4/ Lunatic Fringe	51.0	41	1.244
13	Mitchell, Sid	A1/ Appetite for Destruction	58.5	48	1.219
14	Brown, Tom	A2/ The Eventual Element	46.0	38	1.211
15	Oakley, Jerry	A2/ The Eventual Element	48.0	41	1.171
16	Eason, Joel	A4/ Lunatic Fringe	46.5	41	1.134
	Mozzetti, Tim	A1/ Appetite for Destruction	46.5	41	1.134
18	White, J.J.	D6/ Menace 2 Sobriety	55.5	49	1.133
19	Gelberg, Dave	A4/ Lunatic Fringe	47.0	42	1.119
20	Fischlein, Kris	A3/ I'd Hit That	38.5	35	1.100
21	Gaglione, Joey	A5/ Fire "Ballz"	42.0	39	1.077
22	Bennett, Will	A6/ Overtime Outlaws	42.0	40	1.050
23	Anderson, Dylan	A1/ Appetite for Destruction	34.0	33	1.030
24	Foushee, Kevin	B1/ Methodical Madness	55.0	54	1.019
25	Kubel, Tom	F2/ Bye Week	43.0	44	0.977
26	Hamilton, Brad	B1/ Methodical Madness	50.5	52	0.971
27	Healy, Simon	A4/ Lunatic Fringe	37.5	39	0.962
28	Clark, Dan	A6/ Overtime Outlaws	35.5	37	0.959
29	Huffman, Dave	A7/ Traveling Brown's Billiard	40.0	42	0.952
	Stankevich, Scott	A1/ Appetite for Destruction	40.0	42	0.952
31	McCartney, Joe	E4/ 6 Pack Attackers	38.0	40	0.950
32	Cashin, Jeff	E7/ Pat's Blue Ribbon	39.0	42	0.929
33	Trefzger, Ken	D7/ One Armed Bandits	47.0	51	0.922
34	Rodgers, Trey	B3/ High & Tight	50.0	56	0.893
35	Fitzgerald, Aaron	C2/ Big Bulls	34.5	40	0.863
36	Vance, Hugh	A7/ Traveling Brown's Billiard	40.5	47	0.862
37	Copple, Matthew	C1/ Nine Lives	36.0	42	0.857
38	Long, Stephen	E6/ Board Room Jimmy	41.0	48	0.854
39	Adams, Brad	E7/ Pat's Blue Ribbon	36.0	43	0.837
40	Toolan, Chris	C2/ Big Bulls	27.5	33	0.833
41	Thomas, Jason	E6/ Board Room Jimmy	33.0	40	0.825
42	Anderson, Ryan	C6/ Darty Rotten Scoundrels	28.0	34	0.824
43	Hall, Josh	B5/ Cheap Shots	35.5	44	0.807
	Snyder, Mike	E4/ 6 Pack Attackers	35.5	44	0.807
45	Johnson, Dave	D6/ Menace 2 Sobriety	42.5	54	0.787
46	Hoyt, David	B6/ Rif Raf	35.0	45	0.778
47	Reitano, Sal	A5/ Fire "Ballz"	37.0	48	0.771
48	Foushee, Eugene	B1/ Methodical Madness	37.5	50	0.750
49	Keller, Tony	A3/ I'd Hit That	30.5	41	0.744
50	Azevedo, Angelo	F2/ Bye Week	27.5	37	0.743
51	Wiegand, Tom	F3/ Misfits	24.5	33	0.742
52	Geraghty, John	C6/ Darty Rotten Scoundrels	25.0	34	0.735
53	Baldwin, Randy	E3/ Hump Day!	34.5	47	0.734
54	Watson, Jeff, Sr.	D5/ Hostile Amish	35.0	48	0.729
55	Allison, Frank	C3/ Sharky's Machine	34.0	47	0.723
56	Roseman, Sean	D4/ Coral Reefers	34.5	48	0.719
57	Tant, J.J.	A6/ Overtime Outlaws	33.5	47	0.713
58	Merkle, Patrick	E5/ Village Idiots	30.0	43	0.698
59	Rigert, Joe, Sr.	F4/ Wayne Gretzky	36.0	52	0.692
60	Mathews, Alex	C4/ Death Throw	33.0	48	0.688
61	Scott, Lee	A5/ Fire "Ballz"	31.0	46	0.674
62	Murdaugh, John	B3/ High & Tight	35.0	52	0.673
63	Holland, Steve	B3/ High & Tight	31.5	47	0.670
64	Groce, Nate	C6/ Darty Rotten Scoundrels	24.5	37	0.662
65	Bradford, David	G3/ Wizards of the One Mark	27.0	41	0.659

Fall 2015 RDL Singles, Doubles Win Percentages (by team) (FINAL!)

(All statistics are included, as there were no missing scoresheets this season)

Singles Win Percentages

		W	L	%-age
1	A2/ The Eventual Element	102	42	0.708
2	B1/ Methodical Madness	105	63	0.625
	C6/ Darty Rotten Scoundrels	90	54	0.625
4	D7/ One Armed Bandits	102	66	0.607
	H8/ Chatham Street Elite	102	66	0.607
6	A1/ Appetite for Destruction	87	57	0.604
7	E2/ Them Handsome Devils	79	53	0.598
8	F6/ Missing Flights	78	54	0.591
9	E6/ Board Room Jimmy	84	60	0.583
10	F1/ The Sofa Kings	81	61	0.570
11	C1/ Nine Lives	82	62	0.569
12	B7/ Projectile Dysfunction	95	73	0.565
13	A3/ I'd Hit That	81	63	0.563
14	C2/ Big Bulls	80	64	0.556
15	F3/ Misfits	79	65	0.549
16	D6/ Menace 2 Sobriety	91	77	0.542
	G6/ Train Station Shooters	91	77	0.542
18	H1/ Ballistic Behavior	90	77	0.539
19	H5/ Ducking Farts	89	77	0.536
20	D8/ Armed and Hammered	90	78	0.536
21	F2/ Bye Week	77	67	0.535
22	G2/ Another Sinking Ship	83	73	0.532
23	B2/ Cork Tease	87	81	0.518
	B6/ Rif Raf	87	81	0.518
	G8/ All About That Bull!	87	81	0.518
26	B5/ Cheap Shots	86	82	0.512
27	E7/ Pat's Blue Ribbon	73	71	0.507
28	B3/ High & Tight	85	83	0.506
29	G1/ Does That Count?	84	84	0.500
30	D4/ Coral Reefers	83	85	0.494
	G3/ Wizards of the One Mark	83	85	0.494
	H6/ Tips & Shafts	83	85	0.494
33	H4/ Don't Hit The Scorekeeper	77	79	0.494
34	C5/ Shooter McGavin	70	74	0.486
	E4/ 6 Pack Attackers	70	74	0.486
36	D2/ Down The Road	81	87	0.482
	G4/ Out for Fun	81	87	0.482
38	G5/ AC Dart C	74	82	0.474
39	H3/ Chalk it Up	79	88	0.473
40	C3/ Sharky's Machine	68	76	0.472
41	E5/ Village Idiots	67	77	0.465
42	D3/ Dynamic Darts	78	90	0.464
43	G7/ Is It In?	77	91	0.458
	A4/ Lunatic Fringe	66	78	0.458
	F4/ Wayne Gretzky	66	78	0.458
46	A5/ Fire "Ballz"	64	80	0.444
	C4/ Death Throw	64	80	0.444
48	D5/ Hostile Amish	74	94	0.440
	H2/ What's the Point?	74	94	0.440
50	E1/ Leftovers	57	73	0.438
51	D1/ Flight Club	73	95	0.435
52	A7/ Traveling Brown's Billiards	62	82	0.431
53	E3/ Hump Day!	60	82	0.423
54	F7/ Chasin' Bulls	54	76	0.415
55	H7/ Points of Authority	64	92	0.410
56	F5/ Grateful Ducks	55	89	0.382
57	B4/ One Dart One Kill	64	104	0.381
58	B8/ The Jeffersons	63	105	0.375
59	C7/ Bull Sharks	50	94	0.347
60	A6/ Overtime Outlaws	42	102	0.292

Doubles Win Percentages

		W	L	%-age
1	H8/ Chatham Street Elite	62	22	0.738
2	D7/ One Armed Bandits	60	24	0.714
3	A2/ The Eventual Element	49	23	0.681
4	C6/ Darty Rotten Scoundrels	48	24	0.667
5	E2/ Them Handsome Devils	43	23	0.652
6	C1/ Nine Lives	46	26	0.639
7	F3/ Misfits	45	27	0.625
8	B3/ High & Tight	52	32	0.619
9	H1/ Ballistic Behavior	47	31	0.603
10	A1/ Appetite for Destruction	43	29	0.597
	E7/ Pat's Blue Ribbon	43	29	0.597
12	B1/ Methodical Madness	50	34	0.595
	B7/ Projectile Dysfunction	50	34	0.595
14	F6/ Missing Flights	39	27	0.591
15	G8/ All About That Bull!	49	35	0.583
	A3/ I'd Hit That	42	30	0.583
17	G1/ Does That Count?	47	37	0.560
18	F2/ Bye Week	39	33	0.542
19	G3/ Wizards of the One Mark	45	39	0.536
20	C2/ Big Bulls	38	34	0.528
21	G2/ Another Sinking Ship	41	37	0.526
22	D6/ Menace 2 Sobriety	44	40	0.524
23	A4/ Lunatic Fringe	37	35	0.514
	E6/ Board Room Jimmy	37	35	0.514
	F4/ Wayne Gretzky	37	35	0.514
26	H5/ Ducking Farts	40	38	0.513
27	B2/ Cork Tease	43	41	0.512
28	D3/ Dynamic Darts	42	42	0.500
	D8/ Armed and Hammered	42	42	0.500
	G4/ Out for Fun	42	42	0.500
	H6/ Tips & Shafts	42	42	0.500
32	B6/ Rif Raf	41	43	0.488
33	H4/ Don't Hit The Scorekeeper	38	40	0.487
34	E4/ 6 Pack Attackers	35	37	0.486
35	E3/ Hump Day!	34	38	0.472
36	G5/ AC Dart C	36	42	0.462
37	F7/ Chasin' Bulls	30	36	0.455
38	D4/ Coral Reefers	38	46	0.452
39	C3/ Sharky's Machine	32	40	0.444
	C5/ Shooter McGavin	32	40	0.444
	E5/ Village Idiots	32	40	0.444
42	D1/ Flight Club	37	47	0.440
	D5/ Hostile Amish	37	47	0.440
	G7/ Is It In?	37	47	0.440
45	D2/ Down The Road	36	48	0.429
46	B5/ Cheap Shots	35	49	0.417
	A5/ Fire "Ballz"	30	42	0.417
	F1/ The Sofa Kings	30	42	0.417
49	H7/ Points of Authority	32	46	0.410
50	A7/ Traveling Brown's Billiards	29	43	0.403
51	B4/ One Dart One Kill	33	51	0.393
	G6/ Train Station Shooters	33	51	0.393
53	C4/ Death Throw	28	44	0.389
	C7/ Bull Sharks	28	44	0.389
55	B8/ The Jeffersons	32	52	0.381
	H3/ Chalk it Up	32	52	0.381
57	H2/ What's the Point?	31	53	0.369
58	F5/ Grateful Ducks	26	46	0.361
59	E1/ Leftovers	22	44	0.333
60	A6/ Overtime Outlaws	22	50	0.306

Fall 2015 RDL Singles+Doubles Win %-ages, All-Star Point Aves. (by team) (FINAL!)

(All statistics are included, as there were no missing scoresheets this season)

Singles+Doubles Win Percentages

		W	L	%-age
1	A2/ The Eventual Element	200	88	0.694
2	H8/ Chatham Street Elite	226	110	0.673
3	D7/ One Armed Bandits	222	114	0.661
4	C6/ Darty Rotten Scoundrels	186	102	0.646
5	E2/ Them Handsome Devils	165	99	0.625
6	B1/ Methodical Madness	205	131	0.610
7	C1/ Nine Lives	174	114	0.604
8	A1/ Appetite for Destruction	173	115	0.601
9	F6/ Missing Flights	156	108	0.591
10	F3/ Misfits	169	119	0.587
11	B7/ Projectile Dysfunction	195	141	0.580
12	A3/ I'd Hit That	165	123	0.573
13	H1/ Ballistic Behavior	184	139	0.570
14	B3/ High & Tight	189	147	0.563
15	E7/ Pat's Blue Ribbon	159	129	0.552
16	G8/ All About That Bull!	185	151	0.551
17	E6/ Board Room Jimmy	158	130	0.549
18	C2/ Big Bulls	156	132	0.542
19	F2/ Bye Week	155	133	0.538
20	D6/ Menace 2 Sobriety	179	157	0.533
21	G1/ Does That Count?	178	158	0.530
22	G2/ Another Sinking Ship	165	147	0.529
23	H5/ Ducking Farts	169	153	0.525
24	D8/ Armed and Hammered	174	162	0.518
25	B2/ Cork Tease	173	163	0.515
	G3/ Wizards of the One Mark	173	163	0.515
27	B6/ Rif Raf	169	167	0.503
28	H6/ Tips & Shafts	167	169	0.497
29	F1/ The Sofa Kings	141	145	0.493
30	G4/ Out for Fun	165	171	0.491
31	H4/ Don't Hit The Scorekeeper	153	159	0.490
32	A4/ Lunatic Fringe	140	148	0.486
	E4/ 6 Pack Attackers	140	148	0.486
	F4/ Wayne Gretzky	140	148	0.486
35	D3/ Dynamic Darts	162	174	0.482
36	D4/ Coral Reefers	159	177	0.473
37	G5/ AC Dart C	146	166	0.468
38	G6/ Train Station Shooters	157	179	0.467
39	C5/ Shooter McGavin	134	154	0.465
40	B5/ Cheap Shots	156	180	0.464
41	C3/ Sharky's Machine	132	156	0.458
42	D2/ Down The Road	153	183	0.455
43	E5/ Village Idiots	131	157	0.455
44	G7/ Is It In?	151	185	0.449
45	E3/ Hump Day!	128	158	0.448
46	D5/ Hostile Amish	148	188	0.440
47	D1/ Flight Club	147	189	0.438
48	F7/ Chasin' Bulls	114	148	0.435
49	A5/ Fire "Ballz"	124	164	0.431
50	H3/ Chalk it Up	143	192	0.427
51	A7/ Traveling Brown's Billiards	120	168	0.417
	C4/ Death Throw	120	168	0.417
53	H7/ Points of Authority	128	184	0.410
54	H2/ What's the Point?	136	200	0.405
55	B4/ One Dart One Kill	130	206	0.387
56	E1/ Leftovers	101	161	0.385
57	B8/ The Jeffersons	127	209	0.378
58	F5/ Grateful Ducks	107	181	0.372
59	C7/ Bull Sharks	106	182	0.368
60	A6/ Overtime Outlaws	86	202	0.299

All-Star Point Averages

		ASP	TGP	Ave.
1	A2/ The Eventual Element	391.5	288	1.359
2	A1/ Appetite for Destruction	317.0	288	1.101
3	A3/ I'd Hit That	280.0	288	0.972
4	A7/ Traveling Brown's Billiards	261.0	288	0.906
5	A4/ Lunatic Fringe	253.5	288	0.880
6	A5/ Fire "Ballz"	225.0	288	0.781
7	B1/ Methodical Madness	246.0	336	0.732
8	B7/ Projectile Dysfunction	207.5	336	0.618
9	A6/ Overtime Outlaws	171.5	288	0.595
10	C6/ Darty Rotten Scoundrels	171.0	288	0.594
11	B3/ High & Tight	191.0	336	0.568
12	E4/ 6 Pack Attackers	154.5	288	0.536
	E7/ Pat's Blue Ribbon	154.5	288	0.536
14	F2/ Bye Week	153.0	288	0.531
15	E6/ Board Room Jimmy	152.0	288	0.528
16	D6/ Menace 2 Sobriety	176.0	336	0.524
17	B2/ Cork Tease	175.5	336	0.522
18	D3/ Dynamic Darts	170.5	336	0.507
19	B5/ Cheap Shots	163.0	336	0.485
	B6/ Rif Raf	163.0	336	0.485
21	D7/ One Armed Bandits	159.5	336	0.475
22	C1/ Nine Lives	136.5	288	0.474
	F3/ Misfits	136.5	288	0.474
24	D8/ Armed and Hammered	157.0	336	0.467
25	C2/ Big Bulls	134.0	288	0.465
26	B8/ The Jeffersons	151.5	336	0.451
27	E3/ Hump Day!	128.0	286	0.448
28	C3/ Sharky's Machine	125.5	288	0.436
29	D1/ Flight Club	145.0	336	0.432
30	E2/ Them Handsome Devils	112.5	264	0.426
31	B4/ One Dart One Kill	135.0	336	0.402
32	E5/ Village Idiots	115.5	288	0.401
33	D5/ Hostile Amish	134.5	336	0.400
34	C4/ Death Throw	115.0	288	0.399
35	D4/ Coral Reefers	134.0	336	0.399
	G4/ Out for Fun	134.0	336	0.399
37	C5/ Shooter McGavin	113.5	288	0.394
38	F1/ The Sofa Kings	109.5	286	0.383
39	D2/ Down The Road	126.0	336	0.375
40	E1/ Leftovers	95.0	262	0.363
41	F6/ Missing Flights	95.5	264	0.362
42	F7/ Chasin' Bulls	85.5	262	0.326
43	G8/ All About That Bull!	105.0	336	0.313
44	G2/ Another Sinking Ship	96.5	312	0.309
45	F4/ Wayne Gretzky	86.5	288	0.300
46	C7/ Bull Sharks	86.0	288	0.299
47	G1/ Does That Count?	97.5	336	0.290
48	G7/ Is It In?	97.0	336	0.289
49	H8/ Chatham Street Elite	95.5	336	0.284
50	G3/ Wizards of the One Mark	88.0	336	0.262
51	G5/ AC Dart C	80.5	312	0.258
52	H6/ Tips & Shafts	86.0	336	0.256
53	G6/ Train Station Shooters	80.5	336	0.240
54	F5/ Grateful Ducks	68.5	288	0.238
55	H1/ Ballistic Behavior	76.5	323	0.237
56	H5/ Ducking Farts	76.0	322	0.236
57	H4/ Don't Hit The Scorekeeper	72.5	312	0.232
58	H3/ Chalk it Up	69.0	335	0.206
59	H7/ Points of Authority	62.0	312	0.199
60	H2/ What's the Point?	63.0	336	0.188

	Singles	301	Singles	Cricket	Singles	Record	Singles Win %-age	Doubles	Cricket	Doubles	501	Doubles	Record	Doubles Win %-age	Sngls + Dbls	Record	Sngls + Dbls Win %-age	Tiebreaker Ws	Tiebreaker Ls	All-Star Points	Games Played	All-Star Point Average	Matches Played
A1/ Appetite for Destruction	46	26	41	31	87	57	0.604	22	14	21	15	43	29	0.597	173	115	0.601	7	0	317.0	288	1.101	
A 10 Mitchell, Sid	8	4	9	3	17	7	0.708	9	3	10	2	19	5	0.792	36	12	0.750	1	0	58.5	48	1.219	12
A 11 Mozzetti, Tim "Tex"	8	1	9	2	17	3	0.850	6	5	5	5	11	10	0.524	28	13	0.683	1	0	46.5	41	1.134	11
A 12 Stankevich, Scott	9	3	4	8	13	11	0.542	6	2	5	5	11	7	0.611	24	18	0.571	1	0	40.0	42	0.952	12
A 13 Cusher, Dean	3	2	4	4	7	6	0.538	5	2	3	4	8	6	0.571	15	12	0.556	0	0	28.0	27	1.037	10
A 14 Johnson, Michael	6	5	4	3	10	8	0.556	3	6	4	4	7	10	0.412	17	18	0.486	1	0	47.0	35	1.343	11
A 15 Thompson, Victor	1	4	2	5	3	9	0.250	5	3	6	5	11	8	0.579	14	17	0.452	1	0	25.0	31	0.806	12
A 16 Zelinack, Jason	6	4	4	2	10	6	0.625	5	3	4	3	9	6	0.600	19	12	0.613	1	0	38.0	31	1.226	10
A 17 Anderson, Dylan	5	3	5	4	10	7	0.588	5	4	5	2	10	6	0.625	20	13	0.606	1	0	34.0	33	1.030	10
A2/ The Eventual Element	48	24	54	18	102	42	0.708	29	7	20	16	49	23	0.681	200	88	0.694	0	6	391.5	288	1.359	
A 20 Kilts, Jason	3	1	0	1	3	2	0.600	5	0	1	3	6	3	0.667	9	5	0.643	0	0	6.0	14	0.429	6
A 21 Brown, Tom	6	3	8	3	14	6	0.700	6	5	2	5	8	10	0.444	22	16	0.579	0	1	46.0	38	1.211	11
A 22 Jacobi, Paul	5	2	1	4	6	6	0.500	3	0	5	3	8	3	0.727	14	9	0.609	0	0	11.0	23	0.478	8
A 23 Knight, Mark	2	3	2	0	4	3	0.571	1	1	1	1	2	2	0.500	6	5	0.545	0	0	6.0	11	0.545	6
A 24 Massengill, Chad	10	2	10	2	20	4	0.833	11	0	7	5	18	5	0.783	38	9	0.809	0	1	79.0	47	1.681	12
A 25 Oakley, Jerry	3	4	9	3	12	7	0.632	9	2	9	2	18	4	0.818	30	11	0.732	0	1	48.0	41	1.171	12
A 26 Phillips, Robbie	10	2	11	1	21	3	0.875	11	1	6	6	17	7	0.708	38	10	0.792	0	1	111.0	48	2.313	12
A 27 Smith, Allen	1	3	2	3	3	6	0.333	1	4	3	2	4	6	0.400	7	12	0.368	0	1	19.5	19	1.026	5
A 28 Tan, Wil	8	4	11	1	19	5	0.792	11	1	6	5	17	6	0.739	36	11	0.766	0	1	65.0	47	1.383	12
A3/ I'd Hit That	39	33	42	30	81	63	0.563	21	15	21	15	42	30	0.583	165	123	0.573	0	0	280.0	288	0.972	
A 30 Seward, Mike	7	4	8	3	15	7	0.682	8	3	5	4	13	7	0.650	28	14	0.667	0	0	63.5	42	1.512	11
A 31 Persson, Kenny	6	2	5	3	11	5	0.688	2	4	6	3	8	7	0.533	19	12	0.613	0	0	31.5	31	1.016	9
A 32 Gaulthier, Kyle	7	4	10	1	17	5	0.773	8	3	8	3	16	6	0.727	33	11	0.750	0	0	64.5	44	1.466	11
A 33 Jeffcoat, Doug	2	3	1	6	3	9	0.250	7	2	2	3	9	5	0.643	12	14	0.462	0	0	10.5	26	0.404	10
A 34 Bunn, Tim	5	6	5	4	10	10	0.500	5	4	6	5	11	9	0.550	21	19	0.525	0	0	24.0	40	0.600	12
A 35 Keller, Tony	7	5	7	4	14	9	0.609	3	6	6	3	9	9	0.500	23	18	0.561	0	0	30.5	41	0.744	12
A 36 Fischlein, Kris	4	4	4	4	8	8	0.500	4	5	4	6	8	11	0.421	16	19	0.457	0	0	38.5	35	1.100	11
A 37 Massengill, Randy	1	5	2	5	3	10	0.231	5	3	5	3	10	6	0.625	13	16	0.448	0	0	17.0	29	0.586	10
A4/ Lunatic Fringe	32	40	34	38	66	78	0.458	21	15	16	20	37	35	0.514	140	148	0.486	7	0	253.5	288	0.880	
A 40 Eason, Joel	5	5	5	6	10	11	0.476	4	7	7	2	11	9	0.550	21	20	0.512	1	0	46.5	41	1.134	12
A 41 Terry, Bob	5	6	7	4	12	10	0.545	6	4	5	4	11	8	0.579	23	18	0.561	1	0	51.0	41	1.244	11
A 42 Hamilton, Billy	4	8	0	5	4	13	0.235	3	1	2	4	5	5	0.500	9	18	0.333	1	0	13.0	27	0.481	12
A 43 Bakowski, Adam	1	0	4	6	5	6	0.455	5	4	5	5	10	9	0.526	15	15	0.500	1	0	24.5	30	0.817	10
A 44 Gelberg, Dave	6	5	9	1	15	6	0.714	8	3	3	7	11	10	0.524	26	16	0.619	1	0	47.0	42	1.119	11
A 45 Frye, Scott	1	3	1	3	2	6	0.250	4	2	2	4	6	6	0.500	8	12	0.400	0	0	13.5	20	0.675	7
A 46 Lane, Tim	3	6	4	3	7	9	0.438	3	3	2	6	5	9	0.357	12	18	0.400	1	0	13.5	30	0.450	10
A 47 Hall, Mike	1	2	0	3	1	5	0.167	2	4	3	3	5	7	0.417	6	12	0.333	1	0	7.0	18	0.389	7
A 48 Healy, Simon	6	5	4	7	10	12	0.455	7	2	3	5	10	7	0.588	20	19	0.513	0	0	37.5	39	0.962	11
A5/ Fire "Ballz"	30	42	34	38	64	80	0.444	13	23	17	19	30	42	0.417	124	164	0.431	7	0	225.0	288	0.781	
A 50 Butters, Scott	7	4	10	3	17	7	0.708	3	9	7	6	10	15	0.400	27	22	0.551	1	0	62.0	49	1.265	12
A 51 Reitano, Sal	6	7	6	6	12	13	0.480	6	7	6	4	12	11	0.522	24	24	0.500	1	0	37.0	48	0.771	12
A 52 Gaglione, Joey	4	6	6	4	10	10	0.500	5	5	7	2	12	7	0.632	22	17	0.564	1	0	42.0	39	1.077	10
A 53 Bradshaw, Rick	3	4	1	4	4	8	0.333	3	3	0	3	3	6	0.333	7	14	0.333	1	0	9.5	21	0.452	7
A 54 Jobe, C.J.	2	4	1	3	3	7	0.300	0	4	5	2	5	6	0.455	8	13	0.381	0	0	5.5	21	0.262	8
A 55 Maccini, Billy	4	2	2	3	6	5	0.545	2	6	1	6	3	12	0.200	9	17	0.346	1	0	14.0	26	0.538	8
A 56 Grubb, Donald	1	7	4	7	5	14	0.263	4	5	5	5	9	10	0.474	14	24	0.368	1	0	24.0	38	0.632	11
A 57 Scott, Lee	3	8	4	8	7	16	0.304	3	7	3	10	6	17	0.261	13	33	0.283	1	0	31.0	46	0.674	12
A6/ Overtime Outlaws	24	48	18	54	42	102	0.292	10	26	12	24	22	50	0.306	86	202	0.299	0	0	171.5	288	0.595	
A 60 Clark, Dan	2	8	4	7	6	15	0.286	3	6	3	4	6	10	0.375	12	25	0.324	0	0	35.5	37	0.959	11
A 61 Peterson, Chris	4	6	1	7	5	13	0.278	4	6	2	9	6	15	0.286	11	28	0.282	0	0	14.5	39	0.372	11
A 62 Tant, J.J.	5	7	5	7	10	14	0.417	3	9	4	7	7	16	0.304	17	30	0.362	0	0	33.5	47	0.713	12
A 63 Crowe, Jason	2	7	2	8	4	15	0.211	3	6	2	8	5	14	0.263	9	29	0.237	0	0	16.5	38	0.434	10
A 64 Ianuale, Bob	2	7	1	9	3	16	0.158	4	8	2	9	6	17	0.261	9	33	0.214	0	0	10.0	42	0.238	12
A 65 Denton, Fon	2	10	1	10	3	20	0.130	1	9	5	7	6	16	0.273	9	36	0.200	0	0	19.5	45	0.433	12
A 66 Bennett, Will	7	3	4	6	11	9	0.550	2	8	6	4	8	12	0.400	19	21	0.475	0	0	42.0	40	1.050	10
A7/ Traveling Brown's Billiards	33	39	29	43	62	82	0.431	10	26	19	17	29	43	0.403	120	168	0.417	0	13	261.0	288	0.906	
A 70 Jimenez, Eduardo	0	4	0	6	0	10	0.000	0	4	3	8	3	12	0.200	3	22	0.120	0	1	4.5	25	0.180	11
A 71 Vance, Hugh	6	6	6	6	12	12	0.500	5	7	6	5	11	12	0.478	23	24	0.489	0	2	40.5	47	0.862	12
A 72 McCredie, Bob	1	5	0	2	1	7	0.125	0	1	1	2	1	3	0.250	2	10	0.167	0	1	0.0	12	0.000	8
A 73 Huffman, Dave	5	6	2	9	7	15	0.318	3	8	6	3	9	11	0.450	16	26	0.381	0	2	40.0	42	0.952	11
A 74 Bir, Tom	2	5	1	7	3	12	0.200	1	10	4	1	5	11	0.313	8	23	0.258	0	2	13.5	31	0.435	11
A 75 Work, Joe	6	5	10	2	16	7	0.696	6	6	9	3	15	9	0.625	31	16	0.660	0	2	70.5	47	1.500	12
A 76 Wilcenski, Steve	8	1	7	2	15	3	0.833	4	5	4	5	8	10	0.444	23	13	0.639	0	1	63.5	36	1.764	10
A 77 Spaulding, Paul	5	7	3	9	8	16	0.333	1	11	5	7	6	18	0.250	14	34	0.292	0	2	28.5	48	0.594	12

		Singles		Singles		Singles		Singles Win %-age	Doubles		Doubles		Doubles		Doubles Win %-age	Sngls + Dbls		Sngls + Dbls Win %-age	Tiebreaker Ws	Tiebreaker Ls	All-Star Points	Games Played	All-Star Point Average	Matches Played
		301		Cricket		Record			Cricket		501		Record			Record								
B1/ Methodical Madness		48	36	57	27	105	63	0.625	30	12	20	22	50	34	0.595	205	131	0.610	0	0	246.0	336	0.732	
B 10	Hamilton, Brad	7	3	11	3	18	6	0.750	10	4	6	8	16	12	0.571	34	18	0.654	0	0	50.5	52	0.971	14
B 11	Citrak, Sheldon	0	0	0	0	0	0	#DIV/0!	1	0	1	0	2	0	1.000	2	0	1.000	0	0	0.0	2	0.000	1
B 12	Neill, Greg	4	8	1	1	5	9	0.357	2	1	6	2	8	3	0.727	13	12	0.520	0	0	9.5	25	0.380	12
B 13	Venable, Mike	4	9	7	5	11	14	0.440	7	4	7	4	14	8	0.636	25	22	0.532	0	0	28.5	47	0.606	14
B 14	Stephenson, Scott	0	2	1	2	1	4	0.200	4	1	2	4	6	5	0.545	7	9	0.438	0	0	6.0	16	0.375	8
B 15	Foushee, Eugene	10	2	8	6	18	8	0.692	14	0	3	7	17	7	0.708	35	15	0.700	0	0	37.5	50	0.750	14
B 16	Foushee, Kevin	10	3	10	3	20	6	0.769	14	0	6	8	20	8	0.714	40	14	0.741	0	0	55.0	54	1.019	14
B 17	Crites, Randy	4	2	6	1	10	3	0.769	4	1	4	3	8	4	0.667	18	7	0.720	0	0	29.0	25	1.160	7
B 18	Kuhns, John	8	5	10	3	18	8	0.692	3	8	3	6	6	14	0.300	24	22	0.522	0	0	19.5	46	0.424	13
B 19	Wilson, John	1	2	3	3	4	5	0.444	1	5	2	2	3	7	0.300	7	12	0.368	0	0	10.5	19	0.553	7
B2/ Cork Tease		48	36	39	45	87	81	0.518	23	19	20	22	43	41	0.512	173	163	0.515	0	22	175.5	336	0.522	
B 20	Knight, Maridy	0	0	0	0	0	0	#DIV/0!	0	0	0	0	0	0	#DIV/0!	0	0	#DIV/0!	0	0	0.0	0	#DIV/0!	0
B 21	Ackerman, Travis	1	2	2	3	3	5	0.375	4	2	2	4	6	6	0.500	9	11	0.450	0	3	9.0	20	0.450	7
B 22	Cotton, Barbara	9	4	0	7	9	11	0.450	3	6	2	7	5	13	0.278	14	24	0.368	0	3	11.0	38	0.289	13
B 23	McNamara, Tim	6	2	8	0	14	2	0.875	5	3	5	3	10	6	0.625	24	8	0.750	0	2	25.0	32	0.781	8
B 24	Hamilton, Dawn	6	6	6	5	12	11	0.522	8	6	5	6	13	12	0.520	25	23	0.521	0	2	22.5	48	0.469	13
B 25	Jeffcoat, Angela	1	10	2	10	3	20	0.130	3	6	7	4	10	10	0.500	13	30	0.302	0	3	16.5	43	0.384	12
B 26	Mayhew, Zak	7	5	5	9	12	14	0.462	8	6	6	8	14	14	0.500	26	28	0.481	0	3	29.0	54	0.537	14
B 27	Yang, Rob	9	3	8	6	17	9	0.654	9	2	6	7	15	9	0.625	32	18	0.640	0	3	31.5	50	0.630	13
B 28	Schmaus, Darren	9	4	8	5	17	9	0.654	6	7	7	5	13	12	0.520	30	21	0.588	0	3	31.0	51	0.608	13
B3/ High & Tight		38	46	47	37	85	83	0.506	26	16	26	16	52	32	0.619	189	147	0.563	19	7	191.0	336	0.568	
B 30	Fournier, Jeff	5	7	7	6	12	13	0.480	8	2	7	5	15	7	0.682	27	20	0.574	3	1	20.0	47	0.426	14
B 31	Murdaugh, John	6	7	10	3	16	10	0.615	7	6	7	6	14	12	0.538	30	22	0.577	2	1	35.0	52	0.673	13
B 32	Robinson, Ray	2	3	0	4	2	7	0.222	1	4	3	1	4	5	0.444	6	12	0.333	1	1	7.5	18	0.417	6
B 33	Holland, Steve	8	4	7	4	15	8	0.652	11	1	7	5	18	6	0.750	33	14	0.702	2	1	31.5	47	0.670	12
B 34	Rodgers, Trey	11	3	12	2	23	5	0.821	12	2	10	4	22	6	0.786	45	11	0.804	3	1	50.0	56	0.893	14
B 35	Wells, John "Boy"	3	10	3	4	6	14	0.300	6	7	8	4	14	11	0.560	20	25	0.444	3	1	14.0	45	0.311	13
B 36	Sarantos, Alex	0	6	5	5	5	11	0.313	5	4	3	3	8	7	0.533	13	18	0.419	3	1	20.5	31	0.661	11
B 37	Jones, Jeff	3	6	3	9	6	15	0.286	2	6	7	4	9	10	0.474	15	25	0.375	2	0	12.5	40	0.313	12
B4/ One Dart One Kill		35	49	29	55	64	104	0.381	12	30	21	21	33	51	0.393	130	206	0.387	0	0	135.0	336	0.402	
B 40	Kilsdonk, Kris	8	6	5	9	13	15	0.464	5	10	9	3	14	13	0.519	27	28	0.491	0	0	35.5	55	0.645	14
B 41	Brody, Kevin	0	1	2	1	2	2	0.500	1	2	1	0	2	2	0.500	4	4	0.500	0	0	7.0	8	0.875	3
B 42	Gabry, Greg	1	8	1	6	2	14	0.125	4	5	4	4	8	9	0.471	10	23	0.303	0	0	8.0	33	0.242	9
B 43	Blackwelder, Deborah	5	5	5	5	10	10	0.500	2	9	7	6	9	15	0.375	19	25	0.432	0	0	20.5	44	0.466	12
B 44	Goss, Matt	4	1	3	2	7	3	0.700	1	4	3	2	4	6	0.400	11	9	0.550	0	0	16.5	20	0.825	5
B 45	Guenther, George	4	4	4	5	8	9	0.471	2	4	5	3	7	7	0.500	15	16	0.484	0	0	20.5	31	0.661	8
B 46	Monsma, A.J.	1	1	2	1	3	2	0.600	2	3	3	3	5	6	0.455	8	8	0.500	0	0	4.5	16	0.281	6
B 47	Blackwelder, Allyson	5	10	3	12	8	22	0.267	4	9	5	7	9	16	0.360	17	38	0.309	0	0	6.5	55	0.118	14
B 48	Klein, Norm	5	8	1	9	6	17	0.261	2	8	4	8	6	16	0.273	12	33	0.267	0	0	10.0	45	0.222	12
B 49	Wells, Tami	2	5	3	5	5	10	0.333	1	6	1	6	2	12	0.143	7	22	0.241	0	0	6.0	29	0.207	8
B5/ Cheap Shots		43	41	43	41	86	82	0.512	13	29	22	20	35	49	0.417	156	180	0.464	6	12	163.0	336	0.485	
B 50	Coyne, Kevin	0	0	0	0	0	0	#DIV/0!	0	0	0	0	0	0	#DIV/0!	0	0	#DIV/0!	0	0	0.0	0	#DIV/0!	0
B 51	Burney, Gary	1	5	2	6	3	11	0.214	2	5	1	7	3	12	0.200	6	23	0.207	1	1	5.0	29	0.172	11
B 52	Buckman, Dave	8	4	6	6	14	10	0.583	2	12	7	6	9	18	0.333	23	28	0.451	0	2	22.0	51	0.431	13
B 53	Hall, Josh	5	6	7	4	12	10	0.545	4	7	9	2	13	9	0.591	25	19	0.568	1	2	35.5	44	0.807	11
B 54	Hindle, Mikey	9	6	9	4	18	10	0.643	4	10	8	6	12	16	0.429	30	26	0.536	1	2	27.0	56	0.482	14
B 55	Sellers, Mark	7	5	7	5	14	10	0.583	5	7	7	4	12	11	0.522	26	21	0.553	1	1	22.0	47	0.468	12
B 56	James, Bob	6	5	3	8	9	13	0.409	4	5	4	6	8	11	0.421	17	24	0.415	1	1	23.5	41	0.573	12
B 57	Witz, Steve	4	7	8	3	12	10	0.545	4	7	5	6	9	13	0.409	21	23	0.477	0	2	18.0	44	0.409	11
B 58	Bemis, Matt	3	3	1	5	4	8	0.333	1	5	3	3	4	8	0.333	8	16	0.333	1	1	10.0	24	0.417	8
B6/ Rif Raf		45	39	42	42	87	81	0.518	21	21	20	22	41	43	0.488	169	167	0.503	0	8	163.0	336	0.485	
B 60	Gaertner, Brian	4	8	4	8	8	16	0.333	1	3	2	7	3	10	0.231	11	26	0.297	0	1	6.0	37	0.162	12
B 61	St. Clair, Matt	6	5	7	5	13	10	0.565	2	6	3	7	5	13	0.278	18	23	0.439	0	1	12.0	41	0.293	13
B 62	Ohrberg, Keith	3	3	3	5	6	8	0.429	7	2	5	2	12	4	0.750	18	12	0.600	0	0	28.0	30	0.933	9
B 63	Jur, Jess	4	1	4	3	8	4	0.667	5	2	0	3	5	5	0.500	13	9	0.591	0	1	14.5	22	0.659	7
B 64	Horger, Dennis	2	4	1	1	3	5	0.375	4	2	3	1	7	3	0.700	10	8	0.556	0	0	7.0	18	0.389	6
B 65	Martin, David	9	1	3	3	12	4	0.750	5	4	7	4	12	8	0.600	24	12	0.667	0	1	19.5	36	0.542	11
B 66	Mitchell, Tim	2	6	3	4	5	10	0.333	5	6	5	5	10	11	0.476	15	21	0.417	0	1	5.5	36	0.153	11
B 67	Osenberg, Darin	3	3	7	4	10	7	0.588	6	4	4	6	10	10	0.500	20	17	0.541	0	1	20.5	37	0.554	11
B 68	Hoyt, David	8	4	5	5	13	9	0.591	4	8	6	5	10	13	0.435	23	22	0.511	0	1	35.0	45	0.778	13
B 69	Diamond, Paddy	4	4	5	4	9	8	0.529	3	5	5	4	8	9	0.471	17	17	0.500	0	1	15.0	34	0.441	10
B7/ Projectile Dysfunction		47	37	48	36	95	73	0.565	28	14	22	20	50	34	0.595	195	141	0.580	15	0	207.5	336	0.618	
B 70	Tanner, Dave	7	6	8	5	15	11	0.577	10	4	6	5	16	9	0.640	31	20	0.608	2	0	28.5	51	0.559	14
B 71	Raymond, Ryan	5	5	3	8	8	13	0.381	7	4	7	3	14	7	0.667	22	20	0.524	2	0	22.0	42	0.524	13
B 72	Steppe, Mike	6	5	5	4	11	9	0.550	6	5	4	5	10	10	0.500	21	19	0.525	2	0	22.0	40	0.550	13
B 73	Smith, Brian	3	5	3	3	6	8	0.429	4	3	4	3	8	6	0.571	14	14	0.500	2	0	10.5	28	0.375	9
B 74	Talley, Gray	1	4	1	2	2	6	0.250	1	1	4	4	5	5	0.500	7	11	0.389	1	0	3.5	18	0.194	9
B 75	Lloyd, Billy	12	1	13	0	25	1	0.962	9	4	6	7	15	11	0.577	40	12	0.769	2	0	82.0	52	1.577	13
B 76	deFontes, Adrienne	4	3	5	4	9	7	0.563	5	6	4	5	9	11	0.450	18	18	0.500	2	0	10.5	36	0.292	13
B 77	Shirey, Anthony	3	3	1	6	4	9	0.308	3	0	1	4	4	4	0.500	8	13	0.381	0	0	5.5	21	0.262	8
B 78	Kerr, Jim	6	5	9	4	15	9	0.625	11	1	8	4	19	5	0.792	34	14	0.708	2	0	23.0	48	0.479	13
B8/ The Jeffersons		32	52	31	53	63	105	0.375	15	27	17	25	32	52	0.381	127	209	0.378	6	0	151.5	336	0.451	
B 80	Hartmann, Erin	5	9	4	11	9	20	0.310	4	10	5	10	9	20	0.310	18	40	0.310	1	0	19.5	58	0.336	14
B 81	Hartmann, Pete	5	8	5	8	10	16	0.385	5	9	3	10	8	19	0.296	18	35	0.340	1	0	23.0	53	0.434	13
B 82	Krestalude, Andy	4	8	5	7	9	15	0.375	5	7	6	6	11	13	0.458	20	28	0.417	1	0	31.5	48	0.656	12
B 83	Cuevas, Louie	6	8	2	12	8	20	0.286	6	8	4	10	10	18	0.357	18	38	0.321	1	0	24.0	56	0.429	14
B 84	Martinez, Vince	5	8	10	3	15	11	0.577	5	8	4	9	9	17	0.346	24	28	0.462	1	0	29.0	52	0.558	13
B 85	Holly, Mike	5	9	4	9	9	18	0.333	3	10	8	5	11	15	0.423	20	33	0.377	1	0	16.5	53	0.311	13
B 86	Dudley, Robert	0	2	0	2	0	4	0.000	1	1	2	0	3	1	0.750	3	5	0.375	0	0	7.0	8	0.875	2
B 87	Kvasnicka, Bob	2	0	1	1	3	1	0.750	1	1	2	0	3	1	0.750	6	2	0.750	0	0	1.0	8	0.125	2

	Singles 301		Singles Cricket		Singles Record		Singles Win %-age	Doubles Cricket		Doubles 501		Doubles Record		Doubles Win %-age	Sngls + Dbls Record		Sngls + Dbls Win %-age	Tiebreaker Ws	Tiebreaker Ls	All-Star Points	Games Played	All-Star Point Average	Matches Played
C1/ Nine Lives	43	29	39	33	82	62	0.569	21	15	25	11	46	26	0.639	174	114	0.604	7	0	136.5	288	0.474	
C 10 Romanchek, David	5	5	6	5	11	10	0.524	8	3	9	2	17	5	0.773	28	15	0.651	1	0	17.0	43	0.395	11
C 11 Smith, Butch	7	3	5	5	12	8	0.600	4	6	7	4	11	10	0.524	23	18	0.561	1	0	13.5	41	0.329	10
C 12 Copple, Matthew	6	5	7	3	13	8	0.619	9	2	10	0	19	2	0.905	32	10	0.762	1	0	36.0	42	0.857	11
C 13 Mays, John	9	3	6	4	15	7	0.682	6	4	7	5	13	9	0.591	28	16	0.636	1	0	24.5	44	0.557	12
C 14 Marsden, James	3	8	3	4	6	12	0.333	2	5	6	0	8	5	0.615	14	17	0.452	1	0	14.5	31	0.468	11
C 15 Gibson, Jack	4	3	4	3	8	6	0.571	5	4	1	6	6	10	0.375	14	16	0.467	1	0	7.0	30	0.233	8
C 16 Keever, David	6	2	3	8	9	10	0.474	4	4	5	4	9	8	0.529	18	18	0.500	1	0	11.0	36	0.306	10
C 17 Lee, Chris	3	0	5	1	8	1	0.889	4	2	5	1	9	3	0.750	17	4	0.810	0	0	13.0	21	0.619	6
C2/ Big Bulls	36	36	44	28	80	64	0.556	21	15	17	19	38	34	0.528	156	132	0.542	13	0	134.0	288	0.465	
C 20 Toolan, Chris	4	3	8	1	12	4	0.750	5	4	4	4	9	8	0.529	21	12	0.636	2	0	27.5	33	0.833	9
C 21 Reinert, Kevin	2	8	5	5	7	13	0.350	5	6	4	6	9	12	0.429	16	25	0.390	2	0	13.0	41	0.317	11
C 22 Fitzgerald, Dennis	7	4	6	4	13	8	0.619	6	5	4	7	10	12	0.455	23	20	0.535	2	0	15.5	43	0.360	11
C 23 Fitzgerald, Aaron	6	4	6	4	12	8	0.600	7	3	5	5	12	8	0.600	24	16	0.600	2	0	34.5	40	0.863	10
C 24 Talton, Chris	4	5	6	3	10	8	0.556	7	4	3	8	10	12	0.455	20	20	0.500	1	0	7.5	40	0.188	11
C 25 Flanagan, Stephen	6	5	5	6	11	11	0.500	6	3	6	5	12	8	0.600	23	19	0.548	2	0	12.0	42	0.286	11
C 26 McWhorter, Mike	7	4	7	3	14	7	0.667	5	4	8	1	13	5	0.722	27	12	0.692	2	0	23.0	39	0.590	10
C 27 Golub, Greg	0	3	1	2	1	5	0.167	1	1	0	2	1	3	0.250	2	8	0.200	0	0	1.0	10	0.100	4
C 28 Vance, Joe	0	0	0	0	0	0	#DIV/0!	0	0	0	0	0	0	#DIV/0!	0	0	#DIV/0!	0	0	0.0	0	#DIV/0!	0
C3/ Sharky's Machine	38	34	30	42	68	76	0.472	16	20	16	20	32	40	0.444	132	156	0.458	0	13	125.5	288	0.436	
C 30 Allison, Frank	5	7	6	6	11	13	0.458	6	6	6	5	12	11	0.522	23	24	0.489	0	2	34.0	47	0.723	12
C 31 Bateman, Jimmy	6	5	7	4	13	9	0.591	7	4	4	7	11	11	0.500	24	20	0.545	0	2	18.0	44	0.409	11
C 32 Barrett, Darren	6	6	4	6	10	12	0.455	3	9	4	6	7	15	0.318	17	27	0.386	0	2	23.5	44	0.534	12
C 33 Borgia, Pete	7	5	4	6	11	11	0.500	3	7	5	5	8	12	0.400	19	23	0.452	0	2	14.5	42	0.345	12
C 34 Fink, Scott	7	3	2	8	9	11	0.450	4	4	4	7	8	11	0.421	17	22	0.436	0	2	9.5	39	0.244	12
C 35 Kruger, Lonny	3	4	3	8	6	12	0.333	7	5	4	8	11	13	0.458	17	25	0.405	0	2	15.0	42	0.357	12
C 36 Schaefer, Dan	4	4	4	4	8	8	0.500	2	5	5	2	7	7	0.500	15	15	0.500	0	1	11.0	30	0.367	9
C4/ Death Throw	31	41	33	39	64	80	0.444	14	22	14	22	28	44	0.389	120	168	0.417	7	0	115.0	288	0.399	
C 40 Willis, Tolson	2	10	5	7	7	17	0.292	2	10	3	9	5	19	0.208	12	36	0.250	1	0	21.5	48	0.448	12
C 41 Hogan, Neal	8	3	6	5	14	8	0.636	7	4	4	7	11	11	0.500	25	19	0.568	1	0	8.0	44	0.182	11
C 42 Zimmerman, Mike	3	7	0	0	3	7	0.300	0	0	5	5	5	5	0.500	8	12	0.400	1	0	3.0	20	0.150	10
C 43 Dysard, Rick	5	6	5	6	10	12	0.455	7	4	5	6	12	10	0.545	22	22	0.500	0	0	17.0	44	0.386	11
C 44 Bosier, Sean	3	9	3	9	6	18	0.250	2	10	5	6	7	16	0.304	13	34	0.277	1	0	18.5	47	0.394	12
C 45 Thompson, Ben	0	0	5	1	5	1	0.833	1	6	2	1	3	7	0.300	8	8	0.500	1	0	7.5	16	0.469	7
C 46 Mathews, Alex	7	5	7	5	14	10	0.583	6	6	4	8	10	14	0.417	24	24	0.500	1	0	33.0	48	0.688	12
C 47 Mathews, Dave	3	1	2	6	5	7	0.417	3	4	0	2	3	6	0.333	8	13	0.381	1	0	6.5	21	0.310	9
C5/ Shooter McGavin	35	37	35	37	70	74	0.486	14	22	18	18	32	40	0.444	134	154	0.465	0	6	113.5	288	0.394	
C 50 Knott, Ryan	4	9	8	5	12	14	0.462	6	7	5	8	11	15	0.423	23	29	0.442	0	1	13.5	52	0.260	12
C 51 Knott, Ronnie	7	5	10	1	17	6	0.739	7	5	8	3	15	8	0.652	32	14	0.696	0	1	25.5	46	0.554	11
C 52 Sautter, Scott	6	4	7	3	13	7	0.650	3	7	4	6	7	13	0.350	20	20	0.500	0	1	14.0	40	0.350	10
C 53 Sautter, Don	7	5	4	8	11	13	0.458	3	9	5	7	8	16	0.333	19	29	0.396	0	1	31.0	48	0.646	11
C 54 Schon, Chris	3	10	1	12	4	22	0.154	5	8	5	9	10	17	0.370	14	39	0.264	0	1	12.0	53	0.226	12
C 55 Howard, Brian	8	3	5	6	13	9	0.591	4	7	9	2	13	9	0.591	26	18	0.591	0	1	17.5	44	0.398	11
C 56 Mundy, Brett	0	1	0	2	0	3	0.000	0	1	0	1	0	2	0.000	0	5	0.000	0	0	0.0	5	0.000	1
C6/ Darty Rotten Scoundrels	44	28	46	26	90	54	0.625	26	10	22	14	48	24	0.667	186	102	0.646	0	7	171.0	288	0.594	
C 60 Howard, Meghan	1	2	1	0	2	2	0.500	0	1	2	1	2	2	0.500	4	4	0.500	0	0	1.5	8	0.188	4
C 61 Taylor, Tisha	3	10	3	9	6	19	0.240	2	2	5	5	7	7	0.500	13	26	0.333	0	1	10.5	39	0.269	12
C 62 Anderson, Ryan	0	4	9	1	9	5	0.643	8	2	7	3	15	5	0.750	24	10	0.706	0	1	28.0	34	0.824	10
C 63 Geraghty, John	3	3	8	3	11	6	0.647	8	2	4	3	12	5	0.706	23	11	0.676	0	1	25.0	34	0.735	10
C 64 Groce, Nate	7	1	7	2	14	3	0.824	8	2	8	2	16	4	0.800	30	7	0.811	0	1	24.5	37	0.662	10
C 65 Kyle, Mike	7	1	7	1	14	2	0.875	5	3	2	2	7	5	0.583	21	7	0.750	0	0	21.5	28	0.768	8
C 66 Moody, Chris	7	2	2	2	9	4	0.692	7	2	7	3	14	5	0.737	23	9	0.719	0	1	16.5	32	0.516	10
C 67 Peele, Jim	11	1	9	3	20	4	0.833	9	3	6	4	15	7	0.682	35	11	0.761	0	1	29.0	46	0.630	12
C 68 Wissinger, Bill "Wes"	5	4	0	5	5	9	0.357	5	3	3	5	8	8	0.500	13	17	0.433	0	1	14.5	30	0.483	10
C7/ Bull Sharks	25	47	25	47	50	94	0.347	14	22	14	22	28	44	0.389	106	182	0.368	0	0	86.0	288	0.299	
C 70 Stacy, Michelle	0	3	0	8	0	11	0.000	2	5	3	4	5	9	0.357	5	20	0.200	0	0	3.5	25	0.140	10
C 71 Stacy, Rod	5	4	3	6	8	10	0.444	5	5	3	6	8	11	0.421	16	21	0.432	0	0	16.5	37	0.446	10
C 72 Mitchell, Liz	6	6	4	5	10	11	0.476	3	9	3	8	6	17	0.261	16	28	0.364	0	0	11.5	44	0.261	12
C 73 Parker, Charles	3	8	7	4	10	12	0.455	8	3	5	6	13	9	0.591	23	21	0.523	0	0	24.5	44	0.557	11
C 74 Mercer, Dave	2	8	3	4	5	12	0.294	1	7	3	4	4	11	0.267	9	23	0.281	0	0	8.5	32	0.266	10
C 75 Letsch, Dempsey	4	7	3	7	7	14	0.333	1	8	5	7	6	15	0.286	13	29	0.310	0	0	10.5	42	0.250	12
C 76 Stroud, Tim	1	3	2	3	3	6	0.333	4	1	2	2	6	3	0.667	9	9	0.500	0	0	6.0	18	0.333	5
C 77 Hunnicutt, Dave	1	1	0	1	1	2	0.333	0	1	0	1	0	2	0.000	1	4	0.200	0	0	0.0	5	0.000	2
C 78 Taylor, Eric	0	1	1	0	1	1	0.500	0	1	0	0	0	1	0.000	1	2	0.333	0	0	0.0	3	0.000	1
C 79 Larson, Ray	3	6	2	9	5	15	0.250	4	4	4	6	8	10	0.444	13	25	0.342	0	0	5.0	38	0.132	11

		Singles	301	Singles	Cricket	Singles	Record	Singles Win %-age	Doubles	Cricket	Doubles	501	Doubles	Record	Doubles Win %-age	Sngls + Dbls	Record	Sngls + Dbls Win %-age	Tiebreaker Ws	Tiebreaker Ls	All-Star Points	Games Played	All-Star Point Average	Matches Played
D1/ Flight Club		37	47	36	48	73	95	0.435	19	23	18	24	37	47	0.440	147	189	0.438	0	6	145.0	336	0.432	
D 10	Bordeau, Eric	6	8	4	7	10	15	0.400	8	7	7	7	15	14	0.517	25	29	0.463	0	1	20.0	54	0.370	14
D 11	Montesi, Chris	8	5	8	6	16	11	0.593	8	6	7	7	15	13	0.536	31	24	0.564	0	1	26.5	55	0.482	14
D 12	Rudy, Jeff	10	4	8	6	18	10	0.643	2	12	6	7	8	19	0.296	26	29	0.473	0	1	31.5	55	0.573	14
D 13	Smelik, Gene	4	10	1	12	5	22	0.185	5	5	4	9	9	14	0.391	14	36	0.280	0	1	11.0	50	0.220	13
D 14	Smelik, Pat	3	10	6	9	9	19	0.321	6	9	5	9	11	18	0.379	20	37	0.351	0	1	27.0	57	0.474	14
D 15	Johnson, Steve	1	1	0	2	1	3	0.250	2	0	1	0	3	0	1.000	4	3	0.571	0	0	2.0	7	0.286	2
D 16	Carter, Kevin	5	8	8	5	13	13	0.500	7	6	6	8	13	14	0.481	26	27	0.491	0	1	22.5	53	0.425	13
D 17	Robinson, David	0	1	1	1	1	2	0.333	0	1	0	1	0	2	0.000	1	4	0.200	0	0	4.5	5	0.900	2
D2/ Down The Road		39	45	42	42	81	87	0.482	19	23	17	25	36	48	0.429	153	183	0.455	0	0	126.0	336	0.375	
D 20	Reece, Robert	9	4	7	4	16	8	0.667	3	9	6	5	9	14	0.391	25	22	0.532	0	0	10.5	47	0.223	14
D 21	Gardner, Mike	7	6	11	2	18	8	0.692	6	7	5	7	11	14	0.440	29	22	0.569	0	0	25.5	51	0.500	13
D 22	Gilyardi, Ernie	7	1	6	2	13	3	0.813	4	4	3	4	7	8	0.467	20	11	0.645	0	0	28.5	31	0.919	8
D 23	Long, Gary	4	9	6	6	10	15	0.400	6	6	7	5	13	11	0.542	23	26	0.469	0	0	19.5	49	0.398	14
D 24	Knight, Tim	2	7	1	3	3	10	0.231	3	5	5	5	8	10	0.444	11	20	0.355	0	0	10.0	31	0.323	10
D 25	Bursey, Glen	0	4	0	1	0	5	0.000	0	1	0	1	0	2	0.000	0	7	0.000	0	0	0.0	7	0.000	4
D 26	Ellington, Dave	1	4	2	6	3	10	0.231	3	2	3	7	6	9	0.400	9	19	0.321	0	0	9.0	28	0.321	11
D 27	Barefoot, Seth	1	4	2	5	3	9	0.250	2	4	2	1	4	5	0.444	7	14	0.333	0	0	1.0	21	0.048	8
D 28	Morin, Deane "Dino"	1	3	1	9	2	12	0.143	5	3	1	7	6	10	0.375	8	22	0.267	0	0	4.0	30	0.133	11
D 29	Williams, Denny	7	3	6	4	13	7	0.650	6	5	2	8	8	13	0.381	21	20	0.512	0	0	18.0	41	0.439	11
D3/ Dynamic Darts		35	49	43	41	78	90	0.464	22	20	20	22	42	42	0.500	162	174	0.482	7	0	170.5	336	0.507	
D 30	Jackson, Barry "Bump"	3	5	9	2	12	7	0.632	3	7	3	8	6	15	0.286	18	22	0.450	1	0	23.0	40	0.575	11
D 31	Jackson, Kelly	2	5	1	3	3	8	0.273	1	3	1	2	2	5	0.286	5	13	0.278	0	0	2.0	18	0.111	9
D 32	Dzengeleski, Jimmy	7	7	10	4	17	11	0.607	7	7	8	6	15	13	0.536	32	24	0.571	1	0	29.0	56	0.518	14
D 33	Dzengeleski, Julie	1	4	2	5	3	9	0.250	2	2	4	2	6	4	0.600	9	13	0.409	0	0	9.0	22	0.409	8
D 34	McFadden, Kevin	3	5	4	4	7	9	0.438	3	6	3	5	6	11	0.353	13	20	0.394	1	0	8.5	33	0.258	10
D 35	Kissinger, Tim	2	6	2	6	4	12	0.250	10	1	7	5	17	6	0.739	21	18	0.538	1	0	16.0	39	0.410	13
D 36	Murdock, Jim "Doc"	2	8	2	8	4	16	0.200	6	5	4	6	10	11	0.476	14	27	0.341	1	0	12.0	41	0.293	14
D 37	Winters, Tom "Tiny"	9	3	11	1	20	4	0.833	10	2	8	3	18	5	0.783	38	9	0.809	1	0	61.5	47	1.309	12
D 38	Lindsey, Paul	6	6	2	8	8	14	0.364	2	7	2	7	4	14	0.222	12	28	0.300	1	0	9.5	40	0.238	14
D4/ Coral Reefers		41	43	42	42	83	85	0.494	19	23	19	23	38	46	0.452	159	177	0.473	0	0	134.0	336	0.399	
D 40	Jarvah, Sean	3	2	1	5	4	7	0.364	2	1	3	1	5	2	0.714	9	9	0.500	0	0	2.5	18	0.139	7
D 41	Colton, Mitch	4	2	0	6	4	8	0.333	1	7	3	4	4	11	0.267	8	19	0.296	0	0	9.5	27	0.352	9
D 42	Patskoski, Jason	4	5	3	8	7	13	0.350	7	6	7	2	14	8	0.636	21	21	0.500	0	0	9.0	42	0.214	13
D 43	Gallagher, Jim	4	0	4	0	8	0	1.000	2	2	2	2	4	4	0.500	12	4	0.750	0	0	11.5	16	0.719	4
D 44	Turner, Kevin	6	4	5	4	11	8	0.579	3	6	6	6	9	12	0.429	20	20	0.500	0	0	8.0	40	0.200	14
D 45	Gardner, Kyle	1	2	6	6	7	8	0.467	4	4	4	3	8	7	0.533	15	15	0.500	0	0	15.0	30	0.500	12
D 46	Roseman, Sean	7	6	8	4	15	10	0.600	6	6	3	8	9	14	0.391	24	24	0.500	0	0	34.5	48	0.719	13
D 47	Smith, Van	5	5	7	4	12	9	0.571	7	7	4	6	11	13	0.458	23	22	0.511	0	0	23.0	45	0.511	14
D 48	Wade, Nate	5	7	8	5	13	12	0.520	6	7	4	7	10	14	0.417	23	26	0.469	0	0	21.0	49	0.429	13
D 49	Cullen, Pat	2	10	0	0	2	10	0.167	0	0	2	7	2	7	0.222	4	17	0.190	0	0	0.0	21	0.000	12
D5/ Hostile Amish		39	45	35	49	74	94	0.440	19	23	18	24	37	47	0.440	148	188	0.440	6	8	134.5	336	0.400	
D 50	Reinhardt, Colby	7	6	6	7	13	13	0.500	5	7	7	6	12	13	0.480	25	26	0.490	1	1	21.0	51	0.412	13
D 51	Stepp, John	6	4	5	6	11	10	0.524	5	6	5	6	10	12	0.455	21	22	0.488	0	1	11.5	43	0.267	11
D 52	Flood, Tom	8	6	10	4	18	10	0.643	8	6	8	6	16	12	0.571	34	22	0.607	1	1	36.5	56	0.652	14
D 53	Young, Mike	2	8	2	9	4	17	0.190	4	9	2	6	6	15	0.286	10	32	0.238	0	1	10.5	42	0.250	14
D 54	Reinhardt, Andy	3	8	1	5	4	13	0.235	0	10	2	8	2	18	0.100	6	31	0.162	1	1	3.5	37	0.095	14
D 55	Watson, Jeff, Sr.	8	4	10	2	18	6	0.750	10	2	7	5	17	7	0.708	35	13	0.729	1	1	35.0	48	0.729	12
D 56	Bryson, Jeff	1	5	0	4	1	9	0.100	2	3	2	4	4	7	0.364	5	16	0.238	1	1	7.0	21	0.333	10
D 57	Jordan, Jody	4	4	1	12	5	16	0.238	4	3	3	7	7	10	0.412	12	26	0.316	1	1	9.5	38	0.250	13
D6/ Menace 2 Sobriety		45	39	46	38	91	77	0.542	20	22	24	18	44	40	0.524	179	157	0.533	0	7	176.0	336	0.524	
D 60	Johnson, Dave	8	5	13	1	21	6	0.778	9	5	8	5	17	10	0.630	38	16	0.704	0	1	42.5	54	0.787	14
D 61	Johnson, Jennifer	0	3	0	1	0	4	0.000	0	2	1	0	1	2	0.333	1	6	0.143	0	1	1.0	7	0.143	3
D 62	Price, Brady	3	6	8	3	11	9	0.550	5	4	4	6	9	10	0.474	20	19	0.513	0	1	8.5	39	0.218	11
D 63	McCartney, Eric	0	2	4	5	4	7	0.364	3	7	5	4	8	11	0.421	12	18	0.400	0	1	16.5	30	0.550	10
D 64	Patel, Sam	3	7	2	6	5	13	0.278	2	7	0	2	2	9	0.182	7	22	0.241	0	0	9.5	29	0.328	13
D 65	White, J.J.	12	0	9	3	21	3	0.875	9	4	9	3	18	7	0.720	39	10	0.796	0	0	55.5	49	1.133	13
D 66	Bouchard, Keith	9	4	6	8	15	12	0.556	10	3	6	7	16	10	0.615	31	22	0.585	0	1	20.0	53	0.377	14
D 67	Staley, Shawn	4	10	2	2	6	12	0.333	0	4	9	4	9	8	0.529	15	20	0.429	0	1	8.0	35	0.229	14
D 68	Kareiva, Keith	1	0	0	1	1	1	0.500	1	2	1	2	2	4	0.333	3	5	0.375	0	0	2.0	8	0.250	3
D 69	Polenz, Steve	5	2	2	8	7	10	0.412	1	6	5	3	6	9	0.400	13	19	0.406	0	1	12.5	32	0.391	13
D7/ One Armed Bandits		53	31	49	35	102	66	0.607	31	11	29	13	60	24	0.714	222	114	0.661	0	0	159.5	336	0.475	
D 70	Kiser, Lyman	1	2	1	6	2	8	0.200	9	4	10	4	19	8	0.704	21	16	0.568	0	0	10.5	37	0.284	14
D 71	Richardson, Shane	8	5	9	4	17	9	0.654	11	2	10	2	21	4	0.840	38	13	0.745	0	0	32.0	51	0.627	13
D 72	White, Jim	8	5	8	5	16	10	0.615	10	3	7	4	17	7	0.708	33	17	0.660	0	0	25.5	50	0.510	13
D 73	Taylor, Wayne	4	7	0	1	4	8	0.333	0	2	4	4	4	6	0.400	8	14	0.364	0	0	4.5	22	0.205	11
D 74	Moore, Chris	0	0	0	0	0	0	#DIV/0!	0	0	0	0	0	0	#DIV/0!	0	0	#DIV/0!	0	0	0.0	0	#DIV/0!	0
D 75	Lewis, Dave	9	4	7	6	16	10	0.615	10	3	5	5	15	8	0.652	31	18	0.633	0	0	19.0	49	0.388	13
D 76	Murphy, Phil	8	5	10	3	18	8	0.692	11	2	9	4	20	6	0.769	38	14	0.731	0	0	15.5	52	0.298	13
D 77	Trefzger, Ken	12	1	11	2	23	3	0.885	10	3	11	1	21	4	0.840	44	7	0.863	0	0	47.0	51	0.922	13
D 78	Harrington, Kevin	3	2	3	8	6	10	0.375	1	3	2	2	3	5	0.375	9	15	0.375	0	0	5.5	24	0.229	11
D8/ Armed and Hammered		47	37	43	41	90	78	0.536	19	23	23	19	42	42	0.500	174	162	0.518	7	0	157.0	336	0.467	
D 80	Simpson, Aden	10	4	8	6	18	10	0.643	9	5	10	4	19	9	0.679	37	19	0.661	1	0	35.0	56	0.625	14
D 81	Simpson, David	10	4	6	8	16	12	0.571	8	6	6	8	14	14	0.500	30	26	0.536	1	0	29.5	56	0.527	14
D 82	Simpson, Tyler	5	9	4	10	9	19	0.321	8	6	8	5	16	11	0.593	25	30	0.455	1	0	15.0	55	0.273	14
D 83	Hulse, Lura	8	6	5	9	13	15	0.464	1	10	9	5	10	15	0.400	23	30	0.434	1	0	16.5	53	0.311	14
D 84	Macias, Anthony	5	3	8	0	13	3	0.813	6	2	5	3	11	5	0.688	24	8	0.750	0	0	23.5	32	0.734	8
D 85	Thompson, Barry	4	10	8	6	12	16	0.429	3	9	6	7	9	16	0.360	21	32	0.396	1	0	27.5	53	0.519	14
D 86	Jenkins, Vickie	0	0	0	0	0	0	#DIV/0!	1	4	1	2	2	6	0.250	2	6	0.250	1	0	1.0	8	0.125	5
D 87	Jenkins, John	5	1	4	2	9	3	0.750	2	4	1	4	3	8	0.273	12	11	0.522	1	0	9.0	23	0.391	6

	Singles	301	Singles	Cricket	Singles	Record	Singles Win %-age	Doubles	Cricket	Doubles	501	Doubles	Record	Doubles Win %-age	Sngls + Dbls	Record	Sngls + Dbls Win %-age	Tiebreaker Ws	Tiebreaker Ls	All-Star Points	Games Played	All-Star Point Average	Matches Played
E1/ Leftovers	31	34	26	39	57	73	0.438	12	21	10	23	22	44	0.333	101	161	0.385	0	6	95.0	262	0.363	
E 10 McCurry, Gregg	2	3	2	2	4	5	0.444	2	2	0	4	2	6	0.250	6	11	0.353	0	0	10.0	17	0.588	5
E 11 Janssen, Josh	3	6	4	7	7	13	0.350	4	8	3	10	7	18	0.280	14	31	0.311	0	1	14.0	45	0.311	11
E 12 Thomas, Brent	6	4	7	4	13	8	0.619	3	8	4	6	7	14	0.333	20	22	0.476	0	1	16.0	42	0.381	11
E 13 Thomas, Tony	1	1	1	1	2	2	0.500	1	1	1	1	2	2	0.500	4	4	0.500	0	0	3.0	8	0.375	2
E 14 Harper, C.E.	4	2	1	5	5	7	0.417	1	5	3	4	4	9	0.308	9	16	0.360	0	1	10.5	25	0.420	6
E 15 Boutieller, Tina	5	8	3	8	8	16	0.333	4	8	3	7	7	15	0.318	15	31	0.326	0	1	12.5	46	0.272	11
E 16 Warshawsky, Larry	5	4	5	3	10	7	0.588	4	4	3	5	7	9	0.438	17	16	0.515	0	1	7.5	33	0.227	8
E 17 Ball, Pat	5	6	3	9	8	15	0.348	5	6	3	8	8	14	0.364	16	29	0.356	0	1	21.5	45	0.478	11
E 18 McCurry, Virginia	0	0	0	0	0	0	#DIV/0!	0	0	0	0	0	0	#DIV/0!	0	0	#DIV/0!	0	0	0.0	0	#DIV/0!	0
E 19 Curley, Fred	0	0	0	0	0	0	#DIV/0!	0	0	0	1	0	1	0.000	0	1	0.000	0	0	0.0	1	0.000	1
E2/ Them Handsome Devils	42	24	37	29	79	53	0.598	23	10	20	13	43	23	0.652	165	99	0.625	6	8	112.5	264	0.426	
E 20 Fournier, Chris	0	3	2	4	2	7	0.222	3	2	6	2	9	4	0.692	11	11	0.500	1	1	8.0	22	0.364	9
E 21 Krasnow, Dave	7	3	9	2	16	5	0.762	9	2	5	5	14	7	0.667	30	12	0.714	1	1	24.0	42	0.571	11
E 22 Lafler, Zach	6	3	5	6	11	9	0.550	7	4	4	5	11	9	0.550	22	18	0.550	1	1	17.5	40	0.438	11
E 23 Cusman, Ryan	7	3	7	3	14	6	0.700	9	1	6	3	15	4	0.789	29	10	0.744	1	1	24.5	39	0.628	10
E 24 Garland, Bryan	5	3	8	1	13	4	0.765	7	2	7	2	14	4	0.778	27	8	0.771	1	1	20.5	35	0.586	9
E 25 Raquet, Michael	9	2	2	5	11	7	0.611	7	3	6	4	13	7	0.650	24	14	0.632	1	1	10.0	38	0.263	11
E 26 Lupien, Bam	3	3	0	1	3	4	0.429	0	1	1	3	1	4	0.200	4	8	0.333	0	1	1.5	12	0.125	7
E 27 Brown, Jay	5	3	4	5	9	8	0.529	3	5	4	2	7	7	0.500	16	15	0.516	0	1	5.5	31	0.177	10
E 28 Cusman, Robert	0	1	0	2	0	3	0.000	1	0	1	0	2	0	1.000	2	3	0.400	0	0	1.0	5	0.200	3
E3/ Hump Day!	28	43	32	39	60	82	0.423	17	19	17	19	34	38	0.472	128	158	0.448	0	16	128.0	286	0.448	
E 30 Rutten, Pete	4	10	3	11	7	21	0.250	2	11	5	7	7	18	0.280	14	39	0.264	0	3	14.0	53	0.264	12
E 31 Deemer, Randy	6	6	8	4	14	10	0.583	9	3	8	5	17	8	0.680	31	18	0.633	0	3	30.5	49	0.622	12
E 32 Baldwin, Randy	3	8	10	2	13	10	0.565	7	5	6	6	13	11	0.542	26	21	0.553	0	3	34.5	47	0.734	12
E 33 Todd, Patrick	3	9	2	10	5	19	0.208	7	7	6	7	13	14	0.481	18	33	0.353	0	3	8.0	51	0.157	12
E 34 Garzon, Marc	9	6	8	6	17	12	0.586	7	7	8	7	15	14	0.517	32	26	0.552	0	3	31.0	58	0.534	12
E 35 Bush, Jim	3	4	1	6	4	10	0.286	2	5	1	6	3	11	0.214	7	21	0.250	0	1	10.0	28	0.357	7
E4/ 6 Pack Attackers	32	40	38	34	70	74	0.486	19	17	16	20	35	37	0.486	140	148	0.486	0	0	154.5	288	0.536	
E 40 McCartney, Joe	5	5	9	1	14	6	0.700	5	5	5	5	10	10	0.500	24	16	0.600	0	0	38.0	40	0.950	10
E 41 Litzsinger, Mike	5	4	5	3	10	7	0.588	6	3	5	5	11	8	0.579	21	15	0.583	0	0	16.0	36	0.444	10
E 42 Kemp, Louis	2	7	1	7	3	14	0.176	1	2	3	6	4	8	0.333	7	22	0.241	0	0	4.5	29	0.155	9
E 43 Snyder, Mike	8	3	9	2	17	5	0.773	7	5	4	6	11	11	0.500	28	16	0.636	0	0	35.5	44	0.807	12
E 44 Snyder, Gary	2	5	1	4	3	9	0.250	2	5	4	3	6	8	0.429	9	17	0.346	0	0	6.5	26	0.250	8
E 45 Vieth, Matt	5	5	4	7	9	12	0.429	5	6	2	6	7	12	0.368	16	24	0.400	0	0	13.0	40	0.325	11
E 46 Norwood, Tyler	3	7	4	8	7	15	0.318	4	8	4	6	8	14	0.364	15	29	0.341	0	0	18.5	44	0.420	12
E 47 Browndorf, Ken	0	2	2	2	2	4	0.333	4	0	2	2	6	2	0.750	8	6	0.571	0	0	11.5	14	0.821	4
E 48 Shengulette, Jerry	2	2	3	0	5	2	0.714	4	0	3	1	7	1	0.875	12	3	0.800	0	0	11.0	15	0.733	4
E5/ Village Idiots	38	34	29	43	67	77	0.465	15	21	17	19	32	40	0.444	131	157	0.455	19	0	115.5	288	0.401	
E 50 Hartley, Barron	4	6	1	7	5	13	0.278	2	5	1	4	3	9	0.250	8	22	0.267	2	0	7.0	30	0.233	10
E 51 Hartley, Bryan	1	2	3	2	4	4	0.500	2	6	5	5	7	11	0.389	11	15	0.423	2	0	10.0	26	0.385	10
E 52 White, John	9	3	4	8	13	11	0.542	6	6	5	6	11	12	0.478	24	23	0.511	3	0	21.0	47	0.447	12
E 53 Prosser, Brad	5	6	3	6	8	12	0.400	3	6	5	5	8	11	0.421	16	23	0.410	2	0	11.0	39	0.282	10
E 54 Bohanan, Heather	4	7	0	9	4	16	0.200	1	6	3	3	4	9	0.308	8	25	0.242	2	0	1.0	33	0.030	10
E 55 Gillett, Galen	6	4	7	2	13	6	0.684	6	4	4	5	10	9	0.526	23	15	0.605	3	0	22.0	38	0.579	10
E 56 McEwen, William	2	3	4	5	6	8	0.429	2	6	4	6	6	12	0.333	12	20	0.375	2	0	13.5	32	0.422	10
E 57 Hall, Danny	0	0	0	0	0	0	#DIV/0!	0	0	0	0	0	0	#DIV/0!	0	0	#DIV/0!	0	0	0.0	0	#DIV/0!	0
E 58 Merkle, Patrick	7	3	7	4	14	7	0.667	8	3	7	4	15	7	0.682	29	14	0.674	3	0	30.0	43	0.698	11
E6/ Board Room Jimmy	42	30	42	30	84	60	0.583	19	17	18	18	37	35	0.514	158	130	0.549	12	0	152.0	288	0.528	
E 60 Thomas, Jason	4	5	5	5	9	10	0.474	9	0	7	5	16	5	0.762	25	15	0.625	2	0	33.0	40	0.825	12
E 61 Thomas, Joe "Antique"	8	4	9	3	17	7	0.708	4	8	8	4	12	12	0.500	29	19	0.604	2	0	15.0	48	0.313	12
E 62 Elliott, Chris	7	5	9	2	16	7	0.696	4	8	4	8	8	16	0.333	24	23	0.511	2	0	28.0	47	0.596	12
E 63 Long, Stephen	8	4	10	2	18	6	0.750	9	3	9	3	18	6	0.750	36	12	0.750	2	0	41.0	48	0.854	12
E 64 Parrish, Kevin	4	7	5	6	9	13	0.409	5	6	3	9	8	15	0.348	17	28	0.378	2	0	8.0	45	0.178	12
E 65 Brewer, Josh	4	2	0	5	4	7	0.364	0	5	0	0	0	5	0.000	4	12	0.250	0	0	6.0	16	0.375	9
E 66 Stanley, Raymond	7	3	4	7	11	10	0.524	7	4	5	7	12	11	0.522	23	21	0.523	2	0	21.0	44	0.477	12
E7/ Pat's Blue Ribbon	32	40	41	31	73	71	0.507	18	18	25	11	43	29	0.597	159	129	0.552	8	15	154.5	288	0.536	
E 70 Stoakes, Eric	0	4	5	5	5	9	0.357	3	4	4	3	7	7	0.500	12	16	0.429	1	2	13.0	28	0.464	10
E 71 Stuckey, Rob	8	3	5	6	13	9	0.591	5	5	9	1	14	6	0.700	27	15	0.643	1	2	25.5	42	0.607	11
E 72 Adams, Brad	5	2	9	3	14	5	0.737	7	5	10	2	17	7	0.708	31	12	0.721	1	2	36.0	43	0.837	12
E 73 Champion, Steve	1	7	1	2	2	9	0.182	1	6	3	4	4	10	0.286	6	19	0.240	1	1	7.0	25	0.280	9
E 74 Cashin, Jeff	5	5	9	2	14	7	0.667	9	2	7	3	16	5	0.762	30	12	0.714	1	2	39.0	42	0.929	11
E 75 Palmisano, Andrew	3	6	6	5	9	11	0.450	9	2	7	3	16	5	0.762	25	16	0.610	1	2	17.5	41	0.427	11
E 76 Bartel, B.J.	4	5	1	1	5	6	0.455	1	6	2	3	3	9	0.250	8	15	0.348	0	1	2.5	23	0.109	9
E 77 Nourse, Andy	1	3	0	1	1	4	0.200	1	0	1	2	2	2	0.500	3	6	0.333	1	1	0.0	9	0.000	4
E 78 Landrum, Jon	5	5	5	6	10	11	0.476	0	6	7	1	7	7	0.500	17	18	0.486	1	2	14.0	35	0.400	12

	Singles	301	Singles	Cricket	Singles	Record	Singles Win %-age	Doubles	Cricket	Doubles	501	Doubles	Record	Doubles Win %-age	Sngls + Dbls	Record	Sngls + Dbls Win %-age	Tiebreaker Ws	Tiebreaker Ls	All-Star Points	Games Played	All-Star Point Average	Matches Played
F1/ The Sofa Kings	42	29	39	32	81	61	0.570	12	24	18	18	30	42	0.417	141	145	0.493	16	19	109.5	286	0.383	
F 10 Maley, Dave	7	5	10	1	17	6	0.739	4	6	5	4	9	10	0.474	26	16	0.619	2	3	22.0	42	0.524	11
F 11 Alcon, Tony	6	5	7	5	13	10	0.565	4	6	5	5	9	11	0.450	22	21	0.512	3	3	28.0	43	0.651	10
F 12 Groves, Phil	2	3	3	6	5	9	0.357	2	7	2	7	4	14	0.222	9	23	0.281	3	2	5.5	32	0.172	9
F 13 Bozza, Doug	8	4	7	4	15	8	0.652	4	7	8	3	12	10	0.545	27	18	0.600	3	3	19.5	45	0.433	11
F 14 Moore, Ken	7	4	5	6	12	10	0.545	3	9	8	5	11	14	0.440	23	24	0.489	2	3	8.0	47	0.170	11
F 15 Hudelson, Hans	5	5	2	6	7	11	0.389	1	8	3	7	4	15	0.211	11	26	0.297	1	3	7.5	37	0.203	9
F 16 Keim, Roger	7	2	5	4	12	6	0.667	6	4	5	5	11	9	0.550	23	15	0.605	2	2	18.0	38	0.474	9
F 17 Schafer, Andrew	0	1	0	0	0	1	0.000	0	1	0	0	0	1	0.000	0	2	0.000	0	0	1.0	2	0.500	1
F2/ Bye Week	38	34	39	33	77	67	0.535	21	15	18	18	39	33	0.542	155	133	0.538	7	6	153.0	288	0.531	
F 20 Murphy, Ashley	1	3	0	2	1	5	0.167	0	2	0	2	0	4	0.000	1	9	0.100	0	0	0.0	10	0.000	4
F 21 Roberts, Mike	4	4	8	3	12	7	0.632	5	6	4	5	9	11	0.450	21	18	0.538	1	1	24.5	39	0.628	12
F 22 Kubel, Tom "Q"	10	1	9	2	19	3	0.864	9	2	9	2	18	4	0.818	37	7	0.841	1	1	43.0	44	0.977	11
F 23 Azevedo, Angelo	5	3	5	4	10	7	0.588	7	3	5	5	12	8	0.600	22	15	0.595	1	1	27.5	37	0.743	10
F 24 Cruze, Michael	3	4	3	5	6	9	0.400	4	2	0	7	4	9	0.308	10	18	0.357	1	1	6.5	28	0.232	9
F 25 Tufillaro, Lou	6	5	6	4	12	9	0.571	5	7	4	6	9	13	0.409	21	22	0.488	1	0	25.0	43	0.581	11
F 26 Ray, Brandon	0	1	0	1	0	2	0.000	0	0	2	1	2	1	0.667	2	3	0.400	0	0	0.0	5	0.000	5
F 27 Hatch, Nicole	5	7	6	6	11	13	0.458	10	2	9	2	19	4	0.826	30	17	0.638	1	1	20.0	47	0.426	12
F 28 Ezzell, David	0	2	0	2	0	4	0.000	1	1	2	1	3	2	0.600	3	6	0.333	0	0	5.5	9	0.611	4
F 29 Beamon, Taylor	4	4	2	4	6	8	0.429	1	5	1	5	2	10	0.167	8	18	0.308	1	1	1.0	26	0.038	8
F3/ Misfits	35	37	44	28	79	65	0.549	24	12	21	15	45	27	0.625	169	119	0.587	6	19	136.5	288	0.474	
F 30 Riggsbee, Carl	9	2	2	3	11	5	0.688	10	1	6	5	16	6	0.727	27	11	0.711	1	3	12.0	38	0.316	11
F 31 Wiegand, Tom	5	4	7	2	12	6	0.667	5	4	5	1	10	5	0.667	22	11	0.667	1	2	24.5	33	0.742	9
F 32 Cefola, Anthony	3	6	1	8	4	14	0.222	3	3	4	5	7	8	0.467	11	22	0.333	1	2	6.0	33	0.182	10
F 33 Limerick, Jeremy	2	7	9	2	11	9	0.550	9	2	7	3	16	5	0.762	27	14	0.659	0	3	24.5	41	0.598	11
F 34 Timmons, Kevin	4	5	8	3	12	8	0.600	7	4	6	5	13	9	0.591	25	17	0.595	1	3	20.0	42	0.476	11
F 35 Santucci, Chris	2	3	5	2	7	5	0.583	2	4	3	3	5	7	0.417	12	12	0.500	1	1	6.5	24	0.271	7
F 36 Wilkie, Felipe	6	3	6	3	12	6	0.667	7	3	3	5	10	8	0.556	22	14	0.611	0	3	22.0	36	0.611	10
F 37 Cosentino, Philip	4	7	6	5	10	12	0.455	5	3	8	3	13	6	0.684	23	18	0.561	1	2	21.0	41	0.512	11
F4/ Wayne Gretzky	33	39	33	39	66	78	0.458	17	19	20	16	37	35	0.514	140	148	0.486	0	6	86.5	288	0.300	
F 40 Bauguess, Misty	4	11	0	8	4	19	0.174	1	7	10	4	11	11	0.500	15	30	0.333	0	1	3.5	45	0.078	12
F 41 Wilson, Jonathan	3	1	7	3	10	4	0.714	6	4	4	5	10	9	0.526	20	13	0.606	0	1	12.5	33	0.379	10
F 42 Gaines, Lauren	3	8	1	8	4	16	0.200	4	6	4	5	8	11	0.421	12	27	0.308	0	1	7.5	39	0.192	10
F 43 Gaines, Bryan	5	7	1	11	6	18	0.250	7	5	7	4	14	9	0.609	20	27	0.426	0	1	6.5	47	0.138	11
F 44 Duhon, Ryan	2	4	3	5	5	9	0.357	1	7	1	4	2	11	0.154	7	20	0.259	0	0	2.5	27	0.093	8
F 45 Rigert, Joe, Sr.	6	7	11	2	17	9	0.654	7	6	5	8	12	14	0.462	29	23	0.558	0	1	36.0	52	0.692	12
F 46 Rigert, Joe, Jr.	10	1	10	1	20	2	0.909	8	3	9	2	17	5	0.773	37	7	0.841	0	1	17.0	44	0.386	11
F 47 Leicht, Richard	0	0	0	1	0	1	0.000	0	0	0	0	0	0	#DIV/0!	0	1	0.000	0	0	1.0	1	1.000	1
F5/ Grateful Ducks	27	45	28	44	55	89	0.382	11	25	15	21	26	46	0.361	107	181	0.372	6	9	68.5	288	0.238	
F 50 Carawon, Bob	1	6	0	8	1	14	0.067	0	4	1	4	1	8	0.111	2	22	0.083	1	1	1.0	24	0.042	10
F 51 Converse, Stan	5	5	9	3	14	8	0.636	7	5	7	5	14	10	0.583	28	18	0.609	1	1	14.5	46	0.315	12
F 52 Peers, Martin	3	5	2	2	5	7	0.417	0	6	6	3	6	9	0.400	11	16	0.407	1	1	4.0	27	0.148	9
F 53 Converse, Laurence	1	7	3	6	4	13	0.235	1	8	0	8	1	16	0.059	5	29	0.147	0	1	9.0	34	0.265	10
F 54 Ellis, Tim	9	2	10	3	19	5	0.792	6	6	5	7	11	13	0.458	30	18	0.625	1	1	14.5	48	0.302	12
F 55 Wickstrom, Bob	2	4	1	4	3	8	0.273	1	5	1	5	2	10	0.167	5	18	0.217	0	1	4.5	23	0.196	6
F 56 Simpson, Phillip	0	0	0	1	0	1	0.000	0	0	0	0	0	0	#DIV/0!	0	1	0.000	0	0	0.0	1	0.000	1
F 57 Herman, Fritz	0	8	0	10	0	18	0.000	2	9	4	3	6	12	0.333	6	30	0.167	1	1	5.5	36	0.153	11
F 58 Ogden, Bryan	0	2	1	1	1	3	0.250	2	0	1	1	3	1	0.750	4	4	0.500	0	1	5.5	8	0.688	2
F 59 Perkins, Chris	6	6	2	6	8	12	0.400	3	7	5	6	8	13	0.381	16	25	0.390	1	1	10.0	41	0.244	11
F6/ Missing Flights	38	28	40	26	78	54	0.591	21	12	18	15	39	27	0.591	156	108	0.591	12	0	95.5	264	0.362	
F 60 Nettesheim, Doug	7	3	6	4	13	7	0.650	6	4	5	5	11	9	0.550	24	16	0.600	2	0	18.5	40	0.463	10
F 61 Suan, John	8	3	7	3	15	6	0.714	6	4	8	3	14	7	0.667	29	13	0.690	2	0	19.5	42	0.464	10
F 62 Davis, Luke	4	7	7	5	11	12	0.478	7	4	7	5	14	9	0.609	25	21	0.543	2	0	14.5	46	0.315	11
F 63 Robertson, Chris	3	7	9	1	12	8	0.600	7	3	5	5	12	8	0.600	24	16	0.600	2	0	16.5	40	0.413	10
F 64 Robertson, Phil	7	4	4	8	11	12	0.478	7	4	5	6	12	10	0.545	23	22	0.511	2	0	12.5	45	0.278	11
F 65 Surber, David	7	4	7	3	14	7	0.667	8	4	5	5	13	9	0.591	27	16	0.628	1	0	12.0	43	0.279	10
F 66 Vanore, John	2	0	0	2	2	2	0.500	1	1	1	1	2	2	0.500	4	4	0.500	1	0	2.0	8	0.250	2
F7/ Chasin' Bulls	32	33	22	43	54	76	0.415	17	16	13	20	30	36	0.455	114	148	0.435	6	0	85.5	262	0.326	
F 70 Bowen, Andy	7	1	3	3	10	4	0.714	5	3	5	3	10	6	0.625	20	10	0.667	1	0	20.5	30	0.683	8
F 71 Howey, Evan	2	7	3	5	5	12	0.294	4	5	5	4	9	9	0.500	14	21	0.400	1	0	14.0	35	0.400	9
F 72 Stark, Parker	7	3	5	5	12	8	0.600	5	5	4	6	9	11	0.450	21	19	0.525	1	0	16.0	40	0.400	10
F 73 Thomas, Nicole	3	3	1	7	4	10	0.286	3	3	2	3	5	6	0.455	9	16	0.360	1	0	2.0	25	0.080	9
F 74 Litaker, Amanda	1	3	0	4	1	7	0.125	3	0	1	4	4	4	0.500	5	11	0.313	0	0	1.5	16	0.094	6
F 75 Schmitt, Rick	5	3	4	5	9	8	0.529	1	7	4	4	5	11	0.313	14	19	0.424	1	0	14.5	33	0.439	8
F 76 Port, Brian	4	6	5	5	9	11	0.450	7	3	1	9	8	12	0.400	17	23	0.425	1	0	13.0	40	0.325	10
F 77 Miller, Wright	3	6	1	6	4	12	0.250	3	4	2	5	5	9	0.357	9	21	0.300	0	0	3.0	30	0.100	9
F 78 Watson, Kaylan	0	1	0	3	0	4	0.000	3	2	2	2	5	4	0.556	5	8	0.385	0	0	1.0	13	0.077	6
F 79 Spencer, Katie	0	0	0	0	0	0	#DIV/0!	0	0	0	0	0	0	#DIV/0!	0	0	#DIV/0!	0	0	0.0	0	#DIV/0!	0

		Singles	301	Singles	Cricket	Singles	Record	Singles Win %-age	Doubles	Cricket	Doubles	501	Doubles	Record	Doubles Win %-age	Sngls + Dbls	Record	Sngls + Dbls Win %-age	Tiebreaker Ws	Tiebreaker Ls	All-Star Points	Games Played	All-Star Point Average	Matches Played
G1/ Does That Count?		43	41	41	43	84	84	0.500	26	16	21	21	47	37	0.560	178	158	0.530	0	0	97.5	336	0.290	
G 10	Kunesh, Joe	7	4	1	6	8	10	0.444	9	1	6	4	15	5	0.750	23	15	0.605	0	0	9.5	38	0.250	14
G 11	Rouse, Chuck	0	7	2	6	2	13	0.133	2	1	3	7	5	8	0.385	7	21	0.250	0	0	1.0	28	0.036	11
G 12	Wilkinson, Charlie	5	6	1	4	6	10	0.375	6	4	1	0	7	4	0.636	13	14	0.481	0	0	5.0	27	0.185	11
G 13	Mitchell, Bill	1	3	3	6	4	9	0.308	2	1	6	5	8	6	0.571	12	15	0.444	0	0	2.0	27	0.074	12
G 14	Kirkpatrick, Scott	6	6	5	7	11	13	0.458	8	4	4	8	12	12	0.500	23	25	0.479	0	0	19.5	48	0.406	13
G 15	Raper, Jeromie	7	4	8	3	15	7	0.682	7	3	3	6	10	9	0.526	25	16	0.610	0	0	22.5	41	0.549	13
G 16	Hall, Steve	7	3	3	5	10	8	0.556	6	5	5	2	11	7	0.611	21	15	0.583	0	0	10.5	36	0.292	11
G 17	Millican, Craig	3	4	10	1	13	5	0.722	4	7	6	5	10	12	0.455	23	17	0.575	0	0	14.5	40	0.363	11
G 18	Jones, Grey	7	4	8	4	15	8	0.652	8	5	8	5	16	10	0.615	31	18	0.633	0	0	13.0	49	0.265	13
G 19	Kunesh, Josh	0	0	0	1	0	1	0.000	0	1	0	0	0	1	0.000	0	2	0.000	0	0	0.0	2	0.000	2
G2/ Another Sinking Ship		42	36	41	37	83	73	0.532	20	19	21	18	41	37	0.526	165	147	0.529	0	0	96.5	312	0.309	
G 20	Howley, John	4	4	6	4	10	8	0.556	8	2	4	6	12	8	0.600	22	16	0.579	0	0	15.0	38	0.395	10
G 21	Conway, Paul	8	7	5	7	13	14	0.481	7	6	7	4	14	10	0.583	27	24	0.529	0	0	11.0	51	0.216	13
G 22	Annon, Harry	7	5	2	10	9	15	0.375	5	8	7	7	12	15	0.444	21	30	0.412	0	0	5.5	51	0.108	12
G 23	Butler, John	9	3	8	3	17	6	0.739	5	7	6	6	11	13	0.458	28	19	0.596	0	0	25.0	47	0.532	11
G 24	Cooke, Casey	1	0	3	0	4	0	1.000	2	2	3	1	5	3	0.625	9	3	0.750	0	0	3.0	12	0.250	4
G 25	Munroe, Joe	8	4	10	2	18	6	0.750	9	3	8	4	17	7	0.708	35	13	0.729	0	0	29.0	48	0.604	12
G 26	Winter, Harris	2	0	1	1	3	1	0.750	0	2	1	1	1	3	0.250	4	4	0.500	0	0	1.0	8	0.125	2
G 27	Sullivan, Keith	0	4	0	5	0	9	0.000	0	4	1	2	1	6	0.143	1	15	0.063	0	0	0.0	16	0.000	5
G 28	Niver, James	3	9	6	5	9	14	0.391	4	4	5	5	9	9	0.500	18	23	0.439	0	0	7.0	41	0.171	9
G3/ Wizards of the One Mark		47	37	36	48	83	85	0.494	19	23	26	16	45	39	0.536	173	163	0.515	0	0	88.0	336	0.262	
G 30	Logan, Peter	5	2	2	4	7	6	0.538	3	4	4	1	7	5	0.583	14	11	0.560	0	0	5.0	25	0.200	10
G 31	Dunham, Jim	3	6	7	3	10	9	0.526	5	7	5	4	10	11	0.476	20	20	0.500	0	0	14.5	40	0.363	13
G 32	Mason, Marcy	3	2	1	0	4	2	0.667	2	3	2	2	4	5	0.444	8	7	0.533	0	0	3.5	15	0.233	5
G 33	Bradford, Kristen	5	5	0	10	5	15	0.250	5	1	7	0	12	1	0.923	17	16	0.515	0	0	4.5	33	0.136	10
G 34	Bradford, David	8	1	10	1	18	2	0.900	5	5	7	4	12	9	0.571	30	11	0.732	0	0	27.0	41	0.659	11
G 35	Onkka, Josh	7	5	5	7	12	12	0.500	5	5	7	5	12	10	0.545	24	22	0.522	0	0	16.5	46	0.359	12
G 36	Hewitt, Andy	2	6	4	7	6	13	0.316	3	6	8	3	11	9	0.550	17	22	0.436	0	0	4.5	39	0.115	12
G 37	Gilmer, Matt	5	6	4	8	9	14	0.391	6	5	6	6	12	11	0.522	21	25	0.457	0	0	3.5	46	0.076	12
G 38	Dubose, Chris	8	1	1	7	9	8	0.529	3	6	4	6	7	12	0.368	16	20	0.444	0	0	5.0	36	0.139	11
G 39	Ferguson, Travis	1	3	2	1	3	4	0.429	1	4	2	1	3	5	0.375	6	9	0.400	0	0	4.0	15	0.267	5
G4/ Out for Fun		40	44	41	43	81	87	0.482	21	21	21	21	42	42	0.500	165	171	0.491	7	0	134.0	336	0.399	
G 40	Scheppele, Julie	9	5	12	2	21	7	0.750	9	5	10	4	19	9	0.679	40	16	0.714	1	0	35.0	56	0.625	14
G 41	Scheppele, Melani	0	4	2	3	2	7	0.222	4	2	2	2	6	4	0.600	8	11	0.421	0	0	3.0	19	0.158	7
G 42	Mozzetti, Petra	2	5	3	7	5	12	0.294	6	3	8	2	14	5	0.737	19	17	0.528	1	0	7.5	36	0.208	10
G 43	Oakley, Gina	7	5	5	8	12	13	0.480	4	9	4	6	8	15	0.348	20	28	0.417	1	0	18.0	48	0.375	13
G 44	Parent, Kat	4	9	0	1	4	10	0.286	1	4	5	4	6	8	0.429	10	18	0.357	1	0	2.0	28	0.071	13
G 45	Anderson, Nancy	1	6	1	3	2	9	0.182	1	3	1	5	2	8	0.200	4	17	0.190	0	0	3.0	21	0.143	7
G 46	Whitley, Brenda	9	5	7	7	16	12	0.571	6	7	5	6	11	13	0.458	27	25	0.519	1	0	30.0	52	0.577	14
G 47	Summers, Claude	4	4	4	10	8	14	0.364	5	6	3	8	8	14	0.364	16	28	0.364	1	0	13.0	44	0.295	14
G 48	Mitchell, Austin	4	1	7	2	11	3	0.786	6	3	4	5	10	8	0.556	21	11	0.656	1	0	22.5	32	0.703	9
G5/ AC Dart C		39	39	35	43	74	82	0.474	19	20	17	22	36	42	0.462	146	166	0.468	6	0	80.5	312	0.258	
G 50	Emerton, Eric	7	5	6	3	13	8	0.619	4	8	6	6	10	14	0.417	23	22	0.511	1	0	14.0	45	0.311	12
G 51	Barletta, Phil	4	5	5	5	9	10	0.474	5	6	5	6	10	12	0.455	19	22	0.463	1	0	12.5	41	0.305	11
G 52	Woodard, Dave	5	7	9	3	14	10	0.583	9	3	5	8	14	11	0.560	28	21	0.571	1	0	18.0	49	0.367	12
G 53	Ejlali, Shervin	8	5	4	9	12	14	0.462	10	4	5	8	15	12	0.556	27	26	0.509	1	0	19.0	53	0.358	13
G 54	Martin, Claude	4	7	4	10	8	17	0.320	0	7	5	7	5	14	0.263	13	31	0.295	1	0	4.0	44	0.091	12
G 55	McMillan, Bill	9	4	4	9	13	13	0.500	6	8	5	4	11	12	0.478	24	25	0.490	1	0	6.0	49	0.122	13
G 56	Hamer, Andrew	2	6	3	4	5	10	0.333	4	4	3	5	7	9	0.438	12	19	0.387	0	0	7.0	31	0.226	8
G 57	Byzek, Jeff	0	0	0	0	0	0	#DIV/0!	0	0	0	0	0	0	#DIV/0!	0	0	#DIV/0!	0	0	0.0	0	#DIV/0!	0
G 58	Ramirez, Ismael	0	0	0	0	0	0	#DIV/0!	0	0	0	0	0	0	#DIV/0!	0	0	#DIV/0!	0	0	0.0	0	#DIV/0!	0
G6/ Train Station Shooters		43	41	48	36	91	77	0.542	17	25	16	26	33	51	0.393	157	179	0.467	0	7	80.5	336	0.240	
G 60	Paye, Laura	7	8	1	11	8	19	0.296	1	7	4	5	5	12	0.294	13	31	0.295	0	0	6.5	44	0.148	13
G 61	Oakley, Richard	2	2	4	0	6	2	0.750	4	1	3	2	7	3	0.700	13	5	0.722	0	1	18.5	18	1.028	5
G 62	Cantwell, Daniel	4	1	5	4	9	5	0.643	4	6	4	7	8	13	0.381	17	18	0.486	0	0	11.5	35	0.329	11
G 63	Freimark, Tom	5	7	5	7	10	14	0.417	4	10	3	8	7	18	0.280	17	32	0.347	0	1	7.0	49	0.143	13
G 64	Speight, Brett	3	1	4	0	7	1	0.875	3	1	2	2	5	3	0.625	12	4	0.750	0	1	3.5	16	0.219	4
G 65	Speight, Patrick	7	6	5	7	12	13	0.480	5	4	5	6	10	10	0.500	22	23	0.489	0	1	4.0	45	0.089	11
G 66	DiCarlo, Tony	2	6	10	1	12	7	0.632	5	6	4	8	9	14	0.391	21	21	0.500	0	1	7.5	42	0.179	12
G 67	Messineo, Rocky	8	3	7	4	15	7	0.682	4	7	3	6	7	13	0.350	22	20	0.524	0	1	15.0	42	0.357	11
G 68	Durham, Chris	5	6	6	2	11	8	0.579	3	8	4	7	7	15	0.318	18	23	0.439	0	1	6.0	41	0.146	12
G 69	Lichty, Ben	0	1	1	0	1	1	0.500	1	0	0	1	1	1	0.500	2	2	0.500	0	0	1.0	4	0.250	1
G7/ Is It In?		38	46	39	45	77	91	0.458	19	23	18	24	37	47	0.440	151	185	0.449	0	6	97.0	336	0.289	
G 70	Cornell, Blaine	7	7	6	8	13	15	0.464	9	5	5	9	14	14	0.500	27	29	0.482	0	1	18.0	56	0.321	14
G 71	Bialaszewski, Rich	6	7	11	2	17	9	0.654	8	5	8	5	16	10	0.615	33	19	0.635	0	1	24.5	52	0.471	13
G 72	McKendrick, Todd	0	1	0	1	0	2	0.000	1	0	0	1	1	1	0.500	1	3	0.250	0	0	4.0	4	1.000	1
G 73	Murphy, Tom	8	6	8	7	16	13	0.552	4	10	7	7	11	17	0.393	27	30	0.474	0	1	22.0	57	0.386	14
G 74	Millius, Mike	9	5	6	8	15	13	0.536	6	8	6	8	12	16	0.429	27	29	0.482	0	1	6.0	56	0.107	14
G 75	Barbour, Bryan	4	9	3	10	7	19	0.269	4	9	3	11	7	20	0.259	14	39	0.264	0	1	13.5	53	0.255	13
G 76	Metivier, Sam	4	11	5	9	9	20	0.310	6	9	7	7	13	16	0.448	22	36	0.379	0	1	9.0	58	0.155	14
G 77	Scopano, Steven	0	0	0	0	0	0	#DIV/0!	0	0	0	0	0	0	#DIV/0!	0	0	#DIV/0!	0	0	0.0	0	#DIV/0!	0
G8/ All About That Bull!		38	46	49	35	87	81	0.518	24	18	25	17	49	35	0.583	185	151	0.551	5	6	105.0	336	0.313	
G 80	Voorhees, Cindy	7	7	8	6	15	13	0.536	7	9	10	5	17	14	0.548	32	27	0.542	1	1	11.0	59	0.186	14
G 81	Parris, Dee	2	6	2	7	4	13	0.235	3	5	5	3	8	8	0.500	12	21	0.364	0	1	6.0	33	0.182	9
G 82	Boyd, Tammy	1	6	0	7	1	13	0.071	2	4	3	4	5	8	0.385	6	21	0.222	0	0	2.5	27	0.093	8
G 83	Smith, Scott	7	5	8	4	15	9	0.625	6	6	6	7	12	13	0.480	27	22	0.551	1	1	20.5	49	0.418	12
G 84	Snyder, Brent	10	4	13	1	23	5	0.821	11	3	8	6	19	9	0.679	42	14	0.750	1	1	33.0	56	0.589	14
G 85	McConnell, Phillip	1	0	0	2	1	2	0.333	0	1	0	1	0	2	0.000	1	4	0.200	0	0	1.0	5	0.200	2
G 86	Maini, Sal	2	14	7	6	9	20	0.310	9	5	9	4	18	9	0.667	27	29	0.482	1	1	5.5	56	0.098	14
G 87	Wright, Tyler	8	4	11	2	19	6	0.760	10	3	9	4	19	7	0.731	38	13	0.745	1	1	25.5	51	0.500	13

	Singles 301		Singles Cricket		Singles Record		Singles Win %-age	Doubles Cricket		Doubles 501		Doubles Record		Doubles Win %-age	Sngls + Dbls Record		Sngls + Dbls Win %-age	Tiebreaker Ws	Tiebreaker Ls	All-Star Points	Games Played	All-Star Point Average	Matches Played
H1/ Ballistic Behavior	44	39	46	38	90	77	0.539	29	10	18	21	47	31	0.603	184	139	0.570	0	0	76.5	323	0.237	
H 10 Phillips, Britt	8	4	7	4	15	8	0.652	9	2	7	4	16	6	0.727	31	14	0.689	0	0	11.5	45	0.256	14
H 11 Phillips, Josh	7	7	8	6	15	13	0.536	10	2	2	4	12	6	0.667	27	19	0.587	0	0	14.5	46	0.315	14
H 12 Hayward, Simon	9	4	9	4	18	8	0.692	7	3	3	6	10	9	0.526	28	17	0.622	0	0	5.5	45	0.122	13
H 13 Hayward, Georgia	0	0	7	5	7	5	0.583	7	4	5	6	12	10	0.545	19	15	0.559	0	0	8.0	34	0.235	12
H 14 Harrison, Mark	2	6	5	4	7	10	0.412	6	2	4	2	10	4	0.714	17	14	0.548	0	0	3.5	31	0.113	11
H 15 Knight, Steve	3	4	0	8	3	12	0.200	5	1	2	5	7	6	0.538	10	18	0.357	0	0	4.0	28	0.143	11
H 16 Watkins, Mike	6	5	2	4	8	9	0.471	4	4	5	6	9	10	0.474	17	19	0.472	0	0	7.5	36	0.208	13
H 17 Knight, Cody	3	5	0	1	3	6	0.333	0	2	2	6	2	8	0.200	5	14	0.263	0	0	1.0	19	0.053	10
H 18 Feller, Keith	6	4	8	2	14	6	0.700	10	0	6	3	16	3	0.842	30	9	0.769	0	0	21.0	39	0.538	13
H2/ What's the Point?	41	43	33	51	74	94	0.440	15	27	16	26	31	53	0.369	136	200	0.405	0	0	63.0	336	0.188	
H 20 Cerretti, Fred	4	6	0	4	4	10	0.286	3	2	3	5	6	7	0.462	10	17	0.370	0	0	2.0	27	0.074	10
H 21 Cox, Bragg	10	3	5	7	15	10	0.600	3	9	4	8	7	17	0.292	22	27	0.449	0	0	14.0	49	0.286	13
H 22 Fleming, Frank	6	2	9	2	15	4	0.789	4	7	6	4	10	11	0.476	25	15	0.625	0	0	14.5	40	0.363	11
H 23 Jenkins, Bill	1	5	1	9	2	14	0.125	3	6	3	6	6	12	0.333	8	26	0.235	0	0	0.0	34	0.000	11
H 24 Monchick, Randy	4	3	1	5	5	8	0.385	3	5	2	6	5	11	0.313	10	19	0.345	0	0	3.5	29	0.121	9
H 25 Nulty, Gene	6	5	6	5	12	10	0.545	8	3	5	5	13	8	0.619	25	18	0.581	0	0	6.5	43	0.151	11
H 26 Pitts, Dennis	4	8	6	8	10	16	0.385	4	10	3	6	7	16	0.304	17	32	0.347	0	0	10.5	49	0.214	14
H 27 Schwartz, Ed	2	4	3	5	5	9	0.357	2	4	3	5	5	9	0.357	10	18	0.357	0	0	5.5	28	0.196	9
H 28 Zaytoun, Steve	3	7	2	5	5	12	0.294	0	7	3	7	3	14	0.176	8	26	0.235	0	0	6.5	34	0.191	11
H 29 Withers, Tony	1	0	0	1	1	1	0.500	0	1	0	0	0	1	0.000	1	2	0.333	0	0	0.0	3	0.000	1
H3/ Chalk it Up	38	46	41	42	79	88	0.473	17	25	15	27	32	52	0.381	143	192	0.427	0	0	69.0	335	0.206	
H 30 Highfill, Leigh	3	11	4	8	7	19	0.269	5	8	3	12	8	20	0.286	15	39	0.278	0	0	9.0	54	0.167	13
H 31 McNamara, Ken	8	7	8	7	16	14	0.533	6	8	6	8	12	16	0.429	28	30	0.483	0	0	12.0	58	0.207	13
H 32 Davis, Jared	1	2	0	5	1	7	0.125	2	3	4	1	6	4	0.600	7	11	0.389	0	0	2.0	18	0.111	5
H 33 Lawrence, Jonathan	4	8	9	2	13	10	0.565	7	4	3	9	10	13	0.435	23	23	0.500	0	0	14.0	46	0.304	12
H 34 Morlando, Jim	5	4	4	7	9	11	0.450	3	8	3	7	6	15	0.286	15	26	0.366	0	0	4.0	41	0.098	10
H 35 Crawford, Neal	0	0	0	0	0	0	#DIV/0!	0	0	0	0	0	0	#DIV/0!	0	0	#DIV/0!	0	0	0.0	0	#DIV/0!	0
H 36 Gillespie, Jeff	0	0	0	0	0	0	#DIV/0!	0	0	0	0	0	0	#DIV/0!	0	0	#DIV/0!	0	0	0.0	0	#DIV/0!	0
H 37 Genzlinger, Roger	10	1	8	3	18	4	0.818	5	6	3	7	8	13	0.381	26	17	0.605	0	0	14.5	43	0.337	11
H 38 McDole, James	4	8	6	5	10	13	0.435	3	7	5	5	8	12	0.400	18	25	0.419	0	0	9.5	43	0.221	10
H 39 Pfeiffer, Anna	3	5	2	5	5	10	0.333	3	6	3	5	6	11	0.353	11	21	0.344	0	0	4.0	32	0.125	9
H4/ Don't Hit The Scorekeeper	38	40	39	39	77	79	0.494	18	21	20	19	38	40	0.487	153	159	0.490	0	0	72.5	312	0.232	
H 40 Huffman, Inky	6	4	1	2	7	6	0.538	2	10	4	4	6	14	0.300	13	20	0.394	0	0	2.0	33	0.061	13
H 41 Iannucci, Jenna	7	6	10	3	17	9	0.654	8	5	6	7	14	12	0.538	31	21	0.596	0	0	12.0	52	0.231	13
H 42 Kang, Daniel	7	6	8	5	15	11	0.577	8	5	7	6	15	11	0.577	30	22	0.577	0	0	15.5	52	0.298	13
H 43 Knight, Romuald	4	9	9	4	13	13	0.500	4	9	9	4	13	13	0.500	26	26	0.500	0	0	21.0	52	0.404	13
H 44 Murphy, James	9	4	6	7	15	11	0.577	8	5	6	7	14	12	0.538	29	23	0.558	0	0	12.0	52	0.231	13
H 45 Murphy, Michelle	0	4	0	11	0	15	0.000	0	2	5	3	5	5	0.500	5	20	0.200	0	0	2.5	25	0.100	12
H 46 McDavid, Craig	5	7	5	7	10	14	0.417	6	6	3	7	9	13	0.409	19	27	0.413	0	0	7.5	46	0.163	12
H5/ Ducking Farts	46	37	43	40	89	77	0.536	14	25	26	13	40	38	0.513	169	153	0.525	0	0	76.0	322	0.236	
H 50 Beebe, Jenny	7	3	7	4	14	7	0.667	3	7	5	3	8	10	0.444	22	17	0.564	0	0	12.0	39	0.308	10
H 51 Burner, Nate	4	4	4	3	8	7	0.533	2	3	6	1	8	4	0.667	16	11	0.593	0	0	6.5	27	0.241	7
H 52 Fey, Anthony	9	2	10	2	19	4	0.826	5	3	9	1	14	4	0.778	33	8	0.805	0	0	18.5	41	0.451	11
H 53 Smith, Ron	9	4	9	5	18	9	0.667	3	10	8	5	11	15	0.423	29	24	0.547	0	0	8.0	53	0.151	13
H 54 Shearin, Phillip	7	3	6	3	13	6	0.684	4	5	7	4	11	9	0.550	24	15	0.615	0	0	11.0	39	0.282	10
H 55 Okrepky, Pete	4	4	2	7	6	11	0.353	3	7	6	2	9	9	0.500	15	20	0.429	0	0	4.0	35	0.114	8
H 56 Burner, Heather	0	4	0	3	0	7	0.000	0	4	3	1	3	5	0.375	3	12	0.200	0	0	1.0	15	0.067	3
H 57 Birnley, Michael	4	4	3	6	7	10	0.412	4	4	5	4	9	8	0.529	16	18	0.471	0	0	11.5	34	0.338	9
H 58 Kline, Leslie	2	9	2	7	4	16	0.200	4	7	3	5	7	12	0.368	11	28	0.282	0	0	3.5	39	0.090	9
H6/ Tips & Shafts	43	41	40	44	83	85	0.494	21	21	21	21	42	42	0.500	167	169	0.497	0	0	86.0	336	0.256	
H 60 Borgna, Denise	3	8	2	7	5	15	0.250	2	7	3	6	5	13	0.278	10	28	0.263	0	0	3.5	38	0.092	14
H 61 Borgna, Andrew	4	2	7	4	11	6	0.647	7	3	4	7	11	10	0.524	22	16	0.579	0	0	11.0	38	0.289	11
H 62 Spencer, Kenny	11	3	10	4	21	7	0.750	7	7	6	6	13	13	0.500	34	20	0.630	0	0	20.0	54	0.370	14
H 63 Woodworth, Lee	0	4	1	5	1	9	0.100	4	3	4	3	8	6	0.571	9	15	0.375	0	0	4.5	24	0.188	7
H 64 Prusisz, Mike	7	3	6	6	13	9	0.591	6	5	8	3	14	8	0.636	27	17	0.614	0	0	19.0	44	0.432	12
H 65 Alvarez, Aurora	1	7	2	3	3	10	0.231	1	3	1	2	2	5	0.286	5	15	0.250	0	0	2.5	20	0.125	10
H 66 Drier, Tony	5	4	4	4	9	8	0.529	4	4	5	1	9	5	0.643	18	13	0.581	0	0	7.0	31	0.226	9
H 67 Thaxter, Norm	6	5	4	6	10	11	0.476	7	4	7	7	14	11	0.560	24	22	0.522	0	0	8.0	46	0.174	14
H 68 Lisk, Jon	6	5	4	5	10	10	0.500	4	6	4	7	8	13	0.381	18	23	0.439	0	0	10.5	41	0.256	12
H7/ Points of Authority	33	45	31	47	64	92	0.410	16	23	16	23	32	46	0.410	128	184	0.410	0	0	62.0	312	0.199	
H 70 Elliott, Chris	4	5	4	4	8	9	0.471	4	7	5	6	9	13	0.409	17	22	0.436	0	0	5.5	39	0.141	11
H 71 King, Ethan	2	1	2	2	4	3	0.571	1	4	2	3	3	7	0.300	7	10	0.412	0	0	3.5	17	0.206	6
H 72 Berman, Brian	5	6	5	7	10	13	0.435	5	6	6	3	11	9	0.550	21	22	0.488	0	0	3.5	43	0.081	11
H 73 Berman, Mark	1	8	1	5	2	13	0.133	3	4	4	1	7	5	0.583	9	18	0.333	0	0	3.5	27	0.130	10
H 74 Moulden, Jeremy	3	4	2	5	5	9	0.357	3	5	4	3	7	8	0.467	12	17	0.414	0	0	4.0	29	0.138	9
H 75 Boutieller, Nick	5	2	4	4	9	6	0.600	6	2	5	1	11	3	0.786	20	9	0.690	0	0	11.5	29	0.397	9
H 76 Kincaid, Lisa	3	2	1	4	4	6	0.400	1	2	1	5	2	7	0.222	6	13	0.316	0	0	3.0	19	0.158	8
H 77 Brownd, Anthony	4	5	7	4	11	9	0.550	5	6	5	8	10	14	0.417	21	23	0.477	0	0	12.0	44	0.273	12
H 78 Cato, Marcus, Sr.	4	5	3	7	7	12	0.368	3	6	0	8	3	14	0.176	10	26	0.278	0	0	7.5	36	0.208	11
H 79 Cato, Marcus, Jr.	2	7	2	5	4	12	0.250	1	4	0	8	1	12	0.077	5	24	0.172	0	0	8.0	29	0.276	11
H8/ Chatham Street Elite	46	38	56	28	102	66	0.607	32	10	30	12	62	22	0.738	226	110	0.673	0	0	95.5	336	0.284	
H 80 Ryan, Sean	10	5	7	6	17	11	0.607	13	2	10	4	23	6	0.793	40	17	0.702	0	0	22.5	57	0.395	14
H 81 Ives, Danny	12	3	11	3	23	6	0.793	12	1	7	6	19	7	0.731	42	13	0.764	0	0	19.5	55	0.355	14
H 82 Church, Art	4	6	7	5	11	11	0.500	6	4	9	3	15	7	0.682	26	18	0.591	0	0	13.5	44	0.307	12
H 83 Hommel, Darren	6	7	6	5	12	12	0.500	7	4	9	3	16	7	0.696	28	19	0.596	0	0	8.0	47	0.170	13
H 84 Elekonich, Amy	3	8	6	6	9	14	0.391	9	5	7	5	16	10	0.615	25	24	0.510	0	0	7.0	49	0.143	13
H 85 Barber, Lincoln	5	3	11	0	16	3	0.842	8	2	8	1	16	3	0.842	32	6	0.842	0	0	14.0	38	0.368	9
H 86 Russell, Jeff	6	6	8	3	14	9	0.609	9	2	10	2	19	4	0.826	33	13	0.717	0	0	11.0	46	0.239	12

Raleigh Dart League

Registration for Spring 2016 Season

Wednesday, January 6, (The Upper Deck), 7:00-8:00 p.m.

Wednesday, January 6 **For returning teams AND new teams - there is only one night of registration!!!**
(If your team is not returning, please leave a message on VoiceMail.
New captain? Please pass this information on to him/her.)
Bring: 1) Completed roster - use BLACK pen please - with divisions played by by each member for last 3 seasons
2) ONE check for bar fee and a minimum of six players (Bar fee is $20; Player registration is $20) NO CASH WILL BE ACCEPTED!!!

Wednesday, January 6 **DEADLINE for unrestricted roster add-ons, at REGISTRATION (no extensions)**
January 7 through February 29 Add-ons pre-approved by the Membership Committee (Membership Committee Director - Heather Bohanan, 919-326-1956, membership@raleighdartleague.org)
1) Checks & player information as per roster to: Barron Hartley (Treasurer), 919-749-2061
401 Indian Springs Drive, Knightdale NC 27545; bkh345@hotmail.com
2) Membership Director will inform captain of Committee's decision
A PLAYER IS NOT ELIGIBLE UNTIL APPROVED, AND WITH DUES PAID

Wednesday, January 20 **Captains' meeting, 7:00-8:00 p.m., The Upper Deck (MANDATORY)**
Pick up schedules, blank scoresheets, team rosters, phone lists, rules, etc.

Wednesday, January 27 **8:00 p.m. Season starts**

Monday, February 29 **5th week captains' meeting, The Upper Deck (MANDATORY)**
... and RDL Board meeting --- Last day to add/replace a player with approval

SPRING 2016 RALEIGH DART LEAGUE TEAM REGISTRATION FORM

Team Name _____ Team Number _____
(PLEASE LEAVE BLANK)

Player Name (not nickname):	Divisions played in previous 3 seasons	Dart experience (if any) outside RDL*	M/F	Phone #:	Fee Paid:
Home Bar & Dart Rep.:		Board #s:			
Captain: **0**		email:		(C) (H) (W)	**0**
1				(C) (H)	**1**
2				(C) (H)	**2**
3				(C) (H)	**3**
4				(C) (H)	**4**
5				(C) (H)	**5**
6				(C) (H)	**6**
7				(C) (H)	**7**
8				(C) (H)	**8**
9				(C) (H)	**9**

Captain's Address (for Tons and any other mailings): _____

☐ Check here if emails of the TONS are sufficient (i.e. no hard copy Tons in the mail). TOTAL: _____

Captain's Email: _____

** If there are players new to RDL and you are aware of their dart experience outside of RDL, please include that information here. You might say things like "Played in a mid-level team in Chicago for the past 6 years" or "No league experience but throws on a regular basis - consistently beats D & E players at Upper Deck LOD"*

TONS OF NEWSLETTER

Home to the Spring Session of the Raleigh Dart League for the Banquet, Saturday, May 21, 2016 Issue #JK656
The "No, Really, I Do Mean Directly Across From The Flag… As In Directly Across..." Edition

TOURNAMENT WINNERS

"A" Division - ***The Element Way*** *(14-2)*

The Element completes the most dominant run in RDL history by tying the A division record of 3 total points allowed in 3 tournament matches, after breaking the league point record in an undefeated regular season. At the same time, the RDL ties its own record as Element was the only team completing a season/tournament double.

"B" Division - ***Darty Sanchez*** *(13-7)*

It has now been a couple years since Darty has lost a tournament match, as they claim their fourth consecutive tournament title (E / D / C / B, in order) on their way to taking a shot at A Mugs.

"C" Division - ***One Armed Bandits*** *(13-7)*

The Bandits take down the C season winners in the finals, and have very nearly duplicated the tournament run that Darty has had (see B result above) - in the last four tournaments (F / E / D / C, in order), the Bandits have two sets of Mugs and two narrow 13-11 losses.

"D" Division - ***Pat's Blue Ribbon*** *(14-10)*

Pat's Blue sweeps 501 to come from behind and end the Handsome Devils' win streak at thirteen matches, meaning that Pat's Blue also holds two of the Devils' three total losses this season/tournament.

"E" Division - ***The Drinkers Awaken*** *(13-5)*

It was a tale of two seasons for the Drinkers, as they finish their season/tournament with nine wins in the last ten weeks, capped by a dominant win over… wait for it... the *last* place team from the regular season (yes, Public School made it to the Mug finals)!

"F" Division - ***Coach's Crew*** *(14-10)*

It wasn't easy for the Crew in any of their three tournament matches, with their Mug run finally completed with a come-from-behind 501 sweep over Wayne Gretzky, who also played only close matches.

"G" Division - ***Ballistic Behavior*** *(12+-12)*

After losing all three 501s and then trailing by 400(!) points when their opponents reached the out in 1001, Josh Phillips and his 64-out save the day for #6 seed Ballistic, making them the only team seeded lower than #3 to claim a set of Mugs this season.

REGULAR SEASON WINNERS

"A" Division - ***The Element Way*** *(14 wins, 0 losses)*
2nd place - I'd Hit That

"B" Division - ***Rif Raf*** *(12 wins, 2 losses)*
2nd place - Darty Sanchez

"C" Division - ***Shooter McGavin*** *(11 wins, 3 losses)*
2nd place - Menace 2 Sobriety

"D" Division - ***Them Handsome Devils*** *(12 wins, 2 losses)*
2nd place - Just Like That

"E" Division - ***Mike's Garage*** *(13 wins, 1 loss)*
2nd place - The Drinkers Awaken

"F" Division - ***The Sofa Kings*** *(12 wins, 2 losses)*
2nd place - Coach's Crew

"G" Division - ***Another Sinking Ship*** *(12 wins, 2 losses)*
2nd place - Chatham Street Elite

(Rosters of all tournament-winning and regular season first place teams can be found on page 4.)

TABLE OF CONTENTS

Item	Page Number
Tournament & Regular Season Winning Teams	1
Fall 2016 RDL Season Information	1
Final Divisional Standings	2
Final Divisional Tournament Results	3
Tournament & Regular Season Winning Team Rosters	4
Fa'16 dates, Tiebreaker Summary, Opponent respect	4
Tournament Trophy Dart Awards	5
Other Tournament Hot Darts	5
Regular Season Trophy Dart Awards	5
Divisional Singles Win %-age Winners	6
Divisional All-Star Point %-age Winners	6
Players Who Beat the Singles Winners	6
Season Penalty Summary	6
List of Host Establishments	7
Summer dart options - leagues, blind draws, tourneys	7
RDL Address and Phone No. Information	8
Event Calendar, Penalty Log	8
JK's All-Star Team Picks	9
Quick Stat Tidbits	9
JK's Prediction Results Summary	9
Prediction Results Table	10
Week-by-Week Match Results Table	11
Spring 2016 Trivia Questions Revisited	12
Spring 2016 Lyrics Quiz Revisited (cont. on pg. 14)	13
Lyrics Quiz Answers, Scorekeeping Fun	14
League records, quotes, stories, and… Hall of Fame?	15
Random Thoughts from JK	16
Best Individual Overall Records in the last 41 seasons	17
RDL Host Establishment and Team Number History	18,19
2016 NCCDL & NCLC results and standings	20
Flier & sponsorship form for Wreck at the Deck	21
Fliers for Central VA Classic, Queen City Shootout	22
Top Singles Records, by Division	23
Top Doubles Records, by Division	24
Top Singles+Doubles, by Division	25
Top All Star Point Averages, by Division	26
Top Individual Records, by Section of Play	27,28
League-Wide Individual Singles, Doubles Records	29
League-Wide Individual Singles + Doubles Records, and All-Star Point Averages	30
Singles, Doubles Records, Ranked by Team	31
Overall Records, All-Star Pt. Ave., Ranked By Team	32
Complete "A" Division Statistics	33
Complete "B" Division Statistics	34
Complete "C" Division Statistics	35
Complete "D" Division Statistics	36
Complete "E" Division Statistics	37
Complete "F" Division Statistics	38
Complete "G" Division Statistics	39
Registration Materials for Fall 2016 RDL Season	40

FALL 2016 RALEIGH DART LEAGUE SEASON INFORMATION

Registration Meeting for ALL Teams; The Upper Deck;
Wednesday, July 20, 7:00-8:00 p.m.

MANDATORY Preseason Captains' Meeting; The Upper Deck;
Wednesday, August 3, 7:00-8:00 p.m.

Match Play begins on Wednesday, August 10

MANDATORY Fifth Week Captains' Meeting;
The Upper Deck; **Monday, September 12**, 7:00-8:00 p.m.

Divisional tournament weeks - **November 16 & 30, December 7**

FINAL!! DIVISIONAL TEAM STANDINGS FOR THE *SPRING 2016* RDL SEASON

"A" Division

		W	L	Pts.
👍	The Element Way 👍	14	0	272
👍	I'd Hit That	11	3	209
3	Appetite for Destruction	10	4	212
4	Traveling Brown's Bombers	9	5	158
5	Ridin' Dirty	5	9	134
6	Lunatic Fringe	4	10	138
👎	Projectile Dysfunction	2	12	109
👎	Methodical Madness	1	13	102

"B" Division

		W	L	Pts.
👍	Rif Raf 👍	12	2	185
👍	Darty Sanchez	11	3	189
3	High & Tight	7	7	184
4	Nine Lives	7	7	153
5	Cheap Shots	6	8	151
6	#thecork	6	8	150
👎	OT Outlaws	4	10	121
👎	Big Bulls	3	11	120

"C" Division

		W	L	Pts.
👍	Shooter McGavin 👍	11	3	195
👍	Menace 2 Sobriety	10	4	198
3	One Armed Bandits	9	5	193
4	Armed and Hammered	8	6	165
5	One Dart One Kill	6	8	159
6	The Bunkers	5	9	158
👎	Sharky's Machine	5	9	143
👎	Bull Sharks	2	12	128

LEGEND OF SYMBOLS IN STANDINGS
👍 = clinched "top-two" finish in division
👎 = clinched "bottom-two" finish in division
👍 = regular season division champion

"D" Division

		W	L	Pts.
👍	Them Handsome Devils 👍	12	2	218
👍	Just Like That	9	5	183
3	Pat's Blue Ribbon	9	5	172
4	Dynamic Darts	8	6	177
5	Ted's 180 Emporium	7	7	180
6	Death Throw	5	9	143
👎	Coral Reefers	5	9	142
👎	Hostile Amish	1	13	111

"E" Division

		W	L	Pts.
👍	Mike's Garage 👍	13	1	208
👍	The Drinkers Awaken	10	4	181
3	Flight Club	10	4	176
4	Bye Week	7	7	178
5	Missing Flights	6	8	173
6	2 Hump Day!	4	10	136
👎	All Saints Darts	3	11	134
👎	Public School	3	11	134

"F" Division

		W	L	Pts.
👍	The Sofa Kings 👍	12	2	203
👍	Coach's Crew	11	3	200
3	Red-eye Rangers	8	6	168
4	Wayne Gretzky	7	7	156
5	All About That Bull!	6	8	160
6	America's Quack Problem	6	8	159
👎	Dodging Darts	6	8	141
👎	A.K.A. Redacted?	0	14	95

"G" Division

		W	L	Pts.
👍	Another Sinking Ship 👍	12	2	222
👍	Chatham Street Elite	10	4	187
3	Is It In?	9	5	168
4	Don't Hit The Scorekeeper	7	7	172
5	Pints of Authority	7	7	161
6	Ballistic Behavior	6	8	167
👎	Chalk it Up	5	9	121
👎	Tips & Shafts	0	14	101

SPRING 2016 RDL DIVISIONAL TOURNAMENT SCHEDULE



THIS SEASON'S TIEBREAKERS

This is becoming kind of a trend… a LOT of parity in several of our divisions, but somehow we really don't end up with many tiebreakers. There were only 32 this season (with 3 of those coming during the divisional tournaments). E division led the way with 7 tiebreakers played (6 in the season, 1 in the tournament). F had 6 tiebreakers, C and G each had 5 tiebreakers (with 2 of those in G coming during the tournament), and A, B and D each had 3 tiebreakers.

Five teams played 3 or more tiebreaker games, while sixteen teams never went into extra time.

This season's Cardiac Kids award (for most tiebreakers played) goes to Don't Hit the Scorekeeper in G division, our only team to step into 1001 four times this season. And they enjoyed the extra leg so much that they snagged two of those in the tournament semifinals and finals. Yes, an extra game after a 12-12 match of best-of-three sets, in G division. I'm just guessing they got more darts per dollar than the standard RDL team this season.

The Heartbreak Award could be shared by as many as five teams, as that's exactly how many tied for the most tiebreaker losses this time around. But that number of losses for the leaders? Two. Yep, two. No team in any division lost more than two. Yay, for… everybody… but boo for this part of this column. I guess that means that in the end I will have to give this award to Mike's Garage in E division, and the aforementioned Don't Hit the Scorekeeper in G division. Both the Garage and Scorekeeper not only lost two tiebreakers, but the second loss for each of them spelled out their tournament demise. Pretty sudden ending for a Mug run in that one-game-of-1001-all-play format.

FALL 2016 RDL SEASON INFORMATION

I am putting these dates in many locations (pages 1, 4, 8, 40) because they might be the most important thing for you in this newsletter.

Wednesday, July 20th - Fall season registration, The Upper Deck (online registration MIGHT be available in the days immediately prior to the 20th - Membership Director Heather Bohanan is working on a league website and it MIGHT be up in time for early registration)

Wed., Aug. 3rd - Preseason capts.' mtg./packet pickup, Upper Deck

Wednesday, August 10th - Start of Fall season match play

Monday, Sep. 12th - Fifth week captains' meeting, The Upper Deck

Wed., Nov. 16 / 30, Dec. 7 - Fall season divisional tournaments

Saturday, December 10th - Fall season banquet, site TBD

THIS RIGHT HERE? I CAN RESPECT THIS

Them Handsome Devils in D division pulled away from the pack to take the regular season title, after the first half of the season seemed to portend a wild and even race. Then they trucked on through their tournament quarterfinal and semifinal matches. Then… they got dumped on their derrieres by a strong night (including a hot string of 501s) by Pat's Blue Ribbon in the finals. A lot of people would whine and complain about '01 being more random, about the season being the bigger achievement, etc. But what did Dave Krasnow of the Devils say in an email to me after their loss? (for clarification, the main impetus of the email was to make sure that he had called in his teammate's 9m the week prior) Well, he said this:

"Pat's Blue Ribbon were very deserving champions that threw well from start to finish down the entire lineup… A tremendous clutch effort by Pat's beginning with Jeff over Ryan in 301, with Ryan reaching an out in both games, but Jeff throwing an 11 dart game followed by a 12 dart game to nip Ryan both times. In a way, that win kind of set the tone for what was to come. And late in the match, when the Devils were leading 10-8 going into 501, Pat's bore down and swept 501 like they needed to, to avoid a 12-12 tiebreaker. In the 3 of the 4 doubles matches that Pat's won, the Devils won the first game, and then lost their focus, losing two straight to lose the point. More of a great win by Pat's than an embarrassing collapse by the Devils. Pat's was clearly the better team last night.'

TEAMS THAT WON BOTH THEIR DIVISIONAL TOURNAMENT AND REGULAR SEASON TITLE !!!!!!

"A" Division - ***The Element Way***

Jason Kilts (c)	Tom Brown	Paul Jacobi
Robbie Phillips	John Kramer	Chad Massengill
Wil Tan	Allen Smith	Jerry Oakley
	Mark Knight	

TEAMS THAT WON THEIR DIVISIONAL TOURNAMENT (but not regular season title) !!!!!.

"B" Division - ***Darty Sanchez***

Meghan Howard (c)	Tisha Taylor	Ryan Anderson
Mike Kyle	Nate Groce	John Geraghty
Chris Moody	Jim Peele	Wes Wissinger

"C" Division - ***One Armed Bandits***

Lyman Kiser (c)	Shane Richardson	Jim White
Ken Trefzger	Phil Murphy	Dave Lewis
Wayne Taylor		Chris Moore

"D" Division - ***Pat's Blue Ribbon***

Eric Stoakes (c)	Rob Stuckey	Brad Adams
Jeff Cashin	B.J. Bartel	Steve Champion
Andrew Palmisano	Jon Landrum	Andy Nourse

"E" Division - ***The Drinkers Awaken***

Joe McCartney (c)	Mike Litzsinger	Louis Kemp
John Iager	Matt Veith	Mike Snyder
Tyler Norwood	Jerry Shengulette	Gary Snyder

"F" Division - ***Coach's Crew***

Eric Emerton (c)	Phil Barletta	Dave Woodard
Bill McMillan	Claude Martin	Shervin Ejlali
Andrew Hamer	Randy Wilcox	Kevin Scott

"G" Division - ***Ballistic Behavior***

Britt Phillips (c)	Josh Phillips	Simon Hayward
Keith Feller	Steve Knight	Georgia Hayward
	Cody Knight	

TEAMS THAT WON THEIR REGULAR SEASON TITLE (but not divisional tournament) !!!!!!

"B" Division - ***Rif Raf***

Brian Gaertner (c)	Matt St. Clair	Keith Ohrberg
David Martin	Dennis Horger	Jess Jur
Tim Mitchell	Darin Osenberg	Paddy Diamond

"C" Division - ***Shooter McGavin***

Don Sautter (c)	Scott Sautter	Chris Schon
Ronnie Knott	Ryan Knott	Brian Howard

"D" Division - ***Them Handsome Devils***

Chris Fournier (c)	Dave Krasnow	Ryan Cusman
Michael Raquet	Bryan Garland	Zach Lafler
Jay Brown		Bam Lupien

"E" Division - ***Mike's Garage***

Mike Gardner (c)	Robert Reece	Ernie Gilyardi
Deane Morin	Dave Ellington	Gary Long
Denny Williams	Robert Massengill	Tim Knight

"F" Division - ***The Sofa Kings***

Dave Maley (c)	Tony Alcon	Phil Groves
Hans Hudelson	Ken Moore	Doug Bozza
	Roger Keim	

"G" Division - ***Another Sinking Ship***

John Howley (c)	Paul Conway	Harry Annon
James Niver	Joe Munroe	John Butler
William McEwen	Charles Parker	Keith Sullivan

SPRING 2016 TOURNAMENT!!! TROPHY DART AWARDS

9 Marks

Robbie Phillips **(3)** (The Element Way, 5/4, 5/4, 5/11)
Jack Gibson (Nine Lives, 5/4)
Michael Johnson (Appetite for Destruction, 5/4)
Alex Mathews (Death Throw, 5/4)
Lee Scott (Just Like That, 5/4)
Mike Snyder (The Drinkers Awaken, 5/4)
Jay Brown (Them Handsome Devils, 5/11)
Joey Gaglione (Appetite for Destruction, 5/11)
Kyle Gaulthier (I'd Hit That, 5/11)
Steve Wilcenski (Traveling Brown's Bombers, 5/11)

Ton-80s

George Guenther (One Dart One Kill, 5/4)
Joe Munroe (Another Sinking Ship, 5/11)
Victor Thompson (Appetite for Dest., 5/11)
Robbie Phillips (The Element Way, 5/18)

6-Bulls

(none reported)

Ton-70-Ins and Outs

(none reported)

For those who are new or simply were not aware of it: fast games, high ins and high outs in the tournament do not win awards unless they are perfect shots (170s) or games.

OTHER TOURNAMENT HOT DARTS (Sorry, no award -- but they're still great shots)

Michael Johnson	Appetite for Destruction	8m	Chad Massengill	The Element Way	120-In	David Romanchek	Nine Lives	11-dart 301
Tim Mozzetti	Appetite for Destruction	8m	Joey Gaglione	Appetite for Destruction	111-In	Jeff Cashin	Pat's Blue Ribbon	
Mike Seward	I'd Hit That	8m	Robbie Phillips	The Element Way	105-In	11-dart 301 & 12-dart 301 (in the same set in the finals!)		
Dave Tanner	Projectile Dysfunction	8m	Robbie Phillips	The Element Way	**7-dart 301**	Dave Huffman &	Traveling Brown's	
Joey Gaglione	Appetite for Destruction	5-Bulls	Robbie Phillips	The Element Way	8-dart 301	Joe Work	Bombers	17-dart 501
Billy Hamilton	Lunatic Fringe	160-In	Chad Massengill	The Element Way	11-dart 301			

SPRING 2016 REGULAR SEASON PERFECT THROWS

9-Marks

Kyle Gaulthier **(4)** (I'd Hit That, 2/10, 2/24, 2/24, 3/9)
John Kramer **(4)** (The Element Way, 2/10, 3/9, 4/20, 4/27)
Dave Gelberg **(2)** (Lunatic Fringe, 2/17, 2/24)
Robbie Phillips **(2)** (...Element Way, 2/3,4/20)
Joe Work **(2)** (Traveling Brown's..., 3/2, 3/9)
Dana Bither (Bull Sharks, 3/9)
Allyson Blackwelder (One Dart One Kill,3/23)
Tom Brown (The Element Way, 3/30)
Scott Butters (Ridin' Dirty, 2/3)
Matthew Copple (Nine Lives, 2/3)
Jason Crowe (OT Outlaws, 1/27)
Kevin Foushee (Methodical Madness, 3/30)
Brad Hamilton (Methodical Madness, 3/23)
Barry Jackson (Dynamic Darts, 2/24)
John Jenkins (Armed and Hammered, 2/24)
Grey Jones (Red-eye Rangers, 3/9)
Scott Kirkpatrick (Red-eye Rangers, 4/20)
Ronnie Knott (Shooter McGavin, 4/20)
Billy Lloyd (Projectile Dysfunction, 3/23)
Sid Mitchell (Appetite for Destruction, 4/6)
Tom Murphy (Is It In?, 2/24)
Kevin Parrish (Ted's 180 Emporium, 4/27)
Britt Phillips (Ballistic Behavior, 3/9)
Don Sautter (Shooter McGavin, 3/30)
Darren Schmaus (#thecork, 3/30)
Allen Smith (The Element Way, 4/13)
Wil Tan (The Element Way, 3/2)
Victor Thompson (Appetite..., 3/2)
Ken Trefzger (One Armed Bandits, 3/9)
Larry Warshawsky (2 Hump Day!,3/23)
Bob Wickstrom (...Quack..., 2/10)
Tom Wiegand (Public School, 2/10)
Steve Wilcenski (Traveling…, 3/30)
Charlie Wilkinson (...Rangers, 4/6)
Tolson Willis (Death Throw, 1/27)

Ton-80s

Ryan Anderson (Darty Sanchez, 3/23)
Pat Ball (Pints of Authority, 3/2)
Kevin Foushee (Meth. Madness, 4/13)
Greg Gabry (One Dart One Kill, 3/16)
Kyle Gaulthier (I'd Hit That, 3/9)
George Guenther (One Dart..., 3/2)
Brad Hamilton (Meth. Madness, 2/17)
Mikey Hindle (Cheap Shots, 2/3)
Evan Howey (Dodging Darts, 2/10)
Sean Jarvah (Coral Reefers, 3/2)
Jess Jur (Rif Raf, 2/10)
John Kramer (The Element Way, 3/23)
Tim Lane (Lunatic Fringe, 4/27)
Chris Martin (Hostile Amish, 3/23)
Chad Massengill (Element Way, 3/2)
Chris Montesi (Flight Club, 2/3)
Matt St. Clair (Rif Raf, 2/3)

6-Bulls

(none reported)

SPRING 2016 REGULAR SEASON DIVISIONAL TROPHY DART AWARDS

	A division	B division	C division	D division	E division	F division	G division
High In (301 first turn only!!)	Ton-60 (4/6/16) **Mike Venable** Methodical Madness	Ton-52 (4/20/16) **Jeff Fournier** High & Tight	Ton-52 (1/27/16) **Kris Kilsdonk** One Dart One Kill	Ton-20 **Zach Lafler** ...Devils (1/27) **Eric Klann** Just Like That(4/6)	Ton-12 (2/17/16) **Felipe Wilkie** Public School	Ton-20 (1/27/16) **Stan Converse** America's Quack Problem	Ton-60 **Keith Feller** Ballistic… (3/16) **Charles Parkere** …SinkingShip(4/20)
High Out (301/501/ 1001)	Ton-33 (4/27/16) **Jerry Oakley** The Element Way	Ton-47 (4/6/16) **Jack Gibson** Nine Lives	Ton-10 (3/2/16) **Jimmy Bateman** Sharky's Machine	Ton-15 (3/2/16) **Tom Winters** Dynamic Darts	Ton-14 (4/27/16) **Kevin Casey** Missing Flights	Ton-40 (3/9/16) **Hans Hudelson** The Sofa Kings	Ton-10 (3/2/16) **Leigh Highfill** Chalk it Up
Fast Singles 301	10 darts **Robbie Phillips** ...Element (2/10) **Kyle Gaulthier** I'd Hit That (4/20) **Steve Wilcenski** ...Bombers (4/20) **Chad Massengill** …Element (4/27)	11 darts **Matt St. Clair** Rif Raf (2/3) **Will Bennett** OT Outlaws (3/16)	12 darts **Don Sautter** Shooter McGavin (twice - 2/10, 3/30) **Jimmy Bateman** …Machine (3/16) **Tyler Simpson** Armed and Hammered (4/6)	10 darts (4/6/16) **Austin Mitchell** Just Like That	11 darts (1/27/16) **Gary Long** Mike's Garage	12 darts (2/10/16) **Kevin Scott** Coach's Crew	9 darts (4/20/16) **Charles Parker** Another Sinking Ship
Fast Singles Cricket	12 darts (2/10/16) **Robbie Phillips** The Element Way	24 darts (3/16/16) **Darin Osenberg** Rif Raf	29 darts (3/30/16) **Ronnie Knott** Shooter McGavin	16 darts (2/17/16) **E.J. Ellis** Just Like That	21 darts (3/9/16) **Randy Deemer** 2 Hump Day!	21 darts (4/20/16) **Adam Schoch** America's Quack Problem	18 darts **John Butler** … Ship (3/23) **Jeff Russell** Chatham… (4/6)
Fast Doubles Cricket	16 darts (3/23/16) **Dave Huffman & Steve Wilcenski** Traveling Brown's	25 darts (3/23/16) **Jess Jur & Keith Ohrberg** Rif Raf	18 darts (4/27/16) **Jimmy Bateman & Lonny Kruger** Sharky's Machine	21 darts (3/23/16) **E.J. Ellis & Austin Mitchell** Just Like That	24 darts (4/13/16) **Mike Gardner & Tim Knight** Mike's Garage	27 darts (4/27/16) **Kevin Scott & Randy Wilcox** Coach's Crew	20 darts (3/2/16) **Britt Phillips & Josh Phillips** Ballistic Behavior
Fast Doubles 501	17 darts (2/3/16) **Jerry Oakley & Wil Tan** The Element Way	19 darts (3/23/16) **Dennis Horger & Darin Osenberg** Rif Raf	20 darts (4/13/16) **Phil Murphy & Ken Trefzger** …Bandits	20 darts (4/6/16) **Pat Cullen & Sean Roseman** Coral Reefers	19 darts (2/10/16) **Ernie Gilyardi & Robert Massengill** Mike's Garage	21 darts (4/13/16) **Tony Alcon & Dave Maley** The Sofa Kings	20 darts (3/9/16) **Kenny Spencer & Norm Thaxter** Tips & Shafts

Spring 2016 RDL Individual Season-Long Awards

SINGLES WIN PERCENTAGE

		W	L	%-age
	"A" Division			
Chad Massengill	A1/ The Element Way	24	2	0.923
	"B" Division			
David Martin	B3/ Rif Raf	24	4	0.857
	"C" Division			
Ken Trefzger	C6/ One Armed Bandits	25	1	0.962
	"D" Division			
Brad Adams	D7/ Pat's Blue Ribbon	18	2	0.900
	"E" Division			
Angelo Azevedo	E7/ Bye Week	17	2	0.895
	"F" Division			
Randy Wilcox	F8/ Coach's Crew	22	1	0.957
	"G" Division			
Jeff Russell	G3/ Chatham Street Elite	24	4	0.857

Women's Records

(# of women by div.: A-2, B-6, C-11, D-5, E-7, F-6, G-11)

[No women in A, D and F divisions satisfied both the minimum number of games requirement and the RDL rule requiring a win percentage of 0.500 or higher to claim a singles award.]

	Women - "B" Division			
Tisha Taylor	B6/ Darty Sanchez	13	13	0.500
	Women - "C" Division			
Kris Kilsdonk	C2/ One Dart One Kill	21	6	0.778
	Women - "E" Division			
Nicole Hatch	E7/ Bye Week	11	11	0.500
	Women - "G" Division			
Georgia Hayward	G4/ Ballistic Behavior	13	12	0.520

ALL-STAR POINT AVERAGE

		ASPs	TGP	%-age
	"A" Division			
Robbie Phillips	A1/ The Element Way	104.0	48	2.167
	"B" Division			
Will Bennett	B2/ OT Outlaws	49.0	44	1.114
	"C" Division			
Ken Trefzger	C6/ One Armed Bandits	54.0	51	1.059
	"D" Division			
Tom Winters	D2/ Dynamic Darts	47.5	51	0.931
	"E" Division			
Jeff Watson, Sr.	E8/ All Saints Darts	35.5	42	0.845
	"F" Division			
Joe Rigert, Sr.	F2/ Wayne Gretzky	46.0	53	0.868
	"G" Division			
Charles Parker	G1/ Another Sinking Ship	36.5	47	0.777

Women's Records

(# of women by div.: A-2, B-6, C-11, D-5, E-7, F-6, G-11)

	Women's Records - "A" Division			
Adrienne deFontes	A7/ Projectile Dysfunctior	11.0	48	0.229
	Women's Records - "B" Division			
Dawn Hamilton	B4/ #thecork	26.5	50	0.530
	Women's Records - "C" Division			
Kris Kilsdonk	C2/ One Dart One Kill	34.0	52	0.654
	Women's Records - "D" Division			
Brenda Whitley	D8/ Just Like That	32.0	50	0.640
	Women's Records - "E" Division			
Nicole Hatch	E7/ Bye Week	16.5	43	0.384
	Women's Records - "F" Division			
Cindy Voorhees	F5/ All About That Bull!	13.5	46	0.293
	Women's Records - "G" Division			
Anna Pfieffer	G8/ Chalk it Up	18.0	55	0.327

THE PLAYERS WHO *BEAT* THE SINGLES %-AGE WINNERS

Who beat Chad Massengill of The Element Way in A division?
in 301: Dan Naylor (wk.7).
in cricket: Randy Massengill (wk.5). [Yep, that's right… Dad…]

Who beat David Martin of Rif Raf in B division?
in 301: (none).
in cricket: Wes Wissinger (wk.3), Darren Schmaus (wk.6), John Mays (wk.7), Josh Hall (wk.12).

Who beat Ken Trefzger of One Armed Bandits in C division?
in 301: Dave Johnson (wk.10).
in cricket: (none).

Who beat Brad Adams of Pat's Blue Ribbon in D division?
in 301: Eric Klann (wk.10).
in cricket: Kyle Gardner (wk.7).

Who beat Angelo Azevedo of Bye Week in E division?
in 301: Randy Deemer (wk.9).
in cricket: Patrick Merkle (wk.14).

Who beat Randy Wilcox of Coach's Crew in F division?
in 301: Scott Smith (wk.6).
in cricket: (none).

Who beat Jeff Russell of Chatham Street Elite in G division?
in 301: Jim Morlando (wk.9), Pat Ball (wk.12), Daniel Cantwell (wk.13).
in cricket: Britt Phillips (wk.7).

[Only listing the 'defeaters' of the top couple women's award winners…]

Who beat Kris Kilsdonk of One Dart One Kill in C division?
in 301: Phil Murphy (wk.1), Pete Hartmann (wk.6), Don Sautter (wk.10), Pete Hartmann again (wk.13), John Jenkins (wk.14).
in cricket: Wayne Taylor (wk.8).

Who beat Georgia Hayward of Ballistic Behavior in G division?
in 301: Nick Boutieller (wk.2), Joe Munroe (wk.4), Nick Boutieller again (wk.9).
in cricket: Rich Bialaszewski (wk.1), Anthony Brownd (wk.2), Joe Munroe (wk.4), Daniel Kang (wk.5), C.J. Lefebvre (wk.7), Anna Pfieffer (wk.10), Craig McDavid (wk.12), Jon Lisk (wk.13), Sean Ryan (wk.14).

SPRING 2016 PENALTY SUMMARY

Oh, holy crap!! You guys almost certainly had to have set some sort of league record this season. I would have to go back and dig through all of my past files to really be certain (and I really just don't have that much free time this week), but once you read these statistics, you'll see why I'm so relatively certain…

This season there were only EIGHT total penalties. EIGHT! That is so flippin' great. I realize this was not an election season, so there aren't ballot penalties this season. And there wasn't a captains' meeting, but that was an "earned" absence because everyone was handling business so well. So this season's captains really excelled like maybe never before.

There were 3 phone penalties (totaling 15 points) and 5 mail penalties (80 points). And… that's it.

A, C, D and E divisions had ZERO penalties. And only 6 teams in the entire league drew a penalty. 3 teams in B each got one penalty (for a total of 37 points), 2 teams in G each got one penalty (for a total of 32 points), and 1 team in F got three penalties (for a total of 26 point).

This season's *clear* loser in the penalty situation was the only team to garner more than one penalty. **Dodging Darts** in F division not only got the most penalties (3) for the most points (26), but they were also the only team to drop in the standings due to penalty (from 5th down to 7th!).

WHERE WE PLAY

American Legion Fuquay-Varina	**919-557-5990**
6400 Johnson Pond Road	Fuquay-Varina
-about 0.2 miles from Fuquay Elementary School	
The Big Easy	**919-468-6007**
231 Grande Heights Drive	Cary
-in the Harrison Pointe Shpg. Ctr., across from Papa John's	
Break Time Billiards	**919-615-0107**
6442 Tryon Road	Cary
-to the left of Lowe's Foods, at intersection w/ Cary Parkway	
Brewster's Pub	**919-650-1270**
1885 Lake Pine Drive	Cary
-next to La Cocina Mexican restaurant	
Brown's Billiards	**919-878-9092**
5500 Atlantic Springs Road	NE Raleigh
-off Spring Forest Rd., near Wake Forest Rd.	
Bull & Bear	**919-847-3617**
5442 Six Forks Road	N. Raleigh
-at corner of Six Forks & Millbrook, behind KFC	
Cleveland Draft House - Garner	**919-771-2337**
6101 NC Highway 42 West	Garner
-0.7 mile west of I-40 on NC Highway 42	
Crosstown Pub & Grill	**919-650-2853**
140 East Chatham Street	Cary
-a couple storefronts down from the Cary Theater	
High Park Bar & Grille	**919-833-4527**
625 E. Whitaker Mill Road	Raleigh
-near intersection of Whitaker Mill & Wake Forest Rd.	
Locked & Loaded Bar & Grill	**919-661-6688**
305 McCormick Street	Garner
-behind the International House of Pancakes (IHoP)	
Mac's Tavern	**919-467-4114**
1014 Ryan Road	Cary
-behind Burger King in Village Market Spg. Ctr.	
Overtime Sports Pub	**919-255-9556**
1030-149 N. Rogers Lane	Raleigh
-corner of Rogers Ln/US-64, in Food Lion strip mall	
Pantana's Pool Hall	**919-833-2990**
3112 Hillsborough Road	near NCSU
-between Daisy and Shepherd streets	
Pat Murnane's Irish Pub	**919-562-5570**
2101 South Main Street	
-right next to Euro Café	
Proof Five Points	**919-322-1960**
1620 Glenwood Ave	Raleigh
-next to the Rialto Theater at the 'five points' intersection	
Rally Point Sport Grill	**919-678-1088**
1837 N. Harrison Ave.	Cary
-in the Sam's Club plaza near I-40, behind Wendy's	
Saints & Scholars Irish Pub	**919-878-8828**
909 Spring Forest Road	N. Raleigh
-right next to Jason's Deli	
Scooters	**919-954-2171**
1911 Sego Court	N. Raleigh
-near Atlantic/Millbrook inter., behind Batteries Plus	
Sharky's Place	**919-783-5448**
5800 Duraleigh Road	NW Raleigh
-in the Yuppie Center near US 70 intersection	
Snooker's-RW	**919-828-7665**
3520 Wade Avenue	NW Raleigh
-in Ridgewood Shopping Center	
Tavern in the Grove	**661-0699**
25 Old Drug Store Rd	Garner
-across from Walgreen's, near inter. of Cleveland & 42	

NEED SOME SUMMER DART OPTIONS?

Leagues? Blind draws? Tournaments? We have 'em all!

Wednesdays - Brown's Billiards In-House Summer League

Brown's is hosting its 2nd annual In-House League, with a player draft for teams on May 29th (you do not have to be present). $20 per player, season is 10 weeks, and league plays starts June 1st at 8 p.m. The league has 100% payout, and Brown's adds $20 per team. For more info: David Huffman, (919)369-7656; or Rom Knight, (919)985-0378; or Brown's Billiards (919)878-9092.

Tuesdays - BCDL - Durham Handicapped Steel-Tip League

The Bull City Dart League continues its year-round play, but the season that starts in the summer doesn't match the RDL break quite as well as in some years. The final location of registration hasn't been set yet, but that registration closes at 7 p.m. on July 19th, and you can get updates at the league website (www.thebcdl.org). The league plays Tuesday nights throughout Durham and RTP, and uses a rolling handicap system to level the playing field quite a bit. Teams consist of 4-8 players (about 6 is the norm), and dues are $25/player per season.

Thursday league - TDL - in Chapel Hill/Durham

The registration information for the TDL isn't out yet, but the spring finals were this past Thursday. So I would expect the registration meeting to occur sometime soon. Check www.ibiblio.org/ncdarts/tdl/ for information updates soon. The teams in TDL consist of 6-10 players per team, and dues are $20/ player per season. I believe this past season the league used 2 bars in Chapel Hill and 2 in Durham, although I'm not certain that list is necessarily static, and is likely more determined by the number of teams that are registered (and bar availability).

Or maybe a blind draw…

Page 8 lists the regular weekly blind draws offered by RDL host establishments, and there are a bunch. But I have also confirmed both The Upper Deck AND Sharky's Place will be adding weekly Wednesday draws for every week this summer. They will have basically the same features as their regular draws listed on page 8, except that there is no Wednesday "triple shot" at the Deck.

And for those lookin' for a bigger tournament…

Check pages 21 and 22 for fliers for events in nearby locales, and also the calendar on page 8 for a couple more. If you can only hit one of those, I wholeheartedly recommend… **THE 11TH ANNUAL *WRECK AT THE DECK*!!! (see pg. 21)**. Yep, one of the best ADO tournaments on the annual calendar is right in your back yard yet again. June 3rd-5th at The Upper Deck on Harrison Avenue. Too good and too close to pass up… And you can even sponsor a board at the tournament with the form on page 21 if you want to see your team (or business!) name in print on one of the board stanchions.

Train Station Sports Bar & Grill	**919-481-2442**
301-C N. Harrison Avenue	Cary
-under Pure Gold, between Chatham St. & 54 @ RR tracks	
Tyler's Tavern	**919-762-0940**
2221 North Grassland Road	Fuquay-Varina
-across from Bagels Plus, right off of NC-55	
The Upper Deck	**919-460-1786**
329 N. Harrison Avenue	Cary
-near intersection. of N. Harrison & Highway 54	

HOW TO REACH US

RDL VoiceMail 919-990-1218

Mail Scoresheets to: Jason Kilts - RDL Statistician
5005 Raintree Road, Durham, NC 27712

Scoresheet FAX available at:
919-324-3545 - email JK for confirmation of receipt!

New Member Fees and Newsletter Fees:
(for now, these also go to the Membership Director)
Heather Bohanan, 206 Shoals Lane, Garner, NC 27529

Nomination and Election Ballots:
Heather Bohanan, 206 Shoals Lane, Garner, NC 27529

Grievances/Complaints/Rules Suggestions:
Kevin Coyne, 204 Clifton Ridge Court, Louisburg, NC 27549

All Other RDL Correspondence to:
(Just send whatever to Jason and he'll pass it along…)

2016 Board of Directors

President	Tim Mozzetti	919-649-1816
	email: tjmozz@gmail.com	
Vice President	Maridy Knight	919-417-7828
	email: maridy16@gmail.com	
(interim) Secretary	*Memb. Director Heather Bohanan is presently also doing these duties…*	
Treasurer	Barron Hartley	919-749-2061
	email: bkh345@hotmail.com	
Membership	Heather Bohanan	919-326-1956
	email: membership@raleighdartleague.org	
Rules/Grievances	Kevin Coyne	919-961-8303
	email: krcoyne@gmail.com	

League Statistician/Editor : Jason Kilts 919-990-1218
email: jdkilts@yahoo.com or jdkilts@gmail.com

"HOT DARTS" CALL-IN GUIDELINES

Here are the guidelines you should use for the minimum number of all-star points to report when calling in your scores.
"A" Div. = 4.5 or more ASPs; "B" Div. = 4.0 or more ASPs
"C, D" Divisions = 3.5 or more ASPs
"E, F" Divs. = 3.0 or more ASPs; "G" = 2.5 or more ASPs
Also, call in any fast games, high ins, high outs, or other amazing feats that you think warrant a little recognition (e.g., Ins & Outs higher than a Ton, 24-dart cricket games, 15-dart 301s, 24-dart 501s, Ton-70s and up, 5-Bulls+, etc.).

Extra note: it's also ok to call in "fast games" in each set, even if they don't necessarily meet the maximum dart counts above.

SEASON-LONG TROPHY DART MINIMUM GAMES PLAYED REQUIREMENTS

To be eligible for all-star point ave. & singles win %-age awards, you must play at least 66% of this season's projected games:

for all Divs. (except teams D6, E5, F1 & F7) (8 teams / div.):
Singles win %-age: min. of 19 Singles Games Played
All-star pt. Average: min. of 37 Total Games Played

for teams D6, E5, F1 & F7 (due to 1 forfeit received):
min. of 18 Singles Games Played, 35 Total Games Played

PENALTY LOG

Here are all the penalties assessed this season.
Phone (5 pts.): OT Outlaws (B,wk.13), Dodging Darts (F,wk.4,wk.10).
Mail (16 pts.): Rif Raf (B,wk.5), Nine Lives (B,wk.9), Dodging Darts (F,wk.4), Is It In? (G,wk.1), Chalk it Up (G,wk.1).

RDL WEBSITE - www.raleighdartleague.org
(webmaster: Jason Thomas): jason@beyond-beta.com
[including a full RDL map, with a 15-mile radius function]

CALENDAR OF EVENTS

May 27-29 **Savannah Open**, (ADO), $10,000+, Ramada Inn, Pooler, GA, 912-748-6464; info: 912-659-5909 or savannahdarts@yahoo.com
Sun., May 29 **Brown's Billiards summer league** - team draft
June 3-5 **Wreck at the Deck**, (ADO), see page 21
June 10-12 **Central VA Dart Classic**, (ADO), see page 22
Sat., June 25 **NC City Dart League & NC Ladies' Cup**
NCCDL: CapArea@Ral, Dur@Wilm, Pied@ChHill, Ashe@Jack, Pine@PCity, Char@LakeN
NCLC: CapArea@Apex, FuqVar@Wilm, Pied@ChHill, Ashe@Jack, Char@LakeN, (Bye-Pine)
July 8-10 **Queen City Shootout**, (ADO), see page 22
Wed., July 20 **Fall 2016 - RDL registration**, Upper Deck (online registration possibly available in days immediately prior to the 20th - emails later)
Sat., July 23 **NCCDL/NCLC match weekend**
Mon., July 25 **RDL Board Meeting**
Wed., Aug. 3 **Fall 2015 RDL Preseason Captains'** 7:00-8:00 p.m. **Meeting**; The Upper Deck - mandatory
Wed., Aug. 10 **Fall 2016 first night of match play**
Mon., Sep. 12 **Fall 2016 - Fifth week captains' meeting** 7:00-8:00 p.m. The Upper Deck; end of roster additions/ replacements (Also date of RDL Board Mtg.)
Sep. 30-Oct. 2 **NC State Championships**, Upper Deck, Cary
Mon., Oct. 3 **RDL Board Meeting**
Mon., Nov. 7 **RDL Board Meeting**
Wed., Nov. 16 / 30, Dec. 7 - RDL Divisional Tournaments
Sat., Dec. 10 **Fall 2016 - Season Banquet**, site TBD

Other Local Weekly Leagues

Tuesdays ***Bull City Dart League*** , Durham
Thursdays ***Triangle Dart League*** , Chapel Hill

Weekly Blind Draws - Over the years, many blind draws have come and gone. If any of these folds or if any others start up, please let me know and I'll update this list. Thanks.

(these 2 are double elim., $5 entry, bar matches the pot… & now they add an extra $50 if there are 32+ players !)
Fri., 8 pm **Upper Deck**,919-460-1786, 329 N.Harrison
Sun., 8 pm **Upper Deck**,919-460-1786, 329 N.Harrison

(this one is double elim., $5 entry, bar matches a minimum of $50 and a maximum of $150, based on participation)
Sat., 4 pm **Local Bar**, 919-303-7014, 2901 US-64, Apex

(this one is double elim., $10 entry, bar matches half the pot if 10+ people show up, up to a max of $100 added, with a payout to the top 25% of the finishers)
Sat., 7 pm **American Legion Fuquay-Var.**, 919-557-5990, 6400 Johnson Pond Rd

(this one is $5 entry, bar matches 150% if 16+ players !)
Sat., 8 pm **Sharky's Place**, 919-783-5448, 5800 Duraleigh
Mon., 8 pm **Sharky's Place**, 919-783-5448, 5800 Duraleigh

(this one is a SOFT-TIP tournament, running similarly to the steel-tip events in the lines immediately above - $5 entry, bar matches 150% if 16+ players ! 25 cents/player/game)
Tue., 8 pm **Sharky's Place**, 919-783-5448, 5800 Duraleigh

THE THIRTY-NINTH SEMI-ANNUAL EDITION OF : JK'S DIVISIONAL ALL-STAR TEAM PICKS

(Players within each division are listed alphabetically) (Players are chosen any way I damn well please - not purely by the numbers!)
(This is not purely my own guesses at who is simply the best thrower, but also who is important to their team, who is good in the clutch, etc.)

Divisional MVPs

All of RDL	*Robbie Phillips*	*The Element Way*
A Division	Robbie Phillips	The Element Way
B Division	David Martin	Rif Raf
C Division	J.J. White	Menace 2 Sobriety
D Division	Austin Mitchell	Just Like That
E Division	Angelo Azevedo	Bye Week
F Division	Randy Wilcox	Coach's Crew
G Division	Josh Phillips	Ballistic Behavior

"A" Division

Tom Brown	The Element Way	Bigg Dogg's brief slump is looong gone.
Kyle Gaulthier	I'd Hit That	Can simply hit any big shot at any point.
John Kramer	The Element Way	He wanted "rookie of the season". Ha!
Chad Massengill	The Element Way	Completed his set of singles title Mugs.
Tim Mozzetti	Appetite for Destruc	Clearly an RDL top ten stalwart now.
Robbie Phillips	The Element Way	Every game could be a shot at a record.
Mike Seward	I'd Hit That	Mr. Consistency still is exactly that.
Wil Tan	The Element Way	Started slow, but finished like a monster.

"B" Division

Will Bennett	OT Outlaws	Huge season for the ever-shorthanded.
Jimmy Davis	High & Tight	Nice addition of a longtime RDL winner.
Jack Gibson	Nine Lives	Nice balanced season for balanced team.
Jess Jur	Rif Raf	If he ever gets back to full time, look out.
David Martin	Rif Raf	14 straight 301 wins? Seriously? Wow.
Chris Moody	Darty Sanchez	So strong for first 3 sets. Then… 501…
Darin Osenberg	Rif Raf	Another part-time crusher for B winners.
Jim Peele	Darty Sanchez	Team isn't the same when he's absent.

"C" Division

Brian Howard	Shooter McGavin	Led team to season title & almost Mugs.
John Jenkins	Armed and Hammer	Most excellent to see him back in form.
Dave Johnson	Menace 2 Sobriety	There are officially 2 big Menaces now.
Kris Kilsdonk	One Dart One Kill	Cricket monster often carried her team.
Ronnie Knott	Shooter McGavin	Great in cricket, decent in the '01 sets.
Shane Richardson	One Armed Bandits	Uber-consistent again for Mug winners.
Ken Trefzger	One Armed Bandits	One 301 from a perfect singles season…
J.J. White	Menace 2 Sobriety	So good... he's an automatic inclusion.

"D" Division (I could've easily picked TWELVE here…)

Brad Adams	Pat's Blue Ribbon	Got nearly half of his team's DCkt wins.
Jeff Cashin	Pat's Blue Ribbon	Came up biggest at the biggest times.
Ryan Cusman	Them Handsome De	10+-wins in all four sets? Yes, please.
Bryan Garland	Them Handsome De	Biggest winner for runaway title team.
Dave Krasnow	Them Handsome De	Is he really just third best on his team?
Austin Mitchell	Just Like That	Another 10+ win in all sets guy? Sweet.
Jason Thomas	Ted's 180 Emporiun	Should really just leave himself 6 in 501.
Tom Winters	Dynamic Darts	Starts out hot, slowly tails off each set.

"E" Division

Angelo Azevedo	Bye Week	Only 1 loss in each of 3 sets. Crazy.
Randy Deemer	2 Hump Day!	Superb cricket carries moderate '01 stats.
Mike Gardner	Mike's Garage	His team, his name, his division title.
Ernie Gilyardi	Mike's Garage	Would own E if work schedule allowed.
Robert Massengill	Mike's Garage	Well, that's 2 Massengills on this page…
Jeff Rudy	Flight Club	I'm (barely) ignoring the doubles record.
Lou Tufillaro	Bye Week	Sometimes consistent/steady is enough.
Matt Veith	The Drinkers Awak	Tough pick here… team is so balanced.

"F" Division (lots of really worthy candidates here…)

Doug Bozza	The Sofa Kings	Really solid in first 3 sets for top team.
Grey Jones	Red-eye Rangers	Holy cow, his talent climb continues!
Dave Maley	The Sofa Kings	Captain led by example, to the F crown.
Joe Rigert, Jr.	Wayne Gretzky	So good, but not even the best Rigert.
Joe Rigert, Sr.	Wayne Gretzky	Probably best player not on the Crew.
Kevin Scott	Coach's Crew	If only Wilcox didn't hog the spotlight.
Brent Snyder	All About That Bull!	So strong, led his team in… everything.
Randy Wilcox	Coach's Crew	Best ever player addition in F division?

"G" Division

Daniel Cantwell	Is It In?	Doubles king for team living in doubles.
Keith Feller	Ballistic Behavior	Welcome back, Feller. Time to move up.
Danny Ives	Chatham Street Elite	Bit of a slow 301 start, but then strong.
William McEwen	Another Sinking Shi	Pretty great season to be third on team.
Joe Munroe	Another Sinking Shi	Biggest winner for the runaway titlists.
Charles Parker	Another Sinking Shi	Did just about everything on the Ship.
Josh Phillips	Ballistic Behavior	Led team for 3 sets, and saved the Mugs.
Jeff Russell	Chatham Street Elite	Is Chatham's 2nd straight singles winner.

QUICK STAT TIDBITS

-The **Quadruple Double Award** winners (double-digit wins in all 4 sections With every division playing without byes this season, we put together a decent group of members here this season. Five league members joined (or re-joined) the club this season. Both **Chad Massengill** and **Robbie Phillips** of The Element Way achieved this toughest of feats in the league's top division; **Ryan Cusman** of Them Handsome Devils and **Austin Mitchell** of Just Like That both managed it in D division; and **Joe Munroe** of Another Sinking Ship was ruling the roost in G division. There were some other close efforts as well, so let's recognize some honorable mentions (for three ten-win sets and/or four nine-win sets): *Dave Johnson* and *J.J. White* of Menace 2 Sobriety in C, *Brian Howard* of Shooter McGavin in C, *Jimmy Dzengeleski* of Dynamic Darts in D, *Dave Krasnow* and *Bryan Garland* of Them Handsome Devils in D, and *Josh Phillips* of Ballistic Behavior in G

-**IronMan/Woman Award**: Since every division had a full slate of matche this season, every team had an equal (or nearly equal, due to a few forfeits around) this season. In the end, our Iron Man Award goes t **Chris Peterson** of OT Outlaws in B with 71 games. The honorable mentions for other division leaders go to: *Tyler Wright* of Ridin' Dirty in A with 62; *Mike Holly* of The Bunkers and *Jimmy Bateman* of Sharky's Machine in C with 58; *Rick Dysard* of Death Throw in D with 58; *Larry Warshawsky* of 2 Hump Day! in E with 67 *Aaron Saunders* of A.K.A. Redacted? in F with 63; and both *Josh Phillips* of Ballistic Behavior and *Brian Berman* of Pints of Authority in G with 59

-The **Team Attendance Award** winners: Oh, yes!! The days of a team havin six players play every set all season have finally returned! The OT Outlaws tried to do it this season, but they ran into a lot of shorthanded nights. The Bunkers in C made a pretty decent run at it, but carried a seventh thrower, as did Missing Flights in E. But… after years without a real member in this club, **Shooter McGavin** in C listed the same six players in EVERY set of the season Yes! And it was a clearly a recipe for success as they ruled their division!

MY PRESEASON, WEEKLY, & TOURNEY PREDICTION RESULTS

As usual, I'm left with the option of trying to bluff my way through this part, or just telling the truth. And since I know some of you squirrel away every last thing I've ever written about your team, I will again give real results… bummer. Sometimes these results can border on embarrassing…

In my preseason picks (usually the toughest every season given the imminent roster changes/additions), I actually did alright. Nothing amazing, but still decently. I overestimated Fringe a little in A; I gave too much credit to the Outlaws and High & Tight in B, while not giving Rif Raf enough; then C was kind of a mess for me and I really missed on McGavin; I didn't give the Devils or Pat's enough credit in D (way not enough in the case of Pat's); I hit mostly all of E except for the Garage, who won the whole thing; I was pretty close on nailing F; and the only part I didn't hit almost exactly in G was that I was (rightfully) afraid that the Ship would be shorthanded too often.

My weekly prediction results you can peruse pick-for-pick on the other side of this sheet of paper. As noted on that page, I had at least an even 0.500 record for every last team in the league, and my picks were only as low as that for two teams. I did really well in A (since I know those players the best, and there is less team movement there than in other divisions), but also did pretty decent to pretty well in every other division as well. An overall final correct pick rate of 72.16% isn't my best ever, but I can easily accept that.

Last but not least were my tournament predictions… Often when we jump to best-of-3, my picks get stronger, despite the fact that I'm picking semifinals and finals that I conceivably could have wrong before the matches are even played. This season, however, was one of my biggest tournament collapses ever! The tournaments were wild rides consisting of upset after upset in most divisions, and in the end I finished with a pretty weak 27-22 overall record. I hit 17 of 28 quarterfinals (setting me up for a bunch of failed later picks before the matches even started), added on a 7-7 semifinals record, and then I hit 3 of the 7 Mug winners (which really isn't bad, since only one #1 seed won Mugs).

JK'S TEAM-BY-TEAM, WEEK-BY-WEEK MATCH PREDICTION RESULTS

(I introduced this page twenty-three seasons ago, and it has become almost expected as a newsletter staple. Feast your eyes on the success...)

For several years, many of you have taken no greater pleasure in your weekly darting endeavors than to call the RDL VoiceMail and point out to me just how wrong I was in my prediction of your match result. On a related note, I have noticed that many of you seem to have relatively selective memories saving only the weeks when I was wrong. Further, many others of you regularly embellish your statistics of how often you fool me. It's not so easy to get away with those rambles anymore, however, as you can see below. Each W is a week when I picked your match correctly, and each L is one I picked incorrectly. Division totals are to the right of the team totals, weekly totals are at the bottom, and in the space between the 14 weeks and the team totals, the two 'o' symbols indicate the teams for which I was only 0.500, and this season there are ZERO 'x' symbols that would have indicated the teams that fooled me more often than not. **[After what felt like a really rough start with a handful of teams this season, I was able to fight all the way back to even or better with every team in the league!! Only the Cheap Shots and Don't Hit the Scorekeeper were able to hold me down to 0.500. B, C and D were my toughest divisions, but I still managed greater than 64% correct even in my worst division.]**

	wk1	wk2	wk3	wk4	wk5	wk6	wk7	wk8	wk9	wk10	wk11	wk12	wk13	wk14		Right	Wrong	**Overall**
A1/ The Element Way	W	W	W	W	W	W	W	W	W	W	W	W	W	W		14	0	72.16%
A2/ Appetite for Destruction	W	W	W	W	W	L	W	W	W	W	W	W	L	W		12	2	280 108
A3/ I'd Hit That	W	W	W	W	W	L	W	W	L	W	W	W	L	W		11	3	
A4/ Lunatic Fringe	L	W	W	L	W	W	W	L	W	W	L	W	W	W		10	4	
A5/ Ridin' Dirty	L	W	W	W	L	W	W	L	W	W	W	W	W	W		11	3	
A6/ Methodical Madness	W	W	W	W	W	W	W	W	W	W	W	W	L	W		13	1	**A Division**
A7/ Projectile Dysfunction	W	W	W	W	L	W	W	W	W	W	W	W	L	W		12	2	83.93%
A8/ Traveling Brown's Bombers	W	W	W	L	W	W	W	W	L	W	L	W	W	W		11	3	47 9
B1/ High & Tight	L	W	W	W	W	W	W	L	W	L	L	W	W	L		9	5	
B2/ OT Outlaws	L	W	L	W	W	W	W	W	W	L	W	L	L	L		8	6	
B3/ Rif Raf	L	W	W	W	W	W	L	L	W	L	W	L	W	W		9	5	
B4/ #thecork	L	L	W	W	W	W	W	W	W	L	W	L	W	W		10	4	
B5/ Cheap Shots	L	W	L	W	W	W	L	L	W	L	W	L	L	W	o	7	7	
B6/ Darty Sanchez	W	W	W	W	W	W	W	W	W	L	L	W	L	W		11	3	**B Division**
B7/ Nine Lives	L	L	W	W	W	W	L	L	W	W	L	L	W	W		8	6	64.29%
B8/ Big Bulls	W	W	W	W	W	W	L	W	W	W	L	L	L	W		10	4	36 20
C1/ The Bunkers	L	W	W	L	W	L	W	W	L	L	W	W	W	W		9	5	
C2/ One Dart One Kill	W	W	W	W	W	L	L	L	W	W	W	W	W	L		10	4	
C3/ Sharky's Machine	L	W	L	L	W	L	W	W	W	W	W	W	L	L		8	6	
C4/ Shooter McGavin	W	W	W	L	W	L	W	W	W	W	L	W	L	W		10	4	
C5/ Bull Sharks	L	W	L	W	W	W	W	W	W	W	W	W	W	W		12	2	
C6/ One Armed Bandits	W	L	W	L	W	W	W	L	L	W	L	W	W	L		8	6	**C Division**
C7/ Menace 2 Sobriety	L	W	W	W	W	W	W	W	L	W	W	W	L	W		11	3	67.86%
C8/ Armed and Hammered	W	L	W	W	W	W	L	W	L	L	W	W	L	L		8	6	38 18
D1/ Death Throw	W	W	W	W	W	W	W	W	L	L	W	W	W	L		11	3	
D2/ Dynamic Darts	W	W	W	W	W	L	L	W	L	W	L	W	W	L		9	5	
D3/ Hostile Amish	W	W	W	W	W	W	W	W	L	W	W	fft	W	W		12	1	
D4/ Coral Reefers	W	W	W	L	W	L	L	W	W	L	W	W	L	W		9	5	
D5/ Them Handsome Devils	L	W	L	W	L	L	W	W	W	W	W	W	W	W		10	4	
D6/ Ted's 180 Emporium	W	W	L	L	W	W	W	W	L	W	W	fft	L	L		8	5	**D Division**
D7/ Pat's Blue Ribbon	L	W	W	W	W	W	L	W	L	W	L	W	L	W		9	5	69.09%
D8/ Just Like That	W	W	W	W	L	L	L	W	L	W	W	W	L	L		8	6	38 17
E1/ Mike's Garage	W	W	W	W	W	W	L	W	W	W	W	W	L	W		12	2	
E2/ Flight Club	W	W	W	W	L	W	L	W	W	W	W	L	L	W		10	4	
E3/ The Drinkers Awaken	W	W	L	W	L	W	L	W	W	W	L	L	L	W		8	6	
E4/ 2 Hump Day!	W	W	L	L	W	W	L	L	W	L	W	W	L	W		8	6	
E5/ Missing Flights	W	W	L	W	W	L	W	L	W	W	W	fft	W	L		9	4	
E6/ Public School	W	W	L	W	W	W	W	W	W	L	W	W	W	L		11	3	**E Division**
E7/ Bye Week	W	W	W	W	W	W	W	W	W	W	L	fft	W	W		12	1	74.55%
E8/ All Saints Darts	W	W	W	L	W	L	W	W	W	W	W	W	W	W		12	2	41 14
F1/ The Sofa Kings	W	W	W	W	W	W	W	W	L	fft	W	W	W	W		12	1	
F2/ Wayne Gretzky	W	W	W	W	W	W	L	fft	L	L	W	W	W	L		9	4	
F3/ Dodging Darts	W	W	W	W	L	L	W	W	L	L	W	L	W	W		9	5	
F4/ America's Quack Problem	L	W	L	W	W	L	L	L	W	W	W	W	W	L		8	6	
F5/ All About That Bull!	L	W	W	W	W	W	L	L	L	L	W	W	W	L		8	6	
F6/ A.K.A. Redacted?	W	W	W	W	W	W	W	W	W	fft	W	W	W	W		13	0	**F Division**
F7/ Red-eye Rangers	W	W	L	W	L	W	L	fft	L	W	W	L	W	L		7	6	72.22%
F8/ Coach's Crew	W	W	W	W	W	W	W	W	L	L	W	W	W	W		12	2	39 15
G1/ Another Sinking Ship	W	L	W	W	W	W	W	W	W	W	W	W	W	L		12	2	
G2/ Is It In?	W	W	L	W	L	L	W	L	W	W	W	W	W	L		9	5	
G3/ Chatham Street Elite	W	W	W	L	W	L	W	W	W	W	W	W	W	W		12	2	
G4/ Ballistic Behavior	W	W	L	W	W	W	W	L	L	W	W	L	W	W		10	4	
G5/ Tips & Shafts	L	W	W	W	W	W	W	W	W	W	W	W	W	W		13	1	
G6/ Don't Hit The Scorekeeper	L	L	L	L	W	L	W	W	W	W	W	L	L	W	o	7	7	**G Division**
G7/ Pints of Authority	L	W	W	W	W	L	L	W	L	W	W	W	L	W		9	5	73.21%
G8/ Chalk it Up	L	W	L	W	L	W	L	W	W	W	W	W	W	W		10	4	41 15
Right:	18	25	20	22	23	19	18	20	18	19	22	20	17	19				
Wrong:	10	3	8	6	5	9	10	7	10	8	6	6	11	9				
forfeited:	-	-	-	-	-	-	-	1	-	1	-	2	-	-				

RDL - Spring, 2016	Week 1		Week 2		Week 3		Week 4		Week 5		Week 6		Week 7		Week 8		Week 9		Week 10		Week 11		Week 12		Week 13		Week 14		Forfeits
	vs.	W/L Pts.	vs.	W/L Pts.	vs.	W/L Pts.	vs.	W/L Pts.	vs.	W/L Pts.	vs.	W/L Pts.	vs.	W/L Pts.	vs.	W/L Pts.	vs.	W/L Pts.	vs.	W/L Pts.	vs.	W/L Pts.	vs.	W/L Pts.	vs.	W/L Pts.	vs.	W/L Pts.	
A1/ The Element Way	a8	W 18	A6	W 20	a7	W 23	A5	W 21	a3	W 20	a4	W 21	A2	W 13	A8	W 20	a6	W 22	A7	W 22	a5	W 17	A3	W 19	A4	W 18	a2	W 18	
A2/ Appetite for Destruction	A7	W 17	a5	W 17	A8	W 17	a6	W 15	A4	W 15	A3	L 11	a1	L 11	a7	W 22	A5	W 21	a8	W 13	A6	W 20	a4	W 19	a3	L 8	A1	L 6	
A3/ I'd Hit That	a6	W 17	A8	W 21	a5	W 21	A7	W 16	A1	L 4	a2	W 13	A4	W 21	A6	W 19	a8	L 9	A5	W 14	a7	W 18	a1	L 5	A2	W 16	a4	W 15	
A4/ Lunatic Fringe	A5	L 12	a7	W 15	A6	W 18	a8	L 9	a2	L 9	A1	L 3	a3	L 3	a5	L 11	A7	W 17	a6	W 13	A8	L 8	A2	L 5	a1	L 6	A3	L 9	
A5/ Ridin' Dirty	a4	W 12	A2	L 7	A3	L 3	a1	L 3	A7	L 9	A8	L 12	a6	W 16	A4	W 13	a2	L 3	a3	L 10	A1	L 7	a7	W 13	a8	L 10	A6	W 16	
A6/ Methodical Madness	A3	L 7	a1	L 4	a4	L 6	A2	L 9	a8	L 4	a7	W 14	A5	L 8	a3	L 5	A1	L 2	A4	L 11	a2	L 4	A8	L 8	A7	L 12	a5	L 8	
A7/ Projectile Dysfunction	a2	L 7	A4	L 9	A1	L 1	a3	L 8	a5	W 13	A6	L 10	a8	L 11	A2	L 2	a4	L 7	a1	L 2	A3	L 6	A5	L 11	a6	W 12	A8	L 10	
A8/ Traveling Brown's Bombers	A1	L 6	a3	L 3	a2	L 7	A4	W 11	A6	W 20	a5	W 12	A7	W 13	a1	L 4	A3	W 15	A2	L 10	a4	W 16	a6	W 16	A5	W 11	a7	W 14	
B1/ High & Tight	B3	L 12	b5	W 21	b4	W 18	B8	W 17	B6	L 12	b7	W 14	B2	W 11	b3	L 7	B5	W 17	B4	L 11	b8	L 10	b6	L 11	B7	W 15	b2	L 8	
B2/ OT Outlaws	B4	L 11	b6	L 7	B5	L 9	B3	L 9	b7	L 8	B8	W 11	b1	L 4	b4	L 9	B6	L 10	b5	L 8	b3	L 7	B7	W 13	b8	W 10	B1	W 10	
B3/ Rif Raf	b1	W 12	b8	W 16	B6	L 10	b2	W 15	B5	W 16	b4	W 13	B7	W 13	B1	W 17	B8	W 17	b6	W 15	B2	W 16	b5	L 5	B4	W 17	b7	W 19	
B4/ #thecork	b2	W 13	B7	L 6	B1	L 6	b5	W 12	b8	W 15	B3	L 11	B6	L 11	B2	W 15	b7	L 10	b1	W 13	B5	W 12	B8	L 11	b3	L 7	b6	L 8	
B5/ Cheap Shots	b7	L 8	B1	L 3	b2	W 13	B4	L 10	b3	L 8	b6	L 9	B8	L 11	B7	W 13	b1	L 7	B2	W 16	b4	L 12	B3	W 14	B6	W 14	b8	W 13	
B6/ Darty Sanchez	b8	W 18	B2	W 17	b3	W 14	B7	W 16	b1	W 12	B5	W 14	b4	W 13	B8	W 19	b2	W 11	B3	L 9	b7	L 8	B1	W 13	b5	L 10	B4	W 15	
B7/ Nine Lives	B5	W 14	b4	W 14	B8	W 17	b6	L 8	B2	W 16	B1	L 10	b3	L 11	b5	L 11	B4	W 14	b8	W 14	B6	W 16	b2	L 10	b1	L 9	B3	L 5	
B8/ Big Bulls	B6	L 6	B3	L 8	b7	L 7	b1	L 5	B4	L 7	b2	L 9	b5	W 13	b6	L 5	b3	L 7	B7	L 8	B1	W 14	b4	W 12	B2	L 9	B5	L 10	
C1/ The Bunkers	c5	L 11	C7	L 11	C8	L 11	c3	W 16	C6	L 8	c2	L 11	c4	L 11	C5	W 15	c7	W 12	c8	W 14	C3	W 12	c6	L 6	C2	L 11	C4	L 9	
C2/ One Dart One Kill	c6	L 5	C5	L 12	c4	L 10	C7	L 8	c3	L 12	C1	W 13	C8	W 14	C6	W 17	c5	W 15	C4	L 7	c7	L 4	C3	W 18	c1	W 13	c8	L 11	
C3/ Sharky's Machine	c7	L 10	C4	L 11	c5	W 13	C1	L 8	C2	W 12	c8	L 6	c6	L 8	C7	L 9	c4	L 6	C5	W 14	c1	L 12	c2	L 6	C8	W 16	C6	W 12	
C4/ Shooter McGavin	C8	W 15	c3	W 13	C2	W 14	c6	W 17	c5	W 16	C7	L 9	C1	W 13	c8	L 12	C3	W 18	c2	W 17	C6	L 7	C5	W 15	c7	W 14	c1	W 15	
C5/ Bull Sharks	C1	W 13	c2	W 12	C3	L 11	c8	L 9	C4	L 8	C6	L 8	c7	L 8	c1	L 9	C2	L 9	c3	L 10	C8	L 11	c4	L 9	c6	L 6	C7	L 5	
C6/ One Armed Bandits	C2	W 19	c8	L 9	c7	W 16	C4	L 7	c1	W 16	c5	W 16	C3	W 16	c2	L 7	C8	W 18	C7	L 9	c4	W 17	C1	W 18	C5	W 18	c3	L 7	
C7/ Menace 2 Sobriety	C3	W 14	c1	W 13	C6	L 8	c2	W 16	C8	L 10	c4	W 15	C5	W 16	c3	W 15	C1	L 12	c6	W 15	C2	W 20	c8	W 15	C4	L 10	c5	W 19	
C8/ Armed and Hammered	c4	L 9	C6	W 15	c1	W 13	C5	W 15	c7	W 14	C3	W 18	c2	L 10	C4	W 12	c6	L 6	C1	L 10	c5	W 13	C7	L 9	c3	L 8	C2	W 13	
D1/ Death Throw	D2	L 9	d8	L 7	d4	L 11	D5	L 8	d7	L 7	D3	W 15	d6	L 7	d2	L 5	D8	W 16	D4	W 14	d5	L 8	D7	L 7	d3	W 17	D6	W 12	
D2/ Dynamic Darts	d1	W 11	D6	W 13	D3	W 19	d7	W 15	d4	W 14	D5	L 11	d8	L 9	D1	W 19	d6	L 7	d3	W 16	D7	L 7	D4	W 14	d5	L 11	D8	L 11	
D3/ Hostile Amish	D4	L 11	d7	L 11	d2	L 5	D8	L 4	D6	L 10	d1	L 9	D5	L 7	d4	L 11	D7	W 19	D2	L 8	d8	L 8	d6	*L 0*	D1	L 7	d5	L 1	1
D4/ Coral Reefers	d3	W 13	D5	L 11	D1	W 13	d6	L 11	D2	L 10	d8	W 12	D7	L 10	D3	W 13	d5	L 2	d1	L 10	D6	L 7	d2	L 10	D8	W 12	d7	L 8	
D5/ Them Handsome Devils	D7	L 11	d4	W 13	D6	L 11	d1	W 16	D8	W 14	d2	W 13	d3	W 17	d7	W 16	D4	W 22	d6	W 14	D1	W 16	d8	W 19	D2	W 13	D3	W 23	
D6/ Ted's 180 Emporium	D8	L 10	d2	L 11	d5	W 13	D4	W 13	d3	W 12	d7	L 10	D1	W 17	d8	L 12	D2	W 17	D5	L 10	d4	W 17	D3	*W 16*	D7	L 11	d1	L 11	
D7/ Pat's Blue Ribbon	d5	W 13	D3	W 13	d8	L 11	D2	L 9	D1	W 16	D6	W 14	d4	W 14	D5	L 8	d3	L 5	D8	L 8	d2	W 15	d1	W 17	d6	W 13	D4	W 16	
D8/ Just Like That	d6	W 14	D1	W 17	D7	W 13	d3	W 20	d5	L 10	D4	L 12	D2	W 15	D6	W 12	d1	L 8	d7	W 16	D3	W 16	D5	L 5	d4	L 12	d2	W 13	
E1/ Mike's Garage	e8	W 15	E6	W 17	e7	W 14	E5	W 14	e4	W 17	E3	W 17	e2	W 17	E8	W 13	e6	W 15	E7	W 13	e5	W 12	E4	W 18	e3	L 12	E2	W 14	
E2/ Flight Club	E7	W 15	e5	W 12	E8	W 17	e6	W 18	E3	L 11	e4	W 13	E1	L 6	e7	W 12	E5	W 12	e8	W 14	E6	W 13	e3	W 13	E4	L 10	e1	L 10	
E3/ The Drinkers Awaken	e6	W 16	E8	W 14	e5	L 11	E7	W 14	e2	W 13	e1	L 6	E4	L 11	E6	W 16	e8	W 13	E5	W 15	e7	W 13	E2	L 11	E1	W 12	e4	W 16	
E4/ 2 Hump Day!	E5	L 12	e7	L 10	E6	L 9	e8	L 9	E1	L 7	E2	L 7	e3	W 13	e5	W 13	E7	L 8	e6	L 8	E8	W 14	e1	L 6	e2	W 12	E3	L 8	
E5/ Missing Flights	e4	W 12	E2	L 7	E3	W 13	e1	L 10	e7	L 8	E8	W 18	e6	W 19	E4	L 11	e2	L 12	e3	L 9	E1	L 12	E7	*W 16*	e8	W 19	E6	L 7	
E6/ Public School	E3	L 8	e1	L 7	e4	W 15	E2	L 6	e8	L 11	E7	L 3	E5	L 5	e3	L 8	E1	L 9	E4	W 14	e2	L 11	E8	L 12	e7	L 8	e5	W 17	
E7/ Bye Week	e2	L 9	E4	W 14	E1	L 10	e3	L 10	E5	W 16	e6	W 21	E8	W 16	E2	L 12	e4	W 15	e1	L 11	E3	L 11	e5	*L 0*	E6	W 16	e8	W 17	1
E8/ All Saints Darts	E1	L 9	e3	L 10	e2	L 7	E4	W 15	E6	W 13	e5	L 6	e7	L 8	e1	L 11	E3	L 11	E2	L 10	e4	L 10	e6	W 12	E5	L 5	E7	L 7	
F1/ The Sofa Kings	f8	W 14	F7	W 12	f6	W 21	F4	W 16	F5	W 12	f2	W 15	f3	W 15	F8	L 10	f7	L 12	F6	*W 16*	f4	W 15	f5	W 14	F2	W 17	F3	W 14	
F2/ Wayne Gretzky	f7	W 14	F8	L 7	F5	L 11	f3	L 10	f6	W 15	F1	L 9	f4	W 15	F7	*L 0*	f8	W 14	f5	W 13	F3	L 12	F6	W 14	f1	L 7	F4	W 15	1
F3/ Dodging Darts	f6	W 20	F5	W 15	f8	L 12	F2	W 14	f7	L 10	f4	L 8	F1	L 9	F6	W 13	f5	L 10	F8	W 13	f2	W 12	F7	L 9	F4	L 12	f1	L 10	
F4/ America's Quack Problem	f5	W 12	F6	W 14	F7	W 13	f1	L 8	f8	L 10	F3	W 16	F2	L 9	F5	L 11	f6	W 14	f7	L 11	F1	L 9	F8	L 11	f3	W 12	f2	L 9	
F5/ All About That Bull!	F4	L 12	f3	L 9	f2	W 13	F6	W 15	f1	L 12	F8	L 8	f7	L 10	f4	W 13	F3	W 14	F2	L 11	f6	W 15	F1	L 10	f8	L 5	F7	W 13	
F6/ A.K.A. Redacted?	F3	L 3	f4	L 10	F1	L 3	f5	L 9	F2	L 5	F7	L 7	f8	L 6	f3	L 9	F4	L 9	f1	*L 0*	F5	L 9	f2	L 9	f7	L 8	F8	L 8	1
F7/ Red-eye Rangers	F2	L 10	f1	L 11	f4	L 11	F8	L 6	F3	W 12	f6	W 15	F5	W 11	f2	*W 16*	F1	W 12	F4	W 13	f8	L 9	f3	W 15	F6	W 16	f5	L 11	
F8/ Coach's Crew	F1	L 10	f2	W 17	F3	W 12	f7	W 18	F4	W 14	f5	W 16	F6	W 18	f1	W 11	F2	L 10	f3	L 11	F7	W 15	f4	W 13	F5	W 19	f6	W 16	
G1/ Another Sinking Ship	G3	W 15	g6	L 12	G7	W 16	g4	W 16	g5	W 20	G8	W 14	G2	W 19	g3	W 19	G6	W 13	g7	W 13	G4	W 17	G5	W 22	g8	W 17	g2	L 9	
G2/ Is It In?	G4	W 15	g5	W 14	G6	W 13	g7	W 18	g8	L 11	G3	W 16	g1	L 5	g4	L 11	G5	W 16	g6	L 9	G7	W 15	G8	W 16	g3	L 10	G1	W 15	
G3/ Chatham Street Elite	g1	L 7	G8	W 19	G5	W 18	g6	L 11	G7	W 18	g2	L 8	G4	W 12	G1	L 5	g8	W 14	g5	W 16	G6	W 13	g7	W 14	G2	W 14	g4	W 18	
G4/ Ballistic Behavior	g2	L 9	G7	W 14	g8	L 11	G1	L 8	g6	L 9	G5	W 18	g3	L 12	G2	W 13	g7	L 10	G8	W 20	g1	L 7	G6	W 12	g5	W 18	G3	L 6	
G5/ Tips & Shafts	g7	L 6	G2	L 10	g3	L 6	G8	L 6	G1	L 4	g4	L 6	g6	L 11	G7	L 9	g2	L 8	G3	L 8	g8	L 10	g1	L 2	G4	L 6	G6	L 9	
G6/ Don't Hit The Scorekeeper	g8	L 10	G1	W 12	g2	L 11	G3	W 12	G4	W 15	g7	L 12	G5	W 13	G8	W 16	g1	L 11	G2	W 15	g3	L 11	g4	L 8	G7	L 11	g5	W 15	
G7/ Pints of Authority	G5	W 18	g4	L 9	g1	L 7	G2	L 6	g3	L 4	G6	W 12	G8	W 20	g5	W 15	G4	W 14	G1	L 11	g2	L 7	G3	L 10	g6	W 13	g8	W 15	
G8/ Chalk it Up	G6	W 14	g3	L 5	G4	W 13	g5	W 18	G2	W 13	g1	L 10	g7	L 4	g6	L 8	G3	L 10	g4	L 4	G5	W 14	g2	L 8	G1	L 7	G7	L 9	

THIS SEASON'S TRIVIA QUESTIONS… REVISITED

I now run this column during seasons in which I've included trivia questions all season. Each question is listed exactly as it was during the season, so there is potential for a question to now be out of date, but it's usually not too much of a problem. Each question is listed under the week number when it ran, and the answers follow the questions. No peeking…

Week 8 question: (note: as with most historical statistics questions that I can ask here in the Trivia column, the following question includes only the most recent 40 seasons (this season makes 41), as that is the amount of time that I have been statistician - records prior to that are largely incomplete and/or unavailable, and some things like doubles and overall records for individuals weren't even tracked in many of the previous seasons) How many individual player seasons are included in the sum of my 41 seasons here in the RDL? (Interesting note here for the curious: Yes, I have a master datasheet of the season summary statistics for each player in each and every season. And yes, I can pretty quickly and easily pull any individual's season-by-season totals in a single spreadsheet if you are ever interested in your own. Or in others' I suppose, if you're trying to settle a bet or some similar debate/discussion.)

Week 9 question(s): As noted above, we have 475 league members this season. The recent many seasons have been the biggest membership seasons in league history, so it has been a little while since we had as few as 475 registered. When was the last season we had this few? And when was the league high in membership, and how many members do think it was?

Week 10 question(s): What is the league record (at least in the last 40 seasons) for total team points in a 14-match season? And what's the record for total team points in a 12-match season? (And anyone who wants to guess can also just answer in a points-per-week fashion as well, as that's sometimes easier to grasp.)

Week 11 question(s): What is the highest total of perfect throws by one person in one season in the RDL (as always, in the last 40 seasons - which is likely the all-time record anyway)? Who did it, and in what season?

Week 12 question(s): How many bars/restaurants have hosted RDL matches in this and the past 40 seasons? Which of them have been in the RDL the greatest number of seasons in that time span? Can you name any/all of them?

Week 13 question(s): How many establishments have hosted an RDL final in the past 10 years (20 seasons)? Which have hosted the most finals? Which has hosted the same division the greatest number of times?

Week 14 question: Exactly how many seasons now has the RDL given white mugs for the best doubles win percentage in each division?

Week 8 answer: Counting this season, there have been 19,691 player seasons since I took over as statistician in the spring 1996 season. In those 41 seasons, we've had 2,299 teams sign up, with an average of 8.57 players per team. That equates to a seasonal average of 56.1 teams and 480.3 players per season. Given that we have 56 teams and 475 league members this season, this is a pretty average season when considering just the last 41 seasons.

Week 9 answer: The last time we had a number of members this low was the Spring 2007 season, when we had 474 members. On the plus side, at the time, that 474 was a league record, so the league is still bigger right now than it was at any point ever before 2007. The all-time league high in membership came in the Spring 2010 season when we had a whopping 586(!) members in the only season we've had that necessitated the inclusion on an I division.

Week 10 answer: The total point record is 265 points in a 14-match season (for an average score of 18.93 points per week for the season). That total was rung up by Element Horizon in A division in the Fall 2010 season, in a 14-0 season that was followed by a tournament title as well. The total point record for a 12-match season is 216 points (18.00 points per week), posted by No Element of Doubt in A division in the Fall 2008 season, in a 12-0 season that was followed by a tournament finals loss in 1001 to Buddy Holly & the Shafters. [*Answer update for the banquet Tons*: The Element Way in A division raced past the previous record with a total of 272 points in their 14-0 season - that's an average weekly match score of 19.4 - 4.6! That's losing barely more than 1 point per set, for an entire season, in the top division of the top league in the state. They did indeed follow that up with a successful tournament run, giving up a league-record 3 total points in their three wins.]

Week 11 answer: Considering only the regular season, Robbie Phillips (of Elements of Mass Destruction) popped an astonishing 8 in the Fall 2009 season - 5 nine-marks and 3 Ton-80s. Two other times, a thrower hit 6 in the same season… Phillips (of Not Non-Element in the Fall 2011 season), and… Phillips (of The Decennary Element in the Spring 2013 season). Sooo… Phillips is the top three spots all by himself. After that, there have been 9 times that a thrower has popped 5 perfect throws: Allen Smith (Sp96 Dart Shadows), Wil Tan (Sp04 The Elusive Element), Jeremiah Miller (Fa07 The Rogue Element), Tom Brown (Fa07 The Rogue Element), Brian Blake (Sp11 Just A Little High), Tom Brown again (Fa11 Not Non-Element), Tom Brown for a third time (Sp13 Bona Fide Element), Robbie Phillips yet again (Sp13 Bona Fide Element), and finally… Kyle Gaulthier of I'd Hit That (from this season!). *Answer update for the banquet Tons*: John Kramer of The Element Way also joined the 5-perfect-throw group this season.]

Week 12 answer: Holy cow, this answer surprised even me, and I'm the one who asked it! Even with the combining of multiple bar identities into single locations in this list (such as when a bar is sold and doesn't really change or move, or when a bar stays itself but moves a short distance), the number is bigger than I expected. In this and the past 40 seasons, there have been 118 (yes, that's one hundred eighteen!) establishments that have hosted RDL teams for a season or more. And within that list of establishments, 4 have been in the RDL every single season (and those four, not coincidentally, are the only four that have hosted more than a hundred total RDL teams): The Upper Deck (225 teams!), High Park / Upper Deck Profile (176 teams), Sharky's Place (142 teams), and Snooker's-Ridgewood (131 teams). [And if you would like a more comprehensive listing of all bars, for all seasons, with all numbers of teams season-by-season included (at least since Spring 1996), please flip back to pages 18 and 19. There is a full listing of all of that information for your perusal.]

Week 13 answer: The 158 finals in the 20 seasons prior to this one were held in 27 different bars. The Upper Deck has hosted easily the most with 38, followed by High Park with 25, Mac's Tavern with 19, and Rally Point with 16 (all others hosted 7 or fewer in that span). The most common finals location is H div. at The Upper Deck, of which there were 9 in that span. Interestingly, there have been exactly 0 A finals at Upper Deck, as the RDL attempts to host all tournament matches at neutral locations (and there are generally one or more A teams playing out of the Deck).

Week 14 answer: Ha! This one was a trick question. The RDL has NEVER given a white mug (or any other type of award) for the best doubles win percentage in any division, or leaguewide, or for any group at all. This question was inspired though, by the awesome decade-long trend of people emailing me along about weeks 13 or 14 asking about the game requirements for winning the doubles award. And those people? Invariably they are people who are all of a sudden leading their division in doubles for the first time. Nothing makes people care about an award like the possibility of them personally getting it, right?

THIS SEASON'S LYRICS QUIZZES… REVISITED

Much like the column of this season's trivia questions on the previous page, I've listed here each lyrics quiz from this season. Each lyric is listed exactly as it was during the season. Each lyric is listed under the week number when it ran, and the answers are listed at the bottom of the page (and continuing onto the next page). No peeking… So who's ready to re-play "Name the band/singer and song (and weekly theme)"?

Week 2, song #1 lyric: "How many special people change, How many lives are living strange, Where were you while we getting high?"

Week 2, song #2 lyric: "Bruce Springsteen, Madonna, Way before Nirvana, There was U2 and Blondie, And music still on MTV"

Week 2, song #3: "Hop on the bus, Gus, You don't need to discuss much, Just drop off the key, Lee, And get yourself free"

Week 3, song #1 lyric: "What you say about his company, Is what you say about society, Catch the mist, catch the myth, Catch the mystery"

Week 3, song #2 lyric: "Take your time, hurry up, Choice is yours, don't be late, Take a rest as a friend, As an old memoria"

Week 3, song #3 lyric: "Her friends are so jealous, You know how bad girls get, Sometimes it's not easy, To be the teacher's pet"

Week 4, song #1 lyric: "It seemed like he knew me, He looked right through me, 'Come on home, girl' he said with a smile"

Week 4, song #2 lyric: "Keep on whispering in my ear, Tell me all the things that I want to hear, 'Cause it's true"

Week 4, song #3 lyric: "Now and then when I see her face, She takes me away to that special place, And if I stared too long"

Week 5, song #1 lyric: "Tell me do you think I'm dumb?, I might be young, but I ain't stupid, Talking round in circles with your tongue"

Week 5, song #2 lyric: "If I could turn the page, In time then I'd rearrange, Just a day or two, Close my, close my, close my eyes"

Week 5, song #3 lyric: "The politics of ooo feeling good, The politics of moving, Is this message understood?"

Week 6, song #1 lyric: "Well, I'm heavenly blessed and worldly wise, I'm a peeping-Tom techie with X-ray eyes, Things are going great"

Week 6, song #2 lyric: "Spied a little thing and I followed her all night, In a funky fine Levis and her sweater's kind of tight"

Week 6, song #3 lyric: "While she's deceiving me, She cuts my security, She got control of me, I turn to her and say"

Week 7, song #1 lyric: "Dig those moves, vam-pire set me loose, get it higher, Throw my rope, loop-de-loop, nice white teeth, Betty Boop"

Week 7, song #2 lyric: "Who's that knocking on my door, It's gotta be a quarter to four, Is it you again coming 'round for more"

Week 7, song #3 lyric: "She knows how to use them, She never begs, she knows how to choose them, She's got a dime, all of the time"

Week 8, song #1 lyric: "I went down, down, down, and the flames went higher, And it burns, burns, burns"

Week 8, song #2 lyric: "Home in the valley, home in the city, Home isn't pretty, Ain't no home for me, Home in the darkness, home on the highway"

Week 8, song #3 lyric: "Where do bad folks go when they die? They don't go to heaven where the angels fly, They go the lake of fire and fry"

Week 8, song #4 lyric: "Hey little girl is your daddy home? Did he go away and leave you all alone? I got a bad desire"

Week 8, song #5 lyric: "But you can do what you wanna do now, tell me what you wanna say, You can take what you wanna take, babe"

Week 8, song #6 lyric: "Sittin' here, eatin' my heart out waitin', Waitin' for some lover to call, Dialed about a thousand numbers lately"

Week 8, song #7 lyric: "Folks are screaming, out of control, It was so entertaining when the boogie started to explode, I heard somebody say"

Week 8, song #8 lyric: "Ole, ole, Ole, ole, EEE-Yessa Ha-ha, EEE-yes girls, Me mind on fire, me soul on fire"

Week 8, song #9 lyric: "Lightnin' in the air, Gold in them hills and it's waitin' for me there, Waitin' for me there"

Week 8, song #10 lyric: "I look at you and my blood boils hot, I feel my temperature rise, I want it all, give me what you got"

Week 8, song #11 lyric: "But every night I burn, But every night I call your name, Every night I burn, Every night I fall again"

Week 8, song #12 lyric: "Oh-wo-ho, oh-wo-ho, Caught up in the action I've been looking out for you, Oh-wo-ho, Oh-wo-ho, Tell me can you feel it"

Week 8, song #13 lyric: "Lemme tell you 'bout, Sittin' in the classroom thinkin' it's a drag, Listening to the teacher rap just ain't my bag"

Week 8, song #14 lyric: "Hot thing, barely 21, Hot thing, looking 4 big fun, Hot thing, what's your fantasy? Do U wanna play with me?"

Week 8, song #15 lyric: "You're out on the town, safe in the crowd, Ready to go for the ride, Searching the eyes, looking for clues"

Week 9, song #1 lyric: "Ass in the sand, Not a worry in the world, cold beer in my hand, Life is good today, Life is good today"

Week 9, song #2: "Too old to be wild and free still, Too young to be over the hill, Should I try to grow up, But who knows where to start, So I just…"

Week 9, song #3: "Don't bite off more than you can chew, There's things down here the devil himself wouldn't do, Just remember when you let it all go"

Week 10, song #1 lyric: "Well there's a light in your eye that keeps shining, Like a star that can't wait for night, I hate to think I been blinded"

Week 10, song #2 lyric: "When the truth is found, To be lies, And all the joy, Within you dies, Don't you want"

Week 10, song #3 lyric: "Gotta leave town, Got another appointment, Spent all my rent, Girl you know I enjoyed it"

Week 11, song #1 lyric: "Oh my sweetness, means you'll meet me in the hallway, oh twice on the pipe means you ain't gonna show"

Week 11, song #2 lyric: "I backed my car into a cop car the other day, Well, he just drove off, sometimes life's okay, I ran my mouth off a bit too much"

Week 11, song #3 lyric: "Do you really want to make me cry?, Precious kisses words that burn me, Lovers never ask you why"

Week 12, song #1 lyric: "We're leaving together, But still it's farewell, And maybe we'll come back, To earth, who can tell?"

Week 12, song #2 lyric: "But February made me shiver, With every paper I'd deliver, Bad news on the doorstep, I couldn't take one more step"

Week 12, song #3 lyric: "Hey little sister, what have you done? Hey little sister, who's the only one? Hey little sister, who's your Superman?"

Week 13, song #1 lyric: "We are the people that can find whatever you may need, f you got the money honey we got your disease"

Week 13, song #2 lyric: "Yeah, here comes the water, It comes to wash away the sins of you and I, This time you see, Hey, Hey, Hey"

Week 13, song #3 lyric: "Working double time, on the seduction line, She was one of a kind, she's just mine all mine, Wanted no applause"

Week 14, song #1 lyric: "Other arms reach out to me, Other eyes smile tenderly, Still in the peaceful dreams I see, The road leads back to you"

Week 14, song #2 lyric: "Like a song of love that clings to me, How the thought of you does things to me, Never before, Has someone been more"

Week 14, song #3: "6 a.m., day after Christmas, I throw some clothes on in the dark, The smell of cold, Car seat is freezing, The world is sleeping"

Week 14, song #4 lyric: "Standing in line, marking time, Waiting for the welfare dime, 'Cause they can't buy a job"

Week 14, song #5 lyric: "I've been stranded in the combat zone, I walked through Bedford Stuy alone, Even rode my motorcycle in the rain"

Week 14, song #6 lyric: "He was born a pauper to a pawn on a Christmas day, When the New York Times said God is dead, And the war's begun"

Week 14, song #7 lyric: "You can look at the menu but you just can't eat, You can feel the cushions but you can't have a seat"

Week 14, song #8 lyric: "She got both feet on the ground, And she's burning it down, Ohhhh oh oh oh oh, She got her head in the clouds"

Week 14, song #9: "You're gonna want me for your girl, The arms I long for, will open wide, And you'll be proud to have me, Walkin' right by your side"

Week 14, song #10 lyric: "My head's under water, But I'm breathing fine, You're crazy and I'm out of my mind"

Week 14, song #11 lyric: "You kissed me baby, woo, it feels good, Hold me baby, I wanna love you like a lover should"

Week 14, song #12 lyric: "Her name was Lola, she was a showgirl, With yellow feathers in her hair and a dress cut down to there"

Week 14, song #13 lyric: "Century Boulevard (We love it), Victory Boulevard (We love it), Santa Monica Boulevard (We love it)"

Week 14, song #14: "Music is a world within itself, With a language we all understand, With an equal opportunity, For all to sing, dance and clap..."

ANSWERS to this season's "LYRICS QUIZZES… REVISITED" are included on the next page...

THIS SEASON'S LYRICS QUIZZES… REVISITED --- THE ANSWERS (continued from page 13)

Week 2 answers: Song 1 = "Champagne Supernova" by Oasis === Song 2 = "1985" by Bowling for Soup === Song 3 = "50 Ways To Leave Your Lover" by Paul Simon. Week 3 answers: Song 1 = "Tom Sawyer" by Rush === Song 2 = "Come As You Are" by Nirvana === Song 3 = "Don't Stand So Close To Me" by The Police.

Week 4 answers: Song 1 = "Magic Man" by Heart === Song 2 = "What I Like About You" by The Romantics === Song 3 = "Sweet Child O' Mine" by Guns n' Roses. Week 5 answers: Song 1 = "Lips are Movin" by Meghan Trainor === Song 2 = "Little Lies" by Fleetwood Mac === Song 3 = "The Politics of Dancing" by Re-Flex.

Week 6 answers: Song 1 = "The Future's So Bright, I Gotta Wear Shades" by Timbuk 3 === Song 2 = "Cheap Sunglasses" by ZZ Top === Song 3 = "Sunglasses At Night" by Corey Hart. Week 7 answers: Song 1 = "Drop Dead Legs" by Van Halen === Song 2 = "Hot Legs" by Rod Stewart === Song 3 = "Legs" by ZZ Top.

Week 8 answers: Song 1 = "Ring of Fire" by Johnny Cash === Song 2 = "Burnin' For You" by Blue Oyster Cult === Song 3 = "Lake of Fire" by Meat Puppets === Song 4 = "I'm On Fire" by Bruce Springsteen & the E Street Band === Song 5 = "No Smoke Without a Fire" by Bad Company === Song 6 = "Hot Stuff" by Donna Summer === Song 7 = "Disco Inferno" by The Trammps === Song 8 = "Hot Hot Hot" by Buster Poindexter === Song 9 = "Fire on the Mountain" by Marshall Tucker Band === Song 10 = "Heaven's on Fire" by KISS === Song 11 = "Burn" by The Cure === Song 12 = "The Heat Is On" by Glenn Frey === Song 13 = "Smoking in the Boys' Room" by Brownsville Station === Song 14 = "Hot Thing" by Prince === Song 15 = "The Fire Inside" by Bob Seger.

Week 9 answers: Song 1 = "Toes" by Zac Brown Band === Song 2 = "Beer In Mexico" by Kenny Chesney === Song 3 = "Stays In Mexico" by Toby Keith. Week 10 answers: Song 1 = "Fool In The Rain" by Led Zeppelin === Song 2 = "Somebody to Love" by Jefferson Airplane (originally by The Great Society) === Song 3 = "Cold Hard Bitch" by Jet.

Week 11 answers: Song 1 = "Knock Three Times" by Tony Orlando & Dawn === Song 2 = "Float On" by Modest Mouse === Song 3 = "Do You Really Want To Hurt Me?" by Culture Club. Week 12 answers: Song 1 = "The Final Countdown" by Europe === Song 2 = "American Pie" by Don McLean === Song 3 = "White Wedding" by Billy Idol. Week 13 answers: Song 1 = "Welcome to the Jungle" by Guns n' Roses === Song 2 = "Slither" by Velvet Revolver === Song 3 = "You Shook Me All Night Long" by AC/DC.

Week 14 answers: Song 1 = "Georgia On My Mind" by Ray Charles === Song 2 = "Unforgettable" by Nat 'King' Cole === Song 3 = "Brick" by Ben Folds (as part of Ben Folds Five) === Song 4 = "The Way It Is" by Bruce Hornsby (and the Range) === Song 5 = "You May Be Right" by Billy Joel === Song 6 = "Levon" by Elton John === Song 7 = "No One Is To Blame" by Howard Jones === Song 8 = "Girl On Fire" by Alicia Keys === Song 9 = "One Fine Day" by Carole King === Song 10 = "All of Me" by John Legend === Song 11 = "Great Balls of Fire" by Jerry Lee Lewis === Song 12 = "Copacabana" by Barry Manilow === Song 13 = "I Love L.A." by Randy Newman === Song 14 = "Sir Duke" by Stevie Wonder.

[Like the last several seasons, we used three-song groups each week and also included a theme each and every week. That added a layer to the game for everybody and has been quite popular. ***Here are the themes for each week*** *, including the week 14 fourteen-song set that traditionally caps the season, but also the special week 8 fifteen-song set that was the first-ever set to be prompted by something that happened at a dart match (and was also the first-ever time that a lyric used in a past season was included again).*

Week 2 theme: Super Bowl 50! 'Super'nova… 'Bowl'ing for Soup… '50' Ways... Week 3 theme: Bands that are made up of only three people. Yep, that's right, all those huge hits (and an entire music genre-starting sound in Nirvana's case), and each of those bands has only three members. Week 4 theme: Valentine's Day, of course. Hearts, romantics, roses… Week 5 theme: The Presidential campaign, of course! Week 6 theme: Shades… duh. Which you will likely need in the evening much more once daylight savings time hits in two weekends. (Clearly, that was a time-sensitive theme…) Week 7 theme: Legs. Duh. If you didn't get that one, you need to turn the page now. Week 8 theme: (this was a league first in three ways: first quiz first to ever be drawn directly from an RDL experience, first to ever re-use a song from any point ever before, and first to ever have the theme given before the lyrics themselves they were even included) and trust us, this was funny if you know Mark Knight and Dylan Anderson and if you realize that Knight waited just enough time to make sure all was well, or at least well enough with Anderson... and these are the 15 songs Mark Knight played on The Upper Deck jukebox right after Dylan Anderson caught on fire (from his exploding electronic cigarette in his pocket). Week 9 theme: A beach vacation in Mexico, of course! Week 10 theme: Obviously, the high-flying theme here was aircraft band names. Week 11 theme: Orlando… Mouse… Club… It's Disney World, of course! And yes, I just took my four young teenagers there, so yes I am glutton for punishment, and therefore I get to pick any damn song/band theme I want. Deal with it. Week 12 theme: The final American Idol! (At least until they decide in about 10 or 15 years that they should revive the series because there's a bunch of money to be made.) Week 13 theme: The band mashups/progression of the members of Guns n' Roses. Not really news that Slash, Duff McKagan, and Matt Sorum all went from GnR to Velvet Revolver, but now we add in last week's announcement that Axl Rose will be the new front man for AC/DC. Wow. Week 14 theme: Pianists/keyboardists who sing (with the songs listed in order by the singer's last name, alphabetically, as is usual for our week 14 set).

SCOREKEEPER FUN

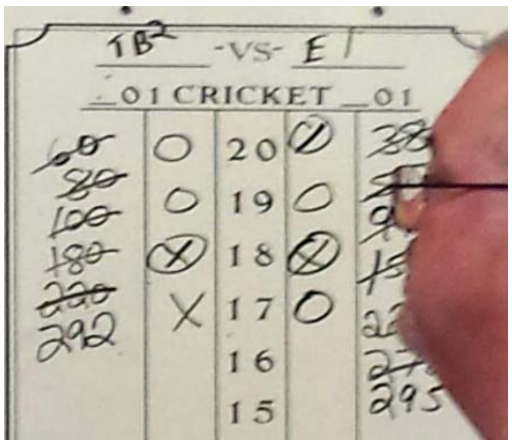

Ok, I'm soooo selling out my buddy and teammate Paul Jacobi here… Jacobi is honestly one of the best chalker I've ever encountered in darts. But during our semifinals match (of Element against Traveling Brown's Bombers), his writing created a situation I hadn't ever seen. Look at the picture to the right - keeping in mind that this was during a tournament match (meaning all points are decided in a best-of-three format), what do you think the situation is in this set? … Go ahead, take a look… we'll wait here… … … Ok, got it? Looks like the Element thrower won game 1, the Traveling Brown's guy won game 2, and the Element thrower has a slight lead in game 3. Right? Uh, nope. The Element thrower had indeed won game 1, but the 2 on the other side of the scoreboard was Paul's math-nerd "shorthand" of TBB as TBsquared. Now I, of all people, appreciate a good amount of math nerdiness, but dude… that doesn't even save any writing! Dave Huffman (the Traveling Brown's thrower in this set) was awesome - when we asked him about it, he said he noticed the same thing. When Dave came back and won game 2, he thanked Paul for chalking like they were done. When Paul looked confused, Dave pointed and said "I already won game 2, right?" The few seconds he paused before letting on that he knew the real situation was pretty priceless.

RDL'S BEST TEAM EVER?

It's tough to write about your own team and/or yourself in something you send out to a large group. But if the facts are the facts, then I think I'm doing a disservice to my teammates if I don't play it up to the same degree that I would for someone else. Sooo… while I can't really intelligently argue that this season's The Element Way is necessarily the "best" team the RDL has ever had (too subjective, no way to compare opposition levels well, etc.), it is absolutely the winningest team the league has ever had in its top division.

The Element Way (which I will refer to simply as Element, because that's how everybody knows us, and we change the name just a bit every season) had a run this season like no other. A 14-0 regular season; a smashing of the all-time all-division point total record for a season (both in terms of total points and points per week, so that you can compare to seven-team divisions with byes in past years); and then a tournament run that matched Element's own record for fewest points allowed in a tournament. That's a pretty good run by any measure, right?

Regular season: 14 wins, 0 losses, 272 points. That's 19.43 points per week. That means the opponents only averaged 4.57 points per week. And don't forget that several of those opponents are stocked with tournament winners, state champions, and even a couple of national champions.

Tournament: 3 wins, 0 losses, 3 total points allowed. Wins of 14-0, 13-1, and 14-2 exactly match the RDL record set by The Rogue Element in the Fall 2007 season. The next lowest total points allowed in an A division tournament? 8. And that includes all the seasons in which a bye or a forfeit meant that a winning team had to play only two matches. Let that one sink in for a minute…

Congratulations to my teammates and friends, most of whom have been together for many years now. Been quite a ride (and a heck of a successful tenure too, but that is a statistic for another day).
The motley crew of Elementarians: (from left to right) Allen Smith, Jerry Oakley, John Kramer, Robbie Phillips, Tom Brown, Wil Tan, Chad Massengill, Jason Kilts, and Paul Jacobi. [Longtime Element member Mark Knight was unavailable much of the season, and thus made himself unavailable for the photo. Because he's Mark. And if you know Mark, then you know that that was very Mark.]



PLUS, THE RDL TIED ITS OWN RECORD

The Element team above was the only team in the RDL to win both the regular season and the tournament, in any division. That '1' ties the lowest number of teams to do that in any RDL season ever. Parity is king in much of the RDL, and this season was a wild mess. Pretty excellent, don't ya think?

AND ONE MORE RECORD WHILE WE'RE AT IT…

In the tournament finals, **Robbie Phillips** went ahead and tied an individual record too. He came within one dart of perfection in a **7-dart 301 game**, becoming the 5th member of the club, along with Don (Butman) Bingham, Tom Brown (twice!), Tony Keller, and Dave Krasnow. Pretty clutch to do that in the finals… (or ever, really)

MORE LOCAL DART EVENT NEWS

I received a couple of schedule changes/additions for local stuff at the last minute, and those things unfortunately arrived after the calendar page and the "summer darts" page were already printed and copied. Thus, I'm adding these here, and hopefully some of you see these and can make mental note to add include these on your personal darting calendars.

No more Monday blind draw at Sharky's Place

It's in the list on page 8. Turns out it shouldn't be there any more. If you are looking for a local blind draw to hit, scratch this one of your list of possibilities. (The other Sharky's draws are unaffected by this - don't scratch those off the list.)

ADO - 501 Local Qualifiers

The Carolina Dart Association will be holding four local qualifiers to kick of the ADO 501 national championship run. These are to help local darters reach the National Qualifier (formerly Regional) being held in Charlotte on July 16th. Entry fee will be $10 to $15, depending on the number of players. CDA annual dues are $10. For questions email Maridy Knight (maridy16@gmail.com). All four qualifiers will be held at the Upper Deck, on these dates:

Sunday, June 12th, 1:00 PM == Saturday, June 18th, 1:00 PM
Monday, June 27th, 7:00 PM == Saturday, July 9th, 1:00 PM

JOE NAMATH-SIZED QUOTE OF THE SEASON

Chris Toolan, captain of the last place B division team (Big Bulls), prior to his team's quarterfinal match against division champion Rif Raf, had this to say: "I'm gonna do a Joe Willie and guarantee an upset over Rif Raf!!!!" Last place over first place in a best-of-three format? Crazy, right? Wrong. Final score: Big Bulls 12, Rif Raf 11. And despite their perpetual shorthandedness, Toolan called it…

AN RDL HALL OF FAME?

Twice in the past few months, RDL league members have asked me if I've ever considered starting an RDL Hall of Fame. Honestly, I hadn't, maybe partly because I see how the people in the national dart hall of fame (name not capitalized intentionally) seem to kind of flow in there in groups, clearly driven partly by who knows who and who is willing to nominate multiple people. But to be fair, much of that weirdness comes from the number of "behind the scenes" and "sponsor" inductees the national hall has. Players on that list are, for the most part, pretty deserving. But it's obviously very political, and there's also clearly a bit of a push to induct at least a certain number each year. I would want… none of that…

And while the only reason that I would be the one to start/run/elect/whatever people is my role as statistician, I guess I've come to the realization that that's a pretty dang good reason. I see more and I hear more about pretty much the entire RDL, and I have for literally decades now. (And yes, that's a proper time to use the word 'literally' - a talent more of you should try to gain.)

Anyway, I've actually thought about it quite a bit on and off, as I think if I did that, I would take that s**t VERY seriously. It would be a very exclusive Hall (List) of Fame, and it would be very hard to get your name in/on it. The crowd would be very small, players might not be added for years at a time, and the criteria used would be a bit subjective but also very extensive. Inductees would need to play at the highest level, and they would need to do it for years. And they would need to do it "in the RDL" for years.

I don't know if I'll ever do it. And if I do, I'm sure people will disagree with my choices (likely more of exclusion than inclusion). I think I know my initial four(?) if I do it - the problem for me would be how much lower than those four could I set the bar and still be happy with the list in later years. Hmmm…this would *not* be easy.

RANDOM THOUGHTS FROM JK

Nowadays, it's a fact… this column has become a banquet Tons staple. I have no idea why so many are so keen on taking a peek into the oddness that is my head, but you are. So without further ado, let's open up my head again and see what falls out. Some of these observations are dart-related, and some of them clearly are not. I'm never sure what's about to hit the page, but anyway… whatever…

-- We always start the Random Thoughts with a Survivor item, so that's what I'm doing again. I've been really busy lately, so I haven't seen the last couple episodes yet. Don't need to see them, though, to know that if they don't tone back a little bit and make sure that they don't actually *kill* one or more of the competitors, this one of my list of favorite might not be around for long. Good heavens, this has been one dangerous friggin' season. Not a game for the frail.

-- Every season when you guys turn in your rosters, Membership Director Heather Bohanan puts a little note in the corner if your team is still roughly the same roster, but with a new team name. The note generally just says "was X", where X is some short version of your old team name. I have no idea why I just thought of this, but last season when ex-RDL President Jason Thomas's team took a brief break from their "Ted's" team names to be Board Room Jimmy, Bohanan's note was one of my favorite ever. She wrote it too close together so it just looked like she noted that team as "WASTEDS". I thought 'damn, that's kind of a harsh assessment…'

-- I think I might need to pound my 15-year-old son a little bit. Just days after he made me feel super old by asking me "what's the X Files?" when the show's mini-series return came up in one of our conversations, he flippin' RickRolled me. Dammit. And if you don't know what a RickRoll is, then it turns out that *you're* the super old one here. And I have a cool email link to send you… (Oh, and a side note on this one: he RickRolled me while he was in class! At his school, he checks out his own personal laptop each day for all of his classes, and that was how he chose to spend a free minute between assignments. I'm almost a little proud…)

-- I saw this at the grocery store. Isn't it sort of cheating to put the word 'delicious' in the actual name of the product? How is anyone supposed to ever tell somebody else that the product isn't all that good? "Hey, whatcha eatin'? Is it good?" "It's Delicious Brunswick Stew, and it's kind of bland and not my favorite." "Didn't you just say it was delicious? Are you drunk, or are you just messing with me?"



-- Hey, you know what I learned at work recently? That using a glob of Super Glue to reattach a broken keyboard key to the mechanical post that holds it and transmits its signal, is… not a good idea. Ok, yes, I already assumed that item to be true, but someone at work (who makes a lot more money than I do) just did that, and I really just had to tell somebody. Hello, somebody.

-- Have you ever seen the movie The Poseidon Adventure? Not the 2006 remake simply named Poseidon, but the original 1972 film with Gene Hackman and Ernest Borgnine… Well, I was watching it on HBO or Showtime or something late one night recently, and I have to admit that the one thing that struck me most about the film was the lack of logic when they made it/edited it. The movie is about a ship that gets turned upside-down by a huge rogue wave. Well, everything of course falls to the ceiling because… gravity. Except that in the original movie, all of the tables and chairs in the ballroom magically stick to the floor-turned-ceiling. The tables I get… maybe they are attached to the floor to prevent sliding in rough seas. But the chairs? I'm supposed to believe that every one of the chairs in a black-tie dinner ballroom is completely locked into one specific place on the floor?

-- Do you ever listen to full albums (yeah, yeah, CDs…) on YouTube? Sometimes the people that post them add the name of the song on the screen as each song plays. And sometimes they add photos from the band just to give it something other than a blank screen. Well, I love The Pretty Reckless, and I had their Light Me Up album on my computer recently at work when I noticed the pairing of the photo of Taylor Momsen (lead singer) and the title of their song 'You'. That message is for me, right?



-- Ok, it's time once again for me to go through and clean up the conversation among the American public by banning the most annoying, overused, and/or stupid phrases that people use far too often. Listen to me here, or else you'll remain the annoying tool that everyone mocks once you leave the conversation… #1 - the first thing we need to banish is the term 'game-changer'. This is a weak, stupid term that is almost universally uttered by morons attributing far more importance to something than is actually deserved. Whatever it is never changes the game at all (whether the game is actually a game, or a business, or what the hell ever), it's generally just the next step/advance. Ugh. #2 - Please never again say "mind blown", as if that is a sentence, or even a complete thought… or even true. This dumbass phrase is almost always said in response to something only barely worthy of attention at all. If your mind is truly blown by the simple thing to which you refer, then congratulations, you're officially an idiot. And if you make those little 'blow up' motions by your head with your fingers when you say it, then ignore any of what I say here - you're already beyond help, you waste of a good batch of oxygen. #3 - For the love of all that is right in the world, don't EVER say "broke the internet" again. It is painful how flippin' stupid this one is. There is so much I could say here, but if you're a person saying this one, you wouldn't understand any of it anyway. And if you know any copy editors for sensationalist news outlets who push their stories on to larger mainstream news feeds by using this phrase, I will give you ten bucks to kick them in the crotch. #4 - Finally, and absolutely most importantly, if you are someone who has adopted "the struggle is real", you need to stop. Now. You sound like a fool. Whatever stupid first-world problem you have is not subject to the term 'struggle' at all. You're demeaning anyone who has ever had to actually struggle to overcome. You sound ignorant and spoiled. The real struggle here is us having to hear you say this.

THE BEST SEASON SINGLES+DOUBLES WIN %-AGES -- Spring 1996 through Spring 2016

This list of the best seasons contains results from the last 41 seasons, as that is the time during which I have been statistican. The statistical records prior to that (pre-1996) are not quite as complete, at least in the newsletter issues that have been made available to me thus far

Best Seasons (by SINGLES+DOUBLES Win Percentage) Leaguewide in the Most Recent 41 Seasons

(Minimum required for this listing: 32 games)

	Season	Division		Singles 301		Singles Cricket		Singles Record		Singles Win %-age	Doubles Cricket		Doubles 501		Doubles Record		Doubles Win %-age	Sngls + Dbls Record		**Sngls + Dbls Win %-age**	1001 Wins	1001 Losses	All-Star Points	Games Played	All-Star %-age
1	Sp07	B	Davis, Jim	12	1	13	0	25	1	0.962	13	0	12	1	25	1	0.962	50	2	**0.962**	0	0	84.5	52	1.625
2	Fa14	A	Phillips, Robbie	9	1	10	1	19	2	0.905	11	0	11	0	22	0	1.000	41	2	**0.953**	0	0	93.0	43	2.163
3	Sp11	A	Chavis, Marshall	9	1	9	1	18	2	0.900	10	0	10	0	20	0	1.000	38	2	**0.950**	0	0	64.5	40	1.613
4	Fa10	A	Phillips, Robbie	11	1	13	0	24	1	0.960	13	0	10	2	23	2	0.920	47	3	**0.940**	0	0	99.0	50	1.980
5	Sp14	H	Wiegand, Tom	10	1	13	0	23	1	0.958	11	2	12	0	23	2	0.920	46	3	**0.939**	2	0	36.0	49	0.735
6	Fa99	B	Eastmead, Phillip	9	2	11	0	20	2	0.909	11	0	8	1	19	1	0.950	39	3	**0.929**	0	0	57.5	42	1.369
7	Sp13	D	Massengill, Chad	12	2	14	0	26	2	0.929	13	1	10	1	23	2	0.920	49	4	**0.925**	0	0	50.0	53	0.943
8	Sp05	E	Reynolds, Mike	13	0	13	0	26	0	1.000	10	3	12	1	22	4	0.846	48	4	**0.923**	1	1	47.0	54	0.870
9	Sp16	A	Massengill, Chad	12	1	12	1	24	2	0.923	13	0	10	2	23	2	0.920	47	4	**0.922**	0	0	76.5	51	1.500
10	Fa12	A	Phillips, Robbie	9	1	10	0	19	1	0.950	9	1	7	1	16	2	0.889	35	3	**0.921**	0	0	94.5	38	2.487
11	Fa01	A	Brown, Tom	11	1	11	1	22	2	0.917	11	1	11	1	22	2	0.917	44	4	**0.917**	1	0	74.5	49	1.520
	Sp16	A	Phillips, Robbie	10	2	12	0	22	2	0.917	11	1	11	1	22	2	0.917	44	4	**0.917**	0	0	104.0	48	2.167
	Fa08	H	Wilcenski, Steve	7	2	9	0	16	2	0.889	8	1	9	0	17	1	0.944	33	3	**0.917**	0	0	36.0	36	1.000
14	Fa11	A	Blake, Brian	13	1	14	0	27	1	0.964	12	3	14	1	26	4	0.867	53	5	**0.914**	0	0	141.0	58	2.431
15	Fa08	B	Lovelace, Michael	7	2	9	0	16	2	0.889	7	1	7	0	14	1	0.933	30	3	**0.909**	0	0	21.0	33	0.636
16	Sp97	C	Dixon, J.D.	12	1	12	1	24	2	0.923	12	1	11	2	23	3	0.885	47	5	**0.904**	3	1	88.5	56	1.580
17	Fa14	F	Trefzger, Ken	8	2	10	0	18	2	0.900	9	1	9	1	18	2	0.900	36	4	**0.900**	0	0	43.0	40	1.075
	Sp99	G	Toth, John	9	1	9	1	18	2	0.900	9	1	9	1	18	2	0.900	36	4	**0.900**	2	0	31.5	42	0.750
19	Sp06	C	Simpson, Donnie	10	2	12	0	22	2	0.917	10	2	11	1	21	3	0.875	43	5	**0.896**	1	0	65.0	49	1.327
	Sp96	D	Kilts, Jason	9	3	13	0	22	3	0.880	12	1	9	1	21	2	0.913	43	5	**0.896**	1	0	49.5	49	1.010
21	Fa06	G	Beeson, Robb	10	0	9	0	19	0	1.000	8	2	7	2	15	4	0.789	34	4	**0.895**	0	0	29.5	38	0.776
22	Fa96	B	Tan, Wil	10	2	11	1	21	3	0.875	10	1	11	1	21	2	0.913	42	5	**0.894**	0	0	48.0	47	1.021
23	Sp98	B	Wandscher, Chris	13	1	13	1	26	2	0.929	12	2	12	2	24	4	0.857	50	6	**0.893**	0	2	70.5	58	1.216
	Sp08	E	Martinez, Vicente	14	0	14	0	28	0	1.000	12	2	10	4	22	6	0.786	50	6	**0.893**	0	1	51.5	56	0.920
	Sp12	F	Massengill, Chad	14	0	13	1	27	1	0.964	13	1	10	4	23	5	0.821	50	6	**0.893**	0	0	49.5	56	0.884
26	Fa10	B	Whitehead, Lee	10	2	9	0	19	2	0.905	11	1	3	1	14	2	0.875	33	4	**0.892**	0	0	36.5	37	0.986
27	Fa02	A	Brown, Tom	10	1	11	1	21	2	0.913	10	1	10	2	20	3	0.870	41	5	**0.891**	0	0	83.5	46	1.815
	Sp97	A	Budelman, Jim	6	4	13	0	19	4	0.826	12	1	10	0	22	1	0.957	41	5	**0.891**	0	0	91.0	46	1.978
29	Sp97	A	Butman, Don	9	5	12	1	21	6	0.778	14	0	14	0	28	0	1.000	49	6	**0.891**	0	0	76.5	55	1.391
30	Fa10	C	Murray, Shane	14	0	13	1	27	1	0.964	13	1	8	4	21	5	0.808	48	6	**0.889**	0	0	72.5	54	1.343
	Fa10	A	Brown, Tom	8	3	10	2	18	5	0.783	12	0	10	0	22	0	1.000	40	5	**0.889**	0	0	74.0	45	1.644
	Sp08	A	Kilts, Jason	10	0	5	2	15	2	0.882	9	1	8	1	17	2	0.895	32	4	**0.889**	0	0	32.5	36	0.903
33	Fa12	H	Blessing, Justin	12	0	12	1	24	1	0.960	11	3	12	2	23	5	0.821	47	6	**0.887**	2	0	20.5	53	0.387
34	Sp04	A	Seward, Mike	12	1	12	1	24	2	0.923	10	3	12	1	22	4	0.846	46	6	**0.885**	1	0	91.5	53	1.726
35	Sp12	A	Phillips, Robbie	10	1	11	0	21	1	0.955	10	1	7	3	17	4	0.810	38	5	**0.884**	0	0	106.0	43	2.465
	Fa08	B	Davis, Jimmy	9	0	13	0	22	0	1.000	11	1	5	4	16	5	0.762	38	5	**0.884**	0	0	65.5	43	1.523
37	Fa97	F	Selby, Brian	7	2	13	0	20	2	0.909	10	2	7	1	17	3	0.850	37	5	**0.881**	0	0	32.0	42	0.762
38	Sp96	G	Shirley, Ron	10	1	12	1	22	2	0.917	11	2	11	2	22	4	0.846	44	6	**0.880**	1	1	47.0	52	0.904
39			(three tied)															43	6	**0.878**					

Best Seasons (by SINGLES+DOUBLES Win Percentage) in only "A" Division in the Most Recent 41 Seasons

(Given the fact that the level of play in "A" division is obviously generally higher than in the rest of the divisions, I have pulled out the best season in just "A" division in this section for a quicker perusal of what would most fairly be considered the best seasons at the highest level in the RDL.

	Season	Division		Singles 301		Singles Cricket		Singles Record		Singles Win %-age	Doubles Cricket		Doubles 501		Doubles Record		Doubles Win %-age	Sngls + Dbls Record		**Sngls + Dbls Win %-age**	1001 Wins	1001 Losses	All-Star Points	Games Played	All-Star %-age
1	Fa14	A	Phillips, Robbie	9	1	10	1	19	2	0.905	11	0	11	0	22	0	1.000	41	2	**0.953**	0	0	93.0	43	2.163
2	Sp11	A	Chavis, Marshall	9	1	9	1	18	2	0.900	10	0	10	0	20	0	1.000	38	2	**0.950**	0	0	64.5	40	1.613
3	Fa10	A	Phillips, Robbie	11	1	13	0	24	1	0.960	13	0	10	2	23	2	0.920	47	3	**0.940**	0	0	99.0	50	1.980
4	Sp16	A	Massengill, Chad	12	1	12	1	24	2	0.923	13	0	10	2	23	2	0.920	47	4	**0.922**	0	0	76.5	51	1.500
5	Fa12	A	Phillips, Robbie	9	1	10	0	19	1	0.950	9	1	7	1	16	2	0.889	35	3	**0.921**	0	0	94.5	38	2.487
6	Fa01	A	Brown, Tom	11	1	11	1	22	2	0.917	11	1	11	1	22	2	0.917	44	4	**0.917**	1	0	74.5	49	1.520
	Sp16	A	Phillips, Robbie	10	2	12	0	22	2	0.917	11	1	11	1	22	2	0.917	44	4	**0.917**	0	0	104.0	48	2.167
8	Fa11	A	Blake, Brian	13	1	14	0	27	1	0.964	12	3	14	1	26	4	0.867	53	5	**0.914**	0	0	141.0	58	2.431
9	Fa02	A	Brown, Tom	10	1	11	1	21	2	0.913	10	1	10	2	20	3	0.870	41	5	**0.891**	0	0	83.5	46	1.815
	Sp97	A	Budelman, Jim	6	4	13	0	19	4	0.826	12	1	10	0	22	1	0.957	41	5	**0.891**	0	0	91.0	46	1.978
11	Sp97	A	Butman, Don	9	5	12	1	21	6	0.778	14	0	14	0	28	0	1.000	49	6	**0.891**	0	0	76.5	55	1.391
12	Fa10	A	Brown, Tom	8	3	10	2	18	5	0.783	12	0	10	0	22	0	1.000	40	5	**0.889**	0	0	74.0	45	1.644
	Sp08	A	Kilts, Jason	10	0	5	2	15	2	0.882	9	1	8	1	17	2	0.895	32	4	**0.889**	0	0	32.5	36	0.903
14	Sp04	A	Seward, Mike	12	1	12	1	24	2	0.923	10	3	12	1	22	4	0.846	46	6	**0.885**	1	0	91.5	53	1.726
15	Sp12	A	Phillips, Robbie	10	1	11	0	21	1	0.955	10	1	7	3	17	4	0.810	38	5	**0.884**	0	0	106.0	43	2.465
16	Fa08	A	Phillips, Robbie	9	3	12	0	21	3	0.875	11	1	11	2	22	3	0.880	43	6	**0.878**	0	0	112.0	49	2.286
17	Sp13	A	Phillips, Robbie	9	1	9	1	18	2	0.900	9	1	8	2	17	3	0.850	35	5	**0.875**	0	0	90.5	40	2.263
	Sp06	A	Seward, Mike	9	1	9	1	18	2	0.900	9	1	8	2	17	3	0.850	35	5	**0.875**	0	0	74.0	40	1.850
	Sp98	A	Budelman, Jim	7	3	11	0	18	3	0.857	10	1	7	1	17	2	0.895	35	5	**0.875**	0	1	67.0	41	1.634
20	Sp14	A	Phillips, Robbie	9	1	9	1	18	2	0.900	8	2	8	1	16	3	0.842	34	5	**0.872**	1	0	100.0	39	2.564

RDL HOST ESTABLISHMENTS and TEAM NUMBERS - 41 seasons from Spring 1996 through Spring 2016 (continued on next page)

-- Record number of teams: 68, Spring '10
-- Lowest number of teams since Sp96: 47, Fall '04
-- Record number of establishments: 33, Spring '10
-- Lowest number of establishments since Sp96: 18, Spring '96
--118 different host establishments
-- Total number of teams in these past forty-one seasons: 2298
-- 4 establishments have been in every season: High Park Bar & Grille, Sharky's Place, Snooker's-RW, Upper Deck
-- 4 establishments have signed up >100 teams total: High Park Bar & Grille (176), Sharky's Place (142), Snooker's-RW (131), Upper Deck (225)
-- Total number of establishments (adding up each season's number of establishments): 1034
-- Average number of teams per establishment over the past forty-one seasons: 2.22

	Seasons	Teams	Sp96	Fa96	Sp97	Fa97	Sp98	Fa98	Sp99	Fa99	Sp00	Fa00	Sp01	Fa01	Sp02	Fa02	Sp03	Fa03	Sp04	Fa04	Sp05	Fa05	Sp06	Fa06	Sp07	Fa07	Sp08	Fa08	Sp09	Fa09	Sp10	Fa10	Sp11	Fa11	Sp12	Fa12	Sp13	Fa13	Sp14	Fa14	Sp15	Fa15	Sp16
Abbey Road Tavern & Grill	1	1																																								1	
After Hours	24	81	4	5	5	6	6	5	4	2	4	4	2	2	4	3	3	3	3	3	2	3	3	3												1	1						
All-Star Billiards	3	7																											1	4	2												
American Legion - Fuquay-Varina	15	41																											2	2	2	2	2	3	4	3	2	4	4	3	2	3	3
Arnie's Place	2	2													1	1																											
Babineau's	11	13								1	1	2	1	1				1	2	1	1			1	1																		
Backyard Bistro	6	7																													1	1	2	1	1	1							
Banana's	1	2	2																																								
The Barmuda Triangle	3	4																														1	2	1									
The Big Easy	7	8																																		1	2	1	1	1	1	1	1
Blinco's	30	57					2	2	2	3	2	3	3	2	2	2	2	2	2	1	1		1	2	2	1	2	2	2	2	2	1	2	2	2	1	2						
Bonedaddy's Hideaway	1	1																														1											
Break Time Billiards	4	6																																					1	1	2	2
Breakers Billiards	14	17	1	2	2	1	2	1	1	1	1	1	1	1	1	1																											
Brewster's Pub	6	14																																			2	3	3	2	2	2
The Brickhouse Sports Pub	2	3																												1	2											
Brown's Billiards	13	46		1	1																												1	2	2	3	5	6	5	6	5	5	4
Buck's Billiards	4	5																																	1	1	2	1						
Bull & Bear	10	17																																1	2	2	2	1	1	2	2	2	2
Cellar / Warehouse	3	4											2			1	1																										
Champions	15	52						6	5	5	5	8	8	5	2	1	1	1		1	1	2	1																				
Champions Bars & More (Morrisville	1	1																						1																			
Champs Sports Bar	1	1							1																																	
Chubby's	2	2																							1	1																	
Clarky's / Rams Head	3	5					2	2	1																																		
Cleveland Draft House - Clayton	1	1																																							1	
Cleveland Draft House - Garner	17	45																									2	2	2	2	2	2	2	4	3	4	4	3	3	2	2	3	3
Clubhouse Restaurant	2	3																																							1	2	
Comet Lounge	9	13				1	1	2	2	1	1	1	2	2																													
Connolly's	10	16																								1	1	2	2	2	2	2	2	2	1	1						
Crosstown Pub & Grill	3	5																																							1	2	2
Cruisers Bar and Lounge	1	1																													1											
Dive Bar of Raleigh	13	22																			1	1	1	2	2	2	2	2	2	2	2	1										
Doherty's Irish Pub	1	1																																		1							
Double Deuce (Ramada)	1	1	1																																							
Duffy's	5	8	2	2	2	1	1																																			
Fat Daddy's	11	11	1	1	1	1			1	1										1	1				1		1	1															
Fayetteville St. Tavern / Capital Roon	9	11																		1	1	1	2	2	1	1	1		1														
Fenway Sports Grill	6	9							1	2	1		2	2	1																												
Fortnight Brewing Co.	2	2																																						1	1		
Half-Time Sports Bar	1	1																													1											
Hard Times Café	6	7												1	1	1	1	2		1																						
Havana Deluxe	9	10																												1	1	1	1	1	2	1	1	1				
Hibernian Restaurant & Pub	2	2																													1	1										
High House Billiards	12	17																										2	2	2	2	1	1		1	1	1	1	1			
High Park Bar & Grille / U.D. Profile	41	176	1	2	2	1	1	1	1	2	2	4	4	2	7	6	6	6	3	4	4	4	5	4	5	6	7	7	7	7	7	9	8	8	5	6	4	4	4	2	4	2	2
Hot Shots	14	15													1	1	2	1	1	1						1	1					1	1	1	1	1	1					
Jillian's	2	2							1	1																																	
Katie's Cues	3	4																1	2	1																							
Katmandu	3	3																							1			1					1										
The Korner Pocket	6	7																					1			1	1	1	1	2												
Little Bar	3	3						1	1		1																															
Locked & Loaded Bar & Grill	1	2																																								2
Lucky B's Around the Corner	2	2																				1	1																				
MacGregor Draft House	12	12																							1	1	1	1	1	1	1	1	1	1	1	1						
Mac's Tavern	25	78																	1	1	2	2	1	3	3	3	4	4	3	4	3	3	4	4	4	4	3	4	4	3	3	4	4
Mahoney's Pub	4	7																																			1	2	2	2				
Manchester's	2	2																	1	1																							

	Seasons	Teams	Sp96	Fa96	Sp97	Fa97	Sp98	Fa98	Sp99	Fa99	Sp00	Fa00	Sp01	Fa01	Sp02	Fa02	Sp03	Fa03	Sp04	Fa04	Sp05	Fa05	Sp06	Fa06	Sp07	Fa07	Sp08	Fa08	Sp09	Fa09	Sp10	Fa10	Sp11	Fa11	Sp12	Fa12	Sp13	Fa13	Sp14	Fa14	Sp15	Fa15	Sp16
McCann's Harp & Fiddle	2	3														1	2																									
McKenzie's	1	1																											1													
Mix-a-Lot Sports Bar	1	2				2																																				
Mojo's Billiards & Pub	4	4																		1	1	1	1																			
Montas / PJ's Sports Bar	9	14				1	2	2	2	1	1	2	2	1																												
Moonrunners Saloon / Char. Quarters	9	12																														2	2	2	1	1	1	1	1	1			
Murphy's Pub	18	29										2	2	1	2	2	2	2	2		1	1	2	2	2	2	1	1	1	1												
Napper Tandys / Ri-Ra Irish Pub	13	31																		2	3	4	3	3	3	4	4	1	1	1	1		1								
Natty Greene's	5	9																																		1	2	2	2	2			
Oh! Brian's	8	14		2	2	2	2	1	2	2	1																															
Oh!Mulligan's - RTP	13	17																		1		1	1	2	2	2	2	1							1	1	1	1	1				
O'Malley's	3	8					2	3	3																																	
On the Snap Billiards	12	15																								1	1	2	2	1	1	1	1	1		1		1	2				
One More Time	4	6		1	1	2	2																																			
Out of the Park	6	9												1	1	1	2	2	2																							
Overtime Sports Pub	24	26																		1	1	1	1	1	1	1	1	1	1	1	1	1	1	1	1	1	1	2	2	1	1	1
Pantana's Pool Hall	29	56									1	4	4	4	4	2	2	2	1			1	1	2	2	2	2	1	2	2	1	1			1	1	1	2	2	2	2	2	2
Pat Murnane's / Oh!Mulligan's - W.F.	17	57																									1	2	1	2	2	3	4	4	5	6	5	4	4	3	4	4	3
Players Club	1	5	5																																							
Players Retreat	31	48	2	2	2	2	1	1	2	2	1	1	1	1	1	1	1	1	1	2	2	2	2	2	2	2	2	2	2	1	1	2	1									
Proof Bar at Five Points	2	2																																						1	1	
The Pub	11	16		2			1	1	2	1	1							1	2	1	2	2																				
Rack'M Up West	20	51	4	4	4	4	4	3	2	2	1	2	2	2	2	4	2	2	2	2	2	1																				
Rally Point Sport Grill	13	36																													5	3	5	3	4	4	3	3	2	1	1	1	1
Ray's Elbow Room	1	1								1																																
RBJ's Place	2	3									2	1																														
Roadhouse	1	1	1																																							
Rocco's Grill & Bar	1	1																	1																							
Saints & Scholars Irish Pub	4	5																																						1	1	2	1
Sammy's Tap & Grill	5	5																										1	1	1	1	1										
Scooters	27	46													1	2	2	2	2	1	1	2	2	2	2	2	2	2	2		1	1	1	1	1	1	1	1		2	3	3	3
Scores Sports Bar	2	3												2	1																											
Scramble Dog	4	7		2	2	1	2																																			
Sharky's Place	41	142	2	1	2	3	2	2	3	4	3	3	4	3	4	4	2	3	3	1	1	2	3	2	2	4	4	4	4	4	5	4	6	5	6	6	6	5	4	3	4	4	5
Shuckers	5	5					1	1	1	1	1																															
Silver Dollar Saloon	1	1			1																																					
Six Forks Pub	1	1																																1								
Six String Café & Music Hall	1	1																												1												
Snooker's-RW	41	131	6	6	6	8	7	6	6	5	4	3	4	6	5	5	4	3	3	3	2	2	2	2	2	2	2	2	2	2	3	2	2	2	2	2	2	1	1	1	1	1	1
The Sports Page	9	9																			1											1	1	1	1		1	1	1	1			
Steak & Ale	5	18	4	3	4	4	3																																			
Suze Q's	2	5																		1	4																					
Tailgaters	16	42								2	1	4	4	3	2	4	4	2	4	4					1	1	2	2	2													
Tapps	1	4									4																															
Tavern in the Grove	3	3																																1	1							1
TerraFin Station North	2	2																																					1	1		
TerraFin Station South	6	7																																	2	1	1	1	1	1			
Time Out Bar & Grill	3	3																								1	1	1														
Tir na nOg	29	39					1	2						1	1	2	1	2	2			1	2	2	1	2	1	2	2	1	1	1	1	2	1	1	1	1	1	1	1	1
TJ's Café	3	3													1	1	1																									
Trackside Tavern	3	5																											1	2	2											
Train Station / Harrison's / Playtime B	35	64	3	3	3	2	2	2	2	2	2	1				1	1	1	1	1	1	1	2	3	3	2	2	2	2	2	2	2	1	1				1	3	2	2	2	1
Tyler's Tavern	4	4																																					1	1	1	1
Upper Deck (Cary)	41	225	3	2	3	2	2	3	4	2	1	2	2	4	4	3	5	6	5	7	9	10	10	10	9	10	7	5	5	5	5	5	5	6	5	6	6	6	7	9	9	8	8
Upper Deck II	5	10			3	4				1	1	1																														
Varina Sports Bar	19	45														3	4	3	2	2	2	1		1	4	4	2	2	3	2	3	3	2	1	1							
VFW Post 7383	1	1														1																										
Village Draft House	6	6																																1	1	1	1	1	1			
West End	9	27	2	4	3	1	4	4	3	3	3																															
Woody's	18	56	10	8	7	6	2	2	1	2	3	3	2	3	2						1	1	1	1	1																	
Teams that season:			54	53	56	55	55	53	54	50	49	52	52	50	51	54	51	49	48	**47**	48	48	49	53	55	60	60	59	61	60	**68**	64	64	64	63	63	63	64	63	61	59	60	56
Host establishments that season:			**18**	19	20	21	24	22	25	25	26	20	19	22	23	25	22	22	23	27	25	24	23	22	25	26	28	29	30	28	**33**	32	29	30	29	28	30	29	26	29	27	25	24

2016 North Carolina City Dart League (NCCDL) & North Carolina Ladies' Cup (NCLC)

NCCDL - "West" Division

		W	L	Pts.
1	Lake Norman (LNDA)	3	0	80
2	Piedmont (PDA)	2	0	42
3	Asheville (WCDA)	2	1	59
4	Charlotte (BADA)	1	1	39
5	Pineville (PDC)	1	1	32
6	Chapel Hill (TDL)	0	3	34

NCCDL - "East" Division

		W	L	Pts.
1	Durham (BCDL)	2	0	58
2	Capital Area (CADC)	2	1	56
3	Wilmington (ACDA)	1	1	55
4	Jacksonville (JDA)	1	2	55
5	Raleigh (RDL)	0	2	36
6	Port City (PCDA)	0	3	24

February 6 match results: *(home teams listed in italics)*

Asheville	20	*Chapel Hill*	18	BYES - Charlotte, Wilmington			
Lake Norman	29	*Pineville*	9	*Durham*	29	Capital Area	9
Piedmont	20	Raleigh	18	*Jacksonville*	28	Port City	10

February 27 match results: *(home teams listed in italics)*

Pineville	23	Asheville	15	BYES - Durham, Raleigh			
Piedmont	22	*Charlotte*	16	*Capital Area*	26	Jacksonville	12
Lake Norman	31	Chapel Hill	7	Wilmington	38	*Port City*	0

April 16 match results: *(home teams listed in italics)*

Asheville	24	Port City	14	BYES - Pineville, Piedmont			
Charlotte	23	Jacksonville	15	Durham	29	*Chapel Hill*	9
Lake Norman	20	*Raleigh*	18	*Capital Area*	21	Wilmington	17

June 25 schedule:	Asheville @ Jacksonville	Pineville @ Port City	Charlotte @ Lake Norman
	Piedmont @ Chapel Hill	Durham @ Wilmington	Capital Area @ Raleigh
July 23 schedule:	Charlotte @ Asheville	Capital Area @ Pineville	Lake Norman @ Piedmont
	Raleigh @ Wilmington	Port City @ Durham	BYES - Chapel Hill, Jacksonville
August 20 schedule:	Lake Norman @ Asheville	Piedmont @ Pineville	Chapel Hill @ Charlotte
	Durham @ Raleigh	Port City @ Capital Area	Jacksonville @ Wilmington
September 24 schedule:	Pineville @ Charlotte	Wilmington @ Lake Norman	Piedmont @ Durham
	Chapel Hill @ Capital Area	Jacksonville @ Raleigh	BYES - Asheville, Port City
October 22 schedule:	Asheville @ Piedmont	Pineville @ Chapel Hill	Charlotte @ Wilmington
	Durham @ Jacksonville	Raleigh @ Port City	BYES - Lake Norman, Capital Area

NCLC - "West" Division

		W	L	Pts.	
1	Lake Norman (LNDA)	3	0	49	
2	Piedmont (PDA)	1	0	15	*
3	Pineville (PDC)	2	1	40	
4	Asheville (WCDA)	1	2	31	
5	Charlotte (BADA)	0	1	11	*
6	Chapel Hill (TDL)	0	2	14	*

NCLC - "East" Division

		W	L	Pts.	
1	Jacksonville (JDA)	2	0	32	
2	Fuquay-Varina (FVDO)	1	0	19	*
3	Capital Area (CADC)	1	2	22	
4	Wilmington (ACDA)	0	1	12	
5	Apex (CDA)	0	2	19	

February 6 match results: *(home teams listed in italics)*

BYES - Charlotte, Jacksonville, Wilmington

Asheville	13	*Chapel Hill*	11	*Piedmont*	15	Apex	9
Lake Norman	14	*Pineville*	10	*Fuquay-Varina*	19	Capital Area	5

February 27 match results: *(home teams listed in italics)*

BYES - Fuquay-Varina, Apex, Wilmington

Pineville	14	Asheville	10	*Lake Norman*	21	Chapel Hill	3
(Piedmont @ Charlotte - postponed)				Jacksonville	19	*Capital Area*	5

April 16 match results: *(home teams listed in italics)*

BYES - Piedmont

Pineville	16	*Asheville*	8	(Fuquay-Varina @ Chapel Hill - postponed to June 11)			
Jacksonville	13	*Charlotte*	11	*Capital Area*	12+	Wilmington	12
Lake Norman	14	*Apex*	10				

June 25 schedule:	Asheville @ Jacksonville	Charlotte @ Lake Norman	Piedmont @ Chapel Hill
	Fuquay-Varina @ Wilmington	Capital Area @ Apex	BYE - Pineville
July 23 schedule:	Charlotte @ Asheville	Capital Area @ Pineville	Lake Norman @ Piedmont
	Apex @ Wilmington	BYES - Chapel Hill, Fuquay-Varina, Jacksonville	
August 20 schedule:	Lake Norman @ Asheville	Piedmont @ Pineville	Chapel Hill @ Charlotte
	Apex @ Fuquay-Varina	Wilmington @ Jacksonville	BYE - Capital Area
September 24 schedule:	Pineville @ Charlotte	Wilmington @ Lake Norman	Piedmont @ Fuquay-Varina
	Chapel Hill @ Capital Area	Jacksonville @ Apex	BYE - Asheville
October 22 schedule:	Asheville @ Piedmont	Pineville @ Chapel Hill	Charlotte @ Wilmington
	Fuquay-Varina @ Jacksonville	BYES - Lake Norman, Apex, Capital Area	

Hosted at The Upper Deck Sports Bar & Pub

WRECK at the Deck

SANCTIONED BY American Darts Organization

$5,200+ June 3rd – 5th, 2016

Time*	8:00 PM	10:00 AM	12:30 PM	1:00 PM	2:30 PM	3:00 PM	5:00 PM	8:00 PM	11:00 AM	1:00 PM	1:30 PM	2:30 PM	3:00 PM
Event	Blind Draw 501/CR/ Choice	Mixed Doubles Cricket	Ladies' Singles Cricket	Men's Doubles Cricket	Ladies' Doubles Cricket	Men's Singles Cricket	Mixed 3 Person 601	Blind Draw 501/CR/ Choice	Mixed Doubles 501	Ladies' Singles 501	Men's Doubles 501	Ladies' Doubles 501	Men's Singles 501
Entry Fee	$10 person	$20 per team	$15** person	$20 per team	$20 per team	$15** person	$30 per team	$10 person	$20 per team	$15** person	$20 per team	$20 per team	$15** person
1st	$200	$200	$120	$200	$140	$200	$270	30%	$200	$120	$200	$140	$200
2nd	$100	$100	$60	$100	$70	$100	$120	15%	$100	$60	$100	$70	$100
Top 4	$50	$50	$30	$50	$40	$50	$60	10%	$50	$30	$50	$40	$50
Top 8	$26	$26	$15	$26	---	$25	---	5%	$26	$15	$26	---	$25
Total	$504	$504	$300	$504	$290	$500	$510	85%	$504	$300	$504	$290	$500

This is a NON-Smoking Event

* - Posted Times reflect signup deadline, with matches starting 15 minutes later

** - Includes $2 ADO surcharge

NO OUTSIDE BEVERAGES OR FOOD ALLOWED



Location: **The Upper Deck** 329 N. Harrison Ave, Cary, NC 27513
Host: **Carolina Dart Association and The Upper Deck**
Contact: **Barbara Cotton** 919-210-0020
Email: bjcotton69@hotmail.com for tournament information

Warning: Darts is an adult sport. It is dangerous for children to play darts without adult supervision. Please use your discretion.
Disclaimer-Amateur Status: The host association and/or the ADO assumes no responsibility for any adverse effects which dart awards may have on the amateur status of any youth participant. Check local regulations.

Procedes to Benefit: "me fine" Foundation, Inc.

WRECK at the Deck

Tournament Board Sponsorship Form

The Carolina Dart Association is proud to host the 12th annual Wreck at the Deck Charity Dart Tournament to benefit "me fine" Foundation on June 3rd through June 5th, 2016.

Much of our success is directly due to the support of our members, community, and the participation of fellow NC and Raleigh Dart League darters.

We are seeking board sponsorships for this year's tournament. If you, your association or your company are interested, please fill out the infomation below, return it and check to:

Carolina Dart Association
c/o Maridy Knight
3223 Rowena Avenue
Durham, NC 27703

All sponsorships will be on an 8" x 24" banner posted on the stanchions. Email all artwork and logos to bjcotton69@hotmail.com. Please have all information sent by 05/26/2016.

_____
Name of Sponsor

Sponsorships are $30.00 for 1 banner, $50.00 for 2, and $90.00 for 4.
Please make checks payable to: Carolina Dart Association.

Your support is appreciated and we look forward to seeing everyone at the tournament! If you have any questions please call or text Barbara at (919)210-0020, or email her at bjcotton69@hotmail.com

SANCTIONED BY American Darts Organization

"me fine" Foundation, Inc.

The Upper Deck Sports Bar & Pub

FEED MORE

CVDA PRESIDENT: DOROTHY SCHROEDER

THE 38th ANNUAL CVDA DART CLASSIC
JUNE 10-12, 2016 • RICHMOND, VA

$11,400

Central Virginia Dart Association
P.O. Box 3085
Chester, VA 23831
804-291-6074
www.cvdadarts.com

	FRIDAY		SATURDAY							SUNDAY			
Event	7:00PM Blind Draw Doubles	9:00PM Blind Draw Doubles	10:00AM Mixed Doubles	12:30PM Ladies Doubles	1:00PM Men's Singles	3:00PM Ladies Singles	4:00PM Men's Doubles	7:00PM Mixed Doubles	9:00PM Blind Draw	10:00AM Men's Doubles	10:30AM Ladies Doubles	12:30PM Men's Singles	1:00PM Ladies Singles
	501 FI/DO	Cricket	Cricket	Cricket	501 FI/DO	501 FI/DO	Cricket	501 FI/DO	501/Cricket	501 FI/DO	501 FI/DO	Cricket	Cricket
Entry Fee	$10.00 Person	$10.00 Person	$30.00 Team	$30.00 Team	$20.00* Person	$20.00* Person	$30.00 Team	$30.00 Team	$10.00 Person	$30.00 Team	$30.00 Team	$20.00* Person	$20.00* Person
1st	250		450	240	400	255	450	450	280	420	240	370	240
2nd	130		220	120	200	125	220	220	140	210	120	180	120
3rd – 4th	70		120	60	100	60	120	120	70	110	60	95	50
5th – 8th	30		60	30	50	25	60	60	30	50	30	45	20
9th –16th	20				25							20	
Total	$800		$1,150	$600	$1,200	$600	$1,150	$1,150	$680	$1,050	$600	$1,080	$540

*- Includes $2.00 ADO Sanctioning

LOCATION:

THE RICHMOND AIRPORT HOTEL
5501 EUBANK RD SANDSTON, VA 23150
$89.00/NIGHT—REGISTRATION DEADLINE: MAY 15
CALL: 804-226-6400 ASK FOR DARTERS RATES

YOUTH EVENTS:

SATURDAY 8:30 AM BY AGE GROUPS SINGLES
SUNDAY 8:30 AM YOUTH/ADULT.
TROPHIES AND MEDALS AWARDED, NO CASH PRIZES
DISCLAIMER: THE HOST ASSOCIATION AND/OR THE ADO ASSUMES NO RESPONSIBILITY FOR ANY ADVERSE EFFECTS WHICH DARTS MAY HAVE ON THE AMATEUR STATUS OF ANY YOUTH PARTICIPANT

DOORS OPEN AT 6:00 PM FRIDAY.
FULL BAR AND DART CONCESSIONS ON THE PREMISES.
NO OUTSIDE FOOD OR DRINKS PERMITTED!!

A DARTER CAUSING DAMAGES TO CVDA AND/OR HOTEL PROPERTY WILL ASSUME RESPONSIBILITY FOR ALL DAMAGES AND COSTS INCURRED. THE DARTER MAY BE SUBJECT TO DISMISSAL FROM THE TOURNAMENT AND/OR HOTEL PROPERTY.

SANCTIONED BY:

Queen City Dart Association
$3000+ Summer Shootout

SANCTIONED BY

July 8 - 10, 2016
The Green Room
301c N. Polk St, Pineville NC 28134
704-889-2582

Day	Friday	Saturday						Sunday					
Time	8:00 PM	10:30 AM	12:30 PM	1:00 PM	3:30 PM	4:00 PM	7:30 PM	10:30 AM	12:30 PM	1:00 PM	3:00 PM	3:30 PM	
Event	Blind Draw 501 DE**	Mixed Doubles Cricket	Mens Doubles Cricket	Ladies Singles Cricket	Mens Singles Cricket	Ladies Doubles Cricket	Mixed Triples Cricket	Mixed Double 501	Mens Doubles 501	Ladies Singles 501	Mens Singles 501	Ladies Doubles 501	
Entry fee	$10	$20/team	$20/team	$15*	$15*	$20/team	$30/team	$20/team	$20/team	$15*	$15*	$20/team	
1st	120	120	160	95	130	100	150	120	160	95	130	100	
2nd	60	60	80	45	60	50	60	60	80	45	60	50	
Top 4	30	30	40	20	30	30	30	30	40	20	30	30	
Top 8					15						15		
Total	240	240	320	180	310	210	270	240	320	180	310	210	3030

* $2 ADO Surchage included in singles events

**Blind draw is double elimination

Singles events are best of 3 with finals best of 5.
All other events are best of 3

Recommended Hotel:
Quality Suites - Carolina Place
9840 Pineville-Mathews Road
Pineville, NC 28134
704-8898-7095
There are others hotels in area.

Darts Supplis By:

Tournament Director:
Dwayne Waite (DTrain)
412-901-7726
Tournamentdirector@charlottedarts.com

Spring 2016 RDL Top Singles Records (by division) (FINAL!)

(There are no missing statistics, as all scoresheets from the entire season have been received.)
(Game minimums required for these listings: 18 for teams D6, E5, F1 and F7; 19 for all other teams)

	"A" Division		W	L	%-age
1	Massengill, Chad	A1/ The Element Way	24	2	0.923
2	Phillips, Robbie	A1/ The Element Way	22	2	0.917
3	Brown, Tom	A1/ The Element Way	22	4	0.846
4	Kramer, John	A1/ The Element Way	16	4	0.800
5	Jacobi, Paul	A1/ The Element Way	15	4	0.789
6	Mozzetti, Tim	A2/ Appetite for Destruction	18	6	0.750
	Seward, Mike	A3/ I'd Hit That	18	6	0.750
8	Oakley, Jerry	A1/ The Element Way	17	6	0.739
9	Mitchell, Sid	A2/ Appetite for Destruction	19	9	0.679
	Work, Joe	A8/ Traveling Brown's Boml	19	9	0.679
11	Gaglione, Joey	A2/ Appetite for Destruction	16	8	0.667
12	Gaulthier, Kyle	A3/ I'd Hit That	17	9	0.654
13	Lloyd, Billy	A7/ Projectile Dysfunction	18	10	0.643
14	Butters, Scott	A5/ Ridin' Dirty	17	10	0.630
15	Wright, Tyler	A5/ Ridin' Dirty	20	12	0.625

	"B" Division		W	L	%-age
1	Martin, David	B3/ Rif Raf	24	4	0.857
2	Moody, Chris	B6/ Darty Sanchez	20	4	0.833
3	Bennett, Will	B2/ OT Outlaws	18	4	0.818
4	Rodgers, Trey	B1/ High & Tight	18	6	0.750
5	Peele, Jim	B6/ Darty Sanchez	16	7	0.696
6	Anderson, Ryan	B6/ Darty Sanchez	13	6	0.684
7	Davis, Jimmy	B1/ High & Tight	15	7	0.682
8	Fournier, Jeff	B1/ High & Tight	15	8	0.652
9	Groce, Nate	B6/ Darty Sanchez	13	7	0.650
10	Murdaugh, John	B1/ High & Tight	16	9	0.640
11	Hindle, Mikey	B5/ Cheap Shots	17	10	0.630
12	Fitzgerald, Dennis	B8/ Big Bulls	15	9	0.625
13	Gaertner, Brian	B3/ Rif Raf	12	8	0.600
14	Ackerman, Travis	B4/ #thecork	13	9	0.591
15	Mayhew, Zak	B4/ #thecork	14	10	0.583

	"C" Division		W	L	%-age
1	Trefzger, Ken	C6/ One Armed Bandits	25	1	0.962
2	White, J.J.	C7/ Menace 2 Sobriety	21	5	0.808
3	Johnson, Dave	C7/ Menace 2 Sobriety	22	6	0.786
4	Kilsdonk, Kris	C2/ One Dart One Kill	21	6	0.778
5	Knott, Ronnie	C4/ Shooter McGavin	21	7	0.750
6	Jenkins, John	C8/ Armed and Hammered	17	6	0.739
7	Howard, Brian	C4/ Shooter McGavin	20	8	0.714
8	Richardson, Shane	C6/ One Armed Bandits	17	7	0.708
9	Price, Brady	C7/ Menace 2 Sobriety	15	7	0.682
10	Sautter, Don	C4/ Shooter McGavin	19	9	0.679
11	Sautter, Scott	C4/ Shooter McGavin	18	10	0.643
12	Mitchell, Liz	C5/ Bull Sharks	14	8	0.636
13	Murphy, Phil	C6/ One Armed Bandits	17	11	0.607
14	Simpson, Tyler	C8/ Armed and Hammered	16	11	0.593
15	Guenther, George	C2/ One Dart One Kill	15	11	0.577

	"D" Division		W	L	%-age
1	Adams, Brad	D7/ Pat's Blue Ribbon	18	2	0.900
2	Garland, Bryan	D5/ Them Handsome Devils	21	3	0.875
3	Cashin, Jeff	D7/ Pat's Blue Ribbon	19	3	0.864
4	Jackson, Barry	D2/ Dynamic Darts	21	4	0.840
5	Dzengeleski, Jimmy	D2/ Dynamic Darts	24	5	0.828
6	Mitchell, Austin	D8/ Just Like That	21	5	0.808
	Winters, Tom	D2/ Dynamic Darts	21	5	0.808
8	Cusman, Ryan	D5/ Them Handsome Devils	22	6	0.786
9	Krasnow, Dave	D5/ Them Handsome Devils	20	8	0.714
10	Klann, Eric	D8/ Just Like That	14	8	0.636
	Thomas, Joe	D6/ Ted's 180 Emporium	14	8	0.636
12	Roseman, Sean	D4/ Coral Reefers	16	10	0.615
13	Flood, Tom	D3/ Hostile Amish	15	11	0.577
	Mathews, Alex	D1/ Death Throw	15	11	0.577
15	(two tied)		11	9	0.550

	"E" Division		W	L	%-age
1	Azevedo, Angelo	E7/ Bye Week	17	2	0.895
2	Rudy, Jeff	E2/ Flight Club	21	5	0.808
3	Gardner, Mike	E1/ Mike's Garage	18	6	0.750
	Tufillaro, Lou	E7/ Bye Week	15	5	0.750
5	Kubel, Tom	E7/ Bye Week	14	6	0.700
6	Williams, Denny	E1/ Mike's Garage	16	7	0.696
7	Cosentino, Philip	E6/ Public School	13	6	0.684
8	Nettesheim, Doug	E5/ Missing Flights	16	8	0.667
	Watson, Jeff, Jr.	E8/ All Saints Darts	14	7	0.667
10	Ellington, Dave	E1/ Mike's Garage	15	8	0.652
11	Deemer, Randy	E4/ 2 Hump Day!	18	10	0.643
12	Veith, Matt	E3/ The Drinkers Awaken	15	9	0.625
13	Robertson, Phil	E2/ Flight Club	16	10	0.615
14	Montesi, Chris	E2/ Flight Club	14	9	0.609
15	(two tied)		17	11	0.607

	"F" Division		W	L	%-age
1	Wilcox, Randy	F8/ Coach's Crew	22	1	0.957
2	Scott, Kevin	F8/ Coach's Crew	22	2	0.917
3	Jones, Grey	F7/ Red-eye Rangers	22	4	0.846
4	Maley, Dave	F1/ The Sofa Kings	19	5	0.792
5	Rigert, Joe, Sr.	F2/ Wayne Gretzky	21	6	0.778
6	Schoch, Adam	F4/ America's Quack Problen	20	6	0.769
7	Rigert, Joe, Jr.	F2/ Wayne Gretzky	18	6	0.750
8	Bowen, Andy	F3/ Dodging Darts	16	6	0.727
9	Snyder, Brent	F5/ All About That Bull!	20	8	0.714
10	Alcon, Tony	F1/ The Sofa Kings	17	7	0.708
11	Wilson, Jonathan	F2/ Wayne Gretzky	14	6	0.700
12	Converse, Stan	F4/ America's Quack Problen	16	7	0.696
13	Bozza, Doug	F1/ The Sofa Kings	16	8	0.667
14	White, John	F3/ Dodging Darts	18	10	0.643
15	(two tied)		16	10	0.615

	"G" Division		W	L	%-age
1	Russell, Jeff	G3/ Chatham Street Elite	24	4	0.857
2	Munroe, Joe	G1/ Another Sinking Ship	21	5	0.808
3	Phillips, Josh	G4/ Ballistic Behavior	23	6	0.793
4	Parker, Charles	G1/ Another Sinking Ship	19	5	0.792
5	Feller, Keith	G4/ Ballistic Behavior	17	7	0.708
	McDavid, Craig	G6/ Don't Hit The Scorekeep	17	7	0.708
7	Annon, Harry	G1/ Another Sinking Ship	16	7	0.696
8	Ives, Danny	G3/ Chatham Street Elite	13	6	0.684
9	McEwen, William	G1/ Another Sinking Ship	17	8	0.680
10	Lefebvre, Chris	G3/ Chatham Street Elite	16	8	0.667
	Shearin, Phillip	G6/ Don't Hit The Scorekeep	16	8	0.667
12	Butler, John	G1/ Another Sinking Ship	15	8	0.652
13	Ball, Pat	G7/ Pints of Authority	18	10	0.643
14	Brownd, Anthony	G7/ Pints of Authority	16	11	0.593
	Murphy, Tom	G2/ Is It In?	16	11	0.593

Women's Records

	(# by div.: A-2, B-6, C-11, D-5, E-7, F-6, G-11)		W	L	%-age
A	deFontes, Adrienne	A7/ Projectile Dysfunction	5	18	0.217
B	Taylor, Tisha	B6/ Darty Sanchez	13	13	0.500
	Hamilton, Dawn	B4/ #thecork	10	16	0.385
C	Kilsdonk, Kris	C2/ One Dart One Kill	21	6	0.778
	Mitchell, Liz	C5/ Bull Sharks	14	8	0.636
	Blackwelder, Deborah	C2/ One Dart One Kill	11	9	0.550
D	Whitley, Brenda	D8/ Just Like That	13	15	0.464
	Oakley, Gina	D8/ Just Like That	9	18	0.333
E	Hatch, Nicole	E7/ Bye Week	11	11	0.500
	Gower, Devin	E8/ All Saints Darts	10	15	0.400
F	Voorhees, Cindy	F5/ All About That Bull!	12	14	0.462
	Gaines, Lauren	F2/ Wayne Gretzky	7	19	0.269
G	Hayward, Georgia	G4/ Ballistic Behavior	13	12	0.520
	Iannucci, Jenna	G6/ Don't Hit The Scorekeep	11	11	0.500
	Elekonich, Amy	G3/ Chatham Street Elite	11	14	0.440

Spring 2016 RDL Top Doubles Records (by division) (FINAL!)

(There are no missing statistics, as all scoresheets from the entire season have been received.)
(Game minimums required for these listings: 18 for teams D6, E5, F1 and F7; 19 for all other teams)

	"A" Division		W	L	%-age
1	Massengill, Chad	A1/ The Element Way	23	2	0.920
2	Phillips, Robbie	A1/ The Element Way	22	2	0.917
3	Tan, Wil	A1/ The Element Way	21	3	0.875
4	Oakley, Jerry	A1/ The Element Way	15	4	0.789
5	Brown, Tom	A1/ The Element Way	17	5	0.773
	Cusher, Dean	A2/ Appetite for Destruction	17	5	0.773
7	Kramer, John	A1/ The Element Way	15	5	0.750
8	Bunn, Tim	A3/ I'd Hit That	17	6	0.739
	Seward, Mike	A3/ I'd Hit That	17	6	0.739
10	Gaulthier, Kyle	A3/ I'd Hit That	19	7	0.731
11	Wilcenski, Steve	A8/ Traveling Brown's Boml	18	7	0.720
12	Massengill, Randy	A3/ I'd Hit That	19	8	0.704
13	Johnson, Michael	A2/ Appetite for Destruction	16	7	0.696
14	Persson, Kenny	A3/ I'd Hit That	13	6	0.684
15	Work, Joe	A8/ Traveling Brown's Boml	18	9	0.667

	"B" Division		W	L	%-age
1	Davis, Jimmy	B1/ High & Tight	15	6	0.714
2	Jur, Jess	B3/ Rif Raf	14	6	0.700
3	Smith, Butch	B7/ Nine Lives	16	7	0.696
4	Mays, John	B7/ Nine Lives	19	9	0.679
5	Martin, David	B3/ Rif Raf	16	8	0.667
6	James, Bob	B5/ Cheap Shots	14	8	0.636
7	Moody, Chris	B6/ Darty Sanchez	12	7	0.632
8	Mayhew, Zak	B4/ #thecork	17	11	0.607
9	Bennett, Will	B2/ OT Outlaws	13	9	0.591
	St. Clair, Matt	B3/ Rif Raf	13	9	0.591
11	Peele, Jim	B6/ Darty Sanchez	11	8	0.579
12	Hindle, Mikey	B5/ Cheap Shots	16	12	0.571
	Gaertner, Brian	B3/ Rif Raf	12	9	0.571
14	Anderson, Ryan	B6/ Darty Sanchez	13	10	0.565
	Groce, Nate	B6/ Darty Sanchez	13	10	0.565

	"C" Division		W	L	%-age
1	Johnson, Dave	C7/ Menace 2 Sobriety	21	5	0.808
2	White, J.J.	C7/ Menace 2 Sobriety	20	5	0.800
3	Richardson, Shane	C6/ One Armed Bandits	18	5	0.783
4	Murphy, Phil	C6/ One Armed Bandits	21	7	0.750
5	Bouchard, Keith	C7/ Menace 2 Sobriety	14	5	0.737
6	Krestalude, Andy	C1/ The Bunkers	18	8	0.692
7	Howard, Brian	C4/ Shooter McGavin	18	10	0.643
8	Knott, Ronnie	C4/ Shooter McGavin	17	11	0.607
	Knott, Ryan	C4/ Shooter McGavin	17	11	0.607
	Sautter, Scott	C4/ Shooter McGavin	17	11	0.607
11	Kilsdonk, Kris	C2/ One Dart One Kill	15	10	0.600
12	Price, Brady	C7/ Menace 2 Sobriety	14	10	0.583
13	Fink, Scott	C3/ Sharky's Machine	13	10	0.565
	White, Jim	C6/ One Armed Bandits	13	10	0.565
15	(three tied)		14	11	0.560

	"D" Division		W	L	%-age
1	Mitchell, Austin	D8/ Just Like That	20	6	0.769
2	Long, Stephen	D6/ Ted's 180 Emporium	16	5	0.762
3	Garland, Bryan	D5/ Them Handsome Devils	18	6	0.750
4	Cusman, Ryan	D5/ Them Handsome Devils	20	8	0.714
	Ellis, E.J.	D8/ Just Like That	15	6	0.714
	Fisher, Nate	D6/ Ted's 180 Emporium	15	6	0.714
7	Raquet, Michael	D5/ Them Handsome Devils	17	7	0.708
8	Lafler, Zach	D5/ Them Handsome Devils	16	7	0.696
9	Adams, Brad	D7/ Pat's Blue Ribbon	14	7	0.667
10	Krasnow, Dave	D5/ Them Handsome Devils	18	10	0.643
11	Winters, Tom	D2/ Dynamic Darts	16	9	0.640
12	Klann, Eric	D8/ Just Like That	14	8	0.636
13	Side, Eric	D6/ Ted's 180 Emporium	11	7	0.611
14	Dzengeleski, Jimmy	D2/ Dynamic Darts	17	11	0.607
15	Thomas, Jason	D6/ Ted's 180 Emporium	11	8	0.579

	"E" Division		W	L	%-age
1	Iager, John	E3/ The Drinkers Awaken	22	6	0.786
2	McCartney, Joe	E3/ The Drinkers Awaken	19	6	0.760
3	Azevedo, Angelo	E7/ Bye Week	18	7	0.720
4	Veith, Matt	E3/ The Drinkers Awaken	16	7	0.696
5	Reece, Robert	E1/ Mike's Garage	15	7	0.682
6	Gardner, Mike	E1/ Mike's Garage	17	8	0.680
7	Casey, Kevin	E5/ Missing Flights	18	9	0.667
8	Robertson, Phil	E2/ Flight Club	17	9	0.654
9	Litzsinger, Mike	E3/ The Drinkers Awaken	16	9	0.640
10	Roberts, Mike	E7/ Bye Week	12	7	0.632
	Tufillaro, Lou	E7/ Bye Week	12	7	0.632
12	Shirey, Anthony	E5/ Missing Flights	17	10	0.630
13	Robertson, Chris	E5/ Missing Flights	15	9	0.625
14	Deemer, Randy	E4/ 2 Hump Day!	18	11	0.621
15	Carter, Kevin	E2/ Flight Club	17	12	0.586

	"F" Division		W	L	%-age
1	Keim, Roger	F1/ The Sofa Kings	13	5	0.722
2	Bozza, Doug	F1/ The Sofa Kings	17	7	0.708
	Wilcox, Randy	F8/ Coach's Crew	17	7	0.708
4	Jones, Grey	F7/ Red-eye Rangers	17	8	0.680
5	Snyder, Brent	F5/ All About That Bull!	19	9	0.679
6	Barletta, Phil	F8/ Coach's Crew	14	7	0.667
7	Ellis, Tim	F4/ America's Quack Problei	18	10	0.643
8	Moore, Ken	F1/ The Sofa Kings	14	8	0.636
9	Converse, Stan	F4/ America's Quack Problei	15	9	0.625
10	Rigert, Joe, Sr.	F2/ Wayne Gretzky	16	10	0.615
	Scott, Kevin	F8/ Coach's Crew	16	10	0.615
12	Maley, Dave	F1/ The Sofa Kings	14	9	0.609
13	Voorhees, Cindy	F5/ All About That Bull!	12	8	0.600
14	Woodard, Dave	F8/ Coach's Crew	16	11	0.593
15	(two tied)		15	11	0.577

	"G" Division		W	L	%-age
1	Munroe, Joe	G1/ Another Sinking Ship	22	4	0.846
2	Feller, Keith	G4/ Ballistic Behavior	20	5	0.800
3	Cantwell, Daniel	G2/ Is It In?	18	5	0.783
	Parker, Charles	G1/ Another Sinking Ship	18	5	0.783
5	Ives, Danny	G3/ Chatham Street Elite	15	5	0.750
6	Boutieller, Nick	G7/ Pints of Authority	16	7	0.696
	Conway, Paul	G1/ Another Sinking Ship	16	7	0.696
8	McEwen, William	G1/ Another Sinking Ship	18	8	0.692
9	Butler, John	G1/ Another Sinking Ship	17	9	0.654
10	Shearin, Phillip	G6/ Don't Hit The Scorekeep	14	8	0.636
11	Barbour, Bryan	G2/ Is It In?	15	9	0.625
12	Phillips, Josh	G4/ Ballistic Behavior	18	11	0.621
13	Freimark, Tom	G2/ Is It In?	13	8	0.619
14	McDavid, Craig	G6/ Don't Hit The Scorekeep	17	11	0.607
15	(two tied)		15	11	0.577

Women's Records

	(# by div.: A-2, B-6, C-11, D-5, E-7, F-6, G-11)		W	L	%-age
A	deFontes, Adrienne	A7/ Projectile Dysfunction	11	14	0.440
B	Taylor, Tisha	B6/ Darty Sanchez	10	11	0.476
	Hamilton, Dawn	B4/ #thecork	11	13	0.458
C	Kilsdonk, Kris	C2/ One Dart One Kill	15	10	0.600
	Blackwelder, Allyson	C2/ One Dart One Kill	14	13	0.519
	Hartmann, Erin	C1/ The Bunkers	12	15	0.444
D	Oakley, Gina	D8/ Just Like That	13	10	0.565
	Whitley, Brenda	D8/ Just Like That	11	11	0.500
E	Hatch, Nicole	E7/ Bye Week	11	10	0.524
	Gower, Devin	E8/ All Saints Darts	10	10	0.500
F	Voorhees, Cindy	F5/ All About That Bull!	12	8	0.600
	Gaines, Lauren	F2/ Wayne Gretzky	13	14	0.481
G	Elekonich, Amy	G3/ Chatham Street Elite	12	13	0.480
	Iannucci, Jenna	G6/ Don't Hit The Scorekeep	11	13	0.458
	Pfieffer, Anna	G8/ Chalk it Up	12	16	0.429

Spring 2016 RDL Top Singles+Doubles Records (by division) (FINAL!)

(There are no missing statistics, as all scoresheets from the entire season have been received.)
(Game minimums required for these listings: 35 for teams D6, E5, F1 and F7; 37 for all other teams)

	"A" Division		W	L	%-age
1	Massengill, Chad	A1/ The Element Way	47	4	0.922
2	Phillips, Robbie	A1/ The Element Way	44	4	0.917
3	Jacobi, Paul	A1/ The Element Way	31	6	0.838
4	Brown, Tom	A1/ The Element Way	39	9	0.813
5	Kramer, John	A1/ The Element Way	31	9	0.775
6	Oakley, Jerry	A1/ The Element Way	32	10	0.762
7	Seward, Mike	A3/ I'd Hit That	35	12	0.745
8	Tan, Wil	A1/ The Element Way	32	12	0.727
9	Mozzetti, Tim	A2/ Appetite for Destruction	35	15	0.700
10	Gaulthier, Kyle	A3/ I'd Hit That	36	16	0.692
	Cusher, Dean	A2/ Appetite for Destruction	27	12	0.692
12	Work, Joe	A8/ Traveling Brown's Boml	37	18	0.673
13	Wilcenski, Steve	A8/ Traveling Brown's Boml	32	17	0.653
14	Gaglione, Joey	A2/ Appetite for Destruction	30	18	0.625
15	Thompson, Victor	A2/ Appetite for Destruction	29	18	0.617

	"B" Division		W	L	%-age
1	Jur, Jess	B3/ Rif Raf	29	8	0.784
2	Martin, David	B3/ Rif Raf	40	12	0.769
3	Moody, Chris	B6/ Darty Sanchez	32	11	0.744
4	Bennett, Will	B2/ OT Outlaws	31	13	0.705
5	Davis, Jimmy	B1/ High & Tight	30	13	0.698
6	Rodgers, Trey	B1/ High & Tight	30	16	0.652
7	Peele, Jim	B6/ Darty Sanchez	27	15	0.643
8	Anderson, Ryan	B6/ Darty Sanchez	26	16	0.619
9	James, Bob	B5/ Cheap Shots	25	16	0.610
10	Groce, Nate	B6/ Darty Sanchez	26	17	0.605
11	Fournier, Jeff	B1/ High & Tight	29	19	0.604
12	Hindle, Mikey	B5/ Cheap Shots	33	22	0.600
	Murdaugh, John	B1/ High & Tight	30	20	0.600
14	Mayhew, Zak	B4/ #thecork	31	21	0.596
15	Smith, Butch	B7/ Nine Lives	28	19	0.596

	"C" Division		W	L	%-age
1	White, J.J.	C7/ Menace 2 Sobriety	41	10	0.804
2	Johnson, Dave	C7/ Menace 2 Sobriety	43	11	0.796
3	Trefzger, Ken	C6/ One Armed Bandits	39	12	0.765
4	Richardson, Shane	C6/ One Armed Bandits	35	12	0.745
5	Kilsdonk, Kris	C2/ One Dart One Kill	36	16	0.692
6	Howard, Brian	C4/ Shooter McGavin	38	18	0.679
	Knott, Ronnie	C4/ Shooter McGavin	38	18	0.679
	Murphy, Phil	C6/ One Armed Bandits	38	18	0.679
9	Jenkins, John	C8/ Armed and Hammered	28	15	0.651
10	Price, Brady	C7/ Menace 2 Sobriety	29	17	0.630
11	Sautter, Scott	C4/ Shooter McGavin	35	21	0.625
12	Krestalude, Andy	C1/ The Bunkers	32	20	0.615
13	Bouchard, Keith	C7/ Menace 2 Sobriety	25	17	0.595
14	Polenz, Steve	C7/ Menace 2 Sobriety	22	15	0.595
15	(two tied)	C4/ Shooter McGavin	32	24	0.571

	"D" Division		W	L	%-age
1	Garland, Bryan	D5/ Them Handsome Devils	39	9	0.813
2	Mitchell, Austin	D8/ Just Like That	41	11	0.788
3	Adams, Brad	D7/ Pat's Blue Ribbon	32	9	0.780
4	Cusman, Ryan	D5/ Them Handsome Devils	42	14	0.750
5	Winters, Tom	D2/ Dynamic Darts	37	14	0.725
6	Thomas, Jason	D6/ Ted's 180 Emporium	26	10	0.722
7	Dzengeleski, Jimmy	D2/ Dynamic Darts	41	16	0.719
8	Jackson, Barry	D2/ Dynamic Darts	34	16	0.680
9	Krasnow, Dave	D5/ Them Handsome Devils	38	18	0.679
10	Cashin, Jeff	D7/ Pat's Blue Ribbon	29	14	0.674
11	Long, Stephen	D6/ Ted's 180 Emporium	27	14	0.659
12	Klann, Eric	D8/ Just Like That	28	16	0.636
13	Raquet, Michael	D5/ Them Handsome Devils	30	19	0.612
14	Fisher, Nate	D6/ Ted's 180 Emporium	23	15	0.605
15	Lafler, Zach	D5/ Them Handsome Devils	27	19	0.587

	"E" Division		W	L	%-age
1	Azevedo, Angelo	E7/ Bye Week	35	9	0.795
2	Gardner, Mike	E1/ Mike's Garage	35	14	0.714
3	Tufillaro, Lou	E7/ Bye Week	27	12	0.692
4	Veith, Matt	E3/ The Drinkers Awaken	31	16	0.660
5	McCartney, Joe	E3/ The Drinkers Awaken	32	17	0.653
6	Robertson, Phil	E2/ Flight Club	33	19	0.635
7	Iager, John	E3/ The Drinkers Awaken	31	18	0.633
8	Deemer, Randy	E4/ 2 Hump Day!	36	21	0.632
9	Rudy, Jeff	E2/ Flight Club	30	18	0.625
10	Litzsinger, Mike	E3/ The Drinkers Awaken	28	17	0.622
11	Reece, Robert	E1/ Mike's Garage	26	16	0.619
12	Roberts, Mike	E7/ Bye Week	24	15	0.615
13	Williams, Denny	E1/ Mike's Garage	27	17	0.614
14	Nettesheim, Doug	E5/ Missing Flights	27	19	0.587
15	Gardner, Kenn	E6/ Public School	24	18	0.571

	"F" Division		W	L	%-age
1	Wilcox, Randy	F8/ Coach's Crew	39	8	0.830
2	Jones, Grey	F7/ Red-eye Rangers	39	12	0.765
3	Scott, Kevin	F8/ Coach's Crew	38	12	0.760
4	Maley, Dave	F1/ The Sofa Kings	33	14	0.702
5	Rigert, Joe, Sr.	F2/ Wayne Gretzky	37	16	0.698
6	Snyder, Brent	F5/ All About That Bull!	39	17	0.696
7	Bozza, Doug	F1/ The Sofa Kings	33	15	0.688
8	Converse, Stan	F4/ America's Quack Problei	31	16	0.660
9	Keim, Roger	F1/ The Sofa Kings	26	14	0.650
10	Rigert, Joe, Jr.	F2/ Wayne Gretzky	31	17	0.646
11	Alcon, Tony	F1/ The Sofa Kings	29	17	0.630
12	Ellis, Tim	F4/ America's Quack Problei	34	21	0.618
13	Woodard, Dave	F8/ Coach's Crew	32	21	0.604
14	(three tied)				0.600

	"G" Division		W	L	%-age
1	Munroe, Joe	G1/ Another Sinking Ship	43	9	0.827
2	Parker, Charles	G1/ Another Sinking Ship	37	10	0.787
3	Feller, Keith	G4/ Ballistic Behavior	37	12	0.755
4	Russell, Jeff	G3/ Chatham Street Elite	39	15	0.722
5	Ives, Danny	G3/ Chatham Street Elite	28	11	0.718
6	Cantwell, Daniel	G2/ Is It In?	29	12	0.707
7	Phillips, Josh	G4/ Ballistic Behavior	41	17	0.707
8	Bialaszewski, Rich	G2/ Is It In?	28	12	0.700
9	McEwen, William	G1/ Another Sinking Ship	35	16	0.686
10	McDavid, Craig	G6/ Don't Hit The Scorekeep	34	18	0.654
11	Butler, John	G1/ Another Sinking Ship	32	17	0.653
12	Shearin, Phillip	G6/ Don't Hit The Scorekeep	30	16	0.652
13	Barbour, Bryan	G2/ Is It In?	28	18	0.609
14	Boutieller, Nick	G7/ Pints of Authority	27	18	0.600
15	Annon, Harry	G1/ Another Sinking Ship	25	19	0.568

Women's Records

	(# by div.: A-2, B-6, C-11, D-5, E-7, F-6, G-11)		W	L	%-age
A	deFontes, Adrienne	A7/ Projectile Dysfunction	16	32	0.333
B	Taylor, Tisha	B6/ Darty Sanchez	23	24	0.489
	Hamilton, Dawn	B4/ #thecork	21	29	0.420
C	Kilsdonk, Kris	C2/ One Dart One Kill	36	16	0.692
	Mitchell, Liz	C5/ Bull Sharks	23	20	0.535
	Hartmann, Erin	C1/ The Bunkers	26	29	0.473
D	Whitley, Brenda	D8/ Just Like That	24	26	0.480
	Oakley, Gina	D8/ Just Like That	22	28	0.440
E	Hatch, Nicole	E7/ Bye Week	22	21	0.512
	Gower, Devin	E8/ All Saints Darts	20	25	0.444
F	Voorhees, Cindy	F5/ All About That Bull!	24	22	0.522
	Gaines, Lauren	F2/ Wayne Gretzky	20	33	0.377
G	Iannucci, Jenna	G6/ Don't Hit The Scorekeep	22	24	0.478
	Elekonich, Amy	G3/ Chatham Street Elite	23	27	0.460
	Hayward, Georgia	G4/ Ballistic Behavior	25	30	0.455

Spring 2016 RDL Top All-Star Point Averages (by division) (FINAL!)

(There are no missing statistics, as all scoresheets from the entire season have been received.)
(Game minimums required for these listings: 35 for teams D6, E5, F1 and F7; 37 for all other teams)

		"A" Division	ASP	TGP	Ave.
1	Phillips, Robbie	A1/ The Element Way	104.0	48	2.167
2	Gaulthier, Kyle	A3/ I'd Hit That	89.5	52	1.721
3	Seward, Mike	A3/ I'd Hit That	71.0	47	1.511
4	Massengill, Chad	A1/ The Element Way	76.5	51	1.500
5	Kramer, John	A1/ The Element Way	58.0	40	1.450
6	Tan, Wil	A1/ The Element Way	61.5	44	1.398
7	Butters, Scott	A5/ Ridin' Dirty	76.0	55	1.382
8	Mitchell, Sid	A2/ Appetite for Destruction	69.0	50	1.380
9	Gelberg, Dave	A4/ Lunatic Fringe	65.0	48	1.354
10	Keller, Tony	A3/ I'd Hit That	65.5	49	1.337
11	Brown, Tom	A1/ The Element Way	63.5	48	1.323
12	Cusher, Dean	A2/ Appetite for Destruction	49.0	39	1.256
13	Mozzetti, Tim	A2/ Appetite for Destruction	62.5	50	1.250
14	Work, Joe	A8/ Traveling Brown's Boml	66.0	55	1.200
15	Foushee, Kevin	A6/ Methodical Madness	46.0	42	1.095

		"B" Division	ASP	TGP	Ave.
1	Bennett, Will	B2/ OT Outlaws	49.0	44	1.114
2	Davis, Jimmy	B1/ High & Tight	45.0	43	1.047
3	Peele, Jim	B6/ Darty Sanchez	43.0	42	1.024
4	Anderson, Ryan	B6/ Darty Sanchez	37.0	42	0.881
5	Hindle, Mikey	B5/ Cheap Shots	44.0	55	0.800
6	Moody, Chris	B6/ Darty Sanchez	34.0	43	0.791
7	Jur, Jess	B3/ Rif Raf	28.5	37	0.770
8	Martin, David	B3/ Rif Raf	40.0	52	0.769
9	Rodgers, Trey	B1/ High & Tight	35.0	46	0.761
10	Groce, Nate	B6/ Darty Sanchez	30.5	43	0.709
11	Copple, Matthew	B7/ Nine Lives	40.0	59	0.678
12	Clark, Dan	B2/ OT Outlaws	44.0	66	0.667
13	Wissinger, Bill	B6/ Darty Sanchez	28.5	44	0.648
14	Smith, Butch	B7/ Nine Lives	29.5	47	0.628
15	Mayhew, Zak	B4/ #thecork	31.5	52	0.606

		"C" Division	ASP	TGP	Ave.
1	Trefzger, Ken	C6/ One Armed Bandits	54.0	51	1.059
2	White, J.J.	C7/ Menace 2 Sobriety	43.0	51	0.843
3	Richardson, Shane	C6/ One Armed Bandits	37.5	47	0.798
4	Guenther, George	C2/ One Dart One Kill	38.0	49	0.776
5	Johnson, Dave	C7/ Menace 2 Sobriety	41.0	54	0.759
6	Bither, Dana	C5/ Bull Sharks	33.5	46	0.728
7	Sautter, Don	C4/ Shooter McGavin	37.0	56	0.661
8	Kilsdonk, Kris	C2/ One Dart One Kill	34.0	52	0.654
9	Stacy, Rod	C5/ Bull Sharks	32.0	50	0.640
10	Howard, Brian	C4/ Shooter McGavin	34.5	56	0.616
11	diLorenzo, Ethan	C8/ Armed and Hammered	28.0	47	0.596
12	Simpson, Aden	C8/ Armed and Hammered	30.5	53	0.575
13	Krestalude, Andy	C1/ The Bunkers	28.0	52	0.538
14	Simpson, David	C8/ Armed and Hammered	26.5	52	0.510
15	Price, Brady	C7/ Menace 2 Sobriety	23.0	46	0.500

		"D" Division	ASP	TGP	Ave.
1	Winters, Tom	D2/ Dynamic Darts	47.5	51	0.931
2	Long, Stephen	D6/ Ted's 180 Emporium	36.5	41	0.890
3	Klann, Eric	D8/ Just Like That	37.0	44	0.841
4	Cashin, Jeff	D7/ Pat's Blue Ribbon	35.5	43	0.826
5	Thomas, Jason	D6/ Ted's 180 Emporium	29.0	36	0.806
6	Adams, Brad	D7/ Pat's Blue Ribbon	31.0	41	0.756
7	Mitchell, Austin	D8/ Just Like That	38.0	52	0.731
8	Lafler, Zach	D5/ Them Handsome Devils	31.5	46	0.685
9	Jackson, Barry	D2/ Dynamic Darts	33.5	50	0.670
10	Garland, Bryan	D5/ Them Handsome Devils	31.0	48	0.646
11	Roseman, Sean	D4/ Coral Reefers	33.5	52	0.644
12	Cusman, Ryan	D5/ Them Handsome Devils	36.0	56	0.643
13	Whitley, Brenda	D8/ Just Like That	32.0	50	0.640
14	Flood, Tom	D3/ Hostile Amish	32.5	51	0.637
15	Mathews, Alex	D1/ Death Throw	32.0	51	0.627

		"E" Division	ASP	TGP	Ave.
1	Watson, Jeff, Sr.	E8/ All Saints Darts	35.5	42	0.845
2	Deemer, Randy	E4/ 2 Hump Day!	46.0	57	0.807
3	Azevedo, Angelo	E7/ Bye Week	33.0	44	0.750
4	McCartney, Joe	E3/ The Drinkers Awaken	36.0	49	0.735
5	Rudy, Jeff	E2/ Flight Club	33.5	48	0.698
6	Montesi, Chris	E2/ Flight Club	31.0	45	0.689
7	Litzsinger, Mike	E3/ The Drinkers Awaken	30.5	45	0.678
8	Merkle, Patrick	E8/ All Saints Darts	26.5	41	0.646
9	Snyder, Mike	E3/ The Drinkers Awaken	30.5	50	0.610
10	Roberts, Mike	E7/ Bye Week	23.5	39	0.603
11	Wilkie, Felipe	E6/ Public School	29.5	49	0.602
12	Ellington, Dave	E1/ Mike's Garage	24.0	41	0.585
13	Wiegand, Tom	E6/ Public School	22.0	42	0.524
14	Watson, Jeff, Jr.	E8/ All Saints Darts	19.5	38	0.513
15	Robertson, Phil	E2/ Flight Club	26.0	52	0.500

		"F" Division	ASP	TGP	Ave.
1	Rigert, Joe, Sr.	F2/ Wayne Gretzky	46.0	53	0.868
2	Snyder, Brent	F5/ All About That Bull!	48.5	56	0.866
3	Wilcox, Randy	F8/ Coach's Crew	40.0	47	0.851
4	Maley, Dave	F1/ The Sofa Kings	34.0	47	0.723
5	Bowen, Andy	F3/ Dodging Darts	32.5	45	0.722
6	Scott, Kevin	F8/ Coach's Crew	31.5	50	0.630
7	Williams, Brandon	F5/ All About That Bull!	24.0	43	0.558
8	Smith, Scott	F5/ All About That Bull!	29.0	52	0.558
9	Keim, Roger	F1/ The Sofa Kings	20.0	40	0.500
10	Kirkpatrick, Scott	F7/ Red-eye Rangers	25.0	51	0.490
11	Port, Brian	F3/ Dodging Darts	21.0	43	0.488
12	Stark, Parker	F3/ Dodging Darts	20.5	42	0.488
13	Woodard, Dave	F8/ Coach's Crew	25.5	53	0.481
14	Alcon, Tony	F1/ The Sofa Kings	22.0	46	0.478
15	Rigert, Joe, Jr.	F2/ Wayne Gretzky	22.5	48	0.469

		"G" Division	ASP	TGP	Ave.
1	Parker, Charles	G1/ Another Sinking Ship	36.5	47	0.777
2	Munroe, Joe	G1/ Another Sinking Ship	37.5	52	0.721
3	Feller, Keith	G4/ Ballistic Behavior	31.0	49	0.633
4	Ives, Danny	G3/ Chatham Street Elite	24.5	39	0.628
5	Butler, John	G1/ Another Sinking Ship	23.5	49	0.480
6	Lawrence, Jonathan	G8/ Chalk it Up	25.0	54	0.463
7	Bialaszewski, Rich	G2/ Is It In?	18.0	40	0.450
8	Conway, Paul	G1/ Another Sinking Ship	20.0	46	0.435
9	Ball, Pat	G7/ Pints of Authority	24.0	57	0.421
10	Shearin, Phillip	G6/ Don't Hit The Scorekeep	17.0	46	0.370
11	Lisk, Jon	G5/ Tips & Shafts	18.0	49	0.367
12	Lefebvre, Chris	G3/ Chatham Street Elite	16.0	44	0.364
13	Annon, Harry	G1/ Another Sinking Ship	15.0	44	0.341
14	Phillips, Josh	G4/ Ballistic Behavior	19.5	58	0.336
15	Pfieffer, Anna	G8/ Chalk it Up	18.0	55	0.327

Women's Records

	(# by div.: A-2, B-6, C-11, D-5, E-7, F-6, G-11)		ASP	TGP	Ave.
A	deFontes, Adrienne	A7/ Projectile Dysfunction	11.0	48	0.229
B	Hamilton, Dawn	B4/ #thecork	26.5	50	0.530
	Taylor, Tisha	B6/ Darty Sanchez	19.5	47	0.415
C	Kilsdonk, Kris	C2/ One Dart One Kill	34.0	52	0.654
	Hartmann, Erin	C1/ The Bunkers	22.5	55	0.409
	Mitchell, Liz	C5/ Bull Sharks	16.0	43	0.372
D	Whitley, Brenda	D8/ Just Like That	32.0	50	0.640
	Oakley, Gina	D8/ Just Like That	17.5	50	0.350
E	Hatch, Nicole	E7/ Bye Week	16.5	43	0.384
	Gower, Devin	E8/ All Saints Darts	15.5	45	0.344
F	Voorhees, Cindy	F5/ All About That Bull!	13.5	46	0.293
	Gaines, Lauren	F2/ Wayne Gretzky	13.0	53	0.245
G	Pfieffer, Anna	G8/ Chalk it Up	18.0	55	0.327
	Elekonich, Amy	G3/ Chatham Street Elite	12.5	50	0.250
	Iannucci, Jenna	G6/ Don't Hit The Scorekeep	10.5	46	0.228

Spring 2016 RDL League-Wide Sectional Statistics (ranked by percentage) (FINAL!)

(All statistics are included, as there were no missing scoresheets this season) (Game minimums required for these listings: 6 for all divisions)

	Singles 301 Win Percentage		W	L	%-age
1	Martin, David	B3/ Rif Raf	14	0	1.000
	Jur, Jess	B3/ Rif Raf	7	0	1.000
3	Massengill, Chad	A1/ The Element Way	12	1	0.923
	Trefzger, Ken	C6/ One Armed Bandits	12	1	0.923
5	Moody, Chris	B6/ Darty Sanchez	11	1	0.917
6	Cashin, Jeff	D7/ Pat's Blue Ribbon	10	1	0.909
	Converse, Stan	F4/ America's Quack Problem	10	1	0.909
	Wilcox, Randy	F8/ Coach's Crew	10	1	0.909
9	Adams, Brad	D7/ Pat's Blue Ribbon	8	1	0.889
10	Azevedo, Angelo	E7/ Bye Week	7	1	0.875
11	Dzengeleski, Jimmy	D2/ Dynamic Darts	13	2	0.867
12	Rigert, Joe, Sr.	F2/ Wayne Gretzky	12	2	0.857
	Barber, Lincoln	G3/ Chatham Street Elite	6	1	0.857
14	Mitchell, Austin	D8/ Just Like That	11	2	0.846
	Winters, Tom	D2/ Dynamic Darts	11	2	0.846
	McDavid, Craig	G6/ Don't Hit The Scorekeep	11	2	0.846
17	Brown, Tom	A1/ The Element Way	10	2	0.833
	Phillips, Robbie	A1/ The Element Way	10	2	0.833
	Gaertner, Brian	B3/ Rif Raf	10	2	0.833
	Richardson, Shane	C6/ One Armed Bandits	10	2	0.833
	Garland, Bryan	D5/ Them Handsome Devils	10	2	0.833
	Williams, Denny	E1/ Mike's Garage	10	2	0.833
	Rigert, Joe, Jr.	F2/ Wayne Gretzky	10	2	0.833
	Scott, Lee	D8/ Just Like That	5	1	0.833
	Thomas, Jason	D6/ Ted's 180 Emporium	5	1	0.833
26	Jacobi, Paul	A1/ The Element Way	9	2	0.818
	Bennett, Will	B2/ OT Outlaws	9	2	0.818
	Montesi, Chris	E2/ Flight Club	9	2	0.818
	Scott, Kevin	F8/ Coach's Crew	9	2	0.818
30	Kubel, Tom	E7/ Bye Week	8	2	0.800
31	Murphy, Phil	C6/ One Armed Bandits	11	3	0.786
	Cusman, Ryan	D5/ Them Handsome Devils	11	3	0.786
	Russell, Jeff	G3/ Chatham Street Elite	11	3	0.786
34	Gibson, Jack	B7/ Nine Lives	7	2	0.778
35	Hindle, Mikey	B5/ Cheap Shots	10	3	0.769
	White, J.J.	C7/ Menace 2 Sobriety	10	3	0.769
	Gardner, Mike	E1/ Mike's Garage	10	3	0.769
	Rudy, Jeff	E2/ Flight Club	10	3	0.769
	Jones, Grey	F7/ Red-eye Rangers	10	3	0.769
	Schoch, Adam	F4/ America's Quack Problem	10	3	0.769
	McEwen, William	G1/ Another Sinking Ship	10	3	0.769
	Munroe, Joe	G1/ Another Sinking Ship	10	3	0.769
	Murphy, Tom	G2/ Is It In?	10	3	0.769
44	McWhorter, Mike	B8/ Big Bulls	9	3	0.750
	Jackson, Barry	D2/ Dynamic Darts	9	3	0.750
	Maley, Dave	F1/ The Sofa Kings	9	3	0.750
	Feller, Keith	G4/ Ballistic Behavior	9	3	0.750
	Parker, Charles	G1/ Another Sinking Ship	9	3	0.750
	Gilyardi, Ernie	E1/ Mike's Garage	6	2	0.750
	Emerton, Eric	F8/ Coach's Crew	6	2	0.750
	Millican, Craig	F7/ Red-eye Rangers	6	2	0.750
	Wilson, Jonathan	F2/ Wayne Gretzky	6	2	0.750
53	Phillips, Josh	G4/ Ballistic Behavior	11	4	0.733
54	Ackerman, Travis	B4/ #thecork	8	3	0.727
	Davis, Jimmy	B1/ High & Tight	8	3	0.727
	Bither, Dana	C5/ Bull Sharks	8	3	0.727
57	Gaglione, Joey	A2/ Appetite for Destruction	10	4	0.714
	Kerr, Jim	A7/ Projectile Dysfunction	10	4	0.714
	Howard, Brian	C4/ Shooter McGavin	10	4	0.714
	Johnson, Dave	C7/ Menace 2 Sobriety	10	4	0.714
	Knott, Ryan	C4/ Shooter McGavin	10	4	0.714
	Krasnow, Dave	D5/ Them Handsome Devils	10	4	0.714
	(five tied - 1 in A, 1 in F, 3 in G)		5	2	0.714

	Singles Cricket Win Percentage		W	L	%-age
1	Trefzger, Ken	C6/ One Armed Bandits	13	0	1.000
	Scott, Kevin	F8/ Coach's Crew	13	0	1.000
	Phillips, Robbie	A1/ The Element Way	12	0	1.000
	Wilcox, Randy	F8/ Coach's Crew	12	0	1.000
	Osenberg, Darin	B3/ Rif Raf	9	0	1.000
	Gilyardi, Ernie	E1/ Mike's Garage	9	0	1.000
7	Knott, Ronnie	C4/ Shooter McGavin	13	1	0.929
	Russell, Jeff	G3/ Chatham Street Elite	13	1	0.929
9	Massengill, Chad	A1/ The Element Way	12	1	0.923
	Kilsdonk, Kris	C2/ One Dart One Kill	12	1	0.923
	Jackson, Barry	D2/ Dynamic Darts	12	1	0.923
	Jones, Grey	F7/ Red-eye Rangers	12	1	0.923
13	Seward, Mike	A3/ I'd Hit That	11	1	0.917
	Garland, Bryan	D5/ Them Handsome Devils	11	1	0.917
15	Adams, Brad	D7/ Pat's Blue Ribbon	10	1	0.909
	Thomas, Jason	D6/ Ted's 180 Emporium	10	1	0.909
	Azevedo, Angelo	E7/ Bye Week	10	1	0.909
	Bowen, Andy	F3/ Dodging Darts	10	1	0.909
19	Kramer, John	A1/ The Element Way	9	1	0.900
	Ives, Danny	G3/ Chatham Street Elite	9	1	0.900
21	Massengill, Robert	E1/ Mike's Garage	8	1	0.889
22	Brown, Tom	A1/ The Element Way	12	2	0.857
	Johnson, Dave	C7/ Menace 2 Sobriety	12	2	0.857
	Snyder, Brent	F5/ All About That Bull!	12	2	0.857
	Phillips, Josh	G4/ Ballistic Behavior	12	2	0.857
	Scott, Lee	D8/ Just Like That	6	1	0.857
	Rollins, Calvin	F3/ Dodging Darts	6	1	0.857
	Millius, Mike	G2/ Is It In?	6	1	0.857
29	White, J.J.	C7/ Menace 2 Sobriety	11	2	0.846
	Rudy, Jeff	E2/ Flight Club	11	2	0.846
	Munroe, Joe	G1/ Another Sinking Ship	11	2	0.846
32	Mozzetti, Tim	A2/ Appetite for Destruction	10	2	0.833
	Fournier, Jeff	B1/ High & Tight	10	2	0.833
	Rodgers, Trey	B1/ High & Tight	10	2	0.833
	Jenkins, John	C8/ Armed and Hammered	10	2	0.833
	Maley, Dave	F1/ The Sofa Kings	10	2	0.833
	Parker, Charles	G1/ Another Sinking Ship	10	2	0.833
38	Oakley, Jerry	A1/ The Element Way	9	2	0.818
	Bennett, Will	B2/ OT Outlaws	9	2	0.818
	Peele, Jim	B6/ Darty Sanchez	9	2	0.818
	Cashin, Jeff	D7/ Pat's Blue Ribbon	9	2	0.818
42	Jur, Jess	B3/ Rif Raf	8	2	0.800
	McFadden, Kevin	D2/ Dynamic Darts	8	2	0.800
	Tufillaro, Lou	E7/ Bye Week	8	2	0.800
	Watson, Jeff, Jr.	E8/ All Saints Darts	8	2	0.800
46	Mitchell, Sid	A2/ Appetite for Destruction	11	3	0.786
	Cusman, Ryan	D5/ Them Handsome Devils	11	3	0.786
	Dzengeleski, Jimmy	D2/ Dynamic Darts	11	3	0.786
49	Fitzgerald, Dennis	B8/ Big Bulls	10	3	0.769
	Mitchell, Austin	D8/ Just Like That	10	3	0.769
	Roseman, Sean	D4/ Coral Reefers	10	3	0.769
	Winters, Tom	D2/ Dynamic Darts	10	3	0.769
	Schoch, Adam	F4/ America's Quack Problem	10	3	0.769
	Lawrence, Jonathan	G8/ Chalk it Up	10	3	0.769
55	Wright, Tyler	A5/ Ridin' Dirty	12	4	0.750
	Gelberg, Dave	A4/ Lunatic Fringe	9	3	0.750
	Anderson, Ryan	B6/ Darty Sanchez	9	3	0.750
	Groce, Nate	B6/ Darty Sanchez	9	3	0.750
	Moody, Chris	B6/ Darty Sanchez	9	3	0.750
	Alcon, Tony	F1/ The Sofa Kings	9	3	0.750
	Jacobi, Paul	A1/ The Element Way	6	2	0.750
	Polenz, Steve	C7/ Menace 2 Sobriety	6	2	0.750
63	(five tied - 1 in A, 2 in E, 2 in G)		8	3	0.727

Spring 2016 RDL League-Wide Sectional Statistics (ranked by percentage) (FINAL!)

(All statistics are included, as there were no missing scoresheets this season) (Game minimums required for these listings: 6 for all divisions)

	Doubles Cricket Win Percentage		W	L	%-age
1	Massengill, Chad	A1/ The Element Way	13	0	1.000
	Massengill, Robert	E1/ Mike's Garage	8	0	1.000
3	Gaulthier, Kyle	A3/ I'd Hit That	12	1	0.923
	White, J.J.	C7/ Menace 2 Sobriety	12	1	0.923
	Munroe, Joe	G1/ Another Sinking Ship	12	1	0.923
6	Phillips, Robbie	A1/ The Element Way	11	1	0.917
	Tan, Wil	A1/ The Element Way	11	1	0.917
	Richardson, Shane	C6/ One Armed Bandits	11	1	0.917
	Bozza, Doug	F1/ The Sofa Kings	11	1	0.917
10	Kareiva, Keith	C7/ Menace 2 Sobriety	10	1	0.909
11	Thomas, Jason	D6/ Ted's 180 Emporium	9	1	0.900
12	Moore, Ken	F1/ The Sofa Kings	8	1	0.889
13	Fischlein, Kris	A3/ I'd Hit That	7	1	0.875
	Jacobi, Paul	A1/ The Element Way	7	1	0.875
	Cornell, Blaine	G2/ Is It In?	7	1	0.875
16	Johnson, Dave	C7/ Menace 2 Sobriety	12	2	0.857
	Murphy, Phil	C6/ One Armed Bandits	12	2	0.857
18	McCartney, Joe	E3/ The Drinkers Awaken	11	2	0.846
	Scott, Kevin	F8/ Coach's Crew	11	2	0.846
20	Seward, Mike	A3/ I'd Hit That	10	2	0.833
	Davis, Jimmy	B1/ High & Tight	10	2	0.833
	Garland, Bryan	D5/ Them Handsome Devils	10	2	0.833
	Reece, Robert	E1/ Mike's Garage	10	2	0.833
	Veith, Matt	E3/ The Drinkers Awaken	10	2	0.833
	Conway, Paul	G1/ Another Sinking Ship	10	2	0.833
	Parker, Charles	G1/ Another Sinking Ship	10	2	0.833
	Shengulette, Jerry	E3/ The Drinkers Awaken	5	1	0.833
	Howley, John	G1/ Another Sinking Ship	5	1	0.833
29	Bouchard, Keith	C7/ Menace 2 Sobriety	9	2	0.818
	Raquet, Michael	D5/ Them Handsome Devils	9	2	0.818
	Barletta, Phil	F8/ Coach's Crew	9	2	0.818
	Keim, Roger	F1/ The Sofa Kings	9	2	0.818
33	Kramer, John	A1/ The Element Way	8	2	0.800
	Jur, Jess	B3/ Rif Raf	8	2	0.800
35	Deemer, Randy	E4/ 2 Hump Day!	11	3	0.786
	Iager, John	E3/ The Drinkers Awaken	11	3	0.786
	White, John	F3/ Dodging Darts	11	3	0.786
38	Knight, Romuald	G6/ Don't Hit The Scorekeep	7	2	0.778
39	Massengill, Randy	A3/ I'd Hit That	10	3	0.769
	Wilcenski, Steve	A8/ Traveling Brown's Boml	10	3	0.769
	Mitchell, Austin	D8/ Just Like That	10	3	0.769
	Cantwell, Daniel	G2/ Is It In?	10	3	0.769
	Feller, Keith	G4/ Ballistic Behavior	10	3	0.769
	McEwen, William	G1/ Another Sinking Ship	10	3	0.769
45	Brown, Tom	A1/ The Element Way	9	3	0.750
	Gelberg, Dave	A4/ Lunatic Fringe	9	3	0.750
	Anderson, Ryan	B6/ Darty Sanchez	9	3	0.750
	Groce, Nate	B6/ Darty Sanchez	9	3	0.750
	Moody, Chris	B6/ Darty Sanchez	9	3	0.750
	Gardner, Kenn	E6/ Public School	9	3	0.750
	Gardner, Mike	E1/ Mike's Garage	9	3	0.750
	Wilcox, Randy	F8/ Coach's Crew	9	3	0.750
	Gibson, Jack	B7/ Nine Lives	6	2	0.750
	Ohrberg, Keith	B3/ Rif Raf	6	2	0.750
	Fournier, Chris	D5/ Them Handsome Devils	6	2	0.750
56	Mays, John	B7/ Nine Lives	11	4	0.733
57	Bunn, Tim	A3/ I'd Hit That	8	3	0.727
	Persson, Kenny	A3/ I'd Hit That	8	3	0.727
	James, Bob	B5/ Cheap Shots	8	3	0.727
	Adams, Brad	D7/ Pat's Blue Ribbon	8	3	0.727
	Long, Stephen	D6/ Ted's 180 Emporium	8	3	0.727
	Shearin, Phillip	G6/ Don't Hit The Scorekeep	8	3	0.727
63	(ten tied - 1 in A, 2 in B, 1 in C, 3 in D, 1 in F, 2 in G)		10	4	0.714
	(one tied - in A)		5	2	0.714

	Doubles 501 Win Percentage		W	L	%-age
1	Oakley, Jerry	A1/ The Element Way	9	0	1.000
	Bialaszewski, Rich	G2/ Is It In?	8	0	1.000
3	Azevedo, Angelo	E7/ Bye Week	12	1	0.923
4	Phillips, Robbie	A1/ The Element Way	11	1	0.917
5	Cusher, Dean	A2/ Appetite for Destruction	10	1	0.909
6	Jacobi, Paul	A1/ The Element Way	9	1	0.900
	Lafler, Zach	D5/ Them Handsome Devils	9	1	0.900
8	Osenberg, Darin	B3/ Rif Raf	8	1	0.889
	Ives, Danny	G3/ Chatham Street Elite	8	1	0.889
10	Horger, Dennis	B3/ Rif Raf	6	1	0.857
	Gower, Devin	E8/ All Saints Darts	6	1	0.857
12	Massengill, Chad	A1/ The Element Way	10	2	0.833
	Tan, Wil	A1/ The Element Way	10	2	0.833
	Feller, Keith	G4/ Ballistic Behavior	10	2	0.833
	Howley, John	G1/ Another Sinking Ship	5	1	0.833
16	Alcon, Tony	F1/ The Sofa Kings	9	2	0.818
	Perkins, Chris	F4/ America's Quack Problen	9	2	0.818
18	Brown, Tom	A1/ The Element Way	8	2	0.800
	Long, Stephen	D6/ Ted's 180 Emporium	8	2	0.800
	Cantwell, Daniel	G2/ Is It In?	8	2	0.800
21	Johnson, Michael	A2/ Appetite for Destruction	11	3	0.786
	Mayhew, Zak	B4/ #thecork	11	3	0.786
	Howard, Brian	C4/ Shooter McGavin	11	3	0.786
	Iager, John	E3/ The Drinkers Awaken	11	3	0.786
25	Tufillaro, Lou	E7/ Bye Week	7	2	0.778
	Freimark, Tom	G2/ Is It In?	7	2	0.778
27	Krestalude, Andy	C1/ The Bunkers	10	3	0.769
	Mitchell, Austin	D8/ Just Like That	10	3	0.769
	Casey, Kevin	E5/ Missing Flights	10	3	0.769
	Shirey, Anthony	E5/ Missing Flights	10	3	0.769
	Munroe, Joe	G1/ Another Sinking Ship	10	3	0.769
32	Bunn, Tim	A3/ I'd Hit That	9	3	0.750
	Gaglione, Joey	A2/ Appetite for Destruction	9	3	0.750
	Thompson, Victor	A2/ Appetite for Destruction	9	3	0.750
	Johnson, Dave	C7/ Menace 2 Sobriety	9	3	0.750
	Robertson, Chris	E5/ Missing Flights	9	3	0.750
	Maley, Dave	F1/ The Sofa Kings	9	3	0.750
	Boutieller, Nick	G7/ Pints of Authority	9	3	0.750
	Beamon, Taylor	E7/ Bye Week	6	2	0.750
40	Smith, Butch	B7/ Nine Lives	8	3	0.727
	Ellis, E.J.	D8/ Just Like That	8	3	0.727
	Fisher, Nate	D6/ Ted's 180 Emporium	8	3	0.727
	Klann, Eric	D8/ Just Like That	8	3	0.727
	Parker, Charles	G1/ Another Sinking Ship	8	3	0.727
45	Cusman, Ryan	D5/ Them Handsome Devils	10	4	0.714
	Ellis, Tim	F4/ America's Quack Problen	10	4	0.714
	Hall, Mike	A4/ Lunatic Fringe	5	2	0.714
	Gibson, Jack	B7/ Nine Lives	5	2	0.714
	Blackwelder, Deborah	C2/ One Dart One Kill	5	2	0.714
	Scheppele, Julie	C2/ One Dart One Kill	5	2	0.714
	Roberts, Mike	E7/ Bye Week	5	2	0.714
	Moulden, Jeremy	G7/ Pints of Authority	5	2	0.714
53	Fischlein, Kris	A3/ I'd Hit That	7	3	0.700
	Kramer, John	A1/ The Element Way	7	3	0.700
	Martin, David	B3/ Rif Raf	7	3	0.700
56	Bowser, Brian	F6/ A.K.A. Redacted?	9	4	0.692
	Rigert, Joe, Sr.	F2/ Wayne Gretzky	9	4	0.692
	Butler, John	G1/ Another Sinking Ship	9	4	0.692
59	Denton, Fon	B2/ OT Outlaws	11	5	0.688
60	(eleven tied - 2 in A, 1 in B, 1 in C, 2 in D, 3 in E, 2 in F, 1 in G)		8	4	0.667
	(three tied - 1 in D, 1 in E, 1 in F)		6	3	0.667
	(three tied - 1 in A, 2 in F)		4	2	0.667

Spring 2016 RDL Top Singles, Doubles Win Percentages (League-wide) (FINAL!)

(There are no missing statistics, as all scoresheets from the entire season have been received.)
(Game minimums required for these listings: 18 for teams D6, E5, F1 and F7; 19 for all other teams)

	Singles Win Percentage		W	L	%-age
1	Trefzger, Ken	C6/ One Armed Bandits	25	1	0.962
2	Wilcox, Randy	F8/ Coach's Crew	22	1	0.957
3	Massengill, Chad	A1/ The Element Way	24	2	0.923
4	Phillips, Robbie	A1/ The Element Way	22	2	0.917
	Scott, Kevin	F8/ Coach's Crew	22	2	0.917
6	Adams, Brad	D7/ Pat's Blue Ribbon	18	2	0.900
7	Azevedo, Angelo	E7/ Bye Week	17	2	0.895
8	Garland, Bryan	D5/ Them Handsome Devils	21	3	0.875
9	Cashin, Jeff	D7/ Pat's Blue Ribbon	19	3	0.864
10	Martin, David	B3/ Rif Raf	24	4	0.857
	Russell, Jeff	G3/ Chatham Street Elite	24	4	0.857
12	Brown, Tom	A1/ The Element Way	22	4	0.846
	Jones, Grey	F7/ Red-eye Rangers	22	4	0.846
14	Jackson, Barry	D2/ Dynamic Darts	21	4	0.840
15	Moody, Chris	B6/ Darty Sanchez	20	4	0.833
16	Dzengeleski, Jimmy	D2/ Dynamic Darts	24	5	0.828
17	Bennett, Will	B2/ OT Outlaws	18	4	0.818
18	White, J.J.	C7/ Menace 2 Sobriety	21	5	0.808
	Mitchell, Austin	D8/ Just Like That	21	5	0.808
	Winters, Tom	D2/ Dynamic Darts	21	5	0.808
	Rudy, Jeff	E2/ Flight Club	21	5	0.808
	Munroe, Joe	G1/ Another Sinking Ship	21	5	0.808
23	Kramer, John	A1/ The Element Way	16	4	0.800
24	Phillips, Josh	G4/ Ballistic Behavior	23	6	0.793
25	Maley, Dave	F1/ The Sofa Kings	19	5	0.792
	Parker, Charles	G1/ Another Sinking Ship	19	5	0.792
27	Jacobi, Paul	A1/ The Element Way	15	4	0.789
28	Johnson, Dave	C7/ Menace 2 Sobriety	22	6	0.786
	Cusman, Ryan	D5/ Them Handsome Devils	22	6	0.786
30	Kilsdonk, Kris	C2/ One Dart One Kill	21	6	0.778
	Rigert, Joe, Sr.	F2/ Wayne Gretzky	21	6	0.778
32	Schoch, Adam	F4/ America's Quack Problem	20	6	0.769
33	Knott, Ronnie	C4/ Shooter McGavin	21	7	0.750
	Mozzetti, Tim	A2/ Appetite for Destruction	18	6	0.750
	Seward, Mike	A3/ I'd Hit That	18	6	0.750
	Rodgers, Trey	B1/ High & Tight	18	6	0.750
	Gardner, Mike	E1/ Mike's Garage	18	6	0.750
	Rigert, Joe, Jr.	F2/ Wayne Gretzky	18	6	0.750
	Tufillaro, Lou	E7/ Bye Week	15	5	0.750
40	Oakley, Jerry	A1/ The Element Way	17	6	0.739
	Jenkins, John	C8/ Armed and Hammered	17	6	0.739
42	Bowen, Andy	F3/ Dodging Darts	16	6	0.727
43	Howard, Brian	C4/ Shooter McGavin	20	8	0.714
	Krasnow, Dave	D5/ Them Handsome Devils	20	8	0.714
	Snyder, Brent	F5/ All About That Bull!	20	8	0.714
46	Richardson, Shane	C6/ One Armed Bandits	17	7	0.708
	Alcon, Tony	F1/ The Sofa Kings	17	7	0.708
	Feller, Keith	G4/ Ballistic Behavior	17	7	0.708
	McDavid, Craig	G6/ Don't Hit The Scorekeepe	17	7	0.708
50	Kubel, Tom	E7/ Bye Week	14	6	0.700
	Wilson, Jonathan	F2/ Wayne Gretzky	14	6	0.700
52	Peele, Jim	B6/ Darty Sanchez	16	7	0.696
	Williams, Denny	E1/ Mike's Garage	16	7	0.696
	Converse, Stan	F4/ America's Quack Problem	16	7	0.696
	Annon, Harry	G1/ Another Sinking Ship	16	7	0.696
56	Anderson, Ryan	B6/ Darty Sanchez	13	6	0.684
	Cosentino, Philip	E6/ Public School	13	6	0.684
	Ives, Danny	G3/ Chatham Street Elite	13	6	0.684
59	Davis, Jimmy	B1/ High & Tight	15	7	0.682
	Price, Brady	C7/ Menace 2 Sobriety	15	7	0.682
61	McEwen, William	G1/ Another Sinking Ship	17	8	0.680
62	Mitchell, Sid	A2/ Appetite for Destruction	19	9	0.679
	Work, Joe	A8/ Traveling Brown's Bombe	19	9	0.679
	Sautter, Don	C4/ Shooter McGavin	19	9	0.679
65	(six tied - 1 in A, 2 in E, 1 in F, 2 in G)				0.667

	Doubles Win Percentage		W	L	%-age
1	Massengill, Chad	A1/ The Element Way	23	2	0.920
2	Phillips, Robbie	A1/ The Element Way	22	2	0.917
3	Tan, Wil	A1/ The Element Way	21	3	0.875
4	Munroe, Joe	G1/ Another Sinking Ship	22	4	0.846
5	Johnson, Dave	C7/ Menace 2 Sobriety	21	5	0.808
6	White, J.J.	C7/ Menace 2 Sobriety	20	5	0.800
	Feller, Keith	G4/ Ballistic Behavior	20	5	0.800
8	Oakley, Jerry	A1/ The Element Way	15	4	0.789
9	Iager, John	E3/ The Drinkers Awaken	22	6	0.786
10	Richardson, Shane	C6/ One Armed Bandits	18	5	0.783
	Cantwell, Daniel	G2/ Is It In?	18	5	0.783
	Parker, Charles	G1/ Another Sinking Ship	18	5	0.783
13	Brown, Tom	A1/ The Element Way	17	5	0.773
	Cusher, Dean	A2/ Appetite for Destruction	17	5	0.773
15	Mitchell, Austin	D8/ Just Like That	20	6	0.769
16	Long, Stephen	D6/ Ted's 180 Emporium	16	5	0.762
17	McCartney, Joe	E3/ The Drinkers Awaken	19	6	0.760
18	Murphy, Phil	C6/ One Armed Bandits	21	7	0.750
	Garland, Bryan	D5/ Them Handsome Devils	18	6	0.750
	Kramer, John	A1/ The Element Way	15	5	0.750
	Ives, Danny	G3/ Chatham Street Elite	15	5	0.750
22	Bunn, Tim	A3/ I'd Hit That	17	6	0.739
	Seward, Mike	A3/ I'd Hit That	17	6	0.739
24	Bouchard, Keith	C7/ Menace 2 Sobriety	14	5	0.737
25	Gaulthier, Kyle	A3/ I'd Hit That	19	7	0.731
26	Keim, Roger	F1/ The Sofa Kings	13	5	0.722
27	Wilcenski, Steve	A8/ Traveling Brown's Bombe	18	7	0.720
	Azevedo, Angelo	E7/ Bye Week	18	7	0.720
29	Cusman, Ryan	D5/ Them Handsome Devils	20	8	0.714
	Davis, Jimmy	B1/ High & Tight	15	6	0.714
	Ellis, E.J.	D8/ Just Like That	15	6	0.714
	Fisher, Nate	D6/ Ted's 180 Emporium	15	6	0.714
33	Raquet, Michael	D5/ Them Handsome Devils	17	7	0.708
	Bozza, Doug	F1/ The Sofa Kings	17	7	0.708
	Wilcox, Randy	F8/ Coach's Crew	17	7	0.708
36	Massengill, Randy	A3/ I'd Hit That	19	8	0.704
37	Jur, Jess	B3/ Rif Raf	14	6	0.700
38	Johnson, Michael	A2/ Appetite for Destruction	16	7	0.696
	Smith, Butch	B7/ Nine Lives	16	7	0.696
	Lafler, Zach	D5/ Them Handsome Devils	16	7	0.696
	Veith, Matt	E3/ The Drinkers Awaken	16	7	0.696
	Boutieller, Nick	G7/ Pints of Authority	16	7	0.696
	Conway, Paul	G1/ Another Sinking Ship	16	7	0.696
44	Krestalude, Andy	C1/ The Bunkers	18	8	0.692
	McEwen, William	G1/ Another Sinking Ship	18	8	0.692
46	Persson, Kenny	A3/ I'd Hit That	13	6	0.684
47	Reece, Robert	E1/ Mike's Garage	15	7	0.682
48	Gardner, Mike	E1/ Mike's Garage	17	8	0.680
	Jones, Grey	F7/ Red-eye Rangers	17	8	0.680
50	Mays, John	B7/ Nine Lives	19	9	0.679
	Snyder, Brent	F5/ All About That Bull!	19	9	0.679
52	Work, Joe	A8/ Traveling Brown's Bombe	18	9	0.667
	Casey, Kevin	E5/ Missing Flights	18	9	0.667
	Martin, David	B3/ Rif Raf	16	8	0.667
	Adams, Brad	D7/ Pat's Blue Ribbon	14	7	0.667
	Barletta, Phil	F8/ Coach's Crew	14	7	0.667
57	Huffman, Dave	A8/ Traveling Brown's Bombe	17	9	0.654
	Mozzetti, Tim	A2/ Appetite for Destruction	17	9	0.654
	Robertson, Phil	E2/ Flight Club	17	9	0.654
	Butler, John	G1/ Another Sinking Ship	17	9	0.654
61	Howard, Brian	C4/ Shooter McGavin	18	10	0.643
	Krasnow, Dave	D5/ Them Handsome Devils	18	10	0.643
	Ellis, Tim	F4/ America's Quack Problem	18	10	0.643
64	(three tied - 1 in A, 1 in D, 1 in E)		16	9	0.640

Spring 2016 RDL Top Singles+Doubles Win %-ages, All-Star Point Aves. (League-wide) (FINAL!)

(There are no missing statistics, as all scoresheets from the entire season have been received.)
(Game minimums required for these listings: 35 for teams D6, E5, F1 and F7; 37 for all other teams)

	Singles+Doubles Win Percentages		W	L	%-age
1	Massengill, Chad	A1/ The Element Way	47	4	0.922
2	Phillips, Robbie	A1/ The Element Way	44	4	0.917
3	Jacobi, Paul	A1/ The Element Way	31	6	0.838
4	Wilcox, Randy	F8/ Coach's Crew	39	8	0.830
5	Munroe, Joe	G1/ Another Sinking Ship	43	9	0.827
6	Brown, Tom	A1/ The Element Way	39	9	0.813
	Garland, Bryan	D5/ Them Handsome Devils	39	9	0.813
8	White, J.J.	C7/ Menace 2 Sobriety	41	10	0.804
9	Johnson, Dave	C7/ Menace 2 Sobriety	43	11	0.796
10	Azevedo, Angelo	E7/ Bye Week	35	9	0.795
11	Mitchell, Austin	D8/ Just Like That	41	11	0.788
12	Parker, Charles	G1/ Another Sinking Ship	37	10	0.787
13	Jur, Jess	B3/ Rif Raf	29	8	0.784
14	Adams, Brad	D7/ Pat's Blue Ribbon	32	9	0.780
15	Kramer, John	A1/ The Element Way	31	9	0.775
16	Martin, David	B3/ Rif Raf	40	12	0.769
17	Trefzger, Ken	C6/ One Armed Bandits	39	12	0.765
	Jones, Grey	F7/ Red-eye Rangers	39	12	0.765
19	Oakley, Jerry	A1/ The Element Way	32	10	0.762
20	Scott, Kevin	F8/ Coach's Crew	38	12	0.760
21	Feller, Keith	G4/ Ballistic Behavior	37	12	0.755
22	Cusman, Ryan	D5/ Them Handsome Devils	42	14	0.750
23	Seward, Mike	A3/ I'd Hit That	35	12	0.745
	Richardson, Shane	C6/ One Armed Bandits	35	12	0.745
25	Moody, Chris	B6/ Darty Sanchez	32	11	0.744
26	Tan, Wil	A1/ The Element Way	32	12	0.727
27	Winters, Tom	D2/ Dynamic Darts	37	14	0.725
28	Russell, Jeff	G3/ Chatham Street Elite	39	15	0.722
	Thomas, Jason	D6/ Ted's 180 Emporium	26	10	0.722
30	Dzengeleski, Jimmy	D2/ Dynamic Darts	41	16	0.719
31	Ives, Danny	G3/ Chatham Street Elite	28	11	0.718
32	Gardner, Mike	E1/ Mike's Garage	35	14	0.714
33	Cantwell, Daniel	G2/ Is It In?	29	12	0.707
34	Phillips, Josh	G4/ Ballistic Behavior	41	17	0.707
35	Bennett, Will	B2/ OT Outlaws	31	13	0.705
36	Maley, Dave	F1/ The Sofa Kings	33	14	0.702
37	Mozzetti, Tim	A2/ Appetite for Destruction	35	15	0.700
	Bialaszewski, Rich	G2/ Is It In?	28	12	0.700
39	Rigert, Joe, Sr.	F2/ Wayne Gretzky	37	16	0.698
40	Davis, Jimmy	B1/ High & Tight	30	13	0.698
41	Snyder, Brent	F5/ All About That Bull!	39	17	0.696
42	Gaulthier, Kyle	A3/ I'd Hit That	36	16	0.692
	Kilsdonk, Kris	C2/ One Dart One Kill	36	16	0.692
	Cusher, Dean	A2/ Appetite for Destruction	27	12	0.692
	Tufillaro, Lou	E7/ Bye Week	27	12	0.692
46	Bozza, Doug	F1/ The Sofa Kings	33	15	0.688
47	McEwen, William	G1/ Another Sinking Ship	35	16	0.686
48	Jackson, Barry	D2/ Dynamic Darts	34	16	0.680
49	Howard, Brian	C4/ Shooter McGavin	38	18	0.679
	Knott, Ronnie	C4/ Shooter McGavin	38	18	0.679
	Murphy, Phil	C6/ One Armed Bandits	38	18	0.679
	Krasnow, Dave	D5/ Them Handsome Devils	38	18	0.679
53	Cashin, Jeff	D7/ Pat's Blue Ribbon	29	14	0.674
54	Work, Joe	A8/ Traveling Brown's Bombe	37	18	0.673
55	Veith, Matt	E3/ The Drinkers Awaken	31	16	0.660
	Converse, Stan	F4/ America's Quack Problem	31	16	0.660
57	Long, Stephen	D6/ Ted's 180 Emporium	27	14	0.659
58	McDavid, Craig	G6/ Don't Hit The Scorekeepe	34	18	0.654
59	Wilcenski, Steve	A8/ Traveling Brown's Bombe	32	17	0.653
	McCartney, Joe	E3/ The Drinkers Awaken	32	17	0.653
	Butler, John	G1/ Another Sinking Ship	32	17	0.653
62	Rodgers, Trey	B1/ High & Tight	30	16	0.652
	Shearin, Phillip	G6/ Don't Hit The Scorekeepe	30	16	0.652
64	Jenkins, John	C8/ Armed and Hammered	28	15	0.651
65	Keim, Roger	F1/ The Sofa Kings	26	14	0.650

	All-Star Point Averages		ASP	TGP	Ave.
1	Phillips, Robbie	A1/ The Element Way	104.0	48	2.167
2	Gaulthier, Kyle	A3/ I'd Hit That	89.5	52	1.721
3	Seward, Mike	A3/ I'd Hit That	71.0	47	1.511
4	Massengill, Chad	A1/ The Element Way	76.5	51	1.500
5	Kramer, John	A1/ The Element Way	58.0	40	1.450
6	Tan, Wil	A1/ The Element Way	61.5	44	1.398
7	Butters, Scott	A5/ Ridin' Dirty	76.0	55	1.382
8	Mitchell, Sid	A2/ Appetite for Destruction	69.0	50	1.380
9	Gelberg, Dave	A4/ Lunatic Fringe	65.0	48	1.354
10	Keller, Tony	A3/ I'd Hit That	65.5	49	1.337
11	Brown, Tom	A1/ The Element Way	63.5	48	1.323
12	Cusher, Dean	A2/ Appetite for Destruction	49.0	39	1.256
13	Mozzetti, Tim	A2/ Appetite for Destruction	62.5	50	1.250
14	Work, Joe	A8/ Traveling Brown's Bombe	66.0	55	1.200
15	Bennett, Will	B2/ OT Outlaws	49.0	44	1.114
16	Foushee, Kevin	A6/ Methodical Madness	46.0	42	1.095
17	Hamilton, Brad	A6/ Methodical Madness	53.5	50	1.070
18	Johnson, Michael	A2/ Appetite for Destruction	52.0	49	1.061
	Wilcenski, Steve	A8/ Traveling Brown's Bombe	52.0	49	1.061
20	Trefzger, Ken	C6/ One Armed Bandits	54.0	51	1.059
21	Davis, Jimmy	B1/ High & Tight	45.0	43	1.047
22	Peele, Jim	B6/ Darty Sanchez	43.0	42	1.024
23	Lloyd, Billy	A7/ Projectile Dysfunction	52.0	55	0.945
24	Thompson, Victor	A2/ Appetite for Destruction	44.0	47	0.936
25	Winters, Tom	D2/ Dynamic Darts	47.5	51	0.931
26	Bunn, Tim	A3/ I'd Hit That	43.0	48	0.896
27	Long, Stephen	D6/ Ted's 180 Emporium	36.5	41	0.890
28	Anderson, Ryan	B6/ Darty Sanchez	37.0	42	0.881
29	Oakley, Jerry	A1/ The Element Way	36.5	42	0.869
30	Rigert, Joe, Sr.	F2/ Wayne Gretzky	46.0	53	0.868
31	Snyder, Brent	F5/ All About That Bull!	48.5	56	0.866
32	Wilcox, Randy	F8/ Coach's Crew	40.0	47	0.851
33	Reitano, Sal	A5/ Ridin' Dirty	42.5	50	0.850
34	Watson, Jeff, Sr.	E8/ All Saints Darts	35.5	42	0.845
35	White, J.J.	C7/ Menace 2 Sobriety	43.0	51	0.843
36	Klann, Eric	D8/ Just Like That	37.0	44	0.841
37	Cashin, Jeff	D7/ Pat's Blue Ribbon	35.5	43	0.826
38	Deemer, Randy	E4/ 2 Hump Day!	46.0	57	0.807
39	Thomas, Jason	D6/ Ted's 180 Emporium	29.0	36	0.806
40	Hindle, Mikey	B5/ Cheap Shots	44.0	55	0.800
41	Richardson, Shane	C6/ One Armed Bandits	37.5	47	0.798
42	Moody, Chris	B6/ Darty Sanchez	34.0	43	0.791
43	Eason, Joel	A4/ Lunatic Fringe	42.5	54	0.787
44	Parker, Charles	G1/ Another Sinking Ship	36.5	47	0.777
45	Guenther, George	C2/ One Dart One Kill	38.0	49	0.776
46	Jur, Jess	B3/ Rif Raf	28.5	37	0.770
47	Martin, David	B3/ Rif Raf	40.0	52	0.769
48	Rodgers, Trey	B1/ High & Tight	35.0	46	0.761
49	Johnson, Dave	C7/ Menace 2 Sobriety	41.0	54	0.759
50	Wright, Tyler	A5/ Ridin' Dirty	45.5	60	0.758
51	Adams, Brad	D7/ Pat's Blue Ribbon	31.0	41	0.756
52	Azevedo, Angelo	E7/ Bye Week	33.0	44	0.750
53	McCartney, Joe	E3/ The Drinkers Awaken	36.0	49	0.735
54	Huffman, Dave	A8/ Traveling Brown's Bombe	38.0	52	0.731
	Mitchell, Austin	D8/ Just Like That	38.0	52	0.731
56	Bither, Dana	C5/ Bull Sharks	33.5	46	0.728
57	Maley, Dave	F1/ The Sofa Kings	34.0	47	0.723
58	Bowen, Andy	F3/ Dodging Darts	32.5	45	0.722
59	Munroe, Joe	G1/ Another Sinking Ship	37.5	52	0.721
60	Groce, Nate	B6/ Darty Sanchez	30.5	43	0.709
61	Gaglione, Joey	A2/ Appetite for Destruction	33.5	48	0.698
	Rudy, Jeff	E2/ Flight Club	33.5	48	0.698
63	Hamilton, Billy	A4/ Lunatic Fringe	34.0	49	0.694
64	Montesi, Chris	E2/ Flight Club	31.0	45	0.689
65	Lafler, Zach	D5/ Them Handsome Devils	31.5	46	0.685

Spring 2016 RDL Singles, Doubles Win Percentages (by team) (FINAL!)

(All statistics are included, as there were no missing scoresheets this season)

Singles Win Percentages

		W	L	%-age
1	A1/ The Element Way	132	36	0.786
2	E1/ Mike's Garage	110	58	0.655
3	G1/ Another Sinking Ship	107	61	0.637
4	A2/ Appetite for Destruction	106	62	0.631
	D5/ Them Handsome Devils	106	62	0.631
6	F1/ The Sofa Kings	97	59	0.622
7	B6/ Darty Sanchez	102	66	0.607
8	C4/ Shooter McGavin	101	67	0.601
9	F8/ Coach's Crew	100	68	0.595
	G3/ Chatham Street Elite	100	68	0.595
11	B3/ Rif Raf	98	68	0.590
12	E7/ Bye Week	92	64	0.590
13	B1/ High & Tight	96	68	0.585
14	C7/ Menace 2 Sobriety	96	72	0.571
15	C6/ One Armed Bandits	93	75	0.554
	E2/ Flight Club	93	75	0.554
	F3/ Dodging Darts	93	75	0.554
18	D7/ Pat's Blue Ribbon	92	76	0.548
19	A3/ I'd Hit That	91	77	0.542
	D2/ Dynamic Darts	91	77	0.542
21	D6/ Ted's 180 Emporium	83	73	0.532
22	G4/ Ballistic Behavior	88	80	0.524
	G6/ Don't Hit The Scorekeeper	88	80	0.524
24	F2/ Wayne Gretzky	81	75	0.519
25	C8/ Armed and Hammered	87	81	0.518
26	F7/ Red-eye Rangers	79	77	0.506
27	D8/ Just Like That	85	83	0.506
28	G7/ Pints of Authority	83	85	0.494
29	G2/ Is It In?	80	88	0.476
30	C2/ One Dart One Kill	79	89	0.470
31	B4/ #thecork	78	90	0.464
	C1/ The Bunkers	78	90	0.464
	E3/ The Drinkers Awaken	78	90	0.464
34	A5/ Ridin' Dirty	77	91	0.458
	B7/ Nine Lives	77	91	0.458
36	A4/ Lunatic Fringe	76	92	0.452
	D4/ Coral Reefers	76	92	0.452
	F5/ All About That Bull!	76	92	0.452
39	E5/ Missing Flights	70	86	0.449
40	E4/ 2 Hump Day!	75	93	0.446
	F4/ America's Quack Problem	75	93	0.446
42	B5/ Cheap Shots	74	92	0.446
43	A8/ Traveling Brown's Bombers	73	95	0.435
44	B8/ Big Bulls	72	94	0.434
45	C5/ Bull Sharks	72	96	0.429
	D1/ Death Throw	72	96	0.429
	E6/ Public School	72	96	0.429
48	E8/ All Saints Darts	70	98	0.417
49	B2/ OT Outlaws	67	95	0.414
50	C3/ Sharky's Machine	66	102	0.393
51	A7/ Projectile Dysfunction	63	105	0.375
	G5/ Tips & Shafts	63	105	0.375
	G8/ Chalk it Up	63	105	0.375
54	D3/ Hostile Amish	55	101	0.353
55	A6/ Methodical Madness	54	114	0.321
56	F6/ A.K.A. Redacted?	47	109	0.301

Doubles Win Percentages

		W	L	%-age
1	A1/ The Element Way	70	14	0.833
2	A3/ I'd Hit That	59	25	0.702
3	G1/ Another Sinking Ship	58	26	0.690
4	D5/ Them Handsome Devils	56	28	0.667
5	A2/ Appetite for Destruction	53	31	0.631
6	B3/ Rif Raf	52	32	0.619
	E3/ The Drinkers Awaken	52	32	0.619
	G2/ Is It In?	52	32	0.619
9	C7/ Menace 2 Sobriety	51	33	0.607
10	F1/ The Sofa Kings	47	31	0.603
11	C6/ One Armed Bandits	50	34	0.595
	F8/ Coach's Crew	50	34	0.595
13	E5/ Missing Flights	46	32	0.590
14	B7/ Nine Lives	49	35	0.583
	D8/ Just Like That	49	35	0.583
	E1/ Mike's Garage	49	35	0.583
17	C4/ Shooter McGavin	47	37	0.560
18	B1/ High & Tight	46	37	0.554
19	E7/ Bye Week	43	35	0.551
20	G3/ Chatham Street Elite	45	39	0.536
21	D6/ Ted's 180 Emporium	41	37	0.526
22	B6/ Darty Sanchez	44	40	0.524
	D2/ Dynamic Darts	44	40	0.524
24	A8/ Traveling Brown's Bombers	43	41	0.512
25	E2/ Flight Club	42	42	0.500
	F4/ America's Quack Problem	42	42	0.500
	F5/ All About That Bull!	42	42	0.500
	G4/ Ballistic Behavior	42	42	0.500
	G6/ Don't Hit The Scorekeeper	42	42	0.500
	F2/ Wayne Gretzky	39	39	0.500
31	C3/ Sharky's Machine	41	43	0.488
	G7/ Pints of Authority	41	43	0.488
33	F7/ Red-eye Rangers	38	40	0.487
34	B5/ Cheap Shots	40	44	0.476
	C1/ The Bunkers	40	44	0.476
	C2/ One Dart One Kill	40	44	0.476
	D7/ Pat's Blue Ribbon	40	44	0.476
38	C8/ Armed and Hammered	39	45	0.464
39	D1/ Death Throw	38	46	0.452
	F3/ Dodging Darts	38	46	0.452
41	B2/ OT Outlaws	37	46	0.446
42	B4/ #thecork	37	47	0.440
	G8/ Chalk it Up	37	47	0.440
44	E4/ 2 Hump Day!	35	49	0.417
45	A4/ Lunatic Fringe	33	51	0.393
	D4/ Coral Reefers	33	51	0.393
47	E8/ All Saints Darts	32	52	0.381
48	D3/ Hostile Amish	29	49	0.372
49	A5/ Ridin' Dirty	31	53	0.369
	E6/ Public School	31	53	0.369
51	F6/ A.K.A. Redacted?	28	50	0.359
52	B8/ Big Bulls	30	54	0.357
53	C5/ Bull Sharks	28	56	0.333
54	A6/ Methodical Madness	24	60	0.286
55	A7/ Projectile Dysfunction	23	61	0.274
56	G5/ Tips & Shafts	19	65	0.226

Spring 2016 RDL Singles+Doubles Win %-ages, All-Star Point Aves. (by team) (FINAL!)

(All statistics are included, as there were no missing scoresheets this season)

Singles+Doubles Win Percentages

		W	L	%-age
1	A1/ The Element Way	272	64	0.810
2	G1/ Another Sinking Ship	223	113	0.664
3	D5/ Them Handsome Devils	218	118	0.649
4	A2/ Appetite for Destruction	212	124	0.631
5	A3/ I'd Hit That	209	127	0.622
6	E1/ Mike's Garage	208	128	0.619
7	F1/ The Sofa Kings	191	121	0.612
8	B3/ Rif Raf	202	132	0.605
9	F8/ Coach's Crew	200	136	0.595
10	C7/ Menace 2 Sobriety	198	138	0.589
11	C4/ Shooter McGavin	195	141	0.580
12	C6/ One Armed Bandits	193	143	0.574
13	E7/ Bye Week	178	134	0.571
14	B1/ High & Tight	188	142	0.570
15	B6/ Darty Sanchez	190	146	0.565
	G3/ Chatham Street Elite	190	146	0.565
17	G2/ Is It In?	184	152	0.548
18	D8/ Just Like That	183	153	0.545
19	E3/ The Drinkers Awaken	182	154	0.542
20	D2/ Dynamic Darts	179	157	0.533
21	D6/ Ted's 180 Emporium	165	147	0.529
22	E2/ Flight Club	177	159	0.527
23	B7/ Nine Lives	175	161	0.521
24	E5/ Missing Flights	162	150	0.519
25	D7/ Pat's Blue Ribbon	172	164	0.512
	G4/ Ballistic Behavior	172	164	0.512
	G6/ Don't Hit The Scorekeeper	172	164	0.512
28	F2/ Wayne Gretzky	159	153	0.510
29	F3/ Dodging Darts	169	167	0.503
30	F7/ Red-eye Rangers	155	157	0.497
31	C8/ Armed and Hammered	165	171	0.491
	G7/ Pints of Authority	165	171	0.491
33	F5/ All About That Bull!	160	176	0.476
34	A8/ Traveling Brown's Bombers	159	177	0.473
	C2/ One Dart One Kill	159	177	0.473
	F4/ America's Quack Problem	159	177	0.473
37	C1/ The Bunkers	158	178	0.470
38	B5/ Cheap Shots	154	180	0.461
39	B4/ #thecork	152	184	0.452
40	C3/ Sharky's Machine	148	188	0.440
	D1/ Death Throw	148	188	0.440
42	E4/ 2 Hump Day!	145	191	0.432
43	B2/ OT Outlaws	141	187	0.430
44	A4/ Lunatic Fringe	142	194	0.423
	D4/ Coral Reefers	142	194	0.423
46	A5/ Ridin' Dirty	139	197	0.414
47	G8/ Chalk it Up	137	199	0.408
48	E6/ Public School	134	202	0.399
	E8/ All Saints Darts	134	202	0.399
50	B8/ Big Bulls	132	202	0.395
51	C5/ Bull Sharks	128	208	0.381
52	D3/ Hostile Amish	113	199	0.362
53	F6/ A.K.A. Redacted?	103	209	0.330
54	A7/ Projectile Dysfunction	109	227	0.324
55	A6/ Methodical Madness	102	234	0.304
56	G5/ Tips & Shafts	101	235	0.301

All-Star Point Averages

		ASP	TGP	Ave.
1	A1/ The Element Way	449.0	336	1.336
2	A3/ I'd Hit That	379.5	336	1.129
3	A2/ Appetite for Destruction	378.0	336	1.125
4	A4/ Lunatic Fringe	288.5	336	0.859
5	A5/ Ridin' Dirty	260.5	336	0.775
6	A8/ Traveling Brown's Bombers	233.5	336	0.695
7	B6/ Darty Sanchez	226.5	336	0.674
8	A6/ Methodical Madness	221.0	336	0.658
9	B7/ Nine Lives	190.5	336	0.567
10	B1/ High & Tight	187.0	330	0.567
11	B2/ OT Outlaws	182.5	328	0.556
12	D2/ Dynamic Darts	183.0	336	0.545
13	C7/ Menace 2 Sobriety	182.0	336	0.542
14	B4/ #thecork	178.5	336	0.531
15	B3/ Rif Raf	176.5	334	0.528
16	D5/ Them Handsome Devils	177.0	336	0.527
17	A7/ Projectile Dysfunction	170.5	336	0.507
18	B5/ Cheap Shots	164.5	334	0.493
19	G1/ Another Sinking Ship	164.0	336	0.488
20	C2/ One Dart One Kill	163.5	336	0.487
21	D8/ Just Like That	161.0	336	0.479
22	E2/ Flight Club	157.5	336	0.469
23	D6/ Ted's 180 Emporium	146.0	312	0.468
24	C6/ One Armed Bandits	155.5	336	0.463
	E3/ The Drinkers Awaken	155.5	336	0.463
26	E1/ Mike's Garage	151.5	336	0.451
27	C4/ Shooter McGavin	151.0	336	0.449
28	C8/ Armed and Hammered	150.0	336	0.446
29	F8/ Coach's Crew	148.0	336	0.440
30	F5/ All About That Bull!	144.0	336	0.429
31	D7/ Pat's Blue Ribbon	142.5	336	0.424
32	E7/ Bye Week	132.0	312	0.423
33	E6/ Public School	141.5	336	0.421
34	D4/ Coral Reefers	138.5	336	0.412
	F3/ Dodging Darts	138.5	336	0.412
36	F1/ The Sofa Kings	126.5	312	0.405
37	C1/ The Bunkers	136.0	336	0.405
38	E4/ 2 Hump Day!	135.5	336	0.403
39	B8/ Big Bulls	134.0	334	0.401
40	D1/ Death Throw	134.0	336	0.399
41	F2/ Wayne Gretzky	121.5	312	0.389
42	E8/ All Saints Darts	130.0	336	0.387
43	C5/ Bull Sharks	126.5	336	0.376
44	E5/ Missing Flights	116.5	312	0.373
45	D3/ Hostile Amish	115.0	312	0.369
46	C3/ Sharky's Machine	118.5	336	0.353
47	F7/ Red-eye Rangers	108.5	312	0.348
48	G3/ Chatham Street Elite	102.5	336	0.305
49	G6/ Don't Hit The Scorekeeper	95.5	336	0.284
50	G4/ Ballistic Behavior	91.5	336	0.272
51	F4/ America's Quack Problem	89.5	336	0.266
52	G7/ Pints of Authority	84.5	336	0.251
53	G8/ Chalk it Up	80.0	336	0.238
54	G2/ Is It In?	79.5	336	0.237
55	G5/ Tips & Shafts	78.5	336	0.234
56	F6/ A.K.A. Redacted?	66.5	312	0.213

	Singles		Singles		Singles		Singles Win %-age	Doubles		Doubles		Doubles		Doubles Win %-age	Sngls + Dbls		Sngls + Dbls Win %-age	Tiebreaker Ws	Tiebreaker Ls	All-Star Points	Games Played	All-Star Point Average	Matches Played
	301		Cricket		Record			Cricket		501		Record			Record								
A1/ The Element Way	63	21	69	15	132	36	0.786	35	7	35	7	70	14	0.833	272	64	0.810	0	0	449.0	336	1.336	
A 10 Kilts, Jason	0	2	0	0	0	2	0.000	5	0	3	2	8	2	0.800	8	4	0.667	0	0	8.0	12	0.667	7
A 11 Brown, Tom	10	2	12	2	22	4	0.846	9	3	8	2	17	5	0.773	39	9	0.813	0	0	63.5	48	1.323	14
A 12 Jacobi, Paul	9	2	6	2	15	4	0.789	7	1	9	1	16	2	0.889	31	6	0.838	0	0	21.0	37	0.568	13
A 13 Knight, Mark	0	0	0	0	0	0	---	0	0	0	0	0	0	---	0	0	---	0	0	0.0	0	---	0
A 14 Massengill, Chad	12	1	12	1	24	2	0.923	13	0	10	2	23	2	0.920	47	4	0.922	0	0	76.5	51	1.500	13
A 15 Oakley, Jerry	8	4	9	2	17	6	0.739	6	4	9	0	15	4	0.789	32	10	0.762	0	0	36.5	42	0.869	14
A 16 Phillips, Robbie	10	2	12	0	22	2	0.917	11	1	11	1	22	2	0.917	44	4	0.917	0	0	104.0	48	2.167	12
A 17 Smith, Allen	3	1	2	2	5	3	0.625	0	2	3	1	3	3	0.500	8	6	0.571	0	0	20.0	14	1.429	4
A 18 Tan, Wil	4	4	7	5	11	9	0.550	11	1	10	2	21	3	0.875	32	12	0.727	0	0	61.5	44	1.398	12
A 19 Kramer, John	7	3	9	1	16	4	0.800	8	2	7	3	15	5	0.750	31	9	0.775	0	0	58.0	40	1.450	10
A2/ Appetite for Destruction	55	29	51	33	106	62	0.631	23	19	30	12	53	31	0.631	212	124	0.631	0	0	378.0	336	1.125	
A 20 Mitchell, Sid	8	6	11	3	19	9	0.679	7	5	3	7	10	12	0.455	29	21	0.580	0	0	69.0	50	1.380	14
A 21 Mozzetti, Tim "Tex"	8	4	10	2	18	6	0.750	9	5	8	4	17	9	0.654	35	15	0.700	0	0	62.5	50	1.250	14
A 22 Cusher, Dean	5	2	5	5	10	7	0.588	7	4	10	1	17	5	0.773	27	12	0.692	0	0	49.0	39	1.256	11
A 23 Johnson, Michael	8	5	5	8	13	13	0.500	5	4	11	3	16	7	0.696	29	20	0.592	0	0	52.0	49	1.061	14
A 24 Thompson, Victor	7	3	6	6	13	9	0.591	7	6	9	3	16	9	0.640	29	18	0.617	0	0	44.0	47	0.936	14
A 25 Zelinack, Jason	1	2	1	1	2	3	0.400	1	1	3	0	4	1	0.800	6	4	0.600	0	0	10.0	10	1.000	4
A 26 Anderson, Dylan	4	3	5	2	9	5	0.643	3	4	4	2	7	6	0.538	16	11	0.593	0	0	32.0	27	1.185	9
A 27 Gaglione, Joey	10	4	6	4	16	8	0.667	5	7	9	3	14	10	0.583	30	18	0.625	0	0	33.5	48	0.698	14
A 28 Naylor, Dan	4	0	2	2	6	2	0.750	2	2	3	1	5	3	0.625	11	5	0.688	0	0	26.0	16	1.625	4
A3/ I'd Hit That	39	45	52	32	91	77	0.542	33	9	26	16	59	25	0.702	209	127	0.622	0	0	379.5	336	1.129	
A 30 Seward, Mike	7	5	11	1	18	6	0.750	10	2	7	4	17	6	0.739	35	12	0.745	0	0	71.0	47	1.511	12
A 31 Persson, Kenny	0	6	8	3	8	9	0.471	8	3	5	3	13	6	0.684	21	15	0.583	0	0	45.0	36	1.250	11
A 32 Jeffcoat, Doug	3	6	0	2	3	8	0.273	4	1	1	2	5	3	0.625	8	11	0.421	0	0	8.5	19	0.447	12
A 33 Keller, Tony	7	6	8	4	15	10	0.600	7	4	7	6	14	10	0.583	29	20	0.592	0	0	65.5	49	1.337	13
A 34 Gaulthier, Kyle	9	4	8	5	17	9	0.654	12	1	7	6	19	7	0.731	36	16	0.692	0	0	89.5	52	1.721	13
A 35 Bunn, Tim	7	5	5	8	12	13	0.480	8	3	9	3	17	6	0.739	29	19	0.604	0	0	43.0	48	0.896	14
A 36 Fischlein, Kris	2	4	5	5	7	9	0.438	7	1	7	3	14	4	0.778	21	13	0.618	0	0	22.5	34	0.662	12
A 37 Massengill, Randy	4	9	7	4	11	13	0.458	10	3	9	5	19	8	0.704	30	21	0.588	0	0	34.5	51	0.676	14
A4/ Lunatic Fringe	36	48	40	44	76	92	0.452	21	21	12	30	33	51	0.393	142	194	0.423	0	6	288.5	336	0.859	
A 40 Eason, Joel	7	7	5	8	12	15	0.444	6	8	4	9	10	17	0.370	22	32	0.407	0	1	42.5	54	0.787	14
A 41 Terry, Bob	3	3	2	3	5	6	0.455	1	4	1	5	2	9	0.182	7	15	0.318	0	0	29.5	22	1.341	6
A 42 Hamilton, Billy	4	9	8	4	12	13	0.480	4	8	3	9	7	17	0.292	19	30	0.388	0	1	34.0	49	0.694	14
A 43 Gelberg, Dave	5	7	9	3	14	10	0.583	9	3	1	11	10	14	0.417	24	24	0.500	0	0	65.0	48	1.354	12
A 44 Bakowski, Adam	2	4	5	6	7	10	0.412	7	4	4	7	11	11	0.500	18	21	0.462	0	1	24.5	39	0.628	11
A 45 Lane, Tim	6	5	3	6	9	11	0.450	3	5	1	8	4	13	0.235	13	24	0.351	0	1	24.5	37	0.662	11
A 46 Hall, Mike	5	4	1	8	6	12	0.333	5	2	5	2	10	4	0.714	16	16	0.500	0	1	19.0	32	0.594	10
A 47 Frye, Scott	2	7	3	2	5	9	0.357	4	4	5	4	9	8	0.529	14	17	0.452	0	1	24.5	31	0.790	10
A 48 McNamara, Tim	2	2	4	4	6	6	0.500	3	4	0	5	3	9	0.250	9	15	0.375	0	0	25.0	24	1.042	8
A5/ Ridin' Dirty	36	48	41	43	77	91	0.458	14	28	17	25	31	53	0.369	139	197	0.414	7	7	260.5	336	0.775	
A 50 Butters, Scott	8	5	9	5	17	10	0.630	6	8	4	10	10	18	0.357	27	28	0.491	1	1	76.0	55	1.382	14
A 51 Reitano, Sal	2	10	5	9	7	19	0.269	3	9	5	7	8	16	0.333	15	35	0.300	1	1	42.5	50	0.850	14
A 52 Maccini, Billy	1	9	3	6	4	15	0.211	3	7	4	3	7	10	0.412	11	25	0.306	1	0	17.5	36	0.486	10
A 53 Jobe, C.J.	6	5	3	6	9	11	0.450	3	7	5	5	8	12	0.400	17	23	0.425	0	1	22.5	40	0.563	11
A 54 Grubb, Donald	9	5	6	8	15	13	0.536	5	9	5	7	10	16	0.385	25	29	0.463	1	1	31.5	54	0.583	14
A 55 Wright, Tyler	8	8	12	4	20	12	0.625	5	9	7	7	12	16	0.429	32	28	0.533	1	1	45.5	60	0.758	14
A 56 Wilson, John	2	4	3	4	5	8	0.385	3	4	1	3	4	7	0.364	9	15	0.375	1	1	25.0	24	1.042	7
A 57 Arms, Erica	0	2	0	1	0	3	0.000	0	3	3	8	3	11	0.214	3	14	0.176	1	1	0.0	17	0.000	11
A6/ Methodical Madness	29	55	25	59	54	114	0.321	11	31	13	29	24	60	0.286	102	234	0.304	0	8	221.0	336	0.658	
A 60 Hamilton, Brad	6	6	3	11	9	17	0.346	3	10	5	6	8	16	0.333	17	33	0.340	0	1	53.5	50	1.070	14
A 61 Foushee, Eugene	4	7	2	10	6	17	0.261	4	8	6	5	10	13	0.435	16	30	0.348	0	1	20.0	46	0.435	14
A 62 Foushee, Kevin	4	5	7	5	11	10	0.524	3	9	5	4	8	13	0.381	19	23	0.452	0	1	46.0	42	1.095	13
A 63 Crites, Randy	0	3	0	5	0	8	0.000	4	2	0	5	4	7	0.364	4	15	0.211	0	0	16.0	19	0.842	6
A 64 Kuhns, John	6	7	6	8	12	15	0.444	4	10	3	9	7	19	0.269	19	34	0.358	0	1	35.5	53	0.670	14
A 65 Neill, Greg	4	7	0	4	4	11	0.267	0	3	2	7	2	10	0.167	6	21	0.222	0	1	10.0	27	0.370	11
A 66 Venable, Mike	1	5	4	7	5	12	0.294	3	10	2	11	5	21	0.192	10	33	0.233	0	1	21.5	43	0.500	14
A 67 Stephenson, Scott	2	2	2	2	4	4	0.500	1	3	1	3	2	6	0.250	6	10	0.375	0	1	3.5	16	0.219	6
A 68 Citrak, Sheldon	0	6	1	1	1	7	0.125	0	4	0	2	0	6	0.000	1	13	0.071	0	0	6.0	14	0.429	6
A 69 Wilson, Chris	2	7	0	6	2	13	0.133	0	3	2	6	2	9	0.182	4	22	0.154	0	1	9.0	26	0.346	13
A7/ Projectile Dysfunction	37	47	26	58	63	105	0.375	9	33	14	28	23	61	0.274	109	227	0.324	8	0	170.5	336	0.507	
A 70 Tanner, Dave	6	5	5	8	11	13	0.458	1	10	4	8	5	18	0.217	16	31	0.340	1	0	19.0	47	0.404	13
A 71 Raymond, Ryan	2	4	2	8	4	12	0.250	2	10	0	9	2	19	0.095	6	31	0.162	1	0	19.0	37	0.514	12
A 72 Steppe, Mike	2	5	0	12	2	17	0.105	1	11	2	9	3	20	0.130	5	37	0.119	1	0	18.5	42	0.440	13
A 73 Lloyd, Billy	8	6	10	4	18	10	0.643	6	8	8	5	14	13	0.519	32	23	0.582	1	0	52.0	55	0.945	14
A 74 Smith, Brian	3	8	1	9	4	17	0.190	1	6	1	8	2	14	0.125	6	31	0.162	1	0	13.5	37	0.365	11
A 75 deFontes, Adrienne	4	10	1	8	5	18	0.217	5	8	6	6	11	14	0.440	16	32	0.333	1	0	11.0	48	0.229	14
A 76 Kerr, Jim	10	4	7	7	17	11	0.607	2	12	5	9	7	21	0.250	24	32	0.429	1	0	34.0	56	0.607	14
A 77 Talley, Gray	2	5	0	2	2	7	0.222	0	1	2	2	2	3	0.400	4	10	0.286	1	0	3.5	14	0.250	8
A8/ Traveling Brown's Bombers	41	43	32	52	73	95	0.435	22	20	21	21	43	41	0.512	159	177	0.473	7	0	233.5	336	0.695	
A 80 Spaulding, Paul	6	7	1	13	7	20	0.259	1	11	4	11	5	22	0.185	12	42	0.222	1	0	32.5	54	0.602	14
A 81 Huffman, Dave	8	5	6	7	14	12	0.538	9	4	8	5	17	9	0.654	31	21	0.596	1	0	38.0	52	0.731	13
A 82 Work, Joe	9	5	10	4	19	9	0.679	10	4	8	5	18	9	0.667	37	18	0.673	1	0	66.0	55	1.200	14
A 83 Wilcenski, Steve	8	4	6	6	14	10	0.583	10	3	8	4	18	7	0.720	32	17	0.653	1	0	52.0	49	1.061	12
A 84 Vance, Hugh	4	9	6	7	10	16	0.385	7	6	7	5	14	11	0.560	24	27	0.471	1	0	28.5	51	0.559	13
A 85 Jimenez, Eduardo	2	5	1	6	3	11	0.214	2	5	4	7	6	12	0.333	9	23	0.281	1	0	4.5	32	0.141	12
A 86 Bir, Tom	3	5	2	8	5	13	0.278	5	7	3	4	8	11	0.421	13	24	0.351	1	0	12.0	37	0.324	13
A 87 McCredie, Bob	1	3	0	1	1	4	0.200	0	0	0	1	0	1	0.000	1	5	0.167	0	0	0.0	6	0.000	4

	Singles		Singles		Singles		Singles Win %-age	Doubles		Doubles		Doubles		Doubles Win %-age	Sngls + Dbls		Sngls + Dbls Win %-age	Tiebreaker Ws	Tiebreaker Ls	All-Star Points	Games Played	All-Star Point Average	Matches Played
	301		Cricket		Record			Cricket		501		Record			Record								
B1/ High & Tight	45	38	51	30	96	68	0.585	26	16	20	21	46	37	0.554	188	142	0.570	0	13	187.0	330	0.567	
B 10 Fournier, Jeff	5	6	10	2	15	8	0.652	8	5	6	6	14	11	0.560	29	19	0.604	0	2	23.0	48	0.479	13
B 11 Murdaugh, John	7	5	9	4	16	9	0.640	7	6	7	5	14	11	0.560	30	20	0.600	0	2	28.5	50	0.570	13
B 12 Holland, Steve	7	4	5	5	12	9	0.571	5	5	6	5	11	10	0.524	23	19	0.548	0	2	19.5	42	0.464	11
B 13 Rodgers, Trey	8	4	10	2	18	6	0.750	7	5	5	5	12	10	0.545	30	16	0.652	0	1	35.0	46	0.761	12
B 14 Sarantos, Alex	3	3	6	4	9	7	0.563	5	3	5	4	10	7	0.588	19	14	0.576	0	2	13.0	33	0.394	10
B 15 Wells, John "Boy"	3	6	3	6	6	12	0.333	5	3	2	7	7	10	0.412	13	22	0.371	0	2	14.5	35	0.414	10
B 16 Jones, Jeff	4	7	1	3	5	10	0.333	5	3	4	6	9	9	0.500	14	19	0.424	0	1	8.5	33	0.258	10
B 17 Davis, Jimmy	8	3	7	4	15	7	0.682	10	2	5	4	15	6	0.714	30	13	0.698	0	1	45.0	43	1.047	11
B2/ OT Outlaws	37	45	30	50	67	95	0.414	16	26	21	20	37	46	0.446	141	187	0.430	0	0	182.5	328	0.556	
B 20 Clark, Dan	8	9	9	6	17	15	0.531	9	7	10	8	19	15	0.559	36	30	0.545	0	0	44.0	66	0.667	14
B 21 Peterson, Chris	10	8	3	16	13	24	0.351	6	12	9	7	15	19	0.441	28	43	0.394	0	0	30.0	71	0.423	14
B 22 Crowe, Jason	2	9	4	7	6	16	0.273	4	9	4	8	8	17	0.320	14	33	0.298	0	0	24.0	47	0.511	11
B 23 Mody, Nero	2	6	0	9	2	15	0.118	0	10	2	7	2	17	0.105	4	32	0.111	0	0	9.5	36	0.264	9
B 24 Bennett, Will	9	2	9	2	18	4	0.818	7	4	6	5	13	9	0.591	31	13	0.705	0	0	49.0	44	1.114	11
B 25 Denton, Fon	6	11	5	10	11	21	0.344	6	10	11	5	17	15	0.531	28	36	0.438	0	0	26.0	64	0.406	13
B3/ Rif Raf	52	31	46	37	98	68	0.590	26	16	26	16	52	32	0.619	202	132	0.605	6	0	176.5	334	0.528	
B 30 Gaertner, Brian	10	2	2	6	12	8	0.600	6	3	6	6	12	9	0.571	24	17	0.585	1	0	15.0	41	0.366	12
B 31 St. Clair, Matt	5	8	4	6	9	14	0.391	6	5	7	4	13	9	0.591	22	23	0.489	1	0	10.5	45	0.233	13
B 32 Ohrberg, Keith	4	5	4	5	8	10	0.444	6	2	5	4	11	6	0.647	19	16	0.543	0	0	24.0	35	0.686	10
B 33 Jur, Jess	7	0	8	2	15	2	0.882	8	2	6	4	14	6	0.700	29	8	0.784	0	0	28.5	37	0.770	10
B 34 Horger, Dennis	4	4	3	3	7	7	0.500	1	4	6	1	7	5	0.583	14	12	0.538	1	0	11.0	26	0.423	8
B 35 Martin, David	14	0	10	4	24	4	0.857	9	5	7	3	16	8	0.667	40	12	0.769	1	0	40.0	52	0.769	14
B 36 Mitchell, Tim	2	3	1	4	3	7	0.300	3	3	3	2	6	5	0.545	9	12	0.429	1	0	5.5	21	0.262	6
B 37 Osenberg, Darin	5	3	9	0	14	3	0.824	3	4	8	1	11	5	0.688	25	8	0.758	1	0	23.5	33	0.712	9
B 38 Diamond, Paddy	1	6	5	7	6	13	0.316	10	4	4	7	14	11	0.560	20	24	0.455	0	0	18.5	44	0.420	13
B4/ #thecork	42	42	36	48	78	90	0.464	13	29	24	18	37	47	0.440	152	184	0.452	6	0	178.5	336	0.531	
B 40 Knight, Maridy	0	0	0	0	0	0	---	0	0	0	0	0	0	---	0	0	---	0	0	0.0	0	---	0
B 41 Ackerman, Travis	8	3	5	6	13	9	0.591	6	6	5	7	11	13	0.458	24	22	0.522	1	0	18.5	46	0.402	12
B 42 Cotton, Barbara	5	7	2	4	7	11	0.389	2	8	6	5	8	13	0.381	15	24	0.385	1	0	12.0	39	0.308	12
B 43 Grubb, Ed	4	1	2	4	6	5	0.545	0	5	2	1	2	6	0.250	8	11	0.421	0	0	21.0	19	1.105	6
B 44 Hamilton, Dawn	5	7	5	9	10	16	0.385	3	9	8	4	11	13	0.458	21	29	0.420	1	0	26.5	50	0.530	14
B 45 Jeffcoat, Angela	4	10	3	11	7	21	0.250	4	6	6	7	10	13	0.435	17	34	0.333	1	0	20.5	51	0.402	14
B 46 Mayhew, Zak	6	4	8	6	14	10	0.583	6	8	11	3	17	11	0.607	31	21	0.596	1	0	31.5	52	0.606	14
B 47 Yang, Rob	5	4	4	3	9	7	0.563	3	6	5	4	8	10	0.444	17	17	0.500	0	0	26.0	34	0.765	11
B 48 Schmaus, Darren	5	6	7	5	12	11	0.522	2	10	5	5	7	15	0.318	19	26	0.422	1	0	22.5	45	0.500	12
B5/ Cheap Shots	39	44	35	48	74	92	0.446	23	19	17	25	40	44	0.476	154	180	0.461	0	7	164.5	334	0.493	
B 50 Coyne, Kevin	0	0	0	0	0	0	---	0	0	0	0	0	0	---	0	0	---	0	0	0.0	0	---	0
B 51 Burney, Gary	4	6	2	10	6	16	0.273	3	4	4	5	7	9	0.438	13	25	0.342	0	1	10.0	38	0.263	13
B 52 Buckman, Dave	7	4	2	6	9	10	0.474	5	7	4	7	9	14	0.391	18	24	0.429	0	1	17.5	42	0.417	11
B 53 Hall, Josh	5	9	8	6	13	15	0.464	8	6	3	11	11	17	0.393	24	32	0.429	0	1	31.5	56	0.563	14
B 54 Hindle, Mikey	10	3	7	7	17	10	0.630	9	5	7	7	16	12	0.571	33	22	0.600	0	1	44.0	55	0.800	14
B 55 James, Bob	5	3	6	5	11	8	0.579	8	3	6	5	14	8	0.636	25	16	0.610	0	1	22.5	41	0.549	11
B 56 Sellers, Mark	3	11	6	7	9	18	0.333	7	7	6	7	13	14	0.481	22	32	0.407	0	1	23.5	54	0.435	13
B 57 Witz, Steve	3	3	2	4	5	7	0.417	2	4	2	3	4	7	0.364	9	14	0.391	0	1	5.0	23	0.217	6
B 58 Bemis, Matt	2	5	2	3	4	8	0.333	4	2	2	5	6	7	0.462	10	15	0.400	0	0	10.5	25	0.420	7
B6/ Darty Sanchez	50	34	52	32	102	66	0.607	25	17	19	23	44	40	0.524	190	146	0.565	6	0	226.5	336	0.674	
B 60 Howard, Meghan	0	1	0	1	0	2	0.000	0	1	1	5	1	6	0.143	1	8	0.111	0	0	0.0	9	0.000	6
B 61 Taylor, Tisha	8	6	5	7	13	13	0.500	2	5	8	6	10	11	0.476	23	24	0.489	1	0	19.5	47	0.415	14
B 62 Anderson, Ryan	4	3	9	3	13	6	0.684	9	3	4	7	13	10	0.565	26	16	0.619	0	0	37.0	42	0.881	13
B 63 Geraghty, John	4	4	3	2	7	6	0.538	3	4	3	3	6	7	0.462	13	13	0.500	0	0	10.0	26	0.385	8
B 64 Groce, Nate	4	4	9	3	13	7	0.650	9	3	4	7	13	10	0.565	26	17	0.605	1	0	30.5	43	0.709	12
B 65 Kyle, Mike	3	6	5	5	8	11	0.421	6	4	5	6	11	10	0.524	19	21	0.475	1	0	24.0	40	0.600	12
B 66 Moody, Chris	11	1	9	3	20	4	0.833	9	3	3	4	12	7	0.632	32	11	0.744	1	0	34.0	43	0.791	12
B 67 Peele, Jim	7	5	9	2	16	7	0.696	8	4	3	4	11	8	0.579	27	15	0.643	1	0	43.0	42	1.024	12
B 68 Wissinger, Bill "Wes"	9	4	3	6	12	10	0.545	4	7	7	4	11	11	0.500	23	21	0.523	1	0	28.5	44	0.648	13
B7/ Nine Lives	35	49	42	42	77	91	0.458	26	16	23	19	49	35	0.583	175	161	0.521	0	0	190.5	336	0.567	
B 70 Romanchek, David	6	7	9	5	15	12	0.556	10	4	5	8	15	12	0.556	30	24	0.556	0	0	31.0	54	0.574	14
B 71 Smith, Butch	5	6	7	6	12	12	0.500	8	4	8	3	16	7	0.696	28	19	0.596	0	0	29.5	47	0.628	12
B 72 Copple, Matthew	4	11	9	6	13	17	0.433	7	7	8	7	15	14	0.517	28	31	0.475	0	0	40.0	59	0.678	14
B 73 Mays, John	4	9	8	5	12	14	0.462	11	4	8	5	19	9	0.679	31	23	0.574	0	0	30.5	54	0.565	14
B 74 Marsden, James	2	6	1	5	3	11	0.214	2	2	3	5	5	7	0.417	8	18	0.308	0	0	10.5	26	0.404	9
B 75 Gibson, Jack	7	2	4	3	11	5	0.688	6	2	5	2	11	4	0.733	22	9	0.710	0	0	20.5	31	0.661	8
B 76 Keever, David	4	4	1	7	5	11	0.313	4	4	3	4	7	8	0.467	12	19	0.387	0	0	9.5	31	0.306	9
B 77 Porcelli, Robb	3	4	3	5	6	9	0.400	4	5	6	4	10	9	0.526	16	18	0.471	0	0	19.0	34	0.559	10
B8/ Big Bulls	33	50	39	44	72	94	0.434	13	29	17	25	30	54	0.357	132	202	0.395	0	0	134.0	334	0.401	
B 80 Toolan, Chris	5	7	7	6	12	13	0.480	6	9	4	8	10	17	0.370	22	30	0.423	0	0	29.5	52	0.567	11
B 81 Reinert, Kevin	5	11	5	8	10	19	0.345	1	14	4	9	5	23	0.179	15	42	0.263	0	0	13.0	57	0.228	13
B 82 Fitzgerald, Dennis	5	6	10	3	15	9	0.625	6	7	5	7	11	14	0.440	26	23	0.531	0	0	25.0	49	0.510	11
B 83 Fitzgerald, Aaron	0	0	0	0	0	0	---	0	0	0	0	0	0	---	0	0	---	0	0	0.0	0	---	0
B 84 Talton, Chris	4	10	5	6	9	16	0.360	1	11	6	6	7	17	0.292	16	33	0.327	0	0	9.0	49	0.184	11
B 85 Flanagan, Stephen	4	9	6	8	10	17	0.370	7	7	7	9	14	16	0.467	24	33	0.421	0	0	28.5	57	0.500	13
B 86 McWhorter, Mike	9	3	5	8	14	11	0.560	2	9	5	9	7	18	0.280	21	29	0.420	0	0	20.0	50	0.400	11
B 87 Womble, Kenny	1	4	1	5	2	9	0.182	3	1	3	2	6	3	0.667	8	12	0.400	0	0	9.0	20	0.450	5

	Singles 301		Singles Cricket		Singles Record		Singles Win %-age	Doubles Cricket		Doubles 501		Doubles Record		Doubles Win %-age	Sngls + Dbls Record		Sngls + Dbls Win %-age	Tiebreaker Ws	Tiebreaker Ls	All-Star Points	Games Played	All-Star Point Average	Matches Played
C1/ The Bunkers	43	41	35	49	78	90	0.464	16	26	24	18	40	44	0.476	158	178	0.470	13	0	136.0	336	0.405	
C 10 Hartmann, Erin	7	7	7	7	14	14	0.500	4	9	8	6	12	15	0.444	26	29	0.473	2	0	22.5	55	0.409	14
C 11 Hartmann, Pete	7	6	2	10	9	16	0.360	5	8	5	8	10	16	0.385	19	32	0.373	2	0	20.5	51	0.402	13
C 12 Krestalude, Andy	7	6	7	6	14	12	0.538	8	5	10	3	18	8	0.692	32	20	0.615	2	0	28.0	52	0.538	13
C 13 Cuevas, Louie	8	6	6	8	14	14	0.500	3	10	9	5	12	15	0.444	26	29	0.473	2	0	16.5	55	0.300	14
C 14 Martinez, Vince	6	5	7	5	13	10	0.565	5	7	6	6	11	13	0.458	24	23	0.511	1	0	23.0	47	0.489	12
C 15 Holly, Mike	7	8	5	9	12	17	0.414	5	9	6	7	11	16	0.407	23	33	0.411	2	0	23.5	56	0.420	14
C 16 Merriam, Tim	0	0	0	0	0	0	---	0	0	0	0	0	0	---	0	0	---	0	0	0.0	0	---	0
C 17 Motley, Steve	1	3	1	4	2	7	0.222	2	4	4	1	6	5	0.545	8	12	0.400	2	0	2.0	20	0.100	6
C2/ One Dart One Kill	36	48	43	41	79	89	0.470	19	23	21	21	40	44	0.476	159	177	0.473	0	12	163.5	336	0.487	
C 20 Blackwelder, Deborah	5	4	6	5	11	9	0.550	2	6	5	2	7	8	0.467	18	17	0.514	0	1	23.5	35	0.671	11
C 21 Blackwelder, Allyson	5	7	3	8	8	15	0.348	7	6	7	7	14	13	0.519	22	28	0.440	0	2	12.0	50	0.240	14
C 22 Brody, Kevin	2	5	3	7	5	12	0.294	4	5	5	5	9	10	0.474	14	22	0.389	0	2	17.5	36	0.486	10
C 23 Gabry, Greg	2	7	2	4	4	11	0.267	5	5	4	5	9	10	0.474	13	21	0.382	0	1	11.5	34	0.338	10
C 24 Guenther, George	7	6	8	5	15	11	0.577	3	7	6	7	9	14	0.391	24	25	0.490	0	2	38.0	49	0.776	13
C 25 Kilsdonk, Kris	9	5	12	1	21	6	0.778	9	4	6	6	15	10	0.600	36	16	0.692	0	2	34.0	52	0.654	13
C 26 Klein, Norm	3	8	5	5	8	13	0.381	2	9	4	8	6	17	0.261	14	30	0.318	0	2	11.0	44	0.250	12
C 27 Scheppele, Julie	3	6	4	6	7	12	0.368	6	4	5	2	11	6	0.647	18	18	0.500	0	0	16.0	36	0.444	9
C3/ Sharky's Machine	29	55	37	47	66	102	0.393	22	20	19	23	41	43	0.488	148	188	0.440	7	6	118.5	336	0.353	
C 30 Allison, Frank	6	7	7	6	13	13	0.500	7	5	7	6	14	11	0.560	27	24	0.529	1	1	19.5	51	0.382	13
C 31 Schaefer, Dan	2	9	4	7	6	16	0.273	3	5	5	6	8	11	0.421	14	27	0.341	1	0	12.0	41	0.293	12
C 32 Fink, Scott	1	6	4	3	5	9	0.357	7	5	6	5	13	10	0.565	18	19	0.486	1	1	13.0	37	0.351	12
C 33 Bateman, Jimmy	6	9	7	7	13	16	0.448	10	4	5	8	15	12	0.556	28	28	0.500	1	1	24.0	56	0.429	14
C 34 Borgia, Pete	4	7	6	6	10	13	0.435	4	7	4	7	8	14	0.364	18	27	0.400	1	1	10.0	45	0.222	12
C 35 Barrett, Darren	6	9	3	10	9	19	0.321	5	8	6	6	11	14	0.440	20	33	0.377	1	1	14.5	53	0.274	14
C 36 Kruger, Lonny	4	8	6	8	10	16	0.385	8	6	5	8	13	14	0.481	23	30	0.434	1	1	25.5	53	0.481	14
C4/ Shooter McGavin	51	33	50	34	101	67	0.601	21	21	26	16	47	37	0.560	195	141	0.580	0	6	151.0	336	0.449	
C 40 Sautter, Don	9	5	10	4	19	9	0.679	5	9	8	6	13	15	0.464	32	24	0.571	0	1	37.0	56	0.661	14
C 41 Sautter, Scott	9	5	9	5	18	10	0.643	9	5	8	6	17	11	0.607	35	21	0.625	0	1	24.5	56	0.438	14
C 42 Knott, Ronnie	8	6	13	1	21	7	0.750	9	5	8	6	17	11	0.607	38	18	0.679	0	1	23.5	56	0.420	14
C 43 Knott, Ryan	10	4	5	9	15	13	0.536	9	5	8	6	17	11	0.607	32	24	0.571	0	1	22.5	56	0.402	14
C 44 Schon, Chris	5	9	3	11	8	20	0.286	3	11	9	5	12	16	0.429	20	36	0.357	0	1	9.0	56	0.161	14
C 45 Howard, Brian	10	4	10	4	20	8	0.714	7	7	11	3	18	10	0.643	38	18	0.679	0	1	34.5	56	0.616	14
C5/ Bull Sharks	40	44	32	52	72	96	0.429	12	30	16	26	28	56	0.333	128	208	0.381	8	0	126.5	336	0.376	
C 50 Stacy, Michelle	1	6	0	4	1	10	0.091	2	5	1	6	3	11	0.214	4	21	0.160	0	0	6.5	25	0.260	10
C 51 Stacy, Rod	6	7	8	4	14	11	0.560	6	7	5	7	11	14	0.440	25	25	0.500	0	0	32.0	50	0.640	13
C 52 Mitchell, Liz	7	3	7	5	14	8	0.636	4	9	5	3	9	12	0.429	23	20	0.535	1	0	16.0	43	0.372	13
C 53 Letsch, Dempsey	7	7	5	7	12	14	0.462	3	7	2	9	5	16	0.238	17	30	0.362	1	0	11.5	47	0.245	14
C 54 Mercer, Dave	3	6	3	4	6	10	0.375	2	8	6	5	8	13	0.381	14	23	0.378	1	0	5.5	37	0.149	12
C 55 Larson, Ray	5	6	1	5	6	11	0.353	1	6	2	7	3	13	0.188	9	24	0.273	1	0	6.5	33	0.197	11
C 56 Larson, Jenny	1	1	1	4	2	5	0.286	0	2	1	3	1	5	0.167	3	10	0.231	1	0	3.5	13	0.269	8
C 57 Bither, Dana	8	3	4	8	12	11	0.522	4	8	5	6	9	14	0.391	21	25	0.457	1	0	33.5	46	0.728	12
C 58 Schmitt, Jacquie	0	4	1	9	1	13	0.071	0	6	2	5	2	11	0.154	3	24	0.111	1	0	2.0	27	0.074	14
C 59 Tant, J.J.	2	1	2	2	4	3	0.571	2	2	3	1	5	3	0.625	9	6	0.600	1	0	9.5	15	0.633	4
C6/ One Armed Bandits	51	33	42	42	93	75	0.554	27	15	23	19	50	34	0.595	193	143	0.574	0	0	155.5	336	0.463	
C 60 Kiser, Lyman	1	7	0	9	1	16	0.059	6	7	6	7	12	14	0.462	13	30	0.302	0	0	1.0	43	0.023	14
C 61 Richardson, Shane	10	2	7	5	17	7	0.708	11	1	7	4	18	5	0.783	35	12	0.745	0	0	37.5	47	0.798	12
C 62 White, Jim	5	7	8	4	13	11	0.542	8	4	5	6	13	10	0.565	26	21	0.553	0	0	20.5	47	0.436	12
C 63 Taylor, Wayne	4	7	3	2	7	9	0.438	3	3	4	4	7	7	0.500	14	16	0.467	0	0	6.0	30	0.200	11
C 64 Lewis, Dave	8	5	5	8	13	13	0.500	7	6	7	5	14	11	0.560	27	24	0.529	0	0	8.0	51	0.157	13
C 65 Murphy, Phil	11	3	6	8	17	11	0.607	12	2	9	5	21	7	0.750	38	18	0.679	0	0	27.5	56	0.491	14
C 66 Trefzger, Ken	12	1	13	0	25	1	0.962	7	6	7	5	14	11	0.560	39	12	0.765	0	0	54.0	51	1.059	13
C 67 Moore, Chris	0	1	0	6	0	7	0.000	0	1	1	2	1	3	0.250	1	10	0.091	0	0	1.0	11	0.091	7
C7/ Menace 2 Sobriety	47	37	49	35	96	72	0.571	30	12	21	21	51	33	0.607	198	138	0.589	0	7	182.0	336	0.542	
C 70 Johnson, Dave	10	4	12	2	22	6	0.786	12	2	9	3	21	5	0.808	43	11	0.796	0	1	41.0	54	0.759	14
C 71 Johnson, Jennifer	0	1	1	1	1	2	0.333	1	0	1	1	2	1	0.667	3	3	0.500	0	0	3.0	6	0.500	2
C 72 Price, Brady	6	3	9	4	15	7	0.682	8	5	6	5	14	10	0.583	29	17	0.630	0	1	23.0	46	0.500	13
C 73 McCartney, Eric	1	3	0	5	1	8	0.111	2	8	3	5	5	13	0.278	6	21	0.222	0	0	10.5	27	0.389	11
C 74 Patel, Sam	0	3	1	3	1	6	0.143	1	1	2	2	3	3	0.500	4	9	0.308	0	0	4.5	13	0.346	9
C 75 White, J.J.	10	3	11	2	21	5	0.808	12	1	8	4	20	5	0.800	41	10	0.804	0	1	43.0	51	0.843	13
C 76 Bouchard, Keith	6	6	5	6	11	12	0.478	9	2	5	3	14	5	0.737	25	17	0.595	0	1	16.5	42	0.393	13
C 77 Staley, Shawn	5	8	0	2	5	10	0.333	0	0	3	9	3	9	0.250	8	19	0.296	0	1	7.0	27	0.259	13
C 78 Kareiva, Keith	2	3	4	8	6	11	0.353	10	1	1	4	11	5	0.688	17	16	0.515	0	1	18.0	33	0.545	12
C 79 Polenz, Steve	7	3	6	2	13	5	0.722	5	4	4	6	9	10	0.474	22	15	0.595	0	1	15.5	37	0.419	12
C8/ Armed and Hammered	39	45	48	36	87	81	0.518	21	21	18	24	39	45	0.464	165	171	0.491	7	0	150.0	336	0.446	
C 80 Simpson, Aden	6	8	7	6	13	14	0.481	7	6	6	7	13	13	0.500	26	27	0.491	1	0	30.5	53	0.575	14
C 81 Simpson, David	7	7	5	9	12	16	0.429	7	7	4	6	11	13	0.458	23	29	0.442	1	0	26.5	52	0.510	14
C 82 Simpson, Tyler	9	5	7	6	16	11	0.593	6	8	4	8	10	16	0.385	26	27	0.491	1	0	18.0	53	0.340	14
C 83 Hulse, Lura	5	7	4	4	9	11	0.450	3	6	5	6	8	12	0.400	17	23	0.425	1	0	8.5	40	0.213	12
C 84 Thompson, Barry	2	9	6	3	8	12	0.400	5	6	5	8	10	14	0.417	18	26	0.409	1	0	13.5	44	0.307	14
C 85 diLorenzo, Ethan	3	4	9	5	12	9	0.571	8	5	6	7	14	12	0.538	26	21	0.553	1	0	28.0	47	0.596	14
C 86 Jenkins, John	7	4	10	2	17	6	0.739	6	3	5	6	11	9	0.550	28	15	0.651	1	0	21.0	43	0.488	12
C 87 Macias, Anthony	0	1	0	1	0	2	0.000	0	1	1	0	1	1	0.500	1	3	0.250	0	0	4.0	4	1.000	1

	Singles 301		Singles Cricket		Singles Record		Singles Win %-age	Doubles Cricket		Doubles 501		Doubles Record		Doubles Win %-age	Sngls + Dbls Record		Sngls + Dbls Win %-age	Tiebreaker Ws	Tiebreaker Ls	All-Star Points	Games Played	All-Star Point Average	Matches Played
D1/ Death Throw	38	46	34	50	72	96	0.429	20	22	18	24	38	46	0.452	148	188	0.440	0	0	134.0	336	0.399	
D 10 Willis, Tolson	2	9	7	6	9	15	0.375	7	7	6	7	13	14	0.481	22	29	0.431	0	0	18.5	51	0.363	13
D 11 Hogan, Neal	5	8	3	11	8	19	0.296	5	9	5	8	10	17	0.370	18	36	0.333	0	0	16.0	54	0.296	13
D 12 Zimmerman, Mike	3	9	1	4	4	13	0.235	1	3	6	6	7	9	0.438	11	22	0.333	0	0	8.0	33	0.242	11
D 13 Dysard, Rick	8	7	6	8	14	15	0.483	10	4	5	10	15	14	0.517	29	29	0.500	0	0	22.5	58	0.388	14
D 14 Bosier, Sean	8	4	5	7	13	11	0.542	4	8	5	7	9	15	0.375	22	26	0.458	0	0	15.5	48	0.323	12
D 15 Thompson, Ben	2	1	5	3	7	4	0.636	4	4	1	0	5	4	0.556	12	8	0.600	0	0	13.5	20	0.675	8
D 16 Mathews, Alex	9	4	6	7	15	11	0.577	7	6	5	7	12	13	0.480	27	24	0.529	0	0	32.0	51	0.627	13
D 17 Mathews, Dave	1	4	1	4	2	8	0.200	2	3	3	3	5	6	0.455	7	14	0.333	0	0	8.0	21	0.381	9
D2/ Dynamic Darts	43	41	48	36	91	77	0.542	24	18	20	22	44	40	0.524	179	157	0.533	0	0	183.0	336	0.545	
D 20 Jackson, Barry	9	3	12	1	21	4	0.840	6	6	7	6	13	12	0.520	34	16	0.680	0	0	33.5	50	0.670	13
D 21 Jackson, Kelly	0	3	0	3	0	6	0.000	3	3	3	1	6	4	0.600	6	10	0.375	0	0	5.0	16	0.313	8
D 22 Dzengeleski, Jimmy	13	2	11	3	24	5	0.828	10	4	7	7	17	11	0.607	41	16	0.719	0	0	33.0	57	0.579	14
D 23 Dzengeleski, Julie	1	4	2	6	3	10	0.231	5	3	3	5	8	8	0.500	11	18	0.379	0	0	12.5	29	0.431	9
D 24 McFadden, Kevin	1	9	8	2	9	11	0.450	4	5	4	5	8	10	0.444	17	21	0.447	0	0	23.0	38	0.605	10
D 25 Kissinger, Tim	5	5	2	6	7	11	0.389	3	3	3	4	6	7	0.462	13	18	0.419	0	0	16.0	31	0.516	9
D 26 Murdock, Jim "Doc"	3	7	1	6	4	13	0.235	5	4	1	7	6	11	0.353	10	24	0.294	0	0	4.5	34	0.132	12
D 27 Winters, Tom "Tiny"	11	2	10	3	21	5	0.808	9	4	7	5	16	9	0.640	37	14	0.725	0	0	47.5	51	0.931	13
D 28 Lindsay, Paul	0	6	2	6	2	12	0.143	3	4	5	4	8	8	0.500	10	20	0.333	0	0	8.0	30	0.267	10
D3/ Hostile Amish	33	45	22	56	55	101	0.353	12	27	17	22	29	49	0.372	113	199	0.362	0	0	115.0	312	0.369	
D 30 Reinhardt, Colby	5	5	5	5	10	10	0.500	3	7	4	6	7	13	0.350	17	23	0.425	0	0	14.0	40	0.350	10
D 31 Stepp, John	7	4	4	6	11	10	0.524	4	6	6	4	10	10	0.500	21	20	0.512	0	0	20.0	41	0.488	10
D 32 Flood, Tom	9	4	6	7	15	11	0.577	4	9	3	9	7	18	0.280	22	29	0.431	0	0	32.5	51	0.637	13
D 33 Young, Mike	5	8	4	10	9	18	0.333	6	7	4	9	10	16	0.385	19	34	0.358	0	0	18.5	53	0.349	13
D 34 Reinhardt, Andy	4	9	1	11	5	20	0.200	4	7	6	6	10	13	0.435	15	33	0.313	0	0	9.5	48	0.198	13
D 35 Bryson, Jeff	0	8	0	6	0	14	0.000	1	7	3	6	4	13	0.235	4	27	0.129	0	0	6.5	31	0.210	10
D 36 Martin, Chris	3	7	2	11	5	18	0.217	2	11	8	4	10	15	0.400	15	33	0.313	0	0	14.0	48	0.292	13
D4/ Coral Reefers	33	51	43	41	76	92	0.452	17	25	16	26	33	51	0.393	142	194	0.423	15	0	138.5	336	0.412	
D 40 Jarvah, Sean	3	6	6	7	9	13	0.409	3	8	6	6	9	14	0.391	18	27	0.400	2	0	19.0	45	0.422	13
D 41 Colton, Mitch	2	5	3	5	5	10	0.333	1	6	1	5	2	11	0.154	7	21	0.250	1	0	11.0	28	0.393	9
D 42 Patskoski, Jason	6	4	3	5	9	9	0.500	5	5	4	3	9	8	0.529	18	17	0.514	2	0	18.5	35	0.529	10
D 43 Gallagher, Jim	1	1	1	1	2	2	0.500	1	1	0	2	1	3	0.250	3	5	0.375	0	0	3.5	8	0.438	2
D 44 Turner, Kevin	3	7	5	6	8	13	0.381	5	7	3	5	8	12	0.400	16	25	0.390	2	0	11.5	41	0.280	12
D 45 Gardner, Kyle	5	8	7	6	12	14	0.462	6	7	4	8	10	15	0.400	22	29	0.431	2	0	23.5	51	0.461	13
D 46 Roseman, Sean	6	7	10	3	16	10	0.615	5	8	7	6	12	14	0.462	28	24	0.538	2	0	33.5	52	0.644	13
D 47 Smith, Van	4	4	8	6	12	10	0.545	8	6	3	10	11	16	0.407	23	26	0.469	2	0	16.5	49	0.337	14
D 48 Wade, Nate	0	0	0	0	0	0	---	0	0	0	0	0	0	---	0	0	---	0	0	0.0	0	---	0
D 49 Cullen, Pat	3	9	0	2	3	11	0.214	0	2	4	7	4	9	0.308	7	20	0.259	2	0	1.5	27	0.056	13
D5/ Them Handsome Devils	53	31	53	31	106	62	0.631	28	14	28	14	56	28	0.667	218	118	0.649	0	0	177.0	336	0.527	
D 50 Fournier, Chris	4	2	3	2	7	4	0.636	6	2	3	4	9	6	0.600	16	10	0.615	0	0	7.5	26	0.288	11
D 51 Krasnow, Dave	10	4	10	4	20	8	0.714	9	5	9	5	18	10	0.643	38	18	0.679	0	0	24.0	56	0.429	14
D 52 Cusman, Ryan	11	3	11	3	22	6	0.786	10	4	10	4	20	8	0.714	42	14	0.750	0	0	36.0	56	0.643	14
D 53 Lafler, Zach	4	6	7	6	11	12	0.478	7	6	9	1	16	7	0.696	27	19	0.587	0	0	31.5	46	0.685	13
D 54 Garland, Bryan	10	2	11	1	21	3	0.875	10	2	8	4	18	6	0.750	39	9	0.813	0	0	31.0	48	0.646	12
D 55 Raquet, Michael	8	4	5	8	13	12	0.520	9	2	8	5	17	7	0.708	30	19	0.612	0	0	28.0	49	0.571	13
D 56 Brown, Jay	5	5	4	5	9	10	0.474	4	6	6	5	10	11	0.476	19	21	0.475	0	0	15.0	40	0.375	14
D 57 Lupien, Bam	1	5	2	2	3	7	0.300	1	1	3	0	4	1	0.800	7	8	0.467	0	0	4.0	15	0.267	9
D6/ Ted's 180 Emporium	39	39	44	34	83	73	0.532	21	18	20	19	41	37	0.526	165	147	0.529	0	7	146.0	312	0.468	
D 60 Thomas, Jason	5	1	10	1	15	2	0.882	9	1	2	7	11	8	0.579	26	10	0.722	0	1	29.0	36	0.806	12
D 61 Thomas, Joe "Antique"	7	5	7	3	14	8	0.636	4	7	2	5	6	12	0.333	20	20	0.500	0	1	16.0	40	0.400	13
D 62 Elliott, Chris	6	5	4	6	10	11	0.476	2	7	4	5	6	12	0.333	16	23	0.410	0	0	10.0	39	0.256	11
D 63 Long, Stephen	6	3	5	6	11	9	0.550	8	3	8	2	16	5	0.762	27	14	0.659	0	1	36.5	41	0.890	11
D 64 Parrish, Kevin	5	7	6	4	11	11	0.500	4	6	7	5	11	11	0.500	22	22	0.500	0	1	19.0	44	0.432	13
D 65 Stanley, Raymond	5	6	3	5	8	11	0.421	2	6	4	7	6	13	0.316	14	24	0.368	0	1	10.5	38	0.276	11
D 66 Fisher, Nate	3	3	5	6	8	9	0.471	7	3	8	3	15	6	0.714	23	15	0.605	0	1	12.5	38	0.329	11
D 67 Side, Eric	2	9	4	3	6	12	0.333	6	3	5	4	11	7	0.611	17	19	0.472	0	1	12.5	36	0.347	11
D7/ Pat's Blue Ribbon	47	37	45	39	92	76	0.548	19	23	21	21	40	44	0.476	172	164	0.512	0	0	142.5	336	0.424	
D 70 Stoakes, Eric	4	4	7	5	11	9	0.550	4	7	4	5	8	12	0.400	19	21	0.475	0	0	19.5	40	0.488	12
D 71 Stuckey, Rob	4	6	4	3	8	9	0.471	5	5	3	5	8	10	0.444	16	19	0.457	0	0	13.0	35	0.371	10
D 72 Adams, Brad	8	1	10	1	18	2	0.900	8	3	6	4	14	7	0.667	32	9	0.780	0	0	31.0	41	0.756	11
D 73 Champion, Steve	3	4	0	10	3	14	0.176	5	5	7	6	12	11	0.522	15	25	0.375	0	0	10.0	40	0.250	13
D 74 Bartel, B.J.	5	8	4	4	9	12	0.429	4	5	4	7	8	12	0.400	17	24	0.415	0	0	9.5	41	0.232	13
D 75 Cashin, Jeff	10	1	9	2	19	3	0.864	4	7	6	4	10	11	0.476	29	14	0.674	0	0	35.5	43	0.826	11
D 76 Palmisano, Andrew	5	3	4	4	9	7	0.563	6	3	6	3	12	6	0.667	21	13	0.618	0	0	3.0	34	0.088	9
D 77 Nourse, Andy	2	3	3	3	5	6	0.455	0	6	2	2	2	8	0.200	7	14	0.333	0	0	7.0	21	0.333	7
D 78 Landrum, Jon	6	7	4	7	10	14	0.417	2	5	4	6	6	11	0.353	16	25	0.390	0	0	14.0	41	0.341	13
D8/ Just Like That	44	40	41	43	85	83	0.506	24	18	25	17	49	35	0.583	183	153	0.545	7	14	161.0	336	0.479	
D 80 Mitchell, Austin	11	2	10	3	21	5	0.808	10	3	10	3	20	6	0.769	41	11	0.788	1	1	38.0	52	0.731	13
D 81 Whitley, Brenda	4	10	9	5	13	15	0.464	5	7	6	4	11	11	0.500	24	26	0.480	1	1	32.0	50	0.640	14
D 82 Summers, Claude	1	1	2	11	3	12	0.200	6	6	2	6	8	12	0.400	11	24	0.314	1	2	5.0	35	0.143	14
D 83 Parent, Kat	5	8	0	2	5	10	0.333	3	2	7	5	10	7	0.588	15	17	0.469	1	2	2.0	32	0.063	14
D 84 Scott, Lee	5	1	6	1	11	2	0.846	3	5	4	5	7	10	0.412	18	12	0.600	0	2	16.5	30	0.550	9
D 85 Ellis, E.J.	6	5	3	8	9	13	0.409	7	3	8	3	15	6	0.714	24	19	0.558	1	2	13.0	43	0.302	12
D 86 Klann, Eric	7	4	7	4	14	8	0.636	6	5	8	3	14	8	0.636	28	16	0.636	1	2	37.0	44	0.841	11
D 87 Oakley, Gina	5	9	4	9	9	18	0.333	8	5	5	5	13	10	0.565	22	28	0.440	1	2	17.5	50	0.350	14

	Singles	301	Singles	Cricket	Singles	Record	Singles Win %-age	Doubles	Cricket	Doubles	501	Doubles	Record	Doubles Win %-age	Sngls + Dbls	Record	Sngls + Dbls Win %-age	Tiebreaker Ws	Tiebreaker Ls	All-Star Points	Games Played	All-Star Point Average	Matches Played
E1/ Mike's Garage	57	27	53	31	110	58	0.655	28	14	21	21	49	35	0.583	208	128	0.619	7	8	151.5	336	0.451	
E 10 Gardner, Mike	10	3	8	3	18	6	0.750	9	3	8	5	17	8	0.680	35	14	0.714	1	1	21.0	49	0.429	14
E 11 Reece, Robert	6	4	5	5	11	9	0.550	10	2	5	5	15	7	0.682	26	16	0.619	1	1	15.5	42	0.369	14
E 12 Gilyardi, Ernie	6	2	9	0	15	2	0.882	6	3	6	3	12	6	0.667	27	8	0.771	0	0	19.5	35	0.557	9
E 13 Long, Gary	9	4	1	3	10	7	0.588	5	4	3	7	8	11	0.421	18	18	0.500	1	1	14.0	36	0.389	13
E 14 Ellington, Dave	8	5	7	3	15	8	0.652	5	4	2	7	7	11	0.389	22	19	0.537	1	1	24.0	41	0.585	13
E 15 Morin, Deane "Dino"	2	1	3	7	5	8	0.385	0	4	6	4	6	8	0.429	11	16	0.407	1	1	9.5	27	0.352	13
E 16 Williams, Denny	10	2	6	5	16	7	0.696	6	5	5	5	11	10	0.524	27	17	0.614	1	1	16.5	44	0.375	13
E 17 Massengill, Robert	6	3	8	1	14	4	0.778	8	0	3	2	11	2	0.846	25	6	0.806	0	1	14.0	31	0.452	9
E 18 Knight, Tim	0	3	6	4	6	7	0.462	7	3	4	4	11	7	0.611	17	14	0.548	1	1	17.5	31	0.565	13
E2/ Flight Club	48	36	45	39	93	75	0.554	21	21	21	21	42	42	0.500	177	159	0.527	12	0	157.5	336	0.469	
E 20 Bordeau, Eric	3	8	2	5	5	13	0.278	3	7	4	6	7	13	0.350	12	26	0.316	2	0	9.5	38	0.250	12
E 21 Montesi, Chris	9	2	5	7	14	9	0.609	5	6	5	6	10	12	0.455	24	21	0.533	1	0	31.0	45	0.689	12
E 22 Rudy, Jeff	10	3	11	2	21	5	0.808	5	7	4	6	9	13	0.409	30	18	0.625	2	0	33.5	48	0.698	13
E 23 Smelik, Gene	3	3	4	7	7	10	0.412	5	7	6	5	11	12	0.478	18	22	0.450	2	0	13.0	40	0.325	12
E 24 Smelik, Pat	9	5	8	6	17	11	0.607	6	4	6	8	12	12	0.500	29	23	0.558	2	0	18.5	52	0.356	14
E 25 Johnson, Steve	0	1	0	0	0	1	0.000	1	0	0	1	1	1	0.500	1	2	0.333	0	0	0.0	3	0.000	1
E 26 Carter, Kevin	7	8	6	8	13	16	0.448	8	6	9	6	17	12	0.586	30	28	0.517	2	0	26.0	58	0.448	14
E 27 Robertson, Phil	7	6	9	4	16	10	0.615	9	5	8	4	17	9	0.654	33	19	0.635	1	0	26.0	52	0.500	13
E3/ The Drinkers Awaken	38	46	40	44	78	90	0.464	26	16	26	16	52	32	0.619	182	154	0.542	6	0	155.5	336	0.463	
E 30 McCartney, Joe	6	7	7	4	13	11	0.542	11	2	8	4	19	6	0.760	32	17	0.653	1	0	36.0	49	0.735	13
E 31 Litzsinger, Mike	4	5	8	3	12	8	0.600	9	4	7	5	16	9	0.640	28	17	0.622	1	0	30.5	45	0.678	13
E 32 Kemp, Louis	1	8	0	9	1	17	0.056	0	3	5	4	5	7	0.417	6	24	0.200	0	0	5.0	30	0.167	9
E 33 Snyder, Mike	9	5	5	6	14	11	0.560	4	9	6	6	10	15	0.400	24	26	0.480	1	0	30.5	50	0.610	14
E 34 Veith, Matt	8	4	7	5	15	9	0.625	10	2	6	5	16	7	0.696	31	16	0.660	1	0	20.5	47	0.436	12
E 35 Norwood, Tyler	1	3	2	3	3	6	0.333	1	3	1	1	2	4	0.333	5	10	0.333	0	0	4.0	15	0.267	5
E 36 Iager, John	3	7	6	5	9	12	0.429	11	3	11	3	22	6	0.786	31	18	0.633	1	0	15.0	49	0.306	14
E 37 Browndorf, Ken	1	0	0	2	1	2	0.333	0	1	0	0	0	1	0.000	1	3	0.250	0	0	1.0	4	0.250	2
E 38 Shengulette, Jerry	3	3	4	3	7	6	0.538	5	1	4	1	9	2	0.818	16	8	0.667	1	0	7.0	24	0.292	7
E 39 Snyder, Gary	2	4	1	4	3	8	0.273	1	4	4	3	5	7	0.417	8	15	0.348	0	0	6.0	23	0.261	7
E4/ 2 Hump Day!	35	49	40	44	75	93	0.446	21	21	14	28	35	49	0.417	145	191	0.432	0	7	135.5	336	0.403	
E 40 Rutten, Pete	6	7	6	10	12	17	0.414	6	8	1	12	7	20	0.259	19	37	0.339	0	1	20.5	56	0.366	13
E 41 Deemer, Randy	8	6	10	4	18	10	0.643	11	3	7	8	18	11	0.621	36	21	0.632	0	1	46.0	57	0.807	14
E 42 Baldwin, Randy	7	6	10	5	17	11	0.607	8	6	3	10	11	16	0.407	28	27	0.509	0	1	25.5	55	0.464	14
E 43 Todd, Patrick	4	10	6	6	10	16	0.385	8	6	6	8	14	14	0.500	24	30	0.444	0	1	7.0	54	0.130	14
E 44 Garzon, Marc	1	2	3	1	4	3	0.571	2	2	1	3	3	5	0.375	7	8	0.467	0	1	4.0	15	0.267	4
E 45 Bush, Jim	3	6	0	7	3	13	0.188	1	7	3	6	4	13	0.235	7	26	0.212	0	1	6.5	33	0.197	9
E 46 Warshawsky, Larry	6	12	5	11	11	23	0.324	6	10	7	9	13	19	0.406	24	42	0.364	0	1	26.0	66	0.394	14
E5/ Missing Flights	39	39	31	47	70	86	0.449	20	19	26	13	46	32	0.590	162	150	0.519	6	13	116.5	312	0.373	
E 50 Nettesheim, Doug	8	4	8	4	16	8	0.667	3	7	8	4	11	11	0.500	27	19	0.587	1	2	7.5	46	0.163	12
E 51 Suan, John	6	6	4	7	10	13	0.435	7	6	8	6	15	12	0.556	25	25	0.500	1	2	20.0	50	0.400	13
E 52 Davis, Luke	8	6	4	10	12	16	0.429	6	6	6	5	12	11	0.522	24	27	0.471	1	1	21.5	51	0.422	13
E 53 Robertson, Chris	4	8	5	7	9	15	0.375	6	6	9	3	15	9	0.625	24	24	0.500	1	2	20.0	48	0.417	12
E 54 Shirey, Anthony	5	7	5	7	10	14	0.417	7	7	10	3	17	10	0.630	27	24	0.529	1	2	19.5	51	0.382	13
E 55 Casey, Kevin	8	6	4	10	12	16	0.429	8	6	10	3	18	9	0.667	30	25	0.545	1	2	26.5	55	0.482	13
E 56 Surber, Dave	0	2	1	2	1	4	0.200	3	0	1	2	4	2	0.667	5	6	0.455	0	2	1.5	11	0.136	3
E6/ Public School	36	48	36	48	72	96	0.429	18	24	13	29	31	53	0.369	134	202	0.399	0	8	141.5	336	0.421	
E 60 Limerick, Jeremy	6	8	9	4	15	12	0.556	4	8	2	8	6	16	0.273	21	28	0.429	0	1	18.5	49	0.378	14
E 61 Cefola, Anthony	4	8	1	8	5	16	0.238	2	4	3	9	5	13	0.278	10	29	0.256	0	1	12.5	39	0.321	13
E 62 Wiegand, Tom	6	5	5	6	11	11	0.500	7	4	4	5	11	9	0.550	22	20	0.524	0	1	22.0	42	0.524	11
E 63 Santucci, Chris	5	4	5	4	10	8	0.556	3	6	3	8	6	14	0.300	16	22	0.421	0	1	18.5	38	0.487	11
E 64 Cosentino, Philip	7	3	6	3	13	6	0.684	3	7	1	8	4	15	0.211	17	21	0.447	0	1	14.0	38	0.368	11
E 65 Wilkie, Felipe	3	8	5	8	8	16	0.333	7	7	5	6	12	13	0.480	20	29	0.408	0	1	29.5	49	0.602	14
E 66 Hunt, Travis	0	5	0	6	0	11	0.000	1	4	1	3	2	7	0.222	2	18	0.100	0	1	6.5	20	0.325	10
E 67 Riggsbee, Carl	0	4	0	4	0	8	0.000	0	5	2	4	2	9	0.182	2	17	0.105	0	0	2.0	19	0.105	7
E 68 Gardner, Kenn	5	3	5	5	10	8	0.556	9	3	5	7	14	10	0.583	24	18	0.571	0	1	18.0	42	0.429	12
E7/ Bye Week	49	29	43	35	92	64	0.590	19	20	24	15	43	35	0.551	178	134	0.571	0	6	132.0	312	0.423	
E 70 Murphy, Ashley	0	2	0	1	0	3	0.000	0	1	2	5	2	6	0.250	2	9	0.182	0	0	1.0	11	0.091	8
E 71 Roberts, Mike	5	3	7	5	12	8	0.600	7	5	5	2	12	7	0.632	24	15	0.615	0	1	23.5	39	0.603	12
E 72 Kubel, Tom "Q"	8	2	6	4	14	6	0.700	6	3	3	4	9	7	0.563	23	13	0.639	0	1	20.5	36	0.569	10
E 73 Azevedo, Angelo	7	1	10	1	17	2	0.895	6	6	12	1	18	7	0.720	35	9	0.795	0	1	33.0	44	0.750	13
E 74 Cruze, Michael	8	5	3	7	11	12	0.478	5	6	7	5	12	11	0.522	23	23	0.500	0	1	13.5	46	0.293	13
E 75 Tufillaro, Lou	7	3	8	2	15	5	0.750	5	5	7	2	12	7	0.632	27	12	0.692	0	0	17.5	39	0.449	10
E 76 Hatch, Nicole	5	6	6	5	11	11	0.500	7	5	4	5	11	10	0.524	22	21	0.512	0	1	16.5	43	0.384	12
E 77 Ray, Brandon	3	2	1	3	4	5	0.444	0	2	2	4	2	6	0.250	6	11	0.353	0	0	1.0	17	0.059	8
E 78 Beamon, Taylor	6	5	2	6	8	11	0.421	2	6	6	2	8	8	0.500	16	19	0.457	0	1	5.5	35	0.157	12
E 79 Ezzell, David	0	0	0	1	0	1	0.000	0	1	0	0	0	1	0.000	0	2	0.000	0	0	0.0	2	0.000	1
E8/ All Saints Darts	28	56	42	42	70	98	0.417	12	30	20	22	32	52	0.381	134	202	0.399	8	0	130.0	336	0.387	
E 80 Watson, Jeff, Sr.	2	3	9	5	11	8	0.579	5	7	7	4	12	11	0.522	23	19	0.548	1	0	35.5	42	0.845	14
E 81 Watson, Ruth	2	12	0	0	2	12	0.143	1	2	5	6	6	8	0.429	8	20	0.286	1	0	3.5	28	0.125	14
E 82 Watson, Emily	3	9	2	6	5	15	0.250	1	8	1	7	2	15	0.118	7	30	0.189	1	0	8.0	37	0.216	12
E 83 Gower, Devin	5	9	5	6	10	15	0.400	4	9	6	1	10	10	0.500	20	25	0.444	1	0	15.5	45	0.344	14
E 84 Mozzetti, Petra	6	8	1	8	7	16	0.304	2	8	4	6	6	14	0.300	13	30	0.302	1	0	8.0	43	0.186	14
E 85 Merkle, Patrick	0	0	9	5	9	5	0.643	5	9	8	5	13	14	0.481	22	19	0.537	1	0	26.5	41	0.646	14
E 86 Madey, Ryan	0	1	7	3	7	4	0.636	3	7	2	4	5	11	0.313	12	15	0.444	0	0	8.0	27	0.296	10
E 87 Anderson, Nancy	4	9	1	7	5	16	0.238	1	3	5	5	6	8	0.429	11	24	0.314	1	0	5.5	35	0.157	13
E 88 Watson, Jeff, Jr.	6	5	8	2	14	7	0.667	2	7	2	6	4	13	0.235	18	20	0.474	1	0	19.5	38	0.513	12

	Singles 301		Singles Cricket		Singles Record		Singles Win %-age	Doubles Cricket		Doubles 501		Doubles Record		Doubles Win %-age	Sngls + Dbls Record		Sngls + Dbls Win %-age	Tiebreaker Ws	Tiebreaker Ls	All-Star Points	Games Played	All-Star Point Average	Matches Played
F1/ The Sofa Kings	50	28	47	31	97	59	0.622	23	16	24	15	47	31	0.603	191	121	0.612	6	7	126.5	312	0.405	
F 10 Maley, Dave	9	3	10	2	19	5	0.792	5	6	9	3	14	9	0.609	33	14	0.702	1	1	34.0	47	0.723	12
F 11 Alcon, Tony	8	4	9	3	17	7	0.708	3	8	9	2	12	10	0.545	29	17	0.630	0	1	22.0	46	0.478	12
F 12 Groves, Phil	4	2	2	9	6	11	0.353	5	6	7	4	12	10	0.545	18	21	0.462	1	1	8.5	39	0.218	11
F 13 Bozza, Doug	8	4	8	4	16	8	0.667	11	1	6	6	17	7	0.708	33	15	0.688	1	1	16.0	48	0.333	12
F 14 Moore, Ken	7	6	7	5	14	11	0.560	8	1	6	7	14	8	0.636	28	19	0.596	1	1	13.0	47	0.277	13
F 15 Hudelson, Hans	7	5	5	3	12	8	0.600	5	8	7	5	12	13	0.480	24	21	0.533	1	1	13.0	45	0.289	12
F 16 Keim, Roger	7	4	6	5	13	9	0.591	9	2	4	3	13	5	0.722	26	14	0.650	1	1	20.0	40	0.500	11
F2/ Wayne Gretzky	42	36	39	39	81	75	0.519	19	20	20	19	39	39	0.500	159	153	0.510	0	6	121.5	312	0.389	
F 20 Bauguess, Misty	4	9	1	8	5	17	0.227	4	4	2	10	6	14	0.300	11	31	0.262	0	1	5.5	42	0.131	12
F 21 Wilson, Jonathan	6	2	8	4	14	6	0.700	6	7	7	7	13	14	0.481	27	20	0.574	0	1	19.0	47	0.404	13
F 22 Gaines, Lauren	2	11	5	8	7	19	0.269	7	7	6	7	13	14	0.481	20	33	0.377	0	1	13.0	53	0.245	13
F 23 Gaines, Bryan	8	6	7	7	15	13	0.536	7	6	8	5	15	11	0.577	30	24	0.556	0	1	12.0	54	0.222	13
F 24 Duhon, Ryan	0	4	1	4	1	8	0.111	1	4	1	0	2	4	0.333	3	12	0.200	0	0	3.5	15	0.233	5
F 25 Rigert, Joe, Sr.	12	2	9	4	21	6	0.778	7	6	9	4	16	10	0.615	37	16	0.698	0	1	46.0	53	0.868	13
F 26 Rigert, Joe, Jr.	10	2	8	4	18	6	0.750	6	6	7	5	13	11	0.542	31	17	0.646	0	1	22.5	48	0.469	12
F3/ Dodging Darts	47	37	46	38	93	75	0.554	23	19	15	27	38	46	0.452	169	167	0.503	6	13	138.5	336	0.412	
F 30 Bowen, Andy	6	5	10	1	16	6	0.727	6	6	5	6	11	12	0.478	27	18	0.600	1	2	32.5	45	0.722	13
F 31 Stark, Parker	6	6	7	4	13	10	0.565	5	5	3	6	8	11	0.421	21	21	0.500	1	2	20.5	42	0.488	12
F 32 Howey, Evan	5	2	5	4	10	6	0.625	5	5	2	8	7	13	0.350	17	19	0.472	1	2	13.5	36	0.375	10
F 33 Thomas, Nicole	0	0	0	0	0	0	---	0	0	0	0	0	0	---	0	0	---	0	0	0.0	0	---	0
F 34 Rollins, Calvin	4	2	6	1	10	3	0.769	3	3	4	4	7	7	0.500	17	10	0.630	0	1	8.5	27	0.315	8
F 35 Port, Brian	5	4	5	7	10	11	0.476	4	7	4	7	8	14	0.364	18	25	0.419	1	0	21.0	43	0.488	11
F 36 Gauf, John	5	5	4	5	9	10	0.474	6	3	3	6	9	9	0.500	18	19	0.486	0	2	10.0	37	0.270	11
F 37 White, John	10	5	8	5	18	10	0.643	11	3	4	10	15	13	0.536	33	23	0.589	1	2	22.0	56	0.393	14
F 38 Prosser, Brad	6	8	1	11	7	19	0.269	6	6	5	7	11	13	0.458	18	32	0.360	1	2	10.5	50	0.210	14
F4/ America's Quack Problem	45	39	30	54	75	93	0.446	17	25	25	17	42	42	0.500	159	177	0.473	13	0	89.5	336	0.266	
F 40 Carawon, Bob	1	3	0	4	1	7	0.125	0	3	2	3	2	6	0.250	3	13	0.188	1	0	1.5	16	0.094	7
F 41 Converse, Stan	10	1	6	6	16	7	0.696	8	4	7	5	15	9	0.625	31	16	0.660	1	0	18.0	47	0.383	12
F 42 Peers, Martin	5	7	0	2	5	9	0.357	1	2	6	6	7	8	0.467	12	17	0.414	2	0	3.0	29	0.103	12
F 43 Converse, Laurence	5	3	2	9	7	12	0.368	3	9	4	2	7	11	0.389	14	23	0.378	2	0	7.5	37	0.203	12
F 44 Ellis, Tim	8	5	8	6	16	11	0.593	8	6	10	4	18	10	0.643	34	21	0.618	2	0	20.0	55	0.364	14
F 45 Wickstrom, Bob	2	4	0	7	2	11	0.154	2	2	4	2	6	4	0.600	8	15	0.348	1	0	6.0	23	0.261	8
F 46 Simpson, Phillip	0	0	0	0	0	0	---	0	0	0	0	0	0	---	0	0	---	0	0	0.0	0	---	0
F 47 Perkins, Chris	2	10	2	8	4	18	0.182	2	11	9	2	11	13	0.458	15	31	0.326	2	0	7.5	46	0.163	14
F 48 Schoch, Adam	10	3	10	3	20	6	0.769	5	8	5	6	10	14	0.417	30	20	0.600	2	0	15.5	50	0.310	13
F 49 Carawon, Harris	2	3	2	9	4	12	0.250	5	5	3	4	8	9	0.471	12	21	0.364	0	0	10.5	33	0.318	12
F5/ All About That Bull!	34	50	42	42	76	92	0.452	23	19	19	23	42	42	0.500	160	176	0.476	0	14	144.0	336	0.429	
F 50 Voorhees, Cindy	5	9	7	5	12	14	0.462	8	4	4	4	12	8	0.600	24	22	0.522	0	2	13.5	46	0.293	14
F 51 Smith, Scott	8	5	8	5	16	10	0.615	8	5	6	7	14	12	0.538	30	22	0.577	0	2	29.0	52	0.558	13
F 52 Snyder, Brent	8	6	12	2	20	8	0.714	10	4	9	5	19	9	0.679	39	17	0.696	0	2	48.5	56	0.866	14
F 53 Maini, Sal	0	1	0	0	0	1	0.000	0	0	0	0	0	0	---	0	1	0.000	0	0	0.0	1	0.000	1
F 54 Tingler, Todd	5	8	8	5	13	13	0.500	7	5	6	6	13	11	0.542	26	24	0.520	0	2	12.0	50	0.240	13
F 55 Williams, Brandon	2	6	2	8	4	14	0.222	6	7	6	6	12	13	0.480	16	27	0.372	0	2	24.0	43	0.558	14
F 56 Nagy, Chelsea	2	6	1	7	3	13	0.188	0	5	4	8	4	13	0.235	7	26	0.212	0	2	5.0	33	0.152	14
F 57 Day, Dillon	3	8	3	8	6	16	0.273	5	7	2	8	7	15	0.318	13	31	0.295	0	2	8.5	44	0.193	13
F 58 Parris, Dee	1	1	1	2	2	3	0.400	2	1	1	2	3	3	0.500	5	6	0.455	0	0	3.5	11	0.318	4
F6/ A.K.A. Redacted?	21	57	26	52	47	109	0.301	11	28	17	22	28	50	0.359	103	209	0.330	0	0	66.5	312	0.213	
F 60 Logan, Peter	4	9	4	7	8	16	0.333	1	10	4	7	5	17	0.227	13	33	0.283	0	0	11.5	46	0.250	11
F 61 Cominole, Jeremy	6	6	8	6	14	12	0.538	4	9	8	5	12	14	0.462	26	26	0.500	0	0	11.0	52	0.212	12
F 62 Bowser, Brian	4	9	6	6	10	15	0.400	6	7	9	4	15	11	0.577	25	26	0.490	0	0	20.5	51	0.402	12
F 63 Hanchette, Adam	2	10	3	9	5	19	0.208	3	8	4	7	7	15	0.318	12	34	0.261	0	0	7.0	46	0.152	10
F 64 Plain, Jimmy	3	9	3	8	6	17	0.261	3	10	4	10	7	20	0.259	13	37	0.260	0	0	8.0	50	0.160	11
F 65 Saunders, Aaron	2	14	2	15	4	29	0.121	5	11	4	10	9	21	0.300	13	50	0.206	0	0	8.5	63	0.135	13
F 66 Williams, Adam	0	0	0	0	0	0	---	0	1	1	0	1	1	0.500	1	1	0.500	0	0	0.0	2	0.000	1
F 67 Foster, Griffin	0	0	0	1	0	1	0.000	0	0	0	1	0	1	0.000	0	2	0.000	0	0	0.0	2	0.000	1
F7/ Red-eye Rangers	40	38	39	39	79	77	0.506	18	21	20	19	38	40	0.487	155	157	0.497	8	0	108.5	312	0.348	
F 70 Kunesh, Joe	5	4	7	6	12	10	0.545	5	7	4	6	9	13	0.409	21	23	0.477	1	0	19.5	44	0.443	13
F 71 Rouse, Chuck	1	6	1	5	2	11	0.154	1	4	4	3	5	7	0.417	7	18	0.280	1	0	1.5	25	0.060	10
F 72 Wilkinson, Charlie	5	8	0	7	5	15	0.250	1	6	5	4	6	10	0.375	11	25	0.306	1	0	7.0	36	0.194	13
F 73 Mitchell, Bill	0	2	0	7	0	9	0.000	1	4	2	4	3	8	0.273	3	17	0.150	1	0	3.0	20	0.150	9
F 74 Kirkpatrick, Scott	6	6	9	4	15	10	0.600	7	6	7	6	14	12	0.538	29	22	0.569	1	0	25.0	51	0.490	13
F 75 Raper, Jeromie	6	5	3	4	9	9	0.500	7	4	3	7	10	11	0.476	19	20	0.487	1	0	12.5	39	0.321	11
F 76 Hall, Steve	1	2	2	1	3	3	0.500	1	2	1	1	2	3	0.400	5	6	0.455	0	0	6.0	11	0.545	3
F 77 Millican, Craig	6	2	5	4	11	6	0.647	4	5	6	3	10	8	0.556	21	14	0.600	1	0	11.0	35	0.314	9
F 78 Jones, Grey	10	3	12	1	22	4	0.846	9	4	8	4	17	8	0.680	39	12	0.765	1	0	23.0	51	0.451	13
F8/ Coach's Crew	45	39	55	29	100	68	0.595	28	14	22	20	50	34	0.595	200	136	0.595	6	0	148.0	336	0.440	
F 80 Emerton, Eric	6	2	3	3	9	5	0.643	4	2	4	3	8	5	0.615	17	10	0.630	1	0	10.0	27	0.370	12
F 81 Barletta, Phil	0	1	7	4	7	5	0.583	9	2	5	5	14	7	0.667	21	12	0.636	1	0	13.5	33	0.409	11
F 82 Woodard, Dave	7	5	9	5	16	10	0.615	8	6	8	5	16	11	0.593	32	21	0.604	1	0	25.5	53	0.481	14
F 83 Ejlali, Shervin	3	8	2	4	5	12	0.294	7	5	5	6	12	11	0.522	17	23	0.425	1	0	5.0	40	0.125	12
F 84 Martin, Claude	2	7	1	6	3	13	0.188	2	0	3	3	5	3	0.625	8	16	0.333	0	0	4.0	24	0.167	9
F 85 McMillan, Bill	6	6	6	6	12	12	0.500	3	4	2	2	5	6	0.455	17	18	0.486	0	0	10.0	35	0.286	12
F 86 Hamer, Andrew	2	7	2	1	4	8	0.333	3	4	4	4	7	8	0.467	11	16	0.407	1	0	8.5	27	0.315	9
F 87 Ramirez, Ismael	0	0	0	0	0	0	---	0	0	0	0	0	0	---	0	0	---	0	0	0.0	0	---	0
F 88 Wilcox, Randy	10	1	12	0	22	1	0.957	9	3	8	4	17	7	0.708	39	8	0.830	0	0	40.0	47	0.851	12
F 89 Scott, Kevin	9	2	13	0	22	2	0.917	11	2	5	8	16	10	0.615	38	12	0.760	1	0	31.5	50	0.630	13

	Singles 301		Singles Cricket		Singles Record		Singles Win %-age	Doubles Cricket		Doubles 501		Doubles Record		Doubles Win %-age	Sngls + Dbls Record		Sngls + Dbls Win %-age	Tiebreaker Ws	Tiebreaker Ls	All-Star Points	Games Played	All-Star Point Average	Matches Played
G1/ Another Sinking Ship	56	28	51	33	107	61	0.637	32	10	26	16	58	26	0.690	223	113	0.664	0	6	164.0	336	0.488	
G 10 Howley, John	1	2	3	2	4	4	0.500	5	1	5	1	10	2	0.833	14	6	0.700	0	0	10.5	20	0.525	6
G 11 Conway, Paul	6	6	4	7	10	13	0.435	10	2	6	5	16	7	0.696	26	20	0.565	0	1	20.0	46	0.435	14
G 12 Annon, Harry	8	4	8	3	16	7	0.696	6	5	3	7	9	12	0.429	25	19	0.568	0	1	15.0	44	0.341	11
G 13 Butler, John	7	3	8	5	15	8	0.652	8	5	9	4	17	9	0.654	32	17	0.653	0	1	23.5	49	0.480	13
G 14 Munroe, Joe	10	3	11	2	21	5	0.808	12	1	10	3	22	4	0.846	43	9	0.827	0	1	37.5	52	0.721	13
G 15 Niver, James	5	3	0	6	5	9	0.357	3	1	3	4	6	5	0.545	11	14	0.440	0	1	5.5	25	0.220	8
G 16 Sullivan, Keith	0	1	0	1	0	2	0.000	0	0	0	0	0	0	---	0	2	0.000	0	0	0.0	2	0.000	1
G 17 McEwen, William	10	3	7	5	17	8	0.680	10	3	8	5	18	8	0.692	35	16	0.686	0	1	15.5	51	0.304	13
G 18 Parker, Charles	9	3	10	2	19	5	0.792	10	2	8	3	18	5	0.783	37	10	0.787	0	0	36.5	47	0.777	12
G2/ Is It In?	40	44	40	44	80	88	0.476	26	16	26	16	52	32	0.619	184	152	0.548	0	0	79.5	336	0.237	
G 20 Cornell, Blaine	1	8	1	7	2	15	0.118	7	1	4	5	11	6	0.647	13	21	0.382	0	0	3.5	34	0.103	14
G 21 Murphy, Tom	10	3	6	8	16	11	0.593	4	7	8	4	12	11	0.522	28	22	0.560	0	0	14.5	50	0.290	14
G 22 Barbour, Bryan	6	6	7	3	13	9	0.591	8	4	7	5	15	9	0.625	28	18	0.609	0	0	6.0	46	0.130	13
G 23 Metivier, Sam	6	6	5	3	11	9	0.550	6	3	5	6	11	9	0.550	22	18	0.550	0	0	9.5	40	0.238	14
G 24 Millius, Mike	3	5	6	1	9	6	0.600	4	4	4	7	8	11	0.421	17	17	0.500	0	0	10.0	34	0.294	11
G 25 Bialaszewski, Rich	7	4	6	5	13	9	0.591	7	3	8	0	15	3	0.833	28	12	0.700	0	0	18.0	40	0.450	11
G 26 Freimark, Tom	2	5	2	7	4	12	0.250	6	6	7	2	13	8	0.619	17	20	0.459	0	0	5.0	37	0.135	14
G 27 Cantwell, Daniel	5	2	6	5	11	7	0.611	10	3	8	2	18	5	0.783	29	12	0.707	0	0	12.0	41	0.293	13
G 28 Johnson, Steve	0	5	1	5	1	10	0.091	0	1	1	1	1	2	0.333	2	12	0.143	0	0	1.0	14	0.071	8
G3/ Chatham Street Elite	49	35	51	33	100	68	0.595	23	19	22	20	45	39	0.536	190	146	0.565	6	0	102.5	336	0.305	
G 30 Ryan, Sean	4	8	8	3	12	11	0.522	7	5	7	7	14	12	0.538	26	23	0.531	1	0	15.5	49	0.316	13
G 31 Ives, Danny	4	5	9	1	13	6	0.684	7	4	8	1	15	5	0.750	28	11	0.718	1	0	24.5	39	0.628	11
G 32 Church, Art	6	3	3	8	9	11	0.450	7	3	4	7	11	10	0.524	20	21	0.488	1	0	4.5	41	0.110	12
G 33 Barber, Lincoln	6	1	3	3	9	4	0.692	4	3	3	4	7	7	0.500	16	11	0.593	0	0	5.0	27	0.185	7
G 34 Elekonich, Amy	5	7	6	7	11	14	0.440	6	7	6	6	12	13	0.480	23	27	0.460	1	0	12.5	50	0.250	13
G 35 Russell, Jeff	11	3	13	1	24	4	0.857	7	6	8	5	15	11	0.577	39	15	0.722	1	0	17.5	54	0.324	14
G 36 Nye, John	5	4	1	6	6	10	0.375	4	4	4	4	8	8	0.500	14	18	0.438	0	0	7.0	32	0.219	9
G 37 Lefebvre, Chris "CJ"	8	4	8	4	16	8	0.667	4	6	4	6	8	12	0.400	24	20	0.545	1	0	16.0	44	0.364	12
G4/ Ballistic Behavior	46	38	42	42	88	80	0.524	20	22	22	20	42	42	0.500	172	164	0.512	0	7	91.5	336	0.272	
G 40 Phillips, Britt	5	9	7	7	12	16	0.429	9	4	6	7	15	11	0.577	27	27	0.500	0	1	12.5	54	0.231	14
G 41 Phillips, Josh	11	4	12	2	23	6	0.793	10	4	8	7	18	11	0.621	41	17	0.707	0	1	19.5	58	0.336	14
G 42 Hayward, Simon	8	6	8	6	16	12	0.571	6	7	7	6	13	13	0.500	29	25	0.537	0	1	12.0	54	0.222	14
G 43 Hayward, Georgia	6	3	7	9	13	12	0.520	4	11	8	7	12	18	0.400	25	30	0.455	0	1	11.5	55	0.209	14
G 44 Feller, Keith	9	3	8	4	17	7	0.708	10	3	10	2	20	5	0.800	37	12	0.755	0	1	31.0	49	0.633	12
G 45 Harrison, Mark	0	0	0	0	0	0	---	0	0	0	0	0	0	---	0	0	---	0	0	0.0	0	---	0
G 46 Knight, Steve	1	8	0	10	1	18	0.053	0	8	0	5	0	13	0.000	1	31	0.031	0	1	4.0	32	0.125	10
G 47 Knight, Cody	6	5	0	4	6	9	0.400	1	7	5	6	6	13	0.316	12	22	0.353	0	1	1.0	34	0.029	11
G5/ Tips & Shafts	30	54	33	51	63	105	0.375	6	36	13	29	19	65	0.226	101	235	0.301	0	0	78.5	336	0.234	
G 50 Borgna, Denise	1	6	1	7	2	13	0.133	1	5	0	5	1	10	0.091	3	23	0.115	0	0	6.0	26	0.231	11
G 51 Borgna, Andrew	2	1	7	7	9	8	0.529	2	11	6	8	8	19	0.296	17	27	0.386	0	0	13.0	44	0.295	14
G 52 Spencer, Kenny	5	9	9	5	14	14	0.500	4	10	3	10	7	20	0.259	21	34	0.382	0	0	15.5	55	0.282	14
G 53 Woodworth, Lee	0	8	0	7	0	15	0.000	0	8	1	3	1	11	0.083	1	26	0.037	0	0	4.0	27	0.148	8
G 54 Prusisz, Mike	5	5	4	5	9	10	0.474	2	6	1	6	3	12	0.200	12	22	0.353	0	0	10.5	34	0.309	11
G 55 Alvarez, Aurora	4	3	1	3	5	6	0.455	0	5	1	5	1	10	0.091	6	16	0.273	0	0	1.0	22	0.045	8
G 56 Thaxter, Norm	5	3	4	7	9	10	0.474	0	10	5	7	5	17	0.227	14	27	0.341	0	0	6.0	41	0.146	12
G 57 Lisk, Jon	6	8	7	5	13	13	0.500	2	9	5	7	7	16	0.304	20	29	0.408	0	0	18.0	49	0.367	14
G 58 Riss, Melissa	2	11	0	5	2	16	0.111	1	8	4	7	5	15	0.250	7	31	0.184	0	0	4.5	38	0.118	13
G6/ Don't Hit The Scorekeeper	45	39	43	41	88	80	0.524	23	19	19	23	42	42	0.500	172	164	0.512	8	8	95.5	336	0.284	
G 60 Knight, Romuald	8	6	3	6	11	12	0.478	7	2	4	9	11	11	0.500	22	23	0.489	1	1	12.5	45	0.278	14
G 61 Iannucci, Jenna	5	6	6	5	11	11	0.500	4	6	7	7	11	13	0.458	22	24	0.478	1	1	10.5	46	0.228	14
G 62 McDavid, Craig	11	2	6	5	17	7	0.708	10	4	7	7	17	11	0.607	34	18	0.654	1	1	13.0	52	0.250	14
G 63 Smith, "Captain" Ron	4	9	5	5	9	14	0.391	4	7	6	4	10	11	0.476	19	25	0.432	1	1	12.5	44	0.284	13
G 64 Kang, Daniel	5	6	5	6	10	12	0.455	6	7	7	6	13	13	0.500	23	25	0.479	1	1	12.0	48	0.250	13
G 65 Shearin, Phillip	6	4	10	4	16	8	0.667	8	3	6	5	14	8	0.636	30	16	0.652	1	1	17.0	46	0.370	14
G 66 Okrepky, Pete	5	2	1	4	6	6	0.500	0	4	1	4	1	8	0.111	7	14	0.333	1	1	3.0	21	0.143	9
G 67 Vick, Justin	1	4	7	6	8	10	0.444	7	5	0	4	7	9	0.438	15	19	0.441	1	1	15.0	34	0.441	14
G7/ Pints of Authority	41	43	42	42	83	85	0.494	19	23	22	20	41	43	0.488	165	171	0.491	6	0	84.5	336	0.251	
G 70 Kincaid, Lisa	2	6	2	6	4	12	0.250	4	3	3	4	7	7	0.500	11	19	0.367	1	0	4.0	30	0.133	9
G 71 Elliott, Chris	5	2	5	2	10	4	0.714	3	4	4	3	7	7	0.500	17	11	0.607	0	0	6.0	28	0.214	7
G 72 Berman, Brian	8	6	9	6	17	12	0.586	6	9	8	6	14	15	0.483	31	27	0.534	1	0	10.0	58	0.172	14
G 73 Berman, Mark	0	6	0	4	0	10	0.000	0	3	1	2	1	5	0.167	1	15	0.063	0	0	3.5	16	0.219	5
G 74 Moulden, Jeremy	3	4	1	7	4	11	0.267	3	4	5	2	8	6	0.571	12	17	0.414	0	0	8.0	29	0.276	8
G 75 Boutieller, Nick	7	4	4	7	11	11	0.500	7	4	9	3	16	7	0.696	27	18	0.600	1	0	12.0	45	0.267	11
G 76 Brownd, Anthony	6	7	10	4	16	11	0.593	6	8	7	7	13	15	0.464	29	26	0.527	1	0	17.0	55	0.309	14
G 77 Santoni, Alex	0	0	0	0	0	0	---	0	0	0	0	0	0	---	0	0	---	0	0	0.0	0	---	0
G 78 Ball, Pat	8	6	10	4	18	10	0.643	8	7	6	8	14	15	0.483	32	25	0.561	1	0	24.0	57	0.421	14
G 79 Ball, John	2	2	1	2	3	4	0.429	1	4	1	5	2	9	0.182	5	13	0.278	1	0	0.0	18	0.000	6
G8/ Chalk it Up	29	55	34	50	63	105	0.375	19	23	18	24	37	47	0.440	137	199	0.408	0	0	80.0	336	0.238	
G 80 Highfill, Leigh	0	13	0	8	0	21	0.000	1	6	6	5	7	11	0.389	7	32	0.179	0	0	3.5	39	0.090	13
G 81 Crawford, Neal	4	5	1	8	5	13	0.278	4	4	4	4	8	8	0.500	13	21	0.382	0	0	7.5	34	0.221	9
G 82 Lawrence, Jonathan	5	9	10	3	15	12	0.556	6	8	5	8	11	16	0.407	26	28	0.481	0	0	25.0	54	0.463	14
G 83 McNamara, Ken	7	7	9	5	16	12	0.571	7	8	7	6	14	14	0.500	30	26	0.536	0	0	7.0	56	0.125	14
G 84 Morlando, Jim	3	4	1	8	4	12	0.250	4	4	5	5	9	9	0.500	13	21	0.382	0	0	4.0	34	0.118	10
G 85 Pfieffer, Anna	3	11	4	9	7	20	0.259	7	7	5	9	12	16	0.429	19	36	0.345	0	0	18.0	55	0.327	14
G 86 Davis, Jared	1	3	4	2	5	5	0.500	3	3	1	4	4	7	0.364	9	12	0.429	0	0	5.0	21	0.238	6
G 87 McDole, James	6	3	5	7	11	10	0.524	6	6	3	7	9	13	0.409	20	23	0.465	0	0	10.0	43	0.233	12

Raleigh Dart League

Registration for Fall 2016 Season

Wednesday, July 20, (The Upper Deck), 7:00-8:00 p.m.

Wednesday, July 20 **For ALL teams - there is only one night of registration!!!**
(If your team is not returning, please leave a message on VoiceMail.
New captain? Please pass this information on to him/her.)
Bring: 1) Completed roster - use BLACK pen please - with divisions played by by each member for last 3 seasons
2) ONE check for bar fee and a minimum of six players (Bar fee is $20; Player registration is $20) NO CASH WILL BE ACCEPTED!!!

Wednesday, July 20 **DEADLINE for unrestricted roster add-ons, at REGISTRATION (no extensions)**

July 21 through September 12 Add-ons pre-approved by the Membership Committee (Membership Committee Director - Heather Bohanan, 919-326-1956, membership@raleighdartleague.org)
1) Checks & player information as per roster to: Barron Hartley (Treasurer), 919-749-2061
401 Indian Springs Drive, Knightdale NC 27545; bkh345@hotmail.com
2) Membership Director will inform captain of Committee's decision
A PLAYER IS NOT ELIGIBLE UNTIL APPROVED, AND WITH DUES PAID

Wednesday, August 3 **Captains' meeting, 7:00-8:00 p.m., The Upper Deck (MANDATORY)**
Pick up schedules, blank scoresheets, team rosters, phone lists, rules, etc.

Wednesday, August 10 **8:00 p.m. Season starts**

Monday, September 12 **5th week captains' meeting, The Upper Deck (MANDATORY)**
... and RDL Board meeting --- Last day to add/replace a player with approval

FALL 2016 RALEIGH DART LEAGUE TEAM REGISTRATION FORM

Team Name _____ Team Number _____
(PLEASE LEAVE BLANK)

Player Name (not nickname):	Divisions played in previous 3 seasons	Dart experience (if any) outside RDL*	M/F	Phone #:	Fee Paid:
Home Bar & Dart Rep.:		Board #s:			
Captain: **0**		email:		(C) (H) (W)	**0**
1				(C) (H)	**1**
2				(C) (H)	**2**
3				(C) (H)	**3**
4				(C) (H)	**4**
5				(C) (H)	**5**
6				(C) (H)	**6**
7				(C) (H)	**7**
8				(C) (H)	**8**
9				(C) (H)	**9**

Captain's Address (for Tons and any other mailings): _____

☐ Check here if emails of the TONS are sufficient (i.e. no hard copy Tons in the mail). TOTAL: _____

Captain's Email: _____

** If there are players new to RDL and you are aware of their dart experience outside of RDL, please include that information here. You might say things like "Played in a mid-level team in Chicago for the past 6 years" or "No league experience but throws on a regular basis - consistently beats D & E players at Upper Deck LOD"*

Tons of Newsletter

Home to the Fall Session of the Raleigh Dart League for the Banquet, Saturday, December 10, 2016 Issue #JK672

The "Decisions… Decisions… Decisions..." Edition

TOURNAMENT WINNERS

"A" Division - ***The Irreverent Element*** *(14-6)*

The Element completes an undefeated 2016 with a second straight 17-0 campaign, with a finals win that felt a bit odd due to an absent big gun and the mid-match loss of another top shooter to illness.

"B" Division - ***The Liquor Posse*** *(14-2)*

The Posse, who held the second-largest margin of victory in their regular season title run, were the most dominant team in the Fall tournaments, winning each match by more than the previous one.

"C" Division - ***Dartistic Differences*** *(13-9)*

Of course the division that was the craziest, messiest one all season produced one of the two finals matches without either a #1 or a #2 seed in it, with Dartistic claiming all 3 of their wins in the 2nd 501 set.

"D" Division - ***Never Trust A Dart*** *(14-10)*

Two of the seven D tournament matches ended up being forfeits, but if you only count the matches that were actually played, D was the only division in which every tournament match went into 501.

"E" Division - ***D-Lux Drinkers*** *(13-7)*

After a season division race that seemed pretty touch-and-go among three of four E teams, the Drinkers appear to have sort of laid down the law in the tournament, never reaching the last 501.

"F" Division - ***Hump Day!*** *(13-11)*

Oh, the story that almost was… the Humpers had to go to the last set of 501 in the finals to barely squeeze past Wayne Gretzky, who eked out a pair of tournament nailbiters despite being the #7 seed.

"G" Division - ***??*** *(no result reported)*

For the second time in my 42 seasons as statistician (with both in just the last 3 seasons!), a division final goes by without anyone reporting a win and thus claiming a set of tournament Mugs…

"H" Division - ***Bull Hunters*** *(13-7)*

The Hunters get a touch of revenge in the finals on Show Me Your Tips for the week 14 loss that was the Hunters' only blemish on their record in their first (very successful) season here in the RDL.

REGULAR SEASON WINNERS

"A" Division - ***The Irreverent Element*** *(14 wins, 0 losses)*
2nd place - 1 in the Bunn

"B" Division - ***The Liquor Posse*** *(13 wins, 1 loss)*
2nd place - Nine Lives

"C" Division - ***Unnecessary Triples*** *(9 wins, 5 losses)*
2nd place - Them Handsome Devils

"D" Division - ***Mike's Garage*** *(12 wins, 2 losses)*
2nd place - Never Trust A Dart

"E" Division - ***D-Lux Drinkers*** *(10 wins, 4 losses)*
2nd place - Lucky's Seven

"F" Division - ***Hump Day!*** *(12 wins, 2 losses)*
2nd place - Red-eye Rangers

"G" Division - ***Quackalacky Ducks*** *(9 wins, 3 losses)*
2nd place - Don't Hit the Scorekeeper

"H" Division - ***Bull Hunters*** *(11 wins, 1 loss)*
2nd place - Show Me Your Tips

Rosters of all season- and tournament-winning teams are on page 4.)

TABLE OF CONTENTS

Item	Page Number
Tournament & Regular Season Winning Teams	1
Spring 2017 RDL Season Information	1
Final Divisional Standings	2
Final Divisional Tournament Results	3
Tournament & Regular Season Winning Team Rosters	4
Sp'17 season dates, Tiebreaker Summary, quotes	4
Tournament Trophy Dart Awards	5
Other Tournament Hot Darts	5
Regular Season Trophy Dart Awards	5
Divisional Singles Win %-age Winners	6
Divisional All-Star Point %-age Winners	6
Players Who Beat the Singles Winners	6
Season Penalty Summary	6
List of Host Establishments	7
Holiday blind draws, other local leagues	7
RDL Address and Phone No. Information	8
Event Calendar, Penalty Log	8
JK's All-Star Team Picks	9
Quick Stat Tidbits, JK's Prediction Results Summary	9
Prediction Results Table	10
Week-by-Week Match Results Table	11
Fall 2016 Trivia Questions Revisited	12
Fall 2016 Lyrics Quiz Revisited (cont. on pg. 14 too)	13
The new RDL team photo trend	14
Callback for Real RDL Heroes and Awesome People	15
Random Thoughts from JK	16
Best season single team records in RDL history	17
2016 NCCDL & NCLC standings, news, history	18
2016 NCCDL & NCLC perfect throws, tourn. results	19
2016 NC State Championship results	20
New Year's Tournament flyer, Carolina Open flyer	21
Top Singles Records, by Division	22
Top Doubles Records, by Division	23
Top Singles+Doubles, by Division	24
Top All Star Point Averages, by Division	25
Top Individual Records, by Section of Play	26,27
League-Wide Individual Singles, Doubles Records	28
League-Wide Individual Singles + Doubles Records, and All-Star Point Averages	29
Singles, Doubles Records, Ranked by Team	30
Overall Records, All-Star Pt. Ave., Ranked By Team	31
Complete "A" Division Statistics	32
Complete "B" Division Statistics	33
Complete "C" Division Statistics	34
Complete "D" Division Statistics	35
Complete "E" Division Statistics	36
Complete "F" Division Statistics	37
Complete "G" Division Statistics	38
Complete "H" Division Statistics	39
Registration Materials for Spring 2017 RDL Season	40

SPRING 2017 RALEIGH DART LEAGUE SEASON INFORMATION

Registration Meeting for ALL Teams; The Upper Deck;
Wednesday, January 4, 7:00-8:00 p.m.

MANDATORY Preseason Captains' Meeting; The Upper Deck;
Wednesday, January 18, 7:00-8:00 p.m.

Match Play begins on Wednesday, January 25

MANDATORY Fifth Week Captains' Meeting;
site TBA; **Monday, February 27**, 7:00-8:00 p.m.

Divisional tournament weeks - **May 3 & 10 & 17**

FINAL!! DIVISIONAL TEAM STANDINGS FOR THE *FALL 2016* RDL SEASON

"A" Division

		W	L	Pts.
👍	The Irreverent Element 👍	14	0	261
👍	1 in the Bunn	11	3	217
3	Appetite for Destruction	9	5	195
4	Lunatic Fringe	9	5	190
5	North Raleigh Alliance	5	9	134
6	Darty McFly	4	10	128
👎	Ridin' Dirty	3	11	123
👎	Rif Raf	1	13	83

"B" Division

		W	L	Pts.
👍	The Liquor Posse 👍	13	1	209
👍	Nine Lives	10	4	188
3	Menace 2 Sobriety	10	4	175
4	Methodical Madness	7	7	176
5	Shooter McGavin	6	8	152
6	Show Me Your Cork	6	8	151
👎	Cheap Shots	3	11	143
👎	Projectile Dysfunction	1	13	131

"C" Division

		W	L	Pts.
👍	Unnecessary Triples 👍	9	5	189
👍	Them Handsome Devils	9	5	188
3	Dartistic Differences	9	5	170
4	The Bunkers	8	6	161
5	Fire For Effect	6	8	158
6	Big Bulls	6	8	151
👎	Armed and Hammered	5	9	139
👎	One Armed Bandits	4	10	158

"D" Division

		W	L	Pts.
👍	Mike's Garage 👍	12	2	213
👍	Never Trust A Dart	11	3	203
3	Ted's Dart Control Emporium	8	6	180
4	Sharky's Machine	8	6	169
5	Dynamic Darts	8	6	146
6	Shark Shooters	5	9	144
👎	Just Like That	4	10	137
👎	*xx - OT Outlaws*	0	14	16

"E" Division

		W	L	Pts.
👍	D-Lux Drinkers 👍	10	4	195
👍	Lucky's Seven	10	4	163
3	Coach'N Ya	9	5	164
4	Bye Week	7	7	164
5	Sofa Kings	5	9	157
6	Game of Throws	5	9	151
👎	Death Throw	5	9	151
👎	Coral Reefers	5	9	149

"F" Division

		W	L	Pts.
👍	Hump Day! 👍	12	2	200
👍	Red-eye Rangers	10	4	182
3	Public School	9	5	194
4	Another Sinking Ship	8	6	181
5	Chatham Street Elite	7	7	173
6	Dart Buddies	5	9	170
👎	Wayne Gretzky	5	9	162
👎	Hot Shots	0	14	67

"G" Division

		W	L	Pts.
👍	Quackalacky Ducks 👍	9	3	157
👍	Don't Hit The Scorekeeper	9	3	130
3	All About That Bull!	7	5	150
4	Walking the Wire	7	5	131
5	Is It In?	6	6	136
👎	Points for Pints	4	8	127
👎	Irish Ton	0	12	96

"H" Division

		W	L	Pts.
👍	Bull Hunters 👍	11	1	211
👍	Show Me Your Tips	9	3	175
3	Lucky B's	8	4	110
4	Ballistic Behavior	7	5	146
5	Chalk it Up	3	9	119
👎	Rosa's Warriors	2	10	106
👎	Tips & Shafts	2	10	98

LEGEND OF SYMBOLS IN STANDINGS: 👍 = *regular season division champion*

👍 = *clinched* "top-two" *finish in division* 👎 = *clinched* "bottom-two" *finish in division*

FALL 2016 RDL DIVISIONAL TOURNAMENT RESULTS

Quarterfinals	*Semifinals*	*Finals*	***WINNER***

"A" Division

1 **The Irreverent Element**
(13-1) **The Irreverent Element**
8 Rif Raf
(14-10) **The Irreverent Element**
5 North Raleigh Alliance
(13-11) Lunatic Fringe
4 Lunatic Fringe
(14-6) **The Irreverent Element**
3 Appetite for Destruction
(13-5) Appetite for Destruction
6 Darty McFly
(12+-12) 1 in the Bunn
7 Ridin' Dirty
(13-0) 1 in the Bunn
2 1 in the Bunn

"B" Division

1 **The Liquor Posse**
(14-7) **The Liquor Posse**
8 Projectile Dysfunction
(14-4) **The Liquor Posse**
5 Shooter McGavin
(12-8) Methodical Madness
4 Methodical Madness
(14-2) **The Liquor Posse**
3 Menace 2 Sobriety
(12+-12) Show Me Your Cork
6 Show Me Your Cork
(13-7) Show Me Your Cork
7 Cheap Shots
(12-4) Nine Lives
2 Nine Lives

"C" Division

1 Unnecessary Triples
(13-7) Unnecessary Triples
8 One Armed Bandits
(13-11) The Bunkers
5 Fire For Effect
(12+12) The Bunkers
4 The Bunkers
(13-9) **Dartistic Differences**
3 **Dartistic Differences**
(14-8) **Dartistic Differences**
6 Big Bulls
(13-9) **Dartistic Differences**
7 Armed and Hammered
(14-4) Them Handsome Devils
2 Them Handsome Devils

"D" Division

1 Mike's Garage
(automatic forfeit) Mike's Garage
8 OT Outlaws
(14-6) Mike's Garage
5 Dynamic Darts
(14-8) Sharky's Machine
4 Sharky's Machine
(14-10) **Never Trust A Dart**
3 Ted's Dart Control Emporium
(14-6) Shark Shooters
6 Shark Shooters
(13-9) **Never Trust A Dart**
7 Just Like That
(forfeit) **Never Trust A Dart**
2 **Never Trust A Dart**

Quarterfinals	*Semifinals*	*Finals*	***WINNER***

"E" Division

1 **D-Lux Drinkers**
(13-3) **D-Lux Drinkers**
8 Coral Reefers
(13-9) **D-Lux Drinkers**
5 Sofa Kings
(13-10) Bye Week
4 Bye Week
(13-7) **D-Lux Drinkers**
3 Coach'N Ya
(13-7) Coach'N Ya
6 Game of Throws
(14-6) Coach'N Ya
7 Death Throw
(12+-12) Death Throw
2 Lucky's Seven

"F" Division

1 **Hump Day!**
(13-3) **Hump Day!**
8 Hot Shots
(13-5) **Hump Day!**
5 Chatham Street Elite
(14-10) Another Sinking Ship
4 Another Sinking Ship
(13-11) **Hump Day!**
3 Public School
(13-5) Public School
6 Dart Buddies
(12+-12) Wayne Gretzky
7 Wayne Gretzky
(13-10) Wayne Gretzky
2 Red-eye Rangers

"G" Division

1 Quackalacky Darts
Quackalacky Darts
(Bye)
(13-7) Walking the Wire
5 Is It In?
(?-?) Walking the Wire
4 Walking the Wire
(?-?) (no result reported by press time)
3 All About That Bull!
(13-11) All About That Bull!
6 Points for Pints
(14-4) All About That Bull!
7 Irish Ton
(13-3) Don't Hit The Scorekeeper
2 Don't Hit The Scorekeeper

[Note added post-banquet: Walking the Wire won the G tournament.]

"H" Division

1 **Bull Hunters**
Bull Hunters
(Bye)
(14-6) **Bull Hunters**
5 Chalk it Up
(13-11) Ballistic Behavior
4 Ballistic Behavior
(13-7) **Bull Hunters**
3 Lucky B's
(13-3) Lucky B's
6 Rosa's Warriors
(14-4) Show Me Your Tips
7 Tips & Shafts
(14-2) Show Me Your Tips
2 Show Me Your Tips

THIS SEASON'S TIEBREAKERS

Oh, baby! 46 tiebreakers in one season?! Wow. That is up there in comparison to recent season. And a stout 5 of those came in the post-season tournaments. That's really quite a few if you think about it.

C division posted the top number with a huge 11 tiebreakers (with 1 of those in the tournament). F was close behind with 10 (with 1 in the tournament), followed by B and E (each with 7, with 1 of each in the tournaments), then D and H (each with 4), then G (with 2). Coming in last was A division, which saved its one and only tiebreaker for a thrilling tournament semifinal that was played next to my match.

Stunningly, there were 15 teams that each played 3 or more 1001 games, and SIX of those played 4 or more each! But in the end, rising above huge competition to claim the title of Cardiac Kids (for most tiebreakers played), was The Bunkers in C div/, who settled 5 of their 17 matches in 1001 (winning 4, including a tournament quarterfinal!).

Somehow, I guess playing all those 1001s gave teams experience with it, as no team lost more than 2. Thus, the Heartbreak Award goes to Fire For Effect in C, one of the many two-1001-loss teams, but the only one to have one of the losses come in the tournament.

TEAMS THAT WON BOTH THEIR DIVISIONAL TOURNAMENT AND REGULAR SEASON TITLE !!!!!!

(note: players in parentheses did not play enough games during the regular season to qualify for tournament play)

"A" Division - ***The Irreverent Element***

Jason Kilts (c)	Tom Brown	Paul Jacobi
Jerry Oakley	Chad Massengill	John Kramer
Robbie Phillips	Allen Smith	Wil Tan
	(Mark Knight)	

"B" Division - ***The Liquor Posse***

Jeff Fournier (c)	Jimmy Davis	John Murdaugh
John Wells	Trey Rodgers	Steve Holland
Jeff Jones		Paul Beaudoin

"E" Division - ***D-Lux Drinkers***

Joe McCartney (c)	John Iager	Louis Kemp
Matt Veith	Jerry Shengulette	Mike Litzsinger
Gary Snyder	Jenn Snyder	Mike Snyder
	(Tyler Norwood)	

"F" Division - ***Hump Day!***

Pete Rutten (c)	Randy Deemer	Randy Baldwin
Travis Ferguson	Larry Warshawsky	Patrick Bush
Mark Moore	Jim Bush	(Marc Garzon)

"H" Division - ***Bull Hunters***

Mike Bumpass (c)	Lee Jeffreys	Robert Wazlavek
Kody Goodwin	Anthony Cannizzaro	Bill Leonard
Keith Sosebee	(Jeff Blanchard)	(Angel Bumpass)
	(Lincoln Havens)	

TEAMS THAT WON THEIR DIVISIONAL TOURNAMENT (but not regular season title) !!!!!!

"C" Division - ***Dartistic Differences***

Fon Denton (c)	Hugh Vance	Will Bennett
Eduardo Jimenez	Bob McCredie	Keith Feller
Jay Dean	Frank Greninger	Jason Michaud
	(Mark Stomski)	

"D" Division - ***Never Trust A Dart***

Eric Stoakes (c)	Rob Stuckey	Brad Adams
Jeff Cashin	Steve Champion	B.J. Bartel
Andy Nourse	Andrew Palmisano	Jon Landrum

"G" Division - ***??***

(this tournament result was unreported)

SPRING 2017 RDL SEASON INFORMATION

I am putting these dates in many locations (pages 1, 4, 8, 40) because they might be the most important thing for you in this newsletter.

Wednesday, Jan. 4th - Spring season registration, Upper Deck (online registration should be available in the days immediately prior to the 4th - Membership Director Heather Bohanan will likely be in charge of early registration, and she will likely hook it up through the website and accept payments through PayPal)

Wed., Jan. 18th - Preseason capts.' mtg./packet pickup, Upper Deck

Wednesday, January 25th - Start of Spring season match play

Monday, February 27th - Fifth week captains' meeting, site TBA

Wed., May 3 / 10 / 17 - Spring season divisional tournaments

Saturday, May 20th - Spring season banquet, site TBD

RDL QUOTES

Quote #1 : this is actually a quote within a quote, as I think the really funny part here is the quoted quote. From Meghan Howard of Darty McFly, referencing Tony Keller (who was clearly making fun of Meghan herself). This quote goes with the group photo taken at their quarterfinal match, which can be found in the bottom left corner of page 14: "Great time playing in A this season and a perfect team to end it with! Best quote of the night would be Tony Keller (when I pulled out my selfie stick to take this photo): 'F-in millennials.' "

Quote #2 : from Jeremy Limerick of Public School: "Has the RDL ever had a Politician Member?? Tomorrow at this time we(RDL) may have our first Wake County Commissioner on the roster…" [Sadly, Jeremy's teammate Kenn Gardner did not win the commissioner's election last month, but that doesn't mean he won't win next time around. Personally, I think it would be very cool to have an elected official here among us. Oh… and… no word yet on whether Kenn's family presented him with a 'Participant' trophy for the election. That seems too cold, I would think. Not too cold for me to bring up here, of course… but family is still family…"

Quote #3 : and speaking of Kenn and his trophy, I still have his reply to the Tons when we first ran the photo and story about his most awesome trophy: "It is great to have a supporting family..... So I am told! I am glad you got as big a laugh as I did. Sincerely, Kenn Gardner. Participant." [Holy cow, what a great sport. You see this, people? This right here… we need more of this. We need more o this, and a lot less of what some of you schmozers bring to the table for us. If everybody was this… (what's the word/phrase that is the opposite of uptight? laid back? that seems too surfer-lifestyle-ish for this… whatever…) Anyway, try to be more like Kenn please Think how great all of our dart nights out would be if we were. - JK]

TEAMS THAT WON THEIR REGULAR SEASON TITLE (but not divisional tournament) !!!!!!

"C" Division - ***Unnecessary Triples***

Julie Scheppele (c)	Stephanie Kramer	Dan Naylor
LeRoy Chesson	Zack Bohannon	E.J. Ellis
Jessica Chesson	Jonathan Muncell	Chris Martin
	Mike Tuck	

"D" Division - ***Mike's Garage***

Mike Gardner (c)	Robert Reece	Ernie Gilyardi
Tim Knight	Gary Long	Dave Ellington
Deane Morin	Danny Williams	Cale Strickland
	(Robert Massengill)	

"G" Division - ***Quackalacky Ducks***

Bob Carawon (c)	Stan Converse	Martin Peers
Adam Schoch	Chris Perkins	Tim Ellis
Harris Carawon	Laurence Converse	Steve Lalino
	(Phil Simpson)	

FALL 2016 TOURNAMENT!!! TROPHY DART AWARDS

9 Marks

Brian Blake **(2)** (1 in the Bunn, 11/30, 12/7)
Joel Eason **(2)** (Lunatic Fringe, 11/16, 11/30)
Dave Gelberg **(2)** (Lunatic Fringe, 11/16, 11/30)
Keith Bouchard (Menace 2 Sobriety, 11/16)
Stephen Flanagan (Big Bulls, 11/16)
Kyle Gaulthier (1 in the Bunn, 11/16)
Mikey Hindle (Nine Lives, 11/16)
Tony Keller (Appetite for Destruction, 11/16)
Cody Knight (Ballistic Behavior, 11/16)
John Kramer (The Irreverent Element, 11/30)
Dave Krasnow (Them Handsome Devils, 11/30)
Wil Tan (The Irreverent Element, 11/30)
Ed Grubb (Show Me Your Cork, 12/6)
Chad Massengill (The Irreverent Element, 12/6)
Robbie Phillips (The Irreverent Element, 12/6)
Jonathan Wilson (Wayne Gretzky, 12/6)

Ton-80s

Michael Cruze (Bye Week, 11/16)
Bob Terry (Lunatic Fringe, 11/16)
Jason Zelinack (North Raleigh Alliance, 11/16)
Sid Mitchell (Appetite for Destruction, 11/30)
Robbie Phillips (The Irreverent Element, 11/30)
Chad Massengill (The Irreverent Element, 12/6)
Wil Tan (The Irreverent Element, 12/6)

6-Bulls

Mike Seward (1 in the Bunn, 11/30)

Ton-70-Ins and Outs

(none reported)

For those who are new or simply were not aware of it: fast games, high ins and high outs in the tournament do not win awards unless they are perfect shots (170s) or games.

OTHER TOURNAMENT HOT DARTS (Sorry, no award -- but they're still great shots)

Keith Wall	Lunatic Fringe	T71	Paul Jacobi	The Irreverent Element	112-In	Dave Ellington	Mike's Garage	11-dart 301
Tony Keller	Appetite for Destruc.	160-In	Kyle Gaulthier	1 in the Bunn	105-In	Joe Salemo	Shark Shooters	11-dart 301
Joe Work	North Raleigh Alliance	160-In	John Kramer	The Irreverent Element	133-Out	John Kramer	The Irreverent Element	12-dart 301
Will Bennett	Dartistic Differences	152-In	Randy Massengill	1 in the Bunn	10-dart 301	David Martin	Rif Raf	12-dart 301
Dave Huffman	North Raleigh Alliance	150-In	Bob Terry	Lunatic Fringe	10-dart 301	Jerry Oakley	The Irreverent Element	
Brian Blake	1 in the Bunn	120-In	Tom Brown	The Irreverent Element	11-dart 301	(*all in the same set*) -- 160-In, 120-In, 10-dart 301		
Robbie Phillips	The Irreverent Element	120-In						

FALL 2016 REGULAR SEASON PERFECT THROWS

9-Marks

Dan Naylor **(4!)** (Unnecessary Triples, 9/7, 10/12, 10/26, 11/9)
David Huffman **(3)** (North Raleigh Alliance, 8/10, 9/28, 10/19)
Brian Blake **(2)** (1 in the Bunn, 8/31, 8/31)
Robbie Phillips **(2)** (...Element, 9/14, 10/19)
Mike Seward **(2)** (1 in the Bunn, 8/31, 9/14)
Ryan Anderson (Darty McFly, 10/26)
Jeff Cashin (Never Trust A Dart, 11/2)
Ryan Cusman (Them Handsome Devils, 9/21)
Dennis Fitzgerald (Big Bulls, 8/10)
Jeff Fournier (The Liquor Posse, 8/17)
Kevin Foushee (Ridin' Dirty, 10/12)
Thomas Freimark (Show Me Your Tips, 9/28)
Pat Gibson (1 in the Bunn, 8/24)
Greg Golub (Big Bulls, 11/2)
Ed Grubb (Show Me Your Cork, 8/10)
Nicole Hatch (Bye Week, 8/17)
John Kramer (The Irreverent Element, 9/28)
Tom Kubel (Bye Week, 8/31)
Vince Martinez (The Bunkers, 10/12)
Jason Michaud (Dartistic Differences, 10/5)
Sid Mitchell (Appetite for Destruction, 11/9)
Mike Raquet (Them Handsome Devils, 11/2)
Jeff Rudy (Game of Throws, 8/17)
Pat Smelik (Game of Throws, 8/31)
Brent Snyder (All About That Bull!, 10/1
Parker Stark (Walking the Wire, 8/24)
J.J. Tant (Projectile Dysfunction, 8/31)
Bob Terry (Lunatic Fringe, 9/14)
Chris Toolan (Big Bulls, 9/28)
Hugh Vance (Dartistic Differ., 8/10)
Tom Winters (Dynamic Darts, 10/19)

Ton-80s

Robbie Phillips **(4!)** (The Irreverent Element, 8/10, 8/31, 9/26, 10/19)
Pete Borgia (Sharky's Machine, 10/5)
Joey Gaglione (Appetite for Des.,8/24)
Kyle Gaulthier (1 in the Bunn, 11/9)
Andy Krestalude (The Bunkers, 9/7)
Tim Mozzetti (Appetite for Des.,10/12)
Phil Murphy(One Armed Bandits,10/5)
Scott Sautter (Shooter McGavin, 10/5)
Allen Smith (Irreverent Element, 8/24)
Brent Snyder (All About…, 9/21)
Wil Tan (The Irreverent Element, 8/17)
Jeff Watson, Jr. (Dart Buddies, 10/26)
Joe Work (N. Raleigh Alliance, 9/28)

6-Bulls

(none reported)

FALL 2016 REGULAR SEASON DIVISIONAL TROPHY DART AWARDS

	A division	B division	C division	D division	E division	F division	G division	H division
High In (301 first turn only!!)	Ton-60 (10/19/16) **Joe Work** North Raleigh Alliance	Ton-30 (10/12/16) **John Murdaugh** The Liquor Posse	Ton-52 (9/28/16) **Dave Krasnow** Them Handsome Devils	Ton-08 (10/5/16) **Gina Oakley** Just Like That	Ton-20 **Jeff Rudy** Game… (8/10) **Joe McCartney** …Drinkers (11/9)	Ton-20 (10/5/16) **Steve Hall** Red-eye Rangers	Ton-36 (8/31/16) **Chris DuBose** Walking the Wire	Ton-60 (10/12/16) **Norm Thaxter** Tips & Shafts
High Out (301/501/ 1001)	Ton-56 (8/10/16) **Donald Grubb** Ridin' Dirty	Ton-16 (8/10/16) **Travis Ackerman** Show Me Your Cork	Ton-61 (8/10/16) **Dan Naylor** Unnecessary Triples	Ton-16 (8/17/16) **Eric Stoakes** Never Trust A Dart	Ton-14 (10/12/16) **Ben Thompson** Death Throw	Ton-20 (9/21/16) **Joe Munroe** Another Sinking Ship	98 **Brent Snyder** All About… (9/14) **Parker Stark** Walking… (10/26)	Ton-12 (8/24/16) **Bob Lane** Show Me Your Tips
Fast Singles 301	7 darts (11/9/16) **Michael Johnson** Appetite for Destruction	9 darts (8/10/16) **Travis Ackerman** Show Me Your Cork	11 darts **Shane Richardson** …Bandits (9/28) **Dan Naylor** …Triples (10/26) **Ryan Cusman** …Devils (11/9)	11 darts (11/9/16) **Jeff Cashin** Never Trust A Dart	11 darts (8/24/16) **Sean Roseman** Coral Reefers	11 darts (8/31/16) **Joe Rigert, Sr.** Wayne Gretzky	15 darts (8/31/16) **Brent Snyder** All About That Bull!	14 darts (10/26/16) **Mike Bumpass** Bull Hunters
Fast Singles Cricket	14 darts (8/24/16) **Tony Keller** Appetite for Dest.	13 darts (9/28/16) **Steve Holland** The Liquor Posse	14 darts (9/7/16) **Dan Naylor** …Triples	17 darts (9/21/16) **Tim Knight** Mike's Garage	18 darts (10/26/16) **Tom Kubel** Bye Week	21 darts (10/12/16) **Jeremy Limerick** Public School	23 darts (10/5/16) **Parker Stark** Walking the Wire	28 darts (10/5/16) **Mike Bumpass** Bull Hunters
Fast Doubles Cricket	16 darts (9/26/16) **Robbie Phillips & Allen Smith** The Irreverent Element	26 darts (8/24/16) **Travis Ackerman & Zak Mayhew** Show Me Your Cork	21 darts (9/21/16) **LeRoy Chesson & Dan Naylor** Unncessary Triples	21 darts (8/17/16) **Darren Barrett & Jimmy Bateman** Sharky's Machine	24 darts (8/24/16) **Nicole Hatch & Tom Kubel** Bye Week	24 darts **Jeremy Limerick & Felipe Wilkie** Public... (10/12) **Randy Deemer & Larry Warshawsky** Hump Day! (11/2)	21 darts (9/7/16) **Romuald Knight & Justin Vick** Don't Hit the Scorekeeper	25 darts (10/5/16) **Anth. Cannizzaro & Kody Goodwin** Bull Hunters
Fast Doubles 501	15 darts (11/2/16) **John Kramer & Robbie Phillips** The Irreverent Element	18 darts (8/31/16) **Zak Mayhew & Rob Yang** Show Me Your Cork	20 darts (9/21/16) **Matt Goss & George Guenther** Fire For Effect	20 darts (9/14/16) **Tim Knight & Cale Strickland** Mike's Garage	22 darts (9/21/16) **Doug Bozza & Ken Moore** Sofa Kings	21 darts **Joe Munroe & Charles Parker** …Ship (8/24) **John Howley & Joe Munroe** …Ship (9/21)	21 darts **Scott Smith & Brent Snyder** All About… (8/31) **Brent Snyder & Cindy Voorhees** All About… (9/21) **Laurence Converse & Adam Schoch** …Ducks (10/12)	26 darts **Kody Goodwin & Lee Jefferys** Bull Hunters (8/31) **Anth. Cannizzaro & Kody Goodwin** Bull Hunters (9/14)

Fall 2016 RDL Individual Season-Long Awards

SINGLES WIN PERCENTAGE

		W	L	%-age
"A" Division				
Joe Work	A6/ North Raleigh Allianc	22	4	0.846
"B" Division				
Zak Mayhew	B6/ Show Me Your Cork	21	3	0.875
"C" Division				
Dan Naylor	C8/ Unnecessary Triples	24	0	1.000
"D" Division				
Andrew Palmisano	D5/ Never Trust A Dart	13	3	0.813
"E" Division				
Jim Gallagher	E8/ Coach'N Ya	20	3	0.870
"F" Division				
Randy Baldwin	F2/ Hump Day!	25	0	1.000
"G" Division				
Brent Snyder	G1/ All About That Bull!	22	2	0.917
"H" Division				
Brad Bushman	H4/ Show Me Your Tips	15	1	0.938

Women's Records

(# of women by division: A-3, B-6, C-8, D-9, E-3, F-12, G-6, H-14)

[No women in A, B and G divisions satisfied both the minimum number of games requirement and the RDL rule requiring a win percentage of 0.500 or higher to claim a singles award.]

Women - "C" Division				
Stephanie Kramer	C8/ Unnecessary Triples	17	10	0.630
Women - "D" Division				
Liz Mitchell	D3/ Shark Shooters	15	5	0.750
Women - "E" Division				
Nicole Hatch	E5/ Bye Week	13	12	0.520
Women - "F" Division				
Devin Massengill	F3/ Dart Buddies	13	11	0.542
Women - "H" Division				
Georgia Hayward	H1/ Ballistic Behavior	14	11	0.560

ALL-STAR POINT AVERAGE

		ASPs	TGP	%-age
"A" Division				
Robbie Phillips	A1/ The Irreverent Elemer	112.0	56	2.000
"B" Division				
Jimmy Davis	B3/ The Liquor Posse	39.0	39	1.000
"C" Division				
Dan Naylor	C8/ Unnecessary Triples	102.5	48	2.135
"D" Division				
Brad Adams	D5/ Never Trust A Dart	30.5	36	0.847
"E" Division				
Jim Gallagher	E8/ Coach'N Ya	47.5	47	1.011
"F" Division				
Charles Parker	F6/ Another Sinking Ship	54.0	52	1.038
"G" Division				
Brent Snyder	G1/ All About That Bull!	61.0	48	1.271
"H" Division				
Mike Bumpass	H7/ Bull Hunters	31.0	48	0.646

Women's Records

(# of women by division: A-3, B-6, C-8, D-9, E-3, F-12, G-6, H-14)

Women's Records - "A" Division				
Tisha Taylor	A8/ Darty McFly	9.5	43	0.221
Women's Records - "B" Division				
Dawn Hamilton	B6/ Show Me Your Cork	16.0	49	0.327
Women's Records - "C" Division				
Stephanie Kramer	C8/ Unnecessary Triples	38.5	53	0.726
Women's Records - "D" Division				
Liz Mitchell	D3/ Shark Shooters	22.5	40	0.563
Women's Records - "E" Division				
Nicole Hatch	E5/ Bye Week	34.0	49	0.694
Women's Records - "F" Division				
Devin Massengill	F3/ Dart Buddies	14.5	45	0.322
Women's Records - "G" Division				
Lisa Kincaid	G7/ Points for Pints	18.5	42	0.440
Women's Records - "H" Division				
Anna Pfieffer	H2/ Chalk it Up	9.0	43	0.209

THE PLAYERS WHO *BEAT* THE SINGLES %-AGE WINNERS

Who beat Joe Work of North Raleigh Alliance in A division?
in 301: Tony Keller (wk.1), Sal Reitano (wk.2), Joe Zawrotniak (wk.5).
in cricket: Chad Massengill (wk.4).

Who beat Zak Mayhew of Show Me Your Cork in B division?
in 301: Josh Hall (wk.6), Chris Wilson (wk.14).
in cricket: Josh Hall (wk.6).

[Rough day against Josh in week 6…]

Who beat Dan Naylor of Unnecessary Triples in C division?
in 301: (none).
in cricket: (none again!).

Who beat Andrew Palmisano of Never Trust A Dart in D division?
in 301: Lee Scott (wk.1).
in cricket: David Murray (wk.1), Barry Jackson (wk.12).

[The definition of a slow start, eh?]

Who beat Jim Gallagher of Coach'N Ya in E division?
in 301: John Iager (wk.6), Chris Robertson (wk.10), Mike Litzsinger
in cricket: (none). (wk.13).

Who beat Randy Baldwin of Hump Day! in F division?
in 301: (none).
in cricket: (none again!).

Who beat Brent Snyder of All About That Bull! in G division?
in 301: Aaron Saunders (wk.1).
in cricket: John White (wk.3).

Who beat Brad Bushman of Show Me Your Tips in H division?
in 301: (none).
in cricket: Kenny Spencer (wk.3).

Who beat Liz Mitchell of Shark Shooters in D division?
in 301: Stephen Long (wk.11).
in cricket: Tim Welborn (wk.1), Chris Elliott (wk.4), Jason Thomas (wk.11), Frank Allison (wk.12).

FALL 2016 PENALTY SUMMARY

Oh, man… the captains have been on fire for a few seasons now. This was another pretty great season in terms of there being few penalties.

Overall, there were only 15 total penalties for a total of 157 lost points (this would have been a season with an election ballot in it, but that was dumped by almost nobody running for office!). Only 11 of the 62 teams were penalized in any way at all, and there were ZERO penalties in B division. G was the leading division in terms of penalties pretty much regardless of how you measure the loss - they had more teams penalized, more total penalties, and more points lost than any other division, and theirs was the only division that had a finishing position changed due to penalties. 3 different G teams were penalized, they got 6 of the 15 penalties of the season, they lost 63 of the 157 points of the season, and they had the only team that took more than two penalties.

All in all, there was 1 captain's meeting penalty (for a total loss of 5 points), 6 phone penalties (30 points), 6 mail penalties (96 points), 1 missing tiebreaker lineup penalty (16 points), and an ineligible player penalty (10 points).

The biggest losers in terms of penalty outcomes was clearly Walking the Wire in G division. They were the only team that lost a spot in the standings (from 3rd to 4th) due to the penalty losses they suffered.

WHERE WE PLAY

American Legion Fuquay-Varina	**919-557-5990**
6400 Johnson Pond Road	Fuquay-Varina
-about 0.2 miles from Fuquay Elementary School	
The Big Easy	**919-468-6007**
231 Grande Heights Drive	Cary
-in the Harrison Pointe Shpg. Ctr., across from Papa John's	
Break Time Billiards	**919-615-0107**
6442 Tryon Road	Cary
-to the left of Lowe's Foods, at intersection w/ Cary Parkway	
Brewster's Pub	**919-650-1270**
1885 Lake Pine Drive	Cary
-next to La Cocina Mexican restaurant	
Brown's Billiards	**919-878-9092**
5500 Atlantic Springs Road	NE Raleigh
-off Spring Forest Rd., near Wake Forest Rd.	
Bull & Bear	**919-847-3617**
5442 Six Forks Road	N. Raleigh
-at corner of Six Forks & Millbrook, behind KFC	
Cleveland Draft House - Clayton	**919-550-3723**
461 Shotwell Road	Clayton
-right behind CVS off route 70	
Cleveland Draft House - Garner	**919-771-2337**
6101 NC Highway 42 West	Garner
-0.7 mile west of I-40 on NC Highway 42	
Crosstown Pub & Grill	**919-650-2853**
140 East Chatham Street	Cary
-a couple storefronts down from the Cary Theater	
High Park Bar & Grille	**919-833-4527**
625 E. Whitaker Mill Road	Raleigh
-near intersection of Whitaker Mill & Wake Forest Rd.	
Hot Shots Billiards & Pub	**919-460-6307**
107 Edinburgh South Drive	Cary
-in MacGregor Village	
Locked & Loaded Bar & Grill	**919-661-6688**
305 McCormick Street	Garner
-behind the International House of Pancakes (IHoP)	
Lucky B's Around the Corner	**919-833-1310**
609 Tucker Street	Raleigh
-near inter. of Glenwood/Tucker, near Armadillo Grill	
The Luxury Box	**919-900-7955**
8511 Cantilever Way	N. Raleigh
-just off County Trail, one street south of CarMax	
Mac's Tavern	**919-467-4114**
1014 Ryan Road	Cary
-behind Burger King in Village Market Spg. Ctr.	
Overtime Sports Pub	**919-255-9556**
1030-149 N. Rogers Lane	Raleigh
-corner of Rogers Ln/US-64, in Food Lion strip mall	
Pantana's Pool Hall	**919-833-2990**
3112 Hillsborough Road	near NCSU
-between Daisy and Shepherd streets	
Pat Murnane's Irish Pub	**919-562-5570**
2101 South Main Street	
-right next to Euro Café	
Proof Five Points	**919-322-1960**
1620 Glenwood Ave	Raleigh
-next to the Rialto Theater at the 'five points' intersection	
Rally Point Sport Grill	**919-678-1088**
1837 N. Harrison Ave.	Cary
-in the Sam's Club plaza near I-40, behind Wendy's	
Saints & Scholars Irish Pub	**919-878-8828**
909 Spring Forest Road	N. Raleigh
-right next to Jason's Deli	
Scooters	**919-954-2171**
1911 Sego Court	N. Raleigh
-near Atlantic/Millbrook inter., behind Batteries Plus	
Sharky's Place	**919-783-5448**
5800 Duraleigh Road	NW Raleigh
-in the Yuppie Center near US 70 intersection	
Snooker's-RW	**919-828-7665**
3520 Wade Avenue	NW Raleigh
-in Ridgewood Shopping Center	
Train Station Sports Bar & Grill	**919-481-2442**
301-C N. Harrison Avenue	Cary
-under Pure Gold, between Chatham St. & 54 @ RR tracks	
Tyler's Tavern	**919-762-0940**
2221 North Grassland Road	Fuquay-Varina
-across from Bagels Plus, right off of NC-55	
The Upper Deck	**919-460-1786**
329 N. Harrison Avenue	Cary
-near intersection. of N. Harrison & Highway 54	

HOLIDAY BREAK BLIND DRAWS

As in many previous years, throughout the holiday break the Upper Deck will be adding a weekly Wednesday blind draw for all those who just want to keep their regular dart night out rolling through the break. The Wednesday draw will be run just like the Friday and Sunday draws at the Deck (the Triple Shot will be exclusive to the Friday draws still). If you have more free time, you might want to try one or more of the several other weekly and monthly draws as well. For a full list, see the bottom half of the right column on page 8.

And an important note for December 25th…

Christmas Day is a Sunday this year… and yes, the regular Sunday Upper Deck blind draw will indeed be held on the 25th! So, if you just need a little holiday darting action, you know now where you can find it…

And an important note for January 1st…

And New Year's Day is a Sunday this year as well… and if you're going to play a blind draw on Christmas Day, you're sure as heck going to play a draw on New Year's. So, if you want to kick off 2017 with a little darting action, you again know where you can find it. Those Upper Deck darters are hardcore, brother…

OR MAYBE YOU WANT TO ADD ANOTHER LEAGUE?

Looking to add a second league this coming season? One of the other local leagues is already under way, but the other is pretty well lined up with matching the RDL's schedule it seems.

Triangle Dart League (TDL - Chapel Hill & Durham)

The full information as to the timing of their General Interest Meeting for the Spring 2016 is not yet available, but the Triangle Dart League is finishing their current fall tournament on January 19th. If you are interested in picking up a league on the Chapel Hill side of the Triangle, visit them on the web at: http://www.ibiblio.org/ncdarts/tdl/ I would recommend simply checking back on the website every few days until the spring registration information is added to their stuff.

Bull City Dart League (BCDL - Durham)

If you happen to be interested in trying out one of the very few handicapped steel-tip leagues anywhere, maybe the BCDL is in your future. The BCDL winter season started a few weeks ago, but you could still join an existing team if any are looking to add a player or two. Registration for the spring (next) season won't close until March 21st, so if the league interests you and you need some time to get your team together… well… you have it. Teams in the BCDL consist of 4-8 players, and the home bars are primarily in RTP and the downtown Durham area. More complete information (and any updates in the coming weeks) can be found at: www.thebcdl.org That website actually also includes a wealth of information about the league and its rules, so if you're just interested in seeing how the league applies a handicap system to a steel-tip league, you can find all of that there, including rules, statistics, and scoresheet examples.

HOW TO REACH US

RDL VoiceMail 919-990-1218

Mail Scoresheets to: Jason Kilts - RDL Statistician
5005 Raintree Road, Durham, NC 27712

Scoresheet FAX available at:
919-324-3545 - email JK for confirmation of receipt!

New Member Fees and Newsletter Fees:
(for now, these also go to the Membership Director)
Heather Bohanan, 206 Shoals Lane, Garner, NC 27529

Nomination and Election Ballots:
Heather Bohanan, 206 Shoals Lane, Garner, NC 27529

Grievances/Complaints/Rules Suggestions:
Kevin Coyne, 204 Clifton Ridge Court, Louisburg, NC 27549

All Other RDL Correspondence to:
(Just send whatever to Jason and he'll pass it along…)

2016 Board of Directors

President	Tim Mozzetti	919-649-1816
	email: tjmozz@gmail.com	
Vice President	Maridy Knight	919-417-7828
	email: maridy16@gmail.com	
(interim) Secretary	*Memb. Director Heather Bohanan is presently also doing these duties…*	
Treasurer	Barron Hartley	919-749-2061
	email: bkh345@hotmail.com	
Membership	Heather Bohanan	919-326-1956
	email: membership@raleighdartleague.org	
Rules/Grievances	Kevin Coyne	919-961-8303
	email: krcoyne@gmail.com	

League Statistician/Editor : Jason Kilts 919-990-1218
email: jdkilts@yahoo.com or jdkilts@gmail.com

"HOT DARTS" CALL-IN GUIDELINES

Here are the guidelines you should use for the minimum number of all-star points to report when calling in your scores.
"A" Div. = 4.5 or more ASPs; "B" Div. = 4.0 or more ASPs
"C, D" Divisions = 3.5 or more ASPs
"E, F, G" Divs. = 3.0 or more ASPs; "H" = 2.5 or more ASPs
Also, call in any fast games, high ins, high outs, or other amazing feats that you think warrant a little recognition (e.g., Ins & Outs higher than a Ton, 24-dart cricket games, 15-dart 301s, 24-dart 501s, Ton-70s and up, 5-Bulls+, etc.).

Extra note: it's also ok (and actually "preferred", not just ok) to call in "fast games" in each set, even if they don't necessarily meet the maximum dart counts above.

PENALTY LOG

Here are all the penalties assessed this season, for all teams and all categories of penalties, including point values lost.

Preseason captains' meeting (5 pts.): Tips & Shafts (H).

Phone (5 pts.): North Raleigh Alliance (A,wk.6), Dartistic Differences (C,wk.11), Sharky's Machine (D,wk.9), Walking the Wire (G,wk.12), Don't Hit the Scorekeeper (G,wk.9,wk.13).

Mail (16 pts.): Dynamic Darts (D,wk.11), Lucky's Seven (E,wk.5), Chatham Street Elite (F,wk.13), Quackalacky Ducks (G,wk.5), Walking the Wire (G,wk.9), Don't Hit the Scorekeeper (G,wk.9).

incomplete 1001 (16 pts.): Lucky B's (H,wk.12).

Ineligible Player (any match win, all points, all statistics): Lucky B's (H,wk.1,10 pts.).

RDL WEBSITE - www.raleighdartleague.org
[including a full RDL map, with a 15-mile radius function]

CALENDAR OF EVENTS

Sun., Dec. 25	**Just a note… yes, there will be a regular Sunday blind draw at The Upper Deck**
Sun., Jan. 1	**Again, as above… yes, there will be a regular Sunday blind draw at The Upper Deck**
Wed., Jan. 4	**Spring 2017 - RDL registration**, Upper Deck (online registration should be available in the days immediately prior to the 4th)
Jan. 6-8	**Celebrate the New Year Tournament**, (ADO), $3400, Blue Rocks (formerly The Green Room) Pineville, NC (see tournament flyer on page 21)
Jan. 13-15	**Carolina Open Long Format 501 Tourney**, (ADO), $4000+, Moose Lodge, Pineville, SC (see tournament flyer on page 21)
Wed., Jan. 18 7:00-8:00 p.m.	**Spring 2017 RDL Preseason Captains' Meeting**; The Upper Deck - mandatory
Wed., Jan. 25	**Spring 2017 first night of match play**
Sun., Feb. 5	**likely the Upper Deck Super Bowl blind draw**
Mon., Feb. 27 7:00-8:00 p.m.	**Spring 2017 - Fifth week captains' meeting** site TBA; end of roster additions/replacements

Other Local Weekly Leagues

Tuesdays	***Bull City Dart League*** , Durham
Thursdays	***Triangle Dart League*** , Chapel Hill

Weekly Blind Draws - Over the years, many blind draws have come and gone. If any of these folds or if any others start up, please let me know and I'll update this list. Thanks.

(these 2 are double elim., $5 entry, bar matches the pot… & now they add an extra $50 if there are 32+ players !)

Fri., 8 pm **Upper Deck**,919-460-1786, 329 N.Harrison
Sun., 8 pm **Upper Deck**,919-460-1786, 329 N.Harrison

(this one is double elim., $5 entry, bar matches a minimum of $50 and a maximum of $150, based on participation)

Sat., 4 pm **Local Bar**, 919-303-7014, 2901 US-64, Apex

(this one is $5 entry, bar matches 150% if 16+ players !)

Sat., 8 pm **Sharky's Place**, 919-783-5448, 5800 Duraleigh
Mon., 8 pm **Sharky's Place**, 919-783-5448, 5800 Duraleigh

SEASON-LONG TROPHY DART MINIMUM GAMES PLAYED REQUIREMENTS

To be eligible for all-star pt. ave. & singles win %-age awards, you must play at least 66% of this season's projected games:

for Divisions "A", "B", "C", "E" (except team E3), and "F" (8 teams / division):
Singles win %-age: min. of 19 Singles Games Played
All-star pt. Average: min. of 37 Total Games Played

for Divisions "G" & "H" (7 teams / division):
min. of 16 Singles Games Played, 32 Total Games Played

for teams D6, D8 and E3 (due to 1 forfeit received):
min. of 18 Singles Games Played, 35 Total Games Played

for teams D2, D4, D5 and D7 (due to 2 forfeits received):
min. of 16 Singles Games Played, 32 Total Games Played

for team D3 (due to a whopping 3 forfeits received!):
min. of 15 Singles Games Played, 30 Total Games Played

for team D1, which has actually forfeited out anyway...:
min. of 19 Singles Games Played, 37 Total Games Played

THE FORTIETH SEMI-ANNUAL EDITION OF: JK'S DIVISIONAL ALL-STAR TEAM PICKS

(Players within each division are listed alphabetically) (Players are chosen any way I damn well please - not purely by the numbers!)
(This is not purely my own guesses at who is simply the best thrower, but also who is important to their team, who is good in the clutch, etc.)

Divisional MVPs

A Division	Robbie Phillips	The Irreverent Element	E Division	Jim Gallagher	Coach'N Ya
B Division	J.J. White	Menace 2 Sobriety	F Division	Joe Rigert, Sr.	Wayne Gretzky
C Division	Will Bennett	Dartistic Differences	G Division	Brent Snyder	All About That Bull!
D Division	Cale Strickland	Mike's Garage	H Division	Brad Bushman	Show Me Your Tips

All of RDL -- Brent Snyder -- All About That Bull!

"A" Division (again I wish I had 9 spots here)

Tom Brown	The Irreverent Elem	Playing almost as well as he ever has.
Kyle Gaulthier	1 in the Bunn	Not his best season, but still so dangerous.
Michael Johnson	Appetite for Destruc	Mr. 7-dart has joined the elite.
John Kramer	The Irreverent Elem	So consistently dominant week after week.
Chad Massengill	The Irreverent Elem	Has a higher top end than almost anyone.
Sid Mitchell	Appetite for Destruc	Mr. Steady has returned to top form.
Robbie Phillips	The Irreverent Elem	Still the best the RDL has. Maybe ever.
Joe Work	North Raleigh Allia	Beat all the other top guns this season.

"B" Division

Steve Holland	The Liquor Posse	Cricket beast gets by in 301 and 501.
Dave Johnson	Menace 2 Sobriety	And another cricket machine with ok '01.
John Kuhns	Methodical Madness	Super singles, and enough in doubles.
Zak Mayhew	Show Me Your Cork	The Zak-Man absolutely ruled singles.
Trey Rodgers	The Liquor Posse	Like Holland, dominates SCkt and DCkt.
David Romanchek	Nine Lives	So unassuming, and so tough to beat.
Mike Venable	Methodical Madness	Do we ever have '01 specialists?
J.J. White	Menace 2 Sobriety	His climb to the league's top is nearly over.

"C" Division

Will Bennett	Dartistic Differences	Purely dominant, from start to finish.
Ryan Cusman	Them Handsome De	Not crushing, just all around solid.
George Guenther	Fire For Effect	Ok, so he doesn't play well with others…
Mike Holly	The Bunkers	So maybe DCkt just isn't his game.
Jim Hunsberger	Fire For Effect	So flippin' great to see him back here.
Dave Krasnow	Them Handsome De	The best in C at any given moment.
Dan Naylor	Unnecessary Triples	Duh.
Ken Trefzger	One Armed Bandits	Great singles, carries enough in doubles.

"D" Division

Jeff Cashin	Never Trust A Dart	Becoming a seasonal staple on this list.
Ernie Gilyardi	Mike's Garage	Oh, if only he wasn't a part-timer…
Gary Long	Mike's Garage	Was a steadily great season this was.
Andrew Palmisano	Never Trust A Dart	Another season, another step up.
Dan Schaefer	Sharky's Machine	Just a beast… right up until 501, that is.
Cale Strickland	Mike's Garage	Maybe the best pickup for any team.
Jason Thomas	Ted's Dart Control E	Should list himself every set every week.
Tom Winters	Dynamic Darts	Seems like he is always right here.

"E" Division

Jim Gallagher	Coach'N Ya	Great addition, carried them near the top.
John Iager	D-Lux Drinkers	Singles monster floated in doubles.
Roger Keim	Sofa Kings	Certainly the king among Kings.
Tom Kubel	Bye Week	11-0 in 301? Crazy. And the rest is great.
Chris Montesi	Game of Throws	Got better as the night progressed.
Chris Robertson	Lucky's Seven	Put together a strong record all season.
Mike Snyder	D-Lux Drinkers	Was the cricket king for E champions.
Lou Tufillaro	Bye Week	Super solid across all four sets.

"F" Division (there were a LOT of candidates in this div. again)

Randy Baldwin	Hump Day!	Just a monster for the first three sets.
Randy Deemer	Hump Day!	Once again, so solid for the F winners.
Grey Jones	Red-eye Rangers	Wow, what a charge to the top of the div.
Jeremy Limerick	Public School	One of his best seasons to date.
Charles Parker	Another Sinking Shi	Still hanging out down here rolling in F.
Joe Rigert, Sr.	Wayne Gretzky	What an absolute pillar for near champs.
Jeff Russell	Chatham Street Elite	Easily the top gun for a pretty good team.
Felipe Wilkie	Public School	Back to his old form, and winning a bunch.

"G" Division

Andy Bowen	Walking the Wire	If he played more, they'd win even more.
Anthony Brownd	Points for Pints	The biggest Pint just needs a few doubles.
Stan Converse	Quackalacky Ducks	Just a great record across all four sets.
Tim Ellis	Quackalacky Ducks	Not often that SCkt is the one slip spot.
Romuald Knight	Don't Hit the Scorek	Singles machine tails off a bit in doubles.
Brent Snyder	All About That Bull	Nobody was more important to any team.
Justin Vick	Don't Hit the Scorek	So very steady all season in all sets.
John White	Walking the Wire	A great singles season carries his record.

"H" Division

Mark Beaver	Lucky B's	70+% is awesome in any division.
Rich Bialaszewski	Show Me Your Tips	11-0 in SCkt is just about enough alone.
Mike Bumpass	Bull Hunters	Holy crap, new team, new H div. hammer.
Brad Bushman	Show Me Your Tips	Amazing first 3 sets carried team near top.
Anthony Cannizar	Bull Hunters	Geez, the Hunters are so friggin' deep…
Kody Goodwin	Bull Hunters	where the heck were all of these guys
Lee Jeffreys	Bull Hunters	hiding before this season?
Rocky Messineo	Lucky B's	Quietly put together a strong season.

QUICK STAT TIDBITS

-The **Quadruple Double Award** winners (double-digit wins in all 4 sections): Oh, my goodness, no "honorable mentions" to be listed here this season. Why, you ask? Because the Quadruple Double Club has FIVE full-on winners this season: Robbie Phillips of The Irreverent Element in A division, Dan Naylor of Unnecessary Triples in C, Grey Jones of Red-eye Rangers and Joe Rigert, Sr. of Wayne Gretzky in F, and Brent Snyder of All About That Bull! in G. And to top it off, Snyder did it in a division with a bye and thus only 12 weeks of matches!

-The **Iron Man/Woman Award**: After a couple low leader numbers in the past few seasons, we had a bit of a spike this season. The Iron Man Award for the Fall season goes to Brian Smith of Projectile Dysfunction in Division, with a stout 66 games (56 sets, plus 8 blocks, plus 2 tiebreakers). And he had a winning record! Who picks a winning record guy as the blocker… repeatedly? Anyway, the honorable mentions for the other division leaders were: *Robbie Phillips* of The Irreverent Element and *Sid Mitchell* of Appetite for Destruction in A with 56 games played; *Erin Hartmann* and *Pete Hartmann* of the Bunkers, and *Mike Raquet* of Them Handsome Devils in C with 62 each; *Tim Welborn* of Dynamic Darts in D with 56; *Pat Smelik* of Game of Throws and *Phil Robertson* of Lucky's Seven in E with 61 each; *Joe Munroe* of Another Sinking Ship in F with 61 *Brian Berman* and *Pat Ball* of Points for Pints in G with 52 each; and *Josh Phillips* of Ballistic Behavior and *Kenny Spencer* of Tips & Shafts in H with 52.

-The **Team Attendance Award** winners: Four teams made a nice run at joining this club (Shooter McGavin, The Bunkers, Them Handsome Devils, and Just Like That), but in the end, all but one of those were pretenders. This season's true 6-man band of warriors was Shooter McGavin and Shooter McGavin only! 14 weeks, 4 sets per night, 6 players per set, and McGavin used their only 6 players in every last damn set! Every one of them. No absentees, no subs. Suh-weet.

MY PRESEASON, WEEKLY, & TOURNEY PREDICTION RESULTS

As usual, I'm left with the option of trying to bluff my way through this part, or just telling the truth. And since I know that some of you squirrel away every last thing I've ever written about your team, I guess I better give real results… dang.

In my preseason picks (usually the toughest every season given the imminent roster changes/additions), it was bit of a mixed bag. I nailed some divisions (or at least many teams within each division) such as A, B, E and G. But wow, did I miss a few others… C was, as you might have guessed, a mess. I didn't see the Garage coming in E. And the new H teams really made things tough to call until I had seen who they were.

My weekly prediction results you can peruse pick-for-pick on the other side of this sheet of paper. I had a pretty good record this season, in spite of the debacle that was C division. I did manage to climb above 0.500 by the end of the season, but that's about the best thing I can say for that pile of confusion. The Bunkers were my problem children for the season, fooling me pretty much no matter which way I leaned with them. B division was a little bit of a challenge too, mostly because I could never figure out what to make of Methodical Madness… every time I changed my mind with them, they changed too.

Last but not least were my tournament predictions… And in these, I slammed it once again! We jumped to best-of-three and I started looking like I knew what the heck I was doing. I was a really strong 25-5 in the quarterfinals, a pretty great 12-4 in the semifinals, and then I kept on rolling by hitting 5 (and maybe 6!) Mug winners (we'll have to wait and see who won G before finalizing the count, as my #4 seed pick was playing in that final. That brings my final tournament record to 42-11 with one game pending. When you consider that I got a pair of those semifinals wrong because I got a quarterfinal wrong, that makes my total even better... at least in my opinion… and I'm the one typing here, so…

JK'S TEAM-BY-TEAM, WEEK-BY-WEEK MATCH PREDICTION RESULTS

(I introduced this page twenty-six seasons ago, and it has become almost expected as a newsletter staple. Feast your eyes on the success...)

For several years, many of you have taken no greater pleasure in your weekly darting endeavors than to call the RDL VoiceMail and point out to me just how wrong I was in my prediction of your match result. On a related note, I have noticed that many of you seem to have relatively selective memories saving only the weeks when I was wrong. Further, many others of you regularly embellish your statistics of how often you fool me. It's not so easy to get away with those rambles anymore, however, as you can see below. Each W is a week when I picked your match correctly, and each L is one I picked incorrectly. Division totals are to the right of the team totals, weekly totals are at the bottom, and in the space between the 14 weeks and the team totals, the eight 'o' symbols indicate the teams for which I was only 0.500, and the five 'x' symbols indicate the teams that fooled me more often than not.**[C division was an absolute mess for me for most of the season. I barely climbed over 0.500 there by the end, and half the teams there fooled me at least half the time. The Bunkers led the way in the confusion parade, which likely pleases them to no end. - JK]**

	wk1	wk2	wk3	wk4	wk5	wk6	wk7	wk8	wk9	wk10	wk11	wk12	wk13	wk14		Right	Wrong	**Overall**
A1/ The Irreverent Element	W	W	W	W	W	W	W	W	W	W	W	W	W	W		14	0	71.43%
A2/ 1 in the Bunn	W	W	W	W	W	W	W	W	W	W	L	W	W	W		13	1	290 116
A3/ Appetite for Destruction	W	L	W	W	W	W	W	W	W	W	W	W	W	W		13	1	
A4/ Ridin' Dirty	W	W	W	W	W	W	W	W	W	W	L	W	W	W		13	1	
A5/ Lunatic Fringe	W	L	W	W	L	W	W	W	W	W	L	W	W	W		11	3	
A6/ North Raleigh Alliance	W	W	W	W	W	W	W	W	W	W	W	L	W	W		13	1	**A Division**
A7/ Rif Raf	W	W	W	W	W	W	W	W	W	W	W	L	W	W		13	1	91.07%
A8/ Darty McFly	W	W	W	W	L	W	W	W	W	W	L	W	W	W		12	2	51 5
B1/ Projectile Dysfunction	W	W	L	W	W	L	L	W	W	W	W	W	W	W		11	3	
B2/ Methodical Madness	L	W	L	L	W	W	L	W	L	L	W	W	W	L	o	7	7	
B3/ The Liquor Posse	W	W	W	W	W	W	W	W	W	W	W	L	W	W		13	1	
B4/ Nine Lives	W	W	W	W	W	L	W	W	L	W	W	L	W	L		10	4	
B5/ Cheap Shots	L	L	W	W	W	W	L	W	W	W	W	L	L	W		9	5	
B6/ Show Me Your Cork	W	L	W	W	L	W	L	W	L	W	W	W	L	L		8	6	**B Division**
B7/ Shooter McGavin	W	L	L	W	W	W	W	W	L	L	W	L	W	W		9	5	67.86%
B8/ Menace 2 Sobriety	W	L	L	L	L	W	W	W	W	W	W	W	W	L		9	5	38 18
C1/ Big Bulls	W	W	W	W	L	W	W	W	W	L	L	L	W	W		10	4	
C2/ One Armed Bandits	L	L	L	W	L	W	W	L	L	L	W	W	W	L	x	6	8	
C3/ Armed and Hammered	L	L	L	L	W	L	W	W	L	L	W	W	W	W	o	7	7	
C4/ Fire For Effect	W	L	W	L	W	L	W	W	W	L	W	W	W	L		9	5	
C5/ The Bunkers	W	L	W	L	L	L	L	W	L	L	W	L	L	W	x	5	9	
C6/ Dartistic Differences	L	W	L	L	L	W	L	W	W	W	W	W	L	W		8	6	**C Division**
C7/ Them Handsome Devils	L	L	W	W	W	W	L	L	W	L	L	W	L	W	o	7	7	53.57%
C8/ Unnecessary Triples	W	L	L	W	W	L	L	W	L	W	W	W	L	W		8	6	30 26
D1/ OT Outlaws	L	W	fft	fft	fft	fft	fft	fft	fft	fft	fft	fft	fft	fft	o	1	1	
D2/ Sharky's Machine	L	L	L	W	L	L	fft	W	L	W	W	W	W	fft	o	6	6	
D3/ Shark Shooters	W	W	W	W	L	fft	W	W	W	W	W	W	fft	fft		10	1	
D4/ Just Like That	W	L	L	W	fft	L	W	W	W	W	W	fft	W	fft		8	3	
D5/ Never Trust A Dart	W	L	W	fft	L	W	W	W	L	W	fft	W	W	L		8	4	
D6/ Dynamic Darts	W	W	L	W	L	W	L	W	fft	W	W	W	W	W		10	3	**D Division**
D7/ Ted's Dart Control Emporium	L	L	fft	W	W	W	L	W	W	fft	W	W	W	W		9	3	72.09%
D8/ Mike's Garage	L	W	L	W	W	W	W	fft	W	W	W	W	W	L		10	3	31 12
E1/ Death Throw	L	L	W	W	W	W	L	L	L	L	W	W	W	L	o	7	7	
E2/ Coral Reefers	W	L	W	W	W	W	L	L	L	L	W	L	L	L	x	6	8	
E3/ D-Lux Drinkers	W	W	W	W	W	W	W	L	L	L	fft	W	L	L		8	5	
E4/ Game of Throws	L	W	W	W	W	W	W	L	L	L	W	W	L	W		9	5	
E5/ Bye Week	W	W	W	W	W	W	L	L	L	W	fft	W	L	L		8	5	
E6/ Lucky's Seven	W	W	W	W	W	W	W	W	L	W	W	L	W	L		11	3	**E Division**
E7/ Sofa Kings	W	W	W	W	W	W	L	W	W	W	W	W	L	L		11	3	65.45%
E8/ Coach'N Ya	W	W	W	W	W	W	W	L	W	W	W	W	L	W		12	2	36 19
F1/ Hot Shots	W	W	W	W	W	W	W	W	W	W	W	W	W	W		14	0	
F2/ Hump Day!	L	L	W	L	W	W	W	W	W	W	L	W	W	W		10	4	
F3/ Dart Buddies	L	W	W	W	W	W	W	L	W	W	L	W	L	W		10	4	
F4/ Red-eye Rangers	W	W	L	L	W	W	W	L	W	L	W	W	L	W		9	5	
F5/ Wayne Gretzky	W	L	W	L	W	W	W	W	W	W	W	W	W	W		12	2	
F6/ Another Sinking Ship	L	W	L	W	W	W	L	W	W	L	L	L	W	W		8	6	**F Division**
F7/ Chatham Street Elite	L	W	W	W	W	W	W	L	W	W	W	L	L	W		10	4	73.21%
F8/ Public School	W	W	W	L	W	W	L	L	W	W	L	W	L	W		9	5	41 15
G1/ All About That Bull!	W	L	W	W	-	W	L	W	W	W	W	-	W	W		10	2	
G2/ Quackalacky Ducks	W	L	W	W	W	-	W	L	W	W	W	W	-	L		9	3	
G3/ Walking the Wire	W	W	W	L	W	L	-	L	W	W	W	L	L	-		7	5	
G4/ Irish Ton	W	W	W	-	L	W	W	W	W	W	-	W	W	W		11	1	
G5/ Is It In?	-	W	W	W	L	L	W	-	W	L	W	W	L	L		7	5	**G Division**
G6/ Don't Hit The Scorekeeper	W	W	-	W	W	W	L	W	W	-	W	L	W	W		10	2	76.19%
G7/ Points for Pints	W	-	W	L	W	W	W	W	-	L	W	W	W	W		10	2	32 10
H1/ Ballistic Behavior	W	L	W	L	W	W	-	W	L	W	W	L	L	-		7	5	
H2/ Chalk it Up	L	W	W	W	-	W	W	W	L	W	W	-	W	W		10	2	
H3/ Tips & Shafts	W	W	W	-	W	W	W	W	L	W	-	W	W	L		10	2	
H4/ Show Me Your Tips	L	L	W	L	W	-	W	W	L	W	W	W	-	L		7	5	
H5/ Lucky B's	L	-	W	L	W	W	W	W	-	W	W	L	W	W		9	3	**H Division**
H6/ Rosa's Warriors	-	W	W	W	W	W	W	-	W	W	W	W	L	L		10	2	73.81%
H7/ Bull Hunters	L	W	-	L	W	W	W	W	W	-	W	W	W	L		9	3	31 11
Right:	20	18	22	21	22	24	20	22	19	21	23	21	19	18				
Wrong:	10	12	7	8	7	5	9	7	10	8	5	8	10	10				
forfeited:	-	-	1	1	1	1	1	1	1	1	2	1	1	1				

RDL - Fall, 2016	Week 1		Week 2		Week 3		Week 4		Week 5		Week 6		Week 7		Week 8		Week 9		Week 10		Week 11		Week 12		Week 13		Week 14		Forfeits
	vs.	W/L Pts.	vs.	W/L Pts.	vs.	W/L Pts.	vs.	W/L Pts.	vs.	W/L Pts.	vs.	W/L Pts.	vs.	W/L Pts.	vs.	W/L Pts.	vs.	W/L Pts.	vs.	W/L Pts.	vs.	W/L Pts.	vs.	W/L Pts.	vs.	W/L Pts.	vs.	W/L Pts.	
A1/ The Irreverent Element	a8	W 20	A7	W 24	a5	W 18	A6	W 20	a4	W 21	A3	W 16	a2	W 14	A8	W 20	a7	W 22	A5	W 15	a6	W 19	A4	W 21	a3	W 14	A2	W 17	
A2/ 1 in the Bunn	a7	W 19	A8	W 22	a6	W 17	A5	W 21	a3	W 14	a4	W 17	A1	L 10	A7	W 16	a8	W 18	A6	W 20	a5	L 6	A3	W 16	A4	W 14	a1	L 7	
A3/ Appetite for Destruction	A6	W 18	a5	L 9	A8	W 16	a7	W 16	A2	L 10	a1	L 8	A4	W 18	a6	W 14	A5	W 13	a8	W 17	A7	W 19	a2	L 8	A1	L 10	a4	W 19	
A4/ Ridin' Dirty	A5	L 10	a6	L 9	A7	W 13	a8	W 19	A1	L 3	A2	L 7	a3	L 6	a5	L 9	A6	L 8	a7	W 16	A8	L 9	a1	L 3	a2	L 6	A3	L 5	
A5/ Lunatic Fringe	a4	W 14	A3	W 15	A1	L 6	a2	L 3	a8	L 10	A7	W 22	A6	W 15	A4	W 15	a3	L 11	a1	L 9	A2	W 17	A8	W 14	a7	W 21	a6	W 18	
A6/ North Raleigh Alliance	a3	L 6	A4	W 15	A2	L 7	a1	L 4	A7	W 17	A8	W 17	a5	L 9	A3	L 10	a4	W 16	a2	L 4	A1	L 5	a7	L 10	a8	W 13	A5	L 6	
A7/ Rif Raf	A2	L 5	a1	L 0	a4	L 11	A3	L 8	a6	L 7	a5	L 2	A8	L 7	a2	L 8	A1	L 2	A4	L 8	a3	L 5	A6	W 14	A5	L 3	a8	L 3	
A8/ Darty McFly	A1	L 4	a2	L 2	a3	L 8	A4	L 5	A5	W 14	a6	L 7	a7	W 17	a1	L 4	A2	L 6	A3	L 7	a4	W 12	a5	L 10	A6	L 11	A7	W 21	
B1/ Projectile Dysfunction	b6	L 9	B3	L 11	B8	L 10	B7	L 10	b2	L 12	B4	W 12	b5	L 6	B6	L 7	b3	L 8	b8	L 11	b7	L 9	B2	L 9	b4	L 9	B5	L 8	
B2/ Methodical Madness	b5	W 14	B4	L 8	b7	L 11	b8	L 9	B1	W 12	b3	L 10	B6	W 15	B5	W 16	b4	W 15	B7	L 12	B8	W 16	b1	W 15	B3	L 11	b6	L 12	
B3/ The Liquor Posse	B8	W 21	b1	W 13	b5	W 15	B6	W 14	b4	W 15	B2	W 14	B7	W 18	b8	W 15	B1	W 15	B5	W 18	b6	W 17	B4	L 6	b2	W 13	b7	W 15	
B4/ Nine Lives	B7	W 16	b2	W 16	b6	W 15	B5	W 13	B3	L 9	b1	L 12	B8	W 13	b7	W 14	B2	L 9	B6	W 15	b5	W 17	b3	W 15	B1	W 14	b8	L 10	
B5/ Cheap Shots	B2	L 10	b8	L 10	B3	L 9	b4	L 11	b7	L 8	B6	L 11	B1	W 18	b2	L 8	B8	L 10	b3	L 6	B4	L 7	B7	W 13	b6	L 12	b1	W 10	
B6/ Show Me Your Cork	B1	W 15	b7	L 12	B4	L 9	b3	L 10	B8	L 6	b5	W 12	b2	L 9	b1	W 14	B7	W 16	b4	L 9	B3	L 7	b8	L 8	B5	W 12	B2	W 12	
B7/ Shooter McGavin	b4	L 8	B6	W 12	B2	W 13	b1	W 14	B5	W 16	b8	L 9	b3	L 6	B4	L 10	b6	L 8	b2	W 12	B1	W 13	b5	L 11	B8	L 11	B3	L 9	
B8/ Menace 2 Sobriety	b3	L 3	B5	W 14	b1	W 13	B2	W 15	b6	W 18	B7	W 15	b4	L 11	B3	L 9	b5	W 14	B1	W 12	b2	L 8	B6	W 16	b7	W 13	B4	W 14	
C1/ Big Bulls	c8	W 14	C6	L 8	C4	L 9	c7	L 8	c5	L 9	C2	L 10	c3	L 12	C8	L 7	c6	L 8	c4	W 13	C7	W 12	C5	W 12	c2	W 15	C3	W 14	
C2/ One Armed Bandits	C7	L 10	c5	L 9	C3	W 19	c8	L 8	c6	L 11	c1	W 14	C4	L 11	c7	W 13	C5	L 5	c3	L 10	C8	L 11	C6	L 12	C1	L 9	c4	W 16	
C3/ Armed and Hammered	c6	W 12	C8	L 11	c2	L 5	c5	L 12	C7	L 4	c4	W 14	C1	W 12	C6	L 11	c8	W 12	C2	W 11	C5	L 8	c7	L 7	C4	L 10	c1	L 10	
C4/ Fire For Effect	C5	W 16	c7	W 12	c1	W 15	C6	L 10	c8	L 7	C3	L 10	c2	W 13	c5	W 16	C7	L 8	C1	L 8	c6	L 12	C8	L 10	c3	W 13	C2	L 8	
C5/ The Bunkers	c4	L 8	C2	W 13	C7	L 9	C3	W 12	C1	W 11	C8	W 14	c6	W 12	C4	L 8	c2	W 19	c7	L 9	c3	W 16	c1	L 12	c8	W 12	C6	L 6	
C6/ Dartistic Differences	C3	L 12	c1	W 16	C8	L 6	c4	W 13	C2	W 13	c7	L 11	C5	L 12	c3	W 13	C1	W 13	c8	L 11	C4	W 12	c2	W 12	C7	W 13	c5	W 18	
C7/ Them Handsome Devils	c2	W 14	C4	L 12	c5	W 15	C1	W 16	c3	W 20	C6	W 13	c8	L 10	C2	L 11	c4	W 16	C5	W 12	c1	L 10	C3	W 17	c6	L 10	C8	W 12	
C8/ Unnecessary Triples	C1	L 9	c3	W 13	c6	W 18	C2	W 16	C4	W 17	c5	L 10	C7	W 14	c1	W 17	C3	L 11	C6	W 13	c2	W 13	c4	W 14	C5	L 12	c7	L 12	
D1/ OT Outlaws	d8	L 5	D6	L 11	D7	*L 0*	d5	*L 0*	D4	*L 0*	d3	*L 0*	d2	*L 0*	D8	*L 0*	d6	*L 0*	d7	*L 0*	D5	*L 0*	d4	*L 0*	D3	*L 0*	D2	*L 0*	12
D2/ Sharky's Machine	D7	L 10	d5	L 11	d8	W 12	D6	L 6	d3	L 10	D4	W 15	D1	*W 16*	d7	W 14	D5	W 13	D8	L 11	d6	L 10	D3	W 14	d4	W 16	d1	*W 16*	
D3/ Shark Shooters	d6	L 3	D8	L 7	D5	L 7	d7	L 10	D2	W 14	D1	*W 16*	d4	W 13	D6	L 11	d8	L 7	d5	L 9	D7	L 5	d2	L 10	d1	*W 16*	D4	*W 16*	
D4/ Just Like That	D5	W 12	d7	L 10	d6	W 16	D8	L 1	d1	*W 16*	d2	L 9	D3	L 11	d5	L 10	D7	L 7	D6	L 10	d8	L 12	D1	*W 16*	D2	L 7	d3	*L 0*	1
D5/ Never Trust A Dart	d4	L 12	D2	W 13	d3	W 17	D1	*W 16*	d6	W 17	D7	W 15	d8	L 12	D4	W 14	d2	L 11	D3	W 15	d1	*W 16*	D6	W 15	d7	W 15	D8	W 15	
D6/ Dynamic Darts	D3	W 21	d1	W 13	D4	L 7	d2	W 18	D5	L 7	D8	L 3	d7	W 14	d3	W 13	D1	*W 16*	d4	W 14	D2	W 11	d5	L 9	d8	L 7	D7	L 9	
D7/ Ted's Dart Control Emporium	d2	W 13	D4	W 14	d1	*W 16*	D3	W 14	d8	L 9	d5	L 9	D6	L 10	D2	L 10	d4	W 16	D1	*W 16*	d3	W 19	D8	L 11	D5	L 9	d6	W 14	
D8/ Mike's Garage	D1	W 19	d3	W 17	D2	L 12	d4	W 23	D7	W 15	d6	W 21	D5	W 12	d1	*W 16*	D3	W 17	d2	W 13	D4	W 12	d7	W 13	D6	W 14	d5	L 9	
E1/ Death Throw	e4	L 10	E2	L 10	e3	L 3	e7	L 12	E8	L 9	E6	L 9	e5	W 13	E4	W 12	e2	W 16	E3	L 11	E7	W 14	e8	L 11	e6	L 9	E5	W 12	
E2/ Coral Reefers	E3	L 9	e1	W 14	E4	L 10	E8	L 11	e6	L 8	E5	L 10	e7	L 5	e3	W 13	E1	L 8	e4	W 12	e8	L 10	E6	W 15	e5	W 14	E7	L 10	
E3/ D-Lux Drinkers	e2	W 15	E4	W 13	E1	W 21	e5	W 12	E7	W 14	e8	W 18	e6	W 17	E2	L 11	e4	L 12	e1	W 13	E5	*W 16*	e7	W 14	E8	L 10	E6	L 9	
E4/ Game of Throws	E1	W 14	e3	L 11	e2	W 14	E6	L 8	E5	L 11	e7	W 18	e8	W 12	e1	L 12	E3	W 12	E2	L 12	e6	L 7	e5	L 4	E7	L 7	E8	L 9	
E5/ Bye Week	E8	W 13	e6	L 10	E7	W 13	E3	L 12	e4	W 12	e2	W 14	E1	L 10	e8	L 11	E6	W 15	e7	W 15	e3	*L 0*	E4	W 18	E2	L 9	e1	L 12	1
E6/ Lucky's Seven	e7	W 16	E5	W 14	e8	W 12	e4	W 16	E2	W 16	e1	W 15	E3	L 7	E7	W 13	e5	L 9	E8	L 11	E4	W 17	e2	L 7	E1	W 13	e3	W 13	
E7/ Sofa Kings	E6	L 4	e8	W 17	e5	L 11	E1	W 12	e3	L 10	E4	L 6	E2	W 19	e6	L 11	E8	L 10	E5	L 9	e1	L 10	E3	L 10	e4	W 14	e2	W 14	
E8/ Coach'N Ya	e5	L 7	E7	L 7	E6	L 11	e2	W 13	e1	W 15	E3	L 5	E4	L 10	E5	W 13	e7	W 14	e6	W 13	E2	W 14	E1	W 13	e3	W 14	e4	W 15	
F1/ Hot Shots	F5	L 4	f6	L 7	F8	L 3	f7	L 4	F4	L 3	f2	L 3	f3	L 3	f5	L 7	F6	L 4	f8	L 7	F7	L 4	f4	L 10	f2	L 5	F3	L 3	
F2/ Hump Day!	F6	W 13	f5	L 9	f7	W 16	F8	W 14	F3	W 13	f1	W 21	f4	W 12	f6	L 10	F5	W 12	F7	W 12	f8	W 16	f3	W 15	F1	W 19	F4	W 18	
F3/ Dart Buddies	f7	L 11	F8	L 5	f5	L 12	F6	L 10	f2	L 11	F4	L 7	F1	W 21	F7	W 13	f8	L 9	F5	L 11	f6	W 14	F2	L 9	f4	W 16	f1	W 21	
F4/ Red-eye Rangers	f8	L 10	F7	W 12	f6	W 12	F5	W 15	f1	W 21	f3	W 17	F2	L 12	F8	W 13	f7	W 16	F6	W 13	f5	W 13	F1	W 14	F3	L 8	f2	L 6	
F5/ Wayne Gretzky	f1	W 20	F2	W 12	F3	W 12	f4	L 8	f8	L 6	F6	L 12	f7	L 7	F1	W 17	f2	L 12	f3	W 13	F4	L 11	F8	L 10	f6	L 11	F7	L 11	
F6/ Another Sinking Ship	f2	L 11	F1	W 17	F4	L 12	f3	W 14	F7	W 15	f5	W 12	f8	W 19	F2	W 10	f1	W 20	f4	L 11	F3	L 10	f7	L 7	F5	W 13	F8	L 10	
F7/ Chatham Street Elite	F3	W 13	f4	L 12	F2	L 8	F1	W 20	f6	L 5	f8	L 7	F5	W 17	f3	L 10	F4	L 8	f2	L 12	f1	W 20	F6	W 16	F8	W 12	f5	W 13	
F8/ Public School	F4	W 14	f3	W 19	f1	W 21	f2	L 10	F5	W 18	F7	W 17	F6	L 5	f4	L 11	F3	W 15	F1	W 17	F2	L 8	f5	W 14	f7	L 12	f6	W 13	
G1/ All About That Bull!	g4	W 15	G2	L 11	G3	W 15	g5	W 17	Bye	- -	G7	W 12	g6	L 8	G4	W 16	g2	L 8	g3	L 10	G5	W 14	Bye	- -	g7	W 14	G6	L 10	
G2/ Quackalacky Ducks	G3	L 10	g1	W 13	g4	W 19	G6	W 17	G7	W 17	Bye	- -	G5	W 15	g3	L 6	G1	W 16	G4	W 19	g6	W 16	g7	W 17	Bye	- -	g5	L 8	
G3/ Walking the Wire	g2	W 14	G4	W 13	g1	L 9	G7	L 10	g6	L 11	g5	L 11	Bye	- -	G2	W 18	g4	W 15	G1	W 14	g7	W 14	G6	W 14	G5	L 9	Bye	- -	
G4/ Irish Ton	G1	L 8	g3	L 11	G2	L 5	Bye	- -	G5	L 10	G6	L 9	g7	L 10	g1	L 8	G3	L 9	g2	L 5	Bye	- -	g5	L 8	g6	L 7	G7	L 6	
G5/ Is It In?	Bye	- -	g6	L 7	G7	L 10	G1	L 7	g4	W 14	G3	W 13	g2	L 9	Bye	- -	G6	L 9	g7	W 12	g1	L 10	G4	W 14	g3	W 15	G2	W 16	
G6/ Don't Hit The Scorekeeper	g7	W 17	G5	W 17	Bye	- -	g2	L 7	G3	W 13	g4	W 15	G1	W 14	G7	W 14	g5	W 13	Bye	- -	G2	L 8	g3	L 7	G4	W 17	g1	W 14	
G7/ Points for Pints	G6	L 6	Bye	- -	g5	W 14	g3	W 14	g2	L 7	g1	L 12	G4	W 14	g6	L 10	Bye	- -	G5	L 12	G3	L 7	G2	L 7	G1	L 10	g4	W 14	
H1/ Ballistic Behavior	h3	W 18	H4	W 16	h2	W 19	H7	L 6	H5	W 12	h6	W 13	Bye	- -	H3	W 12	h4	L 6	H2	W 16	h7	L 5	h5	L 12	H6	L 11	Bye	- -	
H2/ Chalk it Up	h4	L 10	H3	W 16	H1	L 5	h6	W 13	Bye	- -	h7	L 7	H5	L 12	H4	L 9	h3	L 8	h1	L 8	H6	W 16	Bye	- -	H7	L 7	h5	L 8	
H3/ Tips & Shafts	H1	L 6	h2	L 8	h4	L 6	Bye	- -	h7	L 4	h5	L 8	H6	W 13	h1	L 12	H2	W 15	H4	L 8	Bye	- -	H7	L 3	H5	L 10	h6	L 10	
H4/ Show Me Your Tips	H2	W 14	h1	L 8	H3	W 18	h5	L 12	H6	W 18	Bye	- -	H7	L 5	h2	W 15	H1	W 18	h3	W 16	H5	W 21	h6	W 16	Bye	- -	h7	W 14	
H5/ Lucky B's	H7	L 10	Bye	- -	H6	W 14	H4	W 12	h1	L 8	H3	W 15	h2	W 12	h7	L 6	Bye	- -	h6	W 17	h4	L 3	H1	W 12	h3	W 14	H2	W 13	
H6/ Rosa's Warriors	Bye	- -	h7	L 4	h5	L 10	H2	L 11	h4	L 6	H1	L 11	h3	L 11	Bye	- -	H7	L 3	H5	L 7	h2	L 8	H4	L 8	h1	W 13	H3	W 14	
H7/ Bull Hunters	h5	W 14	H6	W 20	Bye	- -	h1	W 17	H3	W 20	H2	W 16	h4	W 19	H5	W 18	h6	W 21	Bye	- -	H1	W 19	h3	W 20	h2	W 17	H4	L 10	

THIS SEASON'S TRIVIA QUESTIONS… REVISITED

I now run this column during seasons in which I've included trivia questions all season. Each question is listed exactly as it was during the season, so there is potential for a question to now be out of date, but it's usually not too much of a problem. Each question is listed under the week number when it ran, and the answers follow the questions. No peeking…

Week 7 question: In two weekends, the NC State Championships will be held right here in Cary at the Upper Deck. There have been 26 years of state titles before this one, and while it is certainly possible to win a few events in one year, it takes longevity to amass a large number of state titles. Sooo… How many people have won as many state title events as there have been years of state events? Meaning, how many people (and who) have won 26 or more titles?

Week 8 question(s): Robbie Phillips in A division (who had a make-up match before tonight's play) and Dan Naylor in C division each have a 23-1 overall record at the time I'm writing this. A LOT of season to go, but… what is the best overall win- loss record in the history of the RDL, and who has it? How about in A division only? (And by "history", as usual, I mean since 1995, as only partial records were kept or are available before then.)

Week 9 question(s): What is the greatest number of teams in a division that have finished with more game points than the division winner, when the division winner hadn't lost any points to penalties? When was it, and in what division?

Week 10 question: The path of Hurricane Matthew certainly affected many of us in the past week, but it didn't actually drop an interruption of league play on us. How many times in the past decade has weather postponed an entire night of RDL play?

Week 11 question: (this one was created completely in response to an interesting question posed by Pete Rutten of Hump Day!) What is the RDL record for most consecutive matches with a 1001 tiebreaker for any one team?

Week 12 question: This season, D division's OT Outlaws were removed from the remainder of the schedule for having forfeited three times. During my 42 seasons as RDL statistician, how many teams have met this particular fate?

Week 13 question: (another one by request, this time one we had a while back that maybe we're updating) What is the greatest number of 1001s a team has played in a season (plus tournament)?

Week 14 question: What are the two dates/events in the calendar that determine exactly when the RDL seasons start in the spring and fall every year?

Week 7 answer: Two people have 26+ state titles - Brian Blake (of 1 in the Bunn) with 32, and Bob Gargan with 26. They've won singles, doubles, and four-man events… men's events, mixed events… whatever. 32 and 26? That's a lot of damn state titles. For the record, the next few on the list are: Robbie Phillips (20), Ryan Barnette (17), Tom Brown and Charlie Daniel (16 each). [*Answer update for the banquet Tons*: At this year's state championships, Blake rang up his 33rd title, Phillips added his 21st and 22nd, and Brown chalked up shirt number 17.]

Week 8 answer: The highest win percentage was achieved by Jim Davis in B division in Spring 2007, with a record of 50-2 (0.962). The best record ever in A division is also the second best win percentage in any division, and was achieved by Robbie Phillips in the Fall 2014 season with a record of 41-2 (0.953). Overall, there have been 50 players since 1995 who have had an overall win percentage of 0.875+, with 19 of those coming in A division. And those 19 seasons in A (which pretty much have to be considered to be the best in RDL history, since they came against the best competition) have been achieved by only 9 throwers, with Phillips easily leading the way with 7 of those 19 seasons. The other 7 throwers are: Tom Brown (with 3), Mike Seward and Jim Budelman (with 2 each), and Marshall Chavis, Chad Massengill, Brian Blake, Don Butman, and Jason Kilts (with 1 each). [*Answer update for the banquet Tons*: there were three more seasons of 0.875+ this fall, with Dan Naylor in C posting the second best win percentage in league history, and Robbie Phillips posting the 20th A division 0.875+ season (his astonishing 8th time in that 20).]

Week 9 answer: 3 teams, by Liquor Posse (which was an entirely different team from the current team playing under the same name) in F division in the Fall 2013 season. That Liquor Posse won with 193 points, and all three teams immediately behind them had a higher total. One other team sort of joined them in the club though, as To The Point from Fall 1999's F division had fewer points than three teams chasing them, and that division only had 7 teams in it. To The Point DID take a 5-point penalty that season, but even without that penalty, all three of the other teams would still have outscored them.

Week 10 answer: We've had 6 weather postponements of league play during my 22 years here with the Tons of Newsletter. During most (all?) of those six, at least a couple matches were still played on the regular match date by a handful of hearty souls, but the larger portion of the matches had one or both exercise their 'postponed- if-either-of-us-wants-it-postponed' rights. Interestingly, 4 of those 6 delays have been in the past two years (Sp14 wk02, Sp14 wk04, Sp15 wk05, Sp15 wk06 - all four due to ice/snow road conditions).

Week 11 answer: Over the years, there have been many teams that have endured 1001 tiebreakers 3 weeks in a row. But only twice ever have RDL teams played an extra leg FOUR weeks in a row. The first was in the Spring 2012 season when the Grateful Darts in H division not only played 4 in a row, but also played 5 in a 6-week span. That record was tied *this season* by Hump Day! in F division in weeks 7-10. (A tiebreaker tonight would add a matching of that previous 5-of-6 run, so… we'll see.) A couple honorable mentions in this category also: first, the Fall 2005 Dead Stroke team in D, who played 4 in 5 weeks and lost all 4 of them… ouch; and also, the Fall 2009 Dive Bombers in E division, who played 5 tiebreakers in a 6-match span that covered 7 weeks (they had a bye in there). [*Answer update for the banquet Tons*: Hump Day! not only didn't post a 5th consecutive tiebreaker, they didn't actually ever play a 5th tiebreaker this season.]

Week 12 answer: Holy cow, the Outlaws are the TWELFTH team to forfeit of out of a season. They are also the new league record holder for most forfeits ever in a season, having only played 2 of their 14 matches scheduled for this season. Most of the teams that dropped did so a little after the midway point of the season, with only 3 of the 12 forfeiting more than seven matches each. And of those 12 teams, none of them have come from either B or E division.

Week 13 answer: Thirteen times over the years, a team has taken matches into 1001 five times during a single season+tournament span. And those 13 tie for second place, as Constantly Corked from Spring 2012's B division threw it down in the extra leg an alarming SIX times (they went 3-3, including a 1001 loss in the B tournament semifinal). Just to prove they weren't a tiebreaker flash in the pan, the Corkers put up one of the 13 runner-up seasons in the Spring 2014 B division as well. (This season's tiebreaker leaders, Dartistic Differences in C and Hump Day! in F better get a move on if they on plan on joining this record…) [*Answer update for the banquet Tons*: not only did the previous leaders for the season not play any additional tiebreakers, they were actually passed by The Bunkers in C division, this season's Cardiac Kids.]

Week 14 answer: The Fall season is set such that the quarter-finals are eight days before Thanksgiving (leaving two tournament rounds after the holiday week), and the Spring season is set such that the banquet is held the weekend before Memorial Day weekend (as in 8-9 days before Memorial Day itself).

THIS SEASON'S LYRICS QUIZZES… REVISITED

Much like the column of this season's trivia questions on the previous page, I've listed here each lyrics quiz from this season. Each lyric is listed exactly as it was during the season. Each lyric is listed under the week number when it ran, and the answers are listed at the bottom of the page (and continuing onto the next page). No peeking… So who's ready to re-play "Name the band/singer and song (and weekly theme)"?

Week 2, song #1 lyric: "Old woman old woman, oh you treat me so mean, You're the meanest old woman that I've ever seen"

Week 2, song #2 lyric: "Thirteen month old baby, broke the lookin' glass, Seven years of bad luck, the good things in your past"

Week 2, song #3: "Girl, you're looking fine tonight, And every guy has got you in his sights, What you're doing with a clown like me"

Week 3, song #1 lyric: "Loving you, Isn't the right thing to do, How can I ever change things that I feel?"

Week 3, song #2 lyric: "Friday night and the lights are low, Looking out for the place to go, Where they play the right music, getting in the swing"

Week 3, song #3 lyric: "Come on, shake your body baby, do the conga, I know you can't control yourself any longer"

Week 4, song #1 lyric: "It's been seven hours and thirteen days, Since you took your love away, I go out every night and sleep all day"

Week 4, song #2 lyric: "But I can't be late, 'Cause then I guess I just won't get paid, These are the days, When you wish your bed was already made"

Week 4, song #3: "She's got big thoughts, big dreams, And a big brown Mercedes sedan, What I think this girl, She really wants…"

Week 5, song #1 lyric: "Whiskey bottles, and brand new cars, Oak tree you're in my way"

Week 5, song #2 lyric: "They were all impressed with your Halston dress, And the people that you knew at Elaine's"

Week 5, song #3 lyric: "If you want to ride, Ride the white pony, Ride, ride the white pony"

Week 6, song #1 lyric: "What else could I say, Everyone is gay, What else could I write, I don't have the right, What else should I be"

Week 6, song #2 lyric: "I'm holding on your rope, Got me ten feet off the ground, And I'm hearing what you say, But I just can't make a sound"

Week 6, song #3 lyric: "Everybody needs a little time away, I heard her say, from each other, Even lovers need a holiday, Far away from each other"

Week 7, song #1 lyric: "We can live beside the ocean, Leave the fire behind, Swim out past the breakers, Watch the world die"

Week 7, song #2 lyric: "Hello, it's me, I'm not at home, If you'd like to reach me, leave me alone"

Week 7, song #3 lyric: "Root yourself to the ground, Capitalize on this good fortune, One word can bring you round"

Week 8, song #1 lyric: "I know nobody knows, Where it comes and where it goes, I know it's everybody sin, You got to lose to know…"

Week 8, song #2 lyric: "Just yesterday morning they let me know you were gone, Susanne the plans they made put an end to you"

Week 8, song #3 lyric: "Well, they showed you a statue, told you to pray, They built you a temple and locked you away"

Week 9, song #1 lyric: "You hear my voice, your hear that sound, Like thunder, gonna shake your ground, You held me down, but I got up"

Week 9, song #2 lyric: "Like a small boat, On the ocean, Sending big waves, Into motion, Like how a single word, Can make a heart open"

Week 9, song #3 lyric: "The glow that the sun gives, Right around sunset, Helps me realize, This is just a journey, Drop your worries"

Week 10, song #1 lyric: "Pleased to meet you, Hope you guess my name, But what's puzzling you, Is the nature of my game"

Week 10, song #2 lyric: "I found the simple life ain't so simple, When I jumped out on that road, I got no love, no love you'd call real"

Week 10, song #3 lyric: "Chicken's in the bread pan picking out dough. Granny, does your dog bite? No, child, no."

Week 11, song #1 lyric: "I don't care how much money I gotta spend, Got to get back to my baby again, Lonely days are gone, I'm a-goin' home"

Week 11, song #2 lyric: "I've got your picture, I've got your picture, I'd like a million of you over myself, I asked the doctor to take your picture"

Week 11, song #3 lyric: "He picks up a bus and he throws it back down, As he wades through the buildings toward the center of town"

Week 12, song #1 lyric: "I call you on the telephone my voice too rough with cigarettes, I sometimes feel I should just go home"

Week 12, song #2 lyric: "He said, Son, I've made a life, Out of readin' people's faces, Knowin' what the cards were, By the way they held their eyes"

Week 12, song #3 lyric: "Knowing it ain't really smart,The joker ain't the only fool, Who'll do anything for you"

Week 13, song #1 lyric: "Three, Four! All this energy callin' me, Back where it comes from. It's such a crude attitude, It's back where it belongs."

Week 13, song #2 lyric: "Tin soldiers and Nixon coming, We're finally on our own, This summer I hear the drumming"

Week 13, song #3 lyric: "Half Cherokee and Choctaw, My baby she's a Chippewa, She's one of a kind"

Week 14, song #1 lyric: "When the party was nice, the party was bumpin', Hey, Yippie, Yi, Yo, And everybody havin' a ball, Hah, ho, Yippie Yi Yo"

Week 14, song #2 lyric: "As I was walking down the street one day, A man came up to me and asked me what the time was that was on my watch"

Week 14, song #3 lyric: "It's always tease, tease, tease, You're happy when I'm on my knees, One day is fine and the next is black"

Week 14, song #4 lyric: "Long as I remember the rain been comin' down, Clouds of mystery pourin' confusion on the ground"

Week 14, song #5 lyric: "You broke my heart 'cause I couldn't dance, You didn't even want me around, And now I'm back to let you know"

Week 14, song #6 lyric: "If you can just get your mind together, then come across to me, We'll hold hands an' then we'll watch the sun rise"

Week 14, song #7 lyric: "I say a prayer with every heart beat, I fall in love whenever we meet, I'm asking you what you know about these things"

Week 14, song #8 lyric: "Is she really gonna take him tonight? … Cause if my eyes don't deceive me, There's something going wrong around here"

Week 14, song #9 lyric: "Pussycat, pussycat, I've got flowers, And lots of hours to spend time with you"

Week 14, song #10 lyric: "Tell me why, why, why, Tell me why, Why do birds sing so gay? And lovers await the break of day"

Week 14, song #11 lyric: "Back at the hotel, Lord we got such a mess, It seems that one of the crew, Had a go with one of the guests, oh, yes"

Week 14, song #12 lyric: "Don't let them fool ya, Or even try to school ya, oh, no, We've got a mind of our own"

Week 14, song #13 lyric: "I wonder, wonder who, who-oo-ooh, who"

Week 14, song #14 lyric: "You said that irony was the shackles of youth, You wore a shirt of violent green, uh-huh, I never understood the frequency"

Week 14, song #15 lyric: "Tonight you're mine, completely, You give your love so sweetly, Tonight the light of love is in your eyes"

Week 14, song #16 lyric: "I seen you around for a long long time, yah, I really remembered you when you drank my wine"

Week 14, song #17 lyric: "Isn't she pretty, Truly the angel's best, Boy, I'm so happy, We have been heaven blessed"

THIS SEASON'S LYRICS QUIZZES… REVISITED (the answers to the lyrics at the top of the page) (these are continued on page 14...)

Week 2 answers: Song 1 = "Hit the Road Jack" by Ray Charles === Song 2 = "Superstition" by Stevie Wonder === Song 3 = "Angel Eyes" by Jeff Healey. Week 3 answers: Song 1 = "Go Your Own Way" by Fleetwood Mac === Song 2 = "Dancing Queen" by ABBA === Song 3 = "Conga" by Miami Sound Machine.

Week 4 answers: Song 1 = "Nothing Compares 2 U" by Sinead O'Connor === Song 2 = "Manic Monday" by The Bangles === Song 3 = "The Glamorous Life" by Sheila E. Week 5 answers: Song 1 = "That Smell" by Lynyrd Skynyrd === Song 2 = "Big Shot" by Billy Joel === Song 3 = "White Horse" by Laid Back.

Week 6 answers: Song 1 = "All Apologies" by Nirvana === Song 2 = "Apologize" by One Republic === Song 3 = "Hard To Say I'm Sorry" by Chicago. Week 7 answers: Song 1 = "Santa Monica" by Everclear === Song 2 = "A Change Would Do You Good" by Sheryl Crow === Song 3 = "Changes" by Yes.

THIS SEASON'S LYRICS QUIZZES… REVISITED --- THE ANSWERS (continued from page 13)

Week 8 answers: Song 1 = "Dream On" by Aerosmith === Song 2 = "Fire and Rain" by James Taylor === Song 3 = "Only the Good Die Young" by Billy Joel. Week 9 answers: Song 1 = "Roar" by Katy Perry === Song 2 = "Fight Song" by Rachel Platten === Song 3 = "Keep Your Head Up" by Andy Grammer.

Week 10 answers: Song 1 = "Sympathy for the Devil" by The Rolling Stones === Song 2 = "Runnin' with the Devil" by Van Halen === Song 3 = "The Devil Went Down to Georgia" by Charlie Daniels Band. Week 11 answers: Song 1 = "The Letter" by The Box Tops === Song 2 = "Turning Japanese" by The Vapors === Song 3 = "Godzilla" by Blue Oyster Cult.

Week 12 answers: Song 1 = "You Better You Bet" by The Who === Song 2 = "The Gambler" by Kenny Rogers === Song 3 = "Queen of Hearts" by Juice Newton. Week 13 answers: Song 1 = "Cleveland Rocks" by Ian Hunter / Presidents of the United States of America === Song 2 = "Ohio" by Crosby, Stills, Nash & Young === Song 3 = "Indian Outlaw" by Tim McGraw.

Week 14 answers: Song 1 = "Who Let The Dogs Out?" by Baha Men === Song 2 = "Does Anybody Really Know What Time It Is?" by Chicago === Song 3 = "Should I Stay or Should I Go?" by The Clash === Song 4 = "Who'll Stop the Rain?" by Creedence Clearwater Revival === Song 5 = "Do You Love Me?" by Dave Clark Five === Song 6 = "Are You Experienced?" by Jimi Hendrix === Song 7 = "How Will I Know?" by Whitney Houston === Song 8 = "Is She Really Going Out With Him?" by Joe Jackson === Song 9 = "What's New Pussycat?" by Tom Jones === Song 10 = "Why Do Fools Fall In Love?" by Frankie Lymon === Song 11 = "What's Your Name?" by Lynyrd Skynyrd === Song 12 = "Could You Be Loved?" by Bob Marley & the Wailers === Song 13 = "Who Wrote the Book of Love?" by The Monotones === Song 14 = "What's the Frequency, Kenneth?" by R.E.M. === Song 15 = "Will You Still Love Me Tomorrow?" by The Shirelles === Song 16 = "Why Can't We Be Friends?"' by War === Song 17 = "Isn't She Lovely?" by Stevie Wonder.

[Like the last several seasons, we used three-song groups each week and also included a theme each and every week. Added a layer to the game for everybody and has been quite popular. ***Here are the themes for each week*** *, including the week 14 twenty-song set that brought some pretty impressive sets of guesses… a few people knew more of these than I think I expected…*

Week 2 theme: Musicians-singers who are blind. Yep, that's right, Jeff Healey lays a guitar across his lap and plays it a bit like a keyboard… very cool stuff. Week 3 theme: Bands with married couples as key members. No John and Yoko drama in these parts… Week 4 theme: Songs written by Prince that became big hits for other singers/bands. Week 5 theme: Cocaine, my friends… cocaine. I guess I'm glad this one wasn't a theme that was immediately obvious to everybody! Week 6 theme: I'm sorry, but that one's really too obvious to have to explain here. (Yes, it was apologizing.) Week 7 theme: Changes… progress… moving on… etc. Week 8 theme: Loss of a friend, not letting life pass you by, etc. Pretty obvious theme given the very surprising loss of one of our league members. Week 9 theme: Keeping up the fight, standing up for yourself, persevering, etc. Week 10 theme: A devilish nod to my 666th issue of the Tons of Newsletter last week. Week 11 theme: Our own Robbie Phillips getting a ticket for an airplane to fly over to Japan and start wrecking s**t! Yep, that set was a story. Airplanes, fast trains, Japan touring, and imminent destruction. Coolest thing to happen to an RDL-er in several years. (We will ignore the fact that Turning Japanese is actually sort of an homage to masturbation. :o) Week 12 theme: Gambling, of course. Not a lot of gambling in darts around here, but I sure have met a lot of people here that love to play poker. Week 13 theme: The Cleveland Indians in the World Series. (At the time I typed those in, they were up three games to one. Guess I should have gone with Chicago and Cubs songs, eh?) Week 14 theme: Song titles that are all in the form of a question, with the songs listed in order by the band/singer's last name, alphabetically.

MAYBE STARTING A NEW TREND HERE IN THE RDL?

Ya know, I'm not sure why this wasn't a "thing" before now. Just about every last one of us carries a pretty high-definition camera in our pockets every day. But do teams take team photos very often? It's entirely possible that you guys take them, but don't really feel the need to share them (or make the likely pretty common assumption that others might not care to see them). The reality though, is that team photos make pretty great memories, and popping a few into the Tons every now and then sort of 'puts a face' on some of your hobby-mates. And this tournament, a few teams shared theirs with us. I'm not going to go through the individual names (though I happen to know all the people here) this time, but am rather just sharing the joy. To the right is my own team, The Irreverent Element, from A division; bottom right is The Liquor Posse, this season's B division champs; and directly below is a combo photo of Darty McFly & Appetite from Destruction, at their A division quarterfinal (and the first RDL selfie-stick usage?).







IT'S TIME TO IDENTIFY SOME MORE OF RDL'S FINEST

Over the past many years, I've occasionally popped in a human interest story here and there in the Tons about one of our own. Sometimes those are just random inclusions, but there were a couple of series that I started that I want to go back and re-start. To get them jump-started, I'm including snippets and photos from the columns that have been included up until now. If you know of anyone on your team who would be a good candidate for one of these stories (even if it's YOU - please feel free to nominate yourself! - we really do want to hear about you), please let me know. I think stories like these give each of us a whole new appreciation for those we meet during our Wednesday nights out.

Category 1 - *REAL* RDL HEROES

Ever hear somebody say that they admired another RDL member's ability? Or that they were going to practice so that they could be like that thrower? They might have even jokingly said that some thrower was their hero. Hell, I've said "holy crap, you're my hero" on more than one occasion when my partner has ripped out some- thing like a Ton-12 with our opponents on 32. But none of the darting stuff is really all that admirable or heroic if you look at it objectively. That's just goofy stuff we say… There are, however, true heroes walking among us on most dart nights though. People that have risked far more than most of us ever had the guts or ability to risk ourselves. I, of course, am talking about our RDL-mates that have served on behalf of all of us in the armed forces. Now, no political debate of the merits of any specific military action or war - for the purposes of this newsletter item, I just don't care why Americans were where they were. All I care about is the fact that somebody that I didn't know was willing to put himself or herself through hellish grueling training, leave family and friends behind, pick up a weapon, and risk life and limb to protect the homeland and lifestyle that I as an American enjoy (and sometimes greedily so).

From Fall 2011, week 7 - Mark Knight





Many of you know Mark as the local dart supplier, but the "previous" Mark served in the Army for 2.5 year (before being discharged due to injury) in the 3/325 ABCT, an element of the 82nd Airborne Div. stationed in Italy. His unit's specialty was jumping into hostile airports/airstrips and taking them over while reinforcements were en route via aircraft.

From Spring 2012, week 7 - Tom Brown

Tom served in the Army Reserves and then the Army, from 1985 through 1992, being stationed with the 365th Medivac Unit, the 101st Cavalry, and the 89th Chemical Company recon platoon. He had specialty training as a Field Medic, an Operating Room Technician, an Indirect Fire Infantryman (mortars), and a Nuclear, Biological, & Chemical Warfare Specialist (his primary job during his active duty). He was deployed to Korea, Germany, multiple southeast Asian countries, and several stateside locations.





Category 2 - AWESOME RDL PEOPLE WITH AMAZING TALENTS

For this item, I was collecting stories and tidbits about the things that RDL members do for fun when they aren't out throwing darts. Predictably, some of the things are quite remarkable and interesting. With their permission, I'll be including some highlights here in the Tons. stories right here in the pages of the Tons.

From Spring 2014, week 3 - Mark Sellers



Remember the 40-foot commercial airplane/ clubhouse he built for his son's 12th birthday? It seated 28, and came complete with tray tables, galley, food cart, and TV!

From Spring 2014, week 3 - Ron Smith



The RDL's very own TV star is one of the four main characters on the reality show Garage Gold on the DIY Network. The show has been the network's top-rated series, and they've already aired six seasons!

From Fall 2014, week 12 - Meghan Howard



The RDL also boasts a state championships level USTA tennis player!! After a high school career that ended with playing in the Division 3A state finals (sadly, a finals loss), Howard left the game for a bit to tend to the rest of real life, but 2013 brought her right back, and she plays on teams in Raleigh, Cary and Durham, piling up state finals showings.

From Spring 2015, banquet issue - a 3-for-the-price-of-1 special - Mike Venable, Mike Horrall, and Brad Hamilton - otherwise known as Fat Heads BBQ



The Fat Heads (left to right, Venable, Horrall, and Hamilton) are mostly a competitive BBQ team, but also offer catering if you're interested. They're based out of Clayton, and they mostly compete in 4 categories - chicken, pork ribs, pork butt/ shoulder, and brisket (though they've actually taken top prize in a sauce contest as well). So far, they mostly compete in NC and SC, but already have a massive pile of victories, including the day Hamilton took down all-time winningest BBQ champion Myron Mixon and a few others stars while they were filming a BBQ PitMaster show episode! Holy crap!



RANDOM THOUGHTS FROM JK

Nowadays, it's a fact… this column has become a banquet Tons staple. I have no idea why so many are so keen on taking a peek into the oddness that is my head, but you are. So without further ado, let's open up my head again and see what falls out. Some of these observations are dart-related, and some of them clearly are not. As always, this is just about the last thing that I'm writing and this season is certainly no exception… soooo, also as always not even I know what's about to hit the page…

-- As always... we lead off with Survivor time! And this season has made my head swim. Season after season, people scrounge around looking for hidden immunity idols that can save them when they think are staring down the possibility of being eliminated. And when they find them, they are elated like nobody's business, evoking phrases of winning the lottery, changing the game, of having just found the key to the most powerful position on the island. And then… most of them turn friggin' stupid… They start telling people they have the idol, because they can trust them (they can't). They make claims in alliances that it gives them all the advantage they need (it doesn't). And then they end up playing the damn thing for somebody else instead of themselves, because the others would do it for them and it's the best idea for their overall game status (they wouldn't, and it isn't). Being isolated on those islands must be far more toll than you could ever pick up on at home, because it actually seems to sap any intelligence or sound logic from most of those that play the game. Flippin' kills me to watch the stupid crap they do…

-- Just yesterday I was texting with a friend of mine and he dropped in a perfectly timed quote from Stripes. Made me laugh. Then I sat there for a minute and realized that Stripes references are often the funniest and most appropriate that I or others make as I go about my day. Can a movie that goofy and pointless be categorized as a 'classic' or a 'must see'? I'm thinking the evidence pretty clearly points to yes… (Quite a few great ones around me from History of the World, Part I also, but that was already pretty obviously a classic.)

-- Related side note: No, no line from Dumb and Dumber will ever make that movie into a classic of any kind. Aside from "so you're saying there's a chance", I can't find a redeeming quality in the entire film. And I likely just made half my friends look in my general direction with disbelief and disdain. Those are my friends that maybe grew up a little less than the others.

-- Time to start a new reader-interactive item… over the past few years, there have been some REALLY great television ads. Ones that I don't mind seeing during the break time and time again. And since I generally DVR shows and skip as many of the commercials as possible, it's really saying something if I've found an ad I love. My three favorites from the past several years, in no particular order: the Orbit gum ad where all the Springer-like insults have been changed ("who you callin' a cootie queen, you lint licker?!); the NFL Play 60 ad where the kid is asking Cam Newton if when he grows up if he'll take Cam's job and be Cam's mom's favorite player; and the Peyton Manning MasterCard ad in which he is worshipping the grocery store employees and treating them like football fans treat him. So… that's my three. Got a favorite ad of your own? By all means, please share. Send me a YouTube link, or even just a good description that I can use to find it. If I get any number of really good ones, maybe I'll start popping in something about them in the Tons every now and then. Always awesome to share a laugh, right?

-- I received one of my favorite dart emails in a long time just a couple weeks ago. A member of a losing team sent a post-loss congratulatory note about the team that had just knocked them out, but then added a straight-up awesome description of the result of the match next to theirs: "And a congrats to Team A (everyone's favorite) on punking Team B (nobody's favorite)." Everyone's favorite against nobody's favorite… maybe I just appreciated it so much because it simply matched perfectly with every last comment I've heard from every last team all season. How great to be 'everyone's favorite'… those people are doing things right. And how awful to be 'nobody's favorite'… ugh… maybe a little reassessment of things/people is in order there.

-- And while we're on the topic of things like the nice vs. the wicked… sometimes a situation presents an opportunity to see just who exactly will react in what way after whatever occurs. Some people immediately step in to do what needs to be done, while others prove themselves to be acquaintances more than friends. Confirmed a whole family of people who make the true friends list. And by this, I don't mean that they have to be MY true friends (though they are, in this case)… I mean that some people are just inherently good and nice, and they have the ability to be true friends. I'm not sure everyone does (or at least not for those outside their inner most circle of a couple friends). I count myself blessed to have had them come into my life.

-- Anybody out there notice that my Detroit Lions are 8-4? Oh, I hope they don't "go all Lions" and blow it all by one point…

-- Oh, holy crap… file this under "sometimes this thing writes itself"… Patrick Merkle of Dart Buddies let it slip some time ago that his fantasy football league has a cruel and unusual punishment for the owner who finishes last in a season. Care to guess who finished at the bottom last year? Yep. Thus, I've been all over Patrick for many weeks to share the photos of the ~~horror~~ awesomeness. And, quite literally, as I was sitting here typing this page while eating my lunch yesterday (no, yesterday as you read this, not as I type it), these gems hit my Inbox. I quickly confirmed with Patrick that it was indeed ok to share, and he proved (again, obviously) that he is a great sport. Ladies and gentlemen… Patrick Merkle doing his best Britney Spears impersonation at his draft this year. [Please note: "his best" is a comparative term that does not necessarily imply that someone actually *is* the best. Just that this is their best effort. :o)]

And here is the text from Patrick's email, which preps you for the coming season's loser's day…:

"Please see the attached photo evidence of why you shouldn't lose at fantasy football. You'll be happy to know that this year I made our playoffs, and have avoided the Christina Aguilera "Dirty" chaps that will be worn by this year's loser."





ALL-TIME TOP TEAM SECTIONAL AND OVERALL RECORDS, FOR SINGLE SEASONS FROM SPRING 1996 TO PRESENT (current season teams in bold)

Over the past 42 seasons (the amount of time for which full RDL records are available), there have bee2361 teams in the RDL. Below are the "Top 35" team records from any single season for each of the fou match sections, as well as overall records and all-star point averages. Just for a little fun, I've also included the "Bottom 3" (for this, teams that quickly forfeited out of the league are not included in the listing).

TOP TEAM SINGLES 301 RECORDS

	Season	Team Name	W	L	Win %-age
1	2003s1Sp	A1/ Lunatic Fringe	65	19	0.774
2	2000s2Fa	G2/ Madhouse Patients	64	20	0.762
3	2016s1Sp	A1/ The Element Way	63	21	0.750
	2008s1Sp	A1/ Element X	54	18	0.750
	1996s2Fa	D5/ Diddler's Choice	54	18	0.750
6	2010s2Fa	A1/ Element Horizon	62	22	0.738
	1997s2Fa	B8/ Swine Flew!	62	22	0.738
	2002s1Sp	D5/ Woodchucks	62	22	0.738
9	2001s2Fa	D5/ Pog Mo Hon	53	19	0.736
10	2007s1Sp	C4/ Bag O' Nuts	61	23	0.726
11	2009s2Fa	A1/ Elements of Mass Destruct	52	20	0.722
	2014s2Fa	C2/ Excalibur	52	20	0.722
13	1997s2Fa	A1/ Lunatic Fringe	56	22	0.718
	2010s1Sp	C2/ Put A Cork In It!	56	22	0.718
15	2002s2Fa	A1/ Lunatic Fringe	60	24	0.714
	2001s1Sp	C4/ Cheap Shots	60	24	0.714
	1996s1Sp	D8/ Bottom Feeders	60	24	0.714
18	2014s2Fa	A1/ The Dynastic Element	51	21	0.708
	2005s1Sp	A1/ The Elements of Style	51	21	0.708
	2000s1Sp	A2/ Industrial Strength	51	21	0.708
	1996s2Fa	E4/ Excalibur	51	21	0.708
	2001s2Fa	G1/ Don't Know	51	21	0.708
23	2005s1Sp	A2/ Lunatic Fringe	55	23	0.705
24	2011s1Sp	A7/ Just A Little High	59	25	0.702
	2010s2Fa	B5/ Jack Nine	59	25	0.702
	2010s2Fa	C4/ Domestic Rednecks	59	25	0.702
	2005s1Sp	C3/ Modena Cartel	59	25	0.702
28	2008s2Fa	A1/ No Element of Doubt	50	22	0.694
	2001s2Fa	A2/ Lunatic Fringe	50	22	0.694
	1999s2Fa	B3/ Volume of a Cue Ball	50	22	0.694
	2015s1Sp	G3/ Missing Flights	50	22	0.694
	2002s1Sp	G2/ AFLAC Attack	50	22	0.694
	2000s1Sp	G1/ I.N.C.	50	22	0.694
	2008s1Sp	H2/ Money Shot	50	22	0.694
35		(two tied)	54	24	0.692
2357	2008s1Sp	A7/ Cheap Darts	14	56	0.200
2358	2003s2Fa	D2/ Damn Yankees!	14	58	0.194
2359	2007s1Sp	A7/ Cheap Shots	9	63	0.125

TOP TEAM SINGLES CRICKET RECORDS

	Season	Team Name	W	L	Win %-age
1	2003s1Sp	A1/ Lunatic Fringe	70	14	0.833
	1996s2Fa	E4/ Excalibur	60	12	0.833
3	2016s1Sp	A1/ The Element Way	69	15	0.821
4	2015s1Sp	A1/ The Alpaca Element	68	16	0.810
	1998s1Sp	A1/ Lunatic Fringe	68	16	0.810
6	1997s2Fa	A1/ Lunatic Fringe	63	15	0.808
7	2008s2Fa	A1/ No Element of Doubt	58	14	0.806
	1996s2Fa	B1/ Top Dead Center	58	14	0.806
9	2011s2Fa	A2/ Not Non-Element	67	17	0.798
	2010s2Fa	A1/ Element Horizon	67	17	0.798
	1998s2Fa	G6/ Positive Vibration	67	17	0.798
12	1996s2Fa	A1/ Lunatic Fringe	62	16	0.795
13	2009s2Fa	A1/ Elements of Mass Destruct	57	15	0.792
	2008s1Sp	A1/ Element X	57	15	0.792
	2004s2Fa	A1/ The Intrusive Element	57	15	0.792
16	2008s2Fa	B3/ Cleveland Rocks	66	18	0.786
	2002s1Sp	D5/ Woodchucks	66	18	0.786
	2000s2Fa	G2/ Madhouse Patients	66	18	0.786
19	2012s1Sp	A1/ Required Elements	56	16	0.778
	2010s1Sp	A1/ Elemental Truths	56	16	0.778
	2005s1Sp	A1/ The Elements of Style	56	16	0.778
	2003s2Fa	G2/ 3 Legged Dog	56	16	0.778
23	2015s1Sp	G3/ Missing Flights	55	16	0.775
24	2007s2Fa	C8/ The Aristocrats	65	19	0.774
	2013s1Sp	H2/ Same Day Different Darts	65	19	0.774
26	2000s2Fa	A2/ Industrial Strength	51	15	0.773
27	1997s2Fa	C7/ Shameless & Aimless V	55	17	0.764
28	**2016s2Fa**	**A1/ The Irreverent Element**	64	20	0.762
	2007s2Fa	A1/ The Shadows	64	20	0.762
	2002s2Fa	A1/ Lunatic Fringe	64	20	0.762
	2011s2Fa	H1/ Methodical Madness	64	20	0.762
32	2011s1Sp	A7/ Just A Little High	63	21	0.750
	2004s1Sp	A1/ The Elusive Element	63	21	0.750
	2002s2Fa	A2/ Hall of Justice	63	21	0.750
		(three tied)	54	18	0.750
2359	2013s1Sp	H8/ Mahoney Marauders	11	73	0.131
2360	**2016s2Fa**	**F1/ Hot Shots**	9	75	0.107
2361	2000s2Fa	A6/ Horsemen	6	60	0.091

TOP TEAM OVERALL WIN/LOSS RECORDS

	Season	Team Name	W	L	Win %-age
1	2016s1Sp	A1/ The Element Way	272	64	0.810
2	2010s2Fa	A1/ Element Horizon	265	71	0.789
3	**2016s2Fa**	**A1/ The Irreverent Element**	261	75	0.777
4	2003s1Sp	A1/ Lunatic Fringe	259	77	0.771
5	2011s1Sp	A7/ Just A Little High	258	78	0.768
6	2008s2Fa	A1/ No Element of Doubt	220	68	0.764
7	2008s1Sp	A1/ Element X	219	69	0.760
	1996s2Fa	B1/ Top Dead Center	219	69	0.760
9	2000s2Fa	G2/ Madhouse Patients	254	82	0.756
10	1997s2Fa	A1/ Lunatic Fringe	235	77	0.753
11	1998s1Sp	A1/ Lunatic Fringe	252	84	0.750
12	2015s1Sp	G3/ Missing Flights	215	72	0.749
13	2005s1Sp	A2/ Lunatic Fringe	233	79	0.747
14	1996s2Fa	E4/ Excalibur	215	73	0.747
15	1996s2Fa	A1/ Lunatic Fringe	232	80	0.744
16	2015s1Sp	A1/ The Alpaca Element	249	87	0.741
17	2006s1Sp	A2/ Elementary School Bullies	213	75	0.740
	2005s1Sp	A1/ The Elements of Style	213	75	0.740
19	2002s2Fa	A1/ Lunatic Fringe	248	88	0.738
	2002s1Sp	D5/ Woodchucks	248	88	0.738
21	2004s2Fa	A1/ The Intrusive Element	212	76	0.736
22	2005s2Fa	A1/ The Fifth Element	247	89	0.735
	1997s1Sp	A1/ Lunatic Fringe	247	89	0.735
24	2012s1Sp	A1/ Required Elements	211	77	0.733
	2009s2Fa	A1/ Elements of Mass Destruct	211	77	0.733
	2016s2Fa	**H7/ Bull Hunters**	211	77	0.733
27	2010s2Fa	C4/ Domestic Rednecks	246	90	0.732
28	2010s2Fa	B5/ Jack Nine	244	92	0.726
29	2003s2Fa	G2/ 3 Legged Dog	209	79	0.726
30	1999s2Fa	A2/ Lunatic Fringe	243	92	0.725
31	2005s1Sp	C3/ Modena Cartel	243	93	0.723
	2011s1Sp	H4/ Backyard Brawlers	243	93	0.723
33	1999s2Fa	B3/ Volume of a Cue Ball	208	80	0.722
34	2011s2Fa	A2/ Not Non-Element	242	94	0.720
35	2014s2Fa	A1/ The Dynastic Element	207	81	0.719
2358	**2016s2Fa**	**F1/ Hot Shots**	67	269	0.199
2359	2012s1Sp	A6/ The Locals	55	233	0.191
2361	2007s1Sp	A7/ Cheap Shots	22	266	0.076

TOP TEAM DOUBLES CRICKET RECORDS

	Season	Team Name	W	L	Win %-age
1	2010s2Fa	C4/ Domestic Rednecks	41	1	0.976
2	1999s2Fa	B3/ Volume of a Cue Ball	32	4	0.889
	2015s1Sp	G3/ Missing Flights	32	4	0.889
4	**2016s2Fa**	**A1/ The Irreverent Element**	37	5	0.881
	2010s2Fa	A1/ Element Horizon	37	5	0.881
	2004s2Fa	D2/ The Replacements	37	5	0.881
7	1999s1Sp	A2/ Shameless & Aimless VIII	36	6	0.857
	1997s1Sp	A1/ Lunatic Fringe	36	6	0.857
	2004s2Fa	B1/ Cheap Shots	36	6	0.857
	2010s2Fa	B5/ Jack Nine	36	6	0.857
11	1997s2Fa	A1/ Lunatic Fringe	33	6	0.846
12	2016s1Sp	A1/ The Element Way	35	7	0.833
	2011s1Sp	A7/ Just A Little High	35	7	0.833
	1999s2Fa	A2/ Lunatic Fringe	35	7	0.833
	2002s1Sp	D5/ Woodchucks	35	7	0.833
	1996s1Sp	D8/ Bottom Feeders	35	7	0.833
	2000s2Fa	G2/ Madhouse Patients	35	7	0.833
	2012s1Sp	A1/ Required Elements	30	6	0.833
	2008s2Fa	A1/ No Element of Doubt	30	6	0.833
	2006s1Sp	A2/ Elementary School Bullies	30	6	0.833
	2001s2Fa	G1/ Don't Know	30	6	0.833
22	1996s2Fa	A1/ Lunatic Fringe	32	7	0.821
	2002s2Fa	F7/ Tub Kids	32	7	0.821
24	1999s2Fa	D1/ Get The Point	27	6	0.818
25	2015s1Sp	A1/ The Alpaca Element	34	8	0.810
	2005s2Fa	A1/ The Fifth Element	34	8	0.810
	1998s1Sp	B1/ Top Dead Center	34	8	0.810
	1997s2Fa	B6/ Diddler's Choice	34	8	0.810
	2004s2Fa	C7/ Wireless	34	8	0.810
	2009s2Fa	G5/ Ale-ing Archers	34	8	0.810
31	2015s2Fa	A2/ The Eventual Element	29	7	0.806
	2009s2Fa	A2/ Sugar Daddy	29	7	0.806
	2007s1Sp	A3/ The Shadows	29	7	0.806
	1996s2Fa	B1/ Top Dead Center	29	7	0.806
	2008s1Sp	H2/ Money Shot	29	7	0.806
2358	2015s1Sp	A7/ Stop Corkin' A Round!	3	39	0.071
	2016s2Fa	**F1/ Hot Shots**	3	39	0.071
2360	2007s1Sp	A7/ Cheap Shots	1	35	0.028

TOP TEAM DOUBLES 501 RECORDS

	Season	Team Name	W	L	Win %-age
1	**2016s2Fa**	**A1/ The Irreverent Element**	35	7	0.833
	2016s1Sp	A1/ The Element Way	35	7	0.833
3	1998s1Sp	A1/ Lunatic Fringe	34	8	0.810
4	2008s1Sp	A1/ Element X	29	7	0.806
	2016s2Fa	**H7/ Bull Hunters**	29	7	0.806
6	1999s1Sp	G3/ Tattoo the Red Eye	31	8	0.795
7	2011s2Fa	A1/ Just A Little High	33	9	0.786
	2011s1Sp	A7/ Just A Little High	33	9	0.786
	2005s1Sp	C3/ Modena Cartel	33	9	0.786
	2006s2Fa	G7/ Designated Divers	33	9	0.786
	2012s1Sp	H5/ Brown's Bombers	33	9	0.786
12	2014s2Fa	A1/ The Dynastic Element	28	8	0.778
	1996s2Fa	B1/ Top Dead Center	28	8	0.778
	1996s2Fa	D6/ Shooter's Buzz	28	8	0.778
15	1996s2Fa	A1/ Lunatic Fringe	30	9	0.769
	2013s1Sp	H5/ That's What She Said	30	9	0.769
17	2008s2Fa	H1/ Coral Reefers	23	7	0.767
18	2005s2Fa	A1/ The Fifth Element	32	10	0.762
	2004s1Sp	A1/ The Elusive Element	32	10	0.762
	2003s1Sp	A1/ Lunatic Fringe	32	10	0.762
	2002s2Fa	A1/ Lunatic Fringe	32	10	0.762
	1997s1Sp	A1/ Lunatic Fringe	32	10	0.762
	2005s1Sp	E6/ Tailgaters	32	10	0.762
	1996s2Fa	F8/ Reggaeheads	32	10	0.762
	2006s2Fa	G1/ Off Constantly	32	10	0.762
26	2014s2Fa	A3/ Who's Sittin'?	27	9	0.750
	2008s1Sp	A2/ The Shadows	27	9	0.750
	2003s2Fa	A2/ Varina Sports Bar	27	9	0.750
	2003s2Fa	B4/ Home Thrown	27	9	0.750
	2006s2Fa	D2/ Travelin' Beer Bellies	27	9	0.750
	2010s1Sp	G7/ Big Bulls	27	9	0.750
32	2005s1Sp	A2/ Lunatic Fringe	29	10	0.744
	2011s1Sp	D8/ Leftovers	29	10	0.744
34		(eleven tied)	31	11	0.738
2358	2007s1Sp	B6/ Excalibur	7	35	0.167
	2002s1Sp	A6/ Cheap Shots	6	30	0.167
2361	2007s1Sp	A7/ Cheap Shots	0	36	0.000

TOP TEAM ALL-STAR POINT AVERAGES

	Season	Team Name	ASPs	games	Ave.
1	2011s2Fa	A1/ Just A Little High	537.0	336	1.598
2	2008s2Fa	A1/ No Element of Doubt	436.5	288	1.516
3	2007s1Sp	A3/ The Shadows	427.5	288	1.484
4	2007s2Fa	A1/ The Shadows	497.0	336	1.479
5	2011s2Fa	A2/ Not Non-Element	496.5	336	1.478
6	2013s2Fa	A1/ Element Twenty Won	479.0	336	1.426
7	2012s2Fa	A1/ Narfle the Element	408.5	288	1.418
8	2008s1Sp	A1/ Element X	402.5	288	1.398
9	2012s2Fa	A2/ Rednecks	399.5	287	1.392
10	2011s1Sp	A7/ Just A Little High	467.0	336	1.390
11	2014s2Fa	A1/ The Dynastic Element	397.5	288	1.380
12	2009s1Sp	A1/ A Dozen Elements	395.0	288	1.372
13	2015s2Fa	A2/ The Eventual Element	391.5	288	1.359
14	2006s1Sp	A2/ Elementary School Bullies	388.5	288	1.349
15	2009s2Fa	A1/ Elements of Mass Destruct	387.5	288	1.345
16	2012s1Sp	A1/ Required Elements	386.0	288	1.340
17	2011s1Sp	A1/ The Missing Element	450.0	336	1.339
18	2000s2Fa	A2/ Industrial Strength	353.0	264	1.337
19	2016s1Sp	A1/ The Element Way	449.0	336	1.336
20	2006s2Fa	A5/ Tossn Heads	453.5	342	1.326
21	2007s2Fa	A2/ The Rogue Element	445.0	336	1.324
22	2015s1Sp	A1/ The Alpaca Element	442.0	336	1.315
23	2005s1Sp	A2/ Lunatic Fringe	411.0	318	1.292
24	2013s1Sp	A1/ The Decennary Element	372.0	288	1.292
25	**2016s2Fa**	**A1/ The Irreverent Element**	431.0	336	1.283
26	2003s1Sp	A1/ Lunatic Fringe	430.5	336	1.281
27	2014s1Sp	A6/ Wil. Take Shots	398.0	312	1.276
28	1997s1Sp	A1/ Lunatic Fringe	428.5	336	1.275
29	2008s1Sp	A2/ The Shadows	367.0	288	1.274
30	2005s2Fa	A1/ The Fifth Element	435.0	343	1.268
31	2006s1Sp	A1/ Lunatic Fringe	365.0	288	1.267
32	1996s2Fa	A1/ Lunatic Fringe	402.5	318	1.266
33	1998s2Fa	A1/ Lunatic Fringe	364.5	288	1.266
34	2004s2Fa	A1/ The Intrusive Element	370.5	294	1.260
35	2006s2Fa	A3/ The Shadows	428.5	341	1.257
2357	1996s1Sp	G3/ Hawg Darts	39.5	325	0.122
2358	2015s1Sp	H8/ Points of Authority	36.5	312	0.117
2359	2011s2Fa	H8/ Dart Vaders	37.5	336	0.112

2016 North Carolina City Dart League (NCCDL) & North Carolina Ladies' Cup (NCLC)

FINAL Divisional Team Standings

NCCDL - "West" Division

		W	L	Pts.
1	Piedmont (PDA)	7	0	181
2	Lake Norman (LNDA)	5	2	156
3	Charlotte (BADA)	4	3	139
4	Pineville (PDC)	4	3	129
5	Asheville (WCDA)	2	5	108
6	Chapel Hill (TDL)	1	6	83

NCCDL - "East" Division

		W	L	Pts.
1	Wilmington (ACDA)	6	1	194
2	Durham (BCDL)	4	3	149
3	Raleigh (RDL)	3	4	141
4	Capital Area (CADC)	3	4	130
5	Jacksonville (JDA)	3	4	115
6	Port City (PCDA)	0	7	54

NCLC - "West" Division

		W	L	Pts.
1	Lake Norman (LNDA)	5	2	102
2	Piedmont (PDA)	5	2	96
3	Pineville (BADA)	3	4	86
4	Asheville (WCDA)	2	5	75
5	Chapel Hill (TDL)	2	5	71
6	Charlotte (QCDA)	2	5	58

NCLC - "East" Division

		W	L	Pts.
1	Wilmington (ACDA)	5	1	94
2	Fuquay-Varina (FVDO)	5	1	82
3	Jacksonville (JDA)	3	3	79
4	Apex (CDA)	2	4	60
5	Capital Area (CADC)	2	4	53

2016 SINGLES WIN/LOSS AWARD WINNERS

(Eligibility for these awards in the NCCDL requires playing in 60% of your team's singles sets, while also playing at least 2 "away" matches.)
(Eligibility for these awards in the NCLC merely requires playing in 50% of your team's singles sets.)

NCCDL "West" Division -- Michael Smith - Charlotte - 11-1 (sets), 23-4 (games)
NCCDL "East" Division (tie) -- **Brian Blake** - Wilmington - 12-0 (sets), 24-0 (games)
NCCDL "East" Division (tie) -- **Dan Naylor** - Wilmington - 12-0 (sets), 24-0 (games)
(this is the 2nd consecutive singles title for Naylor, with a combined two-year record of 20-0 in sets, 40-2 in games)

NCLC "West" Division -- Donna Ferber - Lake Norman - 12-2 (sets), 25-5 (games)
NCLC "East" Division -- Candi Ellis - Wilmington - 6-0 (sets), 12-2 (games)

NCCDL / NCLC MEETING RESULTS FROM THE OCTOBER MEETING

#1 - High County Dart Association **(Boone) returned to the NCDO**, and the 1 year waiting period was waived for play in the NCCDL (no team will be added to the NCLC at this time).

#2 - the **penalty for use of an ineligible player** was expanded and clarified. Offending teams will lose all of the ineligible games played to the opponent, and there will be an additional penalty equal to the number of points in which the ineligible player participated (and evidently, this additional penalty is directly applied to the match score and may affect the match win/loss).

#3 - a rule was added for instances in which a **match is forced to be played on less than regulation number of boards** - if captains can't come to an agreement on what to do, the host team would forfeit any games that would have been played on the missing boards (I "think" this is what that rule change intended - I will double-check on this one).

#4 - the **division style for 2017** will again switch back to the Mountain/Beach and Central divisions. The BADA men (commonly referred to as Charlotte) offered to play in the Central division, while the QCDA women (also commonly referred to as Charlotte) will be playing in the Beach/Mountain division. This means that the NCCDL will be separated into divisions of: NCCDL Mountain/Beach (7 teams) = Ashville, Boone, Pineville, Lake Norman, Jacksonville, Wilmington, Port City; NCCDL Central (6) = Charlotte, Piedmont, Durham, Chapel Hill, Raleigh, Capital Area; NCLC Mountain/Beach (6) = Asheville, Charlotte, Pineville, Lake Norman, Jacksonville, Wilmington; NCLC Central (5) = Piedmont, Chapel Hill, Apex, Capital Area, Fuquay-Varina.

HISTORY OF THE NCCDL…

It was back in 1995 that Tim Lane (now of the Cary NCCDL team) first introduced the idea of the statewide year-long season style of play to replace the old "one team holds the cup against a string of challengers" sytem. It's still possibly the most popular and successful idea ever for anything larger than a local league. Here are the 21 tournament final results so far:

1996: Raleigh over Charlotte
1997: Piedmont over Durham
1998: Piedmont over Raleigh/Charlotte(?)
1999: Wilmington over Raleigh/Charlotte(?)
2000: Durham over Charlotte
2001: Durham over Wilmington
2002: Wilmington over Durham
2003: Wilmington over Durham
2004: Wilmington over Durham
2005: Durham over Wilmington
2006: Durham over Charlotte
2007: Durham over Charlotte
2008: Durham over Charlotte
2009: Wilmington over Charlotte
2010: Wilmington over Durham
2011: Durham over Lake Norman
2012: Durham over Wilmington
2013: Wilmington over Lake Norman
2014: Durham over Wilmington
2015: Wilmington over Piedmont
2016: Wilmington over Durham

My annual request to the NCLC Ladies: if any of you have a history of the results like the one above for the NCCDL, I would love to have a copy of those so I can periodically run an NCLC history as well. Drop me a line please if you're willing to share.

2016 NC City Dart League (NCCDL) & Ladies' Cup (NCLC)

NCCDL HIGH INS/OUTS & PERFECT THROWS (RDL members listed in bold)

High In : **160** - Chris Allen - P.City - (2/6); Donald Davis - Ashe. - (7/23); Dennis Franey - Char. - (7/23); **Chad Massengill** - Dur. - (8/20); **J.J. Tant** - Cap.Area - (4/16) [also two more in the tournament: **Robbie Phillips** - Dur. - (12/3); **Mike Seward** - Dur. - (12/3)]

High Out : **156** -- Donovan Powell - Wilm. - (8/20)

Perfect Throws

Robbie Phillips (5) - Dur. - (T80,2/6; 9m,2/6; 9m,6/25; T70,12/3; 9m,12/4)

Brian Blake (3) - Wilm. - (9m,2/27; 9m,8/20; T80,9/24)

Chris Hyde **(3)** - Pied. - (9m,2/6; 9m,2/27; 9,m,10/22)

Donald Davis **(2)** - Ashe. - (T80,2/6; 9m,7/23)

Chad Massengill (2) - Dur. - (9m,2/6; T71,4/16)

Dennis Franey **(2)** - Char. - (9m,2/27; T80,2/27)

Dan Naylor (2) - Wilm. - (9m,8/20; 9m,10/22)

Gregg Holloway **(2)** - Pine. - (T80,2/6; 9m,2/6)

Tom Avellino - LakeN. - (9m,4/16)
Mike Beaver - LakeN. - (T80,2/6)
Brian Bemis - Char. - (9m,7/23)
Dan Biddlecome - Char. - (9m,8/20)
Tom Brown - Dur. - (T80,2/6)
Will Cain - P.City - (9m,2/27)
Elvedin Cebo - LakeN. - (9m,4/16)
Marshall Chavis - Wilm. - (9m,8/20)
Steve Chorba - Wilm. - (T80,10/22)
Fred Copeland - Char. - (9m,12/3)
Joel Eason - Ral. - (T80,6/25)
Craig Elder - Wilm. - (T80,12/4)
Mike Elderbroom - Char. - (T80,6/25)
Kyle Gaulthier - Ral. - (9m,4/16)
Jim Glegola - Jack. - (9m,2/27)
Matt Heimbach - Ch.Hill - (9m,9/24)
Ray Heneks - Pied. - (9m,9/24)
Gerald Hessler - Char. - (T80,12/3)
Tony Landi - LakeN. - (T80,2/27)
Wes Lippert - Pied. - (T80,2/27)
Tim McNamara - Ral. - (9m,8/20)
Sid Mitchell - Ral. - (T80,6/25)
Tim Mozzetti - Ral. - (T80,9/24)
Bill Myers - Pine. - (T80,6/25)
Jason Myers - Pine. - (T71,2/6)
Paul Olson - Pied. - (9m,12/3)
Matt Palmer - Ch.Hill - (9m,10/22)
Stevie Phillips - Dur. - (9m,4/16)
Joe Santora - Pied. - (T80,6/25)
Micky Simons - Jack. - (T80,6/25)
Michael Smith - Char. - (9m,12/3)
Peter Stebbing - Ashe. - (9m,7/23)
Joe Stone - LakeN. - (T80,4/16)
Travis Taylor - P.City - (T80,8/20)
Wayne Trexler - Char. - (T80,2/27)
Joe Work - Cap.Area - (9m,6/25)

2016 North Carolina City Dart League Post-Season Tournament
(December 3 & 4 - Tavern 14, Time Out Sports Bar, & Diamond's, Wilmington)

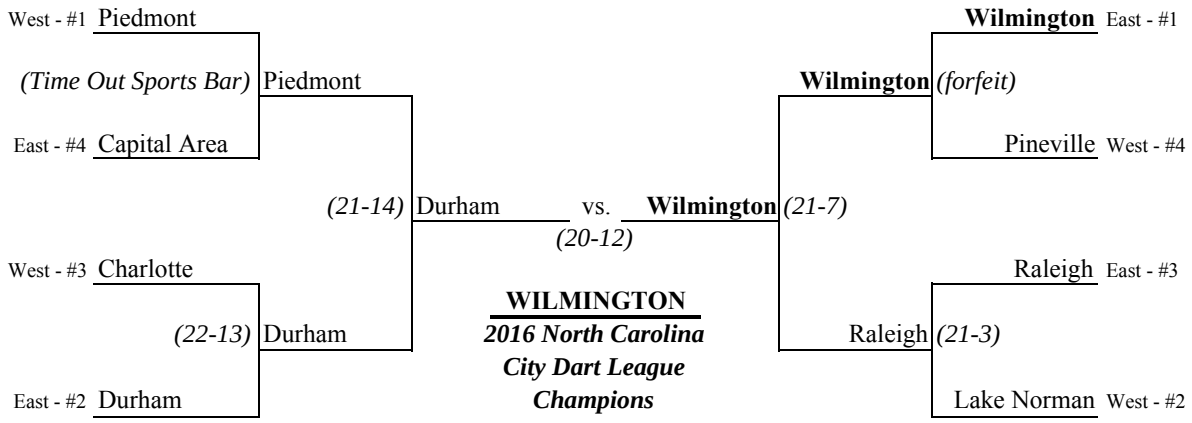

2016 North Carolina Ladies' Cup Post-Season Tournament
(December 3 & 4 - Players Sports Bar, Greensboro)

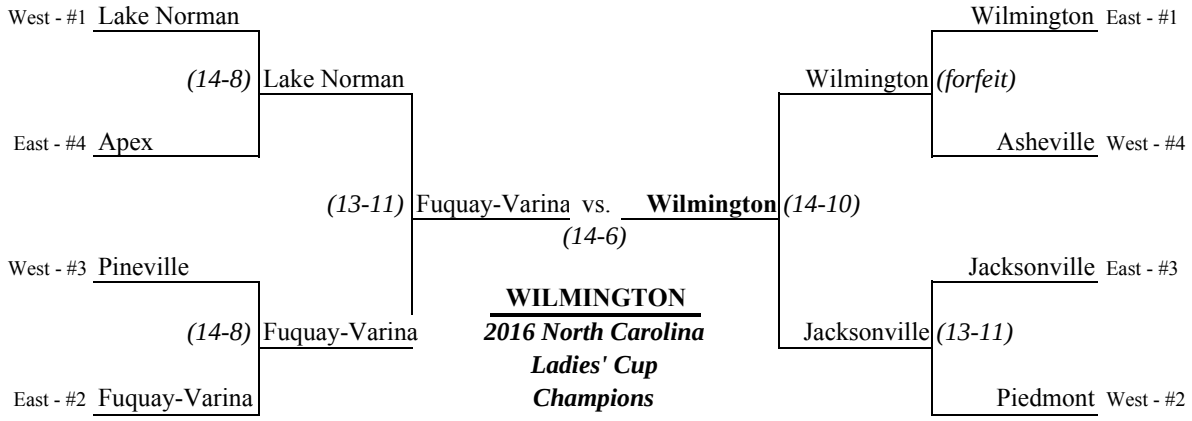

NCLC HIGH INS/OUTS & PERFECT THROWS

High In : 160 - Camilla Bonnell - Wilmington - (8/20)

High Out : 100 - Angela Joines - Chapel Hill - (6/25)

Perfect Throws

Libby Richie - Pineville - (9m,2/27)

2016 North Carolina State Dart Championships (September 30 - October 2, 2016 - The Upper Deck - Cary, NC)

(**Current RDL members are listed in bold - with RDL state champions in BOLD CAPITAL LETTERS!**) (Thanks to Barbara Cotton, Maridy Knight, Mark Knight, and anyone else on their organizational team that put the championships together, and who put together these results for us.)

MIXED DOUBLES CRICKET (Saturday)
(25 pairs)

1st	$160	**DAN NAYLOR** / Candi Ellis
2nd	$90	Paul Olson / Mitzi Wright
Top 4	$50	**Dean Cusher** / Dawnelle Fischer
		Tisha Taylor / Bob Wilsch
Top 8	$20	Fred Copeland / Ellen Lee
		Brian Blake / Charlie Daniel
		Shane Wright / Jean Ransom
		Matt Hiembach / Lisa Dendy

MEN'S DOUBLES CRICKET (Saturday)
(21 pairs)

1st	$180	**DAN NAYLOR** / Steve Chorba
2nd	$90	Dennis Franey / Bob Wilsch
Top 4	$40	**Billy Hamilton** / **Michael Tuck**
		Robbie Phillips / **Tom Brown**
Top 8	-	Cody Gaulthier / **Chad Massengill**
		Paul Olson / Shane Wright
		Dean Cusher / **Scott Stankevich**
		Lee Scott / Stevie Phillips

LADIES' SINGLES CRICKET (Saturday)
(27 entrants)

1st	$140	**JULIE SCHEPPELE**
2nd	$70	Charlie Daniel
Top 4	$30	Sandi Lawless
		Deb Blackwelder
Top 8	-	**Tisha Taylor**
		Stephanie Kramer
		Jackie Quayle
		Allyson Blackwelder

MEN'S SINGLES CRICKET (Saturday)
(50 entrants)

1st	$200	**ROBBIE PHILLIPS**
2nd	$100	Bob Wilsch
Top 4	$50	Matt Heimbach
		Brian Blake
Top 8	$25	**Tex Mozzetti**
		Steve Chorba
		Dan Naylor
		Chad Massengill

LADIES' DOUBLES CRICKET (Saturday)
(15 pairs)

1st	$130	Jennifer Bowser / Jackie Quayle
2nd	$60	Ellen Lee / LeAnna Waldrop
Top 4	$30	**Stephanie Kramer** / Anne Kramer
		Deb Blackwelder / **Kris Kilsdonk**

MEN'S SINGLES 301 (Saturday)
(28 entrants)

1st	$140	**DAN NAYLOR**
2nd	$70	**Tom Brown**
Top 4	$40	Cody Gaulthier
		Kyle Gaulthier
Top 8	-	Fred Copeland
		Robbie Phillips
		Bob Gargan
		Dave Gelberg

LADIES' SINGLES 301 (Saturday)
(20 entrants)

1st	$100	Jennifer Bowser
2nd	$50	**Tisha Taylor**
Top 4	$25	Linda Mullins
		Ellen Lee

12 & UNDER YOUTH SINGLES 301 FIFO (Saturday)

1st	Ryan Avellino (age 9)
2nd	Phailin Millwood (age 11)

13-17 YOUTH SINGLES 501 FIDO (Saturday)

1st	TJ Scheppele (age 17)

MIXED TRIPLES 601 (Sunday)
(21 trios)

1st	$270	**ROBBIE PHILLIPS** / **TOM BROWN** / **JULIE SCHEPPELE**
2nd	$135	Matt Heimbach / Lisa Dendy / **Dave Gelberg**
Top 4	$60	Dennis Franey / Tammy Zawila / Craig Elder
		Dawnelle Fischer / **Scott Stankevich** / **Dean Cusher**
Top 8	-	Tom Avellino / Sandi Lawless / Joe Stone
		Tex Mozzetti / **Sid Mitchell** / **Petra Mozetti**
		Dwayne Waite / Ellen Lee / Fred Copeland
		Candi Ellis / **Dan Naylor** / Steve Chorba

MEN'S DOUBLES 501 (Sunday)
(19 pairs)

1st	$160	**BRIAN BLAKE** / Bob Gargan
2nd	$80	Dennis Franey / Craig Elder
Top 4	$40	**Dan Naylor** / Steve Chorba
		John Carroll / Alberto Sandoval
Top 8	-	Matt Heimbach / **Dave Gelberg**
		Dean Cusher / Dwayne Waite
		Billy Hamilton / **Michael Tuck**
		Greg Funderburk / Jason Myers

LADIES' SINGLES 501 (Sunday)
(22 entrants)

1st	$110	**DEBORAH BLACKWELDER**
2nd	$60	Candi Ellis
Top 4	$25	Sandi Lawless
		Anne Kramer
Top 8	-	**Stephanie Kramer**
		Dawnelle Fischer
		Devin Massengill
		Linda Mullins

MEN'S SINGLES 501 (Sunday)
(24 entrants)

1st	$120	**MIKE SEWARD**
2nd	$60	**Brian Blake**
Top 4	$30	**Keith Wall**
		Dean Cusher
Top 8	-	**Dan Naylor**
		Fred Copeland
		Robbie Phillips
		Sid Mitchell

LADIES' DOUBLES 501 (Sunday)
(11 pairs)

1st	$100	**JULIE SCHEPPELE** / Candi Ellis
2nd	$50	Anne Kramer / **Stephanie Kramer**
Top 4	$20	Charlie Daniel / **Brenda Whitley**
		Dawnelle Fischer / Linda Mullins

1st BLIND DRAW - 501/Ckt/Choice (Friday)
Non-championship ("non-shirt") event
(40 entrants = 20 pairs)

1st	$200	Dan Peele / **Kyle Gaulthier**
2nd	$100	**Robbie Phillips** / **Jonathan Munsell**
Top 4	$40	**Dean Cusher** / Sam Raghu
		Dylan Andersen / **Joel Eason**
Top 8	$20	**Ray Larson** / **Julie Scheppele**
		Ellen Lee / **Tex Mozzetti**
		JJ White / **Zak Mayhew**
		Leroy Chesson / **Darren Schmaus**

YOUTH / ADULT DOUBLES 501 FIDO (Sunday) (pairs)

1st	TJ Scheppele / **Robbie Phillips**
2nd	Ryan Avellino / Tom Avellino

FINISHING POSITIONS FOR ALL ENTRANTS THAT PLACED IN THE MONEY OR HAD A PERFECT THROW IN A NON-AGE-DELIMITED "CHAMPIONSHIP" EVENT (1=1st, 2=2nd, 4=Top4, 8=Top8)

Entrant	Men's Singles Cricket	Men's Singles 301	Men's Singles 501	Men's Doubles Cricket	Men's Doubles 501	Ladies' Singles Cricket	Ladies' Singles 301	Ladies' Singles 501	Ladies' Doubles Cricket	Ladies' Doubles 501	Mixed Doubles Cricket	Mixed Triples 601	Ton-80s	9-Marks	6-Bulls	160-Ins
Tom Avellino												8				
Brian Blake	4		2		1						8					
Tom Brown		2		4								1				
John Carroll					4											
Steve Chorba	8			1	4							8				
Fred Copeland		8	8								8	8				
Dean Cusher			4	8	8						4	4				
Craig Elder					2							4				
Dennis Franey				2	2							4				
Greg Funderburk					8											
Bob Gargan		8			1											
Cody Gaulthier		4		8												
Kyle Gaulthier		4														
Dave Gelberg		8			8							2				
Billy Hamilton				4	8											
Matt Heimbach	4				8						8	2				
Chad Massengill	8			8												
Sid Mitchell			8									8				
Tex Mozzetti	8											8				
Jason Myers					8											
Dan Naylor	8	1	8	1	4						1	8				
Paul Olson				8							2					
Robbie Phillips	1	8	8	4								1				
Stevie Phillips				8												
Alberto Sandoval					4											
Lee Scott				8												
Mike Seward			1													
Scott Stankevich				8								4				
Joe Stone												8				
Michael Tuck				4	8											
Dwayne Waite					8							8				
Keith Wall			4													
Bob Wilsch	2			2							4					
Shane Wright				8							8					
Allyson Blackwelder						8										
Deb Blackwelder						4		1	4							
Jennifer Bowser							1		1							
Charlie Daniel						2				4	8					
Lisa Dendy											8	2				
Candi Ellis								2		1	1	8				
Dawnelle Fischer								8		4	4	4				
Kris Kilsdonk									4							
Anne Kramer								4	4	2						
Stephanie Kramer						8		8	4	2						
Sandi Lawless						4		4				8				
Ellen Lee							4		2		8	8				
Devin Massengill								8				8				
Petra Mozzetti												8				
Linda Mullins							4	8		4						
Jackie Quayle						8			1							
Jean Ransom											8					
Julie Scheppele						1				1		1				
Tisha Taylor						8	2				4					
LeAnna Waldrop									2							
Brenda Whitley										4		8				
Mitzi Wright											2					
Tammy Zawilla												4				

TOTAL PAYOUT $3,785 (w/o LOD)

Perfect Throws (that were reported anyway…):
Ton-80s, 9-Marks, 6-Bulls = (none reported)

Queen City Darting Association
$3400 Celebrate the New Year

SANCTIONED BY

January 6, 7 & 8, 2017
Blue Rocks
301c N. Polk St, Pineville NC 28134
704-835-1062

Day	Friday		Saturday						Sunday					
Time	7:00 PM	8:00 PM	10:30 AM	1:00 PM	1:30 PM	4:00 PM	4:30 PM	8:30 PM	10:30 AM	12:30 PM	1:00 PM	3:00 PM	3:30 PM	
Event	Killer 100% pay back #	Blind Draw Doubles 501 DE**	Mixed Doubles Cricket	Mens Doubles Cricket	Ladies Singles Cricket	Mens Singles Cricket	Ladies Doubles Cricket	Chicago Blind Draw 501/Cr/301	Mixed Doubles 501	Mens Doubles 501	Ladies Singles 501	Mens Singles 501	Ladies Doubles 501	
Entry fee	10/person	10/person	$20/team	$20/team	$15*	$15*	$20/team	$10/person	$20/team	$20/team	$15*	$15*	$20/team	
1st		160	130	160	100	160	100	160	130	160	100	160	100	
2nd		80	60	80	50	80	50	80	60	80	50	80	50	
Top 4		40	30	40	25	40	30	40	30	40	25	40	30	
Top 8						20						20		
Total		320	250	320	200	400	210	320	250	320	200	400	210	3400

* $2 ADO Surchage included in singles events
# Payout places based on number of entries. Min of 8 needed.

**Blind draw 501 is double elimination

During the down time, pending board availability, we may run side Killer and other smaller events

Darts Supplis By:

Singles events are best of 3 with finals best of 5.
All other events are best of 3

Recommended Hotel:
Quality Suites - Carolina Place
9840 Pineville-Mathews Road
Pineville, NC 28134
704-8898-7095
There are others hotels in area.

Tournament Director:
Dwayne Waite (DTrain)
412-901-7726
Tournamentdirector@charlottedarts.com

THE CAROLINA OPEN

SANCTIONED BY

LONG FORMAT 501 TOURNAMENT
$4,000+
JANUARY 13-15, 2017

MYRTLE BEACH MOOSE LODGE 1959, BURCALE RD, MYRTLE BEACH, SC 29579

Registration Closes	Friday 7:45 PM	*Saturday 10:00 AM	*Saturday 10:30 AM	*Sunday 10:00 AM	*Sunday 10:15 AM	*Sunday 11:45 AM	*Sunday 12:00 PM
Starts	8:00 PM	10:30 AM	11:00 AM	10:15 AM	10:30 AM	12:00 PM	12:15 PM
Event	Blind Draw	Ladies Qualifier Round Robin	Men's Qualifier Round Robin	Ladies Main Event Knock Out Race to 3-5-7	Men's Main Event Knock Out Race to 5-7-9	Ladies Open/2nd Chance	Men's Open/2nd Chance
Fee	$10	$50**	$50**	$20	$20	$15	$15
1st	$180	1/2 advance to Sunday Main Event, 1/2 advance to Sunday Open/2nd Chance Event	1/2 advance to Sunday Main Even, 1/2 advance to Sunday Open/2nd Chance Event	$600	$1000	$100	$150
2nd	$90			$300	$500	$50	$70
T4	$30			$80	$250	$30	$25
T8	N/A			$40	$50	N/A	$10
Totals	$330			$1200	$2220	$210	$310

Clairon Myrtle Beach
$59.95
101 Fantasy Harbour Blvd
Myrtle Beach, SC 29579
843-236-1000

Days Inn
$39.95
3650 Waccamaw Blvd
Myrtle Beach, SC 29579
843-236-9888

Saturday:
3 Game Round Robin - Play all 3 games

Sunday Men's Main Event Knock Out:
Preliminary rounds - Race to 5
Semi-Finals - Race to 7
Finals - Race to 9

Sunday Ladies Main Event Knock Out:
Preliminary rounds - Race to 3
Semi-Finals - Race to 5
Finals - Race to 7

Open/2nd Chance Brackets:
Finals play best of 5

Tournament Director
Patrick Ellis
843-997-8141
patrickellis77@yahoo.com

* ADO Dress Code rules apply:
Black slacks, black closed toe shoes and collard shirts required.

**Includes ADO Sanctioning fee

Fall 2016 RDL Top Singles Records (by division) (FINAL!)

(There are no missing statistics, as all scoresheets from the entire season have been received.) (Game minimums required for these listings: 15 for team D3; 16 for teams D2,D4,D5,D7 and all G/H div. teams; 18 for teams D6,D8,E3; 19 for team D1 and all other A/B/C/E/F div. teams)

	"A" Division		W	L	%-age
1	Work, Joe	A6/ North Raleigh Alliance	22	4	0.846
2	Phillips, Robbie	A1/ The Irreverent Element	23	5	0.821
3	Kramer, John	A1/ The Irreverent Element	19	5	0.792
4	Brown, Tom	A1/ The Irreverent Element	20	6	0.769
5	Mitchell, Sid	A3/ Appetite for Destruction	21	7	0.750
6	Seward, Mike	A2/ 1 in the Bunn	19	7	0.731
7	Johnson, Michael	A3/ Appetite for Destruction	18	7	0.720
8	Massengill, Chad	A1/ The Irreverent Element	18	8	0.692
9	Gaulthier, Kyle	A2/ 1 in the Bunn	15	7	0.682
10	Mozzetti, Tim	A3/ Appetite for Destruction	19	9	0.679
11	Reygers, Jeff	A8/ Darty McFly	18	9	0.667
12	Wall, Keith	A5/ Lunatic Fringe	12	7	0.632
13	Gelberg, Dave	A5/ Lunatic Fringe	17	10	0.630
14	Stankevich, Scott	A2/ 1 in the Bunn	16	10	0.615

	"B" Division		W	L	%-age
1	Mayhew, Zak	B6/ Show Me Your Cork	21	3	0.875
2	Venable, Mike	B2/ Methodical Madness	19	5	0.792
3	Kuhns, John	B2/ Methodical Madness	21	7	0.750
4	Holland, Steve	B3/ The Liquor Posse	17	7	0.708
5	Romanchek, David	B4/ Nine Lives	18	8	0.692
6	Porcelli, Robb	B4/ Nine Lives	17	8	0.680
7	Hall, Josh	B5/ Cheap Shots	18	9	0.667
8	Mays, John	B4/ Nine Lives	15	8	0.652
9	Gibson, Jack	B4/ Nine Lives	18	10	0.643
	Johnson, Dave	B8/ Menace 2 Sobriety	18	10	0.643
	White, J.J.	B8/ Menace 2 Sobriety	18	10	0.643
12	Copple, Matthew	B4/ Nine Lives	16	9	0.640
13	Stewart, Pete	B2/ Methodical Madness	14	8	0.636
	Tant, J.J.	B1/ Projectile Dysfunction	14	8	0.636

	"C" Division		W	L	%-age
1	Naylor, Dan	C8/ Unnecessary Triples	24	0	1.000
2	Bennett, Will	C6/ Dartistic Differences	25	3	0.893
3	Guenther, George	C4/ Fire For Effect	17	4	0.810
4	Hunsberger, Jim	C4/ Fire For Effect	15	4	0.789
5	Krasnow, Dave	C7/ Them Handsome Devils	22	6	0.786
6	Holly, Mike	C5/ The Bunkers	18	8	0.692
7	Trefzger, Ken	C2/ One Armed Bandits	19	9	0.679
8	Krestalude, Andy	C5/ The Bunkers	18	10	0.643
	Simpson, Aden	C3/ Armed and Hammered	18	10	0.643
10	Jenkins, John	C3/ Armed and Hammered	14	8	0.636
11	Kramer, Stephanie	C8/ Unnecessary Triples	17	10	0.630
	Toolan, Chris	C1/ Big Bulls	17	10	0.630
13	(three tied)		15	9	0.625

	"D" Division		W	L	%-age
1	Palmisano, Andrew	D5/ Never Trust A Dart	13	3	0.813
2	Cashin, Jeff	D5/ Never Trust A Dart	19	5	0.792
3	Thomas, Jason	D7/ Ted's Dart Control Empo	13	4	0.765
4	Schaefer, Dan	D2/ Sharky's Machine	16	5	0.762
5	Strickland, Cale	D8/ Mike's Garage	18	6	0.750
	Mitchell, Liz	D3/ Shark Shooters	15	5	0.750
7	Long, Stephen	D7/ Ted's Dart Control Empo	13	5	0.722
	Winters, Tom	D6/ Dynamic Darts	13	5	0.722
9	Long, Gary	D8/ Mike's Garage	14	7	0.667
	Stanley, Raymond	D7/ Ted's Dart Control Empo	12	6	0.667
11	Elliott, Chris	D7/ Ted's Dart Control Empo	14	8	0.636
12	Mitchell, Austin	D4/ Just Like That	13	8	0.619
13	Dzengeleski, Jimmy	D6/ Dynamic Darts	16	10	0.615
14	Stoakes, Eric	D5/ Never Trust A Dart	12	8	0.600

	"E" Division		W	L	%-age
1	Gallagher, Jim	E8/ Coach'N Ya	20	3	0.870
2	Kubel, Tom	E5/ Bye Week	20	4	0.833
3	Iager, John	E3/ D-Lux Drinkers	17	4	0.810
4	Gardner, Kyle	E2/ Coral Reefers	18	6	0.750
5	Bozza, Doug	E7/ Sofa Kings	18	7	0.720
6	Robertson, Chris	E6/ Lucky's Seven	20	8	0.714
7	Litzsinger, Mike	E3/ D-Lux Drinkers	18	8	0.692
8	Rudy, Jeff	E4/ Game of Throws	20	9	0.690
9	Snyder, Mike	E3/ D-Lux Drinkers	17	8	0.680
	Tufillaro, Lou	E5/ Bye Week	17	8	0.680
11	Keim, Roger	E7/ Sofa Kings	16	8	0.667
12	Surber, Dave	E6/ Lucky's Seven	20	11	0.645
13	McCartney, Joe	E3/ D-Lux Drinkers	14	8	0.636
14	(two tied)				0.625

	"F" Division		W	L	%-age
1	Baldwin, Randy	F2/ Hump Day!	25	0	1.000
2	Russell, Jeff	F7/ Chatham Street Elite	24	3	0.889
3	Jones, Grey	F4/ Red-eye Rangers	24	4	0.857
4	Rigert, Joe, Sr.	F5/ Wayne Gretzky	23	5	0.821
5	Merkle, Patrick	F3/ Dart Buddies	17	4	0.810
6	Deemer, Randy	F2/ Hump Day!	21	6	0.778
7	Ferguson, Travis	F2/ Hump Day!	17	5	0.773
	Millican, Craig	F4/ Red-eye Rangers	17	5	0.773
9	Parker, Charles	F6/ Another Sinking Ship	20	6	0.769
10	Watson, Jeff, Jr.	F3/ Dart Buddies	16	5	0.762
11	McEwen, William	F6/ Another Sinking Ship	19	6	0.760
12	Rigert, Joe, Jr.	F5/ Wayne Gretzky	16	7	0.696
13	Hall, Steve	F4/ Red-eye Rangers	13	6	0.684
14	(three tied)		19	9	0.679

	"G" Division		W	L	%-age
1	Snyder, Brent	G1/ All About That Bull!	22	2	0.917
2	Stark, Parker	G3/ Walking the Wire	14	2	0.875
3	Knight, Romuald	G6/ Don't Hit The Scorekeepe	19	3	0.864
4	White, John	G3/ Walking the Wire	19	5	0.792
5	Vick, Justin	G6/ Don't Hit The Scorekeepe	20	6	0.769
6	Ellis, Tim	G2/ Quackalacky Ducks	18	6	0.750
7	Smith, Scott	G1/ All About That Bull!	16	6	0.727
8	Brownd, Anthony	G7/ Points for Pints	18	7	0.720
9	Converse, Stan	G2/ Quackalacky Ducks	14	6	0.700
10	Schoch, Adam	G2/ Quackalacky Ducks	15	7	0.682
11	Peterson, Eric	G1/ All About That Bull!	11	6	0.647
12	Smith, Ron	G6/ Don't Hit The Scorekeepe	15	9	0.625
	DuBose, Christopher	G3/ Walking the Wire	10	6	0.625
	Prosser, Brad	G3/ Walking the Wire	10	6	0.625

	"H" Division		W	L	%-age
1	Bushman, Brad	H4/ Show Me Your Tips	15	1	0.938
2	Goodwin, Kody	H7/ Bull Hunters	21	3	0.875
3	Jefferys, Lee	H7/ Bull Hunters	19	3	0.864
4	Cannizzaro, Anthony	H7/ Bull Hunters	20	4	0.833
5	Bialaszewski, Rich	H4/ Show Me Your Tips	18	4	0.818
6	Beaver, Mark	H5/ Lucky B's	16	4	0.800
7	Bumpass, Mike	H7/ Bull Hunters	18	6	0.750
8	Davis, Luke	H6/ Rosa's Warriors	15	7	0.682
	Messineo, Rocky	H5/ Lucky B's	15	7	0.682
10	McNamara, Ken	H2/ Chalk it Up	14	7	0.667
	Powell, Lee	H4/ Show Me Your Tips	14	7	0.667
	Wazlavek, Robert	H7/ Bull Hunters	12	6	0.667
13	Lisk, Jon	H3/ Tips & Shafts	16	9	0.640
14	(two tied)		15	9	0.625

	Women's Records (# of women by division: A-3, B-6, C-8, D-9, E-3, F-12, G-6, H-14)		W	L	%-age
A	Taylor, Tisha	A8/ Darty McFly	5	18	0.217
B	Jeffcoat, Angela	B6/ Show Me Your Cork	8	16	0.333
	deFontes, Adrienne	B1/ Projectile Dysfunction	6	13	0.316
C	Kramer, Stephanie	C8/ Unnecessary Triples	17	10	0.630
	Hartmann, Erin	C5/ The Bunkers	15	14	0.517
D	Mitchell, Liz	D3/ Shark Shooters	15	5	0.750
	Dzengeleski, Julie	D6/ Dynamic Darts	11	12	0.478
E	Hatch, Nicole	E5/ Bye Week	13	12	0.520
F	Massengill, Devin	F3/ Dart Buddies	13	11	0.542
	Massey, Amy	F1/ Hot Shots	11	17	0.393
	Gaines, Lauren	F5/ Wayne Gretzky	8	19	0.296
G	Kincaid, Lisa	G7/ Points for Pints	10	12	0.455
	Boutieller, Tina	G7/ Points for Pints	7	12	0.368
H	Hayward, Georgia	H1/ Ballistic Behavior	14	11	0.560
	Rosen, Stacy	H2/ Chalk it Up	11	12	0.478
	Garner, Annette	H6/ Rosa's Warriors	9	13	0.409

Fall 2016 RDL Top Doubles Records (by division) (FINAL!)

(There are no missing statistics, as all scoresheets from the entire season have been received.) (Game minimums required for these listings: 15 for team D3; 16 for teams D2,D4,D5,D7 and all G/H div. teams; 18 for teams D6,D8,E3; 19 for team D1 and all other A/B/C/E/F div. teams)

		"A" Division	W	L	%-age
1	Phillips, Robbie	A1/ The Irreverent Element	27	1	0.964
2	Kramer, John	A1/ The Irreverent Element	20	1	0.952
3	Massengill, Chad	A1/ The Irreverent Element	23	2	0.920
4	Jacobi, Paul	A1/ The Irreverent Element	16	4	0.800
	Oakley, Jerry	A1/ The Irreverent Element	16	4	0.800
6	Gaulthier, Kyle	A2/ 1 in the Bunn	19	5	0.792
7	Stankevich, Scott	A2/ 1 in the Bunn	21	6	0.778
8	Brown, Tom	A1/ The Irreverent Element	17	6	0.739
9	Terry, Bob	A5/ Lunatic Fringe	18	7	0.720
10	Johnson, Michael	A3/ Appetite for Destruction	18	8	0.692
11	Mitchell, Sid	A3/ Appetite for Destruction	19	9	0.679
12	Cusher, Dean	A2/ 1 in the Bunn	16	9	0.640
13	Mozzetti, Tim	A3/ Appetite for Destruction	17	10	0.630
14	Hamilton, Billy	A5/ Lunatic Fringe	13	8	0.619

		"B" Division	W	L	%-age
1	Fournier, Jeff	B3/ The Liquor Posse	18	5	0.783
2	White, J.J.	B8/ Menace 2 Sobriety	21	7	0.750
3	Beaudoin, Paul	B3/ The Liquor Posse	19	7	0.731
4	Murdaugh, John	B3/ The Liquor Posse	18	7	0.720
5	Romanchek, David	B4/ Nine Lives	18	8	0.692
6	Venable, Mike	B2/ Methodical Madness	17	8	0.680
7	Bouchard, Keith	B8/ Menace 2 Sobriety	19	9	0.679
8	Holland, Steve	B3/ The Liquor Posse	16	8	0.667
9	Sautter, Don	B7/ Shooter McGavin	18	10	0.643
10	Johnson, Dave	B8/ Menace 2 Sobriety	17	10	0.630
11	Rodgers, Trey	B3/ The Liquor Posse	15	9	0.625
12	Kuhns, John	B2/ Methodical Madness	15	10	0.600
	Smith, Butch	B4/ Nine Lives	12	8	0.600
14	Smith, Brian	B1/ Projectile Dysfunction	19	13	0.594

		"C" Division	W	L	%-age
1	Naylor, Dan	C8/ Unnecessary Triples	22	2	0.917
2	Krasnow, Dave	C7/ Them Handsome Devils	20	8	0.714
3	Fitzgerald, Dennis	C1/ Big Bulls	17	8	0.680
4	Bennett, Will	C6/ Dartistic Differences	19	9	0.679
5	Garland, Bryan	C7/ Them Handsome Devils	16	8	0.667
6	Scheppele, Julie	C8/ Unnecessary Triples	16	9	0.640
7	Brown, Jay	C7/ Them Handsome Devils	17	10	0.630
8	Cusman, Ryan	C7/ Them Handsome Devils	16	10	0.615
9	Vance, Hugh	C6/ Dartistic Differences	17	11	0.607
10	Reinert, Kevin	C1/ Big Bulls	15	11	0.577
11	Denton, Fon	C6/ Dartistic Differences	16	12	0.571
12	Jimenez, Eduardo	C6/ Dartistic Differences	13	10	0.565
13	Dean, Jay	C6/ Dartistic Differences	15	12	0.556
14	Jenkins, John	C3/ Armed and Hammered	12	10	0.545

		"D" Division	W	L	%-age
1	Knight, Tim	D8/ Mike's Garage	16	3	0.842
2	Long, Gary	D8/ Mike's Garage	17	4	0.810
3	Adams, Brad	D5/ Never Trust A Dart	14	5	0.737
	Stuckey, Rob	D5/ Never Trust A Dart	14	5	0.737
5	Strickland, Cale	D8/ Mike's Garage	18	8	0.692
6	Parrish, Kevin	D7/ Ted's Dart Control Empo	14	7	0.667
7	Cashin, Jeff	D5/ Never Trust A Dart	15	8	0.652
8	Dzengeleski, Jimmy	D6/ Dynamic Darts	16	10	0.615
9	Winters, Tom	D6/ Dynamic Darts	11	7	0.611
10	Palmisano, Andrew	D5/ Never Trust A Dart	12	8	0.600
11	Kruger, Lonny	D2/ Sharky's Machine	14	10	0.583
12	Allison, Frank	D2/ Sharky's Machine	11	9	0.550
	Thomas, Jason	D7/ Ted's Dart Control Empo	11	9	0.550
14	Schaefer, Dan	D2/ Sharky's Machine	10	9	0.526

		"E" Division	W	L	%-age
1	Montesi, Chris	E4/ Game of Throws	20	5	0.800
2	Tufillaro, Lou	E5/ Bye Week	18	6	0.750
3	Keim, Roger	E7/ Sofa Kings	16	6	0.727
4	Snyder, Mike	E3/ D-Lux Drinkers	17	9	0.654
5	Robertson, Chris	E6/ Lucky's Seven	18	10	0.643
6	Kubel, Tom	E5/ Bye Week	16	9	0.640
7	Robertson, Phil	E6/ Lucky's Seven	20	12	0.625
	Gallagher, Jim	E8/ Coach'N Ya	15	9	0.625
	Hatch, Nicole	E5/ Bye Week	15	9	0.625
10	Roberts, Mike	E5/ Bye Week	14	9	0.609
11	Hogan, Neal	E1/ Death Throw	17	11	0.607
	Smelik, Pat	E4/ Game of Throws	17	11	0.607
13	Litzsinger, Mike	E3/ D-Lux Drinkers	13	9	0.591
	Scott, Kevin	E8/ Coach'N Ya	13	9	0.591

		"F" Division	W	L	%-age
1	Cefola, Anthony	F8/ Public School	20	7	0.741
	Gardner, Kenn	F8/ Public School	20	7	0.741
	Jones, Grey	F4/ Red-eye Rangers	20	7	0.741
4	Rigert, Joe, Jr.	F5/ Wayne Gretzky	16	6	0.727
5	Limerick, Jeremy	F8/ Public School	20	8	0.714
	Rigert, Joe, Sr.	F5/ Wayne Gretzky	20	8	0.714
7	Ives, Danny	F7/ Chatham Street Elite	18	8	0.692
8	Gaines, Bryan	F5/ Wayne Gretzky	20	9	0.690
9	Wilkie, Felipe	F8/ Public School	19	9	0.679
10	Parker, Charles	F6/ Another Sinking Ship	17	9	0.654
11	Rutten, Pete	F2/ Hump Day!	13	8	0.619
12	Baldwin, Randy	F2/ Hump Day!	16	10	0.615
13	Annon, Harry	F6/ Another Sinking Ship	15	10	0.600
14	Watson, Jeff, Jr.	F3/ Dart Buddies	13	9	0.591

		"G" Division	W	L	%-age
1	Ellis, Tim	G2/ Quackalacky Ducks	21	3	0.875
	Snyder, Brent	G1/ All About That Bull!	21	3	0.875
3	Converse, Stan	G2/ Quackalacky Ducks	19	3	0.864
4	Vick, Justin	G6/ Don't Hit The Scorekeepe	16	5	0.762
5	Bohn, Andy	G6/ Don't Hit The Scorekeepe	15	5	0.750
6	Converse, Laurence	G2/ Quackalacky Ducks	11	5	0.688
7	Shearin, Phillip	G6/ Don't Hit The Scorekeepe	13	6	0.684
8	Murphy, Tom	G5/ Is It In?	14	7	0.667
9	Barlow, Brian	G5/ Is It In?	15	8	0.652
10	Day, Dillon	G1/ All About That Bull!	13	7	0.650
	Lalino, Steve	G2/ Quackalacky Ducks	13	7	0.650
12	Cornell, Blaine	G5/ Is It In?	13	9	0.591
13	Voorhees, Cindy	G1/ All About That Bull!	12	9	0.571
14	Prosser, Brad	G3/ Walking the Wire	9	7	0.563

		"H" Division	W	L	%-age
1	Bumpass, Mike	H7/ Bull Hunters	22	2	0.917
2	Goodwin, Kody	H7/ Bull Hunters	18	5	0.783
3	Bushman, Brad	H4/ Show Me Your Tips	14	4	0.778
4	Jefferys, Lee	H7/ Bull Hunters	17	5	0.773
5	Powell, Lee	H4/ Show Me Your Tips	13	4	0.765
6	Sosebee, Keith	H7/ Bull Hunters	15	6	0.714
7	Beaver, Mark	H5/ Lucky B's	14	6	0.700
	Thaxter, Norm	H3/ Tips & Shafts	14	6	0.700
9	Cannizzaro, Anthony	H7/ Bull Hunters	15	7	0.682
10	Messineo, Rocky	H5/ Lucky B's	14	8	0.636
11	Freimark, Thomas	H4/ Show Me Your Tips	12	8	0.600
12	Bialaszewski, Rich	H4/ Show Me Your Tips	11	8	0.579
13	Phillips, Britt	H1/ Ballistic Behavior	14	11	0.560
14	Phillips, Josh	H1/ Ballistic Behavior	14	12	0.538

	Women's Records (# of women by division: A-3, B-6, C-8, D-9, E-3, F-12, G-6, H-14)		W	L	%-age
A	Taylor, Tisha	A8/ Darty McFly	5	15	0.250
B	Jeffcoat, Angela	B6/ Show Me Your Cork	10	11	0.476
	deFontes, Adrienne	B1/ Projectile Dysfunction	9	10	0.474
C	Scheppele, Julie	C8/ Unnecessary Triples	16	9	0.640
	Kramer, Stephanie	C8/ Unnecessary Triples	14	12	0.538
D	Jackson, Kelly	D6/ Dynamic Darts	12	12	0.500
	Mitchell, Liz	D3/ Shark Shooters	10	10	0.500
E	Hatch, Nicole	E5/ Bye Week	15	9	0.625
F	Massengill, Devin	F3/ Dart Buddies	12	9	0.571
	Watson, Ruth	F3/ Dart Buddies	12	11	0.522
	Wilson, Misty	F5/ Wayne Gretzky	9	10	0.474
G	Voorhees, Cindy	G1/ All About That Bull!	12	9	0.571
	Kincaid, Lisa	G7/ Points for Pints	9	11	0.450
H	Pfieffer, Anna	H2/ Chalk it Up	11	10	0.524
	Hayward, Georgia	H1/ Ballistic Behavior	12	12	0.500
	Garner, Annette	H6/ Rosa's Warriors	9	9	0.500

Fall 2016 RDL Top Singles+Doubles Records (by division) (FINAL!)

(There are no missing statistics, as all scoresheets from the entire season have been received.) (Game minimums required for these listings: 30 for team D3; 32 for teams D2,D4,D5,D7 and all G/H div. teams; 35 for teams D6,D8,E3; 37 for team D1 and all other A/B/C/E/F div. teams)

	"A" Division		W	L	%-age
1	Phillips, Robbie	A1/ The Irreverent Element	50	6	0.893
2	Kramer, John	A1/ The Irreverent Element	39	6	0.867
3	Massengill, Chad	A1/ The Irreverent Element	41	10	0.804
4	Brown, Tom	A1/ The Irreverent Element	37	12	0.755
5	Gaulthier, Kyle	A2/ 1 in the Bunn	34	12	0.739
6	Mitchell, Sid	A3/ Appetite for Destruction	40	16	0.714
7	Johnson, Michael	A3/ Appetite for Destruction	36	15	0.706
8	Stankevich, Scott	A2/ 1 in the Bunn	37	16	0.698
9	Jacobi, Paul	A1/ The Irreverent Element	27	13	0.675
10	Seward, Mike	A2/ 1 in the Bunn	33	16	0.673
11	Terry, Bob	A5/ Lunatic Fringe	33	17	0.660
12	Mozzetti, Tim	A3/ Appetite for Destruction	36	19	0.655
13	Work, Joe	A6/ North Raleigh Alliance	34	18	0.654
14	Oakley, Jerry	A1/ The Irreverent Element	26	15	0.634

	"B" Division		W	L	%-age
1	Venable, Mike	B2/ Methodical Madness	36	13	0.735
2	Fournier, Jeff	B3/ The Liquor Posse	30	12	0.714
3	White, J.J.	B8/ Menace 2 Sobriety	39	17	0.696
4	Romanchek, David	B4/ Nine Lives	36	16	0.692
5	Holland, Steve	B3/ The Liquor Posse	33	15	0.688
6	Kuhns, John	B2/ Methodical Madness	36	17	0.679
7	Mayhew, Zak	B6/ Show Me Your Cork	34	18	0.654
8	Beaudoin, Paul	B3/ The Liquor Posse	31	17	0.646
9	Johnson, Dave	B8/ Menace 2 Sobriety	35	20	0.636
10	Sautter, Don	B7/ Shooter McGavin	35	21	0.625
	Rodgers, Trey	B3/ The Liquor Posse	30	18	0.625
12	Murdaugh, John	B3/ The Liquor Posse	31	19	0.620
13	Gibson, Jack	B4/ Nine Lives	34	21	0.618
14	Davis, Jimmy	B3/ The Liquor Posse	24	15	0.615

	"C" Division		W	L	%-age
1	Naylor, Dan	C8/ Unnecessary Triples	46	2	0.958
2	Bennett, Will	C6/ Dartistic Differences	44	12	0.786
3	Krasnow, Dave	C7/ Them Handsome Devils	42	14	0.750
4	Guenther, George	C4/ Fire For Effect	24	13	0.649
5	Garland, Bryan	C7/ Them Handsome Devils	31	17	0.646
6	Hunsberger, Jim	C4/ Fire For Effect	26	15	0.634
7	Cusman, Ryan	C7/ Them Handsome Devils	31	19	0.620
8	Brown, Jay	C7/ Them Handsome Devils	32	20	0.615
9	Trefzger, Ken	C2/ One Armed Bandits	33	22	0.600
10	Holly, Mike	C5/ The Bunkers	31	21	0.596
11	Fitzgerald, Dennis	C1/ Big Bulls	29	20	0.592
12	Jenkins, John	C3/ Armed and Hammered	26	18	0.591
13	Kramer, Stephanie	C8/ Unnecessary Triples	31	22	0.585
14	Murphy, Phil	C2/ One Armed Bandits	30	22	0.577

	"D" Division		W	L	%-age
1	Long, Gary	D8/ Mike's Garage	31	11	0.738
2	Cashin, Jeff	D5/ Never Trust A Dart	34	13	0.723
3	Strickland, Cale	D8/ Mike's Garage	36	14	0.720
4	Palmisano, Andrew	D5/ Never Trust A Dart	25	11	0.694
5	Knight, Tim	D8/ Mike's Garage	25	12	0.676
6	Winters, Tom	D6/ Dynamic Darts	24	12	0.667
7	Schaefer, Dan	D2/ Sharky's Machine	26	14	0.650
8	Thomas, Jason	D7/ Ted's Dart Control Empo	24	13	0.649
9	Stuckey, Rob	D5/ Never Trust A Dart	22	12	0.647
10	Adams, Brad	D5/ Never Trust A Dart	23	13	0.639
11	Mitchell, Liz	D3/ Shark Shooters	25	15	0.625
12	Dzengeleski, Jimmy	D6/ Dynamic Darts	32	20	0.615
13	Elliott, Chris	D7/ Ted's Dart Control Empo	25	19	0.568
14	Mitchell, Austin	D4/ Just Like That	23	18	0.561

	"E" Division		W	L	%-age
1	Gallagher, Jim	E8/ Coach'N Ya	35	12	0.745
2	Kubel, Tom	E5/ Bye Week	36	13	0.735
3	Tufillaro, Lou	E5/ Bye Week	35	14	0.714
4	Montesi, Chris	E4/ Game of Throws	33	14	0.702
5	Keim, Roger	E7/ Sofa Kings	32	14	0.696
6	Robertson, Chris	E6/ Lucky's Seven	38	18	0.679
7	Snyder, Mike	E3/ D-Lux Drinkers	34	17	0.667
8	Litzsinger, Mike	E3/ D-Lux Drinkers	31	17	0.646
9	Iager, John	E3/ D-Lux Drinkers	29	16	0.644
10	Bozza, Doug	E7/ Sofa Kings	32	19	0.627
11	Robertson, Phil	E6/ Lucky's Seven	37	24	0.607
12	Rudy, Jeff	E4/ Game of Throws	34	23	0.596
13	Surber, Dave	E6/ Lucky's Seven	35	24	0.593
14	Veith, Matt	E3/ D-Lux Drinkers	26	18	0.591

	"F" Division		W	L	%-age
1	Baldwin, Randy	F2/ Hump Day!	41	10	0.804
2	Jones, Grey	F4/ Red-eye Rangers	44	11	0.800
3	Rigert, Joe, Sr.	F5/ Wayne Gretzky	43	13	0.768
4	Russell, Jeff	F7/ Chatham Street Elite	39	14	0.736
5	Parker, Charles	F6/ Another Sinking Ship	37	15	0.712
6	Rigert, Joe, Jr.	F5/ Wayne Gretzky	32	13	0.711
7	Limerick, Jeremy	F8/ Public School	39	17	0.696
8	Cefola, Anthony	F8/ Public School	37	17	0.685
9	Wilkie, Felipe	F8/ Public School	38	18	0.679
10	Hall, Steve	F4/ Red-eye Rangers	25	12	0.676
11	Watson, Jeff, Jr.	F3/ Dart Buddies	29	14	0.674
12	Deemer, Randy	F2/ Hump Day!	35	17	0.673
13	Ives, Danny	F7/ Chatham Street Elite	34	17	0.667
	McEwen, William	F6/ Another Sinking Ship	34	17	0.667

	"G" Division		W	L	%-age
1	Snyder, Brent	G1/ All About That Bull!	43	5	0.896
2	Ellis, Tim	G2/ Quackalacky Ducks	39	9	0.813
3	Converse, Stan	G2/ Quackalacky Ducks	33	9	0.786
4	Vick, Justin	G6/ Don't Hit The Scorekeepe	36	11	0.766
5	Knight, Romuald	G6/ Don't Hit The Scorekeepe	32	16	0.667
6	Converse, Laurence	G2/ Quackalacky Ducks	22	12	0.647
7	White, John	G3/ Walking the Wire	31	17	0.646
8	Lalino, Steve	G2/ Quackalacky Ducks	25	15	0.625
9	Brownd, Anthony	G7/ Points for Pints	30	20	0.600
	Bohn, Andy	G6/ Don't Hit The Scorekeepe	24	16	0.600
11	Prosser, Brad	G3/ Walking the Wire	19	13	0.594
12	Smith, Scott	G1/ All About That Bull!	26	18	0.591
13	Shearin, Phillip	G6/ Don't Hit The Scorekeepe	21	16	0.568
14	Barlow, Brian	G5/ Is It In?	26	20	0.565

	"H" Division		W	L	%-age
1	Bushman, Brad	H4/ Show Me Your Tips	29	5	0.853
2	Bumpass, Mike	H7/ Bull Hunters	40	8	0.833
3	Goodwin, Kody	H7/ Bull Hunters	39	8	0.830
4	Jefferys, Lee	H7/ Bull Hunters	36	8	0.818
5	Cannizzaro, Anthony	H7/ Bull Hunters	35	11	0.761
6	Beaver, Mark	H5/ Lucky B's	30	10	0.750
7	Powell, Lee	H4/ Show Me Your Tips	27	11	0.711
8	Bialaszewski, Rich	H4/ Show Me Your Tips	29	12	0.707
9	Wazlavek, Robert	H7/ Bull Hunters	23	10	0.697
10	Messineo, Rocky	H5/ Lucky B's	29	15	0.659
11	Freimark, Thomas	H4/ Show Me Your Tips	22	15	0.595
12	Phillips, Britt	H1/ Ballistic Behavior	29	20	0.592
13	Davis, Luke	H6/ Rosa's Warriors	26	18	0.591
14	McNamara, Ken	H2/ Chalk it Up	25	19	0.568

	Women's Records (# of women by division: A-3, B-6, C-8, D-9, E-3, F-12, G-6, H-14)		W	L	%-age
A	Taylor, Tisha	A8/ Darty McFly	10	33	0.233
B	Jeffcoat, Angela	B6/ Show Me Your Cork	18	27	0.400
	deFontes, Adrienne	B1/ Projectile Dysfunction	15	23	0.395
C	Kramer, Stephanie	C8/ Unnecessary Triples	31	22	0.585
	Scheppele, Julie	C8/ Unnecessary Triples	27	21	0.563
D	Mitchell, Liz	D3/ Shark Shooters	25	15	0.625
	Dzengeleski, Julie	D6/ Dynamic Darts	20	24	0.455
E	Hatch, Nicole	E5/ Bye Week	28	21	0.571
F	Massengill, Devin	F3/ Dart Buddies	25	20	0.556
	Watson, Ruth	F3/ Dart Buddies	16	23	0.410
	Elekonich, Amy	F7/ Chatham Street Elite	14	28	0.333
G	Voorhees, Cindy	G1/ All About That Bull!	20	23	0.465
	Kincaid, Lisa	G7/ Points for Pints	19	23	0.452
H	Hayward, Georgia	H1/ Ballistic Behavior	26	23	0.531
	Garner, Annette	H6/ Rosa's Warriors	18	22	0.450
	Pfieffer, Anna	H2/ Chalk it Up	19	24	0.442

Fall 2016 RDL Top All-Star Point Averages (by division) (FINAL!)

(There are no missing statistics, as all scoresheets from the entire season have been received.) (Game minimums required for these listings: 30 for team D3; 32 for teams D2,D4,D5,D7 and all G/H div. teams; 35 for teams D6,D8,E3; 37 for team D1 and all other A/B/C/E/F div. teams)

	"A" Division		ASP	TGP	Ave.
1	Phillips, Robbie	A1/ The Irreverent Element	112.0	56	2.000
2	Gaulthier, Kyle	A2/ 1 in the Bunn	72.5	46	1.576
3	Kramer, John	A1/ The Irreverent Element	70.0	45	1.556
4	Massengill, Chad	A1/ The Irreverent Element	74.5	51	1.461
5	Reygers, Jeff	A8/ Darty McFly	71.0	53	1.340
6	Seward, Mike	A2/ 1 in the Bunn	64.5	49	1.316
7	Johnson, Michael	A3/ Appetite for Destruction	66.5	51	1.304
8	Mozzetti, Tim	A3/ Appetite for Destruction	71.5	55	1.300
9	Gelberg, Dave	A5/ Lunatic Fringe	69.5	55	1.264
10	Mitchell, Sid	A3/ Appetite for Destruction	68.5	56	1.223
11	Work, Joe	A6/ North Raleigh Alliance	62.5	52	1.202
12	Stankevich, Scott	A2/ 1 in the Bunn	63.0	53	1.189
13	Keller, Tony	A3/ Appetite for Destruction	57.5	50	1.150
14	Terry, Bob	A5/ Lunatic Fringe	54.5	50	1.090

	"B" Division		ASP	TGP	Ave.
1	Davis, Jimmy	B3/ The Liquor Posse	39.0	39	1.000
2	White, J.J.	B8/ Menace 2 Sobriety	49.0	56	0.875
	Rodgers, Trey	B3/ The Liquor Posse	42.0	48	0.875
4	Mayhew, Zak	B6/ Show Me Your Cork	44.0	52	0.846
5	Tant, J.J.	B1/ Projectile Dysfunction	36.0	46	0.783
6	Smith, Butch	B4/ Nine Lives	30.0	39	0.769
7	Murdaugh, John	B3/ The Liquor Posse	35.5	50	0.710
8	Copple, Matthew	B4/ Nine Lives	32.0	49	0.653
9	Crites, Randy	B2/ Methodical Madness	24.0	37	0.649
10	Kuhns, John	B2/ Methodical Madness	34.0	53	0.642
11	Hindle, Mikey	B5/ Cheap Shots	35.0	55	0.636
12	Beaudoin, Paul	B3/ The Liquor Posse	30.0	48	0.625
13	Smith, Brian	B1/ Projectile Dysfunction	39.0	64	0.609
14	Johnson, Dave	B8/ Menace 2 Sobriety	32.0	55	0.582

	"C" Division		ASP	TGP	Ave.
1	Naylor, Dan	C8/ Unnecessary Triples	102.5	48	2.135
2	Bennett, Will	C6/ Dartistic Differences	61.5	56	1.098
3	Trefzger, Ken	C2/ One Armed Bandits	48.5	55	0.882
4	Vance, Hugh	C6/ Dartistic Differences	43.0	56	0.768
5	Cusman, Ryan	C7/ Them Handsome Devils	37.0	50	0.740
6	Kramer, Stephanie	C8/ Unnecessary Triples	38.5	53	0.726
7	Garland, Bryan	C7/ Them Handsome Devils	33.5	48	0.698
8	Kilsdonk, Kris	C4/ Fire For Effect	36.5	55	0.664
9	Krestalude, Andy	C5/ The Bunkers	36.5	56	0.652
10	Flanagan, Stephen	C1/ Big Bulls	34.5	53	0.651
11	Michaud, Jason	C6/ Dartistic Differences	24.0	38	0.632
12	Fitzgerald, Dennis	C1/ Big Bulls	30.5	49	0.622
13	Richardson, Shane	C2/ One Armed Bandits	24.5	44	0.557
14	Hunsberger, Jim	C4/ Fire For Effect	22.5	41	0.549

	"D" Division		ASP	TGP	Ave.
1	Adams, Brad	D5/ Never Trust A Dart	30.5	36	0.847
2	Winters, Tom	D6/ Dynamic Darts	28.0	36	0.778
3	Cashin, Jeff	D5/ Never Trust A Dart	35.0	47	0.745
4	Strickland, Cale	D8/ Mike's Garage	35.5	50	0.710
5	Long, Gary	D8/ Mike's Garage	29.5	42	0.702
6	Allison, Frank	D2/ Sharky's Machine	29.0	42	0.690
7	Stoakes, Eric	D5/ Never Trust A Dart	25.0	39	0.641
8	Mitchell, Austin	D4/ Just Like That	25.5	41	0.622
9	Thomas, Jason	D7/ Ted's Dart Control Empo	22.0	37	0.595
10	Dzengeleski, Jimmy	D6/ Dynamic Darts	29.5	52	0.567
11	Mitchell, Liz	D3/ Shark Shooters	22.5	40	0.563
12	Dzengeleski, Julie	D6/ Dynamic Darts	24.5	44	0.557
13	Barrett, Darren	D2/ Sharky's Machine	26.0	47	0.553
14	Bateman, Jimmy	D2/ Sharky's Machine	23.0	44	0.523

	"E" Division		ASP	TGP	Ave.
1	Gallagher, Jim	E8/ Coach'N Ya	47.5	47	1.011
2	Tufillaro, Lou	E5/ Bye Week	45.0	49	0.918
3	Snyder, Mike	E3/ D-Lux Drinkers	43.5	51	0.853
4	Rudy, Jeff	E4/ Game of Throws	45.0	57	0.789
5	Hatch, Nicole	E5/ Bye Week	34.0	49	0.694
6	Kubel, Tom	E5/ Bye Week	32.0	49	0.653
7	Iager, John	E3/ D-Lux Drinkers	28.5	45	0.633
8	Robertson, Chris	E6/ Lucky's Seven	34.0	56	0.607
9	Roseman, Sean	E2/ Coral Reefers	23.5	40	0.588
10	Scott, Kevin	E8/ Coach'N Ya	24.5	43	0.570
11	Mathews, Alex	E1/ Death Throw	28.0	52	0.538
12	Woodard, Dave	E8/ Coach'N Ya	30.0	57	0.526
13	Keim, Roger	E7/ Sofa Kings	24.0	46	0.522
14	Montesi, Chris	E4/ Game of Throws	24.0	47	0.511

	"F" Division		ASP	TGP	Ave.
1	Parker, Charles	F6/ Another Sinking Ship	54.0	52	1.038
2	Jones, Grey	F4/ Red-eye Rangers	42.5	55	0.773
3	Deemer, Randy	F2/ Hump Day!	38.5	52	0.740
4	Baldwin, Randy	F2/ Hump Day!	36.0	51	0.706
5	Madey, Ryan	F3/ Dart Buddies	28.0	41	0.683
6	Rigert, Joe, Sr.	F5/ Wayne Gretzky	37.0	56	0.661
7	Merkle, Patrick	F3/ Dart Buddies	28.5	47	0.606
8	Ferguson, Travis	F2/ Hump Day!	25.0	44	0.568
9	Munroe, Joe	F6/ Another Sinking Ship	32.0	58	0.552
10	Rigert, Joe, Jr.	F5/ Wayne Gretzky	24.5	45	0.544
11	Watson, Jeff, Jr.	F3/ Dart Buddies	23.0	43	0.535
12	Wilkie, Felipe	F8/ Public School	28.0	56	0.500
	Cefola, Anthony	F8/ Public School	27.0	54	0.500
14	Gardner, Kenn	F8/ Public School	25.0	51	0.490

	"G" Division		ASP	TGP	Ave.
1	Snyder, Brent	G1/ All About That Bull!	61.0	48	1.271
2	Schoch, Adam	G2/ Quackalacky Ducks	26.0	46	0.565
3	Smith, Scott	G1/ All About That Bull!	23.0	44	0.523
4	Barlow, Brian	G5/ Is It In?	22.5	46	0.489
5	Tingler, Todd	G1/ All About That Bull!	19.0	41	0.463
6	Bohn, Andy	G6/ Don't Hit The Scorekeepe	18.5	40	0.463
7	Port, Brian	G3/ Walking the Wire	18.0	39	0.462
8	Kincaid, Lisa	G7/ Points for Pints	18.5	42	0.440
9	Millius, Mike	G5/ Is It In?	20.0	48	0.417
10	Converse, Stan	G2/ Quackalacky Ducks	17.0	42	0.405
11	Voorhees, Cindy	G1/ All About That Bull!	17.0	43	0.395
12	DuBose, Christopher	G3/ Walking the Wire	12.5	32	0.391
13	White, John	G3/ Walking the Wire	16.5	48	0.344
14	Vick, Justin	G6/ Don't Hit The Scorekeepe	16.0	47	0.340

	"H" Division		ASP	TGP	Ave.
1	Bumpass, Mike	H7/ Bull Hunters	31.0	48	0.646
2	Davis, Luke	H6/ Rosa's Warriors	26.5	44	0.602
3	Jefferys, Lee	H7/ Bull Hunters	25.5	44	0.580
	Messineo, Rocky	H5/ Lucky B's	25.5	44	0.580
5	Bushman, Brad	H4/ Show Me Your Tips	18.0	34	0.529
6	Spencer, Kenny	H3/ Tips & Shafts	25.5	51	0.500
7	Bialaszewski, Rich	H4/ Show Me Your Tips	20.0	41	0.488
8	Givens, Micah	H5/ Lucky B's	16.0	34	0.471
9	Lawrence, Jonathan	H2/ Chalk it Up	21.5	46	0.467
10	Goodwin, Kody	H7/ Bull Hunters	21.0	47	0.447
11	Borgna, Andrew	H3/ Tips & Shafts	16.0	40	0.400
12	Phillips, Josh	H1/ Ballistic Behavior	19.0	50	0.380
13	Freimark, Thomas	H4/ Show Me Your Tips	12.5	37	0.338
14	Cannizzaro, Anthony	H7/ Bull Hunters	15.5	46	0.337

	Women's Records (# of women by division: A-3, B-6, C-8, D-9, E-3, F-12, G-6, H-14)		W	L	%-age
A	Taylor, Tisha	A8/ Darty McFly	9.5	43	0.221
B	Hamilton, Dawn	B6/ Show Me Your Cork	16.0	49	0.327
	deFontes, Adrienne	B1/ Projectile Dysfunction	11.0	38	0.289
C	Kramer, Stephanie	C8/ Unnecessary Triples	38.5	53	0.726
	Kilsdonk, Kris	C4/ Fire For Effect	36.5	55	0.664
D	Mitchell, Liz	D3/ Shark Shooters	22.5	40	0.563
	Dzengeleski, Julie	D6/ Dynamic Darts	24.5	44	0.557
E	Hatch, Nicole	E5/ Bye Week	34.0	49	0.694
F	Massengill, Devin	F3/ Dart Buddies	14.5	45	0.322
	Andersen, Nancy	F3/ Dart Buddies	6.0	39	0.154
	Watson, Ruth	F3/ Dart Buddies	6.0	39	0.154
G	Kincaid, Lisa	G7/ Points for Pints	18.5	42	0.440
	Voorhees, Cindy	G1/ All About That Bull!	17.0	43	0.395
H	Pfieffer, Anna	H2/ Chalk it Up	9.0	43	0.209
	Rosen, Stacy	H2/ Chalk it Up	7.5	43	0.174
	Borgna, Denise	H3/ Tips & Shafts	5.0	36	0.139

Fall 2016 RDL League-Wide Sectional Statistics (ranked by percentage) (FINAL!)

(All statistics are included, as there were no missing scoresheets this season) (Game minimums required for these listings: 6 for all divisions)

	Singles 301 Win Percentage		W	L	%-age
1	Naylor, Dan	C8/ Unnecessary Triples	12	0	1.000
	Kubel, Tom	E5/ Bye Week	11	0	1.000
	Baldwin, Randy	F2/ Hump Day!	11	0	1.000
	Bushman, Brad	H4/ Show Me Your Tips	8	0	1.000
5	Rigert, Joe, Sr.	F5/ Wayne Gretzky	13	1	0.929
6	Ellis, Tim	G2/ Quackalacky Ducks	11	1	0.917
	Snyder, Brent	G1/ All About That Bull!	11	1	0.917
	Cannizzaro, Anthony	H7/ Bull Hunters	11	1	0.917
9	Smith, Scott	G1/ All About That Bull!	10	1	0.909
10	Mitchell, Liz	D3/ Shark Shooters	9	1	0.900
	Knight, Romuald	G6/ Don't Hit The Scorekeep	9	1	0.900
12	Stanley, Raymond	D7/ Ted's Dart Control Empo	8	1	0.889
13	Hunsberger, Jim	C4/ Fire For Effect	7	1	0.875
	Palmisano, Andrew	D5/ Never Trust A Dart	7	1	0.875
	Bowen, Andy	G3/ Walking the Wire	7	1	0.875
16	Venable, Mike	B2/ Methodical Madness	12	2	0.857
	Bennett, Will	C6/ Dartistic Differences	12	2	0.857
	Krasnow, Dave	C7/ Them Handsome Devils	12	2	0.857
	Grubb, Donald	A4/ Ridin' Dirty	6	1	0.857
	Spaulding, Paul	A6/ North Raleigh Alliance	6	1	0.857
	Thomas, Jason	D7/ Ted's Dart Control Empo	6	1	0.857
	Bither, Dana	E6/ Lucky's Seven	6	1	0.857
	Merkle, Patrick	F3/ Dart Buddies	6	1	0.857
24	Parker, Charles	F6/ Another Sinking Ship	11	2	0.846
25	Gardner, Kyle	E2/ Coral Reefers	10	2	0.833
	McEwen, William	F6/ Another Sinking Ship	10	2	0.833
	Phillips, Britt	H1/ Ballistic Behavior	10	2	0.833
	Gilyardi, Ernie	D8/ Mike's Garage	5	1	0.833
	Harris, Layne	H4/ Show Me Your Tips	5	1	0.833
30	Guenther, George	C4/ Fire For Effect	9	2	0.818
31	Mayhew, Zak	B6/ Show Me Your Cork	8	2	0.800
	Beaver, Mark	H5/ Lucky B's	8	2	0.800
	Powell, Lee	H4/ Show Me Your Tips	8	2	0.800
34	Russell, Jeff	F7/ Chatham Street Elite	11	3	0.786
	Vick, Justin	G6/ Don't Hit The Scorekeep	11	3	0.786
36	Hall, Steve	F4/ Red-eye Rangers	7	2	0.778
37	Brown, Tom	A1/ The Irreverent Element	10	3	0.769
	Work, Joe	A6/ North Raleigh Alliance	10	3	0.769
	Mays, John	B4/ Nine Lives	10	3	0.769
	Porcelli, Robb	B4/ Nine Lives	10	3	0.769
	Schmaus, Darren	B6/ Show Me Your Cork	10	3	0.769
	Holly, Mike	C5/ The Bunkers	10	3	0.769
	Bozza, Doug	E7/ Sofa Kings	10	3	0.769
	Litzsinger, Mike	E3/ D-Lux Drinkers	10	3	0.769
45	Cuevas, Louie	C5/ The Bunkers	9	3	0.750
	Cashin, Jeff	D5/ Never Trust A Dart	9	3	0.750
	Reece, Robert	D8/ Mike's Garage	9	3	0.750
	McCartney, Joe	E3/ D-Lux Drinkers	9	3	0.750
	Niver, James	F6/ Another Sinking Ship	9	3	0.750
	Smith, Ron	G6/ Don't Hit The Scorekeep	9	3	0.750
	Bumpass, Mike	H7/ Bull Hunters	9	3	0.750
	Goodwin, Kody	H7/ Bull Hunters	9	3	0.750
	Andersen, Dylan	A3/ Appetite for Destruction	6	2	0.750
	DuBose, Christopher	G3/ Walking the Wire	6	2	0.750
	Stark, Parker	G3/ Walking the Wire	6	2	0.750
	Lane, Bob	H4/ Show Me Your Tips	6	2	0.750
57	Landrum, Jon	D5/ Never Trust A Dart	8	3	0.727
	Gallagher, Jim	E8/ Coach'N Ya	8	3	0.727
	Rigert, Joe, Jr.	F5/ Wayne Gretzky	8	3	0.727
	Jefferys, Lee	H7/ Bull Hunters	8	3	0.727
	Messineo, Rocky	H5/ Lucky B's	8	3	0.727
62	(five tied - 1 in A, 1 in B, 1 in E, 2 in F)		10	4	0.714

	Singles Cricket Win Percentage		W	L	%-age
1	Baldwin, Randy	F2/ Hump Day!	14	0	1.000
	Jones, Grey	F4/ Red-eye Rangers	14	0	1.000
	Russell, Jeff	F7/ Chatham Street Elite	13	0	1.000
	Naylor, Dan	C8/ Unnecessary Triples	12	0	1.000
	Gallagher, Jim	E8/ Coach'N Ya	12	0	1.000
	Goodwin, Kody	H7/ Bull Hunters	12	0	1.000
	Iager, John	E3/ D-Lux Drinkers	11	0	1.000
	Bialaszewski, Rich	H4/ Show Me Your Tips	11	0	1.000
	Jefferys, Lee	H7/ Bull Hunters	11	0	1.000
	Winters, Tom	D6/ Dynamic Darts	9	0	1.000
	Stark, Parker	G3/ Walking the Wire	8	0	1.000
	Blake, Brian	A2/ 1 in the Bunn	7	0	1.000
	Tan, Wil	A1/ The Irreverent Element	7	0	1.000
	Gilyardi, Ernie	D8/ Mike's Garage	6	0	1.000
15	Phillips, Robbie	A1/ The Irreverent Element	13	1	0.929
	Mayhew, Zak	B6/ Show Me Your Cork	13	1	0.929
	Bennett, Will	C6/ Dartistic Differences	13	1	0.929
18	Work, Joe	A6/ North Raleigh Alliance	12	1	0.923
	Holland, Steve	B3/ The Liquor Posse	12	1	0.923
20	Strickland, Cale	D8/ Mike's Garage	11	1	0.917
	Watson, Jeff, Jr.	F3/ Dart Buddies	11	1	0.917
	Snyder, Brent	G1/ All About That Bull!	11	1	0.917
	White, John	G3/ Walking the Wire	11	1	0.917
24	Kramer, John	A1/ The Irreverent Element	10	1	0.909
	Millican, Craig	F4/ Red-eye Rangers	10	1	0.909
26	Schaefer, Dan	D2/ Sharky's Machine	9	1	0.900
27	Givens, Micah	H5/ Lucky B's	8	1	0.889
28	Bushman, Brad	H4/ Show Me Your Tips	7	1	0.875
29	Mitchell, Sid	A3/ Appetite for Destruction	12	2	0.857
	Mozzetti, Tim	A3/ Appetite for Destruction	12	2	0.857
	Rudy, Jeff	E4/ Game of Throws	12	2	0.857
	Deemer, Randy	F2/ Hump Day!	12	2	0.857
	Talton, Chris	C1/ Big Bulls	6	1	0.857
34	Massengill, Chad	A1/ The Irreverent Element	11	2	0.846
35	Cashin, Jeff	D5/ Never Trust A Dart	10	2	0.833
	Ferguson, Travis	F2/ Hump Day!	10	2	0.833
	Knight, Romuald	G6/ Don't Hit The Scorekeep	10	2	0.833
	Goss, Matt	C4/ Fire For Effect	5	1	0.833
39	Scott, Kevin	E8/ Coach'N Ya	9	2	0.818
40	Guenther, George	C4/ Fire For Effect	8	2	0.800
	Long, Gary	D8/ Mike's Garage	8	2	0.800
	Morin, Deane	D8/ Mike's Garage	8	2	0.800
	Beaver, Mark	H5/ Lucky B's	8	2	0.800
44	Johnson, Dave	B8/ Menace 2 Sobriety	11	3	0.786
	Kuhns, John	B2/ Methodical Madness	11	3	0.786
	Romanchek, David	B4/ Nine Lives	11	3	0.786
	Kramer, Stephanie	C8/ Unnecessary Triples	11	3	0.786
	Merkle, Patrick	F3/ Dart Buddies	11	3	0.786
	Wilkie, Felipe	F8/ Public School	11	3	0.786
50	Smith, Butch	B4/ Nine Lives	7	2	0.778
	Long, Stephen	D7/ Ted's Dart Control Empo	7	2	0.778
	Wazlavek, Robert	H7/ Bull Hunters	7	2	0.778
53	Brown, Tom	A1/ The Irreverent Element	10	3	0.769
	Johnson, Michael	A3/ Appetite for Destruction	10	3	0.769
	Seward, Mike	A2/ 1 in the Bunn	10	3	0.769
	Rodgers, Trey	B3/ The Liquor Posse	10	3	0.769
	Snyder, Mike	E3/ D-Lux Drinkers	10	3	0.769
58	(eight tied - 1 in C, 2 in E, 2 in G, 3 in H)		9	3	0.750
	(two tied - 1 in B, 1 in D)		6	2	0.750

Fall 2016 RDL League-Wide Sectional Statistics (ranked by percentage) (FINAL!)

(All statistics are included, as there were no missing scoresheets this season) (Game minimums required for these listings: 6 for all divisions)

	Doubles Cricket Win Percentage		W	L	%-age
1	Phillips, Robbie	A1/ The Irreverent Element	14	0	1.000
	Massengill, Chad	A1/ The Irreverent Element	13	0	1.000
	Naylor, Dan	C8/ Unnecessary Triples	12	0	1.000
	Bumpass, Mike	H7/ Bull Hunters	12	0	1.000
	Bushman, Brad	H4/ Show Me Your Tips	9	0	1.000
	Dicarlo, Tony	H5/ Lucky B's	6	0	1.000
7	Ellis, Tim	G2/ Quackalacky Ducks	11	1	0.917
	Snyder, Brent	G1/ All About That Bull!	11	1	0.917
9	Kramer, John	A1/ The Irreverent Element	10	1	0.909
	Converse, Stan	G2/ Quackalacky Ducks	10	1	0.909
11	Oakley, Jerry	A1/ The Irreverent Element	8	1	0.889
	Converse, Laurence	G2/ Quackalacky Ducks	8	1	0.889
13	Fournier, Jeff	B3/ The Liquor Posse	12	2	0.857
	Lane, Bob	H4/ Show Me Your Tips	6	1	0.857
15	Stankevich, Scott	A2/ 1 in the Bunn	11	2	0.846
	Terry, Bob	A5/ Lunatic Fringe	11	2	0.846
	Snyder, Mike	E3/ D-Lux Drinkers	11	2	0.846
18	Holland, Steve	B3/ The Liquor Posse	10	2	0.833
	Keim, Roger	E7/ Sofa Kings	10	2	0.833
	Vick, Justin	G6/ Don't Hit The Scorekeep	10	2	0.833
	Gilyardi, Ernie	D8/ Mike's Garage	5	1	0.833
22	Long, Gary	D8/ Mike's Garage	9	2	0.818
	Schaefer, Dan	D2/ Sharky's Machine	9	2	0.818
	Rigert, Joe, Jr.	F5/ Wayne Gretzky	9	2	0.818
	Day, Dillon	G1/ All About That Bull!	9	2	0.818
	Jefferys, Lee	H7/ Bull Hunters	9	2	0.818
	Messineo, Rocky	H5/ Lucky B's	9	2	0.818
28	Adams, Brad	D5/ Never Trust A Dart	8	2	0.800
29	Johnson, Dave	B8/ Menace 2 Sobriety	11	3	0.786
	White, J.J.	B8/ Menace 2 Sobriety	11	3	0.786
	Krasnow, Dave	C7/ Them Handsome Devils	11	3	0.786
	Baldwin, Randy	F2/ Hump Day!	11	3	0.786
33	Bunn, Tim	A2/ 1 in the Bunn	7	2	0.778
	Knight, Tim	D8/ Mike's Garage	7	2	0.778
	Thomas, Jason	D7/ Ted's Dart Control Empo	7	2	0.778
	Watson, Ruth	F3/ Dart Buddies	7	2	0.778
37	Johnson, Michael	A3/ Appetite for Destruction	10	3	0.769
	Beaudoin, Paul	B3/ The Liquor Posse	10	3	0.769
	Stewart, Pete	B2/ Methodical Madness	10	3	0.769
	Cusman, Ryan	C7/ Them Handsome Devils	10	3	0.769
	Strickland, Cale	D8/ Mike's Garage	10	3	0.769
	Montesi, Chris	E4/ Game of Throws	10	3	0.769
	Ives, Danny	F7/ Chatham Street Elite	10	3	0.769
44	Brown, Tom	A1/ The Irreverent Element	9	3	0.750
	Gaulthier, Kyle	A2/ 1 in the Bunn	9	3	0.750
	Rodgers, Trey	B3/ The Liquor Posse	9	3	0.750
	Gallagher, Jim	E8/ Coach'N Ya	9	3	0.750
	Hatch, Nicole	E5/ Bye Week	9	3	0.750
	Kubel, Tom	E5/ Bye Week	9	3	0.750
	Tufillaro, Lou	E5/ Bye Week	9	3	0.750
	Barlow, Brian	G5/ Is It In?	9	3	0.750
	Freimark, Thomas	H4/ Show Me Your Tips	9	3	0.750
	Goodwin, Kody	H7/ Bull Hunters	9	3	0.750
	Lawrence, Jonathan	H2/ Chalk it Up	9	3	0.750
	Jacobi, Paul	A1/ The Irreverent Element	6	2	0.750
	Tan, Wil	A1/ The Irreverent Element	6	2	0.750
	Powell, Lee	H4/ Show Me Your Tips	6	2	0.750
58	Millican, Craig	F4/ Red-eye Rangers	8	3	0.727
	Cantwell, Daniel	H4/ Show Me Your Tips	8	3	0.727
60	(seven tied - 1 in B, 1 in C, 1 in E, 4 in F)		10	4	0.714
	(four tied - 1 in A, 1 in C, 1 in F, 1 in G)		5	2	0.714

	Doubles 501 Win Percentage		W	L	%-age
1	Kramer, John	A1/ The Irreverent Element	10	0	1.000
2	Phillips, Robbie	A1/ The Irreverent Element	13	1	0.929
3	Neill, Greg	B2/ Methodical Madness	9	1	0.900
	Knight, Tim	D8/ Mike's Garage	9	1	0.900
	Bohn, Andy	G6/ Don't Hit The Scorekeep	9	1	0.900
6	Hall, Steve	F4/ Red-eye Rangers	7	1	0.875
	Bowen, Andy	G3/ Walking the Wire	7	1	0.875
8	Tan, Wil	A1/ The Irreverent Element	6	1	0.857
	Salemo, Joe	D3/ Shark Shooters	6	1	0.857
	Peers, Martin	G2/ Quackalacky Ducks	6	1	0.857
	Leonard, Bill	H7/ Bull Hunters	6	1	0.857
	Wazlavek, Robert	H7/ Bull Hunters	6	1	0.857
13	Gardner, Kenn	F8/ Public School	11	2	0.846
14	Gaulthier, Kyle	A2/ 1 in the Bunn	10	2	0.833
	Jacobi, Paul	A1/ The Irreverent Element	10	2	0.833
	Massengill, Chad	A1/ The Irreverent Element	10	2	0.833
	Naylor, Dan	C8/ Unnecessary Triples	10	2	0.833
	Montesi, Chris	E4/ Game of Throws	10	2	0.833
	Ellis, Tim	G2/ Quackalacky Ducks	10	2	0.833
	Snyder, Brent	G1/ All About That Bull!	10	2	0.833
	Bumpass, Mike	H7/ Bull Hunters	10	2	0.833
	Sosebee, Keith	H7/ Bull Hunters	10	2	0.833
	Lane, Tim	A5/ Lunatic Fringe	5	1	0.833
	Koutsoukos, Bill	F8/ Public School	5	1	0.833
25	Converse, Stan	G2/ Quackalacky Ducks	9	2	0.818
	Goodwin, Kody	H7/ Bull Hunters	9	2	0.818
	Thaxter, Norm	H3/ Tips & Shafts	9	2	0.818
28	Long, Gary	D8/ Mike's Garage	8	2	0.800
	Lalino, Steve	G2/ Quackalacky Ducks	8	2	0.800
30	Venable, Mike	B2/ Methodical Madness	11	3	0.786
	Cefola, Anthony	F8/ Public School	11	3	0.786
	Limerick, Jeremy	F8/ Public School	11	3	0.786
33	Stuckey, Rob	D5/ Never Trust A Dart	7	2	0.778
	Garner, Annette	H6/ Rosa's Warriors	7	2	0.778
	Powell, Lee	H4/ Show Me Your Tips	7	2	0.778
36	Murdaugh, John	B3/ The Liquor Posse	10	3	0.769
	Romanchek, David	B4/ Nine Lives	10	3	0.769
	Cruze, Michael	E5/ Bye Week	10	3	0.769
	Jones, Grey	F4/ Red-eye Rangers	10	3	0.769
40	Kruger, Lonny	D2/ Sharky's Machine	9	3	0.750
	Tufillaro, Lou	E5/ Bye Week	9	3	0.750
	Spaulding, Paul	A6/ North Raleigh Alliance	6	2	0.750
	Morin, Deane	D8/ Mike's Garage	6	2	0.750
	Bialaszewski, Rich	H4/ Show Me Your Tips	6	2	0.750
45	Smelik, Gene	E4/ Game of Throws	11	4	0.733
46	Brown, Tom	A1/ The Irreverent Element	8	3	0.727
	Oakley, Jerry	A1/ The Irreverent Element	8	3	0.727
	Cornell, Blaine	G5/ Is It In?	8	3	0.727
	Cannizzaro, Anthony	H7/ Bull Hunters	8	3	0.727
	Jefferys, Lee	H7/ Bull Hunters	8	3	0.727
51	Mitchell, Sid	A3/ Appetite for Destruction	10	4	0.714
	Stankevich, Scott	A2/ 1 in the Bunn	10	4	0.714
	Bouchard, Keith	B8/ Menace 2 Sobriety	10	4	0.714
	White, J.J.	B8/ Menace 2 Sobriety	10	4	0.714
	Smelik, Pat	E4/ Game of Throws	10	4	0.714
	Rigert, Joe, Sr.	F5/ Wayne Gretzky	10	4	0.714
	Blake, Brian	A2/ 1 in the Bunn	5	2	0.714
	Gibson, Pat	A2/ 1 in the Bunn	5	2	0.714
	Wall, Keith	A5/ Lunatic Fringe	5	2	0.714
	Metivier, Sam	G5/ Is It In?	5	2	0.714
61	Smith, Butch	B4/ Nine Lives	7	3	0.700
	Zimmerman, Mike	E1/ Death Throw	7	3	0.700
	Shearin, Phillip	G6/ Don't Hit The Scorekeep	7	3	0.700
	Beaver, Mark	H5/ Lucky B's	7	3	0.700
65	(three tied - 1 in B, 2 in C)		9	4	0.692

Fall 2016 RDL Top Singles, Doubles Win Percentages (League-wide) (FINAL!)

(There are no missing statistics, as all scoresheets from the entire season have been received.) (Game minimums required for these listings: 15 for team D3; 16 for teams D2,D4,D5,D7 and all G/H div. teams; 18 for teams D6,D8,E3; 19 for team D1 and all other A/B/C/E/F div. teams)

	Singles Win Percentage		W	L	%-age
1	Baldwin, Randy	F2/ Hump Day!	25	0	1.000
	Naylor, Dan	C8/ Unnecessary Triples	24	0	1.000
3	Bushman, Brad	H4/ Show Me Your Tips	15	1	0.938
4	Snyder, Brent	G1/ All About That Bull!	22	2	0.917
5	Bennett, Will	C6/ Dartistic Differences	25	3	0.893
6	Russell, Jeff	F7/ Chatham Street Elite	24	3	0.889
7	Mayhew, Zak	B6/ Show Me Your Cork	21	3	0.875
	Goodwin, Kody	H7/ Bull Hunters	21	3	0.875
	Stark, Parker	G3/ Walking the Wire	14	2	0.875
10	Gallagher, Jim	E8/ Coach'N Ya	20	3	0.870
11	Knight, Romuald	G6/ Don't Hit The Scorekeepe	19	3	0.864
	Jefferys, Lee	H7/ Bull Hunters	19	3	0.864
13	Jones, Grey	F4/ Red-eye Rangers	24	4	0.857
14	Work, Joe	A6/ North Raleigh Alliance	22	4	0.846
15	Kubel, Tom	E5/ Bye Week	20	4	0.833
	Cannizzaro, Anthony	H7/ Bull Hunters	20	4	0.833
17	Phillips, Robbie	A1/ The Irreverent Element	23	5	0.821
	Rigert, Joe, Sr.	F5/ Wayne Gretzky	23	5	0.821
19	Bialaszewski, Rich	H4/ Show Me Your Tips	18	4	0.818
20	Palmisano, Andrew	D5/ Never Trust A Dart	13	3	0.813
21	Guenther, George	C4/ Fire For Effect	17	4	0.810
	Iager, John	E3/ D-Lux Drinkers	17	4	0.810
	Merkle, Patrick	F3/ Dart Buddies	17	4	0.810
24	Beaver, Mark	H5/ Lucky B's	16	4	0.800
25	Kramer, John	A1/ The Irreverent Element	19	5	0.792
	Venable, Mike	B2/ Methodical Madness	19	5	0.792
	Cashin, Jeff	D5/ Never Trust A Dart	19	5	0.792
	White, John	G3/ Walking the Wire	19	5	0.792
29	Hunsberger, Jim	C4/ Fire For Effect	15	4	0.789
30	Krasnow, Dave	C7/ Them Handsome Devils	22	6	0.786
31	Deemer, Randy	F2/ Hump Day!	21	6	0.778
32	Ferguson, Travis	F2/ Hump Day!	17	5	0.773
	Millican, Craig	F4/ Red-eye Rangers	17	5	0.773
34	Brown, Tom	A1/ The Irreverent Element	20	6	0.769
	Parker, Charles	F6/ Another Sinking Ship	20	6	0.769
	Vick, Justin	G6/ Don't Hit The Scorekeepe	20	6	0.769
37	Thomas, Jason	D7/ Ted's Dart Control Empor	13	4	0.765
38	Schaefer, Dan	D2/ Sharky's Machine	16	5	0.762
	Watson, Jeff, Jr.	F3/ Dart Buddies	16	5	0.762
40	McEwen, William	F6/ Another Sinking Ship	19	6	0.760
41	Mitchell, Sid	A3/ Appetite for Destruction	21	7	0.750
	Kuhns, John	B2/ Methodical Madness	21	7	0.750
	Strickland, Cale	D8/ Mike's Garage	18	6	0.750
	Gardner, Kyle	E2/ Coral Reefers	18	6	0.750
	Ellis, Tim	G2/ Quackalacky Ducks	18	6	0.750
	Bumpass, Mike	H7/ Bull Hunters	18	6	0.750
	Mitchell, Liz	D3/ Shark Shooters	15	5	0.750
48	Seward, Mike	A2/ 1 in the Bunn	19	7	0.731
49	Smith, Scott	G1/ All About That Bull!	16	6	0.727
50	Long, Stephen	D7/ Ted's Dart Control Empor	13	5	0.722
	Winters, Tom	D6/ Dynamic Darts	13	5	0.722
52	Johnson, Michael	A3/ Appetite for Destruction	18	7	0.720
	Bozza, Doug	E7/ Sofa Kings	18	7	0.720
	Brownd, Anthony	G7/ Points for Pints	18	7	0.720
55	Robertson, Chris	E6/ Lucky's Seven	20	8	0.714
56	Holland, Steve	B3/ The Liquor Posse	17	7	0.708
57	Converse, Stan	G2/ Quackalacky Ducks	14	6	0.700
58	Rigert, Joe, Jr.	F5/ Wayne Gretzky	16	7	0.696
59	Massengill, Chad	A1/ The Irreverent Element	18	8	0.692
	Romanchek, David	B4/ Nine Lives	18	8	0.692
	Holly, Mike	C5/ The Bunkers	18	8	0.692
	Litzsinger, Mike	E3/ D-Lux Drinkers	18	8	0.692
63	Rudy, Jeff	E4/ Game of Throws	20	9	0.690
64	Hall, Steve	F4/ Red-eye Rangers	13	6	0.684
65	(four tied - 1 in A, 1 in G, 2 in H)		15	7	0.682

	Doubles Win Percentage		W	L	%-age
1	Phillips, Robbie	A1/ The Irreverent Element	27	1	0.964
2	Kramer, John	A1/ The Irreverent Element	20	1	0.952
3	Massengill, Chad	A1/ The Irreverent Element	23	2	0.920
4	Naylor, Dan	C8/ Unnecessary Triples	22	2	0.917
	Bumpass, Mike	H7/ Bull Hunters	22	2	0.917
6	Ellis, Tim	G2/ Quackalacky Ducks	21	3	0.875
	Snyder, Brent	G1/ All About That Bull!	21	3	0.875
8	Converse, Stan	G2/ Quackalacky Ducks	19	3	0.864
9	Knight, Tim	D8/ Mike's Garage	16	3	0.842
10	Long, Gary	D8/ Mike's Garage	17	4	0.810
11	Montesi, Chris	E4/ Game of Throws	20	5	0.800
	Jacobi, Paul	A1/ The Irreverent Element	16	4	0.800
	Oakley, Jerry	A1/ The Irreverent Element	16	4	0.800
	Bowen, Andy	G3/ Walking the Wire	12	3	0.800
15	Gaulthier, Kyle	A2/ 1 in the Bunn	19	5	0.792
16	Fournier, Jeff	B3/ The Liquor Posse	18	5	0.783
	Goodwin, Kody	H7/ Bull Hunters	18	5	0.783
18	Stankevich, Scott	A2/ 1 in the Bunn	21	6	0.778
	Bushman, Brad	H4/ Show Me Your Tips	14	4	0.778
20	Jefferys, Lee	H7/ Bull Hunters	17	5	0.773
21	Powell, Lee	H4/ Show Me Your Tips	13	4	0.765
22	Vick, Justin	G6/ Don't Hit The Scorekeepe	16	5	0.762
23	White, J.J.	B8/ Menace 2 Sobriety	21	7	0.750
	Tufillaro, Lou	E5/ Bye Week	18	6	0.750
	Bohn, Andy	G6/ Don't Hit The Scorekeepe	15	5	0.750
26	Cefola, Anthony	F8/ Public School	20	7	0.741
	Gardner, Kenn	F8/ Public School	20	7	0.741
	Jones, Grey	F4/ Red-eye Rangers	20	7	0.741
29	Brown, Tom	A1/ The Irreverent Element	17	6	0.739
30	Adams, Brad	D5/ Never Trust A Dart	14	5	0.737
	Stuckey, Rob	D5/ Never Trust A Dart	14	5	0.737
32	Leonard, Bill	H7/ Bull Hunters	11	4	0.733
	Wazlavek, Robert	H7/ Bull Hunters	11	4	0.733
34	Beaudoin, Paul	B3/ The Liquor Posse	19	7	0.731
35	Keim, Roger	E7/ Sofa Kings	16	6	0.727
	Rigert, Joe, Jr.	F5/ Wayne Gretzky	16	6	0.727
37	Terry, Bob	A5/ Lunatic Fringe	18	7	0.720
	Murdaugh, John	B3/ The Liquor Posse	18	7	0.720
39	Krasnow, Dave	C7/ Them Handsome Devils	20	8	0.714
	Limerick, Jeremy	F8/ Public School	20	8	0.714
	Rigert, Joe, Sr.	F5/ Wayne Gretzky	20	8	0.714
	Sosebee, Keith	H7/ Bull Hunters	15	6	0.714
43	Beaver, Mark	H5/ Lucky B's	14	6	0.700
	Thaxter, Norm	H3/ Tips & Shafts	14	6	0.700
45	Johnson, Michael	A3/ Appetite for Destruction	18	8	0.692
	Romanchek, David	B4/ Nine Lives	18	8	0.692
	Strickland, Cale	D8/ Mike's Garage	18	8	0.692
	Ives, Danny	F7/ Chatham Street Elite	18	8	0.692
49	Gaines, Bryan	F5/ Wayne Gretzky	20	9	0.690
50	Converse, Laurence	G2/ Quackalacky Ducks	11	5	0.688
51	Shearin, Phillip	G6/ Don't Hit The Scorekeepe	13	6	0.684
52	Cannizzaro, Anthony	H7/ Bull Hunters	15	7	0.682
53	Venable, Mike	B2/ Methodical Madness	17	8	0.680
	Fitzgerald, Dennis	C1/ Big Bulls	17	8	0.680
55	Mitchell, Sid	A3/ Appetite for Destruction	19	9	0.679
	Bouchard, Keith	B8/ Menace 2 Sobriety	19	9	0.679
	Bennett, Will	C6/ Dartistic Differences	19	9	0.679
	Wilkie, Felipe	F8/ Public School	19	9	0.679
59	Holland, Steve	B3/ The Liquor Posse	16	8	0.667
	Garland, Bryan	C7/ Them Handsome Devils	16	8	0.667
	Parrish, Kevin	D7/ Ted's Dart Control Empor	14	7	0.667
	Murphy, Tom	G5/ Is It In?	14	7	0.667
63	Snyder, Mike	E3/ D-Lux Drinkers	17	9	0.654
	Parker, Charles	F6/ Another Sinking Ship	17	9	0.654
65	(two tied - 1 in D, 1 in G)		15	8	0.652

Fall 2016 RDL Top Singles+Doubles Win %-ages, All-Star Point Aves. (League-wide) (FINAL!)

(There are no missing statistics, as all scoresheets from the entire season have been received.) (Game minimums required for these listings: 30 for team D3; 32 for teams D2,D4,D5,D7 and all G/H div. teams; 35 for teams D6,D8,E3; 37 for team D1 and all other A/B/C/E/F div. teams)

	Singles+Doubles Win Percentages		W	L	%-age
1	Naylor, Dan	C8/ Unnecessary Triples	46	2	0.958
2	Snyder, Brent	G1/ All About That Bull!	43	5	0.896
3	Phillips, Robbie	A1/ The Irreverent Element	50	6	0.893
4	Kramer, John	A1/ The Irreverent Element	39	6	0.867
5	Bushman, Brad	H4/ Show Me Your Tips	29	5	0.853
6	Bumpass, Mike	H7/ Bull Hunters	40	8	0.833
7	Goodwin, Kody	H7/ Bull Hunters	39	8	0.830
8	Jefferys, Lee	H7/ Bull Hunters	36	8	0.818
9	Ellis, Tim	G2/ Quackalacky Ducks	39	9	0.813
10	Massengill, Chad	A1/ The Irreverent Element	41	10	0.804
	Baldwin, Randy	F2/ Hump Day!	41	10	0.804
12	Jones, Grey	F4/ Red-eye Rangers	44	11	0.800
13	Bennett, Will	C6/ Dartistic Differences	44	12	0.786
	Converse, Stan	G2/ Quackalacky Ducks	33	9	0.786
15	Rigert, Joe, Sr.	F5/ Wayne Gretzky	43	13	0.768
16	Vick, Justin	G6/ Don't Hit The Scorekeepe	36	11	0.766
17	Cannizzaro, Anthony	H7/ Bull Hunters	35	11	0.761
18	Brown, Tom	A1/ The Irreverent Element	37	12	0.755
19	Krasnow, Dave	C7/ Them Handsome Devils	42	14	0.750
	Beaver, Mark	H5/ Lucky B's	30	10	0.750
21	Gallagher, Jim	E8/ Coach'N Ya	35	12	0.745
22	Gaulthier, Kyle	A2/ 1 in the Bunn	34	12	0.739
23	Long, Gary	D8/ Mike's Garage	31	11	0.738
24	Russell, Jeff	F7/ Chatham Street Elite	39	14	0.736
25	Venable, Mike	B2/ Methodical Madness	36	13	0.735
	Kubel, Tom	E5/ Bye Week	36	13	0.735
27	Cashin, Jeff	D5/ Never Trust A Dart	34	13	0.723
28	Strickland, Cale	D8/ Mike's Garage	36	14	0.720
29	Mitchell, Sid	A3/ Appetite for Destruction	40	16	0.714
	Tufillaro, Lou	E5/ Bye Week	35	14	0.714
	Fournier, Jeff	B3/ The Liquor Posse	30	12	0.714
32	Parker, Charles	F6/ Another Sinking Ship	37	15	0.712
33	Rigert, Joe, Jr.	F5/ Wayne Gretzky	32	13	0.711
34	Powell, Lee	H4/ Show Me Your Tips	27	11	0.711
35	Bialaszewski, Rich	H4/ Show Me Your Tips	29	12	0.707
36	Johnson, Michael	A3/ Appetite for Destruction	36	15	0.706
37	Montesi, Chris	E4/ Game of Throws	33	14	0.702
38	Stankevich, Scott	A2/ 1 in the Bunn	37	16	0.698
39	Wazlavek, Robert	H7/ Bull Hunters	23	10	0.697
40	White, J.J.	B8/ Menace 2 Sobriety	39	17	0.696
	Limerick, Jeremy	F8/ Public School	39	17	0.696
42	Keim, Roger	E7/ Sofa Kings	32	14	0.696
43	Palmisano, Andrew	D5/ Never Trust A Dart	25	11	0.694
44	Romanchek, David	B4/ Nine Lives	36	16	0.692
45	Holland, Steve	B3/ The Liquor Posse	33	15	0.688
46	Cefola, Anthony	F8/ Public School	37	17	0.685
47	Kuhns, John	B2/ Methodical Madness	36	17	0.679
48	Robertson, Chris	E6/ Lucky's Seven	38	18	0.679
	Wilkie, Felipe	F8/ Public School	38	18	0.679
50	Knight, Tim	D8/ Mike's Garage	25	12	0.676
	Hall, Steve	F4/ Red-eye Rangers	25	12	0.676
52	Jacobi, Paul	A1/ The Irreverent Element	27	13	0.675
53	Watson, Jeff, Jr.	F3/ Dart Buddies	29	14	0.674
54	Seward, Mike	A2/ 1 in the Bunn	33	16	0.673
55	Deemer, Randy	F2/ Hump Day!	35	17	0.673
56	Snyder, Mike	E3/ D-Lux Drinkers	34	17	0.667
	Ives, Danny	F7/ Chatham Street Elite	34	17	0.667
	McEwen, William	F6/ Another Sinking Ship	34	17	0.667
	Knight, Romuald	G6/ Don't Hit The Scorekeepe	32	16	0.667
	Winters, Tom	D6/ Dynamic Darts	24	12	0.667
61	Terry, Bob	A5/ Lunatic Fringe	33	17	0.660
62	Merkle, Patrick	F3/ Dart Buddies	31	16	0.660
63	Ferguson, Travis	F2/ Hump Day!	29	15	0.659
	Messineo, Rocky	H5/ Lucky B's	29	15	0.659
65	Mozzetti, Tim	A3/ Appetite for Destruction	36	19	0.655

	All-Star Point Averages		ASP	TGP	Ave.
1	Naylor, Dan	C8/ Unnecessary Triples	102.5	48	2.135
2	Phillips, Robbie	A1/ The Irreverent Element	112.0	56	2.000
3	Gaulthier, Kyle	A2/ 1 in the Bunn	72.5	46	1.576
4	Kramer, John	A1/ The Irreverent Element	70.0	45	1.556
5	Massengill, Chad	A1/ The Irreverent Element	74.5	51	1.461
6	Reygers, Jeff	A8/ Darty McFly	71.0	53	1.340
7	Seward, Mike	A2/ 1 in the Bunn	64.5	49	1.316
8	Johnson, Michael	A3/ Appetite for Destruction	66.5	51	1.304
9	Mozzetti, Tim	A3/ Appetite for Destruction	71.5	55	1.300
10	Snyder, Brent	G1/ All About That Bull!	61.0	48	1.271
11	Gelberg, Dave	A5/ Lunatic Fringe	69.5	55	1.264
12	Mitchell, Sid	A3/ Appetite for Destruction	68.5	56	1.223
13	Work, Joe	A6/ North Raleigh Alliance	62.5	52	1.202
14	Stankevich, Scott	A2/ 1 in the Bunn	63.0	53	1.189
15	Keller, Tony	A3/ Appetite for Destruction	57.5	50	1.150
16	Bennett, Will	C6/ Dartistic Differences	61.5	56	1.098
17	Terry, Bob	A5/ Lunatic Fringe	54.5	50	1.090
18	Brown, Tom	A1/ The Irreverent Element	52.5	49	1.071
19	Parker, Charles	F6/ Another Sinking Ship	54.0	52	1.038
20	Tanner, Dave	A6/ North Raleigh Alliance	50.5	49	1.031
21	Gallagher, Jim	E8/ Coach'N Ya	47.5	47	1.011
22	Eason, Joel	A5/ Lunatic Fringe	43.0	43	1.000
	Davis, Jimmy	B3/ The Liquor Posse	39.0	39	1.000
24	Lloyd, Billy	A6/ North Raleigh Alliance	36.5	39	0.936
25	Hamilton, Billy	A5/ Lunatic Fringe	39.0	42	0.929
26	Tufillaro, Lou	E5/ Bye Week	45.0	49	0.918
27	Bunn, Tim	A2/ 1 in the Bunn	39.5	44	0.898
28	Anderson, Ryan	A8/ Darty McFly	37.5	42	0.893
29	Maccini, Billy	A4/ Ridin' Dirty	35.5	40	0.888
30	Trefzger, Ken	C2/ One Armed Bandits	48.5	55	0.882
31	White, J.J.	B8/ Menace 2 Sobriety	49.0	56	0.875
	Rodgers, Trey	B3/ The Liquor Posse	42.0	48	0.875
33	Reitano, Sal	A4/ Ridin' Dirty	46.5	54	0.861
34	Snyder, Mike	E3/ D-Lux Drinkers	43.5	51	0.853
35	Adams, Brad	D5/ Never Trust A Dart	30.5	36	0.847
36	Mayhew, Zak	B6/ Show Me Your Cork	44.0	52	0.846
37	Huffman, David	A6/ North Raleigh Alliance	41.0	49	0.837
38	Cusher, Dean	A2/ 1 in the Bunn	38.0	46	0.826
39	Rudy, Jeff	E4/ Game of Throws	45.0	57	0.789
40	Tant, J.J.	B1/ Projectile Dysfunction	36.0	46	0.783
41	Winters, Tom	D6/ Dynamic Darts	28.0	36	0.778
42	Jones, Grey	F4/ Red-eye Rangers	42.5	55	0.773
43	Smith, Butch	B4/ Nine Lives	30.0	39	0.769
44	Peele, Jim	A8/ Darty McFly	31.5	41	0.768
45	Vance, Hugh	C6/ Dartistic Differences	43.0	56	0.768
46	Gaglione, Joey	A3/ Appetite for Destruction	37.5	50	0.750
47	Cashin, Jeff	D5/ Never Trust A Dart	35.0	47	0.745
48	Deemer, Randy	F2/ Hump Day!	38.5	52	0.740
49	Cusman, Ryan	C7/ Them Handsome Devils	37.0	50	0.740
50	Wright, Tyler	A4/ Ridin' Dirty	35.5	48	0.740
51	Kramer, Stephanie	C8/ Unnecessary Triples	38.5	53	0.726
52	Massengill, Randy	A2/ 1 in the Bunn	29.0	40	0.725
53	Fischlein, Kris	A3/ Appetite for Destruction	27.0	38	0.711
54	Murdaugh, John	B3/ The Liquor Posse	35.5	50	0.710
	Strickland, Cale	D8/ Mike's Garage	35.5	50	0.710
56	Baldwin, Randy	F2/ Hump Day!	36.0	51	0.706
57	Long, Gary	D8/ Mike's Garage	29.5	42	0.702
58	Garland, Bryan	C7/ Them Handsome Devils	33.5	48	0.698
59	Hatch, Nicole	E5/ Bye Week	34.0	49	0.694
60	Allison, Frank	D2/ Sharky's Machine	29.0	42	0.690
61	Zawrotniak, Joe	A7/ Rif Raf	25.5	37	0.689
62	Jacobi, Paul	A1/ The Irreverent Element	27.5	40	0.688
63	Madey, Ryan	F3/ Dart Buddies	28.0	41	0.683
64	Foushee, Kevin	A4/ Ridin' Dirty	30.5	45	0.678
65	Kilsdonk, Kris	C4/ Fire For Effect	36.5	55	0.664

Fall 2016 RDL Singles, Doubles Win Percentages (by team) (FINAL!)

(All statistics are included, as there were no missing scoresheets this season)

Singles Win Percentages

		W	L	%-age
1	H7/ Bull Hunters	101	43	0.701
2	A1/ The Irreverent Element	117	51	0.696
3	F2/ Hump Day!	112	56	0.667
4	D8/ Mike's Garage	100	55	0.645
5	A2/ 1 in the Bunn	106	62	0.631
6	G3/ Walking the Wire	88	56	0.611
7	E3/ D-Lux Drinkers	94	62	0.603
8	H4/ Show Me Your Tips	85	59	0.590
9	B4/ Nine Lives	99	69	0.589
10	G6/ Don't Hit The Scorekeeper	84	60	0.583
11	D5/ Never Trust A Dart	83	60	0.580
12	A3/ Appetite for Destruction	97	71	0.577
	B3/ The Liquor Posse	97	71	0.577
14	D7/ Ted's Dart Control Emporium	83	61	0.576
	G2/ Quackalacky Ducks	83	61	0.576
16	C7/ Them Handsome Devils	96	72	0.571
17	F6/ Another Sinking Ship	95	72	0.569
18	E6/ Lucky's Seven	95	73	0.565
19	C5/ The Bunkers	93	75	0.554
20	F4/ Red-eye Rangers	92	76	0.548
21	F8/ Public School	91	77	0.542
22	B2/ Methodical Madness	90	78	0.536
23	H1/ Ballistic Behavior	76	66	0.535
24	F7/ Chatham Street Elite	89	78	0.533
25	E2/ Coral Reefers	89	79	0.530
26	G1/ All About That Bull!	76	68	0.528
27	A5/ Lunatic Fringe	88	80	0.524
28	C8/ Unnecessary Triples	87	81	0.518
29	B5/ Cheap Shots	86	81	0.515
30	D2/ Sharky's Machine	74	70	0.514
31	E5/ Bye Week	80	76	0.513
32	B6/ Show Me Your Cork	86	82	0.512
33	E8/ Coach'N Ya	85	83	0.506
34	F3/ Dart Buddies	84	84	0.500
	G7/ Points for Pints	72	72	0.500
	H5/ Lucky B's	65	65	0.500
37	C6/ Dartistic Differences	83	85	0.494
	E7/ Sofa Kings	83	85	0.494
39	C2/ One Armed Bandits	80	88	0.476
40	B8/ Menace 2 Sobriety	79	89	0.470
41	D6/ Dynamic Darts	73	83	0.468
42	C1/ Big Bulls	78	90	0.464
	C4/ Fire For Effect	78	90	0.464
44	A6/ North Raleigh Alliance	77	91	0.458
	C3/ Armed and Hammered	77	91	0.458
46	F5/ Wayne Gretzky	74	94	0.440
47	H2/ Chalk it Up	63	81	0.438
48	E1/ Death Throw	69	99	0.411
49	A4/ Ridin' Dirty	68	100	0.405
	A8/ Darty McFly	68	100	0.405
	B7/ Shooter McGavin	68	100	0.405
52	B1/ Projectile Dysfunction	66	101	0.395
53	H6/ Rosa's Warriors	56	88	0.389
54	E4/ Game of Throws	65	103	0.387
55	D4/ Just Like That	50	82	0.379
56	G5/ Is It In?	52	92	0.361
	H3/ Tips & Shafts	52	92	0.361
58	D3/ Shark Shooters	46	86	0.348
59	G4/ Irish Ton	49	95	0.340
60	A7/ Rif Raf	51	117	0.304
61	xx - D1/ OT Outlaws	6	18	0.250
62	F1/ Hot Shots	35	133	0.208

Doubles Win Percentages

		W	L	%-age
1	A1/ The Irreverent Element	72	12	0.857
2	H7/ Bull Hunters	55	17	0.764
3	A2/ 1 in the Bunn	58	26	0.690
4	B3/ The Liquor Posse	56	28	0.667
5	G2/ Quackalacky Ducks	45	27	0.625
	H4/ Show Me Your Tips	45	27	0.625
7	F8/ Public School	52	32	0.619
8	D8/ Mike's Garage	48	30	0.615
9	D5/ Never Trust A Dart	44	28	0.611
10	A5/ Lunatic Fringe	51	33	0.607
	C8/ Unnecessary Triples	51	33	0.607
12	E5/ Bye Week	46	32	0.590
13	A3/ Appetite for Destruction	49	35	0.583
	G5/ Is It In?	42	30	0.583
15	B8/ Menace 2 Sobriety	48	36	0.571
	C7/ Them Handsome Devils	48	36	0.571
17	E6/ Lucky's Seven	47	37	0.560
18	E3/ D-Lux Drinkers	43	35	0.551
19	B4/ Nine Lives	46	38	0.548
	C6/ Dartistic Differences	46	38	0.548
	F5/ Wayne Gretzky	46	38	0.548
	F6/ Another Sinking Ship	46	38	0.548
23	G6/ Don't Hit The Scorekeeper	39	33	0.542
24	E4/ Game of Throws	45	39	0.536
	F2/ Hump Day!	45	39	0.536
	F4/ Red-eye Rangers	45	39	0.536
27	G1/ All About That Bull!	38	34	0.528
28	B2/ Methodical Madness	43	41	0.512
	C1/ Big Bulls	43	41	0.512
	F3/ Dart Buddies	43	41	0.512
	F7/ Chatham Street Elite	43	41	0.512
32	B7/ Shooter McGavin	42	42	0.500
	D6/ Dynamic Darts	39	39	0.500
	D2/ Sharky's Machine	36	36	0.500
	H1/ Ballistic Behavior	36	36	0.500
36	C4/ Fire For Effect	41	43	0.488
	E1/ Death Throw	41	43	0.488
38	C2/ One Armed Bandits	40	44	0.476
	E8/ Coach'N Ya	40	44	0.476
40	H5/ Lucky B's	31	35	0.470
41	D7/ Ted's Dart Control Emporium	33	39	0.458
42	E7/ Sofa Kings	38	46	0.452
43	G3/ Walking the Wire	32	40	0.444
44	G7/ Points for Pints	31	41	0.431
45	B1/ Projectile Dysfunction	36	48	0.429
46	D4/ Just Like That	28	38	0.424
47	H2/ Chalk it Up	30	42	0.417
	xx - D1/ OT Outlaws	5	7	0.417
49	B6/ Show Me Your Cork	34	50	0.405
	C5/ The Bunkers	34	50	0.405
51	C3/ Armed and Hammered	33	51	0.393
52	D3/ Shark Shooters	25	41	0.379
53	H3/ Tips & Shafts	27	45	0.375
54	A6/ North Raleigh Alliance	31	53	0.369
	B5/ Cheap Shots	31	53	0.369
56	A8/ Darty McFly	30	54	0.357
	E2/ Coral Reefers	30	54	0.357
58	G4/ Irish Ton	25	47	0.347
	H6/ Rosa's Warriors	25	47	0.347
60	A4/ Ridin' Dirty	29	55	0.345
61	A7/ Rif Raf	16	68	0.190
	F1/ Hot Shots	16	68	0.190

Fall 2016 RDL Singles+Doubles Win %-ages, All-Star Point Aves. (by team) (FINAL!)

(All statistics are included, as there were no missing scoresheets this season)

Singles+Doubles Win Percentages

		W	L	%-age
1	A1/ The Irreverent Element	261	75	0.777
2	H7/ Bull Hunters	211	77	0.733
3	A2/ 1 in the Bunn	222	114	0.661
4	D8/ Mike's Garage	196	115	0.630
5	B3/ The Liquor Posse	209	127	0.622
6	H4/ Show Me Your Tips	175	113	0.608
7	F2/ Hump Day!	202	134	0.601
8	G2/ Quackalacky Ducks	173	115	0.601
9	D5/ Never Trust A Dart	171	116	0.596
10	A3/ Appetite for Destruction	195	141	0.580
	F8/ Public School	195	141	0.580
12	E3/ D-Lux Drinkers	180	132	0.577
13	C7/ Them Handsome Devils	192	144	0.571
14	B4/ Nine Lives	191	145	0.568
15	A5/ Lunatic Fringe	190	146	0.565
16	C8/ Unnecessary Triples	189	147	0.563
	E6/ Lucky's Seven	189	147	0.563
	G6/ Don't Hit The Scorekeeper	162	126	0.563
19	F6/ Another Sinking Ship	187	148	0.558
20	E5/ Bye Week	172	140	0.551
21	F4/ Red-eye Rangers	182	154	0.542
22	G1/ All About That Bull!	152	136	0.528
	G3/ Walking the Wire	152	136	0.528
24	B2/ Methodical Madness	176	160	0.524
25	F7/ Chatham Street Elite	175	160	0.522
26	B8/ Menace 2 Sobriety	175	161	0.521
	C6/ Dartistic Differences	175	161	0.521
28	H1/ Ballistic Behavior	148	138	0.517
29	D7/ Ted's Dart Control Emporium	149	139	0.517
30	D2/ Sharky's Machine	146	142	0.507
31	F3/ Dart Buddies	170	166	0.506
32	F5/ Wayne Gretzky	166	170	0.494
33	E8/ Coach'N Ya	165	171	0.491
34	C1/ Big Bulls	164	172	0.488
35	H5/ Lucky B's	127	135	0.485
36	D6/ Dynamic Darts	151	161	0.484
37	C5/ The Bunkers	161	175	0.479
38	C2/ One Armed Bandits	160	176	0.476
	C4/ Fire For Effect	160	176	0.476
40	E7/ Sofa Kings	159	177	0.473
41	G5/ Is It In?	136	152	0.472
42	G7/ Points for Pints	134	154	0.465
43	E4/ Game of Throws	155	181	0.461
44	B6/ Show Me Your Cork	154	182	0.458
45	B7/ Shooter McGavin	152	184	0.452
46	E1/ Death Throw	151	185	0.449
47	E2/ Coral Reefers	149	187	0.443
48	B5/ Cheap Shots	148	187	0.442
49	H2/ Chalk it Up	123	165	0.427
50	C3/ Armed and Hammered	143	193	0.426
51	A6/ North Raleigh Alliance	139	197	0.414
52	B1/ Projectile Dysfunction	138	197	0.412
53	D4/ Just Like That	106	158	0.402
54	A8/ Darty McFly	128	208	0.381
55	A4/ Ridin' Dirty	126	210	0.375
56	H3/ Tips & Shafts	106	182	0.368
	H6/ Rosa's Warriors	106	182	0.368
58	D3/ Shark Shooters	96	168	0.364
59	G4/ Irish Ton	99	189	0.344
60	xx - D1/ OT Outlaws	16	32	0.333
61	A7/ Rif Raf	83	253	0.247
62	F1/ Hot Shots	67	269	0.199

All-Star Point Averages

		ASP	TGP	Ave.
1	A1/ The Irreverent Element	431.0	336	1.283
2	A2/ 1 in the Bunn	402.5	336	1.198
3	A3/ Appetite for Destruction	364.5	336	1.085
4	A5/ Lunatic Fringe	298.0	336	0.887
5	A6/ North Raleigh Alliance	277.5	336	0.826
6	C8/ Unnecessary Triples	240.5	336	0.716
7	A4/ Ridin' Dirty	232.5	336	0.692
8	A8/ Darty McFly	228.0	336	0.679
9	B3/ The Liquor Posse	218.5	336	0.650
10	C6/ Dartistic Differences	192.5	336	0.573
11	E5/ Bye Week	169.5	312	0.543
12	D8/ Mike's Garage	160.5	311	0.516
13	B4/ Nine Lives	173.0	336	0.515
14	C7/ Them Handsome Devils	171.5	336	0.510
15	G1/ All About That Bull!	141.0	288	0.490
16	B1/ Projectile Dysfunction	164.0	335	0.490
17	E3/ D-Lux Drinkers	152.5	312	0.489
18	B2/ Methodical Madness	164.0	336	0.488
19	D5/ Never Trust A Dart	138.5	287	0.483
20	D6/ Dynamic Darts	150.0	312	0.481
21	C4/ Fire For Effect	161.5	336	0.481
22	B8/ Menace 2 Sobriety	159.5	336	0.475
	F2/ Hump Day!	159.5	336	0.475
24	D2/ Sharky's Machine	136.5	288	0.474
25	A7/ Rif Raf	157.0	336	0.467
26	C2/ One Armed Bandits	156.0	336	0.464
27	B5/ Cheap Shots	153.5	335	0.458
	F6/ Another Sinking Ship	153.5	335	0.458
29	B6/ Show Me Your Cork	153.0	336	0.455
30	C1/ Big Bulls	144.0	336	0.429
31	D7/ Ted's Dart Control Emporium	122.5	288	0.425
32	C5/ The Bunkers	139.0	336	0.414
	E6/ Lucky's Seven	139.0	336	0.414
34	C3/ Armed and Hammered	137.5	336	0.409
35	E8/ Coach'N Ya	136.0	336	0.405
36	H7/ Bull Hunters	115.5	288	0.401
37	B7/ Shooter McGavin	133.0	336	0.396
38	F8/ Public School	132.0	336	0.393
39	F3/ Dart Buddies	131.0	336	0.390
40	E7/ Sofa Kings	123.0	336	0.366
41	E2/ Coral Reefers	121.0	336	0.360
42	F7/ Chatham Street Elite	120.0	335	0.358
43	E1/ Death Throw	119.5	336	0.356
44	D3/ Shark Shooters	93.5	264	0.354
45	D4/ Just Like That	91.0	264	0.345
46	H4/ Show Me Your Tips	97.0	288	0.337
47	G2/ Quackalacky Ducks	96.5	288	0.335
48	F4/ Red-eye Rangers	111.5	336	0.332
	F5/ Wayne Gretzky	111.5	336	0.332
50	G3/ Walking the Wire	94.5	288	0.328
51	E4/ Game of Throws	110.0	336	0.327
52	H5/ Lucky B's	79.0	262	0.302
53	G5/ Is It In?	86.5	288	0.300
54	G7/ Points for Pints	83.5	288	0.290
55	G6/ Don't Hit The Scorekeeper	81.5	288	0.283
56	H3/ Tips & Shafts	79.5	288	0.276
57	xx - D1/ OT Outlaws	13.0	48	0.271
58	H1/ Ballistic Behavior	74.0	286	0.259
59	H2/ Chalk it Up	63.5	288	0.220
60	G4/ Irish Ton	51.0	288	0.177
61	H6/ Rosa's Warriors	50.0	288	0.174
62	F1/ Hot Shots	56.0	336	0.167

	Singles		Singles		Singles		Singles Win %-age	Doubles		Doubles		Doubles		Doubles Win %-age	Sngls + Dbls		Sngls + Dbls Win %-age	Tiebreaker Ws	Tiebreaker Ls	All-Star Points	Games Played	All-Star Point Average	Matches Played
	301		Cricket		Record			Cricket		501		Record			Record								
A1/ The Irreverent Element	53	31	64	20	117	51	0.696	37	5	35	7	72	12	0.857	261	75	0.777	0	0	431.0	336	1.283	
A 10 Kilts, Jason	2	2	1	1	3	3	0.500	4	1	2	1	6	2	0.750	9	5	0.643	0	0	7.5	14	0.536	7
A 11 Brown, Tom	10	3	10	3	20	6	0.769	9	3	8	3	17	6	0.739	37	12	0.755	0	0	52.5	49	1.071	13
A 12 Jacobi, Paul	6	3	5	6	11	9	0.550	6	2	10	2	16	4	0.800	27	13	0.675	0	0	27.5	40	0.688	12
A 13 Knight, Mark	0	0	0	0	0	0	---	0	0	0	0	0	0	---	0	0	---	0	0	0.0	0	---	0
A 14 Kramer, John	9	4	10	1	19	5	0.792	10	1	10	0	20	1	0.952	39	6	0.867	0	0	70.0	45	1.556	13
A 15 Massengill, Chad	7	6	11	2	18	8	0.692	13	0	10	2	23	2	0.920	41	10	0.804	0	0	74.5	51	1.461	13
A 16 Oakley, Jerry	6	6	4	5	10	11	0.476	8	1	8	3	16	4	0.800	26	15	0.634	0	0	25.5	41	0.622	13
A 17 Phillips, Robbie	10	4	13	1	23	5	0.821	14	0	13	1	27	1	0.964	50	6	0.893	0	0	112.0	56	2.000	14
A 18 Smith, Allen	2	0	3	1	5	1	0.833	4	0	3	1	7	1	0.875	12	2	0.857	0	0	21.5	14	1.536	4
A 19 Tan, Wil	1	3	7	0	8	3	0.727	6	2	6	1	12	3	0.800	20	6	0.769	0	0	40.0	26	1.538	8
A2/ 1 in the Bunn	53	31	53	31	106	62	0.631	31	11	27	15	58	26	0.690	222	114	0.661	0	0	402.5	336	1.198	
A 20 Seward, Mike	9	4	10	3	19	7	0.731	9	4	5	5	14	9	0.609	33	16	0.673	0	0	64.5	49	1.316	13
A 21 Cusher, Dean	5	4	7	5	12	9	0.571	9	4	7	5	16	9	0.640	28	18	0.609	0	0	38.0	46	0.826	13
A 22 Stankevich, Scott	7	5	9	5	16	10	0.615	11	2	10	4	21	6	0.778	37	16	0.698	0	0	63.0	53	1.189	14
A 23 Jeffcoat, Doug	1	0	0	1	1	1	0.500	1	0	3	0	4	0	1.000	5	1	0.833	0	0	4.0	6	0.667	3
A 24 Massengill, Randy	8	5	2	7	10	12	0.455	7	3	4	4	11	7	0.611	21	19	0.525	0	0	29.0	40	0.725	13
A 25 Bunn, Tim	8	5	6	5	14	10	0.583	7	2	5	6	12	8	0.600	26	18	0.591	0	0	39.5	44	0.898	13
A 26 Gaulthier, Kyle	7	3	8	4	15	7	0.682	9	3	10	2	19	5	0.792	34	12	0.739	0	0	72.5	46	1.576	13
A 27 Blake, Brian	4	3	7	0	11	3	0.786	5	2	5	2	10	4	0.714	21	7	0.750	0	0	61.0	28	2.179	7
A 28 Gibson, Pat	4	2	4	1	8	3	0.727	4	2	5	2	9	4	0.692	17	7	0.708	0	0	31.0	24	1.292	7
A3/ Appetite for Destruction	44	40	53	31	97	71	0.577	24	18	25	17	49	35	0.583	195	141	0.580	0	0	364.5	336	1.085	
A 30 Mitchell, Sid	9	5	12	2	21	7	0.750	9	5	10	4	19	9	0.679	40	16	0.714	0	0	68.5	56	1.223	14
A 31 Mozzetti, Tim "Tex"	7	7	12	2	19	9	0.679	9	5	8	5	17	10	0.630	36	19	0.655	0	0	71.5	55	1.300	14
A 32 Johnson, Michael	8	4	10	3	18	7	0.720	10	3	8	5	18	8	0.692	36	15	0.706	0	0	66.5	51	1.304	13
A 33 Andersen, Dylan	6	2	4	6	10	8	0.556	2	6	6	4	8	10	0.444	18	18	0.500	0	0	36.0	36	1.000	11
A 34 Gaglione, Joey	5	8	7	6	12	14	0.462	5	7	5	7	10	14	0.417	22	28	0.440	0	0	37.5	50	0.750	14
A 35 Fischlein, Kris	4	6	2	5	6	11	0.353	6	4	6	5	12	9	0.571	18	20	0.474	0	0	27.0	38	0.711	13
A 36 Keller, Tony	5	8	6	7	11	15	0.423	7	6	7	4	14	10	0.583	25	25	0.500	0	0	57.5	50	1.150	13
A4/ Ridin' Dirty	36	48	32	52	68	100	0.405	17	25	12	30	29	55	0.345	126	210	0.375	0	0	232.5	336	0.692	
A 40 Maccini, Billy	5	6	4	6	9	12	0.429	6	5	3	5	9	10	0.474	18	22	0.450	0	0	35.5	40	0.888	11
A 41 Reitano, Sal	6	8	10	4	16	12	0.571	7	6	4	9	11	15	0.423	27	27	0.500	0	0	46.5	54	0.861	14
A 42 Bradshaw, Rick	5	5	1	10	6	15	0.286	1	7	1	9	2	16	0.111	8	31	0.205	0	0	20.5	39	0.526	10
A 43 Jobe, C.J.	2	6	4	5	6	11	0.353	5	5	5	4	10	9	0.526	16	20	0.444	0	0	24.5	36	0.681	10
A 44 Wright, Tyler	3	7	5	8	8	15	0.348	3	9	2	11	5	20	0.200	13	35	0.271	0	0	35.5	48	0.740	13
A 45 Grubb, Donald	6	1	3	4	9	5	0.643	4	3	2	5	6	8	0.429	15	13	0.536	0	0	24.0	28	0.857	7
A 46 Arms, Erica	0	0	0	0	0	0	---	0	0	1	2	1	2	0.333	1	2	0.333	0	0	0.0	3	0.000	3
A 47 Foushee, Eugene	5	7	2	7	7	14	0.333	3	9	3	7	6	16	0.273	13	30	0.302	0	0	15.5	43	0.360	13
A 48 Foushee, Kevin	4	8	3	8	7	16	0.304	5	6	3	8	8	14	0.364	15	30	0.333	0	0	30.5	45	0.678	12
A5/ Lunatic Fringe	44	40	44	40	88	80	0.524	27	15	24	18	51	33	0.607	190	146	0.565	0	0	298.0	336	0.887	
A 50 Eason, Joel	6	3	6	6	12	9	0.571	4	4	8	6	12	10	0.545	24	19	0.558	0	0	43.0	43	1.000	14
A 51 Terry, Bob	7	6	8	4	15	10	0.600	11	2	7	5	18	7	0.720	33	17	0.660	0	0	54.5	50	1.090	13
A 52 Hamilton, Billy	7	6	2	6	9	12	0.429	5	4	8	4	13	8	0.619	22	20	0.524	0	0	39.0	42	0.929	13
A 53 Gelberg, Dave	8	6	9	4	17	10	0.630	9	5	8	6	17	11	0.607	34	21	0.618	0	0	69.5	55	1.264	14
A 54 Bakowski, Adam	1	3	6	6	7	9	0.438	8	4	6	5	14	9	0.609	21	18	0.538	0	0	25.0	39	0.641	12
A 55 Lane, Tim	4	7	3	6	7	13	0.350	5	5	5	1	10	6	0.625	17	19	0.472	0	0	26.0	36	0.722	11
A 56 Hall, Mike	4	3	3	3	7	6	0.538	4	2	1	5	5	7	0.417	12	13	0.480	0	0	9.0	25	0.360	8
A 57 McNamara, Tim	0	3	2	1	2	4	0.333	4	1	0	2	4	3	0.571	6	7	0.462	0	0	13.0	13	1.000	6
A 58 Wall, Keith	7	3	5	4	12	7	0.632	4	3	5	2	9	5	0.643	21	12	0.636	0	0	19.0	33	0.576	10
A6/ North Raleigh Alliance	42	42	35	49	77	91	0.458	13	29	18	24	31	53	0.369	139	197	0.414	0	0	277.5	336	0.826	
A 60 Zelinack, Jason	4	3	3	5	7	8	0.467	3	6	4	6	7	12	0.368	14	20	0.412	0	0	26.0	34	0.765	10
A 61 Work, Joe	10	3	12	1	22	4	0.846	6	8	6	6	12	14	0.462	34	18	0.654	0	0	62.5	52	1.202	14
A 62 Huffman, David	4	7	4	8	8	15	0.348	4	9	6	7	10	16	0.385	18	31	0.367	0	0	41.0	49	0.837	13
A 63 Wilcenski, Steve	0	0	0	0	0	0	---	0	0	0	0	0	0	---	0	0	---	0	0	0.0	0	---	0
A 64 Kerr, Jim	8	6	4	9	12	15	0.444	3	10	4	6	7	16	0.304	19	31	0.380	0	0	32.0	50	0.640	14
A 65 Tanner, Dave	3	9	5	7	8	16	0.333	4	9	4	8	8	17	0.320	16	33	0.327	0	0	50.5	49	1.031	13
A 66 Lloyd, Billy	4	6	4	6	8	12	0.400	4	6	3	6	7	12	0.368	15	24	0.385	0	0	36.5	39	0.936	10
A 67 Bir, Tom	3	7	0	9	3	16	0.158	1	6	3	7	4	13	0.235	7	29	0.194	0	0	11.5	36	0.319	12
A 68 Healy, Simon	0	0	0	0	0	0	---	0	0	0	0	0	0	---	0	0	---	0	0	0.0	0	---	0
A 69 Spaulding, Paul	6	1	3	4	9	5	0.643	1	4	6	2	7	6	0.538	16	11	0.593	0	0	17.5	27	0.648	8
A7/ Rif Raf	25	59	26	58	51	117	0.304	5	37	11	31	16	68	0.190	83	253	0.247	0	0	157.0	336	0.467	
A 70 Gaertner, Brian	3	14	1	8	4	22	0.154	0	13	4	12	4	25	0.138	8	47	0.145	0	0	13.5	55	0.245	14
A 71 St. Clair, Matt	5	8	1	9	6	17	0.261	2	9	5	8	7	17	0.292	13	34	0.277	0	0	11.5	47	0.245	13
A 72 Ohrberg, Keith	2	4	0	8	2	12	0.143	2	5	2	6	4	11	0.267	6	23	0.207	0	0	10.5	29	0.362	9
A 73 Jur, Jess	2	4	3	4	5	8	0.385	0	7	3	4	3	11	0.214	8	19	0.296	0	0	21.5	27	0.796	7
A 74 Horger, Dennis	1	5	4	2	5	7	0.417	2	3	0	2	2	5	0.286	7	12	0.368	0	0	11.0	19	0.579	6
A 75 Martin, David	5	9	4	10	9	19	0.321	1	10	1	13	2	23	0.080	11	42	0.208	0	0	30.5	53	0.575	14
A 76 Diamond, Paddy	2	2	4	7	6	9	0.400	1	11	3	8	4	19	0.174	10	28	0.263	0	0	21.5	38	0.566	11
A 77 Hoyt, David	2	6	3	6	5	12	0.294	1	8	2	3	3	11	0.214	8	23	0.258	0	0	11.5	31	0.371	9
A 78 Zawrotniak, Joe	3	7	6	4	9	11	0.450	1	8	2	6	3	14	0.176	12	25	0.324	0	0	25.5	37	0.689	10
A8/ Darty McFly	39	45	29	55	68	100	0.405	14	28	16	26	30	54	0.357	128	208	0.381	0	0	228.0	336	0.679	
A 80 Howard, Meghan	0	1	0	0	0	1	0.000	0	0	0	2	0	2	0.000	0	3	0.000	0	0	0.0	3	0.000	2
A 81 Taylor, Tisha	5	9	0	9	5	18	0.217	1	6	4	9	5	15	0.250	10	33	0.233	0	0	9.5	43	0.221	14
A 82 Anderson, Ryan	3	7	7	5	10	12	0.455	4	7	4	5	8	12	0.400	18	24	0.429	0	0	37.5	42	0.893	12
A 83 Geraghty, John	7	3	0	5	7	8	0.467	2	4	3	5	5	9	0.357	12	17	0.414	0	0	16.0	29	0.552	10
A 84 Groce, Nate	7	6	2	11	9	17	0.346	6	8	4	5	10	13	0.435	19	30	0.388	0	0	18.5	49	0.378	14
A 85 Kyle, Mike	1	5	3	5	4	10	0.286	1	4	2	4	3	8	0.273	7	18	0.280	0	0	17.0	25	0.680	9
A 86 Moody, Chris	6	5	1	5	7	10	0.412	3	8	4	6	7	14	0.333	14	24	0.368	0	0	18.5	38	0.487	11
A 87 Peele, Jim	1	5	6	6	7	11	0.389	5	7	5	6	10	13	0.435	17	24	0.415	0	0	31.5	41	0.768	12
A 88 Reygers, Jeff	9	4	9	5	18	9	0.667	4	10	5	7	9	17	0.346	27	26	0.509	0	0	71.0	53	1.340	14
A 89 Wissinger, Bill "Wes"	0	0	1	4	1	4	0.200	2	2	1	3	3	5	0.375	4	9	0.308	0	0	8.5	13	0.654	5

	Singles	301	Singles	Cricket	Singles	Record	Singles Win %-age	Doubles	Cricket	Doubles	501	Doubles	Record	Doubles Win %-age	Sngls + Dbls	Record	Sngls + Dbls Win %-age	Tiebreaker Ws	Tiebreaker Ls	All-Star Points	Games Played	All-Star Point Average	Matches Played
B1/ Projectile Dysfunction	37	47	29	54	66	101	0.395	16	26	20	22	36	48	0.429	138	197	0.412	7	7	164.0	335	0.490	
B 10 Smith, Brian	7	10	7	8	14	18	0.438	10	6	9	7	19	13	0.594	33	31	0.516	1	1	39.0	64	0.609	14
B 11 Steppe, Mike	6	8	5	9	11	17	0.393	3	15	5	8	8	23	0.258	19	40	0.322	1	1	28.0	59	0.475	14
B 12 deFontes, Adrienne	3	6	3	7	6	13	0.316	4	5	5	5	9	10	0.474	15	23	0.395	1	1	11.0	38	0.289	9
B 13 Tant, J.J.	7	4	7	4	14	8	0.636	7	5	6	6	13	11	0.542	27	19	0.587	1	1	36.0	46	0.783	12
B 14 Talley, Gray	4	8	1	14	5	22	0.185	2	9	5	7	7	16	0.304	12	38	0.240	1	1	15.0	50	0.300	14
B 15 Raymond, Ryan	9	8	6	9	15	17	0.469	2	11	7	8	9	19	0.321	24	36	0.400	1	1	31.5	60	0.525	14
B 16 Stroud, Tim	1	3	0	3	1	6	0.143	4	1	3	3	7	4	0.636	8	10	0.444	1	1	3.5	18	0.194	6
B2/ Methodical Madness	45	39	45	39	90	78	0.536	22	20	21	21	43	41	0.512	176	160	0.524	7	15	164.0	336	0.488	
B 20 Venable, Mike	12	2	7	3	19	5	0.792	6	5	11	3	17	8	0.680	36	13	0.735	1	2	14.0	49	0.286	14
B 21 O'Neal, Chris	1	5	1	8	2	13	0.133	2	6	4	7	6	13	0.316	8	26	0.235	1	2	15.5	34	0.456	14
B 22 Crites, Randy	2	5	7	4	9	9	0.500	7	3	4	5	11	8	0.579	20	17	0.541	0	1	24.0	37	0.649	11
B 23 Citrak, Sheldon	1	2	1	3	2	5	0.286	2	1	1	1	3	2	0.600	5	7	0.417	0	1	4.0	12	0.333	5
B 24 Stephenson, Scott	0	0	0	0	0	0	---	0	0	0	0	0	0	---	0	0	---	0	0	0.0	0	---	0
B 25 Wilson, Chris	5	7	4	7	9	14	0.391	7	4	2	9	9	13	0.409	18	27	0.400	1	2	23.5	45	0.522	14
B 26 Kuhns, John	10	4	11	3	21	7	0.750	8	6	7	4	15	10	0.600	36	17	0.679	1	1	34.0	53	0.642	14
B 27 Collins, Craig	2	3	1	6	3	9	0.250	2	6	2	4	4	10	0.286	7	19	0.269	1	2	12.5	26	0.481	11
B 28 Stewart, Pete	5	4	9	4	14	8	0.636	10	3	2	8	12	11	0.522	26	19	0.578	1	2	23.5	45	0.522	13
B 29 Neill, Greg	7	7	4	1	11	8	0.579	0	6	9	1	9	7	0.563	20	15	0.571	1	2	13.0	35	0.371	14
B3/ The Liquor Posse	43	41	54	30	97	71	0.577	31	11	25	17	56	28	0.667	209	127	0.622	0	0	218.5	336	0.650	
B 30 Fournier, Jeff	7	4	5	3	12	7	0.632	12	2	6	3	18	5	0.783	30	12	0.714	0	0	24.0	42	0.571	14
B 31 Davis, Jimmy	4	6	8	3	12	9	0.571	7	3	5	3	12	6	0.667	24	15	0.615	0	0	39.0	39	1.000	11
B 32 Murdaugh, John	5	7	8	5	13	12	0.520	8	4	10	3	18	7	0.720	31	19	0.620	0	0	35.5	50	0.710	14
B 33 Holland, Steve	5	6	12	1	17	7	0.708	10	2	6	6	16	8	0.667	33	15	0.688	0	0	24.5	48	0.510	13
B 34 Rodgers, Trey	5	6	10	3	15	9	0.625	9	3	6	6	15	9	0.625	30	18	0.625	0	0	42.0	48	0.875	13
B 35 Wells, John "Boy"	7	3	4	5	11	8	0.579	3	3	5	5	8	8	0.500	19	16	0.543	0	0	17.5	35	0.500	10
B 36 Jones, Jeff	5	3	0	6	5	9	0.357	3	2	3	4	6	6	0.500	11	15	0.423	0	0	6.0	26	0.231	9
B 37 Beaudoin, Paul	5	6	7	4	12	10	0.545	10	3	9	4	19	7	0.731	31	17	0.646	0	0	30.0	48	0.625	13
B4/ Nine Lives	49	35	50	34	99	69	0.589	22	20	24	18	46	38	0.548	191	145	0.568	0	6	173.0	336	0.515	
B 40 Romanchek, David	7	5	11	3	18	8	0.692	8	5	10	3	18	8	0.692	36	16	0.692	0	1	27.0	52	0.519	13
B 41 Smith, Butch	4	6	7	2	11	8	0.579	5	5	7	3	12	8	0.600	23	16	0.590	0	0	30.0	39	0.769	10
B 42 Copple, Matthew	9	4	7	5	16	9	0.640	5	7	8	4	13	11	0.542	29	20	0.592	0	1	32.0	49	0.653	12
B 43 Mays, John	10	3	5	5	15	8	0.652	7	5	4	9	11	14	0.440	26	22	0.542	0	1	21.0	48	0.438	12
B 44 Marsden, James	0	5	1	7	1	12	0.077	2	5	4	2	6	7	0.462	7	19	0.269	0	0	2.0	26	0.077	8
B 45 Gibson, Jack	8	6	10	4	18	10	0.643	8	6	8	5	16	11	0.593	34	21	0.618	0	1	30.5	55	0.555	14
B 46 Keever, David	1	3	2	3	3	6	0.333	1	3	2	3	3	6	0.333	6	12	0.333	0	1	2.5	18	0.139	5
B 47 Porcelli, Robb	10	3	7	5	17	8	0.680	8	4	5	7	13	11	0.542	30	19	0.612	0	1	28.0	49	0.571	12
B5/ Cheap Shots	41	43	45	38	86	81	0.515	14	28	17	25	31	53	0.369	148	187	0.442	0	7	153.5	335	0.458	
B 50 Coyne, Kevin	0	0	0	0	0	0	---	0	0	0	0	0	0	---	0	0	---	0	0	0.0	0	---	0
B 51 Burney, Gary	3	7	6	7	9	14	0.391	1	11	3	7	4	18	0.182	13	32	0.289	0	1	17.0	45	0.378	13
B 52 Buckman, Dave	7	6	9	6	16	12	0.571	4	11	6	8	10	19	0.345	26	31	0.456	0	1	25.5	57	0.447	14
B 53 Hall, Josh	9	5	9	4	18	9	0.667	7	7	6	8	13	15	0.464	31	24	0.564	0	1	26.5	55	0.482	13
B 54 Hindle, Mikey	6	7	8	6	14	13	0.519	6	8	8	6	14	14	0.500	28	27	0.509	0	1	35.0	55	0.636	14
B 55 James, Bob	6	6	5	7	11	13	0.458	3	8	6	6	9	14	0.391	20	27	0.426	0	1	22.0	47	0.468	12
B 56 Sellers, Mark	6	7	6	6	12	13	0.480	4	7	3	8	7	15	0.318	19	28	0.404	0	1	17.0	47	0.362	12
B 57 Witz, Steve	2	3	0	1	2	4	0.333	1	3	2	4	3	7	0.300	5	11	0.313	0	1	2.5	16	0.156	6
B 58 Bemis, Matt	2	2	2	1	4	3	0.571	2	1	0	3	2	4	0.333	6	7	0.462	0	0	8.0	13	0.615	3
B6/ Show Me Your Cork	46	38	40	44	86	82	0.512	15	27	19	23	34	50	0.405	154	182	0.458	13	6	153.0	336	0.455	
B 60 Knight, Maridy	0	0	0	0	0	0	---	0	0	0	0	0	0	---	0	0	---	0	0	0.0	0	---	0
B 61 Ackerman, Travis	4	4	4	4	8	8	0.500	3	6	2	7	5	13	0.278	13	21	0.382	1	1	13.5	34	0.397	10
B 62 Cotton, Barbara	4	9	2	3	6	12	0.333	0	8	5	3	5	11	0.313	11	23	0.324	1	0	3.0	34	0.088	12
B 63 Grubb, Ed	6	3	6	2	12	5	0.706	3	5	3	5	6	10	0.375	18	15	0.545	2	1	26.5	33	0.803	9
B 64 Hamilton, Dawn	4	8	4	10	8	18	0.308	4	9	5	5	9	14	0.391	17	32	0.347	2	1	16.0	49	0.327	13
B 65 Jeffcoat, Angela	8	5	0	11	8	16	0.333	4	5	6	6	10	11	0.476	18	27	0.400	2	0	11.5	45	0.256	13
B 66 Mayhew, Zak	8	2	13	1	21	3	0.875	6	8	7	7	13	15	0.464	34	18	0.654	2	1	44.0	52	0.846	14
B 67 Schmaus, Darren	10	3	4	8	14	11	0.560	5	7	6	6	11	13	0.458	25	24	0.510	1	1	21.0	49	0.429	13
B 68 Yang, Rob	2	4	7	5	9	9	0.500	5	6	4	7	9	13	0.409	18	22	0.450	2	1	17.5	40	0.438	12
B7/ Shooter McGavin	34	50	34	50	68	100	0.405	22	20	20	22	42	42	0.500	152	184	0.452	12	0	133.0	336	0.396	
B 70 Sautter, Don	9	5	8	6	17	11	0.607	10	4	8	6	18	10	0.643	35	21	0.625	2	0	19.0	56	0.339	14
B 71 Sautter, Scott	5	9	5	9	10	18	0.357	7	7	5	9	12	16	0.429	22	34	0.393	2	0	25.5	56	0.455	14
B 72 Knott, Ronnie	8	6	4	10	12	16	0.429	7	7	7	7	14	14	0.500	26	30	0.464	2	0	26.5	56	0.473	14
B 73 Knott, Ryan	3	11	9	5	12	16	0.429	7	7	7	7	14	14	0.500	26	30	0.464	2	0	17.5	56	0.313	14
B 74 Schon, Chris	3	11	1	13	4	24	0.143	5	9	6	8	11	17	0.393	15	41	0.268	2	0	13.5	56	0.241	14
B 75 Howard, Brian	6	8	7	7	13	15	0.464	8	6	7	7	15	13	0.536	28	28	0.500	2	0	31.0	56	0.554	14
B8/ Menace 2 Sobriety	41	43	38	46	79	89	0.470	26	16	22	20	48	36	0.571	175	161	0.521	0	0	159.5	336	0.475	
B 80 Johnson, Dave	7	7	11	3	18	10	0.643	11	3	6	7	17	10	0.630	35	20	0.636	0	0	32.0	55	0.582	14
B 81 Johnson, Jennifer	0	0	0	0	0	0	---	0	0	0	0	0	0	---	0	0	---	0	0	0.0	0	---	0
B 82 Price, Brady	7	6	7	6	14	12	0.538	8	5	5	7	13	12	0.520	27	24	0.529	0	0	26.5	51	0.520	13
B 83 McCartney, Eric	2	1	2	10	4	11	0.267	5	7	4	4	9	11	0.450	13	22	0.371	0	0	11.0	35	0.314	13
B 84 Patel, Sam	3	6	0	3	3	9	0.250	1	1	2	2	3	3	0.500	6	12	0.333	0	0	5.0	18	0.278	10
B 85 White, J.J.	9	5	9	5	18	10	0.643	11	3	10	4	21	7	0.750	39	17	0.696	0	0	49.0	56	0.875	14
B 86 Bouchard, Keith	3	5	3	11	6	16	0.273	9	5	10	4	19	9	0.679	25	25	0.500	0	0	14.5	50	0.290	14
B 87 Staley, Shawn	5	8	0	2	5	10	0.333	1	2	5	8	6	10	0.375	11	20	0.355	0	0	3.5	31	0.113	13
B 88 Kareiva, Keith	0	0	0	0	0	0	---	0	0	0	0	0	0	---	0	0	---	0	0	0.0	0	---	0
B 89 Polenz, Steve	5	5	6	6	11	11	0.500	6	6	2	4	8	10	0.444	19	21	0.475	0	0	18.0	40	0.450	12

	Singles 301		Singles Cricket		Singles Record		Singles Win %-age	Doubles Cricket		Doubles 501		Doubles Record		Doubles Win %-age	Sngls + Dbls Record		Sngls + Dbls Win %-age	Tiebreaker Ws	Tiebreaker Ls	All-Star Points	Games Played	All-Star Point Average	Matches Played
C1/ Big Bulls	38	46	40	44	78	90	0.464	18	24	25	17	43	41	0.512	164	172	0.488	6	7	144.0	336	0.429	
C 10 Toolan, Chris	9	5	8	5	17	10	0.630	5	9	6	5	11	14	0.440	28	24	0.538	0	1	26.0	52	0.500	13
C 11 Reinert, Kevin	4	6	6	7	10	13	0.435	7	6	8	5	15	11	0.577	25	24	0.510	1	1	24.0	49	0.490	12
C 12 Fitzgerald, Dennis	6	6	6	6	12	12	0.500	8	4	9	4	17	8	0.680	29	20	0.592	1	1	30.5	49	0.622	12
C 13 Talton, Chris	4	6	6	1	10	7	0.588	2	7	5	4	7	11	0.389	17	18	0.486	1	0	7.5	35	0.214	9
C 14 Flanagan, Stephen	7	5	6	7	13	12	0.520	6	8	9	5	15	13	0.536	28	25	0.528	1	1	34.5	53	0.651	13
C 15 McWhorter, Mike	4	2	2	4	6	6	0.500	3	4	4	3	7	7	0.500	13	13	0.500	0	1	4.0	26	0.154	6
C 16 Womble, Kenny	4	7	3	7	7	14	0.333	2	4	4	5	6	9	0.400	13	23	0.361	1	1	12.0	36	0.333	9
C 17 Golub, Greg	0	9	3	7	3	16	0.158	3	6	5	3	8	9	0.471	11	25	0.306	1	1	5.5	36	0.153	9
C2/ One Armed Bandits	42	42	38	46	80	88	0.476	19	23	21	21	40	44	0.476	160	176	0.476	0	6	156.0	336	0.464	
C 20 Kiser, Lyman	6	6	2	6	8	12	0.400	8	6	5	10	13	16	0.448	21	28	0.429	0	1	12.5	49	0.255	14
C 21 Richardson, Shane	6	5	7	4	13	9	0.591	5	6	6	5	11	11	0.500	24	20	0.545	0	1	24.5	44	0.557	11
C 22 White, Jim	6	8	8	6	14	14	0.500	6	8	9	5	15	13	0.536	29	27	0.518	0	1	24.5	56	0.438	14
C 23 Taylor, Wayne	0	3	0	5	0	8	0.000	1	2	0	2	1	4	0.200	1	12	0.077	0	0	3.0	13	0.231	4
C 24 Moore, Chris	2	1	0	6	2	7	0.222	1	1	2	1	3	2	0.600	5	9	0.357	0	0	2.0	14	0.143	6
C 25 Lewis, Dave	5	8	2	10	7	18	0.280	4	8	5	8	9	16	0.360	16	34	0.320	0	1	12.5	50	0.250	13
C 26 Murphy, Phil	8	5	8	5	16	10	0.615	6	7	8	5	14	12	0.538	30	22	0.577	0	1	28.5	52	0.548	13
C 27 Trefzger, Ken	9	5	10	4	19	9	0.679	7	7	7	6	14	13	0.519	33	22	0.600	0	1	48.5	55	0.882	14
C 28 Murphy, Brian	0	1	1	0	1	1	0.500	0	1	0	0	0	1	0.000	1	2	0.333	0	0	0.0	3	0.000	1
C3/ Armed and Hammered	42	42	35	49	77	91	0.458	21	21	12	30	33	51	0.393	143	193	0.426	13	7	137.5	336	0.409	
C 30 Simpson, Aden	9	5	9	5	18	10	0.643	7	8	1	13	8	21	0.276	26	31	0.456	2	1	24.0	57	0.421	14
C 31 Simpson, David	7	7	7	7	14	14	0.500	6	8	5	8	11	16	0.407	25	30	0.455	2	1	18.0	55	0.327	14
C 32 Simpson, Tyler	3	7	2	8	5	15	0.250	7	3	3	7	10	10	0.500	15	25	0.375	2	1	16.0	40	0.400	10
C 33 Jenkins, John	7	4	7	4	14	8	0.636	8	4	4	6	12	10	0.545	26	18	0.591	1	1	19.5	44	0.443	11
C 34 Thompson, Barry	4	9	0	9	4	18	0.182	4	9	4	7	8	16	0.333	12	34	0.261	2	1	19.0	46	0.413	13
C 35 Hulse, Lura	8	8	6	9	14	17	0.452	5	4	6	9	11	13	0.458	25	30	0.455	2	1	21.5	55	0.391	14
C 36 diLorenzo, Ethan	3	2	4	6	7	8	0.467	4	6	1	9	5	15	0.250	12	23	0.343	2	1	17.5	35	0.500	10
C 37 Macias, Anthony	1	0	0	1	1	1	0.500	1	0	0	1	1	1	0.500	2	2	0.500	0	0	2.0	4	0.500	1
C4/ Fire For Effect	39	45	39	45	78	90	0.464	21	21	20	22	41	43	0.488	160	176	0.476	6	6	161.5	336	0.481	
C 40 Guenther, George	9	2	8	2	17	4	0.810	3	4	4	5	7	9	0.438	24	13	0.649	0	1	20.0	37	0.541	10
C 41 Blackwelder, Deborah	3	9	5	7	8	16	0.333	6	6	5	4	11	10	0.524	19	26	0.422	1	1	24.5	45	0.544	12
C 42 Blackwelder, Allyson	5	6	2	10	7	16	0.304	7	5	5	7	12	12	0.500	19	28	0.404	1	1	14.5	47	0.309	13
C 43 Goss, Matt	4	1	5	1	9	2	0.818	2	4	3	3	5	7	0.417	14	9	0.609	0	0	24.5	23	1.065	6
C 44 Kilsdonk, Kris	5	9	7	6	12	15	0.444	6	8	6	8	12	16	0.429	24	31	0.436	1	1	36.5	55	0.664	14
C 45 Gabry, Greg	2	10	1	8	3	18	0.143	8	5	6	7	14	12	0.538	17	30	0.362	1	1	8.0	47	0.170	13
C 46 Brody, Kevin	3	3	3	4	6	7	0.462	5	2	4	1	9	3	0.750	15	10	0.600	1	0	8.0	25	0.320	7
C 47 Hunsberger, Jim	7	1	8	3	15	4	0.789	5	6	6	5	11	11	0.500	26	15	0.634	1	1	22.5	41	0.549	11
C 48 Klein, Norm	1	4	0	4	1	8	0.111	0	2	1	4	1	6	0.143	2	14	0.125	0	0	3.0	16	0.188	6
C5/ The Bunkers	46	38	47	37	93	75	0.554	14	28	20	22	34	50	0.405	161	175	0.479	18	6	139.0	336	0.414	
C 50 Hartmann, Erin	5	9	10	5	15	14	0.517	6	8	5	10	11	18	0.379	26	32	0.448	3	1	26.5	58	0.457	14
C 51 Hartmann, Pete	6	9	4	10	10	19	0.345	5	10	7	7	12	17	0.414	22	36	0.379	3	1	19.5	58	0.336	14
C 52 Krestalude, Andy	8	6	10	4	18	10	0.643	6	8	6	8	12	16	0.429	30	26	0.536	3	1	36.5	56	0.652	14
C 53 Cuevas, Louie	9	3	6	6	15	9	0.625	3	9	5	7	8	16	0.333	23	25	0.479	3	1	13.5	48	0.281	12
C 54 Martinez, Vince	7	6	9	4	16	10	0.615	3	10	8	5	11	15	0.423	27	25	0.519	3	0	25.5	52	0.490	13
C 55 Holly, Mike	10	3	8	5	18	8	0.692	4	9	9	4	13	13	0.500	31	21	0.596	3	1	16.5	52	0.317	13
C 56 Merriam, Tim	0	0	0	0	0	0	---	0	0	0	0	0	0	---	0	0	---	0	0	0.0	0	---	0
C 57 Motley, Steve	1	2	0	3	1	5	0.167	1	2	0	3	1	5	0.167	2	10	0.167	0	1	1.0	12	0.083	3
C6/ Dartistic Differences	36	48	47	37	83	85	0.494	22	20	24	18	46	38	0.548	175	161	0.521	12	12	192.5	336	0.573	
C 60 Denton, Fon	5	9	9	4	14	13	0.519	7	7	9	5	16	12	0.571	30	25	0.545	2	2	22.5	55	0.409	14
C 61 Vance, Hugh	7	7	6	8	13	15	0.464	8	6	9	5	17	11	0.607	30	26	0.536	2	2	43.0	56	0.768	14
C 62 Bennett, Will	12	2	13	1	25	3	0.893	10	4	9	5	19	9	0.679	44	12	0.786	2	2	61.5	56	1.098	14
C 63 Feller, Keith	2	3	2	2	4	5	0.444	1	2	2	2	3	4	0.429	7	9	0.438	0	1	6.0	16	0.375	6
C 64 McCredie, Bob	3	6	0	4	3	10	0.231	1	2	1	2	2	4	0.333	5	14	0.263	0	0	3.0	19	0.158	11
C 65 Jimenez, Eduardo	1	6	5	7	6	13	0.316	7	4	6	6	13	10	0.565	19	23	0.452	2	2	12.5	42	0.298	12
C 66 Dean, Jay	1	0	8	6	9	6	0.600	8	6	7	6	15	12	0.556	24	18	0.571	2	2	20.0	42	0.476	14
C 67 Stomski, Mark	0	0	0	0	0	0	---	0	1	0	0	0	1	0.000	0	1	0.000	0	0	0.0	1	0.000	1
C 68 Greninger, Frank	1	9	0	1	1	10	0.091	0	0	0	0	0	0	---	1	10	0.091	0	0	0.0	11	0.000	11
C 69 Michaud, Jason	4	6	4	4	8	10	0.444	2	8	5	5	7	13	0.350	15	23	0.395	2	1	24.0	38	0.632	10
C7/ Them Handsome Devils	51	33	45	39	96	72	0.571	26	16	22	20	48	36	0.571	192	144	0.571	6	7	171.5	336	0.510	
C 70 Fournier, Chris	8	4	5	8	13	12	0.520	8	5	5	8	13	13	0.500	26	25	0.510	1	1	17.0	51	0.333	14
C 71 Krasnow, Dave	12	2	10	4	22	6	0.786	11	3	9	5	20	8	0.714	42	14	0.750	1	1	25.0	56	0.446	14
C 72 Garland, Bryan	6	6	9	3	15	9	0.625	8	4	8	4	16	8	0.667	31	17	0.646	1	0	33.5	48	0.698	12
C 73 Cusman, Ryan	8	4	7	5	15	9	0.625	10	3	6	7	16	10	0.615	31	19	0.620	1	1	37.0	50	0.740	13
C 74 Raquet, Mike	7	8	6	10	13	18	0.419	7	8	5	9	12	17	0.414	25	35	0.417	1	1	31.5	60	0.525	14
C 75 Brown, Jay	8	5	7	5	15	10	0.600	8	5	9	5	17	10	0.630	32	20	0.615	1	1	23.5	52	0.452	13
C 76 Lupien, Bam	2	3	1	3	3	6	0.333	0	2	2	2	2	4	0.333	5	10	0.333	0	1	1.5	15	0.100	6
C 77 Watson, Shane	0	1	0	1	0	2	0.000	0	2	0	0	0	2	0.000	0	4	0.000	0	1	2.5	4	0.625	2
C8/ Unnecessary Triples	42	42	45	39	87	81	0.518	27	15	24	18	51	33	0.607	189	147	0.563	0	15	240.5	336	0.716	
C 80 Scheppele, Julie	4	7	7	5	11	12	0.478	8	5	8	4	16	9	0.640	27	21	0.563	0	0	25.0	48	0.521	13
C 81 Kramer, Stephanie	6	7	11	3	17	10	0.630	7	6	7	6	14	12	0.538	31	22	0.585	0	2	38.5	53	0.726	14
C 82 Ellis, E.J.	2	3	4	5	6	8	0.429	4	6	5	4	9	10	0.474	15	18	0.455	0	2	13.0	33	0.394	13
C 83 Bohannon, Zack	1	1	3	6	4	7	0.364	4	2	2	5	6	7	0.462	10	14	0.417	0	2	16.0	24	0.667	9
C 84 Chesson, LeRoy	4	6	4	5	8	11	0.421	6	4	3	4	9	8	0.529	17	19	0.472	0	1	10.5	36	0.292	12
C 85 Chesson, Jessica	5	5	1	2	6	7	0.462	3	2	2	2	5	4	0.556	11	11	0.500	0	2	9.0	22	0.409	11
C 86 Muncell, Jonathan	4	3	0	5	4	8	0.333	3	1	2	5	5	6	0.455	9	14	0.391	0	2	5.0	23	0.217	9
C 87 Martin, Chris	2	7	0	5	2	12	0.143	3	2	5	4	8	6	0.571	10	18	0.357	0	2	8.0	28	0.286	14
C 88 Naylor, Dan	12	0	12	0	24	0	1.000	12	0	10	2	22	2	0.917	46	2	0.958	0	2	102.5	48	2.135	12
C 89 Tuck, Mike	2	3	3	3	5	6	0.455	4	2	4	0	8	2	0.800	13	8	0.619	0	0	13.0	21	0.619	6

	Singles 301		Singles Cricket		Singles Record		Singles Win %-age	Doubles Cricket		Doubles 501		Doubles Record		Doubles Win %-age	Sngls + Dbls Record		Sngls + Dbls Win %-age	Tiebreaker Ws	Tiebreaker Ls	All-Star Points	Games Played	All-Star Point Average	Matches Played
xx - D1/ OT Outlaws	1	11	5	7	6	18	0.250	3	3	2	4	5	7	0.417	16	32	0.333	0	0	13.0	48	0.271	
D 10 Clark, Dan	1	0	1	0	2	0	1.000	1	1	0	1	1	2	0.333	3	2	0.600	0	0	1.0	5	0.200	2
D 11 Peterson, Chris	0	2	2	0	2	2	0.500	0	2	1	1	1	3	0.250	3	5	0.375	0	0	3.0	8	0.375	2
D 12 Crowe, Jason	0	2	1	1	1	3	0.250	1	1	0	1	1	2	0.333	2	5	0.286	0	0	4.5	7	0.643	2
D 13 Delhem, Sebastian	0	2	0	1	0	3	0.000	2	0	1	1	3	1	0.750	3	4	0.429	0	0	1.0	7	0.143	2
D 14 Jones, Adam	0	0	0	0	0	0	---	0	0	0	0	0	0	---	0	0	---	0	0	0.0	0	---	0
D 15 Zuttel, Paul	0	0	0	1	0	1	0.000	0	0	0	1	0	1	0.000	0	2	0.000	0	0	0.0	2	0.000	1
D 16 Jones, Mike	0	2	0	1	0	3	0.000	0	0	1	1	1	1	0.500	1	4	0.200	0	0	0.0	5	0.000	2
D 17 Looney, JoDon	0	1	0	0	0	1	0.000	0	1	0	1	0	2	0.000	0	3	0.000	0	0	0.0	3	0.000	1
D 18 Fraleigh, Brent	0	1	1	1	1	2	0.333	0	1	0	1	0	2	0.000	1	4	0.200	0	0	1.5	5	0.300	2
D 19 Kagan, Johnny	0	1	0	2	0	3	0.000	2	0	1	0	3	0	1.000	3	3	0.500	0	0	2.0	6	0.333	2
D2/ Sharky's Machine	34	38	40	32	74	70	0.514	20	16	16	20	36	36	0.500	146	142	0.507	6	0	136.5	288	0.474	
D 20 Allison, Frank	6	5	6	5	12	10	0.545	7	3	4	6	11	9	0.550	23	19	0.548	1	0	29.0	42	0.690	11
D 21 Fink, Scott	4	5	4	5	8	10	0.444	6	7	6	5	12	12	0.500	20	22	0.476	1	0	12.0	42	0.286	12
D 22 Bateman, Jimmy	7	4	6	5	13	9	0.591	5	6	6	5	11	11	0.500	24	20	0.545	1	0	23.0	44	0.523	11
D 23 Schaefer, Dan	7	4	9	1	16	5	0.762	9	2	1	7	10	9	0.526	26	14	0.650	1	0	17.5	40	0.438	11
D 24 Kruger, Lonny	2	6	5	6	7	12	0.368	5	7	9	3	14	10	0.583	21	22	0.488	0	0	19.0	43	0.442	12
D 25 Barrett, Darren	4	9	7	5	11	14	0.440	5	6	4	7	9	13	0.409	20	27	0.426	1	0	26.0	47	0.553	12
D 26 Borgia, Pete	4	5	3	5	7	10	0.412	3	1	2	7	5	8	0.385	12	18	0.400	1	0	10.0	30	0.333	8
D3/ Shark Shooters	26	40	20	46	46	86	0.348	10	23	15	18	25	41	0.379	96	168	0.364	0	0	93.5	264	0.354	
D 30 Stacy, Michelle	3	6	0	7	3	13	0.188	2	7	4	5	6	12	0.333	9	25	0.265	0	0	13.5	34	0.397	10
D 31 Stacy, Rod	1	5	1	5	2	10	0.167	4	4	1	6	5	10	0.333	7	20	0.259	0	0	12.0	27	0.444	8
D 32 Mitchell, Liz	9	1	6	4	15	5	0.750	4	6	6	4	10	10	0.500	25	15	0.625	0	0	22.5	40	0.563	10
D 33 Letsch, Dempsey	4	6	3	8	7	14	0.333	4	6	1	8	5	14	0.263	12	28	0.300	0	0	12.0	40	0.300	11
D 34 Mercer, Dave	4	5	2	6	6	11	0.353	0	7	3	5	3	12	0.200	9	23	0.281	0	0	11.5	32	0.359	9
D 35 Schmitt, Jacquie	0	4	0	6	0	10	0.000	0	3	4	3	4	6	0.400	4	16	0.200	0	0	1.0	20	0.050	7
D 36 Taylor, Eric	2	1	2	2	4	3	0.571	1	3	2	2	3	5	0.375	7	8	0.467	0	0	2.0	15	0.133	4
D 37 Larson, Jenny	0	4	0	2	0	6	0.000	1	2	2	1	3	3	0.500	3	9	0.250	0	0	3.0	12	0.250	4
D 38 Hunneyman, Gary	0	5	2	3	2	8	0.200	1	4	1	1	2	5	0.286	4	13	0.235	0	0	4.5	17	0.265	6
D 39 Salemo, Joe	3	3	4	3	7	6	0.538	3	4	6	1	9	5	0.643	16	11	0.593	0	0	11.5	27	0.426	7
D4/ Just Like That	31	35	19	47	50	82	0.379	11	22	17	16	28	38	0.424	106	158	0.402	6	6	91.0	264	0.345	
D 40 Mitchell, Austin	6	5	7	3	13	8	0.619	4	6	6	4	10	10	0.500	23	18	0.561	1	1	25.5	41	0.622	10
D 41 Whitley, Brenda	5	4	3	7	8	11	0.421	2	9	4	7	6	16	0.273	14	27	0.341	1	1	14.0	41	0.341	10
D 42 Summers, Claude	4	7	1	11	5	18	0.217	5	6	6	4	11	10	0.524	16	28	0.364	1	1	8.5	44	0.193	11
D 43 Parent, Kat	3	6	2	6	5	12	0.294	2	7	3	6	5	13	0.278	10	25	0.286	0	1	3.0	35	0.086	9
D 44 Scott, Lee	7	3	2	8	9	11	0.450	5	5	6	5	11	10	0.524	20	21	0.488	1	1	15.5	41	0.378	10
D 45 Klann, Eric	1	1	1	0	2	1	0.667	1	1	2	0	3	1	0.750	5	2	0.714	0	0	4.5	7	0.643	2
D 46 Oakley, Gina	4	8	1	12	5	20	0.200	3	8	5	6	8	14	0.364	13	34	0.277	1	1	14.0	47	0.298	11
D 47 Murray, David "Mo'Tea"	1	1	2	0	3	1	0.750	0	2	2	0	2	2	0.500	5	3	0.625	1	0	6.0	8	0.750	2
D5/ Never Trust A Dart	42	29	41	31	83	60	0.580	23	13	21	15	44	28	0.611	171	116	0.596	0	12	138.5	287	0.483	
D 50 Stoakes, Eric	7	3	5	5	12	8	0.600	5	4	4	6	9	10	0.474	21	18	0.538	0	1	25.0	39	0.641	11
D 51 Stuckey, Rob	3	2	5	5	8	7	0.533	7	3	7	2	14	5	0.737	22	12	0.647	0	2	14.0	34	0.412	10
D 52 Adams, Brad	3	4	6	4	9	8	0.529	8	2	6	3	14	5	0.737	23	13	0.639	0	1	30.5	36	0.847	10
D 53 Bartel, B.J.	1	6	4	2	5	8	0.385	1	3	4	2	5	5	0.500	10	13	0.435	0	1	2.5	23	0.109	8
D 54 Champion, Steve	0	1	1	2	1	3	0.250	4	3	3	2	7	5	0.583	8	8	0.500	0	1	0.0	16	0.000	9
D 55 Cashin, Jeff	9	3	10	2	19	5	0.792	8	4	7	4	15	8	0.652	34	13	0.723	0	2	35.0	47	0.745	12
D 56 Nourse, Andy	4	6	1	3	5	9	0.357	2	3	2	4	4	7	0.364	9	16	0.360	0	2	8.5	25	0.340	10
D 57 Palmisano, Andrew	7	1	6	2	13	3	0.813	7	3	5	5	12	8	0.600	25	11	0.694	0	0	16.0	36	0.444	10
D 58 Landrum, Jon	8	3	3	6	11	9	0.550	4	1	4	2	8	3	0.727	19	12	0.613	0	2	7.0	31	0.226	11
D6/ Dynamic Darts	32	46	41	37	73	83	0.468	23	16	16	23	39	39	0.500	151	161	0.484	0	0	150.0	312	0.481	
D 60 Jackson, Kelly	3	9	0	12	3	21	0.125	6	5	6	7	12	12	0.500	15	33	0.313	0	0	11.0	48	0.229	13
D 61 Jackson, Barry	1	3	3	1	4	4	0.500	2	2	2	2	4	4	0.500	8	8	0.500	0	0	10.0	16	0.625	4
D 62 Dzengeleski, Jimmy	7	6	9	4	16	10	0.615	8	5	8	5	16	10	0.615	32	20	0.615	0	0	29.5	52	0.567	13
D 63 Dzengeleski, Julie	6	5	5	7	11	12	0.478	5	5	4	7	9	12	0.429	20	24	0.455	0	0	24.5	44	0.557	11
D 64 McFadden, Kevin	1	1	2	0	3	1	0.750	2	0	0	1	2	1	0.667	5	2	0.714	0	0	4.5	7	0.643	2
D 65 Murdock, Jim "Doc"	2	11	5	8	7	19	0.269	9	6	1	11	10	17	0.370	17	36	0.321	0	0	13.5	53	0.255	12
D 66 Winters, Tom "Tiny"	4	5	9	0	13	5	0.722	6	3	5	4	11	7	0.611	24	12	0.667	0	0	28.0	36	0.778	9
D 67 Lindsay, Paul	0	0	0	0	0	0	---	0	0	0	0	0	0	---	0	0	---	0	0	0.0	0	---	0
D 68 Welborn, Tim	8	6	8	5	16	11	0.593	8	6	6	9	14	15	0.483	30	26	0.536	0	0	29.0	56	0.518	13
D7/ Ted's Dart Control Emporium	43	29	40	32	83	61	0.576	16	20	17	19	33	39	0.458	149	139	0.517	0	0	122.5	288	0.425	
D 70 Thomas, Jason	6	1	7	3	13	4	0.765	7	2	4	7	11	9	0.550	24	13	0.649	0	0	22.0	37	0.595	12
D 71 Thomas, Joe "Antique"	7	6	4	4	11	10	0.524	4	9	6	5	10	14	0.417	21	24	0.467	0	0	21.0	45	0.467	12
D 72 Elliott, Chris	6	5	8	3	14	8	0.636	6	5	5	6	11	11	0.500	25	19	0.568	0	0	19.5	44	0.443	11
D 73 Long, Stephen	6	3	7	2	13	5	0.722	2	7	3	5	5	12	0.294	18	17	0.514	0	0	20.0	35	0.571	9
D 74 Parrish, Kevin	6	5	4	8	10	13	0.435	7	3	7	4	14	7	0.667	24	20	0.545	0	0	10.0	44	0.227	12
D 75 Stanley, Raymond	8	1	4	5	12	6	0.667	2	6	3	6	5	12	0.294	17	18	0.486	0	0	17.5	35	0.500	9
D 76 Fisher, Nate	3	6	4	5	7	11	0.389	2	7	4	3	6	10	0.375	13	21	0.382	0	0	6.0	34	0.176	9
D 77 Side, Eric	1	2	2	2	3	4	0.429	2	1	2	2	4	3	0.571	7	7	0.500	0	0	6.5	14	0.464	4
D8/ Mike's Garage	48	29	52	26	100	55	0.645	23	16	25	14	48	30	0.615	196	115	0.630	15	8	160.5	311	0.516	
D 80 Gardner, Mike	5	6	5	5	10	11	0.476	4	5	4	6	8	11	0.421	18	22	0.450	2	1	13.5	40	0.338	13
D 81 Reece, Robert	9	3	2	2	11	5	0.688	2	3	6	5	8	8	0.500	19	13	0.594	2	1	8.5	32	0.266	13
D 82 Gilyardi, Ernie	5	1	6	0	11	1	0.917	5	1	3	0	8	1	0.889	19	2	0.905	0	0	22.0	21	1.048	6
D 83 Ellington, Dave	1	1	3	5	4	6	0.400	1	4	1	4	2	8	0.200	6	14	0.300	2	1	9.0	20	0.450	9
D 84 Long, Gary	6	5	8	2	14	7	0.667	9	2	8	2	17	4	0.810	31	11	0.738	2	1	29.5	42	0.702	11
D 85 Knight, Tim	5	3	4	6	9	9	0.500	7	2	9	1	16	3	0.842	25	12	0.676	2	1	16.5	37	0.446	11
D 86 Morin, Deane "Dino"	4	2	8	2	12	4	0.750	3	7	6	2	9	9	0.500	21	13	0.618	2	1	15.0	34	0.441	13
D 87 Williams, Denny	5	3	3	3	8	6	0.571	5	5	4	3	9	8	0.529	17	14	0.548	1	1	11.0	31	0.355	11
D 88 Massengill, Robert	1	0	2	0	3	0	1.000	0	0	1	0	1	0	1.000	4	0	1.000	0	0	0.0	4	0.000	2
D 89 Strickland, Cale	7	5	11	1	18	6	0.750	10	3	8	5	18	8	0.692	36	14	0.720	2	1	35.5	50	0.710	13

	Singles		Singles		Singles		Singles Win %-age	Doubles		Doubles		Doubles		Doubles Win %-age	Sngls + Dbls		Sngls + Dbls Win %-age	Tiebreaker Ws	Tiebreaker Ls	All-Star Points	Games Played	All-Star Point Average	Matches Played
	301		Cricket		Record			Cricket		501		Record			Record								
E1/ Death Throw	35	49	34	50	69	99	0.411	19	23	22	20	41	43	0.488	151	185	0.449	13	8	119.5	336	0.356	
E 10 Willis, Tolson	2	4	3	6	5	10	0.333	4	5	6	3	10	8	0.556	15	18	0.455	2	1	10.0	33	0.303	9
E 11 Hogan, Neal	8	6	3	11	11	17	0.393	9	5	8	6	17	11	0.607	28	28	0.500	2	1	20.0	56	0.357	14
E 12 Zimmerman, Mike	4	7	0	2	4	9	0.308	1	2	7	3	8	5	0.615	12	14	0.462	1	1	5.0	26	0.192	11
E 13 Dysard, Rick	6	7	6	7	12	14	0.462	8	5	5	8	13	13	0.500	25	27	0.481	2	1	18.0	52	0.346	13
E 14 Bosier, Sean	7	6	7	6	14	12	0.538	5	8	8	5	13	13	0.500	27	25	0.519	2	1	20.5	52	0.394	13
E 15 Thompson, Ben	0	2	3	1	3	3	0.500	1	3	2	3	3	6	0.333	6	9	0.400	0	0	4.5	15	0.300	5
E 16 Mathews, Alex	4	10	6	7	10	17	0.370	6	7	5	7	11	14	0.440	21	31	0.404	1	1	28.0	52	0.538	13
E 17 Mathews, Dave	0	2	3	8	3	10	0.231	4	6	3	4	7	10	0.412	10	20	0.333	2	1	8.5	30	0.283	13
E 18 Willis, Zack	4	5	3	2	7	7	0.500	0	5	0	1	0	6	0.000	7	13	0.350	1	1	5.0	20	0.250	10
E2/ Coral Reefers	46	38	43	41	89	79	0.530	15	27	15	27	30	54	0.357	149	187	0.443	9	0	121.0	336	0.360	
E 20 Jarvah, Sean	3	4	6	4	9	8	0.529	2	8	2	4	4	12	0.250	13	20	0.394	1	0	12.0	33	0.364	13
E 21 Colton, Mitch	3	3	0	1	3	4	0.429	1	3	1	4	2	7	0.222	5	11	0.313	1	0	2.0	16	0.125	7
E 22 Patskoski, Jason	5	4	3	6	8	10	0.444	2	7	4	6	6	13	0.316	14	23	0.378	1	0	18.0	37	0.486	13
E 23 Turner, Kevin	6	3	7	5	13	8	0.619	4	7	2	6	6	13	0.316	19	21	0.475	1	0	14.5	40	0.363	14
E 24 Gardner, Kyle	10	2	8	4	18	6	0.750	3	7	4	5	7	12	0.368	25	18	0.581	0	0	16.5	43	0.384	13
E 25 Smith, Van	3	4	8	3	11	7	0.611	6	7	4	6	10	13	0.435	21	20	0.512	1	0	13.5	41	0.329	14
E 26 Roseman, Sean	8	4	5	7	13	11	0.542	0	6	5	5	5	11	0.313	18	22	0.450	1	0	23.5	40	0.588	12
E 27 Cullen, Pat	1	5	0	0	1	5	0.167	0	0	1	6	1	6	0.143	2	11	0.154	1	0	0.0	13	0.000	9
E 28 Britt, Jake	2	5	2	7	4	12	0.250	6	6	2	7	8	13	0.381	12	25	0.324	1	0	13.0	37	0.351	13
E 29 Kurts, Spencer	5	4	4	4	9	8	0.529	6	3	5	5	11	8	0.579	20	16	0.556	1	0	8.0	36	0.222	12
E3/ D-Lux Drinkers	45	33	49	29	94	62	0.603	24	15	19	20	43	35	0.551	180	132	0.577	6	6	152.5	312	0.489	
E 30 McCartney, Joe	9	3	5	5	14	8	0.636	4	7	7	4	11	11	0.500	25	19	0.568	1	1	22.0	44	0.500	11
E 31 Iager, John	6	4	11	0	17	4	0.810	7	5	5	7	12	12	0.500	29	16	0.644	1	1	28.5	45	0.633	12
E 32 Kemp, Louis	2	2	1	3	3	5	0.375	0	1	2	3	2	4	0.333	5	9	0.357	0	0	3.0	14	0.214	5
E 33 Litzsinger, Mike	10	3	8	5	18	8	0.692	8	4	5	5	13	9	0.591	31	17	0.646	1	1	20.5	48	0.427	13
E 34 Norwood, Tyler	0	0	0	1	0	1	0.000	1	0	1	0	2	0	1.000	2	1	0.667	0	0	1.0	3	0.333	1
E 35 Shengulette, Jerry	2	1	5	0	7	1	0.875	4	1	4	1	8	2	0.800	15	3	0.833	0	0	9.5	18	0.528	5
E 36 Snyder, Gary	3	7	0	4	3	11	0.214	6	4	0	4	6	8	0.429	9	19	0.321	1	1	6.0	28	0.214	10
E 37 Snyder, Jenn	1	3	1	5	2	8	0.200	0	2	2	3	2	5	0.286	4	13	0.235	0	0	3.0	17	0.176	6
E 38 Snyder, Mike	7	5	10	3	17	8	0.680	11	2	6	7	17	9	0.654	34	17	0.667	1	1	43.5	51	0.853	13
E 39 Veith, Matt	5	5	8	3	13	8	0.619	7	4	6	6	13	10	0.565	26	18	0.591	1	1	15.5	44	0.352	12
E4/ Game of Throws	31	53	34	50	65	103	0.387	18	24	27	15	45	39	0.536	155	181	0.461	6	12	110.0	336	0.327	
E 40 Bordeau, Eric	3	1	1	2	4	3	0.571	3	1	2	2	5	3	0.625	9	6	0.600	0	0	1.0	15	0.067	4
E 41 Montesi, Chris	5	5	8	4	13	9	0.591	10	3	10	2	20	5	0.800	33	14	0.702	1	2	24.0	47	0.511	12
E 42 Rudy, Jeff	8	7	12	2	20	9	0.690	5	9	9	5	14	14	0.500	34	23	0.596	1	2	45.0	57	0.789	14
E 43 Smelik, Gene	5	9	1	10	6	19	0.240	4	10	11	4	15	14	0.517	21	33	0.389	1	2	7.5	54	0.139	13
E 44 Smelik, Pat	7	8	9	6	16	14	0.533	7	7	10	4	17	11	0.607	33	25	0.569	1	2	23.0	58	0.397	14
E 45 Johnson, Steve	1	4	1	4	2	8	0.200	3	2	3	2	6	4	0.600	8	12	0.400	0	1	4.0	20	0.200	5
E 46 Reigher, Marty	0	11	2	12	2	23	0.080	2	10	5	5	7	15	0.318	9	38	0.191	1	2	1.0	47	0.021	11
E 47 Crespo, Steve	2	8	0	10	2	18	0.100	2	6	4	6	6	12	0.333	8	30	0.211	1	1	4.5	38	0.118	10
E5/ Bye Week	38	40	42	36	80	76	0.513	23	16	23	16	46	32	0.590	172	140	0.551	0	12	169.5	312	0.543	
E 50 Roberts, Mike	3	8	8	6	11	14	0.440	8	5	6	4	14	9	0.609	25	23	0.521	0	2	18.0	48	0.375	13
E 51 Kubel, Tom "Q"	11	0	9	4	20	4	0.833	9	3	7	6	16	9	0.640	36	13	0.735	0	2	32.0	49	0.653	12
E 52 Hatch, Nicole	6	6	7	6	13	12	0.520	9	3	6	6	15	9	0.625	28	21	0.571	0	1	34.0	49	0.694	12
E 53 Cruze, Michael	2	11	5	7	7	18	0.280	4	8	10	3	14	11	0.560	21	29	0.420	0	2	18.5	50	0.370	12
E 54 Tufillaro, Lou	8	5	9	3	17	8	0.680	9	3	9	3	18	6	0.750	35	14	0.714	0	2	45.0	49	0.918	12
E 55 Azevedo, Angelo	3	3	4	1	7	4	0.636	4	2	3	4	7	6	0.538	14	10	0.583	0	0	15.5	24	0.646	7
E 56 Ray, Brandon	3	0	0	2	3	2	0.600	0	4	0	2	0	6	0.000	3	8	0.273	0	1	0.0	11	0.000	4
E 57 Murphy, Ashley	0	0	0	0	0	0	---	0	1	1	0	1	1	0.500	1	1	0.500	0	0	0.0	2	0.000	2
E 58 Lawler, Rob	2	7	0	7	2	14	0.125	3	3	3	4	6	7	0.462	8	21	0.276	0	2	6.5	29	0.224	9
E6/ Lucky's Seven	52	32	43	41	95	73	0.565	26	16	21	21	47	37	0.560	189	147	0.563	0	0	139.0	336	0.414	
E 60 Robertson, Chris	10	4	10	4	20	8	0.714	10	4	8	6	18	10	0.643	38	18	0.679	0	0	34.0	56	0.607	14
E 61 Robertson, Phil	10	5	7	7	17	12	0.586	9	6	11	6	20	12	0.625	37	24	0.607	0	0	20.5	61	0.336	14
E 62 Carter, Kevin	5	9	7	7	12	16	0.429	8	5	6	8	14	13	0.519	26	29	0.473	0	0	17.0	55	0.309	14
E 63 Larson, Ray	8	6	2	10	10	16	0.385	5	7	4	9	9	16	0.360	19	32	0.373	0	0	13.5	51	0.265	14
E 64 Bither, Dana	6	1	4	5	10	6	0.625	7	3	4	5	11	8	0.579	21	14	0.600	0	0	21.0	35	0.600	10
E 65 Surber, Dave	9	6	11	5	20	11	0.645	9	6	6	7	15	13	0.536	35	24	0.593	0	0	21.5	59	0.364	14
E 66 King, Adam	4	1	2	3	6	4	0.600	4	1	3	1	7	2	0.778	13	6	0.684	0	0	11.5	19	0.605	5
E7/ Sofa Kings	44	40	39	45	83	85	0.494	19	23	19	23	38	46	0.452	159	177	0.473	6	0	123.0	336	0.366	
E 70 Alcon, Tony	9	4	6	5	15	9	0.625	4	8	4	9	8	17	0.320	23	26	0.469	1	0	25.0	49	0.510	13
E 71 Groves, Phil	2	6	2	8	4	14	0.222	4	8	6	6	10	14	0.417	14	28	0.333	1	0	8.0	42	0.190	12
E 72 Bozza, Doug	10	3	8	4	18	7	0.720	7	6	7	6	14	12	0.538	32	19	0.627	1	0	23.0	51	0.451	13
E 73 Moore, Ken	6	8	5	9	11	17	0.393	5	8	6	8	11	16	0.407	22	33	0.400	1	0	19.5	55	0.355	14
E 74 Maley, Dave	3	3	4	3	7	6	0.538	3	3	3	3	6	6	0.500	13	12	0.520	0	0	11.0	25	0.440	7
E 75 Hudelson, Hans	3	6	1	7	4	13	0.235	2	6	3	4	5	10	0.333	9	23	0.281	1	0	6.5	32	0.203	9
E 76 Keim, Roger	7	5	9	3	16	8	0.667	10	2	6	4	16	6	0.727	32	14	0.696	1	0	24.0	46	0.522	12
E 77 Harrell, Walter	4	5	4	6	8	11	0.421	3	5	3	6	6	11	0.353	14	22	0.389	0	0	6.0	36	0.167	10
E8/ Coach'N Ya	39	45	46	38	85	83	0.506	21	21	19	23	40	44	0.476	165	171	0.491	0	0	136.0	336	0.405	
E 80 Emerton, Eric	5	3	1	3	6	6	0.500	2	7	3	5	5	12	0.294	11	18	0.379	0	0	6.5	29	0.224	11
E 81 Barletta, Phil	0	2	3	6	3	8	0.273	3	5	4	5	7	10	0.412	10	18	0.357	0	0	8.0	28	0.286	9
E 82 Woodard, Dave	6	8	10	4	16	12	0.571	7	7	7	8	14	15	0.483	30	27	0.526	0	0	30.0	57	0.526	14
E 83 Ejlali, Shervin	5	5	3	5	8	10	0.444	5	4	4	6	9	10	0.474	17	20	0.459	0	0	6.0	37	0.162	11
E 84 Martin, Claude	1	7	2	7	3	14	0.176	0	2	2	5	2	7	0.222	5	21	0.192	0	0	2.0	26	0.077	9
E 85 McMillan, Bill	8	5	5	7	13	12	0.520	6	6	1	3	7	9	0.438	20	21	0.488	0	0	8.0	41	0.195	12
E 86 Hamer, Andrew	3	5	1	4	4	9	0.308	4	3	4	4	8	7	0.533	12	16	0.429	0	0	3.5	28	0.125	9
E 87 Scott, Kevin	3	7	9	2	12	9	0.571	6	5	7	4	13	9	0.591	25	18	0.581	0	0	24.5	43	0.570	11
E 88 Gallagher, Jim	8	3	12	0	20	3	0.870	9	3	6	6	15	9	0.625	35	12	0.745	0	0	47.5	47	1.011	12

	Singles	301	Singles	Cricket	Singles	Record	Singles Win %-age	Doubles	Cricket	Doubles	501	Doubles	Record	Doubles Win %-age	Sngls + Dbls	Record	Sngls + Dbls Win %-age	Tiebreaker Ws	Tiebreaker Ls	All-Star Points	Games Played	All-Star Point Average	Matches Played
F1/ Hot Shots	26	58	9	75	35	133	0.208	3	39	13	29	16	68	0.190	67	269	0.199	0	0	56.0	336	0.167	
F 10 Massey, Amy	6	8	5	9	11	17	0.393	0	10	3	5	3	15	0.167	14	32	0.304	0	0	7.0	46	0.152	14
F 11 Markham, Jared	1	5	2	11	3	16	0.158	2	12	6	8	8	20	0.286	11	36	0.234	0	0	16.0	47	0.340	14
F 12 Budd, Shawn	3	5	0	11	3	16	0.158	2	9	2	3	4	12	0.250	7	28	0.200	0	0	7.0	35	0.200	12
F 13 Budd, Jen	1	10	0	1	1	11	0.083	1	8	4	7	5	15	0.250	6	26	0.188	0	0	3.5	32	0.109	12
F 14 Wynne, Andrew	1	1	0	4	1	5	0.167	0	5	0	2	0	7	0.000	1	12	0.077	0	0	4.0	13	0.308	5
F 15 Powell, Charles "Andy"	2	4	0	13	2	17	0.105	0	11	2	9	2	20	0.091	4	37	0.098	0	0	3.0	41	0.073	14
F 16 Michaels, Alesia	3	7	0	4	3	11	0.214	0	3	1	6	1	9	0.100	4	20	0.167	0	0	3.0	24	0.125	10
F 17 Pasternack, Bryan	0	2	0	10	0	12	0.000	1	8	1	1	2	9	0.182	2	21	0.087	0	0	3.0	23	0.130	11
F 18 Jackson, Stan	5	7	2	7	7	14	0.333	0	9	3	8	3	17	0.150	10	31	0.244	0	0	7.0	41	0.171	13
F 19 Cochrane, Matt	4	9	0	5	4	14	0.222	0	3	4	9	4	12	0.250	8	26	0.235	0	0	2.5	34	0.074	14
F2/ Hump Day!	53	31	59	25	112	56	0.667	26	16	19	23	45	39	0.536	202	134	0.601	19	6	159.5	336	0.475	
F 20 Rutten, Pete	5	8	6	3	11	11	0.500	6	3	7	5	13	8	0.619	24	19	0.558	3	1	8.5	43	0.198	14
F 21 Deemer, Randy	9	4	12	2	21	6	0.778	9	4	5	7	14	11	0.560	35	17	0.673	3	1	38.5	52	0.740	14
F 22 Baldwin, Randy	11	0	14	0	25	0	1.000	11	3	5	7	16	10	0.615	41	10	0.804	3	1	36.0	51	0.706	14
F 23 Todd, Patrick	6	4	1	6	7	10	0.412	8	4	5	6	13	10	0.565	20	20	0.500	3	1	9.5	40	0.238	13
F 24 Bush, Jim	3	4	1	1	4	5	0.444	1	4	3	3	4	7	0.364	8	12	0.400	1	0	7.5	20	0.375	8
F 25 Warshawsky, Larry	8	5	7	6	15	11	0.577	5	4	2	6	7	10	0.412	22	21	0.512	2	1	18.5	43	0.430	13
F 26 Garzon, Marc	0	1	1	0	1	1	0.500	0	2	1	1	1	3	0.250	2	4	0.333	0	0	2.0	6	0.333	2
F 27 Ferguson, Travis	7	3	10	2	17	5	0.773	7	4	5	6	12	10	0.545	29	15	0.659	2	0	25.0	44	0.568	12
F 28 Moore, Mark	4	2	7	5	11	7	0.611	5	4	5	5	10	9	0.526	21	16	0.568	2	1	14.0	37	0.378	11
F3/ Dart Buddies	37	47	47	37	84	84	0.500	23	19	20	22	43	41	0.512	170	166	0.506	0	8	131.0	336	0.390	
F 30 Watson, Jeff, Sr.	5	3	5	8	10	11	0.476	5	2	4	1	9	3	0.750	19	14	0.576	0	1	19.0	33	0.576	14
F 31 Watson, Ruth	4	10	0	2	4	12	0.250	7	2	5	9	12	11	0.522	16	23	0.410	0	1	6.0	39	0.154	14
F 32 Watson, Emily	3	11	2	8	5	19	0.208	3	6	5	6	8	12	0.400	13	31	0.295	0	1	5.0	44	0.114	14
F 33 Watson, Jeff, Jr.	5	4	11	1	16	5	0.762	6	5	7	4	13	9	0.591	29	14	0.674	0	1	23.0	43	0.535	12
F 34 Andersen, Nancy	2	10	4	5	6	15	0.286	2	8	3	5	5	13	0.278	11	28	0.282	0	1	6.0	39	0.154	13
F 35 Massengill, Devin	7	5	6	6	13	11	0.542	7	5	5	4	12	9	0.571	25	20	0.556	0	0	14.5	45	0.322	13
F 36 Merkle, Patrick	6	1	11	3	17	4	0.810	8	5	6	7	14	12	0.538	31	16	0.660	0	1	28.5	47	0.606	14
F 37 Madey, Ryan	4	0	8	4	12	4	0.750	7	5	5	8	12	13	0.480	24	17	0.585	0	1	28.0	41	0.683	13
F 38 Mozzetti, Petra	1	3	0	0	1	3	0.250	1	0	0	0	1	0	1.000	2	3	0.400	0	1	1.0	5	0.200	4
F4/ Red-eye Rangers	48	36	44	40	92	76	0.548	24	18	21	21	45	39	0.536	182	154	0.542	14	8	111.5	336	0.332	
F 40 Kunesh, Joe	9	4	1	7	10	11	0.476	6	6	3	3	9	9	0.500	19	20	0.487	2	1	7.0	39	0.179	14
F 41 Rouse, Chuck	3	8	2	2	5	10	0.333	3	3	4	5	7	8	0.467	12	18	0.400	1	1	1.5	30	0.050	12
F 42 Wilkinson, Charlie	2	5	0	4	2	9	0.182	2	3	4	5	6	8	0.429	8	17	0.320	1	1	1.0	25	0.040	13
F 43 Mitchell, Bill	0	1	2	10	2	11	0.154	0	1	5	6	5	7	0.417	7	18	0.280	1	1	4.5	25	0.180	12
F 44 Kirkpatrick, Scott	8	4	7	4	15	8	0.652	7	4	1	6	8	10	0.444	23	18	0.561	1	0	18.5	41	0.451	12
F 45 Raper, Jeromie	2	4	2	8	4	12	0.250	7	7	5	6	12	13	0.480	16	25	0.390	2	1	14.5	41	0.354	14
F 46 Hall, Steve	7	2	6	4	13	6	0.684	5	5	7	1	12	6	0.667	25	12	0.676	2	1	12.5	37	0.338	10
F 47 Millican, Craig	7	4	10	1	17	5	0.773	8	3	3	7	11	10	0.524	28	15	0.651	2	1	9.5	43	0.221	11
F 48 Jones, Grey	10	4	14	0	24	4	0.857	10	4	10	3	20	7	0.741	44	11	0.800	2	1	42.5	55	0.773	14
F5/ Wayne Gretzky	37	47	37	47	74	94	0.440	21	21	25	17	46	38	0.548	166	170	0.494	6	13	111.5	336	0.332	
F 50 Wilson, Misty	3	12	0	10	3	22	0.120	1	4	8	6	9	10	0.474	12	32	0.273	1	2	4.5	44	0.102	14
F 51 Wilson, Jonathan	2	9	7	7	9	16	0.360	8	6	8	6	16	12	0.571	25	28	0.472	1	2	24.0	53	0.453	14
F 52 Gaines, Lauren	4	10	4	9	8	19	0.296	2	10	7	6	9	16	0.360	17	35	0.327	1	2	6.5	52	0.125	13
F 53 Gaines, Bryan	7	7	8	6	15	13	0.536	10	4	10	5	20	9	0.690	35	22	0.614	1	2	11.0	57	0.193	14
F 54 Rigert, Joe, Sr.	13	1	10	4	23	5	0.821	10	4	10	4	20	8	0.714	43	13	0.768	1	2	37.0	56	0.661	14
F 55 Rigert, Joe, Jr.	8	3	8	4	16	7	0.696	9	2	7	4	16	6	0.727	32	13	0.711	1	2	24.5	45	0.544	11
F 56 Fischer, Nick	0	4	0	4	0	8	0.000	1	5	0	0	1	5	0.167	1	13	0.071	0	0	4.0	14	0.286	7
F 57 Dunston, Chris	0	1	0	3	0	4	0.000	1	7	0	3	1	10	0.091	1	14	0.067	0	1	0.0	15	0.000	9
F6/ Another Sinking Ship	55	29	40	43	95	72	0.569	24	18	22	20	46	38	0.548	187	148	0.558	11	6	153.5	335	0.458	
F 60 Conway, Paul	5	8	7	8	12	16	0.429	5	5	3	5	8	10	0.444	20	26	0.435	1	1	13.5	46	0.293	14
F 61 Howley, John	1	4	3	5	4	9	0.308	4	4	3	5	7	9	0.438	11	18	0.379	1	0	11.0	29	0.379	8
F 62 Annon, Harry	9	4	1	10	10	14	0.417	9	4	6	6	15	10	0.600	25	24	0.510	1	1	16.0	49	0.327	12
F 63 Butler, John	1	1	1	1	2	2	0.500	0	2	1	1	1	3	0.250	3	5	0.375	0	0	2.0	8	0.250	2
F 64 Munroe, Joe	9	5	10	4	19	9	0.679	7	7	9	7	16	14	0.533	35	23	0.603	2	1	32.0	58	0.552	14
F 65 Niver, James	9	3	0	7	9	10	0.474	6	5	7	5	13	10	0.565	22	20	0.524	2	1	4.0	42	0.095	12
F 66 McEwen, William	10	2	9	4	19	6	0.760	8	5	7	6	15	11	0.577	34	17	0.667	2	1	21.0	51	0.412	13
F 67 Parker, Charles	11	2	9	4	20	6	0.769	9	4	8	5	17	9	0.654	37	15	0.712	2	1	54.0	52	1.038	13
F 68 Salcedo, Johanna	0	0	0	0	0	0	---	0	0	0	0	0	0	---	0	0	---	0	0	0.0	0	---	0
F7/ Chatham Street Elite	37	47	52	31	89	78	0.533	24	18	19	23	43	41	0.512	175	160	0.522	6	13	120.0	335	0.358	
F 70 Ryan, Sean	6	8	4	7	10	15	0.400	8	7	8	6	16	13	0.552	26	28	0.481	1	2	21.5	54	0.398	14
F 71 Ives, Danny	7	5	9	4	16	9	0.640	10	3	8	5	18	8	0.692	34	17	0.667	1	2	20.5	51	0.402	13
F 72 Church, Art	2	7	6	6	8	13	0.381	6	5	3	8	9	13	0.409	17	26	0.395	0	1	13.5	43	0.314	11
F 73 Lefebvre, C.J.	5	10	10	4	15	14	0.517	5	8	6	9	11	17	0.393	26	31	0.456	1	2	23.5	57	0.412	14
F 74 Russell, Jeff	11	3	13	0	24	3	0.889	9	4	6	7	15	11	0.577	39	14	0.736	1	2	24.5	53	0.462	13
F 75 Elekonich, Amy	1	10	4	7	5	17	0.227	6	5	3	6	9	11	0.450	14	28	0.333	1	2	4.5	42	0.107	12
F 76 Barber, Lincoln	2	1	2	1	4	2	0.667	2	0	1	2	3	2	0.600	7	4	0.636	0	1	3.5	11	0.318	3
F 77 Harrilchak, Travis	3	3	4	2	7	5	0.583	2	4	3	3	5	7	0.417	12	12	0.500	1	1	8.5	24	0.354	6
F8/ Public School	43	41	48	36	91	77	0.542	23	19	29	13	52	32	0.619	195	141	0.580	0	6	132.0	336	0.393	
F 80 Limerick, Jeremy	9	5	10	4	19	9	0.679	9	5	11	3	20	8	0.714	39	17	0.696	0	1	25.0	56	0.446	14
F 81 Santucci, Chris	2	4	2	2	4	6	0.400	2	2	3	2	5	4	0.556	9	10	0.474	0	0	3.0	19	0.158	7
F 82 Wilkie, Felipe	8	6	11	3	19	9	0.679	10	4	9	5	19	9	0.679	38	18	0.679	0	1	28.0	56	0.500	14
F 83 Gardner, Kenn	3	8	9	4	12	12	0.500	9	5	11	2	20	7	0.741	32	19	0.627	0	1	25.0	51	0.490	14
F 84 Cefola, Anthony	10	4	7	6	17	10	0.630	9	4	11	3	20	7	0.741	37	17	0.685	0	1	27.0	54	0.500	13
F 85 Hunt, Travis	4	4	0	5	4	9	0.308	2	2	1	4	3	6	0.333	7	15	0.318	0	1	5.0	22	0.227	8
F 86 Mellen, Jeff	5	8	6	8	11	16	0.407	4	9	7	6	11	15	0.423	22	31	0.415	0	1	10.5	53	0.198	14
F 87 Koutsoukos, Bill	2	2	3	4	5	6	0.455	1	7	5	1	6	8	0.429	11	14	0.440	0	0	8.5	25	0.340	8

	Singles	301	Singles	Cricket	Singles	Record	Singles Win %-age	Doubles	Cricket	Doubles	501	Doubles	Record	Doubles Win %-age	Sngls + Dbls	Record	Sngls + Dbls Win %-age	Tiebreaker Ws	Tiebreaker Ls	All-Star Points	Games Played	All-Star Point Average	Matches Played
G1/ All About That Bull!	43	29	33	39	76	68	0.528	20	16	18	18	38	34	0.528	152	136	0.528	7	0	141.0	288	0.490	
G 10 Voorhees, Cindy	4	8	4	6	8	14	0.364	5	4	7	5	12	9	0.571	20	23	0.465	1	0	17.0	43	0.395	12
G 11 Smith, Scott	10	1	6	5	16	6	0.727	3	8	7	4	10	12	0.455	26	18	0.591	1	0	23.0	44	0.523	11
G 12 Snyder, Brent	11	1	11	1	22	2	0.917	11	1	10	2	21	3	0.875	43	5	0.896	1	0	61.0	48	1.271	12
G 13 Tingler, Todd	4	7	5	5	9	12	0.429	6	4	2	8	8	12	0.400	17	24	0.415	1	0	19.0	41	0.463	12
G 14 Day, Dillon	2	3	1	9	3	12	0.200	9	2	4	5	13	7	0.650	16	19	0.457	1	0	4.5	35	0.129	11
G 15 Miller, Lloyd	5	5	2	11	7	16	0.304	4	6	4	4	8	10	0.444	15	26	0.366	1	0	8.0	41	0.195	12
G 16 Peterson, Eric	7	4	4	2	11	6	0.647	2	7	2	8	4	15	0.211	15	21	0.417	1	0	8.5	36	0.236	11
G2/ Quackalacky Ducks	41	31	42	30	83	61	0.576	22	14	23	13	45	27	0.625	173	115	0.601	0	0	96.5	288	0.335	
G 20 Carawon, Bob	0	3	0	2	0	5	0.000	0	0	0	0	0	0	---	0	5	0.000	0	0	0.0	5	0.000	5
G 21 Converse, Stan	6	3	8	3	14	6	0.700	10	1	9	2	19	3	0.864	33	9	0.786	0	0	17.0	42	0.405	11
G 22 Peers, Martin	3	4	0	0	3	4	0.429	0	2	6	1	6	3	0.667	9	7	0.563	0	0	0.0	16	0.000	7
G 23 Ellis, Tim	11	1	7	5	18	6	0.750	11	1	10	2	21	3	0.875	39	9	0.813	0	0	14.5	48	0.302	12
G 24 Perkins, Chris	3	8	2	4	5	12	0.294	1	8	5	4	6	12	0.333	11	24	0.314	0	0	8.0	35	0.229	12
G 25 Simpson, Phil	0	0	0	0	0	0	---	0	0	0	0	0	0	---	0	0	---	0	0	0.0	0	---	0
G 26 Schoch, Adam	7	3	8	4	15	7	0.682	6	6	4	8	10	14	0.417	25	21	0.543	0	0	26.0	46	0.565	12
G 27 Carawon, Harris	0	2	5	4	5	6	0.455	3	4	1	3	4	7	0.364	9	13	0.409	0	0	8.0	22	0.364	9
G 28 Converse, Laurence	5	3	6	4	11	7	0.611	8	1	3	4	11	5	0.688	22	12	0.647	0	0	11.5	34	0.338	10
G 29 Lalino, Steve	6	4	6	4	12	8	0.600	5	5	8	2	13	7	0.650	25	15	0.625	0	0	11.5	40	0.288	10
G3/ Walking the Wire	44	28	44	28	88	56	0.611	15	21	17	19	32	40	0.444	152	136	0.528	0	0	94.5	288	0.328	
G 30 Bowen, Andy	7	1	4	2	11	3	0.786	5	2	7	1	12	3	0.800	23	6	0.793	0	0	10.0	29	0.345	10
G 31 Prosser, Brad	6	3	4	3	10	6	0.625	3	3	6	4	9	7	0.563	19	13	0.594	0	0	7.5	32	0.234	10
G 32 White, John	8	4	11	1	19	5	0.792	7	5	5	7	12	12	0.500	31	17	0.646	0	0	16.5	48	0.344	12
G 33 Stark, Parker	6	2	8	0	14	2	0.875	4	5	0	3	4	8	0.333	18	10	0.643	0	0	9.0	28	0.321	10
G 34 Thomas, Nicole	0	4	0	3	0	7	0.000	1	4	2	2	3	6	0.333	3	13	0.188	0	0	1.0	16	0.063	6
G 35 Port, Brian	4	6	5	3	9	9	0.500	3	8	4	6	7	14	0.333	16	23	0.410	0	0	18.0	39	0.462	11
G 36 Williams, Kelsey	1	1	0	8	1	9	0.100	0	3	2	3	2	6	0.250	3	15	0.167	0	0	2.0	18	0.111	8
G 37 Rollins, Calvin	2	3	4	1	6	4	0.600	2	3	4	2	6	5	0.545	12	9	0.571	0	0	8.5	21	0.405	6
G 38 DuBose, Christopher	6	2	4	4	10	6	0.625	3	5	1	7	4	12	0.250	14	18	0.438	0	0	12.5	32	0.391	9
G 39 Miller, Wright	4	2	4	3	8	5	0.615	2	4	3	3	5	7	0.417	13	12	0.520	0	0	9.5	25	0.380	10
G4/ Irish Ton	22	50	27	45	49	95	0.340	12	24	13	23	25	47	0.347	99	189	0.344	0	0	51.0	288	0.177	
G 40 Cominole, Jeremy	4	5	5	2	9	7	0.563	4	5	2	6	6	11	0.353	15	18	0.455	0	0	8.5	33	0.258	8
G 41 Bowser, Brian	6	6	5	7	11	13	0.458	6	6	5	7	11	13	0.458	22	26	0.458	0	0	10.0	48	0.208	12
G 42 Logan, Pete	0	7	1	4	1	11	0.083	2	2	3	5	5	7	0.417	6	18	0.250	0	0	2.0	24	0.083	8
G 43 Plain, Jimmy	2	4	3	5	5	9	0.357	1	5	2	4	3	9	0.250	8	18	0.308	0	0	8.0	26	0.308	8
G 44 Saunders, Aaron	2	5	2	4	4	9	0.308	2	6	3	5	5	11	0.313	9	20	0.310	0	0	4.0	29	0.138	8
G 45 Fox, Chris	1	5	4	2	5	7	0.417	3	4	4	3	7	7	0.500	12	14	0.462	0	0	2.0	26	0.077	7
G 46 Stahl, Greg	4	2	5	3	9	5	0.643	3	4	1	4	4	8	0.333	13	13	0.500	0	0	8.5	26	0.327	9
G 47 Rossbach, Mark	0	3	1	6	1	9	0.100	1	5	2	4	3	9	0.250	4	18	0.182	0	0	3.0	22	0.136	7
G 48 Hiltbrunner, Sherry	2	10	0	9	2	19	0.095	1	7	4	5	5	12	0.294	7	31	0.184	0	0	4.0	38	0.105	11
G 49 Jensen, Christian	1	3	1	3	2	6	0.250	1	4	0	3	1	7	0.125	3	13	0.188	0	0	1.0	16	0.063	5
G5/ Is It In?	24	48	28	44	52	92	0.361	22	14	20	16	42	30	0.583	136	152	0.472	7	0	86.5	288	0.300	
G 50 Cornell, Blaine	1	5	2	8	3	13	0.188	5	6	8	3	13	9	0.591	16	22	0.421	1	0	9.0	38	0.237	12
G 51 Barbour, Bryan	5	6	4	8	9	14	0.391	6	6	5	6	11	12	0.478	20	26	0.435	1	0	10.0	46	0.217	12
G 52 Murphy, Tom	3	7	6	5	9	12	0.429	7	3	7	4	14	7	0.667	23	19	0.548	1	0	13.0	42	0.310	11
G 53 Millius, Mike	3	9	6	6	9	15	0.375	7	5	6	6	13	11	0.542	22	26	0.458	1	0	20.0	48	0.417	12
G 54 Metivier, Sam	0	9	2	5	2	14	0.125	4	2	5	2	9	4	0.692	11	18	0.379	1	0	8.0	29	0.276	10
G 55 Johnson, Steve	7	4	2	6	9	10	0.474	5	3	3	6	8	9	0.471	17	19	0.472	1	0	3.0	36	0.083	11
G 56 Barlow, Brian	5	7	6	5	11	12	0.478	9	3	6	5	15	8	0.652	26	20	0.565	1	0	22.5	46	0.489	12
G 57 Brooklyn, Mikey	0	1	0	1	0	2	0.000	1	0	0	0	1	0	1.000	1	2	0.333	0	0	1.0	3	0.333	1
G6/ Don't Hit The Scorekeeper	42	30	42	30	84	60	0.583	18	18	21	15	39	33	0.542	162	126	0.563	0	0	81.5	288	0.283	
G 60 Knight, Romuald	9	1	10	2	19	3	0.864	5	8	8	5	13	13	0.500	32	16	0.667	0	0	11.0	48	0.229	12
G 61 Smith, Ron "Captain"	9	3	6	6	15	9	0.625	2	10	4	6	6	16	0.273	21	25	0.457	0	0	10.5	46	0.228	12
G 62 Nettesheim, Doug	3	5	6	3	9	8	0.529	2	7	3	7	5	14	0.263	14	22	0.389	0	0	10.0	36	0.278	9
G 63 Vick, Justin	11	3	9	3	20	6	0.769	10	2	6	3	16	5	0.762	36	11	0.766	0	0	16.0	47	0.340	12
G 64 Shearin, Phillip	4	4	4	6	8	10	0.444	6	3	7	3	13	6	0.684	21	16	0.568	0	0	10.0	37	0.270	10
G 65 Okrepky, Pete	1	4	1	2	2	6	0.250	2	1	3	2	5	3	0.625	7	9	0.438	0	0	2.5	16	0.156	6
G 66 McDavid, Craig	1	5	1	2	2	7	0.222	3	1	2	3	5	4	0.556	7	11	0.389	0	0	3.0	18	0.167	6
G 67 Bohn, Andy	4	5	5	6	9	11	0.450	6	4	9	1	15	5	0.750	24	16	0.600	0	0	18.5	40	0.463	11
G7/ Points for Pints	36	36	36	36	72	72	0.500	17	19	14	22	31	41	0.431	134	154	0.465	0	12	83.5	288	0.290	
G 70 Kincaid, Lisa	6	5	4	7	10	12	0.455	4	6	5	5	9	11	0.450	19	23	0.452	0	1	18.5	42	0.440	11
G 71 Brownd, Anthony	9	4	9	3	18	7	0.720	7	5	5	8	12	13	0.480	30	20	0.600	0	2	16.0	50	0.320	12
G 72 Berman, Brian	5	4	5	4	10	8	0.556	5	6	2	8	7	14	0.333	17	22	0.436	0	2	13.0	39	0.333	10
G 73 Ball, Pat	5	8	5	8	10	16	0.385	4	8	5	7	9	15	0.375	19	31	0.380	0	2	10.0	50	0.200	12
G 74 Boutieller, Tina	3	6	4	6	7	12	0.368	4	5	4	6	8	11	0.421	15	23	0.395	0	2	9.5	38	0.250	10
G 75 Harper, C.E.	4	1	1	3	5	4	0.556	3	2	2	3	5	5	0.500	10	9	0.526	0	2	6.5	19	0.342	5
G 76 Boutieller, Nick	0	0	0	0	0	0	---	0	0	0	0	0	0	---	0	0	---	0	0	0.0	0	---	0
G 77 Elliott, Chris	0	1	1	0	1	1	0.500	1	0	0	1	1	1	0.500	2	2	0.500	0	0	2.0	4	0.500	1
G 78 Moulden, Jeremy	4	7	7	5	11	12	0.478	6	6	5	6	11	12	0.478	22	24	0.478	0	1	8.0	46	0.174	11

	Singles	301	Singles	Cricket	Singles	Record	Singles Win %-age	Doubles	Cricket	Doubles	501	Doubles	Record	Doubles Win %-age	Sngls + Dbls	Record	Sngls + Dbls Win %-age	Tiebreaker Ws	Tiebreaker Ls	All-Star Points	Games Played	All-Star Point Average	Matches Played
H1/ Ballistic Behavior	42	29	34	37	76	66	0.535	18	18	18	18	36	36	0.500	148	138	0.517	6	6	74.0	286	0.259	
H 10 Phillips, Britt	10	2	5	7	15	9	0.625	7	5	7	6	14	11	0.560	29	20	0.592	1	1	14.0	49	0.286	12
H 11 Phillips, Josh	7	5	5	7	12	12	0.500	7	7	7	5	14	12	0.538	26	24	0.520	1	1	19.0	50	0.380	12
H 12 Hayward, Simon	8	4	6	6	14	10	0.583	6	6	5	8	11	14	0.440	25	24	0.510	1	1	15.0	49	0.306	12
H 13 Hayward, Georgia	8	5	6	6	14	11	0.560	6	6	6	6	12	12	0.500	26	23	0.531	1	1	6.5	49	0.133	12
H 14 Shirey, Anthony	7	4	8	5	15	9	0.625	6	6	6	6	12	12	0.500	27	21	0.563	1	1	11.5	48	0.240	12
H 15 Harrison, Mark	1	2	3	3	4	5	0.444	2	4	1	1	3	5	0.375	7	10	0.412	1	0	4.5	17	0.265	6
H 16 Knight, Cody	1	7	1	3	2	10	0.167	2	2	4	4	6	6	0.500	8	16	0.333	0	1	3.5	24	0.146	8
H2/ Chalk it Up	34	38	29	43	63	81	0.438	17	19	13	23	30	42	0.417	123	165	0.427	0	8	63.5	288	0.220	
H 20 McNamara, Ken	7	3	7	4	14	7	0.667	6	5	5	7	11	12	0.478	25	19	0.568	0	1	8.5	44	0.193	12
H 21 Lawrence, Jonathan	6	6	6	5	12	11	0.522	9	3	3	8	12	11	0.522	24	22	0.522	0	1	21.5	46	0.467	12
H 22 Highfill, Leigh	3	3	1	0	4	3	0.571	0	1	2	3	2	4	0.333	6	7	0.462	0	1	0.0	13	0.000	7
H 23 Pfieffer, Anna	6	6	2	8	8	14	0.364	5	5	6	5	11	10	0.524	19	24	0.442	0	1	9.0	43	0.209	11
H 24 Morlando, Jim	2	6	2	8	4	14	0.222	4	6	4	6	8	12	0.400	12	26	0.316	0	1	5.5	38	0.145	11
H 25 Crawford, Neal	1	5	3	2	4	7	0.364	2	5	2	4	4	9	0.308	8	16	0.333	0	1	8.5	24	0.354	8
H 26 Rosen, Stacy	5	6	6	6	11	12	0.478	3	7	3	7	6	14	0.300	17	26	0.395	0	1	7.5	43	0.174	12
H 27 Prater, Brittani	0	1	0	1	0	2	0.000	0	1	0	1	0	2	0.000	0	4	0.000	0	0	0.0	4	0.000	1
H 28 Prater, Todd	1	1	0	4	1	5	0.167	1	1	0	2	1	3	0.250	2	8	0.200	0	0	1.0	10	0.100	5
H 29 Dunn, Brandon	3	1	2	5	5	6	0.455	4	4	1	3	5	7	0.417	10	13	0.435	0	1	2.0	23	0.087	8
H3/ Tips & Shafts	28	44	24	48	52	92	0.361	11	25	16	20	27	45	0.375	106	182	0.368	0	6	79.5	288	0.276	
H 30 Borgna, Denise	5	7	1	8	6	15	0.286	1	7	3	4	4	11	0.267	10	26	0.278	0	1	5.0	36	0.139	11
H 31 Borgna, Andrew	3	1	5	7	8	8	0.500	5	7	3	9	8	16	0.333	16	24	0.400	0	1	16.0	40	0.400	12
H 32 Spencer, Kenny	7	5	5	7	12	12	0.500	3	12	6	6	9	18	0.333	21	30	0.412	0	1	25.5	51	0.500	12
H 33 Woodworth, Lee	0	0	0	0	0	0	---	0	0	0	0	0	0	---	0	0	---	0	0	0.0	0	---	0
H 34 Prusisz, Mike	0	2	1	2	1	4	0.200	0	3	2	1	2	4	0.333	3	8	0.273	0	0	3.5	11	0.318	3
H 35 Alvarez, Aurora	1	6	1	4	2	10	0.167	1	5	0	7	1	12	0.077	3	22	0.120	0	0	0.0	25	0.000	8
H 36 Thaxter, Norm	3	7	3	9	6	16	0.273	5	4	9	2	14	6	0.700	20	22	0.476	0	1	9.5	42	0.226	10
H 37 Lisk, Jon	8	5	8	4	16	9	0.640	6	6	5	7	11	13	0.458	27	22	0.551	0	1	15.5	49	0.316	12
H 38 Riss, Melissa	1	11	0	7	1	18	0.053	1	6	4	4	5	10	0.333	6	28	0.176	0	1	4.5	34	0.132	10
H4/ Show Me Your Tips	41	31	44	28	85	59	0.590	26	10	19	17	45	27	0.625	175	113	0.608	0	8	97.0	288	0.337	
H 40 Freimark, Thomas	4	3	6	4	10	7	0.588	9	3	3	5	12	8	0.600	22	15	0.595	0	1	12.5	37	0.338	12
H 41 Bialaszewski, Rich	7	4	11	0	18	4	0.818	5	6	6	2	11	8	0.579	29	12	0.707	0	1	20.0	41	0.488	11
H 42 Cantwell, Daniel	2	6	6	4	8	10	0.444	8	3	3	7	11	10	0.524	19	20	0.487	0	1	8.5	39	0.218	11
H 43 Lane, Bob	6	2	3	6	9	8	0.529	6	1	4	3	10	4	0.714	19	12	0.613	0	0	17.5	31	0.565	9
H 44 Bushman, Brad	8	0	7	1	15	1	0.938	9	0	5	4	14	4	0.778	29	5	0.853	0	1	18.0	34	0.529	9
H 45 Powell, Lee	8	2	6	5	14	7	0.667	6	2	7	2	13	4	0.765	27	11	0.711	0	1	11.0	38	0.289	11
H 46 Goode, Mike	0	8	0	5	0	13	0.000	3	0	2	4	5	4	0.556	5	17	0.227	0	1	3.0	22	0.136	8
H 47 Keith, Daryl	1	5	2	3	3	8	0.273	3	4	4	4	7	8	0.467	10	16	0.385	0	1	4.0	26	0.154	10
H 48 Harris, Layne	5	1	3	0	8	1	0.889	3	1	4	3	7	4	0.636	15	5	0.750	0	1	2.5	20	0.125	7
H5/ Lucky B's	27	38	38	27	65	65	0.500	17	16	14	19	31	35	0.470	127	135	0.485	19	0	79.0	262	0.302	
H 50 Messineo, Rocky	8	3	7	4	15	7	0.682	9	2	5	6	14	8	0.636	29	15	0.659	3	0	25.5	44	0.580	11
H 51 Raven, Nathen	0	7	1	5	1	12	0.077	1	5	1	4	2	9	0.182	3	21	0.125	1	0	0.0	24	0.000	8
H 52 Dunham, Chris	5	5	4	6	9	11	0.450	4	6	4	6	8	12	0.400	17	23	0.425	3	0	7.0	40	0.175	10
H 53 Dicarlo, Tony	1	6	3	4	4	10	0.286	6	0	3	4	9	4	0.692	13	14	0.481	2	0	8.5	27	0.315	7
H 54 Beaver, Mark	8	2	8	2	16	4	0.800	7	3	7	3	14	6	0.700	30	10	0.750	3	0	7.5	40	0.188	10
H 55 Grady, Marshal	1	1	1	2	2	3	0.400	2	3	3	4	5	7	0.417	7	10	0.412	1	0	6.5	17	0.382	6
H 56 Givens, Micah	3	6	8	1	11	7	0.611	1	7	3	5	4	12	0.250	15	19	0.441	3	0	16.0	34	0.471	9
H 57 Lombardo, Mike	1	8	6	3	7	11	0.389	4	6	2	6	6	12	0.333	13	23	0.361	3	0	8.0	36	0.222	9
H6/ Rosa's Warriors	29	43	27	45	56	88	0.389	9	27	16	20	25	47	0.347	106	182	0.368	0	0	50.0	288	0.174	
H 60 Jones, Jessica	2	9	0	7	2	16	0.111	0	9	6	5	6	14	0.300	8	30	0.211	0	0	0.0	38	0.000	12
H 61 Parks, Doug	2	2	0	8	2	10	0.167	3	3	1	2	4	5	0.444	6	15	0.286	0	0	0.0	21	0.000	9
H 62 Gleisinger, Steven	3	7	4	6	7	13	0.350	1	8	1	6	2	14	0.125	9	27	0.250	0	0	7.0	36	0.194	10
H 63 Garner, Annette	6	5	3	8	9	13	0.409	2	7	7	2	9	9	0.500	18	22	0.450	0	0	5.0	40	0.125	12
H 64 Murphy, James	4	8	9	3	13	11	0.542	1	11	7	6	8	17	0.320	21	28	0.429	0	0	6.0	49	0.122	12
H 65 Huffman, Inky	2	5	0	5	2	10	0.167	2	7	2	9	4	16	0.200	6	26	0.188	0	0	1.0	32	0.031	11
H 66 Murphy, Michelle	1	0	0	1	1	1	0.500	0	0	0	1	0	1	0.000	1	2	0.333	0	0	0.0	3	0.000	1
H 67 Davis, Luke	7	4	8	3	15	7	0.682	6	5	5	6	11	11	0.500	26	18	0.591	0	0	26.5	44	0.602	11
H 68 Seltzer, Josh	2	3	3	4	5	7	0.417	3	4	3	3	6	7	0.462	11	14	0.440	0	0	4.5	25	0.180	7
H7/ Bull Hunters	49	23	52	20	101	43	0.701	26	10	29	7	55	17	0.764	211	77	0.733	0	0	115.5	288	0.401	
H 70 Bumpass, Mike	9	3	9	3	18	6	0.750	12	0	10	2	22	2	0.917	40	8	0.833	0	0	31.0	48	0.646	12
H 71 Bumpass, Angel	0	0	0	0	0	0	---	0	0	0	0	0	0	---	0	0	---	0	0	0.0	0	---	0
H 72 Jefferys, Lee	8	3	11	0	19	3	0.864	9	2	8	3	17	5	0.773	36	8	0.818	0	0	25.5	44	0.580	11
H 73 Wazlavek, Robert	5	4	7	2	12	6	0.667	5	3	6	1	11	4	0.733	23	10	0.697	0	0	9.0	33	0.273	9
H 74 Leonard, Bill	3	2	2	5	5	7	0.417	5	3	6	1	11	4	0.733	16	11	0.593	0	0	5.5	27	0.204	8
H 75 Cannizzaro, Anthony	11	1	9	3	20	4	0.833	7	4	8	3	15	7	0.682	35	11	0.761	0	0	15.5	46	0.337	12
H 76 Goodwin, Kody	9	3	12	0	21	3	0.875	9	3	9	2	18	5	0.783	39	8	0.830	0	0	21.0	47	0.447	12
H 77 Havens, Lincoln	0	0	0	0	0	0	---	0	0	0	0	0	0	---	0	0	---	0	0	0.0	0	---	0
H 78 Blanchard, Jeff	0	1	0	1	0	2	0.000	0	1	1	0	1	1	0.500	1	3	0.250	0	0	3.0	4	0.750	1
H 79 Sosebee, Keith	4	6	2	6	6	12	0.333	5	4	10	2	15	6	0.714	21	18	0.538	0	0	5.0	39	0.128	12

Raleigh Dart League

Registration for Spring 2017 Season

Wednesday, January 4, (The Upper Deck), 7:00-8:00 p.m.

Wednesday, January 4 **For ALL teams - there is only one night of registration!!!**
(If your team is not returning, please leave a message on VoiceMail.
New captain? Please pass this information on to him/her.)
Bring: 1) Completed roster - use BLACK pen please - with divisions played by by each member for last 3 seasons
2) ONE check for bar fee and a minimum of six players (Bar fee is $20; Player registration is $20) NO CASH WILL BE ACCEPTED!!!

Wednesday, January 4 **DEADLINE for unrestricted roster add-ons, at REGISTRATION (no extensions)**

January 5 through February 27 Add-ons pre-approved by the Membership Committee (Membership Committee Director - Heather Bohanan, 919-326-1956, membership@raleighdartleague.org)
1) Checks & player information as per roster to: Heather Bohanan (temporarily performing Treasurer duties), 919-326-1956, 206 Shoals Lane, Garner, NC 27529; membership@raleighdartleague.org
2) Membership Director will inform captain of Committee's decision
A PLAYER IS NOT ELIGIBLE UNTIL APPROVED, AND WITH DUES PAID

Wednesday, January 18 **Captains' meeting, 7:00-8:00 p.m., The Upper Deck (MANDATORY)**
Pick up schedules, blank scoresheets, team rosters, phone lists, rules, etc.

Wednesday, January 25 **8:00 p.m. Season starts**

Monday, February 27 **5th week captains' meeting, site TBA (MANDATORY)**
... and RDL Board meeting --- Last day to add/replace a player with approval

SPRING 2017 RALEIGH DART LEAGUE TEAM REGISTRATION FORM

Team Name _____ Team Number _____
(PLEASE LEAVE BLANK)

Player Name (not nickname):	Divisions played in previous 3 seasons	Dart experience (if any) outside RDL*	M/F	Phone #:	Fee Paid:
Home Bar & Dart Rep.:		Board #s:			
Captain: **0**		email:		(C) (H) (W)	**0**
1				(C) (H)	**1**
2				(C) (H)	**2**
3				(C) (H)	**3**
4				(C) (H)	**4**
5				(C) (H)	**5**
6				(C) (H)	**6**
7				(C) (H)	**7**
8				(C) (H)	**8**
9				(C) (H)	**9**

Captain's Address (for Tons and any other mailings): _____

☐ Check here if emails of the TONS are sufficient (i.e. no hard copy Tons in the mail). TOTAL: _____

Captain's Email: _____

** If there are players new to RDL and you are aware of their dart experience outside of RDL, please include that information here. You might say things like "Played in a mid-level team in Chicago for the past 6 years" or "No league experience but throws on a regular basis - consistently beats D & E players at Upper Deck LOD"*

Tons of Newsletter

Home to the Spring Session of the Raleigh Dart League for the Banquet, Saturday, May 20, 2017 Issue #JK688
The "Evidently Captaining Is Somehow Easier & More Fun When You Sorta Suck Instead Of Being A Good Thrower" Edition

TOURNAMENT WINNERS

"A" Division - ***This Is Element*** *(13-5)*
This final played out in three chapters: a very tight string of singles that left Element up 7-5; a quite lengthy DCkt group listing session; and a pretty abrupt DCkt sweep that makes the final look lopsided.

"B" Division - ***Shaunt Be Shutout*** *(13-9)*
Shaunt rolls twice and survives once to join Element as not just the only two teams to finish the season/tournament without a loss, but also as the only two teams to finish with fewer than two losses.

"C" Division - ***Mike's Garage*** *(14-10)*
The #6 seed Garage was the spring's tournament Cinderella, in the craziest of divisional tournaments (one dart away from the bottom four advancing to the semis), winning three consecutive nailbiters.

"D" Division - ***One Armed Bandits*** *(13-11)*
The Bandits finally come through on their high potential (somebody picked them as a top-two finisher at the season start), romping through the quarterfinals before taking out the top two in nailbiters.

"E" Division - ***Game of Throws*** *(13-11)*
In the season's most heart-stopping run to a set of Mugs, the Game comes from a bottom-three-in-the-division spot to full-on glory with clutch winning scores of 12+-12, 13-11 and 13-11.

"F" Division - ***All Flights Matter*** *(13-9)*
One-Eyed Willie and Company, sitting at 0-2 after week 3 of the season, run the table the rest of the way to become one of four teams this season to complete the season/tournament double.

"G" Division - ***Bull Hunters*** *(14-8)*
After doing Show Me Your Tips a favor in week 14 that got them the season title, the Hunters were having no part of being quite so generous to their ladder-climbing compadres in the finals.

"H" Division - ***Bulls Up!*** *(14-4)*
After an 0-2 start to the season (and their RDL existence), Bulls Up! put it all together and won 14 of their last 15, including a sort of leisurely tournament stroll that never included a set of 501.

REGULAR SEASON WINNERS

"A" Division - ***This Is Element*** *(14 wins, 0 losses)*
2nd place - Appetite for Destruction

"B" Division - ***Shaunt Be Shutout*** *(14 wins, 0 losses)*
2nd place - Them Handsome Devils

"C" Division - ***Dartistic License*** *(13 wins, 1 loss)*
2nd place - The Bunkers

"D" Division - ***We've Got Big Bulls*** *(10 wins, 2 losses)*
2nd place - Bullseye Brewers

"E" Division - ***Hump Day!*** *(9 wins, 3 losses)*
2nd place - Red-eye Rangers

"F" Division - ***All Flights Matter*** *(10 wins, 2 losses)*
2nd place - Death Throw

"G" Division - ***Show Me Your Tips*** *(10 wins, 2 losses)*
2nd place - Wayne Gretzky

"H" Division - ***Bulls Up!*** *(11 wins, 3 losses)*
2nd place - Chalker's Nightmare

Rosters of all season- and tournament-winning teams are on page 4.)

TABLE OF CONTENTS

Item	Page Number
Tournament & Regular Season Winning Teams	1
Fall 2017 RDL Season Information	1
Final Divisional Standings	2
Final Divisional Tournament Results	3
Tournament & Regular Season Winning Team Rosters	4
Fa'17 dates, Tiebreaker Summary, RDL baby time!	4
Tournament Trophy Dart Awards	5
Other Tournament Hot Darts	5
Regular Season Trophy Dart Awards	5
Divisional Singles Win %-age Winners	6
Divisional All-Star Point %-age Winners	6
Players Who Beat the Singles Winners	6
Season Penalty Summary	6
List of Host Establishments	7
Summer dart options - leagues, blind draws, tourneys	7
RDL Address and Phone No. Information	8
Event Calendar, Penalty Log	8
JK's All-Star Team Picks	9
Quick Stat Tidbits, JK's Prediction Results Summary	9
Prediction Results Table	10
Week-by-Week Match Results Table	11
Spring 2017 Trivia Questions Revisited (cont. pg. 14)	12
Spring 2017 Lyrics Quiz Revisited (cont. on pg. 14)	13
End of Trivia Answers, Lyrics Quiz Answers	14
Quotes from the season, A few RDL Badasses	15
Team love; Photoshoppers; Rule ideas; Non-apology	16
Random Thoughts from JK	17
RDL Board Member History - 1996-2017	18
2017 NCCDL & NCLC results and standings	19
Flier & sponsorship form for Wreck at the Deck	20
Fliers for Queen C. Summer Shootout, Music City Cl.	21
Top Singles Records, by Division	22
Top Doubles Records, by Division	23
Top Singles+Doubles, by Division	24
Top All Star Point Averages, by Division	25
Top Individual Records, by Section of Play	26,27
League-Wide Individual Singles, Doubles Records	28
League-Wide Individual Singles + Doubles Records, and All-Star Point Averages	29
Singles, Doubles Records, Ranked by Team	30
Overall Records, All-Star Pt. Ave., Ranked By Team	31
Complete "A" Division Statistics	32
Complete "B" Division Statistics	33
Complete "C" Division Statistics	34
Complete "D" Division Statistics	35
Complete "E" Division Statistics	36
Complete "F" Division Statistics	37
Complete "G" Division Statistics	38
Complete "H" Division Statistics	39
Registration Materials for Fall 2017 RDL Season	40

FALL 2017 RALEIGH DART LEAGUE SEASON INFORMATION

Registration Meeting for ALL Teams; The Upper Deck;
Wednesday, July 19, 7:00-8:00 p.m. (web registration begins ~7/17)
MANDATORY Preseason Captains' Meeting; The Upper Deck;
Wednesday, August 2, 7:00-8:00 p.m.
Match Play begins on Wednesday, August 9
MANDATORY Fifth Week Captains' Meeting;
site TBA; **Monday, September 11**, 7:00-8:00 p.m.
Divisional tournament weeks - **November 15 & 29, December 6**

FINAL!! DIVISIONAL TEAM STANDINGS FOR THE *SPRING 2017* RDL SEASON

		W	L	Pts.
	"A" Division			
1	This Is Element	14	0	260
2	Appetite for Destruction	12	2	237
3	Dead Beats	8	6	183
4	Lunatic Fringe	7	7	162
5	North Raleigh Alliance	6	8	140
6	Brass Monkeys	6	8	140
7	Beer View Mirrors	3	11	130
8	Nine Lives	0	14	62
	"B" Division			
1	Shaunt Be Shutout	14	0	227
2	Them Handsome Devils	9	5	174
3	Rif Raf	8	6	184
4	Kiss My WHAT?!	7	7	166
5	Methodical Madness	7	7	152
6	Menace 2 Sobriety	5	9	156
7	Shooter McGavin	5	9	141
8	Who Gives A Cork?	1	13	121
	"C" Division			
1	Dartistic License	13	1	221
2	The Bunkers	8	6	174
3	Cheap Shots	7	7	170
4	Fire For Effect	7	7	155
5	Big Bulls	7	7	125
6	Mike's Garage	5	9	164
7	Dysfunctional Outlaws	5	9	149
8	Never Trust a Dart	4	10	105
	"D" Division			
1	We've Got Big Bulls	10	2	180
2	Bullseye Brewers	7	5	154
3	Armed and Hammered	7	5	152
4	One Armed Bandits	7	5	149
5	Sharky's Machine	6	6	132
7	Ted's DeploraBull Emporium	4	8	113
8	Dynamic Darts	1	11	101

		W	L	Pts.
	"E" Division			
1	Hump Day!	9	3	161
2	Red-eye Rangers	9	3	160
3	Sofa Kings	9	3	160
4	Coach's Last Stand	5	7	151
5	Game of Throws	4	8	116
7	Shark Shooters	3	9	124
8	Something Inappropriate	3	9	117
	"F" Division			
1	All Flights Matter	10	2	168
2	Death Throw	8	4	162
3	Coral Reefers	7	5	152
4	Don't Hit The Scorekeeper	6	6	144
5	Ducks of War	5	7	140
7	Chatham Street Elite	5	7	128
8	Dart Buddies	1	11	104
	"G" Division			
1	Show Me Your Tips	10	2	174
2	Wayne Gretzky	10	2	169
3	Bull Hunters	8	4	179
4	Walking the Wire	7	5	149
5	Is It In?	5	7	129
7	All About That Bull	2	10	97
8	*xx - Train Station Shooters*	0	12	13
	"H" Division			
1	Bulls Up!	11	3	208
2	Chalker's Nightmare	10	4	171
3	Irish Ton	9	5	182
4	Chalk it Up	9	5	173
5	Ballistic Behavior	8	6	178
6	Brown's Bombers	4	10	159
7	Tips & Shafts	4	10	151
8	Just A Bit Outside	1	13	108

LEGEND OF SYMBOLS IN STANDINGS: = *regular season division champion*
= *clinched* "top-two" *finish in division* = *clinched* "bottom-two" *finish in division*

SPRING 2017 RDL DIVISIONAL TOURNAMENT RESULTS

Quarterfinals	*Semifinals*	*Finals*	***WINNER***

"A" Division

1 **This Is Element**
(12-1) **This Is Element**
8 Nine Lives
(12-4) **This Is Element**
5 North Raleigh Alliance
(13-11) North Raleigh Alliance
4 Lunatic Fringe
(13-5) **This Is Element**
3 Dead Beats
(13-9) Dead Beats
6 Brass Monkeys
(14-10) Appetite for Destruction
7 Beer View Mirrors
(14-2) Appetite for Destruction
2 Appetite for Destruction

"B" Division

1 **Shaunt Be Shutout**
(13-5) **Shaunt Be Shutout**
8 Who Gives A Cork?
(14-4) **Shaunt Be Shutout**
5 Methodical Madness
(12+-12) Methodical Madness
4 Kiss My WHAT?!
(13-9) **Shaunt Be Shutout**
3 Rif Raf
(14-6) Rif Raf
6 Menace 2 Sobriety
(13-7) Rif Raf
7 Shooter McGavin
(13-9) Them Handsome Devils
2 Them Handsome Devils

"C" Division

1 Dartistic License
(12+-12) Dartistic License
8 Never Trust a Dart
(13-7) Dartistic License
5 Big Bulls
(12-7) Big Bulls
4 Fire For Effect
(14-10) **Mike's Garage**
3 Cheap Shots
(12+-12) **Mike's Garage**
6 **Mike's Garage**
(14-10) **Mike's Garage**
7 Dysfunctional Outlaws
(13-9) Dysfunctional Outlaws
2 The Bunkers

"D" Division

1 We've Got Big Bulls
We've Got Big Bulls
(Bye)
(12+-12) **One Armed Bandits**
5 Sharky's Machine
(13-3) **One Armed Bandits**
4 **One Armed Bandits**
(13-11) **One Armed Bandits**
3 Armed and Hammered
(12+-12) Ted's DeploraBull Emporium
6 Ted's DeploraBull Emporium
(13-7) Bullseye Brewers
7 Dynamic Darts
(14-6) Bullseye Brewers
2 Bullseye Brewers

Quarterfinals	*Semifinals*	*Finals*	***WINNER***

"E" Division

1 Hump Day!
Hump Day!
(Bye)
(13-11) **Game of Throws**
5 **Game of Throws**
(12+-12) **Game of Throws**
4 Coach's Last Stand
(13-11) **Game of Throws**
3 Sofa Kings
(14-4) Sofa Kings
6 Shark Shooters
(13-3) Sofa Kings
7 Something Inappropriate
(14-10) Something Inappropriate
2 Red-eye Rangers

"F" Division

1 **All Flights Matter**
All Flights Matter
(Bye)
(14-8) **All Flights Matter**
5 Ducks of War
(13-7) Don't Hit The Scorekeeper
4 Don't Hit The Scorekeeper
(13-9) **All Flights Matter**
3 Coral Reefers
(forfeit) Coral Reefers
6 Chatham Street Elite
(13-5) Death Throw
7 Dart Buddies
(13-5) Death Throw
2 Death Throw

"G" Division

1 Show Me Your Tips
Show Me Your Tips
(Bye)
(13-9) Show Me Your Tips
5 Is It In?
(forfeit) Walking the Wire
4 Walking the Wire
(14-8) **Bull Hunters**
3 **Bull Hunters**
(13-3) **Bull Hunters**
6 All About That Bull
(13-3) **Bull Hunters**
7 Train Station Shooters
(automatic forfeit) Wayne Gretzky
2 Wayne Gretzky

"H" Division

1 **Bulls Up!**
(forfeit) **Bulls Up!**
8 Just A Bit Outside
(13-3) **Bulls Up!**
5 Ballistic Behavior
(14-10) Chalk it Up
4 Chalk it Up
(14-4) **Bulls Up!**
3 Irish Ton
(13-11) Irish Ton
6 Brown's Bombers
(14-6) Tips & Shafts
7 Tips & Shafts
(11-7) Tips & Shafts
2 Chalker's Nightmare

THIS SEASON'S TIEBREAKERS

Ok, well, at first glance 37 tiebreakers doesn't seem like a big number for a full season, but when you consider that we had four divisions with three matches each week instead of four… and then we tossed in a whole bunch of forfeits… then poof, that's quite a total after all.

C division posted the top number with 8 tiebreakers (with 2 of those in the tournament). D and H were close behind with 7 each (with 2 in the tournament for D), followed by E with 6 (with 1 in the tournament), then G with 4, then B and F with 2 each (with 1 in the tournament). A division came in last again (as is often the case, it seems), this time with only 1 tiebreaker.

There were six teams (2 in C, 1 in D, 1 in E, and 2 in H) that played in three or more tiebreakers, and two of those went ahead and played in a fourth. Tips & Shafts in H division put up a 2-2 record, with all four of those coming during the regular season… which was fine… but the Cardiac Kids award for most tiebreakers played really has to go to Cheap Shots in C division. The Cheapies' fourth 1001 came during the tournament, dropped them to 1-3 in the extra leg, and sadly for them was the end of their season. That isn't going to also earn them the Heartbreak Award for the season though, as H division's Irish Ton went a crushing 0-3… and finished one match behind the 2nd place team and two matches behind the 1st place team. Yep, the 1001s pretty much cost Irish Ton the H title… bummer.

FALL 2017 RDL SEASON INFORMATION

I am putting these dates in many locations (pages 1, 4, 8, 40) because they might be the most important thing for you in this newsletter.

Wednesday, July 29th - Fall season registration, The Upper Deck (online registration should be available in the days immediately prior to the 19th - Membership Director Heather Bohanan will likely be in charge of early registration, and she will likely hook it up through the website with Phil Robertson and accept payments through PayPal)

Wed., Aug. 2nd - Preseason capts.' mtg./packet pickup, Upper Deck

Wednesday, August 9th - Start of Fall season match play

Monday, Sep. 11th - Fifth week captains' meeting, site TBD

Wed., Nov. 15 / 29, Dec. 6 - Fall season divisional tournaments

Saturday, December 9th - Fall season banquet, site TBD

THE RDL FAMILY GROWS SOME MORE!

A couple more members of our RDL family have… added to their own personal families! To the right, we have Mr. Philip Gaertner, the brand new son of Rif Raf captain Brian Gaertner. That is, of course, Brian holding Philip, who joined us on March 17th. Brian also sent me some more "posed" photos, but I went with this one because it was candid, and it included our very happy new dad. But Philip wasn't the only newcomer! The





lower left photo is Mr. Wyatt Palmisano, the brand new son of Never Trust A Dart's Andrew Palmisano and his wife Kathy. Wyatt made his debut on March 30th, and dad proudly reported that he didn't even miss a match. Ummm… Andrew… is that a good thing? Anyway, congrats to both the Gaertners and the Palmisanos on their fabulous new bundles of joy. See you two young men here in the pages of the Tons in about 18 years or so?

TEAMS THAT WON BOTH THEIR DIVISIONAL TOURNAMENT AND REGULAR SEASON TITLE !!!!!!

(note: players in parentheses did not play enough games during the regular season to qualify for tournament play)

"A" Division - ***This Is Element***

Jason Kilts (c)	Tom Brown	Paul Jacobi
Robbie Phillips	Chad Massengill	John Kramer
Wil Tan	Allen Smith	(Mark Knight)

"B" Division - ***Shaunt Be Shutout***

Billy Maccini (c)	Sal Reitano	Rick Bradshaw
Eugene Foushee	Tyler Wright	C.J. Jobe
Kevin Foushee		John Carroll

"F" Division - ***All Flights Matter***

Jeremy Limerick (c)	Felipe Wilkie	Jeff Mullen
Dave Surber	Chris Robertson	Kenn Gardner
Joey Balint	Phil Cosentino	Anthony Cefola

"H" Division - ***Bulls Up!***

Amy Massey (c)	Karl Frederick	Jim Butterworth
Andy Powell	Marc Block	Dan Butterworth
Matt Cochran		Rick Butterworth

TEAMS THAT WON THEIR DIVISIONAL TOURNAMENT (but not regular season title) !!!!!!

"C" Division - ***Mike's Garage***

Mike Gardner (c)	Robert Reece	Ernie Gilyardi
Deane Morin	Dave Ellington	Gary Long
Denny Williams	Cale Strickland	Tim Knight

"D" Division - ***One Armed Bandits***

Lyman Kiser (c)	Shane Richardson	Jim White
Ken Trefzger	Phil Murphy	Dave Lewis
Greg Caldwell		Chris Moore

"E" Division - ***Game of Throws***

Eric Bordeau (c)	Chris Montesi	Jeff Rudy
Pete Jessup	Pat Smelik	Gene Smelik
Marty Reigher		Steve Crespo

"G" Division - ***Bull Hunters***

Mike Bumpass (c)	Lee Jefferys	Lincoln Havens
Jeff Blanchard	Keith Sosebee	Anthony Cannizzaro
Bill Leonard		Vic White

TEAMS THAT WON THEIR REGULAR SEASON TITLE (but not divisional tournament) !!!!!!

"C" Division - ***Dartistic License***

Fon Denton (c)	Will Bennett	Hugh Vance
Jason Michaud	Jay Dean	Eduardo Jimenez
Simon Healy	Frank Greninger	Bob McCredie

"D" Division - ***We've Got Big Bulls***

Phil Robertson (c)	Patrick Merkle	Ryan Madey
Lorin Griffin	Lou Tufillaro	Dana Bither
Kevin Carter		Ray Larson

"E" Division - ***Hump Day!***

Pete Rutten (c)	Randy Deemer	Randy Baldwin
Mark Moore	Larry Warshawsky	Patrick Todd
Jim Bush	Travis Ferguson	Marc Garzon

"G" Division - ***Show Me Your Tips***

Lee Powell (c)	Brad Bushman	Daniel Cantwell
Thomas Freimark	Bob Lane	Layne Harris
Rich Bialaszewski	Mike Goode	Mike Hall

SPRING 2017 TOURNAMENT!!! TROPHY DART AWARDS

9 Marks

Robbie Phillips **(2)** (This Is Element, 5/10, 5/10)
Jimmy Bateman (Sharky's Machine, 5/3)
Kyle Gaulthier (Dead Beats, 5/3)
Michael Johnson (Appetite for Destruction, 5/3)
Lisa Kincaid (Chalker's Nightmare, 5/3)
John Kramer (This Is Element, 5/3)
Anthony Macias (Armed and Hammered, 5/3)
David Romanchek (Nine Lives, 5/3)
Ken Trefzger (One Armed Bandits, 5/3)
Jay Dean (Dartistic License, 5/17)
Simon Healy (Dartistic License, 5/17)

Ton-80s

Jonathan Lawrence (Chalk it Up, 5/3)
Billy Lloyd (Dead Beats, 5/3)
Rob Yang (Who Gives A Cork?, 5/3)
Dean Cusher (Appetite for Destruction, 5/10)
Robbie Phillips (This Is Element, 5/10)
Jeff Rudy (Game of Throws, 5/10)
Mike Snyder (Bullseye Brewers, 5/10)
Brad Bushman (Show Me Your Tips, 5/17)
Pat Smelik (Game of Throws, 5/17)

6-Bulls

(none reported)

Ton-70-Ins and Outs

(none reported)

For those who are new or simply were not aware of it: fast games, high ins and high outs in the tournament do not win awards unless they are perfect shots (170s) or games.

OTHER TOURNAMENT HOT DARTS (Sorry, no award -- but they're still great shots)

Tim Mozzetti	Appetite for Destruction	8m
Eddie Close	Tips & Shafts	T71
Robbie Phillips	This Is Element	160-In
Michelle Stacy	Shark Shooters	156-In
Tom Brown	This Is Element	118-Out
John Kramer	This Is Element	115-Out
(*yep, double-bull / single-15 / double-bull*)		

Sid Mitchell	Appetite for Destruction	111-Out
Ken Moore	Sofa Kings	106-Out
Tom Brown	This Is Element	9-dart 301
Robbie Phillips	This Is Element	9-dart 301
John Kramer	This Is Element	10-dart 301 & another 10-dart 301 (*in the same set*)

Dave Krasnow	Them Handsome Devils	11-dart 301 & 14-dart 301 (*in the same set*)
Chad Massengill	This Is Element	16-dart SCkt
Tim Mozzetti	Appetite for Destr.	17-dart SCkt
Billy Lloyd & Charles Parker	Dead Beats	13-dart 501

SPRING 2017 REGULAR SEASON PERFECT THROWS

9-Marks

Jeff Watson, Jr. **(3)** (Kiss My WHAT?!, 2/1, 3/29, 4/5)
Kyle Gaulthier **(2)** (Dead Beats, 3/22, 4/19)
Robbie Phillips **(2)** (This Is Element,3/8,4/12)
Sal Reitano **(2)** (Shaunt Be Shutout, 2/1, 2/8)
Mike Seward **(2)** (Appetite..., 2/8, 2/15)
Frank Allison (Sharky's Machine, 3/8)
Paul Beaudoin (Beer View Mirrors, 3/29)
Keith Bouchard (Menace 2 Sobriety, 3/8)
Andy Bowen (Walking the Wire, 3/8)
Mike Bumpass (Bull Hunters, 4/12)
Jim Butterworth (Bulls Up!, 2/22)
Greg Caldwell (One Armed Bandits, 3/22)
John Carroll (Shaunt Be Shutout, 3/22)
Matthew Copple (Nine Lives, 3/29)
Neal Crawford (Chalk it Up, 3/1)
Tim Ellis (Ducks of War, 4/19)
Kris Fischlein (Dead Beats, 2/1)
Billy Hamilton (Lunatic Fringe, 4/12)
Angela Jeffcoat (Who Gives A Cork?, 3/15)
C.J. Lefebvre (Chatham Street Elite, 4/5)
Chris Martin (Something Inappropriate, 4/5)
Chad Massengill (This Is Element, 3/15)
Tim McNamara (Something Inappropriate, 3/1)
Sid Mitchell (Appetite for Destruction, 3/22)
Dan Naylor (Kiss My WHAT?!, 1/25)
Jim Peele (North Raleigh Alliance, 3/22)
Joe Rigert, Sr. (Wayne Gretzky, 2/8)
Phil Robertson (We've Got Big Bulls, 4/12)
Julie Scheppele (Kiss My WHAT?!,2/8)
Chris Schon (Shooter McGavin, 2/15)
Bob Terry (Lunatic Fringe, 3/8)
Keith Wall (Brass Monkeys, 2/1)
John Wilson (Methodical..., 4/26)
Joe Work (North Ral. Alliance, 1/25)
Tyler Wright (Shaunt Be Shutout, 4/19)

Ton-80s

Brad Adams (Never Trust A Dart,3/22)
Tom Brown (This Is Element, 4/26)
John Carroll (Shaunt Be Shutout, 3/8)
E.J. Ellis (Kiss My WHAT?!, 2/15)
Michael Johnson (Appetite…, 4/26)
John Kramer (This Is Element, 3/22)
Ryan Madey (We've Got Big..., 3/1)
Jeff Reygers (Dead Beats, 3/15)
Joe Salemo (Brass Monkeys, 4/12)
Don Sautter (Shooter McGavin, 3/29)
Anthony Shirey (Ballistic…, 2/15)
David Simpson (Armed..., 3/29)
Jason Thomas (Ted's…, 4/26)
Victor Thompson (Appetite…, 4/5)
Vic White (Bull Hunters, 4/5)
Tom Winters (Dynamic Darts, 4/5)
Joe Work (North Ral. Alliance, 2/15)

6-Bulls

Michael Johnson (Appetite…, 3/29)

SPRING 2017 REGULAR SEASON DIVISIONAL TROPHY DART AWARDS

	A division	B division	C division	D division	E division	F division	G division	H division
High In (301 first turn only!!)	Ton-60 (3/22/17) **Robbie Phillips** This Is Element	Ton-40 (2/8/17) **John Wilson** Methodical…	Ton-56 (3/22/17) **Mike Holly** The Bunkers	Ton-11 (3/1/17) **Mike Litzsinger** Bullseye Brewers	Ton-20 (2/22/17) **Steve Hall** Red-eye Rangers	Ton-52 (3/22/17) **Ron Smith** …Scorekeeper	Ton-14 (3/15/17) **Wright Miller** Walking the Wire	Ton-40 (1/25/17) **Jon Lisk** Tips & Shafts
High Out (301/501/ 1001)	Ton-52 (2/22/17) **Scott Stankevich** Appetite for Dest.	Ton-24 (3/22/17) **Chris Wilson** Methodical…	Ton-20 (2/8/17) **Chris Toolan** Big Bulls	Ton-49 (4/26/17) **John Jenkins** Armed/Hammered	Ton-04 (2/15/17) **Jim Gallagher** Coach's Last…	Ton-41 (1/25/17) **Sean Roseman** Coral Reefers	96 (4/12/17) **Brad Prosser** Walking the Wire	Ton-16 (3/8/17) **Jeremy Cominole** Irish Ton
Fast Singles 301	8 darts **Chad Massengill** ...Element (2/1)	10 darts **Bryan Garland** …Devils (4/5)	13 darts **Hugh Vance** Dartistic… (3/8)	10 darts (4/5/17) **Tom Winters** Dynamic Darts	11 darts (3/22/17) **Joe Munroe** Shark Shooters	13 darts (3/22/17) **Dave Surber** All Flights Matter	13 darts (3/15/17) **Wright Miller** Walking the Wire	14 darts **Jim Butterworth** Bulls Up! (2/22)
	Robbie Phillips …Element (2/15)	**Sal Reitano** Shaunt Be… (4/26)	**Jeff Cashin** Never Trust…(4/5)					**Kevin Casey** Brown's… (3/8)
Fast Singles Cricket	15 darts (3/22) **Chad Massengill** This Is Element	15 darts **Dan Naylor** Kiss My… (1/25)	20 darts (3/8/17) **Ernie Gilyardi** Mike's Garage	30 darts (3/29/17) **Patrick Merkle** We've Got Big…	20 darts (3/1/17) **Randy Deemer** Hump Day!	24 darts (3/8/17) **Jeremy Limerick** All Flights Matter	26 darts (3/22/17) **Joe Rigert, Sr.** Wayne Gretzky	31 darts (4/26/17) **Jeremy Cominole** Irish Ton
		Sal Reitano Shaunt Be… (4/12)		**Tom Winters** Dynamic Darts				
Fast Doubles Cricket	15 darts (3/22) **Tom Brown & Chad Massengill** This Is Element	25 darts (3/29/17) **Eugene Foushee & C.J. Jobe** Shaunt Be Shutout	24 darts **Matt Goss & Kris Kilsdonk** Fire... (3/29)	25 darts (2/22/17) **Ryan Madey & Patrick Merkle** We've Got Big Bulls	22 darts (3/29/17) **Joe Munroe & Eric Taylor** Shark Shooters	24 darts (4/5/17) **Chris Daniels & C.J. Lefebvre** Chatham Street Elite	21 darts (3/29/17) **Joe Rigert, Sr. & Jonathan Wilson** Wayne Gretzky	28 darts (1/25/17) **Georgia Hayward & Dempsey Letsch** Ballistic Behavior
			Mike Steppe & J.J. Tant Dysfunc. … (4/5)					
Fast Doubles 501	14 darts (2/1/17) **Chad Massengill & Wil Tan** This Is Element	18 darts (1/25/17) **Brian Howard & Ronnie Knott** Shooter McGavin	19 darts (3/29/17) **Jim Hunsberger & Amanda Preciado** Fire For Effect	22 darts **David Simpson & Barry Thompson** ...Hammered (1/25)	20 darts (3/15/17) **Jim Gallagher & Andrew Hamer** Coach's Last Stand	21 darts (2/15/17) **Danny Ives & Sean Ryan** Chatham Street Elite	21 darts **Rich Bialaszewski & Brad Bushman** Show Me Your Tips (3/29)	24 darts (1/25/17) **Neal Crawford & onathan Lawrence** Chalk it Up
				Frank Allison & Darren Barrett …Machine (2/8)			**Lee Jefferys & Vic White** Bull Hunters (4/26)	
				Phil Murphy & Shane Richardson …Bandits (3/1)				

Spring 2017 RDL Individual Season-Long Awards

SINGLES WIN PERCENTAGE

		W	L	%-age
	"A" Division			
Chad Massengill	A1/ This Is Element	26	2	0.929
	"B" Division			
Sal Reitano	B1/ Shaunt Be Shutout	17	4	0.810
	"C" Division			
Simon Healy	C3/ Dartistic License	21	1	0.955
	"D" Division			
Tom Winters	D5/ Dynamic Darts	18	3	0.857
	"E" Division			
Joe Munroe	E1/ Shark Shooters	19	3	0.864
	"F" Division			
Sebastian Dehnel	F4/ Chatham Street Elite	15	3	0.833
	"G" Division			
Vic White	G6/ Bull Hunters	18	2	0.900
	"H" Division			
Jim Butterworth	H8/ Bulls Up!	23	4	0.852

Women's Records

(# of women by division: A-0, B-7, C-5, D-5, E-4, F-6, G-5, H-17)

[There are no women in A division, and no women in B, D, E, F and G divisions satisfied both the minimum number of games requirement and the RDL rule requiring a win percentage of 0.500 or higher to claim a singles award.]

	Women - "C" Division			
Kris Kilsdonk	C5/ Fire For Effect	13	11	0.542
	Women - "H" Division			
Georgia Hayward	H3/ Ballistic Behavior	16	8	0.667

ALL-STAR POINT AVERAGE

		ASPs	TGP	%-age
	"A" Division			
Robbie Phillips	A1/ This Is Element	128.0	56	2.286
	"B" Division			
John Carroll	B1/ Shaunt Be Shutout	70.5	53	1.330
	"C" Division			
Simon Healy	C3/ Dartistic License	57.5	43	1.337
	"D" Division			
Tom Winters	D5/ Dynamic Darts	43.5	42	1.036
	"E" Division			
Tim McNamara	E7/ Something Inappropri	38.0	37	1.027
	"F" Division			
Sean Roseman	F2/ Coral Reefers	30.0	38	0.789
	"G" Division			
Vic White	G6/ Bull Hunters	35.0	38	0.921
	"H" Division			
Jim Butterworth	H8/ Bulls Up!	39.0	55	0.709

Women's Records

(# of women by division: A-0, B-7, C-5, D-5, E-4, F-6, G-5, H-17)

Women's Records - "A" Division

[There are no women in A division.]

	Women's Records - "B" Division			
Julie Scheppele	B7/ Kiss My WHAT?!	28.5	45	0.633
	Women's Records - "C" Division			
Erin Hartmann	C4/ The Bunkers	23.5	48	0.490
	Women's Records - "D" Division			
Kelly Jackson	D5/ Dynamic Darts	7.5	34	0.221
	Women's Records - "E" Division			
Liz Mitchell	E1/ Shark Shooters	9.0	34	0.265
	Women's Records - "F" Division			
Devin Massengill	F5/ Dart Buddies	9.0	39	0.231
	Women's Records - "G" Division			
Cindy Voorhees	G2/ All About That Bull	13.5	37	0.365
	Women's Records - "H" Division			
Lisa Kincaid	H1/ Chalker's Nightmare	14.0	45	0.311

THE PLAYERS WHO *BEAT* THE SINGLES %-AGE WINNERS

Who beat Chad Massengill of This Is Element in A division?
in 301: Sid Mitchell (wk.14).
in cricket: David Huffman (wk.10).

Who beat Sal Reitano of Shaunt Be Shutout in B division?
in 301: Tisha Taylor (wk.3), Dave Krasnow (wk.8).
in cricket: Joe Zawrotniak (wk.11), J.J. White (wk.13).

Who beat Simon Healy of Dartistic License in C division?
in 301: Mike Holly (wk.14).
in cricket: (none).

Who beat Tom Winters of Dynamic Darts in D division?
in 301: Ryan Madey (wk.10).
in cricket: Matt Veith (wk.9), Joe Thomas (wk.14).

Who beat Joe Munroe of Shark Shooters in E division?
in 301: Doug Bozza (wk.2).
in cricket: Phil Barletta (wk.10), Mark Moore (wk.12).

Who beat Sebastian Dehnel of Chatham Street Elite in F division?
in 301: Jeff Watson, Sr. (wk.9), Kenn Gardner (wk.13), Pat Cullen
in cricket: (none). (wk.14).

Who beat Vic White of Bull Hunters in G division?
in 301: Chris Dubose (wk.4), Joe Rigert, Sr. (wk.7).
in cricket: (none).

Who beat Jim Butterworth of Bulls Up! in H division?
in 301: Andrew Borgna (wk.7), Chris Fox (wk.10).
in cricket: Andrew Borgna (wk.7), Anthony Shirey (wk.13).

Who beat Kris Kilsdonk of Fire For Effect in C division?
in 301: Tim Knight (wk.6), Stephen Flanagan (wk.7), Dan Clark (wk.8), Will Bennett (wk.12).
in cricket: J.J. Tant (wk.1), Jeff Cashin (wk.4), Simon Healy (wk.5), Deane Morin (wk.6), Brent Fraleigh (wk.8), Vince Martinez (wk.9), Jeff Cashin (wk.11).

Who beat Georgia Hayward of Ballistic Behavior in H division?
in 301: Andrew Borgna (wk.1), Sherry Hiltbrunner (wk.12), Matt Cochran (wk.13).
in cricket: Jon Lisk (wk.1), Kevin Casey (wk.7), Mark Rossbach (wk.12), Amy Massey (wk.13), Luke Davis (wk.14),

FALL 2017 PENALTY SUMMARY

Oh, my goodness… All I'm going to say (to 98% of the teams anyway) is YES!!! Two seasons ago I wrote that the league had probably set a record for fewest penalties, and then this season you went ahead and surpassed that effort. Congratulations, and thank you.

Overall, there were only SIX total penalties for a total of 61 lost points, and only 4 of the 60 teams had even one penalty. 1 team in C, 1 team in E, and 2 teams in G each got a penalty or two, and… that's it. The other 56 teams had a clean penalty slate this season. That is flippin' awesome.

All in all, there were 2 phone penalties (for a total loss of 10 points), 2 mail penalties (32 points), and 2 ineligible player penalties (19 points).

While the Big Bulls in C division led the league in penalties (well, tied, with 2) and points lost (32), and they dropped from 4th to 5th in the C standings, they were not the biggest penalty-based losers this season. That title absolutely, unequivocally, wholly goes to G division's Train Station Shooters, whose intentional ineligible players got them booted from the season and got some of their members banned for a year. Oh, and what else did they lose? I'm betting they lost the trust of pretty much everyone here in the RDL. Or maybe that was just mine…

WHERE WE PLAY

American Legion Fuquay-Varina	**919-557-5990**
6400 Johnson Pond Road	Fuquay-Varina
-about 0.2 miles from Fuquay Elementary School	
The Big Easy	**919-468-6007**
231 Grande Heights Drive	Cary
-in the Harrison Pointe Shpg. Ctr., across from Papa John's	
Brass Tap & Billiards	**919-876-2382**
3316 Capital Boulevard	NE Raleigh
-in the Starmount Shopping Center	
Break Time Billiards	**919-615-0107**
6442 Tryon Road	Cary
-to the left of Lowe's Foods, at intersection w/ Cary Parkway	
Brewster's Pub	**919-650-1270**
1885 Lake Pine Drive	Cary
-next to La Cocina Mexican restaurant	
Brown's Billiards	**919-878-9092**
5500 Atlantic Springs Road	NE Raleigh
-off Spring Forest Rd., near Wake Forest Rd.	
Bull & Bear	**919-847-3617**
5442 Six Forks Road	N. Raleigh
-at corner of Six Forks & Millbrook, behind KFC	
Cleveland Draft House - Clayton	**919-550-3723**
461 Shotwell Road	Clayton
-right behind CVS off route 70	
Cleveland Draft House - Garner	**919-771-2337**
6101 NC Highway 42 West	Garner
-0.7 mile west of I-40 on NC Highway 42	
Compass Rose Brewery	**919-875-5683**
3201 Northside Drive #101	N. Raleigh
-take Gresham Lake from Capital Blvd, cross RR tracks, then left	
High Park Bar & Grille	**919-833-4527**
625 E. Whitaker Mill Road	Raleigh
-near intersection of Whitaker Mill & Wake Forest Rd.	
Hot Shots Billiards & Pub	**919-460-6307**
107 Edinburgh South Drive	Cary
-in MacGregor Village	
Locked & Loaded Bar & Grill	**919-661-6688**
305 McCormick Street	Garner
-behind the International House of Pancakes (IHoP)	
The Luxury Box	**919-900-7955**
8511 Cantilever Way	N. Raleigh
-just off County Trail, one street south of CarMax	
Mac's Tavern	**919-467-4114**
1014 Ryan Road	Cary
-behind Burger King in Village Market Spg. Ctr.	
Overtime Sports Pub	**919-255-9556**
1030-149 N. Rogers Lane	Raleigh
-corner of Rogers Ln/US-64, in Food Lion strip mall	
Pantana's Pool Hall	**919-833-2990**
3112 Hillsborough Road	near NCSU
-between Daisy and Shepherd streets	
Pat Murnane's Irish Pub	**919-562-5570**
2101 South Main Street	Wake Forest
-right next to Euro Café	
Proof Five Points	**919-322-1960**
1620 Glenwood Ave	Raleigh
-next to the Rialto Theater at the 'five points' intersection	
Rally Point Sport Grill	**919-678-1088**
1837 N. Harrison Ave.	Cary
-in the Sam's Club plaza near I-40, behind Wendy's	
Saints & Scholars Irish Pub	**919-878-8828**
909 Spring Forest Road	N. Raleigh
-right next to Jason's Deli	
Scooters	**919-954-2171**
1911 Sego Court	N. Raleigh
-near Atlantic/Millbrook inter., behind Batteries Plus	

NEED SOME SUMMER DART OPTIONS?

Leagues? Blind draws? Tournaments? We have 'em all!

Wednesdays - Brown's Billiards In-House Summer League

Brown's is hosting its 3rd annual In-House League, with a player draft for teams on May 24th (you do not have to be present). $20 per player, season is 10 weeks, and league plays starts May 31st at 8 p.m. The league has 100% payout, and Brown's adds $20 per team. For more info: David Huffman, (919)369-7656; or Rom Knight, (919)985-0378; or Brown's Billiards (919)878-9092.

Tuesdays - BCDL - Durham Handicapped Steel-Tip League

The Bull City Dart League continues its year-round play, but the season that starts in the summer doesn't match the RDL break quite as well as in some years. The final location of registration is The Tavern in downtown Durham, but that registration doesn't close until 7 p.m. on August 8th. The league website is www.thebcdl.org and the league plays Tuesday nights throughout Durham and RTP, and uses a rolling handicap system to level the playing field quite a bit. Teams consist of 4-8 players (about 6 is the norm), and dues are $25/player per season.

Thursday league - TDL - in Chapel Hill/Durham

The registration information for the TDL isn't out yet, but the spring finals are on June 8th. So I would expect the registration meeting to occur sometime soon after that. Check www.ibiblio.org/ncdarts/tdl/ for information updates soon. The teams in TDL consist of 6-10 players per team, and dues are $20/ player per season. I believe this past season the league used 4 bars in Chapel Hill and 2 in Durham, although I'm not certain that list is necessarily static, and is likely more determined by the number of teams that are registered (and bar availability).

Or maybe a blind draw…

Page 8 lists the regular weekly blind draws offered by RDL host establishments, and there are a bunch. But I have also confirmed both The Upper Deck AND Sharky's Place will be having weekly Wednesday draws for every week this summer. They will have basically the same features as their regular draws listed on page 8, except that there is no Wednesday "triple shot" at the Deck.

And for those lookin' for a bigger tournament…

Check pages 20 and 21 for fliers for events in nearby locales, and also the calendar on page 8 for a couple more. If you can only hit one of those, I wholeheartedly recommend… **THE 12TH ANNUAL *WRECK AT THE DECK*!!! (see pg. 20)**. Yep, one of the best ADO tournaments on the annual calendar is right in your back yard yet again. June 2nd-4th at The Upper Deck on Harrison Avenue. Too good and too close to pass up… And

Sharky's Place	**919-783-5448**
5800 Duraleigh Road	NW Raleigh
-in the Yuppie Center near US 70 intersection	
Snooker's-RW	**919-828-7665**
3520 Wade Avenue	NW Raleigh
-in Ridgewood Shopping Center	
Train Station Sports Bar & Grill	**919-481-2442**
301-C N. Harrison Avenue	Cary
-under Pure Gold, between Chatham St. & 54 @ RR tracks	
Triple Barrel Tavern - Fuquay-Varina (formerly Tyler's Tavern	
2221 North Grassland Road	919-762-0940
-across from Bagels Plus, right off of N	Fuquay-Varina
The Upper Deck	**919-460-1786**
329 N. Harrison Avenue	Cary
-near intersection. of N. Harrison & Highway 54	

HOW TO REACH US

RDL VoiceMail 919-990-1218

Mail Scoresheets to: Jason Kilts - RDL Statistician
5005 Raintree Road, Durham, NC 27712

Scoresheet FAX available at:
919-324-3545 - email JK for confirmation of receipt!

New Member Fees and Newsletter Fees:
(for now, these also go to the Membership Director)
Heather Bohanan, 206 Shoals Lane, Garner, NC 27529

Nomination and Election Ballots:
Heather Bohanan, 206 Shoals Lane, Garner, NC 27529

Grievances/Complaints/Rules Suggestions:
Kevin Coyne, 204 Clifton Ridge Court, Louisburg, NC 27549

All Other RDL Correspondence to:
(Just send whatever to Jason and he'll pass it along…)

2017 Board of Directors

President	Tim Mozzetti	919-649-1816
	email: tjmozz@gmail.com	
Vice President	Maridy Knight	919-417-7828
	email: maridy16@gmail.com	
(interim) Secretary	*Memb. Director Heather Bohanan is presently also doing these duties…*	
Treasurer	Barron Hartley	919-749-2061
	email: bkh345@hotmail.com	
Membership	Heather Bohanan	919-326-1956
	email: membership@raleighdartleague.org	
Rules/Grievances	Kevin Coyne	919-961-8303
	email: krcoyne@gmail.com	

League Statistician/Editor : Jason Kilts 919-990-1218
email: jdkilts@yahoo.com or jdkilts@gmail.com

"HOT DARTS" CALL-IN GUIDELINES

Here are the guidelines you should use for the minimum number of all-star points to report when calling in your scores.
"A" Div. = 4.5 or more ASPs; "B" Div. = 4.0 or more ASPs
"C, D" Divisions = 3.5 or more ASPs
"E, F, G" Divs. = 3.0 or more ASPs; "H" = 2.5 or more ASPs
Also, call in any fast games, high ins, high outs, or other amazing feats that you think warrant a little recognition (e.g., Ins & Outs higher than a Ton, 24-dart cricket games, 15-dart 301s, 24-dart 501s, Ton-70s and up, 5-Bulls+, etc.).

Extra note: it's also ok to call in "fast games" in each set, even if they don't necessarily meet the maximum dart counts above.

SEASON-LONG TROPHY DART MINIMUM GAMES PLAYED REQUIREMENTS

To be eligible for all-star point ave. & singles win %-age awards, you must play at least 66% of this season's projected games:

for Divisions "A" (except teams A3 and A5), "B", "C" (except teams C2, C4 and C7) and "H" (8 teams / division):
Singles win %-age: min. of 19 Singles Games Played
All-star pt. Average: min. of 37 Total Games Played

for Divs. "D", "E" & "F", and also team G5 (7 teams / div.):
min. of 16 Singles Games Played, 32 Total Games Played

for teams A3, A5, C2, C4 and C7 (due to 1 forfeit received):
min. of 18 Singles Games Played, 35 Total Games Played

for teams G1, G3, G4 and G7 (due to 1 forfeit received):
min. of 15 Singles Games Played, 30 Total Games Played

for teams G2 and G6 (due to 2 forfeits received):
min. of 14 Singles Games Played, 27 Total Games Played

RDL WEBSITE - www.raleighdartleague.org
[including a full RDL map, with a 15-mile radius function]

New webmaster: Phil Robertson (of We've Got Big Bulls)
contact him, if needed, at: philmrob@gmail.com

CALENDAR OF EVENTS

June 2-4 Wreck at the Deck, (ADO), see page 20
July 28-30 Queen City Shootout, (ADO), see page 21
Sat., June 24 NC City Dart League & NC Ladies' Cup
NCCDL: ChHill@Ral, Dur@Ashe, Pied@PCity, Char@Boone, Pine@Wilm, LakeN@Jack, (Bye-CapArea)
NCLC: Pine@Apex, FuqVar@Ashe, (Byes-CapArea, ChHill, Pied, Char, Wilm, Jack, LakeN)

Wed., July 19 Fall 2017 - RDL registration, Upper Deck (online registration should be available in the days immediately prior to the 19th)
Sat., July 22 NCCDL/NCLC match weekend
Mon., July 24 RDL Board Meeting
Wed., Aug. 2 Fall 2017 RDL Preseason Captains' 7:00-8:00 p.m. **Meeting**: The Upper Deck - mandatory
Wed., Aug. 9 Fall 2017 first night of match play
Mon., Sep. 11 Fall 2017 - Fifth week captains' meeting 7:00-8:00 p.m. site TBD; end of roster additions/ replacements (Also date of RDL Board Mtg.)
Sep. 29-Oct. 1 NC State Championships, Upper Deck, Cary
Mon., Oct. 2 RDL Board Meeting
Mon., Nov. 6 RDL Board Meeting
Wed., Nov. 15 / 29, Dec. 6 - RDL Divisional Tournaments
Sat., Dec. 9 Fall 2017 - Season Banquet, site TBD

Other Local Weekly Leagues

Tuesdays ***Bull City Dart League*** , Durham
Thursdays ***Triangle Dart League*** , Chapel Hill

Weekly Blind Draws - Over the years, many blind draws have come and gone. If any of these folds or if any others start up, please let me know and I'll update this list. Thanks.

(these 2 are double elim., $5 entry, bar matches the pot… & now they add an extra $50 if there are 32+ players !)
Wed., 8 pm **Upper Deck**,919-460-1786, 329 N.Harrison
Fri., 8 pm **Upper Deck**,919-460-1786, 329 N.Harrison
Sun., 8 pm **Upper Deck**,919-460-1786, 329 N.Harrison
(the 1st blind draw in the Upper Deck list, the Wednesday one, is on this list only during the summer)

(these two are double elim., $5 entry, bar matches the pot!)
Sat., 8 pm **Hot Shots**, 919-460-6307, 107 Edinburgh Dr S
Mon., 8 pm **Hot Shots**, 919-460-6307, 107 Edinburgh Dr S

(these two are $5 entry, bar matches 150% if 16+ players !)
Sat., 8 pm **Sharky's Place**, 919-783-5448, 5800 Duraleigh
Wed., 8 pm **Sharky's Place**, 919-783-5448, 5800 Duraleigh
(the 2nd blind draw in the Sharky's Place list is generally on Mondays, but will be Wednesdays during the summer)

PENALTY LOG

Here are all the penalties assessed this season.
Phone (5 pts.): Something Inappropriate (E,wk.11), Show Me Your Tips (G,wk.12).
Mail (16 pts.): Big Bulls (C,wk.8,wk.12).
Ineligible Player (any match win, all points, all statistics): Train Station Shooters (G, wk.4, 11 pts., wk.5, 8 pts.).

THE FORTY-FIRST SEMI-ANNUAL EDITION OF : JK'S DIVISIONAL ALL-STAR TEAM PICKS

(Players within each division are listed alphabetically) (Players are chosen any way I damn well please - not purely by the numbers!)
(This is not purely my own guesses at who is simply the best thrower, but also who is important to their team, who is good in the clutch, etc.)

Divisional MVPs

A Division	Robbie Phillips	This Is Element	E Division	Grey Jones	Red-eye Rangers
B Division	Sal Reitano	Shaunt Be Shutout	F Division	Dave Surber	All Flights Matter
C Division	Will Bennett	Dartistic License	G Division	Joe Rigert Sr.	Wayne Gretzky
D Division	Patrick Merkle	We've Got Big Bulls	H Division	Jim Butterworth	Bulls Up!

All of RDL -- Joe Rigert, Sr. -- Wayne Gretzky

"A" Division

Tom Brown	This Is Element	Yet another season winning over 80%.
John Kramer	This Is Element	3 seasons and he has never lost a match.
Chad Massengill	This Is Element	Nearly broke the all-time singles record.
Tim Mozzetti	Appetite for Destruc	Gets more and more clutch set by set.
Robbie Phillips	This Is Element	Insert any phrase of awesomeness here…
Scott Stankevich	Appetite for Destruc	Was an absolute monster this season.
Wil Tan	This Is Element	Wednesday work is over, and game on.
Joe Work	North Raleigh Allian	Plays his best against the best opponents.

"B" Division

John Carroll	Shaunt Be Shutout	They won this division the day he joined.
Kevin Foushee	Shaunt Be Shutout	With more SCkt wins, could be B top dog.
Brian Howard	Shooter McGavin	Wow…had >71% of his team's DCkt wins.
Jess Jur	Rif Raf	At some point he'll be a full-timer, right?
Dave Krasnow	Them Handsome De	Kras is making being on this page a habit.
David Martin	Rif Raf	Strong, but slowly lagged from set to set.
Sal Reitano	Shaunt Be Shutout	Breakthrough season was an amazing one.
Joe Zawrotniak	Rif Raf	3 super sets, followed by mediocre 501.

"C" Division

Will Bennett	Dartistic License	Led top C team every week from the start.
Jeff Cashin	Never Trust A Dart	I guess we just sit him in the DCkt sets?
Dennis Fitzgerald	Big Bulls	Started out hot in 301, and slowly tailed.
Matt Goss	Fire For Effect	Not his best season ever, but still strong.
Josh Hall	Cheap Shots	His solid season carried Cheapies to 3rd.
Simon Healy	Dartistic License	Now this was one heck of a solid return.
Andy Krestalude	The Bunkers	Top shot on an amazingly balanced team.
Hugh Vance	Dartistic License	This is your third guy? Runaway winners.

"D" Division

Ryan Madey	We've Got Big Bulls	Super solid 75+% in every set is awesome.
Patrick Merkle	We've Got Big Bulls	Holy cow… 34-2 in the last 3 sets? Geez.
Aden Simpson	Armed and Hammer	Uh oh… new leader of the Simpson line?
Mike Snyder	Bullseye Brewers	Three superb sets, and then some 501 slip.
Ken Trefzger	One Armed Bandits	This guy has really become a machine.
Jason Thomas	Ted's DeploraBull E	Repeat after me: List…yourself…more…
Lou Tufillaro	We've Got Big Bulls	I suppose maybe we just sit him in 501.
Tom Winters	Dynamic Darts	Huge season considering the team's 1-11.

"E" Division

Tony Alcon	Sofa Kings	Captain was solid for oh-so-close finishers.
Randy Baldwin	Hump Day!	Just exactly how do the Randys win
Randy Deemer	Hump Day!	most everything except DCkt?
Jim Gallagher	Coach's Last Stand	Another solid showing, and full time now.
Grey Jones	Red-eye Rangers	Every season getting even better. Sweet.
Roger Keim	Sofa Kings	If he played more often, do they win E?
Tim McNamara	Something Inapprop	He's really sort of out of place here in E.
Joe Munroe	Shark Shooters	Ummm… does not play well with others?

"F" Division

Sean Bosier	Death Throw	Really here because he rocked SCkt / 501.
Stan Converse	Ducks of War	Mr. Big Singles managed 50/50 doubles.
Sebastian Dehnel	Chatham Street Elite	You don't go 9-0 in SCkt by random luck.
Tim Ellis	Ducks of War	Started off great early, slowed toward 501.
Jeremy Limerick	All Flights Matter	One eye, three darts, piles of cricket wins.
Dave Surber	All Flights Matter	Clear top gun on division's clear top team.
Justin Vick	Don't Hit the Scorek	Biggest stick on a team close to climbing.
Zack Willis	Death Throw	Looks like there's a new top Willis, eh?

"G" Division

Andy Bowen	Walking the Wire	Best season yet for already good shot.
Mike Bumpass	Bull Hunters	Only team's 3rd best due to 501 napping.
Brad Bushman	Show Me Your Tips	Geez, 80+% in every set… flippin' wow.
Lee Jeffreys	Bull Hunters	At any point, top shot on G's top(?) team.
Bob Lane	Show Me Your Tips	Another with a great first-3-sets record.
Joe Rigert, Sr.	Wayne Gretzky	Most important to any team's success.
John White	Walking the Wire	Not spectacular, but another solid season.
Vic White	Bull Hunters	Really? They just found Vic hanging out?

"H" Division

Anthony Browndl	Chalker's Nightmare	Does no top player win in 501 anymore?
Jim Butterworth	Bulls Up!	How do you argue with 11+ wins per set?
Jeremy Cominole	Irish Ton	See Browndl (and many others) above…
Luke Davis	Brown's Bombers	Super singles, just stays afloat in doubles.
Chris Fox	Irish Ton	See Browndl (and many others) above…
Karl Frederick	Bulls Up!	Seriously? 11-0 in 501? That's amazing.
Jonathan Lawrenc	Chalk it Up	Led a 9-5 fourth place team in all 4 sets.
Jon Lisk	Tips & Shafts	Big singles… did he fuel the tourney run?

QUICK STAT TIDBITS

-The **Quadruple Double Award** winners (double-digit wins in all 4 sections): Tough to make this group season, since four divisions had byes, and then one of those lost a team midseason. That leaves the Quadruple Double Club with four members this season: Sid Mitchell of Appetite for Destruction and Robbie Phillips of This Is Element in A division, Will Bennett of Dartistic License in C division, and Jim Butterworth in H division. The last two (and nearly Phillips also) actually joined the club of four-11-win-sets players… pretty impressive.

-The **Iron Man/Woman Award**: I will have to go back and look this up to be sure, but I think we might have a new record for lowest game total to lead a division (since G had both a bye and a team that was kicked out quite early in the season). In the end, this season's Iron Man Award goes to Mark Rossbach of Irish Ton in H division with 63 games played. And the possible new record holder is *Lauren Gaines* of Wayne Gretzky in G, who led her division with only 46 games(!). The lowest leader ever? Maybe… Anyway, the other honorable mentions (for divisional leaders) go to: *Chad Massengill* (Element), *Robbie Phillips* (Element) and *Joe Work* (Alliance) with 56 in A; *Chris Schon* (McGavin) with 60 in B; *Mikey Hindle* (Cheapies) with 62 in C; *William McEwen* (Ted's) and *Frank Allison* (Machine) with 51 in D; *Dave Maley* (Sofa), *Walter Harrell* (Sofa), *Jeff Rudy* (Game) and *Larry Warshawsky* (Hump Day!) with 50 in E; and *Amy Elekonich* (Chatham Street Elite) with 53 in F.

-The **Team Attendance Award** winners: Four teams made a decent run at joining this club this season, but nobody is a slam dunk entrant. Hump Day! in E played mostly the same six, as did The Bunkers in C and Them Handsome Devils in B (who really just sort of lost their captain some nights… doh!). In the end, the closest-to-perfect nominee here is the same as last season, as B div.'s Shooter McGavin has only carried 6 team members for a full year now…

MY PRESEASON, WEEKLY, & TOURNEY PREDICTION RESULTS

As usual, I'm left with the option of trying to bluff my way through this part, or just telling the truth. And since I know that some of you squirrel away every last thing I've ever written about your team, I guess I better give real results… dang.

In my preseason picks (usually the toughest every season given the imminent roster changes/additions), I think I did really well. I hit four division winners, another of my picks won its tournament, and I completely owned a few divisions (A, C, and F). I had a little too much faith in Coach in E, I acknowledged then that I didn't know what to do with We've Got in D, and I had never seen Bulls Up! in H before (though I did pretty much nail the order of those I *had* seen).

My weekly prediction results you can peruse pick-for-pick on the other side of this sheet of paper. I kicked quite a bit of butt this season, falling just short of a 75% correct pick rate (which I think I would have easily hit if we hadn't had the pile of forfeits lost into the wind). That's really better than even I expect me to do. Only 5 teams ended up fooling me even as often as not, with two of those coming in my problem division (C, only 62% correct). My least successful team though was the One Armed Bandits in D, with whom I went 5-7… but only after I hit each of their last three matches (so this could've ended up much worse, eek!).

Last but not least were my tournament predictions… And in these, I didn't do anywhere near as well as I usually do. I was a weak 19-8 in the quarterfinals (with yet another forfeit that day), a moderate 10-6 in the semifinals, and a sorta decent 4-4 in the finals. That makes my final record 33-18, and yes, it's true that often a wrong pick early can cost me a second or third pick later… but still, this wasn't all that great. To be fair though, a *huge* portion of those incorrect picks came ir C, D and E divisions… a disgusting 7-12 in those divisions. Wow. At least my dark horse picks delivered (my D #4 won it all, and my C #7 took out the #2), and my Surest Things indeed were (every one of those turned out exactly true).

JK'S TEAM-BY-TEAM, WEEK-BY-WEEK MATCH PREDICTION RESULTS

(I introduced this page twenty-seven seasons ago, and it has become almost expected as a newsletter staple. Feast your eyes on the success...)

For several years, many of you have taken no greater pleasure in your weekly darting endeavors than to call the RDL VoiceMail and point out to me just how wrong I was in my prediction of your match result. On a related note, I have noticed that many of you seem to have relatively selective memories saving only the weeks when I was wrong. Further, many others of you regularly embellish your statistics of how often you fool me. It's not so easy to get away with those rambles anymore, however, as you can see below. Each W is a week when I picked your match correctly, and each L is one I picked incorrectly. Division totals are to the right of the team totals, weekly totals are at the bottom, and in the space between the 14 weeks and the team totals, the two 'o' symbols indicate the teams for which I was only 0.500, and the three 'x' symbols indicate the teams that fooled me more often than not.**[Oh, wow, this could have been a record-setting year for me. Nearly 75% correct is a pretty strong pick rate, and t's kind of alarming to see how many of my wrong guesses were fueled by not solving about 5-8 teams (mostly in C, D and H, with a bit of B and prinkled in there). That group drove a huge portion of the matches that I got wrong. Also, too many matches dumped due to forfeit… ugh. - JK**

	wk1	wk2	wk3	wk4	wk5	wk6	wk7	wk8	wk9	wk10	wk11	wk12	wk13	wk14		Right	Wrong	**Overall**
A1/ This Is Element	W	W	W	W	W	W	W	W	W	W	W	W	W	W		14	0	74.67%
A2/ Appetite for Destruction	W	W	W	W	W	W	W	W	W	W	W	W	W	W		14	0	283 96
A3/ Lunatic Fringe	W	W	W	W	W	W	L	fft	W	W	W	W	W	W		12	1	
A4/ North Raleigh Alliance	W	W	W	W	W	L	L	L	L	W	W	W	L	W		9	5	
A5/ Beer View Mirrors	W	W	W	W	W	W	W	L	W	W	W	W	W	fft		12	1	
A6/ Nine Lives	W	W	W	W	W	W	W	fft	W	W	W	W	W	fft		12	0	**A Division**
A7/ Dead Beats	W	W	W	W	W	W	W	W	L	W	W	W	W	L		12	2	88.89%
A8/ Brass Monkeys	W	W	W	W	W	L	W	W	W	W	W	W	L	L		11	3	48 6
B1/ Shaunt Be Shutout	W	W	W	W	W	W	W	W	W	W	W	W	W	W		14	0	
B2/ Rif Raf	L	W	W	W	L	W	L	W	W	L	W	W	L	W		9	5	
B3/ Menace 2 Sobriety	W	L	L	L	W	W	L	W	W	L	W	L	W	W		8	6	
B4/ Methodical Madness	L	W	W	L	W	W	W	L	L	W	W	W	L	W		9	5	
B5/ Shooter McGavin	L	W	L	W	W	W	L	L	W	L	W	W	L	W		8	6	
B6/ Who Gives A Cork?	W	W	W	W	W	W	W	W	W	L	W	W	W	W		13	1	**B Division**
B7/ Kiss My WHAT?!	L	W	W	W	W	W	W	W	L	W	W	L	L	W		10	4	73.21%
B8/ Them Handsome Devils	W	L	W	W	L	W	L	W	W	W	W	W	W	W		11	3	41 15
C1/ Cheap Shots	W	L	L	W	L	W	W	W	W	L	W	W	L	W		9	5	
C2/ Dysfunctional Outlaws	L	L	W	W	L	W	W	W	L	fft	W	L	L	W		7	6	
C3/ Dartistic License	W	W	W	W	W	W	W	W	W	W	W	W	L	W		13	1	
C4/ The Bunkers	W	W	L	W	L	W	W	W	W	fft	W	W	L	W		10	3	
C5/ Fire For Effect	L	W	L	W	W	L	L	W	W	L	L	W	L	L	x	6	8	
C6/ Big Bulls	W	W	L	W	L	L	L	W	W	fft	L	L	W	L	x	6	7	**C Division**
C7/ Mike's Garage	W	L	W	W	L	L	W	W	L	W	L	W	L	fft		7	6	62.26%
C8/ Never Trust a Dart	W	L	W	W	L	L	W	W	W	fft	L	W	W	fft		8	4	33 20
D1/ Armed and Hammered	W	L	W	-	L	W	L	W	L	W	-	W	L	L	o	6	6	
D2/ One Armed Bandits	L	L	L	L	W	L	-	W	L	L	W	W	W	-	x	5	7	
D3/ Ted's DeploraBull Emporium	L	L	W	W	-	W	W	W	W	W	L	-	W	W		9	3	
D4/ Sharky's Machine	W	L	L	W	W	-	W	W	W	L	W	W	-	W		9	3	
D5/ Dynamic Darts	-	W	W	W	W	W	W	-	W	W	W	W	L	W		11	1	**D Division**
D6/ Bullseye Brewers	W	W	-	W	W	L	L	W	W	-	L	W	W	L		8	4	69.05%
D7/ We've Got Big Bulls	W	-	W	L	L	W	W	W	-	W	W	W	W	W		10	2	29 13
E1/ Shark Shooters	L	W	W	W	W	-	W	W	W	W	L	L	-	W		9	3	
E2/ Coach's Last Stand	L	L	W	W	L	W	-	W	W	W	W	W	L	-		8	4	
E3/ Sofa Kings	L	W	W	W	-	W	W	W	W	W	W	-	L	W		10	2	
E4/ Game of Throws	L	L	W	-	W	W	L	W	W	W	-	L	W	W		8	4	
E5/ Hump Day!	-	W	W	W	W	W	L	-	W	W	W	L	L	W		9	3	**E Division**
E6/ Red-eye Rangers	L	-	W	W	L	W	W	W	-	W	W	W	W	W		10	2	73.81%
E7/ Something Inappropriate	L	W	-	W	W	W	W	W	W	-	L	L	L	W		8	4	31 11
F1/ Death Throw	W	L	W	-	W	L	W	W	W	W	-	W	W	W		10	2	
F2/ Coral Reefers	L	-	W	W	W	L	W	L	-	W	W	L	W	W		8	4	
F3/ All Flights Matter	-	L	W	W	W	W	W	-	W	W	W	L	W	W		10	2	
F4/ Chatham Street Elite	W	W	-	W	W	W	W	L	W	-	W	W	W	W		11	1	
F5/ Dart Buddies	W	W	W	W	-	L	W	W	W	W	W	-	W	W		11	1	**F Division**
F6/ Ducks of War	W	L	W	W	L	L	-	L	W	W	W	W	W	-		8	4	78.57%
F7/ Don't Hit The Scorekeeper	L	L	W	W	L	-	W	L	W	W	W	W	-	W		8	4	33 9
G1/ Wayne Gretzky	L	W	W	-	W	W	L	W	L	W	-	fft	W	W		8	3	
G2/ All About That Bull	W	-	W	W	W	W	fft	W	-	W	W	W	W	fft		10	0	
G3/ Walking the Wire	L	W	W	W	W	-	W	W	fft	W	W	W	-	W		10	1	
G4/ Is It In?	W	L	W	W	-	W	W	W	W	W	fft	-	W	W		10	1	
G5/ Train Station Shooters	W	W	-	W	W	fft	fft	fft	fft	-	fft	fft	fft	fft		4	0	**G Division**
G6/ Bull Hunters	-	L	L	W	W	fft	L	-	W	L	W	W	fft	W		6	4	82.35%
G7/ Show Me Your Tips	W	W	L	W	W	W	-	fft	L	L	W	W	W	-		8	3	28 6
H1/ Chalker's Nightmare	W	W	W	L	W	L	L	W	L	W	L	W	L	L	o	7	7	
H2/ Irish Ton	W	W	L	W	L	L	L	W	W	W	W	W	W	L		9	5	
H3/ Ballistic Behavior	W	W	W	L	L	W	W	W	W	L	L	W	W	W		10	4	
H4/ Chalk it Up	L	W	W	W	L	L	W	W	W	L	W	W	L	W		9	5	
H5/ Brown's Bombers	L	W	W	W	W	W	W	W	W	L	W	W	W	W		12	2	
H6/ Tips & Shafts	W	W	W	L	L	L	L	W	L	L	W	W	W	W		8	6	**H Division**
H7/ Just A Bit Outside	W	W	W	L	W	W	W	W	W	W	W	W	W	W		13	1	71.43%
H8/ Bulls Up!	W	W	L	W	W	W	L	W	W	W	W	W	W	W		12	2	40 16
Right:	18	19	22	24	19	19	18	22	21	19	22	22	17	21				
Wrong:	10	9	6	4	9	8	9	4	6	7	5	5	10	4				
forfeited:	-	-	-	-	-	1	1	2	1	2	1	1	1	3				

RDL - Spring, 2017	Week 1			Week 2			Week 3			Week 4			Week 5			Week 6			Week 7			Week 8			Week 9			Week 10			Week 11			Week 12			Week 13			Week 14			Forfeits
	vs.	W/L	Pts.	vs.	W/L	Pts.	vs.	W/L	Pts.	vs.	W/L	Pts.	vs.	W/L	Pts.	vs.	W/L	Pts.	vs.	W/L	Pts.	vs.	W/L	Pts.	vs.	W/L	Pts.	vs.	W/L	Pts.	vs.	W/L	Pts.	vs.	W/L	Pts.	vs.	W/L	Pts.	vs.	W/L	Pts.	
A1/ This Is Element	a8	W	20	A6	W	23	a4	W	22	A7	W	14	a3	W	17	a5	W	20	A2	W	15	A8	W	23	a6	W	22	A4	W	16	a7	W	18	A3	W	15	A5	W	20	a2	W	15	
A2/ Appetite for Destruction	A7	W	15	a5	W	21	A3	W	14	a8	W	21	A4	W	20	A6	W	18	a1	L	9	a7	W	16	A5	W	18	a3	W	19	A8	W	18	a4	W	18	a6	W	21	A1	L	9	
A3/ Lunatic Fringe	a6	W	18	A8	W	14	a2	L	10	A5	W	12	A1	L	7	a7	L	11	A4	L	11	A6	*W*	*16*	a8	W	14	A2	L	5	a5	W	14	a1	L	9	A7	L	9	a4	W	12	
A4/ North Raleigh Alliance	A5	W	15	a7	L	5	A1	L	2	A6	W	13	a2	L	4	A8	W	13	a3	W	12	a5	L	8	A7	W	13	a1	L	8	a6	W	21	A2	L	6	a8	L	10	A3	L	10	
A5/ Beer View Mirrors	a4	L	9	A2	L	3	A8	L	9	a3	L	12	a7	L	9	A1	L	4	a6	W	17	A4	W	14	a2	L	6	a8	L	9	A3	L	10	A7	L	8	a1	L	4	A6	*W*	*16*	
A6/ Nine Lives	A3	L	6	a1	L	1	A7	L	3	a4	L	11	A8	L	9	a2	L	6	A5	L	7	a3	*L*	*0*	A1	L	2	a7	L	11	A4	L	2	a8	L	2	A2	L	2	a5	*L*	*0*	2
A7/ Dead Beats	a2	L	9	A4	W	19	a6	W	20	a1	L	10	A5	W	15	A3	W	13	a8	W	22	A2	L	8	a4	L	11	A6	W	13	A1	L	6	a5	W	14	a3	W	15	A8	L	8	
A8/ Brass Monkeys	A1	L	4	a3	L	10	a5	W	15	A2	L	3	a6	W	15	a4	L	11	A7	L	2	a1	L	1	A3	L	10	A5	W	15	a2	L	6	A6	W	21	A4	W	11	a7	W	16	
B1/ Shaunt Be Shutout	b8	W	17	B6	W	19	B7	W	16	B2	W	13	b5	W	16	B3	W	16	b4	W	20	B8	W	16	b6	W	15	b7	W	16	b2	W	15	B5	W	14	b3	W	14	B4	W	20	
B2/ Rif Raf	B7	W	14	b5	W	17	B6	W	13	b1	L	11	b8	L	10	B4	W	16	b3	L	11	b7	W	16	B5	W	19	b6	L	11	B1	L	9	B8	W	13	b4	L	11	B3	W	13	
B3/ Menace 2 Sobriety	b6	W	15	B8	L	7	b5	W	13	b4	L	11	B7	L	10	b1	L	8	B2	W	13	B6	W	21	b8	L	9	B5	L	11	B4	L	5	b7	W	16	B1	L	9	b2	L	8	
B4/ Methodical Madness	B5	L	9	b7	L	9	b8	L	8	B3	W	13	B6	W	13	b2	L	8	B1	L	4	b5	W	14	B7	W	13	B8	L	11	b3	W	19	b6	W	14	B2	W	13	b1	L	4	
B5/ Shooter McGavin	b4	W	14	B2	L	7	B3	L	11	b6	W	14	B1	L	8	B7	L	10	b8	W	12	B4	L	9	b2	L	4	b3	W	13	B6	W	15	b1	L	10	b7	L	5	B8	L	9	
B6/ Who Gives A Cork?	B3	L	9	b1	L	4	b2	L	11	B5	L	10	b4	L	11	B8	L	8	b7	L	12	b3	L	3	B1	L	5	B2	W	13	b5	L	9	B4	L	10	b8	L	8	B7	L	8	
B7/ Kiss My WHAT?!	b2	L	10	B4	W	15	b1	L	8	B8	W	16	b3	W	14	b5	W	14	B6	W	12	B2	L	8	b4	L	7	B1	L	8	b8	L	11	B3	L	8	B5	W	19	b6	W	16	
B8/ Them Handsome Devils	B1	L	7	b3	W	17	B4	W	16	b7	L	8	B2	W	12	b6	W	16	B5	L	8	b1	L	8	B3	W	15	b4	W	12	B7	W	13	b2	L	11	B6	W	16	b5	W	15	
C1/ Cheap Shots	C6	L	7	c8	W	14	C5	L	12	c3	L	9	C7	W	16	c4	L	11	c2	W	17	c6	L	8	C8	W	16	c5	L	12	C3	L	8	c7	W	13	C4	W	11	C2	W	16	
C2/ Dysfunctional Outlaws	c5	L	11	C7	L	4	c8	W	17	c4	L	2	C6	W	15	c3	L	9	C1	L	7	C5	L	10	c7	W	16	C8	*W*	*16*	C4	L	11	c6	L	11	C3	W	12	c1	L	8	
C3/ Dartistic License	C8	W	17	c6	W	16	c7	W	14	C1	W	15	c5	W	13	C2	W	15	c4	W	21	c8	W	21	C6	W	14	C7	W	13	c1	W	16	C5	W	18	c2	L	12	C4	W	16	
C4/ The Bunkers	c7	W	16	C5	W	15	c6	L	10	C2	W	22	c8	L	11	C1	W	13	C3	L	3	C7	L	7	c5	W	16	C6	*W*	*16*	c2	W	13	C8	W	13	c1	L	11	c3	L	8	
C5/ Fire For Effect	C2	W	13	c4	L	9	c1	W	12	C8	W	16	C3	L	11	c7	L	11	C6	L	11	c2	W	11	C4	L	8	C1	W	12	c8	L	10	c3	L	6	C7	W	14	c6	W	11	
C6/ Big Bulls	c1	W	14	C3	L	8	C4	W	12	c7	W	18	c2	L	7	C8	L	12	c5	W	13	C1	W	16	c3	L	9	c4	*L*	*0*	C7	L	9	C2	W	13	c8	W	16	C5	L	10	1
C7/ Mike's Garage	C4	L	8	c2	W	20	C3	L	10	C6	L	6	c1	L	8	C5	W	13	c8	L	11	c4	W	17	C2	L	8	c3	L	11	c6	W	15	C1	L	11	c5	L	10	C8	*W*	*16*	
C8/ Never Trust a Dart	c3	L	7	C1	L	10	C2	L	7	c5	L	8	C4	W	13	c6	W	12	C7	W	13	C3	L	3	c1	L	5	c2	*L*	*0*	C5	W	10	c4	L	11	C6	L	6	c7	*L*	*0*	2
D1/ Armed and Hammered	D4	W	14	d2	L	10	D3	W	15	Bye	-	-	D7	L	8	D5	W	15	d6	W	17	d4	W	15	D2	L	9	d3	W	16	Bye	-	-	d7	L	8	d5	L	11	D6	W	14	
D2/ One Armed Bandits	d3	L	8	D1	W	14	D4	L	11	d7	W	15	d5	W	15	D6	W	12	Bye	-	-	D3	W	18	d1	W	11	d4	L	10	D7	L	8	D5	W	15	d6	L	12	Bye	-	-	
D3/ Ted's DeploraBull Emporium	D2	W	16	d4	L	12	d1	L	5	d6	L	5	Bye	-	-	d7	L	9	D5	W	16	d2	L	6	D4	L	10	D1	L	8	D6	W	12	Bye	-	-	D7	L	3	d5	W	11	
D4/ Sharky's Machine	d1	L	10	D3	W	12	d2	W	13	d5	W	12	D6	L	7	Bye	-	-	d7	L	10	D1	L	9	d3	W	11	D2	W	14	D5	W	15	d6	L	12	Bye	-	-	D7	L	7	
D5/ Dynamic Darts	Bye	-	-	d6	L	8	d7	L	5	D4	L	12	D2	L	9	d1	L	7	d3	L	8	Bye	-	-	D6	L	7	D7	L	8	d4	L	9	d2	L	9	D1	W	13	D3	L	6	
D6/ Bullseye Brewers	d7	W	14	D5	W	16	Bye	-	-	D3	W	19	d4	W	16	d2	L	12	D1	L	7	D7	L	9	d5	W	17	Bye	-	-	d3	L	10	D4	W	12	D2	W	12	d1	L	10	
D7/ We've Got Big Bulls	D6	L	10	Bye	-	-	D5	W	19	D2	L	9	d1	W	16	D3	W	15	D4	W	14	d6	W	13	Bye	-	-	d5	W	16	d2	W	16	D1	W	16	d3	W	21	d4	W	15	
E1/ Shark Shooters	e4	W	18	E3	L	6	e2	L	6	E7	W	14	E5	L	12	Bye	-	-	e6	L	8	E4	L	11	e3	L	8	E2	L	5	e7	L	11	e5	W	14	Bye	-	-	E6	L	11	
E2/ Coach's Last Stand	e3	L	7	E4	L	10	E1	W	18	e5	L	10	E6	W	15	e7	W	15	Bye	-	-	E3	L	12	e4	W	18	e1	W	19	E5	L	8	e6	L	8	E7	L	11	Bye	-	-	
E3/ Sofa Kings	E2	W	17	e1	W	18	e4	W	16	E6	L	8	Bye	-	-	e5	L	7	E7	W	12	e2	W	12	E1	W	16	E4	W	15	e6	L	10	Bye	-	-	E5	W	13	e7	W	16	
E4/ Game of Throws	E1	L	6	e2	W	14	E3	L	8	Bye	-	-	E7	W	12	e6	L	11	e5	W	13	e1	W	13	E2	L	4	e3	L	9	Bye	-	-	e7	L	6	E6	L	12	E5	L	8	
E5/ Hump Day!	Bye	-	-	E7	W	14	e6	W	15	E2	W	14	e1	W	12	E3	W	16	E4	L	11	Bye	-	-	e7	W	16	E6	W	13	e2	W	15	E1	L	10	e3	L	9	e4	W	16	
E6/ Red-eye Rangers	e7	W	17	Bye	-	-	E5	L	9	e3	W	16	e2	L	9	E4	W	13	E1	W	16	E7	W	17	Bye	-	-	e5	L	11	E3	W	11	E2	W	16	e4	W	12	e1	W	13	
E7/ Something Inappropriate	E6	L	7	e5	L	10	Bye	-	-	e1	L	10	e4	L	12	E2	L	9	e3	L	12	e6	L	7	E5	L	7	Bye	-	-	E1	W	12	E4	W	15	e2	W	13	E3	L	8	
F1/ Death Throw	F5	W	17	f6	L	10	F7	W	17	Bye	-	-	F4	W	15	F2	L	8	f3	L	10	f5	W	17	F6	W	13	f7	W	14	Bye	-	-	f4	W	16	f2	W	13	F3	L	12	
F2/ Coral Reefers	f7	L	10	Bye	-	-	f5	W	15	F6	L	8	F3	L	10	f1	W	16	F4	W	13	F7	W	13	Bye	-	-	F5	W	15	f6	W	14	f3	L	11	F1	L	11	f4	W	16	
F3/ All Flights Matter	Bye	-	-	F7	L	11	f6	L	10	F5	W	16	f2	W	14	f4	W	12	F1	W	14	Bye	-	-	f7	W	15	F6	W	16	f5	W	16	F2	W	13	F4	W	19	f1	W	12	
F4/ Chatham Street Elite	F6	L	9	f5	W	16	Bye	-	-	F7	W	13	f1	L	6	F3	L	12	f2	L	11	f6	W	15	F5	W	14	Bye	-	-	f7	W	12	F1	L	7	f3	L	5	F2	L	8	
F5/ Dart Buddies	f1	L	7	F4	L	8	F2	L	9	f3	L	8	Bye	-	-	f6	W	13	F7	L	10	F1	L	7	f4	L	10	f2	L	9	F3	L	4	Bye	-	-	F6	L	8	f7	L	11	
F6/ Ducks of War	f4	W	15	F1	W	14	F3	W	14	f2	W	16	f7	L	8	F5	L	11	Bye	-	-	F4	L	9	f1	L	11	f3	L	8	F2	L	10	F7	L	8	f5	W	16	Bye	-	-	
F7/ Don't Hit The Scorekeeper	F2	W	14	f3	W	12	f1	L	7	f4	L	11	F6	W	16	Bye	-	-	f5	W	14	f2	L	11	F3	L	9	F1	L	10	F4	L	11	f6	W	16	Bye	-	-	F5	W	13	
G1/ Wayne Gretzky	G3	W	17	g7	W	13	G4	W	12	Bye	-	-	G5	W	14	G2	W	20	g6	L	11	g3	W	12	G7	W	13	g4	W	16	Bye	-	-	g5	*W*	*16*	g2	W	19	G6	L	6	
G2/ All About That Bull	G4	L	8	Bye	-	-	G3	L	6	g7	L	3	g6	L	5	g1	L	4	G5	*W*	*16*	g4	L	10	Bye	-	-	g3	L	10	G7	L	8	G6	L	6	G1	L	5	g5	*W*	*16*	
G3/ Walking the Wire	g1	L	7	G5	W	18	g2	W	18	G6	W	14	G7	L	11	Bye	-	-	g4	W	17	G1	L	12	g5	*W*	*16*	G2	W	14	g6	L	7	g7	L	3	Bye	-	-	G4	W	12	
G4/ Is It In?	g2	W	16	G6	W	12	g1	L	11	G5	W	13	Bye	-	-	g7	L	8	G3	L	7	G2	W	14	g6	L	5	G1	L	8	g5	*W*	*16*	Bye	-	-	G7	L	7	g3	L	12	
G5/ Train Station Shooters	G7	L	7	g3	L	6	Bye	-	-	g4	L	11	g1	L	8	G6	*L*	*0*	g2	*L*	*0*	g7	*L*	*0*	G3	*L*	*0*	Bye	-	-	G4	*L*	*0*	G1	*L*	*0*	g6	*L*	*0*	G2	*L*	*0*	8
G6/ Bull Hunters	Bye	-	-	g4	L	12	G7	L	12	g3	L	10	G2	W	18	g5	*W*	*16*	G1	W	13	Bye	-	-	G4	W	19	g7	L	10	G3	W	17	g2	W	18	G5	*W*	*16*	g1	W	18	
G7/ Show Me Your Tips	g5	W	17	G1	L	11	g6	W	12	G2	W	17	g3	W	13	G4	W	16	Bye	-	-	G5	*W*	*16*	g1	L	11	G6	W	14	g2	W	15	G3	W	20	g4	W	17	Bye	-	-	
H1/ Chalker's Nightmare	H8	W	15	h6	W	13	H7	W	17	h3	L	9	H5	W	14	h4	L	6	h2	L	9	h8	L	9	H6	W	14	h7	W	13	H3	W	13	h5	W	13	H4	W	14	H2	W	12	
H2/ Irish Ton	H7	W	13	h5	W	11	H8	L	4	h4	L	12	h3	W	13	H6	L	12	H1	W	15	h7	W	15	H5	W	17	h8	L	11	H4	W	15	H3	W	15	h6	W	17	h1	L	12	
H3/ Ballistic Behavior	H6	W	11	h7	W	20	h4	W	20	H1	W	15	H2	L	11	H8	L	8	h5	W	15	h6	W	12	H7	W	17	H4	L	11	h1	L	10	h2	L	9	h8	L	6	H5	W	13	
H4/ Chalk it Up	H5	L	10	h8	W	12	H3	L	4	H2	W	12	h6	W	15	H1	W	18	h7	W	15	h5	W	16	H8	L	7	h3	W	13	h2	L	9	H6	W	16	h1	L	10	H7	W	16	
H5/ Brown's Bombers	h4	W	14	H2	L	10	H6	L	9	H8	L	9	h1	L	10	H7	W	19	H3	L	9	H4	L	8	h2	L	7	h6	W	15	h8	L	11	H1	L	11	h7	W	16	h3	L	11	
H6/ Tips & Shafts	h3	L	11	H1	L	11	h5	W	15	h7	L	11	H4	L	9	h2	W	12	H8	W	12	H3	L	12	h1	L	10	H5	L	9	H7	W	18	h4	L	8	H2	L	7	h8	L	6	
H7/ Just A Bit Outside	h2	L	8	H3	L	4	h1	L	7	H6	W	13	h8	L	9	h5	L	5	H4	L	9	H2	L	7	h3	L	7	H1	L	11	h6	L	6	H8	L	8	H5	L	7	h4	L	7	
H8/ Bulls Up!	h1	L	9	H4	L	12	h2	W	19	h5	W	15	H7	W	15	h3	W	16	h6	L	12	H1	W	15	h4	W	17	H2	W	13	H5	W	13	h7	W	16	H3	W	18	H6	W	18	

THIS SEASON'S TRIVIA QUESTIONS… REVISITED

I now run this column during seasons in which I've included trivia questions all season. Each question is listed exactly as it was during the season, so there is potential for a question to now be out of date, but it's usually not too much of a problem. Each question is listed under the week number when it ran, and the answers follow the questions. No peeking…

[Note: as with most historical statistics questions that I can ask here in the Trivia column, the following questions includes only the most recent 42 (now 43) seasons, as that is the amount of time I have been statistician - records prior to that are largely incomplete and unavailable, and some things like doubles and overall records for individual weren't even tracked in many of the prior seasons.]

Week 7 question: How many individual weren't even tracked in many of the prior seasons) times has a team being removed for the season (due to multiple forfeits in all cases prior to this season) resulted in a division with only 6 teams still competing for the remainder of the season?

Week 8 question: What is the record for longest team win streak, in terms of number of RDL weeks between losses (since some seasons have a bye and thus not as many matches by no fault of the team), and which team has it?

Week 9 question: In how many of my 43 seasons as the RDL statistician have there been one or more matches forfeited in A div.?

Week 10 question: (and this one already sets up the next week's question) There are presently 2 players showing up in the stats as divisional singles win percentage leaders who have yet to lose even one singles game. In my previous 42 seasons as statistician, how many people have managed an undefeated singles record (with enough games played to qualify for the season-long award)?

Week 11 question: As noted in the week 10 answer, nobody has ever made it all the way through an A division season undefeated in singles. What is the greatest number of games into an undefeated string to start an A season that anyone has ever reached, and who did it?

Week 12 question: Ok, let's run with this singles win stuff a bit… In the past 42 seasons, what percentage of the divisional singles win percentage champs (all divisions included) started their seasons with a loss in their first singles game?

Week 13 question(s): Last ones on the singles champions train of thought for now… Of those 328 divisional singles champs, how many of them were female, and what is the highest division title ever claimed by a female? Who was it?

Week 14 question: Has any team in the past 42 seasons finished 7-7 (or 6-6 in a 7-team division) and had both a win and a loss against every other team in the division (and who was it, and when)?

Week 7 answer: This season's removal of the Train Station Shooters is the 4th time a division has been left with only 6 teams. The first was in the Fall of 1999 when the Neighbors in C forfeited their third match in week 13, leaving the division with only 6 teams for one week. Then in the Fall of 2008, there were TWO divisions (A and H) that were left with only 6 teams - Shadows Fall in A forfeited out with 6 weeks to go, while the Pussy Kat Dolls forfeited out with a huge 8 weeks to go.

Week 8 answer: Well, when this question was asked, the answer was Lunatic Fringe, with 45 weeks unbeaten (starting in the Sp96 season and reaching into the Fa97 season). But as of the time that this answer was written, Element had tied that record! Element's win the week prior made for 45 consecutive RDL regular season and tournament weeks without a loss (one of those weeks was a bye). That string started at the beginning of the Fa15 tournament and is currently still active. [*Answer update for the banquet Tons*: With Element's run through the end of this season's A tournament, Element's record unbeaten string has now reached 54 RDL weeks, following the Fall 2015 tournament wins with three undefeated full-season/tournament runs.]

Week 9 answer: Surprisingly, there has been at least one forfeit in 9 of the 43 A divisions during my tenure here. And in those 9 seasons, 12 different teams have had at least one forfeit. Of those 12 teams, it turns out that 10 had exactly that one forfeit (although Nine Lives has time this season to add to their total, but let's hope they don't). The two teams that forfeited more than once both forfeited their way out of the season -- Here for the Beer in Sp05, and Shadows Fall in Fa08 (with that dropout leaving A with only 6 teams for more than half of that season). [*Answer update for the banquet Tons*: This season, Nine Lives later became the first A division team to forfeit 2 matches in a season without also forfeiting a third match and being removed from the schedule.]

Week 10 answer: There have only been 9 undefeated singles seasons in my 42 (now 43!) seasons here with RDL, and TWO of those came just last season! (Translation: It's frickin' hard to get through a full dozen or more games of 301 without a hiccup.) Those nine, from earliest to most recent (with division and record): Fa98 - Galen Gillett - F - 20-0; Sp05 - Mike Reynolds - E - 26-0; Fa06 - Robb Beeson - G - 19-0; Sp08 - Vicente Martinez - E - 28-0; Fa08 - Jimmy Davis - B - 22-0; Sp10 - Phillip Eastmead - C - 28-0; Fa11 - Stan Converse - G - 20-0; Fa16 - Dan Naylor - C - 24-0; Fa16 - Randy Baldwin - F - 25-0. Yep, that's right… never been done in A division, and the record for most singles wins in a season is 28 (the perfect number for 2 wins per night for a full 14-week, bye-free, forfeit-free season).

Week 11 answer: Ok, I'll admit it… I originally set this question up in anticipation of my teammate Chad Massengill still being undefeated in singles as I type this. But… the RDL is frickin' deep and any set can be a loss, and that's exactly what happened to Massengill at the hands of David Huffman in his week 10 cricket game (and that was after Huffman just barely missed the third dart of a shot at a 161-Out in 301 against Massengill - he really had it out for him!). That loss ended Massengill's season-starter A division streak at 19, which leaves him with the 4th-longest perfect start to a season. The 3rd longest was 20 games by Allen Smiith of Dart Shadows in the Fa99 season (losing wk12 cricket to Kent Butters on the way to a 23-2 season). The 2nd longest was 21 games by Billy West of So What! in the Sp98 season (losing wk12 cricket to Kurt Kunttu on the way to a 23-1 season). And the record-holding season starter A streak is a monstrous 26 games by Brian Blake of Just A Little High in the Fa11 season (losing wk14 301 to Tom Brown on the way to a 27-1 season - not surprisingly, that 27-1 mark is also the best A division singles win percentage season ever - and no, I haven't looked up whether any other division has had a season with a higher win percentage that obviously would have to include at least one blocker slot in addition to the typical 28 sets in a 14-match season).

Week 12 answer: Holy cow, this answer surprised even me. In the past 42 seasons, we've had a total of 309 divisions. And those divisions, due to tied records in the top spot, have produced 328 divisional singles win percentage champions. And of those 328, 16.5% of them started their personal singles seasons with a loss! 16.5%!!!! 54 of the 328 titlists started their seasons as a game loser. I was stunned when I saw that number come out. Just for kicks, let's go a little further… 2.6% of the titlists (8 of the 328) started out 0-2. And then there's John Iager of the Grateful Darts in the Fall 1999 D league… Iager started out a ridiculous 0-3 before running off 13 straight wins (barely making the 16-game minimum) and taking home the D crown! So if you drop a game or two to start out next season, fear not… maybe you're just setting yourself up to join a pretty large club. [*Answer update for the banquet Tons*: None of the 8 divisional singles win percentage champs this season lost their first game of the season, so we are now at 54 of 336, for a rate of 16.1% of titlists starting with a loss.]

Week 13 answer: In the past 42 seasons (the time that maybe soon we'll start calling "the modern era" of the RDL), we have indeed had 328 divisional singles champs. And of those 328, we

Trivia answer portion continued on page 14…

THIS SEASON'S LYRICS QUIZZES… REVISITED

Much like the column of this season's trivia questions on the previous page, I've listed here each lyrics quiz from this season. Each lyric is listed exactly as it was during the season. Each lyric is listed under the week number when it ran, and the answers are listed at the bottom of the page (and continuing onto the next page). No peeking… So who's ready to re-play "Name the band/singer and song (and weekly theme)"?

Week 2, song #1 lyric: "We come from the land of the ice and snow, From the midnight sun where the hot springs flow."

Week 2, song #2 lyric: "We don't need no education, We don't need no thought control, No dark sarcasm in the classroom"

Week 2, song #3: "I'm not a part of a redneck agenda. Now everybody do the propaganda. And sing along to the age of paranoia."

Week 3, song #1 lyric: "She says that I'm her all-time favorite, When I make my move to her room, it's the right time, She's never hard to please"

Week 3, song #2: "The clothes she wears, the sexy ways, make an old man wish for younger days, She knows she's built and knows how to please"

Week 3, song #3 lyric: "You don't need no papers, That man is not your mate, And that's why I'm gon' take you, Good girl! I know you want it"

Week 4, song #1 lyric: "Now would I say something that wasn't true?, I'm asking you sugar"

Week 4, song #2 lyric: "We're caught in a trap, I can't walk out, Because I love you too much baby, Why can't you see, What you're doing to me"

Week 4, song #3 lyric: "Never again, Is what you swore, The time before, Never again, Is what you swore, The time before"

Week 5, song #1 lyric: "In the days of my youth, I was told what it was to be a man, Now I've reached the age, I've tried to do all those..."

Week 5, song #2 lyric: "Well, I coulda been an actor, but I wound up here, I just have to look good, I don't have to be clear"

Week 5, song #3 lyric: "I saw a film today, oh boy, The English army had just won the war, A crowd of people turned away, But I just had to look "

Week 6, song #1 lyric: "I woke up in a Soho doorway, A policeman knew my name, He said you can go sleep at home tonight"

Week 6, song #2 lyric: "Picture this we were both butt naked, Banging on the bathroom floor, How could I forget that I had, Given her an extra key"

Week 6, song #3 lyric: "I appreciate your feelings, And I don't want to pass you by, But I don't ask you 'bout your business, Don't ask me about mine"

Week 7, song #1 lyric: "When I walk in the spot, this is what I see, Everybody stops and they staring at me, I got passion in my pants"

Week 7, song #2: "What I think, what I like, what I know, what I want, what I see, I like talking about you, you, you, you usually, but occasionally"

Week 7, song #3 lyric: "You were workin' as a waitress in a cocktail bar, When I met you, I picked you out, I shook you up and turned you around"

Week 8, song #1 lyric: "I'll ruin everything you are, I'll give you television, I'll give you eyes of blue, I'll give your man the words to rule the world"

Week 8, song #2 lyric: "Don't give me that do goody good bullshit, I'm in the high-fidelity first class traveling set, And I think I need a Lear jet"

Week 8, song #3 lyric: "On the boats and on the planes, They're coming to America, Never looking back again, They're coming to America"

Week 9, song #1 lyric: "Well she got her daddy's car, and she cruised through the hamburger stand now, Seems she forgot all about the library"

Week 9, song #2 lyric: "I come home in the morning light, My mother says when you gonna live your life right"

Week 9, song #3 lyric: "Give me a second, I, I need to get my story straight, My friends are in the bathroom getting higher than the Empire State"

Week 10, song #1: "He wakes up in the morning. Does his teeth bite to eat and he's rolling, Never changes a thing, The week ends the week begins"

Week 10, song #2 lyric: "Who do you, who do you, Who do you think you are?, Ha ha ha, bless your soul, You really think you're in control?"

Week 10, song #3 lyric: "Do you have the time to listen to me whine, About nothing and everything all at once, I am one of those, Melodramatic fools"

Week 11, song #1 lyric: "It's only fear that makes you run, The demons that you're hiding from, When all your promises are gone"

Week 11, song #2 lyric: "Young hearts be free tonight. Time is on your side, Don't let them put you down, don't let 'em push you around"

Week 11, song #3 lyric: "You walked into the party, Like you were walking on a yacht, Your hat strategically dipped below one eye"

Week 11, song #4 lyric: "He says, "His name is William", But I'm sure he's Bill or Billy or Mac or Buddy, And he's plain ugly to me"

Week 11, song #5 lyric: "But now there's no way to hide, Since you pushed my love aside, I'm outta my head"

Week 11, song #6 lyric: "You're not shy, you get around, You wanna fly, don't want your feet on the ground, You stay up, you won't come down"

Week 12, song #1 lyric: "When I was a young boy, Said put away those young boy ways, Now that I'm getting' older, so much older"

Week 12, song #2 lyric: "There's a little black spot on the sun today, that's my soul up there, It's the same old thing as yesterday, that's my soul up there"

Week 12, song #3 lyric: "But God does it feel so good,, 'Cause I got him where I want him now. And if you could then you know you would."

Week 13, song #1 lyric: "It's getting late have you seen my mates, Ma tell me when the boys get here, It's seven o'clock and I want to rock"

Week 13, song #2 lyric: "Out past the cornfields where the woods got heavy, Out in the back seat of my '60 Chevy,Workin' on mysteries..."

Week 13, song #3 lyric: "What does it matter to ya, When you got a job to do, You gotta do it well, You gotta give the other fellow hell"

Week 14, song #1 lyric: "When things go wrong I feel real bad, I'm just a soul whose intentions are good, Oh Lord..."

Week 14, song #2 lyric: "I may not have a lot to give but what I got I'll give to you, I don't care too much for money... "

W14#3:"You come on with it, come on, You don't fight fair, That's okay, see if I care, Knock me down, it's all in vain, I get right back on my feet again"

Week 14, #4: "Cover me with kisses, baby, Cover me with love, Roll me in designer sheets, I'll never get enough, Emotions come, I don't know why"

Week 14, #5: "Wake me up, wake me up inside, I can't wake up, Wake me up inside, save me, Call my name and save me from the dark, wake me up"

Week 14, song #6 lyric: "Strumming my pain with his fingers, Singing my life with his words"

Week 14, song #7 lyric: "I know I won't be leaving here with you, I say don't you know, You say you don't know, I say..."

Week 14, song #8 lyric: "See, don't ever set me free, I always want to be by your side, Girl..."

Wk14, #9: "It ain't the way you move, It ain't the way that you move me, Oh no, It ain't the way you shake, It ain't the way that you shake me, Oh no"

Week 14, song #10 lyric: "I don't know if I can yell any louder, How many time I've kicked you outta here? Or said something insulting?"

Week 14, song #11 lyric: "Love me sweet, Never let me go, You have made my life complete, And I love you so"

Week 14, song #12 lyric: "Met a girl, thought she was grand, Fell in love, found out first hand, Went well for a week or two, Then it all came unglued"

Week 14, song #13 lyric: "That's why they call me Mister Fahrenheit, I'm trav'ling at the speed of light, I wanna make a supersonic man out of you"

Week 14, song #14 lyric: "You make a grown man cry, Ride like the wind at double speed, I'll take you places that you've never, never seen"

Week 14, song #15 lyric: "Open up the window, Let some air into this room, I think I'm almost choking from, The smell of stale perfume"

THIS SEASON'S LYRICS QUIZZES… REVISITED (the answers to the lyrics at the top of the page) (these are continued on page 14...)

Week 2 answers: Song 1 = "Immigrant Song" by Led Zeppelin === Song 2 = "Another Brick In The Wall (Part II)" by Pink Floyd === Song 3 = "American Idiot" by Green Day. Week 3 answers: Song 1 = "Super Freak" by Rick James === Song 2 = "Brick House" by The Commodores === Song 3 = "Blurred Lines" by Robin Thicke (with T.I. and Pharrell Williams).

Week 4 answers: Song 1 = "Would I Lie To You?" by The Eurythmics === Song 2 = "Suspicious Minds" by Elvis Presley === Song 3 = "Policy of Truth" by Depeche Mode. Week 5 answers: Song 1 = "Good Times Bad Times" by Led Zeppelin ===

THIS SEASON'S TRIVIA QUESTIONS… REVISITED (continued from page 13)

have had 2 representing the ladies in the house. In the Fall of 1999, Ginger Rivenbark of Woody's Gang took the G division title with a stellar 21-1 record. But the real hero for the ladies here was Danica Kelso of Rocking "B" Jiggles (yes, that really was their team name), who took the C crown (yes, the team with "B" in their name played in C) with an 18-3 mark. Had lots of other ladies come close, but few as high as Kelso's C division run. [Note: yes, I too assumed that Deb Blackwelder and/or Kris Kilsdonk would've been on this list at least a couple times… feels like they've been knocking back wins for years and years. - JK] [*Answer update for the banquet Tons* : no ladies joined the division winners club this season, so our statistics now sit at 2 of 336 (instead of 2 of 328).]

Week 14 answer : Well, since we've completed this spring's regular season matches, we can answer this question for 43 seasons (instead of just 42). Due to the fact that no even-record teams this season fit the requirement for this question, the answer didn't change this season. And that answer is… Yes, 3 different teams have pulled off the '1-1 record against all opponents' scenario!! That's so crazy… both beating and losing to every opponent. Just awesome and weird at the same time. The maybe weirder part? All 3 times that it has happened have come in D division! In the Fall 2000 season, Smackdown's 7-7 landed them in 5th, 2 matches behind the leaders. In the Spring 2001 season, UZMALL's 6-6 also landed them in 5th. And then in the Fall 2013 season, Death Throw's 7-7 mark actually squeezed them all the way up into 3rd place of 8 teams.

THIS SEASON'S LYRICS QUIZZES… REVISITED --- THE ANSWERS (continued from page 13)

Song 2 = "Dirty Laundry" by Don Henley === Song 3 = "A Day in the Life" by The Beatles.

Week 6 answers: Song 1 = "Who Are You" by The Who === Song 2 = "It Wasn't Me" by Shaggy === Song 3 = "Don't Ask Me No Questions" by Lynyrd Skynyrd. Week 7 answers: Song 1 = "Sexy and I Know It" by LMFAO === Song 2 = "I Wanna Talk About Me" by Toby Keith === Song 3 = "Don't You Want Me" by The Human League.

Week 8 answers: Song 1 = "China Girl" by David Bowie === Song 2 = "Money" by Pink Floyd === Song 3 = "America" by Neil Diamond. Week 9 answers: Song 1 = "Fun Fun Fun" by Beach Boys === Song 2 = "Girls Just Want To Have Fun" by Cyndi Lauper === Song 3 = "We Are Young" by Fun.

Week 10 answers: Song 1 = "Ants Marching" by Dave Matthews Band === Song 2 = "Crazy" by Gnarls Barkley === Song 3 = "Basket Case" by Green Day. Week 11 answers: Song 1 = "I'm the Only One" by Melissa Etheridge === Song 2 = "Young Turks" by Rod Stewart === Song 3 = "You're So Vain" by Carly Simon === Song 4 = "All I Wanna Do" by Sheryl Crow === Song 5 = "Hopelessly Devoted To You" by Olivia Newton-John === Song 6 = "Urgent" by Foreigner (with Lou Gramm as part of this answer).

Week 12 answers: Song 1 = "Hurts So Good" by John Mellencamp === Song 2 = "King of Pain" by The Police === Song 3 = "Misery Business" by Paramore. Week 13 answers: Song 1 = "Saturday Night's Allright" by Elton John === Song 2 = "Night Moves" by Bob Seger === Song 3 = "Live and Let Die" by Paul McCartney and Wings.

Week 14 answers: Song 1 = "Please Don't Let Me Be Misunderstood" by The Animals === Song 2 = "Can't Buy Me Love" by The Beatles === Song 3 = "Hit Me With Your Best Shot" by Pat Benatar === Song 4 = "Call Me" by Blondie === Song 5 = "Bring Me To Life" by Evanescence === Song 6 = "Killing Me Softly" by Roberta Flack (and later The Fugees) === Song 7 = "Take Me Out" by Franz 'Ferdinand === Song 8 = "You Really Got Me" by The Kinks (and later Van Halen) === Song 9 = "Don't Tell Me You Love Me" by Night Ranger === Song 10 = "Please Don't Leave Me" by Pink === Song 11 = "Love Me Tender" by Elvis Presley === Song 12 = "She Hates Me" by Puddle of Mudd === Song 13 = "Don't Stop Me Now" by Queen === Song 14 = "Start Me Up" by The Rolling Stones === Song 15 = "Mama Told Me Not To Come" by Three Dog Night.

[Like the last several seasons, we used three-song groups each week (except for the extended set in week 11 and the traditional long week 14 set) and also included a theme each and every week. Adds a layer to the game for everybody and has been hugely popular. ***Here are the themes for each week*** *, including the week 14 fifteen-song set for which the top guesser impressively nailed 11 of the songs…*

Week 2 theme: If you need me to explain this one to you, then you need to get your head out of the ground, ya ostrich. Also, If you don't see the theme in this one, there's a wall some of our group would like you to go stand behind for a bit. Week 3 theme: The objectification and use of women. Seems like I heard somewhere that it's not just sort of back "in" again, but is actually seemingly celebrated a bit, right? (Now there is a sentence I never thought I would type…) Week 4 theme: Well… it could be lying… or suspicions… or maybe what we consider to be truth… Alright, fine, how about we just call the theme 'alternative facts' and be done with it? Good? Great. Week 5 theme: The news not being what you want it to be any more… or maybe even just not being accurate, and just being tweaked to fit whatever someone else wants it to be. Either of those pretty much seems to be spot on for the past many weeks, eh? Week 6 theme: Hmmm… songs about asking who are, saying it's not you, and saying not to ask any probing questions… all in a week when we reported premeditated and intentional skirting of the league rules via player impersonation. Geez, sure was lucky timing that those songs all come up at exactly the same time. Week 7 theme: Narcissism and self-importance, in honor of any of our league members that put a little extra over-importance on themselves or their teams. Week 8 theme: Well, this one was a little more abstract… though some people's guesses were really pretty close! The theme was Ivanka Trump and her continued production of goods in China (nearly a shipment a day!) while everyone is supposed to be "buying American" and "hiring American". Or maybe I misunderstood, and really it's just "everyone else" who is supposed to be buying or hiring American. Silly me. Oh, wait… I guess maybe the theme was actually hypocrisy. Ha! (And yes, I realize that's almost a daily theme in some ways…) Week 9 theme: Well, after last week's theme, I said it was time for lighter and fun-ner… so… we just went straight to the fun. Week 10 theme: Marching… Crazy/Mad… Basket… UNC in the Final Four… of course it's March Madness/the Final Four! Week 11 theme: Well, this was a larger-than-usual set of songs for a regular season week, but that's because these artists were chosen for a specific reason. In honor of the St. Baldrick's event hosted by Keith Gibbs and The Upper Deck, and attended/supported in large part by RDL members, that was highlighted in the week 10 newsletter… these six singers are all cancer survivors!! That's right, some compilation of research and care, which may well have included events such as the one here, has led to advances that have kept these amazing artists right here with us, continuing to produce their art for all to enjoy… and continuing to fight on behalf of others that still need the help… and continuing to simply be loved by their families. Tough to ever put a value on that. Maybe at some point, somebody, somewhere, will write about childhood cancer and its survivors in some sort of past tense. Here's to hoping, and here's to those that care enough to help even when it isn't immediately for someone they know. Week 12 theme: Misery, pain, agony… anything you might feel right after you miss that one shot for the whole season title, right? Though admittedly, that specific example probably doesn't hurt 'so good'. Week 13 theme: Well, it was pretty simple… you just take the first word from each song and you have Saturday Night Live (and Elton's song almost even jumped ahead with the first two words!). Week 14 theme: Song titles that all include the word 'me'. Yep, it was all about ME!! The songs were listed in order by the band name/singer's last name, alphabetically.

RDL QUOTABLES

So this season I've saved a handful of my favorite quotes from throughout the season, to make one big happy, funny column. Should hopefully be good for at least a few chuckles…

Quote #1 : from Brian Gaertner of Rif Raf after their week 1 match, during which teammate Dennis Horger had to face past national champ Dan Naylor in SCkt: "It was 15 darts for Dan. Poor Dennis. He didn't know what hit him. As I was heading up to chalk that game, I said to Dennis 'May God have mercy on your soul.' And God did. Dennis only had to step up to the line 4 times."

Quote #2 : from Sebastian Dehnel of Chatham Street Elite, in reference to his previous team's (OT Outlaws in Fall 2016 D div.) removal from the season due to too many forfeits: "Glad to hear I was part of an unprecedented team melt down. I wouldn't have it any other way. Haha. Our mantra was "we made the playoffs", since all teams make the final tournament. Due to our meltdown, we didn't make the playoffs. Kind of ironic."

Quote #3 : from Shawn Budd of Just A Bit Outside, back in week 5 in reference to 'letting a player go' from their team: "And as for the severance, he gets to keep the team shirt I bought him. First generation JABO design shirt will be worth a fortune someday, so he's lucky he gets to keep it."

Quote #4 : from Tina Boutieller of Chalker's Nightmare back in week 6: "Oh, I suck real good." [Sure, maybe she was talking about her dart game… Or maybe she wasn't. And yes, I told her I wouldn't quote her that week. I didn't say anything about the bigger Tons issue a couple months later. - JK]

Quote #5 : from the Bull Hunters, to me in week 7, when they reported their score after winning in a week when I didn't pick them in my predictions: "Ye of little faith." [Seriously?! I picked against the Hunters TWO times this whole season. And one of those two they DID lose. Interestingly, I was only 6-4 in my Bull Hunters pick this season… so clearly I was he of *too much* faith. - JK]

Quote #6 : from an F division captain after his/her team had the actual pleasure of playing against the Ducks of War, a match after playing… well… a team that is maybe a bit less fun to be around than the Ducks: "After last match, it was really refreshing to play a team that had things like, ya know, intelligence… charisma…" [I wonder how many F teams are thinking they know what the other team sort of being reference here is. :o) - JK]

Quote #7 : from a B league player, assessing his opposition right after his team had just lost to the opposition being assessed: "You only have two good motherfu**ers on the team." [Ummmm… you get that this comment is a bigger putdown of your own team than of the other/winning team's, right? - JK]

Quote #8 : from Jason Thomas of Ted's DeploraBull Emporium in week 14: "Interesting story (it had to have happened before, but I don't remember it..) I was throwing on board 2, while Jimmy [Dzengeleski, of Dynamic Darts] was on board 1... I threw my first 2 trip20s, and heard everyone cheering behind me... Then I threw the third, and heard everyone gasp and say 'oh man, so close! That's a 140, and was so close to a 180!'... I turned around in a 'Y'all need to get your eyes checked, all three are in there!' tone... Turns out, they were all cheering for Jimmy, who was on pace (dart for dart) for a 180 with me... Opponent or not, that would have been pretty cool, simultaneous 180s." [You guys all heard that, right? I'm pretty sure that JT just said "hey, look everybody, I got a 180!" Yeah, yeah, yeah… yay for you JT. Sure, that was a story about Jimmy and nearly awesome timing. … … … Oh, and that sound that you just heard just now? That was probably JT smacking me for turning what was a pretty good dart story into a joke at his expense. Ah well… he's used to me. - JK]

THREE OF RDL'S COMPLETE BADASSES

Sometimes I collect stories and tidbits about the amazing stuff some of our league members do. Here are 3 of my recent favorites.

RDL BADASS #1 - David Romanchek, of Nine Lives

In week 13, Romanchek's Nine Live squad faced longtime RDL heavyweight Appetite for Destruction, who is led by Sid Mitchell, one of the league's very best for the better part of a decade. I will let Sid describe this one: "I'm still in shock on David R's finish against me in cricket! Best as I can remember… I'm relatively comfortably ahead going down to the final couple of numbers with a slight advantage. Basically the game was sitting where I had all numbers closed but 15's (still needed all 3) and he had all numbers closed but 20's (still needed all 3), and we both needed bulls and I was a few points ahead. We had both thrown mediocre to this point where I had a couple of 4 marks and he had a 5 mark. He then throws and blanks on 15's. I'm thinking trip 15 and 3 bulls in my turn to wrap the game up. Well, I only hit one 15 (not good but also not worried). He then proceeds to throw a 7 mark on the 15's to close and take about a 55 point lead. I answer with a 5 mark on the 20's to take about a 45 point lead. He then hits a trip 20 on first dart and one 15 on his other two to close all numbers and cut the lead to about 30. I close the 15's taking all 3 darts (again not great but not worried with only needing 3 bulls to his 5). Well you can guess what happens next! David steps up and throws a 5bull!! I never even got a chance to throw again, hence why I'm still in shock this morning! To top it off, he could hardly even walk with stitches in the bottom of his foot from a bad cut! Just shows you never get too comfortable or underestimate your opponent!"

RDL BADASS #2 - Robbie Phillips, of This Is Element

Alright, of course you already know that Phillips is a badass if you've read even one Tons in the past several years. But a couple weekends ago, he popped something that was awesome even for him. He was at Nationals (for about the 7,423rd time, right?), and was trying to advance out of his preliminary round-robin bracket (the field is generally broken into about four groups that each play a full round-robin among themselves, with the two from each group advancing to the final eight-man round-robin for the title). It came down to him needing to win his final leg of his final group match to force a tie and a one-game playoff to see who advanced to the final group. And what would you, the reader, do in that situation? Vomit? Pee yourself a little? Hide in a corner? Or would you set up 170 and then pop the damn thing to hammer home the win? I would probably opt for one of the body functions… but not Phillips. He goes all center-stage and sticks the perfecto. [Test results as to whether Phillips's body actually even contains adrenaline haven't come back from the lab yet…] Note: sadly, it was an "off day" for Phillips and he finished as only the first alternate for the trip to England. Flippin' slacker…

RDL BADASS #3 - John Jenkins, of Armed and Hammered

Ok, I've absolutely saved the best for last in this column. I think this item actually might start a new league record / trivia question / hall of fame item. Honestly, it's really pretty difficult to grasp just how freakin' cool this one is. In the final week of the regular season, Jenkins hit the second-highest out in the entire RDL (and easily the highest in his division) this season with a stellar **Ton-49**. Great shot, right? Even for national champ Phillips up above that would be a great one. But here's the kicker… Jenkins is **74 years old**. Yep, he's one of the league's glorious elder statesmen. And *he just hit an out in league play that is more than double his age. At the age of 74* . That HAS to be a league record. And maybe one that will stand forever? How many just 40- or 50-year-olds out there have never hit an out of twice your current age in a match?

WHEN YOUR TEAM… UMMMM… LOVES YOU??

All teams are made up of people that are at least "sort of" friends, right? Well, the reality is that some teams are definitely tighter than other teams, and being on those types of team is really pretty great. At least most of the time, that is. Then there are those times that are great and awful at the same time. Here are two of the very best of those… *Upper right photo* : according to The Handsome Devils, this is what happens when you rush out the door on your way to a 7 pm tournament match… yes, that's Alex Sarantos (of the Devils) wearing two different shoes and not realizing it. Yep, he went out the door wearing two completely different shoes! And his team had the immediate foresight to snap a photo… and then send it to me to share with all of you guys! Ha! Geez, thanks, teammates… *Bottom photo* : Jeremy Limerick, captain of All Flights Matter, had to have a bit of emergency eye surgery this season (he'll be fine), and then made the mistake of referring to himself as One-Eyed Willie in his next VoiceMail message. I, of course, immediately shared that with all of you (because… duh). And how did his teammates show their support for their fearless leader? Well, you can see for yourself below. Just to be clear, Jeremy's teammates are the five better-looking guys out of the six in the photo.





AND OUR VERY OWN PHOTOSHOP SCANDAL!!

A couple seasons ago, a few teams sent me team photos after their tournament matches, and I noted that I thought that was kind of great, and included them in the banquet Tons. Well, Shaunt Be Shutout followed suit this season after they clinched the B season/ tournament double. But… hey… Billy Maccini is out of town for work… and isn't his personal image (far left) a little bit lighter than his teammates'? Oh, how Kardashian of those photoshoppers…

Anyway, the B champ folks next to the ghostly image of Maccini are: John Carroll, Sal Reitano, Kevin Foushee, Eugene Foushee, C.J. Jobe, Rick Bradshaw, and Tyler Wright. Congrats, and welcome back to A…



RULE CHANGE IDEAS?

Just this month, I sent the RDL Board an 8-page document, offering 12 potential rule changes and/or clarifications. I'm sure they'll be talking about at least some of them this summer. If you want to put your two cents in, you should let them know soon. The topics included: == wearing headphones during matches == what happens when people play the wrong opponent == dumping the 2nd place plaques == what to do if the chalker's answer to a math question is "I don't know" == what chalkers can tell throwers during a game of cricket == throwing the remaining darts after busting == postponing matches to after the week 14 match date == moving the scoresheet deadline to Friday == dumping the VoiceMail system altogether == clarifying features of the webmaster role == rewriting the paltry by-laws requirements listed for the weekly newsletter == and maybe dropping the hard copy Tons. Is that enough stuff for you? :o)

I APOLOGIZE FOR… WELL… NOTHING

I have to be honest… I love that it clearly freaking *kills* some of you guys that I sit myself out of dart matches sometimes. There's a small group of you that just can't resist commenting about it, often repeatedly during the night, roughly every single time our teams play each other. You're obsessed with it. You stew about it, you re-hash it, and you bring it up over and over. And you know what? I… don't… give… a… s**t.

The reality is that I'm an average A division player captaining a team chock full of way-above-average A division players. And I have *never* made any claims to the contrary. I do the stats, trust me, I know how my game measures up to others'. I've played about 640 games in A before I formed Element, and just over 700 since I formed Element. I won just under 50% of my games before Element, when my team hovered from 2nd through 6th in A. After Element formed, my singles climbed to a little over 55% and my doubles jumped up to 78% (shocking, right?). Thus, I beat about half of my opponents when my team wasn't at the top, and more than that when I was no longer facing any of my current teammates.

I've averaged about 33 games played per season during my time in A, though that average has dropped to about 26 since the first season of Element. Given that my schedule usually makes me miss a match or two each season, and that we have two byes in about 40% of the seasons, I've averaged just under 3 games per match since I reached A, and just a little over 2 per match since the first season of Element. Sooo… as one of the lower-end guys on a team of state champs, national champs, even world champs, I play a little over half the sets. Not enough for your requirement for me? Well, guess how much I care about that fact.

The bottom line is that I sit myself in the bigger sets in the bigger matches because… I'm smart. Duh. Or maybe more to the point, I'm not stupid. Our team (which, contrary to a lot of grumbling opinions over the years, has been built *entirely* without recruiting any player on any of our A competitors in any season ever - don't believe me? I have a full all-time team roster and will go through every single player with you and whence they came) runs as well as it does because I'm completely honest with every guy on the team about their role, and about how I list when push comes to shove. Want to play more? Then play better. And that applies to me as well. So if I play others repeatedly in the biggest matches, it's because that's what is best for the competitive advantage of the team. And I am completely ok with that.

So, if you want an apology from me for sitting myself sometimes, please feel free to choose from among these apologies: #1 - "I'm sorry that I'm smart"; or #2 - "I'm sorry that you can't help spending more time worrying about me than about yourself"; or #3 - "I'm sorry that not only do not I care that it bothers you, but I actually find that part humorous"; or #4 - "I'm sorry that I seem to have the ability to turn a pile of huge talents and big egos into a cohesive family of friends, that rarely disagrees, and that happens to win lots of dart matches with me steering the ship." There… any of those apologies make you feel better?

Alternatively, how about we switch spots? You take multiple days each and every weekend for the next couple decades to write the newsletter, and I'll go hang out, practice, and hit blind draws every week. Sound good? [I do have to admit though, that one of my favorite things is when one of these guys starts making comments, then he draws me in singles, and then I whip his a**. Happens at least half the times we line up. :o)]

RANDOM THOUGHTS FROM JK

Nowadays, it's a fact… this column has become a banquet Tons staple. I have no idea why so many are so keen on taking a peek into the oddness that is my head, but you are. So without further ado, let's open up my head again and see what falls out. Some of these observations are dart-related, and some of them clearly are not. I'm never sure what's about to hit the page, but anyway… whatever…

-- Generally, this column starts with a Survivor item, but I've got a few episodes recorded and I'm behind, so I will simply say this: the first time Debbie was on, when they listed a different profession for her every time she was on screen, due to her ridiculous stories about being an expert in… everything. I miss that hilarity this time.

-- Anyway, while I'm on the topic of television shows, whose brilliant idea was it to cancel Mike & Mike in the Morning from the ESPN2 lineup?? That news release might as well have said "the reason Jason won't watch anything but live sports or NFL news on ESPN ever again." Were they just too intelligent to be on television discussing sports? Seriously, what the hell? Maybe this means we'll get another thousand hours each year of Stephen A. Smith railing on and blustering nothingness and stupidity to anyone within earshot (which is a long radius when Smith opens his mouth). Oh, gee, lucky us. … … … The end of an era…

-- Music trivia bonus question for all the fans of the weekly lyrics quiz (I'll drop a hint later in the column, and then the answer toward the end): What one band or singer holds the record with FOUR albums that reached #1 on the chart during the *same year*?

-- I'm sure it's just me, and I have no idea why it's funny to me, but when Jeremy Limerick (captain of All Flights Matter) calls in his team's results and starts the message with a goofy "what's up, fu**er?", I can't help but laugh. Every time. I guess maybe he just has the right personality and/or voice to pull it off repeatedly.

-- Write this down… some of the guys on Irish Ton are going to climb the talent ladder faster and higher than others who happen to have the same natural talent level. I have no idea if they are naturally inclined to be good at darts (face it, that is a huge factor in who does/doesn't become good), but at least a couple of them have the right desire level and approach to exceed whatever level would normally be their personal ceiling. Talked to a couple of them at my team's A division final… they were out seeing what was what, picking up tips, talking about practice routines, etc. Just a great early commitment to attacking the game from the start, with input from those who attacked it before them. Pretty excellent.

-- Quick vote… which is more pointless and boring? Watching someone eat a bowl of chicken broth with a disposable fork, or watching NBA playoff games? Good lord… I just saw a story about Cleveland and Golden State being a combined 19-0 in the playoffs so far this year. The people reporting said that they thought that 3 of those 19 games could have turned out the other way with a couple lucky bounces or a key play. Really… that's the state of a major professional sport here? Two teams, including one that gives its best players a vacation about every 3 or 4 games all season, are so much better than the other supposed top teams that it takes luck or huge key breaks for those others to win *any* games at all? Wow, where do I sign up to buy the preposterously overpriced tickets? Can't wait…

-- Bonus trivia music question hint: It's a band, and in 1967, they sold more albums than The Beatles and Rolling Stones *combined*.

-- This past week at my match over in the Bull City Dart League, one of our opponents started a turn in '01 with 39 points remaining, ended the turn with 3 points remaining, never had a shot at a winning double, and only missed the number at which he was aiming with one dart during the entire turn. No, seriously. Any idea what he hit? I'll give you time to think about it… I'll put the answer later in the right column on this page…

-- At what point did every frickin' movie become about a super-hero, or at least come from a comic book?

-- Two related thoughts on football(ish): First, I think it's really hilarious that Tom Brady has been listed on the NFL injury report 132 times in his career, and he has played in the game…132 times. Belichick loves playing with the system, and I love him for it. (Yes, there was also the season when Brady was immediately put on Injured Reserve, but those players aren't listed in the weekly injury list.) Second, could Brady's wife Gisele Bundchen be any bigger of an idiot? She tweets stuff about the organization and the league not respecting Brady… making him sooo popular with the league higher-ups. She tweets stuff about the Patriots losing because Brady can't both throw the ball *and* catch the ball… giving Brady a bunch of locker room explaining to do. And now she tells the world that Brady has had a string of concussions for years… bringing the entire sports world's attention right back to him. How tone deaf and utterly stupid is she? Well, like every-one else, I've always recognized the whole real-world "higher up the hotness scale let's you get away with more" reality, and she is soooo far beyond anything that any hotness could ever cover despite any ridiculous 'super model' status, whatever that is. She is… dumb, arrogant, oblivious… whatever. Ugh. Go away.

-- You ever watch Bones? I love the Lance Sweets character. I think that guy is awesome. Intelligently funny and interesting.

-- Remember back in week 1 when I wrote the "best new names" column? Well, I'm not changing my favorite for the season, but I do want to add a note: I had tagged Shaunt Be Shutout as a "name with a word that I'm not even sure is a word." Well, it turns out that "We shaunt be shutout!" was Donald Grubb's weekly battle cry after their A div. team had scored its first point of the night. Odd name? Yes. Awesome tribute? Oh, hell yes.

-- Bonus trivia music question answer: It was The Monkees! Yes, four actors who could sing, who were brought together to make a silly sitcom about a band that ironically couldn't hit it big like bands such as The Beatles. Four #1 albums, one year. How many of your favorite bands have even put out four albums in a six-year span, much less close enough that all four peaked in the same calendar year? Craziness.

-- Answer to how you get to 3 from 39 without even getting a shot (from left column): he threw at the 7, but hit double-7 and left 25; then he threw at the 9, but hit the 12, leaving 13; then he threw at the 5, but hit the double-5, leaving 3. Three darts, two hitting the number at which he aimed, never got even, and left 3. (No, he did not win that game, though my teammate did let him have a shot or two at the 3…)

-- So Chris Cornell (of Soundgarden and Audioslave fame) took his own life this past Wednesday… sure, that's a little different (and possibly even sadder) than dying due to a freak accident or a sudden heart attack, etc. But for me, it's yet another reminder that you had better live your life every day. No guarantees that there will be a tomorrow. And while you're at it, tell those you love that you love them… often. No guarantees that if there is a tomorrow, that you will have it with those people. We are fragile creatures, and life is precious. Take the time to appreciate it, and also to appreciate those that make yours so worth living. Until next time, my friends… I wish you a summer of health and happiness… already looking forward to seeing you in the fall…

RDL BOARD MEMBER HISTORY - 43 SEASONS - SPRING 1996 THROUGH SPRING 2017

Alright, if you read the newsletter with any regularity (and especially the trivia column), you know that I've been here keeping the league statistics and writing the newsletter for twenty-two and a half years (43 seasons). So, you're all familiar with me and my big mouth. But are you familiar with the folks that actually make the real decisions for the league? I sit up front here, and I type stuff to you all the time, and I send you stuff, and I use my loud voice at the captains' meetings and banquets, but the reality is that all league policies and rules are set by your elected set of Board members. It's those 5-7 volunteers per season who actually hold all the power (and have a bunch of responsibilities for the standard volunteer rate of… nothin'!). And a bunch of those volunteers have come back time after time after time to make sure that our hobby keeps rolling without a hiccup. All in all, there have been 7 offices for the first 26 of these 43 seasons, then 6 offices for the most recent 17 seasons (the External Organizations position was dropped after 2008), so there have been 284 total officer-seasons. Of those 284, 14 have remained vacant, leaving 270 total officer-seasons. And a grand total of only **39** league members have filled those 270 spots, with Heather Bohanan (33 seasons), Kevin Coyne (21), Jason Thomas (18), J.P. Evans (15), Dave Berry (11), and Cathy Moeschet (11) leading the parade of the selfless givers of their time (at least during this 43-season time window). Below are all the officers for all of my 43 seasons here, so you can see exactly who you can/should thank. (* = officer who joined the Board midseason due to a vacant office)

		President	Vice President	Secretary	Treasurer	Membership	Rules/Grievances	External Orgs.
Spring	1996	Wilson, Joe	Deemer, Randy	Ryan, Ann	Hatszegi, Edie	Berry, Dave	DeMattos, Rick	Peyton, Johnny
Fall	1996	Wilson, Joe	Budelman, Jim	Ryan, Ann	Hatszegi, Edie	Berry, Dave	DeMattos, Rick	Peyton, Johnny
Spring	1997	Wilson, Joe	Budelman, Jim	Jenkins, John	Hatszegi, Edie	Berry, Dave	Marx, Deanna	Peyton, Johnny
		[Note: Kevin Coyne actually filled in as the R&G Director for a short bit in the Spring 1997 season.]						
Fall	1997	Wilson, Joe	Budelman, Jim	Jenkins, John	Hatszegi, Edie	Berry, Dave	Marx, Deanna	Peyton, Johnny
Spring	1998	Berry, Dave	Holland, William	Jenkins, John	Jeffcoat, Dawn*	(vacant)	Marx, Deanna	Coyne, Kevin
Fall	1998	Berry, Dave	Holland, William	Jenkins, John	Churchwell, Billie	(vacant)	Marx, Deanna	Coyne, Kevin
Spring	1999	Holland, William	Jenkins, John	Simpson, Donnie	Churchwell, Billie	Berry, Dave	Selby, Brian	Coyne, Kevin
Fall	1999	Holland, William	Jenkins, John	Simpson, Donnie	Churchwell, Billie	Berry, Dave	Selby, Brian	Coyne, Kevin
Spring	2000	Holland, William	Eastmead, Phillip	Gaffney, Michelle*	Churchwell, Billie	Moeschet, Cathy	Selby, Brian	Dixon, J.D.
Fall	2000	Holland, William	Eastmead, Phillip	Gaffney, Michelle	Churchwell, Billie	Moeschet, Cathy	Selby, Brian	(vacant)
Spring	2001	Holland, William	Selby, Brian	Gaffney, Michelle	Coyne, Kevin	Moeschet, Cathy	Thomas, Heather	Churchwell, Billie*
Fall	2001	Berry, Dave	Martin, Anthony	Gaffney, Michelle	Enos, Kellee	Moeschet, Cathy	Thomas, Heather	Churchwell, Billie
Spring	2002	Berry, Dave	Martin, Anthony	Hunsberger, Jim	Enos, Kellee	Moeschet, Cathy	Thomas, Heather	Barker, Barry
Fall	2002	Berry, Dave	Martin, Anthony	Hunsberger, Jim	Enos, Kellee	Moeschet, Cathy	Thomas, Heather	Coyne, Kevin*
Spring	2003	Selby, Brian	Martin, Anthony	Jolly, Jennifer	Enos, Kellee	Moeschet, Cathy	Thomas, Heather	Coyne, Kevin
Fall	2003	Selby, Brian	Martin, Anthony	Jolly, Jennifer	Enos, Kellee	Moeschet, Cathy	Thomas, Heather	Coyne, Kevin
Spring	2004	Selby, Brian	Martin, Anthony	Payne, Julie	Enos, Kellee	Moeschet, Cathy	Thomas, Heather	Coyne, Kevin
Fall	2004	Selby, Brian	Martin, Anthony	Payne, Julie	Wackerman, Mark	Moeschet, Cathy	Thomas, Heather	Coyne, Kevin
Spring	2005	Barker, Barry	DeMattos, Rick	Payne, Julie	Wackerman, Mark	Moeschet, Cathy	Thomas, Heather	Coyne, Kevin
Fall	2005	(vacant)	DeMattos, Rick	Cotton, Barbara	Wackerman, Mark	Payne, Julie	Thomas, Heather	Coyne, Kevin
Spring	2006	DeMattos, Rick	Thomas, Jason	Cotton, Barbara	Wackerman, Mark	Payne, Julie	Thomas, Heather	Coyne, Kevin
		[Note: Heather Thomas and Heather Bohanan are the same person - quick name change, same dedicated volunteer.]						
Fall	2006	DeMattos, Rick	Thomas, Jason	Bohanan, Heather	Wackerman, Mark	Payne, Julie	Dunn, Thom	Coyne, Kevin
Spring	2007	DeMattos, Rick	Thomas, Jason	Bohanan, Heather	Wackerman, Mark	Payne, Julie	Dunn, Thom	Coyne, Kevin
Fall	2007	DeMattos, Rick	Thomas, Jason	Bohanan, Heather	Huff, Matt	Howley, John	Dunn, Thom	Coyne, Kevin
Spring	2008	Thomas, Jason	Evans, J.P.	Bohanan, Heather	Huff, Matt	Howley, John	Dunn, Thom	DeMattos, Rick
Fall	2008	Thomas, Jason	Evans, J.P.	Bohanan, Heather	Huff, Matt	Howley, John	Dunn, Thom	DeMattos, Rick
Spring	2009	Thomas, Jason	Evans, J.P.	Bohanan, Heather	Huff, Matt	Howley, John	Dunn, Thom	-
Fall	2009	Thomas, Jason	Evans, J.P.	Bohanan, Heather	Huff, Matt	Howley, John	Dunn, Thom	-
Spring	2010	Thomas, Jason	Evans, J.P.	Bohanan, Heather	Huff, Matt	Howley, John	Dunn, Thom	-
Fall	2010	Thomas, Jason	Evans, J.P.	Gallagher, Jim*	Huff, Matt	Bohanan, Heather	Dunn, Thom	-
		[*Note: John Howley resigned his Membership Dir. position prior to the start of the Fall 2010 season, so Bohanan switched offices and Gallagher joined.*]						
Spring	2011	Thomas, Jason	Evans, J.P.	Gallagher, Jim	Huff, Matt	Bohanan, Heather	Hunsberger, Jim*	-
		[*Note: Thom Dunn resigned his Rules & Grievances Director position in the middle of the Spring 2011 season.*]						
Fall	2011	Thomas, Jason	Evans, J.P.	Gallagher, Jim	Huff, Matt	Bohanan, Heather	Hunsberger, Jim	-
Spring	2012	Thomas, Jason	Evans, J.P.	Gallagher, Jim	Huff, Matt	Bohanan, Heather	Hunsberger, Jim	-
Fall	2012	Thomas, Jason	Evans, J.P.	(vacant)	(vacant)	Bohanan, Heather	Hunsberger, Jim	-
		[*Note: Jim Gallagher resigned his Secretary position prior to the start of the Fall 2012 season, as did Matt Huff with his Treausrer position, so… Bohanan did the jobs for all three offices. No, seriously. All three.]*						
Spring	2013	Thomas, Jason	Evans, J.P.	(vacant)	Mozzetti, Tim*	Bohanan, Heather	Hunsberger, Jim	-
		[*Note: Frank Hall resigned his Treasurer position in the middle of the Spring 2013 season, so Mozzetti was asked to fill in. Also, William McEwen resigned his Secretary position in the middle of the season, so Bohanan just covered that job too. And she has been pretty much ever since…]*						
Fall	2013	Thomas, Jason	Evans, J.P.	(vacant)	Mozzetti, Tim	Bohanan, Heather	Hunsberger, Jim	-
Spring	2014	Thomas, Jason	Evans, J.P.	(vacant)	Mozzetti, Tim	Bohanan, Heather	Hunsberger, Jim	-
Fall	2014	Thomas, Jason	Evans, J.P.	(vacant)	Mozzetti, Tim	Bohanan, Heather	Hunsberger, Jim	-
Spring	2015	Mozzetti, Tim	Evans, J.P.	Sandoval, Alberto	Hartley, Barron	Bohanan, Heather	Coyne, Kevin	-
Fall	2015	Mozzetti, Tim	Knight, Maridy*	(vacant)	Hartley, Barron	Bohanan, Heather	Coyne, Kevin	-
Spring	2016	Mozzetti, Tim	Knight, Maridy	(vacant)	Hartley, Barron	Bohanan, Heather	Coyne, Kevin	-
Fall	2016	Mozzetti, Tim	Knight, Maridy	(vacant)	Hartley, Barron	Bohanan, Heather	Coyne, Kevin	-
Spring	2017	Mozzetti, Tim	Knight, Maridy	(vacant)	Hartley, Barron	Bohanan, Heather	Coyne, Kevin	-

2017 North Carolina City Dart League (NCCDL) & North Carolina Ladies' Cup (NCLC)

NCCDL - "Mountain/Beach" Division

		W	L	Pts.
1	Wilmington (ACDA)	3	0	86
2	Jacksonville (JDA)	2	0	49
3	Boone (HCDA)	2	1	62
4	Lake Norman (LNDA)	1	2	51
5	Port City (PCDA)	1	2	48
6	Asheville (WCDA)	1	2	42
7	Pineville (PDC)	0	3	19

NCCDL - "Central" Division

		W	L	Pts.
1	Piedmont (PDA)	3	0	59
2	Durham (BCDL)	2	0	53
3	Charlotte (BADA)	1	1	49
4	Capital Area (CADC)	1	2	31
5	Chapel Hill (TDL)	0	2	35
6	Raleigh (RDL)	0	2	23

February 18 match results:		*(home teams listed in italics)*					BYE - Charlotte
Boone	26	Asheville	12	Jacksonville	20	*Chapel Hill*	18
Piedmont	30	*Pineville*	8	*Wilmington*	28	Capital Area	(forfeit) 0
Durham	25	*Lake Norman*	13	Port City	20	*Raleigh*	18
March 11 match results:		*(home teams listed in italics)*					BYE - Jacksonville
Asheville	21	Chapel Hill	17	*Piedmont*	[29]	Lake Norman	9
Durham	28	Boone	10	*Wilmington*	33	Raleigh	5
Charlotte	36	Pineville	2	*Capital Area*	22	Port City	16
April 8 match results:		*(home teams listed in italics)*					BYES - Chapel Hill, Durham, Raleigh
Piedmont	29	Asheville	9	*Lake Norman*	29	Capital Area	9
Boone	26	*Port City*	12	Wilmington	25	*Charlotte*	13
Jacksonville	29	*Pineville*	9				

June 24 schedule:	Durham @ Asheville	Charlotte @ Boone	Pineville @ Wilmington
BYE - Capital Area	Lake Norman @ Jacksonville	Piedmont @ Port City	Chapel Hill @ Raleigh
July 22 schedule:	Wilmington @ Asheville	Boone @ Chapel Hill	Pineville @ Capital Area
BYE - Piedmont	Port City @ Lake Norman	Raleigh @ Jacksonville	Charlotte @ Durham
August 12 schedule:	Asheville @ Raleigh	Piedmont @ Boone	Durham @ Pineville
BYE - Wilmington	Lake Norman @ Chapel Hill	Capital Area @ Jacksonville	Charlotte @ Port City
September 9 schedule:	Asheville @ Charlotte	Boone @ Capital Area	Raleigh @ Lake Norman
BYE - Pineville	Jacksonville @ Piedmont	Chapel Hill @ Wilmington	Durham @ Port City
September 23 schedule:	Pineville @ Raleigh	Charlotte @ Jacksonville	Wilmington @ Durham
BYES - Asheville, Boone, Lake Norman		Port City @ Chapel Hill	Piedmont @ Capital Area
October 21 schedule:	Capital Area @ Asheville	Raleigh @ Boone	Chapel Hill @ Pineville
BYE - Port City	Lake Norman @ Charlotte	Jacksonville @ Durham	Wilmington @ Piedmont

NCLC - "Mountain/Beach" Division

		W	L	Pts.	
1	Wilmington (ACDA)	3	0	61	
2	Lake Norman (LNDA)	3	0	42	
3	Jacksonville (JDA)	2	0	32	
4	Pineville (PDC)	1	1	18	
5	Asheville (WCDA)	0	1	9	*
6	Charlotte (QCDA)	0	2	17	

NCLC - "Central" Division

		W	L	Pts.	
1	Fuquay-Varina (FVDO)	1	1	28	
2	Piedmont (PDA)	1	2	38	
3	Chapel Hill (TDL)	0	1	6	*
4	Apex (CDA)	0	1	1	
5	Capital Area (CADC)	0	2	12	

February 18 match results:		*(home teams listed in italics)*					BYES - Asheville, Charlotte, Apex
Pineville	12+	Piedmont	12	Jacksonville	18	*Chapel Hill*	6
Lake Norman	13	Fuquay-Varina	11	*Wilmington*	20	Capital Area	4
March 11 match results:		*(home teams listed in italics)*					BYES - Pineville, Jacksonville, Capital Area
(Chapel Hill @ Asheville - postponed)				Lake Norman	13	*Piedmont*	11
Fuquay-Varina	17	Charlotte	7	Wilmington	23	*Apex*	1
April 8 match results:		*(home teams listed in italics)*					BYES - Chapel Hill, Fuquay-Varina, Apex
Piedmont	15	Asheville	9	*Wilmington*	18	Pineville	6
Jacksonville	14	*Charlotte*	10	Lake Norman	16	*Capital Area*	8

June 24 schedule:	Fuquay-Varina @ Asheville	Pineville @ Apex	
BYES - Charlotte, Lake Norman, Jacksonville, Wilmington, Piedmont, Chapel Hill, Capital Area			
July 22 schedule:	Asheville @ Lake Norman	Charlotte @ Chapel Hill	Pineville @ Capital Area
BYE - Piedmont		Apex @ Jacksonville	Wilmington @ Fuquay-Varina
August 12 schedule:	Asheville @ Apex	Piedmont @ Charlotte	Fuquay-Varina @ Pineville
BYE - Wilmington		Capital Area @ Jacksonville	Lake Norman @ Chapel Hill
September 9 schedule:	Charlotte @ Capital Area	Apex @ Lake Norman	Piedmont @ Jacksonville
BYES - Asheville, Pineville, Fuquay-Varina			Chapel Hill @ Wilmington
September 23 schedule: (no NCLC matches on this date)			
October 21 schedule:	Capital Area @ Asheville	Apex @ Charlotte	Chapel Hill @ Pineville
BYE - Lake Norman		Jacksonville @ Fuquay-Varina	Wilmington @ Piedmont

Hosted at

The Upper Deck Sports Bar & Pub Cary, NC

WRECK at the Deck

$5,200+

June 2nd – 4th, 2017

SANCTIONED BY

American Darts Organization

Time*	8:00 PM	10:00 AM	12:30 PM	1:00 PM	2:30 PM	3:00 PM	5:00 PM	8:00 PM	11:00 AM	1:00 PM	1:30 PM	2:30 PM	3:00 PM
Event	Blind Draw 501/CR/ Choice	Mixed Doubles Cricket	Ladies' Singles Cricket	Men's Doubles Cricket	Ladies' Doubles Cricket	Men's Singles Cricket	Mixed 3 Person 601	Blind Draw 501/CR/ Choice	Mixed Doubles 501	Ladies' Singles 501	Men's Doubles 501	Ladies' Doubles 501	Men's Singles 501
Entry Fee	$10 person	$20 per team	$15** person	$20 per team	$20 per team	$15** person	$30 per team	$10 person	$20 per team	$15** person	$20 per team	$20 per team	$15** person
1st	$200	$200	$120	$200	$140	$200	$270	30%	$200	$120	$200	$140	$200
2nd	$100	$100	$60	$100	$70	$100	$120	15%	$100	$60	$100	$70	$100
Top 4	$50	$50	$30	$50	$40	$50	$60	10%	$50	$30	$50	$40	$50
Top 8	$26	$26	$15	$26	---	$25	---	5%	$26	$15	$26	---	$25
Total	$504	$504	$300	$504	$290	$500	$510	85%	$504	$300	$504	$290	$500

This is a NON-Smoking Event

* - Posted Times reflect signup deadline, with matches starting 15 minutes later

** - Includes $2 ADO surcharge

NO OUTSIDE BEVERAGES OR FOOD ALLOWED



Location: **The Upper Deck** 329 N. Harrison Ave, Cary, NC 27513
Host: **Carolina Dart Association and The Upper Deck**
Contact: **Barbara Cotton** 919-210-0020
Email:bjcotton69@hotmail.com for tournament information

Warning: Darts is an adult sport. It is dangerous for children to play darts without adult supervision. Please use your discretion.
Disclaimer-Amateur Status: The host association and/or the ADO assumes no responsibility for any adverse effects which dart awards may have on the amateur status of any youth participant. Check local regulations.

Procedes to Benefit:

"me fine" Foundation, Inc.

WRECK at the Deck

Tournament Board Sponsorship Form

The Carolina Dart Association is proud to host the 13th annual Wreck at the Deck Charity Dart Tournament to benefit "me fine" Foundation on June 2nd through June 4th, 2017.

Much of our success is directly due to the support of our members, community, and the participation of fellow NC and Raleigh Dart League darters.

We are seeking board sponsorships for this year's tournament. If you, your association or your company are interested, please fill out the information below, return it and check to:

Carolina Dart Association
c/o Maridy Knight
3223 Rowena Avenue
Durham, NC 27703

All sponsorships will be on an 8" x 24" banner posted on the stanchions. Email all artwork and logos to bjcotton69@hotmail.com. Please have all information sent by 05/14/2017.

_____
Name of Sponsor

Sponsorships are $30.00 for 1 banner, $50.00 for 2, and $90.00 for 4.
Please make checks payable to: Carolina Dart Association.

Your support is appreciated and we look forward to seeing everyone at the tournament! If you have any questions please call or text Barbara at (919)210-0020; email bjcotton69@hotmail.com

SANCTIONED BY

American Darts Organization

"me fine" Foundation, Inc.

The Upper Deck Sports Bar & Pub Cary, NC

Queen City Dart Association
$3000+ Summer Shootout

SANCTIONED BY

July 28-30, 2017
Blue Rocks
301c N. Polk St, Pineville NC 28134
704-835-1062

Day	Friday		Saturday						Sunday					
Time	7:00 PM	8:00 PM	10:30 AM	12:30 PM	1:00 PM	3:30 PM	4:00 PM	8:00 PM	10:30 AM	12:30 PM	1:00 PM	3:00 PM	3:30 PM	
Event	Killer 100% pay back #	Blind Draw Doubles 501 DE**	Mixed Doubles Cricket	Mens Doubles Cricket	Ladies Singles Cricket	Mens Singles Cricket	Ladies Doubles Cricket	Mixed Triples Cricket	Mixed Doubles 501	Mens Doubles 501	Ladies Singles 501	Mens Singles 501	Ladies Doubles 501	
Entry fee	10/person	10/person	$20/team	$20/team	$15*	$15*	$20/team	$30/Team	$20/team	$20/team	$15*	$15*	$20/team	
1st		150	120	160	90	150	100	165	120	160	90	150	100	
2nd		80	60	80	45	75	50	75	60	80	45	75	50	
3rd		40	30	40	20	30	30	45	30	40	20	30	30	
4th		30	30	40	20	30	30	45	30	40	20	30	30	
Top 8						15						15		
Total		300	240	320	175	345	210	330	240	320	175	345	210	3210

* $2 ADO Surchage included in singles events
# Payout places based on number of entries. Min of 8 needed.

**Blind draw 501 is double elimination

Singles events are best of 3 with finals best of 5.
All other events are best of 3

Recommended Hotel:
Quality Suites - Carolina Place
9840 Pineville-Mathews Road
Pineville, NC 28134
704-8898-7095
There are others hotels in area.

Darts Supplis By:

Toumament Director:
Dwayne Waite (DTrain)
412-901-7726
Toumamentdirector@charlottedarts.com

THE TWENTY-NINTH ANNUAL

Music City Classic

$21,000+ STEEL TIP DART TOURNAMENT

July 27-30, 2017 – NASHVILLE, TENNESSEE

Hosted by The Greater Nashville Darting Association www.gndaonline.com
Tournament Directors: Bob Clark and Chuck Pankow – wex@monster-darts.us 615-405-3031

MILLENNIUM

MILLENNIUM MAXWELL HOUSE HOTEL/2025 Metro Center Blvd., Nashville, TN 37228
RESERVATIONS: 800-457-4460 (Mon-Fri, 8a – 5p CST) – Online Reservations: www.millenniumhotels.com/nashville
Ask for Darters Rate: $119 per night (Fri – Sun) – Cut-off date for Darter's Rate is July 14, 2017
SMOKING AND OUTSIDE DRINKS ARE NOT PERMITTED IN THE DART HALL

SPONSORED BY: Yuengling | SPONSORED BY: MONSTER DARTS | SPONSORED BY: | SANCTIONED BY: | SANCTIONED BY: | DART SALES BY: PICKLED pig

$1,000 Guarantee MCC Blind Draw
Thursday, July 27, 2017 @ 7:30
Format: Cricket/501/Cork Calls
$10 entry
Disclaimer: This blind draw is to promote and attract local darters. Although this is a blind draw we welcome everyone to play, but to keep things competitive, residents outside the State of Tennessee, ranked professionally by the BDO, CDC or NAPDA cannot draw each other as partners.
Signups begin at 6:30 and will end 15 minutes prior to the start time.

The "Open Pro Event" is 501 – Single in/Double Out. Each round is best of 7 legs.
Coin toss decides who starts first leg, alternating starts thereafter. If 7th leg is required, cork decides the start.
Women cannot play in both the Open Pro Event and the Women's Singles 301.

REGISTRATION ENDS 15 MINUTES PRIOR TO EACH EVENT'S LISTED START TIME. ALL MATCHES ARE BEST 2 OUT OF 3 UNLESS OTHERWISE NOTED.

	Friday 6:30 pm	Friday 7:00 pm	Friday 9:00 pm	Saturday 10:00 am	Saturday 12:30 pm	Saturday 1:00 pm	Saturday 1:30 pm	Saturday 4:00 pm	Saturday 6:30 pm	Saturday 7:30 pm	Saturday 9:30	Sunday 11:30 am	Sunday 2:00 pm	Sunday 2:30 pm
	Open Pro Singles Event	Womens Singles 301-DO	Womens Draw Doubles 501-SO	Mixed Trips 501-SO	Mens Doubles 501 – SO	Womens Singles 501-SO	Mens Singles 501-SO	Womens Doubles 501-SO	Womens Draw*** Doubles Cricket/501/CC	4-Person Teams*** 801-SO	Late Nite Draw*** Cricket/501/Cric	Womens Singles Cricket	Mens Doubles Cricket	Womens Doubles Cricket	Mens Singles Cricket
	$30 Person	$20 Person	$10 Person	$15 Person	$15 Person	$25 * Person	$25 * Person	$15 Person	$10 Person	$15 Person	$10 Person	$20 ** Person	$15 Person	$15 Person	$20 ** Person
1ST	$1,000	$300	$400	$540	$600	$300	$800	$350	$140	$520	$200	$300	$600	$350	$600
2ND	$500	$150	$200	$270	$300	$150	$300	$170	$70	$260	$100	$150	$300	$170	$300
Top 4	$250	$75	$110	$150	$150	$75	$150	$80	$40	$120	$50	$75	$150	$80	$150
Top 8	$125	$50	$60	$75	$80	$50	$80	$40	$20	$80	$30	$50	$80	$40	$80
Top 16	$70		$30		$50	$20	$50						$50		$50
Top 32							$20								
Total Payouts	$3,060	$800	$1,300	$1,410	$1,920	$960	$2,240	$840	$370	$1,340	$520	$800	$1,920	$840	$1,920

SINGLES 501 FORMATS: Prior to first leg, flip coin to see who shoots bull first. Winner of bull starts odd legs, loser of bull starts even legs.
YOU DO NOT BULL IN THE DECIDING LEG!

WOMENS: All preliminary rounds are best of 5; Final best of 7

MENS: All preliminary rounds (through Top 16) are best of 5
Top 8 best of 7; Top 4 best of 9; Final best of 11

YOUTH/ADULT DOUBLES 501 - SUNDAY MORNING 8:00 a.m.
FREE Entry - Awards presented for First and Second places.

*Singles 501 Men's & Women's: Fee includes $2 ADO surcharge

**Singles 501 Men's & Women's: Fee includes $2 ADO surcharge
Both events Finals are best of 5

***Women cannot play in both the Women's Draw and the 4-Person Teams events.

****Anyone still playing in the Women's Draw or the 4-person Teams cannot play in the "Late Nite Draw

Spring 2017 RDL Top Singles Records (by division) (FINAL!)

(There are no missing statistics, as all scoresheets from the entire season have been received.) (Game minimums required for these listings: 14 for teams G2, 15 for teams G1,G3,G4,G7; 16 for all D/E/F div. teams and team G5; 18 for teams A3,A5,C2,C4,C7; 19 for all B/H div. teams and all other A/C div. teams)

	"A" Division		W	L	%-age
1	Massengill, Chad	A1/ This Is Element	26	2	0.929
2	Kramer, John	A1/ This Is Element	22	4	0.846
3	Stankevich, Scott	A2/ Appetite for Destructior	20	4	0.833
4	Phillips, Robbie	A1/ This Is Element	23	5	0.821
	Work, Joe	A4/ North Raleigh Alliance	23	5	0.821
6	Brown, Tom	A1/ This Is Element	21	5	0.808
7	Johnson, Michael	A2/ Appetite for Destructior	18	6	0.750
8	Mitchell, Sid	A2/ Appetite for Destructior	20	8	0.714
9	Tan, Wil	A1/ This Is Element	17	7	0.708
10	Gaulthier, Kyle	A7/ Dead Beats	17	8	0.680
11	Gelberg, Dave	A3/ Lunatic Fringe	14	8	0.636
12	Keller, Tony	A7/ Dead Beats	17	10	0.630
13	Tanner, Dave	A4/ North Raleigh Alliance	15	12	0.556
14	Oakley, Jerry	A8/ Brass Monkeys	14	12	0.538

	"B" Division		W	L	%-age
1	Reitano, Sal	B1/ Shaunt Be Shutout	17	4	0.810
2	Martin, David	B2/ Rif Raf	20	6	0.769
3	Carroll, John	B1/ Shaunt Be Shutout	21	7	0.750
	Krasnow, Dave	B8/ Them Handsome Devils	21	7	0.750
	Zawrotniak, Joe	B2/ Rif Raf	21	7	0.750
6	Wright, Tyler	B1/ Shaunt Be Shutout	17	6	0.739
7	Jobe, C.J.	B1/ Shaunt Be Shutout	14	5	0.737
8	Foushee, Kevin	B1/ Shaunt Be Shutout	16	7	0.696
	Whitehead, Lee	B7/ Kiss My WHAT?!	16	7	0.696
10	Cusman, Ryan	B8/ Them Handsome Devils	17	8	0.680
11	Stewart, Pete	B4/ Methodical Madness	14	7	0.667
12	Garland, Bryan	B8/ Them Handsome Devils	19	10	0.655
13	Knott, Ronnie	B5/ Shooter McGavin	18	10	0.643
14	(two tied)		14	8	0.636

	"C" Division		W	L	%-age
1	Healy, Simon	C3/ Dartistic License	21	1	0.955
2	Bennett, Will	C3/ Dartistic License	24	4	0.857
3	Hall, Josh	C1/ Cheap Shots	19	7	0.731
4	Fitzgerald, Dennis	C6/ Big Bulls	16	6	0.727
5	Long, Gary	C7/ Mike's Garage	18	8	0.692
6	Vance, Hugh	C3/ Dartistic License	19	9	0.679
7	Krestalude, Andy	C4/ The Bunkers	16	8	0.667
8	James, Bob	C1/ Cheap Shots	13	8	0.619
9	Holly, Mike	C4/ The Bunkers	16	10	0.615
10	Hindle, Mikey	C1/ Cheap Shots	19	12	0.613
11	Clark, Dan	C2/ Dysfunctional Outlaws	14	9	0.609
12	Goss, Matt	C5/ Fire For Effect	12	8	0.600
13	Guenther, George	C5/ Fire For Effect	13	9	0.591
	Talton, Chris	C6/ Big Bulls	13	9	0.591

	"D" Division		W	L	%-age
1	Winters, Tom	D5/ Dynamic Darts	18	3	0.857
2	Merkle, Patrick	D7/ We've Got Big Bulls	20	4	0.833
3	Madey, Ryan	D7/ We've Got Big Bulls	19	5	0.792
	Trefzger, Ken	D2/ One Armed Bandits	19	5	0.792
5	Simpson, Aden	D1/ Armed and Hammered	20	6	0.769
6	Snyder, Mike	D6/ Bullseye Brewers	18	6	0.750
7	Tufillaro, Lou	D7/ We've Got Big Bulls	16	6	0.727
8	Murphy, Phil	D2/ One Armed Bandits	17	7	0.708
9	Jenkins, John	D1/ Armed and Hammered	12	5	0.706
10	Litzsinger, Mike	D6/ Bullseye Brewers	15	8	0.652
11	Long, Steve	D3/ Ted's DeploraBull Emp	10	6	0.625
12	McCartney, Joe	D6/ Bullseye Brewers	13	8	0.619
13	Bateman, Jimmy	D4/ Sharky's Machine	14	9	0.609
	Simpson, David	D1/ Armed and Hammered	14	9	0.609

	"E" Division		W	L	%-age
1	Munroe, Joe	E1/ Shark Shooters	19	3	0.864
2	Keim, Roger	E3/ Sofa Kings	13	3	0.813
3	Deemer, Randy	E5/ Hump Day!	19	5	0.792
	Rudy, Jeff	E4/ Game of Throws	19	5	0.792
5	Jones, Grey	E6/ Red-eye Rangers	17	5	0.773
6	Scott, Kevin	E2/ Coach's Last Stand	12	4	0.750
7	Gallagher, Jim	E2/ Coach's Last Stand	17	6	0.739
8	McNamara, Tim	E7/ Something Inappropriat	13	5	0.722
9	Baldwin, Randy	E5/ Hump Day!	17	7	0.708
10	Haynes, Chris	E7/ Something Inappropriat	11	5	0.688
11	Montesi, Chris	E4/ Game of Throws	13	6	0.684
12	Alcon, Tony	E3/ Sofa Kings	16	8	0.667
	Maley, Dave	E3/ Sofa Kings	16	8	0.667
	Kirkpatrick, Scott	E6/ Red-eye Rangers	14	7	0.667

	"F" Division		W	L	%-age
1	Dehnel, Sebastian	F4/ Chatham Street Elite	15	3	0.833
2	Converse, Stan	F6/ Ducks of War	18	4	0.818
3	Ellis, Tim	F6/ Ducks of War	17	4	0.810
4	Bosier, Sean	F1/ Death Throw	18	6	0.750
	Limerick, Jeremy	F3/ All Flights Matter	12	4	0.750
6	Surber, Dave	F3/ All Flights Matter	17	6	0.739
7	Ives, Danny	F4/ Chatham Street Elite	15	7	0.682
8	Willis, Zack	F1/ Death Throw	14	7	0.667
9	Roseman, Sean	F2/ Coral Reefers	12	7	0.632
10	Vick, Justin	F7/ Don't Hit The Scorekeep	15	9	0.625
	Jarvah, Sean	F2/ Coral Reefers	10	6	0.625
12	Smith, Van	F2/ Coral Reefers	13	8	0.619
13	Seltzer, Josh	F7/ Don't Hit The Scorekeep	15	10	0.600
14	Hogan, Neal	F1/ Death Throw	13	9	0.591

	"G" Division		W	L	%-age
1	White, Vic	G6/ Bull Hunters	18	2	0.900
2	Bowen, Andy	G3/ Walking the Wire	15	2	0.882
3	Bushman, Brad	G7/ Show Me Your Tips	17	3	0.850
4	Lane, Bob	G7/ Show Me Your Tips	16	4	0.800
5	Rigert, Joe, Sr.	G1/ Wayne Gretzky	15	5	0.750
6	White, John	G3/ Walking the Wire	16	6	0.727
7	Bumpass, Mike	G6/ Bull Hunters	14	6	0.700
	Jefferys, Lee	G6/ Bull Hunters	14	6	0.700
9	Bialaszewski, Rich	G7/ Show Me Your Tips	14	7	0.667
10	Freimark, Thomas	G7/ Show Me Your Tips	13	7	0.650
	Rigert, Joe, Jr.	G1/ Wayne Gretzky	13	7	0.650
	Therrien, Dan	G1/ Wayne Gretzky	13	7	0.650
13	Barlow, Brian	G4/ Is It In?	11	8	0.579
14	Powell, Lee	G7/ Show Me Your Tips	12	9	0.571

	"H" Division		W	L	%-age
1	Butterworth, Jim	H8/ Bulls Up!	23	4	0.852
2	Frederick, Karl	H8/ Bulls Up!	16	3	0.842
3	Brownd, Anthony	H1/ Chalker's Nightmare	23	5	0.821
4	Davis, Luke	H5/ Brown's Bombers	19	5	0.792
5	Casey, Kevin	H5/ Brown's Bombers	22	6	0.786
6	Lawrence, Jonathan	H4/ Chalk it Up	18	5	0.783
7	Fox, Chris	H2/ Irish Ton	20	7	0.741
8	Lisk, Jon	H6/ Tips & Shafts	21	8	0.724
9	Ball, Pat	H1/ Chalker's Nightmare	18	7	0.720
10	Cominole, Jeremy	H2/ Irish Ton	20	9	0.690
11	Bowser, Brian	H2/ Irish Ton	15	7	0.682
12	Butterworth, Dan	H8/ Bulls Up!	19	9	0.679
13	Hayward, Georgia	H3/ Ballistic Behavior	16	8	0.667
	Shirey, Anthony	H3/ Ballistic Behavior	16	8	0.667

	Women's Records		W	L	%-age
B	Scheppele, Julie	B7/ Kiss My WHAT?!	11	15	0.423
	Hamilton, Dawn	B6/ Who Gives A Cork?	8	19	0.296
C	Kilsdonk, Kris	C5/ Fire For Effect	13	11	0.542
	Hartmann, Erin	C4/ The Bunkers	12	12	0.500
D	Jackson, Kelly	D5/ Dynamic Darts	6	11	0.353
	Hulse, Lura	D1/ Armed and Hammered	5	11	0.313
E	Mitchell, Liz	E1/ Shark Shooters	8	10	0.444
	-	-	-	-	-

(# of women by division: A-0, B-7, C-5, D-5, E-4, F-6, G-5, H-17)

F	Massengill, Devin	F5/ Dart Buddies	10	12	0.455
	Andersen, Nancy	F5/ Dart Buddies	4	13	0.235
G	Voorhees, Cindy	G2/ All About That Bull	8	12	0.400
	Gaines, Lauren	G1/ Wayne Gretzky	6	17	0.261
H	Hayward, Georgia	H3/ Ballistic Behavior	16	8	0.667
	Kincaid, Lisa	H1/ Chalker's Nightmare	13	11	0.542
	Pfeiffer, Anna	H4/ Chalk it Up	10	12	0.455
	Boutieller, Tina	H1/ Chalker's Nightmare	9	12	0.429

Spring 2017 RDL Top Doubles Records (by division) (FINAL!)

(There are no missing statistics, as all scoresheets from the entire season have been received.) (Game minimums required for these listings: 14 for teams G2, 15 for teams G1,G3,G4,G7; 16 for all D/E/F div. teams and team G5; 18 for teams A3,A5,C2,C4,C7; 19 for all B/H div. teams and all other A/C div. teams)

		"A" Division	W	L	%-age
1	Phillips, Robbie	A1/ This Is Element	25	3	0.893
2	Mozzetti, Tim	A2/ Appetite for Destructior	16	3	0.842
3	Brown, Tom	A1/ This Is Element	20	4	0.833
4	Mitchell, Sid	A2/ Appetite for Destructior	20	5	0.800
5	Stankevich, Scott	A2/ Appetite for Destructior	19	5	0.792
	Tan, Wil	A1/ This Is Element	19	5	0.792
7	Gaglione, Joey	A2/ Appetite for Destructior	18	6	0.750
8	Kramer, John	A1/ This Is Element	16	6	0.727
9	Anderson, Ryan	A7/ Dead Beats	13	6	0.684
10	Massengill, Chad	A1/ This Is Element	19	9	0.679
	Work, Joe	A4/ North Raleigh Alliance	19	9	0.679
12	Cusher, Dean	A2/ Appetite for Destructior	12	7	0.632
	Jacobi, Paul	A1/ This Is Element	12	7	0.632
14	Johnson, Michael	A2/ Appetite for Destructior	13	8	0.619

		"B" Division	W	L	%-age
1	Reitano, Sal	B1/ Shaunt Be Shutout	20	5	0.800
2	Foushee, Kevin	B1/ Shaunt Be Shutout	22	6	0.786
3	Carroll, John	B1/ Shaunt Be Shutout	19	6	0.760
4	Howard, Brian	B5/ Shooter McGavin	21	8	0.724
5	Knott, Ronnie	B5/ Shooter McGavin	20	8	0.714
6	St. Clair, Matt	B2/ Rif Raf	16	7	0.696
7	Garland, Bryan	B8/ Them Handsome Devils	19	10	0.655
8	Bouchard, Keith	B3/ Menace 2 Sobriety	13	7	0.650
9	White, J.J.	B3/ Menace 2 Sobriety	17	10	0.630
	Zawrotniak, Joe	B2/ Rif Raf	17	10	0.630
11	Price, Brady	B3/ Menace 2 Sobriety	12	8	0.600
12	Martin, David	B2/ Rif Raf	16	11	0.593
13	Wright, Tyler	B1/ Shaunt Be Shutout	13	9	0.591
14	Krasnow, Dave	B8/ Them Handsome Devils	17	12	0.586

		"C" Division	W	L	%-age
1	Bennett, Will	C3/ Dartistic License	23	5	0.821
	Denton, Fon	C3/ Dartistic License	23	5	0.821
3	Healy, Simon	C3/ Dartistic License	16	5	0.762
4	Hall, Josh	C1/ Cheap Shots	19	9	0.679
5	Tant, J.J.	C2/ Dysfunctional Outlaws	16	8	0.667
	Flanagan, Stephen	C6/ Big Bulls	14	7	0.667
7	Goss, Matt	C5/ Fire For Effect	13	7	0.650
8	Vance, Hugh	C3/ Dartistic License	18	10	0.643
9	Buckman, Dave	C1/ Cheap Shots	17	10	0.630
	Preciado, Amanda	C5/ Fire For Effect	17	10	0.630
11	Krestalude, Andy	C4/ The Bunkers	15	9	0.625
12	James, Bob	C1/ Cheap Shots	12	8	0.600
13	Cuevas, Louie	C4/ The Bunkers	16	12	0.571
14	Fitzgerald, Dennis	C6/ Big Bulls	13	10	0.565

		"D" Division	W	L	%-age
1	Madey, Ryan	D7/ We've Got Big Bulls	22	2	0.917
	Merkle, Patrick	D7/ We've Got Big Bulls	22	2	0.917
3	Caldwell, Greg	D2/ One Armed Bandits	14	4	0.778
4	Trefzger, Ken	D2/ One Armed Bandits	18	6	0.750
5	Simpson, Aden	D1/ Armed and Hammered	16	7	0.696
6	Simpson, Tyler	D1/ Armed and Hammered	16	9	0.640
7	Tufillaro, Lou	D7/ We've Got Big Bulls	13	8	0.619
8	Bateman, Jimmy	D4/ Sharky's Machine	13	9	0.591
	Snyder, Mike	D6/ Bullseye Brewers	13	9	0.591
10	Barrett, Darren	D4/ Sharky's Machine	10	7	0.588
11	Kruger, Lonny	D4/ Sharky's Machine	14	10	0.583
12	Iager, John	D6/ Bullseye Brewers	11	8	0.579
13	Winters, Tom	D5/ Dynamic Darts	12	9	0.571
14	Snyder, Gary	D6/ Bullseye Brewers	9	7	0.563

		"E" Division	W	L	%-age
1	Jones, Grey	E6/ Red-eye Rangers	17	4	0.810
2	Bozza, Doug	E3/ Sofa Kings	14	6	0.700
	Raper, Jeromie	E6/ Red-eye Rangers	14	6	0.700
4	Alcon, Tony	E3/ Sofa Kings	16	7	0.696
	Baldwin, Randy	E5/ Hump Day!	16	7	0.696
6	Gallagher, Jim	E2/ Coach's Last Stand	15	7	0.682
7	Deemer, Randy	E5/ Hump Day!	15	8	0.652
8	Turner, Kevin	E2/ Coach's Last Stand	13	7	0.650
9	McNamara, Tim	E7/ Something Inappropriat	12	7	0.632
	Weimers, Drew	E1/ Shark Shooters	12	7	0.632
11	Keim, Roger	E3/ Sofa Kings	10	6	0.625
12	Moore, Ken	E3/ Sofa Kings	11	7	0.611
13	Kunesh, Joe	E6/ Red-eye Rangers	10	7	0.588
14	(two tied)		14	10	0.583

		"F" Division	W	L	%-age
1	Surber, Dave	F3/ All Flights Matter	19	5	0.792
2	Willis, Zack	F1/ Death Throw	18	5	0.783
3	Smith, Van	F2/ Coral Reefers	14	4	0.778
4	Gardner, Kenn	F3/ All Flights Matter	16	6	0.727
5	Britt, Jake	F2/ Coral Reefers	14	6	0.700
6	Limerick, Jeremy	F3/ All Flights Matter	13	7	0.650
7	Gardner, Kyle	F2/ Coral Reefers	11	6	0.647
8	Hogan, Neal	F1/ Death Throw	14	8	0.636
9	Vick, Justin	F7/ Don't Hit The Scorekeep	15	9	0.625
10	Graves, Julie	F5/ Dart Buddies	11	7	0.611
11	Daniels, Chris	F4/ Chatham Street Elite	10	7	0.588
	Wilkie, Felipe	F3/ All Flights Matter	10	7	0.588
13	Bosier, Sean	F1/ Death Throw	14	10	0.583
14	Carroll, Josh	F2/ Coral Reefers	11	8	0.579

		"G" Division	W	L	%-age
1	Rigert, Joe, Sr.	G1/ Wayne Gretzky	18	2	0.900
2	Wilson, Jonathan	G1/ Wayne Gretzky	19	3	0.864
3	Sosebee, Keith	G6/ Bull Hunters	12	2	0.857
4	Bushman, Brad	G7/ Show Me Your Tips	16	4	0.800
5	Bowen, Andy	G3/ Walking the Wire	13	4	0.765
6	Powell, Lee	G7/ Show Me Your Tips	14	5	0.737
7	White, Vic	G6/ Bull Hunters	13	5	0.722
8	Cannizzaro, Anthony	G6/ Bull Hunters	11	5	0.688
9	Lane, Bob	G7/ Show Me Your Tips	13	6	0.684
10	Jefferys, Lee	G6/ Bull Hunters	13	7	0.650
11	Leonard, Bill	G6/ Bull Hunters	11	6	0.647
12	Bialaszewski, Rich	G7/ Show Me Your Tips	14	8	0.636
13	Freimark, Thomas	G7/ Show Me Your Tips	12	8	0.600
	Rigert, Joe, Jr.	G1/ Wayne Gretzky	9	6	0.600

		"H" Division	W	L	%-age
1	Butterworth, Jim	H8/ Bulls Up!	23	5	0.821
2	Butterworth, Dan	H8/ Bulls Up!	20	6	0.769
3	Butterworth, Rick	H8/ Bulls Up!	16	6	0.727
	Frederick, Karl	H8/ Bulls Up!	16	6	0.727
5	Lawrence, Jonathan	H4/ Chalk it Up	16	7	0.696
6	Cominole, Jeremy	H2/ Irish Ton	18	9	0.667
	Powell, Andy	H8/ Bulls Up!	14	7	0.667
8	Shirey, Anthony	H3/ Ballistic Behavior	16	9	0.640
9	Bowser, Brian	H2/ Irish Ton	15	9	0.625
10	Fox, Chris	H2/ Irish Ton	16	10	0.615
11	Brownd, Anthony	H1/ Chalker's Nightmare	17	11	0.607
	Howell, John	H3/ Ballistic Behavior	17	11	0.607
	Phillips, Josh	H3/ Ballistic Behavior	17	11	0.607
14	(two tied)				0.600

		Women's Records	W	L	%-age
B	Bathurst, Alyssa	B7/ Kiss My WHAT?!	10	9	0.526
	Taylor, Tisha	B7/ Kiss My WHAT?!	11	11	0.500
C	Preciado, Amanda	C5/ Fire For Effect	17	10	0.630
	Hartmann, Erin	C4/ The Bunkers	12	12	0.500
D	Jackson, Kelly	D5/ Dynamic Darts	3	14	0.176
	-	-	-	-	-
E	Mitchell, Liz	E1/ Shark Shooters	4	12	0.250
	-	-	-	-	-

(# of women by division: A-0, B-7, C-5, D-5, E-4, F-6, G-5, H-17)

F	Graves, Julie	F5/ Dart Buddies	11	7	0.611
	Massengill, Devin	F5/ Dart Buddies	7	10	0.412
G	Gaines, Lauren	G1/ Wayne Gretzky	11	11	0.500
	Williams, Kelsey	G3/ Walking the Wire	6	11	0.353
H	Massey, Amy	H8/ Bulls Up!	13	9	0.591
	Hayward, Georgia	H3/ Ballistic Behavior	14	10	0.583
	Pfeiffer, Anna	H4/ Chalk it Up	15	13	0.536
	Garner, Annette	H5/ Brown's Bombers	10	9	0.526

Spring 2017 RDL Top Singles+Doubles Records (by division) (FINAL!)

(There are no missing statistics, as all scoresheets from the entire season have been received.) (Game minimums required for these listings: 27 for teams G2, 30 for teams G1,G3,G4,G7; 32 for all D/E/F div. teams and team G5; 35 for teams A3,A5,C2,C4,C7; 37 for all B/H div. teams and all other A/C div. teams)

		"A" Division	W	L	%-age
1	Phillips, Robbie	A1/ This Is Element	48	8	0.857
2	Brown, Tom	A1/ This Is Element	41	9	0.820
3	Stankevich, Scott	A2/ Appetite for Destructior	39	9	0.813
4	Massengill, Chad	A1/ This Is Element	45	11	0.804
5	Kramer, John	A1/ This Is Element	38	10	0.792
6	Mozzetti, Tim	A2/ Appetite for Destructior	29	8	0.784
7	Mitchell, Sid	A2/ Appetite for Destructior	40	13	0.755
8	Work, Joe	A4/ North Raleigh Alliance	42	14	0.750
	Tan, Wil	A1/ This Is Element	36	12	0.750
10	Gaglione, Joey	A2/ Appetite for Destructior	30	12	0.714
11	Johnson, Michael	A2/ Appetite for Destructior	31	14	0.689
12	Gaulthier, Kyle	A7/ Dead Beats	33	18	0.647
13	Anderson, Ryan	A7/ Dead Beats	22	15	0.595
14	Keller, Tony	A7/ Dead Beats	30	22	0.577

		"B" Division	W	L	%-age
1	Reitano, Sal	B1/ Shaunt Be Shutout	37	9	0.804
2	Carroll, John	B1/ Shaunt Be Shutout	40	13	0.755
3	Foushee, Kevin	B1/ Shaunt Be Shutout	38	13	0.745
4	Zawrotniak, Joe	B2/ Rif Raf	38	17	0.691
5	Martin, David	B2/ Rif Raf	36	17	0.679
6	Knott, Ronnie	B5/ Shooter McGavin	38	18	0.679
7	Howard, Brian	B5/ Shooter McGavin	38	19	0.667
	Krasnow, Dave	B8/ Them Handsome Devils	38	19	0.667
	Wright, Tyler	B1/ Shaunt Be Shutout	30	15	0.667
10	Garland, Bryan	B8/ Them Handsome Devils	38	20	0.655
11	Jobe, C.J.	B1/ Shaunt Be Shutout	24	15	0.615
12	Foushee, Eugene	B1/ Shaunt Be Shutout	26	17	0.605
13	Cusman, Ryan	B8/ Them Handsome Devils	30	20	0.600
14	(two tied)	B3/ Menace 2 Sobriety	31	23	0.574

		"C" Division	W	L	%-age
1	Healy, Simon	C3/ Dartistic License	37	6	0.860
2	Bennett, Will	C3/ Dartistic License	47	9	0.839
3	Hall, Josh	C1/ Cheap Shots	38	16	0.704
4	Denton, Fon	C3/ Dartistic License	38	18	0.679
5	Vance, Hugh	C3/ Dartistic License	37	19	0.661
6	Krestalude, Andy	C4/ The Bunkers	31	17	0.646
7	Fitzgerald, Dennis	C6/ Big Bulls	29	16	0.644
8	Goss, Matt	C5/ Fire For Effect	25	15	0.625
9	James, Bob	C1/ Cheap Shots	25	16	0.610
10	Flanagan, Stephen	C6/ Big Bulls	26	17	0.605
11	Buckman, Dave	C1/ Cheap Shots	29	21	0.580
12	Clark, Dan	C2/ Dysfunctional Outlaws	27	20	0.574
13	Long, Gary	C7/ Mike's Garage	29	22	0.569
14	Preciado, Amanda	C5/ Fire For Effect	30	25	0.545

		"D" Division	W	L	%-age
1	Merkle, Patrick	D7/ We've Got Big Bulls	42	6	0.875
2	Madey, Ryan	D7/ We've Got Big Bulls	41	7	0.854
3	Trefzger, Ken	D2/ One Armed Bandits	37	11	0.771
4	Simpson, Aden	D1/ Armed and Hammered	36	13	0.735
5	Winters, Tom	D5/ Dynamic Darts	30	12	0.714
6	Tufillaro, Lou	D7/ We've Got Big Bulls	29	14	0.674
7	Snyder, Mike	D6/ Bullseye Brewers	31	15	0.674
8	Bateman, Jimmy	D4/ Sharky's Machine	27	18	0.600
	Litzsinger, Mike	D6/ Bullseye Brewers	27	18	0.600
10	Murphy, Phil	D2/ One Armed Bandits	28	20	0.583
	Caldwell, Greg	D2/ One Armed Bandits	21	15	0.583
12	McCartney, Joe	D6/ Bullseye Brewers	25	18	0.581
13	Bither, Dana	D7/ We've Got Big Bulls	19	14	0.576
14	Iager, John	D6/ Bullseye Brewers	21	18	0.538

		"E" Division	W	L	%-age
1	Jones, Grey	E6/ Red-eye Rangers	34	9	0.791
2	Deemer, Randy	E5/ Hump Day!	34	13	0.723
3	Keim, Roger	E3/ Sofa Kings	23	9	0.719
4	Gallagher, Jim	E2/ Coach's Last Stand	32	13	0.711
5	Baldwin, Randy	E5/ Hump Day!	33	14	0.702
6	Alcon, Tony	E3/ Sofa Kings	32	15	0.681
7	McNamara, Tim	E7/ Something Inappropriat	25	12	0.676
8	Bozza, Doug	E3/ Sofa Kings	27	15	0.643
	Raper, Jeromie	E6/ Red-eye Rangers	27	15	0.643
10	Munroe, Joe	E1/ Shark Shooters	27	16	0.628
11	Maley, Dave	E3/ Sofa Kings	30	18	0.625
12	Montesi, Chris	E4/ Game of Throws	23	14	0.622
13	Kirkpatrick, Scott	E6/ Red-eye Rangers	27	17	0.614
14	Rudy, Jeff	E4/ Game of Throws	30	19	0.612

		"F" Division	W	L	%-age
1	Surber, Dave	F3/ All Flights Matter	36	11	0.766
2	Willis, Zack	F1/ Death Throw	32	12	0.727
3	Dehnel, Sebastian	F4/ Chatham Street Elite	25	11	0.694
	Limerick, Jeremy	F3/ All Flights Matter	25	11	0.694
5	Smith, Van	F2/ Coral Reefers	27	12	0.692
6	Ellis, Tim	F6/ Ducks of War	29	13	0.690
7	Bosier, Sean	F1/ Death Throw	32	16	0.667
	Gardner, Kenn	F3/ All Flights Matter	26	13	0.667
9	Converse, Stan	F6/ Ducks of War	30	16	0.652
10	Vick, Justin	F7/ Don't Hit The Scorekeep	30	18	0.625
11	Hogan, Neal	F1/ Death Throw	27	17	0.614
12	Seltzer, Josh	F7/ Don't Hit The Scorekeep	28	20	0.583
13	Lalino, Steve	F6/ Ducks of War	18	14	0.563
14	Carroll, Josh	F2/ Coral Reefers	23	18	0.561

		"G" Division	W	L	%-age
1	Bushman, Brad	G7/ Show Me Your Tips	33	7	0.825
	Rigert, Joe, Sr.	G1/ Wayne Gretzky	33	7	0.825
3	Bowen, Andy	G3/ Walking the Wire	28	6	0.824
4	White, Vic	G6/ Bull Hunters	31	7	0.816
5	Lane, Bob	G7/ Show Me Your Tips	29	10	0.744
6	Wilson, Jonathan	G1/ Wayne Gretzky	26	10	0.722
7	Jefferys, Lee	G6/ Bull Hunters	27	13	0.675
8	Bialaszewski, Rich	G7/ Show Me Your Tips	28	15	0.651
9	Powell, Lee	G7/ Show Me Your Tips	26	14	0.650
10	Leonard, Bill	G6/ Bull Hunters	18	10	0.643
11	Rigert, Joe, Jr.	G1/ Wayne Gretzky	22	13	0.629
12	White, John	G3/ Walking the Wire	27	16	0.628
13	Freimark, Thomas	G7/ Show Me Your Tips	25	15	0.625
	Cannizzaro, Anthony	G6/ Bull Hunters	20	12	0.625

		"H" Division	W	L	%-age
1	Butterworth, Jim	H8/ Bulls Up!	46	9	0.836
2	Frederick, Karl	H8/ Bulls Up!	32	9	0.780
3	Lawrence, Jonathan	H4/ Chalk it Up	34	12	0.739
4	Butterworth, Dan	H8/ Bulls Up!	39	15	0.722
5	Brownd, Anthony	H1/ Chalker's Nightmare	40	16	0.714
6	Fox, Chris	H2/ Irish Ton	36	17	0.679
7	Cominole, Jeremy	H2/ Irish Ton	38	18	0.679
8	Shirey, Anthony	H3/ Ballistic Behavior	32	17	0.653
9	Bowser, Brian	H2/ Irish Ton	30	16	0.652
	Davis, Luke	H5/ Brown's Bombers	30	16	0.652
11	Ball, Pat	H1/ Chalker's Nightmare	33	18	0.647
12	Lisk, Jon	H6/ Tips & Shafts	36	21	0.632
13	(two tied)		35	21	0.625
	(one tied)		30	18	0.625

		Women's Records	W	L	%-age
B	Taylor, Tisha	B7/ Kiss My WHAT?!	18	22	0.450
	Scheppele, Julie	B7/ Kiss My WHAT?!	19	26	0.422
C	Preciado, Amanda	C5/ Fire For Effect	30	25	0.545
	Kilsdonk, Kris	C5/ Fire For Effect	23	22	0.511
D	Jackson, Kelly	D5/ Dynamic Darts	9	25	0.265
	-	-	-	-	-
E	Mitchell, Liz	E1/ Shark Shooters	12	22	0.353
	-	-	-	-	-

(# of women by division: A-0, B-7, C-5, D-5, E-4, F-6, G-5, H-17)

F	Massengill, Devin	F5/ Dart Buddies	17	22	0.436
	Elekonich, Amy	F4/ Chatham Street Elite	14	39	0.264
G	Gaines, Lauren	G1/ Wayne Gretzky	17	28	0.378
	Williams, Kelsey	G3/ Walking the Wire	11	19	0.367
H	Hayward, Georgia	H3/ Ballistic Behavior	30	18	0.625
	Pfeiffer, Anna	H4/ Chalk it Up	25	25	0.500
	Massey, Amy	H8/ Bulls Up!	22	22	0.500
	Kincaid, Lisa	H1/ Chalker's Nightmare	21	24	0.467

Spring 2017 RDL Top All-Star Point Averages (by division) (FINAL!)

(There are no missing statistics, as all scoresheets from the entire season have been received.) (Game minimums required for these listings: 27 for teams G2,G6; 30 for teams G1,G3,G4,G7; 32 for all D/E/F div. teams and team G5; 35 for teams A3,A5,C2,C4,C7; 37 for all B/H div. teams and all other A/C div. teams)

		"A" Division	ASP	TGP	Ave.
1	Phillips, Robbie	A1/ This Is Element	####	56	2.286
2	Gaulthier, Kyle	A7/ Dead Beats	89.0	51	1.745
3	Massengill, Chad	A1/ This Is Element	93.0	56	1.661
4	Kramer, John	A1/ This Is Element	67.0	48	1.396
5	Eason, Joel	A3/ Lunatic Fringe	63.0	47	1.340
6	Tan, Wil	A1/ This Is Element	64.0	48	1.333
	Johnson, Michael	A2/ Appetite for Destructio	60.0	45	1.333
8	Work, Joe	A4/ North Raleigh Alliance	74.5	56	1.330
9	Mitchell, Sid	A2/ Appetite for Destructio	64.0	53	1.208
10	Mozzetti, Tim	A2/ Appetite for Destructio	44.5	37	1.203
11	Gelberg, Dave	A3/ Lunatic Fringe	52.0	44	1.182
12	Stankevich, Scott	A2/ Appetite for Destructio	55.0	48	1.146
13	Terry, Bob	A3/ Lunatic Fringe	48.5	43	1.128
14	Keller, Tony	A7/ Dead Beats	57.5	52	1.106

		"B" Division	ASP	TGP	Ave.
1	Carroll, John	B1/ Shaunt Be Shutout	70.5	53	1.330
2	Reitano, Sal	B1/ Shaunt Be Shutout	50.0	46	1.087
3	Zawrotniak, Joe	B2/ Rif Raf	54.5	55	0.991
4	Foushee, Kevin	B1/ Shaunt Be Shutout	46.0	51	0.902
5	Watson, Jeff, Jr.	B7/ Kiss My WHAT?!	35.0	43	0.814
6	Krasnow, Dave	B8/ Them Handsome Devils	44.5	57	0.781
7	Wilson, Chris	B4/ Methodical Madness	37.0	52	0.712
8	Martin, David	B2/ Rif Raf	35.5	53	0.670
9	Mayhew, Zak	B6/ Who Gives A Cork?	36.5	55	0.664
10	Johnson, Dave	B3/ Menace 2 Sobriety	35.5	54	0.657
11	Whitehead, Lee	B7/ Kiss My WHAT?!	30.0	46	0.652
12	O'Bryan, Peter	B2/ Rif Raf	27.5	43	0.640
13	Garland, Bryan	B8/ Them Handsome Devils	37.0	58	0.638
14	Scheppele, Julie	B7/ Kiss My WHAT?!	28.5	45	0.633

		"C" Division	ASP	TGP	Ave.
1	Healy, Simon	C3/ Dartistic License	57.5	43	1.337
2	Goss, Matt	C5/ Fire For Effect	45.5	40	1.138
3	Tant, J.J.	C2/ Dysfunctional Outlaws	40.5	48	0.844
4	Krestalude, Andy	C4/ The Bunkers	39.5	48	0.823
5	Bennett, Will	C3/ Dartistic License	46.0	56	0.821
6	Michaud, Jason	C3/ Dartistic License	28.5	45	0.633
7	Vance, Hugh	C3/ Dartistic License	35.0	56	0.625
8	Clark, Dan	C2/ Dysfunctional Outlaws	28.5	47	0.606
9	Long, Gary	C7/ Mike's Garage	30.5	51	0.598
10	Flanagan, Stephen	C6/ Big Bulls	24.0	43	0.558
11	Toolan, Chris	C6/ Big Bulls	29.0	52	0.558
12	Strickland, Cale	C7/ Mike's Garage	24.5	47	0.521
13	Martinez, Vince	C4/ The Bunkers	27.0	52	0.519
14	Hoyt, Chris	C1/ Cheap Shots	29.0	56	0.518

		"D" Division	ASP	TGP	Ave.
1	Winters, Tom	D5/ Dynamic Darts	43.5	42	1.036
2	Bither, Dana	D7/ We've Got Big Bulls	33.0	33	1.000
3	Trefzger, Ken	D2/ One Armed Bandits	43.0	48	0.896
4	Simpson, Aden	D1/ Armed and Hammered	40.5	49	0.827
5	Snyder, Mike	D6/ Bullseye Brewers	33.0	46	0.717
6	Merkle, Patrick	D7/ We've Got Big Bulls	31.0	48	0.646
7	Richardson, Shane	D2/ One Armed Bandits	24.5	39	0.628
8	Madey, Ryan	D7/ We've Got Big Bulls	29.0	48	0.604
9	Litzsinger, Mike	D6/ Bullseye Brewers	25.0	45	0.556
10	Tufillaro, Lou	D7/ We've Got Big Bulls	23.0	43	0.535
11	Iager, John	D6/ Bullseye Brewers	20.5	39	0.526
12	Simpson, David	D1/ Armed and Hammered	23.0	44	0.523
13	Allison, Frank	D4/ Sharky's Machine	24.0	48	0.500
	Barrett, Darren	D4/ Sharky's Machine	19.0	38	0.500

		"E" Division	ASP	TGP	Ave.
1	McNamara, Tim	E7/ Something Inappropriat	38.0	37	1.027
2	Gallagher, Jim	E2/ Coach's Last Stand	44.5	45	0.989
3	Jones, Grey	E6/ Red-eye Rangers	36.5	43	0.849
4	Deemer, Randy	E5/ Hump Day!	36.5	47	0.777
5	Maley, Dave	E3/ Sofa Kings	32.5	48	0.677
6	Alcon, Tony	E3/ Sofa Kings	28.5	47	0.606
7	Montesi, Chris	E4/ Game of Throws	21.5	37	0.581
8	Stacy, Rod	E1/ Shark Shooters	22.0	38	0.579
9	Smelik, Pat	E4/ Game of Throws	25.0	44	0.568
10	Baldwin, Randy	E5/ Hump Day!	26.5	47	0.564
11	Haynes, Chris	E7/ Something Inappropriat	17.0	32	0.531
12	Kunesh, Joe	E6/ Red-eye Rangers	17.0	35	0.486
13	Martin, Chris	E7/ Something Inappropriat	16.5	34	0.485
14	Bozza, Doug	E3/ Sofa Kings	19.5	42	0.464

		"F" Division	ASP	TGP	Ave.
1	Roseman, Sean	F2/ Coral Reefers	30.0	38	0.789
2	Limerick, Jeremy	F3/ All Flights Matter	27.5	36	0.764
3	Surber, Dave	F3/ All Flights Matter	35.5	47	0.755
4	Vick, Justin	F7/ Don't Hit The Scorekeep	30.0	48	0.625
5	Smith, Van	F2/ Coral Reefers	21.5	39	0.551
6	Nettesheim, Doug	F7/ Don't Hit The Scorekeep	18.0	33	0.545
7	Watson, Jeff, Sr.	F5/ Dart Buddies	20.5	38	0.539
8	Gardner, Kenn	F3/ All Flights Matter	20.5	39	0.526
9	Ives, Danny	F4/ Chatham Street Elite	22.5	44	0.511
10	Ryan, Sean	F4/ Chatham Street Elite	23.0	47	0.489
11	Dehnel, Sebastian	F4/ Chatham Street Elite	17.5	36	0.486
12	Seltzer, Josh	F7/ Don't Hit The Scorekeep	22.5	48	0.469
13	Britt, Jake	F2/ Coral Reefers	15.0	35	0.429
14	Carroll, Josh	F2/ Coral Reefers	17.5	41	0.427

		"G" Division	ASP	TGP	Ave.
1	White, Vic	G6/ Bull Hunters	35.0	38	0.921
2	Bushman, Brad	G7/ Show Me Your Tips	35.0	40	0.875
3	Bowen, Andy	G3/ Walking the Wire	28.5	34	0.838
4	Rigert, Joe, Sr.	G1/ Wayne Gretzky	31.5	40	0.788
5	Jefferys, Lee	G6/ Bull Hunters	31.0	40	0.775
6	Bumpass, Mike	G6/ Bull Hunters	21.5	39	0.551
7	Lane, Bob	G7/ Show Me Your Tips	21.0	39	0.538
8	Therrien, Dan	G1/ Wayne Gretzky	19.0	38	0.500
	Rigert, Joe, Jr.	G1/ Wayne Gretzky	17.5	35	0.500
10	Murphy, Tom	G4/ Is It In?	17.0	35	0.486
11	White, John	G3/ Walking the Wire	20.0	43	0.465
12	Millius, Mike	G4/ Is It In?	16.5	38	0.434
13	Freimark, Thomas	G7/ Show Me Your Tips	16.0	40	0.400
14	Peterson, Eric	G2/ All About That Bull	16.0	41	0.390

		"H" Division	ASP	TGP	Ave.
1	Butterworth, Jim	H8/ Bulls Up!	39.0	55	0.709
2	Cominole, Jeremy	H2/ Irish Ton	32.0	56	0.571
3	Frederick, Karl	H8/ Bulls Up!	22.5	41	0.549
4	Lawrence, Jonathan	H4/ Chalk it Up	24.0	46	0.522
5	Brownd, Anthony	H1/ Chalker's Nightmare	28.5	56	0.509
6	Shirey, Anthony	H3/ Ballistic Behavior	23.0	49	0.469
7	Borgna, Andrew	H6/ Tips & Shafts	24.5	54	0.454
8	McNamara, Ken	H4/ Chalk it Up	21.5	48	0.448
9	Rossbach, Mark	H2/ Irish Ton	26.0	60	0.433
10	Suan, John	H5/ Brown's Bombers	23.5	55	0.427
11	Phillips, Josh	H3/ Ballistic Behavior	22.0	56	0.393
12	Lisk, Jon	H6/ Tips & Shafts	21.0	57	0.368
13	Spencer, Kenny	H6/ Tips & Shafts	18.0	56	0.321
14	Kincaid, Lisa	H1/ Chalker's Nightmare	14.0	45	0.311

		Women's Records	ASP	TGP	Ave.
B	Scheppele, Julie	B7/ Kiss My WHAT?!	28.5	45	0.633
	Taylor, Tisha	B7/ Kiss My WHAT?!	19.0	40	0.475
C	Hartmann, Erin	C4/ The Bunkers	23.5	48	0.490
	Blackwelder, Deboral	C5/ Fire For Effect	17.5	42	0.417
D	Jackson, Kelly	D5/ Dynamic Darts	7.5	34	0.221
	-	-	-	-	-
E	Mitchell, Liz	E1/ Shark Shooters	9.0	34	0.265
	-	-	-	-	-

(# of women by division: A-0, B-7, C-5, D-5, E-4, F-6, G-5, H-17)

F	Massengill, Devin	F5/ Dart Buddies	9.0	39	0.231
	Andersen, Nancy	F5/ Dart Buddies	7.0	37	0.189
G	Voorhees, Cindy	G2/ All About That Bull	13.5	37	0.365
	Gaines, Lauren	G1/ Wayne Gretzky	12.0	45	0.267
H	Kincaid, Lisa	H1/ Chalker's Nightmare	14.0	45	0.311
	Boutieller, Tina	H1/ Chalker's Nightmare	13.0	42	0.310
	Coogan, Beth	H7/ Just A Bit Outside	9.5	39	0.244
	Hayward, Georgia	H3/ Ballistic Behavior	10.5	48	0.219

Spring 2017 RDL League-Wide Sectional Statistics (ranked by percentage) (FINAL!)

(All statistics are included, as there were no missing scoresheets this season) (Game minimums required for these listings: 6 for all divisions)

	Singles 301 Win Percentage		W	L	%-age
1	Jur, Jess	B2/ Rif Raf	6	0	1.000
2	Massengill, Chad	A1/ This Is Element	13	1	0.929
	Casey, Kevin	H5/ Brown's Bombers	13	1	0.929
4	Stankevich, Scott	A2/ Appetite for Destruction	10	1	0.909
	Healy, Simon	C3/ Dartistic License	10	1	0.909
	Winters, Tom	D5/ Dynamic Darts	10	1	0.909
	Munroe, Joe	E1/ Shark Shooters	10	1	0.909
8	Bushman, Brad	G7/ Show Me Your Tips	9	1	0.900
9	Cusher, Dean	A2/ Appetite for Destruction	8	1	0.889
	Bradshaw, Rick	B1/ Shaunt Be Shutout	8	1	0.889
	Montesi, Chris	E4/ Game of Throws	8	1	0.889
12	Keim, Roger	E3/ Sofa Kings	7	1	0.875
	Bowen, Andy	G3/ Walking the Wire	7	1	0.875
14	Work, Joe	A4/ North Raleigh Alliance	12	2	0.857
	Bennett, Will	C3/ Dartistic License	12	2	0.857
16	Butterworth, Jim	H8/ Bulls Up!	11	2	0.846
17	Foushee, Kevin	B1/ Shaunt Be Shutout	10	2	0.833
	Martin, David	B2/ Rif Raf	10	2	0.833
	Trefzger, Ken	D2/ One Armed Bandits	10	2	0.833
	Deemer, Randy	E5/ Hump Day!	10	2	0.833
	Ball, Pat	H1/ Chalker's Nightmare	10	2	0.833
	Munsell, Jonathan	E7/ Something Inappropriate	5	1	0.833
	Gardner, Kenn	F3/ All Flights Matter	5	1	0.833
24	Fitzgerald, Dennis	C6/ Big Bulls	9	2	0.818
	Litzsinger, Mike	D6/ Bullseye Brewers	9	2	0.818
	Lawrence, Jonathan	H4/ Chalk it Up	9	2	0.818
	Shirey, Anthony	H3/ Ballistic Behavior	9	2	0.818
28	Ellis, Tim	F6/ Ducks of War	8	2	0.800
	Lane, Bob	G7/ Show Me Your Tips	8	2	0.800
	White, Vic	G6/ Bull Hunters	8	2	0.800
31	Simpson, Aden	D1/ Armed and Hammered	11	3	0.786
32	Stewart, Pete	B4/ Methodical Madness	7	2	0.778
33	Brown, Tom	A1/ This Is Element	10	3	0.769
	Kramer, John	A1/ This Is Element	10	3	0.769
	Whitehead, Lee	B7/ Kiss My WHAT?!	10	3	0.769
36	Johnson, Michael	A2/ Appetite for Destruction	9	3	0.750
	Guenther, George	C5/ Fire For Effect	9	3	0.750
	Krestalude, Andy	C4/ The Bunkers	9	3	0.750
	Madey, Ryan	D7/ We've Got Big Bulls	9	3	0.750
	Snyder, Mike	D6/ Bullseye Brewers	9	3	0.750
	Maley, Dave	E3/ Sofa Kings	9	3	0.750
	Rudy, Jeff	E4/ Game of Throws	9	3	0.750
	Davis, Luke	H5/ Brown's Bombers	9	3	0.750
	Hayward, Georgia	H3/ Ballistic Behavior	9	3	0.750
	Reitano, Sal	B1/ Shaunt Be Shutout	6	2	0.750
	Leonard, Bill	G6/ Bull Hunters	6	2	0.750
	Frederick, Karl	H8/ Bulls Up!	6	2	0.750
48	Lisk, Jon	H6/ Tips & Shafts	11	4	0.733
49	Tufillaro, Lou	D7/ We've Got Big Bulls	8	3	0.727
	Bozza, Doug	E3/ Sofa Kings	8	3	0.727
	Ives, Danny	F4/ Chatham Street Elite	8	3	0.727
	Bialaszewski, Rich	G7/ Show Me Your Tips	8	3	0.727
	Bowser, Brian	H2/ Irish Ton	8	3	0.727
54	Mitchell, Sid	A2/ Appetite for Destruction	10	4	0.714
	Phillips, Robbie	A1/ This Is Element	10	4	0.714
	Carroll, John	B1/ Shaunt Be Shutout	10	4	0.714
	Krasnow, Dave	B8/ Them Handsome Devils	10	4	0.714
	Zawrotniak, Joe	B2/ Rif Raf	10	4	0.714
	Borgna, Andrew	H6/ Tips & Shafts	10	4	0.714
	Browne, Anthony	H1/ Chalker's Nightmare	10	4	0.714
	Cominole, Jeremy	H2/ Irish Ton	10	4	0.714
	Fox, Chris	H2/ Irish Ton	10	4	0.714
	(seven tied - 2 in A, 2 in C, 1 in D, 1 in F, 1 in G)		5	2	0.714

	Singles Cricket Win Percentage		W	L	%-age
1	Merkle, Patrick	D7/ We've Got Big Bulls	12	0	1.000
	Bosier, Sean	F1/ Death Throw	12	0	1.000
	Healy, Simon	C3/ Dartistic License	11	0	1.000
	White, Vic	G6/ Bull Hunters	10	0	1.000
	Dehnel, Sebastian	F4/ Chatham Street Elite	9	0	1.000
	Tuck, Mike	B7/ Kiss My WHAT?!	7	0	1.000
7	Massengill, Chad	A1/ This Is Element	13	1	0.929
	Phillips, Robbie	A1/ This Is Element	13	1	0.929
	Browne, Anthony	H1/ Chalker's Nightmare	13	1	0.929
10	Kramer, John	A1/ This Is Element	12	1	0.923
11	Converse, Stan	F6/ Ducks of War	11	1	0.917
12	Jones, Grey	E6/ Red-eye Rangers	10	1	0.909
	Frederick, Karl	H8/ Bulls Up!	10	1	0.909
14	McNamara, Tim	E7/ Something Inappropriate	9	1	0.900
	Limerick, Jeremy	F3/ All Flights Matter	9	1	0.900
16	Jenkins, John	D1/ Armed and Hammered	8	1	0.889
	Bowen, Andy	G3/ Walking the Wire	8	1	0.889
18	Jur, Jess	B2/ Rif Raf	7	1	0.875
	Wilson, John	B4/ Methodical Madness	7	1	0.875
	Shengulette, Jerry	D6/ Bullseye Brewers	7	1	0.875
	Scott, Kevin	E2/ Coach's Last Stand	7	1	0.875
	Patskoski, Jason	F2/ Coral Reefers	7	1	0.875
23	Bennett, Will	C3/ Dartistic License	12	2	0.857
	Butterworth, Dan	H8/ Bulls Up!	12	2	0.857
	Butterworth, Jim	H8/ Bulls Up!	12	2	0.857
	Jacobi, Paul	A1/ This Is Element	6	1	0.857
	Jobe, C.J.	B1/ Shaunt Be Shutout	6	1	0.857
	Gillett, Galen	G3/ Walking the Wire	6	1	0.857
	Johnson, Michael	H4/ Chalk it Up	6	1	0.857
30	Brown, Tom	A1/ This Is Element	11	2	0.846
	Gaulthier, Kyle	A7/ Dead Beats	11	2	0.846
	Reitano, Sal	B1/ Shaunt Be Shutout	11	2	0.846
	Wright, Tyler	B1/ Shaunt Be Shutout	11	2	0.846
34	Allison, Frank	D4/ Sharky's Machine	10	2	0.833
	Madey, Ryan	D7/ We've Got Big Bulls	10	2	0.833
	Gallagher, Jim	E2/ Coach's Last Stand	10	2	0.833
	Rudy, Jeff	E4/ Game of Throws	10	2	0.833
	Surber, Dave	F3/ All Flights Matter	10	2	0.833
	Davis, Luke	H5/ Brown's Bombers	10	2	0.833
	Musil, Dylan	G4/ Is It In?	5	1	0.833
41	Dean, Jay	C3/ Dartistic License	9	2	0.818
	Munroe, Joe	E1/ Shark Shooters	9	2	0.818
	Ellis, Tim	F6/ Ducks of War	9	2	0.818
	White, John	G3/ Walking the Wire	9	2	0.818
45	Mozzetti, Tim	A2/ Appetite for Destruction	8	2	0.800
	James, Bob	C1/ Cheap Shots	8	2	0.800
	Winters, Tom	D5/ Dynamic Darts	8	2	0.800
	Moore, Mark	E5/ Hump Day!	8	2	0.800
	Bushman, Brad	G7/ Show Me Your Tips	8	2	0.800
	Lane, Bob	G7/ Show Me Your Tips	8	2	0.800
	Rigert, Joe, Sr.	G1/ Wayne Gretzky	8	2	0.800
52	Work, Joe	A4/ North Raleigh Alliance	11	3	0.786
	Carroll, John	B1/ Shaunt Be Shutout	11	3	0.786
	Krasnow, Dave	B8/ Them Handsome Devils	11	3	0.786
	Zawrotniak, Joe	B2/ Rif Raf	11	3	0.786
	Vance, Hugh	C3/ Dartistic License	11	3	0.786
	Spencer, Kenny	H6/ Tips & Shafts	11	3	0.786
58	Cashin, Jeff	C8/ Never Trust a Dart	7	2	0.778
	McWhorter, Mike	C6/ Big Bulls	7	2	0.778
	Barletta, Phil	E2/ Coach's Last Stand	7	2	0.778
	Cannizzaro, Anthony	G6/ Bull Hunters	7	2	0.778
	Freimark, Thomas	G7/ Show Me Your Tips	7	2	0.778
63	(four tied - 1 in A, 2 in C, 1 in H)		10	3	0.769

Spring 2017 RDL League-Wide Sectional Statistics (ranked by percentage) (FINAL!)

(All statistics are included, as there were no missing scoresheets this season) (Game minimums required for these listings: 6 for all divisions)

	Doubles Cricket Win Percentage		W	L	%-age
1	Bowen, Andy	G3/ Walking the Wire	8	0	1.000
2	Brown, Tom	A1/ This Is Element	12	1	0.923
3	Tan, Wil	A1/ This Is Element	11	1	0.917
	Madey, Ryan	D7/ We've Got Big Bulls	11	1	0.917
	Merkle, Patrick	D7/ We've Got Big Bulls	11	1	0.917
	Surber, Dave	F3/ All Flights Matter	11	1	0.917
7	Tufillaro, Lou	D7/ We've Got Big Bulls	9	1	0.900
	White, Vic	G6/ Bull Hunters	9	1	0.900
9	Sosebee, Keith	G6/ Bull Hunters	8	1	0.889
10	Kilts, Jason	A1/ This Is Element	7	1	0.875
	Keim, Roger	E3/ Sofa Kings	7	1	0.875
	Smith, Van	F2/ Coral Reefers	7	1	0.875
	Powell, Lee	G7/ Show Me Your Tips	7	1	0.875
14	Phillips, Robbie	A1/ This Is Element	12	2	0.857
	Carroll, John	B1/ Shaunt Be Shutout	12	2	0.857
	Bennett, Will	C3/ Dartistic License	12	2	0.857
	Denton, Fon	C3/ Dartistic License	12	2	0.857
	Butterworth, Jim	H8/ Bulls Up!	12	2	0.857
	Maccini, Billy	B1/ Shaunt Be Shutout	6	1	0.857
20	St. Clair, Matt	B2/ Rif Raf	10	2	0.833
21	Kramer, John	A1/ This Is Element	9	2	0.818
	Healy, Simon	C3/ Dartistic License	9	2	0.818
	Litzsinger, Mike	D6/ Bullseye Brewers	9	2	0.818
	Jones, Grey	E6/ Red-eye Rangers	9	2	0.818
	Wilson, Jonathan	G1/ Wayne Gretzky	9	2	0.818
26	Mozzetti, Tim	A2/ Appetite for Destruction	8	2	0.800
	Iager, John	D6/ Bullseye Brewers	8	2	0.800
	Bozza, Doug	E3/ Sofa Kings	8	2	0.800
	Gardner, Kenn	F3/ All Flights Matter	8	2	0.800
	Bushman, Brad	G7/ Show Me Your Tips	8	2	0.800
	Lane, Bob	G7/ Show Me Your Tips	8	2	0.800
	Rigert, Joe, Sr.	G1/ Wayne Gretzky	8	2	0.800
33	Massengill, Chad	A1/ This Is Element	11	3	0.786
	Reygers, Jeff	A7/ Dead Beats	11	3	0.786
	Zawrotniak, Joe	B2/ Rif Raf	11	3	0.786
	Brownd, Anthony	H1/ Chalker's Nightmare	11	3	0.786
	Cominole, Jeremy	H2/ Irish Ton	11	3	0.786
38	Bither, Dana	D7/ We've Got Big Bulls	7	2	0.778
	Caldwell, Greg	D2/ One Armed Bandits	7	2	0.778
	Britt, Jake	F2/ Coral Reefers	7	2	0.778
41	Stankevich, Scott	A2/ Appetite for Destruction	10	3	0.769
	Butterworth, Rick	H8/ Bulls Up!	10	3	0.769
	Fox, Chris	H2/ Irish Ton	10	3	0.769
44	Snyder, Mike	D6/ Bullseye Brewers	9	3	0.750
	Trefzger, Ken	D2/ One Armed Bandits	9	3	0.750
	Maley, Dave	E3/ Sofa Kings	9	3	0.750
	Vick, Justin	F7/ Don't Hit The Scorekeep	9	3	0.750
	Lawrence, Jonathan	H4/ Chalk it Up	9	3	0.750
	Jacobi, Paul	A1/ This Is Element	6	2	0.750
	Moore, Ken	E3/ Sofa Kings	6	2	0.750
51	Foushee, Kevin	B1/ Shaunt Be Shutout	11	4	0.733
	Garland, Bryan	B8/ Them Handsome Devils	11	4	0.733
53	Wright, Tyler	B1/ Shaunt Be Shutout	8	3	0.727
	Michaud, Jason	C3/ Dartistic License	8	3	0.727
	Kunesh, Joe	E6/ Red-eye Rangers	8	3	0.727
	Raper, Jeromie	E6/ Red-eye Rangers	8	3	0.727
	Limerick, Jeremy	F3/ All Flights Matter	8	3	0.727
58	Mitchell, Sid	A2/ Appetite for Destruction	10	4	0.714
	Horger, Dennis	B2/ Rif Raf	5	2	0.714
	Balint, Joey	F3/ All Flights Matter	5	2	0.714
	Cosentino, Phil	F3/ All Flights Matter	5	2	0.714
	Johnson, Michael	H4/ Chalk it Up	5	2	0.714
63	(ten tied - 2 each in A/C/F/G, 1 each in B/E)		7	3	0.700

	Doubles 501 Win Percentage		W	L	%-age
1	Frederick, Karl	H8/ Bulls Up!	11	0	1.000
	Rigert, Joe, Sr.	G1/ Wayne Gretzky	10	0	1.000
3	Phillips, Robbie	A1/ This Is Element	13	1	0.929
4	Reitano, Sal	B1/ Shaunt Be Shutout	12	1	0.923
5	Madey, Ryan	D7/ We've Got Big Bulls	11	1	0.917
	Merkle, Patrick	D7/ We've Got Big Bulls	11	1	0.917
	Butterworth, Dan	H8/ Bulls Up!	11	1	0.917
8	Mitchell, Sid	A2/ Appetite for Destruction	10	1	0.909
	Baldwin, Randy	E5/ Hump Day!	10	1	0.909
	Willis, Zack	F1/ Death Throw	10	1	0.909
	Wilson, Jonathan	G1/ Wayne Gretzky	10	1	0.909
12	Lloyd, Billy	A7/ Dead Beats	8	1	0.889
	Mozzetti, Tim	A2/ Appetite for Destruction	8	1	0.889
14	Jur, Jess	B2/ Rif Raf	7	1	0.875
	Barrett, Darren	D4/ Sharky's Machine	7	1	0.875
16	Knott, Ronnie	B5/ Shooter McGavin	12	2	0.857
	Buckman, Dave	C1/ Cheap Shots	12	2	0.857
	Blanchard, Jeff	G6/ Bull Hunters	6	1	0.857
19	Gaglione, Joey	A2/ Appetite for Destruction	11	2	0.846
	Foushee, Kevin	B1/ Shaunt Be Shutout	11	2	0.846
21	Williams, Denny	C7/ Mike's Garage	5	1	0.833
	Hall, Steve	E6/ Red-eye Rangers	5	1	0.833
	Robertson, Chris	F3/ All Flights Matter	5	1	0.833
	Yarsawich, Brian	H2/ Irish Ton	5	1	0.833
25	Stankevich, Scott	A2/ Appetite for Destruction	9	2	0.818
	Simpson, Aden	D1/ Armed and Hammered	9	2	0.818
	Deemer, Randy	E5/ Hump Day!	9	2	0.818
28	Flanagan, Stephen	C6/ Big Bulls	8	2	0.800
	James, Bob	C1/ Cheap Shots	8	2	0.800
	Jones, Grey	E6/ Red-eye Rangers	8	2	0.800
	Bushman, Brad	G7/ Show Me Your Tips	8	2	0.800
32	Howard, Brian	B5/ Shooter McGavin	11	3	0.786
	Bennett, Will	C3/ Dartistic License	11	3	0.786
	Denton, Fon	C3/ Dartistic License	11	3	0.786
	Butterworth, Jim	H8/ Bulls Up!	11	3	0.786
36	Maccini, Billy	B1/ Shaunt Be Shutout	7	2	0.778
	Caldwell, Greg	D2/ One Armed Bandits	7	2	0.778
	Weimers, Drew	E1/ Shark Shooters	7	2	0.778
39	Trefzger, Ken	D2/ One Armed Bandits	9	3	0.750
	Bosier, Sean	F1/ Death Throw	9	3	0.750
	Gardner, Kyle	F2/ Coral Reefers	6	2	0.750
42	Brown, Tom	A1/ This Is Element	8	3	0.727
	Watson, Jeff, Jr.	B7/ Kiss My WHAT?!	8	3	0.727
	Fink, Scott	D4/ Sharky's Machine	8	3	0.727
	Alcon, Tony	E3/ Sofa Kings	8	3	0.727
	Hogan, Neal	F1/ Death Throw	8	3	0.727
	Powell, Andy	H8/ Bulls Up!	8	3	0.727
48	Work, Joe	A4/ North Raleigh Alliance	10	4	0.714
	Vance, Hugh	C3/ Dartistic License	10	4	0.714
	Wilson, John	B4/ Methodical Madness	5	2	0.714
	Thomas, Jason	D3/ Ted's DeploraBull Empo	5	2	0.714
	Cannizzaro, Anthony	G6/ Bull Hunters	5	2	0.714
	Lawrence, Kevin	H5/ Brown's Bombers	5	2	0.714
54	Cusher, Dean	A2/ Appetite for Destruction	7	3	0.700
	Bouchard, Keith	B3/ Menace 2 Sobriety	7	3	0.700
	Healy, Simon	C3/ Dartistic License	7	3	0.700
	Hulse, Lura	D1/ Armed and Hammered	7	3	0.700
	Gallagher, Jim	E2/ Coach's Last Stand	7	3	0.700
	Wilkinson, Charlie	E6/ Red-eye Rangers	7	3	0.700
	Smith, Van	F2/ Coral Reefers	7	3	0.700
61	White, J.J.	B3/ Menace 2 Sobriety	9	4	0.692
62	Hall, Josh	C1/ Cheap Shots	10	5	0.667
	(twelve tied - 2 each in A/C/D/F, 1 in E, 3 in H)		8	4	0.667
	(eight tied - 1 in A, 2 in E, 2 in F, 2 in G, 1 in H)		6	3	0.667
	(four tied - 1 in A, 2 in E, 1 in F)		4	2	0.667

Spring 2017 RDL Top Singles, Doubles Win Percentages (League-wide) (FINAL!)

(There are no missing statistics, as all scoresheets from the entire season have been received.) (Game minimums required for these listings: 14 for teams G2,G6; 15 for teams G1,G3,G4,G7; 16 for all D/E/F div. teams and team G5; 18 for teams A3,A5,C2,C4,C7; 19 for all B/H div. teams and all other A/C div. teams)

	Singles Win Percentage		W	L	%-age
1	Healy, Simon	C3/ Dartistic License	21	1	0.955
2	Massengill, Chad	A1/ This Is Element	26	2	0.929
3	White, Vic	G6/ Bull Hunters	18	2	0.900
4	Bowen, Andy	G3/ Walking the Wire	15	2	0.882
5	Munroe, Joe	E1/ Shark Shooters	19	3	0.864
6	Bennett, Will	C3/ Dartistic License	24	4	0.857
	Winters, Tom	D5/ Dynamic Darts	18	3	0.857
8	Butterworth, Jim	H8/ Bulls Up!	23	4	0.852
9	Bushman, Brad	G7/ Show Me Your Tips	17	3	0.850
10	Kramer, John	A1/ This Is Element	22	4	0.846
11	Frederick, Karl	H8/ Bulls Up!	16	3	0.842
12	Stankevich, Scott	A2/ Appetite for Destruction	20	4	0.833
	Merkle, Patrick	D7/ We've Got Big Bulls	20	4	0.833
	Dehnel, Sebastian	F4/ Chatham Street Elite	15	3	0.833
15	Phillips, Robbie	A1/ This Is Element	23	5	0.821
	Work, Joe	A4/ North Raleigh Alliance	23	5	0.821
	Brownd, Anthony	H1/ Chalker's Nightmare	23	5	0.821
18	Converse, Stan	F6/ Ducks of War	18	4	0.818
19	Keim, Roger	E3/ Sofa Kings	13	3	0.813
20	Reitano, Sal	B1/ Shaunt Be Shutout	17	4	0.810
	Ellis, Tim	F6/ Ducks of War	17	4	0.810
22	Brown, Tom	A1/ This Is Element	21	5	0.808
23	Lane, Bob	G7/ Show Me Your Tips	16	4	0.800
24	Madey, Ryan	D7/ We've Got Big Bulls	19	5	0.792
	Trefzger, Ken	D2/ One Armed Bandits	19	5	0.792
	Deemer, Randy	E5/ Hump Day!	19	5	0.792
	Rudy, Jeff	E4/ Game of Throws	19	5	0.792
	Davis, Luke	H5/ Brown's Bombers	19	5	0.792
29	Casey, Kevin	H5/ Brown's Bombers	22	6	0.786
30	Lawrence, Jonathan	H4/ Chalk it Up	18	5	0.783
31	Jones, Grey	E6/ Red-eye Rangers	17	5	0.773
32	Martin, David	B2/ Rif Raf	20	6	0.769
	Simpson, Aden	D1/ Armed and Hammered	20	6	0.769
34	Carroll, John	B1/ Shaunt Be Shutout	21	7	0.750
	Krasnow, Dave	B8/ Them Handsome Devils	21	7	0.750
	Zawrotniak, Joe	B2/ Rif Raf	21	7	0.750
	Johnson, Michael	A2/ Appetite for Destruction	18	6	0.750
	Snyder, Mike	D6/ Bullseye Brewers	18	6	0.750
	Bosier, Sean	F1/ Death Throw	18	6	0.750
	Rigert, Joe, Sr.	G1/ Wayne Gretzky	15	5	0.750
	Scott, Kevin	E2/ Coach's Last Stand	12	4	0.750
	Limerick, Jeremy	F3/ All Flights Matter	12	4	0.750
43	Fox, Chris	H2/ Irish Ton	20	7	0.741
44	Wright, Tyler	B1/ Shaunt Be Shutout	17	6	0.739
	Gallagher, Jim	E2/ Coach's Last Stand	17	6	0.739
	Surber, Dave	F3/ All Flights Matter	17	6	0.739
47	Jobe, C.J.	B1/ Shaunt Be Shutout	14	5	0.737
48	Hall, Josh	C1/ Cheap Shots	19	7	0.731
49	Fitzgerald, Dennis	C6/ Big Bulls	16	6	0.727
	Tufillaro, Lou	D7/ We've Got Big Bulls	16	6	0.727
	White, John	G3/ Walking the Wire	16	6	0.727
52	Lisk, Jon	H6/ Tips & Shafts	21	8	0.724
53	McNamara, Tim	E7/ Something Inappropriate	13	5	0.722
54	Ball, Pat	H1/ Chalker's Nightmare	18	7	0.720
55	Mitchell, Sid	A2/ Appetite for Destruction	20	8	0.714
56	Tan, Wil	A1/ This Is Element	17	7	0.708
	Murphy, Phil	D2/ One Armed Bandits	17	7	0.708
	Baldwin, Randy	E5/ Hump Day!	17	7	0.708
59	Jenkins, John	D1/ Armed and Hammered	12	5	0.706
60	Bumpass, Mike	G6/ Bull Hunters	14	6	0.700
	Jefferys, Lee	G6/ Bull Hunters	14	6	0.700
62	Foushee, Kevin	B1/ Shaunt Be Shutout	16	7	0.696
	Whitehead, Lee	B7/ Kiss My WHAT?!	16	7	0.696
64	Long, Gary	C7/ Mike's Garage	18	8	0.692
65	Cominole, Jeremy	H2/ Irish Ton	20	9	0.690

	Doubles Win Percentage		W	L	%-age
1	Madey, Ryan	D7/ We've Got Big Bulls	22	2	0.917
	Merkle, Patrick	D7/ We've Got Big Bulls	22	2	0.917
3	Rigert, Joe, Sr.	G1/ Wayne Gretzky	18	2	0.900
4	Phillips, Robbie	A1/ This Is Element	25	3	0.893
5	Wilson, Jonathan	G1/ Wayne Gretzky	19	3	0.864
6	Sosebee, Keith	G6/ Bull Hunters	12	2	0.857
7	Mozzetti, Tim	A2/ Appetite for Destruction	16	3	0.842
8	Brown, Tom	A1/ This Is Element	20	4	0.833
9	Bennett, Will	C3/ Dartistic License	23	5	0.821
	Denton, Fon	C3/ Dartistic License	23	5	0.821
	Butterworth, Jim	H8/ Bulls Up!	23	5	0.821
12	Jones, Grey	E6/ Red-eye Rangers	17	4	0.810
13	Mitchell, Sid	A2/ Appetite for Destruction	20	5	0.800
	Reitano, Sal	B1/ Shaunt Be Shutout	20	5	0.800
	Bushman, Brad	G7/ Show Me Your Tips	16	4	0.800
16	Stankevich, Scott	A2/ Appetite for Destruction	19	5	0.792
	Tan, Wil	A1/ This Is Element	19	5	0.792
	Surber, Dave	F3/ All Flights Matter	19	5	0.792
19	Foushee, Kevin	B1/ Shaunt Be Shutout	22	6	0.786
20	Willis, Zack	F1/ Death Throw	18	5	0.783
21	Caldwell, Greg	D2/ One Armed Bandits	14	4	0.778
	Smith, Van	F2/ Coral Reefers	14	4	0.778
23	Butterworth, Dan	H8/ Bulls Up!	20	6	0.769
24	Bowen, Andy	G3/ Walking the Wire	13	4	0.765
25	Healy, Simon	C3/ Dartistic License	16	5	0.762
26	Carroll, John	B1/ Shaunt Be Shutout	19	6	0.760
27	Gaglione, Joey	A2/ Appetite for Destruction	18	6	0.750
	Trefzger, Ken	D2/ One Armed Bandits	18	6	0.750
29	Powell, Lee	G7/ Show Me Your Tips	14	5	0.737
30	Kramer, John	A1/ This Is Element	16	6	0.727
	Gardner, Kenn	F3/ All Flights Matter	16	6	0.727
	Butterworth, Rick	H8/ Bulls Up!	16	6	0.727
	Frederick, Karl	H8/ Bulls Up!	16	6	0.727
34	Howard, Brian	B5/ Shooter McGavin	21	8	0.724
35	White, Vic	G6/ Bull Hunters	13	5	0.722
36	Knott, Ronnie	B5/ Shooter McGavin	20	8	0.714
37	Bozza, Doug	E3/ Sofa Kings	14	6	0.700
	Raper, Jeromie	E6/ Red-eye Rangers	14	6	0.700
	Britt, Jake	F2/ Coral Reefers	14	6	0.700
40	St. Clair, Matt	B2/ Rif Raf	16	7	0.696
	Simpson, Aden	D1/ Armed and Hammered	16	7	0.696
	Alcon, Tony	E3/ Sofa Kings	16	7	0.696
	Baldwin, Randy	E5/ Hump Day!	16	7	0.696
	Lawrence, Jonathan	H4/ Chalk it Up	16	7	0.696
45	Cannizzaro, Anthony	G6/ Bull Hunters	11	5	0.688
46	Anderson, Ryan	A7/ Dead Beats	13	6	0.684
	Lane, Bob	G7/ Show Me Your Tips	13	6	0.684
48	Gallagher, Jim	E2/ Coach's Last Stand	15	7	0.682
49	Massengill, Chad	A1/ This Is Element	19	9	0.679
	Work, Joe	A4/ North Raleigh Alliance	19	9	0.679
	Hall, Josh	C1/ Cheap Shots	19	9	0.679
52	Cominole, Jeremy	H2/ Irish Ton	18	9	0.667
	Tant, J.J.	C2/ Dysfunctional Outlaws	16	8	0.667
	Flanagan, Stephen	C6/ Big Bulls	14	7	0.667
	Powell, Andy	H8/ Bulls Up!	14	7	0.667
56	Garland, Bryan	B8/ Them Handsome Devils	19	10	0.655
57	Deemer, Randy	E5/ Hump Day!	15	8	0.652
58	Bouchard, Keith	B3/ Menace 2 Sobriety	13	7	0.650
	Goss, Matt	C5/ Fire For Effect	13	7	0.650
	Turner, Kevin	E2/ Coach's Last Stand	13	7	0.650
	Limerick, Jeremy	F3/ All Flights Matter	13	7	0.650
	Jefferys, Lee	G6/ Bull Hunters	13	7	0.650
63	Gardner, Kyle	F2/ Coral Reefers	11	6	0.647
	Leonard, Bill	G6/ Bull Hunters	11	6	0.647
65	Vance, Hugh	C3/ Dartistic License	18	10	0.643

Spring 2017 RDL Top Singles+Doubles Win %-ages, All-Star Point Aves. (League-wide) (FINAL!)

(There are no missing statistics, as all scoresheets from the entire season have been received.) (Game minimums required for these listings: 27 for teams G2,G6; 30 for teams G1,G3,G4,G7; 32 for all D/E/F div. teams and team G5; 35 for teams A3,A5,C2,C4,C7; 37 for all B/H div. teams and all other A/C div. teams)

	Singles+Doubles Win Percentages		W	L	%-age
1	Merkle, Patrick	D7/ We've Got Big Bulls	42	6	0.875
2	Healy, Simon	C3/ Dartistic License	37	6	0.860
3	Phillips, Robbie	A1/ This Is Element	48	8	0.857
4	Madey, Ryan	D7/ We've Got Big Bulls	41	7	0.854
5	Bennett, Will	C3/ Dartistic License	47	9	0.839
6	Butterworth, Jim	H8/ Bulls Up!	46	9	0.836
7	Bushman, Brad	G7/ Show Me Your Tips	33	7	0.825
	Rigert, Joe, Sr.	G1/ Wayne Gretzky	33	7	0.825
9	Bowen, Andy	G3/ Walking the Wire	28	6	0.824
10	Brown, Tom	A1/ This Is Element	41	9	0.820
11	White, Vic	G6/ Bull Hunters	31	7	0.816
12	Stankevich, Scott	A2/ Appetite for Destruction	39	9	0.813
13	Reitano, Sal	B1/ Shaunt Be Shutout	37	9	0.804
14	Massengill, Chad	A1/ This Is Element	45	11	0.804
15	Kramer, John	A1/ This Is Element	38	10	0.792
16	Jones, Grey	E6/ Red-eye Rangers	34	9	0.791
17	Mozzetti, Tim	A2/ Appetite for Destruction	29	8	0.784
18	Frederick, Karl	H8/ Bulls Up!	32	9	0.780
19	Trefzger, Ken	D2/ One Armed Bandits	37	11	0.771
20	Surber, Dave	F3/ All Flights Matter	36	11	0.766
21	Mitchell, Sid	A2/ Appetite for Destruction	40	13	0.755
	Carroll, John	B1/ Shaunt Be Shutout	40	13	0.755
23	Work, Joe	A4/ North Raleigh Alliance	42	14	0.750
	Tan, Wil	A1/ This Is Element	36	12	0.750
25	Foushee, Kevin	B1/ Shaunt Be Shutout	38	13	0.745
26	Lane, Bob	G7/ Show Me Your Tips	29	10	0.744
27	Lawrence, Jonathan	H4/ Chalk it Up	34	12	0.739
28	Simpson, Aden	D1/ Armed and Hammered	36	13	0.735
29	Willis, Zack	F1/ Death Throw	32	12	0.727
30	Deemer, Randy	E5/ Hump Day!	34	13	0.723
31	Butterworth, Dan	H8/ Bulls Up!	39	15	0.722
	Wilson, Jonathan	G1/ Wayne Gretzky	26	10	0.722
33	Keim, Roger	E3/ Sofa Kings	23	9	0.719
34	Brownd, Anthony	H1/ Chalker's Nightmare	40	16	0.714
	Gaglione, Joey	A2/ Appetite for Destruction	30	12	0.714
	Winters, Tom	D5/ Dynamic Darts	30	12	0.714
37	Gallagher, Jim	E2/ Coach's Last Stand	32	13	0.711
38	Hall, Josh	C1/ Cheap Shots	38	16	0.704
39	Baldwin, Randy	E5/ Hump Day!	33	14	0.702
40	Dehnel, Sebastian	F4/ Chatham Street Elite	25	11	0.694
	Limerick, Jeremy	F3/ All Flights Matter	25	11	0.694
42	Smith, Van	F2/ Coral Reefers	27	12	0.692
43	Zawrotniak, Joe	B2/ Rif Raf	38	17	0.691
44	Ellis, Tim	F6/ Ducks of War	29	13	0.690
45	Johnson, Michael	A2/ Appetite for Destruction	31	14	0.689
46	Alcon, Tony	E3/ Sofa Kings	32	15	0.681
47	Martin, David	B2/ Rif Raf	36	17	0.679
	Fox, Chris	H2/ Irish Ton	36	17	0.679
49	Knott, Ronnie	B5/ Shooter McGavin	38	18	0.679
	Denton, Fon	C3/ Dartistic License	38	18	0.679
	Cominole, Jeremy	H2/ Irish Ton	38	18	0.679
52	McNamara, Tim	E7/ Something Inappropriate	25	12	0.676
53	Jefferys, Lee	G6/ Bull Hunters	27	13	0.675
54	Tufillaro, Lou	D7/ We've Got Big Bulls	29	14	0.674
55	Snyder, Mike	D6/ Bullseye Brewers	31	15	0.674
56	Howard, Brian	B5/ Shooter McGavin	38	19	0.667
	Krasnow, Dave	B8/ Them Handsome Devils	38	19	0.667
	Bosier, Sean	F1/ Death Throw	32	16	0.667
	Wright, Tyler	B1/ Shaunt Be Shutout	30	15	0.667
	Gardner, Kenn	F3/ All Flights Matter	26	13	0.667
61	Vance, Hugh	C3/ Dartistic License	37	19	0.661
62	Garland, Bryan	B8/ Them Handsome Devils	38	20	0.655
63	Shirey, Anthony	H3/ Ballistic Behavior	32	17	0.653
64	(three tied - 1 in F, 2 in H)		30	16	0.652

	All-Star Point Averages		ASP	TGP	Ave.
1	Phillips, Robbie	A1/ This Is Element	128.0	56	2.286
2	Gaulthier, Kyle	A7/ Dead Beats	89.0	51	1.745
3	Massengill, Chad	A1/ This Is Element	93.0	56	1.661
4	Kramer, John	A1/ This Is Element	67.0	48	1.396
5	Eason, Joel	A3/ Lunatic Fringe	63.0	47	1.340
6	Healy, Simon	C3/ Dartistic License	57.5	43	1.337
7	Tan, Wil	A1/ This Is Element	64.0	48	1.333
	Johnson, Michael	A2/ Appetite for Destruction	60.0	45	1.333
9	Work, Joe	A4/ North Raleigh Alliance	74.5	56	1.330
10	Carroll, John	B1/ Shaunt Be Shutout	70.5	53	1.330
11	Mitchell, Sid	A2/ Appetite for Destruction	64.0	53	1.208
12	Mozzetti, Tim	A2/ Appetite for Destruction	44.5	37	1.203
13	Gelberg, Dave	A3/ Lunatic Fringe	52.0	44	1.182
14	Stankevich, Scott	A2/ Appetite for Destruction	55.0	48	1.146
15	Goss, Matt	C5/ Fire For Effect	45.5	40	1.138
16	Terry, Bob	A3/ Lunatic Fringe	48.5	43	1.128
17	Keller, Tony	A7/ Dead Beats	57.5	52	1.106
18	Reitano, Sal	B1/ Shaunt Be Shutout	50.0	46	1.087
19	Wall, Keith	A8/ Brass Monkeys	56.0	53	1.057
20	Winters, Tom	D5/ Dynamic Darts	43.5	42	1.036
21	McNamara, Tim	E7/ Something Inappropriate	38.0	37	1.027
22	Brown, Tom	A1/ This Is Element	51.0	50	1.020
23	Bither, Dana	D7/ We've Got Big Bulls	33.0	33	1.000
24	Reygers, Jeff	A7/ Dead Beats	54.5	55	0.991
	Zawrotniak, Joe	B2/ Rif Raf	54.5	55	0.991
26	Gallagher, Jim	E2/ Coach's Last Stand	44.5	45	0.989
27	Oakley, Jerry	A8/ Brass Monkeys	50.5	52	0.971
28	Bunn, Tim	A8/ Brass Monkeys	45.5	47	0.968
29	Parker, Charles	A7/ Dead Beats	43.5	46	0.946
30	White, Vic	G6/ Bull Hunters	35.0	38	0.921
31	Foushee, Kevin	B1/ Shaunt Be Shutout	46.0	51	0.902
32	Trefzger, Ken	D2/ One Armed Bandits	43.0	48	0.896
33	Tanner, Dave	A4/ North Raleigh Alliance	44.0	50	0.880
34	Bushman, Brad	G7/ Show Me Your Tips	35.0	40	0.875
35	Peele, Jim	A4/ North Raleigh Alliance	36.5	43	0.849
	Jones, Grey	E6/ Red-eye Rangers	36.5	43	0.849
37	Huffman, David	A4/ North Raleigh Alliance	46.5	55	0.845
38	Tant, J.J.	C2/ Dysfunctional Outlaws	40.5	48	0.844
39	Bowen, Andy	G3/ Walking the Wire	28.5	34	0.838
40	Simpson, Aden	D1/ Armed and Hammered	40.5	49	0.827
41	Krestalude, Andy	C4/ The Bunkers	39.5	48	0.823
42	Bennett, Will	C3/ Dartistic License	46.0	56	0.821
43	Bakowski, Adam	A3/ Lunatic Fringe	31.0	38	0.816
44	Watson, Jeff, Jr.	B7/ Kiss My WHAT?!	35.0	43	0.814
45	Anderson, Ryan	A7/ Dead Beats	30.0	37	0.811
46	Roseman, Sean	F2/ Coral Reefers	30.0	38	0.789
47	Rigert, Joe, Sr.	G1/ Wayne Gretzky	31.5	40	0.788
48	Krasnow, Dave	B8/ Them Handsome Devils	44.5	57	0.781
49	Deemer, Randy	E5/ Hump Day!	36.5	47	0.777
50	Jefferys, Lee	G6/ Bull Hunters	31.0	40	0.775
51	Limerick, Jeremy	F3/ All Flights Matter	27.5	36	0.764
52	Beaudoin, Paul	A5/ Beer View Mirrors	31.0	41	0.756
53	Surber, Dave	F3/ All Flights Matter	35.5	47	0.755
54	Snyder, Mike	D6/ Bullseye Brewers	33.0	46	0.717
55	Wilson, Chris	B4/ Methodical Madness	37.0	52	0.712
56	Butterworth, Jim	H8/ Bulls Up!	39.0	55	0.709
57	Gibbs, Keith	A8/ Brass Monkeys	33.5	48	0.698
58	Rodgers, Trey	A5/ Beer View Mirrors	28.5	41	0.695
59	Maley, Dave	E3/ Sofa Kings	32.5	48	0.677
60	Martin, David	B2/ Rif Raf	35.5	53	0.670
61	Mayhew, Zak	B6/ Who Gives A Cork?	36.5	55	0.664
62	Johnson, Dave	B3/ Menace 2 Sobriety	35.5	54	0.657
63	Whitehead, Lee	B7/ Kiss My WHAT?!	30.0	46	0.652
64	Merkle, Patrick	D7/ We've Got Big Bulls	31.0	48	0.646
65	Hamilton, Billy	A3/ Lunatic Fringe	24.5	38	0.645

Spring 2017 RDL Singles, Doubles Win Percentages (by team) (FINAL!)

(All statistics are included, as there were no missing scoresheets this season)

Singles Win Percentages

		W	L	%-age
1	A1/ This Is Element	130	38	0.774
2	B1/ Shaunt Be Shutout	117	51	0.696
3	A2/ Appetite for Destruction	115	53	0.685
4	C3/ Dartistic License	109	59	0.649
5	D7/ We've Got Big Bulls	90	54	0.625
6	G7/ Show Me Your Tips	82	50	0.621
7	H2/ Irish Ton	97	71	0.577
8	E2/ Coach's Last Stand	83	61	0.576
9	G3/ Walking the Wire	74	58	0.561
10	H8/ Bulls Up!	94	74	0.560
11	G6/ Bull Hunters	67	53	0.558
12	D1/ Armed and Hammered	80	64	0.556
	F3/ All Flights Matter	80	64	0.556
14	B8/ Them Handsome Devils	91	75	0.548
15	H4/ Chalk it Up	91	77	0.542
	D6/ Bullseye Brewers	78	66	0.542
	E3/ Sofa Kings	78	66	0.542
	F1/ Death Throw	78	66	0.542
19	B2/ Rif Raf	90	78	0.536
20	H1/ Chalker's Nightmare	89	79	0.530
21	E5/ Hump Day!	76	68	0.528
	F6/ Ducks of War	76	68	0.528
23	C6/ Big Bulls	82	74	0.526
24	F7/ Don't Hit The Scorekeeper	75	69	0.521
25	A7/ Dead Beats	87	81	0.518
26	G1/ Wayne Gretzky	68	64	0.515
27	F2/ Coral Reefers	74	70	0.514
28	C7/ Mike's Garage	80	76	0.513
29	G4/ Is It In?	67	65	0.508
30	H6/ Tips & Shafts	85	83	0.506
31	B7/ Kiss My WHAT?!	84	84	0.500
	C1/ Cheap Shots	84	84	0.500
	C4/ The Bunkers	78	78	0.500
	E6/ Red-eye Rangers	72	72	0.500
35	D2/ One Armed Bandits	71	73	0.493
	F4/ Chatham Street Elite	71	73	0.493
37	B4/ Methodical Madness	81	87	0.482
38	H5/ Brown's Bombers	80	88	0.476
39	E7/ Something Inappropriate	68	76	0.472
40	H3/ Ballistic Behavior	79	89	0.470
41	A3/ Lunatic Fringe	73	83	0.468
42	A4/ North Raleigh Alliance	78	90	0.464
43	C5/ Fire For Effect	77	91	0.458
	D4/ Sharky's Machine	66	78	0.458
45	B3/ Menace 2 Sobriety	75	93	0.446
46	E1/ Shark Shooters	64	80	0.444
47	E4/ Game of Throws	63	81	0.438
48	A8/ Brass Monkeys	73	95	0.435
49	C2/ Dysfunctional Outlaws	67	89	0.429
50	D3/ Ted's DeploraBull Emporium	60	84	0.417
51	C8/ Never Trust a Dart	59	85	0.410
	D5/ Dynamic Darts	59	85	0.410
53	B5/ Shooter McGavin	66	100	0.398
54	B6/ Who Gives A Cork?	66	102	0.393
55	A5/ Beer View Mirrors	56	100	0.359
56	F5/ Dart Buddies	50	94	0.347
57	H7/ Just A Bit Outside	57	111	0.339
58	G2/ All About That Bull	34	86	0.283
59	A6/ Nine Lives	36	108	0.250
60	G5/ Train Station Shooters	5	19	0.208

Doubles Win Percentages

		W	L	%-age
1	A1/ This Is Element	65	19	0.774
2	A2/ Appetite for Destruction	61	23	0.726
3	B1/ Shaunt Be Shutout	57	27	0.679
	H8/ Bulls Up!	57	27	0.679
5	C3/ Dartistic License	56	28	0.667
	G6/ Bull Hunters	40	20	0.667
7	G1/ Wayne Gretzky	43	23	0.652
	G7/ Show Me Your Tips	43	23	0.652
9	D7/ We've Got Big Bulls	46	26	0.639
	F3/ All Flights Matter	46	26	0.639
11	E5/ Hump Day!	44	28	0.611
	E6/ Red-eye Rangers	44	28	0.611
13	E3/ Sofa Kings	43	29	0.597
14	H3/ Ballistic Behavior	50	34	0.595
15	B2/ Rif Raf	49	35	0.583
	F1/ Death Throw	42	30	0.583
17	A7/ Dead Beats	48	36	0.571
18	D1/ Armed and Hammered	41	31	0.569
19	C1/ Cheap Shots	47	37	0.560
	H2/ Irish Ton	47	37	0.560
21	D2/ One Armed Bandits	39	33	0.542
	D6/ Bullseye Brewers	39	33	0.542
	F2/ Coral Reefers	39	33	0.542
24	C4/ The Bunkers	40	38	0.513
	C6/ Big Bulls	40	38	0.513
26	B8/ Them Handsome Devils	43	41	0.512
	C5/ Fire For Effect	43	41	0.512
28	D4/ Sharky's Machine	36	36	0.500
29	B3/ Menace 2 Sobriety	41	43	0.488
	B7/ Kiss My WHAT?!	41	43	0.488
	H1/ Chalker's Nightmare	41	43	0.488
	H4/ Chalk it Up	41	43	0.488
33	F7/ Don't Hit The Scorekeeper	35	37	0.486
34	H5/ Brown's Bombers	40	43	0.482
35	A3/ Lunatic Fringe	37	41	0.474
36	E2/ Coach's Last Stand	34	38	0.472
37	B5/ Shooter McGavin	39	45	0.464
38	G3/ Walking the Wire	30	36	0.455
39	B4/ Methodical Madness	38	46	0.452
40	F6/ Ducks of War	32	40	0.444
41	C7/ Mike's Garage	34	44	0.436
42	F4/ Chatham Street Elite	31	41	0.431
43	C2/ Dysfunctional Outlaws	33	45	0.423
44	A8/ Brass Monkeys	35	49	0.417
	D3/ Ted's DeploraBull Emporium	30	42	0.417
	E1/ Shark Shooters	30	42	0.417
47	E4/ Game of Throws	29	43	0.403
48	H6/ Tips & Shafts	33	50	0.398
49	A4/ North Raleigh Alliance	33	51	0.393
50	E7/ Something Inappropriate	28	44	0.389
51	A5/ Beer View Mirrors	30	48	0.385
52	F5/ Dart Buddies	27	45	0.375
53	G4/ Is It In?	23	43	0.348
54	C8/ Never Trust a Dart	25	47	0.347
55	B6/ Who Gives A Cork?	28	56	0.333
	G5/ Train Station Shooters	4	8	0.333
57	H7/ Just A Bit Outside	26	58	0.310
58	D5/ Dynamic Darts	21	51	0.292
59	G2/ All About That Bull	16	44	0.267
60	A6/ Nine Lives	15	57	0.208

Spring 2017 RDL Singles+Doubles Win %-ages, All-Star Point Aves. (by team) (FINAL!)

(All statistics are included, as there were no missing scoresheets this season)

Singles+Doubles Win Percentages

		W	L	%-age
1	A1/ This Is Element	260	76	0.774
2	A2/ Appetite for Destruction	237	99	0.705
3	B1/ Shaunt Be Shutout	231	105	0.688
4	C3/ Dartistic License	221	115	0.658
5	G7/ Show Me Your Tips	168	96	0.636
6	D7/ We've Got Big Bulls	182	106	0.632
7	H8/ Bulls Up!	208	128	0.619
8	G6/ Bull Hunters	147	93	0.613
9	F3/ All Flights Matter	172	116	0.597
10	G1/ Wayne Gretzky	154	110	0.583
11	E3/ Sofa Kings	164	124	0.569
	E5/ Hump Day!	164	124	0.569
13	H2/ Irish Ton	191	145	0.568
14	D1/ Armed and Hammered	162	126	0.563
	F1/ Death Throw	162	126	0.563
16	B2/ Rif Raf	188	148	0.560
17	E6/ Red-eye Rangers	160	128	0.556
18	A7/ Dead Beats	183	153	0.545
19	D6/ Bullseye Brewers	156	132	0.542
20	H3/ Ballistic Behavior	179	157	0.533
21	B8/ Them Handsome Devils	177	157	0.530
22	C1/ Cheap Shots	178	158	0.530
23	F2/ Coral Reefers	152	136	0.528
24	E2/ Coach's Last Stand	151	137	0.524
25	C6/ Big Bulls	162	150	0.519
26	D2/ One Armed Bandits	149	139	0.517
27	H4/ Chalk it Up	173	163	0.515
28	H1/ Chalker's Nightmare	171	165	0.509
29	G3/ Walking the Wire	134	130	0.508
30	C4/ The Bunkers	158	154	0.506
31	F7/ Don't Hit The Scorekeeper	145	142	0.505
32	B7/ Kiss My WHAT?!	166	170	0.494
33	F6/ Ducks of War	140	148	0.486
34	C5/ Fire For Effect	163	173	0.485
35	D4/ Sharky's Machine	138	150	0.479
36	H5/ Brown's Bombers	160	174	0.479
37	C7/ Mike's Garage	148	164	0.474
38	A3/ Lunatic Fringe	147	165	0.471
39	B3/ Menace 2 Sobriety	157	179	0.467
	B4/ Methodical Madness	157	179	0.467
41	F4/ Chatham Street Elite	133	155	0.462
42	H6/ Tips & Shafts	151	183	0.452
43	B5/ Shooter McGavin	144	190	0.431
44	E1/ Shark Shooters	124	164	0.431
	E7/ Something Inappropriate	124	164	0.431
46	A4/ North Raleigh Alliance	144	192	0.429
47	G4/ Is It In?	113	151	0.428
48	C2/ Dysfunctional Outlaws	133	179	0.426
49	A8/ Brass Monkeys	143	193	0.426
50	E4/ Game of Throws	121	167	0.420
51	D3/ Ted's DeploraBull Emporium	120	168	0.417
52	C8/ Never Trust a Dart	109	179	0.378
53	A5/ Beer View Mirrors	116	196	0.372
54	B6/ Who Gives A Cork?	122	214	0.363
55	F5/ Dart Buddies	104	184	0.361
56	D5/ Dynamic Darts	101	187	0.351
57	H7/ Just A Bit Outside	109	227	0.324
58	G2/ All About That Bull	66	174	0.275
59	G5/ Train Station Shooters	13	35	0.271
60	A6/ Nine Lives	66	222	0.229

All-Star Point Averages

		ASP	TGP	Ave.
1	A1/ This Is Element	468.0	336	1.393
2	A2/ Appetite for Destruction	361.5	336	1.076
3	A7/ Dead Beats	345.0	336	1.027
4	A3/ Lunatic Fringe	263.0	312	0.843
5	B1/ Shaunt Be Shutout	281.5	336	0.838
6	A4/ North Raleigh Alliance	272.5	336	0.811
7	A8/ Brass Monkeys	260.5	336	0.775
8	C3/ Dartistic License	224.0	336	0.667
9	B7/ Kiss My WHAT?!	216.0	336	0.643
10	B2/ Rif Raf	192.5	336	0.573
11	B8/ Them Handsome Devils	189.5	334	0.567
12	A5/ Beer View Mirrors	171.0	312	0.548
13	D7/ We've Got Big Bulls	153.5	288	0.533
14	B4/ Methodical Madness	173.0	336	0.515
15	D1/ Armed and Hammered	144.0	288	0.500
16	A6/ Nine Lives	142.0	288	0.493
17	G6/ Bull Hunters	116.0	240	0.483
18	C5/ Fire For Effect	161.0	336	0.479
19	C4/ The Bunkers	149.0	312	0.478
20	D6/ Bullseye Brewers	136.5	288	0.474
21	F3/ All Flights Matter	133.5	288	0.464
22	D2/ One Armed Bandits	132.0	288	0.458
23	E3/ Sofa Kings	131.5	288	0.457
24	C2/ Dysfunctional Outlaws	140.5	312	0.450
25	E5/ Hump Day!	127.0	288	0.441
26	B5/ Shooter McGavin	147.0	334	0.440
27	C7/ Mike's Garage	133.5	312	0.428
28	G7/ Show Me Your Tips	112.0	264	0.424
29	F2/ Coral Reefers	121.5	288	0.422
30	C8/ Never Trust a Dart	120.5	288	0.418
31	E6/ Red-eye Rangers	120.0	288	0.417
32	B6/ Who Gives A Cork?	139.5	336	0.415
33	C6/ Big Bulls	129.0	312	0.413
34	E7/ Something Inappropriate	118.0	288	0.410
35	F7/ Don't Hit The Scorekeeper	117.5	288	0.408
36	C1/ Cheap Shots	137.0	336	0.408
37	B3/ Menace 2 Sobriety	136.5	336	0.406
38	D5/ Dynamic Darts	115.5	288	0.401
39	G1/ Wayne Gretzky	101.0	264	0.383
40	D4/ Sharky's Machine	110.0	288	0.382
41	F4/ Chatham Street Elite	106.5	288	0.370
42	E2/ Coach's Last Stand	106.0	288	0.368
43	D3/ Ted's DeploraBull Emporium	105.5	288	0.366
44	H2/ Irish Ton	121.0	336	0.360
45	G3/ Walking the Wire	92.0	264	0.348
46	E4/ Game of Throws	98.0	288	0.340
47	H8/ Bulls Up!	105.5	336	0.314
48	F1/ Death Throw	88.0	288	0.306
49	H4/ Chalk it Up	102.5	336	0.305
50	F5/ Dart Buddies	87.0	288	0.302
51	E1/ Shark Shooters	85.5	288	0.297
52	G4/ Is It In?	77.0	264	0.292
53	H6/ Tips & Shafts	96.0	334	0.287
54	G2/ All About That Bull	67.5	240	0.281
55	H1/ Chalker's Nightmare	93.0	336	0.277
56	H3/ Ballistic Behavior	92.0	336	0.274
57	F6/ Ducks of War	70.0	288	0.243
58	G5/ Train Station Shooters	11.5	48	0.240
59	H5/ Brown's Bombers	78.0	334	0.234
60	H7/ Just A Bit Outside	65.0	336	0.193

	Singles 301		Singles Cricket		Singles Record		Singles Win %-age	Doubles Cricket		Doubles 501		Doubles Record		Doubles Win %-age	Sngls + Dbls Record		Sngls + Dbls Win %-age	Tiebreaker Ws	Tiebreaker Ls	All-Star Points	Games Played	All-Star Point Average	Matches Played
A1/ This Is Element	61	23	69	15	130	38	0.774	36	6	29	13	65	19	0.774	260	76	0.774	0	0	468.0	336	1.393	
A 10 Kilts, Jason	5	2	3	4	8	6	0.571	7	1	4	2	11	3	0.786	19	9	0.679	0	0	24.0	28	0.857	10
A 11 Brown, Tom	10	3	11	2	21	5	0.808	12	1	8	3	20	4	0.833	41	9	0.820	0	0	51.0	50	1.020	13
A 12 Jacobi, Paul	2	5	6	1	8	6	0.571	6	2	6	5	12	7	0.632	20	13	0.606	0	0	21.0	33	0.636	11
A 13 Knight, Mark	0	0	0	0	0	0	---	0	0	1	0	1	0	1.000	1	0	1.000	0	0	0.0	1	0.000	1
A 14 Kramer, John	10	3	12	1	22	4	0.846	9	2	7	4	16	6	0.727	38	10	0.792	0	0	67.0	48	1.396	13
A 15 Massengill, Chad	13	1	13	1	26	2	0.929	11	3	8	6	19	9	0.679	45	11	0.804	0	0	93.0	56	1.661	14
A 16 Phillips, Robbie	10	4	13	1	23	5	0.821	12	2	13	1	25	3	0.893	48	8	0.857	0	0	128.0	56	2.286	14
A 17 Smith, Allen	3	1	2	2	5	3	0.625	4	0	3	1	7	1	0.875	12	4	0.750	0	0	20.0	16	1.250	4
A 18 Tan, Wil	8	4	9	3	17	7	0.708	11	1	8	4	19	5	0.792	36	12	0.750	0	0	64.0	48	1.333	12
A2/ Appetite for Destruction	61	23	54	30	115	53	0.685	28	14	33	9	61	23	0.726	237	99	0.705	0	0	361.5	336	1.076	
A 20 Mitchell, Sid	10	4	10	4	20	8	0.714	10	4	10	1	20	5	0.800	40	13	0.755	0	0	64.0	53	1.208	14
A 21 Mozzetti, Tim "Tex"	5	3	8	2	13	5	0.722	8	2	8	1	16	3	0.842	29	8	0.784	0	0	44.5	37	1.203	12
A 22 Johnson, Michael	9	3	9	3	18	6	0.750	6	3	7	5	13	8	0.619	31	14	0.689	0	0	60.0	45	1.333	12
A 23 Andersen, Dylan	0	2	3	3	3	5	0.375	2	1	5	0	7	1	0.875	10	6	0.625	0	0	17.5	16	1.094	6
A 24 Gaglione, Joey	9	4	3	2	12	6	0.667	7	4	11	2	18	6	0.750	30	12	0.714	0	0	25.0	42	0.595	14
A 25 Cusher, Dean	8	1	4	3	12	4	0.750	5	4	7	3	12	7	0.632	24	11	0.686	0	0	33.0	35	0.943	12
A 26 Stankevich, Scott	10	1	10	3	20	4	0.833	10	3	9	2	19	5	0.792	39	9	0.813	0	0	55.0	48	1.146	14
A 27 Thompson, Victor	4	3	2	3	6	6	0.500	3	3	5	0	8	3	0.727	14	9	0.609	0	0	17.5	23	0.761	8
A 28 Persson, Kenny	1	0	2	2	3	2	0.600	2	1	1	1	3	2	0.600	6	4	0.600	0	0	16.0	10	1.600	4
A 29 Seward, Mike	5	2	3	5	8	7	0.533	3	3	3	3	6	6	0.500	14	13	0.519	0	0	29.0	27	1.074	8
A3/ Lunatic Fringe	37	41	36	42	73	83	0.468	20	19	17	22	37	41	0.474	147	165	0.471	6	0	263.0	312	0.843	
A 30 Eason, Joel	3	7	5	7	8	14	0.364	5	8	7	5	12	13	0.480	20	27	0.426	1	0	63.0	47	1.340	13
A 31 Terry, Bob	5	6	6	5	11	11	0.500	7	4	5	5	12	9	0.571	23	20	0.535	0	0	48.5	43	1.128	11
A 32 Hamilton, Billy	5	5	4	5	9	10	0.474	4	6	5	4	9	10	0.474	18	20	0.474	1	0	24.5	38	0.645	12
A 33 Bakowski, Adam	4	2	5	6	9	8	0.529	7	3	4	7	11	10	0.524	20	18	0.526	1	0	31.0	38	0.816	11
A 34 Lane, Tim	5	4	5	5	10	9	0.526	4	8	5	4	9	12	0.429	19	21	0.475	1	0	15.5	40	0.388	11
A 35 Gelberg, Dave	7	4	7	4	14	8	0.636	7	4	4	7	11	11	0.500	25	19	0.568	1	0	52.0	44	1.182	11
A 36 Hall, Mike	4	7	4	7	8	14	0.364	4	4	2	8	6	12	0.333	14	26	0.350	1	0	25.5	40	0.638	11
A 37 Jeffcoat, Doug	4	6	0	3	4	9	0.308	2	1	2	4	4	5	0.444	8	14	0.364	0	0	3.0	22	0.136	11
A4/ North Raleigh Alliance	40	44	38	46	78	90	0.464	17	25	16	26	33	51	0.393	144	192	0.429	0	0	272.5	336	0.811	
A 40 Zelinack, Jason	1	2	0	2	1	4	0.200	1	2	1	2	2	4	0.333	3	8	0.273	0	0	8.0	11	0.727	3
A 41 Work, Joe	12	2	11	3	23	5	0.821	9	5	10	4	19	9	0.679	42	14	0.750	0	0	74.5	56	1.330	14
A 42 Tanner, Dave	7	6	8	6	15	12	0.556	7	5	2	9	9	14	0.391	24	26	0.480	0	0	44.0	50	0.880	13
A 43 Huffman, David	6	7	5	8	11	15	0.423	5	9	7	8	12	17	0.414	23	32	0.418	0	0	46.5	55	0.845	13
A 44 Spaulding, Paul	1	11	4	8	5	19	0.208	3	9	5	8	8	17	0.320	13	36	0.265	0	0	29.0	49	0.592	12
A 45 Kerr, Jim	7	6	4	9	11	15	0.423	6	8	3	9	9	17	0.346	20	32	0.385	0	0	27.0	52	0.519	13
A 46 Bir, Tom	0	5	1	4	1	9	0.100	1	3	1	5	2	8	0.200	3	17	0.150	0	0	7.0	20	0.350	7
A 47 Peele, Jim	6	5	5	6	11	11	0.500	2	9	3	7	5	16	0.238	16	27	0.372	0	0	36.5	43	0.849	11
A5/ Beer View Mirrors	29	49	27	51	56	100	0.359	13	26	17	22	30	48	0.385	116	196	0.372	0	7	171.0	312	0.548	
A 50 Fournier, Jeff	3	6	4	5	7	11	0.389	3	3	3	4	6	7	0.462	13	18	0.419	0	1	12.5	31	0.403	10
A 51 Holland, Steve	5	3	2	7	7	10	0.412	4	5	3	5	7	10	0.412	14	20	0.412	0	1	21.5	34	0.632	9
A 52 Rodgers, Trey	5	4	5	5	10	9	0.526	2	9	5	6	7	15	0.318	17	24	0.415	0	1	28.5	41	0.695	11
A 53 Murdaugh, John	4	9	10	4	14	13	0.519	5	8	7	5	12	13	0.480	26	26	0.500	0	1	32.0	52	0.615	13
A 54 Wells, John "Boy"	5	7	2	8	7	15	0.318	2	9	6	7	8	16	0.333	15	31	0.326	0	1	20.0	46	0.435	12
A 55 Beaudoin, Paul	3	5	3	8	6	13	0.316	5	6	7	4	12	10	0.545	18	23	0.439	0	1	31.0	41	0.756	11
A 56 Jones, Jeff	1	7	0	5	1	12	0.077	1	5	1	5	2	10	0.167	3	22	0.120	0	1	6.0	25	0.240	8
A 57 Sellers, Mark	3	8	1	9	4	17	0.190	4	7	2	8	6	15	0.286	10	32	0.238	0	0	19.5	42	0.464	11
A6/ Nine Lives	19	53	17	55	36	108	0.250	7	29	8	28	15	57	0.208	66	222	0.229	0	0	142.0	288	0.493	
A 60 Romanchek, David	3	10	2	11	5	21	0.192	3	10	3	9	6	19	0.240	11	40	0.216	0	0	28.5	51	0.559	12
A 61 Smith, Butch	4	7	2	9	6	16	0.273	1	10	1	9	2	19	0.095	8	35	0.186	0	0	22.0	43	0.512	10
A 62 Copple, Matthew	4	9	5	7	9	16	0.360	3	10	3	11	6	21	0.222	15	37	0.288	0	0	31.0	52	0.596	12
A 63 Mays, John	1	8	1	4	2	12	0.143	1	8	2	7	3	15	0.167	5	27	0.156	0	0	18.0	32	0.563	9
A 64 Marsden, James	0	0	0	2	0	2	0.000	0	2	0	2	0	4	0.000	0	6	0.000	0	0	0.0	6	0.000	2
A 65 Gibson, Jack	5	4	2	6	7	10	0.412	2	5	4	4	6	9	0.400	13	19	0.406	0	0	15.5	32	0.484	8
A 66 Keever, David	0	6	1	8	1	14	0.067	0	6	1	6	1	12	0.077	2	26	0.071	0	0	4.5	28	0.161	8
A 67 Porcelli, Robb	2	9	4	8	6	17	0.261	4	7	2	8	6	15	0.286	12	32	0.273	0	0	22.5	44	0.511	11
A7/ Dead Beats	41	43	46	38	87	81	0.518	24	18	24	18	48	36	0.571	183	153	0.545	0	0	345.0	336	1.027	
A 70 Parker, Charles	6	5	5	5	11	10	0.524	7	6	6	6	13	12	0.520	24	22	0.522	0	0	43.5	46	0.946	14
A 71 Lloyd, Billy	3	5	4	5	7	10	0.412	1	8	8	1	9	9	0.500	16	19	0.457	0	0	37.5	35	1.071	10
A 72 Reygers, Jeff	7	6	7	7	14	13	0.519	11	3	6	8	17	11	0.607	31	24	0.564	0	0	54.5	55	0.991	14
A 73 Gaulthier, Kyle	6	6	11	2	17	8	0.680	8	5	8	5	16	10	0.615	33	18	0.647	0	0	89.0	51	1.745	13
A 74 Fischlein, Kris	3	7	3	5	6	12	0.333	2	3	6	4	8	7	0.533	14	19	0.424	0	0	17.5	33	0.530	13
A 75 Anderson, Ryan	4	3	5	6	9	9	0.500	7	3	6	3	13	6	0.684	22	15	0.595	0	0	30.0	37	0.811	12
A 76 Groce, Nate	1	4	1	1	2	5	0.286	0	1	1	2	1	3	0.250	3	8	0.273	0	0	8.5	11	0.773	5
A 77 Varnadoe, Matt	2	2	2	2	4	4	0.500	4	1	2	1	6	2	0.750	10	6	0.625	0	0	7.0	16	0.438	5
A 78 Keller, Tony	9	5	8	5	17	10	0.630	8	6	5	6	13	12	0.520	30	22	0.577	0	0	57.5	52	1.106	14
A8/ Brass Monkeys	36	48	37	47	73	95	0.435	17	25	18	24	35	49	0.417	143	193	0.426	0	0	260.5	336	0.775	
A 80 Bunn, Tim	6	5	7	7	13	12	0.520	7	7	2	6	9	13	0.409	22	25	0.468	0	0	45.5	47	0.968	14
A 81 Oakley, Jerry	7	6	7	6	14	12	0.538	6	7	7	6	13	13	0.500	27	25	0.519	0	0	50.5	52	0.971	13
A 82 Massengill, Randy	5	6	2	8	7	14	0.333	4	5	4	5	8	10	0.444	15	24	0.385	0	0	24.0	39	0.615	12
A 83 Crites, Randy	3	4	2	1	5	5	0.500	2	5	3	4	5	9	0.357	10	14	0.417	0	0	8.5	24	0.354	7
A 84 Kuhns, John	5	6	2	7	7	13	0.350	5	3	4	8	9	11	0.450	16	24	0.400	0	0	16.0	40	0.400	13
A 85 Wall, Keith	5	8	8	6	13	14	0.481	5	9	5	7	10	16	0.385	23	30	0.434	0	0	56.0	53	1.057	14
A 86 Salemo, Joe	1	5	1	8	2	13	0.133	2	4	8	4	10	8	0.556	12	21	0.364	0	0	26.5	33	0.803	13
A 87 Gibbs, Keith	4	8	8	4	12	12	0.500	3	10	3	8	6	18	0.250	18	30	0.375	0	0	33.5	48	0.698	12

	Singles 301	Singles Cricket	Singles Record	Singles Win %-age	Doubles Cricket	Doubles 501	Doubles Record	Doubles Win %-age	Sngls + Dbls Record	Sngls + Dbls Win %-age	Tiebreaker Ws	Tiebreaker Ls	All-Star Points	Games Played	All-Star Point Average	Matches Played
B1/ Shaunt Be Shutout	58 26	59 25	117 51	0.696	30 12	27 15	57 27	0.679	231 105	0.688	0	0	281.5	336	0.838	
B 10 Maccini, Billy	2 5	3 5	5 10	0.333	6 1	7 2	13 3	0.813	18 13	0.581	0	0	25.0	31	0.806	9
B 11 Reitano, Sal	6 2	11 2	17 4	0.810	8 4	12 1	20 5	0.800	37 9	0.804	0	0	50.0	46	1.087	13
B 12 Bradshaw, Rick	8 1	5 3	13 4	0.765	2 2	3 4	5 6	0.455	18 10	0.643	0	0	17.0	28	0.607	9
B 13 Jobe, C.J.	8 4	6 1	14 5	0.737	6 5	4 5	10 10	0.500	24 15	0.615	0	0	20.5	39	0.526	12
B 14 Wright, Tyler	6 4	11 2	17 6	0.739	8 3	5 6	13 9	0.591	30 15	0.667	0	0	26.0	45	0.578	13
B 15 Foushee, Eugene	8 4	6 4	14 8	0.636	7 3	5 6	12 9	0.571	26 17	0.605	0	0	26.5	43	0.616	13
B 16 Foushee, Kevin	10 2	6 5	16 7	0.696	11 4	11 2	22 6	0.786	38 13	0.745	0	0	46.0	51	0.902	14
B 17 Carroll, John "JC"	10 4	11 3	21 7	0.750	12 2	7 4	19 6	0.760	40 13	0.755	0	0	70.5	53	1.330	14
B2/ Rif Raf	46 38	44 40	90 78	0.536	26 16	23 19	49 35	0.583	188 148	0.560	0	0	192.5	336	0.573	
B 20 Gaertner, Brian	4 10	1 7	5 17	0.227	3 4	7 4	10 8	0.556	15 25	0.375	0	0	6.5	40	0.163	12
B 21 St. Clair, Matt	5 6	1 7	6 13	0.316	10 2	6 5	16 7	0.696	22 20	0.524	0	0	13.5	42	0.321	12
B 22 Jur, Jess	6 0	7 1	13 1	0.929	5 3	7 1	12 4	0.750	25 5	0.833	0	0	28.0	30	0.933	8
B 23 Horger, Dennis	0 4	4 3	4 7	0.364	5 2	4 4	9 6	0.600	13 13	0.500	0	0	11.0	26	0.423	8
B 24 Martin, David	10 2	10 4	20 6	0.769	9 4	7 7	16 11	0.593	36 17	0.679	0	0	35.5	53	0.670	14
B 25 Zawrotniak, Joe	10 4	11 3	21 7	0.750	11 3	6 7	17 10	0.630	38 17	0.691	0	0	54.5	55	0.991	14
B 26 O'Bryan, Peter	8 4	6 4	14 8	0.636	4 7	5 5	9 12	0.429	23 20	0.535	0	0	27.5	43	0.640	12
B 27 Vincent, Daniel	2 2	0 3	2 5	0.286	0 2	1 1	1 3	0.250	3 8	0.273	0	0	0.0	11	0.000	4
B 28 Crowe, Jason	1 6	4 8	5 14	0.263	5 5	3 4	8 9	0.471	13 23	0.361	0	0	16.0	36	0.444	11
B3/ Menace 2 Sobriety	37 47	38 46	75 93	0.446	20 22	21 21	41 43	0.488	157 179	0.467	0	0	136.5	336	0.406	
B 30 Johnson, Dave	5 7	10 4	15 11	0.577	7 7	9 5	16 12	0.571	31 23	0.574	0	0	35.5	54	0.657	14
B 31 Bouchard, Keith	2 6	4 6	6 12	0.333	6 4	7 3	13 7	0.650	19 19	0.500	0	0	17.5	38	0.461	11
B 32 White, J.J.	5 8	9 5	14 13	0.519	8 6	9 4	17 10	0.630	31 23	0.574	0	0	34.0	54	0.630	14
B 33 Staley, Shawn	6 6	0 2	6 8	0.429	1 4	4 9	5 13	0.278	11 21	0.344	0	0	4.5	32	0.141	13
B 34 Polenz, Steve	6 4	6 6	12 10	0.545	4 6	3 6	7 12	0.368	19 22	0.463	0	0	17.0	41	0.415	12
B 35 Price, Brady	5 4	5 6	10 10	0.500	6 4	6 4	12 8	0.600	22 18	0.550	0	0	10.0	40	0.250	11
B 36 McCartney, Eric	3 3	1 7	4 10	0.286	5 7	1 5	6 12	0.333	10 22	0.313	0	0	9.5	32	0.297	12
B 37 Patel, Sam	2 6	0 9	2 15	0.118	0 3	1 4	1 7	0.125	3 22	0.120	0	0	2.0	25	0.080	13
B 38 Kareiva, Keith	0 0	0 0	0 0	---	0 0	0 0	0 0	---	0 0	---	0	0	0.0	0	---	0
B 39 Neiswonger, Mark	3 3	3 1	6 4	0.600	3 3	2 2	5 5	0.500	11 9	0.550	0	0	6.5	20	0.325	6
B4/ Methodical Madness	38 46	43 41	81 87	0.482	19 23	19 23	38 46	0.452	157 179	0.467	0	0	173.0	336	0.515	
B 40 Venable, Mike	3 11	2 7	5 18	0.217	6 5	6 8	12 13	0.480	17 31	0.354	0	0	20.5	48	0.427	14
B 41 Neill, Greg	5 7	4 5	9 12	0.429	5 4	6 6	11 10	0.524	20 22	0.476	0	0	21.0	42	0.500	12
B 42 Stephenson, Scott	2 3	3 5	5 8	0.385	1 5	3 4	4 9	0.308	9 17	0.346	0	0	13.5	26	0.519	8
B 43 Wilson, John	4 3	7 1	11 4	0.733	4 4	5 2	9 6	0.600	20 10	0.667	0	0	24.5	30	0.817	8
B 44 Collins, Craig	4 6	7 5	11 11	0.500	2 8	6 4	8 12	0.400	19 23	0.452	0	0	12.0	42	0.286	12
B 45 O'Neal, Chris	5 7	3 7	8 14	0.364	5 8	3 7	8 15	0.348	16 29	0.356	0	0	15.5	45	0.344	13
B 46 Stewart, Pete	7 2	7 5	14 7	0.667	6 5	4 6	10 11	0.476	24 18	0.571	0	0	24.0	42	0.571	12
B 47 Citrak, Sheldon	1 1	1 1	2 2	0.500	3 0	1 1	4 1	0.800	6 3	0.667	0	0	5.0	9	0.556	3
B 48 Wilson, Chris	7 6	9 5	16 11	0.593	6 7	4 8	10 15	0.400	26 26	0.500	0	0	37.0	52	0.712	13
B5/ Shooter McGavin	32 51	34 49	66 100	0.398	14 28	25 17	39 45	0.464	144 190	0.431	0	0	147.0	334	0.440	
B 50 Sautter, Don	7 5	6 6	13 11	0.542	4 8	6 6	10 14	0.417	23 25	0.479	0	0	23.0	48	0.479	12
B 51 Knott, Ronnie	8 6	10 4	18 10	0.643	8 6	12 2	20 8	0.714	38 18	0.679	0	0	30.0	56	0.536	14
B 52 Knott, Ryan	4 10	5 9	9 19	0.321	3 13	7 7	10 20	0.333	19 39	0.328	0	0	21.5	58	0.371	14
B 53 Schon, Chris	4 11	3 12	7 23	0.233	1 13	6 10	7 23	0.233	14 46	0.233	0	0	25.0	60	0.417	14
B 54 Howard, Brian	9 5	8 6	17 11	0.607	10 5	11 3	21 8	0.724	38 19	0.667	0	0	36.0	57	0.632	14
B 55 Demler, John	0 14	2 12	2 26	0.071	2 11	8 6	10 17	0.370	12 43	0.218	0	0	11.5	55	0.209	13
B6/ Who Gives A Cork?	35 49	31 53	66 102	0.393	19 23	9 33	28 56	0.333	122 214	0.363	0	6	139.5	336	0.415	
B 60 Knight, Maridy	0 0	0 0	0 0	---	0 0	0 0	0 0	---	0 0	---	0	0	0.0	0	---	0
B 61 Ackerman, Travis	0 1	0 1	0 2	0.000	1 0	1 0	2 0	1.000	2 2	0.500	0	0	1.0	4	0.250	1
B 62 Cotton, Barbara	2 10	0 9	2 19	0.095	5 6	1 10	6 16	0.273	8 35	0.186	0	1	8.5	43	0.198	12
B 63 Grubb, Ed	4 3	3 4	7 7	0.500	2 5	0 7	2 12	0.143	9 19	0.321	0	0	11.5	28	0.411	7
B 64 Hamilton, Dawn	5 8	3 11	8 19	0.296	7 6	2 9	9 15	0.375	17 34	0.333	0	1	14.0	51	0.275	13
B 65 Jeffcoat, Angela	5 10	3 11	8 21	0.276	5 7	3 11	8 18	0.308	16 39	0.291	0	1	15.5	55	0.282	14
B 66 Mayhew, Zak	5 7	7 7	12 14	0.462	8 6	6 9	14 15	0.483	26 29	0.473	0	1	36.5	55	0.664	14
B 67 Schmaus, Darren	9 4	6 7	15 11	0.577	5 8	4 9	9 17	0.346	24 28	0.462	0	1	27.0	52	0.519	13
B 68 Yang, Rob	5 6	9 3	14 9	0.609	5 8	1 11	6 19	0.240	20 28	0.417	0	1	25.5	48	0.531	12
B7/ Kiss My WHAT?!	40 44	44 40	84 84	0.500	20 22	21 21	41 43	0.488	166 170	0.494	7	0	216.0	336	0.643	
B 70 Scheppele, Julie	4 10	7 5	11 15	0.423	4 8	4 3	8 11	0.421	19 26	0.422	1	0	28.5	45	0.633	14
B 71 Naylor, Dan	4 0	3 1	7 1	0.875	3 1	2 1	5 2	0.714	12 3	0.800	0	0	26.0	15	1.733	4
B 72 Bohannon, Zack	0 2	0 2	0 4	0.000	1 1	0 2	1 3	0.250	1 7	0.125	0	0	3.0	8	0.375	4
B 73 Ellis, E.J.	1 6	3 9	4 15	0.211	3 5	4 7	7 12	0.368	11 27	0.289	1	0	19.0	38	0.500	14
B 74 Bathurst, Alyssa	4 5	1 4	5 9	0.357	4 4	6 5	10 9	0.526	15 18	0.455	1	0	10.0	33	0.303	12
B 75 Bathurst, Ryan	7 5	6 5	13 10	0.565	6 4	6 5	12 9	0.571	25 19	0.568	1	0	25.5	44	0.580	12
B 76 Watson, Jeff, Jr.	3 5	7 5	10 10	0.500	5 7	8 3	13 10	0.565	23 20	0.535	1	0	35.0	43	0.814	13
B 77 Whitehead, Lee	10 3	6 4	16 7	0.696	6 6	4 7	10 13	0.435	26 20	0.565	1	0	30.0	46	0.652	13
B 78 Tuck, Mike	4 2	7 0	11 2	0.846	2 3	3 3	5 6	0.455	16 8	0.667	0	0	20.0	24	0.833	7
B 79 Taylor, Tisha	3 6	4 5	7 11	0.389	6 5	5 6	11 11	0.500	18 22	0.450	1	0	19.0	40	0.475	12
B8/ Them Handsome Devils	49 34	42 41	91 75	0.548	20 22	23 19	43 41	0.512	177 157	0.530	0	0	189.5	334	0.567	
B 80 Fournier, Chris	1 6	1 5	2 11	0.154	1 6	3 3	4 9	0.308	6 20	0.231	0	0	11.0	26	0.423	7
B 81 Krasnow, Dave	10 4	11 3	21 7	0.750	8 6	9 6	17 12	0.586	38 19	0.667	0	0	44.5	57	0.781	14
B 82 Garland, Bryan	10 5	9 5	19 10	0.655	11 4	8 6	19 10	0.655	38 20	0.655	0	0	37.0	58	0.638	14
B 83 Brown, Jay	8 6	4 9	12 15	0.444	5 6	9 5	14 11	0.560	26 26	0.500	0	0	21.5	52	0.413	14
B 84 Cusman, Ryan	9 4	8 4	17 8	0.680	6 7	7 5	13 12	0.520	30 20	0.600	0	0	27.0	50	0.540	12
B 85 Sarantos, Alex	2 5	5 6	7 11	0.389	4 7	5 5	9 12	0.429	16 23	0.410	0	0	18.0	39	0.462	11
B 86 Raquet, Mike	9 4	4 9	13 13	0.500	5 8	5 8	10 16	0.385	23 29	0.442	0	0	30.5	52	0.587	13

	Singles 301		Singles Cricket		Singles Record		Singles Win %-age	Doubles Cricket		Doubles 501		Doubles Record		Doubles Win %-age	Sngls + Dbls Record		Sngls + Dbls Win %-age	Tiebreaker Ws	Tiebreaker Ls	All-Star Points	Games Played	All-Star Point Average	Matches Played
C1/ Cheap Shots	42	42	42	42	84	84	0.500	19	23	28	14	47	37	0.560	178	158	0.530	5	11	137.0	336	0.408	
C 10 Buckman, Dave	5	5	7	6	12	11	0.522	5	8	12	2	17	10	0.630	29	21	0.580	1	2	7.5	50	0.150	13
C 11 Burney, Gary	7	6	2	10	9	16	0.360	3	10	4	4	7	14	0.333	16	30	0.348	1	2	11.5	46	0.250	12
C 12 Hindle, Mikey	10	5	9	7	19	12	0.613	7	7	6	8	13	15	0.464	32	27	0.542	1	2	25.5	59	0.432	14
C 13 Hall, Josh	9	4	10	3	19	7	0.731	9	4	10	5	19	9	0.679	38	16	0.704	1	1	24.5	54	0.454	13
C 14 James, Bob	5	6	8	2	13	8	0.619	4	6	8	2	12	8	0.600	25	16	0.610	0	2	14.5	41	0.354	10
C 15 Witz, Steve	0	3	1	3	1	6	0.143	3	2	3	2	6	4	0.600	7	10	0.412	0	0	13.0	17	0.765	5
C 16 Hoyt, Chris	5	10	4	9	9	19	0.321	6	8	9	5	15	13	0.536	24	32	0.429	1	2	29.0	56	0.518	13
C 17 Bemis, Matt	1	3	1	2	2	5	0.286	1	1	4	0	5	1	0.833	7	6	0.538	0	0	11.5	13	0.885	4
C2/ Dysfunctional Outlaws	30	48	37	41	67	89	0.429	16	23	17	22	33	45	0.423	133	179	0.426	6	0	140.5	312	0.450	
C 20 Smith, Brian	7	5	3	9	10	14	0.417	5	7	4	6	9	13	0.409	19	27	0.413	1	0	17.5	46	0.380	12
C 21 Steppe, Mike	4	6	4	6	8	12	0.400	3	9	7	5	10	14	0.417	18	26	0.409	1	0	16.5	44	0.375	12
C 22 Tant, J.J.	3	9	7	5	10	14	0.417	8	4	8	4	16	8	0.667	26	22	0.542	1	0	40.5	48	0.844	12
C 23 Talley, Gray	1	7	0	4	1	11	0.083	0	3	2	5	2	8	0.200	3	19	0.136	0	0	2.0	22	0.091	9
C 24 Raymond, Ryan	4	7	4	6	8	13	0.381	3	6	3	6	6	12	0.333	14	25	0.359	1	0	13.5	39	0.346	11
C 25 Clark, Dan	6	5	8	4	14	9	0.609	9	4	4	7	13	11	0.542	27	20	0.574	1	0	28.5	47	0.606	13
C 26 Peterson, Chris	4	5	6	5	10	10	0.500	3	9	5	6	8	15	0.348	18	25	0.419	1	0	16.0	43	0.372	13
C 27 Fraleigh, Brent	1	4	5	2	6	6	0.500	1	4	1	5	2	9	0.182	8	15	0.348	0	0	6.0	23	0.261	8
C3/ Dartistic License	51	33	58	26	109	59	0.649	30	12	26	16	56	28	0.667	221	115	0.658	0	6	224.0	336	0.667	
C 30 Denton, Fon	9	5	6	8	15	13	0.536	12	2	11	3	23	5	0.821	38	18	0.679	0	1	24.5	56	0.438	14
C 31 Bennett, Will	12	2	12	2	24	4	0.857	12	2	11	3	23	5	0.821	47	9	0.839	0	1	46.0	56	0.821	14
C 32 Vance, Hugh	8	6	11	3	19	9	0.679	8	6	10	4	18	10	0.643	37	19	0.661	0	1	35.0	56	0.625	14
C 33 McCredie, Bob	1	1	0	1	1	2	0.333	0	1	0	1	0	2	0.000	1	4	0.200	0	0	0.0	5	0.000	3
C 34 Jimenez, Eduardo	4	6	4	5	8	11	0.421	3	4	6	6	9	10	0.474	17	21	0.447	0	1	13.5	38	0.355	13
C 35 Dean, Jay	1	2	9	2	10	4	0.714	7	4	2	3	9	7	0.563	19	11	0.633	0	1	19.0	30	0.633	11
C 36 Michaud, Jason	6	6	5	4	11	10	0.524	8	3	5	8	13	11	0.542	24	21	0.533	0	0	28.5	45	0.633	13
C 37 Greninger, Frank	0	4	0	1	0	5	0.000	1	0	0	1	1	1	0.500	1	6	0.143	0	0	0.0	7	0.000	4
C 38 Healy, Simon	10	1	11	0	21	1	0.955	9	2	7	3	16	5	0.762	37	6	0.860	0	1	57.5	43	1.337	11
C4/ The Bunkers	40	38	38	40	78	78	0.500	21	18	19	20	40	38	0.513	158	154	0.506	0	6	149.0	312	0.478	
C 40 Hartmann, Erin	8	4	4	8	12	12	0.500	6	6	6	6	12	12	0.500	24	24	0.500	0	1	23.5	48	0.490	12
C 41 Hartmann, Pete	4	8	5	7	9	15	0.375	6	6	5	7	11	13	0.458	20	28	0.417	0	1	15.5	48	0.323	12
C 42 Krestalude, Andy	9	3	7	5	16	8	0.667	7	5	8	4	15	9	0.625	31	17	0.646	0	1	39.5	48	0.823	12
C 43 Cuevas, Louie	6	7	4	9	10	16	0.385	7	7	9	5	16	12	0.571	26	28	0.481	0	1	18.0	54	0.333	13
C 44 Martinez, Vince	6	7	7	6	13	13	0.500	9	4	5	8	14	12	0.538	27	25	0.519	0	1	27.0	52	0.519	13
C 45 Holly, Mike	6	7	10	3	16	10	0.615	7	6	5	8	12	14	0.462	28	24	0.538	0	1	23.5	52	0.452	13
C 46 Merriam, Tim	0	0	0	0	0	0	---	0	0	0	0	0	0	---	0	0	---	0	0	0.0	0	---	0
C 47 Dudley, Robert	1	2	1	2	2	4	0.333	0	2	0	2	0	4	0.000	2	8	0.200	0	0	2.0	10	0.200	2
C5/ Fire For Effect	40	44	37	47	77	91	0.458	24	18	19	23	43	41	0.512	163	173	0.485	13	5	161.0	336	0.479	
C 50 Guenther, George	9	3	4	6	13	9	0.591	5	4	4	7	9	11	0.450	22	20	0.524	2	0	17.0	42	0.405	12
C 51 Gabry, Greg	3	4	3	5	6	9	0.400	5	3	2	6	7	9	0.438	13	18	0.419	0	1	9.0	31	0.290	10
C 52 Kilsdonk, Kris	8	4	5	7	13	11	0.542	5	5	5	6	10	11	0.476	23	22	0.511	2	1	17.5	45	0.389	12
C 53 Brody, Kevin	3	4	3	3	6	7	0.462	7	3	4	4	11	7	0.611	17	14	0.548	2	1	17.5	31	0.565	8
C 54 Blackwelder, Deborah	4	8	5	4	9	12	0.429	6	5	4	6	10	11	0.476	19	23	0.452	2	1	17.5	42	0.417	12
C 55 Goss, Matt	5	4	7	4	12	8	0.600	7	3	6	4	13	7	0.650	25	15	0.625	1	0	45.5	40	1.138	11
C 56 Blackwelder, Allyson	0	3	0	8	0	11	0.000	3	6	2	3	5	9	0.357	5	20	0.200	1	0	5.5	25	0.220	9
C 57 Hunsberger, Jim	3	4	2	5	5	9	0.357	2	3	2	4	4	7	0.364	9	16	0.360	1	0	13.0	25	0.520	8
C 58 Preciado, Amanda	5	10	8	5	13	15	0.464	8	4	9	6	17	10	0.630	30	25	0.545	2	1	18.5	55	0.336	14
C6/ Big Bulls	41	37	41	37	82	74	0.526	21	18	19	20	40	38	0.513	162	150	0.519	0	7	129.0	312	0.413	
C 60 Toolan, Chris	6	6	7	4	13	10	0.565	9	6	6	8	15	14	0.517	28	24	0.538	0	1	29.0	52	0.558	12
C 61 Reinert, Kevin	2	8	6	5	8	13	0.381	7	4	3	8	10	12	0.455	18	25	0.419	0	1	18.5	43	0.430	11
C 62 Fitzgerald, Dennis	9	2	7	4	16	6	0.727	7	4	6	6	13	10	0.565	29	16	0.644	0	1	15.5	45	0.344	11
C 63 Talton, Chris	8	4	5	5	13	9	0.591	4	7	4	7	8	14	0.364	21	23	0.477	0	1	10.0	44	0.227	11
C 64 Flanagan, Stephen	6	5	6	5	12	10	0.545	6	5	8	2	14	7	0.667	26	17	0.605	0	1	24.0	43	0.558	12
C 65 McWhorter, Mike	4	4	7	2	11	6	0.647	5	3	4	4	9	7	0.563	20	13	0.606	0	1	15.5	33	0.470	9
C 66 Womble, Kenny	1	0	0	1	1	1	0.500	0	1	0	1	0	2	0.000	1	3	0.250	0	0	0.0	4	0.000	1
C 67 Golub, Greg	5	8	3	11	8	19	0.296	4	6	7	4	11	10	0.524	19	29	0.396	0	1	16.5	48	0.344	12
C7/ Mike's Garage	41	37	39	39	80	76	0.513	14	25	20	19	34	44	0.436	148	164	0.474	0	0	133.5	312	0.428	
C 70 Gardner, Mike	6	6	5	4	11	10	0.524	3	8	5	3	8	11	0.421	19	21	0.475	0	0	10.5	40	0.263	13
C 71 Reece, Robert	6	5	1	0	7	5	0.583	2	5	5	5	7	10	0.412	14	15	0.483	0	0	3.0	29	0.103	12
C 72 Long, Gary	9	4	9	4	18	8	0.692	7	6	4	8	11	14	0.440	29	22	0.569	0	0	30.5	51	0.598	13
C 73 Gilyardi, Ernie	3	2	4	2	7	4	0.636	3	3	3	2	6	5	0.545	13	9	0.591	0	0	15.0	22	0.682	6
C 74 Knight, Tim	5	2	2	7	7	9	0.438	1	7	5	5	6	12	0.333	13	21	0.382	0	0	18.0	34	0.529	11
C 75 Ellington, Dave	2	3	3	5	5	8	0.385	3	2	4	6	7	8	0.467	12	16	0.429	0	0	9.0	28	0.321	12
C 76 Morin, Deane "Dino"	2	3	5	6	7	9	0.438	1	7	3	3	4	10	0.286	11	19	0.367	0	0	12.5	30	0.417	13
C 77 Williams, Denny	3	5	2	7	5	12	0.294	3	5	5	1	8	6	0.571	13	18	0.419	0	0	10.5	31	0.339	13
C 78 Strickland, Cale	5	7	8	4	13	11	0.542	5	7	6	5	11	12	0.478	24	23	0.511	0	0	24.5	47	0.521	12
C8/ Never Trust a Dart	33	39	26	46	59	85	0.410	14	22	11	25	25	47	0.347	109	179	0.378	12	0	120.5	288	0.418	
C 80 Stoakes, Eric	2	5	4	4	6	9	0.400	4	5	4	7	8	12	0.400	14	21	0.400	2	0	10.0	35	0.286	10
C 81 Stuckey, Rob	5	4	3	6	8	10	0.444	6	4	3	5	9	9	0.500	17	19	0.472	2	0	15.0	36	0.417	10
C 82 Adams, Brad	5	2	5	3	10	5	0.667	5	4	2	6	7	10	0.412	17	15	0.531	1	0	18.5	32	0.578	8
C 83 Cashin, Jeff	6	3	7	2	13	5	0.722	3	6	5	3	8	9	0.471	21	14	0.600	2	0	31.5	35	0.900	9
C 84 Champion, Steve	0	4	0	8	0	12	0.000	1	5	2	6	3	11	0.214	3	23	0.115	1	0	9.0	26	0.346	10
C 85 Palmisano, Andrew	6	7	5	7	11	14	0.440	3	8	4	8	7	16	0.304	18	30	0.375	1	0	14.0	48	0.292	12
C 86 Nourse, Andy	2	6	2	2	4	8	0.333	1	4	0	7	1	11	0.083	5	19	0.208	0	0	8.0	24	0.333	7
C 87 Landrum, Jon	5	4	0	11	5	15	0.250	4	7	1	3	5	10	0.333	10	25	0.286	2	0	10.5	35	0.300	11
C 88 Bartell, B.J.	2	4	0	3	2	7	0.222	1	1	1	5	2	6	0.250	4	13	0.235	1	0	4.0	17	0.235	6

	Singles 301		Singles Cricket		Singles Record		Singles Win %-age	Doubles Cricket		Doubles 501		Doubles Record		Doubles Win %-age	Sngls + Dbls Record		Sngls + Dbls Win %-age	Tiebreaker Ws	Tiebreaker Ls	All-Star Points	Games Played	All-Star Point Average	Matches Played
D1/ Armed and Hammered	39	33	41	31	80	64	0.556	20	16	21	15	41	31	0.569	162	126	0.563	0	0	144.0	288	0.500	
D 10 Simpson, David	8	4	6	5	14	9	0.609	3	8	5	5	8	13	0.381	22	22	0.500	0	0	23.0	44	0.523	12
D 11 Simpson, Aden	11	3	9	3	20	6	0.769	7	5	9	2	16	7	0.696	36	13	0.735	0	0	40.5	49	0.827	12
D 12 Simpson, Tyler	5	7	5	8	10	15	0.400	8	5	8	4	16	9	0.640	26	24	0.520	0	0	22.0	50	0.440	12
D 13 Jenkins, John	4	4	8	1	12	5	0.706	6	3	4	1	10	4	0.714	22	9	0.710	0	0	17.5	31	0.565	8
D 14 Hulse, Lura	3	6	2	5	5	11	0.313	3	0	7	3	10	3	0.769	15	14	0.517	0	0	7.0	29	0.241	9
D 15 diLorenzo, Ethan	3	3	3	2	6	5	0.545	6	3	1	8	7	11	0.389	13	16	0.448	0	0	8.5	29	0.293	9
D 16 Thompson, Barry	1	6	6	5	7	11	0.389	4	7	7	4	11	11	0.500	18	22	0.450	0	0	15.5	40	0.388	11
D 17 Macias, Anthony	4	0	2	2	6	2	0.750	3	1	1	3	4	4	0.500	10	6	0.625	0	0	10.0	16	0.625	4
D2/ One Armed Bandits	35	37	36	36	71	73	0.493	20	16	19	17	39	33	0.542	149	139	0.517	6	7	132.0	288	0.458	
D 20 Kiser, Lyman	2	6	1	3	3	9	0.250	3	2	5	6	8	8	0.500	11	17	0.393	1	1	3.5	28	0.125	11
D 21 Richardson, Shane	4	5	5	5	9	10	0.474	6	4	5	5	11	9	0.550	20	19	0.513	1	1	24.5	39	0.628	10
D 22 White, Jim	2	7	7	4	9	11	0.450	3	7	4	7	7	14	0.333	16	25	0.390	1	1	15.0	41	0.366	11
D 23 Caldwell, Greg	4	5	3	6	7	11	0.389	7	2	7	2	14	4	0.778	21	15	0.583	1	1	13.0	36	0.361	9
D 24 Moore, Chris	1	2	0	8	1	10	0.091	2	2	2	2	4	4	0.500	5	14	0.263	0	0	5.0	19	0.263	8
D 25 Lewis, Dave	4	6	2	4	6	10	0.375	4	6	1	2	5	8	0.385	11	18	0.379	0	1	6.0	29	0.207	10
D 26 Murphy, Phil	8	4	9	3	17	7	0.708	6	6	5	7	11	13	0.458	28	20	0.583	1	1	22.0	48	0.458	12
D 27 Trefzger, Ken	10	2	9	3	19	5	0.792	9	3	9	3	18	6	0.750	37	11	0.771	1	1	43.0	48	0.896	12
D3/ Ted's DeploraBull Emporium	31	41	29	43	60	84	0.417	12	24	18	18	30	42	0.417	120	168	0.417	0	7	105.5	288	0.366	
D 30 Thomas, Jason	3	1	5	0	8	1	0.889	4	2	5	2	9	4	0.692	17	5	0.773	0	1	19.5	22	0.886	6
D 31 Thomas, Joe "Antique"	7	5	3	9	10	14	0.417	5	7	5	7	10	14	0.417	20	28	0.417	0	1	17.0	48	0.354	12
D 32 Long, Steve	5	3	5	3	10	6	0.625	3	5	3	4	6	9	0.400	16	15	0.516	0	1	17.0	31	0.548	9
D 33 Stanley, Raymond	2	7	2	6	4	13	0.235	1	8	5	3	6	11	0.353	10	24	0.294	0	1	5.0	34	0.147	9
D 34 Fisher, Nate	5	8	5	8	10	16	0.385	3	9	3	7	6	16	0.273	16	32	0.333	0	1	18.0	48	0.375	12
D 35 Howley, John	2	3	3	5	5	8	0.385	4	4	3	4	7	8	0.467	12	16	0.429	0	0	7.5	28	0.268	8
D 36 Nivers, Jim	1	8	0	5	1	13	0.071	0	4	5	4	5	8	0.385	6	21	0.222	0	1	3.0	27	0.111	9
D 37 McEwen, William	6	6	6	7	12	13	0.480	4	9	7	5	11	14	0.440	23	27	0.460	0	1	18.5	50	0.370	12
D 38 Side, Eric	0	0	0	0	0	0	---	0	0	0	0	0	0	---	0	0	---	0	0	0.0	0	---	0
D4/ Sharky's Machine	32	40	34	38	66	78	0.458	15	21	21	15	36	36	0.500	138	150	0.479	13	7	110.0	288	0.382	
D 40 Allison, Frank	3	9	10	2	13	11	0.542	7	5	4	8	11	13	0.458	24	24	0.500	2	1	24.0	48	0.500	12
D 41 Fink, Scott	4	6	4	6	8	12	0.400	3	8	8	3	11	11	0.500	19	23	0.452	2	1	8.5	42	0.202	11
D 42 Bateman, Jimmy	8	4	6	5	14	9	0.609	6	5	7	4	13	9	0.591	27	18	0.600	2	1	18.5	45	0.411	11
D 43 Schaefer, Dan	2	5	2	4	4	9	0.308	2	5	2	3	4	8	0.333	8	17	0.320	1	1	9.5	25	0.380	7
D 44 Borgia, Pete	7	4	5	7	12	11	0.522	3	7	6	7	9	14	0.391	21	25	0.457	2	1	15.5	46	0.337	11
D 45 Kruger, Lonny	5	4	3	8	8	12	0.400	6	6	8	4	14	10	0.583	22	22	0.500	2	1	15.0	44	0.341	12
D 46 Barrett, Darren	3	8	4	6	7	14	0.333	3	6	7	1	10	7	0.588	17	21	0.447	2	1	19.0	38	0.500	11
D5/ Dynamic Darts	32	40	27	45	59	85	0.410	10	26	11	25	21	51	0.292	101	187	0.351	0	7	115.5	288	0.401	
D 50 Jackson, Kelly	4	6	2	5	6	11	0.353	1	8	2	6	3	14	0.176	9	25	0.265	0	1	7.5	34	0.221	10
D 51 Jackson, Barry	1	1	1	1	2	2	0.500	0	2	1	1	1	3	0.250	3	5	0.375	0	0	5.0	8	0.625	2
D 52 Dzengeleski, Jimmy	4	7	6	6	10	13	0.435	3	9	3	9	6	18	0.250	16	31	0.340	0	1	20.0	47	0.426	12
D 53 Dzengeleski, Julie	2	3	0	5	2	8	0.200	0	4	1	4	1	8	0.111	3	16	0.158	0	0	5.0	19	0.263	6
D 54 Murdock, Jim "Doc"	6	4	2	8	8	12	0.400	2	7	1	7	3	14	0.176	11	26	0.297	0	1	12.5	37	0.338	11
D 55 Winters, Tom "Tiny"	10	1	8	2	18	3	0.857	6	5	6	4	12	9	0.571	30	12	0.714	0	1	43.5	42	1.036	11
D 56 Welborn, Tim	4	5	4	5	8	10	0.444	3	6	2	7	5	13	0.278	13	23	0.361	0	1	9.0	36	0.250	10
D 57 McFadden, Kevin	0	5	4	4	4	9	0.308	5	3	3	5	8	8	0.500	12	17	0.414	0	1	9.5	29	0.328	8
D 58 Martin, George	1	5	0	6	1	11	0.083	0	5	2	4	2	9	0.182	3	20	0.130	0	1	3.5	23	0.152	9
D 59 Smith, Eric	0	3	0	3	0	6	0.000	0	3	1	3	1	6	0.143	1	12	0.077	0	0	0.0	13	0.000	4
D6/ Bullseye Brewers	38	34	40	32	78	66	0.542	24	12	15	21	39	33	0.542	156	132	0.542	17	7	136.5	288	0.474	
D 60 McCartney, Joe	6	5	7	3	13	8	0.619	7	5	5	5	12	10	0.545	25	18	0.581	2	1	18.5	43	0.430	11
D 61 Litzsinger, Mike	9	2	6	6	15	8	0.652	9	2	3	8	12	10	0.545	27	18	0.600	2	1	25.0	45	0.556	12
D 62 Kemp, Louis	2	5	1	4	3	9	0.250	0	2	4	6	4	8	0.333	7	17	0.292	2	1	3.5	24	0.146	10
D 63 Veith, Matt	3	3	2	3	5	6	0.455	4	2	4	3	8	5	0.615	13	11	0.542	2	0	6.5	24	0.271	7
D 64 Iager, John	3	6	7	4	10	10	0.500	8	2	3	6	11	8	0.579	21	18	0.538	2	1	20.5	39	0.526	11
D 65 Snyder, Mike	9	3	9	3	18	6	0.750	9	3	4	6	13	9	0.591	31	15	0.674	2	1	33.0	46	0.717	12
D 66 Snyder, Gary	1	4	1	7	2	11	0.154	6	4	3	3	9	7	0.563	11	18	0.379	1	1	9.0	29	0.310	10
D 67 Shengulette, Jerry	5	2	7	1	12	3	0.800	5	3	3	3	8	6	0.571	20	9	0.690	2	1	19.5	29	0.672	8
D 68 Snyder, Jen	0	4	0	1	0	5	0.000	0	1	1	2	1	3	0.250	1	8	0.111	2	0	1.0	9	0.111	4
D7/ We've Got Big Bulls	45	27	45	27	90	54	0.625	25	11	21	15	46	26	0.639	182	106	0.632	0	0	153.5	288	0.533	
D 70 Robertson, Phil	6	6	7	5	13	11	0.542	5	7	5	6	10	13	0.435	23	24	0.489	0	0	17.5	47	0.372	12
D 71 Carter, Kevin	3	2	2	4	5	6	0.455	2	4	2	3	4	7	0.364	9	13	0.409	0	0	13.0	22	0.591	6
D 72 Larson, Ray	2	2	1	2	3	4	0.429	4	3	3	2	7	5	0.583	10	9	0.526	0	0	5.5	19	0.289	7
D 73 Bither, Dana	4	2	5	4	9	6	0.600	7	2	3	6	10	8	0.556	19	14	0.576	0	0	33.0	33	1.000	9
D 74 Merkle, Patrick	8	4	12	0	20	4	0.833	11	1	11	1	22	2	0.917	42	6	0.875	0	0	31.0	48	0.646	12
D 75 Madey, Ryan	9	3	10	2	19	5	0.792	11	1	11	1	22	2	0.917	41	7	0.854	0	0	29.0	48	0.604	12
D 76 Griffin, Lorin	5	5	0	7	5	12	0.294	1	3	3	4	4	7	0.364	9	19	0.321	0	0	1.5	28	0.054	10
D 77 Tufillaro, Lou	8	3	8	3	16	6	0.727	9	1	4	7	13	8	0.619	29	14	0.674	0	0	23.0	43	0.535	11

	Singles 301		Singles Cricket		Singles Record		Singles Win %-age	Doubles Cricket		Doubles 501		Doubles Record		Doubles Win %-age	Sngls + Dbls Record		Sngls + Dbls Win %-age	Tiebreaker Ws	Tiebreaker Ls	All-Star Points	Games Played	All-Star Point Average	Matches Played
E1/ Shark Shooters	31	41	33	39	64	80	0.444	14	22	16	20	30	42	0.417	124	164	0.431	0	8	85.5	288	0.297	
E 10 Stacy, Michelle	2	2	2	4	4	6	0.400	2	4	4	3	6	7	0.462	10	13	0.435	0	1	7.0	23	0.304	10
E 11 Stacy, Rod	5	5	5	5	10	10	0.500	6	5	2	5	8	10	0.444	18	20	0.474	0	1	22.0	38	0.579	11
E 12 Mitchell, Liz	4	6	4	4	8	10	0.444	2	7	2	5	4	12	0.250	12	22	0.353	0	1	9.0	34	0.265	10
E 13 Munroe, Joe	10	1	9	2	19	3	0.864	5	6	3	7	8	13	0.381	27	16	0.628	0	1	19.5	43	0.453	11
E 14 Mercer, Dave	6	4	3	6	9	10	0.474	1	5	2	5	3	10	0.231	12	20	0.375	0	1	4.0	32	0.125	10
E 15 Schmitt, Jacquie	0	10	0	4	0	14	0.000	0	0	4	7	4	7	0.364	4	21	0.160	0	0	2.5	25	0.100	12
E 16 Hunneyman, Gary	0	0	0	0	0	0	---	0	0	0	0	0	0	---	0	0	---	0	0	0.0	0	---	0
E 17 Taylor, Eric	2	7	4	3	6	10	0.375	4	7	4	5	8	12	0.400	14	22	0.389	0	1	9.0	36	0.250	11
E 18 Weimers, Drew	2	0	5	5	7	5	0.583	5	5	7	2	12	7	0.632	19	12	0.613	0	1	7.0	31	0.226	11
E 19 Neff, Josh	0	6	1	6	1	12	0.077	3	5	4	1	7	6	0.538	8	18	0.308	0	1	5.5	26	0.212	10
E2/ Coach's Last Stand	38	34	45	27	83	61	0.576	17	19	17	19	34	38	0.472	151	137	0.524	0	7	106.0	288	0.368	
E 20 Emerton, Eric	2	2	1	3	3	5	0.375	0	2	2	4	2	6	0.250	5	11	0.313	0	0	2.0	16	0.125	7
E 21 Barletta, Phil	1	1	7	2	8	3	0.727	3	6	2	3	5	9	0.357	13	12	0.520	0	1	5.0	25	0.200	9
E 22 Woodard, Dave	5	3	4	5	9	8	0.529	5	7	6	6	11	13	0.458	20	21	0.488	0	1	16.5	41	0.402	12
E 23 Ejlali, Shervin	6	4	4	4	10	8	0.556	0	5	3	6	3	11	0.214	13	19	0.406	0	1	9.5	32	0.297	12
E 24 Martin, Claude	1	2	0	4	1	6	0.143	0	1	1	3	1	4	0.200	2	10	0.167	0	0	1.0	12	0.083	4
E 25 McMillan, Bill	3	8	8	3	11	11	0.500	5	4	1	2	6	6	0.500	17	17	0.500	0	0	8.5	34	0.250	11
E 26 Hamer, Andrew	4	2	3	2	7	4	0.636	2	1	3	3	5	4	0.556	12	8	0.600	0	1	4.5	20	0.225	6
E 27 Scott, Kevin	5	3	7	1	12	4	0.750	4	5	3	4	7	9	0.438	19	13	0.594	0	1	10.5	32	0.328	9
E 28 Gallagher, Jim	7	4	10	2	17	6	0.739	8	4	7	3	15	7	0.682	32	13	0.711	0	1	44.5	45	0.989	12
E 29 Turner, Kevin	4	5	1	1	5	6	0.455	7	3	6	4	13	7	0.650	18	13	0.581	0	1	4.0	31	0.129	10
E3/ Sofa Kings	45	27	33	39	78	66	0.542	25	11	18	18	43	29	0.597	164	124	0.569	13	0	131.5	288	0.457	
E 30 Alcon, Tony	8	4	8	4	16	8	0.667	8	4	8	3	16	7	0.696	32	15	0.681	2	0	28.5	47	0.606	12
E 31 Groves, Phil	0	1	3	6	3	7	0.300	5	4	3	6	8	10	0.444	11	17	0.393	2	0	5.0	28	0.179	9
E 32 Bozza, Doug	8	3	5	6	13	9	0.591	8	2	6	4	14	6	0.700	27	15	0.643	2	0	19.5	42	0.464	11
E 33 Moore, Ken	4	10	1	8	5	18	0.217	6	2	5	5	11	7	0.611	16	25	0.390	2	0	10.0	41	0.244	12
E 34 Maley, Dave	9	3	7	5	16	8	0.667	9	3	5	7	14	10	0.583	30	18	0.625	2	0	32.5	48	0.677	12
E 35 Keim, Roger	7	1	6	2	13	3	0.813	7	1	3	5	10	6	0.625	23	9	0.719	1	0	14.5	32	0.453	8
E 36 Harrell, Walter	9	4	3	8	12	12	0.500	7	6	5	6	12	12	0.500	24	24	0.500	2	0	21.5	48	0.448	12
E 37 Hudelson, Hans	0	1	0	0	0	1	0.000	0	0	1	0	1	0	1.000	1	1	0.500	0	0	0.0	2	0.000	1
E4/ Game of Throws	34	38	29	43	63	81	0.438	16	20	13	23	29	43	0.403	121	167	0.420	6	5	98.0	288	0.340	
E 40 Bordeau, Eric	5	7	2	7	7	14	0.333	6	5	3	8	9	13	0.409	16	27	0.372	1	1	12.0	43	0.279	11
E 41 Montesi, Chris	8	1	5	5	13	6	0.684	6	3	4	5	10	8	0.556	23	14	0.622	1	1	21.5	37	0.581	9
E 42 Rudy, Jeff	9	3	10	2	19	5	0.792	7	5	4	9	11	14	0.440	30	19	0.612	1	0	21.5	49	0.439	12
E 43 Smelik, Gene	4	8	3	7	7	15	0.318	2	8	4	7	6	15	0.286	13	30	0.302	1	1	6.5	43	0.151	11
E 44 Smelik, Pat	3	8	6	5	9	13	0.409	6	5	6	5	12	10	0.545	21	23	0.477	1	1	25.0	44	0.568	11
E 45 Jessup, Pete	0	4	0	4	0	8	0.000	3	3	0	4	3	7	0.300	3	15	0.167	0	0	2.0	18	0.111	6
E 46 Reigher, Marty	4	3	2	6	6	9	0.400	1	5	1	6	2	11	0.154	8	20	0.286	1	1	4.5	28	0.161	9
E 47 Crespo, Steve	1	4	1	7	2	11	0.154	1	6	4	2	5	8	0.385	7	19	0.269	0	0	5.0	26	0.192	8
E5/ Hump Day!	34	38	42	30	76	68	0.528	19	17	25	11	44	28	0.611	164	124	0.569	6	0	127.0	288	0.441	
E 50 Rutten, Pete	6	7	4	5	10	12	0.455	5	5	7	4	12	9	0.571	22	21	0.512	1	0	18.5	43	0.430	12
E 51 Deemer, Randy	10	2	9	3	19	5	0.792	6	6	9	2	15	8	0.652	34	13	0.723	1	0	36.5	47	0.777	12
E 52 Baldwin, Randy	8	4	9	3	17	7	0.708	6	6	10	1	16	7	0.696	33	14	0.702	1	0	26.5	47	0.564	12
E 53 Todd, Patrick	0	7	2	10	2	17	0.105	5	6	7	5	12	11	0.522	14	28	0.333	1	0	15.0	42	0.357	12
E 54 Bush, Jim	2	2	0	1	2	3	0.400	1	0	2	0	3	0	1.000	5	3	0.625	0	0	1.0	8	0.125	4
E 55 Warshawsky, Larry	5	8	7	5	12	13	0.480	6	6	8	4	14	10	0.583	26	23	0.531	1	0	15.0	49	0.306	12
E 56 Garzon, Marc	0	0	0	0	0	0	---	0	0	0	0	0	0	---	0	0	---	0	0	0.0	0	---	0
E 57 Ferguson, Travis	1	3	3	1	4	4	0.500	3	2	3	1	6	3	0.667	10	7	0.588	0	0	6.0	17	0.353	5
E 58 Moore, Mark	2	5	8	2	10	7	0.588	6	3	4	5	10	8	0.556	20	15	0.571	1	0	8.5	35	0.243	10
E6/ Red-eye Rangers	34	38	38	34	72	72	0.500	22	14	22	14	44	28	0.611	160	128	0.556	5	0	120.0	288	0.417	
E 60 Kunesh, Joe	3	5	4	6	7	11	0.389	8	3	2	4	10	7	0.588	17	18	0.486	1	0	17.0	35	0.486	12
E 61 Rouse, Chuck	1	5	1	5	2	10	0.167	0	5	5	5	5	10	0.333	7	20	0.259	0	0	2.0	27	0.074	11
E 62 Wilkinson, Charlie	3	9	0	2	3	11	0.214	0	1	7	3	7	4	0.636	10	15	0.400	0	0	2.5	25	0.100	12
E 63 Mitchell, Bill	1	2	3	5	4	7	0.364	4	4	2	2	6	6	0.500	10	13	0.435	0	0	5.5	23	0.239	10
E 64 Kirkpatrick, Scott	6	3	8	4	14	7	0.667	8	4	5	6	13	10	0.565	27	17	0.614	1	0	18.5	44	0.420	12
E 65 Raper, Jeromie	6	5	7	4	13	9	0.591	8	3	6	3	14	6	0.700	27	15	0.643	1	0	12.5	42	0.298	11
E 66 Hall, Steve	4	3	3	3	7	6	0.538	3	4	5	1	8	5	0.615	15	11	0.577	1	0	13.5	26	0.519	7
E 67 Millican, Craig	3	2	2	4	5	6	0.455	4	2	4	2	8	4	0.667	13	10	0.565	0	0	12.0	23	0.522	6
E 68 Jones, Grey	7	4	10	1	17	5	0.773	9	2	8	2	17	4	0.810	34	9	0.791	1	0	36.5	43	0.849	11
E7/ Something Inappropriate	36	36	32	40	68	76	0.472	13	23	15	21	28	44	0.389	124	164	0.431	0	15	118.0	288	0.410	
E 70 Markham, Jared	4	7	2	4	6	11	0.353	3	4	2	11	5	15	0.250	11	26	0.297	0	2	9.0	37	0.243	12
E 71 Haynes, Chris	6	3	5	2	11	5	0.688	2	7	3	4	5	11	0.313	16	16	0.500	0	1	17.0	32	0.531	9
E 72 Oxendine, Brandon	1	0	1	2	2	2	0.500	2	0	2	2	4	2	0.667	6	4	0.600	0	0	3.0	10	0.300	4
E 73 Chesson, Jessica	2	6	2	3	4	9	0.308	1	1	2	4	3	5	0.375	7	14	0.333	0	2	2.0	21	0.095	9
E 74 Chesson, LeRoy	1	5	4	8	5	13	0.278	1	10	3	2	4	12	0.250	9	25	0.265	0	2	14.0	34	0.412	11
E 75 Munsell, Jonathan	5	1	0	6	5	7	0.417	1	3	2	5	3	8	0.273	8	15	0.348	0	2	5.0	23	0.217	7
E 76 Martin, Chris	4	5	3	7	7	12	0.368	3	5	3	4	6	9	0.400	13	21	0.382	0	1	16.5	34	0.485	11
E 77 McNamara, Tim	4	4	9	1	13	5	0.722	6	4	6	3	12	7	0.632	25	12	0.676	0	2	38.0	37	1.027	10
E 78 Caudill, Scott	2	2	1	2	3	4	0.429	0	6	3	1	3	7	0.300	6	11	0.353	0	1	4.5	17	0.265	7
E 79 Ridgway, Matt	7	3	5	5	12	8	0.600	7	6	4	6	11	12	0.478	23	20	0.535	0	2	9.0	43	0.209	12

	Singles 301		Singles Cricket		Singles Record		Singles Win %-age	Doubles Cricket		Doubles 501		Doubles Record		Doubles Win %-age	Sngls + Dbls Record		Sngls + Dbls Win %-age	Tiebreaker Ws	Tiebreaker Ls	All-Star Points	Games Played	All-Star Point Average	Matches Played
F1/ Death Throw	35	37	43	29	78	66	0.542	18	18	24	12	42	30	0.583	162	126	0.563	0	6	88.0	288	0.306	
F 10 Willis, Tolson	6	5	5	6	11	11	0.500	5	6	7	4	12	10	0.545	23	21	0.523	0	1	15.5	44	0.352	11
F 11 Hogan, Neal	5	6	8	3	13	9	0.591	6	5	8	3	14	8	0.636	27	17	0.614	0	1	14.0	44	0.318	11
F 12 Zimmerman, Mike	3	6	0	0	3	6	0.333	0	0	5	3	5	3	0.625	8	9	0.471	0	1	1.0	17	0.059	9
F 13 Bosier, Sean	6	6	12	0	18	6	0.750	5	7	9	3	14	10	0.583	32	16	0.667	0	1	14.5	48	0.302	12
F 14 Thompson, Ben	2	0	5	3	7	3	0.700	4	4	1	1	5	5	0.500	12	8	0.600	0	0	5.5	20	0.275	8
F 15 Mathews, Alex	6	6	4	8	10	14	0.417	4	6	6	5	10	11	0.476	20	25	0.444	0	1	14.5	45	0.322	12
F 16 Mathews, Dave	1	4	1	6	2	10	0.167	4	4	2	4	6	8	0.429	8	18	0.308	0	0	7.0	26	0.269	10
F 17 Willis, Zack	6	4	8	3	14	7	0.667	8	4	10	1	18	5	0.783	32	12	0.727	0	1	16.0	44	0.364	12
F2/ Coral Reefers	40	32	34	38	74	70	0.514	19	17	20	16	39	33	0.542	152	136	0.528	0	0	121.5	288	0.422	
F 20 Jarvah, Sean	5	3	5	3	10	6	0.625	2	5	3	4	5	9	0.357	15	15	0.500	0	0	9.5	30	0.317	9
F 21 Roseman, Sean	7	3	5	4	12	7	0.632	3	7	5	4	8	11	0.421	20	18	0.526	0	0	30.0	38	0.789	10
F 22 Colton, Mitch	3	4	2	2	5	6	0.455	3	4	2	3	5	7	0.417	10	13	0.435	0	0	6.0	23	0.261	8
F 23 Patskoski, Jason	3	4	7	1	10	5	0.667	4	3	5	4	9	7	0.563	19	12	0.613	0	0	14.5	31	0.468	10
F 24 Gardner, Kyle	7	3	1	7	8	10	0.444	5	4	6	2	11	6	0.647	19	16	0.543	0	0	6.5	35	0.186	11
F 25 Smith, Van	7	3	6	5	13	8	0.619	7	1	7	3	14	4	0.778	27	12	0.692	0	0	21.5	39	0.551	11
F 26 Cullen, Pat	1	2	0	2	1	4	0.200	0	1	0	2	0	3	0.000	1	7	0.125	0	0	0.0	8	0.000	3
F 27 Britt, Jake	0	5	3	7	3	12	0.200	7	2	7	4	14	6	0.700	17	18	0.486	0	0	15.0	35	0.429	11
F 28 Sedgwick, Jim	0	1	0	1	0	2	0.000	0	3	1	2	1	5	0.167	1	7	0.125	0	0	1.0	8	0.125	4
F 29 Carroll, Josh	7	4	5	6	12	10	0.545	7	4	4	4	11	8	0.579	23	18	0.561	0	0	17.5	41	0.427	11
F3/ All Flights Matter	36	36	44	28	80	64	0.556	25	11	21	15	46	26	0.639	172	116	0.597	16	0	133.5	288	0.464	
F 30 Limerick, Jeremy	3	3	9	1	12	4	0.750	8	3	5	4	13	7	0.650	25	11	0.694	2	0	27.5	36	0.764	11
F 31 Wilkie, Felipe	3	4	5	7	8	11	0.421	7	3	3	4	10	7	0.588	18	18	0.500	2	0	14.5	36	0.403	12
F 32 Mullen, Jeff	2	7	0	3	2	10	0.167	1	0	1	1	2	1	0.667	4	11	0.267	1	0	0.0	15	0.000	10
F 33 Gardner, Kenn	5	1	5	6	10	7	0.588	8	2	8	4	16	6	0.727	26	13	0.667	2	0	20.5	39	0.526	11
F 34 Robertson, Chris	4	3	4	2	8	5	0.615	2	4	5	1	7	5	0.583	15	10	0.600	1	0	13.0	25	0.520	8
F 35 Surber, Dave	7	4	10	2	17	6	0.739	11	1	8	4	19	5	0.792	36	11	0.766	2	0	35.5	47	0.755	12
F 36 Balint, Joey	4	5	3	1	7	6	0.538	5	2	4	2	9	4	0.692	16	10	0.615	2	0	7.5	26	0.288	10
F 37 Cosentino, Phil	4	4	4	4	8	8	0.500	5	2	3	5	8	7	0.533	16	15	0.516	2	0	5.0	31	0.161	10
F 38 Cefola, Anthony	4	5	4	2	8	7	0.533	3	5	5	5	8	10	0.444	16	17	0.485	2	0	10.0	33	0.303	10
F4/ Chatham Street Elite	39	33	32	40	71	73	0.493	16	20	15	21	31	41	0.431	133	155	0.462	0	6	106.5	288	0.370	
F 40 Ryan, Sean	7	5	6	5	13	10	0.565	6	6	5	7	11	13	0.458	24	23	0.511	0	1	23.0	47	0.489	12
F 41 Ives, Danny	8	3	7	4	15	7	0.682	6	5	3	8	9	13	0.409	24	20	0.545	0	1	22.5	44	0.511	11
F 42 Church, Art	3	3	0	6	3	9	0.250	2	4	1	6	3	10	0.231	6	19	0.240	0	1	10.5	25	0.420	6
F 43 Lefebvre, C.J.	6	6	7	5	13	11	0.542	7	5	4	8	11	13	0.458	24	24	0.500	0	1	15.5	48	0.323	12
F 44 Elekonich, Amy	5	8	1	13	6	21	0.222	3	11	5	7	8	18	0.308	14	39	0.264	0	0	9.0	53	0.170	12
F 45 Daniels, Chris	4	5	2	7	6	12	0.333	4	4	6	3	10	7	0.588	16	19	0.457	0	1	8.5	35	0.243	8
F 46 Dehnel, Sebastian	6	3	9	0	15	3	0.833	4	5	6	3	10	8	0.556	25	11	0.694	0	1	17.5	36	0.486	9
F5/ Dart Buddies	23	49	27	45	50	94	0.347	14	22	13	23	27	45	0.375	104	184	0.361	0	0	87.0	288	0.302	
F 50 Watson, Jeff, Sr.	4	8	9	3	13	11	0.542	4	6	1	3	5	9	0.357	18	20	0.474	0	0	20.5	38	0.539	12
F 51 Watson, Ruth	1	11	0	2	1	13	0.071	3	9	5	7	8	16	0.333	9	29	0.237	0	0	4.0	38	0.105	12
F 52 Watson, Emily	1	9	1	9	2	18	0.100	0	3	4	5	4	8	0.333	6	26	0.188	0	0	3.5	32	0.109	10
F 53 Massengill, Devin	6	6	4	6	10	12	0.455	4	6	3	4	7	10	0.412	17	22	0.436	0	0	9.0	39	0.231	12
F 54 Andersen, Nancy	4	3	0	10	4	13	0.235	2	6	3	9	5	15	0.250	9	28	0.243	0	0	7.0	37	0.189	12
F 55 Andersen, Dave	5	7	2	6	7	13	0.350	3	4	1	7	4	11	0.267	11	24	0.314	0	0	8.5	35	0.243	12
F 56 Blake, Terry	2	0	7	5	9	5	0.643	5	7	5	7	10	14	0.417	19	19	0.500	0	0	14.5	38	0.382	12
F 57 Graves, Julie	0	5	4	4	4	9	0.308	7	3	4	4	11	7	0.611	15	16	0.484	0	0	20.0	31	0.645	10
F6/ Ducks of War	37	35	39	33	76	68	0.528	16	20	16	20	32	40	0.444	140	148	0.486	0	0	70.0	288	0.243	
F 60 Carawon, Bob	0	0	0	0	0	0	---	0	0	0	0	0	0	---	0	0	---	0	0	0.0	0	---	0
F 61 Converse, Stan	7	3	11	1	18	4	0.818	7	5	5	7	12	12	0.500	30	16	0.652	0	0	19.5	46	0.424	12
F 62 Peers, Martin	5	4	0	2	5	6	0.455	0	2	3	6	3	8	0.273	8	14	0.364	0	0	2.0	22	0.091	9
F 63 Ellis, Tim	8	2	9	2	17	4	0.810	7	4	5	5	12	9	0.571	29	13	0.690	0	0	15.0	42	0.357	11
F 64 Perkins, Chris	1	9	1	8	2	17	0.105	2	8	1	8	3	16	0.158	5	33	0.132	0	0	4.0	38	0.105	12
F 65 Schoch, Adam	4	7	8	4	12	11	0.522	5	7	7	4	12	11	0.522	24	22	0.522	0	0	6.5	46	0.141	12
F 66 Carawon, Harris	3	4	3	6	6	10	0.375	3	5	3	2	6	7	0.462	12	17	0.414	0	0	6.0	29	0.207	9
F 67 Converse, Laurence	5	2	2	7	7	9	0.438	3	6	4	4	7	10	0.412	14	19	0.424	0	0	9.5	33	0.288	10
F 68 Lalino, Steve	4	4	5	3	9	7	0.563	5	3	4	4	9	7	0.563	18	14	0.563	0	0	7.5	32	0.234	8
F 69 Schoch, Dennis	0	0	0	0	0	0	---	0	0	0	0	0	0	---	0	0	---	0	0	0.0	0	---	0
F7/ Don't Hit The Scorekeeper	42	30	33	39	75	69	0.521	18	18	17	19	35	37	0.486	145	142	0.505	0	0	117.5	288	0.408	
F 70 Knight, Romuald	4	3	3	7	7	10	0.412	2	7	4	4	6	11	0.353	13	21	0.382	0	0	12.5	34	0.368	11
F 71 Bohn, Andy	7	4	4	7	11	11	0.500	2	6	4	4	6	10	0.375	17	21	0.447	0	0	8.0	38	0.211	11
F 72 Johnson, Sean	0	0	0	0	0	0	---	0	0	1	1	1	1	0.500	1	1	0.500	0	0	0.0	2	0.000	2
F 73 Smith, "Captain" Ron	7	4	3	8	10	12	0.455	3	5	4	6	7	11	0.389	17	23	0.425	0	0	11.0	40	0.275	11
F 74 Vick, Justin	8	4	7	5	15	9	0.625	9	3	6	6	15	9	0.625	30	18	0.625	0	0	30.0	48	0.625	12
F 75 Shearin, Phillip	4	5	5	5	9	10	0.474	7	6	5	7	12	13	0.480	21	23	0.477	0	0	15.5	44	0.352	12
F 76 Nettesheim, Doug	5	4	3	3	8	7	0.533	6	4	4	4	10	8	0.556	18	15	0.545	0	0	18.0	33	0.545	10
F 77 Seltzer, Josh	7	6	8	4	15	10	0.600	7	5	6	5	13	10	0.565	28	20	0.583	0	0	22.5	48	0.469	12

	Singles 301		Singles Cricket		Singles Record		Singles Win %-age	Doubles Cricket		Doubles 501		Doubles Record		Doubles Win %-age	Sngls + Dbls Record		Sngls + Dbls Win %-age	Tiebreaker Ws	Tiebreaker Ls	All-Star Points	Games Played	All-Star Point Average	Matches Played
G1/ Wayne Gretzky	34	32	34	32	68	64	0.515	20	13	23	10	43	23	0.652	154	110	0.583	7	0	101.0	264	0.383	
G 10 Wilson, Misty	3	8	0	4	3	12	0.200	0	3	6	4	6	7	0.462	9	19	0.321	1	0	0.0	28	0.000	11
G 11 Wilson, Jonathan	2	2	5	5	7	7	0.500	9	2	10	1	19	3	0.864	26	10	0.722	1	0	8.5	36	0.236	11
G 12 Gaines, Lauren	4	8	2	9	6	17	0.261	4	7	7	4	11	11	0.500	17	28	0.378	1	0	12.0	45	0.267	11
G 13 Gaines, Bryan	5	4	6	5	11	9	0.550	7	4	6	5	13	9	0.591	24	18	0.571	1	0	12.5	42	0.298	11
G 14 Rigert, Joe, Sr.	7	3	8	2	15	5	0.750	8	2	10	0	18	2	0.900	33	7	0.825	1	0	31.5	40	0.788	10
G 15 Rigert, Joe, Jr.	6	4	7	3	13	7	0.650	6	4	3	2	9	6	0.600	22	13	0.629	1	0	17.5	35	0.500	10
G 16 Therrien, Dan	7	3	6	4	13	7	0.650	6	4	4	4	10	8	0.556	23	15	0.605	1	0	19.0	38	0.500	10
G2/ All About That Bull	17	43	17	43	34	86	0.283	4	26	12	18	16	44	0.267	66	174	0.275	0	0	67.5	240	0.281	
G 20 Voorhees, Cindy	4	6	4	6	8	12	0.400	2	8	2	5	4	13	0.235	12	25	0.324	0	0	13.5	37	0.365	10
G 21 Smith, Scott	2	5	4	3	6	8	0.429	1	7	4	4	5	11	0.313	11	19	0.367	0	0	8.0	30	0.267	7
G 22 Day, Dillon	2	8	1	7	3	15	0.167	2	7	5	5	7	12	0.368	10	27	0.270	0	0	9.5	37	0.257	9
G 23 Tingler, Todd	5	6	4	6	9	12	0.429	1	9	4	7	5	16	0.238	14	28	0.333	0	0	9.0	42	0.214	10
G 24 Miller, Lloyd	2	8	3	7	5	15	0.250	0	9	4	6	4	15	0.211	9	30	0.231	0	0	7.0	39	0.179	10
G 25 Peterson, Eric	2	8	1	10	3	18	0.143	2	8	4	6	6	14	0.300	9	32	0.220	0	0	16.0	41	0.390	10
G 26 Tyler, Robert	0	2	0	4	0	6	0.000	0	4	1	3	1	7	0.125	1	13	0.071	0	0	4.5	14	0.321	4
G3/ Walking the Wire	39	27	35	31	74	58	0.561	18	15	12	21	30	36	0.455	134	130	0.508	7	7	92.0	264	0.348	
G 30 Bowen, Andy	7	1	8	1	15	2	0.882	8	0	5	4	13	4	0.765	28	6	0.824	1	1	28.5	34	0.838	9
G 31 Prosser, Brad	8	4	3	7	11	11	0.500	4	4	5	7	9	11	0.450	20	22	0.476	1	1	10.5	42	0.250	11
G 32 White, John	7	4	9	2	16	6	0.727	7	4	4	6	11	10	0.524	27	16	0.628	1	1	20.0	43	0.465	11
G 33 Stark, Parker	5	3	4	2	9	5	0.643	4	4	1	4	5	8	0.385	14	13	0.519	1	0	12.0	27	0.444	8
G 34 Miller, Wright	1	3	0	2	1	5	0.167	2	1	0	3	2	4	0.333	3	9	0.250	0	1	3.0	12	0.250	4
G 35 Williams, Kelsey	3	3	2	5	5	8	0.385	4	5	2	6	6	11	0.353	11	19	0.367	1	1	1.0	30	0.033	10
G 36 Rollins, Calvin	0	1	1	0	1	1	0.500	0	1	1	0	1	1	0.500	2	2	0.500	0	0	1.5	4	0.375	1
G 37 Dubose, Chris	3	4	2	6	5	10	0.333	2	6	2	6	4	12	0.250	9	22	0.290	1	1	2.5	31	0.081	8
G 38 Bohanan, Heather	0	2	0	5	0	7	0.000	1	2	1	2	2	4	0.333	2	11	0.154	0	0	3.0	13	0.231	5
G 39 Gillett, Galen	5	2	6	1	11	3	0.786	4	3	3	4	7	7	0.500	18	10	0.643	1	1	10.0	28	0.357	7
G4/ Is It In?	28	38	39	27	67	65	0.508	9	24	14	19	23	43	0.348	113	151	0.428	7	9	77.0	264	0.292	
G 40 Cornell, Blaine	1	1	5	3	6	4	0.600	1	8	1	6	2	14	0.125	8	18	0.308	1	1	5.0	26	0.192	11
G 41 Murphy, Tom	3	7	6	2	9	9	0.500	3	7	2	5	5	12	0.294	14	21	0.400	1	1	17.0	35	0.486	10
G 42 Barbour, Bryan	1	4	2	4	3	8	0.273	2	6	6	3	8	9	0.471	11	17	0.393	1	1	3.0	28	0.107	10
G 43 Metivier, Sam	3	4	2	3	5	7	0.417	2	1	3	4	5	5	0.500	10	12	0.455	0	1	3.0	22	0.136	11
G 44 Millius, Mike	3	5	6	4	9	9	0.500	4	5	4	7	8	12	0.400	17	21	0.447	1	1	16.5	38	0.434	11
G 45 Johnson, Steve	3	5	2	2	5	7	0.417	1	4	1	3	2	7	0.222	7	14	0.333	1	1	2.5	21	0.119	9
G 46 Barlow, Brian	6	4	5	4	11	8	0.579	4	5	4	5	8	10	0.444	19	18	0.514	1	1	9.5	37	0.257	10
G 47 Smith, Jon	4	5	6	4	10	9	0.526	0	8	5	3	5	11	0.313	15	20	0.429	1	1	12.5	35	0.357	10
G 48 Musil, Dylan	4	3	5	1	9	4	0.692	1	4	2	2	3	6	0.333	12	10	0.545	0	1	8.0	22	0.364	7
G5/ Train Station Shooters	3	9	2	10	5	19	0.208	2	4	2	4	4	8	0.333	13	35	0.271	0	0	11.5	48	0.240	
G 50 Speight, Brett	1	1	0	2	1	3	0.250	1	1	0	3	1	4	0.200	2	7	0.222	0	0	2.0	9	0.222	2
G 51 Speight, Patrick	0	2	0	3	0	5	0.000	0	2	1	1	1	3	0.250	1	8	0.111	0	0	0.0	9	0.000	2
G 52 Patel, Sheilish	0	0	0	0	0	0	---	0	0	0	0	0	0	---	0	0	---	0	0	0.0	0	---	0
G 53 Summers, Claude	1	1	0	2	1	3	0.250	0	2	0	2	0	4	0.000	1	7	0.125	0	0	3.5	8	0.438	2
G 54 Oakley, Richard	0	3	1	1	1	4	0.200	1	1	2	0	3	1	0.750	4	5	0.444	0	0	5.0	9	0.556	2
G 55 Bennit, Tom	0	2	1	1	1	3	0.250	1	2	1	1	2	3	0.400	3	6	0.333	0	0	1.0	9	0.111	2
G 56 Sibincic, Rich	1	0	0	1	1	1	0.500	1	0	0	1	1	1	0.500	2	2	0.500	0	0	0.0	4	0.000	1
G6/ Bull Hunters	33	27	34	26	67	53	0.558	22	8	18	12	40	20	0.667	147	93	0.613	0	14	116.0	240	0.483	
G 60 Bumpass, Mike	7	3	7	3	14	6	0.700	7	3	3	6	10	9	0.526	24	15	0.615	0	2	21.5	39	0.551	10
G 61 Jefferys, Lee	7	3	7	3	14	6	0.700	7	3	6	4	13	7	0.650	27	13	0.675	0	2	31.0	40	0.775	10
G 62 Havens, Lincoln	0	4	0	9	0	13	0.000	0	1	2	3	2	4	0.333	2	17	0.105	0	2	3.5	19	0.184	10
G 63 Cannizzaro, Anthony	2	5	7	2	9	7	0.563	6	3	5	2	11	5	0.688	20	12	0.625	0	2	11.5	32	0.359	10
G 64 Sosebee, Keith	0	5	2	4	2	9	0.182	8	1	4	1	12	2	0.857	14	11	0.560	0	2	6.0	25	0.240	10
G 65 Blanchard, Jeff	3	3	0	2	3	5	0.375	2	1	6	1	8	2	0.800	11	7	0.611	0	1	2.0	18	0.111	8
G 66 Leonard, Bill	6	2	1	2	7	4	0.636	5	3	6	3	11	6	0.647	18	10	0.643	0	1	4.0	28	0.143	9
G 67 Jefferys, Jacob	0	0	0	1	0	1	0.000	0	0	0	0	0	0	---	0	1	0.000	0	0	1.5	1	1.500	1
G 68 White, Vic	8	2	10	0	18	2	0.900	9	1	4	4	13	5	0.722	31	7	0.816	0	2	35.0	38	0.921	10
G 69 Groves, Tyler	0	0	0	0	0	0	---	0	0	0	0	0	0	---	0	0	---	0	0	0.0	0	---	0
G7/ Show Me Your Tips	42	24	40	26	82	50	0.621	23	10	20	13	43	23	0.652	168	96	0.636	6	0	112.0	264	0.424	
G 70 Powell, Lee	7	4	5	5	12	9	0.571	7	1	7	4	14	5	0.737	26	14	0.650	1	0	15.0	40	0.375	11
G 71 Bushman, Brad	9	1	8	2	17	3	0.850	8	2	8	2	16	4	0.800	33	7	0.825	1	0	35.0	40	0.875	10
G 72 Cantwell, Daniel	1	3	5	3	6	6	0.500	6	3	4	4	10	7	0.588	16	13	0.552	1	0	8.0	29	0.276	9
G 73 Harris, Layne	2	5	0	3	2	8	0.200	2	0	2	2	4	2	0.667	6	10	0.375	0	0	0.0	16	0.000	7
G 74 Lane, Bob	8	2	8	2	16	4	0.800	8	2	5	4	13	6	0.684	29	10	0.744	1	0	21.0	39	0.538	10
G 75 Freimark, Thomas	6	5	7	2	13	7	0.650	6	3	6	5	12	8	0.600	25	15	0.625	0	0	16.0	40	0.400	10
G 76 Bialaszewski, Rich	8	3	6	4	14	7	0.667	7	4	7	4	14	8	0.636	28	15	0.651	1	0	16.0	43	0.372	11
G 77 Goode, Mike	0	1	1	3	1	4	0.200	0	3	1	1	1	4	0.200	2	8	0.200	1	0	0.0	10	0.000	5
G 78 Hall, Mike	1	0	0	2	1	2	0.333	2	2	0	0	2	2	0.500	3	4	0.429	0	0	1.0	7	0.143	4

	Singles	301	Singles	Cricket	Singles	Record	Singles Win %-age	Doubles	Cricket	Doubles	501	Doubles	Record	Doubles Win %-age	Sngls + Dbls	Record	Sngls + Dbls Win %-age	Tiebreaker Ws	Tiebreaker Ls	All-Star Points	Games Played	All-Star Point Average	Matches Played
H1/ Chalker's Nightmare	43	41	46	38	89	79	0.530	23	19	18	24	41	43	0.488	171	165	0.509	7	0	93.0	336	0.277	
H 10 Kincaid, Lisa	5	7	8	4	13	11	0.542	4	7	4	6	8	13	0.381	21	24	0.467	1	0	14.0	45	0.311	12
H 11 Brownd, Anthony	10	4	13	1	23	5	0.821	11	3	6	8	17	11	0.607	40	16	0.714	1	0	28.5	56	0.509	14
H 12 Berman, Brian	5	6	3	10	8	16	0.333	7	6	5	7	12	13	0.480	20	29	0.408	1	0	5.5	49	0.112	13
H 13 Ball, Pat	10	2	8	5	18	7	0.720	7	6	8	5	15	11	0.577	33	18	0.647	1	0	14.0	51	0.275	13
H 14 Boutieller, Tina	3	8	6	4	9	12	0.429	4	6	5	6	9	12	0.429	18	24	0.429	1	0	13.0	42	0.310	11
H 15 Harper, C.E.	1	0	0	0	1	0	1.000	1	0	0	1	1	1	0.500	2	1	0.667	1	0	1.0	3	0.333	1
H 16 Moulden, Jeremy	6	7	5	8	11	15	0.423	7	6	5	8	12	14	0.462	23	29	0.442	1	0	13.0	52	0.250	13
H 17 Berman, Mark	3	7	3	6	6	13	0.316	5	4	3	7	8	11	0.421	14	24	0.368	0	0	4.0	38	0.105	10
H2/ Irish Ton	51	33	46	38	97	71	0.577	23	19	24	18	47	37	0.560	191	145	0.568	0	19	121.0	336	0.360	
H 20 Cominole, Jeremy	10	4	10	5	20	9	0.690	11	3	7	6	18	9	0.667	38	18	0.679	0	3	32.0	56	0.571	14
H 21 Bowser, Brian	8	3	7	4	15	7	0.682	7	5	8	4	15	9	0.625	30	16	0.652	0	3	14.0	46	0.304	11
H 22 Fox, Chris	10	4	10	3	20	7	0.741	10	3	6	7	16	10	0.615	36	17	0.679	0	2	16.0	53	0.302	13
H 23 Logan, Pete	2	2	1	3	3	5	0.375	2	1	3	1	5	2	0.714	8	7	0.533	0	1	4.0	15	0.267	5
H 24 Hiltbrunner, Sherry	8	5	1	8	9	13	0.409	4	7	6	5	10	12	0.455	19	25	0.432	0	3	8.5	44	0.193	13
H 25 Yarsawich, Brian	2	4	2	5	4	9	0.308	1	6	5	1	6	7	0.462	10	16	0.385	0	1	6.5	26	0.250	8
H 26 Rossbach, Mark	7	7	11	4	18	11	0.621	6	9	8	8	14	17	0.452	32	28	0.533	0	3	26.0	60	0.433	14
H 27 Perkins, Heath	4	4	4	6	8	10	0.444	5	4	5	4	10	8	0.556	18	18	0.500	0	3	14.0	36	0.389	9
H3/ Ballistic Behavior	43	41	36	48	79	89	0.470	24	18	26	16	50	34	0.595	179	157	0.533	13	0	92.0	336	0.274	
H 30 Phillips, Britt	5	9	0	6	5	15	0.250	4	3	5	3	9	6	0.600	14	21	0.400	2	0	5.5	35	0.157	14
H 31 Phillips, Josh	8	6	10	4	18	10	0.643	8	6	9	5	17	11	0.607	35	21	0.625	2	0	22.0	56	0.393	14
H 32 Hayward, Simon	8	5	5	8	13	13	0.500	7	6	8	4	15	10	0.600	28	23	0.549	2	0	10.0	51	0.196	13
H 33 Hayward, Georgia	9	3	7	5	16	8	0.667	6	6	8	4	14	10	0.583	30	18	0.625	1	0	10.5	48	0.219	12
H 34 Shirey, Anthony	9	2	7	6	16	8	0.667	8	4	8	5	16	9	0.640	32	17	0.653	2	0	23.0	49	0.469	13
H 35 Letsch, Dempsey	1	7	2	11	3	18	0.143	6	6	6	5	12	11	0.522	15	29	0.341	2	0	10.0	44	0.227	14
H 36 Howell, John	3	9	5	8	8	17	0.320	9	5	8	6	17	11	0.607	25	28	0.472	2	0	11.0	53	0.208	13
H4/ Chalk it Up	48	36	43	41	91	77	0.542	21	21	20	22	41	43	0.488	173	163	0.515	13	0	102.5	336	0.305	
H 40 McNamara, Ken	3	5	8	5	11	10	0.524	5	9	8	5	13	14	0.481	24	24	0.500	2	0	21.5	48	0.448	14
H 41 Lawrence, Jonathan	9	2	9	3	18	5	0.783	9	3	7	4	16	7	0.696	34	12	0.739	1	0	24.0	46	0.522	12
H 42 Coggins, Leigh	5	5	0	3	5	8	0.385	1	3	5	4	6	7	0.462	11	15	0.423	0	0	2.0	26	0.077	11
H 43 Pfeiffer, Anna	4	6	6	6	10	12	0.455	8	6	7	7	15	13	0.536	25	25	0.500	2	0	10.5	50	0.210	14
H 44 Morlando, Jim	4	4	3	7	7	11	0.389	5	3	1	7	6	10	0.375	13	21	0.382	2	0	6.0	34	0.176	10
H 45 Crawford, Neal	4	1	4	3	8	4	0.667	2	5	2	1	4	6	0.400	12	10	0.545	0	0	7.5	22	0.341	7
H 46 Rosen, Stacy	4	7	1	7	5	14	0.263	2	4	1	7	3	11	0.214	8	25	0.242	2	0	5.0	33	0.152	12
H 47 Coggins, B.J.	4	1	0	2	4	3	0.571	1	1	2	1	3	2	0.600	7	5	0.583	0	0	2.5	12	0.208	5
H 48 Owen, Hal	7	3	6	4	13	7	0.650	4	6	5	4	9	10	0.474	22	17	0.564	2	0	10.5	39	0.269	11
H 49 Johnson, Michael	4	2	6	1	10	3	0.769	5	2	2	4	7	6	0.538	17	9	0.654	2	0	13.0	26	0.500	7
H5/ Brown's Bombers	41	43	39	45	80	88	0.476	20	22	20	21	40	43	0.482	160	174	0.479	0	0	78.0	334	0.234	
H 50 Jones, Jessica	0	8	0	9	0	17	0.000	3	7	3	8	6	15	0.286	6	32	0.158	0	0	2.0	38	0.053	14
H 51 Huffman, Inky	3	5	0	3	3	8	0.273	1	4	2	2	3	6	0.333	6	14	0.300	0	0	1.0	20	0.050	11
H 52 Davis, Luke	9	3	10	2	19	5	0.792	6	6	5	5	11	11	0.500	30	16	0.652	0	0	13.5	46	0.293	12
H 53 Casey, Kevin	13	1	9	5	22	6	0.786	8	6	5	9	13	15	0.464	35	21	0.625	0	0	15.0	56	0.268	14
H 54 Suan, John	6	8	8	6	14	14	0.500	8	6	7	6	15	12	0.556	29	26	0.527	0	0	23.5	55	0.427	14
H 55 Murphy, James	7	4	7	4	14	8	0.636	7	4	5	4	12	8	0.600	26	16	0.619	0	0	13.0	42	0.310	11
H 56 Garner, Annette	2	7	1	7	3	14	0.176	4	4	6	5	10	9	0.526	13	23	0.361	0	0	1.0	36	0.028	14
H 57 Lawrence, Kevin	1	3	2	5	3	8	0.273	0	3	5	2	5	5	0.500	8	13	0.381	0	0	3.5	21	0.167	11
H 58 Okrepky, Peter	0	4	2	4	2	8	0.200	3	4	2	1	5	5	0.500	7	13	0.350	0	0	5.5	20	0.275	9
H6/ Tips & Shafts	41	43	44	40	85	83	0.506	14	28	19	22	33	50	0.398	151	183	0.452	13	12	96.0	334	0.287	
H 60 Borgna, Denise	3	6	4	7	7	13	0.350	3	9	5	3	8	12	0.400	15	25	0.375	2	1	8.0	40	0.200	12
H 61 Borgna, Andrew	10	4	8	6	18	10	0.643	4	10	7	5	11	15	0.423	29	25	0.537	2	2	24.5	54	0.454	14
H 62 Spencer, Kenny	5	9	11	3	16	12	0.571	4	10	3	11	7	21	0.250	23	33	0.411	2	2	18.0	56	0.321	14
H 63 Prusisz, Mike	0	0	0	0	0	0	---	0	0	0	0	0	0	---	0	0	---	0	0	0.0	0	---	0
H 64 Thaxter, Norm	5	7	6	9	11	16	0.407	3	10	5	9	8	19	0.296	19	35	0.352	2	2	8.5	54	0.157	14
H 65 Lisk, Jon	11	4	10	4	21	8	0.724	7	7	8	6	15	13	0.536	36	21	0.632	2	2	21.0	57	0.368	14
H 66 Riss, Melissa	4	7	1	6	5	13	0.278	4	5	6	5	10	10	0.500	15	23	0.395	2	2	5.5	38	0.145	11
H 67 Close, Eddie	3	6	4	5	7	11	0.389	3	5	4	5	7	10	0.412	14	21	0.400	1	1	10.5	35	0.300	9
H 68 White, Ed	0	0	0	0	0	0	---	0	0	0	0	0	0	---	0	0	---	0	0	0.0	0	---	0
H7/ Just A Bit Outside	27	57	30	54	57	111	0.339	16	26	10	32	26	58	0.310	109	227	0.324	0	0	65.0	336	0.193	
H 70 Budd, Shawn	6	5	9	3	15	8	0.652	5	7	0	6	5	13	0.278	20	21	0.488	0	0	10.0	41	0.244	13
H 71 Budd, Jen	1	6	1	2	2	8	0.200	3	6	1	4	4	10	0.286	6	18	0.250	0	0	1.0	24	0.042	10
H 72 Ceven, Alex	2	8	2	6	4	14	0.222	4	8	5	6	9	14	0.391	13	28	0.317	0	0	6.5	41	0.159	12
H 73 Pepin, Andrew	4	7	0	8	4	15	0.211	5	6	4	7	9	13	0.409	13	28	0.317	0	0	10.0	41	0.244	11
H 74 Weinel, Kyle	3	6	4	4	7	10	0.412	3	3	2	5	5	8	0.385	12	18	0.400	0	0	3.5	30	0.117	10
H 75 Coogan, Beth	0	8	2	10	2	18	0.100	2	7	2	8	4	15	0.211	6	33	0.154	0	0	9.5	39	0.244	13
H 76 Osier, Emmalee	0	2	3	7	3	9	0.250	1	3	0	7	1	10	0.091	4	19	0.174	0	0	3.5	23	0.152	10
H 77 Dinsmore, Matt	3	9	0	8	3	17	0.150	2	4	2	11	4	15	0.211	7	32	0.179	0	0	5.5	39	0.141	14
H 78 Collins, Richard	8	5	9	5	17	10	0.630	7	8	4	9	11	17	0.393	28	27	0.509	0	0	15.5	55	0.282	14
H 79 Cummings, Jeremy	0	1	0	1	0	2	0.000	0	0	0	1	0	1	0.000	0	3	0.000	0	0	0.0	3	0.000	1
H8/ Bulls Up!	42	42	52	32	94	74	0.560	27	15	30	12	57	27	0.679	208	128	0.619	0	14	105.5	336	0.314	
H 80 Massey, Amy	5	5	4	8	9	13	0.409	8	4	5	5	13	9	0.591	22	22	0.500	0	2	7.0	44	0.159	13
H 81 Butterworth, Jim	11	2	12	2	23	4	0.852	12	2	11	3	23	5	0.821	46	9	0.836	0	2	39.0	55	0.709	14
H 82 Butterworth, Rick	6	5	4	8	10	13	0.435	10	3	6	3	16	6	0.727	26	19	0.578	0	2	10.5	45	0.233	14
H 83 Frederick, Karl	6	2	10	1	16	3	0.842	5	6	11	0	16	6	0.727	32	9	0.780	0	1	22.5	41	0.549	11
H 84 Block, Marc	3	7	4	7	7	14	0.333	4	3	5	3	9	6	0.600	16	20	0.444	0	1	5.5	36	0.153	11
H 85 Butterworth, Dan	7	7	12	2	19	9	0.679	9	5	11	1	20	6	0.769	39	15	0.722	0	2	14.5	54	0.269	14
H 86 Powell, Andy	2	4	5	4	7	8	0.467	6	4	8	3	14	7	0.667	21	15	0.583	0	2	4.5	36	0.125	13
H 87 Cochran, Matt	2	10	1	0	3	10	0.231	0	3	3	6	3	9	0.250	6	19	0.240	0	2	2.0	25	0.080	13

Raleigh Dart League

Registration for Fall 2017 Season

Wednesday, July 19, (The Upper Deck), 7:00-8:00 p.m.

Wednesday, July 19 **For ALL teams - there is only one night of registration!!!**
(If your team is not returning, please leave a message on VoiceMail.
New captain? Please pass this information on to him/her.)
Bring: 1) Completed roster - use BLACK pen please - with divisions played by by each member for last 3 seasons
2) ONE check for bar fee and a minimum of six players (Bar fee is $20; Player registration is $20) NO CASH WILL BE ACCEPTED!!!

Wednesday, July 19 **DEADLINE for unrestricted roster add-ons, at REGISTRATION (no extensions)**

July 20 through September 11 Add-ons pre-approved by the Membership Committee (Membership Committee Director - Heather Bohanan, 919-326-1956, membership@raleighdartleague.org)
1) Checks & player information as per roster to: Heather Bohanan (temporarily performing Treasurer duties), 919-326-1956, 206 Shoals Lane, Garner, NC 27529; membership@raleighdartleague.org
2) Membership Director will inform captain of Committee's decision
A PLAYER IS NOT ELIGIBLE UNTIL APPROVED, AND WITH DUES PAID

Wednesday, August 2 **Captains' meeting, 7:00-8:00 p.m., The Upper Deck (MANDATORY)**
Pick up schedules, blank scoresheets, team rosters, phone lists, rules, etc.

Wednesday, August 9 **8:00 p.m. Season starts**

Monday, September 11 **5th week captains' meeting, site TBD (MANDATORY)**
... and RDL Board meeting --- Last day to add/replace a player with approval

FALL 2017 RALEIGH DART LEAGUE TEAM REGISTRATION FORM

Team Name _____ Team Number _____
(PLEASE LEAVE BLANK)

Player Name (not nickname):	Divisions played in previous 3 seasons	Dart experience (if any) outside RDL*	M/F	Phone #:	Fee Paid:
Home Bar & Dart Rep.:		Board #s:			
Captain: **0**		email:		(C) (H) (W)	**0**
1				(C) (H)	**1**
2				(C) (H)	**2**
3				(C) (H)	**3**
4				(C) (H)	**4**
5				(C) (H)	**5**
6				(C) (H)	**6**
7				(C) (H)	**7**
8				(C) (H)	**8**
9				(C) (H)	**9**

Captain's Address (for Tons and any other mailings): _____

☐ Check here if emails of the TONS are sufficient (i.e. no hard copy Tons in the mail). TOTAL: _____

Captain's Email: _____

** If there are players new to RDL and you are aware of their dart experience outside of RDL, please include that information here. You might say things like "Played in a mid-level team in Chicago for the past 6 years" or "No league experience but throws on a regular basis - consistently beats D & E players at Upper Deck LOD"*

T o n s o f N e w s l e t t e r

Home to the Fall Session of the Raleigh Dart League for the Banquet, Saturday, December 9, 2017 Issue #JK704
The "This Is Probably About As Close To A 'Royal' Wedding As I Will Ever Care To Be" Edition

TOURNAMENT WINNERS

"A" Division - ***Appetite for Destruction*** *(13-11)*
Appetite ends Element's 5-Mug run by pulling out a 501 sweep (just as they did in their week 14 win), punctuated by a Michael Johnson T80 and a pair of quick 20-darters in the final 3-game set.

"B" Division - ***Dartistic Expression*** *(13-11)*
Dartistic finally escapes going to 1001 with Methodical (where Methodical had dumped them twice previously), thus completing an ultimate nailbiter Mug run, with 12-12, 13-11, and 13-11 wins.

"C" Division - ***Flightmare*** *(13-3)*
After winning the season race by 5 matches and 50 points (the second-biggest margin of victory), Flightmare rolls to one of the most dominant tournament runs this fall, only reaching 501 once.

"D" Division - ***Dysfunctional Outlaws*** *(12+-12)*
Dysfunctional becomes the only team outside of a "top two" from the regular season to take home a set of Mugs, outlasting the Bandits (who they also thumped during the season) in a 1001!

"E" Division - ***Inglourious Darters*** *(14-4)*
After trading equal wins and ending the season with identical win/loss records, Inglourious really separates themselves from WINNAU in the final, not even taking the match to the 501s.

"F" Division - ***Bull Hunters*** *(14-6)*
The Bull Hunters claim their third consecutive set of Mugs (first H, then G, now F), completing an absolutely dominant season/ tournament double in which no competitor was ever all that close.

"G" Division - ***Bulls Up!*** *(13-9)*
After a first-round bye, Bulls Up! gets pushed more than a bit by both the #5 and #3 seeds, but it all still ends in the team's second straight season/tournament double on their way up the ladder.

"H" Division - ***Why So Serious?*** *(14-2)*
In what had to be the least surprising result of this tournament session (with due respect to the other H teams, of course), Why So Serious? coughs up a total of 6 points (with one win by forfeit).

REGULAR SEASON WINNERS

"A" Division - ***The Cardiac Element*** *(11 wins, 1 loss)*
2nd place - Appetite for Destruction

"B" Division - ***Methodical Madness*** *(11 wins, 3 losses)*
2nd place - Dartistic Expression

"C" Division - ***Flightmare*** *(14 wins, 0 losses)*
2nd place - Shooter McGavin

"D" Division - ***One Armed Bandits*** *(11 wins, 1 loss)*
2nd place - Pat's Blue Ribbon

"E" Division - ***Inglourious Darters*** *(10 wins, 2 losses)*
2nd place - WINNAU

"F" Division - ***Bull Hunters*** *(12 wins, 0 losses)*
2nd place - Coral Reefers

"G" Division - ***Bulls Up!*** *(10 wins, 2 losses)*
2nd place - Walking That Wire

"H" Division - ***Why So Serious?*** *(14 wins, 0 losses)*
2nd place - Just A Bit Outside

Rosters of all season- and tournament-winning teams are on page 4.)

TABLE OF CONTENTS

Item	Page Number
Tournament & Regular Season Winning Teams	1
Spring 2018 RDL Season Information	1
Final Divisional Standings	2
Final Divisional Tournament Results	3
Tournament & Regular Season Winning Team Rosters	4
Sp'18 season dates, Tiebreaker Summary, good lessons	4
Tournament Trophy Dart Awards	5
Other Tournament Hot Darts	5
Regular Season Trophy Dart Awards	5
Divisional Singles Win %-age Winners	6
Divisional All-Star Point %-age Winners	6
Players Who Beat the Singles Winners	6
Season Penalty Summary	6
List of Host Establishments	7
Holiday blind draws, other local leagues	7
RDL Address and Phone No. Information	8
Event Calendar, Penalty Log	8
JK's All-Star Team Picks	9
Quick Stat Tidbits, JK's Prediction Results Summary	9
Prediction Results Table	10
Week-by-Week Match Results Table	11
Fall 2017 Trivia Questions Revisited (cont. on pg. 15)	12
Fall 2017 Lyrics Quiz Revisited (cont. on pg. 14 too)	13
The rest of the lyrics quiz, an "RDL is great" story	14
The rest of the trivia game, city champs, good thoughts	15
Random Thoughts from JK	16
29-Season listing of regular season & tourn. winners	17
2017 NCCDL & NCLC standings, news, history	18
2017 NCCDL & NCLC perfect throws, tourn. results	19
2017 NC State Championship results	20
New Year's Tournament flyer, Carolina Open flyer	21
Top Singles Records, by Division	22
Top Doubles Records, by Division	23
Top Singles+Doubles, by Division	24
Top All Star Point Averages, by Division	25
Top Individual Records, by Section of Play	26,27
League-Wide Individual Singles, Doubles Records	28
League-Wide Individual Singles + Doubles Records, and All-Star Point Averages	29
Singles, Doubles Records, Ranked by Team	30
Overall Records, All-Star Pt. Ave., Ranked By Team	31
Complete "A" Division Statistics	32
Complete "B" Division Statistics	33
Complete "C" Division Statistics	34
Complete "D" Division Statistics	35
Complete "E" Division Statistics	36
Complete "F" Division Statistics	37
Complete "G" Division Statistics	38
Complete "H" Division Statistics	39
Registration Materials for Spring 2018 RDL Season	40

SPRING 2018 RALEIGH DART LEAGUE SEASON INFORMATION

Registration Meeting for ALL Teams; The Upper Deck;
Wednesday, January 3, 7:00-8:00 p.m.

MANDATORY Preseason Captains' Meeting; The Upper Deck;
Wednesday, January 17, 7:00-8:00 p.m.

Match Play begins on Wednesday, January 24

MANDATORY Fifth Week Captains' Meeting;
The Upper Deck; **Monday, February 26**, 7:00-8:00 p.m.

Divisional tournament weeks - **May 2 & 9 & 16**

FINAL!! DIVISIONAL TEAM STANDINGS FOR THE *FALL 2017* RDL SEASON

"A" Division

		W	L	Pts.
👍	The Cardiac Element 🤞	11	1	215
👍	Appetite for Destruction	11	1	181
3	Dead Beats	8	4	149
4	Lunatic Fringe	4	8	126
5	Alcohol Related	4	8	119
👎	Brass Monkeys	3	9	99
👎	North Raleigh Alliance	1	11	109

"B" Division

		W	L	Pts.
👍	Methodical Madness 🤞	11	3	181
👍	Dartistic Expression	10	4	198
3	Nine Lives	7	7	179
4	Kiss My Bulls	7	7	164
5	Menace 2 Sobriety	7	7	150
6	Thursday's Suck	7	7	148
👎	The Bunkers	5	9	148
👎	Rif Raf	2	12	125

"C" Division

		W	L	Pts.
👍	Flightmare 🤞	14	0	228
👍	Shooter McGavin	9	5	178
3	Darty McDart Face	8	6	172
4	Fire For Effect Again	7	7	139
5	Long Shafts	6	8	168
6	Pop That Cork!	6	8	149
👎	Cheap Shots	5	9	151
👎	Ghosts of Our Former Selves	1	13	95

"D" Division

		W	L	Pts.
👍	One Armed Bandits 🤞	11	1	172
👍	Pat's Blue Ribbon	8	4	155
3	Dysfunctional Outlaws	6	6	156
4	Hump Day!	6	6	127
5	Armed and Hammered	5	7	121
👎	Red-eye Rangers	4	8	125
👎	Sharky's Machine	2	10	120

"E" Division

		W	L	Pts.
👍	Inglourious Darters 🤞	10	2	186
👍	WINNAU	10	2	174
3	Game of Throws	6	6	133
4	Death Throw	5	7	137
5	Shark Shooters	4	8	114
👎	Sofa Kings	4	8	108
👎	Coaching Tom Seaver	3	9	126

"F" Division

		W	L	Pts.
👍	Bull Hunters 🤞	12	0	193
👍	Coral Reefers	7	5	132
3	Don't Hit The Scorekeeper	7	5	105
4	Something Inappropriate	6	6	154
5	Show Me Your Tips	6	6	151
👎	Wayne Gretzky	4	8	129
👎	Plumber's Quacks	0	12	80
--	*xx-Chatham Street Elite - removed from schedule*			

"G" Division

		W	L	Pts.
👍	Bulls Up! 🤞	10	2	166
👍	Walking That Wire	9	3	163
3	Irish Ton	8	4	129
4	Is It In?	5	7	131
5	Cold Blooded and Thin Skinned	4	8	112
👎	Chalker's Nightmare	3	9	132
👎	Dart Buddies	3	9	116

"H" Division

		W	L	Pts.
👍	Why So Serious? 🤞	14	0	251
👍	Just A Bit Outside	10	4	197
3	Ballistic Behavior	9	5	175
4	Brown's Bombers	8	6	139
5	All About That Bull	6	8	145
6	Chalk It Up	4	10	136
👎	Tips & Shafts	4	10	131
👎	*xx-Dart Squad*	0	14	-5

LEGEND OF SYMBOLS IN STANDINGS: 🤞 = *regular season division champion*

👍 = *clinched* "top-two" *finish in division* 👎 = *clinched* "bottom-two" *finish in division*

FALL 2017 RDL DIVISIONAL TOURNAMENT RESULTS

Quarterfinals	*Semifinals*	*Finals*	***WINNER***

"A" Division

1 The Cardiac Element
(Bye)
The Cardiac Element
(13-1) The Cardiac Element
5 Alcohol Related
(14-6) Lunatic Fringe
4 Lunatic Fringe
(13-11) **Appetite for Destruction**
3 Dead Beats
(14-10) Brass Monkeys
6 Brass Monkeys
(13-3) **Appetite for Destruction**
7 North Raleigh Alliance
(12+-12) **Appetite for Destruction**
2 **Appetite for Destruction**

"B" Division

1 Methodical Madness
(14-10) Methodical Madness
8 Rif Raf
(14-10) Methodical Madness
5 Menace 2 Sobriety
(11-10) Menace 2 Sobriety
4 Kiss My Bulls
(13-11) **Dartistic Expression**
3 Nine Lives
(13-11) Thursday's Suck
6 Thursday's Suck
(13-11) **Dartistic Expression**
7 The Bunkers
(12+-12) **Dartistic Expression**
2 **Dartistic Expression**

"C" Division

1 **Flightmare**
(13-3) **Flightmare**
8 Ghosts of Our Former Selves
(14-8) **Flightmare**
5 Long Shafts
(14-8) Long Shafts
4 Fire For Effect Again
(13-3) **Flightmare**
3 Darty McDart Face
(13-3) Darty McDart Face
6 Pop That Cork!
(13-7) Darty McDart Face
7 Cheap Shots
(13-9) Cheap Shots
2 Shooter McGavin

"D" Division

1 One Armed Bandits
(Bye)
One Armed Bandits
(14-4) One Armed Bandits
5 Armed and Hammered
(11-1) Armed and Hammered
4 Hump Day!
(12+-12) **Dysfunctional Outlaws**
3 **Dysfunctional Outlaws**
(13-7) **Dysfunctional Outlaws**
6 Red-eye Rangers
(13-9) **Dysfunctional Outlaws**
7 Sharky's Machine
(14-8) Pat's Blue Ribbon
2 Pat's Blue Ribbon

Quarterfinals	*Semifinals*	*Finals*	***WINNER***

"E" Division

1 **Inglourious Darters**
(Bye)
Inglourious Darters
(14-8) **Inglourious Darters**
5 Shark Shooters
(14-6) Death Throw
4 Death Throw
(14-4) **Inglourious Darters**
3 Game of Throws
(13-7) Game of Throws
6 Sofa Kings
(14-6) WINNAU
7 Coaching Tom Seaver
(14-4) WINNAU
2 WINNAU

"F" Division

1 **Bull Hunters**
(automatic forfeit) **Bull Hunters**
8 xx-Chatham Street Elite
(13-5) **Bull Hunters**
5 Show Me Your Tips
(14-4) Show Me Your Tips
4 Something Inappropriate
(14-6) **Bull Hunters**
3 Don't Hit The Scorekeeper
(14-4) Don't Hit The Scorekeeper
6 Wayne Gretzky
(14-8) Coral Reefers
7 Plumber's Quacks
(14-4) Coral Reefers
2 Coral Reefers

"G" Division

1 **Bulls Up!**
(Bye)
Bulls Up!
(14-10) **Bulls Up!**
5 Cold Blooded and Thin Skinned
(forfeit) Cold Blooded
4 Is It In? and Thin Skinned
(13-9) **Bulls Up!**
3 Irish Ton
(14-10) Irish Ton
6 Chalker's Nightmare
(14-10) Irish Ton
7 Dart Buddies
(13-9) Walking That Wire
2 Walking That Wire

"H" Division

1 **Why So Serious?**
(automatic forfeit) **Why So Serious?**
8 xx-Dart Squad
(14-4) **Why So Serious?**
5 All About That Bull
(13-3) Brown's Bombers
4 Brown's Bombers
(14-2) **Why So Serious?**
3 Ballistic Behavior
(?-?) Ballistic Behavior
6 Chalk It Up
(12+-12) Ballistic Behavior
7 Tips & Shafts
(14-8) Just A Bit Outside
2 Just A Bit Outside

THIS SEASON'S TIEBREAKERS

Given the fact that effectively 6 of our 8 divisions had a bye, this season's total of 42 tiebreakers is really quite a pile. We even had a tournament Mug decided in an extra leg! Nice…

B division posted the top number with a huge 10 tiebreakers (with 1 of those in the tournament), followed closely by the 8 played by G division. Next up were C (with 6), A (with 5, 1 of those coming in the tournament), D (with 5, also 1 of those coming in the tournament), and E (with 4). Tying for last were F and H, with 2 each (with 1 of H's coming in the tournament). That total of 42 tiebreakers thus includes 38 during the regular season and 4 in the tournaments -- interestingly, 3 of those 4 tournament tiebreakers were won by teams that won the Mugs for their division (so not all the winners were all dominant, eh?).

There were 10 teams that each played 3 or more 1001 games, with four of those playing 4 or more. In the end, the title of Cardiac Kids (for most tiebreakers played) was shared by Methodical Madness in B division and Irish Ton in G division, who each played in FIVE tiebreakers (with both teams posting 3-2 records).

This season's Heartbreak Award officially goes to Chalker's Night-mare in G division, as the only team that lost as many as 3 1001s (posting exactly an 0-3 record). But a case could certainly be made for an honorable mention for the One Armed Bandits in C division, who only lost one 1001 (their only one played)… in the C Mug final.

TEAMS THAT WON BOTH THEIR DIVISIONAL TOURNAMENT AND REGULAR SEASON TITLE !!!!!!

(note: players in parentheses did not play enough games during the regular season to qualify for tournament play)

"A" Division - ***Flightmare***

Phil Robertson (c)	Terry Blake	Ray Larson
Ryan Madey	Patrick Merkle	Dana Bither
	Marshal Frye	

"E" Division - ***Inglourious Darters***

Jeremy Limerick (c)	Dave Surber	Joey Balint
Phil Cosentino	Kenn Gardner	Anthony Cefola
Kris Kilsdonk		Deborah Blackwelder

"F" Division - ***Bull Hunters***

Mike Bumpass (c)	Lee Jefferys	Vic White
Jeff Blanchard	Keith Sosebee	Doug O'Connell
Chris Talbot		Larry Dugger

"G" Division - ***Bulls Up!***

Amy Massey (c)	Jim Butterworth	Karl Frederick
Andy Powell	Dan Butterworth	Marc Block
Matt Cochran		Mike O'Toole

"H" Division - ***Why So Serious?***

Anthony Cannizzaro (c)	Lincoln Havens	Bill Leonard
Tyler Cannizzaro	Matt Havens	Andrew Triggiano
Shaun McGuire	Chris Light	(Kevin Maldonado)

TEAMS THAT WON THEIR DIVISIONAL TOURNAMENT (but not regular season title) !!!!!!

"A" Division - ***Appetite for Destruction***

Michael Johnson (c)	Sid Mitchell	Tim Mozzetti
Dean Cusher	Scott Stankevich	Mike Seward
Joey Gaglione		Craig Elder

"B" Division - ***Dartistic Expression***

Fon Denton (c)	Will Bennett	Simon Healy
Jay Dean	Jason Michaud	Hugh Vance
Eduardo Jimenez		(Bob McCredie)

"D" Division - ***Dysfunctional Outlaws***

Brian Smith (c)	J.J. Tant	Mike Steppe
Dan Clark	Ryan Raymond	Gray Talley
	Chris Peterson	

SPRING 2018 RDL SEASON INFORMATION

I am putting these dates in many locations (pages 1, 4, 8, 40) because they might be the most important thing for you in this newsletter.

Wednesday, Jan. 3rd - Spring season registration, Upper Deck (online registration should be available in the days immediately prior to the 3rd - Membership Director Heather Bohanan will likely be in charge of early registration, and she will likely hook it up through the website and accept payments through PayPal)

Wed., Jan. 17th - Preseason capts.' mtg./packet pickup, Upper Deck

Wednesday, January 24th - Start of Spring season match play

Monday, February 26th - Fifth week captains' meeting, Upper Deck

Wed., May 2 / 9 / 16 - Spring season divisional tournaments

Saturday, May 19th - Spring season banquet, site TBD

THIS… THIS IS HOW YOU DO IT

The right way to come back from a thrower error

In our A division finals match, Michael Johnson of Appetite for Destruction made a critical error in DCkt, popping a triple on a closed number. The shot quite likely cost them the game and the set. But did he fume and blow up? Nope. He bonked himself on the head, then he forgot the hell all about it. And he came back and won the final set of 501 for the Mugs, hitting a 180 and both outs. He was smart enough to leave the shot behind. It's over and there's nothing you can do about it, so he didn't worry about it. And it paid off in a big way. I guess that's how you become a state singles cricket champion, eh? Lesson to be learned here, folks…

And while chalking doesn't carry the same pressure…

… it still has pressures, and there are still right and wrong ways to do things. Sid Mitchell of Appetite for Destruction, also in our A final, made a simple mistake. He started to write down Robbie Phillips's turn after Phillips's second dart (and he was throwing at the winning double). You could tell that as soon as he started writing, he knew his error, but this was where some serious higher-level instincts kicked in - he just proceeded writing and went back to his position, waiting to apologize until after the third dart instead of all of a sudden making the turn about him. He's human and errors happen, but he didn't pause/freeze/freak out/anything. And Phillips just wen on with his turn and the game progressed… smoothly. Small error, handled perfectly. Another lesson to be learned here, folks…

AND ON THAT NOTE…

There are lots of bad things you can do as a chalker - lean in, nod, rock back and forth, wiggle all around, etc. But add this one at the top of the list: freezing in the process of writing when someone is throwing. So they started throwing quickly or you have an error to fix… fine. But don't pause/freeze like some weird distorted statue.

TEAMS THAT WON THEIR REGULAR SEASON TITLE (but not divisional tournament) !!!!!!

"A" Division - ***The Cardiac Element***

Jason Kilts (c)	Tom Brown	Paul Jacobi
Robbie Phillips	Chad Massengill	John Kramer
Allen Smith	Wil Tan	Mark Knight
	Dale Hyler	

"B" Division - ***Methodical Madness***

Mike Venable (c)	Greg Neill	Craig Collins
Joe Stallings	Pete Stewart	Chris O'Neal
Dallas Hudson	Chris Wilson	Kevin Bottomley
	John Wilson	

"D" Division - ***One Armed Bandits***

Lyman Kiser (c)	Shane Richardson	Jim White
Phil Murphy	Dave Lewis	Greg Caldwell
Ken Trefzger		Josh Hansen

FALL 2017 TOURNAMENT!!! TROPHY DART AWARDS

9 Marks

Michael Johnson **(2)** (Appetite for Destruction, 12/6, 12/6)
Andy Bowen (Walking That Wire, 11/15)
Dave Gelberg (Lunatic Fringe, 11/15)
Randy Lueneburg (WINNAU, 11/29)
Eric McCartney (Menace 2 Sobriety, 11/29)
Tom Brown (The Cardiac Element, 12/6)
Robbie Phillips (The Cardiac Element, 12/6)
Wil Tan (The Cardiac Element, 12/6)

Ton-80s

Dave Gelberg (Lunatic Fringe, 11/15)
Mike Hall (Lunatic Fringe, 11/15)
Pete Hall (Ghosts of Our Former Selves, 11/15)
J.J. White (Menace 2 Sobriety, 11/29)
John Wilson (Methodical Madness, 11/29)
Michael Johnson (Appetite for Destruction, 12/6)
Jason Patskoski (Coral Reefers, 12/6)

6-Bulls

Trey Rodgers (Thursday's Suck, 11/15)

Ton-70-Ins and Outs - (none reported)

For those who are new or simply were not aware of it: fast games, high ins and high outs in the tournament do not win awards unless they are perfect shots (170s) or games.

OTHER TOURNAMENT HOT DARTS (Sorry, no award -- but they're still great shots)

Tim Mozzetti	Appetite for Destruction	5-Bulls	Robbie Phillips	The Cardiac Element	104-Out	Michael Johnson & Mike Seward	Appetite for Destruc.
Tom Brown	The Cardiac Element	160-In	Robbie Phillips	The Cardiac Element	8-dart 301	two 20-dart 501s (*to clinch the Mugs in the A final!*)	

FALL 2017 REGULAR SEASON PERFECT THROWS

9-Marks

Robbie Phillips **(3)** (The Cardiac Element, 8/23, 10/11, 10/18)
Joel Eason **(2)** (Lunatic Fringe, 8/16, 11/8)
Kyle Gaulthier **(2)** (Dead Beats, 8/30, 9/27)
Tony Keller **(2)** (Dead Beats, 8/23, 10/18)
Ryan Madey **(2)** (Flightmare, 9/13, 11/1)
Chad Massengill **(2)** (Cardiac Element, 8/16, 10/11)
Scott Stankevich **(2)** (Appetite for Dest., 8/16, 9/27)
Angelo Azevedo (WINNAU, 8/23)
Adam Bakowski (Lunatic Fringe, 9/6)
Will Bennett (Dartistic Expression, 8/23)
Merrill Bowman (Shark Shooters, 11/8)
John Carroll (Alcohol Related, 9/6)
Jason Crowe (Rif Raf, 9/6)
Craig Elder (Appetite for Destruction, 9/13)
Kenn Gardner (Inglourious Darters, 9/27)
Josh Hall (Cheap Shots, 9/6)
Simon Healy (Dartistic Expression, 10/18)
Mike Holly (The Bunkers, 8/23)
David Huffman (North Ral. Alliance, 11/8)
Dave Johnson (Menace 2 Sobriety, 9/27)
Michael Johnson (Appetite for Dest., 8/9)
Kris Kilsdonk (Inglourious Darters, 8/9)
Jon Landrum (Pat's Blue Ribbon, 9/13)
Anthony Macias (Armed & Hammered, 9/20)
Tim McNamara (Something Inappr., 8/23)
Joe Munroe (Shark Shooters, 10/18)
Pete Rutten (Hump Day!, 10/18)
Darren Schmaus (Something Inappr., 9/6)
Mike Seward (Appetite for Destruc., 10/18)
Pat Smelik (Game of Throws, 9/20)
Pete Stewart (Methodical Madness, 9/6)
Ken Trefzger (One Armed Bandits, 8/9)
Keith Wall (Brass Monkeys, 9/27)
Randy Wilcox (Ghosts of Our…, 9/13)
Jason Zelinack (Rif Raf, 9/6)

Ton-80s

Robbie Phillips **(4!)** (The Cardiac Element, 10/11, 10/25, 11/1, 11/1)
Michael Johnson **(2)** (Appetite for Destruction, 8/16, 9/27)
Tim Mozzetti **(2)** (Appetite for Destruction, 8/30, 10/18)
Scott Stankevich **(2)** (Appetite for Destruction, 8/23, 9/27)
Randy Baldwin (Hump Day!, 8/9)
John Carroll (Alcohol Related, 8/9)
Josh Carroll (Coral Reefers, 10/18)
Jason Coe (Brass Monkeys, 10/25)
Josh Hall (Cheap Shots, 10/4)
Erin Hartmann (The Bunkers, 9/20)
Simon Healy (Dartistic Express., 9/13)
David Huffman (North Raleigh..., 9.6)
Roger Keim (Sofa Kings, 10/18)
Billy Lloyd (Dead Beats, 9/13)
Chad Massengill (...Element, 10/18)
Patrick Merkle (Flightmare, 10/25)
Greg Neill(Methodical Madness,10/18)
Charles Parker (Dead Beats, 11/1)
Kenny Persson (Dead Beats, 11/1)
Cale Strickland (Long Shafts, 8/9)
Andrew Triggiano (…Serious?, 9/13)
Jeff Watson, Jr. (Kiss My Bulls, 8/16)

6-Bulls

(none reported)

FALL 2017 REGULAR SEASON DIVISIONAL TROPHY DART AWARDS

	A division	B division	C division	D division	E division	F division	G division	H division
High In (301 first turn only!!)	Ton-60 (10/18/17) **Robbie Phillips** The Cardiac Element	Ton-20 **Dennis Horger** Rif Raf (8/23) **Dallas Hudson** Methodical (10/25) **Pete Stewart** Methodical (10/25)	Ton-20 (8/9/17) **Matt Veith** McDart Face (8/9) **Phil Robertson** Flightmare (10/18) **Steve Witz** CheapShots(10/18)	Ton-52 (8/23/17) **Jim White** One Armed Bandits	Ton-28 (9/20/17) **Deborah Blackwelder** Inglourious Darters	Ton-20 **Vic White** Bull Hunters (9/20) **Joe Rigert, Sr.** ...Gretzky (9/27)	Ton-12 (10/4/17) **Brian Bowser** Irish Ton	Ton-15 (10/18/17) **Anth. Cannizzaro** Why So Serious?
High Out (301/501/ 1001)	Ton-05 (10/4/17) **Dean Cusher** Appetite for Dest.	Ton-03 (9/20/17) **Vince Martinez** The Bunkers	Ton-18 (8/23/17) **Marshal Frye** Flightmare	Ton-48 (10/4/17) **Brad Adams** Pat's Blue Ribbon	Ton-48 (11/8/17) **Dave Surber** Inglourious Darters	Ton-13 (11/8/17) **Josh Carroll** Coral Reefers	Ton-07 (10/25/17) **Sebastian Dehnel** Cold Blooded…	Ton-10 (9/13/17) **Anth. Cannizzaro** Why So Serious?
Fast Singles 301	9 darts (10/18/17) **Chad Massengill** The Cardiac Element	9 darts (10/18/17) **Simon Healy** Dartistic Expression	10 darts (10/25/17) **Dawn Hamilton** Pop That Cork!	10 darts (9/6/17) **J.J. Tant** Dysfunctional Outlaws	12 darts **Nicole Kubel** WINNAU (8/23) **Sean Bosier** Death Throw(9/20)	9 darts (9/20/17) **Vic White** Bull Hunters	15 darts (10/18/17) **Chris Gagner** Cold Blooded and Thin Skinned	10 darts (8/9/17) **Anthony Shirey** Ballistic Behavior
Fast Singles Cricket	14 darts (8/9/17) **Michael Johnson** Appetite for Dest.	13 darts (10/18/17) **Simon Healy** Dartistic Expression	18 darts (9/20/17) **Gary Long** Long Shafts	18 darts (10/11/17) **Dan Clark** Dysfunctional…	20 darts (8/9/17) **Kris Kilsdonk** Inglourious Darters	19 darts (8/16/17) **Tim McNamara** …Inappropriate	(none reported)	23 darts (10/11/17) **Anth. Cannizzaro** Why So Serious?
Fast Doubles Cricket	16 darts (9/13/17) **Paul Jacobi & Chad Massengill** The Cardiac Element	21 darts (8/16/17) **John Mays & David Romanchek** Nine Lives	16 darts (10/25/17) **Mike Litzsinger & Joe McCartney** Darty McDart Face	23 darts **Frank Allison & Darren Barrett** ...Machine (9/13) **Brian Smith & J.J. Tant** Dysfunc. (10/4)	27 darts (10/11/17) **Kenn Gardner & Jeremy Limerick** Inglourious Darters	25 darts (10/11/17) **Romuald Knight Chris Robertson** Don't Hit the Scorekeeper	21 darts (11/1/17) **Jim Butterworth & Karl Frederick** Bulls Up!	26 darts (11/1/17) **Anth. Cannizzaro & Matt Havens** Why So Serious?
Fast Doubles 501	15 darts (8/16/17) **John Kramer & Robbie Phillips** The Cardiac Element	18 darts **John Mays & David Romanchek** Nine Lives (8/16) **Jeff Watson, Jr. & Lee Whitehead** Kiss My... (9/20)	21 darts (10/4/17) **Josh Hall & Chris Hoyt** Cheap Shots	18 darts (11/8/17) **Lura Hulse & Aden Simpson** Armed and Hammered	20 darts (8/30/17) **Merrill Bowman & Drew Weimers** Shark Shooters	20 darts (9/6/17) **Lee Jefferys & Vic White** Bull Hunters	21 darts (8/23/17) **Jeremy Cominole & Chris Fox** Irish Ton	25 darts (9/20/17) **Bill Leonard & Andrew Triggiano** Why So Serious?

Fall 2017 RDL Individual Season-Long Awards

SINGLES WIN PERCENTAGE

		W	L	%-age
	"A" Division			
Chad Massengill	A1/ The Cardiac Element	21	1	0.955
	"B" Division			
Dallas Hudson	B5/ Methodical Madness	18	4	0.818
	"C" Division			
Randy Wilcox	C8/ Ghosts of Our Former	22	3	0.880
	"D" Division			
Ken Trefzger	D4/ One Armed Bandits	18	3	0.857
	"E" Division			
Jeremy Limerick	E5/ Inglourious Darters	22	2	0.917
	"F" Division			
Lee Jefferys	F8/ Bull Hunters	23	1	0.958
	"G" Division			
Dylan Musil	G3/ Is It In?	17	3	0.850
	"H" Division			
Anthony Shirey	H3/ Ballistic Behavior	17	4	0.810

Women's Records

(# of women by division: A-0, B-5, C-6, D-1, E-7, F-4, G-12, H-21)

[There are no women in A division, and no women in B, D, F and G divisions satisfied both the minimum number of games requirement and the RDL rule requiring a win percentage of 0.500 or higher to claim a singles award.]

	Women - "C" Division			
Dawn Hamilton	C2/ Pop That Cork!	14	13	0.519
	Women - "E" Division			
Kris Kilsdonk	E5/ Inglourious Darters	15	9	0.625
	Women - "H" Division			
Georgia Hayward	H3/ Ballistic Behavior	12	9	0.571

ALL-STAR POINT AVERAGE

		ASPs	TGP	%-age
	"A" Division			
Robbie Phillips	A1/ The Cardiac Element	110.5	43	2.570
	"B" Division			
Simon Healy	B7/ Dartistic Expression	63.0	55	1.145
	"C" Division			
Phil Robertson	C6/ Flightmare	47.0	50	0.940
	"D" Division			
Ken Trefzger	D4/ One Armed Bandits	46.5	42	1.107
	"E" Division			
Jeremy Limerick	E5/ Inglourious Darters	38.5	43	0.895
	"F" Division			
Tim McNamara	F1/ Something Inappropri	35.5	35	1.014
	"G" Division			
Mark Rossbach	G6/ Irish Ton	34.5	45	0.767
	"H" Division			
Andrew Borgna	H5/ Tips & Shafts	31.5	50	0.630

Women's Records

(# of women by division: A-0, B-5, C-6, D-1, E-7, F-4, G-12, H-21)

[There are no women in A division, and no women in D division satisfied the minimum number of games requirement.]

	Women's Records - "B" Division			
Alyssa Bathurst	B4/ Kiss My Bulls	27.5	39	0.705
	Women's Records - "C" Division			
Amanda Preciado	C4/ Fire For Effect Again	21.5	53	0.406
	Women's Records - "E" Division			
Deborah Blackwelder	E5/ Inglourious Darters	27.5	38	0.724
	Women's Records - "F" Division			
Lauren Gaines	F7/ Wayne Gretzky	3.0	37	0.081
	Women's Records - "G" Division			
Nancy Andersen	G1/ Dart Buddies	14.0	40	0.350
	Women's Records - "H" Division			
Georgia Hayward	H3/ Ballistic Behavior	13.0	41	0.317

THE PLAYERS WHO *BEAT* THE SINGLES %-AGE WINNERS

Who beat Chad Massengill of The Cardiac Element in A division?
in 301: Sid Mitchell (wk.7).
in cricket: (none).

Who beat Dallas Hudson of Methodical Madness in B division?
in 301: Robb Porcelli (wk.4), Shawn Staley (wk.6), Julie Scheppele (wk.8), Mark Sellers (wk.9).
in cricket: (none).

Who beat Randy Wilcox of Ghosts of Our Former Selves in C division?
in 301: Mike Gardner (wk.6).
in cricket: Ryan Knott (wk.8), Jim Hunsberger (wk.12).

Who beat Ken Trefzger of One Armed Bandts in D division?
in 301: Pete Borgia (wk.1), Pete Rutten (wk.10), Dan Clark (wk.12).
in cricket: (none). [Should maybe try to avoid 'the Petes'…]

Who beat Jeremy Limeriick of Inglorious Darters in E division?
in 301: Dave Mercer (wk.9), Rob Lawler (wk.11).
in cricket: (none).

Who beat Lee Jefferys of Bull Hunters in F division?
in 301: (none). [It takes a Lee to
in cricket: Lee Powell (wk.9). beat a Lee?]

Who beat Dylan Musil of Is It In? in G division?
in 301: Jeremy Moulden (wk.10), Parker Stark (wk.12). [Rough
in cricket: Nick Boutieller (wk.10). week 10…]

Who beat Anthony Shirey of Ballistic Behavior in H division?
in 301: Andrew Triggiano (wk.5).
in cricket: Andrew Strickland (wk.2), Craig Gould (wk.3), Matt Havens (wk.12).

Who beat Kris Kilsdonk of Inglourious Darters in E division?
in 301: Pat Smelik (wk.3), Doug Bozza (wk.8), Liz Mitchell (wk.9), Gene Smelik (wk.10), Jim Gallagher (wk.12).
in cricket: Lou Tufillaro (wk.4), Drew Weimers (wk.9), Dave Woodard (wk.12), Alex Mathews (wk.14).

FALL 2017 PENALTY SUMMARY

Alright, not our best season or anything like that, but not too bad for a season that has election ballots in it. Way too many forfeits though (yes, I know those aren't technically penalties, but we had two teams penalized for over-forfeiting by being removed from the schedule).

Overall, there were 25 total penalties for a total of 198 lost points. Due to the relative prevalence of ballot penalties for teams that don't care to bother voting, a whopping 19 of the 60 teams were penalized in some fashion. Also, at least one team in every division received at least one penalty, so no group was immune.

While F, G and H divisions each led the league with 6 penalties per division, F and G lost a few more points (52 to 48), but H actually had a match win(!) lost to a penalty. B, C and E divisions were least penalized, each losing only 5 points to only a single penalty per division.

All in all, there were 2 captain's meeting penalties (for a total loss of 10 points), 14 ballot penalties (70 points), 6 mail penalties (96 points), and 2 ineligible player penalties (17 points and one match win).

Even through Brown's Bombers in H was the team that actually had a win removed due to penalty, the even bigger losers were two teams in F that dropped a spot in the standings because of their lost points - Don't Hit the Scorekeeper (now 3rd instead of 2nd) and Show Me Your Tips (now 5th instead of 4th). Don't Hit the Scorekeeper also led the entire league in gross losses due to penalty (37 points on 3 penalties).

WHERE WE PLAY

American Legion Fuquay-Varina **919-557-5990**
6400 Johnson Pond Road Fuquay-Varina
-about 0.2 miles from Fuquay Elementary School

The Big Easy **919-468-6007**
231 Grande Heights Drive Cary
-in Harrison Pointe Shpg. Ctr., acr. from Papa John's

Brass Tap & Billiards **919-876-2382**
3316 Capital Boulevard NE Raleigh
-in the Starmount Shopping Center

Break Time Billiards **919-615-0107**
6442 Tryon Road Cary
-left of Lowe's Foods, at inter. w/ Cary Parkway

Brewster's Pub **919-650-1270**
1885 Lake Pine Drive Cary
-next to La Cocina Mexican restaurant

Brown's Billiards **919-878-9092**
5500 Atlantic Springs Road NE Raleigh
-off Spring Forest Rd., near Wake Forest Rd.

Cleveland Draft House - Clayton **919-550-3723**
461 Shotwell Road Clayton
-right behind CVS off route 70

Cleveland Draft House - Garner **919-771-2337**
6101 NC Highway 42 West Garner
-0.7 mile west of I-40 on NC Highway 42

Compass Rose Brewery **919-875-5683**
3201 Northside Drive #101 N. Raleigh
-take Gresham Lake fr. Capital Blvd, cross tracks, left

High Park Bar & Grille **919-833-4527**
625 E. Whitaker Mill Road Raleigh
-near inter. of Whitaker Mill & Wake Forest Rd.

Hot Shots Billiards & Pub **919-460-6307**
107 Edinburgh South Drive Cary
-in MacGregor Village

Locked & Loaded Bar & Grill **919-661-6688**
305 McCormick Street Garner
-behind the International House of Pancakes (IHoP)

The Luxury Box **919-900-7955**
8511 Cantilever Way N. Raleigh
-just off County Trail, one street south of CarMax

Mac's Tavern **919-467-4114**
1014 Ryan Road Cary
-behind Burger King in Village Market Spg. Ctr.

Oak & Dagger Public House **919-945-9382**
18 Seaboard Avenue, #150 Raleigh
-in the Seaboard Station Shopping Center

Overtime Sports Pub **919-255-9556**
1030-149 N. Rogers Lane Raleigh
-corner of Rogers Ln/US-64, in Food Lion strip mall

Pantana's Pool Hall **919-833-2990**
3112 Hillsborough Road near NCSU
-between Daisy and Shepherd streets

Pat Murnane's Irish Pub
2101 South Main Street **919-562-5570**
-right next to Euro Café Wake Forest

Proof Five Points **919-717-3948**
1620 Glenwood Ave Raleigh
-next to the Rialto Theater at 'five points' intersection

Rally Point Sport Grill **919-678-1088**
1837 N. Harrison Ave. Cary
-in the Sam's Club plaza near I-40, behind Wendy's

Saints & Scholars Irish Pub **919-878-8828**
909 Spring Forest Road N. Raleigh
-right next to Jason's Deli

Scooters **919-954-2171**
1911 Sego Court N. Raleigh
-near Atlantic/Millbrook inter., behind Batteries Plus

HOLIDAY BREAK BLIND DRAWS

UPPER DECK

As in many previous years, throughout the holiday break the Upper Deck will be adding a weekly Wednesday blind draw for all those who just want to keep their regular dart night out rolling through the break. The Wednesday draw will be run just like the Friday and Sunday draws at the Deck (although, I think the Triple Shot will be exclusive to the Friday draws still).

And an important note for December 24th…

Christmas Eve is a Sunday this year… and yes, the regular Sunday Upper Deck blind draw will indeed be held on the 24th! So, if you just need a little holiday darting action, you know now where you can find it…

And an important note for December 31st…

And New Year's Eve is a Sunday this year as well… and if you're going to play a blind draw on Christmas Eve, you're maybe one to also play a draw on New Year's. So, if you want to kick off 2018 with a little darting action, you again know where you can find it. Those Upper Deck darters are hardcore, brother…

SHARKY'S PLACE

Or maybe you live closer to Glenwood and/or just prefer Sharky's! Well, they've changed their regular blind draw nights from "Sat and Mon" to "Sat and WEDNESDAY" instead until the RDL starts back up. So make note! That and others in the weekly blind draw list on page 8 in the right column.

OR MAYBE YOU WANT TO ADD ANOTHER LEAGUE?

Looking to add a second league this coming season? Pretty good timing, as both other local leagues will be starting up right after the start of the new year. A little time to get organized!

Triangle Dart League (TDL - Chapel Hill & Durham)

The captains'/organizational meeting for the Spring 2018 season will be held at Sharky's Eat & 8 (4707 Hillsborough Rd, Durham) on Thursday, January 11th, at 7:00 p.m. Regular season play will start the following Thursday (the 18th). If you're interested in a bit of darting on the Chapel Hill side of the Triangle, visit them on the web at: http://www.ibiblio.org/ncdarts/tdl/
Roster size is pretty wide at 4-10 per team, so get a group now.

Bull City Dart League (BCDL - Durham)

If you happen to be interested in trying out one of the very few handicapped steel-tip leagues anywhere, maybe the BCDL is in your future. The BCDL spring?/winter? 2018 season will close its registration with a meeting from 6:00 to 7:00 p.m. on Tuesday, January 16th, at Bralie's Sports Bar & Grill (1725 Carpenter Fletcher Rd, Durham), although they will take registration earlier if you want (shoot me a message and I'll put you in contact with their Treasurer). Teams in the BCDL consist of 4-8 players, and the home bars are primarily in RTP and the downtown Durham area. More complete information (and any updates in the coming weeks) can be found at: www.thebcdl.org That website also includes a wealth of information about the league and its rules, so if you're just interested in seeing how the league applies a handicap system to a steel-tip league, you can find all of that there, including rules, statistics, and scoresheet examples.

Sharky's Place **919-783-5448**
5800 Duraleigh Road NW Raleigh
-in the Yuppie Center near US 70 intersection

Snooker's-RW **919-828-7665**
3520 Wade Avenue NW Raleigh
-in Ridgewood Shopping Center

Triple Barrel Tavern **919-762-0940**
2221 North Grassland Road Fuquay-Varina
-across from Bagels Plus, right off of NC-55

The Upper Deck **919-460-1786**
329 N. Harrison Avenue Cary
-near intersection. of N. Harrison & Highway 54

HOW TO REACH US

Mail Scoresheets to: Jason Kilts - RDL Statistician
5005 Raintree Road, Durham, NC 27712

Email scoresheets: jdkilts@yahoo.com or jdkilts@gmail.com

Or fax scoresheets: **919-324-3545** - and we also always recommend emailing JK for confirmation of receipt!

New Member Fees and Newsletter Fees:
(for now, these also go to the Membership Director)
Heather Bohanan, 206 Shoals Lane, Garner, NC 27529

Nomination and Election Ballots:
Heather Bohanan, 206 Shoals Lane, Garner, NC 27529

Grievances/Complaints/Rules Suggestions:
Kevin Coyne, 204 Clifton Ridge Court, Louisburg, NC 27549

All Other RDL Correspondence to:
(Just send whatever to Jason and he'll pass it along…)

RDL VoiceMail *(no longer checked weekly)* - 919-990-1218

2017 Board of Directors

President	Tim Mozzetti	919-649-1816
	email: tjmozz@gmail.com	
Vice President	Maridy Knight	919-417-7828
	email: maridy16@gmail.com	
Treasurer	Barron Hartley	919-749-2061
	email: bkh345@hotmail.com	
Membership	Heather Bohanan	919-326-1956
	email: membership@raleighdartleague.org	
Rules/Grievances	Kevin Coyne	919-961-8303
	email: krcoyne@gmail.com	

2018 Board of Directors
President - Tim Mozzetti; Vice President - Maridy Knight;
Secretary - Andrew Borgna; Treasurer - (TBA);
Memb. Dir. - Heather Bohanan; R&G Director - Britt Phillips

"HOT DARTS" LISTING GUIDELINES

Here are the guidelines that will be used for the minimum number of all-star points each week for the "hot darts" page.
"A" Div. = 4.5 or more ASPs; "B" Div. = 4.0 or more ASPs
"C, D" Divisions = 3.5 or more ASPs
"E, F, G" Divs. = 3.0 or more ASPs; "H" = 2.5 or more ASPs
Also, we will list any fast games, high ins, high outs, or other amazing feats that you think warrant a little recognition (e.g., Ins & Outs higher than a Ton, 24-dart cricket games, 15-dart 301s, 24-dart 501s, Ton-70s and up, 5-Bulls+, etc.).

Extra note: also report any new "fast games" leaders, even if they don't necessarily meet the maximum dart counts above.

SEASON-LONG TROPHY DART MINIMUM GAMES PLAYED REQUIREMENTS

To be eligible for all-star point ave. & singles win %-age awards, you must play at least 66% of this season's projected games:

for Divisions "B" (except team B8) & "C" (except teams C3 and C5),and team H8 (8 teams / division):
Singles win %-age: min. of 19 Singles Games Played
All-star pt. Average: min. of 37 Total Games Played

for Divs. "A", "D", "E" (except team E7), "F" & "G" (7 teams / div.), and for teams H2, H3 and H4 (due to 2 forfeits rcvd.):
min. of 16 Singles Games Played, 32 Total Games Played

for teams B8, C3, C5, H1, H5, H6 and H7 (due to 1 fft. rcvd.):
min. of 18 Singles Games Played, 35 Total Games Played

for team E7 (due to 1 forfeit received):
min. of 15 Singles Games Played, 30 Total Games Played

RDL WEBSITE - www.raleighdartleague.org

New webmaster: Phil Robertson (of Flightmare)
contact him, if needed, at: philmrob@gmail.com

CALENDAR OF EVENTS

Wed., Jan. 3	**Spring 2018 - RDL registration**, Upper Deck (online registration should be available in the days immediately prior to the 3rd)
Jan. 5-7	**Celebrate the New Year Tournament**, (ADO), $3600, Blue Rocks (formerly The Green Room) Pineville, NC (see tournament flyer on page 21)
Jan. 12-14	**Carolina Open**, (ADO), $5000+, Myrtle Beach Moose Lodge 1959, Burcale Rd, Myrtle Beach Director: Patrick Ellis, patrickellis77@yahoo.com
Wed., Jan. 17 7:00-8:00 p.m.	**Spring 2018 RDL Preseason Captains' Meeting**; The Upper Deck - mandatory
Wed., Jan. 24	**Spring 2018 first night of match play**
Sun., Feb. 4	**likely the Upper Deck Super Bowl blind draw**
Mon., Feb. 26 7:00-8:00 p.m.	**Spring 2018 - Fifth week captains' mtg.**; Upper Deck; end of roster additions/replacements

Other Local Weekly Leagues

Tuesdays	***Bull City Dart League*** , Durham
Thursdays	***Triangle Dart League*** , Chapel Hill

Weekly Blind Draws - Over the years, many blind draws have come and gone. If any of these folds or if any others start up, please let me know and I'll update this list. Thanks.

(these 2 are double elim., $5 entry, bar matches the pot… & now they add an extra $50 if there are 32+ players !)
Fri., 8 pm **Upper Deck**,919-460-1786, 329 N.Harrison
Sun., 8 pm **Upper Deck**,919-460-1786, 329 N.Harrison
Wed., 8 pm **Upper Deck**,919-460-1786, 329 N.Harrison
[this holiday Wednesday draw runs through January 17th]

(these one is double elim., $5 entry, bar matches the pot!)
Mon., 8 pm **Hot Shots**, 919-460-6307, 107 Edinburgh Dr S

(these two are $5 entry, bar matches 150% if 16+ players !)
Sat., 8 pm **Sharky's Place**, 919-783-5448, 5800 Duraleigh
Wed., 8 pm **Sharky's Place**, 919-783-5448, 5800 Duraleigh
[this Wednesday draw will revert to Mondays on Jan. 22nd]

(this one is free , with the winners receiving gift certificates)
Tue., 7 pm **Jordan Lake Brewing**, 320 E. Durham St., Cary

PENALTY LOG - All the penalties assessed this season.

Preseason captains' meeting (5 pts.): Show Me Your Tips (F), Dart Squad (H).

Election ballot (5 pts.): Lunatic Fringe (A), Brass Monkeys (A), Nine Lives (B), Fire For Effect Again (C), WINNAU (E), Coral Reefers (F), Don't Hit the Scorekeeper (F), Bull Hunters (F), Dart Buddies (G), Walking That Wire (G), Bulls Up! (G), Cold Blooded and Thin Skinned (G), Chalk It Up (H), Dart Squad (H).

Mail (16 pts.): Armed and Hammered (D,wk.10), Don't Hit the Scorekeeper (F,wk.3,wk.8), Is It In? (G,wk.13), Irish Ton (G,wk.7), Brown's Bombers (H,wk.8).

Ineligible Player (any match win, all points, all statistics): Brown's Bombers (H, wk.1, match win and 15 pts.), Dart Squad (H, wk.5, 2 pts.).

Removed from season due to 3 forfeits: Chatham Street Elite (F), Dart Squad (H).

THE FORTY-SECOND SEMI-ANNUAL EDITION OF : JK'S DIVISIONAL ALL-STAR TEAM PICKS

(Players within each division are listed alphabetically) (Players are chosen any way I damn well please - not purely by the numbers!)
(This is not purely my own guesses at who is simply the best thrower, but also who is important to their team, who is good in the clutch, etc.)

Divisional MVPs

A Division	Michael Johnson	Appetite for Destruction	E Division	Jeremy Limerick	Inglourious Darters
B Division	Will Bennett	Dartistic Expression	F Division	Lee Jefferys	Bull Hunters
C Division	Randy Wilcox	Ghosts of Our Former Selves	G Division	Jim Butterworth	Bulls Up!
D Division	Ken Trefzger	One Armed Bandits	H Division	Joseph Holmes	All About That Bull!

All of RDL -- Lee Jefferys -- Bull Hunters

"A" Division (if only there was a 9th spot for Peele...)

Tom Brown	The Cardiac Elemen	Yet another solid all-around season.
Dean Cusher	Appetite for Destruc	Climbing the ladder into league's elite.
Kyle Gaulthier	Dead Beats	Imagine if he didn't bounce out so much.
Michael Johnson	Appetite for Destruc	Mr. Clutch was a big game behemoth.
John Kramer	The Cardiac Elemen	From the first moment he joined RDL…
Chad Massengill	The Cardiac Elemen	3 A singles titles in just the last 4 seasons.
Robbie Phillips	The Cardiac Elemen	Still the best the RDL has ever had.
Wil Tan	The Cardiac Elemen	22-0 in cricket is probably enough alone.

"B" Division

Will Bennett	Dartistic Expression	Becoming a perennial league leader.
Simon Healy	Dartistic Expression	Mr. Fast Singles rolled along all season.
Mike Holly	The Bunkers	Became the team's real driving force.
Dallas Hudson	Methodical Madness	What an amazing find for the B champs.
Steve Polenz	Menace 2 Sobriety	Ok, so we'll just sit him in 501, right?
Robb Porcelli	Nine Lives	Maybe new top gun for upset kings.
Pete Stewart	Methodical Madness	The other half of the B winner's top duo.
Jeff Watson, Jr.	Kiss My Bulls	New fatherhood limited time just a bit.

"C" Division

Dana Bither	Flightmare	Not quite the doubles run of his mates.
Dave Buckman	Cheap Shots	Superb 301 string led a very solid record.
Ronnie Knott	Shooter McGavin	McGavin captain rolled in the last 3 sets.
Ryan Madey	Flightmare	Top shot for the awesome foursome.
Joe McCartney	Darty McDart Face	His favorite team name worked for him.
Patrick Merkle	Flightmare	Outshined only his own personal K.Fed.
Phil Robertson	Flightmare	Captain led power squad by example.
Randy Wilcox	Ghosts of O.F.S.	Always one of the best outside of A div.

"D" Division

Brad Adams	Pat's Blue Ribbon	Super cricket with some acceptable '01s.
Jeff Cashin	Pat's Blue Ribbon	Top shelf in every set for the captain.
Dan Clark	Dysfunctional Outla	2/3 or better in every set for Mug champs.
Grey Jones	Red-eye Rangers	What a monster, carried his team weekly.
Shane Richardson	One Armed Bandits	Starting to make a home on this page.
Aden Simpson	Armed and Hammer	Looks like we have a new family leader…
J.J. Tant	Dysfunctional Outla	Tailed off just a bit as the night went on.
Ken Trezger	One Armed Bandits	Clearly best player, making the best team.

"E" Division

Deborah Blackwel	Inglourious Darters	Evidently becoming a cricket specialist?
Sean Bosier	Death Throw	Oh, where would DT be without him?
Jim Gallagher	Coaching Tom Seav	Certainly did his part for my E div. pick.
Jeremy Limerick	Inglourious Darters	One-eyed Willie won nearly everything.
Mike Roberts	WINNAU	Needs to list himself in some 301s too!
Jeff Rudy	Game of Throws	If we add a few 501s, he moves to top tier.
Dave Surber	Inglourious Darters	Would be top dog on several other teams.
Lou Tufillaro	WINNAU	His 30-3 in the final three sets is awesome.

"F" Division

Rich Bialaszewski	Show Me Your Tips	Rolled in singles, just got by in doubles.
Mike Bumpass	Bull Hunters	Led the F steamroller, at least after 301…
Chris Fournier	Show Me Your Tips	Division drop obviously agreed with him.
Lee Jefferys	Bull Hunters	One of the best seasons in RDL history.
Tim McNamara	Something Inapprop	Always one of the most dangerous around.
Joe Rigert, Sr.	Wayne Gretzky	Pretty much just a perennial stalwart now.
Justin Vick	Don't Hit the Scorek	A season built on SCkt and 501 success.
Vic White	Bull Hunters	Would shine as a #1 for any other team.

"G" Division

Andy Bowen	Walking That Wire	The SCkt dip is nothing but an anomaly.
Dan Butterworth	Bulls Up!	His numbers are really pretty astounding.
Jim Butterworth	Bulls Up!	Ok, this family is pretty good at this…
Sebastian Dehnel	Cold Blooded and T	SCkt carried the day on this one, I admit.
Dylan Musil	Is It In?	Singles champ's just a few dbls from MVP?
Mark Rossbach	Irish Ton	Wins, ASPs, carried his team quite a bit.
Parker Stark	Walking That Wire	I think I'm putting him in for more 501s…
Wes Wissinger	Walking That Wire	Top winner for one of the top squads.

"H" Division (I could've easily picked twelve players here!)

Anthony Cannizzaro	Why So Serious?	"What exactly am I going to…"
Richard Collins	Just A Bit Outside	Evidently we've created an '01 specialist.
Matt Havens	Why So Serious?	"… be able to write about a team…"
John Heath	Just A Bit Outside	A monster for three sets, then… um, 501.
Joseph Holmes	All About That Bull	Newcomer to the top of the division ranks.
Bill Leonard	Why So Serious?	"… this flipping' dominant, from…"
Anthony Shirey	Ballistic Behavior	Wow, he towed his team along some days.
Andrew Triggiano	Why So Serious?	"… start to finish? Wow. Welcome."

QUICK STAT TIDBITS

-The **Quadruple Double Award** winners (double-digit wins in all 4 sections): With only two divisions playing 14-week schedules (and another division with roughly a 13-week schedule due to a team forfeiting out), this is a very small club this season. Eight throwers got three 9-win sets in short-season divisions, four more got three 10-win sets (including one in a short-season division), two more achieved three 11-win sets, and one additional thrower put together four 9-win sets. But in the end, the only one to join this crowd (and actually doing it with four 11+-win sets) is Lee Jefferys of Bull Hunters in F division!

-The **Iron Man/Woman Award**: Well, this season had 5 divisions with a bye, and a sixth that dropped to 7 teams at about the mid-point, meaning the Iron Man numbers are a bit lower in lots of places. In the end, the Fall Iron Man is Bob James of Cheap Shots in C, with a stout 66 games played! An argument could certainly be made for Missy Shepard of All About That Bull! in H though, as she tallied 63 games in a 13-match season. Honorable mentions for the leaders of the remaining divisions go to: *Joe Work* of North Raleigh Alliance and *Jerry Oakley* of Brass Monkeys in A with 49 games each; *John Wells* of Thursday's Suck in B with 62; *David Simpson* of Armed and Hammered in D with 53; *Gene Smelik* of Game of Throws in E with 55; *Lee Powell* of Show Me Your Tips, and both *Bryan Gaines* and *Joe Rigert, Sr.* of Wayne Gretzky with 48 each; and *Jeremy Gower* of Dart Buddies in G with 55 games.

-The **Team Attendance Award** winners: There were as many as six legitimate candidates chasing this award (with a few them seemingly pretty unintentionally). Each of Flightmare, Dysfunctional Outlaws, and Game of Throws played mostly six, with an occasional sub. Cheap Shots played… well… mostly just five. Leaving The Bunkers, using one sub once, and Tips & Shafts, using only six throwers and sometimes a blocker, as the closest we had to a perfect 6-man run.

MY PRESEASON, WEEKLY, & TOURNEY PREDICTION RESULTS

As usual, I'm left with the option of trying to bluff my way through this part, or just telling the truth. And since I know that some of you squirrel away every last thing I've ever written about your team, I guess I better give real results… dang.

In my preseason picks (usually the toughest every season given the imminent roster changes/additions), I had some very real successes. And a few very real failures. I had way too much faith in Thursday's Suck, Shooter McGavin, and Coaching Tom Seaver; and I didn't really recognize what the unknown Why So Serious? was going to turn out to be. But for the most part, I got the idea pretty much right for most of the stuff.

My weekly prediction results you can peruse pick-for-pick on the other side of this sheet of paper. I reached my recent default goal of the season (70+% correct picks), even if it was by the slimmest of margins. Thursday's Suck and Show Me Your Tips were my problem children for the season, sinking me more often than not (one partly due to the craziest of attendance inconsistencies). I did manage to at least get 60% or more in every division, with that lowest rate being in B division and being heavily weighted by my Thursday's record. Ugh.

Last but not least were my tournament predictions… And in these, I did a pretty good job, but not really my best ever. In in the quarterfinals, I managed a 22-6 record, with five of those six incorrect picks coming in those infernal matchups of #4 and #5 seeds. I followed that up with 12-4 record in the semis, which I would say is pretty decent, no? Then I tagged on a somewhat paltry 4-4 record in the finals. I guess maybe I was subconsciously trying to not just blindly pick a bunch of #1 seeds… and when the #1 seeds do pretty well on the whole… well… My surest things came through for the most part (my own team, which I never guarantee for anything, being the exception… why? Because we evidently are all of a sudden unable to win even one point in 501… dangit.).

JK'S TEAM-BY-TEAM, WEEK-BY-WEEK MATCH PREDICTION RESULTS

(I introduced this page twenty-eight seasons ago, and it has become almost expected as a newsletter staple. Feast your eyes on the success...)

For several years, many of you have taken no greater pleasure in your weekly darting endeavors than to call the RDL VoiceMail and point out to me just how wrong I was in my prediction of your match result. On a related note, I have noticed that many of you seem to have relatively selective memories saving only the weeks when I was wrong. Further, many others of you regularly embellish your statistics of how often you fool me. It's not so easy to get away with those rambles anymore, however, as you can see below. Each W is a week when I picked your match correctly, and each L is one I picked incorrectly. Division totals are to the right of the team totals, weekly totals are at the bottom, and in the space between the 14 weeks and the team totals, the six 'o' symbols indicate the teams for which I was only 0.500, and the four 'x' symbols indicate the teams that fooled me more often than not. **[I got torpedoed by the seemingly random attendance patterns of Thursday's Suck, and Show Me Your Tips must simply try to get my picks wrong for me. All in all, B division was my worst, but my pick rates aside from A & H were pretty consistent. - JK]**

	wk1	wk2	wk3	wk4	wk5	wk6	wk7	wk8	wk9	wk10	wk11	wk12	wk13	wk14		Right	Wrong	**Overall**
A1/ The Cardiac Element	-	W	W	W	W	W	W	-	W	W	W	W	W	L		11	1	70.05%
A2/ Appetite for Destruction	W	W	W	W	-	W	W	W	W	W	W	-	W	L		11	1	255 109
A3/ Dead Beats	W	-	W	W	W	W	W	W	-	W	W	W	W	W		12	0	
A4/ Lunatic Fringe	W	L	-	W	W	W	W	W	L	-	W	W	W	W		10	2	
A5/ North Raleigh Alliance	W	W	W	-	W	L	L	W	W	W	-	W	L	L		8	4	**A Division**
A6/ Brass Monkeys	W	W	W	L	W	-	L	W	W	W	W	W	-	L		9	3	80.95%
A7/ Alcohol Related	W	L	W	L	W	L	-	W	L	W	W	W	L	-		7	5	34 8
B1/ Thursday's Suck	W	L	L	W	W	L	L	L	W	L	L	L	W	L	x	5	9	
B2/ Nine Lives	W	W	W	W	L	L	L	L	W	W	W	L	L	L	o	7	7	
B3/ Rif Raf	L	W	W	L	W	L	W	W	W	W	fft	W	W	L		9	4	
B4/ Kiss My Bulls	W	L	L	W	L	L	W	L	W	L	W	W	L	L	x	6	8	
B5/ Methodical Madness	W	L	W	W	W	W	W	L	W	W	W	W	L	L		10	4	
B6/ Menace 2 Sobriety	L	L	W	W	L	W	W	W	W	W	L	L	L	W		8	6	**B Division**
B7/ Dartistic Expression	W	W	W	W	W	W	W	L	W	W	W	L	W	L		11	3	60.00%
B8/ The Bunkers	W	W	W	L	L	W	W	L	W	W	fft	W	W	W		10	3	33 22
C1/ Shooter McGavin	W	L	W	W	L	L	W	W	W	W	L	L	W	W		9	5	
C2/ Pop That Cork!	W	W	L	L	W	L	L	W	W	L	L	W	W	L	o	7	7	
C3/ Cheap Shots	L	L	W	L	W	L	W	W	W	fft	L	W	W	W		8	5	
C4/ Fire For Effect Again	W	W	W	W	L	L	L	L	W	W	L	W	W	L		8	6	
C5/ Long Shafts	W	L	L	W	L	W	W	L	W	L	W	L	W	fft		7	6	
C6/ Flightmare	L	W	W	W	W	W	W	W	W	W	W	W	W	W		13	1	**C Division**
C7/ Darty McDart Face	W	L	W	W	W	W	W	W	W	W	L	W	W	fft		11	2	68.52%
C8/ Ghosts of Our Former Selves	W	W	W	W	L	W	W	W	W	fft	L	W	W	W		11	2	37 17
D1/ Dysfunctional Outlaws	-	W	W	L	W	L	W	-	W	W	W	L	W	W		9	3	
D2/ Pat's Blue Ribbon	L	W	-	W	L	W	W	W	W	-	L	W	W	W		9	3	
D3/ Armed and Hammered	L	-	W	L	L	L	L	W	-	W	L	W	W	W	o	6	6	
D4/ One Armed Bandits	W	W	W	-	W	W	L	W	W	W	-	L	W	W		10	2	
D5/ Sharky's Machine	W	W	W	L	-	L	L	W	W	W	W	-	L	W		8	4	**D Division**
D6/ Hump Day!	L	W	W	W	L	-	L	W	W	W	L	W	-	W		8	4	66.67%
D7/ Red-eye Rangers	L	W	W	L	L	L	-	W	W	W	L	W	L	-	o	6	6	28 14
E1/ Sofa Kings	W	L	W	L	-	L	L	W	W	fft	L	-	W	L	x	5	6	
E2/ Coaching Tom Seaver	-	W	L	L	W	W	L	-	W	L	W	W	L	L	o	6	6	
E3/ Game of Throws	W	-	W	L	W	L	W	W	-	W	W	L	W	W		9	3	
E4/ Shark Shooters	W	W	-	L	W	W	W	L	L	-	L	W	L	W		7	5	
E5/ Inglourious Darters	W	W	W	W	W	-	W	W	L	W	L	W	-	W		10	2	**E Division**
E6/ Death Throw	W	L	L	-	W	W	W	L	W	L	-	L	W	W		7	5	65.85%
E7/ WINNAU	W	W	W	W	W	W	-	W	W	fft	L	W	W	-		10	1	27 14
F1/ Something Inappropriate	W	L	L	-	W	L	W	W	W	L	-	W	L	W		7	5	
F2/ Coral Reefers	W	W	L	L	-	W	W	L	W	L	W	-	W	W		8	4	
F3/ Don't Hit The Scorekeeper	W	L	W	W	L	L	-	L	W	W	W	L	W	-		7	5	
F4/ Plumber's Quacks	W	W	W	W	W	-	W	W	W	W	W	W	-	W		12	0	
F5/ Chatham Street Elite	*removed from schedule after forfeiting 3 matches without ever playing*															-	-	
F6/ Show Me Your Tips	L	W	-	L	L	L	W	L	W	-	W	L	L	W	x	5	7	**F Division**
F7/ Wayne Gretzky	L	-	W	W	W	L	W	L	-	W	W	W	W	W		9	3	71.43%
F8/ Bull Hunters	-	W	W	W	W	W	W	-	W	W	W	W	W	W		12	0	30 12
G1/ Dart Buddies	-	L	L	W	W	W	W	-	L	L	W	W	W	W		8	4	
G2/ Walking That Wire	W	W	-	L	W	W	W	W	W	-	L	W	L	W		9	3	
G3/ Is It In?	W	-	W	W	W	W	W	L	-	L	L	W	W	W		9	3	
G4/ Bulls Up!	W	L	W	-	W	W	W	W	W	W	-	W	L	W		10	2	
G5/ Chalker's Nightmare	W	W	W	W	-	W	W	W	W	L	W	-	L	W		10	2	**G Division**
G6/ Irish Ton	W	L	L	L	W	-	W	L	W	L	L	W	-	W	o	6	6	71.43%
G7/ Cold Blooded and Thin Skinn	W	L	W	W	W	W	-	W	L	W	L	W	L	-		8	4	30 12
H1/ All About That Bull	W	L	W	L	W	W	L	W	L	W	L	fft	W	W		8	5	
H2/ Chalk It Up	W	L	W	W	W	fft	W	W	L	W	L	W	fft	W		9	3	
H3/ Ballistic Behavior	W	L	W	fft	W	W	W	W	W	W	fft	W	W	W		11	1	
H4/ Brown's Bombers	W	L	W	L	W	W	fft	W	W	W	W	W	W	fft		10	2	
H5/ Tips & Shafts	W	L	W	W	W	W	L	fft	L	W	L	W	W	W		9	4	
H6/ Why So Serious?	W	W	W	L	W	W	W	W	fft	W	W	W	W	W		12	1	**H Division**
H7/ Just A Bit Outside	W	L	W	L	W	W	W	W	L	fft	L	W	W	W		9	4	78.26%
H8/ Dart Squad	W	W	W	fft	W	fft	fft	fft	fft	fft	fft	fft	fft	fft		4	0	36 10
Right:	22	15	22	15	20	16	19	18	21	18	13	20	18	18				
Wrong:	5	12	5	11	7	10	7	8	5	6	12	6	8	7				
forfeited:	-	-		1	-	1	1	1	1	3	2	1	1	2				

| RDL - Fall, 2017 | Week 1 | | Week 2 | | Week 3 | | Week 4 | | Week 5 | | Week 6 | | Week 7 | | Week 8 | | Week 9 | | Week 10 | | Week 11 | | Week 12 | | Week 13 | | Week 14 | | Forfeits |
|---|---|---

THIS SEASON'S TRIVIA QUESTIONS… REVISITED (the answers to these are also continued on page 14...)

I now run this column during seasons in which I've included trivia questions all season. Each question is listed exactly as it was during the season, so there is potential for a question to now be out of date, but it's usually not too much of a problem. Each question is listed under the week number when it ran, and the answers follow the questions. No peeking…

Week 8 question(s): I write all kinds of goofy stuff in this newsletter, but sometimes I write serious stuff too. Maybe the best items are the columns that are both "a little serious" and "a little fun". I would say that the seasonal all-star team column certainly fits that bill, where I try to recognize people with strong seasons. Some of us never make those lists, but some people end up there a lot. Which leads to this week's questions, highlighting the best players our league has had to offer… How many people have been on my "A" division all-star team more than half a dozen times (out of the 41 times I've picked them)? And who are they?

Week 9 question(s): To follow up on the top story in the week 9 newsletter… Of the 520 currently active RDL members this season, how many of them have ever won a North Carolina state championship event? Who are they?

Week 10 question: In the Spring 2007 season, the RDL awards table on each week's page 3 changed from giving a leaguewide award for each fast game and high in/out category to an award in each division in each category. That means the awards have been divisional for 21 seasons prior to this one. In that time, what is the lowest value in each division that has won the High In award for a season? (Note: don't forget that starting in the Spring 2010 season, the High In added the requirement of being a "first turn of the game only".)

Week 11 question: We all know that in the week 1 issue of the Tons each season, I list all of the new team names (along with the team's name from the previous season), so that people can track who they are playing and not be surprised. But I also pick my own personal favorite new team names each season, including a lone top new team name of the season. It would be a tragedy if none of those great names ever hit awards, so… How many of my #1 favorite new team names have won a regular season or tournament title the season I picked them as my favorite? (This question will be fun just due to re-living all those awesome names.)

Week 12 question: Last week, Simon Healy of Dartistic Expression had one of the best half-hours of darts in RDL history, pitching a T77 and a 9m in his 9-dart 301 and 13-dart SCkt games. That means he only threw 24 darts in both of his singles combined, counting the frickin' diddles! In honor of that, and mostly in response to a great idea for a question from Simon's captain Fon Denton, I ask you this: Has anyone ever won both the fast singles 301 and fast singles cricket game for the season in the same night? Since we started giving divisional fast games (as opposed to leaguewide-only) in the Spring 2007 season, we'll accept answers that are for just one division… but since Healy's games are also both leaguewide fast to this point, it's the leaguewide achievement in which I'm really most interested.

Week 13 question: The new RDL Board, with a couple new volunteers taking office, will take their spots after this season. All five elected officers ran unopposed, a situation that has become a bit commonplace as our league has settled into relying on the time/effort generosity of the same people year after year. In light of this: When was the last time that an RDL election ballot actually contained more than one candidate for even one office?

Week 14 question: What is the greatest number of consecutive team match wins (in any division) any RDL member has had to start his/her time in our league? (or, in other words, the longest team winning streak to start a player's RDL career)

Week 8 answer : At some point (maybe in a banquet Tons), we'll make a list of all the people that have ever made one of my all-star teams. But today, we are talking about just the very best of the best - the players who have been at the very top of the league, and have been there for many years. I've named an all-star team for 41 consecutive seasons, for a total of 328 A division spots in that time span. And 13 throwers have been on that team more than half a dozen times each (accounting for 202 of the total A slots just among themselves!). Those throwers, listing from lowest to highest numbers of appearances: Jimmy Davis, J.D. Dixon and Dale Hyler, with 7 appearances each; Allen Smith and Keith Wall with 8 each; Kyle Gaulthier and Mark Knight with 10 each; Jim Budelman with 13; Bob Terry with 16; Robbie Phillips and Mike Seward with 26 each; Wil Tan with 28; and Tom Brown with an astonishing 36(!) appearances. Yes, four different guys have been on the team 26 or more times. That is *amazing* . And of the only five times that Brown wasn't on the team, in three of those seasons he hardly played at all due to various school and work commitments. Seriously, congratulations to all 13 of these guys on some pretty excellent extended awesomeness.

Week 9 answer : Of this season's 520 RDL members, 27 have at least one North Carolina state championship title to their credit. Since only 181 people have ever won a state title (though technically that number could be as high as 185, since the winners of the 1991 four-player 701 were never recorded anywhere), that means that 15% of the champions in the tournament's history are playing with us right now! The 27 champs are (listed alphabetically, with the numbers of titles won in parentheses): Deborah Blackwelder (2), Tom Brown (18), Barbara Cotton (1), Craig Elder (2), Kyle Gaulthier (1), Mike Hall (3), Dawn Hamilton (1), Georgia Hayward (1), Simon Healy (1), Doug Jeffcoat (1), Michael Johnson (1), Kris Kilsdonk (1), Mark Knight (1), Tim Lane (1), Nicole Kubel (2), Chad Massengill (1), Devin Massengill (1), Jerry Oakley (1), Robbie Phillips (22), Julie Scheppele (9), Mike Seward (5), Allen Smith (3), Michelle Stacy (4), Wil Tan (5), Tisha Taylor (1), Keith Wall (3), and Lee Whitehead (1). [Also, although she isn't presently throwing due to some wrist issues, we're adding Maridy Knight and her 2 titles to the list. If she's willing to serve as an RDL Board member even when not throwing, she's sure as hell getting a little recognition here too.]

Week 10 answer : Ok, first thing is, we've never given out an award for an "In" of under 100, so… we've got that going for us. And looking back at the records reveals just how often we sit with one of those Ton-20-logjams. Anyway, in the end here are the lowest "In" awards, by division: A div - Ton-20 - Sp11, Sp12; B div - Ton-20 - Sp12, Sp13, Fa13; C div - Ton-20 - Sp07, Fa07, Fa11, Sp14, Sp15; D div - Ton-08 - Fa16; E div - Ton - Sp15 (and no, this one wasn't even tied by more than one throw!); F div - Ton-10 - Sp15; G div - Ton15 - Sp07; H div - Ton-04 - Sp15; I div - Ton-06 - Sp10. [*Answer update for the banquet Tons* : You can go ahead and add this season to the list for both B and C divisions, as Ton-20 was once again the winner in both.]

Week 11 answer : Yep, I was right… reliving these team names was pretty great. But I also sort of came to the conclusion that the teams that have new teams often aren't the ones that have been winning, or that have gotten their team formula just about right. Thus, my favorite-named teams have not generally won all that much… But I still love them all just the same!! It turns out that I started picking favorite new team names in the Spring 2003 season, so this season's pick made for a nice even 30 winners. And of those 30, only 2 won their regular season title, and only 4 won a set of tournament mugs (with one team residing in both of those sets). Our lone season/tournament-sweeping great name was Sp08's Random Precision in B division. Fa13's Your Mom won the regular

[… *trivia answers continued at the top of page 15* …]

THIS SEASON'S LYRICS QUIZZES… REVISITED

Much like the column of this season's trivia questions on the previous page, I've listed here each lyrics quiz from this season. Each lyric is listed exactly as it was during the season. Each lyric is listed under the week number when it ran, and the answers are listed at the bottom of the page (and continuing onto the next page). No peeking… So who's ready to re-play "Name the band/singer and song (and weekly theme)"?

Week 2, song #1 lyric: "So close no matter how far, Couldn't be much more from the heart, Forever trusting who we are"

Week 2, song #2 lyric: "I think that any love is good lovin', So I took what I could get, mm-mm, Oooh she looked at me with big brown eyes"

Week 2, song #3: "You gotta have somethin' if you want to be with me, You gotta bring me somethin' girl, if you want to be with me"

Week 3, song #1 lyric: "If someone said three years from now, You'd be long gone, I'd stand up and punch them out, 'Cause they're all wrong"

Week 3, song #2 lyric: "And I've been knocking, But no one answers, And I've been knocking, Most all the day, Oh, and I've been calling"

Week 3, song #3 lyric: "Just yesterday morning they let me know you were gone, Susanne the plans they made put an end to you"

Week 4, song #1 lyric: "Everytime I think of you, I always catch my breath, And I'm still standing here, and you're miles away"

Week 4, song #2 lyric: "You go talk to your friends, talk to my friends, talk to me (talk to me), But we are..."

Week 4, song #3: "Look inside, Look inside your tiny mind, Now look a bit harder, 'Cause we're so uninspired, so sick and tired"

Week 5, song #1 lyric: "My eyes feel like they're gonna bleed, Dried up and bulging out my skull, My mouth is dry, My face is numb"

Week 5, song #2 lyric: "So take the photographs, and still-frames in your mind, Hang them on a shelf in good health and good time"

Week 5, song #3 lyric: "Hear the drum pounding out of time, Another protester has crossed the line (hey!), To find, the money's on the other side"

Week 6, song #1 lyric: "I'm your hell, I'm your dream, I'm nothing in between, You know you wouldn't want it any other way"

Week 6, song #2 lyric: "I was justified when I was five, Raising cane, I spit in your eye, Times are changing, now the poor get fat"

Week 6, song #3 lyric: "But you f**k so good, I'm on top of it, When I dream, I'm doing you all night, Scratches all down my back to keep me right on"

Week 7, song #1 lyric: "Trying hard now, It's so hard now, Trying hard now, Gettin' strong now, Coming on, now, Gettin' strong now"

Week 7, song #2 lyric: "So many times it happens too fast, You trade your passion for glory, Don't lose your grip on the dreams of the past"

Week 7, song #3 lyric: "Eye to eye, station to station, ..., Hand to hand, across the nation, ..., got to have a celebration!"

Week 8, song #1 lyric: "Baby's in Reno with the vitamin D, Got a couple of couches, Sleep on the love seat"

Week 8, song #2 lyric: "Like every word you said was meant to be, Babe, it couldn't have been that easy to forget about me"

Week 8, song #3 lyric: "You're getting closer, To pushing me off of life's little edge, … … And sooner or later you know I'll be dead"

Week 9, song #1 lyric: "All I know time is a valuable thing, Watch it fly by as the pendulum swings, Watch it count down to the end of the day"

Week 9, song #2 lyric: "How would I know, That this could be my fate, How would I know, That this could be my fate, yeah"

Week 9, song #3 lyric: "All the vampires walkin' through the valley, Move west down Ventura Boulevard, And all the bad boys..."

Week 10, song #1 lyric: "Well it's all right, riding around in the breeze, Well it's all right, if you live the life you please, Well it's all right"

Week 10, song #2 lyric: "Its been a long year since you've been gone, I've been alone here I've grown old"

Week 10, song #3 lyric: "Well I'm not uptight, Not unattracted, Turn me on tonight, 'Cause I'm..."

Week 11, song #1 lyric: "Ever since you've been leaving me, I've been wanting to cry, Now I know how it feels for you, I've been wanting to die"

Week 11, song #2 lyric: "I never hit so hard in love, All I wanted was to break your walls, All you ever did was break me"

Week 11, song #3 lyric: "So long ago, I don't remember when, That's when they say I lost my only friend"

Week 12, song #1 lyric: "I never meant to be so bad to you, One thing I said that I would never do, A look from you and I would fall from grace"

Week 12, song #2 lyric: "He picks up a bus and he throws it back down, As he wades through the buildings toward the center of town"

Week 12, song #3 lyric: "I've got a secret I've been hiding under my skin, My heart is human, my blood is boiling, my brain I.B.M."

Week 13, song #1 lyric: "Want to put my tender, heart in a blender, Watch it spin around to a beautiful oblivion"

Week 13, song #2 lyric: "Instinctively you give to me, The love that I need, I cherish the moments with you, Respectfully I say to thee"

Week 13, song #3 lyric: "Ah, don't take my heart, don't break my heart, Don't—, don't—, don't throw it away"

Week 14, song #1 lyric: "Looking at you, I can read your mind, I am the maker of rules, Dealing with fools, I can cheat you blind"

Week 14, song #2 lyric: "Well, I've got to run to keep from hiding, And I'm bound to keep on riding, And I've got one more silver dollar"

Week 14, song #3 lyric: "More sweet than bitter, Bitter than sweet"

Week 14, song #4 lyric: "These five words I swear to you, When you breathe, I want to be the air for you"

Week 14, song #5 lyric: "You say that you love me, All of the time, You say that you need me, You'll always be mine"

Week 14, song #6 lyric: "You've got your ball, You've got your chain, Tied to me tight tie me up again, Who's got their claws in you my friend"

Week 14, song #7 lyric: "All your life you've never seen a woman taken by the wind, Would you stay if she promised you heaven?, Will you ever win?"

Week 14, song #8 lyric: "You love her, But she loves him, And he loves somebody else, You just can't win, And so it goes, Till the day you die"

Week 14, song #9 lyric: "With a boulder on my shoulder, Feeling kinda older, I tripped a merry-go-round, With this very unpleasing"

Week 14, song #10 lyric: "Say it loud, say it clear, You can listen as well as you hear, It's too late, when we die, To admit we don't see eye to eye"

Week 14, song #11 lyric: "Yes, don't turn your back on me baby, Stop messin' around with your tricks, Don't turn your back on me baby"

Week 14, song #12 lyric: "Where have you gone, Joe DiMaggio?, A nation turns its lonely eyes to you, wo wo wo"

Week 14, song #13 lyric: "Well my temperature's rising and my feet are on the floor, Twenty people knocking 'cos they're wanting some more"

Week 14, song #14 lyric: "Feed the babies, Who don't have enough to eat, Shoe the children, With no shoes on their feet, House the people"

Week 14, song #15 lyric: "I heard the news baby, all about your disease, Yeah you may have all you want, baby, but I got somethin' you need"

Week 14, song #16 lyric: "Yeah, you were here when I came, You'll be here when I'm gone, So don't be waiting on love, 'Cause I'll be waiting to ramble on"

THIS SEASON'S LYRICS QUIZZES… REVISITED (the answers to the lyrics at the top of the page) (these are continued on page 14...)

Week 2 answers: Song 1 = "Nothing Else Matters" by Metallica === Song 2 = "You Ain't Seen Nothing Yet" by Bachman Turner Overdrive === Song 3 = "Nothing From Nothing" by Billy Preston. Week 3 answers: Song 1 = "Who Knew" by Pink === Song 2 = "Empty Garden (Hey, Hey Johnny)" by Elton John === Song 3 = "Fire and Rain" by James Taylor.

Week 4 answers: Song 1 = "(I Ain't) Missing You" by Jon Waite === Song 2 = "We Are Never Ever Getting Back Together" by Taylor Swift === Song 3 = "Fuck You (Very Much)" by Lily Allen. Week 5 answers: Song 1 = "Brain Stew" by Green Day === Song 2 = "Good Riddance" by Green Day === Song 3 = Holiday" by Green Day.

Week 6 answers: Song 1 = "Bitch" by Meredith Brooks === Song 2 = "The Bitch Is Back" by Elton John === Song 3 = "Crazy Bitch" by Buckcherry. Week 7 answers: Song 1 = "Gonna Fly Now" by Bill Conti === Song 2 = "Eye of the Tiger" by Survivor === Song 3 = "Living in America" by James Brown.

THIS SEASON'S LYRICS QUIZZES… REVISITED --- THE ANSWERS (continued from page 13)

Week 8 answers: Song 1 = "Loser" by Beck === Song 2 = "Even the Losers" by Tom Petty & the Heartbreakers === Song 3 = "Loser" by 3 Doors Down. Week 9 answers: Song 1 = "In the End" by Linkin Park === Song 2 = "Fell on Black Days" by Soundgarden === Song 3 = "Free Fallin'" by Tom Petty & the Heartbreakers.

Week 10 answers: Song 1 = "End of the Line" by Traveling Wilburys === Song 2 = "Fall to Pieces" by Velvet Revolver === Song 3 = "Radioactive" by The Firm. Week 11 answers: Song 1 = "Too Late for Goodbyes" by Julian Lennon === Song 2 = "Wrecking Ball" by Miley Cyrus === Song 3 = "One Headlight" by The Wallflowers.

Week 12 answers: Song 1 = "Heat of the Moment" by Asia === Song 2 = "Godzilla" by Blue Oyster Cult === Song 3 = "Mr. Roboto" by Styx. Week 13 answers: Song 1 = "Inside Out" by Eve 6 === Song 2 = "Upside Down" by Diana Ross === Song 3 = "Head Over Heels" by Tears for Fears.

Week 14 answers: Song 1 = "Eye in the Sky" by Alan Parsons Project === Song 2 = "Midnight Rider" by Allman Brothers Band === Song 3 = "Bittersweet" by Big Head Todd & the Monsters === Song 4 = "I'll Be There For You" by Bon Jovi === Song 5 = "Glad All Over" by The Dave Clark Five === Song 6 = "Crash Into Me" by Dave Matthews Band === Song 7 = "Rhiannon" by Fleetwood Mac === Song 8 = "Love Stinks" by J. Geils Band === Song 9 = "Blinded by the Light" by Manfred Mann's Earth Band === Song 10 = "The Living Years" by Mike & the Mechanics === Song 11 = "Black Magic Woman" by Santana === Song 12 = "Mrs. Robinson" by Simon & Garfunkel === Song 13 = "Gimme Some Lovin'" by The Spencer Davis Group === Song 14 = "Fly Like An Eagle" by Steve Miller Band === Song 15 = "Ain't Talkin' 'Bout Love" by Van Halen === Song 16 = "Headed for a Heartbreak" by Winger.

[Like the last several seasons, we used three-song groups each week and also included a theme each and every week. Added a layer to the game for everybody and has been quite popular. ***Here are the themes for each week*** *, including the week 14 sixteen-song set that brought some pretty impressive sets of guesses… a few people knew more of these than I think I expected…*

Week 2 theme: Well, I was sitting there, pretty tired and spent after vacationing a bit in Vegas, trying to finish up the last tidbits of the Tons… and as I got to the lyrics section, I thought to myself 'aw, dangit, I got nothin'." Ding! Bells, lightbulb, idea. That's our train of thought… Nothing!!. Week 3 theme: Clearly, this one was all about the loss of a friend, and was very much in tribute to Bam Lupien and his recent passing. Week 4 theme: Now this could very easily be interpreted as a set about an ex-lover… Or maybe… these are the kinds of sentiments you might feel when somebody makes a commitment, has you plan everyone else around that commitment, and then you just never ever ever show up once or even reply to those trying to help you. Hmmm… suppose you could take that either way. I wonder why that second sentiment might even be in my head… here for the dart league newsletter… in this particular season... quite a mystery… Week 5 theme: Yeah, so I went to the Green Day concert a couple Fridays ago. And it was a really dark and rainy day. And maybe some of you skipped out on the show or sold your tickets. And… if you did… you freaking blew it!! The rain squashed pre-show tailgating, and it canceled the opening act. But what it also did was inspire Green Day to play for nearly 3 hours, and the rain only came during the first song of the night and the encore! It was one of the best large venue shows I have ever seen. So, so good. Good enough to warrant owning the entire lyrics quiz for a week. Week 6 theme: Well, the theme for this one is pretty evident. I heard a couple of these songs recently, and decided that they just fit with my recent contention that the word "bitches" makes just about every statement better! Try it. "Nice shots" or "nice shots, bitches". "Catch you later" or "catch you later, bitches." I even saw a variation on a t-shirt once - it had some cool graphs and said "Science. It works, bitches." See? The word 'bitches' makes the WHOLE thing! You can do it in the singular too, but you just have to be more careful, so that you aren't insulting anyone who might think you are actually just calling them a bitch. It has to be cool, and said with the proper tone to work really really well. But I still contend that the word is awesome. Week 7 theme: Yo, Adrian, these are all theme songs/main soundtrack songs from Rocky movies! Week 8 theme: Obviously, the theme was losers. Or, if you want, please feel free to adapt the theme to describe anyone who finds themselves sitting in a hotel room alone with a lot of weapons. Ill or not, those type of actions brand you a loser for this and any subsequent lives that might or might not follow. Week 9 theme: The far too early loss of some of music's most iconic singers - Chester Bennington of Linkin Park, Chris Cornell of Soundgarden, and Tom Petty of his self-named Heartbreaker band. Week 10 theme: Supergroups… bands mostly made up of members of multiple other acts. The Wilburys included Bob Dylan, George Harrison, Jeff Lynne, Roy Orbison, and Tom Petty. Velvet Revolver included guys from Guns 'n Roses, Wasted Youth, and Stone Temple Pilots. And The Firm included Jimmy Page, Paul Rodgers, Chris Slade, and Tony Franklin. Week 11 theme: Musical artists with famous musical parents. For those that didn't know, The Wallflowers is fronted by Jakob Dylan, Bob's son. Week 12 theme: Robbie Phillips tearing it up at the World Cup in Japan. Asia… stomping through Japan like Godzilla… and the last one was double-involved… not only is it a Japanese artificial intelligence story, but Robbie's nickname in the major darting circles is Robot! Love when the songs do double duty. Week 13 theme: Phrases for flipping things the opposite of how they normally are. (Personally I've always thought that 'heels over head' would make a LOT more sense, but it turns out that I don't get to pick and choose what the common language phrases are.) Week 14 theme: Bands named after a member of the band. (The songs were listed in order by the band name/singer's last name, alphabetically.)

I LOVE STORIES THAT HIGHLIGHT THE PEOPLE AND THE JOY WITHIN RDL

Received this message from Shawn Budd of Just A Bit Outside a few weeks ago. I love the interpersonal camaraderie stories like this, especially when it's something that carried on most likely completely unbeknownst to one of those involved. Good stuff here. I really love the RDL.:

"Also, something you might enjoy: Your teammate actually helped me win my singles cricket match. A few days ago while practicing at home, I hit a 9M and posted a pic with the caption "while I can appreciate the fact this happens on a somewhat regular basis, WHY CAN'T I DO THIS ON LEAGUE NIGHT?!". Robbie [Phillips, of my team The Cardiac Element] commented on it with simple yet highly effective advice: "You're trying to hit them in league instead of knowing they're going in. Calm and confident". I had BARELY won my 301 game and was not happy with how I was throwing, combine that with 2-3 extra drinks and I was pretty frustrated with myself and had zero confidence for cricket. I lost the diddle, then I hit only 1 mark on my first turn. I took a step back, thought about what Robbie said. My next two turns were 5M, everything was a breeze after that. Even the bulls seemed to fly right in without me really even having to try. It was a great feeling. This is not the first time his words have pulled me out of a slump....we were partnered up in a LOD match at Upper Deck when I first got into darts. I threw 3 20's....which to me was pretty damn good...then I watched him throw a T80 with ease. I immediately thought "oh shit I shouldn't be here", but he was really cool about the fact I could only contribute 3 fat 20's each turn and told me just to have fun, that's what it's all about. I must have used that line to my team about 50 times since then...."just have fun guys....that's what it's all about". So yea, an A division player helping an H division player lock down the W and advance to G next season...without even knowing he helped.....pretty cool stuff. "

THIS SEASON'S TRIVIA QUESTIONS… REVISITED (continued from page 12)

[… *trivia answers continued from the bottom of page 12* …] season G title, while Fa03's Tres Equis, Sp05's The Elements of Style, and Fa11's Black Mug Society (fittingly) won tournament mugs. All three of those other mug winners also finished second during their regular seasons, and we gave second place plaques then, so they got a second piece of hardware with their awesome names on them. Sp04's Well Hungarians, Fa05's The Hostile Amish, and Sp14's Inconceivable! also pulled in second place plaques. Just for fun, here are the other 22 team names that I've loved, with each for its own reason (some were simply timely references, but some will live on forever): Sp03 - Evicted; Fa04 - Got Pepsi?; Sp06 - Tir na hOg; Fa06 - Capital Punishment; Sp07 - Never A Dull Moment; Fa07 - The Misplacements; Fa08 - Nice Dittles; Sp09 - 95% Drunksten; Fa09 - Fighting Chuck Norris (which they later changed to the very boring Pride and Glory); Sp10 - Pounding the Neighbor's (best misplaced apostrophe in team name history); Fa10 - Duckin' D'Oh! Nuts; Sp11 - Antique's Roadshow; Sp12 - Carry Oakie; Fa12 - Ted's Blue Waffle Emporium; Sp13 - She Doesn't Look Druish; Fa14 - To B or not to B…; Sp15 - Something Inappropriate; Fa15 - Shooter McGavin; Sp16 - #thecork (and you had better pronounce this brilliant little entry correctly); Fa16 - Game of Throws; Sp17 - Beer View Mirrors; and this season's favorite - Cold Blooded and Thin Skinned (no regular season title coming here, but maybe they can put together a surprise tournament run? [*Answer update for the banquet Tons* : No, they couldn't.]

Week 12 answer : Obviously, I can only answer this question over the most recent 44 seasons, as that's the length of time for which I've been the RDL statistician (and is the length of time for which we have comprehensive records). For the first 22 seasons, we only gave out "leaguewide" fast game awards, and for the next 22 seasons (the current one being the 22nd), we've given out divisional awards. And it turns out that not one time has a thrower tossed leaguewide Fast 301 and Fast SCkt games in the same night! In fact, only 30 times has a person even won (or tied for) both fast singles over the course of an entire season, with 2 of those coming during the 22 leaguewide seasons, and the other 28 coming during the first 21 divisional seasons. --- There have been 5 instances of a player throwing division-fast (but not leaguewide-fast) games in the same night though: Sp11 - David Simpson in E division; Fa11 - Ted Marks in G division; Fa12 - Kyle Gaulthier in A division; Fa14 - Robbie Phillips in A division; and Sp15 - Tony Millage in F division. --- Maybe the more impressive thing is that there have 6 instances of one player throwing (or at least tying for) leaguewide fast games in both 301 and SCkt, when allowing the games to come on different dates. And those were achieved by only 4 throwers: Fa02 - Tom Brown - 9d-301(tie) & 13-dart SCkt; Fa05 - Tom Brown - 7d-301 & 16d-SCkt(tie) [and he also tied for the leaguewide low 501]; Fa07 - Brian Blake - 8d-301 & 12d-SCkt [also had the league-wide low 501]; Sp13 - Robbie Phillips - 9d-301(tie) & 15d-SCkt; Fa15 - Robbie Phillips - 8d-301 & 15d-SCkt [and actually had the untied leaguewide low in all four sets, though all four came on different dates]; Sp17 - Chad Massengill - 8d-301(tie) & 15d-SCkt(tie) [and actually also had the untied fast game in both doubles sets, with all the games coming on only two dates]. --- Simon Healy is presently tied for the leaguewide fast 301 and holds the leaguewide fast SCkt, and he threw them in the same night… will those games hold on? [*Answer update for the banquet Tons* : While Healy's 9-dart 301 was indeed tied by others, it was not outdone, and thus Healy IS the first RDL thrower to ever toss the leaguewide fast games in both singles sets, in the same night.]

Week 13 answer : This year's election was the ninth consecutive time that the annual ballot had no offices with more than one candidate. Back in 2009, there were two candidates for the position of Rules & Grievances Director, with incumbent Thom Dunn defeating Cathy Moeschet (who had actually served as the Membership Director for 11 seasons years earlier). That 2009 election was also the only time since 2006 that people ran against each other for an office, after it had been pretty common in the late 1990s and early 2000s.

Week 14 answer : This question might be the biggest landslide answer in the history of the trivia column. John Kramer (of Element) joined the team in week 3 of the Spring 2016 season, and until this past week, he had never been in an RDL match that his team lost! (yes, that was some pretty awful timing for the question, as our team dropped an 11-3 lead last week, ugh) Regardless, that means that Kramer did not lose a match for the first SIXTY-TWO weeks of play that he was in the RDL. And every week was in flippin' A division! In digging through the records, I haven't even found somebody else who ever even reached twenty yet…

NEED A DART MAT?

Jim Budelman, who sold a stanchion a couple seasons ago, still has a dart mat (rubber, rolls out to the designated distance from the board) that he is willing to sell. If you're interested, contact him at:
budelmjt@gmail.com

RDL MEMBERS GRAB CITY LEAGUE/LADIES' CUP TITLES

Some pretty big congratulations go out to 5 of our RDL brothers and sisters, as they are all members of either the Wilmington NCCDL (North Carolina City Dart League) or Lake Norman NCLC (North Carolina Ladies' Cup) teams. Those two teams just claimed the 2017 state titles this past weekend (see full results on pages 18 and 19). **Dean Cusher**, **Craig Elder** and **Scott Stankevich** (all of Appetite for Destruction) all play for the Wilmington NCCDL squad, while **Nancy Andersen** (of Dart Buddies) and **Julie Scheppele** (of Kiss My Bulls) both play for the Lake Norman NCLC team. Those two teams (and assumedly our five newly-crowned state champs) will host the 2018 tournaments next year, where they'll try to defend their titles (probably in large part against other bunches of RDL members! - our league is deep in talent, folks).

THIS MADE ME CHUCKLE

Back in week 12, the duo of Steve/Martin pulled in two (yes, two) 501 wins for the Quacks. Yes, humor really does rule pretty much all.

A SENTIMENT WITH WHICH I COULDN'T AGREE MORE

My wife recently shared or reposted or what-the-hell-ever something on Facebook that I thought was just fantastic. Now, I am well aware that Facebook is mostly full of stupidity, falsehoods, and the perpetuation of those things (yes, I fully think you should use Facebook for nothing more than sharing some photos with friends - aside from picking up some times and dates of stuff, it's pretty much a wasteland of anything of actual use, aside from the aforementioned photos and such). But every so often a little gem comes through, I'm sure, and I think she found one. Now the quote is attributed to Anthony Hopkins, and I'm sure that's on the list of possibilities for its origin, but so is "badly altered version of something some lying trolling in an Idaho basement typed", so the source is really of little importance here. What IS important is the most excellent message contained within the words: "*None of us are getting out of here alive, so please stop treating yourself like an after thought. Eat the delicious food. Walk in the sunshine. Jump in the ocean. Say the truth that you're carrying in your heart like hidden treasure. Be silly. Be kind. Be weird. There's no time for anything else* ." I say here it all the time - live every day, people. You never know which day might be your last. Or the last for the person next to you. Bad luck happens, so have no regrets if you run into some and your time is shorter than you wanted. Tell those you love that you love them. On that note… I love you guys.

RANDOM THOUGHTS FROM JK

Nowadays, it's a fact… this column has become a banquet Tons staple. I have no idea why so many are so keen on taking a peek into the oddness that is my head, but you are. So without further ado, let's open up my head again and see what falls out. Some of these observations are dart-related, and some of them clearly are not. As always, this is just about the last thing that I'm writing and this season is certainly no exception… soooo, also as always not even I know what's about to hit the page…

-- Breaking tradition a little here, as I'm about a month behind in Survivor, just due to being so busy lately. But that highlights something else… I'm going to watch Survivor from my DVR recording, as I usually do. With the advent of DVRs taking over for cumbersome VCRs, and the invention of streaming services like Netflix, does anyone ever watch commercials anymore? Do networks still get the same advertising dollar as they have in the past? Honestly, I see more commercials at a movie theater than I do at home… and don't get me started on that one… movie previews are great… television commercials are… not.

-- So I dropped my son off and school this morning (actually at Durham Tech because he is in a hybrid high school / college), and the temperature was hovering right at 40°F. One of the kids in his class walked up to the building in a t-shirt, shorts, and Crocs (no pants, no socks, no jacket)… oh, and winter ski gloves. Ummm…

-- Here, let me break an odd speech pattern some of you have. If you have the habit of saying "don't judge me" as you do or say something, care to guess what the very first thing each and every one of us is doing?

-- Is it just me, or is there some small little pleasure and pride in yourself and your 'friends/teammates of the past six seconds' when a couple groups of cars swapping lanes (such as at close exit and entrance ramps at a highway) do so in really quick and organized fashion? Just something about everybody seamlessly getting on the same page in that first second, am I right?

-- And while we are on the subject of driving, I have an important clarification for all of you: "Free-flowing right turn" does NOT mean "stop in the lane and look all around in a panicked fashion for the next ten seconds." It means frickin' turn already, the entire lane is yours, all the way around the corner and likely down the road for at least a little ways! Ugh. It's a method meant to increase traffic efficiency, and protect most of us from… well… you.

-- I was about to type "can somebody please tell me why the television show Impractical Jokers is successful, or funny, or even still on the air?" But then I realized that if you know why or think the show is a good idea, then I don't want to hear what you are going to say. At what point did you or anyone else come to the conclusion that doing mean stuff to friends, or putting your friends in horribly awkward and demeaning situations for your own entertainment, was a good idea? We clearly employ different definitions of the word 'friend'. (And yes, I realize that this is a television show, and the people in it are paid, etc., but the whole idea of treating your friends badly on purpose is pretty repulsive to me.)

-- I'm not really sure what rental properties have to do with a sale at the Hickory Farms stand in the middle of the mall, but evidently they somehow do, at least according to their sale sign. And if you don't get this one, that's ok, don't you worry your pretty little head about it. There will be something else for you to laugh at here in just a second. Just ignore those that are still enjoying this one.



-- Time for the next installment of speech patterns of which I'm going to stop for you: if you find yourself continually saying "the whole entire (insert item here)", please stop. That is unnecessarily repetitively redundant. My damn kids picked this one up recently, and they say it all the time. Dangit.

-- Oh, and a hybrid bad speech pattern / worn-the-hell-out joke note: the phrase "… said no one ever" on the end of some line that is ridiculous intentionally? That's spent. It's over. Drop that one from your arsenal. You will get teenage eyerolls from people of all ages if you employ this dead horse any longer.



-- Ok, so this photo isn't *exactly* the "smell this" from one of my stories that my friends have clung to for years, but it's pretty close. Saw this in an airport gift shop and it immediately took me back 35 years to my niece and her (very) evil grin. Most of you will have no idea what I'm talking about here… and I'm good with that… this one is pretty much for my own teammates. And look at the little stuffed creature directly beneath the smelly thing - it looks like he's trying, right?

-- Quick question for which I will bet that you don't have any good quick answer: why the heck do you have to enter the 00s for the cents on most ATMs? If I want to withdraw $20, I have to enter 2-0-0-0. It's not like it's protective against mistakenly removing the money before you're ready, because you have to hit the enter button regardless of whether you typed in 2-0-0-0 or just 2-0. Did the original programmers really put in code that flexible in case the bank wanted to offer withdrawals of $14.62?

-- Ok, next exercise for you… you'll have to pay attention for a while for this one though. Over the next however long you think to watch for it, see what percentage of dart game stories your friends/teammates/opponents tell that involve them making the little throwing motions with their hands. It's not as though we don't know that when you threw at the double-4 your arm made a throwing motion… because, ya know… you were throwing the dart. Yet, there it is, almost universally. Most darters as they tell the stories will even make the little wrist throw motions for each dart of the turn in the story, sometimes even for multiple turns. And when the story changes targets, the wrist snap and the arm angle during the story changes a bit to match. :o)

-- Do you ever come across people in your day (work, darts, grocery store, wherever) about whom you think to yourself "how do they get through their day?" I mean, you literally wonder to yourself how they are physically able to get from one place to the next without walking in front of traffic, falling in an open manhole, etc.? And how do those people avoid being completely scammed of all their money about a hundred times per day, since they clearly have no concept of math… or currency… I don't want to badmouth or mock these people (well, not *too* much), but I genuinely wonder how they do it. Although I guess the answer is probably relatively obvious now that I think about it: how do they do it? likely in blissful ignorance. Bless their hearts…

29-SEASON LISTING OF REGULAR SEASON & TOURNAMENT WINNERS

Lots of us like to think back to "that one great season when it all came together." Others like to brag about how many times in a row their team came out on top. Probably even more of us like to refute the crap story that the bragging butthead is spouting about how many times his/her team won. Well, things like that are the reason that I run pages like this. Hard to make stuff up when the historical record is sitting right in front of you. So, here is a list of the recent season- and tournament-winning listed by division. See your team anywhere? [Note to those who are curious: the regular season winners in these 29 seasons also won the tournament less than 54% of the time. Not counting I's 1-season history, in no division are the season winners doing better than 66% in the tournaments (and in B, C, and D, the rate is only 45%, 45%, 48%, respectively.]

	"A Division"		*"B Division"*		*"C Division"*		*"D Division"*		
	Season	Tournament	Season	Tournament	Season	Tournament	Season	Tournament	
Fa03	The Subversive Element	The Subversive Element	Home Thrown	Home Thrown	Back Here Doing That	Back Here Doing That	Heroes In Trouble	Wireless	Fa03
Sp04	The Elusive Element	The Elusive Element	Here for the Beer	Swift Recovery	Excalibur	Excalibur	Wireless	Wireless	Sp04
Fa04	The Intrusive Element	The Intrusive Element	Cheap Shots	Cheap Shots	Wireless	Wireless	Modena Cartel	Modena Cartel	Fa04
Sp05	Lunatic Fringe	The Elements of Style	Wireless	Wireless	Modena Cartel	The Replacements	Dynamic Darts	Dynamic Darts	Sp05
Fa05	The Fifth Element	Lunatic Fringe	The Replacements	Bad News Pigs	HammerHeads	HammerHeads	No Names	Kozmic Debris	Fa05
Sp06	Elementary School Bullies	Elementary School Bullies	HammerHeads	Who Needs One	Old School	Fired Up	Get the Point "33"	Get the Point "33"	Sp06
Fa06	Tossn Heads	Tossn Heads	Cheap Shots	Old School	Got Pepsi?	Starving Dartists	Travelin' Beer Bellies	Travelin' Beer Bellies	Fa06
Sp07	The Shadows	The Shadows	Rebels Without A Cause	Rebels Without A Cause	Travelin Beer Bellies	Bag O' Nuts	The Hostile Amish	Effects of the Influence	Sp07
Fa07	The Rogue Element	The Rogue Element	Nine Lives	Shut Up and Shoot	The Aristocrats	The Aristocrats	Rif Raf	Dynamic Darts	Fa07
Sp08	Element X	Element X	Random Precision	Random Precision	Rif Raf	BullsHitters	Bennington Brawlers	Tailgaters	Sp08
Fa08	No Element of Doubt	Buddy Holly & the Shafters	Cleveland Rocks	Cleveland Rocks	Bennington Brawlers	Starving Dartists	Tailgaters	Tailgaters	Fa08
Sp09	A Dozen Elements	Who's the Daddy?	Rif Raf	Rif Raf	Off Constantly	Off Constantly	Overtime Outlaws	C-Minus	Sp09
Fa09	Elements of Mass Destruction	Sugar Daddy	Off Constantly	The Beleagured	Overtime Outlaws	Overtime Outlaws	Jack Nine	Jack Nine	Fa09
Sp10	Elemental Truths	Elemental Truths	BB	Pheasant Pluckers	Jack Nine	Dogs of War	Imports & Domestics	Imports & Domestics	Sp10
Fa10	Element Horizon	Element Horizon	Jack Nine	Jack Nine	Domestic Rednecks	Domestic Rednecks	Coral Reefers	Coral Reefers	Fa10
Sp11	Just A Little High	The Missing Element	Off Constantly	Domestic Rednecks	Money Shot	Can't See The Board	Leftovers	Mug Hunters	Sp11
Fa11	Not Non-Element	Just A Little High	Appetite for Destruction	Appetite for Destruction	Is It In?	Mug Hunters	Salute-A-Bulls	Black Mug Society	Fa11
Sp12	Required Elements	Required Elements	Triple Threats	Absolut Confusion	Excalibur	Excalibur	Big Bulls	Big Bulls	Sp12
Fa12	Narfle the Element	Narfle the Element	Is It In?	Mug Hunters	1 to Potato	1 to Potato	Dublin-Dublout	Dublin-Dublout	Fa12
Sp13	The Decennary Element	Klitzneckers	The Reaperz	Slop and Shots	Nine Lives	Dublin Dublout	BullsHitters	BullsHitters	Sp13
Fa13	Element Twenty Won	Element Twenty Won	Despicable Us	Excalibur	BullsHitters	BullsHitters	Methodical Madness	Projectile Dysfunction	Fa13
Sp14	Bona Fide Element	Bona Fide Element	BullsHitters	BullsHitters	Methodical Madness	Projectile Bombers	Sharky's Machine	We Be Triplin	Sp14
Fa14	The Dynastic Element	Appetite for Destruction	Methodical Madness	Nine Lives	Excalibur	Excalibur	Death Throw	The Jeffersons	Fa14
Sp15	Appetite for Destruction	The Alpaca Element	Fire for Effect	Traveling Brown's Billiards	Projectile Dysfunction	Death Throw	Talk Darty to Me	Talk Darty to Me	Sp15
Fa15	The Eventual Element	The Eventual Element	Methodical Madness	Methodical Madness	Darty Rotten Scoundrels	Darty Rotten Scoundrels	One Armed Bandits	One Armed Bandits	Fa15
Sp16	The Element Way	The Element Way	Rif Raf	Darty Sanchez	Shooter McGavin	One Armed Bandits	Them Handsome Devils	Pat's Blue Ribbon	Sp16
Fa16	The Irreverent Element	The Irreverent Element	The Liquor Posse	The Liquor Posse	Unnecessary Triples	Dartistic Differences	Mike's Garage	Never Trust A Dart	Fa16
Sp17	This Is Element	This Is Element	Shaunt Be Shutout	Shaunt Be Shutout	Dartistic License	Mike's Garage	We've Got Big Bulls	One Armed Bandits	Sp17
Fa17	The Cardiac Element	Appetite for Destruction	Methodical Madness	Dartistic Expression	Flightmare	Flightmare	One Armed Bandits	Dysfunctal Outlaws	Fa17

	"E Division"		*"F Division"*		*"G Division"*		*"H Division"*		
	Season	Tournament	Season	Tournament	Season	Tournament	Season	Tournament	
Fa03	No Fear	Modena	Brain Dead	Tres Equis	3 Legged Dog	3 Legged Dog	-	-	Fa03
Sp04	Varina Sports Bar II	Tres Equis	Get Over It	Coral Reefers	-	-	-	-	Sp04
Fa04	Chupacabras	Kozmic Debris	Deadstroke	Deadstroke	-	-	-	-	Fa04
Sp05	Kozmic Debris	Deadstroke	One Armed Bandits	Mojo's Jerksquad	-	-	-	-	Sp05
Fa05	One Armed Bandits	One Armed Bandits	Mojo's Jerksquad	Rif Raf	-	-	-	-	Fa05
Sp06	Mojo's Jerksquad	Mojo's Jerksquad	Hostile Amish	Hostile Amish	Menace to Sobriety	Bad News Beers	-	-	Sp06
Fa06	Team America	The Hostile Amish	Rif Raf	Rif Raf	Designated Divers	Off Constantly	-	-	Fa06
Sp07	Rif Raf	Rif Raf	Off Constantly	Off Constantly	The Bogarts	The Bogarts	-	-	Sp07
Fa07	Bennington Brawlers	Bennington Brawlers	Board 2 Death	Damn Yankees!!	Overtime Outlaws	Overtime Outlaws	The Redneckers	The Redneckers	Fa07
Sp08	Off Constantly	Off Constantly	Overtime Outlaws	Overtime Outlaws	The Redneckers	The Redneckers	Money Shot	Any Given Wednesday	Sp08
Fa08	Respect Da Bull	Respect Da Bull	Imports & Domestics	The Redneckers	Money Shot	Money Shot	Coral Reefers	Coral Reefers	Fa08
Sp09	Imports and Domestics	Imports and Domestics	Money Shot	Money Shot	Coral Reefers	Coral Reefers	Ale-ing Archers	Ale-ing Archers	Sp09
Fa09	Pit Crew	Pit Crew	The Redneckers	The Redneckers	Ale-ing Archers	Irish We Were Drunk	Big Bulls	Big Bulls	Fa09
Sp10	Coral Reefers	Like To Party	The Leftovers	Ale-ing Archers	Big Bulls	Big Bulls	Sharkshooters	Grateful Darts	Sp10
Fa10	Mug Hunters	Mug Hunters	Salute-A-Bull	Big Bulls	Grateful Darts	Grateful Darts	Liquor Posse	JoCo Bullies	Fa10
Sp11	Salute-A-Bulls	Salute-A-Bulls	Lords of Da Board	Big Bulls	Sharkshooters	Dublin-Dublout	Backyard Brawlers	One Armed Bandits	Sp11
Fa11	Lords of Da Board	Lords of Da Board	Dublin-Dublout	Projectile Bogarts	Backyard Brawlers	Liquor Posse	Methodical Madness	Methodical Madness	Fa11
Sp12	Dublin-Dublout	Force 8 from the Planet XXX	BullsHitters	BullsHitters	Methodical Madness	One Armed Bandits	Brown's Bombers	Brown's Bombers	Sp12
Fa12	BullsHitters	BullsHitters	Projectile Dysfunction	Projectile Dysfunction	Brown's Bombers	Brown's Bombers	Lunchbox in the Alley	The Misfits	Fa12
Sp13	Methodical Madness	Methodical Madness	Brown's Bombers	Brown's Bombers	Five-OH! Whizzle	Five-OH! Whizzle	Same Day Different Darts	Same Day Different Darts	Sp13
Fa13	Brown's Bombers	We Be Triplin	Liquor Posse	Liquor Posse	Your Mom	Shootin Da Bull	Missing Flights	Why Not	Fa13
Sp14	I Got Nothing	Liquor Posse	Home Grown Wolves	Home Grown Wolves	Shootin Da Bull	The Sofa Kings	Quack Hos	Train Station Shooters	Sp14
Fa14	Darty	Darty	One Armed Bandits	One Armed Bandits	Release the Quacken	Release the Quacken	Whynot!	Whynot!	Fa14
Sp15	One Armed Bandits	Them Handsome Devils	T.E.D.S.	Pat's Blue Ribbon	Missing Flights	Missing Flights	AC Dart C	Train Station Shooters	Sp15
Fa15	Them Handsome Devils	Them Handsome Devils	Missing Flights	Bye Week	All About That Bull!	All About That Bull!	Chatham Street Elite	Don't Hit the Scorekeeper	Fa15
Sp16	Mike's Garage	The Drinkers Awaken	The Sofa Kings	Coach's Crew	Another Sinking Ship	Ballistic Behavior	-	-	Sp16
Fa16	D-Lux Drinkers	D-Lux Drinkers	Hump Day!	Hump Day!	Quackalacky Ducks	Walking the Wire	Bull Hunters	Bull Hunters	Fa16
Sp17	Hump Day!	Game of Throws	All Flights Matter	All Flights Matter	Show Me Your Tips	Bull Hunters	Bulls Up!	Bulls Up!	Sp17
Fa17	Inglourious Darters	Inglourious Darters	Bull Hunters	Bull Hunters	Bulls Up!	Bulls Up!	Why So Serious?	Why So Serious?	Fa17

"I Division" - Sp10 only - Season = Mug Hunters, Tournament = Mug Hunters

2017 North Carolina City Dart League (NCCDL) & North Carolina Ladies' Cup (NCLC)

FINAL Divisional Team Standings

NCCDL - "Mountain/Beach" Division

	W	L	Pts.
1 Wilmington (ACDA)	7	1	203
2 Lake Norman (LNDA)	5	3	164
3 Boone (HCDA)	4	4	160
4 Jacksonville (JDA)	4	4	139
5 Asheville (WCDA)	3	5	101
6 Port City (PCDA)	1	7	92
7 Pineville (PDC)	1	7	78

NCCDL - "Central" Division

	W	L	Pts.
1 Durham (BCDL)	8	0	217
2 Piedmont (PDA)	7	1	190
3 Charlotte (BADA)	6	2	186
4 Raleigh (RDL)	3	5	130
5 Capital Area (CADC)	2	6	93
6 Chapel Hill (TDL)	1	7	118

NCLC - "Mountain/Beach" Division

	W	L	Pts.
1 Jacksonville (JDA)	5	1	89
2 Lake Norman (LNDA)	5	1	82
3 Wilmington (ACDA)	4	2	102
4 Pineville (PDC)	4	2	76
5 Asheville (WCDA)	2	4	46
6 *xx*-Charlotte (QCDA)	1	5	30

NCLC - "Central" Division

	W	L	Pts.
1 Fuquay-Varina (FVDO)	5	1	92
2 Piedmont (PDA)	3	3	75
3 Apex (CDA)	3	3	70
4 Capital Area (CADC)	1	5	50
5 Chapel Hill (TDL)	0	6	34

2017 SINGLES WIN/LOSS AWARD WINNERS

(Eligibility for these awards in the NCCDL requires playing in 60% of your team's singles sets, while also playing at least 2 "away" matches.)
(Eligibility for these awards in the NCLC merely requires playing in 50% of your team's singles sets.)

NCCDL "Mountain/Beach" Division -- Brian Blake - Wilmington - 9-1 (sets), 19-3 (games)
(this is the 2nd consecutive singles title for Blake, with a combined two-year record of 21-1 in sets, 43-3 in games)

NCCDL "Central" Division -- **Robbie Phillips** - Durham - 12-0 (sets), 24-3 (games)
(this is the 3rd singles title in four years for Phillips, and in the only one of those four year when he didn't finish first, he was actually still undefeated in singles sets and only lost by game percentage!)

NCLC "West" Division -- Donna Ferber - Lake Norman - 8-0 (sets), 16-0 (games)

NCLC "East" Division -- Kristen King - Piedmont - 5-1 (sets), 11-5 (games)

NCCDL / NCLC MEETING RESULTS FROM THE OCTOBER MEETING

#1 - The **value of a late mail penalty** was set to a uniform value (instead of the "your points from that match" penalty that has been in place for decades. The value will now be the base forfeit value for the season, regardless of the number of points that the winning/offending team had accrued during the match in question.

#2 - an **appeals process** was officially put in place, with a requirement of a majority vote of all teams (not including those involved in the complaint) required to overturn whatever the original ruling was. Note that this means "more than half", and that that number is determined from ALL teams, not just those that bother to vote.

#3 - the **division style for 2018** will again switch back to the East and West divisions. The NCCDL will be separated into divisions of: NCCDL West (6 teams) = Asheville, Boone, Pineville, Charlotte, Lake Norman, Piedmont; NCCDL East (7 teams) = Chapel Hill, Durham, Raleigh, Capital Area, Jacksonville, Wilmington. Additional interdivisional matches will be added to bring the match number up to 8 per team (with one pair of teams in the East playing each other a second time due to the unbalanced sizes of the divisions). -- -- -- The NCLC will operate in a similar fashion, with the following divisions: NCLC West (5 teams) = Asheville, Pineville, Charlotte, Lake Norman, Piedmont; NCLC East (6 teams) = Chapel Hill, Fuquay-Varina, Apex, Capital Area, Jacksonville, Wilmington. [Note: the Charlotte NCLC team had been removed from the 2017 schedule due to their forfeits, but the NCLC captains voted to reinstate the team for the 2018 season.]

HISTORY OF THE NCCDL…

It was back in 1995 that Tim Lane (now of the Cary NCCDL team) first introduced the idea of the statewide year-long season style of play to replace the old "one team holds the cup against a string of challengers" sytem. It's still possibly the most popular and successful idea ever for anything larger than a local league. Here are the 21 tournament final results so far:

1996: Raleigh over Charlotte
1997: Piedmont over Durham
1998: Piedmont over Raleigh/Charlotte(?)
1999: Wilmington over Raleigh/Charlotte(?)
2000: Durham over Charlotte
2001: Durham over Wilmington
2002: Wilmington over Durham
2003: Wilmington over Durham
2004: Wilmington over Durham
2005: Durham over Wilmington
2006: Durham over Charlotte
2007: Durham over Charlotte
2008: Durham over Charlotte
2009: Wilmington over Charlotte
2010: Wilmington over Durham
2011: Durham over Lake Norman
2012: Durham over Wilmington
2013: Wilmington over Lake Norman
2014: Durham over Wilmington
2015: Wilmington over Piedmont
2016: Wilmington over Durham
2017: Wilmington over Durham

My annual request to the NCLC Ladies: if any of you have a history of the results like the one above for the NCCDL, I would love to have a copy of those so I can periodically run an NCLC history as well. Drop me a line please if you're willing to share.

2017 NC City Dart League (NCCDL) & Ladies' Cup (NCLC)

NCCDL HIGH INS/OUTS & PERFECT THROWS (RDL members listed in bold)

High In : **160** - Fred Copeland - Char. - (4/8), Elvedin Cebo - Char. - (8/12), Dwayne Waite - Char - (8/12), T.J. Scheppele - LakeN. - (10/21, 12/2)
High Out : **158** -- Brian Blake - Wilm. - (9/23)

Perfect Throws

Robbie Phillips (8) - Dur. - (9m,2/18; T80,2/18; T80,6/24; T74,6/24; 9m,6/24; 9m,9/23; 9m,12/2; 9m,12/3)

Fred Copeland (6) - Char. - (9m,4/8; T80,7/22; 9m,7/22; T80,9/9; T77,9/23; T77,9/23)

John Carroll (3) - Dur. - (9m,2/18; 6Bulls,9/23; 8m w/DBull,12/2)
Matt Heimbach (3) - Ch.Hill - (T80,2/18; T80,8/12; T80,8/12)
Chad Massengill (3) - Dur. - (9m,3/11; 9m,7/22; 7m/2 DBulls,9/23)
Sid Mitchell (3) - Ral. - (9m,3/11; 9m,9/9; T80,12/2)
Paul Olson (3) - Pied. - (9m,2/18; 9m,2/18; T71,9/23)

Mike Beaver (2) - Char. - (9m,7/22; 9m,9/9)
Brian Blake (2) - Wilm. - (T80,7/22; 9m,10/21)
Tom Breslin (2) - LakeN. - (9m,2/18; T80,10/21)
Will Cain (2) - P.City - (T80,2/18; T80,8/12)
Jeremy Champion (2) - Boone - (T80,3/11; 9m,10/21)
Mike Elderbroom (2) - Char. - (9m,9/23; T77,10/21)
Bob Gargan (2) - Wilm. - (9m,4/8; 9m,12/2)
Dave Gelberg (2) - Pied. - (T80,8/12; 9m,10/21)
Kreg Hodges (2) - Boone - (9m,2/18; 9m,10/21)
Ken Logie (2) - Ashe. - (9m,2/18; 9m,4/8)
Stevie Phillips (2) - Dur. - (9m,12/2; 9m,12/3)
Donovan Powell (2) - Wilm. - (T80,7/22; T80,10/21)
Paul Reynolds (2) - Pied. - (T80,2/18; 9m,2/18)
Micky Simons (2) - Jack. - (9m,4/8; 9m,9/9)
Alex Spellman (2) - Boone - (T80,4/8; T80,9/9)
Scott Stankevich (2) - Wilm. - (T80,4/8; 9m,12/3)
Travis Taylor (2) - P.City - (T80,7/22; 9m,7/22)
Keeth Wilkinson (2) - LakeN. - (T80,7/22; T80,9/9)

Tom Avellino - LakeN. - (9m,2/18)
Raun Blanchard - Pied. - (9m,3/11)
Tom Brown - Dur. - (9m,12/3)
Tim Bunn - Ral. - (T80,7/22)
Scott Butters - Wilm. - (9m,12/2)
Elvedin Cebo - Char. - (9m,3/11)
Marshall Chavis - Wilm. - (T80,9/9)
Steve Chorba - Wilm. - (T80,9/9)
Dean Cusher - Wilm. - (9m,9/23)
Donald Davis - Ashe. - (T80,8/12)
Joel Eason - Ral. - (T80,9/9)
Craig Elder - Wilm. - (9m,7/22)
Matt Eller - Char. - (T80,7/22)
Kris Fischlein - CapArea - (T80,7/22)
Marco Galeana - Char. - (T80,3/11)
Cody Gaulthier - Boone - (9m,12/2)
Gregg Holloway - Pine. - (T80,4/8)
Paul Jacobi - Dur. - (T80,12/2)
Michael Johnson - Ral. - (9m,6/24)
John Kramer - Dur. - (T80,7/22)
Tony Landi - LakeN. - (9m,8/12)
Brian LaRoche - Pine. - (T80,4/8)
Danny Locke - Jack. - (9m,9/23)
Tim McNamara - Ral. - (T80,6/24)
Dan Naylor - Wilm. - (T80,12/2)
Matt Osteen - Boone - (T80,2/18)
Jeff Page - Char. - (T80,4/8)
Janel Pelletier - Boone - (9m,7/22)
Kyle Plew - Pine. - (9m,2/18)
T.J. Scheppele - LakeN. - (9m,10/21)
Allen Smith - Dur. - (8m w/DBull, 12/2)
Albert Stone - LakeN. - (T80,2/18)
Wil Tan - Dur. - (9m,12/2)
Jason Taylor - Pied. - (T80,4/8)
Bob Wilsch - Char. - (T80,8/12)
Shane Wright - Pied. - (9m,2/18)
Tom Valdivia - Pied. - (T80,9/9)
Danny Van Arsdale - Cap.Area - (9m,9/9)
William Vreeland - Boone - (9m,6/24)

2017 North Carolina City Dart League Post-Season Tournament
(December 2 & 3 - Tavern 14, & Time Out Sports Bar, Wilmington)

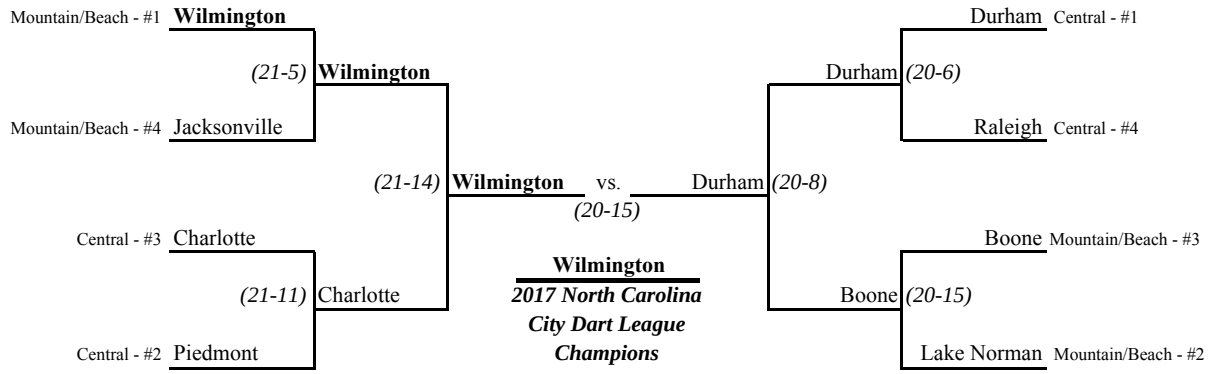

2017 North Carolina Ladies' Cup Post-Season Tournament
(December 2 & 3 - Tavern 14, & Time Out Sports Bar, & Diamond's, Wilmington)

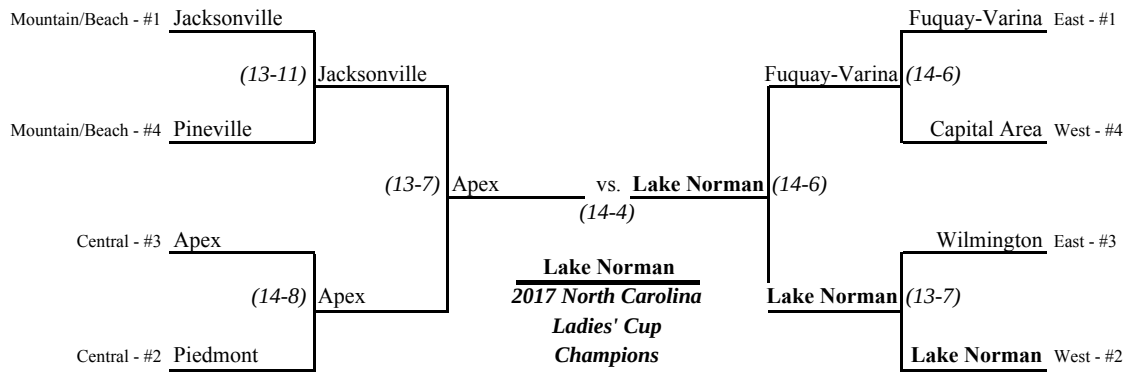

NCLC HIGH INS/OUTS & PERFECT THROWS

High In : 120 - **Georgia Hayward** - Cap.Area - (8/12)
120 - Linda Mullins - Wilm. - (9/9)
120 - Ellen Lee - Pied. - (10/21)

High Out : 120 - Ellen Lee - Pied. - (3/11)

Perfect Throws : **Deb Blackwelder** - Fuq.-Var. - (9m,8/12)
Candi Ellis - Wilm. - (T80,2/18)
Dawn Hamilton - Apex - (T80,7/22)
Sherry McKown - LakeN. - (T80,4/8)

2017 North Carolina State Dart Championships (September 29 - October 1, 2017 - The Upper Deck - Cary, NC)

(Current RDL members are listed in bold - with RDL state champions in BOLD CAPITAL LETTERS!)

MIXED DOUBLES CRICKET (Saturday)
(25 pairs, 3 of them recycles)

1st	$160	Sean Force / Linda Mullins
2nd	$80	Paul Olson / Jean Ransom
Top 4	$40	Stevie Phillips / Brenda Whitley
		Chad Massengill / **Devin Massengill**
Top 8	$20	Matt Heimbach / Lisa Dendy
		John Carroll / **Jessie Fisher**
		Dan Naylor / Candi Ellis
		Tim Mozzetti / Petra Mozzetti

LADIES' SINGLES CRICKET (Saturday)
(22 entrants)

1st	$110	Stephanie Kramer
2nd	$60	**Alyssa Bathurst**
Top 4	$25	Ashley Bryant
		Linda Mullins
Top 8	-	Candi Ellis
		Jennifer Bowser
		Anne Kramer
		Tisha Taylor

MEN'S DOUBLES CRICKET (Saturday)
(31 pairs)

1st	$240	Craig Elder / Sean Force
2nd	$110	Dan Naylor / Steve Chorba
Top 4	$50	Alex Spellman / Matt Osteen
		Dean Cusher / **Tim Mozzetti**
Top 8	$20	Dennis Franey / Fred Copeland
		John Carroll / Alberto Sandoval
		Eddie Pope / Buddy Love
		Bob Wilsch / Paul Reynolds

LADIES' DOUBLES CRICKET (Saturday)
(11 pairs)

1st	$100	Charlie Daniel / Brenda Whitley
2nd	$50	Jennifer Bowser / Jackie Quayle
Top 4	$20	Candi Ellis / **Julie Scheppele**
		Petra Mozzetti / **Angela Jeffcoat**

MEN'S SINGLES CRICKET (Saturday)
(57 entrants)

1st	$240	**MICHAEL JOHNSON**
2nd	$120	Alex Spellman
Top 4	$60	**Sid Mitchell**
		John Kramer
Top 8	$25	Paul Olson
		Sean Force
		Steve Chorba
		Brian Blake

LADIES' SINGLES 301 (Saturday)
(15 entrants)

1st	$75	Brenda Whitley
2nd	$45	Jennifer Bowser
Top 4	$15	Ellen Lee
		Julie Scheppele

MEN'S SINGLES 301 (Saturday)
(48 entrants)

1st	$200	Bob Gargan
2nd	$100	**Dean Cusher**
Top 4	$50	**Chad Massengill**
		Dave Gelberg
Top 8	$20	Alex Spellman
		Brian Blake
		Kyle Gaulthier
		Paul Millwood

12 & UNDER YOUTH SINGLES 301 FIFO
(Saturday)

1st	P.J. Stewart (age 12)
2nd	Edward Stewart (age 11)

13-17 YOUTH SINGLES 501 FIDO
(Saturday)

1st	T.J. Scheppele (age 17)

MIXED TRIPLES 601 (Sunday)
(24 trios)

1st	$291	**TOM BROWN** / **CHAD MASSENGILL** / **DEVIN MASSENGILL**
2nd	$144	Fred Copeland / Dennis Franey / Ellen Lee
Top 4	$75	**Dean Cusher** / **Scott Stankevich** / Dawniell Fischer
		Jim Chatterton / Sean Force / Jackie Quayle
Top 8	-	Keeth Wilkinson / Tom Avellino / Leanne Avellino
		Pete Stewart / Chris Wilson / **Jessie Fisher**
		Lee Jefferys / **Vic White** / **Jessica Chesson**
		Dan Naylor / Steve Chorba / Candi Ellis

LADIES' SINGLES 501 (Sunday)
(25 entrants)

1st	$130	**JULIE SCHEPPELE**
2nd	$65	**Kris Kilsdonk**
Top 4	$30	Jean Ransom
		Lisa Dendy
Top 8	-	Brenda Whitley
		Amanda Preciado
		Deb Blackwelder
		Ashley Bryant

MEN'S DOUBLES 501 (Sunday)
(28 pairs)

1st	$240	Sean Force / Craig Elder
2nd	$120	**Dean Cusher** / **Tex Mozzetti**
Top 4	$56	Brian Blake / Bob Gargan
		Stevie Phillips / Austin Mitchell
Top 8	-	**Dave Gelberg** / Matt Heimbach
		Eddie Pope / Buddy Love
		Tom Brown / **Chad Massengill**
		Sid Mitchell / **Joel Eason**

LADIES' DOUBLES 501 (Sunday)
(11 pairs)

1st	$100	**TISHA TAYLOR** / **GEORGIA HAYWA**
2nd	$50	Mitzi Wright / Jean Ransom
Top 4	$20	Candi Ellis / **Julie Scheppele**
		Deb Blackwelder / **Kris Kilsdonk**

MEN'S SINGLES 501 (Sunday)
(34 entrants)

1st	$140	Alex Spellman
2nd	$70	Bob Gargan
Top 4	$30	**Dean Cusher**
		Brian Blake
Top 8	$15	Jim Chatterton
		Craig Elder
		Kyle Gaulthier
		Mike Seward

BLIND DRAW - 501/Ckt/Choice (Friday)
Non-championship ("non-shirt") event
(58 entrants = 29 pairs, +$200 from Upper Deck)

1st	$280	**Ryan Madey** / Brian Blake
2nd	$140	Dennis Franey / **Tim Mozzetti**
Top 4	$60	Paul Olson / Terry Blake
		Dan Naylor / E.J. Ellis
Top 8	$40	**Tim Bunn** / **Jason Coe**
		Abe Woodard / **Chad Massengill**
		Mike Bumpass / Fred Copeland
		Michael Johnson / T.J. Scheppele

YOUTH / ADULT DOUBLES 501 FIDO
(Sunday) (6 pairs)

1st	T.J. Scheppele (Y) / Brian Blake (A)
2nd	P.J. Stewart (Y) / **Peter Stewart** (A)

TOTAL PAYOUT $5082.00

FINISHING POSITIONS FOR ALL ENTRANTS THAT PLACED IN THE MONEY OR HAD A PERFECT THROW IN A NON-AGE-DELIMITED "CHAMPIONSHIP" EVENT (1=1st, 2=2nd, 4=Top4, 8=Top8)

Entrant	Men's Singles Cricket	Men's Singles 301	Men's Singles 501	Men's Doubles Cricket	Men's Doubles 501	Ladies' Singles Cricket	Ladies' Singles 301	Ladies' Singles 501	Ladies' Doubles Cricket	Ladies' Doubles 501	Mixed Doubles Cricket	Mixed Triples 601	Ton-80s	9-Marks	6-Bulls
Blake, Brian	8	8	4		4										
Brown, Tom												1			
Carroll, John				8							8				
Chatterton, Jim			8									4			
Chorba, Steve	8			2											
Copeland, Fred				8								2			
Cusher, Dean		2	4	4	2							4	2		
Eason, Joel													1	1	
Elder, Craig			8	1	1										
Force, Sean	8			1	1						1	4		1	
Franey, Dennis				8								2			
Gargan, Bob		1	2		4										
Gaulthier, Kyle		8	8												
Gelberg, Dave		4													
Heimbach, Matt											8				
Jacobi, Paul															1
Johnson, Michael	1														
Kramer, John	4														
Love, Buddy				8											
Massengill, Chad		4									4	1		1	
Millwood, Paul		8													
Mitchell, Austin					4										
Mitchell, Sid	4														
Mozzetti, Tim				4	2						8				
Naylor, Dan				2							8				
Olson, Paul	8										2			1	
Osteen, Matt				4											
Phillips, Stevie					4						4			1	
Pope, Eddie				8											
Reynolds, Paul				8											
Sandoval, Alberto				8											
Seward, Mike			8												
Spellman, Alex	2	8	1	4									1		
Stankevich, Scott												4			
Thompson, Victor													1		
Wilsch, Bob				8											
Bathurst, Alyssa						2									
Blackwelder, Deb										4					
Bowser, Jennifer							2		2						
Bryant, Ashley						4									
Daniel, Charlie									1						
Dendy, Lisa								4			8				
Ellis, Candi									4	4	8				
Fischer, Dawniell												4			
Fisher, Jessie											8				
Hayward, Georgia										1					
Jeffcoat, Angela									4						
Kilsdonk, Kris								2		4					
Kramer, Stephanie						1									
Lee, Ellen							4					2			
Massengill, Devin											4	1			
Mozzetti, Petra									4		8				
Mullins, Linda						4					1				
Quayle, Jackie									2			4			
Ransom, Jean								4		2	2				
Scheppele, Julie							4	1	4	4					
Taylor, Tisha										1					
Whitley, Brenda							1		1		4				
Wright, Mitzi										2					

Perfect Throws (that were reported, or that we heard about, anyway…):

Ton-80s = **Dean Cusher** (2), **Joel Eason**, Alex Spellman, Victor Thompson

9-Marks = **Joel Eason**, Sean Force, **Chad Massengill**, Paul Olson, Stevie Phillips

6-Bulls = **Paul Jacobi**

Queen City Darting Association
$3600 + Celebrate the New Year

SANCTIONED BY

January 5-7 , 2018
Blue Rocks
301c N. Polk St, Pineville NC 28134
704-835-1062

Day	Friday		Saturday						Sunday					
Time	7:00 PM	8:00 PM	10:30 AM	1:00 PM	1:30 PM	4:00 PM	4:30 PM	8:00 PM	10:30 AM	12:30 PM	1:00 PM	3:00 PM	3:30 PM	
Event	Killer 100% pay back #	Blind Draw Doubles 501 DE**	Mixed Doubles Cricket	Mens Doubles Cricket	Ladies Singles Cricket	Mens Singles Cricket	Ladies Doubles Cricket	Chicago Blind Draw 501/Cr/301	Mixed Doubles 501	Mens Doubles 501	Ladies Singles 501	Mens Singles 501	Ladies Doubles 501	
Entry fee	10/person	10/person	$20/team	$20/team	$15*	$15*	$20/team	$10/person	$20/team	$20/team	$15*	$15*	$20/team	
1st		200	130	160	100	160	100	160	130	160	100	160	100	
2nd		100	60	80	50	80	50	80	60	80	50	80	50	
3rd		50	30	40	25	40	30	40	30	40	25	40	30	
4th		30	30	40	25	40	30	40	30	40	25	40	30	
Top 8		20				20		20				20		
Total		460	250	320	200	400	210	400	250	320	200	400	210	3620

* $2 ADO Surchage included in singles events
# Payout places based on number of entries. Min of 8 needed.

**Blind draw 501 is double elimination

During the down time, pending board availability, we may run side Killer and other smaller events

Singles events are best of 3 with finals best of 5.
All other events are best of 3

Recommended Hotel:
Quality Suites - Carolina Place
9840 Pineville-Mathews Road
Pineville, NC 28134
704-8898-7095
There are others hotels in area.

Darts Supplis By:

Tournament Director:
Dwayne Waite (DTrain)
412-901-7726
Tournamentdirector@charlottedarts.com

THE CAROLINA OPEN

LONG FORMAT 501 TOURNAMENT

$5,000+
January 12-14 2018

MYRTLE BEACH MOOSE LODGE 1959, BURCALE RD, MYRTLE BEACH, SC 29579

Registration Closes	Friday 7:45 PM	*Saturday 10:00 AM	*Saturday 10:30 AM	*Sunday 10:00 AM	*Sunday 10:15 AM	*Sunday 11:45 AM	*Sunday 12:00 PM
Starts	8:00 PM	10:30 AM	11:00 AM	10:15 AM	10:30 AM	12:00 PM	12:15 PM
Event	Blind Draw	Ladies Qualifier Round Robin	Men's Qualifier Round Robin	Ladies Main Event Knock Out Race to 3-5-7	Men's Main Event Knock Out Race to 5-7-9	Ladies Open/2nd Chance	Men's Open/2nd Chance
Fee	$10	$50**	$50**	$20	$20	$15	$15
1st	$200	1/2 advance to Sunday Main Event, 1/2 advance to Sunday Open/2nd Chance Event	1/2 advance to Sunday Main Even, 1/2 advance to Sunday Open/2nd Chance Event	$600	$1200	$100	$180
2nd	$100			$300	$500	$50	$70
T4	$50			$80	$250	$30	$25
T8	$20			$40	$100	N/A	$10
T16	N/A			N/A	$20	N/A	N/A
TOTAL	$480			$1220	$2760	$210	$340

Clairon Myrtle Beach
$59.95
101 Fantasy Harbour Blvd
Myrtle Beach, SC 29579
843-236-1000

Days Inn
$39.95
3650 Waccamaw Blvd
Myrtle Beach, SC 29579
843-236-9888

Saturday:
3 Game Round Robin - Play all 3 games

Sunday Men's Main Event Knock Out:
Preliminary rounds - Race to 5
Semi-Finals - Race to 7
Finals - Race to 9

Sunday Ladies Main Event Knock Out:
Preliminary rounds - Race to 3
Semi-Finals - Race to 5
Finals - Race to 7

Open/2nd Chance Brackets:
Finals play best of 5

Tournament Director
Patrick Ellis
843-997-8141
patrickellis77@yahoo.com

* ADO Dress Code rules apply:
Black slacks, black closed toe shoes and collard shirts required.

**Includes ADO Sanctioning fee

Fall 2017 RDL Top Singles Records (by division) (FINAL!)

(There are no missing statistics, as all scoresheets from the entire season have been received.) (Game minimums required for these listings: 15 for team E7; 16 for all A/D/F/G div. teams and teams E1-E6 and H2-H4; 18 for teams B8,C3,C5,H1,H5,H6,H7; 19 for teams B1-B7, C1,C2,C4,C6,C7,C8, and H8)

	"A" Division		W	L	%-age
1	Massengill, Chad	A1/ The Cardiac Element	21	1	0.955
2	Kramer, John	A1/ The Cardiac Element	20	2	0.909
	Phillips, Robbie	A1/ The Cardiac Element	20	2	0.909
4	Johnson, Michael	A2/ Appetite for Destruction	16	4	0.800
5	Tan, Wil	A1/ The Cardiac Element	17	5	0.773
6	Gaulthier, Kyle	A3/ Dead Beats	13	4	0.765
7	Peele, Jim	A5/ North Raleigh Alliance	13	5	0.722
8	Brown, Tom	A1/ The Cardiac Element	17	7	0.708
9	Cusher, Dean	A2/ Appetite for Destruction	12	6	0.667
10	Mitchell, Sid	A2/ Appetite for Destruction	15	8	0.652
11	Gibbs, Keith	A6/ Brass Monkeys	13	7	0.650
12	Wilcenski, Steve	A5/ North Raleigh Alliance	11	7	0.611
13	Stankevich, Scott	A2/ Appetite for Destruction	14	9	0.609
14	Terry, Bob	A4/ Lunatic Fringe	12	8	0.600

	"B" Division		W	L	%-age
1	Hudson, Dallas	B5/ Methodical Madness	18	4	0.818
2	Polenz, Steve	B6/ Menace 2 Sobriety	22	5	0.815
3	Healy, Simon	B7/ Dartistic Expression	22	6	0.786
4	Holly, Mike	B8/ The Bunkers	19	7	0.731
5	Stewart, Pete	B5/ Methodical Madness	20	8	0.714
6	Porcelli, Robb	B2/ Nine Lives	19	8	0.704
7	Bennett, Will	B7/ Dartistic Expression	18	8	0.692
8	Murdaugh, John	B1/ Thursday's Suck	20	9	0.690
9	Mays, John	B2/ Nine Lives	17	8	0.680
10	Copple, Matthew	B2/ Nine Lives	17	9	0.654
11	Beaudoin, Paul	B1/ Thursday's Suck	17	10	0.630
12	Bathurst, Ryan	B4/ Kiss My Bulls	16	10	0.615
13	Denton, Fon	B7/ Dartistic Expression	17	11	0.607
14	Michaud, Jason	B7/ Dartistic Expression	16	11	0.593

	"C" Division		W	L	%-age
1	Wilcox, Randy	C8/ Ghosts of Our Former Sel	22	3	0.880
2	Bither, Dana	C6/ Flightmare	18	4	0.818
3	McCartney, Joe	C7/ Darty McDart Face	19	5	0.792
4	Buckman, Dave	C3/ Cheap Shots	19	6	0.760
5	Fournier, Jeff	C4/ Fire For Effect Again	16	7	0.696
6	Merkle, Patrick	C6/ Flightmare	18	8	0.692
7	Iager, John	C7/ Darty McDart Face	13	6	0.684
8	Strickland, Cale	C5/ Long Shafts	16	8	0.667
9	Hall, Josh	C3/ Cheap Shots	19	10	0.655
10	Hindle, Mikey	C3/ Cheap Shots	17	9	0.654
	Litzsinger, Mike	C7/ Darty McDart Face	17	9	0.654
12	Knott, Ronnie	C1/ Shooter McGavin	18	10	0.643
	Madey, Ryan	C6/ Flightmare	18	10	0.643
14	Guenther, George	C4/ Fire For Effect Again	14	8	0.636

	"D" Division		W	L	%-age
1	Trefzger, Ken	D4/ One Armed Bandits	18	3	0.857
2	Simpson, Aden	D3/ Armed and Hammered	19	5	0.792
3	Richardson, Shane	D4/ One Armed Bandits	17	5	0.773
4	Clark, Dan	D1/ Dysfunctional Outlaws	18	6	0.750
	Jones, Grey	D7/ Red-eye Rangers	18	6	0.750
6	Cashin, Jeff	D2/ Pat's Blue Ribbon	17	7	0.708
	Tant, J.J.	D1/ Dysfunctional Outlaws	17	7	0.708
8	Simpson, Tyler	D3/ Armed and Hammered	16	7	0.696
9	Bartell, B.J.	D2/ Pat's Blue Ribbon	11	5	0.688
10	Adams, Brad	D2/ Pat's Blue Ribbon	13	6	0.684
11	Murphy, Phil	D4/ One Armed Bandits	15	7	0.682
12	Smith, Brian	D1/ Dysfunctional Outlaws	15	9	0.625
	Baldwin, Randy	D6/ Hump Day!	10	6	0.625
14	Macias, Anthony	D3/ Armed and Hammered	14	9	0.609

	"E" Division		W	L	%-age
1	Limerick, Jeremy	E5/ Inglourious Darters	22	2	0.917
2	Rudy, Jeff	E3/ Game of Throws	21	4	0.840
3	Gallagher, Jim	E2/ Coaching Tom Seaver	17	4	0.810
4	Bosier, Sean	E6/ Death Throw	19	5	0.792
5	Tufillaro, Lou	E7/ WINNAU	17	5	0.773
6	Smelik, Pat	E3/ Game of Throws	16	6	0.727
7	Surber, Dave	E5/ Inglourious Darters	17	7	0.708
8	Gardner, Kenn	E5/ Inglourious Darters	12	6	0.667
9	Kilsdonk, Kris	E5/ Inglourious Darters	15	9	0.625
10	Woodard, Dave	E2/ Coaching Tom Seaver	12	8	0.600
	Azevedo, Angelo	E7/ WINNAU	9	6	0.600
12	Alcon, Tony	E1/ Sofa Kings	11	8	0.579
	Blackwelder, Deborah	E5/ Inglourious Darters	11	8	0.579
14	(three tied)		10	8	0.556

	"F" Division		W	L	%-age
1	Jefferys, Lee	F8/ Bull Hunters	23	1	0.958
2	Rigert, Joe, Sr.	F7/ Wayne Gretzky	22	2	0.917
3	White, Vic	F8/ Bull Hunters	18	4	0.818
4	Bialaszewski, Rich	F6/ Show Me Your Tips	17	5	0.773
5	Bushman, Brad	F6/ Show Me Your Tips	12	4	0.750
6	McNamara, Tim	F1/ Something Inappropriate	11	5	0.688
7	Vick, Justin	F3/ Don't Hit The Scorekeepe	15	7	0.682
8	Ellis, Tim	F4/ Plumber's Quacks	14	7	0.667
9	Bumpass, Mike	F8/ Bull Hunters	15	8	0.652
10	Patskoski, Jason	F2/ Coral Reefers	13	7	0.650
11	Chesson, LeRoy	F1/ Something Inappropriate	11	6	0.647
12	Powell, Lee	F6/ Show Me Your Tips	15	9	0.625
13	Ridgway, Matt	F1/ Something Inappropriate	12	8	0.600
14	Carroll, Josh	F2/ Coral Reefers	13	9	0.591

	"G" Division		W	L	%-age
1	Musil, Dylan	G3/ Is It In?	17	3	0.850
2	Butterworth, Jim	G4/ Bulls Up!	20	4	0.833
3	Bowen, Andy	G2/ Walking That Wire	14	5	0.737
	Stark, Parker	G2/ Walking That Wire	14	5	0.737
	Wissinger, Wes	G2/ Walking That Wire	14	5	0.737
6	Dehnel, Sebastian	G7/ Cold Blooded and Thin Sl	16	6	0.727
7	Brownd, Anthony	G5/ Chalker's Nightmare	17	7	0.708
8	Barlow, Brian	G3/ Is It In?	14	6	0.700
9	Ball, Pat	G5/ Chalker's Nightmare	16	7	0.696
	Rossbach, Mark	G6/ Irish Ton	16	7	0.696
	White, John	G2/ Walking That Wire	16	7	0.696
12	Butterworth, Dan	G4/ Bulls Up!	16	8	0.667
13	Frederick, Karl	G4/ Bulls Up!	15	8	0.652
14	Gower, Jeremy	G1/ Dart Buddies	16	9	0.640

	"H" Division		W	L	%-age
1	Shirey, Anthony	H3/ Ballistic Behavior	17	4	0.810
2	Heath, John	H7/ Just A Bit Outside	21	5	0.808
3	Havens, Matt	H6/ Why So Serious?	20	5	0.800
4	Davis, Luke	H4/ Brown's Bombers	15	4	0.789
	Holmes, Joseph	H1/ All About That Bull	15	4	0.789
6	Cannizzaro, Anthony	H6/ Why So Serious?	17	5	0.773
7	Cook, Dan	H7/ Just A Bit Outside	16	5	0.762
8	Owen, Hal	H2/ Chalk It Up	18	6	0.750
9	Leonard, Bill	H6/ Why So Serious?	18	7	0.720
10	Havens, Lincoln	H6/ Why So Serious?	15	6	0.714
	Triggiano, Andrew	H6/ Why So Serious?	15	6	0.714
12	Budd, Shawn	H7/ Just A Bit Outside	17	7	0.708
13	Suan, John	H4/ Brown's Bombers	14	8	0.636
14	Thompkins, Charles	H5/ Tips & Shafts	15	11	0.577

	Women's Records (# of women by division: A-0, B-5, C-6, D-1, E-7, F-4, G-12, H-21)		W	L	%-age
B	Hartmann, Erin	B8/ The Bunkers	11	16	0.407
	Scheppele, Julie	B4/ Kiss My Bulls	6	14	0.300
C	Hamilton, Dawn	C2/ Pop That Cork!	14	13	0.519
	Jeffcoat, Angela	C2/ Pop That Cork!	11	13	0.458
D	[No women in D met the minimum number of games requirement.]				
E	Kilsdonk, Kris	E5/ Inglourious Darters	15	9	0.625
	Blackwelder, Deborah	E5/ Inglourious Darters	11	8	0.579
F	Yost, Kayla	F4/ Plumber's Quacks	4	16	0.200
	Gaines, Lauren	F7/ Wayne Gretzky	1	19	0.050
G	Boutieller, Tina	G5/ Chalker's Nightmare	10	13	0.435
	Hiltbrunner, Sherry	G6/ Irish Ton	7	11	0.389
	Massengill, Devin	G1/ Dart Buddies	10	16	0.385
H	Hayward, Georgia	H3/ Ballistic Behavior	12	9	0.571
	Prater, Brittani	H2/ Chalk It Up	14	11	0.560
	Shepard, Missy	H1/ All About That Bull	13	18	0.419
	Furdon, Jenny	H7/ Just A Bit Outside	7	11	0.389

Fall 2017 RDL Top Doubles Records (by division) (FINAL!)

(There are no missing statistics, as all scoresheets from the entire season have been received.) (Game minimums required for these listings: 15 for team E7; 16 for all A/D/F/G div. teams and teams E1-E6 and H2-H4; 18 for teams B8,C3,C5,H1,H5,H6,H7; 19 for teams B1-B7, C1,C2,C4,C6,C7,C8, and H8)

	"A" Division		W	L	%-age
1	Tan, Wil	A1/ The Cardiac Element	18	3	0.857
2	Massengill, Chad	A1/ The Cardiac Element	17	5	0.773
	Seward, Mike	A2/ Appetite for Destruction	17	5	0.773
4	Phillips, Robbie	A1/ The Cardiac Element	16	5	0.762
5	Gaulthier, Kyle	A3/ Dead Beats	13	5	0.722
6	Parker, Charles	A3/ Dead Beats	13	6	0.684
7	Johnson, Michael	A2/ Appetite for Destruction	15	7	0.682
	Kramer, John	A1/ The Cardiac Element	15	7	0.682
9	Mozzetti, Tim	A2/ Appetite for Destruction	14	7	0.667
10	Brown, Tom	A1/ The Cardiac Element	15	8	0.652
11	Zawrotniak, Joe	A4/ Lunatic Fringe	14	8	0.636
12	Terry, Bob	A4/ Lunatic Fringe	12	7	0.632
13	Cusher, Dean	A2/ Appetite for Destruction	10	7	0.588
14	Mitchell, Sid	A2/ Appetite for Destruction	11	8	0.579

	"B" Division		W	L	%-age
1	Bennett, Will	B7/ Dartistic Expression	20	6	0.769
2	Bathurst, Alyssa	B4/ Kiss My Bulls	15	6	0.714
3	Vance, Hugh	B7/ Dartistic Expression	18	8	0.692
4	Stewart, Pete	B5/ Methodical Madness	18	9	0.667
	Smith, Butch	B2/ Nine Lives	14	7	0.667
	Venable, Mike	B5/ Methodical Madness	14	7	0.667
7	Denton, Fon	B7/ Dartistic Expression	18	10	0.643
8	Romanchek, David	B2/ Nine Lives	14	8	0.636
9	Copple, Matthew	B2/ Nine Lives	16	10	0.615
10	Price, Brady	B6/ Menace 2 Sobriety	16	11	0.593
11	O'Neal, Chris	B5/ Methodical Madness	11	8	0.579
12	Porcelli, Robb	B2/ Nine Lives	15	11	0.577
13	Wilson, Chris	B5/ Methodical Madness	13	10	0.565
14	Holly, Mike	B8/ The Bunkers	14	11	0.560

	"C" Division		W	L	%-age
1	Madey, Ryan	C6/ Flightmare	26	2	0.929
2	Merkle, Patrick	C6/ Flightmare	25	2	0.926
3	Robertson, Phil	C6/ Flightmare	22	3	0.880
4	Blake, Terry	C6/ Flightmare	26	4	0.867
5	Howard, Brian	C1/ Shooter McGavin	19	5	0.792
6	Knott, Ronnie	C1/ Shooter McGavin	20	8	0.714
7	Litzsinger, Mike	C7/ Darty McDart Face	16	7	0.696
8	McCartney, Joe	C7/ Darty McDart Face	16	8	0.667
9	Larson, Ray	C6/ Flightmare	19	10	0.655
10	Bither, Dana	C6/ Flightmare	14	8	0.636
11	Snyder, Mike	C7/ Darty McDart Face	15	9	0.625
12	Long, Stephen	C4/ Fire For Effect Again	15	10	0.600
	Iager, John	C7/ Darty McDart Face	12	8	0.600
14	Sautter, Scott	C1/ Shooter McGavin	13	10	0.565

	"D" Division		W	L	%-age
1	Cashin, Jeff	D2/ Pat's Blue Ribbon	18	5	0.783
2	Trefzger, Ken	D4/ One Armed Bandits	16	5	0.762
3	Richardson, Shane	D4/ One Armed Bandits	15	6	0.714
4	Jones, Grey	D7/ Red-eye Rangers	17	7	0.708
5	Caldwell, Greg	D4/ One Armed Bandits	14	6	0.700
	Murphy, Phil	D4/ One Armed Bandits	14	6	0.700
7	Adams, Brad	D2/ Pat's Blue Ribbon	13	6	0.684
8	Clark, Dan	D1/ Dysfunctional Outlaws	16	8	0.667
	Baldwin, Randy	D6/ Hump Day!	12	6	0.667
10	Landrum, Jon	D2/ Pat's Blue Ribbon	12	7	0.632
11	Stuckey, Rob	D2/ Pat's Blue Ribbon	10	6	0.625
12	Fink, Scott	D5/ Sharky's Machine	12	8	0.600
13	Simpson, Aden	D3/ Armed and Hammered	14	10	0.583
	Tant, J.J.	D1/ Dysfunctional Outlaws	14	10	0.583

	"E" Division		W	L	%-age
1	Tufillaro, Lou	E7/ WINNAU	19	3	0.864
2	Azevedo, Angelo	E7/ WINNAU	12	3	0.800
3	Roberts, Mike	E7/ WINNAU	15	4	0.789
4	Lueneburg, Randy	E7/ WINNAU	12	5	0.706
5	Surber, Dave	E5/ Inglourious Darters	16	7	0.696
6	Blackwelder, Deborah	E5/ Inglourious Darters	13	6	0.684
7	Balint, Joey	E5/ Inglourious Darters	12	6	0.667
8	Kubel, Nicole	E7/ WINNAU	11	6	0.647
9	Limerick, Jeremy	E5/ Inglourious Darters	12	7	0.632
10	Bosier, Sean	E6/ Death Throw	15	9	0.625
	Hogan, Neal	E6/ Death Throw	15	9	0.625
12	Gallagher, Jim	E2/ Coaching Tom Seaver	13	8	0.619
13	Kilsdonk, Kris	E5/ Inglourious Darters	14	9	0.609
14	Stacy, Rod	E4/ Shark Shooters	10	7	0.588

	"F" Division		W	L	%-age
1	Jefferys, Lee	F8/ Bull Hunters	22	1	0.957
2	Goodwin, Kody	F8/ Bull Hunters	20	3	0.870
3	White, Vic	F8/ Bull Hunters	17	4	0.810
4	Bumpass, Mike	F8/ Bull Hunters	18	5	0.783
5	McNamara, Tim	F1/ Something Inappropriate	13	6	0.684
6	Vick, Justin	F3/ Don't Hit The Scorekeeper	15	7	0.682
7	Ehrmann, Rob	F1/ Something Inappropriate	12	6	0.667
8	Blanchard, Jeff	F8/ Bull Hunters	11	6	0.647
9	Patskoski, Jason	F2/ Coral Reefers	12	8	0.600
10	Powell, Lee	F6/ Show Me Your Tips	14	10	0.583
	Shearin, Phillip	F3/ Don't Hit The Scorekeeper	14	10	0.583
12	Bohn, Andy	F3/ Don't Hit The Scorekeeper	11	8	0.579
	Bushman, Brad	F6/ Show Me Your Tips	11	8	0.579
	Lane, Bob	F6/ Show Me Your Tips	11	8	0.579

	"G" Division		W	L	%-age
1	Butterworth, Jim	G4/ Bulls Up!	20	4	0.833
2	Wissinger, Wes	G2/ Walking That Wire	16	4	0.800
3	Bowen, Andy	G2/ Walking That Wire	14	4	0.778
4	Butterworth, Dan	G4/ Bulls Up!	17	6	0.739
5	Cominole, Jeremy	G6/ Irish Ton	13	6	0.684
6	Rossbach, Mark	G6/ Irish Ton	15	7	0.682
7	Fox, Chris	G6/ Irish Ton	14	7	0.667
8	Bowser, Brian	G6/ Irish Ton	15	9	0.625
	Frederick, Karl	G4/ Bulls Up!	15	9	0.625
10	Block, Marc	G4/ Bulls Up!	11	7	0.611
11	Moulden, Jeremy	G5/ Chalker's Nightmare	14	10	0.583
12	Dehnel, Sebastian	G7/ Cold Blooded and Thin Sl	13	10	0.565
	Murphy, Tom	G3/ Is It In?	13	10	0.565
	Powell, Andy	G4/ Bulls Up!	13	10	0.565

	"H" Division		W	L	%-age
1	Cannizzaro, Anthony	H6/ Why So Serious?	16	2	0.889
2	Leonard, Bill	H6/ Why So Serious?	19	3	0.864
3	Havens, Matt	H6/ Why So Serious?	19	4	0.826
4	Triggiano, Andrew	H6/ Why So Serious?	17	5	0.773
5	Holmes, Joseph	H1/ All About That Bull	13	6	0.684
6	McEwen, William	H3/ Ballistic Behavior	15	7	0.682
7	Furdon, Matt	H7/ Just A Bit Outside	14	7	0.667
	Havens, Lincoln	H6/ Why So Serious?	14	7	0.667
9	Furdon, Jenny	H7/ Just A Bit Outside	13	8	0.619
10	Heath, John	H7/ Just A Bit Outside	12	8	0.600
11	Shepard, Missy	H1/ All About That Bull	19	13	0.594
12	Cook, Dan	H7/ Just A Bit Outside	12	9	0.571
13	Tyler, Rob	H1/ All About That Bull	10	8	0.556
14	Shirey, Anthony	H3/ Ballistic Behavior	11	9	0.550

	Women's Records (# of women by division: A-0, B-5, C-6, D-1, E-7, F-4, G-12, H-21)		W	L	%-age
B	Bathurst, Alyssa	B4/ Kiss My Bulls	15	6	0.714
	Hartmann, Erin	B8/ The Bunkers	11	19	0.367
C	Hamilton, Dawn	C2/ Pop That Cork!	13	14	0.481
	Preciado, Amanda	C4/ Fire For Effect Again	12	14	0.462
D	[No women in D met the minimum number of games requirement.]				
E	Blackwelder, Deborah	E5/ Inglourious Darters	13	6	0.684
	Kubel, Nicole	E7/ WINNAU	11	6	0.647
F	Gaines, Lauren	F7/ Wayne Gretzky	4	13	0.235
	Yost, Kayla	F4/ Plumber's Quacks	2	17	0.105
G	Watson, Ruth	G1/ Dart Buddies	10	10	0.500
	Andersen, Nancy	G1/ Dart Buddies	9	12	0.429
	Watson, Emily	G1/ Dart Buddies	9	12	0.429
H	Furdon, Jenny	H7/ Just A Bit Outside	13	8	0.619
	Shepard, Missy	H1/ All About That Bull	19	13	0.594
	Prater, Brittani	H2/ Chalk It Up	10	10	0.500
	Borgna, Denise	H5/ Tips & Shafts	13	14	0.481

Fall 2017 RDL Top Singles+Doubles Records (by division) (FINAL!)

(There are no missing statistics, as all scoresheets from the entire season have been received.) (Game minimums required for these listings: 30 for team E7; 32 for all A/D/F/G div. teams and teams E1-E6 and H2-H4; 35 for teams B8,C3,C5,H1,H5,H6,H7; 37 for teams B1-B7, C1,C2,C4,C6,C7,C8, and H8)

	"A" Division		W	L	%-age
1	Massengill, Chad	A1/ The Cardiac Element	38	6	0.864
2	Phillips, Robbie	A1/ The Cardiac Element	36	7	0.837
3	Tan, Wil	A1/ The Cardiac Element	35	8	0.814
4	Kramer, John	A1/ The Cardiac Element	35	9	0.795
5	Gaulthier, Kyle	A3/ Dead Beats	26	9	0.743
6	Johnson, Michael	A2/ Appetite for Destruction	31	11	0.738
7	Seward, Mike	A2/ Appetite for Destruction	27	12	0.692
8	Brown, Tom	A1/ The Cardiac Element	32	15	0.681
9	Cusher, Dean	A2/ Appetite for Destruction	22	13	0.629
10	Jacobi, Paul	A1/ The Cardiac Element	20	12	0.625
11	Mitchell, Sid	A2/ Appetite for Destruction	26	16	0.619
12	Terry, Bob	A4/ Lunatic Fringe	24	15	0.615
13	Peele, Jim	A5/ North Raleigh Alliance	22	14	0.611
14	Stankevich, Scott	A2/ Appetite for Destruction	26	18	0.591

	"B" Division		W	L	%-age
1	Bennett, Will	B7/ Dartistic Expression	38	14	0.731
2	Stewart, Pete	B5/ Methodical Madness	38	17	0.691
3	Healy, Simon	B7/ Dartistic Expression	37	18	0.673
4	Holly, Mike	B8/ The Bunkers	33	18	0.647
5	Porcelli, Robb	B2/ Nine Lives	34	19	0.642
6	Hudson, Dallas	B5/ Methodical Madness	28	16	0.636
7	Copple, Matthew	B2/ Nine Lives	33	19	0.635
8	Vance, Hugh	B7/ Dartistic Expression	34	20	0.630
9	Denton, Fon	B7/ Dartistic Expression	35	21	0.625
10	Polenz, Steve	B6/ Menace 2 Sobriety	33	21	0.611
11	Mays, John	B2/ Nine Lives	31	20	0.608
12	Murdaugh, John	B1/ Thursday's Suck	34	22	0.607
13	Romanchek, David	B2/ Nine Lives	26	19	0.578
14	Smith, Butch	B2/ Nine Lives	27	20	0.574

	"C" Division		W	L	%-age
1	Merkle, Patrick	C6/ Flightmare	43	10	0.811
2	Madey, Ryan	C6/ Flightmare	44	12	0.786
3	Robertson, Phil	C6/ Flightmare	37	13	0.740
4	McCartney, Joe	C7/ Darty McDart Face	35	13	0.729
5	Bither, Dana	C6/ Flightmare	32	12	0.727
6	Wilcox, Randy	C8/ Ghosts of Our Former Sel	33	14	0.702
7	Knott, Ronnie	C1/ Shooter McGavin	38	18	0.679
8	Litzsinger, Mike	C7/ Darty McDart Face	33	16	0.673
9	Blake, Terry	C6/ Flightmare	39	19	0.672
10	Howard, Brian	C1/ Shooter McGavin	32	16	0.667
11	Buckman, Dave	C3/ Cheap Shots	33	18	0.647
12	Iager, John	C7/ Darty McDart Face	25	14	0.641
13	Hall, Josh	C3/ Cheap Shots	34	22	0.607
14	Long, Stephen	C4/ Fire For Effect Again	32	21	0.604

	"D" Division		W	L	%-age
1	Trefzger, Ken	D4/ One Armed Bandits	34	8	0.810
2	Cashin, Jeff	D2/ Pat's Blue Ribbon	35	12	0.745
3	Richardson, Shane	D4/ One Armed Bandits	32	11	0.744
4	Jones, Grey	D7/ Red-eye Rangers	35	13	0.729
5	Clark, Dan	D1/ Dysfunctional Outlaws	34	14	0.708
6	Murphy, Phil	D4/ One Armed Bandits	29	13	0.690
7	Simpson, Aden	D3/ Armed and Hammered	33	15	0.688
8	Adams, Brad	D2/ Pat's Blue Ribbon	26	12	0.684
9	Caldwell, Greg	D4/ One Armed Bandits	26	14	0.650
10	Baldwin, Randy	D6/ Hump Day!	22	12	0.647
11	Tant, J.J.	D1/ Dysfunctional Outlaws	31	17	0.646
12	Simpson, Tyler	D3/ Armed and Hammered	28	20	0.583
	Smith, Brian	D1/ Dysfunctional Outlaws	28	20	0.583
14	Landrum, Jon	D2/ Pat's Blue Ribbon	22	16	0.579

	"E" Division		W	L	%-age
1	Tufillaro, Lou	E7/ WINNAU	36	8	0.818
2	Limerick, Jeremy	E5/ Inglourious Darters	34	9	0.791
3	Gallagher, Jim	E2/ Coaching Tom Seaver	30	12	0.714
4	Bosier, Sean	E6/ Death Throw	34	14	0.708
5	Surber, Dave	E5/ Inglourious Darters	33	14	0.702
6	Azevedo, Angelo	E7/ WINNAU	21	9	0.700
7	Roberts, Mike	E7/ WINNAU	23	10	0.697
8	Rudy, Jeff	E3/ Game of Throws	34	15	0.694
9	Blackwelder, Deborah	E5/ Inglourious Darters	24	14	0.632
10	Lueneburg, Randy	E7/ WINNAU	22	13	0.629
11	Gardner, Kenn	E5/ Inglourious Darters	21	13	0.618
12	Kilsdonk, Kris	E5/ Inglourious Darters	29	18	0.617
13	Smelik, Pat	E3/ Game of Throws	26	21	0.553
14	(two tied)				0.545

	"F" Division		W	L	%-age
1	Jefferys, Lee	F8/ Bull Hunters	45	2	0.957
2	White, Vic	F8/ Bull Hunters	35	8	0.814
3	Rigert, Joe, Sr.	F7/ Wayne Gretzky	35	12	0.745
4	Bumpass, Mike	F8/ Bull Hunters	33	13	0.717
5	McNamara, Tim	F1/ Something Inappropriate	24	11	0.686
6	Vick, Justin	F3/ Don't Hit The Scorekeeper	30	14	0.682
7	Goodwin, Kody	F8/ Bull Hunters	32	15	0.681
8	Bialaszewski, Rich	F6/ Show Me Your Tips	29	15	0.659
9	Bushman, Brad	F6/ Show Me Your Tips	23	12	0.657
10	Patskoski, Jason	F2/ Coral Reefers	25	15	0.625
11	Powell, Lee	F6/ Show Me Your Tips	29	19	0.604
12	Nettesheim, Doug	F3/ Don't Hit The Scorekeeper	21	16	0.568
13	Ehrmann, Rob	F1/ Something Inappropriate	19	15	0.559
14	Carroll, Josh	F2/ Coral Reefers	24	19	0.558

	"G" Division		W	L	%-age
1	Butterworth, Jim	G4/ Bulls Up!	40	8	0.833
2	Wissinger, Wes	G2/ Walking That Wire	30	9	0.769
3	Bowen, Andy	G2/ Walking That Wire	28	9	0.757
4	Butterworth, Dan	G4/ Bulls Up!	33	14	0.702
5	Musil, Dylan	G3/ Is It In?	27	12	0.692
6	Rossbach, Mark	G6/ Irish Ton	31	14	0.689
7	Stark, Parker	G2/ Walking That Wire	23	11	0.676
8	Dehnel, Sebastian	G7/ Cold Blooded and Thin Sl	29	16	0.644
9	Frederick, Karl	G4/ Bulls Up!	30	17	0.638
10	Fox, Chris	G6/ Irish Ton	26	15	0.634
11	Brownd, Anthony	G5/ Chalker's Nightmare	30	18	0.625
12	White, John	G2/ Walking That Wire	28	17	0.622
13	Bowser, Brian	G6/ Irish Ton	29	18	0.617
14	Cominole, Jeremy	G6/ Irish Ton	24	15	0.615

	"H" Division		W	L	%-age
1	Cannizzaro, Anthony	H6/ Why So Serious?	33	7	0.825
2	Havens, Matt	H6/ Why So Serious?	39	9	0.813
3	Leonard, Bill	H6/ Why So Serious?	37	10	0.787
4	Triggiano, Andrew	H6/ Why So Serious?	32	11	0.744
5	Holmes, Joseph	H1/ All About That Bull	28	10	0.737
6	Heath, John	H7/ Just A Bit Outside	33	13	0.717
7	Havens, Lincoln	H6/ Why So Serious?	29	13	0.690
8	Shirey, Anthony	H3/ Ballistic Behavior	28	13	0.683
9	Cook, Dan	H7/ Just A Bit Outside	28	14	0.667
	Light, Chris	H6/ Why So Serious?	24	12	0.667
11	Davis, Luke	H4/ Brown's Bombers	25	13	0.658
12	Budd, Shawn	H7/ Just A Bit Outside	26	14	0.650
13	Suan, John	H4/ Brown's Bombers	26	20	0.565
14	Hayward, Simon	H3/ Ballistic Behavior	18	14	0.563

	Women's Records (# of women by division: A-0, B-5, C-6, D-1, E-7, F-4, G-12, H-21)		W	L	%-age
B	Bathurst, Alyssa	B4/ Kiss My Bulls	20	19	0.513
	Hartmann, Erin	B8/ The Bunkers	22	35	0.386
C	Hamilton, Dawn	C2/ Pop That Cork!	27	27	0.500
	Preciado, Amanda	C4/ Fire For Effect Again	24	29	0.453
D	[No women in D met the minimum number of games requirement.]				
E	Blackwelder, Deborah	E5/ Inglourious Darters	24	14	0.632
	Kilsdonk, Kris	E5/ Inglourious Darters	29	18	0.617
F	Yost, Kayla	F4/ Plumber's Quacks	6	33	0.154
	Gaines, Lauren	F7/ Wayne Gretzky	5	32	0.135
G	Boutieller, Tina	G5/ Chalker's Nightmare	19	26	0.422
	Watson, Ruth	G1/ Dart Buddies	16	23	0.410
	Watson, Emily	G1/ Dart Buddies	14	23	0.378
H	Prater, Brittani	H2/ Chalk It Up	24	21	0.533
	Furdon, Jenny	H7/ Just A Bit Outside	20	19	0.513
	Shepard, Missy	H1/ All About That Bull	32	31	0.508
	Hayward, Georgia	H3/ Ballistic Behavior	20	21	0.488

Fall 2017 RDL Top All-Star Point Averages (by division) (FINAL!)

(There are no missing statistics, as all scoresheets from the entire season have been received.) (Game minimums required for these listings: 30 for team E7; 32 for all A/D/F/G div. teams and teams E1-E6 and H2-H4; 35 for teams B8,C3,C5,H1,H5,H6,H7; 37 for teams B1-B7, C1,C2,C4,C6,C7,C8, and H8)

	"A" Division		ASP	TGP	Ave.
1	Phillips, Robbie	A1/ The Cardiac Element	110.5	43	2.570
2	Gaulthier, Kyle	A3/ Dead Beats	67.5	35	1.929
3	Massengill, Chad	A1/ The Cardiac Element	81.0	44	1.841
4	Kramer, John	A1/ The Cardiac Element	74.0	44	1.682
5	Terry, Bob	A4/ Lunatic Fringe	61.0	39	1.564
6	Tan, Wil	A1/ The Cardiac Element	64.5	43	1.500
7	Johnson, Michael	A2/ Appetite for Destruction	58.5	42	1.393
8	Mitchell, Sid	A2/ Appetite for Destruction	57.5	42	1.369
9	Stankevich, Scott	A2/ Appetite for Destruction	57.5	44	1.307
10	Work, Joe	A5/ North Raleigh Alliance	61.5	48	1.281
11	Brown, Tom	A1/ The Cardiac Element	60.0	47	1.277
12	Eason, Joel	A4/ Lunatic Fringe	51.0	40	1.275
13	Gelberg, Dave	A4/ Lunatic Fringe	55.5	45	1.233
14	Carroll, John	A7/ Alcohol Related	53.0	44	1.205

	"B" Division		ASP	TGP	Ave.
1	Healy, Simon	B7/ Dartistic Expression	63.0	55	1.145
2	Beaudoin, Paul	B1/ Thursday's Suck	53.5	56	0.955
3	Bennett, Will	B7/ Dartistic Expression	48.0	52	0.923
4	Vance, Hugh	B7/ Dartistic Expression	44.0	54	0.815
5	Martin, David	B3/ Rif Raf	36.5	46	0.793
6	Hudson, Dallas	B5/ Methodical Madness	33.5	44	0.761
7	Porcelli, Robb	B2/ Nine Lives	40.0	53	0.755
8	Martinez, Vince	B8/ The Bunkers	30.0	41	0.732
9	Murdaugh, John	B1/ Thursday's Suck	40.0	56	0.714
10	Bathurst, Alyssa	B4/ Kiss My Bulls	27.5	39	0.705
11	Copple, Matthew	B2/ Nine Lives	34.5	52	0.663
12	Stewart, Pete	B5/ Methodical Madness	36.0	55	0.655
13	Romanchek, David	B2/ Nine Lives	27.5	45	0.611
14	Michaud, Jason	B7/ Dartistic Expression	30.0	53	0.566

	"C" Division		ASP	TGP	Ave.
1	Robertson, Phil	C6/ Flightmare	47.0	50	0.940
2	Wilcox, Randy	C8/ Ghosts of Our Former Sel	39.5	47	0.840
3	Madey, Ryan	C6/ Flightmare	46.0	56	0.821
4	Long, Stephen	C4/ Fire For Effect Again	39.0	53	0.736
5	Blake, Terry	C6/ Flightmare	39.5	58	0.681
6	Bither, Dana	C6/ Flightmare	29.0	44	0.659
7	McCartney, Joe	C7/ Darty McDart Face	30.5	48	0.635
8	Grubb, Ed	C2/ Pop That Cork!	31.5	51	0.618
9	Snyder, Mike	C7/ Darty McDart Face	31.0	51	0.608
10	Howard, Brian	C1/ Shooter McGavin	29.0	48	0.604
11	Litzsinger, Mike	C7/ Darty McDart Face	29.0	49	0.592
12	Hindle, Mikey	C3/ Cheap Shots	30.5	54	0.565
13	Cusman, Ryan	C1/ Shooter McGavin	22.5	40	0.563
14	Sautter, Scott	C1/ Shooter McGavin	24.0	43	0.558

	"D" Division		ASP	TGP	Ave.
1	Trefzger, Ken	D4/ One Armed Bandits	46.5	42	1.107
2	Adams, Brad	D2/ Pat's Blue Ribbon	37.0	38	0.974
3	Deemer, Randy	D6/ Hump Day!	34.5	45	0.767
4	Baldwin, Randy	D6/ Hump Day!	26.0	34	0.765
5	Jones, Grey	D7/ Red-eye Rangers	35.0	48	0.729
6	Clark, Dan	D1/ Dysfunctional Outlaws	33.5	48	0.698
7	Tant, J.J.	D1/ Dysfunctional Outlaws	32.0	48	0.667
8	Macias, Anthony	D3/ Armed and Hammered	30.5	46	0.663
9	Allison, Frank	D5/ Sharky's Machine	20.5	35	0.586
10	Cashin, Jeff	D2/ Pat's Blue Ribbon	27.5	47	0.585
11	Simpson, Aden	D3/ Armed and Hammered	27.0	48	0.563
12	Fink, Scott	D5/ Sharky's Machine	19.5	38	0.513
13	Richardson, Shane	D4/ One Armed Bandits	21.5	43	0.500
14	Simpson, David	D3/ Armed and Hammered	25.0	52	0.481

	"E" Division		ASP	TGP	Ave.
1	Limerick, Jeremy	E5/ Inglourious Darters	38.5	43	0.895
2	Gallagher, Jim	E2/ Coaching Tom Seaver	33.0	42	0.786
3	Surber, Dave	E5/ Inglourious Darters	36.5	47	0.777
4	Blackwelder, Deborah	E5/ Inglourious Darters	27.5	38	0.724
5	Rudy, Jeff	E3/ Game of Throws	34.5	49	0.704
6	Tufillaro, Lou	E7/ WINNAU	30.5	44	0.693
7	Kilsdonk, Kris	E5/ Inglourious Darters	30.0	47	0.638
8	Woodard, Dave	E2/ Coaching Tom Seaver	28.0	44	0.636
	Roberts, Mike	E7/ WINNAU	21.0	33	0.636
10	Bosier, Sean	E6/ Death Throw	30.5	48	0.635
11	Kubel, Nicole	E7/ WINNAU	20.5	33	0.621
12	Lueneburg, Randy	E7/ WINNAU	20.0	35	0.571
13	Bozza, Doug	E1/ Sofa Kings	19.5	38	0.513
14	(four tied)				0.500

	"F" Division		ASP	TGP	Ave.
1	McNamara, Tim	F1/ Something Inappropriate	35.5	35	1.014
2	White, Vic	F8/ Bull Hunters	37.5	43	0.872
3	Vick, Justin	F3/ Don't Hit The Scorekeeper	29.5	44	0.670
4	Rigert, Joe, Sr.	F7/ Wayne Gretzky	31.0	47	0.660
5	Jefferys, Lee	F8/ Bull Hunters	30.5	47	0.649
6	Bumpass, Mike	F8/ Bull Hunters	29.5	46	0.641
7	Shearin, Phillip	F3/ Don't Hit The Scorekeeper	26.0	41	0.634
8	Patskoski, Jason	F2/ Coral Reefers	24.0	40	0.600
9	Goodwin, Kody	F8/ Bull Hunters	27.5	47	0.585
10	Powell, Lee	F6/ Show Me Your Tips	28.0	48	0.583
11	Schmaus, Darren	F1/ Something Inappropriate	23.0	40	0.575
12	Chesson, LeRoy	F1/ Something Inappropriate	19.5	34	0.574
13	Carroll, Josh	F2/ Coral Reefers	23.5	43	0.547
14	Bialaszewski, Rich	F6/ Show Me Your Tips	24.0	44	0.545

	"G" Division		ASP	TGP	Ave.
1	Rossbach, Mark	G6/ Irish Ton	34.5	45	0.767
2	Butterworth, Jim	G4/ Bulls Up!	35.5	48	0.740
3	Musil, Dylan	G3/ Is It In?	27.0	39	0.692
4	Bowen, Andy	G2/ Walking That Wire	22.0	37	0.595
5	Watson, Jeff, Sr.	G1/ Dart Buddies	26.5	48	0.552
6	Moulden, Jeremy	G5/ Chalker's Nightmare	25.5	48	0.531
7	Frederick, Karl	G4/ Bulls Up!	24.5	47	0.521
8	White, John	G2/ Walking That Wire	23.0	45	0.511
9	Bowser, Brian	G6/ Irish Ton	24.0	47	0.511
10	Stark, Parker	G2/ Walking That Wire	17.0	34	0.500
11	Gower, Jeremy	G1/ Dart Buddies	23.0	51	0.451
12	Wissinger, Wes	G2/ Walking That Wire	17.5	39	0.449
13	Brownd, Anthony	G5/ Chalker's Nightmare	21.5	48	0.448
14	Fox, Chris	G6/ Irish Ton	18.0	41	0.439

	"H" Division		ASP	TGP	Ave.
1	Borgna, Andrew	H5/ Tips & Shafts	31.5	50	0.630
2	Cannizzaro, Anthony	H6/ Why So Serious?	21.5	40	0.538
3	Holmes, Joseph	H1/ All About That Bull	19.0	38	0.500
4	Shirey, Anthony	H3/ Ballistic Behavior	20.0	41	0.488
5	Davis, Luke	H4/ Brown's Bombers	18.5	38	0.487
6	Heath, John	H7/ Just A Bit Outside	21.5	46	0.467
7	Thompkins, Charles	H5/ Tips & Shafts	23.0	51	0.451
8	McEwen, William	H3/ Ballistic Behavior	19.5	44	0.443
9	Havens, Matt	H6/ Why So Serious?	20.0	48	0.417
10	Leonard, Bill	H6/ Why So Serious?	19.5	47	0.415
11	Peterson, Eric	H1/ All About That Bull	14.0	35	0.400
12	Miller, Lloyd	H1/ All About That Bull	15.5	42	0.369
13	Phillips, Josh	H3/ Ballistic Behavior	15.5	45	0.344
14	McNamara, Ken	H2/ Chalk It Up	16.5	49	0.337

	Women's Records		ASP	TGP	Ave.
	(# of women by division: A-0, B-5, C-6, D-1, E-7, F-4, G-12, H-21)				
B	Bathurst, Alyssa	B4/ Kiss My Bulls	27.5	39	0.705
	Hartmann, Erin	B8/ The Bunkers	30.0	57	0.526
C	Preciado, Amanda	C4/ Fire For Effect Again	21.5	53	0.406
	Hamilton, Dawn	C2/ Pop That Cork!	21.0	54	0.389
D	[No women in D met the minimum number of games requirement.]				
E	Blackwelder, Deborah	E5/ Inglourious Darters	27.5	38	0.724
	Kilsdonk, Kris	E5/ Inglourious Darters	30.0	47	0.638
F	Gaines, Lauren	F7/ Wayne Gretzky	3.0	37	0.081
	Yost, Kayla	F4/ Plumber's Quacks	0.0	39	0.000
G	Andersen, Nancy	G1/ Dart Buddies	14.0	40	0.350
	Watson, Ruth	G1/ Dart Buddies	11.5	39	0.295
	Massengill, Devin	G1/ Dart Buddies	11.0	48	0.229
H	Hayward, Georgia	H3/ Ballistic Behavior	13.0	41	0.317
	Furdon, Jenny	H7/ Just A Bit Outside	11.5	39	0.295
	Shepard, Missy	H1/ All About That Bull	15.0	63	0.238
	Voorhees, Cindy	H1/ All About That Bull	13.0	56	0.232

Fall 2017 RDL League-Wide Sectional Statistics (ranked by percentage) (FINAL!)

(All statistics are included, as there were no missing scoresheets this season) (Game minimums required for these listings: 6 for all divisions)

	Singles 301 Win Percentage		W	L	%-age
1	Jefferys, Lee	F8/ Bull Hunters	12	0	1.000
	Fournier, Chris	F6/ Show Me Your Tips	7	0	1.000
	Jur, Jess	B3/ Rif Raf	6	0	1.000
	Strickland, Andrew	H4/ Brown's Bombers	6	0	1.000
5	Heath, John	H7/ Just A Bit Outside	12	1	0.923
6	Buckman, Dave	C3/ Cheap Shots	11	1	0.917
	Wilcox, Randy	C8/ Ghosts of Our Former S	11	1	0.917
	Rigert, Joe, Sr.	F7/ Wayne Gretzky	11	1	0.917
9	Kramer, John	A1/ The Cardiac Element	10	1	0.909
	Massengill, Chad	A1/ The Cardiac Element	10	1	0.909
11	Patskoski, Jason	F2/ Coral Reefers	9	1	0.900
	Bowen, Andy	G2/ Walking That Wire	9	1	0.900
	Shirey, Anthony	H3/ Ballistic Behavior	9	1	0.900
14	Johnson, Michael	A2/ Appetite for Destruction	8	1	0.889
	Collins, Richard	H7/ Just A Bit Outside	8	1	0.889
	Davis, Luke	H4/ Brown's Bombers	8	1	0.889
17	Gaulthier, Kyle	A3/ Dead Beats	7	1	0.875
18	Williams, Denny	C5/ Long Shafts	6	1	0.857
19	Limerick, Jeremy	E5/ Inglourious Darters	10	2	0.833
	Budd, Shawn	H7/ Just A Bit Outside	10	2	0.833
	Gilyardi, Ernie	C5/ Long Shafts	5	1	0.833
22	Phillips, Robbie	A1/ The Cardiac Element	9	2	0.818
	Richardson, Shane	D4/ One Armed Bandits	9	2	0.818
24	Gallagher, Jim	E2/ Coaching Tom Seaver	8	2	0.800
	Ellis, Tim	F4/ Plumber's Quacks	8	2	0.800
	Musil, Dylan	G3/ Is It In?	8	2	0.800
	Wissinger, Wes	G2/ Walking That Wire	8	2	0.800
	Cook, Dan	H7/ Just A Bit Outside	8	2	0.800
29	Healy, Simon	B7/ Dartistic Expression	11	3	0.786
30	Yang, Rob	C2/ Pop That Cork!	7	2	0.778
31	Polenz, Steve	B6/ Menace 2 Sobriety	10	3	0.769
	Hindle, Mikey	C3/ Cheap Shots	10	3	0.769
	Litzsinger, Mike	C7/ Darty McDart Face	10	3	0.769
34	Romanchek, David	B2/ Nine Lives	9	3	0.750
	McCartney, Joe	C7/ Darty McDart Face	9	3	0.750
	Caldwell, Greg	D4/ One Armed Bandits	9	3	0.750
	Cashin, Jeff	D2/ Pat's Blue Ribbon	9	3	0.750
	Simpson, Aden	D3/ Armed and Hammered	9	3	0.750
	Tant, J.J.	D1/ Dysfunctional Outlaws	9	3	0.750
	Bosier, Sean	E6/ Death Throw	9	3	0.750
	Rudy, Jeff	E3/ Game of Throws	9	3	0.750
	Surber, Dave	E5/ Inglourious Darters	9	3	0.750
	Havens, Lincoln	H6/ Why So Serious?	9	3	0.750
	Owen, Hal	H2/ Chalk It Up	9	3	0.750
	Bradford, David	B3/ Rif Raf	6	2	0.750
	Watson, Jeff, Jr.	B4/ Kiss My Bulls	6	2	0.750
	Gardner, Kyle	F2/ Coral Reefers	6	2	0.750
	O'Connell, Doug	F8/ Bull Hunters	6	2	0.750
	Perkins, Heath	G6/ Irish Ton	6	2	0.750
	Stark, Parker	G2/ Walking That Wire	6	2	0.750
51	Bither, Dana	C6/ Flightmare	8	3	0.727
	Fournier, Jeff	C4/ Fire For Effect Again	8	3	0.727
	Trefzger, Ken	D4/ One Armed Bandits	8	3	0.727
	Smelik, Pat	E3/ Game of Throws	8	3	0.727
	Bialaszewski, Rich	F6/ Show Me Your Tips	8	3	0.727
	White, Vic	F8/ Bull Hunters	8	3	0.727
	Cannizzaro, Anthony	H6/ Why So Serious?	8	3	0.727
58	Stewart, Pete	B5/ Methodical Madness	10	4	0.714
	Wilson, Chris	B5/ Methodical Madness	10	4	0.714
	Cosentino, Phil	E5/ Inglourious Darters	5	2	0.714
	Rigert, Joe, Jr.	F7/ Wayne Gretzky	5	2	0.714
	Schoch, Adam	F4/ Plumber's Quacks	5	2	0.714
63	(seven tied - 3 in A, 1 in E, 3 in F)		7	3	0.700

	Singles Cricket Win Percentage		W	L	%-age
1	Hudson, Dallas	B5/ Methodical Madness	12	0	1.000
	Limerick, Jeremy	E5/ Inglourious Darters	12	0	1.000
	Butterworth, Jim	G4/ Bulls Up!	12	0	1.000
	Massengill, Chad	A1/ The Cardiac Element	11	0	1.000
	Phillips, Robbie	A1/ The Cardiac Element	11	0	1.000
	Tan, Wil	A1/ The Cardiac Element	11	0	1.000
	Tufillaro, Lou	E7/ WINNAU	11	0	1.000
	Trefzger, Ken	D4/ One Armed Bandits	10	0	1.000
	Strickland, Andrew	H4/ Brown's Bombers	6	0	1.000
10	Rudy, Jeff	E3/ Game of Throws	12	1	0.923
11	Bumpass, Mike	F8/ Bull Hunters	11	1	0.917
	Jefferys, Lee	F8/ Bull Hunters	11	1	0.917
	Rigert, Joe, Sr.	F7/ Wayne Gretzky	11	1	0.917
	Havens, Matt	H6/ Why So Serious?	11	1	0.917
15	Kramer, John	A1/ The Cardiac Element	10	1	0.909
	Bither, Dana	C6/ Flightmare	10	1	0.909
	White, Vic	F8/ Bull Hunters	10	1	0.909
	Dehnel, Sebastian	G7/ Cold Blooded and Thin	10	1	0.909
19	Musil, Dylan	G3/ Is It In?	9	1	0.900
	Holmes, Joseph	H1/ All About That Bull	9	1	0.900
21	Wilcenski, Steve	A5/ North Raleigh Alliance	8	1	0.889
22	Tuck, Mike	B4/ Kiss My Bulls	7	1	0.875
	Lueneburg, Randy	E7/ WINNAU	7	1	0.875
	Bushman, Brad	F6/ Show Me Your Tips	7	1	0.875
25	Polenz, Steve	B6/ Menace 2 Sobriety	12	2	0.857
	Bartell, B.J.	D2/ Pat's Blue Ribbon	6	1	0.857
	Rigert, Joe, Jr.	F7/ Wayne Gretzky	6	1	0.857
28	Porcelli, Robb	B2/ Nine Lives	11	2	0.846
	Merkle, Patrick	C6/ Flightmare	11	2	0.846
	Wilcox, Randy	C8/ Ghosts of Our Former S	11	2	0.846
31	Brown, Tom	A1/ The Cardiac Element	10	2	0.833
	McCartney, Joe	C7/ Darty McDart Face	10	2	0.833
	Clark, Dan	D1/ Dysfunctional Outlaws	10	2	0.833
	Jones, Grey	D7/ Red-eye Rangers	10	2	0.833
	Simpson, Aden	D3/ Armed and Hammered	10	2	0.833
	Simpson, Tyler	D3/ Armed and Hammered	10	2	0.833
	Bosier, Sean	E6/ Death Throw	10	2	0.833
	Ball, Pat	G5/ Chalker's Nightmare	10	2	0.833
	Brownd, Anthony	G5/ Chalker's Nightmare	10	2	0.833
	Gilyardi, Ernie	C5/ Long Shafts	5	1	0.833
	Goss, Matt	C4/ Fire For Effect Again	5	1	0.833
42	Carroll, John	A7/ Alcohol Related	9	2	0.818
	Mays, John	B2/ Nine Lives	9	2	0.818
	Macias, Anthony	D3/ Armed and Hammered	9	2	0.818
	Gallagher, Jim	E2/ Coaching Tom Seaver	9	2	0.818
	Bialaszewski, Rich	F6/ Show Me Your Tips	9	2	0.818
	Carroll, Josh	F2/ Coral Reefers	9	2	0.818
	Vick, Justin	F3/ Don't Hit The Scorekeep	9	2	0.818
	White, John	G2/ Walking That Wire	9	2	0.818
	Cannizzaro, Anthony	H6/ Why So Serious?	9	2	0.818
51	Guenther, George	C4/ Fire For Effect Again	8	2	0.800
	Iager, John	C7/ Darty McDart Face	8	2	0.800
	Adams, Brad	D2/ Pat's Blue Ribbon	8	2	0.800
	Schmaus, Darren	F1/ Something Inappropriate	8	2	0.800
55	Healy, Simon	B7/ Dartistic Expression	11	3	0.786
	Holly, Mike	B8/ The Bunkers	11	3	0.786
	Knott, Ronnie	C1/ Shooter McGavin	11	3	0.786
	Madey, Ryan	C6/ Flightmare	11	3	0.786
59	Peele, Jim	A5/ North Raleigh Alliance	7	2	0.778
	Baldwin, Randy	D6/ Hump Day!	7	2	0.778
	Blackwelder, Deborah	E5/ Inglourious Darters	7	2	0.778
	Fox, Chris	G6/ Irish Ton	7	2	0.778
	Light, Chris	H6/ Why So Serious?	7	2	0.778
	Triggiano, Andrew	H6/ Why So Serious?	7	2	0.778
65	(three tied - 1 in B, 1 in C, 1 in H)		10	3	0.769

Fall 2017 RDL League-Wide Sectional Statistics (ranked by percentage) (FINAL!)

(All statistics are included, as there were no missing scoresheets this season) (Game minimums required for these listings: 6 for all divisions)

	Doubles Cricket Win Percentage		W	L	%-age
1	Tan, Wil	A1/ The Cardiac Element	11	0	1.000
	Triggiano, Andrew	H6/ Why So Serious?	9	0	1.000
	Cannizzaro, Tyler	H6/ Why So Serious?	8	0	1.000
4	Blake, Terry	C6/ Flightmare	14	1	0.933
5	Madey, Ryan	C6/ Flightmare	13	1	0.929
6	Merkle, Patrick	C6/ Flightmare	12	1	0.923
	Robertson, Phil	C6/ Flightmare	12	1	0.923
8	Cashin, Jeff	D2/ Pat's Blue Ribbon	11	1	0.917
	Goodwin, Kody	F8/ Bull Hunters	11	1	0.917
	Jefferys, Lee	F8/ Bull Hunters	11	1	0.917
	Butterworth, Jim	G4/ Bulls Up!	11	1	0.917
	Havens, Matt	H6/ Why So Serious?	11	1	0.917
	Leonard, Bill	H6/ Why So Serious?	11	1	0.917
14	Massengill, Chad	A1/ The Cardiac Element	10	1	0.909
	Phillips, Robbie	A1/ The Cardiac Element	10	1	0.909
16	Cannizzaro, Anthony	H6/ Why So Serious?	9	1	0.900
17	Blackwelder, Deborah	E5/ Inglourious Darters	8	1	0.889
	McGuire, Shaun	H6/ Why So Serious?	8	1	0.889
19	Watson, Jeff, Jr.	B4/ Kiss My Bulls	7	1	0.875
	Stuckey, Rob	D2/ Pat's Blue Ribbon	7	1	0.875
	Ehrmann, Rob	F1/ Something Inappropriate	7	1	0.875
22	Fischlein, Kris	A3/ Dead Beats	5	1	0.833
	Jenkins, John	D3/ Armed and Hammered	5	1	0.833
	O'Toole, Mike	G4/ Bulls Up!	5	1	0.833
	Light, Chris	H6/ Why So Serious?	5	1	0.833
26	Kramer, John	A1/ The Cardiac Element	9	2	0.818
	Seward, Mike	A2/ Appetite for Destruction	9	2	0.818
	Gallagher, Jim	E2/ Coaching Tom Seaver	9	2	0.818
	Kilsdonk, Kris	E5/ Inglourious Darters	9	2	0.818
	Tufillaro, Lou	E7/ WINNAU	9	2	0.818
	Butterworth, Dan	G4/ Bulls Up!	9	2	0.818
	Heath, John	H7/ Just A Bit Outside	9	2	0.818
33	Mozzetti, Tim	A2/ Appetite for Destruction	8	2	0.800
	Adams, Brad	D2/ Pat's Blue Ribbon	8	2	0.800
	Roberts, Mike	E7/ WINNAU	8	2	0.800
	McNamara, Tim	F1/ Something Inappropriate	8	2	0.800
	Wissinger, Wes	G2/ Walking That Wire	8	2	0.800
38	Johnson, Dave	B6/ Menace 2 Sobriety	11	3	0.786
	Stewart, Pete	B5/ Methodical Madness	11	3	0.786
40	Parker, Charles	A3/ Dead Beats	7	2	0.778
	Landrum, Jon	D2/ Pat's Blue Ribbon	7	2	0.778
	Balint, Joey	E5/ Inglourious Darters	7	2	0.778
	Bushman, Brad	F6/ Show Me Your Tips	7	2	0.778
	Block, Marc	G4/ Bulls Up!	7	2	0.778
	Bowen, Andy	G2/ Walking That Wire	7	2	0.778
46	Howard, Brian	C1/ Shooter McGavin	9	3	0.750
	Bosier, Sean	E6/ Death Throw	9	3	0.750
	Hogan, Neal	E6/ Death Throw	9	3	0.750
	Surber, Dave	E5/ Inglourious Darters	9	3	0.750
	Bumpass, Mike	F8/ Bull Hunters	9	3	0.750
	Frederick, Karl	G4/ Bulls Up!	9	3	0.750
	Groves, Phil	E1/ Sofa Kings	6	2	0.750
	Chesson, Jessica	F1/ Something Inappropriate	6	2	0.750
54	Brown, Tom	A1/ The Cardiac Element	8	3	0.727
	Johnson, Michael	A2/ Appetite for Destruction	8	3	0.727
	Richardson, Shane	D4/ One Armed Bandits	8	3	0.727
	Trefzger, Ken	D4/ One Armed Bandits	8	3	0.727
	Limerick, Jeremy	E5/ Inglourious Darters	8	3	0.727
	Havens, Lincoln	H6/ Why So Serious?	8	3	0.727
	McEwen, William	H3/ Ballistic Behavior	8	3	0.727
61	(three tied - 2 in B, 1 in C)		10	4	0.714
	(six tied - 2 in A, 1 in D, 2 in E, 1 in F)		5	2	0.714

	Doubles 501 Win Percentage		W	L	%-age
1	Jefferys, Lee	F8/ Bull Hunters	11	0	1.000
	White, Vic	F8/ Bull Hunters	10	0	1.000
	Gaulthier, Kyle	A3/ Dead Beats	9	0	1.000
	Azevedo, Angelo	E7/ WINNAU	8	0	1.000
5	Madey, Ryan	C6/ Flightmare	13	1	0.929
	Merkle, Patrick	C6/ Flightmare	13	1	0.929
7	Tufillaro, Lou	E7/ WINNAU	10	1	0.909
	Vick, Justin	F3/ Don't Hit The Scorekeep	10	1	0.909
9	Baldwin, Randy	D6/ Hump Day!	8	1	0.889
10	Jacobi, Paul	A1/ The Cardiac Element	7	1	0.875
	Cannizzaro, Anthony	H6/ Why So Serious?	7	1	0.875
	Collins, Richard	H7/ Just A Bit Outside	7	1	0.875
13	Cruze, Michael	E7/ WINNAU	6	1	0.857
14	Bennett, Will	B7/ Dartistic Expression	11	2	0.846
15	Howard, Brian	C1/ Shooter McGavin	10	2	0.833
	Robertson, Phil	C6/ Flightmare	10	2	0.833
	Jones, Grey	D7/ Red-eye Rangers	10	2	0.833
18	Zawrotniak, Joe	A4/ Lunatic Fringe	9	2	0.818
	Snyder, Mike	C7/ Darty McDart Face	9	2	0.818
	Bumpass, Mike	F8/ Bull Hunters	9	2	0.818
	Goodwin, Kody	F8/ Bull Hunters	9	2	0.818
22	Blake, Terry	C6/ Flightmare	12	3	0.800
	Trefzger, Ken	D4/ One Armed Bandits	8	2	0.800
	Wissinger, Wes	G2/ Walking That Wire	8	2	0.800
	Cook, Dan	H7/ Just A Bit Outside	8	2	0.800
	Leonard, Bill	H6/ Why So Serious?	8	2	0.800
	Light, Chris	H6/ Why So Serious?	8	2	0.800
28	Bathurst, Alyssa	B4/ Kiss My Bulls	7	2	0.778
	Smith, Butch	B2/ Nine Lives	7	2	0.778
	Roberts, Mike	E7/ WINNAU	7	2	0.778
	Willis, Zack	E6/ Death Throw	7	2	0.778
	Patskoski, Jason	F2/ Coral Reefers	7	2	0.778
	Bowen, Andy	G2/ Walking That Wire	7	2	0.778
	Cominole, Jeremy	G6/ Irish Ton	7	2	0.778
35	Venable, Mike	B5/ Methodical Madness	10	3	0.769
36	Butterworth, Jim	G4/ Bulls Up!	9	3	0.750
	Fischlein, Kris	A3/ Dead Beats	6	2	0.750
	Bottomley, Kevin	B5/ Methodical Madness	6	2	0.750
	Lueneburg, Randy	E7/ WINNAU	6	2	0.750
	Cannizzaro, Tyler	H6/ Why So Serious?	6	2	0.750
41	Carroll, John	A7/ Alcohol Related	8	3	0.727
	Seward, Mike	A2/ Appetite for Destruction	8	3	0.727
	Stankevich, Scott	A2/ Appetite for Destruction	8	3	0.727
	Litzsinger, Mike	C7/ Darty McDart Face	8	3	0.727
	Caldwell, Greg	D4/ One Armed Bandits	8	3	0.727
	Bohn, Andy	F3/ Don't Hit The Scorekeep	8	3	0.727
	Rossbach, Mark	G6/ Irish Ton	8	3	0.727
	Havens, Matt	H6/ Why So Serious?	8	3	0.727
49	Hall, Josh	C3/ Cheap Shots	10	4	0.714
	Knott, Ronnie	C1/ Shooter McGavin	10	4	0.714
	Smelik, Gene	E3/ Game of Throws	10	4	0.714
	Collins, Craig	B5/ Methodical Madness	5	2	0.714
	Ellis, E.J.	B4/ Kiss My Bulls	5	2	0.714
	Scheppele, Julie	B4/ Kiss My Bulls	5	2	0.714
	Palmisano, Andrew	D2/ Pat's Blue Ribbon	5	2	0.714
	Bohannon, Zack	H7/ Just A Bit Outside	5	2	0.714
	Hayward, Simon	H3/ Ballistic Behavior	5	2	0.714
58	Reitano, Sal	A7/ Alcohol Related	7	3	0.700
	Tan, Wil	A1/ The Cardiac Element	7	3	0.700
	Murphy, Phil	D4/ One Armed Bandits	7	3	0.700
	Richardson, Shane	D4/ One Armed Bandits	7	3	0.700
	O'Connell, Doug	F8/ Bull Hunters	7	3	0.700
	Talbot, Chris	F8/ Bull Hunters	7	3	0.700
	Fox, Chris	G6/ Irish Ton	7	3	0.700
	Furdon, Matt	H7/ Just A Bit Outside	7	3	0.700

Fall 2017 RDL Top Singles, Doubles Win Percentages (League-wide) (FINAL!)

(There are no missing statistics, as all scoresheets from the entire season have been received.) (Game minimums required for these listings: 15 for team E7; 16 for all A/D/F/G div. teams and teams E1-E6 and H2-H4; 18 for teams B8,C3,C5,H1,H5,H6,H7; 19 for teams B1-B7, C1,C2,C4,C6,C7,C8, and H8)

	Singles Win Percentage		W	L	%-age
1	Jefferys, Lee	F8/ Bull Hunters	23	1	0.958
2	Massengill, Chad	A1/ The Cardiac Element	21	1	0.955
3	Limerick, Jeremy	E5/ Inglourious Darters	22	2	0.917
	Rigert, Joe, Sr.	F7/ Wayne Gretzky	22	2	0.917
5	Kramer, John	A1/ The Cardiac Element	20	2	0.909
	Phillips, Robbie	A1/ The Cardiac Element	20	2	0.909
7	Wilcox, Randy	C8/ Ghosts of Our Former Sel	22	3	0.880
8	Trefzger, Ken	D4/ One Armed Bandits	18	3	0.857
9	Musil, Dylan	G3/ Is It In?	17	3	0.850
10	Rudy, Jeff	E3/ Game of Throws	21	4	0.840
11	Butterworth, Jim	G4/ Bulls Up!	20	4	0.833
12	Hudson, Dallas	B5/ Methodical Madness	18	4	0.818
	Bither, Dana	C6/ Flightmare	18	4	0.818
	White, Vic	F8/ Bull Hunters	18	4	0.818
15	Polenz, Steve	B6/ Menace 2 Sobriety	22	5	0.815
16	Gallagher, Jim	E2/ Coaching Tom Seaver	17	4	0.810
	Shirey, Anthony	H3/ Ballistic Behavior	17	4	0.810
18	Heath, John	H7/ Just A Bit Outside	21	5	0.808
19	Havens, Matt	H6/ Why So Serious?	20	5	0.800
	Johnson, Michael	A2/ Appetite for Destruction	16	4	0.800
21	McCartney, Joe	C7/ Darty McDart Face	19	5	0.792
	Simpson, Aden	D3/ Armed and Hammered	19	5	0.792
	Bosier, Sean	E6/ Death Throw	19	5	0.792
24	Davis, Luke	H4/ Brown's Bombers	15	4	0.789
	Holmes, Joseph	H1/ All About That Bull	15	4	0.789
26	Healy, Simon	B7/ Dartistic Expression	22	6	0.786
27	Tan, Wil	A1/ The Cardiac Element	17	5	0.773
	Richardson, Shane	D4/ One Armed Bandits	17	5	0.773
	Tufillaro, Lou	E7/ WINNAU	17	5	0.773
	Bialaszewski, Rich	F6/ Show Me Your Tips	17	5	0.773
	Cannizzaro, Anthony	H6/ Why So Serious?	17	5	0.773
32	Gaulthier, Kyle	A3/ Dead Beats	13	4	0.765
33	Cook, Dan	H7/ Just A Bit Outside	16	5	0.762
34	Buckman, Dave	C3/ Cheap Shots	19	6	0.760
35	Clark, Dan	D1/ Dysfunctional Outlaws	18	6	0.750
	Jones, Grey	D7/ Red-eye Rangers	18	6	0.750
	Owen, Hal	H2/ Chalk It Up	18	6	0.750
	Bushman, Brad	F6/ Show Me Your Tips	12	4	0.750
39	Bowen, Andy	G2/ Walking That Wire	14	5	0.737
	Stark, Parker	G2/ Walking That Wire	14	5	0.737
	Wissinger, Wes	G2/ Walking That Wire	14	5	0.737
42	Holly, Mike	B8/ The Bunkers	19	7	0.731
43	Smelik, Pat	E3/ Game of Throws	16	6	0.727
	Dehnel, Sebastian	G7/ Cold Blooded and Thin Sk	16	6	0.727
45	Peele, Jim	A5/ North Raleigh Alliance	13	5	0.722
46	Leonard, Bill	H6/ Why So Serious?	18	7	0.720
47	Stewart, Pete	B5/ Methodical Madness	20	8	0.714
	Havens, Lincoln	H6/ Why So Serious?	15	6	0.714
	Triggiano, Andrew	H6/ Why So Serious?	15	6	0.714
50	Brown, Tom	A1/ The Cardiac Element	17	7	0.708
	Cashin, Jeff	D2/ Pat's Blue Ribbon	17	7	0.708
	Tant, J.J.	D1/ Dysfunctional Outlaws	17	7	0.708
	Surber, Dave	E5/ Inglourious Darters	17	7	0.708
	Brownd, Anthony	G5/ Chalker's Nightmare	17	7	0.708
	Budd, Shawn	H7/ Just A Bit Outside	17	7	0.708
56	Porcelli, Robb	B2/ Nine Lives	19	8	0.704
57	Barlow, Brian	G3/ Is It In?	14	6	0.700
58	Fournier, Jeff	C4/ Fire For Effect Again	16	7	0.696
	Simpson, Tyler	D3/ Armed and Hammered	16	7	0.696
	Ball, Pat	G5/ Chalker's Nightmare	16	7	0.696
	Rossbach, Mark	G6/ Irish Ton	16	7	0.696
	White, John	G2/ Walking That Wire	16	7	0.696
63	Bennett, Will	B7/ Dartistic Expression	18	8	0.692
	Merkle, Patrick	C6/ Flightmare	18	8	0.692
65	Murdaugh, John	B1/ Thursday's Suck	20	9	0.690

	Doubles Win Percentage		W	L	%-age
1	Jefferys, Lee	F8/ Bull Hunters	22	1	0.957
2	Madey, Ryan	C6/ Flightmare	26	2	0.929
3	Merkle, Patrick	C6/ Flightmare	25	2	0.926
4	Cannizzaro, Anthony	H6/ Why So Serious?	16	2	0.889
5	Robertson, Phil	C6/ Flightmare	22	3	0.880
6	Goodwin, Kody	F8/ Bull Hunters	20	3	0.870
7	Blake, Terry	C6/ Flightmare	26	4	0.867
8	Tufillaro, Lou	E7/ WINNAU	19	3	0.864
	Leonard, Bill	H6/ Why So Serious?	19	3	0.864
10	Tan, Wil	A1/ The Cardiac Element	18	3	0.857
11	Butterworth, Jim	G4/ Bulls Up!	20	4	0.833
12	Havens, Matt	H6/ Why So Serious?	19	4	0.826
13	White, Vic	F8/ Bull Hunters	17	4	0.810
14	Wissinger, Wes	G2/ Walking That Wire	16	4	0.800
	Azevedo, Angelo	E7/ WINNAU	12	3	0.800
16	Howard, Brian	C1/ Shooter McGavin	19	5	0.792
17	Roberts, Mike	E7/ WINNAU	15	4	0.789
18	Cashin, Jeff	D2/ Pat's Blue Ribbon	18	5	0.783
	Bumpass, Mike	F8/ Bull Hunters	18	5	0.783
20	Bowen, Andy	G2/ Walking That Wire	14	4	0.778
21	Massengill, Chad	A1/ The Cardiac Element	17	5	0.773
	Seward, Mike	A2/ Appetite for Destruction	17	5	0.773
	Triggiano, Andrew	H6/ Why So Serious?	17	5	0.773
24	Bennett, Will	B7/ Dartistic Expression	20	6	0.769
25	Phillips, Robbie	A1/ The Cardiac Element	16	5	0.762
	Trefzger, Ken	D4/ One Armed Bandits	16	5	0.762
27	Butterworth, Dan	G4/ Bulls Up!	17	6	0.739
28	Gaulthier, Kyle	A3/ Dead Beats	13	5	0.722
29	Knott, Ronnie	C1/ Shooter McGavin	20	8	0.714
	Bathurst, Alyssa	B4/ Kiss My Bulls	15	6	0.714
	Richardson, Shane	D4/ One Armed Bandits	15	6	0.714
32	Jones, Grey	D7/ Red-eye Rangers	17	7	0.708
33	Lueneburg, Randy	E7/ WINNAU	12	5	0.706
34	Caldwell, Greg	D4/ One Armed Bandits	14	6	0.700
	Murphy, Phil	D4/ One Armed Bandits	14	6	0.700
36	Litzsinger, Mike	C7/ Darty McDart Face	16	7	0.696
	Surber, Dave	E5/ Inglourious Darters	16	7	0.696
38	Vance, Hugh	B7/ Dartistic Expression	18	8	0.692
39	Parker, Charles	A3/ Dead Beats	13	6	0.684
	Adams, Brad	D2/ Pat's Blue Ribbon	13	6	0.684
	Blackwelder, Deborah	E5/ Inglourious Darters	13	6	0.684
	McNamara, Tim	F1/ Something Inappropriate	13	6	0.684
	Cominole, Jeremy	G6/ Irish Ton	13	6	0.684
	Holmes, Joseph	H1/ All About That Bull	13	6	0.684
45	Johnson, Michael	A2/ Appetite for Destruction	15	7	0.682
	Kramer, John	A1/ The Cardiac Element	15	7	0.682
	Vick, Justin	F3/ Don't Hit The Scorekeeper	15	7	0.682
	Rossbach, Mark	G6/ Irish Ton	15	7	0.682
	McEwen, William	H3/ Ballistic Behavior	15	7	0.682
50	Stewart, Pete	B5/ Methodical Madness	18	9	0.667
	McCartney, Joe	C7/ Darty McDart Face	16	8	0.667
	Clark, Dan	D1/ Dysfunctional Outlaws	16	8	0.667
	Mozzetti, Tim	A2/ Appetite for Destruction	14	7	0.667
	Smith, Butch	B2/ Nine Lives	14	7	0.667
	Venable, Mike	B5/ Methodical Madness	14	7	0.667
	Fox, Chris	G6/ Irish Ton	14	7	0.667
	Furdon, Matt	H7/ Just A Bit Outside	14	7	0.667
	Havens, Lincoln	H6/ Why So Serious?	14	7	0.667
	Baldwin, Randy	D6/ Hump Day!	12	6	0.667
	Balint, Joey	E5/ Inglourious Darters	12	6	0.667
	Ehrmann, Rob	F1/ Something Inappropriate	12	6	0.667
62	Larson, Ray	C6/ Flightmare	19	10	0.655
63	Brown, Tom	A1/ The Cardiac Element	15	8	0.652
64	Kubel, Nicole	E7/ WINNAU	11	6	0.647
	Blanchard, Jeff	F8/ Bull Hunters	11	6	0.647

Fall 2017 RDL Top Singles+Doubles Win %-ages, All-Star Point Aves. (League-wide) (FINAL!)

(There are no missing statistics, as all scoresheets from the entire season have been received.) (Game minimums required for these listings: 30 for team E7; 32 for all A/D/F/G div. teams and teams E1-E6 and H2-H4; 35 for teams B8,C3,C5,H1,H5,H6,H7; 37 for teams B1-B7, C1,C2,C4,C6,C7,C8, and H8)

	Singles+Doubles Win Percentages		W	L	%-age
1	Jefferys, Lee	F8/ Bull Hunters	45	2	0.957
2	Massengill, Chad	A1/ The Cardiac Element	38	6	0.864
3	Phillips, Robbie	A1/ The Cardiac Element	36	7	0.837
4	Butterworth, Jim	G4/ Bulls Up!	40	8	0.833
5	Cannizzaro, Anthony	H6/ Why So Serious?	33	7	0.825
6	Tufillaro, Lou	E7/ WINNAU	36	8	0.818
7	Tan, Wil	A1/ The Cardiac Element	35	8	0.814
	White, Vic	F8/ Bull Hunters	35	8	0.814
9	Havens, Matt	H6/ Why So Serious?	39	9	0.813
10	Merkle, Patrick	C6/ Flightmare	43	10	0.811
11	Trefzger, Ken	D4/ One Armed Bandits	34	8	0.810
12	Kramer, John	A1/ The Cardiac Element	35	9	0.795
13	Limerick, Jeremy	E5/ Inglourious Darters	34	9	0.791
14	Leonard, Bill	H6/ Why So Serious?	37	10	0.787
15	Madey, Ryan	C6/ Flightmare	44	12	0.786
16	Wissinger, Wes	G2/ Walking That Wire	30	9	0.769
17	Bowen, Andy	G2/ Walking That Wire	28	9	0.757
18	Cashin, Jeff	D2/ Pat's Blue Ribbon	35	12	0.745
	Rigert, Joe, Sr.	F7/ Wayne Gretzky	35	12	0.745
20	Richardson, Shane	D4/ One Armed Bandits	32	11	0.744
	Triggiano, Andrew	H6/ Why So Serious?	32	11	0.744
22	Gaulthier, Kyle	A3/ Dead Beats	26	9	0.743
23	Robertson, Phil	C6/ Flightmare	37	13	0.740
24	Johnson, Michael	A2/ Appetite for Destruction	31	11	0.738
25	Holmes, Joseph	H1/ All About That Bull	28	10	0.737
26	Bennett, Will	B7/ Dartistic Expression	38	14	0.731
27	McCartney, Joe	C7/ Darty McDart Face	35	13	0.729
	Jones, Grey	D7/ Red-eye Rangers	35	13	0.729
29	Bither, Dana	C6/ Flightmare	32	12	0.727
30	Bumpass, Mike	F8/ Bull Hunters	33	13	0.717
	Heath, John	H7/ Just A Bit Outside	33	13	0.717
32	Gallagher, Jim	E2/ Coaching Tom Seaver	30	12	0.714
33	Clark, Dan	D1/ Dysfunctional Outlaws	34	14	0.708
	Bosier, Sean	E6/ Death Throw	34	14	0.708
35	Wilcox, Randy	C8/ Ghosts of Our Former Sel	33	14	0.702
	Surber, Dave	E5/ Inglourious Darters	33	14	0.702
	Butterworth, Dan	G4/ Bulls Up!	33	14	0.702
38	Azevedo, Angelo	E7/ WINNAU	21	9	0.700
39	Roberts, Mike	E7/ WINNAU	23	10	0.697
40	Rudy, Jeff	E3/ Game of Throws	34	15	0.694
41	Seward, Mike	A2/ Appetite for Destruction	27	12	0.692
	Musil, Dylan	G3/ Is It In?	27	12	0.692
43	Stewart, Pete	B5/ Methodical Madness	38	17	0.691
44	Murphy, Phil	D4/ One Armed Bandits	29	13	0.690
	Havens, Lincoln	H6/ Why So Serious?	29	13	0.690
46	Rossbach, Mark	G6/ Irish Ton	31	14	0.689
47	Simpson, Aden	D3/ Armed and Hammered	33	15	0.688
48	McNamara, Tim	F1/ Something Inappropriate	24	11	0.686
49	Adams, Brad	D2/ Pat's Blue Ribbon	26	12	0.684
50	Shirey, Anthony	H3/ Ballistic Behavior	28	13	0.683
51	Vick, Justin	F3/ Don't Hit The Scorekeepe	30	14	0.682
52	Brown, Tom	A1/ The Cardiac Element	32	15	0.681
	Goodwin, Kody	F8/ Bull Hunters	32	15	0.681
54	Knott, Ronnie	C1/ Shooter McGavin	38	18	0.679
55	Stark, Parker	G2/ Walking That Wire	23	11	0.676
56	Litzsinger, Mike	C7/ Darty McDart Face	33	16	0.673
57	Healy, Simon	B7/ Dartistic Expression	37	18	0.673
58	Blake, Terry	C6/ Flightmare	39	19	0.672
59	Howard, Brian	C1/ Shooter McGavin	32	16	0.667
	Cook, Dan	H7/ Just A Bit Outside	28	14	0.667
	Light, Chris	H6/ Why So Serious?	24	12	0.667
62	Bialaszewski, Rich	F6/ Show Me Your Tips	29	15	0.659
63	Davis, Luke	H4/ Brown's Bombers	25	13	0.658
64	Bushman, Brad	F6/ Show Me Your Tips	23	12	0.657
65	(two tied - 1 in D, 1 in H)		26	14	0.650

	All-Star Point Averages		ASP	TGP	Ave.
1	Phillips, Robbie	A1/ The Cardiac Element	110.5	43	2.570
2	Gaulthier, Kyle	A3/ Dead Beats	67.5	35	1.929
3	Massengill, Chad	A1/ The Cardiac Element	81.0	44	1.841
4	Kramer, John	A1/ The Cardiac Element	74.0	44	1.682
5	Terry, Bob	A4/ Lunatic Fringe	61.0	39	1.564
6	Tan, Wil	A1/ The Cardiac Element	64.5	43	1.500
7	Johnson, Michael	A2/ Appetite for Destruction	58.5	42	1.393
8	Mitchell, Sid	A2/ Appetite for Destruction	57.5	42	1.369
9	Stankevich, Scott	A2/ Appetite for Destruction	57.5	44	1.307
10	Work, Joe	A5/ North Raleigh Alliance	61.5	48	1.281
11	Brown, Tom	A1/ The Cardiac Element	60.0	47	1.277
12	Eason, Joel	A4/ Lunatic Fringe	51.0	40	1.275
13	Gelberg, Dave	A4/ Lunatic Fringe	55.5	45	1.233
14	Carroll, John	A7/ Alcohol Related	53.0	44	1.205
15	Seward, Mike	A2/ Appetite for Destruction	46.5	39	1.192
16	Healy, Simon	B7/ Dartistic Expression	63.0	55	1.145
17	Mozzetti, Tim	A2/ Appetite for Destruction	45.5	41	1.110
18	Trefzger, Ken	D4/ One Armed Bandits	46.5	42	1.107
19	Keller, Tony	A3/ Dead Beats	41.5	39	1.064
20	Foushee, Kevin	A7/ Alcohol Related	50.0	47	1.064
21	Peele, Jim	A5/ North Raleigh Alliance	38.0	36	1.056
22	Lloyd, Billy	A3/ Dead Beats	46.0	44	1.045
23	Parker, Charles	A3/ Dead Beats	35.0	34	1.029
24	Cusher, Dean	A2/ Appetite for Destruction	36.0	35	1.029
25	Wilcenski, Steve	A5/ North Raleigh Alliance	35.5	35	1.014
	McNamara, Tim	F1/ Something Inappropriate	35.5	35	1.014
27	Adams, Brad	D2/ Pat's Blue Ribbon	37.0	38	0.974
28	Beaudoin, Paul	B1/ Thursday's Suck	53.5	56	0.955
29	Huffman, David	A5/ North Raleigh Alliance	41.5	44	0.943
30	Reitano, Sal	A7/ Alcohol Related	39.5	42	0.940
31	Robertson, Phil	C6/ Flightmare	47.0	50	0.940
32	Gibbs, Keith	A6/ Brass Monkeys	35.5	38	0.934
33	Bunn, Tim	A6/ Brass Monkeys	42.0	45	0.933
34	Bennett, Will	B7/ Dartistic Expression	48.0	52	0.923
35	Reygers, Jeff	A3/ Dead Beats	40.0	44	0.909
36	Limerick, Jeremy	E5/ Inglourious Darters	38.5	43	0.895
37	White, Vic	F8/ Bull Hunters	37.5	43	0.872
38	Anderson, Ryan	A3/ Dead Beats	28.0	33	0.848
39	Wilcox, Randy	C8/ Ghosts of Our Former Sel	39.5	47	0.840
40	Tanner, Dave	A5/ North Raleigh Alliance	33.0	40	0.825
41	Madey, Ryan	C6/ Flightmare	46.0	56	0.821
42	Vance, Hugh	B7/ Dartistic Expression	44.0	54	0.815
43	Wall, Keith	A6/ Brass Monkeys	36.0	45	0.800
44	Martin, David	B3/ Rif Raf	36.5	46	0.793
45	Bakowski, Adam	A4/ Lunatic Fringe	26.0	33	0.788
46	Gallagher, Jim	E2/ Coaching Tom Seaver	33.0	42	0.786
47	Surber, Dave	E5/ Inglourious Darters	36.5	47	0.777
48	Deemer, Randy	D6/ Hump Day!	34.5	45	0.767
	Rossbach, Mark	G6/ Irish Ton	34.5	45	0.767
50	Baldwin, Randy	D6/ Hump Day!	26.0	34	0.765
51	Hudson, Dallas	B5/ Methodical Madness	33.5	44	0.761
52	Porcelli, Robb	B2/ Nine Lives	40.0	53	0.755
53	Butterworth, Jim	G4/ Bulls Up!	35.5	48	0.740
54	Long, Stephen	C4/ Fire For Effect Again	39.0	53	0.736
55	Martinez, Vince	B8/ The Bunkers	30.0	41	0.732
56	Jones, Grey	D7/ Red-eye Rangers	35.0	48	0.729
57	Blackwelder, Deborah	E5/ Inglourious Darters	27.5	38	0.724
58	Murdaugh, John	B1/ Thursday's Suck	40.0	56	0.714
59	Bathurst, Alyssa	B4/ Kiss My Bulls	27.5	39	0.705
60	Rudy, Jeff	E3/ Game of Throws	34.5	49	0.704
61	Clark, Dan	D1/ Dysfunctional Outlaws	33.5	48	0.698
62	Tufillaro, Lou	E7/ WINNAU	30.5	44	0.693
63	Musil, Dylan	G3/ Is It In?	27.0	39	0.692
64	Oakley, Jerry	A6/ Brass Monkeys	32.5	47	0.691
65	Blake, Terry	C6/ Flightmare	39.5	58	0.681

Fall 2017 RDL Singles, Doubles Win Percentages (by team) (FINAL!)

(All statistics are included, as there were no missing scoresheets this season)

Singles Win Percentages

		W	L	%-age
1	A1/ The Cardiac Element	111	33	0.771
2	H6/ Why So Serious?	109	47	0.699
3	E5/ Inglourious Darters	96	48	0.667
4	A2/ Appetite for Destruction	91	53	0.632
5	F8/ Bull Hunters	90	54	0.625
6	B7/ Dartistic Expression	102	66	0.607
7	D4/ One Armed Bandits	86	58	0.597
8	H7/ Just A Bit Outside	91	65	0.583
9	C6/ Flightmare	97	71	0.577
10	G2/ Walking That Wire	82	62	0.569
11	C7/ Darty McDart Face	87	67	0.565
12	D1/ Dysfunctional Outlaws	81	63	0.563
	G4/ Bulls Up!	81	63	0.563
14	E7/ WINNAU	73	59	0.553
15	F1/ Something Inappropriate	78	66	0.542
	F6/ Show Me Your Tips	78	66	0.542
17	C5/ Long Shafts	84	72	0.538
18	B2/ Nine Lives	90	78	0.536
19	G3/ Is It In?	77	67	0.535
20	H4/ Brown's Bombers	68	62	0.523
21	C4/ Fire For Effect Again	87	81	0.518
22	E3/ Game of Throws	74	70	0.514
23	C3/ Cheap Shots	79	75	0.513
24	B1/ Thursday's Suck	85	81	0.512
25	C1/ Shooter McGavin	86	82	0.512
26	D3/ Armed and Hammered	73	70	0.510
27	D2/ Pat's Blue Ribbon	73	71	0.507
	G6/ Irish Ton	73	71	0.507
	H3/ Ballistic Behavior	73	71	0.507
30	B5/ Methodical Madness	83	85	0.494
31	A3/ Dead Beats	71	73	0.493
	D7/ Red-eye Rangers	71	73	0.493
	F2/ Coral Reefers	71	73	0.493
	F7/ Wayne Gretzky	71	73	0.493
	G5/ Chalker's Nightmare	71	73	0.493
36	B4/ Kiss My Bulls	82	86	0.488
37	E6/ Death Throw	69	75	0.479
38	B8/ The Bunkers	73	81	0.474
39	B6/ Menace 2 Sobriety	78	90	0.464
40	C2/ Pop That Cork!	77	91	0.458
	F3/ Don't Hit The Scorekeeper	66	78	0.458
42	D6/ Hump Day!	65	78	0.455
43	H1/ All About That Bull	69	83	0.454
44	A4/ Lunatic Fringe	65	79	0.451
45	E1/ Sofa Kings	58	74	0.439
46	E4/ Shark Shooters	62	82	0.431
	H2/ Chalk It Up	62	82	0.431
48	G7/ Cold Blooded and Thin Skinne	61	83	0.424
49	B3/ Rif Raf	65	91	0.417
	E2/ Coaching Tom Seaver	60	84	0.417
51	G1/ Dart Buddies	59	85	0.410
52	A5/ North Raleigh Alliance	57	87	0.396
53	A6/ Brass Monkeys	56	88	0.389
54	D5/ Sharky's Machine	54	90	0.375
55	H5/ Tips & Shafts	57	97	0.370
56	A7/ Alcohol Related	53	91	0.368
57	F4/ Plumber's Quacks	50	94	0.347
58	C8/ Ghosts of Our Former Selves	49	107	0.314
59	*xx-H8/ Dart Squad*	6	28	0.176
60	*xx-F5/ Chatham Street Elite*	0	0	---

Doubles Win Percentages

		W	L	%-age
1	C6/ Flightmare	69	15	0.821
2	H6/ Why So Serious?	63	15	0.808
3	F8/ Bull Hunters	54	18	0.750
4	A1/ The Cardiac Element	52	20	0.722
5	B5/ Methodical Madness	49	35	0.583
6	B7/ Dartistic Expression	48	36	0.571
7	B2/ Nine Lives	47	37	0.560
	C1/ Shooter McGavin	47	37	0.560
	E7/ WINNAU	46	20	0.697
10	A2/ Appetite for Destruction	45	27	0.625
	E5/ Inglourious Darters	45	27	0.625
	G4/ Bulls Up!	45	27	0.625
13	H7/ Just A Bit Outside	45	33	0.577
14	C7/ Darty McDart Face	44	33	0.571
	D4/ One Armed Bandits	43	29	0.597
	G2/ Walking That Wire	43	29	0.597
17	H1/ All About That Bull	42	36	0.538
	D2/ Pat's Blue Ribbon	41	31	0.569
	F3/ Don't Hit The Scorekeeper	41	31	0.569
20	B1/ Thursday's Suck	41	43	0.488
	B4/ Kiss My Bulls	41	43	0.488
	A3/ Dead Beats	39	33	0.542
	F6/ Show Me Your Tips	39	33	0.542
24	D1/ Dysfunctional Outlaws	38	34	0.528
	F1/ Something Inappropriate	38	34	0.528
26	B6/ Menace 2 Sobriety	38	46	0.452
	G6/ Irish Ton	37	35	0.514
28	D3/ Armed and Hammered	36	36	0.500
29	C2/ Pop That Cork!	36	48	0.429
	E3/ Game of Throws	35	37	0.486
	G3/ Is It In?	35	37	0.486
	H3/ Ballistic Behavior	35	37	0.486
33	C4/ Fire For Effect Again	35	49	0.417
	D6/ Hump Day!	34	38	0.472
	E6/ Death Throw	34	38	0.472
36	B3/ Rif Raf	34	44	0.436
	C5/ Long Shafts	34	44	0.436
	A4/ Lunatic Fringe	33	39	0.458
	A7/ Alcohol Related	33	39	0.458
	D5/ Sharky's Machine	33	39	0.458
	E2/ Coaching Tom Seaver	33	39	0.458
	F2/ Coral Reefers	33	39	0.458
43	C3/ Cheap Shots	33	44	0.429
	G1/ Dart Buddies	32	40	0.444
45	B8/ The Bunkers	32	46	0.410
	H5/ Tips & Shafts	32	46	0.410
	G5/ Chalker's Nightmare	31	41	0.431
	H4/ Brown's Bombers	30	36	0.455
49	F7/ Wayne Gretzky	29	43	0.403
	G7/ Cold Blooded and Thin Skinne	29	43	0.403
	E1/ Sofa Kings	27	39	0.409
52	D7/ Red-eye Rangers	27	45	0.375
53	A5/ North Raleigh Alliance	26	46	0.361
	E4/ Shark Shooters	26	46	0.361
55	H2/ Chalk It Up	25	47	0.347
56	C8/ Ghosts of Our Former Selves	25	53	0.321
	A6/ Brass Monkeys	24	48	0.333
58	F4/ Plumber's Quacks	18	54	0.250
59	*xx-H8/ Dart Squad*	1	17	0.056
60	*xx-F5/ Chatham Street Elite*	0	0	---

Fall 2017 RDL Singles+Doubles Win %-ages, All-Star Point Aves. (by team) (FINAL!)

(All statistics are included, as there were no missing scoresheets this season)

Singles+Doubles Win Percentages

		W	L	%-age
1	H6/ Why So Serious?	235	77	0.753
2	A1/ The Cardiac Element	215	73	0.747
3	C6/ Flightmare	235	101	0.699
4	F8/ Bull Hunters	198	90	0.688
5	E5/ Inglourious Darters	186	102	0.646
6	A2/ Appetite for Destruction	181	107	0.628
7	E7/ WINNAU	165	99	0.625
8	D4/ One Armed Bandits	172	116	0.597
9	G4/ Bulls Up!	171	117	0.594
10	B7/ Dartistic Expression	198	138	0.589
11	G2/ Walking That Wire	168	120	0.583
12	H7/ Just A Bit Outside	181	131	0.580
13	C7/ Darty McDart Face	175	133	0.568
14	B2/ Nine Lives	184	152	0.548
15	D1/ Dysfunctional Outlaws	157	131	0.545
16	F6/ Show Me Your Tips	156	132	0.542
17	B5/ Methodical Madness	181	155	0.539
18	D2/ Pat's Blue Ribbon	155	133	0.538
19	C1/ Shooter McGavin	180	156	0.536
20	F1/ Something Inappropriate	154	134	0.535
21	A3/ Dead Beats	149	139	0.517
22	F3/ Don't Hit The Scorekeeper	148	140	0.514
23	G3/ Is It In?	147	141	0.510
	G6/ Irish Ton	147	141	0.510
25	D3/ Armed and Hammered	145	142	0.505
26	B1/ Thursday's Suck	167	167	0.500
	E3/ Game of Throws	144	144	0.500
28	H1/ All About That Bull	153	155	0.497
29	H3/ Ballistic Behavior	143	145	0.497
30	H4/ Brown's Bombers	128	134	0.489
31	B4/ Kiss My Bulls	164	172	0.488
32	C5/ Long Shafts	152	160	0.487
33	E6/ Death Throw	137	151	0.476
	F2/ Coral Reefers	137	151	0.476
35	C3/ Cheap Shots	145	163	0.471
36	C4/ Fire For Effect Again	157	179	0.467
37	D6/ Hump Day!	133	154	0.463
38	G5/ Chalker's Nightmare	133	155	0.462
39	B6/ Menace 2 Sobriety	154	182	0.458
40	A4/ Lunatic Fringe	131	157	0.455
41	F7/ Wayne Gretzky	129	159	0.448
42	C2/ Pop That Cork!	149	187	0.443
43	B8/ The Bunkers	137	173	0.442
44	E2/ Coaching Tom Seaver	126	162	0.438
45	D7/ Red-eye Rangers	125	163	0.434
46	G1/ Dart Buddies	123	165	0.427
47	B3/ Rif Raf	133	179	0.426
48	E1/ Sofa Kings	112	152	0.424
49	D5/ Sharky's Machine	120	168	0.417
50	A7/ Alcohol Related	119	169	0.413
	G7/ Cold Blooded and Thin Skinne	119	169	0.413
52	E4/ Shark Shooters	114	174	0.396
53	H5/ Tips & Shafts	121	189	0.390
54	H2/ Chalk It Up	112	176	0.389
55	A5/ North Raleigh Alliance	109	179	0.378
56	A6/ Brass Monkeys	104	184	0.361
57	C8/ Ghosts of Our Former Selves	99	213	0.317
58	F4/ Plumber's Quacks	86	202	0.299
59	*xx-H8/ Dart Squad*	8	62	0.114
60	*xx-F5/ Chatham Street Elite*	0	0	---

All-Star Point Averages

		ASP	TGP	Ave.
1	A1/ The Cardiac Element	432.0	288	1.500
2	A2/ Appetite for Destruction	351.5	288	1.220
3	A3/ Dead Beats	300.5	288	1.043
4	A4/ Lunatic Fringe	263.5	288	0.915
5	A5/ North Raleigh Alliance	239.0	288	0.830
6	A7/ Alcohol Related	230.0	288	0.799
7	A6/ Brass Monkeys	209.5	288	0.727
8	B7/ Dartistic Expression	235.0	336	0.699
9	C6/ Flightmare	232.0	336	0.690
10	B1/ Thursday's Suck	201.5	334	0.603
11	E5/ Inglourious Darters	173.0	288	0.601
12	B4/ Kiss My Bulls	185.0	336	0.551
13	E7/ WINNAU	145.0	264	0.549
14	B3/ Rif Raf	169.5	312	0.543
15	B2/ Nine Lives	174.5	336	0.519
16	F8/ Bull Hunters	149.5	288	0.519
17	C5/ Long Shafts	160.0	312	0.513
18	D2/ Pat's Blue Ribbon	138.0	288	0.479
19	B5/ Methodical Madness	160.5	336	0.478
20	C1/ Shooter McGavin	159.5	336	0.475
21	D4/ One Armed Bandits	136.0	288	0.472
22	D3/ Armed and Hammered	135.5	287	0.472
23	F1/ Something Inappropriate	132.5	288	0.460
24	C4/ Fire For Effect Again	154.0	336	0.458
25	C7/ Darty McDart Face	141.0	308	0.458
26	D1/ Dysfunctional Outlaws	126.5	288	0.439
27	B8/ The Bunkers	131.0	310	0.423
28	C3/ Cheap Shots	125.5	308	0.407
29	F6/ Show Me Your Tips	111.5	288	0.387
30	G2/ Walking That Wire	111.0	288	0.385
31	B6/ Menace 2 Sobriety	128.0	336	0.381
32	G4/ Bulls Up!	106.0	288	0.368
33	C2/ Pop That Cork!	122.5	336	0.365
	E2/ Coaching Tom Seaver	105.0	288	0.365
35	D5/ Sharky's Machine	104.5	288	0.363
	D7/ Red-eye Rangers	104.5	288	0.363
37	H6/ Why So Serious?	112.5	312	0.361
38	E3/ Game of Throws	103.5	288	0.359
39	D6/ Hump Day!	100.5	287	0.350
40	F7/ Wayne Gretzky	100.5	288	0.349
41	H3/ Ballistic Behavior	100.0	288	0.347
42	C8/ Ghosts of Our Former Selves	107.0	312	0.343
43	G6/ Irish Ton	98.5	288	0.342
44	G3/ Is It In?	96.0	288	0.333
45	F2/ Coral Reefers	95.0	288	0.330
46	G1/ Dart Buddies	93.0	288	0.323
47	E1/ Sofa Kings	84.0	264	0.318
48	E6/ Death Throw	91.0	288	0.316
49	F3/ Don't Hit The Scorekeeper	90.5	288	0.314
50	E4/ Shark Shooters	88.0	288	0.306
51	G5/ Chalker's Nightmare	87.0	288	0.302
52	H5/ Tips & Shafts	88.5	310	0.285
53	H1/ All About That Bull	87.0	308	0.282
54	H7/ Just A Bit Outside	82.5	312	0.264
55	G7/ Cold Blooded and Thin Skinne	70.5	288	0.245
56	H4/ Brown's Bombers	59.0	262	0.225
57	H2/ Chalk It Up	64.0	288	0.222
58	F4/ Plumber's Quacks	45.5	288	0.158
59	*xx-H8/ Dart Squad*	2.0	70	0.029
60	*xx-F5/ Chatham Street Elite*	0.0	0	---

	Singles 301		Singles Cricket		Singles Record		Singles Win %-age	Doubles Cricket		Doubles 501		Doubles Record		Doubles Win %-age	Sngls + Dbls Record		Sngls + Dbls Win %-age	Tiebreaker Ws	Tiebreaker Ls	All-Star Points	Games Played	All-Star Point Average	Matches Played
A1/ The Cardiac Element	52	20	59	13	111	33	0.771	30	6	22	14	52	20	0.722	215	73	0.747	0	0	432.0	288	1.500	
A 10 Kilts, Jason	1	3	1	2	2	5	0.286	4	2	2	3	6	5	0.545	8	10	0.444	0	0	10.0	18	0.556	8
A 11 Brown, Tom	7	5	10	2	17	7	0.708	8	3	7	5	15	8	0.652	32	15	0.681	0	0	60.0	47	1.277	12
A 12 Jacobi, Paul	5	3	3	6	8	9	0.471	5	2	7	1	12	3	0.800	20	12	0.625	0	0	15.0	32	0.469	10
A 13 Knight, Mark	0	0	0	0	0	0	---	0	0	1	0	1	0	1.000	1	0	1.000	0	0	0.0	1	0.000	1
A 14 Kramer, John	10	1	10	1	20	2	0.909	9	2	6	5	15	7	0.682	35	9	0.795	0	0	74.0	44	1.682	11
A 15 Massengill, Chad	10	1	11	0	21	1	0.955	10	1	7	4	17	5	0.773	38	6	0.864	0	0	81.0	44	1.841	11
A 16 Phillips, Robbie	9	2	11	0	20	2	0.909	10	1	6	4	16	5	0.762	36	7	0.837	0	0	110.5	43	2.570	11
A 17 Smith, Allen	4	0	2	2	6	2	0.750	3	1	1	3	4	4	0.500	10	6	0.625	0	0	17.0	16	1.063	4
A 18 Tan, Wil	6	5	11	0	17	5	0.773	11	0	7	3	18	3	0.857	35	8	0.814	0	0	64.5	43	1.500	11
A 19 Hyler, Dale	0	0	0	0	0	0	---	0	0	0	0	0	0	---	0	0	---	0	0	0.0	0	---	0
A2/ Appetite for Destruction	45	27	46	26	91	53	0.632	23	13	22	14	45	27	0.625	181	107	0.628	7	0	351.5	288	1.220	
A 20 Johnson, Michael	8	1	8	3	16	4	0.800	8	3	7	4	15	7	0.682	31	11	0.738	1	0	58.5	42	1.393	11
A 21 Mitchell, Sid	7	5	8	3	15	8	0.652	6	5	5	3	11	8	0.579	26	16	0.619	0	0	57.5	42	1.369	12
A 22 Mozzetti, Tim "Tex"	4	4	6	6	10	10	0.500	8	2	6	5	14	7	0.667	24	17	0.585	1	0	45.5	41	1.110	12
A 23 Cusher, Dean	7	3	5	3	12	6	0.667	5	3	5	4	10	7	0.588	22	13	0.629	1	0	36.0	35	1.029	11
A 24 Stankevich, Scott	5	6	9	3	14	9	0.609	4	6	8	3	12	9	0.571	26	18	0.591	1	0	57.5	44	1.307	12
A 25 Gaglione, Joey	7	4	1	3	8	7	0.533	3	4	1	6	4	10	0.286	12	17	0.414	1	0	17.0	29	0.586	12
A 26 Seward, Mike	4	3	6	4	10	7	0.588	9	2	8	3	17	5	0.773	27	12	0.692	1	0	46.5	39	1.192	11
A 27 Elder, Craig	3	1	3	1	6	2	0.750	3	1	4	0	7	1	0.875	13	3	0.813	1	0	33.0	16	2.063	4
A3/ Dead Beats	37	35	34	38	71	73	0.493	19	17	20	16	39	33	0.542	149	139	0.517	6	0	300.5	288	1.043	
A 30 Parker, Charles	2	5	1	7	3	12	0.200	7	2	6	4	13	6	0.684	16	18	0.471	1	0	35.0	34	1.029	12
A 31 Lloyd, Billy	5	5	5	6	10	11	0.476	6	6	6	5	12	11	0.522	22	22	0.500	1	0	46.0	44	1.045	12
A 32 Reygers, Jeff	5	6	7	4	12	10	0.545	4	8	2	8	6	16	0.273	18	26	0.409	1	0	40.0	44	0.909	12
A 33 Gaulthier, Kyle	7	1	6	3	13	4	0.765	4	5	9	0	13	5	0.722	26	9	0.743	1	0	67.5	35	1.929	9
A 34 Anderson, Ryan	6	3	5	5	11	8	0.579	2	4	2	6	4	10	0.286	15	18	0.455	0	0	28.0	33	0.848	10
A 35 Fischlein, Kris	4	7	2	3	6	10	0.375	5	1	6	2	11	3	0.786	17	13	0.567	1	0	11.0	30	0.367	11
A 36 Groce, Nate	0	0	0	0	0	0	---	0	0	0	0	0	0	---	0	0	---	0	0	0.0	0	---	0
A 37 Varnadoe, Matt	2	0	0	0	2	0	1.000	0	1	0	1	0	2	0.000	2	2	0.500	0	0	1.0	4	0.250	2
A 38 Keller, Tony	5	5	6	4	11	9	0.550	5	5	5	4	10	9	0.526	21	18	0.538	1	0	41.5	39	1.064	10
A 39 Persson, Kenny	1	3	2	6	3	9	0.250	5	2	4	2	9	4	0.692	12	13	0.480	0	0	30.5	25	1.220	8
A4/ Lunatic Fringe	32	40	33	39	65	79	0.451	14	22	19	17	33	39	0.458	131	157	0.455	0	12	263.5	288	0.915	
A 40 Eason, Joel	3	5	6	5	9	10	0.474	3	8	3	7	6	15	0.286	15	25	0.375	0	2	51.0	40	1.275	11
A 41 Bakowski, Adam	2	1	6	4	8	5	0.615	4	6	5	5	9	11	0.450	17	16	0.515	0	1	26.0	33	0.788	10
A 42 Hall, Mike	3	3	2	3	5	6	0.455	3	2	2	2	5	4	0.556	10	10	0.500	0	1	15.0	20	0.750	6
A 43 Hamilton, Billy	1	3	1	1	2	4	0.333	0	2	1	4	1	6	0.143	3	10	0.231	0	1	4.5	13	0.346	6
A 44 Gelberg, Dave	7	5	7	5	14	10	0.583	4	6	7	4	11	10	0.524	25	20	0.556	0	2	55.5	45	1.233	12
A 45 Jeffcoat, Doug	0	0	0	0	0	0	---	0	0	0	0	0	0	---	0	0	---	0	0	0.0	0	---	0
A 46 Lane, Tim	2	7	2	6	4	13	0.235	2	5	2	3	4	8	0.333	8	21	0.276	0	0	12.0	29	0.414	9
A 47 Moody, Chris	1	7	0	5	1	12	0.077	1	5	3	4	4	9	0.308	5	21	0.192	0	2	17.0	26	0.654	8
A 48 Terry, Bob	6	4	6	4	12	8	0.600	6	4	6	3	12	7	0.632	24	15	0.615	0	1	61.0	39	1.564	10
A 49 Zawrotniak, Joe	7	5	3	6	10	11	0.476	5	6	9	2	14	8	0.636	24	19	0.558	0	2	21.5	43	0.500	12
A5/ North Raleigh Alliance	26	46	31	41	57	87	0.396	13	23	13	23	26	46	0.361	109	179	0.378	0	7	239.0	288	0.830	
A 50 Huffman, David	3	8	3	8	6	16	0.273	3	8	5	6	8	14	0.364	14	30	0.318	0	1	41.5	44	0.943	11
A 51 Spaulding, Paul	2	9	1	6	3	15	0.167	3	5	5	7	8	12	0.400	11	27	0.289	0	1	14.0	38	0.368	12
A 52 Work, Joe	7	5	5	7	12	12	0.500	7	5	5	7	12	12	0.500	24	24	0.500	0	1	61.5	48	1.281	12
A 53 Tanner, Dave	3	7	5	5	8	12	0.400	2	8	2	8	4	16	0.200	12	28	0.300	0	1	33.0	40	0.825	10
A 54 Kerr, Jim	2	6	2	10	4	16	0.200	4	7	1	7	5	14	0.263	9	30	0.231	0	1	14.5	39	0.372	12
A 55 Bir, Tom	0	0	0	0	0	0	---	0	0	0	0	0	0	---	0	0	---	0	0	0.0	0	---	0
A 56 Peele, Jim	6	3	7	2	13	5	0.722	4	5	5	4	9	9	0.500	22	14	0.611	0	1	38.0	36	1.056	9
A 57 Wilcenski, Steve	3	6	8	1	11	7	0.611	2	7	3	5	5	12	0.294	16	19	0.457	0	1	35.5	35	1.014	9
A 58 Wilkins, William "Brick"	0	2	0	2	0	4	0.000	1	1	0	2	1	3	0.250	1	7	0.125	0	0	1.0	8	0.125	2
A6/ Brass Monkeys	33	39	23	49	56	88	0.389	13	23	11	25	24	48	0.333	104	184	0.361	6	6	209.5	288	0.727	
A 60 Bunn, Tim	7	3	5	7	12	10	0.545	4	8	5	6	9	14	0.391	21	24	0.467	1	1	42.0	45	0.933	12
A 61 Oakley, Jerry	6	6	2	10	8	16	0.333	3	9	4	7	7	16	0.304	15	32	0.319	1	1	32.5	47	0.691	12
A 62 Wall, Keith	4	8	4	8	8	16	0.333	5	6	3	7	8	13	0.381	16	29	0.356	1	1	36.0	45	0.800	12
A 63 Gibbs, Keith	7	3	6	4	13	7	0.650	4	6	2	6	6	12	0.333	19	19	0.500	1	0	35.5	38	0.934	10
A 64 Scott, Lee	3	5	1	5	4	10	0.286	3	6	1	7	4	13	0.235	8	23	0.258	1	1	14.0	31	0.452	11
A 65 Salemo, Joe	1	4	0	5	1	9	0.100	1	2	2	4	3	6	0.333	4	15	0.211	1	0	9.5	19	0.500	9
A 66 Massengill, Randy	3	7	3	3	6	10	0.375	3	5	3	5	6	10	0.375	12	20	0.375	0	1	20.5	32	0.641	10
A 67 Kuhns, John	0	2	0	3	0	5	0.000	1	2	1	3	2	5	0.286	2	10	0.167	0	0	6.5	12	0.542	5
A 68 Coe, Jason	2	1	2	4	4	5	0.444	2	2	1	5	3	7	0.300	7	12	0.368	0	1	13.0	19	0.684	6
A7/ Alcohol Related	27	45	26	46	53	91	0.368	14	22	19	17	33	39	0.458	119	169	0.413	7	0	230.0	288	0.799	
A 70 Reitano, Sal	4	5	3	9	7	14	0.333	4	7	7	3	11	10	0.524	18	24	0.429	1	0	39.5	42	0.940	12
A 71 Maccini, Billy	1	5	3	4	4	9	0.308	4	3	1	3	5	6	0.455	9	15	0.375	1	0	23.0	24	0.958	8
A 72 Bradshaw, Rick	2	5	1	4	3	9	0.250	1	4	3	2	4	6	0.400	7	15	0.318	1	0	10.0	22	0.455	7
A 73 Jobe, C.J.	1	4	0	3	1	7	0.125	1	0	2	2	3	2	0.600	4	9	0.308	0	0	3.0	13	0.231	5
A 74 Wright, Tyler	1	2	2	6	3	8	0.273	4	5	3	7	7	12	0.368	10	20	0.333	0	0	20.0	30	0.667	10
A 75 Foushee, Eugene	4	4	1	5	5	9	0.357	1	6	3	4	4	10	0.286	9	19	0.321	1	0	10.0	28	0.357	10
A 76 Foushee, Kevin	7	5	5	7	12	12	0.500	5	7	7	4	12	11	0.522	24	23	0.511	1	0	50.0	47	1.064	12
A 77 Carroll, John "JC"	3	8	9	2	12	10	0.545	4	7	8	3	12	10	0.545	24	20	0.545	1	0	53.0	44	1.205	11
A 78 Krasnow, Dave	4	7	2	6	6	13	0.316	4	5	4	6	8	11	0.421	14	24	0.368	1	0	21.5	38	0.566	11

		Singles	301	Singles	Cricket	Singles	Record	Singles Win %-age	Doubles	Cricket	Doubles	501	Doubles	Record	Doubles Win %-age	Sngls + Dbls	Record	Sngls + Dbls Win %-age	Tiebreaker Ws	Tiebreaker Ls	All-Star Points	Games Played	All-Star Point Average	Matches Played
B1/ Thursday's Suck		46	37	39	44	85	81	0.512	21	21	20	22	41	43	0.488	167	167	0.500	0	0	201.5	334	0.603	
B 10	Jones, Jeff	4	9	2	9	6	18	0.250	2	9	5	7	7	16	0.304	13	34	0.277	0	0	20.0	47	0.426	11
B 11	Holland, Steve	0	0	0	0	0	0	---	0	0	0	0	0	0	---	0	0	---	0	0	0.0	0	---	0
B 12	Rodgers, Trey	2	2	3	1	5	3	0.625	3	1	3	2	6	3	0.667	11	6	0.647	0	0	12.5	17	0.735	4
B 13	Murdaugh, John	9	5	11	4	20	9	0.690	7	6	7	7	14	13	0.519	34	22	0.607	0	0	40.0	56	0.714	13
B 14	Wells, John "Boy"	9	7	6	9	15	16	0.484	9	6	8	8	17	14	0.548	32	30	0.516	0	0	31.5	62	0.508	14
B 15	Sellers, Mark	9	5	3	10	12	15	0.444	5	10	5	5	10	15	0.400	22	30	0.423	0	0	25.5	52	0.490	12
B 16	Beaudoin, Paul	8	5	9	5	17	10	0.630	8	6	7	8	15	14	0.517	32	24	0.571	0	0	53.5	56	0.955	13
B 17	Ridenour, Ron	5	4	5	6	10	10	0.500	8	4	5	7	13	11	0.542	23	21	0.523	0	0	18.5	44	0.420	10
B2/ Nine Lives		44	40	46	38	90	78	0.536	24	18	23	19	47	37	0.560	184	152	0.548	0	12	174.5	336	0.519	
B 20	Romanchek, David	9	3	3	8	12	11	0.522	6	3	8	5	14	8	0.636	26	19	0.578	0	1	27.5	45	0.611	13
B 21	Smith, Butch	7	6	6	7	13	13	0.500	7	5	7	2	14	7	0.667	27	20	0.574	0	2	19.5	47	0.415	13
B 22	Copple, Matthew	8	6	9	3	17	9	0.654	8	4	8	6	16	10	0.615	33	19	0.635	0	2	34.5	52	0.663	14
B 23	Mays, John	8	6	9	2	17	8	0.680	7	6	7	6	14	12	0.538	31	20	0.608	0	2	28.0	51	0.549	14
B 24	Marsden, James	0	0	0	3	0	3	0.000	0	0	0	0	0	0	---	0	3	0.000	0	0	0.0	3	0.000	3
B 25	Gibson, Jack	3	4	3	2	6	6	0.500	4	2	5	3	9	5	0.643	15	11	0.577	0	1	10.5	26	0.404	8
B 26	Keever, David	1	3	2	6	3	9	0.250	4	6	1	3	5	9	0.357	8	18	0.308	0	0	10.0	26	0.385	10
B 27	Porcelli, Robb	8	6	11	2	19	8	0.704	8	4	7	7	15	11	0.577	34	19	0.642	0	2	40.0	53	0.755	14
B 28	Piquet, David	0	6	3	5	3	11	0.214	4	6	3	6	7	12	0.368	10	23	0.303	0	2	4.5	33	0.136	11
B3/ Rif Raf		37	41	28	50	65	91	0.417	15	24	19	20	34	44	0.436	133	179	0.426	0	8	169.5	312	0.543	
B 30	Gaertner, Brian	2	11	2	7	4	18	0.182	4	6	9	7	13	13	0.500	17	31	0.354	0	1	4.0	48	0.083	12
B 31	St. Clair, Matt	5	10	1	11	6	21	0.222	6	9	5	9	11	18	0.379	17	39	0.304	0	1	15.5	56	0.277	13
B 32	Jur, Jess	6	0	3	3	9	3	0.750	3	3	2	3	5	6	0.455	14	9	0.609	0	0	20.0	23	0.870	6
B 33	Horger, Dennis	5	3	4	4	9	7	0.563	4	3	4	4	8	7	0.533	17	14	0.548	0	1	26.0	31	0.839	8
B 34	Martin, David	6	5	7	6	13	11	0.542	4	8	5	5	9	13	0.409	22	24	0.478	0	1	36.5	46	0.793	12
B 35	Zelinack, Jason	3	2	6	2	9	4	0.692	3	5	5	3	8	8	0.500	17	12	0.586	0	1	29.5	29	1.017	8
B 36	Bradford, David	6	2	3	7	9	9	0.500	2	6	4	4	6	10	0.375	15	19	0.441	0	1	19.0	34	0.559	9
B 37	Chase, Jim	2	3	2	4	4	7	0.364	2	2	0	3	2	5	0.286	6	12	0.333	0	1	4.0	18	0.222	5
B 38	Crowe, Jason	2	5	0	6	2	11	0.154	2	6	4	2	6	8	0.429	8	19	0.296	0	1	15.0	27	0.556	8
B4/ Kiss My Bulls		40	44	42	42	82	86	0.488	18	24	23	19	41	43	0.488	164	172	0.488	20	8	185.0	336	0.551	
B 40	Scheppele, Julie	4	7	2	7	6	14	0.300	1	7	5	2	6	9	0.400	12	23	0.343	3	1	10.5	35	0.300	11
B 41	Watson, Jeff, Jr.	6	2	5	3	11	5	0.688	7	1	6	4	13	5	0.722	24	10	0.706	3	1	37.5	34	1.103	10
B 42	Bathurst, Ryan	9	4	7	6	16	10	0.615	2	7	4	5	6	12	0.333	22	22	0.500	3	0	22.0	44	0.500	13
B 43	Bathurst, Alyssa	1	7	4	6	5	13	0.278	8	4	7	2	15	6	0.714	20	19	0.513	3	0	27.5	39	0.705	13
B 44	Whitehead, Lee	4	8	10	3	14	11	0.560	6	6	6	4	12	10	0.545	26	21	0.553	1	1	22.5	47	0.479	14
B 45	Tuck, Mike	3	1	7	1	10	2	0.833	3	5	3	5	6	10	0.375	16	12	0.571	1	1	20.5	28	0.732	8
B 46	Ellis, E.J.	3	2	4	8	7	10	0.412	6	5	5	2	11	7	0.611	18	17	0.514	2	1	18.5	35	0.529	13
B 47	Cotton, Barbara	6	5	1	1	7	6	0.538	1	1	6	4	7	5	0.583	14	11	0.560	2	1	2.0	25	0.080	12
B 48	Taylor, Tisha	3	5	1	3	4	8	0.333	1	6	2	6	3	12	0.200	7	20	0.259	2	1	12.0	27	0.444	10
B 49	Klann, Eric	1	3	1	4	2	7	0.222	1	6	2	4	3	10	0.231	5	17	0.227	0	1	12.0	22	0.545	9
B5/ Methodical Madness		42	42	41	43	83	85	0.494	25	17	24	18	49	35	0.583	181	155	0.539	21	14	160.5	336	0.478	
B 50	Venable, Mike	7	5	1	0	8	5	0.615	4	4	10	3	14	7	0.667	22	12	0.647	3	1	11.0	34	0.324	13
B 51	Neill, Greg	2	5	0	1	2	6	0.250	0	0	3	2	3	2	0.600	5	8	0.385	2	1	4.0	13	0.308	9
B 52	Collins, Craig	1	3	3	9	4	12	0.250	2	5	5	2	7	7	0.500	11	19	0.367	2	1	8.0	30	0.267	13
B 53	O'Neal, Chris	3	6	3	6	6	12	0.333	6	5	5	3	11	8	0.579	17	20	0.459	1	1	11.5	37	0.311	14
B 54	Stewart, Pete	10	4	10	4	20	8	0.714	11	3	7	6	18	9	0.667	38	17	0.691	3	2	36.0	55	0.655	14
B 55	Wilson, Chris	10	4	5	9	15	13	0.536	8	5	5	5	13	10	0.565	28	23	0.549	3	2	16.5	51	0.324	14
B 56	Stallings, Joe	1	4	1	5	2	9	0.182	2	1	2	3	4	4	0.500	6	13	0.316	0	1	8.5	19	0.447	11
B 57	Hudson, Dallas	6	4	12	0	18	4	0.818	6	6	4	6	10	12	0.455	28	16	0.636	3	2	33.5	44	0.761	13
B 58	Bottomley, Kevin	2	6	4	6	6	12	0.333	7	3	6	2	13	5	0.722	19	17	0.528	1	2	18.0	36	0.500	14
B 59	Wilson, John	0	1	2	3	2	4	0.333	4	2	1	4	5	6	0.455	7	10	0.412	3	1	13.5	17	0.794	6
B6/ Menace 2 Sobriety		39	45	39	45	78	90	0.464	23	19	15	27	38	46	0.452	154	182	0.458	21	0	128.0	336	0.381	
B 60	Johnson, Dave	6	8	8	7	14	15	0.483	11	3	4	9	15	12	0.556	29	27	0.518	3	0	29.5	56	0.527	14
B 61	Bouchard, Keith	3	6	1	5	4	11	0.267	6	6	7	6	13	12	0.520	17	23	0.425	3	0	10.5	40	0.263	13
B 62	White, J.J.	7	6	8	5	15	11	0.577	6	7	5	7	11	14	0.440	26	25	0.510	3	0	18.5	51	0.363	14
B 63	Staley, Shawn	7	7	0	3	7	10	0.412	1	3	2	10	3	13	0.188	10	23	0.303	3	0	2.0	33	0.061	13
B 64	Polenz, Steve	10	3	12	2	22	5	0.815	8	6	3	10	11	16	0.407	33	21	0.611	3	0	23.0	54	0.426	14
B 65	Price, Brady	5	9	8	5	13	14	0.481	9	5	7	6	16	11	0.593	29	25	0.537	3	0	30.0	54	0.556	13
B 66	McCartney, Eric	1	3	2	8	3	11	0.214	5	5	1	3	6	8	0.429	9	19	0.321	1	0	12.0	28	0.429	10
B 67	Patel, Sam	0	3	0	10	0	13	0.000	0	3	1	3	1	6	0.143	1	19	0.050	2	0	2.5	20	0.125	11
B 68	Kareiva, Keith	0	0	0	0	0	0	---	0	0	0	0	0	0	---	0	0	---	0	0	0.0	0	---	0
B7/ Dartistic Expression		49	35	53	31	102	66	0.607	26	16	22	20	48	36	0.571	198	138	0.589	0	13	235.0	336	0.699	
B 70	Denton, Fon	8	6	9	5	17	11	0.607	10	4	8	6	18	10	0.643	35	21	0.625	0	2	26.0	56	0.464	14
B 71	Bennett, Will	9	4	9	4	18	8	0.692	9	4	11	2	20	6	0.769	38	14	0.731	0	1	48.0	52	0.923	13
B 72	Healy, Simon	11	3	11	3	22	6	0.786	9	5	6	7	15	12	0.556	37	18	0.673	0	2	63.0	55	1.145	14
B 73	Vance, Hugh	9	5	7	7	16	12	0.571	10	4	8	4	18	8	0.692	34	20	0.630	0	2	44.0	54	0.815	14
B 74	Michaud, Jason	7	7	9	4	16	11	0.593	7	7	3	9	10	16	0.385	26	27	0.491	0	2	30.0	53	0.566	14
B 75	Dean, Jay	2	0	7	5	9	5	0.643	6	5	4	6	10	11	0.476	19	16	0.543	0	2	21.0	35	0.600	12
B 76	Jimenez, Eduardo	3	10	1	3	4	13	0.235	1	3	4	6	5	9	0.357	9	22	0.290	0	2	3.0	31	0.097	13
B 77	McCredie, Bob	0	0	0	0	0	0	---	0	0	0	0	0	0	---	0	0	---	0	0	0.0	0	---	0
B8/ The Bunkers		32	45	41	36	73	81	0.474	13	26	19	20	32	46	0.410	137	173	0.442	0	6	131.0	310	0.423	
B 80	Hartmann, Erin	6	8	5	8	11	16	0.407	4	11	7	8	11	19	0.367	22	35	0.386	0	1	30.0	57	0.526	13
B 81	Hartmann, Pete	5	10	4	10	9	20	0.310	3	10	6	7	9	17	0.346	18	37	0.327	0	1	11.0	55	0.200	13
B 82	Krestalude, Andy	4	8	8	4	12	12	0.500	4	8	6	6	10	14	0.417	22	26	0.458	0	1	21.5	48	0.448	12
B 83	Cuevas, Louie	4	9	7	6	11	15	0.423	3	11	6	8	9	19	0.321	20	34	0.370	0	1	15.5	54	0.287	13
B 84	Martinez, Vince	5	5	6	4	11	9	0.550	5	6	6	4	11	10	0.524	22	19	0.537	0	1	30.0	41	0.732	10
B 85	Holly, Mike	8	4	11	3	19	7	0.731	7	5	7	6	14	11	0.560	33	18	0.647	0	1	23.0	51	0.451	12
B 86	Dudley, Robert	0	1	0	1	0	2	0.000	0	1	0	1	0	2	0.000	0	4	0.000	0	0	0.0	4	0.000	1

	Singles	301	Singles	Cricket	Singles	Record	Singles Win %-age	Doubles	Cricket	Doubles	501	Doubles	Record	Doubles Win %-age	Sngls + Dbls	Record	Sngls + Dbls Win %-age	Tiebreaker Ws	Tiebreaker Ls	All-Star Points	Games Played	All-Star Point Average	Matches Played
C1/ Shooter McGavin	42	42	44	40	86	82	0.512	26	16	21	21	47	37	0.560	180	156	0.536	7	7	159.5	336	0.475	
C 10 Knott, Ronnie	7	7	11	3	18	10	0.643	10	4	10	4	20	8	0.714	38	18	0.679	1	1	24.0	56	0.429	14
C 11 Knott, Ryan	0	3	8	6	8	9	0.471	4	6	5	8	9	14	0.391	17	23	0.425	1	1	20.5	40	0.513	14
C 12 Sautter, Don	7	4	4	6	11	10	0.524	9	4	5	7	14	11	0.560	25	21	0.543	1	1	19.0	46	0.413	13
C 13 Sautter, Scott	9	4	3	4	12	8	0.600	8	4	5	6	13	10	0.565	25	18	0.581	1	1	24.0	43	0.558	13
C 14 Howard, Brian	6	6	7	5	13	11	0.542	9	3	10	2	19	5	0.792	32	16	0.667	1	1	29.0	48	0.604	12
C 15 Schon, Chris	5	7	3	5	8	12	0.400	5	7	5	9	10	16	0.385	18	28	0.391	1	1	12.0	46	0.261	14
C 16 Demler, John	2	5	1	7	3	12	0.200	0	0	1	1	1	1	0.500	4	13	0.235	0	0	8.5	17	0.500	8
C 17 Cusman, Ryan	6	6	7	4	13	10	0.565	7	4	1	5	8	9	0.471	21	19	0.525	1	1	22.5	40	0.563	12
C2/ Pop That Cork!	36	48	41	43	77	91	0.458	18	24	18	24	36	48	0.429	149	187	0.443	20	0	122.5	336	0.365	
C 20 Jeffcoat, Angela	5	7	6	6	11	13	0.458	4	8	3	8	7	16	0.304	18	29	0.383	3	0	12.0	47	0.255	12
C 21 Grubb, Ed	7	6	7	6	14	12	0.538	6	7	7	5	13	12	0.520	27	24	0.529	3	0	31.5	51	0.618	13
C 22 Yang, Rob	7	2	6	7	13	9	0.591	4	9	5	8	9	17	0.346	22	26	0.458	3	0	20.0	48	0.417	13
C 23 Ackerman, Travis	4	7	6	5	10	12	0.455	4	5	4	7	8	12	0.400	18	24	0.429	3	0	15.0	42	0.357	11
C 24 Hamilton, Dawn	6	8	8	5	14	13	0.519	5	9	8	5	13	14	0.481	27	27	0.500	3	0	21.0	54	0.389	14
C 25 Fleener, Michael	2	10	1	8	3	18	0.143	7	4	4	8	11	12	0.478	14	30	0.318	2	0	9.0	44	0.205	12
C 26 Bass, Joe	5	8	7	6	12	14	0.462	6	6	5	7	11	13	0.458	23	27	0.460	3	0	14.0	50	0.280	13
C3/ Cheap Shots	48	29	31	46	79	75	0.513	15	24	18	20	33	44	0.429	145	163	0.471	0	5	125.5	308	0.407	
C 30 Buckman, Dave	11	1	8	5	19	6	0.760	6	7	8	5	14	12	0.538	33	18	0.647	0	1	19.5	51	0.382	12
C 31 Burney, Gary	6	8	1	12	7	20	0.259	4	8	4	8	8	16	0.333	15	36	0.294	0	1	11.0	51	0.216	12
C 32 Hindle, Mikey	10	3	7	6	17	9	0.654	4	9	4	11	8	20	0.286	25	29	0.463	0	1	30.5	54	0.565	13
C 33 Hall, Josh	9	4	10	6	19	10	0.655	5	8	10	4	15	12	0.556	34	22	0.607	0	1	29.0	56	0.518	13
C 34 James, Bob	8	10	2	12	10	22	0.313	7	11	6	9	13	20	0.394	23	42	0.354	0	1	27.0	65	0.415	13
C 35 Witz, Steve	1	1	2	1	3	2	0.600	2	2	1	1	3	3	0.500	6	5	0.545	0	0	4.5	11	0.409	4
C 36 Hoyt, Chris	3	2	1	4	4	6	0.400	2	3	3	2	5	5	0.500	9	11	0.450	0	0	4.0	20	0.200	5
C4/ Fire For Effect Again	42	42	45	39	87	81	0.518	21	21	14	28	35	49	0.417	157	179	0.467	6	9	154.0	336	0.458	
C 40 Guenther, George	6	6	8	2	14	8	0.636	6	5	7	7	13	12	0.520	27	20	0.574	1	2	22.5	47	0.479	11
C 41 Gabry, Greg	3	4	1	4	4	8	0.333	2	4	3	4	5	8	0.385	9	16	0.360	0	0	6.5	25	0.260	7
C 42 Preciado, Amanda	6	8	6	7	12	15	0.444	8	6	4	8	12	14	0.462	24	29	0.453	1	2	21.5	53	0.406	13
C 43 Goss, Matt	3	3	5	1	8	4	0.667	4	2	0	7	4	9	0.308	12	13	0.480	0	0	21.5	25	0.860	6
C 44 Blackwelder, Allyson	1	1	0	2	1	3	0.250	0	2	0	2	0	4	0.000	1	7	0.125	0	0	2.5	8	0.313	2
C 45 Brody, Kevin	0	2	0	1	0	3	0.000	0	2	0	2	0	4	0.000	0	7	0.000	0	0	0.0	7	0.000	2
C 46 Hunsberger, Jim	2	3	9	3	11	6	0.647	5	5	4	4	9	9	0.500	20	15	0.571	1	1	20.5	35	0.586	9
C 47 Fournier, Jeff	8	3	8	4	16	7	0.696	5	6	1	9	6	15	0.286	22	22	0.500	1	1	16.5	44	0.375	11
C 48 Long, Stephen	9	6	8	5	17	11	0.607	9	4	6	6	15	10	0.600	32	21	0.604	1	2	39.0	53	0.736	13
C 49 Klein, Norm	4	6	0	10	4	16	0.200	3	6	3	7	6	13	0.316	10	29	0.256	1	1	3.5	39	0.090	10
C5/ Long Shafts	45	33	39	39	84	72	0.538	17	22	17	22	34	44	0.436	152	160	0.487	0	8	160.0	312	0.513	
C 50 Reece, Robert	3	9	1	1	4	10	0.286	0	3	5	4	5	7	0.417	9	17	0.346	0	1	8.0	26	0.308	13
C 51 Gardner, Mike	6	5	5	5	11	10	0.524	6	5	3	7	9	12	0.429	20	22	0.476	0	1	17.5	42	0.417	12
C 52 Gilyardi, Ernie	5	1	5	1	10	2	0.833	4	2	2	4	6	6	0.500	16	8	0.667	0	0	21.5	24	0.896	6
C 53 Ellington, Dave	3	0	5	7	8	7	0.533	6	4	4	5	10	9	0.526	18	16	0.529	0	1	24.0	34	0.706	13
C 54 Long, Gary	7	5	3	4	10	9	0.526	4	5	4	6	8	11	0.421	18	20	0.474	0	1	18.5	38	0.487	12
C 55 Knight, Tim	6	5	5	3	11	8	0.579	2	9	2	5	4	14	0.222	15	22	0.405	0	1	11.5	37	0.311	11
C 56 Morin, Deane "Dino"	0	0	3	5	3	5	0.375	1	2	2	2	3	4	0.429	6	9	0.400	0	1	10.0	15	0.667	9
C 57 Williams, Denny	6	1	3	6	9	7	0.563	2	6	3	3	5	9	0.357	14	16	0.467	0	1	16.5	30	0.550	11
C 58 Strickland, Cale	8	4	8	4	16	8	0.667	6	5	5	6	11	11	0.500	27	19	0.587	0	1	25.5	46	0.554	12
C 59 Stephenson, Scott	1	3	1	3	2	6	0.250	3	3	4	2	7	5	0.583	9	11	0.450	0	0	7.0	20	0.350	8
C6/ Flightmare	39	45	58	26	97	71	0.577	35	7	34	8	69	15	0.821	235	101	0.699	0	0	232.0	336	0.690	
C 60 Robertson, Phil	5	7	10	3	15	10	0.600	12	1	10	2	22	3	0.880	37	13	0.740	0	0	47.0	50	0.940	13
C 61 Blake, Terry	3	11	10	4	13	15	0.464	14	1	12	3	26	4	0.867	39	19	0.672	0	0	39.5	58	0.681	14
C 62 Larson, Ray	6	10	4	11	10	21	0.323	10	6	9	4	19	10	0.655	29	31	0.483	0	0	32.5	60	0.542	14
C 63 Bither, Dana	8	3	10	1	18	4	0.818	6	4	8	4	14	8	0.636	32	12	0.727	0	0	29.0	44	0.659	11
C 64 Merkle, Patrick	7	6	11	2	18	8	0.692	12	1	13	1	25	2	0.926	43	10	0.811	0	0	24.5	53	0.462	13
C 65 Madey, Ryan	7	7	11	3	18	10	0.643	13	1	13	1	26	2	0.929	44	12	0.786	0	0	46.0	56	0.821	14
C 66 Frye, Marshal	3	1	2	2	5	3	0.625	3	0	3	1	6	1	0.857	11	4	0.733	0	0	13.5	15	0.900	4
C7/ Darty McDart Face	44	33	43	34	87	67	0.565	21	18	23	15	44	33	0.571	175	133	0.568	0	7	141.0	308	0.458	
C 70 McCartney, Joe	9	3	10	2	19	5	0.792	9	4	7	4	16	8	0.667	35	13	0.729	0	1	30.5	48	0.635	12
C 71 Litzsinger, Mike	10	3	7	6	17	9	0.654	8	4	8	3	16	7	0.696	33	16	0.673	0	1	29.0	49	0.592	13
C 72 Snyder, Mike	7	7	7	6	14	13	0.519	6	7	9	2	15	9	0.625	29	22	0.569	0	1	31.0	51	0.608	13
C 73 Snyder, Gary	2	6	1	6	3	12	0.200	3	5	4	4	7	9	0.438	10	21	0.323	0	0	5.5	31	0.177	10
C 74 Iager, John	5	4	8	2	13	6	0.684	6	4	6	4	12	8	0.600	25	14	0.641	0	1	15.0	39	0.385	10
C 75 Sheer, Andy	3	3	4	5	7	8	0.467	4	5	3	5	7	10	0.412	14	18	0.438	0	1	13.0	32	0.406	10
C 76 Veith, Matt	7	4	6	4	13	8	0.619	6	6	7	5	13	11	0.542	26	19	0.578	0	1	14.0	45	0.311	11
C 77 Kemp, Louis	1	3	0	3	1	6	0.143	0	1	2	3	2	4	0.333	3	10	0.231	0	1	3.0	13	0.231	7
C8/ Ghosts of Our Former Selves	27	51	22	56	49	107	0.314	9	30	16	23	25	53	0.321	99	213	0.317	6	0	107.0	312	0.343	
C 80 Franklin, Samantha	3	10	3	7	6	17	0.261	1	8	5	10	6	18	0.250	12	35	0.255	1	0	17.0	47	0.362	13
C 81 Wilcox, Julie	0	1	1	2	1	3	0.250	2	2	0	2	2	4	0.333	3	7	0.300	0	0	3.0	10	0.300	5
C 82 Wilcox, Randy	11	1	11	2	22	3	0.880	5	7	6	4	11	11	0.500	33	14	0.702	1	0	39.5	47	0.840	12
C 83 Hall, Pete	1	5	1	5	2	10	0.167	0	8	2	3	2	11	0.154	4	21	0.160	0	0	11.5	25	0.460	6
C 84 Scott, Kevin	4	4	2	6	6	10	0.375	2	7	6	3	8	10	0.444	14	20	0.412	0	0	10.0	34	0.294	9
C 85 Watson, Michael	3	4	1	6	4	10	0.286	3	3	3	5	6	8	0.429	10	18	0.357	1	0	6.0	28	0.214	8
C 86 Johnson, Galen	1	9	2	5	3	14	0.176	2	6	2	6	4	12	0.250	7	26	0.212	1	0	7.5	33	0.227	10
C 87 Young, Mike	4	9	1	11	5	20	0.200	2	11	4	9	6	20	0.231	11	40	0.216	1	0	10.0	51	0.196	13
C 88 Norris, Henry	0	8	0	12	0	20	0.000	1	8	4	4	5	12	0.294	5	32	0.135	1	0	2.5	37	0.068	11

	Singles	301	Singles	Cricket	Singles	Record	Singles Win %-age	Doubles	Cricket	Doubles	501	Doubles	Record	Doubles Win %-age	Sngls + Dbls	Record	Sngls + Dbls Win %-age	Tiebreaker Ws	Tiebreaker Ls	All-Star Points	Games Played	All-Star Point Average	Matches Played
D1/ Dysfunctional Outlaws	42	30	39	33	81	63	0.563	19	17	19	17	38	34	0.528	157	131	0.545	0	7	126.5	288	0.439	
D 10 Smith, Brian	7	5	8	4	15	9	0.625	8	4	5	7	13	11	0.542	28	20	0.583	0	1	20.0	48	0.417	12
D 11 Tant, J.J.	9	3	8	4	17	7	0.708	8	4	6	6	14	10	0.583	31	17	0.646	0	1	32.0	48	0.667	12
D 12 Steppe, Mike	6	6	5	7	11	13	0.458	5	8	6	7	11	15	0.423	22	28	0.440	0	1	13.5	50	0.270	12
D 13 Talley, Gray	2	2	0	4	2	6	0.250	1	0	3	2	4	2	0.667	6	8	0.429	0	1	2.0	14	0.143	9
D 14 Raymond, Ryan	4	4	2	8	6	12	0.333	2	7	3	2	5	9	0.357	11	21	0.344	0	1	6.0	32	0.188	10
D 15 Clark, Dan	8	4	10	2	18	6	0.750	8	4	8	4	16	8	0.667	34	14	0.708	0	1	33.5	48	0.698	12
D 16 Peterson, Chris	6	6	6	4	12	10	0.545	6	7	7	6	13	13	0.500	25	23	0.521	0	1	19.5	48	0.406	12
D2/ Pat's Blue Ribbon	36	36	37	35	73	71	0.507	23	13	18	18	41	31	0.569	155	133	0.538	8	16	138.0	288	0.479	
D 20 Cashin, Jeff	9	3	8	4	17	7	0.708	11	1	7	4	18	5	0.783	35	12	0.745	1	2	27.5	47	0.585	12
D 21 Adams, Brad	5	4	8	2	13	6	0.684	8	2	5	4	13	6	0.684	26	12	0.684	1	1	37.0	38	0.974	10
D 22 Stoakes, Eric	3	1	3	1	6	2	0.750	1	3	1	2	2	5	0.286	8	7	0.533	0	2	4.0	15	0.267	6
D 23 Stuckey, Rob	1	4	0	9	1	13	0.071	7	1	3	5	10	6	0.625	11	19	0.367	1	1	12.0	30	0.400	10
D 24 Palmisano, Andrew	1	3	4	2	5	5	0.500	5	2	5	2	10	4	0.714	15	9	0.625	1	1	13.5	24	0.563	7
D 25 Champion, Steve	0	2	3	5	3	7	0.300	3	7	3	5	6	12	0.333	9	19	0.321	1	1	10.0	28	0.357	11
D 26 Nourse, Andy	2	5	1	3	3	8	0.273	0	2	2	1	2	3	0.400	5	11	0.313	0	2	4.0	16	0.250	7
D 27 Bartell, B.J.	5	4	6	1	11	5	0.688	3	4	3	2	6	6	0.500	17	11	0.607	1	2	11.5	28	0.411	9
D 28 Landrum, Jon	6	5	4	4	10	9	0.526	7	2	5	5	12	7	0.632	22	16	0.579	1	2	12.0	38	0.316	11
D 29 Theleman, Dave	4	5	0	4	4	9	0.308	1	2	2	6	3	8	0.273	7	17	0.292	1	2	6.5	24	0.271	11
D3/ Armed and Hammered	31	40	42	30	73	70	0.510	19	17	17	19	36	36	0.500	145	142	0.505	0	6	135.5	287	0.472	
D 30 Simpson, Aden	9	3	10	2	19	5	0.792	7	5	7	5	14	10	0.583	33	15	0.688	0	1	27.0	48	0.563	12
D 31 Simpson, David	3	10	6	7	9	17	0.346	6	6	7	7	13	13	0.500	22	30	0.423	0	1	25.0	52	0.481	12
D 32 Simpson, Tyler	6	5	10	2	16	7	0.696	6	7	6	6	12	13	0.480	28	20	0.583	0	1	23.0	48	0.479	11
D 33 Thompson, Barry	5	7	3	9	8	16	0.333	6	5	4	7	10	12	0.455	18	28	0.391	0	1	16.0	46	0.348	11
D 34 Hulse, Lura	2	3	2	3	4	6	0.400	2	3	3	2	5	5	0.500	9	11	0.450	0	0	3.0	20	0.150	5
D 35 diLorenzo, Ethan	0	1	0	1	0	2	0.000	0	1	0	1	0	2	0.000	0	4	0.000	0	0	0.0	4	0.000	1
D 36 Macias, Anthony	5	7	9	2	14	9	0.609	6	6	3	8	9	14	0.391	23	23	0.500	0	1	30.5	46	0.663	11
D 37 Jenkins, John	1	4	2	4	3	8	0.273	5	1	4	2	9	3	0.750	12	11	0.522	0	1	11.0	23	0.478	5
D4/ One Armed Bandits	47	25	39	33	86	58	0.597	21	15	22	14	43	29	0.597	172	116	0.597	0	0	136.0	288	0.472	
D 40 Kiser, Lyman	2	3	3	0	5	3	0.625	5	7	6	6	11	13	0.458	16	16	0.500	0	0	4.5	32	0.141	12
D 41 Richardson, Shane	9	2	8	3	17	5	0.773	8	3	7	3	15	6	0.714	32	11	0.744	0	0	21.5	43	0.500	11
D 42 White, Jim	5	4	3	6	8	10	0.444	3	6	4	5	7	11	0.389	15	21	0.417	0	0	16.5	36	0.458	10
D 43 Caldwell, Greg	9	3	3	5	12	8	0.600	6	3	8	3	14	6	0.700	26	14	0.650	0	0	13.5	40	0.338	12
D 44 Lewis, Dave	7	4	2	7	9	11	0.450	4	4	3	2	7	6	0.538	16	17	0.485	0	0	13.5	33	0.409	11
D 45 Murphy, Phil	7	4	8	3	15	7	0.682	7	3	7	3	14	6	0.700	29	13	0.690	0	0	17.0	42	0.405	11
D 46 Trefzger, Ken	8	3	10	0	18	3	0.857	8	3	8	2	16	5	0.762	34	8	0.810	0	0	46.5	42	1.107	11
D 47 Hansen, Josh	0	2	2	9	2	11	0.154	1	1	1	4	2	5	0.286	4	16	0.200	0	0	3.0	20	0.150	11
D5/ Sharky's Machine	28	44	26	46	54	90	0.375	17	19	16	20	33	39	0.458	120	168	0.417	0	0	104.5	288	0.363	
D 50 Allison, Frank	5	4	5	4	10	8	0.556	4	4	3	6	7	10	0.412	17	18	0.486	0	0	20.5	35	0.586	9
D 51 Bateman, Jimmy	4	7	7	4	11	11	0.500	4	7	5	5	9	12	0.429	20	23	0.465	0	0	19.5	43	0.453	11
D 52 Borgia, Pete	5	6	2	7	7	13	0.350	6	5	6	5	12	10	0.545	19	23	0.452	0	0	11.0	42	0.262	11
D 53 Barrett, Darren	2	10	3	9	5	19	0.208	5	3	3	7	8	10	0.444	13	29	0.310	0	0	10.0	42	0.238	12
D 54 Fink, Scott	5	3	3	7	8	10	0.444	7	3	5	5	12	8	0.600	20	18	0.526	0	0	19.5	38	0.513	10
D 55 Kruger, Lonny	4	4	4	6	8	10	0.444	5	7	6	5	11	12	0.478	19	22	0.463	0	0	14.0	41	0.341	12
D 56 Fuller, Geoff	3	8	2	7	5	15	0.250	1	8	4	4	5	12	0.294	10	27	0.270	0	0	7.0	37	0.189	11
D 57 Schaefer, Dan	0	2	0	2	0	4	0.000	2	1	0	3	2	4	0.333	2	8	0.200	0	0	3.0	10	0.300	3
D6/ Hump Day!	30	41	35	37	65	78	0.455	14	22	20	16	34	38	0.472	133	154	0.463	6	0	100.5	287	0.350	
D 60 Rutten, Pete	4	8	4	7	8	15	0.348	2	10	7	6	9	16	0.360	17	31	0.354	1	0	9.5	48	0.198	12
D 61 Deemer, Randy	5	7	8	4	13	11	0.542	6	5	6	4	12	9	0.571	25	20	0.556	1	0	34.5	45	0.767	12
D 62 Baldwin, Randy	3	4	7	2	10	6	0.625	4	5	8	1	12	6	0.667	22	12	0.647	0	0	26.0	34	0.765	9
D 63 Todd, Patrick	6	4	5	8	11	12	0.478	2	11	4	7	6	18	0.250	17	30	0.362	1	0	12.5	47	0.266	12
D 64 Bush, Jim	1	6	2	2	3	8	0.273	2	2	4	3	6	5	0.545	9	13	0.409	1	0	2.5	22	0.114	7
D 65 Warshawsky, Larry	7	6	5	7	12	13	0.480	6	6	7	5	13	11	0.542	25	24	0.510	1	0	4.5	49	0.092	11
D 66 Ferguson, Travis	1	1	1	1	2	2	0.500	2	0	1	1	3	1	0.750	5	3	0.625	0	0	1.5	8	0.188	2
D 67 Moore, Mark	3	5	3	6	6	11	0.353	4	5	3	5	7	10	0.412	13	21	0.382	1	0	9.5	34	0.279	9
D7/ Red-eye Rangers	37	35	34	38	71	73	0.493	13	23	14	22	27	45	0.375	125	163	0.434	13	0	104.5	288	0.363	
D 70 Kunesh, Joe	6	3	1	3	7	6	0.538	1	7	0	3	1	10	0.091	8	16	0.333	1	0	8.5	24	0.354	11
D 71 Rouse, Chuck	3	3	1	3	4	6	0.400	1	5	2	5	3	10	0.231	7	16	0.304	2	0	5.5	23	0.239	10
D 72 Wilkinson, Charlie	1	5	0	5	1	10	0.091	0	0	1	5	1	5	0.167	2	15	0.118	0	0	2.0	17	0.118	11
D 73 Mitchell, Bill	1	1	2	7	3	8	0.273	1	2	1	7	2	9	0.182	5	17	0.227	2	0	6.0	22	0.273	11
D 74 Kirkpatrick, Scott	7	5	7	5	14	10	0.583	4	8	2	9	6	17	0.261	20	27	0.426	2	0	12.0	47	0.255	12
D 75 Raper, Jeromie	4	5	3	4	7	9	0.438	4	6	5	5	9	11	0.450	16	20	0.444	2	0	14.5	36	0.403	11
D 76 Hall, Steve	0	3	0	2	0	5	0.000	1	2	0	0	1	2	0.333	1	7	0.125	0	0	4.0	8	0.500	3
D 77 Millican, Craig	4	5	6	4	10	9	0.526	2	8	3	6	5	14	0.263	15	23	0.395	2	0	4.0	38	0.105	10
D 78 Jones, Grey	8	4	10	2	18	6	0.750	7	5	10	2	17	7	0.708	35	13	0.729	2	0	35.0	48	0.729	12
D 79 Barnes, William	3	1	4	3	7	4	0.636	5	3	4	2	9	5	0.643	16	9	0.640	0	0	13.0	25	0.520	8

	Singles 301		Singles Cricket		Singles Record		Singles Win %-age	Doubles Cricket		Doubles 501		Doubles Record		Doubles Win %-age	Sngls + Dbls Record		Sngls + Dbls Win %-age	Tiebreaker Ws	Tiebreaker Ls	All-Star Points	Games Played	All-Star Point Average	Matches Played
E1/ Sofa Kings	25	41	33	33	58	74	0.439	14	19	13	20	27	39	0.409	112	152	0.424	13	0	84.0	264	0.318	
E 10 Moore, Ken	5	6	4	6	9	12	0.429	2	7	6	5	8	12	0.400	17	24	0.415	2	0	12.5	41	0.305	11
E 11 Alcon, Tony	5	5	6	3	11	8	0.579	4	5	3	8	7	13	0.350	18	21	0.462	2	0	13.5	39	0.346	9
E 12 Groves, Phil	0	9	2	8	2	17	0.105	6	2	3	7	9	9	0.500	11	26	0.297	2	0	5.5	37	0.149	9
E 13 Bozza, Doug	5	5	5	4	10	9	0.526	4	6	4	5	8	11	0.421	18	20	0.474	2	0	19.5	38	0.513	9
E 14 Maley, Dave	4	7	7	3	11	10	0.524	4	5	4	4	8	9	0.471	19	19	0.500	2	0	11.5	38	0.303	10
E 15 Keim, Roger	4	5	6	3	10	8	0.556	3	7	3	6	6	13	0.316	16	21	0.432	2	0	18.5	37	0.500	9
E 16 Niver, Jim	2	4	1	5	3	9	0.250	2	4	2	3	4	7	0.364	7	16	0.304	0	0	1.0	23	0.043	6
E 17 Ryan, Sean	0	0	2	1	2	1	0.667	3	2	1	2	4	4	0.500	6	5	0.545	1	0	2.0	11	0.182	5
E2/ Coaching Tom Seaver	33	39	27	45	60	84	0.417	18	18	15	21	33	39	0.458	126	162	0.438	0	14	105.0	288	0.365	
E 20 Emerton, Eric	7	3	1	1	8	4	0.667	2	2	2	3	4	5	0.444	12	9	0.571	0	2	2.0	21	0.095	10
E 21 Barletta, Phil	0	1	2	6	2	7	0.222	4	4	2	4	6	8	0.429	8	15	0.348	0	2	7.5	23	0.326	9
E 22 Woodard, Dave	5	3	7	5	12	8	0.600	5	7	7	5	12	12	0.500	24	20	0.545	0	2	28.0	44	0.636	12
E 23 Ejlali, Shervin	2	8	1	7	3	15	0.167	1	4	3	7	4	11	0.267	7	26	0.212	0	2	4.5	33	0.136	12
E 24 Martin, Claude	1	2	0	6	1	8	0.111	1	3	2	2	3	5	0.375	4	13	0.235	0	0	5.5	17	0.324	7
E 25 McMillan, Bill	3	7	1	8	4	15	0.211	4	4	1	0	5	4	0.556	9	19	0.321	0	1	5.0	28	0.179	10
E 26 Hamer, Andrew	2	2	2	2	4	4	0.500	1	2	1	4	2	6	0.250	6	10	0.375	0	0	1.0	16	0.063	6
E 27 Gallagher, Jim	8	2	9	2	17	4	0.810	9	2	4	6	13	8	0.619	30	12	0.714	0	2	33.0	42	0.786	11
E 28 Turner, Kevin	3	7	1	5	4	12	0.250	5	5	5	6	10	11	0.476	14	23	0.378	0	2	13.5	37	0.365	11
E 29 Gilbert, Geoff	2	4	3	3	5	7	0.417	4	3	3	5	7	8	0.467	12	15	0.444	0	1	5.0	27	0.185	9
E3/ Game of Throws	41	31	33	39	74	70	0.514	16	20	19	17	35	37	0.486	144	144	0.500	0	0	103.5	288	0.359	
E 30 Bordeau, Eric	5	5	1	8	6	13	0.316	5	4	5	4	10	8	0.556	16	21	0.432	0	0	10.0	37	0.270	9
E 31 Montesi, Chris	6	3	4	5	10	8	0.556	5	4	4	5	9	9	0.500	19	17	0.528	0	0	12.0	36	0.333	9
E 32 Rudy, Jeff	9	3	12	1	21	4	0.840	8	4	5	7	13	11	0.542	34	15	0.694	0	0	34.5	49	0.704	12
E 33 Smelik, Gene	8	7	5	7	13	14	0.481	5	9	10	4	15	13	0.536	28	27	0.509	0	0	17.0	55	0.309	12
E 34 Smelik, Pat	8	3	8	3	16	6	0.727	3	10	7	5	10	15	0.400	26	21	0.553	0	0	17.0	47	0.362	11
E 35 Jessup, Pete	0	0	0	0	0	0	---	0	1	0	0	0	1	0.000	0	1	0.000	0	0	0.0	1	0.000	1
E 36 Reigher, Marty	2	3	0	2	2	5	0.286	1	1	1	3	2	4	0.333	4	9	0.308	0	0	0.0	13	0.000	4
E 37 Crespo, Steve	3	7	3	13	6	20	0.231	5	7	6	6	11	13	0.458	17	33	0.340	0	0	13.0	50	0.260	12
E 38 Pasquale, Joe	0	0	0	0	0	0	---	0	0	0	0	0	0	---	0	0	---	0	0	0.0	0	---	0
E4/ Shark Shooters	35	37	27	45	62	82	0.431	14	22	12	24	26	46	0.361	114	174	0.396	16	8	88.0	288	0.306	
E 40 Stacy, Michelle	2	3	3	4	5	7	0.417	2	4	2	3	4	7	0.364	9	14	0.391	2	1	6.0	23	0.261	9
E 41 Stacy, Rod	5	3	1	7	6	10	0.375	6	3	4	4	10	7	0.588	16	17	0.485	2	0	10.0	33	0.303	10
E 42 Mitchell, Liz	5	4	4	4	9	8	0.529	4	4	4	5	8	9	0.471	17	17	0.500	2	1	13.5	34	0.397	10
E 43 Munroe, Joe	5	5	3	6	8	11	0.421	5	2	1	5	6	7	0.462	14	18	0.438	2	1	16.0	32	0.500	10
E 44 Mercer, Dave	4	7	3	4	7	11	0.389	2	9	1	8	3	17	0.150	10	28	0.263	2	1	13.5	38	0.355	12
E 45 Schmitt, Jacquie	4	6	0	2	4	8	0.333	0	0	1	8	1	8	0.111	5	16	0.238	1	1	0.0	21	0.000	11
E 46 Weimers, Drew	1	0	3	6	4	6	0.400	3	6	6	3	9	9	0.500	13	15	0.464	1	1	8.5	28	0.304	11
E 47 Neff, Josh	1	0	2	3	3	3	0.500	1	3	1	3	2	6	0.250	5	9	0.357	2	1	1.0	14	0.071	7
E 48 Taylor, Eric	2	4	2	3	4	7	0.364	3	4	0	4	3	8	0.273	7	15	0.318	1	0	3.5	22	0.159	9
E 49 Bowman, Merrill	6	5	6	6	12	11	0.522	2	9	4	5	6	14	0.300	18	25	0.419	1	1	16.0	43	0.372	12
E5/ Inglourious Darters	45	27	51	21	96	48	0.667	26	10	19	17	45	27	0.625	186	102	0.646	0	7	173.0	288	0.601	
E 50 Limerick, Jeremy	10	2	12	0	22	2	0.917	8	3	4	4	12	7	0.632	34	9	0.791	0	1	38.5	43	0.895	12
E 51 Surber, Dave	9	3	8	4	17	7	0.708	9	3	7	4	16	7	0.696	33	14	0.702	0	1	36.5	47	0.777	12
E 52 Balint, Joey	2	1	5	5	7	6	0.538	7	2	5	4	12	6	0.667	19	12	0.613	0	1	10.0	31	0.323	11
E 53 Cefola, Anthony	2	4	3	1	5	5	0.500	3	5	4	2	7	7	0.500	12	12	0.500	0	1	5.5	24	0.229	9
E 54 Gardner, Kenn	6	4	6	2	12	6	0.667	6	3	3	4	9	7	0.563	21	13	0.618	0	0	17.0	34	0.500	10
E 55 Cosentino, Phil	5	2	2	3	7	5	0.583	2	1	5	4	7	5	0.583	14	10	0.583	0	1	8.0	24	0.333	9
E 56 Kilsdonk, Kris	7	5	8	4	15	9	0.625	9	2	5	7	14	9	0.609	29	18	0.617	0	1	30.0	47	0.638	12
E 57 Blackwelder, Deborah	4	6	7	2	11	8	0.579	8	1	5	5	13	6	0.684	24	14	0.632	0	1	27.5	38	0.724	10
E6/ Death Throw	36	36	33	39	69	75	0.479	16	20	18	18	34	38	0.472	137	151	0.476	0	0	91.0	288	0.316	
E 60 Willis, Tolson	4	4	5	6	9	10	0.474	3	8	6	5	9	13	0.409	18	23	0.439	0	0	8.5	41	0.207	11
E 61 Hogan, Neal	4	7	2	10	6	17	0.261	9	3	6	6	15	9	0.625	21	26	0.447	0	0	11.0	47	0.234	12
E 62 Zimmerman, Mike	6	4	0	0	6	4	0.600	0	0	3	5	3	5	0.375	9	9	0.500	0	0	1.0	18	0.056	10
E 63 Bosier, Sean	9	3	10	2	19	5	0.792	9	3	6	6	15	9	0.625	34	14	0.708	0	0	30.5	48	0.635	12
E 64 Thompson, Ben	1	0	4	1	5	1	0.833	3	2	1	1	4	3	0.571	9	4	0.692	0	0	2.5	13	0.192	5
E 65 Mathews, Alex	3	2	3	7	6	9	0.400	1	5	2	5	3	10	0.231	9	19	0.321	0	0	16.5	28	0.589	10
E 66 Mathews, Dave	3	6	0	6	3	12	0.200	3	8	4	2	7	10	0.412	10	22	0.313	0	0	5.0	32	0.156	12
E 67 Willis, Zack	5	6	7	5	12	11	0.522	3	9	7	2	10	11	0.476	22	22	0.500	0	0	11.5	44	0.261	12
E 68 Knight, Rob	1	4	2	2	3	6	0.333	1	2	1	4	2	6	0.250	5	12	0.294	0	0	4.5	17	0.265	8
E7/ WINNAU	31	35	42	24	73	59	0.553	19	14	27	6	46	20	0.697	165	99	0.625	0	0	145.0	264	0.549	
E 70 Roberts, Mike	1	3	7	3	8	6	0.571	8	2	7	2	15	4	0.789	23	10	0.697	0	0	21.0	33	0.636	11
E 71 Kubel, Tom "Q"	5	4	3	4	8	8	0.500	5	2	4	1	9	3	0.750	17	11	0.607	0	0	10.5	28	0.375	8
E 72 Kubel, Nicole	3	5	4	4	7	9	0.438	5	3	6	3	11	6	0.647	18	15	0.545	0	0	20.5	33	0.621	9
E 73 Cruze, Michael	2	2	3	6	5	8	0.385	1	7	6	1	7	8	0.467	12	16	0.429	0	0	22.0	28	0.786	9
E 74 Azevedo, Angelo	4	4	5	2	9	6	0.600	4	3	8	0	12	3	0.800	21	9	0.700	0	0	15.0	30	0.500	8
E 75 Lawler, Rob	6	3	1	3	7	6	0.538	0	5	4	1	4	6	0.400	11	12	0.478	0	0	4.5	23	0.196	9
E 76 Tufillaro, Lou	6	5	11	0	17	5	0.773	9	2	10	1	19	3	0.864	36	8	0.818	0	0	30.5	44	0.693	11
E 77 Lueneburg, Randy	3	7	7	1	10	8	0.556	6	3	6	2	12	5	0.706	22	13	0.629	0	0	20.0	35	0.571	10
E 78 Connell, Jamie	1	2	1	1	2	3	0.400	0	1	3	1	3	2	0.600	5	5	0.500	0	0	1.0	10	0.100	5

	Singles		Singles		Singles		Singles Win %-age	Doubles		Doubles		Doubles		Doubles Win %-age	Sngls + Dbls		Sngls + Dbls Win %-age	Tiebreaker Ws	Tiebreaker Ls	All-Star Points	Games Played	All-Star Point Average	Matches Played
	301		Cricket		Record			Cricket		501		Record			Record								
F1/ Something Inappropriate	39	33	39	33	78	66	0.542	21	15	17	19	38	34	0.528	154	134	0.535	0	10	132.5	288	0.460	
F 10 Haynes, Chris	2	0	2	1	4	1	0.800	0	2	1	1	1	3	0.250	5	4	0.556	0	1	6.5	9	0.722	3
F 11 Ehrmann, Rob	2	4	5	5	7	9	0.438	7	1	5	5	12	6	0.667	19	15	0.559	0	1	18.0	34	0.529	12
F 12 Schmaus, Darren	4	7	8	2	12	9	0.571	6	5	3	5	9	10	0.474	21	19	0.525	0	1	23.0	40	0.575	11
F 13 Markham, Jared	6	4	0	2	6	6	0.500	1	3	4	5	5	8	0.385	11	14	0.440	0	1	3.0	25	0.120	11
F 14 McNamara, Tim	4	2	7	3	11	5	0.688	8	2	5	4	13	6	0.684	24	11	0.686	0	1	35.5	35	1.014	10
F 15 Ridgway, Matt	7	3	5	5	12	8	0.600	5	5	5	5	10	10	0.500	22	18	0.550	0	1	13.0	40	0.325	12
F 16 Munsell, Jonathan	6	5	0	3	6	8	0.429	2	5	4	3	6	8	0.429	12	16	0.429	0	1	8.5	28	0.304	11
F 17 Martin, Chris	4	6	1	1	5	7	0.417	2	0	4	2	6	2	0.750	11	9	0.550	0	1	0.0	20	0.000	10
F 18 Chesson, LeRoy	3	2	8	4	11	6	0.647	5	5	2	5	7	10	0.412	18	16	0.529	0	1	19.5	34	0.574	12
F 19 Chesson, Jessica	1	0	3	7	4	7	0.364	6	2	1	3	7	5	0.583	11	12	0.478	0	1	5.5	23	0.239	11
F2/ Coral Reefers	40	32	31	41	71	73	0.493	17	19	16	20	33	39	0.458	137	151	0.476	7	0	95.0	288	0.330	
F 20 Jarvah, Sean	3	3	1	6	4	9	0.308	4	2	2	5	6	7	0.462	10	16	0.385	0	0	8.0	26	0.308	8
F 21 Colton, Mitch	3	4	3	2	6	6	0.500	4	3	2	4	6	7	0.462	12	13	0.480	1	0	3.0	25	0.120	8
F 22 Patskoski, Jason	9	1	4	6	13	7	0.650	5	6	7	2	12	8	0.600	25	15	0.625	1	0	24.0	40	0.600	11
F 23 Carroll, Josh	4	7	9	2	13	9	0.591	7	4	4	6	11	10	0.524	24	19	0.558	1	0	23.5	43	0.547	11
F 24 Gardner, Kyle	6	2	3	6	9	8	0.529	3	5	4	1	7	6	0.538	16	14	0.533	1	0	12.5	30	0.417	9
F 25 Smith, Van	7	3	4	7	11	10	0.524	4	5	3	5	7	10	0.412	18	20	0.474	1	0	8.5	38	0.224	11
F 26 Roseman, Sean	7	4	4	6	11	10	0.524	3	6	4	6	7	12	0.368	18	22	0.450	1	0	10.0	40	0.250	11
F 27 Cullen, Pat	0	1	0	1	0	2	0.000	0	1	0	5	0	6	0.000	0	8	0.000	0	0	0.0	8	0.000	5
F 28 Britt, Jake	1	6	3	4	4	10	0.286	4	5	3	4	7	9	0.438	11	19	0.367	1	0	5.5	30	0.183	10
F 29 Sedgewick, Jim	0	1	0	1	0	2	0.000	0	1	3	2	3	3	0.500	3	5	0.375	0	0	0.0	8	0.000	5
F3/ Don't Hit The Scorekeeper	31	41	35	37	66	78	0.458	18	18	23	13	41	31	0.569	148	140	0.514	4	0	90.5	288	0.314	
F 30 Knight, Romuald	7	5	5	6	12	11	0.522	5	6	7	4	12	10	0.545	24	21	0.533	1	0	9.5	45	0.211	12
F 31 Bohn, Andy	4	7	1	6	5	13	0.278	3	5	8	3	11	8	0.579	16	21	0.432	0	0	7.5	37	0.203	11
F 32 Smith, Ron "Captain"	1	4	1	2	2	6	0.250	3	1	1	2	4	3	0.571	6	9	0.400	0	0	0.0	15	0.000	5
F 33 Vick, Justin	6	5	9	2	15	7	0.682	5	6	10	1	15	7	0.682	30	14	0.682	1	0	29.5	44	0.670	11
F 34 Shearin, Phillip	0	5	8	4	8	9	0.471	7	6	7	4	14	10	0.583	22	19	0.537	1	0	26.0	41	0.634	11
F 35 Nettesheim, Doug	7	3	4	5	11	8	0.579	5	3	5	5	10	8	0.556	21	16	0.568	0	0	5.5	37	0.149	10
F 36 Seltzer, Josh	2	5	2	6	4	11	0.267	2	3	3	3	5	6	0.455	9	17	0.346	0	0	2.5	26	0.096	7
F 37 Robertson, Chris	4	7	5	6	9	13	0.409	6	6	5	4	11	10	0.524	20	23	0.465	1	0	10.0	43	0.233	11
F4/ Plumber's Quacks	28	44	22	50	50	94	0.347	9	27	9	27	18	54	0.250	86	202	0.299	0	0	45.5	288	0.158	
F 40 Carawon, Bob	0	11	0	7	0	18	0.000	0	8	1	6	1	14	0.067	1	32	0.030	0	0	0.0	33	0.000	8
F 41 Peers, Martin	1	8	1	7	2	15	0.118	3	4	4	5	7	9	0.438	9	24	0.273	0	0	11.5	33	0.348	8
F 42 Ellis, Tim	8	2	6	5	14	7	0.667	4	7	4	7	8	14	0.364	22	21	0.512	0	0	10.5	43	0.244	10
F 43 Schoch, Adam	5	2	5	2	10	4	0.714	3	5	1	7	4	12	0.250	14	16	0.467	0	0	6.5	30	0.217	7
F 44 Carawon, Harris	5	5	4	7	9	12	0.429	4	7	1	9	5	16	0.238	14	28	0.333	0	0	5.0	42	0.119	10
F 45 Lalino, Steve	5	5	6	5	11	10	0.524	4	7	4	7	8	14	0.364	19	24	0.442	0	0	9.5	43	0.221	10
F 46 Yost, Kayla	4	6	0	10	4	16	0.200	0	10	2	7	2	17	0.105	6	33	0.154	0	0	0.0	39	0.000	10
F 47 Jeffries, Tom	0	5	0	7	0	12	0.000	0	6	1	6	1	12	0.077	1	24	0.040	0	0	2.5	25	0.100	7
F 48 Van Olst, Jason	0	0	0	0	0	0	---	0	0	0	0	0	0	---	0	0	---	0	0	0.0	0	---	0
xx-F5/ Chatham Street Elite	0	0	0	0	0	0	---	0	0	0	0	0	0	---	0	0	---	0	0	0.0	0	---	
F 50 Lefebvre, C.J.	0	0	0	0	0	0	---	0	0	0	0	0	0	---	0	0	---	0	0	0.0	0	---	0
F 51 Daniels, Chris	0	0	0	0	0	0	---	0	0	0	0	0	0	---	0	0	---	0	0	0.0	0	---	0
F 52 Elekonich, Amy	0	0	0	0	0	0	---	0	0	0	0	0	0	---	0	0	---	0	0	0.0	0	---	0
F6/ Show Me Your Tips	41	31	37	35	78	66	0.542	20	16	19	17	39	33	0.542	156	132	0.542	0	0	111.5	288	0.387	
F 60 Powell, Lee	8	4	7	5	15	9	0.625	7	5	7	5	14	10	0.583	29	19	0.604	0	0	28.0	48	0.583	12
F 61 Bialaszewski, Rich	8	3	9	2	17	5	0.773	5	6	7	4	12	10	0.545	29	15	0.659	0	0	24.0	44	0.545	11
F 62 Lane, Bob	4	5	4	5	8	10	0.444	6	4	5	4	11	8	0.579	19	18	0.514	0	0	17.5	37	0.473	9
F 63 Bushman, Brad	5	3	7	1	12	4	0.750	7	2	4	6	11	8	0.579	23	12	0.657	0	0	17.0	35	0.486	10
F 64 Freimark, Thomas	2	4	3	6	5	10	0.333	4	4	3	4	7	8	0.467	12	18	0.400	0	0	5.5	30	0.183	9
F 65 Harris, Layne	2	5	1	5	3	10	0.231	2	1	4	1	6	2	0.750	9	12	0.429	0	0	3.5	21	0.167	7
F 66 Hall, Mike	3	6	0	6	3	12	0.200	3	5	4	5	7	10	0.412	10	22	0.313	0	0	7.0	32	0.219	9
F 67 Lichty, Ben	2	1	1	2	3	3	0.500	1	3	0	3	1	6	0.143	4	9	0.308	0	0	3.0	13	0.231	5
F 68 Fournier, Chris	7	0	5	3	12	3	0.800	5	2	4	2	9	4	0.692	21	7	0.750	0	0	6.0	28	0.214	8
F7/ Wayne Gretzky	29	43	42	30	71	73	0.493	16	20	13	23	29	43	0.403	129	159	0.448	0	7	100.5	288	0.349	
F 70 Wilson, Misty	2	10	0	0	2	10	0.167	0	0	2	8	2	8	0.200	4	18	0.182	0	1	0.0	22	0.000	12
F 71 Wilson, Jonathan	0	0	7	5	7	5	0.583	8	4	5	7	13	11	0.542	20	16	0.556	0	1	16.5	36	0.458	12
F 72 Gaines, Lauren	1	11	0	8	1	19	0.050	3	5	1	8	4	13	0.235	5	32	0.135	0	1	3.0	37	0.081	12
F 73 Gaines, Bryan	4	8	5	7	9	15	0.375	3	9	6	5	9	14	0.391	18	29	0.383	0	1	10.5	47	0.223	12
F 74 Rigert, Joe, Sr.	11	1	11	1	22	2	0.917	8	4	5	6	13	10	0.565	35	12	0.745	0	1	31.0	47	0.660	12
F 75 Rigert, Joe, Jr.	5	2	6	1	11	3	0.786	2	5	1	2	3	7	0.300	14	10	0.583	0	0	7.0	24	0.292	7
F 76 Therrien, Dan	5	7	8	4	13	11	0.542	5	7	2	8	7	15	0.318	20	26	0.435	0	1	19.5	46	0.424	12
F 77 Dugger, Larry	1	4	5	4	6	8	0.429	3	6	4	2	7	8	0.467	13	16	0.448	0	1	13.0	29	0.448	9
F8/ Bull Hunters	44	28	46	26	90	54	0.625	25	11	29	7	54	18	0.750	198	90	0.688	0	0	149.5	288	0.519	
F 80 Bumpass, Mike	4	7	11	1	15	8	0.652	9	3	9	2	18	5	0.783	33	13	0.717	0	0	29.5	46	0.641	12
F 81 Jefferys, Lee	12	0	11	1	23	1	0.958	11	1	11	0	22	1	0.957	45	2	0.957	0	0	30.5	47	0.649	12
F 82 White, Vic	8	3	10	1	18	4	0.818	7	4	10	0	17	4	0.810	35	8	0.814	0	0	37.5	43	0.872	11
F 83 O'Connell, Doug	6	2	4	3	10	5	0.667	1	1	7	3	8	4	0.667	18	9	0.667	0	0	7.0	27	0.259	11
F 84 Sosebee, Keith	0	2	1	6	1	8	0.111	4	4	1	2	5	6	0.455	6	14	0.300	0	0	5.5	20	0.275	8
F 85 Blanchard, Jeff	5	6	0	4	5	10	0.333	7	4	4	2	11	6	0.647	16	16	0.500	0	0	5.0	32	0.156	11
F 86 Talbot, Chris	2	3	4	3	6	6	0.500	0	4	7	3	7	7	0.500	13	13	0.500	0	0	7.0	26	0.269	10
F 87 Goodwin, Kody	7	5	5	7	12	12	0.500	11	1	9	2	20	3	0.870	32	15	0.681	0	0	27.5	47	0.585	12

	Singles		Singles		Singles		Singles Win %-age	Doubles		Doubles		Doubles		Doubles Win %-age	Sngls + Dbls		Sngls + Dbls Win %-age	Tiebreaker Ws	Tiebreaker Ls	All-Star Points	Games Played	All-Star Point Average	Matches Played
	301		Cricket		Record			Cricket		501		Record			Record								
G1/ Dart Buddies	40	32	19	53	59	85	0.410	15	21	17	19	32	40	0.444	123	165	0.427	20	6	93.0	288	0.323	
G 10 Watson, Jeff, Sr.	8	4	4	8	12	12	0.500	6	6	7	5	13	11	0.542	25	23	0.521	3	1	26.5	48	0.552	12
G 11 Watson, Ruth	4	6	2	7	6	13	0.316	5	5	5	5	10	10	0.500	16	23	0.410	3	1	11.5	39	0.295	11
G 12 Watson, Emily	5	5	0	6	5	11	0.313	3	7	6	5	9	12	0.429	14	23	0.378	3	1	2.0	37	0.054	11
G 13 Massengill, Devin	7	6	3	10	10	16	0.385	1	10	2	9	3	19	0.136	13	35	0.271	3	1	11.0	48	0.229	12
G 14 Gower, Jeremy	9	4	7	5	16	9	0.640	7	6	7	6	14	12	0.538	30	21	0.588	3	1	23.0	51	0.451	12
G 15 Andersen, Nancy	5	3	1	10	6	13	0.316	5	6	4	6	9	12	0.429	15	25	0.375	3	1	14.0	40	0.350	11
G 16 Andersen, Dave	2	4	2	7	4	11	0.267	3	2	3	2	6	4	0.600	10	15	0.400	2	0	5.0	25	0.200	8
G2/ Walking That Wire	45	27	37	35	82	62	0.569	21	15	22	14	43	29	0.597	168	120	0.583	0	10	111.0	288	0.385	
G 20 Bowen, Andy	9	1	5	4	14	5	0.737	7	2	7	2	14	4	0.778	28	9	0.757	0	1	22.0	37	0.595	11
G 21 White, John	7	5	9	2	16	7	0.696	5	6	7	4	12	10	0.545	28	17	0.622	0	1	23.0	45	0.511	12
G 22 Prosser, Brad	4	5	1	2	5	7	0.417	3	3	3	6	6	9	0.400	11	16	0.407	0	1	7.5	27	0.278	12
G 23 Wissinger, Wes	8	2	6	3	14	5	0.737	8	2	8	2	16	4	0.800	30	9	0.769	0	1	17.5	39	0.449	12
G 24 Kyle, Mike	3	3	3	3	6	6	0.500	4	1	2	4	6	5	0.545	12	11	0.522	0	1	9.5	23	0.413	10
G 25 Williams, Kelsey	2	3	0	5	2	8	0.200	0	2	4	2	4	4	0.500	6	12	0.333	0	1	0.0	18	0.000	9
G 26 Ferri, Chris	1	1	3	3	4	4	0.500	3	3	3	1	6	4	0.600	10	8	0.556	0	1	6.0	18	0.333	9
G 27 Port, Brian	1	1	1	6	2	7	0.222	2	3	3	3	5	6	0.455	7	13	0.350	0	1	4.5	20	0.225	8
G 28 Dubose, Chris	4	4	1	4	5	8	0.385	4	5	4	1	8	6	0.571	13	14	0.481	0	1	4.0	27	0.148	11
G 29 Stark, Parker	6	2	8	3	14	5	0.737	6	3	3	3	9	6	0.600	23	11	0.676	0	1	17.0	34	0.500	11
G3/ Is It In?	36	36	41	31	77	67	0.535	19	17	16	20	35	37	0.486	147	141	0.510	7	7	96.0	288	0.333	
G 30 Cornell, Blaine	6	3	3	4	9	7	0.563	2	1	4	3	6	4	0.600	15	11	0.577	1	1	1.0	26	0.038	9
G 31 Barlow, Brian	6	3	8	3	14	6	0.700	7	4	2	5	9	9	0.500	23	15	0.605	1	1	16.5	38	0.434	11
G 32 Barbour, Bryan	1	4	3	2	4	6	0.400	3	2	1	5	4	7	0.364	8	13	0.381	0	0	5.0	21	0.238	6
G 33 Metivier, Sam	4	5	0	3	4	8	0.333	2	6	3	5	5	11	0.313	9	19	0.321	0	1	8.0	28	0.286	10
G 34 Smith, Jon	3	6	7	3	10	9	0.526	4	5	4	3	8	8	0.500	18	17	0.514	1	1	9.5	35	0.271	10
G 35 Millius, Mike	2	3	5	5	7	8	0.467	3	6	5	5	8	11	0.421	15	19	0.441	1	1	10.5	34	0.309	11
G 36 Murphy, Tom	4	5	5	6	9	11	0.450	7	4	6	6	13	10	0.565	22	21	0.512	1	1	13.5	43	0.314	12
G 37 Musil, Dylan	8	2	9	1	17	3	0.850	6	5	4	4	10	9	0.526	27	12	0.692	1	1	27.0	39	0.692	11
G 38 Johnson, Steve	2	5	1	4	3	9	0.250	4	1	3	4	7	5	0.583	10	14	0.417	1	0	5.0	24	0.208	8
G4/ Bulls Up!	35	37	46	26	81	63	0.563	26	10	19	17	45	27	0.625	171	117	0.594	0	0	106.0	288	0.368	
G 40 Massey, Amy	4	7	3	5	7	12	0.368	3	6	2	3	5	9	0.357	12	21	0.364	0	0	6.5	33	0.197	12
G 41 Butterworth, Jim	8	4	12	0	20	4	0.833	11	1	9	3	20	4	0.833	40	8	0.833	0	0	35.5	48	0.740	12
G 42 Butterworth, Dan	7	5	9	3	16	8	0.667	9	2	8	4	17	6	0.739	33	14	0.702	0	0	13.5	47	0.287	12
G 43 Frederick, Karl	6	5	9	3	15	8	0.652	9	3	6	6	15	9	0.625	30	17	0.638	0	0	24.5	47	0.521	12
G 44 Block, Marc	4	6	2	6	6	12	0.333	7	2	4	5	11	7	0.611	17	19	0.472	0	0	4.5	36	0.125	10
G 45 Powell, Andy	1	1	7	4	8	5	0.615	7	4	6	6	13	10	0.565	21	15	0.583	0	0	10.5	36	0.292	12
G 46 Cochran, Matt	1	7	0	3	1	10	0.091	1	1	1	4	2	5	0.286	3	15	0.167	0	0	1.5	18	0.083	8
G 47 O'Toole, Mike	4	2	4	2	8	4	0.667	5	1	2	3	7	4	0.636	15	8	0.652	0	0	9.5	23	0.413	6
G5/ Chalker's Nightmare	32	40	39	33	71	73	0.493	15	21	16	20	31	41	0.431	133	155	0.462	0	20	87.0	288	0.302	
G 50 Kincaid, Lisa	1	1	0	2	1	3	0.250	0	0	0	1	0	1	0.000	1	4	0.200	0	1	2.0	5	0.400	2
G 51 Brownd, Anthony	7	5	10	2	17	7	0.708	7	5	6	6	13	11	0.542	30	18	0.625	0	3	21.5	48	0.448	12
G 52 Boutieller, Tina	5	7	5	6	10	13	0.435	4	7	5	6	9	13	0.409	19	26	0.422	0	3	7.5	45	0.167	12
G 53 Moulden, Jeremy	4	8	8	4	12	12	0.500	6	6	8	4	14	10	0.583	26	22	0.542	0	3	25.5	48	0.531	12
G 54 Ball, Pat	6	5	10	2	16	7	0.696	5	7	6	6	11	13	0.458	27	20	0.574	0	3	20.0	47	0.426	12
G 55 Boutieller, Nick	6	6	4	6	10	12	0.455	3	7	3	6	6	13	0.316	16	25	0.390	0	3	6.0	41	0.146	11
G 56 Berman, Brian	0	1	1	2	1	3	0.250	3	4	1	5	4	9	0.308	5	12	0.294	0	2	2.0	17	0.118	7
G 57 Coogan, Beth	3	6	0	6	3	12	0.200	1	4	3	5	4	9	0.308	7	21	0.250	0	2	0.0	28	0.000	11
G 58 Harper, C.E.	0	0	0	0	0	0	---	0	0	0	0	0	0	---	0	0	---	0	0	0.0	0	---	0
G 59 Nelson, Shane	0	1	1	3	1	4	0.200	1	2	0	1	1	3	0.250	2	7	0.222	0	0	2.5	9	0.278	4
G6/ Irish Ton	33	39	40	32	73	71	0.507	17	19	20	16	37	35	0.514	147	141	0.510	18	13	98.5	288	0.342	
G 60 Cominole, Jeremy	4	6	7	3	11	9	0.550	6	4	7	2	13	6	0.684	24	15	0.615	2	2	12.5	39	0.321	10
G 61 Bowser, Brian	6	6	8	3	14	9	0.609	7	5	8	4	15	9	0.625	29	18	0.617	3	2	24.0	47	0.511	12
G 62 Logan, Pete	0	1	1	3	1	4	0.200	0	1	0	2	0	3	0.000	1	7	0.125	1	1	0.0	8	0.000	4
G 63 Fox, Chris	5	6	7	2	12	8	0.600	7	4	7	3	14	7	0.667	26	15	0.634	2	2	18.0	41	0.439	11
G 64 Rossbach, Mark	7	4	9	3	16	7	0.696	7	4	8	3	15	7	0.682	31	14	0.689	3	1	34.5	45	0.767	11
G 65 Hiltbrunner, Sherry	4	6	3	5	7	11	0.389	3	5	2	5	5	10	0.333	12	21	0.364	3	2	4.0	33	0.121	9
G 66 Perkins, Heath	6	2	3	3	9	5	0.643	3	3	2	5	5	8	0.385	14	13	0.519	1	1	3.0	27	0.111	8
G 67 Perkins, Brytni	1	5	1	5	2	10	0.167	0	10	5	4	5	14	0.263	7	24	0.226	2	1	1.5	31	0.048	10
G 68 Yarsawich, Bryan	0	3	1	5	1	8	0.111	1	2	1	4	2	6	0.250	3	14	0.176	1	1	1.0	17	0.059	7
G7/ Cold Blooded and Thin Skinned	31	41	30	42	61	83	0.424	13	23	16	20	29	43	0.403	119	169	0.413	6	0	70.5	288	0.245	
G 70 Theall, Ken	4	6	3	7	7	13	0.350	4	5	4	4	8	9	0.471	15	22	0.405	0	0	11.0	37	0.297	12
G 71 Gagner, Chris	7	5	6	5	13	10	0.565	3	10	5	6	8	16	0.333	21	26	0.447	1	0	15.0	47	0.319	12
G 72 Zuttel, Paul	5	8	6	6	11	14	0.440	2	9	3	6	5	15	0.250	16	29	0.356	0	0	9.0	45	0.200	12
G 73 Dehnel, Sebastian	6	5	10	1	16	6	0.727	6	5	7	5	13	10	0.565	29	16	0.644	1	0	15.5	45	0.344	11
G 74 Mele, Scott	1	1	0	3	1	4	0.200	2	2	3	2	5	4	0.556	6	8	0.429	1	0	2.0	14	0.143	6
G 75 Liner, Bruce	0	0	0	0	0	0	---	0	0	0	0	0	0	---	0	0	---	0	0	0.0	0	---	0
G 76 Zuttel, Joe	1	3	0	3	1	6	0.143	0	2	2	3	2	5	0.286	3	11	0.214	1	0	1.0	14	0.071	6
G 77 Reeve, Mike	0	0	0	6	0	6	0.000	2	2	0	0	2	2	0.500	2	8	0.200	0	0	5.5	10	0.550	6
G 78 Looney, JoDon	5	4	4	5	9	9	0.500	5	6	3	7	8	13	0.381	17	22	0.436	1	0	7.5	39	0.192	11
G 79 Caldwell, Taylor	2	9	1	6	3	15	0.167	2	5	5	7	7	12	0.368	10	27	0.270	1	0	4.0	37	0.108	12

		Singles	301	Singles	Cricket	Singles	Record	Singles Win %-age	Doubles	Cricket	Doubles	501	Doubles	Record	Doubles Win %-age	Sngls + Dbls	Record	Sngls + Dbls Win %-age	Tiebreaker Ws	Tiebreaker Ls	All-Star Points	Games Played	All-Star Point Average	Matches Played
H1/ All About That Bull		33	43	36	40	69	83	0.454	19	20	23	16	42	36	0.538	153	155	0.497	0	0	87.0	308	0.282	
H 10	Voorhees, Cindy	4	9	6	9	10	18	0.357	5	9	8	6	13	15	0.464	23	33	0.411	0	0	13.0	56	0.232	13
H 11	Gould, Craig	5	4	5	4	10	8	0.556	2	7	6	4	8	11	0.421	18	19	0.486	0	0	5.5	37	0.149	8
H 12	Shepard, Missy	7	8	6	10	13	18	0.419	8	8	11	5	19	13	0.594	32	31	0.508	0	0	15.0	63	0.238	13
H 13	Day, Dillon	0	1	0	1	0	2	0.000	1	0	1	0	2	0	1.000	2	2	0.500	0	0	1.0	4	0.250	1
H 14	Miller, Lloyd	5	8	4	5	9	13	0.409	6	4	4	6	10	10	0.500	19	23	0.452	0	0	15.5	42	0.369	9
H 15	Peterson, Eric	3	5	4	5	7	10	0.412	5	4	4	5	9	9	0.500	16	19	0.457	0	0	14.0	35	0.400	8
H 16	Tyler, Rob	3	5	2	5	5	10	0.333	4	5	6	3	10	8	0.556	15	18	0.455	0	0	4.0	33	0.121	8
H 17	Holmes, Joseph	6	3	9	1	15	4	0.789	7	3	6	3	13	6	0.684	28	10	0.737	0	0	19.0	38	0.500	9
H 18	Smith, Scott	0	0	0	0	0	0	---	0	0	0	0	0	0	---	0	0	---	0	0	0.0	0	---	0
H2/ Chalk It Up		33	39	29	43	62	82	0.431	14	22	11	25	25	47	0.347	112	176	0.389	0	0	64.0	288	0.222	
H 20	McNamara, Ken	7	5	6	6	13	11	0.542	8	5	4	8	12	13	0.480	25	24	0.510	0	0	16.5	49	0.337	12
H 21	Lawrence, Jonathan	0	2	1	1	1	3	0.250	2	1	1	2	3	3	0.500	4	6	0.400	0	0	5.5	10	0.550	4
H 22	Coggins, Leigh	5	7	0	9	5	16	0.238	1	5	3	6	4	11	0.267	9	27	0.250	0	0	2.0	36	0.056	11
H 23	Morlando, Jim	1	6	0	8	1	14	0.067	3	5	2	5	5	10	0.333	6	24	0.200	0	0	7.0	30	0.233	8
H 24	Crawford, Neal	4	4	3	5	7	9	0.438	2	5	1	5	3	10	0.231	10	19	0.345	0	0	9.5	29	0.328	8
H 25	Owen, Hal	9	3	9	3	18	6	0.750	4	8	3	10	7	18	0.280	25	24	0.510	0	0	12.5	49	0.255	12
H 26	Prater, Brittani	5	7	9	4	14	11	0.560	5	6	5	4	10	10	0.500	24	21	0.533	0	0	7.5	45	0.167	12
H 27	Zarrelli, Karen	2	5	1	7	3	12	0.200	3	9	3	10	6	19	0.240	9	31	0.225	0	0	3.5	40	0.088	12
H3/ Ballistic Behavior		36	36	37	35	73	71	0.507	18	18	17	19	35	37	0.486	143	145	0.497	0	0	100.0	288	0.347	
H 30	Phillips, Britt	2	5	1	4	3	9	0.250	0	2	1	5	1	7	0.125	4	16	0.200	0	0	6.5	20	0.325	8
H 31	Phillips, Josh	7	5	6	5	13	10	0.565	7	4	5	6	12	10	0.545	25	20	0.556	0	0	15.5	45	0.344	12
H 32	Hayward, Simon	5	6	4	4	9	10	0.474	4	2	5	2	9	4	0.692	18	14	0.563	0	0	9.0	32	0.281	11
H 33	Hayward, Georgia	7	4	5	5	12	9	0.571	3	8	5	4	8	12	0.400	20	21	0.488	0	0	13.0	41	0.317	11
H 34	Shirey, Anthony	9	1	8	3	17	4	0.810	7	4	4	5	11	9	0.550	28	13	0.683	0	0	20.0	41	0.488	11
H 35	Howell, John	0	3	2	4	2	7	0.222	0	4	0	3	0	7	0.000	2	14	0.125	0	0	2.5	16	0.156	6
H 36	McEwen, William	2	8	7	5	9	13	0.409	8	3	7	4	15	7	0.682	24	20	0.545	0	0	19.5	44	0.443	12
H 37	Letsch, Dempsey	1	1	0	2	1	3	0.250	3	7	5	5	8	12	0.400	9	15	0.375	0	0	1.5	24	0.063	10
H 38	Fisher, Jessie	3	3	4	3	7	6	0.538	4	2	2	4	6	6	0.500	13	12	0.520	0	0	12.5	25	0.500	8
H4/ Brown's Bombers		33	32	35	30	68	62	0.523	14	19	16	17	30	36	0.455	128	134	0.489	0	0	59.0	262	0.225	
H 40	Suan, John	6	5	8	3	14	8	0.636	6	5	6	7	12	12	0.500	26	20	0.565	0	0	9.0	46	0.196	11
H 41	Davis, Luke	8	1	7	3	15	4	0.789	6	4	4	5	10	9	0.526	25	13	0.658	0	0	18.5	38	0.487	10
H 42	Casey, Kevin	1	4	4	1	5	5	0.500	3	3	3	3	6	6	0.500	11	11	0.500	0	0	6.0	22	0.273	6
H 43	Huffman, Inky	1	2	1	5	2	7	0.222	0	7	3	5	3	12	0.200	5	19	0.208	0	0	5.0	24	0.208	9
H 44	Murphy, James	4	7	7	4	11	11	0.500	4	7	6	4	10	11	0.476	21	22	0.488	0	0	12.0	43	0.279	10
H 45	Murphy, Michelle	4	9	1	7	5	16	0.238	2	7	4	4	6	11	0.353	11	27	0.289	0	0	1.0	38	0.026	10
H 46	Strickland, Andrew	6	0	6	0	12	0	1.000	4	1	3	1	7	2	0.778	19	2	0.905	0	0	4.0	21	0.190	6
H 47	Annon, Harry	3	4	1	7	4	11	0.267	3	4	3	5	6	9	0.400	10	20	0.333	0	0	3.5	30	0.117	7
H5/ Tips & Shafts		27	50	30	47	57	97	0.370	17	22	15	24	32	46	0.410	121	189	0.390	6	0	88.5	310	0.285	
H 50	Borgna, Denise	5	7	2	11	7	18	0.280	6	7	7	7	13	14	0.481	20	32	0.385	1	0	3.0	52	0.058	12
H 51	Borgna, Andrew	3	11	9	4	12	15	0.444	6	6	5	6	11	12	0.478	23	27	0.460	1	0	31.5	50	0.630	13
H 52	Spencer, Kenny	7	7	6	7	13	14	0.481	6	8	6	9	12	17	0.414	25	31	0.446	1	0	15.5	56	0.277	13
H 53	Prusisz, Mike	0	0	0	0	0	0	---	0	0	0	0	0	0	---	0	0	---	0	0	0.0	0	---	0
H 54	Thaxter, Norm	3	9	3	11	6	20	0.231	5	8	4	9	9	17	0.346	15	37	0.288	1	0	11.0	52	0.212	12
H 55	Garner, Annette	3	8	1	11	4	19	0.174	6	7	4	9	10	16	0.385	14	35	0.286	1	0	4.5	49	0.092	12
H 56	Thompkins, Charles	6	8	9	3	15	11	0.577	5	8	4	8	9	16	0.360	24	27	0.471	1	0	23.0	51	0.451	12
H6/ Why So Serious?		50	28	59	19	109	47	0.699	35	4	28	11	63	15	0.808	235	77	0.753	0	0	112.5	312	0.361	
H 60	Cannizzaro, Anthony	8	3	9	2	17	5	0.773	9	1	7	1	16	2	0.889	33	7	0.825	0	0	21.5	40	0.538	12
H 61	Havens, Lincoln	9	3	6	3	15	6	0.714	8	3	6	4	14	7	0.667	29	13	0.690	0	0	11.5	42	0.274	12
H 62	Leonard, Bill	8	4	10	3	18	7	0.720	11	1	8	2	19	3	0.864	37	10	0.787	0	0	19.5	47	0.415	13
H 63	Havens, Matt	9	4	11	1	20	5	0.800	11	1	8	3	19	4	0.826	39	9	0.813	0	0	20.0	48	0.417	13
H 64	Triggiano, Andrew	8	4	7	2	15	6	0.714	9	0	8	5	17	5	0.773	32	11	0.744	0	0	12.5	43	0.291	13
H 65	Cannizzaro, Tyler	1	1	4	3	5	4	0.556	8	0	6	2	14	2	0.875	19	6	0.760	0	0	11.5	25	0.460	8
H 66	McGuire, Shaun	2	1	4	2	6	3	0.667	8	1	5	3	13	4	0.765	19	7	0.731	0	0	7.0	26	0.269	9
H 67	Light, Chris	4	7	7	2	11	9	0.550	5	1	8	2	13	3	0.813	24	12	0.667	0	0	9.0	36	0.250	11
H 68	Maldonado, Kevin	1	1	1	1	2	2	0.500	1	0	0	0	1	0	1.000	3	2	0.600	0	0	0.0	5	0.000	2
H7/ Just A Bit Outside		51	27	40	38	91	65	0.583	20	19	25	14	45	33	0.577	181	131	0.580	0	8	82.5	312	0.264	
H 70	Budd, Shawn	10	2	7	5	17	7	0.708	3	4	6	3	9	7	0.563	26	14	0.650	0	1	11.5	40	0.288	12
H 71	Budd, Jen	5	8	0	4	5	12	0.294	3	5	3	5	6	10	0.375	11	22	0.333	0	1	1.0	33	0.030	13
H 72	Bohannon, Zack	4	3	5	3	9	6	0.600	5	3	5	2	10	5	0.667	19	11	0.633	0	1	11.5	30	0.383	9
H 73	Collins, Richard	8	1	4	2	12	3	0.800	3	5	7	1	10	6	0.625	22	9	0.710	0	1	12.0	31	0.387	9
H 74	Cook, Dan	8	2	8	3	16	5	0.762	4	7	8	2	12	9	0.571	28	14	0.667	0	1	10.5	42	0.250	13
H 75	Furdon, Jenny	2	3	5	8	7	11	0.389	5	4	8	4	13	8	0.619	20	19	0.513	0	1	11.5	39	0.295	13
H 76	Furdon, Matt	1	2	2	5	3	7	0.300	7	4	7	3	14	7	0.667	17	14	0.548	0	1	3.0	31	0.097	12
H 77	Schmitt, Shelby	0	0	0	0	0	0	---	0	0	0	0	0	0	---	0	0	---	0	0	0.0	0	---	0
H 78	Sieberth, Paul	1	5	0	4	1	9	0.100	1	4	3	2	4	6	0.400	5	15	0.250	0	0	0.0	20	0.000	11
H 79	Heath, John	12	1	9	4	21	5	0.808	9	2	3	6	12	8	0.600	33	13	0.717	0	1	21.5	46	0.467	13
xx-H8/ Dart Squad		4	13	2	15	6	28	0.176	0	9	1	8	1	17	0.056	8	62	0.114	0	0	2.0	70	0.029	
H 80	Evans, Paige	0	4	0	4	0	8	0.000	0	4	1	4	1	8	0.111	1	16	0.059	0	0	0.0	17	0.000	3
H 81	Kempton, Tyler	2	1	1	4	3	5	0.375	0	6	0	5	0	11	0.000	3	16	0.158	0	0	2.0	19	0.105	3
H 82	Leclerc, Ali	0	3	0	2	0	5	0.000	0	2	1	2	1	4	0.200	1	9	0.100	0	0	0.0	10	0.000	2
H 83	Leclerc, Mike	2	1	0	2	2	3	0.400	0	3	0	2	0	5	0.000	2	8	0.200	0	0	0.0	10	0.000	2
H 84	Smith, Kristine	0	2	0	3	0	5	0.000	0	2	0	2	0	4	0.000	0	9	0.000	0	0	0.0	9	0.000	2
H 85	Pappas, Nicole	0	0	0	0	0	0	---	0	0	0	0	0	0	---	0	0	---	0	0	0.0	0	---	0
H 86	White, Stephanie	0	1	0	0	0	1	0.000	0	0	0	0	0	0	---	0	1	0.000	0	0	0.0	1	0.000	1
H 87	Sheil, Rachel	0	1	1	0	1	1	0.500	0	1	0	1	0	2	0.000	1	3	0.250	0	0	0.0	4	0.000	1
H 88	McCullen, Kayla	0	0	0	0	0	0	---	0	0	0	0	0	0	---	0	0	---	0	0	0.0	0	---	0

Raleigh Dart League

Registration for Spring 2018 Season
Wednesday, January 3, (The Upper Deck), 7:00-8:00 p.m.

Wednesday, January 3 ⌫⌦ **For ALL teams - there is only one night of registration!!!**
(If your team is not returning, please leave a message on VoiceMail.
New captain? Please pass this information on to him/her.)
Bring: 1) Completed roster - use BLACK pen please - with divisions played by by each member for last 3 seasons
2) ONE check for bar fee and a minimum of six players (Bar fee is $20; Player registration is $20) NO CASH WILL BE ACCEPTED!!!

Wednesday, January 3 **DEADLINE for unrestricted roster add-ons, at REGISTRATION (no extensions)**
January 4 through February 26 Add-ons pre-approved by the Membership Committee (Membership Committee Director - Heather Bohanan, 919-326-1956, membership@raleighdartleague.org)
1) Checks & player information as per roster to: Heather Bohanan (temporarily performing Treasurer duties), 919-326-1956, 206 Shoals Lane, Garner, NC 27529; membership@raleighdartleague.org
2) Membership Director will inform captain of Committee's decision
A PLAYER IS NOT ELIGIBLE UNTIL APPROVED, AND WITH DUES PAID

Wednesday, January 17 ⌫⌦ **Captains' meeting, 7:00-8:00 p.m., The Upper Deck (MANDATORY)**
Pick up schedules, blank scoresheets, team rosters, phone lists, rules, etc.

Wednesday, January 24 ⌫⌦ **8:00 p.m. Season starts**

Monday, February 26 **5th week captains' meeting, 7:00-8:00 p.m., The Upper Deck**
... and RDL Board meeting --- Last day to add/replace a player with approval

SPRING 2018 RALEIGH DART LEAGUE TEAM REGISTRATION FORM

Team Name _____ Team Number _____
(PLEASE LEAVE BLANK)

Player Name (not nickname): / Home Bar & Dart Rep.:	Divisions played in previous 3 seasons	Dart experience (if any) outside RDL* / Board #s:	M/F	Phone #:	Fee Paid:
Captain: 0				(C) (H)	0
1				(C) (H)	1
2				(C) (H)	2
3				(C) (H)	3
4				(C) (H)	4
5				(C) (H)	5
6				(C) (H)	6
7				(C) (H)	7
8				(C) (H)	8
9				(C) (H)	9

TOTAL:

Captain's Email Address: _____

** If there are players new to RDL and you are aware of their dart experience outside of RDL, please include that information here. You might say things like "Played in a mid-level team in Chicago for the past 6 years" or "No league experience but throws on a regular basis - consistently beats D & E players at Upper Deck LOD"*

TONS OF NEWSLETTER

Home to the Spring Session of the Raleigh Dart League for the Banquet, Saturday, May 19, 2018 Issue #JK720
The "Certainly Never Been A Better Time To Bust Out The Magic Sandpaper" Edition

TOURNAMENT WINNERS

"A" Division - ***Element XXX*** *(13-3)*
Element takes the rubber match from Appetite in a 2-hour slugest, completing a tournament run with a total score of 40-8, and only even starting the third doubles cricket set in one of three matches.

"B" Division - ***Kiss My...*** *(13-7)*
After handing the RDL's only undefeated regular season team a defeat in the semifinals, the #5 seed Kissers sealed the deal with a win the #3 Thursdays (who had beaten the #7 in the semis).

"C" Division - ***DD 214*** *(14-6)*
After barely surviving their semifinal, DD 214 handles the #6 seed Pat's Blue in the finals, making DD the only team in any division this season to pull off the season/tournament double victory.

"D" Division - ***Stick a Cork In It!*** *(14-8)*
Well, *of course* D division's final was a victory of the #6 over the #5 seed. You had to see this coming, right? Well, unless you bet on the last place #7 seed… which would've been understandable.

"E" Division - ***Double In, Stumble Out*** *(13-9)*
After nearly four months of some shmozer continually telling you all that Stumble Out "should" be winning E, they finally decided to make that foolish author a little bit correct. About time, eh!

"F" Division - ***Bulls Up*** *(13-5)*
Those back-to-back losses in weeks 7 & 8 feel like a very long time ago for Bulls Up, as they just stormtrooper-ed through this bracket, building on the super-hot finish they had in the regular season.

"G" Division - ***Irish Ton*** *(14-4)*
Winston Churchill called… he confirmed that Irish Ton is this season's new riddle, wrapped in a mystery, inside an enigma. Great finish for one of the most up-and-down RDL teams ever.

"H" Division - ***All About That Bull!*** *(14-6)*
Oh, after All About added a couple players in week 5, it was on like Donkey Kong! (and nope, that phrase didn't even make sense in the '80s) But what does make sense? A 10-1 run after week 5…

REGULAR SEASON WINNERS

"A" Division - ***Appetite for Destruction*** *(13 wins, 1 loss)*
2nd place - Element XXX

"B" Division - ***Diddle Diddle*** *(12 wins, 0 losses)*
2nd place - Shooter McGavin

"C" Division - ***DD 214*** *(9 wins, 3 losses)*
2nd place - One Armed Bandits

"D" Division - ***Cheap Shots*** *(8 wins, 4 losses)*
2nd place - Inglourous Darters

"E" Division - ***Game of Throws*** *(10 wins, 2 losses)*
2nd place - Sharky's Machine

"F" Division - ***Show Me Your Tips*** *(11 wins, 1 loss)*
2nd place - Bulls Up

"G" Division - ***I'm about to Ton!*** *(11 wins, 1 loss)*
2nd place - Just A Bit Outside

"H" Division - ***Brown's Bombers*** *(10 wins, 2 losses)*
2nd place - All About That Bull!

Rosters of all season- and tournament-winning teams are on page 4.)

TABLE OF CONTENTS

Item	Page Number
Tournament & Regular Season Winning Teams	1
Fall 2018 RDL Season Information	1
Final Divisional Standings	2
Final Divisional Tournament Results	3
Tournament & Regular Season Winning Team Rosters	4
Fa'18 dates, Tiebreaker Summary, Honestly Funny	4
Tournament Trophy Dart Awards	5
Other Tournament Hot Darts	5
Regular Season Trophy Dart Awards	5
Divisional Singles Win %-age Winners	6
Divisional All-Star Point %-age Winners	6
Players Who Beat the Singles Winners	6
Season Penalty Summary	6
List of Host Establishments	7
Summer dart options - leagues, blind draws, tourneys	7
RDL Address and Phone No. Information	8
Event Calendar, Penalty Log	8
JK's All-Star Team Picks	9
Quick Stat Tidbits, JK's Prediction Results Summary	9
Prediction Results Table	10
Week-by-Week Match Results Table	11
Spring 2018 Trivia Questions Revisited (cont. pg. 14)	12
Spring 2018 Lyrics Quiz Revisited (cont. on pg. 14)	13
End of Trivia Answers & Lyrics Quiz Answers	14
Robin Hoods, Big Cups, Bad Aim, and Pie Faces	15
RDL baby!, Ass-kick-ables, Element, other funnies	16
Random Thoughts from JK	17
"Least good" divisional fast game awards ever	18
2018 NCCDL & NCLC results and standings	19
Fliers for Wreck at the Deck, Central VA Classic	20
Fliers for Char. Summer Shootout, Music City Classic	21
Top Singles Records, by Division	22
Top Doubles Records, by Division	23
Top Singles+Doubles, by Division	24
Top All Star Point Averages, by Division	25
Top Individual Records, by Section of Play	26,27
League-Wide Individual Singles, Doubles Records	28
League-Wide Individual Singles + Doubles Records, and All-Star Point Averages	29
Singles, Doubles Records, Ranked by Team	30
Overall Records, All-Star Pt. Ave., Ranked By Team	31
Complete "A" Division Statistics	32
Complete "B" Division Statistics	33
Complete "C" Division Statistics	34
Complete "D" Division Statistics	35
Complete "E" Division Statistics	36
Complete "F" Division Statistics	37
Complete "G" Division Statistics	38
Complete "H" Division Statistics	39
Registration Materials for Fall 2018 RDL Season	40

FALL 2018 RALEIGH DART LEAGUE SEASON INFORMATION

Registration Meeting for ALL Teams; The Upper Deck;
Wednesday, July 18, 7:00-8:00 p.m. (web registration begins ~7/16)
MANDATORY Preseason Captains' Meeting; The Upper Deck;
Wednesday, August 1, 7:00-8:00 p.m.
Match Play begins on Wednesday, August 8
MANDATORY Fifth Week Captains' Meeting;
site TBA; **Monday, September 10**, 7:00-8:00 p.m.
Divisional tournament weeks - **November 14 & 28, December 5**

FINAL!! DIVISIONAL TEAM STANDINGS FOR THE *SPRING 2018* RDL SEASON

"A" Division

		W	L	Pts.
👍	Appetite for Destruction 👍	13	1	239
👍	Element XXX	13	1	234
3	North Raleigh Alliance	7	7	135
4	Monkey Business	6	8	157
5	Lunatic Fringe	6	8	151
6	Darty Minds	5	9	151
👎	Triple D Bronze Balls	4	10	158
👎	Dartistic Pursuits	2	12	117

"B" Division

		W	L	Pts.
👍	Diddle Diddle 👍	12	0	177
👍	Shooter McGavin	7	5	139
3	Thursday's Still Suck	6	6	141
4	Nine Lives	5	7	129
5	Kiss My…	4	8	143
👎	Traveling Beer Bellies	4	8	130
👎	Menace 2 Sobriety	4	8	127

"C" Division

		W	L	Pts.
👍	DD 214 👍	9	3	159
👍	One Armed Bandits	9	3	159
3	The Bunkers	6	6	144
4	Rif Raf	6	6	142
5	We Be Trippin'	5	7	140
👎	Pat's Blue Ribbon	4	8	110
👎	Big Bulls	3	9	96

"D" Division

		W	L	Pts.
👍	Cheap Shots 👍	8	4	151
👍	Inglourious Darters	7	5	158
3	WINNAU	7	5	154
4	Garage Inc.	7	5	139
5	Projectile Dysfunction	5	7	135
👎	Stick a Cork In It!	5	7	133
👎	Hump Day!	3	9	132

"E" Division

		W	L	Pts.
👍	Game of Throws 👍	10	2	161
👍	Sharky's Machine	8	4	151
3	Double In, Stumble Out	7	5	167
4	Red-eye Rangers	7	5	162
5	Coral Reefers	4	8	126
👎	Death Throw	4	8	122
👎	Shark Shooters	2	10	110

"F" Division

		W	L	Pts.
👍	Show Me Your Tips 👍	11	1	188
👍	Bulls Up	9	3	159
3	Why So Serious?	7	5	139
4	Walking That Wire	5	7	119
5	Sofa Kings	4	8	128
👎	Don't Hit The Scorekeeper	3	9	122
👎	Philthy Coaching	3	9	111

"G" Division

		W	L	Pts.
👍	I'm about to Ton! 👍	11	1	179
👍	Just A Bit Outside	7	5	151
3	Old Darting Bastards	7	5	132
4	Irish Ton	6	6	145
5	Chalker's Nightmare	5	7	141
👎	Wayne Gretzky	4	8	124
👎	De Ducks Part Deux	2	10	107

"H" Division

		W	L	Pts.
👍	Brown's Bombers 👍	10	2	155
👍	All About That Bull!	8	4	162
3	Eazy Duzit	7	5	134
4	Ballistic Behavior	6	6	140
5	Dart Buddies	6	6	133
👎	Chalk It Up	4	8	120
👎	Tips & Shafts	1	11	101

LEGEND OF SYMBOLS IN STANDINGS: 👍 = *regular season division champion*

👍 = *clinched* "top-two" *finish in division* 👎 = *clinched* "bottom-two" *finish in division*

SPRING 2018 RDL DIVISIONAL TOURNAMENT RESULTS

Quarterfinals	*Semifinals*	*Finals*	***WINNER***

"A" Division

1 Appetite for Destruction
(forfeit) Appetite for Destruction
8 Dartistic Pursuits
(13-3) Appetite for Destruction
5 Lunatic Fringe
(14-4) Lunatic Fringe
4 Monkey Business
(13-3) **Element XXX**
3 North Raleigh Alliance
(14-10) Darty Minds
6 Darty Minds
(14-2) **Element XXX**
7 Triple D Bronze Balls
(13-3) **Element XXX**
2 **Element XXX**

"B" Division

1 Diddle Diddle
Diddle Diddle
(Bye)
(14-10) **Kiss My…**
5 **Kiss My…**
(12-7) **Kiss My…**
4 Nine Lives
(13-7) **Kiss My…**
3 Thursday's Still Suck
(13-11) Thursday's Still Suck
6 Traveling Beer Bellies
(13-9) Thursday's Still Suck
7 Menace 2 Sobriety
(14-8) Menace 2 Sobriety
2 Shooter McGavin

"C" Division

1 **DD 214**
DD 214
(Bye)
(13-11) **DD 214**
5 We Be Trippin'
(12-7) Rif Raf
4 Rif Raf
(14-6) **DD 214**
3 The Bunkers
(12-4) Pat's Blue Ribbon
6 Pat's Blue Ribbon
(13-5) Pat's Blue Ribbon
7 Big Bulls
(11-5) One Armed Bandits
2 One Armed Bandits

"D" Division

1 Cheap Shots
Cheap Shots
(Bye)
(13-9) Projectile Dysfunction
5 Projectile Dysfunction
(13-7) Projectile Dysfunction
4 Garage Inc.
(14-8) **Stick a Cork In It!**
3 WINNAU
(14-8) **Stick a Cork In It!**
6 **Stick a Cork In It!**
(14-8) **Stick a Cork In It!**
7 Hump Day!
(13-5) Inglourious Darters
2 Inglourious Darters

Quarterfinals	*Semifinals*	*Finals*	***WINNER***

"E" Division

1 Game of Throws
Game of Throws
(Bye)
(13-3) Game of Throws
5 Coral Reefers
(12+-12) Coral Reefers
4 Red-eye Rangers
(13-9) **Double In, Stumble Out**
3 **Double In, Stumble Out**
(13-11) **Double In, Stumble Out**
6 Death Throw
(13-5) **Double In, Stumble Out**
7 Shark Shooters
(13-3) Sharky's Machine
2 Sharky's Machine

"F" Division

1 Show Me Your Tips
Show Me Your Tips
(Bye)
(13-11) Sofa Kings
5 Sofa Kings
(12+-12) Sofa Kings
4 Walking That Wire
(13-5) **Bulls Up**
3 Why So Serious?
(13-5) Why So Serious?
6 Don't Hit The Scorekeeper
(14-4) **Bulls Up**
7 Philthy Coaching
(13-1) **Bulls Up**
2 **Bulls Up**

"G" Division

1 I'm about to Ton!
I'm about to Ton!
(Bye)
(13-9) **Irish Ton**
5 Chalker's Nightmare
(14-2) **Irish Ton**
4 **Irish Ton**
(14-4) **Irish Ton**
3 Old Darting Bastards
(13-11) Old Darting Bastards
6 Wayne Gretzky
(13-7) Just A Bit Outside
7 De Ducks Part Deux
(11-6) Just A Bit Outside
2 Just A Bit Outside

"H" Division

1 Brown's Bombers
Brown's Bombers
(Bye)
(13-7) Brown's Bombers
5 Dart Buddies
(13-9) Dart Buddies
4 Ballistic Behavior
(14-6) **All About That Bull!**
3 Eazy Duzit
(12-5) Eazy Duzit
6 Chalk It Up
(14-10) **All About That Bull!**
7 Tips & Shafts
(13-5) **All About That Bull!**
2 **All About That Bull!**

THIS SEASON'S TIEBREAKERS

Alright, this was a weird dang season, in terms of tiebreakers. Just doesn't match any other season in recent memory. Why? Well, there are at least three reasons…

#1 - We only had 20 total tiebreakers in the entire league (18 in the season, 2 in the tournaments), despite one of the most parity-laden sets of divisions we've ever had.

#2 - The leading tiebreaker division (with 50% more than even the second-highest division) was A division!! A division almost always has the fewest tiebreakers, not the most!

#3 - There were two divisions that didn't have ANY 1001 games at all! And both were complete free-for-alls all season! Astounding.

In the end, A led the way with 6 tiebreakers, followed by D and E with 4 each (with one of E's in the tournament), F with 3 (with one in the tournament), G with 2, H with 1, and then B and C with ZERO.

Only 3 teams (Triple D in A, Alliance in A, and Walking in F) played as many as three tiebreakers, so they can all share the Cardiac Kids award for most tiebreakers played. The Heartbreak Award really has to go to Triple D Bronze Balls though, as their 0-3 record in 1001 is one of the main reasons for a bottom-two finish that could drop them to B.

FALL 2018 RDL SEASON INFORMATION

I am putting these dates in many locations (pages 1, 4, 8, 40) because they might be the most important thing for you in this newsletter.

Wednesday, July 18th - Fall season registration, The Upper Deck (online registration should be available in the days immediately prior to the 18th - Membership Director Heather Bohanan will likely be in charge of early registration, and she will likely hook it up through the website with Phil Robertson and accept payments through PayPal)

Wed., Aug. 1st - Preseason capts.' mtg./packet pickup, Upper Deck

Wednesday, August 8th - Start of Fall season match play

Monday, Sep. 10th - Fifth week captains' meeting, site TBD

Wed., Nov. 14 / 28, Dec. 5 - Fall season divisional tournaments

Saturday, December 8th - Fall season banquet, site TBD

HOW'S THIS FOR HONESTY?

Erin Hartmann of The Bunkers gets mad props for calling herself out, and then for sharing it with us. Here's her story from about a month and a half ago: "...and you think YOUR opponent got lucky… I should tell you about my 54-out. I was aiming at 18. Hit a 4 instead. I looked at Mike and he did the slow nod. I had 2 darts left, so I had to try it – first dart - double bull. My opponent was pissed. But that isn't nearly as interesting as my 12 dart '01 [from the week prior]. Somehow I had 175 left. Tried to hit trip 20, hit trip 18 instead, leaving 121. Tried to hit trip 19, hit trip 16 instead, leaving 73. Tried to hit trip 19, hit trip 8 instead, 49. Next turn – Tried to hit 17, hit trip 3 instead, leaving 40. Hit double top with the next dart – the only dart in the entire sequence that I hit what I was aiming at. Shit luck for the rest of them! That's what happens when Erin drinks when she plays darts. Rather be lucky than good."

THE ONLY TEAM THAT WON BOTH ITS DIVISIONAL TOURNAMENT AND REGULAR SEASON TITLE !!!!!!

(note: players in parentheses did not play enough games during the regular season to qualify for tournament play)

"C" Division - ***DD 214***

George Guenther (c)	Greg Gabry	Jim Hunsberger
Kevin Brody	Stephen Long	Amanda Preciado
Jeff Fournier	Norm Klein	Joe Thomas
	Hal Owen	

TEAMS THAT WON THEIR DIVISIONAL TOURNAMENT (but not regular season title) !!!!!!

"A" Division - ***Element XXX***

Jason Kilts (c)	Tom Brown	Paul Jacobi
Robbie Phillips	Chad Massengill	John Kramer
Allen Smith	Wil Tan	(Mark Knight)
	(Dale Hyler)	

"B" Division - ***Kiss My…***

Julie Phillips (c)	Barbara Cotton	Alyssa Bathurst
Tisha Taylor	Jeff Watson, Jr.	Ryan Bathurst
E.J. Ellis	Eric Klann	Darren Schmaus
	Lee Whitehead	

"D" Division - ***Stick a Cork In It!***

Angela Jeffcoat (c)	Joe Bass	Ed Grubb
Dawn Hamilton	David Alvord	Michael Fleener
Rob Yang		Travis Ackerman

"E" Division - ***Double In, Stumble Out***

Aden Simpson (c)	David Simpson	Tyler Simpson
Alex Sarantos	Barry Thompson	Anthony Macias
	Robert Cribbs	

"F" Division - ***Bulls Up***

Dan Butterworth (c)	Jim Butterworth	Karl Frederick
Julie Graves	Mike O'Toole	Marc Block
DeWayne Sessoms		Jimmy Arnold

"G" Division - ***Irish Ton***

Jeremy Cominole (c)	Brian Bowser	Pete Logan
Heath Perkins	Sherry Hiltbrunner	Mark Rossbach
Brytni Perkins		Brian Yarsawich

"H" Division - ***All About That Bull!***

Cindy Voorhees (c)	Missy Shepard	Joseph Holmes
Craig Gould	Rob Tyler	Tom Holland
Tim Gorts	Gregory Neill	(Lloyd Miller)

TEAMS THAT WON THEIR REGULAR SEASON TITLE (but not divisional tournament) !!!!!!

"A" Division - ***Appetite for Destruction***

Michael Johnson (c)	Dean Cusher	Craig Elder
Tim Mozzetti	Sid Mitchell	Joe Gaglione
Mike Seward	Scott Stankevich	Alex Spellman

"B" Division - ***Diddle Diddle***

Joe McCartney (c)	Mike Litzsinger	Mike Snyder
John Iager	Matt Veith	Gary Snyder
Andy Sheer	Tom Winters	Jim Gallagher

"D" Division - ***Cheap Shots***

David Buckman (c)	Gary Burney	Mikey Hindle
Steve Witz	Bob James	Josh Hall
Jim Murdock	Fritz Herman	Tim Welborn

"E" Division - ***Game of Throws***

Eric Bordeau (c)	Chris Montesi	Jeff Rudy
Marty Reigher	Pat Smelik	Gene Smelik
Steve Crespo	Dewan Bader	(Pete Jessup)
	(Steve Johnson)	

"F" Division - ***Show Me Your Tips***

Lee Powell (c)	Brad Bushman	Rich Bialaszewski
Mike Raquet	Chris Fournier	Bob Lane
	Tom Murphy	

"G" Division - ***I'm about to Ton!***

Ken Theall (c)	Chris Gagner	Paul Zuttel
Clint Little	Taylor Caldwell	Sebastian Dehnel
Mike Jones	JoDon Looney	Joe Zuttel
	(Glenn Hollingsworth)	

"H" Division - ***Brown's Bombers***

John Suan (c)	Luke Davis	Kevin Casey
Andrew Strickland	Michelle Murphy	James Murphy
Anthony Shirey		Julie Hawk

SPRING 2018 TOURNAMENT!!! TROPHY DART AWARDS

9 Marks

Adam Bakowski **(2)** (Lunatic Fringe, 5/9, 5/9)
Eric Klann **(2)** (Kiss My…, 5/9, 5/16)
Randy Deemer (Hump Day!, 5/2)
Kevin Foushee (Darty Minds, 5/2)
John Mays (Nine Lives, 5/2)
Michael Hall (Eazy Duzit, 5/9)
John Kramer (Element XXX, 5/9)
Mike Raquet (Show Me Your Tips, 5/9)
Sal Reitano (Darty Minds, 5/9)
Dave Surber (Inglourious Darters, 5/9)
Joe Zawrotniak (Lunatic Fringe, 5/9)
Pat Smelik (Game of Throws, 5/16)
Alex Spellman (Appetite for Destruction, 5/16)
Scott Stankevich (Appetite for Destruction, 5/16)

Ton-80s

(none reported)
(no, really… not even one Ton-80…)

6-Bulls

(none reported)

Ton-70-Ins and Outs

(none reported)

For those who are new or simply were not aware of it: fast games, high ins and high outs in the tournament do not win awards unless they are perfect shots (170s) or games.

OTHER TOURNAMENT HOT DARTS (Sorry, no award -- but they're still great shots)

Tom Brown	Element XXX	8m	Robbie Phillips	Element XXX	120-In	Robbie Phillips	Element XXX	9-dart 301
Sal Reitano	Darty Minds	5-Bulls	Robbie Phillips	Element XXX	120-In (again)	Alex Spellman	Appetite for Destruc.	10-dart 301
Tom Brown	Element XXX	160-In	Chad Massengill	Element XXX	115-In	Chad Massengill	Element XXX	11-dart 301
Alex Spellman	Appetite for Destruction	160-In	Tom Brown	Element XXX	105-In	Robbie Phillips	Element XXX	11-dart 301
John Kramer	Element XXX	120-In	John Kramer	Element XXX	9-dart 301	Tom Brown	Element XXX	18-dart SCkt

SPRING 2018 REGULAR SEASON PERFECT THROWS

9-Marks

Tom Brown **(2)** (Element XXX, 2/21, 4/11)
Joe Bass (Stick a Cork In It!, 3/14)
Will Bennett (Dartistic Pursuits, 3/14)
Andy Bowen (Walking That Wire, 2/7)
Phil Cosentino (Inglourious Darters, 2/21)
Jay Dean (Traveling Beer Bellies, 3/21)
Craig Elder (Appetite for Destruction, 4/4)
Joe Gaglione (Appetite for Destruction, 2/7)
Jim Gallagher (Diddle Diddle, 3/28)
Dave Gelberg (Lunatic Fringe, 4/11)
Mike Holly (The Bunkers, 1/31)
Dallas Hudson (Darty Minds, 3/28)
Michael Johnson (Appetite for Dest., 1/24)
Jim Kerr (North Raleigh Alliance, 3/7)
John Kramer (Element XXX, 4/4)
Mike Kyle (Walking That Wire, 1/31)
Patrick Merkle (Dartistic Pursuits, 4/4)
Sid Mitchell (Appetite for Destruction, 4/18)
Chris O'Neal (Traveling Beer Bellies, 3/14)
Lee Powell (Show Me Your Tips, 4/11)
Sal Reitano (Darty Minds, 4/25)
Darren Schmaus (Kiss My…, 2/7)
Mike Seward (Appetite for Dest., 2/21)
Dave Surber (Inglourious Darters,3/28)
Charles Tompkins (...Nightmare, 1/24)
Justin Vick (...Scorekeeper, 1/24)
Tim Welborn (Cheap Shots, 2/21)
Mike Young (Dart Buddies, 4/11)

Ton-80s

Robbie Phillips **(2)** (Element, 2/21,3/28)
Jeff Reygers **(2)** (Triple D..., 2/7, 3/14)
Will Bennett (Dartistic Pursuits, 4/18)
Deborah Blackwelder(Inglourious,2/14)
Kevin Bottomley (Thursday's..., 4/26)
Jason Coe (Monkey Business, 3/7)
Dean Cusher (Appetite for Dest., 2/14)
Craig Elder (Appetite for Dest., 3/14)
Jeff Fournier (DD 214, 2/14)
Mikey Hindle (Cheap Shots, 4/11)
Michael Johnson (Appetite…, 2/21)
John Kramer (Element XXX, 3/14)
Andy Krestalude (The Bunkers, 2/7)
Eric Taylor (Shark Shooters, 2/21)

6-Bulls

Chad Massengill (Element XXX, 2/7)

SPRING 2018 REGULAR SEASON DIVISIONAL TROPHY DART AWARDS

	A division	B division	C division	D division	E division	F division	G division	H division
High In (301 first turn only!!)	Ton-30 (1/24/18) **Dean Cusher** Appetite for Destruction	Ton-52 (2/7/18) **Jim Gallagher** Diddle Diddle	Ton-36 (4/18/18) **Shane Richardson** One Armed Bandits	Ton-36 (2/21/18) **Lou Tufillaro** WINNAU	Ton-20 **Neal Hogan** Death Throw (1/24) **David Simpson** …Stumble Out (2/14)	Ton-30 (1/31/18) **Andy Bohn** Don't Hit the Scorekeeper	Ton-36 (4/25/18) **Brian Whitley** Just A Bit Outside	Ton-22 (2/28/18) **Gregory Neill** All About That Bull!
High Out (301/501/ 1001)	Ton-24 (4/7/18) **Tim Bunn** Monkey Business	Ton-52 (4/18/18) **Darren Schmaus** Kiss My…	Ton-16 (3/14/18) **Steve Champion** Pat's Blue Ribbon	Ton-14 (4/18/18) **Mike Gardner** Garage Inc.	Ton-10 (4/4/18) **Sean Roseman** Coral Reefers	Ton-20 **Tom Murphy** Show Me… (3/7) **Mike O'Toole** Bulls Up (3/21)	Ton-60 (2/7/18) **Sebastian Dehnel** I'm about to Ton!	Ton-30 (1/24/18) **Anthony Shirey** Brown's Bombers
Fast Singles 301	8 darts **Robbie Phillips** Element... (2/21) **Jason Zelinack** Dartistic… (4/25)	11 darts **Hugh Vance** ...Bellies (2/28) **Mike Litzsinger** Diddle Diddle(3/14) **Jay Dean** Beer Bellies (4/10)	12 darts (2/21/18) **Erin Hartmann** The Bunkers	11 darts (2/28/18) **Dan Clark** Projectile Dysfunction	11 darts (1/24/18) **John Schaefer** Sharky's Machine	11 darts (2/7/18) **Andrew Triggiano** Why So Serious?	13 darts **Jerry Updyke** Just A Bit Outside (4/18) **Jon Smith** Old Darting Bastards (4/25)	13 darts **Petra Mozzetti** Dart Buddies (3/21) **Lee Haithcock** Eazy Duzit (4/11)
Fast Singles Cricket	14 darts (2/14/18) **Robbie Phillips** Element XXX	16 darts (3/21/18) **E.J. Ellis** Kiss My…	20 darts **Phil Murphy** …Bandits (3/21) **Stephen Long** DD 214 (3/28)	19 darts (1/31/18) **Ernie Gilyardi** Garage Inc.	27 darts (4/11/18) **Sean Bosier** Death Throw	17 darts (1/31/18) **Karl Frederick** Bulls Up	22 darts (3/7/18) **John Heath** Just A Bit Outside	15 darts (4/18/18) **Anthony Shirey** Brown's Bombers
Fast Doubles Cricket	18 darts (3/28/18) **Chad Massengill & Wil Tan** Element XXX	29 darts (2/28/18) **Jim Gallagher & Tom Winters** Diddle Diddle	21 darts **Jeff Cashin & Andrew Palmisano** Pat's Blue… (3/7) **Greg Caldwell & Ken Trefzger** … Bandits (3/14)	20 darts (4/4/18) **Tom Kubel & Lou Tufillaro** WINNAU	23 darts (3/21/18) **Will Barnes & Grey Jones** Red-eye Rangers	32 darts (4/18/18) **Bob Lane & Mike Raquet** Show Me Your Tips	42 darts (4/25/18) **Shawn Budd & Brian Whitley** Just A Bit Outside	17 darts (3/28/18) **Kevin Casey & Andrew Strickland** Brown's Bombers
Fast Doubles 501	15 darts **John Kramer & Wil Tan** Element… (3/14) **John Kramer & Allen Smith** Element… (3/14)	22 darts (1/31/18) **Barbara Cotton & Eric Klann** Kiss My…	19 darts (3/28/18) **Sheldon Citrak & Scott Stephenson** We Be Trippin'	22 darts **Deb Blackwelder & Kris Kilsdonk** Inglourious (2/14) **Gary Burney & Tim Welborn** Cheap Shots (3/21) **Angelo Azevedo & Randy Lueneburg** WINNAU (4/18)	19 darts (4/18/18) **Aden Simpson & David Simpson** Double In, Stumble Out	21 darts (2/14/18) **Tony Alcon & Terry Blake** Sofa Kings	29 darts (4/4/18) **Pete Logan & Jeremy Cominole** Irish Ton	27 darts (1/31/18) **Kevin Casey & Andrew Strickland** Brown's Bombers

Spring 2018 RDL Individual Season-Long Awards

SINGLES WIN PERCENTAGE

		W	L	%-age
	"A" Division			
John Carroll	A5/ Darty Minds	19	3	0.864
	"B" Division			
Joe McCartney	B7/ Diddle Diddle	17	5	0.773
	"C" Division			
Jess Jur	C2/ Rif Raf	15	3	0.833
	"D" Division			
Jeremy Limerick	D6/ Inglourious Darters	17	3	0.850
	"E" Division			
Grey Jones	E2/ Red-eye Rangers	23	1	0.958
	"F" Division			
Anthony Cannizzaro	F7/ Why So Serious?	16	3	0.842
	"G" Division			
Clint Little	G5/ I'm about to Ton!	22	0	1.000
	"H" Division			
Joseph Holmes	H4/ All About That Bull!	18	2	0.900

Women's Records

(# of women by division: A-1, B-4, C-4, D-6, E-3, F-2, G-11, H-19)
[No women in A, E and F divisions satisfied both the minimum number of games requirement and the RDL rule requiring a win percentage of 0.500 or higher to claim a singles award.]

	Women - "B" Division			
Julie Phillips	B2/ Kiss My…	15	7	0.682
	Women - "C" Division			
Erin Hartmann	C1/ The Bunkers	12	6	0.667
Amanda Preciado	C3/ DD 214	12	6	0.667
	Women - "D" Division			
Kris Kilsdonk	D6/ Inglourious Darters	16	7	0.696
	Women - "G" Division			
Tina Boutieller	G6/ Chalker's Nightmare	12	12	0.500
	Women - "H" Division			
Missy Shepard	H4/ All About That Bull!	16	6	0.727

ALL-STAR POINT AVERAGE

		ASPs	TGP	%-age
	"A" Division			
Robbie Phillips	A1/ Element XXX	121.0	56	2.161
	"B" Division			
Hugh Vance	B6/ Traveling Beer Bellies	40.5	45	0.900
	"C" Division			
Ken Trefzger	C4/ One Armed Bandits	37.0	47	0.787
	"D" Division			
Jeremy Limerick	D6/ Inglourious Darters	36.5	37	0.986
	"E" Division			
Grey Jones	E2/ Red-eye Rangers	49.5	48	1.031
	"F" Division			
Lee Powell	F4/ Show Me Your Tips	46.0	48	0.958
	"G" Division			
John Heath	G7/ Just A Bit Outside	27.5	35	0.786
	"H" Division			
Jason Crowe	H6/ Tips & Shafts	31.0	34	0.912

Women's Records

(# of women by division: A-1, B-4, C-4, D-6, E-3, F-2, G-11, H-19)
[No women in A and E divisions satisfied the minimum number of games requirement to claim an all-star point average award.]

	Women's Records - "B" Division			
Julie Phillips	B2/ Kiss My…	26.0	42	0.619
	Women's Records - "C" Division			
Amanda Preciado	C3/ DD 214	26.0	38	0.684
	Women's Records - "D" Division			
Deborah Blackwelder	D6/ Inglourious Darters	26.5	43	0.616
	Women's Records - "F" Division			
Julie Graves	F5/ Bulls Up	14.5	38	0.382
	Women's Records - "G" Division			
Jenny Furdon	G4/ Old Darting Bastards	11.5	36	0.319
	Women's Records - "H" Division			
Georgia Hayward	H2/ Ballistic Behavior	19.5	48	0.406

THE PLAYERS WHO *BEAT* THE SINGLES %-AGE WINNERS

Who beat John Carroll of Darty Minds in A division?
in 301: (none).
in cricket: Sid Mitchell (wk.2), Keith Gibbs (wk.12), Joe Work (wk.14).

Who beat Joe McCartney of Diddle Diddle in B division?
in 301: Darren Schmaus (wk.1), Butch Smith (wk.3), Mark Sellers (wk.11).
in cricket: Keith Bouchard (wk.9), David Keever (wk.10).

Who beat Jess Jur of Rif Raf in C division?
in 301: Jon Landrum (wk.1), Erin Hartmann (wk.6).
in cricket: Jason Irby (wk.9).

Who beat Jeremy Limerick of Inglourious Darters in D division?
in 301: J.J. Tant (wk.3).
in cricket: Rob Yang (wk.2), Denny Williams (wk.11).

Who beat Grey Jones of Red-eye Rangers in E division?
in 301: Sean Bosier (wk.10).
in cricket: (none).

Who beat Anthony Cannizzaro of Why So Serious? in F division?
in 301: Kevin Scott (wk.1), Dan Butterworth (wk.7).
in cricket: Mike Raquet (wk.10).

Who beat Clint Little of I'm about to Ton! in G division?
in 301: (none). [Yes, that's right… 22 games, and 22 wins!
in cricket: (none). Not one blemish on the record!]

Who beat Joseph Holmes of All About That Bull! in H division?
in 301: Mike Young (wk.1).
in cricket: Jason Crowe (wk.6).

SPRING 2018 PENALTY SUMMARY

Alright, I officially love the removal of the phone/call-in requirement and the move of the scoresheet return deadline to Friday (from its old home of Saturday). The quicker mail deadline had little effect, and the removal of the call-in requirement removed all phone penalties as well.

Overall, there were only SIX total penalties this season for a total of 90 lost points, and none of our 57 teams had more than one penalty. 2 teams in C, 1 team in F, 1 team in G, and 2 teams in H each got one penalty, and… that's it. The other 51 teams had a clean penalty slate this season. How awesome is that, right?

All in all, there were only 5 mail penalties (for a total loss of 80 points) and 1 ineligible player penalty (for a 10 point loss).

None of the 6 penalized teams dropped even one spot in the standings due to the losses. However, the ineligible player penalty in C division did produce a whole different kind of "loss", that is probably one of the most painful individual losses from a penalty in league history… Jeff Cashin of Pat's Blue Ribbon threw 1 ASP in 4 games that night, all of which was removed from the official RDL statistics database as part of the standard RDL rules for an ineligible player. Why is a regular old 1-ASP night of interest? Because Cashin finished 3 games short of the minimum games requirement for the ASP Mug. And, oh, by the way… Cashin was WAY ahead in that category, and would have won the Mug even if he had hit 0 ASPs in NINE games that night (and no, you can't play as many as 9 games in a standard match, but he would have won even if he failed to hit one for that many more games). Pretty big loss for what was mostly just a misunderstanding and an oversight. Ouch.

WHERE WE PLAY

American Legion Fuquay-Varina	**919-557-5990**
6400 Johnson Pond Road	Fuquay-Varina
-about 0.2 miles from Fuquay Elementary School	
The Big Easy	**919-468-6007**
231 Grande Heights Drive	Cary
-in Harrison Pointe Shpg. Ctr., acr. from Papa John's	
Break Time Billiards	**919-615-0107**
6442 Tryon Road	Cary
-left of Lowe's Foods, at inter. w/ Cary Parkway	
Brewster's Pub	**919-650-1270**
1885 Lake Pine Drive	Cary
-next to La Cocina Mexican restaurant	
Brown's Billiards	**919-878-9092**
5500 Atlantic Springs Road	NE Raleigh
-off Spring Forest Rd., near Wake Forest Rd.	
Champions Bars & More	**919-655-5557**
2109 Avent Ferry Road, #152	Raleigh
-in Mission Valley Shopping Center	
Cleveland Draft House - Clayton	**919-550-3723**
461 Shotwell Road	Clayton
-right behind CVS off route 70	
Cleveland Draft House - Garner	**919-771-2337**
6101 NC Highway 42 West	Garner
-0.7 mile west of I-40 on NC Highway 42	
Compass Rose Brewery	**919-875-5683**
3201 Northside Drive #101	N. Raleigh
-take Gresham Lake fr. Capital Blvd, cross tracks, left	
High Park Bar & Grille	**919-833-4527**
625 E. Whitaker Mill Road	Raleigh
-near inter. of Whitaker Mill & Wake Forest Rd.	
Hot Shots Billiards & Pub	**919-460-6307**
107 Edinburgh South Drive	Cary
-in MacGregor Village	
Isaac Hunter's Tavern	**919-996-9484**
414 Fayetteville Street	Raleigh
-between the Sheraton & Sir Walter Apartment Bldg.	
Locked & Loaded Bar & Grill	**919-661-6688**
305 McCormick Street	Garner
-behind the International House of Pancakes (IHoP)	
The Luxury Box	**919-900-7955**
8511 Cantilever Way	N. Raleigh
-just off County Trail, one street south of CarMax	
Mac's Tavern	**919-467-4114**
1014 Ryan Road	Cary
-behind Burger King in Village Market Spg. Ctr.	
Oak & Dagger Public House	**919-945-9382**
18 Seaboard Avenue, #150	Raleigh
-in the Seaboard Station Shopping Center	
Pantana's Pool Hall	**919-833-2990**
3112 Hillsborough Road	near NCSU
-between Daisy and Shepherd streets	
Pat Murnane's Irish Pub	
2101 South Main Street	**919-562-5570**
-right next to Euro Café	Wake Forest
Proof Five Points	**919-717-3948**
1620 Glenwood Ave	Raleigh
-next to the Rialto Theater at 'five points' intersection	
Rally Point Sport Grill	**919-678-1088**
1837 N. Harrison Ave.	Cary
-in the Sam's Club plaza near I-40, behind Wendy's	
Saints & Scholars Irish Pub	**919-878-8828**
909 Spring Forest Road	N. Raleigh
-right next to Jason's Deli	
Scooters	**919-954-2171**
1911 Sego Court	N. Raleigh
-near Atlantic/Millbrook inter., behind Batteries Plus	
Sharky's Place	**919-783-5448**
5800 Duraleigh Road	NW Raleigh
-in the Yuppie Center near US 70 intersection	
Snooker's-RW	**919-828-7665**
3520 Wade Avenue	NW Raleigh
-in Ridgewood Shopping Center	
Triple Barrel Tavern	**919-762-0940**
2221 North Grassland Road	Fuquay-Varina
-across from Bagels Plus, right off of NC-55	
The Upper Deck	**919-460-1786**
329 N. Harrison Avenue	Cary
-near intersection. of N. Harrison & Highway 54	

NEED SOME SUMMER DART OPTIONS?

Leagues? Blind draws? Tournaments? We have 'em all!

Wednesdays - Brown's Billiards In-House Summer League

Brown's is hosting its 4th annual In-House League, with a player draft for teams on May 23rd (you do not have to be present). $20 per player, season is 10 weeks, and league plays starts May 30th at 8 p.m. The league has 100% payout, and Brown's adds $20 per team. For more info: David Huffman, (919)369-7656; or Rom Knight, (919)436-6692; or Ron Smith (919)604-6190.

Tuesdays - BCDL - Durham Handicapped Steel-Tip League

The Bull City Dart League continues its year-round play, with a summer season that fits the RDL summer break pretty well. Registration ends on Tuesday, June 5th at 6:59 p.m. That final registration location is Bralie's Sports Bar (1725 Carpenter Fletcher Rd, Durham 27713), but they accept registration earlier (such as at the league party on May 29th). The league website is www.thebcdl.org and the league plays Tuesday nights throughout Durham and RTP, and uses a rolling handicap system to level the playing field quite a bit. Teams consist of 4-8 players (about 6 is the norm), and dues are $25/player per season.

Thursday league - TDL - in Chapel Hill/Durham

The registration information for the TDL isn't out yet, but the spring finals are on June 7th. So I would expect the registration meeting to occur sometime soon after that. Check www.ibiblio.org/ncdarts/tdl/ for information updates soon. The teams in TDL consist of 6-10 players per team, and dues are $20/player per season. I believe this past season the league used 3 bars in Chapel Hill and 2 in Durham, although I'm not certain that list is necessarily static, and is likely more determined by the number of teams that are registered (and bar availability).

Or maybe a blind draw…

Page 8 lists the regular weekly blind draws offered by RDL host establishments, and there are a bunch. But I have also confirmed that ALL THREE of The Upper Deck, Sharky's Place & Cleveland Draft House-Garner will be having weekly Wednesday draws for every week this summer. In the case of the Deck and Sharky's, they will have basically the same features as their regular draws listed on page 8, except that there is no Wednesday "triple shot" at the Deck. Oh, and great Wed. drink specials at Cleveland!

And for those lookin' for a bigger tournament…

Check pages 20 and 21 for fliers for events in nearby locales, and also the calendar on page 8 for a couple more. If you can only hit one of those, I wholeheartedly recommend… **THE 13TH ANNUAL *WRECK AT THE DECK*!!! (see pg. 20)**. Yep, one of the best ADO tournaments on the annual calendar is right in your back yard yet again. June 1st-3rd at The Upper Deck on Harrison Avenue. Too good and too close to pass up…

HOW TO REACH US

RDL VoiceMail 919-990-1218 (checked very sparingly now)

Mail Scoresheets to: Jason Kilts - RDL Statistician
5005 Raintree Road, Durham, NC 27712

Scoresheet FAX available at:
919-324-3545 - email JK for confirmation of receipt!

New Member Fees and Newsletter Fees:
Heather Bohanan, 206 Shoals Lane, Garner, NC 27529

Nomination and Election Ballots:
Heather Bohanan, 206 Shoals Lane, Garner, NC 27529

Grievances/Complaints/Rules Suggestions:
Britt Phillips, 2112 Castle Pines Dr, Raleigh, NC 27604

All Other RDL Correspondence to:
(Just send whatever to Jason and he'll pass it along…)

2018 Board of Directors

President	Tim Mozzetti	919-649-1816
	email: tjmozz@gmail.com	
Vice President	Maridy Knight	919-417-7828
	email: maridy16@gmail.com	
Secretary	Andrew Borgna	919-889-2457
	email: akborgna@gmail.com	
(interim) Treasurer	*Memb. Director Heather Bohanan is presently also doing these duties…*	
Membership	Heather Bohanan	919-326-1956
	email: membership@raleighdartleague.org	
Rules/Grievances	Britt Phillips	919-210-7648
	email: brittt_p@yahoo.com	

League Statistician/Editor : Jason Kilts 919-990-1218
email: jdkilts@yahoo.com or jdkilts@gmail.com

"HOT DARTS" LISTING GUIDELINES

Here are the guidelines that will be used for the minimum number of all-star points each week for the "hot darts" page.
"A" Div. = 4.5 or more ASPs; "B" Div. = 4.0 or more ASPs
"C, D" Divisions = 3.5 or more ASPs
"E, F, G" Divs. = 3.0 or more ASPs; "H" = 2.5 or more ASPs
Also, we will list any fast games, high ins, high outs, or other amazing feats that you think warrant a little recognition (e.g., Ins & Outs higher than a Ton, 24-dart cricket games, 15-dart 301s, 24-dart 501s, Ton-70s and up, 5-Bulls+, etc.).

Extra note: it's also ok to call in "fast games" in each set, even if they don't necessarily meet the maximum dart counts above.

SEASON-LONG TROPHY DART MINIMUM GAMES PLAYED REQUIREMENTS

To be eligible for all-star point ave. & singles win %-age awards, you must play at least 66% of this season's projected games:

for Division "A" (8 teams / division):
Singles win %-age: min. of 19 Singles Games Played
All-star pt. Average: min. of 37 Total Games Played

for all other Divisions (except team H3) (7 teams / division):
Singles win %-age: min. of 16 Singles Games Played
All-star pt. Average: min. of 32 Total Games Played

for team H3 (due to 1 forfeit received):
min. of 15 Singles Games Played, 30 Total Games Played

PENALTY LOG - All the penalties assessed this season.

Mail (16 pts.): Big Bulls (C,wk.13), Walking That Wire (F,wk.3), Old Darting Bastards (G,wk.4), Brown's Bombers (H,wk.4), Eazy Duzit (H,wk.10).
Ineligible Player (any match win, all points, all statistics): Pat's Blue Ribbon (C, wk.1, 10 pts.).

RDL WEBSITE - www.raleighdartleague.org

New webmaster: Phil Robertson (not playing this season)
contact him, if needed, at: philmrob@gmail.com

CALENDAR OF EVENTS

May 25-27 **35th Annual Savannah Open**, (ADO), $5000+ Clarion Suites & Conference Ctr.; non-smoking and BYOB event; info: www.savdarts.org
June 1-3 **Wreck at the Deck**, (ADO) (see page 20)
June 8-10 **Central VA Dart Classic**, (ADO) (see page 20)
Sat., June 9 **NCCDL/NCLC match weekend** (see page 19)
July 13-15 **Queen City Shootout**, (ADO) (see page 21)
July 26-29 **Music City Classic**, (ADO) (see page 21)
Sat., June 30 **NCCDL/NCLC match weekend** (see page 19)
Wed., July 18 **Fall 2018 - RDL registration**, Upper Deck (online registration should be available in the days immediately prior to the 18th)
Sat., July 21 **NCCDL/NCLC match weekend** (see page 19)
Mon., July 23 **RDL Board Meeting**
Wed., Aug. 1 **Fall 2018 RDL Preseason Captains' Meeting**; The Upper Deck - mandatory 7:00-8:00 p.m.
Wed., Aug. 8 **Fall 2018 first night of match play**
Sat., Aug. 18 **NCCDL/NCLC match weekend** (see page 19)
Mon., Sep. 10 **Fall 2018 - Fifth week captains' meeting** 7:00-8:00 p.m. site TBD; end of roster additions/ replacements (Also date of RDL Board Mtg.)
Sep. 28-30 **29th NC State Championships**, Upper Deck
Mon., Oct. 1 **RDL Board Meeting**
Mon., Nov. 5 **RDL Board Meeting**
Wed., Nov. 14 / 28, Dec. 5 - RDL Divisional Tournaments
Sat., Dec. 8 **Fall 2018 - Season Banquet**, site TBD

Other Local Weekly Leagues

Tuesdays ***Bull City Dart League*** , Durham
Thursdays ***Triangle Dart League*** , Chapel Hill

Weekly Blind Draws - Over the years, many blind draws have come and gone. If any of these folds or if any others start up, please let me know and I'll update this list. Thanks.

(these 3 are double elim., $5 entry, bar matches the pot… & now they add an extra $50 if there are 32+ players !)
Wed., 8 pm **Upper Deck**, 919-460-1786, 329 N.Harrison
Fri., 8 pm **Upper Deck**, 919-460-1786, 329 N.Harrison
Sun., 8 pm **Upper Deck**, 919-460-1786, 329 N.Harrison
(the 1st blind draw in the Upper Deck list, the Wednesday one, is on this list only during the summer)

(these two are $5 entry, bar matches 150% if 16+ players !)
Sat., 8 pm **Sharky's Place**, 919-783-5448, 5800 Duraleigh
Wed., 8 pm **Sharky's Place**, 919-783-5448, 5800 Duraleigh
(the 2nd blind draw in the Sharky's Place list is generally on Mondays, but will be Wednesdays during the summer)

(this one is $5 entry, bar matches the pot! signups end 7:45)
Fri., 8 pm **Brown's**, 919-878-9092, 5500 Atl. Springs Rd.
(this one is double elim., $5 entry, bar matches the pot up to $100 - like some above, this is only during the summer)
Wed., 8 pm **Cleveland Draft House**, 919-771-2337, 6101 NC Hwy 42 West *(includes great drink specials too)*

THE FORTY-THIRD SEMI-ANNUAL EDITION OF : JK'S DIVISIONAL ALL-STAR TEAM PICKS

(Players within each division are listed alphabetically) (Players are chosen any way I damn well please - not purely by the numbers!)
(This is not purely my own guesses at who is simply the best thrower, but also who is important to their team, who is good in the clutch, etc.)

Divisional MVPs

A Division	Robbie Phillips	Element XXX	E Division	Grey Jones	Red-eye Rangers
B Division	Joe McCartney	Diddle Diddle	F Division	Terry Blake	Sofa Kings
C Division	Ken Trefzger	One Armed Bandits	G Division	Clint Little	I'm about to Ton!
D Division	Jeremy Limerick	Inglourious Darters	H Division	Joseph Holmes	All About That Bull!

All of RDL -- Clint Little -- I'm about to Ton!

"A" Division (oh, man, I wish I could pick 10 here…)

Tom Brown	Element XXX	Got better and better all season long.
John Carroll	Darty Minds	Singles champ might need a DCkt partner.
Craig Elder	Appetite for Destru	Part-timer was the top gun in big moments.
Michael Johnson	Appetite for Destru	Actually plays best in clutch situations.
John Kramer	Element XXX	One more game played = historical season.
Sid Mitchell	Appetite for Destru	Biggest winner for season-winning team.
Robbie Phillips	Element XXX	Simply the best. Again. No discussion.
Bob Terry	Lunatic Fringe	Triumphant return for friendly assassin.

"B" Division

Kevin Bottomley	Thursday's Still…	0-8 in 301, and 12-0 in SCkt? Seriously?
Jim Gallagher	Diddle Diddle	Great addition for a team climbing up to A.
John Iager	Diddle Diddle	Could be even better if he was full time.
Eric Klann	Kiss My…	Ckt wins, 9-marks… but he's sitting 501.
Ronnie Knott	Shooter McGavin	Captain of #2 finishers leads by example.
Joe McCartney	Diddle Diddle	Solid across all sets, led team to 12-0.
Julie Phillips	Kiss My…	Made her bones in cricket, got by in '01.
Trey Rodgers	Thursday's Still Su	Mr. Double-Bull-out is another Ckt shark.

"C" Division

Jeff Cashin	Pat's Blue Ribbon	One more match would have been a Mug.
Jason Irby	Big Bulls	Super singles guy tailed off a lot in doubles.
Jess Jur	Rif Raf	Two-thirds and up in every set is sweet.
Stephen Long	DD 214	Top shot on the only double-title team.
David Martin	Rif Raf	Not spectacular, but balanced in all sets.
Shane Richardson	One Armed Bandit	Add a few more 301s and maybe the MVP.
Joe Thomas	DD 214	Antique got better as the night went on.
Ken Trefzger	One Armed Bandit	An absolute fixture on this page by now.

"D" Division

David Alvord	Stick a Cork In It!	What a great pickup for the Mug winners.
Angelo Azevedo	WINNAU	After a rocky 301 start, he became a beast.
Randy Baldwin	Hump Day!	The best Humper tore folks up in singles.
Ernie Gilyardi	Garage, Inc.	Higher attendance rate, even more wins.
Jeremy Limerick	Inglourious Darters	How many superb seasons in a row here?
Dave Surber	Inglourious Darters	Would be top shot on many other teams.
Lou Tufillaro	WINNAU	Ummm… what the hell is that 501 mess?!
Tim Welborn	Cheap Shots	Sorta fell in with the team's poor 501 trend.

"E" Division

Sean Bosier	Death Throw	Can you imagine this guy back down in F?
Grey Jones	Red-eye Rangers	Pure domination for the first three sets.
Scott Kirkpatrick	Red-eye Rangers	I guess we just sit him in SCkt? Odd, no?
Anthony Macias	Double In, Stumble	A trio of 9-3 sets to start the night rocks.
Jeff Rudy	Game of Throws	Don't remember last time he wasn't here.
John Schaefer	Sharky's Machine	Just great singles, with passable doubles.
Aden Simpson	Double In, Stumble	Joe Cricket managed a 0.500 spot in '01.
David Simpson	Double In, Stumble	Is he even the top Simpson anymore? Eek.

"F" Division

Terry Blake	Sofa Kings	Few players are this high above team ave.
Brad Bushman	Show Me Your Tip	Solid shot would shine on different roster.
Jim Butterworth	Bulls Up	Top gun for one of league's hottest teams.
Anth. Cannizzaro	Why So Serious?	Crushed for three sets, then ran out of gas.
Bob Lane	Show Me Your Tip	Excellent record got better with every set.
Mike O'Toole	Bulls Up	SCkt shines, rest of the record is decent.
Lee Powell	Show Me Your Tip	Even just 12-0 SCkt might've been enough.
Mike Raquet	Show Me Your Tip	Who doesn't want a guy who's 12-2 in 501?

"G" Division

Shawn Budd	Just A Bit Outside	Got by in '01, but kicked butt in cricket.
Jeremy Cominole	Irish Ton	Very solid captain led team to set of Mugs.
Sebastian Dehnel	I'm about to Ton!	Not his personal best, but still excellent.
Chris Gagner	I'm about to Ton!	10-2 in both of the doubles sets is superb.
John Heath	Just A Bit Outside	In any other (Little-free) season… dang.
Clint Little	I'm about to Ton!	22-0 in singles. > 90% overall. Holy crap.
Joe Rigert, Sr.	Wayne Gretzky	What a freaking monster season here too.
Mark Rossbach	Irish Ton	After solid 301, became a real beast.

"H" Division

Kevin Casey	Brown's Bombers	One of the leaders of runaway H winners.
Jason Crowe	Tips & Shafts	Best free agent recruit of the season?
Lee Haithcock	Eazy Duzit	Looking at a likely regular on this page…
Tom Holland	All About That Bu	Superb roster deadline addition part I.
Joseph Holmes	All About That Bu	All About winning a crapload of games.
James Murphy	Brown's Bombers	Big part of the Bombers long early run.
Gregory Neill	All About That Bu	Superb roster deadline addition part II.
Jeff Watson, Sr.	Dart Buddies	Rolled in singles, then got by in doubles.

QUICK STAT TIDBITS

-The **Quadruple Double Award** winners (double-digit wins in all 4 sections): Wow, SUPER tough to make this group this season, with all but one division playing only 12 matches. And that one division with 14 matches? That was A, where… well, where your opponents are freaking tough. Thus, only ONE person officially joins the club this season: Robbie Phillips of Element XXX in A, who actually had four 11-win sets. Some strong honorable mentions though: *Sid Mitchell* of Appetite for Destruction in A (three 10s, with the fourth being a 9) *Grey Jones* of Red-eye Rangers in E (three 11s); and three guys in 7-team divs with three 9s and an 8… *Ken Trefzger* (C), *Terry Blake* (F), *Clint Little* (G).

-The **Iron Man/Woman Award**: With 7 of 8 divisions having byes this season, the game totals are pretty low. And the Iron Man did NOT come from the 8-team division. In the end, this season's Iron Man Award goes to Chris Talton of Big Bulls in C div. with 61 games played. Not an all-time record, but still pretty low. The honorable mentions (for the leaders of the other divisions) go to: *David Huffman* of North Raleigh Alliance with 58 in A (the 8-team division); *Chris O'Neal* of Traveling Beer Bellies with 52 in B; *Mike Gardner* of Garage Inc., and both *J.J. Tant* and *Dan Clark* of Projectile Dysfunction with 49 in D; *Chris Montesi* of Game of Throws with 50 in E; *Terry Blake* of Sofa Kings and *Mike Raquet* of Show Me Your Tips with 51 in F; *Harris Carawon* of De Ducks Part Deux with 52 in G; and *Simon Hayward* of Ballistic Behavior with 50 in H.

-The **Team Attendance Award** winners: Hmmm… not a whole lot going on in this category this year. I guess I would say that four teams kinda sorta made a run at being the "same-six-players-week-after-week" roster… *Ballistic Behavior* in H was probably the closest, with a seventh player playing 5 matches, so we'll go with them. Others that were pretty close and got consideration were: *Sofa Kings* in F, *Game of Throws* in E, and *The Bunkers* in C.

MY PRESEASON, WEEKLY, & TOURNEY PREDICTION RESULTS

As usual, I'm left with the option of trying to bluff my way through this part, or just telling the truth. And since I know that some of you squirrel away every last thing I've ever written about your team, I guess I better give real results… dang.

In my preseason picks (usually the toughest every season given the imminent roster changes/additions), I pretty much kicked some butt. I hit 3 of the division winners, and another 3 of my picks took home tournament titles. I overestimated a few things (Big Bulls' attendance, and Walking That Wire in F, to name two), and underestimated a couple (McGavin, and Show Me… who I dropped super late when writing that up), but I frickin' nailed a couple divisions. One of those was NOT G division - holy cow, you would think I didn't have those rosters…

My weekly prediction results you can peruse pick-for-pick on the other side of this sheet of paper. I was… pretty awful, to be honest. Not even a 65% pick rate. That just isn't good. I just started off so poorly in some divisions that I couldn't get all the way back. 4 teams fooled me more often than not, and a huge nine(!) teams held me to a 50/50 record. And good lord, I was only 54-57% in C and D divisions… buddy, that is just terrible. I know those divisions were a full mess of parity, but that's still barely better than a damn coin…

Last but not least were my tournament predictions… And I'll be honest in that it *felt* like I absolutely bombed these from top to bottom. But in the end, posted a decent 16-9 in the quarterfinals, a moderate 10-6 in the semifinals, and a sorta decent 4-4 in the finals. That makes my final record 30-19, which isn't too amazing, but considering that wrong pick early can cost me a second or third pick later… it's not too bad, all things considered. My best division was clearly H divisions, where I got every match correct (I OWNED H this season, which is pretty rare). I also came within one pick of a perfect run in A and E divisions. But over in crazy-ass D land? I got one pick right there and feel like I did ok…

JK'S TEAM-BY-TEAM, WEEK-BY-WEEK MATCH PREDICTION RESULTS

(I introduced this page twenty-nine seasons ago, and it has become almost expected as a newsletter staple. Feast your eyes on the success...)

For several years, many of you have taken no greater pleasure in your weekly darting endeavors than to email, text, or call me, and point out to me just how wrong I was in my prediction of your match result. On a related note, I have noticed that many of you seem to have relatively selective memories saving only the weeks when I was wrong. Further, many others of you regularly embellish your statistics of how often you fool me. It's not so easy to get away with those rambles anymore, however, as you can see below. Each W is a week when I picked your match correctly, and each L is one I picked incorrectly. Division totals are to the right of the team totals, weekly totals are at the bottom, and in the space between the 14 weeks and the team totals, the nine(!) 'o' symbols indicate the teams for which I was only 0.500, and the four(!) 'x' symbols indicate the teams that fooled me more often than not. **[Sub-65% correct for the season… really, what the heck can I say about that? It's just not great. Ugh. I mostly blame C and D divisions, with a little help from B. Those divisions produced some amazing races… that fooled me so very very often. Sigh. - JK]**

	wk1	wk2	wk3	wk4	wk5	wk6	wk7	wk8	wk9	wk10	wk11	wk12	wk13	wk14		Right	Wrong	**Overall**
A1/ Element XXX	W	W	W	W	W	W	W	W	W	W	W	W	W	L		13	1	64.47%
A2/ Appetite for Destruction	W	W	W	W	W	W	W	W	W	W	W	W	W	L		13	1	225 124
A3/ Triple D Bronze Balls	L	W	L	L	W	W	W	L	W	W	L	W	W	L		8	6	
A4/ Lunatic Fringe	L	W	L	W	W	W	W	L	L	W	W	W	W	L		9	5	
A5/ Darty Minds	L	W	L	W	W	W	W	L	W	W	W	L	L	L		8	6	
A6/ Monkey Business	L	W	L	W	W	W	L	L	W	W	W	L	L	W		8	6	**A Division**
A7/ North Raleigh Alliance	W	W	W	L	W	W	W	W	L	W	L	W	L	L		9	5	71.43%
A8/ Dartistic Pursuits	W	W	W	W	W	W	L	W	W	W	W	W	L	W		12	2	40 16
B1/ Nine Lives	-	L	W	L	W	L	W	-	L	W	L	L	L	L	x	4	8	
B2/ Kiss My…	W	W	L	-	W	W	W	W	W	W	-	W	L	L		9	3	
B3/ Menace 2 Sobriety	L	W	-	W	W	L	L	L	W	-	L	W	L	W	o	6	6	
B4/ Thursday's Still Suck	W	-	W	W	W	W	L	L	-	W	W	L	L	W		8	4	
B5/ Shooter McGavin	W	L	L	W	L	-	W	L	L	W	L	W	-	W	o	6	6	**B Division**
B6/ Traveling Beer Bellies	L	W	W	L	L	W	-	L	W	W	L	W	W	-		7	5	61.90%
B7/ Diddle Diddle	W	W	W	W	-	W	W	W	W	W	W	-	W	W		12	0	26 16
C1/ The Bunkers	-	W	L	L	W	W	W	-	W	W	L	L	L	W		7	5	
C2/ Rif Raf	W	L	-	W	L	W	L	L	W	-	W	L	L	L	x	5	7	
C3/ DD 214	W	-	W	L	W	W	L	W	-	W	L	W	L	L		7	5	
C4/ One Armed Bandits	L	W	W	W	-	W	W	W	W	L	W	-	L	W		9	3	
C5/ Big Bulls	L	L	L	L	W	L	-	W	W	W	L	W	L	-	x	5	7	**C Division**
C6/ We Be Trippin'	W	W	W	-	L	L	W	W	W	L	-	L	L	W		7	5	57.14%
C7/ Pat's Blue Ribbon	W	W	W	L	W	-	W	L	W	W	L	L	-	W		8	4	24 18
D1/ Garage Inc.	-	L	L	L	W	W	W	-	L	L	W	W	W	W		7	5	
D2/ Stick a Cork In It!	W	L	-	L	W	W	W	W	W	-	L	W	L	W		8	4	
D3/ Cheap Shots	W	W	L	-	L	W	W	L	L	W	-	L	W	W		7	5	
D4/ Projectile Dysfunction	W	-	W	L	L	W	W	L	-	W	L	L	L	W	o	6	6	
D5/ Hump Day!	W	L	L	L	-	W	W	L	L	W	L	-	W	W	o	6	6	**D Division**
D6/ Inglourious Darters	W	L	W	L	L	-	W	L	W	W	W	L	-	W		7	5	54.76%
D7/ WINNAU	W	W	L	L	L	W	-	W	L	L	L	L	W	-	x	5	7	23 19
E1/ Double In, Stumble Out	-	W	W	L	L	W	L	-	L	W	W	L	W	L	o	6	6	
E2/ Red-eye Rangers	L	W	L	-	W	W	L	W	W	W	-	W	W	L		8	4	
E3/ Sharky's Machine	W	W	-	W	W	W	W	W	W	-	W	W	W	L		11	1	
E4/ Game of Throws	W	-	W	W	L	W	W	W	-	W	W	L	W	L		9	3	
E5/ Death Throw	W	W	L	W	L	-	L	W	L	W	W	W	-	L		7	5	**E Division**
E6/ Shark Shooters	W	W	W	W	L	W	-	W	W	W	W	W	L	-		10	2	69.05%
E7/ Coral Reefers	L	W	W	L	-	W	L	W	W	W	W	-	L	L		7	5	29 13
F1/ Sofa Kings	-	L	W	W	L	L	L	-	W	W	W	W	W	W		8	4	
F2/ Philthy Coaching	L	W	W	-	L	L	W	W	W	W	-	L	W	W		8	4	
F3/ Don't Hit The Scorekeeper	L	L	-	W	L	W	L	W	W	-	W	L	W	W		7	5	
F4/ Show Me Your Tips	L	-	L	W	L	W	W	W	-	L	W	W	W	W		8	4	
F5/ Bulls Up	L	L	W	W	-	W	L	W	W	W	W	-	W	W		9	3	**F Division**
F6/ Walking That Wire	L	W	W	W	W	W	-	W	W	W	W	L	W	-		10	2	66.67%
F7/ Why So Serious?	L	L	L	W	W	-	L	W	W	L	W	L	-	W	o	6	6	28 14
G1/ Wayne Gretzky	-	W	L	L	W	L	W	-	W	W	L	W	W	L		7	5	
G2/ De Ducks Part Deux	W	W	W	-	W	W	W	W	W	W	-	W	W	L		11	1	
G3/ Irish Ton	W	-	L	W	W	W	L	L	-	L	W	W	W	L		7	5	
G4/ Old Darting Bastards	L	W	-	W	W	L	L	L	W	-	L	W	W	L	o	6	6	
G5/ I'm about to Ton!	L	W	L	W	W	-	W	L	W	W	W	L	-	W		8	4	**G Division**
G6/ Chalker's Nightmare	W	W	L	L	W	L	-	W	W	L	L	L	W	-	o	6	6	64.29%
G7/ Just A Bit Outside	W	W	W	W	-	L	W	L	W	W	L	-	W	W		9	3	27 15
H1/ Dart Buddies	L	W	L	L	W	-	L	W	L	W	L	W	-	W	o	6	6	
H2/ Ballistic Behavior	W	L	L	-	L	L	W	W	W	W	-	L	W	W		7	5	
H3/ Brown's Bombers	W	W	W	W	W	W	-	W	L	L	W	fft	L	-		8	3	
H4/ All About That Bull!	L	L	W	L	-	W	W	W	W	L	W	-	W	W		8	4	
H5/ Chalk It Up	W	-	W	L	W	L	W	W	-	W	L	fft	W	W		8	3	**H Division**
H6/ Tips & Shafts	W	W	-	W	W	W	W	W	W	-	W	W	W	W		12	0	68.29%
H7/ Eazy Duzit	-	W	W	L	L	W	L	-	W	W	W	L	L	W		7	5	28 13
Right:	15	18	14	14	16	19	16	16	19	20	15	13	15	15				
Wrong:	10	7	11	11	9	6	9	9	6	5	10	11	10	10				
forfeited:	-	-	-	-	-	-	-	-	-	-	-	1	-	-				

RDL - Spring, 2018	Week 1		Week 2		Week 3		Week 4		Week 5		Week 6		Week 7		Week 8		Week 9		Week 10		Week 11		Week 12		Week 13		Week 14		Forfeits
	vs.	W/L Pts.	vs.	W/L Pts.	vs.	W/L Pts.	vs.	W/L Pts.	vs.	W/L Pts.	vs.	W/L Pts.	vs.	W/L Pts.	vs.	W/L Pts.	vs.	W/L Pts.	vs.	W/L Pts.	vs.	W/L Pts.	vs.	W/L Pts.	vs.	W/L Pts.	vs.	W/L Pts.	
A1/ Element XXX	a8	W 17	A6	W 18	A7	W 16	a5	W 13	A3	W 19	A4	W 16	a2	W 14	A8	W 16	a6	W 16	a7	W 20	A5	W 20	a3	W 16	a4	W 21	A2	L 12	
A2/ Appetite for Destruction	A7	W 22	a5	W 20	a8	W 18	A6	W 14	a4	W 18	a3	W 17	A1	L 10	a7	W 16	A5	W 18	A8	W 20	a6	W 18	A4	W 19	A3	W 17	a1	W 12	
A3/ Triple D Bronze Balls	a6	L 12	A8	W 16	A5	L 11	a7	L 12	a1	L 5	A2	L 7	a4	L 8	A6	W 15	a8	W 16	a5	W 20	A7	L 12	A1	L 8	a2	L 7	A4	L 9	
A4/ Lunatic Fringe	A5	L 8	a7	W 15	a6	L 10	A8	W 13	A2	L 6	a1	L 8	A3	W 16	a5	W 16	A7	L 11	A6	L 10	a8	W 15	a2	L 5	A1	L 3	a3	W 15	
A5/ Darty Minds	a4	W 16	A2	L 4	a3	W 13	A1	L 11	a6	W 16	A8	W 17	A7	W 18	A4	L 8	a2	L 6	A3	L 4	a1	L 4	A6	L 11	a8	L 12	a7	L 11	
A6/ Monkey Business	A3	W 12	a1	L 6	A4	W 14	a2	L 10	A5	L 8	a7	W 16	a8	L 10	a3	L 9	A1	L 8	a4	W 14	A2	L 6	a5	W 13	A7	L 12	A8	W 19	
A7/ North Raleigh Alliance	a2	L 2	A4	L 9	a1	L 8	A3	W 12	a8	W 15	A6	L 8	a5	L 6	A2	L 8	a4	W 13	A1	L 4	a3	W 12	A8	W 13	a6	W 12	A5	W 13	
A8/ Dartistic Pursuits	A1	L 7	a3	L 8	A2	L 6	a4	L 11	A7	L 9	a5	L 7	A6	W 14	a1	L 8	A3	L 8	a2	L 4	A4	L 9	a7	L 9	A5	W 12	a6	L 5	
B1/ Nine Lives	Bye	- -	b5	L 8	B7	L 8	b6	W 16	B4	L 11	B3	L 9	b2	L 7	Bye	- -	B5	W 15	b7	L 10	B6	L 7	b4	W 12	b3	W 10	B2	W 16	
B2/ Kiss My…	B7	L 11	b6	L 9	B5	L 11	Bye	- -	b3	W 15	b4	L 7	B1	W 17	b7	L 9	B6	W 20	b5	L 9	Bye	- -	B3	W 16	B4	L 11	b1	L 8	
B3/ Menace 2 Sobriety	B6	L 8	b7	L 9	Bye	- -	B5	L 8	B2	L 9	b1	W 15	B4	W 14	b6	W 13	B7	L 11	Bye	- -	b5	W 16	b2	L 8	B1	L 7	b4	L 9	
B4/ Thursday's Still Suck	B5	W 17	Bye	- -	B6	L 7	b7	L 10	b1	W 13	B2	W 17	b3	L 10	b5	L 8	Bye	- -	b6	W 13	B7	L 9	B1	L 9	b2	W 13	B3	W 15	
B5/ Shooter McGavin	b4	L 7	B1	W 11	b2	W 13	b3	W 15	B6	W 13	Bye	- -	b7	L 10	B4	W 16	b1	L 9	B2	W 15	B3	L 8	b6	W 13	Bye	- -	B7	L 9	
B6/ Traveling Beer Bellies	b3	W 16	B2	W 15	b4	W 17	B1	L 7	b5	L 11	B7	L 6	Bye	- -	B3	L 11	b2	L 4	B4	L 11	b1	W 13	B5	L 11	b7	L 8	Bye	- -	
B7/ Diddle Diddle	b2	W 13	B3	W 15	b1	W 16	B4	W 14	Bye	- -	b6	W 18	B5	W 14	B2	W 15	b3	W 13	B1	W 14	b4	W 15	Bye	- -	B6	W 15	b5	W 15	
C1/ The Bunkers	Bye	- -	C6	W 13	C5	L 9	c3	L 11	c7	W 18	C2	W 14	c4	W 15	Bye	- -	c6	W 13	c5	W 17	C3	L 7	C7	L 11	c2	L 7	C4	L 9	
C2/ Rif Raf	C7	W 14	c5	L 9	Bye	- -	C4	L 9	C6	L 9	c1	L 10	c3	W 14	c7	L 10	C5	W 16	Bye	- -	c4	L 9	c6	W 15	C1	W 15	C3	W 12	
C3/ DD 214	c6	W 13	Bye	- -	c7	W 16	C1	W 13	C5	W 12	c4	W 16	C2	L 10	C6	W 14	Bye	- -	C7	W 15	c1	W 17	c5	W 13	C4	L 10	c2	L 10	
C4/ One Armed Bandits	C5	W 13	c7	W 16	C6	W 13	c2	W 13	Bye	- -	C3	L 8	C1	L 9	c5	W 18	C7	W 18	c6	L 8	C2	W 14	Bye	- -	c3	W 14	c1	W 15	
C5/ Big Bulls	c4	L 8	C2	W 13	c1	W 15	C7	L 7	c3	L 10	c6	L 8	Bye	- -	C4	L 6	c2	L 7	C1	L 5	c7	L 8	C3	L 11	C6	W 14	Bye	- -	
C6/ We Be Trippin'	C3	L 11	c1	L 11	c4	L 11	Bye	- -	c2	W 15	C5	W 10	C7	W 15	c3	L 10	C1	L 11	C4	W 16	Bye	- -	C2	L 6	c5	L 10	c7	W 14	
C7/ Pat's Blue Ribbon	c2	L 10	C4	L 8	C3	L 8	c5	W 13	C1	L 6	Bye	- -	c6	L 9	C2	W 14	c4	L 6	c3	L 9	C5	W 14	c1	W 13	Bye	- -	C6	L 10	
D1/ Garage Inc.	Bye	- -	D5	L 9	D7	W 12	d6	W 13	d2	W 12	D3	L 11	d4	W 13	Bye	- -	d5	L 9	d7	W 14	D6	L 9	D2	W 15	d3	L 9	D4	W 13	
D2/ Stick a Cork In It!	d7	W 13	D6	W 13	Bye	- -	d5	L 9	D1	L 12	d4	W 14	d3	L 10	D7	L 8	d6	L 6	Bye	- -	D5	W 15	d1	L 9	D4	W 15	D3	L 9	
D3/ Cheap Shots	d6	L 1	D7	L 10	d5	W 16	Bye	- -	D4	W 17	d1	W 13	D2	W 14	D6	W 13	d7	L 11	D5	W 14	Bye	- -	d4	L 12	D1	W 15	d2	W 15	
D4/ Projectile Dysfunction	d5	W 12	Bye	- -	D6	L 11	d7	W 13	d3	L 7	D2	L 10	D1	L 11	D5	W 15	Bye	- -	d6	L 11	D7	W 13	D3	W 12	d2	L 9	d1	L 11	
D5/ Hump Day!	D4	L 12	d1	W 15	D3	L 8	D2	W 15	Bye	- -	D7	L 10	d6	L 10	d4	L 9	D1	W 15	d3	L 10	d2	L 9	Bye	- -	d7	L 8	D6	L 11	
D6/ Inglourious Darters	D3	W 20	d2	L 11	d4	W 13	D1	L 11	d7	L 11	Bye	- -	D5	W 11	d3	L 11	D2	W 18	D4	W 13	d1	W 15	D7	L 11	Bye	- -	d5	W 13	
D7/ WINNAU	D2	L 11	d3	W 14	d1	L 12	D4	L 11	D6	W 13	d5	W 14	Bye	- -	d2	W 16	D3	W 13	D1	L 10	d4	L 11	d6	W 13	D5	W 16	Bye	- -	
E1/ Double In, Stumble Out	Bye	- -	E5	W 16	E6	W 20	e7	L 11	e4	L 9	E3	W 16	e2	L 9	Bye	- -	e5	L 11	e6	W 16	E7	W 13	E4	W 16	e3	W 19	E2	L 11	
E2/ Red-eye Rangers	e7	L 11	E6	W 15	e5	L 11	Bye	- -	E3	L 11	e4	L 11	E1	W 15	E7	W 19	e6	W 17	E5	W 16	Bye	- -	e3	W 13	E4	L 10	e1	W 13	
E3/ Sharky's Machine	e6	W 12	E7	W 12	Bye	- -	E5	W 18	e2	W 13	e1	L 8	E4	L 11	E6	W 17	e7	W 17	Bye	- -	e5	W 15	E2	L 11	E1	L 5	e4	W 12	
E4/ Game of Throws	e5	W 14	Bye	- -	e7	W 11	e6	W 14	E1	W 14	E2	W 13	e3	W 13	E5	W 16	Bye	- -	E7	W 16	E6	W 18	e1	L 8	e2	W 14	E3	L 10	
E5/ Death Throw	E4	L 10	e1	L 8	E2	W 13	e3	L 6	e6	L 9	Bye	- -	E7	W 16	e4	L 8	E1	W 11	e2	L 8	E3	L 9	E6	W 17	Bye	- -	e7	L 7	
E6/ Shark Shooters	E3	L 12	e2	L 9	e1	L 4	E4	L 10	E5	W 15	e7	L 11	Bye	- -	e3	L 7	E2	L 7	E1	L 8	e4	L 6	e5	L 7	E7	W 14	Bye	- -	
E7/ Coral Reefers	E2	W 13	e3	L 12	E4	L 9	E1	W 13	Bye	- -	E6	W 13	e5	L 8	e2	L 5	E3	L 7	e4	L 8	e1	L 11	Bye	- -	e6	L 10	E5	W 17	
F1/ Sofa Kings	Bye	- -	f5	L 5	F6	L 10	F7	L 9	f4	W 13	f2	W 18	F3	L 6	Bye	- -	F5	L 8	f6	L 12	f7	L 9	F4	L 8	F2	W 17	f3	W 13	
F2/ Philthy Coaching	F7	W 13	f6	W 13	F5	L 10	Bye	- -	F3	W 16	F1	L 6	f4	L 10	f7	L 7	F6	L 9	f5	L 10	Bye	- -	f3	L 6	f1	L 7	F4	L 4	
F3/ Don't Hit The Scorekeeper	F6	W 16	f7	L 11	Bye	- -	F5	L 9	f2	L 8	F4	L 9	f1	W 18	f6	L 7	F7	L 7	Bye	- -	f5	L 7	F2	W 18	f4	L 4	F1	L 8	
F4/ Show Me Your Tips	F5	W 15	Bye	- -	F7	W 14	f6	W 18	F1	L 11	f3	W 12	F2	W 14	f5	W 18	Bye	- -	f7	W 20	F6	W 15	f1	W 15	F3	W 20	f2	W 16	
F5/ Bulls Up	f4	L 8	F1	W 19	f2	W 14	f3	W 15	Bye	- -	F6	W 12	f7	L 11	F4	L 6	f1	W 15	F2	W 14	F3	W 13	Bye	- -	f6	W 16	F7	W 16	
F6/ Walking That Wire	f3	L 8	F2	L 11	f1	W 14	F4	L 6	f7	L 11	f5	L 12	Bye	- -	F3	W 17	f2	W 15	F1	W 12	f4	L 9	F7	W 12	F5	L 8	Bye	- -	
F7/ Why So Serious?	f2	L 11	F3	W 13	f4	L 10	f1	W 11	F6	W 13	Bye	- -	F5	W 13	F2	W 17	f3	W 17	F4	L 4	F1	W 13	f6	L 9	Bye	- -	f5	L 8	
G1/ Wayne Gretzky	Bye	- -	g7	W 17	G5	L 9	g6	L 7	g3	L 9	G4	W 15	g2	W 13	Bye	- -	G7	L 7	g5	L 5	G6	W 12	G3	L 11	g4	L 10	G2	L 9	
G2/ De Ducks Part Deux	g6	W 13	G5	L 10	g7	L 10	Bye	- -	g4	L 7	g3	L 6	G1	L 11	G6	L 7	g5	L 6	G7	L 11	Bye	- -	G4	L 9	G3	L 4	g1	W 13	
G3/ Irish Ton	G7	W 13	Bye	- -	G6	L 9	g5	L 11	G1	W 15	G2	W 18	g4	W 12	g7	L 11	Bye	- -	g6	L 7	G5	L 8	g1	W 13	g2	W 20	G4	L 8	
G4/ Old Darting Bastards	g5	L 9	G6	W 17	Bye	- -	G7	W 13	G2	W 17	g1	L 9	G3	L 12	G5	L 7	g6	W 16	Bye	- -	g7	L 6	g2	W 15	G1	W 14	g3	W 13	
G5/ I'm about to Ton!	G4	W 15	g2	W 14	g1	W 15	G3	W 13	g6	W 15	Bye	- -	G7	W 13	g4	W 17	G2	W 17	G1	W 19	g3	W 15	G6	L 11	Bye	- -	g7	W 15	
G6/ Chalker's Nightmare	G2	L 11	g4	L 7	g3	W 15	G1	W 15	G5	L 9	g7	L 11	Bye	- -	g2	W 16	G4	L 8	G3	W 15	g1	L 12	g5	W 13	G7	L 9	Bye	- -	
G7/ Just A Bit Outside	g3	L 10	G1	L 7	G2	W 14	g4	L 11	Bye	- -	G6	W 13	g5	L 11	G3	W 13	g1	W 17	g2	W 13	G4	W 18	Bye	- -	g6	W 15	G5	L 9	
H1/ Dart Buddies	H4	L 7	h3	L 9	h2	W 17	H5	W 12	h6	W 16	Bye	- -	H7	L 9	h4	L 8	H3	W 13	H2	W 12	h5	L 10	H6	W 13	Bye	- -	h7	L 7	
H2/ Ballistic Behavior	H3	L 4	h4	W 18	H1	L 7	Bye	- -	H7	L 9	H5	W 14	h6	W 14	h3	L 9	H4	L 9	h1	L 12	Bye	- -	h7	W 15	h5	W 14	H6	W 15	
H3/ Brown's Bombers	h2	W 20	H1	W 15	h4	W 14	H6	W 14	h5	W 13	h7	W 16	Bye	- -	H2	W 13	h1	L 11	H4	W 14	h6	W 18	H5	*W 16*	H7	L 7	Bye	- -	
H4/ All About That Bull!	h1	W 17	H2	L 6	H3	L 8	h7	L 10	Bye	- -	H6	W 20	H5	W 17	H1	W 16	h2	W 11	h3	L 10	H7	W 16	Bye	- -	h6	W 18	h5	W 13	
H5/ Chalk It Up	h6	W 13	Bye	- -	H7	W 16	h1	L 11	H3	L 11	h2	L 10	h4	L 3	H6	W 13	Bye	- -	h7	L 8	H1	W 14	h3	*L 0*	H2	L 10	H4	L 11	1
H6/ Tips & Shafts	H5	L 11	h7	W 14	Bye	- -	h3	L 10	H1	L 8	h4	L 4	H2	L 7	h5	L 9	H7	L 8	Bye	- -	H3	L 5	h1	L 11	H4	L 5	h2	L 9	
H7/ Eazy Duzit	Bye	- -	H6	L 10	h5	L 8	H4	W 12	h2	W 15	H3	L 8	h1	W 15	Bye	- -	h6	W 15	H5	W 16	h4	L 8	H2	L 9	h3	W 17	H1	W 17	

THIS SEASON'S TRIVIA QUESTIONS… REVISITED

I now run this column during seasons in which I've included trivia questions all season. Each question is listed exactly as it was during the season, so there is potential for a question to now be out of date, but it's usually not too much of a problem. Each question is listed under the week number when it ran, and the answers follow the questions. No peeking…

[Note: as with most historical statistics questions that I can ask here in the Trivia column, the following questions includes only the most recent 44 (now 45) seasons, as that is the amount of time I have been statistician - records prior to that are largely incomplete and unavailable, and some things like doubles and overall records for individual weren't even tracked in many of the prior seasons. Pretty soon, I'm just going to start referring to my time here as 'the modern era', especially since my time now covers almost two-thirds of the time since the RDL even threw its first dart. - JK]

Week 9 question: Alright, we kicked off this season's column with a 'guest offering', which was actually posed by new RDL Secretary Andrew Borgna. Borgna, who won the H division ASP Mug last season, asked me this: "Am I the first RDL player to win a divisional ASP mug while posting a losing singles W-L record?" So, I'll ask you guys… Is Borgna the first to pull off such an 'interesting' feat?

Week 10 question(s): What is the earliest week of a season that the entire RDL has been left with 0 winless teams? What is the earliest we've reached a point with 0 undefeated teams?

Week 11 question(s): In light of the Robbie Phillips uber-efficiency article [in the week 10 Tons issue] (he had four quick games and only 14 turns for score in his 4-0 match the next week, by the way)… a question about perfect throw efficiency. Thus, how many people in RDL history (or at least my 45 seasons of it as statistician) have thrown two Ton-80s in the same match? [9-marks are way easier given the open-ended nature of cricket…]

Week 12 question(s): What is the earliest week of a season that a team has clinched a division title in an 8-team/14-match season? How about in a 7-team/12-match season?

Week 13 question: So I was asked how often anybody pulls off the triple-mug season (singles, all-star, team tournament), and I think that's a little too inclusive of a question… so let's amp it up just a touch. How many times, in a single season, has a player won the divisional singles win percentage Mug, the divisional ASP average Mug, the team tournament Mug, AND the team regular season title (the big coaster for all the Mugs!)?

Week 14 question(s): Who has won the most divisional singles win percentage titles, and how many titles has it been? Also, who has won the most in A division, and how many?

Week 9 answer: Well, it turns out that Borgna is not the first to ever win a divisional ASP crown with a losing singles record, but he is the new holder of the record for lowest singles win percentage by a divisional ASP champ. In my 44 seasons as statisticians, we've crowned 341 divisional ASP titles, and of those 341, 323 won greater than 60% of their singles games, leaving a lonely 18 in the 60%-and-under crowd. Those 18, in descending order by win percentage: Phil Robertson (0.600, Fa17 C div), Aaron Fitzgerald (0.600, Fa 15 C div), Jack Dowling (0.600, Fa98 C div), J.J. White (0.583, Sp14 D div), Jeff Watson, Sr. (0.579, Sp16 E div), Angelo Azevedo (0.579, Fa14 E div), Mitch Colton (0.579, Fa08 G div), Phil Brown (0.577, Sp09 E div), Jimmy Davis (0.571, Fa16 B div), Jenny Beebe (0.571, Sp15 H div), Paul Spaulding (0.571, Fa12 G div), Adam King (0.550, Fa00 E div), Brad Adams (0.529, Fa16 D div), Jerry Minx (0.500, Fa13 B div), Paul Sullivan (0.500, Sp98 G div), Butch Smith (0.500, Sp98 E div), Bill Buckley (0.474, Fa05 E div), and finally, the originator of this question… Andrew Borgna (0.444, Fa17 H div). Thus, it was Buckley who paved the way, and now the club has expanded to just him and Borgna. Incidentally, Buckley and Borgna are also the only two (of these 18 at least) who had losing overall (singles+doubles) records for the season (as all of the other 16 were also at or above 0.500 in doubles except Phil Brown, who still managed to reach 0.500 overall). [*Answer update for the banquet Tons*: None of this season's divisional ASP Mug winners had losing singles records or losing overall records, but one had a losing doubles record (Hugh Vance in B, at 7-15[!]), and another had a 0.500 doubles record (Jason Crowe in H).

Week 10 answer(s): The earliest that the season has been left with no winless teams is week 7 (meaning there was a winless team through week 6, who won in week 7). And when was that? THIS season!! Yep, this is the earliest (at least during the 45-season JK stats era) that the league is without any winless teams at all. Yay, parity!! -- As for the earliest that a season has been left with no undefeated teams, well, that's also week 7 (just obviously not the week 7 of this season, since we still have four undefeated teams even now). That has happened twice, in the Spring 1998 season (when the A and B leaders both lost in 1001 in week 7), and the Spring 2009 season (when three different teams all lost in week 7, one in 1001, one by a 14-10 score, and one in a 16-8 drubbing).

Week 11 answer: (Alright, I didn't think to put it in the question, but I really meant "regular season double-T80s", because you can play so many more games in the tournament. Two have done it in the tournaments, but we'll return to them later.) So, in light of that, the answer is that 3 people have achieved this amazing double, and 1 of those 3 has done it twice. Jerry Johnston of So What!! started things off on 3/10/1999, and he was followed on 4/7/2004 by Steve Wilcenski of Eight Blind Swine. Then, stunningly (not!), the person who has done it twice is that uber-lucky artist of dart randomness, Robbie Phillips, who did it as part of Not Non-Element on 10/12/2011 and as part of The Cardiac Element on 11/1/2017. (Finally, the two guys that have done it in the tournaments are Allen Smith of Dart Shadows back in the Fall of 1998, and Kyle Gaulthier of Hu Flung Pu in the Spring of 2012.)

Week 12 answer: In my 45 seasons as statistician (that's every season from Spring 1996 forward), the earliest a team has clinched a division title in an 8-team/14-match division is week 11 (and that has happened in 11 of the 45 seasons). And week 11 was also the earliest a 7-team/12-match division had been clinched (having happened in 7 different seasons)… until… this season!! That's right, I'm about to Ton! in G division is the first RDL team in any division of either size to clinch a regular season title as early as week 10. It takes a lot of factors (going undefeated [at least before last week!!], getting the other teams to all balance their wins against each other, likely a late bye on the schedule, etc.) to clinch a division that early, and they are the first to achieve it.

Week 13 answer: Well, it turns out this happens about once per year. In my 44 seasons (that's 22 years, for a total of 325 divisions) as statistician, it has happened 25 times (that's once for every 13 divisions). 18 different people have done it (with LOTS of others getting 3, but not all 4, of those awards). It has happened 6 times in A, 4 times in B, D and E, 3 times in C, 2 times in G and H, and not even once in F or I (though there has been an I division only once). The most noteworthy among the 18 who have done it are: Robbie Phillips, the all-time leader with FOUR times, all in A division(!), in the Fa10, Sp12, Sp14 and Fa15 seasons; Chad Massengill, the only other person with more than 2 times (he has 3), who actually won his in D/C/B in consecutive seasons(!) from Sp13-Sp14; and Jim Budelman (Fa97) and Tom Brown (Fa02), the only other two to garner this achievement in A division. The other 14 who have done it are: Jimmy Davis (Sp07, Fa08) and Robert Ray (Fa11) in B; J.D. Dixon (Sp97) and Shane Murray (Fa10) in C; Robb Beeson (Sp01), Gerald Ray (Sp02), and Mike Hall (Fa04) in D; Billy Hamilton (Sp97), Butch Smith (Sp99), Jeremy Dziczkowski (Fa08), and Jeremy Limerick (Fa17) in E; Shane Murray again (Sp08) and Steve Wilcenski (Sp09) in G; and Andy Bowen (Fa14) and Jim Butterworth (Sp17) in H div. [*Answer update for the banquet Tons*: nobody joined the group of triple-Mug/division-title-winners this season.]

Trivia answer portion continued on page 14…

THIS SEASON'S LYRICS QUIZZES… REVISITED

Much like the column of this season's trivia questions on the previous page, I've listed here each lyrics quiz from this season. Each lyric is listed exactly as it was during the season. Each lyric is listed under the week number when it ran, and the answers are listed at the bottom of the page (and continuing onto the next page). No peeking… So who's ready to re-play "Name the band/singer and song (and weekly theme)"?

Week 2, song #1 lyric: "I could stay awake just to hear you breathing, Watch you smile while you are sleeping"

Week 2, song #2 lyric: "Cause we're young and we're reckless, We'll take this way too far, It'll leave you breathless, Or with a nasty scar"

Week 2, song #3: "So, so you think you can tell, Heaven from hell, Blue skies from pain, Can you tell a green field, from a cold steel rail?"

Week 3, song #1 lyric: "Carry the news (Where are you?!), Bungaloo dudes (Stand up!), Carry the news"

Week 3, song #2: "Step on the stones, Flesh becomes water, Wood becomes bone"

Week 3, song #3 lyric: "Too many teardrops for one heart to be crying, Too many teardrops for one heart to carry on"

Week 4, song #1 lyric: "Somewhere in the distance I hear the bells ring, Darkness settles on the town as the children start to sing"

Week 4, song #2 lyric: "All I can say is that my life is pretty plain, I like watchin' the puddles gather rain"

Week 4, song #3 lyric: "He stands like a statue, Becomes part of the machine, Feeling all the bumpers, Always playing clean"

Week 5, song #1 lyric: "Than what you've got planned, Carry your cup in your hand, And look around, Leaves are brown, And the sky is..."

Week 5, song #2 lyric: "Well come on, and let yourself be free, My love for you, so long I've been saving, Tonight was made for me and you"

Week 5, song #3 lyric: "And the dream of what love could be, If you were still here with me, Since you've been gone, All that's left is a..."

Week 6, song #1 lyric: "Love devastation… You want to make, you want to make, you want to make her..."

Week 6, song #2 lyric: "A dreamer of pictures, I run in the night, You see us together, chasing the moonlight"

Week 6, song #3 lyric: "And I say, hey yeah yeah, hey yeah yeah, I said hey, what's going on?"

Week 7, song #1 lyric: "Preacherman, don't tell me, Heaven is under the earth, I know you don't know, What life is really worth"

Week 7, song #2: "I was born by the river in a little tent, Oh and just like the river I've been running ev'r since, It's been a long time..."

Week 7, song #3 lyric: "And when the band plays 'Hail to the chief', Ooh, they point the cannon at you, Lord, It ain't me, It ain't me..."

Week 8, song #1 lyric: "Well, my friends, the time has come, To raise the roof and have some fun, Throw away the work to be done"

Week 8, song #2 lyric: "Pictures of last night, Ended up online, I'm screwed, Oh, well, It's a blacked out blur, But I'm pretty sure it ruled, Damn"

Week 8, song #3 lyric: "This is a drop everything kinda thing, Swing on by, I'll pour you a drink, The door's unlocked, I'll leave on the lights"

Week 9, song #1 lyric: "I was lying on the grass on Sunday morning of last week, Indulging in my self defeat, My mind was thugged..."

Week 9, song #2 lyric: "It's getting near dawn, When lights close their tired eyes, I'll soon be with you my love, To give you my dawn surprise"

Week 9, song #3 lyric: "I need to laugh, and when the sun is out, I've got something I can laugh about, I feel good, in a special way. I'm in love..."

Week 10, song #1: "Get up, Everybody's gonna move their feet, Get down, Everybody's gonna leave their seat"

Week 10, song #2 lyric: "The legend lives on from the Chippewa on down, Of the big lake they called 'gitche gumee', The lake, it is said..."

Week 10, song #3 lyric: "It was 1989, my thoughts were short my hair was long, Caught somewhere between a boy and man"

Week 11, song #1 lyric: "Someday I'll be living in a big old city… … Someday I'll be big enough so you can't hit me..."

Week 11, song #2 lyric: "I wake up every evening, With a big smile on my face, And it never feels out of place, And you're still probably working"

Week 11, song #3 lyric: "I, hate the rain and sunny weather, And I, hate the beach and mountains too, (And) I don't like a thing about the city, no, no"

Week 12, song #1 lyric: "To thrill you with delight, I'll give you diamonds bright, There'll be things that will excite, To make you dream of me at night"

Week 12, song #2 lyric: "In the white room with black curtains near the station, Black roof country, no gold pavements, tired starlings"

Week 12, song #3 lyric: "You've got me on my knees, … I'm begging, darling, please, … Darling won't you ease my worried mind"

Week 13, song #1 lyric: "In the middle of my room, I did not hear from you, It's all right, it's all right, To be standing in a line, Standing in a line"

Week 13, song #2 lyric: "Oh I got a love (I got somebody), This love (got a hold on me), Yeah I got a love (I got somebody), This love..."

Week 13, song #3 lyric: "Jack be nimble, Jack be quick, Take a ride on the West Coast kick"

Week 14, song #1 lyric: "Fa, la, la, la, la, la, la, la, la! 'Tis the season to be jolly"

Week 14, song #2 lyric: "The pleasure is to play, makes no difference what you say, I don't share your greed, the only card I need…"

Week 14, song #3 lyric: "One for tomorrow, One just for today"

Week 14, song #4 lyric: "Singing' don't worry 'bout a thing, 'Cause every little thing gonna be alright"

Week 14, song #5 lyric: "I'm not a woman, I'm not a man, I am something that you'll never understand, I'll never beat you, I'll never lie…"

Week 14, song #6 lyric: "What a way to make a livin', Barely gettin' by, it's all takin' and no givin' "

Week 14, song #7 lyric: "Waiting for the break of day, Searching for something to say, Flashing lights against the sky, Giving up I close my eyes"

Week 14, song #8 lyric: "And I'm talking to myself at night, because I can't forget, Back and forth through my mind, behind a cigarette"

Wk14, #9: "Ooh I need your love babe, Guess you know it's true. Hope you need my love babe, Just like I need you. Hold me, love me, hold me, love me."

Week 14, #10: "I took my troubles down to Madame Ruth, You know that gypsy with the gold-capped tooth, She's got a pad down on 34th and Vine"

Week 14, song #11 lyric: "Got me the strangest woman, Believe me this trick's no cinch, But I really get her going, When I whip out my…"

Week 14, song #12 lyric: "Dribble off those Bobby Brooks, Let me do what I please, Saying oh yeah, Life goes on, long after the thrill of living is gone"

Week 14, song #13 lyric: "Now we're sharing the same dream, And our hearts they beat as one, No more love on the run"

Week 14, song #14: "There's a little black spot on the sun today, that's my soul up there, It's the same old thing as yesterday, that's my soul up there"

Week 14, song #15 lyric: "You're the cutest thing that I ever did see, I really love your peaches, Want to shake your tree, Lovey dovey, lovey dovey…"

Week 14, song #16 lyric: "I don't really want to stop the show, But I thought that you might like to know, That's the singer's going to sing a song"

Week 14, song #17 lyric: "He's a poor boy, Empty as a pocket, Empty as a pocket with nothing to lose, Sing ta na na, Ta na na na"

Week 14, #18: "I-I-I-I-I need you, I-I-I-I-I need you, I never said I wasn't gonna tell nobody, No baby, But desperate lover, I can't keep it to myself"

Week 14, song #19 lyric: "I wanna hold 'em like they do in Texas plays, Fold 'em, let 'em, hit me, raise it baby stay with me (I love it)"

Week 14, song #20: "When you're weary, feeling small, When tears are in your eyes, I'll dry them all (all), I'm on your side, oh, when times get rough"

Week 14, #21: "Gen'rals gathered in their masses, Just like witches at black masses, Evil minds that plot destruction, Sorceror of death's destruction"

THIS SEASON'S LYRICS QUIZZES… REVISITED (the answers to the lyrics at the top of the page) (these are continued on page 14...)

Week 2 answers: Song 1 = "I Don't Wanna Miss A Thing" by Aerosmith === Song 2 = "Blank Space" by Taylor Swift === Song 3 = "Wish You Were Here" by Pink Floyd. Week 3 answers: Song 1 = "All the Young Dudes" by Mott the Hoople === Song 2 = "Walk on the Ocean" by Toad the Wet Sprocket === Song 3 = "96 Tears" by Question Mark and the Mysterians.

Week 4 answers: Song 1 = "Too Late for Love" by Def Leppard === Song 2 = "No Rain" by Blind Melon === Song 3 = "Pinball Wizard" by The Who. Week 5 answers: Song 1 = "A Hazy Shade of Winter" by Simon & Garfunkel ===

THIS SEASON'S TRIVIA QUESTIONS… REVISITED (continued from page 13)

Week 14 answer : Ok, so… now that the regular season is over, we have a full 45 seasons of records in the books. And in those 45 seasons, we have had 333 divisions, and have crowned 351 divisional singles win percentages champs (due to 18 ties for divisional top spots over the years). And pretty astonishingly, those 351 titles have been claimed by 224 different people! 161 people have 1 divisional win percentage title, 34 have 2, 11 have 3, 12 have 4, and only 6 people have won 5 or more in their RDL careers (at least during my 45 seasons here). The two throwers with 5 are Phillip Eastmead (with 1 of those in A division) and Tom Brown (with all 5 in A); the one thrower with 6 is Jerry Oakley (with 1 of those in A); the two throwers with 8 are Chad Massengill (with 3 of those in A) and Robbie Phillips (whose 8 were all in A, tying for the A record); and the one thrower with 9 is Mike Seward (with 8 of those 9 coming in A, tying Phillips). [I actually know that Seward had won another lower division title in the seasons before I was the statistician, so his lifetime total is actually at least 10.]

And for those who are curious, there have been 46 A singles titles in those 45 seasons, with 22 different people claiming them. The full list of A winners in my time here is: 8 - Phillips and Seward; 5 - Brown; 3 - Massengill and Wil Tan; 2 - Brian Blake and Jim Budelman (who certainly also won some before I was statistician); 1 - Curtis Avery, John Carroll (this season!), Marshall Chavis, J.D. Dixon, Phillip Eastmead, Billy Hamilton, Simon Healy, Mark Knight, Jerry Oakley, Brian Selby, Allen Smith, Bob Terry, Keith Wall, Billy West, and Joe Work.

THIS SEASON'S LYRICS QUIZZES… REVISITED --- THE ANSWERS (continued from page 13)

Song 2 = "Ring My Bell" by Anita Ward === Song 3 = "Band of Gold" by Freda Payne.

Week 6 answers: Song 1 = "Suicide Blonde" by INXS === Song 2 = "Cinnamon Girl" by Neil Young === Song 3 = "What's Up?" by 4 Non Blondes. Week 7 answers: Song 1 = "Get Up, Stand Up" by Bob Marley & the Wailers === Song 2 = "A Change Is Gonna Come" by Sam Cooke === Song 3 = "Fortunate Son" by Creedence Clearwater Revival.

Week 8 answers: Song 1 = "All Night Long" by Lionel Richie === Song 2 = "Last Friday Night (T.G.I.F.)" by Katy Perry === Song 3 = "Crash My Party" by Luke Bryan. Week 9 answers: Song 1 = "Steal My Sunshine" by Len === Song 2 = "Sunshine of Your Love" by Cream === Song 3 = "Good Day Sunshine" by The Beatles.

Week 10 answers: Song 1 = "Detroit Rock City" by KISS === Song 2 = "The Wreck of the Edmund Fitzgerald" by Gordon Lightfoot === Song 3 = "All Summer Long" by Kid Rock. Week 11 answers: Song 1 = "Mean" by Taylor Swift === Song 2 = "Gives You Hell" by All-American Rejects === Song 3 = "Everything About You" by Ugly Kid Joe.

Week 12 answers: Song 1 = "For Your Love" by The Yardbirds === Song 2 = "White Room" by Cream === Song 3 = "Layla" by Derek and the Dominos. Week 13 answers: Song 1 = "Stand Back" by Stevie Nicks === Song 2 = "Got a Hold on Me" by Christine McVie === Song 3 = "Holiday Road" by Lindsey Buckingham.

Week 14 answers: Song 1 = "Deck the Halls" by Thomas Oliphant, and a pile of others === Song 2 = "Ace of Spades" by Motorhead === Song 3 = "Love Me Two Times" by The Doors === Song 4 = "Three Little Birds" by Bob Marley & the Wailers === Song 5 = "I Would Die 4 U" by Prince === Song 6 = "Nine to Five" by Dolly Parton === Song 7 = "25 Or 6 To 4" by Chicago === Song 8 = "Seven Nation Army" by White Stripes === Song 9 = "Eight Days a Week" by The Beatles === Song 10 = "Love Potion No. 9" by The Searchers === Song 11 = "Big Ten Inch Record" by Aerosmith === Song 12 = "Jack and Diane" by John Mellencamp === Song 13 = "Caribbean Queen" by Billy Ocean === Song 14 = "King of Pain" by The Police === Song 15 = "The Joker" by Steve Miller Band === Song 16 = "Sgt. Pepper's Lonely Hearts Club Band" by The Beatles === Song 17 = "Diamonds on the Soles of Her Shoes" by Paul Simon === Song 18 = "Two of Hearts" by Stacey Q === Song 19 = "Poker Face" by Lady GaGa === Song 20 = "Bridge Over Troubled Water" by Simon & Garfunkel === Song 21 = "War Pigs" by Black Sabbath.

[Like the last several seasons, we used three-song groups each week (except for the traditional long week 14 set) and also included a theme each and every week. Adds a layer to the game for everybody and has been hugely popular. ***Here are the themes for each week****, including the week 14 twenty-one-song set for which the top (Josh Hansen) guesser nailed an amazing 17 of the songs and bands…*

Week 2 theme: The missing player from Pat's Blue Ribbon's roster… really don't wanna miss one… there's a blank space for that other guy… and wishing his name was there too. Yeah, just couldn't resist. Sorry, guys. Week 3 theme: Just three bands with some of the least explainable band names ever. Really nothing more… just that silliness. Week 4 theme: Well, it's Tommy, the Def (Leppard), dumb and Blind (Melon) kid, who happens to be the Pinball Wizard. Week 5 theme: How could I possibly let the Winter Olympics go by without a shoutout here in the Tons? Winter… Ring… Gold… Yeah, I know these were tougher songs than usual, but that's why I gave you guys two of the singers beforehand (in the issue with this question) for the first time ever. Week 6 theme: The upcoming (at the time of the weekly quiz, that is) St. Baldrick's event at the Deck! Week 7 theme: Political unrest and general public protest. Sort of like I imagine some felt when the headphone ruling came in. :o) Don't mind me, I'm just over here stirring my pot… Week 8 theme: The return of American Idol! Richie, Perry and Bryan are the new panel of judges, in the new incarnation of the show, now on ABC. [But honestly, I received one guess that week that had a simply better theme than the easily accurate one I had used… Jacquie Schmitt of Shark Shooters nailed every song and every band, and offered this simply-better-than-Jason's-theme" guess: "Let's Party or I'm hungover from partying all night. All I got to say is, borrowing a quote from Sharky's Bar - It is not the walk of shame, but the stride of pride!!" I didn't *mean* to pick songs that hit that particular theme so perfectly, but now that she says it, I'm not sure how I didn't see it. Plus... sounds like Jacquie might sorta *own* the party a bit, eh?! - JK] Week 9 theme: Pretty obviously, it's sunshine! Spring has sprung! Daylight savings time is here! It's the season for sunshine, and al fresco dinners, and driving with the top down on the convertible. Or at least it will be soon, I suppose… It's not lost on me that these sunshine songs were in the issue on the day that some parts around here experienced a brief wintry mix. Week 10 theme: All songs set in, or happening in, Michigan, the home state of the Final Four (basketball) *and* Frozen Four (hockey) college national semifinalists!! Woowoo!! (Yes, that's my alma mater. Just a coincidence that is purely random in every way.) Week 11 theme: People who kinda suck… and yep, this one was inspired by the quote about all the D division teams colluding to make sure that my match predictions were wrong as often as possible. Yes, I just said all the D team people screwing up my picks all suck. But they already knew that… Week 12 theme: Eric Clapton. It's pretty rare for one musician to be such a key component of three different bands that had big hits. And yep, these three are in sequential order, as they should be.

Week 13 theme: Solo songs by members of Fleetwood Mac, a set inspired by the recent ousting of Buckingham from the band (again). Josh Hansen extended the theme a bit, asking if it was a reference to playing a match shorthanded… which is a WAY better theme than my basic one, so that's the theme now!! Week 14 theme: A deck of cards, their suits, and some card games. The songs were listed in order by deck/number suit/game/etc. (and included 4 of the 664 songs that have been used in the lyrics quiz at some point in the past, simply because they fit the theme too perfectly to not employ them once again in this big week 14 set).

THE MOST AMAZING ROBIN HOOD EVER??

If you are one of the league members who participates in/reads the RDL Facebook page, then you might have seen this a while back. But most of you aren't, and this is just too dang amazing to not share (and I intentionally saved it for the banquet issue so that it would live on, since these are the issues that most closet league historians save). In one of the most odds-defying darting feats I've ever witnessed/seen/heard about/read about, **Norm Klein** of DD 214 threw a "flightless reverse robin hood". Yes, read that again if you must, but that's what it was. Norm was practicing with some of his at the American Legion in Fuquay-Varina, and on one of his throws, his flight came off and the dart flipped on its way to the board. The now open slit in the end of the dart's shaft perfectly met the flight of one of the darts already in the board, and attached itself backward on the end of that flight!!! (Awesome that they thought to hold a sheet of paper behind it so we could see better exactly what it is we are seeing.)





LOOK AT THE SIZE OF THAT GUY'S CUP!!

I ran a photo of this once many years ago, but it still astounds me (and it came into the realm of my existence again a couple weeks ago). My buddy (and original Element team member!) **Wade Moricle** moved to Georgia over a decade ago for work reasons, and at some point later he joined the Atlanta-Decatur Dart Association (ADDA). The ADDA holds a day-long weekend tournament of A, B and C divisions combined (yes, multiple matches throughout a Saturday), and the winner gets this ridiculously large trophy (Wade is holding it in the bottom left photo), that weighs over 70 pounds and extends about another foot outside the photo! Congrats to my boy, Wade! --- And while Wade and his team won the big prize, there was also a combined tournament for D/E/F divisions. And the winner there gets… the PBR trophy!! That thing of beauty is in the right photo. I just love that some of the cans are dented…





HMMMM…. I WONDER…



Anybody ever have a college dorm room? Or a basement play area (when you were no longer a toddler, for this case)? If so, then I'm guessing this photo probably looks pretty recognizable to you. **Kenn Gardner** of Inglourious Darters was doing a walkthrough of an historic building and came across this roughly 75-year-old door. He immediately (and in appropriately joking fashion) wondered "hmmm, no idea what could have caused this pattern?!" [Hey, who out there just said that this must be JK's door??? I heard that! And accurate or not (the joke, not the offending spears, which *obviously* were not), that's not nice. You're a buttface for even thinking it.]

KEEPING LIFE IN THE PROPER PERSPECTIVE

Some folks are uptight. Some folks are high strung. Some folks are constantly worried about their public image. Some folks… well, you get the idea. A lot of people are too worried about stuff, and it makes them suck to be around. But some people… some people have the proper balance of humility, sense of humor, and social adeptness. In this latter group, I present **Mike Seward** of Appetite for Destruction. Mike is one of the relatively-higher-up-the-ladder managers over at UL Laboratories - a position that might make some act a little haughty or superior, at least to those that work for them. Ummm… not Mike. Check out these photos… On March 14th, otherwise known as Pi Day in nerdy circles, UL held a bit of an employee fun/morale day. The employees played games, with the ultimate prize being the right to blast manager Mike in the face with a whipped cream pie!! How many of your bosses would be willing to stand for that? Seriously, how many? ANY?! Well, to make this an even more RDL-centric item… the winner of the right to pie him? **Robbie Phillips** of Element XXX!!! Yes!! How great is this? That's Phillips on the left and obviously that's Seward in the chair.



Check out this awesome "before and during" pair of photos!! And yes, there was actually video of it (including slow-motion pie splatter) on Facebook. So much fun for a work day, no? And so cool and relatable of Seward to play along as was promised (even after it was Phillips who won the pie rights).



OH, YAY! ANOTHER RDL BABY! (I really love babies…)

A huge congratulations to Dallas Hudson (of Darty Minds) and his wife Sydney! On April 13th (yes, Friday the 13th), they welcomed miss Baylor Grae Hudson into the world! 5 pounds, 12 ounces of pure joy. Everybody is healthy and doing fine (well, unless "Dallas's dart attendance" is part of "everybody" - turns out being a new dad is a little time-consuming). Welcome, Baylor… I'll make sure the local youth tournament directors have a spot for you around 2028…





ASS-KICK-ABLES #2!

Remember back in week 4 when I introduced this column with an item about people who pull up to the bank drive-through window without paperwork ready? Well, it's back for another installment… To refresh your memory, this columns highlights a very specific type of person who I am, as of right this minute, giving you the completely inalienable right to kick right square between the buttcheeks. Hard. People who just need a good ass-kicking for their own good, as well as for yours. And if you happen to see yourself in one of these descriptions? Well, you had better either change your ways or get yourself some very padded pairs of jeans… because I just gave 500 or so people the recognition of your type, and the directive to kick you directly in the rump. Good luck to ya, you annoying turds. -- And for today's ass-kick-able, we have… people who drive in the left lane in the rain with their hazards on (or really in *any* lane but the far right one)! If the rain just bothers you so much, just get the hell off the highway. Your hazards are NOT designed as some sort of 'sorry I'm in the way, but I have my lights flashing, so it's ok' excuse. Use your hazards when your vehicle is an actual hazard. In this instance, the car isn't the hazard… it's operating just fine, and it's not stuck in something… it's YOU that is the hazard. To be honest, I don't even want perfectly well-running vehicles driving with their hazards on in the right lane either, but I'm willing to just dub the turds in that lane 'annoying' and not actually kick them in the ass. Slower vehicles to the right… it's the same in the sun or the rain. This is not a difficult concept, morons. And turn off the damn flashing hazards… And by the way… YES, driving with your hazards flashing is actually ILLEGAL in many states, and not recommended in ANY. The police (AND I!) only want you to use them when stopped on the side of the road. You realize you can't use a turn signal when they're on, and they make distinguishing brake lights much more difficult, right? Brilliant…

ELEMENT'S FIRST 30 SEASONS

People often ask me what Element's records are up to, or how many times have we won, etc. (including 4 more times just this past Thursday). And of course I can look all that up (some of it I have easily retrievable), and if it was a different team, I would probably write stories about them endlessly. But Element is my team, and it feels weird to write big lists/articles about my own team. Maybe I will at some point in the future (as that's probably only fair to my teammates that have earned the ink), but for now, I will just leave Element's record as this: 30 seasons as a team; 24 A division season titles (with the other 6 all being 2nd place); 20 A division tournament titles (with the other 10 all being 2nd place); 362-28 combined regular season record; 66-10 combined tournament record (plus 14 first-round byes).

YOU, SIR… HAVE A NICE BUST

This was related to us by Erin Hartmann of The Bunkers, but she made clear to let me know that she was passing this on at the urging of Scott Stephenson (captain of We Be Trippin'). You see, Scott's teammate Joe Stallings rang up 3 perfect darts in one turn in week 9… ummm… ish…

"Scott wanted me to be sure that you caught the bonehead thing that Joe Stallings did – he had 176 left in his single 301 against me. He threw a T-80 and busted! In Joe's defense, the scorekeeper's 7s do look a little like 9s, so he thought he had 196 left. T-80 would have left him 16. But, if you are paying attention and really thought that was a 9, you probably should have told the scorekeeper that his math was wrong, conversation would follow and he would know what his true out is."

Oh, a funny *and* a dart lesson… Great throwing, Joe. Strategy and awareness? Well, maybe not so much. But at least you know that Scott loves you enough to make sure we all know about this one, right?

ARE YOU AT THE PARTY TODAY?



If not, you might have missed out on some pretty hilarious stuff. For example, check out this image from last season's party. That goober, right there? That's Jeremy Limerick of Inglourious Darters. He brought an actual storage bin to carry all of their teams awards! Sure, they won a bunch of stuff, but it was pretty awesome when he brought it up to the awards table for the first award called out for their team (I believe it was a 9-mark by Kris Kilsdonk). Giant crate, small individual plaque, and CLUNK, in the bin it went! Ha! Yes, they put a bunch of other stuff in there too, but the fact that he was so proud of the bin to bring it up right from the start? That's the stuff that drives this whole silly thing. I love the people in the RDL. They make regular days into so much more.

RDL QUOTABLES

As I sometimes do, I saved a couple of my favorites from during the season, to share with you now. Not always dart-related, but they always make me smile.

Quote #1 : from my longtime teammate (and technically, current teammate although he didn't throw this season) Dale Hyler: "I left my phone at the condo. How quickly we come to depend on what used to be a luxury - now almost a necessity… A funny on me, I am in the airport, realize no cell, so find a pay phone (yes, they still exist) to call Sue [his wife] and wish her luck on circling the airport when picking me up. Well, I have to buy a pack of gum for change. One dollar. Then I dial the number… MY number. Nice. Now I have two packs of gum."

Quote #2 : from Kenn Gardner of Inglourious Darters, in the course of a discussion we were having about the newsletter and related things. I said "We were talking about this with Show Me Your Tips last night... there are two groups of people in the league: those that are offended if I don't pick them, and those that never want me to pick them again. Pretty equally sized groups. :o)" Kenn responded with: "I knew a building mechanical engineer who once said that unless half of the people are too cold and the other half are too hot - you're not doing it right."

Quote #3 : from Sharon, my local Google Specialist (whatever the hell that is): "Hi, this is Sharon, your local Google Specialist." That was all I heard before I hung up. Do they really not know that my phone tells me they are calling me from Oregon?

RANDOM THOUGHTS FROM JK

Nowadays, it's a fact… this column has become a banquet Tons staple. I have no idea why so many are so keen on taking a peek into the oddness that is my head, but you are. So without further ado, let's open up my head again and see what falls out. Some of these observations are dart-related, and some of them clearly are not. I'm never sure what's about to hit the page, but anyway… whatever…

-- Generally, this column starts with a Survivor item, but while I'm certainly watching this season, I'm inspired to question a whole different type of Survivor game instead. Specifically, how in the flippin' hell do people that live in Raleigh and work in Durham or RTP survive the drive? Day after day after day… caught in a throng of roughly one hundred trillion cars, starting before 3:45 p.m. and extending to nearly 7:00 p.m. on a daily basis. I had to drive from Durham to Raleigh for three afternoons (just THREE!) two weeks ago, and I felt like I aged a year. The fools that fight that battle day after day are throwing their lives in a trash can, 90 minutes at a time, twice a day. Note to self… I am never ever ever moving to the DC area.

-- I find it pretty awful that there are so many television ads for the scratch off lottery. The total payout rate of those things is just awful, so every time I see one, all I'm thinking is "oh, here is an ad written by people who are good at math, targeting those who are bad at math." It feels a little predatory, and I'm not a fan. (And yes, here in NC the idea is that the lottery is for education… no idea what percentage of the proceeds actually go there, but either way it feels like a greater percentage should be spent on teaching math and economics…)

-- So the other day I drive up to the "drive-up ATM" at my bank, and I realize that there are instructions in Braille on the machine. Ummm…. I realize that they probably just mass produce the machines, but this style is specifically designed for a car drive-up.

-- It was tax season not long ago, and as I went through the book of instructions, I came upon the section about how to calculate the taxes on your Olympic medal if you happened to win one. Now, I realize that we tax all kinds of stuff that you earn or win, but isn't there a line somewhere? Do we really tax the winners of Olympic medals? Why, because there is such of prevalence of the winners "spending" them like money??

-- And while we're on the topic of the Olympics, I've decided that I have one significant problem with all of the millennial types of events. And no, it's not that they're basically just glorified Jeff Spicoli X-Games skateboarder events -- that part is ok because we have all sorts of sports that have no real-life utility or importance. My problem with them is that they "only count your best run". What?! This is the Olympics! EVERY second of every run is supposed to count. It ALL matters. But nope, not in the millennial crap… The first gold medal that an American got in one of those events this year was won by a guy who admitted to oversleeping about hanging out too late the night before, so he pretty much just blew off his first two runs and was counting on having a great last run. Well, that's what happened. He had to pay attention for almost a *whole minute*! Wow! Amazing! Pfffffffffttttt!!!

-- Anybody catch the sign over at Snoopy's Hot Dogs near High Park a while back, that read "Women who want to be equal to men lack ambition"? Ha! That's brilliant. And you know what they caught for that? A bunch of crap from women saying that they shouldn't put sexist anti-female things on their signs. Seriously? Sometimes the people who are offended should recognize the fact that their stupidity and inability to comprehend the English language offends me. That sign is hilarious, awesome, and spot on. And yes, I realize I'm a man and on the short end of that line. (Ok, well… it's not "spot on" for those who complained. Their ambition should be to gather a bit of reading comprehension.)

-- Remember the '80s term "tubular"? What the hell did that ever mean? I get "groovy", and I even get "radical". But what the hell is tubular in terms of being something good? I'll bet most of you older than 30 have some words from the past that you just can't wrap your head around even now…



-- Alright, so a few weekends ago, my Durham city NCCDL team had a match over in Jacksonville. And on the boards to our right was a match between the Jacksonville ladies and the Fuquay-Varina ladies. At that match, I had my first sighting of the Jacksonville ladies' new team shirts (well, tank tops, but those are shirts too). On the back of those shirts was the text in the box just up and to the right (although on the shirts, the exclamation points were made out of darts). Now… I get what the idea behind the shirt is. But there is one glaring absence that makes all the difference. If the shirt had a comma after the word "win", then the message would be telling the ladies (who evidently refer to themselves as bitches) to win. But without the comma, the shirt pretty much tells you that at Dukenfield's Tavern, you can... win bitches!! Wow, what a prize! Do I buy a raffle ticket? Just how exactly does this work? … … Grammar and punctuation matter, people.

-- It's not often that I disagree with anyone in my "rock family" (the awesome people with whom I travel to rock shows and festivals). But I completely admit that while I think bringing a young cancer survivor on stage is a very cool thing, to grab on to her and hold her right in your face for an entire song while your and her face are plastered all over the giant screens for 4 or 5 minutes is a bit of exploitation. That's simply too long to grab the 'good guy' applause. You were milking it at her expense more than 3 minutes ago. Let… go… of… her… head. Already was clearly not my favorite band, but this just tired me the hell out. (And this was after the last time I saw them and they brought a dozen kids out of the crowd on stage - again, pretty cool - but then proceeded to sing… I think it was… Die, Mother Fu**er, Die… with all the kids standing next to you. Ummm… what the hell is the real goal here? Yikes.)

-- Time to point out a few speech patterns that need to die an agonizing death right now. #1 - stop saying "whole entire", you redundant fool. #2 - you "literally" don't know the meaning of the word you use every third sentence. #3 - Unless you have a friend named Me or Mi, the phrase "me and her were going" is never going to be acceptable. #4 - not actually a single phrase, but rather a piece of advice… most of us swear, and it doesn't bother me personally at all. But if you have a speech pattern in which you include an F-bomb or two in every single sentence, you have passed the point of using the word for emphasis, and have transitioned into an area where we all think you are a blathering uneducated fool with no further vocabulary at your very limited disposal.

-- Remember at the start of the season when I wrote some email to the league email list about things you could do that week to make you my buddy? I flat-out love how many people sent me messages back pointing out that they were doing it mostly to be my buddy. I think they really did it because it was the right thing league-wise, but who doesn't love having new buddies?

EVER WONDER WHAT THE LOWEST AWARD BAR HAS BEEN IN YOUR DIVISION?

I know most of you have done it… You play a game, and you maybe hit a "pretty good shot" or toss a "pretty quick game", and you wonder if just maybe it's good enough to warrant a little consideration for an award category. So you go and peek in the newsletter 'just to see', and maybe you write it on the sheet, and maybe you don't… Well, I wondered to myself, in the 23 seasons (Spring 2007 through the present season) that we have awarded divisional fast games/high ins/high outs, **what is the 'least good' feat in each division that has taken home the divisional hardware?** Soooo… I pulled the records and found out. And here they all are, listed by set and division. [The rock star in this list is, obviously, still the F division Fast Doubles Cricket!] (Also, please note that we had an I division in the Spring 2010 seasons, so the awards that season are obviously simultaneously the best and worst I division RDL awards ever. Those were: 106-In, 108-Out, 14-dart 301, 21-dart SCkt, 24-dart DCkt, and 24-dart 501.) (And note that 6 award categories over the years have had no game reported, and thus no award: Sp07 G DCkt; Fa07 H SCkt; Fa07 H DCkt; Sp09 E SCkt; Fa12 H DCkt; and Fa17 G SCkt.)

"LOWEST-SCORE" AND *"LONGEST-GAME"* REGULAR SEASON DIVISIONAL TROPHY DART AWARDS (FROM SPRING 2007) THROUGH SPRING 2018

	A division	B division	C division	D division	E division	F division	G division	H division
High In (301 only) ***(first turn only, starting in Spring 2010)***	**Ton-20**	**Ton-20**	**Ton-20**	**Ton-08**	**Ton**	**Ton-10**	**Ton-12**	**Ton-04**
	SPRING 2011 **Tony Keller (x2)** **Dan Naylor** **Keith Wall** **Kris Fischlein** **Doug Jeffcoat**	SPRING 2012 **Paul Beaudoin** **John Carroll** **Billy Lloyd**	SPRING 2007 **Donald Grubb** **Randy Wilcox**	FALL 2016 **Gina Oakley** Just Like That	SPRING 2015 **Ryan Cusman** Them Handsome Devils	SPRING 2015 **Chris Elliott** T.E.D.S.	FALL 2017 **Brian Bowser** Irish Ton	SPRING 2015 **Ken McNamara** Chalk it Up
		SPRING 2013 **J.J. Tant**	FALL 2007 **David Simpson(x2)** **Denny Williams**	**John Carroll**				
	SPRING 2012 **Jon Kenney (x2)** **Adam Bakowski** **Justin McCurry** **Mike Emery** **Robbie Phillips** **Lee Scott**	**Jeff Watson, Jr.** **Tim McNamara**	FALL 2011 **David Hoyt** **Keith Ohrberg**	SPRING 2015 **Frank Allison** **Billy Lloyd**		*(B div. cont.)* **Eric Klann** **Randy Wilcox**		
		FALL 2013 **Matt Goss** **Aaron Fitzgerald**	SPRING 2014 **David Huffman** **J.J. Tant**	FALL 2017 **Matt Veith** **Phil Robertson** **Steve Witz**		FALL 2017 **Dennis Horger** **Dallas Hudson** **Pete Stewart**		
		(cont. 4 columns to the right)	*(cont. to the right)*					
High Out (301/501/ 1001)	**Ton-05**	**98**	**Ton**	**85**	**Ton**	**93**	**80**	**55**
	FALL 2017 **Dean Cusher** Appetite for Dest.	SPRING 2007 **Tim Caldwell** Dogs of War	FALL 2010 **Shane Murray** DomesticRednecks	FALL 2007 **Rob Knight** Tres Equis XXX	SPRING 2011 **Kory Holland** Designated Divers	FALL 2015 **LaurenceConverse** Grateful Ducks	FALL 2007 **Adam Bennett**	SPRING 2010 **Norm Klein** Ton Up Tossers
							SPRING 2015 **Josh Phillips**	
Fast Singles 301	**10 darts**	**12 darts**	**13 darts**	**13 darts**	**14 darts**	**13 darts**	**15 darts**	**14 darts**
	FALL 2008 **Paul Jacobi** **George Bubanic** **Robbie Phillips**	SPRING 2015 **Jerry Oakley** Fire for Effect	FALL 2007 Jason Walters Effectually Influ.	SPRING 2015 **Charles Parker** Shark Shooters	SPRING 2007 **Aaron Johnson** Da Bulls	FALL 2007 **Ronnie Knott**	FALL 2016 **Brent Snyder** All About That…	FALL 2007 **Trevor Shick** **Tony Polston**
		John Murdaugh Fire for Effect	SPRING 2015 **Frank Allison** Sharky's Machine	**Nate Groce** Talk Darty To Me	**Jon Kenney** BenningtonBrawlers	SPRING 2008 **Mike Reynolds**	FALL 2017 **Chris Gagner** Cold Blooded…	FALL 2011 **Steven Hall**
	SPRING 2011 **Simon Healy (x2)** **Mike Seward** **Robbie Phillips**	FALL 2015 **Pete Hartmann** The Jeffersons	SPRING 2017 **Hugh Vance** Dartistic License		**Donald Marler** DIVE Bombers	SPRING 2009 **Jeff Fournier**		SPRING 2012 **David Huffman**
		John Kuhns Method. Madness	**Jeff Cashin** Never Trust A…		**Matt Perry** BenningtonBrawlers	SPRING 2015 **Jason Thomas** **Tony Millage**		SPRING 2013 **Bob Wickstrom** **John Geraghty**
	FALL 2014 **Robbie Phillips** **Dan Naylor**	**Vince Martinez** The Jeffersons			**Evan Rosenoff** Tres Equis	SPRING 2017 **Dave Surber**		FALL 2013 **Kenny Spencer** **Fulton Crowley**
	SPRING 2016 **Robbie Phillips** **Kyle Gaulthier** **Steve Wilcenski** **Chad Massengill**	**Zak Mayhew** Cork Tease			**Jeff Wenhart** Kozmic Debris		FALL 2016 **Mike Bumpass**	SPRING 2014 **Charlie Long**
							SPRING 2017 **Jim Butterworth**	
							Kevin Casey	*(cont. to the left)*
Fast Singles Cricket	**17 darts**	**28 darts**	**30 darts**	**30 darts**	**27 darts**	**26 darts**	**33 darts**	**35 darts**
	FALL 2014 **Robbie Phillips** Dynastic Element	SPRING 2015 **Deb Blackwelder** Fire for Effect	SPRING 2007 **Randy Wilcox** Never A Dull...	SPRING 2017 **Patrick Merkle** We've Got Big…	SPRING 2011 **David Simpson** Salute-A-Bulls	SPRING 2007 **Robb Beeson** Off Constantly	SPRING 2007 **Nate Wade** Coral Reefers	FALL 2015 **Tony Drier** Tips & Shafts
	Jon Kenney (x2) Dynastic Element		**Rob Yang** Bag O' Nuts	**Tom Winters** Dynamic Darts	FALL 2017 **Sean Bosier** Death Throw			
Fast Doubles Cricket	**23 darts**	**29 darts**	**27 darts**	**25 darts**	**32 darts**	**99 darts**	**42 darts**	**41 darts**
	FALL 2012 **Jimmy Davis & Mike Seward** Klitzkrieg	SPRING 2018 **Jim Gallagher & Tom Winters** Diddle Diddle	SPRING 2008 **Donald Grubb & Galen Johnson**	FALL 2014 **Storm Kincaid & Gus Martinez**	FALL 2010 **Lonnie Bullington** **Alberto Sandoval** Mug Hunters	SPRING 2009 **Jason Crabtree & Dean Cusher** The Redneckers	SPRING 2018 **Shawn Budd & Brian Whitley** Just A Bit Outside	FALL 2013 **Andrew Borgna & Lee Woodworth** Tips & Shafts
			FALL 2008 **Phillip Brady & Mark Slominski**	SPRING 2017 **Ryan Madey & Patrick Merkle**				
Fast Doubles 501	**19 darts**	**22 darts**	**21 darts**	**24 darts**	**26 darts**	**26 darts**	**29 darts**	**28 darts**
	FALL 2009 **Billy Hamilton & Bob Terry** Lunatic Fringe	SPRING 2018 **Barbara Cotton & Eric Klann** Kiss My…	FALL 2007 **Phil Brown & John Wells**	SPRING 2007 **Brandon Brown & Jason Grannis** Effects/Influence	FALL 2007 **Brian Hobbs & Jon Reynolds** BenningtonBrawlers	FALL 2012 **Mike Steppe & Chris Ward** Projectile Dysfun.	SPRING 2018 **Pete Logan & Jeremy Cominole** Irish Ton	FALL 2008 **Jim Sedgwick & Steve Wilcenski** Coral Reefers
			FALL 2009 **Chris Hopkins & John Howley**	FALL 2011 **Ryan Knott & Don Sautter** Choot 'Em!	**Thom Dunn & Donald Marler** DIVE Bombers			
			Ken Browndorf & Shawn Leonard					
		FALL 2010 **Rick Bradshaw & Maryjane Bradshaw**	**Ryan Anderson & Chris Hopkins**	**Shawn Leonard & Chris Schon** Choot 'Em!				
		FALL 2017 **Josh Hall & Chris Hoyt**	**Ken Browndorf & Robert Ray**					
			(cont. to the left)					

2018 North Carolina City Dart League (NCCDL) & North Carolina Ladies' Cup (NCLC)

NCCDL - "West" Division

		W	L	Pts.
1	Boone (HCDA)	2	0	40
2	Piedmont (PDA)	1	1	45
3	Pineville (PDC)	1	1	37
4	Charlotte (BADA)	1	2	54
5	Lake Norman (LNDA)	1	2	45
6	Asheville (WCDA)	0	2	31

NCCDL - "East" Division

		W	L	Pts.
1	Durham (BCDL)	3	0	92
2	Port City (PCDA)	3	0	81
3	Raleigh (RDL)	3	0	75
4	Wilmington (ACDA)	2	0	56
5	Jacksonville (JDA)	0	3	45
6	Chapel Hill (TDL)	0	3	27
7	Capital Area (CADC)	0	3	18

February 10 match results:		*(home teams listed in italics)*				BYE - Wilmington	
Charlotte	25	*Asheville*	13	Raleigh	24	*Chapel Hill*	14
Boone	21	*Piedmont*	17	Durham	37	*Capital Area*	1
Lake Norman	21	Pineville	17	Port City	19+	*Jacksonville*	19
April 7 match results:		*(home teams listed in italics)*				BYE - Boone	
Pineville	20	Asheville	18	*Durham*	29	Chapel Hill	9
Piedmont	28	Charlotte	10	*Raleigh*	24	Jacksonville	14
Wilmington	25	Lake Norman	13	*Port City*	28	Capital Area	10
April 28 match results:		*(home teams listed in italics)*				BYES - Asheville, Pineville, Piedmont	
Boone	19+	*Charlotte*	19	Durham	26	*Jacksonville*	12
Raleigh	27	*Lake Norman*	11	Wilmington	31	*Capital Area*	7
Port City	34	Chapel Hill	4				

June 9 schedule:	Jacksonville @ Asheville	Pineville @ Piedmont	Lake Norman @ Charlotte
BYES - Boone, Durham, Raleigh		Capital Area @ Chapel Hill	Port City @ Wilmington
June 30 schedule:	Asheville @ Port City	Pineville @ Boone	Charlotte @ Raleigh
BYE - Lake Norman	Piedmont @ Chapel Hill	Durham @ Wilmington	Jacksonville @ Capital Area
July 21 schedule:	Asheville @ Lake Norman	Wilmington @ Boone	Port City @ Durham
BYES - Pineville, Charlotte, Piedmont, Chapel Hill, Jacksonville			Capital Area @ Raleigh
August 18 schedule:	Boone @ Jacksonville	Charlotte @ Pineville	Durham @ Piedmont
BYES - Asheville, Lake Norman, Capital Area		Wilmington @ Chapel Hill	Raleigh @ Port City
September 15 schedule:	Piedmont @ Asheville	Lake Norman @ Boone	Port City @ Pineville
BYE - Charlotte	Chapel Hill @ Capital Area	Raleigh @ Durham	Jacksonville @ Wilmington
October 20 schedule:	Boone @ Asheville	Pineville @ Durham	Capital Area @ Charlotte
BYE - Port City	Piedmont @ Lake Norman	Chapel Hill @ Jacksonville	Wilmington @ Raleigh

NCLC - "West" Division

		W	L	Pts.
1	Piedmont (PDA)	1	0	13
2	Charlotte (QCDA)	1	1	28
3	Pineville (PDC)	1	1	24
4	Asheville (WCDA)	1	1	20
5	Lake Norman (LNDA)	1	2	37

NCLC - "East" Division

		W	L	Pts.
1	Fuquay-Varina (FVDO)	3	0	47
2	Wilmington (ACDA)	2	0	34
3	Apex (CDA)	2	1	39
4	Jacksonville (JDA)	0	2	18
5	Capital Area (CADC)	0	2	14
	Chapel Hill (TDL)	0	2	14

February 10 match results:		*(home teams listed in italics)*				BYES - Piedmont, Jacksonville, Wilmington	
Charlotte	17	*Asheville*	7	Apex	15	*Chapel Hill*	9
Pineville	13	*Lake Norman*	11	Fuquay-Varina	13	*Capital Area*	11
April 7 match results:		BYE - Capital Area		*Piedmont*	13	Charlotte	11
Asheville	13	*Pineville*	11	*Fuquay-Varina*	19	Chapel Hill	5
Wilmington	13	Lake Norman	11	*Apex*	15	Jacksonville	9
April 28 match results:		*(home teams listed in italics)*		BYES - Asheville, Pineville, Charlotte, Piedmont, Chapel Hill			
Lake Norman	15	*Apex*	9	Wilmington	21	*Capital Area*	3
Fuquay-Varina	15	*Jacksonville*	9				

June 9 schedule:	Jacksonville @ Asheville	Pineville @ Piedmont	Lake Norman @ Charlotte
BYES - Fuquay-Varina, Apex, Wilmington			Capital Area @ Chapel Hill
June 30 schedule:	Apex @ Charlotte	Piedmont @ Chapel Hill	Fuquay-Varina @ Wilmington
BYES - Asheville, Pineville, Lake Norman			Jacksonville @ Capital Area
July 21 schedule:	Asheville @ Lake Norman	Wilmington @ Pineville	Capital Area @ Apex
BYES - Charlotte, Piedmont, Chapel Hill, Fuquay-Varina, Jacksonville			
August 18 schedule:	Asheville @ Jacksonville	Charlotte @ Pineville	Fuquay-Varina @ Piedmont
BYES - Lake Norman, Apex, Capital Area			Wilmington @ Chapel Hill
September 15 schedule:	Piedmont @ Asheville	Chapel Hill @ Capital Area	Apex @ Fuquay-Varina
BYES - Pineville, Charlotte, Lake Norman			Jacksonville @ Wilmington
October 20 schedule:	Pineville @ Fuquay-Varina	Capital Area @ Charlotte	Piedmont @ Lake Norman
BYE - Asheville		Chapel Hill @ Jacksonville	Wilmington @ Apex

WRECK at the Deck

Hosted at

The Upper Deck Sports Bar & Pub Cary, NC

SANCTIONED BY

American Darts Organization

$5,200+

June 1st – 3rd, 2018

Time*	8:00 PM	10:00 AM	12:30 PM	1:00 PM	2:30 PM	3:00 PM	5:00 PM	8:00 PM	11:00 AM	1:00 PM	1:30 PM	2:30 PM	3:00 PM
Event	Blind Draw 501/CR/ Choice	Mixed Doubles Cricket	Ladies' Singles Cricket	Men's Doubles Cricket	Ladies' Doubles Cricket	Men's Singles Cricket	Mixed 3 Person 601	Blind Draw 501/CR/ Choice	Mixed Doubles 501	Ladies' Singles 501	Men's Doubles 501	Ladies' Doubles 501	Men's Singles 501
Entry Fee	$10 person	$20 per team	$15** person	$20 per team	$20 per team	$15** person	$30 per team	$10 person	$20 per team	$15** person	$20 per team	$20 per team	$15** person
1st	$200	$200	$120	$200	$140	$200	$270	30%	$200	$120	$200	$140	$200
2nd	$100	$100	$60	$100	$70	$100	$120	15%	$100	$60	$100	$70	$100
Top 4	$50	$50	$30	$50	$40	$50	$60	10%	$50	$30	$50	$40	$50
Top 8	$26	$26	$15	$26	---	$25	---	5%	$26	$15	$26	---	$25
Total	$504	$504	$300	$504	$290	$500	$510	85%	$504	$300	$504	$290	$500

This is a NON-Smoking Event

* - Posted Times reflect signup deadline, with matches starting 15 minutes later

** - Includes $2 ADO surcharge

NO OUTSIDE BEVERAGES OR FOOD ALLOWED

Location: **The Upper Deck** 329 N. Harrison Ave, Cary, NC 27513
Host: **Carolina Dart Association and The Upper Deck**
Contact: **Barbara Cotton** 919-210-0020
Email:bjcotton69@hotmail.com for tournament information

Procedes to Benefit:

"me fine" Foundation, Inc.

Warning: Darts is an adult sport. It is dangerous for children to play darts without adult supervision. Please use your discretion.
Disclaimer-Amateur Status: The host association and/or the ADO assumes no responsibility for any adverse effects which dart awards may have on the amateur status of any youth participant. Check local regulations.

C.V.D.A. Richmond VA

$11,074

The 40th Annual CVDA Dart Classic

June 8-10,2018

HOPEWELL MOOSE LODGE

4701 WESTERN ST, HOPEWELL VA 23860

Doors Open at 5:00 PM Friday.

CVDA President: Dorothy Schroeder
P.O. Box 3085 Chester VA 23831
804-291-6074
Www.cvdadarts.com

	FRIDAY		SATURDAY						SUNDAY			
EVENT	6:00 PM Open Singles	8:00 PM Blind Draw Doubles	10:00 AM Ladies Doubles	11:00 AM Mens Singles	1:00 PM Ladies Singles	2:00 PM Mens Doubles	5:00 PM Mixed Doubles	8:00 PM Blind Draw Doubles	11:00 AM Ladies Doubles	12:00 PM Mens Doubles	1:00 PM Ladies Singles (Best of 5)	2:00 PM Mens Singles (Best of 5)
Format	301 DI/DO	501/ Cricket/CC	Cricket	Cricket	Cricket	Cricket	501/ Cricket/CC	501/ Cricket/CC	501 FI/DO	501 FI/DO	501 FI/DO	501 FI/DO
Entry Fee	$20.00 Person	$10.00 Person	$30.00 Team	$20.00 Person	$20.00 Person	$30.00 Team	$30.00 Team	$10.00 Person	$30.00 Team	$30.00 Team	$20.00 Person	$20.00 Person
1st	40% + $100.00	$400.00	$300.00	$500.00	$300.00	$500.00	$450.00	$400.00	$250.00	$500.00	$250.00	$450.00
2nd	20%	$200.00	$150.00	$250.00	$150.00	$250.00	$200.00	$200.00	$130.00	$250.00	$130.00	$200.00
3rd	10%	$100.00	$76.00	$125.00	$76.00	$125.00	$100.00	$100.00	$50.00	$100.00	$50.00	$100.00
4th	10%	$100.00	$76.00	$125.00	$76.00	$125.00	$100.00	$100.00	$50.00	$100.00	$50.00	$100.00
5th-8th	5%	$50.00	$30	$50.00	$30	$60.00	$50.00	$50.00	$30.00	$50.00	$30.00	$50.00
9th-16th		$20		$20.00			$20.00					$20.00
Total	100%+$100	$1,160.00	$722.00	$1,360.00	$722.00	$1,240.00	$1,210.00	$1,000.00	$600.00	$1,150.00	$600.00	$1,210.00
		116	24	68	36	41	40	100	20	38	30	61

4115 Old Woodlawn St
Hopewell VA 23860
804-372-8989
Ask for Dart Rate of
$70 plus tax per nite! Queen Size Beds Only!
RESERVATIONS MUST BE MADE By May 21st

Stay-Over Suites

The Dart Guys

A DARTER CAUSING DAMAGES TO CVDA AND/OR LODGE PROPERTY WILL ASSUME RESPONSIBILITY FOR ALL DAMAGES AND COSTS INCURRED. THE DARTER MAY BE SUBJECT TO DISMISSAL FROM THE TOURNAMENTAND/OR LODGE PROPERTY.

American Darts Organization

Queen City Dart Association
$4000 Summer Shootout

SANCTIONED BY

July 13-15, 2018
Blue Rocks
301c N. Polk St, Pineville NC 28134
704-835-1062

Day	Friday		Saturday						Sunday					
Time	7:00 PM	8:00 PM	10:30 AM	1:00 PM	1:30 PM	3:30 PM	4:30 PM	8:30 PM	10:30 AM	12:30 PM	1:00 PM	3:00 PM	3:30 PM	
Event	Killer 100% pay back #	Blind Draw Doubles 501 DE**	Mixed Doubles Cricket	Mens Doubles Cricket	Ladies Singles Cricket	Mens Singles Cricket	Ladies Doubles Cricket	Chicago Blind Draw	Mixed Doubles 501	Mens Doubles 501	Ladies Singles 501	Mens Singles 501	Ladies Doubles 501	
Entry fee	10/person	10/person	$20/team	$20/team	$15*	$15*	$20/team	$20/Team	$20/team	$20/team	$15*	$15*	$20/team	
1st		200	140	160	90	160	100	200	120	160	90	155	100	
2nd		100	70	80	45	80	50	100	60	80	45	75	50	
3rd		50	30	40	25	40	30	50	30	40	20	30	30	
4th		30	30	40	25	40	30	50	30	40	20	30	30	
Top 8		20	20	20	15	20		20	20	20		15		
Total		460	350	400	245	400	210	480	320	400	175	350	210	4000

* $2 ADO Surchage included in singles events
# Payout places based on number of entries. Min of 8 needed.

**Blind draw 501 is double elimination

Singles events are best of 3 with finals best of 5.
All other events are best of 3

Recommended Hotel:
Quality Suites - Carolina Place
9840 Pineville-Mathews Road
Pineville, NC 28134
704-8898-7095
There are others hotels in area.

Darts Supplis By:

Tournament Director:
Dwayne Waite (DTrain)
412-901-7726
Tournamentdirector@charlottedarts.com

MUSIC CITY CLASSIC

30th Annual

$23,000+ Steel-Tip Tournament
July 26-29, 2018 – Nashville, Tennessee

Tournament Directors: Bob Clark 615-497-6208 & Kenny McEwen 615-207-4285

Hosted By

Darts Supplies Sales

MILLENNIUM MAXWELL HOUSE HOTEL/2025 Metro Center Blvd., Nashville, TN 37228
RESERVATIONS: 800-457-4460 (Mon-Fri, 8a – 5p CST)
Darters Rate: $119 per night (Fri – Sun) – Cut-off date for Darter's Rate is July 11, 2018
SMOKING AND OUTSIDE DRINKS ARE NOT PERMITTED IN THE DART HALL

Live Streaming By
RedEye Rhino
www.redeyerhino.com

Sanctioned By

Sanctioned By

Ranked By

REGISTRATION WILL END 15 MINUTES PRIOR TO EACH EVENT'S LISTED START TIME

ALL MATCHES ARE BEST 2 OUT OF 3 UNLESS OTHERWISE NOTED

	THURSDAY	FRIDAY			SATURDAY						SUNDAY				
Time	7:30 pm	6:30 pm	7:00 pm	9:00 pm	10:00 am	12:30 pm	1:00 pm	3:30 pm	4:00 pm	6:30 pm	8:00 am	11:00 am	11:30 am	2:00 pm	2:30 pm
Event	MCC $1,000 Blind Draw % Crkt/501/CC	Open Pro Singles Event	Women's Singles 301-DD	Draw Doubles 501-SD	Mixed Trips 601-SD	Men's Doubles 501 – SD	Women's Singles 501-SD	Men's Singles 501-SD	Women's Doubles 501-SD	Mixed Doubles Crkt/501/CC	Youth/ Adult Doubles 501	Women's Singles Cricket	Men's Doubles Cricket	Women's Doubles Cricket	Men's Singles Cricket
Entry Fee	$15 Person	$50 Person	$25 Person	$15 Person	$20 Person	$20 Person	$25 * Person	$25 * Person	$20 Person	$20 Person	Free	$25 ** Person	$20 Person	$20 Person	$25 ** Person
1ST	Payout % Dependent upon Number of Entries	$1,000	$400	$500	$600	$660	$400	$650	$400	$500	Trophy	$350	$660	$400	$660
2ND		$500	$200	$250	$300	$330	$200	$325	$200	$250	Trophy	$175	$330	$200	$330
Top 4		$250	$100	$140	$180	$180	$100	$180	$100	$140		$80	$180	$100	$180
Top 8		$125	$60	$80	$90	$90	$60	$100	$60	$80		$60	$90	$60	$90
Top 16		$70		$40		$60	$20	$60					$60		$60
Top 32								$30							
Total Payouts	$1,000	$3,060	$1,040	$1,670	$1,620	$2,190	$1,200	$2,695	$1,040	$1,350		$925	$2,190	$1,040	$2,190

% This blind draw is to promote and attract local darters. Residents outside the State of Tennessee, ranked professionally by the BDO, CDC or NAPDA cannot draw each other as partners.

Open Pro Singles Event* is 501 – SI/DO. Each round is best of 7 legs.
Coin toss decides who starts first leg, alternating starts thereafter. If 7th leg is required, cork decides the start. Women cannot play in both the Open Pro Event and the Women's Singles 301.

* SINGLES 501 FORMATS:
Prior to first leg, flip coin to see who shoots bull first. Winner of bull starts odd legs; loser of bull starts even legs.
WOMENS: All preliminary rounds are best of 5; Final best of 7
MENS: All preliminary rounds (through Top 16) are best of 5; Top 8 best of 7; Top 4 best of 9; Final best of 11
Fee includes $2 ADO surcharge.

** Singles Cricket Men's & Women's:
Both events Finals are best of 5
Fee includes $2 ADO surcharge

No ADO/TDO Points Awarded for 180's or Round of 9's

Spring 2018 RDL Top Singles Records (by division) (FINAL!)

(There are no missing statistics, as all scoresheets from the entire season have been received.) (Game minimums required for these listings: 15 for team H3; 16 for all B/C/D/E/F/G division teams and teams H1-H2 and H4-H7; 19 for all A division teams)

	"A" Division		W	L	%-age
1	Carroll, John	A5/ Darty Minds	19	3	0.864
2	Phillips, Robbie	A1/ Element XXX	24	4	0.857
3	Johnson, Michael	A2/ Appetite for Destructior	21	4	0.840
4	Terry, Bob	A4/ Lunatic Fringe	20	4	0.833
5	Gaulthier, Kyle	A3/ Triple D Bronze Balls	20	6	0.769
6	Mitchell, Sid	A2/ Appetite for Destructior	21	7	0.750
7	Brown, Tom	A1/ Element XXX	19	7	0.731
8	Massengill, Chad	A1/ Element XXX	18	8	0.692
9	Work, Joe	A7/ North Raleigh Alliance	19	9	0.679
10	Bunn, Tim	A6/ Monkey Business	16	8	0.667
11	Cusher, Dean	A2/ Appetite for Destructior	14	8	0.636
12	Stankevich, Scott	A2/ Appetite for Destructior	13	9	0.591
13	Foushee, Kevin	A5/ Darty Minds	16	12	0.571
	Fischlein, Kris	A3/ Triple D Bronze Balls	12	9	0.571

	"B" Division		W	L	%-age
1	McCartney, Joe	B7/ Diddle Diddle	17	5	0.773
2	Iager, John	B7/ Diddle Diddle	12	4	0.750
3	Vance, Hugh	B6/ Traveling Beer Bellies	17	6	0.739
4	White, J.J.	B3/ Menace 2 Sobriety	16	6	0.727
5	Knott, Ronnie	B5/ Shooter McGavin	17	7	0.708
6	Gallagher, Jim	B7/ Diddle Diddle	15	7	0.682
	Phillips, Julie	B2/ Kiss My…	15	7	0.682
8	Schmaus, Darren	B2/ Kiss My…	16	8	0.667
	Rodgers, Trey	B4/ Thursday's Still Suck	12	6	0.667
10	Sellers, Mark	B4/ Thursday's Still Suck	13	8	0.619
11	Bathurst, Ryan	B2/ Kiss My…	11	7	0.611
12	Copple, Matthew	B1/ Nine Lives	14	9	0.609
13	Bottomley, Kevin	B4/ Thursday's Still Suck	12	8	0.600
14	(two tied)		13	9	0.591

	"C" Division		W	L	%-age
1	Jur, Jess	C2/ Rif Raf	15	3	0.833
2	Trefzger, Ken	C4/ One Armed Bandits	19	5	0.792
3	Irby, Jason	C5/ Big Bulls	15	5	0.750
4	Long, Stephen	C3/ DD 214	17	6	0.739
5	Richardson, Shane	C4/ One Armed Bandits	13	5	0.722
	White, Jim	C4/ One Armed Bandits	13	5	0.722
7	Bradford, David	C2/ Rif Raf	12	5	0.706
8	Krestalude, Andy	C1/ The Bunkers	15	7	0.682
	Wilson, Chris	C6/ We Be Trippin'	15	7	0.682
10	Fitzgerald, Dennis	C5/ Big Bulls	14	7	0.667
	Hartmann, Erin	C1/ The Bunkers	12	6	0.667
	Preciado, Amanda	C3/ DD 214	12	6	0.667
13	Bradshaw, Rick	C6/ We Be Trippin'	10	6	0.625
14	(two tied)	C3/ DD 214	11	7	0.611

	"D" Division		W	L	%-age
1	Limerick, Jeremy	D6/ Inglourious Darters	17	3	0.850
2	Surber, Dave	D6/ Inglourious Darters	15	5	0.750
	Tufillaro, Lou	D7/ WINNAU	15	5	0.750
4	Gilyardi, Ernie	D1/ Garage Inc.	12	5	0.706
	Welborn, Tim	D3/ Cheap Shots	12	5	0.706
6	Kilsdonk, Kris	D6/ Inglourious Darters	16	7	0.696
7	Tant, J.J.	D4/ Projectile Dysfunction	16	8	0.667
	Deemer, Randy	D5/ Hump Day!	14	7	0.667
9	Alvord, David	D2/ Stick a Cork In It!	15	8	0.652
	Buckman, David	D3/ Cheap Shots	15	8	0.652
11	Lueneburg, Randy	D7/ WINNAU	14	8	0.636
12	(four tied)		15	9	0.625

	"E" Division		W	L	%-age
1	Jones, Grey	E2/ Red-eye Rangers	23	1	0.958
2	Schaefer, John	E3/ Sharky's Machine	16	5	0.762
3	Macias, Anthony	E1/ Double In, Stumble Out	18	6	0.750
4	Mercer, Dave	E6/ Shark Shooters	16	6	0.727
5	Montesi, Chris	E4/ Game of Throws	18	7	0.720
6	Rudy, Jeff	E4/ Game of Throws	17	7	0.708
	Simpson, Aden	E1/ Double In, Stumble Out	17	7	0.708
8	Bosier, Sean	E5/ Death Throw	16	8	0.667
	Borgia, Pete	E3/ Sharky's Machine	12	6	0.667
10	Jarvah, Sean	E7/ Coral Reefers	11	6	0.647
11	Simpson, David	E1/ Double In, Stumble Out	14	9	0.609
12	Bowman, Merrill	E6/ Shark Shooters	12	8	0.600
13	Kirkpatrick, Scott	E2/ Red-eye Rangers	14	10	0.583
14	Patskoski, Jason	E7/ Coral Reefers	11	8	0.579

	"F" Division		W	L	%-age
1	Cannizzaro, Anthony	F7/ Why So Serious?	16	3	0.842
2	Butterworth, Jim	F5/ Bulls Up	15	3	0.833
3	Blake, Terry	F1/ Sofa Kings	19	5	0.792
4	Powell, Lee	F4/ Show Me Your Tips	18	6	0.750
5	O'Toole, Mike	F5/ Bulls Up	14	5	0.737
6	Cannizzaro, Tyler	F7/ Why So Serious?	16	6	0.727
7	Bushman, Brad	F4/ Show Me Your Tips	13	5	0.722
	Frederick, Karl	F5/ Bulls Up	13	5	0.722
9	Lane, Bob	F4/ Show Me Your Tips	13	6	0.684
10	Raquet, Mike	F4/ Show Me Your Tips	16	8	0.667
11	Wissinger, Wes	F6/ Walking That Wire	13	7	0.650
12	Butterworth, Dan	F5/ Bulls Up	12	7	0.632
	Triggiano, Andrew	F7/ Why So Serious?	12	7	0.632
14	Arnold, Jimmy	F5/ Bulls Up	13	9	0.591

	"G" Division		W	L	%-age
1	Little, Clint	G5/ I'm about to Ton!	22	0	1.000
2	Heath, John	G7/ Just A Bit Outside	19	1	0.950
3	Rigert, Joe, Sr.	G1/ Wayne Gretzky	19	2	0.905
4	Gagner, Chris	G5/ I'm about to Ton!	20	4	0.833
5	Dehnel, Sebastian	G5/ I'm about to Ton!	15	5	0.750
	Metivier, Sam	G4/ Old Darting Bastards	12	4	0.750
7	Musil, Dylan	G4/ Old Darting Bastards	13	5	0.722
	Rossbach, Mark	G3/ Irish Ton	13	5	0.722
9	Millius, Mike	G4/ Old Darting Bastards	12	5	0.706
10	Cominole, Jeremy	G3/ Irish Ton	16	8	0.667
11	Ellis, Tim	G2/ De Ducks Part Deux	16	9	0.640
12	Brownd, Anthony	G6/ Chalker's Nightmare	15	9	0.625
13	Budd, Shawn	G7/ Just A Bit Outside	13	8	0.619
	Moulden, Jeremy	G6/ Chalker's Nightmare	13	8	0.619

	"H" Division		W	L	%-age
1	Holmes, Joseph	H4/ All About That Bull!	18	2	0.900
2	Watson, Jeff, Sr.	H1/ Dart Buddies	18	6	0.750
3	Gould, Craig	H4/ All About That Bull!	14	5	0.737
4	Shepard, Missy	H4/ All About That Bull!	16	6	0.727
5	Crowe, Jason	H6/ Tips & Shafts	13	5	0.722
6	Haithcock, Lee	H7/ Eazy Duzit	17	7	0.708
7	Polites, Tommy	H7/ Eazy Duzit	12	5	0.706
8	McNamara, Ken	H5/ Chalk It Up	13	6	0.684
9	Murphy, James	H3/ Brown's Bombers	15	7	0.682
10	Young, Mike	H1/ Dart Buddies	16	8	0.667
	Voorhees, Cindy	H4/ All About That Bull!	14	7	0.667
12	Casey, Kevin	H3/ Brown's Bombers	13	7	0.650
13	Phillips, Josh	H2/ Ballistic Behavior	15	9	0.625
14	Phillips, Britt	H2/ Ballistic Behavior	14	9	0.609

	Women's Records (# of women by division: A-1, B-4, C-4, D-6, E-3, F-2, G-11, H-19)		W	L	%-age
A	-	-	-	-	-
B	Phillips, Julie	B2/ Kiss My…	15	7	0.682
C	Hartmann, Erin	C1/ The Bunkers	12	6	0.667
	Preciado, Amanda	C3/ DD 214	12	6	0.667
D	Kilsdonk, Kris	D6/ Inglourious Darters	16	7	0.696
E	-	-	-	-	-
F	Graves, Julie	F5/ Bulls Up	7	12	0.368
G	Boutieller, Tina	G6/ Chalker's Nightmare	12	12	0.500
	Furdon, Jenny	G4/ Old Darting Bastards	10	11	0.476
	Hiltbrunner, Sherry	G3/ Irish Ton	6	18	0.250
	Caldwell, Taylor	G5/ I'm about to Ton!	4	12	0.250
H	Shepard, Missy	H4/ All About That Bull!	16	6	0.727
	Voorhees, Cindy	H4/ All About That Bull!	14	7	0.667
	Massengill, Devin	H1/ Dart Buddies	8	8	0.500
	Watson, Emily	H1/ Dart Buddies	8	11	0.421
	Borgna, Denise	H6/ Tips & Shafts	8	12	0.400

Spring 2018 RDL Top Doubles Records (by division) (FINAL!)

(There are no missing statistics, as all scoresheets from the entire season have been received.) (Game minimums required for these listings: 15 for team H3; 16 for all B/C/D/E/F/G division teams and teams H1-H2 and H4-H7; 19 for all A division teams)

	"A" Division		W	L	%-age
1	Phillips, Robbie	A1/ Element XXX	23	5	0.821
	Tan, Wil	A1/ Element XXX	23	5	0.821
3	Mozzetti, Tim	A2/ Appetite for Destructior	15	4	0.789
4	Mitchell, Sid	A2/ Appetite for Destructior	21	6	0.778
5	Johnson, Michael	A2/ Appetite for Destructior	18	6	0.750
6	Cusher, Dean	A2/ Appetite for Destructior	14	5	0.737
7	Brown, Tom	A1/ Element XXX	17	7	0.708
8	Seward, Mike	A2/ Appetite for Destructior	13	6	0.684
9	Massengill, Chad	A1/ Element XXX	17	9	0.654
10	Gaglione, Joe	A2/ Appetite for Destructior	13	7	0.650
11	Gelberg, Dave	A4/ Lunatic Fringe	14	9	0.609
12	Work, Joe	A7/ North Raleigh Alliance	15	11	0.577
13	Terry, Bob	A4/ Lunatic Fringe	13	10	0.565
14	Bakowski, Adam	A4/ Lunatic Fringe	11	9	0.550

	"B" Division		W	L	%-age
1	Howard, Brian	B5/ Shooter McGavin	16	6	0.727
2	Rodgers, Trey	B4/ Thursday's Still Suck	13	5	0.722
3	Gallagher, Jim	B7/ Diddle Diddle	17	7	0.708
4	Knott, Ronnie	B5/ Shooter McGavin	16	8	0.667
5	Mays, John	B1/ Nine Lives	15	8	0.652
6	McCartney, Joe	B7/ Diddle Diddle	13	8	0.619
	Snyder, Mike	B7/ Diddle Diddle	13	8	0.619
8	Winters, Tom	B7/ Diddle Diddle	11	7	0.611
9	Johnson, Dave	B3/ Menace 2 Sobriety	14	9	0.609
10	Romanchek, David	B1/ Nine Lives	14	10	0.583
11	Bathurst, Ryan	B2/ Kiss My…	12	9	0.571
	Dean, Jay	B6/ Traveling Beer Bellies	12	9	0.571
13	Bottomley, Kevin	B4/ Thursday's Still Suck	13	10	0.565
14	McCartney, Eric	B3/ Menace 2 Sobriety	10	8	0.556

	"C" Division		W	L	%-age
1	Trefzger, Ken	C4/ One Armed Bandits	18	5	0.783
2	Richardson, Shane	C4/ One Armed Bandits	13	4	0.765
3	Thomas, Joe	C3/ DD 214	16	5	0.762
4	Murphy, Phil	C4/ One Armed Bandits	17	6	0.739
5	Caldwell, Greg	C4/ One Armed Bandits	16	6	0.727
6	Jur, Jess	C2/ Rif Raf	12	5	0.706
7	Citrak, Sheldon	C6/ We Be Trippin'	11	5	0.688
8	Long, Stephen	C3/ DD 214	14	7	0.667
9	Martin, David	C2/ Rif Raf	15	8	0.652
10	Fournier, Jeff	C3/ DD 214	11	6	0.647
	Reinert, Kevin	C5/ Big Bulls	11	6	0.647
12	Gaertner, Brian	C2/ Rif Raf	15	11	0.577
13	Bradford, David	C2/ Rif Raf	9	7	0.563
	Cashin, Jeff	C7/ Pat's Blue Ribbon	9	7	0.563

	"D" Division		W	L	%-age
1	Azevedo, Angelo	D7/ WINNAU	13	3	0.813
2	Yang, Rob	D2/ Stick a Cork In It!	12	4	0.750
3	Lueneburg, Randy	D7/ WINNAU	17	7	0.708
4	Surber, Dave	D6/ Inglourious Darters	13	6	0.684
5	Jeffcoat, Angela	D2/ Stick a Cork In It!	14	7	0.667
	Kubel, Tom	D7/ WINNAU	14	7	0.667
7	Gilyardi, Ernie	D1/ Garage Inc.	11	6	0.647
8	Peterson, Chris	D4/ Projectile Dysfunction	14	8	0.636
9	Alvord, David	D2/ Stick a Cork In It!	15	9	0.625
	Roberts, Mike	D7/ WINNAU	10	6	0.625
11	Hall, Josh	D3/ Cheap Shots	13	8	0.619
12	Clark, Dan	D4/ Projectile Dysfunction	14	9	0.609
13	(three tied)		10	7	0.588

	"E" Division		W	L	%-age
1	Kirkpatrick, Scott	E2/ Red-eye Rangers	19	5	0.792
	Rudy, Jeff	E4/ Game of Throws	19	5	0.792
3	Jones, Grey	E2/ Red-eye Rangers	17	7	0.708
4	Raper, Jeromie	E2/ Red-eye Rangers	16	7	0.696
5	Simpson, David	E1/ Double In, Stumble Out	16	8	0.667
6	Simpson, Aden	E1/ Double In, Stumble Out	15	8	0.652
7	Bordeau, Eric	E4/ Game of Throws	13	7	0.650
8	Barrett, Darren	E3/ Sharky's Machine	14	8	0.636
9	Macias, Anthony	E1/ Double In, Stumble Out	15	9	0.625
10	Smelik, Pat	E4/ Game of Throws	14	9	0.609
11	Smelik, Gene	E4/ Game of Throws	13	9	0.591
12	Simpson, Tyler	E1/ Double In, Stumble Out	10	7	0.588
	Jarvah, Sean	E7/ Coral Reefers	10	7	0.588
14	Crespo, Steve	E4/ Game of Throws	11	8	0.579

	"F" Division		W	L	%-age
1	Bialaszewski, Rich	F4/ Show Me Your Tips	16	1	0.941
2	Lane, Bob	F4/ Show Me Your Tips	20	4	0.833
3	Powell, Lee	F4/ Show Me Your Tips	19	5	0.792
4	Raquet, Mike	F4/ Show Me Your Tips	21	6	0.778
5	Blake, Terry	F1/ Sofa Kings	18	8	0.692
6	Murphy, Tom	F4/ Show Me Your Tips	15	7	0.682
	Butterworth, Jim	F5/ Bulls Up	15	7	0.682
8	Frederick, Karl	F5/ Bulls Up	12	6	0.667
9	Bushman, Brad	F4/ Show Me Your Tips	11	7	0.611
	Wissinger, Wes	F6/ Walking That Wire	11	7	0.611
11	Plotkin, Jeremy	F1/ Sofa Kings	13	9	0.591
12	O'Toole, Mike	F5/ Bulls Up	10	7	0.588
13	Knight, Romuald	F3/ Don't Hit The Scorekeep	11	8	0.579
	Adams, Doug	F3/ Don't Hit The Scorekeep	11	8	0.579

	"G" Division		W	L	%-age
1	Rossbach, Mark	G3/ Irish Ton	15	3	0.833
2	Bowser, Brian	G3/ Irish Ton	18	4	0.818
3	Little, Clint	G5/ I'm about to Ton!	17	4	0.810
4	Rigert, Joe, Sr.	G1/ Wayne Gretzky	17	5	0.773
5	Dehnel, Sebastian	G5/ I'm about to Ton!	13	5	0.722
	Budd, Shawn	G7/ Just A Bit Outside	13	5	0.722
7	Cominole, Jeremy	G3/ Irish Ton	18	7	0.720
8	Tompkins, Charles	G6/ Chalker's Nightmare	17	7	0.708
9	Perkins, Heath	G3/ Irish Ton	14	6	0.700
10	Ellis, Tim	G2/ De Ducks Part Deux	17	9	0.654
11	Zuttel, Paul	G5/ I'm about to Ton!	12	7	0.632
	Looney, JoDon	G5/ I'm about to Ton!	12	7	0.632
13	Gaines, Bryan	G1/ Wayne Gretzky	15	9	0.625
	Musil, Dylan	G4/ Old Darting Bastards	10	6	0.625

	"H" Division		W	L	%-age
1	Casey, Kevin	H3/ Brown's Bombers	18	4	0.818
2	Davis, Luke	H3/ Brown's Bombers	16	4	0.800
	Murphy, James	H3/ Brown's Bombers	16	4	0.800
4	Neill, Gregory	H4/ All About That Bull!	12	4	0.750
5	Haithcock, Lee	H7/ Eazy Duzit	17	7	0.708
6	Shirey, Anthony	H3/ Brown's Bombers	12	6	0.667
	Pate, Bradley	H7/ Eazy Duzit	12	6	0.667
8	Thompson, Barry, Jr.	H5/ Chalk It Up	11	6	0.647
9	McNamara, Ken	H5/ Chalk It Up	12	7	0.632
10	Phillips, Josh	H2/ Ballistic Behavior	15	9	0.625
11	Holmes, Joseph	H4/ All About That Bull!	12	8	0.600
12	Larson, Ray	H2/ Ballistic Behavior	13	9	0.591
13	Hayward, Simon	H2/ Ballistic Behavior	14	10	0.583
14	Morlando, Jim	H5/ Chalk It Up	11	8	0.579

	Women's Records (# of women by division: A-1, B-4, C-4, D-6, E-3, F-2, G-11, H-19)		W	L	%-age
A	-	-	-	-	-
B	Phillips, Julie	B2/ Kiss My…	11	9	0.550
C	Preciado, Amanda	C3/ DD 214	9	11	0.450
D	Jeffcoat, Angela	D2/ Stick a Cork In It!	14	7	0.667
	Kubel, Nicole	D7/ WINNAU	10	9	0.526
E	-	-	-	-	-
F	Graves, Julie	F5/ Bulls Up	9	10	0.474
G	Hiltbrunner, Sherry	G3/ Irish Ton	8	13	0.381
	Gaines, Lauren	G1/ Wayne Gretzky	7	12	0.368
	Wilson, Misty	G1/ Wayne Gretzky	7	12	0.368
	Boutieller, Tina	G6/ Chalker's Nightmare	5	12	0.294
H	Hayward, Georgia	H2/ Ballistic Behavior	12	12	0.500
	Shepard, Missy	H4/ All About That Bull!	11	11	0.500
	Watson, Emily	H1/ Dart Buddies	7	11	0.389
	Garner, Annette	H6/ Tips & Shafts	6	11	0.353
	Massengill, Devin	H1/ Dart Buddies	7	13	0.350

Spring 2018 RDL Top Singles+Doubles Records (by division) (FINAL!)

(There are no missing statistics, as all scoresheets from the entire season have been received.) (Game minimums required for these listings: 30 for team H3; 32 for all B/C/D/E/F/G division teams and teams H1-H2 and H4-H7; 37 for all A division teams)

	"A" Division		W	L	%-age
1	Phillips, Robbie	A1/ Element XXX	47	9	0.839
2	Johnson, Michael	A2/ Appetite for Destructior	39	10	0.796
3	Mitchell, Sid	A2/ Appetite for Destructior	42	13	0.764
4	Brown, Tom	A1/ Element XXX	36	14	0.720
5	Terry, Bob	A4/ Lunatic Fringe	33	14	0.702
6	Carroll, John	A5/ Darty Minds	30	13	0.698
7	Cusher, Dean	A2/ Appetite for Destructior	28	13	0.683
8	Massengill, Chad	A1/ Element XXX	35	17	0.673
9	Gaglione, Joe	A2/ Appetite for Destructior	25	13	0.658
10	Gaulthier, Kyle	A3/ Triple D Bronze Balls	35	19	0.648
11	Tan, Wil	A1/ Element XXX	35	20	0.636
12	Work, Joe	A7/ North Raleigh Alliance	34	20	0.630
13	Stankevich, Scott	A2/ Appetite for Destructior	24	16	0.600
14	Gelberg, Dave	A4/ Lunatic Fringe	27	20	0.574

	"B" Division		W	L	%-age
1	McCartney, Joe	B7/ Diddle Diddle	30	13	0.698
2	Gallagher, Jim	B7/ Diddle Diddle	32	14	0.696
3	Rodgers, Trey	B4/ Thursday's Still Suck	25	11	0.694
4	Knott, Ronnie	B5/ Shooter McGavin	33	15	0.688
5	Phillips, Julie	B2/ Kiss My…	26	16	0.619
6	Howard, Brian	B5/ Shooter McGavin	27	17	0.614
7	Litzsinger, Mike	B7/ Diddle Diddle	20	13	0.606
8	Mays, John	B1/ Nine Lives	28	19	0.596
	Schmaus, Darren	B2/ Kiss My…	28	19	0.596
10	Bathurst, Ryan	B2/ Kiss My…	23	16	0.590
11	Bottomley, Kevin	B4/ Thursday's Still Suck	25	18	0.581
	Dean, Jay	B6/ Traveling Beer Bellies	25	18	0.581
13	Copple, Matthew	B1/ Nine Lives	27	20	0.574
14	Winters, Tom	B7/ Diddle Diddle	19	15	0.559

	"C" Division		W	L	%-age
1	Trefzger, Ken	C4/ One Armed Bandits	37	10	0.787
2	Jur, Jess	C2/ Rif Raf	27	8	0.771
3	Richardson, Shane	C4/ One Armed Bandits	26	9	0.743
4	Long, Stephen	C3/ DD 214	31	13	0.705
5	Thomas, Joe	C3/ DD 214	27	12	0.692
6	Murphy, Phil	C4/ One Armed Bandits	30	17	0.638
7	Bradford, David	C2/ Rif Raf	21	12	0.636
8	Fournier, Jeff	C3/ DD 214	22	13	0.629
9	Martin, David	C2/ Rif Raf	30	18	0.625
10	Citrak, Sheldon	C6/ We Be Trippin'	20	13	0.606
11	White, Jim	C4/ One Armed Bandits	19	13	0.594
12	Krestalude, Andy	C1/ The Bunkers	26	18	0.591
13	Wilson, Chris	C6/ We Be Trippin'	25	18	0.581
14	Irby, Jason	C5/ Big Bulls	23	17	0.575

	"D" Division		W	L	%-age
1	Limerick, Jeremy	D6/ Inglourious Darters	27	10	0.730
2	Surber, Dave	D6/ Inglourious Darters	28	11	0.718
3	Gilyardi, Ernie	D1/ Garage Inc.	23	11	0.676
4	Lueneburg, Randy	D7/ WINNAU	31	15	0.674
5	Baldwin, Randy	D5/ Hump Day!	21	11	0.656
6	Welborn, Tim	D3/ Cheap Shots	22	12	0.647
7	Alvord, David	D2/ Stick a Cork In It!	30	17	0.638
8	Hall, Josh	D3/ Cheap Shots	28	17	0.622
9	Tant, J.J.	D4/ Projectile Dysfunction	29	18	0.617
10	Kilsdonk, Kris	D6/ Inglourious Darters	28	18	0.609
11	Tufillaro, Lou	D7/ WINNAU	24	16	0.600
12	Kubel, Tom	D7/ WINNAU	25	17	0.595
13	Gardner, Kenn	D6/ Inglourious Darters	20	14	0.588
14	Deemer, Randy	D5/ Hump Day!	24	17	0.585

	"E" Division		W	L	%-age
1	Jones, Grey	E2/ Red-eye Rangers	40	8	0.833
2	Rudy, Jeff	E4/ Game of Throws	36	12	0.750
3	Kirkpatrick, Scott	E2/ Red-eye Rangers	33	15	0.688
	Macias, Anthony	E1/ Double In, Stumble Out	33	15	0.688
5	Simpson, Aden	E1/ Double In, Stumble Out	32	15	0.681
6	Schaefer, John	E3/ Sharky's Machine	27	15	0.643
7	Simpson, David	E1/ Double In, Stumble Out	30	17	0.638
8	Montesi, Chris	E4/ Game of Throws	31	19	0.620
9	Jarvah, Sean	E7/ Coral Reefers	21	13	0.618
10	Bosier, Sean	E5/ Death Throw	28	20	0.583
11	Raper, Jeromie	E2/ Red-eye Rangers	27	20	0.574
12	Barrett, Darren	E3/ Sharky's Machine	25	19	0.568
	Smelik, Gene	E4/ Game of Throws	25	19	0.568
14	Smelik, Pat	E4/ Game of Throws	26	20	0.565

	"F" Division		W	L	%-age
1	Powell, Lee	F4/ Show Me Your Tips	37	11	0.771
2	Lane, Bob	F4/ Show Me Your Tips	33	10	0.767
3	Butterworth, Jim	F5/ Bulls Up	30	10	0.750
4	Blake, Terry	F1/ Sofa Kings	37	13	0.740
5	Raquet, Mike	F4/ Show Me Your Tips	37	14	0.725
6	Bialaszewski, Rich	F4/ Show Me Your Tips	25	11	0.694
	Frederick, Karl	F5/ Bulls Up	25	11	0.694
8	Cannizzaro, Anthony	F7/ Why So Serious?	28	13	0.683
9	Bushman, Brad	F4/ Show Me Your Tips	24	12	0.667
	O'Toole, Mike	F5/ Bulls Up	24	12	0.667
11	Wissinger, Wes	F6/ Walking That Wire	24	14	0.632
12	Cannizzaro, Tyler	F7/ Why So Serious?	27	17	0.614
13	Butterworth, Dan	F5/ Bulls Up	24	16	0.600
14	Murphy, Tom	F4/ Show Me Your Tips	27	21	0.563

	"G" Division		W	L	%-age
1	Little, Clint	G5/ I'm about to Ton!	39	4	0.907
2	Heath, John	G7/ Just A Bit Outside	30	5	0.857
3	Rigert, Joe, Sr.	G1/ Wayne Gretzky	36	7	0.837
4	Rossbach, Mark	G3/ Irish Ton	28	8	0.778
5	Dehnel, Sebastian	G5/ I'm about to Ton!	28	10	0.737
6	Gagner, Chris	G5/ I'm about to Ton!	33	12	0.733
7	Cominole, Jeremy	G3/ Irish Ton	34	15	0.694
8	Musil, Dylan	G4/ Old Darting Bastards	23	11	0.676
9	Budd, Shawn	G7/ Just A Bit Outside	26	13	0.667
10	Bowser, Brian	G3/ Irish Ton	29	15	0.659
11	Ellis, Tim	G2/ De Ducks Part Deux	33	18	0.647
12	Metivier, Sam	G4/ Old Darting Bastards	22	13	0.629
13	Looney, JoDon	G5/ I'm about to Ton!	23	14	0.622
14	Lalino, Steve	G2/ De Ducks Part Deux	28	18	0.609

	"H" Division		W	L	%-age
1	Holmes, Joseph	H4/ All About That Bull!	30	10	0.750
2	Casey, Kevin	H3/ Brown's Bombers	31	11	0.738
	Murphy, James	H3/ Brown's Bombers	31	11	0.738
4	Haithcock, Lee	H7/ Eazy Duzit	34	14	0.708
5	McNamara, Ken	H5/ Chalk It Up	25	13	0.658
6	Davis, Luke	H3/ Brown's Bombers	26	14	0.650
7	Gould, Craig	H4/ All About That Bull!	23	13	0.639
8	Polites, Tommy	H7/ Eazy Duzit	21	12	0.636
9	Shirey, Anthony	H3/ Brown's Bombers	24	14	0.632
10	Phillips, Josh	H2/ Ballistic Behavior	30	18	0.625
	Watson, Jeff, Sr.	H1/ Dart Buddies	30	18	0.625
12	Crowe, Jason	H6/ Tips & Shafts	21	13	0.618
13	Shepard, Missy	H4/ All About That Bull!	27	17	0.614
14	Larson, Ray	H2/ Ballistic Behavior	26	20	0.565

	Women's Records (# of women by division: A-1, B-4, C-4, D-6, E-3, F-2, G-11, H-19)		W	L	%-age
A	-	-	-	-	-
B	Phillips, Julie	B2/ Kiss My…	26	16	0.619
C	Preciado, Amanda	C3/ DD 214	21	17	0.553
D	Kilsdonk, Kris	D6/ Inglourious Darters	28	18	0.609
	Blackwelder, Deboral	D6/ Inglourious Darters	21	22	0.488
E	-	-	-	-	-
F	Graves, Julie	F5/ Bulls Up	16	22	0.421
G	Boutieller, Tina	G6/ Chalker's Nightmare	17	24	0.415
	Furdon, Jenny	G4/ Old Darting Bastards	13	23	0.361
	Hiltbrunner, Sherry	G3/ Irish Ton	14	31	0.311
	Wilson, Misty	G1/ Wayne Gretzky	9	25	0.265
H	Shepard, Missy	H4/ All About That Bull!	27	17	0.614
	Voorhees, Cindy	H4/ All About That Bull!	20	20	0.500
	Hayward, Georgia	H2/ Ballistic Behavior	20	28	0.417
	Massengill, Devin	H1/ Dart Buddies	15	21	0.417
	Watson, Emily	H1/ Dart Buddies	15	22	0.405

Spring 2018 RDL Top All-Star Point Averages (by division) (FINAL!)

(There are no missing statistics, as all scoresheets from the entire season have been received.) (Game minimums required for these listings: 30 for team H3; 32 for all B/C/D/E/F/G division teams and teams H1-H2 and H4-H7; 37 for all A division teams)

	"A" Division		ASP	TGP	Ave.
1	Phillips, Robbie	A1/ Element XXX	####	56	2.161
2	Massengill, Chad	A1/ Element XXX	82.5	52	1.587
3	Johnson, Michael	A2/ Appetite for Destructio	77.0	49	1.571
4	Carroll, John	A5/ Darty Minds	65.0	43	1.512
5	Gaulthier, Kyle	A3/ Triple D Bronze Balls	81.5	54	1.509
	Work, Joe	A7/ North Raleigh Alliance	81.5	54	1.509
7	Cusher, Dean	A2/ Appetite for Destructio	61.5	41	1.500
8	Tan, Wil	A1/ Element XXX	79.0	55	1.436
9	Mitchell, Sid	A2/ Appetite for Destructio	77.0	55	1.400
10	Bennett, Will	A8/ Dartistic Pursuits	74.0	54	1.370
11	Brown, Tom	A1/ Element XXX	68.5	50	1.370
12	Foushee, Kevin	A5/ Darty Minds	73.0	55	1.327
13	Bunn, Tim	A6/ Monkey Business	61.0	49	1.245
14	Persson, Kenny	A3/ Triple D Bronze Balls	55.0	46	1.196

	"B" Division		ASP	TGP	Ave.
1	Vance, Hugh	B6/ Traveling Beer Bellies	40.5	45	0.900
2	Bottomley, Kevin	B4/ Thursday's Still Suck	35.0	43	0.814
3	Dean, Jay	B6/ Traveling Beer Bellies	31.0	43	0.721
4	Rodgers, Trey	B4/ Thursday's Still Suck	25.0	36	0.694
5	White, J.J.	B3/ Menace 2 Sobriety	29.0	44	0.659
6	Gallagher, Jim	B7/ Diddle Diddle	30.0	46	0.652
7	Johnson, Dave	B3/ Menace 2 Sobriety	28.5	46	0.620
8	Phillips, Julie	B2/ Kiss My…	26.0	42	0.619
9	Price, Brady	B3/ Menace 2 Sobriety	26.5	43	0.616
10	McCartney, Joe	B7/ Diddle Diddle	26.0	43	0.605
11	O'Neal Chris	B6/ Traveling Beer Bellies	31.0	52	0.596
12	Copple, Matthew	B1/ Nine Lives	27.0	47	0.574
13	Porcelli, Robb	B1/ Nine Lives	20.5	36	0.569
14	Schmaus, Darren	B2/ Kiss My…	26.5	47	0.564

	"C" Division		ASP	TGP	Ave.
1	Trefzger, Ken	C4/ One Armed Bandits	37.0	47	0.787
2	Jur, Jess	C2/ Rif Raf	26.0	35	0.743
3	Preciado, Amanda	C3/ DD 214	26.0	38	0.684
4	Murphy, Phil	C4/ One Armed Bandits	32.0	47	0.681
5	Richardson, Shane	C4/ One Armed Bandits	22.5	35	0.643
6	Citrak, Sheldon	C6/ We Be Trippin'	20.5	33	0.621
7	Krestalude, Andy	C1/ The Bunkers	27.0	44	0.614
8	Martin, David	C2/ Rif Raf	28.5	48	0.594
9	Fournier, Jeff	C3/ DD 214	18.0	35	0.514
10	Martinez, Vince	C1/ The Bunkers	22.0	43	0.512
11	Long, Stephen	C3/ DD 214	22.0	44	0.500
	Fitzgerald, Dennis	C5/ Big Bulls	21.0	42	0.500
13	White, Jim	C4/ One Armed Bandits	15.5	32	0.484
14	Wilson, Chris	C6/ We Be Trippin'	20.5	43	0.477

	"D" Division		ASP	TGP	Ave.
1	Limerick, Jeremy	D6/ Inglourious Darters	36.5	37	0.986
2	Hindle, Mikey	D3/ Cheap Shots	43.5	47	0.926
3	Deemer, Randy	D5/ Hump Day!	34.0	41	0.829
4	Alvord, David	D2/ Stick a Cork In It!	36.5	47	0.777
5	Surber, Dave	D6/ Inglourious Darters	30.0	39	0.769
6	Gilyardi, Ernie	D1/ Garage Inc.	26.0	34	0.765
7	Ridgeway, Matt	D6/ Inglourious Darters	23.5	33	0.712
8	Hall, Josh	D3/ Cheap Shots	31.5	45	0.700
9	Clark, Dan	D4/ Projectile Dysfunction	32.5	47	0.691
10	Baldwin, Randy	D5/ Hump Day!	21.5	32	0.672
11	Smith, Brian	D4/ Projectile Dysfunction	27.5	43	0.640
12	Tant, J.J.	D4/ Projectile Dysfunction	29.0	47	0.617
13	Blackwelder, Deboral	D6/ Inglourious Darters	26.5	43	0.616
14	Kubel, Tom	D7/ WINNAU	25.5	42	0.607

	"E" Division		ASP	TGP	Ave.
1	Jones, Grey	E2/ Red-eye Rangers	49.5	48	1.031
2	Bosier, Sean	E5/ Death Throw	38.5	48	0.802
3	Rudy, Jeff	E4/ Game of Throws	34.5	48	0.719
4	Simpson, David	E1/ Double In, Stumble Out	32.5	47	0.692
5	Bowman, Merrill	E6/ Shark Shooters	26.5	43	0.616
6	Macias, Anthony	E1/ Double In, Stumble Out	28.0	48	0.583
7	Simpson, Tyler	E1/ Double In, Stumble Out	19.0	33	0.576
8	Schaefer, John	E3/ Sharky's Machine	24.0	42	0.571
9	Simpson, Aden	E1/ Double In, Stumble Out	26.0	47	0.553
10	Bordeau, Eric	E4/ Game of Throws	22.5	42	0.536
11	Jarvah, Sean	E7/ Coral Reefers	17.0	34	0.500
12	Raper, Jeromie	E2/ Red-eye Rangers	22.5	47	0.479
13	Britt, Jake	E7/ Coral Reefers	15.5	36	0.431
14	Stacy, Rod	E6/ Shark Shooters	17.0	40	0.425

	"F" Division		ASP	TGP	Ave.
1	Powell, Lee	F4/ Show Me Your Tips	46.0	48	0.958
2	Cannizzaro, Anthony	F7/ Why So Serious?	35.5	41	0.866
3	O'Toole, Mike	F5/ Bulls Up	25.5	36	0.708
4	Blake, Terry	F1/ Sofa Kings	34.5	50	0.690
5	Bushman, Brad	F4/ Show Me Your Tips	24.5	36	0.681
6	Butterworth, Jim	F5/ Bulls Up	25.5	40	0.638
7	Wissinger, Wes	F6/ Walking That Wire	24.0	38	0.632
8	Bowen, Andy	F6/ Walking That Wire	20.5	36	0.569
9	Havens, Matt	F7/ Why So Serious?	26.5	48	0.552
10	Raquet, Mike	F4/ Show Me Your Tips	28.0	51	0.549
11	Lane, Bob	F4/ Show Me Your Tips	22.5	43	0.523
12	Bialaszewski, Rich	F4/ Show Me Your Tips	18.5	36	0.514
13	Alcon, Tony	F1/ Sofa Kings	22.5	45	0.500
14	Shearin, Phillip	F3/ Don't Hit The Scorekeep	23.0	47	0.489

	"G" Division		ASP	TGP	Ave.
1	Heath, John	G7/ Just A Bit Outside	27.5	35	0.786
2	Little, Clint	G5/ I'm about to Ton!	27.5	43	0.640
3	Musil, Dylan	G4/ Old Darting Bastards	20.0	34	0.588
4	Rigert, Joe, Sr.	G1/ Wayne Gretzky	22.5	43	0.523
5	Millius, Mike	G4/ Old Darting Bastards	19.0	37	0.514
6	Rossbach, Mark	G3/ Irish Ton	18.0	36	0.500
7	Wilson, Jonathan	G1/ Wayne Gretzky	16.0	33	0.485
8	Perkins, Heath	G3/ Irish Ton	17.5	39	0.449
9	Lalino, Steve	G2/ De Ducks Part Deux	20.0	46	0.435
10	Cominole, Jeremy	G3/ Irish Ton	20.5	49	0.418
11	Bowser, Brian	G3/ Irish Ton	18.0	44	0.409
12	Dehnel, Sebastian	G5/ I'm about to Ton!	15.0	38	0.395
13	Brownd, Anthony	G6/ Chalker's Nightmare	18.5	48	0.385
14	Budd, Shawn	G7/ Just A Bit Outside	15.0	39	0.385

	"H" Division		ASP	TGP	Ave.
1	Crowe, Jason	H6/ Tips & Shafts	31.0	34	0.912
2	Haithcock, Lee	H7/ Eazy Duzit	28.0	48	0.583
3	Watson, Jeff, Sr.	H1/ Dart Buddies	24.5	48	0.510
4	Holmes, Joseph	H4/ All About That Bull!	20.0	40	0.500
5	McNamara, Ken	H5/ Chalk It Up	17.0	38	0.447
6	Murphy, James	H3/ Brown's Bombers	18.5	42	0.440
7	Phillips, Josh	H2/ Ballistic Behavior	21.0	48	0.438
8	Pate, Bradley	H7/ Eazy Duzit	15.5	37	0.419
9	Shirey, Anthony	H3/ Brown's Bombers	15.5	38	0.408
10	Hayward, Georgia	H2/ Ballistic Behavior	19.5	48	0.406
11	Larson, Ray	H2/ Ballistic Behavior	18.0	46	0.391
12	Davis, Luke	H3/ Brown's Bombers	15.5	40	0.388
13	Gower, Jeremy	H1/ Dart Buddies	15.5	44	0.352
14	Shepard, Missy	H4/ All About That Bull!	13.5	44	0.307

	Women's Records (# of women by division: A-1, B-4, C-4, D-6, E-3, F-2, G-11, H-19)		ASP	TGP	Ave.
A	-	-	-	-	-
B	Phillips, Julie	B2/ Kiss My…	26.0	42	0.619
C	Preciado, Amanda	C3/ DD 214	26.0	38	0.684
D	Blackwelder, Deboral	D6/ Inglourious Darters	26.5	43	0.616
	Kubel, Nicole	D7/ WINNAU	19.0	38	0.500
E	-	-	-	-	-
F	Graves, Julie	F5/ Bulls Up	14.5	38	0.382
G	Furdon, Jenny	G4/ Old Darting Bastards	11.5	36	0.319
	Hiltbrunner, Sherry	G3/ Irish Ton	9.5	45	0.211
	Boutieller, Tina	G6/ Chalker's Nightmare	7.0	41	0.171
	Wilson, Misty	G1/ Wayne Gretzky	1.0	34	0.029
H	Hayward, Georgia	H2/ Ballistic Behavior	19.5	48	0.406
	Shepard, Missy	H4/ All About That Bull!	13.5	44	0.307
	Voorhees, Cindy	H4/ All About That Bull!	11.0	40	0.275
	Borgna, Denise	H6/ Tips & Shafts	7.0	32	0.219
	Watson, Emily	H1/ Dart Buddies	8.0	37	0.216

Spring 2018 RDL League-Wide Sectional Statistics (ranked by percentage) (FINAL!)

(All statistics are included, as there were no missing scoresheets this season) (Game minimums required for these listings: 6 for all divisions)

	Singles 301 Win Percentage		W	L	%-age
1	Carroll, John	A5/ Darty Minds	11	0	1.000
	Little, Clint	G5/ I'm about to Ton!	11	0	1.000
	Kramer, John	A1/ Element XXX	9	0	1.000
	Baldwin, Randy	D5/ Hump Day!	6	0	1.000
5	Montesi, Chris	E4/ Game of Throws	12	1	0.923
6	Jones, Grey	E2/ Red-eye Rangers	11	1	0.917
7	Limerick, Jeremy	D6/ Inglourious Darters	9	1	0.900
	Heath, John	G7/ Just A Bit Outside	9	1	0.900
	Gould, Craig	H4/ All About That Bull!	9	1	0.900
	Holmes, Joseph	H4/ All About That Bull!	9	1	0.900
11	Musil, Dylan	G4/ Old Darting Bastards	8	1	0.889
12	Elder, Craig	A2/ Appetite for Destruction	7	1	0.875
	Ridenour, Ron	B4/ Thursday's Still Suck	7	1	0.875
	Jarvah, Sean	E7/ Coral Reefers	7	1	0.875
15	Gagner, Chris	G5/ I'm about to Ton!	10	2	0.833
	Shepard, Missy	H4/ All About That Bull!	10	2	0.833
	Joyal, Paul	C1/ The Bunkers	5	1	0.833
18	White, J.J.	B3/ Menace 2 Sobriety	9	2	0.818
	Hartmann, Erin	C1/ The Bunkers	9	2	0.818
	Cannizzaro, Tyler	F7/ Why So Serious?	9	2	0.818
21	Irby, Jason	C5/ Big Bulls	8	2	0.800
	Deemer, Randy	D5/ Hump Day!	8	2	0.800
	Surber, Dave	D6/ Inglourious Darters	8	2	0.800
	Tufillaro, Lou	D7/ WINNAU	8	2	0.800
	Schaefer, John	E3/ Sharky's Machine	8	2	0.800
	Rigert, Joe, Sr.	G1/ Wayne Gretzky	8	2	0.800
27	Mitchell, Sid	A2/ Appetite for Destruction	11	3	0.786
	Phillips, Robbie	A1/ Element XXX	11	3	0.786
29	Iager, John	B7/ Diddle Diddle	7	2	0.778
	Knott, Ryan	B5/ Shooter McGavin	7	2	0.778
	Jur, Jess	C2/ Rif Raf	7	2	0.778
	Borgia, Pete	E3/ Sharky's Machine	7	2	0.778
	Bushman, Brad	F4/ Show Me Your Tips	7	2	0.778
	Cannizzaro, Anthony	F7/ Why So Serious?	7	2	0.778
	Wissinger, Wes	F6/ Walking That Wire	7	2	0.778
36	Terry, Bob	A4/ Lunatic Fringe	9	3	0.750
	Schmaus, Darren	B2/ Kiss My…	9	3	0.750
	Vance, Hugh	B6/ Traveling Beer Bellies	9	3	0.750
	Trefzger, Ken	C4/ One Armed Bandits	9	3	0.750
	Kirkpatrick, Scott	E2/ Red-eye Rangers	9	3	0.750
	Macias, Anthony	E1/ Double In, Stumble Out	9	3	0.750
	Arnold, Jimmy	F5/ Bulls Up	9	3	0.750
	Havens, Matt	F7/ Why So Serious?	9	3	0.750
	Raquet, Mike	F4/ Show Me Your Tips	9	3	0.750
	Haithcock, Lee	H7/ Eazy Duzit	9	3	0.750
	Bradford, David	C2/ Rif Raf	6	2	0.750
	Bradshaw, Rick	C6/ We Be Trippin'	6	2	0.750
	Gilyardi, Ernie	D1/ Garage Inc.	6	2	0.750
	Polites, Tommy	H7/ Eazy Duzit	6	2	0.750
50	Bunn, Tim	A6/ Monkey Business	8	3	0.727
	Johnson, Michael	A2/ Appetite for Destruction	8	3	0.727
	McCartney, Joe	B7/ Diddle Diddle	8	3	0.727
	Fitzgerald, Dennis	C5/ Big Bulls	8	3	0.727
	Wilson, Chris	C6/ We Be Trippin'	8	3	0.727
	Mercer, Dave	E6/ Shark Shooters	8	3	0.727
	Nettesheim, Doug	F3/ Don't Hit The Scorekeep	8	3	0.727
	Updyke, Jerry	G7/ Just A Bit Outside	8	3	0.727
	(ten tied - 2 in A, 1 in D, 3 in E, 1 in F, 2 in G, 1 in H)		5	2	0.714

	Singles Cricket Win Percentage		W	L	%-age
1	Bottomley, Kevin	B4/ Thursday's Still Suck	12	0	1.000
	Jones, Grey	E2/ Red-eye Rangers	12	0	1.000
	Powell, Lee	F4/ Show Me Your Tips	12	0	1.000
	Little, Clint	G5/ I'm about to Ton!	11	0	1.000
	Rigert, Joe, Sr.	G1/ Wayne Gretzky	11	0	1.000
	Heath, John	G7/ Just A Bit Outside	10	0	1.000
	Kramer, John	A1/ Element XXX	9	0	1.000
	Richardson, Shane	C4/ One Armed Bandits	9	0	1.000
	Azevedo, Angelo	D7/ WINNAU	8	0	1.000
	McDole, James	H5/ Chalk It Up	7	0	1.000
11	Johnson, Michael	A2/ Appetite for Destruction	13	1	0.929
	Phillips, Robbie	A1/ Element XXX	13	1	0.929
13	Terry, Bob	A4/ Lunatic Fringe	11	1	0.917
	Rudy, Jeff	E4/ Game of Throws	11	1	0.917
	Simpson, Aden	E1/ Double In, Stumble Out	11	1	0.917
	Blake, Terry	F1/ Sofa Kings	11	1	0.917
17	Butterworth, Jim	F5/ Bulls Up	10	1	0.909
18	Cannizzaro, Anthony	F7/ Why So Serious?	9	1	0.900
	Dehnel, Sebastian	G5/ I'm about to Ton!	9	1	0.900
	Holmes, Joseph	H4/ All About That Bull!	9	1	0.900
21	Stankevich, Scott	A2/ Appetite for Destruction	8	1	0.889
	Jur, Jess	C2/ Rif Raf	8	1	0.889
	White, Jim	C4/ One Armed Bandits	8	1	0.889
	O'Toole, Mike	F5/ Bulls Up	8	1	0.889
	Rossbach, Mark	G3/ Irish Ton	8	1	0.889
26	Elder, Craig	A2/ Appetite for Destruction	7	1	0.875
	Cashin, Jeff	C7/ Pat's Blue Ribbon	7	1	0.875
28	Gorts, Tim	H4/ All About That Bull!	6	1	0.857
	Holland, Tom	H4/ All About That Bull!	6	1	0.857
30	Gaulthier, Kyle	A3/ Triple D Bronze Balls	11	2	0.846
31	Long, Stephen	C3/ DD 214	10	2	0.833
	Trefzger, Ken	C4/ One Armed Bandits	10	2	0.833
	Buckman, David	D3/ Cheap Shots	10	2	0.833
	Gagner, Chris	G5/ I'm about to Ton!	10	2	0.833
	Watson, Jeff, Sr.	H1/ Dart Buddies	10	2	0.833
	Metivier, Sam	G4/ Old Darting Bastards	5	1	0.833
37	McCartney, Joe	B7/ Diddle Diddle	9	2	0.818
	Phillips, Julie	B2/ Kiss My…	9	2	0.818
	Kilsdonk, Kris	D6/ Inglourious Darters	9	2	0.818
	Murphy, James	H3/ Brown's Bombers	9	2	0.818
41	Cusher, Dean	A2/ Appetite for Destruction	8	2	0.800
	Sheer, Andy	B7/ Diddle Diddle	8	2	0.800
	Limerick, Jeremy	D6/ Inglourious Darters	8	2	0.800
	Frederick, Karl	F5/ Bulls Up	8	2	0.800
	Moulden, Jeremy	G6/ Chalker's Nightmare	8	2	0.800
46	Work, Joe	A7/ North Raleigh Alliance	11	3	0.786
47	Bell, Mike	A6/ Monkey Business	7	2	0.778
	Fischlein, Kris	A3/ Triple D Bronze Balls	7	2	0.778
	Rodgers, Trey	B4/ Thursday's Still Suck	7	2	0.778
	Baldwin, Randy	D5/ Hump Day!	7	2	0.778
	Bowman, Merrill	E6/ Shark Shooters	7	2	0.778
	Budd, Shawn	G7/ Just A Bit Outside	7	2	0.778
	Cook, Dan	G7/ Just A Bit Outside	7	2	0.778
	Crowe, Jason	H6/ Tips & Shafts	7	2	0.778
55	Brown, Tom	A1/ Element XXX	10	3	0.769
56	Gallagher, Jim	B7/ Diddle Diddle	9	3	0.750
	Knott, Ronnie	B5/ Shooter McGavin	9	3	0.750
	McWhorter, Mike	C5/ Big Bulls	9	3	0.750
	Tant, J.J.	D4/ Projectile Dysfunction	9	3	0.750
	Bosier, Sean	E5/ Death Throw	9	3	0.750
	Macias, Anthony	E1/ Double In, Stumble Out	9	3	0.750
	Phillips, Britt	H2/ Ballistic Behavior	9	3	0.750
	Young, Mike	H1/ Dart Buddies	9	3	0.750
	(three tied - 1 in B, 1 in E, 1 in G)		6	2	0.750

Spring 2018 RDL League-Wide Sectional Statistics (ranked by percentage) (FINAL!)

(All statistics are included, as there were no missing scoresheets this season) (Game minimums required for these listings: 6 for all divisions)

	Doubles Cricket Win Percentage		W	L	%-age
1	Tan, Wil	A1/ Element XXX	14	0	1.000
	Kilts, Jason	A1/ Element XXX	9	0	1.000
	Bialaszewski, Rich	F4/ Show Me Your Tips	8	0	1.000
	Budd, Shawn	G7/ Just A Bit Outside	8	0	1.000
	Klann, Eric	B2/ Kiss My…	7	0	1.000
6	Brown, Tom	A1/ Element XXX	12	1	0.923
7	Jones, Grey	E2/ Red-eye Rangers	11	1	0.917
	Rudy, Jeff	E4/ Game of Throws	11	1	0.917
9	Casey, Kevin	H3/ Brown's Bombers	10	1	0.909
	Davis, Luke	H3/ Brown's Bombers	10	1	0.909
11	Rodgers, Trey	B4/ Thursday's Still Suck	9	1	0.900
	Murphy, James	H3/ Brown's Bombers	9	1	0.900
13	Kramer, John	A1/ Element XXX	8	1	0.889
	Mozzetti, Tim	A2/ Appetite for Destruction	8	1	0.889
	Rossbach, Mark	G3/ Irish Ton	8	1	0.889
16	Azevedo, Angelo	D7/ WINNAU	7	1	0.875
	Neill, Gregory	H4/ All About That Bull!	7	1	0.875
18	Mitchell, Sid	A2/ Appetite for Destruction	12	2	0.857
	Phillips, Robbie	A1/ Element XXX	12	2	0.857
	Cribbs, Robert	E1/ Double In, Stumble Out	6	1	0.857
	Strickland, Andrew	H3/ Brown's Bombers	6	1	0.857
22	Massengill, Chad	A1/ Element XXX	11	2	0.846
23	Jacobi, Paul	A1/ Element XXX	5	1	0.833
	Smith, Allen	A1/ Element XXX	5	1	0.833
	Bush, Jim	D5/ Hump Day!	5	1	0.833
26	Cusher, Dean	A2/ Appetite for Destruction	9	2	0.818
	Howard, Brian	B5/ Shooter McGavin	9	2	0.818
	Thomas, Joe	C3/ DD 214	9	2	0.818
	Simpson, Aden	E1/ Double In, Stumble Out	9	2	0.818
	Cannizzaro, Anthony	F7/ Why So Serious?	9	2	0.818
	Lalino, Steve	G2/ De Ducks Part Deux	9	2	0.818
	Little, Clint	G5/ I'm about to Ton!	9	2	0.818
	Rigert, Joe, Sr.	G1/ Wayne Gretzky	9	2	0.818
34	Long, Stephen	C3/ DD 214	8	2	0.800
	Kubel, Tom	D7/ WINNAU	8	2	0.800
	Tufillaro, Lou	D7/ WINNAU	8	2	0.800
	Shirey, Anthony	H3/ Brown's Bombers	8	2	0.800
38	Lane, Bob	F4/ Show Me Your Tips	11	3	0.786
39	Richardson, Shane	C4/ One Armed Bandits	7	2	0.778
	Gardner, Kenn	D6/ Inglourious Darters	7	2	0.778
	Surber, Dave	D6/ Inglourious Darters	7	2	0.778
	Dehnel, Sebastian	G5/ I'm about to Ton!	7	2	0.778
	Pate, Bradley	H7/ Eazy Duzit	7	2	0.778
44	Bottomley, Kevin	B4/ Thursday's Still Suck	9	3	0.750
	Murphy, Phil	C4/ One Armed Bandits	9	3	0.750
	Lueneburg, Randy	D7/ WINNAU	9	3	0.750
	Macias, Anthony	E1/ Double In, Stumble Out	9	3	0.750
	Simpson, David	E1/ Double In, Stumble Out	9	3	0.750
	Smelik, Pat	E4/ Game of Throws	9	3	0.750
	Blake, Terry	F1/ Sofa Kings	9	3	0.750
	Powell, Lee	F4/ Show Me Your Tips	9	3	0.750
	Ellis, Tim	G2/ De Ducks Part Deux	9	3	0.750
	Tompkins, Charles	G6/ Chalker's Nightmare	9	3	0.750
	Hayward, Simon	H2/ Ballistic Behavior	9	3	0.750
	Elder, Craig	A2/ Appetite for Destruction	6	2	0.750
	Seward, Mike	A2/ Appetite for Destruction	6	2	0.750
	Welborn, Tim	D3/ Cheap Shots	6	2	0.750
	Yang, Rob	D2/ Stick a Cork In It!	6	2	0.750
	Whitley, Brian	G7/ Just A Bit Outside	6	2	0.750
	Gould, Craig	H4/ All About That Bull!	6	2	0.750
61	(Six tied - 1 in C, 1 in E, 2 in F, 1 in G, 1 in H)		8	3	0.727

	Doubles 501 Win Percentage		W	L	%-age
1	Holland, Tom	H4/ All About That Bull!	7	0	1.000
2	Kirkpatrick, Scott	E2/ Red-eye Rangers	11	1	0.917
	Murphy, Tom	F4/ Show Me Your Tips	11	1	0.917
4	Trefzger, Ken	C4/ One Armed Bandits	10	1	0.909
	Clark, Dan	D4/ Projectile Dysfunction	10	1	0.909
	Bowser, Brian	G3/ Irish Ton	10	1	0.909
7	Lane, Bob	F4/ Show Me Your Tips	9	1	0.900
8	Bialaszewski, Rich	F4/ Show Me Your Tips	8	1	0.889
9	Citrak, Sheldon	C6/ We Be Trippin'	7	1	0.875
	Joyal, Paul	C1/ The Bunkers	7	1	0.875
	Thompson, Barry, Jr.	H5/ Chalk It Up	7	1	0.875
12	Raquet, Mike	F4/ Show Me Your Tips	12	2	0.857
	Jarvah, Sean	E7/ Coral Reefers	6	1	0.857
	Smith, Van	E7/ Coral Reefers	6	1	0.857
	Cook, Dan	G7/ Just A Bit Outside	6	1	0.857
	Harris, Layne	H7/ Eazy Duzit	6	1	0.857
17	Powell, Lee	F4/ Show Me Your Tips	10	2	0.833
	Smith, Allen	A1/ Element XXX	5	1	0.833
	Brody, Kevin	C3/ DD 214	5	1	0.833
	Fournier, Chris	F4/ Show Me Your Tips	5	1	0.833
	Strickland, Andrew	H3/ Brown's Bombers	5	1	0.833
	Uvino, Chris	H5/ Chalk It Up	5	1	0.833
23	Johnson, Michael	A2/ Appetite for Destruction	9	2	0.818
	Caldwell, Greg	C4/ One Armed Bandits	9	2	0.818
25	Carroll, John	A5/ Darty Minds	8	2	0.800
	Snyder, Mike	B7/ Diddle Diddle	8	2	0.800
	Little, Clint	G5/ I'm about to Ton!	8	2	0.800
	Perkins, Heath	G3/ Irish Ton	8	2	0.800
	McNamara, Ken	H5/ Chalk It Up	8	2	0.800
30	Phillips, Robbie	A1/ Element XXX	11	3	0.786
31	Bakowski, Adam	A4/ Lunatic Fringe	7	2	0.778
	Winters, Tom	B7/ Diddle Diddle	7	2	0.778
	McEwen, William	D5/ Hump Day!	7	2	0.778
	Rossbach, Mark	G3/ Irish Ton	7	2	0.778
35	Cominole, Jeremy	G3/ Irish Ton	10	3	0.769
36	Gaglione, Joe	A2/ Appetite for Destruction	9	3	0.750
	Gallagher, Jim	B7/ Diddle Diddle	9	3	0.750
	Ball, Pat	G6/ Chalker's Nightmare	9	3	0.750
	Gaines, Bryan	G1/ Wayne Gretzky	9	3	0.750
	Haithcock, Lee	H7/ Eazy Duzit	9	3	0.750
	Elder, Craig	A2/ Appetite for Destruction	6	2	0.750
	Jur, Jess	C2/ Rif Raf	6	2	0.750
	Richardson, Shane	C4/ One Armed Bandits	6	2	0.750
	Azevedo, Angelo	D7/ WINNAU	6	2	0.750
	Williams, Denny	D1/ Garage Inc.	6	2	0.750
	Yang, Rob	D2/ Stick a Cork In It!	6	2	0.750
	Frederick, Karl	F5/ Bulls Up	6	2	0.750
	Morlando, Jim	H5/ Chalk It Up	6	2	0.750
49	Gelberg, Dave	A4/ Lunatic Fringe	8	3	0.727
	Murphy, Phil	C4/ One Armed Bandits	8	3	0.727
	Tant, J.J.	D4/ Projectile Dysfunction	8	3	0.727
	Raper, Jeromie	E2/ Red-eye Rangers	8	3	0.727
	Rigert, Joe, Sr.	G1/ Wayne Gretzky	8	3	0.727
	Casey, Kevin	H3/ Brown's Bombers	8	3	0.727
55	Anderson, Ryan	A3/ Triple D Bronze Balls	5	2	0.714
	Litzsinger, Mike	B7/ Diddle Diddle	5	2	0.714
	Sheer, Andy	B7/ Diddle Diddle	5	2	0.714
	Fournier, Jeff	C3/ DD 214	5	2	0.714
	Reece, Robert	D1/ Garage Inc.	5	2	0.714
	Roberts, Mike	D7/ WINNAU	5	2	0.714
	Emerton, Eric	F2/ Philthy Coaching	5	2	0.714
62	(Nine tied - 2 in A, 1 in C, 1 in D, 1 in E, 1 in F, 2 in G, 1 in H)		7	3	0.700

Spring 2018 RDL Top Singles, Doubles Win Percentages (League-wide) (FINAL!)

(There are no missing statistics, as all scoresheets from the entire season have been received.)

(Game minimums required for these listings: 15 for team H3; 16 for all B/C/D/E/F/G division teams and teams H1-H2 and H4-H7; 19 for all A division teams)

	Singles Win Percentage		W	L	%-age
1	Little, Clint	G5/ I'm about to Ton!	22	0	1.000
2	Jones, Grey	E2/ Red-eye Rangers	23	1	0.958
3	Heath, John	G7/ Just A Bit Outside	19	1	0.950
4	Rigert, Joe, Sr.	G1/ Wayne Gretzky	19	2	0.905
5	Holmes, Joseph	H4/ All About That Bull!	18	2	0.900
6	Carroll, John	A5/ Darty Minds	19	3	0.864
7	Phillips, Robbie	A1/ Element XXX	24	4	0.857
8	Limerick, Jeremy	D6/ Inglourious Darters	17	3	0.850
9	Cannizzaro, Anthony	F7/ Why So Serious?	16	3	0.842
10	Johnson, Michael	A2/ Appetite for Destruction	21	4	0.840
11	Terry, Bob	A4/ Lunatic Fringe	20	4	0.833
	Gagner, Chris	G5/ I'm about to Ton!	20	4	0.833
	Jur, Jess	C2/ Rif Raf	15	3	0.833
	Butterworth, Jim	F5/ Bulls Up	15	3	0.833
15	Trefzger, Ken	C4/ One Armed Bandits	19	5	0.792
	Blake, Terry	F1/ Sofa Kings	19	5	0.792
17	McCartney, Joe	B7/ Diddle Diddle	17	5	0.773
18	Gaulthier, Kyle	A3/ Triple D Bronze Balls	20	6	0.769
19	Schaefer, John	E3/ Sharky's Machine	16	5	0.762
20	Mitchell, Sid	A2/ Appetite for Destruction	21	7	0.750
	Macias, Anthony	E1/ Double In, Stumble Out	18	6	0.750
	Powell, Lee	F4/ Show Me Your Tips	18	6	0.750
	Watson, Jeff, Sr.	H1/ Dart Buddies	18	6	0.750
	Irby, Jason	C5/ Big Bulls	15	5	0.750
	Surber, Dave	D6/ Inglourious Darters	15	5	0.750
	Tufillaro, Lou	D7/ WINNAU	15	5	0.750
	Dehnel, Sebastian	G5/ I'm about to Ton!	15	5	0.750
	Iager, John	B7/ Diddle Diddle	12	4	0.750
	Metivier, Sam	G4/ Old Darting Bastards	12	4	0.750
30	Vance, Hugh	B6/ Traveling Beer Bellies	17	6	0.739
	Long, Stephen	C3/ DD 214	17	6	0.739
32	O'Toole, Mike	F5/ Bulls Up	14	5	0.737
	Gould, Craig	H4/ All About That Bull!	14	5	0.737
34	Brown, Tom	A1/ Element XXX	19	7	0.731
35	White, J.J.	B3/ Menace 2 Sobriety	16	6	0.727
	Mercer, Dave	E6/ Shark Shooters	16	6	0.727
	Cannizzaro, Tyler	F7/ Why So Serious?	16	6	0.727
	Shepard, Missy	H4/ All About That Bull!	16	6	0.727
39	Richardson, Shane	C4/ One Armed Bandits	13	5	0.722
	White, Jim	C4/ One Armed Bandits	13	5	0.722
	Bushman, Brad	F4/ Show Me Your Tips	13	5	0.722
	Frederick, Karl	F5/ Bulls Up	13	5	0.722
	Musil, Dylan	G4/ Old Darting Bastards	13	5	0.722
	Rossbach, Mark	G3/ Irish Ton	13	5	0.722
	Crowe, Jason	H6/ Tips & Shafts	13	5	0.722
46	Montesi, Chris	E4/ Game of Throws	18	7	0.720
47	Knott, Ronnie	B5/ Shooter McGavin	17	7	0.708
	Rudy, Jeff	E4/ Game of Throws	17	7	0.708
	Simpson, Aden	E1/ Double In, Stumble Out	17	7	0.708
	Haithcock, Lee	H7/ Eazy Duzit	17	7	0.708
51	Bradford, David	C2/ Rif Raf	12	5	0.706
	Gilyardi, Ernie	D1/ Garage Inc.	12	5	0.706
	Welborn, Tim	D3/ Cheap Shots	12	5	0.706
	Millius, Mike	G4/ Old Darting Bastards	12	5	0.706
	Polites, Tommy	H7/ Eazy Duzit	12	5	0.706
56	Kilsdonk, Kris	D6/ Inglourious Darters	16	7	0.696
57	Massengill, Chad	A1/ Element XXX	18	8	0.692
58	Lane, Bob	F4/ Show Me Your Tips	13	6	0.684
	McNamara, Ken	H5/ Chalk It Up	13	6	0.684
60	Gallagher, Jim	B7/ Diddle Diddle	15	7	0.682
	Phillips, Julie	B2/ Kiss My…	15	7	0.682
	Krestalude, Andy	C1/ The Bunkers	15	7	0.682
	Wilson, Chris	C6/ We Be Trippin'	15	7	0.682
	Murphy, James	H3/ Brown's Bombers	15	7	0.682
65	Work, Joe	A7/ North Raleigh Alliance	19	9	0.679

	Doubles Win Percentage		W	L	%-age
1	Bialaszewski, Rich	F4/ Show Me Your Tips	16	1	0.941
2	Lane, Bob	F4/ Show Me Your Tips	20	4	0.833
	Rossbach, Mark	G3/ Irish Ton	15	3	0.833
4	Phillips, Robbie	A1/ Element XXX	23	5	0.821
	Tan, Wil	A1/ Element XXX	23	5	0.821
6	Bowser, Brian	G3/ Irish Ton	18	4	0.818
	Casey, Kevin	H3/ Brown's Bombers	18	4	0.818
8	Azevedo, Angelo	D7/ WINNAU	13	3	0.813
9	Little, Clint	G5/ I'm about to Ton!	17	4	0.810
10	Davis, Luke	H3/ Brown's Bombers	16	4	0.800
	Murphy, James	H3/ Brown's Bombers	16	4	0.800
12	Kirkpatrick, Scott	E2/ Red-eye Rangers	19	5	0.792
	Rudy, Jeff	E4/ Game of Throws	19	5	0.792
	Powell, Lee	F4/ Show Me Your Tips	19	5	0.792
15	Mozzetti, Tim	A2/ Appetite for Destruction	15	4	0.789
16	Trefzger, Ken	C4/ One Armed Bandits	18	5	0.783
17	Mitchell, Sid	A2/ Appetite for Destruction	21	6	0.778
	Raquet, Mike	F4/ Show Me Your Tips	21	6	0.778
19	Rigert, Joe, Sr.	G1/ Wayne Gretzky	17	5	0.773
20	Richardson, Shane	C4/ One Armed Bandits	13	4	0.765
21	Thomas, Joe	C3/ DD 214	16	5	0.762
22	Johnson, Michael	A2/ Appetite for Destruction	18	6	0.750
	Yang, Rob	D2/ Stick a Cork In It!	12	4	0.750
	Neill, Gregory	H4/ All About That Bull!	12	4	0.750
25	Murphy, Phil	C4/ One Armed Bandits	17	6	0.739
26	Cusher, Dean	A2/ Appetite for Destruction	14	5	0.737
27	Howard, Brian	B5/ Shooter McGavin	16	6	0.727
	Caldwell, Greg	C4/ One Armed Bandits	16	6	0.727
29	Rodgers, Trey	B4/ Thursday's Still Suck	13	5	0.722
	Budd, Shawn	G7/ Just A Bit Outside	13	5	0.722
	Dehnel, Sebastian	G5/ I'm about to Ton!	13	5	0.722
32	Cominole, Jeremy	G3/ Irish Ton	18	7	0.720
33	Brown, Tom	A1/ Element XXX	17	7	0.708
	Gallagher, Jim	B7/ Diddle Diddle	17	7	0.708
	Lueneburg, Randy	D7/ WINNAU	17	7	0.708
	Jones, Grey	E2/ Red-eye Rangers	17	7	0.708
	Tompkins, Charles	G6/ Chalker's Nightmare	17	7	0.708
	Haithcock, Lee	H7/ Eazy Duzit	17	7	0.708
39	Jur, Jess	C2/ Rif Raf	12	5	0.706
40	Perkins, Heath	G3/ Irish Ton	14	6	0.700
41	Raper, Jeromie	E2/ Red-eye Rangers	16	7	0.696
42	Blake, Terry	F1/ Sofa Kings	18	8	0.692
43	Citrak, Sheldon	C6/ We Be Trippin'	11	5	0.688
44	Seward, Mike	A2/ Appetite for Destruction	13	6	0.684
	Surber, Dave	D6/ Inglourious Darters	13	6	0.684
46	Butterworth, Jim	F5/ Bulls Up	15	7	0.682
	Murphy, Tom	F4/ Show Me Your Tips	15	7	0.682
48	Knott, Ronnie	B5/ Shooter McGavin	16	8	0.667
	Simpson, David	E1/ Double In, Stumble Out	16	8	0.667
	Long, Stephen	C3/ DD 214	14	7	0.667
	Jeffcoat, Angela	D2/ Stick a Cork In It!	14	7	0.667
	Kubel, Tom	D7/ WINNAU	14	7	0.667
	Frederick, Karl	F5/ Bulls Up	12	6	0.667
	Pate, Bradley	H7/ Eazy Duzit	12	6	0.667
	Shirey, Anthony	H3/ Brown's Bombers	12	6	0.667
56	Massengill, Chad	A1/ Element XXX	17	9	0.654
	Ellis, Tim	G2/ De Ducks Part Deux	17	9	0.654
58	Mays, John	B1/ Nine Lives	15	8	0.652
	Martin, David	C2/ Rif Raf	15	8	0.652
	Simpson, Aden	E1/ Double In, Stumble Out	15	8	0.652
61	Gaglione, Joe	A2/ Appetite for Destruction	13	7	0.650
	Bordeau, Eric	E4/ Game of Throws	13	7	0.650
63	(four tied - 2 in C, 1 in D, 1 in H)		11	6	0.647

Spring 2018 RDL Top Singles+Doubles Win %-ages, All-Star Point Aves. (League-wide) (FINAL!)

(There are no missing statistics, as all scoresheets from the entire season have been received.)

(Game minimums required for these listings: 30 for team H3; 32 for all B/C/D/E/F/G division teams and teams H1-H2 and H4-H7; 37 for all A division teams)

	Singles+Doubles Win Percentages		W	L	%-age
1	Little, Clint	G5/ I'm about to Ton!	39	4	0.907
2	Heath, John	G7/ Just A Bit Outside	30	5	0.857
3	Phillips, Robbie	A1/ Element XXX	47	9	0.839
4	Rigert, Joe, Sr.	G1/ Wayne Gretzky	36	7	0.837
5	Jones, Grey	E2/ Red-eye Rangers	40	8	0.833
6	Johnson, Michael	A2/ Appetite for Destruction	39	10	0.796
7	Trefzger, Ken	C4/ One Armed Bandits	37	10	0.787
8	Rossbach, Mark	G3/ Irish Ton	28	8	0.778
9	Jur, Jess	C2/ Rif Raf	27	8	0.771
10	Powell, Lee	F4/ Show Me Your Tips	37	11	0.771
11	Lane, Bob	F4/ Show Me Your Tips	33	10	0.767
12	Mitchell, Sid	A2/ Appetite for Destruction	42	13	0.764
13	Rudy, Jeff	E4/ Game of Throws	36	12	0.750
	Butterworth, Jim	F5/ Bulls Up	30	10	0.750
	Holmes, Joseph	H4/ All About That Bull!	30	10	0.750
16	Richardson, Shane	C4/ One Armed Bandits	26	9	0.743
17	Blake, Terry	F1/ Sofa Kings	37	13	0.740
18	Casey, Kevin	H3/ Brown's Bombers	31	11	0.738
	Murphy, James	H3/ Brown's Bombers	31	11	0.738
20	Dehnel, Sebastian	G5/ I'm about to Ton!	28	10	0.737
21	Gagner, Chris	G5/ I'm about to Ton!	33	12	0.733
22	Limerick, Jeremy	D6/ Inglourious Darters	27	10	0.730
23	Raquet, Mike	F4/ Show Me Your Tips	37	14	0.725
24	Brown, Tom	A1/ Element XXX	36	14	0.720
25	Surber, Dave	D6/ Inglourious Darters	28	11	0.718
26	Haithcock, Lee	H7/ Eazy Duzit	34	14	0.708
27	Long, Stephen	C3/ DD 214	31	13	0.705
28	Terry, Bob	A4/ Lunatic Fringe	33	14	0.702
29	Carroll, John	A5/ Darty Minds	30	13	0.698
	McCartney, Joe	B7/ Diddle Diddle	30	13	0.698
31	Gallagher, Jim	B7/ Diddle Diddle	32	14	0.696
32	Rodgers, Trey	B4/ Thursday's Still Suck	25	11	0.694
	Bialaszewski, Rich	F4/ Show Me Your Tips	25	11	0.694
	Frederick, Karl	F5/ Bulls Up	25	11	0.694
35	Cominole, Jeremy	G3/ Irish Ton	34	15	0.694
36	Thomas, Joe	C3/ DD 214	27	12	0.692
37	Knott, Ronnie	B5/ Shooter McGavin	33	15	0.688
	Kirkpatrick, Scott	E2/ Red-eye Rangers	33	15	0.688
	Macias, Anthony	E1/ Double In, Stumble Out	33	15	0.688
40	Cusher, Dean	A2/ Appetite for Destruction	28	13	0.683
	Cannizzaro, Anthony	F7/ Why So Serious?	28	13	0.683
42	Simpson, Aden	E1/ Double In, Stumble Out	32	15	0.681
43	Gilyardi, Ernie	D1/ Garage Inc.	23	11	0.676
	Musil, Dylan	G4/ Old Darting Bastards	23	11	0.676
45	Lueneburg, Randy	D7/ WINNAU	31	15	0.674
46	Massengill, Chad	A1/ Element XXX	35	17	0.673
47	Budd, Shawn	G7/ Just A Bit Outside	26	13	0.667
	Bushman, Brad	F4/ Show Me Your Tips	24	12	0.667
	O'Toole, Mike	F5/ Bulls Up	24	12	0.667
50	Bowser, Brian	G3/ Irish Ton	29	15	0.659
51	Gaglione, Joe	A2/ Appetite for Destruction	25	13	0.658
	McNamara, Ken	H5/ Chalk It Up	25	13	0.658
53	Baldwin, Randy	D5/ Hump Day!	21	11	0.656
54	Davis, Luke	H3/ Brown's Bombers	26	14	0.650
55	Gaulthier, Kyle	A3/ Triple D Bronze Balls	35	19	0.648
56	Ellis, Tim	G2/ De Ducks Part Deux	33	18	0.647
	Welborn, Tim	D3/ Cheap Shots	22	12	0.647
58	Schaefer, John	E3/ Sharky's Machine	27	15	0.643
59	Gould, Craig	H4/ All About That Bull!	23	13	0.639
60	Murphy, Phil	C4/ One Armed Bandits	30	17	0.638
	Alvord, David	D2/ Stick a Cork In It!	30	17	0.638
	Simpson, David	E1/ Double In, Stumble Out	30	17	0.638
63	Tan, Wil	A1/ Element XXX	35	20	0.636
	Bradford, David	C2/ Rif Raf	21	12	0.636
	Polites, Tommy	H7/ Eazy Duzit	21	12	0.636

	All-Star Point Averages		ASP	TGP	Ave.
1	Phillips, Robbie	A1/ Element XXX	121.0	56	2.161
2	Massengill, Chad	A1/ Element XXX	82.5	52	1.587
3	Johnson, Michael	A2/ Appetite for Destruction	77.0	49	1.571
4	Carroll, John	A5/ Darty Minds	65.0	43	1.512
5	Gaulthier, Kyle	A3/ Triple D Bronze Balls	81.5	54	1.509
	Work, Joe	A7/ North Raleigh Alliance	81.5	54	1.509
7	Cusher, Dean	A2/ Appetite for Destruction	61.5	41	1.500
8	Tan, Wil	A1/ Element XXX	79.0	55	1.436
9	Mitchell, Sid	A2/ Appetite for Destruction	77.0	55	1.400
10	Bennett, Will	A8/ Dartistic Pursuits	74.0	54	1.370
11	Brown, Tom	A1/ Element XXX	68.5	50	1.370
12	Foushee, Kevin	A5/ Darty Minds	73.0	55	1.327
13	Bunn, Tim	A6/ Monkey Business	61.0	49	1.245
14	Persson, Kenny	A3/ Triple D Bronze Balls	55.0	46	1.196
15	Stewart, Pete	A5/ Darty Minds	65.0	56	1.161
16	Gelberg, Dave	A4/ Lunatic Fringe	51.5	47	1.096
17	Gibbs, Keith	A6/ Monkey Business	50.0	46	1.087
18	Jones, Grey	E2/ Red-eye Rangers	49.5	48	1.031
19	Terry, Bob	A4/ Lunatic Fringe	48.0	47	1.021
20	Limerick, Jeremy	D6/ Inglourious Darters	36.5	37	0.986
21	Powell, Lee	F4/ Show Me Your Tips	46.0	48	0.958
22	Eason, Joel	A4/ Lunatic Fringe	40.0	42	0.952
23	Merkle, Patrick	A8/ Dartistic Pursuits	52.0	56	0.929
24	Hindle, Mikey	D3/ Cheap Shots	43.5	47	0.926
25	Stankevich, Scott	A2/ Appetite for Destruction	37.0	40	0.925
26	Crowe, Jason	H6/ Tips & Shafts	31.0	34	0.912
27	Vance, Hugh	B6/ Traveling Beer Bellies	40.5	45	0.900
28	Coe, Jason	A6/ Monkey Business	44.5	51	0.873
29	Cannizzaro, Anthony	F7/ Why So Serious?	35.5	41	0.866
30	Huffman, David	A7/ North Raleigh Alliance	46.5	55	0.845
31	Jeffreys, Lee	A4/ Lunatic Fringe	37.5	45	0.833
32	Reygers, Jeff	A3/ Triple D Bronze Balls	39.0	47	0.830
33	Deemer, Randy	D5/ Hump Day!	34.0	41	0.829
34	Bottomley, Kevin	B4/ Thursday's Still Suck	35.0	43	0.814
35	Wall, Keith	A6/ Monkey Business	39.5	49	0.806
36	Bosier, Sean	E5/ Death Throw	38.5	48	0.802
37	Reitano, Sal	A5/ Darty Minds	39.5	50	0.790
38	Trefzger, Ken	C4/ One Armed Bandits	37.0	47	0.787
39	Heath, John	G7/ Just A Bit Outside	27.5	35	0.786
40	Alvord, David	D2/ Stick a Cork In It!	36.5	47	0.777
41	Surber, Dave	D6/ Inglourious Darters	30.0	39	0.769
42	Gilyardi, Ernie	D1/ Garage Inc.	26.0	34	0.765
43	Gaglione, Joe	A2/ Appetite for Destruction	29.0	38	0.763
44	Keller, Tony	A3/ Triple D Bronze Balls	32.0	43	0.744
45	Jur, Jess	C2/ Rif Raf	26.0	35	0.743
46	Zawrotniak, Joe	A4/ Lunatic Fringe	31.0	43	0.721
	Dean, Jay	B6/ Traveling Beer Bellies	31.0	43	0.721
48	Rudy, Jeff	E4/ Game of Throws	34.5	48	0.719
49	Ridgeway, Matt	D6/ Inglourious Darters	23.5	33	0.712
50	O'Toole, Mike	F5/ Bulls Up	25.5	36	0.708
51	Hall, Josh	D3/ Cheap Shots	31.5	45	0.700
52	Rodgers, Trey	B4/ Thursday's Still Suck	25.0	36	0.694
53	Simpson, David	E1/ Double In, Stumble Out	32.5	47	0.692
54	Clark, Dan	D4/ Projectile Dysfunction	32.5	47	0.691
55	Blake, Terry	F1/ Sofa Kings	34.5	50	0.690
56	Preciado, Amanda	C3/ DD 214	26.0	38	0.684
57	Murphy, Phil	C4/ One Armed Bandits	32.0	47	0.681
58	Bushman, Brad	F4/ Show Me Your Tips	24.5	36	0.681
59	Baldwin, Randy	D5/ Hump Day!	21.5	32	0.672
60	Massengill, Randy	A6/ Monkey Business	25.5	38	0.671
61	White, J.J.	B3/ Menace 2 Sobriety	29.0	44	0.659
62	Gallagher, Jim	B7/ Diddle Diddle	30.0	46	0.652
63	Richardson, Shane	C4/ One Armed Bandits	22.5	35	0.643
64	Smith, Brian	D4/ Projectile Dysfunction	27.5	43	0.640
	Little, Clint	G5/ I'm about to Ton!	27.5	43	0.640

Spring 2018 RDL Singles, Doubles Win Percentages (by team) (FINAL!)

(All statistics are included, as there were no missing scoresheets this season)

Singles Win Percentages

		W	L	%-age
1	A2/ Appetite for Destruction	117	51	0.696
2	H4/ All About That Bull!	96	48	0.667
3	A1/ Element XXX	108	60	0.643
4	D6/ Inglourious Darters	89	55	0.618
	G5/ I'm about to Ton!	89	55	0.618
6	F4/ Show Me Your Tips	87	57	0.604
7	F5/ Bulls Up	85	59	0.590
8	G4/ Old Darting Bastards	84	60	0.583
9	B7/ Diddle Diddle	83	61	0.576
	D3/ Cheap Shots	83	61	0.576
	E1/ Double In, Stumble Out	83	61	0.576
12	C3/ DD 214	81	63	0.563
13	E4/ Game of Throws	80	64	0.556
14	G7/ Just A Bit Outside	79	65	0.549
15	C1/ The Bunkers	78	66	0.542
	F7/ Why So Serious?	78	66	0.542
17	B2/ Kiss My…	77	67	0.535
	E3/ Sharky's Machine	77	67	0.535
	G6/ Chalker's Nightmare	77	67	0.535
	H1/ Dart Buddies	77	67	0.535
21	E2/ Red-eye Rangers	76	68	0.528
22	H3/ Brown's Bombers	69	63	0.523
23	B4/ Thursday's Still Suck	75	69	0.521
	C4/ One Armed Bandits	75	69	0.521
	F6/ Walking That Wire	75	69	0.521
	H7/ Eazy Duzit	75	69	0.521
27	A3/ Triple D Bronze Balls	86	82	0.512
28	C5/ Big Bulls	72	72	0.500
	D7/ WINNAU	72	72	0.500
30	C2/ Rif Raf	70	74	0.486
	C6/ We Be Trippin'	70	74	0.486
32	A6/ Monkey Business	81	87	0.482
33	D1/ Garage Inc.	69	75	0.479
34	B1/ Nine Lives	68	74	0.479
	B6/ Traveling Beer Bellies	68	74	0.479
36	B5/ Shooter McGavin	67	77	0.465
	D5/ Hump Day!	67	77	0.465
	H2/ Ballistic Behavior	67	77	0.465
39	A5/ Darty Minds	77	91	0.458
40	B3/ Menace 2 Sobriety	64	80	0.444
	E7/ Coral Reefers	64	80	0.444
	F1/ Sofa Kings	64	80	0.444
	G3/ Irish Ton	64	80	0.444
44	D4/ Projectile Dysfunction	63	81	0.438
45	A7/ North Raleigh Alliance	73	95	0.435
46	E5/ Death Throw	62	82	0.431
	E6/ Shark Shooters	62	82	0.431
	F3/ Don't Hit The Scorekeeper	62	82	0.431
49	D2/ Stick a Cork In It!	61	83	0.424
50	A4/ Lunatic Fringe	71	97	0.423
51	H5/ Chalk It Up	55	77	0.417
52	G2/ De Ducks Part Deux	57	87	0.396
53	C7/ Pat's Blue Ribbon	50	82	0.379
54	G1/ Wayne Gretzky	54	90	0.375
55	F2/ Philthy Coaching	53	91	0.368
	H6/ Tips & Shafts	53	91	0.368
57	A8/ Dartistic Pursuits	59	109	0.351

Doubles Win Percentages

		W	L	%-age
1	F4/ Show Me Your Tips	55	17	0.764
2	A1/ Element XXX	63	21	0.750
3	A2/ Appetite for Destruction	61	23	0.726
4	B7/ Diddle Diddle	47	25	0.653
5	H3/ Brown's Bombers	43	23	0.652
6	G5/ I'm about to Ton!	45	27	0.625
7	E4/ Game of Throws	44	28	0.611
	G3/ Irish Ton	44	28	0.611
9	E1/ Double In, Stumble Out	43	29	0.597
	E2/ Red-eye Rangers	43	29	0.597
11	C4/ One Armed Bandits	42	30	0.583
12	C2/ Rif Raf	41	31	0.569
	D7/ WINNAU	41	31	0.569
14	B1/ Nine Lives	39	33	0.542
	C3/ DD 214	39	33	0.542
	F5/ Bulls Up	39	33	0.542
	H2/ Ballistic Behavior	39	33	0.542
18	H5/ Chalk It Up	35	31	0.530
19	H7/ Eazy Duzit	38	34	0.528
20	E3/ Sharky's Machine	37	35	0.514
	H4/ All About That Bull!	37	35	0.514
22	B5/ Shooter McGavin	36	36	0.500
	D2/ Stick a Cork In It!	36	36	0.500
	D4/ Projectile Dysfunction	36	36	0.500
	D6/ Inglourious Darters	36	36	0.500
	G1/ Wayne Gretzky	36	36	0.500
	G7/ Just A Bit Outside	36	36	0.500
28	C6/ We Be Trippin'	35	37	0.486
	D1/ Garage Inc.	35	37	0.486
	F1/ Sofa Kings	35	37	0.486
31	A4/ Lunatic Fringe	40	44	0.476
32	C1/ The Bunkers	34	38	0.472
	D3/ Cheap Shots	34	38	0.472
	D5/ Hump Day!	34	38	0.472
	F7/ Why So Serious?	34	38	0.472
36	B2/ Kiss My…	33	39	0.458
	B4/ Thursday's Still Suck	33	39	0.458
38	C7/ Pat's Blue Ribbon	30	36	0.455
39	A6/ Monkey Business	38	46	0.452
40	B3/ Menace 2 Sobriety	32	40	0.444
	B6/ Traveling Beer Bellies	32	40	0.444
	G4/ Old Darting Bastards	32	40	0.444
	G6/ Chalker's Nightmare	32	40	0.444
44	A5/ Darty Minds	37	47	0.440
45	E7/ Coral Reefers	31	41	0.431
46	A3/ Triple D Bronze Balls	36	48	0.429
47	C5/ Big Bulls	30	42	0.417
	E5/ Death Throw	30	42	0.417
	F3/ Don't Hit The Scorekeeper	30	42	0.417
	F6/ Walking That Wire	30	42	0.417
51	F2/ Philthy Coaching	29	43	0.403
52	H1/ Dart Buddies	28	44	0.389
53	G2/ De Ducks Part Deux	27	45	0.375
54	A7/ North Raleigh Alliance	31	53	0.369
55	H6/ Tips & Shafts	26	46	0.361
56	A8/ Dartistic Pursuits	30	54	0.357
57	E6/ Shark Shooters	24	48	0.333

Spring 2018 RDL Singles+Doubles Win %-ages, All-Star Point Aves. (by team) (FINAL!)

(All statistics are included, as there were no missing scoresheets this season)

Singles+Doubles Win Percentages

		W	L	%-age
1	A2/ Appetite for Destruction	239	97	0.711
2	A1/ Element XXX	234	102	0.696
3	F4/ Show Me Your Tips	197	91	0.684
4	G5/ I'm about to Ton!	179	109	0.622
5	B7/ Diddle Diddle	177	111	0.615
6	H4/ All About That Bull!	170	118	0.590
7	H3/ Brown's Bombers	155	109	0.587
8	E1/ Double In, Stumble Out	169	119	0.587
9	E4/ Game of Throws	168	120	0.583
10	F5/ Bulls Up	163	125	0.566
11	E2/ Red-eye Rangers	162	126	0.563
12	D6/ Inglourious Darters	161	127	0.559
13	C3/ DD 214	159	129	0.552
	C4/ One Armed Bandits	159	129	0.552
15	D7/ WINNAU	154	134	0.535
16	C2/ Rif Raf	152	136	0.528
	G3/ Irish Ton	152	136	0.528
18	D3/ Cheap Shots	151	137	0.524
	E3/ Sharky's Machine	151	137	0.524
	G7/ Just A Bit Outside	151	137	0.524
	H7/ Eazy Duzit	151	137	0.524
22	G4/ Old Darting Bastards	148	140	0.514
23	B1/ Nine Lives	146	140	0.510
24	C1/ The Bunkers	146	142	0.507
	F7/ Why So Serious?	146	142	0.507
26	H2/ Ballistic Behavior	145	143	0.503
27	B2/ Kiss My…	143	145	0.497
28	B4/ Thursday's Still Suck	141	147	0.490
	G6/ Chalker's Nightmare	141	147	0.490
30	C6/ We Be Trippin'	140	148	0.486
31	B5/ Shooter McGavin	139	149	0.483
	D1/ Garage Inc.	139	149	0.483
33	H5/ Chalk It Up	125	139	0.473
34	A3/ Triple D Bronze Balls	158	178	0.470
35	D4/ Projectile Dysfunction	135	153	0.469
	D5/ Hump Day!	135	153	0.469
	F6/ Walking That Wire	135	153	0.469
38	A6/ Monkey Business	157	179	0.467
39	F1/ Sofa Kings	134	154	0.465
40	D2/ Stick a Cork In It!	133	155	0.462
	H1/ Dart Buddies	133	155	0.462
42	B6/ Traveling Beer Bellies	132	154	0.462
43	C5/ Big Bulls	132	156	0.458
44	A4/ Lunatic Fringe	151	185	0.449
	A5/ Darty Minds	151	185	0.449
46	B3/ Menace 2 Sobriety	128	160	0.444
47	E7/ Coral Reefers	126	162	0.438
	G1/ Wayne Gretzky	126	162	0.438
49	E5/ Death Throw	122	166	0.424
	F3/ Don't Hit The Scorekeeper	122	166	0.424
51	C7/ Pat's Blue Ribbon	110	154	0.417
52	A7/ North Raleigh Alliance	135	201	0.402
53	F2/ Philthy Coaching	111	177	0.385
	G2/ De Ducks Part Deux	111	177	0.385
55	E6/ Shark Shooters	110	178	0.382
56	H6/ Tips & Shafts	105	183	0.365
57	A8/ Dartistic Pursuits	119	217	0.354

All-Star Point Averages

		ASP	TGP	Ave.
1	A1/ Element XXX	492.5	336	1.466
2	A2/ Appetite for Destruction	454.5	336	1.353
3	A5/ Darty Minds	339.0	336	1.009
4	A6/ Monkey Business	303.0	336	0.902
5	A3/ Triple D Bronze Balls	296.5	336	0.882
6	A7/ North Raleigh Alliance	285.5	336	0.850
7	A4/ Lunatic Fringe	271.0	336	0.807
8	A8/ Dartistic Pursuits	259.0	336	0.771
9	D6/ Inglourious Darters	173.5	288	0.602
10	F4/ Show Me Your Tips	162.0	288	0.563
11	B6/ Traveling Beer Bellies	160.0	286	0.559
12	D3/ Cheap Shots	156.5	288	0.543
13	B4/ Thursday's Still Suck	154.5	288	0.536
14	B7/ Diddle Diddle	149.5	288	0.519
15	B3/ Menace 2 Sobriety	147.5	288	0.512
16	B2/ Kiss My…	142.5	288	0.495
17	E1/ Double In, Stumble Out	139.5	288	0.485
18	D4/ Projectile Dysfunction	136.0	288	0.472
19	C4/ One Armed Bandits	135.5	288	0.470
20	D7/ WINNAU	134.5	288	0.467
21	C3/ DD 214	133.5	288	0.464
22	C1/ The Bunkers	132.5	288	0.460
23	D2/ Stick a Cork In It!	130.5	288	0.453
24	C2/ Rif Raf	128.0	288	0.444
25	B1/ Nine Lives	125.5	286	0.439
26	F7/ Why So Serious?	125.0	288	0.434
27	F6/ Walking That Wire	122.0	288	0.424
28	E2/ Red-eye Rangers	121.5	288	0.422
29	D5/ Hump Day!	120.0	288	0.417
	E4/ Game of Throws	120.0	288	0.417
	F1/ Sofa Kings	120.0	288	0.417
32	C7/ Pat's Blue Ribbon	109.0	264	0.413
33	G4/ Old Darting Bastards	117.5	288	0.408
34	C5/ Big Bulls	115.5	288	0.401
35	C6/ We Be Trippin'	115.0	288	0.399
36	B5/ Shooter McGavin	114.5	288	0.398
	D1/ Garage Inc.	114.5	288	0.398
38	E5/ Death Throw	111.5	288	0.387
	F5/ Bulls Up	111.5	288	0.387
	G7/ Just A Bit Outside	111.5	288	0.387
41	F3/ Don't Hit The Scorekeeper	110.0	288	0.382
42	E7/ Coral Reefers	107.5	288	0.373
43	E3/ Sharky's Machine	104.5	288	0.363
44	E6/ Shark Shooters	102.5	288	0.356
45	F2/ Philthy Coaching	98.0	288	0.340
46	H4/ All About That Bull!	95.5	288	0.332
47	G3/ Irish Ton	95.0	288	0.330
48	G5/ I'm about to Ton!	92.0	288	0.319
49	H1/ Dart Buddies	83.5	288	0.290
	H7/ Eazy Duzit	83.5	288	0.290
51	H3/ Brown's Bombers	74.5	264	0.282
52	G1/ Wayne Gretzky	80.5	288	0.280
53	G6/ Chalker's Nightmare	77.5	288	0.269
54	H6/ Tips & Shafts	75.5	288	0.262
55	H2/ Ballistic Behavior	69.0	288	0.240
56	G2/ De Ducks Part Deux	65.0	288	0.226
57	H5/ Chalk It Up	54.0	264	0.205

		Singles	301	Singles	Cricket	Singles	Record	Singles Win %-age	Doubles	Cricket	Doubles	501	Doubles	Record	Doubles Win %-age	Sngls + Dbls	Record	Sngls + Dbls Win %-age	Tiebreaker Ws	Tiebreaker Ls	All-Star Points	Games Played	All-Star Point Average	Matches Played
A1/ Element XXX		52	32	56	28	108	60	0.643	38	4	25	17	63	21	0.750	234	102	0.696	0	6	492.5	336	1.466	
A 10	Kilts, Jason	1	5	0	4	1	9	0.100	9	0	3	2	12	2	0.857	13	11	0.542	0	0	14.5	24	0.604	10
A 11	Brown, Tom	9	4	10	3	19	7	0.731	12	1	5	6	17	7	0.708	36	14	0.720	0	1	68.5	50	1.370	13
A 12	Jacobi, Paul	6	4	3	8	9	12	0.429	5	1	5	7	10	8	0.556	19	20	0.487	0	0	23.5	39	0.603	12
A 13	Kramer, John	9	0	9	0	18	0	1.000	8	1	6	3	14	4	0.778	32	4	0.889	0	1	76.0	36	2.111	9
A 14	Massengill, Chad	9	4	9	4	18	8	0.692	11	2	6	7	17	9	0.654	35	17	0.673	0	1	82.5	52	1.587	13
A 15	Phillips, Robbie	11	3	13	1	24	4	0.857	12	2	11	3	23	5	0.821	47	9	0.839	0	1	121.0	56	2.161	14
A 16	Smith, Allen	3	3	4	2	7	5	0.583	5	1	5	1	10	2	0.833	17	7	0.708	0	1	27.5	24	1.146	6
A 17	Tan, Wil	4	9	8	6	12	15	0.444	14	0	9	5	23	5	0.821	35	20	0.636	0	1	79.0	55	1.436	14
A 18	Knight, Mark	0	0	0	0	0	0	---	0	0	0	0	0	0	---	0	0	---	0	0	0.0	0	---	0
A 19	Hyler, Dale	0	0	0	0	0	0	---	0	0	0	0	0	0	---	0	0	---	0	0	0.0	0	---	0
A2/ Appetite for Destruction		52	32	65	19	117	51	0.696	32	10	29	13	61	23	0.726	239	97	0.711	6	0	454.5	336	1.353	
A 20	Johnson, Michael	8	3	13	1	21	4	0.840	9	4	9	2	18	6	0.750	39	10	0.796	1	0	77.0	49	1.571	14
A 21	Cusher, Dean	6	6	8	2	14	8	0.636	9	2	5	3	14	5	0.737	28	13	0.683	1	0	61.5	41	1.500	13
A 22	Elder, Craig	7	1	7	1	14	2	0.875	6	2	6	2	12	4	0.750	26	6	0.813	1	0	59.0	32	1.844	8
A 23	Gaglione, Joe	8	5	4	1	12	6	0.667	4	4	9	3	13	7	0.650	25	13	0.658	0	0	29.0	38	0.763	13
A 24	Mitchell, Sid	11	3	10	4	21	7	0.750	12	2	9	4	21	6	0.778	42	13	0.764	1	0	77.0	55	1.400	14
A 25	Mozzetti, Tim "Tex"	2	1	6	4	8	5	0.615	8	1	7	3	15	4	0.789	23	9	0.719	0	0	41.5	32	1.297	10
A 26	Seward, Mike	3	3	7	3	10	6	0.625	6	2	7	4	13	6	0.684	23	12	0.657	1	0	50.5	35	1.443	11
A 27	Stankevich, Scott	5	8	8	1	13	9	0.591	7	3	4	4	11	7	0.611	24	16	0.600	0	0	37.0	40	0.925	14
A 28	Spellman, Alex	2	2	2	2	4	4	0.500	3	0	2	1	5	1	0.833	9	5	0.643	1	0	22.0	14	1.571	4
A3/ Triple D Bronze Balls		44	40	42	42	86	82	0.512	16	26	20	22	36	48	0.429	158	178	0.470	0	24	296.5	336	0.882	
A 30	Parker, Charles	2	6	0	4	2	10	0.167	2	2	6	4	8	6	0.571	10	16	0.385	0	2	7.0	26	0.269	13
A 31	Lloyd, Billy	5	2	2	3	7	5	0.583	0	2	1	4	1	6	0.143	8	11	0.421	0	2	12.5	19	0.658	8
A 32	Reygers, Jeff	7	3	5	8	12	11	0.522	4	10	4	6	8	16	0.333	20	27	0.426	0	3	39.0	47	0.830	14
A 33	Gaulthier, Kyle	9	4	11	2	20	6	0.769	8	6	7	7	15	13	0.536	35	19	0.648	0	3	81.5	54	1.509	14
A 34	Anderson, Ryan	3	3	5	6	8	9	0.471	3	5	5	2	8	7	0.533	16	16	0.500	0	3	26.0	32	0.813	12
A 35	Fischlein, Kris	5	7	7	2	12	9	0.571	2	6	6	5	8	11	0.421	20	20	0.500	0	3	20.5	40	0.513	14
A 36	Varnadoe, Matt	0	0	0	0	0	0	---	0	0	0	0	0	0	---	0	0	---	0	0	0.0	0	---	0
A 37	Keller, Tony	7	5	4	7	11	12	0.478	3	8	3	6	6	14	0.300	17	26	0.395	0	3	32.0	43	0.744	13
A 38	Persson, Kenny	4	6	8	4	12	10	0.545	5	9	4	6	9	15	0.375	21	25	0.457	0	3	55.0	46	1.196	14
A 39	Wilcox, Randy	2	4	0	6	2	10	0.167	5	4	4	4	9	8	0.529	11	18	0.379	0	2	23.0	29	0.793	9
A4/ Lunatic Fringe		34	50	37	47	71	97	0.423	20	22	20	22	40	44	0.476	151	185	0.449	0	0	271.0	336	0.807	
A 40	Eason, Joel	3	6	0	10	3	16	0.158	7	5	3	8	10	13	0.435	13	29	0.310	0	0	40.0	42	0.952	12
A 41	Hall, Mike	3	7	3	6	6	13	0.316	3	8	7	3	10	11	0.476	16	24	0.400	0	0	19.5	40	0.488	11
A 42	Gelberg, Dave	7	5	6	6	13	11	0.542	6	6	8	3	14	9	0.609	27	20	0.574	0	0	51.5	47	1.096	12
A 43	Jeffreys, Lee	4	8	6	5	10	13	0.435	4	7	4	7	8	14	0.364	18	27	0.400	0	0	37.5	45	0.833	12
A 44	Terry, Bob	9	3	11	1	20	4	0.833	8	4	5	6	13	10	0.565	33	14	0.702	0	0	48.0	47	1.021	12
A 45	Jeffcoat, Doug	0	2	0	1	0	3	0.000	1	2	2	2	3	4	0.429	3	7	0.300	0	0	2.0	10	0.200	5
A 46	Hamilton, Billy	0	3	0	1	0	4	0.000	0	0	1	2	1	2	0.333	1	6	0.143	0	0	3.0	7	0.429	5
A 47	Lane, Tim	2	6	0	5	2	11	0.154	2	1	0	4	2	5	0.286	4	16	0.200	0	0	7.5	20	0.375	8
A 48	Zawrotniak, Joe	4	8	4	8	8	16	0.333	5	4	3	7	8	11	0.421	16	27	0.372	0	0	31.0	43	0.721	12
A 49	Bakowski, Adam	2	2	7	4	9	6	0.600	4	7	7	2	11	9	0.550	20	15	0.571	0	0	31.0	35	0.886	11
A5/ Darty Minds		40	44	37	47	77	91	0.458	15	27	22	20	37	47	0.440	151	185	0.449	0	6	339.0	336	1.009	
A 50	Reitano, Sal	5	6	6	8	11	14	0.440	7	7	6	5	13	12	0.520	24	26	0.480	0	1	39.5	50	0.790	14
A 51	Maccini, Billy	3	6	3	5	6	11	0.353	2	6	4	4	6	10	0.375	12	21	0.364	0	1	29.0	33	0.879	10
A 52	Jobe, C.J.	1	5	2	3	3	8	0.273	2	4	4	3	6	7	0.462	9	15	0.375	0	0	16.0	24	0.667	9
A 53	Foushee, Eugene	0	4	0	1	0	5	0.000	1	1	1	1	2	2	0.500	2	7	0.222	0	0	4.0	9	0.444	4
A 54	Foushee, Kevin	7	7	9	5	16	12	0.571	6	7	6	8	12	15	0.444	28	27	0.509	0	1	73.0	55	1.327	14
A 55	Carroll, John "JC"	11	0	8	3	19	3	0.864	3	8	8	2	11	10	0.524	30	13	0.698	0	1	65.0	43	1.512	11
A 56	Krasnow, Dave	5	7	0	6	5	13	0.278	2	6	4	6	6	12	0.333	11	25	0.306	0	1	29.0	36	0.806	13
A 57	Stewart, Pete	7	7	6	8	13	15	0.464	5	9	8	6	13	15	0.464	26	30	0.464	0	1	65.0	56	1.161	14
A 58	Hudson, Dallas	1	2	3	8	4	10	0.286	2	6	3	5	5	11	0.313	9	21	0.300	0	0	18.5	30	0.617	12
A6/ Monkey Business		44	40	37	47	81	87	0.482	20	22	18	24	38	46	0.452	157	179	0.467	7	6	303.0	336	0.902	
A 60	Bunn, Tim	8	3	8	5	16	8	0.667	5	8	6	6	11	14	0.440	27	22	0.551	1	1	61.0	49	1.245	13
A 61	Gibbs, Keith	6	4	6	8	12	12	0.500	7	7	1	7	8	14	0.364	20	26	0.435	1	1	50.0	46	1.087	14
A 62	Wall, Keith	7	5	7	6	14	11	0.560	7	6	6	5	13	11	0.542	27	22	0.551	1	1	39.5	49	0.806	13
A 63	Coe, Jason	9	5	6	7	15	12	0.556	6	7	2	9	8	16	0.333	23	28	0.451	1	1	44.5	51	0.873	14
A 64	Scott, Lee	2	4	3	6	5	10	0.333	2	2	3	5	5	7	0.417	10	17	0.370	1	0	25.5	27	0.944	11
A 65	McNamara, Tim	5	2	0	6	5	8	0.385	4	5	4	2	8	7	0.533	13	15	0.464	1	1	17.5	28	0.625	9
A 66	Bell, Mike	0	6	7	2	7	8	0.467	5	4	4	5	9	9	0.500	16	17	0.485	0	0	36.0	33	1.091	9
A 67	Kramer, Stephanie	2	4	0	0	2	4	0.333	0	2	4	3	4	5	0.444	6	9	0.400	0	0	3.5	15	0.233	9
A 68	Massengill, Randy	5	7	0	7	5	14	0.263	4	3	6	6	10	9	0.526	15	23	0.395	1	1	25.5	38	0.671	14
A7/ North Raleigh Alliance		36	48	37	47	73	95	0.435	16	26	15	27	31	53	0.369	135	201	0.402	19	0	285.5	336	0.850	
A 70	Huffman, David	7	7	6	8	13	15	0.464	5	8	8	6	13	14	0.481	26	29	0.473	3	0	46.5	55	0.845	14
A 71	Work, Joe	8	6	11	3	19	9	0.679	8	6	7	5	15	11	0.577	34	20	0.630	3	0	81.5	54	1.509	14
A 72	Tanner, Dave	4	6	3	7	7	13	0.350	2	8	3	8	5	16	0.238	12	29	0.293	2	0	22.5	41	0.549	13
A 73	Kerr, Jim	4	5	3	7	7	12	0.368	4	8	1	11	5	19	0.208	12	31	0.279	3	0	23.0	43	0.535	13
A 74	Peele, Jim	4	2	3	3	7	5	0.583	4	2	3	3	7	5	0.583	14	10	0.583	1	0	28.0	24	1.167	6
A 75	Wilcenski, Steve	3	3	4	2	7	5	0.583	2	4	2	3	4	7	0.364	11	12	0.478	2	0	24.0	23	1.043	6
A 76	Spaulding, Paul	2	5	0	6	2	11	0.154	2	4	1	4	3	8	0.273	5	19	0.208	1	0	7.0	24	0.292	7
A 77	Bumpass, Mike	1	9	2	8	3	17	0.150	2	7	3	8	5	15	0.250	8	32	0.200	3	0	16.5	40	0.413	12
A 78	White, Vic	3	5	5	3	8	8	0.500	3	5	2	6	5	11	0.313	13	19	0.406	1	0	36.5	32	1.141	8
A8/ Dartistic Pursuits		34	50	25	59	59	109	0.351	11	31	19	23	30	54	0.357	119	217	0.354	6	0	259.0	336	0.771	
A 80	Denton, Fon	5	10	3	9	8	19	0.296	4	8	2	10	6	18	0.250	14	37	0.275	1	0	22.5	51	0.441	14
A 81	Bennett, Will	7	7	5	9	12	16	0.429	5	8	8	5	13	13	0.500	25	29	0.463	1	0	74.0	54	1.370	14
A 82	Healy, Simon	4	5	2	7	6	12	0.333	4	5	3	5	7	10	0.412	13	22	0.371	0	0	28.5	35	0.814	9
A 83	Zelinack, Jason	2	6	2	7	4	13	0.235	4	4	3	6	7	10	0.412	11	23	0.324	1	0	33.5	34	0.985	9
A 84	Beaudoin, Paul	5	7	5	9	10	16	0.385	1	12	8	5	9	17	0.346	19	33	0.365	1	0	29.5	52	0.567	13
A 85	Bither, Dana	0	4	0	3	0	7	0.000	2	2	0	1	2	3	0.400	2	10	0.167	0	0	5.0	12	0.417	5
A 86	Merkle, Patrick	8	5	7	7	15	12	0.556	1	14	7	7	8	21	0.276	23	33	0.411	1	0	52.0	56	0.929	14
A 87	Madey, Ryan	3	6	1	8	4	14	0.222	1	9	7	7	8	16	0.333	12	30	0.286	1	0	14.0	42	0.333	13

	Singles 301	Singles Cricket	Singles Record	Singles Win %-age	Doubles Cricket	Doubles 501	Doubles Record	Doubles Win %-age	Sngls + Dbls Record	Sngls + Dbls Win %-age	Tiebreaker Ws	Tiebreaker Ls	All-Star Points	Games Played	All-Star Point Average	Matches Played
B1/ Nine Lives	34 37	34 37	68 74	0.479	20 16	19 17	39 33	0.542	146 140	0.510	0	0	125.5	286	0.439	
B 10 Romanchek, David	4 7	7 4	11 11	0.500	7 5	7 5	14 10	0.583	25 21	0.543	0	0	22.0	46	0.478	10
B 11 Smith, Butch	4 9	5 7	9 16	0.360	6 6	7 5	13 11	0.542	22 27	0.449	0	0	22.5	49	0.459	11
B 12 Copple, Matthew	8 4	6 5	14 9	0.609	7 5	6 6	13 11	0.542	27 20	0.574	0	0	27.0	47	0.574	12
B 13 Mays, John	7 5	6 6	13 11	0.542	7 4	8 4	15 8	0.652	28 19	0.596	0	0	18.0	47	0.383	11
B 14 Marsden, James	2 2	0 6	2 8	0.200	2 2	3 2	5 4	0.556	7 12	0.368	0	0	2.0	19	0.105	5
B 15 Gibson, Jack	2 3	2 1	4 4	0.500	1 3	2 3	3 6	0.333	7 10	0.412	0	0	3.5	17	0.206	5
B 16 Keever, David	1 2	4 1	5 3	0.625	4 2	0 3	4 5	0.444	9 8	0.529	0	0	8.0	17	0.471	6
B 17 Porcelli, Robb	5 5	4 5	9 10	0.474	4 4	4 5	8 9	0.471	17 19	0.472	0	0	20.5	36	0.569	9
B 18 Piquet, David	1 0	0 2	1 2	0.333	1 1	0 1	1 2	0.333	2 4	0.333	0	0	2.0	6	0.333	2
B2/ Kiss My…	39 33	38 34	77 67	0.535	17 19	16 20	33 39	0.458	143 145	0.497	0	0	142.5	288	0.495	
B 20 Phillips, Julie	6 5	9 2	15 7	0.682	7 4	4 5	11 9	0.550	26 16	0.619	0	0	26.0	42	0.619	11
B 21 Cotton, Barbara	2 7	1 2	3 9	0.250	3 1	3 4	6 5	0.545	9 14	0.391	0	0	5.5	23	0.239	9
B 22 Bathurst, Alyssa	4 4	0 3	4 7	0.364	1 9	3 4	4 13	0.235	8 20	0.286	0	0	7.0	28	0.250	10
B 23 Bathurst, Ryan	5 3	6 4	11 7	0.611	6 5	6 4	12 9	0.571	23 16	0.590	0	0	21.0	39	0.538	11
B 24 Watson, Jeff, Jr.	2 2	3 3	5 5	0.500	3 3	5 3	8 6	0.571	13 11	0.542	0	0	21.5	24	0.896	8
B 25 Taylor, Tisha	1 4	0 4	1 8	0.111	1 2	1 3	2 5	0.286	3 13	0.188	0	0	2.0	16	0.125	6
B 26 Ellis, E.J.	5 3	4 5	9 8	0.529	0 6	3 3	3 9	0.250	12 17	0.414	0	0	11.5	29	0.397	9
B 27 Klann, Eric	2 0	6 2	8 2	0.800	7 0	1 7	8 7	0.533	16 9	0.640	0	0	19.5	25	0.780	8
B 28 Whitehead, Lee	3 2	2 4	5 6	0.455	0 2	0 2	0 4	0.000	5 10	0.333	0	0	2.0	15	0.133	6
B 29 Schmaus, Darren	9 3	7 5	16 8	0.667	6 6	6 5	12 11	0.522	28 19	0.596	0	0	26.5	47	0.564	12
B3/ Menace 2 Sobriety	34 38	30 42	64 80	0.444	16 20	16 20	32 40	0.444	128 160	0.444	0	0	147.5	288	0.512	
B 30 Johnson, Dave	6 5	5 7	11 12	0.478	7 5	7 4	14 9	0.609	25 21	0.543	0	0	28.5	46	0.620	12
B 31 Bouchard, Keith	1 6	1 6	2 12	0.143	0 8	2 5	2 13	0.133	4 25	0.138	0	0	16.0	29	0.552	9
B 32 White, J.J.	9 2	7 4	16 6	0.727	3 8	5 6	8 14	0.364	24 20	0.545	0	0	29.0	44	0.659	11
B 33 Price, Brady	6 5	7 4	13 9	0.591	5 6	4 6	9 12	0.429	22 21	0.512	0	0	26.5	43	0.616	11
B 34 McCartney, Eric	3 2	2 8	5 10	0.333	5 5	5 3	10 8	0.556	15 18	0.455	0	0	17.0	33	0.515	10
B 35 Polenz, Steve	5 7	6 5	11 12	0.478	6 5	6 5	12 10	0.545	23 22	0.511	0	0	20.5	45	0.456	11
B 36 Staley, Shawn	2 8	0 3	2 11	0.154	2 2	3 6	5 8	0.385	7 19	0.269	0	0	6.0	26	0.231	10
B 37 Patel, Sam	2 3	2 5	4 8	0.333	4 1	0 5	4 6	0.400	8 14	0.364	0	0	4.0	22	0.182	11
B 38 Kareiva, Keith	0 0	0 0	0 0	---	0 0	0 0	0 0	---	0 0	---	0	0	0.0	0	---	0
B4/ Thursday's Still Suck	36 36	39 33	75 69	0.521	19 17	14 22	33 39	0.458	141 147	0.490	0	0	154.5	288	0.536	
B 40 Jones, Jeff	4 3	2 2	6 5	0.545	2 2	2 4	4 6	0.400	10 11	0.476	0	0	9.5	21	0.452	7
B 41 Holland, Steve	0 0	1 1	1 1	0.500	1 1	1 0	2 1	0.667	3 2	0.600	0	0	3.0	5	0.600	3
B 42 Murdaugh, John	2 1	3 0	5 1	0.833	1 2	0 0	1 2	0.333	6 3	0.667	0	0	8.0	9	0.889	3
B 43 Sellers, Mark	5 5	8 3	13 8	0.619	6 6	5 6	11 12	0.478	24 20	0.545	0	0	24.0	44	0.545	12
B 44 Rodgers, Trey	5 4	7 2	12 6	0.667	9 1	4 4	13 5	0.722	25 11	0.694	0	0	25.0	36	0.694	11
B 45 Wells, John "Boy"	6 4	3 5	9 9	0.500	3 3	3 7	6 10	0.375	15 19	0.441	0	0	15.0	34	0.441	10
B 46 Ridenour, Ron	7 1	2 5	9 6	0.600	2 6	2 4	4 10	0.286	13 16	0.448	0	0	16.0	29	0.552	8
B 47 Crumpler, Greg	4 2	1 9	5 11	0.313	2 6	4 6	6 12	0.333	11 23	0.324	0	0	11.5	34	0.338	11
B 48 Venable, Mike	3 8	0 6	3 14	0.176	3 4	3 6	6 10	0.375	9 24	0.273	0	0	7.5	33	0.227	11
B 49 Bottomley, Kevin	0 8	12 0	12 8	0.600	9 3	4 7	13 10	0.565	25 18	0.581	0	0	35.0	43	0.814	12
B5/ Shooter McGavin	35 37	32 40	67 77	0.465	17 19	19 17	36 36	0.500	139 149	0.483	0	0	114.5	288	0.398	
B 50 Knott, Ronnie	8 4	9 3	17 7	0.708	8 4	8 4	16 8	0.667	33 15	0.688	0	0	25.0	48	0.521	12
B 51 Knott, Ryan	7 2	2 6	9 8	0.529	4 7	5 5	9 12	0.429	18 20	0.474	0	0	10.5	38	0.276	12
B 52 Sautter, Don	5 4	5 5	10 9	0.526	5 7	6 6	11 13	0.458	21 22	0.488	0	0	19.5	43	0.453	12
B 53 Sautter, Scott	5 6	5 4	10 10	0.500	4 8	5 6	9 14	0.391	19 24	0.442	0	0	15.5	43	0.360	12
B 54 Schon, Chris	2 3	0 7	2 10	0.167	2 6	3 5	5 11	0.313	7 21	0.250	0	0	8.0	28	0.286	10
B 55 Howard, Brian	5 6	6 5	11 11	0.500	9 2	7 4	16 6	0.727	27 17	0.614	0	0	24.5	44	0.557	11
B 56 Demler, John	0 9	2 7	2 16	0.111	0 1	1 2	1 3	0.250	3 19	0.136	0	0	2.5	22	0.114	9
B 57 Cusman, Ryan	3 3	3 3	6 6	0.500	2 3	3 2	5 5	0.500	11 11	0.500	0	0	9.0	22	0.409	7
B6/ Traveling Beer Bellies	33 38	35 36	68 74	0.479	17 19	15 21	32 40	0.444	132 154	0.462	0	0	160.0	286	0.559	
B 60 McCredie, Bob	0 0	0 0	0 0	---	0 0	0 0	0 0	---	0 0	---	0	0	0.0	0	---	0
B 61 Vance, Hugh	9 3	8 3	17 6	0.739	5 6	2 9	7 15	0.318	24 21	0.533	0	0	40.5	45	0.900	11
B 62 Jimenez, Eduardo	5 4	2 5	7 9	0.438	3 4	5 4	8 8	0.500	15 17	0.469	0	0	9.5	32	0.297	9
B 63 White, Steve	1 0	0 2	1 2	0.333	1 1	2 0	3 1	0.750	4 3	0.571	0	0	0.0	7	0.000	2
B 64 O'Neal Chris	6 8	6 7	12 15	0.444	5 8	6 6	11 14	0.440	23 29	0.442	0	0	31.0	52	0.596	12
B 65 Ehrmann, Rob	3 8	7 6	10 14	0.417	9 4	5 8	14 12	0.538	24 26	0.480	0	0	28.0	50	0.560	12
B 66 Dean, Jay	6 5	7 4	13 9	0.591	7 4	5 5	12 9	0.571	25 18	0.581	0	0	31.0	43	0.721	11
B 67 Greninger, Frank	0 4	0 4	0 8	0.000	0 3	0 3	0 6	0.000	0 14	0.000	0	0	1.0	14	0.071	3
B 68 Michaud, Jason	2 5	4 4	6 9	0.400	4 6	4 6	8 12	0.400	14 21	0.400	0	0	19.0	35	0.543	9
B 69 Feller, Keith	1 1	1 1	2 2	0.500	0 1	1 0	1 1	0.500	3 3	0.500	0	0	0.0	6	0.000	2
B7/ Diddle Diddle	40 32	43 29	83 61	0.576	20 16	27 9	47 25	0.653	177 111	0.615	0	0	149.5	288	0.519	
B 70 McCartney, Joe	8 3	9 2	17 5	0.773	6 4	7 4	13 8	0.619	30 13	0.698	0	0	26.0	43	0.605	11
B 71 Litzsinger, Mike	6 4	4 4	10 8	0.556	5 3	5 2	10 5	0.667	20 13	0.606	0	0	15.5	33	0.470	11
B 72 Snyder, Mike	4 5	2 6	6 11	0.353	5 6	8 2	13 8	0.619	19 19	0.500	0	0	20.5	38	0.539	12
B 73 Snyder, Gary	0 3	0 2	0 5	0.000	0 0	4 1	4 1	0.800	4 6	0.400	0	0	0.0	10	0.000	7
B 74 Veith, Matt	3 3	3 4	6 7	0.462	3 2	4 2	7 4	0.636	13 11	0.542	0	0	10.0	24	0.417	7
B 75 Iager, John	7 2	5 2	12 4	0.750	5 4	5 0	10 4	0.714	22 8	0.733	0	0	15.0	30	0.500	9
B 76 Sheer, Andy	1 4	8 2	9 6	0.600	4 4	5 2	9 6	0.600	18 12	0.600	0	0	18.5	30	0.617	10
B 77 Winters, Tom "Tiny"	5 4	3 4	8 8	0.500	4 5	7 2	11 7	0.611	19 15	0.559	0	0	14.0	34	0.412	10
B 78 Gallagher, Jim	6 4	9 3	15 7	0.682	8 4	9 3	17 7	0.708	32 14	0.696	0	0	30.0	46	0.652	12

	Singles		Singles		Singles		Singles Win %-age	Doubles		Doubles		Doubles		Doubles Win %-age	Sngls + Dbls		Sngls + Dbls Win %-age	Tiebreaker Ws	Tiebreaker Ls	All-Star Points	Games Played	All-Star Point Average	Matches Played
	301		Cricket		Record			Cricket		501		Record			Record								
C1/ The Bunkers	39	33	39	33	78	66	0.542	18	18	16	20	34	38	0.472	146	142	0.507	0	0	132.5	288	0.460	
C 10 Hartmann, Erin	9	2	3	4	12	6	0.667	5	7	3	4	8	11	0.421	20	17	0.541	0	0	17.0	37	0.459	12
C 11 Hartmann, Pete	2	10	4	8	6	18	0.250	7	5	4	7	11	12	0.478	17	30	0.362	0	0	12.0	47	0.255	12
C 12 Krestalude, Andy	7	4	8	3	15	7	0.682	5	6	6	5	11	11	0.500	26	18	0.591	0	0	27.0	44	0.614	11
C 13 Cuevas, Louie	4	6	5	6	9	12	0.429	8	3	4	7	12	10	0.545	21	22	0.488	0	0	8.5	43	0.198	11
C 14 Martinez, Vince	5	5	7	4	12	9	0.571	6	5	5	6	11	11	0.500	23	20	0.535	0	0	22.0	43	0.512	11
C 15 Holly, Mike	7	5	7	5	14	10	0.583	5	7	3	10	8	17	0.320	22	27	0.449	0	0	23.0	49	0.469	12
C 16 Joyal, Paul	5	1	5	3	10	4	0.714	0	3	7	1	7	4	0.636	17	8	0.680	0	0	23.0	25	0.920	8
C2/ Rif Raf	38	34	32	40	70	74	0.486	20	16	21	15	41	31	0.569	152	136	0.528	0	0	128.0	288	0.444	
C 20 Gaertner, Brian	5	9	2	9	7	18	0.280	8	5	7	6	15	11	0.577	22	29	0.431	0	0	20.0	51	0.392	12
C 21 St. Clair, Matt	9	4	1	11	10	15	0.400	9	7	7	6	16	13	0.552	26	28	0.481	0	0	23.5	54	0.435	11
C 22 Jur, Jess	7	2	8	1	15	3	0.833	6	3	6	2	12	5	0.706	27	8	0.771	0	0	26.0	35	0.743	9
C 23 Horger, Dennis	1	2	2	3	3	5	0.375	0	3	1	2	1	5	0.167	4	10	0.286	0	0	2.0	14	0.143	4
C 24 Martin, David	7	6	8	4	15	10	0.600	7	4	8	4	15	8	0.652	30	18	0.625	0	0	28.5	48	0.594	12
C 25 Bradford, David	6	2	6	3	12	5	0.706	5	3	4	4	9	7	0.563	21	12	0.636	0	0	11.0	33	0.333	8
C 26 Bohannon, Zack	1	5	2	5	3	10	0.231	3	3	4	3	7	6	0.538	10	16	0.385	0	0	9.5	26	0.365	8
C 27 Lemley, Andrew	2	4	3	4	5	8	0.385	2	4	5	3	7	7	0.500	12	15	0.444	0	0	7.5	27	0.278	7
C3/ DD 214	40	32	41	31	81	63	0.563	21	15	18	18	39	33	0.542	159	129	0.552	0	0	133.5	288	0.464	
C 30 Guenther, George	6	3	2	6	8	9	0.471	3	2	3	3	6	5	0.545	14	14	0.500	0	0	12.0	28	0.429	10
C 31 Gabry, Greg	2	3	0	1	2	4	0.333	1	2	2	1	3	3	0.500	5	7	0.417	0	0	3.5	12	0.292	5
C 32 Hunsberger, Jim	2	1	4	4	6	5	0.545	2	3	3	4	5	7	0.417	11	12	0.478	0	0	16.0	23	0.696	9
C 33 Preciado, Amanda "Stitche	4	3	8	3	12	6	0.667	6	4	3	7	9	11	0.450	21	17	0.553	0	0	26.0	38	0.684	11
C 34 Long, Stephen	7	4	10	2	17	6	0.739	8	2	6	5	14	7	0.667	31	13	0.705	0	0	22.0	44	0.500	12
C 35 Brody, Kevin	2	6	3	4	5	10	0.333	4	4	5	1	9	5	0.643	14	15	0.483	0	0	11.0	29	0.379	9
C 36 Fournier, Jeff	6	4	5	3	11	7	0.611	6	4	5	2	11	6	0.647	22	13	0.629	0	0	18.0	35	0.514	10
C 37 Klein, Norm	2	4	0	1	2	5	0.286	0	2	0	6	0	8	0.000	2	13	0.133	0	0	4.0	15	0.267	9
C 38 Thomas, Joe	6	3	5	4	11	7	0.611	9	2	7	3	16	5	0.762	27	12	0.692	0	0	12.0	39	0.308	12
C 39 Owen, Hal	3	1	4	3	7	4	0.636	3	5	2	4	5	9	0.357	12	13	0.480	0	0	9.0	25	0.360	10
C4/ One Armed Bandits	32	40	43	29	75	69	0.521	20	16	22	14	42	30	0.583	159	129	0.552	0	0	135.5	288	0.470	
C 40 Kiser, Lyman	1	5	0	3	1	8	0.111	1	7	3	7	4	14	0.222	5	22	0.185	0	0	1.5	27	0.056	11
C 41 Richardson, Shane	4	5	9	0	13	5	0.722	7	2	6	2	13	4	0.765	26	9	0.743	0	0	22.5	35	0.643	9
C 42 White, Jim	5	4	8	1	13	5	0.722	3	5	3	3	6	8	0.429	19	13	0.594	0	0	15.5	32	0.484	9
C 43 Caldwell, Greg	4	7	5	6	9	13	0.409	7	4	9	2	16	6	0.727	25	19	0.568	0	0	18.5	44	0.420	11
C 44 Hansen, Josh	0	3	0	7	0	10	0.000	0	4	2	6	2	10	0.167	2	20	0.091	0	0	3.5	22	0.159	10
C 45 Lewis, Dave	2	8	5	4	7	12	0.368	5	3	3	4	8	7	0.533	15	19	0.441	0	0	5.0	34	0.147	11
C 46 Murphy, Phil	7	5	6	6	13	11	0.542	9	3	8	3	17	6	0.739	30	17	0.638	0	0	32.0	47	0.681	12
C 47 Trefzger, Ken	9	3	10	2	19	5	0.792	8	4	10	1	18	5	0.783	37	10	0.787	0	0	37.0	47	0.787	12
C5/ Big Bulls	38	34	34	38	72	72	0.500	15	21	15	21	30	42	0.417	132	156	0.458	0	0	115.5	288	0.401	
C 50 Reinert, Kevin	2	7	4	3	6	10	0.375	5	3	6	3	11	6	0.647	17	16	0.515	0	0	9.5	33	0.288	9
C 51 Fitzgerald, Dennis	8	3	6	4	14	7	0.667	4	7	5	5	9	12	0.429	23	19	0.548	0	0	21.0	42	0.500	10
C 52 Talton, Chris	10	7	3	10	13	17	0.433	7	8	3	13	10	21	0.323	23	38	0.377	0	0	19.5	61	0.320	12
C 53 McWhorter, Mike	4	7	9	3	13	10	0.565	5	8	6	5	11	13	0.458	24	23	0.511	0	0	20.5	47	0.436	10
C 54 Church, Art	0	3	0	5	0	8	0.000	1	1	0	3	1	4	0.200	1	12	0.077	0	0	1.5	13	0.115	3
C 55 Toolan, Chris	5	5	4	9	9	14	0.391	3	8	6	6	9	14	0.391	18	28	0.391	0	0	21.5	46	0.467	9
C 56 Womble, Kenny	1	0	1	1	2	1	0.667	1	1	0	1	1	2	0.333	3	3	0.500	0	0	6.0	6	1.000	2
C 57 Barboza, Alfredo	0	0	0	0	0	0	---	0	0	0	0	0	0	---	0	0	---	0	0	0.0	0	---	0
C 58 Irby, Jason	8	2	7	3	15	5	0.750	4	6	4	6	8	12	0.400	23	17	0.575	0	0	16.0	40	0.400	10
C6/ We Be Trippin'	37	35	33	39	70	74	0.486	17	19	18	18	35	37	0.486	140	148	0.486	0	0	115.0	288	0.399	
C 60 Stephenson, Scott	3	5	0	2	3	7	0.300	3	1	5	3	8	4	0.667	11	11	0.500	0	0	4.0	22	0.182	9
C 61 Fisher, Jessie	2	6	1	5	3	11	0.214	2	4	4	6	6	10	0.375	9	21	0.300	0	0	9.5	30	0.317	11
C 62 Citrak, Sheldon	4	4	5	4	9	8	0.529	4	4	7	1	11	5	0.688	20	13	0.606	0	0	20.5	33	0.621	9
C 63 Strickland, Cale	2	1	1	2	3	3	0.500	1	2	1	2	2	4	0.333	5	7	0.417	0	0	7.5	12	0.625	4
C 64 Collins, Craig	5	7	6	5	11	12	0.478	6	6	6	4	12	10	0.545	23	22	0.511	0	0	15.0	45	0.333	12
C 65 Bradshaw, Rick	6	2	4	4	10	6	0.625	4	2	2	2	6	4	0.600	16	10	0.615	0	0	14.5	26	0.558	8
C 66 Wilson, Chris	8	3	7	4	15	7	0.682	6	4	4	7	10	11	0.476	25	18	0.581	0	0	20.5	43	0.477	12
C 67 Stallings, Joe	4	2	6	6	10	8	0.556	4	8	3	5	7	13	0.350	17	21	0.447	0	0	9.5	38	0.250	12
C 68 Stewart, Colleen	3	5	0	4	3	9	0.250	1	2	3	4	4	6	0.400	7	15	0.318	0	0	2.5	22	0.114	9
C 69 Loftin, Ryan	0	0	3	3	3	3	0.500	3	5	1	2	4	7	0.364	7	10	0.412	0	0	11.5	17	0.676	10
C7/ Pat's Blue Ribbon	23	43	27	39	50	82	0.379	15	18	15	18	30	36	0.455	110	154	0.417	0	0	109.0	264	0.413	
C 70 Cashin, Jeff	3	2	7	1	10	3	0.769	4	4	5	3	9	7	0.563	19	10	0.655	0	0	30.5	29	1.052	8
C 71 Adams, Brad	3	3	2	6	5	9	0.357	5	3	3	5	8	8	0.500	13	17	0.433	0	0	13.5	30	0.450	8
C 72 Theleman, Dave	2	8	2	5	4	13	0.235	3	2	2	4	5	6	0.455	9	19	0.321	0	0	6.5	28	0.232	10
C 73 Stuckey, Rob	2	2	4	3	6	5	0.545	4	5	5	4	9	9	0.500	15	14	0.517	0	0	11.0	29	0.379	10
C 74 Palmisano, Andrew	3	4	4	5	7	9	0.438	4	3	4	3	8	6	0.571	15	15	0.500	0	0	15.0	30	0.500	9
C 75 Champion, Steve	2	7	0	6	2	13	0.133	2	5	4	3	6	8	0.429	8	21	0.276	0	0	9.0	29	0.310	10
C 76 Nourse, Andy	0	4	0	4	0	8	0.000	3	2	1	3	4	5	0.444	4	13	0.235	0	0	4.0	17	0.235	7
C 77 Bartell, B.J.	4	6	5	6	9	12	0.429	4	5	3	6	7	11	0.389	16	23	0.410	0	0	11.5	39	0.295	11
C 78 Landrum, Jon	3	5	3	2	6	7	0.462	0	5	1	3	1	8	0.111	7	15	0.318	0	0	7.0	22	0.318	9
C 79 Stoakes, Eric	1	2	0	1	1	3	0.250	1	2	2	2	3	4	0.429	4	7	0.364	0	0	1.0	11	0.091	5

	Singles	301	Singles	Cricket	Singles	Record	Singles Win %-age	Doubles	Cricket	Doubles	501	Doubles	Record	Doubles Win %-age	Sngls + Dbls	Record	Sngls + Dbls Win %-age	Tiebreaker Ws	Tiebreaker Ls	All-Star Points	Games Played	All-Star Point Average	Matches Played
D1/ Garage Inc.	34	38	35	37	69	75	0.479	16	20	19	17	35	37	0.486	139	149	0.483	14	0	114.5	288	0.398	
D 10 Long, Gary	5	6	5	5	10	11	0.476	4	7	4	5	8	12	0.400	18	23	0.439	2	0	24.0	41	0.585	11
D 11 Gardner, Mike	7	5	8	4	15	9	0.625	5	7	6	5	11	12	0.478	26	21	0.553	2	0	18.5	47	0.394	12
D 12 Knight, Tim	5	3	4	4	9	7	0.563	4	4	3	5	7	9	0.438	16	16	0.500	1	0	13.5	32	0.422	8
D 13 Ellington, Dave	4	6	2	9	6	15	0.286	4	7	4	5	8	12	0.400	14	27	0.341	2	0	9.5	41	0.232	12
D 14 Gilyardi, Ernie	6	2	6	3	12	5	0.706	6	3	5	3	11	6	0.647	23	11	0.676	2	0	26.0	34	0.765	9
D 15 Morin, Deane "Dino"	3	7	3	8	6	15	0.286	4	5	5	6	9	11	0.450	15	26	0.366	2	0	9.5	41	0.232	12
D 16 Williams, Denny	2	6	6	3	8	9	0.471	4	5	6	2	10	7	0.588	18	16	0.529	2	0	12.5	34	0.368	10
D 17 Ellington, Jake	0	0	1	0	1	0	1.000	0	1	0	1	0	2	0.000	1	2	0.333	0	0	0.0	3	0.000	1
D 18 Reece, Robert	2	3	0	1	2	4	0.333	1	1	5	2	6	3	0.667	8	7	0.533	1	0	1.0	15	0.067	8
D2/ Stick a Cork In It!	35	37	26	46	61	83	0.424	19	17	17	19	36	36	0.500	133	155	0.462	0	6	130.5	288	0.453	
D 20 Jeffcoat, Angela	5	7	1	11	6	18	0.250	7	3	7	4	14	7	0.667	20	25	0.444	0	1	8.0	45	0.178	12
D 21 Bass, Joe	5	5	2	7	7	12	0.368	4	5	4	5	8	10	0.444	15	22	0.405	0	0	15.5	37	0.419	10
D 22 Grubb, Ed	3	5	4	3	7	8	0.467	5	3	1	6	6	9	0.400	13	17	0.433	0	0	24.0	30	0.800	8
D 23 Fleener, Michael	4	5	2	6	6	11	0.353	2	7	3	6	5	13	0.278	11	24	0.314	0	1	12.0	35	0.343	9
D 24 Alvord, David	7	4	8	4	15	8	0.652	7	5	8	4	15	9	0.625	30	17	0.638	0	1	36.5	47	0.777	12
D 25 Hamilton, Dawn	5	6	4	6	9	12	0.429	3	7	2	8	5	15	0.250	14	27	0.341	0	1	10.0	41	0.244	11
D 26 Yang, Rob	3	3	3	5	6	8	0.429	6	2	6	2	12	4	0.750	18	12	0.600	0	1	14.5	30	0.483	8
D 27 Ackerman, Travis	3	2	2	4	5	6	0.455	4	2	3	3	7	5	0.583	12	11	0.522	0	1	10.0	23	0.435	6
D3/ Cheap Shots	37	35	46	26	83	61	0.576	19	17	15	21	34	38	0.472	151	137	0.524	0	8	156.5	288	0.543	
D 30 Buckman, David	5	6	10	2	15	8	0.652	6	6	5	6	11	12	0.478	26	20	0.565	0	1	22.0	46	0.478	12
D 31 Burney, Gary	4	3	2	2	6	5	0.545	0	3	4	4	4	7	0.364	10	12	0.455	0	1	7.5	22	0.341	11
D 32 Hindle, Mikey	7	5	8	4	15	9	0.625	6	6	5	6	11	12	0.478	26	21	0.553	0	1	43.5	47	0.926	12
D 33 Hall, Josh	7	5	8	4	15	9	0.625	8	4	5	4	13	8	0.619	28	17	0.622	0	1	31.5	45	0.700	12
D 34 James, Bob	1	2	1	1	2	3	0.400	3	3	3	1	6	4	0.600	8	7	0.533	0	1	4.5	15	0.300	6
D 35 Witz, Steve	6	6	8	3	14	9	0.609	6	6	3	7	9	13	0.409	23	22	0.511	0	1	24.0	45	0.533	12
D 36 Murdock, Jim	1	5	2	5	3	10	0.231	3	1	0	6	3	7	0.300	6	17	0.261	0	1	3.0	23	0.130	12
D 37 Herman, Fritz	1	1	0	2	1	3	0.250	0	3	1	3	1	6	0.143	2	9	0.182	0	0	0.0	11	0.000	8
D 38 Welborn, Tim	5	2	7	3	12	5	0.706	6	2	4	5	10	7	0.588	22	12	0.647	0	1	20.5	34	0.603	10
D4/ Projectile Dysfunction	31	41	32	40	63	81	0.438	12	24	24	12	36	36	0.500	135	153	0.469	13	0	136.0	288	0.472	
D 40 Smith, Brian	6	4	7	4	13	8	0.619	6	5	6	5	12	10	0.545	25	18	0.581	1	0	27.5	43	0.640	11
D 41 Tant, J.J.	7	5	9	3	16	8	0.667	5	7	8	3	13	10	0.565	29	18	0.617	2	0	29.0	47	0.617	12
D 42 Steppe, Mike	3	6	4	5	7	11	0.389	0	9	5	3	5	12	0.294	12	23	0.343	2	0	15.5	35	0.443	9
D 43 Raymond, Ryan	3	5	1	9	4	14	0.222	1	9	4	4	5	13	0.278	9	27	0.250	2	0	9.0	36	0.250	10
D 44 Talley, Gray	1	9	0	7	1	16	0.059	1	6	8	4	9	10	0.474	10	26	0.278	2	0	3.0	36	0.083	12
D 45 Clark, Dan	7	5	6	6	13	11	0.542	4	8	10	1	14	9	0.609	27	20	0.574	2	0	32.5	47	0.691	12
D 46 Peterson, Chris	4	7	5	6	9	13	0.409	7	4	7	4	14	8	0.636	23	21	0.523	2	0	19.5	44	0.443	11
D5/ Hump Day!	35	37	32	40	67	77	0.465	18	18	16	20	34	38	0.472	135	153	0.469	0	6	120.0	288	0.417	
D 50 Rutten, Pete	4	6	1	5	5	11	0.313	4	2	3	4	7	6	0.538	12	17	0.414	0	0	14.0	29	0.483	10
D 51 Deemer, Randy	8	2	6	5	14	7	0.667	6	5	4	5	10	10	0.500	24	17	0.585	0	1	34.0	41	0.829	11
D 52 Baldwin, Randy	6	0	7	2	13	2	0.867	5	4	3	5	8	9	0.471	21	11	0.656	0	0	21.5	32	0.672	9
D 53 Todd, Patrick	0	9	5	4	5	13	0.278	2	8	7	3	9	11	0.450	14	24	0.368	0	1	7.0	38	0.184	11
D 54 Bush, Jim	2	4	0	0	2	4	0.333	5	1	3	5	8	6	0.571	10	10	0.500	0	1	1.0	20	0.050	9
D 55 Warshawsky, Larry	5	5	3	8	8	13	0.381	4	2	3	4	7	6	0.538	15	19	0.441	0	0	10.5	34	0.309	10
D 56 Ferguson, Travis	0	2	2	1	2	3	0.400	2	1	0	2	2	3	0.400	4	6	0.400	0	1	9.0	10	0.900	3
D 57 Moore, Mark	1	3	1	6	2	9	0.182	2	5	1	6	3	11	0.214	5	20	0.200	0	1	3.0	25	0.120	7
D 58 McEwen, William	8	5	6	6	14	11	0.560	3	7	7	2	10	9	0.526	24	20	0.545	0	1	17.0	44	0.386	12
D 59 Janssen, Joshua	1	1	1	3	2	4	0.333	3	1	1	4	4	5	0.444	6	9	0.400	0	0	3.0	15	0.200	5
D6/ Inglourious Darters	44	28	45	27	89	55	0.618	19	17	17	19	36	36	0.500	161	127	0.559	0	0	173.5	288	0.602	
D 60 Blackwelder, Deborah	7	3	6	5	13	8	0.619	4	7	4	7	8	14	0.364	21	22	0.488	0	0	26.5	43	0.616	11
D 61 Limerick, Jeremy	9	1	8	2	17	3	0.850	5	3	5	4	10	7	0.588	27	10	0.730	0	0	36.5	37	0.986	10
D 62 Kilsdonk, Kris	7	5	9	2	16	7	0.696	6	5	6	6	12	11	0.522	28	18	0.609	0	0	18.5	46	0.402	12
D 63 Surber, Dave	8	2	7	3	15	5	0.750	7	2	6	4	13	6	0.684	28	11	0.718	0	0	30.0	39	0.769	10
D 64 Balint, Joey	5	3	3	2	8	5	0.615	4	3	4	2	8	5	0.615	16	10	0.615	0	0	9.5	26	0.365	8
D 65 Cefola, Anthony	3	5	0	2	3	7	0.300	1	5	3	2	4	7	0.364	7	14	0.333	0	0	7.5	21	0.357	8
D 66 Gardner, Kenn	4	3	6	3	10	6	0.625	7	2	3	6	10	8	0.556	20	14	0.588	0	0	18.0	34	0.529	9
D 67 Cosentino, Phil	0	1	1	2	1	3	0.250	0	3	0	2	0	5	0.000	1	8	0.111	0	0	3.5	9	0.389	4
D 68 Ridgeway, Matt	1	5	5	6	6	11	0.353	4	4	3	5	7	9	0.438	13	20	0.394	0	0	23.5	33	0.712	12
D7/ WINNAU	36	36	36	36	72	72	0.500	23	13	18	18	41	31	0.569	154	134	0.535	0	7	134.5	288	0.467	
D 70 Kubel, Nicole	5	4	3	7	8	11	0.421	5	4	5	5	10	9	0.526	18	20	0.474	0	1	19.0	38	0.500	11
D 71 Kubel, Tom "Q"	6	5	5	5	11	10	0.524	8	2	6	5	14	7	0.667	25	17	0.595	0	1	25.5	42	0.607	11
D 72 Roberts, Mike	4	5	4	5	8	10	0.444	5	4	5	2	10	6	0.625	18	16	0.529	0	1	8.0	34	0.235	11
D 73 Cruze, Michael	2	4	1	8	3	12	0.200	4	5	3	5	7	10	0.412	10	22	0.313	0	1	18.0	32	0.563	9
D 74 Tufillaro, Lou	8	2	7	3	15	5	0.750	8	2	1	9	9	11	0.450	24	16	0.600	0	1	17.0	40	0.425	10
D 75 Azevedo, Angelo	2	5	8	0	10	5	0.667	7	1	6	2	13	3	0.813	23	8	0.742	0	0	16.5	31	0.532	8
D 76 Lawler, Rob	1	5	0	3	1	8	0.111	0	3	2	3	2	6	0.250	3	14	0.176	0	1	3.0	17	0.176	7
D 77 Lueneburg, Randy	7	3	7	5	14	8	0.636	9	3	8	4	17	7	0.708	31	15	0.674	0	1	26.5	46	0.576	12
D 78 Connell, Jamie	1	3	1	0	2	3	0.400	0	2	0	1	0	3	0.000	2	6	0.250	0	0	1.0	8	0.125	5

	Singles 301		Singles Cricket		Singles Record		Singles Win %-age	Doubles Cricket		Doubles 501		Doubles Record		Doubles Win %-age	Sngls + Dbls Record		Sngls + Dbls Win %-age	Tiebreaker Ws	Tiebreaker Ls	All-Star Points	Games Played	All-Star Point Average	Matches Played
E1/ Double In, Stumble Out	38	34	45	27	83	61	0.576	25	11	18	18	43	29	0.597	169	119	0.587	0	5	139.5	288	0.485	
E 10 Simpson, Aden	6	6	11	1	17	7	0.708	9	2	6	6	15	8	0.652	32	15	0.681	0	1	26.0	47	0.553	12
E 11 Simpson, David	6	5	8	4	14	9	0.609	9	3	7	5	16	8	0.667	30	17	0.638	0	1	32.5	47	0.692	12
E 12 Simpson, Tyler	4	4	4	4	8	8	0.500	5	3	5	4	10	7	0.588	18	15	0.545	0	0	19.0	33	0.576	9
E 13 Macias, Anthony	9	3	9	3	18	6	0.750	9	3	6	6	15	9	0.625	33	15	0.688	0	1	28.0	48	0.583	12
E 14 Thompson, Barry	6	5	3	6	9	11	0.450	8	5	6	7	14	12	0.538	23	23	0.500	0	1	11.0	46	0.239	12
E 15 Sarantos, Alex	4	4	5	4	9	8	0.529	4	5	3	3	7	8	0.467	16	16	0.500	0	0	13.5	32	0.422	9
E 16 Cribbs, Robert	3	7	5	5	8	12	0.400	6	1	3	5	9	6	0.600	17	18	0.486	0	1	9.5	35	0.271	10
E2/ Red-eye Rangers	39	33	37	35	76	68	0.528	21	15	22	14	43	29	0.597	162	126	0.563	0	0	121.5	288	0.422	
E 20 Kunesh, Joe	5	6	2	8	7	14	0.333	1	8	5	4	6	12	0.333	13	26	0.333	0	0	8.5	39	0.218	12
E 21 Rouse, Chuck	2	5	3	2	5	7	0.417	2	5	4	2	6	7	0.462	11	14	0.440	0	0	3.5	25	0.140	10
E 22 Wilkinson, Charlie	0	0	0	0	0	0	---	0	0	0	0	0	0	---	0	0	---	0	0	0.0	0	---	0
E 23 Mitchell, Bill	2	4	0	8	2	12	0.143	1	4	3	5	4	9	0.308	6	21	0.222	0	0	4.5	27	0.167	11
E 24 Kirkpatrick, Scott	9	3	5	7	14	10	0.583	8	4	11	1	19	5	0.792	33	15	0.688	0	0	17.5	48	0.365	12
E 25 Raper, Jeromie	4	8	7	5	11	13	0.458	8	4	8	3	16	7	0.696	27	20	0.574	0	0	22.5	47	0.479	12
E 26 Hall, Steve	0	0	0	0	0	0	---	0	0	0	0	0	0	---	0	0	---	0	0	0.0	0	---	0
E 27 Millican, Craig	3	6	6	3	9	9	0.500	7	4	4	6	11	10	0.524	20	19	0.513	0	0	12.5	39	0.321	11
E 28 Jones, Grey	11	1	12	0	23	1	0.958	11	1	6	6	17	7	0.708	40	8	0.833	0	0	49.5	48	1.031	12
E 29 Barnes, Will	3	0	2	2	5	2	0.714	4	0	3	1	7	1	0.875	12	3	0.800	0	0	3.0	15	0.200	4
E3/ Sharky's Machine	43	29	34	38	77	67	0.535	20	16	17	19	37	35	0.514	151	137	0.524	15	0	104.5	288	0.363	
E 30 Fink, Scott	3	9	2	3	5	12	0.294	5	4	5	5	10	9	0.526	15	21	0.417	2	0	15.0	36	0.417	12
E 31 Allison, Frank	5	2	2	5	7	7	0.500	4	4	5	4	9	8	0.529	16	15	0.516	2	0	13.0	31	0.419	9
E 32 Bateman, Jimmy	4	3	5	5	9	8	0.529	4	5	3	5	7	10	0.412	16	18	0.471	2	0	11.5	34	0.338	10
E 33 Borgia, Pete	7	2	5	4	12	6	0.667	5	5	3	5	8	10	0.444	20	16	0.556	2	0	12.5	36	0.347	10
E 34 Barrett, Darren	7	4	4	7	11	11	0.500	7	4	7	4	14	8	0.636	25	19	0.568	2	0	17.5	44	0.398	12
E 35 Schaefer, Dan	4	3	4	4	8	7	0.533	3	1	1	4	4	5	0.444	12	12	0.500	1	0	6.0	24	0.250	8
E 36 Kruger, Lonny	5	2	4	5	9	7	0.563	6	4	5	5	11	9	0.550	20	16	0.556	2	0	4.0	36	0.111	10
E 37 Fuller, Geoff	0	2	0	2	0	4	0.000	0	1	0	0	0	1	0.000	0	5	0.000	0	0	1.0	5	0.200	3
E 38 Schaefer, John	8	2	8	3	16	5	0.762	6	4	5	6	11	10	0.524	27	15	0.643	2	0	24.0	42	0.571	11
E4/ Game of Throws	40	32	40	32	80	64	0.556	25	11	19	17	44	28	0.611	168	120	0.583	0	0	120.0	288	0.417	
E 40 Bordeau, Eric	6	7	3	6	9	13	0.409	8	4	5	3	13	7	0.650	22	20	0.524	0	0	22.5	42	0.536	11
E 41 Montesi, Chris	12	1	6	6	18	7	0.720	8	4	5	8	13	12	0.520	31	19	0.620	0	0	20.5	50	0.410	12
E 42 Rudy, Jeff	6	6	11	1	17	7	0.708	11	1	8	4	19	5	0.792	36	12	0.750	0	0	34.5	48	0.719	12
E 43 Smelik, Gene	5	5	7	5	12	10	0.545	8	3	5	6	13	9	0.591	25	19	0.568	0	0	16.0	44	0.364	11
E 44 Smelik, Pat	6	5	6	6	12	11	0.522	9	3	5	6	14	9	0.609	26	20	0.565	0	0	15.0	46	0.326	11
E 45 Jessup, Pete	0	0	0	0	0	0	---	0	0	0	0	0	0	---	0	0	---	0	0	0.0	0	---	0
E 46 Reigher, Marty	1	1	4	3	5	4	0.556	1	2	3	3	4	5	0.444	9	9	0.500	0	0	7.0	18	0.389	7
E 47 Crespo, Steve	4	6	3	5	7	11	0.389	4	5	7	3	11	8	0.579	18	19	0.486	0	0	4.5	37	0.122	11
E 48 Johnson, Steve	0	0	0	0	0	0	---	0	0	0	0	0	0	---	0	0	---	0	0	0.0	0	---	0
E 49 Bader, Dewan	0	1	0	0	0	1	0.000	1	0	0	1	1	1	0.500	1	2	0.333	0	0	0.0	3	0.000	1
E5/ Death Throw	27	45	35	37	62	82	0.431	13	23	17	19	30	42	0.417	122	166	0.424	6	0	111.5	288	0.387	
E 50 Willis, Tolson	2	5	3	9	5	14	0.263	4	8	7	5	11	13	0.458	16	27	0.372	1	0	12.0	43	0.279	12
E 51 Hogan, Neal	3	9	4	9	7	18	0.280	3	8	7	4	10	12	0.455	17	30	0.362	1	0	17.0	47	0.362	12
E 52 Zimmerman, Mike	4	7	0	3	4	10	0.286	0	3	1	8	1	11	0.083	5	21	0.192	0	0	1.5	26	0.058	10
E 53 Bosier, Sean	7	5	9	3	16	8	0.667	7	5	5	7	12	12	0.500	28	20	0.583	1	0	38.5	48	0.802	12
E 54 Thompson, Ben	0	0	3	1	3	1	0.750	1	3	1	1	2	4	0.333	5	5	0.500	0	0	6.5	10	0.650	4
E 55 Mathews, Alex	0	1	1	0	1	1	0.500	1	1	1	1	2	2	0.500	3	3	0.500	0	0	2.0	6	0.333	2
E 56 Mathews, Dave	5	6	4	7	9	13	0.409	6	6	5	6	11	12	0.478	20	25	0.444	1	0	12.5	45	0.278	12
E 57 Willis, Zack	3	5	5	3	8	8	0.500	3	5	4	3	7	8	0.467	15	16	0.484	1	0	13.5	31	0.435	9
E 58 Knight, Rob	3	7	6	2	9	9	0.500	1	7	3	3	4	10	0.286	13	19	0.406	1	0	8.0	32	0.250	10
E6/ Shark Shooters	29	43	33	39	62	82	0.431	13	23	11	25	24	48	0.333	110	178	0.382	0	8	102.5	288	0.356	
E 60 Stacy, Michelle	1	6	0	4	1	10	0.091	2	4	3	3	5	7	0.417	6	17	0.261	0	0	4.5	23	0.196	10
E 61 Stacy, Rod	4	6	5	5	9	11	0.450	3	7	2	8	5	15	0.250	14	26	0.350	0	0	17.0	40	0.425	11
E 62 Mitchell, Liz	4	3	2	6	6	9	0.400	3	3	3	4	6	7	0.462	12	16	0.429	0	1	7.0	28	0.250	10
E 63 Munroe, Joe	1	4	3	1	4	5	0.444	3	2	0	3	3	5	0.375	7	10	0.412	0	1	8.0	17	0.471	5
E 64 Mercer, Dave	8	3	8	3	16	6	0.727	1	6	0	7	1	13	0.071	17	19	0.472	0	1	13.0	36	0.361	12
E 65 Schmitt, Jacquie	2	6	0	3	2	9	0.182	0	0	0	6	0	6	0.000	2	15	0.118	0	1	1.0	17	0.059	10
E 66 Weimers, Drew	1	0	3	5	4	5	0.444	2	7	4	1	6	8	0.429	10	13	0.435	0	1	7.0	23	0.304	10
E 67 Neff, Josh	0	2	3	6	3	8	0.273	4	3	1	6	5	9	0.357	8	17	0.320	0	1	3.5	25	0.140	10
E 68 Taylor, Eric	3	7	2	4	5	11	0.313	2	8	3	7	5	15	0.250	10	26	0.278	0	1	15.0	36	0.417	11
E 69 Bowman, Merrill	5	6	7	2	12	8	0.600	6	6	6	5	12	11	0.522	24	19	0.558	0	1	26.5	43	0.616	12
E7/ Coral Reefers	36	36	28	44	64	80	0.444	9	27	22	14	31	41	0.431	126	162	0.438	0	8	107.5	288	0.373	
E 70 Jarvah, Sean	7	1	4	5	11	6	0.647	4	6	6	1	10	7	0.588	21	13	0.618	0	1	17.0	34	0.500	10
E 71 Carroll, Joshua	5	2	1	5	6	7	0.462	2	5	2	5	4	10	0.286	10	17	0.370	0	0	6.0	27	0.222	8
E 72 Patskoski, Jason	6	4	5	4	11	8	0.579	3	7	8	4	11	11	0.500	22	19	0.537	0	1	15.0	41	0.366	11
E 73 Smith, Van	4	4	4	6	8	10	0.444	2	7	6	1	8	8	0.500	16	18	0.471	0	1	10.5	34	0.309	11
E 74 Roseman, Sean	3	4	4	3	7	7	0.500	2	3	3	4	5	7	0.417	12	14	0.462	0	1	18.5	26	0.712	7
E 75 Britt, Jake	1	7	2	8	3	15	0.167	3	7	3	5	6	12	0.333	9	27	0.250	0	1	15.5	36	0.431	11
E 76 Cullen, Pat	1	1	0	2	1	3	0.250	0	2	2	2	2	4	0.333	3	7	0.300	0	0	0.0	10	0.000	4
E 77 Colton, Mitch	3	5	3	2	6	7	0.462	0	8	5	0	5	8	0.385	11	15	0.423	0	1	9.0	26	0.346	8
E 78 Thorne, Marshall	5	5	4	7	9	12	0.429	2	6	6	5	8	11	0.421	17	23	0.425	0	1	16.0	40	0.400	11
E 79 Thorne, Jake	1	3	1	2	2	5	0.286	0	3	3	1	3	4	0.429	5	9	0.357	0	1	0.0	14	0.000	4

	Singles 301		Singles Cricket		Singles Record		Singles Win %-age	Doubles Cricket		Doubles 501		Doubles Record		Doubles Win %-age	Sngls + Dbls	Record	Sngls + Dbls Win %-age	Tiebreaker Ws	Tiebreaker Ls	All-Star Points	Games Played	All-Star Point Average	Matches Played
F1/ Sofa Kings	30	42	34	38	64	80	0.444	17	19	18	18	35	37	0.486	134	154	0.465	0	6	120.0	288	0.417	
F 10 Moore, Ken	1	5	1	4	2	9	0.182	0	4	2	3	2	7	0.222	4	16	0.200	0	0	5.5	20	0.275	6
F 11 Alcon, Tony	6	6	4	8	10	14	0.417	6	5	5	5	11	10	0.524	21	24	0.467	0	1	22.5	45	0.500	11
F 12 Groves, Phil	2	7	1	10	3	17	0.150	2	8	5	5	7	13	0.350	10	30	0.250	0	1	5.5	40	0.138	10
F 13 Bozza, Doug	4	7	5	6	9	13	0.409	5	7	4	7	9	14	0.391	18	27	0.400	0	1	17.5	45	0.389	10
F 14 Keim, Roger	4	7	7	4	11	11	0.500	5	7	5	6	10	13	0.435	21	24	0.467	0	1	17.5	45	0.389	11
F 15 Plotkin, Jeremy	5	6	5	5	10	11	0.476	7	4	6	5	13	9	0.591	23	20	0.535	0	1	17.0	43	0.395	11
F 16 Blake, Terry	8	4	11	1	19	5	0.792	9	3	9	5	18	8	0.692	37	13	0.740	0	1	34.5	50	0.690	12
F2/ Philthy Coaching	27	45	26	46	53	91	0.368	12	24	17	19	29	43	0.403	111	177	0.385	0	0	98.0	288	0.340	
F 20 Emerton, Eric	1	6	2	6	3	12	0.200	2	6	5	2	7	8	0.467	10	20	0.333	0	0	6.0	30	0.200	10
F 21 Barletta, Phil	3	2	1	8	4	10	0.286	3	5	4	4	7	9	0.438	11	19	0.367	0	0	12.5	30	0.417	9
F 22 Woodard, Dave	7	4	4	6	11	10	0.524	5	6	5	6	10	12	0.455	21	22	0.488	0	0	21.0	43	0.488	11
F 23 Ejlali, Shervin	3	8	3	7	6	15	0.286	1	6	6	5	7	11	0.389	13	26	0.333	0	0	17.0	39	0.436	11
F 24 Martin, Claude	0	5	1	3	1	8	0.111	0	3	2	3	2	6	0.250	3	14	0.176	0	0	2.0	17	0.118	5
F 25 McMillan, Bill	2	5	0	6	2	11	0.154	1	7	2	3	3	10	0.231	5	21	0.192	0	0	6.5	26	0.250	8
F 26 Hamer, Andrew	0	5	2	0	2	5	0.286	2	3	1	4	3	7	0.300	5	12	0.294	0	0	4.5	17	0.265	5
F 27 Scott, Kevin	5	4	4	6	9	10	0.474	4	6	4	5	8	11	0.421	17	21	0.447	0	0	13.5	38	0.355	10
F 28 Turner, Kevin	5	6	8	4	13	10	0.565	6	6	5	6	11	12	0.478	24	22	0.522	0	0	14.0	46	0.304	12
F 29 Gilbert, Geoff	1	0	1	0	2	0	1.000	0	0	0	0	0	0	---	2	0	1.000	0	0	1.0	2	0.500	1
F3/ Don't Hit The Scorekeeper	38	34	24	48	62	82	0.431	16	20	14	22	30	42	0.417	122	166	0.424	0	0	110.0	288	0.382	
F 30 Knight, Romuald	6	4	4	6	10	10	0.500	6	5	5	3	11	8	0.579	21	18	0.538	0	0	11.0	39	0.282	11
F 31 Bohn, Andy	3	2	2	2	5	4	0.556	1	3	1	4	2	7	0.222	7	11	0.389	0	0	3.5	18	0.194	6
F 32 Smith, Ron "Captain"	5	6	0	8	5	14	0.263	1	7	2	8	3	15	0.167	8	29	0.216	0	0	10.5	37	0.284	12
F 33 Vick, Justin	6	6	5	7	11	13	0.458	7	4	5	6	12	10	0.545	23	23	0.500	0	0	18.0	46	0.391	12
F 34 Shearin, Phillip	5	5	5	7	10	12	0.455	4	8	4	9	8	17	0.320	18	29	0.383	0	0	23.0	47	0.489	12
F 35 Nettesheim, Doug	8	3	3	7	11	10	0.524	2	8	3	6	5	14	0.263	16	24	0.400	0	0	10.5	40	0.263	11
F 36 Robertson, Chris	3	5	2	5	5	10	0.333	5	2	3	3	8	5	0.615	13	15	0.464	0	0	18.0	28	0.643	9
F 37 Adams, Doug	2	3	3	6	5	9	0.357	6	3	5	5	11	8	0.579	16	17	0.485	0	0	15.5	33	0.470	10
F4/ Show Me Your Tips	42	30	45	27	87	57	0.604	25	11	30	6	55	17	0.764	197	91	0.684	0	0	162.0	288	0.563	
F 40 Powell, Lee	6	6	12	0	18	6	0.750	9	3	10	2	19	5	0.792	37	11	0.771	0	0	46.0	48	0.958	12
F 41 Bushman, Brad	7	2	6	3	13	5	0.722	6	3	5	4	11	7	0.611	24	12	0.667	0	0	24.5	36	0.681	9
F 42 Bialaszewski, Rich	3	6	6	4	9	10	0.474	8	0	8	1	16	1	0.941	25	11	0.694	0	0	18.5	36	0.514	10
F 43 Lane, Bob	5	3	8	3	13	6	0.684	11	3	9	1	20	4	0.833	33	10	0.767	0	0	22.5	43	0.523	11
F 44 Fournier, Chris	3	4	3	4	6	8	0.429	3	3	5	1	8	4	0.667	14	12	0.538	0	0	9.0	26	0.346	8
F 45 Raquet, Mike	9	3	7	5	16	8	0.667	9	4	12	2	21	6	0.778	37	14	0.725	0	0	28.0	51	0.549	12
F 46 Murphy, Tom	9	6	3	8	12	14	0.462	4	6	11	1	15	7	0.682	27	21	0.563	0	0	13.5	48	0.281	12
F5/ Bulls Up	40	32	45	27	85	59	0.590	20	16	19	17	39	33	0.542	163	125	0.566	6	0	111.5	288	0.387	
F 50 Butterworth, Dan	4	4	8	3	12	7	0.632	8	3	4	6	12	9	0.571	24	16	0.600	1	0	13.0	40	0.325	11
F 51 Butterworth, Jim	5	2	10	1	15	3	0.833	8	3	7	4	15	7	0.682	30	10	0.750	1	0	25.5	40	0.638	11
F 52 Frederick, Karl	5	3	8	2	13	5	0.722	6	4	6	2	12	6	0.667	25	11	0.694	0	0	8.5	36	0.236	10
F 53 Block, Marc	2	6	1	2	3	8	0.273	2	4	2	3	4	7	0.364	7	15	0.318	1	0	2.5	22	0.114	8
F 54 O'Toole, Mike	6	4	8	1	14	5	0.737	4	4	6	3	10	7	0.588	24	12	0.667	0	0	25.5	36	0.708	10
F 55 Graves, Julie	4	5	3	7	7	12	0.368	3	5	6	5	9	10	0.474	16	22	0.421	1	0	14.5	38	0.382	12
F 56 Sessoms, DeWayne	5	5	3	5	8	10	0.444	5	5	1	5	6	10	0.375	14	20	0.412	1	0	8.5	34	0.250	11
F 57 Arnold, Jimmy	9	3	4	6	13	9	0.591	4	4	6	6	10	10	0.500	23	19	0.548	1	0	13.5	42	0.321	12
F6/ Walking That Wire	39	33	36	36	75	69	0.521	16	20	14	22	30	42	0.417	135	153	0.469	10	10	122.0	288	0.424	
F 60 Bowen, Andy	4	5	4	4	8	9	0.471	4	7	2	6	6	13	0.316	14	22	0.389	1	1	20.5	36	0.569	12
F 61 White, John	8	4	6	6	14	10	0.583	5	5	3	6	8	11	0.421	22	21	0.512	1	1	13.5	43	0.314	12
F 62 Prosser, Brad	6	5	1	0	7	5	0.583	1	2	2	8	3	10	0.231	10	15	0.400	1	1	2.0	25	0.080	12
F 63 Wissinger, Wes	7	2	6	5	13	7	0.650	4	4	7	3	11	7	0.611	24	14	0.632	1	1	24.0	38	0.632	12
F 64 Kyle, Mike	1	2	3	3	4	5	0.444	4	3	2	2	6	5	0.545	10	10	0.500	1	1	18.5	20	0.925	8
F 65 Williams, Kelsey	2	4	1	4	3	8	0.273	3	4	2	3	5	7	0.417	8	15	0.348	1	1	2.5	23	0.109	11
F 66 Ferri, Chris	2	1	3	2	5	3	0.625	0	2	0	4	0	6	0.000	5	9	0.357	1	1	4.5	14	0.321	8
F 67 Stark, Parker	1	1	4	5	5	6	0.455	2	0	4	2	6	2	0.750	11	8	0.579	1	1	9.5	19	0.500	9
F 68 Port, Brian	4	3	5	4	9	7	0.563	6	5	2	7	8	12	0.400	17	19	0.472	1	1	16.0	36	0.444	12
F 69 Strickland, Jon	4	6	3	3	7	9	0.438	3	8	4	3	7	11	0.389	14	20	0.412	1	1	11.0	34	0.324	12
F7/ Why So Serious?	36	36	42	30	78	66	0.542	20	16	14	22	34	38	0.472	146	142	0.507	0	0	125.0	288	0.434	
F 70 Cannizzaro, Anthony	7	2	9	1	16	3	0.842	9	2	3	8	12	10	0.545	28	13	0.683	0	0	35.5	41	0.866	12
F 71 Havens, Lincoln	1	7	5	5	6	12	0.333	6	4	3	7	9	11	0.450	15	23	0.395	0	0	9.0	38	0.237	11
F 72 Leonard, Bill	1	9	6	7	7	16	0.304	5	4	2	7	7	11	0.389	14	27	0.341	0	0	11.5	41	0.280	12
F 73 Havens, Matt	9	3	5	7	14	10	0.583	7	6	5	6	12	12	0.500	26	22	0.542	0	0	26.5	48	0.552	12
F 74 Triggiano, Andrew	5	4	7	3	12	7	0.632	1	6	5	3	6	9	0.400	18	16	0.529	0	0	13.5	34	0.397	10
F 75 Cannizzaro, Tyler	9	2	7	4	16	6	0.727	6	5	5	6	11	11	0.500	27	17	0.614	0	0	15.0	44	0.341	12
F 76 McGuire, Shaun	1	4	1	1	2	5	0.286	2	2	2	3	4	5	0.444	6	10	0.375	0	0	8.5	16	0.531	6
F 77 Light, Chris	3	5	2	2	5	7	0.417	4	3	3	4	7	7	0.500	12	14	0.462	0	0	5.5	26	0.212	8

	Singles 301		Singles Cricket		Singles Record		Singles Win %-age	Doubles Cricket		Doubles 501		Doubles Record		Doubles Win %-age	Sngls + Dbls Record		Sngls + Dbls Win %-age	Tiebreaker Ws	Tiebreaker Ls	All-Star Points	Games Played	All-Star Point Average	Matches Played
G1/ Wayne Gretzky	29	43	25	47	54	90	0.375	15	21	21	15	36	36	0.500	126	162	0.438	7	0	80.5	288	0.280	
G 10 Wilson, Misty	2	10	0	3	2	13	0.133	1	5	6	7	7	12	0.368	9	25	0.265	1	0	1.0	34	0.029	12
G 11 Wilson, Jonathan	0	1	6	4	6	5	0.545	6	5	6	5	12	10	0.545	18	15	0.545	1	0	16.0	33	0.485	11
G 12 Gaines, Lauren	2	10	1	10	3	20	0.130	3	5	4	7	7	12	0.368	10	32	0.238	1	0	1.0	42	0.024	12
G 13 Gaines, Bryan	8	4	3	9	11	13	0.458	6	6	9	3	15	9	0.625	26	22	0.542	1	0	14.5	48	0.302	12
G 14 Rigert, Joe, Sr.	8	2	11	0	19	2	0.905	9	2	8	3	17	5	0.773	36	7	0.837	1	0	22.5	43	0.523	11
G 15 Rigert, Joe, Jr.	0	0	0	0	0	0	---	0	0	0	0	0	0	---	0	0	---	0	0	0.0	0	---	0
G 16 Park, Jason	6	6	0	11	6	17	0.261	2	8	7	3	9	11	0.450	15	28	0.349	1	0	9.5	43	0.221	11
G 17 Park, Ed	3	8	4	7	7	15	0.318	2	9	1	2	3	11	0.214	10	26	0.278	1	0	11.5	36	0.319	11
G 18 Leicht, Richard	0	2	0	3	0	5	0.000	1	2	1	0	2	2	0.500	2	7	0.222	0	0	4.5	9	0.500	3
G2/ De Ducks Part Deux	30	42	27	45	57	87	0.396	16	20	11	25	27	45	0.375	111	177	0.385	0	0	65.0	288	0.226	
G 20 Carawon, Bob	1	8	0	8	1	16	0.059	0	7	2	6	2	13	0.133	3	29	0.094	0	0	1.0	32	0.031	9
G 21 Peers, Martin	1	3	1	3	2	6	0.250	1	3	1	3	2	6	0.250	4	12	0.250	0	0	1.5	16	0.094	4
G 22 Ellis, Tim	9	4	7	5	16	9	0.640	9	3	8	6	17	9	0.654	33	18	0.647	0	0	13.5	51	0.265	12
G 23 Schoch, Adam	0	6	3	4	3	10	0.231	4	3	0	6	4	9	0.308	7	19	0.269	0	0	15.5	26	0.596	7
G 24 Carawon, Harris	8	5	4	10	12	15	0.444	6	7	1	11	7	18	0.280	19	33	0.365	0	0	9.5	52	0.183	12
G 25 Lalino, Steve	6	6	8	3	14	9	0.609	9	2	5	7	14	9	0.609	28	18	0.609	0	0	20.0	46	0.435	11
G 26 Jeffries, Tom	5	6	3	10	8	16	0.333	2	12	4	8	6	20	0.231	14	36	0.280	0	0	4.0	50	0.080	12
G 27 Raftice, Brian	0	0	0	0	0	0	---	0	0	0	0	0	0	---	0	0	---	0	0	0.0	0	---	0
G 28 Jeffries, Kent	0	4	1	2	1	6	0.143	1	3	1	3	2	6	0.250	3	12	0.200	0	0	0.0	15	0.000	4
G3/ Irish Ton	30	42	34	38	64	80	0.444	19	17	25	11	44	28	0.611	152	136	0.528	7	0	95.0	288	0.330	
G 30 Cominole, Jeremy	8	4	8	4	16	8	0.667	8	4	10	3	18	7	0.720	34	15	0.694	1	0	20.5	49	0.418	12
G 31 Bowser, Brian	6	5	5	6	11	11	0.500	8	3	10	1	18	4	0.818	29	15	0.659	1	0	18.0	44	0.409	11
G 32 Logan, Pete	2	4	1	3	3	7	0.300	2	4	3	2	5	6	0.455	8	13	0.381	1	0	4.0	21	0.190	8
G 33 Rossbach, Mark	5	4	8	1	13	5	0.722	8	1	7	2	15	3	0.833	28	8	0.778	1	0	18.0	36	0.500	9
G 34 Hiltbrunner, Sherry	4	9	2	9	6	18	0.250	2	8	6	5	8	13	0.381	14	31	0.311	0	0	9.5	45	0.211	11
G 35 Perkins, Heath	4	6	5	4	9	10	0.474	6	4	8	2	14	6	0.700	23	16	0.590	1	0	17.5	39	0.449	10
G 36 Perkins, Brytni	1	5	1	7	2	12	0.143	1	6	2	5	3	11	0.214	5	23	0.179	1	0	4.0	28	0.143	8
G 37 Yarsawich, Brian	0	5	4	4	4	9	0.308	3	4	4	2	7	6	0.538	11	15	0.423	1	0	3.5	26	0.135	7
G4/ Old Darting Bastards	40	32	44	28	84	60	0.583	17	19	15	21	32	40	0.444	148	140	0.514	0	9	117.5	288	0.408	
G 40 Cornell, Blaine	5	5	1	3	6	8	0.429	3	6	5	4	8	10	0.444	14	18	0.438	0	1	6.0	32	0.188	12
G 41 Barlow, Brian	4	4	4	3	8	7	0.533	2	3	2	3	4	6	0.400	12	13	0.480	0	1	13.5	25	0.540	8
G 42 Barbour, Bryan	0	1	3	2	3	3	0.500	2	4	2	2	4	6	0.400	7	9	0.438	0	1	4.5	16	0.281	6
G 43 Millius, Mike	5	2	7	3	12	5	0.706	5	4	5	6	10	10	0.500	22	15	0.595	0	1	19.0	37	0.514	11
G 44 Metivier, Sam	7	3	5	1	12	4	0.750	6	3	4	6	10	9	0.526	22	13	0.629	0	1	7.0	35	0.200	11
G 45 Musil, Dylan	8	1	5	4	13	5	0.722	5	3	5	3	10	6	0.625	23	11	0.676	0	1	20.0	34	0.588	9
G 46 Smith, Jon	3	4	5	2	8	6	0.571	4	3	4	3	8	6	0.571	16	12	0.571	0	1	20.0	28	0.714	7
G 47 Furdon, Jenny	5	7	5	4	10	11	0.476	3	4	0	8	3	12	0.200	13	23	0.361	0	1	11.5	36	0.319	12
G 48 Furdon, Matt	0	3	5	5	5	8	0.385	3	4	1	4	4	8	0.333	9	16	0.360	0	1	9.0	25	0.360	11
G 49 McKendrick, Todd	3	2	4	1	7	3	0.700	1	4	2	3	3	7	0.300	10	10	0.500	0	0	7.0	20	0.350	5
G5/ I'm about to Ton!	45	27	44	28	89	55	0.618	24	12	21	15	45	27	0.625	179	109	0.622	0	0	92.0	288	0.319	
G 50 Theall, Ken	5	4	0	4	5	8	0.385	5	2	4	2	9	4	0.692	14	12	0.538	0	0	7.0	26	0.269	10
G 51 Gagner, Chris	10	2	10	2	20	4	0.833	8	4	5	4	13	8	0.619	33	12	0.733	0	0	10.0	45	0.222	12
G 52 Zuttel, Paul	7	5	4	8	11	13	0.458	7	4	5	3	12	7	0.632	23	20	0.535	0	0	10.5	43	0.244	12
G 53 Dehnel, Sebastian	6	4	9	1	15	5	0.750	7	2	6	3	13	5	0.722	28	10	0.737	0	0	15.0	38	0.395	10
G 54 Caldwell, Taylor	3	6	1	6	4	12	0.250	1	4	3	4	4	8	0.333	8	20	0.286	0	0	3.0	28	0.107	10
G 55 Little, Clint	11	0	11	0	22	0	1.000	9	2	8	2	17	4	0.810	39	4	0.907	0	0	27.5	43	0.640	11
G 56 Hollingsworth, Glenn	0	0	0	0	0	0	---	0	0	0	0	0	0	---	0	0	---	0	0	0.0	0	---	0
G 57 Zuttel, Joe	0	0	0	0	0	0	---	3	0	3	5	6	5	0.545	6	5	0.545	0	0	1.0	11	0.091	10
G 58 Looney, JoDon	3	4	8	3	11	7	0.611	6	3	6	4	12	7	0.632	23	14	0.622	0	0	14.0	37	0.378	11
G 59 Jones, Mike	0	2	1	4	1	6	0.143	2	3	2	3	4	6	0.400	5	12	0.294	0	0	4.0	17	0.235	7
G6/ Chalker's Nightmare	39	33	38	34	77	67	0.535	17	19	15	21	32	40	0.444	141	147	0.490	0	7	77.5	288	0.269	
G 60 Moulden, Jeremy	5	6	8	2	13	8	0.619	5	6	5	6	10	12	0.455	23	20	0.535	0	1	11.0	43	0.256	11
G 61 Ball, Pat	8	4	6	6	14	10	0.583	5	6	9	3	14	9	0.609	28	19	0.596	0	1	16.0	47	0.340	12
G 62 Boutieller, Tina	7	5	5	7	12	12	0.500	3	3	2	9	5	12	0.294	17	24	0.415	0	1	7.0	41	0.171	12
G 63 Boutieller, Nick	6	3	4	5	10	8	0.556	3	4	2	3	5	7	0.417	15	15	0.500	0	1	8.5	30	0.283	9
G 64 Berman, Brian	0	0	1	2	1	2	0.333	2	3	1	4	3	7	0.300	4	9	0.308	0	0	1.0	13	0.077	6
G 65 Coogan, Beth	4	4	1	1	5	5	0.500	1	7	1	3	2	10	0.167	7	15	0.318	0	1	1.0	22	0.045	9
G 66 Tompkins, Charles	2	5	5	6	7	11	0.389	9	3	8	4	17	7	0.708	24	18	0.571	0	1	14.5	42	0.345	12
G 67 Brownd, Anthony	7	5	8	4	15	9	0.625	6	6	2	10	8	16	0.333	23	25	0.479	0	1	18.5	48	0.385	12
G 68 Fuller, Cathy	0	1	0	1	0	2	0.000	0	0	0	0	0	0	---	0	2	0.000	0	0	0.0	2	0.000	1
G7/ Just A Bit Outside	39	33	40	32	79	65	0.549	18	18	18	18	36	36	0.500	151	137	0.524	0	0	111.5	288	0.387	
G 70 Budd, Shawn	6	6	7	2	13	8	0.619	8	0	5	5	13	5	0.722	26	13	0.667	0	0	15.0	39	0.385	12
G 71 Additon, Chris	2	5	2	5	4	10	0.286	3	6	2	4	5	10	0.333	9	20	0.310	0	0	7.0	29	0.241	11
G 72 Budd, Jen	4	7	0	1	4	8	0.333	0	1	1	10	1	11	0.083	5	19	0.208	0	0	2.5	24	0.104	12
G 73 Cook, Dan	1	3	7	2	8	5	0.615	3	6	6	1	9	7	0.563	17	12	0.586	0	0	15.5	29	0.534	11
G 74 Heath, John	9	1	10	0	19	1	0.950	7	3	4	1	11	4	0.733	30	5	0.857	0	0	27.5	35	0.786	10
G 75 King, Richard	5	2	0	3	5	5	0.500	1	3	1	5	2	8	0.200	7	13	0.350	0	0	4.0	20	0.200	8
G 76 Pender, Aime	0	1	2	6	2	7	0.222	0	5	2	1	2	6	0.250	4	13	0.235	0	0	1.5	17	0.088	9
G 77 Updyke, Jerry	8	3	2	5	10	8	0.556	3	6	7	3	10	9	0.526	20	17	0.541	0	0	11.0	37	0.297	11
G 78 Whitley, Brian	4	2	6	2	10	4	0.714	6	2	4	3	10	5	0.667	20	9	0.690	0	0	18.0	29	0.621	8
G 79 Wrenn, Cameron	0	3	4	6	4	9	0.308	5	4	4	3	9	7	0.563	13	16	0.448	0	0	9.5	29	0.328	12

	Singles 301		Singles Cricket		Singles Record		Singles Win %-age	Doubles Cricket		Doubles 501		Doubles Record		Doubles Win %-age	Sngls + Dbls Record		Sngls + Dbls Win %-age	Tiebreaker Ws	Tiebreaker Ls	All-Star Points	Games Played	All-Star Point Average	Matches Played
H1/ Dart Buddies	37	35	40	32	77	67	0.535	12	24	16	20	28	44	0.389	133	155	0.462	8	0	83.5	288	0.290	
H 10 Kincaid, Lisa	0	1	0	0	0	1	0.000	1	2	1	0	2	2	0.500	2	3	0.400	1	0	0.0	5	0.000	4
H 11 Watson, Ruth	4	8	1	4	5	12	0.294	1	8	3	7	4	15	0.211	9	27	0.250	1	0	4.0	36	0.111	12
H 12 Watson, Jeff, Sr.	8	4	10	2	18	6	0.750	5	7	7	5	12	12	0.500	30	18	0.625	1	0	24.5	48	0.510	12
H 13 Watson, Emily	6	4	2	7	8	11	0.421	2	5	5	6	7	11	0.389	15	22	0.405	1	0	8.0	37	0.216	11
H 14 Massengill, Devin	3	1	5	7	8	8	0.500	2	8	5	5	7	13	0.350	15	21	0.417	1	0	6.0	36	0.167	12
H 15 Gower, Jeremy	5	6	6	6	11	12	0.478	7	3	4	7	11	10	0.524	22	22	0.500	1	0	15.5	44	0.352	12
H 16 Franklin, Samantha	1	5	3	3	4	8	0.333	1	5	1	3	2	8	0.200	6	16	0.273	1	0	5.0	22	0.227	8
H 17 Young, Mike	7	5	9	3	16	8	0.667	4	7	4	5	8	12	0.400	24	20	0.545	1	0	13.0	44	0.295	12
H 18 Mozzetti, Petra	3	1	4	0	7	1	0.875	1	3	2	2	3	5	0.375	10	6	0.625	0	0	7.5	16	0.469	4
H2/ Ballistic Behavior	35	37	32	40	67	77	0.465	21	15	18	18	39	33	0.542	145	143	0.503	0	6	69.0	288	0.240	
H 20 Phillips, Britt	5	6	9	3	14	9	0.609	5	6	6	6	11	12	0.478	25	21	0.543	0	1	4.5	46	0.098	12
H 21 Phillips, Josh	8	4	7	5	15	9	0.625	8	4	7	5	15	9	0.625	30	18	0.625	0	1	21.0	48	0.438	12
H 22 Hayward, Simon	6	5	5	9	11	14	0.440	9	3	5	7	14	10	0.583	25	24	0.510	0	1	4.0	49	0.082	12
H 23 Hayward, Georgia	6	6	2	10	8	16	0.333	6	7	6	5	12	12	0.500	20	28	0.417	0	1	19.5	48	0.406	12
H 24 Letsch, Dempsey	2	6	4	6	6	12	0.333	4	5	6	4	10	9	0.526	16	21	0.432	0	1	1.0	37	0.027	10
H 25 Archibald, Bobby	0	5	0	1	0	6	0.000	2	2	1	3	3	5	0.375	3	11	0.214	0	0	1.0	14	0.071	5
H 26 Larson, Ray	8	5	5	6	13	11	0.542	8	3	5	6	13	9	0.591	26	20	0.565	0	1	18.0	46	0.391	11
H3/ Brown's Bombers	26	40	43	23	69	63	0.523	25	8	18	15	43	23	0.652	155	109	0.587	0	0	74.5	264	0.282	
H 30 Suan, John	2	3	7	3	9	6	0.600	6	5	3	7	9	12	0.429	18	18	0.500	0	0	7.0	36	0.194	11
H 31 Davis, Luke	4	5	6	5	10	10	0.500	10	1	6	3	16	4	0.800	26	14	0.650	0	0	15.5	40	0.388	11
H 32 Casey, Kevin	5	4	8	3	13	7	0.650	10	1	8	3	18	4	0.818	31	11	0.738	0	0	7.5	42	0.179	11
H 33 Murphy, James	6	5	9	2	15	7	0.682	9	1	7	3	16	4	0.800	31	11	0.738	0	0	18.5	42	0.440	11
H 34 Murphy, Michelle	2	8	0	1	2	9	0.182	0	2	3	7	3	9	0.250	5	18	0.217	0	0	1.0	23	0.043	10
H 35 Strickland, Andrew "AJ"	2	4	3	0	5	4	0.556	6	1	5	1	11	2	0.846	16	6	0.727	0	0	6.5	22	0.295	7
H 36 Shirey, Anthony	4	5	8	3	12	8	0.600	8	2	4	4	12	6	0.667	24	14	0.632	0	0	15.5	38	0.408	11
H 37 Hawk, Julie	1	6	2	6	3	12	0.200	1	3	0	2	1	5	0.167	4	17	0.190	0	0	3.0	21	0.143	8
H4/ All About That Bull!	49	23	47	25	96	48	0.667	21	15	16	20	37	35	0.514	170	118	0.590	0	0	95.5	288	0.332	
H 40 Voorhees, Cindy	7	3	7	4	14	7	0.667	4	7	2	6	6	13	0.316	20	20	0.500	0	0	11.0	40	0.275	11
H 41 Shepard, Missy	10	2	6	4	16	6	0.727	5	5	6	6	11	11	0.500	27	17	0.614	0	0	13.5	44	0.307	11
H 42 Holmes, Joseph	9	1	9	1	18	2	0.900	7	3	5	5	12	8	0.600	30	10	0.750	0	0	20.0	40	0.500	10
H 43 Miller, Lloyd	2	0	0	2	2	2	0.500	1	1	1	1	2	2	0.500	4	4	0.500	0	0	3.0	8	0.375	2
H 44 Holland, Tom	4	3	6	1	10	4	0.714	4	3	7	0	11	3	0.786	21	7	0.750	0	0	12.5	28	0.446	7
H 45 Tyler, Rob	1	5	3	6	4	11	0.267	5	4	2	8	7	12	0.368	11	23	0.324	0	0	8.0	34	0.235	9
H 46 Gould, Craig	9	1	5	4	14	5	0.737	6	2	3	6	9	8	0.529	23	13	0.639	0	0	8.0	36	0.222	9
H 47 Gorts, Tim	2	5	6	1	8	6	0.571	3	4	1	5	4	9	0.308	12	15	0.444	0	0	9.0	27	0.333	7
H 48 Neill, Gregory	5	3	5	2	10	5	0.667	7	1	5	3	12	4	0.750	22	9	0.710	0	0	10.5	31	0.339	8
H5/ Chalk It Up	24	42	31	35	55	77	0.417	14	19	21	12	35	31	0.530	125	139	0.473	0	0	54.0	264	0.205	
H 50 McNamara, Ken	6	3	7	3	13	6	0.684	4	5	8	2	12	7	0.632	25	13	0.658	0	0	17.0	38	0.447	10
H 51 Coggins, Leigh	1	9	0	5	1	14	0.067	2	2	2	2	4	4	0.500	5	18	0.217	0	0	2.5	23	0.109	10
H 52 Morlando, Jim	0	8	2	6	2	14	0.125	5	6	6	2	11	8	0.579	13	22	0.371	0	0	2.0	35	0.057	10
H 53 Crawford, Neal	3	4	3	5	6	9	0.400	3	2	1	3	4	5	0.444	10	14	0.417	0	0	5.0	24	0.208	8
H 54 Prater, Brittani	5	3	3	4	8	7	0.533	5	3	4	3	9	6	0.600	17	13	0.567	0	0	3.5	30	0.117	8
H 55 Zarrelli, Karen	0	5	0	2	0	7	0.000	0	4	4	5	4	9	0.308	4	16	0.200	0	0	1.0	20	0.050	9
H 56 McDole, James	2	3	7	0	9	3	0.750	2	5	2	4	4	9	0.308	13	12	0.520	0	0	7.5	25	0.300	7
H 57 Thompson, Barry, Jr.	2	2	0	9	2	11	0.154	4	5	7	1	11	6	0.647	13	17	0.433	0	0	0.0	30	0.000	9
H 58 Uvino, Chris	2	4	4	1	6	5	0.545	0	4	5	1	5	5	0.500	11	10	0.524	0	0	4.5	21	0.214	5
H 59 Genzlinger, Roger	3	1	5	0	8	1	0.889	3	2	3	1	6	3	0.667	14	4	0.778	0	0	11.0	18	0.611	5
H6/ Tips & Shafts	31	41	22	50	53	91	0.368	13	23	13	23	26	46	0.361	105	183	0.365	0	0	75.5	288	0.262	
H 60 Borgna, Denise	6	4	2	8	8	12	0.400	3	3	1	5	4	8	0.333	12	20	0.375	0	0	7.0	32	0.219	9
H 61 Borgna, Andrew	4	3	3	5	7	8	0.467	4	4	4	4	8	8	0.500	15	16	0.484	0	0	9.5	31	0.306	8
H 62 Spencer, Kenny	2	7	1	8	3	15	0.167	3	7	4	6	7	13	0.350	10	28	0.263	0	0	8.0	38	0.211	9
H 63 Thaxter, Norm	5	7	5	7	10	14	0.417	4	6	4	6	8	12	0.400	18	26	0.409	0	0	4.0	44	0.091	11
H 64 Garner, Annette	1	6	3	5	4	11	0.267	3	6	3	5	6	11	0.353	10	22	0.313	0	0	5.0	32	0.156	9
H 65 Huffman, Inky	4	4	0	8	4	12	0.250	1	10	4	6	5	16	0.238	9	28	0.243	0	0	2.0	37	0.054	10
H 66 Powell, David	2	2	1	4	3	6	0.333	3	1	1	4	4	5	0.444	7	11	0.389	0	0	8.0	18	0.444	5
H 67 Crowe, Jason	6	3	7	2	13	5	0.722	4	4	4	4	8	8	0.500	21	13	0.618	0	0	31.0	34	0.912	9
H 68 Jones, Jessica	1	5	0	3	1	8	0.111	1	5	1	6	2	11	0.154	3	19	0.136	0	0	1.0	22	0.045	7
H7/ Eazy Duzit	44	28	31	41	75	69	0.521	17	19	21	15	38	34	0.528	151	137	0.524	0	0	83.5	288	0.290	
H 70 Hall, Michael	5	2	2	5	7	7	0.500	2	5	4	3	6	8	0.429	13	15	0.464	0	0	6.5	28	0.232	7
H 71 Harris, Layne	3	4	2	3	5	7	0.417	1	6	6	1	7	7	0.500	12	14	0.462	0	0	1.0	26	0.038	7
H 72 Polites, Tommy	6	2	6	3	12	5	0.706	5	4	4	3	9	7	0.563	21	12	0.636	0	0	7.0	33	0.212	9
H 73 Iessi, Austin	7	4	4	7	11	11	0.500	4	7	4	7	8	14	0.364	19	25	0.432	0	0	10.0	44	0.227	11
H 74 Pate, Bradley	4	5	4	6	8	11	0.421	7	2	5	4	12	6	0.667	20	17	0.541	0	0	15.5	37	0.419	10
H 75 Haithcock, Lee	9	3	8	4	17	7	0.708	8	4	9	3	17	7	0.708	34	14	0.708	0	0	28.0	48	0.583	12
H 76 Lichty, Ben	1	1	0	2	1	3	0.250	3	2	2	1	5	3	0.625	6	6	0.500	0	0	2.5	12	0.208	5
H 77 Welsh, David	6	6	4	8	10	14	0.417	2	7	6	6	8	13	0.381	18	27	0.400	0	0	12.0	45	0.267	12
H 78 Nunes, Corrina	3	1	1	3	4	4	0.500	2	1	2	2	4	3	0.571	8	7	0.533	0	0	1.0	15	0.067	4

Raleigh Dart League

Registration for Fall 2018 Season

Wednesday, July 18, (The Upper Deck), 7:00-8:00 p.m.

Wednesday, July 18 ⌫⌦ **For ALL teams - there is only one night of registration!!!**
(If your team is not returning, please leave a message on VoiceMail.
New captain? Please pass this information on to him/her.)
Bring: 1) Completed roster - use BLACK pen please - with divisions played by by each member for last 3 seasons
2) ONE check for bar fee and a minimum of six players (Bar fee is $20; Player registration is $20) NO CASH WILL BE ACCEPTED!!!

Wednesday, July 18 **DEADLINE for unrestricted roster add-ons, at REGISTRATION (no extensions)**

July 19 through September 10 Add-ons pre-approved by the Membership Committee (Membership Committee Director - Heather Bohanan, 919-326-1956, membership@raleighdartleague.org)
1) Checks & player information as per roster to: Heather Bohanan (temporarily performing Treasurer duties), 919-326-1956, 206 Shoals Lane, Garner, NC 27529; membership@raleighdartleague.org
2) Membership Director will inform captain of Committee's decision
A PLAYER IS NOT ELIGIBLE UNTIL APPROVED, AND WITH DUES PAID

Wednesday, August 1 ⌫⌦ **Captains' meeting, 7:00-8:00 p.m., The Upper Deck (MANDATORY)**
Pick up schedules, blank scoresheets, team rosters, phone lists, rules, etc.

Wednesday, August 8 ⌫⌦ **8:00 p.m. Season starts**

Monday, September 10 **5th week captains' meeting, site TBD (MANDATORY)**
... and RDL Board meeting --- Last day to add/replace a player with approval

FALL 2018 RALEIGH DART LEAGUE TEAM REGISTRATION FORM

Team Name _____ Team Number _____
(PLEASE LEAVE BLANK)

Player Name (not nickname): / Home Bar & Dart Rep.:	Divisions played in previous 3 seasons	Dart experience (if any) outside RDL* / Board #s:	M/F	Phone #:	Fee Paid:
Captain: 0				(C) (H)	0
1				(C) (H)	1
2				(C) (H)	2
3				(C) (H)	3
4				(C) (H)	4
5				(C) (H)	5
6				(C) (H)	6
7				(C) (H)	7
8				(C) (H)	8
9				(C) (H)	9

TOTAL:

Captain's Email Address: _____

** If there are players new to RDL and you are aware of their dart experience outside of RDL, please include that information here. You might say things like "Played in a mid-level team in Chicago for the past 6 years" or "No league experience but throws on a regular basis - consistently beats D & E players at Upper Deck LOD"*

Tons of Newsletter

Home to the Fall Session of the Raleigh Dart League for the Banquet, Saturday, December 8, 2018 Issue #JK736
The "I Didn't Really Know I Had An Opponent Disrespect Allowance Line, Until Somebody Crossed It" Edition

TOURNAMENT WINNERS

"A" Division - ***The Overall Element*** *(14-4)*
After surviving what would've been an ESPN Instant Classic in the semifinals against Appetite, Element finished the RDL's only undefeated run this fall (as one of only two #1s that won Mugs!).

"B" Division - ***Dead Beats*** *(13-5)*
The Beats roll through the entire B tournament without having to face their nemesis Dartistic, and ending as the only one of the eight Mug-winning teams to not reach 501 in any of their matches.

"C" Division - ***Rif Raf*** *(14-6)*
Rif Raf gets payback on Menace, the team that took them out in week 14 and removed any chance for a regular season title, and progresses though the tournament by bigger margins each match.

"D" Division - ***Projectile Dysfunction*** *(13-11)*
In the ridiculously crazy beast that is D division, Projectile (the #3 seed) ends the tournament not only with Mugs, but also as the only D team to win a tournament match as the better-seeded team.

"E" Division - ***Bulls Up*** *(12+-12)*
One of the RDL's most exciting and intense rivalries came about yet again in the finals, appropriately going the full distance, with Jim Butterworth's double-1 claiming the Mugs (with Show Me on 16).

"F" Division - ***Bulls On Parade*** *(12+-12)*
Brian Whitley's double-20 in 1001 (with the Sharks sitting on 66) brings home the Mugs for the Parade, making them one of only two Mug-winning squads that wasn't a regular season top-two finisher.

"G" Division - ***Don't Hit The Scorekeeper*** *(13-3)*
Scorekeeper saved their best for last, posting the biggest margin of victory in a tournament final this season, defeating all of the odd seeds except the #1 on their tournament path (#7, #3 and #5).

"H" Division - ***Dr.unks*** *(14-8)*
After a somewhat slow 3-2 start, Dr.unks finish with a 9-match win string (plus a quarterfinals bye) that ended with them one of only two RDL teams to pull the season/tournament double this season

REGULAR SEASON WINNERS

"A" Division - ***The Overall Element*** *(14 wins, 0 losses)*
2nd place - Darty Minds

"B" Division - ***Dartistic Freedom*** *(11 wins, 1 loss)*
2nd place - Dead Beats

"C" Division - ***Inglourious Darters*** *(9 wins, 3 losses)*
2nd place - Rif Raf

"D" Division - ***Sharky's Machine*** *(8 wins, 4 losses)*
2nd place - Double In, Stumble Out

"E" Division - ***Show Me Your Tips*** *(9 wins, 3 losses)*
2nd place - Bulls Up

"F" Division - ***Shark Shooters*** *(10 wins, 2 losses)*
2nd place - Taylor Wants a Ton!

"G" Division - ***Chalker's Nightmare*** *(10 wins, 4 losses)*
2nd place - Don't Hit The Scorekeeper

"H" Division - ***Dr.unks*** *(10 wins, 2 losses)*
2nd place - You Diddled What?!

Rosters of all season- and tournament-winning teams are on page 4.)

TABLE OF CONTENTS

Item	Page Number
Tournament & Regular Season Winning Teams	1
Spring 2019 RDL Season Information	1
Final Divisional Standings	2
Final Divisional Tournament Results	3
Tournament & Regular Season Winning Team Rosters	4
Sp'19 season dates, 1001s Summary, RDL observations	4
Tournament Trophy Dart Awards	5
Other Tournament Hot Darts	5
Regular Season Trophy Dart Awards	5
Divisional Singles Win %-age Winners	6
Divisional All-Star Point %-age Winners	6
Players Who Beat the Singles Winners	6
Season Penalty Summary	6
List of Host Establishments	7
Holiday blind draws, other local leagues	7
RDL Address and Phone No. Information	8
Event Calendar, Penalty Log	8
JK's All-Star Team Picks	9
Quick Stat Tidbits, JK's Prediction Results Summary	9
Prediction Results Table	10
Week-by-Week Match Results Table	11
Fall 2018 Trivia Questions Revisited	12
Fall 2018 Lyrics Quiz Revisited (cont. on pg. 14 too)	13
The rest of the lyrics quiz, a division (D!) for the ages	14
In Memoriam, city champs, funny and happy stories	15
Random Thoughts from JK	16
Best Individual Overall Records in the last 46 seasons	17
2018 NCCDL & NCLC standings, news, history	18
2018 NCCDL & NCLC perfect throws, tourn. results	19
2018 NC State Championship results	20
New Year's Tournament flyer, Carolina Open flyer	21
Top Singles Records, by Division	22
Top Doubles Records, by Division	23
Top Singles+Doubles, by Division	24
Top All Star Point Averages, by Division	25
Top Individual Records, by Section of Play	26,27
League-Wide Individual Singles, Doubles Records	28
League-Wide Individual Singles + Doubles Records, and All-Star Point Averages	29
Singles, Doubles Records, Ranked by Team	30
Overall Records, All-Star Pt. Ave., Ranked By Team	31
Complete "A" Division Statistics	32
Complete "B" Division Statistics	33
Complete "C" Division Statistics	34
Complete "D" Division Statistics	35
Complete "E" Division Statistics	36
Complete "F" Division Statistics	37
Complete "G" Division Statistics	38
Complete "H" Division Statistics	39
Registration Materials for Spring 2019 RDL Season	40

SPRING 2019 RALEIGH DART LEAGUE SEASON INFORMATION

Registration Meeting for ALL Teams; The Upper Deck;
Wednesday, January 2, 7:00-8:00 p.m.

MANDATORY Preseason Captains' Meeting; The Upper Deck;
Wednesday, January 16, 7:00-8:00 p.m.

Match Play begins on Wednesday, January 23

MANDATORY Fifth Week Captains' Meeting;
The Upper Deck; **Monday, February 25**, 7:00-8:00 p.m.

Divisional tournament weeks - **May 1 & 8 & 15**

FINAL!! DIVISIONAL TEAM STANDINGS FOR THE *FALL 2018* RDL SEASON

		W	L	Pts.
	"A" Division			
👍	The Overall Element 👍	14	0	270
👍	Darty Minds	11	3	213
3	North Raleigh Alliance	9	5	194
4	Appetite for Destruction	8	6	200
5	Lunatic Fringe	6	8	162
6	Spank That Monkey	6	8	158
👎	Hoptimistic	2	12	102
👎	Shooter McGavin	0	14	43
	"B" Division			
👍	Dartistic Freedom 👍	11	1	193
👍	Dead Beats	10	2	179
3	DD 214	7	5	152
4	Kiss My Tips	4	8	117
5	Fore, bounce-outs	4	8	112
👎	One Armed Bandits	4	8	109
👎	Nine Lives	2	10	108
	"C" Division			
👍	Inglourious Darters 👍	9	3	173
👍	Rif Raf	8	4	147
3	Cheap Shots	7	5	157
4	Menace 2 Sobriety	5	7	134
5	Bangin' the Neighbors	5	7	132
6	Garage Inc.	5	7	130
👎	The Bunkers	3	9	122
	"D" Division			
👍	Sharky's Machine 👍	8	4	150
👍	Double In, Stumble Out	7	5	141
3	Projectile Dysfunction	6	6	142
4	That's a Huge Cork!	6	6	138
5	Big Bulls	5	7	151
👎	Game of Throws	5	7	141
👎	Just the Tip	5	7	133

		W	L	Pts.
	"E" Division			
👍	Show Me Your Tips 👍	9	3	199
👍	Bulls Up	9	3	173
3	Why So Serious?	9	3	161
4	Red-eye Rangers	6	6	114
5	Hump Day!	5	7	135
👎	Coral Reefers	4	8	126
👎	Death Throw	0	12	94
	"F" Division			
👍	Shark Shooters 👍	10	2	166
👍	Taylor Wants a Ton!	8	4	121
3	Bulls On Parade	7	5	161
4	Schlitz & Giggles	7	5	147
5	Sofa Kings	5	7	113
👎	Old Darting Bastards	3	9	128
👎	Just Playing	2	10	121
	"G" Division			
👍	Chalker's Nightmare 👍	10	4	196
👍	Don't Hit The Scorekeeper	10	4	180
3	Wayne Gretzky	9	5	186
4	Irish Ton	8	6	178
5	All About That Bull!	7	7	144
6	Coach's Crew	6	8	160
👎	Brown's Bombers	5	9	142
👎	The Liqour Posse	1	13	85
	"H" Division			
👍	Dr.unks 👍	10	2	177
👍	You Diddled What?!	9	3	163
3	Make Ducks Great Again	9	3	161
4	Ballistic Behavior	8	4	161
5	We're Sexy & We Throw It!	3	9	118
👎	Tips & Shafts	2	10	111
👎	*xx-Dartholes*	1	11	26
--	*xx-Chatham Street Elite - removed from schedule*			

LEGEND OF SYMBOLS IN STANDINGS: 👍 = *regular season division champion*
👍 = *clinched* "top-two" *finish in division* 👎 = *clinched* "bottom-two" *finish in division*

FALL 2018 RDL DIVISIONAL TOURNAMENT RESULTS

Quarterfinals	*Semifinals*	*Finals*	***WINNER***

"A" Division

1 **The Overall Element**
(14-0) **The Overall Element**
8 Shooter McGavin
(12+-12) **The Overall Element**
5 Lunatic Fringe
(13-7) Appetite for Destruction
4 Appetite for Destruction
(14-4) **The Overall Element**
3 North Raleigh Alliance
(14-10) North Raleigh Alliance
6 Spank That Monkey
(13-3) North Raleigh Alliance
7 Hoptimistic
(14-2) Darty Minds
2 Darty Minds

"B" Division

1 Dartistic Freedom
Dartistic Freedom
(Bye)
(12+-12) Kiss My Tips
5 Fore, bounce-outs
(14-10) Kiss My Tips
4 Kiss My Tips
(13-5) **Dead Beats**
3 DD 214
(12+-12) DD 214
6 One Armed Bandits
(13-5) **Dead Beats**
7 Nine Lives
(14-4) **Dead Beats**
2 **Dead Beats**

"C" Division

1 Inglourious Darters
Inglourious Darters
(Bye)
(14-10) Menace 2 Sobriety
5 Bangin' the Neighbors
(14-6) Menace 2 Sobriety
4 Menace 2 Sobriety
(14-6) **Rif Raf**
3 Cheap Shots
(13-7) Cheap Shots
6 Garage Inc.
(13-7) **Rif Raf**
7 The Bunkers
(13-9) **Rif Raf**
2 **Rif Raf**

"D" Division

1 Sharky's Machine
Sharky's Machine
(Bye)
(13-11) Big Bulls
5 Big Bulls
(14-10) Big Bulls
4 That's a Huge Cork!
(13-11) **Projectile Dysfunction**
3 **Projectile Dysfunction**
(13-11) **Projectile Dysfunction**
6 Game of Throws
(14-10) **Projectile Dysfunction**
7 Just the Tip
(14-6) Just the Tip
2 Double In, Stumble Out

Quarterfinals	*Semifinals*	*Finals*	***WINNER***

"E" Division

1 Show Me Your Tips
Show Me Your Tips
(Bye)
(13-9) Show Me Your Tips
5 Hump Day!
(14-4) Hump Day!
4 Red-eye Rangers
(12+-12) **Bulls Up**
3 Why So Serious?
(13-7) Why So Serious?
6 Coral Reefers
(13-1) **Bulls Up**
7 Death Throw
(12-7) **Bulls Up**
2 **Bulls Up**

"F" Division

1 Shark Shooters
Shark Shooters
(Bye)
(12-5) Shark Shooters
5 Sofa Kings
(13-3) Schlitz & Giggles
4 Schlitz & Giggles
(12+-12) **Bulls On Parade**
3 **Bulls On Parade**
(13-7) **Bulls On Parade**
6 Old Darting Bastards
(13-5) **Bulls On Parade**
7 Just Playing
(13-9) Just Playing
2 Taylor Wants a Ton!

"G" Division

1 Chalker's Nightmare
(11-2) Chalker's Nightmare
8 The Liqour Posse
(13-10) All About That Bull!
5 All About That Bull!
(13-9) All About That Bull!
4 Irish Ton
(13-3) **Don't Hit The Scorekeeper**
3 Wayne Gretzky
(13-5) Wayne Gretzky
6 Coach's Crew
(14-8) **Don't Hit The Scorekeeper**
7 Brown's Bombers
(13-8) **Don't Hit The Scorekeeper**
2 **Don't Hit The Scorekeeper**

"H" Division

1 **Dr.unks**
Dr.unks
(Bye)
(14-4) **Dr.unks**
5 We're Sexy & We Throw It!
(13-1) Ballistic Behavior
4 Ballistic Behavior
(14-10) **Dr.unks**
3 Make Ducks Great Again
(12-8) Make Ducks Great Again
6 Tips & Shafts
(11-8) You Diddled What?!
7 Dartholes
(automatic forfeit) You Diddled What?!
2 You Diddled What?!

THIS SEASON'S TIEBREAKERS

We had five divisions with a bye every week, and another division that started that way but then dropped to only two matches in some weeks. Thus, our 38 total tiebreaker games is a pretty high count.

D and F divisions led the way with 7 tiebreakers each (with 1 of those in the tournament in F, which was actually the final), followed by C and G divisions with 5 each. B, E and H divisions all put up 4 tiebreakers (with 2 in the tournament in B, and 1 in the tournament final in E), and A trailed the pack with only 2 total tiebreakers (though one was the instant classic semifinal that noted on the front page.)

There were 9 teams that each played 3 or more 1001 games, with three of those playing 4 or more. In the end, the title of Cardiac Kids (for most tiebreakers played) was shared by Garage Inc. in C division, Sharky's Machine in D, and Old Darting Bastards in F, with 4 each.

This season's Heartbreak Award officially goes to the previously mentioned Old Darting Bastards, as they were the only team to lose as many as 3 1001s (which is one of the main reasons the team might be headed to G in the spring). Probably need to add a pair of honorary Heartbreak Awards, though, for Show Me Your Tips in E and Shark Shooters in F - as both of those teams fell one tournament final 1001 short of completing their season/tournament victory doubles.

TEAMS THAT WON BOTH THEIR DIVISIONAL TOURNAMENT AND REGULAR SEASON TITLE !!!!!!

(note: players in parentheses did not play enough games during the regular season to qualify for tournament play)

"A" Division - ***The Overall Element***

Jason Kilts (c)	Tom Brown	John Carroll
Robbie Phillips	Chad Massengill	John Kramer
Allen Smith	Wil Tan	Mark Knight
	(Dale Hyler)	

"H" Division - ***Dr.unks***

Robert Reece (c)	Joe Upchurch	Timmy Johnson
Susan Gouge	Shane Gouge	John Smale
Nick Murdock	(Drew Jones)	(John Anguilla)

TEAMS THAT WON THEIR DIVISIONAL TOURNAMENT (but not regular season title) !!!!!!

"B" Division - ***Dead Beats***

Charles Parker (c)	Kris Fischlein	Tony Keller
Jeff Reygers	Grey Jones	Randy Wilcox
Billy Lloyd	Chris Moody	(Matt Varnadoe)

"C" Division - ***Rif Raf***

Brian Gaertner (c)	Matt St. Clair	Jess Jur
David Bradford	David Martin	Dennis Horger
Zack Bohannon		Michael Bracco

"D" Division - ***Projectile Dysfunction***

Dan Clark (c)	Brian Smith	J.J. Tant
Gray Talley	Ryan Raymond	Mike Steppe
	Chris Peterson	

"E" Division - ***Bulls Up***

Dan Butterworth (c)	Jim Butterworth	Karl Frederick
DeWayne Sessoms	Julie Graves	Mike O'Toole
Jimmy Arnold	Phil Robertson	(Marc Block)

"F" Division - ***Bulls On Parade***

Gerald Updyke (c)	Chris Additon	Dan Cook
David Hollar	John Heath	Jon Hall
Aime Pender	Brian Whitley	Cameron Wrenn
	Cameron Husain	

"G" Division - ***Don't Hit The Scorekeeper***

Romuald Knight (c)	Justin Vick	Doug Adams
Ron Smith	Phillip Shearin	Chris Robertson
Jeff Russell		(Marc Garzon)

SPRING 2019 RDL SEASON INFORMATION

I am putting these dates in many locations (pages 1, 4, 8, 40) because they might be the most important thing for you in this newsletter.

Wednesday, Jan. 2nd - Spring season registration, Upper Deck (online registration should be available in the days immediately prior to the 2nd - Membership Director Heather Bohanan will likely be in charge of early registration, and she will likely hook it up through the website and accept payments through PayPal)

Wed., Jan. 16th - Preseason capts.' mtg./packet pickup, Upper Deck

Wednesday, January 23rd - Start of Spring season match play

Monday, February 25th - Fifth week captains' meeting, Upper Deck

Wed., May 1 / 8 / 15 - Spring season divisional tournaments

Saturday, May 18th - Spring season banquet, site TBD

SOME RDL (AND DARTS IN GENERAL) OBSERVATIONS

-- It looks like maybe the RDL is a little bit ahead of the curve. More than a few people wonder why the league has gone to a 'no practice' during games blanket rule. Well, I've seen some things get a little bit ugly in other leagues recently, with practice on boards next to live games being the impetus. Maybe we're on to something…

-- Also, our league has time limits for reporting to the board for your game, for listing your team between sets, for starting the match itself, etc. Well, this past weekend at the state championships of the NC City Dart League, I walked out of the bar for a minute, stepping right into the middle of an actual fight. The cause? Tensions and alcohol, certainly, in a general sense. But what was the basis of the complaints that got amped up? Taking way too long between sets! Again, maybe we're on to something…

-- And on a related note, if you are a smoker and you choose to go outside between games for a few minutes, that's fine. But don't wait until your game is called and hold up the entire match for *everyone* , and when you come back in, don't think that taking a dozen dang warmup turns after everybody has already waited for you is ok. One of my teammates smokes, and his total season time delay that he causes is about two minutes… total. Not per set, or even per night. Total for the season. So don't even try to tell me that it can't be done.

TEAMS THAT WON THEIR REGULAR SEASON TITLE (but not divisional tournament) !!!!!!

"B" Division - ***Dartistic Freedom***

Fon Denton (c)	Will Bennett	Simon Healy
Ryan Madey	Patrick Merkle	Paul Beaudoin
Paul Joyal		Randy Crites

"C" Division - ***Inglourious Darters***

Jeremy Limerick (c)	Dave Surber	Deb Blackwelder
Kenn Gardner	Matt Ridgway	Joey Balint
Chris O'Neal		Kris Kilsdonk

"D" Division - ***Sharky's Machine***

Scott Fink (c)	Frank Allison	Jimmy Bateman
Dan Schaefer	Darren Barrett	Pete Borgia
Lonny Kruger		John Schaefer

"E" Division - ***Show Me Your Tips***

Lee Powell (c)	Brad Bushman	Rich Bialaszewski
Lee Haithcock	Mike Raquet	Tom Murphy
Mike Hall		Bob Lane

"F" Division - ***Shark Shooters***

Rod Stacy (c)	Michelle Stacy	Liz Mitchell
Dave Mercer	Eric Taylor	Ryan Anderson
Merrill Bowman	Drew Weimers	Bub Fuller

"G" Division - ***Chalker's Nightmare***

Jeremy Moulden (c)	Pat Ball	Anthony Brownd
Brian Berman	P.J. Davis	Tina Boutieller
Jason Zelinack		Lisa Kincaid

FALL 2018 TOURNAMENT!!! TROPHY DART AWARDS

9 Marks

Tom Brown **(3)** (The Overall Element, 11/14, 11/14, 11/28)
Ryan Anderson **(2)** (Shark Shooters, 11/28, 12/5)
T.J. Scheppele **(2)** (Kiss My Tips, 11/14, 12/5)
Adam Bakowski (Lunatic Fringe, 11/14)
Brian Blake (Darty Minds, 11/14)
Stephen Long (DD 214, 11/14)
Kenny Persson (Spank That Monkey, 11/14)
Sal Reitano (Darty Minds, 11/14)
Lee Scott (Spank That Monkey, 11/14)
Scott Stankevich (Appetite for Destruction, 11/14)
Chad Massengill (The Overall Element, 11/28)
Jeremy Moulden (Chalker's Nightmare, 11/28)
Dan Naylor (Appetite for Destruction, 11/28)
Shane Gouge (Dr.unks, 12/5)
Charles Parker (Dead Beats, 12/5)
Robbie Phillips (The Overall Element, 12/5)
Kevin Stewart (Big Bulls, 12/5)

6-Bulls

Vince Martinez (The Bunkers, 11/14)
Mike O'Toole (Bulls Up, 12/5)

Ton-70-Ins and Outs - (none reported)

For those who are new or simply were not aware of it: fast games, high ins and high outs in the tournament do not win awards unless they are perfect shots (170s) or games.

Ton-80s

Barbara Cotton (Kiss My Tips, 11/14)
Sam Metivier (Old Darting Bastards, 11/14)
Charles Parker (Dead Beats, 11/14)
Steve Wilcenski (North Raleigh Alliance, 11/14)
Joe Work (North Raleigh Alliance, 11/14)
Lee Haithcock (Show Me Your Tips, 11/28)
Eric Klann (Kiss My Tips, 11/28)
Joe Rigert, Sr. (Wayne Gretzky, 11/28)
Phillip Shearin (Don't Hit the Scorekeeper, 11/28)
Tisha Taylor (Kiss My Tips, 11/28)
J.J. White (Menace 2 Sobriety, 11/28)
Jess Jur (Rif Raf, 12/5)
Robbie Phillips (The Overall Element, 12/5)

OTHER TOURNAMENT HOT DARTS (Sorry, no award -- but they're still great shots)

Wil Tan	The Overall Element	8m	Tom Brown	The Overall Element	115-Out	Tom Brown	The Overall Element	14-dart SCkt
Dean Cusher	Appetite for Destruction	5-Bulls	Dennis Horger	Rif Raf	109-Out	Allen Smith	The Overall Element	19-dart SCkt
Dean Cusher	Appetite for Destruction	160-In	Dean Cusher	Appetite for Destruc.	9-dart 301	Tom Brown & John Kramer	The Overall Element	14-dart DCkt

FALL 2018 REGULAR SEASON PERFECT THROWS

9-Marks

Robbie Phillips **(3)** (The Overall Element, 8/15, 10/17, 10/17)
Joe Bass **(2)** (That's a Huge Cork!, 8/22, 11/7)
John Kramer **(2)** (Element, 8/22, 10/17)
Tommy Beaird (DD 214, 11/1)
Brian Blake (Darty Minds, 8/22)
Doug Bozza (Sofa Kings, 10/10)
Tim Bunn (Spank That Monkey, 9/5)
John Carroll (The Overall Element, 9/19)
Jeff Cashin (Just the Tip, 10/30)
Laurence Converse (Make Ducks…, 10/3)
Joel Eason (Lunatic Fringe, 10/3)
Craig Elder (Appetite for Destruction, 10/17)
Kris Fischlein (Dead Beats, 10/17)
Kyle Gardner (Coral Reefers, 11/1)
Dave Gelberg (Lunatic Fringe, 10/3)
Josh Hall (Cheap Shots, 9/5)
Mike Holly (The Bunkers, 8/15)
Dallas Hudson (Bangin' the Neighbors, 10/17)
David Huffman (North Raleigh Alliance, 10/3)
Michael Johnson (Appetite for Destruction, 10/3)
Grey Jones (Dead Beats, 10/17)
Paul Joyal (Dartistic Freedom, 11/7)
Tony Keller (Dead Beats, 10/17)
Jim Kerr (North Raleigh Alliance, 8/29)
Eric Klann (Kiss My Tips, 10/3)
Stephen Long (DD 214, 9/12)
Vince Martinez (The Bunkers, 10/3)
Chad Massengill (The Overall Element, 10/3)
Tim Mozzetti (Appetite for Destruction, 8/8)
Dan Naylor (Appetite for Destruction, 8/22)
Kenny Persson (Spank That Monkey, 10/
Brady Price (Menace 2 Sobriety, 8/22)
Brad Prosser (Just Playing, 10/24)
Mike Raquet (Show Me Your..., 10/24)
Ryan Raymond (Projectile Dys., 10/10)
Mark Rossbach (Irish Ton, 8/22)
Mike Snyder (Hoptimistic, 9/19)
Kenny Spencer (Tips & Shafts, 10/31)
Chris Talton (Big Bulls, 8/15)
Wil Tan (The Overall Element, 10/17)
Bob Terry (Lunatic Fringe, 8/8)
Joe Work (North Ral. Alliance, 10/24)

6-Bulls

(none reported)

Ton-80s

Lee Haithcock **(2)** (Show Me Your Tips, 8/29, 10/10)
Sean Bosier (Death Throw, 9/26)
John Carroll (Overall Element, 8/29)
David Huffman (…Alliance, 10/31)
Clint Little (Spank That Monkey, 8/22)
Joe McCartney (Hoptimistic, 10/3)
Kenny Persson (Spank/Monkey, 10/3)
Mike Snyder (Hoptimistic, 10/3)
Scott Stankevich (Appetite..., 10/17)
P.J. Stewart (Darty Minds, 10/3)
Dave Theleman (Just the Tip, 10/3)
Matthew Wilson (...Bombers, 9/12)
Joe Work (North Ral. Alliance, 8/15)

FALL 2018 REGULAR SEASON DIVISIONAL TROPHY DART AWARDS

	A division	B division	C division	D division	E division	F division	G division	H division
High In (301 first turn only!!)	Ton-60 (9/26/18) **Bob Terry** Lunatic Fringe	Ton-60 (9/5/18) **Charles Parker** Dead Beats	Ton-12 (11/7/18) **Michael Bracco** Rif Raf	Ton-05 (9/5/18) **Jimmy Bateman** Sharky's Machine	Ton-20 **Lincoln Havens** ...Serious? (8/15) **Jim Butterworth** Bulls Up (10/3) **Lee Powell** Show Me… (11/7)	Ton-20 (8/22/18) **Brian Whitley** Bulls On Parade	Ton-20 (9/5/18) **Joe Rigert, Sr.** Wayne Gretzky	Ton-23 (8/15/18) **Inky Huffman** Tips & Shafts
High Out (301/501/ 1001)	Ton-34 (8/22/18) **Shane Murray** Spank / Monkey	Ton-14 (8/22/18) **Simon Healy** Dartistic Freedom	Ton-13 (8/22/18) **Tim Knight** Garage Inc.	Ton-40 (9/5/18) **Jimmy Bateman** Sharky's Machine	Ton-30 (11/1/18) **Lee Haithcock** Show Me Your…	Ton-43 (9/5/18) **Chris Additon** Bulls On Parade	Ton-54 (8/22/18) **Phillip Shearin** …Scorekeeper	Ton-06 (9/18/18) **Tim Ellis** Make Ducks…
Fast Singles 301	8 darts (8/15/18) **Brian Blake** Darty Minds	10 darts (9/5/18) **Charles Parker** Dead Beats	12 darts **Jeremy Limerick** Inglourious…(8/8) **David Martin** Rif Raf (10/30)	12 darts (8/15/18) **J.J. Tant** Projectile Dysfunction	11 darts (10/10/18) **Lee Powell** Show Me Your Tips	13 darts (8/29/18) **Ryan Anderson** Shark Shooters	8 darts (9/5/18) **Joe Rigert, Sr.** Wayne Gretzky	14 darts (10/24/18) **Jeremy Gower** You Diddled What?!
Fast Singles Cricket	14 darts (10/3/18) **Chad Massengill** Overall Element	16 darts (10/17/18) **Kris Fischlein** Dead Beats	22 darts (9/19/18) **Michael Bracco** Rif Raf	29 darts (9/5/18) **Jeff Rudy** Game of Throws	19 darts (11/1/18) **Brad Bushman** Show Me Your…	34 darts (10/31/18) **Andy Bowen** Just Playing	21 darts (9/19/18) **Jimmy Davis** The Liquor Posse	28 darts (10/17/18) **Kenny Spencer** Tips & Shafts
Fast Doubles Cricket	19 darts (9/26/18) **John Kramer & Robbie Phillips** The Overall Element	23 darts (9/26/18) **Randy Crites & Simon Healy** Dartistic Freedom	17 darts (10/10/18) **Chris O'Neal & Matt Ridgway** Inglourious Darters	29 darts **Jeff Cashin & AndrewPalmisano** Just the Tip (9/26) **Travis Ackerman & Dawn Hamilton** ...Cork! (11/7)	25 darts (11/1/18) **Rich Bialaszewski & Brad Bushman** Show Me Your Tipe	26 darts (11/7/18) **John Heath & David Hollar** Bulls On Parade	33 darts (10/10/18) **Doug Adams & Chris Robertson** Don't Hit the Scorekeeper	30 darts (9/19/18) **Jeremy Gower & Petra Mozzetti** You Diddled What?!
Fast Doubles 501	14 darts (10/10/18) **John Kramer & Robbie Phillips** The Overall Element	16 darts (8/29/18) **E.J. Ellis & Eric Klann** Kiss My Tips	18 darts (9/5/18) **Zack Bohannon & Jess Jur** Rif Raf	20 darts (10/10/15) **Dan Clark & J.J. Tant** Projectile Dysfunction	21 darts **Rich Bialaszewski & Lee Powell** Show Me… (8/8) **William McEwen & Mark Moore** Hump Day! (9/19) **Lee Powell & Lee Haithcock** Show Me… (11/7)	21 darts (9/26/18) **Ryan Anderson & Merrill Bowman** Shark Shooters	19 darts (8/22/18) **Shervin Ejlali & Dave Woodard** Coach's Crew	25 darts (11/7/18) **Simon Hayward & Ray Larson** Ballistic Behavior

Fall 2018 RDL Individual Season-Long Awards

SINGLES WIN PERCENTAGE

		W	L	%-age
	"A" Division			
Robbie Phillips	A2/ The Overall Element	24	2	0.923
	"B" Division			
Patrick Merkle	B2/ Dartistic Freedom	19	1	0.950
	"C" Division			
Jeremy Limerick	C6/ Inglourious Darters	20	2	0.909
	"D" Division			
Kevin Stewart	D2/ Big Bulls	18	5	0.783
	"E" Division			
Jim Butterworth	E5/ Bulls Up	17	5	0.773
	"F" Division			
Ryan Anderson	F1/ Shark Shooters	21	3	0.875
	"G" Division			
Joe Rigert, Sr.	G5/ Wayne Gretzky	26	2	0.929
	"H" Division			
Jeremy Gower	H3/ You Diddled What?!	21	1	0.955

Women's Records

(# of women by division: A-1, B-4, C-5, D-3, E-3, F-10, G-10, H-15)
[No women in A, D, F and G divisions satisfied both the minimum number of games requirement and the RDL rule requiring a win percentage of 0.500 or higher to claim a singles award.]

	Women - "B" Division			
Julie Phillips	B5/ Kiss My Tips	13	9	0.591
	Women - "C" Division			
Deb Blackwelder	C6/ Inglourious Darters	13	9	0.591
	Women - "E" Division			
Julie Graves	E5/ Bulls Up	10	10	0.500
	Women - "H" Division			
Devin Massengill	H3/ You Diddled What?!	9	6	0.600

ALL-STAR POINT AVERAGE

		ASPs	TGP	%-age
	"A" Division			
Brian Blake	A6/ Darty Minds	86.0	40	2.150
	"B" Division			
Grey Jones	B1/ Dead Beats	54.0	54	1.000
	"C" Division			
David Martin	C3/ Rif Raf	50.5	48	1.052
	"D" Division			
Jeff Cashin	D1/ Just the Tip	39.0	45	0.867
	"E" Division			
Randy Baldwin	E1/ Hump Day!	28.0	33	0.848
	"F" Division			
Ryan Anderson	F1/ Shark Shooters	49.5	48	1.031
	"G" Division			
Jason Zelinack	G4/ Chalker's Nightmare	43.0	37	1.162
	"H" Division			
Adam Schoch	H2/ Make Ducks Great Ag	26.0	38	0.684

Women's Records

(# of women by division: A-1, B-4, C-5, D-3, E-3, F-10, G-10, H-15)
[No women in A division satisfied the minimum number of ganes requirement.]

	Women's Records - "B" Division			
Julie Phillips	B5/ Kiss My Tips	28.0	43	0.651
	Women's Records - "C" Division			
Jessie Fisher	C4/ Bangin' the Neighbors	18.5	36	0.514
	Women's Records - "D" Division			
Angela Jeffcoat	D6/ That's a Huge Cork!	15.0	43	0.349
	Women's Records - "E" Division			
Julie Graves	E5/ Bulls Up	10.5	38	0.276
	Women's Records - "F" Division			
Jenny Furdon	F7/ Old Darting Bastards	15.0	36	0.417
	Women's Records - "G" Division			
Cindy Voorhees	G7/ All About That Bull!	12.0	42	0.286
	Women's Records - "H" Division			
Brittani Prater	H4/ We're Sexy & We Thi	12.0	27	0.444

THE PLAYERS WHO *BEAT* THE SINGLES %-AGE WINNERS

Quick note here… what the heck was up on October 17th? FIVE of the nine champs below lost that night, losing 7(!) of their 27 games that night.

Who beat Robbie Phillips of The Overall Element in A division?
in 301: Cody Lange (wk.5), Kyle Gaulthier (wk.10).
in cricket: (none).

Who beat Patrick Merkle of Dartistic Freedom in B division?
in 301: (none).
in cricket: Randy Wilcox (wk.3).

Who beat Jeremy Limerick of Inglourious Darters in C division?
in 301: Josh Hall (wk.5).
in cricket: Vince Martinez (wk.2).

Who beat Kevin Stewart of Big Bulls in D division?
in 301: Ed Grubb (wk.11), Tyler Simpson (wk.12).
in cricket: Russ Compton (wk.9), Jeff Cashin (wk.10), Ed Grubb (wk.11).

Who beat Jim Butterworth of Bulls Up in E division?
in 301: Sean Roseman (wk.1), Mitch Colton (wk.8), Randy Deemer
in cricket: Bill Leonard (wk.7), Anthony Cannizzaro (wk.14). (wk.9).

Who beat Ryan Anderson of Shark Shooters in F division?
in 301: Ken Moore (wk.8), Andy Bowen (wk.9).
in cricket: Dylan Musil (wk.11).

Who beat Joe Rigert, Sr. of Wayne Gretzky in G division?
in 301: Sherry Hiltbrunner (wk.1), Jeff Russell (wk.11).
in cricket: (none).

Who beat Jeremy Gower of You Diddled What?! in H division?
in 301: Susan Gouge (wk.11).
in cricket: (none).

Who beat Devin Massengill of You Diddled What?! in H division?
in 301: Eric Matson (wk.9), Timmy Johnson (wk.11).
in cricket: Josh Phillips (wk.1), Dempsey Letsch (wk.8), Tim Ellis (wk.10), Timmy Johnson (wk.11).

FALL 2018 PENALTY SUMMARY

Like I said last season, I officially love last season's removal of the phone/call-in requirement and the move of the scoresheet return deadline to Friday (from its old home of Saturday). The quicker mail deadline has had little effect (except for the two teams that previously had always waited until late Saturday for some reason, but I mean in terms of mail penalties here), and the removal of the call-in requirement removed all phone penalties as well. And what we're left with is… a nearly complete void of penalties!!! Yes!! And we're doing it without any loss of weekly information speed (and actually getting them faster than previously).

This season had either 4 or 5 total penalties, depending on how you look at it (we assessed a penalty to the team that ended up never playing a match and dropping out completely). So the teams that ARE here had only 4 penalties: 3 mail penalties (for a total loss of 48 points) and 1 match reschedule notification penalty (for a loss of 5 points - by a team that later forfeited out of the league). And since the mail penalties were obtained by only two teams, we only have two candidates for who lost the most… The team that lost the most mathematically? Taylor Wants a Ton!, who lost 32 points to penalty. But the team that actually lost the "most" due to penalty? Don't Hit The Scorekeeper, whose 16 points lost cost them the G division regular season title. Ouch.

WHERE WE PLAY

American Legion Fuquay-Varina	**919-557-5990**
6400 Johnson Pond Road	Fuquay-Varina
-about 0.2 miles from Fuquay Elementary School	
The Big Easy	**919-468-6007**
231 Grande Heights Drive	Cary
-in Harrison Pointe Shpg. Ctr., acr. from Papa John's	
Brewster's Pub	**919-650-1270**
1885 Lake Pine Drive	Cary
-next to La Cocina Mexican restaurant	
Brown's Billiards	**919-878-9092**
5500 Atlantic Springs Road	NE Raleigh
-off Spring Forest Rd., near Wake Forest Rd.	
Champions Bars & More	**919-655-5557**
2109 Avent Ferry Road, #152	Raleigh
-in Mission Valley Shopping Center	
Chow Pizza Bar	**919-841-4995**
8311 Creedmoor Road	N. Raleigh
-behind McDonald's, next to Duck Donuts & Greek Fiesta	
Cleveland Draft House - Clayton	**919-550-3723**
461 Shotwell Road	Clayton
-right behind CVS off route 70	
Cleveland Draft House - Garner	**919-771-2337**
6101 NC Highway 42 West	Garner
-0.7 mile west of I-40 on NC Highway 42	
Compass Rose Brewery	**919-875-5683**
3201 Northside Drive #101	N. Raleigh
-take Gresham Lake fr. Capital Blvd, cross tracks, left	
High Park Bar & Grille	**919-833-4527**
625 E. Whitaker Mill Road	Raleigh
-near inter. of Whitaker Mill & Wake Forest Rd.	
Hot Shots Billiards & Pub	**919-460-6307**
107 Edinburgh South Drive	Cary
-in MacGregor Village	
Isaac Hunter's Tavern	**919-996-9484**
414 Fayetteville Street	Raleigh
-between the Sheraton and Sir Walter Apartment Bldg.	
Locked & Loaded Bar & Grill	**919-661-6688**
305 McCormick Street	Garner
-behind the International House of Pancakes (IHoP)	
Mac's Tavern	**919-467-4114**
1014 Ryan Road	Cary
-in Village Market Shopping Center	
The Neighborhood Sports Bar	**919-377-2344**
301 North Harrison Avenue	Cary
-in the space that was Train Station / Playtime Billiards	
Pantana's Pool Hall	**919-833-2990**
3112 Hillsborough Road	near NCSU
-between Daisy and Shepherd streets	
Pat Murnane's Irish Pub	
2101 South Main Street	**919-562-5570**
-right next to Euro Café	Wake Forest
Proof Five Points	**919-717-3948**
1620 Glenwood Ave	Raleigh
-next to the Rialto Theater at the 'five points' intersection	
Rally Point Sport Grill	**919-678-1088**
1837 N. Harrison Ave.	Cary
-in the Sam's Club plaza near I-40, behind Wendy's	
Scooters	**919-954-2171**
1911 Sego Court	N. Raleigh
-near Atlantic/Millbrook inter., behind Batteries Plus	
Shakey Ray's Tavern	**919-363-2378**
5160 Sunset Lake Road	Apex
-formerly Archibald's, next to the BP station	
Sharky's Place	**919-783-5448**
5800 Duraleigh Road	NW Raleigh
-in the Yuppie Center near US 70 intersection	
Snooker's-RW	**919-828-7665**
3520 Wade Avenue	NW Raleigh
-in Ridgewood Shopping Center	
Triple Barrel Tavern - Fuquay-Varina	
2221 North Grassland Road	**919-762-0940**
-across from Bagels Plus, right off of N	Fuquay-Varina
Triple Barrel Tavern - Garner	**919-779-6500**
25 Old Drug Store Road	Garner
-at corner of Hwy 42 & Cleveland Sch. Rd, acr. from Walgreen's	
The Upper Deck	**919-460-1786**
329 N. Harrison Avenue	Cary
-near intersection. of N. Harrison & Highway 54	

HOLIDAY BREAK BLIND DRAWS

UPPER DECK

As in many previous years, throughout the holiday break the Upper Deck will be adding a weekly Wednesday blind draw for all those who just want to keep their regular dart night out rolling through the break. The Wednesday draw will be run just like the Friday and Sunday draws at the Deck (although, I think the Triple Shot will be exclusive to the Friday draws still).

SHARKY'S PLACE

Or maybe you live closer to Glenwood and/or just prefer Sharky's! Well, they've changed their regular blind draw nights from "Sat and Mon" to "Sat and WEDNESDAY" instead until the RDL starts back up. So make note! That and others in the weekly blind draw list on page 8 in the right column.

OR MAYBE YOU WANT TO ADD ANOTHER LEAGUE?

Looking to add a second league this coming season? Pretty good timing, as one of the other local leagues will be starting up right after the start of the new year. That leaves you a little time to get organized!

Triangle Dart League (TDL - Chapel Hill & Durham)

The captains'/organizational meeting for the Spring 2019 season will be held at The Tavern (1900 W. Markham Ave., Durham) on Thursday, January 10th, at 7:00 p.m. Regular season play will start the following Thursday (the 17th). If you're interested in a bit of darting on the Chapel Hill (and Durham now, as the league has widened a bit) side of the Triangle, visit them on the web at:

http://www.ibiblio.org/ncdarts/tdl/

Roster size is pretty wide at 4-10 per team, so get a group now.

Bull City Dart League (BCDL - Durham)

If you happen to be interested in trying out one of the very few handicapped steel-tip leagues anywhere, maybe the BCDL is in your future. The BCDL spring/winter 2019 season is already under way, but that doesn't mean that teams can't still add one or more players. You would need to contact individual team captains directly, or email the BCDL executive council to see if they know of any teams that are still in need of throwers. Teams in the BCDL consist of 4-8 players, and the home bars are primarily in RTP and the downtown Durham area. More complete information (and any updates in the coming weeks) can be found at: www.thebcdl.org That website also includes a wealth of information about the league and its rules, so if you're just interested in seeing how the league applies a handicap system to a steel-tip league, you can find all of that there, including rules, statistics, and scoresheet examples.

OR POSSIBLY PICK UP SOME TOURNAMENT ACTION?

The QCDA down in Charlotte will have their annual full weekend event on the weekend of January 4th-6th. I hear it's a lot of fun. Check out the flier on page 21 for specifics. Orrrrrrr… maybe you really just want to get in a couple of days of really intensive, long-format practice against some solid competition. If just getting that chance to throw a crapload of 501 games sounds good to you, check out the Carolina Open (flier also on page 21).

HOW TO REACH US

Mail Scoresheets to: Jason Kilts - RDL Statistician
5005 Raintree Road, Durham, NC 27712

Email scoresheets: jdkilts@yahoo.com or jdkilts@gmail.com

Or fax scoresheets: **919-324-3545** - and we also always recommend emailing JK for confirmation of receipt!

New Member Fees and Newsletter Fees:
Heather Bohanan, 206 Shoals Lane, Garner, NC 27529

Nomination and Election Ballots:
Andrew Borgna, 5111 Brooke Lauren Lane, Raleigh, NC 27616

Grievances/Complaints/Rules Suggestions:
Britt Phillips, 2112 Castle Pines Dr, Raleigh, NC 27604

All Other RDL Correspondence to:
(Just send whatever to Jason and he'll pass it along…)

2018 (and 2019) Board of Directors

President	Tim Mozzetti	919-649-1816
	email: tjmozz@gmail.com	
Vice President	Maridy Knight	919-417-7828
	email: maridy16@gmail.com	
Secretary	Andrew Borgna	919-889-2457
	email: akborgna@gmail.com	
(interim) Treasurer	*Memb. Director Heather Bohanan is presently also doing these duties…*	
Membership	Heather Bohanan	919-326-1956
	email: membership@raleighdartleague.org	
Rules/Grievances	Britt Phillips	919-210-7648
	email: brittt_p@yahoo.com	

League Statistician/Editor : Jason Kilts 919-423-5766
email: jdkilts@yahoo.com or jdkilts@gmail.com

"HOT DARTS" LISTING GUIDELINES

Here are the guidelines that will be used for the minimum number of all-star points each week for the "hot darts" page.
"A" Div. = 4.5 or more ASPs; "B" Div. = 4.0 or more ASPs
"C, D" Divisions = 3.5 or more ASPs
"E, F, G" Divs. = 3.0 or more ASPs; "H" = 2.5 or more ASPs
Also, we will list any fast games, high ins, high outs, or other amazing feats that you think warrant a little recognition (e.g., Ins & Outs higher than a Ton, 24-dart cricket games, 15-dart 301s, 24-dart 501s, Ton-70s and up, 5-Bulls+, etc.).

Extra note: it's also ok to call in "fast games" in each set, even if they don't necessarily meet the maximum dart counts above.

SEASON-LONG TROPHY DART MINIMUM GAMES PLAYED REQUIREMENTS

To be eligible for all-star point ave. & singles win %-age awards, you must play at least 66% of this season's projected games:

for Divs. "A" & "G" (except teams G4 & G7) (8 teams / div.):
Singles win %-age: min. of 19 Singles Games Played
All-star pt. Average: min. of 37 Total Games Played
for teams G4 and G7 (due to 1 forfeit received):
min. of 18 Singles Games Played, 35 Total Games Played

for Divisions "B" (except team B6), "C", "D", "E", and "F", and also team H7 (7 teams / division):
Singles win %-age: min. of 16 Singles Games Played
All-star pt. Average: min. of 32 Total Games Played
for teams B6, H2, H3, H5 and H6 (due to 1 forfeit received):
min. of 15 Singles Games Played, 30 Total Games Played
for teams H1 and H4 (due to 2 forfeits received):
min. of 14 Singles Games Played, 27 Total Games Played

RDL WEBSITE - www.raleighdartleague.org

Webmaster: Phil Robertson (of Bulls Up)
contact him, if needed, at: philmrob@gmail.com

CALENDAR OF EVENTS

Wed., Jan. 2	**Spring 2019 - RDL registration**, Upper Deck (online registration should be available in the days immediately prior to the 3rd)
Jan. 4-6	**Celebrate the New Year Tournament**, (ADO), $4400, Blue Rocks (formerly The Green Room) Pineville, NC (see tournament flyer on page 21)
Mon., Jan. 7	**RDL Board Meeting**
Thu., Jan. 10 7:00 p.m.	**Triangle Dart League Spring 2019 reg. mtg.** The Tavern, 1900 W. Markham Ave., Durham
Wed., Jan. 16 7:00-8:00 p.m.	**Spring 2019 RDL Preseason Captains' Meeting**; The Upper Deck - mandatory
Jan. 18-20	**Carolina Open**, (ADO), $6000+, Myrtle Beach Moose Lodge 1959, Burcale Rd, Myrtle Beach Director: Patrick Ellis, patrickellis77@yahoo.com (see tournament flyer on page 21)
Wed., Jan. 23	**Spring 2019 first night of match play**
Sun., Feb. 3	**likely the Upper Deck Super Bowl blind draw**
Mon., Feb. 25 7:00-8:00 p.m.	**Spring 2019 - 5th week captains' mtg.**; Upper Deck?; end of roster additions/replacements; this is also the night of the RDL Board mtg.
Mar. 21-24	**Virginia Beach Classic**, (ADO), $37,000 likely @ Wyndham Virginia Beach Oceanfront
Mon., Apr. 1	**RDL Board Meeting**
Apr. 12-14	**Charlotte Open**, (ADO), $15,000 likely @ The Sheraton Airport Hotel, Charlotte
Mon., Apr. 29	**RDL Board Meeting**
Wed., May 1 / 8 / 15 - RDL Divisional Tournaments	
Sat., May 18	**Spring 2019 - Season Banquet**, site TBD
Mon., June 3	**RDL Board Meeting**

Other Local Weekly Leagues

Tuesdays	***Bull City Dart League*** , Durham
Thursdays	***Triangle Dart League*** , Chapel Hill

Weekly Blind Draws - Over the years, many blind draws have come and gone. If any of these folds or if any others start up, please let me know and I'll update this list. Thanks.

(these 2 are double elim., $5 entry, bar matches the pot…
& now they add an extra $50 if there are 32+ players !)

Fri., 8 pm **Upper Deck**,919-460-1786, 329 N.Harrison
Sun., 8 pm **Upper Deck**,919-460-1786, 329 N.Harrison

(this one is $5 entry, bar matches the pot! signups end 7:45)

Fri., 8 pm **Brown's**, 919-878-9092, 5500 Atl. Springs Rd.

(these two are $5 entry, bar matches 150% if 16+ players !)

Sat., 8 pm **Sharky's Place**, 919-783-5448, 5800 Duraleigh
Mon., 8 pm **Sharky's Place**, 919-783-5448, 5800 Duraleigh

(this one is double elm., $5 entry, bar matches the pot!)

Mon., 8 pm **Neighborhood**, 919-377-2344, 301 N. Harrison

(this one is free , with the winners receiving gift certificates)

Tue., 7 pm **Jordan Lake Brewing**, 320 E. Durham St.,Cary

PENALTY LOG - All the penalties assessed this season.

Reschedule phone notification (5 pts.): Dartholes (H,wk.1).
Mail (16 pts.): Taylor Wants a Ton! (F,wk.2,wk.6), Don't Hit/Scorekeeper (G,wk.6).

THE FORTY-FOURTH SEMI-ANNUAL EDITION OF: JK'S DIVISIONAL ALL-STAR TEAM PICKS

(Players within each division are listed alphabetically) (Players are chosen any way I damn well please - not purely by the numbers!)
(This is not purely my own guesses at who is simply the best thrower, but also who is important to their team, who is good in the clutch, etc.)

Divisional MVPs

A Division	Robbie Phillips	The Overall Element	E Division	Lee Haithcock	Show Me Your Tips
B Division	Patrick Merkle	Dartistic Freedom	F Division	Ryan Anderson	Shark Shooters
C Division	Jeremy Limerick	Inglourious Darters	G Division	Joe Rigert, Sr.	Wayne Gretzky
D Division	Jimmy Bateman	Sharky's Machine	H Division	Jeremy Gower	You Diddled What?!

All of RDL -- Ryan Anderson -- Shark Shooters

"A" Division

Brian Blake	Darty Minds	Has been one of the tops for decades.
Tom Brown	The Overall Elemen	Strong even with a midseason work trip.
Kevin Foushee	Darty Minds	What a super steady rock he has become.
John Kramer	The Overall Elemen	And he would tell you he played poorly…
Chad Massengill	The Overall Elemen	Seems like he wins 40+ every season.
Robbie Phillips	The Overall Elemen	4th best overall A record in last 23 years.
Wil Tan	The Overall Elemen	Always good, but even better this season.
Joe Work	North Raleigh Allia	Plays even better vs. better opposition.

"B" Division

Will Bennett	Dartistic Freedom	Record slowly tailed as night progressed.
Kris Fischlein	Dead Beats	12-0 in SCkt puts anybody on notice.
Paul Joyal	Dartistic Freedom	Strong addition for team headed back to A.
Stephen Long	DD 214	Strong cricket covers for the '01 sets.
Patrick Merkle	Dartistic Freedom	He'll whoop you, but you'll still like him.
Jeff Reygers	Dead Beats	A key to team success when he's there.
T.J. Scheppele	Kiss My Tips	Welcome to the Triangle, deadly youth.
Randy Wilcox	Dead Beats	Pretty much always on these lists, no?

"C" Division

Josh Hall	Cheap Shots	Was a beast in the first three match sets.
Jess Jur	Rif Raf	Part-timer is always a tough draw to get.
Jeremy Limerick	Inglourious Darters	How many division MVPs is this for him?
David Martin	Rif Raf	Singles efficiency carried him to here.
Chris O'Neal	Inglourious Darters	Tournament game is helping Wednesdays.
Dave Surber	Inglourious Darters	Just overshadowed by his partner in crime.
J.J. White	Menace 2 Sobriety	Honestly, not his best. But still decent.
Steve Witz	Cheap Shots	Steady Freddy here is always dependable.

"D" Division

Jimmy Bateman	Sharky's Machine	Simply shined above most even div. ever.
Jeff Cashin	Just The Tip	Beaker's making a little home here on pg.9.
Dan Clark	Projectile Dysfuncti	Mr. Clutch back captaining Mug champs.
Rob Ehrmann	That's a Huge Cork!	Newest Corker might be biggest Cork!
Anthony Macias	Double In, Stumble	Why would anyone pick him as blocker?!
Aden Simpson	Double In, Stumble	The Simpson torch feels kinda passed on.
Kevin Stewart	Big Bulls	My only question: What is that 501 mess?
J.J. Tant	Projectile Dysfuncti	Cricket hound that just gets by in the '01s.

"E" Division (there was such a clear top TEN here…)

Randy Baldwin	Hump Day!	Season after season, he is simply solid.
Rich Bialaszewski	Show Me Your Tips	Ok, so we don't list him in 301… all good.
Mike Bumpass	Why So Serious?	Drop back down in divisions did him well.
Brad Bushman	Show Me Your Tips	2/3-timer might be division's top gun.
Jim Butterworth	Bulls Up	I'm guessing his 501 picked up in Mug run.
Karl Frederick	Bulls Up	Another 2/3-timer who is among the tops.
Lee Haithcock	Show Me Your Tips	Consistent, solid, heading up the ladder.
Lee Powell	Show Me Your Tips	Captained and led a "near" juggernaut.

"F" Division

Ryan Anderson	Shark Shooters	Simply cannot overstate his importance.
Merrill Bowman	Shark Shooters	How's this for a really big second fiddle?
Travis Ferguson	Schlitz & Giggles	Oh, if only he wasn't a part-time player.
John Heath	Bulls On Parade	Nothing flashy, just solid (until 501 :o).
Dylan Musil	Old Darting Bastard	Singles crusher just missing a few doubles.
John White	Just Playing	Really strong cricket offsets losing '01s.
Brian Whitley	Bulls On Parade	Super strong singles, but trails off a bit.
Wes Wissinger	Schlitz & Giggles	Was a great starting piece for a new team.

"G" Division (sooo many in this division)

P.J. Davis	Chalker's Nightmare	Only 1 loss in each of the last 3 sets. Huge.
Tom Holland	All About That Bull	Put the team on his shoulders sometimes.
Joe Rigert, Sr.	Wayne Gretzky	Mr. Machine was nearly leaguewide MVP.
Mark Rossbach	Irish Ton	12-1 SCkt erases lots of 0.500-ish doubles.
Jeff Russell	Don't Hit The Score	25-3 in the first three sets is pretty stout.
Phillips Shearin	Don't Hit The Score	14-2 in DCkt?! He was picked twice there?
Dave Woodard	Coach's Crew	#1 Crewman cruised most of the time.
Jason Zelinack	Chalker's Nightmare	Well, this was pretty easily predictable.

"H" Division (short season made this set tough)

Tim Ellis	Make Ducks Great /	I almost called this a split divisional MVP.
Jeremy Gower	You Diddled What?	His team just barely out-finished Ellis's.
Ray Larson	Ballistic Behavior	Who wouldn't want a 10-0 501 deal closer?
Nick Murdock	Dr.unks	Newcomer is going to be heard from again.
David Powell	Tips & Shafts	Make… him… play… more… matches.
Robert Reece	Dr.unks	Carried a rookie team to double victory.
Adam Schoch	Make Ducks Great /	Got here with big singles & 50/50 doubles.
Jeff Watson, Sr.	You Diddled What?	Methodically pulled in lots of wins again.

QUICK STAT TIDBITS

-The **Quadruple Double Award** winners (double-digit wins in all 4 sections): With only two divisions playing 14-week schedules (and another division that really only played about an 11-week schedule due to a team forfeiting out), this could have been a nearly empty club this season. But, it turns out that four throwers got three 9-win sets in short-season divisions, while four throwers (including one in a 12-week seasons) managed four double-digit win sets! This year's winners are Robbie Phillips of The Overall Element in A, Kevin Foushee of Darty Minds in A, Joe Rigert, Sr. of Wayne Gretzky in G, aaaaaaand… doing this in just a 12-week season, Ryan Anderson of Shark Shooters in F.

-The **Iron Man/Woman Award**: Not only did this season have 6 divisions with a bye (due to a team never playing a match), but then that same division fell further, down to 6 teams. Pretty clear that either A or G was going to produce this season's Iron Man, and that's exactly what happened. Chris Robertson of Don't Hit The Scorekeeper rang up a big old 61 games. Not a record or anything, but respectable, especially since no other division even had a player with 60. The honorable mentions to the other division leaders: A=56, Joe Work, Cody Lange, and Kevin Foushee; B=54, Tony Keller and Grey Jones; C=53, Pete Hartmann and Louie Cuevas; D=51, Anthony Macias; E=50, Sean Bosier; F=51, Andy Bowen and John White; and H=48, Mike Young.

-The **Team Attendance Award** winners: Some seasons a bunch of teams are all "sort of" in the running for this award. But this season, it's as cut and dried as it has been in many years. There are TWO candidates, and they both win. Period. Both The Bunkers in C division, and Double In, Stumble Out in D division registered with only six players each, so it was pretty clearly going to be them. One person on The Bunkers missed two matches, while two people on Stumble Out missed one match each… pretty close to perfect six-man runs…

MY PRESEASON, WEEKLY, & TOURNEY PREDICTION RESULTS

As usual, I'm left with the option of trying to bluff my way through this part, or just telling the truth. And since I know that some of you squirrel away every last thing I've ever written about your team, I guess I better give real results… dang.

In my preseason picks (usually the toughest every season given the imminent roster changes/additions), I really OWNED some stuff. It's impossible to nail every spot in every division, but check out this result: my preseason division winner picks did win the division for 5 of the 8, and my pick finished in 2nd for 2 more of the 8 (with one of them losing to the all-rookie team in H about whom I had zero prior knowledge). The only pick I really blew was… in D. Shocker.

My weekly prediction results you can peruse pick-for-pick on the other side of this sheet of paper. I missed my recent default goal of the season (70+% correct picks), but as any loyal readers already know, that was almost fully the fault of D division. My record there (35.7% correct… yes, 35.7%, not a typo) is almost certainly my worst record for a division ever. Not one team outside of D division fooled me more often than not, while *every* team in D division fooled me more often than not. That has certainly never happened before. Wow. D.

Last but not least were my tournament predictions… And in these, I did a pretty good job again. In in the quarterfinals, I mustered a monstrous 22-3, with two of my three incorrect picks being last-place teams advancing (because that happens a lot, right?). I then meandered to a moderate 10-6 in the semifinals, which was decent, but nothing to really write home about (got both wrong in C, so that was kind of a bummer). Then I hit 3 of the 5 tournament champion teams, which is ok given that I have to get them right all the way up to that spot. My favorite pick of the finals though, is that I predicted that the Sharks and Bulls On Parade would meet in the F final, and also that the final was likely to go all the way to 1001. Which it did. If only I had picked the other team in that 1001.

JK'S TEAM-BY-TEAM, WEEK-BY-WEEK MATCH PREDICTION RESULTS

(I introduced this page thirty seasons ago, and it has become almost expected as a newsletter staple. Feast your eyes on the success...)

For several years, many of you have taken no greater pleasure in your weekly darting endeavors than to email or text me and point out to me just how wrong I was in my prediction of your match result. On a related note, I have noticed that many of you seem to have relatively selective memories saving only the weeks when I was wrong. Further, many others of you regularly embellish your statistics of how often you fool me. It's not so easy to get away with those rambles anymore, however, as you can see below. Each W is a week when I picked your match correctly, and each L is one I picked incorrectly. Division totals are to the right of the team totals, weekly totals are at the bottom, and in the space between the 14 weeks and the team totals, the six 'o' symbols indicate the teams for which I was only 0.500, and the four 'x' symbols indicate the teams that fooled me more often than not. **[Ok, the good news? Not a single team outside of D division fooled me more often than not. The bad news? EVERY team in D div. fooled me more often than not. And some by a lot! Don't think I've ever done so poorly with a division before now. - JK]**

	wk1	wk2	wk3	wk4	wk5	wk6	wk7	wk8	wk9	wk10	wk11	wk12	wk13	wk14		Right	Wrong	Overall
A1/ Appetite for Destruction	W	W	W	W	L	L	W	W	W	L	W	W	L	W		10	4	67.99%
A2/ The Overall Element	W	W	W	W	W	W	W	W	W	W	W	W	W	W		14	0	240 113
A3/ North Raleigh Alliance	W	L	W	W	W	L	L	W	L	W	W	W	L	W		9	5	
A4/ Spank That Monkey	W	W	W	W	L	W	L	W	W	W	W	W	W	W		12	2	
A5/ Lunatic Fringe	W	L	W	W	W	W	W	W	L	W	W	W	W	W		12	2	
A6/ Darty Minds	W	W	W	W	W	W	W	W	W	L	W	W	W	W		13	1	**A Division**
A7/ Hoptimistic	W	W	W	W	W	W	W	W	W	W	W	W	W	W		14	0	87.50%
A8/ Shooter McGavin	W	W	W	W	W	W	W	W	W	W	W	W	W	W		14	0	49 7
B1/ Dead Beats	W	W	W	W	L	-	W	W	W	L	W	W	-	W		10	2	
B2/ Dartistic Freedom	W	W	W	-	W	W	W	W	W	L	-	W	W	W		11	1	
B3/ Fore, bounce-outs	W	W	W	W	-	W	W	W	W	W	W	-	W	L		11	1	
B4/ Nine Lives	W	W	W	W	L	L	-	W	W	W	fft	L	L	-		7	4	
B5/ Kiss My Tips	-	W	L	W	W	L	W	-	L	L	W	W	L	L	o	6	6	**B Division**
B6/ DD 214	L	-	L	W	L	W	W	W	-	L	fft	W	W	W		7	4	73.17%
B7/ One Armed Bandits	L	W	-	W	L	W	W	W	L	-	W	L	W	W		8	4	30 11
C1/ Menace 2 Sobriety	-	W	L	W	L	W	W	-	W	W	W	L	W	L		8	4	
C2/ The Bunkers	W	L	L	-	L	W	W	L	W	W	-	W	W	W		8	4	
C3/ Rif Raf	W	W	-	W	L	W	W	W	L	-	L	W	W	L		8	4	
C4/ Bangin' the Neighbors	L	-	W	L	L	W	W	W	-	L	W	L	W	W		7	5	
C5/ Cheap Shots	L	W	L	W	W	L	-	W	W	W	L	W	W	-		8	4	**C Division**
C6/ Inglourious Darters	W	L	W	W	W	-	L	W	W	L	W	W	-	W		9	3	64.29%
C7/ Garage Inc.	W	W	L	L	-	L	L	L	L	W	W	-	W	W	o	6	6	27 15
D1/ Just the Tip	W	L	L	L	-	W	L	W	L	L	L	-	W	W	x	5	7	
D2/ Big Bulls	W	L	L	W	L	-	L	W	L	L	W	L	-	L	x	4	8	
D3/ Projectile Dysfunction	W	L	L	L	L	W	-	W	L	L	L	L	W	-	x	4	8	
D4/ Game of Throws	W	L	L	-	W	L	L	W	L	L	-	L	L	L	x	3	9	
D5/ Sharky's Machine	W	W	-	L	W	W	L	L	L	-	L	L	W	L	x	5	7	**D Division**
D6/ That's a Huge Cork!	W	-	L	W	L	L	L	L	-	W	W	L	L	W	x	5	7	35.71%
D7/ Double In, Stumble Out	-	W	L	L	L	W	L	-	L	W	L	L	W	L	x	4	8	15 27
E1/ Hump Day!	L	L	W	-	L	W	W	L	W	W	-	W	L	L	o	6	6	
E2/ Red-eye Rangers	-	W	L	W	L	W	W	-	W	W	W	W	L	W		9	3	
E3/ Coral Reefers	L	L	-	W	L	W	W	W	W	-	W	W	W	L		8	4	
E4/ Show Me Your Tips	W	-	W	L	L	W	W	W	-	L	L	W	W	W		8	4	
E5/ Bulls Up	L	L	W	W	-	W	W	W	W	L	W	-	W	W		9	3	**E Division**
E6/ Death Throw	W	W	W	W	W	W	-	W	W	W	W	W	W	-		12	0	69.05%
E7/ Why So Serious?	L	L	L	L	W	-	W	L	W	W	L	W	-	W	o	6	6	29 13
F1/ Shark Shooters	W	W	-	W	W	L	L	W	W	-	W	W	W	W		10	2	
F2/ Just Playing	W	W	W	W	W	W	-	L	W	L	L	W	L	-		8	4	
F3/ Sofa Kings	W	L	W	W	-	W	L	W	W	W	L	-	L	L		7	5	
F4/ Schlitz & Giggles	W	L	L	-	W	L	W	L	W	L	-	W	W	W		7	5	
F5/ Taylor Wants a Ton!	-	W	L	W	W	W	L	-	L	L	L	W	W	W		7	5	**F Division**
F6/ Bulls On Parade	L	W	W	W	W	-	W	W	L	W	L	W	-	W		9	3	66.67%
F7/ Old Darting Bastards	L	-	W	W	W	W	L	W	-	L	W	W	W	L		8	4	28 14
G1/ Don't Hit The Scorekeeper	L	W	W	W	W	L	W	W	L	W	L	W	L	W		9	5	
G2/ Coach's Crew	W	W	W	L	W	L	W	W	L	W	L	W	W	W		10	4	
G3/ Irish Ton	L	W	W	L	W	L	L	W	W	W	W	W	W	W		10	4	
G4/ Chalker's Nightmare	L	W	L	fft	W	L	L	W	W	W	L	W	L	W		7	6	
G5/ Wayne Gretzky	L	W	L	W	W	W	W	W	L	W	L	W	W	W		10	4	
G6/ Brown's Bombers	L	W	W	L	L	W	W	W	L	W	W	W	W	W		10	4	**G Division**
G7/ All About That Bull!	L	W	W	L	L	W	W	W	W	W	L	W	fft	W		9	4	70.37%
G8/ The Liqour Posse	W	W	W	fft	W	W	W	W	W	W	L	W	fft	W		11	1	38 16
H1/ Ballistic Behavior	W	L	L	-	fft	W	W	L	L	W	-	fft	W	W		6	4	
H2/ Make Ducks Great Again	W	L	L	W	-	L	W	W	L	W	fft	-	W	W		7	4	
H3/ You Diddled What?!	W	W	W	W	W	-	W	L	W	W	L	W	-	fft		9	2	
H4/ We're Sexy & We Throw It!	W	W	W	W	W	fft	-	W	W	W	L	W	fft	-		9	1	
H5/ Tips & Shafts	L	L	-	W	W	W	W	W	fft	-	L	W	W	W		8	3	
H6/ Dr.unks	L	-	L	W	W	L	W	W	-	fft	L	W	W	W		7	4	**H Division**
H7/ Dartholes	-	L	L	W	fft	fft	W	-	fft	fft	fft	fft	fft	fft	o	2	2	70.59%
H8/ The Eye of the Bull	*removed from schedule after 3 weeks without ever playing*															-	-	24 10
Right:	17	17	15	19	15	17	18	21	15	16	13	20	18	19				
Wrong:	9	9	11	6	10	8	8	5	10	9	11	5	6	6				
forfeited:	-	-	-	1	1	1	-	-	1	1	2	1	2	1				

RDL - Fall, 2018	Week 1			Week 2			Week 3			Week 4			Week 5			Week 6			Week 7			Week 8			Week 9			Week 10			Week 11			Week 12			Week 13			Week 14			Forfeits
	vs.	W/L	Pts.	vs.	W/L	Pts.	vs.	W/L	Pts.	vs.	W/L	Pts.	vs.	W/L	Pts.	vs.	W/L	Pts.	vs.	W/L	Pts.	vs.	W/L	Pts.	vs.	W/L	Pts.	vs.	W/L	Pts.	vs.	W/L	Pts.	vs.	W/L	Pts.	vs.	W/L	Pts.	vs.	W/L	Pts.	
A1/ Appetite for Destruction	a8	W	21	a7	W	23	A6	W	13	A5	W	13	A4	L	9	A3	L	9	a2	L	7	A8	W	21	A7	W	22	a6	L	11	a5	W	18	a4	W	19	a3	L	7	A2	L	7	
A2/ The Overall Element	A7	W	23	A8	W	22	a5	W	19	a6	W	18	A3	W	15	a4	W	18	A1	W	17	a7	W	20	a8	W	24	A5	W	22	A6	W	17	a3	W	16	A4	W	22	a1	W	17	
A3/ North Raleigh Alliance	a6	L	7	A5	W	18	a8	W	24	A7	W	16	a2	L	9	a1	W	15	A4	L	9	A6	L	4	a5	W	13	A8	W	22	a7	W	14	A2	L	8	A1	W	17	a4	W	18	
A4/ Spank That Monkey	A5	L	12	a6	L	7	A7	W	20	A8	W	22	a1	W	15	A2	L	6	a3	W	15	a5	L	9	A6	L	7	a7	W	13	a8	W	19	A1	L	5	a2	L	2	A3	L	6	
A5/ Lunatic Fringe	a4	W	12	a3	L	6	A2	L	5	a1	L	11	a8	W	19	A6	L	9	a7	W	18	A4	W	15	A3	L	11	a2	L	2	A1	L	6	A8	W	23	a6	L	9	A7	W	16	
A6/ Darty Minds	A3	W	16	A4	W	17	a1	L	11	A2	L	6	a7	W	21	a5	W	15	A8	W	22	a3	W	20	a4	W	17	A1	W	13	a2	L	7	A7	W	13	A5	W	15	a8	W	20	
A7/ Hoptimistic	a2	L	1	A1	L	1	a4	L	4	a3	L	8	A6	L	3	a8	W	15	A5	L	6	A2	L	4	a1	L	2	A4	L	11	A3	L	10	a6	L	11	A8	W	18	a5	L	8	
A8/ Shooter McGavin	A1	L	3	a2	L	2	A3	L	0	a4	L	1	A5	L	5	A7	L	9	a6	L	2	a1	L	3	A2	L	0	a3	L	2	A4	L	5	a5	L	1	a7	L	6	A6	L	4	
B1/ Dead Beats	b3	W	13	B4	W	18	B2	W	14	b5	W	16	b6	L	10	Bye	-	-	B7	W	17	B3	W	21	b4	W	13	b2	L	10	B5	W	11	B6	W	15	Bye	-	-	b7	W	21	
B2/ Dartistic Freedom	b4	W	16	B3	W	16	b1	L	6	Bye	-	-	B5	W	19	b7	W	20	B6	W	13	B4	W	14	b3	W	20	B1	W	14	Bye	-	-	b5	W	20	B7	W	16	b6	W	19	
B3/ Fore, bounce-outs	B1	L	8	b2	L	8	b4	W	13	B7	W	15	Bye	-	-	B6	L	10	B5	W	13	b1	L	3	B2	L	4	B4	L	8	b7	W	13	Bye	-	-	b6	L	6	b5	L	11	
B4/ Nine Lives	B2	L	8	b1	L	5	B3	L	11	B6	L	11	b7	L	12	B5	L	10	Bye	-	-	b2	L	10	B1	L	5	b3	W	11	b6	*L*	*0*	B7	L	12	b5	W	13	Bye	-	-	1
B5/ Kiss My Tips	Bye	-	-	B7	W	14	b6	L	7	B1	L	7	b2	L	5	b4	W	14	b3	L	11	Bye	-	-	b7	L	9	B6	W	16	Bye	-	-	b5	L	8	B4	*W*	*16*	b1	L	9	B3	W	13	
B6/ DD 214	b7	L	11	Bye	-	-	B5	W	17	b4	W	13	B1	W	14	b3	W	14	b2	L	11	B7	W	16	Bye	-	-	b5	L	8	B4	W	18	b1	L	9	B3	W	18	B2	L	5	
B7/ One Armed Bandits	B6	W	13	b5	L	10	Bye	-	-	b3	L	9	B4	W	12	B2	L	4	b1	L	7	b6	L	8	B5	W	12	Bye	-	-	B3	L	11	b4	W	12	b2	L	8	B1	L	3	
C1/ Menace 2 Sobriety	Bye	-	-	c5	W	13	C7	L	11	C6	L	6	c4	L	10	c2	W	15	C3	L	9	Bye	-	-	C5	L	10	c7	L	11	c6	L	9	C4	W	15	C2	W	12	c3	W	13	
C2/ The Bunkers	C7	W	15	c6	W	14	C5	L	10	Bye	-	-	C3	L	6	C1	L	9	c4	L	12	c7	W	12	C6	L	10	c5	L	3	Bye	-	-	c3	L	10	c1	L	10	C4	L	11	
C3/ Rif Raf	C6	L	5	c7	W	14	Bye	-	-	c5	L	6	c2	W	17	C4	W	14	c1	W	14	c6	L	10	C7	W	12	Bye	-	-	C5	W	14	C2	W	14	c4	W	16	C1	L	11	
C4/ Bangin' the Neighbors	C5	L	6	Bye	-	-	c6	L	6	C7	W	16	C1	W	14	c3	L	10	C2	W	12	c5	L	10	Bye	-	-	C6	W	16	c7	L	12	c1	L	9	C3	L	8	c2	W	13	
C5/ Cheap Shots	c4	W	18	C1	L	11	c2	W	14	C3	W	15	c6	L	9	c7	L	11	Bye	-	-	C4	W	14	c1	W	14	C2	W	19	c3	L	10	C6	L	10	C7	W	12	Bye	-	-	
C6/ Inglourious Darters	c3	W	19	C2	L	10	C4	W	18	c1	W	18	C5	W	15	Bye	-	-	C7	L	12	C3	W	14	c2	W	14	c4	L	8	C1	W	15	c5	W	14	Bye	-	-	c7	W	16	
C7/ Garage Inc.	c2	L	9	C3	L	10	c1	W	13	c4	L	8	Bye	-	-	C5	W	13	c6	W	12	C2	L	12	c3	L	12	C1	W	12	C4	W	12	Bye	-	-	c5	L	9	C6	L	8	
D1/ Just the Tip	d4	W	13	D3	L	11	d2	L	7	D7	L	10	Bye	-	-	d5	L	9	d6	W	14	D4	W	14	d3	L	10	D2	W	12	d7	L	9	Bye	-	-	D5	L	12	D6	W	12	
D2/ Big Bulls	d3	W	16	D4	L	10	D1	W	17	d6	W	16	D7	L	11	Bye	-	-	d5	L	11	D3	W	12	d4	L	10	d1	L	12	D6	L	11	d7	L	9	Bye	-	-	D5	W	16	
D3/ Projectile Dysfunction	D2	L	8	d1	W	13	d4	L	9	D5	L	9	d6	W	13	d7	L	10	Bye	-	-	d2	L	12	D1	W	14	D4	W	16	d5	L	9	D6	W	18	D7	W	11	Bye	-	-	
D4/ Game of Throws	D1	L	11	d2	W	12	D3	W	15	Bye	-	-	D5	W	11	D6	L	11	D7	W	17	d1	L	10	D2	W	14	d3	L	8	Bye	-	-	d5	L	9	d6	L	12	d7	L	11	
D5/ Sharky's Machine	d6	L	10	D7	L	7	Bye	-	-	d3	W	15	d4	L	9	D1	W	15	D2	W	13	D6	W	12	d7	W	20	Bye	-	-	D3	W	14	D4	W	15	d1	W	12	d2	L	8	
D6/ That's a Huge Cork!	D5	W	13	Bye	-	-	d7	W	16	D2	L	8	D3	L	11	d4	W	13	D1	L	10	d5	L	12	Bye	-	-	D7	W	12	d2	W	13	d3	L	6	D4	W	12	d1	L	12	
D7/ Double In, Stumble Out	Bye	-	-	d5	W	16	D6	L	8	d1	W	14	d2	W	13	D3	W	14	d4	L	7	Bye	-	-	D5	L	4	d6	L	12	D1	W	15	D2	W	15	d3	L	10	D4	W	13	
E1/ Hump Day!	E7	L	12	e5	L	9	E6	W	17	Bye	-	-	E4	W	14	E2	W	17	e3	W	15	e7	L	7	E5	L	11	e6	W	13	Bye	-	-	e4	L	2	e2	L	9	E3	L	9	
E2/ Red-eye Rangers	Bye	-	-	E6	W	15	e7	W	13	E5	L	6	E3	W	16	e1	L	7	e4	L	4	Bye	-	-	e6	W	12	E7	L	11	e5	L	3	e3	W	12	E1	W	11	E4	L	4	
E3/ Coral Reefers	E5	W	13	e7	L	11	Bye	-	-	e6	W	15	e2	L	8	E4	L	9	E1	L	9	e5	L	8	E7	L	11	Bye	-	-	E6	W	13	E2	L	12	e4	L	2	e1	W	15	
E4/ Show Me Your Tips	e6	W	19	Bye	-	-	e5	W	15	E7	L	10	e1	L	10	e3	W	15	E2	W	20	E6	W	22	Bye	-	-	E5	L	11	e7	W	14	E1	W	21	E3	W	22	e2	W	20	
E5/ Bulls Up	e3	L	11	E1	W	15	E4	L	9	e2	W	18	Bye	-	-	e6	W	15	e7	L	11	E3	W	16	e1	W	13	e4	W	13	E2	W	21	Bye	-	-	E6	W	17	E7	W	14	
E6/ Death Throw	E4	L	5	e2	L	9	e1	L	7	E3	L	9	e7	L	6	E5	L	9	Bye	-	-	e4	L	2	E2	L	12	E1	L	11	e3	L	10	E7	L	7	e5	L	7	Bye	-	-	
E7/ Why So Serious?	e1	W	12	E3	W	13	E2	L	11	e4	W	14	E6	W	18	Bye	-	-	E5	W	13	E1	W	17	e3	W	13	e2	W	13	E4	L	10	e6	W	17	Bye	-	-	e5	L	10	
F1/ Shark Shooters	F3	W	15	f2	W	16	Bye	-	-	F7	W	16	F6	W	14	f4	L	11	f5	L	11	f3	W	16	F2	W	14	Bye	-	-	f7	W	12	f6	W	13	F4	W	16	F5	W	12	
F2/ Just Playing	f4	L	8	F1	L	6	f7	L	11	F6	L	8	f5	L	9	F3	L	10	Bye	-	-	F4	W	17	f1	L	5	F7	L	12	f6	W	14	F5	L	10	f3	L	11	Bye	-	-	
F3/ Sofa Kings	f1	L	7	F4	W	11	f6	L	6	F5	L	11	Bye	-	-	f2	W	14	F7	L	8	F1	L	8	f4	L	3	F6	L	7	f5	W	12	Bye	-	-	F2	W	13	f7	W	13	
F4/ Schlitz & Giggles	F2	W	13	f3	L	10	F5	W	13	Bye	-	-	F7	W	18	F1	W	13	f6	W	15	f2	L	7	F3	W	21	f5	L	9	Bye	-	-	f7	W	12	f1	L	8	F6	L	8	
F5/ Taylor Wants a Ton!	Bye	-	-	F6	W	13	f4	L	11	f3	W	13	F2	W	15	f7	W	13	F1	W	13	Bye	-	-	f6	L	6	F4	W	14	F3	L	12	f2	W	14	F7	W	17	f1	L	12	
F6/ Bulls On Parade	F7	W	12	f5	L	11	F3	W	18	f2	W	16	f1	L	10	Bye	-	-	F4	L	9	f7	W	15	F5	W	18	f3	W	17	F2	L	10	F1	L	11	Bye	-	-	f4	W	14	
F7/ Old Darting Bastards	f6	L	12	Bye	-	-	F2	W	13	f1	L	8	f4	L	6	F5	L	11	f3	W	16	F6	L	9	Bye	-	-	f2	W	12	F1	L	12	F4	L	12	f5	L	6	F3	L	11	
G1/ Don't Hit The Scorekeeper	g7	L	9	G6	W	15	g8	W	15	G5	W	15	g3	W	13	G4	W	17	G2	W	15	G7	W	14	g6	L	10	G8	W	18	g5	L	10	G3	W	17	g4	L	12	g2	W	16	
G2/ Coach's Crew	G8	W	18	g5	W	12	G6	W	12	g7	L	12	G4	L	8	G3	W	14	g1	L	9	g8	W	18	G5	L	7	g6	W	14	G7	L	11	g4	L	10	g3	L	7	G1	L	8	
G3/ Irish Ton	G5	L	11	g8	W	19	G7	W	13	g6	L	11	G1	L	11	g2	L	10	g4	W	13	g5	W	12	G8	W	14	g7	W	17	G6	W	17	g1	L	7	G2	W	15	G4	L	8	
G4/ Chalker's Nightmare	g6	L	12	G7	W	21	g5	W	12	G8	*W*	*16*	g2	W	16	g1	L	7	G3	L	11	G6	W	17	g7	W	16	G5	W	16	g8	L	11	G2	W	13	G1	W	12	g3	W	16	
G5/ Wayne Gretzky	g3	W	12	G2	L	12	G4	L	11	g1	L	9	G8	W	13	g6	W	16	G7	W	16	G3	L	10	g2	W	17	g4	L	7	G1	W	12	g8	W	18	G6	W	13	g7	W	20	
G6/ Brown's Bombers	G4	W	12	g1	L	9	g2	L	12	G3	W	13	g7	L	9	G5	L	5	G8	W	15	g4	L	4	G1	W	11	G2	L	10	g3	L	7	G7	L	9	g5	L	11	g8	W	15	
G7/ All About That Bull!	G1	W	10	g4	L	3	g3	L	11	G2	W	12	G6	W	15	g8	W	16	g5	L	8	g1	L	9	G4	L	6	G3	L	7	g2	W	12	g6	W	15	G8	*W*	*16*	G5	L	4	
G8/ The Liqour Posse	g2	L	6	G3	L	5	G1	L	4	g4	*L*	*0*	g5	L	9	G7	L	8	g6	L	9	G2	L	6	g3	L	7	g1	L	6	G4	W	13	G5	L	3	g7	*L*	*0*	G6	L	9	2
H1/ Ballistic Behavior	H3	L	12	h2	L	11	H4	W	12	Bye	-	-	H7	*W*	*16*	h5	W	18	h6	L	10	h3	W	11	H2	W	14	h4	W	13	Bye	-	-	h7	*W*	*16*	H5	W	17	H6	L	11	
H2/ Make Ducks Great Again	h4	W	13	H1	W	13	h3	W	13	H7	W	16	Bye	-	-	H6	W	16	H5	W	13	H4	W	13	h1	L	10	H3	L	12	h7	*W*	*16*	Bye	-	-	h6	L	10	h5	W	16	
H3/ You Diddled What?!	h1	W	12	H4	W	19	H2	L	11	h6	W	13	h5	W	18	Bye	-	-	h7	W	17	H1	L	11	h4	W	15	h2	W	12	H6	L	2	H5	W	17	Bye	-	-	H7	*W*	*16*	
H4/ We're Sexy & We Throw It!	H2	L	11	h3	L	5	h1	L	12	H5	W	13	h6	L	6	H7	*W*	*16*	Bye	-	-	h2	L	11	H3	L	4	H1	L	11	h5	L	4	H6	L	9	h7	*W*	*16*	Bye	-	-	
H5/ Tips & Shafts	H6	L	5	h7	L	6	Bye	-	-	h4	L	11	H3	L	6	H1	L	6	h2	L	11	h6	L	9	H7	*W*	*16*	Bye	-	-	H4	W	20	h3	L	7	h1	L	7	H2	L	7	
H6/ Dr.unks	h5	W	14	Bye	-	-	h7	W	19	H3	L	11	H4	W	18	h2	L	8	H1	W	12	H5	W	15	Bye	-	-	H7	*W*	*16*	h3	W	22	h4	W	15	H2	W	14	h1	W	13	
H7/ Dartholes	Bye	-	-	H5	W	16	H6	L	5	h2	L	3	h1	*L*	*0*	h4	*L*	*0*	H3	L	7	Bye	-	-	h5	*L*	*0*	h6	*L*	*0*	H2	*L*	*0*	H1	*L*	*0*	H4	*L*	*0*	h3	*L*	*0*	8
H8/ The Eye of the Bull	*removed from schedule after 3 weeks (1 postponement, 2 forfeits, then a disbanding) without ever playing*																																								all

THIS SEASON'S TRIVIA QUESTIONS… REVISITED

I now run this column during seasons in which I've included trivia questions all season. Each question is listed exactly as it was during the season, so there is potential for a question to now be out of date, but it's usually not too much of a problem. Each question is listed under the week number when it ran, and the answers follow the questions. No peeking…

Week 9 question(s): How many people have played in the RDL in every season since I took over as statistician in the Spring 1996 season? Who are they? (And before you ask, yes, I've really been writing the newsletter for 46 seasons. So maybe I have no life. Or maybe… I just enjoy making fun of you guys so much that I keep coming back for more!!)

Week 10 question: Most league members probably (correctly) assume that the Upper Deck has hosted the most RDL teams over my 46 seasons here as statistician. But can you name the next five establishments in terms of number of teams hosted?

Week 11 question: How many of the prior 45 seasons (my tenure as statistician) have ended with no undefeated teams and no winless teams (yes, including the divisional tournaments)?

Week 12 question: What is the worst record to ever (in my 45 seasons as statistician) finish in a top-two position in the division (presumably earning the right to climb up a division if the team numbers/rosters stay something close to static)?

Week 13 question: While we're on the topic of things achieved with the lowest success rate involved… What is the lowest win percentage to claim a divisional singles win percentage title (during my 45 seasons as statistician)? (and we'll go ahead and list the lowest for each division in the printed answer)

Week 14 question(s): Which three teams have played on their current home boards for the most consecutive seasons? How many seasons for each?

Week 9 answer: Alright, I'm going to alter this question just a bit here… I wrote "how many have played" and I'm going to change it to "how many have been on a roster" in each and every season that I've been the statistician (that's 46 seasons, by the way). The reason I'm making that change is that we have players on rosters sometimes who don't end up throwing a game, but who IS an active member of the roster (and to be honest, the search algorithm that I used simply returned the names of people that have indeed been on a roster for all 46 seasons). So, with that caveat in place, the answer is: 16 people! Those 14 super-diehards are Tom Brown, Gary Burney, Bob Carawon, Randy Deemer, Bob James, Jason Kilts, Joe Kunesh, Tim Lane, Chuck Rouse, Pete Rutten, Mark Sellers, Mike Seward, Butch Smith, Michelle Stacy, Bob Terry, and Charlie Wilkinson (who prompted my disclaimer above, as he never did throw a game this season).

Week 10 answer: As noted, the Upper Deck leads the way, having hosted an alarming 271 teams over the past 46 seasons (5.9 teams per season). After that comes three more establishments that have also been in the RDL for all 46 seasons - High Park (which was also The Profile and Upper Deck Profile) with 185 teams hosted, Sharky's Place with 160 teams hosted, and Snooker's with 136 teams hosted. Rounding out our top six are Mac's Tavern (with 97 teams hosted in its 30 seasons in the league) and After Hours (which hosted 81 teams in its 24 seasons before closing its doors).

Week 11 answer: Wow, it turns out that it's pretty rare for a season to end with neither an undefeated team nor a winless team. In my 45 seasons here with the Tons, we've had at least one undefeated team in 26 seasons, while we've had at least one winless team in 28 seasons (teams that are removed from play before ever throwing a dart are not counted here). But only SEVEN times have those two things coincided such that every team had both a win and a loss. Those happened in the Fall 1998, Spring 2004, Spring 2006, Fall 2013, Spring 2014, Fall 2014, and Spring 2018 seasons. Yep, that's right… of the seven seasons that this happened, three of them were right in a row from Fa13-Fa14 - evidently the golden age of parity! Only 3 teams (1 undefeated, 2 winless) keep this season from joining that list as well. [*Answer update for the banquet Tons*: Since we don't count teams that registered but never played a match (having folded before ever throwing a dart, this season also did not qualify for this rare club.]

Week 12 answer: In the 333 divisions during my tenure prior to this season, a whole bunch of teams have finished 2nd at 9-5 or 8-4. Below that, we have had 16 teams with 7-5 records finish 2nd (including in the RDL's only I division ever in 2010, as well as in *three* divisions just last season). Then, we've had another 7 teams with the even worse record of 8-6. But this question's headliners are two teams that finished 2nd with 6-6(!) records: Kozmic Debris in the Fall 1999 D division, and Dazed & Confused in the Spring 2002 B division. (and yes, both teams moved up the next season...) [*Answer update for the banquet Tons*: D division didn't produce another of the amazing 6-6 second place teams, but it did produce a 7-5 squad. And the most amazing part? The division didn't have some 12-0 or 14-0 monster that just doled out two losses to all the other teams, as the division was so balanced that the winner was only 8-4, the second place team was 7-5, and all other teams were either 6-6 or 5-7. Just crazy.]

Week 13 answer: In the 45 seasons (now 46!) that I've written the newsletter, only one person has been able to reel in a divisional singles title while losing as many as a quarter of his/her games. In the Fall 2007 season, Timothy Lane (of Craig's Swine Crew in B division) took home the singles Mug with a record of 15-5 (0.750 win rate). Pretty much the epitome of parity in a division when nobody can surpass three-out-of-four. Kind of interesting if maybe this season's D singles champ might move that bar just a touch lower (seems kind of fitting for that mess of a division, no?). The lowest singles title win percentages for all other divisions: A = 0.808, 21-5, Tom Brown of Lunatic Fringe in Fall 1996; C = 0.786, 22-6, Vicente Martinez of Can't See The Board in Spring 2011; D = 0.783, 18-5, Tom Winters of Dynamic Darters in Fall 2007, and Randy Baldwin of We Be Triplin in Spring 2014; E = 0.769, 20-6, Stan Converse of M.R.Ducks in Spring 1998; F = 0.760, 19-6, Tim Davis of Freebirds in Spring 1998; G = 0.826, 19-4, Craig Millikan of Measure From The Tip in Fall 20014; H = 0.810, 17-4, Rich Bialaszewski of Northern Flights in Spring 2015, and Anthony Shirey of Ballistic Behavior in Fall 2017; and finally, I = 0.813, 13-3, Sheldon Citrak of Mug Hunters in Spring 2010 (since that was the only season of I ever, this is thus also the highest win percentage to win an I Mug… :o). [*Answer update for the banquet Tons*: Kevin Stewart of Big Bulls in D division tied this record for that division, posting an 18-5 record that matches that of Winters and Baldwiin listed above. Given how balanced that division was in terms of team win/loss and points, I'm guessing that really isn't all that surprising, no?]

Week 14 answer: Well, first let's note that my question is about playing on the exact same home boards - thus, if a team moved around to a different set of boards in the same bar, that resets that team's clock for this question. With that said, going back and looking at the records reveals 10 teams that have played on their current boards for at least 14 seasons. Now, of course, many of the teams listed here have undergone name changes or continual roster evolutions. But these team lineages are clear and constant, so they make the list. The seven teams that are in the top ten, but not in the top three longest home board tenures: The Overall Element in A; Rif Raf and The Bunkers in C; Sharky's Machine, Game of Throws, and That's A Huge Cork! in D; and Irish Ton in G. Which brings us to the third-longest-tenured team, Darty Minds in A division (Cleveland Draft House-Garner 3&4), which is now in its 21st season at their current location. And tied for the longest location tenure are… Sofa Kings in F division (Mac's Tavern 1&2) and Make Ducks Great Again in H division (Snooker's-RW, sort of boards 1&2), who have each now reached 28 consecutive seasons.

THIS SEASON'S LYRICS QUIZZES… REVISITED

Much like the column of this season's trivia questions on the previous page, I've listed here each lyrics quiz from this season. Each lyric is listed exactly as it was during the season. Each lyric is listed under the week number when it ran, and the answers are listed at the bottom of the page (and continuing onto the next page). No peeking… So who's ready to re-play "Name the band/singer and song (and weekly theme)"?

Week 2, song #1 lyric: "I want to love you, and treat you right, I want to love you, every day and every night, We'll be together"

Week 2, song #2 lyric: "Good friends we had, Oh, good friends we've lost along the way, In this great future you can't forget your past"

Week 2, song #3: "So don't treat me like a puppet on a string, Because I know how to do my thing, Don't talk to me as if you think I'm dumb"

Week 3, song #1 lyric: "And it's all your fault, I screen my phone calls, No matter who calls, I gotta screen my phone calls"

Week 3, song #2: "I must have called a thousand times, To tell you I'm sorry for everything that I've done, But when I call you never seem to be home"

Wk03, #3: "Seeing you, or seeing anything as much as I do you, I take for granted that you're always there, I take for granted that you just don't care"

Week 4, song #1 lyric: "Well you lie like a penny in the parking lot at the grocery store, It just comes way too natural to you, The way you lie"

Week 4, song #2 lyric: "Tell me all that you've thrown away, Find out games you don't wanna play, You are the only one that needs to know"

Week 4, song #3: "I live on the second floor, I live upstairs from you, Yes I think you've seen me before"

Week 5, song #1 lyric: "No is the saddest experience you'll ever know, Yes, it's the saddest experience you'll ever know"

Week 5, song #2 lyric: "I sit around and watch the tube but, nothing's on, I change the channels for an hour or two, Twiddle my thumbs just for a bit"

Week 5, song #3 lyric: "She told me, don't worry about it, She told me, don't worry no more, We both know we can't go without it"

Week 6, song #1 lyric: "Into this house we're born, Into this world we're thrown, Like a dog without a bone, An actor out on loan"

Week 6, song #2 lyric: "Seems like yesterday, But it was long ago, Janey was lovely, she was the queen of my nights, There in darkness..."

Week 6, song #3: "And thinking about what I've been missing in the city, And I'm not missing a thing, Watching the full moon crossing the range"

Week 7, song #1 lyric: "She grew up in an Indiana town, Had a good lookin' momma who never was around, But she grew up tall..."

Week 7, song #2 lyric: "I said, no, no, no, Yes, I been black, But when I come back, you'll know, know, know, I ain't got the time"

Week 7, song #3 lyric: "I don't know what's worth fighting for, Or why I have to scream, I don't know why I instigate, And say what I don't mean"

Week 8, song #1 lyric: "Till now I always got by on my own, I never really cared until I met you, And now it chills me to the bone"

Week 8, song #2 lyric: "If I looked all over the world, And there's every type of girl, But your empty eyes seem to pass me by, And leave me..."

Week 8, song #3 lyric: "Move yourself, You always live your life, Never thinking of the future, Prove yourself, You are the move you make"

Week 9, song #1 lyric: "Did you know when you go it's the perfect ending, To the bad day I was just beginning. When you go, all I know is..."

Week 9, song #2 lyric: "I played with your heart, got lost in the game, Oh baby, baby, Oops, you think I'm in love, That I'm sent from above"

Week 9, song #3: "Jump down the shelters to get away, The boys are cockin' up their guns, Tell us general, is it party time?, If it is can we all come"

Week 10, song #1 lyric: "I'm bulletproof, nothing to lose, Fire away, fire away, Ricochet, you take your aim, Fire away, fire away"

Week 10, song #2 lyric: "But then I spent so many nights thinking how you did me wrong, And I grew strong, And I learned how to get along"

Week 10, #3: "And you cast your fears aside, And you know you can survive, So when you feel like hope is gone, Look inside you and be strong"

Week 11, song #1 lyric: "You put your left leg down, your right leg up, Tilt your head back, let's finish the cup, M.C.A. with the bottle..."

Week 11, song #2 lyric: "Now I've seen you in blue and I've seen you in yellow, But only you red will do for this fellow"

Week 11, song #3 lyric: "...you make me feel so grand, I feel a million dollars when you're just in my hand"

Week 12, song #1 lyric: "If you are confused, check with the sun, Carry a compass to help you along, Your feet are going to be on the ground"

Week 12, song #2 lyric: "You've been told, so maybe it's time that you learned, You've been sold, maybe it's time that you earned"

Week 12, song #3 lyric: "Take me in, into your darkest hour, And I'll never desert you, I'll..."

Week 13, song #1 lyric: "Won't you take a ride, ride, ride, On heavy metal, It's the only way that you can travel, Down that road"

Week 13, song #2 lyric: "Take a load off Fanny, take a load for free, Take a load off Fanny, and you put the load right on me"

Week 13, song #3 lyric: "Hush hush, Keep it down now… He wants me, but only part of the time, He wants me, if he can keep me in line"

Week 14, song #1 lyric: "If you change your mind, I'm the first in line, Honey I'm still free"

Week 14, song #2 lyric: "I'm rolling thunder, pouring rain, I'm coming on like a hurricane, My lightning's flashing across the sky"

Week 14, song #3 lyric: "Let the music take control, Let the rhythm move you, Everybody dance now"

Week 14, #4: "Y'all gon' make me lose my mind… Y'all gon' make me go all out… Y'all gon' make me act a fool… Y'all gon' make me lose my cool"

Week 14, #5: "You burden me with your questions, You'd have me tell no lies, You're always asking what it's all about, But don't listen to my replies"

Week 14, song #6 lyric: "All you got is this moment, Twenty-first century's yesterday, You can care all you want, Everybody does yeah that's okay"

Wk14, #7: "Don't call it a comeback, I've been here for years, I'm rocking my peers, Puttin' suckers in fearm Makin' the tears rain down like a monsoon"

Wk14, #8: "Party rock is in the house tonight, Everybody just have a good time, And we gon' make you lose your mind, Everybody just have a good time"

Week 14, song #9 lyric: "Control yourself, Take only what you need from it, A family of trees wanting to be haunted"

Week 14, song #10 lyric: "I love it when you call me big poppa, Throw your hands in the air if you's a true player, I love it when you call me big poppa"

Week 14, song #11 lyric: "So when I'm in your neighborhood, you better duck, 'Cause Ice Cube is crazy as fuck, As I leave, believe I'm stompin' "

Week 14, song #12 lyric: "Last day of the rest of my life, I wish I would've known, 'Cause I didn't kiss my mama goodbye"

Week 14, song #13 lyric: "This one goes out to the one I've left behind, A simple prop to occupy my time, This one goes out..."

Week 14, song #14 lyric: "Heard it from a friend who, Heard it from a friend who, Heard it from another you been messin' around"

Week 14, song #15 lyric: "This speech is my recital, I think it's very vital, To rock (A rhyme), that's right (On time)"

Week 14, song #16 lyric: "Please stick to the rivers and the lakes that you're used to, I know that you're gonna have it your way or nothing at all"

Week 14, song #17 lyric: "One man come in the name of love, One man come and go, One man come, he to justify, One man to overthrow"

Week 14, song #18 lyric: "Gold watch, diamond ring, I ain't missin' not a single thing, And cuff links, stick pin, When I step out I'm gonna do you in"

THIS SEASON'S LYRICS QUIZZES… REVISITED (the answers to the lyrics at the top of the page) (these are continued on page 14...)

Week 2 answers: Song 1 = "Is This Love" by Bob Marley & the Wailers === Song 2 = "No Woman, No Cry" by Bob Marley & the Wailers === Song 3 = "Waiting In Vain" by Bob Marley & the Wailers. Week 3 answers: Song 1 = "Spiderwebs" by No Doubt === Song 2 = "Hello" by Adele === Song 3 = "Hello It's Me" by Todd Rundgren.

Week 4 answers: Song 1 = "You Lie" by The Band Perry === Song 2 = "Dirty Little Secret" by The All-American Rejects === Song 3 = "Luka" by Suzanne Vega. Week 5 answers: Song 1 = "One" by Three Dog Night === Song 2 = "Longview" by Green Day === Song 3 = "Can't Feel My Face" by The Weeknd.

THIS SEASON'S LYRICS QUIZZES… REVISITED --- THE ANSWERS (continued from page 13)

Week 6 answers: Song 1 = "Riders on the Storm" by The Doors === Song 2 = "Against the Wind" by Paul Anka / Bob Seger === Song 3 = "Ridin' the Storm Out" by REO Speedwagon. Week 7 answers: Song 1 = "Mary Jane's Last Dance" by Tom Petty & the Heartbreakers === Song 2 = "Rehab" by Amy Winehouse === Song 3 = "Breaking the Habit" by Linkin Park.

Week 8 answers: Song 1 = "Alone" by Heart === Song 2 = "Dancing with Myself" by Billy Idol === Song 3 = "Owner of a Lonely Heart" by Yes. Week 9 answers: Song 1 = "My Favorite Mistake" by Sheryl Crow === Song 2 = "Oops!… I Did It Again" by Britney Spears === Song 3 = "It's A Mistake" by Men At Work.

Week 10 answers: Song 1 = "Titanium" by David Guetta, featuring Sia === Song 2 = "I Will Survive" by Gloria Gaynor === Song 3 = "Hero" by Mariah Carey. Week 11 answers: Song 1 = "Brass Monkey" by Beastie Boys === Song 2 = "Red Solo Cup" by Toby Keith === Song 3 = "Red Red Wine" by UB40.

Week 12 answers: Song 1 = "Stand" by R.E.M. === Song 2 = "I Can't Stand It" by Eric Clapton === Song 3 = "I'll Stand By You" by The Pretenders. Week 13 answers: Song 1 = "Heavy Metal (Takin' A Ride)" by Don Felder === Song 2 = "The Weight" by The Band === Song 3 = "Voices Carry" by Til Tuesday.

Week 14 answers: Song 1 = "Take A Chance On Me" by ABBA === Song 2 = "Hells Bells" by AC/DC === Song 3 = "Sweat" by C&C Music Factory === Song 4 = "Party Up (Up in Here)" by DMX === Song 5 = "Unbelievable" by EMF === Song 6 = "Need You Tonight" by INXS === Song 7 = "Mama Said Knock You Out" by LL Cool J === Song 8 = "Party Rock Anthem" by LMFAO === Song 9 = "Kids" by MGMT === Song 10 = "Big Poppa" by Notorious B.I.G. === Song 11 = "Straight Outta Compton" by N.W.A. === Song 12 = "Youth of the Nation" by P.O.D. === Song 13 = "The One I Love" by R.E.M. === Song 14 = "Take It on The Run" by REO Speedwagon === Song 15 = "It's Tricky" by Run DMC === Song 16 = "Waterfalls" by TLC === Song 17 = "Pride (In The Name Of Love)" by U2 === Song 18 = "Sharp Dressed Man" by ZZ Top.

[Like the last several seasons, we used three-song groups each week and also included a theme each and every week. Added a layer to the game for everybody and has been quite popular. ***Here are the themes for each week****, including the week 14 eighteen-song set that brought two pretty incredible sets of guesses… I'm honestly stunned at how many Mikey Hindle and Paul Jacobi knew…*

Week 2 theme: Yep, that group was all Marley, all the time. And while some of you had some pretty great theme guesses, it was really was just me still grooving off my vacation in Jamaica that I had completed just hours before writing the newsletter. Week 3 theme: Lack of communication or the ability to reach someone by phone - very much in honor of the week 1 H division mess with a non-responsive H team that ended up losing its captain and other team members (and subsequently dropped out of the league). Week 4 theme: Well, this is kind of a sad one. Lying… trying to cover up stuff (and keep things away from the authorities, in this instance)… and domestic abuse. Yep, all adds up to Urban Meyer and the Ohio State football coaching staff. At least Ohio State took the extreme measure of saying Meyer couldn't be on the sideline for three meaningless non-conference games as a punishment. I guess that's THE Ohio State University way… Evidently it's tough to be a pillar of righteousness (or even the most basic level of humanity) when there is a dollar to be made. Awesome. Week 5 theme: I threw you guys off a bit, and went with one based on band names instead of the song titles or lyrics. This one was all about the Three-Day-Weekend, in honor Labor Day Weekend. Week 6 theme: Ummm… Hurricane Florence, maybe. Possibly one of the most obvious themes we've ever had, no? Week 7 theme: Well, when I first thought about a theme, I thought of "recovery" in terms of recovering from the storm devastation south of us. But then I realized that wasn't really a music theme in most contexts, so I just switched to substance abuse recovery. Yep, as simple of a thought string as that… Week 8 theme: Pretty simply, it's all about being alone. Which is exactly what one of the H teams recently found itself… twice… both times left with no match to play by the same opponents. I guess that means the absent team was inspiring in more ways that one - they inspired a lyrics quiz from me, and I'm betting they inspired some choice words by the team that actually did bother to show up… both times. Week 9 theme: Well, making a mistake, of course. And this one was inspired by the team that marked the 1001 win for the opposing team and then didn't respond when my confirmation noted that they were sending it for the opposition. Oops… (but hopefully not again, eh?!) Week 10 theme: Empowerment and standing up for yourself (especially for females). I have no idea at all what might have been in the media recently that might have inspired that theme. No idea at all. None. I guess I could have just made the theme about drinking beer… but would I have had to list songs 30 times there? (*Note added for banquet Tons* : obviously, this one was about the Supreme Court appointment hearings for Kavanaugh.) Week 11 theme: Well, after the previous week's theme of empowerment and standing up for yourself (especially for females), somehow I just had the phrases "I liked beer" and "Still like beer" stuck in my head. No idea how the two are related of course… certainly wasn't anything all over the media for many weeks. Anyway, last week's theme was obviously drinking. Because many of us have liked to drink, and still like to drink. Here's to hoping your drinking has never led to you doing anything horrible. Week 12 theme: Well, standing. Honestly, I just heard Stand by REM, and was thinking "hey, you should just 'stand' there when chalking, and it all just kind of became stuff about standing. Week 13 theme: Carrying a heavy weight. Absolutely no truth to any rumor that I'm referring to the task/workload of any of my own doubles partners at any (or all) points of this season. As far as you know… Week 14 theme: Artists/bands with initials that make up a large part of their name

A DIVISION FOR THE AGES

I know that I've gone on and on about the amazing level of parity in D division this season. And I know that we've had divisions where 7-5 and 6-6 fight for second place and a climb to the next division. But those situations generally come with a single team way out in front of the pack, handing every other team two losses each - which is NOT what we had in D this season. Instead, we had seven teams grouped together, with every single one of them fully able to beat every other team in the division on pretty much any night of the season (or tournament). To highlight just exactly how true this is, let's highlight a few notes/results within the D division experience…

-- The first place team won less than 55% of its singles points, less than 53% of its doubles points, and subsequently, less than 54% of its overall points. And they were first in the division in both singles and overall. (The top doubles team won less than 57% of its doubles points… and finished 5th in the final standings.)

-- Only the first place Machine had any win streak longer than 3 matches at any point in the entire season, including tournament.

-- The entire division was separated by only 18 points from the lowest to the highest season point total. And the team with the highest point total finished in 5th place.

-- D was the only division without either of its top two teams from the regular season in the tournament final.

-- The ASP average for all 7 teams was in the range of 0.319 and 0.476. And one of the only two below 0.415 was the 2nd place team.

IN MEMORIAM



Very recently, Game of Throws in D division (and really the RDL family as a whole) took a hit with the passing of Steve Johnson. Generally, it's up to me to try to convey the feelings of those who knew the person we've lost, but this time Steve's teammate Chris Montesi has done it far better than I ever could. Honestly, my new goal in life is that I lived well enough that someone would feel enough to write something like this in my honor. Chris writes: "The void created by the death of Steve "Moonshine" Johnson is still hard to grasp. He was someone we took for granted would be around a lot longer, because he was a fighter. Steve fought cancer for many rounds, over many years and always with an attitude and conviction he was going to "kick cancer's ass". Steve became a part of the fabric of our team. His laughs, his yelling, his smile and his thumbs up. He was well aware that friendships were special bonds for life and he cherished his time with us, as we did with him. Over the years as a teammate, Steve was steady, committed and consistent. He played as long as he could physically. He was proud. And only stopped coming to games when he felt he was no longer an asset to our winning. We'll always remember Steve's sense of humor. He loved to shock. And when he did release a biting observation or critique, he liberated those around him. In that instant he made us realize that the social rules that constrict our lives are not actually very important. That humor could be found in all things. In all situations. And he wasn't one to let an opportunity to shock get by. Now we are all left thinking how sad it is that such a man, with such kindness would so suddenly be taken away at the age of only 52. He had a lot more to do and many more things in which he was capable of achieving. Steve leaves behind two daughters and his wife of only two months, Lina "Sunshine" Johnson. For a living, Steve was a Project/Construction Mgr. at Ft. Bragg. But that wasn't who he was. He was a fighter. An inspirer. A dad. A husband. And all around, one hell of a good dude. At this point, Steve would say "Enough" or "Suck it up buttercup". So we'll end it here. "

SOME SHOTS YOU REMEMBER MORE THAN OTHERS

We all come out and play every week, hoping to do great things. And sometimes we do, and sometimes we don't. But the reality is that we genuinely remember very few of our individual throws for more than a night, a week, or a month. But I'm guessing these two will make that "tell the story for a while" list… First up is Dan Clark of Projectile Dysfunction in D division, who kicked off his team's championship run (of three close wins) by punching out 90 to clinch the quarterfinals with a turn of 20 / 20 / double-bull! And then we have Dennis Horger of the C champion Rif Raf, who ended their semifinal win with a cool Ton-09-out! Memorable finishes, eh?

RDL MEMBERS GRAB CITY LEAGUE TITLE

Some pretty big congratulations go out to 8 of our RDL brothers, as they are all members of either the Wilmington NCCDL (North Carolina City Dart League) team. They just claimed the 2018 state title this past weekend (see full results on pages 18 and 19). **Brian Blake**, **Ron McCarthy** and **P.J. Stewart** (all of Darty Minds), **Dean Cusher**, **Craig Elder**, **Dan Naylor** and **Scott Stankevich** (all of Appetite for Destruction), and **Lee Scott** (of Spank That Monkey) all play for the Wilmington NCCDL squad, and their team will again host the 2019 tournament next December (as will the Wilmington NC Ladies' Cup team, as they also claimed the title last weekend).

DON'T YA JUST HATE HIM?



Ok, probably not… pretty much nobody actually hates Robbie Phillips, in spite of the fact that he has already had more success than most of us will ever dream of having. But does he have to ben all thin and healthy and crap, too?! For those of you who can't read the shirt he is wearing in this photo, it's "North Carolina 1998 State Champion - Youth Singles." Yes, Phillips was the NC state youth champ two decades ago. Not surprising, right? Well, this photo was taken at our NC City Dart League match two months ago! He can still wear his damn youth champion shirt from two *decades* ago. And, if you look closely here, the shirt was actually a little big on him! Seriously? Thinner than he was twenty years ago as a youth?!

SOMETIMES WRITING THE TONS KINDA ROCKS



It's pretty tough to convey how much the game of darts has brought into my life. But it's pretty clear that the game has brought me a huge percentage of my friends. And sometimes I don't even know I have them until a situation pops up that brings them to me. Case in point, the Beer Bourbon & BBQ festival in Cary this past July. I'm walking along, and the guy in this photo yells out my name! What the heck? Turns out that it's Tony Williamson, who played here in the RDL from the Fall 2007 season through the Fall 2011 season, with the Overtime Outlaws, Tips & Shafts, and Mug Hunters. He then moved out west (to Arizona, I believe), but still follows along watching his friends and the rest of the league via the Tons, and he recognized me immediately from past Tons items. Made my frickin' day. You just never know who you might reach out there, as the RDL family roots are strong. It's a great thing we have going here, and I love when I'm randomly reminded of that. Here's to you, Tony… Cheers.

SOME THINGS YOU CAN'T UN-SEE…



Many of us play Fantasy Football. And some of us are good sports and call laugh at ourselves. And very very rarely, those two things come together with the force of a lightning bolt. I present to you, Patrick Merkle (yes, the B division singles champ from Dartistic Freedom) dressed as Jessica Simpson from the Dukes of Hazzard. You see, in Merkle's football league, whoever finishes last has to come to the next draft dressed in the costume of the other owners' choosing. Merkle lost = Merkle is Jessica Simpson. And he shared it with us! Ha! (Just as he did a few years ago when he was last and was dressed as Britney Spears…)

RANDOM THOUGHTS FROM JK

Nowadays, it's a fact… this column has become a banquet Tons staple. I have no idea why so many are so keen on taking a peek into the oddness that is my head, but you are. So without further ado, let's open up my head again and see what falls out. Some of these observations are dart-related, and some of them clearly are not. As always, this is just about the last thing that I'm writing and this season is certainly no exception… soooo, also as always not even I know what's about to hit the page…

-- You know what I think is hilarious? Those signs on dump trucks that say that aren't responsible for broken windshields. Ha, what a load of crap. If your stuff (including your pile of gravel) isn't in your control, you abso-freaking-lutely are responsible for where it goes and whatever damage it does. Do you think that if I painted "not a good driver, so I'm not responsible for slamming into your car or running you over as a pedestrian, so stay away from me" on my car that it would absolve me from liability? It's insulting that they think I would believe that crap. *Because* they write that on there, you know what the very first thing I do when I am near a dump truck is? Memorize the license plate and trucking company name. Yep. Because they reminded me. Doh.

-- I'm betting that for about half of you, you turned to either this page or page 9 (the one listing my all-star teams) first when you picked up a Tons. So many look to see who I picked for each of the divisional all-star teams, and they gab about it, and they ask me how or why I could pick certain people, etc. And sometimes they challenge me about why I didn't pick them personally for the team. Here's one of my personal favorite exchanges that I've ever had… The other guy: "Dude, what's with the all-star team snub?" Me: "Of you?" The other guy: "Yeah, why wouldn't I be on it?" Me: "You have a losing singles record." The other guy: "But look at my doubles record." Me: "You have a losing singles record." The other guy: "I was X and X in doubles!" Me: "You have a losing singles record." I said it with the same unwavering quarter-smile each time I said it. Some days this job is really fun.

-- I have come to the conclusion that the quickest way to make friends out of complete strangers is to walk down a hallway or through a lobby or something carrying a pizza box. There's something about a pizza box that just invites comments/conversation from pretty much everyone. Some sort of Italian pie magic…



-- Are you on social media? Then either you know someone who does this, or you ARE someone who does this. If it's you, cut it the hell out. If it's someone you know, simply don't take the bait. For the good of us all, don't ever again take that bait. Ugh. This empty drama is something exactly nobody needs in their lives. Either talk to people or don't… but lose this silliness. Or better yet? Just stop living your life and your emotions via social media. Hey, now there's a thought…

-- You ever see Porsches and other similar sports car on the road? And I'm not talking those weird Mom SUV things that Porsche built to grab an extra share of the market. I'm talking the actual sports cars. Now referring to just those (or any similar high end sports car), is it just me or do all those cars travel at only two speeds… 4 miles per hour under the speed limit, or 30 miles per hour over it? Either they rip the paint off my car on the way past, or they make me cuss how in the way they are.

-- Did you know that the National Climate Assessment, a very comprehensive study detailing the effects, causes, etc. of global warming is a document that is required by Congress to produced every several years? It is compiled by the government, due to a requirement by the government, and reported in the format designed by the government. It doesn't really carry much aside from a compilation of all of the recent scientific evidence on the topic, regardless of which side any specific article supports. And the White House, having lost its fight to try to keep all links to the actual scientific articles out of the report (despite the requirement that it contain exactly those), now tells us to ignore the government's own report. You just can't make this stuff up anymore. Reality is far more ridiculous than any silly fantasy.

-- You know what cracks me up? People that compete like crazy for something, talking junk the whole time… and who then denigrate the victory/prize when they don't get it. Seriously, it's about the most juvenile and petulant little ball of whininess… Just grow the hell up already, and shut your damn mouth.



-- This entry in the "painfully obvious signs" category brought to you by the parking deck at the Durham VA Medical Center. The initial warning that they would be doing repais said that they would take 3 weeks. That was 3.5 months ago, and the end of the project is nowhere in sight. To be fair, I can't see any difference yet, so…



-- Of course, that construction is being done by the same company that set up this amazing water overflow retention system. For those who can't make out the picture, it's a pipe with water just flat-out flowing out of it, with a single trash can under it to catch all the water. The can was likely full in 45-60 seconds… thus the flooding of the many parking spaces around it. Now, mind you, it wasn't raining… this is just construction water overflow. Being caught by a single trash can. That did about 0.3% of the job. Can't make this stuff up.

-- Back in week 2 of the NFL season, one of the Buffalo Bills went into the locker room at halftime, and… retired. Before the second half. Without being injured. Have any of you ever heard of that happening in this or any other sport before this time?!

-- One last thought for you to ponder… If you're a person who goes through life just pissing people off, what the hell is wrong with you? Seriously. It's a serious question. What inspires you to just suck as a human being? Is it fun for you, or is it just as exhausting for you as it is for the rest of us? On behalf of the very large majority of us who don't suck… cut it the hell out. And if you're wondering if this point is directed toward you, well then be a little honest with yourself. If you think it might be, that's probably reason enough to maybe try for a little change.

THE BEST SEASON SINGLES+DOUBLES WIN %-AGES -- Spring 1996 through Fall 2018

This list of the best seasons contains results from the last 46 seasons, as that is the time during which I have been statistican. The statistical records prior to that (pre-1996) are not quite as complete, at least in the newsletter issues that have been made available to me thus far

Best Seasons (by SINGLES+DOUBLES Win Percentage) Leaguewide in the Most Recent 46 Seasons

(Minimum required for this listing: 32 games)

	Season	Division		Singles 301	Singles Cricket	Singles Record	Singles Win %-age	Doubles Cricket	Doubles 501	Doubles Record	Doubles Win %-age	Sngls + Dbls Record	**Sngls + Dbls Win %-age**	1001 Wins	1001 Losses	All-Star Points	Games Played	All-Star %-age
1	Sp07	B	Davis, Jim	12 1	13 0	25 1	0.962	13 0	12 1	25 1	0.962	50 2	**0.962**	0	0	84.5	52	1.625
2	Fa16	C	Naylor, Dan	12 0	12 0	24 0	1.000	12 0	10 2	22 2	0.917	46 2	**0.958**	0	2	102.5	48	2.135
3	Fa17	F	Jefferys, Lee	12 0	11 1	23 1	0.958	11 1	11 0	22 1	0.957	45 2	**0.957**	0	0	30.5	47	0.649
4	Fa14	A	Phillips, Robbie	9 1	10 1	19 2	0.905	11 0	11 0	22 0	1.000	41 2	**0.953**	0	0	93.0	43	2.163
5	Sp11	A	Chavis, Marshall	9 1	9 1	18 2	0.900	10 0	10 0	20 0	1.000	38 2	**0.950**	0	0	64.5	40	1.613
6	Fa10	A	Phillips, Robbie	11 1	13 0	24 1	0.960	13 0	10 2	23 2	0.920	47 3	**0.940**	0	0	99.0	50	1.980
7	Sp14	H	Wiegand, Tom	10 1	13 0	23 1	0.958	11 2	12 0	23 2	0.920	46 3	**0.939**	2	0	36.0	49	0.735
8	Fa19	B	Eastmead, Phillip	9 2	11 0	20 2	0.909	11 0	8 1	19 1	0.950	39 3	**0.929**	0	0	57.5	42	1.369
9	Sp13	D	Massengill, Chad	12 2	14 0	26 2	0.929	13 1	10 1	23 2	0.920	49 4	**0.925**	0	0	50.0	53	0.943
10	**Fa18**	A	**Phillips, Robbie**	11 2	13 0	24 2	0.923	13 0	11 2	24 2	0.923	48 4	**0.923**	0	0	109.5	52	2.106
	Sp05	E	Reynolds, Mike	13 0	13 0	26 0	1.000	10 3	12 1	22 4	0.846	48 4	**0.923**	1	1	47.0	54	0.870
12	Sp16	A	Massengill, Chad	12 1	12 1	24 2	0.923	13 0	10 2	23 2	0.920	47 4	**0.922**	0	0	76.5	51	1.500
13	Fa12	A	Phillips, Robbie	9 1	10 0	19 1	0.950	9 1	7 1	16 2	0.889	35 3	**0.921**	0	0	94.5	38	2.487
14	Fa01	A	Brown, Tom	11 1	11 1	22 2	0.917	11 1	11 1	22 2	0.917	44 4	**0.917**	1	0	74.5	49	1.520
	Sp16	A	Phillips, Robbie	10 2	12 0	22 2	0.917	11 1	11 1	22 2	0.917	44 4	**0.917**	0	0	104.0	48	2.167
	Fa08	H	Wilcenski, Steve	7 2	9 0	16 2	0.889	8 1	9 0	17 1	0.944	33 3	**0.917**	0	0	36.0	36	1.000
17	Fa11	A	Blake, Brian	13 1	14 0	27 1	0.964	12 3	14 1	26 4	0.867	53 5	**0.914**	0	0	141.0	58	2.431
18	Fa08	B	Lovelace, Michael	7 2	9 0	16 2	0.889	7 1	7 0	14 1	0.933	30 3	**0.909**	0	0	21.0	33	0.636
19	Sp18	G	Little, Clint	11 0	11 0	22 0	1.000	9 2	8 2	17 4	0.810	39 4	**0.907**	0	0	27.5	43	0.640
20	Sp97	C	Dixon, J.D.	12 1	12 1	24 2	0.923	12 1	11 2	23 3	0.885	47 5	**0.904**	3	1	88.5	56	1.580
21	Fa14	F	Trefzger, Ken	8 2	10 0	18 2	0.900	9 1	9 1	18 2	0.900	36 4	**0.900**	0	0	43.0	40	1.075
	Sp99	G	Toth, John	9 1	9 1	18 2	0.900	9 1	9 1	18 2	0.900	36 4	**0.900**	2	0	31.5	42	0.750
23	Sp06	C	Simpson, Donnie	10 2	12 0	22 2	0.917	10 2	11 1	21 3	0.875	43 5	**0.896**	1	0	65.0	49	1.327
	Sp96	D	Kilts, Jason	9 3	13 0	22 3	0.880	12 1	9 1	21 2	0.913	43 5	**0.896**	1	0	49.5	49	1.010
	Fa16	G	Snyder, Brent	11 1	11 1	22 2	0.917	11 1	10 2	21 3	0.875	43 5	**0.896**	1	0	61.0	48	1.271
26	Fa06	G	Beeson, Robb	10 0	9 0	19 0	1.000	8 2	7 2	15 4	0.789	34 4	**0.895**	0	0	29.5	38	0.776
27	Fa96	B	Tan, Will	10 2	11 1	21 3	0.875	10 1	11 1	21 2	0.913	42 5	**0.894**	0	0	48.0	47	1.021
28	Fa16	A	Phillips, Robbie	10 4	13 1	23 5	0.821	14 0	13 1	27 1	0.964	50 6	**0.893**	0	0	112.0	56	2.000
	Sp98	B	Wandscher, Chris	13 1	13 1	26 2	0.929	12 2	12 2	24 4	0.857	50 6	**0.893**	0	2	70.5	58	1.216
	Sp08	E	Martinez, Vicente	14 0	14 0	28 0	1.000	12 2	10 4	22 6	0.786	50 6	**0.893**	0	1	51.5	56	0.920
	Sp12	F	Massengill, Chad	14 0	13 1	27 1	0.964	13 1	10 4	23 5	0.821	50 6	**0.893**	0	0	49.5	56	0.884
32	Fa10	B	Whitehead, Lee	10 2	9 0	19 2	0.905	11 1	3 1	14 2	0.875	33 4	**0.892**	0	0	36.5	37	0.986
33	Fa02	A	Brown, Tom	10 1	11 1	21 2	0.913	10 1	10 2	20 3	0.870	41 5	**0.891**	0	0	83.5	46	1.815
	Sp97	A	Budelman, Jim	6 4	13 0	19 4	0.826	12 1	10 0	22 1	0.957	41 5	**0.891**	0	0	91.0	46	1.978
35	Sp97	A	Butman, Don	9 5	12 1	21 6	0.778	14 0	14 0	28 0	1.000	49 6	**0.891**	0	0	76.5	55	1.391
36	Fa10	C	Murray, Shane	14 0	13 1	27 1	0.964	13 1	8 4	21 5	0.808	48 6	**0.889**	0	0	72.5	54	1.343
	Fa10	A	Brown, Tom	8 3	10 2	18 5	0.783	12 0	10 0	22 0	1.000	40 5	**0.889**	0	0	74.0	45	1.644
	Sp08	A	Kilts, Jason	10 0	5 2	15 2	0.882	9 1	8 1	17 2	0.895	32 4	**0.889**	0	0	32.5	36	0.903
	Sp18	A	Kramer, John	9 0	9 0	18 0	1.000	8 1	6 3	14 4	0.778	32 4	**0.889**	0	1	76.0	36	2.111
40	Fa12	H	Blessing, Justin	12 0	12 1	24 1	0.960	11 3	12 2	23 5	0.821	47 6	**0.887**	2	0	20.5	53	0.387

Best Seasons (by SINGLES+DOUBLES Win Percentage) in only "A" Division in the Most Recent 46 Seasons

(Given the fact that the level of play in "A" division is obviously generally higher than in the rest of the divisions, I have pulled out the best season in just "A" division in this section for a quicker perusal of what would most fairly be considered the best seasons at the highest level in the RDL.

	Season	Division		Singles 301	Singles Cricket	Singles Record	Singles Win %-age	Doubles Cricket	Doubles 501	Doubles Record	Doubles Win %-age	Sngls + Dbls Record	**Sngls + Dbls Win %-age**	1001 Wins	1001 Losses	All-Star Points	Games Played	All-Star %-age
1	Fa14	A	Phillips, Robbie	9 1	10 1	19 2	0.905	11 0	11 0	22 0	1.000	41 2	**0.953**	0	0	93.0	43	2.163
2	Sp11	A	Chavis, Marshall	9 1	9 1	18 2	0.900	10 0	10 0	20 0	1.000	38 2	**0.950**	0	0	64.5	40	1.613
3	Fa10	A	Phillips, Robbie	11 1	13 0	24 1	0.960	13 0	10 2	23 2	0.920	47 3	**0.940**	0	0	99.0	50	1.980
4	**Fa18**	A	**Phillips, Robbie**	11 2	13 0	24 2	0.923	13 0	11 2	24 2	0.923	48 4	**0.923**	0	0	109.5	52	2.106
5	Sp16	A	Massengill, Chad	12 1	12 1	24 2	0.923	13 0	10 2	23 2	0.920	47 4	**0.922**	0	0	76.5	51	1.500
6	Fa12	A	Phillips, Robbie	9 1	10 0	19 1	0.950	9 1	7 1	16 2	0.889	35 3	**0.921**	0	0	94.5	38	2.487
7	Fa01	A	Brown, Tom	11 1	11 1	22 2	0.917	11 1	11 1	22 2	0.917	44 4	**0.917**	1	0	74.5	49	1.520
	Sp16	A	Phillips, Robbie	10 2	12 0	22 2	0.917	11 1	11 1	22 2	0.917	44 4	**0.917**	0	0	104.0	48	2.167
9	Fa11	A	Blake, Brian	13 1	14 0	27 1	0.964	12 3	14 1	26 4	0.867	53 5	**0.914**	0	0	141.0	58	2.431
10	Fa16	A	Phillips, Robbie	10 4	13 1	23 5	0.821	14 0	13 1	27 1	0.964	50 6	**0.893**	0	0	112.0	56	2.000
11	Fa02	A	Brown, Tom	10 1	11 1	21 2	0.913	10 1	10 2	20 3	0.870	41 5	**0.891**	0	0	83.5	46	1.815
	Sp97	A	Budelman, Jim	6 4	13 0	19 4	0.826	12 1	10 0	22 1	0.957	41 5	**0.891**	0	0	91.0	46	1.978
13	Sp97	A	Butman, Don	9 5	12 1	21 6	0.778	14 0	14 0	28 0	1.000	49 6	**0.891**	0	0	76.5	55	1.391
14	Fa10	A	Brown, Tom	8 3	10 2	18 5	0.783	12 0	10 0	22 0	1.000	40 5	**0.889**	0	0	74.0	45	1.644
	Sp08	A	Kilts, Jason	10 0	5 2	15 2	0.882	9 1	8 1	17 2	0.895	32 4	**0.889**	0	0	32.5	36	0.903
	Sp18	A	Kramer, John	9 0	9 0	18 0	1.000	8 1	6 3	14 4	0.778	32 4	**0.889**	0	1	76.0	36	2.111
17	Sp04	A	Seward, Mike	12 1	12 1	24 2	0.923	10 3	12 1	22 4	0.846	46 6	**0.885**	1	0	91.5	53	1.726
18	Sp12	A	Phillips, Robbie	10 1	11 0	21 1	0.955	10 1	7 3	17 4	0.810	38 5	**0.884**	0	0	106.0	43	2.465
19	Fa08	A	Phillips, Robbie	9 3	12 0	21 3	0.875	11 1	11 2	22 3	0.880	43 6	**0.878**	0	0	112.0	49	2.286
20		A	(three tied)									35 5	**0.875**					

2018 North Carolina City Dart League (NCCDL) & North Carolina Ladies' Cup (NCLC)

FINAL Divisional Team Standings

NCCDL - "West" Division

		W	L	Pts.
1	Boone (HCDA)	5	2	138
2	Piedmont (PDA)	4	3	141
3	Lake Norman (LNDA)	4	3	126
4	Charlotte (BADA)	3	4	135
5	Pineville (PDC)	3	4	119
6	Asheville (WCDA)	0	7	99

NCCDL - "East" Division

		W	L	Pts.
1	Durham (BCDL)	8	0	244
2	Wilmington (ACDA)	6	2	194
3	Raleigh (RDL)	6	2	164
4	Port City (PCDA)	4	4	158
5	Jacksonville (JDA)	4	4	153
6	Chapel Hill (TDL)	1	7	98
7	Capital Area (CADC)	1	7	93

NCLC - "West" Division

		W	L	Pts.
1	Pineville (PDC)	5	1	83
2	Piedmont (PDA)	4	2	80
3	Lake Norman (LNDA)	4	2	76
4	Charlotte (QCDA)	3	3	69
5	Asheville (WCDA)	1	5	30

NCLC - "East" Division

		W	L	Pts.
1	Wilmington (ACDA)	5	2	109
2	Fuquay-Varina (FVDO)	5	2	97
3	Jacksonville (JDA)	4	3	87
4	Apex (CDA)	3	4	75
5	Capital Area (CADC)	2	5	70
6	Chapel Hill (TDL)	0	7	48

2018 SINGLES WIN/LOSS AWARD WINNERS

(Eligibility for these awards in the NCCDL requires playing in 60% of your team's singles sets, while also playing at least 2 "away" matches.)
(Eligibility for these awards in the NCLC merely requires playing in 50% of your team's singles sets.)

NCCDL "West" Division -- Mike Elderbroom - Charlotte - 12-1 (sets), 25-7 (games)
NCCDL "East" Division -- Stevie Phillips - Durham - 11-0 (sets), 22-2 (games)

NCLC "West" Division -- **Stephanie Kramer** - Lake Norman - 9-1 (sets), 18-5 (games)
NCLC "East" Division -- Camilla Bunnell - Wilmington - 8-0 (sets), 16-0 (games)

NCCDL / NCLC MEETING RESULTS FROM THE OCTOBER MEETING

#1 - (for the NCDO) Maridy Knight has finally officially taken over the office of NCDO Secretary. Nancy Coley finally decided that it was time to (VERY deservedly) take back a bit of her free time for herself. Knight is handling the Secretary (and Treasurer, because they're sort of one position) as of… right now! Her email address is maridy16@gmail.com .

#2 - the NCLC (North Carolina Ladies' Cup) voted in favor of the proposal (made my me!) that the tournaments should be only three teams per division, with the two division winners getting a bye into the semifinals. Depending on location of the tournament, that decision could save a team or two a night of hotel need, and it decreases the requirement to host the tournament from four sets of boards for the quarterfinals down to just two. MUCH easier to coordinate that event. // // The NCCDL (this league) did NOT vote in favor of the proposal, so we continue onward with 8 teams in our tournament (the vote was one more 'against' than 'for' -- I think it was 6-5, but it might've been 7-6 or 5-4… can't remember exactly… regardless, it was a one vote difference).

#3 - the **division style for 2019** will again switch back to the Mountain/Beach and Central divisions. The NCCDL will be separated into divisions of: NCCDL Mountain/Beach (7 teams) = Asheville, Boone, Pineville, Charlotte, Jacksonville, Wilmington, Port City; NCCDL Central (6 teams) = Lake Norman, Piedmont, Chapel Hill, Durham, Raleigh, Capital Area. One additional intradivisional match will be added (bringing the match number up to 8 per team for the Central division, and to 7 for all but one Mountain/Beach team [with the lone remaining odd Mountain/Beach team playing just the 6 interdivisional pairings]). -- -- -- The NCLC will operate in a similar fashion, with the following divisions: NCLC Mountain/Beach (6 teams) = Asheville, Boone, Pineville, Charlotte, Jacksonville, Wilmington; NCLC Central (6 teams) = Lake Norman, Piedmont, Chapel Hill, Fuquay-Varina, Apex, Capital Area. Due to the fact that the NCLC divisions are of equal size and with an even number of teams, the one intradivisional match for each team will simply bring the total number of matches to 7 for all teams in both divisions.

HISTORY OF THE NCCDL…

It was back in 1995 that Tim Lane (now of the Raleigh NCCDL team) first introduced the idea of the statewide year-long season style of play to replace the old "one team holds the cup against a string of challengers" sytem. It's still possibly the most popular and successful idea ever for anything larger than a local league. Here are the 23 tournament final results so far:

1996: Raleigh over Charlotte	2004: Wilmington over Durham	2012: Durham over Wilmington
1997: Piedmont over Durham	2005: Durham over Wilmington	2013: Wilmington over Lake Norman
1998: Piedmont over Raleigh/Charlotte(?)	2006: Durham over Charlotte	2014: Durham over Wilmington
1999: Wilmington over Raleigh/Charlotte(?)	2007: Durham over Charlotte	2015: Wilmington over Piedmont
2000: Durham over Charlotte	2008: Durham over Charlotte	2016: Wilmington over Durham
2001: Durham over Wilmington	2009: Wilmington over Charlotte	2017: Wilmington over Durham
2002: Wilmington over Durham	2010: Wilmington over Durham	2018: Wilmington over Durham
2003: Wilmington over Durham	2011: Durham over Lake Norman	

My annual request to the NCLC Ladies: if any of you have a history of the results like the one above for the NCCDL, I would love to have a copy of those so I can periodically run an NCLC history as well. Drop me a line please if you're willing to share.

2018 NC City Dart League (NCCDL) & Ladies' Cup (NCLC)

NCCDL HIGH INS/OUTS & PERFECT THROWS (RDL members listed in bold)

High In : **160** - **Brian Blake** - Wilm. - (4/7), **Dean Cusher** - Wilm. - (4/7), **Michael Johnson** - Ral. - (2/10),
Chad Massengill (2) - Dur. - (9/15, 9/15), Paul Olson - Pied. - (2/10), Matt Osteen **(2)** - Boone - (2/10, 10/20),
Stevie Phillips - Dur. - (10/20), Alex Spellman - Boone - (2/10), Todd Wahler - P.City - (10/6)

High Out : **158** -- **Brian Blake** - Wilm. - (9/23)

Perfect Throws

Robbie Phillips (6) - Dur. - (T80,2/10; T80,4/7; T71,4/28; T80,6/30; T80,8/18; 9m,12/2)

Stevie Phillips **(6)** - Dur. - (9m,4/28; T80,4/28; 9m,4/28; 9m,6/30; 8m w/DBull,9/15; 9m,10/20)

Donovan Powell **(4)** - Wilm. - (T80,4/7; 9m,6/30; 9m,6/30; 9m,6/30)

Brian Blake (3) - Wilm. - (9m,7/21; 9m,8/18; T80,12/2)

Tom Brown (3) - Dur. - (7m w/2 DBulls,7/21; 9m, 9/15; 9m,9/15)

Merrill Bowman (3) - Cap.Area - (T80,6/9; 9m,7/21; 9m,7/21)

Tim Bunn (2) - Ral. - (9m,2/10; 9m,7/21)

Matt Heimbach **(2)** - Ch.Hill - (9m,2/10; T80,6/9)

Will Cain **(2)** - P.City - (T80,4/28; T80,10/6)

John Kramer (2) - Dur. - (T80,4/28; 8m w/DBull,10.20)

Elvedin Cebo **(2)** - Lake N. - (9m,2/10; 9m,2/10)

Kenny Logie **(2)** - Ashe. - (9m,6/9; 9m,6/30)

Mike Denton **(2)** - Wilm. - (9m,11/17; T80,11/17)

Jackie Quayle **(2)** - Ashe. - (T80,7/21; 9m,10/20)

Craig Elder (2) - Wilm. - (T80,4/7; 9m,4/7)

Allen Smith (2) - Dur. - (9m,12/1; 9m,12/1)

Dennis Franey **(2)** - Char. - (T80,4/7; 9m,6/9)

Alex Spellman **(2)** - Boone - (T80,11/10; 9m,10/20)

Greg Funderburk **(2)** - Pine. - (9m,2/10; 9m,4/7)

Andy Alexander - Jack. - (T80,6/30)
Tom Avellino - LakeN. - (9m,7/21)
Raun Blanchard - Pied. - (T80,4/7)
Joey Blosser - Jack. - (9m,6/9)
John Carroll - Dur. - (9m,6/30)
Mike Carson - Char. - (9m,8/18)
Jeremy Champion - Boone - (T80,2/10)
Marshall Chavis - Wilm. - (9m,4/7)
Fred Copeland - Char. - (T80,8/18)
Dean Cusher - Wilm - (9m,10/20)
Mike Elderboom - Char. - (9m,8/18)
Sean Force - Ashe. - (T780,4/7)
Cody Gaulthier - Boone - (9m,12/1)
Jim Glegola - Jack. - (T80,10/20)
Jose Gonzalez - Char. - (9m,6/30)
Pete Griffiths - LakeN. - (9m,6/9)
Paul Jacobi - Dur. - (9m,4/7)
Tony Landi - LakeN. - (T71,4/28)
Tim Lane - Ral. - (T71,7/21)
Tony Lyda - Ashe. - (9m,6/9)
Tim McNamara - Ral. - (T80,7/21)
Randy McPeek - Jack. - (9m,6/9)
Sandro Miele - Pine. - (9m,10/6)
Sid Mitchell - Ral. - (9m,9/15)
Tim Mozzetti - Ral. - (9m,6/30)
Ron Murphy - Pied. - (9m.,2/10)
Dan Naylor - Wilm. - (9m,4/7)
Paul Olson - Pied.. - (T80,10/20)
Matt Osteen - Boone - (T80,6/30)
Joe Safley - Char. - (9m,6/9)
Michael Smith - Char. - (T80,6/30)
Wil Tan - Dur. - (9m,8/18)
J.T. Taylor - Pied. - (9m,2/10)
Bob Terry - Ral. - (T80,2/10)
Tom Valdivia - Pied. - (T80,6/30)
Todd Wahler - P.City - (T80,6/9)
John Ward - Ashe. - (9m,8/18)
Brian Welch - Pine. - (9m,10/6)
Vic White - Ral. - (T80,4/28)
Shane Wright - Pied. - (9m,2/10)

2018 North Carolina City Dart League Post-Season Tournament
(December 1 & 2 - Cody's North, & Diamond's Grille and Billiards, Wilmington)

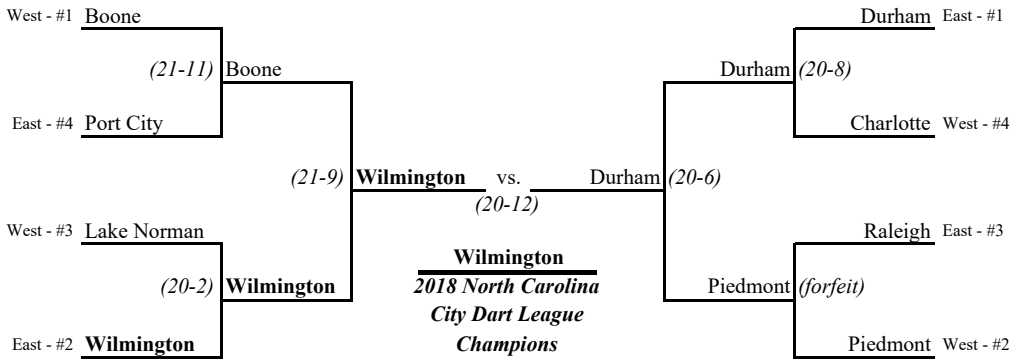

2018 North Carolina Ladies' Cup Post-Season Tournament
(December 1 & 2 - The Upper Deck, Cary)

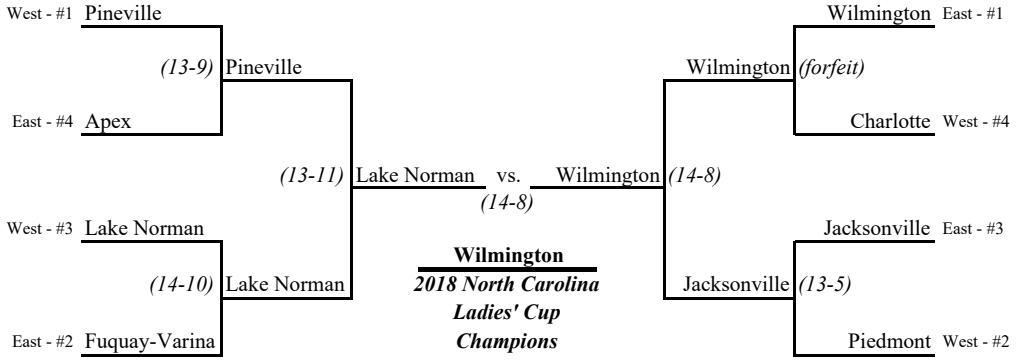

NCLC HIGH INS/OUTS & PERFECT THROWS (RDL members listed in bold)

High In : 120 - Ellen Lee - Pied. - (10/20), Tami Wells - Fuq.-Var. - (11/3)

High Out : 144 - Ducky Pizza - Jack. - (10/20)

Perfect Throws : Camilla Bunnell - Wilm. - (T80,4/28) Jodie Koment - Pied. - (9m,10/20) Tami Wells - Fuquay-Varina - (9m,4/28)
Dawn Fergusen - Char. - (9m,10/20) **Stephanie Kramer** - LakeN. - (9m,10/20)
Jennifer Hill - Pied. - (9m,6/30) Joyce Owens - Ch.Hill - (9m,6/9)

2018 North Carolina State Dart Championships (September 28-30, 2018 - The Upper Deck - Cary, NC)

(Current RDL members are listed in bold - with RDL state champions in BOLD CAPITAL LETTERS!)

MIXED DOUBLES CRICKET (Saturday)
(28 pairs)

1st	$240	**ROBBIE PHILLIPS / JULIE PHILLIPS**
2nd	$120	Alex Spellman / Paul Delp
Top 4	$56	Bob Gargan / Candi Ellis
		Craig Elder / Camilla Bunnell
Top 8	-	**Brian Blake** / Brenda Whitley
		Chad Massengill / Anne Kramer
		Alberto Sandoval / **Allyson Blackwelder**
		Matt Heimbach / Lisa Dendy

LADIES' SINGLES CRICKET (Saturday)
(29 entrants)

1st	$130	**STEPHANIE KRAMER**
2nd	$80	Brenda Whitley
Top 4	$40	**Deb Blackwelder**
		Julie Phillips
Top 8	-	Anne Kramer
		Maureen Williams
		Amanda Preciado
		Diane DeQuinzio

MEN'S DOUBLES CRICKET (Saturday)
(27 pairs)

1st	$230	**BRIAN BLAKE** / Bob Gargan
2nd	$110	Stevie Phillips / **Chad Massengill**
Top 4	$60	Ray Heneks / Paul Reynolds
		Robbie Phillips / **Tom Brown**
Top 8	-	**Dean Cusher** / **Sid Mitchell**
		Alberto Sandoval / **John Carroll**
		Wil Tan / **Jason Coe**
		Matt Osteen / William Vreeland

LADIES' DOUBLES CRICKET (Saturday)
(17 pairs)

1st	$130	Candi Ellis / **JULIE PHILLIPS**
2nd	$90	Diane DeQuinzio / **Amanda Preciado**
Top 4	$30	**Deb Blackwelder** / **Kris Kilsdonk**
		Mitzi Wright / Jean Ransom

MEN'S SINGLES CRICKET (Saturday)
(50 entrants)

1st	$220	Stevie Phillips
2nd	$110	Alberto Sandoval
Top 4	$50	**Wil Tan**
		Matt Osteen
Top 8	$20	Dwayne Waite
		Paul Reynolds
		Fred Copeland
		John Carroll

LADIES' SINGLES 301 (Saturday)
(24 entrants)

1st	$120	Jennifer Bowser
2nd	$60	Candi Ellis
Top 4	$30	**Amanda Preciado**
		Leeanna Waldrop

MEN'S SINGLES 301 (Saturday)
(34 entrants)

1st	$140	Alex Spellman
2nd	$70	Bob Gargan
Top 4	$30	**Chad Massengill**
		Dave Gelberg
Top 8	$20	C.J. Monaco
		Mike Elderbroom
		Kevin Foushee
		Brian Blake

Perfect Throws (that were reported, or that we heard about, anyway… There were likely many more.):

Ton-80s = Bob Gargan, **Robbie Phillips** (5), **Peter Stewart Jr.**

9-Marks = **Dean Cusher**, Paula Delp, **E.J. Ellis**, **Jeremy Gower**, **Robbie Phillips** (2), Stevie Phillips, Jean Ransom, **Wil Tan** (2)

MIXED TRIPLES 601 (Sunday)
(20 trios)

1st	$255	**CRAIG ELDER** / Steve Chorba / Camilla Bunnell
2nd	$135	Matt Heimbach / **Dave Gelberg** / Lisa Dendy
Top 4	$60	**Brian Blake** / Bob Gargan / Brenda Whitley
		Robbie Phillips / **Tom Brown** / **Julie Phillips**
Top 8	-	**Lee Haithcock** / Marshall Frye / **Taylor Caldwell**
		Wil Tan / **Jason Coe** / **Stephanie Kramer**
		Stevie Phillips / **Chad Massengill** / **Devin Massengill**
		Clint Little / Russ Minty / Dawnielle Fischer

LADIES' SINGLES 501 (Sunday)
(25 entrants)

1st	$130	Jennifer Bowser
2nd	$65	**Amanda Preciado**
Top 4	$30	Camilla Bunnell
		Deb Blackwelder
Top 8	-	Anne Kramer
		Charlie Daniel
		Taylor Caldwell
		Paula Delp

MEN'S DOUBLES 501 (Sunday)
(26 pairs)

1st	$220	**BRIAN BLAKE** / Bob Gargan
2nd	$110	Jeremy Champion / Alex Spellman
Top 4	$50	Alberto Sandoval / **John Carroll**
		Craig Elder / Steve Chorba
Top 8	-	Scott Smith / Wes Lippert
		Ray Heneks / Paul Reynolds
		Fon Denton / **Simon Healy**
		Matt Heimbach / **Dave Gelberg**

LADIES' DOUBLES 501 (Sunday)
(13 pairs)

1st	$110	Leanne Avellino / Jackie Quayle
2nd	$50	Charlie Daniel / Brenda Whitley
Top 4	$30	Ellen Lee / Jennifer Bowser
		Candi Ellis / **Julie Phillips**

MEN'S SINGLES 501 (Sunday)
(32 entrants)

1st	$140	**ROBBIE PHILLIPS**
2nd	$70	**Dave Gelberg**
Top 4	$30	Alberto Sandoval
		Alex Spellman
Top 8	$15	**Dean Cusher**
		Bob Gargan
		Tom Brown
		Marshall Frye

BLIND DRAW #1 - 501/Ckt/Choice (Friday)
Non-championship ("non-shirt") event
(42 entrants = 21 pairs, +$200 from Upper Deck)

1st	$240	Alex Spellman / Paul Olson
2nd	$120	**Craig Elder** / **Michael Johnson**
Top 4	$60	**Julie Phillips** / **Deb Blackwelder**
		Dave Begley / **T.J. Scheppele**
Top 8	$30	**Eric Klann** / **Lee Haithcock**
		Chris Moody / **Lee Scott**
		C.J. Monaco / **Fon Denton**
		Dean Cusher / Mark Fowler

BLIND DRAW #2 - 501/Ckt/Choice (Friday)
Non-championship ("non-shirt") event
($5 entry, 24 entrants = 12 pairs, +$120 from U.D.)

1st	$120	Alex Spellman / Mark Fowler
2nd	$60	C.J. Monaco / **Eric Klann**
Top 4	$30	Erin Jennings / **Dean Cusher**
		Deb Blackwelder / **Craig Elder**

FINISHING POSITIONS FOR ALL ENTRANTS THAT PLACED IN THE MONEY IN A NON-AGE-DELIMITED "CHAMPIONSHIP" EVENT (1=1st, 2=2nd, 4=Top4, 8=Top8)

Entrant	Men's Singles Cricket	Men's Singles 301	Men's Singles 501	Men's Doubles Cricket	Men's Doubles 501	Ladies' Singles Cricket	Ladies' Singles 301	Ladies' Singles 501	Ladies' Doubles Cricket	Ladies' Doubles 501	Mixed Doubles Cricket	Mixed Triples 601
Blake, Brian		8		1	1							4
Brown, Tom			8	4								4
Carroll, John	8				4							
Champion, Jeremy					2							
Chorba, Steve					4							1
Copeland, Fred	8											
Cusher, Dean			8									
Elder, Craig					4						4	1
Elderbroom, Mike		8										
Foushee, Kevin		8										
Frye, Marshall			8									
Gargan, Bob		2	8	1	1						4	4
Gelberg, Dave		4	2									2
Heimbach, Matt												2
Heneks, Ray				4								
Massengill, Chad		4		2								
Monaco, C.J.		8										
Osteen, Matt	4											
Phillips, Robbie			1	4							1	4
Phillips, Stevie	1			2								
Reynolds, Paul	8			4								
Sandoval, Alberto	2		4		4							
Spellman, Alex		1	4		2						2	
Tan, Wil	4											
Waite, Dwayne	8											
Avellino, Leeanne										1		
Blackwelder, Deb						4		4	4			
Bowser, Jennifer							1	1		4		
Bunnell, Camilla								4			4	1
Daniel, Charlie										2		
Delp, Paula											2	
Dendy, Lisa												2
DeQuinzio, Diane									2			
Ellis, Candi							2		1	4	4	
Kilsdonk, Kris									4			
Kramer, Stephanie						1						
Lee, Ellen										4		
Phillips, Julie						4			1	4	1	4
Preciado, Amanda							4	2	2			
Quayle, Jackie										1		
Ransom, Jean									4			
Waldrop, Leeanna							4					
Whitley, Brenda						2				2		4
Wright, Mitzi									4			

TOTAL PAYOUT $5187.00

12 & UNDER YOUTH SINGLES 301 FIFO
(Saturday)

1st	Ryan Avellino (age 12)

13-17 YOUTH SINGLES 501 FIDO
(Saturday)

1st	**P.J. Stewart** (age 13)

YOUTH / ADULT DOUBLES 501 FIDO
(Sunday)

1st	**Peter Stewart, Jr.** (Y) / **Brian Blake** (A)
2nd	Ryan Avellino (Y) / Tom Avellino (A)

Queen City Darting Association
$4400 Celebrate the New Year

SANCTIONED BY

January 4-6 , 2019
Blue Rocks
301c N. Polk St, Pineville NC 28134
704-835-1062

Day	Friday		Saturday						Sunday					
Time	7:00 PM	8:00 PM	10:30 AM	1:00 PM	1:30 PM	4:00 PM	4:30 PM	8:00 PM	10:30 AM	12:30 PM	1:00 PM	3:00 PM	3:30 PM	
Event	Killer 100% pay back #	Blind Draw Doubles 501 DE**	Mixed Doubles Cricket	Mens Doubles Cricket	Ladies Singles Cricket	Mens Singles Cricket	Ladies Doubles Cricket	Chicago Blind Draw 501/Cr/301	Mixed Doubles 501	Mens Doubles 501	Ladies Singles 501	Mens Singles 501	Ladies Doubles 501	
Entry fee	10/person	10/person	$20/team	$20/team	$15*	$15*	$20/team	$10/person	$20/team	$20/team	$15*	$15*	$20/team	
1st		200	160	160	100	200	100	160	160	160	100	160	100	
2nd		100	80	80	50	100	50	80	80	80	50	80	50	
3rd		50	40	40	25	50	30	40	40	40	25	40	30	
4th		30	40	40	25	50	30	40	40	40	25	40	30	
Top 8		20	20	20	15	30		20	20	20	15	20		
Top 16						15								
Total		460	400	400	260	640	210	400	400	400	260	400	210	4440

* $2 ADO Surchage included in singles events
# Payout places based on number of entries. Min of 8 needed.

**Blind draw 501 is double elimination

During the down time, pending board availability, we may run side Killer and other smaller events

Singles events are best of 3 with finals best of 5.
All other events are best of 3

Recommended Hotel:
Quality Suites - Carolina Place
9840 Pineville-Mathews Road
Pineville, NC 28134
704-889-7095
There are others hotels in area.

Darts Supplies By:

Tournament Director:
Dwayne Waite (DTrain)
412-901-7726
Tournamentdirector@charlottedarts.com

THE CAROLINA OPEN

LONG FORMAT 501 SINGLES TOURNAMENT

$6,000+
January 18-20 2019

pickledpigdarts.com

MYRTLE BEACH MOOSE LODGE 1959, BURCALE RD, MYRTLE BEACH, SC 29579

Sign-up by	Friday 7:45 PM	*Saturday 10:00 AM	*Saturday 10:30 AM	*Sunday 10:00 AM	*Sunday 10:15 AM	*Sunday 11:45 AM	*Sunday 12:00 PM
Match Start	8:00 PM	10:30 AM	11:00 AM	10:15 AM	10:30 AM	12:00 PM	12:15 PM
Event	Blind Draw ***501/CR Cork's choice	Ladies Qualifier Round Robin	Men's Qualifier Round Robin	Ladies Main Event Knock Out Race to 3-5-7	Men's Main Event Knock Out Race to 5-7-9	Ladies Open/2nd Chance	Mens Open/2nd Chance
Fee	$10	$60**	$60**	$20	$20	$15	$15
1st	$200	1/2 advance to Sunday Main Event, 1/2 advance to Sunday Open/2nd Chance Event	1/2 advance to Sunday Main Event, 1/2 advance to Sunday Open/2nd Chance Event	$800	$1400	$100	$180
2nd	$100			$400	$600	$50	$70
Top 4	$50			$150	$300	$30	$25
Top 8	$20			$55	$125		$10
Top 16					$20		
Total	$480			$1720	$3260	$210	$340

Nearby Hotels to consider:

Days Inn by Wyndham Myrtle Beach
3650 Waccamaw Blvd, Myrtle Beach, SC 29579
(843) 321-4419

Country Inn & Suites by Radisson, Myrtle Beach, SC
3516 Waccamaw Blvd, Myrtle Beach, SC 29579
(843) 236-4500

Staybridge Suites Myrtle Beach - West
303 Fantasy Harbour Blvd, Myrtle Beach, SC 29579
(843) 903-4000

Saturday:
3 game Round Robin - Play all 3 games

Sunday Men's Main Event Knock Out:
Preliminary Rounds - Race to 5
Semi-Finals - Race to 7
Finals - Race to 9

Sunday Ladies Main Event Knock Out:
Preliminary Rounds - Race to 3
Semi-Finals - Race to 5
Finals - Race to 7

Open/2nd Chance Brackets:
Finals play best of 5

Tournament Director
Patrick Ellis
843-997-8141
patrickellis77@yahoo.com

*Business Casual Dress:
Dress Slacks / Khakis,
dark closed-toe shoes
and collared shirts required

**Includes ADO Sanctioning fee

***Cork each match

Fall 2018 RDL Top Singles Records (by division) (FINAL!)

(There are no missing statistics, as all scoresheets have been received.) (Game minimums required for these listings: 14 for teams H1,H4; 15 for teams B6 and H2,H3,H5,H6; 16 for all C/D/E/F div. teams and teams B1,B2,B3,B4,B5,B7, and H7; 18 for teams G4 and G7; 19 for A div. and teams G1,G2,,G3,G5,G6, and G8)

		"A" Division	W	L	%-age
1	Phillips, Robbie	A2/ The Overall Element	24	2	0.923
2	Massengill, Chad	A2/ The Overall Element	22	4	0.846
3	Kramer, John	A2/ The Overall Element	21	5	0.808
4	Brown, Tom	A2/ The Overall Element	16	4	0.800
5	Foushee, Kevin	A6/ Darty Minds	22	6	0.786
6	Tan, Wil	A2/ The Overall Element	17	5	0.773
7	Seward, Mike	A6/ Darty Minds	21	7	0.750
	Work, Joe	A3/ North Raleigh Alliance	21	7	0.750
	Blake, Brian	A6/ Darty Minds	15	5	0.750
10	Carroll, John	A2/ The Overall Element	18	7	0.720
11	Lange, Cody	A3/ North Raleigh Alliance	19	8	0.704
12	Jeffreys, Lee	A5/ Lunatic Fringe	15	8	0.652
13	Mozzetti, Tim	A1/ Appetite for Destruction	13	7	0.650
14	Johnson, Michael	A1/ Appetite for Destruction	16	9	0.640

		"B" Division	W	L	%-age
1	Merkle, Patrick	B2/ Dartistic Freedom	19	1	0.950
2	Fischlein, Kris	B1/ Dead Beats	20	4	0.833
3	Schepple, T.J.	B5/ Kiss My Tips	17	4	0.810
4	Bennett, Will	B2/ Dartistic Freedom	17	5	0.773
5	Beaird, Tommy	B6/ DD 214	13	5	0.722
	Wilcox, Randy	B1/ Dead Beats	13	5	0.722
7	Joyal, Paul	B2/ Dartistic Freedom	15	6	0.714
8	Murphy, Phil	B7/ One Armed Bandits	14	6	0.700
9	Long, Stephen	B6/ DD 214	12	6	0.667
10	Healy, Simon	B2/ Dartistic Freedom	13	7	0.650
11	Trefzger, Ken	B7/ One Armed Bandits	15	9	0.625
	Richardson, Shane	B7/ One Armed Bandits	10	6	0.625
13	Jones, Grey	B1/ Dead Beats	16	10	0.615
14	Phillips, Julie	B5/ Kiss My Tips	13	9	0.591

		"C" Division	W	L	%-age
1	Limerick, Jeremy	C6/ Inglourious Darters	20	2	0.909
2	Jur, Jess	C3/ Rif Raf	13	3	0.813
3	Hall, Josh	C5/ Cheap Shots	19	5	0.792
4	O'Neal, Chris	C6/ Inglourious Darters	16	6	0.727
5	Gardner, Kenn	C6/ Inglourious Darters	11	5	0.688
6	White, J.J.	C1/ Menace 2 Sobriety	17	8	0.680
7	Martin, David	C3/ Rif Raf	16	8	0.667
	Surber, Dave	C6/ Inglourious Darters	12	6	0.667
9	Johnson, Dave	C1/ Menace 2 Sobriety	14	8	0.636
10	Krestalude, Andy	C2/ The Bunkers	15	9	0.625
11	Martinez, Vince	C2/ The Bunkers	15	10	0.600
	Bottomley, Kevin	C4/ Bangin' the Neighbors	12	8	0.600
	Ridgway, Matt	C6/ Inglourious Darters	12	8	0.600
14	Blackwelder, Deb	C6/ Inglourious Darters	13	9	0.591

		"D" Division	W	L	%-age
1	Stewart, Kevin	D2/ Big Bulls	18	5	0.783
2	Adams, Brad	D1/ Just the Tip	12	4	0.750
3	Bateman, Jimmy	D5/ Sharky's Machine	17	6	0.739
4	Simpson, Aden	D7/ Double In, Stumble Out	17	7	0.708
5	Yang, Rob	D6/ That's a Huge Cork!	11	5	0.688
6	Clark, Dan	D3/ Projectile Dysfunction	15	7	0.682
	Tant, J.J.	D3/ Projectile Dysfunction	15	7	0.682
8	Macias, Anthony	D7/ Double In, Stumble Out	17	8	0.680
9	Simpson, David	D7/ Double In, Stumble Out	16	8	0.667
	Smith, Brian	D3/ Projectile Dysfunction	16	8	0.667
11	Irby, Jason	D2/ Big Bulls	13	7	0.650
12	Fink, Scott	D5/ Sharky's Machine	11	6	0.647
13	Montesi, Chris	D4/ Game of Throws	12	8	0.600
14	(two tied)		13	9	0.591

		"E" Division	W	L	%-age
1	Butterworth, Jim	E5/ Bulls Up	17	5	0.773
2	Powell, Lee	E4/ Show Me Your Tips	18	6	0.750
	Bushman, Brad	E4/ Show Me Your Tips	12	4	0.750
4	Haithcock, Lee	E4/ Show Me Your Tips	16	6	0.727
5	Arnold, Jimmy	E5/ Bulls Up	15	6	0.714
6	O'Toole, Mike	E5/ Bulls Up	16	7	0.696
7	Cannizzaro, Anthony	E7/ Why So Serious?	12	6	0.667
8	Bumpass, Mike	E7/ Why So Serious?	14	8	0.636
9	Deemer, Randy	E1/ Hump Day!	15	9	0.625
	Raquet, Mike	E4/ Show Me Your Tips	15	9	0.625
11	Powell, Mark	E2/ Red-eye Rangers	11	7	0.611
12	Bialaszewski, Rich	E4/ Show Me Your Tips	14	9	0.609
13	Bosier, Sean	E6/ Death Throw	15	10	0.600
14	Havens, Lincoln	E7/ Why So Serious?	13	9	0.591

		"F" Division	W	L	%-age
1	Anderson, Ryan	F1/ Shark Shooters	21	3	0.875
2	Whitley, Brian	F6/ Bulls On Parade	18	3	0.857
3	Musil, Dylan	F7/ Old Darting Bastards	20	4	0.833
4	Bowman, Merrill	F1/ Shark Shooters	19	4	0.826
5	Wissinger, Wes	F4/ Schlitz & Giggles	19	5	0.792
6	Heath, John	F6/ Bulls On Parade	13	5	0.722
7	White, John	F2/ Just Playing	18	8	0.692
8	Bowen, Andy	F2/ Just Playing	15	9	0.625
9	Keim, Roger	F3/ Sofa Kings	16	10	0.615
10	Updyke, Gerald	F6/ Bulls On Parade	11	7	0.611
11	Port, Brian	F4/ Schlitz & Giggles	15	10	0.600
12	Hadley, Chris	F5/ Taylor Wants a Ton!	11	8	0.579
13	Alcon, Tony	F3/ Sofa Kings	12	9	0.571
14	Hall, Jon	F6/ Bulls On Parade	9	7	0.563

		"G" Division	W	L	%-age
1	Rigert, Joe, Sr.	G5/ Wayne Gretzky	26	2	0.929
2	Holland, Tom	G7/ All About That Bull!	17	3	0.850
3	Zelinack, Jason	G4/ Chalker's Nightmare	15	3	0.833
4	Rossbach, Mark	G3/ Irish Ton	21	5	0.808
5	Woodard, Dave	G2/ Coach's Crew	20	5	0.800
6	Shearin, Phillip	G1/ Don't Hit The Scorekeepe	20	7	0.741
7	Davis, P.J.	G4/ Chalker's Nightmare	13	5	0.722
8	Turner, Kevin	G2/ Coach's Crew	14	7	0.667
9	Robertson, Chris	G1/ Don't Hit The Scorekeepe	20	11	0.645
10	Davis, Jimmy	G8/ The Liqour Posse	14	8	0.636
11	Bowser, Brian	G3/ Irish Ton	17	10	0.630
	Suan, John	G6/ Brown's Bombers	17	10	0.630
13	Brownd, Anthony	G4/ Chalker's Nightmare	16	10	0.615
14	McQueen, Jamie	G8/ The Liqour Posse	13	9	0.591

		"H" Division	W	L	%-age
1	Gower, Jeremy	H3/ You Diddled What?!	21	1	0.955
2	Ellis, Tim	H2/ Make Ducks Great Again	19	3	0.864
3	McNamara, Ken	H4/ We're Sexy & We Throw	16	4	0.800
	Schoch, Adam	H2/ Make Ducks Great Again	16	4	0.800
5	Larson, Ray	H1/ Ballistic Behavior	15	5	0.750
	Reece, Robert	H6/ Dr.unks	12	4	0.750
7	Johnson, Timmy	H6/ Dr.unks	16	6	0.727
8	Watson, Jeff, Sr.	H3/ You Diddled What?!	15	6	0.714
9	Converse, Laurence	H2/ Make Ducks Great Again	11	5	0.688
	Smale, John	H6/ Dr.unks	11	5	0.688
11	Letsch, Dempsey	H1/ Ballistic Behavior	13	6	0.684
	Murdock, Nick	H6/ Dr.unks	13	6	0.684
13	Young, Mike	H3/ You Diddled What?!	15	8	0.652
14	Lalino, Steve	H2/ Make Ducks Great Again	11	6	0.647

	Women's Records (# of women by division: A-1, B-4, C-5, D-3, E-3, F-10, G-10, H-15)		W	L	%-age
A	-	-	-	-	-
B	Phillips, Julie	B5/ Kiss My Tips	13	9	0.591
	Preciado, Amanda	B6/ DD 214	11	8	0.579
C	Blackwelder, Deb	C6/ Inglourious Darters	13	9	0.591
	Fisher, Jessie	C4/ Bangin' the Neighbors	10	10	0.500
D	Jeffcoat, Angela	D6/ That's a Huge Cork!	7	15	0.318
E	Graves, Julie	E5/ Bulls Up	10	10	0.500
F	Stacy, Michelle	F1/ Shark Shooters	7	9	0.438
	Furdon, Jenny	F7/ Old Darting Bastards	6	14	0.300
	Williams, Kelsey	F2/ Just Playing	4	16	0.200
G	Boutieller, Tina	G4/ Chalker's Nightmare	10	16	0.385
	Voorhees, Cindy	G7/ All About That Bull!	7	16	0.304
	Wilson, Misty	G5/ Wayne Gretzky	6	16	0.273
H	Massengill, Devin	H3/ You Diddled What?!	9	6	0.600
	Mozzetti, Petra	H3/ You Diddled What?!	10	8	0.556
	Gouge, Susan	H6/ Dr.unks	6	12	0.333

Fall 2018 RDL Top Doubles Records (by division) (FINAL!)

(There are no missing statistics, as all scoresheets have been received.) (Game minimums required for these listings: 14 for teams H1,H4; 15 for teams B6 and H2,H3,H5,H6; 16 for all C/D/E/F div. teams and teams B1,B2,B3,B4,B5,B7, and H7; 18 for teams G4 and G7; 19 for A div. and teams G1,G2,,G3,G5,G6, and G8)

	"A" Division		W	L	%-age
1	Brown, Tom	A2/ The Overall Element	18	1	0.947
2	Phillips, Robbie	A2/ The Overall Element	24	2	0.923
3	Carroll, John	A2/ The Overall Element	22	3	0.880
4	Kramer, John	A2/ The Overall Element	21	5	0.808
5	Massengill, Chad	A2/ The Overall Element	20	5	0.800
6	Foushee, Kevin	A6/ Darty Minds	22	6	0.786
7	Blake, Brian	A6/ Darty Minds	15	5	0.750
8	Tan, Wil	A2/ The Overall Element	17	6	0.739
9	Johnson, Michael	A1/ Appetite for Destruction	18	9	0.667
10	Huffman, David	A3/ North Raleigh Alliance	17	9	0.654
11	Mitchell, Sid	A1/ Appetite for Destruction	15	8	0.652
12	Blake, Terry	A1/ Appetite for Destruction	12	7	0.632
13	Stewart, Pete	A6/ Darty Minds	15	9	0.625
14	Seward, Mike	A6/ Darty Minds	16	10	0.615

	"B" Division		W	L	%-age
1	Wilcox, Randy	B1/ Dead Beats	14	2	0.875
2	Crites, Randy	B2/ Dartistic Freedom	13	3	0.813
3	Merkle, Patrick	B2/ Dartistic Freedom	17	6	0.739
4	Joyal, Paul	B2/ Dartistic Freedom	16	6	0.727
5	Keller, Tony	B1/ Dead Beats	18	7	0.720
6	Jones, Grey	B1/ Dead Beats	20	8	0.714
7	Parker, Charles	B1/ Dead Beats	12	5	0.706
8	Healy, Simon	B2/ Dartistic Freedom	12	6	0.667
9	Fischlein, Kris	B1/ Dead Beats	15	8	0.652
10	Denton, Fon	B2/ Dartistic Freedom	13	8	0.619
11	Long, Stephen	B6/ DD 214	11	7	0.611
12	Bennett, Will	B2/ Dartistic Freedom	13	9	0.591
13	Preciado, Amanda	B6/ DD 214	10	7	0.588
	Thomas, Joe	B6/ DD 214	10	7	0.588

	"C" Division		W	L	%-age
1	Hall, Josh	C5/ Cheap Shots	18	5	0.783
2	Surber, Dave	C6/ Inglourious Darters	13	4	0.765
3	Jur, Jess	C3/ Rif Raf	12	4	0.750
4	Limerick, Jeremy	C6/ Inglourious Darters	14	6	0.700
5	Johnson, Dave	C1/ Menace 2 Sobriety	15	8	0.652
6	Gardner, Kenn	C6/ Inglourious Darters	11	6	0.647
	Witz, Steve	C5/ Cheap Shots	11	6	0.647
8	O'Neal, Chris	C6/ Inglourious Darters	14	8	0.636
9	Wilson, Chris	C4/ Bangin' the Neighbors	13	8	0.619
10	Welborn, Tim	C5/ Cheap Shots	10	7	0.588
11	Venable, Mike	C4/ Bangin' the Neighbors	11	8	0.579
12	Polenz, Steve	C1/ Menace 2 Sobriety	12	9	0.571
13	Martinez, Vince	C2/ The Bunkers	13	10	0.565
14	St. Clair, Matt	C3/ Rif Raf	10	8	0.556

	"D" Division		W	L	%-age
1	Fitzgerald, Dennis	D2/ Big Bulls	15	3	0.833
2	Palmisano, Andrew	D1/ Just the Tip	14	3	0.824
3	Bateman, Jimmy	D5/ Sharky's Machine	15	6	0.714
4	Cashin, Jeff	D1/ Just the Tip	17	7	0.708
5	Ehrmann, Rob	D6/ That's a Huge Cork!	14	6	0.700
6	Smelik, Pat	D4/ Game of Throws	16	7	0.696
7	Bass, Joe	D6/ That's a Huge Cork!	15	7	0.682
	Rudy, Jeff	D4/ Game of Throws	15	7	0.682
9	Montesi, Chris	D4/ Game of Throws	13	7	0.650
10	Bordeau, Eric	D4/ Game of Throws	11	7	0.611
11	Irby, Jason	D2/ Big Bulls	14	9	0.609
12	Macias, Anthony	D7/ Double In, Stumble Out	15	10	0.600
13	Clark, Dan	D3/ Projectile Dysfunction	13	9	0.591
	Tant, J.J.	D3/ Projectile Dysfunction	13	9	0.591

	"E" Division		W	L	%-age
1	Bialaszewski, Rich	E4/ Show Me Your Tips	21	3	0.875
2	Bushman, Brad	E4/ Show Me Your Tips	13	3	0.813
3	Haithcock, Lee	E4/ Show Me Your Tips	19	5	0.792
4	Powell, Lee	E4/ Show Me Your Tips	18	5	0.783
5	Baldwin, Randy	E1/ Hump Day!	13	5	0.722
	Roseman, Sean	E3/ Coral Reefers	13	5	0.722
7	Butterworth, Dan	E5/ Bulls Up	14	6	0.700
8	Thorne, Marshall	E3/ Coral Reefers	11	5	0.688
9	Havens, Lincoln	E7/ Why So Serious?	13	6	0.684
10	Butterworth, Jim	E5/ Bulls Up	14	7	0.667
11	Bumpass, Mike	E7/ Why So Serious?	13	7	0.650
12	Arnold, Jimmy	E5/ Bulls Up	14	8	0.636
	Raquet, Mike	E4/ Show Me Your Tips	14	8	0.636
14	(two tied)		12	7	0.632

	"F" Division		W	L	%-age
1	Anderson, Ryan	F1/ Shark Shooters	21	3	0.875
2	Gagner, Chris	F5/ Taylor Wants a Ton!	17	6	0.739
3	Hadley, Chris	F5/ Taylor Wants a Ton!	13	5	0.722
4	Hollar, David	F6/ Bulls On Parade	12	5	0.706
5	Wissinger, Wes	F4/ Schlitz & Giggles	16	7	0.696
6	Stacy, Rod	F1/ Shark Shooters	11	5	0.688
7	Strickland, Jon	F4/ Schlitz & Giggles	15	7	0.682
8	Hall, Jon	F6/ Bulls On Parade	12	6	0.667
9	Kyle, Mike	F4/ Schlitz & Giggles	11	6	0.647
10	Metivier, Sam	F7/ Old Darting Bastards	14	8	0.636
11	Bowman, Merrill	F1/ Shark Shooters	15	9	0.625
12	Bozza, Doug	F3/ Sofa Kings	14	9	0.609
13	Whitley, Brian	F6/ Bulls On Parade	11	8	0.579
14	Additon, Chris	F6/ Bulls On Parade	10	8	0.556

	"G" Division		W	L	%-age
1	Davis, P.J.	G4/ Chalker's Nightmare	18	2	0.900
2	Zelinack, Jason	G4/ Chalker's Nightmare	16	3	0.842
3	Holland, Tom	G7/ All About That Bull!	16	4	0.800
4	Rigert, Joe, Sr.	G5/ Wayne Gretzky	22	6	0.786
5	Gaines, Bryan	G5/ Wayne Gretzky	21	7	0.750
6	Vick, Justin	G1/ Don't Hit The Scorekeepe	21	8	0.724
7	Shearin, Phillip	G1/ Don't Hit The Scorekeepe	21	9	0.700
	Russell, Jeff	G1/ Don't Hit The Scorekeepe	14	6	0.700
9	Budd, Shawn	G3/ Irish Ton	18	10	0.643
10	Murphy, James	G6/ Brown's Bombers	15	9	0.625
11	Boutieller, Tina	G4/ Chalker's Nightmare	14	9	0.609
12	Robertson, Chris	G1/ Don't Hit The Scorekeepe	17	12	0.586
13	Wilson, Jonathan	G5/ Wayne Gretzky	16	12	0.571
	Woodard, Dave	G2/ Coach's Crew	16	12	0.571

	"H" Division		W	L	%-age
1	Ellis, Tim	H2/ Make Ducks Great Again	17	5	0.773
2	Larson, Ray	H1/ Ballistic Behavior	15	5	0.750
3	Hayward, Georgia	H1/ Ballistic Behavior	10	4	0.714
4	Watson, Jeff, Sr.	H3/ You Diddled What?!	14	6	0.700
5	Reece, Robert	H6/ Dr.unks	11	5	0.688
6	Gower, Jeremy	H3/ You Diddled What?!	15	7	0.682
7	Gouge, Shane	H6/ Dr.unks	12	6	0.667
	Murdock, Nick	H6/ Dr.unks	12	6	0.667
9	Letsch, Dempsey	H1/ Ballistic Behavior	11	6	0.647
	Upchurch, Joe	H6/ Dr.unks	11	6	0.647
11	Lalino, Steve	H2/ Make Ducks Great Again	11	7	0.611
	Smale, John	H6/ Dr.unks	11	7	0.611
13	Johnson, Timmy	H6/ Dr.unks	11	8	0.579
14	(two tied)				0.571

	Women's Records (# of women by division: A-1, B-4, C-5, D-3, E-3, F-10, G-10, H-15)		W	L	%-age
A	-	-	-	-	-
B	Preciado, Amanda	B6/ DD 214	10	7	0.588
	Phillips, Julie	B5/ Kiss My Tips	7	14	0.333
C	Fisher, Jessie	C4/ Bangin' the Neighbors	6	10	0.375
	Hartmann, Erin	C2/ The Bunkers	9	16	0.360
D	Blackwelder, Allyson	D7/ Double In, Stumble Out	10	12	0.455
E	(two tied)				0.500
F	Mitchell, Liz	F1/ Shark Shooters	11	9	0.550
	Williams, Kelsey	F2/ Just Playing	7	15	0.318
	Furdon, Jenny	F7/ Old Darting Bastards	5	11	0.313
G	Boutieller, Tina	G4/ Chalker's Nightmare	14	9	0.609
	Gaines, Lauren	G5/ Wayne Gretzky	14	14	0.500
	Perkins, Brytni	G3/ Irish Ton	10	11	0.476
H	Hayward, Georgia	H1/ Ballistic Behavior	10	4	0.714
	Gouge, Susan	H6/ Dr.unks	12	9	0.571
	Mozzetti, Petra	H3/ You Diddled What?!	9	8	0.529

Fall 2018 RDL Top Singles+Doubles Records (by division) (FINAL!)

(There are no missing statistics, as all scoresheets have been received.) (Game minimums required for these listings: 27 for teams H1,H4; 30 for teams B6 and H2,H3,H5,H6; 32 for all C/D/E/F div. teams and teams B1,B2,B3,B4,B5,B7, and H7; 35 for teams G4 and G7; 37 for A div. and teams G1,G2,,G3,G5,G6, and G8)

	"A" Division		W	L	%-age
1	Phillips, Robbie	A2/ The Overall Element	48	4	0.923
2	Brown, Tom	A2/ The Overall Element	34	5	0.872
3	Massengill, Chad	A2/ The Overall Element	42	9	0.824
4	Kramer, John	A2/ The Overall Element	42	10	0.808
5	Carroll, John	A2/ The Overall Element	40	10	0.800
6	Foushee, Kevin	A6/ Darty Minds	44	12	0.786
7	Tan, Wil	A2/ The Overall Element	34	11	0.756
8	Blake, Brian	A6/ Darty Minds	30	10	0.750
9	Seward, Mike	A6/ Darty Minds	37	17	0.685
10	Work, Joe	A3/ North Raleigh Alliance	38	18	0.679
11	Johnson, Michael	A1/ Appetite for Destruction	34	18	0.654
12	Jeffreys, Lee	A5/ Lunatic Fringe	25	15	0.625
13	Stewart, Pete	A6/ Darty Minds	32	20	0.615
14	Mitchell, Sid	A1/ Appetite for Destruction	29	19	0.604

	"B" Division		W	L	%-age
1	Merkle, Patrick	B2/ Dartistic Freedom	36	7	0.837
2	Wilcox, Randy	B1/ Dead Beats	27	7	0.794
3	Fischlein, Kris	B1/ Dead Beats	35	12	0.745
4	Joyal, Paul	B2/ Dartistic Freedom	31	12	0.721
5	Bennett, Will	B2/ Dartistic Freedom	30	14	0.682
6	Jones, Grey	B1/ Dead Beats	36	18	0.667
7	Healy, Simon	B2/ Dartistic Freedom	25	13	0.658
8	Long, Stephen	B6/ DD 214	23	13	0.639
9	Schepple, T.J.	B5/ Kiss My Tips	26	16	0.619
10	Beaudoin, Paul	B2/ Dartistic Freedom	21	13	0.618
11	Keller, Tony	B1/ Dead Beats	33	21	0.611
12	Parker, Charles	B1/ Dead Beats	20	13	0.606
13	Trefzger, Ken	B7/ One Armed Bandits	28	20	0.583
	(two tied)		21	15	0.583

	"C" Division		W	L	%-age
1	Limerick, Jeremy	C6/ Inglourious Darters	34	8	0.810
2	Hall, Josh	C5/ Cheap Shots	37	10	0.787
3	Jur, Jess	C3/ Rif Raf	25	7	0.781
4	Surber, Dave	C6/ Inglourious Darters	25	10	0.714
5	O'Neal, Chris	C6/ Inglourious Darters	30	14	0.682
6	Gardner, Kenn	C6/ Inglourious Darters	22	11	0.667
7	Witz, Steve	C5/ Cheap Shots	21	11	0.656
8	Johnson, Dave	C1/ Menace 2 Sobriety	29	16	0.644
9	White, J.J.	C1/ Menace 2 Sobriety	30	20	0.600
10	Krestalude, Andy	C2/ The Bunkers	28	20	0.583
	Martinez, Vince	C2/ The Bunkers	28	20	0.583
12	Wilson, Chris	C4/ Bangin' the Neighbors	21	16	0.568
13	Welborn, Tim	C5/ Cheap Shots	22	17	0.564
14	Martin, David	C3/ Rif Raf	27	21	0.563

	"D" Division		W	L	%-age
1	Bateman, Jimmy	D5/ Sharky's Machine	32	12	0.727
2	Cashin, Jeff	D1/ Just the Tip	29	16	0.644
3	Ehrmann, Rob	D6/ That's a Huge Cork!	27	15	0.643
4	Macias, Anthony	D7/ Double In, Stumble Out	32	18	0.640
5	Clark, Dan	D3/ Projectile Dysfunction	28	16	0.636
	Rudy, Jeff	D4/ Game of Throws	28	16	0.636
	Tant, J.J.	D3/ Projectile Dysfunction	28	16	0.636
8	Irby, Jason	D2/ Big Bulls	27	16	0.628
9	Montesi, Chris	D4/ Game of Throws	25	15	0.625
10	Stewart, Kevin	D2/ Big Bulls	27	17	0.614
11	Smith, Brian	D3/ Projectile Dysfunction	29	19	0.604
12	Bass, Joe	D6/ That's a Huge Cork!	27	19	0.587
	Smelik, Pat	D4/ Game of Throws	27	19	0.587
14	Simpson, Aden	D7/ Double In, Stumble Out	28	21	0.571

	"E" Division		W	L	%-age
1	Bushman, Brad	E4/ Show Me Your Tips	25	7	0.781
2	Powell, Lee	E4/ Show Me Your Tips	36	11	0.766
3	Haithcock, Lee	E4/ Show Me Your Tips	35	11	0.761
4	Bialaszewski, Rich	E4/ Show Me Your Tips	35	12	0.745
5	Butterworth, Jim	E5/ Bulls Up	31	12	0.721
6	Baldwin, Randy	E1/ Hump Day!	23	10	0.697
7	Arnold, Jimmy	E5/ Bulls Up	29	14	0.674
8	Bumpass, Mike	E7/ Why So Serious?	27	15	0.643
9	Cannizzaro, Anthony	E7/ Why So Serious?	26	15	0.634
	Havens, Lincoln	E7/ Why So Serious?	26	15	0.634
11	Raquet, Mike	E4/ Show Me Your Tips	29	17	0.630
12	Roseman, Sean	E3/ Coral Reefers	23	15	0.605
13	Butterworth, Dan	E5/ Bulls Up	22	16	0.579
14	Deemer, Randy	E1/ Hump Day!	26	20	0.565

	"F" Division		W	L	%-age
1	Anderson, Ryan	F1/ Shark Shooters	42	6	0.875
2	Wissinger, Wes	F4/ Schlitz & Giggles	35	12	0.745
3	Whitley, Brian	F6/ Bulls On Parade	29	11	0.725
4	Bowman, Merrill	F1/ Shark Shooters	34	13	0.723
5	Musil, Dylan	F7/ Old Darting Bastards	32	14	0.696
6	Hadley, Chris	F5/ Taylor Wants a Ton!	24	13	0.649
7	Gagner, Chris	F5/ Taylor Wants a Ton!	30	17	0.638
8	Hall, Jon	F6/ Bulls On Parade	21	13	0.618
9	White, John	F2/ Just Playing	30	20	0.600
10	Heath, John	F6/ Bulls On Parade	21	15	0.583
11	Strickland, Jon	F4/ Schlitz & Giggles	25	18	0.581
12	Metivier, Sam	F7/ Old Darting Bastards	26	19	0.578
13	Mitchell, Liz	F1/ Shark Shooters	20	15	0.571
14	Keim, Roger	F3/ Sofa Kings	27	22	0.551

	"G" Division		W	L	%-age
1	Rigert, Joe, Sr.	G5/ Wayne Gretzky	48	8	0.857
2	Zelinack, Jason	G4/ Chalker's Nightmare	31	6	0.838
3	Holland, Tom	G7/ All About That Bull!	33	7	0.825
4	Davis, P.J.	G4/ Chalker's Nightmare	31	7	0.816
5	Russell, Jeff	G1/ Don't Hit The Scorekeepe	30	8	0.789
6	Shearin, Phillip	G1/ Don't Hit The Scorekeepe	41	16	0.719
7	Woodard, Dave	G2/ Coach's Crew	36	17	0.679
8	Rossbach, Mark	G3/ Irish Ton	35	17	0.673
9	Vick, Justin	G1/ Don't Hit The Scorekeepe	37	21	0.638
10	Gaines, Bryan	G5/ Wayne Gretzky	35	21	0.625
	Wilson, Jonathan	G5/ Wayne Gretzky	25	15	0.625
12	Robertson, Chris	G1/ Don't Hit The Scorekeepe	37	23	0.617
13	Budd, Shawn	G3/ Irish Ton	34	22	0.607
14	Davis, Jimmy	G8/ The Liqour Posse	27	19	0.587

	"H" Division		W	L	%-age
1	Ellis, Tim	H2/ Make Ducks Great Again	36	8	0.818
	Gower, Jeremy	H3/ You Diddled What?!	36	8	0.818
3	Larson, Ray	H1/ Ballistic Behavior	30	10	0.750
4	Reece, Robert	H6/ Dr.unks	23	9	0.719
5	Watson, Jeff, Sr.	H3/ You Diddled What?!	29	12	0.707
6	Converse, Laurence	H2/ Make Ducks Great Again	21	9	0.700
7	Murdock, Nick	H6/ Dr.unks	25	12	0.676
8	Letsch, Dempsey	H1/ Ballistic Behavior	24	12	0.667
9	Johnson, Timmy	H6/ Dr.unks	27	14	0.659
10	Schoch, Adam	H2/ Make Ducks Great Again	25	13	0.658
11	Smale, John	H6/ Dr.unks	22	12	0.647
12	Gouge, Shane	H6/ Dr.unks	21	12	0.636
13	Lalino, Steve	H2/ Make Ducks Great Again	22	13	0.629
14	McNamara, Ken	H4/ We're Sexy & We Throw	25	15	0.625

	Women's Records (# of women by division: A-1, B-4, C-5, D-3, E-3, F-10, G-10, H-15)		W	L	%-age
A	-	-	-	-	-
B	Preciado, Amanda	B6/ DD 214	21	15	0.583
	Phillips, Julie	B5/ Kiss My Tips	20	23	0.465
C	Blackwelder, Deb	C6/ Inglourious Darters	19	22	0.463
	Fisher, Jessie	C4/ Bangin' the Neighbors	16	20	0.444
D	Blackwelder, Allyson	D7/ Double In, Stumble Out	15	30	0.333
E	Graves, Julie	E5/ Bulls Up	19	19	0.500
F	Mitchell, Liz	F1/ Shark Shooters	20	15	0.571
	Furdon, Jenny	F7/ Old Darting Bastards	11	25	0.306
	Williams, Kelsey	F2/ Just Playing	11	31	0.262
G	Boutieller, Tina	G4/ Chalker's Nightmare	24	25	0.490
	Perkins, Brytni	G3/ Irish Ton	15	23	0.395
	Gaines, Lauren	G5/ Wayne Gretzky	21	37	0.362
H	Prater, Brittani	H4/ We're Sexy & We Throw	16	11	0.593
	Mozzetti, Petra	H3/ You Diddled What?!	19	16	0.543
	Massengill, Devin	H3/ You Diddled What?!	19	17	0.528

Fall 2018 RDL Top All-Star Point Averages (by division) (FINAL!)

(There are no missing statistics, as all scoresheets have been received.) (Game minimums required for these listings: 27 for teams H1,H4; 30 for teams B6 and H2,H3,H5,H6; 32 for all C/D/E/F div. teams and teams B1,B2,B3,B4,B5,B7, and H7; 35 for teams G4 and G7; 37 for A div. and teams G1,G2,,G3,G5,G6, and G8)

	"A" Division		ASP	TGP	Ave.
1	Blake, Brian	A6/ Darty Minds	86.0	40	2.150
2	Phillips, Robbie	A2/ The Overall Element	109.5	52	2.106
3	Massengill, Chad	A2/ The Overall Element	94.0	51	1.843
4	Tan, Wil	A2/ The Overall Element	75.5	45	1.678
5	Foushee, Kevin	A6/ Darty Minds	93.0	56	1.661
6	Kramer, John	A2/ The Overall Element	86.0	52	1.654
7	Johnson, Michael	A1/ Appetite for Destruction	65.5	52	1.260
8	Work, Joe	A3/ North Raleigh Alliance	70.5	56	1.259
9	Carroll, John	A2/ The Overall Element	60.5	50	1.210
10	Gelberg, Dave	A5/ Lunatic Fringe	54.0	46	1.174
11	Kerr, Jim	A3/ North Raleigh Alliance	52.5	48	1.094
12	Mozzetti, Tim	A1/ Appetite for Destruction	42.5	39	1.090
13	Stankevich, Scott	A1/ Appetite for Destruction	44.5	42	1.060
14	Little, Clint	A4/ Spank That Monkey	53.5	51	1.049

	"B" Division		ASP	TGP	Ave.
1	Jones, Grey	B1/ Dead Beats	54.0	54	1.000
2	Long, Stephen	B6/ DD 214	35.5	36	0.986
3	Healy, Simon	B2/ Dartistic Freedom	35.0	38	0.921
4	Klann, Eric	B5/ Kiss My Tips	31.0	36	0.861
5	Merkle, Patrick	B2/ Dartistic Freedom	37.0	43	0.860
6	Wells, John	B3/ Fore, bounce-outs	34.5	41	0.841
7	Fischlein, Kris	B1/ Dead Beats	39.0	47	0.830
8	Schepple, T.J.	B5/ Kiss My Tips	33.5	42	0.798
9	Keller, Tony	B1/ Dead Beats	42.5	54	0.787
10	Bennett, Will	B2/ Dartistic Freedom	32.0	44	0.727
11	Joyal, Paul	B2/ Dartistic Freedom	31.0	43	0.721
12	Richardson, Shane	B7/ One Armed Bandits	23.0	32	0.719
13	Murdaugh, John	B3/ Fore, bounce-outs	33.0	46	0.717
14	Wilcox, Randy	B1/ Dead Beats	24.0	34	0.706

	"C" Division		ASP	TGP	Ave.
1	Martin, David	C3/ Rif Raf	50.5	48	1.052
2	Limerick, Jeremy	C6/ Inglourious Darters	39.0	42	0.929
3	Surber, Dave	C6/ Inglourious Darters	29.0	35	0.829
4	Hindle, Mikey	C5/ Cheap Shots	34.0	47	0.723
5	Jur, Jess	C3/ Rif Raf	22.0	32	0.688
6	Price, Brady	C1/ Menace 2 Sobriety	28.0	41	0.683
7	Martinez, Vince	C2/ The Bunkers	32.5	48	0.677
8	Bottomley, Kevin	C4/ Bangin' the Neighbors	25.0	37	0.676
9	Hudson, Dallas	C4/ Bangin' the Neighbors	27.5	42	0.655
10	Horger, Dennis	C3/ Rif Raf	28.0	43	0.651
11	O'Neal, Chris	C6/ Inglourious Darters	28.5	44	0.648
12	Williams, Denny	C7/ Garage Inc.	31.5	49	0.643
13	Hall, Josh	C5/ Cheap Shots	29.5	47	0.628
14	White, J.J.	C1/ Menace 2 Sobriety	30.5	50	0.610

	"D" Division		ASP	TGP	Ave.
1	Cashin, Jeff	D1/ Just the Tip	39.0	45	0.867
2	Bass, Joe	D6/ That's a Huge Cork!	37.0	46	0.804
3	Tant, J.J.	D3/ Projectile Dysfunction	35.0	44	0.795
4	Fitzgerald, Dennis	D2/ Big Bulls	26.5	39	0.679
5	Clark, Dan	D3/ Projectile Dysfunction	29.5	44	0.670
6	Adams, Brad	D1/ Just the Tip	20.5	38	0.539
7	Borgia, Pete	D5/ Sharky's Machine	20.0	38	0.526
8	Schaefer, John	D5/ Sharky's Machine	18.5	37	0.500
9	Rudy, Jeff	D4/ Game of Throws	21.5	44	0.489
10	Raymond, Ryan	D3/ Projectile Dysfunction	19.5	41	0.476
11	McWhorter, Mike	D2/ Big Bulls	19.0	40	0.475
12	Bordeau, Eric	D4/ Game of Throws	17.0	36	0.472
13	Simpson, Aden	D7/ Double In, Stumble Out	23.0	49	0.469
14	Smith, Brian	D3/ Projectile Dysfunction	22.5	48	0.469

	"E" Division		ASP	TGP	Ave.
1	Baldwin, Randy	E1/ Hump Day!	28.0	33	0.848
2	Bushman, Brad	E4/ Show Me Your Tips	26.5	32	0.828
3	Butterworth, Jim	E5/ Bulls Up	35.5	43	0.826
4	Haithcock, Lee	E4/ Show Me Your Tips	32.5	46	0.707
5	Butterworth, Dan	E5/ Bulls Up	25.5	38	0.671
6	Powell, Lee	E4/ Show Me Your Tips	31.0	47	0.660
7	Deemer, Randy	E1/ Hump Day!	28.5	46	0.620
8	Arnold, Jimmy	E5/ Bulls Up	26.0	43	0.605
9	Bialaszewski, Rich	E4/ Show Me Your Tips	28.0	47	0.596
10	Bumpass, Mike	E7/ Why So Serious?	24.5	42	0.583
11	Todd, Patrick	E1/ Hump Day!	23.0	40	0.575
12	Bosier, Sean	E6/ Death Throw	27.5	49	0.561
13	O'Toole, Mike	E5/ Bulls Up	24.0	43	0.558
14	Havens, Matt	E7/ Why So Serious?	21.0	38	0.553

	"F" Division		ASP	TGP	Ave.
1	Anderson, Ryan	F1/ Shark Shooters	49.5	48	1.031
2	Bowman, Merrill	F1/ Shark Shooters	39.5	47	0.840
3	Bowen, Andy	F2/ Just Playing	37.0	50	0.740
4	Musil, Dylan	F7/ Old Darting Bastards	33.5	46	0.728
5	Heath, John	F6/ Bulls On Parade	24.0	36	0.667
6	Hall, Jon	F6/ Bulls On Parade	19.5	34	0.574
7	Keim, Roger	F3/ Sofa Kings	24.5	49	0.500
8	Whitley, Brian	F6/ Bulls On Parade	19.5	40	0.488
9	White, John	F2/ Just Playing	24.0	50	0.480
10	Wissinger, Wes	F4/ Schlitz & Giggles	22.5	47	0.479
11	Looney, JoDon	F5/ Taylor Wants a Ton!	19.0	41	0.463
12	Hadley, Chris	F5/ Taylor Wants a Ton!	17.0	37	0.459
13	Bozza, Doug	F3/ Sofa Kings	19.5	44	0.443
14	Dehnel, Sebastian	F5/ Taylor Wants a Ton!	18.0	41	0.439

	"G" Division		ASP	TGP	Ave.
1	Zelinack, Jason	G4/ Chalker's Nightmare	43.0	37	1.162
2	Davis, Jimmy	G8/ The Liqour Posse	39.0	46	0.848
3	Holland, Tom	G7/ All About That Bull!	30.5	40	0.763
4	Rigert, Joe, Sr.	G5/ Wayne Gretzky	42.0	56	0.750
5	Shearin, Phillip	G1/ Don't Hit The Scorekeepe	36.0	57	0.632
6	Davis, P.J.	G4/ Chalker's Nightmare	20.5	38	0.539
7	Budd, Shawn	G3/ Irish Ton	28.0	56	0.500
8	Cominole, Jeremy	G3/ Irish Ton	25.5	53	0.481
9	Moulden, Jeremy	G4/ Chalker's Nightmare	23.5	49	0.480
10	Robertson, Chris	G1/ Don't Hit The Scorekeepe	26.5	60	0.442
11	Suan, John	G6/ Brown's Bombers	24.0	56	0.429
12	Wilson, Jonathan	G5/ Wayne Gretzky	17.0	40	0.425
13	Bowser, Brian	G3/ Irish Ton	21.0	53	0.396
14	Rossbach, Mark	G3/ Irish Ton	20.0	52	0.385

	"H" Division		ASP	TGP	Ave.
1	Schoch, Adam	H2/ Make Ducks Great Again	26.0	38	0.684
2	Gouge, Shane	H6/ Dr.unks	21.0	33	0.636
3	Murdock, Nick	H6/ Dr.unks	21.0	37	0.568
4	Larson, Ray	H1/ Ballistic Behavior	22.0	40	0.550
5	Borgna, Andrew	H5/ Tips & Shafts	16.0	31	0.516
6	Gower, Jeremy	H3/ You Diddled What?!	21.0	44	0.477
7	Prater, Brittani	H4/ We're Sexy & We Throw	12.0	27	0.444
8	Ellis, Tim	H2/ Make Ducks Great Again	16.5	44	0.375
9	Mozzetti, Petra	H3/ You Diddled What?!	13.0	35	0.371
10	Lalino, Steve	H2/ Make Ducks Great Again	12.0	35	0.343
11	Watson, Jeff, Sr.	H3/ You Diddled What?!	14.0	41	0.341
12	Tompkins, Charles	H5/ Tips & Shafts	11.0	33	0.333
13	Converse, Laurence	H2/ Make Ducks Great Again	9.5	30	0.317
14	Johnson, Timmy	H6/ Dr.unks	12.0	41	0.293

	Women's Records (# of women by division: A-1, B-4, C-5, D-3, E-3, F-10, G-10, H-15)		ASP	TGP	%-age
A	-	-	-	-	-
B	Phillips, Julie	B5/ Kiss My Tips	28.0	43	0.651
	Preciado, Amanda	B6/ DD 214	22.5	36	0.625
C	Fisher, Jessie	C4/ Bangin' the Neighbors	18.5	36	0.514
	Blackwelder, Deb	C6/ Inglourious Darters	20.0	41	0.488
D	Jeffcoat, Angela	D6/ That's a Huge Cork!	15.0	43	0.349
E	Graves, Julie	E5/ Bulls Up	10.5	38	0.276
F	Furdon, Jenny	F7/ Old Darting Bastards	15.0	36	0.417
	Mitchell, Liz	F1/ Shark Shooters	10.5	35	0.300
	Williams, Kelsey	F2/ Just Playing	6.5	42	0.155
G	Voorhees, Cindy	G7/ All About That Bull!	12.0	42	0.286
	Gaines, Lauren	G5/ Wayne Gretzky	13.0	58	0.224
	Hawk, Julie	G6/ Brown's Bombers	8.5	44	0.193
H	Prater, Brittani	H4/ We're Sexy & We Throw	12.0	27	0.444
	Mozzetti, Petra	H3/ You Diddled What?!	13.0	35	0.371
	Massengill, Devin	H3/ You Diddled What?!	10.0	36	0.278

Fall 2018 RDL League-Wide Sectional Statistics (ranked by percentage) (FINAL!)

(All statistics are included, as there were no missing scoresheets this season) (Game minimums required for these listings: 6 for all divisions)

	Singles 301 Win Percentage		W	L	%-age
1	Russell, Jeff	G1/ Don't Hit The Scorekeep	9	0	1.000
	Merkle, Patrick	B2/ Dartistic Freedom	8	0	1.000
3	Limerick, Jeremy	C6/ Inglourious Darters	10	1	0.909
	Whitley, Brian	F6/ Bulls On Parade	10	1	0.909
	Ellis, Tim	H2/ Make Ducks Great Agai	10	1	0.909
	Gower, Jeremy	H3/ You Diddled What?!	10	1	0.909
7	Brown, Tom	A2/ The Overall Element	9	1	0.900
8	Kerr, Jim	A3/ North Raleigh Alliance	8	1	0.889
9	Foushee, Kevin	A6/ Darty Minds	12	2	0.857
	Rigert, Joe, Sr.	G5/ Wayne Gretzky	12	2	0.857
	Ferguson, Travis	F4/ Schlitz & Giggles	6	1	0.857
	Perkins, Heath	G3/ Irish Ton	6	1	0.857
13	Phillips, Robbie	A2/ The Overall Element	11	2	0.846
	Stewart, Kevin	D2/ Big Bulls	11	2	0.846
15	Powell, Lee	E4/ Show Me Your Tips	10	2	0.833
	Anderson, Ryan	F1/ Shark Shooters	10	2	0.833
	Musil, Dylan	F7/ Old Darting Bastards	10	2	0.833
	Wissinger, Wes	F4/ Schlitz & Giggles	10	2	0.833
	Woodard, Dave	G2/ Coach's Crew	10	2	0.833
	Elder, Craig	A1/ Appetite for Destruction	5	1	0.833
	Naylor, Dan	A1/ Appetite for Destruction	5	1	0.833
	Gibson, Jack	B4/ Nine Lives	5	1	0.833
	Yang, Rob	D6/ That's a Huge Cork!	5	1	0.833
	Frederick, Karl	E5/ Bulls Up	5	1	0.833
	Jeffries, Tom	H2/ Make Ducks Great Agai	5	1	0.833
26	Bennett, Will	B2/ Dartistic Freedom	9	2	0.818
	Reece, Robert	H6/ Dr.unks	9	2	0.818
28	Tan, Wil	A2/ The Overall Element	8	2	0.800
	Schepple, T.J.	B5/ Kiss My Tips	8	2	0.800
	Roseman, Sean	E3/ Coral Reefers	8	2	0.800
	Dubose, Chris	F2/ Just Playing	8	2	0.800
	Holland, Tom	G7/ All About That Bull!	8	2	0.800
	Schoch, Adam	H2/ Make Ducks Great Agai	8	2	0.800
34	Lange, Cody	A3/ North Raleigh Alliance	11	3	0.786
	Stewart, Pete	A6/ Darty Minds	11	3	0.786
36	Wilcox, Randy	B1/ Dead Beats	7	2	0.778
	Zelinack, Jason	G4/ Chalker's Nightmare	7	2	0.778
	Letsch, Dempsey	H1/ Ballistic Behavior	7	2	0.778
39	Trefzger, Ken	B7/ One Armed Bandits	9	3	0.750
	Hall, Josh	C5/ Cheap Shots	9	3	0.750
	Bateman, Jimmy	D5/ Sharky's Machine	9	3	0.750
	Simpson, Aden	D7/ Double In, Stumble Out	9	3	0.750
	Deemer, Randy	E1/ Hump Day!	9	3	0.750
	O'Toole, Mike	E5/ Bulls Up	9	3	0.750
	Shearin, Phillip	G1/ Don't Hit The Scorekeep	9	3	0.750
	Richardson, Shane	B7/ One Armed Bandits	6	2	0.750
	Bradford, David	C3/ Rif Raf	6	2	0.750
	Jur, Jess	C3/ Rif Raf	6	2	0.750
	McWhorter, Mike	D2/ Big Bulls	6	2	0.750
	Bushman, Brad	E4/ Show Me Your Tips	6	2	0.750
	Gardner, Kyle	E3/ Coral Reefers	6	2	0.750
	Heath, John	F6/ Bulls On Parade	6	2	0.750
	Converse, Laurence	H2/ Make Ducks Great Agai	6	2	0.750
	Lalino, Steve	H2/ Make Ducks Great Agai	6	2	0.750
55	Joyal, Paul	B2/ Dartistic Freedom	8	3	0.727
	Hudson, Dallas	C4/ Bangin' the Neighbors	8	3	0.727
	Johnson, Dave	C1/ Menace 2 Sobriety	8	3	0.727
	Clark, Dan	D3/ Projectile Dysfunction	8	3	0.727
	Haithcock, Lee	E4/ Show Me Your Tips	8	3	0.727
	Bowman, Merrill	F1/ Shark Shooters	8	3	0.727
	Davis, Luke	G6/ Brown's Bombers	8	3	0.727
	Watson, Jeff, Sr.	H3/ You Diddled What?!	8	3	0.727
63	Seward, Mike	A6/ Darty Minds	10	4	0.714
	Allison, Frank	D5/ Sharky's Machine	5	2	0.714
	Smale, John	H6/ Dr.unks	5	2	0.714

	Singles Cricket Win Percentage		W	L	%-age
1	Rigert, Joe, Sr.	G5/ Wayne Gretzky	14	0	1.000
	Massengill, Chad	A2/ The Overall Element	13	0	1.000
	Phillips, Robbie	A2/ The Overall Element	13	0	1.000
	Fischlein, Kris	B1/ Dead Beats	12	0	1.000
	Bialaszewski, Rich	E4/ Show Me Your Tips	11	0	1.000
	Gower, Jeremy	H3/ You Diddled What?!	11	0	1.000
	McNamara, Ken	H4/ We're Sexy & We Throv	10	0	1.000
	Naylor, Dan	A1/ Appetite for Destruction	6	0	1.000
9	Work, Joe	A3/ North Raleigh Alliance	13	1	0.929
10	Kramer, John	A2/ The Overall Element	12	1	0.923
	Rossbach, Mark	G3/ Irish Ton	12	1	0.923
12	Carroll, John	A2/ The Overall Element	11	1	0.917
	Merkle, Patrick	B2/ Dartistic Freedom	11	1	0.917
	Simpson, David	D7/ Double In, Stumble Out	11	1	0.917
	Anderson, Ryan	F1/ Shark Shooters	11	1	0.917
	Bowman, Merrill	F1/ Shark Shooters	11	1	0.917
17	Limerick, Jeremy	C6/ Inglourious Darters	10	1	0.909
	Arnold, Jimmy	E5/ Bulls Up	10	1	0.909
	Johnson, Timmy	H6/ Dr.unks	10	1	0.909
20	Blake, Brian	A6/ Darty Minds	9	1	0.900
	Adams, Brad	D1/ Just the Tip	9	1	0.900
	Holland, Tom	G7/ All About That Bull!	9	1	0.900
23	Zelinack, Jason	G4/ Chalker's Nightmare	8	1	0.889
24	Murray, Shane	A4/ Spank That Monkey	7	1	0.875
	Reygers, Jeff	B1/ Dead Beats	7	1	0.875
	Bracco, Michael	C3/ Rif Raf	7	1	0.875
	Gardner, Kenn	C6/ Inglourious Darters	7	1	0.875
	Jur, Jess	C3/ Rif Raf	7	1	0.875
	Baldwin, Randy	E1/ Hump Day!	7	1	0.875
	Davis, P.J.	G4/ Chalker's Nightmare	7	1	0.875
	Finney, Dave	G5/ Wayne Gretzky	7	1	0.875
32	White, John	F2/ Just Playing	12	2	0.857
	Cook, Dan	F6/ Bulls On Parade	6	1	0.857
	Ferguson, Travis	F4/ Schlitz & Giggles	6	1	0.857
	Adams, Doug	G1/ Don't Hit The Scorekeep	6	1	0.857
36	Hall, Josh	C5/ Cheap Shots	10	2	0.833
	Macias, Anthony	D7/ Double In, Stumble Out	10	2	0.833
	Butterworth, Jim	E5/ Bulls Up	10	2	0.833
	Hadley, Chris	F5/ Taylor Wants a Ton!	10	2	0.833
	Musil, Dylan	F7/ Old Darting Bastards	10	2	0.833
	Davis, Jimmy	G8/ The Liqour Posse	10	2	0.833
	Elder, Craig	A1/ Appetite for Destruction	5	1	0.833
	Witz, Steve	C5/ Cheap Shots	5	1	0.833
	Plotkin, Jeremy	F3/ Sofa Kings	5	1	0.833
	Powell, David	H5/ Tips & Shafts	5	1	0.833
46	Schepple, T.J.	B5/ Kiss My Tips	9	2	0.818
	O'Neal, Chris	C6/ Inglourious Darters	9	2	0.818
	Tant, J.J.	D3/ Projectile Dysfunction	9	2	0.818
	Bumpass, Mike	E7/ Why So Serious?	9	2	0.818
	Ellis, Tim	H2/ Make Ducks Great Agai	9	2	0.818
	Larson, Ray	H1/ Ballistic Behavior	9	2	0.818
52	Beaird, Tommy	B6/ DD 214	8	2	0.800
	Long, Stephen	B6/ DD 214	8	2	0.800
	Whitley, Brian	F6/ Bulls On Parade	8	2	0.800
	Schoch, Adam	H2/ Make Ducks Great Agai	8	2	0.800
56	Seward, Mike	A6/ Darty Minds	11	3	0.786
57	Gaulthier, Kyle	A5/ Lunatic Fringe	7	2	0.778
	Fink, Scott	D5/ Sharky's Machine	7	2	0.778
	Russell, Jeff	G1/ Don't Hit The Scorekeep	7	2	0.778
60	White, J.J.	C1/ Menace 2 Sobriety	10	3	0.769
	Woodard, Dave	G2/ Coach's Crew	10	3	0.769
62	(four tied - 1 in A, 1 in F, 2 in G)		9	3	0.750
	(four tied - 1 in C, 2 in E, 1 in H)		6	2	0.750

Fall 2018 RDL League-Wide Sectional Statistics (ranked by percentage) (FINAL!)

(All statistics are included, as there were no missing scoresheets this season) (Game minimums required for these listings: 6 for all divisions)

	Doubles Cricket Win Percentage		W	L	%-age
1	Phillips, Robbie	A2/ The Overall Element	13	0	1.000
	Hall, Josh	C5/ Cheap Shots	12	0	1.000
	Brown, Tom	A2/ The Overall Element	10	0	1.000
	Wilcox, Randy	B1/ Dead Beats	9	0	1.000
	Palmisano, Andrew	D1/ Just the Tip	9	0	1.000
	Gouge, Shane	H6/ Dr.unks	9	0	1.000
	Foushee, Eugene	A6/ Darty Minds	7	0	1.000
	Crites, Randy	B2/ Dartistic Freedom	7	0	1.000
	Reygers, Jeff	B1/ Dead Beats	7	0	1.000
	Fuller, Bob	F1/ Shark Shooters	6	0	1.000
11	Carroll, John	A2/ The Overall Element	11	1	0.917
	Butterworth, Dan	E5/ Bulls Up	11	1	0.917
	Butterworth, Jim	E5/ Bulls Up	11	1	0.917
14	Blake, Brian	A6/ Darty Minds	9	1	0.900
	Bass, Joe	D6/ That's a Huge Cork!	9	1	0.900
	Davis, P.J.	G4/ Chalker's Nightmare	9	1	0.900
	Holland, Tom	G7/ All About That Bull!	9	1	0.900
	Russell, Jeff	G1/ Don't Hit The Scorekeep	9	1	0.900
19	Witz, Steve	C5/ Cheap Shots	8	1	0.889
	Zelinack, Jason	G4/ Chalker's Nightmare	8	1	0.889
21	Shearin, Phillip	G1/ Don't Hit The Scorekeep	14	2	0.875
	Blake, Terry	A1/ Appetite for Destruction	7	1	0.875
	Bushman, Brad	E4/ Show Me Your Tips	7	1	0.875
24	Rigert, Joe, Sr.	G5/ Wayne Gretzky	12	2	0.857
25	Kramer, John	A2/ The Overall Element	11	2	0.846
26	Keller, Tony	B1/ Dead Beats	10	2	0.833
	Cashin, Jeff	D1/ Just the Tip	10	2	0.833
	Smelik, Pat	D4/ Game of Throws	10	2	0.833
	Bialaszewski, Rich	E4/ Show Me Your Tips	10	2	0.833
	Anderson, Ryan	F1/ Shark Shooters	10	2	0.833
	Gagner, Chris	F5/ Taylor Wants a Ton!	10	2	0.833
	Hadley, Chris	F5/ Taylor Wants a Ton!	10	2	0.833
	Ellis, Tim	H2/ Make Ducks Great Agai	10	2	0.833
	Naylor, Dan	A1/ Appetite for Destruction	5	1	0.833
	Moody, Chris	B1/ Dead Beats	5	1	0.833
	Bohannon, Zack	C3/ Rif Raf	5	1	0.833
37	O'Neal, Chris	C6/ Inglourious Darters	9	2	0.818
38	Welborn, Tim	C5/ Cheap Shots	8	2	0.800
	Montesi, Chris	D4/ Game of Throws	8	2	0.800
	Bumpass, Mike	E7/ Why So Serious?	8	2	0.800
	Havens, Lincoln	E7/ Why So Serious?	8	2	0.800
	Additon, Chris	F6/ Bulls On Parade	8	2	0.800
43	Foushee, Kevin	A6/ Darty Minds	11	3	0.786
	Gaines, Bryan	G5/ Wayne Gretzky	11	3	0.786
45	Wilcenski, Steve	A3/ North Raleigh Alliance	7	2	0.778
	Long, Stephen	B6/ DD 214	7	2	0.778
	Parker, Charles	B1/ Dead Beats	7	2	0.778
	Fitzgerald, Dennis	D2/ Big Bulls	7	2	0.778
49	Massengill, Chad	A2/ The Overall Element	10	3	0.769
50	Tan, Wil	A2/ The Overall Element	9	3	0.750
	Cannizzaro, Anthony	E7/ Why So Serious?	9	3	0.750
	Haithcock, Lee	E4/ Show Me Your Tips	9	3	0.750
	Powell, Lee	E4/ Show Me Your Tips	9	3	0.750
	Wissinger, Wes	F4/ Schlitz & Giggles	9	3	0.750
	Jur, Jess	C3/ Rif Raf	6	2	0.750
	Surber, Dave	C6/ Inglourious Darters	6	2	0.750
	Reinert, Kevin	D2/ Big Bulls	6	2	0.750
	Willis, Tolson	E6/ Death Throw	6	2	0.750
	Hollar, David	F6/ Bulls On Parade	6	2	0.750
	Finney, Dave	G5/ Wayne Gretzky	6	2	0.750
	Converse, Laurence	H2/ Make Ducks Great Agai	6	2	0.750
	Mozzetti, Petra	H3/ You Diddled What?!	6	2	0.750
	Tompkins, Charles	H5/ Tips & Shafts	6	2	0.750
64	Jones, Grey	B1/ Dead Beats	11	4	0.733
65	(three tied - 1 in B, 2 in D)		8	3	0.727

	Doubles 501 Win Percentage		W	L	%-age
1	Larson, Ray	H1/ Ballistic Behavior	10	0	1.000
2	Bialaszewski, Rich	E4/ Show Me Your Tips	11	1	0.917
	Anderson, Ryan	F1/ Shark Shooters	11	1	0.917
4	Strickland, Jon	F4/ Schlitz & Giggles	9	1	0.900
	Davis, P.J.	G4/ Chalker's Nightmare	9	1	0.900
6	Brown, Tom	A2/ The Overall Element	8	1	0.889
	Fitzgerald, Dennis	D2/ Big Bulls	8	1	0.889
	Baldwin, Randy	E1/ Hump Day!	8	1	0.889
9	Ackerman, Travis	D6/ That's a Huge Cork!	7	1	0.875
	Thorne, Marshall	E3/ Coral Reefers	7	1	0.875
	Perkins, Heath	G3/ Irish Ton	7	1	0.875
12	Bohannon, Zack	C3/ Rif Raf	6	1	0.857
	Gardner, Kenn	C6/ Inglourious Darters	6	1	0.857
	Ferguson, Travis	F4/ Schlitz & Giggles	6	1	0.857
	Stacy, Rod	F1/ Shark Shooters	6	1	0.857
16	Carroll, John	A2/ The Overall Element	11	2	0.846
	Phillips, Robbie	A2/ The Overall Element	11	2	0.846
18	Massengill, Chad	A2/ The Overall Element	10	2	0.833
	Haithcock, Lee	E4/ Show Me Your Tips	10	2	0.833
	Moody, Chris	B1/ Dead Beats	5	1	0.833
	Stewart, Colleen	C4/ Bangin' the Neighbors	5	1	0.833
22	Merkle, Patrick	B2/ Dartistic Freedom	9	2	0.818
	Powell, Lee	E4/ Show Me Your Tips	9	2	0.818
24	Vick, Justin	G1/ Don't Hit The Scorekeep	12	3	0.800
	Joyal, Paul	B2/ Dartistic Freedom	8	2	0.800
	Wilson, Chris	C4/ Bangin' the Neighbors	8	2	0.800
	Bateman, Jimmy	D5/ Sharky's Machine	8	2	0.800
	Ehrmann, Rob	D6/ That's a Huge Cork!	8	2	0.800
	Zelinack, Jason	G4/ Chalker's Nightmare	8	2	0.800
30	Foushee, Kevin	A6/ Darty Minds	11	3	0.786
31	Limerick, Jeremy	C6/ Inglourious Darters	7	2	0.778
	Surber, Dave	C6/ Inglourious Darters	7	2	0.778
	Roseman, Sean	E3/ Coral Reefers	7	2	0.778
	Kyle, Mike	F4/ Schlitz & Giggles	7	2	0.778
35	Huffman, David	A3/ North Raleigh Alliance	10	3	0.769
	Kramer, John	A2/ The Overall Element	10	3	0.769
37	Smith, Brian	D3/ Projectile Dysfunction	9	3	0.750
	Murray, Shane	A4/ Spank That Monkey	6	2	0.750
	Preciado, Amanda	B6/ DD 214	6	2	0.750
	Reygers, Jeff	B1/ Dead Beats	6	2	0.750
	Jur, Jess	C3/ Rif Raf	6	2	0.750
	McCartney, Eric	C1/ Menace 2 Sobriety	6	2	0.750
	Venable, Mike	C4/ Bangin' the Neighbors	6	2	0.750
	Bushman, Brad	E4/ Show Me Your Tips	6	2	0.750
	Finney, Dave	G5/ Wayne Gretzky	6	2	0.750
	Knight, Romuald	G1/ Don't Hit The Scorekeep	6	2	0.750
	Hayward, Simon	H1/ Ballistic Behavior	6	2	0.750
	Letsch, Dempsey	H1/ Ballistic Behavior	6	2	0.750
	Murdock, Nick	H6/ Dr.unks	6	2	0.750
	Smale, John	H6/ Dr.unks	6	2	0.750
51	Mitchell, Sid	A1/ Appetite for Destruction	8	3	0.727
	Tan, Wil	A2/ The Overall Element	8	3	0.727
	Polenz, Steve	C1/ Menace 2 Sobriety	8	3	0.727
	Arnold, Jimmy	E5/ Bulls Up	8	3	0.727
	Watson, Jeff, Sr.	H3/ You Diddled What?!	8	3	0.727
56	Gaines, Bryan	G5/ Wayne Gretzky	10	4	0.714
	Rigert, Joe, Sr.	G5/ Wayne Gretzky	10	4	0.714
	Wilcox, Randy	B1/ Dead Beats	5	2	0.714
	Fleener, Michael	D6/ That's a Huge Cork!	5	2	0.714
	Kruger, Lonny	D5/ Sharky's Machine	5	2	0.714
	Merritt, Kate	F7/ Old Darting Bastards	5	2	0.714
	Hayward, Georgia	H1/ Ballistic Behavior	5	2	0.714
63	(eight tied - 1 in A, 1 in B, 1 in C, 2 in G, 3 in H)		7	3	0.700

Fall 2018 RDL Top Singles, Doubles Win Percentages (League-wide) (FINAL!)

(There are no missing statistics, as all scoresheets have been received.) (Game minimums required for these listings: 14 for teams H1,H4; 15 for teams B6 and H2,H3,H5,H6; 16 for all C/D/E/F div. teams and teams B1,B2,B3,B4,B5,B7, and H7; 18 for teams G4 and G7; 19 for A div. and teams G1,G2,,G3,G5,G6, and G8)

	Singles Win Percentage		W	L	%-age
1	Gower, Jeremy	H3/ You Diddled What?!	21	1	0.955
2	Merkle, Patrick	B2/ Dartistic Freedom	19	1	0.950
3	Rigert, Joe, Sr.	G5/ Wayne Gretzky	26	2	0.929
4	Phillips, Robbie	A2/ The Overall Element	24	2	0.923
5	Limerick, Jeremy	C6/ Inglourious Darters	20	2	0.909
6	Anderson, Ryan	F1/ Shark Shooters	21	3	0.875
7	Ellis, Tim	H2/ Make Ducks Great Again	19	3	0.864
8	Whitley, Brian	F6/ Bulls On Parade	18	3	0.857
9	Holland, Tom	G7/ All About That Bull!	17	3	0.850
10	Massengill, Chad	A2/ The Overall Element	22	4	0.846
11	Fischlein, Kris	B1/ Dead Beats	20	4	0.833
	Musil, Dylan	F7/ Old Darting Bastards	20	4	0.833
	Zelinack, Jason	G4/ Chalker's Nightmare	15	3	0.833
14	Bowman, Merrill	F1/ Shark Shooters	19	4	0.826
15	Jur, Jess	C3/ Rif Raf	13	3	0.813
16	Schepple, T.J.	B5/ Kiss My Tips	17	4	0.810
17	Kramer, John	A2/ The Overall Element	21	5	0.808
	Rossbach, Mark	G3/ Irish Ton	21	5	0.808
19	Woodard, Dave	G2/ Coach's Crew	20	5	0.800
	Brown, Tom	A2/ The Overall Element	16	4	0.800
	McNamara, Ken	H4/ We're Sexy & We Throw	16	4	0.800
	Schoch, Adam	H2/ Make Ducks Great Again	16	4	0.800
23	Hall, Josh	C5/ Cheap Shots	19	5	0.792
	Wissinger, Wes	F4/ Schlitz & Giggles	19	5	0.792
25	Foushee, Kevin	A6/ Darty Minds	22	6	0.786
26	Stewart, Kevin	D2/ Big Bulls	18	5	0.783
27	Tan, Wil	A2/ The Overall Element	17	5	0.773
	Bennett, Will	B2/ Dartistic Freedom	17	5	0.773
	Butterworth, Jim	E5/ Bulls Up	17	5	0.773
30	Seward, Mike	A6/ Darty Minds	21	7	0.750
	Work, Joe	A3/ North Raleigh Alliance	21	7	0.750
	Powell, Lee	E4/ Show Me Your Tips	18	6	0.750
	Blake, Brian	A6/ Darty Minds	15	5	0.750
	Larson, Ray	H1/ Ballistic Behavior	15	5	0.750
	Adams, Brad	D1/ Just the Tip	12	4	0.750
	Bushman, Brad	E4/ Show Me Your Tips	12	4	0.750
	Reece, Robert	H6/ Dr.unks	12	4	0.750
38	Shearin, Phillip	G1/ Don't Hit The Scorekeepe	20	7	0.741
39	Bateman, Jimmy	D5/ Sharky's Machine	17	6	0.739
40	O'Neal, Chris	C6/ Inglourious Darters	16	6	0.727
	Haithcock, Lee	E4/ Show Me Your Tips	16	6	0.727
	Johnson, Timmy	H6/ Dr.unks	16	6	0.727
43	Beaird, Tommy	B6/ DD 214	13	5	0.722
	Wilcox, Randy	B1/ Dead Beats	13	5	0.722
	Heath, John	F6/ Bulls On Parade	13	5	0.722
	Davis, P.J.	G4/ Chalker's Nightmare	13	5	0.722
47	Carroll, John	A2/ The Overall Element	18	7	0.720
48	Joyal, Paul	B2/ Dartistic Freedom	15	6	0.714
	Arnold, Jimmy	E5/ Bulls Up	15	6	0.714
	Watson, Jeff, Sr.	H3/ You Diddled What?!	15	6	0.714
51	Simpson, Aden	D7/ Double In, Stumble Out	17	7	0.708
52	Lange, Cody	A3/ North Raleigh Alliance	19	8	0.704
53	Murphy, Phil	B7/ One Armed Bandits	14	6	0.700
54	O'Toole, Mike	E5/ Bulls Up	16	7	0.696
55	White, John	F2/ Just Playing	18	8	0.692
56	Gardner, Kenn	C6/ Inglourious Darters	11	5	0.688
	Yang, Rob	D6/ That's a Huge Cork!	11	5	0.688
	Converse, Laurence	H2/ Make Ducks Great Again	11	5	0.688
	Smale, John	H6/ Dr.unks	11	5	0.688
60	Letsch, Dempsey	H1/ Ballistic Behavior	13	6	0.684
	Murdock, Nick	H6/ Dr.unks	13	6	0.684
62	Clark, Dan	D3/ Projectile Dysfunction	15	7	0.682
	Tant, J.J.	D3/ Projectile Dysfunction	15	7	0.682
64	White, J.J.	C1/ Menace 2 Sobriety	17	8	0.680
	Macias, Anthony	D7/ Double In, Stumble Out	17	8	0.680

	Doubles Win Percentage		W	L	%-age
1	Brown, Tom	A2/ The Overall Element	18	1	0.947
2	Phillips, Robbie	A2/ The Overall Element	24	2	0.923
3	Davis, P.J.	G4/ Chalker's Nightmare	18	2	0.900
4	Carroll, John	A2/ The Overall Element	22	3	0.880
5	Bialaszewski, Rich	E4/ Show Me Your Tips	21	3	0.875
	Anderson, Ryan	F1/ Shark Shooters	21	3	0.875
	Wilcox, Randy	B1/ Dead Beats	14	2	0.875
8	Zelinack, Jason	G4/ Chalker's Nightmare	16	3	0.842
9	Fitzgerald, Dennis	D2/ Big Bulls	15	3	0.833
10	Palmisano, Andrew	D1/ Just the Tip	14	3	0.824
11	Crites, Randy	B2/ Dartistic Freedom	13	3	0.813
	Bushman, Brad	E4/ Show Me Your Tips	13	3	0.813
13	Kramer, John	A2/ The Overall Element	21	5	0.808
14	Massengill, Chad	A2/ The Overall Element	20	5	0.800
	Holland, Tom	G7/ All About That Bull!	16	4	0.800
16	Haithcock, Lee	E4/ Show Me Your Tips	19	5	0.792
17	Foushee, Kevin	A6/ Darty Minds	22	6	0.786
	Rigert, Joe, Sr.	G5/ Wayne Gretzky	22	6	0.786
19	Hall, Josh	C5/ Cheap Shots	18	5	0.783
	Powell, Lee	E4/ Show Me Your Tips	18	5	0.783
21	Ellis, Tim	H2/ Make Ducks Great Again	17	5	0.773
22	Surber, Dave	C6/ Inglourious Darters	13	4	0.765
23	Gaines, Bryan	G5/ Wayne Gretzky	21	7	0.750
	Blake, Brian	A6/ Darty Minds	15	5	0.750
	Larson, Ray	H1/ Ballistic Behavior	15	5	0.750
	Jur, Jess	C3/ Rif Raf	12	4	0.750
27	Tan, Wil	A2/ The Overall Element	17	6	0.739
	Merkle, Patrick	B2/ Dartistic Freedom	17	6	0.739
	Gagner, Chris	F5/ Taylor Wants a Ton!	17	6	0.739
30	Joyal, Paul	B2/ Dartistic Freedom	16	6	0.727
31	Vick, Justin	G1/ Don't Hit The Scorekeepe	21	8	0.724
32	Baldwin, Randy	E1/ Hump Day!	13	5	0.722
	Roseman, Sean	E3/ Coral Reefers	13	5	0.722
	Hadley, Chris	F5/ Taylor Wants a Ton!	13	5	0.722
35	Keller, Tony	B1/ Dead Beats	18	7	0.720
36	Jones, Grey	B1/ Dead Beats	20	8	0.714
	Bateman, Jimmy	D5/ Sharky's Machine	15	6	0.714
	Hayward, Georgia	H1/ Ballistic Behavior	10	4	0.714
39	Cashin, Jeff	D1/ Just the Tip	17	7	0.708
40	Parker, Charles	B1/ Dead Beats	12	5	0.706
	Hollar, David	F6/ Bulls On Parade	12	5	0.706
42	Shearin, Phillip	G1/ Don't Hit The Scorekeepe	21	9	0.700
	Limerick, Jeremy	C6/ Inglourious Darters	14	6	0.700
	Ehrmann, Rob	D6/ That's a Huge Cork!	14	6	0.700
	Butterworth, Dan	E5/ Bulls Up	14	6	0.700
	Russell, Jeff	G1/ Don't Hit The Scorekeepe	14	6	0.700
	Watson, Jeff, Sr.	H3/ You Diddled What?!	14	6	0.700
48	Smelik, Pat	D4/ Game of Throws	16	7	0.696
	Wissinger, Wes	F4/ Schlitz & Giggles	16	7	0.696
50	Thorne, Marshall	E3/ Coral Reefers	11	5	0.688
	Stacy, Rod	F1/ Shark Shooters	11	5	0.688
	Reece, Robert	H6/ Dr.unks	11	5	0.688
53	Havens, Lincoln	E7/ Why So Serious?	13	6	0.684
54	Bass, Joe	D6/ That's a Huge Cork!	15	7	0.682
	Rudy, Jeff	D4/ Game of Throws	15	7	0.682
	Strickland, Jon	F4/ Schlitz & Giggles	15	7	0.682
	Gower, Jeremy	H3/ You Diddled What?!	15	7	0.682
58	Johnson, Michael	A1/ Appetite for Destruction	18	9	0.667
	Butterworth, Jim	E5/ Bulls Up	14	7	0.667
	Healy, Simon	B2/ Dartistic Freedom	12	6	0.667
	Hall, Jon	F6/ Bulls On Parade	12	6	0.667
	Gouge, Shane	H6/ Dr.unks	12	6	0.667
	Murdock, Nick	H6/ Dr.unks	12	6	0.667
64	Huffman, David	A3/ North Raleigh Alliance	17	9	0.654
65	(three tied - 1 in A, 1 in B, 1 in C)		15	8	0.652

Fall 2018 RDL Top Singles+Doubles Win %-ages, All-Star Point Aves. (League-wide) (FINAL!)

(There are no missing statistics, as all scoresheets have been received.) (Game minimums required for these listings: 27 for teams H1,H4; 30 for teams B6 and H2,H3,H5,H6; 32 for all C/D/E/F div. teams and teams B1,B2,B3,B4,B5,B7, and H7; 35 for teams G4 and G7; 37 for A div. and teams G1,G2,,G3,G5,G6, and G8)

	Singles+Doubles Win Percentages		W	L	%-age
1	Phillips, Robbie	A2/ The Overall Element	48	4	0.923
2	Anderson, Ryan	F1/ Shark Shooters	42	6	0.875
3	Brown, Tom	A2/ The Overall Element	34	5	0.872
4	Rigert, Joe, Sr.	G5/ Wayne Gretzky	48	8	0.857
5	Zelinack, Jason	G4/ Chalker's Nightmare	31	6	0.838
6	Merkle, Patrick	B2/ Dartistic Freedom	36	7	0.837
7	Holland, Tom	G7/ All About That Bull!	33	7	0.825
8	Massengill, Chad	A2/ The Overall Element	42	9	0.824
9	Ellis, Tim	H2/ Make Ducks Great Again	36	8	0.818
	Gower, Jeremy	H3/ You Diddled What?!	36	8	0.818
11	Davis, P.J.	G4/ Chalker's Nightmare	31	7	0.816
12	Limerick, Jeremy	C6/ Inglourious Darters	34	8	0.810
13	Kramer, John	A2/ The Overall Element	42	10	0.808
14	Carroll, John	A2/ The Overall Element	40	10	0.800
15	Wilcox, Randy	B1/ Dead Beats	27	7	0.794
16	Russell, Jeff	G1/ Don't Hit The Scorekeepe	30	8	0.789
17	Hall, Josh	C5/ Cheap Shots	37	10	0.787
18	Foushee, Kevin	A6/ Darty Minds	44	12	0.786
19	Jur, Jess	C3/ Rif Raf	25	7	0.781
	Bushman, Brad	E4/ Show Me Your Tips	25	7	0.781
21	Powell, Lee	E4/ Show Me Your Tips	36	11	0.766
22	Haithcock, Lee	E4/ Show Me Your Tips	35	11	0.761
23	Tan, Wil	A2/ The Overall Element	34	11	0.756
24	Blake, Brian	A6/ Darty Minds	30	10	0.750
	Larson, Ray	H1/ Ballistic Behavior	30	10	0.750
26	Fischlein, Kris	B1/ Dead Beats	35	12	0.745
	Bialaszewski, Rich	E4/ Show Me Your Tips	35	12	0.745
	Wissinger, Wes	F4/ Schlitz & Giggles	35	12	0.745
29	Bateman, Jimmy	D5/ Sharky's Machine	32	12	0.727
30	Whitley, Brian	F6/ Bulls On Parade	29	11	0.725
31	Bowman, Merrill	F1/ Shark Shooters	34	13	0.723
32	Joyal, Paul	B2/ Dartistic Freedom	31	12	0.721
	Butterworth, Jim	E5/ Bulls Up	31	12	0.721
34	Shearin, Phillip	G1/ Don't Hit The Scorekeepe	41	16	0.719
35	Reece, Robert	H6/ Dr.unks	23	9	0.719
36	Surber, Dave	C6/ Inglourious Darters	25	10	0.714
37	Watson, Jeff, Sr.	H3/ You Diddled What?!	29	12	0.707
38	Converse, Laurence	H2/ Make Ducks Great Again	21	9	0.700
39	Baldwin, Randy	E1/ Hump Day!	23	10	0.697
40	Musil, Dylan	F7/ Old Darting Bastards	32	14	0.696
41	Seward, Mike	A6/ Darty Minds	37	17	0.685
42	Bennett, Will	B2/ Dartistic Freedom	30	14	0.682
	O'Neal, Chris	C6/ Inglourious Darters	30	14	0.682
44	Woodard, Dave	G2/ Coach's Crew	36	17	0.679
45	Work, Joe	A3/ North Raleigh Alliance	38	18	0.679
46	Murdock, Nick	H6/ Dr.unks	25	12	0.676
47	Arnold, Jimmy	E5/ Bulls Up	29	14	0.674
48	Rossbach, Mark	G3/ Irish Ton	35	17	0.673
49	Jones, Grey	B1/ Dead Beats	36	18	0.667
	Letsch, Dempsey	H1/ Ballistic Behavior	24	12	0.667
	Gardner, Kenn	C6/ Inglourious Darters	22	11	0.667
52	Johnson, Timmy	H6/ Dr.unks	27	14	0.659
53	Healy, Simon	B2/ Dartistic Freedom	25	13	0.658
	Schoch, Adam	H2/ Make Ducks Great Again	25	13	0.658
55	Witz, Steve	C5/ Cheap Shots	21	11	0.656
56	Johnson, Michael	A1/ Appetite for Destruction	34	18	0.654
57	Hadley, Chris	F5/ Taylor Wants a Ton!	24	13	0.649
58	Smale, John	H6/ Dr.unks	22	12	0.647
59	Johnson, Dave	C1/ Menace 2 Sobriety	29	16	0.644
	Cashin, Jeff	D1/ Just the Tip	29	16	0.644
61	Ehrmann, Rob	D6/ That's a Huge Cork!	27	15	0.643
	Bumpass, Mike	E7/ Why So Serious?	27	15	0.643
63	Macias, Anthony	D7/ Double In, Stumble Out	32	18	0.640
64	Long, Stephen	B6/ DD 214	23	13	0.639
65	Gagner, Chris	F5/ Taylor Wants a Ton!	30	17	0.638

	All-Star Point Averages		ASP	TGP	Ave.
1	Blake, Brian	A6/ Darty Minds	86.0	40	2.150
2	Phillips, Robbie	A2/ The Overall Element	109.5	52	2.106
3	Massengill, Chad	A2/ The Overall Element	94.0	51	1.843
4	Tan, Wil	A2/ The Overall Element	75.5	45	1.678
5	Foushee, Kevin	A6/ Darty Minds	93.0	56	1.661
6	Kramer, John	A2/ The Overall Element	86.0	52	1.654
7	Johnson, Michael	A1/ Appetite for Destruction	65.5	52	1.260
8	Work, Joe	A3/ North Raleigh Alliance	70.5	56	1.259
9	Carroll, John	A2/ The Overall Element	60.5	50	1.210
10	Gelberg, Dave	A5/ Lunatic Fringe	54.0	46	1.174
11	Zelinack, Jason	G4/ Chalker's Nightmare	43.0	37	1.162
12	Kerr, Jim	A3/ North Raleigh Alliance	52.5	48	1.094
13	Mozzetti, Tim	A1/ Appetite for Destruction	42.5	39	1.090
14	Stankevich, Scott	A1/ Appetite for Destruction	44.5	42	1.060
15	Martin, David	C3/ Rif Raf	50.5	48	1.052
16	Little, Clint	A4/ Spank That Monkey	53.5	51	1.049
17	Anderson, Ryan	F1/ Shark Shooters	49.5	48	1.031
18	Stewart, Pete	A6/ Darty Minds	53.5	52	1.029
19	Seward, Mike	A6/ Darty Minds	55.5	54	1.028
20	Eason, Joel	A5/ Lunatic Fringe	41.5	41	1.012
21	Bunn, Tim	A4/ Spank That Monkey	54.0	54	1.000
	Jones, Grey	B1/ Dead Beats	54.0	54	1.000
23	Long, Stephen	B6/ DD 214	35.5	36	0.986
24	Limerick, Jeremy	C6/ Inglourious Darters	39.0	42	0.929
25	Healy, Simon	B2/ Dartistic Freedom	35.0	38	0.921
26	Terry, Bob	A5/ Lunatic Fringe	45.0	50	0.900
	Gaglione, Joey	A1/ Appetite for Destruction	40.5	45	0.900
28	McCartney, Joe	A7/ Hoptimistic	42.5	48	0.885
29	Mitchell, Sid	A1/ Appetite for Destruction	42.0	48	0.875
30	Cashin, Jeff	D1/ Just the Tip	39.0	45	0.867
31	Klann, Eric	B5/ Kiss My Tips	31.0	36	0.861
32	Merkle, Patrick	B2/ Dartistic Freedom	37.0	43	0.860
33	Baldwin, Randy	E1/ Hump Day!	28.0	33	0.848
34	Lange, Cody	A3/ North Raleigh Alliance	47.5	56	0.848
35	Davis, Jimmy	G8/ The Liqour Posse	39.0	46	0.848
36	Wells, John	B3/ Fore, bounce-outs	34.5	41	0.841
37	Bowman, Merrill	F1/ Shark Shooters	39.5	47	0.840
38	Fischlein, Kris	B1/ Dead Beats	39.0	47	0.830
39	Surber, Dave	C6/ Inglourious Darters	29.0	35	0.829
40	Bushman, Brad	E4/ Show Me Your Tips	26.5	32	0.828
41	Butterworth, Jim	E5/ Bulls Up	35.5	43	0.826
42	Huffman, David	A3/ North Raleigh Alliance	43.5	53	0.821
43	Snyder, Mike	A7/ Hoptimistic	39.0	48	0.813
	Jeffreys, Lee	A5/ Lunatic Fringe	32.5	40	0.813
45	Coe, Jason	A4/ Spank That Monkey	42.0	52	0.808
46	Bass, Joe	D6/ That's a Huge Cork!	37.0	46	0.804
47	Schepple, T.J.	B5/ Kiss My Tips	33.5	42	0.798
48	Tant, J.J.	D3/ Projectile Dysfunction	35.0	44	0.795
49	Keller, Tony	B1/ Dead Beats	42.5	54	0.787
50	Holland, Tom	G7/ All About That Bull!	30.5	40	0.763
51	Rigert, Joe, Sr.	G5/ Wayne Gretzky	42.0	56	0.750
52	Bowen, Andy	F2/ Just Playing	37.0	50	0.740
53	Brown, Tom	A2/ The Overall Element	28.5	39	0.731
54	Musil, Dylan	F7/ Old Darting Bastards	33.5	46	0.728
55	Bennett, Will	B2/ Dartistic Freedom	32.0	44	0.727
56	Krasnow, Dave	A3/ North Raleigh Alliance	35.5	49	0.724
57	Hindle, Mikey	C5/ Cheap Shots	34.0	47	0.723
58	Joyal, Paul	B2/ Dartistic Freedom	31.0	43	0.721
59	Richardson, Shane	B7/ One Armed Bandits	23.0	32	0.719
60	Murdaugh, John	B3/ Fore, bounce-outs	33.0	46	0.717
61	Winters, Tom	A7/ Hoptimistic	35.5	50	0.710
62	Haithcock, Lee	E4/ Show Me Your Tips	32.5	46	0.707
63	Wilcox, Randy	B1/ Dead Beats	24.0	34	0.706
64	Beaird, Tommy	B6/ DD 214	24.5	35	0.700
65	Smith, Butch	B4/ Nine Lives	30.0	43	0.698

Fall 2018 RDL Singles, Doubles Win Percentages (by team) (FINAL!)

(All statistics are included, as there were no missing scoresheets this season)

Singles Win Percentages

		W	L	%-age
1	A2/ The Overall Element	126	42	0.750
2	B2/ Dartistic Freedom	93	51	0.646
	C6/ Inglourious Darters	93	51	0.646
	E4/ Show Me Your Tips	93	51	0.646
5	B1/ Dead Beats	92	52	0.639
6	G1/ Don't Hit The Scorekeeper	105	63	0.625
7	E5/ Bulls Up	89	54	0.622
8	H3/ You Diddled What?!	81	51	0.614
9	A6/ Darty Minds	103	65	0.613
10	H6/ Dr.unks	78	52	0.600
11	A1/ Appetite for Destruction	100	68	0.595
12	A3/ North Raleigh Alliance	99	69	0.589
13	H2/ Make Ducks Great Again	75	55	0.577
14	G4/ Chalker's Nightmare	89	67	0.571
15	E7/ Why So Serious?	81	63	0.563
	F6/ Bulls On Parade	81	63	0.563
17	C5/ Cheap Shots	79	65	0.549
	D5/ Sharky's Machine	79	65	0.549
19	F1/ Shark Shooters	78	66	0.542
20	F4/ Schlitz & Giggles	77	67	0.535
21	G3/ Irish Ton	89	79	0.530
22	D7/ Double In, Stumble Out	76	68	0.528
23	H1/ Ballistic Behavior	63	57	0.525
24	G2/ Coach's Crew	87	80	0.521
25	D3/ Projectile Dysfunction	75	69	0.521
26	G5/ Wayne Gretzky	87	81	0.518
27	A5/ Lunatic Fringe	86	82	0.512
28	B6/ DD 214	66	66	0.500
29	D2/ Big Bulls	71	73	0.493
	F5/ Taylor Wants a Ton!	71	73	0.493
31	C3/ Rif Raf	70	74	0.486
	D6/ That's a Huge Cork!	70	74	0.486
	F2/ Just Playing	70	74	0.486
34	E1/ Hump Day!	69	73	0.486
35	C7/ Garage Inc.	69	75	0.479
	D1/ Just the Tip	69	75	0.479
37	A4/ Spank That Monkey	80	88	0.476
38	F3/ Sofa Kings	68	76	0.472
39	G7/ All About That Bull!	71	85	0.455
40	B5/ Kiss My Tips	65	79	0.451
	C2/ The Bunkers	65	79	0.451
42	B7/ One Armed Bandits	64	80	0.444
	C1/ Menace 2 Sobriety	64	80	0.444
	C4/ Bangin' the Neighbors	64	80	0.444
	D4/ Game of Throws	64	80	0.444
46	E2/ Red-eye Rangers	63	79	0.444
47	G6/ Brown's Bombers	73	95	0.435
48	E3/ Coral Reefers	62	82	0.431
49	B3/ Fore, bounce-outs	60	84	0.417
50	F7/ Old Darting Bastards	59	85	0.410
51	B4/ Nine Lives	52	80	0.394
52	*xx-H7/ Dartholes*	18	28	0.391
53	H4/ We're Sexy & We Throw It!	43	77	0.358
54	H5/ Tips & Shafts	46	84	0.354
55	A7/ Hoptimistic	56	111	0.335
56	G8/ The Liqour Posse	48	96	0.333
57	E6/ Death Throw	44	99	0.308
58	A8/ Shooter McGavin	21	146	0.126
59	*xx-H8/ The Eye of the Bull*	0	0	---

Doubles Win Percentages

		W	L	%-age
1	A2/ The Overall Element	72	12	0.857
2	B1/ Dead Beats	54	18	0.750
3	E4/ Show Me Your Tips	53	19	0.736
4	B2/ Dartistic Freedom	50	22	0.694
5	A6/ Darty Minds	55	29	0.655
6	H6/ Dr.unks	42	24	0.636
7	G1/ Don't Hit The Scorekeeper	53	31	0.631
8	F1/ Shark Shooters	44	28	0.611
9	G5/ Wayne Gretzky	51	33	0.607
10	G4/ Chalker's Nightmare	47	31	0.603
11	A1/ Appetite for Destruction	50	34	0.595
12	E5/ Bulls Up	42	30	0.583
13	A3/ North Raleigh Alliance	48	36	0.571
14	D2/ Big Bulls	41	31	0.569
	F5/ Taylor Wants a Ton!	41	31	0.569
16	H1/ Ballistic Behavior	34	26	0.567
17	C3/ Rif Raf	40	32	0.556
	C6/ Inglourious Darters	40	32	0.556
	E7/ Why So Serious?	40	32	0.556
	F6/ Bulls On Parade	40	32	0.556
21	G3/ Irish Ton	46	38	0.548
22	H3/ You Diddled What?!	36	30	0.545
23	C5/ Cheap Shots	39	33	0.542
	D4/ Game of Throws	39	33	0.542
	F4/ Schlitz & Giggles	39	33	0.542
26	B6/ DD 214	35	31	0.530
27	D5/ Sharky's Machine	38	34	0.528
28	H2/ Make Ducks Great Again	33	30	0.524
29	C1/ Menace 2 Sobriety	37	35	0.514
30	F7/ Old Darting Bastards	35	37	0.486
31	C4/ Bangin' the Neighbors	34	38	0.472
	D3/ Projectile Dysfunction	34	38	0.472
	D6/ That's a Huge Cork!	34	38	0.472
	D7/ Double In, Stumble Out	34	38	0.472
	E1/ Hump Day!	34	38	0.472
36	B4/ Nine Lives	31	35	0.470
37	A4/ Spank That Monkey	39	45	0.464
38	A5/ Lunatic Fringe	38	46	0.452
	G2/ Coach's Crew	38	46	0.452
40	C7/ Garage Inc.	32	40	0.444
	D1/ Just the Tip	32	40	0.444
	E3/ Coral Reefers	32	40	0.444
43	G6/ Brown's Bombers	36	48	0.429
44	C2/ The Bunkers	30	42	0.417
45	F2/ Just Playing	29	43	0.403
46	H5/ Tips & Shafts	26	40	0.394
47	G7/ All About That Bull!	30	48	0.385
48	*xx-H7/ Dartholes*	8	13	0.381
49	H4/ We're Sexy & We Throw It!	22	38	0.367
50	B3/ Fore, bounce-outs	26	46	0.361
	B5/ Kiss My Tips	26	46	0.361
	E2/ Red-eye Rangers	26	46	0.361
53	E6/ Death Throw	25	47	0.347
54	B7/ One Armed Bandits	24	48	0.333
	F3/ Sofa Kings	24	48	0.333
56	G8/ The Liqour Posse	23	49	0.319
57	A7/ Hoptimistic	23	61	0.274
58	A8/ Shooter McGavin	11	73	0.131
59	*xx-H8/ The Eye of the Bull*	0	0	---

Fall 2018 RDL Singles+Doubles Win %-ages, All-Star Point Aves. (by team) (FINAL!)

(All statistics are included, as there were no missing scoresheets this season)

Singles+Doubles Win Percentages

		W	L	%-age
1	A2/ The Overall Element	270	66	0.804
2	B1/ Dead Beats	200	88	0.694
3	E4/ Show Me Your Tips	199	89	0.691
4	B2/ Dartistic Freedom	193	95	0.670
5	A6/ Darty Minds	213	123	0.634
6	G1/ Don't Hit The Scorekeeper	211	125	0.628
7	H6/ Dr.unks	162	100	0.618
8	E5/ Bulls Up	173	114	0.603
9	C6/ Inglourious Darters	173	115	0.601
10	A1/ Appetite for Destruction	200	136	0.595
11	G4/ Chalker's Nightmare	183	129	0.587
12	A3/ North Raleigh Alliance	195	141	0.580
13	H3/ You Diddled What?!	153	111	0.580
14	F1/ Shark Shooters	166	122	0.576
15	G5/ Wayne Gretzky	189	147	0.563
16	E7/ Why So Serious?	161	127	0.559
	F6/ Bulls On Parade	161	127	0.559
18	H2/ Make Ducks Great Again	141	115	0.551
19	H1/ Ballistic Behavior	131	109	0.546
20	C5/ Cheap Shots	157	131	0.545
21	G3/ Irish Ton	181	155	0.539
22	D5/ Sharky's Machine	155	133	0.538
	F4/ Schlitz & Giggles	155	133	0.538
24	D2/ Big Bulls	153	135	0.531
	F5/ Taylor Wants a Ton!	153	135	0.531
26	C3/ Rif Raf	150	138	0.521
27	B6/ DD 214	136	128	0.515
28	D7/ Double In, Stumble Out	144	144	0.500
29	D3/ Projectile Dysfunction	143	145	0.497
30	D4/ Game of Throws	142	146	0.493
31	G2/ Coach's Crew	163	172	0.487
32	A5/ Lunatic Fringe	162	174	0.482
33	C1/ Menace 2 Sobriety	138	150	0.479
	D6/ That's a Huge Cork!	138	150	0.479
35	E1/ Hump Day!	137	149	0.479
36	A4/ Spank That Monkey	158	178	0.470
37	C7/ Garage Inc.	133	155	0.462
	D1/ Just the Tip	133	155	0.462
39	C4/ Bangin' the Neighbors	132	156	0.458
40	F7/ Old Darting Bastards	129	159	0.448
41	F2/ Just Playing	128	160	0.444
42	E3/ Coral Reefers	126	162	0.438
43	C2/ The Bunkers	125	163	0.434
44	B4/ Nine Lives	114	150	0.432
45	G6/ Brown's Bombers	145	191	0.432
46	G7/ All About That Bull!	131	181	0.420
47	B5/ Kiss My Tips	117	171	0.406
48	F3/ Sofa Kings	116	172	0.403
49	E2/ Red-eye Rangers	115	171	0.402
50	B3/ Fore, bounce-outs	112	176	0.389
	B7/ One Armed Bandits	112	176	0.389
52	*xx-H7/ Dartholes*	34	54	0.386
53	H5/ Tips & Shafts	98	164	0.374
54	H4/ We're Sexy & We Throw It!	87	153	0.363
55	E6/ Death Throw	94	193	0.328
56	G8/ The Liqour Posse	94	194	0.326
57	A7/ Hoptimistic	102	233	0.304
58	A8/ Shooter McGavin	43	292	0.128
59	*xx-H8/ The Eye of the Bull*	0	0	---

All-Star Point Averages

		ASP	TGP	Ave.
1	A2/ The Overall Element	489.5	336	1.457
2	A6/ Darty Minds	409.0	336	1.217
3	A1/ Appetite for Destruction	368.5	336	1.097
4	A3/ North Raleigh Alliance	322.5	336	0.960
5	A4/ Spank That Monkey	319.0	336	0.949
6	A5/ Lunatic Fringe	308.0	336	0.917
7	B1/ Dead Beats	218.0	288	0.757
8	B2/ Dartistic Freedom	196.0	288	0.681
9	A7/ Hoptimistic	205.0	335	0.612
10	C6/ Inglourious Darters	173.0	288	0.601
11	B6/ DD 214	151.0	264	0.572
12	E4/ Show Me Your Tips	164.5	288	0.571
13	B5/ Kiss My Tips	159.5	288	0.554
	C3/ Rif Raf	159.5	288	0.554
15	E5/ Bulls Up	156.0	287	0.544
16	B4/ Nine Lives	140.5	264	0.532
17	C4/ Bangin' the Neighbors	149.5	288	0.519
18	B3/ Fore, bounce-outs	149.0	288	0.517
19	C7/ Garage Inc.	143.5	288	0.498
20	C5/ Cheap Shots	141.5	288	0.491
21	F1/ Shark Shooters	141.0	288	0.490
22	D3/ Projectile Dysfunction	137.0	288	0.476
23	D6/ That's a Huge Cork!	131.0	288	0.455
24	E1/ Hump Day!	129.5	286	0.453
25	C1/ Menace 2 Sobriety	128.0	288	0.444
26	D1/ Just the Tip	125.0	288	0.434
27	E7/ Why So Serious?	124.0	288	0.431
28	D2/ Big Bulls	121.0	288	0.420
29	G4/ Chalker's Nightmare	130.5	312	0.418
30	F6/ Bulls On Parade	120.0	288	0.417
31	D5/ Sharky's Machine	119.5	288	0.415
32	A8/ Shooter McGavin	131.5	335	0.393
33	B7/ One Armed Bandits	113.0	288	0.392
34	C2/ The Bunkers	112.5	288	0.391
	E3/ Coral Reefers	112.5	288	0.391
36	F2/ Just Playing	112.0	288	0.389
37	F7/ Old Darting Bastards	108.0	288	0.375
38	E6/ Death Throw	105.0	287	0.366
39	G3/ Irish Ton	122.5	336	0.365
40	D7/ Double In, Stumble Out	104.0	288	0.361
41	G1/ Don't Hit The Scorekeeper	119.0	336	0.354
42	F5/ Taylor Wants a Ton!	100.5	288	0.349
43	G5/ Wayne Gretzky	117.0	336	0.348
44	E2/ Red-eye Rangers	98.0	286	0.343
45	F4/ Schlitz & Giggles	96.0	288	0.333
46	F3/ Sofa Kings	92.5	288	0.321
47	D4/ Game of Throws	92.0	288	0.319
48	H6/ Dr.unks	81.5	262	0.311
49	H2/ Make Ducks Great Again	76.0	256	0.297
50	H3/ You Diddled What?!	77.0	264	0.292
51	G7/ All About That Bull!	90.5	312	0.290
52	H1/ Ballistic Behavior	66.0	240	0.275
53	G6/ Brown's Bombers	89.5	336	0.266
54	H5/ Tips & Shafts	68.5	262	0.261
55	*xx-H7/ Dartholes*	22.0	88	0.250
56	G2/ Coach's Crew	83.5	335	0.249
57	G8/ The Liqour Posse	66.0	288	0.229
58	H4/ We're Sexy & We Throw It!	41.5	240	0.173
59	*xx-H8/ The Eye of the Bull*	0.0	0	---

		Singles	301	Singles	Cricket	Singles	Record	Singles Win %-age	Doubles	Cricket	Doubles	501	Doubles	Record	Doubles Win %-age	Sngls + Dbls	Record	Sngls + Dbls Win %-age	Tiebreaker Ws	Tiebreaker Ls	All-Star Points	Games Played	All-Star Point Average	Matches Played
A1/ Appetite for Destruction		49	35	51	33	100	68	0.595	27	15	23	19	50	34	0.595	200	136	0.595	0	0	368.5	336	1.097	
A 10	Johnson, Michael	8	4	8	5	16	9	0.640	9	5	9	4	18	9	0.667	34	18	0.654	0	0	65.5	52	1.260	14
A 11	Blake, Terry	4	7	4	5	8	12	0.400	7	1	5	6	12	7	0.632	20	19	0.513	0	0	24.5	39	0.628	13
A 12	Cusher, Dean	1	5	3	1	4	6	0.400	4	2	4	3	8	5	0.615	12	11	0.522	0	0	23.0	23	1.000	9
A 13	Elder, Craig	5	1	5	1	10	2	0.833	4	2	3	3	7	5	0.583	17	7	0.708	0	0	35.5	24	1.479	6
A 14	Gaglione, Joey	8	4	5	5	13	9	0.591	6	5	7	5	13	10	0.565	26	19	0.578	0	0	40.5	45	0.900	13
A 15	Mitchell, Sid	8	4	6	7	14	11	0.560	7	5	8	3	15	8	0.652	29	19	0.604	0	0	42.0	48	0.875	14
A 16	Mozzetti, Tim "Tex"	6	3	7	4	13	7	0.650	4	5	3	7	7	12	0.368	20	19	0.513	0	0	42.5	39	1.090	11
A 17	Stankevich, Scott	4	6	7	5	11	11	0.500	8	4	4	4	12	8	0.600	23	19	0.548	0	0	44.5	42	1.060	12
A 18	Naylor, Dan	5	1	6	0	11	1	0.917	5	1	3	3	8	4	0.667	19	5	0.792	0	0	50.5	24	2.104	6
A2/ The Overall Element		58	26	68	16	126	42	0.750	37	5	35	7	72	12	0.857	270	66	0.804	0	0	489.5	336	1.457	
A 20	Kilts, Jason	0	4	0	4	0	8	0.000	4	1	4	0	8	1	0.889	8	9	0.471	0	0	12.5	17	0.735	7
A 21	Brown, Tom	9	1	7	3	16	4	0.800	10	0	8	1	18	1	0.947	34	5	0.872	0	0	28.5	39	0.731	10
A 22	Carroll, John	7	6	11	1	18	7	0.720	11	1	11	2	22	3	0.880	40	10	0.800	0	0	60.5	50	1.210	13
A 23	Kramer, John	9	4	12	1	21	5	0.808	11	2	10	3	21	5	0.808	42	10	0.808	0	0	86.0	52	1.654	13
A 24	Massengill, Chad	9	4	13	0	22	4	0.846	10	3	10	2	20	5	0.800	42	9	0.824	0	0	94.0	51	1.843	13
A 25	Phillips, Robbie	11	2	13	0	24	2	0.923	13	0	11	2	24	2	0.923	48	4	0.923	0	0	109.5	52	2.106	13
A 26	Smith, Allen	2	2	1	3	3	5	0.375	3	0	4	0	7	0	1.000	10	5	0.667	0	0	10.0	15	0.667	4
A 27	Tan, Wil	8	2	9	3	17	5	0.773	9	3	8	3	17	6	0.739	34	11	0.756	0	0	75.5	45	1.678	12
A 28	Knight, Mark	3	1	2	1	5	2	0.714	3	0	4	1	7	1	0.875	12	3	0.800	0	0	13.0	15	0.867	5
A 29	Hyler, Dale	0	0	0	0	0	0	---	0	0	0	0	0	0	---	0	0	---	0	0	0.0	0	---	0
A3/ North Raleigh Alliance		50	34	49	35	99	69	0.589	23	19	25	17	48	36	0.571	195	141	0.580	0	0	322.5	336	0.960	
A 30	Huffman, David	5	9	7	6	12	15	0.444	7	6	10	3	17	9	0.654	29	24	0.547	0	0	43.5	53	0.821	14
A 31	Tanner, Dave	5	6	4	5	9	11	0.450	2	6	7	3	9	9	0.500	18	20	0.474	0	0	22.0	38	0.579	12
A 32	Work, Joe	8	6	13	1	21	7	0.750	8	6	9	5	17	11	0.607	38	18	0.679	0	0	70.5	56	1.259	14
A 33	Kerr, Jim	8	1	6	8	14	9	0.609	6	6	7	6	13	12	0.520	27	21	0.563	0	0	52.5	48	1.094	14
A 34	Peele, Jim	0	0	0	0	0	0	---	0	0	0	0	0	0	---	0	0	---	0	0	0.0	0	---	0
A 35	Lange, Cody	11	3	8	5	19	8	0.704	8	7	6	8	14	15	0.483	33	23	0.589	0	0	47.5	56	0.848	14
A 36	Wilcenski, Steve	6	3	6	3	12	6	0.667	7	2	5	4	12	6	0.667	24	12	0.667	0	0	51.0	36	1.417	9
A 37	Krasnow, Dave	7	6	5	7	12	13	0.480	8	5	6	5	14	10	0.583	26	23	0.531	0	0	35.5	49	0.724	14
A4/ Spank That Monkey		39	45	41	43	80	88	0.476	15	27	24	18	39	45	0.464	158	178	0.470	0	7	319.0	336	0.949	
A 40	Bunn, Tim	6	8	5	9	11	17	0.393	4	10	7	5	11	15	0.423	22	32	0.407	0	1	54.0	54	1.000	14
A 41	Wall, Keith	0	0	0	0	0	0	---	0	0	0	0	0	0	---	0	0	---	0	0	0.0	0	---	0
A 42	Murray, Shane	5	3	7	1	12	4	0.750	5	3	6	2	11	5	0.688	23	9	0.719	0	1	46.0	32	1.438	8
A 43	Coe, Jason	5	9	3	10	8	19	0.296	6	7	6	6	12	13	0.480	20	32	0.385	0	1	42.0	52	0.808	14
A 44	Massengill, Randy	3	3	4	6	7	9	0.438	3	5	6	6	9	11	0.450	16	20	0.444	0	1	20.0	36	0.556	13
A 45	Little, Clint	8	5	7	6	15	11	0.577	5	8	8	4	13	12	0.520	28	23	0.549	0	1	53.5	51	1.049	13
A 46	Scott, Lee	4	5	4	1	8	6	0.571	0	6	4	3	4	9	0.308	12	15	0.444	0	1	20.0	27	0.741	10
A 47	Persson, Kenny	5	4	5	4	10	8	0.556	5	4	5	4	10	8	0.556	20	16	0.556	0	1	48.0	36	1.333	9
A 48	Coe, Stephanie	1	5	2	2	3	7	0.300	2	3	4	4	6	7	0.462	9	14	0.391	0	0	7.5	23	0.326	8
A 49	McNamara, Tim	2	3	4	4	6	7	0.462	0	8	2	2	2	10	0.167	8	17	0.320	0	0	28.0	25	1.120	8
A5/ Lunatic Fringe		41	43	45	39	86	82	0.512	21	21	17	25	38	46	0.452	162	174	0.482	6	0	308.0	336	0.917	
A 50	Eason, Joel	2	4	6	4	8	8	0.500	5	7	6	7	11	14	0.440	19	22	0.463	1	0	41.5	41	1.012	13
A 51	Gaulthier, Kyle	5	3	7	2	12	5	0.706	3	6	3	6	6	12	0.333	18	17	0.514	1	0	53.0	35	1.514	9
A 52	Gelberg, Dave	5	7	5	5	10	12	0.455	7	5	5	7	12	12	0.500	22	24	0.478	1	0	54.0	46	1.174	12
A 53	Terry, Bob	6	7	8	5	14	12	0.538	6	5	3	10	9	15	0.375	23	27	0.460	1	0	45.0	50	0.900	13
A 54	Jeffreys, Lee	7	4	8	4	15	8	0.652	5	3	5	4	10	7	0.588	25	15	0.625	1	0	32.5	40	0.813	12
A 55	White, Vic	2	3	1	4	3	7	0.300	1	3	0	3	1	6	0.143	4	13	0.235	1	0	9.5	17	0.559	6
A 56	Lane, Tim	4	3	1	5	5	8	0.385	1	2	1	1	2	3	0.400	7	11	0.389	0	0	10.0	18	0.556	8
A 57	Bakowski, Adam	3	1	3	3	6	4	0.600	4	4	3	5	7	9	0.438	13	13	0.500	0	0	20.5	26	0.788	9
A 58	Zawrotniak, Joe	3	8	3	4	6	12	0.333	7	4	5	4	12	8	0.600	18	20	0.474	0	0	22.0	38	0.579	12
A 59	Hall, Mike	4	3	3	3	7	6	0.538	3	3	3	3	6	6	0.500	13	12	0.520	0	0	20.0	25	0.800	7
A6/ Darty Minds		54	30	49	35	103	65	0.613	31	11	24	18	55	29	0.655	213	123	0.634	0	0	409.0	336	1.217	
A 60	Reitano, Sal	1	5	5	6	6	11	0.353	7	3	2	1	9	4	0.692	15	15	0.500	0	0	39.5	30	1.317	12
A 61	Maccini, Billy	3	1	0	2	3	3	0.500	1	1	0	4	1	5	0.167	4	8	0.333	0	0	9.0	12	0.750	6
A 62	Foushee, Kevin	12	2	10	4	22	6	0.786	11	3	11	3	22	6	0.786	44	12	0.786	0	0	93.0	56	1.661	14
A 63	Foushee, Eugene	2	6	0	4	2	10	0.167	7	0	4	7	11	7	0.611	13	17	0.433	0	0	11.5	30	0.383	13
A 64	Jobe, C.J.	0	1	0	2	0	3	0.000	0	0	0	2	0	2	0.000	0	5	0.000	0	0	2.5	5	0.500	3
A 65	Stewart, Pete	11	3	6	8	17	11	0.607	9	4	6	5	15	9	0.625	32	20	0.615	0	0	53.5	52	1.029	14
A 66	Seward, Mike	10	4	11	3	21	7	0.750	8	6	8	4	16	10	0.615	37	17	0.685	0	0	55.5	54	1.028	14
A 67	Blake, Brian	6	4	9	1	15	5	0.750	9	1	6	4	15	5	0.750	30	10	0.750	0	0	86.0	40	2.150	10
A 68	Stewart, P.J.	7	3	4	1	11	4	0.733	5	4	7	4	12	8	0.600	23	12	0.657	0	0	32.5	35	0.929	13
A 69	McCarthy, Ron	2	1	4	4	6	5	0.545	5	0	4	2	9	2	0.818	15	7	0.682	0	0	26.0	22	1.182	9
A7/ Hoptimistic		30	53	26	58	56	111	0.335	10	32	13	29	23	61	0.274	102	233	0.304	0	0	205.0	335	0.612	
A 70	McCartney, Joe	3	8	6	7	9	15	0.375	3	9	2	10	5	19	0.208	14	34	0.292	0	0	42.5	48	0.885	13
A 71	Litzsinger, Mike	6	7	2	8	8	15	0.348	1	8	5	8	6	16	0.273	14	31	0.311	0	0	16.0	45	0.356	14
A 72	Snyder, Mike	4	7	2	10	6	17	0.261	4	10	3	8	7	18	0.280	13	35	0.271	0	0	39.0	48	0.813	14
A 73	Snyder, Gary	2	6	0	3	2	9	0.182	0	2	2	4	2	6	0.250	4	15	0.211	0	0	4.0	19	0.211	9
A 74	Veith, Matt	1	5	1	5	2	10	0.167	2	4	3	3	5	7	0.417	7	17	0.292	0	0	10.5	24	0.438	7
A 75	Iager, John	3	5	5	5	8	10	0.444	5	5	1	6	6	11	0.353	14	21	0.400	0	0	18.0	35	0.514	10
A 76	Sheer, Andy	0	3	1	7	1	10	0.091	0	8	3	6	3	14	0.176	4	24	0.143	0	0	15.5	28	0.554	10
A 77	Winters, Tom "Tiny"	8	5	6	6	14	11	0.560	4	9	4	8	8	17	0.320	22	28	0.440	0	0	35.5	50	0.710	13
A 78	Gallagher, Jim	3	7	3	7	6	14	0.300	1	9	3	5	4	14	0.222	10	28	0.263	0	0	24.0	38	0.632	10
A8/ Shooter McGavin		14	69	7	77	21	146	0.126	4	38	7	35	11	73	0.131	43	292	0.128	0	0	131.5	335	0.393	
A 80	Knott, Ronnie	2	11	2	12	4	23	0.148	2	11	3	10	5	21	0.192	9	44	0.170	0	0	27.0	53	0.509	13
A 81	Knott, Ryan	4	10	0	6	4	16	0.200	1	13	1	12	2	25	0.074	6	41	0.128	0	0	15.5	47	0.330	14
A 82	Sautter, Don	2	8	2	10	4	18	0.182	1	9	1	5	2	14	0.125	6	32	0.158	0	0	8.5	38	0.224	12
A 83	Sautter, Scott	3	10	1	11	4	21	0.160	0	12	3	9	3	21	0.125	7	42	0.143	0	0	27.0	49	0.551	13
A 84	Schon, Chris	0	6	0	14	0	20	0.000	1	13	1	13	2	26	0.071	2	46	0.042	0	0	12.5	48	0.260	14
A 85	Howard, Brian	3	10	2	10	5	20	0.200	2	12	3	10	5	22	0.185	10	42	0.192	0	0	27.0	52	0.519	13
A 86	Demler, John	0	11	0	11	0	22	0.000	0	4	1	10	1	14	0.067	1	36	0.027	0	0	11.0	37	0.297	11
A 87	Cusman, Ryan	0	3	0	3	0	6	0.000	1	2	1	1	2	3	0.400	2	9	0.182	0	0	3.0	11	0.273	4

		Singles	301	Singles	Cricket	Singles	Record	Singles Win %-age	Doubles	Cricket	Doubles	501	Doubles	Record	Doubles Win %-age	Sngls + Dbls	Record	Sngls + Dbls Win %-age	Tiebreaker Ws	Tiebreaker Ls	All-Star Points	Games Played	All-Star Point Average	Matches Played
B1/ Dead Beats		43	29	49	23	92	52	0.639	30	6	24	12	54	18	0.750	200	88	0.694	0	0	218.0	288	0.757	
B 10	Parker, Charles	5	4	3	4	8	8	0.500	7	2	5	3	12	5	0.706	20	13	0.606	0	0	18.0	33	0.545	9
B 11	Lloyd, Billy	3	0	2	0	5	0	1.000	3	0	3	1	6	1	0.857	11	1	0.917	0	0	8.0	12	0.667	4
B 12	Reygers, Jeff	3	4	7	1	10	5	0.667	7	0	6	2	13	2	0.867	23	7	0.767	0	0	24.0	30	0.800	8
B 13	Fischlein, Kris	8	4	12	0	20	4	0.833	8	3	7	5	15	8	0.652	35	12	0.745	0	0	39.0	47	0.830	11
B 14	Keller, Tony	7	7	8	7	15	14	0.517	10	2	8	5	18	7	0.720	33	21	0.611	0	0	42.5	54	0.787	12
B 15	Wilcox, Randy	7	2	6	3	13	5	0.722	9	0	5	2	14	2	0.875	27	7	0.794	0	0	24.0	34	0.706	9
B 16	Jones, Grey	8	5	8	5	16	10	0.615	11	4	9	4	20	8	0.714	36	18	0.667	0	0	54.0	54	1.000	12
B 17	Varnadoe, Matt	0	1	0	1	0	2	0.000	0	0	0	1	0	1	0.000	0	3	0.000	0	0	0.0	3	0.000	1
B 18	Moody, Chris	2	2	3	2	5	4	0.556	5	1	5	1	10	2	0.833	15	6	0.714	0	0	8.5	21	0.405	5
B2/ Dartistic Freedom		46	26	47	25	93	51	0.646	25	11	25	11	50	22	0.694	193	95	0.670	0	0	196.0	288	0.681	
B 20	Denton, Fon	5	7	4	3	9	10	0.474	7	3	6	5	13	8	0.619	22	18	0.550	0	0	22.5	40	0.563	12
B 21	Bennett, Will	9	2	8	3	17	5	0.773	7	4	6	5	13	9	0.591	30	14	0.682	0	0	32.0	44	0.727	11
B 22	Healy, Simon	6	4	7	3	13	7	0.650	6	3	6	3	12	6	0.667	25	13	0.658	0	0	35.0	38	0.921	10
B 23	Beaudoin, Paul	5	5	6	3	11	8	0.579	6	3	4	2	10	5	0.667	21	13	0.618	0	0	17.5	34	0.515	10
B 24	Merkle, Patrick	8	0	11	1	19	1	0.950	8	4	9	2	17	6	0.739	36	7	0.837	0	0	37.0	43	0.860	12
B 25	Madey, Ryan	3	3	1	3	4	6	0.400	1	1	5	0	6	1	0.857	10	7	0.588	0	0	2.0	17	0.118	7
B 26	Joyal, Paul	8	3	7	3	15	6	0.714	8	4	8	2	16	6	0.727	31	12	0.721	0	0	31.0	43	0.721	12
B 27	Crites, Randy	2	2	3	6	5	8	0.385	7	0	6	3	13	3	0.813	18	11	0.621	0	0	19.0	29	0.655	9
B3/ Fore, bounce-outs		28	44	32	40	60	84	0.417	14	22	12	24	26	46	0.361	112	176	0.389	0	0	149.0	288	0.517	
B 30	Jones, Jeff	2	5	2	6	4	11	0.267	5	4	3	5	8	9	0.471	12	20	0.375	0	0	11.5	32	0.359	9
B 31	Sellers, Mark	4	6	5	6	9	12	0.429	5	6	5	6	10	12	0.455	19	24	0.442	0	0	14.5	43	0.337	11
B 32	Crumpler, Greg	5	6	6	5	11	11	0.500	2	7	1	9	3	16	0.158	14	27	0.341	0	0	12.5	41	0.305	11
B 33	Holland, Stephen	5	7	7	5	12	12	0.500	5	7	4	6	9	13	0.409	21	25	0.457	0	0	23.0	46	0.500	12
B 34	Ridenour, Ron	1	10	3	5	4	15	0.211	1	8	4	7	5	15	0.250	9	30	0.231	0	0	20.0	39	0.513	11
B 35	Murdaugh, John	5	6	5	7	10	13	0.435	6	6	3	8	9	14	0.391	19	27	0.413	0	0	33.0	46	0.717	12
B 36	Wells, John "Boy"	6	4	4	6	10	10	0.500	4	6	4	7	8	13	0.381	18	23	0.439	0	0	34.5	41	0.841	11
B4/ Nine Lives		29	37	23	43	52	80	0.394	15	18	16	17	31	35	0.470	114	150	0.432	0	12	140.5	264	0.532	
B 40	Romanchek, David	3	6	4	5	7	11	0.389	3	7	3	5	6	12	0.333	13	23	0.361	0	2	17.5	36	0.486	10
B 41	Smith, Butch	6	5	4	7	10	12	0.455	6	5	5	5	11	10	0.524	21	22	0.488	0	2	30.0	43	0.698	10
B 42	Copple, Matthew	4	6	4	5	8	11	0.421	4	4	5	5	9	9	0.500	17	20	0.459	0	1	16.5	37	0.446	10
B 43	Mays, John	5	7	1	8	6	15	0.286	4	7	7	4	11	11	0.500	17	26	0.395	0	2	16.5	43	0.384	11
B 44	Marsden, James	1	4	0	5	1	9	0.100	3	3	1	3	4	6	0.400	5	15	0.250	0	0	14.5	20	0.725	7
B 45	Gibson, Jack	5	1	2	5	7	6	0.538	3	3	4	3	7	6	0.538	14	12	0.538	0	2	19.0	26	0.731	7
B 46	Keever, David	0	3	2	3	2	6	0.250	2	3	1	4	3	7	0.300	5	13	0.278	0	2	5.0	18	0.278	6
B 47	Porcelli, Robb	5	5	6	5	11	10	0.524	5	4	6	5	11	9	0.550	22	19	0.537	0	1	21.5	41	0.524	10
B 48	Piquet, David	0	0	0	0	0	0	---	0	0	0	0	0	0	---	0	0	---	0	0	0.0	0	---	0
B5/ Kiss My Tips		32	40	33	39	65	79	0.451	11	25	15	21	26	46	0.361	117	171	0.406	0	0	159.5	288	0.554	
B 50	Phillips, Julie	7	4	6	5	13	9	0.591	4	7	3	7	7	14	0.333	20	23	0.465	0	0	28.0	43	0.651	12
B 51	Cotton, Barbara	3	8	1	0	4	8	0.333	2	2	2	6	4	8	0.333	8	16	0.333	0	0	5.5	24	0.229	11
B 52	Klann, Eric	3	1	7	4	10	5	0.667	4	7	7	3	11	10	0.524	21	15	0.583	0	0	31.0	36	0.861	11
B 53	Ellis, E.J.	2	7	3	8	5	15	0.250	1	7	3	4	4	11	0.267	9	26	0.257	0	0	17.0	35	0.486	12
B 54	Schmaus, Darren	3	8	5	7	8	15	0.348	2	8	5	5	7	13	0.350	15	28	0.349	0	0	16.5	43	0.384	12
B 55	Taylor, Tisha	3	3	0	6	3	9	0.250	1	4	1	8	2	12	0.143	5	21	0.192	0	0	7.5	26	0.288	10
B 56	Watson, Jeff, Jr.	1	0	2	3	3	3	0.500	1	2	2	1	3	3	0.500	6	6	0.500	0	0	10.0	12	0.833	5
B 57	Whitehead, Lee	1	3	0	3	1	6	0.143	1	3	1	1	2	4	0.333	3	10	0.231	0	0	8.5	13	0.654	6
B 58	Bathurst, Ryan	1	4	0	1	1	5	0.167	2	3	1	2	3	5	0.375	4	10	0.286	0	0	2.0	14	0.143	5
B 59	Schepple, T.J.	8	2	9	2	17	4	0.810	4	7	5	5	9	12	0.429	26	16	0.619	0	0	33.5	42	0.798	11
B6/ DD 214		32	34	34	32	66	66	0.500	17	16	18	15	35	31	0.530	136	128	0.515	0	0	151.0	264	0.572	
B 60	Guenther, George	3	4	1	5	4	9	0.308	2	1	5	3	7	4	0.636	11	13	0.458	0	0	11.0	24	0.458	10
B 61	Long, Stephen	4	4	8	2	12	6	0.667	7	2	4	5	11	7	0.611	23	13	0.639	0	0	35.5	36	0.986	10
B 62	Preciado, Amanda "Stitche	5	4	6	4	11	8	0.579	4	5	6	2	10	7	0.588	21	15	0.583	0	0	22.5	36	0.625	10
B 63	Thomas, Joe	4	3	3	4	7	7	0.500	5	2	5	5	10	7	0.588	17	14	0.548	0	0	12.0	31	0.387	11
B 64	Gabry, Greg	3	2	0	1	3	3	0.500	0	2	1	3	1	5	0.167	4	8	0.333	0	0	4.5	12	0.375	6
B 65	Brody, Kevin	1	4	1	2	2	6	0.250	5	2	4	2	9	4	0.692	11	10	0.524	0	0	5.5	21	0.262	9
B 66	Hunsberger, Jim	1	3	2	1	3	4	0.429	2	1	2	2	4	3	0.571	7	7	0.500	0	0	5.0	14	0.357	8
B 67	Fournier, Jeff	5	4	5	5	10	9	0.526	3	7	5	3	8	10	0.444	18	19	0.486	0	0	19.5	37	0.527	11
B 68	Owen, Hal	1	3	0	6	1	9	0.100	2	4	1	1	3	5	0.375	4	14	0.222	0	0	11.0	18	0.611	8
B 69	Beaird, Tommy	5	3	8	2	13	5	0.722	4	6	3	4	7	10	0.412	20	15	0.571	0	0	24.5	35	0.700	10
B7/ One Armed Bandits		36	36	28	44	64	80	0.444	11	25	13	23	24	48	0.333	112	176	0.389	12	0	113.0	288	0.392	
B 70	Kiser, Lyman	1	8	0	8	1	16	0.059	0	9	3	7	3	16	0.158	4	32	0.111	2	0	2.5	36	0.069	11
B 71	White, Jim	8	5	5	7	13	12	0.520	5	8	5	7	10	15	0.400	23	27	0.460	2	0	16.0	50	0.320	12
B 72	Trefzger, Ken	9	3	6	6	15	9	0.625	6	6	7	5	13	11	0.542	28	20	0.583	2	0	30.0	48	0.625	12
B 73	Caldwell, Greg	4	5	5	5	9	10	0.474	1	8	3	7	4	15	0.211	13	25	0.342	1	0	13.5	38	0.355	9
B 74	Richardson, Shane	6	2	4	4	10	6	0.625	4	4	3	5	7	9	0.438	17	15	0.531	2	0	23.0	32	0.719	8
B 75	Murphy, Phil	7	3	7	3	14	6	0.700	5	5	3	7	8	12	0.400	22	18	0.550	1	0	17.0	40	0.425	10
B 76	Lewis, Dave	0	0	0	0	0	0	---	0	0	0	0	0	0	---	0	0	---	0	0	0.0	0	---	0
B 77	Hansen, Josh	1	10	1	11	2	21	0.087	1	10	2	8	3	18	0.143	5	39	0.114	2	0	11.0	44	0.250	12

	Singles 301	Singles Cricket	Singles Record	Singles Win %-age	Doubles Cricket	Doubles 501	Doubles Record	Doubles Win %-age	Sngls + Dbls Record	Sngls + Dbls Win %-age	Tiebreaker Ws	Tiebreaker Ls	All-Star Points	Games Played	All-Star Point Average	Matches Played
C1/ Menace 2 Sobriety	34 38	30 42	64 80	0.444	16 20	21 15	37 35	0.514	138 150	0.479	0	0	128.0	288	0.444	
C 10 Johnson, Dave	8 3	6 5	14 8	0.636	8 4	7 4	15 8	0.652	29 16	0.644	0	0	19.0	45	0.422	11
C 11 Bouchard, Keith	3 6	0 9	3 15	0.167	5 6	4 5	9 11	0.450	12 26	0.316	0	0	7.0	38	0.184	11
C 12 White, J.J.	7 5	10 3	17 8	0.680	6 6	7 6	13 12	0.520	30 20	0.600	0	0	30.5	50	0.610	12
C 13 Price, Brady	6 5	6 4	12 9	0.571	4 6	6 4	10 10	0.500	22 19	0.537	0	0	28.0	41	0.683	10
C 14 McCartney, Eric	3 5	2 11	5 16	0.238	3 9	6 2	9 11	0.450	14 27	0.341	0	0	20.5	41	0.500	11
C 15 Polenz, Steve	4 6	6 5	10 11	0.476	4 6	8 3	12 9	0.571	22 20	0.524	0	0	15.0	42	0.357	10
C 16 Staley, Shawn	3 7	0 5	3 12	0.200	2 3	4 6	6 9	0.400	9 21	0.300	0	0	8.0	30	0.267	9
C 17 Patel, Sam	0 1	0 0	0 1	0.000	0 0	0 0	0 0	---	0 1	0.000	0	0	0.0	1	0.000	1
C 18 Kareiva, Keith	0 0	0 0	0 0	---	0 0	0 0	0 0	---	0 0	---	0	0	0.0	0	---	0
C2/ The Bunkers	34 38	31 41	65 79	0.451	14 22	16 20	30 42	0.417	125 163	0.434	6	6	112.5	288	0.391	
C 20 Hartmann, Erin	5 8	5 7	10 15	0.400	4 8	5 8	9 16	0.360	19 31	0.380	1	1	18.0	50	0.360	12
C 21 Hartmann, Pete	4 9	4 9	8 18	0.308	4 9	4 8	8 17	0.320	16 35	0.314	1	1	6.5	51	0.127	12
C 22 Krestalude, Andy	7 5	8 4	15 9	0.625	8 4	5 7	13 11	0.542	28 20	0.583	1	1	24.5	48	0.510	12
C 23 Cuevas, Louie	5 6	3 10	8 16	0.333	2 11	7 7	9 18	0.333	17 34	0.333	1	1	14.0	51	0.275	12
C 24 Martinez, Vince	8 5	7 5	15 10	0.600	6 6	7 4	13 10	0.565	28 20	0.583	1	1	32.5	48	0.677	12
C 25 Holly, Mike	5 5	4 6	9 11	0.450	4 6	4 6	8 12	0.400	17 23	0.425	1	1	17.0	40	0.425	10
C3/ Rif Raf	39 33	31 41	70 74	0.486	22 14	18 18	40 32	0.556	150 138	0.521	6	0	159.5	288	0.554	
C 30 Gaertner, Brian	7 6	0 8	7 14	0.333	7 5	4 7	11 12	0.478	18 26	0.409	1	0	15.0	44	0.341	12
C 31 St. Clair, Matt	4 6	0 8	4 14	0.222	3 5	7 3	10 8	0.556	14 22	0.389	1	0	2.0	36	0.056	9
C 32 Jur, Jess	6 2	7 1	13 3	0.813	6 2	6 2	12 4	0.750	25 7	0.781	1	0	22.0	32	0.688	8
C 33 Horger, Dennis	3 9	5 7	8 16	0.333	7 3	3 6	10 9	0.526	18 25	0.419	1	0	28.0	43	0.651	12
C 34 Martin, David	8 4	8 4	16 8	0.667	6 6	5 7	11 13	0.458	27 21	0.563	1	0	50.5	48	1.052	12
C 35 Bradford, David	6 2	1 8	7 10	0.412	5 3	2 7	7 10	0.412	14 20	0.412	1	0	12.0	34	0.353	9
C 36 Bohannon, Zack	2 1	3 4	5 5	0.500	5 1	6 1	11 2	0.846	16 7	0.696	0	0	5.5	23	0.239	7
C 37 Bracco, Michael	3 3	7 1	10 4	0.714	5 3	3 3	8 6	0.571	18 10	0.643	0	0	24.5	28	0.875	8
C4/ Bangin' the Neighbors	34 38	30 42	64 80	0.444	13 23	21 15	34 38	0.472	132 156	0.458	7	9	149.5	288	0.519	
C 40 Fisher, Jessie	7 3	3 7	10 10	0.500	2 5	4 5	6 10	0.375	16 20	0.444	1	1	18.5	36	0.514	11
C 41 Stephenson, Scott	2 2	3 0	5 2	0.714	1 4	4 2	5 6	0.455	10 8	0.556	0	1	6.0	18	0.333	7
C 42 Citrak, Sheldon	2 6	1 8	3 14	0.176	2 3	5 3	7 6	0.538	10 20	0.333	1	1	15.0	30	0.500	10
C 43 Collins, Craig	2 7	3 7	5 14	0.263	2 7	3 5	5 12	0.294	10 26	0.278	1	1	12.5	36	0.347	12
C 44 Wilson, Chris	5 5	3 3	8 8	0.500	5 6	8 2	13 8	0.619	21 16	0.568	1	1	22.0	37	0.595	12
C 45 Stewart, Colleen	2 4	1 4	3 8	0.273	0 4	5 1	5 5	0.500	8 13	0.381	1	1	8.0	21	0.381	9
C 46 Bottomley, Kevin	6 4	6 4	12 8	0.600	4 6	1 6	5 12	0.294	17 20	0.459	1	1	25.0	37	0.676	10
C 47 Venable, Mike	0 4	6 2	6 6	0.500	5 6	6 2	11 8	0.579	17 14	0.548	0	1	15.0	31	0.484	12
C 48 Hudson, Dallas	8 3	4 7	12 10	0.545	5 5	6 4	11 9	0.550	23 19	0.548	1	1	27.5	42	0.655	11
C5/ Cheap Shots	37 35	42 30	79 65	0.549	22 14	17 19	39 33	0.542	157 131	0.545	0	0	141.5	288	0.491	
C 50 Buckman, David	5 5	6 5	11 10	0.524	5 6	7 4	12 10	0.545	23 20	0.535	0	0	18.0	43	0.419	11
C 51 Burney, Gary	4 5	2 6	6 11	0.353	0 3	4 6	4 9	0.308	10 20	0.333	0	0	10.5	30	0.350	11
C 52 Hindle, Mikey	6 5	6 6	12 11	0.522	6 6	6 6	12 12	0.500	24 23	0.511	0	0	34.0	47	0.723	12
C 53 Hall, Josh	9 3	10 2	19 5	0.792	12 0	6 5	18 5	0.783	37 10	0.787	0	0	29.5	47	0.628	12
C 54 James, Bob	1 1	3 1	4 2	0.667	1 4	2 2	3 6	0.333	7 8	0.467	0	0	6.5	15	0.433	5
C 55 Witz, Steve	5 4	5 1	10 5	0.667	8 1	3 5	11 6	0.647	21 11	0.656	0	0	19.0	32	0.594	9
C 56 Murdock, Jim	3 5	2 6	5 11	0.313	4 6	4 5	8 11	0.421	13 22	0.371	0	0	10.0	35	0.286	12
C 57 Welborn, Tim	4 7	8 3	12 10	0.545	8 2	2 5	10 7	0.588	22 17	0.564	0	0	14.0	39	0.359	11
C6/ Inglourious Darters	43 29	50 22	93 51	0.646	21 15	19 17	40 32	0.556	173 115	0.601	0	7	173.0	288	0.601	
C 60 Limerick, Jeremy	10 1	10 1	20 2	0.909	7 4	7 2	14 6	0.700	34 8	0.810	0	1	39.0	42	0.929	11
C 61 Surber, Dave	5 3	7 3	12 6	0.667	6 2	7 2	13 4	0.765	25 10	0.714	0	1	29.0	35	0.829	10
C 62 Blackwelder, Deb	6 5	7 4	13 9	0.591	3 6	3 7	6 13	0.316	19 22	0.463	0	1	20.0	41	0.488	11
C 63 Balint, Joey	3 5	1 6	4 11	0.267	4 3	3 7	7 10	0.412	11 21	0.344	0	1	8.5	32	0.266	11
C 64 Ridgway, Matt	6 4	6 4	12 8	0.600	5 6	5 6	10 12	0.455	22 20	0.524	0	1	23.0	42	0.548	12
C 65 Gardner, Kenn	4 4	7 1	11 5	0.688	5 5	6 1	11 6	0.647	22 11	0.667	0	0	13.5	33	0.409	10
C 66 Kilsdonk, Kris	2 3	3 1	5 4	0.556	3 2	2 3	5 5	0.500	10 9	0.526	0	1	11.5	19	0.605	5
C 67 O'Neal, Chris	7 4	9 2	16 6	0.727	9 2	5 6	14 8	0.636	30 14	0.682	0	1	28.5	44	0.648	11
C7/ Garage Inc.	31 41	38 34	69 75	0.479	18 18	14 22	32 40	0.444	133 155	0.462	13	12	143.5	288	0.498	
C 70 Long, Gary	5 5	4 6	9 11	0.450	3 6	4 4	7 10	0.412	16 21	0.432	2	2	14.5	37	0.392	10
C 71 Gardner, Mike	4 7	7 3	11 10	0.524	4 6	4 7	8 13	0.381	19 23	0.452	2	2	15.5	42	0.369	11
C 72 Knight, Tim	5 4	5 4	10 8	0.556	5 4	2 7	7 11	0.389	17 19	0.472	2	1	11.5	36	0.319	9
C 73 Gilyardi, Ernie	3 1	3 1	6 2	0.750	4 0	1 3	5 3	0.625	11 5	0.688	1	0	17.0	16	1.063	4
C 74 Ellington, Dave	3 7	3 10	6 17	0.261	4 9	6 6	10 15	0.400	16 32	0.333	2	2	18.5	48	0.385	12
C 75 Morin, Deane "Dino"	5 8	8 3	13 11	0.542	7 5	4 8	11 13	0.458	24 24	0.500	2	2	26.5	48	0.552	12
C 76 Williams, Denny	4 8	7 5	11 13	0.458	7 5	6 7	13 12	0.520	24 25	0.490	2	2	31.5	49	0.643	12
C 77 Ellington, Jake	2 1	1 2	3 3	0.500	2 1	1 2	3 3	0.500	6 6	0.500	0	1	8.5	12	0.708	3

	Singles 301		Singles Cricket		Singles Record		Singles Win %-age	Doubles Cricket		Doubles 501		Doubles Record		Doubles Win %-age	Sngls + Dbls Record		Sngls + Dbls Win %-age	Tiebreaker Ws	Tiebreaker Ls	All-Star Points	Games Played	All-Star Point Average	Matches Played
D1/ Just the Tip	30	42	39	33	69	75	0.479	15	21	17	19	32	40	0.444	133	155	0.462	14	7	125.0	288	0.434	
D 10 Cashin, Jeff	5	4	7	5	12	9	0.571	10	2	7	5	17	7	0.708	29	16	0.644	2	1	39.0	45	0.867	12
D 11 Adams, Brad	3	3	9	1	12	4	0.750	2	9	7	4	9	13	0.409	21	17	0.553	1	1	20.5	38	0.539	11
D 12 Stoakes, Eric	1	2	0	1	1	3	0.250	1	2	0	3	1	5	0.167	2	8	0.200	1	0	2.0	10	0.200	4
D 13 Stuckey, Rob	4	4	5	4	9	8	0.529	3	5	1	7	4	12	0.250	13	20	0.394	1	1	13.5	33	0.409	10
D 14 Palmisano, Andrew	2	4	4	4	6	8	0.429	9	0	5	3	14	3	0.824	20	11	0.645	2	1	9.0	31	0.290	9
D 15 Champion, Steve	3	5	4	2	7	7	0.500	1	6	4	3	5	9	0.357	12	16	0.429	1	1	7.0	28	0.250	9
D 16 Nourse, Andy	2	5	0	4	2	9	0.182	1	1	2	4	3	5	0.375	5	14	0.263	0	1	6.5	19	0.342	7
D 17 Bartell, B.J.	2	5	4	4	6	9	0.400	2	5	2	3	4	8	0.333	10	17	0.370	2	0	9.0	27	0.333	8
D 18 Landrum, Jon	5	5	5	3	10	8	0.556	1	8	3	0	4	8	0.333	14	16	0.467	2	0	6.5	30	0.217	10
D 19 Theleman, Dave	3	5	1	5	4	10	0.286	0	4	3	6	3	10	0.231	7	20	0.259	2	1	12.0	27	0.444	9
D2/ Big Bulls	38	34	33	39	71	73	0.493	22	14	19	17	41	31	0.569	153	135	0.531	7	6	121.0	288	0.420	
D 20 Toolan, Chris	5	6	3	1	8	7	0.533	6	3	5	5	11	8	0.579	19	15	0.559	1	1	8.5	34	0.250	11
D 21 Reinert, Kevin	1	2	2	4	3	6	0.333	6	2	4	3	10	5	0.667	13	11	0.542	1	0	12.0	24	0.500	8
D 22 Fitzgerald, Dennis	3	7	4	7	7	14	0.333	7	2	8	1	15	3	0.833	22	17	0.564	1	1	26.5	39	0.679	11
D 23 Talton, Chris	2	4	2	5	4	9	0.308	3	3	2	6	5	9	0.357	9	18	0.333	1	0	9.5	27	0.352	8
D 24 McWhorter, Mike	6	2	4	8	10	10	0.500	5	6	5	4	10	10	0.500	20	20	0.500	0	1	19.0	40	0.475	11
D 25 Irby, Jason	5	4	8	3	13	7	0.650	7	5	7	4	14	9	0.609	27	16	0.628	1	1	20.0	43	0.465	11
D 26 Stewart, Kevin	11	2	7	3	18	5	0.783	7	5	2	7	9	12	0.429	27	17	0.614	1	1	15.5	44	0.352	12
D 27 Flanagan, Stephen	1	1	0	1	1	2	0.333	2	0	1	0	3	0	1.000	4	2	0.667	0	0	3.5	6	0.583	2
D 28 Golub, Gregg	4	6	3	7	7	13	0.350	1	2	4	4	5	6	0.455	12	19	0.387	1	1	6.5	31	0.210	10
D3/ Projectile Dysfunction	37	35	38	34	75	69	0.521	17	19	17	19	34	38	0.472	143	145	0.497	0	6	137.0	288	0.476	
D 30 Clark, Dan	8	3	7	4	15	7	0.682	7	4	6	5	13	9	0.591	28	16	0.636	0	1	29.5	44	0.670	11
D 31 Smith, Brian	8	4	8	4	16	8	0.667	4	8	9	3	13	11	0.542	29	19	0.604	0	1	22.5	48	0.469	12
D 32 Tant, J.J.	6	5	9	2	15	7	0.682	8	3	5	6	13	9	0.591	28	16	0.636	0	1	35.0	44	0.795	11
D 33 Steppe, Mike	4	7	4	8	8	15	0.348	7	5	5	7	12	12	0.500	20	27	0.426	0	1	19.0	47	0.404	12
D 34 Raymond, Ryan	4	5	3	6	7	11	0.389	5	7	2	9	7	16	0.304	14	27	0.341	0	1	19.5	41	0.476	11
D 35 Talley, Gray	3	5	1	6	4	11	0.267	1	3	1	5	2	8	0.200	6	19	0.240	0	0	1.0	25	0.040	9
D 36 Peterson, Chris	4	6	6	4	10	10	0.500	2	8	6	3	8	11	0.421	18	21	0.462	0	1	10.5	39	0.269	10
D4/ Game of Throws	31	41	33	39	64	80	0.444	24	12	15	21	39	33	0.542	142	146	0.493	0	8	92.0	288	0.319	
D 40 Bordeau, Eric	3	7	4	4	7	11	0.389	7	3	4	4	11	7	0.611	18	18	0.500	0	1	17.0	36	0.472	10
D 41 Montesi, Chris	7	3	5	5	12	8	0.600	8	2	5	5	13	7	0.650	25	15	0.625	0	1	18.5	40	0.463	10
D 42 Rudy, Jeff	6	5	7	4	13	9	0.591	8	3	7	4	15	7	0.682	28	16	0.636	0	1	21.5	44	0.489	11
D 43 Smelik, Gene	5	6	3	7	8	13	0.381	6	5	3	6	9	11	0.450	17	24	0.415	0	1	7.0	41	0.171	11
D 44 Smelik, Pat	5	6	6	6	11	12	0.478	10	2	6	5	16	7	0.696	27	19	0.587	0	1	13.0	46	0.283	12
D 45 Jessup, Pete	0	0	0	0	0	0	---	0	0	0	0	0	0	---	0	0	---	0	0	0.0	0	---	0
D 46 Reigher, Marty	2	3	3	3	5	6	0.455	1	1	1	5	2	6	0.250	7	12	0.368	0	1	2.0	19	0.105	6
D 47 Johnson, Steve	0	0	0	0	0	0	---	0	0	0	0	0	0	---	0	0	---	0	0	0.0	0	---	0
D 48 Moore, Chris	3	7	0	7	3	14	0.176	4	5	3	5	7	10	0.412	10	24	0.294	0	1	4.5	34	0.132	11
D 49 Compton, Russ	0	4	5	3	5	7	0.417	4	3	1	8	5	11	0.313	10	18	0.357	0	1	8.5	28	0.304	9
D5/ Sharky's Machine	43	29	36	36	79	65	0.549	17	19	21	15	38	34	0.528	155	133	0.538	14	0	119.5	288	0.415	
D 50 Fink, Scott	4	4	7	2	11	6	0.647	3	6	4	4	7	10	0.412	18	16	0.529	2	0	15.0	34	0.441	9
D 51 Allison, Frank	5	2	4	3	9	5	0.643	3	4	4	4	7	8	0.467	16	13	0.552	1	0	11.0	29	0.379	8
D 52 Bateman, Jimmy	9	3	8	3	17	6	0.739	7	4	8	2	15	6	0.714	32	12	0.727	2	0	17.0	44	0.386	11
D 53 Borgia, Pete	5	5	3	6	8	11	0.421	3	6	5	5	8	11	0.421	16	22	0.421	2	0	20.0	38	0.526	10
D 54 Barrett, Darren	8	4	4	7	12	11	0.522	4	8	7	5	11	13	0.458	23	24	0.489	2	0	15.5	47	0.330	12
D 55 Schaefer, Dan	2	4	3	4	5	8	0.385	5	4	4	3	9	7	0.563	14	15	0.483	2	0	11.0	29	0.379	9
D 56 Kruger, Lonny	4	3	4	5	8	8	0.500	5	2	5	2	10	4	0.714	18	12	0.600	1	0	11.5	30	0.383	8
D 57 Schaefer, John	6	4	3	6	9	10	0.474	4	4	5	5	9	9	0.500	18	19	0.486	2	0	18.5	37	0.500	10
D6/ That's a Huge Cork!	36	36	34	38	70	74	0.486	14	22	20	16	34	38	0.472	138	150	0.479	13	14	131.0	288	0.455	
D 60 Jeffcoat, Angela	4	6	3	9	7	15	0.318	2	9	3	7	5	16	0.238	12	31	0.279	2	2	15.0	43	0.349	12
D 61 Grubb, Ed	5	4	3	3	8	7	0.533	2	7	4	3	6	10	0.375	14	17	0.452	1	2	16.5	31	0.532	10
D 62 Yang, Rob	5	1	6	4	11	5	0.688	4	4	3	7	7	11	0.389	18	16	0.529	2	1	13.5	34	0.397	10
D 63 Ackerman, Travis	2	3	5	4	7	7	0.500	1	8	7	1	8	9	0.471	15	16	0.484	2	1	15.0	31	0.484	9
D 64 Hamilton, Dawn	4	5	2	4	6	9	0.400	3	3	4	4	7	7	0.500	13	16	0.448	1	2	7.5	29	0.259	9
D 65 Fleener, Michael	4	6	2	4	6	10	0.375	1	8	5	2	6	10	0.375	12	20	0.375	1	2	12.0	32	0.375	10
D 66 Bass, Joe	6	6	6	6	12	12	0.500	9	1	6	6	15	7	0.682	27	19	0.587	2	2	37.0	46	0.804	12
D 67 Ehrmann, Rob	6	5	7	4	13	9	0.591	6	4	8	2	14	6	0.700	27	15	0.643	2	2	14.5	42	0.345	12
D7/ Double In, Stumble Out	37	35	39	33	76	68	0.528	17	19	17	19	34	38	0.472	144	144	0.500	0	6	104.0	288	0.361	
D 70 Simpson, David	5	7	11	1	16	8	0.667	4	8	4	9	8	17	0.320	24	25	0.490	0	1	16.5	49	0.337	12
D 71 Simpson, Aden	9	3	8	4	17	7	0.708	6	7	5	7	11	14	0.440	28	21	0.571	0	1	23.0	49	0.469	12
D 72 Simpson, Tyler	6	5	5	7	11	12	0.478	8	4	5	6	13	10	0.565	24	22	0.522	0	1	15.0	46	0.326	11
D 73 Macias, Anthony	7	6	10	2	17	8	0.680	7	5	8	5	15	10	0.600	32	18	0.640	0	1	22.0	50	0.440	12
D 74 Thompson, Barry	7	5	3	10	10	15	0.400	4	8	7	5	11	13	0.458	21	28	0.429	0	1	16.0	49	0.327	12
D 75 Blackwelder, Allyson	3	9	2	9	5	18	0.217	5	6	5	6	10	12	0.455	15	30	0.333	0	1	11.5	45	0.256	11

	Singles 301		Singles Cricket		Singles Record		Singles Win %-age	Doubles Cricket		Doubles 501		Doubles Record		Doubles Win %-age	Sngls + Dbls	Record	Sngls + Dbls Win %-age	Tiebreaker Ws	Tiebreaker Ls	All-Star Points	Games Played	All-Star Point Average	Matches Played
E1/ Hump Day!	35	36	34	37	69	73	0.486	14	22	20	16	34	38	0.472	137	149	0.479	0	6	129.5	286	0.453	
E 10 Rutten, Pete	3	8	3	7	6	15	0.286	2	5	6	4	8	9	0.471	14	24	0.368	0	1	9.0	38	0.237	12
E 11 Deemer, Randy	9	3	6	6	15	9	0.625	7	5	4	6	11	11	0.500	26	20	0.565	0	1	28.5	46	0.620	12
E 12 Baldwin, Randy	3	4	7	1	10	5	0.667	5	4	8	1	13	5	0.722	23	10	0.697	0	1	28.0	33	0.848	9
E 13 Todd, Patrick	7	4	4	7	11	11	0.500	2	8	5	3	7	11	0.389	18	22	0.450	0	1	23.0	40	0.575	11
E 14 Bush, Jim	3	4	0	1	3	5	0.375	2	2	2	4	4	6	0.400	7	11	0.389	0	0	2.5	18	0.139	7
E 15 Warshawsky, Larry	5	6	5	6	10	12	0.455	3	8	6	4	9	12	0.429	19	24	0.442	0	1	14.5	43	0.337	12
E 16 McEwen, William	5	7	6	6	11	13	0.458	5	7	6	6	11	13	0.458	22	26	0.458	0	1	15.5	48	0.323	12
E 17 Moore, Mark	0	0	3	3	3	3	0.500	2	5	3	4	5	9	0.357	8	12	0.400	0	0	8.5	20	0.425	7
E2/ Red-eye Rangers	32	39	31	40	63	79	0.444	15	21	11	25	26	46	0.361	115	171	0.402	12	0	98.0	286	0.343	
E 20 Kunesh, Joe	5	6	3	6	8	12	0.400	5	4	3	8	8	12	0.400	16	24	0.400	2	0	12.5	40	0.313	12
E 21 Rouse, Chuck	5	6	2	7	7	13	0.350	4	7	5	8	9	15	0.375	16	28	0.364	2	0	5.5	44	0.125	12
E 22 Wilkinson, Charlie	0	0	0	0	0	0	---	0	0	0	0	0	0	---	0	0	---	0	0	0.0	0	---	0
E 23 Mitchell, Bill	2	5	3	2	5	7	0.417	2	4	1	5	3	9	0.250	8	16	0.333	2	0	8.5	24	0.354	7
E 24 Kirkpatrick, Scott	3	3	3	8	6	11	0.353	5	6	4	8	9	14	0.391	15	25	0.375	2	0	18.5	40	0.463	12
E 25 Raper, Jeromie	3	7	7	4	10	11	0.476	3	7	0	10	3	17	0.150	13	28	0.317	2	0	16.0	41	0.390	11
E 26 Millican, Craig	2	3	2	4	4	7	0.364	1	4	2	3	3	7	0.300	7	14	0.333	0	0	5.5	21	0.262	6
E 27 Powell, Mark	6	3	5	4	11	7	0.611	4	5	3	5	7	10	0.412	18	17	0.514	1	0	10.5	35	0.300	10
E 28 Powell, Zach	4	5	4	4	8	9	0.471	3	5	3	3	6	8	0.429	14	17	0.452	1	0	14.0	31	0.452	9
E 29 Barnes, Will	2	1	2	1	4	2	0.667	3	0	1	0	4	0	1.000	8	2	0.800	0	0	7.0	10	0.700	3
E3/ Coral Reefers	37	35	25	47	62	82	0.431	14	22	18	18	32	40	0.444	126	162	0.438	0	6	112.5	288	0.391	
E 30 Jarvah, Sean	4	6	2	6	6	12	0.333	1	5	4	4	5	9	0.357	11	21	0.344	0	1	8.0	32	0.250	10
E 31 Patskoski, Jason	7	4	4	7	11	11	0.500	4	6	5	6	9	12	0.429	20	23	0.465	0	1	16.5	43	0.384	12
E 32 Britt, Jacob	1	5	2	4	3	9	0.250	4	3	2	5	6	8	0.429	9	17	0.346	0	1	10.0	26	0.385	8
E 33 Gardner, Kyle	6	2	2	6	8	8	0.500	3	5	4	2	7	7	0.500	15	15	0.500	0	0	18.0	30	0.600	8
E 34 Thorne, Marshall	3	3	4	4	7	7	0.500	4	4	7	1	11	5	0.688	18	12	0.600	0	1	15.5	30	0.517	8
E 35 Colton, Mitch	3	2	3	3	6	5	0.545	1	6	1	4	2	10	0.167	8	15	0.348	0	1	8.0	23	0.348	7
E 36 Cullen, Pat	1	1	0	2	1	3	0.250	0	2	0	2	0	4	0.000	1	7	0.125	0	0	1.0	8	0.125	2
E 37 Roseman, Sean	8	2	2	8	10	10	0.500	6	3	7	2	13	5	0.722	23	15	0.605	0	1	15.5	38	0.408	10
E 38 Smith, Van	2	8	2	6	4	14	0.222	4	7	3	8	7	15	0.318	11	29	0.275	0	0	8.5	40	0.213	11
E 39 Carroll, Josh	2	2	4	1	6	3	0.667	1	3	3	2	4	5	0.444	10	8	0.556	0	0	11.5	18	0.639	5
E4/ Show Me Your Tips	45	27	48	24	93	51	0.646	26	10	27	9	53	19	0.736	199	89	0.691	0	0	164.5	288	0.571	
E 40 Powell, Lee	10	2	8	4	18	6	0.750	9	3	9	2	18	5	0.783	36	11	0.766	0	0	31.0	47	0.660	12
E 41 Bushman, Brad	6	2	6	2	12	4	0.750	7	1	6	2	13	3	0.813	25	7	0.781	0	0	26.5	32	0.828	8
E 42 Bialaszewski, Rich	3	9	11	0	14	9	0.609	10	2	11	1	21	3	0.875	35	12	0.745	0	0	28.0	47	0.596	12
E 43 Murphy, Tom	5	5	4	6	9	11	0.450	5	2	7	5	12	7	0.632	21	18	0.538	0	0	11.5	39	0.295	12
E 44 Raquet, Mike	8	4	7	5	15	9	0.625	7	4	7	4	14	8	0.636	29	17	0.630	0	0	21.0	46	0.457	12
E 45 Hall, Mike	2	1	0	3	2	4	0.333	3	2	0	2	3	4	0.429	5	8	0.385	0	0	2.5	13	0.192	5
E 46 Haithcock, Lee	8	3	8	3	16	6	0.727	9	3	10	2	19	5	0.792	35	11	0.761	0	0	32.5	46	0.707	12
E 47 Lane, Bob	3	1	4	1	7	2	0.778	2	3	4	0	6	3	0.667	13	5	0.722	0	0	11.5	18	0.639	5
E5/ Bulls Up	41	31	48	23	89	54	0.622	22	14	20	16	42	30	0.583	173	114	0.603	0	0	156.0	287	0.544	
E 50 Butterworth, Dan	0	6	8	4	8	10	0.444	11	1	3	5	14	6	0.700	22	16	0.579	0	0	25.5	38	0.671	12
E 51 Butterworth, Jim	7	3	10	2	17	5	0.773	11	1	3	6	14	7	0.667	31	12	0.721	0	0	35.5	43	0.826	12
E 52 Frederick, Karl	5	1	6	2	11	3	0.786	5	3	4	3	9	6	0.600	20	9	0.690	0	0	18.5	29	0.638	8
E 53 Block, Marc	0	0	0	0	0	0	---	0	0	0	0	0	0	---	0	0	---	0	0	0.0	0	---	0
E 54 O'Toole, Mike	9	3	7	4	16	7	0.696	2	6	6	6	8	12	0.400	24	19	0.558	0	0	24.0	43	0.558	12
E 55 Graves, Julie	7	5	3	5	10	10	0.500	3	5	6	4	9	9	0.500	19	19	0.500	0	0	10.5	38	0.276	12
E 56 Sessoms, DeWayne	4	5	0	3	4	8	0.333	2	3	6	3	8	6	0.571	12	14	0.462	0	0	5.5	26	0.212	9
E 57 Arnold, Jimmy	5	5	10	1	15	6	0.714	6	5	8	3	14	8	0.636	29	14	0.674	0	0	26.0	43	0.605	12
E 58 Robertson, Phil	4	3	4	2	8	5	0.615	4	4	4	2	8	6	0.571	16	11	0.593	0	0	10.5	27	0.389	8
E6/ Death Throw	25	47	19	52	44	99	0.308	13	23	12	24	25	47	0.347	94	193	0.328	0	6	105.0	287	0.366	
E 60 Willis, Tolson	1	6	3	4	4	10	0.286	6	2	2	5	8	7	0.533	12	17	0.414	0	0	14.5	29	0.500	7
E 61 Hogan, Neal	3	9	1	11	4	20	0.167	4	8	4	7	8	15	0.348	12	35	0.255	0	1	10.0	47	0.213	11
E 62 Zimmerman, Mike	2	6	0	6	2	12	0.143	0	5	1	5	1	10	0.091	3	22	0.120	0	0	2.5	25	0.100	9
E 63 Bosier, Sean	9	4	6	6	15	10	0.600	5	7	5	7	10	14	0.417	25	24	0.510	0	1	27.5	49	0.561	12
E 64 Thompson, Ben	0	2	1	2	1	4	0.200	1	1	0	2	1	3	0.250	2	7	0.222	0	0	2.0	9	0.222	3
E 65 Mathews, Dave	3	8	3	9	6	17	0.261	3	9	5	7	8	16	0.333	14	33	0.298	0	1	20.0	47	0.426	12
E 66 Willis, Zack	4	3	3	2	7	5	0.583	3	3	2	4	5	7	0.417	12	12	0.500	0	1	10.5	24	0.438	6
E 67 Willis, Angie	2	5	1	7	3	12	0.200	0	7	1	7	1	14	0.067	4	26	0.133	0	1	8.5	30	0.283	10
E 68 Mathews, Olivia	1	4	1	5	2	9	0.182	4	4	4	4	8	8	0.500	10	17	0.370	0	1	9.5	27	0.352	9
E7/ Why So Serious?	36	36	45	27	81	63	0.563	22	14	18	18	40	32	0.556	161	127	0.559	7	0	124.0	288	0.431	
E 70 Cannizzaro, Anthony	4	3	8	3	12	6	0.667	9	3	5	6	14	9	0.609	26	15	0.634	1	0	21.5	41	0.524	12
E 71 Cannizzaro, Tyler	5	3	4	2	9	5	0.643	2	4	3	5	5	9	0.357	14	14	0.500	1	0	6.0	28	0.214	9
E 72 Leonard, Bill	7	5	5	6	12	11	0.522	4	4	5	4	9	8	0.529	21	19	0.525	1	0	14.5	40	0.363	12
E 73 Blanchard, Jeff	3	7	4	1	7	8	0.467	1	4	3	5	4	9	0.308	11	17	0.393	1	0	5.0	28	0.179	10
E 74 Havens, Lincoln	8	4	5	5	13	9	0.591	8	2	5	4	13	6	0.684	26	15	0.634	1	0	19.0	41	0.463	12
E 75 Havens, Matt	2	6	6	5	8	11	0.421	8	4	4	3	12	7	0.632	20	18	0.526	1	0	21.0	38	0.553	12
E 76 Triggiano, Andrew	2	2	4	3	6	5	0.545	4	5	6	4	10	9	0.526	16	14	0.533	0	0	12.5	30	0.417	10
E 77 McGuire, Shaun	0	0	0	0	0	0	---	0	0	0	0	0	0	---	0	0	---	0	0	0.0	0	---	0
E 78 Bumpass, Mike	5	6	9	2	14	8	0.636	8	2	5	5	13	7	0.650	27	15	0.643	1	0	24.5	42	0.583	11

	Singles 301		Singles Cricket		Singles Record		Singles Win %-age	Doubles Cricket		Doubles 501		Doubles Record		Doubles Win %-age	Sngls + Dbls Record		Sngls + Dbls Win %-age	Tiebreaker Ws	Tiebreaker Ls	All-Star Points	Games Played	All-Star Point Average	Matches Played
F1/ Shark Shooters	39	33	39	33	78	66	0.542	22	14	22	14	44	28	0.611	166	122	0.576	15	0	141.0	288	0.490	
F 10 Stacy, Rod	2	0	3	6	5	6	0.455	5	4	6	1	11	5	0.688	16	11	0.593	2	0	10.5	27	0.389	11
F 11 Stacy, Michelle	4	4	3	5	7	9	0.438	3	5	1	6	4	11	0.267	11	20	0.355	2	0	5.5	31	0.177	11
F 12 Mitchell, Liz	5	5	4	1	9	6	0.600	5	5	6	4	11	9	0.550	20	15	0.571	2	0	10.5	35	0.300	11
F 13 Anderson, Ryan	10	2	11	1	21	3	0.875	10	2	11	1	21	3	0.875	42	6	0.875	2	0	49.5	48	1.031	12
F 14 Taylor, Eric	3	5	2	7	5	12	0.294	4	2	3	3	7	5	0.583	12	17	0.414	2	0	7.5	29	0.259	11
F 15 Mercer, Dave	4	6	3	2	7	8	0.467	3	3	4	3	7	6	0.538	14	14	0.500	1	0	7.5	28	0.268	10
F 16 Bowman, Merrill	8	3	11	1	19	4	0.826	7	5	8	4	15	9	0.625	34	13	0.723	2	0	39.5	47	0.840	12
F 17 Weimers, Drew	2	3	1	6	3	9	0.250	1	2	2	5	3	7	0.300	6	16	0.273	1	0	8.0	22	0.364	10
F 18 Fuller, Bob	1	5	1	4	2	9	0.182	6	0	3	1	9	1	0.900	11	10	0.524	1	0	2.5	21	0.119	8
F2/ Just Playing	38	34	32	40	70	74	0.486	16	20	13	23	29	43	0.403	128	160	0.444	0	8	112.0	288	0.389	
F 20 Bowen, Andy	7	5	8	4	15	9	0.625	7	6	4	9	11	15	0.423	26	24	0.520	0	1	37.0	50	0.740	12
F 21 Prosser, Brad	6	5	1	4	7	9	0.438	5	4	3	8	8	12	0.400	15	21	0.417	0	1	13.5	36	0.375	11
F 22 White, John	6	6	12	2	18	8	0.692	8	5	4	7	12	12	0.500	30	20	0.600	0	1	24.0	50	0.480	12
F 23 Williams, Kelsey	3	9	1	7	4	16	0.200	3	9	4	6	7	15	0.318	11	31	0.262	0	1	6.5	42	0.155	12
F 24 Dubose, Chris	8	2	3	7	11	9	0.550	3	4	2	5	5	9	0.357	16	18	0.471	0	1	9.5	34	0.279	10
F 25 Stark, Parker	5	5	5	6	10	11	0.476	3	6	5	6	8	12	0.400	18	23	0.439	0	1	16.0	41	0.390	10
F 26 Ferri, Chris	2	1	2	6	4	7	0.364	1	5	1	5	2	10	0.167	6	17	0.261	0	1	5.5	23	0.239	9
F 27 Doom, Jamie	0	0	0	0	0	0	---	0	0	0	0	0	0	---	0	0	---	0	0	0.0	0	---	0
F 28 Peach, Kevin	1	1	0	4	1	5	0.167	2	1	3	0	5	1	0.833	6	6	0.500	0	1	0.0	12	0.000	4
F3/ Sofa Kings	36	36	32	40	68	76	0.472	10	26	14	22	24	48	0.333	116	172	0.403	7	0	92.5	288	0.321	
F 30 Moore, Ken	6	5	2	2	8	7	0.533	1	4	0	6	1	10	0.091	9	17	0.346	1	0	7.5	26	0.288	11
F 31 Alcon, Tony	7	4	5	5	12	9	0.571	2	7	5	6	7	13	0.350	19	22	0.463	1	0	16.5	41	0.402	10
F 32 Groves, Phil	2	3	1	8	3	11	0.214	1	8	3	6	4	14	0.222	7	25	0.219	1	0	4.0	32	0.125	9
F 33 Bozza, Doug	4	6	6	5	10	11	0.476	8	4	6	5	14	9	0.609	24	20	0.545	1	0	19.5	44	0.443	11
F 34 Keim, Roger	8	4	8	6	16	10	0.615	5	8	6	4	11	12	0.478	27	22	0.551	0	0	24.5	49	0.500	12
F 35 Plotkin, Jeremy	3	2	5	1	8	3	0.727	0	6	3	4	3	10	0.231	11	13	0.458	1	0	8.0	24	0.333	7
F 36 Hommel, Darren	2	6	2	5	4	11	0.267	2	6	2	6	4	12	0.250	8	23	0.258	1	0	4.5	31	0.145	9
F 37 Scott, Chris	4	6	3	8	7	14	0.333	1	9	3	7	4	16	0.200	11	30	0.268	1	0	8.0	41	0.195	12
F4/ Schlitz & Giggles	38	34	39	33	77	67	0.535	17	19	22	14	39	33	0.542	155	133	0.538	6	0	96.0	288	0.333	
F 40 Strickland, Jon	3	6	7	5	10	11	0.476	6	6	9	1	15	7	0.682	25	18	0.581	1	0	15.5	43	0.360	12
F 41 Wissinger, Wes	10	2	9	3	19	5	0.792	9	3	7	4	16	7	0.696	35	12	0.745	1	0	22.5	47	0.479	12
F 42 Kyle, Mike	3	5	4	2	7	7	0.500	4	4	7	2	11	6	0.647	18	13	0.581	1	0	10.5	31	0.339	9
F 43 Port, Brian	9	4	6	6	15	10	0.600	4	9	7	4	11	13	0.458	26	23	0.531	1	0	19.5	49	0.398	12
F 44 Ferguson, Travis	6	1	6	1	12	2	0.857	3	4	6	1	9	5	0.643	21	7	0.750	1	0	12.0	28	0.429	7
F 45 Keleher, John	3	7	4	5	7	12	0.368	6	3	4	6	10	9	0.526	17	21	0.447	1	0	10.5	38	0.276	9
F 46 Beene, Ryan	4	6	2	7	6	13	0.316	1	6	3	6	4	12	0.250	10	25	0.286	0	0	5.5	35	0.157	8
F 47 Lukach, Gwen	0	0	0	2	0	2	0.000	1	2	0	2	1	4	0.200	1	6	0.143	0	0	0.0	7	0.000	4
F 48 Watson, Kaylan	0	3	1	2	1	5	0.167	0	1	1	2	1	3	0.250	2	8	0.200	0	0	0.0	10	0.000	4
F5/ Taylor Wants a Ton!	32	40	39	33	71	73	0.493	23	13	18	18	41	31	0.569	153	135	0.531	0	17	100.5	288	0.349	
F 50 Theall, Ken	2	3	0	1	2	4	0.333	1	0	1	4	2	4	0.333	4	8	0.333	0	1	2.0	12	0.167	7
F 51 Gagner, Chris	7	5	6	6	13	11	0.542	10	2	7	4	17	6	0.739	30	17	0.638	0	2	17.5	47	0.372	12
F 52 Zuttel, Paul	0	5	2	1	2	6	0.250	1	3	2	1	3	4	0.429	5	10	0.333	0	2	3.5	15	0.233	6
F 53 Dehnel, Sebastian	4	5	5	6	9	11	0.450	5	5	5	6	10	11	0.476	19	22	0.463	0	2	18.0	41	0.439	11
F 54 Caldwell, Taylor	7	5	0	2	7	7	0.500	6	3	2	2	8	5	0.615	15	12	0.556	0	2	3.0	27	0.111	12
F 55 Looney, JoDon	5	4	6	5	11	9	0.550	5	5	6	5	11	10	0.524	22	19	0.537	0	1	19.0	41	0.463	11
F 56 Neff, Josh	1	1	3	5	4	6	0.400	2	0	1	1	3	1	0.750	7	7	0.500	0	1	5.0	14	0.357	8
F 57 Hadley, Chris	1	6	10	2	11	8	0.579	10	2	3	3	13	5	0.722	24	13	0.649	0	2	17.0	37	0.459	12
F 58 Swartzel, David	5	6	7	4	12	10	0.545	5	6	6	3	11	9	0.550	23	19	0.548	0	2	15.5	42	0.369	12
F 59 Zuttel, Joe	0	0	0	1	0	1	0.000	1	0	3	7	4	7	0.364	4	8	0.333	0	2	0.0	12	0.000	10
F6/ Bulls On Parade	38	34	43	29	81	63	0.563	23	13	17	19	40	32	0.556	161	127	0.559	6	0	120.0	288	0.417	
F 60 Updyke, Gerald	4	4	7	3	11	7	0.611	5	5	3	4	8	9	0.471	19	16	0.543	0	0	12.5	35	0.357	11
F 61 Additon, Chris	7	5	2	3	9	8	0.529	8	2	2	6	10	8	0.556	19	16	0.543	1	0	11.5	35	0.329	12
F 62 Cook, Dan	0	2	6	1	6	3	0.667	4	3	3	3	7	6	0.538	13	9	0.591	1	0	13.5	22	0.614	7
F 63 Hall, Jon	4	3	5	4	9	7	0.563	7	3	5	3	12	6	0.667	21	13	0.618	1	0	19.5	34	0.574	10
F 64 Heath, John	6	2	7	3	13	5	0.722	6	4	2	6	8	10	0.444	21	15	0.583	1	0	24.0	36	0.667	10
F 65 Hollar, David	3	6	3	2	6	8	0.429	6	2	6	3	12	5	0.706	18	13	0.581	1	0	9.5	31	0.306	10
F 66 Pender, Aime	2	6	0	2	2	8	0.200	0	1	4	5	4	6	0.400	6	14	0.300	0	0	1.0	20	0.050	9
F 67 Whitley, Brian	10	1	8	2	18	3	0.857	7	4	4	4	11	8	0.579	29	11	0.725	1	0	19.5	40	0.488	11
F 68 Wrenn, Cameron	1	3	4	5	5	8	0.385	2	2	4	3	6	5	0.545	11	13	0.458	0	0	3.0	24	0.125	10
F 69 Husain, Cameron	1	2	1	4	2	6	0.250	1	0	1	1	2	1	0.667	4	7	0.364	0	0	6.0	11	0.545	5
F7/ Old Darting Bastards	31	41	28	44	59	85	0.410	15	21	20	16	35	37	0.486	129	159	0.448	8	20	108.0	288	0.375	
F 70 Cornell, Blaine	2	4	2	6	4	10	0.286	3	4	4	4	7	8	0.467	11	18	0.379	0	2	5.0	29	0.172	10
F 71 Metivier, Sam	6	6	6	5	12	11	0.522	7	4	7	4	14	8	0.636	26	19	0.578	1	3	14.0	45	0.311	12
F 72 Barbour, Bryan	0	2	0	0	0	2	0.000	4	2	4	0	8	2	0.800	8	4	0.667	1	2	4.5	12	0.375	6
F 73 Millius, Mike	3	5	3	4	6	9	0.400	2	5	4	5	6	10	0.375	12	19	0.387	1	1	10.0	31	0.323	8
F 74 Musil, Dylan	10	2	10	2	20	4	0.833	6	6	6	4	12	10	0.545	32	14	0.696	1	3	33.5	46	0.728	12
F 75 McKendrick, Todd	2	4	0	6	2	10	0.167	2	3	3	2	5	5	0.500	7	15	0.318	1	0	5.5	22	0.250	6
F 76 Furdon, Jenny	5	5	1	9	6	14	0.300	4	5	1	6	5	11	0.313	11	25	0.306	1	3	15.0	36	0.417	12
F 77 Furdon, Matt	2	7	5	5	7	12	0.368	2	7	5	5	7	12	0.368	14	24	0.368	1	3	15.5	38	0.408	11
F 78 McKendrick, Darla	0	1	0	1	0	2	0.000	0	1	1	0	1	1	0.500	1	3	0.250	0	0	0.0	4	0.000	1
F 79 Merritt, Kate	1	5	1	6	2	11	0.154	0	5	5	2	5	7	0.417	7	18	0.280	1	3	5.0	25	0.200	10

		Singles	301	Singles	Cricket	Singles	Record	Singles Win %-age	Doubles	Cricket	Doubles	501	Doubles	Record	Doubles Win %-age	Sngls + Dbls	Record	Sngls + Dbls Win %-age	Tiebreaker Ws	Tiebreaker Ls	All-Star Points	Games Played	All-Star Point Average	Matches Played
G1/ Don't Hit The Scorekeeper		51	33	54	30	105	63	0.625	28	14	25	17	53	31	0.631	211	125	0.628	0	6	119.0	336	0.354	
G 10	Knight, Romuald	5	5	6	6	11	11	0.500	5	3	6	2	11	5	0.688	22	16	0.579	0	1	11.0	38	0.289	10
G 11	Vick, Justin	8	8	8	5	16	13	0.552	9	5	12	3	21	8	0.724	37	21	0.638	0	1	16.0	58	0.276	14
G 12	Adams, Doug	2	3	6	1	8	4	0.667	3	6	6	3	9	9	0.500	17	13	0.567	0	0	9.0	30	0.300	9
G 13	Robertson, Chris	9	7	11	4	20	11	0.645	8	6	9	6	17	12	0.586	37	23	0.617	0	1	26.5	60	0.442	14
G 14	Shearin, Phillip	9	3	11	4	20	7	0.741	14	2	7	7	21	9	0.700	41	16	0.719	0	1	36.0	57	0.632	13
G 15	Smith, Ron "Captain"	9	7	5	8	14	15	0.483	8	5	5	8	13	13	0.500	27	28	0.491	0	1	6.0	55	0.109	14
G 16	Garzon, Marc	0	0	0	0	0	0	---	0	0	0	0	0	0	---	0	0	---	0	0	0.0	0	---	0
G 17	Russell, Jeff	9	0	7	2	16	2	0.889	9	1	5	5	14	6	0.700	30	8	0.789	0	1	14.5	38	0.382	10
G2/ Coach's Crew		47	37	40	43	87	80	0.521	19	23	19	23	38	46	0.452	163	172	0.487	14	6	83.5	335	0.249	
G 20	Emerton, Eric	3	3	2	2	5	5	0.500	2	6	3	2	5	8	0.385	10	13	0.435	1	0	9.5	23	0.413	10
G 21	Barletta, Phil	1	1	5	2	6	3	0.667	3	4	1	2	4	6	0.400	10	9	0.526	1	0	7.0	19	0.368	7
G 22	Woodard, Dave	10	2	10	3	20	5	0.800	8	6	8	6	16	12	0.571	36	17	0.679	2	1	17.5	53	0.330	14
G 23	Ejlali, Shervin	5	6	4	4	9	10	0.474	3	6	3	7	6	13	0.316	15	23	0.395	2	1	14.0	38	0.368	12
G 24	Martin, Claude	4	6	0	9	4	15	0.211	2	3	4	5	6	8	0.429	10	23	0.303	1	1	2.0	33	0.061	12
G 25	McMillan, Bill	5	5	4	6	9	11	0.450	3	5	2	3	5	8	0.385	14	19	0.424	1	1	5.0	33	0.152	10
G 26	Hamer, Andrew	6	3	0	4	6	7	0.462	3	6	3	2	6	8	0.429	12	15	0.444	2	0	2.0	27	0.074	8
G 27	Scott, Kevin	5	3	6	4	11	7	0.611	5	4	5	6	10	10	0.500	21	17	0.553	2	1	7.0	38	0.184	11
G 28	Turner, Kevin	7	3	7	4	14	7	0.667	8	5	5	8	13	13	0.500	27	20	0.574	2	1	17.5	47	0.372	13
G 29	Ago, Alvin	1	5	2	5	3	10	0.231	1	1	4	5	5	6	0.455	8	16	0.333	0	0	2.0	24	0.083	9
G3/ Irish Ton		44	40	45	39	89	79	0.530	22	20	24	18	46	38	0.548	181	155	0.539	0	0	122.5	336	0.365	
G 30	Cominole, Jeremy	7	6	6	7	13	13	0.500	8	5	7	7	15	12	0.556	28	25	0.528	0	0	25.5	53	0.481	13
G 31	Rossbach, Mark	9	4	12	1	21	5	0.808	7	6	7	6	14	12	0.538	35	17	0.673	0	0	20.0	52	0.385	13
G 32	Hiltbrunner, Sherry	2	6	2	5	4	11	0.267	3	3	1	4	4	7	0.364	8	18	0.308	0	0	8.0	26	0.308	8
G 33	Budd, Shawn	6	8	10	4	16	12	0.571	9	4	9	6	18	10	0.643	34	22	0.607	0	0	28.0	56	0.500	14
G 34	Bowser, Brian	8	6	9	4	17	10	0.630	8	5	6	7	14	12	0.538	31	22	0.585	0	0	21.0	53	0.396	13
G 35	Yarsawich, Bryan	2	5	0	7	2	12	0.143	3	4	4	2	7	6	0.538	9	18	0.333	0	0	3.5	27	0.130	9
G 36	Logan, Pete	0	0	0	0	0	0	---	0	0	0	0	0	0	---	0	0	---	0	0	0.0	0	---	0
G 37	Perkins, Brytni	4	4	1	8	5	12	0.294	3	8	7	3	10	11	0.476	15	23	0.395	0	0	2.0	38	0.053	11
G 38	Perkins, Heath	6	1	5	3	11	4	0.733	3	5	7	1	10	6	0.625	21	10	0.677	0	0	14.5	31	0.468	8
G4/ Chalker's Nightmare		39	39	50	28	89	67	0.571	24	15	23	16	47	31	0.603	183	129	0.587	7	6	130.5	312	0.418	
G 40	Moulden, Jeremy	5	7	9	3	14	10	0.583	6	7	8	4	14	11	0.560	28	21	0.571	1	1	23.5	49	0.480	12
G 41	Ball, Pat	7	7	8	6	15	13	0.536	5	8	7	4	12	12	0.500	27	25	0.519	1	1	19.5	52	0.375	13
G 42	Brownd, Anthony	8	5	8	5	16	10	0.615	7	6	4	9	11	15	0.423	27	25	0.519	1	1	12.0	52	0.231	13
G 43	Boutieller, Tina	3	10	7	6	10	16	0.385	7	3	7	6	14	9	0.609	24	25	0.490	1	1	9.0	49	0.184	13
G 44	Davis, P.J.	6	4	7	1	13	5	0.722	9	1	9	1	18	2	0.900	31	7	0.816	1	1	20.5	38	0.539	10
G 45	Berman, Brian	2	3	1	6	3	9	0.250	4	4	2	5	6	9	0.400	9	18	0.333	1	0	0.0	27	0.000	8
G 46	Zelinack, Jason	7	2	8	1	15	3	0.833	8	1	8	2	16	3	0.842	31	6	0.838	1	0	43.0	37	1.162	9
G 47	Kincaid, Lisa	0	0	0	0	0	0	---	0	0	0	0	0	0	---	0	0	---	0	0	0.0	0	---	1
G 4x	xx-Wooten, Michael	1	1	2	0	3	1	0.750	2	0	1	1	3	1	0.750	6	2	0.750	0	1	3.0	8	0.375	2
G5/ Wayne Gretzky		42	42	45	39	87	81	0.518	26	16	25	17	51	33	0.607	189	147	0.563	0	6	117.0	336	0.348	
G 50	Wilson, Misty	5	10	1	6	6	16	0.273	0	6	7	7	7	13	0.350	13	29	0.310	0	1	2.5	42	0.060	14
G 51	Wilson, Jonathan	0	0	9	3	9	3	0.750	8	6	8	6	16	12	0.571	25	15	0.625	0	1	17.0	40	0.425	14
G 52	Gaines, Lauren	4	12	3	11	7	23	0.233	7	7	7	7	14	14	0.500	21	37	0.362	0	1	13.0	58	0.224	14
G 53	Gaines, Bryan	9	5	5	9	14	14	0.500	11	3	10	4	21	7	0.750	35	21	0.625	0	1	17.5	56	0.313	14
G 54	Rigert, Joe, Sr.	12	2	14	0	26	2	0.929	12	2	10	4	22	6	0.786	48	8	0.857	0	1	42.0	56	0.750	14
G 55	Rigert, Joe, Jr.	0	0	0	0	0	0	---	0	0	0	0	0	0	---	0	0	---	0	0	0.0	0	---	0
G 56	Park, Ed	7	7	6	8	13	15	0.464	8	5	2	3	10	8	0.556	23	23	0.500	0	1	9.5	46	0.207	13
G 57	Glover, Kevin	0	3	0	1	0	4	0.000	0	1	0	1	0	2	0.000	0	6	0.000	0	0	0.0	6	0.000	2
G 58	Finney, Dave	5	3	7	1	12	4	0.750	6	2	6	2	12	4	0.750	24	8	0.750	0	0	15.5	32	0.484	8
G6/ Brown's Bombers		39	45	34	50	73	95	0.435	19	23	17	25	36	48	0.429	145	191	0.432	7	7	89.5	336	0.266	
G 60	Suan, John	7	6	10	4	17	10	0.630	7	7	6	9	13	16	0.448	30	26	0.536	1	1	24.0	56	0.429	14
G 61	Davis, Luke	8	3	5	8	13	11	0.542	7	5	5	7	12	12	0.500	25	23	0.521	1	1	13.0	48	0.271	12
G 62	Shirey, Anthony	2	4	4	2	6	6	0.500	4	2	3	3	7	5	0.583	13	11	0.542	1	0	4.0	24	0.167	6
G 63	Murphy, James	7	5	5	7	12	12	0.500	7	5	8	4	15	9	0.625	27	21	0.563	1	1	14.0	48	0.292	12
G 64	Murphy, Michelle	3	8	0	5	3	13	0.188	0	4	3	2	3	6	0.333	6	19	0.240	1	1	1.0	25	0.040	12
G 65	Hawk, Julie	3	8	2	10	5	18	0.217	6	6	3	6	9	12	0.429	14	30	0.318	1	1	8.5	44	0.193	13
G 66	Wilson, Matthew	8	5	6	6	14	11	0.560	5	9	4	9	9	18	0.333	23	29	0.442	1	1	18.5	52	0.356	13
G 67	Buntoum, Sorng	1	6	2	8	3	14	0.176	2	8	2	10	4	18	0.182	7	32	0.179	0	1	6.5	39	0.167	11
G7/ All About That Bull!		36	42	35	43	71	85	0.455	15	24	15	24	30	48	0.385	131	181	0.420	7	0	90.5	312	0.290	
G 70	Voorhees, Cindy	4	9	3	7	7	16	0.304	3	6	2	8	5	14	0.263	12	30	0.286	1	0	12.0	42	0.286	12
G 71	Gould, Craig	4	2	1	4	5	6	0.455	2	3	2	1	4	4	0.500	9	10	0.474	1	0	7.5	19	0.395	6
G 72	Tyler, Rob	3	2	4	5	7	7	0.500	3	7	4	4	7	11	0.389	14	18	0.438	1	0	8.5	32	0.266	10
G 73	Gorts, Tim	5	8	5	5	10	13	0.435	3	8	2	9	5	17	0.227	15	30	0.333	0	0	6.0	45	0.133	12
G 74	Holland, Tom	8	2	9	1	17	3	0.850	9	1	7	3	16	4	0.800	33	7	0.825	1	0	30.5	40	0.763	10
G 75	Neill, Greg	3	2	3	0	6	2	0.750	2	3	1	1	3	4	0.429	9	6	0.600	1	0	3.0	15	0.200	5
G 76	Miller, Lloyd	2	10	2	8	4	18	0.182	3	8	4	7	7	15	0.318	11	33	0.250	1	0	8.0	44	0.182	12
G 77	Peterson, Eric	2	3	2	6	4	9	0.308	1	5	2	6	3	11	0.214	7	20	0.259	0	0	4.5	27	0.167	8
G 78	Rylah, Garrett	5	4	6	7	11	11	0.500	4	7	6	9	10	16	0.385	21	27	0.438	1	0	10.5	48	0.219	13
G8/ The Liqour Posse		26	46	22	50	48	96	0.333	9	27	14	22	23	49	0.319	94	194	0.326	0	0	66.0	288	0.229	
G 80	Davis, Jimmy	4	6	10	2	14	8	0.636	4	7	9	4	13	11	0.542	27	19	0.587	0	0	39.0	46	0.848	12
G 81	Goulet, Scott	4	4	1	8	5	12	0.294	3	4	2	6	5	10	0.333	10	22	0.313	0	0	1.0	32	0.031	7
G 82	Amegod, Jeff	0	0	0	0	0	0	---	0	0	0	0	0	0	---	0	0	---	0	0	0.0	0	---	0
G 83	Stone, Ben	3	10	2	9	5	19	0.208	0	11	3	6	3	17	0.150	8	36	0.182	0	0	4.5	44	0.102	10
G 84	Stone, Terry	0	7	1	8	1	15	0.063	1	7	1	6	2	13	0.133	3	28	0.097	0	0	4.5	31	0.145	8
G 85	McQueen, Jamie	7	4	6	5	13	9	0.591	4	9	9	6	13	15	0.464	26	24	0.520	0	0	10.0	50	0.200	11
G 86	Durham, Michael	3	7	0	9	3	16	0.158	4	7	1	9	5	16	0.238	8	32	0.200	0	0	1.5	40	0.038	9
G 87	Hillie, Todd	0	0	0	0	0	0	---	0	0	0	0	0	0	---	0	0	---	0	0	0.0	0	---	0
G 88	Farakish, Jon	3	6	2	6	5	12	0.294	2	6	3	4	5	10	0.333	10	22	0.313	0	0	2.5	32	0.078	7
G 8x	xx-Carvalho, Lee	1	1	0	2	1	3	0.250	0	2	0	2	0	4	0.000	1	7	0.125	0	0	3.0	8	0.375	2
G 8x	xx-Carvalho, Cynde	1	1	0	1	1	2	0.333	0	1	0	1	0	2	0.000	1	4	0.200	0	0	0.0	5	0.000	2

	Singles 301		Singles Cricket		Singles Record		Singles Win %-age	Doubles Cricket		Doubles 501		Doubles Record		Doubles Win %-age	Sngls + Dbls Record		Sngls + Dbls Win %-age	Tiebreaker Ws	Tiebreaker Ls	All-Star Points	Games Played	All-Star Point Average	Matches Played
H1/ Ballistic Behavior	29	31	34	26	63	57	0.525	15	15	19	11	34	26	0.567	131	109	0.546	12	7	66.0	240	0.275	
H 10 Phillips, Britt	4	5	5	2	9	7	0.563	5	4	4	4	9	8	0.529	18	15	0.545	2	1	5.0	33	0.152	10
H 11 Phillips, Josh	5	4	6	4	11	8	0.579	5	6	3	7	8	13	0.381	19	21	0.475	2	1	11.5	40	0.288	10
H 12 Hayward, Simon	4	4	5	4	9	8	0.529	2	4	6	2	8	6	0.571	17	14	0.548	1	1	8.5	31	0.274	9
H 13 Hayward, Georgia	2	7	2	3	4	10	0.286	5	2	5	2	10	4	0.714	14	14	0.500	1	1	4.5	28	0.161	9
H 14 Letsch, Dempsey	7	2	6	4	13	6	0.684	5	4	6	2	11	6	0.647	24	12	0.667	2	1	9.5	36	0.264	10
H 15 Larson, Ray	6	3	9	2	15	5	0.750	5	5	10	0	15	5	0.750	30	10	0.750	2	1	22.0	40	0.550	10
H 16 Welsh, Dave	1	6	1	7	2	13	0.133	3	5	4	5	7	10	0.412	9	23	0.281	2	1	5.0	32	0.156	9
H 17 Hamilton, Zach	0	0	0	0	0	0	---	0	0	0	0	0	0	---	0	0	---	0	0	0.0	0	---	0
H2/ Make Ducks Great Again	40	25	35	30	75	55	0.577	19	14	14	16	33	30	0.524	141	115	0.551	0	5	76.0	256	0.297	
H 20 Carawon, Bob	0	5	0	7	0	12	0.000	2	3	2	3	4	6	0.400	4	18	0.182	0	0	1.5	22	0.068	7
H 21 Peers, Martin	2	6	2	1	4	7	0.364	1	4	1	7	2	11	0.154	6	18	0.250	0	0	3.5	24	0.146	8
H 22 Ellis, Tim	10	1	9	2	19	3	0.864	10	2	7	3	17	5	0.773	36	8	0.818	0	1	16.5	44	0.375	11
H 23 Carawon, Harris	3	6	3	6	6	12	0.333	5	4	4	4	9	8	0.529	15	20	0.429	0	0	5.0	35	0.143	9
H 24 Lalino, Steve	6	2	5	4	11	6	0.647	5	4	6	3	11	7	0.611	22	13	0.629	0	1	12.0	35	0.343	9
H 25 Schoch, Adam	8	2	8	2	16	4	0.800	6	4	3	5	9	9	0.500	25	13	0.658	0	1	26.0	38	0.684	10
H 26 Jeffries, Tom	5	1	3	5	8	6	0.571	3	5	1	5	4	10	0.286	12	16	0.429	0	1	2.0	28	0.071	8
H 27 Converse, Laurence	6	2	5	3	11	5	0.688	6	2	4	2	10	4	0.714	21	9	0.700	0	1	9.5	30	0.317	8
H3/ You Diddled What?!	38	28	43	23	81	51	0.614	18	15	18	15	36	30	0.545	153	111	0.580	13	5	77.0	264	0.292	
H 30 Gower, Jeremy	10	1	11	0	21	1	0.955	8	4	7	3	15	7	0.682	36	8	0.818	2	1	21.0	44	0.477	11
H 31 Massengill, Devin	2	2	7	4	9	6	0.600	5	6	5	5	10	11	0.476	19	17	0.528	2	1	10.0	36	0.278	10
H 32 Watson, Ruth	1	9	1	5	2	14	0.125	4	6	5	5	9	11	0.450	11	25	0.306	2	1	7.0	36	0.194	11
H 33 Watson, Jeff, Sr.	8	3	7	3	15	6	0.714	6	3	8	3	14	6	0.700	29	12	0.707	2	1	14.0	41	0.341	11
H 34 Watson, Emily	0	0	0	0	0	0	---	0	0	0	0	0	0	---	0	0	---	0	0	0.0	0	---	0
H 35 Young, Mike	8	5	7	3	15	8	0.652	5	6	5	6	10	12	0.455	25	20	0.556	2	1	9.0	45	0.200	11
H 36 Franklin, Samantha	1	1	1	2	2	3	0.400	0	1	0	0	0	1	0.000	2	4	0.333	0	0	1.0	6	0.167	3
H 37 Mozzetti, Petra	4	5	6	3	10	8	0.556	6	2	3	6	9	8	0.529	19	16	0.543	2	0	13.0	35	0.371	9
H 38 Bryson, Jeff	4	2	3	3	7	5	0.583	2	2	3	2	5	4	0.556	12	9	0.571	1	0	2.0	21	0.095	8
H4/ We're Sexy & We Throw It!	24	36	19	41	43	77	0.358	10	20	12	18	22	38	0.367	87	153	0.363	0	6	41.5	240	0.173	
H 40 McNamara, Ken	6	4	10	0	16	4	0.800	5	5	4	6	9	11	0.450	25	15	0.625	0	1	11.5	40	0.288	10
H 41 Zarrelli, Karen	0	10	0	7	0	17	0.000	1	8	5	5	6	13	0.316	6	30	0.167	0	1	1.0	36	0.028	10
H 42 Coggins, Leigh	4	6	0	9	4	15	0.211	1	7	2	5	3	12	0.200	7	27	0.206	0	1	1.5	34	0.044	9
H 43 Bohanan, Heather	1	5	1	6	2	11	0.154	2	4	3	3	5	7	0.417	7	18	0.280	0	1	2.5	25	0.100	7
H 44 Morlando, Jim	2	5	2	6	4	11	0.267	4	4	3	5	7	9	0.438	11	20	0.355	0	0	7.5	31	0.242	8
H 45 Prater, Brittani	4	2	5	2	9	4	0.692	4	3	3	4	7	7	0.500	16	11	0.593	0	0	12.0	27	0.444	7
H 46 Walters, Josh	2	0	1	2	3	2	0.600	2	1	1	2	3	3	0.500	6	5	0.545	0	1	4.5	11	0.409	3
H 47 Matson, Eric	5	4	0	9	5	13	0.278	1	8	3	6	4	14	0.222	9	27	0.250	0	1	1.0	36	0.028	9
H5/ Tips & Shafts	24	41	22	43	46	84	0.354	15	18	11	22	26	40	0.394	98	164	0.374	0	0	68.5	262	0.261	
H 50 Borgna, Denise	1	9	1	7	2	16	0.111	1	6	3	5	4	11	0.267	6	27	0.182	0	0	5.5	33	0.167	8
H 51 Borgna, Andrew	5	3	5	3	10	6	0.625	4	4	4	3	8	7	0.533	18	13	0.581	0	0	16.0	31	0.516	8
H 52 Spencer, Kenny	5	5	3	7	8	12	0.400	3	7	2	6	5	13	0.278	13	25	0.342	0	0	8.5	38	0.224	10
H 53 Thaxter, Norm	0	0	0	0	0	0	---	0	0	0	0	0	0	---	0	0	---	0	0	0.0	0	---	0
H 54 Garner, Annette	2	7	1	10	3	17	0.150	5	4	3	7	8	11	0.421	11	28	0.282	0	0	4.5	39	0.115	10
H 55 Huffman, Inky	3	4	1	6	4	10	0.286	4	6	2	7	6	13	0.316	10	23	0.303	0	0	4.5	33	0.136	9
H 56 Powell, David	4	1	5	1	9	2	0.818	4	2	2	4	6	6	0.500	15	8	0.652	0	0	15.0	23	0.652	6
H 57 Jones, Jessica	1	6	0	7	1	13	0.071	3	5	4	6	7	11	0.389	8	24	0.250	0	0	3.5	32	0.109	8
H 58 Tompkins, Charles	3	6	6	2	9	8	0.529	6	2	2	6	8	8	0.500	17	16	0.515	0	0	11.0	33	0.333	8
H6/ Dr.unks	38	27	40	25	78	52	0.600	22	11	20	13	42	24	0.636	162	100	0.618	0	0	81.5	262	0.311	
H 60 Reece, Robert	9	2	3	2	12	4	0.750	4	2	7	3	11	5	0.688	23	9	0.719	0	0	7.0	32	0.219	11
H 61 Upchurch, Joe	4	6	4	6	8	12	0.400	6	3	5	3	11	6	0.647	19	18	0.514	0	0	7.0	37	0.189	10
H 62 Johnson, Timmy	6	5	10	1	16	6	0.727	6	4	5	4	11	8	0.579	27	14	0.659	0	0	12.0	41	0.293	11
H 63 Anguilla, John	1	0	0	0	1	0	1.000	0	0	1	0	1	0	1.000	2	0	1.000	0	0	0.0	2	0.000	1
H 64 Smale, John	5	2	6	3	11	5	0.688	5	5	6	2	11	7	0.611	22	12	0.647	0	0	7.0	34	0.206	9
H 65 Gouge, Shane	3	3	6	3	9	6	0.600	9	0	3	6	12	6	0.667	21	12	0.636	0	0	21.0	33	0.636	9
H 66 Gouge, Susan	2	6	4	6	6	12	0.333	7	3	5	6	12	9	0.571	18	21	0.462	0	0	5.5	39	0.141	10
H 67 Jones, Drew	1	0	1	1	2	1	0.667	1	1	2	0	3	1	0.750	5	2	0.714	0	0	1.0	7	0.143	3
H 68 Murdock, Nick	7	3	6	3	13	6	0.684	6	4	6	2	12	6	0.667	25	12	0.676	0	0	21.0	37	0.568	10
xx-H7/ Dartholes	9	14	9	14	18	28	0.391	3	9	5	4	8	13	0.381	34	54	0.386	0	0	22.0	88	0.250	
H 70 Switzer, Jeremy	4	0	1	3	5	3	0.625	2	2	3	2	5	4	0.556	10	7	0.588	0	0	4.5	17	0.265	4
H 71 Alvis, Parker	1	2	0	3	1	5	0.167	2	1	2	0	4	1	0.800	5	6	0.455	0	0	1.5	11	0.136	3
H 72 Golden, Bill	2	1	3	0	5	1	0.833	1	2	2	1	3	3	0.500	8	4	0.667	0	0	2.5	12	0.208	3
H 73 Lucas, Spencer	0	1	0	1	0	2	0.000	0	1	0	1	0	2	0.000	0	4	0.000	0	0	0.0	4	0.000	1
H 74 Parker, Britt	0	1	0	0	0	1	0.000	0	1	0	1	0	2	0.000	0	3	0.000	0	0	0.0	3	0.000	1
H 75 Young, Mark	0	3	2	2	2	5	0.286	1	3	1	0	2	3	0.400	4	8	0.333	0	0	3.0	12	0.250	4
H 76 Tidwell, Bill	0	2	1	1	1	3	0.250	0	1	0	0	0	1	0.000	1	4	0.200	0	0	0.0	5	0.000	2
H 77 Hicks, Aubrey	1	1	0	1	1	2	0.333	0	2	0	2	0	4	0.000	1	6	0.143	0	0	1.0	7	0.143	2
H 78 Farris, Lucas	0	0	0	0	0	0	---	0	0	0	0	0	0	---	0	0	---	0	0	0.0	0	---	0
H 79 Phillips, Josh	1	3	2	3	3	6	0.333	0	5	2	1	2	6	0.250	5	12	0.294	0	0	9.5	17	0.559	4
xx-H8/ The Eye of the Bull	0	0	0	0	0	0	---	0	0	0	0	0	0	---	0	0	---	0	0	0.0	0	---	
H 80 Love, Brittanie	0	0	0	0	0	0	---	0	0	0	0	0	0	---	0	0	---	0	0	0.0	0	---	0
H 81 Lewis, Derek	0	0	0	0	0	0	---	0	0	0	0	0	0	---	0	0	---	0	0	0.0	0	---	0
H 82 Donahue, Sean	0	0	0	0	0	0	---	0	0	0	0	0	0	---	0	0	---	0	0	0.0	0	---	0
H 83 Mostrom, Eric	0	0	0	0	0	0	---	0	0	0	0	0	0	---	0	0	---	0	0	0.0	0	---	0
H 84 Fafar, Jeff	0	0	0	0	0	0	---	0	0	0	0	0	0	---	0	0	---	0	0	0.0	0	---	0
H 85 Catton, Chris	0	0	0	0	0	0	---	0	0	0	0	0	0	---	0	0	---	0	0	0.0	0	---	0

Raleigh Dart League

Registration for Spring 2019 Season
Wednesday, January 2, (The Upper Deck), 7:00-8:00 p.m.

Wednesday, January 2 ⌫⌦ **For ALL teams - there is only one night of registration!!!**
(If your team is not returning, please leave a message on VoiceMail.
New captain? Please pass this information on to him/her.)
Bring: 1) Completed roster - use BLACK pen please - with divisions played by by each member for last 3 seasons
2) ONE check for bar fee and a minimum of six players (Bar fee is $20; Player registration is $20) NO CASH WILL BE ACCEPTED!!!

Wednesday, January 2 **DEADLINE for unrestricted roster add-ons, at REGISTRATION (no extensions)**
January 3 through February 25 Add-ons pre-approved by the Membership Director (Membership Committee Director - Heather Bohanan, 919-326-1956, membership@raleighdartleague.org)
1) Checks & player information as per roster to: Heather Bohanan (temporarily performing Treasurer duties), 919-326-1956, 206 Shoals Lane, Garner, NC 27529; membership@raleighdartleague.org
2) Membership Director will inform captain of Director's/Committee's decision
A PLAYER IS NOT ELIGIBLE UNTIL APPROVED, AND WITH DUES PAID

Wednesday, January 16 ⌫⌦ **Captains' meeting, 7:00-8:00 p.m., The Upper Deck (MANDATORY)**
Pick up schedules, blank scoresheets, team rosters, phone lists, rules, etc.

Wednesday, January 23 ⌫⌦ **8:00 p.m. Season starts**

Monday, February 25 **5th week captains' meeting, 7:00-8:00 p.m., The Upper Deck**
... and RDL Board meeting --- Last day to add/replace a player with approval

SPRING 2019 RALEIGH DART LEAGUE TEAM REGISTRATION FORM

Team Name _____ Team Number _____
(PLEASE LEAVE BLANK)

Player Name (not nickname): / Home Bar & Dart Rep.:	Divisions played in previous 3 seasons	Dart experience (if any) outside RDL* / Board #s:	M/F	Phone #:	Fee Paid:
Captain: 0				(C) (H)	0
1				(C) (H)	1
2				(C) (H)	2
3				(C) (H)	3
4				(C) (H)	4
5				(C) (H)	5
6				(C) (H)	6
7				(C) (H)	7
8				(C) (H)	8
9				(C) (H)	9

TOTAL:

Captain's Email Address: _____

** If there are players new to RDL and you are aware of their dart experience outside of RDL, please include that information here. You might say things like "Played in a mid-level team in Chicago for the past 6 years" or "No league experience but throws on a regular basis - consistently beats D & E players at Upper Deck LOD"*

Tons of Newsletter

Home to the Spring Session of the Raleigh Dart League for the Banquet, Saturday, May 18, 2019 Issue #JK752
The "How Great It Is When A Person You Respect Deeply Comes To You Offering A Serious Honor" Edition

TOURNAMENT WINNERS

"A" Division - ***The Unintimidated Element*** *(14-8)*
Element completes the league's only undefeated season at their home-away-from-home (3 wins and 1 loss in A finals at High Park in the last 6 seasons) in huge clash full of clutch turns with the Bullies.

"B" Division - ***Things That Bounce*** *(12+-12)*
Matt Veith delivers the double-3 knockout punch in 1001 (with the sadly-Surber-less Irrelevants sitting on 32!) to right the ship a little bit, and at least take the tournament title after their week 14 agony.

"C" Division - ***Consistently Inconsistent*** *(13-5)*
It seems like I read somewhere that the semifinal pairing of Nine Lives and Inconsistent would be the biggest match of this bracket - Inconsistent squeaked out that win, 11-10, then rolled to the Mugs.

"D" Division - ***Show Me Your Tips*** *(14-4)*
Show Me's tournament curse/albatross/weight/voodoo hex (always ending with Mugs in Bulls Up's hands) was nowhere to be found in this one, as Show Me ended this final without having to play 501.

"E" Division - ***Why So Serious?*** *(12-3)*
Wow, Why So Serious? somehow just has Game's number, taking out a team that was 9-3 this season against the rest of the division by a total score of 48-15 in their three matchups in the season.

"F" Division - ***Hump Day!*** *(13-11)*
With this season's tournaments full on non-upset finishes, the Humpers became the only Mug winners this season that didn't at least tie for either the match win lead or point lead in their division.

"G" Division - ***Dr.unks*** *(14-4)*
Dr.unks only pushed to 501 in the tournament by the last place team in the quarterfinals, and they claim the Mugs with a win over the only team below a 3-seed (Wayne Gretzky) to make it to a final.

"H" Division - ***Darty Sanchez*** *(13-11)*
After a narrow 13-11 loss in week 1, league newcomer Sanchez (led by the league's newest pair of Trefzgers) ran off 11 straight wins (plus 2 forfeit wins) to complete the season/tournament double.

REGULAR SEASON WINNERS

"A" Division - ***The Unintimidated Element*** *(14 wins, 0 losses)*
2nd place - The Neighborhood Bullies

"B" Division - ***Irrelevant Details*** *(10 wins, 4 losses)*
2nd place - Things That Bounce

"C" Division - ***Consistently Inconsistent*** *(9 wins, 3 losses)*
2nd place - Bangin' the Neighbors

"D" Division - ***Show Me Your Tips*** *(9 wins, 3 losses)*
2nd place - Bulls Up

"E" Division - ***Why So Serious?*** *(10 wins, 2 losses)*
2nd place - Just the Tip

"F" Division - ***Bulls On Parade*** *(10 wins, 2 losses)*
2nd place - Hump Day!

"G" Division - ***Irish Ton*** *(9 wins, 3 losses)*
2nd place - Dr.unks

"H" Division - ***Darty Sanchez*** *(11 wins, 1 loss)*
2nd place - Grip It Lightly

Rosters of all season- and tournament-winning teams are on page 4.)

TABLE OF CONTENTS

Item	Page Number
Tournament & Regular Season Winning Teams	1
Fall 2019 RDL Season Information	1
Final Divisional Standings	2
Final Divisional Tournament Results	3
Tournament & Regular Season Winning Team Rosters	4
Fa'19 dates, Tiebreaker Summary, RDL quotes	4
Tournament Trophy Dart Awards	5
Other Tournament Hot Darts	5
Regular Season Trophy Dart Awards	5
Divisional Singles Win %-age Winners	6
Divisional All-Star Point %-age Winners	6
Players Who Beat the Singles Winners	6
Season Penalty Summary	6
List of Host Establishments	7
Summer dart options - leagues, blind draws, tourneys	7
RDL Address and Phone No. Information	8
Event Calendar, Penalty Log	8
JK's All-Star Team Picks	9
Quick Stat Tidbits, JK's Prediction Results Summary	9
Prediction Results Table	10
Week-by-Week Match Results Table	11
Spring 2019 Trivia Questions Revisited (cont. pg. 13)	12
Some teams are family, End of Trivia Answers	13
Spring 2019 Lyrics Quiz Revisited (cont. on pg. 15)	14
Blockers, Vegas reporting, End of Lyrics Quiz Answer	15
Reminders for future seasons, RDL heads to Worlds!	16
Random Thoughts from JK	17
All-time RDL Highest ASP Averages and ASP Nights	18
2019 NCCDL & NCLC results and standings	19
Fliers for Wreck at the Deck, Central VA Classic	20
Fliers for Char. Summer Shootout, Music City Classic	21
Top Singles Records, by Division	22
Top Doubles Records, by Division	23
Top Singles+Doubles, by Division	24
Top All Star Point Averages, by Division	25
Top Individual Records, by Section of Play	26,27
League-Wide Individual Singles, Doubles Records	28
League-Wide Individual Singles + Doubles Records, and All-Star Point Averages	29
Singles, Doubles Records, Ranked by Team	30
Overall Records, All-Star Pt. Ave., Ranked By Team	31
Complete "A" Division Statistics	32
Complete "B" Division Statistics	33
Complete "C" Division Statistics	34
Complete "D" Division Statistics	35
Complete "E" Division Statistics	36
Complete "F" Division Statistics	37
Complete "G" Division Statistics	38
Complete "H" Division Statistics	39
Registration Materials for Fall 2019 RDL Season	40

FALL 2019 RALEIGH DART LEAGUE SEASON INFORMATION

Registration Meeting for ALL Teams; The Upper Deck;
Wednesday, July 24, 7:00-8:00 p.m. (web registration begins ~7/22)
MANDATORY Preseason Captains' Meeting; The Upper Deck;
Wednesday, August 7, 7:00-8:00 p.m.
Match Play begins on **Wednesday, August 14**
MANDATORY Fifth Week Captains' Meeting;
Upper Deck; **Monday, September 16**, 7:00-8:00 p.m.
Divisional tournament weeks - **November 20, December 4 & 11**

FINAL!! DIVISIONAL TEAM STANDINGS FOR THE *SPRING 2019* RDL SEASON

"A" Division

		W	L	Pts.
👍	The Unintimidated Element 👍	14	0	258
👍	The Neighborhood Bullies	12	2	227
3	North Raleigh Alliance	9	5	160
4	Lunatic Fringe	7	7	164
5	Dead Beats	7	7	155
6	Dartistic Abandon	3	11	127
👎	Jameson's Monkeys	3	11	119
👎	Darty Minds	1	13	95

"B" Division

		W	L	Pts.
👍	Irrelevant Details 👍	10	4	192
👍	Things That Bounce	10	4	189
3	Rif Raf	9	5	182
4	Kiss This Crüe	7	7	165
5	Shooter McGavin	6	8	157
6	DD 214	6	8	153
👎	Red Eyed Jedis	5	9	156
👎	One Armed Bandits	3	11	145

"C" Division

		W	L	Pts.
👍	Consistently Inconsistent 👍	9	3	164
👍	Bangin' the Neighbors	9	3	153
3	Cheap Shots	7	5	157
4	Nine Lives	7	5	154
5	Double In, Stumble Out	5	7	114
👎	Menace 2 Sobriety	3	9	118
👎	Sharky's Machine	2	10	125

"D" Division

		W	L	Pts.
👍	Show Me Your Tips 👍	9	3	165
👍	Bulls Up	8	4	164
3	Projectile Dysfunction	7	5	152
4	WINNAU	7	5	143
5	Big Bulls	6	6	141
👎	Garage, Inc.	4	8	124
👎	My Cork Fell Out	1	11	97

"E" Division

		W	L	Pts.
👍	Why So Serious? 👍	10	2	195
👍	Just the Tip	9	3	154
3	Game of Throws	7	5	149
4	Shark Shooters	6	6	146
5	Red-eye Rangers	4	8	131
👎	Chalker's Nightmare	3	9	120
👎	Taylor & Swinging Richards	3	9	96

"F" Division

		W	L	Pts.
👍	Bulls On Parade 👍	10	2	175
👍	Hump Day!	9	3	160
3	Don't Hit The Scorekeeper	6	6	141
4	Death Throw	6	6	133
5	Sofa Kings	5	7	119
👎	Accoutrement Stuff	4	8	136
👎	The Coral Reefers	2	10	114

"G" Division

		W	L	Pts.
👍	Irish Ton 👍	9	3	151
👍	Dr.unks	8	4	177
3	Old Darting Bastards	8	4	149
4	Banging The Wire	6	6	150
5	Wayne Gretzky	4	8	137
👎	All About That Bull!	4	8	136
👎	Quackers	3	9	105

"H" Division

		W	L	Pts.
👍	Darty Sanchez 👍	11	1	181
👍	Grip It Lightly	9	3	176
3	Another Coach Creation	8	4	168
4	Tips & Shafts	6	6	150
5	Neighborhood Dart Knights	6	6	100
👎	We're Sexy & We Throw It	2	10	90
👎	*xx-The Groupers*	0	12	0

LEGEND OF SYMBOLS IN STANDINGS: 👍 = *regular season division champion*
👍 = *clinched* "top-two" *finish in division* 👎 = *clinched* "bottom-two" *finish in division*

SPRING 2019 RDL DIVISIONAL TOURNAMENT RESULTS

Quarterfinals	*Semifinals*	*Finals*	***WINNER***

"A" Division

1 **The Unintimidated Element**
(14-2) **The Unintimidated Element**
8 Darty Minds
(13-11) **The Unintimidated Element**
5 Dead Beats
(13-9) Lunatic Fringe
4 Lunatic Fringe
(14-8) **The Unintimidated Element**
3 North Raleigh Alliance
(14-4) North Raleigh Alliance
6 Dartistic Abandon
(14-6) The Neighborhood Bullies
7 Jameson's Monkeys
(13-5) The Neighborhood Bullies
2 The Neighborhood Bullies

"B" Division

1 Irrelevant Details
(13-5) Irrelevant Details
8 One Armed Bandits
(14-6) Irrelevant Details
5 Shooter McGavin
(13-11) Kiss This Crüe
4 Kiss This Crüe
(12+-12) **Things That Bounce**
3 Rif Raf
(12+-12) Rif Raf
6 DD 214
(12-6) **Things That Bounce**
7 Red Eyed Jedis
(14-10) **Things That Bounce**
2 **Things That Bounce**

"C" Division

1 **Consistently Inconsistent**
Consistently Inconsistent
(Bye)
(11-10) **Consistently Inconsistent**
5 Double In, Stumble Out
(forfeit) Nine Lives
4 Nine Lives
(13-5) **Consistently Inconsistent**
3 Cheap Shots
(forfeit) Cheap Shots
6 Menace 2 Sobriety
(13-11) Bangin' the Neighbors
7 Sharky's Machine
(11-4) Bangin' the Neighbors
2 Bangin' the Neighbors

"D" Division

1 **Show Me Your Tips**
Show Me Your Tips
(Bye)
(14-8) **Show Me Your Tips**
5 Big Bulls
(14-8) Big Bulls
4 WINNAU
(14-4) **Show Me Your Tips**
3 Projectile Dysfunction
(13-9) Garage, Inc.
6 Garage, Inc.
(14-4) Bulls Up
7 My Cork Fell Out
(13-5) Bulls Up
2 Bulls Up

Quarterfinals	*Semifinals*	*Finals*	***WINNER***

"E" Division

1 **Why So Serious?**
Why So Serious?
(Bye)
(14-6) **Why So Serious?**
5 Red-eye Rangers
(13-7) Red-eye Rangers
4 Shark Shooters
(12-3) **Why So Serious?**
3 Game of Throws
(11-4) Game of Throws
6 Chalker's Nightmare
(13-6) Game of Throws
7 Taylor and the Swinging Richards
(14-8) Just the Tip
2 Just the Tip

"F" Division

1 Bulls On Parade
Bulls On Parade
(Bye)
(12-3) Bulls On Parade
5 Sofa Kings
(13-9) Death Throw
4 Death Throw
(13-11) **Hump Day!**
3 Don't Hit The Scorekeeper
(13-4) Don't Hit The Scorekeeper
6 Accoutrement Stuff
(14-8) **Hump Day!**
7 The Coral Reefers
(12-2) **Hump Day!**
2 **Hump Day!**

"G" Division

1 Irish Ton
Irish Ton
(Bye)
(13-7) Wayne Gretzky
5 Wayne Gretzky
(13-5) Wayne Gretzky
4 Banging The Wire
(14-4) **Dr.unks**
3 Old Darting Bastards
(13-10) Old Darting Bastards
6 All About That Bull!
(14-4) **Dr.unks**
7 Quackers
(13-7) **Dr.unks**
2 **Dr.unks**

"H" Division

1 **Darty Sanchez**
Darty Sanchez
(Bye)
(13-5) **Darty Sanchez**
5 Neighborhood Dart Knights
(14-10) Tips & Shafts
4 Tips & Shafts
(13-11) **Darty Sanchez**
3 Another Coach Creation
(13-3) Another Coach Creation
6 We're Sexy & We Throw It
(13-3) Another Coach Creation
7 xx-The Groupers
(automatic forfeit) Grip It Lightly
2 Grip It Lightly

THIS SEASON'S TIEBREAKERS

For the second season in a row, our amazing recent level of elevated parity has produced a whole friggin' pile of tiebreakers. There were 39 1001 games this season (37 in the season, and 2 in the tournaments, with both of those in B division)! A and H divisions only had 2 of the tiebreakers each, while C led the way with a whopping 9. Given that C (like all the rest of C-H divisions) had a bye each week, that means that almost 19% of C matches went to overtime.

A whopping TEN teams played at least 3 extra legs, with two of those playing a 4th extra leg, and another playing a FIFTH 1001 (in only 13 total matches played!). Thus, this season's Cardiac Kids award for most tiebreakers played goes to C division's Cheap Shots and their 2-3 1001 record.

The Heartbreak Award has a few candidates… as both C division's Sharky's Machine and F division's Accoutrement Stuff posted 0-3 records… but the "winner" of this one is G division's Banging The Wire, who went 0-4 in 1001. And lost them in 4 consecutive weeks!!

Finally, who made the most out of the tiebreaker? Oh, hands down it was B division's Things That Bounce. The Things were the only team that won 3 1001s, and the last of those was the B tourney final!

TEAMS THAT WON BOTH THEIR DIVISIONAL TOURNAMENT AND REGULAR SEASON TITLE !!!!!!

(note: players in parentheses did not play enough games during the regular season to qualify for tournament play)

"A" Division - ***The Unintimidated Element***

Jason Kilts (c)	Tom Brown	John Carroll
Robbie Phillips	Chad Massengill	John Kramer
Allen Smith	Wil Tan	Paul Jacobi
	(Mark Knight)	

"C" Division - ***Consistently Inconsistent***

Ed Grubb (c)	Darren Schmaus	Joe Bass
Tim McNamara	Rob Ehrmann	Jonathan Munsell
Chris Moody	Chris Haynes	Chris Martin

"D" Division - ***Show Me Your Tips***

Lee Powell (c)	Brad Bushman	Rich Bialaszewski
Terry Blake	Mike Raquet	Lee Haithcock
	Jeremy Waller	

"E" Division - ***Why So Serious?***

Anthony Cannizzaro (c)	Tyler Cannizzaro	Bill Leonard
Matt Havens	Lincoln Havens	Jeff Blanchard
Mike Bumpass	Mike Cole	Teddy Rice

"H" Division - ***Darty Sanchez***

Mike Trefzger (c)	Eric Trefzger	Brett Goodrich
Chris Collier	Brad Wernet	Kyle Goodrich
Zach Stroud	Mike Robinson	(Sean Maierhofer)

TEAMS THAT WON THEIR DIVISIONAL TOURNAMENT (but not regular season title) !!!!!!

"B" Division - ***Things That Bounce***

Joe McCartney (c)	Mike Litzsinger	Mike Snyder
John Iager	Matt Veith	Gary Snyder
Andy Sheer	Tom Winters	Jim Gallagher
	Barry Jackson	

"F" Division - ***Hump Day!***

Pete Rutten (c)	Randy Deemer	Randy Baldwin
Larry Warshawsky	Jim Bush	Patrick Todd
William McEwen	Mark Moore	Andy Krestalude

"G" Division - ***Dr.unks***

Robert Reece (c)	Jeremy Gower	Timmy Johnson
Susan Gouge	Shane Gouge	Joe Upchurch
John Smale	Nick Murdock	Chris Gray
	Nick Johnson	

FALL 2019 RDL SEASON INFORMATION

I am putting these dates in many locations (pages 1, 4, 8, 40) because they might be the most important thing for you in this newsletter.

Wednesday, July 24th - Fall season registration, The Upper Deck (online registration should be available in the days immediately prior to the 24th - Membership Director Heather Bohanan will likely be in charge of early registration, and she will likely hook it up through the website with Phil Robertson and accept payments through PayPal)

Wed., Aug. 7th - Preseason capts.' mtg./packet pickup, Upper Deck

Wednesday, August 14th - Start of Fall season match play

Monday, Sep. 16th - Fifth week captains' meeting, Upper Deck

Wed., Nov. 20, Dec. 4 & 11 - Fall season divisional tournaments

Saturday, December 14th - Fall season banquet, site TBD

RDL QUOTES

I saved a few favorites from the season, some cool, some funny.

Quote #1 : from Jeremy Limerick of Irrelevant Details, who lumped me in with him (not sure if this should worry him, or worry me, or both of us… or maybe it should worry ol' Swine captain Pete Rutten): "We both are merely infected with Similar Dry Blunt Humor Syndrome, or 'Swine Flu' as some call it."

Quote #2 : from Ronnie Knott of Shooter McGavin, after their week 6 win: "Btw, this match was a lot closer than it appeared." [Really? A lot closer than a one-dart outcome? - JK]

Quote #3 : from Shawn Budd of Accoutrement Stuff, after a local blind draw night: "We had a great group of people tonight at the Neighborhood LOD, lots of laughs, good competition. My favorite part? When Robbie Phillips points to my shirt and says "hey, thanks for wearing my shirt!". A temporary moment of panic ensued as I had no idea what he was talking about and I certainly didn't want to look down (I don't own a Shot! shirt, do I?!) but I did...picture attached. Well played, Robbie." [Ok, it appears I didn't save the photo, but it was an Element skate gear t-shirt - which, of course, just says Element. Hey, we'll claim fanboys any way we can! - JK] [Also, major points for immediately jumping to the Shot sponsorship. - JK]

Quote #4 : from an unnamed player who might possibly end up in B division next season: "Fear me, B division." [Ha! No way I'm telling you who said this, but I just wanted to make sure I got this in here for the potential B thrower. :o) - JK]

Quote #5 : from an F division captain who will remain nameless: "Also don't forget we are in F Division, not like your stuffy A boys." [And my response: "Biggest myth in the RDL, by far - that the most complaints for decorum and behavior and etiquette come from the top division. Not. Even. Close." It is certainly true that many A players expect decent behavior. I think we all probably should. The problem is that far too many lower division players use their lower division status as an excuse to act poorly. There's your reality.]

TEAMS THAT WON THEIR REGULAR SEASON TITLE (but not divisional tournament) !!!!!!

"B" Division - ***Irrelevant Details***

Jeremy Limerick (c)	Dave Surber	Deb Blackwelder
Chris O'Neal	Matt Ridgway	Kenn Gardner
Jeff Fournier	Hal Owen	Joey Balint

"F" Division - ***Bulls On Parade***

Jerry Updyke (c)	Chris Additon	Jon Hall
Brian Whitley	David Hollar	John Heath
Cameron Wrenn		Dan Cook

"G" Division - ***Irish Ton***

Jeremy Cominole (c)	Mark Rossbach	Bryan Yarsawich
Heath Perkins	Brytni Perkins	Brian Bowser
Trey Arno	Spencer Mickler	Madison Mickler
	Sherry Hiltbrunner	

SPRING 2019 TOURNAMENT!!! TROPHY DART AWARDS

9 Marks

Kevin Bottomley (Bangin' the Neighbors, 5/1)
Jim Hunsberger (DD 214, 5/1)
John Kramer (The Unintimidated Element, 5/1)
Nick Murdock (Dr.unks, 5/1)
Garrett Rylah (All About That Bull!, 5/1)
Merrill Bowman (Kiss This Crüe, 5/8)
Mike Bumpass (Why So Serious?, 5/8)
Jason Kilts (The Unintimidated Element, 5/8)
Dallas Hudson (Bangin' the Neighbors, 5/15)
Michael Johnson (The Neighborhood Bullies, 5/15)
Robbie Phillips (The Unintimidated Element, 5/15)
Wil Tan (The Unintimidated Element, 5/15)
Joe Upchurch (Dr.unks, 5/15)

Ton-80s

Bob Terry **(2)** (Lunatic Fringe, 5/1, 5/8)
Jessie Fisher (Bangin' the Neighbors, 5/8)
Dave Gelberg (Lunatic Fringe, 5/8)

6-Bulls

(none reported)

Ton-70-Ins and Outs

(none reported)

For those who are new or simply were not aware of it: fast games, high ins and high outs in the tournament do not win awards unless they are perfect shots (170s) or games.

OTHER TOURNAMENT HOT DARTS (Sorry, no award -- but they're still great shots)

Chad Massengill	The Unintimidated Elemen	T77	Wil Tan	Unintimidated Element	109-Out	John Kramer & Chad Massengill	The Unintimidated Element	16-dart 501
Mike Seward	Darty Minds	160-In	Adam Bakowski	Lunatic Fringe	9-dart 301	John Carroll & Allen Smith	The Unintimidated Element	18-dart 501
Adam Bakowski	Lunatic Fringe	134-In	John Carroll	Unintim. Element	11-dart 301			
Robbie Phillips	Unintimidated Element	120-In	Wil Tan	Unintim. Element	12-dart 301			
Wil Tan	Unintimidated Element	112-In	Robbie Phillips	Unintim. Element	13-dart SCkt			

SPRING 2019 REGULAR SEASON PERFECT THROWS

9-Marks

Pat Gibson **(4)** (The Neighborhood Bullies, 2/6, 3/27, 4/10, 4/17)
Robbie Phillips **(4)** (The Unintimidated Element, 1/23, 1/30, 2/13, 3/20)
Mike Bumpass **(2)** (Why So Serious?, 3/20, 4/17)
Simon Healy **(2)** (Dartistic Abandon, 1/23, 2/13)
Michael Johnson **(2)** (Neighbor. Bullies, 2/6, 3/6)
John Kramer **(2)** (Unintimidated Element, 1/23, 2/20)
Mike Seward **(2)** (Darty Minds, 1/23, 4/10)
Steve Wilcenski **(2)** (North Ral. Alliance, 2/20, 3/20)
Tom Brown (The Unintimidated Element, 3/13)
John Carroll (The Unintimidated Element, 4/10)
Jeff Cashin (Just the Tip, 3/27)
Dan Clark (Projectile Dysfunction, 1/23)
Jason Coe (Jameson's Monkeys, 2/6)
Kris Fischlein (Dead Beats, 4/10)
Stephen Flanagan (Big Bulls, 3/27)
Kevin Foushee (Neighborhood Bullies, 3/6)
Jim Gallagher (Things That Bounce, 4/24)
Jon Hall (Bulls On Parade, 2/13)
Grey Jones (Dead Beats, 1/23)
Tony Keller (Dead Beats, 3/6)
Billy Lloyd (Dead Beats, 2/27)
Tim Mozzetti (Lunatic Fringe, 4/10)
Robb Porcelli (Nine Lives, 4/10)
Mike Raquet (Show Me Your Tips, 4/17)
Mike Roberts (WINNAU, 3/6)
Mark Sellers (Red Eyed Jedis, 1/23)
Mike Seward (Darty Minds, 1/23)
Mike Snyder (Things / Bounce, 4/17)
P.J. Stewart (Neighbor. Bullies, 3/6)
Victor Thompson (...Bullies, 2/27)
Lou Tufillaro (WINNAU, 2/13)
Matt Veith (Things That Bounce, 3/13)
Mike Venable (My Cork Fell Out, 3/6)
John White (Banging The Wire, 2/6)
Randy Wilcox (Dead Beats, 4/17)
Wes Wissinger (Accoutrement…,2/27)
Jason Zelinack (…Nightmare, 3/27)

Ton-80s

Robbie Phillips **(3)** (The Unintimidated Element, 2/27, 3/13, 3/20)
Matt Bemis (Cheap Shots, 3/13)
Kevin Brody (DD 214, 2/13)
Joel Eason (Lunatic Fringe, 2/27)
Tim Ellis (Quackers, 3/20)
Jon Hall (Bulls On Parade, 4/17)
Andrew Hamer (Coach Creation,3/13)
Brian Howard (Shooter McGavin,4/24)
Michael Johnson (...Bullies, 2/13)
Tim McNamara (…Inconsistent,1/30)
Patrick Merkle (Dartistic Aban., 2/13)
Ken Moore (Sofa Kings, 1/23)
Dylan Musil (Old Darting..., 3/27)
Kenny Persson (…Monkeys, 3/13)
Brady Price (Menace 2 Sobriety, 2/20)
Scott Sautter (Shooter McGavin, 4/24)
Jason Zelinack (…Nightmare, 2/13)

6-Bulls

Clint Little (Jameson's Monkeys, 4/10)

SPRING 2019 REGULAR SEASON DIVISIONAL TROPHY DART AWARDS

	A division	B division	C division	D division	E division	F division	G division	H division
High In (301 first turn only!!)	Ton-60 **Chad Massengill** Unintim. Element (twice! - 1/23, 4/24) **Kyle Gaulthier** Dead Beats (3/27) **Tim Bunn** ...Monkeys (4/24)	Ton-40 (3/27/19) **Andy Sheer** Things That Bounce	Ton-20 (4/3/19) **Chris Haynes** Consistently Inconsistent	Ton-32 (3/13/19) **Mike McWhorter** Big Bulls	Ton-42 (3/13/19) **Mike Cole** Why So Serious?	Ton-52 **Andy Krestalude** Hump Day! (1/23) **Shawn Budd** Accoutrement Stuff (2/27)	Ton-04 (1/30/19) **Brad Prosser** Banging The Wire	Ton-10 (4/17/19) **Brad Wernet** Darty Sanchez
High Out (301/501/ 1001)	Ton-60 (4/24/19) **Joe Work** North Ral. Alliance	Ton-39 (2/27/19) **Jim White** OneArmed Bandits	Ton-18 (4/10/19) **Bob James** Cheap Shots	Ton-16 (4/24/19) **Dave Ellington** Garage, Inc.	Ton-20 (3/20/19) **Tim Welborn** Shark Shooters	Ton-20 (1/30/19) **John Heath** Bulls On Parade	Ton-08 (3/13/19) **Dave Finney** Wayne Gretzky	Ton-20 (2/27/19) **Kevin Turner** Another Coach…
Fast Singles 301	8 darts **Kyle Gaulthier** Dead Beats (3/27) **Kenny Persson** Jameson's Monkeys (4/24)	9 darts (2/27/19) **Jeremy Limerick** Irrelevant Details	11 darts (3/6/19) **Bob James** Cheap Shots	10 darts (2/6/19) **Chris Toolan** Big Bulls	11 darts **Jason Zelinack** Chalker's Nightmare (twice! - 1/30, 3/6) **Jeff Cashin** Just the Tip (4/24)	11 darts (1/23/19) **Phillip Shearin** Don't Hit the Scorekeeper **Brian Bowser** Irish Ton (3/27)	14 darts **Jon Smith** Old Darting…(1/19) **Tim Ellis** Quackers (2/13) **Joe Rigert, Sr.** Wayne Gretzky (twice! - 2/27, 3/20)	10 darts (4/3/19) **Kevin Turner** Another Coach Creation **Bob Kuppler** Quackers (4/10)
Fast Singles Cricket	17 darts (3/20/19) **Michael Johnson** Neighbor. Bullies	16 darts (2/20/19) **Jeff Fournier** Irrelevant Details	14 darts (1/30/19) **Tim McNamara** Cons. Inconsistent	26 darts (4/17/19) **Terry Blake** Show Me Your…	12 darts (4/24/19) **Mike Cole** Why So Serious?	22 darts (3/27/19) **Brian Whitley** Bulls On Parade	(none reported)	21 darts (4/3/19) **Mike Trefzger** Darty Sanchez
Fast Doubles Cricket	16 darts (3/20/19) **Tom Brown & John Carroll** The Unintimidated Element	18 darts (1/30/19) **Tommy Beaird & Jim Hunsberger** DD 214	26 darts (3/13/19) **Anthony Macias & Tyler Simpson** Double In, Stumble Out	24 darts (3/27/19) **Dan Butterworth Jim Butterworth** Bulls Up	24 darts (4/17/19) **Mike Bumpass & Anth. Cannizzaro** Why So Serious?	27 darts **John Heath & Cameron Wrenn** ...Parade (2/20) **Tony Alcon & Jeremy Plotkin** Sofa Kings (4/10)	35 darts (4/17/19) **Tim Ellis & Steve Lalino** Quackers **Bryan Gaines & Joe Rigert, Sr.** Wayne Gretzky	35 darts (3/13/19) **Luc Davis & Chris Elliott** Grip It Lightly
Fast Doubles 501	17 darts **Michael Johnson Victor Thompson** …Bullies (2/13) **Paul Beaudoin & Simon Healy** Dartistic… (4/10)	15 darts (2/13/19) **Kevin Brody & George Guenther** DD 214	16 darts (1/30/19) **Tim McNamara & Jonathan Munsell** Consistently Inconsistent	18 darts (4/17/19) **Gary Long & Deane Morin** Garage, Inc.	18 darts (2/13/19) **Mike Bumpass & Anth. Cannizzaro** Why So Serious?	21 darts (4/17/19) **Jeff Russell & Ron Smith** Don't Hit the Scorekeeper	21 darts (1/30/19) **Sam Metivier & Mike Millius** Old Darting Bastards	26 darts (4/3/19) **Eric Trefzger & Mike Trefzger** Darty Sanchez

Spring 2019 RDL Individual Season-Long Awards

SINGLES WIN PERCENTAGE

		W	L	%-age
	"A" Division			
P.J. Stewart	A4/ The Neighborhood Bu	23	1	0.958
	"B" Division			
Tom Winters	B1/ Things That Bounce	20	5	0.800
	"C" Division			
Mikey Hindle	C2/ Cheap Shots	20	4	0.833
	"D" Division			
Lee Powell	D5/ Show Me Your Tips	17	5	0.773
Kevin Stewart	D4/ Big Bulls	17	5	0.773
	"E" Division			
Jason Zelinack	E7/ Chalker's Nightmare	17	2	0.895
	"F" Division			
Randy Deemer	F1/ Hump Day!	18	3	0.857
	"G" Division			
Jeremy Gower	G6/ Dr.unks	19	3	0.864
	"H" Division			
Ahmed M. Al-Hoory	H5/ Grip It Lightly	11	2	0.846

Women's Records

(# of women by division: A-0, B-6, C-3, D-7, E-4, F-2, G-12, H-11)

[There are no women in A, and no women in G and H divisions satisfied both the minimum number of games requirement and the RDL rule requiring a win percentage of 0.500 or higher to claim a singles award.]

	Women - "B" Division			
Deb Blackwelder	B7/ Irrelevant Details	14	9	0.609
	Women - "C" Division			
Jessie Fisher	C4/ Bangin' the Neighbors	15	9	0.625
	Women - "D" Division			
Dawn Hamilton	D3/ My Cork Fell Out	14	11	0.560
	Women - "E" Division			
Michelle Stacy	E5/ Shark Shooters	9	7	0.563
	Women - "F" Division			
Olivia Mathews	F3/ Death Throw	13	11	0.542

ALL-STAR POINT AVERAGE

		ASPs	TGP	%-age
	"A" Division			
Pat Gibson	A4/ The Neighborhood Bu	121.0	51	2.373
	"B" Division			
Jeremy Limerick	B7/ Irrelevant Details	48.5	48	1.010
	"C" Division			
Tim McNamara	C7/ Consistently Inconsist	51.5	39	1.321
	"D" Division			
Angelo Azevedo	D7/ WINNAU	38.0	41	0.927
	"E" Division			
Jason Zelinack	E7/ Chalker's Nightmare	55.5	37	1.500
	"F" Division			
Randy Deemer	F1/ Hump Day!	28.5	41	0.695
	"G" Division			
Joe Rigert, Sr.	G3/ Wayne Gretzky	49.0	48	1.021
	"H" Division			
P.J. Davis	H5/ Grip It Lightly	23.0	34	0.676

Women's Records

(# of women by division: A-0, B-6, C-3, D-7, E-4, F-2, G-12, H-11)

	Women's Records - "B" Division			
Julie Phillips	B4/ Kiss This Crüe	36.5	49	0.745
	Women's Records - "C" Division			
Jessie Fisher	C4/ Bangin' the Neighbors	21.0	42	0.500
	Women's Records - "D" Division			
Angela Jeffcoat	D3/ My Cork Fell Out	19.5	52	0.375
	Women's Records - "E" Division			
Taylor Caldwell	E6/ Taylor and the Swingi	15.0	37	0.405
	Women's Records - "F" Division			
Olivia Mathews	F3/ Death Throw	20.0	49	0.408
	Women's Records - "G" Division			
Lauren Gaines	G3/ Wayne Gretzky	5.0	37	0.135
	Women's Records - "H" Division			
Emmalee Osier	H6/ The Neighborhood Da	5.0	30	0.167

THE PLAYERS WHO *BEAT* THE SINGLES %-AGE WINNERS

Who beat P.J. Stewart of The Neighborhood Bullies in A division?
in 301: Paul Joyal (wk.3).
in cricket: (none).

Who beat Tom Winters of Things That Bounce in B division?
in 301: Brian Howard (wk.2), Jeremy Limerick (wk.11). [Yep, started 1-3!]
in cricket: Merrill Bowman (wk.1), Brian Howard (wk.2), Ken Trefzger (wk.14).

Who beat Mikey Hindle of Cheap Shots in C division?
in 301: (none). [A title built almost wholly via 301!]
in cricket: Chris Moody (wk.1), Dave Johnson (wk.5), Darren Schmaus (wk.8), Pete Borgia (wk.10).

Who beat Lee Powell of Show Me Your Tips in D division?
in 301: Jason Irby (wk.1), Angelo Azevedo (wk.6).
in cricket: Ryan Raymond (wk.3), Randy Lueneburg (wk.6), Jim Butterworth (wk.12).

Who beat Kevin Stewart of Big Bulls in D division?
in 301: Chris Peterson (wk.7), Dan Clark (wk.14).
in cricket: Michael Fleener (wk.5), Angelo Azevedo (wk.10), Jim Butterworth (wk.11).

Who beat Jason Zelinack of Chalker's Nightmare in E division?
in 301: Chuck Rouse (wk.3), Chris Montesi (wk.5).
in cricket: (none).

Who beat Randy Deemer of Hump Day! in F division?
in 301: Brian Whitley (wk.8), Sean Bosier (wk.10).
in cricket: Wes Wissinger (wk.14).

Who beat Jeremy Gower of Dr.unks in G division?
in 301: Sam Metivier (wk.10), Jeremy Cominole (wk.11), Tim Ellis (wk.12). in cricket: (none). [Rough little 301 string there...]

Who beat Ahmed Mothanna Al-Hoory of Grip It Lightly in H division?
in 301: Matthew Wilson (wk.1), Mike Trefzger (wk.6).
in cricket: (none).

SPRING 2019 PENALTY SUMMARY

The new world of the RDL is a beautiful place. We are now 3 seasons into the removal of the call-in requirement, so there is one lesser source for penalties… but… we've also added penalty paths too (earlier sheet return deadline, mandatory 1001 names, new penalty for lack of blocker names). And despite all those new paths for losses, the league as a whole just doesn't ring up many penalties anymore. There have been 6 or fewer penalties 3 seasons in a row now!

And this season, basically nothing resulted from any of the 6 penalties. There were 5 mail penalties and 1 ineligible player penalty - and that one ineligible player penalty was earned by the team that folded before they ever played another match. The mail penalties were earned by a team in A division, a team in C, a team in F, and a team in H (which had two of the five penalties). Yep, that means four full divisions were penalty-less, which is way cool. And the team that lost the most this season (though the penalties didn't even drop them a spot in the standings) as the new Neighborhood Dart Knights in H, with 2 mail penalties for 32 points.

WHERE WE PLAY

American Legion Fuquay-Varina	**919-557-5990**
6400 Johnson Pond Road	Fuquay-Varina
-about 0.2 miles from Fuquay Elementary School	
The Big Easy	**919-468-6007**
231 Grande Heights Drive	Cary
-in the Harrison Pointe Shpg. Ctr., across from Papa John's	
Break Time Billiards	**919-615-0107**
6442 Tryon Road	Cary
-left of Lowe's Foods, at inter. w/ Cary Parkway	
Brewster's Pub	**919-650-1270**
1885 Lake Pine Drive	Cary
-next to La Cocina Mexican restaurant	
Brown's Billiards	**919-878-9092**
5500 Atlantic Springs Road	NE Raleigh
-off Spring Forest Rd., near Wake Forest Rd.	
Champions Bars & More	**919-655-5557**
2109 Avent Ferry Road, #152	Raleigh
-in Mission Valley Shopping Center	
Chow Pizza Bar	**919-841-4995**
8311 Creedmoor Road	N. Raleigh
-behind McDonald's, next to Duck Donuts & Greek Fiesta	
Cleveland Draft House - Clayton	**919-550-3723**
461 Shotwell Road	Clayton
-right behind CVS off route 70	
Cleveland Draft House - Garner	**919-771-2337**
6101 NC Highway 42 West	Garner
-0.7 mile west of I-40 on NC Highway 42	
Compass Rose Brewery	**919-875-5683**
3201 Northside Drive #101	N. Raleigh
-take Gresham Lake fr. Capital Blvd, cross tracks, left	
Good Times Arcade and Tavern	**919-307-3245**
74 Son-Lan Parkway, Suite 108	Garner
-just past Pizza Inn, across from Hibachi & Company	
High Park Bar & Grille	**919-833-4527**
625 E. Whitaker Mill Road	Raleigh
-near intersection of Whitaker Mill & Wake Forest Rd.	
Hot Shots Billiards & Pub	**919-460-6307**
107 Edinburgh South Drive	Cary
-in MacGregor Village	
Isaac Hunter's Tavern	**919-996-9484**
414 Fayetteville Street	Raleigh
-between the Sheraton and Sir Walter Apartment Bldg.	
Locked & Loaded Bar & Grill	**919-661-6688**
305 McCormick Street	Garner
-behind the International House of Pancakes (IHoP)	
Lucky B's Around the Corner	**919-833-1310**
609 Tucker Street	Raleigh
-near inter. of Glenwood/Tucker, near Armadillo Grill	
Mac's Tavern	**919-467-4114**
1014 Ryan Road	Cary
-in Village Market Shopping Center	
The Neighborhood Sports Bar	**919-377-2344**
301 North Harrison Avenue	Cary
-in the space that was Train Station / Playtime Billiards	
Pantana's Pool Hall	**919-833-2990**
3112 Hillsborough Road	near NCSU
-between Daisy and Shepherd streets	
Pat Murnane's Irish Pub	**919-562-5570**
2101 South Main Street	Wake Forest
-right next to Euro Café	
Proof Five Points	**919-896-9444**
1620 Glenwood Ave	Raleigh
-next to the Rialto Theater at the 'five points' intersection	
Rally Point Sport Grill	**919-678-1088**
1837 N. Harrison Ave.	Cary
-in the Sam's Club plaza near I-40, behind Wendy's	
Scooters	**919-954-2171**
1911 Sego Court	N. Raleigh
-near Atlantic/Millbrook inter., behind Batteries Plus	
Shakey Ray's Tavern	**919-363-2378**
5160 Sunset Lake Road	Apex
-formerly Archibald's, next to the BP station	
Sharky's Place	**919-783-5448**
5800 Duraleigh Road	NW Raleigh
-in the Yuppie Center near US 70 intersection	
Snooker's-RW	**919-828-7665**
3520 Wade Avenue	NW Raleigh
-in Ridgewood Shopping Center	
Triple Barrel Tavern - Fuquay-Varina (formerly Tyler's Tavern)	
2221 North Grassland Road	**919-762-0940**
-across from Bagels Plus, right off of N	Fuquay-Varina
The Upper Deck	**919-460-1786**
329 N. Harrison Avenue	Cary
-near intersection. of N. Harrison & Highway 54	

NEED SOME SUMMER DART OPTIONS?

Leagues? Blind draws? Tournaments? We have 'em all!

Wednesdays - Brown's Billiards In-House Summer League

Brown's is hosting its 5th annual In-House League, with a player draft for teams on May 22nd (you do not have to be present). $20 per player, season is 10 weeks, and league plays starts May 29th at 8 p.m. The league has 100% payout, and Brown's adds $20 per team. For more info: David Huffman, (919)369-7656; or Rom Knight, (919)436-6692; or Ron Smith (919)604-6190.

Tuesdays - BCDL - Durham Handicapped Steel-Tip League

The Bull City Dart League continues its year-round play, although the current season is already several weeks in. Some teams might still need a player or two, but you would need to join an existing squad. The league website is www.thebcdl.org and the league plays Tuesday nights throughout Durham and RTP, and uses a rolling handicap system to level the playing field quite a bit. Teams are 4-8 players (about 6 is the norm),' dues are $25/player per season.

Thursday league (for fall?) - TDL - in Chapel Hill/Durham

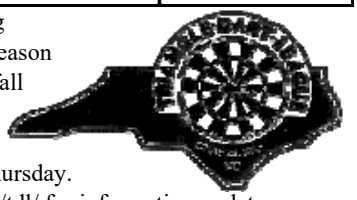

The TDL isn't currently holding summer seasons, but that's no reason you can't set up a team for the fall now. Registration will likely take place around August 1st, with darts to follow the next Thursday. Check www.ibiblio.org/ncdarts/tdl/ for information updates soon. The teams in TDL consist of 6-10 players per team, and dues are $20/ player per season. Recent seasons have used bars in both Chapel Hill and Durham, but I suspect that might vary a bit from season to season based on team preferences and signups.

Or maybe a blind draw…

Page 8 lists the regular weekly blind draws offered by RDL host establishments, and there are a bunch. But I have also confirmed that The **Upper Deck**, **Sharky's Place** & **Cleveland Draft House-Garner** will be having weekly Wednesday draws for every week this summer. In the case of the Deck and Sharky's, they will have basically the same features as their regular draws listed on page 8, except that there is no Wednesday "triple shot" at the Deck, and the Sharky's one replaces the Monday draw for the summer.

And for those lookin' for a bigger tournament…

Check pages 20 and 21 for fliers for events in nearby locales, and also the calendar on page 8 for a couple more. If you can only hit one, I always recommend… **THE WRECK AT THE DECK!!** (see pg. 20). Yep, right in your back yard yet again. May 31st-June 2nd at The Upper Deck on Harrison Avenue in Cary.

HOW TO REACH US

Mail Scoresheets to: Jason Kilts - RDL Statistician
5005 Raintree Road, Durham, NC 27712

Email scoresheets: jdkilts@yahoo.com or jdkilts@gmail.com

Or fax scoresheets: **919-324-3545** - and we also always recommend emailing JK for confirmation of receipt!

New Member/Registration Fees:
Heather Bohanan, 206 Shoals Lane, Garner, NC 27529

Nomination and Election Ballots:
Andrew Borgna, 5111 Brooke Lauren Lane, Raleigh, NC 27616

Grievances/Complaints/Rules Suggestions:
Britt Phillips, 2112 Castle Pines Dr, Raleigh, NC 27604

All Other RDL Correspondence to:
(Just send whatever to Jason and he'll pass it along…)

2019 Board of Directors

President	Tim Mozzetti	919-649-1816
	email: tjmozz@gmail.com	
Vice President	Maridy Knight	919-417-7828
	email: maridy16@gmail.com	
Secretary	Andrew Borgna	919-889-2457
	email: akborgna@gmail.com	
(interim) Treasurer	*Memb. Director Heather Bohanan is presently also doing these duties…*	
Membership	Heather Bohanan	919-326-1956
	email: membership@raleighdartleague.org	
Rules/Grievances	Britt Phillips	919-210-7648
	email: brittt_p@yahoo.com	

League Statistician/Editor: Jason Kilts 919-423-5766
email: jdkilts@yahoo.com or jdkilts@gmail.com

"HOT DARTS" LISTING GUIDELINES

Here are the guidelines that will be used for the minimum number of all-star points each week for the "hot darts" page.
"A" Div. = 4.5 or more ASPs; "B" Div. = 4.0 or more ASPs
"C, D" Divisions = 3.5 or more ASPs
"E, F, G" Divs. = 3.0 or more ASPs; "H" = 2.5 or more ASPs
Also, we will list any fast games, high ins, high outs, or other amazing feats that you think warrant a little recognition (e.g., Ins & Outs higher than a Ton, 24-dart cricket games, 15-dart 301s, 24-dart 501s, Ton-70s and up, 5-Bulls+, etc.).

Extra note: it's also ok to call in "fast games" in each set, even if they don't necessarily meet the maximum dart counts above.

SEASON-LONG TROPHY DART MINIMUM GAMES PLAYED REQUIREMENTS

To be eligible for all-star point ave. & singles win %-age awards, you must play at least 66% of this season's projected games:

for Divisions "A" (except team A4) and "B" (8 teams / div.):
Singles win %-age: min. of 19 Singles Games Played
All-star pt. Average: min. of 37 Total Games Played

for team A4 (due to 1 forfeit received):
min. of 18 Singles Games Played, 35 Total Games Played

for Divisions "C", "D", "E", "F" and "G" (7 teams / division):
min. of 16 Singles Games Played, 32 Total Games Played

for teams H1, H2, H3, H4, and H7 (due to 2 forfeits received):
min. of 14 Singles Games Played, 27 Total Games Played

for team H5 (due to 3 forfeits received):
min. of 12 Singles Games Played, 24 Total Games Played

for team H6 (due to 1 forfeit received):
min. of 15 Singles Games Played, 30 Total Games Played

RDL WEBSITE - www.raleighdartleague.org

Webmaster: Matt Ridgway (of Irrelevant Details)
contact him, if needed, at: meridgway84@gmail.com

CALENDAR OF EVENTS

May 31-June 2 Wreck at the Deck, (ADO) (see page 20)
Mon., June 3 RDL Board Meeting
June 7-9 Central VA Dart Classic, (ADO) (see page 20)
Sat., June 22 NCCDL/NCLC match weekend (see page 19)
July 12-14 Queen City Shootout (ADO) (see page 21)
Wed., July 24 Fall 2019 - RDL registration, Upper Deck (online registration should be available in the days immediately prior to the 24th)
July 25-28 Music City Classic, (ADO) (see page 21)
Wed., Aug. 7 Fall 2019 RDL Preseason Captains' 7:00-8:00 p.m. **Meeting**; The Upper Deck - mandatory
Wed., Aug. 14 Fall 2019 first night of match play
Sat., Aug. 17 NCCDL/NCLC match weekend (see page 19)

Other Local Weekly Leagues
Mondays ***Wake Forest Area Dart League*** , Wake Forest
Tuesdays ***Bull City Dart League*** , Durham
Thursdays ***Triangle Dart League*** , Chapel Hill

Weekly Blind Draws - Over the years, many blind draws have come and gone. If any of these folds or if any other start up, please let me know and I'll update this list. Thanks.

(these 2 are double elim., $5 entry, bar matches the pot… & now they add an extra $50 if there are 32+ players !)
Wed., 8 pm **Upper Deck**, 919-460-1786, 329 N.Harrison
Fri., 8 pm **Upper Deck**, 919-460-1786, 329 N.Harrison
Sun., 8 pm **Upper Deck**, 919-460-1786, 329 N.Harrison
(the 1st blind draw in the Upper Deck list, the Wednesday one, is on this list only during the summer)

(these two are $5 entry, bar matches 150% if 16+ players !)
Wed., 8 pm **Sharky's Place**, 919-783-5448, 5800 Duraleigh
Sat., 8 pm **Sharky's Place**, 919-783-5448, 5800 Duraleigh
(the 2nd blind draw in the Sharky's Place list is generally on Mondays, but will be Wednesdays during the summer)

(this one is double elim., $5 entry, bar matches the pot up to $100 - like some above, this is only during the summer)
Wed., 8 pm **Cleveland Draft House**, 919-771-2337, 6101 NC Hwy 42 West *(includes great drink specials too)*

(this one is $5 entry, bar matches 150% if 16+ players !)
Fri., 8 pm **Brown's**, 919-878-9092, 5500 Atl. Springs Rd.

(this one is double elm., $5 entry, bar matches the pot!)
Mon., 8 pm **Neighborhood**, 919-377-2344, 301 N. Harrison

(this one is free , with the winners receiving gift certificates)
Tue., 7 pm **Jordan Lake Brewing**, 320 E. Durham St.,Cary

(this one is LADIES ONLY, and is held the second Thursday of each month - $5 entry, bar matches the pot - if there are 7 or fewer players, the draw will be a singles tournament)
Thu., 7:30 pm Neighborhood, 919-377-2344, 301 N. Harrison

PENALTY LOG - All the penalties assessed this season.

Mail (16 pts.): North Raleigh Alliance (A,wk.14), Double In, Stumble Out (C,wk.8), Don't Hit the Scorekeeper (F,wk.14), The Neighborhood Dart Knights (H,wk.4,wk.9).
Ineligible Player (any match win, all points, all statistics): The Groupers (H, wk.1, 11 pts.).

THE FORTY-FIFTH SEMI-ANNUAL EDITION OF: JK'S DIVISIONAL ALL-STAR TEAM PICKS

(Players within each division are listed alphabetically) (Players are chosen any way I damn well please - not purely by the numbers!)
(This is not purely my own guesses at who is simply the best thrower, but also who is important to their team, who is good in the clutch, etc.)

Divisional MVPs

A Division	Robbie Phillips	The Unintimidated Element	E Division	Jason Zelinack	Chalker's Nightmare
B Division	Jeremy Limerick	Irrelevant Details	F Division	John Heath	Bulls On Parade
C Division	Tim McNamara	Consistently Inconsistent	G Division	Joe Rigert, Sr.	Wayne Gretzky
D Division	Angelo Azevedo	WINNAU	H Division	Ken McNamara	We're Sexy & We Throw It

All of RDL -- Ken McNamara -- We're Sexy & We Throw It

"A" Division

John Carroll	Unintimidated Eler	One of 3 leaguewide w/ 9+ wins in all sets.
Pat Gibson	Neighborhood Bull	Ohmigod, he just keeps coming at you.
Michael Johnson	Neighborhood Bull	The bigger the game, the better he plays.
John Kramer	Unintimidated Eler	7 RDL seasons, all in A, 0.808 win %-age.
Chad Massengill	Unintimidated Eler	I admit I'm stunned when he loses a game.
Robbie Phillips	Unintimidated Eler	Teams plan their entire listing around him.
P.J. Stewart	Neighborhood Bull	See page 16. Get used to photos like that.
Wil Tan	Unintimidated Eler	Been one of RDL's best for over 25 years.

"B" Division (this was a really tough set to choose)

Michael Bracco	Rif Raf	Starting to challenge for top shot on team.
Dennis Horger	Rif Raf	Huge resurgent season with killer DCkt.
Brian Howard	Shooter McGavin	A slow 301 starter, but then he was fire.
Jess Jur	Rif Raf	Uh oh, he's bordering on being a regular.
Jeremy Limerick	Irrelevant Details	What a couple year climb to A he's had.
Joe McCartney	Things That Bounc	Captain Joe must play himself in the 501s.
Shane Richardson	One Armed Bandit	Like a true OABandit, great up until 501.
Tom Winters	Things That Bounc	Simply took hold of the first three sets.

"C" Division

Kevin Bottomley	Bangin' the Neighb	Several strong seasons in a row now.
Ed Grubb	Consistently Incon	Alright, Ed, stop sitting yourself, dammit.
Josh Hall	Cheap Shots	Pulled the Cheapies along in the doubles.
Mikey Hindle	Cheap Shots	Fell in team's crazy DCkt curse this season.
Dallas Hudson	Bangin' the Neighb	Has returned strong after some dad time.
Tim McNamara	Consistently Incon	Nearly named him the league overall MVP.
Chris Moody	Consistently Incon	Would be top player on most other teams.
Robb Porcelli	Nine Lives	Top shot for league's most 'so-close' team.

"D" Division (sooo many options here)

Angelo Azevedo	WINNAU	Easily the lead horse in team's win streak.
Dan Butterworth	Bulls Up	If the Butterworths start stealing some
Jim Butterworth	Bulls Up	301s, their numbers will be just nuts.
Mike Gardner	Garage, Inc.	After 301, he was pretty much money.
Randy Lueneburg	WINNAU	This season felt like a great resurgence.
Lee Powell	Show Me Your Tip	Leader of a band of strong, even talents.
Kevin Stewart	Big Bulls	Singles champ needs a bit o' doubles help.
Lou Tufillaro	WINNAU	Slowed a bit in doubles, but still decent.

"E" Division (really needed 10 for this list)

Brad Adams	Just the Tip	Sure, teams share sets… more 301 here.
Ryan Anderson	Shark Shooters	With a few more DCkts, fights for MVP.
Mike Bumpass	Why So Serious?	Just a beast since he came back from A.
Jeff Cashin	Just the Tip	Has kinda just set up camp on this page.
Mike Cole	Why So Serious?	Uh, #1 newcomer of the season. Duh.
Zach Powell	Red-eye Rangers	20-1 in the crickets? That is just sick.
Jeff Rudy	Game of Throws	Monster singles, good doubles, as usual.
Jason Zelinack	Chalker's Nightma	So clearly still playing like a top div. guy.

"F" Division

Sean Bosier	Death Throw	Seemed to just will DT to some wins.
Randy Deemer	Hump Day!	Hmm… that 501… = Wednesday party?
Jon Hall	Bulls On Parade	Made a good living in 301 and DCkt.
John Heath	Bulls On Parade	Dominant winner for most dominant team.
Andy Krestalude	Hump Day!	Geez, are he and Deemer 501 buddies?
Jeff Russell	Don't Hit the Scork	Biggest shot on pretty explosive roster.
Brian Whitley	Bulls On Parade	Starting to become a habit being here.
Wes Wissinger	Accoutrement Stuf	When you win 10 of team's 21 501s…

"G" Division

Brian Bowser	Irish Ton	Super solid once the 301 set was over.
Jeremy Gower	Dr.unks	Was this his last pre-Air Force tour?
Tom Holland	All About That Bu	Holy cow, his last 3 sets are awesome.
Spencer Mickler	Irish Ton	He came, he joined, he kicked ass. Nice.
Nick Murdock	Dr.unks	Biggest winner for the Mug champs.
Dylan Musil	Old Darting Bastar	Not too sure what happened in doubles.
Joe Rigert, Sr.	Wayne Gretzky	This is the easiest choice, year after year.
Mark Rossbach	Irish Ton	Cricket heavyweight got by in the '01s.

"H" Division

Ahmed Al-Hoory	Grip It Lightly	Only got 7 matches, but they were great.
Luc Davis	Grip It Lightly	Part of top trio for new contending team.
P.J. Davis	Grip It Lightly	Turns out that SCkt makes up for a lot.
Andrew Hamer	Another Coach Cre	Ok… WHY does he sit half the SCkts?!
Ken McNamara	We're Sexy & We	No player means more to his team. Period.
Eric Trefzger	Darty Sanchez	Are we about to see the Trefzger torch
Mike Trefzger	Darty Sanchez	passed forward (against Ken's will!)??
Matthew Wilson	Tips & Shafts	Rising star for a team on the rise too.

QUICK STAT TIDBITS

-The **Quadruple Double Award** winners (double-digit wins in all 4 sections): Wow, once again SUPER tough to make this group this season, with all but two divisions playing only 12 (or fewer, in H!) matches. Thirteen players (with eight of those in the 7-team divisions) had three 9-win sets. And a couple guys in A and B had three 10-win sets. But only three guys in A even achieved 9+ wins in all four sets. Our two honorable mentions (for four 9-win sets) are *John Carroll* and *Wil Tan* of The Unintimidated Element in A. And the lone true member thi season (with four 11-win sets) was Robbie Phillips, also of the Element in A div.

-The **Iron Man/Woman Award**: With 6 of 8 divisions having byes this season, and one of those 6 dropping another team, these numbers are TINY by normal standards. In the end, really only A and B division even had a shot at this one, and those teams were generally not shorthanded. Thus, this season's Iron Men, with only 58 games played, were Kenny Persson of Jameson's Monkeys in A, and Brian Howard of Shooter McGavin in B. Honorable mentions (for leading the other six divisions) are: *Mikey Hindle* and *Josh Hall* of Cheap Shots in C, with 53; *Angela Jeffcoat* of My Cork Fell Out in D, with 52; *Pat Ball* of Chalker's Nightmare in E, with 53; *Olivia Mathews* of Death Throw in E, with 50; *Joe Rigert, Sr.* of Wayne Gretzky in F, with 50; and *Charles Tompkins* and *Matthew Wilson* of Tips & Shafts, and *Terron Amos* of The Neighborhood Dart Knights in H, each with 42 (yes, that's correct, no player in H division had more than 42).

-The **Team Attendance Award** winners: Alright, we had a few teams that sort of peeked in on this one this season. I would say there are 4 honorable mentions: *Shooter McGavin* in B, *Menace 2 Sobriety* in C, and both *Projectile Dysfunction* and *Show Me Your Tips* in D division. But the team that came the closest to the old "play-the-same-six-players-every-set-all-season", and thus the winners of this award this season, is clearly *Double In, Stumble Out*, also from D division.

MY PRESEASON, WEEKLY, & TOURNEY PREDICTION RESULTS

As usual, I'm left with the option of trying to bluff my way through this part, or just telling the truth. And since I know that some of you squirrel away every last thing I've ever written about your team, I guess I once again give real results…

In my preseason picks (usually the toughest every season given the imminent roster changes/additions), I sort of rocked it in a few places (and not so much in a couple others). I overestimated the Monkeys a touch in A, and I under-estimated Projectile a touch in D, or I would have had those lists exactly. Also was really close to nailing C. Didn't give Kiss This enough credit in B, gave the Nightmare too much credit in E, was pretty strong in F, and didn't know to see Sanchez (a purely new team) coming in H. All in all, pretty good. But my one super gaffe (and I mean "SUPER")? I had G winner Irish Ton slotted for… last!!

My weekly prediction results you can peruse pick-for-pick on the other side of this sheet of paper. Not too bad, since I started out slowly but still managed to finish above 70% for the season. Considering the extreme parity that has taken hold of many divisions, I actually consider that pretty stellar (considering how many one-dart results I lost!). In the end, I'm relatively happy with most of my picks that didn't involve the terms "G division" or "Red Eyed Jedis".

Last but not least were my tournament predictions - the ones where one early incorrect pick can cost me one or two more picks down the line. And with that extra hurdle, how did I fare? I frickin' OWNED you guys!! You almost didn't need to play the dang tournaments - coulda just checked out my pick list in advance. In the quarterfinals, I went 21-3 (with the other eight semifinalists determined by six byes and two forfeits); then in the semis, I popped a rockin' 13-3 pace; and in the finals, I nailed 6 of the 8!! That's a 40-8 total tournament record. Aaaand… I hit perfect brackets in A, B AND C divisions (and came within one dart of a perfect bracket in F also)!! One of my best runs, I think.

JK'S TEAM-BY-TEAM, WEEK-BY-WEEK MATCH PREDICTION RESULTS

(I introduced this page thirty-one seasons ago, and it has become almost expected as a newsletter staple. Feast your eyes on the success...)

For several years, many of you have taken no greater pleasure in your weekly darting endeavors than to email, text, or call me, and point out to me just how wrong I was in my prediction of your match result. On a related note, I have noticed that many of you seem to have relatively selective memories saving only the weeks when I was wrong. Further, many others of you regularly embellish your statistics of how often you fool me. It's not so easy to get away with those rambles anymore, however, as you can see below. Each W is a week when I picked your match correctly, and each L is one I picked incorrectly. Division totals are to the right of the team totals, weekly totals are at the bottom, and in the space between the 14 weeks and the team totals, the nine(!) 'o' symbols indicate the teams for which I was only 0.500, and the four(!) 'x' symbols indicate the teams that fooled me more often than not. **[After a pretty rough start, I managed to bounce back in most divisions, despite one of the most parity-laden seasons the league has ever seen. Became ever more of a mess in G division as things progressed though… At or below 0.500 for 4 of 7 G teams!? - JK]**

	wk1	wk2	wk3	wk4	wk5	wk6	wk7	wk8	wk9	wk10	wk11	wk12	wk13	wk14		Right	Wrong	Overall
A1/ The Unintimidated Element	W	W	W	W	W	W	W	W	W	W	W	W	W	W		14	0	70.09%
A2/ Darty Minds	W	W	W	L	fft	W	W	W	W	W	L	W	W	W		11	2	246 105
A3/ North Raleigh Alliance	W	L	W	W	W	W	W	W	L	W	W	W	W	W		12	2	
A4/ The Neighborhood Bullies	W	W	W	W	fft	W	W	W	W	W	W	W	W	W		13	0	
A5/ Lunatic Fringe	W	L	W	W	W	W	L	W	L	W	W	L	W	W		10	4	
A6/ Jameson's Monkeys	W	W	W	W	L	W	W	W	W	W	W	W	W	L		12	2	**A Division**
A7/ Dartistic Abandon	W	W	W	L	W	W	W	W	W	W	L	L	W	L		10	4	85.45%
A8/ Dead Beats	W	W	W	W	L	W	L	W	W	W	W	W	W	W		12	2	47 8
B1/ Things That Bounce	W	L	W	L	L	L	W	W	W	W	W	W	W	L		9	5	
B2/ Shooter McGavin	L	L	L	L	W	W	L	W	W	W	W	W	L	L	o	7	7	
B3/ DD 214	L	W	W	W	W	W	L	W	L	W	W	W	W	W		11	3	
B4/ Kiss This Crüe	W	W	L	L	W	W	L	W	L	W	L	W	W	W		9	5	
B5/ Red Eyed Jedis	L	L	W	L	L	W	L	W	W	L	L	W	W	L	x	6	8	
B6/ One Armed Bandits	W	L	W	W	W	W	W	W	W	W	W	W	L	L		11	3	**B Division**
B7/ Irrelevant Details	W	L	W	L	W	W	L	W	W	L	W	W	W	W		10	4	64.29%
B8/ Rif Raf	L	L	W	L	W	L	L	W	W	W	W	W	W	W		9	5	36 20
C1/ Nine Lives	-	W	W	L	L	W	W	-	W	L	W	L	L	W		7	5	
C2/ Cheap Shots	L	W	W	-	W	W	W	W	W	L	-	W	L	W		9	3	
C3/ Menace 2 Sobriety	W	W	-	L	W	W	W	W	W	-	W	W	L	W		10	2	
C4/ Bangin' the Neighbors	W	-	L	L	L	W	W	W	-	W	W	L	L	W		7	5	
C5/ Sharky's Machine	W	W	W	L	W	W	-	W	W	L	W	W	L	-		9	3	**C Division**
C6/ Double In, Stumble Out	W	W	L	L	-	W	W	W	W	W	W	-	L	W		9	3	71.43%
C7/ Consistently Inconsistent	L	W	W	L	W	-	W	W	W	L	W	W	-	W		9	3	30 12
D1/ Garage, Inc.	-	W	W	L	L	W	W	-	W	W	W	W	W	W		10	2	
D2/ Projectile Dysfunction	L	L	W	-	L	W	L	W	W	L	-	W	W	L	o	6	6	
D3/ My Cork Fell Out	W	W	-	W	W	W	W	L	W	-	W	W	W	W		11	1	
D4/ Big Bulls	W	-	W	W	W	W	L	W	-	W	W	W	W	L		10	2	
D5/ Show Me Your Tips	W	W	W	W	L	L	-	W	W	L	W	L	W	-		8	4	**D Division**
D6/ Bulls Up	W	L	W	W	L	-	L	L	W	W	W	L	-	W		7	5	71.43%
D7/ WINNAU	L	W	W	L	-	L	L	W	W	W	W	-	W	W		8	4	30 12
E1/ Game of Throws	-	W	L	W	W	L	W	-	W	W	W	L	L	W		8	4	
E2/ Just the Tip	L	L	W	W	-	L	W	L	W	W	L	-	L	W	o	6	6	
E3/ Why So Serious?	W	W	-	W	L	W	W	W	W	-	L	W	W	W		10	2	
E4/ Red-eye Rangers	W	-	L	W	L	W	W	L	-	W	W	W	W	W		9	3	
E5/ Shark Shooters	W	W	W	W	L	W	-	L	W	W	W	W	W	-		10	2	**E Division**
E6/ Taylor and the Swinging Rich	W	L	L	-	L	W	W	W	W	W	-	W	W	W		9	3	71.43%
E7/ Chalker's Nightmare	L	W	L	W	W	-	W	L	W	W	W	L	-	W		8	4	30 12
F1/ Hump Day!	L	W	W	W	-	L	W	W	W	W	L	-	W	W		9	3	
F2/ The Coral Reefers	L	W	W	L	W	-	L	W	W	W	W	W	-	L		8	4	
F3/ Death Throw	L	W	W	-	L	W	L	W	W	W	-	W	W	W		9	3	
F4/ Bulls On Parade	L	W	W	W	W	W	-	W	W	W	W	L	L	-		9	3	
F5/ Accoutrement Stuff	-	L	W	L	L	W	W	-	W	L	W	W	L	W		7	5	**F Division**
F6/ Sofa Kings	W	L	-	W	W	W	L	W	W	-	L	L	W	L		7	5	69.05%
F7/ Don't Hit The Scorekeeper	W	-	W	W	W	L	L	W	-	L	W	W	W	W		9	3	29 13
G1/ Old Darting Bastards	-	W	W	W	L	W	W	-	L	L	W	L	W	W		8	4	
G2/ Banging The Wire	W	L	L	-	W	W	W	L	W	L	-	L	L	W	o	6	6	
G3/ Wayne Gretzky	W	L	-	L	W	W	W	L	W	-	W	L	W	L		7	5	
G4/ Irish Ton	L	-	W	W	L	W	W	W	-	W	L	L	L	L	o	6	6	
G5/ All About That Bull!	L	W	L	L	-	W	L	W	L	L	W	-	L	L	x	4	8	**G Division**
G6/ Dr.unks	W	L	W	W	W	-	L	L	W	L	L	W	-	L	o	6	6	54.76%
G7/ Quackers	W	L	W	W	W	W	-	L	W	W	W	W	L	-		9	3	23 19
H1/ Another Coach Creation	W	-	W	L	fft	W	W	L	-	L	L	fft	W	W		6	4	
H2/ The Groupers	L	fft	fft	-	fft	fft	fft	fft	fft	fft	-	fft	fft	fft	x	0	1	
H3/ We're Sexy & We Throw It	-	W	W	W	W	W	fft	-	W	fft	W	W	W	fft		9	0	
H4/ Tips & Shafts	W	L	-	W	W	fft	W	L	W	-	W	W	fft	W		8	2	
H5/ Grip It Lightly	W	fft	W	L	W	L	-	L	fft	fft	L	W	L	-	x	4	5	**H Division**
H6/ The Neighborhood Dart Knigl	L	L	W	W	W	-	W	fft	W	L	W	W	-	W		8	3	70.00%
H7/ Darty Sanchez	W	W	fft	W	-	L	W	L	W	fft	W	-	L	W		7	3	21 9
Right:	17	15	20	15	15	20	16	18	22	16	20	18	16	18				
Wrong:	9	10	5	11	9	5	9	7	3	8	6	7	9	7				
forfeited:	-	1	1	-	2	1	1	1	1	2	-	1	1	1				

RDL - Spring, 2019	Week 1			Week 2			Week 3			Week 4			Week 5			Week 6			Week 7			Week 8			Week 9			Week 10			Week 11			Week 12			Week 13			Week 14			Forfeits
	vs.	W/L	Pts.	vs.	W/L	Pts.	vs.	W/L	Pts.	vs.	W/L	Pts.	vs.	W/L	Pts.	vs.	W/L	Pts.	vs.	W/L	Pts.	vs.	W/L	Pts.	vs.	W/L	Pts.	vs.	W/L	Pts.	vs.	W/L	Pts.	vs.	W/L	Pts.	vs.	W/L	Pts.	vs.	W/L	Pts.	
A1/ The Unintimidated Element	a5	W	19	A7	W	19	A8	W	20	a6	W	19	A3	W	15	A2	W	21	a4	W	16	A5	W	20	a7	W	22	a8	W	21	A6	W	19	a3	W	17	a2	W	18	A4	W	12	
A2/ Darty Minds	A6	L	7	a8	L	10	A5	L	7	A7	W	13	a4	*L*	*0*	a1	L	3	A3	L	6	a6	L	11	A8	L	8	a5	L	5	a7	L	6	A4	L	4	A1	L	6	a3	L	9	1
A3/ North Raleigh Alliance	a7	W	14	A5	W	12	A6	W	16	a8	W	13	a1	L	9	A4	L	8	a2	W	18	A7	W	18	a5	L	10	a6	W	15	A8	W	13	A1	L	7	a4	L	8	A2	W	15	
A4/ The Neighborhood Bullies	A8	W	13	a6	W	20	a7	W	18	a5	W	20	A2	*W*	*16*	a3	W	16	A1	L	8	a8	W	16	A6	W	16	A7	W	16	A5	W	20	a2	W	20	A3	W	16	a1	L	12	
A5/ Lunatic Fringe	A1	L	5	a3	L	12	a2	W	17	A4	L	4	a7	W	18	a6	W	15	A8	L	11	a1	L	4	A3	W	14	A2	W	19	a4	L	4	A7	L	10	A6	W	17	a8	W	14	
A6/ Jameson's Monkeys	a2	W	15	A4	L	4	a3	L	8	A1	L	5	a8	L	8	A5	L	6	a7	W	16	A2	W	13	a4	L	8	A3	L	9	a1	L	3	A8	L	11	a5	L	7	A7	L	6	
A7/ Dartistic Abandon	A3	L	10	a1	L	5	A4	L	6	a2	L	11	A5	L	6	a8	L	9	A6	L	8	a3	L	5	A1	L	2	a4	L	8	A2	W	17	a5	W	13	A8	L	9	a6	W	18	
A8/ Dead Beats	a4	L	11	A2	W	11	a1	L	4	A3	L	11	A6	W	16	A7	W	15	a5	W	13	A4	L	8	a2	W	15	A1	L	3	a3	L	10	a6	W	13	a7	W	15	A5	L	10	
B1/ Things That Bounce	b4	W	16	B2	L	10	B3	W	18	b7	L	11	B5	L	10	b8	W	15	b6	W	16	B4	W	14	b2	W	12	b3	W	15	B7	W	14	b5	W	20	B8	W	12	B6	L	6	
B2/ Shooter McGavin	B3	W	13	b1	W	14	b4	L	11	B8	W	12	b7	L	8	B6	W	13	B5	L	10	b3	L	11	B1	L	12	B4	L	10	b8	L	8	B7	L	9	b6	W	13	b5	W	13	
B3/ DD 214	b2	L	11	B4	W	12	b1	L	6	B6	L	12	B8	L	9	b5	W	13	B7	W	13	B2	W	13	b4	L	9	B1	L	9	b6	W	14	b8	L	11	B5	W	13	b7	L	8	
B4/ Kiss This Crüe	B1	L	8	b3	L	12	B2	W	13	B5	L	11	b6	W	14	B7	L	8	b8	W	15	b1	L	10	B3	W	15	b2	W	14	b5	W	13	B6	W	11	b7	L	11	B8	L	10	
B5/ Red Eyed Jedis	B8	L	7	b6	L	11	B7	L	10	b4	W	13	b1	W	14	B3	L	11	b2	W	14	b8	L	10	B6	W	18	b7	W	13	B4	L	11	B1	L	4	b3	L	11	B2	L	9	
B6/ One Armed Bandits	b7	L	7	B5	W	13	b8	L	8	b3	W	12	B4	L	10	b2	L	11	B1	L	8	B7	L	11	b5	L	6	B8	L	10	B3	L	10	b4	L	10	B2	L	11	b1	W	18	
B7/ Irrelevant Details	B6	W	17	b8	L	12	b5	W	14	B1	W	13	B2	W	16	b4	W	16	b3	L	11	b6	W	13	B8	W	15	B5	L	11	b1	L	10	b2	W	15	B4	W	13	B3	W	16	
B8/ Rif Raf	b5	W	17	B7	W	12	B6	W	16	b2	L	12	b3	W	15	B1	L	9	B4	L	9	B5	W	14	b7	L	9	b6	W	14	B2	W	16	B3	W	13	b1	L	12	b4	W	14	
C1/ Nine Lives	Bye	-	-	c5	W	20	c7	L	10	C6	L	10	c4	L	10	C3	W	19	C2	W	12	Bye	-	-	C5	W	14	C7	W	13	c6	W	13	C4	L	11	c3	L	10	c2	W	12	
C2/ Cheap Shots	C7	W	12	c6	W	19	C5	W	12	Bye	-	-	c3	W	16	C4	W	14	c1	L	12	c7	L	12	C6	W	14	c5	L	9	Bye	-	-	C3	W	16	c4	L	9	C1	L	12	
C3/ Menace 2 Sobriety	C6	W	12	c7	L	7	Bye	-	-	c5	W	13	C2	L	8	c1	L	5	c4	L	11	c6	L	8	C7	L	11	Bye	-	-	C5	L	11	c2	L	8	C1	W	14	C4	L	10	
C4/ Bangin' the Neighbors	C5	W	17	Bye	-	-	c6	L	12	C7	W	13	C1	W	12	c2	L	10	C3	W	13	c5	W	14	Bye	-	-	C6	W	13	c7	L	8	c1	W	13	C2	W	15	c3	W	13	
C5/ Sharky's Machine	c4	L	7	C1	L	4	c2	L	12	C3	L	11	C7	L	12	c6	L	8	Bye	-	-	C4	L	10	c1	L	10	C2	W	15	c3	W	13	c7	L	11	C6	L	12	Bye	-	-	
C6/ Double In, Stumble Out	c3	L	12	C2	L	5	C4	W	12	c1	W	13	Bye	-	-	C5	W	16	C7	L	9	C3	W	15	c2	L	10	c4	L	11	C1	L	10	Bye	-	-	c5	W	12	c7	L	5	
C7/ Consistently Inconsistent	c2	L	12	C3	W	17	C1	W	13	c4	L	11	c5	W	12	Bye	-	-	c6	W	15	C2	W	12	c3	W	13	c1	L	11	C4	W	16	C5	W	13	Bye	-	-	C6	W	19	
D1/ Garage, Inc.	Bye	-	-	D5	L	6	d6	L	5	D7	W	18	d2	W	12	D4	L	12	D3	W	12	Bye	-	-	d5	L	8	D6	L	12	d7	L	9	D2	L	8	d4	L	8	d3	W	14	
D2/ Projectile Dysfunction	d7	W	16	D6	W	13	d5	L	10	Bye	-	-	D1	L	12	d3	W	17	d4	L	11	D7	L	9	d6	L	7	D5	W	13	Bye	-	-	d1	W	16	D3	W	15	D4	W	13	
D3/ My Cork Fell Out	d6	L	5	D7	L	8	Bye	-	-	d5	L	8	d4	L	8	D2	L	7	d1	L	8	D6	W	13	d7	L	6	Bye	-	-	D5	L	10	D4	L	10	d2	L	6	D1	L	8	
D4/ Big Bulls	d5	L	9	Bye	-	-	d7	W	14	D6	L	9	D3	W	13	d1	W	12	D2	W	13	D5	L	11	Bye	-	-	D7	L	10	d6	L	12	d3	W	14	D1	W	16	d2	L	8	
D5/ Show Me Your Tips	D4	W	13	d1	W	15	D2	W	14	D3	W	16	d6	W	14	D7	L	8	Bye	-	-	d4	W	13	D1	W	16	d2	L	11	d3	W	14	D6	L	11	d7	W	20	Bye	-	-	
D6/ Bulls Up	D3	W	19	d2	L	11	D1	W	19	d4	W	15	D5	L	10	Bye	-	-	d7	L	10	d3	L	11	D2	W	17	d1	W	12	D4	W	12	d5	W	12	Bye	-	-	D7	W	16	
D7/ WINNAU	D2	L	8	d3	W	16	D4	L	10	d1	L	6	Bye	-	-	d5	W	16	D6	W	14	d2	W	15	D3	W	17	d4	W	14	D1	W	15	Bye	-	-	D5	L	4	d6	L	8	
E1/ Game of Throws	Bye	-	-	E5	W	13	e6	W	19	e4	W	19	E7	W	12	e2	L	11	E3	L	7	Bye	-	-	e5	W	11	E6	W	22	E4	W	13	e7	L	6	E2	L	11	e3	L	5	
E2/ Just the Tip	e7	W	16	E6	L	8	e5	W	13	e3	L	7	Bye	-	-	E1	W	13	e4	W	15	E7	L	9	e6	W	13	E5	W	15	E3	W	14	Bye	-	-	e1	W	13	E4	W	18	
E3/ Why So Serious?	e6	W	19	E7	W	14	Bye	-	-	E2	W	17	E5	L	12	e4	W	14	e1	W	17	E6	W	20	e7	W	22	Bye	-	-	e2	L	10	e5	W	16	E4	W	15	E1	W	19	
E4/ Red-eye Rangers	e5	L	9	Bye	-	-	e7	W	14	E1	L	5	e6	L	12	E3	L	10	E2	L	9	E5	W	14	Bye	-	-	E7	W	13	e1	L	11	E6	W	19	e3	L	9	e2	L	6	
E5/ Shark Shooters	E4	W	15	e1	L	10	E2	L	11	e7	W	17	e3	W	12	E6	W	14	Bye	-	-	e4	L	10	E1	L	11	e2	L	9	E7	W	15	E3	L	8	e6	W	14	Bye	-	-	
E6/ Taylor and the Swinging Rich	E3	L	5	e2	W	16	E1	L	5	Bye	-	-	E4	W	12	e5	L	10	E7	W	12	e3	L	4	E2	L	11	e1	L	2	Bye	-	-	e4	L	5	E5	L	10	e7	L	4	
E7/ Chalker's Nightmare	E2	L	8	e3	L	10	E4	L	10	E5	L	6	e1	L	8	Bye	-	-	e6	L	12	e2	W	15	E3	L	1	e4	L	10	e5	L	9	E1	W	11	Bye	-	-	E6	W	20	
F1/ Hump Day!	F4	L	11	f2	W	18	F3	W	12	F6	W	15	Bye	-	-	F7	W	13	f5	W	12	f4	L	9	F2	W	14	f3	W	16	f6	L	11	Bye	-	-	f7	W	16	F5	W	13	
F2/ The Coral Reefers	f3	L	9	F1	L	6	f4	L	3	f5	W	16	F7	L	7	Bye	-	-	F6	L	11	F3	L	10	f1	L	10	F4	L	12	F5	L	9	f7	L	6	Bye	-	-	f6	W	15	
F3/ Death Throw	F2	W	15	f4	L	6	f1	L	9	Bye	-	-	f5	L	11	F6	W	14	f7	W	17	f2	W	14	F4	L	9	F1	L	8	Bye	-	-	F5	W	12	f6	W	12	F7	L	6	
F4/ Bulls On Parade	f1	W	13	F3	W	18	F2	W	21	f7	W	13	f6	W	17	F5	W	16	Bye	-	-	F1	W	15	f3	W	15	f2	W	12	F7	W	14	F6	L	11	f5	L	10	Bye	-	-	
F5/ Accoutrement Stuff	Bye	-	-	f6	L	12	f7	L	6	F2	L	8	F3	W	13	f4	L	8	F1	L	12	Bye	-	-	F6	L	9	F7	W	16	f2	W	15	f3	L	12	F4	W	14	f1	L	11	
F6/ Sofa Kings	f7	L	3	F5	W	12	Bye	-	-	f1	L	9	F4	L	7	f3	L	10	f2	W	13	F7	L	8	f5	W	15	Bye	-	-	F1	W	13	f4	W	13	F3	L	10	F2	L	6	
F7/ Don't Hit The Scorekeeper	F6	W	21	Bye	-	-	F5	W	18	F4	L	11	f2	W	11	f1	L	11	F3	L	7	f6	W	16	Bye	-	-	f5	L	8	f4	L	10	F2	W	18	F1	L	8	f3	W	18	
G1/ Old Darting Bastards	Bye	-	-	G5	W	15	G6	L	8	g7	W	16	g4	L	11	G3	W	13	g2	W	12	Bye	-	-	g5	W	15	g6	W	14	G7	W	15	G4	L	8	g3	W	13	G2	L	9	
G2/ Banging The Wire	G7	W	16	g6	L	4	g5	W	14	Bye	-	-	g3	W	13	G4	L	12	G1	L	12	g7	L	12	G6	L	12	G5	L	10	Bye	-	-	g2	W	16	g4	W	14	g1	W	15	
G3/ Wayne Gretzky	G6	L	9	g7	L	11	Bye	-	-	G5	W	14	G2	L	11	g1	L	11	G4	L	11	g6	W	14	G7	W	12	Bye	-	-	g5	W	13	g3	L	8	G1	L	11	g4	L	12	
G4/ Irish Ton	g5	W	15	Bye	-	-	G7	W	19	g6	L	8	G1	W	13	g2	W	12	g3	W	13	G5	W	13	Bye	-	-	g7	W	16	G6	L	4	g1	W	16	G2	L	10	G3	W	12	
G5/ All About That Bull!	G4	L	9	g1	L	9	G2	L	10	g3	L	10	Bye	-	-	G7	W	18	G6	W	13	g4	L	11	G1	L	9	g2	W	14	G3	L	11	Bye	-	-	g7	L	9	g6	W	13	
G6/ Dr.unks	g3	W	15	G2	W	20	g1	W	16	G4	W	16	g7	W	21	Bye	-	-	g5	L	11	G3	L	10	g2	W	12	G1	L	10	g4	W	20	G7	W	15	Bye	-	-	G5	L	11	
G7/ Quackers	g2	L	8	G3	W	13	g4	L	5	G1	L	8	G6	L	3	g5	L	6	Bye	-	-	G2	W	12	g3	L	12	G4	L	8	g1	L	9	g6	L	9	G5	W	12	Bye	-	-	
H1/ Another Coach Creation	h7	W	13	Bye	-	-	h6	W	19	H5	L	11	H2	*W*	*16*	h3	W	20	h4	W	16	H7	L	11	Bye	-	-	H6	L	8	h5	L	8	h2	*W*	*16*	H3	W	18	H4	W	12	
xx-H2/ The Groupers	H6	L	11	h5	*L*	*0*	h7	*L*	*0*	Bye	-	-	h1	*L*	*0*	H4	*L*	*0*	h3	*L*	*0*	h6	*L*	*0*	H5	*L*	*0*	H7	*L*	*0*	Bye	-	-	H1	*L*	*0*	h4	*L*	*0*	H3	*L*	*0*	11
H3/ We're Sexy & We Throw It	Bye	-	-	H7	L	6	H5	L	4	h6	L	8	h4	L	6	H1	L	4	H2	*W*	*16*	Bye	-	-	h7	L	7	h5	*L*	*0*	H6	L	7	H4	L	10	h1	L	6	h2	*W*	*16*	1
H4/ Tips & Shafts	H5	L	12	h6	W	14	Bye	-	-	H7	L	10	H3	W	16	h2	*W*	*16*	H1	L	8	h5	W	14	H6	L	10	Bye	-	-	h7	L	8	h3	W	14	H2	*W*	*16*	h1	L	12	
H5/ Grip It Lightly	h4	W	12	H2	*W*	*16*	h3	W	20	h1	W	13	H6	W	18	h7	L	10	Bye	-	-	H4	L	9	h2	*W*	*16*	H3	*W*	*16*	H1	W	15	h6	W	20	H7	L	11	Bye	-	-	
H6/ The Neighborhood Dart Knig	h2	W	13	H4	L	10	H1	L	5	H3	W	16	h5	L	6	Bye	-	-	h7	L	8	H2	*W*	*16*	h4	W	14	h1	W	16	h3	W	17	H5	L	4	Bye	-	-	H7	L	7	
H7/ Darty Sanchez	H1	L	11	h3	W	18	H2	*W*	*16*	h4	W	14	Bye	-	-	H5	W	14	H6	W	16	h1	W	13	H3	W	17	h2	*W*	*16*	H4	W	16	Bye	-	-	h5	W	13	h6	W	17	

THIS SEASON'S TRIVIA QUESTIONS… REVISITED

I now run this column during seasons in which I've included trivia questions all season. Each question is listed exactly as it was during the season, so there is potential for a question to now be out of date, but it's usually not too much of a problem. Each question is listed under the week number when it ran, and the answers follow the questions. No peeking…

[Note: as with most historical statistics questions that I can ask here in the Trivia column, the following questions includes only the most recent 46 (now 47) seasons, as that is the amount of time I have been statistician - records prior to that are largely incomplete and unavailable, and some things like doubles and overall records for individual weren't even tracked in many of the prior seasons. Pretty soon, I'm just going to start referring to my time here as 'the modern era', especially since my time now covers almost two-thirds of the time since the RDL even threw its first dart. - JK]

Week 6 question: (We actually started the season with a reader-submitted question! This excellent idea for one came from Robbie Phillips of The Unintimidated Element.) What are the six 'outs' in '01 that have only one route (as in what starting scores for the out throw have 'no variation' in the targets that can be used to complete the 'out')?

Week 7 question: During my 47 seasons as statistician, how many different host establishments has the RDL had? And for this one, places that changed names (such as The Profile/High Park) only count as one establishment. (I think the answer is going to surprise some people…)

Week 8 question: (This was great… another reader-submitted question! This one came from Mike Seward of Darty Minds.) What is the greatest number of 6-Bulls recorded by a league member, and who has it?

Week 9 question(s): While we're on a perfect throw run, let's go with these: How many people are in the RDL Ton-70-In Club? And how many are in the RDL Ton-70-Out Club?

Week 10 question: (a third reader-submitted entry!, this time by Dan Butterworth of Bulls Up - it's one we did a while back, I think, but it could use an update) What is the lowest season finish of any team that actually led its division in total points?

Week 11 question: In the Fall 2003 season, the league instituted the "Fulton Crowley rule" - the addition of a match loss for each late scoresheet penalty after your first two in a given season. How many times since that rule was instituted has a team lost a match win for a 3rd (or more) late sheet? (Note: many years prior, as in pre-1996, <u>every</u> late scoresheet also cost you the match win! Ouch. Pretty harsh, eh?)

Week 12 question(s): It's about this week in the season when some start caring about who I put on my unofficial seasonal all-star teams (and some of you care a LOT). In light of that, which five league members (just a taking shot here that there isn't a giant tie for 5th on this list) have the longest <u>current</u> strings of seasons on my divisional all-star teams? How many seasons?

Week 13 question: Last week, Chalker's Nightmare won with only 4 players. How many times in the last 10 seasons has a double-shorthanded (for the entire match!) team won?

Week 14 question(s): Tonight there is a head-to-head matchup for a spot in A division's top-six (and very likely a spot in A next season). In the past 45 seasons, how many of the 90 teams that finished with a top-two spot in B then finished in the top-six in A (if an 8-team division) or top-five (if a 7-team division) the following season? Also, how many times in those 45 seasons have BOTH top-two B teams climbed up to A and avoided a bottom-two finish in A that very next season?

Week 6 answer: 2, 3, 153, 156, 167, and 170. The first two and the last two are pretty clear and self-explanatory. But it's working out that 153 and 156 can only end with double-18 that was probably the trickiest part. [Had a lot of guesses on this one, and lots of people got it after a couple guesses, but only John Carroll of The Unintimidated Element got it on the first try.]

Week 7 answer: You ready for this? Since my time as newsletter editor started 46.5 seasons ago, the RDL has had ONE HUNDRED TWENTY-SIX host establishments! And that's unique places… if we added in bars that simply changed names when they changed ownership, that would add another dozen establishment identities to the list. Since we are throwing in only 28 places this season, that means we have left nearly a hundred places behind in just the last 23 years (granted, a few have closed down or burned down, but that still means they are in our past). And right about now you're probably trying to remember how many you can think of, and you're just at a complete loss for what the last 60-80 could be. Well, if you reference back to the week 8 issue of the Tons from this season, page 6 that week provided a very expanded version of the amazing answer of 126 establishments - we revisited this with all the bars, their number of seasons, most recent season, etc.

Week 8 answer: Ok, in addition to the 46.5 seasons for which I've been statistician, I was able to cobble together partial information for 15 additional earlier seasons. And that info has brought us just a bit more 6-Bull knowledge. In my time here, there has been a total of 79 6-Bulls (regular season and tournaments combined), and we picked up 4 more from the older newsletters. So, I have record of 83 total 6-Bulls, and those have been thrown by 72 different people. And only 8 of those 72 people have hit more than one. 6 of the 8, Scott Butters, Steve Hoffmann, Sid Mitchell, Tim Mozzetti, Trey Rodgers, and Wil Tan, each have hit 2. Leaving only two throwers with more than 2: Robbie Phillips with 3 6-Bulls, and then… <u>Mike Seward</u> with 4 (one each in the Sp04, Sp07, Fa11 and Fa16 seasons). Yep, the question author turned out to be the answer…

Week 9 answer: Alright, soooo… first thing we have to point out is that an "In" in 301 could happen on any turn of the game prior to 2010. Yep, if you blanked for nine turns and then threw a 170, you would be averaging only 17 points per turn… and… you would own a 170-In. Thus, for the throws in this list before 2010, they might well have happened on the first turn. Or they might well have happened sometime much later when the opponent was already shooting at the out. So there, there's the disclaimer (and no, the question of "how can anyone defend throwing at the bull to start as a solid strategy?" is not a disclaimer… it's just a very mathematically defensible question in an argument :o).

Ok, so the <u>170-In Club</u> (7 people): Phillip Maxwell (Sp96), Will Benson (Fa97), Don Graves (Sp99), Tom Winters (Fa07), Tom Flood (Sp13 - must be first turn), Tim Mozzetti (Sp14 - must be first turn), and Mike Seward (the only person to do it more than once, in Fa00 in the tournament, in Fa04, and in Sp06).

And the <u>170-Out Club</u> (8 people who actually had to win their games!): Dale Hyler (Sp04), Jerry Oakley (Fa04), Jason Kilts (Fa05 tournament), Robbie Phillips (Fa06), Tim McNamara (Fa09 tourn.), Fon Denton (Sp13), Justin McCurry (Sp14), and the only person with two recorded 170-Outs… Mike Hall (Sp95 tourn., from my 15-partial-season pre-JK-record collection, and the Fa04 tourn.). Best part about Hall's Sp95 one? He had 172 when he started his prior turn, and he wired two single-1s and had a 3rd-dart bounce-out to leave the 170!

Week 10 answer: In the past 46 seasons (the amount of time I've been the statistician), we've had 341 divisions (*note added for banquet Tons*: now 47 seasons, and now 349 divisions). And in those 347 divisions, only 12 times has the division point leader finished lower than 2nd place. And of those 12, a whopping (and unsurprising) 9 finished just down in 3rd place (Freebirds, Sp98 E div.; Grateful Darts, Fa00 D div.; The Replacements, Fa03 E div.; Dogs of War, Fa07 B div.; The SurReal Decoys, Sp10 F div.; Cork A Diddle Do!, Sp11 C div.; Force 8 from the Planet XXX, tied with the division winner in Fa11 E div.; Bull Hunters, Sp17 G div.; and Double In, Stumble Out! in Sp18 E div.). The 10th of our 12 on the list finished in 4th place - Chalk It Up in Fa14's H division. Which

Trivia answer portion continued on page 14…

SOME TEAMS GET MORE OUT OF THEIR DART NIGHT THAN OTHERS DO

I have told people for many years that I think my Element team is more successful than we would otherwise be due to the fact that we are a very tight group of friends. Honestly, for many of us it approaches almost a family level of closeness. And it has certainly worked out for us, both competitively and interpersonally. Thus, I kind of applaud the teams that sort of find the same. And with that in mind, I present to you… **Irrelevant Details** (pictured here). If you think back to the week 4 Tons from this season, the team had busted out name tags for the whole team, with all of them indicating that their names were "Irrelevant" except for captain Jeremy "EVIL" Limerick. Later, during the B division tournament, they busted the name tags back out. This time though, all eight name tags (note that their team has *nine* players) read "Dave". Longtime teammate Dave Surber is missing from the team photo, due to an illness that advanced him to a stay in the intensive care unit. And because Irrelevant is pretty quickly making its way from "team" to "family", they immediately paid homage to their missing brother. They even brought a card for a bunch of the B division players to sign if they felt so inclined. I truly hope that people sent some strong inappropriate humor, as Surber is one of those who would appreciate it fully.



THIS SEASON'S TRIVIA QUESTIONS… REVISITED (continued from page 12)

leaves just our two top point earners who fell way down their division lists… Both teams finished an astonishing 5th out of 7 teams in their divisions, and neither due to any penalty losses or anything. Big Bulls, just last season(!) finished 5th in D division, narrowly taking the division point crown despite their 5-7 record. And FYL&EMS, back in the Sp03 season, finished 5th in E division with a 6-6 record, despite having 15(!) points more than the next-highest-scoring team (a team which actually only finished 2nd themselves).

Week 11 answer: Ok, the very first rule I pushed the Board to change when I took over as statistician was the "late scoresheet costs you all your points AND your match win" rule. The Board agreed that was overly harsh and switched it to just "all your points" (and it was later changed to the constant value of 16 points so that a team wasn't punished more or less than another team for the same offense). And that all worked just fine… until the Spring 2003 season when Fulton Crowley of Mangina Douche in F division just decided that the points no longer mattered after the second of his eventual SIX late scoresheets that season. Since he didn't care about the points anymore, he would just save his sheets up and send them in every couple weeks. His team won the division despite having ONE HUNDRED fewer points than the 2nd place team. Thus, the current 3rd-forfeit-starts-costing-match-wins rule went into effect. And in the 29 seasons since the rule was enacted, we've had exactly ONE team reach a 3rd forfeit in a season (although quite a number have danced the line by having two). In the Fall 2006 season, No Maam in G rang up late sheets in weeks 2 and 3, and then ripped off three more in weeks 4, 9 and 12!! Their 8-6 record (yes, they had 5 late scoresheets in just 8 wins) dropped to 5-9 and dropped them into 5th place. That team was officially captained by Worth Pearsall, but I'm pretty sure it was "run" by Shervin Ejlali of this season's Another Coach Creation in H.

Week 12 answer: Most seasons, the RDL has 8 divisions, meaning I name 64 people to divisional all-star teams. Of last season's 64, a whopping 43 of them now have a 1-season "streak" of making that page. Another 10 have a 2-season streak, 2 have a 3-season streak, 3 have a 4-season streak, and 1 has a 5-season streak. Which leaves just our current top-5… Three of them sit with a 6-season streak: Tom Brown (all in A div.), John Kramer (all in A div., and encompassing his entire RDL career since moving here), and Joe Rigert, Sr. (with three in F div. and three in G div.). In second place is Jeff Cashin with a 7-season streak (two in C div., four in D div., and one in E div.). And all alone at the top, to roughly nobody's surprise at all, is the RDL's top player ever: Robbie Phillips. Phillips is currently on a 27-season run of all-star teams, all of them in A division, and covering every full season since he returned from school toward the end of the Spring 2005 season. And not only has Phillips been on the team 27 straight times, he has been the A division MVP a whopping 17 times (including 10 of the most recent 11 seasons), and the overall league MVP 7 times (including 4 times in a 5-season span from Fa12 through Fa14). [*Answer update for the banquet Tons*: Four of the top five (Phillips, Cashin, Rigert and Kramer) extended their streaks this season. Brown's extensive travel for work left him just short.]

Week 13 answer: In the last 10 seasons, we have had a total of 16 wins by double-shorthanded squads. However… 5 of those 16 were won against another shorthanded team (and 1 of those was actually a matchup of two four-player groups!), so it's really only 11 wins against a full 6+-player opponent in that time. So that's 1.6 times per season counting them all, and only 1.1 times per season against a non-shorthanded opponent. Interestingly, a quarter of those 16 happened in week 14 - teams out of the hunt having a hard time getting their lesser players to attend, maybe? Anyway, a few other facts on this topic: #1 - we've had at least one four-player win for 9 consecutive seasons now; #2 - it occurs most often in B division (an astonishing 7 of those 16), but has not happened even once in A or G in that timespan; #3 - Fall '18 was the super-shorthanded king season, with 4 wins by those teams; and #4 - the largest margin of victory by a recent 4-player team was last season's 13-5 win by Dead Beats over Nine Lives.

Week 14 answer: Ok, I pulled the Fall 1995 banquet issue (the last season during which the statistician wasn't me), so I expanded this to 46 seasons. And then I actually was able to add this season now that the regular season is completed, so we'll actually answer this one for the last 47 seasons instead of the last 45. In those 47 seasons, 31 of the 94 teams that had finished top-two in B the previous season were able to earn a spot above the bottom-two in A division. 33.0% is actually a good bit higher than I expected the rate to be. 22 times neither of the top two B teams made it above the bottom-two in A, 19 times one of the teams did, and 6 times both(!) of the teams did. Those six times happened in the Fall 1997 season, in Spring 1998, in Fall 2002, in Spring 2005, in Fall 2008, and… this season!! Dartistic's late charge gave the two teams that moved up "staying spots" for the first time in the last 21 seasons. [Bonus answer: the highest finishes by a team moving up from B during those 47 seasons were a pair of 2nd place finishes - by Shameless & Aimless VII in the Fall 1998 season (after they had won F, been 2nd in E, won D, won C, and won B, in the 5 previous seasons), and by Varina Sports Bar in Spring 2003 (which had 4 of the same players as the Shameless & Aimless VII roster from 1998!).]

THIS SEASON'S LYRICS QUIZZES… REVISITED

Much like the column of this season's trivia questions on the previous page, I've listed here each lyrics quiz from this season. Each lyric is listed exactly as it was during the season. Each lyric is listed under the week number when it ran, and the answers are listed at the bottom of the page (and continuing onto the next page). No peeking… So who's ready to re-play "Name the band/singer and song (and weekly theme)"?

Week 2, song #1 lyric: "I've been alive forever, And I wrote the very first song, I put the words and the melodies together, I am music and…"

Week 2, song #2: "You're more than a one night date, All I had to take me was just one look, My heart began a thumping babe you had it jumping"

Week 2, song #3: "Well you walk into a restaurant, Strung out from the road, And you feel the eyes upon you, As you're shakin' off the cold"

Week 3, song #1 lyric: "How can I explain it? I'll take it, frame by frame it, To have y'all all jumpin', shoutin', sayin' it, O is for other, P is for peoples'..."

Week 3, song #2 lyric: "Says there's a party over here, a party over there, Wave your hands in the air, shake the derriere, These three words mean..."

Week 3, song #3 lyric: "Got to the door, ding dong, "Who is it?" My girl's best friend had paid me a visit, Sly as can be tight dress and all"

Week 4, song #1 lyric: "We said, tell me all your thoughts on God, 'Cause I would really like to meet her, And ask her why we're who we are"

Week 4, song #2: "I'm not a perfect person, There's many things I wish I didn't do, But I continue learning, I never meant to do those things to you"

Week 4, song #3: "And I'd give up forever to touch you, 'Cause I know that you feel me somehow, You're the closest to heaven that I'll ever be"

Week 5, song #1 lyric: "That's great, it starts with an earthquake, Birds and snakes and aeroplanes, Lenny Bruce is not afraid"

Week 5, song #2 lyric: "Harry Truman, Doris Day, Red China, Johnnie Ray, South Pacific, Walter Winchell, Joe DiMaggio, Joe McCarthy…"

Week 5, song #3 lyric: "How can I help it if I think you're funny when you're mad? Trying hard not to smile, though I feel bad, I'm the kind of guy..."

Week 6, song #1 lyric: "And I'm here, to remind you, Of the mess you left when you went away, It's not fair, to deny me"

Week 6, song #2 lyric: "You go talk to your friends, talk to my friends, talk to me (talk to me), But we are..."

Week 6, song #3 lyric: "Yeah I'm sorry I can't afford a Ferrari, But that don't mean I can't get you there, I guess he's an Xbox and I'm more Atari"

Week 7, song #1 lyric: "But I'm holdin' on, I'm gonna be your number one, I'm not the kind-a girl who gives up just like that, oh no"

Week 7, song #2 lyric: "Crying won't help you, Praying won't do you no good, No, crying won't help you, Praying won't do you no good"

Week 7, song #3 lyric: "Mississippi moon, won't you keep on shining on me?, Yeah, keep on shining your light, Gonna make everything"

Week 8, song #1 lyric: "When you're with me I'm smiling, Give me all your love, Your hands build me up when I'm sinking, Touch me..."

Week 8, song #2 lyric: "I'm your knight in shining armor and I love you, You have made me what I am and I'm yours, My love, there's so..."

Week 8, song #3 lyric: "Let me take a look at you now, You're there on the dance floor, Making me want you somehow"

Week 9, song #1 lyric: "Times have changed and times are strange, Here I come, but I ain't the same"

Week 9, song #2 lyric: "Life is old there, older than the trees, Younger than the mountains, blowing like a breeze"

Week 9, song #3: "I'm sitting in the railway station, Got a ticket to my destination, On a tour of one-night stands my suitcase and guitar in hand"

Week 10, song #1 lyric: "And I... will swallow my... Pride, You're the one that I love, And I'm saying goodbye"

Week 10, song #2 lyric: "But if you want to leave, take good care, Hope you have a lot of nice things to wear, But then a lot of nice things .."

Week 10, song #3 lyric: "And now's the time, the time is now, To sing my song, I'm goin' 'round the world, I got to find my girl, On my way"

Week 11, song #1 lyric: "Got to keep on pushin' mama, You know they're running late, Without love, where would you be now"

Week 11, song #2 lyric: "Wrong way on a one way track, Seems like I should be getting somewhere, Somehow I'm neither here nor there"

Week 11, #3: "Crazy, but that's how it goes, Millions of people living as foes, Maybe it's not too late, To learn how to love and forget how to hate"

Week 12, song #1 lyric: "He had nasty reputation as a cruel dude, They said he was ruthless, said he was crude"

Week 12, song #2 lyric: "So I signed my name on number 24, hey, Yeah the judge said, "Boy, just one more, huh"

Week 12, song #3 lyric: "See my old man's got a problem, He live with the bottle that's the way it is, He says his body's too old for working"

Week 13, song #1 lyric: "She never compromises, Loves babies and surprises, Wears high heels when she exercises, Ain't it beautiful"

Week 13, song #2 lyric: "Buddy, you're a young man, hard man, Shouting in the street, gonna take on the world someday"

Week 13, song #3 lyric: "There's a party goin' on right here, A celebration to last throughout the years, So bring your good times..."

Wk 14, #1: "wider than a mile, I'm crossing you in style someday, Oh, dream maker, You heartbreaker, Wherever you're going I'm going your way"

Week 14, song #2 lyric: "...And the bells were ringing … … And all the people were singing, They went, 'Na, na, la, na, na, na' "

Week 14, song #3 lyric: "You saw me standing alone, Without a dream in my heart, Without a love of my own"

Week 14, #4: "...and I've been working like a dog, … … I should be sleeping like a log, But when I get home to you, I find the things that you do"

Week 14, song #5 lyric: "Everybody here is out of sight, They don't bark and they don't bite, They keep things loose they keep it tight"

Week 14, song #6 lyric: "...and I ain't got nobody, I got some money 'cause i just got paid, How I wish I had someone to talk to, I'm in an awful way"

Week 14, song #7 lyric: "Screams break the silence, Waking from the dead of night, Vengeance is boiling, He's returned to kill the light"

Week 14, song #8 lyric: "In between the dark and the light, Coming right behind you, Swear I'm gonna find you Get 'ya baby…"

Wk14, #9: "Some may say, I'm wishing my days away, No way, And if it's the price I pay, Some say, Tomorrow's another day, You stay, I may as..."

Week 14, #10 lyric: "You and I go hard at each other like we're going to war, You and I go rough, we keep throwing things and slamming the door"

Week 14, #11: "Now, Andy, did you hear about this one?, Tell me, are you locked in the punch?, Andy, are you goofing on Elvis? Hey, baby"

Wk 14, #12: "Radio playing softly some singer's sad sad song, He's singing about standing in the shadows of love, I guess he feels awfully alone"

Week 14, song #13 lyric: "Let me play among the stars, Let me see what spring is like, On a-Jupiter and Mars, In other words: hold my hand"

Week 14, song #14: "...Never reaching the end, Letters I've written, Never meaning to send, Beauty I'd always missed, With these eyes before"

Week 14, song #15: "And if I ever lose my hands, lose my plough, lose my land, Oh if I ever lose my hands, Oh if... I won't have to work no more."

Week 14, song #16 lyric: "Summer lovin', had me a blast. Summer lovin', happened so fast, Met a girl crazy for me, Met a boy cute as can be"

THIS SEASON'S LYRICS QUIZZES… REVISITED (the answers to the lyrics at the top of the page) (these are continued on page 15...)

Week 2 answers: Song 1 = "I Write The Songs" by Barry Manilow === Song 2 = "You're More Than a Number in My Little Red Book" by The Drifters === Song 3 = "Turn The Page" by Bob Seger. Week 3 answers: Song 1 = "O.P.P." by Naughty By Nature === Song 2 = "Whoomp! (There It Is)" by Tag Team === Song 3 = "Things That Make You Go Hmmmm…." by C&C Music Factory.

Week 4 answers: Song 1 = "Counting Blue Cars" by Dishwalla === Song 2 = "The Reason" by Hoobastank === Song 3 = "Iris" by The Goo Goo Dolls. Week 5 answers: Song 1 = "It's the End of the World as We Know It (And I Feel Fine)" by R.E.M. === Song 2 = "We Didn't Start the Fire" by Billy Joel === Song 3 = "One Week" by Barenaked Ladies.

THAT WAS ALL IT TOOK?

For over two decades, I chased down scoresheet information on a nearly weekly basis - with a huge percentage of those times being instances in which I was trying to track down the identities of players who filled shorthanded teams' "blocker" slots. Week after week, season after season, teams left lines with nothing more than "blocker" on them (and with no help from games-played information on the back of the sheet). Well, we finally go ahead and make it a penalty to fail to include the names of blockers, and you guys DON'T MISS EVEN ONE THE ENTIRE SEASON. It used to happen *weekly*, despite me yelling at you, putting it on the scoresheet, running reminders in multiple places in multiple weeks' newsletters, like you guys just didn't give a crap. But we make it a penalty and… poof! All of a sudden it's completely important. Well, I don't care why, I guess. I just love that it's finally a priority for you guys. Full info, with way less effort. Yay.

HMMMM… WHAT SHOULD WE PENALIZE NEXT? :o)

Taking a full day to turn in a tournament score? Not checking to see if your scoresheet photo is all blurry or cutting off player names? Probably not time yet… but you guys could still jump on those, no?

THIS IS HOW YOU TURN IN A TOURNAMENT RESULT

Misty Wilson of Wayne Gretzky, this season's lone underdog tournament finalist (in G division), sent her team's quarterfinal win result along with this bit of awesomeness. Wilson had a work conference in Las Vegas (one of my favorite places in the whole world), and the Billboard Music Awards were taking place while she was there. Talk about spending your quarterfinal match night in a far better way! Holy cow. Super bonus for her was that her team won (and continued winning) and sent her the result so quickly that even from Vegas she beat lots of other teams in terms of match score result speed.



THIS SEASON'S LYRICS QUIZZES… REVISITED --- THE ANSWERS (continued from page 14)

Week 6 answers: Song 1 = "You Oughta Know" by Alanis Morissette === Song 2 = "We Are Never Ever Getting Back Together" by Taylor Swift === Song 3 = "F*ck You" by Cee Lo Green. Week 7 answers: Song 1 = "The Tide Is High" by Blondie === Song 2 = "When the Levee Breaks" by Led Zeppelin === Song 3 = "Black Water" by Doobie Brothers.

Week 8 answers: Song 1 = "Lady" by Styx === Song 2 = "Lady" by Kenny Rogers, or Lionel Richie === Song 3 = "Lady" by Little River Band. Week 9 answers: Song 1 = "Mama, I'm Coming Home" by Ozzy Osbourne === Song 2 = "Country Roads" by John Denver === Song 3 = "Homeward Bound" by Simon & Garfunkel.

Week 10 answers: Song 1 = "Say Something" by A Great Big World === Song 2 = "Wild World" by Cat Stevens === Song 3 = "Ramble On" by Led Zeppelin. Week 11 answers: Song 1 = "Long Train Runnin' " by Doobie Brothers === Song 2 = "Runaway Train" by Soul Asylum === Song 3 = "Crazy Train" by Ozzy Osbourne.

Week 12 answers: Song 1 = "Life in the Fast Lane" by The Eagles === Song 2 = "I Can't Drive 55" by Sammy Hagar === Song 3 = "Fast Car" by Tracy Chapman. Week 13 answers: Song 1 = "Meet Virginia" by Train === Song 2 = "We Will Rock You" by Queen === Song 3 = "Celebration" by Kool & the Gang.

Week 14 answers: Song 1 = "Moon River" by Audrey Hepburn (and Andy Williams and many others) === Song 2 = "The Night They Drove Old Dixie Down" by The Band === Song 3 = "Blue Moon" by Billie Holliday (also The Marcels, Elvis Presley, Frank Sinatra) === Song 4 = "A Hard Day's Night" by The Beatles === Song 5 = "Dancing in the Moonlight" by King Harvest === Song 6 = "Another Saturday Night" by Sam Cooke (also Cat Stevens) === Song 7 = "Bark at the Moon" by Ozzy Osbourne === Song 8 = "One of These Nights" by The Eagles === Song 9 = "Walking on the Moon" by The Police === Song 10 = "One More Night" by Maroon 5 === Song 11 = "Man on the Moon" by R.E.M. === Song 12 = "Lonely Ol' Night" by John Mellencamp === Song 13 = "Fly Me to the Moon" by Frank Sinatra === Song 14 = "Nights in White Satin" by The Moody Blues === Song 15 = "Moonshadow" by Cat Stevens === Song 16 = "Summer Nights" by John Travolta and Olivia Newton-John.

[Like we have for many seasons, we used three-song groups each week (except for the traditional long week 14 set) and also included a theme each and every week. Adds a layer to the game for everybody and has been hugely popular. ***Here are the themes for each week****, including the week 14 sixteen-song set, which the top guesser (and lyric game legend) Mikey Hindle fully nailed… every song, every artist.*

Week 2 theme: Pretty simple one… just books. Writing, books, pages. I just heard the Seger song and it became a set. Nothing deeper than that this time around.. Week 3 theme: Songs that pretty much became conversational catch phrases. Had a few others that I considered here too, but we kept it at the standard three-song set. Week 4 theme: Bands whose names are pretty much nonsense. Week 5 theme: Songs with super-fast lyrics that most can't learn without spending way too much time doing it. Week 6 theme: Well, *of course* this was all songs about horrible breakups… in honor of the team breakup from last season that was the root cause of the premeditated no-notice no-show forfeit a couple weeks ago. There was no chance you thought I was letting that go by, was there? I actually broke with my own normal guidelines to run that set, as both of the last two songs are ones that we have had at some point in the past in the lyrics quiz (the 11th and 12th second-use lyrics in the [at the time] 760-song history of the quiz). Week 7 theme: Ok, this one wasn't actually consciously inspired by the number of rainy days we've had already this year, but who is to say that a song set about rising or flowing rivers/tides wasn't put in my thought processes subconsciously by Mother Nature? I love me some sunny days, so maybe I was hoping this was a set I couldn't run as appropriately later in the spring/summer. (Plus, these are just three really damn cool songs.) Week 8 theme: Well, three songs of the same name that aren't covers of each other… in this case, it was all about the ladies. Week 9 theme: Clearly, this one was all about coming home. Sometimes, there are few things as great as getting to go home. Although, man… going back to the town where I grew up is a little sad to me sometimes… how did so many of those people never seem to grow forward from exactly where we were on the last day of high school? Yikes. Week 10 theme: Well, after a week in which everything was about coming home, it only made sense to have set about… leaving. Obvious follow-up, no? Plus, I kinda love that Cat Stevens song and I just wanted to use it. Week 11 theme: Technically, this was a set inspired by all of the light rail news swirling around the Triangle, but I would accept basically anything that focused on trains. Week 12 theme: Going really fast, which was entirely inspired by the speed with which the week 11 winning captains sent me their scoresheets! Weeks with early information rock. Week 13 theme: The recent NCAA basketball championship won by the University of Virginia. We'll call this the Donald Grubb lyric set. If you didn't know Donald (and thus why this is the Grubb set), we'll just politely leave that as your loss. Week 14 theme: moon songs and night songs, alternating with each song. The songs were listed in order by the band's/artist's name, alphabetically (but within each group, moon or night).

REMINDERS FOR FUTURE SEASONS

Two-Up / Two-Down is a guideline, not a guarantee

We always track which teams finish in the top-two or the bottom-two of a division, because that is our general guideline for seeding the following season. But please do remember that this is NOT set in stone. If teams change composition, or teams fold, or new teams form, all of those factors can result in situations where the Membership Committee has to move up (or down) more or less teams. Our league composition is "pretty static", so it's often no issue… but sometimes. Just know there aren't guarantees, and divisons are not determined until all rosters are actually submitted.

There are minimum games played requirements for awards

It never ceases to amaze me how often people miss out on Mug awards by simply not paying attention to the minimum games requirements. They are in every newsletter of the entire season. Page 4, week after week. Yikes.

This makes you a d*ck

This season, we had a team trying to get in touch with an opponent to ask for a reschedule. It wasn't very easy, because the opposing captain's phone number had changed. And of course, that captain never notified the statistician, or the Board, or… anyone. Thus, once the other captain finally got in touch with him via conversations with one of the few team members with a phone number on record, the captain with the new phone number just said "sorry, but notifying the dart league of my new phone number is nowhere on my list of priorities." I will translate for the rest of you, so you all know what he really means: "I don't care enough about the time and effort anyone else puts into our hobby to bother spending 30 seconds to make myself reachable, and too bad for you if you can't reach me to handle the simplest of dart league requests." Awesome…

DO YOU GUYS REALIZE JUST HOW GOOD THE RDL IS?

If you never really look outside the bounds of the RDL news and home bars, you might never quite grasp the level of the talent we have. Darts is an incredibly difficult task to try to master, and members of our league rank among the most talented in the entire nation. Don't believe me? Well, check out this trio of stories. Just one set of recent inter-related examples!

#1 -- THIS. IS. SO. BAD. ASS.

Ok, so maybe we don't have a new sheriff in RDL town, but we might well have a new deputy. It was a hell of a four-day span for the youngest member of the RDL family, **P.J. Stewart** of The Neighborhood Bullies. On the final night of the regular season, in a non-intentionally-arranged matchup, Stewart ended up in a head-to-head singles cricket pairing with the undisputed RDL G.O.A.T. Robbie Phillips. [Sidebar: yes, G.O.A.T. is completely overused and almost always incorrectly applied, as people are prone to labeling whatever the hell they are presently seeing as the greatest of all time in whatever it is. Well, I'm not one of those people. I only use tags like that when they are indisputable and accurate. And it is simple fact that Phillips is the greatest RDL player ever.] Aaaaaand… it is also indisputable that Phillips is not the A division singles champ this season because in that head-to-head pairing with Stewart, Stewart grabbed the lead and just waltzed away from him with this season's title!! Yes, the top singles winner in the top division in the top league in the state is a ripe old 13 years of age. Oh, I didn't mention that Stewart is THIRTEEN?! Well, he is. And he's now one of the RDL's top players (and one of the very few who have ever claimed an A singles title). And he earned it in the hardest set against the best opponent he could have faced. So how do you celebrate that?! If you think back to the top of this column, I told you that Stewart had a great "four-day" span. Just a couple days after taking out Phillips here in RDL-land, Stewart headed to the Youth National Masters finals in Cleveland. And…. won that too!! He smoked through five (I think) rounds of the best 17&under (yes, the youth go all the way up through 17!) with a 17-4 final record in legs, never facing an elimination game in any round! The 16- and 17-year-olds had to be psyched that last year's best players had aged out, and along comes a 13-year-old who frickin' mops the floor with them! Uh, bummer for them. And double-bummer because he is still eligible for four more years! Ha! So what do you do with a Masters National youth title? Well, you advance to the Winmau World Masters in England in October!! Oh, that is so freaking great! [And my favorite part of Stewart's win? Phillips streamed the finals live on Facebook, providing pretty excellent commentary during the set! Watching Stewart flat-out roll his finals opponent without a bit of hesitation and shakiness sort of makes me wonder if his body contains a normal nervous system though. So cool and calm. At… thirteen.]



#2 -- AND NOT ONLY OUR YOUTH KICK BUTT!

You know what else was going on at the Masters National finals in Cleveland? **Amanda Preciado** of DD 214 was staking her claim as one of the nation's best female darters! Nineteen ladies from across the nation had qualified for the finals, first broken into three groups of 6-7 throwers, and then with a final six-thrower group to determine who would also earn invites to the Winmau World Masters. Preciado tied for the top spot in her first group and then squeezed out a one-leg advantage in one of the most even final group standings I've ever seen, taking the overall national title (and advancing to England with runner-up Bonnie Wei). In talking with Preciado (more commonly known as Stitches at dart matches), my favorite line from her was "still a long way to go… and now I actually have to practice more and also be all professional and stuff… the latter of the two might be more difficult. Ha! We all get that, I think. She also threw in a great shoutout as well: "But I do feel that if it wasn't for the DD 214 / Fire For Effect crew who invited me to play in the league, and all the support since, not to mention the competition in the RDL, I would not have gotten this far this fast [after retiring two years ago]." Pretty cool recognition there…



So, now with P.J. Stewart heading to the World Masters, and Preciado heading to the World Masters, it's pretty clear the RDL sits somewhere at the forefront of national darting excellence. Well, it was almost even clearer. Notice above where I said Preciado advanced to the finals group by tying for her group lead? Well, the thrower with whom she tied (and with whom she advanced to the final group) was none other than **Julie Phillips** of Kiss This Crüe! Yep, three more leg wins in the final group and Phillips would be headed to the Winmau Worlds too. So dang close.

#3 -- BUT WHAT ABOUT…?

This guy? The guy on the right in the picture to the right? How the heck can the RDL be represented at a world-level event without this guy? Well, don't you worry your little head about it. It turns that RDL G.O.A.T. (hey, callback to the P.J. Stewart column! woowoo!) **Robbie Phillips** of The Unintimidated Element won the BDO-ranked singles event at the Las Vegas Open, and thus also secured his invite to the Winmau World Masters. So, he's in too. Youth… women… men… the RDL just sends 'em all to England for the Worlds! Total representation. Boom.



RANDOM THOUGHTS FROM JK

Nowadays, it's a fact… this column has become a banquet Tons staple. I have no idea why so many are so keen on taking a peek into the oddness that is my head, but you are. So without further ado, let's open up my head again and see what falls out. Some of these observations are dart-related, and some of them clearly are not. I'm never sure what's about to hit the page, but anyway… whatever…

-- Alright, back to tradition, as we kick things off with a Survivor comment (beware, spoiler alert!). Although things didn't come out the way I wanted, my boy Rick Devens has become my favorite contestant ever (and this isn't close, and I've watched this show for a long dang time,). He is funny, smart, humble, aware, and simply a guy with whom I want to hang out. He also deserved to win it all. Which brings me to my conclusion about this season's format: I don't think a guy who spent only 11 days "playing" should win…

-- Saw a funny post on Facebook the other day. Might be the truest thing I have ever read (generally *not* true for things on Facebook: "Cataract is the third biggest cause of blindness. Religion and politics remain the first two."

-- You know what I really friggin' hate? When somebody says something in a way to make it sound so much bigger or more eventful than something really is. I was watching 60 Minutes a few weeks back, and they were examining the differently evidences of global warming. The story was interesting and well done, but they went to visit this weird Russian geologist that used to get dismissed in the field a lot, but it turns out he was right about a whole bunch of stuff. Well, they traveled a LONG way to go see him - they said they "traveled 15 time zones to go see him"! Holy cow, *fifteen*?! That's so far away. More than half way around the world, no? Ooooooooor… you could just say you went 9 time zones away… Sigh. Turns out that some of us know there are 24 time zones around the world. Ya know, the whole 24 hours in a day (which is a single rotation of the earth, people) thing. Don't build things up to make them sound bigger - it takes away from the weight your actual story could tell. But… hey… later this year, I'm going to Vegas! Did you know that is 21 time zones from here?!?! Yeah, now you see my point.

-- One extra one on the item immediately above… I complained about this at work the next day, and the two people who work near me (career scientists in both industry and academia) looked at me, clearly not getting it. One said "is that really far?" The other said "how many times zones are there?" I… I… I… have no words… Pardon me, I need to go cry for a little while now.

-- I don't know enough about radio waves. I know this because for many years, button 4 of my car radio has been 98.7 Simon from Greensboro/Winston-Salem. [I use all eight of my radio buttons regularly, because it is far important to me to avoid all commercials (yes, I know, defeating the radio model) than to stay on any one station/music type.] And a couple weeks ago, I got in the car in the morning and I had clearly been listening to Simon last when I got out of the car the prior night. But… it wasn't Simon coming out of my radio, despite the fact that it was still 98.7 on the dial. Holy cow, was Simon sold overnight? Turns out, nope, it wasn't. What I was hearing was Modern Rock 98.7 from Jacksonville (and it's actually the other side of Jacksonville, and their tag line has stuff like "rocking Wilmington and the beach" in it). About four hours later, Simon took back over and I haven't heard the other 98.7 since (which sucks, because I loved that station, it turns out). What the heck was going on atmospherically that all of a sudden I was hearing a radio station from the opposite direction, at least twice as far away?! And then… it was just gone?! So much I don't know in this world.

-- So we go to one of our sons' senior class awards nights (we have three graduating this year… yes, three… the college fund donation bucket will be by the door on your way out), and it's pretty much a little parade of awards and local scholarships. And included in the awards list (and I'm copying this verbatim, AND this is exactly how they read the name out) was this gem: "Linda Moore & Excellence Award in English". A person and a trait. If there was no ampersand, it's all good. If there was a second person's name after the ampersand, it's all good. But as it is, it is NOT all good. And this award is for ENGLISH, people.



-- Speaking of being bad at a basic subject in school… this is either a test or a joke, right? Nobody actually pays $55 for a $50 gift card, do they? Tell me again why this is smarter than just giving the person $50 in cash. Or heck, give them the $55 in cash - it's pretty clear that you have no idea what to do with money if you are buying this, so it's better off with them anyway.

-- Hey, you know what's hilarious? Grandmas texting, that's what. And no, I don't mean your 47-year-old sister who started her family early, and has been a grandmother for about an hour now. I mean *grandmas*. One of our kids' grandmas (I say it like that because it's my wife's ex-husband's mom - he's out, but she's still a great grandma), sent this little string to my wife: Grandma - "Could you.for lunch and s" My wife - "Um, when?" Grandma - "ed." Grandma again - "Best has Sat saw QQ has is saw he was" As you might have guessed, a phone call from my wife followed (probably along with a checkup for a stroke, no?). It was something about an afternoon with a lunch and a massage (and nope, I have no idea which random characters are 'supposed to be' which words);\

-- Oh my goodness, what a debacle the Epicenter Fest became, eh? (Note: I will not call this the new Carolina Rebellion, as it is clearly not. Different place, different ideas, different dates. And at least in the first year, evidently roughly none of them are as good - not even as good as the crappy year Rebellion was down in Rockingham.) Charging for parking, then running out of said parking? Parking areas with no lighting, no security, and only one way in or out (people only escaped one night when they literally cut down a fence)? Waiting in traffic for 3-5 hours to get in, and then another 2-5 hours to get out? Talk of a class-action lawsuit before the event even ended? People bailing without ever getting in the event? And all this while the ticket prices fell from full price, to buy-one-get-one, to $20 for a day, to $1 for the weekend. How the hell do they ever look the people that paid full price (and maybe even didn't get in) in the eye? At least on the day canceled due to severe weather, everyone could go back to their hotels for safety… oh, right… camping only, for about a half an hour around. Not that they could get out of the parking lot anyway. I never missed a day of any Rebellion - I'm glad that so far I've never attended a day of Epicenter. Danny Wimmer Presents used to get my money at the drop of a hat - with the same thing happening at their other festival, now maybe not so much… I guess it was AEG Live (Wimmer's old partner, who is suing him, I believe) that actually made Rebellion the glorious beast it was. I guess… at least… it wasn't the Fyre Festival?! :o)

RDL's ALL-TIME HIGHEST ASP AVERAGES

Alright, let's just begin with two facts right up front: #1 - people love this statistic; #2 - as far as statistics go, it pretty much doesn't follow any rules of logic or fairness. Yep, that's right, it combines the open-ended cricket with the finite-length '01, it combines singles with doubles, it compares divisions where games take more or fewer turns to complete, and it ignores the scores hit between ASP turns. It even compares seasons that did or did not include games of 1001 in the calculation. Also, we only have the complete data for the last 47 seasons (the amount of time for which I have been statistician, representing just a bit less than 2/3 of the league's existence). Regardless, the league membership loves this stuff… so let's see what the best numbers ever are, shall we?

[For these lists, we've used a simple '30 games played' minimum, regardless of whether or not that was sufficient to win an award in that division that season.]

TOP 50 SINGLE-SEASON AVERAGES, LEAGUEWIDE (49 are from "A" division; the 2014s1Sp Dan Naylor season was in C division)

"ALL" Divisions		ASP	TGP	Ave.
Phillips, Robbie	2013Fa	129.5	48	2.698
Phillips, Robbie	2017Fa	110.5	43	2.570
Phillips, Robbie	2014Sp	100.0	39	2.564
Blake, Brian	2007Sp	123.0	48	2.563
Phillips, Robbie	2012Fa	94.5	38	2.487
Phillips, Robbie	2012Sp	106.0	43	2.465
Blake, Brian	2011Fa	141.0	58	2.431
Blake, Brian	2007Fa	115.0	48	2.396
Gibson, Pat	**2019Sp**	121.0	51	2.373
Blake, Brian	2006Fa	134.0	57	2.351
Phillips, Robbie	2009Sp	110.0	47	2.340
Phillips, Robbie	2011Fa	131.0	56	2.339
Phillips, Robbie	2015Fa	111.0	48	2.313
Phillips, Robbie	2017Sp	128.0	56	2.286
Phillips, Robbie	2008Fa	112.0	49	2.286
Maxwell, Phillip	1996Sp	89.0	39	2.282
Phillips, Robbie	2013Sp	90.5	40	2.263
Blake, Brian	2012Fa	79.0	36	2.194
Blake, Brian	2011Sp	122.5	56	2.188
Phillips, Robbie	2016Sp	104.0	48	2.167
Phillips, Robbie	2014Fa	93.0	43	2.163
Phillips, Robbie	2018Sp	121.0	56	2.161
Blake, Brian	2018Fa	86.0	40	2.150
Healy, Simon	2012Fa	102.5	48	2.135
Naylor, Dan	2016Fa	102.5	48	2.135
Phillips, Robbie	2015Sp	110.5	52	2.125
Naylor, Dan	2014Sp	68.0	32	2.125
Phillips, Robbie	2008Sp	91.0	43	2.116
Kramer, John	2018Sp	76.0	36	2.111
Phillips, Robbie	2018Fa	109.5	52	2.106
Eastmead, Phillip	2000Fa	84.0	40	2.100
Phillips, Robbie	2009Fa	90.0	43	2.093
Healy, Simon	2013Sp	99.5	48	2.073
Phillips, Robbie	**2019Sp**	116.0	56	2.071
Blake, Brian	2008Sp	65.5	32	2.047
Seward, Mike	2007Fa	103.5	51	2.029
Phillips, Robbie	2016Fa	112.0	56	2.000
Dixon, J.D.	1999Sp	109.5	55	1.991
Seward, Mike	2008Fa	59.5	30	1.983
Phillips, Robbie	2010Fa	99.0	50	1.980
Smith, Allen	1998Sp	97.0	49	1.980
Budelman, Jim	1997Sp	91.0	46	1.978
Brown, Tom	2010Sp	87.0	44	1.977
Gaulthier, Kyle	2012Fa	79.0	40	1.975
Healy, Simon	2013Fa	110.0	56	1.964
Seward, Mike	2009Sp	64.5	33	1.955
Millar, Jeremiah	2007Sp	62.5	32	1.953
Gaulthier, Kyle	2017Fa	67.5	35	1.929
Tan, Wil	2006Fa	109.0	57	1.912
Naylor, Dan	2014Fa	61.0	32	1.906

TOP 10 SINGLE-SEASON AVERAGES, BY DIVISION (and yes, "I" division has only ever existed for one season :o)

"A" Division		ASP	TGP	Ave.
Phillips, Robbie	2013Fa	129.5	48	2.698
Phillips, Robbie	2017Fa	110.5	43	2.570
Phillips, Robbie	2014Sp	100.0	39	2.564
Blake, Brian	2007Sp	123.0	48	2.563
Phillips, Robbie	2012Fa	94.5	38	2.487
Phillips, Robbie	2012Sp	106.0	43	2.465
Blake, Brian	2011Fa	141.0	58	2.431
Blake, Brian	2007Fa	115.0	48	2.396
Gibson, Pat	**2019Sp**	121.0	51	2.373
Blake, Brian	2006Fa	134.0	57	2.351

"B" Division		ASP	TGP	Ave.
Eastmead, Phillip	2010Fa	99.5	56	1.777
Dixon, J.D.	2002Fa	92.5	54	1.713
Healy, Simon	2012Sp	95.0	56	1.696
Davis, Jim	2000Fa	78.5	48	1.635
Lloyd, Billy	2012Sp	91.5	56	1.634
Murray, Shane	2010Sp	91.5	56	1.634
Davis, Jim	2007Sp	84.5	52	1.625
Eastmead, Phillip	2011Sp	85.0	53	1.604
Eastmead, Phillip	2008Sp	84.0	53	1.585
Lloyd, Billy	2015Fa	82.0	52	1.577

"C" Division		ASP	TGP	Ave.
Naylor, Dan	2016Fa	102.5	48	2.135
Eastmead, Phillip	2010Sp	91.0	55	1.655
Dixon, J.D.	1997Sp	88.5	56	1.580
Samaluk, Somchai	1999Sp	86.0	55	1.564
Carroll, John	2014Sp	60.0	43	1.395
Lloyd, Billy	2011Fa	77.0	56	1.375
Oakley, Jerry	2009Sp	76.5	56	1.366
Eastmead, Phillip	2008Fa	60.0	44	1.364
Murray, Shane	2010Fa	72.5	54	1.343
Healy, Simon	2017Sp	57.5	43	1.337

"D" Division		ASP	TGP	Ave.
Eastmead, Phillip	2009Fa	78.0	53	1.472
Eastmead, Phillip	2009Sp	73.5	51	1.441
Ray, Gerald	2002Sp	77.0	56	1.375
Carroll, John	2013Fa	66.0	48	1.375
Hall, Mike	2004Fa	60.5	45	1.344
Wilcenski, Steve	2010Fa	42.5	32	1.328
Winters, Tom	2015Fa	61.5	47	1.309
Dixon, J.D.	2010Fa	50.5	39	1.295
Kunttu, Kurt	2001Fa	63.0	51	1.235
Samaluk, Somchai	1998Sp	73.0	60	1.217

"E" Division		ASP	TGP	Ave.
Zelinack, Jason	**2019Sp**	55.5	37	1.500
Beeson, Robb	2007Fa	64.0	44	1.455
Beeson, Robb	2008Sp	66.0	52	1.269
Wilcenski, Steve	2010Sp	58.5	48	1.219
West, Billy	2004Sp	41.5	36	1.153
Dziczkowski, Jeremy	2008Fa	50.5	44	1.148
Jur, Jess	2007Sp	45.0	42	1.071
Gelhar, Tommy	2003Fa	50.5	48	1.052
Winters, Tom	2011Fa	49.0	47	1.043
Cashin, Jeff	**2019Sp**	40.5	39	1.038

"F" Division		ASP	TGP	Ave.
Murray, Shane	2009Fa	81.0	50	1.620
Greer, Chuck	1999Sp	68.5	57	1.202
Murray, Shane	2008Fa	56.0	48	1.167
Trefzger, Ken	2014Fa	43.0	40	1.075
Beeson, Robb	2007Sp	46.0	43	1.070
Spaulding, Paul	2013Sp	59.0	56	1.054
Crites, Randy	2011Sp	53.5	51	1.049
Parker, Charles	2016Fa	54.0	52	1.038
Wilcenski, Steve	2009Fa	43.5	42	1.036
Anderson, Ryan	2018Fa	49.5	48	1.031

"G" Division		ASP	TGP	Ave.
Snyder, Brent	2016Fa	61.0	48	1.271
Wilcenski, Steve	2009Sp	47.0	39	1.205
Zelinack, Jason	2018Fa	43.0	37	1.162
Murray, Shane	2008Sp	45.5	44	1.034
Rigert, Joe, Sr.	**2019Sp**	49.0	48	1.021
Murray, Shane	2007Sp	54.0	56	0.964
White, Vic	2017Sp	35.0	38	0.921
Shirley, Ron	1996Sp	47.0	52	0.904
Bushman, Brad	2017Sp	35.0	40	0.875
Munroe, Joe	2011Fa	48.5	56	0.866

"H" Division		ASP	TGP	Ave.
Wilcenski, Steve	2008Fa	36.0	36	1.000
Richardson, Shane	2010Fa	29.5	30	0.983
Hunsberger, Jim	2009Fa	36.0	38	0.947
Crowe, Jason	2018Sp	31.0	34	0.912
Wade, Nate	2008Fa	33.5	39	0.859
Toolan, Chris	2010Sp	30.5	40	0.763
Strickland, Jon	2008Fa	25.0	33	0.758
Fagan, Seth	2012Sp	26.5	36	0.736
Wiegand, Tom	2014Sp	36.0	49	0.735
Colton, Mitch	2008Sp	31.0	43	0.721

"I" Division		ASP	TGP	Ave.
Wilson, John	2010Sp	33.0	43	0.767
Sandoval, Alberto	2010Sp	27.5	37	0.743
Fagan, Seth	2010Sp	31.0	46	0.674
Munroe, Joe	2010Sp	31.0	49	0.633
Kiser, Lyman	2010Sp	30.0	48	0.625
Merkle, Patrick	2010Sp	22.5	40	0.563
Reinhardt, Andy	2010Sp	18.5	43	0.430
Bankes, Clint	2010Sp	15.5	38	0.408
Klann, Eric	2010Sp	15.5	41	0.378
Budd, Ben	2010Sp	16.0	46	0.348

RDL's ALL-TIME HIGHEST SINGLE-NIGHT ASP TOTALS

All the caveats/conditions for the season-long numbers above apply here as well. Over the past 47 seasons, these are the 20 highest single-night ASP totals.

"ALL" Divisions	Season, week	ASP
Kramer, John	2018Sp, wk08	22.5
Blake, Brian	2011Fa, wk08	18.5
Phillips, Robbie	**2019Sp, wk07**	18.0
Naylor, Dan	2011Sp, wk10	18.0
Hall, Mike	2000Sp, wk14	16.5
Phillips, Robbie	2009Sp, wk08	16.5
Massengill, Chad	2018Fa, wk11	16.0
Phillips, Robbie	2014Sp, wk10	15.5
Seward, Mike	2013Fa, wk06	15.5
Phillips, Robbie	2012Fa, wk13	15.5
Berstler, Justin	2007Sp, wk04	15.5
Simpson, Donnie	1999Fa, wk11	15.5
Phillips, Robbie	2015Sp, wk11	15.0
Phillips, Robbie	2008Fa, wk12	15.0
Elder, Craig	2018Fa, wk11	14.5
Blake, Brian	2016Fa, wk04	14.5
Tan, Wil	2012Fa, wk04	14.5
Brown, Tom	2006Fa, wk09	14.5
Ingrum, Scott	1998Fa, wk10	14.5
Maxwell, Phillip	1996Sp, wk09	14.5

2019 North Carolina City Dart League (NCCDL) & North Carolina Ladies' Cup (NCLC)

NCCDL - "Mountain/Beach" Division

		W	L	Pts.
1	Wilmington (ACDA)	4	0	127
2	Boone (HCDA)	3	0	82
3	Pineville (PDC)	3	1	79
4	Jacksonville (JDA)	2	1	55
5	Port City (PCDA)	1	2	42
6	Asheville (WCDA)	0	3	27
7	Charlotte (QCDA)	0	3	5

NCCDL - "Central" Division

		W	L	Pts.
1	Durham (BCDL)	3	0	100
2	Lake Norman (LNDA)	3	1	94
3	Piedmont (PDA)	2	2	95
4	Raleigh (RDL)	2	2	67
5	Capital Area (CADC)	0	4	51
6	Chapel Hill (TDL)	0	4	50

January 26 match results: *(home teams listed in italics)*

(Asheville @ Durham - postponed to June 15th)

Boone	21	*Capital Area*	17	*Jacksonville*	21	Piedmont	17
Pineville	20	*Chapel Hill*	18	Wilmington	32	*Lake Norman*	6
				Raleigh	24	Port City	14

BYE - Charlotte

February 23 match results: *(home teams listed in italics)*

Lake Norman	29	*Asheville*	9	Durham	36	*Charlotte*	2
Boone	23	Piedmont	15	Jacksonville	20	*Chapel Hill*	18
Pineville	27	Capital Area	11	*Wilmington*	33	Raleigh	5

BYE - Port City

March 30 match results: *(home teams listed in italics)*

Pineville	25	*Asheville*	13	Lake Norman	24	*Raleigh*	14
Boone	38	Charlotte	0	*Piedmont*	30	Chapel Hill	8
Wilmington	30	*Port City*	8	*Durham*	33	Capital Area	5

BYE - Jacksonville

May 4 match results: *(home teams listed in italics)*

Piedmont	33	Asheville	5	Raleigh	24	*Jacksonville*	14
Durham	31	*Pineville*	7	*Wilmington*	32	Chapel Hill	6
Lake Norman	35	Charlotte	3	Port City	20	*Capital Area*	18

BYE - Boone

June 22 schedule:
Asheville @ Capital Area; Boone @ Raleigh; Lake Norman @ Pineville
BYE - Jacksonville; Chapel Hill @ Charlotte; Wilmington @ Piedmont (postponed); Durham @ Port City

August 17 schedule:
Raleigh @ Asheville; Boone @ Lake Norman; Piedmont @ Charlotte
BYE - Pineville; Jacksonville @ Durham; Capital Area @ Wilmington; Port City @ Chapel Hill

September 14 schedule:
Chapel Hill @ Boone; Pineville @ Raleigh; Charlotte @ Capital Area
BYE - Asheville; Jacksonville @ Lake Norman; Wilmington @ Durham; Port City @ Piedmont

October 12 schedule:
Asheville @ Chapel Hill; Durham @ Boone; Piedmont @ Pineville
BYE - Wilmington; Raleigh @ Charlotte; Capital Area @ Jacksonville; Lake Norman @ Port City

NCLC - "Mountain/Beach" Division

		W	L	Pts.
1	Wilmington (ACDA)	4	0	75
2	Pineville (PDC)	3	1	69
3	Charlotte (QCDA)	2	1	46
4	Fuquay-Varina (FVDO)	2	1	42
5	Jacksonville (JDA)	2	1	39
6	Boone (HCDA)	0	3	16

NCLC - "Central" Division

		W	L	Pts.
1	Durham (BCDL)	3	0	45
2	Piedmont (PDA)	2	0	37
3	Apex (CDA)	1	3	41
4	Capital Area (CADC)	1	3	32
5	Lake Norman (LNDA)	0	3	21
6	Chapel Hill (TDL)	0	4	17

January 26 match results: BYES - Charlotte, Durham

(Piedmont @ Jacksonville - postponed to a later date)

Capital Area	19	Boone	5	Wilmington	18	*Lake Norman*	6
Pineville	18	*Chapel Hill*	6	Fuquay-Varina	13	*Apex*	11

Feb. 23 match results: BYES - Fuquay-Varina, Lake Norman

Piedmont	18	*Boone*	6	Durham	15	*Charlotte*	9
Pineville	22	Capital Area	2	Jacksonville	19	*Chapel Hill*	5
				Wilmington	19	Apex	5

March 30 match results: *(home teams listed in italics)*

Pineville	18	*Jacksonville*	6	*Apex*	15	Lake Norman	9
Charlotte	19	*Boone*	5	*Piedmont*	19	Chapel Hill	5
Wilmington	15	*Fuquay-Varina*	9	*Durham*	17	Capital Area	7

May 4 match results: BYES - Boone, Piedmont

Durham	13	*Pineville*	11	*Jacksonville*	14	Apex	10
Charlotte	18	*Lake Norman*	6	*Wilmington*	23	Chapel Hill	1
				Fuquay-Varina	20	*Capital Area*	4

June 22 schedule:
Boone @ Apex; Lake Norman @ Pineville; Chapel Hill @ Charlotte
BYES - Jacksonville, Capital Area; Wilmington @ Piedmont; Durham @ Fuquay-Varina

Aug. 17 schedule:
Boone @ Lake Norman; Piedmont @ Charlotte; Jacksonville @ Durham
BYES - Pineville, Apex; Capital Area @ Wilmington; Fuquay-Varina @ Chapel Hill

Sep. 14 schedule:
Chapel Hill @ Boone; Pineville @ Apex; Charlotte @ Capital Area
Jacksonville @ Lake Norman; Wilmington @ Durham; Fuquay-Varina @ Piedmont

Oct. 12 schedule:
Durham @ Boone; Piedmont @ Pineville; Apex @ Charlotte
BYES - Wilmington, Chapel Hill; Capital Area @ Jacksonville; Lake Norman @ Fuquay-Varina

WRECK at the Deck

Hosted at

The Upper Deck Sports Bar & Pub Cary, NC

SANCTIONED BY

American Darts Organization

$5,200+

May 31st – June 2nd, 2019

Time*	8:00 PM	10:00 AM	12:30 PM	1:00 PM	2:30 PM	3:00 PM	5:00 PM	8:00 PM	11:00 AM	1:00 PM	1:30 PM	2:30 PM	3:00 PM
Event	Blind Draw 501/CR/ Choice	Mixed Doubles Cricket	Ladies' Singles Cricket	Men's Doubles Cricket	Ladies' Doubles Cricket	Men's Singles Cricket	Mixed 3 Person 601	Blind Draw 501/CR/ Choice	Mixed Doubles 501	Ladies' Singles 501	Men's Doubles 501	Ladies' Doubles 501	Men's Singles 501
Entry Fee	$10 person	$20 per team	$15** person	$20 per team	$20 per team	$15** person	$30 per team	$10 person	$20 per team	$15** person	$20 per team	$20 per team	$15** person
1st	$200	$200	$120	$200	$140	$200	$270		$200	$120	$200	$140	$200
2nd	$100	$100	$60	$100	$70	$100	$120		$100	$60	$100	$70	$100
Top 4	$50	$50	$30	$50	$40	$50	$60		$50	$30	$50	$40	$50
Top 8	$26	$26	$15	$26	---	$25	---		$26	$15	$26	---	$25
Total	$504	$504	$300	$504	$290	$500	$510	85%	$504	$300	$504	$290	$500

This is a NON-Smoking Event

* - Posted Times reflect signup deadline, with matches starting 15 minutes later

** - Includes $2 ADO surcharge

NO OUTSIDE BEVERAGES OR FOOD ALLOWED

Location: **The Upper Deck** 329 N. Harrison Ave, Cary, NC 27513
Host: **Carolina Dart Association and The Upper Deck**
Contact: **Barbara Cotton** 919-210-0020
Email:bjcotton69@hotmail.com for tournament information

Warning: Darts is an adult sport. It is dangerous for children to play darts without adult supervision. Please use your discretion.
Disclaimer-Amateur Status: The host association and/or the ADO assumes no responsibility for any adverse effects which dart awards may have on the amateur status of any youth participant. Check local regulations.

Procedes to Benefit:

"me fine" Foundation, Inc.

CVDA President: Rodrick Barrow
P.O. Box 3085, Chester, VA 23831
804-291-6074
http://www.cvdadarts.com/
Follow us on Facebook:
Central Virginia Darts Association

Central Virginia Dart Association C.V.D.A Richmond, Virginia

Location:

Hopewell Moose Lodge 1472
4701 Western St
Hopewell, VA 23860
Phone: 804-458-1755
http://www.hopewellmooselodge.com/

American Darts Organization

$11,076

The 41st Annual CVDA Dart Classic
June 7-9, 2019

Doors Open at 5:00 PM Friday

	FRIDAY		SATURDAY						SUNDAY			
EVENT	6:00 PM Open Singles	8:00 PM Blind Draw Doubles	10:00 AM Ladies Doubles	11:00 AM Mens Singles	1:00 PM Ladies Singles	2:00 PM Mens Doubles	5:00 PM Mixed Doubles	8:00 PM Blind Draw Doubles	11:00 AM Ladies Doubles	12:00 PM Mens Doubles	1:00 PM Ladies Singles (Best of 5)	2:00 PM Mens Singles (Best of 5)
Format	301 DI/DO	501/Cricket/CC	Cricket	Cricket	Cricket	Cricket	501/Cricket/ CC	501/Cricket/ CC	501 FI/DO	501 FI/DO	501 FI/DO	501 FI/DO
Entry Fee	$20.00 * Person	$10.00 Person	$30.00 Team	$20.00 Person *	$20.00 Person *	$30.00 Team	$30.00 Team	$10.00 Person	$30.00 Team	$30.00 Team	$20.00 Person *	$20.00 Person *
1st	40% + $100.00	$400.00	$300.00	$500.00	$300.00	$500.00	$450.00	$400.00	$250.00	$500.00	$250.00	$450.00
2nd	20%	$200.00	$150.00	$250.00	$150.00	$250.00	$200.00	$200.00	$130.00	$250.00	$130.00	$200.00
3rd-4th	10%	$100.00	$76.00	$125.00	$76.00	$126.00	$100.00	$100.00	$50.00	$100.00	$50.00	$100.00
5th-8th	5%	$50.00	$30	$50.00	$30	$60.00	$50.00	$50.00	$30.00	$50.00	$30.00	$50.00
9th-16th		$20.00		$20.00			$20.00					$20.00
Total	100% +$100	$1,160.00	$722.00	$1,360.00	$722.00	$1,242.00	$1,210.00	$1,000.00	$600.00	$1,150.00	$600.00	$1,210.00

NOTE: Sign-ups open 1 hour prior to each event and close promptly at the times listed above.
*Entry fee includes $2.00 ADO surcharge. ADO points will be awarded for singles events

Want to save money? Pre-pay via PayPal. Only $95.00 to play all events. (excludes Open Singles on Friday)
Just go type in paypal.me/CVDA/95 in your internet browser. Make sure to include your e-mail address and contact information.

PayPal

Stay Over Suites Hopewell
4115 Old Woodlawn Street
Hopewell, VA 23860
1-804-452-1377
Kitchenette

Quality Inn
4911 Oaklawn Blvd.
Hopewell, VA 23860
804-458-1500
Pool

The Dart Guys

Vendor table for all of your dart supply needs onsite.

A DARTER/GUEST CAUSING DAMAGES TO CVDA AND/OR LODGE PROPERTY WILL ASSUME RESPONSIBILITY FOR ALL DAMAGES AND COSTS INCURRED. THE DARTER MAY BE SUBJECT TO DISMISSAL FROM THE TOURNAMENT AND/OR LODGE PROPERTY.

Queen City Darting Association
$4000+ Summer Shootout

SANCTIONED BY

July 12-14, 2019
Blue Rocks
301c N. Polk St, Pineville NC 28134
704-835-1062

Day	Friday		Saturday						Sunday					
Time	7:00 PM	8:00 PM	10:30 AM	1:00 PM	1:30 PM	4:00 PM	4:30 PM	8:30 PM	10:30 AM	12:30 PM	1:00 PM	3:00 PM	3:30 PM	
Event	Killer 100% pay back #	Blind Draw Doubles 501 DE**	Mixed Doubles Cricket	Mens Doubles Cricket	Ladies Singles Cricket	Mens Singles Cricket	Ladies Doubles Cricket	Chicago Blind Draw	Mixed Doubles 501	Mens Doubles 501	Ladies Singles 501	Mens Singles 501	Ladies Doubles 501	
Entry fee	10/person	$11/person	$11/person	$11/person	$16*	$16*	$11/person	$11/person	$11/person	$11/person	$16*	$16*	$11/person	
1st		180	120	160	90	160	100	180	120	160	90	160	100	
2nd		80	60	80	45	80	50	80	60	80	45	80	50	
3rd		60	30	40	25	40	30	60	30	40	25	40	30	
4th		40	30	40	25	40	30	40	30	40	25	40	30	
5th/6th		30	20	20	15	20		30	20	20	15	20		
7th/8th		20	20	20	15	20		20	20	20	15	20		
Total		460	320	400	245	400	210	460	320	400	245	400	210	4070

* $2 ADO Surchage included in singles events
# Payout places based on number of entries. Min of 8 needed.

**Blind draw 501 is double elimination

Singles events are best of 3 with finals best of 5.
All other events are best of 3

Recommended Hotel:
Quality Suites - Carolina Place
9840 Pineville-Mathews Road
Pineville, NC 28134
704-898-7095
There are others hotels in area.

Darts Supplis By:

Tournament Director:
Dwayne Waite (DTrain)
412-901-7726
Tournamentdirector@charlottedarts.com

31st Annual

Hosted By

Music City Classic

$23,000+ Steel-Tip Tournament

July 25-28, 2019 – Nashville, Tennessee

Tournament Directors: Bob Clark 615-497-6208 & Kenny McEwen 615-207-4285

Darts Supplies Sales

Championship Darts Circuit Matchplay
Friday, July 26, 2019
For details go to www.champdarts.com

MILLENNIUM MAXWELL HOUSE HOTEL/2025 Metro Center Blvd., Nashville, TN 37228
RESERVATIONS: 800-457-4460 (Mon-Fri, 8a – 5p CST)
Darters Rate: $119 per night
SMOKING AND OUTSIDE DRINKS ARE NOT PERMITTED IN THE DART

Live Streaming By
RedEye Rhino
www.redeyerhino.com

North America Women's Dart Association
NAWDA CHAMPIONSHIP (PDC Qualifier)
Friday, July 26, 2019
Details will be posted on NAWDA Facebook Page

Sanctioned By

Sanctioned By

REGISTRATION WILL END 15 MINUTES PRIOR TO EACH EVENT'S LISTED START TIME

ALL MATCHES ARE BEST 2 OUT OF 3 UNLESS OTHERWISE NOTED

	THURSDAY	FRIDAY			SATURDAY						SUNDAY				
Time	7:30 pm	6:30 pm	7:00 pm	9:00 pm	10:00 am	12:30 pm	1:00 pm	3:30 pm	4:00 pm	6:30 pm	8:00 am	11:00 am	11:30 am	2:00 pm	2:30 pm
Event	MCC $1,000 Blind Draw % Crkt/501/CC	Open Pro Singles Event	Women's Singles 301-DD	Draw Doubles 501-SD	Mixed Trips 601-SD	Men's Doubles 501 – SD	Women's Singles 501-SD	Men's Singles 501-SD	Women's Doubles 501-SD	Mixed Doubles Crkt/501/CC	Youth/ Adult Doubles 501	Women's Singles Cricket	Men's Doubles Cricket	Women's Doubles Cricket	Men's Singles Cricket
Entry Fee	$15 Person	$50 Person	$25 Person	$15 Person	$20 Person	$20 Person	$25 * Person	$25 * Person	$20 Person	$20 Person	Free	$25 ** Person	$20 Person	$20 Person	$25 ** Person
1ST	Payout % Dependent upon Number of Entries	$1,000	$400	$500	$600	$660	$400	$650	$400	$500	Trophy	$350	$660	$400	$660
2ND		$500	$200	$250	$300	$330	$200	$325	$200	$250	Trophy	$175	$330	$200	$330
Top 4		$250	$100	$140	$180	$180	$100	$180	$100	$140		$80	$180	$100	$180
Top 8		$125	$60	$80	$90	$90	$60	$100	$60	$80		$60	$90	$60	$90
Top 16		$70		$40		$60	$30	$60					$60		$60
Top 32								$30							
Total Payouts	$1,000	$3,060	$1,040	$1,670	$1,620	$2,190	$1,280	$2,695	$1,040	$1,350		$925	$2,190	$1,040	$2,190

% This blind draw is to promote and attract local darters. Residents outside the State of Tennessee, ranked professionally by the BDO, CDC or NAPDA cannot draw each other as partners.

Open Pro Singles Event" is 501 – SI/DO.
Each round is best of 7 legs.
Coin toss decides who starts first leg, alternating starts thereafter.
If 7th leg is required, cork decides the start. Women cannot play in both the Open Pro Event and the Women's Singles 301.

* SINGLES 501 FORMATS:
Prior to first leg, flip coin to see who shoots bull first. Winner of bull starts odd legs; loser of bull starts even legs.
WOMENS: All preliminary rounds are best of 5; Final best of 7
MENS: All preliminary rounds (through Top 16) are best of 5; Top 8 best of 7; Top 4 best of 9; Final best of 11
Fee includes $2 ADO surcharge.

** Singles Cricket Men's & Women's:
Both events Finals are best of 5
Fee includes $2 ADO surcharge

No ADO/TDO Points Awarded for 180's or Round of 9's

Spring 2019 RDL Top Singles Records (by division) (FINAL!)

(There are no missing statistics, as all scoresheets from the entire season have been received.) (Game minimums required for these listings: 12 for team H5; 14 for teams H1,H2,H3,H4,H7; 15 for team H6; 16 for all C/D/E/F/G division teams; 18 for team A4; 19 for teams A1-A3, A5-A8, and all B division teams)

	"A" Division		W	L	%-age
1	Stewart, P.J.	A4/ The Neighborhood Bull	23	1	0.958
2	Phillips, Robbie	A1/ The Unintimidated Eler	26	2	0.929
3	Johnson, Michael	A4/ The Neighborhood Bull	20	4	0.833
4	Gibson, Pat	A4/ The Neighborhood Bull	21	5	0.808
	Massengill, Chad	A1/ The Unintimidated Eler	21	5	0.808
6	Carroll, John	A1/ The Unintimidated Eler	20	7	0.741
	Merkle, Patrick	A7/ Dartistic Abandon	20	7	0.741
8	Work, Joe	A3/ North Raleigh Alliance	20	8	0.714
9	Kramer, John	A1/ The Unintimidated Eler	17	7	0.708
10	Tan, Wil	A1/ The Unintimidated Eler	19	8	0.704
11	Terry, Bob	A5/ Lunatic Fringe	14	8	0.636
12	Mitchell, Sid	A5/ Lunatic Fringe	16	10	0.615
	Wilcenski, Steve	A3/ North Raleigh Alliance	16	10	0.615
14	Zawrotniak, Joe	A5/ Lunatic Fringe	12	8	0.600

	"B" Division		W	L	%-age
1	Winters, Tom	B1/ Things That Bounce	20	5	0.800
2	Limerick, Jeremy	B7/ Irrelevant Details	22	6	0.786
3	McCartney, Joe	B1/ Things That Bounce	16	6	0.727
4	Richardson, Shane	B6/ One Armed Bandits	15	6	0.714
5	Holland, Stephen	B5/ Red Eyed Jedis	17	7	0.708
6	Jur, Jess	B8/ Rif Raf	14	6	0.700
7	Bracco, Michael	B8/ Rif Raf	18	9	0.667
8	Snyder, Mike	B1/ Things That Bounce	17	9	0.654
9	Beaird, Tommy	B3/ DD 214	15	8	0.652
10	Bowman, Merrill	B4/ Kiss This Crüe	13	7	0.650
11	Howard, Brian	B2/ Shooter McGavin	18	10	0.643
12	Horger, Dennis	B8/ Rif Raf	15	9	0.625
13	Fournier, Jeff	B7/ Irrelevant Details	13	8	0.619
14	Blackwelder, Deb	B7/ Irrelevant Details	14	9	0.609

	"C" Division		W	L	%-age
1	Hindle, Mikey	C2/ Cheap Shots	20	4	0.833
2	Bottomley, Kevin	C4/ Bangin' the Neighbors	18	4	0.818
3	McNamara, Tim	C7/ Consistently Inconsister	16	4	0.800
4	Moody, Chris	C7/ Consistently Inconsister	15	4	0.789
5	James, Bob	C2/ Cheap Shots	12	5	0.706
6	Porcelli, Robb	C1/ Nine Lives	13	6	0.684
7	Hudson, Dallas	C4/ Bangin' the Neighbors	15	7	0.682
	Schmaus, Darren	C7/ Consistently Inconsister	15	7	0.682
9	Smith, Butch	C1/ Nine Lives	17	8	0.680
10	Hall, Josh	C2/ Cheap Shots	16	8	0.667
	Johnson, Dave	C3/ Menace 2 Sobriety	16	8	0.667
12	Fisher, Jessie	C4/ Bangin' the Neighbors	15	9	0.625
	White, J.J.	C3/ Menace 2 Sobriety	15	9	0.625
	Citrak, Sheldon	C4/ Bangin' the Neighbors	10	6	0.625

	"D" Division		W	L	%-age
1	Powell, Lee	D5/ Show Me Your Tips	17	5	0.773
	Stewart, Kevin	D4/ Big Bulls	17	5	0.773
3	Azevedo, Angelo	D7/ WINNAU	15	5	0.750
	Tufillaro, Lou	D7/ WINNAU	15	5	0.750
5	Blake, Terry	D5/ Show Me Your Tips	18	7	0.720
6	Butterworth, Dan	D6/ Bulls Up	15	6	0.714
	Frederick, Karl	D6/ Bulls Up	15	6	0.714
8	Tant, J.J.	D2/ Projectile Dysfunction	16	7	0.696
9	Butterworth, Jim	D6/ Bulls Up	15	7	0.682
	Lueneburg, Randy	D7/ WINNAU	15	7	0.682
11	Venable, Mike	D3/ My Cork Fell Out	15	8	0.652
12	Long, Gary	D1/ Garage, Inc.	15	9	0.625
	Peterson, Chris	D2/ Projectile Dysfunction	15	9	0.625
14	(three tied)				0.600

	"E" Division		W	L	%-age
1	Zelinack, Jason	E7/ Chalker's Nightmare	17	2	0.895
2	Cole, Mike	E3/ Why So Serious?	20	4	0.833
3	Anderson, Ryan	E5/ Shark Shooters	18	4	0.818
4	Bumpass, Mike	E3/ Why So Serious?	17	4	0.810
	Powell, Zach	E4/ Red-eye Rangers	17	4	0.810
6	Rudy, Jeff	E1/ Game of Throws	21	5	0.808
7	Montesi, Chris	E1/ Game of Throws	19	5	0.792
8	Cashin, Jeff	E2/ Just the Tip	13	4	0.765
9	Cannizzaro, Anthony	E3/ Why So Serious?	11	5	0.688
10	Hadley, Chris	E6/ Taylor and the Swinging	12	6	0.667
11	Kirkpatrick, Scott	E4/ Red-eye Rangers	15	9	0.625
12	Welborn, Tim	E5/ Shark Shooters	13	8	0.619
13	Smelik, Pat	E1/ Game of Throws	12	8	0.600
14	Palmisano, Andrew	E2/ Just the Tip	11	8	0.579

	"F" Division		W	L	%-age
1	Deemer, Randy	F1/ Hump Day!	18	3	0.857
2	Krestalude, Andy	F1/ Hump Day!	18	4	0.818
3	Russell, Jeff	F7/ Don't Hit The Scorekeep	17	4	0.810
4	Bosier, Sean	F3/ Death Throw	19	5	0.792
5	Heath, John	F4/ Bulls On Parade	18	6	0.750
6	Wissinger, Wes	F5/ Accoutrement Stuff	17	6	0.739
7	Hall, Jon	F4/ Bulls On Parade	15	6	0.714
8	Shearin, Phillip	F7/ Don't Hit The Scorekeep	17	7	0.708
9	Whitley, Brian	F4/ Bulls On Parade	16	7	0.696
10	Plotkin, Jeremy	F6/ Sofa Kings	16	8	0.667
11	Knight, Romuald	F7/ Don't Hit The Scorekeep	13	7	0.650
12	Updyke, Jerry	F4/ Bulls On Parade	13	8	0.619
13	McEwen, William	F1/ Hump Day!	14	9	0.609
14	Patskoski, Jason	F2/ The Coral Reefers	9	7	0.563

	"G" Division		W	L	%-age
1	Gower, Jeremy	G6/ Dr.unks	19	3	0.864
2	Mickler, Spencer	G4/ Irish Ton	18	3	0.857
3	Murdock, Nick	G6/ Dr.unks	18	4	0.818
4	Musil, Dylan	G1/ Old Darting Bastards	18	6	0.750
	Rigert, Joe, Sr.	G3/ Wayne Gretzky	18	6	0.750
	Holland, Tom	G5/ All About That Bull!	15	5	0.750
7	Finney, Dave	G3/ Wayne Gretzky	16	6	0.727
8	Rossbach, Mark	G4/ Irish Ton	14	6	0.700
9	Metivier, Sam	G1/ Old Darting Bastards	15	8	0.652
10	Rollins, Calvin	G2/ Banging The Wire	14	8	0.636
11	Converse, Laurence	G7/ Quackers	12	7	0.632
	Perkins, Heath	G4/ Irish Ton	12	7	0.632
13	Dubose, Chris	G2/ Banging The Wire	10	6	0.625
	Millius, Mike	G1/ Old Darting Bastards	10	6	0.625

	"H" Division		W	L	%-age
1	Al-Hoory, Ahmed Mo	H5/ Grip It Lightly	11	2	0.846
2	Trefzger, Eric	H7/ Darty Sanchez	14	3	0.824
3	Davis, Luc	H5/ Grip It Lightly	12	3	0.800
4	Trefzger, Mike	H7/ Darty Sanchez	15	4	0.789
5	McNamara, Ken	H3/ We're Sexy & We Thro	14	4	0.778
6	Tompkins, Charles	H4/ Tips & Shafts	15	5	0.750
	Wilson, Matthew	H4/ Tips & Shafts	15	5	0.750
	Davis, P.J.	H5/ Grip It Lightly	12	4	0.750
	Turner, Kevin	H1/ Another Coach Creation	12	4	0.750
10	Harper, C.E.	H5/ Grip It Lightly	11	4	0.733
11	Wernet, Brad	H7/ Darty Sanchez	13	5	0.722
12	Gamble, Mark	H6/ The Neighborhood Dart	11	7	0.611
13	Thomas, Tony	H6/ The Neighborhood Dart	12	8	0.600
14	(two tied)		8	6	0.571

	Women's Records (# of women by division: A-0, B-6, C-3, D-7, E-4, F-2, G-12, H-11)		W	L	%-age
B	Blackwelder, Deb	B7/ Irrelevant Details	14	9	0.609
	Preciado, Amanda	B3/ DD 214	14	11	0.560
C	Fisher, Jessie	C4/ Bangin' the Neighbors	15	9	0.625
D	Hamilton, Dawn	D3/ My Cork Fell Out	14	11	0.560
	Graves, Julie	D6/ Bulls Up	7	10	0.412
	Kubel, Nicole	D7/ WINNAU	5	14	0.263
E	Stacy, Michelle	E5/ Shark Shooters	9	7	0.563
F	Mathews, Olivia	F3/ Death Throw	13	11	0.542
G	Voorhees, Cindy	G5/ All About That Bull!	7	10	0.412
	Gaines, Lauren	G3/ Wayne Gretzky	4	16	0.200
	Mickler, Madison	G4/ Irish Ton	3	13	0.188
	Williams, Kelsey	G2/ Banging The Wire	3	13	0.188
H	-	-	-	-	-
	-	-	-	-	-
	-	-	-	-	-
	-	-	-	-	-

Spring 2019 RDL Top Doubles Records (by division) (FINAL!)

(There are no missing statistics, as all scoresheets from the entire season have been received.) (Game minimums required for these listings: 12 for team H5; 14 for teams H1,H2,H3,H4,H7; 15 for team H6; 16 for all C/D/E/F/G division teams; 18 for team A4; 19 for teams A1-A3, A5-A8, and all B division teams)

	"A" Division		W	L	%-age
1	Phillips, Robbie	A1/ The Unintimidated Eler	24	4	0.857
2	Massengill, Chad	A1/ The Unintimidated Eler	20	4	0.833
3	Kramer, John	A1/ The Unintimidated Eler	18	5	0.783
4	Tan, Wil	A1/ The Unintimidated Eler	20	6	0.769
5	Carroll, John	A1/ The Unintimidated Eler	19	6	0.760
6	Stewart, Pete	A4/ The Neighborhood Bull	13	5	0.722
7	Gibson, Pat	A4/ The Neighborhood Bull	18	7	0.720
8	Terry, Bob	A5/ Lunatic Fringe	15	6	0.714
9	Huffman, David	A3/ North Raleigh Alliance	19	9	0.679
10	Johnson, Michael	A4/ The Neighborhood Bull	17	9	0.654
11	Mitchell, Sid	A5/ Lunatic Fringe	16	9	0.640
	Wilcenski, Steve	A3/ North Raleigh Alliance	16	9	0.640
13	Keller, Tony	A8/ Dead Beats	16	10	0.615
14	Lloyd, Billy	A8/ Dead Beats	11	8	0.579

	"B" Division		W	L	%-age
1	Bathurst, Ryan	B4/ Kiss This Crüe	15	6	0.714
	Fournier, Jeff	B7/ Irrelevant Details	15	6	0.714
3	Horger, Dennis	B8/ Rif Raf	19	8	0.704
4	Gaertner, Brian	B8/ Rif Raf	14	6	0.700
5	Howard, Brian	B2/ Shooter McGavin	19	9	0.679
6	Trefzger, Ken	B6/ One Armed Bandits	16	8	0.667
7	Blackwelder, Deb	B7/ Irrelevant Details	15	8	0.652
	Surber, Dave	B7/ Irrelevant Details	15	8	0.652
9	Sheer, Andy	B1/ Things That Bounce	13	7	0.650
10	Bracco, Michael	B8/ Rif Raf	16	9	0.640
	Winters, Tom	B1/ Things That Bounce	16	9	0.640
12	Watson, Jeff, Jr.	B4/ Kiss This Crüe	12	7	0.632
13	Sellers, Mark	B5/ Red Eyed Jedis	15	9	0.625
14	Snyder, Mike	B1/ Things That Bounce	16	10	0.615

	"C" Division		W	L	%-age
1	Hudson, Dallas	C4/ Bangin' the Neighbors	16	5	0.762
2	McNamara, Tim	C7/ Consistently Inconsister	14	5	0.737
3	Porcelli, Robb	C1/ Nine Lives	14	6	0.700
4	McCartney, Eric	C3/ Menace 2 Sobriety	16	7	0.696
5	Simpson, Aden	C6/ Double In, Stumble Out	16	8	0.667
6	Moody, Chris	C7/ Consistently Inconsister	13	7	0.650
7	Bottomley, Kevin	C4/ Bangin' the Neighbors	14	8	0.636
	Polenz, Steve	C3/ Menace 2 Sobriety	14	8	0.636
9	Hall, Josh	C2/ Cheap Shots	15	9	0.625
	Citrak, Sheldon	C4/ Bangin' the Neighbors	10	6	0.625
11	Romanchek, David	C1/ Nine Lives	11	7	0.611
12	Copple, Matthew	C1/ Nine Lives	13	9	0.591
	Witz, Steve	C2/ Cheap Shots	13	9	0.591
14	(two tied)		10	7	0.588

	"D" Division		W	L	%-age
1	Butterworth, Dan	D6/ Bulls Up	19	4	0.826
	Butterworth, Jim	D6/ Bulls Up	19	4	0.826
3	Peterson, Chris	D2/ Projectile Dysfunction	19	5	0.792
4	Bushman, Brad	D5/ Show Me Your Tips	15	5	0.750
5	Gardner, Mike	D1/ Garage, Inc.	17	6	0.739
6	Smith, Brian	D2/ Projectile Dysfunction	16	6	0.727
7	Clark, Dan	D2/ Projectile Dysfunction	14	6	0.700
	Lueneburg, Randy	D7/ WINNAU	14	6	0.700
9	Azevedo, Angelo	D7/ WINNAU	14	7	0.667
10	Fitzgerald, Dennis	D4/ Big Bulls	15	8	0.652
11	Frederick, Karl	D6/ Bulls Up	12	7	0.632
	Roberts, Mike	D7/ WINNAU	12	7	0.632
13	Long, Gary	D1/ Garage, Inc.	14	9	0.609
14	Blake, Terry	D5/ Show Me Your Tips	15	10	0.600

	"E" Division		W	L	%-age
1	Bumpass, Mike	E3/ Why So Serious?	21	2	0.913
2	Cannizzaro, Anthony	E3/ Why So Serious?	18	2	0.900
3	Rice, Teddy	E3/ Why So Serious?	17	4	0.810
4	Adams, Brad	E2/ Just the Tip	17	5	0.773
5	Cole, Mike	E3/ Why So Serious?	15	5	0.750
6	Smelik, Pat	E1/ Game of Throws	14	6	0.700
7	Stuckey, Rob	E2/ Just the Tip	12	6	0.667
8	Cashin, Jeff	E2/ Just the Tip	14	8	0.636
	Powell, David	E7/ Chalker's Nightmare	14	8	0.636
	Powell, Zach	E4/ Red-eye Rangers	14	8	0.636
11	Raper, Jeromie	E4/ Red-eye Rangers	12	7	0.632
12	Gagner, Chris	E6/ Taylor and the Swinging	13	8	0.619
	Smelik, Gene	E1/ Game of Throws	13	8	0.619
14	Stacy, Rod	E5/ Shark Shooters	11	7	0.611

	"F" Division		W	L	%-age
1	Heath, John	F4/ Bulls On Parade	19	3	0.864
2	Whitley, Brian	F4/ Bulls On Parade	19	5	0.792
3	Willis, Tolson	F3/ Death Throw	16	7	0.696
	Wissinger, Wes	F5/ Accoutrement Stuff	16	7	0.696
5	Bosier, Sean	F3/ Death Throw	16	8	0.667
	Rutten, Pete	F1/ Hump Day!	12	6	0.667
	Updyke, Jerry	F4/ Bulls On Parade	12	6	0.667
8	Additon, Chris	F4/ Bulls On Parade	12	7	0.632
9	Russell, Jeff	F7/ Don't Hit The Scorekeep	15	9	0.625
10	McEwen, William	F1/ Hump Day!	13	8	0.619
	Smith, Ron	F7/ Don't Hit The Scorekeep	13	8	0.619
12	Alcon, Tony	F6/ Sofa Kings	12	8	0.600
13	Hall, Jon	F4/ Bulls On Parade	13	9	0.591
14	Wrenn, Cameron	F4/ Bulls On Parade	11	8	0.579

	"G" Division		W	L	%-age
1	Close, Eddie	G1/ Old Darting Bastards	14	3	0.824
2	Holland, Tom	G5/ All About That Bull!	16	4	0.800
3	Bowser, Brian	G4/ Irish Ton	14	5	0.737
4	Mickler, Spencer	G4/ Irish Ton	16	7	0.696
5	Bowen, Andy	G2/ Banging The Wire	14	7	0.667
	Gaines, Bryan	G3/ Wayne Gretzky	14	7	0.667
	Murdock, Nick	G6/ Dr.unks	14	7	0.667
8	Rylah, Garrett	G5/ All About That Bull!	17	9	0.654
9	Wilson, Jonathan	G3/ Wayne Gretzky	11	6	0.647
10	Rigert, Joe, Sr.	G3/ Wayne Gretzky	15	9	0.625
	Millius, Mike	G1/ Old Darting Bastards	10	6	0.625
12	Gouge, Shane	G6/ Dr.unks	13	8	0.619
	Rossbach, Mark	G4/ Irish Ton	13	8	0.619
14	Miller, Lloyd	G5/ All About That Bull!	12	8	0.600

	"H" Division		W	L	%-age
1	Hamer, Andrew	H1/ Another Coach Creatior	15	1	0.938
2	Trefzger, Mike	H7/ Darty Sanchez	16	3	0.842
3	Trefzger, Eric	H7/ Darty Sanchez	13	3	0.813
4	Wilson, Matthew	H4/ Tips & Shafts	15	5	0.750
5	Al-Hoory, Ahmed M	H5/ Grip It Lightly	10	4	0.714
6	Wernet, Brad	H7/ Darty Sanchez	11	5	0.688
7	Goodrich, Brett	H7/ Darty Sanchez	10	5	0.667
8	Goodrich, Kyle	H7/ Darty Sanchez	9	5	0.643
9	McNamara, Ken	H3/ We're Sexy & We Thro	12	7	0.632
10	Davis, P.J.	H5/ Grip It Lightly	11	7	0.611
	Harper, C.E.	H5/ Grip It Lightly	11	7	0.611
12	Davis, Luc	H5/ Grip It Lightly	9	6	0.600
13	Boutieller, Nick	H5/ Grip It Lightly	7	5	0.583
14	Turner, Kevin	H1/ Another Coach Creatior	11	9	0.550

	Women's Records		W	L	%-age
	(# of women by division: A-0, B-6, C-3, D-7, E-4, F-2, G-12, H-11)				
B	Blackwelder, Deb	B7/ Irrelevant Details	15	8	0.652
	Bathurst, Alyssa	B4/ Kiss This Crüe	12	9	0.571
C	Blackwelder, Allyson	C6/ Double In, Stumble Out	13	11	0.542
D	Cotton, Barbara	D7/ WINNAU	10	10	0.500
	Graves, Julie	D6/ Bulls Up	9	12	0.429
	Hamilton, Dawn	D3/ My Cork Fell Out	11	15	0.423
E	Stacy, Michelle	E5/ Shark Shooters	4	12	0.250
F	Mathews, Olivia	F3/ Death Throw	9	16	0.360
G	Gaines, Lauren	G3/ Wayne Gretzky	1	16	0.059
	-	-	-	-	-
	-	-	-	-	-
	-	-	-	-	-
H	McCann, Amanda	H5/ Grip It Lightly	6	6	0.500
	Osier, Emmalee	H6/ The Neighborhood Dart	6	11	0.353
	Zarrelli, Karen	H3/ We're Sexy & We Thro	3	11	0.214
	-	-	-	-	-

Spring 2019 RDL Top Singles+Doubles Records (by division) (FINAL!)

(There are no missing statistics, as all scoresheets from the entire season have been received.) (Game minimums required for these listings: 24 for team H5; 27 for teams H1,H2,H3,H4,H7; 30 for team H6; 32 for all C/D/E/F/G division teams; 35 for team A4; 37 for teams A1-A3, A5-A8, and all B division teams)

	"A" Division		W	L	%-age
1	Phillips, Robbie	A1/ The Unintimidated Eler	50	6	0.893
2	Massengill, Chad	A1/ The Unintimidated Eler	41	9	0.820
3	Gibson, Pat	A4/ The Neighborhood Bull	39	12	0.765
4	Carroll, John	A1/ The Unintimidated Eler	39	13	0.750
	Stewart, P.J.	A4/ The Neighborhood Bull	36	12	0.750
6	Kramer, John	A1/ The Unintimidated Eler	35	12	0.745
7	Johnson, Michael	A4/ The Neighborhood Bull	37	13	0.740
8	Tan, Wil	A1/ The Unintimidated Eler	39	14	0.736
9	Terry, Bob	A5/ Lunatic Fringe	29	14	0.674
10	Mitchell, Sid	A5/ Lunatic Fringe	32	19	0.627
	Wilcenski, Steve	A3/ North Raleigh Alliance	32	19	0.627
12	Stewart, Pete	A4/ The Neighborhood Bull	25	15	0.625
13	Work, Joe	A3/ North Raleigh Alliance	34	22	0.607
14	Keller, Tony	A8/ Dead Beats	31	21	0.596

	"B" Division		W	L	%-age
1	Winters, Tom	B1/ Things That Bounce	36	14	0.720
2	Limerick, Jeremy	B7/ Irrelevant Details	34	14	0.708
3	McCartney, Joe	B1/ Things That Bounce	27	12	0.692
4	Horger, Dennis	B8/ Rif Raf	34	17	0.667
	Fournier, Jeff	B7/ Irrelevant Details	28	14	0.667
6	Howard, Brian	B2/ Shooter McGavin	37	19	0.661
7	Richardson, Shane	B6/ One Armed Bandits	27	14	0.659
8	Bracco, Michael	B8/ Rif Raf	34	18	0.654
9	Jur, Jess	B8/ Rif Raf	26	14	0.650
10	Snyder, Mike	B1/ Things That Bounce	33	19	0.635
11	Holland, Stephen	B5/ Red Eyed Jedis	31	18	0.633
12	Blackwelder, Deb	B7/ Irrelevant Details	29	17	0.630
13	Trefzger, Ken	B6/ One Armed Bandits	30	18	0.625
14	Knott, Ronnie	B2/ Shooter McGavin	30	21	0.588

	"C" Division		W	L	%-age
1	McNamara, Tim	C7/ Consistently Inconsister	30	9	0.769
2	Bottomley, Kevin	C4/ Bangin' the Neighbors	32	12	0.727
3	Hudson, Dallas	C4/ Bangin' the Neighbors	31	12	0.721
4	Moody, Chris	C7/ Consistently Inconsister	28	11	0.718
5	Porcelli, Robb	C1/ Nine Lives	27	12	0.692
6	Hindle, Mikey	C2/ Cheap Shots	32	16	0.667
7	Hall, Josh	C2/ Cheap Shots	31	17	0.646
8	Smith, Butch	C1/ Nine Lives	31	18	0.633
9	Simpson, Aden	C6/ Double In, Stumble Out	30	18	0.625
	Citrak, Sheldon	C4/ Bangin' the Neighbors	20	12	0.625
11	Schmaus, Darren	C7/ Consistently Inconsister	28	18	0.609
12	Copple, Matthew	C1/ Nine Lives	26	18	0.591
13	Witz, Steve	C2/ Cheap Shots	25	18	0.581
14	Schaefer, John	C5/ Sharky's Machine	20	15	0.571

	"D" Division		W	L	%-age
1	Butterworth, Dan	D6/ Bulls Up	34	10	0.773
2	Butterworth, Jim	D6/ Bulls Up	34	11	0.756
3	Peterson, Chris	D2/ Projectile Dysfunction	34	14	0.708
4	Azevedo, Angelo	D7/ WINNAU	29	12	0.707
5	Lueneburg, Randy	D7/ WINNAU	29	13	0.690
6	Tufillaro, Lou	D7/ WINNAU	25	12	0.676
7	Frederick, Karl	D6/ Bulls Up	27	13	0.675
8	Blake, Terry	D5/ Show Me Your Tips	33	17	0.660
9	Gardner, Mike	D1/ Garage, Inc.	31	16	0.660
10	Powell, Lee	D5/ Show Me Your Tips	27	14	0.659
11	Clark, Dan	D2/ Projectile Dysfunction	26	14	0.650
12	Fitzgerald, Dennis	D4/ Big Bulls	27	16	0.628
13	Stewart, Kevin	D4/ Big Bulls	26	16	0.619
14	Long, Gary	D1/ Garage, Inc.	29	18	0.617

	"E" Division		W	L	%-age
1	Bumpass, Mike	E3/ Why So Serious?	38	6	0.864
2	Cannizzaro, Anthony	E3/ Why So Serious?	29	7	0.806
3	Cole, Mike	E3/ Why So Serious?	35	9	0.795
4	Adams, Brad	E2/ Just the Tip	27	9	0.750
5	Zelinack, Jason	E7/ Chalker's Nightmare	27	10	0.730
6	Powell, Zach	E4/ Red-eye Rangers	31	12	0.721
7	Anderson, Ryan	E5/ Shark Shooters	31	13	0.705
8	Rudy, Jeff	E1/ Game of Throws	35	15	0.700
9	Cashin, Jeff	E2/ Just the Tip	27	12	0.692
10	Rice, Teddy	E3/ Why So Serious?	29	13	0.690
11	Montesi, Chris	E1/ Game of Throws	32	15	0.681
12	Smelik, Pat	E1/ Game of Throws	26	14	0.650
13	Hadley, Chris	E6/ Taylor and the Swinging	24	14	0.632
14	Kirkpatrick, Scott	E4/ Red-eye Rangers	28	18	0.609

	"F" Division		W	L	%-age
1	Heath, John	F4/ Bulls On Parade	37	9	0.804
2	Whitley, Brian	F4/ Bulls On Parade	35	12	0.745
3	Bosier, Sean	F3/ Death Throw	35	13	0.729
4	Wissinger, Wes	F5/ Accoutrement Stuff	33	13	0.717
5	Russell, Jeff	F7/ Don't Hit The Scorekeep	32	13	0.711
6	Deemer, Randy	F1/ Hump Day!	28	13	0.683
7	Hall, Jon	F4/ Bulls On Parade	28	15	0.651
8	Krestalude, Andy	F1/ Hump Day!	27	15	0.643
9	Updyke, Jerry	F4/ Bulls On Parade	25	14	0.641
10	Shearin, Phillip	F7/ Don't Hit The Scorekeep	30	17	0.638
11	Plotkin, Jeremy	F6/ Sofa Kings	29	18	0.617
12	McEwen, William	F1/ Hump Day!	27	17	0.614
13	Willis, Tolson	F3/ Death Throw	27	18	0.600
14	Knight, Romuald	F7/ Don't Hit The Scorekeep	25	18	0.581

	"G" Division		W	L	%-age
1	Holland, Tom	G5/ All About That Bull!	31	9	0.775
2	Mickler, Spencer	G4/ Irish Ton	34	10	0.773
3	Murdock, Nick	G6/ Dr.unks	32	11	0.744
4	Gower, Jeremy	G6/ Dr.unks	28	12	0.700
5	Rigert, Joe, Sr.	G3/ Wayne Gretzky	33	15	0.688
6	Bowser, Brian	G4/ Irish Ton	25	12	0.676
7	Rossbach, Mark	G4/ Irish Ton	27	14	0.659
8	Bowen, Andy	G2/ Banging The Wire	25	14	0.641
9	Musil, Dylan	G1/ Old Darting Bastards	30	18	0.625
	Millius, Mike	G1/ Old Darting Bastards	20	12	0.625
11	Perkins, Heath	G4/ Irish Ton	25	16	0.610
12	Gaines, Bryan	G3/ Wayne Gretzky	27	18	0.600
13	Close, Eddie	G1/ Old Darting Bastards	19	13	0.594
	Upchurch, Joe	G6/ Dr.unks	19	13	0.594

	"H" Division		W	L	%-age
1	Hamer, Andrew	H1/ Another Coach Creatior	25	4	0.862
2	Trefzger, Eric	H7/ Darty Sanchez	27	6	0.818
3	Trefzger, Mike	H7/ Darty Sanchez	31	7	0.816
4	Al-Hoory, Ahmed M	H5/ Grip It Lightly	21	6	0.778
5	Wilson, Matthew	H4/ Tips & Shafts	30	10	0.750
6	Wernet, Brad	H7/ Darty Sanchez	24	10	0.706
7	McNamara, Ken	H3/ We're Sexy & We Thro	26	11	0.703
8	Davis, Luc	H5/ Grip It Lightly	21	9	0.700
9	Davis, P.J.	H5/ Grip It Lightly	23	11	0.676
10	Harper, C.E.	H5/ Grip It Lightly	22	11	0.667
11	Turner, Kevin	H1/ Another Coach Creatior	23	13	0.639
12	Tompkins, Charles	H4/ Tips & Shafts	25	15	0.625
13	Goodrich, Brett	H7/ Darty Sanchez	18	11	0.621
14	Goodrich, Kyle	H7/ Darty Sanchez	16	11	0.593

	Women's Records (# of women by division: A-0, B-6, C-3, D-7, E-4, F-2, G-12, H-11)		W	L	%-age
B	Blackwelder, Deb	B7/ Irrelevant Details	29	17	0.630
	Preciado, Amanda	B3/ DD 214	20	24	0.455
C	Fisher, Jessie	C4/ Bangin' the Neighbors	22	20	0.524
D	Hamilton, Dawn	D3/ My Cork Fell Out	25	26	0.490
	Graves, Julie	D6/ Bulls Up	16	22	0.421
	Cotton, Barbara	D7/ WINNAU	14	26	0.350
E	Stacy, Michelle	E5/ Shark Shooters	13	19	0.406
F	Mathews, Olivia	F3/ Death Throw	22	27	0.449
G	Gaines, Lauren	G3/ Wayne Gretzky	5	32	0.135
	-	-	-	-	-
	-	-	-	-	-
	-	-	-	-	-
H	Osier, Emmalee	H6/ The Neighborhood Dart	11	19	0.367
	Zarrelli, Karen	H3/ We're Sexy & We Thro	6	21	0.222
	-	-	-	-	-
	-	-	-	-	-

Spring 2019 RDL Top All-Star Point Averages (by division) (FINAL!)

(There are no missing statistics, as all scoresheets from the entire season have been received.) (Game minimums required for these listings: 24 for team H5; 27 for teams H1,H2,H3,H4,H7; 30 for team H6; 32 for all C/D/E/F/G division teams; 35 for team A4; 37 for teams A1-A3, A5-A8, and all B division teams)

	"A" Division		ASP	TGP	Ave.
1	Gibson, Pat	A4/ The Neighborhood Bull	121.0	51	2.373
2	Phillips, Robbie	A1/ The Unintimidated Eler	116.0	56	2.071
3	Johnson, Michael	A4/ The Neighborhood Bull	78.5	50	1.570
4	Work, Joe	A3/ North Raleigh Alliance	87.0	56	1.554
5	Tan, Wil	A1/ The Unintimidated Eler	82.0	53	1.547
6	Massengill, Chad	A1/ The Unintimidated Eler	74.0	50	1.480
7	Seward, Mike	A2/ Darty Minds	71.0	49	1.449
8	Gaulthier, Kyle	A8/ Dead Beats	56.5	39	1.449
9	Wilcenski, Steve	A3/ North Raleigh Alliance	69.5	51	1.363
10	Stewart, P.J.	A4/ The Neighborhood Bull	60.0	48	1.250
11	Mitchell, Sid	A5/ Lunatic Fringe	63.5	51	1.245
12	Healy, Simon	A7/ Dartistic Abandon	48.5	39	1.244
13	Foushee, Kevin	A4/ The Neighborhood Bull	45.5	37	1.230
14	Terry, Bob	A5/ Lunatic Fringe	51.5	43	1.198

	"B" Division		ASP	TGP	Ave.
1	Limerick, Jeremy	B7/ Irrelevant Details	48.5	48	1.010
2	Jur, Jess	B8/ Rif Raf	38.0	40	0.950
3	Trefzger, Ken	B6/ One Armed Bandits	39.0	48	0.813
4	Sellers, Mark	B5/ Red Eyed Jedis	40.0	50	0.800
5	McCartney, Joe	B1/ Things That Bounce	31.0	39	0.795
6	White, Jim	B6/ One Armed Bandits	40.5	52	0.779
7	Phillips, Julie	B4/ Kiss This Crüe	36.5	49	0.745
8	O'Neal, Chris	B7/ Irrelevant Details	34.5	47	0.734
9	Bracco, Michael	B8/ Rif Raf	37.5	52	0.721
10	Richardson, Shane	B6/ One Armed Bandits	29.5	41	0.720
11	Beaird, Tommy	B3/ DD 214	31.5	47	0.670
12	Fournier, Jeff	B7/ Irrelevant Details	28.0	42	0.667
	Long, Stephen	B3/ DD 214	28.0	42	0.667
14	Murdaugh, John	B5/ Red Eyed Jedis	32.5	49	0.663

	"C" Division		ASP	TGP	Ave.
1	McNamara, Tim	C7/ Consistently Inconsister	51.5	39	1.321
2	Moody, Chris	C7/ Consistently Inconsister	35.5	39	0.910
3	Hudson, Dallas	C4/ Bangin' the Neighbors	33.5	43	0.779
4	Bottomley, Kevin	C4/ Bangin' the Neighbors	32.5	44	0.739
5	Simpson, Aden	C6/ Double In, Stumble Out	34.5	48	0.719
6	Bass, Joe	C7/ Consistently Inconsister	22.5	35	0.643
7	Copple, Matthew	C1/ Nine Lives	28.0	44	0.636
8	Simpson, Tyler	C6/ Double In, Stumble Out	27.0	44	0.614
9	Hall, Josh	C2/ Cheap Shots	28.5	48	0.594
10	Porcelli, Robb	C1/ Nine Lives	22.5	39	0.577
11	White, J.J.	C3/ Menace 2 Sobriety	27.5	48	0.573
12	Buckman, David	C2/ Cheap Shots	21.5	39	0.551
13	Schaefer, John	C5/ Sharky's Machine	19.0	35	0.543
14	Hindle, Mikey	C2/ Cheap Shots	26.0	48	0.542

	"D" Division		ASP	TGP	Ave.
1	Azevedo, Angelo	D7/ WINNAU	38.0	41	0.927
2	Butterworth, Jim	D6/ Bulls Up	40.0	45	0.889
3	Powell, Lee	D5/ Show Me Your Tips	34.5	41	0.841
4	Lueneburg, Randy	D7/ WINNAU	35.0	42	0.833
5	Tant, J.J.	D2/ Projectile Dysfunction	37.0	47	0.787
6	Clark, Dan	D2/ Projectile Dysfunction	30.0	40	0.750
7	Tufillaro, Lou	D7/ WINNAU	25.5	37	0.689
8	Haithcock, Lee	D5/ Show Me Your Tips	29.0	45	0.644
9	O'Toole, Mike	D6/ Bulls Up	27.5	43	0.640
10	Arnold, Jimmy	D6/ Bulls Up	26.5	43	0.616
	Fitzgerald, Dennis	D4/ Big Bulls	26.5	43	0.616
12	Blake, Terry	D5/ Show Me Your Tips	30.5	50	0.610
13	Butterworth, Dan	D6/ Bulls Up	26.5	44	0.602
14	Bialaszewski, Rich	D5/ Show Me Your Tips	29.5	49	0.602

	"E" Division		ASP	TGP	Ave.
1	Zelinack, Jason	E7/ Chalker's Nightmare	55.5	37	1.500
2	Cashin, Jeff	E2/ Just the Tip	40.5	39	1.038
3	Cole, Mike	E3/ Why So Serious?	41.0	44	0.932
4	Adams, Brad	E2/ Just the Tip	31.5	36	0.875
5	Cannizzaro, Anthony	E3/ Why So Serious?	29.5	36	0.819
6	Rudy, Jeff	E1/ Game of Throws	31.5	50	0.630
7	Powell, Zach	E4/ Red-eye Rangers	27.0	43	0.628
8	Anderson, Ryan	E5/ Shark Shooters	25.0	44	0.568
9	Welborn, Tim	E5/ Shark Shooters	21.0	37	0.568
10	Bordeau, Eric	E1/ Game of Throws	20.0	38	0.526
11	Bumpass, Mike	E3/ Why So Serious?	23.0	44	0.523
12	Hadley, Chris	E6/ Taylor and the Swinging	19.0	38	0.500
13	Kirkpatrick, Scott	E4/ Red-eye Rangers	22.0	46	0.478
14	Rice, Teddy	E3/ Why So Serious?	20.0	42	0.476

	"F" Division		ASP	TGP	Ave.
1	Deemer, Randy	F1/ Hump Day!	28.5	41	0.695
2	Bozza, Doug	F6/ Sofa Kings	28.5	43	0.663
3	Heath, John	F4/ Bulls On Parade	29.5	46	0.641
4	Shearin, Phillip	F7/ Don't Hit The Scorekeep	28.0	47	0.596
5	Russell, Jeff	F7/ Don't Hit The Scorekeep	26.5	45	0.589
6	Wissinger, Wes	F5/ Accoutrement Stuff	26.5	46	0.576
7	Murphy, James	F7/ Don't Hit The Scorekeep	18.5	34	0.544
8	Hall, Jon	F4/ Bulls On Parade	23.0	43	0.535
9	Bosier, Sean	F3/ Death Throw	24.0	48	0.500
10	Vick, Justin	F7/ Don't Hit The Scorekeep	21.0	44	0.477
11	Additon, Chris	F4/ Bulls On Parade	16.0	34	0.471
12	Updyke, Jerry	F4/ Bulls On Parade	18.0	39	0.462
13	Whitley, Brian	F4/ Bulls On Parade	21.5	47	0.457
14	Willis, Tolson	F3/ Death Throw	20.5	45	0.456

	"G" Division		ASP	TGP	Ave.
1	Rigert, Joe, Sr.	G3/ Wayne Gretzky	49.0	48	1.021
2	Finney, Dave	G3/ Wayne Gretzky	33.5	44	0.761
3	Holland, Tom	G5/ All About That Bull!	29.5	40	0.738
4	Gouge, Shane	G6/ Dr.unks	28.0	41	0.683
5	Musil, Dylan	G1/ Old Darting Bastards	32.5	48	0.677
6	Bowen, Andy	G2/ Banging The Wire	25.5	39	0.654
7	Murdock, Nick	G6/ Dr.unks	25.5	43	0.593
8	Mickler, Spencer	G4/ Irish Ton	25.0	44	0.568
9	Rollins, Calvin	G2/ Banging The Wire	24.5	44	0.557
10	Millius, Mike	G1/ Old Darting Bastards	16.5	32	0.516
11	Converse, Laurence	G7/ Quackers	20.0	41	0.488
12	Cominole, Jeremy	G4/ Irish Ton	14.5	34	0.426
13	Perkins, Heath	G4/ Irish Ton	17.0	41	0.415
14	White, John	G2/ Banging The Wire	19.0	46	0.413

	"H" Division		ASP	TGP	Ave.
1	Davis, P.J.	H5/ Grip It Lightly	23.0	34	0.676
2	Davis, Luc	H5/ Grip It Lightly	19.5	30	0.650
3	Hamer, Andrew	H1/ Another Coach Creatio	16.0	29	0.552
4	Trefzger, Mike	H7/ Darty Sanchez	20.5	38	0.539
5	Tompkins, Charles	H4/ Tips & Shafts	21.5	40	0.538
6	McNamara, Ken	H3/ We're Sexy & We Thro	19.0	37	0.514
7	Wilson, Matthew	H4/ Tips & Shafts	20.0	40	0.500
8	Trefzger, Eric	H7/ Darty Sanchez	16.0	33	0.485
9	Gamble, Mark	H6/ The Neighborhood Dart	11.5	33	0.348
10	Thomas, Tony	H6/ The Neighborhood Dart	13.0	38	0.342
11	Amos, Terron	H6/ The Neighborhood Dart	14.0	42	0.333
12	Turner, Kevin	H1/ Another Coach Creatio	11.0	36	0.306
13	Al-Hoory, Ahmed M	H5/ Grip It Lightly	8.0	27	0.296
14	Wernet, Brad	H7/ Darty Sanchez	10.0	34	0.294

	Women's Records		W	L	%-age
	(# of women by division: A-0, B-6, C-3, D-7, E-4, F-2, G-12, H-11)				
B	Phillips, Julie	B4/ Kiss This Crüe	36.5	49	0.745
	Preciado, Amanda	B3/ DD 214	27.5	44	0.625
C	Fisher, Jessie	C4/ Bangin' the Neighbors	21.0	42	0.500
D	Jeffcoat, Angela	D3/ My Cork Fell Out	19.5	52	0.375
	Hamilton, Dawn	D3/ My Cork Fell Out	19.0	51	0.373
	Cotton, Barbara	D7/ WINNAU	14.0	40	0.350
E	Caldwell, Taylor	E6/ Taylor and the Swinging	15.0	37	0.405
F	Mathews, Olivia	F3/ Death Throw	20.0	49	0.408
G	Gaines, Lauren	G3/ Wayne Gretzky	5.0	37	0.135
	-	-	-	-	-
	-	-	-	-	-
	-	-	-	-	-
H	Osier, Emmalee	H6/ The Neighborhood Dart	5.0	30	0.167
	Zarrelli, Karen	H3/ We're Sexy & We Thro	2.5	27	0.093
	-	-	-	-	-
	-	-	-	-	-

Spring 2019 RDL League-Wide Sectional Statistics (ranked by percentage) (FINAL!)

(All statistics are included, as there were no missing scoresheets this season) (Game minimums required for these listings: 6 for all divisions)

	Singles 301 Win Percentage		W	L	%-age
1	Hindle, Mikey	C2/ Cheap Shots	12	0	1.000
2	Phillips, Robbie	A1/ The Unintimidated Elem	13	1	0.929
	Limerick, Jeremy	B7/ Irrelevant Details	13	1	0.929
4	Stewart, P.J.	A4/ The Neighborhood Bulli	11	1	0.917
	Montesi, Chris	E1/ Game of Throws	11	1	0.917
6	Wilson, Matthew	H4/ Tips & Shafts	9	1	0.900
7	Hunsberger, Jim	B3/ DD 214	8	1	0.889
	Wernet, Brad	H7/ Darty Sanchez	8	1	0.889
9	Trefzger, Eric	H7/ Darty Sanchez	7	1	0.875
10	Hadley, Chris	E6/ Taylor and the Swinging	6	1	0.857
11	Holland, Stephen	B5/ Red Eyed Jedis	10	2	0.833
	Winters, Tom	B1/ Things That Bounce	10	2	0.833
	Shearin, Phillip	F7/ Don't Hit The Scorekeep	10	2	0.833
	Wells, John	B5/ Red Eyed Jedis	5	1	0.833
	Thorne, Marshall	F2/ The Coral Reefers	5	1	0.833
16	Johnson, Michael	A4/ The Neighborhood Bulli	9	2	0.818
	Smith, Butch	C1/ Nine Lives	9	2	0.818
	Powell, Lee	D5/ Show Me Your Tips	9	2	0.818
	Stewart, Kevin	D4/ Big Bulls	9	2	0.818
	Venable, Mike	D3/ My Cork Fell Out	9	2	0.818
	Anderson, Ryan	E5/ Shark Shooters	9	2	0.818
	Hall, Jon	F4/ Bulls On Parade	9	2	0.818
	Krestalude, Andy	F1/ Hump Day!	9	2	0.818
	Metivier, Sam	G1/ Old Darting Bastards	9	2	0.818
	Mickler, Spencer	G4/ Irish Ton	9	2	0.818
26	Moody, Chris	C7/ Consistently Inconsisten	8	2	0.800
	Tufillaro, Lou	D7/ WINNAU	8	2	0.800
	Zelinack, Jason	E7/ Chalker's Nightmare	8	2	0.800
	Deemer, Randy	F1/ Hump Day!	8	2	0.800
	Russell, Jeff	F7/ Don't Hit The Scorekeep	8	2	0.800
	Perkins, Heath	G4/ Irish Ton	8	2	0.800
32	Blanchard, Jeff	E3/ Why So Serious?	7	2	0.778
	Bumpass, Mike	E3/ Why So Serious?	7	2	0.778
	Jarvah, Sean	F2/ The Coral Reefers	7	2	0.778
	Harper, C.E.	H5/ Grip It Lightly	7	2	0.778
36	Gibson, Pat	A4/ The Neighborhood Bulli	10	3	0.769
	Keller, Tony	A8/ Dead Beats	10	3	0.769
	Rudy, Jeff	E1/ Game of Throws	10	3	0.769
39	Zawrotniak, Joe	A5/ Lunatic Fringe	9	3	0.750
	Fisher, Jessie	C4/ Bangin' the Neighbors	9	3	0.750
	Peterson, Chris	D2/ Projectile Dysfunction	9	3	0.750
	Cole, Mike	E3/ Why So Serious?	9	3	0.750
	Bosier, Sean	F3/ Death Throw	9	3	0.750
	Rigert, Joe, Sr.	G3/ Wayne Gretzky	9	3	0.750
	James, Bob	C2/ Cheap Shots	6	2	0.750
	Knight, Romuald	F7/ Don't Hit The Scorekeep	6	2	0.750
	Patskoski, Jason	F2/ The Coral Reefers	6	2	0.750
	Converse, Laurence	G7/ Quackers	6	2	0.750
	Dubose, Chris	G2/ Banging The Wire	6	2	0.750
	Goodrich, Brett	H7/ Darty Sanchez	6	2	0.750
	Hamer, Andrew	H1/ Another Coach Creation	6	2	0.750
52	McCartney, Joe	B1/ Things That Bounce	8	3	0.727
	Richardson, Shane	B6/ One Armed Bandits	8	3	0.727
	Bottomley, Kevin	C4/ Bangin' the Neighbors	8	3	0.727
	McEwen, William	F1/ Hump Day!	8	3	0.727
	Gower, Jeremy	G6/ Dr.unks	8	3	0.727
57	Gelberg, Dave	A5/ Lunatic Fringe	5	2	0.714
	Al-Hoory, Ahmed Mo	H5/ Grip It Lightly	5	2	0.714
	Davis, Luc	H5/ Grip It Lightly	5	2	0.714
60	(eight tied - 1 in A, 2 in B, 2 in D, 2 in E, 1 in G)		7	3	0.700

	Singles Cricket Win Percentage		W	L	%-age
1	Stewart, P.J.	A4/ The Neighborhood Bulli	12	0	1.000
	Gower, Jeremy	G6/ Dr.unks	11	0	1.000
	McNamara, Tim	C7/ Consistently Inconsisten	10	0	1.000
	Powell, Zach	E4/ Red-eye Rangers	10	0	1.000
	Trefzger, Mike	H7/ Darty Sanchez	10	0	1.000
	Zelinack, Jason	E7/ Chalker's Nightmare	9	0	1.000
	Davis, P.J.	H5/ Grip It Lightly	9	0	1.000
	Turner, Kevin	H1/ Another Coach Creation	9	0	1.000
	Baldwin, Randy	F1/ Hump Day!	6	0	1.000
	Al-Hoory, Ahmed Mo	H5/ Grip It Lightly	6	0	1.000
11	Phillips, Robbie	A1/ The Unintimidated Elem	13	1	0.929
12	Massengill, Chad	A1/ The Unintimidated Elem	12	1	0.923
13	Cole, Mike	E3/ Why So Serious?	11	1	0.917
	Heath, John	F4/ Bulls On Parade	11	1	0.917
	Murdock, Nick	G6/ Dr.unks	11	1	0.917
16	Bottomley, Kevin	C4/ Bangin' the Neighbors	10	1	0.909
	Cashin, Jeff	E2/ Just the Tip	10	1	0.909
	Deemer, Randy	F1/ Hump Day!	10	1	0.909
19	Frederick, Karl	D6/ Bulls Up	9	1	0.900
	Holland, Tom	G5/ All About That Bull!	9	1	0.900
	Mickler, Spencer	G4/ Irish Ton	9	1	0.900
	Tompkins, Charles	H4/ Tips & Shafts	9	1	0.900
23	Rossbach, Mark	G4/ Irish Ton	8	1	0.889
	McNamara, Ken	H3/ We're Sexy & We Throv	8	1	0.889
25	Citrak, Sheldon	C4/ Bangin' the Neighbors	7	1	0.875
	Davis, Luc	H5/ Grip It Lightly	7	1	0.875
27	Howard, Brian	B2/ Shooter McGavin	12	2	0.857
28	Gibson, Pat	A4/ The Neighborhood Bulli	11	2	0.846
	Johnson, Michael	A4/ The Neighborhood Bulli	11	2	0.846
	Rudy, Jeff	E1/ Game of Throws	11	2	0.846
31	Kramer, John	A1/ The Unintimidated Elem	10	2	0.833
	Blake, Terry	D5/ Show Me Your Tips	10	2	0.833
	Butterworth, Dan	D6/ Bulls Up	10	2	0.833
	Tant, J.J.	D2/ Projectile Dysfunction	10	2	0.833
	Bumpass, Mike	E3/ Why So Serious?	10	2	0.833
	Bosier, Sean	F3/ Death Throw	10	2	0.833
	Musil, Dylan	G1/ Old Darting Bastards	10	2	0.833
	Stacy, Rod	E5/ Shark Shooters	5	1	0.833
39	Copple, Matthew	C1/ Nine Lives	9	2	0.818
	Anderson, Ryan	E5/ Shark Shooters	9	2	0.818
	Krestalude, Andy	F1/ Hump Day!	9	2	0.818
	Russell, Jeff	F7/ Don't Hit The Scorekeep	9	2	0.818
	Wissinger, Wes	F5/ Accoutrement Stuff	9	2	0.818
	Finney, Dave	G3/ Wayne Gretzky	9	2	0.818
45	Blackwelder, Deb	B7/ Irrelevant Details	8	2	0.800
	Gardner, Kenn	B7/ Irrelevant Details	8	2	0.800
	Azevedo, Angelo	D7/ WINNAU	8	2	0.800
	Cannizzaro, Anthony	E3/ Why So Serious?	8	2	0.800
	Welborn, Tim	E5/ Shark Shooters	8	2	0.800
	Gouge, Shane	G6/ Dr.unks	8	2	0.800
51	Carroll, John	A1/ The Unintimidated Elem	11	3	0.786
	Merkle, Patrick	A7/ Dartistic Abandon	11	3	0.786
	Work, Joe	A3/ North Raleigh Alliance	11	3	0.786
54	Brown, Tom	A1/ The Unintimidated Elem	7	2	0.778
	Moody, Chris	C7/ Consistently Inconsisten	7	2	0.778
	Porcelli, Robb	C1/ Nine Lives	7	2	0.778
	Trefzger, Eric	H7/ Darty Sanchez	7	2	0.778
58	Snyder, Mike	B1/ Things That Bounce	10	3	0.769
	Winters, Tom	B1/ Things That Bounce	10	3	0.769
60	(seven tied - 2 in B, 1 in C, 3 in D, 1 in G)		9	3	0.750
	(two tied - 1 in C, 1 in G)		6	2	0.750

Spring 2019 RDL League-Wide Sectional Statistics (ranked by percentage) (FINAL!)

(All statistics are included, as there were no missing scoresheets this season) (Game minimums required for these listings: 6 for all divisions)

	Doubles Cricket Win Percentage		W	L	%-age
1	Massengill, Chad	A1/ The Unintimidated Elem	13	0	1.000
	Bumpass, Mike	E3/ Why So Serious?	12	0	1.000
	Rice, Teddy	E3/ Why So Serious?	11	0	1.000
	Cannizzaro, Anthony	E3/ Why So Serious?	10	0	1.000
	Foushee, Kevin	A4/ The Neighborhood Bulli	8	0	1.000
	Hamer, Andrew	H1/ Another Coach Creation	8	0	1.000
	Scott, Kevin	H1/ Another Coach Creation	6	0	1.000
8	Gibson, Pat	A4/ The Neighborhood Bulli	11	1	0.917
	Whitley, Brian	F4/ Bulls On Parade	11	1	0.917
10	Powell, Zach	E4/ Red-eye Rangers	10	1	0.909
	Heath, John	F4/ Bulls On Parade	10	1	0.909
12	McNamara, Tim	C7/ Consistently Inconsisten	9	1	0.900
	Cole, Mike	E3/ Why So Serious?	9	1	0.900
	Alcon, Tony	F6/ Sofa Kings	9	1	0.900
	Trefzger, Mike	H7/ Darty Sanchez	9	1	0.900
16	Close, Eddie	G1/ Old Darting Bastards	8	1	0.889
	Trefzger, Eric	H7/ Darty Sanchez	8	1	0.889
18	Cusher, Dean	A4/ The Neighborhood Bulli	7	1	0.875
	Wilson, Jonathan	G3/ Wayne Gretzky	7	1	0.875
20	Stewart, Pete	A4/ The Neighborhood Bulli	6	1	0.857
21	Winters, Tom	B1/ Things That Bounce	11	2	0.846
22	Fournier, Jeff	B7/ Irrelevant Details	10	2	0.833
	Trefzger, Ken	B6/ One Armed Bandits	10	2	0.833
	Butterworth, Dan	D6/ Bulls Up	10	2	0.833
	Butterworth, Jim	D6/ Bulls Up	10	2	0.833
	Peterson, Chris	D2/ Projectile Dysfunction	10	2	0.833
27	Carroll, John	A1/ The Unintimidated Elem	9	2	0.818
	Smith, Brian	D2/ Projectile Dysfunction	9	2	0.818
	Hall, Jon	F4/ Bulls On Parade	9	2	0.818
	Willis, Tolson	F3/ Death Throw	9	2	0.818
31	Richardson, Shane	B6/ One Armed Bandits	8	2	0.800
	Copple, Matthew	C1/ Nine Lives	8	2	0.800
	Bushman, Brad	D5/ Show Me Your Tips	8	2	0.800
	Frederick, Karl	D6/ Bulls Up	8	2	0.800
	Powell, Lee	D5/ Show Me Your Tips	8	2	0.800
	Updyke, Jerry	F4/ Bulls On Parade	8	2	0.800
	Holland, Tom	G5/ All About That Bull!	8	2	0.800
	Wilson, Matthew	H4/ Tips & Shafts	8	2	0.800
39	Huffman, David	A3/ North Raleigh Alliance	11	3	0.786
	Phillips, Robbie	A1/ The Unintimidated Elem	11	3	0.786
	Horger, Dennis	B8/ Rif Raf	11	3	0.786
42	Brown, Tom	A1/ The Unintimidated Elem	7	2	0.778
43	Johnson, Michael	A4/ The Neighborhood Bulli	10	3	0.769
	Wilcenski, Steve	A3/ North Raleigh Alliance	10	3	0.769
	Snyder, Mike	B1/ Things That Bounce	10	3	0.769
46	Kramer, John	A1/ The Unintimidated Elem	9	3	0.750
	Bosier, Sean	F3/ Death Throw	9	3	0.750
	Mickler, Spencer	G4/ Irish Ton	9	3	0.750
	Murdock, Nick	G6/ Dr.unks	9	3	0.750
	Upchurch, Joe	G6/ Dr.unks	9	3	0.750
	Citrak, Sheldon	C4/ Bangin' the Neighbors	6	2	0.750
	Murphy, James	F7/ Don't Hit The Scorekeep	6	2	0.750
53	Terry, Bob	A5/ Lunatic Fringe	8	3	0.727
	Blackwelder, Deb	B7/ Irrelevant Details	8	3	0.727
	Bottomley, Kevin	C4/ Bangin' the Neighbors	8	3	0.727
	Gardner, Mike	D1/ Garage, Inc.	8	3	0.727
	Powell, David	E7/ Chalker's Nightmare	8	3	0.727
	Gouge, Shane	G6/ Dr.unks	8	3	0.727
	Rossbach, Mark	G4/ Irish Ton	8	3	0.727
60	Tan, Wil	A1/ The Unintimidated Elem	10	4	0.714
	Iager, John	B1/ Things That Bounce	5	2	0.714
	Mercer, Dave	E5/ Shark Shooters	5	2	0.714
	Warshawsky, Larry	F1/ Hump Day!	5	2	0.714
	Goodrich, Brett	H7/ Darty Sanchez	5	2	0.714
65	(nine tied - 3 in C, 1 each in A/B/D/F/G/H)		7	3	0.700

	Doubles 501 Win Percentage		W	L	%-age
1	Dillon, Matt	B4/ Kiss This Crüe	9	0	1.000
	Dubose, Chris	G2/ Banging The Wire	6	0	1.000
	Scott, Kevin	H1/ Another Coach Creation	6	0	1.000
4	Phillips, Robbie	A1/ The Unintimidated Elem	13	1	0.929
5	Bathurst, Ryan	B4/ Kiss This Crüe	12	1	0.923
6	Adams, Brad	E2/ Just the Tip	10	1	0.909
	Wissinger, Wes	F5/ Accoutrement Stuff	10	1	0.909
8	Brown, Tom	A1/ The Unintimidated Elem	8	1	0.889
9	Watson, Jeff, Jr.	B4/ Kiss This Crüe	7	1	0.875
	Hamer, Andrew	H1/ Another Coach Creation	7	1	0.875
11	Thompson, Victor	A4/ The Neighborhood Bulli	6	1	0.857
	Johnson, Timmy	G6/ Dr.unks	6	1	0.857
	Al-Hoory, Ahmed Mo	H5/ Grip It Lightly	6	1	0.857
14	Tan, Wil	A1/ The Unintimidated Elem	10	2	0.833
	Wilcox, Randy	A8/ Dead Beats	5	1	0.833
	Crowe, Jason	E7/ Chalker's Nightmare	5	1	0.833
17	Kramer, John	A1/ The Unintimidated Elem	9	2	0.818
	Gaertner, Brian	B8/ Rif Raf	9	2	0.818
	Hudson, Dallas	C4/ Bangin' the Neighbors	9	2	0.818
	Witz, Steve	C2/ Cheap Shots	9	2	0.818
	Butterworth, Dan	D6/ Bulls Up	9	2	0.818
	Butterworth, Jim	D6/ Bulls Up	9	2	0.818
	Bumpass, Mike	E3/ Why So Serious?	9	2	0.818
	Heath, John	F4/ Bulls On Parade	9	2	0.818
	Bowen, Andy	G2/ Banging The Wire	9	2	0.818
26	Cannizzaro, Anthony	E3/ Why So Serious?	8	2	0.800
	Smelik, Pat	E1/ Game of Throws	8	2	0.800
	Holland, Tom	G5/ All About That Bull!	8	2	0.800
	McNamara, Ken	H3/ We're Sexy & We Throv	8	2	0.800
30	Lueneburg, Randy	D7/ WINNAU	7	2	0.778
	Gagner, Chris	E6/ Taylor and the Swinging	7	2	0.778
	Stuckey, Rob	E2/ Just the Tip	7	2	0.778
	Additon, Chris	F4/ Bulls On Parade	7	2	0.778
	Port, Brian	F5/ Accoutrement Stuff	7	2	0.778
	Bowser, Brian	G4/ Irish Ton	7	2	0.778
	Trefzger, Mike	H7/ Darty Sanchez	7	2	0.778
37	Blake, Terry	D5/ Show Me Your Tips	10	3	0.769
	Rylah, Garrett	G5/ All About That Bull!	10	3	0.769
39	Hall, Josh	C2/ Cheap Shots	9	3	0.750
	Hindle, Mikey	C2/ Cheap Shots	9	3	0.750
	Gardner, Mike	D1/ Garage, Inc.	9	3	0.750
	Peterson, Chris	D2/ Projectile Dysfunction	9	3	0.750
	Patskoski, Jason	F2/ The Coral Reefers	6	2	0.750
	Close, Eddie	G1/ Old Darting Bastards	6	2	0.750
	Millius, Mike	G1/ Old Darting Bastards	6	2	0.750
	Goodrich, Kyle	H7/ Darty Sanchez	6	2	0.750
	Wernet, Brad	H7/ Darty Sanchez	6	2	0.750
48	Hunsberger, Jim	B3/ DD 214	8	3	0.727
	Phillips, Julie	B4/ Kiss This Crüe	8	3	0.727
	Sellers, Mark	B5/ Red Eyed Jedis	8	3	0.727
	McCartney, Eric	C3/ Menace 2 Sobriety	8	3	0.727
	Polenz, Steve	C3/ Menace 2 Sobriety	8	3	0.727
	Fitzgerald, Dennis	D4/ Big Bulls	8	3	0.727
	Anderson, Ryan	E5/ Shark Shooters	8	3	0.727
	Smith, Ron	F7/ Don't Hit The Scorekeep	8	3	0.727
56	Carroll, John	A1/ The Unintimidated Elem	10	4	0.714
	Howard, Brian	B2/ Shooter McGavin	10	4	0.714
	Ridenour, Ron	B5/ Red Eyed Jedis	5	2	0.714
	Bemis, Matt	C2/ Cheap Shots	5	2	0.714
	Roberts, Mike	D7/ WINNAU	5	2	0.714
	Moore, Chris	E1/ Game of Throws	5	2	0.714
	Yarsawich, Bryan	G4/ Irish Ton	5	2	0.714
	Trefzger, Eric	H7/ Darty Sanchez	5	2	0.714
64	(fourteen tied - 1 in A, 2 in B, 2 in C, 3 in D, 3 in F, 2 in G, 1 in H)		7	3	0.700

Spring 2019 RDL Top Singles, Doubles Win Percentages (League-wide) (FINAL!)

(There are no missing statistics, as all scoresheets from the entire season have been received.) (Game minimums required for these listings: 12 for team H5; 14 for teams H1,H2,H3,H4,H7; 15 for team H6; 16 for all C/D/E/F/G division teams; 18 for team A4; 19 for teams A1-A3, A5-A8, and all B division teams)

	Singles Win Percentage		W	L	%-age
1	Stewart, P.J.	A4/ The Neighborhood Bullies	23	1	0.958
2	Phillips, Robbie	A1/ The Unintimidated Eleme	26	2	0.929
3	Zelinack, Jason	E7/ Chalker's Nightmare	17	2	0.895
4	Gower, Jeremy	G6/ Dr.unks	19	3	0.864
5	Deemer, Randy	F1/ Hump Day!	18	3	0.857
	Mickler, Spencer	G4/ Irish Ton	18	3	0.857
7	Al-Hoory, Ahmed Mot	H5/ Grip It Lightly	11	2	0.846
8	Johnson, Michael	A4/ The Neighborhood Bullies	20	4	0.833
	Hindle, Mikey	C2/ Cheap Shots	20	4	0.833
	Cole, Mike	E3/ Why So Serious?	20	4	0.833
11	Trefzger, Eric	H7/ Darty Sanchez	14	3	0.824
12	Bottomley, Kevin	C4/ Bangin' the Neighbors	18	4	0.818
	Anderson, Ryan	E5/ Shark Shooters	18	4	0.818
	Krestalude, Andy	F1/ Hump Day!	18	4	0.818
	Murdock, Nick	G6/ Dr.unks	18	4	0.818
16	Bumpass, Mike	E3/ Why So Serious?	17	4	0.810
	Powell, Zach	E4/ Red-eye Rangers	17	4	0.810
	Russell, Jeff	F7/ Don't Hit The Scorekeeper	17	4	0.810
19	Gibson, Pat	A4/ The Neighborhood Bullies	21	5	0.808
	Massengill, Chad	A1/ The Unintimidated Eleme	21	5	0.808
	Rudy, Jeff	E1/ Game of Throws	21	5	0.808
22	Winters, Tom	B1/ Things That Bounce	20	5	0.800
	McNamara, Tim	C7/ Consistently Inconsistent	16	4	0.800
	Davis, Luc	H5/ Grip It Lightly	12	3	0.800
25	Montesi, Chris	E1/ Game of Throws	19	5	0.792
	Bosier, Sean	F3/ Death Throw	19	5	0.792
27	Moody, Chris	C7/ Consistently Inconsistent	15	4	0.789
	Trefzger, Mike	H7/ Darty Sanchez	15	4	0.789
29	Limerick, Jeremy	B7/ Irrelevant Details	22	6	0.786
30	McNamara, Ken	H3/ We're Sexy & We Throw	14	4	0.778
31	Powell, Lee	D5/ Show Me Your Tips	17	5	0.773
	Stewart, Kevin	D4/ Big Bulls	17	5	0.773
33	Cashin, Jeff	E2/ Just the Tip	13	4	0.765
34	Heath, John	F4/ Bulls On Parade	18	6	0.750
	Musil, Dylan	G1/ Old Darting Bastards	18	6	0.750
	Rigert, Joe, Sr.	G3/ Wayne Gretzky	18	6	0.750
	Azevedo, Angelo	D7/ WINNAU	15	5	0.750
	Tufillaro, Lou	D7/ WINNAU	15	5	0.750
	Holland, Tom	G5/ All About That Bull!	15	5	0.750
	Tompkins, Charles	H4/ Tips & Shafts	15	5	0.750
	Wilson, Matthew	H4/ Tips & Shafts	15	5	0.750
	Davis, P.J.	H5/ Grip It Lightly	12	4	0.750
	Turner, Kevin	H1/ Another Coach Creation	12	4	0.750
44	Carroll, John	A1/ The Unintimidated Eleme	20	7	0.741
	Merkle, Patrick	A7/ Dartistic Abandon	20	7	0.741
46	Wissinger, Wes	F5/ Accoutrement Stuff	17	6	0.739
47	Harper, C.E.	H5/ Grip It Lightly	11	4	0.733
48	McCartney, Joe	B1/ Things That Bounce	16	6	0.727
	Finney, Dave	G3/ Wayne Gretzky	16	6	0.727
50	Wernet, Brad	H7/ Darty Sanchez	13	5	0.722
51	Blake, Terry	D5/ Show Me Your Tips	18	7	0.720
52	Work, Joe	A3/ North Raleigh Alliance	20	8	0.714
	Richardson, Shane	B6/ One Armed Bandits	15	6	0.714
	Butterworth, Dan	D6/ Bulls Up	15	6	0.714
	Frederick, Karl	D6/ Bulls Up	15	6	0.714
	Hall, Jon	F4/ Bulls On Parade	15	6	0.714
57	Kramer, John	A1/ The Unintimidated Eleme	17	7	0.708
	Holland, Stephen	B5/ Red Eyed Jedis	17	7	0.708
	Shearin, Phillip	F7/ Don't Hit The Scorekeeper	17	7	0.708
60	James, Bob	C2/ Cheap Shots	12	5	0.706
61	Tan, Wil	A1/ The Unintimidated Eleme	19	8	0.704
62	Jur, Jess	B8/ Rif Raf	14	6	0.700
	Rossbach, Mark	G4/ Irish Ton	14	6	0.700
64	Tant, J.J.	D2/ Projectile Dysfunction	16	7	0.696
	Whitley, Brian	F4/ Bulls On Parade	16	7	0.696

	Doubles Win Percentage		W	L	%-age
1	Hamer, Andrew	H1/ Another Coach Creation	15	1	0.938
2	Bumpass, Mike	E3/ Why So Serious?	21	2	0.913
3	Cannizzaro, Anthony	E3/ Why So Serious?	18	2	0.900
4	Heath, John	F4/ Bulls On Parade	19	3	0.864
5	Phillips, Robbie	A1/ The Unintimidated Eleme	24	4	0.857
6	Trefzger, Mike	H7/ Darty Sanchez	16	3	0.842
7	Massengill, Chad	A1/ The Unintimidated Eleme	20	4	0.833
8	Butterworth, Dan	D6/ Bulls Up	19	4	0.826
	Butterworth, Jim	D6/ Bulls Up	19	4	0.826
10	Close, Eddie	G1/ Old Darting Bastards	14	3	0.824
11	Trefzger, Eric	H7/ Darty Sanchez	13	3	0.813
12	Rice, Teddy	E3/ Why So Serious?	17	4	0.810
13	Holland, Tom	G5/ All About That Bull!	16	4	0.800
14	Peterson, Chris	D2/ Projectile Dysfunction	19	5	0.792
	Whitley, Brian	F4/ Bulls On Parade	19	5	0.792
16	Kramer, John	A1/ The Unintimidated Eleme	18	5	0.783
17	Adams, Brad	E2/ Just the Tip	17	5	0.773
18	Tan, Wil	A1/ The Unintimidated Eleme	20	6	0.769
19	Hudson, Dallas	C4/ Bangin' the Neighbors	16	5	0.762
20	Carroll, John	A1/ The Unintimidated Eleme	19	6	0.760
21	Bushman, Brad	D5/ Show Me Your Tips	15	5	0.750
	Cole, Mike	E3/ Why So Serious?	15	5	0.750
	Wilson, Matthew	H4/ Tips & Shafts	15	5	0.750
24	Gardner, Mike	D1/ Garage, Inc.	17	6	0.739
25	McNamara, Tim	C7/ Consistently Inconsistent	14	5	0.737
	Bowser, Brian	G4/ Irish Ton	14	5	0.737
27	Smith, Brian	D2/ Projectile Dysfunction	16	6	0.727
28	Stewart, Pete	A4/ The Neighborhood Bullies	13	5	0.722
29	Gibson, Pat	A4/ The Neighborhood Bullies	18	7	0.720
30	Terry, Bob	A5/ Lunatic Fringe	15	6	0.714
	Bathurst, Ryan	B4/ Kiss This Crüe	15	6	0.714
	Fournier, Jeff	B7/ Irrelevant Details	15	6	0.714
	Al-Hoory, Ahmed Mot	H5/ Grip It Lightly	10	4	0.714
34	Horger, Dennis	B8/ Rif Raf	19	8	0.704
35	Gaertner, Brian	B8/ Rif Raf	14	6	0.700
	Porcelli, Robb	C1/ Nine Lives	14	6	0.700
	Clark, Dan	D2/ Projectile Dysfunction	14	6	0.700
	Lueneburg, Randy	D7/ WINNAU	14	6	0.700
	Smelik, Pat	E1/ Game of Throws	14	6	0.700
40	McCartney, Eric	C3/ Menace 2 Sobriety	16	7	0.696
	Willis, Tolson	F3/ Death Throw	16	7	0.696
	Wissinger, Wes	F5/ Accoutrement Stuff	16	7	0.696
	Mickler, Spencer	G4/ Irish Ton	16	7	0.696
44	Wernet, Brad	H7/ Darty Sanchez	11	5	0.688
45	Huffman, David	A3/ North Raleigh Alliance	19	9	0.679
	Howard, Brian	B2/ Shooter McGavin	19	9	0.679
47	Trefzger, Ken	B6/ One Armed Bandits	16	8	0.667
	Simpson, Aden	C6/ Double In, Stumble Out	16	8	0.667
	Bosier, Sean	F3/ Death Throw	16	8	0.667
	Azevedo, Angelo	D7/ WINNAU	14	7	0.667
	Bowen, Andy	G2/ Banging The Wire	14	7	0.667
	Gaines, Bryan	G3/ Wayne Gretzky	14	7	0.667
	Murdock, Nick	G6/ Dr.unks	14	7	0.667
	Stuckey, Rob	E2/ Just the Tip	12	6	0.667
	Rutten, Pete	F1/ Hump Day!	12	6	0.667
	Updyke, Jerry	F4/ Bulls On Parade	12	6	0.667
	Goodrich, Brett	H7/ Darty Sanchez	10	5	0.667
58	Johnson, Michael	A4/ The Neighborhood Bullies	17	9	0.654
	Rylah, Garrett	G5/ All About That Bull!	17	9	0.654
60	Blackwelder, Deb	B7/ Irrelevant Details	15	8	0.652
	Surber, Dave	B7/ Irrelevant Details	15	8	0.652
	Fitzgerald, Dennis	D4/ Big Bulls	15	8	0.652
63	Sheer, Andy	B1/ Things That Bounce	13	7	0.650
	Moody, Chris	C7/ Consistently Inconsistent	13	7	0.650
65	Wilson, Jonathan	G3/ Wayne Gretzky	11	6	0.647

Spring 2019 RDL Top Singles+Doubles Win %-ages, All-Star Point Aves. (League-wide) (FINAL!)

(There are no missing statistics, as all scoresheets from the entire season have been received.) (Game minimums required for these listings: 24 for team H5; 27 for teams H1,H2,H3,H4,H7; 30 for team H6; 32 for all C/D/E/F/G division teams; 35 for team A4; 37 for teams A1-A3, A5-A8, and all B division teams)

	Singles+Doubles Win Percentages		W	L	%-age
1	Phillips, Robbie	A1/ The Unintimidated Eleme	50	6	0.893
2	Bumpass, Mike	E3/ Why So Serious?	38	6	0.864
3	Hamer, Andrew	H1/ Another Coach Creation	25	4	0.862
4	Massengill, Chad	A1/ The Unintimidated Eleme	41	9	0.820
5	Trefzger, Eric	H7/ Darty Sanchez	27	6	0.818
6	Trefzger, Mike	H7/ Darty Sanchez	31	7	0.816
7	Cannizzaro, Anthony	E3/ Why So Serious?	29	7	0.806
8	Heath, John	F4/ Bulls On Parade	37	9	0.804
9	Cole, Mike	E3/ Why So Serious?	35	9	0.795
10	Al-Hoory, Ahmed Mo	H5/ Grip It Lightly	21	6	0.778
11	Holland, Tom	G5/ All About That Bull!	31	9	0.775
12	Butterworth, Dan	D6/ Bulls Up	34	10	0.773
	Mickler, Spencer	G4/ Irish Ton	34	10	0.773
14	McNamara, Tim	C7/ Consistently Inconsistent	30	9	0.769
15	Gibson, Pat	A4/ The Neighborhood Bullies	39	12	0.765
16	Butterworth, Jim	D6/ Bulls Up	34	11	0.756
17	Carroll, John	A1/ The Unintimidated Eleme	39	13	0.750
	Stewart, P.J.	A4/ The Neighborhood Bullies	36	12	0.750
	Wilson, Matthew	H4/ Tips & Shafts	30	10	0.750
	Adams, Brad	E2/ Just the Tip	27	9	0.750
21	Kramer, John	A1/ The Unintimidated Eleme	35	12	0.745
	Whitley, Brian	F4/ Bulls On Parade	35	12	0.745
23	Murdock, Nick	G6/ Dr.unks	32	11	0.744
24	Johnson, Michael	A4/ The Neighborhood Bullies	37	13	0.740
25	Tan, Wil	A1/ The Unintimidated Eleme	39	14	0.736
26	Zelinack, Jason	E7/ Chalker's Nightmare	27	10	0.730
27	Bosier, Sean	F3/ Death Throw	35	13	0.729
28	Bottomley, Kevin	C4/ Bangin' the Neighbors	32	12	0.727
29	Hudson, Dallas	C4/ Bangin' the Neighbors	31	12	0.721
	Powell, Zach	E4/ Red-eye Rangers	31	12	0.721
31	Winters, Tom	B1/ Things That Bounce	36	14	0.720
32	Moody, Chris	C7/ Consistently Inconsistent	28	11	0.718
33	Wissinger, Wes	F5/ Accoutrement Stuff	33	13	0.717
34	Russell, Jeff	F7/ Don't Hit The Scorekeeper	32	13	0.711
35	Limerick, Jeremy	B7/ Irrelevant Details	34	14	0.708
	Peterson, Chris	D2/ Projectile Dysfunction	34	14	0.708
37	Azevedo, Angelo	D7/ WINNAU	29	12	0.707
38	Wernet, Brad	H7/ Darty Sanchez	24	10	0.706
39	Anderson, Ryan	E5/ Shark Shooters	31	13	0.705
40	McNamara, Ken	H3/ We're Sexy & We Throw	26	11	0.703
41	Rudy, Jeff	E1/ Game of Throws	35	15	0.700
	Gower, Jeremy	G6/ Dr.unks	28	12	0.700
	Davis, Luc	H5/ Grip It Lightly	21	9	0.700
44	McCartney, Joe	B1/ Things That Bounce	27	12	0.692
	Porcelli, Robb	C1/ Nine Lives	27	12	0.692
	Cashin, Jeff	E2/ Just the Tip	27	12	0.692
47	Lueneburg, Randy	D7/ WINNAU	29	13	0.690
	Rice, Teddy	E3/ Why So Serious?	29	13	0.690
49	Rigert, Joe, Sr.	G3/ Wayne Gretzky	33	15	0.688
50	Deemer, Randy	F1/ Hump Day!	28	13	0.683
51	Montesi, Chris	E1/ Game of Throws	32	15	0.681
52	Davis, P.J.	H5/ Grip It Lightly	23	11	0.676
53	Tufillaro, Lou	D7/ WINNAU	25	12	0.676
	Bowser, Brian	G4/ Irish Ton	25	12	0.676
55	Frederick, Karl	D6/ Bulls Up	27	13	0.675
56	Terry, Bob	A5/ Lunatic Fringe	29	14	0.674
57	Horger, Dennis	B8/ Rif Raf	34	17	0.667
	Hindle, Mikey	C2/ Cheap Shots	32	16	0.667
	Fournier, Jeff	B7/ Irrelevant Details	28	14	0.667
	Harper, C.E.	H5/ Grip It Lightly	22	11	0.667
61	Howard, Brian	B2/ Shooter McGavin	37	19	0.661
62	Blake, Terry	D5/ Show Me Your Tips	33	17	0.660
63	Gardner, Mike	D1/ Garage, Inc.	31	16	0.660
64	(three tied - 1 in B, 1 in D, 1 in G)		27	14	0.659

	All-Star Point Averages		ASP	TGP	Ave.
1	Gibson, Pat	A4/ The Neighborhood Bullie	121.0	51	2.373
2	Phillips, Robbie	A1/ The Unintimidated Eleme	116.0	56	2.071
3	Johnson, Michael	A4/ The Neighborhood Bullie	78.5	50	1.570
4	Work, Joe	A3/ North Raleigh Alliance	87.0	56	1.554
5	Tan, Wil	A1/ The Unintimidated Eleme	82.0	53	1.547
6	Zelinack, Jason	E7/ Chalker's Nightmare	55.5	37	1.500
7	Massengill, Chad	A1/ The Unintimidated Eleme	74.0	50	1.480
8	Seward, Mike	A2/ Darty Minds	71.0	49	1.449
9	Gaulthier, Kyle	A8/ Dead Beats	56.5	39	1.449
10	Wilcenski, Steve	A3/ North Raleigh Alliance	69.5	51	1.363
11	McNamara, Tim	C7/ Consistently Inconsistent	51.5	39	1.321
12	Stewart, P.J.	A4/ The Neighborhood Bullie	60.0	48	1.250
13	Mitchell, Sid	A5/ Lunatic Fringe	63.5	51	1.245
14	Healy, Simon	A7/ Dartistic Abandon	48.5	39	1.244
15	Foushee, Kevin	A4/ The Neighborhood Bullie	45.5	37	1.230
16	Terry, Bob	A5/ Lunatic Fringe	51.5	43	1.198
17	Carroll, John	A1/ The Unintimidated Eleme	61.5	52	1.183
18	Kramer, John	A1/ The Unintimidated Eleme	53.5	47	1.138
19	Zawrotniak, Joe	A5/ Lunatic Fringe	40.5	38	1.066
20	Persson, Kenny	A6/ Jameson's Monkeys	60.5	58	1.043
21	Lloyd, Billy	A8/ Dead Beats	40.5	39	1.038
	Cashin, Jeff	E2/ Just the Tip	40.5	39	1.038
23	Rigert, Joe, Sr.	G3/ Wayne Gretzky	49.0	48	1.021
24	Limerick, Jeremy	B7/ Irrelevant Details	48.5	48	1.010
25	Mozzetti, Tim	A5/ Lunatic Fringe	42.0	42	1.000
26	Stewart, Pete	A4/ The Neighborhood Bullie	39.0	40	0.975
27	Jones, Grey	A8/ Dead Beats	52.0	54	0.963
28	Jur, Jess	B8/ Rif Raf	38.0	40	0.950
29	Huffman, David	A3/ North Raleigh Alliance	52.5	56	0.938
30	Cole, Mike	E3/ Why So Serious?	41.0	44	0.932
31	Bunn, Tim	A6/ Jameson's Monkeys	53.0	57	0.930
32	Azevedo, Angelo	D7/ WINNAU	38.0	41	0.927
33	Moody, Chris	C7/ Consistently Inconsistent	35.5	39	0.910
34	Fischlein, Kris	A8/ Dead Beats	33.5	37	0.905
35	Butterworth, Jim	D6/ Bulls Up	40.0	45	0.889
36	Bennett, Will	A7/ Dartistic Abandon	42.0	48	0.875
	Adams, Brad	E2/ Just the Tip	31.5	36	0.875
38	Eason, Joel	A5/ Lunatic Fringe	34.0	39	0.872
39	Keller, Tony	A8/ Dead Beats	45.0	52	0.865
40	Reitano, Sal	A2/ Darty Minds	40.0	47	0.851
41	Powell, Lee	D5/ Show Me Your Tips	34.5	41	0.841
42	Lueneburg, Randy	D7/ WINNAU	35.0	42	0.833
43	Cannizzaro, Anthony	E3/ Why So Serious?	29.5	36	0.819
44	Merkle, Patrick	A7/ Dartistic Abandon	45.0	55	0.818
45	Trefzger, Ken	B6/ One Armed Bandits	39.0	48	0.813
46	Lange, Cody	A3/ North Raleigh Alliance	42.5	53	0.802
47	Sellers, Mark	B5/ Red Eyed Jedis	40.0	50	0.800
48	Little, Clint	A6/ Jameson's Monkeys	41.5	52	0.799
49	McCartney, Joe	B1/ Things That Bounce	31.0	39	0.795
50	Tant, J.J.	D2/ Projectile Dysfunction	37.0	47	0.787
51	Hudson, Dallas	C4/ Bangin' the Neighbors	33.5	43	0.779
52	White, Jim	B6/ One Armed Bandits	40.5	52	0.779
53	Finney, Dave	G3/ Wayne Gretzky	33.5	44	0.761
54	Clark, Dan	D2/ Projectile Dysfunction	30.0	40	0.750
55	Phillips, Julie	B4/ Kiss This Crüe	36.5	49	0.745
56	Bottomley, Kevin	C4/ Bangin' the Neighbors	32.5	44	0.739
57	Holland, Tom	G5/ All About That Bull!	29.5	40	0.738
58	O'Neal, Chris	B7/ Irrelevant Details	34.5	47	0.734
59	Kerr, Jim	A3/ North Raleigh Alliance	29.0	40	0.725
60	Bracco, Michael	B8/ Rif Raf	37.5	52	0.721
61	Richardson, Shane	B6/ One Armed Bandits	29.5	41	0.720
62	Simpson, Aden	C6/ Double In, Stumble Out	34.5	48	0.719
63	Massengill, Randy	A6/ Jameson's Monkeys	38.0	54	0.704
64	Deemer, Randy	F1/ Hump Day!	28.5	41	0.695
65	(two tied - 1 in A, 1 in D)		25.5	37	0.689

Spring 2019 RDL Singles, Doubles Win Percentages (by team) (FINAL!)

(All statistics are included, as there were no missing scoresheets this season)

Singles Win Percentages

		W	L	%-age
1	A1/ The Unintimidated Element	124	44	0.738
2	A4/ The Neighborhood Bullies	111	45	0.712
3	E3/ Why So Serious?	95	49	0.660
4	G6/ Dr.unks	89	55	0.618
5	D5/ Show Me Your Tips	87	57	0.604
6	C7/ Consistently Inconsistent	86	58	0.597
7	H5/ Grip It Lightly	64	44	0.593
8	B7/ Irrelevant Details	98	70	0.583
9	C2/ Cheap Shots	83	61	0.576
	F7/ Don't Hit The Scorekeeper	83	61	0.576
11	H7/ Darty Sanchez	69	51	0.575
12	F1/ Hump Day!	82	62	0.569
13	D6/ Bulls Up	80	64	0.556
14	B1/ Things That Bounce	93	75	0.554
15	C1/ Nine Lives	79	65	0.549
	F4/ Bulls On Parade	79	65	0.549
17	H1/ Another Coach Creation	65	55	0.542
18	B3/ DD 214	89	79	0.530
19	E1/ Game of Throws	76	68	0.528
	E5/ Shark Shooters	76	68	0.528
21	C4/ Bangin' the Neighbors	75	69	0.521
22	D2/ Projectile Dysfunction	74	70	0.514
	D4/ Big Bulls	74	70	0.514
24	H4/ Tips & Shafts	61	59	0.508
25	G1/ Old Darting Bastards	73	71	0.507
	G3/ Wayne Gretzky	73	71	0.507
27	A3/ North Raleigh Alliance	84	84	0.500
	B5/ Red Eyed Jedis	84	84	0.500
	B8/ Rif Raf	84	84	0.500
	E2/ Just the Tip	72	72	0.500
	F5/ Accoutrement Stuff	72	72	0.500
	G2/ Banging The Wire	72	72	0.500
	H6/ The Neighborhood Dart Knigl	66	66	0.500
34	G4/ Irish Ton	71	73	0.493
35	A5/ Lunatic Fringe	81	87	0.482
36	G5/ All About That Bull!	69	75	0.479
37	F3/ Death Throw	68	76	0.472
38	A8/ Dead Beats	79	89	0.470
39	C5/ Sharky's Machine	67	77	0.465
	D7/ WINNAU	67	77	0.465
	E4/ Red-eye Rangers	67	77	0.465
42	B4/ Kiss This Crüe	77	91	0.458
43	B2/ Shooter McGavin	75	93	0.446
44	D1/ Garage, Inc.	64	80	0.444
45	F6/ Sofa Kings	63	81	0.438
46	E7/ Chalker's Nightmare	62	82	0.431
47	B6/ One Armed Bandits	72	96	0.429
48	A7/ Dartistic Abandon	69	99	0.411
49	C3/ Menace 2 Sobriety	58	86	0.403
	D3/ My Cork Fell Out	58	86	0.403
51	F2/ The Coral Reefers	57	87	0.396
	G7/ Quackers	57	87	0.396
53	C6/ Double In, Stumble Out	56	88	0.389
	E6/ Taylor and the Swinging Richa	56	88	0.389
55	A6/ Jameson's Monkeys	61	107	0.363
56	A2/ Darty Minds	51	105	0.327
57	H3/ We're Sexy & We Throw It	28	80	0.259
58	*xx-H2/ The Groupers*	0	0	---

Doubles Win Percentages

		W	L	%-age
1	A1/ The Unintimidated Element	67	17	0.798
2	E3/ Why So Serious?	50	22	0.694
3	F4/ Bulls On Parade	48	24	0.667
	H7/ Darty Sanchez	40	20	0.667
5	A4/ The Neighborhood Bullies	50	28	0.641
6	G6/ Dr.unks	44	28	0.611
7	H1/ Another Coach Creation	36	24	0.600
8	H5/ Grip It Lightly	32	22	0.593
9	B8/ Rif Raf	49	35	0.583
	D6/ Bulls Up	42	30	0.583
11	B1/ Things That Bounce	48	36	0.571
12	D5/ Show Me Your Tips	41	31	0.569
	E2/ Just the Tip	41	31	0.569
14	B7/ Irrelevant Details	47	37	0.560
15	C1/ Nine Lives	40	32	0.556
	E1/ Game of Throws	40	32	0.556
	F7/ Don't Hit The Scorekeeper	40	32	0.556
	G4/ Irish Ton	40	32	0.556
19	A3/ North Raleigh Alliance	46	38	0.548
20	C4/ Bangin' the Neighbors	39	33	0.542
	C7/ Consistently Inconsistent	39	33	0.542
	D2/ Projectile Dysfunction	39	33	0.542
	F1/ Hump Day!	39	33	0.542
	G2/ Banging The Wire	39	33	0.542
25	D7/ WINNAU	38	34	0.528
	G1/ Old Darting Bastards	38	34	0.528
27	B4/ Kiss This Crüe	44	40	0.524
28	C2/ Cheap Shots	37	35	0.514
	C6/ Double In, Stumble Out	37	35	0.514
30	A5/ Lunatic Fringe	43	41	0.512
31	D4/ Big Bulls	36	36	0.500
32	B2/ Shooter McGavin	41	43	0.488
33	E5/ Shark Shooters	35	37	0.486
	G5/ All About That Bull!	35	37	0.486
35	H4/ Tips & Shafts	29	31	0.483
36	A8/ Dead Beats	40	44	0.476
37	E7/ Chalker's Nightmare	34	38	0.472
	F3/ Death Throw	34	38	0.472
39	B6/ One Armed Bandits	38	46	0.452
40	E4/ Red-eye Rangers	32	40	0.444
	F5/ Accoutrement Stuff	32	40	0.444
	G3/ Wayne Gretzky	32	40	0.444
43	B5/ Red Eyed Jedis	37	47	0.440
44	C3/ Menace 2 Sobriety	31	41	0.431
45	D1/ Garage, Inc.	30	42	0.417
	F2/ The Coral Reefers	30	42	0.417
47	C5/ Sharky's Machine	29	43	0.403
	F6/ Sofa Kings	29	43	0.403
49	B3/ DD 214	32	52	0.381
50	H6/ The Neighborhood Dart Knigl	25	41	0.379
51	D3/ My Cork Fell Out	26	46	0.361
52	A6/ Jameson's Monkeys	30	54	0.357
	A7/ Dartistic Abandon	30	54	0.357
54	G7/ Quackers	24	48	0.333
55	A2/ Darty Minds	24	54	0.308
56	H3/ We're Sexy & We Throw It	16	38	0.296
57	E6/ Taylor and the Swinging Richa	20	52	0.278
58	*xx-H2/ The Groupers*	0	0	---

Spring 2019 RDL Singles+Doubles Win %-ages, All-Star Point Aves. (by team) (FINAL!)

(All statistics are included, as there were no missing scoresheets this season)

Singles+Doubles Win Percentages

		W	L	%-age
1	A1/ The Unintimidated Element	258	78	0.768
2	E3/ Why So Serious?	195	93	0.677
3	A4/ The Neighborhood Bullies	211	101	0.676
4	H7/ Darty Sanchez	149	91	0.621
5	G6/ Dr.unks	177	111	0.615
6	F4/ Bulls On Parade	175	113	0.608
7	H5/ Grip It Lightly	128	88	0.593
8	D5/ Show Me Your Tips	169	119	0.587
9	B7/ Irrelevant Details	192	144	0.571
10	H1/ Another Coach Creation	137	103	0.571
11	C7/ Consistently Inconsistent	164	124	0.569
	D6/ Bulls Up	164	124	0.569
13	F7/ Don't Hit The Scorekeeper	163	125	0.566
14	B1/ Things That Bounce	189	147	0.563
15	F1/ Hump Day!	160	128	0.556
16	C1/ Nine Lives	159	129	0.552
17	C2/ Cheap Shots	157	131	0.545
18	B8/ Rif Raf	182	154	0.542
	E1/ Game of Throws	156	132	0.542
20	E2/ Just the Tip	154	134	0.535
21	C4/ Bangin' the Neighbors	153	135	0.531
22	D2/ Projectile Dysfunction	152	136	0.528
23	G4/ Irish Ton	151	137	0.524
24	A3/ North Raleigh Alliance	176	160	0.524
25	G2/ Banging The Wire	150	138	0.521
26	G1/ Old Darting Bastards	149	139	0.517
27	D4/ Big Bulls	146	142	0.507
	E5/ Shark Shooters	146	142	0.507
29	A5/ Lunatic Fringe	167	169	0.497
30	D7/ WINNAU	143	145	0.497
31	H4/ Tips & Shafts	119	121	0.496
32	B4/ Kiss This Crüe	165	171	0.491
33	G5/ All About That Bull!	139	149	0.483
34	G3/ Wayne Gretzky	137	151	0.476
35	A8/ Dead Beats	159	177	0.473
36	F3/ Death Throw	136	152	0.472
	F5/ Accoutrement Stuff	136	152	0.472
38	B5/ Red Eyed Jedis	158	178	0.470
39	B2/ Shooter McGavin	157	179	0.467
40	B3/ DD 214	153	183	0.455
41	E4/ Red-eye Rangers	131	157	0.455
42	C6/ Double In, Stumble Out	130	158	0.451
	E7/ Chalker's Nightmare	130	158	0.451
44	B6/ One Armed Bandits	148	188	0.440
45	H6/ The Neighborhood Dart Knigl	116	148	0.439
46	C5/ Sharky's Machine	125	163	0.434
47	D1/ Garage, Inc.	124	164	0.431
48	F6/ Sofa Kings	121	167	0.420
49	C3/ Menace 2 Sobriety	120	168	0.417
50	F2/ The Coral Reefers	117	171	0.406
51	A7/ Dartistic Abandon	129	207	0.384
52	D3/ My Cork Fell Out	110	178	0.382
53	G7/ Quackers	105	183	0.365
54	A6/ Jameson's Monkeys	121	215	0.360
55	E6/ Taylor and the Swinging Richa	96	192	0.333
56	A2/ Darty Minds	99	213	0.317
57	H3/ We're Sexy & We Throw It	60	156	0.278
58	*xx-H2/ The Groupers*	0	0	---

All-Star Point Averages

		ASP	TGP	Ave.
1	A4/ The Neighborhood Bullies	447.0	312	1.433
2	A1/ The Unintimidated Element	462.0	336	1.375
3	A5/ Lunatic Fringe	335.0	336	0.997
4	A3/ North Raleigh Alliance	333.0	336	0.991
5	A8/ Dead Beats	320.0	336	0.952
6	A6/ Jameson's Monkeys	249.0	336	0.741
7	A7/ Dartistic Abandon	239.5	336	0.713
8	A2/ Darty Minds	215.5	312	0.691
9	C7/ Consistently Inconsistent	187.5	288	0.651
10	D5/ Show Me Your Tips	178.5	288	0.620
11	B7/ Irrelevant Details	200.0	336	0.595
12	E3/ Why So Serious?	167.5	288	0.582
13	B3/ DD 214	187.0	336	0.557
14	B8/ Rif Raf	186.5	336	0.555
15	D7/ WINNAU	157.0	288	0.545
16	B5/ Red Eyed Jedis	181.0	336	0.539
17	B1/ Things That Bounce	179.0	336	0.533
18	B4/ Kiss This Crüe	178.5	336	0.531
19	D6/ Bulls Up	150.0	288	0.521
20	C2/ Cheap Shots	146.5	288	0.509
21	E7/ Chalker's Nightmare	138.0	288	0.479
22	C4/ Bangin' the Neighbors	136.0	288	0.472
23	B2/ Shooter McGavin	158.5	336	0.472
24	D2/ Projectile Dysfunction	135.5	288	0.470
25	B6/ One Armed Bandits	157.5	336	0.469
26	E2/ Just the Tip	134.5	288	0.467
27	C1/ Nine Lives	132.0	288	0.458
28	C6/ Double In, Stumble Out	131.0	288	0.455
	D4/ Big Bulls	131.0	288	0.455
30	G3/ Wayne Gretzky	129.0	288	0.448
31	F4/ Bulls On Parade	127.5	288	0.443
32	F7/ Don't Hit The Scorekeeper	126.0	288	0.438
33	D3/ My Cork Fell Out	124.5	288	0.432
34	E5/ Shark Shooters	121.5	288	0.422
35	D1/ Garage, Inc.	120.5	288	0.418
36	F1/ Hump Day!	116.0	288	0.403
37	E1/ Game of Throws	113.5	288	0.394
	G6/ Dr.unks	113.5	288	0.394
39	C3/ Menace 2 Sobriety	112.5	288	0.391
40	G2/ Banging The Wire	107.5	288	0.373
41	F5/ Accoutrement Stuff	105.5	288	0.366
42	C5/ Sharky's Machine	103.0	288	0.358
43	F3/ Death Throw	102.5	288	0.356
	G1/ Old Darting Bastards	102.5	288	0.356
45	F6/ Sofa Kings	99.5	288	0.345
46	G5/ All About That Bull!	98.5	288	0.342
47	H5/ Grip It Lightly	73.5	216	0.340
48	E4/ Red-eye Rangers	97.5	288	0.339
	G4/ Irish Ton	97.5	288	0.339
50	E6/ Taylor and the Swinging Richa	95.0	288	0.330
51	H1/ Another Coach Creation	73.0	240	0.304
52	H7/ Darty Sanchez	70.5	240	0.294
53	H4/ Tips & Shafts	70.0	240	0.292
54	F2/ The Coral Reefers	82.5	288	0.286
55	G7/ Quackers	74.5	288	0.259
56	H6/ The Neighborhood Dart Knigl	63.5	264	0.241
57	H3/ We're Sexy & We Throw It	45.0	216	0.208
58	*xx-H2/ The Groupers*	0.0	0	---

		Singles	301	Singles	Cricket	Singles	Record	Singles Win %-age	Doubles	Cricket	Doubles	501	Doubles	Record	Doubles Win %-age	Sngls + Dbls	Record	Sngls + Dbls Win %-age	Tiebreaker Ws	Tiebreaker Ls	All-Star Points	Games Played	All-Star Point Average	Matches Played
A1/ The Unintimidated Element		57	27	67	17	124	44	0.738	34	8	33	9	67	17	0.798	258	78	0.768	6	0	462.0	336	1.375	
A 10	Kilts, Jason	1	2	2	0	3	2	0.600	2	0	2	2	4	2	0.667	7	4	0.636	0	0	10.5	11	0.955	5
A 11	Brown, Tom	6	3	7	2	13	5	0.722	7	2	8	1	15	3	0.833	28	8	0.778	0	0	42.0	36	1.167	9
A 12	Carroll, John	9	4	11	3	20	7	0.741	9	2	10	4	19	6	0.760	39	13	0.750	1	0	61.5	52	1.183	14
A 13	Jacobi, Paul	1	1	0	1	1	2	0.333	4	0	3	1	7	1	0.875	8	3	0.727	0	0	3.0	11	0.273	5
A 14	Knight, Mark	0	0	0	0	0	0	---	0	0	0	0	0	0	---	0	0	---	0	0	0.0	0	---	0
A 15	Kramer, John	7	5	10	2	17	7	0.708	9	3	9	2	18	5	0.783	35	12	0.745	1	0	53.5	47	1.138	12
A 16	Massengill, Chad	9	4	12	1	21	5	0.808	13	0	7	4	20	4	0.833	41	9	0.820	1	0	74.0	50	1.480	13
A 17	Phillips, Robbie	13	1	13	1	26	2	0.929	11	3	13	1	24	4	0.857	50	6	0.893	1	0	116.0	56	2.071	14
A 18	Smith, Allen	2	3	2	3	4	6	0.400	3	2	4	1	7	3	0.700	11	9	0.550	1	0	19.5	20	0.975	5
A 19	Tan, Wil	9	4	10	4	19	8	0.704	10	4	10	2	20	6	0.769	39	14	0.736	1	0	82.0	53	1.547	14
A2/ Darty Minds		31	47	20	58	51	105	0.327	10	29	14	25	24	54	0.308	99	213	0.317	0	0	215.5	312	0.691	
A 20	Reitano, Sal	7	3	4	8	11	11	0.500	3	8	5	9	8	17	0.320	19	28	0.404	0	0	40.0	47	0.851	11
A 21	Maccini, Billy	2	5	0	7	2	12	0.143	0	7	1	3	1	10	0.091	3	22	0.120	0	0	16.0	25	0.640	7
A 22	Bradshaw, Rick	3	7	1	9	4	16	0.200	3	7	4	6	7	13	0.350	11	29	0.275	0	0	17.0	40	0.425	9
A 23	Foushee, Eugene	6	8	3	9	9	17	0.346	3	9	5	7	8	16	0.333	17	33	0.340	0	0	23.5	50	0.470	12
A 24	Seward, Mike	8	4	6	6	14	10	0.583	4	9	5	7	9	16	0.360	23	26	0.469	0	0	71.0	49	1.449	12
A 25	Jobe, C.J.	3	8	6	7	9	15	0.375	5	8	4	8	9	16	0.360	18	31	0.367	0	0	32.5	49	0.663	12
A 26	Martin, Pat	2	8	0	9	2	17	0.105	2	7	4	7	6	14	0.300	8	31	0.205	0	0	14.5	39	0.372	11
A 27	Evans, Mike	0	4	0	3	0	7	0.000	0	3	0	3	0	6	0.000	0	13	0.000	0	0	1.0	13	0.077	4
A3/ North Raleigh Alliance		39	45	45	39	84	84	0.500	23	19	23	19	46	38	0.548	176	160	0.524	7	0	333.0	336	0.991	
A 30	Huffman, David	5	9	9	5	14	14	0.500	11	3	8	6	19	9	0.679	33	23	0.589	1	0	52.5	56	0.938	14
A 31	Tanner, Dave	4	8	3	7	7	15	0.318	3	7	5	3	8	10	0.444	15	25	0.375	1	0	27.5	40	0.688	13
A 32	Work, Joe	9	5	11	3	20	8	0.714	7	7	7	7	14	14	0.500	34	22	0.607	1	0	87.0	56	1.554	14
A 33	Kerr, Jim	4	4	4	7	8	11	0.421	4	7	5	5	9	12	0.429	17	23	0.425	1	0	29.0	40	0.725	13
A 34	Lange, Cody	5	8	7	6	12	14	0.462	7	6	7	7	14	13	0.519	26	27	0.491	1	0	42.5	53	0.802	14
A 35	Krasnow, Dave	5	5	2	7	7	12	0.368	4	5	8	4	12	9	0.571	19	21	0.475	1	0	25.0	40	0.625	14
A 36	Wilcenski, Steve	7	6	9	4	16	10	0.615	10	3	6	6	16	9	0.640	32	19	0.627	1	0	69.5	51	1.363	13
A4/ The Neighborhood Bullies		53	25	58	20	111	45	0.712	30	9	20	19	50	28	0.641	211	101	0.676	0	7	447.0	312	1.433	
A 40	Cusher, Dean	2	3	3	4	5	7	0.417	7	1	3	3	10	4	0.714	15	11	0.577	0	1	27.5	26	1.058	9
A 41	Elder, Craig	4	0	3	1	7	1	0.875	1	3	3	1	4	4	0.500	11	5	0.688	0	0	32.0	16	2.000	4
A 42	Blake, Brian	2	0	2	1	4	1	0.800	1	1	0	1	1	2	0.333	5	3	0.625	0	0	14.5	8	1.813	3
A 43	Foushee, Kevin	4	5	5	4	9	9	0.500	8	0	2	9	10	9	0.526	19	18	0.514	0	1	45.5	37	1.230	13
A 44	Gibson, Pat	10	3	11	2	21	5	0.808	11	1	7	6	18	7	0.720	39	12	0.765	0	1	121.0	51	2.373	13
A 45	Johnson, Michael	9	2	11	2	20	4	0.833	10	3	7	6	17	9	0.654	37	13	0.740	0	1	78.5	50	1.570	13
A 46	Stewart, Pete	6	7	6	3	12	10	0.545	6	1	7	4	13	5	0.722	25	15	0.625	0	1	39.0	40	0.975	13
A 47	Stewart, P.J.	11	1	12	0	23	1	0.958	8	5	5	6	13	11	0.542	36	12	0.750	0	1	60.0	48	1.250	13
A 48	Thompson, Victor	5	4	5	3	10	7	0.588	7	3	6	1	13	4	0.765	23	11	0.676	0	1	26.5	34	0.779	11
A 49	Gardner, Kyle	0	0	0	0	0	0	---	1	0	0	1	1	1	0.500	1	1	0.500	0	0	2.5	2	1.250	1
A5/ Lunatic Fringe		41	43	40	44	81	87	0.482	23	19	20	22	43	41	0.512	167	169	0.497	0	7	335.0	336	0.997	
A 50	Eason, Joel	3	4	1	7	4	11	0.267	5	7	7	5	12	12	0.500	16	23	0.410	0	1	34.0	39	0.872	12
A 51	Terry, Bob	6	5	8	3	14	8	0.636	8	3	7	3	15	6	0.714	29	14	0.674	0	1	51.5	43	1.198	11
A 52	Bakowski, Adam	2	2	6	6	8	8	0.500	5	4	5	7	10	11	0.476	18	19	0.486	0	1	25.5	37	0.689	13
A 53	Mitchell, Sid	7	6	9	4	16	10	0.615	8	4	8	5	16	9	0.640	32	19	0.627	0	1	63.5	51	1.245	14
A 54	Mozzetti, Tim "Tex"	4	7	4	7	8	14	0.364	5	5	4	6	9	11	0.450	17	25	0.405	0	1	42.0	42	1.000	11
A 55	Lane, Tim	2	6	2	4	4	10	0.286	3	4	3	2	6	6	0.500	10	16	0.385	0	1	17.5	26	0.673	10
A 56	Jeffreys, Lee	3	8	4	3	7	11	0.389	4	4	1	5	5	9	0.357	12	20	0.375	0	0	27.0	32	0.844	11
A 57	Zawrotniak, Joe	9	3	3	5	12	8	0.600	4	5	4	5	8	10	0.444	20	18	0.526	0	0	40.5	38	1.066	12
A 58	Gelberg, Dave	5	2	3	5	8	7	0.533	4	2	1	6	5	8	0.385	13	15	0.464	0	1	33.5	28	1.196	8
A6/ Jameson's Monkeys		33	51	28	56	61	107	0.363	11	31	19	23	30	54	0.357	121	215	0.360	0	0	249.0	336	0.741	
A 60	Bunn, Tim	8	7	7	8	15	15	0.500	4	10	5	8	9	18	0.333	24	33	0.421	0	0	53.0	57	0.930	14
A 61	Little, Clint	3	10	5	8	8	18	0.308	3	10	6	7	9	17	0.346	17	35	0.327	0	0	41.5	52	0.799	13
A 62	Persson, Kenny	8	6	7	8	15	14	0.517	6	8	7	8	13	16	0.448	28	30	0.483	0	0	60.5	58	1.043	14
A 63	Scott, Lee	5	6	0	5	5	11	0.313	1	10	5	5	6	15	0.286	11	26	0.297	0	0	12.0	37	0.324	11
A 64	Coe, Jason	5	8	4	9	9	17	0.346	2	10	7	6	9	16	0.360	18	33	0.353	0	0	33.0	51	0.647	13
A 65	Massengill, Randy	3	11	4	9	7	20	0.259	5	9	6	7	11	16	0.407	18	36	0.333	0	0	38.0	54	0.704	13
A 66	Bell, Mike	1	0	0	1	1	1	0.500	1	0	0	1	1	1	0.500	2	2	0.500	0	0	3.5	4	0.875	1
A 67	Jeffcoat, Doug	0	3	1	8	1	11	0.083	0	5	2	4	2	9	0.182	3	20	0.130	0	0	7.5	23	0.326	9
A7/ Dartistic Abandon		35	49	34	50	69	99	0.411	15	27	15	27	30	54	0.357	129	207	0.384	0	0	239.5	336	0.713	
A 70	Denton, Fon	4	12	2	9	6	21	0.222	2	8	5	9	7	17	0.292	13	38	0.255	0	0	17.5	51	0.343	14
A 71	Bennett, Will	6	6	6	6	12	12	0.500	4	8	4	8	8	16	0.333	20	28	0.417	0	0	42.0	48	0.875	12
A 72	Healy, Simon	2	8	7	3	9	11	0.450	3	7	6	3	9	10	0.474	18	21	0.462	0	0	48.5	39	1.244	10
A 73	Beaudoin, Paul	5	7	2	12	7	19	0.269	6	8	5	5	11	13	0.458	18	32	0.360	0	0	32.0	50	0.640	12
A 74	Merkle, Patrick	9	4	11	3	20	7	0.741	6	8	3	11	9	19	0.321	29	26	0.527	0	0	45.0	55	0.818	14
A 75	Joyal, Paul	5	8	3	8	8	16	0.333	7	6	5	8	12	14	0.462	20	30	0.400	0	0	30.5	50	0.610	13
A 76	Crites, Randy	4	4	3	9	7	13	0.350	2	9	2	10	4	19	0.174	11	32	0.256	0	0	24.0	43	0.558	12
A8/ Dead Beats		41	43	38	46	79	89	0.470	19	23	21	21	40	44	0.476	159	177	0.473	0	0	320.0	336	0.952	
A 80	Parker, Charles	8	7	4	5	12	12	0.500	5	9	5	9	10	18	0.357	22	30	0.423	0	0	35.0	52	0.673	14
A 81	Lloyd, Billy	3	6	7	4	10	10	0.500	5	4	6	4	11	8	0.579	21	18	0.538	0	0	40.5	39	1.038	10
A 82	Reygers, Jeff	4	4	4	4	8	8	0.500	4	5	2	6	6	11	0.353	14	19	0.424	0	0	27.0	33	0.818	9
A 83	Fischlein, Kris	0	7	3	7	3	14	0.176	4	7	4	5	8	12	0.400	11	26	0.297	0	0	33.5	37	0.905	11
A 84	Keller, Tony	10	3	5	8	15	11	0.577	7	6	9	4	16	10	0.615	31	21	0.596	0	0	45.0	52	0.865	13
A 85	Wilcox, Randy	5	3	5	3	10	6	0.625	4	4	5	1	9	5	0.643	19	11	0.633	0	0	30.5	30	1.017	8
A 86	Jones, Grey	7	7	3	12	10	19	0.345	4	7	8	6	12	13	0.480	22	32	0.407	0	0	52.0	54	0.963	14
A 87	Gaulthier, Kyle	4	6	7	3	11	9	0.550	5	4	3	7	8	11	0.421	19	20	0.487	0	0	56.5	39	1.449	10

	Singles		Singles		Singles		Singles Win %-age	Doubles		Doubles		Doubles		Doubles Win %-age	Sngls + Dbls		Sngls + Dbls Win %-age	Tiebreaker Ws	Tiebreaker Ls	All-Star Points	Games Played	All-Star Point Average	Matches Played
	301		Cricket		Record			Cricket		501		Record			Record								
B1/ Things That Bounce	42	42	51	33	93	75	0.554	27	15	21	21	48	36	0.571	189	147	0.563	13	0	179.0	336	0.533	
B 10 McCartney, Joe	8	3	8	3	16	6	0.727	7	3	4	3	11	6	0.647	27	12	0.692	1	0	31.0	39	0.795	11
B 11 Litzsinger, Mike	6	6	4	6	10	12	0.455	5	6	6	6	11	12	0.478	21	24	0.467	1	0	16.5	45	0.367	13
B 12 Snyder, Mike	7	6	10	3	17	9	0.654	10	3	6	7	16	10	0.615	33	19	0.635	2	0	30.0	52	0.577	14
B 13 Snyder, Gary	1	9	0	4	1	13	0.071	2	3	5	4	7	7	0.500	8	20	0.286	1	0	2.0	28	0.071	10
B 14 Veith, Matt	0	3	3	5	3	8	0.273	4	3	3	5	7	8	0.467	10	16	0.385	1	0	18.5	26	0.712	8
B 15 Iager, John	3	3	4	3	7	6	0.538	5	2	3	4	8	6	0.571	15	12	0.556	1	0	14.0	27	0.519	8
B 16 Sheer, Andy	3	6	7	4	10	10	0.500	6	4	7	3	13	7	0.650	23	17	0.575	2	0	23.0	40	0.575	11
B 17 Winters, Tom "Tiny"	10	2	10	3	20	5	0.800	11	2	5	7	16	9	0.640	36	14	0.720	2	0	25.5	50	0.510	13
B 18 Gallagher, Jim	2	2	3	1	5	3	0.625	3	2	1	3	4	5	0.444	9	8	0.529	1	0	14.0	17	0.824	5
B 19 Jackson, Barry	2	2	2	1	4	3	0.571	1	2	2	0	3	2	0.600	7	5	0.583	1	0	4.5	12	0.375	4
B2/ Shooter McGavin	36	48	39	45	75	93	0.446	20	22	21	21	41	43	0.488	157	179	0.467	7	6	158.5	336	0.472	
B 20 Knott, Ronnie	8	5	7	6	15	11	0.577	8	5	7	5	15	10	0.600	30	21	0.588	1	1	29.0	51	0.569	13
B 21 Knott, Ryan	6	8	2	6	8	14	0.364	7	7	4	10	11	17	0.393	19	31	0.380	1	1	17.5	50	0.350	14
B 22 Sautter, Don	2	5	6	7	8	12	0.400	4	10	8	6	12	16	0.429	20	28	0.417	1	1	20.5	48	0.427	14
B 23 Sautter, Scott	6	8	7	7	13	15	0.464	7	6	5	9	12	15	0.444	25	30	0.455	1	1	34.0	55	0.618	14
B 24 Schon, Chris	5	8	3	10	8	18	0.308	5	9	7	7	12	16	0.429	20	34	0.370	1	1	15.0	54	0.278	14
B 25 Howard, Brian	6	8	12	2	18	10	0.643	9	5	10	4	19	9	0.679	37	19	0.661	1	1	33.5	56	0.598	14
B 26 Demler, John	3	6	2	7	5	13	0.278	0	2	1	1	1	3	0.250	6	16	0.273	1	0	9.0	22	0.409	9
B3/ DD 214	47	37	42	42	89	79	0.530	16	26	16	26	32	52	0.381	153	183	0.455	8	7	187.0	336	0.557	
B 30 Guenther, George	6	4	4	6	10	10	0.500	2	5	2	8	4	13	0.235	14	23	0.378	1	1	16.5	37	0.446	12
B 31 Gabry, Greg	4	6	0	4	4	10	0.286	0	9	2	5	2	14	0.125	6	24	0.200	1	0	8.0	30	0.267	11
B 32 Brody, Kevin	3	3	2	5	5	8	0.385	3	6	2	6	5	12	0.294	10	20	0.333	0	1	17.0	30	0.567	10
B 33 Thomas, Joe	6	4	5	7	11	11	0.500	7	6	3	9	10	15	0.400	21	26	0.447	1	1	23.5	47	0.500	14
B 34 Long, Stephen	5	5	8	4	13	9	0.591	5	5	3	7	8	12	0.400	21	21	0.500	1	1	28.0	42	0.667	12
B 35 Preciado, Amanda "Stitche	5	7	9	4	14	11	0.560	5	5	1	8	6	13	0.316	20	24	0.455	1	1	27.5	44	0.625	13
B 36 Hunsberger, Jim	8	1	3	5	11	6	0.647	2	6	8	3	10	9	0.526	21	15	0.583	1	1	19.5	36	0.542	13
B 37 Beaird, Tommy	6	5	9	3	15	8	0.652	4	8	8	4	12	12	0.500	27	20	0.574	1	1	31.5	47	0.670	12
B 38 Goss, Matt	4	2	2	4	6	6	0.500	4	2	3	2	7	4	0.636	13	10	0.565	1	0	15.5	23	0.674	6
B4/ Kiss This Crüe	43	41	34	50	77	91	0.458	15	27	29	13	44	40	0.524	165	171	0.491	0	9	178.5	336	0.531	
B 40 Phillips, Julie	7	6	4	9	11	15	0.423	3	9	8	3	11	12	0.478	22	27	0.449	0	1	36.5	49	0.745	13
B 41 Bathurst, Alyssa	1	2	3	7	4	9	0.308	6	4	6	5	12	9	0.571	16	18	0.471	0	1	18.5	34	0.544	13
B 42 Bathurst, Ryan	6	6	4	7	10	13	0.435	3	5	12	1	15	6	0.714	25	19	0.568	0	1	20.0	44	0.455	14
B 43 Dillon, Matt	6	5	4	4	10	9	0.526	1	8	9	0	10	8	0.556	20	17	0.541	0	1	15.0	37	0.405	13
B 44 Ellis, E.J.	2	5	1	6	3	11	0.214	2	4	4	3	6	7	0.462	9	18	0.333	0	1	9.0	27	0.333	10
B 45 Bowman, Merrill	7	3	6	4	13	7	0.650	4	7	6	6	10	13	0.435	23	20	0.535	0	1	18.5	43	0.430	14
B 46 Watson, Jeff, Jr.	3	3	8	3	11	6	0.647	5	6	7	1	12	7	0.632	23	13	0.639	0	1	32.5	36	0.903	12
B 47 Taylor, Tisha	4	2	0	1	4	3	0.571	2	4	2	1	4	5	0.444	8	8	0.500	0	1	3.5	16	0.219	7
B 48 Fischer, Dawnielle	0	4	1	4	1	8	0.111	1	4	3	1	4	5	0.444	5	13	0.278	0	0	6.5	18	0.361	11
B 49 Whitehead, Lee	7	5	3	5	10	10	0.500	3	3	1	5	4	8	0.333	14	18	0.438	0	1	18.5	32	0.578	12
B5/ Red Eyed Jedis	44	40	40	44	84	84	0.500	19	23	18	24	37	47	0.440	158	178	0.470	0	0	181.0	336	0.539	
B 50 Jones, Jeff	2	8	1	5	3	13	0.188	0	6	2	8	2	14	0.125	5	27	0.156	0	0	10.0	32	0.313	11
B 51 Holland, Stephen	10	2	7	5	17	7	0.708	7	6	7	5	14	11	0.560	31	18	0.633	0	0	25.5	49	0.520	12
B 52 Murdaugh, John	6	7	6	6	12	13	0.480	6	7	4	7	10	14	0.417	22	27	0.449	0	0	32.5	49	0.663	13
B 53 Crumpler, Greg	4	5	4	6	8	11	0.421	1	9	5	6	6	15	0.286	14	26	0.350	0	0	12.0	40	0.300	13
B 54 Ridenour, Ron	4	5	2	6	6	11	0.353	4	3	5	2	9	5	0.643	15	16	0.484	0	0	22.5	31	0.726	10
B 55 Wells, John	5	1	3	3	8	4	0.667	4	3	1	7	5	10	0.333	13	14	0.481	0	0	16.0	27	0.593	8
B 56 Sellers, Mark	7	6	7	6	14	12	0.538	7	6	8	3	15	9	0.625	29	21	0.580	0	0	40.0	50	0.800	13
B 57 Rodgers, Trey	4	5	5	4	9	9	0.500	5	4	3	5	8	9	0.471	17	18	0.486	0	0	18.0	35	0.514	9
B 58 Sarantos, Alex	2	1	5	3	7	4	0.636	4	2	1	5	5	7	0.417	12	11	0.522	0	0	4.5	23	0.196	8
B6/ One Armed Bandits	37	47	35	49	72	96	0.429	23	19	15	27	38	46	0.452	148	188	0.440	6	0	157.5	336	0.469	
B 60 Kiser, Lyman	1	6	0	7	1	13	0.071	2	5	0	8	2	13	0.133	3	26	0.103	1	0	1.0	29	0.034	9
B 61 Richardson, Shane	8	3	7	3	15	6	0.714	8	2	4	6	12	8	0.600	27	14	0.659	1	0	29.5	41	0.720	10
B 62 White, Jim	7	6	8	5	15	11	0.577	8	5	5	8	13	13	0.500	28	24	0.538	1	0	40.5	52	0.779	13
B 63 Caldwell, Greg	0	2	1	1	1	3	0.250	1	0	0	1	1	1	0.500	2	4	0.333	0	0	1.0	6	0.167	2
B 64 Hansen, Josh	4	10	3	9	7	19	0.269	5	8	3	9	8	17	0.320	15	36	0.294	1	0	13.5	51	0.265	12
B 65 Lewis, Dave	3	4	2	5	5	9	0.357	0	7	3	4	3	11	0.214	8	20	0.286	1	0	6.0	28	0.214	7
B 66 Murphy, Phil	6	6	7	7	13	13	0.500	9	5	6	7	15	12	0.556	28	25	0.528	1	0	23.5	53	0.443	13
B 67 Trefzger, Ken	8	4	6	6	14	10	0.583	10	2	6	6	16	8	0.667	30	18	0.625	0	0	39.0	48	0.813	12
B 68 Hughes, Lord	0	6	1	6	1	12	0.077	3	4	3	5	6	9	0.400	7	21	0.250	0	0	3.5	28	0.125	8
B7/ Irrelevant Details	50	34	48	36	98	70	0.583	26	16	21	21	47	37	0.560	192	144	0.571	0	7	200.0	336	0.595	
B 70 Limerick, Jeremy	13	1	9	5	22	6	0.786	9	4	3	4	12	8	0.600	34	14	0.708	0	1	48.5	48	1.010	14
B 71 Surber, Dave	7	5	5	6	12	11	0.522	8	4	7	4	15	8	0.652	27	19	0.587	0	1	22.0	46	0.478	13
B 72 Blackwelder, Deb	6	7	8	2	14	9	0.609	8	3	7	5	15	8	0.652	29	17	0.630	0	1	22.5	46	0.489	14
B 73 Balint, Joey	0	3	0	1	0	4	0.000	1	0	1	2	2	2	0.500	2	6	0.250	0	0	0.0	8	0.000	4
B 74 Gardner, Kenn	1	4	8	2	9	6	0.600	5	5	3	5	8	10	0.444	17	16	0.515	0	0	18.5	33	0.561	11
B 75 Ridgway, Matt	6	4	5	6	11	10	0.524	4	5	6	6	10	11	0.476	21	21	0.500	0	1	18.0	42	0.429	14
B 76 O'Neal, Chris	8	4	6	7	14	11	0.560	4	7	5	6	9	13	0.409	23	24	0.489	0	1	34.5	47	0.734	14
B 77 Fournier, Jeff	6	3	7	5	13	8	0.619	10	2	5	4	15	6	0.714	28	14	0.667	0	1	28.0	42	0.667	13
B 78 Owen, Hal	3	3	0	2	3	5	0.375	3	2	5	6	8	8	0.500	11	13	0.458	0	1	8.0	24	0.333	11
B8/ Rif Raf	37	47	47	37	84	84	0.500	22	20	27	15	49	35	0.583	182	154	0.542	8	16	186.5	336	0.555	
B 80 Gaertner, Brian	2	11	0	5	2	16	0.111	5	4	9	2	14	6	0.700	16	22	0.421	1	2	10.0	38	0.263	14
B 81 St. Clair, Matt	2	8	3	5	5	13	0.278	1	6	6	4	7	10	0.412	12	23	0.343	1	2	12.0	35	0.343	12
B 82 Jur, Jess	7	3	7	3	14	6	0.700	5	5	7	3	12	8	0.600	26	14	0.650	1	1	38.0	40	0.950	10
B 83 Horger, Dennis	7	5	8	4	15	9	0.625	11	3	8	5	19	8	0.704	34	17	0.667	1	2	29.5	51	0.578	14
B 84 Martin, David	4	6	9	3	13	9	0.591	3	5	8	4	11	9	0.550	24	18	0.571	1	2	24.0	42	0.571	12
B 85 Bradford, David	2	1	0	4	2	5	0.286	3	1	1	2	4	3	0.571	6	8	0.429	1	2	4.0	14	0.286	6
B 86 Bohannon, Zack	1	3	4	6	5	9	0.357	3	6	6	3	9	9	0.500	14	18	0.438	0	2	16.5	32	0.516	10
B 87 Bracco, Michael	8	5	10	4	18	9	0.667	9	5	7	4	16	9	0.640	34	18	0.654	1	2	37.5	52	0.721	14
B 88 Diamond, Paddy	4	5	6	3	10	8	0.556	4	5	2	3	6	8	0.429	16	16	0.500	1	1	15.0	32	0.469	10

	Singles 301		Singles Cricket		Singles Record		Singles Win %-age	Doubles Cricket		Doubles 501		Doubles Record		Doubles Win %-age	Sngls + Dbls Record		Sngls + Dbls Win %-age	Tiebreaker Ws	Tiebreaker Ls	All-Star Points	Games Played	All-Star Point Average	Matches Played
C1/ Nine Lives	38	34	41	31	79	65	0.549	21	15	19	17	40	32	0.556	159	129	0.552	12	0	132.0	288	0.458	
C 10 Romanchek, David	3	7	4	4	7	11	0.389	5	4	6	3	11	7	0.611	18	18	0.500	1	0	17.5	36	0.486	10
C 11 Smith, Butch	9	2	8	6	17	8	0.680	8	4	6	6	14	10	0.583	31	18	0.633	2	0	20.5	49	0.418	11
C 12 Copple, Matthew	4	7	9	2	13	9	0.591	8	2	5	7	13	9	0.591	26	18	0.591	2	0	28.0	44	0.636	11
C 13 Mays, John	5	6	4	5	9	11	0.450	5	5	5	6	10	11	0.476	19	22	0.463	2	0	17.0	41	0.415	11
C 14 Marsden, James	3	1	2	5	5	6	0.455	2	4	2	1	4	5	0.444	9	11	0.450	0	0	3.5	20	0.175	7
C 15 Gibson, Jack	5	4	2	5	7	9	0.438	3	4	4	4	7	8	0.467	14	17	0.452	1	0	14.5	31	0.468	7
C 16 Keever, David	3	3	5	2	8	5	0.615	4	4	3	4	7	8	0.467	15	13	0.536	2	0	8.5	28	0.304	8
C 17 Porcelli, Robb	6	4	7	2	13	6	0.684	7	3	7	3	14	6	0.700	27	12	0.692	2	0	22.5	39	0.577	10
C2/ Cheap Shots	39	33	44	28	83	61	0.576	13	23	24	12	37	35	0.514	157	131	0.545	16	22	146.5	288	0.509	
C 20 Buckman, David	4	4	7	4	11	8	0.579	4	6	6	4	10	10	0.500	21	18	0.538	2	2	21.5	39	0.551	11
C 21 Burney, Gary	1	8	1	1	2	9	0.182	1	2	4	3	5	5	0.500	7	14	0.333	2	3	5.5	21	0.262	10
C 22 Hindle, Mikey	12	0	8	4	20	4	0.833	3	9	9	3	12	12	0.500	32	16	0.667	2	3	26.0	48	0.542	12
C 23 Hall, Josh	7	5	9	3	16	8	0.667	6	6	9	3	15	9	0.625	31	17	0.646	2	3	28.5	48	0.594	12
C 24 Witz, Steve	5	5	7	4	12	9	0.571	4	7	9	2	13	9	0.591	25	18	0.581	2	2	22.0	43	0.512	11
C 25 James, Bob	6	2	6	3	12	5	0.706	2	5	4	3	6	8	0.429	18	13	0.581	2	3	19.5	31	0.629	11
C 26 Murdock, Jim	0	4	3	7	3	11	0.214	2	7	2	4	4	11	0.267	7	22	0.241	2	3	11.5	29	0.397	12
C 27 Bemis, Matt	4	5	3	2	7	7	0.500	4	4	5	2	9	6	0.600	16	13	0.552	2	3	12.0	29	0.414	10
C3/ Menace 2 Sobriety	30	42	28	44	58	86	0.403	12	24	19	17	31	41	0.431	120	168	0.417	7	0	112.5	288	0.391	
C 30 Johnson, Dave	8	4	8	4	16	8	0.667	4	8	5	7	9	15	0.375	25	23	0.521	1	0	19.5	48	0.406	12
C 31 Bouchard, Keith	2	5	0	8	2	13	0.133	1	8	4	4	5	12	0.294	7	25	0.219	1	0	10.5	32	0.328	9
C 32 White, J.J.	8	4	7	5	15	9	0.625	1	11	6	6	7	17	0.292	22	26	0.458	1	0	27.5	48	0.573	12
C 33 McCartney, Eric	4	7	4	7	8	14	0.364	8	4	8	3	16	7	0.696	24	21	0.533	1	0	16.5	45	0.367	11
C 34 Polenz, Steve	3	9	6	5	9	14	0.391	6	5	8	3	14	8	0.636	23	22	0.511	1	0	22.0	45	0.489	11
C 35 Staley, Shawn	4	9	3	11	7	20	0.259	3	7	4	9	7	16	0.304	14	36	0.280	1	0	10.5	50	0.210	12
C 36 Kareiva, Keith	1	2	0	2	1	4	0.200	1	3	1	2	2	5	0.286	3	9	0.250	1	0	1.0	12	0.083	5
C 37 Price, Brady	0	2	0	2	0	4	0.000	0	2	2	0	2	2	0.500	2	6	0.250	0	0	5.0	8	0.625	2
C4/ Bangin' the Neighbors	35	37	40	32	75	69	0.521	20	16	19	17	39	33	0.542	153	135	0.531	0	6	136.0	288	0.472	
C 40 Stephenson, Scott	3	6	2	5	5	11	0.313	4	3	6	4	10	7	0.588	15	18	0.455	0	0	6.0	33	0.182	11
C 41 Fisher, Jessie	9	3	6	6	15	9	0.625	6	4	1	7	7	11	0.389	22	20	0.524	0	1	21.0	42	0.500	12
C 42 Citrak, Sheldon	3	5	7	1	10	6	0.625	6	2	4	4	10	6	0.625	20	12	0.625	0	1	10.5	32	0.328	8
C 43 Collins, Craig	0	3	3	7	3	10	0.231	7	5	6	5	13	10	0.565	16	20	0.444	0	1	12.5	36	0.347	12
C 44 Wilson, Chris	4	6	4	5	8	11	0.421	2	6	3	5	5	11	0.313	13	22	0.371	0	1	16.5	35	0.471	11
C 45 Stewart, Colleen	1	7	0	4	1	11	0.083	0	6	3	2	3	8	0.273	4	19	0.174	0	0	3.5	23	0.152	9
C 46 Bottomley, Kevin	8	3	10	1	18	4	0.818	8	3	6	5	14	8	0.636	32	12	0.727	0	1	32.5	44	0.739	11
C 47 Hudson, Dallas	7	4	8	3	15	7	0.682	7	3	9	2	16	5	0.762	31	12	0.721	0	1	33.5	43	0.779	11
C5/ Sharky's Machine	34	38	33	39	67	77	0.465	19	17	10	26	29	43	0.403	125	163	0.434	0	19	103.0	288	0.358	
C 50 Fink, Scott	4	7	5	3	9	10	0.474	7	4	4	7	11	11	0.500	20	21	0.488	0	3	16.5	41	0.402	12
C 51 Allison, Frank	4	5	3	6	7	11	0.389	4	2	1	5	5	7	0.417	12	18	0.400	0	2	11.5	30	0.383	9
C 52 Bateman, Jimmy	5	6	7	4	12	10	0.545	4	7	2	7	6	14	0.300	18	24	0.429	0	3	20.5	42	0.488	11
C 53 Borgia, Pete	6	4	6	5	12	9	0.571	6	5	1	9	7	14	0.333	19	23	0.452	0	3	14.5	42	0.345	11
C 54 Barrett, Darren	6	5	2	9	8	14	0.364	4	3	4	7	8	10	0.444	16	24	0.400	0	3	8.0	40	0.200	11
C 55 Schaefer, Dan	2	6	1	4	3	10	0.231	5	4	2	5	7	9	0.438	10	19	0.345	0	2	1.0	29	0.034	9
C 56 Kruger, Lonny	3	0	3	5	6	5	0.545	3	6	1	8	4	14	0.222	10	19	0.345	0	2	12.0	29	0.414	9
C 57 Schaefer, John	4	5	6	3	10	8	0.556	5	3	5	4	10	7	0.588	20	15	0.571	0	1	19.0	35	0.543	9
C6/ Double In, Stumble Out	35	37	21	51	56	88	0.389	19	17	18	18	37	35	0.514	130	158	0.451	11	6	131.0	288	0.455	
C 60 Macias, Anthony	5	7	4	8	9	15	0.375	8	4	5	7	13	11	0.542	22	26	0.458	2	1	19.0	48	0.396	12
C 61 Simpson, Aden	6	6	8	4	14	10	0.583	8	4	8	4	16	8	0.667	30	18	0.625	2	1	34.5	48	0.719	12
C 62 Simpson, David	8	4	5	7	13	11	0.542	4	8	6	6	10	14	0.417	23	25	0.479	2	1	18.0	48	0.375	12
C 63 Simpson, Tyler	6	5	3	8	9	13	0.409	7	4	5	6	12	10	0.545	21	23	0.477	1	1	27.0	44	0.614	11
C 64 Thompson, Barry	6	7	0	11	6	18	0.250	4	9	5	7	9	16	0.360	15	34	0.306	2	1	16.5	49	0.337	12
C 65 Blackwelder, Allyson	4	6	1	12	5	18	0.217	7	5	6	6	13	11	0.542	18	29	0.383	2	1	16.0	47	0.340	12
C 66 Brown, Phil	0	2	0	1	0	3	0.000	0	0	1	0	1	0	1.000	1	3	0.250	0	0	0.0	4	0.000	3
C7/ Consistently Inconsistent	41	31	45	27	86	58	0.597	22	14	17	19	39	33	0.542	164	124	0.569	14	9	187.5	288	0.651	
C 70 Grubb, Ed	4	2	6	2	10	4	0.714	4	3	4	4	8	7	0.533	18	11	0.621	1	1	23.0	29	0.793	11
C 71 Haynes, Chris	4	2	3	4	7	6	0.538	5	3	2	3	7	6	0.538	14	12	0.538	1	1	16.5	26	0.635	9
C 72 Martin, Chris	1	5	0	2	1	7	0.125	1	1	1	1	2	2	0.500	3	9	0.250	1	1	0.0	12	0.000	6
C 73 Moody, Chris	8	2	7	2	15	4	0.789	6	4	7	3	13	7	0.650	28	11	0.718	1	1	35.5	39	0.910	10
C 74 Schmaus, Darren	7	4	8	3	15	7	0.682	7	5	6	6	13	11	0.542	28	18	0.609	2	1	21.5	46	0.467	12
C 75 Bass, Joe	2	5	5	6	7	11	0.389	7	3	2	5	9	8	0.529	16	19	0.457	2	1	22.5	35	0.643	11
C 76 Munsell, Jonathan	3	4	1	4	4	8	0.333	1	3	2	8	3	11	0.214	7	19	0.269	2	1	2.5	26	0.096	12
C 77 Ehrmann, Rob	6	3	5	4	11	7	0.611	4	5	5	4	9	9	0.500	20	16	0.556	2	1	14.5	36	0.403	11
C 78 McNamara, Tim	6	4	10	0	16	4	0.800	9	1	5	4	14	5	0.737	30	9	0.769	2	1	51.5	39	1.321	10

	Singles 301		Singles Cricket		Singles Record		Singles Win %-age	Doubles Cricket		Doubles 501		Doubles Record		Doubles Win %-age	Sngls + Dbls Record		Sngls + Dbls Win %-age	Tiebreaker Ws	Tiebreaker Ls	All-Star Points	Games Played	All-Star Point Average	Matches Played
D1/ Garage, Inc.	29	43	35	37	64	80	0.444	14	22	16	20	30	42	0.417	124	164	0.431	6	13	120.5	288	0.418	
D 10 Long, Gary	6	6	9	3	15	9	0.625	7	5	7	4	14	9	0.609	29	18	0.617	1	2	19.0	47	0.404	12
D 11 Gardner, Mike	5	7	9	3	14	10	0.583	8	3	9	3	17	6	0.739	31	16	0.660	1	2	27.0	47	0.574	12
D 12 Ellington, Dave	4	7	1	7	5	14	0.263	1	9	5	6	6	15	0.286	11	29	0.275	1	2	11.5	40	0.288	11
D 13 Knight, Tim	3	4	2	4	5	8	0.385	2	5	2	3	4	8	0.333	9	16	0.360	1	2	5.5	25	0.220	7
D 14 Williams, Denny	2	7	3	8	5	15	0.250	1	8	3	8	4	16	0.200	9	31	0.225	1	2	11.5	40	0.288	12
D 15 Morin, Deane "Dino"	5	7	7	5	12	12	0.500	3	8	4	7	7	15	0.318	19	27	0.413	1	2	25.5	46	0.554	12
D 16 Long, Robert	2	3	2	4	4	7	0.364	4	3	2	6	6	9	0.400	10	16	0.385	0	1	12.5	26	0.481	8
D 17 Ellington, Jake	2	2	2	3	4	5	0.444	2	3	0	3	2	6	0.250	6	11	0.353	0	0	8.0	17	0.471	5
D2/ Projectile Dysfunction	40	32	34	38	74	70	0.514	18	18	21	15	39	33	0.542	152	136	0.528	0	7	135.5	288	0.470	
D 20 Clark, Dan	6	4	6	4	12	8	0.600	7	3	7	3	14	6	0.700	26	14	0.650	0	1	30.0	40	0.750	10
D 21 Smith, Brian	3	6	4	7	7	13	0.350	9	2	7	4	16	6	0.727	23	19	0.548	0	1	11.5	42	0.274	11
D 22 Tant, J.J.	6	5	10	2	16	7	0.696	6	6	6	6	12	12	0.500	28	19	0.596	0	1	37.0	47	0.787	12
D 23 Peterson, Chris	9	3	6	6	15	9	0.625	10	2	9	3	19	5	0.792	34	14	0.708	0	1	16.5	48	0.344	12
D 24 Steppe, Mike	8	4	4	8	12	12	0.500	2	10	7	5	9	15	0.375	21	27	0.438	0	1	22.5	48	0.469	12
D 25 Raymond, Ryan	6	4	3	9	9	13	0.409	2	8	4	5	6	13	0.316	15	26	0.366	0	1	14.0	41	0.341	12
D 26 Talley, Gray	2	6	1	2	3	8	0.273	0	5	2	4	2	9	0.182	5	17	0.227	0	1	4.0	22	0.182	9
D3/ My Cork Fell Out	34	38	24	48	58	86	0.403	11	25	15	21	26	46	0.361	110	178	0.382	0	0	124.5	288	0.432	
D 30 Jeffcoat, Angela	4	9	1	13	5	22	0.185	2	11	5	7	7	18	0.280	12	40	0.231	0	0	19.5	52	0.375	11
D 31 Mozzetti, Petra	2	5	2	5	4	10	0.286	2	6	3	5	5	11	0.313	9	21	0.300	0	0	11.5	30	0.383	7
D 32 Yang, Rob	3	3	2	4	5	7	0.417	2	4	4	3	6	7	0.462	11	14	0.440	0	0	10.5	25	0.420	6
D 33 Ackerman, Travis	7	3	3	6	10	9	0.526	1	8	4	5	5	13	0.278	15	22	0.405	0	0	18.5	37	0.500	10
D 34 Hamilton, Dawn	8	4	6	7	14	11	0.560	5	8	6	7	11	15	0.423	25	26	0.490	0	0	19.0	51	0.373	11
D 35 Fleener, Michael	1	12	4	7	5	19	0.208	6	3	1	9	7	12	0.368	12	31	0.279	0	0	23.5	43	0.547	10
D 36 Venable, Mike	9	2	6	6	15	8	0.652	4	10	7	6	11	16	0.407	26	24	0.520	0	0	22.0	50	0.440	11
D4/ Big Bulls	40	32	34	38	74	70	0.514	19	17	17	19	36	36	0.500	146	142	0.507	7	7	131.0	288	0.455	
D 40 Toolan, Chris	6	7	5	5	11	12	0.478	7	5	6	5	13	10	0.565	24	22	0.522	1	1	20.5	46	0.446	12
D 41 Reinert, Kevin	2	3	2	5	4	8	0.333	3	4	3	4	6	8	0.429	10	16	0.385	1	1	9.5	26	0.365	8
D 42 Fitzgerald, Dennis	6	3	6	5	12	8	0.600	7	5	8	3	15	8	0.652	27	16	0.628	1	1	26.5	43	0.616	11
D 43 Talton, Chris	4	5	4	5	8	10	0.444	4	5	3	8	7	13	0.350	15	23	0.395	1	1	14.0	38	0.368	10
D 44 Irby, Jason	5	6	5	5	10	11	0.476	5	5	3	5	8	10	0.444	18	21	0.462	1	1	23.0	39	0.590	10
D 45 Stewart, Kevin	9	2	8	3	17	5	0.773	5	5	4	6	9	11	0.450	26	16	0.619	1	1	11.5	42	0.274	11
D 46 McWhorter, Mike	4	0	2	2	6	2	0.750	2	1	2	2	4	3	0.571	10	5	0.667	0	0	8.0	15	0.533	4
D 47 Golub, Gregg	2	4	1	5	3	9	0.250	3	3	2	4	5	7	0.417	8	16	0.333	1	0	7.0	24	0.292	7
D 48 Flanagan, Stephen	2	2	1	3	3	5	0.375	2	1	3	1	5	2	0.714	8	7	0.533	0	1	11.0	15	0.733	5
D5/ Show Me Your Tips	41	31	46	26	87	57	0.604	21	15	20	16	41	31	0.569	169	119	0.587	0	0	178.5	288	0.620	
D 50 Powell, Lee	9	2	8	3	17	5	0.773	8	2	2	7	10	9	0.526	27	14	0.659	0	0	34.5	41	0.841	11
D 51 Bushman, Brad	5	5	4	5	9	10	0.474	8	2	7	3	15	5	0.750	24	15	0.615	0	0	23.0	39	0.590	10
D 52 Bialaszewski, Rich	5	7	9	4	14	11	0.560	8	5	6	5	14	10	0.583	28	21	0.571	0	0	29.5	49	0.602	12
D 53 Haithcock, Lee	6	5	6	5	12	10	0.545	5	6	6	6	11	12	0.478	23	22	0.511	0	0	29.0	45	0.644	11
D 54 Raquet, Mike	7	6	8	4	15	10	0.600	7	6	7	5	14	11	0.560	29	21	0.580	0	0	26.0	50	0.520	12
D 55 Blake, Terry	8	5	10	2	18	7	0.720	5	7	10	3	15	10	0.600	33	17	0.660	0	0	30.5	50	0.610	12
D 56 Waller, Jeremy	1	1	1	3	2	4	0.333	1	2	2	3	3	5	0.375	5	9	0.357	0	0	6.0	14	0.429	5
D6/ Bulls Up	34	38	46	26	80	64	0.556	24	12	18	18	42	30	0.583	164	124	0.569	14	0	150.0	288	0.521	
D 60 Butterworth, Dan	5	4	10	2	15	6	0.714	10	2	9	2	19	4	0.826	34	10	0.773	2	0	26.5	44	0.602	12
D 61 Butterworth, Jim	6	4	9	3	15	7	0.682	10	2	9	2	19	4	0.826	34	11	0.756	2	0	40.0	45	0.889	12
D 62 Frederick, Karl	6	5	9	1	15	6	0.714	8	2	4	5	12	7	0.632	27	13	0.675	2	0	12.0	40	0.300	11
D 63 O'Toole, Mike	5	5	6	6	11	11	0.500	5	4	6	6	11	10	0.524	22	21	0.512	2	0	27.5	43	0.640	12
D 64 Graves, Julie	5	7	2	3	7	10	0.412	5	5	4	7	9	12	0.429	16	22	0.421	2	0	9.0	38	0.237	12
D 65 Sessoms, DeWayne	1	8	1	7	2	15	0.118	3	4	3	5	6	9	0.400	8	24	0.250	2	0	7.5	32	0.234	11
D 66 Arnold, Jimmy	5	5	8	4	13	9	0.591	7	5	1	8	8	13	0.381	21	22	0.488	2	0	26.5	43	0.616	12
D 67 Robertson, Phil	1	0	1	0	2	0	1.000	0	0	0	1	0	1	0.000	2	1	0.667	0	0	1.0	3	0.333	1
D7/ WINNAU	34	38	33	39	67	77	0.465	19	17	19	17	38	34	0.528	143	145	0.497	0	0	157.0	288	0.545	
D 70 Kubel, Nicole	3	7	2	7	5	14	0.263	4	6	4	7	8	13	0.381	13	27	0.325	0	0	12.5	40	0.313	11
D 71 Kubel, Tom "Q-Ball"	0	7	4	5	4	12	0.250	3	4	3	5	6	9	0.400	10	21	0.323	0	0	13.5	31	0.435	10
D 72 Roberts, Mike	6	5	2	7	8	12	0.400	7	5	5	2	12	7	0.632	20	19	0.513	0	0	17.5	39	0.449	12
D 73 Cruze, Michael	1	3	0	2	1	5	0.167	0	4	0	3	0	7	0.000	1	12	0.077	0	0	1.0	13	0.077	7
D 74 Tufillaro, Lou	8	2	7	3	15	5	0.750	5	4	5	3	10	7	0.588	25	12	0.676	0	0	25.5	37	0.689	10
D 75 Azevedo, Angelo	7	3	8	2	15	5	0.750	7	4	7	3	14	7	0.667	29	12	0.707	0	0	38.0	41	0.927	11
D 76 Lueneburg, Randy	7	4	8	3	15	7	0.682	7	4	7	2	14	6	0.700	29	13	0.690	0	0	35.0	42	0.833	11
D 77 Connell, Jamie	0	1	0	0	0	1	0.000	0	0	2	2	2	2	0.500	2	3	0.400	0	0	0.0	5	0.000	4
D 78 Cotton, Barbara	2	6	2	10	4	16	0.200	5	3	5	7	10	10	0.500	14	26	0.350	0	0	14.0	40	0.350	12

	Singles 301		Singles Cricket		Singles Record		Singles Win %-age	Doubles Cricket		Doubles 501		Doubles Record		Doubles Win %-age	Sngls + Dbls Record		Sngls + Dbls Win %-age	Tiebreaker Ws	Tiebreaker Ls	All-Star Points	Games Played	All-Star Point Average	Matches Played
E1/ Game of Throws	38	34	38	34	76	68	0.528	19	17	21	15	40	32	0.556	156	132	0.542	5	0	113.5	288	0.394	
E 10 Bordeau, Eric	3	8	2	7	5	15	0.250	5	4	5	4	10	8	0.556	15	23	0.395	1	0	20.0	38	0.526	10
E 11 Montesi, Chris	11	1	8	4	19	5	0.792	7	5	6	5	13	10	0.565	32	15	0.681	1	0	21.0	47	0.447	12
E 12 Rudy, Jeff	10	3	11	2	21	5	0.808	7	5	7	5	14	10	0.583	35	15	0.700	1	0	31.5	50	0.630	12
E 13 Smelik, Gene	3	8	4	7	7	15	0.318	7	4	6	4	13	8	0.619	20	23	0.465	0	0	12.0	43	0.279	11
E 14 Smelik, Pat	6	4	6	4	12	8	0.600	6	4	8	2	14	6	0.700	26	14	0.650	0	0	13.5	40	0.338	10
E 15 Reigher, Marty	1	2	1	2	2	4	0.333	0	4	1	3	1	7	0.125	3	11	0.214	0	0	1.0	14	0.071	5
E 16 Moore, Chris	2	7	1	3	3	10	0.231	3	4	5	2	8	6	0.571	11	16	0.407	1	0	3.0	27	0.111	8
E 17 Compton, Russ	2	1	5	5	7	6	0.538	3	4	4	5	7	9	0.438	14	15	0.483	1	0	11.5	29	0.397	10
E 18 Jessup, Pete	0	0	0	0	0	0	---	0	0	0	0	0	0	---	0	0	---	0	0	0.0	0	---	0
E2/ Just the Tip	35	37	37	35	72	72	0.500	17	19	24	12	41	31	0.569	154	134	0.535	0	0	134.5	288	0.467	
E 20 Cashin, Jeff	3	3	10	1	13	4	0.765	7	4	7	4	14	8	0.636	27	12	0.692	0	0	40.5	39	1.038	11
E 21 Adams, Brad	2	1	8	3	10	4	0.714	7	4	10	1	17	5	0.773	27	9	0.750	0	0	31.5	36	0.875	11
E 22 Stoakes, Eric	1	4	4	5	5	9	0.357	2	5	3	2	5	7	0.417	10	16	0.385	0	0	6.0	26	0.231	9
E 23 Stuckey, Rob	5	4	2	8	7	12	0.368	5	4	7	2	12	6	0.667	19	18	0.514	0	0	13.0	37	0.351	10
E 24 Palmisano, Andrew	5	3	6	5	11	8	0.579	6	4	6	4	12	8	0.600	23	16	0.590	0	0	10.0	39	0.256	11
E 25 Champion, Steve	5	4	1	2	6	6	0.500	0	5	4	3	4	8	0.333	10	14	0.417	0	0	7.5	24	0.313	10
E 26 Theleman, Dave	3	6	0	2	3	8	0.273	3	6	3	3	6	9	0.400	9	17	0.346	0	0	10.0	26	0.385	10
E 27 Bartell, B.J.	4	3	3	4	7	7	0.500	2	2	1	2	3	4	0.429	10	11	0.476	0	0	4.5	21	0.214	7
E 28 Landrum, Jon	4	5	3	3	7	8	0.467	0	4	4	2	4	6	0.400	11	14	0.440	0	0	6.5	25	0.260	9
E 29 Nourse, Andy	3	4	0	2	3	6	0.333	2	0	3	1	5	1	0.833	8	7	0.533	0	0	5.0	15	0.333	7
E3/ Why So Serious?	48	24	47	25	95	49	0.660	29	7	21	15	50	22	0.694	195	93	0.677	0	8	167.5	288	0.582	
E 30 Cannizzaro, Anthony	3	3	8	2	11	5	0.688	10	0	8	2	18	2	0.900	29	7	0.806	0	1	29.5	36	0.819	10
E 31 Cannizzaro, Tyler	4	0	4	4	8	4	0.667	3	2	5	4	8	6	0.571	16	10	0.615	0	1	17.5	26	0.675	10
E 32 Leonard, Bill	4	5	5	0	9	5	0.643	4	4	1	3	5	7	0.417	14	12	0.538	0	1	10.5	26	0.404	9
E 33 Blanchard, Jeff	7	2	2	2	9	4	0.692	2	1	4	4	6	5	0.545	15	9	0.625	0	0	9.0	24	0.375	9
E 34 Havens, Lincoln	5	4	0	4	5	8	0.385	5	5	1	4	6	9	0.400	11	17	0.393	0	1	8.0	28	0.286	10
E 35 Havens, Matt	2	2	2	4	4	6	0.400	2	1	2	3	4	4	0.500	8	10	0.444	0	1	9.0	18	0.500	8
E 36 Bumpass, Mike	7	2	10	2	17	4	0.810	12	0	9	2	21	2	0.913	38	6	0.864	0	1	23.0	44	0.523	12
E 37 Cole, Mike	9	3	11	1	20	4	0.833	9	1	6	4	15	5	0.750	35	9	0.795	0	1	41.0	44	0.932	12
E 38 Rice, Teddy	7	3	5	6	12	9	0.571	11	0	6	4	17	4	0.810	29	13	0.690	0	1	20.0	42	0.476	12
E4/ Red-eye Rangers	32	40	35	37	67	77	0.465	20	16	12	24	32	40	0.444	131	157	0.455	0	7	97.5	288	0.339	
E 40 Kunesh, Joe	4	6	0	3	4	9	0.308	3	6	1	4	4	10	0.286	8	19	0.296	0	1	2.0	27	0.074	12
E 41 Rouse, Chuck	1	9	0	5	1	14	0.067	1	3	1	7	2	10	0.167	3	24	0.111	0	1	4.0	27	0.148	11
E 42 Mitchell, Bill	1	3	1	6	2	9	0.182	1	5	2	5	3	10	0.231	5	19	0.208	0	1	5.0	24	0.208	11
E 43 Kirkpatrick, Scott	8	4	7	5	15	9	0.625	7	5	6	4	13	9	0.591	28	18	0.609	0	1	22.0	46	0.478	12
E 44 Raper, Jeromie	6	4	5	6	11	10	0.524	6	3	6	4	12	7	0.632	23	17	0.575	0	0	13.5	40	0.338	11
E 45 Millican, Craig	1	2	2	1	3	3	0.500	1	2	1	1	2	3	0.400	5	6	0.455	0	0	5.0	11	0.455	3
E 46 Powell, Mark	3	7	6	6	9	13	0.409	8	4	2	9	10	13	0.435	19	26	0.422	0	1	12.5	45	0.278	12
E 47 Powell, Zach	7	4	10	0	17	4	0.810	10	1	4	7	14	8	0.636	31	12	0.721	0	1	27.0	43	0.628	11
E 48 Ellison, Patrick	1	1	4	5	5	6	0.455	3	3	1	7	4	10	0.286	9	16	0.360	0	1	6.5	25	0.260	10
E5/ Shark Shooters	36	36	40	32	76	68	0.528	16	20	19	17	35	37	0.486	146	142	0.507	9	7	121.5	288	0.422	
E 50 Stacy, Rod	2	2	5	1	7	3	0.700	5	4	6	3	11	7	0.611	18	10	0.643	1	0	8.5	28	0.304	10
E 51 Stacy, Michelle	7	3	2	4	9	7	0.563	0	6	4	6	4	12	0.250	13	19	0.406	1	0	9.0	32	0.281	11
E 52 Mitchell, Liz	1	4	3	4	4	8	0.333	3	4	4	3	7	7	0.500	11	15	0.423	1	0	9.5	26	0.365	10
E 53 Anderson, Ryan	9	2	9	2	18	4	0.818	5	6	8	3	13	9	0.591	31	13	0.705	1	1	25.0	44	0.568	11
E 54 Mercer, Dave	3	6	5	2	8	8	0.500	5	2	2	2	7	4	0.636	15	12	0.556	1	1	14.5	27	0.537	9
E 55 Taylor, Eric	4	5	4	4	8	9	0.471	4	4	4	5	8	9	0.471	16	18	0.471	1	1	10.0	34	0.294	10
E 56 Weimers, Drew	0	0	0	1	0	1	0.000	0	1	0	0	0	1	0.000	0	2	0.000	0	1	0.0	2	0.000	1
E 57 Dzengeleski, Julie	0	3	1	6	1	9	0.100	2	3	4	4	6	7	0.462	7	16	0.304	1	1	8.0	23	0.348	10
E 58 Dzengeleski, Jimmy	5	5	3	6	8	11	0.421	2	6	4	4	6	10	0.375	14	21	0.400	1	1	16.0	35	0.457	11
E 59 Welborn, Tim	5	6	8	2	13	8	0.619	6	4	2	4	8	8	0.500	21	16	0.568	1	1	21.0	37	0.568	11
E6/ Taylor and the Swinging Richard	27	45	29	43	56	88	0.389	10	26	10	26	20	52	0.278	96	192	0.333	17	0	95.0	288	0.330	
E 60 Gagner, Chris	5	6	5	6	10	12	0.455	6	6	7	2	13	8	0.619	23	20	0.535	2	0	12.5	43	0.291	12
E 61 Theall, Ken	1	2	0	2	1	4	0.200	0	1	0	0	0	1	0.000	1	5	0.167	1	0	1.0	6	0.167	4
E 62 Caldwell, Taylor	1	8	5	4	6	12	0.333	2	10	1	6	3	16	0.158	9	28	0.243	2	0	15.0	37	0.405	12
E 63 Dehnel, Sebastian	2	7	5	6	7	13	0.350	2	9	1	10	3	19	0.136	10	32	0.238	2	0	19.0	42	0.452	11
E 64 Looney, JoDon	4	6	3	7	7	13	0.350	2	9	2	6	4	15	0.211	11	28	0.282	2	0	10.5	39	0.269	12
E 65 Zuttel, Joe	1	6	0	1	1	7	0.125	0	1	2	8	2	9	0.182	3	16	0.158	2	0	0.0	19	0.000	10
E 66 Swartzel, David	5	4	1	4	6	8	0.429	2	6	1	3	3	9	0.250	9	17	0.346	2	0	5.5	26	0.212	9
E 67 Hadley, Chris	6	1	6	5	12	6	0.667	6	4	6	4	12	8	0.600	24	14	0.632	2	0	19.0	38	0.500	11
E 68 Neff, Josh	0	1	3	5	3	6	0.333	0	5	0	6	0	11	0.000	3	17	0.150	1	0	9.0	20	0.450	8
E 69 Zuttel, Paul	2	4	1	3	3	7	0.300	0	1	0	7	0	8	0.000	3	15	0.167	1	0	3.5	18	0.194	8
E7/ Chalker's Nightmare	36	36	26	46	62	82	0.431	15	21	19	17	34	38	0.472	130	158	0.451	0	6	138.0	288	0.479	
E 70 Moulden, Jeremy	7	4	2	8	9	12	0.429	3	8	7	5	10	13	0.435	19	25	0.432	0	1	14.0	44	0.318	10
E 71 Ball, Pat	8	7	3	10	11	17	0.393	4	8	5	7	9	15	0.375	20	32	0.385	0	1	17.5	52	0.337	12
E 72 Zelinack, Jason	8	2	9	0	17	2	0.895	5	4	5	4	10	8	0.556	27	10	0.730	0	1	55.5	37	1.500	10
E 73 Berman, Brian	1	4	1	6	2	10	0.167	0	7	3	3	3	10	0.231	5	20	0.200	0	0	3.0	25	0.120	7
E 74 Crowe, Jason	3	3	4	2	7	5	0.583	4	1	5	1	9	2	0.818	16	7	0.696	0	0	14.0	23	0.609	7
E 75 Peele, Jim	5	6	4	9	9	15	0.375	6	7	5	8	11	15	0.423	20	30	0.400	0	1	16.0	50	0.320	11
E 76 Powell, David	4	7	3	8	7	15	0.318	8	3	6	5	14	8	0.636	21	23	0.477	0	1	16.0	44	0.364	10
E 77 Brownd, Anthony	0	0	0	0	0	0	---	0	0	0	0	0	0	---	0	0	---	0	0	0.0	0	---	0
E 78 Ball, John	0	3	0	3	0	6	0.000	0	4	2	1	2	5	0.286	2	11	0.154	0	1	2.0	13	0.154	4

	Singles 301		Singles Cricket		Singles Record		Singles Win %-age	Doubles Cricket		Doubles 501		Doubles Record		Doubles Win %-age	Sngls + Dbls Record		Sngls + Dbls Win %-age	Tiebreaker Ws	Tiebreaker Ls	All-Star Points	Games Played	All-Star Point Average	Matches Played
F1/ Hump Day!	42	30	40	32	82	62	0.569	22	14	17	19	39	33	0.542	160	128	0.556	7	0	116.0	288	0.403	
F 10 Rutten, Pete	4	6	4	4	8	10	0.444	5	3	7	3	12	6	0.667	20	16	0.556	1	0	7.5	36	0.208	12
F 11 Deemer, Randy	8	2	10	1	18	3	0.857	7	4	3	6	10	10	0.500	28	13	0.683	1	0	28.5	41	0.695	12
F 12 Baldwin, Randy	5	0	6	0	11	0	1.000	4	2	2	2	6	4	0.600	17	4	0.810	0	0	9.0	21	0.429	6
F 13 Todd, Patrick	3	8	1	8	4	16	0.200	5	5	6	4	11	9	0.550	15	25	0.375	1	0	10.0	40	0.250	12
F 14 Bush, Jim	1	6	0	1	1	7	0.125	0	1	2	2	2	3	0.400	3	10	0.231	1	0	5.0	13	0.385	7
F 15 Warshawsky, Larry	3	3	1	5	4	8	0.333	5	2	4	5	9	7	0.563	13	15	0.464	1	0	9.5	28	0.339	9
F 16 McEwen, William	8	3	6	6	14	9	0.609	7	3	6	5	13	8	0.619	27	17	0.614	1	0	16.5	44	0.375	12
F 17 Moore, Mark	1	0	3	5	4	5	0.444	4	4	2	4	6	8	0.429	10	13	0.435	1	0	13.0	23	0.565	8
F 18 Krestalude, Andy	9	2	9	2	18	4	0.818	7	4	2	7	9	11	0.450	27	15	0.643	0	0	17.0	42	0.405	11
F2/ The Coral Reefers	30	42	27	45	57	87	0.396	11	25	19	17	30	42	0.417	117	171	0.406	0	5	82.5	288	0.286	
F 20 Thorne, Marshall	5	1	4	5	9	6	0.600	1	6	4	4	5	10	0.333	14	16	0.467	0	0	9.5	30	0.317	9
F 21 Thorne, Jake	1	8	4	3	5	11	0.313	4	4	5	5	9	9	0.500	14	20	0.412	0	0	9.5	34	0.279	9
F 22 Colton, Mitch	1	6	2	5	3	11	0.214	1	5	3	4	4	9	0.308	7	20	0.259	0	0	9.5	27	0.352	7
F 23 Carroll, Josh	1	0	0	1	1	1	0.500	0	1	0	0	0	1	0.000	1	2	0.333	0	0	0.0	3	0.000	1
F 24 Jarvah, Sean	7	2	3	6	10	8	0.556	3	6	3	3	6	9	0.400	16	17	0.485	0	1	12.0	33	0.364	9
F 25 Patskoski, Jason	6	2	3	5	9	7	0.563	1	6	6	2	7	8	0.467	16	15	0.516	0	1	10.5	31	0.339	8
F 26 Britt, Jacob	4	7	7	4	11	11	0.500	4	6	6	4	10	10	0.500	21	21	0.500	0	1	12.0	42	0.286	10
F 27 Smith, Van	2	6	3	5	5	11	0.313	4	6	6	4	10	10	0.500	15	21	0.417	0	1	14.5	36	0.403	10
F 28 Hodge, Eric	3	8	1	8	4	16	0.200	4	7	5	6	9	13	0.409	13	29	0.310	0	1	5.0	42	0.119	12
F 29 Hodge, Alex	0	2	0	3	0	5	0.000	0	3	0	2	0	5	0.000	0	10	0.000	0	0	0.0	10	0.000	3
F3/ Death Throw	35	37	33	39	68	76	0.472	19	17	15	21	34	38	0.472	136	152	0.472	7	0	102.5	288	0.356	
F 30 Willis, Tolson	5	6	6	5	11	11	0.500	9	2	7	5	16	7	0.696	27	18	0.600	1	0	20.5	45	0.456	11
F 31 Hogan, Neal	2	7	4	5	6	12	0.333	3	6	3	6	6	12	0.333	12	24	0.333	1	0	9.5	36	0.264	9
F 32 Bosier, Sean	9	3	10	2	19	5	0.792	9	3	7	5	16	8	0.667	35	13	0.729	1	0	24.0	48	0.500	12
F 33 Thompson, Ben	2	0	1	1	3	1	0.750	1	1	0	1	1	2	0.333	4	3	0.571	0	0	3.5	7	0.500	2
F 34 Mathews, Dave	5	7	4	7	9	14	0.391	4	8	3	9	7	17	0.292	16	31	0.340	1	0	16.5	47	0.351	12
F 35 Willis, Zack	1	1	0	1	1	2	0.333	1	1	1	1	2	2	0.500	3	4	0.429	0	0	2.5	7	0.357	2
F 36 Willis, Angie	1	7	0	5	1	12	0.077	2	1	4	3	6	4	0.600	7	16	0.304	1	0	3.0	23	0.130	9
F 37 Mathews, Olivia	6	6	7	5	13	11	0.542	5	8	4	8	9	16	0.360	22	27	0.449	1	0	20.0	49	0.408	12
F 38 Young, Mark "Crowbar"	4	0	1	8	5	8	0.385	4	4	1	4	5	8	0.385	10	16	0.385	1	0	3.0	26	0.115	9
F4/ Bulls On Parade	36	36	43	29	79	65	0.549	27	9	21	15	48	24	0.667	175	113	0.608	7	0	127.5	288	0.443	
F 40 Updyke, Jerry	6	5	7	3	13	8	0.619	8	2	4	4	12	6	0.667	25	14	0.641	1	0	18.0	39	0.462	11
F 41 Additon, Chris	1	7	3	4	4	11	0.267	5	5	7	2	12	7	0.632	16	18	0.471	1	0	16.0	34	0.471	11
F 42 Cook, Dan	0	1	3	1	3	2	0.600	2	1	2	1	4	2	0.667	7	4	0.636	0	0	2.0	11	0.182	5
F 43 Hall, Jon	9	2	6	4	15	6	0.714	9	2	4	7	13	9	0.591	28	15	0.651	1	0	23.0	43	0.535	11
F 44 Heath, John	7	5	11	1	18	6	0.750	10	1	9	2	19	3	0.864	37	9	0.804	1	0	29.5	46	0.641	12
F 45 Hollar, David	4	6	3	5	7	11	0.389	3	3	3	5	6	8	0.429	13	19	0.406	1	0	7.5	32	0.234	10
F 46 Whitley, Brian	8	4	8	3	16	7	0.696	11	1	8	4	19	5	0.792	35	12	0.745	1	0	21.5	47	0.457	12
F 47 Wrenn, Cameron	1	6	2	8	3	14	0.176	6	3	5	5	11	8	0.579	14	22	0.389	1	0	10.0	36	0.278	12
F5/ Accoutrement Stuff	33	39	39	33	72	72	0.500	11	25	21	15	32	40	0.444	136	152	0.472	0	25	105.5	288	0.366	
F 50 Strickland, Jon	4	4	3	5	7	9	0.438	3	6	6	4	9	10	0.474	16	19	0.457	0	3	8.0	35	0.229	12
F 51 Wissinger, Wes	8	4	9	2	17	6	0.739	6	6	10	1	16	7	0.696	33	13	0.717	0	3	26.5	46	0.576	12
F 52 Kyle, Mike	4	6	5	3	9	9	0.500	2	3	4	4	6	7	0.462	15	16	0.484	0	3	6.5	31	0.210	10
F 53 Port, Brian	4	5	6	4	10	9	0.526	2	7	7	2	9	9	0.500	19	18	0.514	0	3	14.0	37	0.378	11
F 54 Keleher, John	1	3	4	2	5	5	0.500	2	5	3	3	5	8	0.385	10	13	0.435	0	3	10.0	23	0.435	8
F 55 Ferguson, Travis	2	2	2	1	4	3	0.571	0	4	0	3	0	7	0.000	4	10	0.286	0	2	3.5	14	0.250	4
F 56 Beene, Ryan	3	2	1	4	4	6	0.400	1	6	4	3	5	9	0.357	9	15	0.375	0	1	4.5	24	0.188	8
F 57 Budd, Shawn	4	5	4	7	8	12	0.400	4	5	3	4	7	9	0.438	15	21	0.417	0	3	12.5	36	0.347	12
F 58 Murphy, Tom	3	8	5	3	8	11	0.421	2	8	4	6	6	14	0.300	14	25	0.359	0	3	16.5	39	0.423	12
F 59 Cefola, Anthony	0	0	0	2	0	2	0.000	0	0	1	0	1	0	1.000	1	2	0.333	0	1	3.5	3	1.167	2
F6/ Sofa Kings	34	38	29	43	63	81	0.438	16	20	13	23	29	43	0.403	121	167	0.420	6	0	99.5	288	0.345	
F 60 Keim, Roger	4	5	6	3	10	8	0.556	2	6	4	4	6	10	0.375	16	18	0.471	0	0	10.5	34	0.309	9
F 61 Alcon, Tony	5	5	2	8	7	13	0.350	9	1	3	7	12	8	0.600	19	21	0.475	1	0	14.0	40	0.350	10
F 62 Groves, Phil	0	0	0	1	0	1	0.000	0	1	1	0	1	1	0.500	1	2	0.333	1	0	1.0	3	0.333	1
F 63 Bozza, Doug	5	5	5	6	10	11	0.476	4	7	7	4	11	11	0.500	21	22	0.488	1	0	28.5	43	0.663	11
F 64 Moore, Ken	3	8	2	6	5	14	0.263	2	8	2	9	4	17	0.190	9	31	0.225	1	0	8.5	40	0.213	12
F 65 Plotkin, Jeremy	8	4	8	4	16	8	0.667	8	4	5	6	13	10	0.565	29	18	0.617	1	0	18.5	47	0.394	12
F 66 Hommel, Darren	5	7	3	9	8	16	0.333	4	8	3	8	7	16	0.304	15	32	0.319	1	0	14.0	47	0.298	12
F 67 Scott, Chris	4	4	3	6	7	10	0.412	3	5	1	8	4	13	0.235	11	23	0.324	0	0	4.5	34	0.132	10
F7/ Don't Hit The Scorekeeper	42	30	41	31	83	61	0.576	20	16	20	16	40	32	0.556	163	125	0.566	0	0	126.0	288	0.438	
F 70 Knight, Romuald	6	2	7	5	13	7	0.650	7	5	5	6	12	11	0.522	25	18	0.581	0	0	12.5	43	0.291	12
F 71 Vick, Justin	5	8	7	4	12	12	0.500	4	6	7	3	11	9	0.550	23	21	0.523	0	0	21.0	44	0.477	12
F 72 Robertson, Chris	3	2	2	2	5	4	0.556	3	1	1	4	4	5	0.444	9	9	0.500	0	0	7.5	18	0.417	5
F 73 Smith, Ron "Captain"	5	8	5	3	10	11	0.476	5	5	8	3	13	8	0.619	23	19	0.548	0	0	10.0	42	0.238	12
F 74 Shearin, Phillip	10	2	7	5	17	7	0.708	6	7	7	3	13	10	0.565	30	17	0.638	0	0	28.0	47	0.596	12
F 75 Russell, Jeff	8	2	9	2	17	4	0.810	8	4	7	5	15	9	0.625	32	13	0.711	0	0	26.5	45	0.589	12
F 76 Adams, Doug	1	2	0	5	1	7	0.125	1	2	2	2	3	4	0.429	4	11	0.267	0	0	2.0	15	0.133	5
F 77 Murphy, James	4	4	4	5	8	9	0.471	6	2	3	6	9	8	0.529	17	17	0.500	0	0	18.5	34	0.544	9

	Singles	301	Singles	Cricket	Singles	Record	Singles Win %-age	Doubles	Cricket	Doubles	501	Doubles	Record	Doubles Win %-age	Sngls + Dbls	Record	Sngls + Dbls Win %-age	Tiebreaker Ws	Tiebreaker Ls	All-Star Points	Games Played	All-Star Point Average	Matches Played
G1/ Old Darting Bastards	39	33	34	38	73	71	0.507	20	16	18	18	38	34	0.528	149	139	0.517	8	0	102.5	288	0.356	
G 10 Cornell, Blaine	2	2	2	2	4	4	0.500	4	6	4	5	8	11	0.421	12	15	0.444	1	0	5.0	27	0.185	11
G 11 Metivier, Sam	9	2	6	6	15	8	0.652	4	8	7	5	11	13	0.458	26	21	0.553	1	0	14.5	47	0.309	12
G 12 Barbour, Bryan	0	3	0	1	0	4	0.000	4	0	1	1	5	1	0.833	5	5	0.500	1	0	3.0	10	0.300	4
G 13 Millius, Mike	6	3	4	3	10	6	0.625	4	4	6	2	10	6	0.625	20	12	0.625	1	0	16.5	32	0.516	10
G 14 Musil, Dylan	8	4	10	2	18	6	0.750	7	5	5	7	12	12	0.500	30	18	0.625	1	0	32.5	48	0.677	12
G 15 Smith, Jon	2	1	0	3	2	4	0.333	3	0	2	1	5	1	0.833	7	5	0.583	0	0	5.0	12	0.417	3
G 16 Close, Eddie	1	5	4	5	5	10	0.333	8	1	6	2	14	3	0.824	19	13	0.594	1	0	7.5	32	0.234	9
G 17 Furdon, Matt	5	4	4	5	9	9	0.500	4	4	4	6	8	10	0.444	17	19	0.472	1	0	6.5	36	0.181	12
G 18 Furdon, Jenny	3	4	1	7	4	11	0.267	0	3	0	2	0	5	0.000	4	16	0.200	0	0	6.0	20	0.300	11
G 19 Merritt, Kate	3	5	3	4	6	9	0.400	2	1	1	5	3	6	0.333	9	15	0.375	1	0	6.0	24	0.250	11
G2/ Banging The Wire	35	37	37	35	72	72	0.500	15	21	24	12	39	33	0.542	150	138	0.521	0	29	107.5	288	0.373	
G 20 Bowen, Andy	5	4	6	3	11	7	0.611	5	5	9	2	14	7	0.667	25	14	0.641	0	3	25.5	39	0.654	11
G 21 Prosser, Brad	4	6	5	3	9	9	0.500	3	4	6	3	9	7	0.563	18	16	0.529	0	4	13.5	34	0.397	12
G 22 White, John	8	4	6	6	14	10	0.583	5	7	7	3	12	10	0.545	26	20	0.565	0	3	19.0	46	0.413	12
G 23 Williams, Kelsey	2	8	1	5	3	13	0.188	1	4	4	3	5	7	0.417	8	20	0.286	0	4	3.5	28	0.125	11
G 24 Dubose, Chris	6	2	4	4	10	6	0.625	2	6	6	0	8	6	0.571	18	12	0.600	0	4	10.5	30	0.350	9
G 25 Stark, Parker	2	2	5	3	7	5	0.583	3	5	3	1	6	6	0.500	13	11	0.542	0	3	8.5	24	0.354	8
G 26 Ferri, Chris	1	3	3	4	4	7	0.364	2	4	3	4	5	8	0.385	9	15	0.375	0	3	2.5	24	0.104	9
G 27 Miller, Devin	0	3	0	1	0	4	0.000	1	2	1	2	2	4	0.333	2	8	0.200	0	1	0.0	10	0.000	6
G 28 Rollins, Calvin	7	4	7	4	14	8	0.636	7	4	5	6	12	10	0.545	26	18	0.591	0	2	24.5	44	0.557	11
G 29 Lukach, Gwen	0	1	0	2	0	3	0.000	1	1	4	0	5	1	0.833	5	4	0.556	0	2	0.0	9	0.000	4
G3/ Wayne Gretzky	34	38	39	33	73	71	0.507	18	18	14	22	32	40	0.444	137	151	0.476	8	7	129.0	288	0.448	
G 30 Wilson, Misty	2	10	2	1	4	11	0.267	0	2	1	9	1	11	0.083	5	22	0.185	1	1	2.0	27	0.074	12
G 31 Wilson, Jonathan	0	0	2	3	2	3	0.400	7	1	4	5	11	6	0.647	13	9	0.591	1	1	15.0	22	0.682	9
G 32 Gaines, Lauren	3	9	1	7	4	16	0.200	0	6	1	10	1	16	0.059	5	32	0.135	1	1	5.0	37	0.135	12
G 33 Gaines, Bryan	6	6	7	5	13	11	0.542	8	4	6	3	14	7	0.667	27	18	0.600	1	1	11.0	45	0.244	12
G 34 Rigert, Joe, Sr.	9	3	9	3	18	6	0.750	8	4	7	5	15	9	0.625	33	15	0.688	1	1	49.0	48	1.021	12
G 35 Rigert, Joe, Jr.	0	0	0	0	0	0	---	0	0	0	0	0	0	---	0	0	---	0	0	0.0	0	---	0
G 36 Finney, Dave	7	4	9	2	16	6	0.727	5	6	4	7	9	13	0.409	25	19	0.568	1	1	33.5	44	0.761	11
G 37 Park, Ed	6	6	5	7	11	13	0.458	5	7	1	1	6	8	0.429	17	21	0.447	1	1	7.0	38	0.184	12
G 38 Lee, Jack	1	0	4	5	5	5	0.500	3	6	4	4	7	10	0.412	12	15	0.444	1	0	6.5	27	0.241	9
G4/ Irish Ton	38	34	33	39	71	73	0.493	21	15	19	17	40	32	0.556	151	137	0.524	14	0	97.5	288	0.339	
G 40 Cominole, Jeremy	4	5	4	4	8	9	0.471	3	7	1	6	4	13	0.235	12	22	0.353	1	0	14.5	34	0.426	10
G 41 Rossbach, Mark	6	5	8	1	14	6	0.700	8	3	5	5	13	8	0.619	27	14	0.659	2	0	16.0	41	0.390	11
G 42 Hiltbrunner, Sherry	0	0	0	0	0	0	---	0	0	0	0	0	0	---	0	0	---	0	0	0.0	0	---	0
G 43 Yarsawich, Bryan	1	4	0	6	1	10	0.091	2	3	5	2	7	5	0.583	8	15	0.348	2	0	2.0	23	0.087	10
G 44 Bowser, Brian	5	5	6	2	11	7	0.611	7	3	7	2	14	5	0.737	25	12	0.676	1	0	10.5	37	0.284	10
G 45 Perkins, Brytni	2	7	1	3	3	10	0.231	0	1	3	3	3	4	0.429	6	14	0.300	2	0	2.0	20	0.100	11
G 46 Perkins, Heath	8	2	4	5	12	7	0.632	7	4	6	5	13	9	0.591	25	16	0.610	2	0	17.0	41	0.415	11
G 47 Arno, Trey	0	1	1	7	1	8	0.111	2	1	2	3	4	4	0.500	5	12	0.294	0	0	2.0	17	0.118	8
G 48 Mickler, Spencer	9	2	9	1	18	3	0.857	9	3	7	4	16	7	0.696	34	10	0.773	2	0	25.0	44	0.568	12
G 49 Mickler, Madison	3	3	0	10	3	13	0.188	4	5	2	4	6	9	0.400	9	22	0.290	2	0	8.5	31	0.274	12
G5/ All About That Bull!	36	36	33	39	69	75	0.479	16	20	19	17	35	37	0.486	139	149	0.483	0	0	98.5	288	0.342	
G 50 Tyler, Rob	3	6	0	3	3	9	0.250	2	3	3	7	5	10	0.333	8	19	0.296	0	0	6.5	27	0.241	10
G 51 Voorhees, Cindy	4	5	3	5	7	10	0.412	1	6	2	5	3	11	0.214	10	21	0.323	0	0	14.0	31	0.452	9
G 52 Gould, Craig	2	0	1	4	3	4	0.429	1	0	0	3	1	3	0.250	4	7	0.364	0	0	3.5	11	0.318	5
G 53 Gorts, Tim	2	5	6	4	8	9	0.471	4	8	5	3	9	11	0.450	17	20	0.459	0	0	11.0	37	0.297	11
G 54 Holland, Tom	6	4	9	1	15	5	0.750	8	2	8	2	16	4	0.800	31	9	0.775	0	0	29.5	40	0.738	10
G 55 Neill, Greg	6	6	6	5	12	11	0.522	1	8	3	2	4	10	0.286	16	21	0.432	0	0	9.0	37	0.243	12
G 56 Miller, Lloyd	3	4	3	5	6	9	0.400	6	3	6	5	12	8	0.600	18	17	0.514	0	0	7.0	35	0.200	10
G 57 Peterson, Eric	4	2	1	4	5	6	0.455	2	4	1	4	3	8	0.273	8	14	0.364	0	0	5.5	22	0.250	7
G 58 Rylah, Garrett	6	4	4	8	10	12	0.455	7	6	10	3	17	9	0.654	27	21	0.563	0	0	12.5	48	0.260	12
G6/ Dr.unks	39	33	50	22	89	55	0.618	24	12	20	16	44	28	0.611	177	111	0.615	8	0	113.5	288	0.394	
G 60 Reece, Robert	8	4	1	1	9	5	0.643	3	0	7	3	10	3	0.769	19	8	0.704	1	0	1.0	27	0.037	12
G 61 Gower, Jeremy	8	3	11	0	19	3	0.864	6	5	3	4	9	9	0.500	28	12	0.700	0	0	16.0	40	0.400	11
G 62 Johnson, Timmy	3	5	6	3	9	8	0.529	4	3	6	1	10	4	0.714	19	12	0.613	1	0	11.0	31	0.355	12
G 63 Upchurch, Joe	3	3	6	5	9	8	0.529	9	3	1	2	10	5	0.667	19	13	0.594	1	0	13.0	32	0.406	12
G 64 Gouge, Shane	3	7	8	2	11	9	0.550	8	3	5	5	13	8	0.619	24	17	0.585	1	0	28.0	41	0.683	11
G 65 Gouge, Susan	4	6	0	3	4	9	0.308	3	2	5	4	8	6	0.571	12	15	0.444	1	0	8.0	27	0.296	11
G 66 Smale, John	1	1	5	6	6	7	0.462	6	3	3	4	9	7	0.563	15	14	0.517	1	0	8.0	29	0.276	11
G 67 Murdock, Nick	7	3	11	1	18	4	0.818	9	3	5	4	14	7	0.667	32	11	0.744	1	0	25.5	43	0.593	12
G 68 Gray, Chris	0	1	0	0	0	1	0.000	0	0	5	3	5	3	0.625	5	4	0.556	1	0	1.0	9	0.111	8
G 69 Johnson, Nick	2	0	2	1	4	1	0.800	0	2	0	2	0	4	0.000	4	5	0.444	0	0	2.0	9	0.222	4
G7/ Quackers	31	41	26	46	57	87	0.396	12	24	12	24	24	48	0.333	105	183	0.365	7	5	74.5	288	0.259	
G 70 Carawon, Bob	0	2	0	1	0	3	0.000	0	1	0	3	0	4	0.000	0	7	0.000	0	0	0.0	7	0.000	4
G 71 Peers, Martin	2	7	2	2	4	9	0.308	1	2	2	7	3	9	0.250	7	18	0.280	1	1	3.0	25	0.120	9
G 72 Ellis, Tim	7	5	6	6	13	11	0.542	6	6	7	4	13	10	0.565	26	21	0.553	1	1	17.5	47	0.372	12
G 73 Carawon, Harris	6	5	1	11	7	16	0.304	4	8	2	10	6	18	0.250	13	34	0.277	1	1	9.5	47	0.202	12
G 74 Lalino, Steve	3	6	6	4	9	10	0.474	5	4	2	7	7	11	0.389	16	21	0.432	1	0	8.0	37	0.216	9
G 75 Jeffries, Tom	0	3	0	5	0	8	0.000	2	1	1	2	3	3	0.500	3	11	0.214	0	1	1.0	14	0.071	5
G 76 Converse, Laurence	6	2	6	5	12	7	0.632	2	10	6	4	8	14	0.364	20	21	0.488	1	1	20.0	41	0.488	11
G 77 Kuppler, Bob	4	6	4	5	8	11	0.421	2	8	4	7	6	15	0.286	14	26	0.350	1	0	10.5	40	0.263	11
G 78 Sawyer, Dean	3	5	1	7	4	12	0.250	2	8	0	4	2	12	0.143	6	24	0.200	1	0	5.0	30	0.167	10

	Singles	301	Singles	Cricket	Singles	Record	Singles Win %-age	Doubles	Cricket	Doubles	501	Doubles	Record	Doubles Win %-age	Sngls + Dbls	Record	Sngls + Dbls Win %-age	Tiebreaker Ws	Tiebreaker Ls	All-Star Points	Games Played	All-Star Point Average	Matches Played
H1/ Another Coach Creation	32	28	33	27	65	55	0.542	21	9	15	15	36	24	0.600	137	103	0.571	9	0	73.0	240	0.304	
H 10 Emerton, Eric	5	3	3	3	8	6	0.571	4	4	0	4	4	8	0.333	12	14	0.462	1	0	10.0	26	0.385	9
H 11 Barletta, Phil	0	1	3	2	3	3	0.500	4	1	2	1	6	2	0.750	9	5	0.643	1	0	6.0	14	0.429	5
H 12 Woodard, Dave	4	5	5	4	9	9	0.500	6	5	5	5	11	10	0.524	20	19	0.513	1	0	10.0	39	0.256	10
H 13 Ejlali, Shervin	5	3	2	6	7	9	0.438	3	4	2	4	5	8	0.385	12	17	0.414	1	0	5.0	29	0.172	9
H 14 Martin, Claude	3	3	2	4	5	7	0.417	3	0	2	5	5	5	0.500	10	12	0.455	1	0	2.5	22	0.114	7
H 15 Hamer, Andrew	6	2	4	1	10	3	0.769	8	0	7	1	15	1	0.938	25	4	0.862	1	0	16.0	29	0.552	8
H 16 Scott, Kevin	3	2	2	2	5	4	0.556	6	0	6	0	12	0	1.000	17	4	0.810	1	0	8.5	21	0.405	6
H 17 Turner, Kevin	3	4	9	0	12	4	0.750	6	4	5	5	11	9	0.550	23	13	0.639	1	0	11.0	36	0.306	10
H 18 Ago, Alvin	3	5	3	5	6	10	0.375	2	0	1	5	3	5	0.375	9	15	0.375	1	0	4.0	24	0.167	8
xx-H2/ The Groupers	0	0	0	0	0	0	---	0	0	0	0	0	0	---	0	0	---	0	0	0.0	0	---	
H 20 Stone, Ben	0	0	0	0	0	0	---	0	0	0	0	0	0	---	0	0	---	0	0	0.0	0	---	0
H 21 Stone, Terry	0	0	0	0	0	0	---	0	0	0	0	0	0	---	0	0	---	0	0	0.0	0	---	0
H 22 Davis, Jimmy	0	0	0	0	0	0	---	0	0	0	0	0	0	---	0	0	---	0	0	0.0	0	---	0
H 23 Dickens, Chad	0	0	0	0	0	0	---	0	0	0	0	0	0	---	0	0	---	0	0	0.0	0	---	0
H 24 Bloch, Jeremy	0	0	0	0	0	0	---	0	0	0	0	0	0	---	0	0	---	0	0	0.0	0	---	0
H 25 Warren, Tyler	0	0	0	0	0	0	---	0	0	0	0	0	0	---	0	0	---	0	0	0.0	0	---	0
H 26 Farakish, Jon	0	0	0	0	0	0	---	0	0	0	0	0	0	---	0	0	---	0	0	0.0	0	---	0
H 27 McQueen, Jamie	0	0	0	0	0	0	---	0	0	0	0	0	0	---	0	0	---	0	0	0.0	0	---	0
H3/ We're Sexy & We Throw It	16	38	12	42	28	80	0.259	7	20	9	18	16	38	0.296	60	156	0.278	0	0	45.0	216	0.208	
H 30 McNamara, Ken	6	3	8	1	14	4	0.778	4	5	8	2	12	7	0.632	26	11	0.703	0	0	19.0	37	0.514	9
H 31 Zarrelli, Karen	3	6	0	4	3	10	0.231	3	2	0	9	3	11	0.214	6	21	0.222	0	0	2.5	27	0.093	9
H 32 Coggins, Leigh	0	7	0	4	0	11	0.000	0	7	2	0	2	7	0.222	2	18	0.100	0	0	0.0	20	0.000	7
H 33 Bohanan, Heather	1	5	0	5	1	10	0.091	0	5	0	5	0	10	0.000	1	20	0.048	0	0	4.0	21	0.190	7
H 34 Prater, Brittani	1	1	1	3	2	4	0.333	1	3	1	2	2	5	0.286	4	9	0.308	0	0	6.5	13	0.500	4
H 35 VonLiene, Dawn	0	2	0	5	0	7	0.000	0	2	0	4	0	6	0.000	0	13	0.000	0	0	1.0	13	0.077	6
H 36 Crawford, Neal	4	3	3	4	7	7	0.500	2	5	1	6	3	11	0.214	10	18	0.357	0	0	8.0	28	0.286	7
H 37 Morlando, Jim	0	4	0	8	0	12	0.000	3	6	3	5	6	11	0.353	6	23	0.207	0	0	2.0	29	0.069	8
H 38 Matson, Eric	1	7	0	8	1	15	0.063	1	5	3	3	4	8	0.333	5	23	0.179	0	0	2.0	28	0.071	8
H4/ Tips & Shafts	30	30	31	29	61	59	0.508	16	14	13	17	29	31	0.483	119	121	0.496	0	13	70.0	240	0.292	
H 40 Borgna, Denise	0	0	1	2	1	2	0.333	0	2	1	1	1	3	0.250	2	5	0.286	0	0	0.0	7	0.000	4
H 41 Borgna, Andrew	1	2	2	3	3	5	0.375	4	1	1	4	5	5	0.500	8	10	0.444	0	2	4.0	18	0.222	5
H 42 Spencer, Kenny	2	7	3	6	5	13	0.278	1	6	1	4	2	10	0.167	7	23	0.233	0	1	4.5	30	0.150	9
H 43 Huffman, Inky	3	4	1	1	4	5	0.444	1	2	1	4	2	6	0.250	6	11	0.353	0	1	1.0	17	0.059	6
H 44 Jones, Jessica	0	1	0	2	0	3	0.000	1	2	2	2	3	4	0.429	3	7	0.300	0	1	0.0	10	0.000	4
H 45 Tompkins, Charles	6	4	9	1	15	5	0.750	5	5	5	5	10	10	0.500	25	15	0.625	0	2	21.5	40	0.538	10
H 46 Wilson, Matthew	9	1	6	4	15	5	0.750	8	2	7	3	15	5	0.750	30	10	0.750	0	2	20.0	40	0.500	10
H 47 Phillips, Britt	4	6	4	5	8	11	0.421	5	5	5	5	10	10	0.500	18	21	0.462	0	2	9.5	39	0.244	10
H 48 Letsch, Dempsey	5	5	5	5	10	10	0.500	7	3	3	6	10	9	0.526	20	19	0.513	0	2	9.5	39	0.244	10
H5/ Grip It Lightly	27	27	37	17	64	44	0.593	14	13	18	9	32	22	0.593	128	88	0.593	6	0	73.5	216	0.340	
H 50 Boutieller, Tina	2	2	3	3	5	5	0.500	1	3	4	2	5	5	0.500	10	10	0.500	1	0	4.5	20	0.225	7
H 51 Harper, C.E.	7	2	4	2	11	4	0.733	5	4	6	3	11	7	0.611	22	11	0.667	1	0	6.0	33	0.182	9
H 52 Davis, P.J.	3	4	9	0	12	4	0.750	5	4	6	3	11	7	0.611	23	11	0.676	1	0	23.0	34	0.676	9
H 53 Davis, Luc	5	2	7	1	12	3	0.800	4	3	5	3	9	6	0.600	21	9	0.700	1	0	19.5	30	0.650	8
H 54 Elliott, Chris	3	3	3	3	6	6	0.500	4	2	1	2	5	4	0.556	11	10	0.524	0	0	4.0	21	0.190	7
H 55 McCann, Amanda	0	5	1	4	1	9	0.100	3	5	3	1	6	6	0.500	7	15	0.318	1	0	1.0	22	0.045	8
H 56 Al-Hoory, Ahmed Mothan	5	2	6	0	11	2	0.846	4	3	6	1	10	4	0.714	21	6	0.778	1	0	8.0	27	0.296	7
H 57 Boutieller, Nick	2	7	4	4	6	11	0.353	2	2	5	3	7	5	0.583	13	16	0.448	0	0	7.5	29	0.259	9
H6/ The Neighborhood Dart Knights	35	31	31	35	66	66	0.500	11	22	14	19	25	41	0.379	116	148	0.439	0	0	63.5	264	0.241	
H 60 Osier, Emmalee	4	4	1	4	5	8	0.385	3	6	3	5	6	11	0.353	11	19	0.367	0	0	5.0	30	0.167	10
H 61 Markham, Jared	4	6	5	4	9	10	0.474	0	9	5	4	5	13	0.278	14	23	0.378	0	0	6.5	37	0.176	10
H 62 Amos, Terron	5	5	6	5	11	10	0.524	4	6	5	6	9	12	0.429	20	22	0.476	0	0	14.0	42	0.333	11
H 63 Swepson, Jerrell	2	1	3	4	5	5	0.500	1	3	2	3	3	6	0.333	8	11	0.421	0	0	2.0	19	0.105	7
H 64 Thomas, Tony	5	5	7	3	12	8	0.600	5	5	3	5	8	10	0.444	20	18	0.526	0	0	13.0	38	0.342	10
H 65 Welsh, David	6	4	3	6	9	10	0.474	5	6	4	7	9	13	0.409	18	23	0.439	0	0	5.0	41	0.122	11
H 66 Phillips, Josh	0	1	0	1	0	2	0.000	0	0	0	0	0	0	---	0	2	0.000	0	0	0.0	2	0.000	1
H 67 Hill, Drew	0	0	0	0	0	0	---	0	0	0	0	0	0	---	0	0	---	0	0	0.0	0	---	0
H 68 Gamble, Mark	6	3	5	4	11	7	0.611	3	6	4	2	7	8	0.467	18	15	0.545	0	0	11.5	33	0.348	9
H 69 Clow, Brandon	3	2	1	4	4	6	0.400	1	3	2	6	3	9	0.250	7	15	0.318	0	0	6.5	22	0.295	8
H7/ Darty Sanchez	37	23	32	28	69	51	0.575	20	10	20	10	40	20	0.667	149	91	0.621	0	0	70.5	240	0.294	
H 70 Trefzger, Mike	5	4	10	0	15	4	0.789	9	1	7	2	16	3	0.842	31	7	0.816	0	0	20.5	38	0.539	10
H 71 Trefzger, Eric	7	1	7	2	14	3	0.824	8	1	5	2	13	3	0.813	27	6	0.818	0	0	16.0	33	0.485	9
H 72 Maierhofer, Sean	1	2	0	2	1	4	0.200	0	2	2	1	2	3	0.400	3	7	0.300	0	0	0.0	10	0.000	3
H 73 Goodrich, Brett	6	2	2	4	8	6	0.571	5	2	5	3	10	5	0.667	18	11	0.621	0	0	7.5	29	0.259	8
H 74 Goodrich, Kyle	4	2	3	4	7	6	0.538	3	3	6	2	9	5	0.643	16	11	0.593	0	0	7.5	27	0.278	8
H 75 Wernet, Brad	8	1	5	4	13	5	0.722	5	3	6	2	11	5	0.688	24	10	0.706	0	0	10.0	34	0.294	9
H 76 Collier, Chris	2	3	2	4	4	7	0.364	3	2	4	1	7	3	0.700	11	10	0.524	0	0	2.0	21	0.095	7
H 77 Stroud, Zach	3	4	2	4	5	8	0.385	6	3	1	5	7	8	0.467	12	16	0.429	0	0	0.0	28	0.000	9
H 78 Robinson, Mike	1	4	1	4	2	8	0.200	1	3	4	2	5	5	0.500	7	13	0.350	0	0	7.0	20	0.350	7

Raleigh Dart League

Registration for Fall 2019 Season
Wednesday, July 18, (The Upper Deck), 7:00-8:00 p.m.

Wednesday, July 24 ⌫⌦ **For ALL teams - there is only one night of registration!!!**
(If your team is not returning, please leave a message on VoiceMail.
New captain? Please pass this information on to him/her.)
Bring: 1) Completed roster - use BLACK pen please - with divisions played by by each member for last 3 seasons
2) ONE check for bar fee and a minimum of six players (Bar fee is $20; Player registration is $20) NO CASH WILL BE ACCEPTED!!!

Wednesday, July 24 **DEADLINE for unrestricted roster add-ons, at REGISTRATION (no extensions)**
July 25 through September 16 Add-ons pre-approved by the Membership Committee (Membership Committee Director - Heather Bohanan, 919-326-1956, membership@raleighdartleague.org)
1) Checks & player information as per roster to: Heather Bohanan (temporarily performing Treasurer duties), 919-326-1956, 206 Shoals Lane, Garner, NC 27529; membership@raleighdartleague.org
2) Membership Director will inform captain of Committee's decision
A PLAYER IS NOT ELIGIBLE UNTIL APPROVED, AND WITH DUES PAID

Wednesday, August 7 ⌫⌦ **Captains' meeting, 7:00-8:00 p.m., The Upper Deck (MANDATORY)**
Pick up schedules, blank scoresheets, team rosters, phone lists, rules, etc.

Wednesday, August 14 ⌫⌦ **8:00 p.m. Season starts**

Monday, September 16 **5th week captains' meeting, The Upper Deck (MANDATORY)**
... and RDL Board meeting --- Last day to add/replace a player with approval

FALL 2019 RALEIGH DART LEAGUE TEAM REGISTRATION FORM

Team Name _____ Team Number _____
(PLEASE LEAVE BLANK)

Player Name (not nickname): / Home Bar & Dart Rep.:	Divisions played in previous 3 seasons	Dart experience (if any) outside RDL* / Board #s:	M/F	Phone #:	Fee Paid:
Captain: 0				(C) (H)	0
1				(C) (H)	1
2				(C) (H)	2
3				(C) (H)	3
4				(C) (H)	4
5				(C) (H)	5
6				(C) (H)	6
7				(C) (H)	7
8				(C) (H)	8
9				(C) (H)	9

TOTAL:

Captain's Email Address: _____

** If there are players new to RDL and you are aware of their dart experience outside of RDL, please include that information here. You might say things like "Played in a mid-level team in Chicago for the past 6 years" or "No league experience but throws on a regular basis - consistently beats D & E players at Upper Deck LOD"*

Tons of Newsletter

Home to the Fall Session of the Raleigh Dart League for the Banquet, Saturday, December 14, 2019 Issue #JK768
The "It's All Over!… It's Over!… You Know It's So Over!… … … I'm Still Waiting For My Handshake" Edition

TOURNAMENT WINNERS

"A" Division - ***The Neighborhood Bullies*** *(13-3)*
The Bullies straight up roll through the finals match to become the first non-Element team to tally an undefeated season in A division since Element's roster formed sixteen and a half years ago.

"B" Division - ***Darty Minds*** *(13-5)*
Darty Minds never see 501 in the tournament, turning what was expected to be a super-exciting third matchup with Atonsamongus into a romp in the finals, closing out their season/tourney double.

"C" Division - ***Boom Baby*** *(12+-12)*
The Boom Baby-Show Me rivalry got extra airtime in the tourney, as their finals pairing (just like their first matchup in the season) went all the way to 1001, with Boom taking the W all three times.

"D" Division - ***Why So Serious?*** *(14-2)*
Serious completes this season's most dominant run by winning the regular season by FIVE matches and taking the tourney final by the season's biggest margin (they did need 501 in the semis though!).

"E" Division - ***Treble Yell*** *(14-6)*
In what shaped up as maybe the most balanced division all season, after squeezing out a narrow win in the season, Treble seemingly wasn't ever in much danger in a strong tournament title run.

"F" Division - ***Kings of the Board*** *(14-10)*
The Kings barely lost out in a great three-team sprint in the regular season, but then took out both the teams that finished ahead of them by identical 14-10 scores in the semis and finals.

"G" Division - ***Sofa Kings*** *(12+-12)*
The Sofa Kings take the G Mugs in the most "Sofa King way" possible, with their hearts in their throats. After only passing 15 points three times all season, 13-11 was their tournament blowout.

"H" Division - ***The Neighborhood Dart Knights*** *(13-9)*
At first glance, the Dart Knights look like this season's huge upset winners (taking the Mugs from 5th place) - but the top five in H were so incredibly even that this win honestly isn't a big surprise.

REGULAR SEASON WINNERS

"A" Division - ***The Neighborhood Bullies*** *(14 wins, 0 losses)*
2nd place - Unstable Elements

"B" Division - ***Darty Minds*** *(13 wins, 1 loss)*
2nd place - Atonsamongus

"C" Division - ***Boom Baby*** *(11 wins, 1 loss)*
2nd place - Show Me Your Tips

"D" Division - ***Why So Serious?*** *(14 wins, 0 losses)*
2nd place - Big Bulls

"E" Division - ***Treble Yell*** *(9 wins, 3 losses)*
2nd place - Loaded Darts

"F" Division - ***Dr.unks*** *(9 wins, 3 losses)*
2nd place - Red-eye Rangers

"G" Division - ***Sofa Kings*** *(10 wins, 2 losses)*
2nd place - Darty Sanchez

"H" Division - ***Not Dead Ducks Yet*** *(10 wins, 2 losses)*
2nd place - Coach Never Walks Alone

Rosters of all season- and tournament-winning teams are on page 4.)

TABLE OF CONTENTS

Item	Page Number
Tournament & Regular Season Winning Teams	1
Spring 2020 RDL Season Information	1
Final Divisional Standings	2
Final Divisional Tournament Results	3
Tournament & Regular Season Winning Team Rosters	4
Winning team photo gallery (not all teams, but still)	4
Tournament Trophy Dart Awards	5
Other Tournament Hot Darts	5
Regular Season Trophy Dart Awards	5
Divisional Singles Win %-age Winners	6
Divisional All-Star Point %-age Winners	6
Players Who Beat the Singles Winners	6
Season Penalty Summary	6
List of Host Establishments	7
Holiday blind draws, other local leagues	7
RDL Address and Phone No. Information	8
Event Calendar, Penalty Log	8
JK's All-Star Team Picks	9
Quick Stat Tidbits, JK's Prediction Results Summary	9
Prediction Results Table	10
Week-by-Week Match Results Table	11
Fall 2019 Trivia Questions Revisited (cont. on pg. 14)	12
Fall 2019 Lyrics Quiz Revisited (cont. on pg. 14 too)	13
The rest of the lyrics quiz, a division (D!) for the ages	14
League records set/tied!!, 1001s summary, other stuff	15
Random Thoughts from JK	16
"A" division historic winners, singles, overall, etc.	17
2019 NCCDL & NCLC standings, news, history	18
2019 NCCDL & NCLC perfect throws, tourn. results	19
2019 NC State Championship results	20
Fliers - New Year's Tournament, Fire on the Mountain	21
Top Singles Records, by Division	22
Top Doubles Records, by Division	23
Top Singles+Doubles, by Division	24
Top All Star Point Averages, by Division	25
Top Individual Records, by Section of Play	26,27
League-Wide Individual Singles, Doubles Records	28
League-Wide Individual Singles + Doubles Records, and All-Star Point Averages	29
Singles, Doubles Records, Ranked by Team	30
Overall Records, All-Star Pt. Ave., Ranked By Team	31
Complete "A" Division Statistics	32
Complete "B" Division Statistics	33
Complete "C" Division Statistics	34
Complete "D" Division Statistics	35
Complete "E" Division Statistics	36
Complete "F" Division Statistics	37
Complete "G" Division Statistics	38
Complete "H" Division Statistics	39
Registration Materials for Spring 2020 RDL Season	40

SPRING 2020 RALEIGH DART LEAGUE SEASON INFORMATION

Registration Meeting for ALL Teams; The Upper Deck;
THURSDAY, January 2, 7:00-8:00 p.m.

MANDATORY Preseason Captains' Meeting; The Upper Deck;
Wednesday, January 15, 7:00-8:00 p.m.

Match Play begins on Wednesday, January 22

MANDATORY Fifth Week Captains' Meeting;
The Upper Deck; **Monday, February 24**, 7:00-8:00 p.m.

Divisional tournament weeks - **April 29, May 6 & 13**

FINAL!! DIVISIONAL TEAM STANDINGS FOR THE *FALL 2019* RDL SEASON

		W	L	Pts.
	"A" Division			
1	The Neighborhood Bullies	14	0	252
2	Unstable Elements	12	2	246
3	Lunatic Fringe	9	5	193
4	Dead Beats	7	7	169
5	North Raleigh Alliance	7	7	167
6	Dartistic Side of the Moon	4	10	127
	Things That Bounce	3	11	109
	Irrelevant Elements	0	14	57

		W	L	Pts.
	"B" Division			
1	Darty Minds	13	1	241
2	Atonsamongus	13	1	240
3	Consistently Inconsistent	7	7	162
4	Shooter McGavin	5	9	145
5	Rif Raf	5	9	143
6	Kiss Our Inconsistency	5	9	142
	DD-214	5	9	138
	Methodical 2.0	3	11	125

		W	L	Pts.
	"C" Division			
1	Boom Baby	11	1	171
2	Show Me Your Tips	9	3	167
3	Flightless Boards	8	4	152
4	Bulls Up	5	7	151
5	Cheap Shots	5	7	116
	Nine Lives	3	9	114
	One Armed Bandits	1	11	92

		W	L	Pts.
	"D" Division			
1	Why So Serious?	14	0	240
2	Big Bulls	9	5	178
3	Menace 2 Sobriety	8	6	173
4	Projectile Dysfunction	7	7	180
5	We Don't Know!	7	7	159
6	Just The Tip	5	9	159
	Sharky's Machine	5	9	154
	Ma and Pa and the Kids	1	13	89

		W	L	Pts.
	"E" Division			
1	Treble Yell	9	3	158
2	Loaded Darts	8	4	162
3	Shark Shooters	8	4	161
4	Game of Throws	7	5	147
5	Hump Day!	6	6	151
	Is It In?	3	9	123
	Beat My Cork!	1	11	85

		W	L	Pts.
	"F" Division			
1	Dr.unks	9	3	164
2	Red-eye Rangers	9	3	146
3	Kings of the Board	8	4	158
4	Death Throw	7	5	138
5	The Happy Crew	4	8	144
	Down to F!	4	8	132
	Irish Ton	1	11	111

		W	L	Pts.
	"G" Division			
1	Sofa Kings	10	2	172
2	Darty Sanchez	8	4	167
3	Make Darts Great Again	6	6	149
4	Banging The Wire	6	6	143
5	Is It In, Again?	5	7	137
	Wayne Gretzky	5	7	121
	Coral Reefers	2	10	114

		W	L	Pts.
	"H" Division			
1	Not Dead Ducks Yet	10	2	176
2	Coach Never Walks Alone	10	2	171
3	Tips & Shafts	8	4	162
4	The Replacements	6	6	160
5	The Neighborhood Dart Knights	6	6	158
	We're Sexy & We Throw It	2	10	94
	xx-Darty B's	0	12	25

LEGEND OF SYMBOLS IN STANDINGS: = *regular season division champion*
= *clinched* "top-two" *finish in division* = *clinched* "bottom-two" *finish in division*

FALL 2019 RDL DIVISIONAL TOURNAMENT RESULTS

Quarterfinals	*Semifinals*	*Finals*	***WINNER***

"A" Division

1 **The Neighborhood Bullies**
(13-1) **The Neighborhood Bullies**
8 Irrelevant Elements
(14-4) **The Neighborhood Bullies**
5 North Raleigh Alliance
(13-10) North Raleigh Alliance
4 Dead Beats
(13-3) **The Neighborhood Bullies**
3 Lunatic Fringe
(13-3) Lunatic Fringe
6 Dartistic Side of the Moon
(13-5) Unstable Elements
7 Things That Bounce
(14-0) Unstable Elements
2 Unstable Elements

"B" Division

1 **Darty Minds**
(13-3) **Darty Minds**
8 Methodical 2.0
(13-3) **Darty Minds**
5 Rif Raf
(14-6) Shooter McGavin
4 Shooter McGavin
(13-5) **Darty Minds**
3 Consistently Inconsistent
(13-11) Consistently Inconsistent
6 Kiss Our Inconsistency
(14-4) Atonsamongus
7 DD-214
(14-10) Atonsamongus
2 Atonsamongus

"C" Division

1 **Boom Baby**
Boom Baby
(Bye)
(13-7) **Boom Baby**
5 Cheap Shots
(13-9) Bulls Up
4 Bulls Up
(12+-12) **Boom Baby**
3 Flightless Boards
(13-7) Flightless Boards
6 Nine Lives
(12+-12) Show Me Your Tips
7 One Armed Bandits
(13-5) Show Me Your Tips
2 Show Me Your Tips

"D" Division

1 **Why So Serious?**
(13-3) **Why So Serious?**
8 Ma and Pa and the Kids
(13-7) **Why So Serious?**
5 We Don't Know!
(14-8) Projectile Dysfunction
4 Projectile Dysfunction
(14-2) **Why So Serious?**
3 Menace 2 Sobriety
(12+-12) Menace 2 Sobriety
6 Just The Tip
(13-6) Menace 2 Sobriety
7 Sharky's Machine
(13-7) Sharky's Machine
2 Big Bulls

Quarterfinals	*Semifinals*	*Finals*	***WINNER***

"E" Division

1 **Treble Yell**
Treble Yell
(Bye)
(12-8) **Treble Yell**
5 Hump Day!
(12+-12) Game of Throws
4 Game of Throws
(14-6) **Treble Yell**
3 Shark Shooters
(14-2) Shark Shooters
6 Is It In?
(13-11) Shark Shooters
7 Beat My Cork!
(13-5) Loaded Darts
2 Loaded Darts

"F" Division

1 Dr.unks
Dr.unks
(Bye)
(12-6) Dr.unks
5 The Happy Crew
(13-8) The Happy Crew
4 Death Throw
(14-10) **Kings of the Board**
3 **Kings of the Board**
(14-4) **Kings of the Board**
6 Down to F!
(14-10) **Kings of the Board**
7 Irish Ton
(13-5) Red-eye Rangers
2 Red-eye Rangers

"G" Division

1 **Sofa Kings**
Sofa Kings
(Bye)
(13-11) **Sofa Kings**
5 Is It In, Again?
(13-9) Is It In, Again?
4 Banging The Wire
(12+12) **Sofa Kings**
3 Make Darts Great Again
(13-5) Make Darts Great Again
6 Wayne Gretzky
(13-2) Darty Sanchez
7 Coral Reefers
(14-6) Darty Sanchez
2 Darty Sanchez

"H" Division

1 Not Dead Ducks Yet
Not Dead Ducks Yet
(Bye)
(14-10) **The Neighborhood Dart Knights**
5 **The Neighborhood Dart Knights**
(14-8) **The Neighborhood Dart Knights**
4 The Replacements
(13-9) **The Neighborhood Dart Knights**
3 Tips & Shafts
(13-7) Tips & Shafts
6 We're Sexy & We Throw It
(12+-12) Coach Never Walks Alone
7 Darty B's
(automatic forfeit) Coach Never Walks Alone
2 Coach Never Walks Alone

HEY, A WINNING TEAM (partial) PHOTO GALLERY!

A couple of teams sent me a team photo after they won this week, which I thought was pretty cool. So I asked the other winners if they had one too, and I got a couple more. Which brings us to a sort of new item here that would be cool to keep going in the future - a team photo gallery! (No player name legends this time, but I'm sure the people in the photo know who they are. Plus, it's really about 'team' happiness anyway.)

A division regular season and tournament champions - **The Neighborhood Bullies**!!



B division regular season and tournament champions - **Darty Minds**!!



E division regular season and tournament champions - **Treble Yell**!!



H division tournament champions - **The Neighborhood Dart Knights**!!



TEAMS THAT WON BOTH THEIR DIVISIONAL TOURNAMENT AND REGULAR SEASON TITLE !!!!!!

(note: players in parentheses did not play enough games during the regular season to qualify for tournament play)

"A" Division - ***The Neighborhood Bullies***

Dean Cusher (c)	Craig Elder	Kevin Foushee
Alex Spellman	Michael Johnson	Pat Gibson
Pete Stewart	P.J. Stewart	Dan Naylor
	Scott Stankevich	

"B" Division - ***Darty Minds***

Eugene Foushee (c)	Sal Reitano	Billy Maccini
Pat Martin	Dallas Hudson	C.J. Jobe
Kevin Bottomley	Tyler Wright	Joel Dickenson

"C" Division - ***Boom Baby***

Jason Zelinack (c)	Joey Gaglione	Jim Peele
Jason Crowe	Michael Turner	Lee Jeffreys
	David Frederickson	

"D" Division - ***Why So Serious?***

Anthony Cannizzaro (c)	Tyler Cannizzaro	Lincoln Havens
Teddy Rice	Mike Cole	Mike Bumpass
Bill Leonard	Andrew Triggiano	Jeff Blanchard
	(Matt Havens)	

"E" Division - ***Treble Yell***

Gerald Updyke (c)	Chris Additon	Jon Hall
Brian Whitley	Chris Smith	John Heath
	Cameron Wrenn	

"G" Division - ***Sofa Kings***

Roger Keim (c)	Tony Alcon	Doug Bozza
Jeremy Plotkin	Braden Wojciechowski	Ken Moore
Darren Hommel	Von Tann	(Chris Scott)

TEAMS THAT WON THEIR DIVISIONAL TOURNAMENT (but not regular season title) !!!!!!

"F" Division - ***Kings of the Board***

Romuald Knight (c)	Jeff Russell	James Murphy
Andy Bohn	John Suan	Luc Davis
Pat Ball		Jeremy Moulden

"H" Division - ***The Neighborhood Dart Knights***

Emmalee Osier (c)	Jared Markham	Terron Amos
Jerrell Swepson	Mark Gamble	Tony Thomas
Brandon Clow	Josh Neff	Levi Palmer
	P.J. Davis	

TEAMS THAT WON THEIR REGULAR SEASON TITLE (but not divisional tournament) !!!!!!

"F" Division - ***Dr.unks***

Robert Reece (c)	Joe Upchurch	Shane Gouge
Nick Murdock	John Smale	Susan Gouge
Dustin Jones	Mike Brewer	Timmy Johnson
	Cherry Brewer	

"H" Division - ***Not Dead Ducks Yet***

Bob Carawon (c)	Martin Peers	Tim Ellis
Laurence Converse	Steve Lalino	Harris Carawon
Bob Kuppler	Dean Sawyer	Somchai Samaluk

FALL 2019 TOURNAMENT!!! TROPHY DART AWARDS

9 Marks

Mark Gamble (The Neighborhood Dart Knights, 11/20)
Andy Krestalude (Hump Day!, 11/20)
Mike O'Toole (Bulls Up, 11/20)
Randy Massengill (Atonsamongus, 12/4)
Tim Mozzetti (Lunatic Fringe, 12/4)
Stevie Phillips (Unstable Elements, 12/4)
Tom Brown (Unstable Elements, 12/11)
Brad Bushman (Show Me Your Tips, 12/11)
Joe Rigert, Sr. (Show Me Your Tips, 12/11)

Ton-80s

David Huffman (North Raleigh Alliance, 11/20)
Sid Mitchell (Lunatic Fringe, 11/20)
Craig Elder (The Neighborhood Bullies, 12/11)
Stevie Phillips (Unstable Elements, 12/11)
Alex Spellman (The Neighborhood Bullies, 12/11)
Greg Svede (Shark Shooters, 12/11)

6-Bulls

John Suan (Kings of the Board, 11/20)

Ton-70-Ins and Outs - (none reported)

For those who are new or simply were not aware of it: fast games, high ins and high outs in the tournament do not win awards unless they are perfect shots (170s) or games.

OTHER TOURNAMENT HOT DARTS (Sorry, no award -- but they're still great shots)

Kevin Foushee	Neighborhood Bullies	8m	Joe Zawrotniak	Lunatic Fringe	120-In	Robbie Phillips	Unstable Elements	9-dart 301
Patrick Todd	Hump Day!	8m	Gerald Updyke	Treble Yell	114-Out	Tom Brown	Unstable Elements	11-dart 301
Robbie Phillips	Unstable Elements	160-In	Bob Terry	Lunatic Fringe	**7-dart 301(!)**	Robbie Phillips	Unstable Elements	11-dart 301
Bob Terry	Lunatic Fringe	160-In	Joel Eason	Lunatic Fringe	9-dart 301	Robbie Phillips	Unstable Elements	13-dart SCkt

FALL 2019 REGULAR SEASON PERFECT THROWS

9-Marks

Stevie Phillips **(5!)** (Unstable Elements, 8/14, 9/4, 9/25, 10/30, 11/13)
Joe Work **(3)** (North Ral. Alliance, 8/21, 10/16,
Kris Fischlein **(2)** (Dead Beats, 9/18, 10/23)
Kyle Gaulthier **(2)** (Dead Beats, 9/11, 9/25)
Grey Jones **(2)** (Dead Beats, 8/14, 8/28)
Mike O'Toole **(2)** (Bulls Up, 8/28, 9/16)
Alex Spellman **(2)** (Neighbor. Bullies, 9/25, 10/
J.J. Tant **(2)** (Projectile Dysfunction, 8/28, 9/11)
Adam Bakowski (Lunatic Fringe, 10/30)
Darren Barrett (Sharky's Machine, 10/23)
Tommy Beaird (DD-214, 11/6)
Sean Bosier (Death Throw, 9/25)
Kevin Bottomley (Darty Minds, 10/16)
Keith Bouchard (Menace 2 Sobriety, 10/23)
Andy Bowen (Banging the Wire, 10/30)
Michael Bracco (Rif Raf, 10/9)
Chris Buck (Shark Shooters, 11/6)
Jay Dean (Is It In?, 9/4)
Fon Denton (Dartistic Side / Moon, 10/16)
Greg Gabry (DD-214, 9/18)
Jim Hunsberger (DD-214, 8/28)
Lee Jeffreys (Boom Baby, 9/18)
Jim Peele (Boom Baby, 9/18)
Kenny Persson (Atonsamongus, 9/11)
Robbie Phillips (Unstable Elements, 11/6)
Chris Robertson (Irish Ton, 10/23)
John Schaefer (Sharky's Machine, 9/4)
Lee Scott (Atonsamongus, 10/30)
Mike Seward (North R. Alliance, 8/28)
Scott Stephenson (Methodical, 10/30)
P.J. Stewart (Neighbor. Bullies, 9/4)
J.J. White (Menace 2 Sobriety, 8/21)

Ton-80s

Brad Adams (Just The Tip, 8/14)
John Carroll (Unstable Elements, 9/25)
Joey Gaglione (Boom Baby, 8/28)
George Guenther (DD-214, 11/13)
C.J. Jobe (Darty Minds, 10/2)
Tony Keller (Dead Beats, 8/28)
Bill Leonard (Why So Serious?, 10/23)
Robert Long (Loaded Darts, 9/4)
Randy Lueneburg (We Don't..., 9/11)
Charles Parker (Dead Beats, 10/30)
Robbie Phillips (...Elements, 10/30)
Stevie Phillips (...Elements, 10/23)
Sal Reitano (Darty Minds, 8/28)
Matt Ridgway (Irrelevant…, 11/13)
Joe Rigert, Sr. (Show Me…, 11/6)
Mike Seward (…Alliance, 10/30)
Brian Smith (Projectile Dysf., 10/23)
Alex Spellman (Neigh. Bullies,8/21)
Mike Steppe (Projectile Dysfun., 9/11)
Wil Tan (Unstable Elements, 10/16)
Tisha Taylor (Kiss Our Incon., 8/21)
Joe Thomas (DD-214, 10/9)
Jason Zelinack (Boom Baby, 10/16)

6-Bulls

(none reported)

FALL 2019 REGULAR SEASON DIVISIONAL TROPHY DART AWARDS

	A division	B division	C division	D division	E division	F division	G division	H division
High In (301 first turn only!!)	Ton-60 **Tom Brown** ...Elements (8/28)	Ton-60 (8/21/19) **Brenda Whitley** Kiss Our…	Ton-40 (9/11/19) **Steve Holland** Flightless Boards	Ton-24 (11/13/19) **Steve Polenz** Menace 2 Sobriety	Ton-12 (8/28/19) **Jeff Rudy** Game of Throws	Ton-48 (10/30/19) **Jeff Russell** Kings of the Board	Ton-15 (9/25/19) **Dave Finney** Wayne Gretzky	Ton-20 (10/9/19) **Andrew Borgna** Tips & Shafts
	Michael Johnson …Bullies (9/4)	**Stevie Phillips** Unstable Elements (twice - 9/25,10/16)						
	Dan Naylor …Bullies (9/25)							
High Out (301/501/ 1001)	Ton-25 (8/21/19) **Patrick Merkle** Dartistic Side…	Ton-37 (8/14/19) **Eric Klann** Kiss Our…	Ton-36 (11/6/19) **Matthew Copple** Nine Lives	Ton-29 (10/9/19) **Mike Bumpass** Why So Serious?	98 (8/14/19) **Chris Montesi** Game of Throws	Ton-01 (10/9/19) **David Powell** The Happy Crew	Ton-17 (10/16/19) **Eric Trefzger** Darty Sanchez	99 (10/9/19) **Andrew Borgna** Tips & Shafts
Fast Singles 301	8 darts (11/13/19) **Dan Naylor** Neighborhood Bullies	9 darts (8/21/19) **Greg Gabry** DD-214	11 darts **Jim Peele** Boom Baby (8/14)	11 darts **Chris Toolan** Big Bulls (10/2)	13 darts (9/4/19) **Greg Svede** Shark Shooters	11 darts **Shane Gouge** Dr.unks (10/16)	11 darts (9/18/19) **Josh Carroll** Coral Reefers	14 darts (9/4/19) **Ken McNamara** We're Sexy and We Throw It
			Ken Trefzger …Bandits (8/21)	**J.J. White** Menace… (11/13)		**Nick Murdock** Dr.unks (10/30)		
			Lee Powell Show Me… (9/18)	**Joe Rigert, Sr.** Show Me… (11/6)				
Fast Singles Cricket	14 darts (8/21/19) **Robbie Phillips** Unstable Elements	21 darts **Kenny Persson** Atons. (9/18)	21 darts (10/16/19) **John Mays** Nine Lives	17 darts (9/4/19) **Andrew Triggiano** Why So Serious?	23 darts (10/2/19) **Rob Yang** Beat My Cork!	29 darts (9/4/19) **Chris Gagner** Down to F!	25 darts (10/16/19) **Andy Bowen** Banging The Wire	35 darts (11/6/19) **Laurence Converse** Not Dead Ducks Yet
		Keith Gibbs Atons. (10/9)						
Fast Doubles Cricket	20 darts **Alex Spellman & P.J. Stewart** ...Bullies (10/2)	21 darts (10/30/19) **Billy Maccini & Sal Reitano** Darty Minds	26 darts (9/11/19) **Mikey Hindle & Bob James** Cheap Shots	21 darts (9/4/19) **Scott Fink & John Schaefer** Sharky's Machine	56 darts (11/6/19) **Taylor Caldwell & Michael Fleener** Beat My Cork!	31 darts (10/23/19) **Brian Bowser & Chris Robertson** Irish Ton	34 darts (9/4/19) **Dave Finney & Bryan Gaines** Wayne Gretzky	26 darts (10/2/19) **Steve Lalino & Somchai Samaluk** Not Dead Ducks Yet
	Joel Eason & Dave Gelberg …Fringe (10/16)							
	Adam Bakowski & Joel Eason …Fringe (10/23)	**Chad Massengill & Wil Tan** …Elements (10/30)						
Fast Doubles 501	14 darts (10/30/19) **Cody Lange & Mike Seward** North Raleigh Alliance	17 darts (10/16/19) **Ronnie Knott & Don Sautter** Shooter McGavin	20 darts (10/23/19) **Jimmy Arnold & Patrick Howsare** Bulls Up	23 darts (11/13/19) **Mike Cole & Lincoln Havens** Why So Serious?	19 darts (10/23/19) **Jay Dean & Hugh Vance** Is It In?	26 darts (9/18/19) **Mark Powell & Chuck Rouse** Red-eye Rangers	23 darts **Jeremy Art & Jason Patskoski** Coral Reefers (9/4)	27 darts **Bob Kuppler & Somchai Samaluk** ...Ducks... (8/28)
							Chris Collier & Mike Robinson ...Sanchez (10/16)	**LaurenceConverse & Tim Ellis** ...Ducks... (11/6)

Fall 2019 RDL Individual Season-Long Awards

SINGLES WIN PERCENTAGE

		W	L	%-age
	"A" Division			
Stevie Phillips	A1/ Unstable Elements	27	1	0.964
	"B" Division			
Kenny Persson	B1/ Atonsamongus	20	2	0.909
	"C" Division			
Brad Bushman	C5/ Show Me Your Tips	17	1	0.944
	"D" Division			
Anthony Cannizzaro	D6/ Why So Serious?	18	3	0.857
	"E" Division			
Greg Svede	E4/ Shark Shooters	16	4	0.800
	"F" Division			
John Suan	F3/ Kings of the Board	20	4	0.833
	"G" Division			
Dylan Musil	G4/ Is It In, Again?	19	1	0.950
	"H" Division			
P.J. Davis	H4/ The Neighborhood Da	16	1	0.941
	Women's Records			
(# of women by division: A-2, B-7, C-1, D-7, E-7, F-8, G-7, H-9)				
[No women in A, C, D, G and H divisions satisfied both the minimum number of games requirement and the RDL rule requiring a win percentage of 0.500 or higher to claim a singles award.]				
	Women - "B" Division			
Amanda Preciado	B6/ DD-214	14	7	0.667
	Women - "E" Division			
Michelle Stacy	E4/ Shark Shooters	10	9	0.526
	Women - "F" Division			
Olivia Mathews	F5/ Death Throw	14	10	0.583

ALL-STAR POINT AVERAGE

		ASPs	TGP	%-age
	"A" Division			
Robbie Phillips	A1/ Unstable Elements	118.0	52	2.269
	"B" Division			
Kenny Persson	B1/ Atonsamongus	55.0	42	1.310
	"C" Division			
Jason Zelinack	C7/ Boom Baby	55.0	38	1.447
	"D" Division			
Mike Cole	D6/ Why So Serious?	43.0	52	0.827
	"E" Division			
Greg Svede	E4/ Shark Shooters	45.5	40	1.138
	"F" Division			
Shane Gouge	F7/ Dr.unks	50.5	43	1.174
	"G" Division			
Dylan Musil	G4/ Is It In, Again?	35.0	40	0.875
	"H" Division			
P.J. Davis	H4/ The Neighborhood Da	23.5	34	0.691
	Women's Records			
(# of women by division: A-2, B-7, C-1, D-7, E-7, F-8, G-7, H-9)				
	Women's Records - "A" Division			
Deb Blackwelder	A7/ Irrelevant Elements	7.0	42	0.167
	Women's Records - "B" Division			
Amanda Preciado	B6/ DD-214	28.0	43	0.651
	Women's Records - "C" Division			
Julie Graves	C6/ Bulls Up	6.0	39	0.154
	Women's Records - "D" Division			
Alyssa Bathurst	D8/ Ma and Pa and the Ki	19.5	39	0.500
	Women's Records - "E" Division			
Michelle Stacy	E4/ Shark Shooters	13.0	34	0.382
	Women's Records - "F" Division			
Olivia Mathews	F5/ Death Throw	25.0	49	0.510
	Women's Records - "G" Division			
Dawn Clement	G6/ Wayne Gretzky	2.0	33	0.061
	Women's Records - "H" Division			
Heather Bohanan	H5/ We're Sexy & We Thi	7.0	31	0.226

THE PLAYERS WHO *BEAT* THE SINGLES %-AGE WINNERS

Who beat Stevie Phillips of Unstable Elements in A division?
in 301: (none).
in cricket: Dan Naylor (wk.14).

Who beat Kenny Persson of Atonsamongus in B division?
in 301: Tony Danias (wk.3), John Kline (wk.10). [Kenny should
in cricket: (none). avoid Cons. Inconsistent…]

Who beat Brad Bushman of Show Me Your Tips in C division?
in 301: (none).
in cricket: Dan Butterworth (wk.14).

Who beat Anthony Cannizzaro of Why So Serious? in D division?
in 301: (none).
in cricket: Jeff Cashin (wk.2), Mike Steppe (wk.8), Chris Toolan (wk.10).

Who beat Greg Svede of Shark Shooters in E division?
in 301: Pete Rutten (wk.3), Rob Yang (wk.6), Mike Kelly (wk.11).
in cricket: Mike Gardner (wk.12).

Who beat John Suan of Kings of the Board in F division?
in 301: Jeromie Raper (wk.6), Chris Gagner (wk.7), Nick Murdock
in cricket: Phillip Shearin (wk.11). (wk.10).

Who beat Dylan Musil of Is It In, Again? in G division?
in 301: Brad Prosser (wk.11).
in cricket: (none).

Who beat P.J. Davis of The Neighborhood Dart Knights in H division?
in 301: (none).
in cricket: Charles Tompkins (wk.2).

Who beat Amanda Preciado of DD-214 in B division?
in 301: Sal Reitano (wk.3), Chris Wilson (wk.4), E.J. Ellis (wk.8), Kevin Bottomley (wk.10).
in cricket: Sheldon Citrak (wk.4), David Bradford (wk.6), Tim Bunn (wk.9).

Who beat Michelle Stacy of Shark Shooters in E division?
in 301: Cameron Wrenn (wk.1), Ernie Gilyardi (wk.5), Angela Jeffcoat (wk.6), Hugh Vance (wk.11), Robert Long (wk.12).
in cricket: Jon Hall (wk.1), Gary Long (wk.5), Jeff Rudy (wk.7), William McEwen (wk.10).

Who beat Olivia Mathews of Death Throw in F division?
in 301: David Swartzel (wk.2), Romuald Knight (wk.5), Chris Robertson (wk.7), David Powell (wk.8), Chris Gagner (wk.9), Romuald Knight (wk.12), Jeremy Cominole (wk.14).
in cricket: Justin Vick(wk.1), Phillip Shearin(wk.1), Jeromie Raper(wk.3).

FALL 2019 PENALTY SUMMARY

The new world of the RDL continues to be a beautiful place. We are 4 seasons into the removal of the call-in requirement, so that penalty source no longer exists. And despite the addition of other penalties (earlier sheet return deadline, mandatory 1001 names, new penalty for lack of blocker names), the league as a whole barely gets any penalties at all anymore. There have been 6 for 4 seasons in a row now!

And this season, aside from the removal of a team due to 3 forfeits (is that even considered a "penalty"?), we had only THREE total penalties (and one of those went to the team that forfeited out). 2 teams missed the preseason captains' meeting (5 pts each), and there was 1 scoresheet that had an incomplete 1001 listing (16 pts). So that's 3 penalties for a total of 26 points. No team, and even no division, had more than one penalty. And the teams that lost the points? They didn't drop even one spot in the standings because of their point loss. Kind of awesome.

WHERE WE PLAY

American Legion Fuquay-Varina	**919-557-5990**
6400 Johnson Pond Road	Fuquay-Varina
-about 0.2 miles from Fuquay Elementary School	
The Big Easy	**919-468-6007**
231 Grande Heights Drive	Cary
-in the Harrison Pointe Shpg. Ctr., across from Papa John's	
Break Time Billiards	**919-615-0107**
6442 Tryon Road	Cary
-left of Lowe's Foods, at inter. w/ Cary Parkway	
Brewster's Pub	**919-650-1270**
1885 Lake Pine Drive	Cary
-next to La Cocina Mexican restaurant	
Brown's Billiards	**919-878-9092**
5500 Atlantic Springs Road	NE Raleigh
-off Spring Forest Rd., near Wake Forest Rd.	
Capital City Tavern	**919-907-1121**
112 Fayetteville Street	Raleigh
just south of West Morgan Street	
Champions Bars & More	**919-655-5557**
2109 Avent Ferry Road, #152	Raleigh
-in Mission Valley Shopping Center	
Chow Pizza Bar	**919-841-4995**
8311 Creedmoor Road	N. Raleigh
-behind McDonald's, next to Duck Donuts & Greek Fiesta	
Cleveland Draft House - Garner	**919-771-2337**
6101 NC Highway 42 West	Garner
-0.7 mile west of I-40 on NC Highway 42	
Compass Rose Brewery	**919-875-5683**
3201 Northside Drive #101	N. Raleigh
-take Gresham Lake fr. Capital Blvd, cross RR tracks then left	
Good Times Arcade and Tavern	**919-307-3245**
74 Son-Lan Parkway, Suite 108	Garner
-just past Pizza Inn, across from Hibachi & Company	
High Park Bar & Grille	**919-833-4527**
625 E. Whitaker Mill Road	Raleigh
-near intersection of Whitaker Mill & Wake Forest Rd.	
Hot Shots Billiards & Pub	**919-460-6307**
107 Edinburgh South Drive	Cary
-in MacGregor Village	
Locked & Loaded Bar & Grill	**919-661-6688**
305 McCormick Street	Garner
-behind the International House of Pancakes (IHoP)	
Lucky B's Around the Corner	**919-833-1310**
609 Tucker Street	Raleigh
-near inter. of Glenwood/Tucker, near Armadillo Grill	
Mac's Tavern	**919-467-4114**
1014 Ryan Road	Cary
-in Village Market Shopping Center	
The Neighborhood Sports Bar	**919-377-2344**
301 North Harrison Avenue	Cary
-in the space that was Train Station / Playtime Billiards	
Pantana's Pool Hall	**919-833-2990**
3112 Hillsborough Road	near NCSU
-between Daisy and Shepherd streets	
Pat Murnane's Irish Pub	**919-562-5570**
2101 South Main Street	Wake Forest
-right next to Euro Café	
The Pickled Onion #2	**919-977-0031**
8511 Cantilever Way	N. Raleigh
-off Glenwood, in plaza behind CarMax	
Proof Five Points	**919-896-9444**
1620 Glenwood Ave	Raleigh
-next to the Rialto Theater at the 'five points' intersection	
Rally Point Sport Grill	**919-678-1088**
1837 N. Harrison Ave.	Cary
-in the Sam's Club plaza near I-40, behind Wendy's	
Scooters	**919-954-2171**
1911 Sego Court	N. Raleigh
-near Atlantic/Millbrook inter., behind Batteries Plus	
Sharky's Place	**919-783-5448**
5800 Duraleigh Road	NW Raleigh
-in the Yuppie Center near US 70 intersection	
Snooker's-RW	**919-828-7665**
3520 Wade Avenue	NW Raleigh
-in Ridgewood Shopping Center	
The Upper Deck	**919-460-1786**
329 N. Harrison Avenue	Cary
-near intersection. of N. Harrison & Highway 54	
Wingin' It Bar and Grille	**919-762-0962**
1625 N. Main Street	Fuquay-Varina
-just south of where 401, 55, and 42 come together	

HOLIDAY BREAK BLIND DRAWS

UPPER DECK

As in many previous years, throughout the holiday break the Upper Deck will be adding a weekly Wednesday blind draw for all those who just want to keep their regular dart night out rolling through the break. The Wednesday draw will be run just like the Friday and Sunday draws at the Deck - and this year, there will be a Wednesday-specific double-shot pot, starting at $100.

SHARKY'S PLACE

Or maybe you live closer to Glenwood and/or just prefer Sharky's! Well, they've added a Wednesday blind draw to go with their Saturday one until the RDL fire backs up. [The group that runs the Sharky's draw also runs the normal Pickled Onion draw, but the Pickled Onion draw has been suspended during the break.]

OR MAYBE YOU WANT TO ADD ANOTHER LEAGUE?

Looking to add a second league this coming season? None of the other local leagues will be starting up at exactly the right time to fit during the winter break, but it won't be too long until they start up again. Can always just use the break to get a team ready.

Triangle Dart League (TDL - Chapel Hill & Durham)

Check www.ibiblio.org/ncdarts/tdl/ for information updates soon. The teams in TDL consist of 6-10 players per team, and dues are $20/player per season. Recent seasons have used bars in both Chapel Hill and Durham, but I suspect that might vary a bit from season to season based on team preferences and signups. Registration for the next season will be closing during the 2nd week of January.

Bull City Dart League (BCDL - Durham)

The league website is www.thebcdl.org and the league plays Tuesday nights throughout Durham and RTP, and uses a rolling handicap system to level the playing field quite a bit. Teams are 4-8 players (about 6 is the norm), and the dues are $25/player per season. Registration for the next season will end in early Feb.

OR POSSIBLY PICK UP SOME TOURNAMENT ACTION?

The QCDA down in Charlotte will have their annual full weekend event on the weekend of January 3rd-5th. I've heard for many years that one is a lot of fun. Check out the flier on page 21 for specifics. Or maybe you're more interested in a trip to the NC mountains… Asheville is hosting the Fire on the Mountain tournament on the weekend of January 10th-12th. That flier is also on page 21. Orrrr… maybe you really just want to get in a couple of days of really intensive, long-format practice against some solid competition. If just getting that chance to throw a crapload of 501 games sounds good to you, check out the Carolina Open. I don't have a flier in this issue (just didn't have room this time), but you can find that tournament at the Myrtle Beach Moose Lodge on Burcale Road, on the weekend of Jan. 17th-19th. You can also reach tournament director Patrick Ellis at 843-997-8141, or at patrickellis77@yahoo.com .

HOW TO REACH US

Mail Scoresheets to: Jason Kilts - RDL Statistician
5005 Raintree Road, Durham, NC 27712

Email scoresheets: jdkilts@yahoo.com or jdkilts@gmail.com

Or text scoresheets: **919-423-5766** - and we also always recommend watching for confirmation of receipt!

New Member/Registration Fees:
Heather Bohanan, 206 Shoals Lane, Garner, NC 27529

Nomination and Election Ballots:
Andrew Borgna, 5111 Brooke Lauren Lane, Raleigh, NC 27616

Grievances/Complaints/Rules Suggestions:
Britt Phillips, 2112 Castle Pines Dr, Raleigh, NC 27604

All Other RDL Correspondence to:
(Just send whatever to Jason and he'll pass it along…)

2019 (& 2020) Board of Directors

President	Tim Mozzetti	919-649-1816
	email: tjmozz@gmail.com	
Vice President	Maridy Knight	919-417-7828
	email: maridy16@gmail.com	
Secretary	Andrew Borgna	919-889-2457
	email: akborgna@gmail.com	
(interim) Treasurer	*Memb. Director Heather Bohanan is presently also doing these duties…*	
Membership	Heather Bohanan	919-326-1956
	email: membership@raleighdartleague.org	
Rules/Grievances	Britt Phillips	919-210-7648
	email: brittt_p@yahoo.com	

League Statistician/Editor : Jason Kilts 919-423-5766
email: jdkilts@yahoo.com or jdkilts@gmail.com

"HOT DARTS" LISTING GUIDELINES

Here are the guidelines that will be used for the minimum number of all-star points each week for the "hot darts" page.
"A" Div. = 4.5 or more ASPs; "B" Div. = 4.0 or more ASPs
"C, D" Divisions = 3.5 or more ASPs
"E, F, G" Divs. = 3.0 or more ASPs; "H" = 2.5 or more ASPs
Also, we will list any fast games, high ins, high outs, or other amazing feats that you think warrant a little recognition (e.g., Ins & Outs higher than a Ton, 24-dart cricket games, 15-dart 301s, 24-dart 501s, Ton-70s and up, 5-Bulls+, etc.).

Extra note: it's also ok to call in "fast games" in each set, even if they don't necessarily meet the maximum dart counts above.

SEASON-LONG TROPHY DART MINIMUM GAMES PLAYED REQUIREMENTS

To be eligible for all-star point ave. & singles win %-age awards, you must play at least 66% of this season's projected games:

for Divisions "A" (except team A2), "B" and "D" (8 teams / division):
Singles win %-age: min. of 19 Singles Games Played
All-star pt. Average: min. of 37 Total Games Played

for team A2 (due to 1 forfeit received):
min. of 18 Singles Games Played, 35 Total Games Played

for Divs. "C", "E", "F", "G", and teams H6 & H7 (7 teams/div.)
Singles win %-age: min. of 16 Singles Games Played
All-star pt. Average: min. of 32 Total Games Played

for teams H1, H4 and H5 (due to 1 forfeit received):
min. of 15 Singles Games Played, 30 Total Games Played

for teams H2 and H3 (due to 2 forfeits received):
min. of 14 Singles Games Played, 27 Total Games Played

RDL WEBSITE - www.raleighdartleague.org

Webmaster: Matt Ridgway (of Irrelevant Elements)
contact him, if needed, at: meridgway84@gmail.com

CALENDAR OF EVENTS

THU., Jan. 2	**Spring 2020 - RDL registration**, site TBD (online registration should be available in the days immediately prior to the 2nd)
Jan. 3-5	**Celebrate the New Year Tournament**, (ADO), (see flyer on page 21)
Mon., Jan. 6	**RDL Board Meeting**
Jan. 10-12	**Fire on the Mountain**, (ADO) (see page 21)
Wed., Jan. 15 7:00-8:00 p.m.	**Spring 2020 RDL Preseason Captains' Meeting**; The Upper Deck - mandatory
Jan. 17-19	**Carolina Open**, (ADO), $6000+, Myrtle Beach Moose Lodge 1959, Burcale Rd, Myrtle Beach
Wed., Jan. 22	**Spring 2020 first night of match play**
Sun., Feb. 2	**likely the Upper Deck Super Bowl blind draw**
Mon., Feb. 24 7:00-8:00 p.m.	**Spring 2020 - 5th week captains' mtg.**; Upper Deck; end of roster additions/replacements; this is also the night of the RDL Board mtg.
Mon., Apr. 6	**RDL Board Meeting**
Mon., Apr. 27	**RDL Board Meeting**
Wed., Apr. 29, May 6 / 13 - RDL Divisional Tournaments	
Sat., May 16	**Spring 2020 - Season Banquet**, site TBD
Mon., June 1	**RDL Board Meeting**

Other Local Weekly Leagues

Mondays	***Wake Forest Area Dart League*** , Wake Forest
Tuesdays	***Bull City Dart League*** , Durham
Thursdays	***Triangle Dart League*** , Chapel Hill

Weekly Blind Draws - Over the years, many blind draws have come and gone. If any of these folds or if any others start up, please let me know and I'll update this list. Thanks.

(these 2 are double elim., $5 entry, bar matches the pot… & now they add an extra $50 if there are 32+ players !)
Fri., 8 pm **Upper Deck**, 919-460-1786, 329 N.Harrison
Sun., 8 pm **Upper Deck**, 919-460-1786, 329 N.Harrison

(this one is $5 entry, bar matches 150% if 16+ players !)
Fri., 8 pm **Brown's**, 919-878-9092, 5500 Atl. Springs Rd.

(these one is $5 entry, bar matches 150% if 16+ players !)
Sat., 8 pm **Sharky's Place**, 919-783-5448, 5800 Duraleigh

(this one is double elm., $5 entry, bar matches the pot!)
Mon., 8 pm **Neighborhood**, 919-377-2344, 301 N. Harrison

(this one is double elm., $5 entry, bar matches the pot!)
Mon., 8 pm **The Pickled Onion 2**, 919-977-0031, 8511 Cantilever Way **[not held over the holidays!]**

(this one is free , with the winners receiving gift certificates)
Tue., 7 pm **Jordan Lake Brewing**, 320 E. Durham St.,Cary

(this one is LADIES ONLY, and is held the second Thursday of each month - $5 entry, bar matches the pot - if there are 7 or fewer players, the draw will be a singles tournament)
Thu., 7:30 pm **Upper Deck**, 919-460-1786, 329 N.Harrison

PENALTY LOG - All the penalties assessed this season.

Preseason captains' meeting (5 points): Death Throw (F, wk.1), Darty B's (H, wk.1).
Incomplete 1001 (16 points): Boom Baby (C, wk.6).
Removed from season due to 3 forfeits: Darty B's (H).

THE FORTY-SIXTH SEMI-ANNUAL EDITION OF: JK'S DIVISIONAL ALL-STAR TEAM PICKS

(Players within each division are listed alphabetically) (Players are chosen any way I damn well please - not purely by the numbers!)
(This is not purely my own guesses at who is simply the best thrower, but also who is important to their team, who is good in the clutch, etc.)

Divisional MVPs

A Division	Stevie Phillips	Unstable Elements	E Division	Greg Svede	Shark Shooters
B Division	Kenny Persson	Atonsamongus	F Division	Shane Gouge	Dr.unks
C Division	Brad Bushman	Show Me Your Tips	G Division	Dylan Musil	Is It In, Again?
D Division	Mike Cole	Why So Serious?	H Division	P.J. Davis	The Neighborhood Dart Knights

All of RDL -- Kenny Persson -- Atonsamongus

"A" Division

John Carroll	Unstable Elements	Super solid, all sets, all season long.
Kyle Gaulthier	Dead Beats	Easily the top shot outside top two teams.
Pat Gibson	Neighborhood Bulli	Nearly ran the table in cricket this season.
Dan Naylor	Neighborhood Bulli	Part-timer the key at all the biggest times.
Robbie Phillips	Unstable Elements	Still the most dangerous RDL has ever had.
Stevie Phillips	Unstable Elements	First RDL A singles to ever start out 27-0.
Alex Spellman	Neighborhood Bulli	And he claims he doesn't like league night.
P.J. Stewart	Neighborhood Bulli	Only one set that even reached 2 losses?

"B" Division

Kevin Bottomley	Darty Minds	Could be the top gun on most other teams.
Joel Dickenson	Darty Minds	Amazing add pushed this team to the top.
Eugene Foushee	Darty Minds	New captaincy = best season to date??
Keith Gibbs	Atonsamongus	The Raleigh Llama is back and still rolling.
C.J. Jobe	Darty Minds	Two dozen total wins in the cricket sets.
Randy Massengill	Atonsamongus	Four 11-win sets is some pretty rare air.
Tim McNamara	Consistently Inconsi	Just an A talent hanging out with friends.
Kenny Persson	Atonsamongus	Delivered at a rate unmatched leaguewide.

"C" Division

Brad Bushman	Show Me Your Tips	Just an absolute monster up to the 501s.
Mike Hall	Flightless Boards	SCkt specialist did fine in the other sets.
Steve Holland	Flightless Boards	Nice resurgence for a past longtime A guy.
Lee Jeffreys	Boom Baby	Obviously, he won a whole lot to be here.
Mike O'Toole	Bulls Up	I'll take any top shot who goes 10-1 in 501.
Jim Peele	Boom Baby	A big welcome back to his winning ways.
Lee Powell	Show Me Your Tips	Not quite his best doubles, but still strong.
Joe Rigert, Sr.	Show Me Your Tips	Jump from G fazed him roughly not at all.

"D" Division

Angelo Azevedo	We Don't Know!	Becoming quite a staple on these teams.
Anth. Cannizzaro	Why So Serious?	Leader of this season's juggernaut squad.
Dan Clark	Projectile Dysfunctio	Ex-captain playing like a serious leader.
Mike Cole	Why So Serious?	So freaking good, nearly leaguewide MVP.
Teddy Rice	Why So Serious?	Another superb gun for runaway winners.
Kevin Stewart	Big Bulls	Giant singles record, and passable in dbls.
Chris Toolan	Big Bulls	Not spectacular, just solid across the sets.
J.J. White	Menace 2 Sobriety	Seems like he is on this page every season.

"E" Division

Dana Bither	Shark Shooters	Solid, dependable, workmanlike season.
Randy Deemer	Hump Day!	Seems like I've typed him here for years.
Ernie Gilyardi	Loaded Darts	Yes, even with playing only four matches.
John Heath	Treble Yell	Often the top shot for E double champs.
Andy Krestalude	Hump Day!	The Humpers got lucky when he joined.
Gary Long	Loaded Darts	So maybe he won't be our '01 specialist.
Greg Svede	Shark Shooters	New add absolutely storm-troopered E.
Brian Whitley	Treble Yell	Slow starter in 301, then rolls the rest.

"F" Division

Sean Bosier	Death Throw	Led the biggest comeback team of the fall.
Shane Gouge	Dr.unks	Stepped up huge to lead team to the title.
Dustin Jones	Dr.unks	Hard to figure why he sits some singles.
Scott Kirkpatrick	Red-eye Rangers	Sort of a slip in 501, but the rest is great.
Zach Powell	Red-eye Rangers	Not a full-timer, but still very dependable.
Jeff Russell	Kings of the Board	Eek, that last set has to be an aberration.
Phillip Shearin	The Happy Crew	Pretty rare that I pick a 0.333 DCkt guy.
John Suan	Kings of the Board	Singles was so good we accept the dbls.

"G" Division

Doug Bozza	Sofa Kings	A bit of a slow start, then three huge sets.
Dave Finney	Wayne Gretzky	Rigert left and he basically just took over.
Roger Keim	Sofa Kings	Leader of one of the most "clutch" teams.
Dylan Musil	Is It In, Again?	Basically dragged his team into contention.
Mike Robinson	Darty Sanchez	Excellent second fiddle for climbing team.
Mike Trefzger	Darty Sanchez	Dart victory clearly runs in this family.
John White	Banging The Wire	Got nearly half of his team's DCkt wins.
Wes Wissinger	Make Darts Great A	Singles beast, got by in doubles as well.

"H" Division

P.J. Davis	Neighborhood Dart	Nearly unbeatable for the Mug champs.
Bryan Hartley	The Replacements	Great return to RDL with lots of success.
Bob Kuppler	Not Dead Ducks Ye	And another big return after years away.
Steve Lalino	Not Dead Ducks Ye	Supreme singles, just getting by in dbls.
Somchai Samaluk	Not Dead Ducks Ye	Yet another strong return, led season run.
Kevin Scott	Coach Never Walks	Bit of a part-timer, but so key to the team.
Charles Tompkins	Tips & Shafts	Top shot as the Tips became a contender.
Matthew Wilson	Tips & Shafts	Great in the crickets, just decent in the 01s.

QUICK STAT TIDBITS

-The **Quadruple Double Award** winners (double-digit wins in all 4 sections): With only three divisions playing 14-week schedules (and with one division really only playing about an 11-week schedule due to a team forfeiting out), this could have again been a nearly empty club this season. But, that certainly wasn't the case! The five smaller-schedule divisions produced nothing more than two guys with three 9-win sets (John Heath of Treble Yell in E, and Dave Finney of Wayne Gretzky in G), but the three full-schedule divisions actually produced five true winners of this category: Robbie Phillips of Unstable Elements in A division, Joel Dickenson of Darty Minds and Keith Gibbs and Randy Massengill of Atonsamongus in B division, and Mike Cole of Why So Serious? in D division.

-The **Iron Man/Woman Award**: Well, with only three divisions having a full 8 teams, it was pretty clear that somebody from A, B or D was likely to take this title. And that's exactly what happened, as those three divisions claimed the top three overall slots. Fon Denton of Dartistic Side of the Moon snagged the top spot with a respectable 63 games. And the honorable mentions for the leaders of the other divisions: B = 57, Keith Gibbs and Ronnie Knott; C = 52, Joe Gaglione; D = 62, Pete Borgia; E = 55, Angela Jeffcoat; F = 50, Mark Powell and Jeromie Raper; G = 49, Dave Finney and John White; and H = 45, Somchai Samaluk (wow, 45 games led a division - you can tell which division experienced some forfeit action and a team falling out of the schedule).

-The **Team Attendance Award** winners: Some seasons a bunch of teams are all "sort of" in the running for this award. But this season, there were only two even close, and neither of them really made it like the old winners of this item. Not Dead Ducks Yet in H kinda sorta used mostly the same guys, while Treble Yell in E division actually came the closest. Treble only had seven players on the roster, and the lion's share of the games was split by just the lead six of them.

MY PRESEASON, WEEKLY, & TOURNEY PREDICTION RESULTS

As usual, I'm left with the option of trying to bluff my way through this part, or just telling the truth. And since I know that some of you squirrel away every last thing I've ever written about your team, I guess I better give real results… dang.

In my preseason picks (usually the toughest every season given the imminent roster changes/additions), I came really close to crushing it. I had a habit of just flipping the eventual top two in my picks (in A, B and E, for example), and I hit some facts really well (such as the awesomely even group at the top of H). But I also really missed a few things: I thought C would be a lot closer; I really under-sold the Sharks in E; Sanchez in G was better than I expected; and I super-duper ultra-way-missed Dr.unks in F, as I thought they might even finish as low as last).

My weekly prediction results you can peruse pick-for-pick on the other side of this sheet of paper. I absolutely kicked butt this time around (nailing nearly 75% of the picks on the season). And considering the near-crushing number of matches I lost by a single dart (12-12 and 13-11 match score losers), I almost had a monster number this time around. Imagine how well I would have done if the dang ol' Banging The Wire team in G division hadn't signed up this season…

Last but not least were my tournament predictions… And in these, I outdid pretty good job again. In in the quarterfinals, I summoned up a giant 23-3, with no more than one wrong in any division. I jumped ahead to a strong 12-4 in the semifinals, with half of those incorrect picks coming in F division. And then I was to bring in 4 of the 8 tournament champion teams, which is pretty decent given that I have to get them right all the way up to that spot. Probably the most remarkable fact among my picks is that in the four divisions where I predicted the correct champ, I actually hit every match of every week in all four of those divisions (A, C, D and E divisions). I also got both of my Surest Things right. What I didn't get right though, was F division - my picks there were… a bit sad.

JK'S TEAM-BY-TEAM, WEEK-BY-WEEK MATCH PREDICTION RESULTS

(I introduced this page thirty-two seasons ago, and it has become almost expected as a newsletter staple. Feast your eyes on the success...)

For several years, many of you have taken no greater pleasure in your weekly darting endeavors than to email or text me and point out to me just how wrong I was in my prediction of your match result. On a related note, I have noticed that many of you seem to have relatively selective memories saving only the weeks when I was wrong. Further, many others of you regularly embellish your statistics of how often you fool me. It's not so easy to get away with those rambles anymore, however, as you can see below. Each W is a week when I picked your match correctly, and each L is one I picked incorrectly. Division totals are to the right of the team totals, weekly totals are at the bottom, and in the space between the 14 weeks and the team totals, the six 'o' symbols indicate the teams for which I was only 0.500, and the four 'x' symbols indicate the teams that fooled me more often than not. **[Was kind of a rough start to the season in a few divisions, but by the end there was only one team (Banging The Wire) that fooled me more often than not. With three other teams I finished even, but an overall pick rate of nearly 75% was pretty hot. - JK]**

	wk1	wk2	wk3	wk4	wk5	wk6	wk7	wk8	wk9	wk10	wk11	wk12	wk13	wk14		Right	Wrong	Overall
A1/ Unstable Elements	W	W	W	W	W	W	L	W	W	W	W	W	W	L		12	2	74.86%
A2/ The Neighborhood Bullies	W	W	W	W	W	W	L	W	fft	W	W	W	W	L		11	2	277 93
A3/ North Raleigh Alliance	W	W	W	W	W	W	L	W	L	W	W	W	W	W		12	2	
A4/ Lunatic Fringe	W	W	W	W	W	W	L	L	W	W	W	W	W	W		12	2	
A5/ Dead Beats	W	W	W	W	W	W	W	L	L	W	W	W	L	W		11	3	
A6/ Dartistic Side of the Moon	W	W	W	W	W	W	W	W	W	W	W	W	W	W		14	0	**A Division**
A7/ Irrelevant Elements	W	W	W	W	W	W	W	W	W	W	W	W	W	W		14	0	89.09%
A8/ Things That Bounce	W	W	W	W	W	W	W	W	fft	W	W	W	L	W		12	1	49 6
B1/ Atonsamongus	W	W	W	L	W	W	W	W	W	W	L	W	W	W		12	2	
B2/ Darty Minds	W	W	W	L	W	W	W	W	W	W	L	W	W	W		12	2	
B3/ Rif Raf	W	L	W	W	W	L	W	L	L	L	W	W	L	W		8	6	
B4/ Kiss Our Inconsistency	W	L	W	W	W	L	W	L	W	W	W	W	L	W		10	4	
B5/ Shooter McGavin	W	L	W	W	L	W	W	W	W	L	W	W	W	L		10	4	
B6/ DD-214	W	W	W	W	W	L	W	L	W	W	W	W	L	L		10	4	**B Division**
B7/ Consistently Inconsistent	W	L	W	W	W	L	W	W	L	W	W	W	L	L		9	5	73.21%
B8/ Methodical 2.0	W	W	W	W	L	W	W	L	W	W	W	W	W	L		11	3	41 15
C1/ Flightless Boards	-	L	W	W	W	W	L	-	W	L	L	W	L	W		7	5	
C2/ One Armed Bandits	W	W	W	-	W	L	W	W	W	W	-	W	W	W		11	1	
C3/ Cheap Shots	L	W	-	W	L	W	W	W	W	-	W	L	L	W		8	4	
C4/ Nine Lives	W	-	W	W	L	L	L	W	-	W	L	L	W	W		7	5	
C5/ Show Me Your Tips	W	L	W	W	-	W	W	W	W	W	W	-	W	W		11	1	**C Division**
C6/ Bulls Up	L	W	W	W	W	-	W	W	W	L	L	W	-	W		9	3	76.19%
C7/ Boom Baby	W	W	W	W	W	W	-	W	W	W	L	W	W	-		11	1	32 10
D1/ Menace 2 Sobriety	L	L	W	W	L	W	W	W	W	L	W	L	W	W		9	5	
D2/ Sharky's Machine	W	L	L	L	W	W	W	W	W	W	L	W	W	W		10	4	
D3/ Projectile Dysfunction	W	L	W	L	W	L	W	W	W	L	W	W	L	W		9	5	
D4/ We Don't Know!	W	L	L	L	W	L	W	L	W	W	W	L	L	W	o	7	7	
D5/ Big Bulls	W	W	W	L	L	L	W	L	W	W	W	L	W	W		9	5	
D6/ Why So Serious?	W	W	W	W	W	W	W	W	W	W	W	W	W	W		14	0	**D Division**
D7/ Just The Tip	L	W	W	L	W	L	W	W	W	W	L	L	W	W		9	5	71.43%
D8/ Ma and Pa and the Kids	W	W	W	L	W	W	W	W	W	W	W	W	W	W		13	1	40 16
E1/ Loaded Darts	-	W	L	W	L	W	W	-	L	W	W	L	W	W		8	4	
E2/ Beat My Cork!	L	W	-	W	W	W	W	W	W	-	W	W	W	W		11	1	
E3/ Game of Throws	W	W	W	-	W	W	W	W	W	W	-	W	W	L		11	1	
E4/ Shark Shooters	W	-	W	W	L	W	W	W	-	L	L	L	W	L		7	5	
E5/ Treble Yell	W	W	W	W	-	W	W	W	L	W	W	-	W	W		11	1	**E Division**
E6/ Hump Day!	W	W	W	W	W	W	-	W	W	L	W	W	W	-		11	1	80.95%
E7/ Is It In?	L	W	L	W	W	-	W	W	W	W	L	W	-	W		9	3	34 8
F1/ Red-eye Rangers	-	W	W	W	L	L	L	-	W	L	W	W	L	W		7	5	
F2/ Down to F!	L	L	-	W	L	L	W	W	W	-	W	W	L	W		7	5	
F3/ Kings of the Board	W	-	W	W	W	L	W	W	-	W	W	W	L	W		10	2	
F4/ The Happy Crew	W	W	L	W	-	L	L	L	W	W	W	-	L	W		7	5	
F5/ Death Throw	W	L	W	-	W	W	L	L	W	L	-	W	L	W		7	5	**F Division**
F6/ Irish Ton	W	W	L	W	L	-	L	W	W	W	W	W	-	W		9	3	66.67%
F7/ Dr.unks	L	W	W	W	L	W	-	W	W	W	W	W	L	-		9	3	28 14
G1/ Sofa Kings	W	L	W	-	W	W	L	W	L	W	-	W	W	W		9	3	
G2/ Make Darts Great Again	W	-	L	L	W	W	W	L	-	L	L	W	W	W		7	5	
G3/ Coral Reefers	W	L	-	L	W	W	W	W	L	-	W	W	W	W		9	3	
G4/ Is It In, Again?	-	W	L	L	W	W	L	-	L	W	W	W	W	W		8	4	
G5/ Banging The Wire	W	L	L	L	L	W	-	W	L	L	W	W	L	-	x	5	7	**G Division**
G6/ Wayne Gretzky	W	W	W	L	L	-	W	L	L	W	W	W	-	W		8	4	61.90%
G7/ Darty Sanchez	W	L	L	L	-	W	W	W	L	W	L	-	L	W	o	6	6	26 16
H1/ Not Dead Ducks Yet	W	W	W	W	-	W	W	W	L	W	W	-	W	fft		10	1	
H2/ Coach Never Walks Alone	W	W	L	W	fft	-	L	L	L	L	W	fft	-	W	o	5	5	
H3/ Tips & Shafts	W	L	W	fft	W	L	-	L	L	W	fft	W	W	-		6	4	
H4/ The Neighborhood Dart Knig	W	L	L	-	W	W	W	W	L	L	-	W	fft	W		7	4	
H5/ We're Sexy & We Throw It	-	W	W	W	W	W	W	-	W	fft	W	W	W	W		11	0	**H Division**
H6/ The Replacements	W	W	-	W	W	L	L	W	W	-	W	W	W	W		10	2	77.14%
H7/ Darty B's	W	-	W	fft	fft	W	W	W	-	fft	fft	fft	fft	fft		5	0	27 8
Right:	23	18	21	19	19	19	20	20	18	19	20	22	17	22				
Wrong:	4	9	6	7	7	8	7	7	8	7	6	4	9	4				
forfeited:	-	-	-	1	1	-	-	-	1	1	1	1	1	1				

RDL - Fall, 2019	Week 1			Week 2			Week 3			Week 4			Week 5			Week 6			Week 7			Week 8			Week 9			Week 10			Week 11			Week 12			Week 13			Week 14			Forfeits
	vs.	W/L	Pts.	vs.	W/L	Pts.	vs.	W/L	Pts.	vs.	W/L	Pts.	vs.	W/L	Pts.	vs.	W/L	Pts.	vs.	W/L	Pts.	vs.	W/L	Pts.	vs.	W/L	Pts.	vs.	W/L	Pts.	vs.	W/L	Pts.	vs.	W/L	Pts.	vs.	W/L	Pts.	vs.	W/L	Pts.	
A1/ Unstable Elements	a8	W	22	A7	W	24	a6	W	23	A5	W	18	a3	W	16	A4	W	16	a2	L	11	A8	W	16	a7	W	22	A6	W	19	a5	W	15	A3	W	18	a4	W	16	A2	L	10	
A2/ The Neighborhood Bullies	a7	W	23	A8	W	20	a5	W	23	A6	W	21	a4	W	14	a3	W	12	A1	W	13	A7	W	23	a8	*W*	*16*	A5	W	17	a6	W	17	A4	W	19	A3	W	20	a1	W	14	
A3/ North Raleigh Alliance	A6	W	14	a5	W	13	A8	W	14	a7	W	20	A1	L	8	A2	L	12	a4	L	7	a6	W	14	A5	L	10	a8	W	19	A7	W	18	a1	L	6	a2	L	3	A4	L	9	
A4/ Lunatic Fringe	A5	W	13	a6	W	18	A7	W	19	a8	W	18	A2	L	10	a1	L	8	A3	W	17	a5	L	8	A6	W	16	a7	W	23	A8	W	15	a2	L	5	A1	L	8	a3	W	15	
A5/ Dead Beats	a4	L	11	A3	L	11	A2	L	1	a1	L	6	a6	W	14	A8	W	15	A7	W	20	A4	W	16	a3	W	14	a2	L	7	A1	L	9	A6	W	14	a8	L	12	a7	W	19	
A6/ Dartistic Side of the Moon	a3	L	10	A4	L	6	A1	L	1	a2	L	3	A5	L	10	a7	W	11	a8	W	17	A3	L	9	a4	L	8	a1	L	5	A2	L	7	a5	L	10	A7	W	18	A8	W	12	
A7/ Irrelevant Elements	A2	L	1	a1	L	0	a4	L	5	A3	L	4	a8	L	8	A6	L	11	a5	L	4	a2	L	1	A1	L	2	A4	L	1	a3	L	2	A8	L	11	a6	L	2	A5	L	5	
A8/ Things That Bounce	A1	L	2	a2	L	4	a3	L	10	A4	L	6	A7	W	16	a5	L	5	A6	L	7	a1	L	8	A2	*L*	*0*	A3	L	5	a4	L	9	a7	W	13	A5	W	12	a6	L	12	1
B1/ Atonsamongus	B5	W	22	b6	W	19	b7	W	17	B2	L	12	b4	W	14	B8	W	22	B3	W	21	b5	W	14	B6	W	17	B7	W	16	b2	W	15	B4	W	18	b8	W	18	b3	W	15	
B2/ Darty Minds	b7	W	17	B8	W	19	B6	W	19	b1	W	12	b3	W	17	B5	W	14	B4	W	19	B7	W	21	b8	W	16	b6	W	20	B1	L	9	B3	W	17	b5	W	22	b4	W	19	
B3/ Rif Raf	b8	W	13	B7	W	14	b5	W	12	b4	W	18	B2	L	7	B6	L	12	b1	L	3	B8	L	8	b7	L	8	B5	L	9	B4	W	16	b2	L	7	b6	L	7	B1	L	9	
B4/ Kiss Our Inconsistency	B6	W	15	b5	L	10	b8	W	14	B3	L	6	B1	L	10	b7	L	12	b2	L	5	b6	W	12	B5	W	15	B8	W	17	b3	L	6	b1	L	6	B7	L	9	B2	L	5	
B5/ Shooter McGavin	b1	L	2	B4	W	14	B3	L	12	b7	W	13	B8	L	9	b2	L	10	b6	L	8	B1	L	10	b4	L	9	b3	W	15	B7	L	12	b8	W	13	B2	L	2	B6	W	16	
B6/ DD-214	b4	L	9	B1	L	5	b2	L	5	b8	W	15	B7	L	6	b3	W	12	B5	W	16	B4	L	12	b1	L	7	B2	L	4	B8	W	14	b7	L	8	B3	W	17	b5	L	8	
B7/ Consistently Inconsistent	B2	L	7	b3	L	10	B1	L	7	B5	L	11	b6	W	14	B4	W	12	b8	W	20	b2	L	3	B3	W	16	b1	L	8	b5	W	12	B6	W	16	b4	W	15	B8	L	11	
B8/ Methodical 2.0	B3	L	11	b2	L	5	B4	L	10	B6	L	9	b5	W	15	b1	L	2	B7	L	4	b3	W	16	B2	L	8	b4	L	7	b6	L	8	B5	L	11	B1	L	6	b7	W	13	
C1/ Flightless Boards	Bye	-	-	C5	W	16	C6	W	14	c7	L	7	c2	W	15	C3	W	15	C4	L	10	Bye	-	-	c5	L	11	c6	W	14	C7	W	12	C2	W	15	c3	L	11	c4	W	12	
C2/ One Armed Bandits	c7	L	5	C6	L	4	c5	L	8	Bye	-	-	C1	L	6	c4	W	13	C3	L	10	C7	L	9	c6	L	5	C5	L	4	Bye	-	-	c1	L	9	C4	L	8	c3	L	11	
C3/ Cheap Shots	c6	L	9	C7	L	3	Bye	-	-	C5	L	10	C4	W	18	c1	L	9	c2	W	14	C6	L	9	c7	L	2	Bye	-	-	c5	L	5	c4	W	11	C1	W	13	C2	W	13	
C4/ Nine Lives	c5	L	8	Bye	-	-	C7	L	10	c6	L	11	c3	L	4	C2	L	11	c1	W	14	C5	L	5	Bye	-	-	c7	L	10	C6	W	12	C3	L	7	c2	W	13	C1	L	9	
C5/ Show Me Your Tips	C4	W	16	c1	L	8	C2	W	16	c3	W	14	Bye	-	-	C7	L	12	c6	W	15	c4	W	19	C1	W	13	c2	W	17	C3	W	18	Bye	-	-	c7	L	6	C6	W	13	
C6/ Bulls Up	C3	W	15	c2	W	20	c1	L	9	C4	W	13	c7	L	11	Bye	-	-	C5	L	9	c3	W	15	C2	W	19	C1	L	8	c4	L	10	C7	L	11	Bye	-	-	c5	L	11	
C7/ Boom Baby	C2	W	19	c3	W	21	c4	W	14	C1	W	17	C6	W	13	c5	W	12	Bye	-	-	c2	W	15	C2	W	22	C4	W	14	c1	L	12	c6	W	13	C5	W	15	Bye	-	-	
D1/ Menace 2 Sobriety	D7	L	12	d4	L	12	d3	L	8	D6	L	10	d5	W	12	D2	W	12	D8	W	18	d7	W	16	D4	L	11	D3	W	13	d6	L	6	D5	W	15	d2	W	13	d8	W	15	
D2/ Sharky's Machine	D8	W	18	d3	W	12	d4	L	10	D7	W	14	D6	L	7	d1	L	10	D5	L	4	d8	W	15	D3	L	10	D4	L	12	d7	W	16	d6	L	5	D1	L	11	d5	L	10	
D3/ Projectile Dysfunction	d6	L	8	D2	L	11	D1	W	16	d5	L	11	D8	W	18	d4	L	10	d7	W	16	D6	L	6	d2	W	11	d1	L	11	D5	L	9	d8	W	21	D4	W	15	D7	W	17	
D4/ We Don't Know!	d5	L	9	D1	W	12	D2	W	14	d8	L	12	D7	L	11	D3	W	14	d6	L	8	D5	W	13	d1	W	13	d2	W	12	D8	W	18	d7	L	8	d3	L	9	D6	L	6	
D5/ Big Bulls	D4	W	15	d8	W	12	d6	L	7	D3	W	13	D1	L	12	d7	W	13	d2	W	18	d4	L	11	D8	W	15	D6	L	10	d3	W	15	d1	L	9	D7	W	14	D2	W	14	
D6/ Why So Serious?	D3	W	16	d7	W	14	D5	W	17	d1	W	14	d2	W	17	D8	W	23	D4	W	16	d3	W	18	D7	W	16	d5	W	14	D1	W	18	D2	W	19	d8	W	23	d4	W	15	
D7/ Just The Tip	d1	W	12	D6	L	10	D8	W	18	d2	L	10	d4	W	13	D5	L	11	D3	L	8	D1	L	8	d6	L	8	d8	W	20	D2	L	8	D4	W	16	d5	L	10	d3	L	7	
D8/ Ma and Pa and the Kids	d2	L	6	D5	L	12	d7	L	6	D4	W	12	d3	L	6	d6	L	1	d1	L	5	D2	L	9	d5	L	9	D7	L	4	d4	L	6	D3	L	3	D6	L	1	D1	L	9	
E1/ Loaded Darts	Bye	-	-	E5	W	17	E7	L	11	e6	W	14	E4	L	12	e3	W	13	e2	W	14	Bye	-	-	e5	L	11	e7	W	17	E6	W	15	e4	L	8	E3	W	12	E2	W	18	
E2/ Beat My Cork!	e7	W	14	E6	L	3	Bye	-	-	e5	L	5	E3	L	10	e4	L	10	E1	L	9	E7	L	7	e6	L	3	Bye	-	-	E5	L	6	e3	L	9	E4	L	6	e1	L	3	
E3/ Game of Throws	e6	W	12	E7	W	13	E5	W	13	Bye	-	-	e2	W	14	E1	L	11	E4	L	9	E6	L	12	e7	W	11	e5	L	11	Bye	-	-	E2	W	15	e1	L	9	e4	W	17	
E4/ Shark Shooters	e5	L	11	Bye	-	-	E6	L	12	e7	W	16	e1	W	12	E2	W	14	e3	W	15	E5	W	14	Bye	-	-	e6	W	14	E7	L	12	E1	W	16	e2	W	18	E3	L	7	
E5/ Treble Yell	E4	W	13	e1	L	7	e3	L	11	E2	W	16	Bye	-	-	e6	W	13	E7	W	16	e4	L	10	E1	W	13	E3	W	13	e2	W	16	Bye	-	-	E6	W	16	e7	W	14	
E6/ Hump Day!	E3	L	9	e2	W	21	e4	W	12	E1	L	10	e7	W	16	E5	L	11	Bye	-	-	e3	W	12	E2	W	20	E4	L	10	e1	L	9	E7	W	15	e5	L	6	Bye	-	-	
E7/ Is It In?	E2	L	10	e3	L	11	e1	W	13	E4	L	8	E6	L	8	Bye	-	-	e5	L	8	e2	W	17	E3	L	10	E1	L	7	e4	W	12	e6	L	9	Bye	-	-	E5	L	10	
F1/ Red-eye Rangers	Bye	-	-	F6	W	13	F5	W	15	f2	W	15	f7	W	13	F3	W	14	F4	L	5	Bye	-	-	f6	W	14	f5	L	11	F2	W	12	F7	L	9	f3	W	12	f4	W	13	
F2/ Down to F!	F7	L	10	f5	L	11	Bye	-	-	F1	L	9	F6	W	13	f4	W	14	f3	L	11	f7	L	9	F5	L	11	Bye	-	-	f1	L	12	f6	W	14	F4	W	12	F3	L	6	
F3/ Kings of the Board	f6	W	13	Bye	-	-	f7	L	11	F4	W	14	f5	W	17	f1	L	10	F2	W	12	F6	W	14	Bye	-	-	F7	L	9	f4	W	15	F5	W	13	F1	L	12	f2	W	18	
F4/ The Happy Crew	F5	W	15	f7	W	13	F6	L	11	f3	L	10	Bye	-	-	F2	L	10	f1	W	19	f5	L	7	F7	L	11	f6	W	17	F3	L	9	Bye	-	-	f2	L	11	F1	L	11	
F5/ Death Throw	f4	L	9	F2	W	12	f1	L	9	Bye	-	-	F3	L	7	F7	L	8	f6	W	17	F4	W	17	f2	W	13	F1	W	13	Bye	-	-	f3	L	11	f7	W	14	F6	W	13	
F6/ Irish Ton	F3	L	9	f1	L	11	f4	W	13	F7	L	8	f2	L	11	Bye	-	-	F5	L	7	f3	L	10	F1	L	10	F4	L	3	f7	L	8	F2	L	10	Bye	-	-	f5	L	11	
F7/ Dr.unks	f2	W	14	F4	L	11	F3	W	13	f6	W	16	F1	L	11	f5	W	16	Bye	-	-	F2	W	15	f4	W	13	f3	W	15	F6	W	15	f1	W	15	F5	L	10	Bye	-	-	
G1/ Sofa Kings	G5	W	15	g7	L	12	g6	W	13	Bye	-	-	g3	W	17	G2	W	17	G4	L	12	g5	W	14	G7	W	13	G6	W	15	Bye	-	-	G3	W	19	g2	W	13	g4	W	12	
G2/ Make Darts Great Again	g6	W	15	Bye	-	-	g5	L	11	g7	L	11	G4	W	12	g1	L	7	G3	W	16	G6	L	11	Bye	-	-	G5	L	12	G7	W	16	g4	W	15	G1	L	11	g3	W	12	
G3/ Coral Reefers	G7	L	9	g5	W	14	Bye	-	-	g6	L	11	G1	L	7	g4	L	11	g2	L	8	g7	L	7	G5	W	14	Bye	-	-	G6	L	10	g1	L	5	G4	L	8	G2	L	10	
G4/ Is It In, Again?	Bye	-	-	G6	W	18	G7	W	15	G5	L	7	g2	L	12	G3	W	13	g1	W	12	Bye	-	-	g6	L	10	g7	L	4	g5	L	9	G2	L	9	g3	W	16	G1	L	12	
G5/ Banging The Wire	g1	L	9	G3	L	10	G2	W	13	g4	W	17	G6	L	12	g7	L	6	Bye	-	-	G1	L	10	g3	L	10	g2	W	12	G4	W	15	g6	W	15	G7	W	14	Bye	-	-	
G6/ Wayne Gretzky	G2	L	9	g4	L	6	G1	L	11	G3	W	13	g5	W	12	Bye	-	-	G7	L	5	g2	W	13	G4	W	14	g1	L	9	g3	W	14	G5	L	9	Bye	-	-	g7	L	6	
G7/ Darty Sanchez	g3	W	13	G1	W	12	g4	L	9	G2	W	13	Bye	-	-	G5	W	18	g6	W	19	G3	W	17	g1	L	11	G4	W	20	g2	L	8	Bye	-	-	g5	L	10	G6	W	17	
H1/ Not Dead Ducks Yet	h4	W	13	H2	L	11	H3	W	12	h6	W	15	Bye	-	-	H5	W	17	h7	W	17	H4	W	13	h2	L	10	h3	W	16	H6	W	15	Bye	-	-	h5	W	21	H7	*W*	*16*	
H2/ Coach Never Walks Alone	H3	W	12	h1	W	13	h4	L	12	H5	W	19	h7	*W*	*16*	Bye	-	-	H6	W	13	h3	L	8	H1	W	14	H4	W	14	h5	W	20	H7	*W*	*16*	Bye	-	-	h6	W	14	
H3/ Tips & Shafts	h2	L	11	H4	W	14	h1	L	12	H7	*W*	*16*	h5	W	14	h6	W	12	Bye	-	-	H2	W	16	h4	W	13	H1	L	8	h7	*W*	*16*	H5	W	19	H6	L	11	Bye	-	-	
H4/ The Neighborhood Dart Knigh	H1	L	11	h3	L	10	H2	W	12	Bye	-	-	H6	W	13	H7	W	19	h5	W	13	h1	L	11	H3	L	11	h2	L	10	Bye	-	-	h6	L	12	h7	*W*	*16*	H5	W	20	
H5/ We're Sexy & We Throw It	Bye	-	-	H6	L	7	H7	W	18	h2	L	5	H3	L	10	h1	L	7	H4	L	11	Bye	-	-	h6	L	4	h7	*W*	*16*	H2	L	4	h3	L	5	H1	L	3	h4	L	4	
H6/ The Replacements	H7	W	20	h5	W	17	Bye	-	-	H1	L	9	h4	L	11	H3	L	12	h2	L	11	h7	W	16	H5	W	20	Bye	-	-	h1	L	9	H4	W	12	h3	W	13	H2	L	10	
H7/ Darty B's	h6	L	4	Bye	-	-	h5	L	6	h3	*L*	*0*	H2	*L*	*0*	h4	L	5	H1	L	7	H6	L	8	Bye	-	-	H5	*L*	*0*	H3	*L*	*0*	h2	*L*	*0*	H4	*L*	*0*	h1	*L*	*0*	7

THIS SEASON'S TRIVIA QUESTIONS… REVISITED

I now run this column during seasons in which I've included trivia questions all season. Each question is listed exactly as it was during the season, so there is potential for a question to now be out of date, but it's usually not too much of a problem. Each question is listed under the week number when it ran, and the answers follow the questions. No peeking…

Week 8 question: Ok, turns out we're going to start with one that involves lots of RDL throwers, but isn't directly about the RDL. What is the NC state record for number of events won at the state championships in a single year (one answer each for men and for women)? [Two notes: youth and youth/adult events do not count; and just so you know, people can enter up to 7 events per year (although in 1997 and 1999, you could actually enter 8).]

Week 9 question: How many times has a player been deemed ineligible for individual awards because that player dropped to join a team more than two divisions below where they had just ranked in the top half in either win/loss percentage or all-star point average? (for example, player in top half of B dropping down to E, etc.)

Week 10 question: Since I started writing the newsletter (this season makes 48 seasons), have there been more undefeated or more winless teams? I suppose we'll dump the teams that folded in the first half of the season for this particular question.

Week 11 question: Ok, digging out the answer to this last question led me to another that I found pretty interesting (and in light of this week's top story, it's pretty timely, I think). In the 48 seasons that I've been statistician, how many teams have been removed from the schedule prior to the end of the season?

Week 12 question(s): B division presently has 6 of 8 teams sitting with losing records (yes, after 11 weeks!). In light of that somewhat amazing statistical anomaly, what is the worst record (in my previous 47 seasons as statistician) to finish as high as 3rd place in an 8-team division? In a 7-team division?

Week 13 question: (by request from an ex-RDL-er who had a pretty cool idea for a question) Over the past 10 years, when a team sweeps 501 to force 1001, has the team that was ahead won more tiebreakers, or has the team that trailed and caught up?

Week 14 question(s): How many times in my 48 seasons as a statistician (this week finishes that 48th season anyway) have teams finished the regular season completely tied (match wins, season points, head-to-wins match wins AND points) for any finishing position (not just first place)? (note: in those 48 seasons, we've had 357 total divisions)

Week 8 answer: Honestly, I asked this question thinking that we would have full results from the state tournament two weekends ago in hand. But now I remember that the event was run by "not the awesome team in this area", so things don't match our normal level of expectation. Thus, this question only includes the first 29 NC state tournaments (1990-2018) instead of all 30. And in those first 29 years, 14 times somebody hauled in as many as 4 state shirts in a single year. Interestingly, those 14 times are 7 times by a male and 7 times by a female. And in those 14 times, 5 of those are actually when somebody won *more than* 4 shirts in a single year. First, let's acknowledge the 9 times that 4 shirts were won: Don Carrico (1992), Phillip Todd/Eastmead (1993), Philip Maxwell (1997, one of the two years with an extra event), and Bob Gargan (2007); Carol Riddle (1995), Debra Parker (2003), Amy Newman (2004), Lisa Shpritz (2008), and Charlie Daniel (2014). Which leaves us with the real answers to this question… On the ladies' side, **Julia Mack** (1991) and **Charlie Daniels** (again!, 2013) both had 5-shirt years. And over on the men's side, we've had two 5-shirt years and one 6-shirt year, and all of those are by the same person! **Brian Blake** won 5 shirts in both 2008 and 2015, and he pulled in a near-perfect 6 shirts in 2007! The only event he didn't win in 2007 was singles 501 [which was won by Wil Tan].

Week 9 answer: In all the years since this rule was put into effect (I think it was around 2007?), it has only been enacted in 3 seasons, with 7 players tagged as ineligible for awards. In the Fall 2009 season, Keith Gibbs dropped to D, and Shane Murray dropped to F. In the Spring 2010 season, Randy Wilcox dropped to E, and both Tom Winters and Jim Lewis dropped to H. And finally, in the Fall 2011 season, Vicente Martinez dropped to F, and Shane Nelson dropped to G. Which means that we haven't had a player ruled ineligible for an individual award in any of the last 16 seasons.

Week 10 answer: In the 47 seasons prior to this season, we've had a grand total of 38 undefeated teams and 53 winless teams. And of those winless teams, 5 of them crapped out before the midway point of the season. Thus, even with those teams removed, the winless team count wins out by a 48-38 score (with the winless count actually just barely surpassing an average of one per season). Interestingly, A division is the only division that has reached double-digits in undefeated teams or winless teams, and has actually reached double-digits in both categories. [*Answer update for the banquet Tons*: We added two more undefeated teams, with one of those in A, extending that division's lead in that category. We also added two winless teams, again with one of them in A, extending that record as well.]

Week 11 answer: Alright, this answer makes me a little sad, in one respect. In my 48 seasons as statistician, we've had 2713 teams register for play. And of those teams, only 16 have been removed from the schedule (for multiple forfeits, simply folding, banning.). That's not even 0.6% of the teams you say… and you would be right. And it has only happened in 12 of the 48 seasons, so three quarters of the time no division faces that dilemma you say… and you would be right again. But here's where the sad part comes in: 6 of the 12 seasons that had teams removed, and 8 of the 16 teams that have been removed, have happened in the LAST SEVEN seasons!! Yep, that's right, in the 41-season string from Spring 1996 through Spring 2016, a total of 8 teams spread over 6 seasons were removed from play. And in just the most recent 7 seasons, we've lost the same number of teams spread across the same number of seasons. What the hell? Seriously, what the hell?

Week 12 answer: In the 47 seasons before this one, we've had a total of 349 divisions. And in those divisions, we've had 40 3rd place teams finish at 0.500 - 23 '6-6 teams' in 7-team divisions, and 17 '7-7 teams' in 8-team divisions. But in all that time, only two 3rd place teams have finished below 0.500, and both of those were in 7-team divisions. In the Fall 1996 season, Neighbors finished 5-7 in E division, and in the Fall 2001 season, Pig Darts finished 5-7 in C division. Will B div. this season produce our first ever 6-8 #3? [*Answer update for the banquet Tons*: B division came within one close result of being our first ever sub-0.500 eight-team division, but alas it did not happen this time around.]

Week 13 answer: Well, first let's note what I didn't say in the question last week - this answer is for regular season matches only, as we don't require teams to turn in tournament scoresheets (and thus, I could never accurately have this info from the brackets). That said, the results over the past 20 season (ok, 19.93 seasons, since we don't have tonight's results yet) are quite even. Neither the team that is hot (winning all the 501s to force the tiebreaker) or the team that got the lead mostly through winning cricket games (which has often reflected the more "winning" teams in the entirety of my 24 years as statistician) has displayed much of an advantage. We've had 95 matches sent to 1001 by a 501 sweep, and the team that had just swept is 46-49 in those matches. It should probably be noted though, that two of those 46 come-from-behind winners were four-player teams who had likely been winning much more than a third of the slots up to that point to get their chance in the 1001 (so, really maybe that record should be listed as 44-49). Our current season had quite an effect on those numbers, as it has the largest split (in either direction!) in any of the most recent twenty seasons: teams that lost all three 501s are a monstrous 7-1 in the

Trivia answer portion continued on page 14…

THIS SEASON'S LYRICS QUIZZES… REVISITED

Much like the column of this season's trivia questions on the previous page, I've listed here each lyrics quiz from this season. Each lyric is listed exactly as it was during the season. Each lyric is listed under the week number when it ran, and the answers are listed at the bottom of the page (and continuing onto the next page). No peeking… So who's ready to re-play "Name the band/singer and song (and weekly theme)"?

Week 2, song #1 lyric: "Time can bring you down, time can bend your knees, Time can break your heart, have you begging please"

Week 2, song #2 lyric: "So I'm gonna sit right here, On the edge of this pier, Watch the sunset disappear"

Week 2, song #3: "Empty spaces, what are we living for? Abandoned places, I guess we know the score, On and on…"

Week 3, song #1 lyric: "When you were just a young girl and still in school, How come you never learned the golden rule"

Week 3, song #2: "When you close your eyes and you go to sleep, And it's down to the sound of a heartbeat"

Week 3, song #3: "She paints her eyes as black as night now, Pulls those shades down tight., Yeah, she gives me a smile when the pain comes."

Week 4, song #1 lyric: "You and me, We used to be together, Everyday together always,I really feel, That I'm losing my best friend"

Week 4, song #2 lyric: "Feel the rain on your skin, No one else can feel it for you, Only you can let it in, No one else, no one else"

Week 4, song #3: "What would you do if my heart was torn in two? More than words to show you feel, That your love for me is real"

Week 5, song #1 lyric: "Stand a little taller, Doesn't mean I'm lonely when I'm alone, What doesn't kill you makes a fighter"

Week 5, song #2 lyric: "This ain't a song for the broken-hearted, No silent prayer for the faith-departed"

Week 5, song #3 lyric: "Nobody worry 'bout me, Why you got to gimme a fight? Can't you just let it be?"

Week 6, song #1 lyric: "Suddenly, I'm not half the man I used to be, There's a shadow hanging over me"

Week 6, song #2 lyric: "I'll burn my eyes out, Before I get out, I wanted more, Than life could ever grant me, Bored by the chore, Of saving face"

Week 6, song #3: "Tonight you're mine completely, You give your love so sweetly, Tonight the light of love is in your eyes"

Week 7, song #1 lyric: "So you think I got an evil mind, I'll tell you honey, That I don't know why, I don't know why"

Week 7, song #2 lyric: "My head's spinning 'round and 'round, But in the seasons of wither, We'll stand and deliver, Be strong and laugh and..."

Week 7, song #3 lyric: "Another loose cannon gone bipolar, Slipped down, couldn't get much lower, Quicksand's got no sense of humor"

Week 8, song #1 lyric: "So baby take my hand, you'll be all right, Surrender all your dreams to me tonight, They'll come true in the end"

Week 8, song #2 lyric: "We skipped the light fandango, Turned cartwheels 'cross the floor, I was feeling kinda seasick"

Week 8, song #3 lyric: "All day long just takin it easy, Layin in the hammock where it's nice and breezy, Sleepin off the night before"

Week 9, song #1 lyric: "You don't have to be rich, To be my girl, You don't have to be cool,To rule my world, Ain't no particular sign"

Week 9, song #2 lyric: "When they insist on knowing my bliss, I tell them this, When they want to know what the reason is"

Week 9, song #3: "Lead me out on the moonlit floor, Lift your open hand, Strike up the band, and make the fireflies dance, Silvermoon's sparkling"

Week 10, song #1 lyric: "And you've gone too far, 'Cause you know it don't matter anyway, You can rely on the old man's money"

Week 10, song #2 lyric: "Maybe get a blister on your little finger, Maybe get a blister on your thumb"

Week 10, song #3: "And everyone who knows us knows that we're fine with this, We didn't come from money"

Week 11, song #1 lyric: "Did you do it for love? Did you do it for money? Did you do it for spite? Did you think you had to, honey?"

Week 11, song #2 lyric: "The sun has gone down and the moon has come up, And long ago somebody left with the cup"

Week 11, song #3 lyric: "Through the night, through the dawn, Behind you another runner is born, Don't look back, You've been there"

Week 12, song #1 lyric: "Take me to another place, Take me to another land, Make me forget all that hurts me, Let me understand your plan"

Week 12, song #2 lyric: "You're as sweet as strawberry wine, You're as warm as a glass of brandy, And I stay stoned on your love all the time"

Week 12, song #3 lyric: "She could not leave her number, but I know who placed the call, 'Cause my uncle took the message and he wrote it on the wall"

Week 13, song #1 lyric: "I was alive and I waited, waited, I was alive and I waited for this, Right here, right now, There is no other place I wanna be"

Week 13, song #2 lyric: "Don't need no hateration, Holleration, In this dancery, Let's get it percolatin', While you're waiting, So just dance for me"

Week 13, song #3 lyric: "I go to parties, sometimes until four, It's hard to leave when you can't find the door, It's tough to handle this fortune and fame"

Week 14, song #1 lyric: "There goes my old girlfriend, there's another diamond ring, And, uh, all those late night promises I guess they don't mean a thing"

Week 14, song #2 lyric: "Gonna rock it up, Roll it up, Do it all, have a ball, Saturday night, Saturday night"

Week 14, song #3 lyric: "It's like one, two three, Just as easy as can be, Just the way you look at me, You make me smile, Ain't no need to complicate it"

Week 14, song #4: "We're gonna mashed potato to a jukebox tune, Park your car 'neath an August moon, We're on vacation till the start of the fall"

Week 14, song #5: "What you want, Baby, I got it, What you need, Do you know I got it?, All I'm askin' "

Week 14, song #6 lyric: "In the moonlight, under starlight, Songs old as the night, Are what I've been dreaming of"

Week 14, #7: "I'll tell your mama, I'll tell your friends, I'll tell anyone whose heart can comprehend, Send it in a letter baby, Tell you on the phone"

Week 14, song #8: "Well we drank champagne and danced all night, Under electric candlelight, She picked me up and sat me on her knee"

Week 14, song #9 lyric: "Get all dressed up, go out and swing til 4 a.m. and then, Lay down at 5, jump up at 6, and start all over again"

Week 14, #10 lyric: "They come from the cities, And they come from the smaller towns, Beat up cars with guitars and drummers, Goin crack boom bam"

Week 14, song #11 lyric: "We can go when we want to, The night is young and so am I, And we can dress real neat from our hats to our feet"

Week 14, song #12 lyric: "I'm evil, evil, evil, as can be, I'm evil, evil, evil, as can be, So don't mess around don't mess around don't mess around with me"

Week 14, song #13 lyric: "A few times I've been around that track, So it's not just gonna happen like that"

Week 14, song #14 lyric: "...becomes final today, Me and little J-O-E will be goin' away, I love you both and this will be pure H-E double L for me"

THIS SEASON'S LYRICS QUIZZES… REVISITED (the answers to the lyrics at the top of the page) (these are continued on page 14...)

Week 2 answers: Song 1 = "Tears In Heaven" by Eric Clapton === Song 2 = "Drink A Beer" by Luke Bryan === Song 3 = "The Show Must Go On" by Queen. Week 3 answers: Song 1 = "Don't Talk to Strangers" by Rick Springfield === Song 2 = "Talking in Your Sleep" by The Romantics === Song 3 = "She Talks To Angels" by Black Crowes.

Week 4 answers: Song 1 = "Don't Speak" by No Doubt === Song 2 = "Unwritten" by Natasha Bedingfield === Song 3 = "More Than Words" by Extreme. Week 5 answers: Song 1 = "Stronger" by Kelly Clarkson === Song 2 = "It's My Life" by Bon Jovi === Song 3 = "I'm Alright" by Kenny Loggins.

THIS SEASON'S TRIVIA QUESTIONS… REVISITED (continued from page 12)

subsequent tiebreakers. [*Answer update for the banquet Tons* : we did not add any more of these 1001-forcing 501 comebacks in week 14 this season.]

Week 14 answer : There have been lots and lots of instances in which two teams tied in wins and points, but VERY few times when those teams also were dead even in head-to-head match results. In fact, it has only happened THREE times in my 48 seasons here (and two of those were in the same season!). In the Spring 2005 season, Get Over It and Stunn 'Em tied for 7th/8th in F division (which was actually dead last in the RDL). Those two teams came to the conclusion that they couldn't agree on any time to play, so they asked me to pick a criterion for them. So I picked team overall win percentage, and Get Over It was slotted 7th by virtue of their 0.443-0.438 advantage. Then, in the Spring 2014 season, there were two ties, with one deciding a division championship! (I had forgotten that awesome part.) I Got Nothing defeated Liquor Posse in an extra match, 14-10, to claim the E division crown; and Whynot! forfeited to Double Tap in a tie for 7th/8th in G division (because both teams liked the tournament locations better with that outcome :o). So, one pair played the extra match, one was forfeited, and one was settled by a criterion from a third party. [Side note: when I looked this up this answer, I got a correction to a memory that I though I had that is relevant to this. I was thinking that two teams had tied like this, and then broken the tie by going bowling. But it turns out the bowling match was actually held in place of a regular tournament match!]

THIS SEASON'S LYRICS QUIZZES… REVISITED --- THE ANSWERS (continued from page 13)

Week 6 answers: Song 1 = "Yesterday" by The Beatles === Song 2 = "Today" by Smashing Pumpkins === Song 3 = "Will You Still Love Me Tomorrow" by The Shirelles. Week 7 answers: Song 1 = "Cum On Feel the Noize" by Slade, or Quiet Riot === Song 2 = "Shout at the Devil" by Motley Crue === Song 3 = "Sound of Madness" by Shinedown.

Week 8 answers: Song 1 = "Shadows of the Night" by Pat Benatar === Song 2 = "A Whiter Shade of Pale" by Procol Harum === Song 3 = "When the Sun Goes Down" by Kenny Chesney. Week 9 answers: Song 1 = "Kiss" by Prince === Song 2 = "Kiss On My List" by Hall & Oates === Song 3 = "Kiss Me" by Sixpence None the Richer.

Week 10 answers: Song 1 = "Rich Girl" by Hall & Oates === Song 2 = "Money for Nothing" by Dire Straits === Song 3 = "Royals" by Lorde. Week 11 answers: Song 1 = "The Long Run" by The Eagles === Song 2 = "The Distance" by Cake === Song 3 = "Runner" by Manfred Mann's Earth Band.

Week 12 answers: Song 1 = "Tennessee" by Arrested Development === Song 2 = "Tennessee Whiskey" by David Allen Coe (also George Jones, Chris Stapleton, others) === Song 3 = "Memphis, Tennessee" by . Week 13 answers: Song 1 = "Right Here, Right Now" by Jesus Jones === Song 2 = "Family Affair" by Mary J. Blige === Song 3 = "Life's Been Good" by Joe Walsh.

Week 14 answers: Song 1 = "What It Takes" by Aerosmith === Song 2 = "Saturday Night" by Bay City Rollers === Song 3 = "Simple" by Florida Georgia Line === Song 4 = "Vacation" by Connie Francis === Song 5 = "Respect" by Aretha Franklin === Song 6 = "Method of Modern Love" by Hall & Oates === Song 7 = "Miss You Much" by Janet Jackson === Song 8 = "Lola" by The Kinks === Song 9 = "I'm A Woman" by Peggy Lee (and many others) === Song 10 = "R.o.c.k. in the USA" by John Mellencamp === Song 11 = "The Safety Dance" by Men Without Hats === Song 12 = "T-r-o-u-b-l-e" by Elvis Presley === Song 13 = "Hollaback Girl" by Gwen Stefani === Song 14 = "D-i-v-o-r-c-e" by Tammy Wynette.

[Like the last many seasons, we used three-song groups each week and also included a theme each and every week. Added a layer to the game for everybody and has been quite popular. ***Here are the themes for each week*** *, including the week 14 fourteen-song set that brought two pretty incredible sets of guesses… This was a pretty tough last set - with nobody getting more than about a third of them.*

Week 2 theme: Well, this one was pretty clear… Dealing with a terrible loss, paying tribute to your lost loved one, and then getting up the energy to keep going. Clearly inspired by our recent loss of Dave Surber, along with exactly what he would tell you to do after he's gone. Live your lives, people… every damn day. Week 3 theme: Pretty obviously, this one was about talking (or not talking), and was inspired by last week's story about the soon-to-be-chalker who was talking to the thrower before assuming full 'chalker' position/status (or not :o). Week 4 theme: Ok, this one very unintentionally looked an awful lot like these songs fit the prior week's theme (inspired by chalkers talking). I completely blanked out on the fact that that particular set preceded this, and I ended up with something similar. The reality is that this set was inspired by the number of scoresheets that have not been checked / were sent in incomplete or incorrect. So it was "supposed to be": not written, not telling me, need more than you've written, etc. But whatever. Week 5 theme: Of course this one was directly about longtime RDL legend Felipe Wilkie knocking cancer back and reaching full remission. Hell, I would've re-used past songs if I had to in order to make a logical set (and you longtime lyric players know I only do that on pretty specific occasions). Week 6 theme: Pretty obviously from the song titles, it was just days… yesterday/today/tomorrow. Week 7 theme: The screaming, yelling and whatever else that prompted the story last week about the mini-parade of teams coming forward with complaints. How could the lyric game have been about anything else when something so juicy is right in front of us? Week 8 theme: This one wasn't about any current news item or league item like I sometimes do. Rather, this one was just about shade/shadows. I heard the Benatar super jam, and decided to make a set that could include. And here we are. Week 9 theme: It's really just the simplicity of a kiss. I simply heard the Sixpence song, and I love that one so much that I decided to build a trio on that basis alone. Week 10 theme: Privilege, getting stuff you didn't really have to earn, or being treated in a better way than others. And this question wasn't inspired in any way by any particular NFL quarterback and his team (except that it so totally was). Week 11 theme: Well, the publicly recognizable theme is a marathon runner. But the reality is that my wife runs long distances (only half-marathons, not marathons), and I was actually thinking of her when I made this set. Thus, I would have accepted either a runner or my wife as a completely acceptable theme. :o) Week 12 theme: Well, if it wasn't already painfully obvious from the song titles (once you see them all typed out, at least), the theme last week was Tennessee. It was pretty much in honor of the fact that I spent five days last week in Nashville with my wife at a scientific conference she was attending. We certainly found some time to go out and blow it out on Broadway though… yikes, I'm a little tired and that's the reason this Tons is a little bit later than usual. Week 13 theme: Well, you can drop all of your near-curses because you didn't get the full lyrics set that you want… or maybe you'll just be yelling out of surprise at the songs I chose… but none of that will change the fact that this week's songs were indeed by… Jesus, Mary and Joseph. Week 14 theme: Songs that spell out words in them, with the songs were listed alphabetically by the band's/artist's name

RDL RECORDS TIED (and also set new in one case)

TERRY TIES ALL-TIME 301 RECORD!!

Still nobody has ever thrown a perfect game here in the RDL, but for the 8th time, one of our league members has come within one dart. In the tournament quarterfinals this season, **Bob Terry** of Lunatic Fringe became the league's 7th thrower to toss a 7-dart game of 301 (and yes, 8 games, 7 people, because Tom Brown has done it twice). Dart #4 slid over into the 5 for Terry, but the other six were perfect.

PHILLIPS TIES / SETS ALL-TIME "A" SINGLES RECORDS!!

How many times have I typed stuff to the effect of "Phillips breaks league record"? Well, this time the sentence is still true, but it's a whole different Phillips! **Stevie Phillips** (younger brother of league legend Robbie Phillips) jumped into his first RDL season in a fashion most of us can never even dream to match. Phillips tied the all-time RDL A division singles record with a stellar 27-1 record, and he set the record for longest run toward a perfect season, reaching 27-0 before losing the final singles game of the season. And yeah, for those wondering, Phillips really did straight up choke in that last game - as long as by "choking" you mean "hit 6.5 ASPs including a 9-mark, and lost to a past national champ (Dan Naylor) who hit 8.0 ASPs." Yeah, life can be pretty rough in A some days… yikes.

SPRING 2020 RDL SEASON INFORMATION

THURSDAY, Jan. 2nd - Spring season registration, Upper Deck (online registration should be available in the days immediately prior to the 2nd - Membership Director Heather Bohanan will likely hook it up through the website and accept payments through PayPal)
Wed., Jan. 15th - Preseason capts.' mtg./packet pickup, Upper Deck
Wednesday, January 22nd - Start of Spring season match play
Monday, February 24th - Fifth week captains' meeting, Upper Deck
Wed., Apr. 29, May 6 / 13 - Spring season divisional tournaments
Saturday, May 16th - Spring season banquet, site TBD

RDL MEMBERS GRAB CITY LEAGUE TITLE

Some pretty big congratulations go out to 12 of our RDL brothers (including the entirety of my 10-man group of goofball friends on Element), as they are all members of the Durham NCCDL (North Carolina City Dart League) team. Durham just ended Wilmington's four-year tournament win streak, taking the 2019 state title this past weekend (see full results on pages 18 and 19). **Mike Seward** (of North Raleigh Alliance) and **Kenny Persson** (of Atonsamongus) joined three non-RDL members on the Durham roster, along with the ten members of Unstable Elements - **Robb Beeson**, **Tom Brown**, **John Carroll**, **Paul Jacobi**, **Jason Kilts**, **Chad Massengill**, **Robbie Phillips**, **Stevie Phillips**, **Allen Smith**, and **Wil Tan**. This is Durham's 10th state title in the last 20 years, and means that Durham will host the 2020 tournament next December. (obviously, not all 15 of those guys were present at the tournament for the winning photo below)



AND AN RDL-ER GRABS ANOTHER LADIES' CUP TITLE

Because RDL throwers have a hand in all good wins (RDL rocks)… Additional congratulations go out to **Brenda Whitley** of Kiss Our Inconsistency. Whitley is a member of the Wilmington Ladies' Cup, who defended their state title last week (and will host in 2020).

ONE MORE WINNING TEAM PHOTO

I already had page 4 completed and printed up when this last team photo arrived. So, they aren't included on the same page as the others, but the guys below are no less of a winning team. Added here to keep things as inclusive as possible.

G division regular season and tournament champions - **Sofa Kings**!!



CAN YOU FEEL THE TEAM LOVE?

Dean Cusher, captain of The Neighborhood Bullies in A division, had a little factoid to share with us… The Bullies, this season's top team, defeated the last place A team by scores of 23-1, 23-1, and 13-1 in the tournament. Yep, they dropped exactly one point in each of their three matchups. And by "they", we mean "Kevin Foushee". Oh man, how could it be the same guy all three times?! Does their team have a 'sole-loser-buys-a-round' rule? Ouch.

THIS SEASON'S TIEBREAKERS

We had five divisions with a bye every week, and one of those divisions actually dropped to only six teams by the midway point of the season. And those divisions produced a grand total of 40 tiebreakers (34 during the regular season, 6 in the tournaments).

D and G divisions led the way with 7 tiebreakers each, followed by B with 6, E and H with 5 each, A and C with 4 each (with half of the C ones coming in their tournament). Then came F with only 2.

There were 9 teams that each played 3 or more 1001 games, with two of those playing 4 or more. In the end, the title of Cardiac Kids (for most tiebreakers played) was shared by Menace 2 Sobriety in D division and Sofa Kings in G division, with 4 each.

This season's Heartbreak Award officially goes to Show Me Your Tips in C division. Show Me only lost two 1001s (though that tied for the most in the league), but they get this award because both of their losses were to their top rival, with one of them coming in the C tournament final. Oh, painful. (Interestingly, Show Me's only 1001 win in their 1-2 record was actually their semifinal match, so their tournament was pretty heavy on the late-match drama.)

SOME TEAMS HAVE T-SHIRTS…

… but I have my very own custom-made Element jersey, complete with captain patch, a custom team logo on the front, and my last name and the number '50' (the age I turn next week) on the back. My teammate John Carroll had it made for me for my birthday. Check this bad boy out (or just see me at the banquet, as I'm wearing it while running stuff). 33 seasons of at-first-unexpected (and truly unparalleled) success. I love my team. I love my jersey. Bad. Ass.



RANDOM THOUGHTS FROM JK

Nowadays, it's a fact… this column has become a banquet Tons staple. I have no idea why so many are so keen on taking a peek into the oddness that is my head, but you are. So without further ado, let's open up my head again and see what falls out. Some of these observations are dart-related, and some of them clearly are not. As always, this is just about the last thing that I'm writing and this season is certainly no exception… soooo, also as always not even I know what's about to hit the page…

-- Alright, we're going to start right here… I always write this the last day before the banquet, and here I am on Friday the 13th. (side note: you shouldn't pick fights with people named Jason on Friday the 13th… just ask horror movie fans) Anyway, most of you should probably assume that I like Dan Butterworth more than I like you today. Turns out today (Friday) in the new Firehouse Subs "name of the day" promo included my name, and Dan shot me a quick message to hook me up with a free lunch! I wonder if it's too late to switch one of the Boom Baby guys' Mugs over to a Bulls Up one… Hmmm.. (to be fair, my teammate Robbie Phillips also sent me a notice about it too, but Dan was first…)

-- Yeah, I know, I usually start this column with an item about Survivor (because Survivor is awesome, and if you think otherwise, you are wrong). But this fall, my son with whom I always watch this amazing show went off to school in Savannah (the College of Art and Design). Thus, my DVR is chock full of this season's episodes and the binge-watching starts tomorrow since he is now back from school for break! So, I'll still be thinking all the cool Survivor stuff, but it just won't be in time to be here.

-- On a related note, my wife and I had three kids start college this fall (yes, three all at the same - we have four kids in a twelve-month span - and no, not triplets, three are adopted). People talk about how much life changes (and how much expenses change) when they have a kid leave the house for college. Well, we did three at damn once… I guess we really don't do anything in a small way. Yikes. Feels like our house actually changed size.

-- Anybody (everybody?) know somebody who uses the phrase "feelin' some kinda way" to describe people with a whole range of demeanors, mostly because they aren't literate enough to actually tell you how somebody is acting? Yeah, next time they do it, slap them and yell at all of their English teachers. That phrase is pathetic and lazy, and it needs to die.

-- Have you ever driven next to an early model Dodge Stealth? I did recently, and I actually changed lanes to get behind it so I could see what kind of car it was. It looked kind of like it was built from mismatched parts from different cars. It was all the same color and the parts seemed to align well, so I think it really was the design. But I did kinda check to see if it was a Frankencar. Since it apparently wasn't, I have to wonder… who the heck was it that bought those monstrosities? And how did they sell enough to convince the company to keep making them (and thankfully morphing them into the later models that actually look like cars)?

-- Ever wonder what you would/should do if you spend an entire match yelling at your opponents, kissing your biceps, screaming that "it's all over", telling them to "come bite your d**k" (which, by the way, seems like a REALLY stupid thing to tell someone to do), and constantly repeating that your opponents "ain't nothin' "… but then you lose the match? Well, evidently what you do is make sure you haul your ass out the door before a single guy can even find you to offer a post-match handshake. [Well, ok, what you *should* do is make a mental note to never ever ever ever ever be that guy in the first place. But if you *are* that guy, then I think taking your trash-talking ass out the door before having to face anybody seems like a logical next choice.]

-- There is a whole new facet to being a sports show studio host who brings you current stories from the news desk. A stupidly high percentage of sports "news" now involves social media quotes. Sadly, a disturbing percentage of players posting the messages that become news basically either can't form an actual sentence, or simply don't care to do so. I now find it interesting to see how the sports studio hosts handle those - paraphrase them? Read them verbatim? Read them as though the grammar was an even a fourth cousin of anything written well? Probably not an easy call. Sad that it's even a call that has to be made.

-- As noted earlier in this column, my family has a near-horde of college freshmen this year. That means I'm now well-versed in the FAFSA (yes, the F is before the S in the middle of that acronym - stop calling it the 'fasfa') forms. And in the middle of the form in the ID login check section is this question: "what city were you born in?" Seriously? The form for helping people get education funds includes a question that ends in a preposition? That fact has me feelin' some kinda way…

-- Anybody here play fantasy football? (or are randomly fans of the Jacksonville Jaguars?) If so, can you hear D.J. Chark's name and *not* hear it in the tune of Baby Shark? Nope, not me, I can't. Deeee Jay Chark do-do-de-do-de-dooo… (If you hadn't thought of that, and from now on you can never hear his name again without hearing that… you're welcome.)

-- Speaking of football (and other sports, but mostly football), I can't tell you how much I'm done with the "keep feeding me" hand roll sign every single time a guy does something even remotely decent. Oh, you're a running back and you ran the ball four whole yards? Because it's, ya know, your job to run the ball… and you did it moderately ok for a play? That requires a dumb ass feed-me hand roll celebration? You're an idiot and I want you to go away. (I'm looking at a lot of you, but especially you, Ezekiel Elliott. Your team has a losing record that matches that of the Cleveland Browns - everybody's favorite butt of jokes. Keep feeding you below-average success? No problem.)

-- Just went to a meeting in Orlando… got a room at a hotel that is also evidently part of a time-share villa complex. Beautiful place. Or at least it will be as soon as the view isn't basically comprised of a lake and a pool behind half a dozen salespeople dragging around groups of folks trying to figure out how to get the hell out of the tour that they were tricked into accepting. Oh my gosh, they are endless - never really gave much thought to a timeshare (just not me), but I've thought about it now. And it's even WAY more not me now that I've thought about it.

-- Are you one of those guys who has installed tail pipes that are extra loud, on either your motorcycle or your redneck muscle car (or maybe your jacked-up truck, I guess)? Well, I will go ahead and confirm it for you: yes, the rest of us do immediately think less of you every single time you rev your engine for no damn reason other than to be the ignorant, self-important center of attention. And yes, we think less and less of you with every single extraneous press of the gas. It turns out that "loud tail pipe" doesn't equate to "cool" or "sexy" or "interesting"; rather it equates to "trashy" or "juvenile" or "annoying" (and likely all three). So, congrats on that.

-- Happy holidays, everyone. Be safe, be happy, see you in 2020.

53 SEASONS OF "A" DIVISION-WINNING HISTORY

Listed below are all of the people that played on an A division-winning team (only players that actually threw a dart are listed), people that won an A division singles title, and people that led A division in overall win/loss percentage. All records starting from the Fall 1993 season are included -- I attempted to include earlier stuff, but the records of who was/wasn't on any given roster, and often who had what win %-ages, weren't included prior to Fall 1993. And many of the statistics and/or roster listings from Fall 1993 through Fall 1995 seem partial at best.

My most sincere congratulations to all listed below. These players have climbed the entire mountain here in RDL. (And a note here: the players listed on winning rosters are from regular season-winning teams. Anybody who has read my newsletters in the past knows what I think when comparing the several-month commitment needed for a regular season vs. the few-hour randomness of tournament victories.)

Players that have won an A division regular season title since Fall 1993 (number indicates number of times)

1	Adam, Jeff	1	McDonald, Mike
1	Allen, Kenny	1	Meshaw, Garrett
3	Baker, Mike	1	Metzker, David
4	Beeson, Robb	4	Millar, Jeremiah
3	Blake, Brian	2	Mitchell, Sid
1	Brown, Billy	2	Moats, Keith
39	Brown, Tom	2	Moricle, Wade
15	Budelman, Jim	2	Mozzetti, Tim
13	Butman, Don	2	Murray, David
2	Carroll, John	3	Naylor, Dan
1	Chaney, Bill	5	Oakley, Jerry
2	Chavis, Marshall	1	Oakley, Richard
1	Chorba, Steve	2	Overman, Don
4	Currin, David	1	Oxley, Rob
3	Cusher, Dean	1	Persson, Kenny
2	Davis, Jim	25	Phillips, Robbie
2	Deemer, Randy	1	Powell, Donovan
2	Denton, Mike	1	Ramser, K.C.
1	Denton, Shane	1	Redick, Tom
4	Dixon, J.D.	4	Riner, John
6	Dziczkowski, Jeremy	2	Rutten, Pete
5	Eastmead, Phillip	1	Samaluk, Somchai
2	Elder, Craig	3	Sandoval, Alberto
1	Foushee, Kevin	1	Scott, Lee
7	Gaglione, Joey	1	Selby, Brian
1	Gargan, Bob	5	Seward, Mike
1	Gelhar, Tommy	2	Shpritz, Lisa
1	Gibbs, Keith	1	Simpson, Donnie
1	Gibson, Pat	22	Smith, Allen
1	Gilbert, Chris	2	Spellman, Alex
2	Glendy, Mike	3	Stankevich, Scott
2	Greer, Chuck	1	Stewart, P.J.
4	Hall, Mike	1	Stewart, Pete
14	Hoffmann, Steve	1	Stewart, Shannon
1	Horton, Tony	28	Tan, Wil
10	Hyler, Dale	3	Telesz, Frank
6	Jacobi, Paul	15	Terry, Bob
1	Jeffcoat, Doug	1	Thompson, Victor
3	Johnson, Michael	2	Umstead, Randy
8	Kenney, Jon	1	VanArsdale, Tom
27	Kilts, Jason	1	Velez, George
20	Knight, Mark	23	Wall, Keith
1	Knott, Michael	1	Walters, Jason
6	Kramer, John	2	West, Billy
1	Kuhns, Jack	4	Wilson, James
5	Lane, Tim	11	Wilson, Joe
1	Lassey, Donnie	1	Witz, Steve
7	Massengill, Chad	1	Wright, Shane
1	Maxwell, Phillip		

(97 total people with an A division title)

(26 total people with an A singles crown)

(18 total people with an A overall crown)

Singles win %-age leaders for each season since Fall 1993

Season	Player	W	L	%-age
Fa1993	Maxwell, Phillip	11	0	1.000
Sp1994	Hall, Mike	12	1	0.923
Fa1994	Eastmead, Phillip	23	1	0.958
Sp1995	Budelman, Jim	20	5	0.800
Fa1995	Terry, Bob	25	1	0.962
Sp1996	Avery, Curtis	20	4	0.833
Fa1996	Brown, Tom	21	5	0.808
Sp1997	Oakley, Jerry	24	4	0.857
Fa1997	Budelman, Jim	25	1	0.962
Sp1998	West, Billy	23	1	0.958
Fa1998	Dixon, J.D.	18	2	0.900
Sp1999	Eastmead, Phillip	24	2	0.923
Fa1999	Smith, Allen	23	2	0.920
Sp2000	Tan, Wil	22	3	0.880
Fa2000	Selby, Brian	19	1	0.950
Sp2001	Tan, Wil	19	4	0.826
Fa2001	Brown, Tom	22	2	0.917
Sp2002	Budelman, Jim	19	3	0.864
Fa2002	Brown, Tom	21	2	0.913
Sp2003	Wall, Keith	25	3	0.893
Fa2003	Tan, Wil	18	2	0.900
Sp2004	Seward, Mike	24	2	0.923
Fa2004	Seward, Mike	20	2	0.909
Sp2005	Brown, Tom	19	2	0.905
Fa2005	Terry, Bob	25	4	0.862
Sp2006	Knight, Mark	18	2	0.900
	Seward, Mike	18	2	0.900
Fa2006	Blake, Brian	25	3	0.893
Sp2007	Seward, Mike	17	3	0.850
Fa2007	Seward, Mike	24	2	0.923
Sp2008	Seward, Mike	22	2	0.917
Fa2008	Hamilton, Billy	18	2	0.900
Sp2009	Brown, Tom	18	3	0.857
Fa2009	Seward, Mike	19	1	0.950
Sp2010	Phillips, Robbie	21	1	0.955
Fa2010	Phillips, Robbie	24	1	0.960
Sp2011	Chavis, Marshall	18	2	0.900
Fa2011	Blake, Brian	27	1	0.964
Sp2012	Phillips, Robbie	21	1	0.955
Fa2012	Seward, Mike	21	1	0.955
Sp2013	Phillips, Robbie	18	2	0.900
Fa2013	Healy, Simon	24	4	0.857
Sp2014	Phillips, Robbie	18	2	0.900
Fa2014	Phillips, Robbie	19	2	0.905
Sp2015	Phillips, Robbie	23	3	0.885
Fa2015	Phillips, Robbie	21	3	0.875
Sp2016	Massengill, Chad	24	2	0.923
Fa2016	Work, Joe	22	4	0.846
Sp2017	Massengill, Chad	26	2	0.929
Fa2017	Massengill, Chad	21	1	0.955
Sp2018	Carroll, John	19	3	0.864
Fa2018	Phillips, Robbie	24	2	0.923
Sp2019	Stewart, P.J.	23	1	0.958
Fa2019	Phillips, Stevie	27	1	0.964

Overall win %-age leaders for each season since Fall 1993

Season	Player	W	L	%-age
Fa1993	?	?	?	?
Sp1994	?	?	?	?
Fa1994	?	?	?	?
Sp1995	?	?	?	?
Fa1995	?	?	?	?
Sp1996	Wall, Keith	43	13	0.768
Fa1996	Budelman, Jim	44	7	0.863
Sp1997	Budelman, Jim	41	5	0.891
Fa1997	Budelman, Jim	43	8	0.843
Sp1998	Budelman, Jim	35	5	0.875
Fa1998	Brown, Tom	30	9	0.769
Sp1999	West, Billy	38	10	0.792
Fa1999	Budelman, Jim	35	6	0.854
Sp2000	Butman, Don	25	9	0.735
Fa2000	Selby, Brian	31	6	0.838
Sp2001	Selby, Brian	38	10	0.792
Fa2001	Brown, Tom	44	4	0.917
Sp2002	Budelman, Jim	36	8	0.818
Fa2002	Brown, Tom	41	5	0.891
Sp2003	Wall, Keith	44	9	0.830
Fa2003	Dixon, J.D.	40	8	0.833
Sp2004	Seward, Mike	46	6	0.885
Fa2004	Knight, Mark	38	9	0.809
Sp2005	Brown, Tom	35	7	0.833
Fa2005	Terry, Bob	49	10	0.831
Sp2006	Seward, Mike	35	5	0.875
Fa2006	Blake, Brian	47	9	0.839
	Tan, Wil	47	9	0.839
Sp2007	Seward, Mike	32	7	0.821
Fa2007	Seward, Mike	42	9	0.824
Sp2008	Kilts, Jason	32	4	0.889
Fa2008	Phillips, Robbie	43	6	0.878
Sp2009	Phillips, Robbie	39	8	0.830
Fa2009	Phillips, Robbie	37	6	0.860
Sp2010	Phillips, Robbie	37	7	0.841
Fa2010	Phillips, Robbie	47	3	0.940
Sp2011	Chavis, Marshall	38	2	0.950
Fa2011	Blake, Brian	53	5	0.914
Sp2012	Phillips, Robbie	38	5	0.884
Fa2012	Phillips, Robbie	35	3	0.921
Sp2013	Phillips, Robbie	35	5	0.875
Fa2013	Phillips, Robbie	41	7	0.854
Sp2014	Phillips, Robbie	34	5	0.872
Fa2014	Phillips, Robbie	41	2	0.953
Sp2015	Phillips, Robbie	44	8	0.846
Fa2015	Massengill, Chad	38	9	0.809
Sp2016	Massengill, Chad	47	4	0.922
Fa2016	Phillips, Robbie	50	6	0.893
Sp2017	Phillips, Robbie	48	8	0.857
Fa2017	Massengill, Chad	38	6	0.864
Sp2018	Phillips, Robbie	47	9	0.839
Fa2018	Phillips, Robbie	48	4	0.923
Sp2019	Phillips, Robbie	50	6	0.893
Fa2019	Spellman, Alex	42	6	0.875
	Stewart, P.J.	35	5	0.875

2019 North Carolina City Dart League (NCCDL) & North Carolina Ladies' Cup (NCLC)

FINAL Divisional Team Standings

NCCDL - "Mountain/Beach" Division

	W	L	Pts.
1 Wilmington (ACDA)	7	0	211
2 Boone (HCDA)	4	3	144
3 Jacksonville (JDA)	3	3	98
4 Pineville (PDC)	3	4	115
5 Port City (PCDA)	2	5	92
6 Asheville (WCDA)	0	7	66
7 Charlotte (QCDA)	0	7	34

NCCDL - "Central" Division

	W	L	Pts.
1 Durham (BCDL)	7	1	243
2 Lake Norman (LNDA)	7	1	197
3 Raleigh (RDL)	6	2	179
4 Piedmont (PDA)	5	3	187
5 Capital Area (CADC)	2	6	126
6 Chapel Hill (TDL)	2	6	125

NCLC - "Mountain Beach" Division

	W	L	Pts.
1 Wilmington (ACDA)	6	1	117
2 Fuquay-Varina (FVDO)	6	1	104
3 Charlotte (QCDA)	6	1	93
4 Pineville (PDC)	5	2	109
5 Jacksonville (JDA)	5	2	91
6 Boone (HCDA)	1	6	37

NCLC - "Central" Division

	W	L	Pts.
1 Durham (BCDL)	6	1	112
2 Piedmont (PDA)	2	5	83
3 Lake Norman (LNDA)	2	5	74
4 Apex (CDA)	2	5	69
5 Capital Area (CADC)	1	6	50
6 Chapel Hill (TDL)	0	7	45

2019 SINGLES WIN/LOSS AWARD WINNERS

(Eligibility for these awards in the NCCDL requires playing in 60% of your team's singles sets, while also playing at least 2 "away" matches.)
(Eligibility for these awards in the NCLC merely requires playing in 50% of your team's singles sets.)

NCCDL "Mountain/Beach" Division -- **Dan Naylor** - Wilmington - 10-0 (sets), 20-1 (games)
NCCDL "Central" Division -- Elvedin Cebo - Lake Norman - 11-0 (sets), 22-1 (games)

NCLC "Mountain/Beach" Division -- Lora Josey - Charlotte - 7-0 (sets), 14-0 (games)
NCLC "Central" Division -- Whitney Gibson - Durham - 13-0 (sets), 26-4 (games)

STATE MEETING RESULTS - SPECIFICS FOR 2020 SEASON

For 2020, the captains did indeed decide to keep going with our standard switch back to an East/West season. There will be the same 13 teams in the NCCDL, and there will be either 11 or 12 teams in the NCLC (depending on whether the Asheville and Boone ladies do or do not come together to re-form as a single team rather than both sitting out). The NCCDL West division will have Asheville, Boone, Pineville, Charlotte, Lake Norman, and Piedmont. The NCCDL East division will have Chapel Hill, Durham, Raleigh, Capital Area, Jacksonville, Wilmington, and Chapel Hill. Teams will play a single round-robin within the division, and will also face two inter-division opponents (with two East teams playing each other again in place of one inter-division match). The NCLC will have similar divisions & match counts, just with Fuquay-Varina flipped to the West to balance team numbers.

HISTORY OF THE NCCDL…

It was back in 1995 that Tim Lane (now of the Raleigh NCCDL team) first introduced the idea of the statewide year-long season style of play to replace the old "one team holds the cup against a string of challengers" sytem. It's still possibly the most popular and successful idea ever for anything larger than a local league. Here are the 24 tournament final results so far:

1996: Raleigh over Charlotte	2004: Wilmington over Durham	2012: Durham over Wilmington
1997: Piedmont over Durham	2005: Durham over Wilmington	2013: Wilmington over Lake Norman
1998: Piedmont over Raleigh/Charlotte(?)	2006: Durham over Charlotte	2014: Durham over Wilmington
1999: Wilmington over Raleigh/Charlotte(?)	2007: Durham over Charlotte	2015: Wilmington over Piedmont
2000: Durham over Charlotte	2008: Durham over Charlotte	2016: Wilmington over Durham
2001: Durham over Wilmington	2009: Wilmington over Charlotte	2017: Wilmington over Durham
2002: Wilmington over Durham	2010: Wilmington over Durham	2018: Wilmington over Durham
2003: Wilmington over Durham	2011: Durham over Lake Norman	2019: Durham over Wilmington

My annual request to the NCLC Ladies: if any of you have a history of the results like the one above for the NCCDL, I would love to have a copy of those so I can periodically run an NCLC history as well. Drop me a line please if you're willing to share.

2019 NC City Dart League (NCCDL) & Ladies' Cup (NCLC)

NCCDL HIGH INS/OUTS & PERFECT THROWS (RDL members listed in bold)

High In : **160** - Matt Osteen - Boone - (3/30); Elvedin Cebo (2) - LakeN. - (5/4, 6/15); **Grey Jones** - Cap.Area - (6/22); Pete Griffiths - LakeN. - (8/17); **Robbie Phillips** - Dur. (9/14); Matt Heimbach - Ch.Hill - (10/12); Gregg Holloway - Pine - (12/7)

High Out : **170** -- Wes Lippert - Pied. - (2/23)

Perfect Throws

Dan Naylor (6) - Wilm. - (9m,6/29; 9m,8/17; 9m,9/14; 9m,9/14; 6-Bulls,9/14; 9m,12/7)

Robbie Phillips (6) - Dur. - (T80,5/4; T80,6/22; 9m,8/17; T71,9/14; 9m,10/12; 9m,12/7)

Brian Blake **(4)** - Wilm. - (9m,2/23; 9m,9/14; 9m,12/7; 9m,12/7)

Will Cain **(4)** - P.City - (T80,1/26; 9m,5/4; T80,6/22; T80,9/14)

Joel Eason (4) - Ral. - (9m,1/26; T80,3/30; T80,5/4; 9m,12/7)

Wil Tan (4) - Dur. - (T80,2/23; T80,8/17; 9m,9/14; 9m,10/12)

Pete Griffiths **(3)** - LakeN. - (9m,1/26; 9m,8/17; 9m,12/7)

Michael Smith **(3)** - Wilm. - (9m,6/29; 9m,12/7; T80,12/8)

Tom Avellino **(2)** - LakeN. - (9m,2/23; T80,3/30)

Joey Blosser **(2)** - Jack. - (T80,1/26; T80,10/12)

Tom Breslin **(2)** - LakeN. - (9m,6/15; T71,9/14)

Elvedin Cebo **(2)** - LakeN. - (T80,2/23; 9m,6/15)

Mike Elderbroom **(2)** - Dur. - (9m,6/22; 9m,9/14)

Sean Force **(2)** - Ashe. - (T80,3/30; 9m,8/17)

Kevin Foushee (2) - Wilm. - (T80,2/23; T80,3/30)

Dave Gelberg (2) - Ch.Hill - (T80,5/4; 9m,9/14)

Matt Heimbach **(2)** - Ch.Hill - (9m,2/23; 9m,8/10)

John Kramer **(2)** - Dur. - (T80,3/30; T80,3/30)

Stevie Phillips (2) - Dur. - (T80,12/8; T80,12/8)

Donavon Powell **(2)** - Wilm. - (T80,12/7; T80,12/7)

Tim Mozzetti (2) - Ral. - (9m,1/26; T80, 6/22)

Travis Taylor **(2)** - P.City - (9m,8/10; 9m,8/10)

Ryan Avellino - LakeN. - (T80,12/7)
Buddy Barker - Boone - (T80,8/17)
Tom Brown - Dur. - (T80,10/12)
Tim Bunn - Ral. - (T80,2/23)
Scott Butters - P.City - (9m,5/4)
John Carroll - Dur. - (T80,3/30)
Fred Copeland - LakeN. - (9m,5/4)
Mike Denton - Wilm. - (9m,2/23)
Craig Elder - Wilm. - (T80,9/14)
Marco Galeana - LakeN. - (9m,12/7)
Cory Hastings - Boone - (9m,10/12)
Chris Hyde - Pied. - (T80,10/12)
Grey Jones - Cap.Area - (T80,6/22)
Matt Kent - P.City - (9m,6/22)

Brian Kinder - P.City - (9m,8/10)
Tony Landi - LakeN. - (9m,1/26)
Clint Little - Ral. - (9m,5/4)
Wes Lippert - Pied. - (T80,10/12)
Chad Massengill - Dur. - (T77,12/8)
Andrew Mespelt - Pied. - (9m,5/4)
Sid Mitchell - Ral. - (T80,12/7)
Matt Osteen - Boone - (T80,9/14)
Matt Palmer - Ch.Hill - (T80,6/22)
Kenny Persson - Dur. - (9m,2/23)
Steve Ralls - Pied. - (9m,6/29)
Colby Reinhardt - Ch.Hill - (9m,8/10)
Alberto Sandoval - Dur. - (9m,10/12)
Tucker Schenck - Pine. - (9m,9/7)

Darren Schmaus - Ral. - (9m,1/26)
Lee Scott - Wilm. - (9m,5/4)
Charlie Seelochan - P.City - (9m,5/4)
Allen Smith - Dur. - (9m,12/7)
Alex Spellman - Boome - (9m,9/14)
Pete Stewart - Ral. - (9m,1/26)
Todd Wahler - P.City - (T74,1/26)
Dwayne Waite - Pine. - (T80,1/26)
Jason White - Pine. - (9m,3/30)
Vic White - Ral. - (9m,1/26)
Nick Woolfort - P.City - (9m,3/30)
Shane Wright - Pied. - (T80,2/23)
Mike Zawila - Pine. - (9m,5/4)

2019 North Carolina City Dart League Post-Season Tournament (December 7 & 8 - Cody's North, Time Out Sports Bar II, & Diamond's Grille and Billiards, Wilmington)

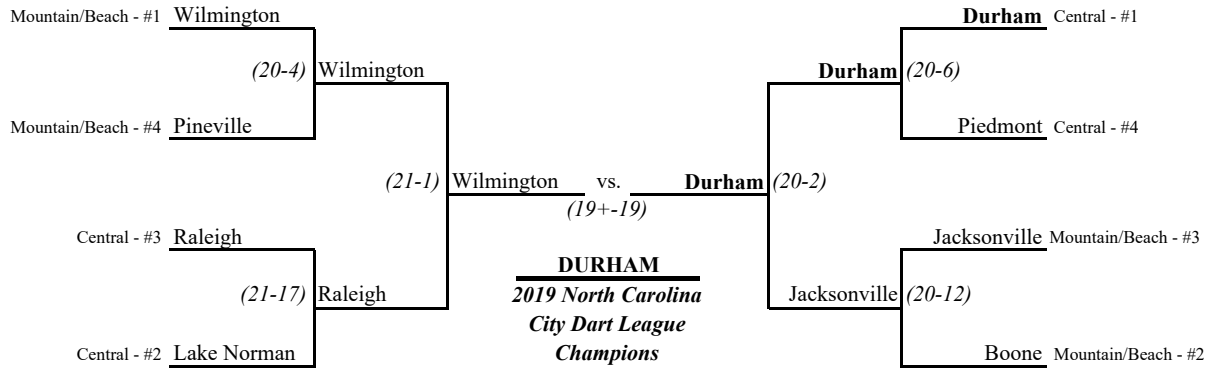

2019 North Carolina Ladies' Cup Post-Season Tournament (December 7 & 8 - Time Out Sports Bar II, Wilmington)

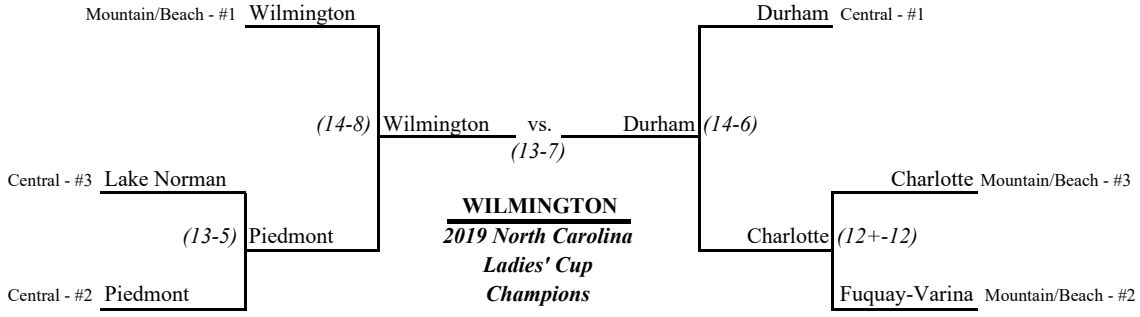

NCLC HIGH INS/OUTS & PERFECT THROWS (RDL members listed in bold)

High In : 150 - **Julie Phillips** - Dur. - (8/17)

High Out : 116 - **Brenda Whitley** - Wilm. - (1/26)

Perfect Throws : Camilla Bunnell - Wilm. - (9m,2/23)
Mark Fitzgibbons - Jack. - (9m,5/4)
Dawn Hamilton - Apex - (T80,1/26)
Debbie Langston - Ch.Hill - (9m,5/4)

2019 North Carolina State Dart Championships (September 27-29, 2019 - Village Inn - Clemmons, NC)

(Current RDL members are listed in bold - with RDL state champions in BOLD CAPITAL LETTERS!)

MIXED DOUBLES CRICKET (Saturday)
(29 pairs)

1st	$?	**ALEX SPELLMAN** / Jackie Quayle
2nd	$?	**Robbie Phillips** / **Julie Phillips**
Top 4	$?	Ed Koment / Lora Josey
		Paul Reynolds / Jodi Koment
Top 8	-	**Stevie Phillips** / **Brenda Whitley**
		Ross Minty / Emily Rose
		Scott Smith / Ellen Lee
		Brian Blake / Charlie Daniel

MEN'S DOUBLES CRICKET (Saturday)
(28 pairs)

1st	$?	**ROBBIE PHILLIPS** / **TOM BROWN**
2nd	$?	Tucker Schenck / Elvedin Cebo
Top 4	$?	Brian Blake / Bob Gargan
		Dan Naylor / Michael Smith
Top 8	-	**Alex Spellman** / Mike Elderbroom
		Andrew Mespelt / Paul Olson
		Tom Avellino / Ryan Avellino
		Alberto Sandoval / **John Carroll**

LADIES' SINGLES CRICKET (Saturday)
(29 entrants)

1st	$?	Jackie Quayle
2nd	$?	Becki Baker
Top 4	$?	Jodi Koment
		LeeAnna Waldrop
Top 8	-	**Deborah Blackwelder**
		Julie Phillips
		Diane DeQuinzio
		Charlie Daniel

MEN'S SINGLES CRICKET (Saturday)
(49 entrants)

1st	$?	**STEVIE PHILLIPS**
2nd	$?	**Pete Stewart, Jr.**
Top 4	$?	**Robbie Phillips**
		Tom Avellino
Top 8	$?	**Dan Naylor**
		Tom Brown
		Scott Smith
		Brian Blake

LADIES' DOUBLES CRICKET (Saturday)
(14 pairs)

1st	$?	**JULIE PHILLIPS** / Candi Ellis
2nd	$?	**Deborah Blackwelder** / Jessie Fisher
Top 4	$?	Leeanne Avellino / Jackie Quayle
		Becki Baker / Ellen Lee

MEN'S SINGLES 301 (Saturday)
(36 entrants)

1st	$?	**ROBBIE PHILLIPS**
2nd	$?	**Dave Gelberg**
Top 4	$?	Mike Peoples
		Dan Naylor
Top 8	$?	**Stevie Phillips**
		Tom Brown
		Ryan Avellino
		Pete Stewart, Jr.

LADIES' SINGLES 301 (Saturday)
(23 entrants)

1st	$?	**ALLYSON BLACKWELDER**
2nd	$?	**Julie Phillips**
Top 4	$?	Diane DeQuinzio
		Deborah Blackwelder

12 & UNDER YOUTH SINGLES 301 FIFO
(Saturday)

1st	x (age ?)

13-17 YOUTH SINGLES 501 FIDO
(Saturday)

1st	x (age ?)

MIXED TRIPLES 601 (Sunday)
(18 trios)

1st	$?	**DAN NAYLOR** / Michael Smith /
		Camilla Bunnell
2nd	$?	Brian Blake / Bob Gargan /
		Charlie Daniel
Top 4	$?	**Stevie Phillips** / **Ross Minty** /
		Brenda Whitley
		Pete Stewart, Jr. / **Pete Stewart** /
		Candi Ellis
Top 8	-	Mike Denton / **Dean Cusher** /
		Deana Denton
		Jeremy Champion / William Vreeland /
		Peg Jones
		Scott Smith / Mike Gillette /
		Ellen Lee
		Robbie Phillips / **Tom Brown** /
		Julie Phillips

MEN'S DOUBLES 501 (Sunday)
(21 pairs)

1st	$?	**ALEX SPELLMAN** / Mike Elderbroom
2nd	$?	Brian Blake / Bob Gargan
Top 4	$?	Wes Lippert / Ed Koment
		Robbie Phillips / **Tom Brown**
Top 8	-	**Dean Cusher** / Mike Denton
		Matt M. / Anthony S.
		Pete Stewart, Jr. / **Pete Stewart**
		Michael Smith / **Dan Naylor**

LADIES' SINGLES 501 (Sunday)
(25 entrants)

1st	$?	**JULIE PHILLIPS**
2nd	$?	Emily Quayle
Top 4	$?	Jennifer Bowser
		Diane DeQuinzio
Top 8	-	**Colleen Stewart**
		Charlie Daniel
		Maureen Williams
		Diane Cole

MEN'S SINGLES 501 (Sunday)
(29 entrants)

1st	$?	**STEVIE PHILLIPS**
2nd	$?	**Alex Spellman**
Top 4	$?	Mike Elderbroom
		Robbie Phillips
Top 8	$?	**Pete Stewart**
		Pete Stewart, Jr.
		Michael Smith
		Mike Denton

LADIES' DOUBLES 501 (Sunday)
(11 pairs)

1st	$?	**BRENDA WHITLEY** / **JULIE PHILLIPS**
2nd	$?	Diane DeQuinzio / Jennifer Bowser
Top 4	$?	LeeAnna Waldrop / Cynthia W.
		Charlie Daniel / Deana Denton

BLIND DRAW - 501 (Friday)
(double-elimination bracket)
Non-championship ("non-shirt") event
(46 entrants = 23 pairs)

1st	$?	Ezequiel S. / Brian Blake
2nd	$?	**Dean Cusher** / **Robbie Phillips**
3rd	$?	Mike Peoples / Mike Denton
4th	$?	Tom Avellino / Jason Hill
Top 6	$?	Dwayne Waite / Maureen Williams
		Scott Smith / Jennifer Hill
Top 8	$?	Bob Gargan / **Terry Blake**
		Ron McCarthy / Becki Baker

YOUTH / ADULT DOUBLES 501 FIDO
(Sunday)

1st	x (Y) / x (A)
2nd	x (Y) / x (A)

FINISHING POSITIONS FOR ALL ENTRANTS THAT PLACED IN THE MONEY IN A NON-AGE-DELIMITED "CHAMPIONSHIP" EVENT (1=1st, 2=2nd, 4=Top4, 8=Top8)

Entrant	Men's Singles Cricket	Men's Singles 301	Men's Singles 501	Men's Doubles Cricket	Men's Doubles 501	Ladies' Singles Cricket	Ladies' Singles 301	Ladies' Singles 501	Ladies' Doubles Cricket	Ladies' Doubles 501	Mixed Doubles Cricket	Mixed Triples 601
	(Payouts for events											
	were not available											
	online, and emails											
	requesting further											
	information were											
	met with no											
	responses. Thus,											
	we do not have any											
	payouts for this											
	tournament. I do											
	know though, that											
	the payouts were											
	less than the											
	advertised 80%											
	despite the $2 per											
	person per event											
	entry fee increase											
	over past years at											
	other venues that											
	did not charge the											
	same to host.)											

Queen City Darting Association
$4400 Celebrate the New Year

SANCTIONED BY

January 3-5 , 2020
Blue Rocks
301c N. Polk St, Pineville NC 28134
704-835-1062

Day	Friday		Saturday						Sunday					
Time	7:00 PM	8:00 PM	10:30 AM	1:00 PM	1:30 PM	4:00 PM	4:30 PM	8:00 PM	10:30 AM	12:30 PM	1:00 PM	3:00 PM	3:30 PM	
Event	Killer 100% pay back #	Blind Draw Doubles 501 DE**	Mixed Doubles Cricket	Mens Doubles Cricket	Ladies Singles Cricket	Mens Singles Cricket	Ladies Doubles Cricket	Blind Draw 501/Cr/Choice	Mixed Doubles 501	Mens Doubles 501	Ladies Singles 501	Mens Singles 501	Ladies Doubles 501	
Entry fee	10/person	10/person	$20/team	$20/team	$15*	$15*	$20/team	$10/person	$20/team	$20/team	$15*	$15*	$20/team	
1st		200	160	160	100	200	100	160	160	160	100	160	100	
2nd		100	80	80	50	100	50	80	80	80	50	80	50	
3rd		50	40	40	25	50	30	40	40	40	25	40	30	
4th		30	40	40	25	50	30	40	40	40	25	40	30	
Top 8		20	20	20	15	30		20	20	20	15	20		
Top 16						15								
Total		460	400	400	260	640	210	400	400	400	260	400	210	4440

* $2 ADO Surchage included in singles events
# Payout places based on number of entries. Min of 8 needed.

**Blind draw 501 is double elimination

During the down time, pending board availability, we may run side Killer and other smaller events

Darts Supplies By:

Singles events are best of 3 with finals best of 5.
All other events are best of 3

Recommended Hotel:
Quality Suites - Carolina Place
9840 Pineville-Mathews Road
Pineville, NC 28134
704-889-7095
There are others hotels in area.

Tournament Director:
Dwayne Waite (DTrain)
412-901-7726
Tournamentdirector@charlottedarts.com

HOSTED BY:

WESTERN CAROLINA DARTS ASSOCIATION

Fire on the Mountain 2020
Asheville, NC
Jan 10th – 12th
$5,500

USSDA
SANCTIONED BY

EVENT	USSDA 501 CS MENS	USSDA 501 CS LADIES	LUCK OF THE DRAW 501-CRICKET-301	CRICKET MIXED PAIRS	CRICKET MENS SINGLES	CRICKET LADIES SINGLES	CRICKET MENS PAIRS	CRICKET LADIES PAIRS	LUCK OF THE DRAW 501-CRICKET-301	501 MIXED PAIRS	501 LADIES PAIRS	501 MENS SINGLES	501 LADIES SINGLES	501 MENS PAIRS
ENTRY FEE PER PERSON	$25	$25	$10	$10	$15*	$15*	$10	$10	$10	$10	$10	$15*	$15*	$10
* ENTRY FEE INCLUDES A $2.00 ADO SURCHARGE														
EVENT START TIMES	FRI 10:00 AM	FRI 10:00 AM	FRI 8:00 PM	SAT 10:00 AM	SAT 12:00 NOON	SAT 12:30 PM	SAT 2:30 PM	SAT 3:00 PM	SAT 7:30 PM	SUN 11:00 AM	SUN 1:00 PM	SUN 1:30 PM	SUN 3:00 PM	SUN 3:30 PM
POSTED TIME IS CLOSE OF REGISTRATION														
1st	TBD	TBD	$220	$210	$250	$170	$250	$180	$220	$210	$180	$250	$170	$250
2nd	TBD	TBD	$100	$100	$120	$70	$130	$90	$100	$100	$90	$120	$70	$130
TOP 4	TBD	TBD	$50	$40	$50	$20	$60	$40	$50	$40	$40	$50	$20	$60
TOP 8			$20	$20	$20		$25		$20	$20		$20		$25
TOTAL			$500	$470	$550	$280	$600	$350	$500	$470	$350	$550	$280	$600

TOURNAMENT LOCATION:
Crowne Plaza Asheville
1 Resort Drive. Asheville, NC 28806
24 Hr. Reservations: 844-330-0296
Group Code: FMQ
Hotel Direct #: 828-285-2603
Meeting Name: Fire on the Mountain Tourn.
Rate: $99.00/night double queen
Rate: $114.00/night Single King
Guaranteed group rate until:
12:00 midnight on 12/09/2019

CROWNE PLAZA TENNIS AND GOLF RESORT ASHEVILLE

TOURNAMENT DIRECTOR:
Rob Walsh - (828) 318-4432

TOURNAMENT MANAGER:
Glenda Alvarado

Dart Supplies:
The Dart Guys

USSDA 501 Qualifier on Friday 1 / 10 / 20
Start Time 10:00 AM

US Disabilty Darts Association Events
to be held on Saturday and Sunday 1 / 11 / 20 - 1 /12 / 20
Events and Schedule TBD

FOR MORE INFORMATION VISIT: www.ashevilledarts.com

Fall 2019 RDL Top Singles Records (by division) (FINAL!)

(There are no missing statistics, as all scoresheets from the entire season have been received.) (Game minimums required for these listings: 14 for teams H2,H3; 15 for teams H1,H4,H5; 16 for teams H6,H7, and all C/E/F/G division teams; 18 for team A2; 19 for teams A1,A3-A8, and all B/D division teams)

	"A" Division		W	L	%-age
1	Phillips, Stevie	A1/ Unstable Elements	27	1	0.964
2	Spellman, Alex	A2/ The Neighborhood Bullies	22	2	0.917
3	Stewart, P.J.	A2/ The Neighborhood Bullies	18	2	0.900
4	Gaulthier, Kyle	A5/ Dead Beats	18	3	0.857
5	Phillips, Robbie	A1/ Unstable Elements	22	4	0.846
6	Carroll, John	A1/ Unstable Elements	18	4	0.818
7	Gibson, Pat	A2/ The Neighborhood Bullies	17	5	0.773
8	Tan, Wil	A1/ Unstable Elements	19	6	0.760
9	Mitchell, Sid	A4/ Lunatic Fringe	20	8	0.714
10	Foushee, Kevin	A2/ The Neighborhood Bullies	14	7	0.667
11	Johnson, Michael	A2/ The Neighborhood Bullies	13	8	0.619
12	Jones, Grey	A5/ Dead Beats	17	11	0.607
13	(two tied)		15	10	0.600
	(one tied)		12	8	0.600

	"B" Division		W	L	%-age
1	Persson, Kenny	B1/ Atonsamongus	20	2	0.909
2	Dickenson, Joel	B2/ Darty Minds	24	4	0.857
	Foushee, Eugene	B2/ Darty Minds	18	3	0.857
4	Massengill, Randy	B1/ Atonsamongus	23	4	0.852
5	Gibbs, Keith	B1/ Atonsamongus	23	5	0.821
6	Jobe, C.J.	B2/ Darty Minds	18	5	0.783
7	Martin, David	B3/ Rif Raf	17	5	0.773
8	McNamara, Tim	B7/ Consistently Inconsistent	19	6	0.760
9	Reitano, Sal	B2/ Darty Minds	18	6	0.750
10	Bottomley, Kevin	B2/ Darty Minds	18	8	0.692
11	Little, Clint	B1/ Atonsamongus	13	6	0.684
12	Preciado, Amanda	B6/ DD-214	14	7	0.667
13	Coe, Jason	B1/ Atonsamongus	13	7	0.650
	Wilson, Chris	B8/ Methodical 2.0	13	7	0.650

	"C" Division		W	L	%-age
1	Bushman, Brad	C5/ Show Me Your Tips	17	1	0.944
2	Jeffreys, Lee	C7/ Boom Baby	21	3	0.875
3	Hall, Mike	C1/ Flightless Boards	14	5	0.737
4	Powell, Lee	C5/ Show Me Your Tips	16	6	0.727
5	Peele, Jim	C7/ Boom Baby	17	7	0.708
6	O'Toole, Mike	C6/ Bulls Up	15	7	0.682
	Rigert, Joe, Sr.	C5/ Show Me Your Tips	15	7	0.682
8	Hall, Josh	C3/ Cheap Shots	16	8	0.667
	Howsare, Patrick	C6/ Bulls Up	14	7	0.667
10	Holland, Steve	C1/ Flightless Boards	15	8	0.652
11	Frederick, Karl	C6/ Bulls Up	13	7	0.650
	Murphy, Phil	C2/ One Armed Bandits	13	7	0.650
13	Bialaszewski, Rich	C5/ Show Me Your Tips	12	7	0.632
	Turner, Michael	C7/ Boom Baby	12	7	0.632

	"D" Division		W	L	%-age
1	Cannizzaro, Anthony	D6/ Why So Serious?	18	3	0.857
2	Cole, Mike	D6/ Why So Serious?	22	4	0.846
3	Stewart, Kevin	D5/ Big Bulls	22	5	0.815
4	White, J.J.	D1/ Menace 2 Sobriety	23	6	0.793
5	Clark, Dan	D3/ Projectile Dysfunction	22	6	0.786
6	Azevedo, Angelo	D4/ We Don't Know!	17	5	0.773
7	Bateman, Jimmy	D2/ Sharky's Machine	16	6	0.727
8	Rice, Teddy	D6/ Why So Serious?	16	7	0.696
9	Schaefer, John	D2/ Sharky's Machine	18	8	0.692
10	Johnson, Dave	D1/ Menace 2 Sobriety	19	9	0.679
11	Toolan, Chris	D5/ Big Bulls	18	9	0.667
12	Bumpass, Mike	D6/ Why So Serious?	17	9	0.654
13	Havens, Lincoln	D6/ Why So Serious?	16	9	0.640
14	Stuckey, Rob	D7/ Just The Tip	14	8	0.636

	"E" Division		W	L	%-age
1	Svede, Greg	E4/ Shark Shooters	16	4	0.800
2	Heath, John	E5/ Treble Yell	19	5	0.792
3	Krestalude, Andy	E6/ Hump Day!	17	6	0.739
4	Long, Gary	E1/ Loaded Darts	16	6	0.727
5	Smelik, Pat	E3/ Game of Throws	18	7	0.720
6	Whitley, Brian	E5/ Treble Yell	15	6	0.714
7	Yang, Rob	E2/ Beat My Cork!	16	7	0.696
8	Deemer, Randy	E6/ Hump Day!	13	6	0.684
9	Williams, Denny	E1/ Loaded Darts	15	7	0.682
10	Rudy, Jeff	E3/ Game of Throws	14	7	0.667
11	Bither, Dana	E4/ Shark Shooters	13	7	0.650
	Dean, Jay	E7/ Is It In?	13	7	0.650
13	Montesi, Chris	E3/ Game of Throws	14	8	0.636
14	McEwen, William	E6/ Hump Day!	12	8	0.600

	"F" Division		W	L	%-age
1	Suan, John	F3/ Kings of the Board	20	4	0.833
2	Shearin, Phillip	F4/ The Happy Crew	19	5	0.792
3	Russell, Jeff	F3/ Kings of the Board	16	5	0.762
4	Kirkpatrick, Scott	F1/ Red-eye Rangers	17	7	0.708
5	Powell, Zach	F1/ Red-eye Rangers	11	5	0.688
6	Gouge, Shane	F7/ Dr.unks	13	6	0.684
7	Vick, Justin	F4/ The Happy Crew	15	7	0.682
8	Bosier, Sean	F5/ Death Throw	16	8	0.667
	Powell, Mark	F1/ Red-eye Rangers	16	8	0.667
	Murdock, Nick	F7/ Dr.unks	14	7	0.667
11	Gagner, Chris	F2/ Down to F!	15	9	0.625
12	Powell, David	F4/ The Happy Crew	13	9	0.591
13	Hadley, Chris	F2/ Down to F!	14	10	0.583
	Mathews, Olivia	F5/ Death Throw	14	10	0.583

	"G" Division		W	L	%-age
1	Musil, Dylan	G4/ Is It In, Again?	19	1	0.950
2	Finney, Dave	G6/ Wayne Gretzky	20	4	0.833
3	Trefzger, Mike	G7/ Darty Sanchez	17	6	0.739
4	Keim, Roger	G1/ Sofa Kings	13	5	0.722
	Wojciechowski, Brader	G1/ Sofa Kings	13	5	0.722
6	Robinson, Mike	G7/ Darty Sanchez	15	6	0.714
7	White, John	G5/ Banging The Wire	16	7	0.696
	Wissinger, Wes	G2/ Make Darts Great Again	16	7	0.696
9	Plotkin, Jeremy	G1/ Sofa Kings	14	7	0.667
	Trefzger, Eric	G7/ Darty Sanchez	14	7	0.667
11	Rollins, Calvin	G5/ Banging The Wire	14	8	0.636
12	Bowen, Andy	G5/ Banging The Wire	12	7	0.632
13	Murphy, Tom	G2/ Make Darts Great Again	10	6	0.625
14	Wilson, Jonathan	G6/ Wayne Gretzky	13	8	0.619

	"H" Division		W	L	%-age
1	Davis, P.J.	H4/ The Neighborhood Dart K	16	1	0.941
2	Hartley, Bryan	H6/ The Replacements	17	2	0.895
3	Tompkins, Charles	H3/ Tips & Shafts	17	3	0.850
4	Lalino, Steve	H1/ Not Dead Ducks Yet	16	4	0.800
5	Kuppler, Bob	H1/ Not Dead Ducks Yet	17	5	0.773
	Samaluck, Somchai	H1/ Not Dead Ducks Yet	17	5	0.773
7	Wilson, Matthew	H3/ Tips & Shafts	15	5	0.750
	Daniels, Slater	H6/ The Replacements	12	4	0.750
9	Petersen, Eric	H6/ The Replacements	11	5	0.688
10	Thomas, Tony	H4/ The Neighborhood Dart K	12	6	0.667
11	Palmer, Levi	H4/ The Neighborhood Dart K	11	6	0.647
12	McNamara, Ken	H5/ We're Sexy & We Throw	14	8	0.636
13	Turner, Kevin	H2/ Coach Never Walks Alon	12	7	0.632
14	Gamble, Mark	H4/ The Neighborhood Dart K	10	6	0.625

	Women's Records		W	L	%-age
A	Blackwelder, Deb	A7/ Irrelevant Elements	0	20	0.000
B	Preciado, Amanda	B6/ DD-214	14	7	0.667
	Gibson, Whitney	B4/ Kiss Our Inconsistency	11	13	0.458
	Phillips, Julie	B4/ Kiss Our Inconsistency	11	13	0.458
C	Graves, Julie	C6/ Bulls Up	5	15	0.250
D	Kubel, Nicole	D4/ We Don't Know!	8	15	0.348
	Bathurst, Morgan	D8/ Ma and Pa and the Kids	1	23	0.042
	Bailey, Becky	D8/ Ma and Pa and the Kids	0	22	0.000

(# of women by division: A-2, B-7, C-1, D-7, E-7, F-8, G-7, H-9)

E	Stacy, Michelle	E4/ Shark Shooters	10	9	0.526
	Hamilton, Dawn	E2/ Beat My Cork!	7	13	0.350
	Bass, Shannon	E2/ Beat My Cork!	6	13	0.316
	Jeffcoat, Angela	E2/ Beat My Cork!	8	19	0.296
F	Mathews, Olivia	F5/ Death Throw	14	10	0.583
G	Furdon, Jenny	G4/ Is It In, Again?	6	10	0.375
H	Bohanan, Heather	H5/ We're Sexy & We Throw	4	11	0.267
	-	-	-	-	-

Fall 2019 RDL Top Doubles Records (by division) (FINAL!)

(There are no missing statistics, as all scoresheets from the entire season have been received.) (Game minimums required for these listings: 14 for teams H2,H3; 15 for teams H1,H4,H5; 16 for teams H6,H7, and all C/E/F/G division teams; 18 for team A2; 19 for teams A1,A3-A8, and all B/D division teams)

		"A" Division	W	L	%-age
1	Gibson, Pat	A2/ The Neighborhood Bullies	19	3	0.864
2	Stewart, P.J.	A2/ The Neighborhood Bullies	17	3	0.850
3	Spellman, Alex	A2/ The Neighborhood Bullies	20	4	0.833
	Foushee, Kevin	A2/ The Neighborhood Bullies	15	3	0.833
5	Phillips, Robbie	A1/ Unstable Elements	21	5	0.808
6	Carroll, John	A1/ Unstable Elements	18	5	0.783
7	Massengill, Chad	A1/ Unstable Elements	18	7	0.720
8	Phillips, Stevie	A1/ Unstable Elements	20	8	0.714
	Johnson, Michael	A2/ The Neighborhood Bullies	15	6	0.714
10	Eason, Joel	A4/ Lunatic Fringe	16	8	0.667
11	Tan, Wil	A1/ Unstable Elements	15	8	0.652
12	Mitchell, Sid	A4/ Lunatic Fringe	18	10	0.643
13	Mozzetti, Tim	A4/ Lunatic Fringe	14	8	0.636
14	Seward, Mike	A3/ North Raleigh Alliance	15	9	0.625

		"B" Division	W	L	%-age
1	Persson, Kenny	B1/ Atonsamongus	19	1	0.950
2	Massengill, Randy	B1/ Atonsamongus	25	2	0.926
3	Dickenson, Joel	B2/ Darty Minds	22	4	0.846
4	Bottomley, Kevin	B2/ Darty Minds	20	4	0.833
5	Foushee, Eugene	B2/ Darty Minds	19	6	0.760
	Jobe, C.J.	B2/ Darty Minds	19	6	0.760
7	Gibbs, Keith	B1/ Atonsamongus	21	7	0.750
8	McNamara, Tim	B7/ Consistently Inconsistent	15	8	0.652
9	Coe, Jason	B1/ Atonsamongus	14	8	0.636
10	Bunn, Tim	B1/ Atonsamongus	17	10	0.630
11	Reitano, Sal	B2/ Darty Minds	15	10	0.600
	Little, Clint	B1/ Atonsamongus	12	8	0.600
13	Beaird, Tommy	B6/ DD-214	13	9	0.591
14	(two tied)		14	10	0.583

		"C" Division	W	L	%-age
1	Peele, Jim	C7/ Boom Baby	19	5	0.792
2	O'Toole, Mike	C6/ Bulls Up	17	5	0.773
3	Zelinack, Jason	C7/ Boom Baby	16	5	0.762
4	Wells, John	C1/ Flightless Boards	12	4	0.750
5	Porcelli, Robb	C4/ Nine Lives	14	5	0.737
	Raquet, Mike	C5/ Show Me Your Tips	14	5	0.737
7	Gaglione, Joey	C7/ Boom Baby	19	7	0.731
8	Butterworth, Jim	C6/ Bulls Up	17	7	0.708
9	Holland, Steve	C1/ Flightless Boards	15	7	0.682
10	Jeffreys, Lee	C7/ Boom Baby	16	8	0.667
	Bushman, Brad	C5/ Show Me Your Tips	12	6	0.667
12	Rigert, Joe, Sr.	C5/ Show Me Your Tips	14	8	0.636
13	Hall, Mike	C1/ Flightless Boards	11	7	0.611
14	Frederick, Karl	C6/ Bulls Up	12	8	0.600

		"D" Division	W	L	%-age
1	Cole, Mike	D6/ Why So Serious?	24	2	0.923
2	Rice, Teddy	D6/ Why So Serious?	20	2	0.909
3	Tant, J.J.	D3/ Projectile Dysfunction	21	7	0.750
4	Azevedo, Angelo	D4/ We Don't Know!	15	7	0.682
5	Bumpass, Mike	D6/ Why So Serious?	17	8	0.680
6	Cannizzaro, Anthony	D6/ Why So Serious?	15	8	0.652
7	Stewart, Kevin	D5/ Big Bulls	17	10	0.630
8	Havens, Lincoln	D6/ Why So Serious?	15	9	0.625
9	Lueneburg, Randy	D4/ We Don't Know!	13	8	0.619
10	Adams, Brad	D7/ Just The Tip	14	9	0.609
11	Clark, Dan	D3/ Projectile Dysfunction	17	11	0.607
	White, J.J.	D1/ Menace 2 Sobriety	17	11	0.607
13	Toolan, Chris	D5/ Big Bulls	15	10	0.600
14	(two tied)		14	10	0.583

		"E" Division	W	L	%-age
1	Svede, Greg	E4/ Shark Shooters	18	2	0.900
2	Gardner, Mike	E1/ Loaded Darts	20	4	0.833
3	Updyke, Gerald	E5/ Treble Yell	17	6	0.739
4	Whitley, Brian	E5/ Treble Yell	16	6	0.727
5	Heath, John	E5/ Treble Yell	17	7	0.708
6	Deemer, Randy	E6/ Hump Day!	12	6	0.667
7	Hall, Jon	E5/ Treble Yell	14	8	0.636
	Rudy, Jeff	E3/ Game of Throws	14	8	0.636
9	Bither, Dana	E4/ Shark Shooters	12	7	0.632
	Long, Robert	E1/ Loaded Darts	12	7	0.632
11	Montesi, Chris	E3/ Game of Throws	13	9	0.591
12	Bordeau, Eric	E3/ Game of Throws	10	7	0.588
13	Vance, Hugh	E7/ Is It In?	14	10	0.583
14	Rutten, Pete	E6/ Hump Day!	13	10	0.565

		"F" Division	W	L	%-age
1	Gouge, Shane	F7/ Dr.unks	18	6	0.750
	Willis, Tolson	F5/ Death Throw	15	5	0.750
3	Johnson, Sean	F4/ The Happy Crew	17	6	0.739
4	Powell, Zach	F1/ Red-eye Rangers	11	5	0.688
5	Raper, Jeromie	F1/ Red-eye Rangers	16	8	0.667
6	Davis, Luc	F3/ Kings of the Board	13	7	0.650
	Russell, Jeff	F3/ Kings of the Board	13	7	0.650
8	Jones, Dustin	F7/ Dr.unks	11	6	0.647
9	Hadley, Chris	F2/ Down to F!	15	9	0.625
	Murdock, Nick	F7/ Dr.unks	10	6	0.625
11	Bowser, Brian	F6/ Irish Ton	12	8	0.600
	Robertson, Chris	F6/ Irish Ton	12	8	0.600
13	Bosier, Sean	F5/ Death Throw	13	9	0.591
	Rossbach, Mark	F6/ Irish Ton	13	9	0.591

		"G" Division	W	L	%-age
1	Keim, Roger	G1/ Sofa Kings	15	3	0.833
2	Bozza, Doug	G1/ Sofa Kings	18	4	0.818
3	Trefzger, Mike	G7/ Darty Sanchez	14	6	0.700
4	Robinson, Mike	G7/ Darty Sanchez	15	7	0.682
5	Gaines, Bryan	G6/ Wayne Gretzky	12	6	0.667
	Port, Brian	G2/ Make Darts Great Again	12	6	0.667
7	Finney, Dave	G6/ Wayne Gretzky	15	9	0.625
8	Trefzger, Eric	G7/ Darty Sanchez	13	8	0.619
9	White, John	G5/ Banging The Wire	14	10	0.583
10	Prosser, Brad	G5/ Banging The Wire	11	8	0.579
	Stroud, Zach	G7/ Darty Sanchez	11	8	0.579
12	Wissinger, Wes	G2/ Make Darts Great Again	12	9	0.571
13	Plotkin, Jeremy	G1/ Sofa Kings	13	10	0.565
14	Wernet, Brad	G7/ Darty Sanchez	9	7	0.563

		"H" Division	W	L	%-age
1	Woodard, Dave	H2/ Coach Never Walks Alon	17	4	0.810
2	Davis, P.J.	H4/ The Neighborhood Dart K	13	4	0.765
3	Tompkins, Charles	H3/ Tips & Shafts	15	5	0.750
	Turner, Kevin	H2/ Coach Never Walks Alon	15	5	0.750
5	Jones, Nick	H6/ The Replacements	11	5	0.688
6	Carawon, Harris	H1/ Not Dead Ducks Yet	12	6	0.667
7	Hartley, Bryan	H6/ The Replacements	15	8	0.652
8	Wilson, Matthew	H3/ Tips & Shafts	13	7	0.650
9	Hamer, Andrew	H2/ Coach Never Walks Alon	9	5	0.643
10	McNamara, Ken	H5/ We're Sexy & We Throw	14	8	0.636
	Samaluck, Somchai	H1/ Not Dead Ducks Yet	14	8	0.636
12	Kuppler, Bob	H1/ Not Dead Ducks Yet	12	9	0.571
13	Converse, Laurence	H1/ Not Dead Ducks Yet	9	7	0.563
14	Phillips, Josh	H3/ Tips & Shafts	11	9	0.550

	Women's Records		W	L	%-age
A	Blackwelder, Deb	A7/ Irrelevant Elements	2	20	0.091
B	Phillips, Julie	B4/ Kiss Our Inconsistency	10	10	0.500
	Preciado, Amanda	B6/ DD-214	10	12	0.455
	Gibson, Whitney	B4/ Kiss Our Inconsistency	9	12	0.429
C	Graves, Julie	C6/ Bulls Up	8	11	0.421
D	Bathurst, Alyssa	D8/ Ma and Pa and the Kids	12	9	0.571
	Blackwelder, Allyson	D4/ We Don't Know!	7	13	0.350
	Kubel, Nicole	D4/ We Don't Know!	8	15	0.348

(# of women by division: A-2, B-7, C-1, D-7, E-7, F-8, G-7, H-9)

E	Caldwell, Taylor	E2/ Beat My Cork!	7	15	0.318
	DePuy, Becky	E7/ Is It In?	5	12	0.294
	Jeffcoat, Angela	E2/ Beat My Cork!	6	22	0.214
	Hamilton, Dawn	E2/ Beat My Cork!	4	15	0.211
F	Mathews, Olivia	F5/ Death Throw	11	14	0.440
G	Wilson, Misty	G6/ Wayne Gretzky	6	10	0.375
H	McNamara, Karen	H5/ We're Sexy & We Throw	4	14	0.222
	Bohanan, Heather	H5/ We're Sexy & We Throw	0	16	0.000

Fall 2019 RDL Top Singles+Doubles Records (by division) (FINAL!)

(There are no missing statistics, as all scoresheets from the entire season have been received.) (Game minimums required for these listings: 27 for teams H2,H3; 30 for teams H1,H4,H5; 32 for teams H6,H7, and all C/E/F/G division teams; 35 for team A2; 37 for teams A1,A3-A8, and all B/D division teams)

		"A" Division	W	L	%-age
1	Spellman, Alex	A2/ The Neighborhood Bullies	42	6	0.875
	Stewart, P.J.	A2/ The Neighborhood Bullies	35	5	0.875
3	Phillips, Stevie	A1/ Unstable Elements	47	9	0.839
4	Phillips, Robbie	A1/ Unstable Elements	43	9	0.827
5	Gibson, Pat	A2/ The Neighborhood Bullies	36	8	0.818
6	Carroll, John	A1/ Unstable Elements	36	9	0.800
7	Foushee, Kevin	A2/ The Neighborhood Bullies	29	10	0.744
8	Gaulthier, Kyle	A5/ Dead Beats	31	11	0.738
9	Tan, Wil	A1/ Unstable Elements	34	14	0.708
10	Mitchell, Sid	A4/ Lunatic Fringe	38	18	0.679
11	Johnson, Michael	A2/ The Neighborhood Bullies	28	14	0.667
12	Massengill, Chad	A1/ Unstable Elements	33	17	0.660
13	Eason, Joel	A4/ Lunatic Fringe	29	18	0.617
14	Jones, Grey	A5/ Dead Beats	33	21	0.611

		"B" Division	W	L	%-age
1	Persson, Kenny	B1/ Atonsamongus	39	3	0.929
2	Massengill, Randy	B1/ Atonsamongus	48	6	0.889
3	Dickenson, Joel	B2/ Darty Minds	46	8	0.852
4	Foushee, Eugene	B2/ Darty Minds	37	9	0.804
5	Gibbs, Keith	B1/ Atonsamongus	44	12	0.786
6	Jobe, C.J.	B2/ Darty Minds	37	11	0.771
7	Bottomley, Kevin	B2/ Darty Minds	38	12	0.760
8	McNamara, Tim	B7/ Consistently Inconsistent	34	14	0.708
9	Reitano, Sal	B2/ Darty Minds	33	16	0.673
10	Coe, Jason	B1/ Atonsamongus	27	15	0.643
11	Little, Clint	B1/ Atonsamongus	25	14	0.641
12	Martin, David	B3/ Rif Raf	25	16	0.610
13	Beaird, Tommy	B6/ DD-214	26	18	0.591
14	Sautter, Scott	B5/ Shooter McGavin	28	21	0.571

		"C" Division	W	L	%-age
1	Bushman, Brad	C5/ Show Me Your Tips	29	7	0.806
2	Jeffreys, Lee	C7/ Boom Baby	37	11	0.771
3	Peele, Jim	C7/ Boom Baby	36	12	0.750
4	O'Toole, Mike	C6/ Bulls Up	32	12	0.727
5	Zelinack, Jason	C7/ Boom Baby	26	12	0.684
6	Gaglione, Joey	C7/ Boom Baby	34	16	0.680
7	Hall, Mike	C1/ Flightless Boards	25	12	0.676
8	Holland, Steve	C1/ Flightless Boards	30	15	0.667
9	Rigert, Joe, Sr.	C5/ Show Me Your Tips	29	15	0.659
10	Raquet, Mike	C5/ Show Me Your Tips	25	13	0.658
11	Howsare, Patrick	C6/ Bulls Up	27	16	0.628
12	Frederick, Karl	C6/ Bulls Up	25	15	0.625
13	Powell, Lee	C5/ Show Me Your Tips	25	16	0.610
14	(two tied)		29	20	0.592

		"D" Division	W	L	%-age
1	Cole, Mike	D6/ Why So Serious?	46	6	0.885
2	Rice, Teddy	D6/ Why So Serious?	36	9	0.800
3	Cannizzaro, Anthony	D6/ Why So Serious?	33	11	0.750
4	Azevedo, Angelo	D4/ We Don't Know!	32	12	0.727
5	Stewart, Kevin	D5/ Big Bulls	39	15	0.722
6	White, J.J.	D1/ Menace 2 Sobriety	40	17	0.702
7	Clark, Dan	D3/ Projectile Dysfunction	39	17	0.696
8	Tant, J.J.	D3/ Projectile Dysfunction	38	17	0.691
9	Bumpass, Mike	D6/ Why So Serious?	34	17	0.667
10	Toolan, Chris	D5/ Big Bulls	33	19	0.635
11	Havens, Lincoln	D6/ Why So Serious?	31	18	0.633
12	Stuckey, Rob	D7/ Just The Tip	28	18	0.609
13	Smith, Brian	D3/ Projectile Dysfunction	30	21	0.588
14	Johnson, Dave	D1/ Menace 2 Sobriety	32	23	0.582

		"E" Division	W	L	%-age
1	Svede, Greg	E4/ Shark Shooters	34	6	0.850
2	Heath, John	E5/ Treble Yell	36	12	0.750
3	Whitley, Brian	E5/ Treble Yell	31	12	0.721
4	Gardner, Mike	E1/ Loaded Darts	33	14	0.702
5	Deemer, Randy	E6/ Hump Day!	25	12	0.676
6	Rudy, Jeff	E3/ Game of Throws	28	15	0.651
7	Updyke, Gerald	E5/ Treble Yell	29	16	0.644
8	Bither, Dana	E4/ Shark Shooters	25	14	0.641
	Long, Gary	E1/ Loaded Darts	25	14	0.641
10	Krestalude, Andy	E6/ Hump Day!	30	17	0.638
11	Montesi, Chris	E3/ Game of Throws	27	17	0.614
12	Hall, Jon	E5/ Treble Yell	28	19	0.596
13	Dean, Jay	E7/ Is It In?	23	17	0.575
	McEwen, William	E6/ Hump Day!	23	17	0.575

		"F" Division	W	L	%-age
1	Jones, Dustin	F7/ Dr.unks	24	8	0.750
2	Gouge, Shane	F7/ Dr.unks	31	12	0.721
3	Russell, Jeff	F3/ Kings of the Board	29	12	0.707
4	Powell, Zach	F1/ Red-eye Rangers	22	10	0.688
5	Davis, Luc	F3/ Kings of the Board	23	11	0.676
6	Suan, John	F3/ Kings of the Board	31	16	0.660
7	Johnson, Sean	F4/ The Happy Crew	29	15	0.659
8	Murdock, Nick	F7/ Dr.unks	24	13	0.649
9	Bosier, Sean	F5/ Death Throw	29	17	0.630
	Kirkpatrick, Scott	F1/ Red-eye Rangers	29	17	0.630
11	Powell, Mark	F1/ Red-eye Rangers	30	18	0.625
12	Shearin, Phillip	F4/ The Happy Crew	30	19	0.612
13	Hadley, Chris	F2/ Down to F!	29	19	0.604
	Raper, Jeromie	F1/ Red-eye Rangers	29	19	0.604

		"G" Division	W	L	%-age
1	Keim, Roger	G1/ Sofa Kings	28	8	0.778
2	Musil, Dylan	G4/ Is It In, Again?	30	10	0.750
3	Finney, Dave	G6/ Wayne Gretzky	35	13	0.729
4	Trefzger, Mike	G7/ Darty Sanchez	31	12	0.721
5	Bozza, Doug	G1/ Sofa Kings	31	13	0.705
6	Robinson, Mike	G7/ Darty Sanchez	30	13	0.698
7	Trefzger, Eric	G7/ Darty Sanchez	27	15	0.643
8	White, John	G5/ Banging The Wire	30	17	0.638
9	Wissinger, Wes	G2/ Make Darts Great Again	28	16	0.636
10	Plotkin, Jeremy	G1/ Sofa Kings	27	17	0.614
11	Wojciechowski, Braden	G1/ Sofa Kings	25	16	0.610
12	Bowen, Andy	G5/ Banging The Wire	22	15	0.595
13	Prosser, Brad	G5/ Banging The Wire	20	14	0.588
14	Gaines, Bryan	G6/ Wayne Gretzky	21	15	0.583

		"H" Division	W	L	%-age
1	Davis, P.J.	H4/ The Neighborhood Dart K	29	5	0.853
2	Tompkins, Charles	H3/ Tips & Shafts	32	8	0.800
3	Hartley, Bryan	H6/ The Replacements	32	10	0.762
4	Samaluck, Somchai	H1/ Not Dead Ducks Yet	31	13	0.705
5	Wilson, Matthew	H3/ Tips & Shafts	28	12	0.700
6	Turner, Kevin	H2/ Coach Never Walks Alon	27	12	0.692
7	Daniels, Slater	H6/ The Replacements	21	10	0.677
8	Kuppler, Bob	H1/ Not Dead Ducks Yet	29	14	0.674
9	Woodard, Dave	H2/ Coach Never Walks Alon	26	13	0.667
10	Lalino, Steve	H1/ Not Dead Ducks Yet	26	14	0.650
11	McNamara, Ken	H5/ We're Sexy & We Throw	28	16	0.636
12	Phillips, Josh	H3/ Tips & Shafts	22	16	0.579
13	Converse, Laurence	H1/ Not Dead Ducks Yet	19	14	0.576
14	(two tied)				0.571

		Women's Records	W	L	%-age
A	Blackwelder, Deb	A7/ Irrelevant Elements	2	40	0.048
B	Preciado, Amanda	B6/ DD-214	24	19	0.558
	Phillips, Julie	B4/ Kiss Our Inconsistency	21	23	0.477
	Gibson, Whitney	B4/ Kiss Our Inconsistency	20	25	0.444
C	Graves, Julie	C6/ Bulls Up	13	26	0.333
D	Bathurst, Alyssa	D8/ Ma and Pa and the Kids	17	22	0.436
	Kubel, Nicole	D4/ We Don't Know!	16	30	0.348
	Bathurst, Morgan	D8/ Ma and Pa and the Kids	4	46	0.080

(# of women by division: A-2, B-7, C-1, D-7, E-7, F-8, G-7, H-9)

E	Stacy, Michelle	E4/ Shark Shooters	15	19	0.441
	Caldwell, Taylor	E2/ Beat My Cork!	13	31	0.295
	Hamilton, Dawn	E2/ Beat My Cork!	11	28	0.282
	Bass, Shannon	E2/ Beat My Cork!	10	29	0.256
F	Mathews, Olivia	F5/ Death Throw	25	24	0.510
G	Clement, Dawn	G6/ Wayne Gretzky	8	25	0.242
H	McNamara, Karen	H5/ We're Sexy & We Throw	9	22	0.290
	Bohanan, Heather	H5/ We're Sexy & We Throw	4	27	0.129

Fall 2019 RDL Top All-Star Point Averages (by division) (FINAL!)

(There are no missing statistics, as all scoresheets from the entire season have been received.) (Game minimums required for these listings: 27 for teams H2,H3; 30 for teams H1,H4,H5; 32 for teams H6,H7, and all C/E/F/G division teams; 35 for team A2; 37 for teams A1,A3-A8, and all B/D division teams)

		"A" Division	ASP	TGP	Ave.
1	Phillips, Robbie	A1/ Unstable Elements	118.0	52	2.269
2	Gibson, Pat	A2/ The Neighborhood Bullies	95.5	44	2.170
3	Phillips, Stevie	A1/ Unstable Elements	112.5	56	2.009
4	Spellman, Alex	A2/ The Neighborhood Bullies	79.5	48	1.656
5	Tan, Wil	A1/ Unstable Elements	79.0	48	1.646
6	Gaulthier, Kyle	A5/ Dead Beats	67.0	42	1.595
7	Carroll, John	A1/ Unstable Elements	70.5	45	1.567
8	Massengill, Chad	A1/ Unstable Elements	72.5	50	1.450
9	Wilcenski, Steve	A3/ North Raleigh Alliance	57.0	45	1.267
10	Bennett, Will	A6/ Dartistic Side of the Moor	70.5	56	1.259
11	Minty, Ross	A6/ Dartistic Side of the Moor	63.5	52	1.221
12	Johnson, Michael	A2/ The Neighborhood Bullies	49.0	42	1.167
13	Gelberg, Dave	A4/ Lunatic Fringe	51.0	44	1.159
14	Jones, Grey	A5/ Dead Beats	62.5	54	1.157

		"B" Division	ASP	TGP	Ave.
1	Persson, Kenny	B1/ Atonsamongus	55.0	42	1.310
2	Dickenson, Joel	B2/ Darty Minds	57.5	54	1.065
3	McNamara, Tim	B7/ Consistently Inconsistent	47.5	48	0.990
4	Little, Clint	B1/ Atonsamongus	35.5	39	0.910
5	Jobe, C.J.	B2/ Darty Minds	41.5	48	0.865
6	Beaird, Tommy	B6/ DD-214	36.5	44	0.830
	Bracco, Michael	B3/ Rif Raf	36.5	44	0.830
8	Gibbs, Keith	B1/ Atonsamongus	43.5	56	0.777
9	Coe, Jason	B1/ Atonsamongus	30.0	42	0.714
10	Massengill, Randy	B1/ Atonsamongus	37.0	54	0.685
11	Reitano, Sal	B2/ Darty Minds	33.0	49	0.673
12	Preciado, Amanda	B6/ DD-214	28.0	43	0.651
13	Jones, Jim	B4/ Kiss Our Inconsistency	26.5	42	0.631
14	Martin, David	B3/ Rif Raf	25.0	41	0.610

		"C" Division	ASP	TGP	Ave.
1	Zelinack, Jason	C7/ Boom Baby	55.0	38	1.447
2	Peele, Jim	C7/ Boom Baby	50.5	48	1.052
3	Rigert, Joe, Sr.	C5/ Show Me Your Tips	46.0	44	1.045
4	Powell, Lee	C5/ Show Me Your Tips	42.0	41	1.024
5	Jeffreys, Lee	C7/ Boom Baby	46.5	48	0.969
6	Hall, Mike	C1/ Flightless Boards	33.0	37	0.892
7	Butterworth, Jim	C6/ Bulls Up	42.5	49	0.867
8	Gaglione, Joey	C7/ Boom Baby	39.0	50	0.780
9	Bushman, Brad	C5/ Show Me Your Tips	27.5	36	0.764
10	Porcelli, Robb	C4/ Nine Lives	29.5	39	0.756
11	Hindle, Mikey	C3/ Cheap Shots	31.0	41	0.756
12	Hall, Josh	C3/ Cheap Shots	35.0	49	0.714
13	Raquet, Mike	C5/ Show Me Your Tips	27.0	38	0.711
14	Murdaugh, John	C1/ Flightless Boards	34.0	48	0.708

		"D" Division	ASP	TGP	Ave.
1	Cole, Mike	D6/ Why So Serious?	43.0	52	0.827
2	White, J.J.	D1/ Menace 2 Sobriety	46.5	57	0.816
3	Azevedo, Angelo	D4/ We Don't Know!	33.5	44	0.761
4	Lueneburg, Randy	D4/ We Don't Know!	31.0	41	0.756
5	Bumpass, Mike	D6/ Why So Serious?	36.5	51	0.716
6	Rice, Teddy	D6/ Why So Serious?	31.5	45	0.700
7	Smith, Brian	D3/ Projectile Dysfunction	35.0	51	0.686
8	Cannizzaro, Anthony	D6/ Why So Serious?	30.0	44	0.682
9	Clark, Dan	D3/ Projectile Dysfunction	34.5	56	0.616
10	Havens, Lincoln	D6/ Why So Serious?	30.0	49	0.612
11	Peterson, Chris	D3/ Projectile Dysfunction	33.5	56	0.598
12	Adams, Brad	D7/ Just The Tip	25.5	43	0.593
13	Cashin, Jeff	D7/ Just The Tip	22.5	40	0.563
14	Toolan, Chris	D5/ Big Bulls	29.0	52	0.558

		"E" Division	ASP	TGP	Ave.
1	Svede, Greg	E4/ Shark Shooters	45.5	40	1.138
2	Deemer, Randy	E6/ Hump Day!	29.5	37	0.797
3	Heath, John	E5/ Treble Yell	37.0	48	0.771
4	Rudy, Jeff	E3/ Game of Throws	29.0	43	0.674
5	Vance, Hugh	E7/ Is It In?	32.0	48	0.667
6	McEwen, William	E6/ Hump Day!	24.0	40	0.600
7	Whitley, Brian	E5/ Treble Yell	25.5	43	0.593
8	Bither, Dana	E4/ Shark Shooters	23.0	39	0.590
9	Krestalude, Andy	E6/ Hump Day!	27.5	47	0.585
10	Dean, Jay	E7/ Is It In?	23.0	40	0.575
11	Montesi, Chris	E3/ Game of Throws	24.0	44	0.545
12	Updyke, Gerald	E5/ Treble Yell	21.5	45	0.478
13	Hall, Jon	E5/ Treble Yell	22.0	47	0.468
14	Williams, Denny	E1/ Loaded Darts	18.5	43	0.430

		"F" Division	ASP	TGP	Ave.
1	Gouge, Shane	F7/ Dr.unks	50.5	43	1.174
2	Powell, Zach	F1/ Red-eye Rangers	26.0	32	0.813
3	Knight, Romuald	F3/ Kings of the Board	24.5	38	0.645
4	Ball, Pat	F3/ Kings of the Board	23.0	36	0.639
5	Raper, Jeromie	F1/ Red-eye Rangers	29.0	48	0.604
6	Blake, Rick	F2/ Down to F!	21.0	37	0.568
7	Smale, John	F7/ Dr.unks	18.5	33	0.561
8	Robertson, Chris	F6/ Irish Ton	23.5	42	0.560
9	Russell, Jeff	F3/ Kings of the Board	22.5	41	0.549
10	Powell, Mark	F1/ Red-eye Rangers	25.5	48	0.531
11	Jones, Dustin	F7/ Dr.unks	16.5	32	0.516
12	Mathews, Olivia	F5/ Death Throw	25.0	49	0.510
13	Murdock, Nick	F7/ Dr.unks	18.5	37	0.500
14	Bosier, Sean	F5/ Death Throw	21.5	46	0.467

		"G" Division	ASP	TGP	Ave.
1	Musil, Dylan	G4/ Is It In, Again?	35.0	40	0.875
2	Finney, Dave	G6/ Wayne Gretzky	38.5	48	0.802
3	Bowen, Andy	G5/ Banging The Wire	27.0	37	0.730
4	Trefzger, Eric	G7/ Darty Sanchez	27.5	42	0.655
5	Wissinger, Wes	G2/ Make Darts Great Again	24.0	44	0.545
6	Budd, Shawn	G2/ Make Darts Great Again	17.5	33	0.530
7	Gaines, Bryan	G6/ Wayne Gretzky	19.0	36	0.528
8	Trefzger, Mike	G7/ Darty Sanchez	21.5	43	0.500
	Millius, Mike	G4/ Is It In, Again?	20.0	40	0.500
	Keim, Roger	G1/ Sofa Kings	18.0	36	0.500
11	Wilson, Jonathan	G6/ Wayne Gretzky	22.0	45	0.489
12	Alcon, Tony	G1/ Sofa Kings	21.5	45	0.478
13	Patskoski, Jason	G3/ Coral Reefers	20.5	45	0.456
14	White, John	G5/ Banging The Wire	21.0	47	0.447

		"H" Division	ASP	TGP	Ave.
1	Davis, P.J.	H4/ The Neighborhood Dart K	23.5	34	0.691
2	Samaluck, Somchai	H1/ Not Dead Ducks Yet	26.0	44	0.591
3	Thomas, Tony	H4/ The Neighborhood Dart K	18.5	35	0.529
4	Hartley, Bryan	H6/ The Replacements	20.0	42	0.476
5	McNamara, Ken	H5/ We're Sexy & We Throw	19.0	44	0.432
6	Converse, Laurence	H1/ Not Dead Ducks Yet	14.0	33	0.424
7	Daniels, Slater	H6/ The Replacements	13.0	31	0.419
8	Tompkins, Charles	H3/ Tips & Shafts	16.0	40	0.400
9	Hamer, Andrew	H2/ Coach Never Walks Alon	10.0	28	0.357
10	Wilson, Matthew	H3/ Tips & Shafts	13.5	40	0.338
11	Woodard, Dave	H2/ Coach Never Walks Alon	13.0	39	0.333
12	Phillips, Josh	H3/ Tips & Shafts	11.5	38	0.303
13	Jones, Nick	H6/ The Replacements	11.0	38	0.289
14	Morgan, Wood	H6/ The Replacements	10.0	35	0.286

		Women's Records	ASP	TGP	Ave.
A	Blackwelder, Deb	A7/ Irrelevant Elements	7.0	42	0.167
B	Preciado, Amanda	B6/ DD-214	28.0	43	0.651
	Gibson, Whitney	B4/ Kiss Our Inconsistency	22.0	45	0.489
	Phillips, Julie	B4/ Kiss Our Inconsistency	14.5	44	0.330
C	Graves, Julie	C6/ Bulls Up	6.0	39	0.154
D	Bathurst, Alyssa	D8/ Ma and Pa and the Kids	19.5	39	0.500
	Kubel, Nicole	D4/ We Don't Know!	16.5	46	0.359
	Bailey, Becky	D8/ Ma and Pa and the Kids	5.0	44	0.114

(# of women by division: A-2, B-7, C-1, D-7, E-7, F-8, G-7, H-9)

E	Stacy, Michelle	E4/ Shark Shooters	13.0	34	0.382
	Hamilton, Dawn	E2/ Beat My Cork!	12.5	39	0.321
	Bass, Shannon	E2/ Beat My Cork!	12.0	39	0.308
	Caldwell, Taylor	E2/ Beat My Cork!	11.5	44	0.261
F	Mathews, Olivia	F5/ Death Throw	25.0	49	0.510
G	Clement, Dawn	G6/ Wayne Gretzky	2.0	33	0.061
H	Bohanan, Heather	H5/ We're Sexy & We Throw	7.0	31	0.226
	McNamara, Karen	H5/ We're Sexy & We Throw	1.5	31	0.048

Fall 2019 RDL League-Wide Sectional Statistics (ranked by percentage) (FINAL!)

(All statistics are included, as there were no missing scoresheets this season) (Game minimums required for these listings: 6 for all divisions)

	Singles 301 Win Percentage		W	L	%-age
1	Phillips, Stevie	A1/ Unstable Elements	14	0	1.000
	Bushman, Brad	C5/ Show Me Your Tips	9	0	1.000
	Cannizzaro, Anthony	D6/ Why So Serious?	9	0	1.000
	Davis, P.J.	H4/ The Neighborhood Dart	7	0	1.000
5	Spellman, Alex	A2/ The Neighborhood Bulli	11	1	0.917
6	Gaulthier, Kyle	A5/ Dead Beats	9	1	0.900
	Stewart, P.J.	A2/ The Neighborhood Bulli	9	1	0.900
	Musil, Dylan	G4/ Is It In, Again?	9	1	0.900
	Tompkins, Charles	H3/ Tips & Shafts	9	1	0.900
10	Gibbs, Keith	B1/ Atonsamongus	12	2	0.857
	Clark, Dan	D3/ Projectile Dysfunction	12	2	0.857
	Naylor, Dan	A2/ The Neighborhood Bulli	6	1	0.857
	Reed, Josh	G2/ Make Darts Great Again	6	1	0.857
	Hartley, Bryan	H6/ The Replacements	6	1	0.857
	Letsch, Dempsey	H3/ Tips & Shafts	6	1	0.857
16	Massengill, Randy	B1/ Atonsamongus	11	2	0.846
	Cole, Mike	D6/ Why So Serious?	11	2	0.846
18	McNamara, Tim	B7/ Consistently Inconsisten	10	2	0.833
	Reitano, Sal	B2/ Darty Minds	10	2	0.833
	Jeffreys, Lee	C7/ Boom Baby	10	2	0.833
	Heath, John	E5/ Treble Yell	10	2	0.833
	Shearin, Phillip	F4/ The Happy Crew	10	2	0.833
	Feller, Keith	E7/ Is It In?	5	1	0.833
	Jones, Dustin	F7/ Dr.unks	5	1	0.833
25	Persson, Kenny	B1/ Atonsamongus	9	2	0.818
	Montesi, Chris	E3/ Game of Throws	9	2	0.818
	Plotkin, Jeremy	G1/ Sofa Kings	9	2	0.818
	Kuppler, Bob	H1/ Not Dead Ducks Yet	9	2	0.818
	McNamara, Ken	H5/ We're Sexy & We Throv	9	2	0.818
	Samaluck, Somchai	H1/ Not Dead Ducks Yet	9	2	0.818
31	White, J.J.	D1/ Menace 2 Sobriety	12	3	0.800
	Howsare, Patrick	C6/ Bulls Up	8	2	0.800
	Russell, Jeff	F3/ Kings of the Board	8	2	0.800
	Lalino, Steve	H1/ Not Dead Ducks Yet	8	2	0.800
35	Dickenson, Joel	B2/ Darty Minds	11	3	0.786
36	Wilson, Chris	B8/ Methodical 2.0	7	2	0.778
	Bialaszewski, Rich	C5/ Show Me Your Tips	7	2	0.778
	Keim, Roger	G1/ Sofa Kings	7	2	0.778
39	Phillips, Robbie	A1/ Unstable Elements	10	3	0.769
40	Tan, Wil	A1/ Unstable Elements	9	3	0.750
	Hall, Josh	C3/ Cheap Shots	9	3	0.750
	Peele, Jim	C7/ Boom Baby	9	3	0.750
	Suan, John	F3/ Kings of the Board	9	3	0.750
	Alcon, Tony	G1/ Sofa Kings	9	3	0.750
	Finney, Dave	G6/ Wayne Gretzky	9	3	0.750
	Foushee, Eugene	B2/ Darty Minds	6	2	0.750
	Blanchard, Jeff	D6/ Why So Serious?	6	2	0.750
48	Carroll, John	A1/ Unstable Elements	8	3	0.727
	Mozzetti, Tim	A4/ Lunatic Fringe	8	3	0.727
	Martin, David	B3/ Rif Raf	8	3	0.727
	Martin, Pat	B2/ Darty Minds	8	3	0.727
	Holland, Steve	C1/ Flightless Boards	8	3	0.727
	Mays, John	C4/ Nine Lives	8	3	0.727
	Powell, Lee	C5/ Show Me Your Tips	8	3	0.727
	Azevedo, Angelo	D4/ We Don't Know!	8	3	0.727
	Bateman, Jimmy	D2/ Sharky's Machine	8	3	0.727
	Yang, Rob	E2/ Beat My Cork!	8	3	0.727
	Dehnel, Sebastian	F2/ Down to F!	8	3	0.727
	Vick, Justin	F4/ The Happy Crew	8	3	0.727
	Trefzger, Mike	G7/ Darty Sanchez	8	3	0.727
	White, John	G5/ Banging The Wire	8	3	0.727
62	(four tied - 1 in A, 1 in B, 2 in D)		10	4	0.714
	(four tied - 1 in A, 1 in B, 1 in E, 1 in F)		5	2	0.714

	Singles Cricket Win Percentage		W	L	%-age
1	Persson, Kenny	B1/ Atonsamongus	11	0	1.000
	Musil, Dylan	G4/ Is It In, Again?	10	0	1.000
	Naylor, Dan	A2/ The Neighborhood Bulli	7	0	1.000
	Ackerman, Travis	E2/ Beat My Cork!	6	0	1.000
5	Phillips, Stevie	A1/ Unstable Elements	13	1	0.929
	Dickenson, Joel	B2/ Darty Minds	13	1	0.929
7	Phillips, Robbie	A1/ Unstable Elements	12	1	0.923
	Foushee, Eugene	B2/ Darty Minds	12	1	0.923
	Stewart, Kevin	D5/ Big Bulls	12	1	0.923
10	Spellman, Alex	A2/ The Neighborhood Bulli	11	1	0.917
	Jeffreys, Lee	C7/ Boom Baby	11	1	0.917
	Suan, John	F3/ Kings of the Board	11	1	0.917
	Finney, Dave	G6/ Wayne Gretzky	11	1	0.917
	Hartley, Bryan	H6/ The Replacements	11	1	0.917
15	Carroll, John	A1/ Unstable Elements	10	1	0.909
	Gibson, Pat	A2/ The Neighborhood Bulli	10	1	0.909
	Long, Gary	E1/ Loaded Darts	10	1	0.909
	Whitley, Brian	E5/ Treble Yell	10	1	0.909
	Smale, John	F7/ Dr.unks	10	1	0.909
20	Stewart, P.J.	A2/ The Neighborhood Bulli	9	1	0.900
	Svede, Greg	E4/ Shark Shooters	9	1	0.900
	Davis, P.J.	H4/ The Neighborhood Dart	9	1	0.900
	Wilson, Matthew	H3/ Tips & Shafts	9	1	0.900
24	Foushee, Kevin	A2/ The Neighborhood Bulli	8	1	0.889
	Bushman, Brad	C5/ Show Me Your Tips	8	1	0.889
	Hall, Mike	C1/ Flightless Boards	8	1	0.889
	Jones, Dustin	F7/ Dr.unks	8	1	0.889
28	Flanagan, Stephen	D5/ Big Bulls	7	1	0.875
	Davis, Luc	F3/ Kings of the Board	7	1	0.875
30	Jobe, C.J.	B2/ Darty Minds	12	2	0.857
	Massengill, Randy	B1/ Atonsamongus	12	2	0.857
	Brown, Tom	A1/ Unstable Elements	6	1	0.857
33	Cole, Mike	D6/ Why So Serious?	11	2	0.846
	Smelik, Pat	E3/ Game of Throws	11	2	0.846
35	Massengill, Chad	A1/ Unstable Elements	10	2	0.833
	Krestalude, Andy	E6/ Hump Day!	10	2	0.833
	Haithcock, Lee	C5/ Show Me Your Tips	5	1	0.833
	Leonard, Bill	D6/ Why So Serious?	5	1	0.833
	Barbour, Bryan	G4/ Is It In, Again?	5	1	0.833
	Scott, Kevin	H2/ Coach Never Walks Alo	5	1	0.833
41	Gaulthier, Kyle	A5/ Dead Beats	9	2	0.818
	Martin, David	B3/ Rif Raf	9	2	0.818
	Azevedo, Angelo	D4/ We Don't Know!	9	2	0.818
	Bathurst, Ryan	D8/ Ma and Pa and the Kids	9	2	0.818
	Cashin, Jeff	D7/ Just The Tip	9	2	0.818
	Gardner, Mike	E1/ Loaded Darts	9	2	0.818
	Rollins, Calvin	G5/ Banging The Wire	9	2	0.818
	Wissinger, Wes	G2/ Make Darts Great Again	9	2	0.818
	Wojciechowski, Brad	G1/ Sofa Kings	9	2	0.818
50	Bowen, Andy	G5/ Banging The Wire	8	2	0.800
	Robinson, Mike	G7/ Darty Sanchez	8	2	0.800
	Trefzger, Eric	G7/ Darty Sanchez	8	2	0.800
	Lalino, Steve	H1/ Not Dead Ducks Yet	8	2	0.800
	Tompkins, Charles	H3/ Tips & Shafts	8	2	0.800
55	Gibbs, Keith	B1/ Atonsamongus	11	3	0.786
	Peterson, Chris	D3/ Projectile Dysfunction	11	3	0.786
	White, J.J.	D1/ Menace 2 Sobriety	11	3	0.786
58	Millius, Mike	G4/ Is It In, Again?	7	2	0.778
	Petersen, Eric	H6/ The Replacements	7	2	0.778
60	Tan, Wil	A1/ Unstable Elements	10	3	0.769
	Bottomley, Kevin	B2/ Darty Minds	10	3	0.769
	Schaefer, John	D2/ Sharky's Machine	10	3	0.769
	Toolan, Chris	D5/ Big Bulls	10	3	0.769
	Mathews, Olivia	F5/ Death Throw	10	3	0.769
65	(eleven tied - 1 in B, 2 in D, 1 in E, 4 in F, 1 in G, 2 in H)				0.750

Fall 2019 RDL League-Wide Sectional Statistics (ranked by percentage) (FINAL!)

(All statistics are included, as there were no missing scoresheets this season) (Game minimums required for these listings: 6 for all divisions)

	Doubles Cricket Win Percentage		W	L	%-age
1	Gibson, Pat	A2/ The Neighborhood Bulli	11	0	1.000
	Svede, Greg	E4/ Shark Shooters	10	0	1.000
	Scott, Kevin	H2/ Coach Never Walks Alo	7	0	1.000
4	Dickenson, Joel	B2/ Darty Minds	12	1	0.923
	Cole, Mike	D6/ Why So Serious?	12	1	0.923
6	Spellman, Alex	A2/ The Neighborhood Bulli	11	1	0.917
	Bottomley, Kevin	B2/ Darty Minds	11	1	0.917
	Peele, Jim	C7/ Boom Baby	11	1	0.917
	Stuckey, Rob	D7/ Just The Tip	11	1	0.917
10	Zelinack, Jason	C7/ Boom Baby	10	1	0.909
	Rice, Teddy	D6/ Why So Serious?	10	1	0.909
	Russell, Jeff	F3/ Kings of the Board	10	1	0.909
13	Stewart, P.J.	A2/ The Neighborhood Bulli	9	1	0.900
	Persson, Kenny	B1/ Atonsamongus	9	1	0.900
	Turner, Kevin	H2/ Coach Never Walks Alo	9	1	0.900
16	Foushee, Kevin	A2/ The Neighborhood Bulli	8	1	0.889
	Gaines, Bryan	G6/ Wayne Gretzky	8	1	0.889
18	Cusher, Dean	A2/ The Neighborhood Bulli	7	1	0.875
	Wells, John	C1/ Flightless Boards	7	1	0.875
	Johnson, Timmy	F7/ Dr.unks	7	1	0.875
21	Phillips, Stevie	A1/ Unstable Elements	12	2	0.857
	Jobe, C.J.	B2/ Darty Minds	12	2	0.857
	Massengill, Randy	B1/ Atonsamongus	12	2	0.857
	Naylor, Dan	A2/ The Neighborhood Bulli	6	1	0.857
25	Phillips, Robbie	A1/ Unstable Elements	11	2	0.846
	Foushee, Eugene	B2/ Darty Minds	11	2	0.846
27	Reitano, Sal	B2/ Darty Minds	10	2	0.833
	Gardner, Mike	E1/ Loaded Darts	10	2	0.833
	Gouge, Shane	F7/ Dr.unks	10	2	0.833
	White, John	G5/ Banging The Wire	10	2	0.833
	Brown, Tom	A1/ Unstable Elements	5	1	0.833
	Rodgers, Trey	C1/ Flightless Boards	5	1	0.833
33	Johnson, Michael	A2/ The Neighborhood Bulli	9	2	0.818
	Massengill, Chad	A1/ Unstable Elements	9	2	0.818
	Rigert, Joe, Sr.	C5/ Show Me Your Tips	9	2	0.818
	Bozza, Doug	G1/ Sofa Kings	9	2	0.818
	Robinson, Mike	G7/ Darty Sanchez	9	2	0.818
	Woodard, Dave	H2/ Coach Never Walks Alo	9	2	0.818
39	Lueneburg, Randy	D4/ We Don't Know!	8	2	0.800
	Davis, Luc	F3/ Kings of the Board	8	2	0.800
	Davis, P.J.	H4/ The Neighborhood Dart	8	2	0.800
	Tompkins, Charles	H3/ Tips & Shafts	8	2	0.800
	Wilson, Matthew	H3/ Tips & Shafts	8	2	0.800
44	Tant, J.J.	D3/ Projectile Dysfunction	11	3	0.786
45	Beeson, Robb	A1/ Unstable Elements	7	2	0.778
	Bushman, Brad	C5/ Show Me Your Tips	7	2	0.778
47	Gaglione, Joey	C7/ Boom Baby	10	3	0.769
	Bumpass, Mike	D6/ Why So Serious?	10	3	0.769
49	Carroll, John	A1/ Unstable Elements	9	3	0.750
	Howard, Brian	B5/ Shooter McGavin	9	3	0.750
	Butterworth, Jim	C6/ Bulls Up	9	3	0.750
	Adams, Brad	D7/ Just The Tip	9	3	0.750
	Hall, Jon	E5/ Treble Yell	9	3	0.750
	Updyke, Gerald	E5/ Treble Yell	9	3	0.750
	Powell, Mark	F1/ Red-eye Rangers	9	3	0.750
	Finney, Dave	G6/ Wayne Gretzky	9	3	0.750
	Trefzger, Mike	G7/ Darty Sanchez	9	3	0.750
	Flanagan, Stephen	D5/ Big Bulls	6	2	0.750
	Taylor, Eric	E4/ Shark Shooters	6	2	0.750
	Knight, Romuald	F3/ Kings of the Board	6	2	0.750
	Bowen, Andy	G5/ Banging The Wire	6	2	0.750
	Ferguson, Travis	G2/ Make Darts Great Again	6	2	0.750
	Carawon, Harris	H1/ Not Dead Ducks Yet	6	2	0.750
64	(eight tied - 1 in B, 1 in B, 2 in C, 2 in D, 1 in E, 1 in G)		8	3	0.727

	Doubles 501 Win Percentage		W	L	%-age
1	Massengill, Randy	B1/ Atonsamongus	13	0	1.000
	Persson, Kenny	B1/ Atonsamongus	10	0	1.000
	Keim, Roger	G1/ Sofa Kings	9	0	1.000
	Cannizzaro, Tyler	D6/ Why So Serious?	6	0	1.000
5	Cole, Mike	D6/ Why So Serious?	12	1	0.923
6	O'Toole, Mike	C6/ Bulls Up	10	1	0.909
	Rice, Teddy	D6/ Why So Serious?	10	1	0.909
8	Naylor, Dan	A2/ The Neighborhood Bulli	6	1	0.857
	Perkins, Heath	F6/ Irish Ton	6	1	0.857
10	Gardner, Mike	E1/ Loaded Darts	10	2	0.833
	Stewart, Pete	A2/ The Neighborhood Bulli	5	1	0.833
	Compton, Russ	E3/ Game of Throws	5	1	0.833
13	Carroll, John	A1/ Unstable Elements	9	2	0.818
	Mozzetti, Tim	A4/ Lunatic Fringe	9	2	0.818
	Howsare, Patrick	C6/ Bulls Up	9	2	0.818
	Johnson, Sean	F4/ The Happy Crew	9	2	0.818
	Willis, Tolson	F5/ Death Throw	9	2	0.818
	Bozza, Doug	G1/ Sofa Kings	9	2	0.818
19	Stewart, P.J.	A2/ The Neighborhood Bulli	8	2	0.800
	Svede, Greg	E4/ Shark Shooters	8	2	0.800
	Woodard, Dave	H2/ Coach Never Walks Alo	8	2	0.800
22	Gibbs, Keith	B1/ Atonsamongus	11	3	0.786
	Sautter, Scott	B5/ Shooter McGavin	11	3	0.786
24	Foushee, Kevin	A2/ The Neighborhood Bulli	7	2	0.778
	Gibson, Whitney	B4/ Kiss Our Inconsistency	7	2	0.778
	Porcelli, Robb	C4/ Nine Lives	7	2	0.778
	Raquet, Mike	C5/ Show Me Your Tips	7	2	0.778
	Bowser, Brian	F6/ Irish Ton	7	2	0.778
29	Phillips, Robbie	A1/ Unstable Elements	10	3	0.769
	Dickenson, Joel	B2/ Darty Minds	10	3	0.769
31	Spellman, Alex	A2/ The Neighborhood Bulli	9	3	0.750
	Bottomley, Kevin	B2/ Darty Minds	9	3	0.750
	Scott, Lee	B1/ Atonsamongus	9	3	0.750
	Toolan, Chris	D5/ Big Bulls	9	3	0.750
	Heath, John	E5/ Treble Yell	9	3	0.750
	Wojciechowski, Brad	G1/ Sofa Kings	9	3	0.750
	Blanchard, Jeff	D6/ Why So Serious?	6	2	0.750
	Flanagan, Stephen	D5/ Big Bulls	6	2	0.750
	McWhorter, Mike	D5/ Big Bulls	6	2	0.750
	Bordeau, Eric	E3/ Game of Throws	6	2	0.750
	Deemer, Randy	E6/ Hump Day!	6	2	0.750
	Mercer, Dave	E4/ Shark Shooters	6	2	0.750
	Jones, Dustin	F7/ Dr.unks	6	2	0.750
	Powell, Zach	F1/ Red-eye Rangers	6	2	0.750
	Carroll, Josh	G3/ Coral Reefers	6	2	0.750
	Amos, Terron	H4/ The Neighborhood Dart	6	2	0.750
	Markham, Jared	H4/ The Neighborhood Dart	6	2	0.750
48	Gibson, Pat	A2/ The Neighborhood Bulli	8	3	0.727
	Rudy, Jeff	E3/ Game of Throws	8	3	0.727
	Updyke, Gerald	E5/ Treble Yell	8	3	0.727
	Whitley, Brian	E5/ Treble Yell	8	3	0.727
	Hogan, Neal	F5/ Death Throw	8	3	0.727
	Boyer, Drew	H6/ The Replacements	8	3	0.727
	McNamara, Ken	H5/ We're Sexy & We Throv	8	3	0.727
55	Bunn, Tim	B1/ Atonsamongus	10	4	0.714
	Tant, J.J.	D3/ Projectile Dysfunction	10	4	0.714
	Moore, Chris	E3/ Game of Throws	5	2	0.714
	Jarvah, Sean	G3/ Coral Reefers	5	2	0.714
	Davis, P.J.	H4/ The Neighborhood Dart	5	2	0.714
60	(seven tied - 2 in C, 1 in D, 1 in E, 1 in G, 2 in H)		7	3	0.700

Fall 2019 RDL Top Singles, Doubles Win Percentages (League-wide) (FINAL!)

(There are no missing statistics, as all scoresheets from the entire season have been received.) (Game minimums required for these listings: 14 for teams H2,H3; 15 for teams H1,H4,H5; 16 for teams H6,H7, and all C/E/F/G division teams; 18 for team A2; 19 for teams A1,A3-A8, and all B/D division teams)

	Singles Win Percentage		W	L	%-age
1	Phillips, Stevie	A1/ Unstable Elements	27	1	0.964
2	Musil, Dylan	G4/ Is It In, Again?	19	1	0.950
3	Bushman, Brad	C5/ Show Me Your Tips	17	1	0.944
4	Davis, P.J.	H4/ The Neighborhood Dart K	16	1	0.941
5	Spellman, Alex	A2/ The Neighborhood Bullies	22	2	0.917
6	Persson, Kenny	B1/ Atonsamongus	20	2	0.909
7	Stewart, P.J.	A2/ The Neighborhood Bullies	18	2	0.900
8	Hartley, Bryan	H6/ The Replacements	17	2	0.895
9	Jeffreys, Lee	C7/ Boom Baby	21	3	0.875
10	Dickenson, Joel	B2/ Darty Minds	24	4	0.857
	Gaulthier, Kyle	A5/ Dead Beats	18	3	0.857
	Foushee, Eugene	B2/ Darty Minds	18	3	0.857
	Cannizzaro, Anthony	D6/ Why So Serious?	18	3	0.857
14	Massengill, Randy	B1/ Atonsamongus	23	4	0.852
15	Tompkins, Charles	H3/ Tips & Shafts	17	3	0.850
16	Phillips, Robbie	A1/ Unstable Elements	22	4	0.846
	Cole, Mike	D6/ Why So Serious?	22	4	0.846
18	Suan, John	F3/ Kings of the Board	20	4	0.833
	Finney, Dave	G6/ Wayne Gretzky	20	4	0.833
20	Gibbs, Keith	B1/ Atonsamongus	23	5	0.821
21	Carroll, John	A1/ Unstable Elements	18	4	0.818
22	Stewart, Kevin	D5/ Big Bulls	22	5	0.815
23	Svede, Greg	E4/ Shark Shooters	16	4	0.800
	Lalino, Steve	H1/ Not Dead Ducks Yet	16	4	0.800
25	White, J.J.	D1/ Menace 2 Sobriety	23	6	0.793
26	Heath, John	E5/ Treble Yell	19	5	0.792
	Shearin, Phillip	F4/ The Happy Crew	19	5	0.792
28	Clark, Dan	D3/ Projectile Dysfunction	22	6	0.786
29	Jobe, C.J.	B2/ Darty Minds	18	5	0.783
30	Gibson, Pat	A2/ The Neighborhood Bullies	17	5	0.773
	Martin, David	B3/ Rif Raf	17	5	0.773
	Azevedo, Angelo	D4/ We Don't Know!	17	5	0.773
	Kuppler, Bob	H1/ Not Dead Ducks Yet	17	5	0.773
	Samaluck, Somchai	H1/ Not Dead Ducks Yet	17	5	0.773
35	Russell, Jeff	F3/ Kings of the Board	16	5	0.762
36	Tan, Wil	A1/ Unstable Elements	19	6	0.760
	McNamara, Tim	B7/ Consistently Inconsistent	19	6	0.760
38	Reitano, Sal	B2/ Darty Minds	18	6	0.750
	Wilson, Matthew	H3/ Tips & Shafts	15	5	0.750
	Daniels, Slater	H6/ The Replacements	12	4	0.750
41	Krestalude, Andy	E6/ Hump Day!	17	6	0.739
	Trefzger, Mike	G7/ Darty Sanchez	17	6	0.739
43	Hall, Mike	C1/ Flightless Boards	14	5	0.737
44	Powell, Lee	C5/ Show Me Your Tips	16	6	0.727
	Bateman, Jimmy	D2/ Sharky's Machine	16	6	0.727
	Long, Gary	E1/ Loaded Darts	16	6	0.727
47	Keim, Roger	G1/ Sofa Kings	13	5	0.722
	Wojciechowski, Brade	G1/ Sofa Kings	13	5	0.722
49	Smelik, Pat	E3/ Game of Throws	18	7	0.720
50	Mitchell, Sid	A4/ Lunatic Fringe	20	8	0.714
	Whitley, Brian	E5/ Treble Yell	15	6	0.714
	Robinson, Mike	G7/ Darty Sanchez	15	6	0.714
53	Peele, Jim	C7/ Boom Baby	17	7	0.708
	Kirkpatrick, Scott	F1/ Red-eye Rangers	17	7	0.708
55	Rice, Teddy	D6/ Why So Serious?	16	7	0.696
	Yang, Rob	E2/ Beat My Cork!	16	7	0.696
	White, John	G5/ Banging The Wire	16	7	0.696
	Wissinger, Wes	G2/ Make Darts Great Again	16	7	0.696
59	Bottomley, Kevin	B2/ Darty Minds	18	8	0.692
	Schaefer, John	D2/ Sharky's Machine	18	8	0.692
61	Powell, Zach	F1/ Red-eye Rangers	11	5	0.688
	Petersen, Eric	H6/ The Replacements	11	5	0.688
63	Little, Clint	B1/ Atonsamongus	13	6	0.684
	Deemer, Randy	E6/ Hump Day!	13	6	0.684
	Gouge, Shane	F7/ Dr.unks	13	6	0.684

	Doubles Win Percentage		W	L	%-age
1	Persson, Kenny	B1/ Atonsamongus	19	1	0.950
2	Massengill, Randy	B1/ Atonsamongus	25	2	0.926
3	Cole, Mike	D6/ Why So Serious?	24	2	0.923
4	Rice, Teddy	D6/ Why So Serious?	20	2	0.909
5	Svede, Greg	E4/ Shark Shooters	18	2	0.900
6	Gibson, Pat	A2/ The Neighborhood Bullies	19	3	0.864
7	Stewart, P.J.	A2/ The Neighborhood Bullies	17	3	0.850
8	Dickenson, Joel	B2/ Darty Minds	22	4	0.846
9	Spellman, Alex	A2/ The Neighborhood Bullies	20	4	0.833
	Bottomley, Kevin	B2/ Darty Minds	20	4	0.833
	Gardner, Mike	E1/ Loaded Darts	20	4	0.833
	Foushee, Kevin	A2/ The Neighborhood Bullies	15	3	0.833
	Keim, Roger	G1/ Sofa Kings	15	3	0.833
14	Bozza, Doug	G1/ Sofa Kings	18	4	0.818
15	Woodard, Dave	H2/ Coach Never Walks Alone	17	4	0.810
16	Phillips, Robbie	A1/ Unstable Elements	21	5	0.808
17	Peele, Jim	C7/ Boom Baby	19	5	0.792
18	Carroll, John	A1/ Unstable Elements	18	5	0.783
19	O'Toole, Mike	C6/ Bulls Up	17	5	0.773
20	Davis, P.J.	H4/ The Neighborhood Dart K	13	4	0.765
21	Zelinack, Jason	C7/ Boom Baby	16	5	0.762
22	Foushee, Eugene	B2/ Darty Minds	19	6	0.760
	Jobe, C.J.	B2/ Darty Minds	19	6	0.760
24	Gibbs, Keith	B1/ Atonsamongus	21	7	0.750
	Tant, J.J.	D3/ Projectile Dysfunction	21	7	0.750
	Gouge, Shane	F7/ Dr.unks	18	6	0.750
	Willis, Tolson	F5/ Death Throw	15	5	0.750
	Tompkins, Charles	H3/ Tips & Shafts	15	5	0.750
	Turner, Kevin	H2/ Coach Never Walks Alone	15	5	0.750
	Wells, John	C1/ Flightless Boards	12	4	0.750
31	Updyke, Gerald	E5/ Treble Yell	17	6	0.739
	Johnson, Sean	F4/ The Happy Crew	17	6	0.739
33	Porcelli, Robb	C4/ Nine Lives	14	5	0.737
	Raquet, Mike	C5/ Show Me Your Tips	14	5	0.737
35	Gaglione, Joey	C7/ Boom Baby	19	7	0.731
36	Whitley, Brian	E5/ Treble Yell	16	6	0.727
37	Massengill, Chad	A1/ Unstable Elements	18	7	0.720
38	Phillips, Stevie	A1/ Unstable Elements	20	8	0.714
	Johnson, Michael	A2/ The Neighborhood Bullies	15	6	0.714
40	Butterworth, Jim	C6/ Bulls Up	17	7	0.708
	Heath, John	E5/ Treble Yell	17	7	0.708
42	Trefzger, Mike	G7/ Darty Sanchez	14	6	0.700
43	Powell, Zach	F1/ Red-eye Rangers	11	5	0.688
	Jones, Nick	H6/ The Replacements	11	5	0.688
45	Holland, Steve	C1/ Flightless Boards	15	7	0.682
	Azevedo, Angelo	D4/ We Don't Know!	15	7	0.682
	Robinson, Mike	G7/ Darty Sanchez	15	7	0.682
48	Bumpass, Mike	D6/ Why So Serious?	17	8	0.680
49	Eason, Joel	A4/ Lunatic Fringe	16	8	0.667
	Jeffreys, Lee	C7/ Boom Baby	16	8	0.667
	Raper, Jeromie	F1/ Red-eye Rangers	16	8	0.667
	Bushman, Brad	C5/ Show Me Your Tips	12	6	0.667
	Deemer, Randy	E6/ Hump Day!	12	6	0.667
	Gaines, Bryan	G6/ Wayne Gretzky	12	6	0.667
	Port, Brian	G2/ Make Darts Great Again	12	6	0.667
	Carawon, Harris	H1/ Not Dead Ducks Yet	12	6	0.667
57	Tan, Wil	A1/ Unstable Elements	15	8	0.652
	McNamara, Tim	B7/ Consistently Inconsistent	15	8	0.652
	Cannizzaro, Anthony	D6/ Why So Serious?	15	8	0.652
	Hartley, Bryan	H6/ The Replacements	15	8	0.652
61	Davis, Luc	F3/ Kings of the Board	13	7	0.650
	Russell, Jeff	F3/ Kings of the Board	13	7	0.650
	Wilson, Matthew	H3/ Tips & Shafts	13	7	0.650
64	Jones, Dustin	F7/ Dr.unks	11	6	0.647
65	(two tied - 1 in A, 1 in H)				0.643

Fall 2019 RDL Top Singles+Doubles Win %-ages, All-Star Point Aves. (League-wide) (FINAL!)

(There are no missing statistics, as all scoresheets from the entire season have been received.) (Game minimums required for these listings: 27 for teams H2,H3; 30 for teams H1,H4,H5; 32 for teams H6,H7, and all C/E/F/G division teams; 35 for team A2; 37 for teams A1,A3-A8, and all B/D division teams)

	Singles+Doubles Win Percentages		W	L	%-age
1	Persson, Kenny	B1/ Atonsamongus	39	3	0.929
2	Massengill, Randy	B1/ Atonsamongus	48	6	0.889
3	Cole, Mike	D6/ Why So Serious?	46	6	0.885
4	Spellman, Alex	A2/ The Neighborhood Bullies	42	6	0.875
	Stewart, P.J.	A2/ The Neighborhood Bullies	35	5	0.875
6	Davis, P.J.	H4/ The Neighborhood Dart K	29	5	0.853
7	Dickenson, Joel	B2/ Darty Minds	46	8	0.852
8	Svede, Greg	E4/ Shark Shooters	34	6	0.850
9	Phillips, Stevie	A1/ Unstable Elements	47	9	0.839
10	Phillips, Robbie	A1/ Unstable Elements	43	9	0.827
11	Gibson, Pat	A2/ The Neighborhood Bullies	36	8	0.818
12	Bushman, Brad	C5/ Show Me Your Tips	29	7	0.806
13	Foushee, Eugene	B2/ Darty Minds	37	9	0.804
14	Carroll, John	A1/ Unstable Elements	36	9	0.800
	Rice, Teddy	D6/ Why So Serious?	36	9	0.800
	Tompkins, Charles	H3/ Tips & Shafts	32	8	0.800
17	Gibbs, Keith	B1/ Atonsamongus	44	12	0.786
18	Keim, Roger	G1/ Sofa Kings	28	8	0.778
19	Jobe, C.J.	B2/ Darty Minds	37	11	0.771
	Jeffreys, Lee	C7/ Boom Baby	37	11	0.771
21	Hartley, Bryan	H6/ The Replacements	32	10	0.762
22	Bottomley, Kevin	B2/ Darty Minds	38	12	0.760
23	Peele, Jim	C7/ Boom Baby	36	12	0.750
	Heath, John	E5/ Treble Yell	36	12	0.750
	Cannizzaro, Anthony	D6/ Why So Serious?	33	11	0.750
	Musil, Dylan	G4/ Is It In, Again?	30	10	0.750
	Jones, Dustin	F7/ Dr.unks	24	8	0.750
28	Foushee, Kevin	A2/ The Neighborhood Bullies	29	10	0.744
29	Gaulthier, Kyle	A5/ Dead Beats	31	11	0.738
30	Finney, Dave	G6/ Wayne Gretzky	35	13	0.729
31	O'Toole, Mike	C6/ Bulls Up	32	12	0.727
	Azevedo, Angelo	D4/ We Don't Know!	32	12	0.727
33	Stewart, Kevin	D5/ Big Bulls	39	15	0.722
34	Whitley, Brian	E5/ Treble Yell	31	12	0.721
	Gouge, Shane	F7/ Dr.unks	31	12	0.721
	Trefzger, Mike	G7/ Darty Sanchez	31	12	0.721
37	Tan, Wil	A1/ Unstable Elements	34	14	0.708
	McNamara, Tim	B7/ Consistently Inconsistent	34	14	0.708
39	Russell, Jeff	F3/ Kings of the Board	29	12	0.707
40	Bozza, Doug	G1/ Sofa Kings	31	13	0.705
	Samaluck, Somchai	H1/ Not Dead Ducks Yet	31	13	0.705
42	Gardner, Mike	E1/ Loaded Darts	33	14	0.702
43	White, J.J.	D1/ Menace 2 Sobriety	40	17	0.702
44	Wilson, Matthew	H3/ Tips & Shafts	28	12	0.700
45	Robinson, Mike	G7/ Darty Sanchez	30	13	0.698
46	Clark, Dan	D3/ Projectile Dysfunction	39	17	0.696
47	Turner, Kevin	H2/ Coach Never Walks Alon	27	12	0.692
48	Tant, J.J.	D3/ Projectile Dysfunction	38	17	0.691
49	Powell, Zach	F1/ Red-eye Rangers	22	10	0.688
50	Zelinack, Jason	C7/ Boom Baby	26	12	0.684
51	Gaglione, Joey	C7/ Boom Baby	34	16	0.680
52	Mitchell, Sid	A4/ Lunatic Fringe	38	18	0.679
53	Daniels, Slater	H6/ The Replacements	21	10	0.677
54	Davis, Luc	F3/ Kings of the Board	23	11	0.676
55	Hall, Mike	C1/ Flightless Boards	25	12	0.676
	Deemer, Randy	E6/ Hump Day!	25	12	0.676
57	Kuppler, Bob	H1/ Not Dead Ducks Yet	29	14	0.674
58	Reitano, Sal	B2/ Darty Minds	33	16	0.673
59	Bumpass, Mike	D6/ Why So Serious?	34	17	0.667
	Holland, Steve	C1/ Flightless Boards	30	15	0.667
	Johnson, Michael	A2/ The Neighborhood Bullies	28	14	0.667
	Woodard, Dave	H2/ Coach Never Walks Alon	26	13	0.667
63	Massengill, Chad	A1/ Unstable Elements	33	17	0.660
64	Suan, John	F3/ Kings of the Board	31	16	0.660
65	(two tied - 1 in C, 1 in F)		29	15	0.659

	All-Star Point Averages		ASP	TGP	Ave.
1	Phillips, Robbie	A1/ Unstable Elements	118.0	52	2.269
2	Gibson, Pat	A2/ The Neighborhood Bullies	95.5	44	2.170
3	Phillips, Stevie	A1/ Unstable Elements	112.5	56	2.009
4	Spellman, Alex	A2/ The Neighborhood Bullies	79.5	48	1.656
5	Tan, Wil	A1/ Unstable Elements	79.0	48	1.646
6	Gaulthier, Kyle	A5/ Dead Beats	67.0	42	1.595
7	Carroll, John	A1/ Unstable Elements	70.5	45	1.567
8	Massengill, Chad	A1/ Unstable Elements	72.5	50	1.450
9	Zelinack, Jason	C7/ Boom Baby	55.0	38	1.447
10	Persson, Kenny	B1/ Atonsamongus	55.0	42	1.310
11	Wilcenski, Steve	A3/ North Raleigh Alliance	57.0	45	1.267
12	Bennett, Will	A6/ Dartistic Side of the Moor	70.5	56	1.259
13	Minty, Ross	A6/ Dartistic Side of the Moor	63.5	52	1.221
14	Gouge, Shane	F7/ Dr.unks	50.5	43	1.174
15	Johnson, Michael	A2/ The Neighborhood Bullies	49.0	42	1.167
16	Gelberg, Dave	A4/ Lunatic Fringe	51.0	44	1.159
17	Jones, Grey	A5/ Dead Beats	62.5	54	1.157
18	Stewart, P.J.	A2/ The Neighborhood Bullies	45.5	40	1.138
	Svede, Greg	E4/ Shark Shooters	45.5	40	1.138
20	Work, Joe	A3/ North Raleigh Alliance	60.5	54	1.120
21	Eason, Joel	A4/ Lunatic Fringe	52.5	47	1.117
22	Mozzetti, Tim	A4/ Lunatic Fringe	48.5	44	1.102
23	Mitchell, Sid	A4/ Lunatic Fringe	60.0	56	1.071
24	Dickenson, Joel	B2/ Darty Minds	57.5	54	1.065
25	Peele, Jim	C7/ Boom Baby	50.5	48	1.052
26	Foushee, Kevin	A2/ The Neighborhood Bullies	41.0	39	1.051
27	Seward, Mike	A3/ North Raleigh Alliance	51.5	49	1.051
28	Rigert, Joe, Sr.	C5/ Show Me Your Tips	46.0	44	1.045
29	Terry, Bob	A4/ Lunatic Fringe	51.0	49	1.041
30	Powell, Lee	C5/ Show Me Your Tips	42.0	41	1.024
31	McNamara, Tim	B7/ Consistently Inconsistent	47.5	48	0.990
32	Jeffreys, Lee	C7/ Boom Baby	46.5	48	0.969
33	Little, Clint	B1/ Atonsamongus	35.5	39	0.910
34	Hall, Mike	C1/ Flightless Boards	33.0	37	0.892
35	Musil, Dylan	G4/ Is It In, Again?	35.0	40	0.875
36	Butterworth, Jim	C6/ Bulls Up	42.5	49	0.867
37	Jobe, C.J.	B2/ Darty Minds	41.5	48	0.865
38	Merkle, Patrick	A6/ Dartistic Side of the Moor	49.0	59	0.831
39	Beaird, Tommy	B6/ DD-214	36.5	44	0.830
	Bracco, Michael	B3/ Rif Raf	36.5	44	0.830
41	Cole, Mike	D6/ Why So Serious?	43.0	52	0.827
42	Huffman, David	A3/ North Raleigh Alliance	42.5	52	0.817
43	White, J.J.	D1/ Menace 2 Sobriety	46.5	57	0.816
44	Powell, Zach	F1/ Red-eye Rangers	26.0	32	0.813
45	Finney, Dave	G6/ Wayne Gretzky	38.5	48	0.802
46	Deemer, Randy	E6/ Hump Day!	29.5	37	0.797
47	Gaglione, Joey	C7/ Boom Baby	39.0	50	0.780
48	Gibbs, Keith	B1/ Atonsamongus	43.5	56	0.777
49	Heath, John	E5/ Treble Yell	37.0	48	0.771
50	Bushman, Brad	C5/ Show Me Your Tips	27.5	36	0.764
51	Azevedo, Angelo	D4/ We Don't Know!	33.5	44	0.761
52	Porcelli, Robb	C4/ Nine Lives	29.5	39	0.756
53	Hindle, Mikey	C3/ Cheap Shots	31.0	41	0.756
	Lueneburg, Randy	D4/ We Don't Know!	31.0	41	0.756
55	Bowen, Andy	G5/ Banging The Wire	27.0	37	0.730
56	Bumpass, Mike	D6/ Why So Serious?	36.5	51	0.716
57	Hall, Josh	C3/ Cheap Shots	35.0	49	0.714
	Coe, Jason	B1/ Atonsamongus	30.0	42	0.714
59	Raquet, Mike	C5/ Show Me Your Tips	27.0	38	0.711
60	Murdaugh, John	C1/ Flightless Boards	34.0	48	0.708
61	Keller, Tony	A5/ Dead Beats	31.0	44	0.705
62	Rice, Teddy	D6/ Why So Serious?	31.5	45	0.700
63	Parker, Charles	A5/ Dead Beats	28.5	41	0.695
64	Davis, P.J.	H4/ The Neighborhood Dart K	23.5	34	0.691
65	Smith, Brian	D3/ Projectile Dysfunction	35.0	51	0.686

Fall 2018 RDL Singles, Doubles Win Percentages (by team) (FINAL!)

(All statistics are included, as there were no missing scoresheets this season)

Singles Win Percentages

		W	L	%-age
1	A1/ Unstable Elements	124	44	0.738
2	A2/ The Neighborhood Bullies	114	42	0.731
3	B2/ Darty Minds	121	47	0.720
4	B1/ Atonsamongus	118	50	0.702
5	D6/ Why So Serious?	117	51	0.696
6	C7/ Boom Baby	94	50	0.653
7	H1/ Not Dead Ducks Yet	84	48	0.636
8	C5/ Show Me Your Tips	90	54	0.625
9	G1/ Sofa Kings	86	58	0.597
10	F7/ Dr.unks	84	60	0.583
11	E1/ Loaded Darts	82	62	0.569
	F3/ Kings of the Board	82	62	0.569
13	H3/ Tips & Shafts	68	52	0.567
14	A4/ Lunatic Fringe	95	73	0.565
15	H4/ The Neighborhood Dart Knigh	74	58	0.561
16	G7/ Darty Sanchez	79	65	0.549
17	D3/ Projectile Dysfunction	92	76	0.548
	D5/ Big Bulls	92	76	0.548
19	H6/ The Replacements	78	66	0.542
20	E3/ Game of Throws	77	67	0.535
	F4/ The Happy Crew	77	67	0.535
	G2/ Make Darts Great Again	77	67	0.535
	G4/ Is It In, Again?	77	67	0.535
24	E6/ Hump Day!	76	68	0.528
	F1/ Red-eye Rangers	76	68	0.528
26	E4/ Shark Shooters	75	69	0.521
	E5/ Treble Yell	75	69	0.521
28	H2/ Coach Never Walks Alone	62	58	0.517
29	D2/ Sharky's Machine	86	82	0.512
30	A5/ Dead Beats	85	83	0.506
31	B7/ Consistently Inconsistent	84	84	0.500
	D1/ Menace 2 Sobriety	84	84	0.500
	C6/ Bulls Up	72	72	0.500
34	D7/ Just The Tip	83	85	0.494
35	C1/ Flightless Boards	71	73	0.493
36	A3/ North Raleigh Alliance	82	86	0.488
37	F2/ Down to F!	69	75	0.479
	G5/ Banging The Wire	69	75	0.479
39	F5/ Death Throw	66	78	0.458
40	B3/ Rif Raf	75	93	0.446
	D4/ We Don't Know!	75	93	0.446
42	C4/ Nine Lives	64	80	0.444
43	B4/ Kiss Our Inconsistency	74	94	0.440
44	E7/ Is It In?	63	81	0.438
45	C3/ Cheap Shots	61	83	0.424
46	B8/ Methodical 2.0	71	97	0.423
47	B6/ DD-214	70	98	0.417
48	G3/ Coral Reefers	58	86	0.403
	G6/ Wayne Gretzky	58	86	0.403
50	E2/ Beat My Cork!	56	88	0.389
51	A6/ Dartistic Side of the Moon	64	104	0.381
52	*C2/ One Armed Bandits*	52	92	0.361
53	A8/ Things That Bounce	55	101	0.353
54	B5/ Shooter McGavin	59	109	0.351
55	F6/ Irish Ton	50	94	0.347
56	H5/ We're Sexy & We Throw It	38	94	0.288
57	*xx-H7/ Darty B's*	16	44	0.267
58	D8/ Ma and Pa and the Kids	43	125	0.256
59	A7/ Irrelevant Elements	41	127	0.244

Doubles Win Percentages

		W	L	%-age
1	A2/ The Neighborhood Bullies	61	17	0.782
2	D6/ Why So Serious?	63	21	0.750
3	A1/ Unstable Elements	61	23	0.726
	B1/ Atonsamongus	61	23	0.726
5	B2/ Darty Minds	60	24	0.714
6	C7/ Boom Baby	48	24	0.667
7	H2/ Coach Never Walks Alone	39	21	0.650
8	E5/ Treble Yell	44	28	0.611
	G7/ Darty Sanchez	44	28	0.611
10	E4/ Shark Shooters	43	29	0.597
	G1/ Sofa Kings	43	29	0.597
12	A4/ Lunatic Fringe	49	35	0.583
	C1/ Flightless Boards	42	30	0.583
14	H1/ Not Dead Ducks Yet	38	28	0.576
15	C6/ Bulls Up	41	31	0.569
	H6/ The Replacements	41	31	0.569
17	C5/ Show Me Your Tips	40	32	0.556
	E1/ Loaded Darts	40	32	0.556
	E6/ Hump Day!	40	32	0.556
	F7/ Dr.unks	40	32	0.556
21	F3/ Kings of the Board	39	33	0.542
	F5/ Death Throw	39	33	0.542
23	A3/ North Raleigh Alliance	45	39	0.536
	D1/ Menace 2 Sobriety	45	39	0.536
25	E3/ Game of Throws	38	34	0.528
26	A5/ Dead Beats	44	40	0.524
	D3/ Projectile Dysfunction	44	40	0.524
28	H3/ Tips & Shafts	31	29	0.517
29	H4/ The Neighborhood Dart Knigh	34	32	0.515
30	G5/ Banging The Wire	37	35	0.514
31	B5/ Shooter McGavin	43	41	0.512
	D5/ Big Bulls	43	41	0.512
33	D4/ We Don't Know!	42	42	0.500
	F4/ The Happy Crew	36	36	0.500
	G2/ Make Darts Great Again	36	36	0.500
36	F1/ Red-eye Rangers	35	37	0.486
37	B7/ Consistently Inconsistent	39	45	0.464
38	C4/ Nine Lives	33	39	0.458
39	D2/ Sharky's Machine	38	46	0.452
	D7/ Just The Tip	38	46	0.452
41	F2/ Down to F!	32	40	0.444
	F6/ Irish Ton	32	40	0.444
	G6/ Wayne Gretzky	32	40	0.444
44	B6/ DD-214	36	48	0.429
45	A6/ Dartistic Side of the Moon	35	49	0.417
	B4/ Kiss Our Inconsistency	35	49	0.417
	E7/ Is It In?	30	42	0.417
	G3/ Coral Reefers	30	42	0.417
	G4/ Is It In, Again?	30	42	0.417
50	B3/ Rif Raf	34	50	0.405
51	C3/ Cheap Shots	28	44	0.389
52	A8/ Things That Bounce	27	51	0.346
53	B8/ Methodical 2.0	28	56	0.333
54	H5/ We're Sexy & We Throw It	20	46	0.303
55	C2/ One Armed Bandits	20	52	0.278
56	D8/ Ma and Pa and the Kids	23	61	0.274
57	E2/ Beat My Cork!	17	55	0.236
58	*xx-H7/ Darty B's*	7	23	0.233
59	A7/ Irrelevant Elements	8	76	0.095

Fall 2019 RDL Singles+Doubles Win %-ages, All-Star Point Aves. (by team) (FINAL!)

(All statistics are included, as there were no missing scoresheets this season)

Singles+Doubles Win Percentages

		W	L	%-age
1	A2/ The Neighborhood Bullies	236	76	0.756
2	A1/ Unstable Elements	246	90	0.732
3	D6/ Why So Serious?	243	93	0.723
4	B2/ Darty Minds	241	95	0.717
5	B1/ Atonsamongus	240	96	0.714
6	C7/ Boom Baby	190	98	0.660
7	H1/ Not Dead Ducks Yet	160	104	0.606
8	G1/ Sofa Kings	172	116	0.597
9	C5/ Show Me Your Tips	170	118	0.590
10	H2/ Coach Never Walks Alone	140	100	0.583
11	G7/ Darty Sanchez	167	121	0.580
12	A4/ Lunatic Fringe	193	143	0.574
13	F7/ Dr.unks	164	124	0.569
14	E5/ Treble Yell	163	125	0.566
15	E1/ Loaded Darts	162	126	0.563
16	E4/ Shark Shooters	161	127	0.559
17	F3/ Kings of the Board	160	128	0.556
	H6/ The Replacements	160	128	0.556
19	E6/ Hump Day!	156	132	0.542
	H3/ Tips & Shafts	130	110	0.542
21	C1/ Flightless Boards	155	133	0.538
22	H4/ The Neighborhood Dart Knigh	142	122	0.538
23	D3/ Projectile Dysfunction	180	156	0.536
24	C6/ Bulls Up	154	134	0.535
25	E3/ Game of Throws	153	135	0.531
26	D5/ Big Bulls	178	158	0.530
27	D1/ Menace 2 Sobriety	174	162	0.518
28	F4/ The Happy Crew	149	139	0.517
	G2/ Make Darts Great Again	149	139	0.517
30	A5/ Dead Beats	173	163	0.515
31	A3/ North Raleigh Alliance	172	164	0.512
32	F1/ Red-eye Rangers	146	142	0.507
33	F5/ Death Throw	144	144	0.500
34	G5/ Banging The Wire	143	145	0.497
35	B7/ Consistently Inconsistent	162	174	0.482
	D2/ Sharky's Machine	162	174	0.482
37	G4/ Is It In, Again?	137	151	0.476
38	D4/ We Don't Know!	159	177	0.473
	D7/ Just The Tip	159	177	0.473
40	F2/ Down to F!	133	155	0.462
41	C4/ Nine Lives	130	158	0.451
42	B5/ Shooter McGavin	145	191	0.432
43	B4/ Kiss Our Inconsistency	144	192	0.429
44	E7/ Is It In?	123	165	0.427
45	B3/ Rif Raf	143	193	0.426
46	G6/ Wayne Gretzky	122	166	0.424
47	B6/ DD-214	142	194	0.423
48	G3/ Coral Reefers	118	170	0.410
49	C3/ Cheap Shots	117	171	0.406
50	A6/ Dartistic Side of the Moon	134	202	0.399
51	F6/ Irish Ton	114	174	0.396
52	*B8/ Methodical 2.0*	127	209	0.378
53	A8/ Things That Bounce	109	203	0.349
54	C2/ One Armed Bandits	92	196	0.319
55	E2/ Beat My Cork!	90	198	0.313
56	H5/ We're Sexy & We Throw It	78	186	0.295
57	D8/ Ma and Pa and the Kids	89	247	0.265
58	*xx-H7/ Darty B's*	30	90	0.250
59	A7/ Irrelevant Elements	57	279	0.170

All-Star Point Averages

		ASP	TGP	Ave.
1	A1/ Unstable Elements	527.5	336	1.570
2	A2/ The Neighborhood Bullies	456.0	312	1.462
3	A4/ Lunatic Fringe	333.0	336	0.991
4	A5/ Dead Beats	316.5	336	0.942
5	A3/ North Raleigh Alliance	289.0	336	0.860
6	C7/ Boom Baby	246.5	288	0.856
7	A6/ Dartistic Side of the Moon	272.5	336	0.811
8	B1/ Atonsamongus	262.5	336	0.781
9	B2/ Darty Minds	231.0	336	0.688
10	C5/ Show Me Your Tips	192.5	288	0.668
11	D6/ Why So Serious?	213.0	336	0.634
12	C1/ Flightless Boards	174.0	288	0.604
13	A8/ Things That Bounce	179.5	312	0.575
14	B4/ Kiss Our Inconsistency	185.5	336	0.552
15	D3/ Projectile Dysfunction	176.5	336	0.525
16	B6/ DD-214	172.5	336	0.513
17	F7/ Dr.unks	145.0	288	0.503
18	B7/ Consistently Inconsistent	169.0	336	0.503
19	B3/ Rif Raf	168.5	336	0.501
20	E4/ Shark Shooters	139.5	288	0.484
21	D4/ We Don't Know!	158.5	336	0.472
22	C4/ Nine Lives	135.0	288	0.469
	C6/ Bulls Up	135.0	288	0.469
	E5/ Treble Yell	135.0	288	0.469
25	E6/ Hump Day!	130.5	288	0.453
26	C3/ Cheap Shots	130.0	288	0.451
27	D1/ Menace 2 Sobriety	149.5	336	0.445
28	C2/ One Armed Bandits	125.0	288	0.434
29	F1/ Red-eye Rangers	124.5	288	0.432
30	F3/ Kings of the Board	120.5	288	0.418
31	B5/ Shooter McGavin	139.0	336	0.414
32	D5/ Big Bulls	136.5	336	0.406
33	E1/ Loaded Darts	116.0	288	0.403
34	B8/ Methodical 2.0	133.5	336	0.397
35	G2/ Make Darts Great Again	112.5	288	0.391
36	E3/ Game of Throws	110.0	288	0.382
37	H4/ The Neighborhood Dart Knigh	99.5	264	0.377
38	G1/ Sofa Kings	103.5	288	0.359
39	G4/ Is It In, Again?	101.5	288	0.352
40	D2/ Sharky's Machine	118.0	336	0.351
	D7/ Just The Tip	118.0	336	0.351
42	A7/ Irrelevant Elements	117.0	336	0.348
43	F5/ Death Throw	100.0	288	0.347
44	G6/ Wayne Gretzky	99.5	288	0.345
45	F4/ The Happy Crew	99.0	288	0.344
46	E7/ Is It In?	98.5	288	0.342
47	G5/ Banging The Wire	97.0	288	0.337
	G7/ Darty Sanchez	97.0	288	0.337
49	H6/ The Replacements	87.0	288	0.302
50	F6/ Irish Ton	86.0	288	0.299
51	E2/ Beat My Cork!	85.0	288	0.295
52	H2/ Coach Never Walks Alone	70.5	240	0.294
53	F2/ Down to F!	82.5	288	0.286
54	H1/ Not Dead Ducks Yet	73.5	264	0.278
55	*H3/ Tips & Shafts*	66.0	240	0.275
56	D8/ Ma and Pa and the Kids	89.5	336	0.266
57	G3/ Coral Reefers	72.5	288	0.252
58	H5/ We're Sexy & We Throw It	40.0	264	0.152
59	*xx-H7/ Darty B's*	18.0	120	0.150

		Singles	301	Singles	Cricket	Singles	Record	Singles Win %-age	Doubles	Cricket	Doubles	501	Doubles	Record	Doubles Win %-age	Sngls + Dbls	Record	Sngls + Dbls Win %-age	Tiebreaker Ws	Tiebreaker Ls	All-Star Points	Games Played	All-Star Point Average	Matches Played
A1/ Unstable Elements		54	30	70	14	124	44	0.738	34	8	27	15	61	23	0.726	246	90	0.732	0	0	527.5	336	1.570	
A 10	Kilts, Jason	0	1	1	1	1	2	0.333	3	0	0	1	3	1	0.750	4	3	0.571	0	0	3.0	7	0.429	4
A 11	Brown, Tom	4	2	6	1	10	3	0.769	5	1	3	0	8	1	0.889	18	4	0.818	0	0	26.0	22	1.182	7
A 12	Carroll, John	8	3	10	1	18	4	0.818	9	3	9	2	18	5	0.783	36	9	0.800	0	0	70.5	45	1.567	12
A 13	Jacobi, Paul	0	3	0	0	0	3	0.000	1	0	0	2	1	2	0.333	1	5	0.167	0	0	0.0	6	0.000	4
A 14	Beeson, Robb	2	4	6	3	8	7	0.533	7	2	3	6	10	8	0.556	18	15	0.545	0	0	29.5	33	0.894	10
A 15	Massengill, Chad	5	8	10	2	15	10	0.600	9	2	9	5	18	7	0.720	33	17	0.660	0	0	72.5	50	1.450	14
A 16	Phillips, Robbie	10	3	12	1	22	4	0.846	11	2	10	3	21	5	0.808	43	9	0.827	0	0	118.0	52	2.269	13
A 17	Phillips, Stevie	14	0	13	1	27	1	0.964	12	2	8	6	20	8	0.714	47	9	0.839	0	0	112.5	56	2.009	14
A 18	Smith, Allen	2	3	2	1	4	4	0.500	4	0	4	1	8	1	0.889	12	5	0.706	0	0	16.5	17	0.971	5
A 19	Tan, Wil	9	3	10	3	19	6	0.760	7	4	8	4	15	8	0.652	34	14	0.708	0	0	79.0	48	1.646	13
A2/ The Neighborhood Bullies		53	25	61	17	114	42	0.731	34	5	27	12	61	17	0.782	236	76	0.756	7	0	456.0	312	1.462	
A 20	Cusher, Dean	1	1	2	2	3	3	0.500	7	1	4	4	11	5	0.688	14	8	0.636	1	0	28.5	22	1.295	9
A 21	Elder, Craig	2	2	2	2	4	4	0.500	3	1	1	3	4	4	0.500	8	8	0.500	0	0	26.0	16	1.625	4
A 22	Foushee, Kevin	6	6	8	1	14	7	0.667	8	1	7	2	15	3	0.833	29	10	0.744	1	0	41.0	39	1.051	13
A 23	Gibson, Pat	7	4	10	1	17	5	0.773	11	0	8	3	19	3	0.864	36	8	0.818	1	0	95.5	44	2.170	11
A 24	Johnson, Michael	7	5	6	3	13	8	0.619	9	2	6	4	15	6	0.714	28	14	0.667	1	0	49.0	42	1.167	13
A 25	Spellman, Alex	11	1	11	1	22	2	0.917	11	1	9	3	20	4	0.833	42	6	0.875	1	0	79.5	48	1.656	12
A 26	Stewart, Pete	2	3	5	4	7	7	0.500	2	1	5	1	7	2	0.778	14	9	0.609	1	0	12.0	23	0.522	10
A 27	Stewart, P.J.	9	1	9	1	18	2	0.900	9	1	8	2	17	3	0.850	35	5	0.875	1	0	45.5	40	1.138	10
A 28	Naylor, Dan	6	1	7	0	13	1	0.929	6	1	6	1	12	2	0.857	25	3	0.893	0	0	71.0	28	2.536	7
A 29	Stankevich, Scott	2	1	1	2	3	3	0.500	2	1	0	1	2	2	0.500	5	5	0.500	0	0	8.0	10	0.800	4
A3/ North Raleigh Alliance		42	42	40	44	82	86	0.488	21	21	24	18	45	39	0.536	172	164	0.512	0	7	289.0	336	0.860	
A 30	Huffman, David	7	6	6	7	13	13	0.500	7	6	7	6	14	12	0.538	27	25	0.519	0	1	42.5	52	0.817	13
A 31	Kerr, Jim	5	2	2	5	7	7	0.500	3	5	4	4	7	9	0.438	14	16	0.467	0	1	26.0	30	0.867	8
A 32	Krasnow, Dave	0	1	0	1	0	2	0.000	0	1	1	0	1	1	0.500	1	3	0.250	0	0	1.0	4	0.250	1
A 33	Lange, Cody	7	7	5	9	12	16	0.429	7	8	10	6	17	14	0.548	29	30	0.492	0	1	37.0	59	0.627	14
A 34	Seward, Mike	7	6	7	5	14	11	0.560	7	5	8	4	15	9	0.625	29	20	0.592	0	1	51.5	49	1.051	12
A 35	Tanner, Dave	5	7	3	9	8	16	0.333	4	5	5	5	9	10	0.474	17	26	0.395	0	1	13.5	43	0.314	12
A 36	Wilcenski, Steve	4	7	8	3	12	10	0.545	7	5	6	5	13	10	0.565	25	20	0.556	0	1	57.0	45	1.267	12
A 37	Work, Joe	7	6	9	5	16	11	0.593	7	7	7	6	14	13	0.519	30	24	0.556	0	1	60.5	54	1.120	13
A4/ Lunatic Fringe		51	33	44	40	95	73	0.565	24	18	25	17	49	35	0.583	193	143	0.574	0	0	333.0	336	0.991	
A 40	Eason, Joel	8	4	5	6	13	10	0.565	9	4	7	4	16	8	0.667	29	18	0.617	0	0	52.5	47	1.117	13
A 41	Mitchell, Sid	10	4	10	4	20	8	0.714	9	5	9	5	18	10	0.643	38	18	0.679	0	0	60.0	56	1.071	14
A 42	Mozzetti, Tim "Tex"	8	3	4	7	12	10	0.545	5	6	9	2	14	8	0.636	26	18	0.591	0	0	48.5	44	1.102	11
A 43	Lane, Tim	2	2	2	2	4	4	0.500	1	1	1	0	2	1	0.667	6	5	0.545	0	0	3.5	11	0.318	5
A 44	Gelberg, Dave	5	6	7	4	12	10	0.545	7	4	4	7	11	11	0.500	23	21	0.523	0	0	51.0	44	1.159	11
A 45	Bakowski, Adam	2	3	5	3	7	6	0.538	5	4	5	5	10	9	0.526	17	15	0.531	0	0	33.5	32	1.047	10
A 46	Zawrotniak, Joe	8	6	4	9	12	15	0.444	4	7	9	4	13	11	0.542	25	26	0.490	0	0	31.5	51	0.618	14
A 47	Terry, Bob	8	5	7	5	15	10	0.600	8	5	6	5	14	10	0.583	29	20	0.592	0	0	51.0	49	1.041	13
A 48	Hamilton, Billy	0	0	0	0	0	0	---	0	0	0	2	0	2	0.000	0	2	0.000	0	0	1.5	2	0.750	2
A5/ Dead Beats		39	45	46	38	85	83	0.506	20	22	24	18	44	40	0.524	173	163	0.515	0	6	316.5	336	0.942	
A 50	Parker, Charles	5	7	2	7	7	14	0.333	5	4	6	5	11	9	0.550	18	23	0.439	0	1	28.5	41	0.695	13
A 51	Lloyd, Billy	3	3	4	3	7	6	0.538	2	5	3	2	5	7	0.417	12	13	0.480	0	1	21.5	25	0.860	7
A 52	Reygers, Jeff	1	4	6	3	7	7	0.500	4	7	3	3	7	10	0.412	14	17	0.452	0	0	38.0	31	1.226	11
A 53	Fischlein, Kris	3	10	6	4	9	14	0.391	2	4	7	5	9	9	0.500	18	23	0.439	0	1	20.0	41	0.488	13
A 54	Keller, Tony	4	4	8	4	12	8	0.600	7	5	7	5	14	10	0.583	26	18	0.591	0	1	31.0	44	0.705	12
A 55	Wilcox, Randy	4	5	2	5	6	10	0.375	2	5	4	3	6	8	0.429	12	18	0.400	0	0	28.5	30	0.950	9
A 56	Jones, Grey	8	6	9	5	17	11	0.607	8	6	8	4	16	10	0.615	33	21	0.611	0	1	62.5	54	1.157	14
A 57	Gaulthier, Kyle	9	1	9	2	18	3	0.857	8	3	5	5	13	8	0.619	31	11	0.738	0	0	67.0	42	1.595	11
A 58	Anderson, Ryan	2	5	0	5	2	10	0.167	2	5	5	4	7	9	0.438	9	19	0.321	0	1	19.5	28	0.696	9
A6/ Dartistic Side of the Moon		32	52	32	52	64	104	0.381	15	27	20	22	35	49	0.417	134	202	0.399	11	0	272.5	336	0.811	
A 60	Denton, Fon	2	14	4	11	6	25	0.194	4	10	9	7	13	17	0.433	19	42	0.311	2	0	28.5	61	0.467	14
A 61	Bennett, Will	7	7	8	6	15	13	0.536	7	7	9	5	16	12	0.571	31	25	0.554	2	0	70.5	56	1.259	14
A 62	Healy, Simon	1	0	0	1	1	1	0.500	1	0	0	1	1	1	0.500	2	2	0.500	0	0	2.5	4	0.625	1
A 63	Beaudoin, Paul	3	10	3	9	6	19	0.240	5	9	5	7	10	16	0.385	16	35	0.314	2	0	28.0	51	0.549	12
A 64	Merkle, Patrick	6	8	6	9	12	17	0.414	6	9	7	8	13	17	0.433	25	34	0.424	2	0	49.0	59	0.831	14
A 65	Joyal, Paul	2	2	2	2	4	4	0.500	1	3	1	3	2	6	0.250	6	10	0.375	0	0	11.0	16	0.688	4
A 66	Crites, Randy	6	4	2	7	8	11	0.421	1	8	2	7	3	15	0.167	11	26	0.297	2	0	19.5	37	0.527	9
A 67	Minty, Ross	5	7	7	7	12	14	0.462	5	8	7	6	12	14	0.462	24	28	0.462	1	0	63.5	52	1.221	13
A7/ Irrelevant Elements		25	59	16	68	41	127	0.244	5	37	3	39	8	76	0.095	57	279	0.170	0	5	117.0	336	0.348	
A 70	Ridgway, Matt	6	7	5	9	11	16	0.407	2	12	1	12	3	24	0.111	14	40	0.259	0	1	24.0	54	0.444	14
A 71	Limerick, Jeremy	6	3	3	6	9	9	0.500	3	5	0	6	3	11	0.214	12	20	0.375	0	1	21.0	32	0.656	9
A 72	Blackwelder, Deb	0	11	0	9	0	20	0.000	1	9	1	11	2	20	0.091	2	40	0.048	0	0	7.0	42	0.167	12
A 73	Balint, Joey	2	9	2	5	4	14	0.222	0	7	1	9	1	16	0.059	5	30	0.143	0	0	11.5	35	0.329	12
A 74	Gardner, Kenn	1	5	3	8	4	13	0.235	2	8	1	7	3	15	0.167	7	28	0.200	0	0	14.5	35	0.414	11
A 75	O'Neal, Chris	3	5	0	9	3	14	0.176	0	8	0	8	0	16	0.000	3	30	0.091	0	1	9.5	33	0.288	9
A 76	Fournier, Jeff	3	4	2	5	5	9	0.357	1	7	1	7	2	14	0.125	7	23	0.233	0	1	14.5	30	0.483	8
A 77	Owen, Hal	1	8	1	8	2	16	0.111	1	9	1	10	2	19	0.095	4	35	0.103	0	1	3.5	39	0.090	12
A 78	Munroe, Joe	3	2	0	5	3	7	0.300	0	5	0	3	0	8	0.000	3	15	0.167	0	0	9.5	18	0.528	5
A 79	Franklin, Samantha	0	5	0	4	0	9	0.000	0	4	0	5	0	9	0.000	0	18	0.000	0	0	2.0	18	0.111	5
A8/ Things That Bounce		34	44	21	57	55	101	0.353	12	27	15	24	27	51	0.346	109	203	0.349	8	9	179.5	312	0.575	
A 80	McCartney, Joe	3	6	2	6	5	12	0.294	2	5	3	6	5	11	0.313	10	23	0.303	0	1	26.0	33	0.788	10
A 81	Litzsinger, Mike	5	6	2	7	7	13	0.350	3	6	3	6	6	12	0.333	13	25	0.342	1	1	22.0	38	0.579	12
A 82	Snyder, Mike	6	4	2	6	8	10	0.444	3	7	3	8	6	15	0.286	14	25	0.359	1	1	25.5	39	0.654	12
A 83	Vieth, Matt	0	1	2	7	2	8	0.200	3	6	4	5	7	11	0.389	9	19	0.321	1	1	21.5	28	0.768	9
A 84	Iager, John	5	6	2	7	7	13	0.350	3	7	2	6	5	13	0.278	12	26	0.316	1	1	17.0	38	0.447	12
A 85	Gallagher, Jim	3	6	3	7	6	13	0.316	2	8	4	4	6	12	0.333	12	25	0.324	1	1	18.5	37	0.500	11
A 86	Winters, Tom "Tiny"	6	5	4	7	10	12	0.455	5	7	4	5	9	12	0.429	19	24	0.442	1	1	23.5	43	0.547	12
A 87	Sheer, Andy	1	5	3	4	4	9	0.308	2	5	3	3	5	8	0.385	9	17	0.346	1	1	14.5	26	0.558	8
A 88	Jackson, Barry	1	3	1	3	2	6	0.250	1	2	3	0	4	2	0.667	6	8	0.429	0	0	9.5	14	0.679	4
A 89	Snyder, Gary	4	2	0	3	4	5	0.444	0	1	1	5	1	6	0.143	5	11	0.313	1	1	1.5	16	0.094	7

		Singles	301	Singles	Cricket	Singles	Record	Singles Win %-age	Doubles	Cricket	Doubles	501	Doubles	Record	Doubles Win %-age	Sngls + Dbls	Record	Sngls + Dbls Win %-age	Tiebreaker Ws	Tiebreaker Ls	All-Star Points	Games Played	All-Star Point Average	Matches Played
B1/ Atonsamongus		61	23	57	27	118	50	0.702	28	14	33	9	61	23	0.726	240	96	0.714	0	6	262.5	336	0.781	
B 10	Bunn, Tim	7	6	5	7	12	13	0.480	7	6	10	4	17	10	0.630	29	23	0.558	0	1	30.5	52	0.587	14
B 11	Persson, Kenny	9	2	11	0	20	2	0.909	9	1	10	0	19	1	0.950	39	3	0.929	0	0	55.0	42	1.310	11
B 12	Little, Clint	6	3	7	3	13	6	0.684	5	4	7	4	12	8	0.600	25	14	0.641	0	1	35.5	39	0.910	11
B 13	Coe, Jason	6	4	7	3	13	7	0.650	8	4	6	4	14	8	0.636	27	15	0.643	0	1	30.0	42	0.714	12
B 14	Massengill, Randy	11	2	12	2	23	4	0.852	12	2	13	0	25	2	0.926	48	6	0.889	0	1	37.0	54	0.685	14
B 15	Scott, Lee	10	4	4	9	14	13	0.519	5	7	9	3	14	10	0.583	28	23	0.549	0	1	31.0	51	0.608	14
B 16	Gibbs, Keith	12	2	11	3	23	5	0.821	10	4	11	3	21	7	0.750	44	12	0.786	0	1	43.5	56	0.777	14
B2/ Darty Minds		55	29	66	18	121	47	0.720	35	7	25	17	60	24	0.714	241	95	0.717	6	0	231.0	336	0.688	
B 20	Foushee, Eugene	6	2	12	1	18	3	0.857	11	2	8	4	19	6	0.760	37	9	0.804	1	0	25.0	46	0.543	13
B 21	Reitano, Sal	10	2	8	4	18	6	0.750	10	2	5	8	15	10	0.600	33	16	0.673	1	0	33.0	49	0.673	13
B 22	Maccini, Billy	3	1	1	1	4	2	0.667	3	1	2	0	5	1	0.833	9	3	0.750	0	0	8.5	12	0.708	4
B 23	Jobe, C.J.	6	3	12	2	18	5	0.783	12	2	7	4	19	6	0.760	37	11	0.771	1	0	41.5	48	0.865	14
B 24	Hudson, Dallas	2	6	7	3	9	9	0.500	6	3	3	4	9	7	0.563	18	16	0.529	1	0	20.0	34	0.588	10
B 25	Martin, Pat	8	3	1	2	9	5	0.643	3	0	5	5	8	5	0.615	17	10	0.630	0	0	9.0	27	0.333	11
B 26	Bottomley, Kevin	8	5	10	3	18	8	0.692	11	1	9	3	20	4	0.833	38	12	0.760	1	0	29.0	50	0.580	13
B 27	Wright, Tyler	1	4	2	1	3	5	0.375	2	2	1	3	3	5	0.375	6	10	0.375	0	0	7.5	16	0.469	5
B 28	Dickenson, Joel	11	3	13	1	24	4	0.857	12	1	10	3	22	4	0.846	46	8	0.852	1	0	57.5	54	1.065	14
B3/ Rif Raf		36	48	39	45	75	93	0.446	17	25	17	25	34	50	0.405	143	193	0.426	6	8	168.5	336	0.501	
B 30	Gaertner, Brian	2	9	2	3	4	12	0.250	2	6	4	8	6	14	0.300	10	26	0.278	1	1	11.5	36	0.319	14
B 31	St. Clair, Matt	3	11	1	8	4	19	0.174	1	7	5	7	6	14	0.300	10	33	0.233	1	1	15.0	43	0.349	13
B 32	Jur, Jess	4	2	5	4	9	6	0.600	5	4	3	5	8	9	0.471	17	15	0.531	1	0	22.0	32	0.688	9
B 33	Horger, Dennis	4	5	5	6	9	11	0.450	4	9	6	5	10	14	0.417	19	25	0.432	1	1	22.0	44	0.500	13
B 34	Martin, David	8	3	9	2	17	5	0.773	3	5	5	6	8	11	0.421	25	16	0.610	0	1	25.0	41	0.610	11
B 35	Bradford, David	1	3	3	5	4	8	0.333	2	5	1	2	3	7	0.300	7	15	0.318	1	1	9.0	22	0.409	9
B 36	Bracco, Michael	6	4	8	4	14	8	0.636	7	5	3	7	10	12	0.455	24	20	0.545	0	1	36.5	44	0.830	12
B 37	Diamond, Paddy	3	3	3	6	6	9	0.400	2	4	2	4	4	8	0.333	10	17	0.370	0	1	9.5	27	0.352	10
B 38	Byrne, Matt	5	8	3	7	8	15	0.348	8	5	5	6	13	11	0.542	21	26	0.447	1	1	18.0	47	0.383	14
B4/ Kiss Our Inconsistency		35	49	39	45	74	94	0.440	17	25	18	24	35	49	0.417	144	192	0.429	7	6	185.5	336	0.552	
B 40	Phillips, Julie	3	9	8	4	11	13	0.458	4	5	6	5	10	10	0.500	21	23	0.477	1	1	14.5	44	0.330	12
B 41	Ellis, E.J.	4	7	3	7	7	14	0.333	5	5	5	8	10	13	0.435	17	27	0.386	1	1	17.5	44	0.398	14
B 42	Klann, Eric	1	3	4	2	5	5	0.500	3	3	1	5	4	8	0.333	9	13	0.409	0	0	26.0	22	1.182	6
B 43	Taylor, Tisha	0	3	0	2	0	5	0.000	0	3	0	2	0	5	0.000	0	10	0.000	0	0	5.0	10	0.500	3
B 44	Merritt, Kate	3	5	2	6	5	11	0.313	4	2	4	6	8	8	0.500	13	19	0.406	1	1	10.5	32	0.328	11
B 45	Gibson, Whitney	6	6	5	7	11	13	0.458	2	10	7	2	9	12	0.429	20	25	0.444	1	1	22.0	45	0.489	13
B 46	Bowman, Merrill	6	8	6	4	12	12	0.500	4	9	4	8	8	17	0.320	20	29	0.408	1	1	23.5	49	0.480	14
B 47	Jones, Jim	6	4	3	8	9	12	0.429	6	5	6	4	12	9	0.571	21	21	0.500	1	1	26.5	42	0.631	14
B 48	Watson, Jeff, Jr.	1	1	2	3	3	4	0.429	3	3	1	3	4	6	0.400	7	10	0.412	0	0	17.0	17	1.000	6
B 49	Whitley, Brenda	5	3	6	2	11	5	0.688	3	5	2	5	5	10	0.333	16	15	0.516	1	0	23.0	31	0.742	8
B5/ Shooter McGavin		33	51	26	58	59	109	0.351	19	23	24	18	43	41	0.512	145	191	0.432	0	12	139.0	336	0.414	
B 50	Sautter, Scott	4	3	8	6	12	9	0.571	5	9	11	3	16	12	0.571	28	21	0.571	0	2	27.5	49	0.561	14
B 51	Sautter, Don	6	7	2	10	8	17	0.320	6	6	7	6	13	12	0.520	21	29	0.420	0	2	23.0	50	0.460	13
B 52	Knott, Ronnie	9	5	7	7	16	12	0.571	7	6	7	7	14	13	0.519	30	25	0.545	0	2	24.0	55	0.436	14
B 53	Knott, Ryan	3	11	2	5	5	16	0.238	5	9	8	5	13	14	0.481	18	30	0.375	0	2	14.5	48	0.302	14
B 54	Schon, Chris	1	11	1	12	2	23	0.080	3	5	8	6	11	11	0.500	13	34	0.277	0	2	11.5	47	0.245	14
B 55	Howard, Brian	8	4	5	7	13	11	0.542	9	3	5	7	14	10	0.583	27	21	0.563	0	2	28.0	48	0.583	12
B 56	Demler, John	2	10	1	11	3	21	0.125	3	8	2	2	5	10	0.333	8	31	0.205	0	0	10.5	39	0.269	12
B6/ DD-214		32	52	38	46	70	98	0.417	20	22	16	26	36	48	0.429	142	194	0.423	6	6	172.5	336	0.513	
B 60	Hunsberger, Jim	4	9	4	8	8	17	0.320	4	9	4	8	8	17	0.320	16	34	0.320	1	1	18.5	50	0.370	14
B 61	Guenther, George	3	8	4	7	7	15	0.318	4	5	2	6	6	11	0.353	13	26	0.333	0	1	22.0	39	0.564	11
B 62	Gabry, Greg	2	8	1	7	3	15	0.167	2	6	4	7	6	13	0.316	9	28	0.243	1	0	15.0	37	0.405	11
B 63	Brody, Kevin	4	5	3	7	7	12	0.368	5	6	4	5	9	11	0.450	16	23	0.410	1	1	8.0	39	0.205	11
B 64	Thomas, Joe	6	6	5	8	11	14	0.440	8	5	5	9	13	14	0.481	24	28	0.462	1	1	27.0	52	0.519	13
B 65	Preciado, Amanda "Stitche	6	4	8	3	14	7	0.667	6	5	4	7	10	12	0.455	24	19	0.558	1	1	28.0	43	0.651	11
B 66	Beaird, Tommy	5	6	8	3	13	9	0.591	8	3	5	6	13	9	0.591	26	18	0.591	0	1	36.5	44	0.830	11
B 67	Goss, Matt	0	0	0	0	0	0	---	0	0	0	0	0	0	---	0	0	---	0	0	0.0	0	---	0
B 68	Long, Stephen	2	6	5	3	7	9	0.438	3	5	4	4	7	9	0.438	14	18	0.438	1	0	17.5	32	0.547	8
B7/ Consistently Inconsistent		48	36	36	48	84	84	0.500	22	20	17	25	39	45	0.464	162	174	0.482	15	0	169.0	336	0.503	
B 70	Bass, Joe	5	2	3	5	8	7	0.533	3	6	2	6	5	12	0.294	13	19	0.406	2	0	13.5	32	0.422	12
B 71	Grubb, Ed	7	3	5	3	12	6	0.667	6	5	3	4	9	9	0.500	21	15	0.583	1	0	17.0	36	0.472	11
B 72	McNamara, Tim	10	2	9	4	19	6	0.760	9	4	6	4	15	8	0.652	34	14	0.708	2	0	47.5	48	0.990	13
B 73	Schmaus, Darren	8	6	5	7	13	13	0.500	5	7	5	8	10	15	0.400	23	28	0.451	2	0	20.0	51	0.392	14
B 74	Ehrmann, Rob	4	4	1	7	5	11	0.313	3	5	5	3	8	8	0.500	13	19	0.406	2	0	15.5	32	0.484	11
B 75	Munsell, Jonathan	1	5	1	1	2	6	0.250	2	2	1	4	3	6	0.333	5	12	0.294	1	0	2.5	17	0.147	7
B 76	Martin, Chris	1	1	0	1	1	2	0.333	0	0	1	1	1	1	0.500	2	3	0.400	0	0	1.0	5	0.200	4
B 77	Jeffcoat, Doug	6	5	5	6	11	11	0.500	7	3	4	4	11	7	0.611	22	18	0.550	2	0	18.0	40	0.450	11
B 78	Kline, John	3	3	3	7	6	10	0.375	2	4	3	8	5	12	0.294	11	22	0.333	1	0	12.5	33	0.379	13
B 79	Danias, Tony	3	5	4	7	7	12	0.368	7	4	4	8	11	12	0.478	18	24	0.429	2	0	21.5	42	0.512	14
B8/ Methodical 2.0		36	48	35	49	71	97	0.423	10	32	18	24	28	56	0.333	127	209	0.378	0	0	133.5	336	0.397	
B 80	Stephenson, Scott	6	9	4	4	10	13	0.435	3	6	6	8	9	14	0.391	19	27	0.413	0	0	13.0	46	0.283	14
B 81	Citrak, Sheldon	3	6	3	7	6	13	0.316	2	7	4	5	6	12	0.333	12	25	0.324	0	0	21.0	37	0.568	10
B 82	Wilson, Chris	7	2	6	5	13	7	0.650	1	8	2	5	3	13	0.188	16	20	0.444	0	0	15.0	36	0.417	11
B 83	Venable, Mike	6	9	6	4	12	13	0.480	3	10	8	6	11	16	0.407	23	29	0.442	0	0	16.0	52	0.308	14
B 84	Stewart, Colleen	0	2	0	1	0	3	0.000	0	2	1	0	1	2	0.333	1	5	0.167	0	0	1.5	6	0.250	2
B 85	Collins, Craig	1	5	3	10	4	15	0.211	3	9	5	6	8	15	0.348	12	30	0.286	0	0	21.0	42	0.500	12
B 86	Stallings, Joe	4	3	4	10	8	13	0.381	2	11	3	8	5	19	0.208	13	32	0.289	0	0	12.0	45	0.267	14
B 87	Wilson, John	3	4	3	4	6	8	0.429	4	3	3	4	7	7	0.500	13	15	0.464	0	0	21.5	28	0.768	7
B 88	Neill, Greg	6	8	6	4	12	12	0.500	2	8	4	6	6	14	0.300	18	26	0.409	0	0	12.5	44	0.284	14

	Singles 301		Singles Cricket		Singles Record		Singles Win %-age	Doubles Cricket		Doubles 501		Doubles Record		Doubles Win %-age	Sngls + Dbls	Record	Sngls + Dbls Win %-age	Tiebreaker Ws	Tiebreaker Ls	All-Star Points	Games Played	All-Star Point Average	Matches Played
C1/ Flightless Boards	34	38	37	35	71	73	0.493	21	15	21	15	42	30	0.583	155	133	0.538	7	0	174.0	288	0.604	
C 10 Holland, Steve	8	3	7	5	15	8	0.652	8	4	7	3	15	7	0.682	30	15	0.667	1	0	26.0	45	0.578	12
C 11 Sellers, Mark	5	4	4	6	9	10	0.474	5	5	5	4	10	9	0.526	19	19	0.500	1	0	22.0	38	0.579	10
C 12 Murdaugh, John	7	5	8	4	15	9	0.625	5	7	8	4	13	11	0.542	28	20	0.583	1	0	34.0	48	0.708	12
C 13 Hall, Mike	6	4	8	1	14	5	0.737	6	3	5	4	11	7	0.611	25	12	0.676	1	0	33.0	37	0.892	10
C 14 Wells, John	4	4	3	4	7	8	0.467	7	1	5	3	12	4	0.750	19	12	0.613	0	0	21.0	31	0.677	8
C 15 Crumpler, Greg	1	6	3	7	4	13	0.235	2	7	4	4	6	11	0.353	10	24	0.294	1	0	12.5	34	0.368	12
C 16 Ridenour, Ron	1	5	0	6	1	11	0.083	4	2	4	3	8	5	0.615	9	16	0.360	1	0	9.5	25	0.380	9
C 17 Rodgers, Trey	2	3	4	2	6	5	0.545	5	1	2	4	7	5	0.583	13	10	0.565	1	0	15.0	23	0.652	6
C 18 Jones, Jeff	0	4	0	0	0	4	0.000	0	0	2	1	2	1	0.667	2	5	0.286	0	0	1.0	7	0.143	4
C2/ One Armed Bandits	28	44	24	48	52	92	0.361	6	30	14	22	20	52	0.278	92	196	0.319	0	0	125.0	288	0.434	
C 20 Kiser, Lyman	0	4	0	4	0	8	0.000	0	4	3	5	3	9	0.250	3	17	0.150	0	0	4.5	20	0.225	8
C 21 Richardson, Shane	5	4	6	3	11	7	0.611	0	9	3	5	3	14	0.176	14	21	0.400	0	0	20.0	35	0.571	9
C 22 White, Jim	4	7	4	7	8	14	0.364	4	7	4	4	8	11	0.421	16	25	0.390	0	0	22.0	41	0.537	11
C 23 Hughes, Lord	4	4	0	6	4	10	0.286	1	6	1	6	2	12	0.143	6	22	0.214	0	0	10.0	28	0.357	8
C 24 Hansen, Josh	1	9	1	6	2	15	0.118	2	6	5	4	7	10	0.412	9	25	0.265	0	0	12.0	34	0.353	10
C 25 Lewis, Dave	0	4	0	6	0	10	0.000	0	4	1	6	1	10	0.091	1	20	0.048	0	0	3.0	21	0.143	7
C 26 Murphy, Phil	6	4	7	3	13	7	0.650	1	9	4	5	5	14	0.263	18	21	0.462	0	0	17.5	39	0.449	10
C 27 Trefzger, Ken	8	4	6	6	14	10	0.583	2	10	6	4	8	14	0.364	22	24	0.478	0	0	29.0	46	0.630	12
C 28 McNair, Mike	0	4	0	7	0	11	0.000	2	5	1	5	3	10	0.231	3	21	0.125	0	0	7.0	24	0.292	8
C3/ Cheap Shots	34	38	27	45	61	83	0.424	15	21	13	23	28	44	0.389	117	171	0.406	0	0	130.0	288	0.451	
C 30 Buckman, Dave	3	4	3	9	6	13	0.316	2	8	3	7	5	15	0.250	11	28	0.282	0	0	15.5	39	0.397	12
C 31 Burney, Gary	3	8	0	2	3	10	0.231	0	2	2	5	2	7	0.222	5	17	0.227	0	0	2.5	22	0.114	11
C 32 Hindle, Mikey	5	5	7	3	12	8	0.600	6	4	3	8	9	12	0.429	21	20	0.512	0	0	31.0	41	0.756	10
C 33 Hall, Josh	9	3	7	5	16	8	0.667	7	6	6	6	13	12	0.520	29	20	0.592	0	0	35.0	49	0.714	12
C 34 Witz, Steve	7	4	4	5	11	9	0.550	8	3	4	7	12	10	0.545	23	19	0.548	0	0	20.0	42	0.476	11
C 35 James, Bob	5	5	4	6	9	11	0.450	6	3	4	6	10	9	0.526	19	20	0.487	0	0	17.5	39	0.449	10
C 36 Murdock, Jim	0	5	1	9	1	14	0.067	1	8	1	4	2	12	0.143	3	26	0.103	0	0	4.0	29	0.138	11
C 37 Bemis, Matt	2	4	1	6	3	10	0.231	0	8	3	3	3	11	0.214	6	21	0.222	0	0	4.5	27	0.167	8
C4/ Nine Lives	30	42	34	38	64	80	0.444	19	17	14	22	33	39	0.458	130	158	0.451	0	0	135.0	288	0.469	
C 40 Romanchek, David	4	8	6	5	10	13	0.435	7	4	5	7	12	11	0.522	22	24	0.478	0	0	20.0	46	0.435	11
C 41 Smith, Butch	3	8	4	5	7	13	0.350	5	6	1	9	6	15	0.286	13	28	0.317	0	0	11.5	41	0.280	9
C 42 Copple, Matthew	7	5	7	6	14	11	0.560	8	3	6	7	14	10	0.583	28	21	0.571	0	0	28.5	49	0.582	12
C 43 Mays, John	8	3	6	7	14	10	0.583	6	7	5	9	11	16	0.407	25	26	0.490	0	0	23.5	51	0.461	12
C 44 Marsden, James	2	4	1	4	3	8	0.273	0	4	0	4	0	8	0.000	3	16	0.158	0	0	6.0	19	0.316	4
C 45 Gibson, Jack	3	3	4	2	7	5	0.583	5	3	2	5	7	8	0.467	14	13	0.519	0	0	10.0	27	0.370	7
C 46 Keever, David	0	4	1	4	1	8	0.111	0	4	2	1	2	5	0.286	3	13	0.188	0	0	6.0	16	0.375	5
C 47 Porcelli, Robb	3	7	5	5	8	12	0.400	7	3	7	2	14	5	0.737	22	17	0.564	0	0	29.5	39	0.756	9
C5/ Show Me Your Tips	44	28	46	26	90	54	0.625	23	13	17	19	40	32	0.556	170	118	0.590	0	6	192.5	288	0.668	
C 50 Powell, Lee	8	3	8	3	16	6	0.727	5	5	4	5	9	10	0.474	25	16	0.610	0	1	42.0	41	1.024	11
C 51 Bialaszewski, Rich	7	2	5	5	12	7	0.632	4	5	4	4	8	9	0.471	20	16	0.556	0	1	16.5	36	0.458	11
C 52 Bushman, Brad	9	0	8	1	17	1	0.944	7	2	5	4	12	6	0.667	29	7	0.806	0	0	27.5	36	0.764	9
C 53 Raquet, Mike	5	4	6	4	11	8	0.579	7	3	7	2	14	5	0.737	25	13	0.658	0	1	27.0	38	0.711	10
C 54 Haithcock, Lee	2	3	5	1	7	4	0.636	3	3	4	3	7	6	0.538	14	10	0.583	0	1	7.5	24	0.313	7
C 55 Blake, Terry	4	7	6	6	10	13	0.435	9	4	3	9	12	13	0.480	22	26	0.458	0	1	17.5	48	0.365	12
C 56 Rigert, Joe, Sr.	7	4	8	3	15	7	0.682	9	2	5	6	14	8	0.636	29	15	0.659	0	1	46.0	44	1.045	11
C 57 Mitchell, Austin	2	5	0	3	2	8	0.200	2	2	2	5	4	7	0.364	6	15	0.286	0	0	8.5	21	0.405	7
C6/ Bulls Up	34	38	38	34	72	72	0.500	17	19	24	12	41	31	0.569	154	134	0.535	0	0	135.0	288	0.469	
C 60 Butterworth, Dan	1	10	6	6	7	16	0.304	4	9	7	3	11	12	0.478	18	28	0.391	0	0	11.0	46	0.239	12
C 61 Butterworth, Jim	4	8	8	5	12	13	0.480	9	3	8	4	17	7	0.708	29	20	0.592	0	0	42.5	49	0.867	12
C 62 Frederick, Karl	7	3	6	4	13	7	0.650	6	4	6	4	12	8	0.600	25	15	0.625	0	0	17.5	40	0.438	10
C 63 O'Toole, Mike	7	4	8	3	15	7	0.682	7	4	10	1	17	5	0.773	32	12	0.727	0	0	25.5	44	0.580	11
C 64 Graves, Julie	3	7	2	8	5	15	0.250	2	6	6	5	8	11	0.421	13	26	0.333	0	0	6.0	39	0.154	10
C 65 Arnold, Jimmy	4	3	2	3	6	6	0.500	2	4	2	4	4	8	0.333	10	14	0.417	0	0	10.5	24	0.438	6
C 66 Robertson, Phil	0	1	0	0	0	1	0.000	0	1	0	1	0	2	0.000	0	3	0.000	0	0	0.0	3	0.000	1
C 67 Howsare, Patrick	8	2	6	5	14	7	0.667	4	7	9	2	13	9	0.591	27	16	0.628	0	0	22.0	43	0.512	11
C7/ Boom Baby	48	24	46	26	94	50	0.653	25	11	23	13	48	24	0.667	190	98	0.660	7	7	246.5	288	0.856	
C 70 Zelinack, Jason	4	4	6	3	10	7	0.588	10	1	6	4	16	5	0.762	26	12	0.684	1	1	55.0	38	1.447	11
C 71 Gaglione, Joey	7	5	8	4	15	9	0.625	10	3	9	4	19	7	0.731	34	16	0.680	1	1	39.0	50	0.780	12
C 72 Peele, Jim	9	3	8	4	17	7	0.708	11	1	8	4	19	5	0.792	36	12	0.750	1	1	50.5	48	1.052	12
C 73 Jeffreys, Lee	10	2	11	1	21	3	0.875	8	4	8	4	16	8	0.667	37	11	0.771	1	1	46.5	48	0.969	12
C 74 Turner, Michael	7	3	5	4	12	7	0.632	2	6	5	4	7	10	0.412	19	17	0.528	1	1	19.5	36	0.542	10
C 75 Crowe, Jason	3	3	3	3	6	6	0.500	4	2	4	1	8	3	0.727	14	9	0.609	1	1	15.0	23	0.652	7
C 76 Frederickson, David "Butt	8	4	5	7	13	11	0.542	5	5	6	5	11	10	0.524	24	21	0.533	1	1	21.0	45	0.467	12

		Singles		Singles		Singles		Singles Win %-age	Doubles		Doubles		Doubles		Doubles Win %-age	Sngls + Dbls		Sngls + Dbls Win %-age	Tiebreaker Ws	Tiebreaker Ls	All-Star Points	Games Played	All-Star Point Average	Matches Played
		301		Cricket		Record			Cricket		501		Record			Record								
D1/ Menace 2 Sobriety		42	42	42	42	84	84	0.500	22	20	23	19	45	39	0.536	174	162	0.518	6	12	149.5	336	0.445	
D 10	Johnson, Dave	10	4	9	5	19	9	0.679	5	9	8	5	13	14	0.481	32	23	0.582	1	2	25.5	55	0.464	14
D 11	Bouchard, Keith	2	11	6	7	8	18	0.308	8	3	6	7	14	10	0.583	22	28	0.440	0	2	26.5	50	0.530	13
D 12	White, J.J.	12	3	11	3	23	6	0.793	9	5	8	6	17	11	0.607	40	17	0.702	1	2	46.5	57	0.816	14
D 13	McCartney, Eric	4	3	4	9	8	12	0.400	7	6	6	5	13	11	0.542	21	23	0.477	1	1	8.5	44	0.193	13
D 14	Staley, Shawn	3	6	0	4	3	10	0.231	2	3	5	4	7	7	0.500	10	17	0.370	1	1	3.0	27	0.111	9
D 15	Polenz, Steve	3	9	6	6	9	15	0.375	8	5	5	6	13	11	0.542	22	26	0.458	1	2	22.0	48	0.458	13
D 16	Kareiva, Keith	0	0	0	0	0	0	---	0	0	0	0	0	0	---	0	0	---	0	0	0.0	0	---	0
D 17	Price, Brady	4	2	4	2	8	4	0.667	2	4	3	2	5	6	0.455	13	10	0.565	0	1	9.5	23	0.413	6
D 18	Rogers, Spencer	4	4	2	6	6	10	0.375	3	5	5	3	8	8	0.500	14	18	0.438	1	1	8.0	32	0.250	9
D2/ Sharky's Machine		45	39	41	43	86	82	0.512	19	23	19	23	38	46	0.452	162	174	0.482	0	6	118.0	336	0.351	
D 20	Bateman, Jimmy	8	3	8	3	16	6	0.727	3	6	3	7	6	13	0.316	22	19	0.537	0	1	15.0	41	0.366	11
D 21	Allison, Frank	1	4	3	3	4	7	0.364	3	2	2	4	5	6	0.455	9	13	0.409	0	0	5.0	22	0.227	6
D 22	Fink, Scott	6	4	2	8	8	12	0.400	4	7	5	5	9	12	0.429	17	24	0.415	0	0	10.0	41	0.244	10
D 23	Borgia, Pete	9	7	6	9	15	16	0.484	8	7	8	7	16	14	0.533	31	30	0.508	0	1	22.5	61	0.369	14
D 24	Barrett, Darren	8	5	3	9	11	14	0.440	7	6	6	5	13	11	0.542	24	25	0.490	0	1	16.5	49	0.337	12
D 25	Schaefer, Dan	3	4	5	2	8	6	0.571	4	3	3	4	7	7	0.500	15	13	0.536	0	1	10.5	28	0.375	8
D 26	Kruger, Lonny	2	7	4	6	6	13	0.316	4	7	5	7	9	14	0.391	15	27	0.357	0	1	11.5	42	0.274	11
D 27	Schaefer, John	8	5	10	3	18	8	0.692	5	8	6	7	11	15	0.423	29	23	0.558	0	1	27.0	52	0.519	12
D3/ Projectile Dysfunction		44	40	48	36	92	76	0.548	21	21	23	19	44	40	0.524	180	156	0.536	0	0	176.5	336	0.525	
D 30	Peterson, Chris	5	10	11	3	16	13	0.552	7	7	7	6	14	13	0.519	30	26	0.536	0	0	33.5	56	0.598	14
D 31	Smith, Brian	8	5	8	5	16	10	0.615	7	6	7	5	14	11	0.560	30	21	0.588	0	0	35.0	51	0.686	13
D 32	Steppe, Mike	5	7	5	9	10	16	0.385	5	9	8	6	13	15	0.464	23	31	0.426	0	0	29.0	54	0.537	14
D 33	Raymond, Ryan	4	4	4	8	8	12	0.400	2	9	3	4	5	13	0.278	13	25	0.342	0	0	10.5	38	0.276	12
D 34	Tant, J.J.	7	6	10	4	17	10	0.630	11	3	10	4	21	7	0.750	38	17	0.691	0	0	30.0	55	0.545	14
D 35	Clark, Dan	12	2	10	4	22	6	0.786	9	5	8	6	17	11	0.607	39	17	0.696	0	0	34.5	56	0.616	14
D 36	Talley, Gray	3	6	0	3	3	9	0.250	1	3	3	7	4	10	0.286	7	19	0.269	0	0	4.0	26	0.154	11
D4/ We Don't Know!		36	48	39	45	75	93	0.446	22	20	20	22	42	42	0.500	159	177	0.473	14	7	158.5	336	0.472	
D 40	Cotton, Barbara	3	4	0	4	3	8	0.273	0	5	3	2	3	7	0.300	6	15	0.286	2	1	5.5	21	0.262	12
D 41	Kubel, Nicole	4	9	4	6	8	15	0.348	1	10	7	5	8	15	0.348	16	30	0.348	2	1	16.5	46	0.359	14
D 42	Kubel, Tom "Q-Ball"	0	4	1	3	1	7	0.125	4	0	3	1	7	1	0.875	8	8	0.500	0	0	5.0	16	0.313	6
D 43	Roberts, Mike	7	6	4	9	11	15	0.423	9	5	5	6	14	11	0.560	25	26	0.490	2	1	14.5	51	0.284	14
D 44	Cruze, Michael	0	3	1	1	1	4	0.200	1	0	2	1	3	1	0.750	4	5	0.444	0	0	1.5	9	0.167	4
D 45	Tufillaro, Lou	6	6	7	4	13	10	0.565	6	5	4	7	10	12	0.455	23	22	0.511	2	0	24.0	45	0.533	12
D 46	Azevedo, Angelo	8	3	9	2	17	5	0.773	8	3	7	4	15	7	0.682	32	12	0.727	1	1	33.5	44	0.761	11
D 47	Lueneburg, Randy	2	7	7	4	9	11	0.450	8	2	5	6	13	8	0.619	22	19	0.537	2	1	31.0	41	0.756	11
D 48	Olsen, Kevin	3	4	1	6	4	10	0.286	1	5	3	4	4	9	0.308	8	19	0.296	1	1	9.0	27	0.333	10
D 49	Blackwelder, Allyson	3	2	5	6	8	8	0.500	6	5	1	8	7	13	0.350	15	21	0.417	2	1	18.0	36	0.500	11
D5/ Big Bulls		44	40	48	36	92	76	0.548	20	22	23	19	43	41	0.512	178	158	0.530	6	7	136.5	336	0.406	
D 50	Toolan, Chris	8	6	10	3	18	9	0.667	6	7	9	3	15	10	0.600	33	19	0.635	1	1	29.0	52	0.558	14
D 51	Reinert, Kevin	4	6	3	3	7	9	0.438	2	9	3	7	5	16	0.238	12	25	0.324	0	1	9.0	37	0.243	11
D 52	Fitzgerald, Dennis	4	6	6	6	10	12	0.455	5	7	6	7	11	14	0.440	21	26	0.447	1	1	20.0	47	0.426	13
D 53	Talton, Chris	4	4	2	7	6	11	0.353	1	5	3	6	4	11	0.267	10	22	0.313	1	1	3.5	32	0.109	9
D 54	Irby, Jason	2	2	2	2	4	4	0.500	2	2	2	2	4	4	0.500	8	8	0.500	0	0	10.5	16	0.656	4
D 55	Stewart, Kevin	10	4	12	1	22	5	0.815	8	6	9	4	17	10	0.630	39	15	0.722	1	1	30.0	54	0.556	14
D 56	Golub, Gregg	7	3	2	8	9	11	0.450	4	3	2	5	6	8	0.429	15	19	0.441	1	1	4.5	34	0.132	10
D 57	Flanagan, Stephen	1	5	7	1	8	6	0.571	6	2	6	2	12	4	0.750	20	10	0.667	0	0	14.0	30	0.467	8
D 58	McWhorter, Mike	4	4	4	5	8	9	0.471	6	3	6	2	12	5	0.706	20	14	0.588	1	1	16.0	34	0.471	9
D6/ Why So Serious?		60	24	57	27	117	51	0.696	31	11	32	10	63	21	0.750	243	93	0.723	0	0	213.0	336	0.634	
D 60	Cannizzaro, Anthony	9	0	9	3	18	3	0.857	8	4	7	4	15	8	0.652	33	11	0.750	0	0	30.0	44	0.682	13
D 61	Cannizzaro, Tyler	4	2	2	1	6	3	0.667	2	3	6	0	8	3	0.727	14	6	0.700	0	0	5.0	20	0.250	7
D 62	Havens, Lincoln	9	5	7	4	16	9	0.640	8	5	7	4	15	9	0.625	31	18	0.633	0	0	30.0	49	0.612	14
D 63	Bumpass, Mike	8	4	9	5	17	9	0.654	10	3	7	5	17	8	0.680	34	17	0.667	0	0	36.5	51	0.716	13
D 64	Cole, Mike	11	2	11	2	22	4	0.846	12	1	12	1	24	2	0.923	46	6	0.885	0	0	43.0	52	0.827	13
D 65	Rice, Teddy	8	4	8	3	16	7	0.696	10	1	10	1	20	2	0.909	36	9	0.800	0	0	31.5	45	0.700	11
D 66	Leonard, Bill	2	2	5	1	7	3	0.700	1	2	4	0	5	2	0.714	12	5	0.706	0	0	8.0	17	0.471	6
D 67	Triggiano, Andrew	3	3	6	3	9	6	0.600	7	3	5	3	12	6	0.667	21	12	0.636	0	0	23.5	33	0.712	10
D 68	Havens, Matt	0	0	0	0	0	0	---	0	0	0	0	0	0	---	0	0	---	0	0	0.0	0	---	0
D 69	Blanchard, Jeff	6	2	0	5	6	7	0.462	4	0	6	2	10	2	0.833	16	9	0.640	0	0	5.5	25	0.220	8
D7/ Just The Tip		43	41	40	44	83	85	0.494	22	20	16	26	38	46	0.452	159	177	0.473	9	0	118.0	336	0.351	
D 70	Cashin, Jeff	4	3	9	2	13	5	0.722	5	6	5	6	10	12	0.455	23	17	0.575	1	0	22.5	40	0.563	11
D 71	Stuckey, Rob	5	5	9	3	14	8	0.636	11	1	3	9	14	10	0.583	28	18	0.609	1	0	14.0	46	0.304	12
D 72	Adams, Brad	4	4	7	5	11	9	0.550	9	3	5	6	14	9	0.609	25	18	0.581	1	0	25.5	43	0.593	12
D 73	Stoakes, Eric	3	4	3	6	6	10	0.375	3	3	2	7	5	10	0.333	11	20	0.355	0	0	10.5	31	0.339	9
D 74	Palmisano, Andrew	5	5	7	5	12	10	0.545	5	7	4	7	9	14	0.391	21	24	0.467	1	0	18.0	45	0.400	12
D 75	Champion, Steve	9	4	3	3	12	7	0.632	5	7	5	6	10	13	0.435	22	20	0.524	1	0	8.0	42	0.190	14
D 76	Theleman, Dave	4	5	0	6	4	11	0.267	2	3	2	2	4	5	0.444	8	16	0.333	1	0	5.5	24	0.229	9
D 77	Bartell, B.J.	2	5	0	6	2	11	0.154	2	4	3	1	5	5	0.500	7	16	0.304	1	0	4.0	23	0.174	7
D 78	Landrum, Jon	3	3	0	7	3	10	0.231	2	2	1	4	3	6	0.333	6	16	0.273	1	0	6.5	22	0.295	11
D 79	Nourse, Andy	4	3	2	1	6	4	0.600	0	4	2	4	2	8	0.200	8	12	0.400	1	0	3.5	20	0.175	7
D8/ Ma and Pa and the Kids		22	62	21	63	43	125	0.256	11	31	12	30	23	61	0.274	89	247	0.265	7	9	89.5	336	0.266	
D 80	Bathurst, Ryan	2	10	9	2	11	12	0.478	4	6	5	6	9	12	0.429	20	24	0.455	1	1	22.5	44	0.511	12
D 81	Bathurst, Alyssa	4	5	1	8	5	13	0.278	5	6	7	3	12	9	0.571	17	22	0.436	1	1	19.5	39	0.500	10
D 82	Martinez, Gus	4	5	3	6	7	11	0.389	3	7	2	8	5	15	0.250	12	26	0.316	1	1	6.5	38	0.171	10
D 83	Barnes, Adam	4	6	2	10	6	16	0.273	1	10	1	7	2	17	0.105	8	33	0.195	1	1	16.5	41	0.402	12
D 84	Claggett, Jerimy	5	7	3	7	8	14	0.364	3	9	5	7	8	16	0.333	16	30	0.348	1	1	7.0	46	0.152	12
D 85	Whitehead, Lee	2	6	2	5	4	11	0.267	2	3	1	2	3	5	0.375	7	16	0.304	0	1	8.5	23	0.370	8
D 86	Bailey, Becky	0	10	0	12	0	22	0.000	0	10	1	11	1	21	0.045	1	43	0.023	1	1	5.0	44	0.114	14
D 87	Johnson, Jodi	0	1	1	2	1	3	0.250	2	2	1	2	3	4	0.429	4	7	0.364	0	1	1.0	11	0.091	4
D 88	Bathurst, Morgan	1	12	0	11	1	23	0.042	2	9	1	14	3	23	0.115	4	46	0.080	1	1	3.0	50	0.060	14

	Singles	301	Singles	Cricket	Singles	Record	Singles Win %-age	Doubles	Cricket	Doubles	501	Doubles	Record	Doubles Win %-age	Sngls + Dbls	Record	Sngls + Dbls Win %-age	Tiebreaker Ws	Tiebreaker Ls	All-Star Points	Games Played	All-Star Point Average	Matches Played
E1/ Loaded Darts	36	36	46	26	82	62	0.569	20	16	20	16	40	32	0.556	162	126	0.563	0	6	116.0	288	0.403	
E 10 Long, Gary	6	5	10	1	16	6	0.727	7	4	2	4	9	8	0.529	25	14	0.641	0	1	16.5	39	0.423	11
E 11 Knight, Tim	2	1	0	3	2	4	0.333	1	2	0	3	1	5	0.167	3	9	0.250	0	0	1.0	12	0.083	3
E 12 Gardner, Mike	4	8	9	2	13	10	0.565	10	2	10	2	20	4	0.833	33	14	0.702	0	1	18.5	47	0.394	12
E 13 Williams, Denny	7	4	8	3	15	7	0.682	4	6	5	6	9	12	0.429	24	19	0.558	0	1	18.5	43	0.430	11
E 14 Morin, Deane "Dino"	3	7	6	4	9	11	0.450	4	8	6	6	10	14	0.417	19	25	0.432	0	1	10.5	44	0.239	12
E 15 Long, Robert	2	6	4	5	6	11	0.353	6	3	6	4	12	7	0.632	18	18	0.500	0	0	15.0	36	0.417	10
E 16 Ellington, Dave	6	4	4	6	10	10	0.500	3	5	5	6	8	11	0.421	18	21	0.462	0	1	16.0	39	0.410	11
E 17 Ellington, Jake	2	1	2	1	4	2	0.667	2	1	2	1	4	2	0.667	8	4	0.667	0	0	6.0	12	0.500	4
E 18 Gilyardi, Ernie	4	0	3	1	7	1	0.875	3	1	4	0	7	1	0.875	14	2	0.875	0	1	14.0	16	0.875	4
E2/ Beat My Cork!	30	42	26	46	56	88	0.389	10	26	7	29	17	55	0.236	90	198	0.313	0	0	85.0	288	0.295	
E 20 Jeffcoat, Angela	7	6	1	13	8	19	0.296	1	12	5	10	6	22	0.214	14	41	0.255	0	0	8.5	55	0.155	12
E 21 Yang, Rob	8	3	8	4	16	7	0.696	3	9	2	10	5	19	0.208	21	26	0.447	0	0	15.5	47	0.330	12
E 22 Ackerman, Travis	2	3	6	0	8	3	0.727	0	6	1	5	1	11	0.083	9	14	0.391	0	0	9.0	23	0.391	6
E 23 Hamilton, Dawn	3	7	4	6	7	13	0.350	3	6	1	9	4	15	0.211	11	28	0.282	0	0	12.5	39	0.321	10
E 24 Fleener, Michael	3	8	2	9	5	17	0.227	6	5	1	7	7	12	0.368	12	29	0.293	0	0	16.0	41	0.390	10
E 25 Caldwell, Taylor	2	9	4	7	6	16	0.273	4	7	3	8	7	15	0.318	13	31	0.295	0	0	11.5	44	0.261	11
E 26 Bohannon, Zack	0	0	0	0	0	0	---	0	0	0	0	0	0	---	0	0	---	0	0	0.0	0	---	0
E 27 Bass, Shannon	5	6	1	7	6	13	0.316	3	7	1	9	4	16	0.200	10	29	0.256	0	0	12.0	39	0.308	10
E3/ Game of Throws	41	31	36	36	77	67	0.535	15	21	23	13	38	34	0.528	153	135	0.531	0	6	110.0	288	0.382	
E 30 Bordeau, Eric	2	8	4	3	6	11	0.353	4	5	6	2	10	7	0.588	16	18	0.471	0	0	11.5	34	0.338	9
E 31 Montesi, Chris	9	2	5	6	14	8	0.636	6	5	7	4	13	9	0.591	27	17	0.614	0	1	24.0	44	0.545	11
E 32 Rudy, Jeff	7	3	7	4	14	7	0.667	6	5	8	3	14	8	0.636	28	15	0.651	0	1	29.0	43	0.674	10
E 33 Smelik, Gene	6	5	5	5	11	10	0.524	4	7	7	5	11	12	0.478	22	22	0.500	0	1	9.0	44	0.205	11
E 34 Smelik, Pat	7	5	11	2	18	7	0.720	5	7	5	7	10	14	0.417	28	21	0.571	0	1	19.0	49	0.388	12
E 35 Reigher, Marty	2	4	2	4	4	8	0.333	1	4	3	2	4	6	0.400	8	14	0.364	0	0	7.0	22	0.318	6
E 36 Moore, Chris	5	2	0	7	5	9	0.357	1	6	5	2	6	8	0.429	11	17	0.393	0	1	2.0	28	0.071	9
E 37 Compton, Russ	3	2	2	3	5	5	0.500	3	3	5	1	8	4	0.667	13	9	0.591	0	1	8.5	22	0.386	6
E 38 Yokeley, Eric	0	0	0	2	0	2	0.000	0	0	0	0	0	0	---	0	2	0.000	0	0	0.0	2	0.000	2
E4/ Shark Shooters	37	35	38	34	75	69	0.521	23	13	20	16	43	29	0.597	161	127	0.559	6	17	139.5	288	0.484	
E 40 Stacy, Rod	1	1	3	3	4	4	0.500	6	4	4	5	10	9	0.526	14	13	0.519	0	2	12.0	27	0.444	10
E 41 Stacy, Michelle	5	5	5	4	10	9	0.526	5	3	0	7	5	10	0.333	15	19	0.441	1	2	13.0	34	0.382	11
E 42 Mitchell, Liz	3	4	4	3	7	7	0.500	4	3	4	4	8	7	0.533	15	14	0.517	1	2	8.5	29	0.293	11
E 43 Svede, Greg	7	3	9	1	16	4	0.800	10	0	8	2	18	2	0.900	34	6	0.850	0	2	45.5	40	1.138	10
E 44 Mercer, Dave	3	7	4	4	7	11	0.389	3	4	6	2	9	6	0.600	16	17	0.485	0	2	11.0	33	0.333	11
E 45 Taylor, Eric	4	6	1	6	5	12	0.294	6	2	3	2	9	4	0.692	14	16	0.467	1	2	2.5	30	0.083	10
E 46 Weimers, Drew	1	2	3	7	4	9	0.308	3	5	3	3	6	8	0.429	10	17	0.370	1	1	10.0	27	0.370	11
E 47 Bither, Dana	7	3	6	4	13	7	0.650	7	3	5	4	12	7	0.632	25	14	0.641	1	2	23.0	39	0.590	10
E 48 Buck, Chris	6	4	3	2	9	6	0.600	2	2	7	3	9	5	0.643	18	11	0.621	1	2	14.0	29	0.483	10
E5/ Treble Yell	34	38	41	31	75	69	0.521	23	13	21	15	44	28	0.611	163	125	0.566	0	0	135.0	288	0.469	
E 50 Updyke, Gerald	6	5	6	5	12	10	0.545	9	3	8	3	17	6	0.739	29	16	0.644	0	0	21.5	45	0.478	11
E 51 Additon, Chris	2	8	3	8	5	16	0.238	6	5	3	8	9	13	0.409	14	29	0.326	0	0	14.0	43	0.326	12
E 52 Hall, Jon	5	7	9	4	14	11	0.560	9	3	5	5	14	8	0.636	28	19	0.596	0	0	22.0	47	0.468	12
E 53 Heath, John	10	2	9	3	19	5	0.792	8	4	9	3	17	7	0.708	36	12	0.750	0	0	37.0	48	0.771	12
E 54 Smith, Chris	1	4	0	2	1	6	0.143	3	2	5	0	8	2	0.800	9	8	0.529	0	0	6.5	17	0.382	6
E 55 Whitley, Brian	5	5	10	1	15	6	0.714	8	3	8	3	16	6	0.727	31	12	0.721	0	0	25.5	43	0.593	11
E 56 Wrenn, Cameron	5	7	4	8	9	15	0.375	3	6	4	8	7	14	0.333	16	29	0.356	0	0	8.5	45	0.189	12
E6/ Hump Day!	37	35	39	33	76	68	0.528	20	16	20	16	40	32	0.556	156	132	0.542	14	0	130.5	288	0.453	
E 60 Rutten, Pete	6	6	3	7	9	13	0.409	6	5	7	5	13	10	0.565	22	23	0.489	2	0	14.5	45	0.322	12
E 61 Deemer, Randy	6	3	7	3	13	6	0.684	6	4	6	2	12	6	0.667	25	12	0.676	0	0	29.5	37	0.797	9
E 62 Baldwin, Randy	3	1	3	1	6	2	0.750	3	1	2	1	5	2	0.714	11	4	0.733	1	0	14.5	15	0.967	4
E 63 Todd, Patrick	4	3	3	8	7	11	0.389	4	5	5	4	9	9	0.500	16	20	0.444	2	0	6.0	36	0.167	10
E 64 Bush, Jim	1	2	0	0	1	2	0.333	1	1	3	4	4	5	0.444	5	7	0.417	1	0	0.0	12	0.000	7
E 65 Warshawsky, Larry	3	9	5	5	8	14	0.364	5	4	4	5	9	9	0.500	17	23	0.425	2	0	11.5	40	0.288	11
E 66 McEwen, William	5	5	7	3	12	8	0.600	5	6	6	3	11	9	0.550	23	17	0.575	2	0	24.0	40	0.600	11
E 67 Moore, Mark	2	2	1	4	3	6	0.333	3	1	1	2	4	3	0.571	7	9	0.438	2	0	3.0	16	0.188	5
E 68 Krestalude, Andy	7	4	10	2	17	6	0.739	7	5	6	6	13	11	0.542	30	17	0.638	2	0	27.5	47	0.585	12
E7/ Is It In?	37	35	26	46	63	81	0.438	15	21	15	21	30	42	0.417	123	165	0.427	8	0	98.5	288	0.342	
E 70 DePuy, Becky	2	8	1	5	3	13	0.188	2	6	3	6	5	12	0.294	8	25	0.242	1	0	3.0	33	0.091	12
E 71 Everson, Jeff	0	0	0	0	0	0	---	0	0	0	0	0	0	---	0	0	---	0	0	0.0	0	---	0
E 72 Fishbeck, Brent	4	6	4	7	8	13	0.381	6	5	5	7	11	12	0.478	19	25	0.432	1	0	8.0	44	0.182	12
E 73 Kelly, Mike	4	3	5	7	9	10	0.474	7	5	3	5	10	10	0.500	19	20	0.487	1	0	11.5	39	0.295	12
E 74 Vance, Hugh	8	4	5	7	13	11	0.542	7	5	7	5	14	10	0.583	27	21	0.563	1	0	32.0	48	0.667	12
E 75 McCredie, Bob	0	0	0	0	0	0	---	0	0	0	0	0	0	---	0	0	---	0	0	0.0	0	---	0
E 76 Dean, Jay	6	4	7	3	13	7	0.650	6	4	4	6	10	10	0.500	23	17	0.575	1	0	23.0	40	0.575	10
E 77 Jimenez, Eduardo	4	5	0	8	4	13	0.235	1	7	3	5	4	12	0.250	8	25	0.242	1	0	7.5	33	0.227	11
E 78 Feller, Keith	5	1	2	3	7	4	0.636	1	4	3	3	4	7	0.364	11	11	0.500	1	0	7.0	22	0.318	6
E 79 Steiner, Tank	4	4	2	6	6	10	0.375	0	6	2	5	2	11	0.154	8	21	0.276	1	0	6.5	29	0.224	11

	Singles 301		Singles Cricket		Singles Record		Singles Win %-age	Doubles Cricket		Doubles 501		Doubles Record		Doubles Win %-age	Sngls + Dbls Record		Sngls + Dbls Win %-age	Tiebreaker Ws	Tiebreaker Ls	All-Star Points	Games Played	All-Star Point Average	Matches Played
F1/ Red-eye Rangers	35	37	41	31	76	68	0.528	21	15	14	22	35	37	0.486	146	142	0.507	14	0	124.5	288	0.432	
F 10 Kunesh, Joe	2	8	1	3	3	11	0.214	5	3	2	4	7	7	0.500	10	18	0.357	2	0	7.0	28	0.250	10
F 11 Rouse, Chuck	2	5	0	7	2	12	0.143	4	5	2	5	6	10	0.375	8	22	0.267	2	0	9.5	30	0.317	10
F 12 Raper, Jeromie	5	7	8	4	13	11	0.542	8	4	8	4	16	8	0.667	29	19	0.604	2	0	29.0	48	0.604	12
F 13 Mitchell, Bill	1	2	3	7	4	9	0.308	0	3	0	10	0	13	0.000	4	22	0.154	1	0	3.0	26	0.115	11
F 14 Powell, Mark	7	5	9	3	16	8	0.667	9	3	5	7	14	10	0.583	30	18	0.625	2	0	25.5	48	0.531	12
F 15 Powell, Zach	5	3	6	2	11	5	0.688	5	3	6	2	11	5	0.688	22	10	0.688	1	0	26.0	32	0.813	8
F 16 Ellison, Patrick	5	3	5	2	10	5	0.667	3	5	1	6	4	11	0.267	14	16	0.467	2	0	8.0	30	0.267	10
F 17 Kirkpatrick, Scott	8	4	9	3	17	7	0.708	8	4	4	6	12	10	0.545	29	17	0.630	2	0	16.5	46	0.359	12
F2/ Down to F!	39	33	30	42	69	75	0.479	14	22	18	18	32	40	0.444	133	155	0.462	0	6	82.5	288	0.286	
F 20 Gagner, Chris	7	5	8	4	15	9	0.625	4	8	5	5	9	13	0.409	24	22	0.522	0	1	17.5	46	0.380	12
F 21 Theall, Ken	0	1	0	1	0	2	0.000	0	1	2	2	2	3	0.400	2	5	0.286	0	0	1.5	7	0.214	5
F 22 Dehnel, Sebastian	8	3	4	7	12	10	0.545	4	6	4	7	8	13	0.381	20	23	0.465	0	1	12.0	43	0.279	11
F 23 Looney, JoDon	4	4	5	4	9	8	0.529	3	5	3	3	6	8	0.429	15	16	0.484	0	0	8.0	31	0.258	9
F 24 Zuttel, Joe	1	8	0	6	1	14	0.067	0	4	3	7	3	11	0.214	4	25	0.138	0	1	1.0	29	0.034	12
F 25 Swartzel, David	4	2	1	7	5	9	0.357	3	5	4	3	7	8	0.467	12	17	0.414	0	1	5.0	29	0.172	9
F 26 Hadley, Chris	8	4	6	6	14	10	0.583	7	5	8	4	15	9	0.625	29	19	0.604	0	1	13.0	48	0.271	12
F 27 Zuttel, Paul	1	2	1	3	2	5	0.286	2	4	3	2	5	6	0.455	7	11	0.389	0	0	3.5	18	0.194	7
F 28 Blake, Rick	6	4	5	4	11	8	0.579	5	6	4	3	9	9	0.500	20	17	0.541	0	1	21.0	37	0.568	10
F3/ Kings of the Board	40	32	42	30	82	62	0.569	22	14	17	19	39	33	0.542	160	128	0.556	0	6	120.5	288	0.418	
F 30 Knight, Romuald	7	4	4	6	11	10	0.524	6	2	2	7	8	9	0.471	19	19	0.500	0	1	24.5	38	0.645	12
F 31 Russell, Jeff	8	2	8	3	16	5	0.762	10	1	3	6	13	7	0.650	29	12	0.707	0	1	22.5	41	0.549	11
F 32 Murphy, James	4	9	0	8	4	17	0.190	2	6	6	5	8	11	0.421	12	28	0.300	0	0	10.5	40	0.263	12
F 33 Davis, Luc	3	3	7	1	10	4	0.714	8	2	5	5	13	7	0.650	23	11	0.676	0	1	9.0	34	0.265	10
F 34 Suan, John	9	3	11	1	20	4	0.833	5	7	6	5	11	12	0.478	31	16	0.660	0	1	16.0	47	0.340	12
F 35 Bohn, Andy	1	3	5	4	6	7	0.462	4	4	4	4	8	8	0.500	14	15	0.483	0	1	7.0	29	0.241	10
F 36 Ball, Pat	3	6	5	4	8	10	0.444	5	4	4	5	9	9	0.500	17	19	0.472	0	1	23.0	36	0.639	11
F 37 Moulden, Jeremy	5	2	2	3	7	5	0.583	4	2	4	1	8	3	0.727	15	8	0.652	0	0	8.0	23	0.348	7
F4/ The Happy Crew	45	27	32	40	77	67	0.535	15	21	21	15	36	36	0.500	149	139	0.517	0	0	99.0	288	0.344	
F 40 Shearin, Phillip	10	2	9	3	19	5	0.792	4	8	7	6	11	14	0.440	30	19	0.612	0	0	20.5	49	0.418	12
F 41 Smith, Ron "Captain"	8	6	1	10	9	16	0.360	4	5	8	4	12	9	0.571	21	25	0.457	0	0	11.5	46	0.250	12
F 42 Vick, Justin	8	3	7	4	15	7	0.682	5	7	6	5	11	12	0.478	26	19	0.578	0	0	17.0	45	0.378	12
F 43 Al-Hoory, Ahmed Mothan	3	1	1	4	4	5	0.444	2	2	2	3	4	5	0.444	8	10	0.444	0	0	8.5	18	0.472	6
F 44 Beebe, Jenny	3	6	1	7	4	13	0.235	2	6	4	2	6	8	0.429	10	21	0.323	0	0	4.0	31	0.129	9
F 45 Johnson, Sean	5	5	7	4	12	9	0.571	8	4	9	2	17	6	0.739	29	15	0.659	0	0	19.5	44	0.443	12
F 46 Powell, David	7	3	6	6	13	9	0.591	5	7	6	5	11	12	0.478	24	21	0.533	0	0	18.0	45	0.400	11
F 47 Huffman, Inky	1	1	0	2	1	3	0.250	0	3	0	3	0	6	0.000	1	9	0.100	0	0	0.0	10	0.000	3
F5/ Death Throw	30	42	36	36	66	78	0.458	17	19	22	14	39	33	0.542	144	144	0.500	0	0	100.0	288	0.347	
F 50 Willis, Tolson	6	5	2	8	8	13	0.381	6	3	9	2	15	5	0.750	23	18	0.561	0	0	15.0	41	0.366	11
F 51 Hogan, Neal	5	7	6	6	11	13	0.458	4	6	8	3	12	9	0.571	23	22	0.511	0	0	17.5	45	0.389	12
F 52 Bosier, Sean	8	4	8	4	16	8	0.667	8	4	5	5	13	9	0.591	29	17	0.630	0	0	21.5	46	0.467	12
F 53 Mathews, Dave	3	8	4	5	7	13	0.350	5	6	5	5	10	11	0.476	17	24	0.415	0	0	7.5	41	0.183	12
F 54 Willis, Zack	0	1	2	2	2	3	0.400	1	3	3	1	4	4	0.500	6	7	0.462	0	0	2.0	13	0.154	5
F 55 Willis, Angie	1	5	0	2	1	7	0.125	0	1	1	2	1	3	0.250	2	10	0.167	0	0	0.0	12	0.000	6
F 56 Mathews, Olivia	4	7	10	3	14	10	0.583	5	8	6	6	11	14	0.440	25	24	0.510	0	0	25.0	49	0.510	12
F 57 Gibson, Casey	0	0	1	2	1	2	0.333	2	1	2	0	4	1	0.800	5	3	0.625	0	0	4.0	8	0.500	3
F 58 Parker, Billy	3	2	3	3	6	5	0.545	3	6	3	3	6	9	0.400	12	14	0.462	0	0	6.5	26	0.250	9
F 59 Marler, Donald "Duck"	0	3	0	1	0	4	0.000	0	0	2	1	2	1	0.667	2	5	0.286	0	0	1.0	7	0.143	5
F6/ Irish Ton	27	45	23	49	50	94	0.347	14	22	18	18	32	40	0.444	114	174	0.396	0	0	86.0	288	0.299	
F 60 Cominole, Jeremy	3	8	5	6	8	14	0.364	4	8	4	6	8	14	0.364	16	28	0.364	0	0	18.5	44	0.420	11
F 61 Robertson, Chris	6	5	4	7	10	12	0.455	6	4	6	4	12	8	0.600	22	20	0.524	0	0	23.5	42	0.560	10
F 62 Bylund, Jay	1	6	1	5	2	11	0.154	1	5	3	4	4	9	0.308	6	20	0.231	0	0	1.0	26	0.038	8
F 63 Bowser, Brian	5	7	6	6	11	13	0.458	5	6	7	2	12	8	0.600	23	21	0.523	0	0	18.0	44	0.409	12
F 64 Yarsawich, Bryan	2	7	1	7	3	14	0.176	0	7	3	6	3	13	0.188	6	27	0.182	0	0	5.5	33	0.167	8
F 65 Rossbach, Mark	5	6	5	6	10	12	0.455	7	4	6	5	13	9	0.591	23	21	0.523	0	0	13.5	44	0.307	11
F 66 Arno, Trey	0	0	0	0	0	0	---	0	0	0	0	0	0	---	0	0	---	0	0	0.0	0	---	0
F 67 Perkins, Heath	2	3	1	6	3	9	0.250	4	3	6	1	10	4	0.714	13	13	0.500	0	0	5.0	26	0.192	7
F 68 Perkins, Brytni	2	1	0	1	2	2	0.500	0	5	0	3	0	8	0.000	2	10	0.167	0	0	0.0	12	0.000	6
F 69 Fox, Jamie	1	2	0	5	1	7	0.125	1	2	1	5	2	7	0.222	3	14	0.176	0	0	1.0	17	0.059	7
F7/ Dr.unks	36	36	48	24	84	60	0.583	24	12	16	20	40	32	0.556	164	124	0.569	0	0	145.0	288	0.503	
F 70 Reece, Robert	3	5	0	0	3	5	0.375	1	1	2	6	3	7	0.300	6	12	0.333	0	0	1.0	18	0.056	11
F 71 Upchurch, Joe	2	2	3	3	5	5	0.500	3	2	1	2	4	4	0.500	9	9	0.500	0	0	6.5	18	0.361	9
F 72 Gouge, Shane	6	3	7	3	13	6	0.684	10	2	8	4	18	6	0.750	31	12	0.721	0	0	50.5	43	1.174	12
F 73 Gouge, Susan	5	7	3	2	8	9	0.471	3	0	2	5	5	5	0.500	13	14	0.481	0	0	4.0	27	0.148	12
F 74 Smale, John	1	1	10	1	11	2	0.846	5	5	2	8	7	13	0.350	18	15	0.545	0	0	18.5	33	0.561	11
F 75 Murdock, Nick	7	3	7	4	14	7	0.667	6	3	4	3	10	6	0.625	24	13	0.649	0	0	18.5	37	0.500	11
F 76 Jones, Dustin	5	1	8	1	13	2	0.867	5	4	6	2	11	6	0.647	24	8	0.750	0	0	16.5	32	0.516	9
F 77 Johnson, Timmy	4	3	4	3	8	6	0.571	7	1	0	2	7	3	0.700	15	9	0.625	0	0	16.0	24	0.667	8
F 78 Brewer, Mike	0	0	6	5	6	5	0.545	7	4	4	4	11	8	0.579	17	13	0.567	0	0	11.0	30	0.367	11
F 79 Brewer, Cherry	2	9	0	1	2	10	0.167	0	1	3	4	3	5	0.375	5	15	0.250	0	0	2.5	20	0.125	12
F 7x xx-Brown, Donnie	1	2	0	1	1	3	0.250	1	1	0	0	1	1	0.500	2	4	0.333	0	0	0.0	6	0.000	3

		Singles	301	Singles	Cricket	Singles	Record	Singles Win %-age	Doubles	Cricket	Doubles	501	Doubles	Record	Doubles Win %-age	Sngls + Dbls	Record	Sngls + Dbls Win %-age	Tiebreaker Ws	Tiebreaker Ls	All-Star Points	Games Played	All-Star Point Average	Matches Played
G1/ Sofa Kings		45	27	41	31	86	58	0.597	19	17	24	12	43	29	0.597	172	116	0.597	7	15	103.5	288	0.359	
G 10	Keim, Roger	7	2	6	3	13	5	0.722	6	3	9	0	15	3	0.833	28	8	0.778	0	2	18.0	36	0.500	9
G 11	Alcon, Tony	9	3	5	6	14	9	0.609	6	6	5	5	11	11	0.500	25	20	0.556	1	2	21.5	45	0.478	12
G 12	Wojciechowski, Braden	4	3	9	2	13	5	0.722	3	8	9	3	12	11	0.522	25	16	0.610	1	2	13.0	41	0.317	12
G 13	Bozza, Doug	5	6	8	3	13	9	0.591	9	2	9	2	18	4	0.818	31	13	0.705	1	2	15.5	44	0.352	11
G 14	Moore, Ken	6	5	1	2	7	7	0.500	1	2	3	4	4	6	0.400	11	13	0.458	1	2	2.0	24	0.083	12
G 15	Plotkin, Jeremy	9	2	5	5	14	7	0.667	7	5	6	5	13	10	0.565	27	17	0.614	1	2	15.5	44	0.352	12
G 16	Hommel, Darren	5	5	4	4	9	9	0.500	4	7	7	4	11	11	0.500	20	20	0.500	1	2	13.0	40	0.325	12
G 17	Scott, Chris	0	0	0	0	0	0	---	0	0	0	0	0	0	---	0	0	---	0	0	0.0	0	---	0
G 18	Tann, Von	0	1	3	6	3	7	0.300	2	1	0	1	2	2	0.500	5	9	0.357	1	1	5.0	14	0.357	9
G2/ Make Darts Great Again		38	34	39	33	77	67	0.535	18	18	18	18	36	36	0.500	149	139	0.517	6	8	112.5	288	0.391	
G 20	Strickland, Jon	4	2	3	3	7	5	0.583	3	3	2	2	5	5	0.500	12	10	0.545	0	1	12.0	22	0.545	8
G 21	Wissinger, Wes	7	5	9	2	16	7	0.696	6	5	6	4	12	9	0.571	28	16	0.636	1	1	24.0	44	0.545	12
G 22	Kyle, Mike	1	4	4	2	5	6	0.455	3	2	3	1	6	3	0.667	11	9	0.550	1	1	14.5	20	0.725	8
G 23	Port, Brian	5	4	2	7	7	11	0.389	5	3	7	3	12	6	0.667	19	17	0.528	1	1	11.5	36	0.319	12
G 24	Ferguson, Travis	2	3	4	4	6	7	0.462	6	2	2	5	8	7	0.533	14	14	0.500	0	0	9.0	28	0.321	8
G 25	Budd, Shawn	5	6	6	3	11	9	0.550	2	5	4	2	6	7	0.462	17	16	0.515	0	1	17.5	33	0.530	11
G 26	Beene, Ryan	1	2	1	2	2	4	0.333	2	0	3	1	5	1	0.833	7	5	0.583	0	0	2.0	12	0.167	6
G 27	Murphy, Tom	6	4	4	2	10	6	0.625	4	5	3	7	7	12	0.368	17	18	0.486	1	1	11.5	35	0.329	10
G 28	Reed, Josh	6	1	4	6	10	7	0.588	5	5	3	6	8	11	0.421	18	18	0.500	1	1	7.5	36	0.208	12
G 29	Barfield, Kenneth	1	3	2	2	3	5	0.375	0	6	3	5	3	11	0.214	6	16	0.273	1	1	3.0	22	0.136	12
G3/ Coral Reefers		32	40	26	46	58	86	0.403	14	22	16	20	30	42	0.417	118	170	0.410	0	0	72.5	288	0.252	
G 30	Jarvah, Sean	7	4	4	7	11	11	0.500	4	6	5	2	9	8	0.529	20	19	0.513	0	0	11.0	39	0.282	10
G 31	Patskoski, Jason	6	5	7	5	13	10	0.565	7	3	4	8	11	11	0.500	24	21	0.533	0	0	20.5	45	0.456	11
G 32	Smith, Van	3	6	4	4	7	10	0.412	4	7	4	5	8	12	0.400	15	22	0.405	0	0	7.5	37	0.203	9
G 33	Britt, Jacob	4	5	4	9	8	14	0.364	5	6	6	5	11	11	0.500	19	25	0.432	0	0	11.5	44	0.261	11
G 34	Colton, Mitch	2	5	1	5	3	10	0.231	2	4	3	4	5	8	0.385	8	18	0.308	0	0	4.5	26	0.173	7
G 35	Hodge, Eric	4	4	1	5	5	9	0.357	4	4	2	7	6	11	0.353	11	20	0.355	0	0	4.5	31	0.145	9
G 36	Hodge, Alex	1	4	0	5	1	9	0.100	0	6	1	5	1	11	0.083	2	20	0.091	0	0	1.5	22	0.068	7
G 37	Carroll, Josh	5	4	5	3	10	7	0.588	2	6	6	2	8	8	0.500	18	15	0.545	0	0	9.5	33	0.288	8
G 38	Cullen, Pat	0	0	0	0	0	0	---	0	0	0	0	0	0	---	0	0	---	0	0	0.0	0	---	0
G 39	Art, Jeremy	0	3	0	3	0	6	0.000	0	2	1	2	1	4	0.200	1	10	0.091	0	0	2.0	11	0.182	4
G4/ Is It In, Again?		34	38	43	29	77	67	0.535	13	23	17	19	30	42	0.417	137	151	0.476	8	15	101.5	288	0.352	
G 40	Cornell, Blaine	3	5	3	3	6	8	0.429	2	7	4	6	6	13	0.316	12	21	0.364	1	2	6.5	33	0.197	12
G 41	Musil, Dylan	9	1	10	0	19	1	0.950	5	5	6	4	11	9	0.550	30	10	0.750	1	1	35.0	40	0.875	10
G 42	Barbour, Bryan	3	3	5	1	8	4	0.667	3	5	5	3	8	8	0.500	16	12	0.571	1	1	5.0	28	0.179	8
G 43	Metivier, Sam	4	5	5	4	9	9	0.500	2	6	3	3	5	9	0.357	14	18	0.438	1	2	7.5	32	0.234	9
G 44	Millius, Mike	3	8	7	2	10	10	0.500	4	7	3	6	7	13	0.350	17	23	0.425	1	2	20.0	40	0.500	11
G 45	Smith, Jon	0	1	2	0	2	1	0.667	3	0	1	2	4	2	0.667	6	3	0.667	0	1	6.5	9	0.722	3
G 46	Furdon, Matt	5	4	6	3	11	7	0.611	3	7	4	4	7	11	0.389	18	18	0.500	1	2	7.0	36	0.194	11
G 47	Close, Eddie	3	1	2	2	5	3	0.625	2	2	1	0	3	2	0.600	8	5	0.615	1	0	6.0	13	0.462	4
G 48	Furdon, Jenny	4	4	2	6	6	10	0.375	1	4	3	4	4	8	0.333	10	18	0.357	0	2	4.0	28	0.143	10
G 49	Wilberg, Chelsea	0	6	1	8	1	14	0.067	1	3	4	6	5	9	0.357	6	23	0.207	1	2	4.0	29	0.138	10
G5/ Banging The Wire		37	35	32	40	69	75	0.479	21	15	16	20	37	35	0.514	143	145	0.497	5	6	97.0	288	0.337	
G 50	Bowen, Andy	4	5	8	2	12	7	0.632	6	2	4	6	10	8	0.556	22	15	0.595	1	1	27.0	37	0.730	10
G 51	Prosser, Brad	7	3	2	3	9	6	0.600	5	4	6	4	11	8	0.579	20	14	0.588	0	1	11.0	34	0.324	11
G 52	White, John	8	3	8	4	16	7	0.696	10	2	4	8	14	10	0.583	30	17	0.638	1	1	21.0	47	0.447	12
G 53	Williams, Kelsey	2	8	0	5	2	13	0.133	3	3	2	5	5	8	0.385	7	21	0.250	1	1	2.0	28	0.071	10
G 54	Stark, Parker	4	2	3	2	7	4	0.636	3	3	2	2	5	5	0.500	12	9	0.571	0	1	9.0	21	0.429	8
G 55	Ferri, Chris	3	0	0	7	3	7	0.300	2	3	4	2	6	5	0.545	9	12	0.429	0	1	1.5	21	0.071	8
G 56	Dubose, Chris	1	1	1	3	2	4	0.333	1	0	2	2	3	2	0.600	5	6	0.455	0	0	3.5	11	0.318	4
G 57	Rollins, Calvin	5	6	9	2	14	8	0.636	5	6	4	4	9	10	0.474	23	18	0.561	0	0	13.0	41	0.317	11
G 58	Shockley, Corey	2	5	1	4	3	9	0.250	4	3	2	4	6	7	0.462	9	16	0.360	1	0	7.0	25	0.280	8
G 59	Wilson, Victoria	1	2	0	8	1	10	0.091	3	4	2	3	5	7	0.417	6	17	0.261	1	0	2.0	23	0.087	9
G6/ Wayne Gretzky		30	42	28	44	58	86	0.403	17	19	15	21	32	40	0.444	122	166	0.424	8	0	99.5	288	0.345	
G 60	Wilson, Misty	0	12	0	3	0	15	0.000	2	2	4	8	6	10	0.375	6	25	0.194	1	0	4.5	31	0.145	12
G 61	Wilson, Jonathan	5	4	8	4	13	8	0.619	5	7	4	8	9	15	0.375	22	23	0.489	1	0	22.0	45	0.489	12
G 62	Gaines, Lauren	2	7	0	1	2	8	0.200	1	2	3	6	4	8	0.333	6	16	0.273	1	0	3.0	22	0.136	9
G 63	Gaines, Bryan	5	4	4	5	9	9	0.500	8	1	4	5	12	6	0.667	21	15	0.583	1	0	19.0	36	0.528	9
G 64	Finney, Dave	9	3	11	1	20	4	0.833	9	3	6	6	15	9	0.625	35	13	0.729	1	0	38.5	48	0.802	12
G 65	Park, Ed	7	4	3	9	10	13	0.435	3	8	2	1	5	9	0.357	15	22	0.405	1	0	7.5	37	0.203	12
G 66	Dahlgren, Zac	0	0	0	0	0	0	---	0	0	0	0	0	0	---	0	0	---	0	0	0.0	0	---	0
G 67	Clement, Dawn	1	3	1	10	2	13	0.133	3	7	3	5	6	12	0.333	8	25	0.242	1	0	2.0	33	0.061	11
G 68	Van Valen, Ken	1	5	1	11	2	16	0.111	3	8	4	3	7	11	0.389	9	27	0.250	1	0	3.0	36	0.083	12
G7/ Darty Sanchez		36	36	43	29	79	65	0.549	24	12	20	16	44	28	0.611	167	121	0.580	6	0	97.0	288	0.337	
G 70	Trefzger, Mike	8	3	9	3	17	6	0.739	9	3	5	3	14	6	0.700	31	12	0.721	1	0	21.5	43	0.500	12
G 71	Trefzger, Eric	6	5	8	2	14	7	0.667	8	3	5	5	13	8	0.619	27	15	0.643	1	0	27.5	42	0.655	11
G 72	Maierhofer, Sean	1	2	0	2	1	4	0.200	2	1	2	0	4	1	0.800	5	5	0.500	1	0	1.0	10	0.100	3
G 73	Goodrich, Brett	3	6	1	6	4	12	0.250	2	6	4	4	6	10	0.375	10	22	0.313	1	0	7.5	32	0.234	9
G 74	Goodrich, Kyle	4	4	3	3	7	7	0.500	4	3	5	3	9	6	0.600	16	13	0.552	0	0	7.0	29	0.241	8
G 75	Wernet, Brad	3	7	5	5	8	12	0.400	5	2	4	5	9	7	0.563	17	19	0.472	1	0	10.0	36	0.278	10
G 76	Collier, Chris	2	1	4	2	6	3	0.667	3	1	4	2	7	3	0.700	13	6	0.684	0	0	0.0	19	0.000	6
G 77	Stroud, Zach	2	4	5	4	7	8	0.467	6	3	5	5	11	8	0.579	18	16	0.529	0	0	9.0	34	0.265	10
G 78	Robinson, Mike	7	4	8	2	15	6	0.714	9	2	6	5	15	7	0.682	30	13	0.698	1	0	13.5	43	0.314	11

	Singles 301		Singles Cricket		Singles Record		Singles Win %-age	Doubles Cricket		Doubles 501		Doubles Record		Doubles Win %-age	Sngls + Dbls Record		Sngls + Dbls Win %-age	Tiebreaker Ws	Tiebreaker Ls	All-Star Points	Games Played	All-Star Point Average	Matches Played
H1/ Not Dead Ducks Yet	44	22	40	26	84	48	0.636	21	12	17	16	38	28	0.576	160	104	0.606	6	0	73.5	264	0.278	
H 10 Carawon, Bob	0	0	0	0	0	0	---	0	0	0	0	0	0	---	0	0	---	0	0	0.0	0	---	0
H 11 Peers, Martin	3	3	0	0	3	3	0.500	0	0	2	4	2	4	0.333	5	7	0.417	0	0	0.0	12	0.000	6
H 12 Ellis, Tim	6	4	6	4	12	8	0.600	6	3	4	6	10	9	0.526	22	17	0.564	1	0	11.0	39	0.282	10
H 13 Carawon, Harris	5	5	4	7	9	12	0.429	6	2	6	4	12	6	0.667	21	18	0.538	1	0	5.0	39	0.128	11
H 14 Lalino, Steve	8	2	8	2	16	4	0.800	5	5	5	5	10	10	0.500	26	14	0.650	1	0	9.0	40	0.225	10
H 15 Converse, Laurence	4	3	6	4	10	7	0.588	6	4	3	3	9	7	0.563	19	14	0.576	1	0	14.0	33	0.424	10
H 16 Kuppler, Bob	9	2	8	3	17	5	0.773	7	4	5	5	12	9	0.571	29	14	0.674	1	0	8.5	43	0.198	11
H 17 Sawyer, Dean	0	1	0	3	0	4	0.000	5	2	2	1	7	3	0.700	7	7	0.500	0	0	0.0	14	0.000	8
H 18 Samaluck, Somchai	9	2	8	3	17	5	0.773	7	4	7	4	14	8	0.636	31	13	0.705	1	0	26.0	44	0.591	11
H2/ Coach Never Walks Alone	29	31	33	27	62	58	0.517	21	9	18	12	39	21	0.650	140	100	0.583	0	8	70.5	240	0.294	
H 20 Emerton, Eric	3	3	4	0	7	3	0.700	2	4	2	2	4	6	0.400	11	9	0.550	0	1	6.0	20	0.300	8
H 21 Barletta, Phil	1	0	3	3	4	3	0.571	3	3	3	1	6	4	0.600	10	7	0.588	0	0	3.0	17	0.176	6
H 22 Woodard, Dave	5	3	4	6	9	9	0.500	9	2	8	2	17	4	0.810	26	13	0.667	0	1	13.0	39	0.333	10
H 23 Ejlali, Shervin	4	2	2	3	6	5	0.545	5	5	4	5	9	10	0.474	15	15	0.500	0	1	5.0	30	0.167	10
H 24 Martin, Claude	0	7	2	4	2	11	0.154	0	0	3	2	3	2	0.600	5	13	0.278	0	1	1.0	18	0.056	7
H 25 Hamer, Andrew	4	3	3	4	7	7	0.500	5	2	4	3	9	5	0.643	16	12	0.571	0	1	10.0	28	0.357	7
H 26 Scott, Kevin	4	3	5	1	9	4	0.692	7	0	3	2	10	2	0.833	19	6	0.760	0	1	18.0	25	0.720	7
H 27 Turner, Kevin	6	4	6	3	12	7	0.632	9	1	6	4	15	5	0.750	27	12	0.692	0	1	11.0	39	0.282	10
H 28 Ago, Alvin	2	6	4	3	6	9	0.400	2	1	3	3	5	4	0.556	11	13	0.458	0	1	3.5	24	0.146	8
H3/ Tips & Shafts	36	24	32	28	68	52	0.567	15	15	16	14	31	29	0.517	130	110	0.542	6	6	66.0	240	0.275	
H 30 Borgna, Denise	0	0	1	4	1	4	0.200	0	2	0	2	0	4	0.000	1	8	0.111	0	0	2.0	9	0.222	5
H 31 Borgna, Andrew	3	2	3	2	6	4	0.600	3	2	2	2	5	4	0.556	11	8	0.579	1	1	6.0	19	0.316	5
H 32 Spencer, Kenny	1	7	2	6	3	13	0.188	4	5	2	2	6	7	0.462	9	20	0.310	0	1	2.0	29	0.069	10
H 33 Tompkins, Charles	9	1	8	2	17	3	0.850	8	2	7	3	15	5	0.750	32	8	0.800	1	1	16.0	40	0.400	10
H 34 Wilson, Matthew	6	4	9	1	15	5	0.750	8	2	5	5	13	7	0.650	28	12	0.700	1	1	13.5	40	0.338	10
H 35 Phillips, Britt	4	4	3	5	7	9	0.438	1	5	4	5	5	10	0.333	12	19	0.387	1	1	8.0	31	0.258	10
H 36 Letsch, Dempsey	6	1	0	3	6	4	0.600	2	3	3	5	5	8	0.385	11	12	0.478	1	0	6.0	23	0.261	8
H 37 Phillips, Josh	5	4	6	3	11	7	0.611	4	6	7	3	11	9	0.550	22	16	0.579	1	1	11.5	38	0.303	10
H 38 Marshall, Shawn	2	1	0	2	2	3	0.400	0	3	2	1	2	4	0.333	4	7	0.364	0	0	1.0	11	0.091	4
H4/ The Neighborhood Dart Knights	33	33	41	25	74	58	0.561	16	17	18	15	34	32	0.515	142	122	0.538	8	9	99.5	264	0.377	
H 40 Osier, Emmalee	1	9	0	1	1	10	0.091	1	3	2	5	3	8	0.273	4	18	0.182	1	1	3.5	22	0.159	10
H 41 Markham, Jared	5	5	4	4	9	9	0.500	3	3	6	2	9	5	0.643	18	14	0.563	1	1	3.0	32	0.094	11
H 42 Amos, Terron	2	5	5	3	7	8	0.467	3	3	6	2	9	5	0.643	16	13	0.552	1	1	11.5	29	0.397	9
H 43 Thomas, Tony	6	3	6	3	12	6	0.667	5	5	3	4	8	9	0.471	20	15	0.571	1	1	18.5	35	0.529	10
H 44 Gamble, Mark	4	4	6	2	10	6	0.625	2	5	4	2	6	7	0.462	16	13	0.552	1	1	18.5	29	0.638	9
H 45 Swepson, Jerrell	2	1	1	4	3	5	0.375	3	1	1	3	4	4	0.500	7	9	0.438	0	0	3.5	16	0.219	6
H 46 Clow, Brandon	0	2	1	2	1	4	0.200	3	2	3	2	6	4	0.600	7	8	0.467	1	1	7.0	15	0.467	5
H 47 Neff, Josh	1	0	3	3	4	3	0.571	3	2	1	4	4	6	0.400	8	9	0.471	0	1	1.0	17	0.059	6
H 48 Palmer, Levi	5	4	6	2	11	6	0.647	1	8	5	4	6	12	0.333	17	18	0.486	1	1	9.5	35	0.271	11
H 49 Davis, P.J.	7	0	9	1	16	1	0.941	8	2	5	2	13	4	0.765	29	5	0.853	1	1	23.5	34	0.691	10
H5/ We're Sexy & We Throw It	24	42	14	52	38	94	0.288	9	24	11	22	20	46	0.303	78	186	0.295	0	0	40.0	264	0.152	
H 50 McNamara, Ken	9	2	5	6	14	8	0.636	6	5	8	3	14	8	0.636	28	16	0.636	0	0	19.0	44	0.432	11
H 51 McNamara, Karen	5	6	0	2	5	8	0.385	2	5	2	9	4	14	0.222	9	22	0.290	0	0	1.5	31	0.048	11
H 52 Coggins, Leigh	2	5	0	7	2	12	0.143	1	6	3	2	4	8	0.333	6	20	0.231	0	0	1.0	26	0.038	10
H 53 Bohanan, Heather	1	5	3	6	4	11	0.267	0	7	0	9	0	16	0.000	4	27	0.129	0	0	7.0	31	0.226	9
H 54 Morlando, Jim	3	6	1	9	4	15	0.211	1	8	3	7	4	15	0.211	8	30	0.211	0	0	0.0	38	0.000	10
H 55 Crawford, Neal	0	7	3	6	3	13	0.188	3	6	1	6	4	12	0.250	7	25	0.219	0	0	3.5	32	0.109	9
H 56 VonLienen, Dawn	0	4	0	4	0	8	0.000	1	4	1	4	2	8	0.200	2	16	0.111	0	0	1.0	18	0.056	7
H 57 Mattson, Eric	1	5	0	7	1	12	0.077	2	6	4	3	6	9	0.400	7	21	0.250	0	0	2.0	28	0.071	9
H 58 Lawrence, Jonathan	3	2	2	5	5	7	0.417	2	1	0	1	2	2	0.500	7	9	0.438	0	0	5.0	16	0.313	7
H6/ The Replacements	34	38	44	28	78	66	0.542	23	13	18	18	41	31	0.569	160	128	0.556	9	8	87.0	288	0.302	
H 60 Hartley, Barron	6	5	4	3	10	8	0.556	2	4	2	3	4	7	0.364	14	15	0.483	1	0	4.5	29	0.155	11
H 61 Hartley, Bryan	6	1	11	1	17	2	0.895	8	4	7	4	15	8	0.652	32	10	0.762	1	1	20.0	42	0.476	12
H 62 Jones, Nick	3	9	4	6	7	15	0.318	7	3	4	2	11	5	0.688	18	20	0.474	1	1	11.0	38	0.289	12
H 63 Morgan, Wood	0	0	7	5	7	5	0.583	7	5	4	7	11	12	0.478	18	17	0.514	1	1	10.0	35	0.286	12
H 64 Boyer, Drew	5	6	1	3	6	9	0.400	4	0	8	3	12	3	0.800	18	12	0.600	1	1	3.5	30	0.117	12
H 65 Daniels, Slater	4	1	8	3	12	4	0.750	7	4	2	2	9	6	0.600	21	10	0.677	1	1	13.0	31	0.419	11
H 66 Berman, Zack	3	3	0	0	3	3	0.500	0	0	5	7	5	7	0.417	8	10	0.444	1	1	0.0	18	0.000	12
H 67 Tyler, Robert	0	5	1	1	1	6	0.143	4	1	2	2	6	3	0.667	7	9	0.438	0	0	4.5	16	0.281	7
H 68 Miller, Lloyd	3	5	1	4	4	9	0.308	2	2	1	4	3	6	0.333	7	15	0.318	1	1	7.5	22	0.341	9
H 69 Petersen, Eric	4	3	7	2	11	5	0.688	5	3	1	2	6	5	0.545	17	10	0.630	1	1	13.0	27	0.481	9
xx-H7/ Darty B's	10	20	6	24	16	44	0.267	0	15	7	8	7	23	0.233	30	90	0.250	0	0	18.0	120	0.150	
H 70 Smith, Lauren	3	2	0	5	3	7	0.300	0	5	3	2	3	7	0.300	6	14	0.300	0	0	7.5	20	0.375	5
H 71 Smith, Jason	0	4	1	3	1	7	0.125	0	4	2	2	2	6	0.250	3	13	0.188	0	0	4.5	16	0.281	4
H 72 Hobgood, A.	2	2	2	2	4	4	0.500	0	4	3	1	3	5	0.375	7	9	0.438	0	0	0.0	16	0.000	4
H 73 Demeritte, Max	2	3	1	4	3	7	0.300	0	5	1	4	1	9	0.100	4	16	0.200	0	0	3.0	20	0.150	5
H 74 Hobgood, Lila	0	1	1	0	1	1	0.500	0	1	0	1	0	2	0.000	1	3	0.250	0	0	0.0	4	0.000	1
H 75 Koe-krompecher, Pablo	1	0	0	1	1	1	0.500	0	1	0	1	0	2	0.000	1	3	0.250	0	0	0.0	4	0.000	1
H 76 Ramsay, Billy	0	3	1	2	1	5	0.167	0	3	1	2	1	5	0.167	2	10	0.167	0	0	1.5	12	0.125	3
H 77 Thomas, Ty	1	4	0	5	1	9	0.100	0	5	2	3	2	8	0.200	3	17	0.150	0	0	1.5	20	0.075	5
H 78 Rich, Marshall	1	1	0	2	1	3	0.250	0	2	2	0	2	2	0.500	3	5	0.375	0	0	0.0	8	0.000	2

Raleigh Dart League

Registration for Spring 2020 Season
THURSDAY, January 2, (The Upper Deck), 7:00-8:00 p.m.

Thursday, January 2 **For ALL teams - there is only one night of registration!!!**
(If your team is not returning, please leave a message on VoiceMail.
New captain? Please pass this information on to him/her.)
Bring: 1) Completed roster - use BLACK pen please - with divisions played by by each member for last 3 seasons
2) ONE check for bar fee and a minimum of six players (Bar fee is $20; Player registration is $20) NO CASH WILL BE ACCEPTED!!!

Thursday, January 2 **DEADLINE for unrestricted roster add-ons, at REGISTRATION (no extensions)**
January 3 through February 24 Add-ons pre-approved by the Membership Director (Membership Committee Director - Heather Bohanan, 919-326-1956, membership@raleighdartleague.org)
1) Checks & player information as per roster to: Heather Bohanan (temporarily performing Treasurer duties), 919-326-1956, 206 Shoals Lane, Garner, NC 27529; membership@raleighdartleague.org
2) Membership Director will inform captain of Director's/Committee's decision
A PLAYER IS NOT ELIGIBLE UNTIL APPROVED, AND WITH DUES PAID

Wednesday, January 15 **Captains' meeting, 7:00-8:00 p.m., The Upper Deck (MANDATORY)**
Pick up schedules, blank scoresheets, team rosters, phone lists, rules, etc.

Wednesday, January 22 **8:00 p.m. Season starts**

Monday, February 24 **5th week captains' meeting, 7:00-8:00 p.m., The Upper Deck**
... and RDL Board meeting --- Last day to add/replace a player with approval

SPRING 2020 RALEIGH DART LEAGUE TEAM REGISTRATION FORM

Team Name _____ Team Number _____
(PLEASE LEAVE BLANK)

Player Name (not nickname): / Home Bar & Dart Rep.:	Divisions played in previous 3 seasons	Dart experience (if any) outside RDL* / Board #s:	M/F	Phone #:	Fee Paid:
Captain: 0				(C) (H)	0
1				(C) (H)	1
2				(C) (H)	2
3				(C) (H)	3
4				(C) (H)	4
5				(C) (H)	5
6				(C) (H)	6
7				(C) (H)	7
8				(C) (H)	8
9				(C) (H)	9

TOTAL:

Captain's Email Address: _____

** If there are players new to RDL and you are aware of their dart experience outside of RDL, please include that information here. You might say things like "Played in a mid-level team in Chicago for the past 6 years" or "No league experience but throws on a regular basis - consistently beats D & E players at Upper Deck LOD"*

TONS OF NEWSLETTER

Home to the **2020** Spring Session of the Raleigh Dart League for the Banquet, Saturday, July 17, 2021 Issue #JK784
The "This Only Happened Fourteen Months Later Than Was Originally Planned… Damn Covid" Edition

A SEASON/YEAR/MINI-ETERNITY UNLIKE ANY OTHER…

Ladies and gentlemen, today, Saturday, July 17th, we are celebrating the banquet for the Spring 2020 RDL season. The last league matches were contested 493 days ago. More than a year and four months ago. March 11th, 2020 feels a little bit foreign, as though it wasn't really part of this life, as if it's a false memory placed in my mind by a book or a movie. But I know it was real. And I know that today is real. What feels more unreal is that 492-day span in between then and now.

Intellectually, I've always known that a terrible situation like the ongoing pandemic is completely possible (and maybe even likely within my lifetime). I've been a basic scientist who branches out into clinical care research for nearly three decades, so I am well aware of the potential for something like this at any time. But still, you just never expect all those old photos of similar disasters to re-occur right in front of you. Too comfortable in my first-world existence, I guess.

And while it has been a little soul-crushing not being able to do most of my favorite things (the racquetball courts where I play still don't open until September… geez), the reality is that I personally have had it easy compared to so many others. My wife and I remained employed (yes, there were some changes for both of us - especially for my wife - but no unemployment), none of my family contracted the Covid virus, and we were both lucky enough to be right near the front of the line for the vaccine (hospital jobs for both of us and all that). So I personally can't complain. I can, however, still hate the past 16 months just a little bit - but I won't, because a lot of good things still happened, not the least among them being that I have yet another reminder of all the things and all the people that I appreciate. And I'm still here to enjoy/re-enjoy them as the world recovers and reopens.

I have missed you guys (well, maybe not all of you). I have missed the nights out together. I've missed the stories (yes, even the one you're re-telling for the eighth time). I've missed the laughter. I've simply missed the ability to spend my time in your presence, just sharing in your fun. Welcome back. I'm so very glad you're here.

REGULAR SEASON WINNERS (as determined by the week 7 standings)

"A" Division - ***Birth of an Element*** *(7 wins, 0 losses)*
2nd place - The Neighborhood Bullies
"B" Division - ***Double or nothin'*** *(7 wins, 0 losses)*
2nd place - Show Me Your Tips
"C" Division - ***Why So Serious?*** *(6 wins, 1 loss)*
2nd place - Bulls Up
"D" Division - ***Shark Shooters*** *(5 wins, 2 losses)*
2nd place - Loaded Darts
"E" Division - ***Dr.unks*** *(7 wins, 0 losses)*
2nd place - Kings of the Board
"F" Division - ***Active Shooters*** *(6 wins, 1 loss)*
2nd place - Still F'd
"G" Division - ***Tips & Shafts*** *(6 wins, 1 loss)*
2nd place - Coral Reefers

(Rosters of all season-winning teams are on page 3.)

TABLE OF CONTENTS

Item	Page Number
How the heck did we get… here?	1
Regular Season First- and Second-Place Teams	1
Fall 2021 RDL Season Information	1
Final Divisional Standings	2
Regular Season Winning Team Rosters	3
Fall 2021 season dates, Tiebreaker Summary	3
Regular Season Trophy Dart Awards	3
Divisional Singles Win %-age Winners	4
Divisional All-Star Point %-age Winners	4
Players Who Beat the Singles Winners	4
Season Penalty (and Forfeit) Summary	4
List of Host Establishments	5
Summer/Fall dart options - leagues, draws, tourneys	5
RDL Address and Phone No. Information	6
Event Calendar, Penalty Log	6
JK's All-Star Team Picks	7
Quick Stat Tidbits, JK's Prediction Results Summary	7
Prediction Results Table	8
Week-by-Week Match Results Table	9
RDL prepping to flex its muscle world-wide (again)!!	10
Random Thoughts from JK	11
Spring 2020 Lyrics Quiz Revisited (cont. on pg. 13)	12
Seasonal reminders, Answers to Lyrics Quiz	13
Spring 2020 Trivia Questions Revisited (cont. pg. 15)	14
Some of the coolest home dart setups around RDL (that gave us key dart sanity during the pandemic)	15-19
The maybe-not-so-serious, but still-definitely-exactly-what-would-have-happened Tournament Results	20-25
2021 NCCDL & NCLC results and standings	26
Fliers for Music City Classic, Char. Summer Shootout	27
Fliers for Washington Area Open, Va. Beach Classic	28
Top Singles Records, by Division	29
Top Doubles Records, by Division	30
Top Singles+Doubles, by Division	31
Top All Star Point Averages, by Division	32
Top Individual Records, by Section of Play	33,34
League-Wide Individual Singles, Doubles Records	35
League-Wide Individual Singles + Doubles Records, and All-Star Point Averages	36
Singles, Doubles Records, Ranked by Team	37
Overall Records, All-Star Pt. Ave., Ranked By Team	38
Complete "A" Division Statistics	39
Complete "B" Division Statistics	40
Complete "C" Division Statistics	41
Complete "D" Division Statistics	42
Complete "E" Division Statistics	43
Complete "F" Division Statistics	44
Complete "G" Division Statistics	45
Registration Materials for Fall 2021 RDL Season	46

FALL 2021 RALEIGH DART LEAGUE SEASON INFORMATION

Registration Meeting for ALL Teams; The Upper Deck;
Wednesday, July 21, 7:00-8:00 p.m. (web registration begins ~7/19)
MANDATORY Preseason Captains' Meeting; The Upper Deck;
Wednesday, August 4, 7:00-8:00 p.m.
Match Play begins on **Wednesday, August 11**
MANDATORY Fifth Week Captains' Meeting;
Upper Deck; **Monday, September 13**, 7:00-8:00 p.m.
Divisional tournament weeks - **November 17, December 1 & 8**

FINAL!! DIVISIONAL TEAM STANDINGS FOR THE *SPRING 2020* RDL SEASON

IMPORTANT NOTE: THESE STANDINGS INCLUDE ALL MATCHES PLAYED THIS SEASON, INCLUDING WEEK 8. THE TOURNAMENT BRACKETS (HAD THEY BEEN PLAYED) WOULD HAVE BEEN BASED ON THE WEEK 7 STANDINGS, SO THAT THE SEEDINGS ARE BASED ON A SCHEDULE PORTION IN WHICH ALL TEAMS FACED THE ALL TEAMS FACED THE SAME OPPOSITION THE SAME NUMBER OF TIMES.

THE SAME IS TRUE FOR DIVISION WINNERS, AS THOSE ALSO WERE BASED ON WEEK 7 STANDINGS.

Teams whose names are underlined in the standings are ones whose standings position does NOT match their week 7 standing. Not everyone should get TOO worked up about being "robbed" of a move up though, as many of these are simply results of pairings that occurred in week 8. These facts will assuredly be considered when seedings for the upcoming Fall 2021 season are selected - to this end, the 2-up/2-down thumbs here reference week 7 team positions.

"A" Division

		W	L	Pts.
👍	Birth of an Element 👍	8	0	155
👍	The Neighborhood Bullies	7	1	140
3	Deez Nuts	4	4	101
4	Lunatic Fringe	4	4	98
👎	Liver Die!	3	5	75
6	Dartistic Disturbance	3	5	70
7	Repeat A-ffenders	3	5	69
👎	Darty Minds	0	8	58

"B" Division

		W	L	Pts.
👍	Double or nothin' 👍	8	0	117
👍	Show Me Your Tips	7	1	114
3	Boom Baby	6	2	130
4	DD214	3	5	92
5	Consistently Inconsistent	3	5	82
6	Shooter McGavin	2	6	79
👎	Irrelevant Final Answer	2	6	74
👎	Rif Raf	1	7	80

"C" Division

		W	L	Pts.
👍	Why So Serious? 👍	7	1	140
👍	Bulls Up	7	1	106
3	Projectile Dysfunction	5	3	94
4	Cheap Shots	3	5	91
👎	Methodical 2.0	3	5	88
6	Nine Lives	3	5	75
7	Big Bulls	2	6	87
👎	Menace 2 Sobriety	2	6	77

LEGEND OF SYMBOLS IN STANDINGS
👍 = clinched "top-two" finish in division
👎 = clinched "bottom-two" finish in division
☝ = regular season division champion

"D" Division

		W	L	Pts.
👍	Loaded Darts	6	2	108
👍	Shark Shooters ☝	5	3	110
3	We Still Don't Know!	5	3	109
4	Sharky's Machine	5	3	96
5	Hump Day!	3	5	94
6	One Armed Bandits	3	5	86
👎	Game of Throws	3	5	69
👎	Treble Yell	2	6	79

"E" Division

		W	L	Pts.
👍	Dr.unks ☝	8	0	125
👍	Kings of the Board	6	2	114
3	Is It In?	5	3	104
4	Red-eye Rangers	4	4	97
5	OH' SHEETZ!	3	5	96
6	Ma and Pa and the Kids	3	5	81
👎	Death Throw	2	6	83
👎	Rock Out With Your Cork Out!	1	7	66

"F" Division

		W	L	Pts.
👍	Active Shooters ☝	7	1	111
2	D.U.C.K.S.	5	3	111
3	Darty Sanchez	5	3	104
👍	Still F'd	5	3	102
5	Banging The Wire	4	4	89
👎	My Darts R Bigger	3	5	87
6	Sofa Kings	3	5	77
👎	Coach Yrself Clean	0	8	70

"G" Division

		W	L	Pts.
1	Is It Still In?	7	1	123
👍	Tips & Shafts ☝	7	1	120
👍	Coral Reefers	6	2	115
4	Neighborhood Dart Knights	5	3	117
5	Starving Dartists	3	5	90
6	Wayne Gretzky	2	6	86
👎	We're Sexy & We Throw It	2	6	68
👎	Bulls Hitters	0	8	41

TEAMS THAT WON THEIR REGULAR SEASON TITLE !!!!!
(which is the only title available this season, in the absence of the tournaments)

"A" Division - ***Birth of an Element***
Jason Kilts (c) -- Robb Beeson -- Tom Brown -- John Carroll -- Paul Jacobi
Chad Massengill -- Robbie Phillips -- Stevie Phillips -- Allen Smith -- Wil Tan

"B" Division - ***Double or nothin'***
Julie Phillips (c) -- E.J. Ellis -- David Johnson -- Keith Gibbs -- Merrill Bowman
Jim Jones -- Tisha Taylor -- Brenda Whitley -- Eric Klann -- T.J. Scheppele

"C" Division - ***Why So Serious?***
Anthony Cannizzaro (c) -- Tyler Cannizzaro -- Lincoln Havens -- Bill Leonard
Mike Bumpass -- Mike Cole -- Teddy Rice -- Andrew Triggiano -- Jeff Blanchard

"D" Division - ***Shark Shooters***
Michelle Stacy (c) -- Rod Stacy -- Liz Mitchell -- Greg Svede -- Dave Mercer
Eric Taylor -- Chris Buck -- Dana Bither -- Tim Mitchell -- Thomas Gibson

"E" Division - ***Dr.unks***
Shane Gouge (c) -- Jose Velez -- Dustin Jones -- Nick Murdock -- Chris Haire
Larry Morgan -- Mike Brewer -- Cherry Brewer -- Susan Gouge -- Jackson Ashley

"F" Division - ***Active Shooters***
Chris Gagner (c) -- Ken Theall -- Sebastian Dehnel -- JoDon Looney -- Joe Zuttel
David Swartzel -- Chris Hadley -- Paul Zuttel -- Rick Blake -- Andrew Eattock

"G" Division - ***Tips & Shafts***
Denise Borgna (c) -- Andrew Borgna -- Kenny Spencer -- Charles Thompkins
Matthew Wilson -- Britt Phillips -- Dempsey Letsch -- Josh Phillips

FALL 2021 RDL SEASON INFORMATION

I put these dates in many locations (pages 1, 4, 6, 46) because they might be your most important thing in this newsletter.

Wed., July 21st - Fall season registration, The Upper Deck (online registration should be available in the days immediately prior to the 21st - Membership Director Heather Bohanan will likely be in charge of early registration, and she will likely hook it up through the website and accept payments through PayPal)
Wed., Aug. 4th - Preseason capts.' mtg./packet pickup, Upper Deck
Wednesday, August 11th - Start of Fall season match play
Monday, Sep. 13th - Fifth week captains' meeting, Upper Deck
Wed., Nov. 17, Dec. 1 & 8 - Fall season divisional tournaments
Saturday, December 11th - Fall season banquet, site TBD

THIS SEASON'S TIEBREAKERS

Look, we only played 8 weeks, so this total is way lower than usual. There were only 17 total tiebreakers, and no division had more than 3 (and five divisions had that). And thus, only 5 teams played in more than one 1001, and two of those went a boring 1-1. Leaving the Cardiac Kids award (most 1001s) for F division's Banging the Wire, the only team to play as many as 3 extra legs (going 2-1). And the Heartbreak Award goes to E division's Is It In?, as the only team to lose a pair of 1001s.

SPRING 2020 REGULAR SEASON PERFECT THROWS

9-Marks
Pat Gibson **(2)** (Neighbor. Bullies, 2/5, 2/19)
Ryan Anderson (Liver Die!, 1/22)
Dave Gelberg (Lunatic Fringe, 3/4)
Shane Gouge (Dr.unks, 1/22)
George Guenther (DD214, 2/12)
Lee Haithcock (Show Me Your Tips, 1/22)
Andrew Hamer (Coach Yrself Clean, 3/11)
Lee Jeffreys (Boom Baby, 2/19)
Jim Kerr (Deez Nuts, 3/4)
Steve Lalino (D.U.C.K.S., 3/4)
Tim Lane (Lunatic Fringe, 1/22)
Randy Massengill (Darty Minds, 3/11)
Jason Patskoski (Coral Reefers, 2/5)
Robbie Phillips (Birth of an Element, 2/26)
Stevie Phillips (Birth of an Element, 2/5)
Joe Rigert, Sr. (Show Me Your Tips, 3/11)
Scott Stankevich (Neighbor. Bullies, 1/22)
P.J. Stewart (Neighborhood Bullies, 2/5)
Eric Taylor (Shark Shooters, 2/5)
Eric Trefzger (Darty Sanchez, 2/19)
Hugh Vance (Is It In?, 2/12)
Denny Williams (Loaded Darts, 3/4)
Tolson Willis (Death Throw, 3/11)

Ton-80s
Robbie Phillips **(2)** (Element, 1/29, 1/29)
Dave Buckman (Cheap Shots, 2/5)
Anthony Fey (OH' SHEETZ!, 1/29)
Shane Gouge (Dr.unks, 1/22)
Patrick Howsare (Bulls Up, 3/11)
Paul Joyal (Dartistic Disturb., 1/22)
Tim Mozzetti (Lunatic Fringe, 3/4)
Nick Murdock (Dr.unks, 2/26)
Ryan Raymond (Projectile Dysf., 1/29)
Darren Schmaus (...Inconsistent, 1/29)
Greg Svede (Shark Shooters, 2/19)
Wil Tan (Birth of an Element, 3/11)
Ken Trefzger (One Armed..., 1/29)
Vic White (Boom Baby, 1/22)
Joe Zawrotniak (Lunatic Fringe, 2/12)

6-Bulls
(none reported)

SPRING 2020 REGULAR SEASON DIVISIONAL TROPHY DART AWARDS

	A division	B division	C division	D division	E division	F division	G division
High In (301 first turn only!!)	Ton-52 (2/5/20) **Wil Tan** Birth of an Element	Ton-18 (2/5/20) **Brad Bushman** Show Me Your Tips	Ton-52 (2/12/20) **Tyler Cannizzaro** Why So Serious?	Ton-20 (2/5/20) **Greg Svede** Shark Shooters	Ton-22 (2/2/20) **Michael Fleener** Rock Out With Your Cork Out!	Ton-16 (2/12/20) **Chris Gagner** Active Shooters	Ton **Charles Thompkins** Tips... (1/29) **Dave Finney** …Gretzky (2/5)
High Out (301/501/ 1001)	Ton-01 (2/12/20) **Stevie Phillips** Birth of an Element	Ton-22 (2/12/20) **Keith Gibbs** Double or nothin'	Ton-28 (2/12/20) **Jim Butterworth** Bulls Up	Ton-02 (3/11/20) **Rod Stacy** Shark Shooters	Ton-04 (1/29/20) **Adam Barnes** Ma and Pa and the Kids	Ton-10 **Chris Gagner** Active… (2/12) **Kelsey Williams** …The Wire (3/4)	78 (2/26/20) **Eric Petersen** Starving Dartists
Fast Singles 301	8 darts **Michael Johnson** Neighborhood Bullies (2/5) **Bob Terry** Lunatic Fringe (3/4)	11 darts **Jim Peele** Boom Baby (1/22) **Tim McNamara** Inconsistent (1/29) **Amanda Preciado** DD214 (2/26) **Brad Bushman** Show Me… (3/11)	10 darts (1/29/20) **Ryan Raymond** Projectile Dysfunction	15 darts (2/12/20) **Robert Long** Loaded Darts **Mike Roberts** We Still Don't Know	10 darts (1/29/20) **Zach Powell** Red-eye Rangers	9 darts (2/12/20) **Chris Gagner** Active Shooters	12 darts (2/26/20) **Jacob Britt** Coral Reefers
Fast Singles Cricket	15 darts (1/22/20) **Pat Gibson** Neighbor. Bullies	21 darts (2/12/20) **T.J. Scheppele** Double or nothin'	22 darts (2/12/20) **Mike Cole** Why So Serious?	24 darts (2/5/20) **Denny Williams** Loaded Darts	20 darts (1/22/20) **Jose Velez** Dr.unks	19 darts (2/5/20) **Somchai Samaluk** D.U.C.K.S	16 darts (2/26/20) **Matthew Wilson** Tips & Shafts
Fast Doubles Cricket	17 darts (3/4/20) **Jim Kerr & Dave Tanner** Deez Nuts	20 darts (3/11/20) **Brad Bushman & Mike Raquet** Show Me Your…	(none reported)	20 darts (2/19/20) **Mike Gardner & Trey Rodgers** Loaded Darts	(none reported)	27 darts (3/4/20) **Steve Lalino & Somchai Samaluk** D.U.C.K.S	(none reported)
Fast Doubles 501	18 darts (3/11/20) **Chad Massengill & Wil Tan** Birth of an Element	17 darts (2/19/20) **Brad Bushman & Mike Hall** Show Me Your…	21 darts (3/11/20) **Jimmy Arnold & Patrick Howsare** Bulls Up	21 darts (2/19/20) **Chris Additon & Brian Whitley** Treble Yell	21 darts (2/26/20) **Jackson Ashley & Nick Murdock** Dr.unks	22 darts (3/4/20) **Bob Kuppler & Somchai Samaluk** D.U.C.K.S	24 darts (2/12/20) **Jacob Britt & Josh Carroll** Coral Reefers

Spring 2020 RDL Individual Season-Long Awards

SINGLES WIN PERCENTAGE

		W	L	%-age
	"A" Division			
Robbie Phillips	A2/ Birth of an Element	9	1	0.900
	"B" Division			
Michael Turner	B7/ Boom Baby	9	2	0.818
Jason Zelinack	B7/ Boom Baby	9	2	0.818
	"C" Division			
Lincoln Havens	C5/ Why So Serious?	13	1	0.929
Mikey Hindle	C3/ Cheap Shots	13	1	0.929
J.J. Tant	C8/ Projectile Dysfunctior	13	1	0.929
	"D" Division			
Jimmy Bateman	D3/ Sharky's Machine	13	1	0.929
	"E" Division			
Scott Kirkpatrick	E5/ Red-eye Rangers	11	1	0.917
	"F" Division			
Somchai Samaluck	F7/ Darters.Under.Constar	12	0	1.000
Sebastian Dehnel	F1/ Active Shooters	11	0	1.000
	"G" Division			
P.J. Davis	G6/ The Neighborhood Da	10	0	1.000

Women's Records

(# of women by division: A-0, B-7, C-1, D-5, E-14, F-4, G-14)

[There are no women in A, and no women in C and F divisions satisfied both the minimum number of games requirement and the RDL rule requiring a win percentage of 0.500 or higher to claim a singles award.]

	Women - "B" Division			
Julie Phillips	B5/ Double or nothin'	9	4	0.692
	Women - "D" Division			
Barbara Cotton	D2/ We Still Don't Know!	6	2	0.750
	Women - "E" Division			
Alyssa Bathurst	E1/ Ma and Pa and the Ki	8	4	0.667
	Women - "G" Division			
Kate Merritt	G1/ Is It Still In?	7	6	0.538

ALL-STAR POINT AVERAGE

		ASPs	TGP	%-age
	"A" Division			
Robbie Phillips	A2/ Birth of an Element	49.0	20	2.450
	"B" Division			
Tim McNamara	B2/ Consistently Inconsist	25.5	23	1.109
	"C" Division			
Jim Butterworth	C2/ Bulls Up	27.0	23	1.174
	"D" Division			
Greg Svede	D6/ Shark Shooters	27.5	27	1.019
	"E" Division			
Shane Gouge	E4/ Dr.unks	27.0	23	1.174
	"F" Division			
Somchai Samaluk	F7/ Darters.Under.Constar	21.5	23	0.935
	"G" Division			
Dave Finney	G2/ Wayne Gretzky	29.0	24	1.208

Women's Records

(# of women by division: A-0, B-7, C-1, D-5, E-14, F-4, G-14)

[There are no women in A, and no women in C division satisfied the minimum number of games requirement.]

	Women's Records - "B" Division			
Amanda Preciado	B6/ DD214	18.5	24	0.771
	Women's Records - "D" Division			
Barbara Cotton	D2/ We Still Don't Know!	6.5	16	0.406
	Women's Records - "E" Division			
Alyssa Bathurst	E1/ Ma and Pa and the Ki	20.5	24	0.854
	Women's Records - "F" Division			
Kelsey Williams	F6/ Banging The Wire	5.5	21	0.262
	Women's Records - "G" Division			
Kate Merritt	G1/ Is It Still In?	9.0	24	0.375

THE PLAYERS WHO *BEAT* THE SINGLES %-AGE WINNERS

Well… this is the weirdest set of items in this column we've ever had. We played 8 weeks, but for the very clear sake of competitive balance, the season-long awards were based on only the first 7 weeks (so that all teams faced an even schedule of opponents). And that means any wins or losses in singles in week 8 didn't affect these awards. And for quite a few of the folks below, that was critical. The 11 throwers who won or tied for these 7 division titles lost a total of 10 games in weeks 1-7. Then they combined for a stunning 7 losses in week 8 alone!! I went ahead and added the week 8 vanquishers for completeness…

Who beat Robbie Phillips of Birth of an Element in A division?
in 301: (none). in cricket: Joel Dickenson (wk.2).

Who beat Michael Turner of Boom Baby in B division?
in 301: Darren Schmaus (wk.1). [then also Jonathan Munsell in wk.8]
in cricket: Joe Munroe (wk.2),

Who beat Jason Zelinack of Boom Baby in B division?
in 301: Tommy Beaird (wk.3).
in cricket: Joe Rigert, Sr. (wk.6),

Who beat Lincoln Havens of Why So Serious? in C division?
in 301: (none). in cricket: Brady Price (wk.6).

Who beat Mikey Hindle of Cheap Shots in C division?
in 301: (none) [other than Stephen Flanagan in wk.8]
in cricket: Mike Bumpass (wk.2).

Who beat J.J. Tant of Projectile Dysfunction in C division?
in 301: (none) [other than Mike Venable in wk.8].
in cricket: J.J. White (wk.4).

SPRING 2020 PENALTY SUMMARY

Well, I keep saying that the RDL is a whole new world since the removal of the call-in requirement, but I've also noted the addition of newer penalty paths too (earlier sheet return deadline, mandatory 1001 names, new penalty for lack of blocker names). But regardless of which penalties are on the list, most captains have also just gotten better at this stuff. And now in this super-shortened season, the outcome was pretty predictable… we had exactly ONE penalty in the 8 weeks that were actually contested.

Thus, the **Sofa Kings** in F are obviously the penalty kings for the season. Their week 1 scoresheet return penalty for 16 points is the entirety of the losses for the whole league this season. And it cost them exactly nothing in the standings, soooo… yeah.

There were also two forfeits this season (by Nine Lives in C, and Game of Throws in D), but unless Game had won that match by at least a 20-4 score or more, those two forfeits didn't cost either of those teams anything in the standings either. Which is good news, I think.

Who beat Jimmy Bateman of Sharky's Machine in D division?
in 301: (none) [other than Kevin Olsen in wk.8].
in cricket: Pat Smelik (wk.5).

Who beat Scott Kirkpatrick of Red-eye Rangers in E division?
in 301: (none) [other than Anthony Fey in wk.8].
in cricket: Jay Dean (wk.5). [and then also Pat Ball in wk.8]

Who beat Somchai Samaluk of D.U.C.K.S. in F division?
in 301: (none). in cricket: (none).

Who beat Sebastian Dehnel of Active Shooters in F division?
in 301: (none). in cricket: (none).

Who beat P.J. Davis of The Neighborhood Dart Knights in G division?
in 301: (none) [other than Lloyd Miller in wk.8]. in cricket: (none).

WHERE WE PLAY

American Legion Fuquay-Varina	**919-557-5990**
6400 Johnson Pond Road	Fuquay-Varina
-about 0.2 miles from Fuquay Elementary School	
The Big Easy	**919-468-6007**
231 Grande Heights Drive	Cary
-in the Harrison Pointe Shpg. Ctr., across from Papa John's	
Break Time Billiards	**919-615-0107**
6442 Tryon Road	Cary
-left of Lowe's Foods, at inter. w/ Cary Parkway	
Brewster's Pub	**919-650-1270**
1885 Lake Pine Drive	Cary
-next to La Cocina Mexican restaurant	
Brown's Billiards	**919-878-9092**
5500 Atlantic Springs Road	NE Raleigh
-off Spring Forest Rd., near Wake Forest Rd.	
Cleveland Draft House - Garner	**919-771-2337**
6101 NC Highway 42 West	Garner
-0.7 mile west of I-40 on NC Highway 42	
Compass Rose Brewery	**919-875-5683**
3201 Northside Drive #101	N. Raleigh
-take Gresham Lake from Capital Blvd, cross RR tracks, then left	
Good Times Arcade and Tavern	**919-307-3245**
74 Son-Lan Parkway, Suite 108	Garner
-just past Pizza Inn, across from Hibachi & Company	
High Park Bar & Grille	**919-833-4527**
625 E. Whitaker Mill Road	Raleigh
-near intersection of Whitaker Mill & Wake Forest Rd.	
Hot Shots Billiards & Pub	**919-460-6307**
107 Edinburgh South Drive	Cary
-in MacGregor Village	
Isaac Hunter's Tavern	**919-996-9484**
414 Fayetteville Street	Raleigh
-between the Sheraton and Sir Walter Apartment Bldg.	
Locked & Loaded Bar & Grill	**919-661-6688**
305 McCormick Street	Garner
-behind the International House of Pancakes (IHoP)	
Lucky B's Around the Corner	**919-833-1310**
609 Tucker Street	Raleigh
-near inter. of Glenwood/Tucker, near Armadillo Grill	
Mac's Tavern	**919-467-4114**
1014 Ryan Road	Cary
-in Village Market Shopping Center	
The Neighborhood Sports Bar	**919-377-2344**
301 North Harrison Avenue	Cary
-in the space that was Train Station / Playtime Billiards	
Overtime Sports Pub	**919-255-9556**
1030-149 N. Rogers Lane	Raleigh
-corner of Rogers Ln/US-64, in Food Lion strip mall	
Pantana's Pool Hall	**919-833-2990**
3112 Hillsborough Road	near NCSU
-between Daisy and Shepherd streets	
Pat Murnane's Irish Pub	**919-562-5570**
2101 South Main Street	Wake Forest
-right next to Euro Café	
The Pickled Onion #2	**919-977-0031**
8511 Cantilever Way	north Raleigh
-off Glenwood, in plaza behind CarMax	
The Pickled Pub	**984-235-4482**
14460 Falls of Neuse Road	north Raleigh
-in Wakefield Commons shopping center	
Proof Five Points	**919-896-9444**
1620 Glenwood Ave	Raleigh
-next to the Rialto Theater at the 'five points' intersection	

NEED ADDITIONAL SUMMER/FALL DART OPTIONS?

Leagues? Blind draws? Tournaments? We have 'em all!

Tuesdays - BCDL - Durham Handicapped Steel-Tip League

The Bull City Dart League returns to its year-round play, after being off for the same giant span as the RDL has. Registration closes this coming Tuesday, July 20th, at 7 pm at Bralie's Sports Bar & Grill in Durham. You can also register by emailing President Kevin Palma (rp3224@gmail.com) before Tuesday evening. The league website is www.thebcdl.org and the league plays Tuesday nights throughout Durham and RTP, and uses a rolling handicap system to level the playing field quite a bit. Teams are 4-8 players (about 6 is the norm), dues are $25/player per season. [Note: league members who were active/paid members in the canceled Sp20 season will have their dues waived this season.]

Thursdays - TDL - in Chapel Hill/Durham

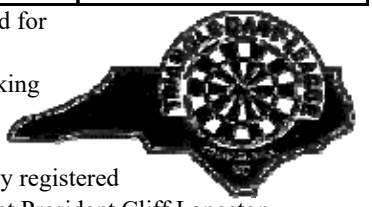

The TDL actually just registered for the fall season, but it's certainly possible that a team will be looking for players (or maybe that the league would even take a full team if you were super fast (they registered just this past Thursday). Contact President Cliff Langston (clifflangston@triad.rr.com) or check the league website (www.ibiblio.org/ncdarts/tdl/) for information. I believe the teams in TDL consist of 6-10 players per team, and dues are $20 per player per season. Recent seasons have used bars in both Chapel Hill and Durham, but I suspect that might vary a bit from season to season based on team preferences and signups.

Or maybe a blind draw…

Page 6 lists the regular weekly blind draws offered by RDL host establishments, and there are a bunch. We have some of our regular host locations back on the lists, of course, including **The Upper Deck**, **Sharky's Place**, **The Neighborhood**, and **Brown's Billiards** (although it should be noted that not all days and times match the pre-pandemic specifics). And we also have a newcomer to the list, and though **Bud's Tavern** isn't up to full weekly yet, the draws they do have are making quite the splash.

And for those lookin' for a bigger tournament…

Check pages 27 and 28 for fliers for events in nearby (or at least somewhat nearby) locales, and also the calendar on page 8 for a couple more. Sure, some of these are a bit of a drive, but you've been waiting over a dang year for these to come back, so don't act like a couple extra hours of travel commitment is all of a sudden out of the question. Go. Enjoy. Win or lose, enjoy.

Rally Point Sport Grill	**919-678-1088**
1837 N. Harrison Ave.	Cary
-in the Sam's Club plaza near I-40, behind Wendy's	
Scooters	**919-954-2171**
1911 Sego Court	N. Raleigh
-near Atlantic/Millbrook inter., behind Batteries Plus	
Sharky's Place	**919-783-5448**
5800 Duraleigh Road	NW Raleigh
-in the Yuppie Center near US 70 intersection	
Snooker's-RW	**919-828-7665**
3520 Wade Avenue	NW Raleigh
-in Ridgewood Shopping Center	
The Upper Deck	**919-460-1786**
329 N. Harrison Avenue	Cary
-near intersection. of N. Harrison & Highway 54	

RDL WEBSITE - www.raleighdartleague.org

Webmaster: Matt Ridgway (of Irrelevant Final Answer)
contact him, if needed, at: meridgway84@gmail.com

HOW TO REACH US

Mail Scoresheets to: Jason Kilts - RDL Statistician
5005 Raintree Road, Durham, NC 27712

Email scoresheets: jdkilts@yahoo.com or jdkilts@gmail.com

Or text scoresheets: **919-423-5766** - and we also always recommend watching for confirmation of receipt!

New Member/Registration Fees:
Heather Bohanan, 206 Shoals Lane, Garner, NC 27529

Nomination and Election Ballots:
Andrew Borgna, 5111 Brooke Lauren Lane, Raleigh, NC 27616

Grievances/Complaints/Rules Suggestions:
Britt Phillips, 2112 Castle Pines Dr, Raleigh, NC 27604

All Other RDL Correspondence to:
(Just send whatever to Jason and he'll pass it along…)

2020 Board of Directors

President	Tim Mozzetti	919-649-1816
	email: tjmozz@gmail.com	
Vice President	Maridy Knight	919-417-7828
	email: maridy16@gmail.com	
Secretary	Andrew Borgna	919-889-2457
	email: akborgna@gmail.com	
(interim) Treasurer	*Memb. Director Heather Bohanan is presently also doing these duties…*	
Membership	Heather Bohanan	919-326-1956
	email: membership@raleighdartleague.org	
Rules/Grievances	Britt Phillips	919-210-7648
	email: brittt_p@yahoo.com	

League Statistician/Editor: Jason Kilts 919-423-5766
email: jdkilts@yahoo.com or jdkilts@gmail.com

"HOT DARTS" LISTING GUIDELINES

Here are the guidelines that will be used for the minimum number of all-star points each week for the "hot darts" page.
"A" Div. = 4.5 or more ASPs; "B" Div. = 4.0 or more ASPs
"C, D" Divisions = 3.5 or more ASPs
"E, F" Divs. = 3.0 or more ASPs; "G" Div. = 2.5 or more ASPs
Also, we will list any fast games, high ins, high outs, or other amazing feats that you think warrant a little recognition (e.g., Ins & Outs higher than a Ton, 24-dart cricket games, 15-dart 301s, 24-dart 501s, Ton-70s and up, 5-Bulls+, etc.).

Extra note: it's also ok to call in "fast games" in each set, even if they don't necessarily meet the maximum dart counts above.

(SHORTENED/WK07) SEASON-LONG TROPHY DART MINIMUM GAMES PLAYED REQUIREMENTS

To be eligible for all-star point ave. & singles win %-age awards, you must play at least 66% of this season's projected games:

for ALL Divisions/Teams (except teams C1 and D2) (8 teams / division):

Singles win %-age: min. of 10 Singles Games Played
All-star pt. Average: min. of 19 Total Games Played

for teams C1 and D2 (due to 1 forfeit received):

min. of 8 Singles Games Played, 16 Total Games Played

PENALTY LOG - All the penalties assessed this season.

Late scoresheet (16 pts.): Sofa Kings (F,wk.1).

CALENDAR OF EVENTS

Wed., July 21 Fall 2021 - RDL registration, Upper Deck (online registration should be available in the days immediately prior to the 21st)

July 22-25 Music City Classic, (ADO) (see page 27)

Sat., July 31 NC City Dart League & NC Ladies' Cup
NCCDL: Wilm@Ral, CapArea@PCity, Dur@Char, Jack@ChHill, Boone@Pied, Pine@LakeN, (Bye - Ashe)
NCLC: Wilm@Apex, Jack@FuqVar, CapArea@PCity, Dur@Char, Pine@LakeN, (Bye - Pied)

Wed., Aug. 4 Fall 2021 RDL Preseason Captains' Meeting; 7:00-8:00 p.m. The Upper Deck - mandatory

Wed., Aug. 11 Fall 2021 first night of match play

Aug. 13-15 Queen City Shootout (ADO) (see page 27)

Sat., Aug. 21 NC City Dart League & NC Ladies' Cup
NCCDL: Char@Ral, Ashe@CapArea, Dur@Jack, ChHill@Pine, Pied@Wilm, PCity@LakeN, (Bye - Boone)
NCLC: Char@Apex, FuqVar@Pine, Dur@Jack, Pied@Wilm, PCity@LakeN, (Bye - CapArea)

Sep. 3-5 Washington Area Open, (ADO) (see page 28)

Mon., Sep. 13 Fall 2021 - 5th week captains' mtg.; 7:00-8:00 p.m. Upper Deck; end of roster additions/replacements this is also the night of the RDL Board mtg.

Sat., Sep. 25 NCCDL/NCLC match weekend (see page 26)

Sat., Oct. 9 NCCDL/NCLC match weekend (see page 26)

Oct. 14-17 Virginia Beach Classic, (ADO) (see page 28)

Sat., Oct. 23 NCCDL/NCLC match weekend (see page 26)

Oct. 29-31 ?? Ghost on the Coast, (ADO), Myrtle Beach, SC

Sat., Nov. 6 NCCDL/NCLC match weekend (see page 26)

Wed., Nov. 17, Dec. 1 / 8 - RDL Divisional Tournaments

Nov. 19-21 ?? Choo-Choo Classic, (ADO), Chattanooga, TN

Sat., Dec. 11 Fall 2021 - Season Banquet, site TBD

Other Local Weekly Leagues

Mondays ***Wake Forest Area Dart League*** , Wake Forest
https://www.facebook.com/groups/326939964601080/
(don't think this league is back on yet, but could be soon?)

Tuesdays ***Bull City Dart League*** , Durham
http://www.thebcdl.org/

Thursdays ***Triangle Dart League*** , Chapel Hill
https://www.ibiblio.org/ncdarts/tdl/

Weekly Blind Draws - Over the years, many blind draws have come and gone. If any of these folds or if any others start up, please let me know and I'll update this list. Thanks.

(this one is double elim., $5 entry, bar matches the pot… extra $50 if there are 32+ players , plus a triple shot !)
Fri., 8 pm **Upper Deck**, 919-460-1786, 329 N.Harrison

(these two are $5 entry, bar matches 150% if 16+ players !)
Fri., 8 pm **Brown's**, 919-878-9092, 5500 Atl. Springs Rd.
Sat., 8 pm **Brown's**, 919-878-9092, 5500 Atl. Springs Rd.

(these one is $5 entry, bar matches 150% if 16+ players !)
Sun., 6 pm **Sharky's Place**, 919-783-5448, 5800 Duraleigh

(this one is double elm., $5 entry, bar matches the pot!)
Mon., 7:30 pm **Neighborhood**, 919-377-2344, 301 N. Harrison

(this one is new, and is presently held the third Sunday of each month - $10 entry, bar adds $250 to the pot - not sure if this always be the add, but it is on July 18th)
Sun., 1 pm **Bud's Tavern**, 919-556-2727, 823 Youngsville Blvd S, Youngsville, NC 27596

THE FORTY-SEVENTH SEMI-ANNUAL EDITION OF: JK'S DIVISIONAL ALL-STAR TEAM PICKS

(Players within each division are listed alphabetically) (Players are chosen any way I damn well please - not purely by the numbers!)
(This is not purely my own guesses at who is simply the best thrower, but also who is important to their team, who is good in the clutch, etc.)

Divisional MVPs

All of RDL	*Greg Svede*	*Shark Shooters*
A Division	Wil Tan	Birth of an Element
B Division	Keith Gibbs	Double or nothin'
C Division	J.J. Tant	Projectile Dysfunction
D Division	Greg Svede	Shark Shooters
E Division	Shane Gouge	Dr.unks
F Division	Somchai Samaluk	D.U.C.K.S.
G Division	Matthew Wilson	Tips & Shafts

"A" Division

Robb Beeson	Birth of an Elemer	Just kept winning, winning, and winning.
Dean Cusher	Neighborhood Bul	Undefeated in singles, 8-2 in doubles.
Pat Gibson	Neighborhood Bul	Just solid all the way across the board.
Chad Massengill	Birth of an Elemer	A 77% win rate is actually low for him.
Dan Naylor	Neighborhood Bul	Key to the lineup when he is here to play.
Robbie Phillips	Birth of an Elemer	Lost exactly one game in his six matches.
Stevie Phillips	Birth of an Elemer	Joe National Champ was an obvious pick.
Wil Tan	Birth of an Elemer	4 more wins than ANY other A player.

"B" Division

Tommy Beaird	DD214	Often put the whole team on his shoulders.
Rich Bialaszewski	Show Me Your Ti	With more games, coulda been top record.
Brad Bushman	Show Me Your Ti	Cricket beast and fast game machine.
Joey Gaglione	Boom Baby	Crushed SCkt and was fine in the rest.
Keith Gibbs	Double or nothin'	Most dangerous shot in the whole of B?
Julie Phillips	Double or nothin'	Super solid captain of season winners.
Joe Rigert, Sr.	Show Me Your Ti	Cricket machine was decent in '01 as well.
Jason Zelinack	Boom Baby	5 wins in every set, with 80% win rate.

"C" Division

Jim Butterworth	Bulls Up	Why exactly don't we play him in 501 too?
Tyler Cannizzaro	Why So Serious?	Got better throughout from set to set.
Mike Cole	Why So Serious?	In two-man race for most dangerous in C.
Lincoln Havens	Why So Serious?	Singles crusher who was doubles decent.
Mikey Hindle	Cheap Shots	Needs doubles partner or to drink slower.
Teddy Rice	Why So Serious?	When 5-2 is your worst set record…
Kevin Stewart	Big Bulls	Super singles, and was ok in doubles.
J.J. Tant	Projectile Dysfunc	3 set monster. Then we sit him in 501.

"D" Division

Randy Baldwin	Hump Day!	Clear team leader was way consistent.
Jimmy Bateman	Sharky's Machine	Superb singles tails a bit in doubles.
Barbara Cotton	We Still Don't Kn	Well, it all starts with a perfect '01 record.
Mike Gardner	Loaded Darts	Not a hot 301 starter, but then on fire.
Lonny Kruger	Sharky's Machine	Could use him in a few more matches.
Greg Svede	Shark Shooters	Most dominant season in any division.
Jim White	One Armed Bandi	Will have to teach him how to hit doubles.
Brian Whitley	Treble Yell	0.500 in '01 doesn't torpedo cricket wins.

"E" Division

Jay Dean	Is It In?	Singles was awesome, not so much in 501.
Shane Gouge	Dr.unks	Perfect record after 301 is a little bit nutso.
Chris Haire	Dr.unks	Nothing remarkable, just all really good.
Sean Johnson	OH' SHEETZ!	First three sets were super strong stuff.
Nick Murdock	Dr.unks	Really no idea what that DCkt number is.
Jeff Russell	Kings of the Boar	Ummm… 501 mess is a bit inexplicable.
John Suan	Kings of the Boar	Starts amazingly, then slowly tails off.
Hugh Vance	Is It In?	Seems like he is on this page every season.

Wow, only having 8 weeks of data, and no tournaments at all… this was one of the oddest all-star team selection efforts ever.

"F" Division

Andy Bowen	Banging the Wire	How many seasons >80% is this now?
Sebastian Dehnel	Active Shooters	Uh, yeah, perfect singles record makes it.
Steve Lalino	D.U.C.K.S.	Slight dip in SCkt doesn't sink a solid run.
Heath Perkins	Still F'd	Five weeks of play, 0 or 1 loss per set.
Mark Rossbach	Still F'd	This guy is setting up shop on this team.
Somchai Samaluk	D.U.C.K.S.	1 loss in 27 games. One. Total. Loss.
Brad Wernet	Darty Sanchez	If only he wasn't kind of a part-timer.
Wes Wissinger	My Darts R Bigge	Just another solid-across-the-sets guy.

"G" Division (aw, dang, this set was really difficult to pick…)

Jacob Britt	Coral Reefers	Solid wins, fast games, captained #2 team.
P.J. Davis	Neighborhood Da	3-set beast for team that spreads games.
Dave Finney	Wayne Gretzky	Friggin' ASP machine won a lot of cricket.
Dylan Musil	Is It Still In?	Always a monster, another big season.
Jason Patskoski	Coral Reefers	Simply another good-in-all-sets guy.
Tony Thomas	Neighborhood Da	Why exactly is he not also a DCkt winner?
Jon Thorne	Coral Reefers	Singles specialist needs few more doubles.
Matthew Wilson	Tips & Shafts	Heavyweight hammer led to season crown.

QUICK STAT TIDBITS

-The **Quadruple Double Award** winners (double-digit wins in all 4 sections): Well, it's pretty clear that we can't use the double-digit qualifier in an 8-week season. Ugh. So I had to pick a new bar, and I decided that for this truncated season, we are going to change this to The **Quadruple Six-Pack Award**! So it's a club of throwers who won at least 6 games in all sections in this 8-week season. There were 11 throwers who "almost" made it, picking up 6+ wins in three sets (2 in A, 3 in C, 1 in D, 3 in E, 1 in F, and 1 in G), but they didn't match up with the 3 throwers who nabbed 6+ in every set. Thus, the first (and only) members of the Quadruple Six-Pack Award are: **Wil Tan** of Birth of an Element in A division (who actually won 7 games in every set), **Greg Svede** of Shark Shooters in D division (who also won 7+ games in every set), and **Somchai Samaluk** of Darters.Under.Constant.Kilts.Scrutiny (D.U.C.K.S.) in F division.

-IronMan/Woman Award: No byes this season, although 2 teams did receive forfeit wins, so not a "perfectly" even match availability, but pretty dang close. And the Iron Man/Woman competition bore that out pretty accurately. 5 of the 7 divisions were led by folks who played the same 34 games, including: Patrick Merkle, Ross Minty and Sid Mitchell in A; Chris Peterson, Mike Steppe and J.J. Tant in C; Jimmy Bateman in D; John White in F; and Misty Wilson in G. And 1 division was led by two guys who played only one less at 33 games: Brad Bushman and Matt Ridgway in B. Which leaves us with our only player who tossed more than 34 games (actually throwing 36) and earning this season's Iron Woman Award: **Angela Jeffcoat** of Rock Out With Your Cork Out!

-The **Team Attendance Award** winners: Wasn't really sure what I would find in this category. Short enough season for a team to make it with the exact same six-player lineup all season? Or not enough weeks to really recognize the trend? Well, a handful of teams kinda sorta made a run at this one (Tips & Shafts in G being maybe the closest competitor), but in the end, it was clear that one team ran away with this crown. **Wayne Gretzky** in G division only had 6 throwers all season, and only one of them missed even one match. Tight-knit group! Nice.

MY PRESEASON, WEEKLY, & TOURNEY PREDICTION RESULTS

As usual, I'm left with the option of trying to bluff my way through this part, or just telling the truth. And since I know some of you squirrel away every last thing I've ever written about your team, I will again give real results… bummer. Sometimes these results can border on embarrassing…

But wow, this season is like no other. We only had a little over half a season. So the only fair way to assess my preseason picks (often the hardest of all the picks) is to use the 7-week even-schedule standings that were used for the season-long awards/division winners. And it turns out that I got roughly the same amount of really spot-on picks as usual, and also about the same number of crazy off-target demonstrations of stupidity. I didn't nail A from the top to the bottom, but I only had one team more than one spot from where they ended up. In B, I separated the top half and bottom half properly, but had jumbles within each of those four-team packs. Over in C, I way overestimated Cheap Shots and underestimated Projectile, but got most of the rest. As for D, do you see my terrible pick record on the next page? Yeah, my preseason picks weren't even that good. I did pretty well in E despite over-hyping Is It In? a bit. But then I really missed out on Still F'd and the Ducks in F - nowhere near enough respect. Finally, in G, I didn't see the Tips & Reefers hitting those top 2 spots.

My weekly prediction results you can peruse pick-for-pick on the other side of this sheet of paper. As noted on that page, I did pretty well (as long as you ignore Projectile Dysfunction in C and most of D division). I super-duper-tanked D. Yikes. I was over 70% in six divisions, and was ok in F, but I was 3 picks under 0.500 in D. That is just terrible. In spite of the D-bacle, I still ended up at over 70% right for the season. Not too bad considering that I didn't really get much time to develop a feel for the teams and do better in a second half.

Last but not least are generally the tournament predictions… Often when we ump to best-of-3, my picks get stronger, despite the fact that I'm picking semis and finals that I conceivably could have wrong before the matches are even set. But as we all know, I didn't get a chance to ever make these picks… sigh.

JK'S TEAM-BY-TEAM, WEEK-BY-WEEK MATCH PREDICTION RESULTS

(I introduced this page thirty-three seasons ago, and it has become almost expected as a newsletter staple. Feast your eyes on the success...)

For several years, many of you have taken no greater pleasure in your weekly darting endeavors than to email, text, or call me, and point out to me just how wrong I was in my prediction of your match result. On a related note, I have noticed that many of you seem to have relatively selective memories saving only the weeks when I was wrong. Further, many others of you regularly embellish your statistics of how often you fool me. It's not so easy to get away with those rambles anymore, however, as you can see below. Each W is a week when I picked your match correctly, and each L is one I picked incorrectly. Division totals are to the right of the team totals, weekly totals are at the bottom, and in the space between the 14 weeks and the team totals, the nine(!) 'o' symbols indicate the teams for which I was only 0.500, and the four(!) 'x' symbols indicate the teams that fooled me more often than not. **[Obviously, things got cut off early this time around, so I didn't really have time to bounce back in the case of teams that threw me off right from the start. I really never understood Projectile Dysfunction in C, or most of D division… yikes. Awful there. - JK]**

	wk1	wk2	wk3	wk4	wk5	wk6	wk7	wk8	wk9	wk10	wk11	wk12	wk13	wk14	Right	Wrong	Overall
A1/ The Neighborhood Bullies	W	W	W	W	W	W	W	W							8	0	70.27%
A2/ Birth of an Element	W	W	W	W	W	W	W	W							8	0	156 66
A3/ Lunatic Fringe	L	L	W	W	W	W	W	W							6	2	
A4/ Liver Die!	L	L	W	W	L	W	W	L						o	4	4	
A5/ Deez Nuts	L	L	W	W	W	W	W	L							5	3	
A6/ Dartistic Disturbance	L	L	W	L	W	W	W	W							5	3	**A Division**
A7/ Repeat A-ffenders	W	W	W	L	L	W	W	W							6	2	78.13%
A8/ Darty Minds	W	W	W	W	W	W	W	W							8	0	25 7
B1/ Irrelevant Final Answer	W	W	L	W	L	W	W	W							6	2	
B2/ Consistently Inconsistent	W	W	W	L	W	W	W	W							7	1	
B3/ Shooter McGavin	W	W	L	W	W	W	L	W							6	2	
B4/ Rif Raf	W	L	W	W	W	W	L	W							6	2	
B5/ Double or nothin'	W	W	L	W	W	W	W	W							7	1	
B6/ DD214	W	L	W	L	L	W	W	W							5	3	**B Division**
B7/ Boom Baby	W	W	W	W	W	L	W	W							7	1	78.13%
B8/ Show Me Your Tips	W	W	L	W	W	L	W	W							6	2	25 7
C1/ Methodical 2.0	L	W	W	fft	W	W	W	L							5	2	
C2/ Bulls Up	W	W	W	W	W	W	W	W							8	0	
C3/ Cheap Shots	W	W	L	W	L	W	L	W							5	3	
C4/ Nine Lives	W	W	W	fft	L	W	L	W							5	2	
C5/ Why So Serious?	W	W	W	W	W	W	L	W							7	1	
C6/ Big Bulls	W	W	W	W	W	W	L	W							7	1	**C Division**
C7/ Menace 2 Sobriety	W	W	W	L	L	W	L	W							5	3	70.97%
C8/ Projectile Dysfunction	L	W	L	L	L	W	L	L						x	2	6	22 9
D1/ One Armed Bandits	W	L	L	W	W	W	L	L						o	4	4	
D2/ We Still Don't Know!	W	W	L	W	W	L	fft	L							4	3	
D3/ Sharky's Machine	W	L	L	L	L	L	L	L						x	1	7	
D4/ Treble Yell	W	W	L	L	L	W	W	L						o	4	4	
D5/ Loaded Darts	L	W	W	W	W	L	W	L							5	3	
D6/ Shark Shooters	L	W	L	W	W	W	L	L						o	4	4	**D Division**
D7/ Game of Throws	W	W	W	L	L	W	fft	L							4	3	45.16%
D8/ Hump Day!	W	W	L	L	L	L	L	L						x	2	6	14 17
E1/ Ma and Pa and the Kids	W	L	W	W	W	L	L	W							5	3	
E2/ Is It In?	W	L	W	L	W	L	W	W							5	3	
E3/ Rock Out With Your Cork Ou	W	W	W	L	W	W	W	W							7	1	
E4/ Dr.unks	W	W	W	W	W	W	W	W							8	0	
E5/ Red-eye Rangers	W	L	W	W	W	W	W	L							6	2	
E6/ Kings of the Board	W	W	W	L	W	W	W	W							7	1	**E Division**
E7/ Death Throw	W	L	W	L	W	L	W	W							5	3	75.00%
E8/ OH' SHEETZ!	W	W	W	W	W	L	L	L							5	3	24 8
F1/ Active Shooters	W	L	W	L	W	L	W	W							5	3	
F2/ Still F'd	L	L	W	W	W	L	W	W							5	3	
F3/ Sofa Kings	W	L	L	W	L	L	W	L						x	3	5	
F4/ Darty Sanchez	W	L	W	L	W	L	W	W							5	3	
F5/ My Darts R Bigger	W	L	W	L	W	W	W	L							5	3	
F6/ Banging The Wire	W	W	L	W	W	L	W	W							6	2	**F Division**
F7/ Darters.Under.Constant.Kilts.S	L	L	W	L	L	L	W	W						x	3	5	62.50%
F8/ Coach Yrself Clean	W	W	W	W	W	W	W	W							8	0	20 12
G1/ Is It Still In?	W	W	L	L	W	L	W	W							5	3	
G2/ Wayne Gretzky	W	W	W	L	W	W	W	W							7	1	
G3/ Coral Reefers	W	L	L	W	W	W	W	W							6	2	
G4/ Tips & Shafts	W	L	W	W	W	L	W	W							6	2	
G5/ Starving Dartists	W	L	W	L	W	W	W	W							6	2	
G6/ The Neighborhood Dart Knigl	W	L	W	L	W	W	W	W							6	2	**G Division**
G7/ We're Sexy & We Throw It	W	W	W	W	W	W	W	W							8	0	81.25%
G8/ Bulls Hitters	W	W	W	W	W	W	W	W							8	0	26 6
Right:	23	17	20	16	21	19	20	20									
Wrong:	5	11	8	11	7	9	7	8									
forfeited:	-	-	-	1	-	-	1	-									

WEEKS 9-14 WERE OBVIOUSLY LOST TO THE COVID-19 PANDEMIC...

RDL - Spring, 2020	Week 1			Week 2			Week 3			Week 4			Week 5			Week 6			Week 7			Week 8			Week 9			Week 10			Week 11			Week 12			Week 13			Week 14			Forfeits
	vs.	W/L	Pts.	vs.	W/L	Pts.	vs.	W/L	Pts.	vs.	W/L	Pts.	vs.	W/L	Pts.	vs.	W/L	Pts.	vs.	W/L	Pts.	vs.	W/L	Pts.	vs.	W/L	Pts.	vs.	W/L	Pts.	vs.	W/L	Pts.	vs.	W/L	Pts.	vs.	W/L	Pts.	vs.	W/L	Pts.	
A1/ The Neighborhood Bullies	a8	W	20	A7	W	17	A5	W	19	a4	W	16	a6	W	17	A3	W	20	A2	L	8	A8	W	23	a7			a5			A4			A6			a3			a2			
A2/ Birth of an Element	a7	W	22	A8	W	19	a6	W	23	a3	W	18	A5	W	18	A4	W	19	a1	W	16	A7	W	20	a8			A6			A3			a5			a4			A1			
A3/ Lunatic Fringe	A6	L	12	a5	L	10	A7	W	15	A2	L	6	a8	W	12	a1	L	4	A4	W	18	a6	W	21	A5			a7			a2			A8			A1			a4			
A4/ Liver Die!	A5	W	12	a6	L	9	a8	W	15	A1	L	8	A7	L	7	a2	L	5	a3	L	6	a5	W	13	A6			A8			a1			a7			A2			A3			
A5/ Deez Nuts	a4	L	12	A3	W	14	a1	L	5	A8	W	19	a2	L	6	A6	W	14	a7	W	20	A4	L	11	a3			A1			a8			A2			a6			A7			
A6/ Dartistic Disturbance	a3	W	12	A4	W	15	A2	L	1	a7	L	11	A1	L	5	a5	L	10	a8	W	13	A3	L	3	a4			a2			A7			a1			A5			A8			
A7/ Repeat A-ffenders	A2	L	2	a1	L	7	a3	L	9	A6	W	13	a4	W	17	A8	W	13	A5	L	4	a2	L	4	A1			A3			a6			A4			a8			a5			
A8/ Darty Minds	A1	L	4	a2	L	5	A4	L	9	a5	L	5	A3	L	12	a7	L	11	A6	L	11	a1	L	1	A2			a4			A5			a3			A7			a6			
B1/ Irrelevant Final Answer	B8	L	7	b7	L	5	B3	W	15	b5	L	9	B6	W	12	b4	L	9	b2	L	10	b8	L	7	B7			b3			B5			b6			B4			B2			
B2/ Consistently Inconsistent	B7	L	9	b8	L	11	B4	W	12	b6	L	5	B5	L	11	b3	W	13	B1	W	14	b7	L	7	B8			b4			B6			b5			B3			b1			
B3/ Shooter McGavin	B6	W	14	b5	L	9	b1	L	9	B7	L	2	b8	L	8	B2	L	11	b4	W	15	b6	L	11	B5			B1			b7			B8			b2			B4			
B4/ Rif Raf	B5	L	11	b6	L	9	b2	L	12	B8	L	10	b7	L	6	B1	W	15	B3	L	9	b5	L	8	B6			B2			b8			B7			b1			b3			
B5/ Double or nothin'	b4	W	13	B3	W	15	b8	W	15	B1	W	15	b2	W	13	b6	W	17	B7	W	13	B4	W	16	b3			B8			b1			B2			B6			b7			
B6/ DD214	b3	L	10	B4	W	15	b7	L	8	B2	W	19	b1	L	12	B5	L	7	B8	L	8	B3	W	13	b4			B7			b2			B1			b5			b8			
B7/ Boom Baby	b2	W	15	B1	W	19	B6	W	16	b3	W	22	B4	W	18	b8	L	12	b5	L	11	B2	W	17	b1			b6			B3			b4			B8			B5			
B8/ Show Me Your Tips	b1	W	17	B2	W	13	B5	L	9	b4	W	14	B3	W	16	B7	W	12	b6	W	16	B1	W	17	b2			b5			B4			b3			b7			B6			
C1/ Methodical 2.0	C8	L	12	c7	W	15	C5	L	2	c4	*W*	*16*	c6	L	6	C3	L	11	C2	L	10	c8	W	16	C7			c5			C4			C6			c3			c2			
C2/ Bulls Up	C7	W	14	c8	W	15	c6	W	14	C3	W	13	c5	L	1	C4	W	15	c1	W	14	c7	W	20	C8			C6			c3			C5			c4			C1			
C3/ Cheap Shots	C6	W	17	c5	L	7	C8	L	10	c2	L	11	C7	L	9	c1	W	13	C4	L	10	c6	W	14	C5			c8			C2			c7			C1			c4			
C4/ Nine Lives	C5	L	6	c6	W	12	c7	W	18	C1	*L*	*0*	C8	L	9	c2	L	9	c3	W	14	c5	L	7	C6			C7			c1			c8			C2			C3			1
C5/ Why So Serious?	c4	W	18	C3	W	17	c1	W	22	C6	W	15	C2	W	23	c7	W	16	c8	L	12	C4	W	17	c3			C1			c6			c2			C7			C8			
C6/ Big Bulls	c3	L	7	C4	L	12	C2	L	10	c5	L	9	C1	W	18	C8	L	9	c7	W	13	C3	L	9	c4			c2			C5			c1			c8			C7			
C7/ Menace 2 Sobriety	c2	L	10	C1	L	9	C4	L	6	c8	W	14	c3	W	15	C5	L	8	C6	L	11	C2	L	4	c1			c4			C8			C3			c5			c6			
C8/ Projectile Dysfunction	c1	W	12	C2	L	9	c3	W	14	C7	L	10	c4	W	14	c6	W	15	C5	W	12	C1	L	8	c2			C3			c7			C4			C6			c5			
D1/ One Armed Bandits	d4	W	11	D3	L	12	D2	W	13	d5	L	5	D6	L	8	d7	W	17	d8	L	10	D4	L	10	d3			d2			D5			d6			D7			D8			
D2/ We Still Don't Know!	d3	W	16	D4	W	14	d1	L	11	D6	L	8	d5	L	10	D8	W	18	D7	*W*	*16*	D3	W	16	d4			D1			d6			D5			d8			d7			
D3/ Sharky's Machine	D2	L	8	d1	W	12	D4	W	17	d8	W	13	d7	L	11	D5	W	14	d6	W	15	d2	L	6	D1			d4			D8			D7			d5			D6			
D4/ Treble Yell	D1	L	10	d2	L	10	d3	L	7	D7	W	15	d8	L	7	d6	L	7	D5	L	9	d1	W	14	D2			D3			d7			D8			D6			d5			
D5/ Loaded Darts	D6	L	11	d8	W	13	d7	W	13	D1	W	18	D2	W	14	d3	L	10	d4	W	15	d6	W	14	D8			D7			d1			d2			D3			D4			
D6/ Shark Shooters	d5	W	13	D7	W	20	D8	L	11	d2	W	16	d1	W	16	D4	W	17	D3	L	7	D5	L	10	d7			d8			D2			D1			d4			d3			
D7/ Game of Throws	D8	W	12	d6	L	4	D5	L	11	d4	L	9	D3	W	13	D1	L	7	d2	*L*	*0*	d8	W	13	D6			d5			D4			d3			d1			D2			1
D8/ Hump Day!	d7	L	11	D5	L	11	d6	W	13	D3	L	11	D4	W	17	d2	L	6	D1	W	14	D7	L	11	d5			D6			d3			d4			D2			d1			
E1/ Ma and Pa and the Kids	e4	L	8	E2	W	12	E3	W	16	e5	L	7	E6	L	10	e7	L	10	E8	W	14	E4	L	4	e2			e3			E5			e6			E7			e8			
E2/ Is It In?	E3	W	15	e1	L	12	E4	L	7	e6	W	13	E5	L	12	e8	W	13	E7	W	16	e3	W	16	E1			e4			E6			e5			E8			e7			
E3/ Rock Out With Your Cork Out	e2	L	9	E4	L	8	e1	L	8	E7	W	13	e8	L	8	E6	L	1	e5	L	11	E2	L	8	e4			E1			e7			E8			e6			E5			
E4/ Dr.unks	E1	W	16	e3	W	16	e2	W	17	E8	W	14	e7	W	14	E5	W	13	e6	W	15	e1	W	20	E3			E2			e8			E7			e5			E6			
E5/ Red-eye Rangers	e8	W	15	E7	L	12	e6	L	10	E1	W	17	e2	W	12	e4	L	11	E3	W	13	E8	L	7	e7			E6			e1			E2			E4			e3			
E6/ Kings of the Board	e7	W	15	e8	W	13	E5	W	14	E2	L	11	e1	W	14	e3	W	23	E4	L	9	E7	W	15	E8			e5			e2			E1			E3			e4			
E7/ Death Throw	E6	L	9	e5	W	12	E8	L	10	e3	L	11	E4	L	10	E1	W	14	e2	L	8	e6	L	9	E5			e8			E3			e4			e1			E2			
E8/ OH' SHEETZ!	E5	L	9	E6	L	11	e7	W	14	e4	L	10	E3	W	14	E2	L	11	e1	L	10	e5	W	17	e6			E7			E4			e3			e2			E1			
F1/ Active Shooters	f8	W	14	F4	W	14	F7	W	14	f5	L	11	F6	W	15	F2	W	14	f3	W	13	F8	W	16	f4			f7			F5			f6			f2			F3			
F2/ Still F'd	F7	W	14	f3	W	17	F8	W	17	f6	W	13	F5	W	17	f1	L	10	f4	L	8	f7	L	6	F3			f8			F6			f5			F1			F4			
F3/ Sofa Kings	f5	W	20	F2	L	7	F6	L	10	f8	W	16	F7	L	8	f4	W	13	F1	L	11	F5	L	8	f2			f6			F8			f7			F4			f1			
F4/ Darty Sanchez	F6	W	17	f1	L	10	F5	W	13	f7	L	10	f8	W	15	F3	L	11	F2	W	16	f6	W	12	F1			f5			F7			F8			f3			f2			
F5/ My Darts R Bigger	F3	L	4	f7	L	10	f4	L	11	F1	W	13	f2	L	7	F8	W	14	f6	L	12	f3	W	16	F7			F4			f1			F2			f8			F6			
F6/ Banging The Wire	f4	L	7	F8	W	13	f3	W	13	F2	L	11	f1	L	9	F7	W	12	F5	W	12	F4	L	12	f8			F3			f2			F1			f7			f5			
F7/ Darters.Under.Constant.Kilts.S	f2	L	10	F5	W	14	f1	L	10	F4	W	14	f3	W	16	f6	L	12	F8	W	17	F2	W	18	f5			F1			f4			F3			F6			f8			
F8/ Coach Yrself Clean	F1	L	10	f6	L	11	f2	L	7	F3	L	8	F4	L	9	f5	L	10	f7	L	7	f1	L	8	F6			F2			f3			f4			F5			F7			
G1/ Is It Still In?	g2	W	13	G8	W	24	G3	L	5	g6	W	14	g5	W	13	G4	W	15	G7	W	21	G2	W	18	g8			g3			G6			G5			g4			g7			
G2/ Wayne Gretzky	G1	L	11	g7	W	15	g4	L	11	G5	L	9	g6	L	10	g3	L	11	G8	W	13	g1	L	6	G7			G4			g5			G6			G3			g8			
G3/ Coral Reefers	g4	L	7	G6	W	13	g1	W	17	G8	W	19	g7	W	22	G2	W	13	g5	W	14	G4	L	10	g6			G1			g8			G7			g2			G5			
G4/ Tips & Shafts	G3	W	17	g5	W	16	G2	W	13	g7	W	18	G8	W	21	g1	L	9	G6	W	12	g3	W	14	G5			g2			G7			g8			G1			g6			
G5/ Starving Dartists	g6	L	8	G4	L	8	G7	W	14	g2	W	15	G1	L	8	g8	W	19	G3	L	10	G6	L	8	g4			g7			G2			g1			G8			g3			
G6/ The Neighborhood Dart Knigh	G5	W	16	g3	L	11	g8	W	19	G1	L	10	G2	W	14	g7	W	19	g4	L	12	g5	W	16	G3			G8			g1			g2			G7			G4			
G7/ We're Sexy & We Throw It	g8	W	17	G2	L	9	g5	L	10	G4	L	6	G3	L	2	G6	L	5	g1	L	3	G8	W	16	g2			G5			g4			g3			g6			G1			
G8/ Bulls Hitters	G7	L	7	g1	L	0	G6	L	5	g3	L	5	g4	L	3	G5	L	5	g2	L	9	g7	L	7	G1			g6			G3			G4			g5			G2			

WEEKS 9-14 (AS WELL AS THE DIVISIONAL TOURNAMENTS) LOST TO THE COVID-19 PANDEMIC

YESTERDAY, THE TRIANGLE. -- TODAY, THE NATION. -- TOMORROW… *THE WORLD* !!!

2021 RDL World Domination Tour, part I

It seems like every few years, I get the absolute honor of writing up this type of amazing result for an RDL member. And while a pandemic has changed a whole lot about our world, one thing that it hasn't changed is that the RDL is still sending players out to kick ass nationwide (and beyond? read on…). Along those lines, please allow me to introduce you to the new World Darts Federation (WDF) Masters National Champion, **Stephen Phillips** (of Birth of an Element)!! And yes, we know Stephen as Stevie, but when you win a damn national title, you get to formalize your name in any damn way you want. In a room full of the nation's heavy hitters, Phillips posted a super stout 18-3 record in the opening round robin to easily advance to the final bracket of 12 throwers (from which the top four would advance to the World Masters). And when he got into that final dozen (which was chock full of past national champs), after a very brief slow start, Phillips began picking off competitor after competitor by 3-0 and 2-1 margins. The roll continued for so long that he compiled a stunning 25-8 record in that final round robin, and ended up not just making the top four and advancing, but also taking the overall top spot as the Masters National Champion!!! But beyond the (completely amazing) title as National Champ, what comes with that finish? An invite to the World Masters in The Netherlands!!!! The motha-fu**in' Netherlands, people!! Now THAT is your hobby taking you somewhere. Phillips will be joined by Jason Brandon, Jules Van Dongen, and Joe Chaney, who rounded out the top four finishers. But wait… that's not the end of the "RDL taking over the world" idea here… Dan Naylor (of The Neighborhood Bullies) finished as the alternate and likely will get to go as well! And… it also looks like Stevie's brother Robbie (of Birth of an Element) might well get an alternate spot too!! (p.s. that first line above where I talk about getting to congratulate national champs? Naylor and the other Phillips are the others among that group!) And now you'll all know the origin day in history that first led to the "RDL Invades Netherlands" news headline that is seemingly imminent. [And as for the photos here, the one on the right is a stolen frame from a video of one brother getting the opportunity to be the first to tell the other brother that he just clinched his trip. Those who know the Phillipses can barely watch that video without choking up a bit. One of the best darting moments I've ever had the pleasure to witness. Congrats.]





2021 RDL World Domination Tour, part II

Ok… if you thought that story up above was cool, just wait until you hear THIS shit (yes, I can cuss here despite the story subject's age, because there are times when regular words just aren't strong enough). Over the past 25 years, I have written about some truly fantastic things (including the item above, of course). But the story I am about to share with you is absolutely a finalist in any debate over the single most impressive feat that I've ever included in the Tons. Let's approach the parts of this story one at a time, shall we? We begin with the left photo below… That is a recent photo of **Peter Stewart, Jr.** (who most of you know as P.J. Stewart, of The Neighborhood Bullies), after he took a quick trip down to the Cherry Bomb tournament in Coral Springs, FL, and came home as the 2021 United States Sports Dart Alliance (USSDA) Winmau Youth National Champion!!! And he didn't just win that title, he did it with a shutout in the best-of-9 finals!! (Holy crap, level 1.) Now, let's advance to the second photo from the left below. That particular photo is of Stewart in July at the Charlotte Open, where he claimed the 2021 ADO Youth National Championship!! (Holy crap, level 2.) But wait… he won that second title in Charlotte. Isn't that where Stevie Phillips clinched that trip to the Netherlands up above? Well, yet it is. And you know what? Stewart's title there earned him an invite to The mutha-fu**in' Netherlands too!!!!!! The RDL invasion of northern Europe is now attacking from all sides (and ages!). (Holy crap, level 3.) But wait, we are sooooo not done here. Ladies and gentlemen, there are only two Youth National Title events per year, which means that Stewart is the ONLY youth national champ this year (well, on the boys' side, of course). Stewart alone brought the entirety of the Youth National events home to the RDL. But all that does is bring us to the photo on the right. That particular image is of Stewart claiming the ADO Youth National Masters Championship back in 2019 (when he was only 13, and took out all the 17&unders - look how young he looks compared to his 15-year-old self now)! That one sent him to the World Masters over in England that year, so he's already a seasoned traveler. (Holy crap, level 4.) And while I don't have a photo handy of it, Stewart ALSO won the 2019 USSDA Youth National Title that year too!!! (Holy crap, level 5.)







Now let's go with a little summary here for those who didn't quickly digest what they just read… Stewart won BOTH youth titles in 2019. And he won BOTH youth titles in 2021. People, Covid-19 canceled both events in 2020, so the upshot story here is that **P.J. Stewart is the only youth boys' national champion since 2018**. Let that sink in. No youth male, in a nation with 329 million people, has won a national title since a year and half *before* the seemingly endless pandemic. With these photos we have somehow captured images of domination incarnate. (Holy cow, level infinity.)

RANDOM THOUGHTS FROM JK

Nowadays, it's a fact… this column has become a banquet Tons staple. I have no idea why so many are so keen on taking a peek into the oddness that is my head, but you are. So without further ado, let's open up my head again and see what falls out. Some of these observations are dart-related, and some of them clearly are not. I'm never sure what's about to hit the page, but anyway… whatever…

-- It's tradition to start this column with something about the awesome TV show Survivor. So, here it is… It's just a dang TV show, but here is yet another thing shoved into a box and stored in a back of the attic by Covid. I miss the big things, I miss the medium things, and I miss the little things. Like Survivor. Damn.

-- But you know what I found to fill the Survivor void in the show-watching portion of my life? Battlebots! Yeah, yeah, it's that geeky robot-fighting show from twenty years ago. Except that Discovery channel picked it up a few years ago, and the production is really intelligent and funny. And I'm a little stunned that something that initially felt like it would be so repetitive to watch is actually really really interesting. I guess maybe it's just a different competition focusing on outlasting the competition? Maybe that's just my speed, I suppose. (And before anybody says I should also watch The Bachelor/ette, please know that is the only show in my "never" file. Just, never. I find the whole thing vile. If you just want to watch super-entitled, arrogant and conceited fame whores act out soft-core porn, then just watch a bunch of MTV and actual soft-core porn. Don't try to pretty it up with that bullshit of a fake competition script. Vile. Puke.)

-- And one more very related TV note… an actual reason to watch MTV (since they don't do music videos anymore). I saw the ad for it while watching Battlebots on demand. It's a spinoff of Ridiculousness that is nothing but cure kid videos!! Seriously. It's called Adorableness, and it is going to be freaking awesome!! (Sadly, I also expect that it will be short-lived, as I seem to be in the strong minority in wanting to see everything little kid ever.)

-- Anybody else have a career where you interact with mental health workers and therapists on any regular basis? There are a lot of psychologists in my department, and we have a lot of Grand Rounds that focus on social issues close to the psychologists' hearts (note: I'm in the Department of Psychiatry). And you know what phrase they use to no end, that I really want to die a quick and fiery death? That people have to "be present." Be present in your marriage. Be present in your relationship with your parents. Be present in your child's education. Be present in… flippin' everything, it seems. On the surface, the first time or fifty that you hear that, it seems like a decent assessment. But a thousand uses later, it's just another nothing-phrase that people use when they don't what else to say in their advice.

-- You know the old debate of nature vs. nurture? Are traits and talents more heavily determined genetically or by your own life influences? Well, I've heard people make a lot of jokes about the kids of two darters being the future of the league, and how good they will be at the game. I'm guessing that would only be true if the parents start the kids throwing at a young age, and not because the parents have darting talent. On the prior page, I trumpeted the astonishing success of Stevie Phillips, and also noted that it is very similar to his brother Robbie's. Two of the best darters on the continent in the same family?! And while I'm going to tell you that you should definitely hang out with Stevie's/Robbie's parents, Richard and Lisa, I'm also definitely telling you that dart championship success is not genetically determined. Being very nice, very fun to be around, and very positive-minded? Now those look to be passed on genetically. But dart talent? Not so much. This data is clear. (Side note to Richard and Lisa: I love you both. You just won't be on Element any time soon.)



-- Ummm… I'm not sure that I can quite recommend ALL of the flavors of ice cream shakes at Cook Out. Chocolate, cherry, M&M, and Reese's all certainly sound good. And for the weird among us, I guess maybe the Butter one could draw in a few fans. But that last one on the board, I'll pass… (Spacing and grammar matter, people.)

-- Do any of you get those ridiculous click bait types of sports columns in their social media feeds? The ones where the writers just endlessly write about "this blockbuster trade would be huge for team X?" My friend (and ex-RDL member) Britt Whitley summed it up perfectly in a comment recently: "All these idiot writers with their proposed trades think they are playing Madden with the salary cap turned off." Perfect descriptor. Please don't click on those stories, so maybe they will eventually go away…

-- You know how a lot of people tell their significant other that "you're my hero" in response to basically everything a normal responsible adult should do (be faithful, help raise the kids, stay employed, etc.)? Yep, pretty common. And that's really sweet. But I gotta be honest that I got a whole new perspective on heroes in the past year. Everybody saw all the news stories, posters, and billboards thanking the front line healthcare workers, and we (mostly) all understood and agreed. But I got to see it up close. My wife is a respiratory therapist, and when a third of the people in her department quit when things got rough in 2020, she volunteered to switch to 12-hour night shifts in the direct Covid care clinics. Because those people needed her. Even the ones who previously thought the whole thing was a hoax or a political ploy. And while the number of cases here was nothing like the disaster zones that New York and Houston were, it was still an exhausting drain on her, physically, mentally, and emotionally. And then she would come home and try not to listen to coverage of people baselessly attacking the veracity of what she had to watch every night. Many people recovered, while many others did not. Families were torn apart in despair in front of her, and at the end of the day, she would come home, sleep, and then go do it again. And she didn't complain, because that's who she is. She of course wanted it all to end, but until that day, she knew that this was what she had signed up for (even though this was not even reality when she signed up). So nowadays, when I tell my wife that she is my Hero, that H is capitalized for a reason.



-- My workplace put up a bunch of posters in the walkways, thanking all the hospital employees for their commitment during the past year. I swear that at first I thought they had, for some reason, photoshopped a younger Tim Conway onto one of the doctors. You guys see it, right? (well, not the young folks…)

-- I'm super glad that the Tampa Bay Lightning took out the Montreal Canadiens in the Stanley Cup finals. Why? Because Montreal LOST 57% of their games this season. It's basically proof that regular season games are pointless, and there's no reason to pay the ever-growing ticket (and parking!) prices.

THIS SEASON'S LYRICS QUIZZES… REVISITED

As has now become a normal banquet issue staple, I've listed here each lyrics quiz from this season (just like we do with the trivia). Each lyric is listed exactly as it was during the season. Each lyric is listed under the week number when it ran, and the answers are listed on the next page. No peeking ahead… So who's ready to re-play "Name the band/singer and song (and weekly theme)"?

Week 2, song #1 lyric: "Do you promise not to tell?, whoa oh, oh, Closer, Let me whisper in your ear, Say the words you long to hear"

Week 2, song #2 lyric: "And so we're running just as fast as we can, Holding on to one another's hand, Trying to get away into the night"

Week 2, song #3 lyric: "Honesty is such a lonely word, Everyone is so untrue, Honesty is hardly ever heard, And mostly what I need from you"

Week 3, song #1 lyric: "It seems you're having some trouble, In dealing with these changes, Living with these changes (oh no)"

Week 3, song #2 lyric: "Goodbye to all my friends at home, Goodbye to people I've trusted, I've got to go out and make my way"

Week 3, song #3 lyric: "When the sun comes up on a sleepy little town, Down around San Antone, And the folks are risin' for another day"

Week 4, song #1 lyric: "Fly me high through the starry skies, Maybe to an astral plane, Cross the highways of fantasy, Help me to forget ..."

Week 4, song #2 lyric: "Some of them want to use you, Some of them want to get used by you, Some of them want to abuse you"

Week 4, song #3 lyric: "I felt so good, like anything was possible, Hit cruise control and rubbed my eyes, The last three days…"

Week 5, song #1 lyric: "And so the conversation turned, Until the sun went down, And many fantasies were learned, On that day"

Week 5, song #2 lyric: "Feel like I'm running on an empty gauge, Oh no not again, It hurts so good, I don't understand"

Week 5, song #3: "Is making me late, Is keeping me waiting, And I tell you how easy it feels to be with you, How right your arms feel around me"

Week 6, song #1 lyric: "Yeah Darlin' go make it happen, Take the world in a love embrace, Fire all of your guns at once, And explode into space"

Week 6, song #2 lyric: "Sometimes you tell the day, By the bottle that you drink, And times when you're alone all you do is think"

Week 6, song #3 lyric: "To be free again, And I've got such a long way to go (such a long way to go), To make it to the border of Mexico"

Week 7, song #1 lyric: "I see them looking, I make them want me, I like to tease them, They want to touch me, I never let them"

Week 7, song #2: "Some boys romance, some boys slow dance, That's all right with me, If they can't raise my interest then I, Have to let them be"

Week 7, song #3 lyric: "I remember it all very well lookin' back, It was the summer I turned eighteen, We lived in a one-room, run-down shack"

Week 8, song #1 lyric: "I am sitting in the morning, At the diner on the corner, I am waiting at the counter, For the man to pour the coffee"

Week 8, song #2 lyric: "Walk right in, it's around the back, Just a half a mile from the railroad track, You can get anything you want..."

Week 8, song #3 lyric: "Watch the working girls go by, Watch the 'basket people' walk around and mumble, And gaze out at the auburn sky"

Week 9, song #1 lyric: "You don't have to read my mind, to know what I have in mind, Honey you oughta know, Now you move so fine..."

Week 9, song #2 lyric: "Never know how much I love you, Never know how much I care, When you put your arms around me"

Week 9, song #3 lyric: "You better call up the ambulance, I'm deep in shock, Overloaded, baby, I can hardly walk"

Week 9, song #4 lyric: "I don't know where I'm going, Only God knows where I've been, I'm a devil on the run, A six-gun lover"

Week 9, song #5 lyric: "I was dreamin' when I wrote this, so sue me if I go too fast, But life is just a party and parties weren't meant to last"

Week 9, song #6 lyric: "Eye of a hurricane, listen to yourself churn, World serves its own needs, don't mis-serve your own needs"

Week 10, song #1 lyric: "I've given up (stop), I've given up (stop), I've given up (stop) on waiting any longer, I've given up, on this love..."

Week 10, song #2: "That's alright, that's okay, We were walkin' through some youth, Smilin' through some pain, That's alright, let's turn the page"

Wk10, #3: "I live in an apartment on the ninety-ninth floor of my block, And I sit at home looking out the window, Imagining the world has stopped"

Week 11, song #1 lyric: "If I could make days last forever, If words could make wishes come true, I'd save every day like a treasure and then"

Week 11, song #2 lyric: "Well, I've been 'fraid of changin', 'Cause I've built my life around you, But time makes you bolder, Even children get older"

Week 11, song #3 lyric: "Ticking away the moments that make up a dull day, Fritter and waste the hours in an offhand way"

Week 12, song #1 lyric: "My friends feel it's their appointed duty, They keep trying to tell me, All you want to do is..."

Week 12, song #2 lyric: "Then I look at you, And the world's alright with me, Just one look at you, And I know it's gonna be"

Week 12, song #3 lyric: "I see the crystal raindrops fall, And the beauty of it all, Is when the sun comes shining through, To make those rainbows..."

Week 13, song #1 lyric: "We are bound by all the rest, Like the same phone number, All the same friends, And the same address"

Week 13, song #2 lyric: "In the morning, Don't say you love me, Cause I'll only kick you out of the door, I know your name is Rita"

Week 13, song #3 lyric: "We'll wake up all the neighbors til the whole block hates us, And the cops will show up and try to shut us down"

Wk 14, song #1 lyric: "And the same black line that was drawn on you, Was drawn on me, And now it's drawn me in"

Week 14, song #2 lyric: "Workin' so hard like a soldier, Can't afford a thing on TV, Deep in my heart, I abhor ya, Can't get food for the kid"

Week 14, song #3 lyric: "Well everybody better move over, that's all, 'Cause I'm running on the bad side, And I got my back to the wall"

Week 14, song #4: "I walk a lonely road, The only one that I have ever known, Don't know where it goes, But it's home to me and I walk alone"

Week 14, song #5 lyric: "So I'll drive, And I think about my life, And wonder why, That I slowly die inside, Every time I turn that truck around"

Week 14, song #6 lyric: "I am not your carpet ride, I am the sky, I am not your blowing wind, I am the lightning, I am not your autumn moon"

Week 14, song #7 lyric: "And I smell my motor burnin', Underneath the hood is smoke, Can't stop, and I can't stop, Got to keep on movin' or..."

Week 14, song #8 lyric: "...is in my ears and in my eyes, There beneath the blue suburban skies, I sit, and meanwhile back"

Week 14, song #9: "Every long lost dream led me to where you are, Others who broke my heart they were like Northern stars, Pointing me..."

Week 14, song #10: "You hardly ever saw Grandaddy down here, He only came to town about twice a year, He'd buy a hundred pounds of yeast"

Week 14, song #11 lyric: "Laid back swervin' like I'm George Jones, Smoke rollin' out the window, An ice cold beer sittin' in the console"

Week 14, song #12 lyric: "Ah but, two hours of pushin' broom buys a, Eight by twelve four-bit room, I'm a man of means by no means"

Week 14, song #13 lyric: "...that leads, to your door, Will never disappear, I've seen that road before, It always leads me here, lead me to your door"

Week 14, song #14: "Well we know where we're goin', But we don't know where we've been, And we know what we're knowin', But we can't say..."

Week 14, song #15 lyric: "Makes me wanna grab my honey, Tear down some two-lane country, Who knows, Get lost and get right with my soul"

Week 14, song #16: "Slow down, you move too fast, You got to make the morning last, Just kicking down the cobblestones, Looking for fun..."

Week 14, song #17: "Light in your head and dead on your feet, Well, another crazy day, You'll drink the night away, And forget about everything"

Week 14, song #18 lyric: "Calling out around the world, Are you ready for a brand new beat, Summer's here and the time is right"

Week 14, song #19 lyric: "Through the long lonely nights she filled my sleep, Her body softly swaying to that smoky beat, Down on..."

Week 14, song #20: "I want to run, I want to hide, I want to tear down the walls that hold me inside, I want to reach out, and touch the flame"

Week 60, song #1 lyric: "The waiting is the hardest part, Every day you get one more yard, You take it on faith, you take it to the heart"

Week 60, song #2 lyric: "But when you trust your television, What you get is what you got, Cause when they own the information, Oh, they can bend it all they want" // Week 60, song #3 lyric: "Shed a tear 'cause I'm missin' you, I'm still alright to smile, Girl, I think about you every day now, Was a time when I wasn't sure, but you set my mind at ease, There is no doubt you're in my heart now" *(all answers on next page)*

REMINDERS FOR FUTURE SEASONS - two that are especially highlighted in our half-season and the one set to follow it…

Two-Up / Two-Down is a guideline, not a guarantee We always track which teams finish in the top-two or the bottom-two of a division, because that is our general guideline for seeding the following season. But please do remember that this is NOT set in stone. If teams change composition, or teams fold, or new teams form, all of those factors can result in situations where the Membership Committee has to move up (or down) more or less teams. Heck, sometimes we don't even return the same number of divisions. Our league composition is "pretty static", so it's often no issue… but sometimes. Just know there aren't guarantees, and divisions are not determined until all rosters are actually submitted.

There are minimum games played requirements for awards It never ceases to amaze me how often people miss out on Mug awards by simply not paying attention to the minimum games requirements. They are in every newsletter of the entire season. Page 4, week after week.

THIS SEASON'S LYRICS QUIZZES… REVISITED --- THE ANSWERS **(continued from page 12)**

Week 2 answers: Song 1 = "Do You Want To Know A Secret?" by The Beatles === Song 2 = "I Think We're Alone Now" by Tommy James and the Shondelles (and yes, others, including Tiffany) === Song 3 = "Honesty" by Billy Joel. Week 3 answers: Song 1 = "Down with the Sickness" by Disturbed === Song 2 = "Jet Airliner" by Steve Miller Band === Song 3 = "China Grove" by Doobie Brothers.

Week 4 answers: Song 1 = "Dream Weaver" by Gary Wright === Song 2 = "Sweet Dreams (Are Made of This)" by Eurythmics === Song 3 = "Runnin' Down a Dream" by Tom Petty & the Heartbreakers. Week 5 answers: Song 1 = "(Keep Feeling) Fascination" by The Human League === Song 2 = "Infatuation" by Rod Stewart === Song 3 = "Anticipation" by Carly Simon.

Week 6 answers: Song 1 = "Born To Be Wild" by Steppenwolf === Song 2 = "Wanted Dead or Alive" by Bon Jovi === Song 3 = "Ride Like the Wind" by Christopher Cross. Week 7 answers: Song 1 = "I Know What Boys Like" by The Waitresses === Song 2 = "Material Girl" by Madonna === Song 3 = "Fancy" by Reba McEntire.

Week 8 answers: Song 1 = "Tom's Diner" by Suzanne Vega === Song 2 = "Alice's Restaurant" by Arlo Guthrie === Song 3 = "Sunset Grill" by Don Henley. Week 9 answers: Song 1 = "Hot Blooded" by Foreigner === Song 2 = "Fever" by Peggy Lee (and many others) === Song 3 = "Somebody Get Me A Doctor" by Van Halen === Song 4 = "Blaze of Glory" by Bon Jovi === Song 5 = "1999" by Prince === Song 6 = "It's the End of the World as We Know It (And I Feel Fine)" by R.E.M.

Week 10 answers: Song 1 = "Don't Come Around Here No More" by Tom Petty & the Heartbreakers === Song 2 = "Don't Go Away Mad (Just Go Away)" by Motley Crue === Song 3 = "Get Off Of My Cloud" by The Rolling Stones. Week 11 answers: Song 1 = "Time in a Bottle" by Jim Croce === Song 2 = "Landslide" by Fleetwood Mac === Song 3 = "Time" by Pink Floyd.

Week 12 answers: Song 1 = "Use Me" by Bill Withers === Song 2 = "Lovely Day" by Bill Withers === Song 3 = "Just the Two of Us" by Bill Withers (with Grover Washington, Jr.). Week 13 answers: Song 1 = "Stuck With You" by Huey Lewis and the News === Song 2 = "Stay With Me" by Faces or Rod Stewart === Song 3 = "House Party" by Sam Hunt.

Week 14 answers: Song 1 = "6th Avenue Heartache" by The Wallflowers === Song 2 = "Electric Avenue" by Eddy Grant === Song 3 = "Tenth Avenue Freeze-Out" by Bruce Springsteen === Song 4 = "Boulevard of Broken Dreams" by Green Day === Song 5 = "Highway 20 Ride" by Zac Brown Band === Song 6 = "I Am the Highway" by Audioslave === Song 7 = "Rockin' Down the Highway" by Doobie Brothers === Song 8 = "Penny Lane" by The Beatles === Song 9 = "Bless the Broken Road" by Rascal Flatts === Song 10 = "Copperhead Road" by Steve Earle === Song 11 = "Dirt Road Anthem" by Jason Aldean === Song 12 = "King of the Road" by Roger Miller === Song 13 = "The Long and Winding Road" by The Beatles === Song 14 = "Road to Nowhere" by Talking Heads === Song 15 = "Take a Back Road" by Rodney Atkins === Song 16 = "The 59th Street Bridge Song" by Simon & Garfunkel === Song 17 = "Baker Street" by Gerry Rafferty === Song 18 = "Dancin' in the Street" by Martha and the Vandellas (and Van Halen and others) === Song 19 = "Mainstreet" by Bob Seger === Song 20 = "Where the Streets Have No Name" by U2.

Week 60 answers: Song 1 = "The Waiting" by Tom Petty & the Heartbreakers === Song 2 = "Waiting on the World to Change" by John Mayer === Song 3 = "Patience" by Guns n' Roses.

[Like we have for many seasons, we used three-song groups each week (except for week 9 and the traditional long week 14 set) and also included a theme each and every week. Adds a layer to the game for everybody and has been hugely popular. ***Here are the themes for each week****, including the week 14 twenty-song set, which brought a few answer guess sets even though we weren't playing at the time…*

Week 2 theme: Secrets… doing things when you think nobody will see… and begging for honesty… If you got the songs and still didn't see that this one was about the ongoing impeachment trial (whether you agree or disagree with it), then you are in denial of what's in front of you and that probably says something about… well… a lot of facets of you. (unless of course you're dealing with your own personal losses at the moment, of course). Week 3 theme: Yep, this was about the start of the coronavirus outbreak. Week 4 theme: Just dreams, nothing bigger than that. Dreams, hopes, positive stuff. I figured that after a couple weeks of themes from crappy and sad headlines, we could use something a little happier. Week 5 theme: Well, I received a few guesses based around a combination of love/lust/desire, and those are probably pretty good ideas for a theme. But I will be honest that I simply pulled three songs with one-word feelings that ended in '-ation'. I think maybe you guys are all just smarter than me, and I can live with that. Week 6 theme: Bikers and biker life. No idea at all what might have put that in my head… No idea at all. [*Note added for banquet Tons:* this set of lyrics happened to be in the same issue as a team permanently leaving its home bar for some reason…] Week 7 theme: Yep, females who use their "assets" to get what they want. Not that any of us know any of those. Week 8 theme: Songs that are set in restaurants, of course. I guess maybe I was just hungry and wanting to go out to eat when I picked these? Week 9 theme: Clearly, it's Covid-19 and its shot at ending our lifestyle as we know it. I had to include two songs I used in past years (the ones by Prince and R.E.M.), but they were too perfect to not include. Week 10 theme: It was kind of an easy one to choose for the week after the Coronavirus set, but this one was pretty obviously social distancing. At least I got the sets in the correct order, right? Week 11 theme: I'll present this theme in the perfect words of lyrics game player Dawn Clement: "Duh, time passing by as we sit at home (hopefully) self-isolating." Yep, Clement nailed it. Week 12 theme: Few artists are "legend" enough that they warrant their own lyric set, even upon the unfortunate event of their death. But Bill Withers is, without a doubt, one of those. Such a loss. Week 13 theme: Pretty obviously, this was another nod to being stuck at home without a whole to do outside the house. Ugh. Week 14 theme: Song titles with avenue/boulevard/highway/lane/road/street in them, listed alphabetically by the type of road included in the name. The most amazing part to me here is that, with the super delays in interaction and communication from the pandemic, I never actually reported the songs/artists/theme from this week until now. It was so long before I sent out the week 60-ish issue, I guess I just forgot. Oh well, you have the answers now. Week 60-ish theme: Listen… if you just read through any part of the WEEK SIXTY issue of the Spring 2020 Tons, and you can't see the theme here, I'm not sure I can really help you…

THIS SEASON'S TRIVIA QUESTIONS… REVISITED

I now run this column during seasons in which I've included trivia questions all season. Each question is listed exactly as it was during the season, so there is potential for a question to now be out of date, but it's usually not too much of a problem. Each question is listed under the week number when it ran, and the answers follow the questions. No peeking…

[Note: as with most historical statistics questions that I can ask here in the Trivia column, the following questions includes only the most recent 48 (now 49) seasons, as that is the amount of time I have been statistician - records prior to that are largely incomplete and unavailable, and some things like doubles and overall records for individual weren't even tracked in many of the prior seasons. Pretty soon, I'm just going to start referring to my time here as 'the modern era', especially since my time now covers almost two-thirds of the time since the RDL even threw its first dart. - JK]

Week 7 question(s): This season's A division has 75(!) players registered on the division's 8 teams. Over my 49 seasons as the RDL statistician, what is the record number of players in one division for a season? And as a secondary question, what is the record number of players in a 7-team division?

Week 8 question(s): During my 49 seasons as statistician, how many times has a team eventually registered more than a full roster of 10 players (meaning they either replaced an active player before the 5th week meeting, or had some extraordinary situation that dropped them below 6 throwers later in the season)? And what is the single season record for number of players on one team?

Week 9 question(s): In my 49 seasons as the statistician, how many times before this week has the RDL Board enacted a mandatory postponement of matches? When was it / due to what events? (and as noted earlier in this issue of the week 9 issue of the Tons, there have been NO prior pure cancellations in my time here)

Week 12 question: While this season is clearly going to set the new record, before Covid-19 stole six weeks of darts, what was the record for the fewest matches actually "played" by a division winner (at least in my previous 48 seasons as the statistician)? [For those who are confused and immediately think "well, duh, 7 team divisions play 12 matches - note that some matches in any given season can be dumped to forfeits and are not actually "played".]

Week 13 question: It's pretty understandable that teams are more likely to "climb to A" more times than they are to other divisions, simply because there is nowhere to go beyond that, and the teams already there are generally pretty good. Thus, it's quite possible to climb up, fall back down, and climb up again. It's so common, in fact, that some teams (Things That Bounce, for example) name themselves after the phenomenon. But regardless of how much we joke about it, what actually is the record number of times for the same team to climb to A division (at least during my 24-year tenure as RDL statistician)?

Week 14 question: With the shorter regular season due to the pandemic this season, we certainly ended with fewer people tossing a regular season perfect throw. Including this season, which 10 people have the longest current string of regular seasons with at least one perfect throw? (Note: no, I haven't already looked up the answer, and I don't even know if as many as 10 people have even two seasons in a row now. :o)

Week 7 answer: Well, this season's A division was *almost* record-sized, but not quite. It turns out we have had 76 players in a division three times previously (although those three times were not created equally). Fall 2005's D division eventually reached 76 players, but that's because the Travelin' Beer Bellies replaced 2 of their 10 players at the fifth week meeting (meaning there were never more than 74 active players at the same time in that division). Similarly, Fall 2011's G division reached 76 because Tossers! made a replacement of a previously-active thrower after week 3. Which means that Fall 2005's F division was the only division to ever have 76 active throwers, with five 10-member teams, two 9-member teams and one 8-member team. And as far as 7-team divisions go, they have actually been "closer to full", with 67-player divisions hitting the list 4 times -- Spring 2008's D division, Spring 2010's I division, (the only I div. ever), Spring 2019's G division, and Fall 2019's G division (yep, that's G division throughout all of last year!).

Week 8 answer: Over the last 49 seasons, we've had probably a couple hundred teams that replaced somebody who had yet to play before the 5th week meeting roster deadline. And we've had quite a pile of teams unofficially "declare" that somebody was o their team and wouldn't play anymore. But it has been a much smaller number of teams that have paid for an 11th player to replace one who had already thrown and thus wasn't replaceable for free. In 49 seasons, we've had 2770 teams, and only 16 of those ended up having more than 10 players as part of thei rosters (with Fall 2005's Travelin' Beer Bellies in D division as the only team to reach 12 members who actually played one or more matches).

Week 9 answer: It is indeed true that these are the first cancelle matches during my 49 seasons here, but how many weeks have had a "mandatory" postponement sort of depends on how yo define that. You see, there has been only 1 week ever in which the league simply said "no matches are to be played and all must be postponed" - that was week 2 of the Spring 2000 season on January 26th, 2000, when the blizzard named the Carolina Crusher came through and dropped 15-30 inches of snow on the Triangle (And yes, that really is the name given to it - I honestly didn't know that until I just looked it back up recently though.) In addition, there have been 4 other weeks in which the RDL Board declared the default to be postponement for all matches (while acknowledging that some teams might choose to play, and that they would indeed accept those outcomes as legitimate). In all four of those cases, some matches were indeed played on match night. On January 29th, 2014 (Sp14 wk02), 28 of 31 matches were postponed due to a snowstorm; on February 12th, 2014 (Sp14 wk04), 29 of 31 matches were postponed due to the craziest icy road day ever; on February 18th, 2015 (Sp15 wk05), 18 of 27 matches were postponed due to an ice storm; and the very next week, on February 25th, 2015 (Sp15 wk06), 18 of 27 matches were again postponed due to icy roads. [Additionally, there have been three weeks that had no league postponement mandate, but carried a large number of postponements by mutual agreement of the teams involved: on August 26th, 1998 (Fa98 wk03), 13 of 25 matches were postponed due to the threat of Hurricane Daniell (on a night where it barely sprinkled here in the Triangle! Ha!); on September 15th, 1999 (Fa99 wk06), 18 of 22 matches were postponed due to Hurricane Floyd; and on January 28th, 2004 (Sp04 wk01), 7 of 24 matches were postponed, and 2 more were forfeited, due to icy road conditions.]

Week 12 answer: As noted, this season has produced an octet of division winners who only played… well, 7 matches? 8 matches Not even sure how to define that since the very even-handed decision was made to use the midway standings (meaning every team faced the exact same opponent lineup) as the final pre-Covid standings. But before all that went down, I was statistician for 24 whole years. And in those 48 seasons, there were 357 division-winning teams, and all but 14 of them actually had to "play" 12 or more weeks of the season. All 14 of those were, unsurprisingly, in

Trivia answer portion continued on page 15…

THIS SEASON'S TRIVIA QUESTIONS… REVISITED (continued from page 14)

7-team divisions (meaning the schedule started with only 12 match nights). And among those 14 whose seasons were bit shortened bit shortened by an opponent's forfeit(s), 12 were cut short by only a single match, including: Fa99 - C - Horsemen; Fa99 - D - Get the Point; Sp00 - C - Get the Point (back-to-back seasons!); Fa01 - C - Excalibur; Sp10 - I - Mug Hunters (the only I division ever); Fa14 - F - One Armed Bandits; Fa15 - E - Them Handsome Devils; Fa15 - F - Missing Flights; Sp17 - G - Show Me Your Tips; Sp18 - H - Brown's Bombers; Fa18 - H - Dr.unks; and Fa19 - H - Not Dead Ducks Yet. Which leaves us with just the two division winners who played the fewest matches ever, each toeing the line only 10 times in the 14-week season: Fa08 - H - Coral Reefers, and Sp19 - H - Darty Sanchez. H division ended up leading this list with 5 of the 14 sub-12-match winners (including the 4 most recent).

Week 13 answer: In the 49 seasons since I became statistician, the simplest guess would be that a maximum of 98 teams (2 per season) could climb into A. Technically, more than 2 "could" climb up in a single season, but that hasn't happened during my tenure. What *has* happened quite a few times though, is that fewer than 2 climb up in a season (13 times only one team has climbed, and 0 times have no teams climbed up to A). That means that 85 total climbs to A have been made, and those 85 have been spread among 49 different teams. [Note: teams almost never stay exactly the same, so I've just done my best to estimate when a team is/isn't safely considered to be the "same" team.] And since only 49 teams have climbed to A, that means that 36 of those 85 climbs were made by a team that had already done it at least once prior (and possibly more if it came before 1996). 29 teams have climbed to A 1 time, 13 teams have climbed to A 2 times, and 2 teams have climbed to A 3 times, leaving our top five all climbing to A at least 4 times. Tied for 4th with 4 climbs to A are the team lineages of Appetite for Destruction (who last played in 2018) and Dartistic Disturbance. And then tied for 2nd with 5 climbs to A are the team lineages of Cheap Shots and Liver Die! Leaving our #1 B-to-A bouncing squad to be the team lineage of Dazed & Confused / Drunksten / Pour Boys / Lager Heads (basically the Fuquay group captained by Scott Butters up through 2015) with a stunning SIX climbs up to A division.

Week 14 answer: Alright, due to the shortened season ending our perfect throw group at only 36 individuals, it turns out that we don't have 10 people with a regular season perfect throw in more than one season in a row now. Only 7 of this season's 36 have a string going now, but we are going to go ahead and give an honorable mention for 8th-10th on this list: all three of Randy Massengill, Tim Mozzetti, and Greg Svede failed to hit a regular season perfect throw in the Fa19 season, but they did each pitch one in the tournaments. So, they're going to be our 8th-10th guys. But onward to the 7 with an actual regular season string now! We have five guys with a 2-season string, including George Guenther, Lee Jeffreys, Stevie Phillips, Joe Rigert, and Wil Tan (and Tan actually almost made it 3 seasons with a Sp19 tournament 9m; which would have actually made it 4 seasons, as he had one in Fa18 too). And that brings us to the only two throwers with more than a 2-season string. Our runner-up is **P.J. Stewart** (of The Neighborhood Bullies), who is presently on a 4-season run. And the top dog is a complete stunner… **Robbie Phillips** (of Birth of an Element), who has a measly little 25-season(!) string. If we counted a season with just a tournament throw, that string would actually grow to 31 seasons (that dang Fall 2007 season was a tourney-only season). And those 31 seasons of course take us back to the last time Phillips hit zero perfect throws, in the Fall 2004 season. Ok, to be fair, Phillips lived in Pennsylvania that season, but he still didn't have a perfect throw in our league, soooo… (For those who are wondering what his perfect throw count is since he moved back from PA, he has 99 and 33 in the regular seasons and tournaments, respectively, during that span.)

OUR PANDEMIC-TIME HIGHLIGHTING OF SOME HOME DART SETUPS!! (this first submission from "week 11")

This past year, we spent a LOT more time at home than we normally do. But we are still all (ok, mostly all) darters at heart. And that means that instead of taking our games out to a couple dozen host establishments each week, we were likely throwing in (literally) hundreds of our homes! And I was betting some of us have some pretty awesome setups! Or some terrible, but funny or loveable, ones. Whatever. In any case, this pandemic we highlighted whatever the heck our brothers/sisters have in their setups!! Old stuff, new stuff, raggedy or fancy. Here were those willing to share.









We started off the four weeks of this (as it turns out) crowd favorite item with an excellent set of offerings from **Mike Seward** of Deez Nuts. Clearly, Seward has a lot more high-end awards than most of us will ever earn (since mathematically we can't all be in the league's handful of most successful players ever), but not all of this is dart-winning stuff out of our reach. The photos to the right aren't dart stuff at all - instead, they're close-ups of some of his collections of backstage passes to an AMAZING array of concerts - Pearl Jam, Pink Floyd, Audioslave, Black Sabbath, Neil Young, etc. Sooo… I guess pretty much everything here IS out of our reach, just not in a dart-only sense. Anyway, please know that neither I nor anyone else expect anyone else's photos to include quite this much cool stuff (in fact, I kinda hoped they wouldn't, or I would feel worse about my own sad little life). But, some others' stuff is pretty dang crazy too (see the next four pages!) Also, no truth to the rumor that "all of the awards above were actually earned by Kenny Persson"… maybe just… "some"? "most"?

MORE HOME DART SETUPS!! (these submissions from "week 12")

Building off the initial set of photos from Mike Seward's home dart setup (previous page), we received quite a few additional excellent entries. Those start below, and I we kept adding people for a couple more weeks (as you can see on the next three pages). Here was the original descriptor from before the first of this type of column: "Ok, so we are all spending a LOT more time at home than we normally do. But we are still all (ok, mostly all) darters at heart. And that means that instead of taking our games out to a couple dozen host establishments each week, we are likely throwing in (literally) hundreds of our homes! And I'm betting some of us have some pretty awesome setups! Or some terrible, but funny or loveable, ones. Whatever. In any case, shoot me some photos and let's see where all of us play!! Laser-eye lines? Board from 1983? Special beer shelf? Let's see it all! Let's get to know each other, no?"

Alright, we started off week 12 with what can only be described as **Bob Kuppler**'s (of the D.U.C.K.S.) incredible man-barn on steroids! (I call it a man-barn instead of a man-cave because this particular room is housed in a side building that isn't actually attached to Kuppler's house, and that structure sort of looks a little bit like a barn.) Anyway, the left photo of the treasure trove of memorabilia is at the top of the stairs that lead you up to the dart room, and the right photo is the view looking back toward the board/throwing area. This treasure trove has random signs, sports memorabilia, what looks to be a rack of DVDs, license plates, dart awards from more than one state, and probably even a couple kitchen sinks. What interested me the most personally though, is the "second" dartboard, apparently mounted to something at floor level near the top of the steps in the left photo. Is that one so people have something to throw at when the party has gone on so long that they can no longer stand? (Alternatively, I can already hear the "short teammate's board" jokes that many of you are already crafting…)





And now returning back to the land of the normal person's setups (kudos to Kuppler on his beast above, but there is no way we are classifying that as a normal amount of… anything). This one belongs to longtime reader (and longtime TDL/Chapel Hill, BCDL/Durham, and NCCDL/city league member) **Matt Heimbach**. Matt's photo comes with some pretty funny commentary: "Attached is my dart setup. Nothing special, but two interesting notes: 1) I mostly took this picture to help me remember the setup, because later this week I'm taking it all down. We had another son a few weeks ago, and I'm getting kicked out of my man cave to make room for him. In a few years we'll have both boys share a room and I'll reclaim it, but for now - adios, dartboard. 2) Up until the lockdown, I actually didn't throw on the board very much, and when I did, I didn't use the scoreboard. So if you look hard enough at the scoreboard, you'll see that it is a (very) handicapped game of doubles 01 between my wife and me against [multi-time state champions] Robbie and Julie [Phillips]. Probably only the 2nd or 3rd time my wife ever threw a dart. That was the only time Robbie and Julie have ever been to our house - back in the brief time that they lived in my neighborhood. So - 2013 or 2014, maybe? I can't remember. Anyway, obviously I don't use the scoreboard very often! -- -- With the lockdown, I finally broke down and signed up for Dartconnect and now I throw against the computer quite a bit. The computer can be an asshole, though. Lots of big finishing shots way over its head in both 01 and cricket. Cheater. [Oh, so it's *still* like you're playing Robbie at your place… nice. - JK]



Next up, we had a setup tinged with some strong Hurricanes additions, from **Tom Winters** of Repeat A-ffenders. This one, with an awesome summer-y wall color in my opinion, is just absolutely dripping in individual white Mugs - certainly not the standard by which most of us live… yikes! You go, Winters.





EVEN MORE HOME DART SETUPS!! (these submissions also from "week 12")

And now we come to what might be a bit of a historic setup in some parts of RDL-land… a modified room that is so developed and revered that it has taken on its own widely used nickname. Ladies and gentlemen, I present to you "The Garagio". What used to be a garage at the home of **Angela Jeffcoat** (of Rock Out With Your Cork Out!) and **Doug Jeffcoat** (of Consistently Inconsistent) has become many things… a hall of collectibles… a display of darting awards from nearly every level of play across at least five leagues… a hosting area for birthday celebrations… a late-night conversation spot… an impromptu blind draw site… and, for some of the Jeffcoats' closest friends, very much a home away from home. I obviously do not know how regularly each and every league member / group of league members gets together, or where they do it, but I fully expect that The Garagio (and yes, I think the "The" should start with a capital 'T' in this name) is the most darts-away-from-darts place of fun, happiness, and joy in our league's family. As you can see below, the space includes a pair of boards, the area's own bar, a refrigerator, central air, seating via both a couch and a high top, in addition to all the typical darting stuff and paraphernalia. And probably the best part, it's actually a very large space that can readily hold at least a dozen and a half people, even when people are throwing on both boards. Yep, I've spent a good number of very late nights hanging out with RDL-ers from roughly every division here. This place can basically only be described as legen…… (Barney says wait for it)… dary! [Note: this place is even so bad-ass that it survived a lightning-inflicted house fire that required huge portions of the rest of the house to be mostly rebuilt. The Garagio is cool AND tough.]



(looking forward toward the boards)



(looking right from the toe line)

(looking left from the toe line)





(looking backward from the toe line)

So how can we fairly follow-up a Mac Daddy setup like The Garagio? Well, with an *anti* -setup, of course!! Rather than a dart lane setup, **Keith Gibbs** (of Double or nothin') has… well… I'll let Gibbs himself tell you: "Yeah, I don't have a dart board at home. I think there may be one in the garage but I have not seen that wall in about 8 years. I have a box of plaques and mugs somewhere but I think I stripped most of the metal off the wood and boxed just that to save space. I just have, stuff…" [Yep, that sums this up -- Star Wars models, action figures, rare posters, Fisher Price Little People figures, and a massive comic book collection. Not a dart board in sight. And he wins more than 75% of his games in B division with a 0.976 ASP Average. Yep.]











AND EVEN MORE HOME DART SETUPS!! (these submissions also from "week 13")

Alright! Building on the first two sets of home setups in prior issues (from Mike Seward, Bob Kuppler, Matt Heimbach, Tom Winters, Angela and Doug Jeffcoat, and Keith Gibbs), we quickly found several more folks willing to play along: The variety in the setups continued to amaze, ranging from the utilitarian to the nearly unbelievable. Some of those submitted (including one of those below) are so far beyond anything I can ever envision having the time or energy to assemble. (And another is a display that is so far beyond a level of success that I could even imagine myself having. And the most remarkable fact there is that I get to play right next to one of the owners, and I know that they have declined literally *hundreds* of awards in each of a couple of leagues.) Anyway, on to the week 13 offerings…

We start off this week with a straightforward double-lane setup that is stunningly balanced and even includes a web video setup to the right of the right board. Wow, right? Of course, it also has just about every kind of dart award that you can earn here in the RDL… or other local leagues… or state leagues… or a whole array of ADO tournaments… or, yes, National Championships! And the awards in pretty much all those categories actually come from both genders. Which means, of course, this is the setup of **Robbie** (of Birth of an Element) and **Julie Phillips** (of Double or nothin'). And it doesn't include the literally (yes, "literally," I know what that word means) hundreds of other awards not pictured, or not even made (they started saving the local leagues a lot of trophy cost long ago). Heck, they even added two more division titles (their teams were undefeated in A and B when we virus-paused), three more individual mugs, and a few perfect throws this season. Geez. I suppose that's par for the course for a couple that has FORTY (yes, four-zero) state championship event victories between them.







Next up, we get a pretty utilitarian two-fer from **Jim Gallagher** (of Repeat A-ffenders)! To the left, Jim's office setup (I'm assuming "home office", but if he had the guts to actually put this up at work, he gets double bonus points!) actually has what appears to be an electronic-scoring steel tip board! I've heard of those, but never played on one. Nice. It's Jim's home garage setup that really makes an impact though… Not only does it have every type of loose tool known to man in which bounceouts can get lost, the setup actually includes Police Academy on the nearby TV! (He *had* to have set that up, right?)

And in week 13 we wrapped up with an amazing setup submitted by **Joe McCartney** (also of Repeat A-ffenders). This one is kinda nuts, so I'm going to let Joe himself describe it to you: "Several of my teammates meet up here prior to matches (why we do not show up to the bar early), and of course, for non-dart get-togethers it's common for them to hang here. I call my basement bar Hurricane Joe's. It's a sports-themed bar centered on my favorite sport and team - Hurricanes and darts. There is a beer can collection around the entire main area (no joke, I collected cans as a kid), 2 dartboards, a bar, sleeper couch and an amazing bathroom - the wall paper is actual (yes, the actual) album covers. Also not pictured in this basement is a 15 x 30 Home theater (103 inch screen) and a gym."







AND OUR FINAL SET OF HOME DART SETUPS!! (Round 4 from "week 14")

Our final panel of home setup participants before it became kind of clear that the pandemic was not going to be any short-term issue added three new locations and an update. These brought our tour of RDL home setups to an even dozen homes, and provided quite the slice of RDL life. A very sincere thank you to all those who were willing to let us all visit, at least in a virtual sense. Their willingness to share was actually pretty key for a whole bunch of us as we learned how to get used to having our normal daily life pretty much shoved in a corner.

As we had promised at the end of the original week 13 home setup column, we finished up the week 14 version of the column (this page) with a funny update on the "unique" submission from Keith Gibbs that had been featured in week 12 portion of this series…

We started off week 14 with a pretty hilarious entry from **Kenn Gardner** (longtime member, most recently with Irrelevant, but presently taking a season off). I'll let Gardner describe it for you: "I have enjoyed the home dart Mecca's of RDL members. I had a similar desire a few years ago. [But here] is what happens when you have an idea to create one - and your wife and grandkids have another. Please note that the compromise can be seen in the far corner....." Obviously, Gardner is talking about the little dart area segment beyond the loveseat in the left photo. My favorite part is the combination dart award/Beanie Baby shelf right next to where I think the throwing line is. Super huge kudos to Gardner for being an excellent sport, displaying one of the best trophies I've ever seen (between his two black Mugs). For those who don't remember, this was the trophy Gardner's family(!!) had made for him for the Spring 2016 season (and immortalized previously in the Fall 2016 wk07 Tons). The plate reads: KENN GARDNER -- RALEIGH DART LEAGUE -- PARTICIPANT. :o)





Ok, switching gears back to a more man-cave-ish setup, we have the detached workshop of my teammate **John Carroll** (and thus, obviously, of Birth of an Element). He describes his setup as "a lotta fun with a little work on the side… complete with outdoor pool." A few little extras are to be noted in this set of photos though… First, I think this is the first home setup we've had with a circular halo board light. And it's definitely the first with a stuffed beer-chugging orca(?!). But the coolest stuff here is below the dartboard - each of those is a Premier League crowd item collected during Carroll's amazing visit to a Premier League event in 2018 (highlighted with a full-page story in the wk12 Tons of the Spring 2018 season, complete with photos of Carroll and a whole bunch of the world's greatest darters.)







Next up, check out this heavily racing-centric setup submitted by **Chris Fournier** (not on a roster this current season, but a league member in most seasons). Somebody in the Fournier clan is seriously into motocross, and there appears to be quite a collection of actual competition paraphernalia here. Also, I don't know what it is about the color/lighting here, but it makes me feel kind of happy - something about the blue in it that I personally really love for some reason. I do have to say that I'm feeling a little called out though… right below the plaque stack is a pointy finger sticker that reads "You Are Fake News." Yeah, yeah, maybe it's a political sticker… or maybe it's a revealing of the truth behind the Tons… dangit!



Finally, remember two issues ago when we included **Keith Gibbs**'s "setup", that was actually a many-shelved display of Star Wars models, action figures, rare posters, Fisher Price Little People figures, and a massive comic book collection? Well, he told us at the time that he knew he had a dart board and a box of plaques and mugs 'somewhere'… And here they are!! Jammed on a shelf with some tools and… a kids' play structure(?). Next time he beats you, remember his amazing practice facility.




SO WHAT WOULD HAVE HAPPENED IF WE HAD PLAYED THE SPRING 2020 TOURNAMENTS? (originally in the "week 60-ish" Tons)

I've been around the RDL for a long time, and I can tell you with a high degree of certainty that the bracket pairings that should have taken place would have produced some of the craziest outcomes the league has ever seen. In fact, I've seen so much of the RDL's history that I'm going to go ahead and just give you guys the full outcomes of every quarterfinal, every subsequent semifinal, and every subsequent final. This is exactly how every match would have played out, so nobody has to feel like we missed out on the outcomes. This is really what would have happened… go ahead and book it… all of it… EXACTLY as written below… it's just fact.

I've listed the outcomes in order by week, so all the quarterfinals come before all the semifinals, etc. After the match writeups, I've also included a newly completed tournament bracket page that has all the scores/winners of these absolutely-completely-definite outcomes.

"A" Division quarterfinal #1: Darty Minds, averaging 8 points per match this season, jumped out to a raucous 8-0 lead over Birth of an Element. The match momentum swung greatly in the third SCkt set, however, when Wil Tan of Element skipped the 18 as he often does, and Sal Reitano of Darty followed suit. But nobody noticed that they never went back to close the 18s in ANY of their three games… until about 15 minutes after Tan won the set. Things got a little weird and uncomfortable, but everybody agreed it was too late to go back and continue. Chalk one up for messing with your opponent's head! Turned out that Tan's win started a 14-point run for Element and they moved on (even though Randy Massengill took out his son Chad in both singles… which likely made for a great Sunday family dinner).

"A" Division quarterfinal #2: The depth of Fringe is still among the most intimidating in the RDL. But somehow Dartistic just has that little extra something some nights, and they got a huge surprise boost in this one when Justin McCurry walked in minutes before the match. Asked what the heck he was doing back here, he logically said "what the hell else am I going to do with my free time while nearly nothing is open?" This match was super-tight all the way, but Will Bennett's quest to continue being the best RDL player that most people don't know rolled onward in his 4-0 night. In the end, Simon Healy got off his season-long schneid, checking out 87 and 118 in the final 501 to salt away the Dartistic win.

"A" Division quarterfinal #3: Did you guys see Joe McCartney's dart room back in the home setup issues? Well, the rest of the A-ffenders definitely know that place, and they played and drank there for about a four-hour pre-game before this quarterfinal. By the time their Uber drivers dropped them off for their battle with Deez Nuts, the A-ffenders pretty much didn't care how this match went. As a result, the Nuts rolled to a 14-4 win, with all 4 A-ffenders points claimed by Gary Snyder (who has now vowed to four-hour-pre-game from here on out - he might need his own key to McCartney's place).

"A" Division quarterfinal #4: This was so wrong… the Bullies all told Craig Elder this match was way up in Wake Forest, while it was actually all the way down in south Cary. When he finally walked in toward the end of singles cricket, Elder asked why they did it to him instead of to somebody else... like Kevin Foushee. To which the team replied with "how many 5-1 rounds have you bought?!" Not able to argue with that logic, Elder laughed and accepted that answer, then complained anew when he found out that Foushee got hung in 301 again but that he wasn't getting a beer because he wasn't there when the 301 set was played. Cold, man. Anyway, the Bullies rolled to a 13-5 win over Liver Die! despite Kyle Gaulthier tossing 31 ASPs.

"B" Division quarterfinal #1: How the heck is Rif Raf in last place despite averaging more than 10 points per match (just like Methodical in C division)? Well, how the heck is Double or nothin' undefeated with only 3 of 10 players above 0.500 in singles? I have answers for neither of those other than to say "welcome to B division." And because this was B, of course this match was close. Right up until the Raleigh Llama decided to channel his A division all-star self, averaging 86 per turn right through both doubles in his 501 set, closing out a 14-8 win for the nothin'.

"B" Division quarterfinal #2: In one of the best matches of the quarterfinals, neither DD214 nor Consistently Inconsistent ever led by more than one set. DD got the unexpected edge they needed, taking out B division heavyweight Tim McNamara three times. But Doug Jeffcoat and Ed Grubb rekindled some old Durham league Puppies magic, ripping through four straight doubles games to cover the gap for CI and build a 12-10 CI lead heading into the final 501. Then this match went the only way it ever really could… with Joe "Antique" Thomas winning two 501 legs and then also the 1001, checking out double-3 for the win all three times for DD214. Fly high, Double-3.

"B" Division quarterfinal #3: Ok, no disrespect to McGavin, but every dart drama fan reading these outcomes knows that there is zero chance this B story can be told without another round of the Tips-Boom Baby saga. And since McGavin was playing Boom in this quarters pairing, the fates were against them from the start here. Which is really too bad, because the Knott brothers were kind of on fire in this one, combining for five points, three Ton+ finishes, and a 4-bull/5-bull finish to close out DCkt. Boom Baby was chock full of recent A players though (well, not as recent as it would have been a damn year ago), and they rang up a 13-5 win.

"B" Division quarterfinal #4: I still have a very hard time calling Irrelevant by their name, as the roster feels like the core groups of about 3 or 4 other recent teams… but without the core of what I kinda remember Irrelevant being. Oh, well… whatever… maybe that's just me. But that's all immaterial, because (as you know from the previous match in this list) there's no chance Show Me wasn't going to advance to face Boom Baby. The highlight here was Samantha Franklin taking out Terry Blake in SCkt in two straight - an outcome of which she has now reminded him 231 times.

"C" Division quarterfinal #1: Holy cow, at the halfway point only 14 points separated the 2nd-8th teams in C. But one team was just miles ahead of the pack in terms of points, and that team was the Why So Serious? juggernaut. But absolutely nobody could see the quarterfinal absences of Mike Cole and Teddy Rice coming, and this David vs. Goliath pairing became super tight. Methodical trailed 11-7 heading into 501, but then the double demons started biting Serious and this one headed into a final set for the match. It of course went to three games, and the calm experience of John Wilson and Greg Neill was unfazed when they fell behind by more than 250 in the final frame. Six missed turns later, a s14/d7 from Neill punched the ticket for the #8 seed in the monster upset.

"C" Division quarterfinal #2: Two of the most regularly short-handed teams in recent RDL memory got together here in the only way they knew how… with very few players. Both teams started with only four players, with each team's two blockers winning when the teams put them in different games. Stunningly, at this point, both teams had a player need to leave for a night work shift, leaving each team with only three players!! (note: yes, this is legal since they had four during 301) Six consecutive successful blocks in SCkt left the score at a stunning 1-1 heading into doubles. In DCkt,

[Match results continued on page 21.]

SUPER-REAL TOURNAMENT RESULTS (continued from page 20)

each team went with a 2-man team, a 1-man team, and a double-block, and both of the double-block pairs defeated the opposing 2-man teams, meaning the win by Stewart/(blocker)Toolan in game two gave the Big Bulls a huge 2-1 lead heading to 501. At this point, Big Bulls changed strategy, putting one player in each game, while the Niners stayed with the 2-man/1-man/double-block alignment. The Niners dropped the double-block game, but won the other two, clinching the unprecedented (and very tiring!) 4-3 win in this classic.

"C" Division quarterfinal #3: This was not a good day for Mark Sellers to injure his hand yet again (this time while building a house for Habitat for Humanity). The Cheapies really needed him because a tough song lyric in the Tons quiz was completely pre-occupying Mikey Hindle (who almost never misses a song, and who could hear this damn one like an ear worm, without being able to place it). So, with both Sellers and Hindle a bit handicapped, the Cheapies just didn't have enough to hang with Projectile, dropping each set 4-2 until they just ran out of time.

"C" Division quarterfinal #4: Some nights, Dave Johnson and J.J. White just decide that things will simply go their way (leaving the rest of us to wonder what the heck happened in the other 60% of the season, and generally the first 60%). Well, this quarterfinal just happened to be one of those nights. Both Johnson and White rang up 4-0 records, each dropping only one leg on the night, bringing Menace all the way to 12 points on those sets alone. How critical the first 301 set (a third-game 18-turn double-1 battle win for Steve Polenz) would end up being, right?

"D" Division quarterfinal #1: Maybe darts is easier at a higher altitude. Or maybe just being able to lean over closer to the board is a big advantage. Or maybe Greg Svede is just a monster when his team resides in the middle levels of the league. A lot of teams just have no answer for him, and on this night, Treble Yell was one of them. Svede didn't drop a leg, driving the Sharks to a hefty edge. Rod Stacy popped the clincher, while wearing a 1991 Kamelot concert shirt from before they had even signed a major label deal.

"D" Division quarterfinal #2: Aw, crap, these unlucky folks… a truck ran into the power pole outside the bar at about 7:20 p.m., and the only power left in the bar was the emergency generator backing up the coolers. But you know what that means? The beer was still cold. And a couple of the guys in this match had extension cords and drop lights in their trucks, so there was no way this match wasn't happening. Two cords run back to the generator panel and two rigged up chair stacks next to the boards to hang the lights, and it was game on!! And it turns out that maybe Don't Know! has found their jam. A team with a 0.408 ASP average all season, Don't Know rang up 64.5 ASPs in the 37 legs, rolling the Humpers 13-5. (Note: the Board has already denied Don't Know's rule exception request that would have allowed them to play 90% in the dark for all future home matches.)

"D" Division quarterfinal #3: The Bandits have, for quite some time, been one of the RDL's slowest-starting teams. It often takes them a full dozen games before they start taking over (which is pretty much exactly the opposite of what happens to quite a few league teams throughout the night). Well, in the tournaments with their best-of-3 sets, a dozen games generally happen before 301 is even complete. And that was exactly the scenario here… the Bandits looked just awful in 301, falling behind the Machine in a 6-0 sweep. But the mid-match Bandits arrived earlier due to the longer format, with Ken Trefzger leading the way for them (while he personally desperately tried to keep his tenuous hold on his best-thrower-in-his-family title). The Bandits' 5-1, 4-2, 4-2 finish completed the comeback from 0-6.

"D" Division quarterfinal #4: Game of Throws remains one of the most dangerous middle-of-the-pack upset teams in any division, but Loaded Darts is one of the most appropriately named teams in any division -- they are fully loaded with A-C division experience. If any team in D knows how to climb the ladder and to advance through a tournament bracket, it's Loaded. And once these long-time winners hit the line in this one, it was just one of those nights. All the close games went Loaded's way, and all the blowouts went their way too. As we all know, sometimes it's just like that.

"E" Division quarterfinal #1: Oh, man, that was super cool when I heard Shane Gouge win a beach trip on the radio! Not so cool for the rest of undefeated Dr.unks when the DJ said it was going to be during the new dates of the Spring quarterfinals though. Gouge averages just under 4 wins per night (equating to 6 points per night) for a team that averages 15 per match. Cork came into this one with only one win, but the ladies leading their squad have tournament experience in spades, so this one was much more even than some might expect. It all came down to the final 501 with Dr.unks trying to force the extra leg, but Shannon Bass (playing her first set of the season after we dropped the minimum played requirement in the shortened season) stuck a double-2 in game 1 and a double-10 in game 3 to seal the deal for the Corkers.

"E" Division quarterfinal #2: Playing on the boards next to quarterfinal #1 above, Ma and Pa and Is It In? were clearly feeling the Girl Power vibes as well. The problem for Becky DePuy and Is It In? is that Ma and Pa has three times as many ladies on the roster, and those ladies were flat out rolling in this one! The Bathurst ladies combined for a 5-2 record, and Becky Whitehead closed out the match in the second 501 in a set in which she hit two Ton-17s, a double-8 and a double-18 for the win. Good thing too, because Ryan (Bathurst) and Adam (Barnes) kinda sucked in this one.

"E" Division quarterfinal #3: Uh oh, starting to see a trend here in E on the tournament opening night… You know how many ladies play for the Red-Eye Rangers? That would be none. A bit of a bummer for the Rangers when things are rolling like this. The Sheetzers, on the other hand, have two ladies, and one of them was fresh off a Vegas trip in which she cleaned up three nights straight, and that roll was only continuing. Breaking from her habit of sitting out more than most of her teammates, Inky Huffman was straight dealing in this one, and she was joined by pile-of-white-Mugs Jenny Beebe, who was back on past form. How, Sheetz had a 0.500 win/loss record, was second in E in ASPs, and was still in sixth place is beyond me. But Huffman and Beebe were not letting stuff slide out of their reach on this night. Bye bye, #3 Rangers.

"E" Division quarterfinal #4: So… bad news for the Kings of the Board, no? The other three E quarterfinals were all advancing as upsets against the seedings, and were also all being driven by the ladies of E. The Kings were not only the higher seed here, but they were also out-femaled 2-0. Plus, the Kings took out Death Throw by identical 15-9 scores in weeks 1 and 8, and we all know how hard it is to beat the same team three times in a season. In addition, both Tolson Willis and Sean Bosier were bringing it for DT, so it all looked to be going the same way. Except… for whatever reason, Death Throw still couldn't figure out DCkt and that 6-0 edge for the Kings was just enough to escape the double/triple/quadruple whammy of conditions that had been stacked against them.

"F" Division quarterfinal #1: Alright, before we get going too far here, I just have to wonder how neither of the top two teams in F got there without a winning SCkt record. That just doesn't happen very much around here. Wow. Anyway, one of those cricket-neutral leaders was here in the form of the Active Shooters. Good thing for Active that Coach was just having a rough season (and that Active has the beastly Sebastian Dehnel on their roster). This

[Match results continued again on page 22.]

SUPER-REAL TOURNAMENT RESULTS (continued from page 21)

one actually ended so quickly that a few Active guys left after just one beer and forgot to pay their tiny tabs. A few phone calls the next day cleared things up. (I'm sure there weren't any 100% tips added to the cards….)

"F" Division quarterfinal #2: Remember up in the D division results when we noted that Ken Trefzger was trying to keep his family crown? Yeah, not so much on this night… Both Eric and Mike found big nights for Darty Sanchez. However, some locals at the bar heard their team name and decided that it was so gross that they spent the entire night heckling the Sanchez members endlessly. The Banging the Wire players tried to speak up on behalf of the Sanchez guys, but sometimes gross and insulting is just gross and insulting, and those "fans" were relentless. Turned out to make quite a difference when they were yelling "mmmmmmmmMISS IT!!" every time Sanchez was throwing at an out, and Wire came from behind with a 501 sweep.

"F" Division quarterfinal #3: Oh, come on, one of these teams has my name in it… no chance any of you really thought they weren't advancing out of the first round. This is really a much easier outcome to have seen coming when you note that the D.U.C.Kilts.S. have the best singles record in F by quite a good margin, but they really amped it up a bit when Sofa's Jeremy Plotkin got drawn against Somchai Samaluk in each of the first three sets (and Som's old high-end-of-A game has certainly been returning over the past year). Sometimes the best player in a match just exerts his will a bit as one might expect.

"F" Division quarterfinal #4: Shawn Budd has always said that he would do anything for his team, and sadly for Mark Rossbach's knee on his plant leg, this time that "anything" included going all Tonya Harding / Jeff Gillooly / Shawn Eckardt. Far more troubling than Budd's thuggery though, was Rossbach's uncanny resemblance to Nancy Kerrigan's wailing "whhhyyyyy" face. Unfortunately for Still F'd, Rossbach didn't have time to recover before competition like Kerrigan had, and My Darts R Bigger (minus Budd, who was on the lam) advanced to the semis without even reaching the last pair.

"G" Division quarterfinal #1: The Tips pulled out one of the closest races (even though it was only half a season) in league history, finishing a grand total of 1 point ahead of two other teams with the same record. That kind of weekly pressure certainly makes you battle-tested, and that was some bad news for the Bulls Hitters (the league's newest team, even if it isn't the newest name). The Hitters were certainly game, posting their second-best score of the season, but the Tips were just too much in the end.

"G" Division quarterfinal #2: You know what you get when you have multiple team members who manage or work in a dart bar? You get a lot of post-shift pickup games and some pretty hefty ability jumps. Well, the Dart Knights aren't named after their host bar The Neighborhood for nothing. They were just a few more 501s from jumping to the top of G this season, and they did the exact same thing in this match that they did during the first 7 weeks - they jumped all over their opponents in SCkt. This night they actually won all 12 games for a 6-0 whitewash in that set. And it's a good thing, since their final-501-set win gave them only 4 points in '01 on the night.

"G" Division quarterfinal #3: On a quarterfinals night that recorded only 7 perfect throws leaguewide, Is It Still In? raced to the league-wide lead by pitching 3 of those 7 (one each for Dylan Musil, Mike Millius and Matt Furdon)! As Musil tells it, only his was three triples at which he was aiming, but Millius and Furdon both claim it was actually Musil that slopped one. Luckily for each of them, none of them tossed them against Dave Finney, who posted a 3-0 record for Gretzky. All in all, It was Still In just far too often for The Great One.

"G" Division quarterfinal #4: Some things are more important than others when it comes to a dart team coming together. And one of the factors in teams outperforming their expectations quite a few times over the years is when a group of friends almost becomes a bit of a family. And few teams embody that more than We're Sexy & We Throw It. Even more than a lot of teams that include actual family members (much like has been the case a few times for their opponents, the Coral Reefers). And this match looked to be a pure cricket nightmare for We Throw It, and that's indeed what occurred. However, there are just as many '01 points as cricket points in a match, and We Throw It took 10 of the 12 of those! Which sent this into 1001… which, you should notice, is another game of '01! That's right… We Throw It got that one too, and it was upset city!

"A" Division semifinal #1: Some of the best competitive moments in dart matches are when a player/team calls out an opponent for a friendship/rivalry pairing. But there are times when they're maybe not the smartest thing ever. Ross Minty asked to face his buddy Stevie Phillips in both singles in this one, and I'll be honest… when I got the chance to line up one of my (still)-reigning state singles champs with my opponent's top thrower, I will sometimes jump on that. And I did here. Minty played well, but that was still 2-0 for my guys, and greased the skids for a strong Element night here.

"A" Division semifinal #2: It wasn't quite the semifinals run that Deez Nuts rang up a couple seasons prior (when they were the Alliance), but they pushed this one with the defending champion Bullies almost the full distance. A couple of the Bullies weren't available for this one, and a couple more were off just a bit, so this match rolled out in the same fashion that quite a few have over the past couple years… with Captain Cusher disparaging his own ability and saying he should sit out, but needing to play because others weren't at their best. Both doubles sets with Dean went the same, with him pretty much ripping turn after turn while still telling anyone who will listen that he's awful. Nobody was listening by the time Cusher carried his pair in both doubles to clinch the W.

"B" Division semifinal #1: With the other two of the clear "top-3" in B squaring off, it was left to Double or nothin' to just kind of hold serve here in their semifinal. And very much according to Double's standard plan, they inched ahead in singles and then dropped the DCkt hammer, like they had done so many times already during the season. More interesting in this one was three different throwers (Eric Klann, Jeremy Limerick, and Merrill Bowman) each getting four darts into a perfect 6-dart 301! Most interesting is that only Klann even won after his near-perfect run (and it took 19 darts).

"B" Division semifinal #2: There is no truth in the reports that actual tickets were being sold for what is this next matchup in what might be the league's most contentious current rivalry. (Definitely true that quite a few throwers from quarterfinal-eliminated teams came to see it go down though, and some showed up over an hour early to get a good close table - which actually kinda put them in the way of the teams, which was both cool and uncool at the same time.) Little did spectators know, but this match heated up on Facebook hours before the teams even arrived at the bar. Yikes. In the end though, the time off had made everybody a little more appreciative of their chance to get together… for a while at least. Of course this match went the distance, and as tensions rose in the 501s, a bit more yelling and retorting started to add up. Nothing that had to be broken up or anything, but let's just say the volume and staring times were a bit higher here than elsewhere. In the end, it was two of the calmer and quieter guys who came through in a huge way. Joey Gaglione and Joe Rigert, Sr. tossed five Ton+ turns each in the three-game final 501 set, and then Gaglione stuck a cool double-bull after missing the 19 into the triple-3 from 59 (with Rigert staring down 32 after Terry Blake's 85 from 117 turned up the heat).

[Match results continued again on page 23.]

SUPER-REAL TOURNAMENT RESULTS (continued from page 22)

"C" Division semifinal #1: Ok, not a lot of semifinals happen in which neither team has a winning record in any of the four sets of the match. But here we were! And you know what happens when Nine Lives brings more than just 4 or 5 players? They become quite a threat to anything in C land. Plus, Methodical never had a chance in this one… they were completely distracted by the fact that captain Romanchek was playing *without a bandana*. Yes, people, that's right, no bandana. None of the Methodical guys (or anyone else in the bar, for that matter) were even certain whether Dave actually had hair or not, and they were completely thrown off by this tear in the fabric of proper RDL time. And why no bandana? Because Copple bet him a beer that he wouldn't do it, and Romanchek is a darter at heart, so there are few better payoffs than a beer on Copple's tab.

"C" Division semifinal #2: How is it that Menace somehow puts together a monster tournament run every few seasons, even after getting tanked for much of the season? Well, look out because here comes another one. Despite both Dan Clark and J.J. Tant doing some Clark and Tant types of things, Menace somehow kept piecing together wins that felt like steal after steal. In the most stolen of reults, this two-point outcome actually swung on a five-man mistake in the first 501… J.J. Tant and Brian Smith were facing J.J. White and Brady Price, and the chalker put JJ/B on both sides of the board… which was really cute and funny until all four players (and evidently the chalker) momentarily lost track of who was who at just the wrong moment, and let the Menace duo take out Projectile's 43 in the third leg when they were actually the pair sitting on 98. Oops.

"D" Division semifinal #1: Ok, how did this match get scheduled for Sharky's Place?!?! Talk about home bar comfort… the Sharks walked in and they had their favorite drinks waiting for them at chairs with their names on them. Heck, the Stacys are near royalty in this place. Wow, the Membership Director (and that stupid little lackey that she lets double-check stuff, and evidently poorly) really blew it on this one. But wait… Mike Roberts, who arrived early himself, saw an opportunity here and sent the Sharks a few more rounds under the guise of the bar taking care of their favorite team before the match ever even got started. Wiley play, Mr. Roberts… The Sharks were, shall we say, less focused than usual by the time things got rolling, and We Don't Know jumped to an early lead. That lead maintained itself all the way to an upset win, but guess what… none of the Sharks were the least bit upset. Until they all woke up Thursday morning and had to get Ubers back to their cars before work. Ah, well, it was all worth it… you don't get photos like their Wednesday night ones everyday. (No truth to the rumors that I have copies of the photos… as far as they know…)

"D" Division semifinal #2: Sometimes dart success is about chilling out and just letting the success come to you. And this semifinal had a couple of pretty extended between-sets "chilling sessions," shall we say. Turned what might have looked like a pretty unbalanced pairing into a nailbiter (or, well, it would have been a nailbiter for folks that weren't chilled out). Once push came to shove and this match headed into overtime, there were lots of happy fistbumps with no actual pushing or shoving, and this winner went to the deepest, groovingest voice in the bar. Nice 71 checkout, Mr. Reece.

"E" Division semifinal #1: In the time of Covid, the Board and the R&G Committee decided to put in place some one-time emergency measures to make sure the tournaments could be completed. One of those was giving teams the right to allow opponents to bring back ex-team members that weren't currently on rosters so that they didn't have to skip a dart night due to forfeit. Teams didn't *have* to allow it, but they could. And Ma and Pa are cool, so they absolutely snapped off a yes when Cork asked if they could activate old team member (and current Board member) Maridy Knight for the night. Knight actually gave the Corkers five throwers rather than the minimum four, but that was all good with Ma and Pa, who mostly just wanted to hang out with their bar mates for a night. Well… I'm guessing Ma and Pa didn't expect Knight to average 1.7 triple-18s per turn (yes, per TURN) through a 301, a blocker 301, and eventually a 501. [Ma and Pa wisely threw at the 18 first in all cricket sets involving Knight to slow the damage.] When Angela Jeffcoat left Knight 36 in game 3 of the second 501 set, Ma and Pa started offering handshakes before the thrower before Knight even finished.

"E" Division semifinal #2: It was the Brown's intramural championship for a spot in the E final! (Well, as long as you ignore Deez Nuts, which has actually been one of the best RDL teams for a few years now. But these teams insist all those guys are a bunch of dicks anyway, with Inky Huffman being the most insistent on that front for some reason. Anyway, back to the match at hand…) It's a good thing for the Kings when Jeff Russell and John Suan decide to just go ahead and be Russell and Suan for a night. Which was bad news for Sheetz here, since they kept failing to get Anthony Fey lined up against either of them. Fey rolled to a 3-0 night with more than a dozen ASPs, but was left hoping for his shot in the last 501 when Russell and Suan closed it with two-straight victories in both the first two 501s.

"F" Division semifinal #1: Ummm… uh oh… a frat party the night before ended up with some of the items in the bar hosting the match missing. And when the Shooters and Wire arrived, hanging in place of the two standard dart boards were two of those early-'80s paper boards. And even worse, they had been screwed directly to the wall with the baseball diamond side facing out!! Well… since the tournaments that we play are really just sort of "extra" and aren't governed by some of the regular season guidelines, the Board has always just sort of accepted whatever outcome the teams report. With that in mind, the Shooters and Wire decided "screw it, let's throw some baseball!!" There are about a hundred different variations of the rules online, but the signal in the bar was crap, so they pretty much just decided their own rules between them (it's awesome when teams get along and agree) and rolled with it. In the end, a big bottom of the 7th inning pushed the Shooters too far ahead to be caught in this offensive slugfest. On the plus side for Banging the Wire, Andy Bowen is now the RDL record holder for most consecutive home runs (6) and runs in an inning (10).

"F" Division semifinal #2: In an effort to harness some old magic, Harris and Laurence came to this one dressed in what we'll call "vintage" outfits from Bob's and Stan's closets. But the throwback magic here actually came from the One & Done lineage on the team, although they decided that they were very much not one and done in this tourney. Kuppler and Sawyer led the way all night, with a little bit of Samaluk thrown in for good measure. It was all made a touch easier by My Darts being shorthanded on the night, as still nobody has a Clue where Budd and his quarterfinal hero, the lead pipe in the library, have gone. I'm betting he would've come back for a Mug if they had gotten them though…

"G" Division semifinal #1: I had no idea that Maria Brink, lead singer of In This Moment, had a sister who owned one of our host establishments. But there she was, sitting at the bar, when the Tips and Dart Knights rolled in. Now, it turns out that she knows almost nothing about darts, but that doesn't mean Denise Borgna didn't muster up her best night ever to show off for her anyway… 4-0, a 9m, a Ton-19-out, and only one dropped leg. Brink had no idea why she celebrated when she did, but she thought she was awesome and funny anyway, inviting her to party with her. Denise got home at 9 a.m. Saturday, with a grin (and headache) that would not stop.

[Match results continued again on page 24.]

SUPER-REAL TOURNAMENT RESULTS (continued from page 23)

Andrew knew better than to ask questions. (And Andrew, there are definitely no photos of any of this on the same backup drive where I definitely don't have photos from the first D division semifinal.)

"G" Division semifinal #2: Who in the world schedules an eye appointment where they will dilate their pupils at 4:30 p.m. on a dart tournament day?! Dylan Musil, it turns out. And it wasn't that he couldn't really see, it was that the bar where this match was played actually looks straight back into the sun and the blinds weren't doing their job very well. And his little roll-up sunglasses wouldn't stay on his face, so he mostly hid in the corner for the first 90 minutes of this match. And by that point, the We Throw It magical run had already actually pushed them into the lead. Two Ken McNamara-led doubles wins later, and this one was headed to the final set… where Karen McNamara and Anne Ross sealed the upset with a double-2 each.

"A" Division final: Seriously, Kras?! Dave Krasnow, bored and missing the RDL up in New Jersey, decided to offer a tournament prize for nothing more than his own watching pleasure. He offered up $800 in a winner-take-all event, with only players who have earned an NC State Championship shirt invited. When he posted it on the RDL Facebook page though, he mistyped and listed it as $8000 to the winner. And for nostalgia's sake, he was hosting it on a Wednesday night… and it wasn't certain when the RDL would finish the season, so the date ended up being on tournament finals night! Well, for a shot at eight grand, the A players in the RDL final were mostly out of here!! After a couple discussions, it was decided that youth state championships counted, and an exemption was made to add anyone who was the undisputedly best player in the nation's largest state for several years. Which left Element with a 3-on-2 advantage in terms of players… in an A league final. Since the five of us couldn't really hold a "full" legal match, we decided to settle the Mugs via a different route… Texas Hold 'Em! In the final hand, I chased a wheel and when a river Ace gave Kevin trip-aces and he went all in, I won the Mugs holding deuce-five on a 10-4-3-9-A board. (Side note: Kras's event was won by the only entrant without an NC shirt yet, in a hardfought 11-legs-to-9 final. Chalk one up for the 49th state.)

"B" Division final: What a terrible job the work crew putting in the drop ceiling in this bar did on match day. They dropped and smashed a whole box of fluorescent light bulbs, and didn't finish the drop ceiling, leaving all kinds of parts hanging down to about 6 feet above the throwing line. Ha, screw you, tall people!! Bad news for the Zelinacks, Klanns, and Scheppeles of the world. The only really tall guy unaffected was Keith Gibbs though, as he routinely throws turns while squatting, leaning, etc., changing the flight angle. So he sorta rocked in this one, keeping Double or nothin' right in the thick of it. But when this battle of B titans came to the finish, the inability to play barefoot (due to the dozen smashed lightbulbs) when you just wanna play barefoot in the clutch might've cost Double or nothin' in what ended up a result decided by a lone dart.

"C" Division final: The only final without either of the season's top two finishers saw Menace arrive on the heels of two full-length-match upsets. They, of course, went to a third consecutive long night, but this time it was one of the league's longest-tenured players taking the glory (yes, Butch, "longest-tenured" is the new and nicer "old"). After Smith popped 32 and 40 to close things out, Dave Johnson of Menace pulled "a Dave Johnson" and called in the result… yes, he called in a loss… to the RDL Voicemail… which we discontinued a couple years ago.

"D" Division final: Not entirely certain what happened, but Randy Lueneburg and Lou Tufillaro all of a sudden thought it was 2019 again, and they came out wailing in this one. Not sure what their little part-time iffy records of the Spring 2020 season were, but that certainly isn't the way things looked in this one. Also, Michael Cruze (who hadn't played all season) suddenly showed up and played out of his mind (although some reports say he certainly looked a bit more like Angelo Azevedo than some remember him being before -- but nobody on Loaded Darts said even one word, maybe because the hadn't-thrown-before-tonight Jake Ellington sure reminded spectators an awful lot of Jeremy Gower).

"E" Division final: Cork's Cinderella run to the final got an added bit of drama in its story when they ended up facing the one team that had given them their most lopsided loss during the season. What an amazing story it would be to come all the way out of the 8-spot and vanquish all of their previous demons/enemies. Alas, the Kings finished with the second-best win percentage in E for a reason, and the Cinderella run came to a close here. Mistake by Rom and John here though, as they wanted to order some Jeffcoat Jerky… should have done it *before* the match when the price was only half as much as it was after the match. Doh.

"F" Division final: Some leagues in other areas/states employ a listing system in which teams follow a gentlemen's agreement to list their teams in order from top player to bottom player. Some of the guys in this final started out in leagues with that system, and they somehow talked both teams into that plan for this particular match. I'm not sure which team pushed for it the most, but I hope it wasn't the Ducks… These two teams were super close in talent from top to bottom, but when they lined up the players, the games just kept going to the Shooters by one dart, game after game after game. The Ducks definitely should have backed out of the listing plan, but they manned up and continued. And somehow lost 14-0 in what might have been the most evenly contested final in any division on the night. Dang.

"G" Division final: Both teams in the G final actually had a bunch of conflicts for match night, and they quickly and graciously agreed to postpone the final (that tends to happen when the teams include 60% of the RDL Board). About two hundred emails and texts later, a lot of confusion ensued as to what day, what time, and even at what location the match would be played (since the original host establishment closed for renovations for a few weeks after the first match date). In the end, only one person for each team ended up at the match at the proper time and location -- R&G Director Britt Phillips for Tips & Shafts, and Membership Director Heather Bohanan for We're Sexy & We Throw It. As highlighted in match writeups above, the Board allows teams to settle tourney pairings in pretty much any fashion they want if needed. And Phillips and Bohanan decided that throwing alone for hours and hours wasn't on the agenda. Sooo… they looked around… and came up with… the bar ring swing hook game!! You know the one, where you pull a metal ring back on a string, avoid passerby with each swing, and try to catch the ring on a hook screwed into the wall. After about 40 consecutive misses each in their race to 10 hooks, Bohanan did a tequila shot for luck… and scored! And tried it again, and scored again! Can't argue with data, right? Ten tequila shots and ten consecutive hooks later, Bohanan had secured a 10-1 win (Phillips avoided a shutout on his last swing). Bohanan celebrated by sleeping through the night under the table next to dart board #2.

Summary of all divisional tournament results in bracket form included on page 25.

And all those amazing match results on the previous five pages… those are unequivocally what would have happened. And this is the full bracket page of those outcomes. We should have just gone ahead and made the Mugs. There are no other outcomes even possible enough to bother considering them. Done.

THE ABSOLUTELY-COMPLETELY-DEFINITE OUTCOMES IF WE HAD PLAYED THE RDL DIVISIONAL TOURNAMENTS IN SPRING 2020

Quarterfinals - ever?	*Semifinals - never?*	*Finals - whenever?*	***WINNER***

"A" Division

1 **Birth of an Element**
(14-8) **Birth of an Element**
8 Darty Minds
(13-3) **Birth of an Element**
5 Dartistic Disturbance
(13-11) Dartistic Disturbance
4 Lunatic Fringe
(deuce-five straight) **Birth of an Element**
3 Deez Nuts
(14-4) Deez Nuts
6 Repeat A-ffenders
(14-8) The Neighborhood Bullies
7 Liver Die!
(13-5) The Neighborhood Bullies
2 The Neighborhood Bullies

"B" Division

1 Double or nothin'
(14-8) Double or nothin'
8 Rif Raf
(13-5) Double or nothin'
5 DD214
(12+-12) DD214
4 Consistently Inconsistent
(13-11) **Boom Baby**
3 **Boom Baby**
(13-5) **Boom Baby**
6 Shooter McGavin
(13-11) **Boom Baby**
7 Irrelevant Final Answer
(13-3) Show Me Your Tips
2 Show Me Your Tips

"C" Division

1 Why So Serious?
(13-11) Methodical 2.0
8 Methodical 2.0
(13-5) **Nine Lives**
5 Big Bulls
(4-3) **Nine Lives**
4 **Nine Lives**
(14-10) **Nine Lives**
3 Projectile Dysfunction
(14-8) Projectile Dysfunction
6 Cheap Shots
(13-11) Menace 2 Sobriety
7 Menace 2 Sobriety
(13-11) Menace 2 Sobriety
2 Bulls Up

Quarterfinals - ever?	*Semifinals - never?*	*Finals - whenever?*	***WINNER***

"D" Division

1 Shark Shooters
(13-3) Shark Shooters
8 Treble Yell
(14-8) **We Still Don't Know!**
5 Hump Day!
(13-5) **We Still Don't Know!**
4 **We Still Don't Know!**
(13-9) **We Still Don't Know!**
3 Sharky's Machine
(13-11) One Armed Bandits
6 One Armed Bandits
(12+-12) Loaded Darts
7 Game of Throws
(14-2) Loaded Darts
2 Loaded Darts

"E" Division

1 Dr.unks
(14-10) Rock Out With Your Cork Out!
8 Rock Out With Your Cork Out!
(11-8) Rock Out With Your Cork Out!
5 Ma and Pa and the Kids
(13-9) Ma and Pa and the Kids
4 Is It In?
(14-6) **Kings of the Board**
3 Red-eye Rangers
(13-7) OH' SHEETZ!
6 OH' SHEETZ!
(14-8) **Kings of the Board**
7 Death Throw
(13-11) **Kings of the Board**
2 **Kings of the Board**

"F" Division

1 **Active Shooters**
(13-3) **Active Shooters**
8 Coach Yrself Clean
(37-29) **Active Shooters**
5 Banging The Wire
(13-11) Banging The Wire
4 Darty Sanchez
(14-0) **Active Shooters**
3 D.U.C.K.S.
(14-6) D.U.C.K.S.
6 Sofa Kings
(12-7) D.U.C.K.S.
7 My Darts R Bigger
(13-9) My Darts R Bigger
2 Still F'd

Quarterfinals	*Semifinals*	*Finals*

Finals	*Semifinals*	*Quarterfinals*

"G" Division

1 Tips & Shafts
(13-7) Tips & Shafts
8 Bulls Hitters
(13-9) Tips & Shafts
5 Starving Dartists
(14-10) Neighbor. Dart Knights
4 Neighborhood Dart Knights
(10-1) **We're Sexy & We Throw It**
WINNER
We're Sexy/Throw It *(13-11)*
Is It Still In? 3
(13-5)
Wayne Gretzky 6
We're Sexy & We Throw It 7
(12+-12)
Coral Reefers 2
Is It Still In?
We're Sexy/Throw It

2021 North Carolina City Dart League (NCCDL) & North Carolina Ladies' Cup (NCLC)

NCCDL - "Mountain/Beach" Division

		W	L	Pts.
1	Pineville (PDC)	1	0	20
2	Jacksonville (JDA)	1	0	19
3	Wilmington (ACDA)	0	0	0
4	Asheville (WCDA)	0	1	15
5	Boone (HCDA)	0	1	10
6	Port City (PCDA)	0	1	7
7	Charlotte (QCDA)	0	1	4

NCCDL - "Central" Division

		W	L	Pts.
1	Chapel Hill (TDL)	1	0	34
2	Durham (BCDL)	1	0	31
3	Lake Norman (LNDA)	1	0	28
4	Piedmont (PDA)	1	0	23
5	Capital Area (CADC)	0	1	19
6	Raleigh (RDL)	0	1	18

June 12/19 match results: *(home teams listed in italics)*

Piedmont	23	*Asheville*	15	*Chapel Hill*	34	BYE - Wilmington	
Lake Norman	28	*Boone*	10	Jacksonville	19+	Charlotte	4
Pineville	20	Raleigh	18	*Durham*	31	*Capital Area*	19
						Port City	7

July 31 schedule:	Boone @ Piedmont	Pineville @ Lake Norman	Durham @ Charlotte
BYE - Asheville	Jacksonville @ Chapel Hill	Wilmington @ Raleigh	Capital Area @ Port City
August 21 schedule:	Asheville @ Capital Area	Chapel Hill @ Pineville	Charlotte @ Raleigh
BYE - Boone	Durham @ Jacksonville	Piedmont @ Wilmington	Port City @ Lake Norman
September 25 schedule:	Asheville @ Lake Norman	Capital Area @ Boone	Pineville @ Durham
BYE - Jacksonville	Charlotte @ Piedmont	Wilmington @ Chapel Hill	Raleigh @ Port City
October 9 schedule:	Chapel Hill @ Asheville	Raleigh @ Boone	Pineville @ Capital Area
BYE - Charlotte	Lake Norman @ Jacksonville	Durham @ Wilmington	Port City @ Piedmont
October 23 schedule:	Asheville @ Raleigh	Boone @ Durham	Lake Norman @ Charlotte
BYE - Pineville	Jacksonville @ Piedmont	Wilmington @ Capital Area	Chapel Hill @ Port City
November 6 schedule:	Durham @ Asheville	Boone @ Chapel Hill	Piedmont @ Pineville
BYE - Port City	Capital Area @ Charlotte	Raleigh @ Jacksonville	Lake Norman @ Wilmington

NCLC - "Mountain/Beach" Division

		W	L	Pts.
1	Pineville (PDC)	1	0	20
2	Charlotte (QCDA)	1	0	13
3	Wilmington (ACDA)	0	0	0
	Jacksonville (JDA)	0	0	0
	Port City (PCDA)	0	0	0

NCLC - "Central" Division

		W	L	Pts.
1	Durham (BCDL)	0	0	0
	Piedmont (PDA)	0	0	0
	Lake Norman (LNDA)	0	0	0
	Capital Area (CADC)	0	0	0
5	Fuquay-Varina (FVDO)	0	1	11
6	Apex (CDA)	0	1	4

June 12/19 match results: *(home teams listed in italics)*

Pineville	20	Apex	4	BYES - Wilmington, Lake Norman, Piedmont
Charlotte	13	*Fuquay-Varina*	11	(Jacksonville @ Capital Area - postponed)
				(Port City @ Durham - postponed to Oct 2nd)

July 31 schedule:	Pineville @ Lake Norman	Durham @ Charlotte	Wilmington @ Apex
BYE - Piedmont		Jacksonville @ Fuquay-Varina	Capital Area @ Port City
August 21 schedule:	Fuquay-Varina @ Pineville	Charlotte @ Apex	Durham @ Jacksonville
BYE - Capital Area		Piedmont @ Wilmington	Port City @ Lake Norman
September 25 schedule:	Pineville @ Durham	Charlotte @ Piedmont	Apex @ Port City
BYES - Jacksonville, Lake Norman, Capital Area		Wilmington @ Fuquay-Varina	
October 9 schedule:	Pineville @ Capital Area	Lake Norman @ Jacksonville	Durham @ Wilmington
BYES - Charlotte, Fuquay-Varina, Apex		Port City @ Piedmont	
October 23 schedule:	Lake Norman @ Charlotte	Jacksonville @ Piedmont	Wilmington @ Capital Area
BYES - Pineville, Durham, Apex		Fuquay-Varina @ Port City	
November 6 schedule:	Piedmont @ Pineville	Capital Area @ Charlotte	Apex @ Jacksonville
BYES - Port City, Fuquay-Varina, Durham		Lake Norman @ Wilmington	

32ND ANNUAL

MUSIC CITY CLASSIC

$25,000+ Steel-Tip Tournament

July 22-25, 2021 – Nashville, Tennessee

Hosted By

Sanctioned By

Sanctioned By

Tournament Directors: Bob Clark 615-497-6208 & Ray Sesler 615-582-8467

MILLENNIUM MAXWELL HOUSE HOTEL
2025 Metro Center Blvd., Nashville, TN 37228
RESERVATIONS: 800-457-4460 (Mon-Fri, 8a – 5p CST)
Darters Rate: $125 plus taxes per night - Cutoff for Darter Rate is June 30th

Dart Supplies Sales by:

Cosmo Darts CDC Matchplay
Friday, July 23, 2021
For details go to www.champdarts.com

North America Women's Dart Association
NAWDA CHAMPIONSHIP (PDC Qualifier)
Friday, July 23, 2021
Additional information on NAWDA Facebook page

Digital Steel Tournament

REGISTRATION WILL END 15 MINUTES PRIOR TO EACH EVENT'S LISTED START TIME

ALL MATCHES ARE BEST 2 OUT OF 3 UNLESS OTHERWISE NOTED

	THURSDAY	FRIDAY			SATURDAY						SUNDAY				
Time	7:30 pm	6:30 pm	7:00 pm	9:00 pm	10:00 am	12:30 pm	1:00 pm	3:30 pm	4:00 pm	6:30 pm	8:00 am	11:00 am	11:30 am	2:00 pm	2:30 pm
Event	MCC $1,000 Blind Draw Crkt/501/CC	Open Pro Singles Event	Women's Singles 301-DO	Draw Doubles 501-SD	Mixed Trips 601-SD	Men's Doubles 501 – SD	Women's Singles 501-SD	Men's Singles 501-SD	Women's Doubles 501-SD	Mixed Doubles Crkt/501/CC	Youth/ Adult Doubles 501	Women's Singles Cricket	Men's Doubles Cricket	Women's Doubles Cricket	Men's Singles Cricket
Entry Fee	$20 Person	$50 Person	$25 Person	$20 Person	$20 Person	$20 Person	$25 * Person	$25 * Person	$20 Person	$20 Person	Free	$25 ** Person	$20 Person	$20 Person	$25 ** Person
1ST	$400	$1,000	$500	$500	$750	$700	$500	$700	$500	$500	Trophy	$500	$700	$500	$700
2ND	$200	$500	$250	$250	$375	$350	$250	$350	$250	$250	Trophy	$250	$350	$250	$350
Top 4	$100	$250	$125	$120	$225	$180	$125	$180	$120	$125		$125	$180	$120	$180
Top 8	$50	$125	$70	$60	$120	$100	$70	$120	$60	$70		$70	$100	$60	$120
Top 16		$70		$30		$60	$30	$65					$60		$60
Top 32								$35							
Total Payouts	$1,000	$3,060	$1,280	$1,470	$2,055	$2,290	$1,520	$2,970	$1,230	$1,280		$1,280	$2,290	$1,230	$2,290

MCC $1,000 guaranteed blind draw is to promote and attract local darters. Residents outside the State of Tennessee, ranked professionally by the BDO, CDC or PDC cannot draw each other

Open Pro Singles Event is 501 SI/DO
-Each round is best of 7 legs. Coin toss decides who starts first leg, alternating starts thereafter. If 7th leg is required, cork decides the start. -Women cannot play in both the Open Pro Event and the Women's Singles 301.

* SINGLES 501 FORMATS:
Prior to first leg, flip coin to see who shoots bull first. Winner of bull starts odd legs; loser of bull starts even legs.
WOMENS: All preliminary rounds are best of 5; Final best of 7
MENS: All preliminary rounds (through Top 16) are best of 5; Top 8 best of 7; Top 4 best of 9; Final best of 11
Fee includes $2 ADO surcharge.

** Singles Cricket Men's & Women's:
Both events Finals are best of 5
Fee includes $2 ADO surcharge

CDC North American Junior Darts Tour
More information to come



Queen City Darting Association
$4000 Summer Shootout

August 13-15, 2021
Blue Rocks
301c N. Polk St, Pineville NC 28134
704-835-1062

Day	Friday		Saturday						Sunday					
Time	7:00 PM	8:00 PM	10:30 AM	1:00 PM	1:30 PM	4:00 PM	4:30 PM	8:30 PM	10:30 AM	12:30 PM	1:00 PM	3:00 PM	3:30 PM	
Event	Killer 100% pay back #	Blind Draw Doubles 501 DE**	Mixed Doubles Cricket	Mens Doubles Cricket	Ladies Singles Cricket	Mens Singles Cricket	Ladies Doubles Cricket	Chicago Blind Draw	Mixed Doubles 501	Mens Doubles 501	Ladies Singles 501	Mens Singles 501	Ladies Doubles 501	
Entry fee	10/person	$11/person	$22/team	$22/team	$16	$16	$22/team	$11/person	$22/team	$22/team	$16	$16	$22/team	
1st		200	160	160	100	160	110	160	120	160	95	160	110	
2nd		100	80	80	50	80	50	80	60	80	45	80	50	
3rd		50	40	40	25	40	20	40	30	40	25	40	20	
4th		20	40	40	25	40	20	40	30	40	25	40	20	
5th/6th			20	20	15	20		20	20	20	15	20		
7th/8th			20	20	15	20		20	20	20	15	20		
Total		370	400	400	260	400	200	400	320	400	250	400	200	4000

Payout places based on number of entries. Min of 8 needed.

**Blind draw 501 is double elimination

Singles events are best of 3 with finals best of 5.
All other events are best of 3

Recommended Hotel:
Quality Suites - Carolina Place
9840 Pineville-Mathews Road
Pineville, NC 28134
704-889-7095
There are others hotels in area.

Darts Supplis By:

Tournament Director:
Dwayne Waite (DTrain)
412-901-7726
Tournamentdirector@charlottedarts.com



	EVENT	ENTRY	PAYOUT
THURSDAY			
2, 4, 6, 8, pm	MEN PRO CRICKET QUALIFIERS ♦	$50 EACH	SEE PRO CRICKET FLYER AT WWW.TIDEWATERDARTS.COM FOR DETAILS.
2:30, 4:30, 6:30, 8:30 PM	LADIES PRO CRICKET QUALIFIERS ♦	$40 EACH	
FRIDAY			
PROFESSIONAL DRESS CODE REQUIRED IN PRO CRICKET		**NO EARBUDS OR HEADSETS IN SINGLES MATCHES**	
1 PM	LADIES PRO CRICKET EVENT ♦	$50	1ST: $1000 2ND: $500 T-4: $250 T-8: $125
2 PM	MENS PRO CRICKET EVENT ♦	$75	1ST: $2500 2ND: $1000 T-4: $500 T-8: $250 T-16: $125
8 PM	LOD 501/CRICKET/CHOICE ♦	$10	1ST: $600 2ND: $300 T-4: $160 T-8: $100 T-16: $50 T-32: $30
SATURDAY			
11 AM	MIXED TRIPS 701	$60 TEAM	1ST: $600 2ND: $450 T-4: $300 T-8: $225 T-16: $150 T-32: $75
2 PM	LADIES DOUBLES 501	$30 TEAM	1ST: $400 2ND: $200 T-4: $100 T-8: $70 T-16: $40
3 PM	MENS DOUBLES 501	$30 TEAM	1ST: $600 2ND: $400 T-4: $240 T-8: $120 T-16: $60 T-32: $30
5 PM	*LADIES SINGLES 501* WDF- Silver	$25 EACH	1ST: $650 2ND: $325 T-4: $170 T-8: $85 T-16: $45
6:30 PM	*MENS SINGLES 501* WDF-Silver	$25 EACH	1ST: $1300: 2ND: $650 T-4: $340 T-8: $170 T-16: $90 T-32: $40
SUNDAY			
8:30 AM	YOUTH/ADULT 501	FREE	TROPHIES AWARDED TO YOUTH PARTICIPANTS
11 AM	MENS SINGLES CRICKET *	$25 EACH	1ST: $1000 2ND: $500 T-4: $300 T-8: $160 T-16: $80 T-32: $40
12 PM	LADIES SINGLES CRICKET *	$25 EACH	1ST: $600 2ND: $300 T-4: $150 T-8: $75 T-16: $50
2:30 PM	MENS DOUBLES CRICKET	$30 TEAM	1ST: $600 2ND: $400 T-4: $240 T-8: $120 T-16: $60 T-32: $30
3:30 PM	LADIES DOUBLES CRICKET	$30 TEAM	1ST: $400 2ND: $200 T-4: $100 T-8: $70 T-16: $40

SPIDA SPORTS · DEFIANCE DARTS · SANCTIONED BY · Live the Life VIRGINIA BEACH CONVENTION & VISITORS BUREAU

♦ **WDF 501** SINGLES – BEST OF 5 TO T-64(M), T-16(L). Best of 7 to Finals, Best of 11 in Finals. Cricket Singles (Sunday) - Best of 5, Finals-Best of 7. All other events Best of 3, Finals best of 5. *Indicates $2 ADO surcharge. **Registration closes at posted event time.** PRE-PAY & SAVE: **$90 covers all events except Pro events.** PayPal available at www.tidewaterdarts.com. **PLEASE USE FRIENDS AND FAMILY FOR PAYPAL.** Mail checks (made to TADA) to: **TADA, PO Box 41062, Norfolk, VA 23541** (MUST BE POSTMARKED BY **October 5,2021**.

No onsite pre-pays will be accepted.

For questions, email Paula Bushey, tournamentdirector@tidewaterdarts.com, call (757) 679-2961.

PROCEEDS TO BENEFIT LOCAL SPECIAL OLYMPICS

YOUTH EVENTS SATURDAY AND SUNDAY! WDF BOYS AND GIRLS 501 EVENTS

GO TO WWW.TIDEWATERDARTS.COM FOR FULL SCHEDULE.

YOUTH DIRECTOR: KRIS DALTON KRISDALTON822@OUTLOOK.COM

RESERVATIONS: 1-800-365-3032 OR 757-428-7025

CUT OFF FOR DARTERS RATES. Sept. 14, 2021

WYNDHAM VIRGINIA BEACH OCEANFRONT

Non-Oceanfront $89, Oceanfront $99,

Suite pricing call for details

21st Annual

Washington Area Open

$15,000

September 3rd – 5th, 2021

	EVENT	TIME	Entry Fee	First	Second	Top 4	Top 8	Top 16	Total
FRI	CDC Q School	2:00pm	$60 /$75	Winner gets a 2021 CDC Tour Card - $60 to Preregister or $75 onsite – not included in tournament preregistration					
FRI	Open Singles 501/Cricket/CC	6:30pm	$20	350	170	80	40	20	1000
FRI	501 LOD	9:00pm	$10	350	170	80	40	20	1000
SATURDAY	Youth/Adult 501 (Min of 4)	9:30am	Free	-	-	-	-	-	-
SATURDAY	Mixed Trips 601	11:00am	$45/team	600	300	150	75	0	1500
SATURDAY	Men's Doubles 501	1:30pm	$30/team	470	230	120	60	30	1420
SATURDAY	Ladies Singles 501	2:30pm	$25*	480	210	100	45	30	1310
SATURDAY	Men's Singles 501	4:30pm	$25*	580	290	145	60	30	1640
SATURDAY	Ladies Doubles 501	5:30pm	$30/team	360	170	90	50	30	1150
SUNDAY	Youth Singles 501 (Min of 4)	9:30am	Free	-	-	-	-	-	-
SUNDAY	Mixed Doubles 501	10:30am	$30/team	380	190	90	50	30	1190
SUNDAY	Ladies Doubles Cricket	1:00pm	$30/team	350	170	80	50	30	1120
SUNDAY	Men's Singles Cricket	1:30pm	$25*	410	200	100	50	25	1210
SUNDAY	Ladies Singles Cricket	3:00pm	$25*	320	160	80	50	25	1040
SUNDAY	Men's Doubles Cricket	3:30pm	$30/team	470	230	120	60	30	1420

*Includes $2/ea ADO & WDF Sanctioning Fee – Men's 501 singles is best of 5 to T32; best of 7 to T8; Semifinal – best of 9; Final best of 11 – Ladies 501 singles is best of 5 to T16: T8 & Semifinal is best of 7; Final is best of 9 – All Other Adult Singles Finals will be best of 5 legs (Open Singles 501, crk, 501, crk, cc if necessary) **Signups for all events end 10 minutes prior to listed start time**

Youth Events: Will run lucks with 8 + Sat & Sun @ 2pm

DART CONNECT · Sanctioned By · Dart Supplies and Stanchions by THE DART GUYS · Proudly Supporting TOYS FOR TOTS

Register and Pre-Pay to save money!

$130 covers all events (save $20)

$119 for WADA Members (Save $31!)

Pay online by 8/28 at www.wadadarts.org or send payment to WADA at 4201 Wilson Blvd #110-312, Arlington, VA 22203

If you have questions or trouble booking please contact WADA Executive Director at director@wadadarts.org or (888) 353-3710x2.

Check for updates at www.wadadarts.org

$80 **Holiday Inn** **$80**

Washington – Dulles International Airport

45425 Holiday Drive, Sterling, VA 20166

(877) 875-9823 or (703) 471-7411

Use our Group Name WADA, Group Code "ZD5", or book online by August 18th to receive the $80 Darters' Rate.

Rate valid from Thursday 9/3 – Sunday 9/6 Click Below

Washington Area Open Dart Tournament

Spring 2020 RDL Top Singles Records (by division) (FINAL!)

(through week 8 / end of season; season abbreviated after week 8 due to Covid-19 pandemic) (There are no missing statistics, as all scoresheets from the entire season have been received.) (Game minimums required for these listings: 10 for teams C1 and D2; 11 for all other teams)

"A" Division

			W	L	%-age
1	Phillips, Robbie	A2/ Birth of an Element	11	1	0.917
2	Tan, Wil	A2/ Birth of an Element	14	2	0.875
3	Beeson, Robb	A2/ Birth of an Element	11	2	0.846
4	Gaulthier, Kyle	A4/ Liver Die!	9	2	0.818
5	Phillips, Stevie	A2/ Birth of an Element	12	3	0.800
6	Gibson, Pat	A1/ The Neighborhood Bulli	11	3	0.786
7	Stewart, P.J.	A1/ The Neighborhood Bulli	10	3	0.769
8	Minty, Ross	A6/ Dartistic Disturbance	13	4	0.765
9	Massengill, Chad	A2/ Birth of an Element	12	4	0.750
	Mitchell, Sid	A3/ Lunatic Fringe	12	4	0.750
	Work, Joe	A5/ Deez Nuts	12	4	0.750
12	Johnson, Michael	A1/ The Neighborhood Bulli	11	5	0.688
	Jones, Grey	A4/ Liver Die!	11	5	0.688
14	Mozzetti, Tim	A3/ Lunatic Fringe	7	4	0.636
15	(two tied)		7	5	0.583

"B" Division

			W	L	%-age
1	Jeffreys, Lee	B7/ Boom Baby	10	2	0.833
	Zelinack, Jason	B7/ Boom Baby	10	2	0.833
3	Bialaszewski, Rich	B8/ Show Me Your Tips	9	2	0.818
	Gibbs, Keith	B5/ Double or nothin'	9	2	0.818
5	Rigert, Joe, Sr.	B8/ Show Me Your Tips	12	3	0.800
6	Gaglione, Joey	B7/ Boom Baby	11	3	0.786
7	Bracco, Michael	B4/ Rif Raf	9	3	0.750
	Limerick, Jeremy	B6/ DD214	9	3	0.750
	McNamara, Tim	B2/ Consistently Inconsistent	9	3	0.750
	Turner, Michael	B7/ Boom Baby	9	3	0.750
11	Phillips, Julie	B5/ Double or nothin'	11	4	0.733
12	Klann, Eric	B5/ Double or nothin'	8	3	0.727
13	Blake, Terry	B8/ Show Me Your Tips	9	4	0.692
14	(three tied)		11	5	0.688

"C" Division

			W	L	%-age
1	Havens, Lincoln	C5/ Why So Serious?	15	1	0.938
2	Hindle, Mikey	C3/ Cheap Shots	14	2	0.875
	Tant, J.J.	C8/ Projectile Dysfunction	14	2	0.875
4	Stewart, Kevin	C6/ Big Bulls	12	2	0.857
5	O'Toole, Mike	C2/ Bulls Up	11	3	0.786
6	Johnson, Dave	C7/ Menace 2 Sobriety	12	4	0.750
	Rice, Teddy	C5/ Why So Serious?	9	3	0.750
8	Cole, Mike	C5/ Why So Serious?	11	4	0.733
9	Clark, Dan	C8/ Projectile Dysfunction	9	4	0.692
10	Bumpass, Mike	C5/ Why So Serious?	11	5	0.688
	Butterworth, Jim	C2/ Bulls Up	11	5	0.688
12	Stephenson, Scott	C1/ Methodical 2.0	7	4	0.636
13	Frederick, Karl	C2/ Bulls Up	9	6	0.600
	Witz, Steve	C3/ Cheap Shots	9	6	0.600
	Wilson, John	C1/ Methodical 2.0	6	4	0.600

"D" Division

			W	L	%-age
1	Svede, Greg	D6/ Shark Shooters	14	1	0.933
2	Bateman, Jimmy	D3/ Sharky's Machine	14	2	0.875
3	Cotton, Barbara	D2/ We Still Don't Know!	8	2	0.800
4	Baldwin, Randy	D8/ Hump Day!	10	3	0.769
5	Schaefer, John	D3/ Sharky's Machine	9	3	0.750
6	Kubel, Tom	D2/ We Still Don't Know!	10	4	0.714
	Whitley, Brian	D4/ Treble Yell	10	4	0.714
8	White, Jim	D1/ One Armed Bandits	8	4	0.667
9	Gardner, Mike	D5/ Loaded Darts	10	6	0.625
10	Holland, Steve	D5/ Loaded Darts	8	5	0.615
	Long, Gary	D5/ Loaded Darts	8	5	0.615
12	Grissom, Dylan	D4/ Treble Yell	9	6	0.600
	Roberts, Mike	D2/ We Still Don't Know!	6	4	0.600
14	Stacy, Rod	D6/ Shark Shooters	7	5	0.583
15	(three tied)		8	6	0.571

"E" Division

			W	L	%-age
1	Suan, John	E6/ Kings of the Board	14	2	0.875
2	Dean, Jay	E2/ Is It In?	13	2	0.867
3	Gouge, Shane	E4/ Dr.unks	12	2	0.857
4	Murdock, Nick	E4/ Dr.unks	13	3	0.813
	Powell, Mark	E5/ Red-eye Rangers	13	3	0.813
6	Johnson, Sean	E8/ OH' SHEETZ!	12	3	0.800
7	Bathurst, Ryan	E1/ Ma and Pa and the Kids	11	3	0.786
	Kirkpatrick, Scott	E5/ Red-eye Rangers	11	3	0.786
9	Russell, Jeff	E6/ Kings of the Board	12	4	0.750
10	Ehrmann, Rob	E2/ Is It In?	10	4	0.714
	Vance, Hugh	E2/ Is It In?	10	4	0.714
	Willis, Tolson	E7/ Death Throw	10	4	0.714
13	Powell, Zach	E5/ Red-eye Rangers	11	5	0.688
14	Raper, Jeromie	E5/ Red-eye Rangers	10	5	0.667
	(two tied)		8	4	0.667

"F" Division

			W	L	%-age
1	Samaluk, Somchai	F7/ Darters.Under.Constant.]	14	0	1.000
	Dehnel, Sebastian	F1/ Active Shooters	13	0	1.000
3	Bowen, Andy	F6/ Banging The Wire	11	1	0.917
4	Rossbach, Mark	F2/ Still F'd	12	3	0.800
5	Robinson, Mike	F4/ Darty Sanchez	11	3	0.786
6	Lalino, Steve	F7/ Darters.Under.Constant.]	9	3	0.750
7	Wissinger, Wes	F5/ My Darts R Bigger	11	4	0.733
8	Trefzger, Mike	F4/ Darty Sanchez	11	5	0.688
9	Carawon, Harris	F7/ Darters.Under.Constant.]	10	5	0.667
10	Hadley, Chris	F1/ Active Shooters	9	5	0.643
11	Alcon, Tony	F3/ Sofa Kings	10	6	0.625
	Plotkin, Jeremy	F3/ Sofa Kings	10	6	0.625
13	Trefzger, Eric	F4/ Darty Sanchez	8	5	0.615
14	Keim, Roger	F3/ Sofa Kings	9	6	0.600
15	(three tied)		8	6	0.571

"G" Division

			W	L	%-age
1	Davis, P.J.	G6/ The Neighborhood Dart	11	1	0.917
2	Wilson, Matthew	G4/ Tips & Shafts	14	2	0.875
3	Thorne, Jon	G3/ Coral Reefers	12	2	0.857
4	Musil, Dylan	G1/ Is It Still In?	10	2	0.833
5	Thomas, Tony	G6/ The Neighborhood Dart	9	2	0.818
6	Finney, Dave	G2/ Wayne Gretzky	11	3	0.786
7	Britt, Jacob	G3/ Coral Reefers	10	3	0.769
	Gamble, Mark	G6/ The Neighborhood Dart	10	3	0.769
	Patskoski, Jason	G3/ Coral Reefers	10	3	0.769
10	Phillips, Josh	G4/ Tips & Shafts	12	4	0.750
11	Furdon, Matt	G1/ Is It Still In?	9	4	0.692
12	Thompkins, Charles	G4/ Tips & Shafts	11	5	0.688
13	Hobgood, A.	G8/ Bulls Hitters	7	4	0.636
14	McNamara, Ken	G7/ We're Sexy & We Throv	10	6	0.625
	Millius, Mike	G1/ Is It Still In?	10	6	0.625

Women's Records

(# by div.: A-0, B-7, C-1, D-5, E-14, F-4, G-14)

			W	L	%-age
B	Phillips, Julie	B5/ Double or nothin'	11	4	0.733
	Preciado, Amanda	B6/ DD214	8	6	0.571
C	[no women in C division satisfied the minimum game requirement]				
D	Cotton, Barbara	D2/ We Still Don't Know!	8	2	0.800
	Blackwelder, Allyson	D2/ We Still Don't Know!	8	6	0.571
E	Mathews, Olivia	E7/ Death Throw	10	6	0.625
	Bathurst, Alyssa	E1/ Ma and Pa and the Kids	8	6	0.571
	Hamilton, Dawn	E3/ Rock Out With Your Co	7	9	0.438
	(two tied)		5	8	0.385
F	[no women in F division satisfied the minimum game requirement]				
G	Merritt, Kate	G1/ Is It Still In?	9	6	0.600
	Bohanan, Heather	G7/ We're Sexy & We Throv	5	8	0.385
	Thomas, Amy	G8/ Bulls Hitters	4	11	0.267
	Clement, Dawn	G2/ Wayne Gretzky	4	12	0.250
	Smith, Lauren	G8/ Bulls Hitters	4	12	0.250

Spring 2020 RDL Top Doubles Records (by division) (FINAL!)

(through week 8 / end of season; season abbreviated after week 8 due to Covid-19 pandemic) (There are no missing statistics, as all scoresheets from the entire season have been received.) (Game minimums required for these listings: 10 for teams C1 and D2; 11 for all other teams)

	"A" Division		W	L	%-age
1	Phillips, Robbie	A2/ Birth of an Element	12	0	1.000
2	Tan, Wil	A2/ Birth of an Element	14	1	0.933
3	Beeson, Robb	A2/ Birth of an Element	12	2	0.857
4	Massengill, Chad	A2/ Birth of an Element	12	3	0.800
5	Persson, Kenny	A5/ Deez Nuts	11	3	0.786
6	Foushee, Kevin	A1/ The Neighborhood Bulli	10	3	0.769
	Work, Joe	A5/ Deez Nuts	10	3	0.769
8	Phillips, Stevie	A2/ Birth of an Element	12	4	0.750
9	Gibson, Pat	A1/ The Neighborhood Bulli	10	4	0.714
10	Johnson, Michael	A1/ The Neighborhood Bulli	11	5	0.688
11	Stewart, P.J.	A1/ The Neighborhood Bulli	9	5	0.643
12	Mozzetti, Tim	A3/ Lunatic Fringe	7	4	0.636
13	Minty, Ross	A6/ Dartistic Disturbance	9	7	0.563
	Mitchell, Sid	A3/ Lunatic Fringe	9	7	0.563
15	Zawrotniak, Joe	A3/ Lunatic Fringe	6	5	0.545

	"B" Division		W	L	%-age
1	Scheppele, T.J.	B5/ Double or nothin'	12	1	0.923
2	Jones, Jim	B5/ Double or nothin'	9	2	0.818
3	Peele, Jim	B7/ Boom Baby	12	3	0.800
4	Gibbs, Keith	B5/ Double or nothin'	11	3	0.786
5	Zelinack, Jason	B7/ Boom Baby	10	3	0.769
6	Phillips, Julie	B5/ Double or nothin'	9	3	0.750
7	Bushman, Brad	B8/ Show Me Your Tips	11	5	0.688
	Rigert, Joe, Sr.	B8/ Show Me Your Tips	11	5	0.688
9	Jur, Jess	B4/ Rif Raf	8	4	0.667
10	Gabry, Greg	B6/ DD214	7	4	0.636
11	Gaglione, Joey	B7/ Boom Baby	10	6	0.625
12	Frederickson, David	B7/ Boom Baby	8	5	0.615
	Klann, Eric	B5/ Double or nothin'	8	5	0.615
14	Byrne, Matt	B4/ Rif Raf	9	6	0.600
15	Raquet, Mike	B8/ Show Me Your Tips	7	5	0.583

	"C" Division		W	L	%-age
1	Wilson, John	C1/ Methodical 2.0	9	1	0.900
2	Bumpass, Mike	C5/ Why So Serious?	12	2	0.857
	Rice, Teddy	C5/ Why So Serious?	12	2	0.857
4	Cole, Mike	C5/ Why So Serious?	12	3	0.800
5	Peterson, Chris	C8/ Projectile Dysfunction	12	4	0.750
	Cannizzaro, Tyler	C5/ Why So Serious?	9	3	0.750
	DeBastiani, Doug	C2/ Bulls Up	9	3	0.750
8	Butterworth, Jim	C2/ Bulls Up	8	3	0.727
9	Arnold, Jimmy	C2/ Bulls Up	8	4	0.667
10	Clark, Dan	C8/ Projectile Dysfunction	9	5	0.643
	Havens, Lincoln	C5/ Why So Serious?	9	5	0.643
12	Tant, J.J.	C8/ Projectile Dysfunction	10	6	0.625
13	Morris, Chris	C6/ Big Bulls	8	5	0.615
	Romanchek, David	C4/ Nine Lives	8	5	0.615
15	Flanagan, Stephen	C6/ Big Bulls	9	6	0.600

	"D" Division		W	L	%-age
1	Svede, Greg	D6/ Shark Shooters	15	1	0.938
2	Gardner, Mike	D5/ Loaded Darts	13	3	0.813
3	Rodgers, Trey	D5/ Loaded Darts	11	3	0.786
4	Kruger, Lonny	D3/ Sharky's Machine	8	3	0.727
5	Baldwin, Randy	D8/ Hump Day!	9	4	0.692
	Rutten, Pete	D8/ Hump Day!	9	4	0.692
7	Rudy, Jeff	D7/ Game of Throws	10	5	0.667
8	Kubel, Tom	D2/ We Still Don't Know!	9	5	0.643
	Trefzger, Ken	D1/ One Armed Bandits	9	5	0.643
10	Cotton, Barbara	D2/ We Still Don't Know!	7	4	0.636
11	Krestalude, Andy	D8/ Hump Day!	8	5	0.615
12	Grissom, Dylan	D4/ Treble Yell	9	6	0.600
	Roberts, Mike	D2/ We Still Don't Know!	6	4	0.600
14	Olsen, Kevin	D2/ We Still Don't Know!	8	6	0.571
	Whitley, Brian	D4/ Treble Yell	8	6	0.571

	"E" Division		W	L	%-age
1	Gouge, Shane	E4/ Dr.unks	13	0	1.000
2	Fey, Anthony	E8/ OH' SHEETZ!	10	3	0.769
3	Barnes, Adam	E1/ Ma and Pa and the Kids	12	4	0.750
	Haire, Chris	E4/ Dr.unks	9	3	0.750
	Knight, Romuald	E6/ Kings of the Board	9	3	0.750
	Vance, Hugh	E2/ Is It In?	9	3	0.750
7	Jones, Dustin	E4/ Dr.unks	8	3	0.727
8	Murdock, Nick	E4/ Dr.unks	11	5	0.688
9	Murphy, James	E6/ Kings of the Board	7	4	0.636
10	Ball, Pat	E8/ OH' SHEETZ!	8	5	0.615
11	Raper, Jeromie	E5/ Red-eye Rangers	9	6	0.600
	Suan, John	E6/ Kings of the Board	9	6	0.600
13	Fishbeck, Brent	E2/ Is It In?	7	5	0.583
	Salemo, Joe	E3/ Rock Out With Your Co	7	5	0.583
15	(two tied)		9	7	0.563

	"F" Division		W	L	%-age
1	Samaluk, Somchai	F7/ Darters.Under.Constant.]	12	1	0.923
2	Rossbach, Mark	F2/ Still F'd	13	3	0.813
3	Bowen, Andy	F6/ Banging The Wire	11	3	0.786
4	Gagner, Chris	F1/ Active Shooters	9	3	0.750
	Lalino, Steve	F7/ Darters.Under.Constant.]	9	3	0.750
6	Barletta, Phil	F8/ Coach Yrself Clean	8	4	0.667
	Bylund, Jay	F2/ Still F'd	8	4	0.667
	Ferguson, Travis	F5/ My Darts R Bigger	8	4	0.667
9	Wissinger, Wes	F5/ My Darts R Bigger	9	5	0.643
10	Ellis, Tim	F7/ Darters.Under.Constant.]	7	4	0.636
	Zuttel, Paul	F1/ Active Shooters	7	4	0.636
12	Cominole, Jeremy	F2/ Still F'd	10	6	0.625
13	Dehnel, Sebastian	F1/ Active Shooters	8	5	0.615
14	Blake, Rick	F1/ Active Shooters	7	5	0.583
	Bozza, Doug	F3/ Sofa Kings	7	5	0.583

	"G" Division		W	L	%-age
1	Millius, Mike	G1/ Is It Still In?	12	2	0.857
2	Furdon, Matt	G1/ Is It Still In?	10	2	0.833
3	Wilson, Matthew	G4/ Tips & Shafts	13	3	0.813
4	Hodge, Eric	G3/ Coral Reefers	9	3	0.750
	Kirchner, John	G1/ Is It Still In?	9	3	0.750
6	Musil, Dylan	G1/ Is It Still In?	8	3	0.727
	Thomas, Tony	G6/ The Neighborhood Dart	8	3	0.727
8	Finney, Dave	G2/ Wayne Gretzky	10	4	0.714
9	Jarvah, Sean	G3/ Coral Reefers	9	4	0.692
10	Clement, Dawn	G2/ Wayne Gretzky	11	5	0.688
	Thompkins, Charles	G4/ Tips & Shafts	11	5	0.688
12	Clow, Brandon	G6/ The Neighborhood Dart	8	4	0.667
	Patskoski, Jason	G3/ Coral Reefers	8	4	0.667
14	Metivier, Sam	G1/ Is It Still In?	9	5	0.643
15	(three tied)		8	5	0.615

Women's Records

	(# by div.: A-0, B-7, C-1, D-5, E-14, F-4, G-14)		W	L	%-age
B	Phillips, Julie	B5/ Double or nothin'	9	3	0.750
	Preciado, Amanda	B6/ DD214	6	7	0.462
C	[no women in C division satisfied the minimum game requirement]				
D	Cotton, Barbara	D2/ We Still Don't Know!	7	4	0.636
	Kubel, Nicole	D2/ We Still Don't Know!	7	6	0.538
E	Mathews, Olivia	E7/ Death Throw	7	8	0.467
	Mozzetti, Petra	E3/ Rock Out With Your Co	5	6	0.455
	Bathurst, Alyssa	E1/ Ma and Pa and the Kids	6	8	0.429
	Beebe, Jenny	E8/ OH' SHEETZ!	5	8	0.385
F	Williams, Kelsey	F6/ Banging The Wire	4	8	0.333
G	Clement, Dawn	G2/ Wayne Gretzky	11	5	0.688
	Merritt, Kate	G1/ Is It Still In?	8	5	0.615
	Ross, Anne	G7/ We're Sexy & We Throv	5	7	0.417
	Wilson, Misty	G2/ Wayne Gretzky	7	10	0.412
	Coggins, Leigh	G7/ We're Sexy & We Throv	3	9	0.250

Spring 2020 RDL Top Singles+Doubles Records (by division) (FINAL!)

(through week 8 / end of season; season abbreviated after week 8 due to Covid-19 pandemic) (There are no missing statistics, as all scoresheets from the entire season have been received.) (Game minimums required for these listings: 19 for teams C1 and D2; 22 for all other teams)

	"A" Division		W	L	%-age
1	Phillips, Robbie	A2/ Birth of an Element	23	1	0.958
2	Tan, Wil	A2/ Birth of an Element	28	3	0.903
3	Beeson, Robb	A2/ Birth of an Element	23	4	0.852
4	Massengill, Chad	A2/ Birth of an Element	24	7	0.774
	Phillips, Stevie	A2/ Birth of an Element	24	7	0.774
6	Work, Joe	A5/ Deez Nuts	22	7	0.759
7	Gibson, Pat	A1/ The Neighborhood Bulli	21	7	0.750
8	Stewart, P.J.	A1/ The Neighborhood Bulli	19	8	0.704
9	Johnson, Michael	A1/ The Neighborhood Bulli	22	10	0.688
10	Minty, Ross	A6/ Dartistic Disturbance	22	11	0.667
	Foushee, Kevin	A1/ The Neighborhood Bulli	18	9	0.667
12	Mitchell, Sid	A3/ Lunatic Fringe	21	11	0.656
13	Mozzetti, Tim	A3/ Lunatic Fringe	14	8	0.636
14	Gaulthier, Kyle	A4/ Liver Die!	14	9	0.609
15	Persson, Kenny	A5/ Deez Nuts	16	11	0.593

	"B" Division		W	L	%-age
1	Gibbs, Keith	B5/ Double or nothin'	20	5	0.800
	Zelinack, Jason	B7/ Boom Baby	20	5	0.800
3	Peele, Jim	B7/ Boom Baby	23	8	0.742
	Rigert, Joe, Sr.	B8/ Show Me Your Tips	23	8	0.742
5	Phillips, Julie	B5/ Double or nothin'	20	7	0.741
6	Scheppele, T.J.	B5/ Double or nothin'	19	8	0.704
7	Gaglione, Joey	B7/ Boom Baby	21	9	0.700
8	Bushman, Brad	B8/ Show Me Your Tips	22	10	0.688
9	Klann, Eric	B5/ Double or nothin'	16	8	0.667
10	Jeffreys, Lee	B7/ Boom Baby	15	8	0.652
11	McNamara, Tim	B2/ Consistently Inconsistent	14	9	0.609
12	Sautter, Scott	B3/ Shooter McGavin	16	11	0.593
13	Blake, Terry	B8/ Show Me Your Tips	17	12	0.586
14	Frederickson, David	B7/ Boom Baby	14	10	0.583
15	Ridgway, Matt	B1/ Irrelevant Final Answer	18	14	0.563

	"C" Division		W	L	%-age
1	Rice, Teddy	C5/ Why So Serious?	21	5	0.808
2	Havens, Lincoln	C5/ Why So Serious?	24	6	0.800
3	Bumpass, Mike	C5/ Why So Serious?	23	7	0.767
	Cole, Mike	C5/ Why So Serious?	23	7	0.767
5	Tant, J.J.	C8/ Projectile Dysfunction	24	8	0.750
	Wilson, John	C1/ Methodical 2.0	15	5	0.750
7	Cannizzaro, Tyler	C5/ Why So Serious?	16	6	0.727
8	Butterworth, Jim	C2/ Bulls Up	19	8	0.704
9	Clark, Dan	C8/ Projectile Dysfunction	18	9	0.667
	O'Toole, Mike	C2/ Bulls Up	18	9	0.667
	Stewart, Kevin	C6/ Big Bulls	18	9	0.667
12	Hindle, Mikey	C3/ Cheap Shots	20	12	0.625
13	Arnold, Jimmy	C2/ Bulls Up	14	9	0.609
14	Peterson, Chris	C8/ Projectile Dysfunction	19	13	0.594
15	DeBastiani, Doug	C2/ Bulls Up	13	9	0.591

	"D" Division		W	L	%-age
1	Svede, Greg	D6/ Shark Shooters	29	2	0.935
2	Baldwin, Randy	D8/ Hump Day!	19	7	0.731
3	Gardner, Mike	D5/ Loaded Darts	23	9	0.719
4	Cotton, Barbara	D2/ We Still Don't Know!	15	6	0.714
5	Deemer, Randy	D8/ Hump Day!	17	7	0.708
6	Bateman, Jimmy	D3/ Sharky's Machine	23	10	0.697
7	Kubel, Tom	D2/ We Still Don't Know!	19	9	0.679
8	Rodgers, Trey	D5/ Loaded Darts	17	9	0.654
9	Whitley, Brian	D4/ Treble Yell	18	10	0.643
10	White, Jim	D1/ One Armed Bandits	14	8	0.636
11	Schaefer, John	D3/ Sharky's Machine	15	9	0.625
12	Rudy, Jeff	D7/ Game of Throws	18	11	0.621
13	Grissom, Dylan	D4/ Treble Yell	18	12	0.600
	Roberts, Mike	D2/ We Still Don't Know!	12	8	0.600
15	Holland, Steve	D5/ Loaded Darts	15	11	0.577

	"E" Division		W	L	%-age
1	Gouge, Shane	E4/ Dr.unks	25	2	0.926
2	Murdock, Nick	E4/ Dr.unks	24	8	0.750
3	Suan, John	E6/ Kings of the Board	23	8	0.742
4	Vance, Hugh	E2/ Is It In?	19	7	0.731
5	Haire, Chris	E4/ Dr.unks	17	7	0.708
6	Dean, Jay	E2/ Is It In?	20	10	0.667
	Johnson, Sean	E8/ OH' SHEETZ!	20	10	0.667
	Fey, Anthony	E8/ OH' SHEETZ!	18	9	0.667
	Kirkpatrick, Scott	E5/ Red-eye Rangers	18	9	0.667
10	Russell, Jeff	E6/ Kings of the Board	21	11	0.656
11	Jones, Dustin	E4/ Dr.unks	15	8	0.652
12	Knight, Romuald	E6/ Kings of the Board	16	9	0.640
13	Barnes, Adam	E1/ Ma and Pa and the Kids	19	11	0.633
	Raper, Jeromie	E5/ Red-eye Rangers	19	11	0.633
15	(two tied)				0.625

	"F" Division		W	L	%-age
1	Samaluk, Somchai	F7/ Darters.Under.Constant.]	26	1	0.963
2	Bowen, Andy	F6/ Banging The Wire	22	4	0.846
3	Dehnel, Sebastian	F1/ Active Shooters	21	5	0.808
4	Rossbach, Mark	F2/ Still F'd	25	6	0.806
5	Lalino, Steve	F7/ Darters.Under.Constant.]	18	6	0.750
6	Wissinger, Wes	F5/ My Darts R Bigger	20	9	0.690
7	Gagner, Chris	F1/ Active Shooters	16	9	0.640
8	Trefzger, Mike	F4/ Darty Sanchez	19	11	0.633
9	Ferguson, Travis	F5/ My Darts R Bigger	14	9	0.609
10	Robinson, Mike	F4/ Darty Sanchez	17	11	0.607
11	Zuttel, Paul	F1/ Active Shooters	15	10	0.600
12	Plotkin, Jeremy	F3/ Sofa Kings	19	13	0.594
13	Hadley, Chris	F1/ Active Shooters	16	11	0.593
	Trefzger, Eric	F4/ Darty Sanchez	16	11	0.593
15	Bozza, Doug	F3/ Sofa Kings	13	9	0.591

	"G" Division		W	L	%-age
1	Wilson, Matthew	G4/ Tips & Shafts	27	5	0.844
2	Musil, Dylan	G1/ Is It Still In?	18	5	0.783
3	Thomas, Tony	G6/ The Neighborhood Dart	17	5	0.773
4	Furdon, Matt	G1/ Is It Still In?	19	6	0.760
5	Finney, Dave	G2/ Wayne Gretzky	21	7	0.750
6	Millius, Mike	G1/ Is It Still In?	22	8	0.733
7	Patskoski, Jason	G3/ Coral Reefers	18	7	0.720
8	Thorne, Jon	G3/ Coral Reefers	19	8	0.704
9	Britt, Jacob	G3/ Coral Reefers	18	8	0.692
10	Thompkins, Charles	G4/ Tips & Shafts	22	10	0.688
11	Gamble, Mark	G6/ The Neighborhood Dart	16	8	0.667
12	Phillips, Josh	G4/ Tips & Shafts	21	11	0.656
13	Kirchner, John	G1/ Is It Still In?	14	9	0.609
14	Merritt, Kate	G1/ Is It Still In?	17	11	0.607
	Spencer, Kenny	G4/ Tips & Shafts	17	11	0.607

Women's Records

	(# by div.: A-0, B-7, C-1, D-5, E-14, F-4, G-14)		W	L	%-age
B	Phillips, Julie	B5/ Double or nothin'	20	7	0.741
	Preciado, Amanda	B6/ DD214	14	13	0.519
C	[no women in C division satisfied the minimum game requirement]				
D	Cotton, Barbara	D2/ We Still Don't Know!	15	6	0.714
	Blackwelder, Allyson	D2/ We Still Don't Know!	15	13	0.536
E	Mathews, Olivia	E7/ Death Throw	17	14	0.548
	Bathurst, Alyssa	E1/ Ma and Pa and the Kids	14	14	0.500
	Beebe, Jenny	E8/ OH' SHEETZ!	10	16	0.385
	Hamilton, Dawn	E3/ Rock Out With Your Co	10	21	0.323
F	[no women in F division satisfied the minimum game requirement]				
G	Merritt, Kate	G1/ Is It Still In?	17	11	0.607
	Clement, Dawn	G2/ Wayne Gretzky	15	17	0.469
	Ross, Anne	G7/ We're Sexy & We Throv	8	14	0.364
	Bohanan, Heather	G7/ We're Sexy & We Throv	8	18	0.308
	Wilson, Misty	G2/ Wayne Gretzky	9	25	0.265

Spring 2020 RDL Top All-Star Point Averages (by division) (FINAL!)

(through week 8 / end of season; season abbreviated after week 8 due to Covid-19 pandemic) (There are no missing statistics, as all scoresheets from the entire season have been received.) (Game minimums required for these listings: 19 for teams C1 and D2; 22 for all other teams)

"A" Division

			ASP	TGP	Ave.
1	Phillips, Robbie	A2/ Birth of an Element	57.5	24	2.396
2	Gaulthier, Kyle	A4/ Liver Die!	46.5	23	2.022
3	Phillips, Stevie	A2/ Birth of an Element	62.5	31	2.016
4	Gibson, Pat	A1/ The Neighborhood Bulli	56.0	28	2.000
5	Johnson, Michael	A1/ The Neighborhood Bulli	60.0	32	1.875
6	Mozzetti, Tim	A3/ Lunatic Fringe	40.0	22	1.818
7	Tan, Wil	A2/ Birth of an Element	55.5	31	1.790
8	Work, Joe	A5/ Deez Nuts	41.5	29	1.431
9	Foushee, Kevin	A1/ The Neighborhood Bulli	38.0	27	1.407
10	Mitchell, Sid	A3/ Lunatic Fringe	44.5	32	1.391
11	Wilcenski, Steve	A5/ Deez Nuts	37.5	28	1.339
12	Stewart, P.J.	A1/ The Neighborhood Bulli	34.0	27	1.259
13	Seward, Mike	A5/ Deez Nuts	27.0	22	1.227
14	Beeson, Robb	A2/ Birth of an Element	32.0	27	1.185
15	Minty, Ross	A6/ Dartistic Disturbance	39.0	33	1.182

"B" Division

			ASP	TGP	Ave.
1	McNamara, Tim	B2/ Consistently Inconsistent	25.5	23	1.109
2	Bushman, Brad	B8/ Show Me Your Tips	34.0	32	1.063
3	Gibbs, Keith	B5/ Double or nothin'	26.0	25	1.040
4	Peele, Jim	B7/ Boom Baby	30.0	31	0.968
5	Jeffreys, Lee	B7/ Boom Baby	21.5	23	0.935
6	Rigert, Joe, Sr.	B8/ Show Me Your Tips	28.0	31	0.903
7	Scheppele, T.J.	B5/ Double or nothin'	23.5	27	0.870
8	Klann, Eric	B5/ Double or nothin'	19.5	24	0.813
9	Ridgway, Matt	B1/ Irrelevant Final Answer	25.0	32	0.781
10	Bracco, Michael	B4/ Rif Raf	19.5	25	0.780
11	Preciado, Amanda	B6/ DD214	21.0	27	0.778
12	White, Vic	B7/ Boom Baby	20.0	27	0.741
13	Fournier, Jeff	B1/ Irrelevant Final Answer	20.5	28	0.732
14	Gaglione, Joey	B7/ Boom Baby	20.5	30	0.683
15	Schmaus, Darren	B2/ Consistently Inconsistent	20.0	30	0.667

"C" Division

			ASP	TGP	Ave.
1	Cole, Mike	C5/ Why So Serious?	34.5	30	1.150
2	Tant, J.J.	C8/ Projectile Dysfunction	36.5	32	1.141
3	Butterworth, Jim	C2/ Bulls Up	28.0	27	1.037
4	Clark, Dan	C8/ Projectile Dysfunction	23.0	27	0.852
5	Rice, Teddy	C5/ Why So Serious?	22.0	26	0.846
6	Arnold, Jimmy	C2/ Bulls Up	18.0	23	0.783
7	White, J.J.	C7/ Menace 2 Sobriety	24.5	32	0.766
8	Romanchek, David	C4/ Nine Lives	20.5	27	0.759
9	Hindle, Mikey	C3/ Cheap Shots	24.0	32	0.750
10	Stephenson, Scott	C1/ Methodical 2.0	15.5	21	0.738
11	Peterson, Chris	C8/ Projectile Dysfunction	20.5	32	0.641
12	Wilson, John	C1/ Methodical 2.0	12.5	20	0.625
13	Howsare, Patrick	C2/ Bulls Up	16.0	26	0.615
14	Cannizzaro, Tyler	C5/ Why So Serious?	13.0	22	0.591
15	Bumpass, Mike	C5/ Why So Serious?	17.5	30	0.583

"D" Division

			ASP	TGP	Ave.
1	Svede, Greg	D6/ Shark Shooters	30.0	31	0.968
2	White, Jim	D1/ One Armed Bandits	17.5	22	0.795
3	Gardner, Mike	D5/ Loaded Darts	25.0	32	0.781
4	Trefzger, Ken	D1/ One Armed Bandits	21.5	29	0.741
5	Whitley, Brian	D4/ Treble Yell	20.5	28	0.732
6	Rudy, Jeff	D7/ Game of Throws	20.5	29	0.707
7	Stacy, Rod	D6/ Shark Shooters	19.0	27	0.704
8	Olsen, Kevin	D2/ We Still Don't Know!	19.5	29	0.672
9	Rodgers, Trey	D5/ Loaded Darts	15.5	26	0.596
10	Williams, Denny	D5/ Loaded Darts	12.5	22	0.568
11	Deemer, Randy	D8/ Hump Day!	13.5	24	0.563
12	Hollar, David	D4/ Treble Yell	15.0	27	0.556
13	Bateman, Jimmy	D3/ Sharky's Machine	17.5	33	0.530
14	Holland, Steve	D5/ Loaded Darts	12.5	26	0.481
15	Long, Robert	D5/ Loaded Darts	10.5	22	0.477

"E" Division

			ASP	TGP	Ave.
1	Gouge, Shane	E4/ Dr.unks	33.0	27	1.222
2	Vance, Hugh	E2/ Is It In?	27.0	26	1.038
3	Fey, Anthony	E8/ OH' SHEETZ!	22.5	27	0.833
4	Bathurst, Alyssa	E1/ Ma and Pa and the Kids	20.5	28	0.732
5	Powell, Zach	E5/ Red-eye Rangers	21.5	32	0.672
6	Dean, Jay	E2/ Is It In?	20.0	30	0.667
7	Jones, Dustin	E4/ Dr.unks	15.0	23	0.652
8	Shearin, Phillip	E8/ OH' SHEETZ!	15.5	24	0.646
9	Ball, Pat	E8/ OH' SHEETZ!	16.0	25	0.640
10	Barnes, Adam	E1/ Ma and Pa and the Kids	19.0	30	0.633
11	Bathurst, Ryan	E1/ Ma and Pa and the Kids	18.5	30	0.617
12	Murdock, Nick	E4/ Dr.unks	17.5	32	0.547
13	Salemo, Joe	E3/ Rock Out With Your Co	12.5	24	0.521
14	Suan, John	E6/ Kings of the Board	15.5	31	0.500
	Fleener, Michael	E3/ Rock Out With Your Co	14.5	29	0.500

"F" Division

			ASP	TGP	Ave.
1	Samaluk, Somchai	F7/ Darters.Under.Constant.]	23.5	27	0.870
2	Trefzger, Eric	F4/ Darty Sanchez	22.5	27	0.833
3	Kuppler, Bob	F7/ Darters.Under.Constant.]	13.0	22	0.591
4	Robinson, Mike	F4/ Darty Sanchez	15.0	28	0.536
5	Dehnel, Sebastian	F1/ Active Shooters	13.5	26	0.519
6	Trefzger, Mike	F4/ Darty Sanchez	15.0	30	0.500
7	Plotkin, Jeremy	F3/ Sofa Kings	15.0	32	0.469
8	Wissinger, Wes	F5/ My Darts R Bigger	13.5	29	0.466
9	Bowen, Andy	F6/ Banging The Wire	12.0	26	0.462
10	Murphy, Tom	F5/ My Darts R Bigger	10.5	23	0.457
11	Cominole, Jeremy	F2/ Still F'd	14.5	32	0.453
12	White, John	F6/ Banging The Wire	13.0	31	0.419
13	Converse, Laurence	F7/ Darters.Under.Constant.]	10.0	24	0.417
14	Carawon, Harris	F7/ Darters.Under.Constant.]	12.0	29	0.414
15	Wojciechowski, Brad	F3/ Sofa Kings	11.5	28	0.411

"G" Division

			ASP	TGP	Ave.
1	Finney, Dave	G2/ Wayne Gretzky	32.0	28	1.143
2	Boyer, Drew	G5/ Starving Dartists	14.5	22	0.659
3	Britt, Jacob	G3/ Coral Reefers	15.0	26	0.577
4	Thomas, Tony	G6/ The Neighborhood Dart	12.0	22	0.545
5	Musil, Dylan	G1/ Is It Still In?	12.5	23	0.543
6	Thorne, Jon	G3/ Coral Reefers	14.5	27	0.537
7	Wilson, Matthew	G4/ Tips & Shafts	17.0	32	0.531
8	Patskoski, Jason	G3/ Coral Reefers	13.0	25	0.520
9	Gamble, Mark	G6/ The Neighborhood Dart	11.5	24	0.479
10	Thompkins, Charles	G4/ Tips & Shafts	14.5	32	0.453
11	Wilson, Jonathan	G2/ Wayne Gretzky	14.0	33	0.424
12	McNamara, Ken	G7/ We're Sexy & We Throv	12.0	33	0.364
	Amos, Terron	G6/ The Neighborhood Dart	8.0	22	0.364
14	Clement, Dawn	G2/ Wayne Gretzky	10.5	32	0.328
15	(two tied)		9.0	28	0.321

Women's Records

	(# by div.: A-0, B-7, C-1, D-5, E-14, F-4, G-14)		ASP	TGP	Ave.
B	Preciado, Amanda	B6/ DD214	21.0	27	0.778
	Phillips, Julie	B5/ Double or nothin'	14.0	27	0.519
C	[no women in C division satisfied the minimum game requirement]				
D	Blackwelder, Allyson	D2/ We Still Don't Know!	10.0	28	0.357
	Cotton, Barbara	D2/ We Still Don't Know!	7.5	21	0.357
E	Bathurst, Alyssa	E1/ Ma and Pa and the Kids	20.5	28	0.732
	Beebe, Jenny	E8/ OH' SHEETZ!	10.5	26	0.404
	Jeffcoat, Angela	E3/ Rock Out With Your Co	14.0	36	0.389
	Mathews, Olivia	E7/ Death Throw	10.0	31	0.323
F	[no women in F division satisfied the minimum game requirement]				
G	Clement, Dawn	G2/ Wayne Gretzky	10.5	32	0.328
	Merritt, Kate	G1/ Is It Still In?	9.0	28	0.321
	Bohanan, Heather	G7/ We're Sexy & We Throv	7.5	26	0.288
	Smith, Lauren	G8/ Bulls Hitters	6.0	33	0.182
	Wilson, Misty	G2/ Wayne Gretzky	5.5	34	0.162

Spring 2020 RDL League-Wide Sectional Statistics (ranked by percentage) (FINAL!)

(through week 8 / end of season; season abbreviated after week 8 due to Covid-19 pandemic)

(All statistics are included, as there were no missing scoresheets this season) (Game minimums required for these listings: 4 for all divisions)

	Singles 301 Win Percentage		W	L	%-age
1	Havens, Lincoln	C5/ Why So Serious?	8	0	1.000
	Suan, John	E6/ Kings of the Board	8	0	1.000
	Phillips, Josh	G4/ Tips & Shafts	8	0	1.000
	Svede, Greg	D6/ Shark Shooters	7	0	1.000
	Samaluk, Somchai	F7/ Darters.Under.Constant.I	7	0	1.000
	Phillips, Robbie	A2/ Birth of an Element	6	0	1.000
	Dehnel, Sebastian	F1/ Active Shooters	6	0	1.000
	Lalino, Steve	F7/ Darters.Under.Constant.I	6	0	1.000
	Cotton, Barbara	D2/ We Still Don't Know!	5	0	1.000
	Bowen, Andy	F6/ Banging The Wire	5	0	1.000
11	Tan, Wil	A2/ Birth of an Element	7	1	0.875
	Peele, Jim	B7/ Boom Baby	7	1	0.875
	Thomas, Joe	B6/ DD214	7	1	0.875
	Hindle, Mikey	C3/ Cheap Shots	7	1	0.875
	O'Toole, Mike	C2/ Bulls Up	7	1	0.875
	Tant, J.J.	C8/ Projectile Dysfunction	7	1	0.875
	Bateman, Jimmy	D3/ Sharky's Machine	7	1	0.875
	Trefzger, Mike	F4/ Darty Sanchez	7	1	0.875
	Wilson, Matthew	G4/ Tips & Shafts	7	1	0.875
20	Beeson, Robb	A2/ Birth of an Element	6	1	0.857
	Gibson, Pat	A1/ The Neighborhood Bulli	6	1	0.857
	Borgia, Pete	D3/ Sharky's Machine	6	1	0.857
	Dean, Jay	E2/ Is It In?	6	1	0.857
	Johnson, Sean	E8/ OH' SHEETZ!	6	1	0.857
	Kirkpatrick, Scott	E5/ Red-eye Rangers	6	1	0.857
	Britt, Jacob	G3/ Coral Reefers	6	1	0.857
	Furdon, Matt	G1/ Is It Still In?	6	1	0.857
	Gamble, Mark	G6/ The Neighborhood Dart	6	1	0.857
29	Stewart, Pete	A1/ The Neighborhood Bulli	5	1	0.833
	Limerick, Jeremy	B6/ DD214	5	1	0.833
	Zelinack, Jason	B7/ Boom Baby	5	1	0.833
	Baldwin, Randy	D8/ Hump Day!	5	1	0.833
	Willis, Tolson	E7/ Death Throw	5	1	0.833
	Hartley, Bryan	G5/ Starving Dartists	5	1	0.833
35	Mozzetti, Tim	A3/ Lunatic Fringe	4	1	0.800
	Naylor, Dan	A1/ The Neighborhood Bulli	4	1	0.800
	Bialaszewski, Rich	B8/ Show Me Your Tips	4	1	0.800
	Bracco, Michael	B4/ Rif Raf	4	1	0.800
	Cannizzaro, Anthony	C5/ Why So Serious?	4	1	0.800
	McWhorter, Mike	C6/ Big Bulls	4	1	0.800
	Rice, Teddy	C5/ Why So Serious?	4	1	0.800
	Wilson, John	C1/ Methodical 2.0	4	1	0.800
	Kruger, Lonny	D3/ Sharky's Machine	4	1	0.800
	Lewis, Dave	D1/ One Armed Bandits	4	1	0.800
	Roberts, Mike	D2/ We Still Don't Know!	4	1	0.800
	Al-Hoory, Ahmed	E8/ OH' SHEETZ!	4	1	0.800
	Haire, Chris	E4/ Dr.unks	4	1	0.800
	Velez, Jose	E4/ Dr.unks	4	1	0.800
	Bozza, Doug	F3/ Sofa Kings	4	1	0.800
	Perkins, Heath	F2/ Still F'd	4	1	0.800
	Davis, P.J.	G6/ The Neighborhood Dart	4	1	0.800
	Hobgood, A.	G8/ Bulls Hitters	4	1	0.800
	Thomas, Tony	G6/ The Neighborhood Dart	4	1	0.800
54	(seventeen tied - 3 in A, 4 in B, 2 in C, 1 in D, 2 in E, 2 in F, 3 in G)		6	2	0.750
	(nine tied - 2 in A, 2 in C, 3 in D, 2 in G)		3	1	0.750

	Singles Cricket Win Percentage		W	L	%-age
1	Minty, Ross	A6/ Dartistic Disturbance	8	0	1.000
	Bushman, Brad	B8/ Show Me Your Tips	8	0	1.000
	Gardner, Mike	D5/ Loaded Darts	8	0	1.000
	Murdock, Nick	E4/ Dr.unks	8	0	1.000
	Powell, Mark	E5/ Red-eye Rangers	8	0	1.000
	Gaglione, Joey	B7/ Boom Baby	7	0	1.000
	Klann, Eric	B5/ Double or nothin'	7	0	1.000
	Clark, Dan	C8/ Projectile Dysfunction	7	0	1.000
	Stewart, Kevin	C6/ Big Bulls	7	0	1.000
	Gouge, Shane	E4/ Dr.unks	7	0	1.000
	Dehnel, Sebastian	F1/ Active Shooters	7	0	1.000
	Robinson, Mike	F4/ Darty Sanchez	7	0	1.000
	Samaluk, Somchai	F7/ Darters.Under.Constant.I	7	0	1.000
	Davis, P.J.	G6/ The Neighborhood Dart	7	0	1.000
	Finney, Dave	G2/ Wayne Gretzky	7	0	1.000
	Gaulthier, Kyle	A4/ Liver Die!	6	0	1.000
	Jeffreys, Lee	B7/ Boom Baby	6	0	1.000
	White, Jim	D1/ One Armed Bandits	6	0	1.000
	Salemo, Joe	E3/ Rock Out With Your Co	6	0	1.000
	Musil, Dylan	G1/ Is It Still In?	6	0	1.000
	Thorne, Jon	G3/ Coral Reefers	6	0	1.000
	Cusher, Dean	A1/ The Neighborhood Bulli	5	0	1.000
	Bither, Dana	D6/ Shark Shooters	5	0	1.000
	Amos, Terron	G6/ The Neighborhood Dart	5	0	1.000
	Gibbs, Keith	B5/ Double or nothin'	4	0	1.000
	Gibson, Thomas	D6/ Shark Shooters	4	0	1.000
27	Massengill, Chad	A2/ Birth of an Element	7	1	0.875
	Phillips, Stevie	A2/ Birth of an Element	7	1	0.875
	Tan, Wil	A2/ Birth of an Element	7	1	0.875
	Work, Joe	A5/ Deez Nuts	7	1	0.875
	Rigert, Joe, Sr.	B8/ Show Me Your Tips	7	1	0.875
	Butterworth, Jim	C2/ Bulls Up	7	1	0.875
	Cole, Mike	C5/ Why So Serious?	7	1	0.875
	Havens, Lincoln	C5/ Why So Serious?	7	1	0.875
	Hindle, Mikey	C3/ Cheap Shots	7	1	0.875
	Johnson, Dave	C7/ Menace 2 Sobriety	7	1	0.875
	Tant, J.J.	C8/ Projectile Dysfunction	7	1	0.875
	White, J.J.	C7/ Menace 2 Sobriety	7	1	0.875
	Bateman, Jimmy	D3/ Sharky's Machine	7	1	0.875
	Svede, Greg	D6/ Shark Shooters	7	1	0.875
	Dean, Jay	E2/ Is It In?	7	1	0.875
	Ehrmann, Rob	E2/ Is It In?	7	1	0.875
	Powell, Zach	E5/ Red-eye Rangers	7	1	0.875
	Rossbach, Mark	F2/ Still F'd	7	1	0.875
	Wilson, Matthew	G4/ Tips & Shafts	7	1	0.875
46	Holland, Steve	D5/ Loaded Darts	6	1	0.857
	Kubel, Tom	D2/ We Still Don't Know!	6	1	0.857
	Whitley, Brian	D4/ Treble Yell	6	1	0.857
	Bathurst, Ryan	E1/ Ma and Pa and the Kids	6	1	0.857
	Bowen, Andy	F6/ Banging The Wire	6	1	0.857
	Keim, Roger	F3/ Sofa Kings	6	1	0.857
	Metivier, Sam	G1/ Is It Still In?	6	1	0.857
53	Beeson, Robb	A2/ Birth of an Element	5	1	0.833
	Phillips, Robbie	A2/ Birth of an Element	5	1	0.833
	Stewart, P.J.	A1/ The Neighborhood Bulli	5	1	0.833
	Bialaszewski, Rich	B8/ Show Me Your Tips	5	1	0.833
	Blake, Terry	B8/ Show Me Your Tips	5	1	0.833
	McNamara, Tim	B2/ Consistently Inconsisten	5	1	0.833
	Zelinack, Jason	B7/ Boom Baby	5	1	0.833
	Long, Gary	D5/ Loaded Darts	5	1	0.833
	Schaefer, John	D3/ Sharky's Machine	5	1	0.833
	Jones, Dustin	E4/ Dr.unks	5	1	0.833
	Patskoski, Jason	G3/ Coral Reefers	5	1	0.833
	Thomas, Tony	G6/ The Neighborhood Dart	5	1	0.833
65	(ten tied - 3 in B, 2 in F, 1 each in A/C/D/E/G)		4	1	0.800

Spring 2020 RDL League-Wide Sectional Statistics (ranked by percentage) (FINAL!)

(through week 8 / end of season; season abbreviated after week 8 due to Covid-19 pandemic)

(All statistics are included, as there were no missing scoresheets this season) (Game minimums required for these listings: 4 for all divisions)

	Doubles Cricket Win Percentage		W	L	%-age
1	Tant, J.J.	C8/ Projectile Dysfunction	8	0	1.000
	Thompkins, Charles	G4/ Tips & Shafts	8	0	1.000
	Wilson, Matthew	G4/ Tips & Shafts	8	0	1.000
	Beeson, Robb	A2/ Birth of an Element	7	0	1.000
	Tan, Wil	A2/ Birth of an Element	7	0	1.000
	Scheppele, T.J.	B5/ Double or nothin'	7	0	1.000
	Fey, Anthony	E8/ OH' SHEETZ!	7	0	1.000
	Gouge, Shane	E4/ Dr.unks	7	0	1.000
	Phillips, Robbie	A2/ Birth of an Element	6	0	1.000
	Deemer, Randy	D8/ Hump Day!	6	0	1.000
	Bennett, Will	A6/ Dartistic Disturbance	5	0	1.000
	Bialaszewski, Rich	B8/ Show Me Your Tips	5	0	1.000
	Whitley, Brenda	B5/ Double or nothin'	5	0	1.000
	Martinez, Gus	E1/ Ma and Pa and the Kids	5	0	1.000
	Velez, Jose	E4/ Dr.unks	5	0	1.000
	Hodge, Eric	G3/ Coral Reefers	5	0	1.000
	Carroll, John	A2/ Birth of an Element	4	0	1.000
	Brewer, Mike	E4/ Dr.unks	4	0	1.000
	Vick, Justin	E8/ OH' SHEETZ!	4	0	1.000
20	Phillips, Stevie	A2/ Birth of an Element	7	1	0.875
	Bushman, Brad	B8/ Show Me Your Tips	7	1	0.875
	Gibbs, Keith	B5/ Double or nothin'	7	1	0.875
	Peele, Jim	B7/ Boom Baby	7	1	0.875
	Gardner, Mike	D5/ Loaded Darts	7	1	0.875
	Svede, Greg	D6/ Shark Shooters	7	1	0.875
	Russell, Jeff	E6/ Kings of the Board	7	1	0.875
	Clement, Dawn	G2/ Wayne Gretzky	7	1	0.875
28	Persson, Kenny	A5/ Deez Nuts	6	1	0.857
	Jones, Jim	B5/ Double or nothin'	6	1	0.857
	Bumpass, Mike	C5/ Why So Serious?	6	1	0.857
	Clark, Dan	C8/ Projectile Dysfunction	6	1	0.857
	Rice, Teddy	C5/ Why So Serious?	6	1	0.857
	Rudy, Jeff	D7/ Game of Throws	6	1	0.857
	Ball, Pat	E8/ OH' SHEETZ!	6	1	0.857
	Haire, Chris	E4/ Dr.unks	6	1	0.857
	Ellis, Tim	F7/ Darters.Under.Constant.I	6	1	0.857
	Samaluk, Somchai	F7/ Darters.Under.Constant.I	6	1	0.857
	Davis, P.J.	G6/ The Neighborhood Dart	6	1	0.857
	Finney, Dave	G2/ Wayne Gretzky	6	1	0.857
40	Cusher, Dean	A1/ The Neighborhood Bulli	5	1	0.833
	Work, Joe	A5/ Deez Nuts	5	1	0.833
	Zelinack, Jason	B7/ Boom Baby	5	1	0.833
	Buck, Chris	D6/ Shark Shooters	5	1	0.833
	Kruger, Lonny	D3/ Sharky's Machine	5	1	0.833
	White, Jim	D1/ One Armed Bandits	5	1	0.833
	Beebe, Jenny	E8/ OH' SHEETZ!	5	1	0.833
	Knight, Romuald	E6/ Kings of the Board	5	1	0.833
	Lalino, Steve	F7/ Darters.Under.Constant.I	5	1	0.833
	Clow, Brandon	G6/ The Neighborhood Dart	5	1	0.833
	Furdon, Matt	G1/ Is It Still In?	5	1	0.833
	Gamble, Mark	G6/ The Neighborhood Dart	5	1	0.833
52	(sixteen tied - 2 in A, 3 in B, 3 in C, 1 in D, 1 in E, 5 in F, 1 in G)		4	1	0.800

	Doubles 501 Win Percentage		W	L	%-age
1	Stacy, Michelle	D6/ Shark Shooters	8	0	1.000
	Svede, Greg	D6/ Shark Shooters	8	0	1.000
	Murdock, Nick	E4/ Dr.unks	8	0	1.000
	Kubel, Nicole	D2/ We Still Don't Know!	7	0	1.000
	Millius, Mike	G1/ Is It Still In?	7	0	1.000
	Phillips, Robbie	A2/ Birth of an Element	6	0	1.000
	Ashley, Jackson	E4/ Dr.unks	6	0	1.000
	Gouge, Shane	E4/ Dr.unks	6	0	1.000
	Samaluk, Somchai	F7/ Darters.Under.Constant.I	6	0	1.000
	Wilson, John	C1/ Methodical 2.0	5	0	1.000
	Cotton, Barbara	D2/ We Still Don't Know!	5	0	1.000
	Bosier, Sean	E7/ Death Throw	5	0	1.000
	Perkins, Heath	F2/ Still F'd	5	0	1.000
	Cannizzaro, Anthony	C5/ Why So Serious?	4	0	1.000
	Leonard, Bill	C5/ Why So Serious?	4	0	1.000
	Davis, Luc	E6/ Kings of the Board	4	0	1.000
	Velez, Jose	E4/ Dr.unks	4	0	1.000
18	Tan, Wil	A2/ Birth of an Element	7	1	0.875
	Rossbach, Mark	F2/ Still F'd	7	1	0.875
20	Foushee, Kevin	A1/ The Neighborhood Bulli	6	1	0.857
	Massengill, Chad	A2/ Birth of an Element	6	1	0.857
	Bumpass, Mike	C5/ Why So Serious?	6	1	0.857
	Cole, Mike	C5/ Why So Serious?	6	1	0.857
	Rice, Teddy	C5/ Why So Serious?	6	1	0.857
	Kubel, Tom	D2/ We Still Don't Know!	6	1	0.857
	Rodgers, Trey	D5/ Loaded Darts	6	1	0.857
	Raper, Jeromie	E5/ Red-eye Rangers	6	1	0.857
	Bowen, Andy	F6/ Banging The Wire	6	1	0.857
	Thomas, Tony	G6/ The Neighborhood Dart	6	1	0.857
30	Stewart, Pete	A1/ The Neighborhood Bulli	5	1	0.833
	Scheppele, T.J.	B5/ Double or nothin'	5	1	0.833
	Cannizzaro, Tyler	C5/ Why So Serious?	5	1	0.833
	Polenz, Steve	C7/ Menace 2 Sobriety	5	1	0.833
	Romanchek, David	C4/ Nine Lives	5	1	0.833
	Baldwin, Randy	D8/ Hump Day!	5	1	0.833
	Salemo, Joe	E3/ Rock Out With Your Co	5	1	0.833
	Vance, Hugh	E2/ Is It In?	5	1	0.833
	Barletta, Phil	F8/ Coach Yrself Clean	5	1	0.833
	Bozza, Doug	F3/ Sofa Kings	5	1	0.833
	Furdon, Matt	G1/ Is It Still In?	5	1	0.833
	Kirchner, John	G1/ Is It Still In?	5	1	0.833
	Merritt, Kate	G1/ Is It Still In?	5	1	0.833
43	Naylor, Dan	A1/ The Neighborhood Bulli	4	1	0.800
	Bohn, Andy	E6/ Kings of the Board	4	1	0.800
	Jones, Dustin	E4/ Dr.unks	4	1	0.800
	Gagner, Chris	F1/ Active Shooters	4	1	0.800
	Zuttel, Joe	F1/ Active Shooters	4	1	0.800
	Musil, Dylan	G1/ Is It Still In?	4	1	0.800
49	Johnson, Michael	A1/ The Neighborhood Bulli	6	2	0.750
	Gaglione, Joey	B7/ Boom Baby	6	2	0.750
	Knott, Ryan	B3/ Shooter McGavin	6	2	0.750
	Sautter, Scott	B3/ Shooter McGavin	6	2	0.750
	Peterson, Chris	C8/ Projectile Dysfunction	6	2	0.750
	Gardner, Mike	D5/ Loaded Darts	6	2	0.750
	Barnes, Adam	E1/ Ma and Pa and the Kids	6	2	0.750
	(thirteen tied - 3 in A, 3 in B, 2 in D, 1 in E, 1 in F, 3 in G)		3	1	0.750

Spring 2020 RDL Top Singles, Doubles Win Percentages (League-wide) (FINAL!)

(through week 8 / end of season; season abbreviated after week 8 due to Covid-19 pandemic) (There are no missing statistics, as all scoresheets from the entire season have been received.) (Game minimums required for these listings: 10 for teams C1 and D2; 11 for all other teams)

	Singles Win Percentage		W	L	%-age
1	Samaluk, Somchai	F7/ Darters.Under.Constant.Ki	14	0	1.000
	Dehnel, Sebastian	F1/ Active Shooters	13	0	1.000
3	Havens, Lincoln	C5/ Why So Serious?	15	1	0.938
4	Svede, Greg	D6/ Shark Shooters	14	1	0.933
5	Phillips, Robbie	A2/ Birth of an Element	11	1	0.917
	Bowen, Andy	F6/ Banging The Wire	11	1	0.917
	Davis, P.J.	G6/ The Neighborhood Dart K	11	1	0.917
8	Tan, Wil	A2/ Birth of an Element	14	2	0.875
	Hindle, Mikey	C3/ Cheap Shots	14	2	0.875
	Tant, J.J.	C8/ Projectile Dysfunction	14	2	0.875
	Bateman, Jimmy	D3/ Sharky's Machine	14	2	0.875
	Suan, John	E6/ Kings of the Board	14	2	0.875
	Wilson, Matthew	G4/ Tips & Shafts	14	2	0.875
14	Dean, Jay	E2/ Is It In?	13	2	0.867
15	Stewart, Kevin	C6/ Big Bulls	12	2	0.857
	Gouge, Shane	E4/ Dr.unks	12	2	0.857
	Thorne, Jon	G3/ Coral Reefers	12	2	0.857
18	Beeson, Robb	A2/ Birth of an Element	11	2	0.846
19	Jeffreys, Lee	B7/ Boom Baby	10	2	0.833
	Zelinack, Jason	B7/ Boom Baby	10	2	0.833
	Musil, Dylan	G1/ Is It Still In?	10	2	0.833
22	Gaulthier, Kyle	A4/ Liver Die!	9	2	0.818
	Bialaszewski, Rich	B8/ Show Me Your Tips	9	2	0.818
	Gibbs, Keith	B5/ Double or nothin'	9	2	0.818
	Thomas, Tony	G6/ The Neighborhood Dart K	9	2	0.818
26	Murdock, Nick	E4/ Dr.unks	13	3	0.813
	Powell, Mark	E5/ Red-eye Rangers	13	3	0.813
28	Phillips, Stevie	A2/ Birth of an Element	12	3	0.800
	Rigert, Joe, Sr.	B8/ Show Me Your Tips	12	3	0.800
	Johnson, Sean	E8/ OH' SHEETZ!	12	3	0.800
	Rossbach, Mark	F2/ Still F'd	12	3	0.800
	Cotton, Barbara	D2/ We Still Don't Know!	8	2	0.800
33	Gibson, Pat	A1/ The Neighborhood Bullies	11	3	0.786
	Gaglione, Joey	B7/ Boom Baby	11	3	0.786
	O'Toole, Mike	C2/ Bulls Up	11	3	0.786
	Bathurst, Ryan	E1/ Ma and Pa and the Kids	11	3	0.786
	Kirkpatrick, Scott	E5/ Red-eye Rangers	11	3	0.786
	Robinson, Mike	F4/ Darty Sanchez	11	3	0.786
	Finney, Dave	G2/ Wayne Gretzky	11	3	0.786
40	Stewart, P.J.	A1/ The Neighborhood Bullies	10	3	0.769
	Baldwin, Randy	D8/ Hump Day!	10	3	0.769
	Britt, Jacob	G3/ Coral Reefers	10	3	0.769
	Gamble, Mark	G6/ The Neighborhood Dart K	10	3	0.769
	Patskoski, Jason	G3/ Coral Reefers	10	3	0.769
45	Minty, Ross	A6/ Dartistic Disturbance	13	4	0.765
46	Massengill, Chad	A2/ Birth of an Element	12	4	0.750
	Mitchell, Sid	A3/ Lunatic Fringe	12	4	0.750
	Work, Joe	A5/ Deez Nuts	12	4	0.750
	Johnson, Dave	C7/ Menace 2 Sobriety	12	4	0.750
	Russell, Jeff	E6/ Kings of the Board	12	4	0.750
	Phillips, Josh	G4/ Tips & Shafts	12	4	0.750
	Bracco, Michael	B4/ Rif Raf	9	3	0.750
	Limerick, Jeremy	B6/ DD214	9	3	0.750
	McNamara, Tim	B2/ Consistently Inconsistent	9	3	0.750
	Turner, Michael	B7/ Boom Baby	9	3	0.750
	Rice, Teddy	C5/ Why So Serious?	9	3	0.750
	Schaefer, John	D3/ Sharky's Machine	9	3	0.750
	Lalino, Steve	F7/ Darters.Under.Constant.Ki	9	3	0.750
59	Phillips, Julie	B5/ Double or nothin'	11	4	0.733
	Cole, Mike	C5/ Why So Serious?	11	4	0.733
	Wissinger, Wes	F5/ My Darts R Bigger	11	4	0.733
62	Klann, Eric	B5/ Double or nothin'	8	3	0.727
63	(five tied - 2 in D, 3 in E)		10	4	0.714

	Doubles Win Percentage		W	L	%-age
1	Gouge, Shane	E4/ Dr.unks	13	0	1.000
	Phillips, Robbie	A2/ Birth of an Element	12	0	1.000
3	Svede, Greg	D6/ Shark Shooters	15	1	0.938
4	Tan, Wil	A2/ Birth of an Element	14	1	0.933
5	Scheppele, T.J.	B5/ Double or nothin'	12	1	0.923
	Samaluk, Somchai	F7/ Darters.Under.Constant.Ki	12	1	0.923
7	Wilson, John	C1/ Methodical 2.0	9	1	0.900
8	Beeson, Robb	A2/ Birth of an Element	12	2	0.857
	Bumpass, Mike	C5/ Why So Serious?	12	2	0.857
	Rice, Teddy	C5/ Why So Serious?	12	2	0.857
	Millius, Mike	G1/ Is It Still In?	12	2	0.857
12	Furdon, Matt	G1/ Is It Still In?	10	2	0.833
13	Jones, Jim	B5/ Double or nothin'	9	2	0.818
14	Gardner, Mike	D5/ Loaded Darts	13	3	0.813
	Rossbach, Mark	F2/ Still F'd	13	3	0.813
	Wilson, Matthew	G4/ Tips & Shafts	13	3	0.813
17	Massengill, Chad	A2/ Birth of an Element	12	3	0.800
	Peele, Jim	B7/ Boom Baby	12	3	0.800
	Cole, Mike	C5/ Why So Serious?	12	3	0.800
20	Persson, Kenny	A5/ Deez Nuts	11	3	0.786
	Gibbs, Keith	B5/ Double or nothin'	11	3	0.786
	Rodgers, Trey	D5/ Loaded Darts	11	3	0.786
	Bowen, Andy	F6/ Banging The Wire	11	3	0.786
24	Foushee, Kevin	A1/ The Neighborhood Bullies	10	3	0.769
	Work, Joe	A5/ Deez Nuts	10	3	0.769
	Zelinack, Jason	B7/ Boom Baby	10	3	0.769
	Fey, Anthony	E8/ OH' SHEETZ!	10	3	0.769
28	Phillips, Stevie	A2/ Birth of an Element	12	4	0.750
	Peterson, Chris	C8/ Projectile Dysfunction	12	4	0.750
	Barnes, Adam	E1/ Ma and Pa and the Kids	12	4	0.750
	Phillips, Julie	B5/ Double or nothin'	9	3	0.750
	Cannizzaro, Tyler	C5/ Why So Serious?	9	3	0.750
	DeBastiani, Doug	C2/ Bulls Up	9	3	0.750
	Haire, Chris	E4/ Dr.unks	9	3	0.750
	Knight, Romuald	E6/ Kings of the Board	9	3	0.750
	Vance, Hugh	E2/ Is It In?	9	3	0.750
	Gagner, Chris	F1/ Active Shooters	9	3	0.750
	Lalino, Steve	F7/ Darters.Under.Constant.Ki	9	3	0.750
	Hodge, Eric	G3/ Coral Reefers	9	3	0.750
	Kirchner, John	G1/ Is It Still In?	9	3	0.750
41	Butterworth, Jim	C2/ Bulls Up	8	3	0.727
	Kruger, Lonny	D3/ Sharky's Machine	8	3	0.727
	Jones, Dustin	E4/ Dr.unks	8	3	0.727
	Musil, Dylan	G1/ Is It Still In?	8	3	0.727
	Thomas, Tony	G6/ The Neighborhood Dart K	8	3	0.727
46	Gibson, Pat	A1/ The Neighborhood Bullies	10	4	0.714
	Finney, Dave	G2/ Wayne Gretzky	10	4	0.714
48	Baldwin, Randy	D8/ Hump Day!	9	4	0.692
	Rutten, Pete	D8/ Hump Day!	9	4	0.692
	Jarvah, Sean	G3/ Coral Reefers	9	4	0.692
51	Johnson, Michael	A1/ The Neighborhood Bullies	11	5	0.688
	Bushman, Brad	B8/ Show Me Your Tips	11	5	0.688
	Rigert, Joe, Sr.	B8/ Show Me Your Tips	11	5	0.688
	Murdock, Nick	E4/ Dr.unks	11	5	0.688
	Clement, Dawn	G2/ Wayne Gretzky	11	5	0.688
	Thompkins, Charles	G4/ Tips & Shafts	11	5	0.688
57	Rudy, Jeff	D7/ Game of Throws	10	5	0.667
	Jur, Jess	B4/ Rif Raf	8	4	0.667
	Arnold, Jimmy	C2/ Bulls Up	8	4	0.667
	Barletta, Phil	F8/ Coach Yrself Clean	8	4	0.667
	Bylund, Jay	F2/ Still F'd	8	4	0.667
	Ferguson, Travis	F5/ My Darts R Bigger	8	4	0.667
	Clow, Brandon	G6/ The Neighborhood Dart K	8	4	0.667
	Patskoski, Jason	G3/ Coral Reefers	8	4	0.667
65	(seven tied - 1 in A, 2 in C, 2 in D, 1 in F, 1 in G)		9	5	0.643

Spring 2020 RDL Top Singles+Doubles Win %-ages, All-Star Point Aves. (League-wide) (FINAL!)

(through week 8 / end of season; season abbreviated after week 8 due to Covid-19 pandemic) (There are no missing statistics, as all scoresheets from the entire season have been received.) (Game minimums required for these listings: 19 for teams C1 and D2; 22 for all other teams)

	Singles+Doubles Win Percentages		W	L	%-age
1	Samaluk, Somchai	F7/ Darters.Under.Constant.K	26	1	0.963
2	Phillips, Robbie	A2/ Birth of an Element	23	1	0.958
3	Svede, Greg	D6/ Shark Shooters	29	2	0.935
4	Gouge, Shane	E4/ Dr.unks	25	2	0.926
5	Tan, Wil	A2/ Birth of an Element	28	3	0.903
6	Beeson, Robb	A2/ Birth of an Element	23	4	0.852
7	Bowen, Andy	F6/ Banging The Wire	22	4	0.846
8	Wilson, Matthew	G4/ Tips & Shafts	27	5	0.844
9	Rice, Teddy	C5/ Why So Serious?	21	5	0.808
	Dehnel, Sebastian	F1/ Active Shooters	21	5	0.808
11	Rossbach, Mark	F2/ Still F'd	25	6	0.806
12	Havens, Lincoln	C5/ Why So Serious?	24	6	0.800
	Gibbs, Keith	B5/ Double or nothin'	20	5	0.800
	Zelinack, Jason	B7/ Boom Baby	20	5	0.800
15	Musil, Dylan	G1/ Is It Still In?	18	5	0.783
16	Massengill, Chad	A2/ Birth of an Element	24	7	0.774
	Phillips, Stevie	A2/ Birth of an Element	24	7	0.774
18	Thomas, Tony	G6/ The Neighborhood Dart K	17	5	0.773
19	Bumpass, Mike	C5/ Why So Serious?	23	7	0.767
	Cole, Mike	C5/ Why So Serious?	23	7	0.767
21	Furdon, Matt	G1/ Is It Still In?	19	6	0.760
22	Work, Joe	A5/ Deez Nuts	22	7	0.759
23	Tant, J.J.	C8/ Projectile Dysfunction	24	8	0.750
	Murdock, Nick	E4/ Dr.unks	24	8	0.750
	Gibson, Pat	A1/ The Neighborhood Bullies	21	7	0.750
	Finney, Dave	G2/ Wayne Gretzky	21	7	0.750
	Lalino, Steve	F7/ Darters.Under.Constant.K	18	6	0.750
	Wilson, John	C1/ Methodical 2.0	15	5	0.750
29	Peele, Jim	B7/ Boom Baby	23	8	0.742
	Rigert, Joe, Sr.	B8/ Show Me Your Tips	23	8	0.742
	Suan, John	E6/ Kings of the Board	23	8	0.742
32	Phillips, Julie	B5/ Double or nothin'	20	7	0.741
33	Millius, Mike	G1/ Is It Still In?	22	8	0.733
34	Baldwin, Randy	D8/ Hump Day!	19	7	0.731
	Vance, Hugh	E2/ Is It In?	19	7	0.731
36	Cannizzaro, Tyler	C5/ Why So Serious?	16	6	0.727
37	Patskoski, Jason	G3/ Coral Reefers	18	7	0.720
38	Gardner, Mike	D5/ Loaded Darts	23	9	0.719
39	Cotton, Barbara	D2/ We Still Don't Know!	15	6	0.714
40	Deemer, Randy	D8/ Hump Day!	17	7	0.708
	Haire, Chris	E4/ Dr.unks	17	7	0.708
42	Stewart, P.J.	A1/ The Neighborhood Bullies	19	8	0.704
	Scheppele, T.J.	B5/ Double or nothin'	19	8	0.704
	Butterworth, Jim	C2/ Bulls Up	19	8	0.704
	Thorne, Jon	G3/ Coral Reefers	19	8	0.704
46	Gaglione, Joey	B7/ Boom Baby	21	9	0.700
47	Bateman, Jimmy	D3/ Sharky's Machine	23	10	0.697
48	Britt, Jacob	G3/ Coral Reefers	18	8	0.692
49	Wissinger, Wes	F5/ My Darts R Bigger	20	9	0.690
50	Johnson, Michael	A1/ The Neighborhood Bullies	22	10	0.688
	Bushman, Brad	B8/ Show Me Your Tips	22	10	0.688
	Thompkins, Charles	G4/ Tips & Shafts	22	10	0.688
53	Kubel, Tom	D2/ We Still Don't Know!	19	9	0.679
54	Minty, Ross	A6/ Dartistic Disturbance	22	11	0.667
	Dean, Jay	E2/ Is It In?	20	10	0.667
	Johnson, Sean	E8/ OH' SHEETZ!	20	10	0.667
	Foushee, Kevin	A1/ The Neighborhood Bullies	18	9	0.667
	Clark, Dan	C8/ Projectile Dysfunction	18	9	0.667
	O'Toole, Mike	C2/ Bulls Up	18	9	0.667
	Stewart, Kevin	C6/ Big Bulls	18	9	0.667
	Fey, Anthony	E8/ OH' SHEETZ!	18	9	0.667
	Kirkpatrick, Scott	E5/ Red-eye Rangers	18	9	0.667
	Klann, Eric	B5/ Double or nothin'	16	8	0.667
	Gamble, Mark	G6/ The Neighborhood Dart K	16	8	0.667
65	(three tied - 1 in A, 1 in E, 1 in G)		21	11	0.656

	All-Star Point Averages		ASP	TGP	Ave.
1	Phillips, Robbie	A2/ Birth of an Element	57.5	24	2.396
2	Gaulthier, Kyle	A4/ Liver Die!	46.5	23	2.022
3	Phillips, Stevie	A2/ Birth of an Element	62.5	31	2.016
4	Gibson, Pat	A1/ The Neighborhood Bullies	56.0	28	2.000
5	Johnson, Michael	A1/ The Neighborhood Bullies	60.0	32	1.875
6	Mozzetti, Tim	A3/ Lunatic Fringe	40.0	22	1.818
7	Tan, Wil	A2/ Birth of an Element	55.5	31	1.790
8	Work, Joe	A5/ Deez Nuts	41.5	29	1.431
9	Foushee, Kevin	A1/ The Neighborhood Bullies	38.0	27	1.407
10	Mitchell, Sid	A3/ Lunatic Fringe	44.5	32	1.391
11	Wilcenski, Steve	A5/ Deez Nuts	37.5	28	1.339
12	Stewart, P.J.	A1/ The Neighborhood Bullies	34.0	27	1.259
13	Seward, Mike	A5/ Deez Nuts	27.0	22	1.227
14	Gouge, Shane	E4/ Dr.unks	33.0	27	1.222
15	Beeson, Robb	A2/ Birth of an Element	32.0	27	1.185
16	Minty, Ross	A6/ Dartistic Disturbance	39.0	33	1.182
17	Lloyd, Billy	A4/ Liver Die!	32.5	28	1.161
18	Cole, Mike	C5/ Why So Serious?	34.5	30	1.150
19	Finney, Dave	G2/ Wayne Gretzky	32.0	28	1.143
20	Tant, J.J.	C8/ Projectile Dysfunction	36.5	32	1.141
21	Terry, Bob	A3/ Lunatic Fringe	34.0	30	1.133
22	Persson, Kenny	A5/ Deez Nuts	30.0	27	1.111
23	Jones, Grey	A4/ Liver Die!	35.5	32	1.109
24	McNamara, Tim	B2/ Consistently Inconsistent	25.5	23	1.109
25	Bushman, Brad	B8/ Show Me Your Tips	34.0	32	1.063
26	Massengill, Chad	A2/ Birth of an Element	32.5	31	1.048
27	Gibbs, Keith	B5/ Double or nothin'	26.0	25	1.040
28	Vance, Hugh	E2/ Is It In?	27.0	26	1.038
29	Butterworth, Jim	C2/ Bulls Up	28.0	27	1.037
30	Lange, Cody	A5/ Deez Nuts	27.0	27	1.000
31	Gallagher, Jim	A7/ Repeat A-ffenders	26.5	27	0.981
32	Peele, Jim	B7/ Boom Baby	30.0	31	0.968
	Svede, Greg	D6/ Shark Shooters	30.0	31	0.968
34	McCartney, Joe	A7/ Repeat A-ffenders	27.0	28	0.964
35	Jeffreys, Lee	B7/ Boom Baby	21.5	23	0.935
36	Rigert, Joe, Sr.	B8/ Show Me Your Tips	28.0	31	0.903
37	Joyal, Paul	A6/ Dartistic Disturbance	26.0	29	0.897
	Massengill, Randy	A8/ Darty Minds	26.0	29	0.897
39	Jobe, C.J.	A8/ Darty Minds	23.5	27	0.870
	Scheppele, T.J.	B5/ Double or nothin'	23.5	27	0.870
	Samaluk, Somchai	F7/ Darters.Under.Constant.K	23.5	27	0.870
42	Keller, Tony	A4/ Liver Die!	22.5	26	0.865
43	Clark, Dan	C8/ Projectile Dysfunction	23.0	27	0.852
44	Rice, Teddy	C5/ Why So Serious?	22.0	26	0.846
45	Fey, Anthony	E8/ OH' SHEETZ!	22.5	27	0.833
	Trefzger, Eric	F4/ Darty Sanchez	22.5	27	0.833
47	Huffman, David	A5/ Deez Nuts	20.5	25	0.820
48	Bottomley, Kevin	A8/ Darty Minds	22.0	27	0.815
49	Klann, Eric	B5/ Double or nothin'	19.5	24	0.813
50	White, Jim	D1/ One Armed Bandits	17.5	22	0.795
51	Arnold, Jimmy	C2/ Bulls Up	18.0	23	0.783
52	Ridgway, Matt	B1/ Irrelevant Final Answer	25.0	32	0.781
	Gardner, Mike	D5/ Loaded Darts	25.0	32	0.781
54	Fischlein, Kris	A4/ Liver Die!	19.5	25	0.780
	Bracco, Michael	B4/ Rif Raf	19.5	25	0.780
56	Preciado, Amanda	B6/ DD214	21.0	27	0.778
57	Iager, John	A7/ Repeat A-ffenders	17.0	22	0.773
58	White, J.J.	C7/ Menace 2 Sobriety	24.5	32	0.766
59	Romanchek, David	C4/ Nine Lives	20.5	27	0.759
60	Hindle, Mikey	C3/ Cheap Shots	24.0	32	0.750
61	Trefzger, Ken	D1/ One Armed Bandits	21.5	29	0.741
62	White, Vic	B7/ Boom Baby	20.0	27	0.741
63	Stephenson, Scott	C1/ Methodical 2.0	15.5	21	0.738
64	(three tied - 1 in B, 1 in D, 1 in E)		20.5	28	0.732

Spring 2020 RDL Singles, Doubles Win Percentages (by team)
(FINAL!) (through week 8 / end of season)

(season abbreviated after week 8 due to Covid-19 pandemic)

Singles Win Percentages

		W	L	%-age
1	A2/ Birth of an Element	73	23	0.760
2	A1/ The Neighborhood Bullies	70	26	0.729
3	B7/ Boom Baby	68	28	0.708
	C5/ Why So Serious?	68	28	0.708
5	G6/ The Neighborhood Dart Knigl	63	33	0.656
6	F7/ Darters.Under.Constant.Kilts.S	61	35	0.635
7	G1/ Is It Still In?	60	36	0.625
	G4/ Tips & Shafts	60	36	0.625
9	G3/ Coral Reefers	59	37	0.615
10	B8/ Show Me Your Tips	58	38	0.604
	D3/ Sharky's Machine	58	38	0.604
12	E6/ Kings of the Board	56	40	0.583
	D2/ We Still Don't Know!	49	35	0.583
14	E4/ Dr.unks	55	41	0.573
15	D6/ Shark Shooters	54	42	0.563
	E2/ Is It In?	54	42	0.563
	F4/ Darty Sanchez	54	42	0.563
18	F1/ Active Shooters	53	43	0.552
19	C2/ Bulls Up	52	44	0.542
20	A5/ Deez Nuts	51	45	0.531
	B5/ Double or nothin'	51	45	0.531
	E5/ Red-eye Rangers	51	45	0.531
23	D5/ Loaded Darts	50	46	0.521
	E8/ OH' SHEETZ!	50	46	0.521
	F3/ Sofa Kings	50	46	0.521
26	A3/ Lunatic Fringe	48	48	0.500
27	C3/ Cheap Shots	47	49	0.490
28	B6/ DD214	46	50	0.479
	C6/ Big Bulls	46	50	0.479
	C8/ Projectile Dysfunction	46	50	0.479
31	E7/ Death Throw	45	51	0.469
	F5/ My Darts R Bigger	45	51	0.469
33	B2/ Consistently Inconsistent	44	52	0.458
	F2/ Still F'd	44	52	0.458
	G5/ Starving Dartists	44	52	0.458
36	C1/ Methodical 2.0	38	46	0.452
37	A4/ Liver Die!	43	53	0.448
	D1/ One Armed Bandits	43	53	0.448
	F6/ Banging The Wire	43	53	0.448
40	B4/ Rif Raf	42	54	0.438
	D4/ Treble Yell	42	54	0.438
	D8/ Hump Day!	42	54	0.438
43	C4/ Nine Lives	36	48	0.429
44	G2/ Wayne Gretzky	40	56	0.417
45	C7/ Menace 2 Sobriety	39	57	0.406
	E1/ Ma and Pa and the Kids	39	57	0.406
47	D7/ Game of Throws	34	50	0.405
48	B1/ Irrelevant Final Answer	38	58	0.396
49	B3/ Shooter McGavin	37	59	0.385
50	A6/ Dartistic Disturbance	36	60	0.375
51	A7/ Repeat A-ffenders	35	61	0.365
52	E3/ Rock Out With Your Cork Ou	34	62	0.354
	F8/ Coach Yrself Clean	34	62	0.354
	G7/ We're Sexy & We Throw It	34	62	0.354
55	A8/ Darty Minds	28	68	0.292
56	G8/ Bulls Hitters	24	72	0.250

Doubles Win Percentages

		W	L	%-age
1	A2/ Birth of an Element	41	7	0.854
2	C5/ Why So Serious?	36	12	0.750
3	A1/ The Neighborhood Bullies	35	13	0.729
	E4/ Dr.unks	35	13	0.729
5	B5/ Double or nothin'	33	15	0.688
	G1/ Is It Still In?	33	15	0.688
7	B7/ Boom Baby	31	17	0.646
8	G4/ Tips & Shafts	30	18	0.625
9	D5/ Loaded Darts	29	19	0.604
	E6/ Kings of the Board	29	19	0.604
	F1/ Active Shooters	29	19	0.604
	F2/ Still F'd	29	19	0.604
	G3/ Coral Reefers	29	19	0.604
14	B8/ Show Me Your Tips	28	20	0.583
	D6/ Shark Shooters	28	20	0.583
16	C2/ Bulls Up	27	21	0.563
	G6/ The Neighborhood Dart Knigl	27	21	0.563
18	D2/ We Still Don't Know!	23	19	0.548
19	D8/ Hump Day!	26	22	0.542
20	A3/ Lunatic Fringe	25	23	0.521
	A5/ Deez Nuts	25	23	0.521
	E2/ Is It In?	25	23	0.521
	F4/ Darty Sanchez	25	23	0.521
	F7/ Darters.Under.Constant.Kilts.S	25	23	0.521
25	C8/ Projectile Dysfunction	24	24	0.500
	G2/ Wayne Gretzky	24	24	0.500
27	B6/ DD214	23	25	0.479
	E5/ Red-eye Rangers	23	25	0.479
	E8/ OH' SHEETZ!	23	25	0.479
	F6/ Banging The Wire	23	25	0.479
	G5/ Starving Dartists	23	25	0.479
32	C4/ Nine Lives	20	22	0.476
33	C3/ Cheap Shots	22	26	0.458
	D1/ One Armed Bandits	22	26	0.458
	F3/ Sofa Kings	22	26	0.458
36	B3/ Shooter McGavin	21	27	0.438
	C6/ Big Bulls	21	27	0.438
	E1/ Ma and Pa and the Kids	21	27	0.438
	F5/ My Darts R Bigger	21	27	0.438
40	D7/ Game of Throws	18	24	0.429
41	D3/ Sharky's Machine	20	28	0.417
	D4/ Treble Yell	20	28	0.417
43	C1/ Methodical 2.0	17	25	0.405
44	B2/ Consistently Inconsistent	19	29	0.396
	B4/ Rif Raf	19	29	0.396
	C7/ Menace 2 Sobriety	19	29	0.396
	E7/ Death Throw	19	29	0.396
48	A6/ Dartistic Disturbance	18	30	0.375
	B1/ Irrelevant Final Answer	18	30	0.375
	F8/ Coach Yrself Clean	18	30	0.375
51	A7/ Repeat A-ffenders	17	31	0.354
	E3/ Rock Out With Your Cork Ou	17	31	0.354
	G7/ We're Sexy & We Throw It	17	31	0.354
54	A4/ Liver Die!	16	32	0.333
55	A8/ Darty Minds	15	33	0.313
56	G8/ Bulls Hitters	9	39	0.188

Spring 2020 RDL Singles+Doubles Win %-ages, All-Star Point Aves. (by team) (FINAL!) (through week 8 / end of season)

(season abbreviated after week 8 due to Covid-19 pandemic)

Singles+Doubles Win Percentages

		W	L	%-age
1	A2/ Birth of an Element	155	37	0.807
2	A1/ The Neighborhood Bullies	140	52	0.729
	C5/ Why So Serious?	140	52	0.729
4	B7/ Boom Baby	130	62	0.677
5	G1/ Is It Still In?	126	66	0.656
6	E4/ Dr.unks	125	67	0.651
7	G4/ Tips & Shafts	120	72	0.625
8	B5/ Double or nothin'	117	75	0.609
	G3/ Coral Reefers	117	75	0.609
	G6/ The Neighborhood Dart Knigl	117	75	0.609
11	B8/ Show Me Your Tips	114	78	0.594
	E6/ Kings of the Board	114	78	0.594
13	F1/ Active Shooters	111	81	0.578
	F7/ Darters.Under.Constant.Kilts.S	111	81	0.578
15	D6/ Shark Shooters	110	82	0.573
16	D2/ We Still Don't Know!	95	73	0.565
17	D5/ Loaded Darts	108	84	0.563
18	C2/ Bulls Up	106	86	0.552
19	E2/ Is It In?	104	88	0.542
	F4/ Darty Sanchez	104	88	0.542
21	F2/ Still F'd	102	90	0.531
22	A5/ Deez Nuts	101	91	0.526
23	A3/ Lunatic Fringe	98	94	0.510
	D3/ Sharky's Machine	98	94	0.510
25	E5/ Red-eye Rangers	97	95	0.505
26	E8/ OH' SHEETZ!	96	96	0.500
27	C8/ Projectile Dysfunction	94	98	0.490
	D8/ Hump Day!	94	98	0.490
	F3/ Sofa Kings	94	98	0.490
30	B6/ DD214	92	100	0.479
31	C3/ Cheap Shots	91	101	0.474
32	G5/ Starving Dartists	90	102	0.469
33	F6/ Banging The Wire	89	103	0.464
34	C6/ Big Bulls	88	104	0.458
	G2/ Wayne Gretzky	88	104	0.458
36	D1/ One Armed Bandits	87	105	0.453
	F5/ My Darts R Bigger	87	105	0.453
38	C4/ Nine Lives	76	92	0.452
39	E7/ Death Throw	83	109	0.432
40	C1/ Methodical 2.0	72	96	0.429
41	B2/ Consistently Inconsistent	82	110	0.427
	D4/ Treble Yell	82	110	0.427
43	E1/ Ma and Pa and the Kids	81	111	0.422
44	B4/ Rif Raf	80	112	0.417
	D7/ Game of Throws	70	98	0.417
46	B3/ Shooter McGavin	79	113	0.411
47	C7/ Menace 2 Sobriety	77	115	0.401
48	A4/ Liver Die!	75	117	0.391
49	B1/ Irrelevant Final Answer	74	118	0.385
50	A6/ Dartistic Disturbance	72	120	0.375
51	F8/ Coach Yrself Clean	70	122	0.365
52	A7/ Repeat A-ffenders	69	123	0.359
53	E3/ Rock Out With Your Cork Ou	68	124	0.354
	G7/ We're Sexy & We Throw It	68	124	0.354
55	A8/ Darty Minds	58	134	0.302
56	G8/ Bulls Hitters	42	150	0.219

All-Star Point Averages

		ASP	TGP	Ave.
1	A1/ The Neighborhood Bullies	304.0	192	1.583
2	A2/ Birth of an Element	294.0	192	1.531
3	A3/ Lunatic Fringe	213.0	192	1.109
4	A5/ Deez Nuts	205.5	192	1.070
5	A4/ Liver Die!	191.5	192	0.997
6	A6/ Dartistic Disturbance	147.0	192	0.766
7	B7/ Boom Baby	140.0	192	0.729
8	A8/ Darty Minds	136.0	192	0.708
9	A7/ Repeat A-ffenders	131.5	192	0.685
	C5/ Why So Serious?	131.5	192	0.685
11	B8/ Show Me Your Tips	129.5	192	0.674
12	B2/ Consistently Inconsistent	120.5	192	0.628
13	B5/ Double or nothin'	119.0	192	0.620
14	C8/ Projectile Dysfunction	112.0	192	0.583
15	C2/ Bulls Up	111.5	192	0.581
16	E4/ Dr.unks	105.0	192	0.547
17	B4/ Rif Raf	99.0	192	0.516
18	C4/ Nine Lives	85.5	168	0.509
19	B6/ DD214	97.0	192	0.505
20	E8/ OH' SHEETZ!	96.5	192	0.503
21	D6/ Shark Shooters	96.0	192	0.500
22	C3/ Cheap Shots	94.0	192	0.490
23	B1/ Irrelevant Final Answer	91.0	192	0.474
	D5/ Loaded Darts	91.0	192	0.474
25	C7/ Menace 2 Sobriety	80.5	192	0.419
26	F7/ Darters.Under.Constant.Kilts.S	80.0	192	0.417
	C1/ Methodical 2.0	70.0	168	0.417
28	F4/ Darty Sanchez	79.5	192	0.414
29	B3/ Shooter McGavin	78.5	192	0.409
30	D2/ We Still Don't Know!	68.5	168	0.408
31	E2/ Is It In?	77.5	192	0.404
32	E6/ Kings of the Board	76.0	192	0.396
33	D3/ Sharky's Machine	75.0	192	0.391
	G2/ Wayne Gretzky	75.0	192	0.391
35	E1/ Ma and Pa and the Kids	74.0	192	0.385
36	D1/ One Armed Bandits	72.5	192	0.378
	D4/ Treble Yell	72.5	192	0.378
38	E7/ Death Throw	71.5	192	0.372
	F6/ Banging The Wire	71.5	192	0.372
40	C6/ Big Bulls	71.0	192	0.370
41	E3/ Rock Out With Your Cork Ou	70.5	192	0.367
42	G3/ Coral Reefers	66.0	192	0.344
43	D8/ Hump Day!	65.0	192	0.339
44	G6/ The Neighborhood Dart Knigl	64.5	192	0.336
45	G4/ Tips & Shafts	62.0	192	0.323
46	E5/ Red-eye Rangers	60.5	192	0.315
47	F1/ Active Shooters	58.5	192	0.305
48	G1/ Is It Still In?	57.0	192	0.297
49	F3/ Sofa Kings	55.0	192	0.286
50	D7/ Game of Throws	48.0	168	0.286
51	F2/ Still F'd	51.5	192	0.268
52	G5/ Starving Dartists	50.5	192	0.263
53	F5/ My Darts R Bigger	48.0	192	0.250
54	F8/ Coach Yrself Clean	46.5	192	0.242
55	G8/ Bulls Hitters	32.5	192	0.169
56	G7/ We're Sexy & We Throw It	31.5	192	0.164

		Singles	301	Singles	Cricket	Singles	Record	Singles Win %-age	Doubles	Cricket	Doubles	501	Doubles	Record	Doubles Win %-age	Sngls + Dbls	Record	Sngls + Dbls Win %-age	Tiebreaker Ws	Tiebreaker Ls	All-Star Points	Games Played	All-Star Point Average	Matches Played
A1/ The Neighborhood Bullies		37	11	33	15	70	26	0.729	17	7	18	6	35	13	0.729	140	52	0.729	0	0	304.0	192	1.583	
A 10	Cusher, Dean	3	0	5	0	8	0	1.000	5	1	3	1	8	2	0.800	16	2	0.889	0	0	28.5	18	1.583	6
A 11	Elder, Craig	0	1	0	1	0	2	0.000	1	0	1	0	2	0	1.000	2	2	0.500	0	0	5.0	4	1.250	1
A 12	Foushee, Kevin	5	2	3	4	8	6	0.571	4	2	6	1	10	3	0.769	18	9	0.667	0	0	38.0	27	1.407	7
A 13	Gibson, Pat	6	1	5	2	11	3	0.786	5	2	5	2	10	4	0.714	21	7	0.750	0	0	56.0	28	2.000	7
A 14	Johnson, Michael	6	2	5	3	11	5	0.688	5	3	6	2	11	5	0.688	22	10	0.688	0	0	60.0	32	1.875	8
A 15	Spellman, Alex	1	1	2	0	3	1	0.750	0	1	1	0	1	1	0.500	4	2	0.667	0	0	12.0	6	2.000	2
A 16	Stewart, Pete	5	1	1	3	6	4	0.600	3	1	5	1	8	2	0.800	14	6	0.700	0	0	12.5	20	0.625	6
A 17	Stewart, P.J.	5	2	5	1	10	3	0.769	5	2	4	3	9	5	0.643	19	8	0.704	0	0	34.0	27	1.259	7
A 18	Naylor, Dan	4	1	4	1	8	2	0.800	4	1	4	1	8	2	0.800	16	4	0.800	0	0	40.0	20	2.000	5
A 19	Stankevich, Scott	2	0	3	0	5	0	1.000	2	1	1	1	3	2	0.600	8	2	0.800	0	0	18.0	10	1.800	3
A2/ Birth of an Element		36	12	37	11	73	23	0.760	22	2	19	5	41	7	0.854	155	37	0.807	0	0	294.0	192	1.531	
A 20	Kilts, Jason	1	1	1	0	2	1	0.667	2	0	3	1	5	1	0.833	7	2	0.778	0	0	2.0	9	0.222	4
A 21	Beeson, Robb	6	1	5	1	11	2	0.846	7	0	5	2	12	2	0.857	23	4	0.852	0	0	32.0	27	1.185	7
A 22	Brown, Tom	3	1	3	2	6	3	0.667	4	1	3	1	7	2	0.778	13	5	0.722	0	0	36.0	18	2.000	5
A 23	Carroll, John	3	1	1	2	4	3	0.571	4	0	3	0	7	0	1.000	11	3	0.786	0	0	9.5	14	0.679	4
A 24	Jacobi, Paul	0	0	0	1	0	1	0.000	0	0	0	0	0	0	---	0	1	0.000	0	0	0.0	1	0.000	1
A 25	Massengill, Chad	5	3	7	1	12	4	0.750	6	2	6	1	12	3	0.800	24	7	0.774	0	0	32.5	31	1.048	8
A 26	Phillips, Robbie	6	0	5	1	11	1	0.917	6	0	6	0	12	0	1.000	23	1	0.958	0	0	57.5	24	2.396	6
A 27	Phillips, Stevie	5	2	7	1	12	3	0.800	7	1	5	3	12	4	0.750	24	7	0.774	0	0	62.5	31	2.016	8
A 28	Smith, Allen	0	2	1	1	1	3	0.250	1	0	0	1	1	1	0.500	2	4	0.333	0	0	6.5	6	1.083	2
A 29	Tan, Wil	7	1	7	1	14	2	0.875	7	0	7	1	14	1	0.933	28	3	0.903	0	0	55.5	31	1.790	8
A3/ Lunatic Fringe		27	21	21	27	48	48	0.500	11	13	14	10	25	23	0.521	98	94	0.510	6	7	213.0	192	1.109	
A 30	Eason, Joel	0	3	1	5	1	8	0.111	1	3	4	2	5	5	0.500	6	13	0.316	1	1	19.0	19	1.000	6
A 31	Terry, Bob	5	3	4	4	9	7	0.563	5	3	2	4	7	7	0.500	16	14	0.533	1	1	34.0	30	1.133	8
A 32	Gelberg, Dave	1	2	2	1	3	3	0.500	0	2	3	0	3	2	0.600	6	5	0.545	0	0	15.5	11	1.409	3
A 33	Lane, Tim	4	2	1	2	5	4	0.556	2	2	2	1	4	3	0.571	9	7	0.563	1	0	10.5	16	0.656	6
A 34	Mitchell, Sid	6	2	6	2	12	4	0.750	4	4	5	3	9	7	0.563	21	11	0.656	1	1	44.5	32	1.391	8
A 35	Mozzetti, Tim "Tex"	4	1	3	3	7	4	0.636	3	2	4	2	7	4	0.636	14	8	0.636	0	1	40.0	22	1.818	6
A 36	Bakowski, Adam	0	2	2	4	2	6	0.250	1	5	3	3	4	8	0.333	6	14	0.300	1	1	14.0	20	0.700	6
A 37	Zawrotniak, Joe	3	3	1	3	4	6	0.400	3	3	3	2	6	5	0.545	10	11	0.476	0	1	20.0	21	0.952	7
A 38	Hamilton, Billy	0	0	0	0	0	0	---	0	0	0	0	0	0	---	0	0	---	0	0	0.0	0	---	0
A 39	Bunn, Tim	4	3	1	3	5	6	0.455	3	2	2	3	5	5	0.500	10	11	0.476	1	1	15.5	21	0.738	7
A4/ Liver Die!		21	27	22	26	43	53	0.448	8	16	8	16	16	32	0.333	75	117	0.391	6	0	191.5	192	0.997	
A 40	Parker, Charles	2	2	0	2	2	4	0.333	1	3	2	6	3	9	0.250	5	13	0.278	1	0	5.5	18	0.306	8
A 41	Lloyd, Billy	3	4	3	5	6	9	0.400	3	3	3	4	6	7	0.462	12	16	0.429	1	0	32.5	28	1.161	8
A 42	Anderson, Ryan	0	5	1	2	1	7	0.125	1	4	2	1	3	5	0.375	4	12	0.250	0	0	6.5	16	0.406	6
A 43	Fischlein, Kris	1	5	1	6	2	11	0.154	1	5	1	5	2	10	0.167	4	21	0.160	1	0	19.5	25	0.780	8
A 44	Keller, Tony	3	3	2	5	5	8	0.385	2	5	3	3	5	8	0.385	10	16	0.385	1	0	22.5	26	0.865	7
A 45	Wilcox, Randy	1	2	1	2	2	4	0.333	1	1	0	1	1	2	0.333	3	6	0.333	0	0	7.5	9	0.833	4
A 46	Jones, Grey	6	2	5	3	11	5	0.688	2	6	3	5	5	11	0.313	16	16	0.500	1	0	35.5	32	1.109	8
A 47	Gaulthier, Kyle	3	2	6	0	9	2	0.818	4	2	1	5	5	7	0.417	14	9	0.609	1	0	46.5	23	2.022	6
A 48	Dillon, Matt	2	2	3	1	5	3	0.625	1	3	1	2	2	5	0.286	7	8	0.467	0	0	15.5	15	1.033	4
A5/ Deez Nuts		22	26	29	19	51	45	0.531	14	10	11	13	25	23	0.521	101	91	0.526	0	7	205.5	192	1.070	
A 50	Huffman, David	4	2	2	2	6	4	0.600	3	4	3	5	6	9	0.400	12	13	0.480	0	1	20.5	25	0.820	8
A 51	Wilcenski, Steve	3	4	5	2	8	6	0.571	3	4	2	5	5	9	0.357	13	15	0.464	0	1	37.5	28	1.339	7
A 52	Work, Joe	5	3	7	1	12	4	0.750	5	1	5	2	10	3	0.769	22	7	0.759	0	1	41.5	29	1.431	8
A 53	Tanner, Dave	4	4	3	1	7	5	0.583	3	2	1	3	4	5	0.444	11	10	0.524	0	1	15.5	21	0.738	8
A 54	Seward, Mike	2	4	3	3	5	7	0.417	3	3	2	2	5	5	0.500	10	12	0.455	0	0	27.0	22	1.227	7
A 55	Persson, Kenny	1	5	4	3	5	8	0.385	6	1	5	2	11	3	0.786	16	11	0.593	0	1	30.0	27	1.111	7
A 56	Lange, Cody	2	3	4	4	6	7	0.462	4	2	3	5	7	7	0.500	13	14	0.481	0	1	27.0	27	1.000	8
A 57	Kerr, Jim	1	1	1	3	2	4	0.333	1	3	1	2	2	5	0.286	4	9	0.308	0	1	6.5	13	0.500	5
A 58	Krasnow, Dave	0	0	0	0	0	0	---	0	0	0	0	0	0	---	0	0	---	0	0	0.0	0	---	0
A6/ Dartistic Disturbance		16	32	20	28	36	60	0.375	7	17	11	13	18	30	0.375	72	120	0.375	7	0	147.0	192	0.766	
A 60	Denton, Fon	1	7	1	3	2	10	0.167	0	5	3	4	3	9	0.250	5	19	0.208	1	0	7.0	24	0.292	8
A 61	Bennett, Will	2	3	3	2	5	5	0.500	5	0	3	2	8	2	0.800	13	7	0.650	1	0	19.5	20	0.975	5
A 62	Healy, Simon	0	3	0	3	0	6	0.000	0	3	0	3	0	6	0.000	0	12	0.000	0	0	5.0	12	0.417	3
A 63	Minty, Ross	5	4	8	0	13	4	0.765	5	3	4	4	9	7	0.563	22	11	0.667	1	0	39.0	33	1.182	8
A 64	Merkle, Patrick	2	6	6	2	8	8	0.500	2	6	6	3	8	9	0.471	16	17	0.485	1	0	23.5	33	0.712	8
A 65	Joyal, Paul	3	4	0	7	3	11	0.214	0	7	3	5	3	12	0.200	6	23	0.207	1	0	26.0	29	0.897	8
A 66	Crites, Randy	0	1	0	4	0	5	0.000	0	3	1	1	1	4	0.200	1	9	0.100	0	0	2.0	10	0.200	4
A 67	McCurry, Justin	2	2	1	3	3	5	0.375	2	2	2	2	4	4	0.500	7	9	0.438	1	0	14.5	16	0.906	4
A 68	Beaudoin, Paul	1	2	1	4	2	6	0.250	0	5	0	2	0	7	0.000	2	13	0.133	1	0	10.5	15	0.700	5
A7/ Repeat A-ffenders		21	27	14	34	35	61	0.365	11	13	6	18	17	31	0.354	69	123	0.359	0	0	131.5	192	0.685	
A 70	McCartney, Joe	4	2	2	4	6	6	0.500	4	4	3	5	7	9	0.438	13	15	0.464	0	0	27.0	28	0.964	8
A 71	Litzsinger, Mike	4	2	0	4	4	6	0.400	1	3	1	3	2	6	0.250	6	12	0.333	0	0	6.5	18	0.361	7
A 72	Snyder, Mike	0	3	2	5	2	8	0.200	2	3	2	3	4	6	0.400	6	14	0.300	0	0	14.0	20	0.700	7
A 73	Veith, Matt	1	2	0	5	1	7	0.125	1	2	1	2	2	4	0.333	3	11	0.214	0	0	6.5	14	0.464	5
A 74	Iager, John	4	3	3	2	7	5	0.583	4	2	1	3	5	5	0.500	12	10	0.545	0	0	17.0	22	0.773	7
A 75	Gallagher, Jim	4	3	3	4	7	7	0.500	3	4	0	6	3	10	0.231	10	17	0.370	0	0	26.5	27	0.981	8
A 76	Winters, Tom "Tiny"	3	4	3	3	6	7	0.462	4	4	1	6	5	10	0.333	11	17	0.393	0	0	17.0	28	0.607	8
A 77	Sheer, Andy	0	1	1	4	1	5	0.167	2	2	2	2	4	4	0.500	5	9	0.357	0	0	9.5	14	0.679	5
A 78	Jackson, Barry	1	2	0	1	1	3	0.250	1	0	1	2	2	2	0.500	3	5	0.375	0	0	7.5	8	0.938	3
A 79	Snyder, Gary	0	5	0	2	0	7	0.000	0	2	0	4	0	6	0.000	0	13	0.000	0	0	0.0	13	0.000	7
A8/ Darty Minds		12	36	16	32	28	68	0.292	6	18	9	15	15	33	0.313	58	134	0.302	0	8	136.0	192	0.708	
A 80	Foushee, Eugene	2	4	0	3	2	7	0.222	1	5	2	3	3	8	0.273	5	15	0.250	0	1	11.0	20	0.550	7
A 81	Reitano, Sal	1	6	3	5	4	11	0.267	0	7	3	3	3	10	0.231	7	21	0.250	0	1	18.5	28	0.661	8
A 82	Maccini, Billy	1	2	0	1	1	3	0.250	0	1	0	2	0	3	0.000	1	6	0.143	0	1	1.5	7	0.214	3
A 83	Jobe, C.J.	0	3	3	5	3	8	0.273	2	6	4	4	6	10	0.375	9	18	0.333	0	1	23.5	27	0.870	8
A 84	Martin, Pat	2	6	2	3	4	9	0.308	0	4	0	5	0	9	0.000	4	18	0.182	0	1	15.5	22	0.705	8
A 85	Bottomley, Kevin	1	5	1	6	2	11	0.154	4	3	2	5	6	8	0.429	8	19	0.296	0	1	22.0	27	0.815	7
A 86	Dickenson, Joel	3	5	5	3	8	8	0.500	4	4	2	6	6	10	0.375	14	18	0.438	0	1	18.0	32	0.563	8
A 87	Massengill, Randy	2	5	2	6	4	11	0.267	1	6	5	2	6	8	0.429	10	19	0.345	0	1	26.0	29	0.897	8

	Singles 301		Singles Cricket		Singles Record		Singles Win %-age	Doubles Cricket		Doubles 501		Doubles Record		Doubles Win %-age	Sngls + Dbls Record		Sngls + Dbls Win %-age	Tiebreaker Ws	Tiebreaker Ls	All-Star Points	Games Played	All-Star Point Average	Matches Played
B1/ Irrelevant Final Answer	20	28	18	30	38	58	0.396	10	14	8	16	18	30	0.375	74	118	0.385	7	0	91.0	192	0.474	
B 10 Ridgway, Matt	6	2	5	3	11	5	0.688	4	4	3	5	7	9	0.438	18	14	0.563	1	0	25.0	32	0.781	8
B 11 Blackwelder, Deb	1	5	0	8	1	13	0.071	1	6	3	5	4	11	0.267	5	24	0.172	1	0	9.5	29	0.328	8
B 12 Fournier, Jeff	3	4	3	4	6	8	0.429	4	3	1	6	5	9	0.357	11	17	0.393	1	0	20.5	28	0.732	7
B 13 Owen, Hal	2	4	0	2	2	6	0.250	2	3	1	5	3	8	0.273	5	14	0.263	1	0	2.5	19	0.132	7
B 14 Munroe, Joe	2	2	4	1	6	3	0.667	2	3	1	4	3	7	0.300	9	10	0.474	0	0	8.0	19	0.421	5
B 15 Franklin, Samantha	1	2	0	3	1	5	0.167	0	2	2	1	2	3	0.400	3	8	0.273	0	0	1.5	11	0.136	4
B 16 Kilsdonk, Kris	0	2	1	1	1	3	0.250	1	1	1	1	2	2	0.500	3	5	0.375	1	0	9.0	8	1.125	2
B 17 Ridenour, Ron	0	0	0	0	0	0	---	0	0	0	0	0	0	---	0	0	---	0	0	0.0	0	---	0
B 18 Thompson, Barry	3	3	1	6	4	9	0.308	2	4	2	2	4	6	0.400	8	15	0.348	1	0	6.5	23	0.283	7
B 19 Wells, John	2	4	4	2	6	6	0.500	4	2	2	3	6	5	0.545	12	11	0.522	1	0	8.5	23	0.370	6
B2/ Consistently Inconsistent	23	25	21	27	44	52	0.458	8	16	11	13	19	29	0.396	82	110	0.427	8	0	120.5	192	0.628	
B 20 Grubb, Ed	2	1	3	2	5	3	0.625	3	3	3	3	6	6	0.500	11	9	0.550	1	0	15.5	20	0.775	8
B 21 Bass, Joe	3	2	2	4	5	6	0.455	1	4	1	3	2	7	0.222	7	13	0.350	1	0	14.5	20	0.725	7
B 22 McNamara, Tim	4	2	5	1	9	3	0.750	2	4	3	2	5	6	0.455	14	9	0.609	1	0	25.5	23	1.109	6
B 23 Schmaus, Darren	6	2	2	6	8	8	0.500	1	6	5	2	6	8	0.429	14	16	0.467	1	0	20.0	30	0.667	8
B 24 Munsell, Jonathan	1	2	0	1	1	3	0.250	2	0	2	1	4	1	0.800	5	4	0.556	1	0	2.5	9	0.278	4
B 25 Jeffcoat, Doug	0	3	1	3	1	6	0.143	1	4	1	2	2	6	0.250	3	12	0.200	0	0	6.5	15	0.433	6
B 26 Kline, John	2	4	2	3	4	7	0.364	2	1	2	6	4	7	0.364	8	14	0.364	1	0	11.0	22	0.500	8
B 27 Danias, Tony	3	5	4	3	7	8	0.467	2	6	4	3	6	9	0.400	13	17	0.433	1	0	14.5	30	0.483	8
B 28 Scott, Lee	2	4	2	4	4	8	0.333	2	4	1	4	3	8	0.273	7	16	0.304	1	0	10.5	23	0.457	7
B3/ Shooter McGavin	18	30	19	29	37	59	0.385	8	16	13	11	21	27	0.438	79	113	0.411	0	0	78.5	192	0.409	
B 30 Sautter, Scott	1	2	6	2	7	4	0.636	3	5	6	2	9	7	0.563	16	11	0.593	0	0	15.0	27	0.556	8
B 31 Sautter, Don	2	6	2	5	4	11	0.267	2	5	3	4	5	9	0.357	9	20	0.310	0	0	10.0	29	0.345	8
B 32 Knott, Ronnie	5	3	4	4	9	7	0.563	2	5	5	3	7	8	0.467	16	15	0.516	0	0	14.5	31	0.468	8
B 33 Knott, Ryan	4	4	1	4	5	8	0.385	3	5	6	2	9	7	0.563	14	15	0.483	0	0	11.0	29	0.379	8
B 34 Schon, Chris	2	6	1	5	3	11	0.214	3	4	1	6	4	10	0.286	7	21	0.250	0	0	3.0	28	0.107	8
B 35 Howard, Brian	1	5	3	4	4	9	0.308	2	5	4	3	6	8	0.429	10	17	0.370	0	0	11.5	27	0.426	7
B 36 Demler, John	3	4	2	5	5	9	0.357	1	3	1	2	2	5	0.286	7	14	0.333	0	0	13.5	21	0.643	7
B4/ Rif Raf	22	26	20	28	42	54	0.438	10	14	9	15	19	29	0.396	80	112	0.417	0	9	99.0	192	0.516	
B 40 Gaertner, Brian	0	4	0	2	0	6	0.000	0	2	1	3	1	5	0.167	1	11	0.083	0	1	1.0	12	0.083	7
B 41 St. Clair, Matt	3	3	0	1	3	4	0.429	2	3	3	0	5	3	0.625	8	7	0.533	0	1	3.5	15	0.233	6
B 42 Jur, Jess	2	1	4	2	6	3	0.667	4	2	4	2	8	4	0.667	14	7	0.667	0	1	22.0	21	1.048	6
B 43 Horger, Dennis	2	2	3	3	5	5	0.500	2	4	0	4	2	8	0.200	7	13	0.350	0	1	8.0	20	0.400	6
B 44 Martin, David	1	4	1	5	2	9	0.182	1	5	4	3	5	8	0.385	7	17	0.292	0	1	14.5	24	0.604	8
B 45 Bradford, David	3	3	3	4	6	7	0.462	1	4	0	4	1	8	0.111	7	15	0.318	0	1	10.5	22	0.477	7
B 46 Bracco, Michael	4	1	5	2	9	3	0.750	3	4	1	5	4	9	0.308	13	12	0.520	0	1	19.5	25	0.780	7
B 47 Diamond, Paddy	2	4	4	4	6	8	0.429	1	2	2	5	3	7	0.300	9	15	0.375	0	1	12.5	24	0.521	8
B 48 Byrne, Matt	5	4	0	5	5	9	0.357	6	2	3	4	9	6	0.600	14	15	0.483	0	1	7.5	29	0.259	8
B5/ Double or nothin'	24	24	27	21	51	45	0.531	19	5	14	10	33	15	0.688	117	75	0.609	0	0	119.0	192	0.620	
B 50 Phillips, Julie	6	2	5	2	11	4	0.733	4	1	5	2	9	3	0.750	20	7	0.741	0	0	14.0	27	0.519	8
B 51 Ellis, E.J.	2	2	0	6	2	8	0.200	0	0	0	3	0	3	0.000	2	11	0.154	0	0	10.0	13	0.769	8
B 52 Johnson, David	2	1	0	2	2	3	0.400	3	0	2	3	5	3	0.625	7	6	0.538	0	0	4.5	13	0.346	6
B 53 Gibbs, Keith	5	2	4	0	9	2	0.818	7	1	4	2	11	3	0.786	20	5	0.800	0	0	26.0	25	1.040	8
B 54 Bowman, Merrill	2	3	2	2	4	5	0.444	1	3	2	3	3	6	0.333	7	11	0.389	0	0	2.0	18	0.111	8
B 55 Jones, Jim	0	3	4	2	4	5	0.444	6	1	3	1	9	2	0.818	13	7	0.650	0	0	13.0	20	0.650	8
B 56 Taylor, Tisha	1	3	0	1	1	4	0.200	1	1	1	2	2	3	0.400	3	7	0.300	0	0	1.0	10	0.100	5
B 57 Whitley, Brenda	2	1	1	3	3	4	0.429	5	0	2	1	7	1	0.875	10	5	0.667	0	0	5.5	15	0.367	5
B 58 Klann, Eric	1	3	7	0	8	3	0.727	4	3	4	2	8	5	0.615	16	8	0.667	0	0	19.5	24	0.813	7
B 59 Scheppele, T.J.	3	4	4	3	7	7	0.500	7	0	5	1	12	1	0.923	19	8	0.704	0	0	23.5	27	0.870	7
B6/ DD214	26	22	20	28	46	50	0.479	10	14	13	11	23	25	0.479	92	100	0.479	0	6	97.0	192	0.505	
B 60 Hunsberger, Jim	0	3	0	3	0	6	0.000	1	3	2	2	3	5	0.375	3	11	0.214	0	1	3.0	14	0.214	5
B 61 Gabry, Greg	3	3	0	2	3	5	0.375	3	2	4	2	7	4	0.636	10	9	0.526	0	0	6.5	19	0.342	6
B 62 Brody, Kevin	1	3	3	4	4	7	0.364	2	4	4	2	6	6	0.500	10	13	0.435	0	1	8.0	23	0.348	7
B 63 Guenther, George	1	3	3	3	4	6	0.400	2	4	1	4	3	8	0.273	7	14	0.333	0	1	5.5	21	0.262	6
B 64 Beaird, Tommy	3	2	4	1	7	3	0.700	4	1	3	1	7	2	0.778	14	5	0.737	0	0	18.0	19	0.947	5
B 65 Thomas, Joe	7	1	0	8	7	9	0.438	3	4	5	3	8	7	0.533	15	16	0.484	0	1	11.5	31	0.371	8
B 66 Preciado, Amanda "Stitche	4	3	4	3	8	6	0.571	2	4	4	3	6	7	0.462	14	13	0.519	0	0	21.0	27	0.778	7
B 67 Klein, Norm	2	3	2	2	4	5	0.444	0	3	1	4	1	7	0.125	5	12	0.294	0	1	0.0	17	0.000	5
B 68 Limerick, Jeremy	5	1	4	2	9	3	0.750	3	3	2	1	5	4	0.556	14	7	0.667	0	1	23.5	21	1.119	6
B7/ Boom Baby	34	14	34	14	68	28	0.708	14	10	17	7	31	17	0.646	130	62	0.677	0	6	140.0	192	0.729	
B 70 Zelinack, Jason	5	1	5	1	10	2	0.833	5	1	5	2	10	3	0.769	20	5	0.800	0	1	16.0	25	0.640	8
B 71 Peele, Jim	7	1	4	4	11	5	0.688	7	1	5	2	12	3	0.800	23	8	0.742	0	1	30.0	31	0.968	8
B 72 Crowe, Jason	1	0	3	1	4	1	0.800	2	2	1	0	3	2	0.600	7	3	0.700	0	0	11.5	10	1.150	4
B 73 Jeffreys, Lee	4	2	6	0	10	2	0.833	3	4	2	2	5	6	0.455	15	8	0.652	0	0	21.5	23	0.935	7
B 74 Gaglione, Joey	4	3	7	0	11	3	0.786	4	4	6	2	10	6	0.625	21	9	0.700	0	1	20.5	30	0.683	8
B 75 White, Vic	5	2	2	5	7	7	0.500	2	4	5	2	7	6	0.538	14	13	0.519	0	1	20.0	27	0.741	8
B 76 Althoff, Paddy	0	0	0	0	0	0	---	0	0	1	0	1	0	1.000	1	0	1.000	0	0	0.0	1	0.000	1
B 77 Frederickson, David "Butt	3	3	3	2	6	5	0.545	3	3	5	2	8	5	0.615	14	10	0.583	0	1	12.0	24	0.500	7
B 78 Turner, Michael	5	2	4	1	9	3	0.750	2	1	4	2	6	3	0.667	15	6	0.714	0	1	8.5	21	0.405	7
B8/ Show Me Your Tips	25	23	33	15	58	38	0.604	17	7	11	13	28	20	0.583	114	78	0.594	6	0	129.5	192	0.674	
B 80 Powell, Lee	6	2	4	3	10	5	0.667	2	2	2	4	4	6	0.400	14	11	0.560	1	0	16.0	25	0.640	8
B 81 Bialaszewski, Rich	4	1	5	1	9	2	0.818	5	0	3	1	8	1	0.889	17	3	0.850	0	0	15.5	20	0.775	6
B 82 Bushman, Brad	3	5	8	0	11	5	0.688	7	1	4	4	11	5	0.688	22	10	0.688	1	0	34.0	32	1.063	8
B 83 Raquet, Mike	0	4	1	2	1	6	0.143	4	1	3	4	7	5	0.583	8	11	0.421	1	0	2.0	19	0.105	8
B 84 Rigert, Joe, Sr.	5	2	7	1	12	3	0.800	6	2	5	3	11	5	0.688	23	8	0.742	1	0	28.0	31	0.903	8
B 85 Blake, Terry	4	3	5	1	9	4	0.692	5	3	3	5	8	8	0.500	17	12	0.586	1	0	17.5	29	0.603	8
B 86 Haithcock, Lee	1	4	2	4	3	8	0.273	3	4	1	5	4	9	0.308	7	17	0.292	1	0	10.5	24	0.438	7
B 87 Hall, Mike	2	2	1	3	3	5	0.375	2	1	1	0	3	1	0.750	6	6	0.500	0	0	6.0	12	0.500	4

	Singles 301		Singles Cricket		Singles Record		Singles Win %-age	Doubles Cricket		Doubles 501		Doubles Record		Doubles Win %-age	Sngls + Dbls Record		Sngls + Dbls Win %-age	Tiebreaker Ws	Tiebreaker Ls	All-Star Points	Games Played	All-Star Point Average	Matches Played
C1/ Methodical 2.0	21	21	17	25	38	46	0.452	8	13	9	12	17	25	0.405	72	96	0.429	0	8	70.0	168	0.417	
C 10 Stephenson, Scott	3	3	4	1	7	4	0.636	2	2	2	4	4	6	0.400	11	10	0.524	0	1	15.5	21	0.738	6
C 11 Citrak, Sheldon	2	2	2	2	4	4	0.500	0	4	1	2	1	6	0.143	5	10	0.333	0	1	6.5	15	0.433	4
C 12 Wilson, Chris	2	4	1	4	3	8	0.273	1	5	2	4	3	9	0.250	6	17	0.261	0	1	12.5	23	0.543	7
C 13 Wilson, John	4	1	2	3	6	4	0.600	4	1	5	0	9	1	0.900	15	5	0.750	0	1	12.5	20	0.625	5
C 14 Stallings, Joe	0	3	0	5	0	8	0.000	1	3	1	5	2	8	0.200	2	16	0.111	0	1	2.5	18	0.139	6
C 15 Venable, Mike	3	3	2	2	5	5	0.500	3	3	3	3	6	6	0.500	11	11	0.500	0	1	6.0	22	0.273	6
C 16 Collins, Craig	4	2	3	4	7	6	0.538	4	3	3	3	7	6	0.538	14	12	0.538	0	1	8.0	26	0.308	7
C 17 Neill, Greg	3	3	3	4	6	7	0.462	1	5	1	3	2	8	0.200	8	15	0.348	0	1	6.5	23	0.283	7
C2/ Bulls Up	24	24	28	20	52	44	0.542	15	9	12	12	27	21	0.563	106	86	0.552	0	0	111.5	192	0.581	
C 20 Butterworth, Dan	0	3	4	4	4	7	0.364	4	4	3	3	7	7	0.500	11	14	0.440	0	0	13.0	25	0.520	8
C 21 Butterworth, Jim	4	4	7	1	11	5	0.688	6	2	2	1	8	3	0.727	19	8	0.704	0	0	28.0	27	1.037	8
C 22 Frederick, Karl	4	3	5	3	9	6	0.600	5	2	1	4	6	6	0.500	15	12	0.556	0	0	13.0	27	0.481	8
C 23 O'Toole, Mike	7	1	4	2	11	3	0.786	4	2	3	4	7	6	0.538	18	9	0.667	0	0	13.0	27	0.481	8
C 24 Graves, Julie	1	4	0	1	1	5	0.167	1	3	2	3	3	6	0.333	4	11	0.267	0	0	3.0	15	0.200	5
C 25 Arnold, Jimmy	1	3	5	2	6	5	0.545	4	1	4	3	8	4	0.667	14	9	0.609	0	0	18.0	23	0.783	7
C 26 Howsare, Patrick	3	3	3	4	6	7	0.462	2	3	4	4	6	7	0.462	12	14	0.462	0	0	16.0	26	0.615	8
C 27 DeBastiani, Doug	4	3	0	3	4	6	0.400	4	1	5	2	9	3	0.750	13	9	0.591	0	0	7.5	22	0.341	7
C3/ Cheap Shots	26	22	21	27	47	49	0.490	10	14	12	12	22	26	0.458	91	101	0.474	0	0	94.0	192	0.490	
C 30 Buckman, Dave	4	3	4	4	8	7	0.533	5	4	3	5	8	9	0.471	16	16	0.500	0	0	15.5	32	0.484	8
C 31 Burney, Gary	0	7	2	6	2	13	0.133	1	4	2	3	3	7	0.300	5	20	0.200	0	0	4.5	25	0.180	8
C 32 Hindle, Mikey	7	1	7	1	14	2	0.875	2	6	4	4	6	10	0.375	20	12	0.625	0	0	24.0	32	0.750	8
C 33 Hall, Josh	5	3	1	7	6	10	0.375	4	4	4	5	8	9	0.471	14	19	0.424	0	0	14.0	33	0.424	8
C 34 Witz, Steve	6	2	3	4	9	6	0.600	4	4	5	3	9	7	0.563	18	13	0.581	0	0	18.0	31	0.581	8
C 35 James, Bob	2	5	2	4	4	9	0.308	1	6	4	3	5	9	0.357	9	18	0.333	0	0	11.5	27	0.426	7
C 36 Murdock, Jim	0	0	0	0	0	0	---	0	0	0	0	0	0	---	0	0	---	0	0	0.0	0	---	0
C 37 Sellers, Mark	2	1	2	1	4	2	0.667	3	0	2	1	5	1	0.833	9	3	0.750	0	0	6.5	12	0.542	3
C4/ Nine Lives	20	22	16	26	36	48	0.429	10	11	10	11	20	22	0.476	76	92	0.452	6	0	85.5	168	0.509	
C 40 Romanchek, David	3	4	3	4	6	8	0.429	3	4	5	1	8	5	0.615	14	13	0.519	1	0	20.5	27	0.759	7
C 41 Smith, Butch	5	3	3	5	8	8	0.500	4	3	3	4	7	7	0.500	15	15	0.500	1	0	16.0	30	0.533	7
C 42 Copple, Matthew	4	3	4	3	8	6	0.571	3	4	5	2	8	6	0.571	16	12	0.571	1	0	15.0	28	0.536	7
C 43 Mays, John	1	1	1	1	2	2	0.500	0	1	1	2	1	3	0.250	3	5	0.375	0	0	6.0	8	0.750	3
C 44 Marsden, James	1	1	0	0	1	1	0.500	1	1	0	1	1	2	0.333	2	3	0.400	0	0	1.0	5	0.200	2
C 45 Gibson, Jack	1	4	2	1	3	5	0.375	1	4	2	2	3	6	0.333	6	11	0.353	1	0	7.0	17	0.412	5
C 46 Keever, David	3	2	1	6	4	8	0.333	4	2	0	5	4	7	0.364	8	15	0.348	1	0	6.5	23	0.283	7
C 47 Porcelli, Robb	2	3	2	4	4	7	0.364	4	2	3	3	7	5	0.583	11	12	0.478	1	0	12.0	23	0.522	6
C 48 Smith, Tyler	0	1	0	2	0	3	0.000	0	1	1	2	1	3	0.250	1	6	0.143	0	0	1.5	7	0.214	3
C5/ Why So Serious?	35	13	33	15	68	28	0.708	17	7	19	5	36	12	0.750	140	52	0.729	0	7	131.5	192	0.685	
C 50 Cannizzaro, Anthony	4	1	1	4	5	5	0.500	3	1	4	0	7	1	0.875	12	6	0.667	0	1	12.5	18	0.694	6
C 51 Cannizzaro, Tyler	4	2	3	1	7	3	0.700	4	2	5	1	9	3	0.750	16	6	0.727	0	1	13.0	22	0.591	7
C 52 Havens, Lincoln	8	0	7	1	15	1	0.938	5	3	4	2	9	5	0.643	24	6	0.800	0	1	16.0	30	0.533	8
C 53 Leonard, Bill	3	1	2	1	5	2	0.714	1	2	4	0	5	2	0.714	10	4	0.714	0	1	6.0	14	0.429	5
C 54 Bumpass, Mike	6	2	5	3	11	5	0.688	6	1	6	1	12	2	0.857	23	7	0.767	0	1	17.5	30	0.583	8
C 55 Cole, Mike	4	3	7	1	11	4	0.733	6	2	6	1	12	3	0.800	23	7	0.767	0	1	34.5	30	1.150	8
C 56 Rice, Teddy	4	1	5	2	9	3	0.750	6	1	6	1	12	2	0.857	21	5	0.808	0	1	22.0	26	0.846	7
C 57 Triggiano, Andrew	1	0	3	1	4	1	0.800	3	0	2	2	5	2	0.714	9	3	0.750	0	0	7.0	12	0.583	4
C 58 Blanchard, Jeff	1	3	0	1	1	4	0.200	0	2	1	2	1	4	0.200	2	8	0.200	0	0	3.0	10	0.300	4
C6/ Big Bulls	25	23	21	27	46	50	0.479	10	14	11	13	21	27	0.438	88	104	0.458	0	7	71.0	192	0.370	
C 60 Toolan, Chris	4	5	3	2	7	7	0.500	2	6	2	4	4	10	0.286	11	17	0.393	0	1	12.0	28	0.429	8
C 61 Reinert, Kevin	0	1	0	4	0	5	0.000	0	5	1	3	1	8	0.111	1	13	0.071	0	1	4.0	14	0.286	5
C 62 Fitzgerald, Dennis	4	2	3	4	7	6	0.538	2	4	3	4	5	8	0.385	12	14	0.462	0	1	11.5	26	0.442	7
C 63 Talton, Chris	3	1	1	3	4	4	0.500	1	0	2	2	3	2	0.600	7	6	0.538	0	0	2.0	13	0.154	4
C 64 Stewart, Kevin	5	2	7	0	12	2	0.857	4	3	2	4	6	7	0.462	18	9	0.667	0	1	12.0	27	0.444	7
C 65 Golub, Gregg	1	4	0	4	1	8	0.111	0	3	1	2	1	5	0.167	2	13	0.133	0	0	5.0	15	0.333	5
C 66 Flanagan, Stephen	3	4	3	2	6	6	0.500	4	3	5	3	9	6	0.600	15	12	0.556	0	1	13.5	27	0.500	8
C 67 Morris, Chris	1	3	1	6	2	9	0.182	4	2	4	3	8	5	0.615	10	14	0.417	0	1	6.5	24	0.271	8
C 68 McWhorter, Mike	4	1	3	2	7	3	0.700	3	2	2	1	5	3	0.625	12	6	0.667	0	1	4.5	18	0.250	5
C7/ Menace 2 Sobriety	14	34	25	23	39	57	0.406	8	16	11	13	19	29	0.396	77	115	0.401	0	0	80.5	192	0.419	
C 70 Johnson, Dave	5	3	7	1	12	4	0.750	4	4	2	5	6	9	0.400	18	13	0.581	0	0	17.5	31	0.565	8
C 71 Bouchard, Keith	3	2	2	4	5	6	0.455	2	5	4	3	6	8	0.429	11	14	0.440	0	0	13.0	25	0.520	7
C 72 White, J.J.	2	6	7	1	9	7	0.563	2	6	4	4	6	10	0.375	15	17	0.469	0	0	24.5	32	0.766	8
C 73 McCartney, Eric	0	0	2	0	2	0	1.000	0	1	0	0	0	1	0.000	2	1	0.667	0	0	1.5	3	0.500	2
C 74 Polenz, Steve	0	5	3	3	3	8	0.273	1	5	5	1	6	6	0.500	9	14	0.391	0	0	6.5	23	0.283	7
C 75 Price, Brady	0	2	1	1	1	3	0.250	0	2	0	2	0	4	0.000	1	7	0.125	0	0	3.5	8	0.438	2
C 76 Staley, Shawn	0	7	0	2	0	9	0.000	1	2	3	4	4	6	0.400	4	15	0.211	0	0	3.5	19	0.184	7
C 77 Kareiva, Keith	0	0	0	0	0	0	---	0	0	0	0	0	0	---	0	0	---	0	0	0.0	0	---	0
C 78 Rogers, Spencer	1	6	2	5	3	11	0.214	3	4	2	3	5	7	0.417	8	18	0.308	0	0	5.5	26	0.212	7
C 79 Gartland, James	3	3	1	6	4	9	0.308	3	3	2	4	5	7	0.417	9	16	0.360	0	0	5.0	25	0.200	8
C8/ Projectile Dysfunction	21	27	25	23	46	50	0.479	15	9	9	15	24	24	0.500	94	98	0.490	12	0	112.0	192	0.583	
C 80 Clark, Dan	2	4	7	0	9	4	0.692	6	1	3	4	9	5	0.643	18	9	0.667	2	0	23.0	27	0.852	7
C 81 Peterson, Chris	3	5	4	4	7	9	0.438	6	2	6	2	12	4	0.750	19	13	0.594	2	0	20.5	32	0.641	8
C 82 Tant, J.J.	7	1	7	1	14	2	0.875	8	0	2	6	10	6	0.625	24	8	0.750	2	0	36.5	32	1.141	8
C 83 Steppe, Mike	4	4	5	3	9	7	0.563	5	3	2	6	7	9	0.438	16	16	0.500	2	0	16.0	32	0.500	8
C 84 Raymond, Ryan	3	4	1	7	4	11	0.267	3	5	2	5	5	10	0.333	9	21	0.300	2	0	9.0	30	0.300	8
C 85 Talley, Gray	1	2	0	5	1	7	0.125	0	5	1	4	1	9	0.100	2	16	0.111	1	0	0.0	18	0.000	6
C 86 Smith, Brian	1	3	1	3	2	6	0.250	2	1	2	2	4	3	0.571	6	9	0.400	1	0	7.0	15	0.467	4
C 87 Bradley, Tony	0	4	0	0	0	4	0.000	0	1	0	1	0	2	0.000	0	6	0.000	0	0	0.0	6	0.000	5

		Singles	301	Singles	Cricket	Singles	Record	Singles Win %-age	Doubles	Cricket	Doubles	501	Doubles	Record	Doubles Win %-age	Sngls + Dbls	Record	Sngls + Dbls Win %-age	Tiebreaker Ws	Tiebreaker Ls	All-Star Points	Games Played	All-Star Point Average	Matches Played
D1/ One Armed Bandits		22	26	21	27	43	53	0.448	13	11	9	15	22	26	0.458	87	105	0.453	0	6	72.5	192	0.378	
D 10	Kiser, Lyman	1	3	0	3	1	6	0.143	0	3	2	2	2	5	0.286	3	11	0.214	0	1	4.5	14	0.321	4
D 11	Richardson, Shane	3	2	3	2	6	4	0.600	3	2	0	4	3	6	0.333	9	10	0.474	0	1	7.0	19	0.368	5
D 12	White, Jim	2	4	6	0	8	4	0.667	5	1	1	3	6	4	0.600	14	8	0.636	0	0	17.5	22	0.795	6
D 13	Hughes, Lord	2	1	1	2	3	3	0.500	1	1	0	3	1	4	0.200	4	7	0.364	0	0	4.0	11	0.364	4
D 14	Hansen, Josh	3	3	3	4	6	7	0.462	3	2	3	4	6	6	0.500	12	13	0.480	0	1	3.5	25	0.140	7
D 15	Lewis, Dave	4	1	0	2	4	3	0.571	2	3	1	4	3	7	0.300	7	10	0.412	0	0	1.0	17	0.059	6
D 16	Murphy, Phil	2	3	2	2	4	5	0.444	3	1	1	4	4	5	0.444	8	10	0.444	0	1	6.5	18	0.361	5
D 17	Trefzger, Ken	4	3	3	5	7	8	0.467	5	3	4	2	9	5	0.643	16	13	0.552	0	1	21.5	29	0.741	8
D 18	Kinden, Pete	0	5	1	5	1	10	0.091	3	4	3	3	6	7	0.462	7	17	0.292	0	1	5.0	24	0.208	7
D 19	Johnson, Shea	1	1	2	2	3	3	0.500	1	2	3	1	4	3	0.571	7	6	0.538	0	0	2.0	13	0.154	4
D2/ We Still Don't Know!		26	16	23	19	49	35	0.583	8	13	15	6	23	19	0.548	95	73	0.565	0	0	68.5	168	0.408	
D 20	Cotton, Barbara	5	0	3	2	8	2	0.800	2	4	5	0	7	4	0.636	15	6	0.714	0	0	7.5	21	0.357	5
D 21	Kubel, Nicole	2	4	4	3	6	7	0.462	0	6	7	0	7	6	0.538	13	13	0.500	0	0	6.5	26	0.250	6
D 22	Kubel, Tom "Q-Ball"	4	3	6	1	10	4	0.714	3	4	6	1	9	5	0.643	19	9	0.679	0	0	12.0	28	0.429	7
D 23	Roberts, Mike	4	1	2	3	6	4	0.600	3	2	3	2	6	4	0.600	12	8	0.600	0	0	7.0	20	0.350	5
D 24	Lueneburg, Randy	1	0	1	0	2	0	1.000	0	1	1	0	1	1	0.500	3	1	0.750	0	0	2.0	4	0.500	1
D 25	Olsen, Kevin	4	4	2	5	6	9	0.400	4	3	4	3	8	6	0.571	14	15	0.483	0	0	19.5	29	0.672	7
D 26	Blackwelder, Allyson	4	3	4	3	8	6	0.571	4	3	3	4	7	7	0.500	15	13	0.536	0	0	10.0	28	0.357	7
D 27	Tufillaro, Lou	2	1	1	2	3	3	0.500	0	3	1	2	1	5	0.167	4	8	0.333	0	0	4.0	12	0.333	3
D 28	Cruze, Michael	0	0	0	0	0	0	---	0	0	0	0	0	0	---	0	0	---	0	0	0.0	0	---	0
D3/ Sharky's Machine		31	17	27	21	58	38	0.604	12	12	8	16	20	28	0.417	98	94	0.510	6	0	75.0	192	0.391	
D 30	Bateman, Jimmy	7	1	7	1	14	2	0.875	5	3	4	5	9	8	0.529	23	10	0.697	1	0	17.5	33	0.530	8
D 31	Allison, Frank	3	1	2	3	5	4	0.556	2	3	2	3	4	6	0.400	9	10	0.474	0	0	5.0	19	0.263	5
D 32	Fink, Scott	1	2	2	1	3	3	0.500	1	2	1	1	2	3	0.400	5	6	0.455	1	0	5.0	11	0.455	3
D 33	Borgia, Pete	6	1	2	6	8	7	0.533	3	4	1	6	4	10	0.286	12	17	0.414	0	0	11.5	29	0.397	7
D 34	Barrett, Darren	3	5	2	5	5	10	0.333	2	4	1	6	3	10	0.231	8	20	0.286	1	0	7.5	28	0.268	7
D 35	Schaefer, Dan	1	3	1	1	2	4	0.333	1	2	1	2	2	4	0.333	4	8	0.333	1	0	4.0	12	0.333	4
D 36	Kruger, Lonny	4	1	3	2	7	3	0.700	5	1	3	2	8	3	0.727	15	6	0.714	1	0	11.5	21	0.548	5
D 37	Schaefer, John	4	2	5	1	9	3	0.750	4	2	2	4	6	6	0.500	15	9	0.625	1	0	9.5	24	0.396	6
D 38	Schaefer, Michael	2	1	3	1	5	2	0.714	1	3	1	3	2	6	0.250	7	8	0.467	0	0	3.5	15	0.233	4
D4/ Treble Yell		21	27	21	27	42	54	0.438	11	13	9	15	20	28	0.417	82	110	0.427	0	0	72.5	192	0.378	
D 40	Clark, Bryce	2	4	3	3	5	7	0.417	2	2	1	3	3	5	0.375	8	12	0.400	0	0	10.5	20	0.525	6
D 41	Additon, Chris	1	4	5	4	6	8	0.429	3	6	4	4	7	10	0.412	13	18	0.419	0	0	7.0	31	0.226	8
D 42	Grissom, Dylan	5	3	4	3	9	6	0.600	4	3	5	3	9	6	0.600	18	12	0.600	0	0	11.5	30	0.383	7
D 43	Hall, Jon	0	0	1	0	1	0	1.000	1	0	1	0	2	0	1.000	3	0	1.000	0	0	2.5	3	0.833	1
D 44	Hollar, David	4	3	1	6	5	9	0.357	3	3	3	4	6	7	0.462	11	16	0.407	0	0	15.0	27	0.556	7
D 45	Smith, Chris	1	8	0	4	1	12	0.077	2	4	0	6	2	10	0.167	3	22	0.120	0	0	4.5	25	0.180	7
D 46	Whitley, Brian	4	3	6	1	10	4	0.714	5	2	3	4	8	6	0.571	18	10	0.643	0	0	20.5	28	0.732	7
D 47	Wrenn, Cameron	4	2	1	6	5	8	0.385	2	6	1	6	3	12	0.200	8	20	0.286	0	0	1.0	28	0.036	7
D5/ Loaded Darts		19	29	31	17	50	46	0.521	14	10	15	9	29	19	0.604	108	84	0.563	0	0	91.0	192	0.474	
D 50	Long, Gary	3	4	5	1	8	5	0.615	4	2	1	0	5	2	0.714	13	7	0.650	0	0	3.5	20	0.175	7
D 51	Gardner, Mike	2	6	8	0	10	6	0.625	7	1	6	2	13	3	0.813	23	9	0.719	0	0	25.0	32	0.781	8
D 52	Ellington, Dave	1	5	2	1	3	6	0.333	1	3	5	2	6	5	0.545	9	11	0.450	0	0	4.5	20	0.225	8
D 53	Williams, Denny	3	2	2	4	5	6	0.455	3	4	2	2	5	6	0.455	10	12	0.455	0	0	12.5	22	0.568	7
D 54	Morin, Deane "Dino"	2	3	2	4	4	7	0.364	4	1	2	5	6	6	0.500	10	13	0.435	0	0	7.0	23	0.304	8
D 55	Long, Robert	3	1	3	4	6	5	0.545	1	3	3	4	4	7	0.364	10	12	0.455	0	0	10.5	22	0.477	7
D 56	Ellington, Jake	0	0	0	0	0	0	---	0	0	0	0	0	0	---	0	0	---	0	0	0.0	0	---	0
D 57	Rodgers, Trey	3	4	3	2	6	6	0.500	5	2	6	1	11	3	0.786	17	9	0.654	0	0	15.5	26	0.596	7
D 58	Holland, Steve	2	4	6	1	8	5	0.615	3	4	4	2	7	6	0.538	15	11	0.577	0	0	12.5	26	0.481	7
D 59	Reece, Robert	0	0	0	0	0	0	---	0	0	1	0	1	0	1.000	1	0	1.000	0	0	0.0	1	0.000	1
D6/ Shark Shooters		26	22	28	20	54	42	0.563	13	11	15	9	28	20	0.583	110	82	0.573	0	0	96.0	192	0.500	
D 60	Stacy, Michelle	1	3	0	3	1	6	0.143	0	0	8	0	8	0	1.000	9	6	0.600	0	0	5.5	15	0.367	8
D 61	Stacy, Rod	3	2	4	3	7	5	0.583	5	3	3	4	8	7	0.533	15	12	0.556	0	0	19.0	27	0.704	8
D 62	Mitchell, Liz	1	1	2	2	3	3	0.500	3	2	1	3	4	5	0.444	7	8	0.467	0	0	1.0	15	0.067	6
D 63	Svede, Greg	7	0	7	1	14	1	0.933	7	1	8	0	15	1	0.938	29	2	0.935	0	0	30.0	31	0.968	8
D 64	Mercer, Dave	4	3	2	3	6	6	0.500	1	3	2	4	3	7	0.300	9	13	0.409	0	0	2.5	22	0.114	7
D 65	Taylor, Eric	1	3	0	3	1	6	0.143	0	3	1	2	1	5	0.167	2	11	0.154	0	0	3.0	13	0.231	6
D 66	Buck, Chris	2	3	2	2	4	5	0.444	5	1	1	3	6	4	0.600	10	9	0.526	0	0	8.5	19	0.447	7
D 67	Bither, Dana	3	2	5	0	8	2	0.800	1	3	2	0	3	3	0.500	11	5	0.688	0	0	13.0	16	0.813	5
D 68	Mitchell, Tim	2	3	2	3	4	6	0.400	3	4	2	2	5	6	0.455	9	12	0.429	0	0	10.5	21	0.500	7
D 69	Gibson, Thomas "TA"	2	2	4	0	6	2	0.750	1	2	2	0	3	2	0.600	9	4	0.692	0	0	3.0	13	0.231	4
D7/ Game of Throws		19	23	15	27	34	50	0.405	8	13	10	11	18	24	0.429	70	98	0.417	0	0	48.0	168	0.286	
D 70	Bordeau, Eric	4	3	1	4	5	7	0.417	1	4	2	4	3	8	0.273	8	15	0.348	0	0	2.5	23	0.109	6
D 71	Montesi, Chris	2	3	4	1	6	4	0.600	3	2	3	2	6	4	0.600	12	8	0.600	0	0	3.0	20	0.150	5
D 72	Rudy, Jeff	4	3	4	3	8	6	0.571	6	1	4	4	10	5	0.667	18	11	0.621	0	0	20.5	29	0.707	7
D 73	Smelik, Gene	2	6	2	5	4	11	0.267	2	6	4	4	6	10	0.375	10	21	0.323	0	0	5.0	31	0.161	7
D 74	Smelik, Pat	5	2	3	5	8	7	0.533	2	6	4	3	6	9	0.400	14	16	0.467	0	0	6.5	30	0.217	7
D 75	Moore, Chris	0	0	0	0	0	0	---	0	0	0	0	0	0	---	0	0	---	0	0	0.0	0	---	0
D 76	Compton, Russ	2	1	1	2	3	3	0.500	2	1	2	1	4	2	0.667	7	5	0.583	0	0	7.5	12	0.625	3
D 77	Passerino, Bill	0	5	0	6	0	11	0.000	0	5	1	3	1	8	0.111	1	19	0.050	0	0	3.0	20	0.150	6
D 78	Bowman, Todd	0	0	0	1	0	1	0.000	0	1	0	1	0	2	0.000	0	3	0.000	0	0	0.0	3	0.000	1
D8/ Hump Day!		22	26	20	28	42	54	0.438	14	10	12	12	26	22	0.542	94	98	0.490	0	0	65.0	192	0.339	
D 80	Rutten, Pete	0	1	2	4	2	5	0.286	5	2	4	2	9	4	0.692	11	9	0.550	0	0	5.0	20	0.250	7
D 81	Deemer, Randy	3	4	5	2	8	6	0.571	6	0	3	1	9	1	0.900	17	7	0.708	0	0	13.5	24	0.563	7
D 82	Todd, Patrick	1	6	1	5	2	11	0.154	2	5	1	6	3	11	0.214	5	22	0.185	0	0	9.5	27	0.352	8
D 83	Bush, Jim	1	4	0	0	1	4	0.200	0	0	1	5	1	5	0.167	2	9	0.182	0	0	0.0	11	0.000	6
D 84	Warshawsky, Larry	0	3	2	0	2	3	0.400	2	1	0	0	2	1	0.667	4	4	0.500	0	0	3.0	8	0.375	3
D 85	McEwen, William	6	2	2	6	8	8	0.500	4	3	3	4	7	7	0.500	15	15	0.500	0	0	8.0	30	0.267	8
D 86	Moore, Mark	3	1	1	4	4	5	0.444	1	4	3	2	4	6	0.400	8	11	0.421	0	0	5.5	19	0.289	5
D 87	Krestalude, Andy	3	4	2	5	5	9	0.357	4	2	4	3	8	5	0.615	13	14	0.481	0	0	9.5	27	0.352	7
D 88	Baldwin, Randy	5	1	5	2	10	3	0.769	4	3	5	1	9	4	0.692	19	7	0.731	0	0	11.0	26	0.423	7

	Singles	301	Singles	Cricket	Singles	Record	Singles Win %-age	Doubles	Cricket	Doubles	501	Doubles	Record	Doubles Win %-age	Sngls + Dbls	Record	Sngls + Dbls Win %-age	Tiebreaker Ws	Tiebreaker Ls	All-Star Points	Games Played	All-Star Point Average	Matches Played
E1/ Ma and Pa and the Kids	19	29	20	28	39	57	0.406	12	12	9	15	21	27	0.438	81	111	0.422	6	0	74.0	192	0.385	
E 10 Bathurst, Ryan	5	2	6	1	11	3	0.786	4	4	2	6	6	10	0.375	17	13	0.567	1	0	18.5	30	0.617	8
E 11 Bathurst, Alyssa	4	3	4	3	8	6	0.571	2	5	4	3	6	8	0.429	14	14	0.500	1	0	20.5	28	0.732	7
E 12 Martinez, Gus	1	1	2	2	3	3	0.500	5	0	0	5	5	5	0.500	8	8	0.500	0	0	5.5	16	0.344	5
E 13 Barnes, Adam	4	2	3	5	7	7	0.500	6	2	6	2	12	4	0.750	19	11	0.633	1	0	19.0	30	0.633	8
E 14 Claggett, Jerimy	2	3	4	3	6	6	0.500	4	3	2	3	6	6	0.500	12	12	0.500	1	0	6.5	24	0.271	7
E 15 Whitehead, Lee	1	1	1	3	2	4	0.333	0	2	0	0	0	2	0.000	2	6	0.250	0	0	2.0	8	0.250	5
E 16 Whitehead, Becky	0	6	0	2	0	8	0.000	0	1	0	5	0	6	0.000	0	14	0.000	0	0	0.0	14	0.000	7
E 17 Bathurst, Morgan	1	7	0	3	1	10	0.091	1	2	3	5	4	7	0.364	5	17	0.227	1	0	1.0	22	0.045	8
E 18 Sellers, Taylor	1	4	0	6	1	10	0.091	2	5	1	1	3	6	0.333	4	16	0.200	1	0	1.0	20	0.050	7
E2/ Is It In?	28	20	26	22	54	42	0.563	12	12	13	11	25	23	0.521	104	88	0.542	0	16	77.5	192	0.404	
E 20 DePuy, Becky	4	3	0	2	4	5	0.444	0	1	4	3	4	4	0.500	8	9	0.471	0	2	3.5	17	0.206	8
E 21 Steiner, Tank	2	5	1	5	3	10	0.231	2	3	3	2	5	5	0.500	8	15	0.348	0	2	5.0	23	0.217	8
E 22 Fishbeck, Brent	1	3	4	3	5	6	0.455	4	2	3	3	7	5	0.583	12	11	0.522	0	1	3.0	23	0.130	7
E 23 Kelly, Mike	2	1	2	5	4	6	0.400	4	4	1	2	5	6	0.455	9	12	0.429	0	2	4.5	21	0.214	8
E 24 Vance, Hugh	5	2	5	2	10	4	0.714	4	2	5	1	9	3	0.750	19	7	0.731	0	2	27.0	26	1.038	7
E 25 McCredie, Bob	0	0	0	0	0	0	---	0	0	0	0	0	0	---	0	0	---	0	0	0.0	0	---	0
E 26 Dean, Jay	6	1	7	1	13	2	0.867	5	3	2	5	7	8	0.467	20	10	0.667	0	2	20.0	30	0.667	8
E 27 Jimenez, Eduardo	4	2	0	2	4	4	0.500	1	4	3	3	4	7	0.364	8	11	0.421	0	2	2.0	19	0.105	8
E 28 Feller, Keith	1	0	0	1	1	1	0.500	0	1	1	0	1	1	0.500	2	2	0.500	0	1	1.0	4	0.250	1
E 29 Ehrmann, Rob	3	3	7	1	10	4	0.714	4	4	4	3	8	7	0.533	18	11	0.621	0	2	11.5	29	0.397	8
E3/ Rock Out With Your Cork Out!	17	31	17	31	34	62	0.354	5	19	12	12	17	31	0.354	68	124	0.354	0	0	70.5	192	0.367	
E 30 Jeffcoat, Angela	2	7	1	7	3	14	0.176	2	8	5	4	7	12	0.368	10	26	0.278	0	0	14.0	36	0.389	8
E 31 Mozzetti, Petra	2	4	2	2	4	6	0.400	1	4	4	2	5	6	0.455	9	12	0.429	0	0	11.0	21	0.524	5
E 32 Yang, Rob	2	3	1	4	3	7	0.300	2	2	2	3	4	5	0.444	7	12	0.368	0	0	7.0	19	0.368	5
E 33 Ackerman, Travis	0	1	1	0	1	1	0.500	0	1	1	0	1	1	0.500	2	2	0.500	0	0	2.0	4	0.500	1
E 34 Hamilton, Dawn	4	3	3	6	7	9	0.438	1	7	2	5	3	12	0.200	10	21	0.323	0	0	4.5	31	0.145	8
E 35 Fleener, Michael	3	4	2	6	5	10	0.333	1	6	2	5	3	11	0.214	8	21	0.276	0	0	14.5	29	0.500	7
E 36 Caldwell, Taylor	2	5	1	6	3	11	0.214	1	6	3	4	4	10	0.286	7	21	0.250	0	0	5.0	28	0.179	7
E 37 Bass, Shannon	0	0	0	0	0	0	---	0	0	0	0	0	0	---	0	0	---	0	0	0.0	0	---	0
E 38 Salemo, Joe	2	4	6	0	8	4	0.667	2	4	5	1	7	5	0.583	15	9	0.625	0	0	12.5	24	0.521	6
E4/ Dr.unks	25	23	30	18	55	41	0.573	16	8	19	5	35	13	0.729	125	67	0.651	0	0	105.0	192	0.547	
E 40 Gouge, Shane	5	2	7	0	12	2	0.857	7	0	6	0	13	0	1.000	25	2	0.926	0	0	33.0	27	1.222	7
E 41 Velez, Jose	4	1	3	2	7	3	0.700	5	0	4	0	9	0	1.000	16	3	0.842	0	0	9.5	19	0.500	5
E 42 Jones, Dustin	2	4	5	1	7	5	0.583	4	2	4	1	8	3	0.727	15	8	0.652	0	0	15.0	23	0.652	6
E 43 Murdock, Nick	5	3	8	0	13	3	0.813	3	5	8	0	11	5	0.688	24	8	0.750	0	0	17.5	32	0.547	8
E 44 Haire, Chris	4	1	4	3	8	4	0.667	6	1	3	2	9	3	0.750	17	7	0.708	0	0	11.0	24	0.458	8
E 45 Morgan, Larry	0	1	0	2	0	3	0.000	3	4	1	3	4	7	0.364	4	10	0.286	0	0	3.5	14	0.250	8
E 46 Brewer, Mike	0	1	1	4	1	5	0.167	4	0	2	1	6	1	0.857	7	6	0.538	0	0	4.5	13	0.346	6
E 47 Brewer, Cherry	2	4	0	1	2	5	0.286	0	1	2	3	2	4	0.333	4	9	0.308	0	0	1.0	13	0.077	8
E 48 Gouge, Susan	3	5	2	3	5	8	0.385	0	1	2	0	2	1	0.667	7	9	0.438	0	0	7.0	16	0.438	8
E 49 Ashley, Jackson	0	1	0	2	0	3	0.000	0	2	6	0	6	2	0.750	6	5	0.545	0	0	3.0	11	0.273	6
E5/ Red-eye Rangers	24	24	27	21	51	45	0.531	11	13	12	12	23	25	0.479	97	95	0.505	8	8	60.5	192	0.315	
E 50 Kunesh, Joe	1	4	1	5	2	9	0.182	3	2	3	2	6	4	0.600	8	13	0.381	1	1	5.0	21	0.238	8
E 51 Rouse, Chuck	2	4	0	3	2	7	0.222	2	4	3	3	5	7	0.417	7	14	0.333	1	1	3.0	21	0.143	7
E 52 Mitchell, Bill	0	1	1	5	1	6	0.143	0	0	1	4	1	4	0.200	2	10	0.167	1	1	1.0	12	0.083	6
E 53 Raper, Jeromie	5	2	5	3	10	5	0.667	3	5	6	1	9	6	0.600	19	11	0.633	1	1	11.5	30	0.383	8
E 54 Powell, Mark	5	3	8	0	13	3	0.813	4	4	1	5	5	9	0.357	18	12	0.600	1	1	12.0	30	0.400	8
E 55 Powell, Zach	4	4	7	1	11	5	0.688	4	4	5	3	9	7	0.563	20	12	0.625	1	1	21.5	32	0.672	8
E 56 Ellison, Patrick	1	5	0	2	1	7	0.125	2	4	2	3	4	7	0.364	5	14	0.263	1	1	0.0	19	0.000	8
E 57 Kirkpatrick, Scott	6	1	5	2	11	3	0.786	4	3	3	3	7	6	0.538	18	9	0.667	1	1	6.5	27	0.241	7
E6/ Kings of the Board	31	17	25	23	56	40	0.583	15	9	14	10	29	19	0.604	114	78	0.594	0	0	76.0	192	0.396	
E 60 Knight, Romuald	6	2	1	4	7	6	0.538	5	1	4	2	9	3	0.750	16	9	0.640	0	0	11.0	25	0.440	8
E 61 Russell, Jeff	6	2	6	2	12	4	0.750	7	1	2	6	9	7	0.563	21	11	0.656	0	0	12.0	32	0.375	8
E 62 Powell, David	3	2	2	5	5	7	0.417	3	1	3	4	6	5	0.545	11	12	0.478	0	0	5.5	23	0.239	7
E 63 Suan, John	8	0	6	2	14	2	0.875	5	3	4	3	9	6	0.600	23	8	0.742	0	0	15.5	31	0.500	8
E 64 Moulden, Jeremy	3	3	2	4	5	7	0.417	3	3	4	3	7	6	0.538	12	13	0.480	0	0	9.0	25	0.360	7
E 65 Davis, Luc	2	3	4	1	6	4	0.600	1	4	4	0	5	4	0.556	11	8	0.579	0	0	6.0	19	0.316	5
E 66 Bohn, Andy	2	1	1	4	3	5	0.375	2	2	4	1	6	3	0.667	9	8	0.529	0	0	9.5	17	0.559	5
E 67 Murphy, James	1	4	3	1	4	5	0.444	4	3	3	1	7	4	0.636	11	9	0.550	0	0	7.5	20	0.375	7
E7/ Death Throw	24	24	21	27	45	51	0.469	7	17	12	12	19	29	0.396	83	109	0.432	7	0	71.5	192	0.372	
E 70 Willis, Tolson	5	1	5	3	10	4	0.714	2	6	4	4	6	10	0.375	16	14	0.533	1	0	13.5	30	0.450	8
E 71 Hogan, Neal	3	4	1	3	4	7	0.364	0	7	3	3	3	10	0.231	7	17	0.292	1	0	5.5	24	0.229	7
E 72 Bosier, Sean	5	3	5	3	10	6	0.625	1	7	5	0	6	7	0.462	16	13	0.552	1	0	13.5	29	0.466	8
E 73 Mathews, Dave	3	2	2	6	5	8	0.385	4	4	1	2	5	6	0.455	10	14	0.417	1	0	10.5	24	0.438	8
E 74 Willis, Zack	0	0	0	0	0	0	---	0	0	0	0	0	0	---	0	0	---	0	0	0.0	0	---	0
E 75 Willis, Angie	2	5	0	0	2	5	0.286	1	0	2	2	3	2	0.600	5	7	0.417	1	0	2.0	12	0.167	7
E 76 Mathews, Olivia	5	3	5	3	10	6	0.625	4	4	3	4	7	8	0.467	17	14	0.548	1	0	10.0	31	0.323	8
E 77 Parker, Billy	0	1	0	6	0	7	0.000	0	3	3	4	3	7	0.300	3	14	0.176	1	0	6.5	17	0.382	7
E 78 Marler, Donald "Duck"	0	4	0	1	0	5	0.000	0	0	2	3	2	3	0.400	2	8	0.200	0	0	0.0	10	0.000	6
E 79 Mathews, Alex	1	1	3	2	4	3	0.571	2	3	1	2	3	5	0.375	7	8	0.467	0	0	10.0	15	0.667	5
E8/ OH' SHEETZ!	24	24	26	22	50	46	0.521	18	6	5	19	23	25	0.479	96	96	0.500	0	0	96.5	192	0.503	
E 80 Shearin, Phillip	2	2	4	4	6	6	0.500	2	4	0	6	2	10	0.167	8	16	0.333	0	0	15.5	24	0.646	8
E 81 Smith, Ron "Captain"	2	5	2	4	4	9	0.308	4	1	2	4	6	5	0.545	10	14	0.417	0	0	7.0	24	0.292	8
E 82 Vick, Justin	1	4	1	2	2	6	0.250	4	0	0	4	4	4	0.500	6	10	0.375	0	0	6.0	16	0.375	6
E 83 Beebe, Jenny	3	5	2	3	5	8	0.385	5	1	0	7	5	8	0.385	10	16	0.385	0	0	10.5	26	0.404	8
E 84 Johnson, Sean	6	1	6	2	12	3	0.800	6	2	2	5	8	7	0.533	20	10	0.667	0	0	12.0	30	0.400	8
E 85 Huffman, Inky	0	0	0	0	0	0	---	0	1	0	2	0	3	0.000	0	3	0.000	0	0	0.0	3	0.000	2
E 86 Al-Hoory, Ahmed	4	1	2	2	6	3	0.667	2	2	1	3	3	5	0.375	9	8	0.529	0	0	7.0	17	0.412	5
E 87 Fey, Anthony	3	4	5	2	8	6	0.571	7	0	3	3	10	3	0.769	18	9	0.667	0	0	22.5	27	0.833	7
E 88 Ball, Pat	3	2	4	3	7	5	0.583	6	1	2	4	8	5	0.615	15	10	0.600	0	0	16.0	25	0.640	7

		Singles	301	Singles	Cricket	Singles	Record	Singles Win %-age	Doubles	Cricket	Doubles	501	Doubles	Record	Doubles Win %-age	Sngls + Dbls	Record	Sngls + Dbls Win %-age	Tiebreaker Ws	Tiebreaker Ls	All-Star Points	Games Played	All-Star Point Average	Matches Played
F1/ Active Shooters		29	19	24	24	53	43	0.552	15	9	14	10	29	19	0.604	111	81	0.578	0	0	58.5	192	0.305	
F 10	Gagner, Chris	5	2	2	4	7	6	0.538	5	2	4	1	9	3	0.750	16	9	0.640	0	0	10.0	25	0.400	7
F 11	Theall, Ken	0	0	0	0	0	0	---	0	0	2	0	2	0	1.000	2	0	1.000	0	0	0.0	2	0.000	2
F 12	Dehnel, Sebastian	6	0	7	0	13	0	1.000	5	2	3	3	8	5	0.615	21	5	0.808	0	0	13.5	26	0.519	7
F 13	Looney, JoDon	1	0	2	1	3	1	0.750	1	2	1	1	2	3	0.400	5	4	0.556	0	0	1.5	9	0.167	3
F 14	Zuttel, Joe	2	6	0	0	2	6	0.250	0	3	4	1	4	4	0.500	6	10	0.375	0	0	0.0	16	0.000	8
F 15	Swartzel, David	3	3	1	5	4	8	0.333	4	1	2	3	6	4	0.600	10	12	0.455	0	0	4.0	22	0.182	7
F 16	Hadley, Chris	5	2	4	3	9	5	0.643	5	2	2	4	7	6	0.538	16	11	0.593	0	0	10.0	27	0.370	7
F 17	Zuttel, Paul	4	3	4	3	8	6	0.571	4	1	3	3	7	4	0.636	15	10	0.600	0	0	4.0	25	0.160	7
F 18	Blake, Rick	3	3	2	2	5	5	0.500	3	3	4	2	7	5	0.583	12	10	0.545	0	0	7.5	22	0.341	6
F 19	Eattock, Andrew	0	0	2	6	2	6	0.250	3	2	3	2	6	4	0.600	8	10	0.444	0	0	8.0	18	0.444	8
F2/ Still F'd		23	25	21	27	44	52	0.458	15	9	14	10	29	19	0.604	102	90	0.531	0	0	51.5	192	0.268	
F 20	Cominole, Jeremy	4	4	3	5	7	9	0.438	6	2	4	4	10	6	0.625	17	15	0.531	0	0	14.5	32	0.453	8
F 21	Yarsawich, Bryan	3	4	1	5	4	9	0.308	3	4	4	2	7	6	0.538	11	15	0.423	0	0	2.0	26	0.077	7
F 22	Bowser, Brian	1	4	3	2	4	6	0.400	4	1	2	2	6	3	0.667	10	9	0.526	0	0	6.5	19	0.342	5
F 23	Perkins, Heath	4	1	4	1	8	2	0.800	4	1	5	0	9	1	0.900	17	3	0.850	0	0	5.5	20	0.275	5
F 24	Perkins, Brytni	0	3	0	3	0	6	0.000	0	2	1	2	1	4	0.200	1	10	0.091	0	0	0.0	11	0.000	3
F 25	Rossbach, Mark	5	2	7	1	12	3	0.800	6	2	7	1	13	3	0.813	25	6	0.806	0	0	8.5	31	0.274	8
F 26	Fox, Jamie	0	2	0	5	0	7	0.000	0	2	1	4	1	6	0.143	1	13	0.071	0	0	2.0	14	0.143	5
F 27	Bylund, Jay	4	3	1	3	5	6	0.455	5	2	3	2	8	4	0.667	13	10	0.565	0	0	5.0	23	0.217	7
F 28	Robertson, Chris	2	2	2	2	4	4	0.500	2	2	1	3	3	5	0.375	7	9	0.438	0	0	7.5	16	0.469	4
F3/ Sofa Kings		25	23	25	23	50	46	0.521	11	13	11	13	22	26	0.458	94	98	0.490	0	0	55.0	192	0.286	
F 30	Keim, Roger	3	5	6	1	9	6	0.600	3	6	5	2	8	8	0.500	17	14	0.548	0	0	11.0	31	0.355	8
F 31	Alcon, Tony	6	2	4	4	10	6	0.625	6	2	1	5	7	7	0.500	17	13	0.567	0	0	8.5	30	0.283	8
F 32	Wojciechowski, Braden	4	3	4	3	8	6	0.571	3	4	3	4	6	8	0.429	14	14	0.500	0	0	11.5	28	0.411	7
F 33	Bozza, Doug	4	1	2	3	6	4	0.600	2	4	5	1	7	5	0.583	13	9	0.591	0	0	4.0	22	0.182	6
F 34	Moore, Ken	1	6	3	2	4	8	0.333	1	3	3	4	4	7	0.364	8	15	0.348	0	0	3.0	23	0.130	8
F 35	Plotkin, Jeremy	5	4	5	2	10	6	0.625	6	2	3	5	9	7	0.563	19	13	0.594	0	0	15.0	32	0.469	8
F 36	Hommel, Darren	2	2	1	4	3	6	0.333	0	5	1	3	1	8	0.111	4	14	0.222	0	0	2.0	18	0.111	5
F 37	Tann, Von	0	0	0	4	0	4	0.000	1	0	1	2	2	2	0.500	2	6	0.250	0	0	0.0	8	0.000	4
F4/ Darty Sanchez		23	25	31	17	54	42	0.563	15	9	10	14	25	23	0.521	104	88	0.542	6	0	79.5	192	0.414	
F 40	Trefzger, Mike	7	1	4	4	11	5	0.688	5	2	3	4	8	6	0.571	19	11	0.633	1	0	15.0	30	0.500	8
F 41	Trefzger, Eric	3	3	5	2	8	5	0.615	5	2	3	4	8	6	0.571	16	11	0.593	1	0	22.5	27	0.833	7
F 42	Maierhofer, Sean	0	1	0	2	0	3	0.000	2	0	0	1	2	1	0.667	2	4	0.333	1	0	1.5	6	0.250	2
F 43	Goodrich, Brett	3	5	3	4	6	9	0.400	2	2	2	6	4	8	0.333	10	17	0.370	1	0	4.0	27	0.148	8
F 44	Goodrich, Kyle	0	2	3	0	3	2	0.600	2	1	2	1	4	2	0.667	7	4	0.636	0	0	5.5	11	0.500	3
F 45	Wernet, Brad	3	2	4	1	7	3	0.700	4	1	2	2	6	3	0.667	13	6	0.684	0	0	5.0	19	0.263	5
F 46	Collier, Chris	2	4	2	1	4	5	0.444	3	3	3	1	6	4	0.600	10	9	0.526	0	0	4.5	19	0.237	6
F 47	Stroud, Zach	1	3	3	2	4	5	0.444	4	2	1	5	5	7	0.417	9	12	0.429	1	0	6.5	21	0.310	6
F 48	Robinson, Mike	4	3	7	0	11	3	0.786	3	4	3	4	6	8	0.429	17	11	0.607	1	0	15.0	28	0.536	7
F 49	Williams, Robertson	0	1	0	1	0	2	0.000	0	1	1	0	1	1	0.500	1	3	0.250	0	0	0.0	4	0.000	1
F5/ My Darts R Bigger		21	27	24	24	45	51	0.469	10	14	11	13	21	27	0.438	87	105	0.453	0	6	48.0	192	0.250	
F 50	Wissinger, Wes	5	2	6	2	11	4	0.733	5	2	4	3	9	5	0.643	20	9	0.690	0	1	13.5	29	0.466	8
F 51	Barfield, Kenneth	2	2	1	4	3	6	0.333	3	1	4	2	7	3	0.700	10	9	0.526	0	1	2.0	19	0.105	5
F 52	Reed, Josh	3	4	4	2	7	6	0.538	3	4	2	4	5	8	0.385	12	14	0.462	0	0	6.5	26	0.250	7
F 53	Strickland, Jon	3	2	1	2	4	4	0.500	0	3	1	1	1	4	0.200	5	8	0.385	0	1	0.0	13	0.000	5
F 54	Ferguson, Travis	2	3	4	2	6	5	0.545	4	2	4	2	8	4	0.667	14	9	0.609	0	1	7.0	23	0.304	6
F 55	Budd, Shawn	2	5	3	4	5	9	0.357	2	5	2	5	4	10	0.286	9	19	0.321	0	1	7.5	28	0.268	7
F 56	Murphy, Tom	2	3	2	4	4	7	0.364	2	4	2	4	4	8	0.333	8	15	0.348	0	0	10.5	23	0.457	6
F 57	Beane, Ryan	1	4	2	3	3	7	0.300	0	6	3	2	3	8	0.273	6	15	0.286	0	0	1.0	21	0.048	6
F 58	Reed, Jon	1	2	1	1	2	3	0.400	1	1	0	3	1	4	0.200	3	7	0.300	0	1	0.0	10	0.000	3
F6/ Banging The Wire		22	26	21	27	43	53	0.448	9	15	14	10	23	25	0.479	89	103	0.464	14	7	71.5	192	0.372	
F 60	Williams, Kelsey	2	4	0	3	2	7	0.222	0	5	4	3	4	8	0.333	6	15	0.286	2	0	5.5	21	0.262	7
F 61	Bowen, Andy	5	0	6	1	11	1	0.917	5	2	6	1	11	3	0.786	22	4	0.846	2	1	12.0	26	0.462	7
F 62	Prosser, Brad	4	4	2	4	6	8	0.429	2	4	5	2	7	6	0.538	13	14	0.481	2	1	8.0	27	0.296	8
F 63	White, John	2	6	3	5	5	11	0.313	3	5	3	4	6	9	0.400	11	20	0.355	2	1	13.0	31	0.419	8
F 64	Ferri, Chris	0	2	2	3	2	5	0.286	1	1	3	2	4	3	0.571	6	8	0.429	1	0	10.5	14	0.750	5
F 65	Rollins, Calvin	1	0	1	1	2	1	0.667	1	0	0	0	1	0	1.000	3	1	0.750	0	0	1.0	4	0.250	2
F 66	Shockley, Corey	2	0	1	2	3	2	0.600	2	1	1	1	3	2	0.600	6	4	0.600	1	1	3.5	10	0.350	4
F 67	Wilson, Victoria	0	2	0	0	0	2	0.000	0	1	1	1	1	2	0.333	1	4	0.200	1	1	0.0	5	0.000	3
F 68	Gaines, Bryan	2	5	2	4	4	9	0.308	3	5	3	2	6	7	0.462	10	16	0.385	2	1	7.0	26	0.269	8
F 69	Port, Brian	4	3	4	4	8	7	0.533	1	6	2	4	3	10	0.231	11	17	0.393	1	1	11.0	28	0.393	8
F7/ Darters.Under.Constant.Kilts.Scr		32	16	29	19	61	35	0.635	15	9	10	14	25	23	0.521	111	81	0.578	0	8	80.0	192	0.417	
F 70	Carawon, Harris	6	2	4	3	10	5	0.667	3	5	0	6	3	11	0.214	13	16	0.448	0	1	12.0	29	0.414	8
F 71	Kuppler, Bob	0	2	6	2	6	4	0.600	3	3	2	4	5	7	0.417	11	11	0.500	0	1	13.0	22	0.591	8
F 72	Ellis, Tim	3	4	4	3	7	7	0.500	6	1	1	3	7	4	0.636	14	11	0.560	0	1	5.0	25	0.200	8
F 73	Converse, Laurence	5	2	2	4	7	6	0.538	3	3	1	4	4	7	0.364	11	13	0.458	0	1	10.0	24	0.417	8
F 74	Lalino, Steve	6	0	3	3	9	3	0.750	5	1	4	2	9	3	0.750	18	6	0.750	0	1	7.5	24	0.313	6
F 75	Peers, Martin	3	3	0	0	3	3	0.500	0	1	3	4	3	5	0.375	6	8	0.429	0	1	1.0	14	0.071	7
F 76	Samaluk, Somchai	7	0	7	0	14	0	1.000	6	1	6	0	12	1	0.923	26	1	0.963	0	1	23.5	27	0.870	7
F 77	Sawyer, Dean	1	0	1	0	2	0	1.000	1	1	0	0	1	1	0.500	3	1	0.750	0	0	0.0	4	0.000	2
F 78	Jeffries, Tom	1	3	2	4	3	7	0.300	3	2	3	5	6	7	0.462	9	14	0.391	0	1	8.0	23	0.348	8
F8/ Coach Yrself Clean		17	31	17	31	34	62	0.354	6	18	12	12	18	30	0.375	70	122	0.365	0	0	46.5	192	0.242	
F 80	Emerton, Eric	2	5	2	4	4	9	0.308	0	3	3	2	3	5	0.375	7	14	0.333	0	0	4.0	21	0.190	7
F 81	Barletta, Phil	1	0	3	1	4	1	0.800	3	3	5	1	8	4	0.667	12	5	0.706	0	0	3.0	17	0.176	6
F 82	Woodard, Dave	2	4	2	5	4	9	0.308	2	5	2	4	4	9	0.308	8	18	0.308	0	0	10.0	26	0.385	7
F 83	Ejlali, Shervin	2	4	1	5	3	9	0.250	1	6	1	1	2	7	0.222	5	16	0.238	0	0	6.0	21	0.286	7
F 84	Martin, Claude	1	4	0	6	1	10	0.091	0	4	4	2	4	6	0.400	5	16	0.238	0	0	2.0	21	0.095	7
F 85	Hamer, Andrew	1	6	2	2	3	8	0.273	2	5	3	2	5	7	0.417	8	15	0.348	0	0	6.0	23	0.261	7
F 86	Scott, Kevin	2	1	1	1	3	2	0.600	2	1	2	1	4	2	0.667	7	4	0.636	0	0	3.0	11	0.273	3
F 87	Turner, Kevin	4	4	4	2	8	6	0.571	1	7	3	5	4	12	0.250	12	18	0.400	0	0	5.5	30	0.183	8
F 88	Ago, Alvin	2	3	2	5	4	8	0.333	1	2	1	6	2	8	0.200	6	16	0.273	0	0	7.0	22	0.318	7

	Singles 301		Singles Cricket		Singles Record		Singles Win %-age	Doubles Cricket		Doubles 501		Doubles Record		Doubles Win %-age	Sngls + Dbls Record		Sngls + Dbls Win %-age	Tiebreaker Ws	Tiebreaker Ls	All-Star Points	Games Played	All-Star Point Average	Matches Played
G1/ Is It Still In?	28	20	32	16	60	36	0.625	14	10	19	5	33	15	0.688	126	66	0.656	0	0	57.0	192	0.297	
G 10 Cornell, Blaine	2	1	1	0	3	1	0.750	2	2	5	3	7	5	0.583	10	6	0.625	0	0	2.0	16	0.125	8
G 11 Musil, Dylan	4	2	6	0	10	2	0.833	4	2	4	1	8	3	0.727	18	5	0.783	0	0	12.5	23	0.543	6
G 12 Metivier, Sam	2	6	6	1	8	7	0.533	4	3	5	2	9	5	0.643	17	12	0.586	0	0	9.0	29	0.310	8
G 13 Millius, Mike	6	2	4	4	10	6	0.625	5	2	7	0	12	2	0.857	22	8	0.733	0	0	9.5	30	0.317	8
G 14 Merritt, Kate	4	3	5	3	9	6	0.600	3	4	5	1	8	5	0.615	17	11	0.607	0	0	9.0	28	0.321	8
G 15 Furdon, Matt	6	1	3	3	9	4	0.692	5	1	5	1	10	2	0.833	19	6	0.760	0	0	6.0	25	0.240	7
G 16 Wilberg, Chelsea	2	2	4	2	6	4	0.600	1	4	2	1	3	5	0.375	9	9	0.500	0	0	2.0	18	0.111	7
G 17 Kirchner, John	2	3	3	3	5	6	0.455	4	2	5	1	9	3	0.750	14	9	0.609	0	0	7.0	23	0.304	6
G2/ Wayne Gretzky	19	29	21	27	40	56	0.417	15	9	9	15	24	24	0.500	88	104	0.458	0	0	75.0	192	0.391	
G 20 Wilson, Misty	2	6	0	9	2	15	0.118	5	4	2	6	7	10	0.412	9	25	0.265	0	0	5.5	34	0.162	8
G 21 Wilson, Jonathan	4	4	4	4	8	8	0.500	4	4	2	7	6	11	0.353	14	19	0.424	0	0	14.0	33	0.424	8
G 22 Finney, Dave	4	3	7	0	11	3	0.786	6	1	4	3	10	4	0.714	21	7	0.750	0	0	32.0	28	1.143	7
G 23 Park, Ed	5	4	3	5	8	9	0.471	4	4	3	5	7	9	0.438	15	18	0.455	0	0	5.0	33	0.152	8
G 24 Van Valen, Ken	2	6	5	3	7	9	0.438	4	4	3	5	7	9	0.438	14	18	0.438	0	0	8.0	32	0.250	8
G 25 Clement, Dawn	2	6	2	6	4	12	0.250	7	1	4	4	11	5	0.688	15	17	0.469	0	0	10.5	32	0.328	8
G 26 Newman, Tony	0	0	0	0	0	0	---	0	0	0	0	0	0	---	0	0	---	0	0	0.0	0	---	0
G3/ Coral Reefers	27	21	32	16	59	37	0.615	14	10	15	9	29	19	0.604	117	75	0.609	0	0	66.0	192	0.344	
G 30 Britt, Jacob	6	1	4	2	10	3	0.769	3	3	5	2	8	5	0.615	18	8	0.692	0	0	15.0	26	0.577	7
G 31 Patskoski, Jason	5	2	5	1	10	3	0.769	4	1	4	3	8	4	0.667	18	7	0.720	0	0	13.0	25	0.520	7
G 32 Hodge, Eric	0	2	3	5	3	7	0.300	5	0	4	3	9	3	0.750	12	10	0.545	0	0	4.0	22	0.182	7
G 33 Hodge, Alex	1	2	1	0	2	2	0.500	2	1	1	2	3	3	0.500	5	5	0.500	0	0	1.0	10	0.100	4
G 34 Smith, Van	1	2	4	2	5	4	0.556	4	2	1	2	5	4	0.556	10	8	0.556	0	0	5.0	18	0.278	6
G 35 Jarvah, Sean	4	5	3	3	7	8	0.467	4	2	5	2	9	4	0.692	16	12	0.571	0	0	9.0	28	0.321	8
G 36 Carroll, Josh	0	1	1	0	1	1	0.500	0	0	1	0	1	0	1.000	2	1	0.667	0	0	1.0	3	0.333	1
G 37 Colton, Mitch	4	4	3	2	7	6	0.538	2	6	3	2	5	8	0.385	12	14	0.462	0	0	3.5	26	0.135	8
G 38 Swart, Max	0	0	2	1	2	1	0.667	1	1	2	0	3	1	0.750	5	2	0.714	0	0	0.0	7	0.000	3
G 39 Thorne, Jon	6	2	6	0	12	2	0.857	3	4	4	2	7	6	0.538	19	8	0.704	0	0	14.5	27	0.537	7
G4/ Tips & Shafts	34	14	26	22	60	36	0.625	17	7	13	11	30	18	0.625	120	72	0.625	7	0	62.0	192	0.323	
G 40 Borgna, Denise	1	0	0	4	1	4	0.200	1	1	2	0	3	1	0.750	4	5	0.444	1	0	0.0	9	0.000	4
G 41 Borgna, Andrew	0	0	1	2	1	2	0.333	3	0	0	3	3	3	0.500	4	5	0.444	0	0	6.5	9	0.722	3
G 42 Spencer, Kenny	4	3	5	3	9	6	0.600	5	3	3	2	8	5	0.615	17	11	0.607	1	0	7.5	28	0.268	8
G 43 Thompkins, Charles	5	3	6	2	11	5	0.688	8	0	3	5	11	5	0.688	22	10	0.688	1	0	14.5	32	0.453	8
G 44 Wilson, Matthew	7	1	7	1	14	2	0.875	8	0	5	3	13	3	0.813	27	5	0.844	1	0	17.0	32	0.531	8
G 45 Phillips, Britt	6	2	3	4	9	6	0.600	1	3	4	2	5	5	0.500	14	11	0.560	1	0	5.0	25	0.200	8
G 46 Letsch, Dempsey	3	5	0	2	3	7	0.300	4	3	4	4	8	7	0.533	11	14	0.440	1	0	2.5	25	0.100	8
G 47 Phillips, Josh	8	0	4	4	12	4	0.750	4	4	5	3	9	7	0.563	21	11	0.656	1	0	9.0	32	0.281	8
G5/ Starving Dartists	20	28	24	24	44	52	0.458	12	12	11	13	23	25	0.479	90	102	0.469	0	0	50.5	192	0.263	
G 50 Hartley, Barron	2	6	1	2	3	8	0.273	2	1	3	4	5	5	0.500	8	13	0.381	0	0	1.0	21	0.048	8
G 51 Hartley, Bryan	5	1	2	4	7	5	0.583	3	2	3	1	6	3	0.667	13	8	0.619	0	0	6.5	21	0.310	6
G 52 Jones, Nick	4	3	4	4	8	7	0.533	5	2	1	3	6	5	0.545	14	12	0.538	0	0	3.5	26	0.135	8
G 53 Morgan, Wood	0	0	3	2	3	2	0.600	3	4	3	3	6	7	0.462	9	9	0.500	0	0	7.0	18	0.389	7
G 54 Boyer, Drew	1	4	3	3	4	7	0.364	2	3	1	5	3	8	0.273	7	15	0.318	0	0	14.5	22	0.659	7
G 55 Daniels, Slater	2	2	3	3	5	5	0.500	3	3	2	1	5	4	0.556	10	9	0.526	0	0	7.0	19	0.368	6
G 56 Berman, Zack	1	6	0	2	1	8	0.111	1	1	2	4	3	5	0.375	4	13	0.235	0	0	2.5	17	0.147	8
G 57 Tyler, Robert	1	3	1	2	2	5	0.286	1	2	3	1	4	3	0.571	6	8	0.429	0	0	3.5	14	0.250	5
G 58 Miller, Lloyd	3	0	3	1	6	1	0.857	3	2	3	2	6	4	0.600	12	5	0.706	0	0	1.5	17	0.088	5
G 59 Petersen, Eric	1	3	4	1	5	4	0.556	1	4	1	2	2	6	0.250	7	10	0.412	0	0	3.5	17	0.206	5
G6/ The Neighborhood Dart Knights	29	19	34	14	63	33	0.656	15	9	12	12	27	21	0.563	117	75	0.609	0	10	64.5	192	0.336	
G 60 Osier, Emmalee	4	2	1	1	5	3	0.625	2	1	2	1	4	2	0.667	9	5	0.643	0	1	1.0	14	0.071	7
G 61 Markham, Jared	2	6	3	1	5	7	0.417	1	3	3	3	4	6	0.400	9	13	0.409	0	1	2.0	22	0.091	8
G 62 Amos, Terron	3	2	5	0	8	2	0.800	3	3	1	5	4	8	0.333	12	10	0.545	0	1	8.0	22	0.364	7
G 63 Thomas, Tony	4	1	5	1	9	2	0.818	2	2	6	1	8	3	0.727	17	5	0.773	0	1	12.0	22	0.545	7
G 64 Gamble, Mark	6	1	4	2	10	3	0.769	5	1	1	4	6	5	0.545	16	8	0.667	0	1	11.5	24	0.479	8
G 65 Swepson, Jerrell	1	4	1	1	2	5	0.286	0	0	2	2	2	2	0.500	4	7	0.364	0	1	1.0	11	0.091	6
G 66 Clow, Brandon	3	1	2	2	5	3	0.625	5	1	3	3	8	4	0.667	13	7	0.650	0	1	9.0	20	0.450	7
G 67 Neff, Josh	0	0	2	4	2	4	0.333	3	2	0	2	3	4	0.429	5	8	0.385	0	1	1.0	13	0.077	6
G 68 Palmer, Levi	2	1	4	2	6	3	0.667	3	4	4	3	7	7	0.500	13	10	0.565	0	1	4.5	23	0.196	8
G 69 Davis, P.J.	4	1	7	0	11	1	0.917	6	1	2	0	8	1	0.889	19	2	0.905	0	1	14.5	21	0.690	7
G7/ We're Sexy & We Throw It	22	26	12	36	34	62	0.354	7	17	10	14	17	31	0.354	68	124	0.354	0	0	31.5	192	0.164	
G 70 McNamara, Ken	5	3	5	3	10	6	0.625	3	5	5	4	8	9	0.471	18	15	0.545	0	0	12.0	33	0.364	8
G 71 McNamara, Karen	0	6	0	2	0	8	0.000	0	3	1	5	1	8	0.111	1	16	0.059	0	0	1.0	17	0.059	6
G 72 Coggins, Leigh	2	4	0	7	2	11	0.154	1	5	2	4	3	9	0.250	5	20	0.200	0	0	2.0	25	0.080	7
G 73 Bohanan, Heather	4	2	1	6	5	8	0.385	2	5	1	5	3	10	0.231	8	18	0.308	0	0	7.5	26	0.288	7
G 74 Morlando, Jim	1	5	0	6	1	11	0.083	2	3	3	1	5	4	0.556	6	15	0.286	0	0	2.0	21	0.095	5
G 75 Crawford, Neal	5	2	4	4	9	6	0.600	3	5	4	3	7	8	0.467	16	14	0.533	0	0	5.0	30	0.167	8
G 76 Ross, Anne	2	3	1	4	3	7	0.300	2	4	3	3	5	7	0.417	8	14	0.364	0	0	1.0	22	0.045	6
G 77 Mattson, Eric	3	1	1	4	4	5	0.444	1	4	1	3	2	7	0.222	6	12	0.333	0	0	1.0	18	0.056	5
G8/ Bulls Hitters	13	35	11	37	24	72	0.250	2	22	7	17	9	39	0.188	42	150	0.219	0	0	32.5	192	0.169	
G 80 Smith, Lauren	2	6	2	6	4	12	0.250	1	8	3	5	4	13	0.235	8	25	0.242	0	0	6.0	33	0.182	8
G 81 Smith, Jason	3	4	0	6	3	10	0.231	1	6	3	5	4	11	0.267	7	21	0.250	0	0	6.5	28	0.232	7
G 82 Hobgood, Lila	1	3	0	3	1	6	0.143	0	4	1	3	1	7	0.125	2	13	0.133	0	0	5.0	15	0.333	4
G 83 Thomas, Amy	2	6	2	5	4	11	0.267	0	7	1	6	1	13	0.071	5	24	0.172	0	0	1.0	29	0.034	7
G 84 Thomas, Ty	0	2	0	3	0	5	0.000	0	2	0	2	0	4	0.000	0	9	0.000	0	0	4.0	9	0.444	3
G 85 Hobgood, A.	4	1	3	3	7	4	0.636	0	5	1	4	1	9	0.100	8	13	0.381	0	0	5.0	21	0.238	5
G 86 Demeritte, Max	1	4	2	3	3	7	0.300	1	4	2	3	3	7	0.300	6	14	0.300	0	0	3.0	20	0.150	5
G 87 Ramsay, Billy	0	1	0	0	0	1	0.000	0	1	0	1	0	2	0.000	0	3	0.000	0	0	0.0	3	0.000	2
G 88 Gardner, Lisa	0	5	0	6	0	11	0.000	1	4	2	2	3	6	0.333	3	17	0.150	0	0	0.0	20	0.000	5
G 89 Gardner, Todd	0	3	2	2	2	5	0.286	0	3	1	3	1	6	0.143	3	11	0.214	0	0	2.0	14	0.143	4

Raleigh Dart League

Registration for Fall 2021 Season

Wednesday, July 21, (The Upper Deck), 7:00-8:00 p.m.

Wednesday, July 21 ⌫⌦ **For ALL teams - there is only one night of registration!!!**
(If your team is not returning, please leave a message on VoiceMail.
New captain? Please pass this information on to him/her.)
Bring: 1) Completed roster - use BLACK pen please - with divisions played by by each member for last 3 seasons
2) ONE check for bar fee and a minimum of six players (Bar fee is $20; Player registration is $20) NO CASH WILL BE ACCEPTED!!!

Wednesday, July 21 **DEADLINE for unrestricted roster add-ons, at REGISTRATION (no extensions)**

July 21 through September 13 Add-ons pre-approved by the Membership Committee (Membership Committee Director - Heather Bohanan, 919-326-1956, membership@raleighdartleague.org)
1) Checks & player information as per roster to: Heather Bohanan (temporarily performing Treasurer duties), 919-326-1956, 206 Shoals Lane, Garner, NC 27529; membership@raleighdartleague.org
2) Membership Director will inform captain of Committee's decision
A PLAYER IS NOT ELIGIBLE UNTIL APPROVED, AND WITH DUES PAID

Wednesday, August 4 ⌫⌦ **Captains' meeting, 7:00-8:00 p.m., The Upper Deck (MANDATORY)**
Pick up schedules, blank scoresheets, team rosters, phone lists, rules, etc.

Wednesday, August 11 ⌫⌦ **8:00 p.m. Season starts**

Monday, September 13 **5th week captains' meeting, The Upper Deck (MANDATORY)**
... and RDL Board meeting --- Last day to add/replace a player with approval

---

FALL 2021 RALEIGH DART LEAGUE TEAM REGISTRATION FORM

Team Name _____ Team Number _____
(PLEASE LEAVE BLANK)

Player Name (not nickname):	Divisions played in previous 3 seasons	Dart experience (if any) outside RDL*	M/F	Phone #:	Fee Paid: ($10 this season!)
Home Bar & Dart Rep.:		Board #s:			
Captain: 0				(C) (H)	0
1				(C) (H)	1
2				(C) (H)	2
3				(C) (H)	3
4				(C) (H)	4
5				(C) (H)	5
6				(C) (H)	6
7				(C) (H)	7
8				(C) (H)	8
9				(C) (H)	9

TOTAL:

Captain's Email Address: _____

** If there are players new to RDL and you are aware of their dart experience outside of RDL, please include that information here. You might say things like "Played in a mid-level team in Chicago for the past 6 years" or "No league experience but throws on a regular basis - consistently beats D & E players at Upper Deck LOD"*

TONS OF NEWSLETTER

Home to the Fall Session of the Raleigh Dart League for the Banquet, Saturday, December 11, 2021 Issue #JK800
The "It's Honestly Hard To Believe How Much Has Changed In The World During My Time Here" Edition

TOURNAMENT WINNERS

"A" Division - ***The Bullies*** *(14-2)*

The Bullies' rampage through the first post-Covid season was a tour de force, with only one match all season closer than 15-9, and only giving up 8 total points in their two tournament matches. They ended the season with one of the 8 best win percentages in the last 50 seasons in any division, and were 1 ASP from the highest team season average in league history (see page 18).

"B" Division - ***Armed & Hammered*** *(12+-12)*

After B division was one of the most competitive divisions all season long, the tournament was an absolute mess of nerves and tight finishes. In the 7 B tournament matches, 3 of them ended in a 12-12 tiebreaker, and 2 more ended 13-11. In the end, Armed was the only tournament winner this season seeded lower than #2.

"C" Division - ***Dysfunctional Outlaws*** *(13-5)*

Playing most of the season with an up-and-down attendance showing, the Outlaws evidently put it all together for a few weeks, rolling through the #7, #3 and #1 seeds, with none of the three tournament matches stretching beyond doubles cricket.

"D" Division - ***Off Constantly-Reboot*** *(12+-12)*

After actually missing registration and not getting in to the Fall schedule, the Covid team availability changes that followed the preseason captains' meeting opened a door of opportunity for Off Constantly. They made the most of it, taking the regular season title, and then backing that up with a 1001 victory in the D finals.

"E" Division - ***Darty Sanchez*** *(13-7)*

The midseason slump long in their rear view mirror, Sanchez took their season title and then rolled into the E tournament. Two of their matches did reach the first 501 set, but that was the farthest, as their 13-1 semifinal win was the biggest tourney blowout result.

"F" Division - ***The Neighborhood Dart Knights*** *(13-11)*

The Dart Knights and The Dart Side put on a season race for the ages, then they added on a tournament final that was just about as epic. After grabbing the Mugs in the final set of the 501s, The Dart Knights had completed their season/tournament double, then took some pretty epic team photos (and then showed off some pretty heady photoshop skills to add/subtract for effect!).

REGULAR SEASON WINNERS

"A" Division - ***The Bullies*** *(12 wins, 0 losses)*
2nd place - North Raleigh Alliance

"B" Division - ***Brown's Terror Bulls*** *(11 wins, 3 losses)*
2nd place - Why So Serious?

"C" Division - ***F Bombs*** *(9 wins, 3 losses)*
2nd place - Dysfunctional Outlaws

"D" Division - ***Off Constantly-Reboot*** *(10 wins, 2 losses)*
2nd place - Big Bulls

"E" Division - ***Darty Sanchez*** *(11 wins, 3 losses)*
2nd place - Red-eye Rangers

"F" Division - ***The Neighborhood Dart Knights*** *(12 wins, 2 losses)*
2nd place - Dart Side of the Moon

Rosters of all season- and tournament-winning teams are on page 4.)

TABLE OF CONTENTS

Item	Page Number
Tournament & Regular Season Winning Teams	1
Spring 2022 RDL Season Information	1
Final Divisional Standings	2
Final Divisional Tournament Results	3
Tournament & Regular Season Winning Team Rosters	4
Winning team photo gallery (not all teams, but still)	4
Tournament Trophy Dart Awards	5
Other Tournament Hot Darts	5
Regular Season Trophy Dart Awards	5
Divisional Singles Win %-age Winners	6
Divisional All-Star Point %-age Winners	6
Players Who Beat the Singles Winners	6
Season Penalty Summary	6
List of Host Establishments	7
Holiday blind draws, other local leagues	7
RDL Address and Phone No. Information	8
Event Calendar, Penalty Log	8
JK's All-Star Team Picks	9
Quick Stat Tidbits, JK's Prediction Results Summary	9
Prediction Results Table	10
Week-by-Week Match Results Table	11
Fall 2021 Trivia Questions Revisited (cont. on pg. 14)	12
Fall 2021 Lyrics Quiz Revisited (cont. on pg. 14 too)	13
The rest of the trivia and lyrics quizzes, tiebreakers	14
New President, In Memoriam, NC Cup winners, etc.	15
Random Thoughts from JK	16
Best "A" Division Singles Win Percentage Seasons	17
All-Time Top RDL Team Sectional & Overall Records	18
26 years of RDL Board Member history	19
2021 NCCDL & NCLC standings, news, history	20
2021 NCCDL & NCLC perfect throws, tourn. results	21
Celebrate the New Year Tournament Flier	22
Fire on the Mountain Tournament Flier	23
Top Singles Records, by Division	24
Top Doubles Records, by Division	25
Top Singles+Doubles, by Division	26
Top All Star Point Averages, by Division	27
Top Individual Records, by Section of Play	28,29
League-Wide Individual Singles, Doubles Records	30
League-Wide Individual Singles + Doubles Records, and All-Star Point Averages	31
Singles, Doubles Records, Ranked by Team	32
Overall Records, All-Star Pt. Ave., Ranked By Team	33
Complete "A" Division Statistics	34
Complete "B" Division Statistics	35
Complete "C" Division Statistics	36
Complete "D" Division Statistics	37
Complete "E" Division Statistics	38
Complete "F" Division Statistics	39
Registration Materials for Spring 2022 RDL Season	40

SPRING 2022 RALEIGH DART LEAGUE SEASON INFORMATION

Registration Meeting for ALL Teams; The Upper Deck;
Wednesday, January 5, 7:00-8:00 p.m.

MANDATORY Preseason Captains' Meeting; The Upper Deck;
Wednesday, January 19, 7:00-8:00 p.m.

Match Play begins on Wednesday, January 26

MANDATORY Fifth Week Captains' Meeting;
The Upper Deck; **Monday, February 28**, 7:00-8:00 p.m.

Divisional tournament weeks - **May 4, 11 & 18**

FINAL!! DIVISIONAL TEAM STANDINGS FOR THE *FALL 2021* RDL SEASON

		W	L	Pts.
	"A" Division			
👍	The Bullies 👍	12	0	222
👍	North Raleigh Alliance	9	3	180
3	The Reunited Element	8	4	178
4	Lunatic Fringe	6	6	128
5	Liver Die!	5	7	121
👎	Shadows Count	1	11	93
👎	3-PEAt A-fenders	1	11	67
	"B" Division			
👍	Brown's Terror Bulls 👍	11	3	202
👍	Why So Serious?	11	3	181
3	Boom Baby!!!	10	4	178
4	Armed & Hammered	7	7	168
5	Consistently Inconsistent	7	7	163
6	Darty Daze	6	8	146
👎	Show Me Your Tips	3	11	149
👎	DD-214	1	13	121
	"C" Division			
👍	F Bombs 👍	9	3	171
👍	Dysfunctional Outlaws	8	4	152
3	Nine Lives	7	5	141
4	Shark Shooters	5	7	126
5	Rif Raf	5	7	122
👎	Toeing the Line	4	8	136
👎	Cheap Shots	4	8	116

		W	L	Pts.
	"D" Division			
👍	Off Constantly-Reboot 👍	10	2	178
👍	Big Bulls	9	3	172
3	One Armed Bandits	7	5	166
4	Hump Day!	6	6	134
5	Sharky's Machine	6	6	127
👎	Board Royalty	2	10	110
👎	Menace 2 Sobriety	2	10	103
	"E" Division			
👍	Darty Sanchez 👍	11	3	191
👍	Red-eye Rangers	9	5	189
3	Darts & Debauchery	8	6	178
4	Death Throw	7	7	149
5	Salty Damn Duck Gone…	6	8	164
6	Left, Right, Corkers	6	8	155
👎	Just F'd	5	9	154
👎	Ones Are Closed	4	10	143
	"F" Division			
👍	Neighborhood Dart Knights 👍	12	2	203
👍	Dart Side of the Moon	11	3	188
3	Coach 4:4	10	4	191
4	Banging The Wire	9	5	185
5	Flight Privilege	7	7	156
6	Sofa Kings	5	9	164
👎	We're Sexy & We Throw It	2	12	119
👎	The Gutter Balls	0	14	88

LEGEND OF SYMBOLS IN STANDINGS: 👍 = *regular season division champion*
👍 = *clinched* "top-two" *finish in division* 👎 = *clinched* "bottom-two" *finish in division*

FALL 2021 RDL DIVISIONAL TOURNAMENT RESULTS

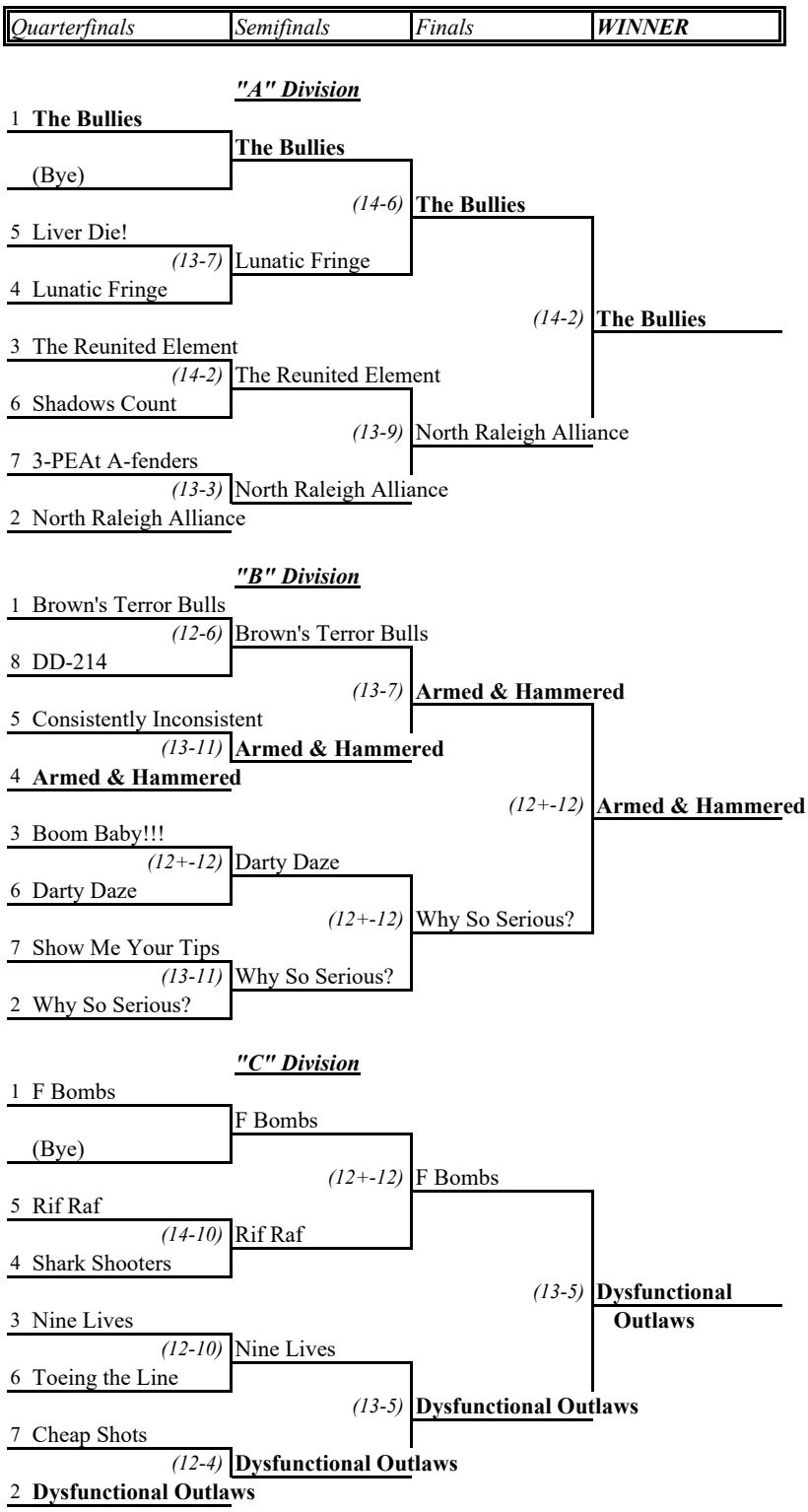



ANOTHER WINNING TEAM (partial) PHOTO GALLERY! THIS RIGHT HERE SHOWS ALL THE REASONS WE COME PLAY…

We got a few photos a couple years ago, and… it was kind of great.. So this was a little minor tradition that I certainly wanted to encourage, and I asked the teams going into the tournament finals to consider taking a team photo and sharing it with us. This is one of my favorite items here. (No player name legends for these, but I'm sure the people in the photos know who they are. Plus, it's really about 'team' happiness anyway.)

A division regular season and tournament champions - **The Bullies**!!



D division regular season and tournament champions - **Off Constantly-Reboot**!!



B division tournament champions - **Armed & Hammered**!! (plus a photo-bombing Lincoln Havens)



F division season and tournament champions - **The Neighborhood Dart Knights**!! (with an awesome Josh photoshop add!)



TEAMS THAT WON <u>BOTH</u> THEIR DIVISIONAL TOURNAMENT <u>AND</u> REGULAR SEASON TITLE !!!!!!

(note: players in parentheses did not play enough games during the regular season to qualify for tournament play)

"A" Division - ***The Bullies***

Dean Cusher (c)	Craig Elder	Kevin Foushee
Alex Spellman	Michael Johnson	Pat Gibson
Pete Stewart	P.J. Stewart	Dan Naylor
	(Scott Stankevich)	

"D" Division - ***Off Constantly-Reboot***

Barbara Cotton (c)	Mike Roberts	Nicoke Kubel
Kevin Olsen	Lou Tufillaro	Randy Lueneburg
Ben Holt	Angelo Azevedo	Jamie Connell

"E" Division - ***Darty Sanchez***

Mike Trefzger (c)	Eric Trefzger	Sean Maierhofer
Chris Collier	Brad Wernet	Brett Goodrich
Zach Stroud	Mike Robinson	Andy Bishop

"F" Division - ***The Neighborhood Dart Knights***

Emmalee Osier (c)	Jared Markham	Terron Amos
Jerrell Swepson	Mark Gamble	Tony Thomas
P.J. Davis	Josh Neff	Levi Palmer
	Morgan Bathurst	

TEAMS THAT WON THEIR DIVISIONAL TOURNAMENT (but not regular season title) !!!!!!

"B" Division - ***Armed & Hammered***

Mike O'Toole (c)	Dan Butterworth	Karl Fredrick
Patrick Howsare	Doug DeBastiani	Jimmy Arnold
Jim Butterworth		Julie Graves

"C" Division - ***Dysfunctional Outlaws***

Dan Clark (c)	J.J. Tant	Brian Smith
Gray Talley	Mike Steppe	Chris Peterson
Shane Murray		(Ryan Raymond)

TEAMS THAT WON THEIR REGULAR SEASON TITLE (but not divisional tournament) !!!!!!

"B" Division - ***Brown's Terror Bulls***

Dave Tanner (c)	Matt Wilson	Terry Blake
Jim Kerr	Ahmed Al-Hoory	Leslie Rosenfeld
Charles Thompkins		Mike Hall

"C" Division - ***F Bombs***

Gary Long (c)	Mike Gardner	Dave Ellington
Dustin Jones	Shane Gouge	Robert Long
Denny Williams	Deane Morin	Chris Haire
	Jose Valez	

FALL 2021 TOURNAMENT!!! TROPHY DART AWARDS

9 Marks

John Carroll (The Reunited Element, 11/17)
Eric Klann (Shadows Count, 11/17)
Randy Baldwin (Hump Day!, 12/1)
Matthew Copple (Nine Lives, 12/1)
Tim Mozzetti (Lunatic Fringe, 12/1)
Robbie Phillips (The Reunited Element, 12/1)
Mike Seward (North Raleigh Alliance, 12/1)
Stevie Phillips (North Raleigh Alliance, 12/8)
Chris Robertson (Red-eye Rangers, 12/8)
Alex Spellman (The Bullies, 12/8)

Ton-80s

Kevin Foushee (The Bullies, 12/1)
Tim Mozzetti (Lunatic Fringe, 12/1)
P.J. Stewart (The Bullies, 12/1)
Mike Robinson (Darty Sanchez, 12/8)

6-Bulls

Stephen Flanagan (Big Bulls, 12/1)

Ton-70-Ins and Outs - (none reported)

For those who are new or simply were not aware of it: fast games, high ins and high outs in the tournament do not win awards unless they are perfect shots (170s) or games.

OTHER TOURNAMENT HOT DARTS (Sorry, no award -- but they're still great shots)

P.J. Stewart	The Bullies	"Perfect" 8m (2 Triples w/Dbull)	Chad Massengill	North Raleigh Alliance	5-Bulls	Alex Spellman	The Bullies	9-dart 301
			Joe Work	North Raleigh Alliance	5-Bulls	Chad Massengill	The Reunited Element	10-dart 301
Pat Gibson	The Bullies	8m	Chad Massengill	The Reunited Element	160-In	Chad Massengill	The Reunited Element	14-dart 301

FALL 2021 REGULAR SEASON PERFECT THROWS

9-Marks

Robbie Phillips **(4)** (The Reunited Element, 8/11, 9/8, 9/29, 10/6)
Eric Klann **(3)** (Shadows Count, 9/8, 9/29, 11/10)
P.J. Stewart **(3)** (The Bullies, 9/15, 9/29, 11/10)
Lee Jeffreys **(2)** (Boom Baby!!!, 10/6, 11/10)
Michael Johnson **(2)** (The Bullies, 9/22, 10/20)
Chad Massengill **(2)** (Reunited Element, 9/29, 11/3)
Somchai Samaluk **(2)** (Salty Damn Duck..., 8/18, 9/29)
Alex Spellman **(2)** (The Bullies, 8/18, 10/13)
Joe Zawrotniak **(2)** (Lunatic Fringe, 10/20, 10/20)
Ahmed Al-Hoory (Brown's Terror Bulls, 10/13)
Jimmy Arnold (Armed & Hammered, 8/18)
Rich Bialaszewski (Show Me..., 8/25)
Michael Bracco (Why So Serious?, 8/11)
Chris Buck (Shark Shooters, 8/18)
John Carroll (The Reunited Element, 11/3)
Chuck Ginger (Shadows Count, 11/10)
Shane Gouge (F Bombs, 10/20)
Dave Johnson (Menace 2 Sobriety, 9/1)
Jim Jones (Shadows Count, 11/10)
John Keleher (Big Bulls, 9/1)
Randy Lueneburg (Off Constantly..., 9/22)
Tim McNamara (Consistently Incon., 11/3)
Tim Mozzetti (Lunatic Fringe, 10/6)
Dan Naylor (The Bullies, 8/18)
Kenny Persson (...Element, 8/18)
Stevie Phillips (N. Ral. Alliance, 8/25)
Joe Rigert, Sr. (Show Me..., 10/27)
Wil Tan (The Reunited Element, 9/8)
Joe Thomas (DD-214, 8/25)
Barry Thompson (Flight Priv., 10/6)
George Vlahos (...We Throw It, 9/15)

Ton-80s

Brad Bushman (Show Me..., 10/20)
E.J. Ellis (Shadows Count, 11/3)
Karl Fredrick (Armed/Hammered, 9/29)
Keith Gibbs (Shadows Count, 11/3)
Robbie Phillips (...Element, 8/25)
David Romanchek (Nine Lives, 11/3)
Jeff Rudy (One Armed Bandits, 11/3)
Mike Seward (N. Raleigh Alliance, 9/8)
Brian Smith (Dysfunc. Outlaws, 8/18)
Alex Spellman (The Bullies, 10/20)
Joe Zawrotniak (Lunatic Fringe, 10/20)

6-Bulls

Dan Butterworth (Armed..., 11/3)
Jim Butterworth (Armed..., 10/20)

FALL 2021 REGULAR SEASON DIVISIONAL TROPHY DART AWARDS

	A division	B division	C division	D division	E division	F division
High In (301 first turn only!!)	Ton-20 **Pat Gibson** The Bullies (8/11)	Ton-20 **Mike Bumpass** ...Serious? (9/29)	Ton-20 (10/13/21) **Gary Burney** Cheap Shots	Ton-30 (11/3/21) **Randy Baldwin** Hump Day!	Ton-15 (10/6/21) **Dave Finney** Just F'd	Ton-12 **Levi Palmer** …Knights (9/22)
	Matt Ridgway Liver Die! (8/25)	**Trey Rodgers** Darty Daze (10/13)				**Parker Stark** Banging… (9/29)
	Randy Wilcox Liver Die! (9/8)	**Mike Cole** …Serious? (11/10)				**Terron Amos** …Knights (11/10)
	Randy Massengill …Element (9/22)					
	Tim Bunn ...Fringe (10/20)					
	Mike Seward …Alliance (10/20)	**Stevie Phllips** …Alliance (11/3)				
High Out (301/501/ 1001)	Ton-60 (8/18/21) **Eric Klann** Shadows Count	Ton-17 (9/8/21) **Jim Butterworth** Armed/Hammered	Ton-20 (10/6/21) **John Wilson** Toeing The Line	Ton-06 (10/20/21) **Randy Lueneburg** Off Constantly…	Ton-23 (9/29/21) **Rick Blake** Darts&Debauchery	98 (9/8/21) **Dave Woodard** Coach 4:4
Fast Singles 301	8 darts **Chad Massengill** …Element (8/18)	10 darts **Terry Blake** ...Terror Bulls	13 darts (8/25/21) **Brian Smith** Dysfunctional	12 darts (10/27/21) **Jeff Rudy** One Armed	11 darts (9/22/21) **Somchai Samaluk** Salty Damn	13 darts **Reagan Crabtree** Gutter Balls (10/20)
	Robbie Phillips …Element (8/25)	(twice! 8/18, 9/22) **Tommy Beaird** DD-214 (9/15)	Outlaws	Bandits	**Duck Gone**	**Jamie Stoy** Flight Privil. (11/3)
Fast Singles Cricket	12 darts (10/13/21) **Alex Spellman** The Bullies	14 darts (11/3/21) **Tim McNamara** Consistently Inc.	20 darts (9/15/21) **John Mays** Nine Lives	18 darts (10/13/21) **Randy Baldwin** Hump Day!	23 darts (11/3/21) **Somchai Samaluk** Salty Damn Duck	27 darts (10/27/21) **Mark Gamble** …Dart Knights
Fast Doubles Cricket	16 darts **Michael Johnson & Alex Spellman** The Bullies (9/15)	16 darts (8/25/21) **George Guenther & Joe Thomas** DD-214	23 darts (9/29/21) **Mike Gardner & Shane Gouge** F Bombs	24 darts (9/8/21) **Chris Montesi & Jeff Rudy** One Armed Bandits	32 darts (8/25/21) **Zach Powell & Chris Robertson** Red-eye Rangers	32 darts (10/6/21) **Phil Barletta & Claude Martin** Coach 4:4
	Alex Spellman & P.J. Stewart The Bullies (10/13)					
	Tom Brown & John Carroll …Element (11/3)					
Fast Doubles 501	12 darts (10/20/21) **Alex Spellman & P.J. Stewart** The Bullies	20 darts **Terry Blake & Mike Hall** Terror Bulls (10/20)	20 darts (9/8/21) **Greg Neill & Chris Wilson** Toeing The Line	17 darts (9/22/21) **Jimmy Bateman & Lonny Kruger** Sharky's Machine	20 darts (9/15/21) **Zach Powell & Chris Robertson** Red-eye Rangers	23 darts (8/18/21) **Brian Port & Brad Prosser** Banging The Wire
		Joey Gaglione & Vic White Boom Baby!!! (10/27)				
		Jacob Bullard & Michael Turner Boom Baby!!! (11/10)				

Fall 2021 RDL Individual Season-Long Awards

SINGLES WIN PERCENTAGE

		W	L	%-age
	"A" Division			
Alex Spellman	A2/ The Bullies	22	0	1.000
	"B" Division			
Michael Bracco	B7/ Why So Serious?	21	4	0.840
	"C" Division			
Shane Murray	C3/ Dysfunctional Outlaw	18	3	0.857
	"D" Division			
Kevin Olsen	D7/ Off Constantly-Reboc	18	4	0.818
	"E" Division			
Somchai Samaluk	E6/ Salty Damn Duck Gor	26	2	0.929
	"F" Division			
Mark Gamble	F6/ The Neighborhood Da	17	2	0.895

Women's Records

(# of women by division: A-3, B-5, C-2, D-4, E-9, F-19)

[No women in A, C and H divisions satisfied both the minimum number of games requirement and the RDL rule requiring a win percentage of 0.500 or higher to claim a singles award.]

	Women - "B" Division			
Leslie Rosenfeld	B6/ Brown's Terror Bulls	18	8	0.692
	Women - "E" Division			
Olivia Mathews	E3/ Death Throw	20	11	0.645
	Women - "F" Division			
Chelsea Wilberg	F5/ Dart Side of the Moon	12	10	0.545

ALL-STAR POINT AVERAGE

		ASPs	TGP	%-age
	"A" Division			
Alex Spellman	A2/ The Bullies	108.0	44	2.455
	"B" Division			
Joel Dickenson	B1/ Darty Daze	61.0	55	1.109
	"C" Division			
Chris Reid	C2/ Rif Raf	34.0	36	0.944
	"D" Division			
Randy Baldwin	D5/ Hump Day!	30.5	32	0.953
	"E" Division			
Dave Finney	E8/ Just F'd	62.5	55	1.136
	"F" Division			
John White	F1/ Banging The Wire	32.0	52	0.615

Women's Records

(# of women by division: A-3, B-5, C-2, D-4, E-9, F-19)

[No women in C division satisfied the minimum number of games requirement to claim an all-star point average award.]

	Women's Records - "A" Division			
Julie Phillips	A7/ Shadows Count	19.0	36	0.528
	Women's Records - "B" Division			
Leslie Rosenfeld	B6/ Brown's Terror Bulls	35.0	54	0.648
	Women's Records - "D" Division			
Nicole Kubel	D7/ Off Constantly-Reboc	11.0	48	0.229
	Women's Records - "E" Division			
Olivia Mathews	E3/ Death Throw	29.0	61	0.475
	Women's Records - "F" Division			
Chelsea Wilberg	F5/ Dart Side of the Moon	12.5	38	0.329

THE PLAYERS WHO *BEAT* THE SINGLES %-AGE WINNERS

Who beat Alex Spellman of The Bullies in A division?
in 301: (none).
in cricket: (none).
[Yep, that's right… Spellman is the first A division thrower in my 50 seasons as the RDL statistician to play at least the minimum number of singles games for the award AND go undefeated!!]

Who beat Michael Bracco of Why So Serious? in B division?
in 301: Joe Thomas (wk.3), Lee Powell (wk.8), Jonathan Munsell (wk.11), Terry Blake (wk.13).
in cricket: (none).

Who beat Shane Murray of Dysfunctional Outlaws in C division?
in 301: Rod Stacy (wk.4), Dave Buckman (wk.7).
in cricket: Bryce Clark (wk.14).

Who beat Kevin Olsen of Off Constantly-Reboot in D division?
in 301: Ronnie Knott (wk.1), Pete Borgia (wk.2), James Gartland (wk.4).
in cricket: J.J. White (wk.4). [Went 16-0 after a 2-4 start!!]

Who beat Somchai Samaluk of Salty Damn Duck Gone in E division?
in 301: Sean Maierhofer (wk.5), Mike Robinson (wk.12).
in cricket: (none). [Eek… needs to skip 301 against Sanchez.]

Who beat Mark Gamble of The Neighborhood Dart Knights in F div.?
in 301: Roger Keim (wk.8).
in cricket: Roger Keim (wk.8).
[Just one tough night against just one guy all season.]

Who beat Leslie Rosenfeld of Brown's Terror Bulls in B division?
in 301: Jim Peele (wk.10), Joe Bass (wk.12), Kenn Gardner (wk.14).
in cricket: C.J. Jobe (wk.2), Patrick Howsare (wk.4), Tommy Beaird (wk.8), Jimmy Arnold (wk.11), Michael Bracco (wk.13).

Who beat Olivia Mathews of Death Throw in E division?
in 301: Mike Kelly (wk.2), Paul Zuttel (wk.3), Brett Goodrich (wk.4), Somchai Samaluk (wk.7), Hugh Vance (wk.9), David Frederickson (wk.10), Eric Trefzger (wk.11), Steve Lalino (wk.14).
in cricket: Hugh Vance (wk.2), Dana Bither (wk.8), Chris Collier (wk.11).

Who beat Chelsea Wilberg of Dart Side of the Moon in F division?
in 301: John White (wk.2), Shawn Budd (wk.3), Jason Smith (wk.6), Terron Amos (wk.14).
in cricket: Phil Barletta (wk.1), Jon Strickland (wk.3), Tony Thomas (wk.7), Tammy Newton (wk.10), Ginny Hager (wk.13), Levi Palmer (wk.14).

FALL 2021 PENALTY SUMMARY

Not even a pandemic and a lack of practice "captaining" could slow the awesomeness that is the RDL lately. We are now 6 seasons into the removal of the call-in requirement, so that penalty source no longer exists. And despite the addition of other penalties (earlier sheet return deadline, mandatory 1001 names, new penalty for lack of blocker names), the league as a whole barely gets any penalties at all anymore. There have been 6 or fewer for 6 seasons in a row now!

This season, we had only four total penalties. 1 team missed the preseason captains' meeting (for just 5 pts), and there were 3 late scoresheet return penalties (for 16 points each). So that's 4 penalties for a total of 53 points, with no team receiving more than one penalty. B division had 1 penalty for 16 points, and F division had the rest (3 for 37 points). So F was certainly our penalty land for the season, but not one team in either division ended up losing a spot in the standings due to the losses. Which is pretty excellent.

WHERE WE PLAY

American Legion Fuquay-Varina — **919-557-5990**
6400 Johnson Pond Road — Fuquay-Varina
-about 0.2 miles from Fuquay Elementary School

Break Time Billiards — **919-615-0107**
6442 Tryon Road — Cary
-left of Lowe's Foods, at inter. w/ Cary Parkway

Brewster's Pub — **919-650-1270**
1885 Lake Pine Drive — Cary
-next to La Cocina Mexican restaurant

Brown's Billiards — **919-878-9092**
5500 Atlantic Springs Road — NE Raleigh
-off Spring Forest Rd., near Wake Forest Rd.

Cleveland Draft House - Garner — **919-771-2337**
6101 NC Highway 42 West — Garner
-0.7 mile west of I-40 on NC Highway 42

Good Times Arcade and Tavern — **919-307-3245**
74 Son-Lan Parkway, Suite 108 — Garner
-just past Pizza Inn, across from Hibachi & Company

High Park Bar & Grille — **919-833-4527**
625 E. Whitaker Mill Road — Raleigh
-near intersection of Whitaker Mill & Wake Forest Rd.

Hot Shots Billiards & Pub — **919-460-6307**
107 Edinburgh South Drive — Cary
-in MacGregor Village

Lonerider at Five Points — **919-322-2434**
1626 Glenwood Avenue — Raleigh
-nest to The Rialto Theatre

Lucky B's Around the Corner — **919-833-1310**
609 Tucker Street — Raleigh
-near inter. of Glenwood/Tucker, near Armadillo Grill

Mackey's Pub (formerly Pat Murnane's)
2101 South Main Street — **919-435-6018**
-right next to Asuka Asian Bistro — Wake Forest

Mac's Tavern — **919-467-4114**
1014 Ryan Road — Cary
-in Village Market Shopping Center

The Neighborhood Sports Bar — **919-377-2344**
301 North Harrison Avenue — Cary
-in the space that was Train Station / Playtime Billiards

Overtime Sports Pub — **919-255-9556**
1030-149 N. Rogers Lane — Raleigh
-corner of Rogers Ln/US-64, in Food Lion strip mall

Pantana's Pool Hall — **919-833-2990**
3112 Hillsborough Road — near NCSU
-between Daisy and Shepherd streets

The Pickled Onion #2 — **919-977-0031**
8511 Cantilever Way — north Raleigh
-off Glenwood, in plaza behind CarMax

The Pickled Pub — **984-235-4482**
14460 Falls of Neuse Road — north Raleigh
-in Wakefield Commons shopping center

Rally Point Sport Grill — **919-678-1088**
1837 N. Harrison Ave. — Cary
-in the Sam's Club plaza near I-40, behind Wendy's

Scooters — **919-954-2171**
1911 Sego Court — N. Raleigh
-near Atlantic/Millbrook inter., behind Batteries Plus

Sharky's Place — **919-783-5448**
5800 Duraleigh Road — NW Raleigh
-in the Yuppie Center near US 70 intersection

Snooker's-RW — **919-828-7665**
3520 Wade Avenue — NW Raleigh
-in Ridgewood Shopping Center

HOLIDAY BREAK BLIND DRAWS

UPPER DECK

As in many previous years, throughout the holiday break the Upper Deck will be adding a weekly Wednesday blind draw for all those who just want to keep their regular dart night out rolling through the break. 8 pm start, just like normal Deck nights.

BROWN'S BILLIARDS

Or maybe you live more on the east side or more in downtown Raleigh, and/or just prefer Brown's Billiards! Well, they've added a Wednesday blind draw to go with their Friday blind draws and their ongoing Saturday Chicago-style singles events. The time and format on Wednesdays will match their Friday draws.

OR MAYBE YOU WANT TO ADD ANOTHER LEAGUE?

Looking to add a second league this coming season? It isn't entirely clear when the other local leagues will be starting up, but the leagues in Durham and Chapel Hill have both either recently finished a season or will be shortly. I don't have the registration dates for either of them yet (although I'm fairly sure the BCDL in Durham will start up after the first of the year. In any case, the holiday break might be a very convenient time for you and your friends to get plans together for a team if you are interested in adding another local league night. Check in on the websites listed below periodically to get the most updated registration information for the upcoming seasons.

Triangle Dart League (TDL - Chapel Hill & Durham)

Check www.ibiblio.org/ncdarts/tdl/ for information updates soon. The teams in TDL consist of 6-10 players per team, and dues are $20/player per season (I think). Recent seasons have used bars in both Chapel Hill and Durham, but I suspect that might vary a bit from season to season based on team preferences and signups.

Bull City Dart League (BCDL - Durham)

If you happen to be interested in trying out one of the very few handicapped steel-tip leagues anywhere, maybe the BCDL is in your future. The BCDL spring 2022 season has not been put on the schedule yet, but it should be soon. Teams in the BCDL consist of 4-8 players, dues are $25 per player per season (some of the host establishments cover half or all of those, so maybe ask around), and the home bars are primarily in RTP and the downtown Durham area. More complete information (and any updates in the coming weeks) can be found at:

www.thebcdl.org That website also includes a wealth of information about the league and its rules, so if you're just interested in seeing how the league applies a handicap system to a steel-tip league, you can find all of that there, including rules, statistics, and scoresheet examples.

OR POSSIBLY PICK UP SOME TOURNAMENT ACTION?

The QCDA down in Charlotte will once again have their annual full weekend event, and this year it actually includes New Year's Eve directly!! Awwww, yeeeeahhhh… a bunch of partying darters all together for a night basically known as a party! I've heard for years already that this one is a lot of fun, but it seems like this could be a bit more than usual, no? (see page 22)

Already have other plans for New Year's but still want a dart tournament weekend? Well, then maybe you want to spend a late January weekend up in the mountains. Asheville's long-standing Fire On The Mountain returns again, and brings its full weekend of events. (see page 23)

The Upper Deck — **919-460-1786**
329 N. Harrison Avenue — Cary
-near intersection. of N. Harrison & Highway 54

HOW TO REACH US

Email scoresheets: jdkilts@yahoo.com or jdkilts@gmail.com

Or text scoresheets: **919-423-5766** - and we also always recommend watching for confirmation of receipt!

New Member/Registration Fees:

Taylor Caldwell, 1118 Northview Street, Garner, NC 27529

Nomination and Election Ballots:

Andrew Borgna, 5111 Brooke Lauren Lane, Raleigh, NC 27616

Grievances/Complaints/Rules Suggestions:

Britt Phillips, 2112 Castle Pines Dr, Raleigh, NC 27604

All Other RDL Correspondence to:

(Just send whatever to Jason and he'll pass it along…)

2020 Board of Directors

President	Tim Mozzetti	919-649-1816
	email: tjmozz@gmail.com	
Vice President	Maridy Knight	919-417-7828
	email: maridy16@gmail.com	
Secretary	Andrew Borgna	919-889-2457
	email: akborgna@gmail.com	
Treasurer	Taylor Caldwell	919-623-9920
	email: tcaldwell831@gmail.com	
Membership	Heather Bohanan	919-326-1956
	email: membership@raleighdartleague.org	
Rules/Grievances	Britt Phillips	919-210-7648
	email: brittt_p@yahoo.com	

League Statistician/Editor: Jason Kilts 919-423-5766

email: jdkilts@yahoo.com or jdkilts@gmail.com

"HOT DARTS" LISTING GUIDELINES

Here are the guidelines that will be used for the minimum number of all-star points each week for the "hot darts" page.

"A" Div. = 4.5 or more ASPs; "B" Div. = 4.0 or more ASPs

"C" Division = 3.5 or more ASPs

"D, E" Divs. = 3.0 or more ASPs; "F" = 2.5 or more ASPs

Also, we will list any fast games, high ins, high outs, or other amazing feats that you think warrant a little recognition (e.g., Ins & Outs higher than a Ton, 24-dart cricket games, 15-dart 301s, 24-dart 501s, Ton-70s and up, 5-Bulls+, etc.).

Extra note: it's also ok to call in "fast games" in each set, even if they don't necessarily meet the maximum dart counts above.

SEASON-LONG TROPHY DART MINIMUM GAMES PLAYED REQUIREMENTS

To be eligible for all-star point ave. & singles win %-age awards, you must play at least 66% of this season's projected games:

for Divisions "B", "E" and "F" (8 teams / division):

Singles win %-age: min. of 19 Singles Games Played

All-star pt. Average: min. of 37 Total Games Played

for Divisions "A" (except teams A1 and A3), "C" and "D" (7 teams / division):

Singles win %-age: min. of 16 Singles Games Played

All-star pt. Average: min. of 32 Total Games Played

for teams A1 and A3 (due to 1 forfeit received):

min. of 15 Singles Games Played, 30 Total Games Played

PENALTY LOG

Preseason captains' meeting (5 pts.): The Gutter Balls (F,wk.1).

Late scoresheet (16 pts.): Boom Baby!!! (B,wk.12), Flight Privilege (F,wk.13), The Neighborhood Dart Knights (F,wk.6).

RDL WEBSITE - www.raleighdartleague.org

Webmaster: Matt Ridgway (of Liver Die!)

contact him, if needed, at: meridgway84@gmail.com

CALENDAR OF EVENTS

Dec. 31 - Jan. 2	**Celebrate the New Year Tournament** (see flyer on page 22)
Wed., Jan. 5	**Spring 2022 - RDL registration**, Upper Deck (online registration should be available in the days immediately prior to the 5th)
Mon, Jan. 10	**RDL Board Meeting (online)**
Wed., Jan. 19 7:00-8:00 p.m.	**Spring 2022 RDL Preseason Captains' Meeting**; The Upper Deck - mandatory
Wed., Jan. 26	**Spring 2022 first night of match play**
Jan. 28-30	**Fire on the Mountain**, Asheville (ADO) $5,500 (see flyer on page 23`
Fri., Feb. 11	**RDL Board Meeting**
Mon., Feb. 28 7:00-8:00 p.m.	**Spring 2022 - 5th week captains' mtg.**; Upper Deck; end of roster additions/replacements; this is also the night of the RDL Board mtg
Mar. 4-6	**Aim for Eastern NC Tourn.**, (ADO) $3,200+ Beach Tavern, 413 W Fort Macon Rd, Atlantic Beach; info: Joe Woody, ccda@twc.com
Mon., Apr. 4	**RDL Board Meeting**
Mon., May 2	**RDL Board Meeting**
Wed., May 4 / 11 / 18 - Spring 2022 RDL Div. Tournaments	
Sat., May 21	**Spring 2022 - Season Banquet**, site TBD

Other Local Weekly Leagues

Mondays ***Wake Forest Area Dart League*** , Wake Forest
https://www.facebook.com/groups/326939964601080/
(don't think this league is back on yet, but could be soon?)

Tuesdays ***Bull City Dart League*** , Durham
http://www.thebcdl.org/

Thursdays ***Triangle Dart League*** , Chapel Hill
https://www.ibiblio.org/ncdarts/tdl/

Weekly Blind Draws - Over the years, many blind draws have come and gone. If any of these folds or if any other start up, please let me know and I'll update this list. Thanks.

=> **For additional holiday-time Wed. draws, see page 7.**

(this one is double elim., $5 entry, bar matches the pot… extra $50 if there are 32+ players , plus a triple shot !)

Fri., 8 pm **Upper Deck**, 919-460-1786, 329 N.Harrison

(this one is double elim., $5 entry, bar matches the pot… plus a double shot ! -- STARTS ON NOVEMBER 28TH)

Sun., 7 pm **Upper Deck**, 919-460-1786, 329 N.Harrison

(these two are $5 entry, bar matches 150% if 16+ players !)

Fri., 8 pm **Brown's**, 919-878-9092, 5500 Atl. Springs Rd.

(and this one is a Chicago style singles tournament, double elimination, $10 entry, carryover to final round event)

Sat., 7 pm **Brown's**, 919-878-9092, 5500 Atl. Springs Rd.

(these one is $5 entry, bar matches 150% if 16+ players !)

Sun., 6 pm **Sharky's Place**, 919-783-5448, 5800 Duraleigh

(this one is double elm., $5 entry, bar matches the pot!)

Mon., 7:30 pm **Neighborhood**, 919-377-2344, 301 N. Harrison

(this one is new, and is presently held the third Sunday of each month - $10 entry, bar adds $250 to the pot)

Sun., 1 pm **Bud's Tavern**, 919-556-2727, 823 Youngsville Blvd S, Youngsville, NC 27596

THE FORTY-EIGHTH SEMI-ANNUAL EDITION OF: JK'S DIVISIONAL ALL-STAR TEAM PICKS

(Players within each division are listed alphabetically) (Players are chosen any way I damn well please - not purely by the numbers!)
(This is not purely my own guesses at who is simply the best thrower, but also who is important to their team, who is good in the clutch, etc.)

Divisional MVPs

A Division	Alex Spellman	The Bullies	D Division	Jeff Rudy	One Armed Bandits
B Division	Michael Bracco	Why So Serious?	E Division	Zach Powell	Red-eye Rangers
C Division	Shane Murray	Dysfunctional Outlaws	F Division	Kevin Turner	Coach 4:4

All of RDL -- Alex Spellman -- The Bullies

"A" Division

Kyle Gaulthier	Liver Die!	Top player outside the top 3 teams. Again.
Pat Gibson	The Bullies	One of the most dangerous shots around.
Chad Massengill	The Reunited Elem	Just keeps winning season after season.
Ross Minty	North Raleigh Allia	Clutch shot was key in Alliance's step up.
Robbie Phillips	The Reunited Elem	2nd in A feels like a down season?! Geez.
Stevie Phillips	North Raleigh Allia	Reigning national champ is an easy pick.
Alex Spellman	The Bullies	Maybe the greatest season in RDL ever?
P.J. Stewart	The Bullies	3-Year reigning junior national champion.

"B" Division

Ahmed Al-Hoory	Brown's Terror Bull	Keep an eye here. On his way to higher.
Jim Butterworth	Armed & Hammere	The upper of the 6-Bull Brothers was big.
Michael Bracco	Why So Serious?	Becoming quite dominant and dependable.
Mike Cole	Why So Serious?	Can take out anybody, at any time.
Joel Dickenson	Darty Daze	Great singles, pulled teammates in doubles.
Jim Kerr	Brown's Terror Bull	Just solid, was a rock for division winners.
Tim McNamara	Consistently Incons	Been one of the scariest shots for years.
Leslie Rosenfeld	Brown's Terror Bull	Super clutch season saver more than once.

"C" Division

Merrill Bowman	Shark Shooters	Doubles aren't awesome, but still strong.
Shane Gouge	F Bombs	Top shot for the division's top team.
Tom Holland	Toeing The Line	Had a quietly great part-timer season.
John Mays	Nine Lives	Now we just need to get him to matches.
Shane Murray	Dysfunctional Outla	So good to see one of the best back here.
Chris Reid	Rif Raf	Nothing flashy, just very consistent.
Mike Steppe	Dysfunctional Outla	Ummm… what the heck is that DCkt mess?
Denny Williams	F Bombs	Another in a group of "consistents" here.

"D" Division (hard choices here…)

Angelo Azevedo	Off Constantly-Reb	Imagine if he played every week. Yikes.
Dennis Fitzgerald	Big Bulls	Got better as the match night went on.
Stephen Flanagan	Big Bulls	After some slow 301, won a crapload.
Ronnie Knott	Big Bulls	Hey, look, a pandemic gift to Big Bulls.
Kevin Olsen	Off Constantly-Reb	Any old 19-3 combined cricket makes it.
Jeff Rudy	One Armed Bandit	Speaking of great pandemic mess finds…
Ken Trefzger	One Armed Bandit	Always here, just season after season.
Lou Tufillaro	Off Constantly-Reb	Most regular solid shot for D winners.

"E" Division (lots of worthy throwers here)

Dana Bither	Left, Right, Corkers	Weird DCkt lull, but a monster otherwise.
Dave Finney	Just F'd	Just a hammer. Wins, hits big shots, etc.
Scott Kirkpatrick	Red-eye Rangers	Oh, the Rangers were just stacked, and…
Zach Powell	Red-eye Rangers	… these were the best two in the deck.
Mike Robinson	Darty Sanchez	Strongest rock for season/tourney winners.
Somchai Samaluk	Salty Damn Duck C	Well, he did used to roll big in A division.
Eric Trefzger	Darty Sanchez	Cricket winner needs just a few more '01s.
Hugh Vance	Ones Are Closed	Needs some 501 help, but big before that.

"F" Division (hardest set to pick ever?)

P.J. Davis	Neighborhood Dart	Some day… they'll let him play 501 too.
Matt Furdon	Dart Side of the Mo	Crushed it for three sets (then a 501 nap).
Mark Gamble	Neighborhood Dart	Is he the lead on a team of machines?
Mike Millius	Dart Side of the Mo	Much like Furdon, was a first-3-sets beast.
Tony Thomas	Neighborhood Dart	Or many Tony is the lead? All so good…
Kevin Turner	Coach 4:4	Seemed to be just willing Coach to wins.
John White	Banging The Wire	Pretty rare to win 11+ of both singles.
Wes Wissinger	Flight Privilege	A 14-0 SCkt nearly enough on its own.

QUICK STAT TIDBITS

-The **Quadruple Double Award** winners (double-digit wins in all 4 sections): With only three divisions playing 14-week schedules, and with attendance on the back side (geez, I hope this is the back side) of a pandemic, I worried that this club wouldn't be completely empty. But it wasn't! We did end up with only one true all-double-digit-set-win guy, but one is enough. This year's inductee is Zach Powell of Red-eye Rangers in E division! There were a few honorable mentions, and the best of them (for three 10-win sets in a 7-team division) is Alex Spellman of The Bullies in A division, who put together one of the greatest seasons in RDL history. Also good, posting three 9-win sets in the smaller divs. were Robbie Phillips and Stevie Phillips in A division, and Shane Murray in C.

-The **Iron Man/Woman Award**: Ok, again only three divisions had a full 8 teams, so it was likely that somebody from B, E or F would take this title. And again that's exactly what happened… but it almost didn't! In the end, the Iron Woman this season came from E division, with Olivia Mathews pitching a stout 63 games for the oft-shorthanded Death Throw. And for honorable mentions, we have the following division leaders: P.J. Stewart, the only A player to play all 48 sets in A (ah, the energy of youth); George Guenther with 59 in B; Brian Smith with 57 in C (yep, this is the 7-team-division player who nearly snagged this title!); teammates J.J. White and Dennis Baker with 52 in D; and Dave Woodard with 60 in G. Interestingly, the 2nd and 3rd highest games played both came from Mathews's E division, including Dave Mathews with 62 (it's an Iron Family!).

-The **Team Attendance Award** winners: I wasn't sure if coming out of a pandemic would make this category (a team riding with the exact same six players most/all of the season) more or less likely. And after seeing the numbers, I'm still not sure. But either way, we were really left with only two candidates, and in different ways. Death Throw in E only had 6 team members, so despite the fact that they often played with fewer, they clearly relied on ONLY those 6 folks. And while Left, Right, Corkers in E had several more on the roster, they basically rode just 6.

MY PRESEASON, WEEKLY, & TOURNEY PREDICTION RESULTS

As usual, I'm left with the option of trying to bluff my way through this part, or just telling the truth. And since I know that some of you squirrel away every last thing I've ever written about your team, I guess I better give real results… dang.

The preseason picks are usually the toughest every season given the imminent roster changes/additions, and they were especially hard this season, with the pandemic-affected rosters changing quickly - heck, we had entire team/division lineups change after I made this set of picks! In the end, my picks in C and D division don't even make that much sense, given that some of the teams ended up gone or elsewhere. But I hit the A winner, did decently in B, called most of E except not seeing Sanchez as the winner, and I shorted Dart Side in F respect.

My weekly prediction results you can peruse pick-for-pick on the other side of this sheet of paper. I did pretty well in general (hitting on over 72% of the picks on the season). And considering the once again near-crushing number of matches I lost by a single dart (12-12 and 13-11 match score losers), I was pretty pleased all the way around again. Did have a pair of teams that just fooled me over and over and over, but that happens. For these two it seemed crazier than usual in terms of result swings, but it is what it is.

Last but not least were my tournament predictions… And in these, I pretty much rocked. In the quarterfinals, I posted a big old 19-2, with those two wrong picks in B and D. In the semifinals, I then moved on to a 9-3 record (with one of those being a leftover from an incorrect quarterfinal). And then I hit 4 of the 6 tournament champion teams, which is a strong average given that I have to get them right all the way up to that spot. The only division where I got every pick right was E division, but I did well in most of them (since my final pick record was a stout 32-7). I correctly listed a couple Sure Things for you, but my Dark Horses were evidently a little too dart this time around. The only thing that I really super got wrong was not seeing Armed & Hammered coming - I had the eventual B tournament champs getting dumped in the opening round.

JK'S TEAM-BY-TEAM, WEEK-BY-WEEK MATCH PREDICTION RESULTS

(I introduced this page thirty-four seasons ago, and it has become almost expected as a newsletter staple. Feast your eyes on the success...)

For several years, many of you have taken no greater pleasure in your weekly darting endeavors than to email or text me and point out to me just how wrong I was in my prediction of your match result. On a related note, I have noticed that many of you seem to have relatively selective memories saving only the weeks when I was wrong. Further, many others of you regularly embellish your statistics of how often you fool me. It's not so easy to get away with those rambles anymore, however, as you can see below. Each W is a week when I picked your match correctly, and each L is one I picked incorrectly. Division totals are to the right of the team totals, weekly totals are at the bottom, and in the space between the 14 weeks and the team totals, the six 'o' symbols indicate the teams for which I was only 0.500, and the four 'x' symbols indicate the teams that fooled me more often than not. **[Overall this was a pretty decent season. But there were a couple teams on which I simply couldn't get a dang handle. Week after week they would win matches they seemingly should lose, and then lose matches they seemingly should win. How I even managed to get back within two games of 0.500 with Consistently Inconsistent and Nine Lives is beyond me. They just confuse me... - JK]**

	wk1	wk2	wk3	wk4	wk5	wk6	wk7	wk8	wk9	wk10	wk11	wk12	wk13	wk14		Right	Wrong	**Overall**
A1/ The Reunited Element	L	L	W	-	W	W	W	W	L	W	-	W	W	fft		8	3	72.26%
A2/ The Bullies	W	W	W	W	-	W	W	W	W	W	W	-	W	W		12	0	211 81
A3/ North Raleigh Alliance	W	L	W	fft	W	W	-	W	L	W	W	W	W	-		9	2	
A4/ Lunatic Fringe	L	W	W	W	W	-	W	W	W	W	L	W	-	W		10	2	
A5/ Liver Die!	-	W	W	W	W	W	W	-	W	W	L	W	W	W		11	1	**A Division**
A6/ 3-Peat A-fenders	W	-	W	fft	W	W	W	W	-	W	W	W	W	fft		10	0	90.00%
A7/ Shadows Count	W	W	-	W	W	W	W	W	W	-	W	W	W	W		12	0	36 4
B1/ Darty Daze	W	W	L	W	L	W	L	L	W	L	W	W	L	W		8	6	
B2/ Show Me Your Tips	W	L	L	W	W	W	W	W	L	W	W	W	W	W		11	3	
B3/ Boom Baby!!!	W	W	W	W	L	W	W	L	L	W	W	W	W	W		11	3	
B4/ DD-214	W	W	W	W	W	W	W	W	W	W	W	W	L	W		13	1	
B5/ Consistently Inconsistent	W	L	L	L	W	W	W	L	L	L	L	W	L	W	x	6	8	
B6/ Brown's Terror Bulls	W	W	W	L	W	L	W	W	W	W	W	W	L	W		11	3	**B Division**
B7/ Why So Serious?	W	W	W	L	W	L	L	W	L	W	L	W	L	W		8	6	69.64%
B8/ Armed & Hammered	W	W	L	L	W	W	W	L	W	W	W	W	L	W		10	4	39 17
C1/ Nine Lives	-	L	W	L	W	W	W	-	L	L	L	L	W	L	x	5	7	
C2/ Rif Raf	L	-	W	L	W	W	W	L	-	W	W	W	W	L		8	4	
C3/ Dysfunctional Outlaws	W	W	W	L	-	W	W	L	W	L	W	-	W	W		9	3	
C4/ Cheap Shots	W	L	W	-	W	W	W	L	W	W	-	W	W	W		10	2	
C5/ Toeing the Line	W	W	-	L	W	W	W	L	W	-	W	L	L	W		8	4	**C Division**
C6/ F Bombs	W	L	L	L	W	W	-	L	W	W	L	W	L	-	o	6	6	61.90%
C7/ Shark Shooters	L	L	L	L	W	-	W	L	L	W	W	W	-	W	o	6	6	26 16
D2/ Big Bulls	W	W	W	L	W	W	-	W	W	L	L	W	W	-		9	3	
D3/ Menace 2 Sobriety	L	L	L	W	W	-	W	L	W	W	W	W	-	W		8	4	
D4/ Sharky's Machine	W	L	L	W	-	W	W	L	L	W	L	-	W	W		7	5	
D5/ Hump Day!	L	-	W	W	L	W	L	L	-	L	L	W	W	W	o	6	6	
D6/ One Armed Bandits	-	L	L	L	L	L	W	-	W	W	L	W	W	W	o	6	6	**D Division**
D7/ Off Constantly-Reboot	W	L	-	W	W	L	L	W	L	-	W	W	W	W		8	4	64.29%
D8/ Board Royalty	W	W	L	-	W	W	W	L	W	W	-	W	W	W		10	2	27 15
E1/ Ones Are Closed	W	W	L	L	W	L	W	W	W	W	W	W	L	W		10	4	
E2/ Red-eye Rangers	W	W	W	W	W	W	L	W	W	W	W	W	L	L		11	3	
E3/ Death Throw	W	W	L	L	L	W	L	L	W	W	W	L	L	W	o	7	7	
E4/ Left, Right, Corkers	W	W	W	W	W	W	L	L	W	L	W	W	L	W		10	4	
E5/ Darts & Debauchery	W	W	L	L	W	L	L	W	L	W	W	W	W	W		9	5	
E6/ Salty Damn Duck Gone (but r	W	W	W	W	L	L	L	W	W	L	W	L	L	W		8	6	**E Division**
E7/ Darty Sanchez	W	W	L	L	L	L	L	W	W	W	W	L	W	L	o	7	7	64.29%
E8/ Just F'd	W	W	W	W	L	W	W	W	L	W	W	L	L	W		10	4	36 20
F1/ Banging The Wire	W	L	W	W	W	L	L	W	W	L	W	W	W	W		10	4	
F2/ Flight Privilege	W	L	W	W	W	W	L	W	W	W	W	W	W	W		12	2	
F3/ Sofa Kings	W	W	W	W	L	W	L	W	W	W	W	W	W	W		12	2	
F4/ Coach 4:4	W	W	W	W	L	L	L	L	W	W	W	W	W	W		10	4	
F5/ Dart Side of the Moon	W	L	W	W	W	W	L	L	W	W	W	W	W	W		11	3	
F6/ The Neighborhood Dart Knigl	W	L	W	W	W	W	L	W	W	L	W	W	W	W		11	3	**F Division**
F7/ We're Sexy & We Throw It	W	W	W	W	W	W	W	W	W	W	W	W	W	W		14	0	83.93%
F8/ The Gutter Balls	W	W	W	W	W	W	W	W	W	W	W	W	W	W		14	0	47 9
Right:	18	13	14	12	16	16	13	12	15	16	16	18	14	18				
Wrong:	3	8	7	8	5	5	8	9	6	5	5	3	7	2				
forfeited:	-	-	-	1	-	-	-	-	-	-	-	-	-	1				

RDL - Fall, 2021	Week 1			Week 2			Week 3			Week 4			Week 5			Week 6			Week 7			Week 8			Week 9			Week 10			Week 11			Week 12			Week 13			Week 14			Forfeits
	vs.	W/L	Pts.	vs.	W/L	Pts.	vs.	W/L	Pts.	vs.	W/L	Pts.	vs.	W/L	Pts.	vs.	W/L	Pts.	vs.	W/L	Pts.	vs.	W/L	Pts.	vs.	W/L	Pts.	vs.	W/L	Pts.	vs.	W/L	Pts.	vs.	W/L	Pts.	vs.	W/L	Pts.	vs.	W/L	Pts.	
A1/ The Reunited Element	a4	L	11	A3	W	16	a2	L	9	Bye	-	-	a7	W	17	A5	W	16	a6	W	21	A4	W	19	a3	L	12	A2	L	5	Bye	-	-	A7	W	13	a5	W	23	A6	*W*	*16*	
A2/ The Bullies	a3	W	13	A4	W	18	A1	W	15	a7	W	19	Bye	-	-	a6	W	19	A5	W	18	A3	W	15	a4	W	24	a1	W	19	A7	W	22	Bye	-	-	A6	W	23	a5	W	17	
A3/ North Raleigh Alliance	A2	L	11	a1	L	8	a4	W	17	A6	*W*	*16*	a5	W	15	A7	W	19	Bye	-	-	a2	L	9	A1	W	12	A4	W	17	a6	W	22	A5	W	17	a7	W	17	Bye	-	-	
A4/ Lunatic Fringe	A1	W	13	a2	L	6	A3	L	7	a5	W	14	A6	W	18	Bye	-	-	A7	W	20	a1	L	5	A2	L	0	a3	L	7	A5	L	11	a6	W	14	Bye	-	-	a7	W	13	
A5/ Liver Die!	Bye	-	-	A7	W	16	a6	W	18	A4	L	10	A3	L	9	a1	L	7	a2	L	6	Bye	-	-	a7	W	13	A6	W	14	a4	W	13	a3	L	7	A1	L	1	A2	L	7	
A6/ 3-Peat A-fenders	a7	W	14	Bye	-	-	A5	L	6	a3	*L*	*0*	a4	L	6	A2	L	5	A1	L	3	A7	L	10	Bye	-	-	a5	L	10	A3	L	2	A4	L	10	a2	L	1	a1	*L*	*0*	2
A7/ Shadows Count	A6	L	10	a5	L	8	Bye	-	-	A2	L	5	A1	L	7	a3	L	5	a4	L	4	a6	W	14	A5	L	9	Bye	-	-	a2	L	2	a1	L	11	A3	L	7	A4	L	11	
B1/ Darty Daze	b8	W	13	B6	L	9	b5	L	11	B2	W	15	b3	W	13	b4	W	15	B7	L	8	B8	L	8	b6	L	7	B5	W	10	b2	W	11	B3	L	7	B4	L	10	b7	L	9	
B2/ Show Me Your Tips	B7	L	10	b5	L	9	B8	L	12	b1	L	9	B4	W	17	B3	L	7	b6	L	8	b7	L	9	B5	W	15	b8	L	11	B1	L	10	b4	W	13	b3	L	9	B6	L	10	
B3/ Boom Baby!!!	B5	W	15	b7	W	15	b6	L	10	B4	W	11	B1	L	11	b2	W	17	B8	W	15	b5	L	10	B7	W	15	B6	L	12	b4	W	15	b1	W	17	B2	W	15	b8	W	16	
B4/ DD-214	b6	L	3	B8	L	10	B7	L	11	b3	L	10	b2	L	7	B1	L	9	B5	L	7	B6	L	7	b8	L	4	b7	L	10	B3	L	9	B2	L	11	b1	W	12	b5	L	11	
B5/ Consistently Inconsistent	b3	L	9	B2	W	15	B1	W	13	b7	L	11	B6	L	7	b8	L	11	b4	W	16	B3	W	14	b2	L	9	b1	L	6	B7	W	15	b6	L	10	B8	W	14	B4	W	13	
B6/ Brown's Terror Bulls	B4	W	21	b1	W	15	B3	W	14	b8	L	9	b5	W	17	B7	L	10	B2	W	16	b4	W	17	B1	W	17	b3	W	12	B8	W	16	B5	W	14	b7	L	11	b2	W	13	
B7/ Why So Serious?	b2	W	14	B3	L	9	b4	W	13	B5	W	13	B8	W	12	b6	W	14	b1	W	16	B2	W	15	b3	L	9	B4	W	13	b5	L	9	b8	W	17	B6	W	12	B1	W	15	
B8/ Armed & Hammered	B1	L	11	b4	W	14	b2	W	12	B6	W	15	b7	L	12	B5	W	13	b3	L	9	b1	W	16	B4	W	20	B2	W	13	b6	L	8	B7	L	7	b5	L	10	B3	L	8	
C1/ Nine Lives	Bye	-	-	C7	W	15	c3	L	6	C6	L	10	c5	W	14	C4	L	10	c2	W	17	Bye	-	-	c7	W	17	C3	W	13	c6	W	11	C5	L	5	c4	W	11	C2	L	12	
C2/ Rif Raf	c7	L	10	Bye	-	-	C4	L	9	c5	W	15	c6	L	4	C3	L	12	C1	L	7	C7	W	14	Bye	-	-	c4	W	11	C5	W	14	C6	L	5	c3	L	9	c1	W	12	
C3/ Dysfunctional Outlaws	C6	L	7	c5	W	15	C1	W	14	c7	L	9	Bye	-	-	c2	W	12	c4	W	14	c6	L	8	C5	W	13	c1	L	9	C7	W	20	Bye	-	-	C2	W	15	C4	W	16	
C4/ Cheap Shots	C5	W	13	c6	W	13	c2	W	13	Bye	-	-	C7	L	9	c1	W	14	C3	L	8	c5	L	7	C6	L	7	C2	L	11	Bye	-	-	c7	L	7	C1	L	7	c3	L	7	
C5/ Toeing the Line	c4	L	11	C3	L	7	Bye	-	-	C2	L	7	C1	L	8	c6	L	10	c7	L	11	C4	W	16	c3	L	10	Bye	-	-	c2	L	8	c1	W	16	C6	W	12	C7	W	20	
C6/ F Bombs	c3	W	10	C4	L	11	c7	W	15	c1	W	14	C2	W	20	C5	W	14	Bye	-	-	C3	W	15	c4	W	17	C7	W	13	C1	L	11	c2	W	19	c5	L	12	Bye	-	-	
C7/ Shark Shooters	C2	W	14	c1	L	9	C6	L	9	C3	W	15	c4	W	15	Bye	-	-	C5	W	13	c2	L	10	C1	L	7	c6	L	11	c3	L	4	C4	W	15	Bye	-	-	c5	L	4	
D2/ Big Bulls	D7	L	6	d8	W	21	D5	W	14	d6	W	14	D3	W	15	d4	W	16	Bye	-	-	d7	L	6	D8	W	21	d5	L	11	D6	W	13	d3	W	20	D4	W	15	Bye	-	-	
D3/ Menace 2 Sobriety	d5	L	9	D6	L	5	d8	L	12	D7	L	10	d2	L	9	Bye	-	-	D4	L	10	D5	W	14	d6	L	7	D8	W	13	d7	L	3	D2	L	4	Bye	-	-	d4	L	7	
D4/ Sharky's Machine	D8	W	13	d7	W	14	D6	L	4	d5	L	10	Bye	-	-	D2	L	8	d3	W	14	d8	L	7	D7	W	11	d6	L	4	D5	W	16	Bye	-	-	d2	L	9	D3	W	17	
D5/ Hump Day!	D3	W	15	Bye	-	-	d2	L	10	D4	W	14	d6	W	11	D8	W	17	d7	L	9	d3	L	7	Bye	-	-	D2	W	13	d4	L	8	D6	L	12	d8	W	13	D7	L	5	
D6/ One Armed Bandits	Bye	-	-	d3	W	19	d4	W	20	D2	L	10	D5	L	9	d7	L	10	d8	W	17	Bye	-	-	D3	W	17	D4	W	19	d2	L	11	d5	W	12	D7	L	10	D8	W	12	
D7/ Off Constantly-Reboot	d2	W	18	D4	L	10	Bye	-	-	d3	W	12	d8	W	16	D6	W	12	D5	W	15	D2	W	16	d4	L	10	Bye	-	-	D3	W	21	D8	W	15	d6	W	14	d5	W	19	
D8/ Board Royalty	d4	L	11	D2	L	3	D3	W	12	Bye	-	-	D7	L	8	d5	L	7	D6	L	7	D4	W	17	d2	L	2	d3	L	11	Bye	-	-	d7	L	9	D5	L	11	d6	L	12	
E1/ Ones Are Closed	E2	L	9	e3	L	9	e7	L	10	E5	W	13	E4	L	8	e6	W	17	e8	W	15	e2	L	6	E3	L	11	E7	L	7	e5	L	10	e4	L	5	E6	W	14	E8	L	9	
E2/ Red-eye Rangers	e1	W	15	E6	L	11	E8	W	14	e4	L	12	E5	L	12	e3	W	14	E7	W	15	E1	W	15	e6	W	12	e8	W	13	E4	W	17	e5	W	16	E3	L	12	e7	L	11	
E3/ Death Throw	e4	W	14	E1	W	15	e5	W	13	E7	L	9	e8	L	9	E2	L	9	E6	W	12	E4	W	9	e1	W	13	E5	L	11	e7	L	4	E8	L	9	e2	W	12	e6	L	10	
E4/ Left, Right, Corkers	E3	L	9	e7	L	9	e6	L	7	E2	W	12	e1	W	16	E8	W	14	E5	W	14	e3	L	9	E7	L	5	E6	W	16	e2	L	7	E1	W	19	e8	L	8	e5	L	10	
E5/ Darts & Debauchery	e6	W	15	E8	W	16	E3	L	11	e1	L	11	e2	W	12	E7	W	18	e4	L	10	E6	W	14	e8	L	11	e3	W	13	E1	W	14	E2	L	8	e7	L	11	E4	W	14	
E6/ Salty Damn Duck Gone (but n	E5	L	9	e2	W	13	E4	W	17	e8	W	14	e7	L	11	E1	L	7	e3	L	11	e5	L	9	E2	L	12	e4	L	8	E8	W	15	E7	W	15	e1	L	10	E3	W	13	
E7/ Darty Sanchez	e8	W	13	E4	W	15	E1	W	14	e3	W	15	E6	W	13	e5	L	6	e2	L	9	E8	W	17	e4	W	19	e1	W	17	E3	W	18	e6	L	9	E5	W	13	E2	W	13	
E8/ Just F'd	E7	L	9	e5	L	8	e2	L	10	E6	L	9	E3	W	15	e4	L	9	E1	L	9	e7	L	7	E5	W	13	E2	L	11	e6	L	9	e3	W	15	E4	W	16	e1	W	14	
F1/ Banging The Wire	f8	W	17	F5	L	10	F6	L	12	f7	W	16	f2	W	14	F4	W	13	f3	L	11	F8	W	19	f5	L	9	f6	W	14	F7	W	13	F2	W	15	f4	L	8	F3	W	14	
F2/ Flight Privilege	f7	W	16	F6	L	9	F5	L	11	f8	W	14	F1	L	7	f3	W	16	F4	W	12	F7	W	18	f6	L	11	f5	L	10	F8	W	15	f1	L	9	F3	W	15	f4	L	9	
F3/ Sofa Kings	f6	L	7	F7	W	17	F8	W	19	f5	L	10	f4	L	10	F2	L	8	F1	W	13	F6	L	10	f7	W	18	f8	W	17	F5	L	8	F4	L	8	f2	L	9	f1	L	10	
F4/ Coach 4:4	f5	W	13	F8	W	21	F7	W	15	f6	L	8	F3	W	14	f1	L	11	f2	L	12	F5	W	13	f8	W	20	f7	W	9	F6	L	8	f3	W	16	F1	W	16	F2	W	15	
F5/ Dart Side of the Moon	F4	L	10	f1	W	13	f2	W	13	F3	W	14	f7	W	13	F8	W	18	F6	W	13	f4	L	11	F1	W	15	F2	W	14	f3	W	16	F7	W	15	f8	W	16	f6	L	7	
F6/ The Neighborhood Dart Knigh	F3	W	17	f2	W	15	f1	W	12	F4	W	16	f8	W	16	F7	W	21	f5	L	11	f3	W	13	F2	W	13	F1	L	10	f4	W	16	F8	W	23	f7	W	19	F5	W	17	
F7/ We're Sexy & We Throw It	F2	L	8	f3	L	7	f4	L	9	F1	L	8	F5	L	11	f6	L	3	f8	W	15	f2	L	6	F3	L	6	F4	L	8	f1	L	11	f5	L	9	F6	L	5	F8	W	13	
F8/ The Gutter Balls	F1	L	7	f4	L	3	f3	L	5	F2	L	10	F6	L	8	f5	L	6	F7	L	9	f1	L	5	F4	L	4	F3	L	7	f2	L	9	f6	L	1	F5	L	8	f7	L	11	

THIS SEASON'S TRIVIA QUESTIONS… REVISITED

I now run this column during seasons in which I've included trivia questions all season. Each question is listed exactly as it was during the season, so there is potential for a question to now be out of date, but it's usually not too much of a problem. Each question is listed under the week number when it ran, and the answers follow the questions. No peeking…

Week 8 question(s): I have been the statistician for 48 "full" seasons before this one (stupid Sp20 was anything but "full"), and the number of perfect throws have varied greatly across the seasons. While it is true that this season's 45 teams are the lowest number in my time here (the other seasons have ranged from 49 to 68 teams per season), the THREE Ton-80s that have been reported still seem like a very low total for the midway point of the season. What is the record for fewest regular season Ton-80s during my statistician tenure? What is the record low when combining the season and tournaments?

Week 9 question(s): Last week, Stevie Phillips of North Raleigh Alliance tossed a ridiculous 16.5 ASPs. In my 49-ish seasons as statistician (48 full seasons, plus the Sp20 half season, plus this season's first half), how many times has an RDL member thrown at least that many in one night? Which person/people have done it?

Week 10 question: Last week, The Bullies rang up one of the rarest occurrences here in RDL-land. They chalked up a 24-0 whitewash of another of the top four teams in A division. How many times since I took over as statistician (1996 forward) has a team that finished in the top four in A the prior season lost by a full 24-0 shutout score? (I ask it that way because searching teams that were "top four" the prior season is a much easier data search due to the way I have the score tables set up.)

Week 11 question(s): Building on the story above, we note from page 3 that Alex Spellman of The Bullies presently has the leaguewide fast games in three of the four sets. What is the greatest number of leaguewide fast games a player has had in a season (during my statistician tenure of 1996-forward)? Who has done it?

Week 12 question(s): What is the longest losing streak that an eventual division champion has had to start a season (during my tenure of 1996-forward, of course)? Who had it, and when?

Week 13 question(s): How many times since I became the statistician (1996-forward) has the RDL singles champion not also been the division leader in overall record? Which singles winner finished the farthest from the overall record lead?

Week 8 answer: I didn't really realize until I was researching the answer in the league records, but the number of perfect throws (and especially the Ton-80s) really took off somewhere in the middle of the 2000s (2001-2010). Thus, these answers are certainly from before then. And it turns out that the lowest number of regular seasons Ton-80s is 10, which happened in both Fall 1998 (53 teams in the league) and Fall 1999 (50 teams in the league). The lowest combined season+tournaments total of Ton-80s happened in the Fall 2001 season (50 teams in the league), when only a pair were hit in the tournament, bringing the combination total to only a paltry 14 throws (and Scott Butters and Lee Whitehead each accounted for two of those!). Heck, even the Spring 2020 Covid-shortened season that was only 8 weeks long (and obviously had no tournaments) sported 16 Ton-80s. Clearly, we've come a long way… or at least we had until this season, with 45 teams and only 4 Ton-80s after 8 weeks (good thing Karl Fredrick hit one last week). [*Answer update for the banquet Tons*: We were able to avoid setting a new record this season, as a late influx of Ton-80s pushed our regular season total to 11, and our season+tournament total of Ton-80s to 15. Phew!]

Week 9 answer: Pitching more than 4.0 ASPs per game is pretty rare. (And yes, I realize that a thrower can average fewer per game and still reach 16.5 if they are picked as a blocker, but seriously, who is picking a thrower with 4/game talent as a blocker??) It's so rare that Phillips's night was only the 8th time it has happened in my 25 years here as RDL statistician. Phillips's 16.5 here in Fa21 wk08 tied his brother Robbie Phillips (Sp09 wk08) and Mike Hall (Sp00 wk14). Above them come Dan Naylor with 17.0 (Fa19 wk14), Naylor again with 18.0 (Sp11 wk10), Robbie Phillips again with 18.0 (Sp19 wk07), Brian Blake with 18.5 (Fa11 wk08), and John Kramer with the all-time record of 22.5 (Sp18 wk08). Thus, while the 16.5 line has been reached a total of 8 times, only 6 people have done it.

Week 10 answer: Alright, I suspected this would be the answer… During my statistician tenure, this in indeed the first time a team has shutout a team that had been top-four in A the season prior. A decent handful have won 16-0 by forfeit, but this is the first contested match that ended up fully on one team's side of the ledger. Several 22-2s and 23-1s, but this was the first 24-0 (and there have been no 20-0s or 16-0s or whatever by shorthanded teams in these pairings).

Week 11 answer: Well, this was an interesting run through the records. It turns out that during the 49 seasons during my tenure as statistician, 15 different people have thrown the leaguewide fastest game in 2 sets in a season. Tom Brown (3x), Jim Budelman (3x), Don Butman, Joe Gaglione, Chuck Greer, Simon Healy, Dale Hyler, Kevin Kendall, Chad Massengill (3x), Robbie Phillips (4x), Alberto Sandoval, Mike Seward (2x), and Bob Terry (3x). [To be fair, I think one of the pairs by each of Brown, Massengill and Seward should count more than the others, as all three of them dragged my sporadic mess of a game to a fast set.] Beyond those 25 double-setters, we've also had four throwers claim a leaguewide fast game in three sets: Tom Brown in Fall 2005, Robbie Phillips in Spring 2007, Brian Blake in Fall 2007, and Wil Tan in Fall 2011. But even those four amazing seasons don't measure up to the two times when a thrower took ALL FOUR: in the Fall 2015 season, Robbie Phillips completed the four sets in 8/15/19/15 darts; and in Spring 2017, Chad Massengill did it in 8/15/15/14 darts. (p.s. in Phillips's season, his partner in both doubles was… Massengill. In Massengill's season, he won them with Tom Brown and Wil Tan.) [*Answer update for the banquet Tons*: We have two additions to this list this season. P.J. Stewart of The Bullies had the leaguewide fastest game in 2 sets this season, while his teammate Alex Spellman had the leaguewide fastest game in THREE sets. Spellman getting into some pretty rarefied air there, becoming only the sixth league member to reach that many.]

Week 12 answer: (answer not previously run this season, so no "banquet issue update" needed or even possible) During my 50 seasons as statistician, we've now had 370 total division races. And of those 370, only 10 times has a team started out with as many as 2 losses to start a season. Nine different times an 0-2 team has claimed a division: Cheap Shots in B in Fall 2004 (ending at 12-2), Imports & Domestics in F in Fall 2008 (ending at 8-4), Imports & Domestics in E in Spring 2009 (yes, two seasons in a row(!!), ending at 11-3), Methodical Madness in B in Fall 2014 (ending at 9-5), Whynot! in H in Fall 2014 (ending at 11-3), All Flights Matter in F in Spring 2017 (ending at 10-2), Bulls Up! in H in Spring 2017 (ending at 11-3), Cheap Shots (again) in D in Spring 2018 (ending at 8-4), and Sharky's Machine in D in Fall 2018 (ending at 8-4). Quite a big increase in those as of late, don't ya think? And none in A… But the overall king of the slow start title winners is The Redneckers from Fall 2007's H division, the only team to ever start out 0-3 and still claim a division crown (ending

Trivia answer portion continued on page 14…

THIS SEASON'S LYRICS QUIZZES… REVISITED

Much like the column of this season's trivia questions on the previous page, I've listed here each lyrics quiz from this season. Each lyric is listed exactly as it was during the season. Each lyric is listed under the week number when it ran, and the answers are listed at the bottom of the page (and continuing onto the next page). No peeking… So who's ready to re-play "Name the band/singer and song (and weekly theme)"?

Week 2, song #1 lyric: "Don't stop and lose your touch, oh no, baby, Hard times knocking on your door, I'll tell them you ain't there no more"

Week 2, song #2 lyric: "I move in, now move out, hands up, now hands down! Back up, back up, tell me what you're gonna do now!"

Week 2, song #3: "Cleaned a lot of plates in Memphis, Pumped a lot of 'pane down in New Orleans, But I never saw the good side of the city"

Week 3, song #1 lyric: "One that won't make me nervous, Wonderin' what to do, One that makes me feel like I feel when I'm with you"

Week 3, song #2: "Just get me to the airport, Put me on a plane, Hurry hurry hurry before I go insane, I can't control my fingers"

Week 3, song #3: "And I'm sure gonna give you a try, If you want I'll try to love again, try, Baby, I'll try to love again, but I know..."

Week 4, song #1 lyric: "There's a whistle up above, And people pushin', people shovin', And the girls who try to look pretty"

Week 4, song #2 lyric: "Ever since I was a tiny boy, I don't want no candy, I don't need no toy, I took a stick and an old coffee can"

Week 4, song #3: "Long nights, impossible odds, Keeping my back to the wall, If it takes all that to be just what I am"

Week 5, song #1 lyric: "For five long years, I thought you were my man, But I found out, love, I'm just a link in your chain, oh"

Week 5, song #2 lyric: "Lady Luck never smiles, So lend your love to me, awhile, Do with me what you will, Break the spell take your fill"

Week 5, song #3 lyric: "...sometime, There's no exception to the rule, listen baby, It may be factual, it may be cruel, I ain't lying"

Week 6, song #1 lyric: "Well, we got no choice, All the girls and boys, Makin' all that noise, 'Cause they found new toys, Well, we can't salute ya"

Week 6, song #2 lyric: "Your future's so unclear now, What's left of your career now? Can't even get a trade in on your smile"

Week 6, song #3: "Well I don't care about history, 'Cause that's not where I wanna be, I just wanna have some kicks, I just wanna get some chicks"

Week 7, song #1 lyric: "...better than I ever did, Looking like a true survivor, feeling like a little kid"

Week 7, song #2 lyric: "Well, I know what's right, I got just one life, In a world that keeps on pushin' me around, But I'll stand my ground"

Week 7, song #3 lyric: "While you were sittin', Home alone at age thirteen, Your real daddy was dyin', Sorry you didn't see him"

Week 8, song #1 lyric: "Some girl to thrill me and then go away… … … Some girl that knows the meaning of a, Hey hit the highway"

Week 8, song #2: "I need your love and I won't bring no pain, A little birdie told me that you feel the same, I'm for the real and for you I'm true blue"

Week 8, song #3 lyric: "We are undercover passion on the run, Chasing love up against the sun, We are strangers by day"

Week 9, song #1 lyric: "Put your loving hand out, baby, I'm fighting hard, To hold my own, No, I just can't make it, All alone, I'm holdin' on"

Week 9, song #2 lyric: "No one's gonna drag you up to get into the light where you belong, But where do you belong"

Week 9, song #3: "She sits on her ass, He works his hands to the bone, To give her money every payday, But she wants more dinero…"

Week 10, song #1 lyric: "What you gon' do with all that junk?, All that junk inside that trunk?, I'ma get, get, get, get, you drunk"

Week 10, song #2 lyric: "I see the magazine workin' that Photoshop, We know that shit ain't real, come on now, make it stop"

Week 10, song #3: "She had dumps like a truck truck truck, Thighs like what what what, Baby move your butt butt butt"

Week 11, song #1 lyric: "A-Well-a everybody's heard about the bird!, Bird bird bird, b-bird's..."

Week 11, song #2 lyric: "We take the pressure and we throw away, Conventionality belongs to yesterday, There is a chance that we can..."

Week 11, song #3 lyric: "Now all you sucker. D.J.'s, Who think you're fly, There's got to be a reason, And we know the reason why."

Week 12, song #1 lyric: "How could I forget, And he hit me with a surprise left, My jaw left hurting, Dropped wide open, Just like the day"

Week 12, song #2 lyric: "I wish I would've met you, Now it's a little late, What you could've taught me, I could have saved some face"

Week 12, song #3 lyric: "It was the third of June, another sleepy, dusty Delta day, I was out choppin' cotton, and my brother was balin' hay"

Week 13, song #1 lyric: "Sit down, take a look at yourself, Don't you want to be somebody? Someday somebody's gonna see inside"

Week 13, song #2 lyric: "You're taking one down, You sing a sad song just to turn it around, You say you don't know, You tell me don't lie"

Week 13, song #3 lyric: "Rebel souls, deserters we are called, Chose a gun and threw away the Son, Now these towns, they all know our name"

Week 14, song #1 lyric: "If I could find you now things would get better, We could leave this town and run forever, Let your waves crash down…"

Week 14, song #2 lyric: "Sleight of hand and twist of fate, On a bed of nails, she makes me wait"

Week 14, song #3 lyric: "A hundred days have made me older, Since the last time that I saw your pretty face, A thousand lies have made me colder"

Wk14, #4: "Darlin', I can't go on without you, This emptiness won't let me live without you, This loneliness inside me, darlin', Makes me feel half alive"

Wk14, #5: "When it gets cold outside and you got nobody to love, You'll understand what I mean when I say, There's no way we're gonna give up"

Week 14, song #6 lyric: "I would swallow my pride, I would choke on the rinds, But the lack thereof would leave me empty inside, Swallow my doubt"

Week 14, song #7 lyric: "Too rich or too poor, She's wanting me less and I'm wanting her more, A bitter taste is..."

Week 14, song #8: "Then later on, on the drive home, I called her mom from a payphone, I said I was the cops and your husband's in jail"

Week 14, song #9 lyric: "You let me violate you, You let me desecrate you, You let me penetrate you, You let me complicate you"

Week 14, #10: "(Speak to me) there's no telling where it starts or how it ends, (Speak to me) why are you building this thick brick wall to defend me"

Week 14, song #11 lyric: "She's probably somebody's only light, gonna shine tonight, Yeah, she's probably somebody's baby alright"

Week 14, #12: "I gotta be cool, relax, get hip, Get on my tracks, Take a back seat, hitch-hike, And take a long ride on my motorbike, Until I'm ready"

Week 14, song #13 lyric: "When the night has come, And the land is dark, And the moon is the only light we'll see, No, I won't be afraid"

Week 14, song #14 lyric: "All that she wants is another baby, She's gone tomorrow, boy, All that she wants is another baby, yeah"

THIS SEASON'S LYRICS QUIZZES… REVISITED (the answers to the lyrics at the top of the page) (these are continued on page 14...)

Week 2 answers: Song 1 = "Roll With It" by Steve Winwood === Song 2 = "Rollin' (Air Raid Vehicle)" by Limp Bizkit === Song 3 = "Proud Mary" by Creedence Clearwater Revival (and yeah, Tina Turner). Week 3 answers: Song 1 = "I Want A New Drug" by Huey Lewis and the News === Song 2 = "I Wanna Be Sedated" by The Romantics === Song 3 = "The First Cut Is the Deepest" by Cat Stevens, Rod Stewart, Sheryl Crow.

Week 4 answers: Song 1 = "Takin' Care of Business" by Bachman Turner Overdrive === Song 2 = "Bang on the Drum All Day" by Todd Rundgren === Song 3 = "Blue Collar Man" by Styx. Week 5 answers: Song 1 = "Chain of Fools" by Aretha Franklin === Song 2 = "Foolin' " by Def Leppard === Song 3 = "Everybody Plays the Fool" by The Main Ingredient (and later Aaron Neville).

THIS SEASON'S TRIVIA QUESTIONS… REVISITED (continued from page 12)

the season by winning a logjam at 8-4). Kind of a sobering set of facts for all those who start slowly and still hold out hope. Guess that hope is for a record-setting performance, it turns out.

Week 13 answer: (answer not previously run this season, so no "banquet issue update" needed or even possible) As noted in the previous question in this list, there have been 370 total divisions during my 50 seasons as the statistician (and quite a few of those have included winner ties). And it turns out that whoever wrote this question (yep, that would be me) was an absolute fool when he wrote it. When I started to look back, it became very quickly clear that the answer here is 'a whole crapload!' Like around half or more, I'm now guessing. I didn't even bother researching the rest of the answer. It was just too many to matter. And I thus didn't bother to look up the second half of this question pair either, although I think that one might be a little more interesting in the end.

THIS SEASON'S TIEBREAKERS

We had only had six divisions this season, and three of them had a bye every week, so it wasn't the largest data pool ever. Thus, our grand total of only 24 tiebreakers (19 during the regular season, 5 in the tournaments) isn't that surprising.

B and C divisions led the way with 6 tiebreakers each, followed by E with 5, D with 4, F with 2, and A with only 1. The most remarkable part of the count though, is that 3 of B's 6 came in their tournament!

Rif Raf in C division took this season's Cardiac Kids title, racking up 4 extra legs in just 14 total matches, including being knocked out of the C tournament in overtime. The Red-eye Rangers in E also played 4 extra legs, and were the only team to lose as many as 3.

This season's Heartbreak Award is shared by Darty Daze and Why So Serious? in B, who each played a pair of 1001s in their tournament, and both of whom were eliminated in one of those 1001s. Serious (2-1 total) took out took Darty Daze (1-1 total, both in the tournament) before losing a 1001 in the B final themselves.

THIS SEASON'S LYRICS QUIZZES… REVISITED --- THE ANSWERS (continued from page 13)

Week 6 answers: Song 1 = "School's Out" by Alice Cooper === Song 2 = "Beauty School Dropout" by Frankie Avalon === Song 3 = "Rock N' Roll High School" by The Ramones. Week 7 answers: Song 1 = "I'm Still Standing" by Elton John === Song 2 = "I Won't Back Down" by Tom Petty & the Heartbreakers === Song 3 = "Alive" by Pearl Jam.

Week 8 answers: Song 1 = "I Need A Lover" by John Mellencamp === Song 2 = "Lovergirl" by Teena Marie === Song 3 = "Part-Time Lover" by Stevie Wonder. Week 9 answers: Song 1 = "Beggin' " by The Four Seasons (and recently Maneskin) === Song 2 = "The Sign" by Ace of Base === Song 3 = "Why Don't You Get A Job?" by The Offspring.

Week 10 answers: Song 1 = "My Humps" by The Black Eyed Peas === Song 2 = "All About That Bass" by Meghan Trainor === Song 3 = "Thong Song" by Sisqo. Week 11 answers: Song 1 = "Surfin' Bird" by The Trashmen === Song 2 = "Grease" by Frankie Valli === Song 3 = "Word Up" by Cameo.

Week 12 answers: Song 1 = "Jeremy" by Pearl Jam === Song 2 = "Hey Man Nice Shot" by Filter === Song 3 = "Ode to Billie Joe" by Bobbie Gentry. Week 13 answers: Song 1 = "Lonesome Loser" by Little River Band === Song 2 = "Bad Day" by Daniel Powter === Song 3 = "Bad Company" by Bad Company.

Week 14 answers: Song 1 = "Ocean Avenue" by Yellowcard === Song 2 = "With Or Without You" by U2 === Song 3 = "Here Without You" by 3 Doors Down === Song 4 = "Baby I Need Your Loving" by The Four Tops === Song 5 = "Harder to Breathe" by Maroon 5 === Song 6 = "Inside Out" by Eve 6 === Song 7 = "Cumbersome" by Seven Mary Three === Song 8 = "What's My Age Again?" by Blink-182 === Song 9 = "Closer" by Nine Inch Nails === Song 10 = "Trouble Me" by 10,000 Maniacs === Song 11 = "Somebody's Baby" by Jackson Browne === Song 12 = "Crazy Little Thing Called Love" by Queen === Song 13 = "Stand By Me" by Ben E. King === Song 14 = "All That She Wants" by Ace of Base.

[Like the last many seasons, we used three-song groups each week and also included a theme each and every week. Added a layer to the game for everybody and has been quite popular. ***Here are the themes for each week****, including the week 14 fourteen-song set that had some really strong sets of guesses, led once again by lyrics king Mikey Hindle, who actually nailed the entire(!) set.]*

Week 2 theme: 'This one was all about the plea I made to all the captains at the preseason meeting, and then to the league as a whole in the second Tons… no matter what comes this season, please just roll with it. Just keep smiling and just keep rolling with it. Great that we are even getting to play. Week 3 theme: Yep, of course this one was about being out having surgery instead of being at darts. Week 4 theme: Puttin' in that work that you just have to get done. Which was pretty much the entire basis for me not sending the week 4 Tons until Wednesday morning. Week 5 theme: Well, I was actually just going for a general theme of all the damn fools we each encounter throughout our days. But one quiz respondent offered a pretty dang funny answer that was a little edgier than I myself had employed: "The Antivaxxers/ Antimaskers." Oh, dang. Week 6 theme: Just schools, now that we're back in full-on school time and I have to wait on school buses in the mornings and afternoons again. I guess I didn't miss "everything" during the pandemic. Week 7 theme: Surviving and staying strong. Which is really topical in a pandemic era, but was actually honestly inspired by the fact that Survivor returned to CBS last Wednesday. No, seriously, that's why. Love that show. Week 8 theme: Alright, well, I just celebrated my anniversary with my wife last weekend (that's our main holiday of the year), and I just had the word 'love' on the brain, so I pulled a few songs. Waffled a bit on including "part-time lover," but Stevie's just so damn awesome that I went with it anyway. Week 9 theme: The street corner panhandlers. Begging, signs, a common quandary from the drivers going by… It's really sad that such a high percentage of those folks are there by choice, because they make such a strong living from doing nothing but asking for money. I would love to help the few that actually need it. Alas, it's often difficult to identify those really in need. Week 10 theme: That trio was clearly about the honky tonk badonkadonk (which is a Trace Adkins country song that could just as easily have been included in the set). I don't know why I picked that theme… maybe I just decided to put some ass into one. Whatever. They don't all have to be deep and meaningful. Week 11 theme: Word! That's it, just word. Bird is the word… or Grease is the word… but either way, Word up, bro. Week 12 theme: Yeah, this one was a little dark, but I heard the first two songs on the radio one day, and just decided to go with it. Yep, the theme is public suicide. Some real in here, some just in a story, but all public nonetheless. Week 13 theme: There are quite a few ways you could take this one, from being a loser to having a bad day, but the reality is that this set was inspired by my own dart game right now. Pretty much throwing the worst darts of my life and really just continuing ever downward, it seems, so these song titles are a decent representation of my matches nowadays. Sigh. Week 14 theme: Bands whose names contain a deck of cards, from "card" to 2 to Ace [although as noted in the last issue, the band used for the 8 only kinda barely fits... ugh].

FROM THE INCOMING PRESIDENT

Michael Johnson of The Bullies will be starting 2022 as our new RDL President (only our 9th since the early 1990s, and one of those only served for one season). On his way out, please thank long-time officer Tim Mozzetti, and also thank Johnson for his upcoming willingness. But until you see them, please read on for a note from our new President Johnson:

"I am honored to succeed the amazing Tim Mozzetti who has served the RDL with dedication for nine years. I hope that I may contribute to the continued success of the organization that

I would like to begin this journey with an invitation. As I see it, the board is a group of people who are here to serve our darting community, not dictate to it. I believe it has done an admirable job to that end and I would like to continue in the mode of service.

As I write this, we are completing the first season back from a nearly year and a half interruption. I am very pleased that we were able to field 6 divisions comprised of 44 teams and nearly 420 players. That is a strong comeback that we can be proud of given the circumstances. I give many thanks to all the players and our host establishments for making this comeback possible.

As an extension of service to our darting community, I invite you to bring your suggestions for how we are going to build our community up to and exceeding the levels of participation we enjoyed prior to the onset of the intervening difficulties. From my observations, I believe the vast majority of our group has dealt with the concerns well. Those who wish to avoid unnecessary contact or continued masking have been welcomed and respected. To my knowledge, there have been no ill effects within our community deriving from participation in our pastime. The question that I'm pondering is, how do we refill our divisions and address any remaining concerns? I look forward to your input.

I am personally asking that anyone who feels ready to reengage to reach out to previous teammates and/or to membership and myself to help find or establish a team for the upcoming season. We will assist you with the process, host establishments, answer questions, and generally support your efforts to participate in the upcoming season.

I look forward to Spring 2022 of the Raleigh Dart League being a fun and fruitful continuation of our comeback!"

JUST A QUICK STORY ADD-ON… NEW RECORD!

Back on the front pages of the week 11 and week 12 Tons, I shared a few spots where Alex Spellman of The Bullies was just missing league record after record by just a single dart or two. He was oh so close several times in a row, but no records fell. Until the end of week 14, that is… Spellman became the first A division player in at least the RDL "modern era" (the 26 years I've been statistician) to go undefeated AND play at least the minimum number of games for the singles award. First ever. Many have come very close (and a few throwers have come close several times, see page 17), but none had ever made it all the way before now. So Spellman stands alone. But it didn't come easy, especially right at the end. Grey Jones of Liver Die! pushed Spellman into a thousand-points-per-player SCkt war in the last singles round of the season. Made him earn it!!

THIS ISN'T WHAT I ENVISIONED

Yep, this is the 800th issue of the Tons I have written, ending my 50th season as the statistician. That sounds just silly when I read it aloud. And I had originally picked this milestone to finally name my personal "RDL Hall of Fame." Many people have asked me for years why I hadn't picked one earlier, but the reality is that I wanted to be absolutely certain that the people I picked were flat-out, inarguably, unequivocally, the RDL legends. And I'm pretty sure I've settled on my group. But our smallest season in decades, with a pandemic-shrunken membership, with far fewer teams than we are used to having, just seemed like a very low-impact time to honor the best of the best. So I'll bring it back out once we're sort of more "back-ish".

IN MEMORIAM

Well, here is something we don't do every day… It is with heavy heart that I share with you the passing of someone who never threw a single dart in the RDL. That fact notwithstanding, Joy Blackmon was nearly as much "RDL" as any of us. She super loved everything about the existence that is the RDL, and she'll be missed more than many of our throwers would be. I will allow her friend and team contact Jim Hunsberger explain more fully: "DD-214 lost our dear friend, supporter and team scribe, Joy Blackmon. Joy left us following a long and hard fought battle with health issues that ultimately took her from us on Friday, November 26. Joy was the consistent spark for our team, our cheerleader, coach, advisor, as well as our team scribe. This though she never threw a dart in RDL. Until her illness really took hold, she rarely missed a match. We were so reliant on her support that we often struggled to get organized on the rare match nights when she could not attend. Now we just miss our Joy. In more ways than can be mentioned, and not just on Wednesday nights." [Joy is pictured below, front and center with DD-214. Right where she should be.]



RDL MEMBERS GRAB CITY LEAGUE TITLE!

You can see the full results on pages 20 and 21, but the North Carolina City Dart League season came to down to the final game of the final set for the second tournament in a row, and was played with the same Wilmington and Durham teams again. And in the end, Wilmington took home the cup this year, and they did it featuring quite a few RDL members: Dean Cusher, Craig Elder, Kevin Foushee, Pat Gibson, Dan Naylor, and Lee Scott. [Probably not surprisingly, five of those six guys play for the A division champion Bullies.]



AND RDL MEMBERS GRAB THE LADIES' CUP TOO!

Meanwhile, over in the NC Ladies' Cup tournament, the Fuquay-Varina ladies took home their "Nacho Cup", in a pair of 1001 semifinals and finals victories. The Fuquay team features RDL members Deb Blackwelder and Amanda Preciado, along with several others who have played in the RDL at various times. Big congrats to those ladies too.



RANDOM THOUGHTS FROM JK

Nowadays, it's a fact… this column has become a banquet Tons staple. I have no idea why so many are so keen on taking a peek into the oddness that is my head, but you are. So without further ado, let's open up my head again and see what falls out. Some of these observations are dart-related, and some of them clearly are not. As always, this is just about the last thing that I'm writing and this season is certainly no exception… soooo, also as always not even I know what's about to hit the page…

-- So just hours ago, I was at the Durham Performing Arts Center, watching Ain't Too Proud. It's the story of The Temptations, and the music was predictably amazing. Let me just say this… if you see that show and you do NOT like it, there's not a lot of chance of you and I having much in common.

-- Did you watch the NFL game on Thursday night? Steelers and Vikings? Well, I did, and there were half a dozen things in the game that just absolutely pi**ed me off about the stupidity, lack of care, arrogance, and immaturity of somebody who will be paid more this year than I will earn in decades. And basically ALL of those things were done by Chase Claypool. What a self-centered, childish little idiot. Guys that stupid, who pay that little attention, who care zero for anyone else, need to be unemployed.

-- Last weekend, during the NC City Dart League postseason tournament, Port City and Jacksonville played a quarterfinal match that went all the way into a 1001 tiebreaker. Quite a few guys for each team missed, then Will Cain of Port City finally stuck the double. Port City celebrated, the teams shook hands, and all the players were wishing Port City luck as they moved on. And then Cain walked to the board to get his darts. Which is when he realized his winning dart was actually NOT in. Both teams thought it was in, Cain thought it was in, everyone thought it was in. And there was no chalker at the board to say that it wasn't (or to question the accuracy when Cain went to get his darts). Had he just grabbed his darts and walked away, nobody would have been the wiser. And I'll bet most of you know quite a few darters that you think would have just taken the win and moved on. But not Will Cain. He had too much integrity and honesty to win in that fashion, and he immediately made sure everyone knew the match was still on. In the end, Port City still won (karma!), so nothing changed. Aside from the fact that we all now know that we can straight-up trust Cain, nothing else changed. Perfect. When those moments in your day (darts or not) come up, be a Cain.

-- Yeah, yeah, I'm juvenile and all that and whatever. I can live with that. My wife and I went for a weekend in Cleveland to catch a Browns game and a concert, and we went out eating and drinking each day. And at one of the places where we went, this hand sanitizer in the men's room had this warning sign on it. And it immediately made me laugh in its subtle dirtiness. Enough that I took a picture, right?



-- Have you watched SportsCenter or NFL Live or roughly any sports coverage show of any type on any channel lately? There is an "advance" that I think I really want (need!) to die a quick and fiery death. The very first time that I heard somebody report that a computer simulation of some situation wanted me to know that there was a 12% likelihood that a player would make some particular catch, it made me think a bit about exactly how they would think they knew that. Then they told me that some team had a 57% chance of winning a particular game. And then they told me that a team had a 29% chance to make the playoffs, but those chances would rise to 41% if they won their next game but would fall to 18% with a next loss. And then another percentage. And then another. And now they're probably reporting that there is a 73% percent chance that the next story will contain a percentage report higher than 40 or whatever. Enough. Just enough. Make them all go away. So many they're meaningless.

-- Any of you have any idea why I report "singles+doubles" as a category, rather than just "overall" win percentage? Well, a bunch of years ago, I DID report it as the far simpler and cleaner "overall" win percentage. But one league member insisted that title was wrong because I wasn't including wins and losses from 1001s in that calculation. I argued that including a win or loss from a game when you might actually throw less than 10% of your sides' darts is just too few to be part of the calculation. And he agreed that 1001 shouldn't be included. But it bothered him to no end that my "overall" tag was still inaccurate. And it bothered him enough to make him bother me enough, such that I've now used the clunkier "singles+doubles" for maybe about two decades or so. Life was just easier on my end that way.

-- Know what my favorite part of the previous item is? The number of people who immediately had the urge to come find me to remind me that a team can't have more than 10 players on it, so even if you listed them all in 1001, nobody could throw less than 10% of their team's darts. Because people love to be right, and a lot of them love to come make sure that I know they are and I am not. And then I will tell them that it's amazing that each and every one of their team's 1001 games ends with each player having thrown the exact same number of turns. (And if that last sentence doesn't mean anything to you, I'll explain it when you come to tell me why I was wrong about the prior item's math.)

-- At the A division tournament final, some members of N. Raleigh Alliance (jokingly) thought that we should very definitely enforce the posted "must be 21 to play darts" rule at Brewster's. Since The Bullies' P.J. Stewart is decidedly NOT 21 (and won't be for about half a decade still!). Brings back a lot of fun memories… You know how many times we made that same joke about Kyle Gaulthier when it seemed that the A division tournament went through Brewster's every season for a while? Yeah, Gaulthier didn't leave either…



-- Can't decide… the Purdue men's basketball was ranked #1 this past weekend (for the first time ever, I think I heard). Then they quickly lost the next game, to an unranked opponent, to a nearly-midcourt buzzer-beater 3-pointer. Is that a great way to lose your first as a #1 because it's dramatic and shows that it takes ridiculous stuff to be you? Or is it a terrible way because the loss comes out of left field like some unlucky lightning strike?

-- One last time, I want to take this chance to thank each and every one of this season's 419 league members for coming back and helping claim part of our normalcy together. The world's in a rough spot, but I'm glad to be here showing up with each of you.

BEST "A" DIVISION SEASON SINGLES WIN %-AGES -- Spring 1996 through Fall 2021

In honor of Alex Spellman's historic season this Fall, we are going to explore some of the best individual seasons in the RDL's history. And with all due respect to all winning players at all division levels, the "best" performances will clearly be those in the league's highest division of play. This list of the best seasons contains results from the last 50 seasons, as that is the time during which I have been statistician. During those 50 seasons, there have been a total of 3220 A division player-seasons, so this list represents the best 1.68% of all A player seasons during my time with the Tons. [The statistical records prior my time (pre-1996) are not quite as complete, at least in the newsletter issues that have been made available to me thus far.]

Best "A" Division Seasons (ranked by SINGLES Win Percentage) in the Most Recent 50 Seasons

(Minimum required for this listing: 16 games -- Note: for teams in full 14-match seasons, it would have taken 19 games to win the season title)

	Season	Division		Singles 301		Singles Cricket		Singles Record		**Singles Win %-age**	Doubles Cricket		Doubles 501		Doubles Record		Doubles Win %-age	Sngls + Dbls Record		Sngls + Dbls Win %-age	1001 Wins	1001 Losses	All-Star Points	Games Played	All-Star %-age
1	**Fa21**	**A**	**Spellman, Alex**	11	0	11	0	22	0	1.000	10	1	8	3	18	4	0.818	40	4	0.909	0	0	108.0	44	2.455
	Sp18	A	Kramer, John	9	0	9	0	18	0	1.000	8	1	6	3	14	4	0.778	32	4	0.889	0	1	76.0	36	2.111
3	Fa11	A	Blake, Brian	13	1	14	0	27	1	0.964	12	3	14	1	26	4	0.867	53	5	0.914	0	0	141.0	58	2.431
	Fa19	A	Phillips, Stevie	14	0	13	1	27	1	0.964	12	2	8	6	20	8	0.714	47	9	0.839	0	0	112.5	56	2.009
5	Fa97	A	Budelman, Jim	12	1	13	0	25	1	0.962	9	4	9	3	18	7	0.720	43	8	0.843	1	1	96.0	53	1.811
6	Fa10	A	Phillips, Robbie	11	1	13	0	24	1	0.960	13	0	10	2	23	2	0.920	47	3	0.940	0	0	99.0	50	1.980
7	Sp98	A	West, Billy	11	0	12	1	23	1	0.958	9	4	8	5	17	9	0.654	40	10	0.800	1	2	69.0	53	1.302
	Sp19	A	Stewart, P.J.	11	1	12	0	23	1	0.958	8	5	5	6	13	11	0.542	36	12	0.750	0	1	60.0	48	1.250
9	Sp12	A	Phillips, Robbie	10	1	11	0	21	1	0.955	10	1	7	3	17	4	0.810	38	5	0.884	0	0	106.0	43	2.465
	Fa17	A	Massengill, Chad	10	1	11	0	21	1	0.955	10	1	7	4	17	5	0.773	38	6	0.864	0	0	81.0	44	1.841
	Fa21	**A**	**Phillips, Robbie**	10	1	11	0	21	1	0.955	9	2	7	3	16	5	0.762	37	6	0.860	0	1	93.0	43	2.163
	Sp10	A	Phillips, Robbie	11	0	10	1	21	1	0.955	9	2	7	4	16	6	0.727	37	7	0.841	0	0	78.0	44	1.773
	Fa12	A	Seward, Mike	10	1	11	0	21	1	0.955	8	3	5	5	13	8	0.619	34	9	0.791	2	0	67.5	43	1.570
14	Fa12	A	Phillips, Robbie	9	1	10	0	19	1	0.950	9	1	7	1	16	2	0.889	35	3	0.921	0	0	94.5	38	2.487
	Fa00	A	Selby, Brian	10	0	9	1	19	1	0.950	6	3	6	2	12	5	0.706	31	6	0.838	0	0	43.5	37	1.176
	Fa09	A	Seward, Mike	10	0	9	1	19	1	0.950	7	3	5	4	12	7	0.632	31	8	0.795	0	0	61.0	39	1.564
17	Sp19	A	Phillips, Robbie	13	1	13	1	26	2	0.929	11	3	13	1	24	4	0.857	50	6	0.893	1	0	116.0	56	2.071
	Sp17	A	Massengill, Chad	13	1	13	1	26	2	0.929	11	3	8	6	19	9	0.679	45	11	0.804	0	0	93.0	56	1.661
19	Fa18	A	Phillips, Robbie	11	2	13	0	24	2	0.923	13	0	11	2	24	2	0.923	48	4	0.923	0	0	109.5	52	2.106
	Sp16	A	Massengill, Chad	12	1	12	1	24	2	0.923	13	0	10	2	23	2	0.920	47	4	0.922	0	0	76.5	51	1.500
	Sp04	A	Seward, Mike	12	1	12	1	24	2	0.923	10	3	12	1	22	4	0.846	46	6	0.885	1	0	91.5	53	1.726
	Fa07	A	Seward, Mike	12	1	12	1	24	2	0.923	8	5	10	2	18	7	0.720	42	9	0.824	1	0	103.5	51	2.029
	Sp99	A	Eastmead, Phillip	13	0	11	2	24	2	0.923	5	8	5	7	10	15	0.400	34	17	0.667	1	1	62.5	53	1.179
	Fa99	A	Smith, Allen	10	1	13	1	23	2	0.920	10	4	7	1	17	5	0.773	40	7	0.851	0	0	72.0	47	1.532
25	Fa01	A	Brown, Tom	11	1	11	1	22	2	0.917	11	1	11	1	22	2	0.917	44	4	0.917	1	0	74.5	49	1.520
	Sp16	A	Phillips, Robbie	10	2	12	0	22	2	0.917	11	1	11	1	22	2	0.917	44	4	0.917	0	0	104.0	48	2.167
	Fa19	A	Spellman, Alex	11	1	11	1	22	2	0.917	11	1	9	3	20	4	0.833	42	6	0.875	1	0	79.5	48	1.656
	Sp08	A	Seward, Mike	11	1	11	1	22	2	0.917	11	1	7	4	18	5	0.783	40	7	0.851	0	0	77.0	47	1.638
29	Fa02	A	Brown, Tom	10	1	11	1	21	2	0.913	10	1	10	2	20	3	0.870	41	5	0.891	0	0	83.5	46	1.815
30	Fa09	A	Phillips, Robbie	9	2	11	0	20	2	0.909	9	2	8	2	17	4	0.810	37	6	0.860	0	0	90.0	43	2.093
	Fa17	A	Phillips, Robbie	9	2	11	0	20	2	0.909	10	1	6	4	16	5	0.762	36	7	0.837	0	0	110.5	43	2.570
	Fa17	A	Kramer, John	10	1	10	1	20	2	0.909	9	2	6	5	15	7	0.682	35	9	0.795	0	0	74.0	44	1.682
	Fa97	A	Brown, Tom	10	1	10	1	20	2	0.909	9	2	5	5	14	7	0.667	34	9	0.791	0	1	74.5	44	1.693
	Fa04	A	Seward, Mike	9	2	11	0	20	2	0.909	8	3	6	4	14	7	0.667	34	9	0.791	1	0	62.0	44	1.409
	Sp10	A	Terry, Bob	10	1	10	1	20	2	0.909	5	6	4	5	9	11	0.450	29	13	0.690	0	0	43.0	42	1.024
36	Fa14	A	Phillips, Robbie	9	1	10	1	19	2	0.905	11	0	11	0	22	0	1.000	41	2	0.953	0	0	93.0	43	2.163
	Sp05	A	Brown, Tom	9	1	10	1	19	2	0.905	9	2	7	3	16	5	0.762	35	7	0.833	1	0	68.0	43	1.581
	Fa10	A	Seward, Mike	8	2	11	0	19	2	0.905	6	5	5	4	11	9	0.550	30	11	0.732	0	1	70.5	41	1.720
39	Sp11	A	Chavis, Marshall	9	1	9	1	18	2	0.900	10	0	10	0	20	0	1.000	38	2	0.950	0	0	64.5	40	1.613
	Sp13	A	Phillips, Robbie	9	1	9	1	18	2	0.900	9	1	8	2	17	3	0.850	35	5	0.875	0	0	90.5	40	2.263
	Sp06	A	Seward, Mike	9	1	9	1	18	2	0.900	9	1	8	2	17	3	0.850	35	5	0.875	0	0	74.0	40	1.850
	Fa19	A	Stewart, P.J.	9	1	9	1	18	2	0.900	9	1	8	2	17	3	0.850	35	5	0.875	1	0	45.5	40	1.138
	Sp14	A	Phillips, Robbie	9	1	9	1	18	2	0.900	8	2	8	1	16	3	0.842	34	5	0.872	1	0	100.0	39	2.564
	Sp06	A	Knight, Mark	9	0	9	2	18	2	0.900	8	3	7	4	15	7	0.682	33	9	0.786	0	0	68.5	42	1.631
	Fa03	A	Tan, Wil	9	0	9	2	18	2	0.900	7	4	6	3	13	7	0.650	31	9	0.775	1	0	61.0	41	1.488
	Fa08	A	Hamilton, Billy	9	1	9	1	18	2	0.900	6	3	5	4	11	7	0.611	29	9	0.763	0	0	50.0	38	1.316
	Fa98	A	Dixon, J.D.	7	2	11	0	18	2	0.900	8	3	6	5	14	8	0.636	32	10	0.762	0	0	73.5	42	1.750
48	Fa06	A	Blake, Brian	11	3	14	0	25	3	0.893	11	3	11	3	22	6	0.786	47	9	0.839	1	0	134.0	57	2.351
	Sp03	A	Wall, Keith	11	3	14	0	25	3	0.893	11	2	8	4	19	6	0.760	44	9	0.830	0	0	67.5	53	1.274
	Fa11	A	Phillips, Robbie	12	2	13	1	25	3	0.893	12	2	7	7	19	9	0.679	44	12	0.786	0	0	131.0	56	2.339
51	Fa10	A	Smith, Allen	8	1	8	1	16	2	0.889	8	1	8	2	16	3	0.842	32	5	0.865	0	0	40.5	37	1.095
52	Sp15	A	Phillips, Robbie	10	3	13	0	23	3	0.885	12	1	9	4	21	5	0.808	44	8	0.846	0	1	110.5	52	2.125
	Fa06	A	Seward, Mike	10	3	13	0	23	3	0.885	10	3	8	5	18	8	0.692	41	11	0.788	0	1	100.5	53	1.896
54	Sp08	A	Kilts, Jason	10	0	5	2	15	2	0.882	9	1	8	1	17	2	0.895	32	4	0.889	0	0	32.5	36	0.903

ALL-TIME TOP TEAM SECTIONAL AND OVERALL RECORDS, FOR SINGLE SEASONS FROM SPRING 1996 TO PRESENT (current season teams in bold)

Over the past 50 seasons (the amount of time for which full RDL records are available), there have been 2815 teams in the RDL. Below are the "Top 35" team records from any single season for each of the four match sections, as well as overall records and all-star point averages. Just for a little fun, I've also included the "Bottom 3" (for this, teams that quickly forfeited out of the league are not included in the listing).

TOP TEAM SINGLES 301 RECORDS

	Season	Team Name	W	L	Win %-age
1	2003s1Sp	A1/ Lunatic Fringe	65	19	0.774
2	2020s1Sp	A1/ The Neighborhood Bullies	37	11	0.771
3	2000s2Fa	G2/ Madhouse Patients	64	20	0.762
4	2016s1Sp	A1/ The Element Way	63	21	0.750
	2008s1Sp	A1/ Element X	54	18	0.750
	1996s2Fa	D5/ Diddler's Choice	54	18	0.750
	2020s1Sp	A2/ Birth of an Element	36	12	0.750
8	2010s2Fa	A1/ Element Horizon	62	22	0.738
	1997s2Fa	B8/ Swine Flew!	62	22	0.738
	2002s1Sp	D5/ Woodchucks	62	22	0.738
11	2001s2Fa	D5/ Pog Mo Hon	53	19	0.736
12	2020s1Sp	C5/ Why So Serious?	35	13	0.729
13	2017s1Sp	A1/ This Is Element	61	23	0.726
	2017s1Sp	A2/ Appetite for Destruction	61	23	0.726
	2019s2Fa	B1/ Atonsamongus	61	23	0.726
	2007s1Sp	C4/ Bag O' Nuts	61	23	0.726
17	**2021s2Fa**	**A2/ The Bullies**	52	20	0.722
	2017s2Fa	A1/ The Cardiac Element	52	20	0.722
	2009s2Fa	A1/ Elements of Mass Destruc	52	20	0.722
	2014s2Fa	C2/ Excalibur	52	20	0.722
21	1997s2Fa	A1/ Lunatic Fringe	56	22	0.718
	2010s1Sp	C2/ Put A Cork In It!	56	22	0.718
23	2002s2Fa	A1/ Lunatic Fringe	60	24	0.714
	2001s1Sp	C4/ Cheap Shots	60	24	0.714
	2019s2Fa	D6/ Why So Serious?	60	24	0.714
	1996s1Sp	D8/ Bottom Feeders	60	24	0.714
27	2014s2Fa	A1/ The Dynastic Element	51	21	0.708
	2005s1Sp	A1/ The Elements of Style	51	21	0.708
	2000s1Sp	A2/ Industrial Strength	51	21	0.708
	1996s2Fa	E4/ Excalibur	51	21	0.708
	2001s2Fa	G1/ Don't Know	51	21	0.708
	2020s1Sp	B7/ Boom Baby	34	14	0.708
	2020s1Sp	G4/ Tips & Shafts	34	14	0.708
34	2005s1Sp	A2/ Lunatic Fringe	55	23	0.705
35	2011s1Sp	(four tied)	59	25	0.702
2808	2003s2Fa	D2/ Damn Yankees!	14	58	0.194
2809	2018s2Fa	A8/ Shooter McGavin	14	69	0.169
2810	2007s1Sp	A7/ Cheap Shots	9	63	0.125

TOP TEAM SINGLES CRICKET RECORDS

	Season	Team Name	W	L	Win %-age
1	**2021s2Fa**	**A2/ The Bullies**	62	10	0.861
2	2019s2Fa	A1/ Unstable Elements	70	14	0.833
	2003s1Sp	A1/ Lunatic Fringe	70	14	0.833
	1996s2Fa	E4/ Excalibur	60	12	0.833
5	2017s1Sp	A1/ This Is Element	69	15	0.821
	2016s1Sp	A1/ The Element Way	69	15	0.821
7	2017s2Fa	A1/ The Cardiac Element	59	13	0.819
8	2018s2Fa	A2/ The Overall Element	68	16	0.810
	2015s1Sp	A1/ The Alpaca Element	68	16	0.810
	1998s1Sp	A1/ Lunatic Fringe	68	16	0.810
11	1997s2Fa	A1/ Lunatic Fringe	63	15	0.808
12	2008s2Fa	A1/ No Element of Doubt	58	14	0.806
	1996s2Fa	B1/ Top Dead Center	58	14	0.806
14	2019s1Sp	A1/ The Unintimidated Eleme	67	17	0.798
	2011s2Fa	A2/ Not Non-Element	67	17	0.798
	2010s2Fa	A1/ Element Horizon	67	17	0.798
	1998s2Fa	G6/ Positive Vibration	67	17	0.798
18	1996s2Fa	A1/ Lunatic Fringe	62	16	0.795
19	2009s2Fa	A1/ Elements of Mass Destruc	57	15	0.792
	2008s1Sp	A1/ Element X	57	15	0.792
	2004s2Fa	A1/ The Intrusive Element	57	15	0.792
22	2019s2Fa	B2/ Darty Minds	66	18	0.786
	2008s2Fa	B3/ Cleveland Rocks	66	18	0.786
	2002s1Sp	D5/ Woodchucks	66	18	0.786
	2000s2Fa	G2/ Madhouse Patients	66	18	0.786
26	2019s2Fa	A2/ The Neighborhood Bullies	61	17	0.782
27	2012s1Sp	A1/ Required Elements	56	16	0.778
	2010s1Sp	A1/ Elemental Truths	56	16	0.778
	2005s1Sp	A1/ The Elements of Style	56	16	0.778
	2003s2Fa	G2/ 3 Legged Dog	56	16	0.778
31	2015s1Sp	G3/ Missing Flights	55	16	0.775
32	2018s1Sp	A2/ Appetite for Destruction	65	19	0.774
	2007s2Fa	C8/ The Aristocrats	65	19	0.774
	2013s1Sp	H2/ Same Day Different Darts	65	19	0.774
35	2000s2Fa	A2/ Industrial Strength	51	15	0.773
2810	2016s2Fa	F1/ Hot Shots	9	75	0.107
2811	2000s2Fa	A6/ Horsemen	6	60	0.091
2812	2018s2Fa	A8/ Shooter McGavin	7	77	0.083

TOP TEAM OVERALL WIN/LOSS RECORDS

	Season	Team Name	W	L	Win %-age
1	2016s1Sp	A1/ The Element Way	272	64	0.810
2	2020s1Sp	A2/ Birth of an Element	155	37	0.807
3	2018s2Fa	A2/ The Overall Element	270	66	0.804
4	2010s2Fa	A1/ Element Horizon	265	71	0.789
5	2016s2Fa	A1/ The Irreverent Element	261	75	0.777
6	2017s1Sp	A1/ This Is Element	260	76	0.774
7	2003s1Sp	A1/ Lunatic Fringe	259	77	0.771
	2021s2Fa	**A2/ The Bullies**	222	66	0.771
9	2019s1Sp	A1/ The Unintimidated Eleme	258	78	0.768
	2011s1Sp	A7/ Just A Little High	258	78	0.768
11	2008s2Fa	A1/ No Element of Doubt	220	68	0.764
12	2008s1Sp	A1/ Element X	219	69	0.760
	1996s2Fa	B1/ Top Dead Center	219	69	0.760
14	2019s2Fa	A2/ The Neighborhood Bullies	236	76	0.756
15	2000s2Fa	G2/ Madhouse Patients	254	82	0.756
16	1997s2Fa	A1/ Lunatic Fringe	235	77	0.753
	2017s2Fa	H6/ Why So Serious?	235	77	0.753
18	1998s1Sp	A1/ Lunatic Fringe	252	84	0.750
19	2015s1Sp	G3/ Missing Flights	215	72	0.749
20	2005s1Sp	A2/ Lunatic Fringe	233	79	0.747
21	2017s2Fa	A1/ The Cardiac Element	215	73	0.747
	1996s2Fa	E4/ Excalibur	215	73	0.747
23	1996s2Fa	A1/ Lunatic Fringe	232	80	0.744
24	2015s1Sp	A1/ The Alpaca Element	249	87	0.741
25	2006s1Sp	A2/ Elementary School Bullie	213	75	0.740
	2005s1Sp	A1/ The Elements of Style	213	75	0.740
27	2002s2Fa	A1/ Lunatic Fringe	248	88	0.738
	2002s1Sp	D5/ Woodchucks	248	88	0.738
29	2004s2Fa	A1/ The Intrusive Element	212	76	0.736
30	2005s2Fa	A1/ The Fifth Element	247	89	0.735
	1997s1Sp	A1/ Lunatic Fringe	247	89	0.735
32	2012s1Sp	A1/ Required Elements	211	77	0.733
	2009s2Fa	A1/ Elements of Mass Destruc	211	77	0.733
	2016s2Fa	H7/ Bull Hunters	211	77	0.733
35		(two tied)	246	90	0.732
2808	2019s2Fa	A7/ Irrelevant Elements	57	279	0.170
2810	2018s2Fa	A8/ Shooter McGavin	43	292	0.128
2812	2007s1Sp	A7/ Cheap Shots	22	266	0.076

TOP TEAM DOUBLES CRICKET RECORDS

	Season	Team Name	W	L	Win %-age
1	2010s2Fa	C4/ Domestic Rednecks	41	1	0.976
2	2020s1Sp	A2/ Birth of an Element	22	2	0.917
3	2018s1Sp	A1/ Element XXX	38	4	0.905
4	2017s2Fa	H6/ Why So Serious?	35	4	0.897
5	1999s2Fa	B3/ Volume of a Cue Ball	32	4	0.889
	2015s1Sp	G3/ Missing Flights	32	4	0.889
7	2018s2Fa	A2/ The Overall Element	37	5	0.881
	2016s2Fa	A1/ The Irreverent Element	37	5	0.881
	2010s2Fa	A1/ Element Horizon	37	5	0.881
	2004s2Fa	D2/ The Replacements	37	5	0.881
11	2019s2Fa	A2/ The Neighborhood Bullies	34	5	0.872
12	2017s1Sp	A1/ This Is Element	36	6	0.857
	1999s1Sp	A2/ Shameless & Aimless VII	36	6	0.857
	1997s1Sp	A1/ Lunatic Fringe	36	6	0.857
	2010s2Fa	B5/ Jack Nine	36	6	0.857
	2004s2Fa	B1/ Cheap Shots	36	6	0.857
17	1997s2Fa	A1/ Lunatic Fringe	33	6	0.846
18	2016s1Sp	A1/ The Element Way	35	7	0.833
	2011s1Sp	A7/ Just A Little High	35	7	0.833
	1999s2Fa	A2/ Lunatic Fringe	35	7	0.833
	2019s2Fa	B2/ Darty Minds	35	7	0.833
	2017s2Fa	C6/ Flightmare	35	7	0.833
	2002s1Sp	D5/ Woodchucks	35	7	0.833
	1996s1Sp	D8/ Bottom Feeders	35	7	0.833
	2000s2Fa	G2/ Madhouse Patients	35	7	0.833
	2017s2Fa	A1/ The Cardiac Element	30	6	0.833
	2012s1Sp	A1/ Required Elements	30	6	0.833
	2008s2Fa	A1/ No Element of Doubt	30	6	0.833
	2006s1Sp	A2/ Elementary School Bullie	30	6	0.833
	2018s2Fa	B1/ Dead Beats	30	6	0.833
	2001s2Fa	G1/ Don't Know	30	6	0.833
32	1996s2Fa	A1/ Lunatic Fringe	32	7	0.821
	2002s2Fa	F7/ Tub Kids	32	7	0.821
34	1999s2Fa	D1/ Get The Point	27	6	0.818
35		(eight tied)	34	8	0.810
2807	2015s1Sp	A7/ Stop Corkin' A Round!	3	39	0.071
	2016s2Fa	F1/ Hot Shots	3	39	0.071
2809	2007s1Sp	A7/ Cheap Shots	1	35	0.028

TOP TEAM DOUBLES 501 RECORDS

	Season	Team Name	W	L	Win %-age
1	2018s2Fa	A2/ The Overall Element	35	7	0.833
	2016s2Fa	A1/ The Irreverent Element	35	7	0.833
	2016s1Sp	A1/ The Element Way	35	7	0.833
	2018s1Sp	F4/ Show Me Your Tips	30	6	0.833
5	2017s2Fa	E7/ WINNAU	27	6	0.818
6	1998s1Sp	A1/ Lunatic Fringe	34	8	0.810
	2017s2Fa	C6/ Flightmare	34	8	0.810
8	2008s1Sp	A1/ Element X	29	7	0.806
	2017s2Fa	F8/ Bull Hunters	29	7	0.806
	2016s2Fa	H7/ Bull Hunters	29	7	0.806
11	1999s1Sp	G3/ Tattoo the Red Eye	31	8	0.795
12	2020s1Sp	A2/ Birth of an Element	19	5	0.792
	2020s1Sp	C5/ Why So Serious?	19	5	0.792
	2020s1Sp	E4/ Dr.unks	19	5	0.792
	2020s1Sp	G1/ Is It Still In?	19	5	0.792
16	2019s1Sp	A1/ The Unintimidated Eleme	33	9	0.786
	2017s1Sp	A2/ Appetite for Destruction	33	9	0.786
	2011s2Fa	A1/ Just A Little High	33	9	0.786
	2011s1Sp	A7/ Just A Little High	33	9	0.786
	2019s2Fa	B1/ Atonsamongus	33	9	0.786
	2005s1Sp	C3/ Modena Cartel	33	9	0.786
	2006s2Fa	G7/ Designated Divers	33	9	0.786
	2012s1Sp	H5/ Brown's Bombers	33	9	0.786
24	2014s2Fa	A1/ The Dynastic Element	28	8	0.778
	1996s2Fa	B1/ Top Dead Center	28	8	0.778
	1996s2Fa	D6/ Shooter's Buzz	28	8	0.778
27	1996s2Fa	A1/ Lunatic Fringe	30	9	0.769
	2013s1Sp	H5/ That's What She Said	30	9	0.769
29	2008s2Fa	H1/ Coral Reefers	23	7	0.767
30		(nine tied)	32	10	0.762
2808	2002s1Sp	A6/ Cheap Shots	6	30	0.167
2811	2019s2Fa	A7/ Irrelevant Elements	3	39	0.071
2812	2007s1Sp	A7/ Cheap Shots	0	36	0.000

TOP TEAM ALL-STAR POINT AVERAGES

	Season	Team Name	ASPs	games	Ave.
1	2011s2Fa	A1/ Just A Little High	537.0	336	1.598
2	**2021s2Fa**	**A2/ The Bullies**	459.5	288	1.595
3	2020s1Sp	A1/ The Neighborhood Bullies	304.0	192	1.583
4	2019s2Fa	A1/ Unstable Elements	527.5	336	1.570
5	2020s1Sp	A2/ Birth of an Element	294.0	192	1.531
6	2008s2Fa	A1/ No Element of Doubt	436.5	288	1.516
7	2017s2Fa	A1/ The Cardiac Element	432.0	288	1.500
8	2007s1Sp	A3/ The Shadows	427.5	288	1.484
9	2007s2Fa	A1/ The Shadows	497.0	336	1.479
10	2011s2Fa	A2/ Not Non-Element	496.5	336	1.478
11	2018s1Sp	A1/ Element XXX	492.5	336	1.466
12	2019s2Fa	A2/ The Neighborhood Bullies	456.0	312	1.462
13	2018s2Fa	A2/ The Overall Element	489.5	336	1.457
14	2019s1Sp	A4/ The Neighborhood Bullies	447.0	312	1.433
15	2013s2Fa	A1/ Element Twenty Won	479.0	336	1.426
16	2012s2Fa	A1/ Narfle the Element	408.5	288	1.418
17	2008s1Sp	A1/ Element X	402.5	288	1.398
18	2017s1Sp	A1/ This Is Element	468.0	336	1.393
19	2012s2Fa	A2/ Rednecks	399.5	287	1.392
20	2011s1Sp	A7/ Just A Little High	467.0	336	1.390
21	2014s2Fa	A1/ The Dynastic Element	397.5	288	1.380
22	2019s1Sp	A1/ The Unintimidated Eleme	462.0	336	1.375
23	2009s1Sp	A1/ A Dozen Elements	395.0	288	1.372
24	2015s2Fa	A2/ The Eventual Element	391.5	288	1.359
25	2018s1Sp	A2/ Appetite for Destruction	454.5	336	1.353
26	2006s1Sp	A2/ Elementary School Bullie	388.5	288	1.349
27	2009s2Fa	A1/ Elements of Mass Destruc	387.5	288	1.345
28	2012s1Sp	A1/ Required Elements	386.0	288	1.340
29	2011s1Sp	A1/ The Missing Element	450.0	336	1.339
30	2000s2Fa	A2/ Industrial Strength	353.0	264	1.337
31	2016s1Sp	A1/ The Element Way	449.0	336	1.336
32	2006s2Fa	A5/ Tossn Heads	453.5	342	1.326
33	2007s2Fa	A2/ The Rogue Element	445.0	336	1.324
34	2015s1Sp	A1/ The Alpaca Element	442.0	336	1.315
35	**2021s2Fa**	**A3/ North Raleigh Alliance**	346.5	264	1.313
2807	1996s1Sp	G3/ Hawg Darts	39.5	325	0.122
2808	2015s1Sp	H8/ Points of Authority	36.5	312	0.117
2809	2011s2Fa	H8/ Dart Vaders	37.5	336	0.112

RDL BOARD MEMBER HISTORY - 50 SEASONS - SPRING 1996 THROUGH FALL 2021

Alright, if you read the newsletter with any regularity (and especially the trivia column), you know that I've been here keeping the league statistics and writing the newsletter for twenty-six years (50 seasons, plus Covid). So, you're all familiar with me and my big mouth. But are you familiar with the folks that actually make the real decisions for the league? I sit up front here, and I type stuff to you all the time, and I send you stuff, and I use my loud voice at the captains' meetings and banquets, but the reality is that all league policies and rules are set by your elected set of Board members. It's those 5-7 volunteers per season who actually hold all the power (and have a bunch of responsibilities for the standard volunteer rate of… nothin'!). And a bunch of those volunteers have come back time after time after time to make sure that our hobby keeps rolling without a hiccup. All in all, there have been 7 offices for the first 26 of these 50 seasons, then 6 offices for the most recent 24 seasons (the External Organizations position was dropped after 2008), so there have been 326 total officer-seasons. Of those 326, 20 have remained vacant, leaving 306 total officer-seasons. And a grand total of only **42** league members have filled those 306 spots, with Heather Bohanan (40 seasons), Kevin Coyne (21), Jason Thomas (18), J.P. Evans (15), and Tim Mozzetti (12) leading the parade of the selfless givers of their time (at least during this 50-season time window). Below are all the officers for all of my 50 seasons here, so you can see exactly who you can/should thank. (* = officer who joined the Board midseason due to a vacant office)

		President	Vice President	Secretary	Treasurer	Membership	Rules/Grievances	External Orgs.
Spring	1996	Wilson, Joe	Deemer, Randy	Ryan, Ann	Hatszegi, Edie	Berry, Dave	DeMattos, Rick	Peyton, Johnny
Fall	1996	Wilson, Joe	Budelman, Jim	Ryan, Ann	Hatszegi, Edie	Berry, Dave	DeMattos, Rick	Peyton, Johnny
Spring	1997	Wilson, Joe	Budelman, Jim	Jenkins, John	Hatszegi, Edie	Berry, Dave	Marx, Deanna	Peyton, Johnny
				[Note: Kevin Coyne actually filled in as the R&G Director for a short bit in the Spring 1997 season.]				
Fall	1997	Wilson, Joe	Budelman, Jim	Jenkins, John	Hatszegi, Edie	Berry, Dave	Marx, Deanna	Peyton, Johnny
Spring	1998	Berry, Dave	Holland, William	Jenkins, John	Jeffcoat, Dawn*	(vacant)	Marx, Deanna	Coyne, Kevin
Fall	1998	Berry, Dave	Holland, William	Jenkins, John	Churchwell, Billie	(vacant)	Marx, Deanna	Coyne, Kevin
Spring	1999	Holland, William	Jenkins, John	Simpson, Donnie	Churchwell, Billie	Berry, Dave	Selby, Brian	Coyne, Kevin
Fall	1999	Holland, William	Jenkins, John	Simpson, Donnie	Churchwell, Billie	Berry, Dave	Selby, Brian	Coyne, Kevin
Spring	2000	Holland, William	Eastmead, Phillip	Gaffney, Michelle*	Churchwell, Billie	Moeschet, Cathy	Selby, Brian	Dixon, J.D.
Fall	2000	Holland, William	Eastmead, Phillip	Gaffney, Michelle	Churchwell, Billie	Moeschet, Cathy	Selby, Brian	(vacant)
Spring	2001	Holland, William	Selby, Brian	Gaffney, Michelle	Coyne, Kevin	Moeschet, Cathy	Thomas, Heather	Churchwell, Billie*
Fall	2001	Berry, Dave	Martin, Anthony	Gaffney, Michelle	Enos, Kellee	Moeschet, Cathy	Thomas, Heather	Churchwell, Billie
Spring	2002	Berry, Dave	Martin, Anthony	Hunsberger, Jim	Enos, Kellee	Moeschet, Cathy	Thomas, Heather	Barker, Barry
Fall	2002	Berry, Dave	Martin, Anthony	Hunsberger, Jim	Enos, Kellee	Moeschet, Cathy	Thomas, Heather	Coyne, Kevin*
Spring	2003	Selby, Brian	Martin, Anthony	Jolly, Jennifer	Enos, Kellee	Moeschet, Cathy	Thomas, Heather	Coyne, Kevin
Fall	2003	Selby, Brian	Martin, Anthony	Jolly, Jennifer	Enos, Kellee	Moeschet, Cathy	Thomas, Heather	Coyne, Kevin
Spring	2004	Selby, Brian	Martin, Anthony	Payne, Julie	Enos, Kellee	Moeschet, Cathy	Thomas, Heather	Coyne, Kevin
Fall	2004	Selby, Brian	Martin, Anthony	Payne, Julie	Wackerman, Mark	Moeschet, Cathy	Thomas, Heather	Coyne, Kevin
Spring	2005	Barker, Barry	DeMattos, Rick	Payne, Julie	Wackerman, Mark	Moeschet, Cathy	Thomas, Heather	Coyne, Kevin
Fall	2005	(vacant)	DeMattos, Rick	Cotton, Barbara	Wackerman, Mark	Payne, Julie	Thomas, Heather	Coyne, Kevin
Spring	2006	DeMattos, Rick	Thomas, Jason	Cotton, Barbara	Wackerman, Mark	Payne, Julie	Thomas, Heather	Coyne, Kevin
				[Note: Heather Thomas and Heather Bohanan are the same person - quick name change, same dedicated volunteer.]				
Fall	2006	DeMattos, Rick	Thomas, Jason	Bohanan, Heather	Wackerman, Mark	Payne, Julie	Dunn, Thom	Coyne, Kevin
Spring	2007	DeMattos, Rick	Thomas, Jason	Bohanan, Heather	Wackerman, Mark	Payne, Julie	Dunn, Thom	Coyne, Kevin
Fall	2007	DeMattos, Rick	Thomas, Jason	Bohanan, Heather	Huff, Matt	Howley, John	Dunn, Thom	Coyne, Kevin
Spring	2008	Thomas, Jason	Evans, J.P.	Bohanan, Heather	Huff, Matt	Howley, John	Dunn, Thom	DeMattos, Rick
Fall	2008	Thomas, Jason	Evans, J.P.	Bohanan, Heather	Huff, Matt	Howley, John	Dunn, Thom	DeMattos, Rick
Spring	2009	Thomas, Jason	Evans, J.P.	Bohanan, Heather	Huff, Matt	Howley, John	Dunn, Thom	-
Fall	2009	Thomas, Jason	Evans, J.P.	Bohanan, Heather	Huff, Matt	Howley, John	Dunn, Thom	-
Spring	2010	Thomas, Jason	Evans, J.P.	Bohanan, Heather	Huff, Matt	Howley, John	Dunn, Thom	-
Fall	2010	Thomas, Jason	Evans, J.P.	Gallagher, Jim*	Huff, Matt	Bohanan, Heather	Dunn, Thom	-
				[*Note: John Howley resigned his Membership Dir. position prior to the start of the Fall 2010 season, so Bohanan switched offices and Gallagher joined.*]				
Spring	2011	Thomas, Jason	Evans, J.P.	Gallagher, Jim	Huff, Matt	Bohanan, Heather	Hunsberger, Jim*	-
				[*Note: Thom Dunn resigned his Rules & Grievances Director position in the middle of the Spring 2011 season.*]				
Fall	2011	Thomas, Jason	Evans, J.P.	Gallagher, Jim	Huff, Matt	Bohanan, Heather	Hunsberger, Jim	-
Spring	2012	Thomas, Jason	Evans, J.P.	Gallagher, Jim	Huff, Matt	Bohanan, Heather	Hunsberger, Jim	-
Fall	2012	Thomas, Jason	Evans, J.P.	(vacant)	(vacant)	Bohanan, Heather	Hunsberger, Jim	-
				[*Note: Jim Gallagher resigned his Secretary position prior to the start of the Fall 2012 season, as did Matt Huff with his Treausrer position, so… Bohanan did the jobs for all three offices. No, seriously. All three.*]				
Spring	2013	Thomas, Jason	Evans, J.P.	(vacant)	Mozzetti, Tim*	Bohanan, Heather	Hunsberger, Jim	-
				[*Note: Frank Hall resigned his Treasurer position in the middle of the Spring 2013 season, so Mozzetti was asked to fill in. Also, William McEwen resigned his Secretary position in the middle of the season, so Bohanan just covered that job too. And she covered it for years…*]				
Fall	2013	Thomas, Jason	Evans, J.P.	(vacant)	Mozzetti, Tim	Bohanan, Heather	Hunsberger, Jim	-
Spring	2014	Thomas, Jason	Evans, J.P.	(vacant)	Mozzetti, Tim	Bohanan, Heather	Hunsberger, Jim	-
Fall	2014	Thomas, Jason	Evans, J.P.	(vacant)	Mozzetti, Tim	Bohanan, Heather	Hunsberger, Jim	-
Spring	2015	Mozzetti, Tim	Evans, J.P.	Sandoval, Alberto	Hartley, Barron	Bohanan, Heather	Coyne, Kevin	-
Fall	2015	Mozzetti, Tim	Knight, Maridy*	(vacant)	Hartley, Barron	Bohanan, Heather	Coyne, Kevin	-
Spring	2016	Mozzetti, Tim	Knight, Maridy	(vacant)	Hartley, Barron	Bohanan, Heather	Coyne, Kevin	-
Fall	2016	Mozzetti, Tim	Knight, Maridy	(vacant)	Hartley, Barron	Bohanan, Heather	Coyne, Kevin	-
Spring	2017	Mozzetti, Tim	Knight, Maridy	(vacant)	Hartley, Barron	Bohanan, Heather	Coyne, Kevin	-
Fall	2017	Mozzetti, Tim	Knight, Maridy	(vacant)	Hartley, Barron	Bohanan, Heather	Coyne, Kevin	-
Spring	2018	Mozzetti, Tim	Knight, Maridy	Borgna, Andrew	(vacant)	Bohanan, Heather	Phillips, Britt	-
Fall	2018	Mozzetti, Tim	Knight, Maridy	Borgna, Andrew	(vacant)	Bohanan, Heather	Phillips, Britt	-
Spring	2019	Mozzetti, Tim	Knight, Maridy	Borgna, Andrew	(vacant)	Bohanan, Heather	Phillips, Britt	-
Fall	2019	Mozzetti, Tim	Knight, Maridy	Borgna, Andrew	(vacant)	Bohanan, Heather	Phillips, Britt	-
Spring	2020	Mozzetti, Tim	Knight, Maridy	Borgna, Andrew	(vacant)	Bohanan, Heather	Phillips, Britt	-
				[-- *Note: no seasons in either Fall 2020 or Spring 2021 due to the Covid-19 pandemic* --]				
Fall	2021	Mozzetti, Tim	Knight, Maridy	Borgna, Andrew	Caldwell, Taylor	Bohanan, Heather	Phillips, Britt	-

2021 North Carolina City Dart League (NCCDL) & North Carolina Ladies' Cup (NCLC)

FINAL Divisional Team Standings

NCCDL - "Mountain/Beach" Division

	W	L	Pts.
1 Wilmington (ACDA)	5	1	152
2 Jacksonville (JDA)	5	1	114
3 Port City (PCDA)	2	4	95
4 Pineville (PDC)	2	4	79
5 Boone (HCDA)	1	5	64
6 Asheville (WCDA)	1	5	56
7 Charlotte (QCDA)	0	6	26

NCCDL - "Central" Division

	W	L	Pts.
1 Durham (BCDL)	7	0	229
2 Capital Area (CADC)	5	2	174
3 Piedmont (PDA)	5	2	156
4 Lake Norman (LNDA)	4	3	176
5 Raleigh (RDL)	4	3	163
6 xx - Chapel Hill (TDL)	1	6	52

NCLC - "Mountain Beach" Division

	W	L	Pts.
1 Pineville (PDC)	5	1	92
2 Wilmington (ACDA)	5	1	86
3 Port City (PCDA)	4	2	87
4 Charlotte (QCDA)	3	3	69
5 Jacksonville (JDA)	2	4	70

NCLC - "Central" Division

	W	L	Pts.
1 Fuquay-Varina (FVDO)	3	2	69
2 Durham (BCDL)	3	2	67
3 Apex (CDA)	2	3	43
4 Piedmont (PDA)	1	4	56
5 Lake Norman (LNDA)	1	4	43
6 Capital Area (CADC)	1	4	38

2021 SINGLES WIN/LOSS AWARD WINNERS

(Eligibility for these awards in the NCCDL requires playing in 60% of your team's singles sets, while also playing at least 2 "away" matches.)
(Eligibility for these awards in the NCLC merely requires playing in 50% of your team's singles sets.)

NCCDL "Mountain/Beach" Division -- Brian Blake - Wilmington - 9-0 (sets), 18-2 (games)
NCCDL "Central" Division -- **Chad Massengill** - Durham - 10-0 (sets), 20-1 (games)
NCCDL "Central" Division -- **Robbie Phillips** - Durham - 10-0 (sets), 20-1 (games)

NCLC "Mountain/Beach" Division -- Deb Barker - Charlotte - 8-0 (sets), 16-3 (games)
NCLC "Central" Division -- **Amanda Preciado** - Fuquay-Varina - 6-0 (sets), 12-1 (games)

STATE MEETING RESULTS - SPECIFICS FOR 2022 SEASON

For 2022, the captains did indeed decide to keep going with our standard switch back to an East/West season. There will be 12 teams in both the NCCDL (Chapel Hill dropped out) and the NCLC (Asheville rejoined the league; the rest of the teams are all the same as in 2021. The NCCDL West division will have Asheville, Boone, Pineville, Charlotte, Lake Norman, and Piedmont. The NCCDL East division will have Durham, Raleigh, Capital Area, Jacksonville, Wilmington, and Chapel Hill. Teams will play a single round-robin within the division, and will also face three inter-division opponents, for a total of eight matches per team. The NCLC will have similar divisions and match numbers, with Fuquay-Varina flipped to the West and paired with the Boone NCCDL team to balance team numbers for scheduling.

Additional important scheduling note: Going forward, the end-of-season tournament has been moved from its recent time of the first weekend of December to an open weekend in early to mid-November, based around other event conflicts each year.

HISTORY OF THE NCCDL…

It was back in 1995 that Tim Lane (now of the Raleigh NCCDL team) first introduced the idea of the statewide year-long season style of play to replace the old "one team holds the cup against a string of challengers" sytem. It's still possibly the most popular and successful idea ever for anything larger than a local league. Here are the 25 tournament final results so far:

1996: Raleigh over Charlotte	2005: Durham over Wilmington	2014: Durham over Wilmington
1997: Piedmont over Durham	2006: Durham over Charlotte	2015: Wilmington over Piedmont
1998: Piedmont over Raleigh/Charlotte(?)	2007: Durham over Charlotte	2016: Wilmington over Durham
1999: Wilmington over Raleigh/Charlotte(?)	2008: Durham over Charlotte	2017: Wilmington over Durham
2000: Durham over Charlotte	2009: Wilmington over Charlotte	2018: Wilmington over Durham
2001: Durham over Wilmington	2010: Wilmington over Durham	2019: Durham over Wilmington
2002: Wilmington over Durham	2011: Durham over Lake Norman	2020: (no tournament - pandemic)
2003: Wilmington over Durham	2012: Durham over Wilmington	2021: Wilmington over Durham
2004: Wilmington over Durham	2013: Wilmington over Lake Norman	

My annual request to the NCLC Ladies: if any of you have a history of the results like the one above for the NCCDL, I would love to have a copy of those so I can periodically run an NCLC history as well. Drop me a line please if you're willing to share.

2021 NC City Dart League (NCCDL) & Ladies' Cup (NCLC)

NCCDL HIGH INS/OUTS & PERFECT THROWS (RDL members listed in bold)

High In : **160** -- **Pat Gibson** - Wilm. - (10/9); Brayden Blosser - Jack. - (11/6); **Eric Klann** - Ral. - (11/6); Shane Wright - Pied. - (11/6); Brian Blake - Wilm. - (12/5); **Stevie Phillips** - Dur. - (12/5)

High Out : **164** -- Kyle Harvey - Jack. - (10/9)

Perfect Throws

Robbie Phillips (11) - Dur. - (9m,7/31; T80,9/25; T80,9/25; 9m,10/9; 9m,10/9; 9m,10/9; 9m,10/9; T80,10/9; T80,11/6; T80,12/4; T80,12/5)

Stevie Phillips (7) - Dur. - (9m,8/21; T80,8/21;T80,11/6; 9m,12/4; 9m,12/4; T80,12/4; 9m,12/5)

Brian Blake **(5)** - Wilm. - (T80,7/31; T80,7/31; T80,8/21; 9m,9/25; 9m,10.9)

Craig Elder (5) - Wilm. - (9m,7/31; 9m,7/31; T80,8/21; T80,10/9; T80,10/9)

Sid Mitchell (5) - Ral. - (T80,6/12; 9m,6/12; 9m,7/31; T80,11/6; 9m,11/6)

Robb Beeson (3) - Dur. - (9m,6/19; 9m,10/9; T80,12/4)

Marshall Chavis **(3)** - Wilm. - (9m,9/25; 8m w/DBull,10/9; 9m,11/6)

Tom Avellino **(2)** - LakeN. - (T80,9/25; T80, 11/6)

Dave Begley **(2)** - Pine. - (T80,7/31; 9m,7/31)

Fred Copeland **(2)** - LakeN. - (T80,6/19; T71,12/4)

Bob Gargan **(2)** - Wilm. - (T80,10/9; T80,10/23)

Cody Gaulthier **(2)** - Boone - (9m,6/19; 9m,10/23)

Jordan Glegola **(2)** - Jack. - (9m,10/23; T80,12/4)

Jordan Glegola **(2)** - Jack. - (9m,10/23; T80,12/4)

Ross Minty (2) - Dur. - (9m,6/19; 9m,10/9)

Kenny Persson (2) - Dur. - (9m,12/4; 9m,12/5)

Joe Santora **(2)** - Pied. - (9m,8/21; 9m,10/23)

Mike Seward (2) - Dur. - (T80,10/23; T80,12/4)

Jason VanValkenburgh **(2)** - Jack. - (T80,10/9; 9m,10/9)

Bob Wilsch **(2)** - LakeN. - (T80,9/11; T71,10/9)

Nick Woolfort **(2)** - P.City - (9m,9/25; , T80,12/4)

Paul Zielaznicki **(2)** - Char. - (9m,8/21; 9m,11/6)

Ryan Avellino - LakeN. - (9m,12/4)
Craig Baldwin - Pied. - (9m,6/12)
Tom Brown - Dur. - (9m,9/25)
Scott Butters - P.City - (9m,12/4)
John Carroll - Dur. - (9m,12/4)
Elvedin Cebo - LakeN. - (9m,12/4)
Travis Dorsey - P.City - (T80,9/25)
Mike Elderbroom - Dur. - (9m,12/4)
Kris Fischlein - Cap.Area - (6Bulls,7/31)
Kevin Foushee - Wilm. - (9m,10/23)
Marco Galeana - LakeN. - (9m,12/4)
Dave Gelberg - Ch.Hill - (9m,7/31)

Pat Gibson - Wilm. - (9m,7/31)
Pete Griffiths - LakeN. - (T80,9/11)
Kyle Harvey - Jack. - (9m,10/23)
Matt Heimbach - Ch.Hill - (9m,6/12)
Chris Hyde - Pied. - (T80,8/21)
Michael Johnson - Dur. - (9m,6/19)
Grey Jones - Cap.Area - (9m,7/31)
Jimmie Jones - P.City - (T80,9/11)
John Liggett - LakeN. - (9m,10/23)
Wes Lippert - Pied. - (9m,8/21)
Tony Lyda - Ashe. - (9m,6/12)
Chad Massengill - Dur. - (9m,6/19)

Dan Naylor - Wilm. - (9m,8/21)
Lee Scott - Wilm. - (9m,8/21)
Allen Smith - Dur. - (T80,8/21)
Michael Smith - Wilm. - (9m,9/25)
Scott Smith - Pied. - (T80,10/23)
Alex Spellman - Boone - (9m,9/11)
Danny Van Arsdale - Cap.Area - (9m,12/4)
Dwayne Waite - Pine. - (9m,7/31)
Vic White - Jack. - (9m,8/21)
Shane Wright - Pied. - (T80,8/21)

2021 North Carolina City Dart League Post-Season Tournament
(December 4 & 5 - Bralie's Sports Bar & Grill, Durham, & Upper Deck Sports Pub, Cary)

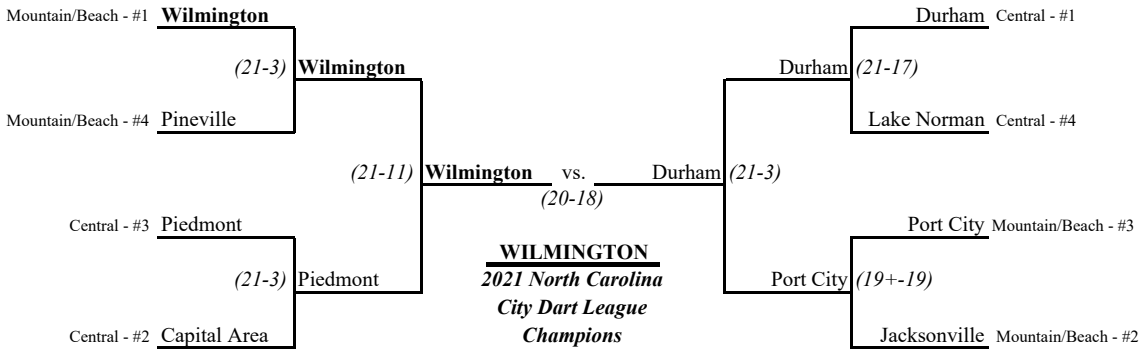

2021 North Carolina Ladies' Cup Post-Season Tournament
(December 4 & 5 - Time Out Sports Bar II, Wilmington)

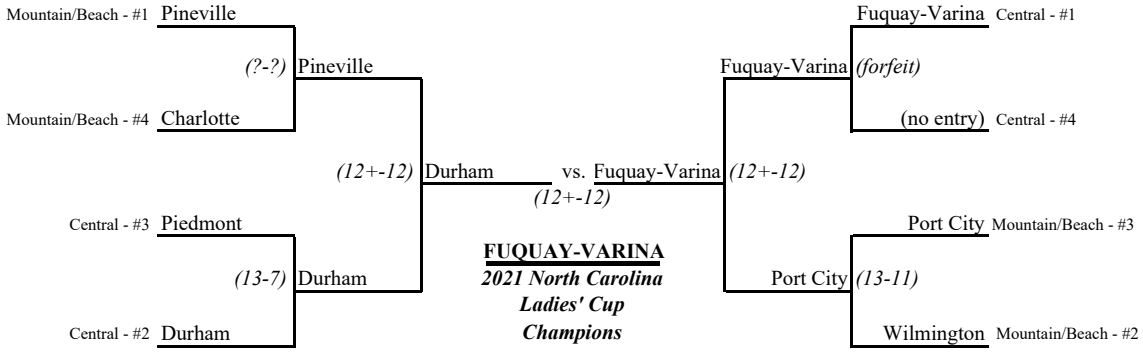

NCLC HIGH INS/OUTS & PERFECT THROWS (RDL members listed in bold)

High In : 134 - Ingrid Dorer - Jack. - (10/23)

High Out : 99 - Teresa Flynn - LakeN. - (11/6)

Perfect Throws : Leanne Avellino - LakeN. - (T80,11/6)
Nicole Barker - Char. - (9m,6/12)
Kris Kilsdonk - Fuq.-Var. - (9m,9/25)
Jodi Koment - P.City - (9m,10/9)

Queen City Darting Association

$3500 Celebrate the New Year

December 31st - January 2nd
Blue Rocks
301c N. Polk St, Pineville NC 28134
704-835-1062

Day	Friday		Saturday						Sunday					
Time	**7:00 PM**	**8:00 PM**	**10:30 AM**	**12:30 PM**	**1:00 PM**	**3:00 PM**	**3:30 PM**	**7:30 PM**	**10:30 AM**	**12:30 PM**	**1:00 PM**	**3:00 PM**	**3:00 PM**	
Event	**Killer 100% pay back #**	Blind Draw Doubles 501 best of 5	Mixed Doubles Cricket	Mens Doubles Cricket	Ladies Singles Cricket	Mens Singles Cricket	Ladies Doubles Cricket	**Mixed Triples Cricket**	Mixed Doubles 501	Mens Doubles 501	Ladies Singles 501	Mens Singles 501	Ladies Doubles 501	
Entry fee	10/person	$15/person	$30/team	$30/team	$15	$15	$30/team	$45/team	$30/team	$30/team	$15	$15	$30/team	
1st		180	160	160	100	160	120	180	160	160	100	160	120	
2nd		90	80	80	50	80	60	90	80	80	50	80	60	
Top 4		50	40	40	25	40	30	45	40	40	25	40	30	
Top 8		20				20						20		
Total		**450**	**320**	**320**	**200**	**400**	**240**	**360**	**320**	**320**	**200**	**400**	**240**	**3770**

Payout places based on number of entries. Min of 8 needed.

**Blind draw 501 is best of 5

During the down time, pending board availability, we may run side Killer and other smaller events

Singles events are best of 3 with finals best of 5.
All other events are best of 3

Recommended Hotel:
Quality Suites - Carolina Place
9840 Pineville-Mathews Road
Pineville, NC 28134
704-8898-7095
There are others hotels in area.

Darts Supplis By:

Tournament Director:
Michelle Fredlund
704-904-6775
Tournamentdirector@charlottedarts.com

HOSTED BY:

WESTERN CAROLINA DARTS ASSOCIATION

Fire on the Mountain 2022

Asheville, NC
Jan 28th-30th

$5,500

USSDA

SANCTIONED BY

AMERICAN DARTS ORGANIZATION

EVENT	USSDA 501 CS MENS	USSDA 501 CS LADIES	LUCK OF THE DRAW 501-CRICKET-301	CRICKET MIXED PAIRS	CRICKET MENS SINGLES	CRICKET LADIES SINGLES	CRICKET MENS PAIRS	CRICKET LADIES PAIRS	LUCK OF THE DRAW 501-CRICKET-301	501 MIXED PAIRS	501 LADIES PAIRS	501 MENS SINGLES	501 LADIES SINGLES	501 MENS PAIRS
ENTRY FEE PER PERSON	$25	$25	$10	$10	$15*	$15*	$10	$10	$10	$10	$10	$15*	$15*	$10
* ENTRY FEE INCLUDES A $2.00 ADO SURCHARGE														
EVENT START TIMES	FRI 10:00 AM	FRI 10:00 AM	FRI 8:00 PM	SAT 10:00 AM	SAT 12:00 NOON	SAT 12:30 PM	SAT 2:30 PM	SAT 3:00 PM	SAT 7:30 PM	SUN 11:00 AM	SUN 1:00 PM	SUN 1:30 PM	SUN 3:00 PM	SUN 3:30 PM
POSTED TIME IS CLOSE OF REGISTRATION														
1st	TBD	TBD	$220	$210	$250	$170	$250	$180	$220	$210	$180	$250	$170	$250
2nd	TBD	TBD	$100	$100	$120	$70	$130	$90	$100	$100	$90	$120	$70	$130
TOP 4	TBD	TBD	$50	$40	$50	$20	$60	$40	$50	$40	$40	$50	$20	$60
TOP 8			$20	$20	$20		$25		$20	$20		$20		$25
TOTAL			$500	$470	$550	$280	$600	$350	$500	$470	$350	$550	$280	$600

TOURNAMENT LOCATION:

Crowne Plaza Asheville

1 Resort Drive. Asheville, NC 28806

24 Hr. Reservations: 844-330-0296

Group Code: WCDA Hotel Direct #: 828-285-2603

Meeting Name: Fire on the Mountain 2022

Rate: $119.00/night double queen

CROWNE PLAZA TENNIS AND GOLF RESORT ASHEVILLE

Guaranteed group rate until:

12:00 midnight on 12/28/2021

TOURNAMENT DIRECTOR:

Rob Walsh - (828) 318-4432

TOURNAMENT MANAGER:

Glenda Alvarado

Dart Supplies:

The Dart Guys

THE DART GUYS

USSDA 501 Challenger Event on Friday **1/28/2022**
Start Time 10:00 AM

American Disabilty Darts Association 501 Event
Friday 1 / 28 / 22, 5:30 pm Sign-up, 6:00 pm Start

FOR MORE INFORMATION VISIT: www.ashevilledarts.com

Fall 2021 RDL Top Singles Records (by division) (FINAL!)

(There are no missing statistics, as all scoresheets from the entire season have been received.) (Game minimums required for these listings: 15 for teams A1,A3; 16 for teams A2,A4,A5,A6,A7, and all C/D division teams; 19 for all B/E/F division teams)

	"A" Division		W	L	%-age
1	Spellman, Alex	A2/ The Bullies	22	0	1.000
2	Phillips, Robbie	A1/ The Reunited Element	21	1	0.955
3	Gibson, Pat	A2/ The Bullies	19	3	0.864
	Phillips, Stevie	A3/ North Raleigh Alliance	19	3	0.864
5	Gaulthier, Kyle	A5/ Liver Die!	17	3	0.850
	Massengill, Chad	A1/ The Reunited Element	17	3	0.850
7	Stewart, P.J.	A2/ The Bullies	20	4	0.833
8	Minty, Ross	A3/ North Raleigh Alliance	18	4	0.818
9	Elder, Craig	A2/ The Bullies	15	4	0.789
10	Persson, Kenny	A1/ The Reunited Element	12	4	0.750
11	Johnson, Michael	A2/ The Bullies	15	6	0.714
12	Mitchell, Sid	A4/ Lunatic Fringe	15	9	0.625
13	Jones, Grey	A5/ Liver Die!	13	10	0.565
14	Work, Joe	A3/ North Raleigh Alliance	12	10	0.545
15	(four tied)				0.500

	"B" Division		W	L	%-age
1	Bracco, Michael	B7/ Why So Serious?	21	4	0.840
2	Dickenson, Joel	B1/ Darty Daze	21	6	0.778
3	Bushman, Brad	B2/ Show Me Your Tips	16	6	0.727
4	White, Vic	B3/ Boom Baby!!!	14	6	0.700
5	Al-Hoory, Ahmed	B6/ Brown's Terror Bulls	16	7	0.696
6	Rosenfeld, Leslie	B6/ Brown's Terror Bulls	18	8	0.692
7	Arnold, Jimmy	B8/ Armed & Hammered	17	9	0.654
	Butterworth, Jim	B8/ Armed & Hammered	17	9	0.654
9	Jeffreys, Lee	B3/ Boom Baby!!!	18	10	0.643
10	Bialaszewski, Rich	B2/ Show Me Your Tips	14	8	0.636
11	Kerr, Jim	B6/ Brown's Terror Bulls	13	8	0.619
12	Bass, Joe	B5/ Consistently Inconsisten	14	9	0.609
13	Cole, Mike	B7/ Why So Serious?	17	11	0.607
14	Fredrick, Karl	B8/ Armed & Hammered	13	9	0.591
	Rice, Teddy	B7/ Why So Serious?	13	9	0.591

	"C" Division		W	L	%-age
1	Murray, Shane	C3/ Dysfunctional Outlaws	18	3	0.857
2	Holland, Tom	C5/ Toeing the Line	13	3	0.813
3	Reid, Chris	C2/ Rif Raf	13	5	0.722
4	Steppe, Mike	C3/ Dysfunctional Outlaws	18	7	0.720
5	Mitchell, Tim	C7/ Shark Shooters	11	5	0.688
	Williams, Denny	C6/ F Bombs	11	5	0.688
7	Bowman, Merrill	C7/ Shark Shooters	15	7	0.682
	Hindle, Mikey	C4/ Cheap Shots	15	7	0.682
9	Buckman, Dave	C4/ Cheap Shots	16	8	0.667
10	Shorrock, Will	C2/ Rif Raf	13	7	0.650
11	Gouge, Shane	C6/ F Bombs	12	7	0.632
12	Gardner, Mike	C6/ F Bombs	11	7	0.611
13	Venable, Mike	C5/ Toeing the Line	13	9	0.591
14	Ellington, Dave	C6/ F Bombs	10	7	0.588
15	(two tied)				0.556

	"D" Division		W	L	%-age
1	Olsen, Kevin	D7/ Off Constantly-Reboot	18	4	0.818
2	Rudy, Jeff	D6/ One Armed Bandits	15	4	0.789
3	Knott, Ronnie	D2/ Big Bulls	13	4	0.765
4	Schaefer, John	D4/ Sharky's Machine	12	4	0.750
5	Deemer, Randy	D5/ Hump Day!	17	6	0.739
6	Tufillaro, Lou	D7/ Off Constantly-Reboot	15	6	0.714
7	Baldwin, Randy	D5/ Hump Day!	11	5	0.688
8	Flanagan, Stephen	D2/ Big Bulls	13	7	0.650
	Phelps, Doug	D6/ One Armed Bandits	13	7	0.650
10	Fitzgerald, Dennis	D2/ Big Bulls	12	7	0.632
11	Lueneburg, Randy	D7/ Off Constantly-Reboot	15	9	0.625
	McEwen, William	D5/ Hump Day!	15	9	0.625
	Suan, John	D8/ Board Royalty	15	9	0.625
	Trefzger, Ken	D6/ One Armed Bandits	15	9	0.625
15	Stewart, Kevin	D2/ Big Bulls	10	7	0.588

	"E" Division		W	L	%-age
1	Samaluk, Somchai	E6/ Salty Damn Duck Gone	26	2	0.929
2	Kirkpatrick, Scott	E2/ Red-eye Rangers	22	3	0.880
3	Kelly, Mike	E1/ Ones Are Closed	19	3	0.864
4	Bither, Dana	E4/ Left, Right, Corkers	23	5	0.821
5	Vance, Hugh	E1/ Ones Are Closed	21	5	0.808
6	Powell, Zach	E2/ Red-eye Rangers	21	7	0.750
7	Robinson, Mike	E7/ Darty Sanchez	17	6	0.739
8	Trefzger, Eric	E7/ Darty Sanchez	17	7	0.708
9	Ellis, Tim	E6/ Salty Damn Duck Gone	19	9	0.679
10	Finney, Dave	E8/ Just F'd	18	9	0.667
	Collier, Chris	E7/ Darty Sanchez	14	7	0.667
12	Perkins, Heath	E8/ Just F'd	17	9	0.654
13	Mathews, Olivia	E3/ Death Throw	20	11	0.645
14	Dehnel, Sebastian	E5/ Darts & Debauchery	16	9	0.640
15	Merkle, Patrick	E4/ Left, Right, Corkers	14	8	0.636

	"F" Division		W	L	%-age
1	Gamble, Mark	F6/ The Neighborhood Dart	17	2	0.895
2	Thomas, Tony	F6/ The Neighborhood Dart	21	3	0.875
3	Davis, P.J.	F6/ The Neighborhood Dart	16	3	0.842
4	Wissinger, Wes	F2/ Flight Privilege	22	5	0.815
5	Millius, Mike	F5/ Dart Side of the Moon	21	5	0.808
6	White, John	F1/ Banging The Wire	22	6	0.786
7	Turner, Kevin	F4/ Coach 4:4	20	6	0.769
8	Furdon, Matt	F5/ Dart Side of the Moon	19	7	0.731
9	Keim, Roger	F3/ Sofa Kings	15	6	0.714
10	Swepson, Jerrell	F6/ The Neighborhood Dart	14	6	0.700
11	Stoy, Jamie	F2/ Flight Privilege	18	9	0.667
	Alcon, Tony	F3/ Sofa Kings	16	8	0.667
13	McNamara, Ken	F7/ We're Sexy & We Throv	17	9	0.654
14	Bozza, Doug	F3/ Sofa Kings	13	7	0.650
	Scott, Kevin	F4/ Coach 4:4	13	7	0.650

	Women's Records (# of women by division: A-3, B-5, C-2, D-4, E-9, F-19)		W	L	%-age
A	Phillips, Julie	A7/ Shadows Count	4	19	0.174
	-	-	-	-	-
B	Rosenfeld, Leslie	B6/ Brown's Terror Bulls	18	8	0.692
	Blackwelder, Deb	B1/ Darty Daze	10	14	0.417
	-	-	-	-	-
C	-	-	-	-	-
	-	-	-	-	-
D	Kubel, Nicole	D7/ Off Constantly-Reboot	10	14	0.417
	Caldwell, Taylor	D8/ Board Royalty	7	14	0.333
E	Mathews, Olivia	E3/ Death Throw	20	11	0.645
	DePuy, Becky	E1/ Ones Are Closed	6	14	0.300
	Madeiros, Haley	E4/ Left, Right, Corkers	7	23	0.233
	Willis, Angie	E3/ Death Throw	5	28	0.152
F	Wilberg, Chelsea	F5/ Dart Side of the Moon	12	10	0.545
	Newton, Tammy	F2/ Flight Privilege	9	12	0.429
	Hager, Ginny	F8/ The Gutter Balls	7	15	0.318
	Smith, Lauren	F8/ The Gutter Balls	7	19	0.269
	Crabtree, Traci	F8/ The Gutter Balls	5	19	0.208
	-	-	-	-	-

Fall 2021 RDL Top Doubles Records (by division) (FINAL!)

(There are no missing statistics, as all scoresheets from the entire season have been received.) (Game minimums required for these listings: 15 for teams A1,A3; 16 for teams A2,A4,A5,A6,A7, and all C/D division teams; 19 for all B/E/F division teams)

	"A" Division		W	L	%-age
1	Spellman, Alex	A2/ The Bullies	18	4	0.818
2	Minty, Ross	A3/ North Raleigh Alliance	17	4	0.810
3	Stewart, P.J.	A2/ The Bullies	19	5	0.792
4	Johnson, Michael	A2/ The Bullies	15	4	0.789
5	Gibson, Pat	A2/ The Bullies	14	4	0.778
6	Phillips, Stevie	A3/ North Raleigh Alliance	17	5	0.773
7	Phillips, Robbie	A1/ The Reunited Element	16	5	0.762
8	Work, Joe	A3/ North Raleigh Alliance	16	6	0.727
9	Gaulthier, Kyle	A5/ Liver Die!	13	6	0.684
10	Elder, Craig	A2/ The Bullies	10	6	0.625
	Persson, Kenny	A1/ The Reunited Element	10	6	0.625
12	Bakowski, Adam	A4/ Lunatic Fringe	13	10	0.565
	Mitchell, Sid	A4/ Lunatic Fringe	13	10	0.565
14	(three tied)	A3/ North Raleigh Alliance	10	8	0.556

	"B" Division		W	L	%-age
1	Kerr, Jim	B6/ Brown's Terror Bulls	16	5	0.762
	Rice, Teddy	B7/ Why So Serious?	16	5	0.762
3	Fredrick, Karl	B8/ Armed & Hammered	16	6	0.727
	White, Vic	B3/ Boom Baby!!!	16	6	0.727
5	Jeffreys, Lee	B3/ Boom Baby!!!	18	7	0.720
6	Cole, Mike	B7/ Why So Serious?	20	8	0.714
7	Schmaus, Darren	B5/ Consistently Inconsisten	18	8	0.692
8	Blake, Terry	B6/ Brown's Terror Bulls	17	9	0.654
	Bracco, Michael	B7/ Why So Serious?	17	9	0.654
10	Bass, Joe	B5/ Consistently Inconsisten	13	8	0.619
11	Wilson, Matt	B6/ Brown's Terror Bulls	17	11	0.607
12	Powell, Lee	B2/ Show Me Your Tips	12	8	0.600
13	Beaird, Tommy	B4/ DD-214	16	11	0.593
14	Althoff, Patrick	B3/ Boom Baby!!!	14	10	0.583
15	(two tied)	B8/ Armed & Hammered	15	11	0.577

	"C" Division		W	L	%-age
1	Murray, Shane	C3/ Dysfunctional Outlaws	17	3	0.850
2	Smith, Brian	C3/ Dysfunctional Outlaws	23	6	0.793
3	Gouge, Shane	C6/ F Bombs	16	5	0.762
4	Smith, Butch	C1/ Nine Lives	18	8	0.692
5	Williams, Denny	C6/ F Bombs	11	5	0.688
6	Copple, Matthew	C1/ Nine Lives	16	8	0.667
7	Gardner, Mike	C6/ F Bombs	13	8	0.619
8	Reid, Chris	C2/ Rif Raf	11	7	0.611
9	Diamond, Paddy	C2/ Rif Raf	11	8	0.579
10	Peterson, Chris	C3/ Dysfunctional Outlaws	13	10	0.565
	Wilson, Chris	C5/ Toeing the Line	13	10	0.565
12	Byrne, Matt	C2/ Rif Raf	11	9	0.550
	Stallings, Joe	C5/ Toeing the Line	11	9	0.550
14	Neill, Greg	C5/ Toeing the Line	12	10	0.545
15	(three tied)				0.500

	"D" Division		W	L	%-age
1	Knott, Ronnie	D2/ Big Bulls	16	3	0.842
2	Fitzgerald, Dennis	D2/ Big Bulls	15	4	0.789
3	Tufillaro, Lou	D7/ Off Constantly-Reboot	17	5	0.773
4	Holt, Ben	D7/ Off Constantly-Reboot	12	4	0.750
5	Toolan, Chris	D2/ Big Bulls	17	6	0.739
6	Rudy, Jeff	D6/ One Armed Bandits	14	6	0.700
7	White, Jim	D6/ One Armed Bandits	11	5	0.688
8	Olsen, Kevin	D7/ Off Constantly-Reboot	15	7	0.682
	Trefzger, Ken	D6/ One Armed Bandits	15	7	0.682
10	Bateman, Jimmy	D4/ Sharky's Machine	16	8	0.667
	Flanagan, Stephen	D2/ Big Bulls	14	7	0.667
12	Lueneburg, Randy	D7/ Off Constantly-Reboot	15	8	0.652
13	Stewart, Kevin	D2/ Big Bulls	13	7	0.650
14	Kubel, Nicole	D7/ Off Constantly-Reboot	15	9	0.625
	McWhorter, Mike	D2/ Big Bulls	10	6	0.625

	"E" Division		W	L	%-age
1	Powell, Zach	E2/ Red-eye Rangers	25	3	0.893
2	Robertson, Chris	E2/ Red-eye Rangers	22	5	0.815
3	Robinson, Mike	E7/ Darty Sanchez	18	6	0.750
4	Merkle, Patrick	E4/ Left, Right, Corkers	16	6	0.727
5	Kirkpatrick, Scott	E2/ Red-eye Rangers	17	7	0.708
6	Collier, Chris	E7/ Darty Sanchez	17	8	0.680
7	Dehnel, Sebastian	E5/ Darts & Debauchery	17	9	0.654
8	Finney, Dave	E8/ Just F'd	18	10	0.643
9	Mathews, Alex	E3/ Death Throw	14	8	0.636
10	Bosier, Sean	E3/ Death Throw	19	11	0.633
11	Powell, Mark	E2/ Red-eye Rangers	18	11	0.621
12	Gagner, Chris	E5/ Darts & Debauchery	15	10	0.600
13	Mathews, Dave	E3/ Death Throw	18	13	0.581
14	Trefzger, Eric	E7/ Darty Sanchez	15	11	0.577
15	(two tied)				0.571

	"F" Division		W	L	%-age
1	Amos, Terron	F6/ The Neighborhood Dart	18	2	0.900
2	Turner, Kevin	F4/ Coach 4:4	20	6	0.769
3	Scott, Kevin	F4/ Coach 4:4	15	5	0.750
4	Osier, Emmalee	F6/ The Neighborhood Dart	16	6	0.727
5	Wilson, Jonathan	F5/ Dart Side of the Moon	18	8	0.692
6	Woodard, Dave	F4/ Coach 4:4	20	9	0.690
7	Barletta, Phil	F4/ Coach 4:4	13	6	0.684
8	Thomas, Tony	F6/ The Neighborhood Dart	14	7	0.667
9	Dahlgren, Zac	F1/ Banging The Wire	14	8	0.636
10	Millius, Mike	F5/ Dart Side of the Moon	15	9	0.625
11	Wissinger, Wes	F2/ Flight Privilege	16	10	0.615
12	Prosser, Brad	F1/ Banging The Wire	14	9	0.609
13	Port, Brian	F1/ Banging The Wire	12	8	0.600
14	Alcon, Tony	F3/ Sofa Kings	14	10	0.583
15	Toko, Jeff	F5/ Dart Side of the Moon	12	10	0.545

	Women's Records (# of women by division: A-3, B-5, C-2, D-4, E-9, F-19)		W	L	%-age
A	-	-	-	-	-
	-	-	-	-	-
B	Rosenfeld, Leslie	B6/ Brown's Terror Bulls	15	13	0.536
	Blackwelder, Deb	B1/ Darty Daze	8	14	0.364
	-	-	-	-	-
C	-	-	-	-	-
	-	-	-	-	-
D	Kubel, Nicole	D7/ Off Constantly-Reboot	15	9	0.625
	Caldwell, Taylor	D8/ Board Royalty	6	14	0.300
E	Clement, Dawn	E8/ Just F'd	15	12	0.556
	Mathews, Olivia	E3/ Death Throw	16	14	0.533
	Jeffcoat, Angela	E4/ Left, Right, Corkers	13	14	0.481
	Madeiros, Haley	E4/ Left, Right, Corkers	12	17	0.414
F	Osier, Emmalee	F6/ The Neighborhood Dart	16	6	0.727
	Hager, Ginny	F8/ The Gutter Balls	10	12	0.455
	Smith, Lauren	F8/ The Gutter Balls	11	15	0.423
	Crabtree, Traci	F8/ The Gutter Balls	10	14	0.417
	Newton, Tammy	F2/ Flight Privilege	10	14	0.417
	McNamara, Karen	F7/ We're Sexy & We Throv	4	16	0.200

Fall 2021 RDL Top Singles+Doubles Records (by division) (FINAL!)

(There are no missing statistics, as all scoresheets from the entire season have been received.) (Game minimums required for these listings: 30 for teams A1,A3; 32 for teams A2,A4,A5,A6,A7, and all C/D division teams; 37 for all B/E/F division teams)

	"A" Division		W	L	%-age
1	Spellman, Alex	A2/ The Bullies	40	4	0.909
2	Phillips, Robbie	A1/ The Reunited Element	37	6	0.860
3	Gibson, Pat	A2/ The Bullies	33	7	0.825
4	Phillips, Stevie	A3/ North Raleigh Alliance	36	8	0.818
5	Minty, Ross	A3/ North Raleigh Alliance	35	8	0.814
6	Stewart, P.J.	A2/ The Bullies	39	9	0.813
7	Gaulthier, Kyle	A5/ Liver Die!	30	9	0.769
8	Johnson, Michael	A2/ The Bullies	30	10	0.750
9	Elder, Craig	A2/ The Bullies	25	10	0.714
10	Massengill, Chad	A1/ The Reunited Element	28	12	0.700
11	Persson, Kenny	A1/ The Reunited Element	22	10	0.688
12	Work, Joe	A3/ North Raleigh Alliance	28	16	0.636
13	Mitchell, Sid	A4/ Lunatic Fringe	28	19	0.596
14	Bakowski, Adam	A4/ Lunatic Fringe	20	17	0.541
15	Jones, Grey	A5/ Liver Die!	24	21	0.533

	"B" Division		W	L	%-age
1	Bracco, Michael	B7/ Why So Serious?	38	13	0.745
2	White, Vic	B3/ Boom Baby!!!	30	12	0.714
3	Kerr, Jim	B6/ Brown's Terror Bulls	29	13	0.690
4	Jeffreys, Lee	B3/ Boom Baby!!!	36	17	0.679
5	Rice, Teddy	B7/ Why So Serious?	29	14	0.674
6	Cole, Mike	B7/ Why So Serious?	37	19	0.661
7	Fredrick, Karl	B8/ Armed & Hammered	29	15	0.659
8	Dickenson, Joel	B1/ Darty Daze	35	20	0.636
9	Grubb, Ed	B5/ Consistently Inconsisten	24	14	0.632
10	Al-Hoory, Ahmed	B6/ Brown's Terror Bulls	29	18	0.617
11	Arnold, Jimmy	B8/ Armed & Hammered	32	20	0.615
	Butterworth, Jim	B8/ Armed & Hammered	32	20	0.615
13	Bass, Joe	B5/ Consistently Inconsisten	27	17	0.614
14	Rosenfeld, Leslie	B6/ Brown's Terror Bulls	33	21	0.611
15	Wilson, Matt	B6/ Brown's Terror Bulls	31	21	0.596

	"C" Division		W	L	%-age
1	Murray, Shane	C3/ Dysfunctional Outlaws	35	6	0.854
2	Gouge, Shane	C6/ F Bombs	28	12	0.700
3	Williams, Denny	C6/ F Bombs	22	10	0.688
4	Smith, Brian	C3/ Dysfunctional Outlaws	38	18	0.679
5	Reid, Chris	C2/ Rif Raf	24	12	0.667
6	Gardner, Mike	C6/ F Bombs	24	15	0.615
7	Copple, Matthew	C1/ Nine Lives	29	19	0.604
8	Ellington, Dave	C6/ F Bombs	19	13	0.594
9	Smith, Butch	C1/ Nine Lives	29	22	0.569
10	Bowman, Merrill	C7/ Shark Shooters	25	21	0.543
	Neill, Greg	C5/ Toeing the Line	25	21	0.543
12	Byrne, Matt	C2/ Rif Raf	19	16	0.543
13	Steppe, Mike	C3/ Dysfunctional Outlaws	27	24	0.529
	Mitchell, Tim	C7/ Shark Shooters	18	16	0.529
15	Romanchek, David	C1/ Nine Lives	19	17	0.528

	"D" Division		W	L	%-age
1	Knott, Ronnie	D2/ Big Bulls	29	7	0.806
2	Olsen, Kevin	D7/ Off Constantly-Reboot	33	11	0.750
3	Tufillaro, Lou	D7/ Off Constantly-Reboot	32	11	0.744
4	Rudy, Jeff	D6/ One Armed Bandits	29	10	0.744
5	Fitzgerald, Dennis	D2/ Big Bulls	27	11	0.711
6	Toolan, Chris	D2/ Big Bulls	29	15	0.659
7	Flanagan, Stephen	D2/ Big Bulls	27	14	0.659
8	Trefzger, Ken	D6/ One Armed Bandits	30	16	0.652
9	Lueneburg, Randy	D7/ Off Constantly-Reboot	30	17	0.638
10	Holt, Ben	D7/ Off Constantly-Reboot	21	12	0.636
11	Stewart, Kevin	D2/ Big Bulls	23	14	0.622
12	McEwen, William	D5/ Hump Day!	29	19	0.604
	Suan, John	D8/ Board Royalty	29	19	0.604
14	Phelps, Doug	D6/ One Armed Bandits	24	16	0.600
15	Baldwin, Randy	D5/ Hump Day!	19	13	0.594

	"E" Division		W	L	%-age
1	Powell, Zach	E2/ Red-eye Rangers	46	10	0.821
2	Kirkpatrick, Scott	E2/ Red-eye Rangers	39	10	0.796
3	Robinson, Mike	E7/ Darty Sanchez	35	12	0.745
4	Kelly, Mike	E1/ Ones Are Closed	29	11	0.725
5	Samaluk, Somchai	E6/ Salty Damn Duck Gone	40	16	0.714
6	Robertson, Chris	E2/ Red-eye Rangers	37	15	0.712
7	Merkle, Patrick	E4/ Left, Right, Corkers	30	14	0.682
8	Collier, Chris	E7/ Darty Sanchez	31	15	0.674
9	Finney, Dave	E8/ Just F'd	36	19	0.655
10	Dehnel, Sebastian	E5/ Darts & Debauchery	33	18	0.647
11	Bither, Dana	E4/ Left, Right, Corkers	36	20	0.643
12	Trefzger, Eric	E7/ Darty Sanchez	32	18	0.640
13	Vance, Hugh	E1/ Ones Are Closed	33	19	0.635
14	Perkins, Heath	E8/ Just F'd	33	21	0.611
15	Powell, Mark	E2/ Red-eye Rangers	35	23	0.603

	"F" Division		W	L	%-age
1	Amos, Terron	F6/ The Neighborhood Dart	29	8	0.784
2	Thomas, Tony	F6/ The Neighborhood Dart	35	10	0.778
3	Turner, Kevin	F4/ Coach 4:4	40	12	0.769
4	Millius, Mike	F5/ Dart Side of the Moon	36	14	0.720
5	Wissinger, Wes	F2/ Flight Privilege	38	15	0.717
6	Scott, Kevin	F4/ Coach 4:4	28	12	0.700
7	White, John	F1/ Banging The Wire	35	17	0.673
8	Swepson, Jerrell	F6/ The Neighborhood Dart	24	13	0.649
9	Wilson, Jonathan	F5/ Dart Side of the Moon	27	16	0.628
10	Alcon, Tony	F3/ Sofa Kings	30	18	0.625
	Keim, Roger	F3/ Sofa Kings	25	15	0.625
12	Port, Brian	F1/ Banging The Wire	28	17	0.622
13	Furdon, Matt	F5/ Dart Side of the Moon	32	20	0.615
14	Woodard, Dave	F4/ Coach 4:4	36	23	0.610
15	Wilberg, Chelsea	F5/ Dart Side of the Moon	22	16	0.579

	Women's Records (# of women by division: A-3, B-5, C-2, D-4, E-9, F-19)		W	L	%-age
A	Phillips, Julie	A7/ Shadows Count	11	25	0.306
	-	-	-	-	-
B	Rosenfeld, Leslie	B6/ Brown's Terror Bulls	33	21	0.611
	Blackwelder, Deb	B1/ Darty Daze	18	28	0.391
	-	-	-	-	-
C	-	-	-	-	-
	-	-	-	-	-
D	Kubel, Nicole	D7/ Off Constantly-Reboot	25	23	0.521
	Caldwell, Taylor	D8/ Board Royalty	13	28	0.317

			W	L	%-age
E	Mathews, Olivia	E3/ Death Throw	36	25	0.590
	Clement, Dawn	E8/ Just F'd	19	38	0.333
	Madeiros, Haley	E4/ Left, Right, Corkers	19	40	0.322
	Jeffcoat, Angela	E4/ Left, Right, Corkers	16	36	0.308
F	Wilberg, Chelsea	F5/ Dart Side of the Moon	22	16	0.579
	Newton, Tammy	F2/ Flight Privilege	19	26	0.422
	Hager, Ginny	F8/ The Gutter Balls	17	27	0.386
	Smith, Lauren	F8/ The Gutter Balls	18	34	0.346
	Crabtree, Traci	F8/ The Gutter Balls	15	33	0.313
	-	-	-	-	-

Fall 2021 RDL Top All-Star Point Averages (by division) (FINAL!)

(There are no missing statistics, as all scoresheets from the entire season have been received.) (Game minimums required for these listings: 30 for teams A1,A3; 32 for teams A2,A4,A5,A6,A7, and all C/D division teams; 37 for all B/E/F division teams)

	"A" Division		ASP	TGP	Ave.
1	Spellman, Alex	A2/ The Bullies	108.0	44	2.455
2	Phillips, Robbie	A1/ The Reunited Element	93.0	43	2.163
3	Phillips, Stevie	A3/ North Raleigh Alliance	90.0	44	2.045
4	Gaulthier, Kyle	A5/ Liver Die!	72.0	39	1.846
5	Gibson, Pat	A2/ The Bullies	70.5	40	1.763
6	Stewart, P.J.	A2/ The Bullies	81.5	48	1.698
7	Massengill, Chad	A1/ The Reunited Element	64.5	40	1.613
8	Seward, Mike	A3/ North Raleigh Alliance	54.0	34	1.588
9	Work, Joe	A3/ North Raleigh Alliance	69.0	44	1.568
10	Elder, Craig	A2/ The Bullies	48.0	35	1.371
11	Jones, Grey	A5/ Liver Die!	61.0	45	1.356
12	Johnson, Michael	A2/ The Bullies	53.0	40	1.325
13	Minty, Ross	A3/ North Raleigh Alliance	55.0	43	1.279
14	Persson, Kenny	A1/ The Reunited Element	40.0	32	1.250
15	Mitchell, Sid	A4/ Lunatic Fringe	55.5	47	1.181

	"B" Division		ASP	TGP	Ave.
1	Dickenson, Joel	B1/ Darty Daze	61.0	55	1.109
2	Cole, Mike	B7/ Why So Serious?	55.0	56	0.982
3	Jeffreys, Lee	B3/ Boom Baby!!!	49.0	53	0.925
4	Bushman, Brad	B2/ Show Me Your Tips	39.5	44	0.898
5	Grubb, Ed	B5/ Consistently Inconsisten	33.5	38	0.882
6	Al-Hoory, Ahmed	B6/ Brown's Terror Bulls	39.5	47	0.840
7	Butterworth, Jim	B8/ Armed & Hammered	43.5	52	0.837
8	Kerr, Jim	B6/ Brown's Terror Bulls	33.5	42	0.798
9	Beaird, Tommy	B4/ DD-214	43.5	55	0.791
10	Bracco, Michael	B7/ Why So Serious?	40.0	51	0.784
11	White, Vic	B3/ Boom Baby!!!	32.0	42	0.762
12	Wilson, Matt	B6/ Brown's Terror Bulls	39.5	52	0.760
13	Althoff, Patrick	B3/ Boom Baby!!!	37.0	49	0.755
14	Rigert, Joe, Sr.	B2/ Show Me Your Tips	40.5	56	0.723
15	O'Toole, Mike	B8/ Armed & Hammered	34.0	48	0.708

	"C" Division		ASP	TGP	Ave.
1	Reid, Chris	C2/ Rif Raf	34.0	36	0.944
2	Gouge, Shane	C6/ F Bombs	32.5	40	0.813
3	Murray, Shane	C3/ Dysfunctional Outlaws	27.5	41	0.671
4	Buck, Chris	C7/ Shark Shooters	21.0	33	0.636
5	Copple, Matthew	C1/ Nine Lives	30.0	48	0.625
6	Lane, Timothy	C7/ Shark Shooters	19.5	34	0.574
7	Gardner, Mike	C6/ F Bombs	22.0	39	0.564
8	Smith, Tyler	C1/ Nine Lives	28.5	52	0.548
9	Shorrock, Will	C2/ Rif Raf	19.5	37	0.527
10	Hindle, Mikey	C4/ Cheap Shots	22.5	44	0.511
11	Romanchek, David	C1/ Nine Lives	18.0	36	0.500
	Williams, Denny	C6/ F Bombs	16.0	32	0.500
13	Smith, Brian	C3/ Dysfunctional Outlaws	27.5	56	0.491
14	Clark, Dan	C3/ Dysfunctional Outlaws	24.0	49	0.490
15	Ellington, Dave	C6/ F Bombs	15.5	32	0.484

	"D" Division		ASP	TGP	Ave.
1	Baldwin, Randy	D5/ Hump Day!	30.5	32	0.953
2	Suan, John	D8/ Board Royalty	33.0	48	0.688
3	Trefzger, Ken	D6/ One Armed Bandits	31.0	46	0.674
4	Flanagan, Stephen	D2/ Big Bulls	26.5	41	0.646
5	Tufillaro, Lou	D7/ Off Constantly-Reboot	26.0	43	0.605
6	Deemer, Randy	D5/ Hump Day!	25.0	42	0.595
7	Olsen, Kevin	D7/ Off Constantly-Reboot	25.0	44	0.568
8	Warshawsky, Larry	D5/ Hump Day!	18.5	35	0.529
9	Fitzgerald, Dennis	D2/ Big Bulls	20.0	38	0.526
10	Rudy, Jeff	D6/ One Armed Bandits	19.5	39	0.500
11	Lueneburg, Randy	D7/ Off Constantly-Reboot	23.0	47	0.489
12	Knott, Ronnie	D2/ Big Bulls	17.0	36	0.472
13	Johnson, Dave	D3/ Menace 2 Sobriety	23.0	50	0.460
14	Vick, Justin	D8/ Board Royalty	16.0	36	0.444
15	Stewart, Kevin	D2/ Big Bulls	15.5	37	0.419

	"E" Division		ASP	TGP	Ave.
1	Finney, Dave	E8/ Just F'd	62.5	55	1.136
2	Samaluk, Somchai	E6/ Salty Damn Duck Gone	43.5	56	0.777
3	Vance, Hugh	E1/ Ones Are Closed	38.0	52	0.731
4	Trefzger, Eric	E7/ Darty Sanchez	35.5	50	0.710
5	Blake, Rick	E5/ Darts & Debauchery	30.5	43	0.709
6	Powell, Zach	E2/ Red-eye Rangers	38.0	56	0.679
7	Robinson, Mike	E7/ Darty Sanchez	31.5	47	0.670
8	Bither, Dana	E4/ Left, Right, Corkers	37.5	56	0.670
9	Merkle, Patrick	E4/ Left, Right, Corkers	25.0	44	0.568
10	Bosier, Sean	E3/ Death Throw	29.0	57	0.509
11	Mathews, Olivia	E3/ Death Throw	29.0	61	0.475
12	Trefzger, Mike	E7/ Darty Sanchez	22.0	50	0.440
13	Bohannon, Zack	E4/ Left, Right, Corkers	23.5	56	0.420
14	Kirkpatrick, Scott	E2/ Red-eye Rangers	20.5	49	0.418
15	Dehnel, Sebastian	E5/ Darts & Debauchery	21.0	51	0.412

	"F" Division		ASP	TGP	Ave.
1	White, John	F1/ Banging The Wire	32.0	52	0.615
2	Thomas, Tony	F6/ The Neighborhood Dart	27.5	45	0.611
3	Swepson, Jerrell	F6/ The Neighborhood Dart	19.0	37	0.514
4	Wilson, Jonathan	F5/ Dart Side of the Moon	22.0	43	0.512
5	Keim, Roger	F3/ Sofa Kings	17.5	40	0.438
6	Wissinger, Wes	F2/ Flight Privilege	23.0	53	0.434
7	Amos, Terron	F6/ The Neighborhood Dart	15.0	37	0.405
8	Millius, Mike	F5/ Dart Side of the Moon	19.5	50	0.390
9	McNamara, Ken	F7/ We're Sexy & We Throv	19.5	51	0.382
10	Woodard, Dave	F4/ Coach 4:4	22.5	59	0.381
11	Toko, Jeff	F5/ Dart Side of the Moon	14.5	40	0.363
12	Alcon, Tony	F3/ Sofa Kings	17.0	48	0.354
13	Turner, Kevin	F4/ Coach 4:4	18.0	52	0.346
14	Bozza, Doug	F3/ Sofa Kings	13.5	40	0.338
15	Wilberg, Chelsea	F5/ Dart Side of the Moon	12.5	38	0.329

	Women's Records (# of women by division: A-3, B-5, C-2, D-4, E-9, F-19)		ASP	TGP	Ave.
A	Phillips, Julie	A7/ Shadows Count	19.0	36	0.528
	-	-	-	-	-
B	Rosenfeld, Leslie	B6/ Brown's Terror Bulls	35.0	54	0.648
	Blackwelder, Deb	B1/ Darty Daze	23.5	46	0.511
	-	-	-	-	-
C	-	-	-	-	-
	-	-	-	-	-
D	Kubel, Nicole	D7/ Off Constantly-Reboot	11.0	48	0.229
	Caldwell, Taylor	D8/ Board Royalty	7.0	41	0.171

			ASP	TGP	Ave.
E	Mathews, Olivia	E3/ Death Throw	29.0	61	0.475
	Jeffcoat, Angela	E4/ Left, Right, Corkers	8.5	52	0.163
	Madeiros, Haley	E4/ Left, Right, Corkers	9.0	59	0.153
	Willis, Angie	E3/ Death Throw	6.5	60	0.108
F	Wilberg, Chelsea	F5/ Dart Side of the Moon	12.5	38	0.329
	Newton, Tammy	F2/ Flight Privilege	11.5	45	0.256
	Smith, Lauren	F8/ The Gutter Balls	9.0	52	0.173
	Crabtree, Traci	F8/ The Gutter Balls	5.5	48	0.115
	Hager, Ginny	F8/ The Gutter Balls	5.0	44	0.114
	-	-	-	-	-

Fall 2021 RDL League-Wide Sectional Statistics (ranked by percentage) (FINAL!)

(All statistics are included, as there were no missing scoresheets this season) (Game minimums required for these listings: 6 for all divisions)

	Singles 301 Win Percentage		W	L	%-age
1	Kirkpatrick, Scott	E2/ Red-eye Rangers	13	0	1.000
	Spellman, Alex	A2/ The Bullies	11	0	1.000
3	Ellis, Tim	E6/ Salty Damn Duck Gone	13	1	0.929
4	Gamble, Mark	F6/ The Neighborhood Dart	11	1	0.917
5	Phillips, Robbie	A1/ The Reunited Element	10	1	0.909
	Grubb, Ed	B5/ Consistently Inconsisten	10	1	0.909
7	Gaulthier, Kyle	A5/ Liver Die!	9	1	0.900
	Knott, Ronnie	D2/ Big Bulls	9	1	0.900
9	Holland, Tom	C5/ Toeing the Line	7	1	0.875
	Mitchell, Tim	C7/ Shark Shooters	7	1	0.875
	Frederickson, David	E5/ Darts & Debauchery	7	1	0.875
12	Samaluk, Somchai	E6/ Salty Damn Duck Gone	12	2	0.857
	Mays, John	C1/ Nine Lives	6	1	0.857
	Montesi, Chris	D6/ One Armed Bandits	6	1	0.857
15	Millius, Mike	F5/ Dart Side of the Moon	11	2	0.846
16	Kelly, Mike	E1/ Ones Are Closed	10	2	0.833
	Robertson, Chris	E2/ Red-eye Rangers	10	2	0.833
	Robinson, Mike	E7/ Darty Sanchez	10	2	0.833
	Thomas, Tony	F6/ The Neighborhood Dart	10	2	0.833
	Balint, Joey	F7/ We're Sexy & We Throw	5	1	0.833
	Strickland, Jon	F2/ Flight Privilege	5	1	0.833
22	Gibson, Pat	A2/ The Bullies	9	2	0.818
	Phillips, Stevie	A3/ North Raleigh Alliance	9	2	0.818
	Bushman, Brad	B2/ Show Me Your Tips	9	2	0.818
	Hindle, Mikey	C4/ Cheap Shots	9	2	0.818
	Murray, Shane	C3/ Dysfunctional Outlaws	9	2	0.818
27	Massengill, Chad	A1/ The Reunited Element	8	2	0.800
	White, Vic	B3/ Boom Baby!!!	8	2	0.800
29	White, John	F1/ Banging The Wire	11	3	0.786
30	Elder, Craig	A2/ The Bullies	7	2	0.778
	Rudy, Jeff	D6/ One Armed Bandits	7	2	0.778
32	Dickenson, Joel	B1/ Darty Daze	10	3	0.769
	Finney, Dave	E8/ Just F'd	10	3	0.769
34	Peele, Jim	B3/ Boom Baby!!!	9	3	0.750
	Rosenfeld, Leslie	B6/ Brown's Terror Bulls	9	3	0.750
	Buckman, Dave	C4/ Cheap Shots	9	3	0.750
	Clark, Dan	C3/ Dysfunctional Outlaws	9	3	0.750
	Amos, Terron	F6/ The Neighborhood Dart	6	2	0.750
39	Johnson, Michael	A2/ The Bullies	8	3	0.727
	Minty, Ross	A3/ North Raleigh Alliance	8	3	0.727
	Work, Joe	A3/ North Raleigh Alliance	8	3	0.727
	Al-Hoory, Ahmed	B6/ Brown's Terror Bulls	8	3	0.727
	Bass, Joe	B5/ Consistently Inconsisten	8	3	0.727
	Fredrick, Karl	B8/ Armed & Hammered	8	3	0.727
	Olsen, Kevin	D7/ Off Constantly-Reboot	8	3	0.727
	Phillips, Josh	D8/ Board Royalty	8	3	0.727
	Merkle, Patrick	E4/ Left, Right, Corkers	8	3	0.727
	Swartzel, David	E5/ Darts & Debauchery	8	3	0.727
	Campbell, Aaron	F3/ Sofa Kings	8	3	0.727
50	Bither, Dana	E4/ Left, Right, Corkers	10	4	0.714
	Powell, Zach	E2/ Red-eye Rangers	10	4	0.714
	Furdon, Matt	F5/ Dart Side of the Moon	10	4	0.714
	Massengill, Randy	A1/ The Reunited Element	5	2	0.714
	Wilcox, Randy	A5/ Liver Die!	5	2	0.714
	Martin, Pat	B1/ Darty Daze	5	2	0.714
	White, Jim	D6/ One Armed Bandits	5	2	0.714
	Thompson, Barry	F2/ Flight Privilege	5	2	0.714
58	Kerr, Jim	B6/ Brown's Terror Bulls	7	3	0.700
	Bowman, Merrill	C7/ Shark Shooters	7	3	0.700
	Shorrock, Will	C2/ Rif Raf	7	3	0.700
	Phelps, Doug	D6/ One Armed Bandits	7	3	0.700
	Todd, Patrick	D5/ Hump Day!	7	3	0.700
	Tufillaro, Lou	D7/ Off Constantly-Reboot	7	3	0.700
	Bozza, Doug	F3/ Sofa Kings	7	3	0.700
65	(two tied - 1 in B, 1 in F)		9	4	0.692

	Singles Cricket Win Percentage		W	L	%-age
1	Samaluk, Somchai	E6/ Salty Damn Duck Gone	14	0	1.000
	Wissinger, Wes	F2/ Flight Privilege	14	0	1.000
	Bracco, Michael	B7/ Why So Serious?	13	0	1.000
	Vance, Hugh	E1/ Ones Are Closed	13	0	1.000
	Stewart, P.J.	A2/ The Bullies	12	0	1.000
	Phillips, Robbie	A1/ The Reunited Element	11	0	1.000
	Spellman, Alex	A2/ The Bullies	11	0	1.000
	Davis, P.J.	F6/ The Neighborhood Dart	10	0	1.000
	Naylor, Dan	A2/ The Bullies	7	0	1.000
	Strickland, Jon	F2/ Flight Privilege	7	0	1.000
	Azevedo, Angelo	D7/ Off Constantly-Reboot	6	0	1.000
12	Bither, Dana	E4/ Left, Right, Corkers	13	1	0.929
13	Steppe, Mike	C3/ Dysfunctional Outlaws	12	1	0.923
	Dehnel, Sebastian	E5/ Darts & Debauchery	12	1	0.923
15	Deemer, Randy	D5/ Hump Day!	11	1	0.917
	Thomas, Tony	F6/ The Neighborhood Dart	11	1	0.917
17	Gibson, Pat	A2/ The Bullies	10	1	0.909
	Minty, Ross	A3/ North Raleigh Alliance	10	1	0.909
	Phillips, Stevie	A3/ North Raleigh Alliance	10	1	0.909
	Olsen, Kevin	D7/ Off Constantly-Reboot	10	1	0.909
21	Massengill, Chad	A1/ The Reunited Element	9	1	0.900
	Murray, Shane	C3/ Dysfunctional Outlaws	9	1	0.900
	Flanagan, Stephen	D2/ Big Bulls	9	1	0.900
	Kelly, Mike	E1/ Ones Are Closed	9	1	0.900
	Barletta, Phil	F4/ Coach 4:4	9	1	0.900
26	Reid, Chris	C2/ Rif Raf	8	1	0.889
	Baldwin, Randy	D5/ Hump Day!	8	1	0.889
	Swepson, Jerrell	F6/ The Neighborhood Dart	8	1	0.889
29	Persson, Kenny	A1/ The Reunited Element	7	1	0.875
	Schaefer, John	D4/ Sharky's Machine	7	1	0.875
	Bowen, Andy	F1/ Banging The Wire	7	1	0.875
32	Mays, John	C1/ Nine Lives	6	1	0.857
	Gamble, Mark	F6/ The Neighborhood Dart	6	1	0.857
34	Turner, Kevin	F4/ Coach 4:4	11	2	0.846
35	Jones, Jim	A7/ Shadows Count	5	1	0.833
	Gibson, Jack	C1/ Nine Lives	5	1	0.833
	Gibson, Thomas	C7/ Shark Shooters	5	1	0.833
38	Thompkins, Charles	B6/ Brown's Terror Bulls	9	2	0.818
39	Mathews, Olivia	E3/ Death Throw	12	3	0.800
	Elder, Craig	A2/ The Bullies	8	2	0.800
	Gaulthier, Kyle	A5/ Liver Die!	8	2	0.800
	Rudy, Jeff	D6/ One Armed Bandits	8	2	0.800
	Keim, Roger	F3/ Sofa Kings	8	2	0.800
44	Dickenson, Joel	B1/ Darty Daze	11	3	0.786
	Powell, Zach	E2/ Red-eye Rangers	11	3	0.786
	White, John	F1/ Banging The Wire	11	3	0.786
47	Arnold, Jimmy	B8/ Armed & Hammered	10	3	0.769
	Trefzger, Eric	E7/ Darty Sanchez	10	3	0.769
	McNamara, Ken	F7/ We're Sexy & We Throw	10	3	0.769
	Millius, Mike	F5/ Dart Side of the Moon	10	3	0.769
51	Suan, John	D8/ Board Royalty	9	3	0.750
	Kirkpatrick, Scott	E2/ Red-eye Rangers	9	3	0.750
	Alcon, Tony	F3/ Sofa Kings	9	3	0.750
	Furdon, Matt	F5/ Dart Side of the Moon	9	3	0.750
	McNamara, Tim	B5/ Consistently Inconsisten	6	2	0.750
	Ellington, Dave	C6/ F Bombs	6	2	0.750
	Holland, Tom	C5/ Toeing the Line	6	2	0.750
58	Powell, Mark	E2/ Red-eye Rangers	11	4	0.733
59	Tufillaro, Lou	D7/ Off Constantly-Reboot	8	3	0.727
	Collier, Chris	E7/ Darty Sanchez	8	3	0.727
	Mathews, Alex	E3/ Death Throw	8	3	0.727
	Port, Brian	F1/ Banging The Wire	8	3	0.727
63	Cole, Mike	B7/ Why So Serious?	10	4	0.714
	Rigert, Joe, Sr.	B2/ Show Me Your Tips	10	4	0.714
	(seven tied - 1 in A, 2 in B, 3 in D, 1 in D)		5	2	0.714

Fall 2021 RDL League-Wide Sectional Statistics (ranked by percentage) (FINAL!)

(All statistics are included, as there were no missing scoresheets this season) (Game minimums required for these listings: 6 for all divisions)

	Doubles Cricket Win Percentage		W	L	%-age
1	Amos, Terron	F6/ The Neighborhood Dart	12	0	1.000
	Murray, Shane	C3/ Dysfunctional Outlaws	10	0	1.000
	Knott, Ronnie	D2/ Big Bulls	10	0	1.000
	Holt, Ben	D7/ Off Constantly-Reboot	9	0	1.000
5	Robertson, Chris	E2/ Red-eye Rangers	12	1	0.923
6	Stewart, P.J.	A2/ The Bullies	11	1	0.917
	Lueneburg, Randy	D7/ Off Constantly-Reboot	11	1	0.917
	Collier, Chris	E7/ Darty Sanchez	11	1	0.917
9	Spellman, Alex	A2/ The Bullies	10	1	0.909
	White, Vic	B3/ Boom Baby!!!	10	1	0.909
	Toolan, Chris	D2/ Big Bulls	10	1	0.909
	Tufillaro, Lou	D7/ Off Constantly-Reboot	10	1	0.909
13	Minty, Ross	A3/ North Raleigh Alliance	9	1	0.900
14	Smith, Brian	C3/ Dysfunctional Outlaws	14	2	0.875
	Huffman, David	A3/ North Raleigh Alliance	7	1	0.875
16	Powell, Zach	E2/ Red-eye Rangers	12	2	0.857
17	Turner, Kevin	F4/ Coach 4:4	11	2	0.846
18	Bass, Joe	B5/ Consistently Inconsisten	10	2	0.833
	Copple, Matthew	C1/ Nine Lives	10	2	0.833
	Robinson, Mike	E7/ Darty Sanchez	10	2	0.833
	Carroll, John	A1/ The Reunited Element	5	1	0.833
	Gaglione, Joey	B3/ Boom Baby!!!	5	1	0.833
	Azevedo, Angelo	D7/ Off Constantly-Reboot	5	1	0.833
	Gamble, Mark	F6/ The Neighborhood Dart	5	1	0.833
25	Phillips, Robbie	A1/ The Reunited Element	9	2	0.818
	Phillips, Stevie	A3/ North Raleigh Alliance	9	2	0.818
	Work, Joe	A3/ North Raleigh Alliance	9	2	0.818
	Kerr, Jim	B6/ Brown's Terror Bulls	9	2	0.818
	Rice, Teddy	B7/ Why So Serious?	9	2	0.818
	Gouge, Shane	C6/ F Bombs	9	2	0.818
	Olsen, Kevin	D7/ Off Constantly-Reboot	9	2	0.818
	Osier, Emmalee	F6/ The Neighborhood Dart	9	2	0.818
33	Woodard, Dave	F4/ Coach 4:4	12	3	0.800
	Gibson, Pat	A2/ The Bullies	8	2	0.800
	Mathews, Alex	E3/ Death Throw	8	2	0.800
	Barletta, Phil	F4/ Coach 4:4	8	2	0.800
	Davis, P.J.	F6/ The Neighborhood Dart	8	2	0.800
	Scott, Kevin	F4/ Coach 4:4	8	2	0.800
39	Jeffreys, Lee	B3/ Boom Baby!!!	10	3	0.769
40	Bateman, Jimmy	D4/ Sharky's Machine	9	3	0.750
	Suan, John	D8/ Board Royalty	9	3	0.750
	Toko, Jeff	F5/ Dart Side of the Moon	9	3	0.750
	Persson, Kenny	A1/ The Reunited Element	6	2	0.750
	Jones, Dustin	C6/ F Bombs	6	2	0.750
	Frederickson, David	E5/ Darts & Debauchery	6	2	0.750
	Kirchner, John	F5/ Dart Side of the Moon	6	2	0.750
47	Johnson, Michael	A2/ The Bullies	8	3	0.727
	Fredrick, Karl	B8/ Armed & Hammered	8	3	0.727
	Merkle, Patrick	E4/ Left, Right, Corkers	8	3	0.727
	Thomas, Tony	F6/ The Neighborhood Dart	8	3	0.727
51	Cole, Mike	B7/ Why So Serious?	10	4	0.714
	Trefzger, Eric	E7/ Darty Sanchez	10	4	0.714
	Naylor, Dan	A2/ The Bullies	5	2	0.714
	Levesque, Ben	B5/ Consistently Inconsisten	5	2	0.714
	Keever, David	C1/ Nine Lives	5	2	0.714
	Williams, Denny	C6/ F Bombs	5	2	0.714
	Wernet, Brad	E7/ Darty Sanchez	5	2	0.714
	Ferri, Chris	F1/ Banging The Wire	5	2	0.714
59	Diamond, Paddy	C2/ Rif Raf	7	3	0.700
	Fitzgerald, Dennis	D2/ Big Bulls	7	3	0.700
	Rudy, Jeff	D6/ One Armed Bandits	7	3	0.700
	Swepson, Jerrell	F6/ The Neighborhood Dart	7	3	0.700
63	Bracco, Michael	B7/ Why So Serious?	9	4	0.692
	Dehnel, Sebastian	E5/ Darts & Debauchery	9	4	0.692
	Millius, Mike	F5/ Dart Side of the Moon	9	4	0.692

	Doubles 501 Win Percentage		W	L	%-age
1	Naylor, Dan	A2/ The Bullies	7	0	1.000
2	Powell, Zach	E2/ Red-eye Rangers	13	1	0.929
3	Dahlgren, Zac	F1/ Banging The Wire	10	1	0.909
4	Fitzgerald, Dennis	D2/ Big Bulls	8	1	0.889
5	Johnson, Michael	A2/ The Bullies	7	1	0.875
	White, Jim	D6/ One Armed Bandits	7	1	0.875
	Palmer, Levi	F6/ The Neighborhood Dart	7	1	0.875
8	Elder, Craig	A2/ The Bullies	6	1	0.857
9	Cusher, Dean	A2/ The Bullies	5	1	0.833
	Bullard, Jacob	B3/ Boom Baby!!!	5	1	0.833
	Gaglione, Joey	B3/ Boom Baby!!!	5	1	0.833
	Balint, Joey	F7/ We're Sexy & We Throw	5	1	0.833
	Kirchner, John	F5/ Dart Side of the Moon	5	1	0.833
14	Powell, Lee	B2/ Show Me Your Tips	8	2	0.800
15	Blake, Terry	B6/ Brown's Terror Bulls	11	3	0.786
	Schmaus, Darren	B5/ Consistently Inconsisten	11	3	0.786
17	Gaulthier, Kyle	A5/ Liver Die!	7	2	0.778
	Klann, Eric	A7/ Shadows Count	7	2	0.778
	McNamara, Tim	B5/ Consistently Inconsisten	7	2	0.778
	Gardner, Mike	C6/ F Bombs	7	2	0.778
	Stewart, Kevin	D2/ Big Bulls	7	2	0.778
22	Smith, Butch	C1/ Nine Lives	10	3	0.769
23	Kirkpatrick, Scott	E2/ Red-eye Rangers	9	3	0.750
	Wilson, Jonathan	F5/ Dart Side of the Moon	9	3	0.750
	Gibson, Pat	A2/ The Bullies	6	2	0.750
	Amos, Terron	F6/ The Neighborhood Dart	6	2	0.750
27	Jones, Grey	A5/ Liver Die!	8	3	0.727
	Minty, Ross	A3/ North Raleigh Alliance	8	3	0.727
	Phillips, Stevie	A3/ North Raleigh Alliance	8	3	0.727
	Spellman, Alex	A2/ The Bullies	8	3	0.727
	Fredrick, Karl	B8/ Armed & Hammered	8	3	0.727
	Krestalude, Andy	D5/ Hump Day!	8	3	0.727
	Merkle, Patrick	E4/ Left, Right, Corkers	8	3	0.727
34	Beaird, Tommy	B4/ DD-214	10	4	0.714
	Butterworth, Dan	B8/ Armed & Hammered	10	4	0.714
	Cole, Mike	B7/ Why So Serious?	10	4	0.714
	Robertson, Chris	E2/ Red-eye Rangers	10	4	0.714
	Collins, Craig	C5/ Toeing the Line	5	2	0.714
	Jones, Dustin	C6/ F Bombs	5	2	0.714
	Kiser, Lyman	D6/ One Armed Bandits	5	2	0.714
	Wernet, Brad	E7/ Darty Sanchez	5	2	0.714
	Ejlali, Shervin	F4/ Coach 4:4	5	2	0.714
	Emerton, Eric	F4/ Coach 4:4	5	2	0.714
44	Phillips, Robbie	A1/ The Reunited Element	7	3	0.700
	Kerr, Jim	B6/ Brown's Terror Bulls	7	3	0.700
	Rice, Teddy	B7/ Why So Serious?	7	3	0.700
	Turner, Michael	B3/ Boom Baby!!!	7	3	0.700
	Gouge, Shane	C6/ F Bombs	7	3	0.700
	Murray, Shane	C3/ Dysfunctional Outlaws	7	3	0.700
	Flanagan, Stephen	D2/ Big Bulls	7	3	0.700
	Phelps, Doug	D6/ One Armed Bandits	7	3	0.700
	Rudy, Jeff	D6/ One Armed Bandits	7	3	0.700
	Trefzger, Ken	D6/ One Armed Bandits	7	3	0.700
	Scott, Kevin	F4/ Coach 4:4	7	3	0.700
55	Arnold, Jimmy	B8/ Armed & Hammered	9	4	0.692
	Butterworth, Jim	B8/ Armed & Hammered	9	4	0.692
	Smith, Brian	C3/ Dysfunctional Outlaws	9	4	0.692
	Yarsawich, Bryan	E8/ Just F'd	9	4	0.692
	Turner, Kevin	F4/ Coach 4:4	9	4	0.692
60	Mathews, Dave	E3/ Death Throw	10	5	0.667
	Perkins, Heath	E8/ Just F'd	10	5	0.667
	(eleven tied - 1 in A, 2 in B, 1 in C, 3 in D, 3 in E, 1 in F)		8	4	0.667
	(seven tied - 2 in A, 1 in C, 1 in D, 3 in F)		6	3	0.667
	(five tied - 2 in C, 2 in D, 1 in E)		4	2	0.667

Fall 2021 RDL Top Singles, Doubles Win Percentages (League-wide) (FINAL!)

(There are no missing statistics, as all scoresheets from the entire season have been received.)

(Game minimums required for these listings: 15 for teams A1,A3; 16 for teams A2,A4,A5,A6,A7, and all C/D division teams; 19 for all B/E/F division teams)

	Singles Win Percentage		W	L	%-age
1	Spellman, Alex	A2/ The Bullies	22	0	1.000
2	Phillips, Robbie	A1/ The Reunited Element	21	1	0.955
3	Samaluk, Somchai	E6/ Salty Damn Duck Gone (b	26	2	0.929
4	Gamble, Mark	F6/ The Neighborhood Dart K	17	2	0.895
5	Kirkpatrick, Scott	E2/ Red-eye Rangers	22	3	0.880
6	Thomas, Tony	F6/ The Neighborhood Dart K	21	3	0.875
7	Gibson, Pat	A2/ The Bullies	19	3	0.864
	Phillips, Stevie	A3/ North Raleigh Alliance	19	3	0.864
	Kelly, Mike	E1/ Ones Are Closed	19	3	0.864
10	Murray, Shane	C3/ Dysfunctional Outlaws	18	3	0.857
11	Gaulthier, Kyle	A5/ Liver Die!	17	3	0.850
	Massengill, Chad	A1/ The Reunited Element	17	3	0.850
13	Davis, P.J.	F6/ The Neighborhood Dart K	16	3	0.842
14	Bracco, Michael	B7/ Why So Serious?	21	4	0.840
15	Stewart, P.J.	A2/ The Bullies	20	4	0.833
16	Bither, Dana	E4/ Left, Right, Corkers	23	5	0.821
17	Minty, Ross	A3/ North Raleigh Alliance	18	4	0.818
	Olsen, Kevin	D7/ Off Constantly-Reboot	18	4	0.818
19	Wissinger, Wes	F2/ Flight Privilege	22	5	0.815
20	Holland, Tom	C5/ Toeing the Line	13	3	0.813
21	Vance, Hugh	E1/ Ones Are Closed	21	5	0.808
	Millius, Mike	F5/ Dart Side of the Moon	21	5	0.808
23	Elder, Craig	A2/ The Bullies	15	4	0.789
	Rudy, Jeff	D6/ One Armed Bandits	15	4	0.789
25	White, John	F1/ Banging The Wire	22	6	0.786
26	Dickenson, Joel	B1/ Darty Daze	21	6	0.778
27	Turner, Kevin	F4/ Coach 4:4	20	6	0.769
28	Knott, Ronnie	D2/ Big Bulls	13	4	0.765
29	Powell, Zach	E2/ Red-eye Rangers	21	7	0.750
	Persson, Kenny	A1/ The Reunited Element	12	4	0.750
	Schaefer, John	D4/ Sharky's Machine	12	4	0.750
32	Deemer, Randy	D5/ Hump Day!	17	6	0.739
	Robinson, Mike	E7/ Darty Sanchez	17	6	0.739
34	Furdon, Matt	F5/ Dart Side of the Moon	19	7	0.731
35	Bushman, Brad	B2/ Show Me Your Tips	16	6	0.727
36	Reid, Chris	C2/ Rif Raf	13	5	0.722
37	Steppe, Mike	C3/ Dysfunctional Outlaws	18	7	0.720
38	Johnson, Michael	A2/ The Bullies	15	6	0.714
	Tufillaro, Lou	D7/ Off Constantly-Reboot	15	6	0.714
	Keim, Roger	F3/ Sofa Kings	15	6	0.714
41	Trefzger, Eric	E7/ Darty Sanchez	17	7	0.708
42	White, Vic	B3/ Boom Baby!!!	14	6	0.700
	Swepson, Jerrell	F6/ The Neighborhood Dart K	14	6	0.700
44	Al-Hoory, Ahmed	B6/ Brown's Terror Bulls	16	7	0.696
45	Rosenfeld, Leslie	B6/ Brown's Terror Bulls	18	8	0.692
46	Mitchell, Tim	C7/ Shark Shooters	11	5	0.688
	Williams, Denny	C6/ F Bombs	11	5	0.688
	Baldwin, Randy	D5/ Hump Day!	11	5	0.688
49	Bowman, Merrill	C7/ Shark Shooters	15	7	0.682
	Hindle, Mikey	C4/ Cheap Shots	15	7	0.682
51	Ellis, Tim	E6/ Salty Damn Duck Gone (b	19	9	0.679
52	Finney, Dave	E8/ Just F'd	18	9	0.667
	Stoy, Jamie	F2/ Flight Privilege	18	9	0.667
	Buckman, Dave	C4/ Cheap Shots	16	8	0.667
	Alcon, Tony	F3/ Sofa Kings	16	8	0.667
	Collier, Chris	E7/ Darty Sanchez	14	7	0.667
57	Arnold, Jimmy	B8/ Armed & Hammered	17	9	0.654
	Butterworth, Jim	B8/ Armed & Hammered	17	9	0.654
	Perkins, Heath	E8/ Just F'd	17	9	0.654
	McNamara, Ken	F7/ We're Sexy & We Throw I	17	9	0.654
61	Shorrock, Will	C2/ Rif Raf	13	7	0.650
	Flanagan, Stephen	D2/ Big Bulls	13	7	0.650
	Phelps, Doug	D6/ One Armed Bandits	13	7	0.650
	Bozza, Doug	F3/ Sofa Kings	13	7	0.650
	Scott, Kevin	F4/ Coach 4:4	13	7	0.650

	Doubles Win Percentage		W	L	%-age
1	Amos, Terron	F6/ The Neighborhood Dart K	18	2	0.900
2	Powell, Zach	E2/ Red-eye Rangers	25	3	0.893
3	Murray, Shane	C3/ Dysfunctional Outlaws	17	3	0.850
4	Knott, Ronnie	D2/ Big Bulls	16	3	0.842
5	Spellman, Alex	A2/ The Bullies	18	4	0.818
6	Robertson, Chris	E2/ Red-eye Rangers	22	5	0.815
7	Minty, Ross	A3/ North Raleigh Alliance	17	4	0.810
8	Smith, Brian	C3/ Dysfunctional Outlaws	23	6	0.793
9	Stewart, P.J.	A2/ The Bullies	19	5	0.792
10	Johnson, Michael	A2/ The Bullies	15	4	0.789
	Fitzgerald, Dennis	D2/ Big Bulls	15	4	0.789
12	Gibson, Pat	A2/ The Bullies	14	4	0.778
13	Phillips, Stevie	A3/ North Raleigh Alliance	17	5	0.773
	Tufillaro, Lou	D7/ Off Constantly-Reboot	17	5	0.773
15	Turner, Kevin	F4/ Coach 4:4	20	6	0.769
16	Phillips, Robbie	A1/ The Reunited Element	16	5	0.762
	Kerr, Jim	B6/ Brown's Terror Bulls	16	5	0.762
	Rice, Teddy	B7/ Why So Serious?	16	5	0.762
	Gouge, Shane	C6/ F Bombs	16	5	0.762
20	Robinson, Mike	E7/ Darty Sanchez	18	6	0.750
	Scott, Kevin	F4/ Coach 4:4	15	5	0.750
	Holt, Ben	D7/ Off Constantly-Reboot	12	4	0.750
23	Toolan, Chris	D2/ Big Bulls	17	6	0.739
24	Work, Joe	A3/ North Raleigh Alliance	16	6	0.727
	Fredrick, Karl	B8/ Armed & Hammered	16	6	0.727
	White, Vic	B3/ Boom Baby!!!	16	6	0.727
	Merkle, Patrick	E4/ Left, Right, Corkers	16	6	0.727
	Osier, Emmalee	F6/ The Neighborhood Dart K	16	6	0.727
29	Jeffreys, Lee	B3/ Boom Baby!!!	18	7	0.720
30	Cole, Mike	B7/ Why So Serious?	20	8	0.714
31	Kirkpatrick, Scott	E2/ Red-eye Rangers	17	7	0.708
32	Rudy, Jeff	D6/ One Armed Bandits	14	6	0.700
33	Schmaus, Darren	B5/ Consistently Inconsistent	18	8	0.692
	Smith, Butch	C1/ Nine Lives	18	8	0.692
	Wilson, Jonathan	F5/ Dart Side of the Moon	18	8	0.692
36	Woodard, Dave	F4/ Coach 4:4	20	9	0.690
37	Williams, Denny	C6/ F Bombs	11	5	0.688
	White, Jim	D6/ One Armed Bandits	11	5	0.688
39	Gaulthier, Kyle	A5/ Liver Die!	13	6	0.684
	Barletta, Phil	F4/ Coach 4:4	13	6	0.684
41	Olsen, Kevin	D7/ Off Constantly-Reboot	15	7	0.682
	Trefzger, Ken	D6/ One Armed Bandits	15	7	0.682
43	Collier, Chris	E7/ Darty Sanchez	17	8	0.680
44	Copple, Matthew	C1/ Nine Lives	16	8	0.667
	Bateman, Jimmy	D4/ Sharky's Machine	16	8	0.667
	Flanagan, Stephen	D2/ Big Bulls	14	7	0.667
	Thomas, Tony	F6/ The Neighborhood Dart K	14	7	0.667
48	Blake, Terry	B6/ Brown's Terror Bulls	17	9	0.654
	Bracco, Michael	B7/ Why So Serious?	17	9	0.654
	Dehnel, Sebastian	E5/ Darts & Debauchery	17	9	0.654
51	Lueneburg, Randy	D7/ Off Constantly-Reboot	15	8	0.652
52	Stewart, Kevin	D2/ Big Bulls	13	7	0.650
53	Finney, Dave	E8/ Just F'd	18	10	0.643
54	Mathews, Alex	E3/ Death Throw	14	8	0.636
	Dahlgren, Zac	F1/ Banging The Wire	14	8	0.636
56	Bosier, Sean	E3/ Death Throw	19	11	0.633
57	Kubel, Nicole	D7/ Off Constantly-Reboot	15	9	0.625
	Millius, Mike	F5/ Dart Side of the Moon	15	9	0.625
	Elder, Craig	A2/ The Bullies	10	6	0.625
	Persson, Kenny	A1/ The Reunited Element	10	6	0.625
	McWhorter, Mike	D2/ Big Bulls	10	6	0.625
62	Powell, Mark	E2/ Red-eye Rangers	18	11	0.621
63	Bass, Joe	B5/ Consistently Inconsistent	13	8	0.619
	Gardner, Mike	C6/ F Bombs	13	8	0.619
65	Wissinger, Wes	F2/ Flight Privilege	16	10	0.615

Fall 2021 RDL Top Singles+Doubles Win %-ages, All-Star Point Aves. (League-wide) (FINAL!)

(There are no missing statistics, as all scoresheets from the entire season have been received.)

(Game minimums required for these listings: 30 for teams A1,A3; 32 for teams A2,A4,A5,A6,A7, and all C/D division teams; 37 for all B/E/F division teams)

	Singles+Doubles Win Percentages		W	L	%-age
1	Spellman, Alex	A2/ The Bullies	40	4	0.909
2	Phillips, Robbie	A1/ The Reunited Element	37	6	0.860
3	Murray, Shane	C3/ Dysfunctional Outlaws	35	6	0.854
4	Gibson, Pat	A2/ The Bullies	33	7	0.825
5	Powell, Zach	E2/ Red-eye Rangers	46	10	0.821
6	Phillips, Stevie	A3/ North Raleigh Alliance	36	8	0.818
7	Minty, Ross	A3/ North Raleigh Alliance	35	8	0.814
8	Stewart, P.J.	A2/ The Bullies	39	9	0.813
9	Knott, Ronnie	D2/ Big Bulls	29	7	0.806
10	Kirkpatrick, Scott	E2/ Red-eye Rangers	39	10	0.796
11	Amos, Terron	F6/ The Neighborhood Dart K	29	8	0.784
12	Thomas, Tony	F6/ The Neighborhood Dart K	35	10	0.778
13	Turner, Kevin	F4/ Coach 4:4	40	12	0.769
	Gaulthier, Kyle	A5/ Liver Die!	30	9	0.769
15	Olsen, Kevin	D7/ Off Constantly-Reboot	33	11	0.750
	Johnson, Michael	A2/ The Bullies	30	10	0.750
17	Bracco, Michael	B7/ Why So Serious?	38	13	0.745
18	Robinson, Mike	E7/ Darty Sanchez	35	12	0.745
19	Tufillaro, Lou	D7/ Off Constantly-Reboot	32	11	0.744
20	Rudy, Jeff	D6/ One Armed Bandits	29	10	0.744
21	Kelly, Mike	E1/ Ones Are Closed	29	11	0.725
22	Millius, Mike	F5/ Dart Side of the Moon	36	14	0.720
23	Wissinger, Wes	F2/ Flight Privilege	38	15	0.717
24	Samaluk, Somchai	E6/ Salty Damn Duck Gone (t	40	16	0.714
	White, Vic	B3/ Boom Baby!!!	30	12	0.714
	Elder, Craig	A2/ The Bullies	25	10	0.714
27	Robertson, Chris	E2/ Red-eye Rangers	37	15	0.712
28	Fitzgerald, Dennis	D2/ Big Bulls	27	11	0.711
29	Massengill, Chad	A1/ The Reunited Element	28	12	0.700
	Gouge, Shane	C6/ F Bombs	28	12	0.700
	Scott, Kevin	F4/ Coach 4:4	28	12	0.700
32	Kerr, Jim	B6/ Brown's Terror Bulls	29	13	0.690
33	Persson, Kenny	A1/ The Reunited Element	22	10	0.688
	Williams, Denny	C6/ F Bombs	22	10	0.688
35	Merkle, Patrick	E4/ Left, Right, Corkers	30	14	0.682
36	Jeffreys, Lee	B3/ Boom Baby!!!	36	17	0.679
37	Smith, Brian	C3/ Dysfunctional Outlaws	38	18	0.679
38	Rice, Teddy	B7/ Why So Serious?	29	14	0.674
39	Collier, Chris	E7/ Darty Sanchez	31	15	0.674
40	White, John	F1/ Banging The Wire	35	17	0.673
41	Reid, Chris	C2/ Rif Raf	24	12	0.667
42	Cole, Mike	B7/ Why So Serious?	37	19	0.661
43	Fredrick, Karl	B8/ Armed & Hammered	29	15	0.659
	Toolan, Chris	D2/ Big Bulls	29	15	0.659
45	Flanagan, Stephen	D2/ Big Bulls	27	14	0.659
46	Finney, Dave	E8/ Just F'd	36	19	0.655
47	Trefzger, Ken	D6/ One Armed Bandits	30	16	0.652
48	Swepson, Jerrell	F6/ The Neighborhood Dart K	24	13	0.649
49	Dehnel, Sebastian	E5/ Darts & Debauchery	33	18	0.647
50	Bither, Dana	E4/ Left, Right, Corkers	36	20	0.643
51	Trefzger, Eric	E7/ Darty Sanchez	32	18	0.640
52	Lueneburg, Randy	D7/ Off Constantly-Reboot	30	17	0.638
53	Dickenson, Joel	B1/ Darty Daze	35	20	0.636
	Work, Joe	A3/ North Raleigh Alliance	28	16	0.636
	Holt, Ben	D7/ Off Constantly-Reboot	21	12	0.636
56	Vance, Hugh	E1/ Ones Are Closed	33	19	0.635
57	Grubb, Ed	B5/ Consistently Inconsistent	24	14	0.632
58	Wilson, Jonathan	F5/ Dart Side of the Moon	27	16	0.628
59	Alcon, Tony	F3/ Sofa Kings	30	18	0.625
	Keim, Roger	F3/ Sofa Kings	25	15	0.625
61	Port, Brian	F1/ Banging The Wire	28	17	0.622
62	Stewart, Kevin	D2/ Big Bulls	23	14	0.622
63	Al-Hoory, Ahmed	B6/ Brown's Terror Bulls	29	18	0.617
64	(three tied - 2 in B, 1 in F)		32	20	0.615
	(one tied - in C)		24	15	0.615

	All-Star Point Averages		ASP	TGP	Ave.
1	Spellman, Alex	A2/ The Bullies	108.0	44	2.455
2	Phillips, Robbie	A1/ The Reunited Element	93.0	43	2.163
3	Phillips, Stevie	A3/ North Raleigh Alliance	90.0	44	2.045
4	Gaulthier, Kyle	A5/ Liver Die!	72.0	39	1.846
5	Gibson, Pat	A2/ The Bullies	70.5	40	1.763
6	Stewart, P.J.	A2/ The Bullies	81.5	48	1.698
7	Massengill, Chad	A1/ The Reunited Element	64.5	40	1.613
8	Seward, Mike	A3/ North Raleigh Alliance	54.0	34	1.588
9	Work, Joe	A3/ North Raleigh Alliance	69.0	44	1.568
10	Elder, Craig	A2/ The Bullies	48.0	35	1.371
11	Jones, Grey	A5/ Liver Die!	61.0	45	1.356
12	Johnson, Michael	A2/ The Bullies	53.0	40	1.325
13	Minty, Ross	A3/ North Raleigh Alliance	55.0	43	1.279
14	Persson, Kenny	A1/ The Reunited Element	40.0	32	1.250
15	Mitchell, Sid	A4/ Lunatic Fringe	55.5	47	1.181
16	Finney, Dave	E8/ Just F'd	62.5	55	1.136
17	Mozzetti, Tim	A4/ Lunatic Fringe	53.0	47	1.128
18	Gelberg, Dave	A4/ Lunatic Fringe	44.5	40	1.113
19	Dickenson, Joel	B1/ Darty Daze	61.0	55	1.109
20	Cole, Mike	B7/ Why So Serious?	55.0	56	0.982
21	Baldwin, Randy	D5/ Hump Day!	30.5	32	0.953
22	Reid, Chris	C2/ Rif Raf	34.0	36	0.944
23	Klann, Eric	A7/ Shadows Count	39.5	42	0.940
24	Jeffreys, Lee	B3/ Boom Baby!!!	49.0	53	0.925
25	Bushman, Brad	B2/ Show Me Your Tips	39.5	44	0.898
26	Keller, Tony	A5/ Liver Die!	33.5	38	0.882
	Grubb, Ed	B5/ Consistently Inconsistent	33.5	38	0.882
28	Bakowski, Adam	A4/ Lunatic Fringe	32.5	37	0.878
29	Zawrotniak, Joe	A4/ Lunatic Fringe	28.0	33	0.848
30	Huffman, David	A3/ North Raleigh Alliance	30.5	36	0.847
31	Al-Hoory, Ahmed	B6/ Brown's Terror Bulls	39.5	47	0.840
32	Gibbs, Keith	A7/ Shadows Count	36.0	43	0.837
33	Butterworth, Jim	B8/ Armed & Hammered	43.5	52	0.837
34	Gouge, Shane	C6/ F Bombs	32.5	40	0.813
35	Kerr, Jim	B6/ Brown's Terror Bulls	33.5	42	0.798
36	Beaird, Tommy	B4/ DD-214	43.5	55	0.791
37	Bracco, Michael	B7/ Why So Serious?	40.0	51	0.784
38	Samaluk, Somchai	E6/ Salty Damn Duck Gone (t	43.5	56	0.777
39	White, Vic	B3/ Boom Baby!!!	32.0	42	0.762
40	Wilson, Matt	B6/ Brown's Terror Bulls	39.5	52	0.760
41	Althoff, Patrick	B3/ Boom Baby!!!	37.0	49	0.755
42	Vance, Hugh	E1/ Ones Are Closed	38.0	52	0.731
43	Rigert, Joe, Sr.	B2/ Show Me Your Tips	40.5	56	0.723
44	Bunn, Tim	A4/ Lunatic Fringe	25.0	35	0.714
45	Trefzger, Eric	E7/ Darty Sanchez	35.5	50	0.710
46	Blake, Rick	E5/ Darts & Debauchery	30.5	43	0.709
47	O'Toole, Mike	B8/ Armed & Hammered	34.0	48	0.708
48	Butterworth, Dan	B8/ Armed & Hammered	39.5	56	0.705
49	Cannizzaro, Tyler	B7/ Why So Serious?	29.5	42	0.702
50	Murdaugh, John	B1/ Darty Daze	35.0	50	0.700
51	McCartney, Joe	A6/ 3-Peat A-fenders	25.0	36	0.694
52	Suan, John	D8/ Board Royalty	33.0	48	0.688
53	Peele, Jim	B3/ Boom Baby!!!	31.5	46	0.685
54	Powell, Zach	E2/ Red-eye Rangers	38.0	56	0.679
55	Trefzger, Ken	D6/ One Armed Bandits	31.0	46	0.674
56	Murray, Shane	C3/ Dysfunctional Outlaws	27.5	41	0.671
57	Robinson, Mike	E7/ Darty Sanchez	31.5	47	0.670
58	Bither, Dana	E4/ Left, Right, Corkers	37.5	56	0.670
59	Rosenfeld, Leslie	B6/ Brown's Terror Bulls	35.0	54	0.648
60	Bialaszewski, Rich	B2/ Show Me Your Tips	28.5	44	0.648
61	Flanagan, Stephen	D2/ Big Bulls	26.5	41	0.646
62	Lindsey, Roy	A5/ Liver Die!	25.0	39	0.641
63	Buck, Chris	C7/ Shark Shooters	21.0	33	0.636
64	Schmaus, Darren	B5/ Consistently Inconsistent	32.5	52	0.625
	Copple, Matthew	C1/ Nine Lives	30.0	48	0.625

Fall 2021 RDL Singles, Doubles Win Percentages (by team) (FINAL!)

(All statistics are included, as there were no missing scoresheets this season)

Singles Win Percentages

		W	L	%-age
1	A2/ The Bullies	114	30	0.792
2	A1/ The Reunited Element	85	47	0.644
3	F6/ The Neighborhood Dart Knight	105	63	0.625
4	B6/ Brown's Terror Bulls	102	65	0.611
5	A3/ North Raleigh Alliance	80	52	0.606
6	E6/ Salty Damn Duck Gone (but nc	97	71	0.577
	E7/ Darty Sanchez	97	71	0.577
8	D6/ One Armed Bandits	82	61	0.573
9	E2/ Red-eye Rangers	96	72	0.571
10	D7/ Off Constantly-Reboot	81	62	0.566
11	F3/ Sofa Kings	95	73	0.565
12	C3/ Dysfunctional Outlaws	81	63	0.563
	C6/ F Bombs	81	63	0.563
14	F5/ Dart Side of the Moon	94	74	0.560
15	D2/ Big Bulls	80	64	0.556
16	F4/ Coach 4:4	93	75	0.554
17	F1/ Banging The Wire	92	76	0.548
18	F2/ Flight Privilege	91	77	0.542
19	B3/ Boom Baby!!!	90	78	0.536
20	D5/ Hump Day!	76	68	0.528
21	B1/ Darty Daze	88	80	0.524
	B8/ Armed & Hammered	88	80	0.524
23	B7/ Why So Serious?	87	80	0.521
24	E5/ Darts & Debauchery	84	84	0.500
	C4/ Cheap Shots	72	72	0.500
	C7/ Shark Shooters	72	72	0.500
27	C1/ Nine Lives	71	73	0.493
	C5/ Toeing the Line	71	73	0.493
29	B2/ Show Me Your Tips	79	89	0.470
	E1/ Ones Are Closed	79	89	0.470
31	E4/ Left, Right, Corkers	76	92	0.452
32	B5/ Consistently Inconsistent	75	93	0.446
33	A4/ Lunatic Fringe	64	80	0.444
	D3/ Menace 2 Sobriety	64	80	0.444
35	A5/ Liver Die!	63	81	0.438
36	E3/ Death Throw	72	96	0.429
37	D4/ Sharky's Machine	61	83	0.424
38	E8/ Just F'd	71	97	0.423
39	D8/ Board Royalty	59	85	0.410
40	C2/ Rif Raf	56	88	0.389
41	B4/ DD-214	62	106	0.369
42	F7/ We're Sexy & We Throw It	59	109	0.351
43	A7/ Shadows Count	43	101	0.299
44	A6/ 3-Peat A-fenders	31	89	0.258
45	F8/ The Gutter Balls	43	125	0.256

Doubles Win Percentages

		W	L	%-age
1	A2/ The Bullies	54	18	0.750
2	F6/ The Neighborhood Dart Knight	57	27	0.679
3	D7/ Off Constantly-Reboot	48	24	0.667
4	D2/ Big Bulls	47	25	0.653
5	A3/ North Raleigh Alliance	42	24	0.636
6	F4/ Coach 4:4	53	31	0.631
7	C6/ F Bombs	45	27	0.625
8	B3/ Boom Baby!!!	52	32	0.619
9	C3/ Dysfunctional Outlaws	43	29	0.597
	D6/ One Armed Bandits	43	29	0.597
11	B6/ Brown's Terror Bulls	50	34	0.595
12	A1/ The Reunited Element	39	27	0.591
13	E2/ Red-eye Rangers	48	36	0.571
	E7/ Darty Sanchez	48	36	0.571
15	B7/ Why So Serious?	47	37	0.560
	E5/ Darts & Debauchery	47	37	0.560
	F1/ Banging The Wire	47	37	0.560
	F5/ Dart Side of the Moon	47	37	0.560
19	C1/ Nine Lives	40	32	0.556
20	B5/ Consistently Inconsistent	44	40	0.524
	E3/ Death Throw	44	40	0.524
22	C5/ Toeing the Line	37	35	0.514
23	E8/ Just F'd	43	41	0.512
24	F2/ Flight Privilege	42	42	0.500
25	D4/ Sharky's Machine	35	37	0.486
26	B8/ Armed & Hammered	40	44	0.476
	E4/ Left, Right, Corkers	40	44	0.476
28	C2/ Rif Raf	34	38	0.472
29	A4/ Lunatic Fringe	32	40	0.444
30	B2/ Show Me Your Tips	37	47	0.440
31	D5/ Hump Day!	31	41	0.431
32	F3/ Sofa Kings	35	49	0.417
	A5/ Liver Die!	30	42	0.417
34	E6/ Salty Damn Duck Gone (but nc	34	50	0.405
35	B1/ Darty Daze	33	51	0.393
	B4/ DD-214	33	51	0.393
37	E1/ Ones Are Closed	32	52	0.381
38	C7/ Shark Shooters	27	45	0.375
39	C4/ Cheap Shots	26	46	0.361
	D8/ Board Royalty	26	46	0.361
41	F7/ We're Sexy & We Throw It	30	54	0.357
42	A7/ Shadows Count	25	47	0.347
43	D3/ Menace 2 Sobriety	22	50	0.306
44	A6/ 3-Peat A-fenders	18	42	0.300
45	F8/ The Gutter Balls	25	59	0.298

Fall 2021 RDL Singles+Doubles Win %-ages, All-Star Point Aves. (by team) (FINAL!)

(All statistics are included, as there were no missing scoresheets this season)

Singles+Doubles Win Percentages

		W	L	%-age
1	A2/ The Bullies	222	66	0.771
2	F6/ The Neighborhood Dart Knigh	219	117	0.652
3	A3/ North Raleigh Alliance	164	100	0.621
4	A1/ The Reunited Element	163	101	0.617
5	D7/ Off Constantly-Reboot	177	110	0.617
6	D2/ Big Bulls	174	114	0.604
7	B6/ Brown's Terror Bulls	202	133	0.603
8	C6/ F Bombs	171	117	0.594
9	F4/ Coach 4:4	199	137	0.592
10	D6/ One Armed Bandits	168	119	0.585
11	C3/ Dysfunctional Outlaws	167	121	0.580
12	B3/ Boom Baby!!!	194	142	0.577
13	E7/ Darty Sanchez	193	143	0.574
14	E2/ Red-eye Rangers	192	144	0.571
15	F5/ Dart Side of the Moon	188	148	0.560
16	F1/ Banging The Wire	186	150	0.554
17	B7/ Why So Serious?	181	154	0.540
18	E5/ Darts & Debauchery	178	158	0.530
19	C1/ Nine Lives	151	137	0.524
20	F2/ Flight Privilege	175	161	0.521
21	C5/ Toeing the Line	145	143	0.503
22	B8/ Armed & Hammered	168	168	0.500
23	E6/ Salty Damn Duck Gone (but no	165	171	0.491
	F3/ Sofa Kings	165	171	0.491
25	B5/ Consistently Inconsistent	163	173	0.485
26	D5/ Hump Day!	138	150	0.479
27	E3/ Death Throw	160	176	0.476
28	E8/ Just F'd	157	179	0.467
29	E4/ Left, Right, Corkers	156	180	0.464
30	B1/ Darty Daze	154	182	0.458
31	B2/ Show Me Your Tips	153	183	0.455
32	D4/ Sharky's Machine	131	157	0.455
33	A4/ Lunatic Fringe	128	160	0.444
34	C7/ Shark Shooters	126	162	0.438
35	C2/ Rif Raf	124	164	0.431
	C4/ Cheap Shots	124	164	0.431
37	A5/ Liver Die!	123	165	0.427
38	E1/ Ones Are Closed	143	193	0.426
39	D8/ Board Royalty	111	177	0.385
40	B4/ DD-214	128	208	0.381
41	D3/ Menace 2 Sobriety	108	180	0.375
42	F7/ We're Sexy & We Throw It	119	217	0.354
43	A7/ Shadows Count	93	195	0.323
44	A6/ 3-Peat A-fenders	67	173	0.279
45	F8/ The Gutter Balls	93	243	0.277

All-Star Point Averages

		ASP	TGP	Ave.
1	A2/ The Bullies	459.5	288	1.595
2	A3/ North Raleigh Alliance	346.5	264	1.313
3	A1/ The Reunited Element	311.0	264	1.178
4	A5/ Liver Die!	269.5	288	0.936
5	A4/ Lunatic Fringe	265.5	288	0.922
6	B6/ Brown's Terror Bulls	227.0	335	0.678
7	A7/ Shadows Count	195.0	288	0.677
8	B1/ Darty Daze	225.5	336	0.671
9	B3/ Boom Baby!!!	225.0	336	0.670
10	B5/ Consistently Inconsistent	218.0	336	0.649
11	B7/ Why So Serious?	203.5	335	0.607
12	C6/ F Bombs	161.5	288	0.561
13	B8/ Armed & Hammered	186.0	336	0.554
14	B2/ Show Me Your Tips	177.5	336	0.528
15	A6/ 3-Peat A-fenders	125.0	240	0.521
16	B4/ DD-214	168.0	336	0.500
17	C3/ Dysfunctional Outlaws	143.5	288	0.498
18	C1/ Nine Lives	132.0	288	0.458
19	D5/ Hump Day!	127.5	288	0.443
20	C5/ Toeing the Line	125.0	288	0.434
21	C2/ Rif Raf	121.5	288	0.422
22	E7/ Darty Sanchez	141.0	336	0.420
23	D2/ Big Bulls	119.5	288	0.415
24	F6/ The Neighborhood Dart Knigh	138.5	336	0.412
25	D6/ One Armed Bandits	117.5	287	0.409
26	C7/ Shark Shooters	116.0	288	0.403
27	D7/ Off Constantly-Reboot	115.5	287	0.402
28	E8/ Just F'd	134.0	336	0.399
29	D8/ Board Royalty	108.0	288	0.375
30	E6/ Salty Damn Duck Gone (but no	124.0	336	0.369
31	E4/ Left, Right, Corkers	121.0	336	0.360
32	E2/ Red-eye Rangers	118.5	336	0.353
33	E5/ Darts & Debauchery	117.0	336	0.348
34	E3/ Death Throw	112.0	336	0.333
35	D3/ Menace 2 Sobriety	95.0	288	0.330
36	C4/ Cheap Shots	93.0	288	0.323
37	D4/ Sharky's Machine	92.0	288	0.319
38	F5/ Dart Side of the Moon	102.5	336	0.305
39	E1/ Ones Are Closed	102.0	336	0.304
40	F1/ Banging The Wire	94.5	336	0.281
41	F4/ Coach 4:4	88.0	336	0.262
42	F2/ Flight Privilege	86.5	336	0.257
43	F3/ Sofa Kings	85.0	336	0.253
44	F7/ We're Sexy & We Throw It	63.5	336	0.189
45	F8/ The Gutter Balls	41.0	336	0.122

	Singles	301	Singles	Cricket	Singles	Record	Singles Win %-age	Doubles	Cricket	Doubles	501	Doubles	Record	Doubles Win %-age	Sngls + Dbls	Record	Sngls + Dbls Win %-age	Tiebreaker Ws	Tiebreaker Ls	All-Star Points	Games Played	All-Star Point Average	Matches Played
A1/ The Reunited Element	43	23	42	24	85	47	0.644	22	11	17	16	39	27	0.591	163	101	0.617	0	7	311.0	264	1.178	
A 10 Kilts, Jason	0	3	0	3	0	6	0.000	3	2	3	2	6	4	0.600	6	10	0.375	0	0	7.0	16	0.438	6
A 11 Beeson, Robb	3	3	4	3	7	6	0.538	3	4	3	4	6	8	0.429	13	14	0.481	0	1	22.5	27	0.833	7
A 12 Brown, Tom	3	2	3	1	6	3	0.667	4	1	4	1	8	2	0.800	14	5	0.737	0	1	18.0	19	0.947	5
A 13 Carroll, John	4	2	3	2	7	4	0.636	5	1	2	4	7	5	0.583	14	9	0.609	0	1	16.0	23	0.696	6
A 14 Massengill, Chad	8	2	9	1	17	3	0.850	6	4	5	5	11	9	0.550	28	12	0.700	0	1	64.5	40	1.613	10
A 15 Massengill, Randy	5	2	2	5	7	7	0.500	2	3	3	4	5	7	0.417	12	14	0.462	0	0	19.0	26	0.731	8
A 16 Persson, Kenny	5	3	7	1	12	4	0.750	6	2	4	4	10	6	0.625	22	10	0.688	0	1	40.0	32	1.250	8
A 17 Phillips, Robbie	10	1	11	0	21	1	0.955	9	2	7	3	16	5	0.762	37	6	0.860	0	1	93.0	43	2.163	11
A 18 Smith, Allen	3	2	0	5	3	7	0.300	2	1	1	4	3	5	0.375	6	12	0.333	0	1	12.0	18	0.667	5
A 19 Tan, Wil	1	2	2	2	3	4	0.429	2	2	0	1	2	3	0.400	5	7	0.417	0	0	14.5	12	1.208	4
A 1x xx-Jacobi, Paul	1	1	1	1	2	2	0.500	2	0	2	0	4	0	1.000	6	2	0.750	0	0	4.5	8	0.563	3
A2/ The Bullies	52	20	62	10	114	30	0.792	27	9	27	9	54	18	0.750	222	66	0.771	0	0	459.5	288	1.595	
A 20 Cusher, Dean	0	0	2	1	2	1	0.667	2	2	5	1	7	3	0.700	9	4	0.692	0	0	11.5	13	0.885	8
A 21 Elder, Craig	7	2	8	2	15	4	0.789	4	5	6	1	10	6	0.625	25	10	0.714	0	0	48.0	35	1.371	10
A 22 Foushee, Kevin	4	4	5	2	9	6	0.600	5	0	6	3	11	3	0.786	20	9	0.690	0	0	33.0	29	1.138	11
A 23 Gibson, Pat	9	2	10	1	19	3	0.864	8	2	6	2	14	4	0.778	33	7	0.825	0	0	70.5	40	1.763	11
A 24 Johnson, Michael	8	3	7	3	15	6	0.714	8	3	7	1	15	4	0.789	30	10	0.750	0	0	53.0	40	1.325	12
A 25 Spellman, Alex	11	0	11	0	22	0	1.000	10	1	8	3	18	4	0.818	40	4	0.909	0	0	108.0	44	2.455	11
A 26 Stewart, Pete	1	2	0	1	1	3	0.250	1	2	1	3	2	5	0.286	3	8	0.273	0	0	1.5	11	0.136	7
A 27 Stewart, P.J.	8	4	12	0	20	4	0.833	11	1	8	4	19	5	0.792	39	9	0.813	0	0	81.5	48	1.698	12
A 28 Naylor, Dan	4	3	7	0	11	3	0.786	5	2	7	0	12	2	0.857	23	5	0.821	0	0	52.5	28	1.875	7
A 29 Stankevich, Scott	0	0	0	0	0	0	---	0	0	0	0	0	0	---	0	0	---	0	0	0.0	0	---	0
A3/ North Raleigh Alliance	42	24	38	28	80	52	0.606	24	9	18	15	42	24	0.636	164	100	0.621	6	0	346.5	264	1.313	
A 30 Huffman, David	6	3	3	6	9	9	0.500	7	1	3	7	10	8	0.556	19	17	0.528	1	0	30.5	36	0.847	10
A 31 Work, Joe	8	3	4	7	12	10	0.545	9	2	7	4	16	6	0.727	28	16	0.636	1	0	69.0	44	1.568	11
A 32 Lange, Cody	4	5	5	4	9	9	0.500	5	5	5	3	10	8	0.556	19	17	0.528	1	0	19.5	36	0.542	11
A 33 Phillips, Stevie	9	2	10	1	19	3	0.864	9	2	8	3	17	5	0.773	36	8	0.818	1	0	90.0	44	2.045	11
A 34 Seward, Mike	4	4	3	5	7	9	0.438	5	4	5	4	10	8	0.556	17	17	0.500	1	0	54.0	34	1.588	9
A 35 Wilcenski, Steve	3	4	3	4	6	8	0.429	4	3	0	6	4	9	0.308	10	17	0.370	0	0	28.5	27	1.056	7
A 36 Minty, Ross	8	3	10	1	18	4	0.818	9	1	8	3	17	4	0.810	35	8	0.814	1	0	55.0	43	1.279	11
A4/ Lunatic Fringe	32	40	32	40	64	80	0.444	16	20	16	20	32	40	0.444	128	160	0.444	0	0	265.5	288	0.922	
A 40 Eason, Joel	3	7	0	5	3	12	0.200	5	6	2	7	7	13	0.350	10	25	0.286	0	0	21.5	35	0.614	11
A 41 Mozzetti, Tim "Tex"	6	6	6	6	12	12	0.500	5	7	3	8	8	15	0.348	20	27	0.426	0	0	53.0	47	1.128	12
A 42 Mitchell, Sid	8	4	7	5	15	9	0.625	6	6	7	4	13	10	0.565	28	19	0.596	0	0	55.5	47	1.181	12
A 43 Bakowski, Adam	0	2	7	5	7	7	0.500	7	5	6	5	13	10	0.565	20	17	0.541	0	0	32.5	37	0.878	12
A 44 Gelberg, Dave	3	7	7	3	10	10	0.500	4	6	4	6	8	12	0.400	18	22	0.450	0	0	44.5	40	1.113	10
A 45 Bunn, Tim	6	5	2	8	8	13	0.381	3	4	3	4	6	8	0.429	14	21	0.400	0	0	25.0	35	0.714	11
A 46 Zawrotniak, Joe	6	4	2	6	8	10	0.444	2	4	4	5	6	9	0.400	14	19	0.424	0	0	28.0	33	0.848	10
A 47 Badger, Steve	0	5	1	2	1	7	0.125	0	2	3	1	3	3	0.500	4	10	0.286	0	0	5.5	14	0.393	5
A5/ Liver Die!	32	40	31	41	63	81	0.438	13	23	17	19	30	42	0.417	123	165	0.427	0	0	269.5	288	0.936	
A 50 Parker, Charles	0	2	3	0	3	2	0.600	4	0	3	3	7	3	0.700	10	5	0.667	0	0	9.0	15	0.600	6
A 51 Lloyd, Billy	0	6	0	7	0	13	0.000	1	3	1	6	2	9	0.182	2	22	0.083	0	0	9.0	24	0.375	10
A 52 Anderson, Ryan	0	2	0	3	0	5	0.000	2	1	0	2	2	3	0.400	2	8	0.200	0	0	9.0	10	0.900	4
A 53 Fischlein, Kris	2	3	3	4	5	7	0.417	0	7	4	3	4	10	0.286	9	17	0.346	0	0	19.0	26	0.731	9
A 54 Keller, Tony	3	6	6	5	9	11	0.450	3	6	3	6	6	12	0.333	15	23	0.395	0	0	33.5	38	0.882	10
A 55 Wilcox, Randy	5	2	1	4	6	6	0.500	1	6	0	2	1	8	0.111	7	14	0.333	0	0	16.0	21	0.762	7
A 56 Jones, Grey	6	5	7	5	13	10	0.565	3	8	8	3	11	11	0.500	24	21	0.533	0	0	61.0	45	1.356	12
A 57 Gaulthier, Kyle	9	1	8	2	17	3	0.850	6	4	7	2	13	6	0.684	30	9	0.769	0	0	72.0	39	1.846	10
A 58 Ridgway, Matt	3	7	1	5	4	12	0.250	3	3	3	6	6	9	0.400	10	21	0.323	0	0	16.0	31	0.516	10
A 59 Lindsey, Roy	4	6	2	6	6	12	0.333	3	8	5	5	8	13	0.381	14	25	0.359	0	0	25.0	39	0.641	11
A6/ 3-Peat A-fenders	18	42	13	47	31	89	0.258	9	21	9	21	18	42	0.300	67	173	0.279	0	0	125.0	240	0.521	
A 60 McCartney, Joe	3	6	2	6	5	12	0.294	4	5	5	5	9	10	0.474	14	22	0.389	0	0	25.0	36	0.694	10
A 61 Litzsinger, Mike	2	7	1	2	3	9	0.250	1	6	0	7	1	13	0.071	4	22	0.154	0	0	8.0	26	0.308	9
A 62 Snyder, Mike	2	1	3	5	5	6	0.455	2	5	1	6	3	11	0.214	8	17	0.320	0	0	14.0	25	0.560	8
A 63 Iager, John	3	5	1	6	4	11	0.267	1	5	1	2	2	7	0.222	6	18	0.250	0	0	15.0	24	0.625	8
A 64 Gallagher, Jim	2	5	1	5	3	10	0.231	2	4	2	4	4	8	0.333	7	18	0.280	0	0	14.5	25	0.580	7
A 65 Winters, Tom "Tiny"	2	2	1	5	3	7	0.300	3	1	0	2	3	3	0.500	6	10	0.375	0	0	8.5	16	0.531	6
A 66 Sheer, Andy	1	5	2	6	3	11	0.214	2	4	3	6	5	10	0.333	8	21	0.276	0	0	22.0	29	0.759	9
A 67 Jackson, Barry	2	7	1	5	3	12	0.200	2	7	4	5	6	12	0.333	9	24	0.273	0	0	9.0	33	0.273	10
A 68 Williams, Ed	1	4	1	7	2	11	0.154	1	5	2	5	3	10	0.231	5	21	0.192	0	0	9.0	26	0.346	8
A7/ Shadows Count	21	51	22	50	43	101	0.299	9	27	16	20	25	47	0.347	93	195	0.323	0	0	195.0	288	0.677	
A 70 Phillips, Julie	2	10	2	9	4	19	0.174	4	3	3	3	7	6	0.538	11	25	0.306	0	0	19.0	36	0.528	12
A 71 Ginger, Chuck	2	4	1	5	3	9	0.250	0	9	4	4	4	13	0.235	7	22	0.241	0	0	16.0	29	0.552	10
A 72 Ellis, E.J.	0	8	2	4	2	12	0.143	0	11	4	6	4	17	0.190	6	29	0.171	0	0	17.0	35	0.486	11
A 73 Watson, Emily	1	3	1	5	2	8	0.200	0	3	1	3	1	6	0.143	3	14	0.176	0	0	14.0	17	0.824	7
A 74 Klann, Eric	5	6	3	8	8	14	0.364	4	7	7	2	11	9	0.550	19	23	0.452	0	0	39.5	42	0.940	11
A 75 Jones, Jim	2	4	5	1	7	5	0.583	2	6	1	7	3	13	0.188	10	18	0.357	0	0	25.0	28	0.893	8
A 76 Gibbs, Keith	5	6	5	6	10	12	0.455	5	5	3	8	8	13	0.381	18	25	0.419	0	0	36.0	43	0.837	11
A 77 Akos, Patrick	3	6	3	3	6	9	0.400	2	7	6	3	8	10	0.444	14	19	0.424	0	0	20.0	33	0.606	9
A 78 Hoover, Kim	1	4	0	9	1	13	0.071	1	3	3	4	4	7	0.364	5	20	0.200	0	0	8.5	25	0.340	10

		Singles	301	Singles	Cricket	Singles	Record	Singles Win %-age	Doubles	Cricket	Doubles	501	Doubles	Record	Doubles Win %-age	Sngls + Dbls	Record	Sngls + Dbls Win %-age	Tiebreaker Ws	Tiebreaker Ls	All-Star Points	Games Played	All-Star Point Average	Matches Played
B1/ Darty Daze		41	43	47	37	88	80	0.524	17	25	16	26	33	51	0.393	154	182	0.458	0	0	225.5	336	0.671	
B 10	Foushee, Eugene	4	5	2	8	6	13	0.316	4	6	4	7	8	13	0.381	14	26	0.350	0	0	16.0	40	0.400	12
B 11	Jobe, C.J.	0	2	4	3	4	5	0.444	3	4	1	4	4	8	0.333	8	13	0.381	0	0	16.0	21	0.762	7
B 12	Bottomley, Kevin	0	2	1	1	1	3	0.250	1	1	1	1	2	2	0.500	3	5	0.375	0	0	4.5	8	0.563	2
B 13	Dickenson, Joel	10	3	11	3	21	6	0.778	7	7	7	7	14	14	0.500	35	20	0.636	0	0	61.0	55	1.109	14
B 14	Martin, Pat	5	2	2	1	7	3	0.700	1	3	1	4	2	7	0.222	9	10	0.474	0	0	5.0	19	0.263	7
B 15	Rodgers, Trey	4	6	5	7	9	13	0.409	3	7	5	3	8	10	0.444	17	23	0.425	0	0	23.5	40	0.588	12
B 16	Holland, Steve	4	4	5	3	9	7	0.563	3	5	2	5	5	10	0.333	14	17	0.452	0	0	18.0	31	0.581	9
B 17	Butters, Kent	3	2	5	2	8	4	0.667	3	5	2	4	5	9	0.357	13	13	0.500	0	0	23.0	26	0.885	8
B 18	Murdaugh, John	5	8	8	4	13	12	0.520	6	6	4	9	10	15	0.400	23	27	0.460	0	0	35.0	50	0.700	13
B 19	Blackwelder, Deb	6	9	4	5	10	14	0.417	3	6	5	8	8	14	0.364	18	28	0.391	0	0	23.5	46	0.511	14
B2/ Show Me Your Tips		39	45	40	44	79	89	0.470	18	24	19	23	37	47	0.440	153	183	0.455	0	6	177.5	336	0.528	
B 20	Powell, Lee	4	9	3	7	7	16	0.304	4	6	8	2	12	8	0.600	19	24	0.442	0	1	21.0	43	0.488	13
B 21	Bialaszewski, Rich	7	4	7	4	14	8	0.636	6	5	4	7	10	12	0.455	24	20	0.545	0	1	28.5	44	0.648	11
B 22	Bushman, Brad	9	2	7	4	16	6	0.727	6	5	4	7	10	12	0.455	26	18	0.591	0	0	39.5	44	0.898	11
B 23	Rigert, Joe, Sr.	6	8	10	4	16	12	0.571	7	7	5	9	12	16	0.429	28	28	0.500	0	1	40.5	56	0.723	14
B 24	Raquet, Mike	5	9	1	9	6	18	0.250	6	6	4	9	10	15	0.400	16	33	0.327	0	1	18.0	49	0.367	14
B 25	Haithcock, Lee	0	2	3	1	3	3	0.500	1	1	1	2	2	3	0.400	5	6	0.455	0	0	5.0	11	0.455	4
B 26	Denton, Fon	4	7	2	11	6	18	0.250	1	13	8	5	9	18	0.333	15	36	0.294	0	1	10.0	51	0.196	13
B 27	Gardner, Kenn	4	4	7	4	11	8	0.579	5	5	4	5	9	10	0.474	20	18	0.526	0	1	15.0	38	0.395	10
B 28	Lane, Bob	0	0	0	0	0	0	---	0	0	0	0	0	0	---	0	0	---	0	0	0.0	0	---	0
B3/ Boom Baby!!!		50	34	40	44	90	78	0.536	28	14	24	18	52	32	0.619	194	142	0.577	0	6	225.0	336	0.670	
B 30	Zelinack, Jason	2	4	0	4	2	8	0.200	3	2	1	5	4	7	0.364	6	15	0.286	0	1	7.5	21	0.357	8
B 31	Jeffreys, Lee	9	5	9	5	18	10	0.643	10	3	8	4	18	7	0.720	36	17	0.679	0	1	49.0	53	0.925	14
B 32	Gaglione, Joey	4	2	4	2	8	4	0.667	5	1	5	1	10	2	0.833	18	6	0.750	0	0	13.5	24	0.563	6
B 33	White, Vic	8	2	6	4	14	6	0.700	10	1	6	5	16	6	0.727	30	12	0.714	0	1	32.0	42	0.762	11
B 34	Crowe, Jason	5	4	6	5	11	9	0.550	5	3	5	5	10	8	0.556	21	17	0.553	0	0	21.5	38	0.566	11
B 35	Peele, Jim	9	3	4	7	13	10	0.565	7	5	5	6	12	11	0.522	25	21	0.543	0	1	31.5	46	0.685	13
B 36	Althoff, Patrick	8	5	6	6	14	11	0.560	8	4	6	6	14	10	0.583	28	21	0.571	0	1	37.0	49	0.755	13
B 37	Sweeney, Doreen	0	0	0	0	0	0	---	0	0	0	0	0	0	---	0	0	---	0	0	0.0	0	---	0
B 38	Turner, Michael	2	6	4	7	6	13	0.316	5	7	7	3	12	10	0.545	18	23	0.439	0	1	21.0	41	0.512	12
B 39	Bullard, Jacob	3	3	1	4	4	7	0.364	3	2	5	1	8	3	0.727	12	10	0.545	0	0	12.0	22	0.545	6
B4/ DD-214		34	50	28	56	62	106	0.369	14	28	19	23	33	51	0.393	128	208	0.381	0	0	168.0	336	0.500	
B 40	Hunsberger, Jim	4	6	2	5	6	11	0.353	0	9	4	5	4	14	0.222	10	25	0.286	0	0	12.0	35	0.343	9
B 41	Preciado, Amanda "Stitche	4	4	4	4	8	8	0.500	3	6	4	5	7	11	0.389	15	19	0.441	0	0	23.0	34	0.676	8
B 42	Beaird, Tommy	7	7	9	5	16	12	0.571	6	7	10	4	16	11	0.593	32	23	0.582	0	0	43.5	55	0.791	13
B 43	Guenther, George	7	8	8	8	15	16	0.484	7	7	6	8	13	15	0.464	28	31	0.475	0	0	29.0	59	0.492	13
B 44	Brody, Kevin	0	5	1	5	1	10	0.091	2	6	2	4	4	10	0.286	5	20	0.200	0	0	11.0	25	0.440	6
B 45	Gabry, Greg	2	6	0	9	2	15	0.118	1	7	2	5	3	12	0.200	5	27	0.156	0	0	11.5	32	0.359	8
B 46	Thomas, Joe "Antique"	7	6	2	10	9	16	0.360	4	8	5	8	9	16	0.360	18	32	0.360	0	0	19.5	50	0.390	11
B 47	Carrieri, Mike	0	1	0	1	0	2	0.000	1	0	0	1	1	1	0.500	1	3	0.250	0	0	0.0	4	0.000	1
B 48	Limerick, Jeremy	2	5	2	5	4	10	0.286	3	3	5	3	8	6	0.571	12	16	0.429	0	0	14.0	28	0.500	7
B 49	Long, Steve	1	1	0	3	1	4	0.200	1	3	0	2	1	5	0.167	2	9	0.182	0	0	4.5	11	0.409	3
B 4x	xx-Lango, Tom	0	1	0	1	0	2	0.000	0	0	0	1	0	1	0.000	0	3	0.000	0	0	0.0	3	0.000	1
B5/ Consistently Inconsistent		41	43	34	50	75	93	0.446	25	17	19	23	44	40	0.524	163	173	0.485	0	0	218.0	336	0.649	
B 50	Grubb, Ed	10	1	3	3	13	4	0.765	6	4	5	6	11	10	0.524	24	14	0.632	0	0	33.5	38	0.882	13
B 51	Bass, Joe	8	3	6	6	14	9	0.609	10	2	3	6	13	8	0.619	27	17	0.614	0	0	24.5	44	0.557	12
B 52	McNamara, Tim	5	4	6	2	11	6	0.647	6	3	7	2	13	5	0.722	24	11	0.686	0	0	43.0	35	1.229	9
B 53	Schmaus, Darren	6	6	6	8	12	14	0.462	7	5	11	3	18	8	0.692	30	22	0.577	0	0	32.5	52	0.625	13
B 54	Munsell, Jonathan	1	5	1	3	2	8	0.200	2	2	2	3	4	5	0.444	6	13	0.316	0	0	3.0	19	0.158	8
B 55	Danias, Tony	3	5	4	7	7	12	0.368	3	7	4	7	7	14	0.333	14	26	0.350	0	0	19.0	40	0.475	12
B 56	Scott, Lee	2	10	5	5	7	15	0.318	8	6	3	7	11	13	0.458	18	28	0.391	0	0	23.5	46	0.511	13
B 57	Jeffcoat, Doug	0	0	0	0	0	0	---	0	0	0	0	0	0	---	0	0	---	0	0	0.0	0	---	0
B 58	Ehrmann, Rob	4	6	1	12	5	18	0.217	3	3	0	9	3	12	0.200	8	30	0.211	0	0	16.5	38	0.434	13
B 59	Levesque, Ben	2	3	2	4	4	7	0.364	5	2	3	3	8	5	0.615	12	12	0.500	0	0	22.5	24	0.938	7
B6/ Brown's Terror Bulls		46	37	56	28	102	65	0.611	24	18	26	16	50	34	0.595	202	133	0.603	7	0	227.0	335	0.678	
B 60	Tanner, Dave	3	4	5	2	8	6	0.571	6	3	2	2	8	5	0.615	16	11	0.593	1	0	18.5	27	0.685	10
B 61	Wilson, Matt	7	6	7	4	14	10	0.583	8	6	9	5	17	11	0.607	31	21	0.596	1	0	39.5	52	0.760	14
B 62	Blake, Terry	6	8	8	5	14	13	0.519	6	6	11	3	17	9	0.654	31	22	0.585	1	0	31.5	53	0.594	14
B 63	Hall, Mike	3	2	4	1	7	3	0.700	1	1	3	0	4	1	0.800	11	4	0.733	0	0	7.5	15	0.500	5
B 64	Rosenfeld, Leslie	9	3	9	5	18	8	0.692	6	8	9	5	15	13	0.536	33	21	0.611	1	0	35.0	54	0.648	14
B 65	Al-Hoory, Ahmed	8	3	8	4	16	7	0.696	7	4	6	7	13	11	0.542	29	18	0.617	1	0	39.5	47	0.840	13
B 66	Kerr, Jim	7	3	6	5	13	8	0.619	9	2	7	3	16	5	0.762	29	13	0.690	1	0	33.5	42	0.798	12
B 67	Thompkins, Charles	3	8	9	2	12	10	0.545	5	6	5	7	10	13	0.435	22	23	0.489	1	0	22.0	45	0.489	14
B7/ Why So Serious?		40	43	47	37	87	80	0.521	23	19	24	18	47	37	0.560	181	154	0.540	6	0	203.5	335	0.607	
B 70	Cannizzaro, Anthony	2	4	3	6	5	10	0.333	7	4	5	5	12	9	0.571	17	19	0.472	1	0	13.0	36	0.361	13
B 71	Cannizzaro, Tyler	3	7	3	8	6	15	0.286	3	8	5	5	8	13	0.381	14	28	0.333	1	0	29.5	42	0.702	14
B 72	Havens, Lincoln	7	7	5	6	12	13	0.480	0	8	8	4	8	12	0.400	20	25	0.444	1	0	14.5	45	0.322	14
B 73	Cole, Mike	7	7	10	4	17	11	0.607	10	4	10	4	20	8	0.714	37	19	0.661	1	0	55.0	56	0.982	14
B 74	Rice, Teddy	6	5	7	4	13	9	0.591	9	2	7	3	16	5	0.762	29	14	0.674	0	0	23.5	43	0.547	11
B 75	Bumpass, Mike	5	8	5	6	10	14	0.417	6	7	5	7	11	14	0.440	21	28	0.429	1	0	24.0	49	0.490	13
B 76	Bracco, Michael	8	4	13	0	21	4	0.840	9	4	8	5	17	9	0.654	38	13	0.745	0	0	40.0	51	0.784	13
B 77	Triggiano, Andrew	1	1	0	3	1	4	0.200	1	1	0	2	1	3	0.250	2	7	0.222	0	0	3.0	9	0.333	3
B 78	Leonard, Bill	1	0	1	0	2	0	1.000	1	0	0	1	1	1	0.500	3	1	0.750	1	0	1.0	4	0.250	1
B 79	Blanchard, Jeff	0	0	0	0	0	0	---	0	0	0	0	0	0	---	0	0	---	0	0	0.0	0	---	0
B8/ Armed & Hammered		44	40	44	40	88	80	0.524	19	23	21	21	40	44	0.476	168	168	0.500	6	6	186.0	336	0.554	
B 80	O'Toole, Mike	6	6	7	5	13	11	0.542	6	6	3	9	9	15	0.375	22	26	0.458	0	1	34.0	48	0.708	12
B 81	Butterworth, Dan	6	8	8	6	14	14	0.500	5	9	10	4	15	13	0.536	29	27	0.518	1	1	39.5	56	0.705	14
B 82	Fredrick, Karl	8	3	5	6	13	9	0.591	8	3	8	3	16	6	0.727	29	15	0.659	1	1	12.0	44	0.273	11
B 83	Arnold, Jimmy	7	6	10	3	17	9	0.654	6	7	9	4	15	11	0.577	32	20	0.615	1	1	28.0	52	0.538	13
B 84	DeBastiani, Doug	3	7	2	8	5	15	0.250	3	7	1	9	4	16	0.200	9	31	0.225	1	1	14.5	40	0.363	10
B 85	Howsare, Patrick	5	4	3	6	8	10	0.444	3	6	2	7	5	13	0.278	13	23	0.361	1	0	12.0	36	0.333	9
B 86	Butterworth, Jim	9	4	8	5	17	9	0.654	6	7	9	4	15	11	0.577	32	20	0.615	1	1	43.5	52	0.837	13
B 87	Graves, Julie	0	2	1	1	1	3	0.250	1	1	0	2	1	3	0.250	2	6	0.250	0	0	2.5	8	0.313	2

	Singles	301	Singles	Cricket	Singles	Record	Singles Win %-age	Doubles	Cricket	Doubles	501	Doubles	Record	Doubles Win %-age	Sngls + Dbls	Record	Sngls + Dbls Win %-age	Tiebreaker Ws	Tiebreaker Ls	All-Star Points	Games Played	All-Star Point Average	Matches Played
C1/ Nine Lives	34	38	37	35	71	73	0.493	22	14	18	18	40	32	0.556	151	137	0.524	5	5	132.0	288	0.458	
C 10 Romanchek, David	5	3	5	5	10	8	0.556	5	4	4	5	9	9	0.500	19	17	0.528	1	1	18.0	36	0.500	9
C 11 Smith, Butch	5	9	6	5	11	14	0.440	8	5	10	3	18	8	0.692	29	22	0.569	1	1	15.0	51	0.294	11
C 12 Copple, Matthew	5	7	8	4	13	11	0.542	10	2	6	6	16	8	0.667	29	19	0.604	1	1	30.0	48	0.625	12
C 13 Mays, John	6	1	6	1	12	2	0.857	4	3	4	4	8	7	0.533	20	9	0.690	0	0	15.5	29	0.534	7
C 14 Marsden, James	2	4	0	6	2	10	0.167	1	3	3	1	4	4	0.500	6	14	0.300	0	0	4.0	20	0.200	6
C 15 Keever, David	4	2	4	3	8	5	0.615	5	2	3	4	8	6	0.571	16	11	0.593	0	1	5.5	27	0.204	7
C 16 Smith, Tyler	3	9	3	10	6	19	0.240	7	7	5	8	12	15	0.444	18	34	0.346	1	1	28.5	52	0.548	11
C 17 Gibson, Jack	4	3	5	1	9	4	0.692	4	2	1	5	5	7	0.417	14	11	0.560	1	0	15.5	25	0.620	6
C2/ Rif Raf	26	46	30	42	56	88	0.389	15	21	19	17	34	38	0.472	124	164	0.431	13	8	121.5	288	0.422	
C 20 Gaertner, Brian	2	8	1	5	3	13	0.188	2	7	5	5	7	12	0.368	10	25	0.286	2	1	3.5	35	0.100	12
C 21 St. Clair, Matt	2	8	3	6	5	14	0.263	1	4	4	3	5	7	0.417	10	21	0.323	1	1	10.5	31	0.339	10
C 22 Carter, Kevin	3	5	1	5	4	10	0.286	4	4	4	4	8	8	0.500	12	18	0.400	1	1	15.0	30	0.500	9
C 23 Diamond, Paddy	0	6	2	8	2	14	0.125	7	3	4	5	11	8	0.579	13	22	0.371	2	1	14.0	35	0.400	10
C 24 Fournier, Jeff	4	3	2	3	6	6	0.500	2	4	1	1	3	5	0.375	9	11	0.450	0	0	7.5	20	0.375	7
C 25 Byrne, Matt	2	3	6	4	8	7	0.533	6	4	5	5	11	9	0.550	19	16	0.543	2	1	16.0	35	0.457	10
C 26 Shorrock, Will	7	3	6	4	13	7	0.650	1	7	4	5	5	12	0.294	18	19	0.486	2	1	19.5	37	0.527	11
C 27 Reid, Chris	5	4	8	1	13	5	0.722	5	3	6	4	11	7	0.611	24	12	0.667	2	1	34.0	36	0.944	9
C 28 Raghunathan, Sriram "San	0	1	0	2	0	3	0.000	0	2	2	0	2	2	0.500	2	5	0.286	0	0	0.0	7	0.000	2
C 29 Zelmer, Tom	1	5	1	4	2	9	0.182	2	4	3	2	5	6	0.455	7	15	0.318	1	1	1.5	22	0.068	8
C3/ Dysfunctional Outlaws	40	32	41	31	81	63	0.563	22	14	21	15	43	29	0.597	167	121	0.580	7	0	143.5	288	0.498	
C 30 Clark, Dan	9	3	4	9	13	12	0.520	7	5	5	7	12	12	0.500	25	24	0.510	1	0	24.0	49	0.490	12
C 31 Tant, J.J.	3	2	4	0	7	2	0.778	3	1	4	0	7	1	0.875	14	3	0.824	0	0	18.5	17	1.088	4
C 32 Smith, Brian	8	5	7	7	15	12	0.556	14	2	9	4	23	6	0.793	38	18	0.679	1	0	27.5	56	0.491	12
C 33 Peterson, Chris	3	9	4	8	7	17	0.292	6	6	7	4	13	10	0.565	20	27	0.426	1	0	16.5	47	0.351	11
C 34 Steppe, Mike	6	6	12	1	18	7	0.720	3	10	6	7	9	17	0.346	27	24	0.529	1	0	24.0	51	0.471	12
C 35 Talley, Gray	2	4	0	5	2	9	0.182	1	3	4	4	5	7	0.417	7	16	0.304	1	0	4.5	23	0.196	8
C 36 Murray, Shane	9	2	9	1	18	3	0.857	10	0	7	3	17	3	0.850	35	6	0.854	1	0	27.5	41	0.671	10
C 37 Raymond, Ryan	0	1	1	0	1	1	0.500	0	1	0	1	0	2	0.000	1	3	0.250	1	0	1.0	4	0.250	1
C4/ Cheap Shots	41	31	31	41	72	72	0.500	13	23	13	23	26	46	0.361	124	164	0.431	0	5	93.0	288	0.323	
C 40 Buckman, Dave	9	3	7	5	16	8	0.667	5	8	3	10	8	18	0.308	24	26	0.480	0	1	17.0	50	0.340	12
C 41 Burney, Gary	6	10	3	9	9	19	0.321	5	6	3	8	8	14	0.364	17	33	0.340	0	1	8.0	50	0.160	11
C 42 Hindle, Mikey	9	2	6	5	15	7	0.682	4	7	4	7	8	14	0.364	23	21	0.523	0	1	22.5	44	0.511	11
C 43 Witz, Steve	4	7	6	5	10	12	0.455	5	7	6	5	11	12	0.478	21	24	0.467	0	1	17.0	45	0.378	11
C 44 James, Bob	4	2	3	3	7	5	0.583	2	5	3	4	5	9	0.357	12	14	0.462	0	0	11.5	26	0.442	6
C 45 Munroe, Joe	2	2	0	4	2	6	0.250	0	2	1	3	1	5	0.167	3	11	0.214	0	0	3.5	14	0.250	4
C 46 Hall, Josh	0	0	0	0	0	0	---	0	0	0	0	0	0	---	0	0	---	0	0	0.0	0	---	0
C 47 Sellers, Mark	1	0	0	1	1	1	0.500	0	1	0	1	0	2	0.000	1	3	0.250	0	0	0.0	4	0.000	1
C 48 Clark, Bryce	6	5	6	9	12	14	0.462	5	10	6	8	11	18	0.379	23	32	0.418	0	1	13.5	55	0.245	12
C5/ Toeing the Line	36	36	35	37	71	73	0.493	17	19	20	16	37	35	0.514	145	143	0.503	7	0	125.0	288	0.434	
C 50 Stephenson, Scott	3	3	3	2	6	5	0.545	5	3	1	5	6	8	0.429	12	13	0.480	1	0	11.5	25	0.460	7
C 51 Stallings, Joe	3	6	1	8	4	14	0.222	4	5	7	4	11	9	0.550	15	23	0.395	1	0	5.5	38	0.145	10
C 52 Venable, Mike	6	5	7	4	13	9	0.591	4	6	6	6	10	12	0.455	23	21	0.523	1	0	20.0	44	0.455	11
C 53 Citrak, Sheldon	0	0	0	0	0	0	---	0	0	0	0	0	0	---	0	0	---	0	0	0.0	0	---	0
C 54 Neill, Greg	6	6	7	5	13	11	0.542	4	6	8	4	12	10	0.545	25	21	0.543	1	0	15.5	46	0.337	11
C 55 Wilson, Chris	6	7	6	7	12	14	0.462	7	5	6	5	13	10	0.565	25	24	0.510	1	0	23.5	49	0.480	12
C 56 Wilson, John	2	4	5	2	7	6	0.538	4	3	3	4	7	7	0.500	14	13	0.519	1	0	17.5	27	0.648	7
C 57 Collins, Craig	3	4	0	7	3	11	0.214	2	6	5	2	7	8	0.467	10	19	0.345	0	0	12.5	29	0.431	8
C 58 Holland, Tom	7	1	6	2	13	3	0.813	4	4	4	2	8	6	0.571	21	9	0.700	1	0	19.0	30	0.633	8
C6/ F Bombs	38	34	43	29	81	63	0.563	23	13	22	14	45	27	0.625	171	117	0.594	0	14	161.5	288	0.561	
C 60 Long, Gary	4	4	1	1	5	5	0.500	1	2	2	4	3	6	0.333	8	11	0.421	0	1	2.5	19	0.132	10
C 61 Gardner, Mike	6	5	5	2	11	7	0.611	6	6	7	2	13	8	0.619	24	15	0.615	0	1	22.0	39	0.564	12
C 62 Ellington, Dave	4	5	6	2	10	7	0.588	6	3	3	3	9	6	0.600	19	13	0.594	0	1	15.5	32	0.484	12
C 63 Long, Robert	5	3	2	3	7	6	0.538	2	4	5	3	7	7	0.500	14	13	0.519	0	2	11.0	27	0.407	11
C 64 Valez, Jose	2	2	4	1	6	3	0.667	4	1	3	1	7	2	0.778	13	5	0.722	0	1	15.0	18	0.833	6
C 65 Gouge, Shane	5	3	7	4	12	7	0.632	9	2	7	3	16	5	0.762	28	12	0.700	0	2	32.5	40	0.813	11
C 66 Jones, Dustin	2	4	6	4	8	8	0.500	6	2	5	2	11	4	0.733	19	12	0.613	0	2	20.5	31	0.661	11
C 67 Williams, Denny	6	3	5	2	11	5	0.688	5	2	6	3	11	5	0.688	22	10	0.688	0	1	16.0	32	0.500	11
C 68 Morin, Deane "Dino"	1	3	2	6	3	9	0.250	3	1	4	2	7	3	0.700	10	12	0.455	0	1	14.0	22	0.636	10
C 69 Haire, Chris	3	2	5	4	8	6	0.571	4	3	2	5	6	8	0.429	14	14	0.500	0	2	12.5	28	0.446	11
C7/ Shark Shooters	37	35	35	37	72	72	0.500	14	22	13	23	27	45	0.375	126	162	0.438	0	0	116.0	288	0.403	
C 70 Stacy, Michelle	0	7	1	2	1	9	0.100	0	3	2	5	2	8	0.200	3	17	0.150	0	0	4.0	20	0.200	10
C 71 Stacy, Rod	6	3	2	6	8	9	0.471	5	5	4	6	9	11	0.450	17	20	0.459	0	0	13.0	37	0.351	11
C 72 Mitchell, Liz	1	3	3	2	4	5	0.444	0	5	0	1	0	6	0.000	4	11	0.267	0	0	4.0	15	0.267	6
C 73 Mitchell, Tim	7	1	4	4	11	5	0.688	4	6	3	5	7	11	0.389	18	16	0.529	0	0	8.0	34	0.235	9
C 74 Buck, Chris	4	4	3	6	7	10	0.412	4	5	2	5	6	10	0.375	13	20	0.394	0	0	21.0	33	0.636	9
C 75 Mercer, Dave	6	4	3	7	9	11	0.450	3	5	3	8	6	13	0.316	15	24	0.385	0	0	13.0	39	0.333	11
C 76 Lane, Timothy	3	5	5	4	8	9	0.471	3	5	5	4	8	9	0.471	16	18	0.471	0	0	19.5	34	0.574	9
C 77 Taylor, Eric	0	2	1	1	1	3	0.250	0	2	0	1	0	3	0.000	1	6	0.143	0	0	0.0	7	0.000	2
C 78 Bowman, Merrill	7	3	8	4	15	7	0.682	6	6	4	8	10	14	0.417	25	21	0.543	0	0	19.5	46	0.424	12
C 79 Gibson, Thomas "TA"	3	3	5	1	8	4	0.667	3	2	3	3	6	5	0.545	14	9	0.609	0	0	14.0	23	0.609	6

	Singles 301		Singles Cricket		Singles Record		Singles Win %-age	Doubles Cricket		Doubles 501		Doubles Record		Doubles Win %-age	Sngls + Dbls Record		Sngls + Dbls Win %-age	Tiebreaker Ws	Tiebreaker Ls	All-Star Points	Games Played	All-Star Point Average	Matches Played
D2/ Big Bulls	37	35	43	29	80	64	0.556	24	12	23	13	47	25	0.653	174	114	0.604	0	0	119.5	288	0.415	
D 20 Toolan, Chris	6	5	6	4	12	9	0.571	10	1	7	5	17	6	0.739	29	15	0.659	0	0	9.0	44	0.205	12
D 21 Reinert, Kevin	1	1	2	0	3	1	0.750	0	2	0	2	0	4	0.000	3	5	0.375	0	0	1.0	8	0.125	3
D 22 Fitzgerald, Dennis	6	3	6	4	12	7	0.632	7	3	8	1	15	4	0.789	27	11	0.711	0	0	20.0	38	0.526	10
D 23 Talton, Chris	3	4	3	2	6	6	0.500	1	2	3	3	4	5	0.444	10	11	0.476	0	0	4.5	21	0.214	7
D 24 Stewart, Kevin	3	3	7	4	10	7	0.588	6	5	7	2	13	7	0.650	23	14	0.622	0	0	15.5	37	0.419	11
D 25 Golub, Gregg	0	6	0	7	0	13	0.000	0	3	2	2	2	5	0.286	2	18	0.100	0	0	6.5	20	0.325	8
D 26 Flanagan, Stephen	4	6	9	1	13	7	0.650	7	4	7	3	14	7	0.667	27	14	0.659	0	0	26.5	41	0.646	11
D 27 Knott, Ronnie	9	1	4	3	13	4	0.765	10	0	6	3	16	3	0.842	29	7	0.806	0	0	17.0	36	0.472	10
D 28 McWhorter, Mike	4	4	3	3	7	7	0.500	5	3	5	3	10	6	0.625	17	13	0.567	0	0	10.5	30	0.350	8
D 29 Keleher, John	1	2	3	1	4	3	0.571	2	1	1	2	3	3	0.500	7	6	0.538	0	0	9.0	13	0.692	4
D3/ Menace 2 Sobriety	31	41	33	39	64	80	0.444	9	27	13	23	22	50	0.306	108	180	0.375	0	6	95.0	288	0.330	
D 30 Johnson, Dave	3	11	7	5	10	16	0.385	5	7	4	8	9	15	0.375	19	31	0.380	0	1	23.0	50	0.460	12
D 31 White, J.J.	6	6	7	6	13	12	0.520	7	6	5	8	12	14	0.462	25	26	0.490	0	1	21.0	51	0.412	12
D 32 Bouchard, Keith	2	3	3	2	5	5	0.500	1	5	2	4	3	9	0.250	8	14	0.364	0	0	7.0	22	0.318	6
D 33 Price, Brady	3	3	3	3	6	6	0.500	0	6	2	4	2	10	0.167	8	16	0.333	0	0	7.0	24	0.292	6
D 34 McCartney, Eric	0	0	0	0	0	0	---	0	0	0	0	0	0	---	0	0	---	0	0	0.0	0	---	0
D 35 Staley, Shawn	0	0	0	0	0	0	---	0	0	0	0	0	0	---	0	0	---	0	0	0.0	0	---	0
D 36 Kareiva, Keith	0	0	2	0	2	0	1.000	1	0	1	0	2	0	1.000	4	0	1.000	0	1	0.0	4	0.000	3
D 37 Rogers, Spencer	5	6	4	9	9	15	0.375	1	10	3	7	4	17	0.190	13	32	0.289	0	1	13.5	45	0.300	11
D 38 Gartland, James	4	7	2	6	6	13	0.316	1	10	4	7	5	17	0.227	11	30	0.268	0	1	8.5	41	0.207	11
D 39 Baker, Dennis	8	5	5	8	13	13	0.500	2	10	5	8	7	18	0.280	20	31	0.392	0	1	15.0	51	0.294	12
D4/ Sharky's Machine	35	37	26	46	61	83	0.424	20	16	15	21	35	37	0.486	131	157	0.455	0	0	92.0	288	0.319	
D 40 Bateman, Jimmy	6	6	6	8	12	14	0.462	9	3	7	5	16	8	0.667	28	22	0.560	0	0	19.0	50	0.380	12
D 41 Allison, Frank	1	4	1	2	2	6	0.250	2	2	3	2	5	4	0.556	7	10	0.412	0	0	5.0	17	0.294	5
D 42 Borgia, Pete	6	5	3	8	9	13	0.409	6	7	4	7	10	14	0.417	19	27	0.413	0	0	11.5	46	0.250	11
D 43 Barrett, Darren	5	5	4	6	9	11	0.450	6	4	5	7	11	11	0.500	20	22	0.476	0	0	15.0	42	0.357	10
D 44 Schaefer, Dan	2	2	1	4	3	6	0.333	3	2	1	4	4	6	0.400	7	12	0.368	0	0	1.5	19	0.079	5
D 45 Kruger, Lonny	3	4	1	4	4	8	0.333	4	2	3	3	7	5	0.583	11	13	0.458	0	0	16.0	24	0.667	6
D 46 Schaefer, John	5	3	7	1	12	4	0.750	4	4	3	4	7	8	0.467	19	12	0.613	0	0	12.0	31	0.387	8
D 47 Schaefer, Michael	2	4	1	7	3	11	0.214	2	6	2	5	4	11	0.267	7	22	0.241	0	0	8.0	29	0.276	8
D 48 Fink, Scott	5	4	2	6	7	10	0.412	4	2	2	5	6	7	0.462	13	17	0.433	0	0	4.0	30	0.133	8
D5/ Hump Day!	37	35	39	33	76	68	0.528	13	23	18	18	31	41	0.431	138	150	0.479	0	6	127.5	288	0.443	
D 50 Rutten, Pete	0	5	2	4	2	9	0.182	0	7	3	4	3	11	0.214	5	20	0.200	0	1	7.5	25	0.300	8
D 51 Baldwin, Randy	3	4	8	1	11	5	0.688	5	3	3	5	8	8	0.500	19	13	0.594	0	1	30.5	32	0.953	9
D 52 Deemer, Randy	6	5	11	1	17	6	0.739	2	7	4	6	6	13	0.316	23	19	0.548	0	1	25.0	42	0.595	11
D 53 Todd, Patrick	7	3	3	7	10	10	0.500	4	8	5	5	9	13	0.409	19	23	0.452	0	1	14.5	42	0.345	11
D 54 Bush, Jim	3	4	0	2	3	6	0.333	1	2	1	3	2	5	0.286	5	11	0.313	0	0	1.0	16	0.063	7
D 55 Warshawsky, Larry	4	4	2	7	6	11	0.353	4	6	3	5	7	11	0.389	13	22	0.371	0	0	18.5	35	0.529	10
D 56 McEwen, William	8	4	7	5	15	9	0.625	6	6	8	4	14	10	0.583	29	19	0.604	0	1	13.5	48	0.281	12
D 57 Moore, Mark	0	1	0	2	0	3	0.000	0	1	1	1	1	2	0.333	1	5	0.167	0	0	0.0	6	0.000	2
D 58 Krestalude, Andy	6	5	6	4	12	9	0.571	4	6	8	3	12	9	0.571	24	18	0.571	0	1	17.0	42	0.405	10
D6/ One Armed Bandits	42	29	40	32	82	61	0.573	18	18	25	11	43	29	0.597	168	119	0.585	11	0	117.5	287	0.409	
D 60 Kiser, Lyman	1	4	1	3	2	7	0.222	0	4	5	2	5	6	0.455	7	13	0.350	0	0	5.5	20	0.275	8
D 61 Rudy, Jeff	7	2	8	2	15	4	0.789	7	3	7	3	14	6	0.700	29	10	0.744	2	0	19.5	39	0.500	10
D 62 White, Jim	5	2	4	4	9	6	0.600	4	4	7	1	11	5	0.688	20	11	0.645	2	0	14.0	31	0.452	7
D 63 Hansen, Josh	5	6	4	8	9	14	0.391	4	7	8	4	12	11	0.522	21	25	0.457	2	0	15.0	46	0.326	11
D 64 Lewis, Dave	0	0	0	0	0	0	---	0	0	0	0	0	0	---	0	0	---	0	0	0.0	0	---	0
D 65 Murphy, Phil	3	2	3	2	6	4	0.600	2	3	4	1	6	4	0.600	12	8	0.600	1	0	3.0	20	0.150	5
D 66 Trefzger, Ken	7	5	8	4	15	9	0.625	8	4	7	3	15	7	0.682	30	16	0.652	2	0	31.0	46	0.674	12
D 67 Montesi, Chris	6	1	5	2	11	3	0.786	4	3	4	3	8	6	0.571	19	9	0.679	0	0	10.0	28	0.357	7
D 68 Kinden, Pete	1	4	1	3	2	7	0.222	3	2	1	2	4	4	0.500	6	11	0.353	0	0	4.0	17	0.235	5
D 69 Phelps, Doug	7	3	6	4	13	7	0.650	4	6	7	3	11	9	0.550	24	16	0.600	2	0	15.5	40	0.388	10
D7/ Off Constantly-Reboot	40	31	41	31	81	62	0.566	29	7	19	17	48	24	0.667	177	110	0.617	0	0	115.5	287	0.402	
D 70 Cotton, Barbara	2	4	0	3	2	7	0.222	3	1	1	3	4	4	0.500	6	11	0.353	0	0	0.0	17	0.000	8
D 71 Roberts, Mike	3	2	2	4	5	6	0.455	4	2	4	2	8	4	0.667	13	10	0.565	0	0	7.0	23	0.304	6
D 72 Kubel, Nicole	7	5	3	9	10	14	0.417	7	5	8	4	15	9	0.625	25	23	0.521	0	0	11.0	48	0.229	12
D 73 Lueneburg, Randy	8	4	7	5	15	9	0.625	11	1	4	7	15	8	0.652	30	17	0.638	0	0	23.0	47	0.489	12
D 74 Tufillaro, Lou	7	3	8	3	15	6	0.714	10	1	7	4	17	5	0.773	32	11	0.744	0	0	26.0	43	0.605	11
D 75 Olsen, Kevin	8	3	10	1	18	4	0.818	9	2	6	5	15	7	0.682	33	11	0.750	0	0	25.0	44	0.568	11
D 76 Holt, Ben	5	3	4	5	9	8	0.529	9	0	3	4	12	4	0.750	21	12	0.636	0	0	8.0	33	0.242	9
D 77 Azevedo, Angelo	0	2	6	0	6	2	0.750	5	1	4	2	9	3	0.750	15	5	0.750	0	0	13.0	20	0.650	6
D 78 Connell, Jamie	0	5	1	1	1	6	0.143	0	1	1	3	1	4	0.200	2	10	0.167	0	0	2.5	12	0.208	6
D8/ Board Royalty	29	43	30	42	59	85	0.410	13	23	13	23	26	46	0.361	111	177	0.385	7	8	108.0	288	0.375	
D 80 Knight, Romuald	3	1	4	6	7	7	0.500	4	7	3	7	7	14	0.333	14	21	0.400	1	1	12.0	35	0.343	11
D 81 Moulden, Jeremy	3	5	0	7	3	12	0.200	5	4	2	5	7	9	0.438	10	21	0.323	0	1	11.0	31	0.355	8
D 82 Suan, John	6	6	9	3	15	9	0.625	9	3	5	7	14	10	0.583	29	19	0.604	1	1	33.0	48	0.688	12
D 83 Caldwell, Taylor	5	6	2	8	7	14	0.333	2	8	4	6	6	14	0.300	13	28	0.317	1	1	7.0	41	0.171	11
D 84 Phillips, Josh	8	3	6	7	14	10	0.583	2	9	6	6	8	15	0.348	22	25	0.468	1	1	17.0	47	0.362	12
D 85 Phillips, Britt	0	12	0	3	0	15	0.000	0	4	1	3	1	7	0.125	1	22	0.043	1	1	3.0	23	0.130	12
D 86 Smith, Ron "Captain"	0	6	3	4	3	10	0.231	1	4	4	5	5	9	0.357	8	19	0.296	1	1	9.0	27	0.333	9
D 87 Vick, Justin	4	4	6	4	10	8	0.556	3	7	1	7	4	14	0.222	14	22	0.389	1	1	16.0	36	0.444	10

	Singles		Singles		Singles		Singles Win %-age	Doubles		Doubles		Doubles		Doubles Win %-age	Sngls + Dbls		Sngls + Dbls Win %-age	Tiebreaker Ws	Tiebreaker Ls	All-Star Points	Games Played	All-Star Point Average	Matches Played
	301		Cricket		Record			Cricket		501		Record			Record								
E1/ Ones Are Closed	42	42	37	47	79	89	0.470	19	23	13	29	32	52	0.381	143	193	0.426	0	0	102.0	336	0.304	
E 10 DePuy, Becky	5	8	1	6	6	14	0.300	0	4	3	8	3	12	0.200	9	26	0.257	0	0	3.5	35	0.100	13
E 11 Fishbeck, Brent	1	5	2	8	3	13	0.188	6	6	1	8	7	14	0.333	10	27	0.270	0	0	10.5	37	0.284	13
E 12 Vance, Hugh	8	5	13	0	21	5	0.808	8	5	4	9	12	14	0.462	33	19	0.635	0	0	38.0	52	0.731	13
E 13 Dean, Jay	7	5	8	4	15	9	0.625	6	6	5	5	11	11	0.500	26	20	0.565	0	0	12.0	46	0.261	12
E 14 Steiner, Tank	1	1	2	6	3	7	0.300	3	6	0	4	3	10	0.231	6	17	0.261	0	0	13.0	23	0.565	10
E 15 Kelly, Mike	10	2	9	1	19	3	0.864	7	4	3	4	10	8	0.556	29	11	0.725	0	0	13.0	40	0.325	12
E 16 Jimenez, Eduardo	6	4	2	7	8	11	0.421	4	5	3	8	7	13	0.350	15	24	0.385	0	0	4.5	39	0.115	14
E 17 Cooper, Glenn	3	7	0	3	3	10	0.231	1	1	4	7	5	8	0.385	8	18	0.308	0	0	0.0	26	0.000	12
E 18 Iessi, Austin	0	4	0	11	0	15	0.000	3	7	2	4	5	11	0.313	5	26	0.161	0	0	6.5	31	0.210	12
E 19 Berglund, Mike	1	1	0	1	1	2	0.333	0	2	1	1	1	3	0.250	2	5	0.286	0	0	1.0	7	0.143	3
E2/ Red-eye Rangers	51	33	45	39	96	72	0.571	24	18	24	18	48	36	0.571	192	144	0.571	6	20	118.5	336	0.353	
E 20 Kunesh, Joe	5	4	3	5	8	9	0.471	2	9	5	4	7	13	0.350	15	22	0.405	1	2	7.5	37	0.203	12
E 21 Rouse, Chuck	1	7	1	3	2	10	0.167	2	4	1	6	3	10	0.231	5	20	0.200	0	1	1.0	25	0.040	9
E 22 Mitchell, Bill	1	3	2	6	3	9	0.250	0	7	1	4	1	11	0.083	4	20	0.167	1	3	7.0	24	0.292	11
E 23 Kirkpatrick, Scott	13	0	9	3	22	3	0.880	8	4	9	3	17	7	0.708	39	10	0.796	1	3	20.5	49	0.418	12
E 24 Raper, Jeromie	5	5	3	7	8	12	0.400	2	4	1	8	3	12	0.200	11	24	0.314	0	3	4.5	35	0.129	13
E 25 Ellison, Patrick	0	0	0	0	0	0	---	0	0	0	0	0	0	---	0	0	---	0	0	0.0	0	---	0
E 26 Powell, Mark	6	8	11	4	17	12	0.586	10	5	8	6	18	11	0.621	35	23	0.603	1	3	19.5	58	0.336	14
E 27 Powell, Zach	10	4	11	3	21	7	0.750	12	2	13	1	25	3	0.893	46	10	0.821	1	3	38.0	56	0.679	14
E 28 Robertson, Chris	10	2	5	8	15	10	0.600	12	1	10	4	22	5	0.815	37	15	0.712	1	2	20.5	52	0.394	13
E3/ Death Throw	35	49	37	47	72	96	0.429	20	22	24	18	44	40	0.524	160	176	0.476	10	0	112.0	336	0.333	
E 30 Willis, Tolson	5	8	6	7	11	15	0.423	5	9	8	6	13	15	0.464	24	30	0.444	1	0	20.5	54	0.380	12
E 31 Bosier, Sean	7	7	6	7	13	14	0.481	10	6	9	5	19	11	0.633	32	25	0.561	2	0	29.0	57	0.509	13
E 32 Mathews, Dave	8	6	3	12	11	18	0.379	8	8	10	5	18	13	0.581	29	31	0.483	2	0	16.5	60	0.275	14
E 33 Willis, Angie	3	13	2	15	5	28	0.152	2	11	6	8	8	19	0.296	13	47	0.217	1	0	6.5	60	0.108	13
E 34 Mathews, Olivia	8	8	12	3	20	11	0.645	7	8	9	6	16	14	0.533	36	25	0.590	2	0	29.0	61	0.475	14
E 35 Mathews, Alex	4	7	8	3	12	10	0.545	8	2	6	6	14	8	0.636	26	18	0.591	2	0	10.5	44	0.239	10
E4/ Left, Right, Corkers	40	44	36	48	76	92	0.452	18	24	22	20	40	44	0.476	156	180	0.464	6	6	121.0	336	0.360	
E 40 Jeffcoat, Angela	2	11	1	11	3	22	0.120	5	9	8	5	13	14	0.481	16	36	0.308	1	1	8.5	52	0.163	12
E 41 Salemo, Joe	0	0	0	0	0	0	---	0	0	0	0	0	0	---	0	0	---	0	0	0.0	0	---	0
E 42 Bohannon, Zack	7	7	9	5	16	12	0.571	4	10	6	8	10	18	0.357	26	30	0.464	1	1	23.5	56	0.420	14
E 43 Ackerman, Travis	1	1	1	1	2	2	0.500	2	0	1	1	3	1	0.750	5	3	0.625	0	0	4.5	8	0.563	2
E 44 Madeiros, Haley	4	11	3	12	7	23	0.233	6	8	6	9	12	17	0.414	19	40	0.322	1	1	9.0	59	0.153	14
E 45 Fleener, Michael	7	7	3	12	10	19	0.345	7	7	6	8	13	15	0.464	23	34	0.404	1	1	13.0	57	0.228	14
E 46 Hamilton, Dawn	0	0	0	0	0	0	---	0	0	0	0	0	0	---	0	0	---	0	0	0.0	0	---	0
E 47 Bither, Dana	10	4	13	1	23	5	0.821	4	10	9	5	13	15	0.464	36	20	0.643	1	1	37.5	56	0.670	14
E 48 Merkle, Patrick	8	3	6	5	14	8	0.636	8	3	8	3	16	6	0.727	30	14	0.682	1	1	25.0	44	0.568	11
E 49 Mozzetti, Petra	1	0	0	1	1	1	0.500	0	1	0	1	0	2	0.000	1	3	0.250	0	0	0.0	4	0.000	1
E5/ Darts & Debauchery	37	47	47	37	84	84	0.500	23	19	24	18	47	37	0.560	178	158	0.530	10	0	117.0	336	0.348	
E 50 Gagner, Chris	3	8	9	4	12	12	0.500	6	5	9	5	15	10	0.600	27	22	0.551	1	0	18.5	49	0.378	14
E 51 Theall, Ken	3	4	3	2	6	6	0.500	2	4	2	0	4	4	0.500	10	10	0.500	1	0	2.0	20	0.100	13
E 52 Dehnel, Sebastian	4	8	12	1	16	9	0.640	9	4	8	5	17	9	0.654	33	18	0.647	1	0	21.0	51	0.412	13
E 53 Zuttel, Paul	2	2	2	5	4	7	0.364	3	3	2	1	5	4	0.556	9	11	0.450	1	0	3.0	20	0.150	9
E 54 Swartzel, David	8	3	6	6	14	9	0.609	7	6	4	6	11	12	0.478	25	21	0.543	1	0	8.5	46	0.185	14
E 55 Zuttel, Joe	0	8	0	2	0	10	0.000	1	2	4	2	5	4	0.556	5	14	0.263	1	0	2.5	19	0.132	13
E 56 Blake, Rick	6	5	6	5	12	10	0.545	8	4	4	5	12	9	0.571	24	19	0.558	1	0	30.5	43	0.709	12
E 57 Looney, JoDon	4	8	4	7	8	15	0.348	4	7	3	4	7	11	0.389	15	26	0.366	1	0	14.5	41	0.354	13
E 58 Carden, Amanda	0	0	0	2	0	2	0.000	0	1	8	4	8	5	0.615	8	7	0.533	1	0	2.0	15	0.133	14
E 59 Frederickson, David "Butte	7	1	5	3	12	4	0.750	6	2	4	4	10	6	0.625	22	10	0.688	1	0	14.5	32	0.453	8
E6/ Salty Damn Duck Gone (but not	48	36	49	35	97	71	0.577	19	23	15	27	34	50	0.405	165	171	0.491	0	7	124.0	336	0.369	
E 60 Kuppler, Bob	5	6	7	5	12	11	0.522	3	7	5	9	8	16	0.333	20	27	0.426	0	1	10.5	47	0.223	14
E 61 Carawon, Harris	6	6	8	5	14	11	0.560	3	6	4	7	7	13	0.350	21	24	0.467	0	1	14.5	45	0.322	13
E 62 Converse, Laurence	5	6	6	5	11	11	0.500	8	4	3	7	11	11	0.500	22	22	0.500	0	1	16.5	44	0.375	12
E 63 Ellis, Tim	13	1	6	8	19	9	0.679	8	6	4	9	12	15	0.444	31	24	0.564	0	1	16.5	55	0.300	14
E 64 Lalino, Steve	3	4	3	4	6	8	0.429	3	5	2	5	5	10	0.333	11	18	0.379	0	1	7.0	29	0.241	8
E 65 Samaluk, Somchai	12	2	14	0	26	2	0.929	7	7	7	7	14	14	0.500	40	16	0.714	0	1	43.5	56	0.777	14
E 66 Sawyer, Dean	1	5	0	3	1	8	0.111	0	5	0	5	0	10	0.000	1	18	0.053	0	0	1.0	19	0.053	7
E 67 Jeffries, Tom	0	1	0	1	0	2	0.000	1	1	0	1	1	2	0.333	1	4	0.200	0	0	1.0	5	0.200	2
E 68 Samaluk, Sinjin	3	5	5	4	8	9	0.471	5	5	5	4	10	9	0.526	18	18	0.500	0	1	13.5	36	0.375	10
E7/ Darty Sanchez	48	36	49	35	97	71	0.577	28	14	20	22	48	36	0.571	193	143	0.574	0	0	141.0	336	0.420	
E 70 Trefzger, Mike	8	6	5	9	13	15	0.464	5	5	6	6	11	11	0.500	24	26	0.480	0	0	22.0	50	0.440	14
E 71 Trefzger, Eric	7	4	10	3	17	7	0.708	10	4	5	7	15	11	0.577	32	18	0.640	0	0	35.5	50	0.710	13
E 72 Maierhofer, Sean	2	4	2	1	4	5	0.444	3	3	1	3	4	6	0.400	8	11	0.421	0	0	1.5	19	0.079	6
E 73 Goodrich, Brett	6	8	8	5	14	13	0.519	6	6	5	6	11	12	0.478	25	25	0.500	0	0	15.5	50	0.310	13
E 74 Wernet, Brad	4	2	3	4	7	6	0.538	5	2	5	2	10	4	0.714	17	10	0.630	0	0	8.0	27	0.296	7
E 75 Collier, Chris	6	4	8	3	14	7	0.667	11	1	6	7	17	8	0.680	31	15	0.674	0	0	10.0	46	0.217	13
E 76 Stroud, Zach	5	4	4	5	9	9	0.500	4	5	3	7	7	12	0.368	16	21	0.432	0	0	14.0	37	0.378	10
E 77 Robinson, Mike	10	2	7	4	17	6	0.739	10	2	8	4	18	6	0.750	35	12	0.745	0	0	31.5	47	0.670	12
E 78 Bishop, Andy	0	2	2	1	2	3	0.400	2	0	1	2	3	2	0.600	5	5	0.500	0	0	3.0	10	0.300	4
E8/ Just F'd	35	49	36	48	71	97	0.423	17	25	26	16	43	41	0.512	157	179	0.467	0	0	134.0	336	0.399	
E 80 Cominole, Jeremy	6	5	7	5	13	10	0.565	4	8	8	4	12	12	0.500	25	22	0.532	0	0	19.0	47	0.404	11
E 81 Yarsawich, Bryan	2	10	2	9	4	19	0.174	2	10	9	4	11	14	0.440	15	33	0.313	0	0	9.5	48	0.198	13
E 82 Rossbach, Mark	5	7	5	9	10	16	0.385	3	10	4	6	7	16	0.304	17	32	0.347	0	0	16.0	49	0.327	13
E 83 Byland, Jay	1	3	2	3	3	6	0.333	2	1	1	3	3	4	0.429	6	10	0.375	0	0	4.5	16	0.281	5
E 84 Perkins, Heath	8	5	9	4	17	9	0.654	6	7	10	5	16	12	0.571	33	21	0.611	0	0	16.0	54	0.296	13
E 85 Clement, Dawn	2	15	2	11	4	26	0.133	7	7	8	5	15	12	0.556	19	38	0.333	0	0	5.5	57	0.096	14
E 86 Finney, Dave	10	3	8	6	18	9	0.667	9	5	9	5	18	10	0.643	36	19	0.655	0	0	62.5	55	1.136	14
E 87 Bowser, Brian	0	0	0	0	0	0	---	0	0	0	0	0	0	---	0	0	---	0	0	0.0	0	---	0
E 88 Long, Terry	0	0	0	0	0	0	---	0	0	0	0	0	0	---	0	0	---	0	0	0.0	0	---	0
E 89 Mundo, Matt	1	1	1	1	2	2	0.500	1	2	3	0	4	2	0.667	6	4	0.600	0	0	1.0	10	0.100	3

	Singles		Singles		Singles		Singles Win %-age	Doubles		Doubles		Doubles		Doubles Win %-age	Sngls + Dbls		Sngls + Dbls Win %-age	Tiebreaker Ws	Tiebreaker Ls	All-Star Points	Games Played	All-Star Point Average	Matches Played
	301		Cricket		Record			Cricket		501		Record			Record								
F1/ Banging The Wire	45	39	47	37	92	76	0.548	22	20	25	17	47	37	0.560	186	150	0.554	0	10	94.5	336	0.281	
F 10 Williams, Kelsey	3	7	0	1	3	8	0.273	5	4	3	1	8	5	0.615	11	13	0.458	0	1	3.0	24	0.125	11
F 11 Prosser, Brad	7	6	2	5	9	11	0.450	6	5	8	4	14	9	0.609	23	20	0.535	0	1	6.0	43	0.140	13
F 12 White, John	11	3	11	3	22	6	0.786	7	5	6	6	13	11	0.542	35	17	0.673	0	1	32.0	52	0.615	14
F 13 Ferri, Chris	4	2	4	2	8	4	0.667	5	2	3	3	8	5	0.615	16	9	0.640	0	1	5.5	25	0.220	9
F 14 Bowen, Andy	5	3	7	1	12	4	0.750	3	4	4	5	7	9	0.438	19	13	0.594	0	1	10.5	32	0.328	10
F 15 Owens, Joslin	0	3	1	7	1	10	0.091	4	1	2	3	6	4	0.600	7	14	0.333	0	1	0.0	21	0.000	11
F 16 Dahlgren, Zac	1	2	7	3	8	5	0.615	4	7	10	1	14	8	0.636	22	13	0.629	0	1	12.5	35	0.357	12
F 17 Grillette, Kendall	0	2	2	9	2	11	0.154	0	4	6	3	6	7	0.462	8	18	0.308	0	1	2.0	26	0.077	11
F 18 Port, Brian	8	6	8	3	16	9	0.640	7	5	5	3	12	8	0.600	28	17	0.622	0	1	13.5	45	0.300	14
F 19 Stark, Parker	6	5	5	3	11	8	0.579	3	3	3	5	6	8	0.429	17	16	0.515	0	1	9.5	33	0.288	11
F2/ Flight Privilege	47	37	44	40	91	77	0.542	22	20	20	22	42	42	0.500	175	161	0.521	9	0	86.5	336	0.257	
F 20 Budd, Shawn	1	2	2	1	3	3	0.500	1	3	2	0	3	3	0.500	6	6	0.500	0	0	3.0	12	0.250	4
F 21 Wissinger, Wes	8	5	14	0	22	5	0.815	7	4	9	6	16	10	0.615	38	15	0.717	1	0	23.0	53	0.434	14
F 22 Strickland, Jon	5	1	7	0	12	1	0.923	4	3	4	3	8	6	0.571	20	7	0.741	1	0	6.5	27	0.241	7
F 23 Thompson, Barry	5	2	4	3	9	5	0.643	5	3	2	5	7	8	0.467	16	13	0.552	1	0	11.0	29	0.379	8
F 24 Beene, Ryan	5	5	2	8	7	13	0.350	6	3	5	4	11	7	0.611	18	20	0.474	1	0	8.0	38	0.211	11
F 25 Newton, Tammy	7	4	2	8	9	12	0.429	5	6	5	8	10	14	0.417	19	26	0.422	1	0	11.5	45	0.256	13
F 26 Stoy, Jamie	9	5	9	4	18	9	0.667	6	7	4	6	10	13	0.435	28	22	0.560	1	0	13.5	50	0.270	13
F 27 Stoy, Kara	2	7	0	1	2	8	0.200	3	4	4	6	7	10	0.412	9	18	0.333	1	0	0.0	27	0.000	11
F 28 Beck, Paul	3	3	2	4	5	7	0.417	4	2	1	2	5	4	0.556	10	11	0.476	1	0	1.0	21	0.048	8
F 29 Newton, Ted	2	3	2	11	4	14	0.222	3	5	4	4	7	9	0.438	11	23	0.324	1	0	9.0	34	0.265	13
F3/ Sofa Kings	47	37	48	36	95	73	0.565	14	28	21	21	35	49	0.417	165	171	0.491	0	0	85.0	336	0.253	
F 30 Keim, Roger	7	4	8	2	15	6	0.714	5	5	5	4	10	9	0.526	25	15	0.625	0	0	17.5	40	0.438	10
F 31 Alcon, Tony	7	5	9	3	16	8	0.667	7	5	7	5	14	10	0.583	30	18	0.625	0	0	17.0	48	0.354	12
F 32 Bozza, Doug	7	3	6	4	13	7	0.650	3	7	4	6	7	13	0.350	20	20	0.500	0	0	13.5	40	0.338	10
F 33 Moore, Ken	7	7	9	5	16	12	0.571	3	5	6	6	9	11	0.450	25	23	0.521	0	0	8.0	48	0.167	14
F 34 Plotkin, Jeremy	3	5	5	3	8	8	0.500	4	3	4	3	8	6	0.571	16	14	0.533	0	0	7.0	30	0.233	8
F 35 Hommel, Darren	4	3	4	6	8	9	0.471	2	10	4	5	6	15	0.286	14	24	0.368	0	0	5.5	38	0.145	12
F 36 Campbell, Aaron	8	3	6	5	14	8	0.636	2	10	4	7	6	17	0.261	20	25	0.444	0	0	11.5	45	0.256	13
F 37 Moore, Andrew	4	7	1	8	5	15	0.250	2	11	8	6	10	17	0.370	15	32	0.319	0	0	5.0	47	0.106	13
F4/ Coach 4:4	43	41	50	34	93	75	0.554	26	16	27	15	53	31	0.631	199	137	0.592	0	7	88.0	336	0.262	
F 40 Emerton, Eric	5	6	1	6	6	12	0.333	4	4	5	2	9	6	0.600	15	18	0.455	0	1	6.5	33	0.197	11
F 41 Barletta, Phil	1	0	9	1	10	1	0.909	8	2	5	4	13	6	0.684	23	7	0.767	0	1	10.5	30	0.350	10
F 42 Woodard, Dave	7	8	9	6	16	14	0.533	12	3	8	6	20	9	0.690	36	23	0.610	0	1	22.5	59	0.381	14
F 43 Ejlali, Shervin	5	4	7	4	12	8	0.600	4	8	5	2	9	10	0.474	21	18	0.538	0	1	11.5	39	0.295	12
F 44 Martin, Claude	3	11	5	6	8	17	0.320	2	5	9	5	11	10	0.524	19	27	0.413	0	1	3.0	46	0.065	13
F 45 Hamer, Andrew	6	4	1	5	7	9	0.438	3	6	6	3	9	9	0.500	16	18	0.471	0	0	7.0	34	0.206	10
F 46 Scott, Kevin	6	4	7	3	13	7	0.650	8	2	7	3	15	5	0.750	28	12	0.700	0	1	9.0	40	0.225	10
F 47 Turner, Kevin	9	4	11	2	20	6	0.769	11	2	9	4	20	6	0.769	40	12	0.769	0	1	18.0	52	0.346	13
F 48 Ago, Alvin	1	0	0	1	1	1	0.500	0	0	0	1	0	1	0.000	1	2	0.333	0	0	0.0	3	0.000	1
F 49 Quillen, Neil	0	0	0	0	0	0	---	0	0	0	0	0	0	---	0	0	---	0	0	0.0	0	---	0
F5/ Dart Side of the Moon	46	38	48	36	94	74	0.560	27	15	20	22	47	37	0.560	188	148	0.560	0	0	102.5	336	0.305	
F 50 Cornell, Blaine	6	6	3	3	9	9	0.500	5	4	2	6	7	10	0.412	16	19	0.457	0	0	7.5	35	0.214	13
F 51 Millius, Mike	11	2	10	3	21	5	0.808	9	4	6	5	15	9	0.625	36	14	0.720	0	0	19.5	50	0.390	13
F 52 Metivier, Sam	0	3	1	5	1	8	0.111	2	3	4	1	6	4	0.600	7	12	0.368	0	0	3.0	19	0.158	7
F 53 Furdon, Matt	10	4	9	3	19	7	0.731	9	5	4	8	13	13	0.500	32	20	0.615	0	0	17.0	52	0.327	14
F 54 Wilberg, Chelsea	5	4	7	6	12	10	0.545	5	3	5	3	10	6	0.625	22	16	0.579	0	0	12.5	38	0.329	14
F 55 Kirchner, John	6	3	4	5	10	8	0.556	6	2	5	1	11	3	0.786	21	11	0.656	0	0	6.5	32	0.203	10
F 56 Wilson, Jonathan	0	3	9	5	9	8	0.529	9	5	9	3	18	8	0.692	27	16	0.628	0	0	22.0	43	0.512	14
F 57 Wilson, Misty	4	8	1	1	5	9	0.357	0	1	2	10	2	11	0.154	7	20	0.259	0	0	0.0	27	0.000	14
F 58 Toko, Jeff	4	5	4	5	8	10	0.444	9	3	3	7	12	10	0.545	20	20	0.500	0	0	14.5	40	0.363	13
F6/ The Neighborhood Dart Knights	52	32	53	31	105	63	0.625	32	10	25	17	57	27	0.679	219	117	0.652	9	0	138.5	336	0.412	
F 60 Osier, Emmalee	4	4	0	0	4	4	0.500	9	2	7	4	16	6	0.727	20	10	0.667	1	0	8.0	30	0.267	12
F 61 Markham, Jared	3	4	3	3	6	7	0.462	4	1	4	5	8	6	0.571	14	13	0.519	1	0	11.5	27	0.426	10
F 62 Amos, Terron	6	2	5	4	11	6	0.647	12	0	6	2	18	2	0.900	29	8	0.784	1	0	15.0	37	0.405	13
F 63 Thomas, Tony	10	2	11	1	21	3	0.875	8	3	6	4	14	7	0.667	35	10	0.778	1	0	27.5	45	0.611	14
F 64 Gamble, Mark	11	1	6	1	17	2	0.895	5	1	6	3	11	4	0.733	28	6	0.824	1	0	18.5	34	0.544	12
F 65 Swepson, Jerrell	6	5	8	1	14	6	0.700	7	3	3	4	10	7	0.588	24	13	0.649	1	0	19.0	37	0.514	13
F 66 Davis, P.J.	6	3	10	0	16	3	0.842	8	2	1	2	9	4	0.692	25	7	0.781	0	0	13.0	32	0.406	11
F 67 Palmer, Levi	4	6	5	5	9	11	0.450	4	4	7	1	11	5	0.688	20	16	0.556	1	0	17.0	36	0.472	13
F 68 Neff, Josh	0	1	3	8	3	9	0.250	4	1	5	3	9	4	0.692	12	13	0.480	1	0	3.5	25	0.140	11
F 69 Bathurst, Morgan	2	4	2	8	4	12	0.250	3	3	5	6	8	9	0.471	12	21	0.364	1	0	5.5	33	0.167	11
F7/ We're Sexy & We Throw It	32	52	27	57	59	109	0.351	13	29	17	25	30	54	0.357	119	217	0.354	0	0	63.5	336	0.189	
F 70 McNamara, Ken	7	6	10	3	17	9	0.654	6	7	5	7	11	14	0.440	28	23	0.549	0	0	19.5	51	0.382	13
F 71 McNamara, Karen	2	10	1	0	3	10	0.231	1	7	3	9	4	16	0.200	7	26	0.212	0	0	1.0	33	0.030	13
F 72 Coggins, Leigh	2	8	0	6	2	14	0.125	2	5	4	3	6	8	0.429	8	22	0.267	0	0	2.0	30	0.067	13
F 73 Bohanan, Heather	4	5	3	6	7	11	0.389	2	7	3	6	5	13	0.278	12	24	0.333	0	0	5.0	36	0.139	12
F 74 Ross, Anne	1	7	1	6	2	13	0.133	1	4	0	5	1	9	0.100	3	22	0.120	0	0	5.0	25	0.200	11
F 75 Crawford, Neal	3	3	4	8	7	11	0.389	2	8	4	3	6	11	0.353	13	22	0.371	0	0	8.0	35	0.229	12
F 76 Morlando, Jim	1	0	0	8	1	8	0.111	4	3	3	3	7	6	0.538	8	14	0.364	0	0	1.0	22	0.045	8
F 77 Mattson, Eric	3	4	1	8	4	12	0.250	1	5	1	6	2	11	0.154	6	23	0.207	0	0	3.5	29	0.121	10
F 78 Vlahos, George	4	8	3	8	7	16	0.304	3	9	6	7	9	16	0.360	16	32	0.333	0	0	4.5	48	0.094	14
F 79 Balint, Joey	5	1	4	4	9	5	0.643	4	3	5	1	9	4	0.692	18	9	0.667	0	0	14.0	27	0.519	8
F8/ The Gutter Balls	24	60	19	65	43	125	0.256	12	30	13	29	25	59	0.298	93	243	0.277	0	0	41.0	336	0.122	
F 80 Smith, Lauren	4	9	3	10	7	19	0.269	5	8	6	7	11	15	0.423	18	34	0.346	0	0	9.0	52	0.173	13
F 81 Smith, Jason	1	6	3	4	4	10	0.286	0	7	2	5	2	12	0.143	6	22	0.214	0	0	2.5	28	0.089	7
F 82 Thomas, Amy	2	6	0	8	2	14	0.125	1	7	1	7	2	14	0.125	4	28	0.125	0	0	1.0	32	0.031	8
F 83 Thomas, Ty	1	6	1	6	2	12	0.143	1	6	1	6	2	12	0.143	4	24	0.143	0	0	6.5	28	0.232	7
F 84 Venters, Meg	0	5	0	5	0	10	0.000	3	2	1	4	4	6	0.400	4	16	0.200	0	0	1.0	20	0.050	5
F 85 Hager, Ginny	4	7	3	8	7	15	0.318	5	6	5	6	10	12	0.455	17	27	0.386	0	0	5.0	44	0.114	11
F 86 Crabtree, Traci	1	11	4	8	5	19	0.208	5	7	5	7	10	14	0.417	15	33	0.313	0	0	5.5	48	0.115	12
F 87 Crabtree, Reagan	8	4	5	7	13	11	0.542	2	10	3	9	5	19	0.208	18	30	0.375	0	0	10.5	48	0.219	12
F 88 Harrigan, Amy	2	4	0	6	2	10	0.167	2	4	2	4	4	8	0.333	6	18	0.250	0	0	0.0	24	0.000	6
F 89 Harrigan, Mike	1	2	0	3	1	5	0.167	0	3	0	3	0	6	0.000	1	11	0.083	0	0	0.0	12	0.000	3

Raleigh Dart League

Registration for Spring 2022 Season
Wednesday, January 5, (The Upper Deck), 7:00-8:00 p.m.

Wednesday, January 5 ⌫⌦ **For ALL teams - there is only one night of registration!!!**
(If your team is not returning, please leave a message on VoiceMail.
New captain? Please pass this information on to him/her.)
Bring: 1) Completed roster - use BLACK pen please - with divisions played by by each member for last 3 seasons
2) ONE check for bar fee and a minimum of six players (Bar fee is $20; Player registration is $20) NO CASH WILL BE ACCEPTED!!!

Wednesday, January 5 **DEADLINE for unrestricted roster add-ons, at REGISTRATION (no extensions)**
January 6 through February 28 Add-ons pre-approved by the Membership Director (Membership Committee Director - Heather Bohanan, 919-326-1956, membership@raleighdartleague.org)
1) Checks & player information as per roster to: Treasurer Taylor Caldwell, 919-623-9920, 1118 Northview Street, Garner, NC 27529; tcaldwell831@gmail.com
2) Membership Director will inform captain of Director's/Committee's decision
A PLAYER IS NOT ELIGIBLE UNTIL APPROVED, AND WITH DUES PAID

Wednesday, January 19 ⌫⌦ **Captains' meeting, 7:00-8:00 p.m., The Upper Deck (MANDATORY)**
Pick up schedules, blank scoresheets, team rosters, phone lists, rules, etc.

Wednesday, January 26 ⌫⌦ **8:00 p.m. Season starts**

Monday, February 28 **5th week captains' meeting, 7:00-8:00 p.m., The Upper Deck**
... and RDL Board meeting --- Last day to add/replace a player with approval

SPRING 2022 RALEIGH DART LEAGUE TEAM REGISTRATION FORM

Team Name _____ Team Number _____
(PLEASE LEAVE BLANK)

Player Name (not nickname):	Divisions played in previous 3 seasons	Dart experience (if any) outside RDL*	M/F	Phone #:	Fee Paid:
Home Bar & Dart Rep.:		Board #s:			
Captain: 0				(C) (H)	0
1				(C) (H)	1
2				(C) (H)	2
3				(C) (H)	3
4				(C) (H)	4
5				(C) (H)	5
6				(C) (H)	6
7				(C) (H)	7
8				(C) (H)	8
9				(C) (H)	9

TOTAL:

Captain's Email Address: _____

** If there are players new to RDL and you are aware of their dart experience outside of RDL, please include that information here. You might say things like "Played in a mid-level team in Chicago for the past 6 years" or "No league experience but throws on a regular basis - consistently beats D & E players at Upper Deck LOD"*

5KJO KB / ASOHAPPAN

Home to the Fall Session of the Raleigh Dart League for the Banquet, Saturday, May 21, 2022 Issue #JK816
The "Last Four Times I've Played Monopoly, It Ended With Me Getting In A Fight" Edition

TOURNAMENT WINNERS

"A" Division - ***The Bullies*** *(14-8)*

In a match chock full of perfect throws and big finishes, The Bullies finally inch ahead of Element in DCkt after 2.5 matches of nearly dead even play this season, thereby locking up one of the only two season/tournament doubles in any division this season.

"B" Division - ***Consistently Inconsistent*** *(13-9)*

The B tournament was one of the craziest tournaments in the history of… anything. The ONLY match won by the higher-seeded seeded team in the entire tournament was the semifinals forfeit by the #7 seed that had just pulled off the biggest upset leaguewide.

"C" Division - ***Darty Minds*** *(13-7)*

After scoring the most season points in any division outside of A, but still not winning the regular season, Darty Minds rolled to the C tournament title. Somehow, their 13-7 win was the largest margin of victory in any of the seven very competitive division finals.

"D" Division - ***Off Constantly-Reboot*** *(12+-12)*

It turns out that Big Bulls really can't beat Off Constantly all season long, as Angelo Azevedo pitched a single-10/double-5 with Big Bulls sitting on 40 in the lone finals match tiebreaker, after both teams had already missed a few shots at the winner.

"E" Division - ***Red-eye Rangers*** *(14-10)*

In a division that had a very deep pool of talent despite having an undefeated season champ, the Rangers fought past a murderers' row to fulfill my Dark Horse prediction pick from the #4 slot.

"F" Division - ***Death Throw*** *(13-11)*

Death Throw used the first two weeks of the season to throw us all off the scent, taking two thumpings. After that, they went 11-2 in the season/tournament combined (losing one of those in 1001), and flat-out rolled 2 of their 3 tournament opponents before 501.

"G" Division - ***Sofa Kings*** *(14-8)*

This G tournament run was Sofa King good, finally getting over their personal Coach hurdle with a huge semifinals performance. But quick sidebar note: don't miss that Sofa's toughest battle was with the first-season newcomer Rippin Darts in the quarterfinals.

REGULAR SEASON WINNERS

"A" Division - ***The Bullies*** *(11 wins, 1 loss)*
2nd place - The Uncharted Element

"B" Division - ***Boom Baby!!!*** *(9 wins, 3 losses)*
2nd place - Armed & Hammered

"C" Division - ***We're DR.UNK Again*** *(10 wins, 2 losses)*
2nd place - Darty Minds

"D" Division - ***Off Constantly-Reboot*** *(10 wins, 2 losses)*
2nd place - Big Bulls

"E" Division - ***Darty Sanchez*** *(12 wins, 0 losses)*
2nd place - One Armed Bandits

"F" Division - ***Backpfeifengesicht*** *(10 wins, 2 losses)*
2nd place - Duck Yew

"G" Division - ***Banging The Wire*** *(10 wins, 2 losses)*
2nd place - Yeah Yeah Coach

Rosters of all season- and tournament-winning teams are on page 4.)

TABLE OF CONTENTS

Item	Page Number
Tournament & Regular Season Winning Teams	1
Fall 2022 RDL Season Information	1
Final Divisional Standings	2
Final Divisional Tournament Results	3
Tournament & Regular Season Winning Team Rosters	4
Winning team photo gallery (continued on pg.16)	4
Tournament Trophy Dart Awards	5
Other Tournament Hot Darts	5
Regular Season Trophy Dart Awards	5
Divisional Singles Win %-age Winners	6
Divisional All-Star Point %-age Winners	6
Players Who Beat the Singles Winners	6
Season Penalty and Tiebreaker Summaries	6
List of Host Establishments	7
Summer blind draws, other local leagues, tournaments	7
RDL Address and Phone No. Information	8
Event Calendar, Penalty Log	8
JK's All-Star Team Picks	9
Quick Stat Tidbits, JK's Prediction Results Summary	9
Prediction Results Table	10
Week-by-Week Match Results Table	11
Spring 2022 Trivia Questions Revisited (cont., pg. 14)	12
Spring 2022 Lyrics Quiz Revisited (cont., pg. 14 too)	13
The rest of the trivia and lyrics quizzes and answers	14
In Memoriam, also happy news, Brown's, quotes, etc.	15
Some pure bad-ass-ery; team win photos continued	16
Random Thoughts from JK	17
2022 DPNC results, standings, and upcoming events	18
2022 NCCDL & NCLC results and standings	19
Fliers for Brown's Summer League, Wreck at the Deck	20
Fliers for Blue Ridge Open, Firecracker Open	21
Fliers for Charlotte Open, Music City Classic	22
Top Singles Records, by Division	23
Top Doubles Records, by Division	24
Top Singles+Doubles, by Division	25
Top All Star Point Averages, by Division	26
Top Individual Records, by Section of Play	27,28
League-Wide Individual Singles, Doubles Records	29
League-Wide Individual Singles + Doubles Records, and All-Star Point Averages	30
Singles, Doubles Records, Ranked by Team	31
Overall Records, All-Star Pt. Ave., Ranked By Team	32
Complete "A" Division Statistics	33
Complete "B" Division Statistics	34
Complete "C" Division Statistics	35
Complete "D" Division Statistics	36
Complete "E" Division Statistics	37
Complete "F" Division Statistics	38
Complete "G" Division Statistics	39
Registration Materials for Fall 2022 RDL Season	40

FALL 2022 RALEIGH DART LEAGUE SEASON INFORMATION

Registration Meeting for ALL Teams; The Upper Deck;
Wednesday, July 20, 7:00-8:00 p.m.

MANDATORY Preseason Captains' Meeting; The Upper Deck;
Wednesday, August 3, 7:00-8:00 p.m.

Match Play begins on Wednesday, August 10

MANDATORY Fifth Week Captains' Meeting;
The Upper Deck; **Monday, September 12**, 7:00-8:00 p.m.

Divisional tournament weeks - **November 16 & 30, December 7**

FINAL!! DIVISIONAL TEAM STANDINGS FOR THE *SPRING 2022* RDL SEASON

"A" Division

		W	L	Pts.
👍	The Bullies 👍	11	1	232
👍	The Uncharted Element	10	2	202
3	North Raleigh Alliance	9	3	191
4	Liver Die!	6	6	113
5	Lunatic Fringe	4	8	127
👎	Brown's Terror Bulls	2	10	80
👎	Why So Serious?	0	12	63

"B" Division

		W	L	Pts.
👍	Boom Baby!!! 👍	9	3	153
👍	Armed & Hammered	8	4	154
3	Hump Day Hurlers	8	4	150
4	Nonessentials	7	5	153
5	The Replacements Reloaded	5	7	129
👎	Consistently Inconsistent	4	8	137
👎	That! Just Happened	1	11	119

"C" Division

		W	L	Pts.
👍	We're DR.UNK Again 👍	10	2	168
👍	Darty Minds	9	3	176
3	Dysfunctional Outlaws	8	4	161
4	Frankie & The 4 Marks	6	6	150
5	DD-214	5	7	127
👎	Nine Lives	4	8	109
👎	Garage Inc.	0	12	94

LEGEND OF SYMBOLS IN STANDINGS
👍 = *regular season division champion*
👍 = *clinched* "top-two" *finish in division*
👎 = *clinched* "bottom-two" *finish in division*

"D" Division

		W	L	Pts.
👍	Off Constantly-Reboot 👍	10	2	166
👍	Big Bulls	9	3	172
3	Rif Raf	7	5	155
4	Hump Day!	6	6	152
5	Methodical Insurrection	5	7	128
👎	Cheap Shots	4	8	136
👎	Shark Shooters	1	11	92

"E" Division

		W	L	Pts.
👍	Darty Sanchez 👍	12	0	175
👍	One Armed Bandits	8	4	165
3	Sharky's Machine	7	5	157
4	Red-eye Rangers	7	5	151
5	Menace 2 Sobriety	5	7	133
👎	That's What She Said	2	10	120
👎	Sippin' & Trippin'	1	11	87

"F" Division

		W	L	Pts.
👍	Backpfeifengesicht 👍	10	2	143
👍	Duck Yew	8	4	164
3	Death Throw	8	4	156
4	Twisted Fork	7	5	147
5	Dart Side of the Moon	5	7	137
👎	No Consensus	2	10	120
👎	Neighborhood Dart Knights	2	10	107

"G" Division

		W	L	Pts.
👍	Banging The Wire 👍	10	2	170
👍	Yeah Yeah Coach	8	4	161
3	Sofa Kings	8	4	153
4	Shoot to Thrill	7	5	155
5	Ones Are Closed	5	7	146
👎	Rippin Darts	3	9	114
👎	We're Sexy & We Throw It	1	11	100

SPRING 2022 RDL DIVISIONAL TOURNAMENT SCHEDULE

Quarterfinals (5/4)	*Semifinals (5/11)*	*Finals (5/18)*	***WINNER***

"A" Division

1 **The Bullies**
(Bye)
The Bullies
(14-2) **The Bullies**
5 Lunatic Fringe
(14-8) Lunatic Fringe
4 Liver Die!
(14-8) **The Bullies**
3 North Raleigh Alliance
(14-0) North Raleigh Alliance
6 Brown's Terror Bulls
(13-11) The Uncharted Element
7 Why So Serious?
(13-2) The Uncharted Element
2 The Uncharted Element

"B" Division

1 Boom Baby!!!
(Bye)
Boom Baby!!!
(14-10) The Replacements Reloaded
5 The Replacements Reloaded
(12-7) The Replacements Reloaded
4 Nonessentials
(13-9) **Consistently Inconsistent**
3 Hump Day Hurlers
(12+-12) **Consistently Inconsistent**
6 **Consistently Inconsistent**
(forfeit) **Consistently Inconsistent**
7 That! Just Happened
(13-11) That! Just Happened
2 Armed & Hammered

"C" Division

1 We're DR.UNK Again
(Bye)
We're DR.UNK Again
(13-7) Frankie & The 4 Marks
5 DD-214
(14-6) Frankie & The 4 Marks
4 Frankie & The 4 Marks
(13-7) **Darty Minds**
3 Dysfunctional Outlaws
(14-10) Dysfunctional Outlaws
6 Nine Lives
(13-9) **Darty Minds**
7 Garage Inc.
(13-3) **Darty Minds**
2 **Darty Minds**

Quarterfinals (5/4)	*Semifinals (5/11)*	*Finals (5/18)*	***WINNER***

"D" Division

1 **Off Constantly-Reboot**
(Bye)
Off Constantly-Reboot
(14-4) **Off Constantly-Reboot**
5 Methodical Insurrection
(14-10) Methodical Insurrection
4 Hump Day!
(12+-12) **Off Constantly-Reboot**
3 Rif Raf
(14-8) Rif Raf
6 Cheap Shots
(14-6) Big Bulls
7 Shark Shooters
(11-1) Big Bulls
2 Big Bulls

"E" Division

1 Darty Sanchez
(Bye)
Darty Sanchez
(13-9) **Red-eye Rangers**
5 Menace 2 Sobriety
(11-4) **Red-eye Rangers**
4 **Red-eye Rangers**
(14-10) **Red-eye Rangers**
3 Sharky's Machine
(forfeit) That's What She Said
6 That's What She Said
(14-4) One Armed Bandits
7 Sippin' & Trippin'
(14-4) One Armed Bandits
2 One Armed Bandits

"F" Division

1 Backpfeifengesicht
(Bye)
Backpfeifengesicht
(14-10) Twisted Fork
5 Dart Side of the Moon
(13-3) Twisted Fork
4 Twisted Fork
(13-11) **Death Throw**
3 **Death Throw**
(14-4) **Death Throw**
6 No Consensus
(13-5) **Death Throw**
7 Neighborhood Dart Knights
(13-9) Duck Yew
2 Duck Yew

Quarterfinals	*Semifinals*	*Finals*

Finals	*Semifinals*	*Quarterfinals*

"G" Division

1 Banging The Wire
(Bye)
Banging The Wire
(14-10) Shoot to Thrill
5 Ones Are Closed
(13-11) Shoot to Thrill
4 Shoot to Thrill
(14-8) **Sofa Kings**
Sofa Kings *(13-5)*
Sofa Kings 3
(13-11)
Rippin Darts 6
We're Sexy & We Throw It 7
Yeah Yeah Coach *(14-4)*
Yeah Yeah Coach 2

WINNING TEAM PHOTO GALLERY! ALL THE REASONS WE COME PLAY, RIGHT HERE… (photos continued on pg. 16)

We got a few photos a couple years ago, and… it was kind of great.. So this was a little minor tradition that I certainly wanted to encourage, and I asked the teams going into the tournament finals to consider taking a team photo and sharing it with us. This is one of my favorite items here. (No player name legends for these, but I'm sure the people in the photos know who they are. Plus, it's really about 'team' happiness anyway.)

A division regular season and tournament champions - **The Bullies**!!



D division regular season and tournament champions - **Off Constantly-Reboot**!!



E division tournament champions - **Red-eye Rangers**



F division tournament champions - **Death Throw**



[division B, C and G winner photos on page 16!!!]

TEAMS THAT WON <u>BOTH</u> THEIR DIVISIONAL TOURNAMENT <u>AND</u> REGULAR SEASON TITLE!!!!!!

(note: players in parentheses did not play enough games during the regular season to qualify for tournament play)

*"A" Division - **The Bullies***

Dean Cusher (c)	Craig Elder	Kevin Foushee
Alex Spellman	Michael Johnson	Pat Gibson
Pete Stewart	P.J. Stewart	Dan Naylor
	(Scott Stankevich)	

*"D" Division - **Off Constantly-Reboot***

Barbara Cotton (c)	Mike Roberts	Nicole Kubel
Kevin Olsen	Angelo Azevedo	Lou Tufillaro
Ben Holt	Randy Lueneburg	(Jamie Connell)

TEAMS THAT WON THEIR DIVISIONAL TOURNAMENT (but not regular season title) !!!!!!

*"B" Division - **Consistently Inconsistent***

Joe Bass (c)	Ed Grubb	Tim McNamara
Tony Danias	Jonathan Munsell	Darren Schmaus
Lee Scott	Doug Jeffcoat	Mike Denton

*"C" Division - **Darty Minds***

Eugene Foushee (c)	C.J. Jobe	Pat Martin
Billy Maccini	Sal Reitano	Joel Dickenson
Tony Horton		Mike Evans

*"E" Division - **Red-eye Rangers***

Joe Kunesh (c)	Chuck Rouse	Will Barnes
Mark Powell	Jeromie Raper	Scott Kirkpatrick
	Chris Robertson	

*"F" Division - **Death Throw***

Tolson Willis (c)	Sean Bosier	Dave Mathews
Angie Willis	Tyler Bradshaw	Olivia Mathews
Bladen Willis	Chase Fortune	Alex Mathews
	Chris Lewis	

*"G" Division - **Sofa Kings***

Roger Keim (c)	Tony Alcon	Doug Bozza
Andrew Moore	Jeremy Plotkin	Ken Moore
Aaron Campbell		Dan Rowe

TEAMS THAT WON THEIR REGULAR SEASON TITLE (but not divisional tournament) !!!!!!

*"B" Division - **Boom Baby!!!***

Jason Zelinack (c)	Jason Crowe	Jason Crompton
Vic White	Lee Jeffreys	Jim Peele
Michael Turner	Jacob Bullard	Paddy Althoff

*"C" Division - **We're DR.UNK Again***

Robert Reece (c)	Shane Gouge	Dustin Jones
John Suan	Chris Haire	Jose Velez
Shaun Dykes	Timmy Johnson	Danny Carter

*"E" Division - **Darty Sanchez***

Mike Trefzger (c)	Eric Trefzger	Sean Maierhofer
Chris Collier	Brad Wernet	Brett Goodrich
Zach Stroud	Mike Robinson	Ollie Barriero Pujol

*"F" Division - **Backpfeifengesicht***

Jeremy Cominole (c)	Bryan Yarsawich	Mark Rossbach
Dawn Clement	Dave Finney	Heath Perkins
Shawn Budd	Pat Ball	Felicia Green
	Matt Mundo	

*"G" Division - **Banging The Wire***

Kelsey Williams (c)	John White	Brad Prosser
Parker Stark	Kendall Gillette	Chris Ferri
Brian Port	Joslin Owens	Andy Bowen
	Patrick Foote	

SPRING 2022 TOURNAMENT!!! TROPHY DART AWARDS

9 Marks

Jim Butterworth (Armed & Hammered, 5/4)
Brad Bushman (Frankie & The 4 Marks, 5/11)
Joel Dickenson (Darty Minds, 5/11)
Robbie Phillips (The Uncharted Element, 5/11)
Stevie Phillips (North Raleigh Alliance, 5/11)
Kenny Persson (The Uncharted Element, 5/11)
Mike Venable (Methodical Insurrection, 5/11)
Tom Brown (The Uncharted Element, 5/18, twice!!)
Pat Gibson (The Bullies, 5/18)
Alex Spellman (The Bullies, 5/18)

Ton-80s

Dan Peele (Lunatic Fringe, 5/4)
John Wilson (Methodical Insurrection, 5/4)
Pat Martin (Darty Minds, 5/11)
Joel Dickenson (Darty Minds, 5/18)
P.J. Stewart (The Bullies, 5/18)

6-Bulls

Darren Barrett (Sharky's Machine, 5/4)
J.J. Tant (Dysfunctional Outlaws, 5/11)

Ton-70-Ins and Outs - (none reported)

For those who are new or simply were not aware of it: fast games, high ins and high outs in the tournament do not win awards unless they are perfect shots (170s) or games.

OTHER TOURNAMENT HOT DARTS (Sorry, no award -- but they're still great shots)

Tom Brown	The Uncharted Element (triple, triple, DBull)	"Perfect"-8m	Robbie Phillips	The Uncharted Element	115-In	Chad Massengill	The Uncharted Element	9-dart 301
			Ross Minty	North Raleigh Alliance	112-In	Robbie Phillips	The Uncharted Element	9-dart 301
P.J. Stewart	The Bullies	5-Bulls	Pat Gibson	The Bullies	104-In	Stevie Phillips	North Raleigh Alliance	9-dart 301
	(that was actually three doubles, to win)		Robb Beeson	The Uncharted Element	101-In	Jason Kilts	The Uncharted Element	12-dart 301
Pat Gibson	The Bullies	8m	Robbie Phillips	The Uncharted Element	149-Out	Stevie Phillips	North Raleigh Alliance	12-dart 301
Olivia Mathews	Death Throw	8m	Chad Massengill	The Uncharted Element	130-Out	P.J. Stewart	The Bullies	12-dart 301
Robb Beeson	The Uncharted Element	120-In	Robbie Phillips	The Uncharted Element	119-Out	Grey Jones & Joe Work	North Raleigh Alliance	21-dart 501
Stevie Phillips	North Raleigh Alliance	120-In	Jason Kilts	The Uncharted Element	104-Out			

SPRING 2022 REGULAR SEASON PERFECT THROWS

9-Marks

Sid Mitchell **(3)** (The Replacements Reloaded, 2/2, 3/2, 4/13)
Kevin Foushee **(2)** (The Bullies, 2/2, 3/30)
Michael Johnson **(2)** (The Bullies, 2/23, 3/2)
Robbie Phillips **(2)** (The Uncharted Element, 2/23, 4/6)
Stevie Phillips **(2)** (North Raleigh Alliance, 2/16, 4/6)
P.J. Stewart **(2)** (The Bullies, 2/9, 4/6)
Tommy Beaird (DD-214, 2/2)
Paul Beaudoin (Nonessentials, 3/9)
Terry Blake (Brown's Terror Bulls, 4/27)
Gary Burney (Cheap Shots, 2/2)
Brad Bushman (Frankie & the 4 Marks, 3/9)
Jay Dean (Ones Are Closed, 2/9)
Randy Deemer (Hump Day!, 4/13)
Dave Finney (Backpfeifengesicht, 3/9)
Pat Gibson (The Bullies, 3/23)
Shane Gouge (We're DR.UNK Again, 3/9)
Lincoln Havens (Why So Serious?, 4/13)
Kim Hoover (That! Just Happened, 3/2)
Roger Keim (Sofa Kings, 1/26)
Ronnie Knott (Big Bulls, 3/16)
Chad Massengill (The Uncharted Element, 3/9)
Joe McCartney (Hump Day Hurlers, 2/2)
Ken McNamara (We're Sexy & We Throw It, 2/23)
Mike O'Toole (Armed & Hammered, 3/2)
Jeff Reygers (Liver Die!, 2/2)
Jeff Rudy (One Armed Bandits, 3/30)
Brian Smith (Dysfunc. Outlaws, 2/23)
Chris Smith (Sippin' & Trippin', 2/23)
Jim Sweet (Methodical Insurr., 3/16)
Dave Tanner (...Terror Bulls, 3/9)
Ken Trefzger (One Armed Bandits,2/2)

Ton-80s

Robbie Phillips **(2)** (The Uncharted Element, 2/16, 3/30)
P.J. Stewart **(2)** (The Bullies, 2/23, 3/2)
Pat Akos (Big Bulls, 4/27)
Jimmy Davis (Nonessentials, 4/27)
Norm Klein (DD-214, 2/23)
Cody Lange (North Ral. Alliance, 3/9)
Chad Massengill (…Element, 3/2)
Kenny Persson (...Element, 1/26)
Stevie Phillips (N. Ral. Alliance, 4/27)
Jeff Rudy (One Armed Bandits, 2/2)
Allen Smith (Uncharted Element, 4/27)
Wil Tan (The Uncharted Element, 3/9)
Tolson Willis (Death Throw, 2/9)
Joe Work (North Ral. Alliance, 4/27)

6-Bulls

(none reported)

SPRING 2022 REGULAR SEASON DIVISIONAL TROPHY DART AWARDS

	A division	B division	C division	D division	E division	F division	G division
High In (301 first turn only!!)	Ton-28 (3/30/22) **Joel Eason** Lunatic Fringe	Ton-60 (3/23/22) **Trey Rodgers** Nonessentials	Ton-20 **Lee Powell** Frankie… (2/9)	Ton-40 (4/20/22) **Dave Buckman** Cheap Shots	Ton-46 (4/20/22) **Jeff Rudy** One Armed Bandits	Ton-15 (4/13/22) **Adam Schoch** Duck Yew	Ton-12 (2/16/22) **Roger Keim** Sofa Kings
			Brad Bushman Frankie… (3/2)				
			Jeremy Limerick DD-214 (3/2)				
			Robb Porcelli Nine Lives (4/27)				
			J.J. Tant …Outlaws (4/27)				
High Out (301/501/ 1001)	Ton-46 (4/20/22) **Stevie Phillips** North Ral. Alliance	Ton-13 (4/27/22) **Jimmy Arnold** Armed&Hammered	Ton-17 (3/23/22) **Tyler Smith** Nine Lives	Ton-29 (2/16/22) **Patrick Todd** Hump Day!	Ton (4/20/22) **Mike Robinson** Darty Sanchez	Ton-16 (2/16/22) **Jeremy Cominole** Backpfeifengesicht	Ton-01 (2/2/22) **Ken Moore** Sofa Kings
Fast Singles 301	8 darts **Alex Spellman** The Bullies (2/23)	11 darts **Steve Holland** Nonessentials (3/2)	11 darts (2/23/22) **Joel Dickenson** Darty Minds	11 darts (3/30/22) **Scott Page** Big Bulls	11 darts (4/20/22) **John Schaefer** Sharky's Machine	11 darts (4/13/22) **John Kirchner** Dart Side of the Moon	11 darts (4/20/22) **Kevin Turner** Yeah Yeah Coach
	Chad Massengill …Element (3/2)	**Tim Mozzetti** Replacements(4/13)					
	P.J. Stewart The Bullies (3/9)	**Joe McCartney** ...Hurlers (4/20)					
Fast Singles Cricket	14 darts (2/9/22) **P.J. Stewart** The Bullies	15 darts (3/9/22) **Jimmy Davis** Nonessentials	17 darts (3/16/22) **Joe Rigert, Sr.** Frankie & 4 Marks	12 darts (4/13/22) **Randy Deemer** Hump Day!	21 darts (4/27/22) **Jeff Rudy** One Armed Bandits	20 darts (2/9/22) **Adam Schoch** Duck Yew	25 darts (3/23/22) **Tony Alcon** Sofa Kings
Fast Doubles Cricket	15 darts (3/23/22) **Pat Gibson & Alex Spellman** The Bullies	24 darts (3/30/22) **Jimmy Davis & Trey Rodgers** Nonessentials	19 darts (3/9/22) **Jeremy Limerick Amanda Preciado** DD-214	23 darts (3/2/22) **Pat Akos & Kevin Stewart** Big Bulls	17 darts (4/6/22) **Jeff Rudy & Jim White** One Armed Bandits	24 darts **Chris Gagner & David Swartzel** ...Consensus (3/9)	19 darts (4/13/22) **Chase McDonald & Erik Raymond** Rippin Darts
						Harris Carawon & Adam Schoch Duck Yew (3/23)	
Fast Doubles 501	14 darts **Grey Jones & Joe Work** …Alliance (2/23)	20 darts (2/16/22) **Brian Coleman & Tim Mozzetti** The Replacements Reloaded	20 darts (3/2/22) **Jeremy Limerick Amanda Preciado** DD-214	19 darts (4/27/22) **Kevin Stewart & Chris Talton** Big Bulls	24 darts (3/2/22) **Doug Adams & Romuald Knight** That's What She Said	26 darts **Travis Ackerman & Chris Schon** Twisted Fork(4/20)	27 darts **Tony Alcon & Jeremy Plotkin** Sofa Kings (2/23)
	Tim Bunn & Dan Peele ...Fringe (3/9)					**David Swartzel & Paul Zuttel** ...Consensus(4/27)	**Andy Bowen & Brian Port** Banging… (4/27)

Spring 2022 RDL Individual Season-Long Awards

SINGLES WIN PERCENTAGE

		W	L	%-age
	"A" Division			
Robbie Phillips	A3/ The Uncharted Eleme	23	1	0.958
	"B" Division			
Dan Butterworth	B4/ Armed & Hammered	15	4	0.789
	"C" Division			
Jose Velez	C3/ We're DR.UNK Again	18	2	0.900
	"D" Division			
Pat Akos	D4/ Big Bulls	17	3	0.850
	"E" Division			
Mike Robinson	E3/ Darty Sanchez	20	2	0.909
	"F" Division			
Adam Schoch	F3/ Duck Yew	22	1	0.957
	"G" Division			
Andy Bowen	G3/ Banging The Wire	16	1	0.941

Women's Records

(# of women by division: A-1, B-5, C-1, D-7, E-4, F-11, G-11)

[No women in A, B, D, E and G divisions satisfied both the minimum number of games requirement and the RDL rule requiring a win percentage of 0.500 or higher to claim a singles award.]

	Women - "C" Division			
Amanda Preciado	C6/ DD-214	12	7	0.632
	Women - "F" Division			
Olivia Mathews	F2/ Death Throw	18	6	0.750

THE PLAYERS WHO *BEAT* THE SINGLES %-AGE WINNERS

[Wow, FIVE of the seven division champs went undefeated in SCkt!]

Who beat Robbie Phillips of The Uncharted Element in A division?
in 301: Alex Spellman (wk.7).
in cricket: (none).

Who beat Dan Butterworth of Armed & Hammered in B division?
in 301: Jamie McQueen (wk.10), Lee Jeffreys (wk.13).
in cricket: Vic White (wk.6), Darren Schmaus (wk.9).

Who beat Jose Velez of We're DR.UNK Again in C division?
in 301: Robb Porcelli (wk.14).
in cricket: Joel Dickenson (wk.2).

Who beat Pat Akos of Big Bulls in D division?
in 301: Randy Deemer (wk.2), John Wilson (wk.8), Chris Reid (wk.13).
in cricket: (none).

Who beat Mike Robinson of Darty Sanchez in E division?
in 301: Chuck Rouse (wk.4), John Schaefer (wk.7).
in cricket: (none).

Who beat Adam Schoch of Duck Yew in F div.?
in 301: Chris Schon (wk.10).
in cricket: (none).

Who beat Andy Bowen of Banging The Wire in G division?
in 301: Chase MdDonald (wk.1). [Took all the pressure off the
in cricket: (none). perfect season in the very first set.]

Who beat Amanda Preciado of DD-214 in C division?
in 301: Joe Rigert, Sr. (wk.10).
in cricket: Eugene Foushee (wk.4), Lee Powell (wk.10), Billy Maccini (wk.11), Brian Smith (wk.12), Jose Velez (wk.13), Mike Gardner (wk.14). [Phew! Rough finish in cricket.]

Who beat Olivia Mathews of Death Throw in F division?
in 301: Adma Schoch (wk.1), P.J. Davis (wk.6), Dana Bither (wk.9), Jerrell Swepson (wk.13). [17-3 after a 1-3 start!]
in cricket: Adam Schoch (wk.1), Patrick Merkle (wk.2).

ALL-STAR POINT AVERAGE

		ASPs	TGP	%-age
	"A" Division			
Robbie Phillips	A3/ The Uncharted Eleme	105.0	47	2.234
	"B" Division			
Sid Mitchell	B7/ The Replacements Re	70.5	49	1.439
	"C" Division			
Joel Dickenson	C1/ Darty Minds	42.0	40	1.050
	"D" Division			
Pat Akos	D4/ Big Bulls	37.0	40	0.925
	"E" Division			
Jeff Rudy	E1/ One Armed Bandits	33.5	43	0.779
	"F" Division			
Adam Schoch	F3/ Duck Yew	36.5	45	0.811
	"G" Division			
Andy Bowen	G3/ Banging The Wire	20.5	34	0.603

Women's Records

(# of women by division: A-1, B-5, C-1, D-7, E-4, F-11, G-11)

	Women's Records - "A" Division			
Leslie Rosenfeld	A6/ Brown's Terror Bulls	16.0	40	0.400
	Women's Records - "B" Division			
Kim Hoover	B1/ That! Just Happened	7.5	40	0.188
	Women's Records - "C" Division			
Amanda Preciado	C6/ DD-214	24.0	39	0.615
	Women's Records - "D" Division			
Nicole Kubel	D3/ Off Constantly-Reboc	7.0	34	0.206
	Women's Records - "E" Division			
Aime Pender	E7/ Sippin' & Trippin'	10.0	34	0.294
	Women's Records - "F" Division			
Olivia Mathews	F2/ Death Throw	20.0	47	0.426
	Women's Records - "G" Division			
Anne Ross	G6/ We're Sexy & We Thi	6.0	36	0.167

SPRING 2022 PENALTY SUMMARY

Ok, I frickin' LOVE the modern RDL, with easy return of scoresheets via emails or texts, especially in seasons that don't have an election (and the associated mandatory ballot returns). During those seasons, we mostly just have to get all the teams to show up at the captains' meetings (and we often don't even need to hold the fifth week meeting!). Put all those factors together, and we get the type of awesomeness we had this season: a total of ONE penalty, leaguewide, through the entire season!! Yep, the wk04 late scoresheet from the F div. winner Backpfeifengesicht was the only point loss all season (and we didn't even have any match forfeits either!... well, until the weird E div. quarterfinal and the B div. semifinals, that is). And obviously, since Backpfeif won F, it's pretty obvious that no teams lost anything of real value to a penalty. Love that.

SPRING 2022 TIEBREAKER SUMMARY

Seven divisions this season, with only 7 teams per division, so a bit fewer number of matches than some seasons. Still, we had 28 tiebreakers (26 during the regular season, 2 in the tournament). Decent number.

The only division with more than 4 total tiebreakers was D division, which led the way with a stout 9! B and C had 4 each; E, F and G had 3 each; and A had only 2. (The two tourney ones were in B and D.)

Hump Day! In D took this season's Cardiac Kids award, as the only team playing as many as 4 1001s (going 2-2, all in their first 7 matches).

The Heartbreak Award was almost taken by four different teams who lost two 1001s, but it was the Cheap Shots' painful 0-3 mark that reigned.

WHERE WE PLAY

American Legion Fuquay-Varina	**919-557-5990**
6400 Johnson Pond Road	Fuquay-Varina
-about 0.2 miles from Fuquay Elementary School	
Break Time Billiards	**919-615-0107**
6442 Tryon Road	Cary
-left of Lowe's Foods, at inter. w/ Cary Parkway	
Brewster's Pub	**919-650-1270**
1885 Lake Pine Drive	Cary
-next to La Cocina Mexican restaurant	
Brown's Billiards	**919-878-9092**
5500 Atlantic Springs Road	NE Raleigh
-off Spring Forest Rd., near Wake Forest Rd.	
Cleveland Draft House - Garner	**919-771-2337**
6101 NC Highway 42 West	Garner
-0.7 mile west of I-40 on NC Highway 42	
Good Times Arcade and Tavern	**919-307-3245**
74 Son-Lan Parkway, Suite 108	Garner
-just past Pizza Inn, across from Hibachi & Company	
High Park Bar & Grille	**919-833-4527**
625 E. Whitaker Mill Road	Raleigh
-near intersection of Whitaker Mill & Wake Forest Rd.	
Hot Shots Billiards & Pub	**919-460-6307**
107 Edinburgh South Drive	Cary
-in MacGregor Village	
Hot Shots Billiards & Pub	**919-460-6307**
107 Edinburgh South Drive	Cary
-in MacGregor Village	
Lonerider at Five Points	**919-322-2434**
1626 Glenwood Avenue	Raleigh
-nest to The Rialto Theatre	
Mackey's Pub (form. Pat Murnane's)	**919-435-6018**
2101 South Main Street	Wake Forest
-right next to Asuka Asian Bistro	
Mac's Tavern	**919-467-4114**
1014 Ryan Road	Cary
-in Village Market Shopping Center	
The Neighborhood Sports Bar	**919-377-2344**
301 North Harrison Avenue	Cary
-in the space that was Train Station / Playtime Billiards	
Oaklyn Springs Brewery	**919-762-0049**
2912 North Main Street	Fuquay-Varina
-just south of Hiester Chevrolet, next to Enterprise	
Overtime Sports Pub	**919-255-9556**
1030-149 N. Rogers Lane	Raleigh
-corner of Rogers Ln/US-64, in Food Lion strip mall	
Pantana's Pool Hall	**919-833-2990**
3112 Hillsborough Road	near NCSU
-between Daisy and Shepherd streets	
The Pickled Onion #2	**919-977-0031**
8511 Cantilever Way	north Raleigh
-off Glenwood, in plaza behind CarMax	
The Pickled Pub	**984-235-4482**
14460 Falls of Neuse Road	north Raleigh
-in Wakefield Commons shopping center	
Rally Point Sport Grill	**919-678-1088**
1837 N. Harrison Ave.	Cary
-in the Bass Pro Shops plaza near I-40, behind Wendy's	
Scooters	**919-954-2171**
1911 Sego Court	N. Raleigh
-near Atlantic/Millbrook inter., behind Batteries Plus	
Sharky's Place	**919-783-5448**
5800 Duraleigh Road	NW Raleigh
-in the Yuppie Center near US 70 intersection	
Snooker's-RW	**919-828-7665**
3520 Wade Avenue	NW Raleigh
-in Ridgewood Shopping Center	
Triple Barrel Tavern - Fuq.-Var.	**919-762-0940**
2221 North Grassland Road	Fuquay-Varina
-across from Bluegrass Bagels, right off of NC-55	
The Upper Deck	**919-460-1786**
329 N. Harrison Avenue	Cary
-near intersection. of N. Harrison & Highway 54	

HIT A NEWLY ADDED SUMMER BLIND DRAW?

UPPER DECK

As in many previous years, throughout the summer break the Upper Deck will be adding a weekly Wednesday blind draw for all those who just want to keep their regular dart night out rolling through the break. 8 pm start, just like normal Deck Fridays..

OR MAYBE YOU WANT TO ADD ANOTHER LEAGUE?

Looking to add a second league this coming season? It isn't entirely clear when some other local leagues will be starting up, but it is for one, and it's pretty soon for the other two. Check in on the websites listed below periodically to get the most updated registration information for the upcoming seasons.

Brown's Billiards Summer Send-off League!!

The Brown's In-House Summer League will be hosting its 7th (and final!!) season this summer. 10 week season, teams formed by a live draft, with cash prizes to the top two tournament and season teams. For more information, see the small story item on page 15, and the league registration flier on page 20.

Triangle Dart League (TDL - Chapel Hill & Durham)

Check www.ibiblio.org/ncdarts/tdl/ for information updates soon. The teams in TDL consist of 6-10 players per team, and dues are $20/player per season (I think). Recent seasons have used bars in both Chapel Hill and Durham, but I suspect that might vary a bit from season to season based on team preferences and signups.

Bull City Dart League (BCDL - Durham)

If you happen to be interested in trying out one of the very few handicapped steel-tip leagues anywhere, maybe the BCDL is in your future. The BCDL summer 2022 season should start right around early July, but the dates are not yet set. Teams in the BCDL consist of 4-8 players, dues are $25 per player per season (some of the host establishments cover half or all of those, so maybe ask around), and the home bars are primarily in RTP and the downtown Durham area. More complete information (and any updates in the coming weeks) can be found at:

www.thebcdl.org That website also includes a wealth of information about the league and its rules, so if you're just interested in seeing how the league applies a handicap system to a steel-tip league, you can find all of that there, including rules, statistics, and scoresheet examples.

OR POSSIBLY PICK UP SOME TOURNAMENT ACTION?

There is quite a slew of summer tournaments across NC, SC and TN, including one great event right here in our own backyard! You can find a listing within the calendar on page 8, and you can also find fliers for many of them on pages 20-22. Clearly, the most interesting one for most of us will be the Wreck at the Deck right here at the Upper Deck! Yep, an ADO tournament the first weekend in June, right here at the site of this RDL banquet!!

Not available that weekend, looking for a bigger event, or just looking to get a bit of travel going? Check out the Blue Ridge Open, the Firecracker Open, the Charlotte Open (July 8-10, and hosting the USSDA cricket nationals), or the Music City Classic.

RDL WEBSITE - www.raleighdartleague.org

Webmaster: Matt Ridgway (of Liver Die!)
contact him, if needed, at: meridgway84@gmail.com

HOW TO REACH US

Email scoresheets: jdkilts@yahoo.com or jdkilts@gmail.com
Or text scoresheets: **919-423-5766** - and we also always recommend watching for confirmation of receipt!

New Member/Registration Fees:
Taylor Caldwell, (contact her at phone/email info below)

Nomination and Election Ballots:
Andrew Borgna, 5111 Brooke Lauren Lane, Raleigh, NC 27616

Grievances/Complaints/Rules Suggestions:
Britt Phillips, 2112 Castle Pines Dr, Raleigh, NC 27604

All Other RDL Correspondence to:
(Just send whatever to Jason and he'll pass it along…)

2022 Board of Directors

President	Michael Johnson	919-413-0495
	email: president@raleighdartleague.org	
Vice President	Maridy Knight	919-417-7828
	email: maridy16@gmail.com	
Secretary	Andrew Borgna	919-889-2457
	email: akborgna@gmail.com	
Treasurer	Taylor Caldwell	919-623-9920
	email: tcaldwell831@gmail.com	
Membership	Heather Bohanan	919-326-1956
	email: membership@raleighdartleague.org	
Rules/Grievances	Britt Phillips	919-210-7648
	email: brittt_p@yahoo.com	

League Statistician/Editor : Jason Kilts 919-423-5766
email: jdkilts@yahoo.com or jdkilts@gmail.com

"HOT DARTS" LISTING GUIDELINES

Here are the guidelines that will be used for the minimum number of all-star points each week for the "hot darts" page.
"A" Div. = 4.5 or more ASPs; "B" Div. = 4.0 or more ASPs
"C, D" Divisions = 3.5 or more ASPs
"E, F" Divs. = 3.0 or more ASPs; "G" = 2.5 or more ASPs
Also, we will list any fast games, high ins, high outs, or other amazing feats that you think warrant a little recognition (e.g., Ins & Outs higher than a Ton, 24-dart cricket games, 15-dart 301s, 24-dart 501s, Ton-70s and up, 5-Bulls+, etc.).

Extra note: it's also ok to call in "fast games" in each set, even if they don't necessarily meet the maximum dart counts above.

SEASON-LONG TROPHY DART MINIMUM GAMES PLAYED REQUIREMENTS

To be eligible for all-star point ave. & singles win %-age awards, you must play at least 66% of this season's projected games:
for ALL Divisions (7 teams / division):
Singles win %-age: min. of 16 Singles Games Played
All-star pt. Average: min. of 32 Total Games Played

PENALTY LOG

Scoresheet turn-in (16 pts.): Backpfeifengesicht (F,wk.4).

CALENDAR OF EVENTS

Wed., May 25 **Brown's In-House League Draft**, 7:00 p.m.
Sat., May 28 **NC City Dart League & NC Ladies' Cup**
NCCDL: Boone@Ral, LakeN@CapArea, Pied@Dur, Pine@Jack, Ashe@Wilm, PCity@Char
NCLC: FuqVar@Apex, LakeN@CapArea, Pied@Dur, Pine@Jack, Ashe@Wilm, PCity@Char
June 3-5 **Wreck at the Deck**, (ADO), (see page 20)
Sat., June 18 **Dart Players North Carolina (DPNC) Tour**
1:00 p.m. Third event of 2022 Tour (of 6 plus finals), The Sports Bar, Wilmington; $50/player (see pg.18)
June 24-26 **Blue Ridge Open**, (USSDA), (see page 21)
June 24-26 **Firecracker Open**, (ADO), (see page 21)
Sat., June 25 **NC City Dart League & NC Ladies' Cup**
NCCDL: Ral@Pied, CapArea@Ashe, LakeN@Dur, Char@Jack, Wilm@Pine, Boone@PCity
NCLC: Apex@Pied, CapArea@Ashe, LakeN@Dur, Char@Jack, Wilm@Pine, FuqVar@PCity
July 8-10 **Charlotte Open**, w/ USSDA Ckt final (see p.22)
Wed., July 20 **Fall 2022 - RDL registration**, Upper Deck
Sat., July 23 **NCCDL/NCLC match weekend**
Wed., Aug. 3 **Fall 2022 - Preseason capts.' mtg.**, Upper Deck
Aug. 4-7 **Music City Classic**, (ADO), (see page 22)
Wed., Aug. 10 **Fall 2022 first night of match play**
Sat., Aug. 20 **NCCDL/NCLC match weekend**
Sat., Aug. 27 **Dart PlayersNC Tour #4**, Raleigh (see pg.18)
Mon., Sep. 12 **Fall 2022 RDL Fifth week captains' meeting**
Wed., Nov. 16 / 30, Dec. 7 - Fall 2022 RDL Div. Tournaments
Sat., Dec. 10 **Fall 2022 - Season Banquet**, location TBD

Other Local Weekly Leagues

Mondays ***Wake Forest Area Dart League*** , Wake Forest
https://www.facebook.com/groups/326939964601080/
(don't think this league is back on yet, but could be soon?)
Tuesdays ***Bull City Dart League*** , Durham
http://www.thebcdl.org/
Thursdays ***Triangle Dart League*** , Chapel Hill
https://www.ibiblio.org/ncdarts/tdl/

Weekly Blind Draws - Over the years, many blind draws have come and gone. If any of these folds or if any others start up, please let me know and I'll update this list. Thanks.

=> *(this one is SUMMER BREAK-ONLY, and has the same*
=> *features as the Friday draw below, but with a double shot)*
=> **Wed., 8 pm** **Upper Deck**, 919-460-1786, 329 N.Harrison
(this one is double elim., $5 entry, bar matches the pot… extra $50 if there are 32+ players , plus a triple shot !)
Fri., 8 pm **Upper Deck**, 919-460-1786, 329 N.Harrison
(this one is $5 entry, bar matches 150% if 16+ players !)
Fri., 8 pm **Brown's**, 919-878-9092, 5500 Atl. Springs Rd.
(this one is $5 entry, double elim., 16 player cap for now)
Sun., 4 pm **Backstage Pub**, 919-859-5411, 401 Ashville Ave
(this one is $5 entry, bar matches 150% if 16+ players !)
Sun., 6 pm **Sharky's Place**, 919-783-5448, 5800 Duraleigh
($5 entry, bar matches extra $50 if 20+ players !, triple shot)
Mon., 7 pm **Bud's Tav.**, 919-556-2727, 823 Youngsville Blvd
(this one is double elm., $5 entry, bar matches the pot!)
Mon., 7:30 pm **Neighborhood**, 919-377-2344, 301 N. Harrison
(3rd Sunday of the month , $10 entry, bar matches, triple shot)
Sun, 1 pm **Bud's Tav.**, 919-556-2727, 823 Youngsville Blvd

THE FORTY-NINTH SEMI-ANNUAL EDITION OF : JK'S DIVISIONAL ALL-STAR TEAM PICKS

(Players within each division are listed alphabetically) (Players are chosen any way I damn well please - not purely by the numbers!)
(This is not purely my own guesses at who is simply the best thrower, but also who is important to their team, who is good in the clutch, etc.)

Divisional MVPs

All of RDL	*Sid Mitchell*	*The Replacements Reloaded*
A Division	Robbie Phillips	The Uncharted Element
B Division	Sid Mitchell	The Replacements Reloaded
C Division	Jose Velez	We're DR.UNK Again
D Division	Pat Akos	Big Bulls
E Division	Mike Robinson	Darty Sanchez
F Division	Dave Finney	Backpfeifengesicht
G Division	Andy Bowen	Banging The Wire

"A" Division (this one had 5 or 6 more candidates…)

Kyle Gaulthier	Liver Die!	That guy that nobody wants to draw.
Pat Gibson	The Bullies	Love that he celebrates his off games so.
Chad Massengill	The Uncharted Elem	Seemingly here every season now.
Dan Naylor	The Bullies	Somehow, quietly posted an 0.875 rate.
Robbie Phillips	The Uncharted Elem	Nobody answers big turns better.
Stevie Phillips	North Raleigh Allia	Sometimes simply refuses to be beaten.
Alex Spellman	The Bullies	So good, he evidently gets 2 birthdays.
P.J. Stewart	The Bullies	Can pull a giant turn out at any time.

"B" Division

Jacob Bullard	Boom Baby!!!	Now a full-time weapon for B winners.
Dan Butterworth	Armed & Hammere	Couldn't quite get over the hump in dbls.
Jim Butterworth	Armed & Hammere	Top gun for B team with best win pct.
Jimmy Davis	Nonessentials	Great singles, full team just ok in dbls.
Jimmie Jones	That! Just Happened	Man, if only he was a full-timer.
Joe McCartney	Hump Day Hurlers	Can enjoy not being captain now.
Sid Mitchell	The Replacements R	Just put the team on his back at times.
Vic White	Boom Baby!!!	Super cricket covers for 0.500 in '01s.

"C" Division

Joel Dickenson	Darty Minds	Best performer for the Mug winners.
Shane Gouge	We're DR.UNK Aga	Easy, even with missing a 6-week span.
Tony Horton	Darty Minds	Welcome back to an old A division gun.
Dustin Jones	We're DR.UNK Aga	Super first 3 sets, was big for the C run.
Pat Martin	Darty Minds	Holy cow, jumped up big this season.
Shane Murray	Dysfunctional Outla	Still one of RDL's most intimidating.
Lee Powell	Frankie & the 4 Mar	Strong SCkt, and good across the rest.
Jose Velez	We're DR.UNK Aga	Carried C winners for half the season.

"D" Division

Pat Akos	Big Bulls	Somebody said this was the pickup in D.
Angelo Azevedo	Off Constantly-Reb	One of the best, and the tourney hero.
Matt Byrne	Rif Raf	Had a huge singles season, ok doubles.
Randy Deemer	Hump Day!	Uh, we'll just sit him in the 501 set.
Ronnie Knott	Big Bulls	Another great pickup for runners-up.
Randy Lueneburg	Off Constantly-Reb	Stat leader for the season/Mug winners.
Chris Reid	Rif Raf	Part-timer was nearly unbeatable.
Lou Tufillaro	Off Constantly-Reb	After slow 301 start, became a monster.

"E" Division

Jimmy Bateman	Sharky's Machine	Crushed in singles, coasted in doubles.
Scott Kirkpatrick	Red-eye Rangers	Cricket specialist gets by in the '01s.
Phil Murphy	One Armed Bandits	Another big singles winner here in E.
Mark Powell	Red-eye Rangers	Kind of a 501 lull at the end, but it's ok.
Mike Robinson	Darty Sanchez	Rolled to singles title, then rolled more.
Jeff Rudy	One Armed Bandits	One of the best across-sets averages.
Eric Trefzger	Darty Sanchez	Lead shot for the 12-0 season winner.
Ken Trefzger	One Armed Bandits	Second-best Trefzger in E division.

"F" Division

Dana Bither	Twisted Fork	Has taken over as team's top winner.
Rob Ehrmann	Twisted Fork	Giant SCkt carried his solid average.
Dave Finney	Backpfeifengesicht	Pushed team all the way to season title.
Olivia Mathews	Death Throw	Smoked SCkt, doubles could climb a bit.
Mike Millius	Dart Side of the Mo	Really solid… for 3 sets, at least.
Somchai Samaluk	Duck Yew	Nothing flashy, just good all across.
Adam Schoch	Duck Yew	Was a complete hammer all season.
Tolson Willis	Death Throw	Put it all together for big tourney run.

"G" Division

Tony Alcon	Sofa Kings	Top shot for the Mug-winning squad.
Paul Beck	Shoot to Thrill	Only a little lull in DCkt from a top rate.
Andy Bowen	Banging The Wire	Only 90% overall winner leaguewide.
Jay Dean	Ones Are Closed	Complete killer over the first three sets.
Mike Kelly	Ones Are Closed	Like his teammate, a beast for three sets.
Ken McNamara	We're Sexy & We T	Always awesome, lives in this box.
Kevin Turner	Yeah Yeah Coach	Coach's best won all night all season.
John White	Banging The Wire	Very strong across sets up to ok 501.

QUICK STAT TIDBITS

-The **Quadruple Double Award** winners (double-digit wins in all 4 sections With every division playing with a bye this season, we ended up with ZERO throwers with 10+ wins in every set. But we had three get really close, plus five others who had decent runs at it. First, our honorable mentions: *Jose Velez* of We're Dr.unk Again in C, *Harris Carawon* of Duck Yew in F, *Dave Finney* of Backpfeifengesicht in F, and *Jay Dean* of Ones Are Closed in G, each of whom had three 9+-win sets; as well as *Sid Mitchell* of The Replacements Reloaded in B, who had three 10+-win sets (and one much lower set, eek). Which leaves our top three, starting with two players from The Uncharted Element in A: *Chad Massengill* (who had four 9+-win sets) and *Robbie Phillips* (who had three 10+-win sets and an 8-win set); and then our top candidate this season: **P.J. Stewart** of The Bullies in A, who had four 9+-win sets, three of which were 10+

-**IronMan/Woman Award**: Since every division only had twelve matches, w certainly didn't come close to any all-time records, but at least every division had a leader that played more than the base 48 sets. Our clear Ironman this season was **Harris Carawon** of Duck Yew in F division with a stout 59 games outpacing all other division winners by at least 4 games. Honorable mentions as division leaders were: *Matt Ridgway* of Liver Die! in A with 50, *Sid Mitchell* of The Replacements Reloaded in B with 50, *Tyler Smith* of Nine Lives in C with 55, *Dave Buckman* of Cheap Shots in D with 51, *Brady Price* of Menace 2 Sobriety in E with 55, and the trio of *Erik Raymond* , *Chase McDonald* , and *Dakota Helton* , all of Rippin Darts in G, with 49 each

-The **Team Attendance Award** winners: While we had quite a pile of team that seemed to run with seven players all/most of the season, those certainly don't make the "running with six" bar. But we did have one clear winner, as well as a near candidate. The 'almost' winner of this award was *Duck Yew* in F division, who was forced to play without captain Bob Kuppler for a while after his bicycle accident. But the real winner of this award is **Menace 2 Sobriety** in E division, who actually only ever signed up six players this season! Obvious!

MY PRESEASON, WEEKLY, & TOURNEY PREDICTION RESULTS

As usual, I'm left with the option of trying to bluff my way through this part, or just telling the truth. And since I know some of you squirrel away every last thing I've ever written about your team, I will again give real results… bummer. Sometimes these results can border on embarrassing…

In my preseason picks (usually the toughest every season given the imminent roster changes/additions), I actually did quite well everywhere but in F division. I basically nailed A division; next, I told you that B would be "a wild gunslinger mess", that The Replacements would play many close matches, and I almost got the order; then in C, my pick won the tournament, and I had the season winner 2nd, but I overestimated Garage quite a bit; over in D, I had the 2nd and 3rd finishers ahead of the eventual winner, and I bumped up the Sharks quite a bit too much; in E, I had the top two flipped and overestimated Sippin'; then my F picks were a mess, thinking way too much of Consensus and not enough of the top two finishers; and finally in G, I had all the teams really close to their spots, but just not quite in the perfect order.

My weekly prediction results you can peruse pick-for-pick on the other side of this sheet of paper. As noted on that page, I had at least an even 0.500 record for all but one team, and then there were four teams that ended up even with me. I pretty much crushed A, C and E divisions, and also did just fine in B, D and G divisions… which leaves only the infernal F division as a tough challenge for me (three of the five 0.500-or below teams live there). An overall final correct pick rate of 74.83% was pretty great. Can certainly live with that.

Last but not least were my tournament predictions… Often when we jump to best-of-3, my picks get stronger, despite the fact that I'm picking semifinals and finals that I conceivably could have wrong before the matches are even played. This season, however, was… a near catastrophe… I managed a nice 16-5 in the quarterfinals (as there were 7 quarterfinal byes too), then was a sad 7-7 in the semifinals, and I finished with a horrible 1-6 in the finals. Ugh! And to top it off, the only winner I got right was the only one I wanted to get wrong.

JK'S TEAM-BY-TEAM, WEEK-BY-WEEK MATCH PREDICTION RESULTS

(I introduced this page thirty-five seasons ago, and it has become almost expected as a newsletter staple. Feast your eyes on the success...)

For several years, many of you have taken no greater pleasure in your weekly darting endeavors than to email or text me and point out to me just how wrong I was in my prediction of your match result. On a related note, I have noticed that many of you seem to have relatively selective memories saving only the weeks when I was wrong. Further, many others of you regularly embellish your statistics of how often you fool me. It's not so easy to get away with those rambles anymore, however, as you can see below. Each W is a week when I picked your match correctly, and each L is one I picked incorrectly. Division totals are to the right of the team totals, weekly totals are at the bottom, and in the space between the 14 weeks and the team totals, the six 'o' symbols indicate the teams for which I was only 0.500, and the four 'x' symbols indicate the teams that fooled me more often than not. **[Overall, I kinda kicked some butt for most of this season. I started really poorly with some teams, and finished poorly with others, but in the end there were four teams with whom I ended up exactly even, and one team that fooled me more often than not. And three of those five difficult teams were in F, which was clearly my problem child division (the only division not above 69% correct). - JK]**

	wk1	wk2	wk3	wk4	wk5	wk6	wk7	wk8	wk9	wk10	wk11	wk12	wk13	wk14		Right	Wrong	**Overall**
A1/ The Bullies	-	W	W	W	W	W	L	-	W	W	W	W	W	W		11	1	74.83%
A2/ North Raleigh Alliance	W	W	-	W	L	W	W	W	W	-	W	W	W	W		11	1	220 74
A3/ The Uncharted Element	W	-	W	W	L	W	L	W	-	W	W	W	W	W		10	2	
A4/ Lunatic Fringe	W	W	W	-	W	W	W	L	W	W	-	W	W	W		11	1	
A5/ Liver Die!	W	W	W	W	W	W	-	L	W	W	W	W	W	-		11	1	**A Division**
A6/ Brown's Terror Bulls	W	W	W	W	-	W	W	W	W	W	W	-	W	W		12	0	92.86%
A7/ Why So Serious?	W	W	W	W	W	-	W	W	W	W	W	W	-	W		12	0	39 3
B1/ That! Just Happened	W	-	W	W	W	W	W	W	-	W	L	W	W	W		11	1	
B2/ Hump Day Hurlers	L	W	-	L	W	W	W	L	W	-	W	W	W	W		9	3	
B3/ Boom Baby!!!	L	W	L	W	-	W	W	L	W	L	L	-	W	W		7	5	
B4/ Armed & Hammered	W	L	W	-	W	W	W	W	W	L	-	L	W	W		9	3	
B5/ Consistently Inconsistent	W	L	L	W	W	-	L	W	W	L	L	W	-	W		7	5	**B Division**
B6/ Nonessentials	-	W	W	L	W	L	L	-	W	L	W	W	L	W		7	5	69.05%
B7/ The Replacements Reloaded	W	W	W	W	W	L	-	W	W	W	L	L	L	-		8	4	29 13
C1/ Darty Minds	W	W	W	W	W	W	-	L	L	W	W	W	L	-		9	3	
C2/ Garage Inc.	W	W	W	W	W	-	W	W	W	W	W	W	-	W		12	0	
C3/ We're DR.UNK Again	W	W	W	W	-	W	W	W	L	W	W	-	W	W		11	1	
C4/ Dysfunctional Outlaws	W	W	W	-	W	W	W	L	W	W	-	L	L	L		8	4	
C5/ Frankie & The 4 Marks	W	-	L	W	W	W	W	W	-	W	W	W	L	L		9	3	**C Division**
C6/ DD-214	-	W	L	W	W	W	W	-	W	W	W	L	W	W		10	2	83.33%
C7/ Nine Lives	W	W	-	W	W	W	W	W	W	-	W	W	L	W		11	1	35 7
D1/ Shark Shooters	W	-	W	W	W	W	W	W	-	W	W	W	W	W		12	0	
D2/ Rif Raf	W	L	-	L	W	W	W	W	W	-	L	W	L	W		8	4	
D3/ Off Constantly-Reboot	-	W	W	W	L	W	W	-	W	W	W	W	W	W		11	1	
D4/ Big Bulls	L	W	W	-	L	W	W	L	L	W	-	W	L	W		7	5	
D5/ Methodical Insurrection	L	W	W	L	W	L	-	L	W	W	L	W	L	-	o	6	6	**D Division**
D6/ Cheap Shots	W	L	W	W	-	L	W	W	W	W	W	-	L	L		8	4	73.81%
D7/ Hump Day!	W	W	W	W	W	-	W	W	L	W	W	W	-	L		10	2	31 11
E1/ One Armed Bandits	-	W	W	L	W	L	W	-	W	W	L	W	W	L		8	4	
E2/ Sharky's Machine	W	-	W	L	W	L	W	W	-	W	L	L	L	W		7	5	
E3/ Darty Sanchez	W	W	W	W	-	L	W	W	W	W	W	-	W	W		11	1	
E4/ Red-eye Rangers	W	W	-	W	W	L	W	W	L	-	W	W	L	L		8	4	
E5/ That's What She Said	W	W	W	L	W	W	-	W	W	W	W	W	W	-		11	1	**E Division**
E6/ Menace 2 Sobriety	W	W	W	-	W	W	W	W	L	W	-	L	W	W		10	2	78.57%
E7/ Sippin' & Trippin'	W	W	W	L	W	-	W	W	W	W	W	W	-	W		11	1	33 9
F1/ No Consensus	W	L	L	-	L	W	W	W	W	W	-	W	W	L		8	4	
F2/ Death Throw	L	W	L	W	W	W	-	W	L	W	W	L	W	-		8	4	
F3/ Duck Yew	L	L	L	L	W	-	L	W	W	W	L	W	-	W	o	6	6	
F4/ Twisted Fork	W	W	L	W	-	L	W	W	L	W	W	-	L	L		7	5	
F5/ The Neighborhood Dart Knigl	L	L	-	W	W	W	W	W	L	-	W	W	W	L		8	4	**F Division**
F6/ Dart Side of the Moon	-	L	L	W	L	L	L	-	L	W	W	W	L	W	x	5	7	57.14%
F7/ Backpfeifengesicht	L	-	L	L	W	W	W	W	-	W	L	L	W	L	o	6	6	24 18
G1/ Ones Are Closed	W	L	W	W	-	L	L	W	L	L	W	-	W	W		7	5	
G2/ Yeah Yeah Coach	L	W	W	-	W	L	W	W	L	W	-	L	W	W		8	4	
G3/ Banging The Wire	W	-	W	L	W	L	L	W	-	W	W	L	L	W		7	5	
G4/ Shoot to Thrill	L	W	W	W	L	L	-	W	W	L	W	L	L	-	o	6	6	
G5/ Sofa Kings	W	W	-	L	L	W	W	W	L	-	W	L	W	W		8	4	**G Division**
G6/ We're Sexy & We Throw It	-	W	W	W	W	W	W	-	W	W	W	W	W	W		12	0	69.05%
G7/ Rippin Darts	W	L	W	W	W	-	W	W	L	W	W	W	-	W		10	2	29 13
Right:	16	16	16	15	17	14	17	17	14	18	16	15	13	16				
Wrong:	5	5	5	6	4	7	4	4	7	3	5	6	8	5				
forfeited:	-	-	-	-	-	-	-	-	-	-	-	-	-	-				

RDL - Spring, 2022	Week 1			Week 2			Week 3			Week 4			Week 5			Week 6			Week 7			Week 8			Week 9			Week 10			Week 11			Week 12			Week 13			Week 14			Forfeits
	vs.	W/L	Pts.	vs.	W/L	Pts.	vs.	W/L	Pts.	vs.	W/L	Pts.	vs.	W/L	Pts.	vs.	W/L	Pts.	vs.	W/L	Pts.	vs.	W/L	Pts.	vs.	W/L	Pts.	vs.	W/L	Pts.	vs.	W/L	Pts.	vs.	W/L	Pts.	vs.	W/L	Pts.	vs.	W/L	Pts.	
A1/ The Bullies	Bye	- -		a6	W	23	a7	W	23	A5	W	22	a4	W	19	A2	W	19	A3	L	11	Bye	- -		A6	W	24	A7	W	23	a5	W	20	A4	W	20	a2	W	16	a3	W	12	
A2/ North Raleigh Alliance	a7	W	23	A5	W	22	Bye	- -		A6	W	19	A3	W	14	a1	L	5	a4	W	14	A7	W	22	a5	W	14	Bye	- -		a6	W	21	a3	L	11	A1	L	8	A4	W	18	
A3/ The Uncharted Element	A6	W	22	Bye	- -		a5	W	17	A7	W	22	a2	L	10	A4	W	20	a1	W	13	a6	W	19	Bye	- -		A5	W	15	a7	W	22	A2	W	13	a4	W	17	A1	L	12	
A4/ Lunatic Fringe	a5	L	11	A7	W	14	A6	W	17	Bye	- -		A1	L	5	a3	L	4	A2	L	10	A5	L	11	a7	W	18	a6	W	20	Bye	- -		a1	L	4	A3	L	7	a2	L	6	
A5/ Liver Die!	A4	W	13	a2	L	2	A3	L	7	a1	L	2	a7	W	15	A6	W	12	Bye	- -		a4	W	13	A2	L	10	a3	L	9	A1	L	4	A7	W	13	a6	W	13	Bye	- -		
A6/ Brown's Terror Bulls	a3	L	2	A1	L	1	a4	L	7	a2	L	5	Bye	- -		a5	L	12	A7	W	16	A3	L	5	a1	L	0	A4	L	4	A2	L	3	Bye	- -		A5	L	11	a7	W	14	
A7/ Why So Serious?	A2	L	1	a4	L	10	A1	L	1	a3	L	2	A5	L	9	Bye	- -		a6	L	8	a2	L	2	A4	L	6	a1	L	1	A3	L	2	a5	L	11	Bye	- -		A6	L	10	
B1/ That! Just Happened	b4	L	8	Bye	- -		B7	L	12	b5	L	9	b6	L	11	B2	L	10	b3	L	11	B4	L	8	Bye	- -		b7	L	11	B5	W	13	B6	L	8	b2	L	7	B3	L	11	
B2/ Hump Day Hurlers	b3	L	11	B7	W	13	Bye	- -		B6	W	13	B5	W	15	b1	W	14	b4	L	8	B3	W	12	b7	W	14	Bye	- -		b6	L	9	b5	W	16	B1	W	15	B4	L	10	
B3/ Boom Baby!!!	B2	W	13	b6	W	14	B5	W	16	b7	W	13	Bye	- -		B4	W	15	B1	W	13	b2	L	12	B6	W	14	b5	L	10	B7	L	6	Bye	- -		b4	W	14	b1	W	13	
B4/ Armed & Hammered	B1	W	14	b5	W	13	b6	W	13	Bye	- -		B7	W	13	b3	L	9	B2	W	16	b1	W	16	B5	W	16	B6	L	10	Bye	- -		b7	L	10	B3	L	10	b2	W	14	
B5/ Consistently Inconsistent	b7	W	21	B4	L	11	b3	L	8	B1	W	15	b2	L	9	Bye	- -		B6	L	7	B7	W	13	b4	L	8	B3	W	14	b1	L	11	B2	L	8	Bye	- -		b6	L	12	
B6/ Nonessentials	Bye	- -		B3	L	10	B4	L	11	b2	L	11	B1	W	13	b7	W	13	b5	W	17	Bye	- -		b3	L	10	b4	W	14	B2	W	15	b1	W	16	B7	L	11	B5	W	12	
B7/ The Replacements Reloaded	B5	L	3	b2	L	11	b1	W	12	B3	L	11	b4	L	9	B6	L	11	Bye	- -		b5	L	11	B2	L	10	B1	W	13	b3	W	14	B4	W	11	b6	W	13	Bye	- -		
C1/ Darty Minds	c4	W	15	C3	L	9	c2	W	21	c6	W	16	C7	W	17	c5	W	14	Bye	- -		C4	L	8	c3	W	10	C2	W	16	C6	W	20	c7	W	18	C5	L	12	Bye	- -		
C2/ Garage Inc.	c3	L	10	C4	L	10	C1	L	2	c7	L	9	C5	L	6	Bye	- -		c6	L	10	C3	L	7	c4	L	8	c1	L	8	C7	L	11	c5	L	6	Bye	- -		C6	L	7	
C3/ We're DR.UNK Again	C2	W	14	c1	W	15	c4	W	14	C5	W	19	Bye	- -		C6	W	14	C7	W	14	c2	W	17	C1	L	10	C4	L	8	c5	W	12	Bye	- -		c6	W	14	c7	W	17	
C4/ Dysfunctional Outlaws	C1	L	9	c2	W	14	C3	L	10	Bye	- -		C6	W	15	c7	W	19	C5	W	14	c1	W	16	C2	W	16	c3	W	16	Bye	- -		c6	L	10	C7	L	7	c5	W	15	
C5/ Frankie & The 4 Marks	c7	W	13	Bye	- -		C6	L	10	c3	L	5	c2	W	18	C1	L	10	c4	L	10	C7	W	16	Bye	- -		c6	W	17	C3	L	12	C2	W	18	c1	W	12	C4	L	9	
C6/ DD-214	Bye	- -		C7	L	9	c5	W	14	C1	L	8	c4	L	8	c3	L	10	C2	W	14	Bye	- -		c7	W	12	C5	L	7	c1	L	4	C4	W	14	C3	L	10	c2	W	17	
C7/ Nine Lives	C5	L	9	c6	W	10	Bye	- -		C2	W	15	c1	L	7	C4	L	5	c3	L	3	c5	L	6	C6	L	12	Bye	- -		c2	W	12	C1	L	6	c4	W	17	C3	L	7	
D1/ Shark Shooters	d6	W	12	Bye	- -		D5	L	10	d7	L	7	D2	L	8	D3	L	7	d4	L	11	D6	L	10	Bye	- -		d5	L	7	D7	L	5	d2	L	3	d3	L	8	D4	L	4	
D2/ Rif Raf	d7	W	12	D6	L	11	Bye	- -		d5	W	13	d1	W	16	D4	L	7	d3	L	12	D7	L	12	d6	W	15	Bye	- -		D5	W	13	D1	W	21	d4	W	14	D3	L	9	
D3/ Off Constantly-Reboot	Bye	- -		D5	W	21	d7	W	16	D6	W	14	d4	L	7	d1	W	17	D2	W	12	Bye	- -		d5	W	13	D7	W	14	d6	W	13	D4	L	8	D1	W	16	d2	W	15	
D4/ Big Bulls	d5	L	8	D7	W	12	d6	W	13	Bye	- -		D3	W	17	d2	W	17	D1	W	13	D5	L	12	d7	W	16	D6	W	18	Bye	- -		d3	W	16	D2	L	10	d1	W	20	
D5/ Methodical Insurrection	D4	W	16	d3	L	3	d1	W	14	D2	L	11	D7	L	9	d6	W	12	Bye	- -		d4	W	12	D3	L	8	D1	W	17	d2	L	11	d7	L	5	D6	L	10	Bye	- -		
D6/ Cheap Shots	D1	L	12	d2	W	13	D4	L	11	d3	L	10	Bye	- -		D5	L	12	d7	L	12	d1	W	14	D2	L	9	d4	L	6	D3	L	11	Bye	- -		d5	W	12	D7	W	14	
D7/ Hump Day!	D2	L	12	d4	L	12	D3	L	8	D1	W	15	d5	W	15	Bye	- -		D6	W	12	d2	W	12	D4	L	8	d3	L	10	d1	W	19	D5	W	19	Bye	- -		d6	L	10	
E1/ One Armed Bandits	Bye	- -		e7	W	20	E6	W	15	e2	L	11	E5	W	16	e3	L	9	E4	L	10	Bye	- -		E7	W	16	e6	W	11	E2	W	14	e5	W	19	E3	L	7	e4	W	17	
E2/ Sharky's Machine	E7	W	17	Bye	- -		e5	W	14	E1	W	13	e6	W	17	e4	L	9	E3	L	12	e7	W	15	Bye	- -		E5	W	17	e1	L	10	E6	L	10	E4	W	17	e3	L	6	
E3/ Darty Sanchez	e6	W	13	E5	W	16	e7	W	16	E4	W	12	Bye	- -		E1	W	15	e2	W	12	E6	W	13	e5	W	13	E7	W	16	e4	W	14	Bye	- -		e1	W	17	E2	W	18	
E4/ Red-eye Rangers	e5	W	18	E6	W	14	Bye	- -		e3	L	12	e7	W	19	E2	W	15	e1	W	12	E5	W	12	e6	L	10	Bye	- -		E3	L	10	E7	W	16	e2	L	6	E1	L	7	
E5/ That's What She Said	E4	L	6	e3	L	8	E2	L	10	E7	L	11	e1	L	8	E6	W	14	Bye	- -		e4	L	12	E3	L	11	e2	L	7	e7	W	19	E1	L	5	e6	L	9	Bye	- -		
E6/ Menace 2 Sobriety	E3	L	11	e4	L	9	e1	L	9	Bye	- -		E2	L	7	e5	L	8	E7	W	16	e3	L	11	E4	W	14	E1	L	8	Bye	- -		e2	W	14	E5	W	12	e7	W	14	
E7/ Sippin' & Trippin'	e2	L	7	E1	L	4	E3	L	8	e5	W	13	E4	L	5	Bye	- -		e6	L	8	E2	L	7	e1	L	7	e3	L	8	E5	L	4	e4	L	6	Bye	- -		E6	L	10	
F1/ No Consensus	f4	W	13	F3	L	9	f2	L	11	Bye	- -		F6	L	11	f7	L	4	F5	W	12	F4	L	7	f3	L	9	F2	L	11	Bye	- -		f6	L	10	F7	L	11	f5	L	12	
F2/ Death Throw	f3	L	6	F4	L	8	F1	W	13	f6	W	17	F7	L	12	F5	W	16	Bye	- -		F3	L	10	f4	W	16	f1	W	13	F6	W	13	f7	W	18	f5	W	14	Bye	- -		
F3/ Duck Yew	F2	W	15	f1	W	12	f4	L	9	F7	L	7	f5	W	22	Bye	- -		F6	L	11	f2	W	14	F1	W	12	F4	W	17	f7	L	11	F5	W	16	Bye	- -		f6	W	18	
F4/ Twisted Fork	F1	L	11	f2	W	16	F3	W	15	f5	W	15	Bye	- -		f6	L	9	f7	L	10	f1	W	17	F2	L	8	f3	L	7	F5	W	13	Bye	- -		F6	W	13	F7	W	13	
F5/ The Neighborhood Dart Knigh	f7	L	8	F6	L	9	Bye	- -		F4	L	8	F3	L	0	f2	L	8	f1	L	12	F7	L	8	f6	W	13	Bye	- -		f4	L	11	f3	L	8	F2	L	10	F1	W	12	
F6/ Dart Side of the Moon	Bye	- -		f5	W	15	f7	L	10	F2	L	7	f1	W	13	F4	W	15	f3	W	13	Bye	- -		F5	L	11	F7	L	11	f2	L	11	F1	W	14	f4	L	11	F3	L	6	
F7/ Backpfeifengesicht	F5	W	16	Bye	- -		F6	W	14	f3	W	12	f2	W	12	F1	W	20	F4	W	14	f5	W	16	Bye	- -		f6	W	12	F3	W	13	F2	L	6	f1	W	13	f4	L	11	
G1/ Ones Are Closed	g5	W	13	G7	L	12	g4	L	12	g6	W	17	Bye	- -		G2	W	16	g3	L	8	G5	L	8	g7	L	11	G4	W	13	G6	W	15	Bye	- -		g2	L	11	G3	L	10	
G2/ Yeah Yeah Coach	g4	L	8	G5	W	13	G7	W	15	Bye	- -		G3	W	15	g1	L	8	G6	W	22	G4	L	10	g5	W	18	g7	W	16	Bye	- -		g3	L	8	G1	W	13	g6	W	15	
G3/ Banging The Wire	g7	W	16	Bye	- -		G6	W	14	g5	L	10	g2	L	9	G4	W	16	G1	W	16	G7	W	14	Bye	- -		g6	W	17	G5	W	15	G2	W	13	g4	W	16	g1	W	14	
G4/ Shoot to Thrill	G2	W	16	g6	W	16	G1	W	12	g7	W	17	G5	L	11	g3	L	6	Bye	- -		g2	W	14	G6	W	19	g1	L	11	G7	W	13	g5	L	12	G3	L	8	Bye	- -		
G5/ Sofa Kings	G1	L	11	g2	L	11	Bye	- -		G3	W	14	g4	W	13	g6	W	16	G7	W	16	g1	W	16	G2	L	6	Bye	- -		g3	L	8	G4	W	12	G6	W	14	g7	W	16	
G6/ We're Sexy & We Throw It	Bye	- -		G4	L	8	g3	L	10	G1	L	7	g7	W	15	G5	L	8	g2	L	2	Bye	- -		g4	L	5	G3	L	7	g1	L	9	G7	L	10	g5	L	10	G2	L	9	
G7/ Rippin Darts	G3	L	8	g1	W	12	g2	L	9	G4	L	7	G6	L	9	Bye	- -		g5	L	8	g3	L	10	G1	W	13	G2	L	5	g4	L	11	g6	W	14	Bye	- -		G5	L	8	

THIS SEASON'S TRIVIA QUESTIONS… REVISITED

I now run this column during seasons in which I've included trivia questions all season. Each question is listed exactly as it was during the season, so there is potential for a question to now be out of date, but it's usually not too much of a problem. Each question is listed under the week number when it ran, and the answers follow the questions. No peeking…

Week 8 question: In light of The Bullies rolling all the way to week 7 before losing a SCkt game… what are the best season-long records in each of the four sets of play in A division since the start of 1996 (when I took over as the RDL statistician)?

Week 9 question: Ok, the question above ended up being a pretty interesting one, so let's go ahead and expand it for this week's issue. What are the best season-long records in each of the four sets of play in ANY division (since the start of 1996)?

Week 10 question(s): During my 50 seasons as statistician, what is the greatest number of consecutive seasons that someone has won the A division singles title? What is the longest string of singles titles seasons in any division?

Week 11 question(s): Who are the five longest consecutively tenured team suckers captains in the RDL? How many seasons? (and for this consecutive tenure, we literally mean zero seasons off, even if the team itself didn't play for a season)

Week 13 question(s): While we're on the topic of longest strings, what is the current longest run of consecutive sets played (as in, which player has currently played every set of every regular season match for the longest time)? How many sets (or matches) in a row?

Week 14 question(s): In the Spring 1997 season, I included my first ever All-Star Team page in the banquet Tons. Of the 56 people named to divisional all-star teams that season, how many are playing here in the Spring 2022 season a quarter century later? Who are they?

Week 8 answer : There have been 50 seasons since I took over as statistician, and those seasons have included 378 A div. teams. Of those, the best 301 season ever was 65-19 (0.774, by Lunatic Fringe in the Sp03 season); the best SCkt season ever was 62-10 (0.861, by The Bullies just last season in Fa21); the best DCkt season ever was 22-2 (0.917, by Birth of an Element in Sp20; just ahead of the 38-4 by Element XXX in Sp18, the only other time an A team has posted a set win rate >90%); and the best 501 season ever was 35-7 (0.833, done 3 times, by The Element Way in Sp16, The Irreverent Element in Fa16, and The Overall Element in Fa18). [*Answer update for the banquet Tons* : The Bullies this spring went ahead and topped the SCkt record they set just last season, posting a stellar 63-9 (0.875 win rate). And one of the most interesting aspects of that new record is that The Bullies dropped 6 of those 9 losses in the last three weeks of the season. Up until then, they had posted a perfect 6-0 night in 8 of their 9 matches.]

Week 9 answer : There have been 50 seasons since I took over as statistician, and those seasons have included 2815 total teams (3 of whom never actually played), including the 378 A div. teams from last week's question. Of those, the best 301 season ever was indeed the aforementioned 65-19 (0.774, by Lunatic Fringe in the Sp03 A division); the best SCkt season ever was indeed the aforementioned 62-10 (0.861, by The Bullies just last season in the Fa21 A division); then, skipping ahead, the best 501 season ever did include the aforementioned 35-7 (0.833, done 3 times, by The Element Way in Sp16 A division, The Irreverent Element in Fa16 A division, and The Overall Element in Fa18 A division), but they were joined by a 30-6 season (by Show Me Your Tips in the Sp18 F division; and finally, the best DCkt season ever was an astonishing 41-1 (0.976, by Domestic Rednecks in the Fa10 C division; joining the 22-2 by Birth of an Element in Sp20 A division, and the 38-4 by Element XXX in Sp18 A division as the only times any team in any division has posted a set win rate >90%). [*Answer update for the banquet Tons* : This season's top marks in each set were all achieved in A division. The Bullies' 55-17 301 record, The Uncharted Element's 31-5 DCkt record, and The Bullies' 28-8 501 record, all were very strong but fell short of the all-time standards. The Bullies' SCkt record (63-9), however, did raise the all-time bar, as noted in the banquet-updated answer added to the previous question.]

Week 10 answer : Since the start of 1996 (and I did indeed compare back to the Fa95 banquet newsletter just to see if any strings had begun before I took over as statistician), there have been 27 runs of 2+ consecutive seasons with a singles title. 6 of those 27 runs were 3+ seasons, 5 of those 27 runs were achieved in A division, 5 players each own 2 of those 27 runs, and 2 players among those 5 multi-run winners had multiple runs in A division. Thus, the following 8 players are this answer's core, in 4 levels… First, Steve Wilcenski (Sp09 G / Fa09 F / Sp10 E), J.D. Dixon (Sp96 E / Fa96 D / Sp97 C), and Jeremy Limerick (Fa17 E / Sp18 D / Fa18 C) each had a 3-season win streak in the mid/lower divisions. Second, Vicente Martinez (Fa07 F / Sp08 E, and Sp11 C / Fa11 E) and Billy Lloyd (Fa11 C / Sp12 B, and Sp15 C / Fa15 B) each had a pair of 2-season runs in the mid/lower divisions. Third, Chad Massengill had both a 3-season streak in the mid/lower divisions (Sp13 D / Fa13 C / Sp14 B) and a 2-season streak in A division (Sp17 A / Fa17 A). And finally, fourth, the super level of this answer includes two RDL super-heavyweights that most Tons readers likely expected would be listed here. They each have a 2-season streak in A *and* a longer streak in A. **Mike Seward** took 2 straight titles in Sp04 A / Fa04 A, and he took 3 straight in Sp07 A / Fa07 A / Sp08 A; and **Robbie Phillips** took 2 straight titles in Sp10 A / Fa10 A, and he took FOUR straight in Sp14 A / Fa14 A / Sp15 A / Fa15 A. [*Answer update for the banquet Tons* : None of this season's divisional singles title winners also won the title last season, so no singles title win streaks were added this season.]

Week 11 answer : Obviously, there are 49 captains this season. For 15 of them, this is their first season (at least in their current run as a captain, as this question is about current consecutive streaks). 3 others are in their 2nd straight season; 2 are in their 3rd straight; and 4 are in their 4th straight. Which leaves the 25 longest runs. 5 (Cusher, Stacy, Trefzger, Osier, Keim) are in their 5th straight; 1 (Toolan) is in his 6th. 2 (Phillips, Long) are in their 7th; 3 (Huffman, Cannizzaro, Jeffcoat) are in their 8th; 2 (Parker, Buckman) are in their 9th; 2 (Cominole, McNamara) are in their 10th; 1 (Gaertner) is in his 12th; 2 (Rutten, Cornell) are in their 13th; 1 (Emerton) is in his 14th; and 1 (Eason) is in his 16th. Which leaves only the 5 longest captain streaks, and those 5 are WAY longer than all the others'. Lyman Kiser of the One Armed Bandits in his 24th consecutive season as a captain; David Romanchek of Nine Lives and Tolson Willis of Death Throw are each in their 26th consecutive seasons. Which leaves only the two craziest of all of us fools, who started captain runs in the previous millennium! Yours truly (Jason Kilts of The Uncharted Element) is in his 51st season in a row (which, coincidentally, exactly matches my time as statistician); which leaves only the true OG of RDL captains, Joe Kunesh of the Red-eye Rangers!! Kunesh is in "at least" his 54th consecutive season as captain, but I honestly can't tell you if it's 0 more, 5 more, or 20 more. I could confirm it for 3 seasons prior to my time as the statistician, but the paper records I've been able to piece together beyond that so far don't include enough information to say further.

Week 13 answers : Ok, it turns out that 21 league members (of the current 442 that we have as we continue climbing to our pre-pandemic roster numbers) have played every set this season (P.J. Stewart, Chad Massengill, and Matt Wilson in A; Vic White and Sid Mitchell in B; Gary Long, Deane Morin, and J.J. Tant in C; Dave Buckman in D; Scott Kirkpatrick, Chris Robertson, J.J. White,

Trivia answer portion continued on page 14…

THIS SEASON'S LYRICS QUIZZES… REVISITED

Much like the column of this season's trivia questions on the previous page, I've listed here each lyrics quiz from this season. Each lyric is listed exactly as it was during the season. Each lyric is listed under the week number when it ran, and the answers are listed at the bottom of the page (and continuing onto the next page). No peeking… So who's ready to re-play "Name the band/singer and song (and weekly theme)"?

Week 2, song #1 lyric: "We danced so close, We danced so slow, And I swore I'd never let you go, Together, forever"

Week 2, song #2 lyric: "So I put my hands up, They're playin' my song, the butterflies fly away, I'm noddin' my head like, yeah"

Week 2, song #3 lyric: "I need your arms around me, I need to feel your touch, I need your understanding, I need your love so much"

Week 3, song #1 lyric: "And your smile is a thin disguise, I thought by now you'd realize, There ain't no way to hide..."

Week 3, #2: "I call, you're not at home, You're home, but you're not alone, If you wanna leave, Then why don't you say, Your love has gone anyway"

Week 3, song #3 lyric: "You say I'm crazy, 'Cause you don't think I know what you've done, But when you call me baby"

Week 4, song #1 lyric: "It's been too long since we took the time, No-one's to blame, I know time flies so quickly, But when I see you darling"

Week 4, song #2 lyric: "Ooh, and it's alright an it's coming on, We gotta get right back to where we started from, Love is good, love can be strong"

Week 4, song #3 lyric: "It's a new dawn, It's a new day, It's a new life, For me"

Week 5, song #1 lyric: "I have been around the world (Looking), Looking for that woman-girl, Who knows love can endure, And you know it will"

Week 5, song #2 lyric: "L.A. proved too much for the man, So he's leaving a life he's come to know, ooh, He said he's going back to find"

Week 5, song #3 lyric: "I'll be your Tennessee Lamb, And we can walk together down in Dixieland, Down in Dixieland"

Week 6, song #1 lyric: "They say that the road, Ain't no place to start a family, Right down the line, It's been you and me"

Week 6, song #2 lyric: "I look at you all see the love there that's sleeping, While my guitar …, I look at the floor and I see it needs sweeping"

Week 6, song #3 lyric: "I wanna stand with you on a mountain, I wanna bathe with you in the sea, I wanna lay like this forever, Until the sky falls ..."

Week 7, song #1 lyric: "I thought love was only true in fairy tales, Meant for someone else but not for me, Love was out to get me"

Week 7, song #2 lyric: "Laughin' gas these hazmats, fast cats, Linin' 'em up like ass cracks, Play these ponies at the track, It's my chocolate attack"

Week 7, song #3 lyric: "So have you got the guts?, Been wonderin' if your heart's still open, And if so, I wanna know what time it shuts"

Week 8, song #1 lyric: "You had to have the last word, last night, You know what everything's about, You and to have a white hot spotlight"

Week 8, song #2 lyric: "It must have been cold there in my shadow, To never have sunlight on your face, You were content to let me shine..."

Week 8, song #3 lyric: "I, I will be king, And you, you will be queen, Though nothing will drive them away, We can beat them, just for one day"

Week 9, song #1 lyric: "She was as nervous as she could be, She was afraid to come out of the locker, She was afraid that somebody would see"

Week 9, song #2 lyric: "My friend the communist, Holds meetings in his RV, I can't afford his gas, So I'm stuck here watching tv"

Week 9, song #3: "Temperature get to ya, it's about to reach, Five-hundred degrees, In the Carribean seas, With the hot mamis screaming 'Ay papi!' "

Week 10, song #1 lyric: "Like a band of gypsies we go down the highway, We're the best of friends, Insisting that the world keep turning our way"

Week 10, song #2 lyric: "Tryin' to make a livin' and doin' the best I can, And when it's time for leavin', I hope you'll understand"

Week 10, song #3 lyric: "I've been to Reno, Chicago, Fargo, Minnesota, Buffalo, Toronto, Winslow, Sarasota, Wichita, Tulsa, Ottawa, Oklahoma"

Week 11, song #1 lyric: "I knew right from the beginning, That you would end up winning, I knew right from the start, You'd put an arrow..."

Week 11, song #2 lyric: "I've got a song, I ain't got no melody, I'ma gonna sing it to my friends, I've got a song, I ain't got no melody"

Week 11, song #3 lyric: "People say I'm crazy, Doing what I'm doing, Well, they give me all kinds of warnings, To save me from ruin"

Week 12, song #1 lyric: "Can't keep my eyes from the circling skies, Tongue tied and twisted just an earth bound misfit, I"

Week 12, song #2 lyric: "Let's go and see the stars, The Milky Way or even Mars, Where it could just be ours, Let's fade into the sun"

Week 12, song #3: "You said we'd work it out, You said that ya had no doubt, That deep down we were really in love, Oh, but I'm tired of holdin' on"

Week 13, song #1 lyric: "Darling don't explain, I recall Central Park in fall, How you tore your dress, What a mess, I confess, that's not all"

Week 13, song #2 lyric: "I've been a puppet, a pauper, a pirate, a poet, A pawn and a king, I've been up and down and over and out"

Week 13, song #3 lyric: "All this aggravation ain't satisfactioning me, A little more bite and a little less bark, A little less fight and a little more spark"

Week 14, song #1 lyric: "Well, our fathers fought the Second World War, Spent their weekends on the Jersey Shore, Met our mothers at the USO"

Week 14, song #2 lyric: "Where I come from isn't all that great, My automobile is a piece of crap, My fashion sense is a little whack"

Week 14, song #3: "Ooh-ooh-ooh, I knew it when I met him, I loved him when I left him, Got me feelin' like, Ooh-ooh-ooh, and then I had to tell him"

Week 14, song #4: "She was looking so right, In her diamonds and frills, All those big city nights, In those high rolling hills, Above all the lights"

Week 14, song #5 lyric: "That's really, really, Where I'm going to, If I ever get out of here, That's what I'm gonna do"

Week 14, #6: "Aruba, Jamaica, ooh, I want to take you to, Bermuda, Bahama, come on pretty mama, Key Largo, Montego, baby, why don't we go?"

Week 14, #7: "The ice age is coming, the sun's zooming in, Meltdown expected, the wheat is growing thin, Engines stop running, but I have no fear"

Week 14, song #8 lyric: "Motel money murder madness, Let's change the mood from glad to sadness, Mister mojo risin', mister mojo risin' "

Week 14, #9: "Shine on me, I love you, Shine a light, Through the eyes of the ones left behind, Shine a light shine a light, Shine a light won't you..."

Week 14, song #10 lyric: "And if you close your eyes, Does it almost feel like you've been here before? How am I gonna be an optimist about this?"

Week 14, #11: "She dances on the sand, Just like that river twisting through a dusty land, And when she shines she really shows you all she can"

Week 14, song #12 lyric: "Weeks turn into years, how quick they pass, And all the stars that never were, Are parking cars and pumping gas"

Wk14, #13: "She's so good to me, Talk about her like a Queen, Dancing in a Eastern Dream, Yeah, she makes me feel like a river, That carries me away"

Wk14,#14: "You can take all the tea in China, Put it in a big brown bag for me, Sail right around the seven oceans, Drop it straight into the deep blue sea"

Week 14, song #15: "Slow down you crazy child, You're so ambitious for a juvenile, But then if you're so smart tell me, Why are you still so afraid?"

THIS SEASON'S LYRICS QUIZZES… REVISITED (the answers to the lyrics at the top of the page) (these are continued on page 14...)

Week 2 answers: Song 1 = "Never Say Goodbye" by Bon Jovi === Song 2 = "Party in the U.S.A." by Miley Cyrus === Song 3 = "Never There" by Cake. Week 3 answers: Song 1 = "Lyin' Eyes" by The Eagles === Song 2 = "I Know There's Something Going On" by Frida === Song 3 = "I'm Not the Only One" by Sam Smith.

Week 4 answers: Song 1 = "(Just Like) Starting Over" by John Lennon === Song 2 = "Right Back Where We Started From" by Maxine Nightingale === Song 3 = "Feeling Good" by Nina Simone (and Sammy Davis Jr., Traffic, George Michael, John Coltrane, Lauryn Hill, Muse,

THIS SEASON'S TRIVIA QUESTIONS… REVISITED (continued from page 12)

Keith Bouchard, and Brady Price in E; Sebastian Dehnel, David Swartzel, and Harris Carawon in F; and Ken McNamara, Erik Raymond, Chase McDonald, and Dakota Helton in G). But only TWO of those 21 also played every set last season (meaning they've played every post-pandemic set!): P.J. Stewart of The Bullies in A, and J.J. White of Menace 2 Sobriety in E. That's where Stewart's run ends though, leaving him with 92 straight sets, going back through week 1 of Fa21. Leaving White as the current every-set Iron Man, with an absolutely astonishing 315 consecutive sets stretching back all the way to his last missed set in week 5 of the Spring 2018 season!! (Note: that number runs through byes, 1001 games, a season cut off after week 8, etc., so just trust me on this one…) [*Answer update for the banquet Tons*: Both Stewart and White played all 8 sets in the last 2 weeks as well. But White then certainly missed his playoff match, so I guess it's good that this is a "regular-season-only" question, eh?]

Week 14 answers: 9 of the 56 divisional all-stars are still in the league here 25 years later. Tom Brown (of The Uncharted Element in A), Tim Lane (of Shark Shooters in D) and Allen Smith (of The Uncharted Element in A) were all on the A division all-star team; Randy Baldwin (of Hump Day! in D) and Mike Seward (of North Raleigh Alliance in A) were on the B team; Doug Jeffcoat (of Consistently Inconsistent in B) was on the D team; Mark Powell (of Red-eye Rangers in E) was on the E team (and is the only person in this answer still on basically the same team!); and Dawn Clement (of Backpfeifengesicht in F) and Barry Jackson (of Hump Day Hurlers in B) were on the G team. [*Answer update for the banquet Tons*: Powell, still on that same team, made the same E team again.]

THIS SEASON'S LYRICS QUIZZES… REVISITED --- THE ANSWERS (continued from page 13)

the Pussycat Dolls, Michael Buble, and countless others). Week 5 answers: Song 1 = "Southern Cross" by Crosby, Stills & Nash === Song 2 = "Midnight Train to Georgia" by Gladys Knight and the Pips === Song 3 = "Dixie Chicken" by Little Feat.

Week 6 answers: Song 1 = "Faithfully" by Journey === Song 2 = "While My Guitar Gently Weeps" by The Beatles === Song 3 = "Truly Madly Deeply" by Savage Garden. Week 7 answers: Song 1 = "I'm a Believer" by The Monkees === Song 2 = "Feel Good Inc." by Gorillaz === Song 3 = "Do I Wanna Know?" by Arctic Monkeys.

Week 8 answers: Song 1 = "Big Shot" by Billy Joel === Song 2 = "Wind Beneath My Wings" by Bette Midler === Song 3 = "Heroes" by David Bowie. Week 9 answers: Song 1 = "Itsy Bitsy Teenie Weenie Yellow Polka Dot Bikini" by Brian Hyland === Song 2 = "Soak Up the Sun" by Sheryl Crow === Song 3 = "Miami" by Will Smith.

Week 10 answers: Song 1 = "On the Road Again" by Willie Nelson === Song 2 = "Ramblin' Man" by Allman Brothers Band === Song 3 = "I've Been Everywhere" by Johnny Cash. Week 11 answers: Song 1 = "Round and Round" by Ratt === Song 2 = "Will It Go Round In Circles" by Billy Preston === Song 3 = "Watching the Wheels" by John Lennon.

Week 12 answers: Song 1 = "Learning to Fly" by Pink Floyd === Song 2 = "Fly Away" by Lenny Kravitz === Song 3 = "Time for Me to Fly" by REO Speedwagon. Week 13 answers: Song 1 = "Danke Schoen" by Wayne Newton === Song 2 = "That's Life" by Frank Sinatra === Song 3 = "A Little Less Conversation" by Elvis Presley.

Week 14 answers: Song 1 = "Allentown" by Billy Joel === Song 2 = "Beverly Hills" by Weezer === Song 3 = "Havana" by Camila Cabello (featuring Young Thug) === Song 4 = "Hollywood Nights" by Bob Seger === Song 5 = "Katmandu" by Bob Seger === Song 6 = "Kokomo" by The Beach Boys === Song 7 = "London Calling" by The Clash === Song 8 = "L.A. Woman" by The Doors === Song 9 = "Philadelphia Freedom" by Elton John === Song 10 = "Pompeii" by Bastille === Song 11 = "Rio" by Duran Duran === Song 12 = "Do You Know the Way to San Jose?" by Dionne Warwick === Song 13 = "Woman from Tokyo" by Deep Purple === Song 14 = "Tupelo Honey" by Van Morrison === Song 15 = "Vienna" by Billy Joel.

[Like the last many seasons, we used three-song groups each week and also included a theme each and every week. Added a layer to the game for everybody and has been quite popular. ***Here are the themes for each week****, including the week 14 fifteen-song set that proved to super tough for every lyric guesser who played except for Roy Lindsey of Liver Die!, who nearly nailed the whole set alone. - JK]*

Week 2 theme: A song about never saying goodbye, a song about having a party, and a song by a band named Cake. This is absolutely the narrative of the Joe Rigert, Sr. farewell party that, to a trained cake fanatic eye like my own, was nothing but a have-my-cake-and-eat-it-~~too~~/again ploy! He says it's due to a housing delay issue, but I say it was about free cake. Week 3 theme: Telling that cheating liar that you know what's what's up. Not really anything beyond that, just a set based on that incredible earworm by Frida. Week 4 theme: Making a brand new start at something. Although if you had said "songs to which I can't help but sing along," I wouldn't have held that against you. Week 5 theme: Ok, after a few tough weeks of lyrics, I kinda thought that if we went back to real classics, we would rein things in a bit for lots of our players. Then I threw in a strong identifier for so many of us, in being all about the south… Week 6 theme: This one was for the grammar fans in the crowd, as this trio was song titles full of adverbs. I really like the first and the third because the words were "only" adverbs, but I had to grab just something as the third song - admittedly, I kinda hate it as an inclusion now though. Oh, well… whatever. Week 7 theme: Apes and monkeys! Nope, not technically the same, but pretty close in most people's minds, so they became one lyric set. Week 8 theme: Yep, this one was completely inspired by the big shots ending the huge 'Element-Bullies match in week 7 (and written up in last week's newsletter). Do note that these "big shots" and "hero personas" are not to be confused with the normal "hero shot" connotation that is common in dart circles and is generally considered sort of not so great. :o) Week 9 theme: Well, one of us was in Miami Beach for a few days last week. Oh, it wasn't you? Then it must have been me. Yep… was definitely me. And it was an excellent break. Week 10 theme: The regaining of our lives and the associated travel that so many are finally starting to feel. Nope, we haven't faced war, widespread famine, or natural catastrophes, but the past couple years have pretty much sucked worldwide, and the regaining of regular travel is just another step back toward our very indulged and pampered lives. And I'm completely good with that. Week 11 theme: Well, after a week of me being in Miami, and then a week of us celebrating a return to travel, I decided to make it a bit more literal. Thus, we've got the wheels/circles rolling 'round, possibly as you head on down the highway. Week 12 theme: We had a week about a Miami trip, followed by a week celebrating a return to travel, then we head a week about rolling down the highway. I elevated this next set (in more ways than one) to take that travel up in the air. Just felt like the right progression. Week 13 theme: Remember how I warned everyone that week 13 scoresheet confirmations might be a little delayed? And how the past several lyrics sets went from me being in Miami and through a different bunch of travel-related stuff? Well, those all led to this set being three Vegas legends, because that's where I was while you guys were playing!! Woowoo!! Week 14 theme: A bunch of places to which you could maybe travel, building on the many-week series of sets with ever-growing-travel-type themes (listed alphabetically by destination).

SEND THEM OUT PROPERLY, EH?

For those who haven't heard yet, this is very likely the last season for Brown's Billiards. Due to some really unfortunate real estate "advances" that have made the rents and purchase prices of space in some areas (like where Brown's is) just untenable, the Huffmans are likely to be setting up shop elsewhere (and possibly quite a distance from the RDL). BUT… Brown's isn't gone yet, and they're hosting one last Summer In-House Season!!! You can find the full information on page 20, but you need to act quickly, as registration for this **Send-Off Summer Session** will be closing **this Wednesday**. But do note that you register as single players, so you don't need to get a team together or anything. Just sign up, get drafted on a team, and start showing up at Brown's every Wednesday for your match. But remember… this is an in-house league, so there actually is a cap to the number of players they can have -- so signing up earlier might be better if you really want to get in.

THE ISSUE NAME ON PAGE 1

The things I name the issues of the Tons are pretty variable (ok, highly variable), and they can be from anything. And generally, I don't ever tell anybody the source or reason behind most of them. But this issue's? I'm calling it out. That is an actual quote from Dan Naylor of The Bullies uttered during our A division final. I guess I recommend you steer clear of Dan and board games?! Eek.

ONE OF MY FAVORITE CONVERSATIONS THIS SEASON

From a couple weeks after I pointed out the return to play of RDL legends Wil Tan and Bob Terry this season…

Terry: "Hey, thanks for the kind words in the newsletter."

Me: "You're a legend, bro. By your own doing."

Terry: "Next time I see you, beers on me."

Me: "Unnecessary. Also, you don't seem to understand how this legend thing works. People generally get YOU things, not vice versa."

Terry: "Hmm.. My current team doesn't understand that either. I was considered the "new guy" so I had to buy the Bud Light. (old commercial)."

Me: "Well, ok... sometimes the "legend" thing gets muted among the guys who knew you before the earned the status… You're more prone to receiving eye rolls from those folks."

Terry: "Old friends… a good thing."

A COUPLE MORE GOOD QUOTES

From Mike Venable, captain of Methodical Insurrection, after wk13: "Do we hold the record for most times getting swept in 501 yet? Because I want a fu**ing trophy. We suck and can't hold our liquor." [Hmmm… not absolutely positive, I admit, but since there was once an A team that scored 22 total points in 12 matches, I'm guessing your five nights of being swept in 501 is probably not a record even if it felt like it. Still… sorry about the liquor, I guess. - JK]

From Lyman Kiser, captain of One Armed Bandits, after the semis: "Us, 14 to 4 is what I heard." Then me: "What you heard? I guess you weren't there?" Then Lyman again: "No, I was. But man, that is a long night, and the beer is right there the whole time." [Points for honesty, hilarious honesty, my good man. - JK]

THESE THINGS… DO NOT EXIST

A few times this season, I heard from teams that they spent part of their night waiting for the other team to take "a smoke break." And often that same opponent would "take their full 10 minutes to list." Ummmm… those aren't things in the RDL. Not now, not ever. Just not things here, and just not acceptable. And nobody should be allowed to tell you otherwise. Sure, teams can have a player head outside for a few minutes when they aren't up, but a "called" break for the whole team? Uh, nope. And claiming 10 minutes to list? Also, nope. Man, we would be having words if this was our match…

IN MEMORIAM



It is with a very heavy heart that I am here to report that the RDL family lost one of its longest-standing and most dedicated members 15 days ago. **Keith Wall**, one of the most successful throwers of the past three decades, lost an extended battle with what I honestly just perceived to be continued poor health. While I of course see all of our RDL members are very valued family members, I easily admit that this one hits a little closer to home for me than some might. Wall was a team member of mine from my first day in the RDL in 1995, he was a first-season member of Element who played with us almost continually through 2018, he was a teammate of mine in the BCDL for many years, he was my City Cup teammate for more than two decades, we've traveled across the state for party weekends (that happened to include a dart match) more times than I can count, and we've played poker, fantasy football and college pools together since the '90s. Wall and I could hardly be much more different in terms of lifestyle, upbringing, hobbies, job, etc., but we clicked from day one. Wall is family. Not was… is.

And oh, I guess I should say something more league factual here… Wall had 3 state titles, won RDL A division more than 20 times, hit a couple dozen perfect throws, and had leaguewide fast games in every set but singles '01. He also won 10 state cup titles, starting with the original Raleigh team that won the first Cup and then playing with Durham for two decades. And, and, and, and… and a whole pile of other darting achievements. Blah, blah, blah. All of that is nice, but it's Wall the person that I will miss. Long live The Hammer (the first darter nickname I inadvertently gave that stuck).

AND NOW FOR SOME PURE JOY!



Back on April 1st, Jordan Johnson, the young son of Menace 2 Sobriety's **Dave Johnson** and his wife Brielle, came home after being born 12 weeks early! Everybody is healthy and happy, and the time away from the league has brought the perfect outcome for Johnson. We've missed Dave here in RDL-land, but at least his reason is the most adorable and lovable reason possible. And now we just have to wait about a decade and a half until Menace's roster expands by one. Congratulations to the Johnsons, and welcome back to Dave in the near future (and now I don't have to pick Menace last out of pure protest of a Dave-less Menace).

THE HALL OF GREATNESS WILL RETURN…

I know that I originally teased that we were unveiling my personal RDL Hall of Greatness at this banquet. But as noted in my email a couple weeks ago, due to a confluence of a surprising number of factors/conflicts, the unveiling is going to have to wait until the fall. Oh well, not like a list this long-planned will change in six months.

DO OTHERS BOTHER TO ENTER ANYMORE?



Alright, I'm just going to have to program a macro or a hot-key or something to save me the typing time in future Tons. Because this story might as well just be on "repeat." **P.J. Stewart** (of The Bullies in A division, who just completed the season/tournament double to very few people's surprise) went to Cleveland a few weeks ago and claimed the ADO Youth 501 National Championship. Again. Which is really "again, again." The years-long Stewart National Tour of Youth Death and Destruction barreled onward, as he is STILL the only youth to claim an ADO or USSDA youth national title since the start of 2019. Yes, for 3.5 years now. Yes, since he was friggin' 13. And he can still play in them for a year and a half. This… is getting silly. But, this silliness is also off to the Netherlands in December for the Worlds!!

THREE-TIME WORLD CHAMP? NO PROBLEM

The Championship Darts Circuit, a year-long series of twelve long-format 501 events spread across four big tournament weekends, is one of the main features of the Championship Darts Corporation (check them out here: https://champdarts.com/). And it's all a big official tour with standings and large prize payouts, and even offers spots in the World Darts Championship (in London at Alexandria Palace in December this year). But what it really is to the normal folks among us is a battleground of the baddest-ass darters from Canada and the U.S. The level of competition is off the charts (for mere mortals), but it's super fun to watch. And how about this for an opportunity? Want to watch our very own **Robbie Phillips** tangle with 3-time World Champ John Part in CDC Event 3 held a couple weeks ago? (Spoiler alert… Phillips wins! And this wasn't even him at his best. Nice! RDL showing out.) It's right here: https://www.youtube.com/watch?v=U164Xktc3AA



Game 1.7 - 501 SIDO — ♦ 0 - 130 — 01:56

!	Player	Turn	Score	Rnd	Score	Turn	Player	!
140	Daniel Baggish	140	361	1	361	140	Alex Spellman	140
	Daniel Baggish	31	330	2	278	83	Alex Spellman	
	Daniel Baggish	60	270	3	185	93	Alex Spellman	
100	Daniel Baggish	100	170	4	130	55	Alex Spellman	
DO 170	Daniel Baggish	170	0	5				
100.20	Darts: 15		3 Dart Avg					92.75

Game 1.8 - 501 SIDO — 25 - 0 ♦ — 01:59

!	Player	Turn	Score	Rnd	Score	Turn	Player	!
	Daniel Baggish	91	410	1	460	41	Alex Spellman	
180	Daniel Baggish	180	230	2	380	80	Alex Spellman	
140	Daniel Baggish	140	90	3	240	140	Alex Spellman	140
	Daniel Baggish	65	25	4	100	140	Alex Spellman	140
				5	0	100	Alex Spellman	DO 100
119.00			3 Dart Avg				Darts: 15	100.20

Game 1.9 - 501 SIDO — ★ 0 - 8 — 01:27

!	Player	Turn	Score	Rnd	Score	Turn	Player	!
	Daniel Baggish	83	418	1	365	136	Alex Spellman	136
140	Daniel Baggish	140	278	2	188	177	Alex Spellman	177
174	Daniel Baggish	174	104	3	8	180	Alex Spellman	180
DO 104	Daniel Baggish	104	0	4				
125.25	Darts: 12		3 Dart Avg					164.33

AND THIS RIGHT HERE? THIS IS LUDICROUS

Robbie Phillips wasn't the only one making decent runs and taking out big names at the CDC events. **Alex Spellman** (a teammate of P.J. Stewart's, see above left, on The Bullies) was knocking out top names too. But then he encountered this ridiculous pile of crazy in the Top 16 round of CDC Event 2 a couple weekends ago. Spellman was up against Danny Baggish (yes, the Danny Baggish who earned his PDC Tour Card at the Q school last year), and the numbers are a bit staggering. I've plucked an image of games 7, 8 and 9 of their best-of-five set so you can see every throw. After Baggish checked out 170 to complete a 15-darter to grab a 4-3 lead, Spellman popped a 100 to complete his own 15-darter and force the final game. In that final game, Spellman hit EIGHT triples and one single in his 9 darts… and never got a dart at the out. One wire from perfect, and didn't get a shot because Baggish went first and went out in 12 darts. Nutso.





WINNING TEAM PHOTO GALLERY! (photos continued from pg. 4)

As noted on page 4, we've continued our recent little tradition of encouraging tournament-winning teams to submit team photos from their victorius evening. Just pretty great to share in the moment and save that memory. (No player name legends for these, but I'm sure the people in the photos know who they are. Plus, it's about 'team' happiness anyway.)

B division tournament champions -
<== **Consistently Inconsistent**
(Yep, these goobers couldn't herd their cats well enough to get all together in one.)

C division tournament champions -
Darty Minds



G division tournament champions -
Sofa Kings



RANDOM THOUGHTS FROM JK

Nowadays, it's a fact… this column has become a banquet Tons staple. I have no idea why so many are so keen on taking a peek into the oddness that is my head, but you are. So without further ado, let's open up my head again and see what falls out. Some of these observations are dart-related, and some of them clearly are not. As always, this is just about the last thing that I'm writing and this season is certainly no exception… soooo, also as always not even I know what's about to hit the page…



-- Ok, so… just a few hours before you're reading this, I was typing this last page. And just a few hours before I was typing this page, the photo to the right was my view. If you don't know what that it, then you likely don't care about this item, and there's no reason for me to explain it to you. But if you do know what that it… you can probably tell how great our seats were (and they were free to me! can't beat that!). Game 2 rocked… love a great defensive battle.

-- Which brings me to my second point here… I yell a lot at hockey games, and even more so during the playoffs. If I have less voice than usual for calling out the awards, I apologize in advance.

-- Do you remember the last time you were at a drive-through at a fast food restaurant, and the prices on the menu board were actually the prices of the food you are ordering? Yeah, me neither. The prices are never WAY off, but they're just never right. Ever. Not a huge deal, but that really is annoying and unfair.

-- So I'm driving down the road and a song by Selena Gomez and Marshmello comes on the radio. And the lyrics of the chorus keep repeating "I've been running through the jungle, I've been running with the wolves, To get to you, to get to you." Now, I admit that I have not spent a lot of time in any jungle, but… are there wolves in the jungle? Any jungle? I don't even know if the song was good (ok, I probably do know that it wasn't), but I didn't care, as that line was so dumb that it was just pissing me off repeatedly.



-- If your arrogant, self-important ass parks like this, and I happen to be in the same parking lot… I will apologize in advance for the random (and wholly unintentional) stuff that happens. Like carts running into your truck. Or keys running into your truck. Or trash landing on your truck. Or my car randomly parking about an inch from the front or back of your vehicle. Not sure how any of those would have happened. And also not sure how I convince myself to feel bad about any of them.

-- So this past March, Mike Krzyzewski ended his tenure at Duke. And love him or hate him, you just have to respect him. But what I'm happiest about is that he passed John Wooden in most of the NCAA tournament win categories. Don't get me wrong, I think Wooden is a legend and all, but I'm super-duper sick of hearing about how many national titles he won, since he did it during the era when the regionals were actually geographically regional, and the West region was basically UCLA and a pile of schools that were the equivalent of Southeastern Community Teachers' College of Utah. It was nearly a free pass to the Final Four year after year after year. Teams nowadays have a tougher road just making it to the final 32. He was great and all, but enough about that sort of empty record by comparison.

-- This past season, there was an extended story on ESPN about NFL players and their favorite "get ready and get amped up" song for before their games. The resounding favorite across teams, conferences, and even ages, was In The Air Tonight by Phil Collins. Yep, I get the slow-building momentum to the crashing drum string and all, but do you think any of the players know their get-my-mindset song is about impending divorce?



-- Ever been to Vegas? Even if you haven't, I'm guessing you have some "idea" of Vegas in your head, or at least an idea of the Vegas Strip portion of the city. And it probably involves every last thing being a little "extra,", and in a lot of cases you would be right. Even in the plainest of food options, it appears, as this is the least 'plain' bagel I've encountered. Yeah, yeah, they put the wrong sign in front of the wrong food, but I still maintain that this is about the most Vegas of food examples. Which might be why I love Vegas so.

-- I've decided that I know what might be the quickest way for me to lose respect for you (in a regular every day setting, not in an I'm-a-serial-killer setting). Tell me that you think your job is to be an "Influencer." And don't bother trying to pretty it up by calling it a social media influencer. Just go ahead and call yourself Self-Important Annoying Person With No Real Job Who Preys On The Whims Of The Gullible and be done with it.

-- Did you see how much the Packers will be paying Aaron Rodgers? Did you see how much the Buccaneers will be paying Tom Brady? Do you know how many more top level players you can sign with that difference? Do you know how many more championship rings one has than the other? But at least he will finally make enough money to get by when he's done playing, so that's good. That's obviously what's important at this point in their playing / endorsement / announcing / other careers.

-- NASCAR has never really been my sport, but I understand phrases like "rubbing is racing." And while that has never been my style on the road, I'm warning the next person that is sitting in front of me at a traffic light who doesn't go when the light is green because they are tapping away on their phone, I think I could probably start embracing a quick "rub" to gather your attention and get things moving.

-- So I have Wicked Tuna Outer Banks on the other night while I was up late on the computer, and there is a scene where a guy is cooking dinner for the guys on the boat. I don't know what meat he was preparing, but he turned to the camera to tell us that it was "the northern version of Canadian bacon." I suppose I've never heard anybody say that you have to be a Rhodes Scholar to work on a bluefin tuna fishing boat.

-- You know what makes me sad? When people I know who I thought were smart, show up in my Facebook feed as having commented something like "Done" in response to some silly and obvious bulls**t post such as "To celebrate our business anniversary, we've decided to give a Dodge Ram pickup to every person that replies Done by midnight Saturday." I guess at least they aren't gullible enough to answer quizzes with stuff that is common password reset stuff. Oh, wait, I know those folks too…

2022 DART PLAYERS NORTH CAROLINA (DPNC) TOUR

The DPNC Tour effort has been spearheaded by new Director **Pete Stewart** (of The Bullies). Full information for the events in 2022 is included below, but you can also contact Stewart for further specifics at: 347-257-4335

The NC Tour can be found on Facebook at: **https://www.facebook.com/DartPlayersNorthCarolina**

Entry Fee	***Playing Field***	***Format***		***Finals Prize Money***		***Tour Points***	
$50	**Based on Entries**	1st	**Best of 17**	1st	**$100**	1st	**14 pts**
$30 Towards Prize Pool	* 1st $60	2nd		2nd	**$50**	2nd	**12 pts**
$10 Championship Prize Pool	* 2nd $30	Top 4	**Best of 15**	Top 4	**$25**	Top 4	**8 pts**
$5 "DAY FEE" covering	* 3rd $15	Top 8	**Best of 13**	Top 8	**$0**	Top 8	**6 pts**
>DCTV License Fee	*4th $15	Top 16	**Best of 13**	Top 16	**$0**	Top 16	**4 pts**
$5 Day High Out		Top 32	**Best of 11**	Top 32	**$0**	Top 32	**2 pts**
		Open	**Best of 11**	ALL	**$0**	ALL	**1 pt**

PAYOUT IS BASED ON ENTRIES **THE TOP 32 TOUR PLAYERS MAKE THE CHAMPIONSHIP**

Event #1	**Event #2**	**Event #3**	**Event #4**	**Championship**
Raleigh	**Piedmont**	**Wilmington**	**Raleigh**	Prize Fund
4/16/2022	**5/7/2022**	**6/18/2022**	**8/27/2022**	*1st Place: 29%*
The Upper Deck	***Breakers Sports Bar***	**The Sports Bar**	***The Upper Deck***	*2nd Place: 14.8%*
329 N Harrison Ave	**435 Dolley Madison Rd**	**6745 Market St**	**329 N Harrison Ave**	*Top 4: 8.5%*
1pm Start	**1pm Start**	**1pm Start**	**1pm Start**	*Top 8: 4.8%*
Reg at 1130am	**Reg at 1130am**	**Reg at 1130am**	**Reg at 1130am**	*Top 16: 2.5%*
- DartPlayersNorthCarolina		-		
Event #5	**Event #6**	DCTV	**Championship**	**(must play in a min of 3 events)*
Charlotte	**Piedmont**		**Raleigh**	
9/17/2022	**10/8/2022**		**11/5/2022**	
Blue Rocks	***Breakers Sports Bar***		***The Upper Deck***	1st Round Best of 11 legs
301 North Polk St	**435 Dolley Madison Rd**	All matches shown	**329 N Harrison Ave**	Quarters Best of 13 legs
1pm Start	**1pm Start**	on DCTV via	**1pm Start**	Semi's Best of 17 legs
Reg at 1130am	**Reg at 1130am**	***Dart Connect***	**Reg at 1130am**	Finals Best of 21 legs

*Payouts are based on entries. The above payout is Donated for the FIRST EVENT ONLY From Tournament Admin $120
$200 added to Finals By Admin

FINALS PRIZE MONEY UPDATED AFTER EACH EVENT

All Events are CLOSED at 1pm Doors Open at 1130am
Championship Winner will receive a 2023 CDC Tour Card
This is a **LONG-FORMAT SINGLE-ELIMINATION** knock out bracket.
Players will earn points to qualify for the Championship.
The Top 32 point leaders make the Championship.
If any ties in points the tie breaker is determined by +/- Legs then PPD avg
The Championship Event is a Seeded Bracket.



DPNC TOUR STANDINGS THROUGH EVENT 2 OF 6

NAME	EVENT 1	PTS	EVENT 2	PTS	TOTAL
SPELLMAN, ALEX	1st	14	2nd	12	26
PHILLIPS, ROBBIE	Top 8	6	1st	14	20
JONES, JIMMIE	Top 4	8	Top 8	6	14
NAYLOR, DAN	Top 8	6	Top 4	8	14
PHILLIPS, STEPHEN	2nd	12	Top 8	6	18
BROWN, MATT	Top 4	8	Top 16	4	12
KLANN, ERIC	Top 8	6	Top 16	4	10
MINTY, ROSS	Top 32	2	Top 4	8	10
MASSENGILL, CHAD	Top 16	4	Top 16	4	8
GIBSON, PATRICK	Top 32	2	Top 8	6	8
CHORBA, STEVE	Top 32	2	Top 8	6	8
TADDER, JOSEPH	Top 16	4	Top 16	4	8
FOUSHEE, KEVIN	Top 16	4	Top 32	2	6
AVELLINO, RYAN	Top 8	6		0	6
FISHER, MARK	Top 32	2	Top 16	4	6
JESPERSEN, WILLIAM	Top 16	4		0	4
HARVEY, KYLE	Top 32	2	Top 32	2	4

DORSEY, TRAVIS	Top 32	2	Top 32	2	4
SANTORA, JOE		0	Top 16	4	4
ELDERBROOM, MIKE	Top 16	4		0	4
ELDER, CRAIG	Top 16	4		0	4
STEWART, PJ	Top 16	4		0	4
HAIRE, CHRISTOPHER	Top 16	4		0	4
DENTON, MIKE		0	Top 16	4	4
MESPELT, ANDREW		0	Top 16	4	4
DILLION, MATT	Top 32	2		0	2
VANVALKENBURGH, JASON	Top 32	2		0	2
BLAKE, TERRY	Top 32	2		0	2
BLAKE, BRIAN		0	Top 32	2	2
GELBERG, DAVE		0	Top 32	2	2
KOMENT, ED		0	Top 32	2	2
LIPPERT, WES		0	Top 32	2	2
POPE, EDWARD		0	Top 32	2	2
SCOTT, LEE		0	Top 32	2	2
SMITH, MICHAEL		0	Top 32	2	2

2022 NC City Dart League (NCCDL) & NC Ladies' Cup (NCLC)

NCCDL - "West" Division

		W	L	Pts.
1	Lake Norman (LNDA)	3	0	71
2	Piedmont (PDA)	1	2	61
3	Asheville (WCDA)	1	2	53
4	Pineville (PDC)	1	2	52
5	Boone (HCDA)	1	2	44
6	Charlotte (QCDA)	1	2	35

NCCDL - "East" Division

		W	L	Pts.
1	Wilmington (ACDA)	3	0	90
2	Durham (BCDL)	2	1	75
3	Jacksonville (JDA)	2	1	67
4	Capital Area (CADC)	2	1	52
5	Raleigh (RDL)	1	2	51
6	Port City (PCDA)	0	3	33

NCLC - "West" Division

		W	L	Pts.
1	Pineville (PDC)	3	0	50
2	Fuquay-Varina (FVDO)	2	1	42
3	Piedmont (PDA)	2	1	41
4	Charlotte (QCDA)	1	2	28
5	Lake Norman (LNDA)	0	3	29
6	Asheville (WCDA)	0	3	27

NCLC - "East" Division

		W	L	Pts.
1	Durham (BCDL)	3	0	50
2	Port City (PCDA)	3	0	43
3	Wilmington (ACDA)	1	2	36
	Capital Area (CADC)	1	2	36
5	Jacksonville (JDA)	1	2	26
6	Apex (CDA)	1	2	24

February 5 match results: *(home teams listed in italics)*

Boone	27	Asheville	11	Durham	32	*Raleigh*	6
Pineville	24	*Charlotte*	14	Capital Area	19+	*Jacksonville*	19
Lake Norman	21	Piedmont	17	Wilmington	27	*Port City*	11

February 26 match results: *(home teams listed in italics)*

Charlotte	21	Asheville	17	Wilmington	25	*Durham*	13
Lake Norman	29	Boone	9	Raleigh	28	*Capital Area*	10
Piedmont	25	Pineville	13	Jacksonville	29	*Port City*	9

April 2 match results: *(home teams listed in italics)*

Asheville	25	Port City	13	*Wilmington*	38	Charlotte	0
Durham	30	*Boone*	8	*Lake Norman*	21	Raleigh	17
Capital Area	23	*Pineville*	15	Jacksonville	19+	*Piedmont*	19

May 28 schedule:	Asheville @ Wilmington	Boone @ Raleigh	Pineville @ Jack. (Jun11)
	Port City @ Char. (Jun11)	Lake N. @ Capital Area	Piedmont @ Durham
June 25 schedule:	Capital Area @ Asheville	Boone @ Port City	Wilmington @ Pineville
	Charlotte @ Jacksonville	Lake Norman @ Durham	Raleigh @ Piedmont
July 23 schedule:	Axheville @ Piedmont	Charlotte @ Boone	Lake N. @ Pineville
	Durham @ Port City	Jacksonville @ Raleigh	Cap.Area @ Wilmington
Aug. 20 schedule:	Pineville @ Asheville	Piedmont @ Boone	Charlotte @ Lake Norm.
	Durham @ Capital Area	Port City @ Raleigh	Wilmington @ J'ville
Sept. 10 schedule:	Lake Norman @ Asheville	Boone @ Pineville	Piedmont @ Charlotte
	Jacksonville @ Durham	Raleigh @ Wilmington	Port City @ Capital Area

October 15 & 16 Postseason tournament (top 4 teams from each div.). Hosted by Wilmington.
Quarterfinals: Saturday 12:00 p.m. -- Semifinals: Saturday, 5:00 p.m. -- Finals: Sunday, 1:00 p.m.

February 5 match results: *(home teams listed in italics)*

Fuquay-Varina	16	Asheville	8	Durham	21	*Apex*	3
Pineville	19	*Charlotte*	5	*Jacksonville*	14	Capital Area	10
Piedmont	13	*Lake Norman*	11	*Port City*	12+	Wilmington	12

February 26 match results: *(home teams listed in italics)*

Charlotte	14	Asheville	10	*Durham*	15	Wilmington	9
Fuquay-Varina	16	*Lake Norman*	8	*Capital Area*	17	Apex	7
Pineville	16	*Piedmont*	8	*Port City*	16	Jacksonville	8

April 2 match results: *(home teams listed in italics)*

Port City	15	*Asheville*	9	*Wilmington*	15	Charlotte	9
Durham	14	*Fuquay-Varina*	10	Apex	14	*Lake Norman*	10
Pineville	15	Capital Area	9	*Piedmont*	20	Jacksonville	4

May 28 schedule:	Asheville @ Wilmington	Fuquay-Varina @ Apex	Pineville @ Jacksonville
	Port City @ Charlotte	Lake N. @ Capital Area	Piedmont @ Durham
June 25 schedule:	Capital Area @ Asheville	Fuquay-Var. @ Port City	Wilmington @ Pineville
	Charlotte @ Jacksonville	Lake Norman @ Durham	Apex @ Piedmont
July 23 schedule:	Axheville @ Piedmont	Charlotte @ Fuquay-Var.	Lake N. @ Pineville
	Durham @ Port City	Jacksonville @ Apex	Cap.Area @ Wilmington
Aug. 20 schedule:	Pineville @ Asheville	Piedmont @ Fuquay-Var.	Charlotte @ Lake Norm.
	Durham @ Capital Area	Port City @ Apex	Wilmington @ J'ville
Sept. 10 schedule:	Lake Norman @ Asheville	Fuquay-Var. @ Pineville	Piedmont @ Charlotte
	Jacksonville @ Durham	Apex @ Wilmington	Port City @ Capital Area

October 15 & 16 Postseason tournament (top 4 teams from each div.). Hosted by Fuquay-Varina
Quarterfinals: Saturday 12:00 p.m. -- Semifinals: Saturday, 5:00 p.m. -- Finals: Sunday, 1:00 p.m.

Presents....

The 2022 Seventh and Final In-House Summer Dart League

BROWN'S SUMMER SEND OFF LEAGUE

A Live Draft for teams will be held on *Wednesday May 25, 2022 at 7:00 pm.* *Blind draw to follow draft.

Season starts *Wednesday June 1, 2022 at 8:00 pm.*

Season lasts 10 weeks (7 regular season + 3 playoff matches)

Must be registered and paid prior to the Live Draft on May 25 to participate.

Limited to 1st 48 paid entries.

Entry: $20/player

Please contact David Huffman (info listed at bottom) for registration options.

100% payout + Brown's will match $40 per team.

Payouts will go to regular season and tournament winners and runner ups.

Not mandatory to be present for the draft, but must be registered and paid to be eligible for the draft.

*Format: Singles 301 (DI/DO), Singles Cricket, Doubles Cricket, Doubles 501 (AI/DO), Team 01.

*may be adjusted depending on amount of player participation.

All skill levels are welcome.

For more info contact:

*David Huffman (919) 369-7656 email: brownsbilliardsdartsand pool@gmail.com

Capt Ron (919) 604-6190

Hosted at

WRECK at the Deck

SANCTIONED BY

$5,200+

June 3rd – June 5th, 2022

Time*	8:00 PM	10:00 AM	12:30 PM	1:00 PM	2:30 PM	3:00 PM	5:00 PM	8:00 PM	11:00 AM	1:00 PM	1:30 PM	2:30 PM	3:00 PM
Event	Blind Draw 501/CR/ Choice	Mixed Doubles Cricket	Ladies' Singles Cricket	Men's Doubles Cricket	Ladies' Doubles Cricket	Men's Singles Cricket	Mixed 3 Person 601	Blind Draw 501/CR/ Choice	Mixed Doubles 501	Ladies' Singles 501	Men's Doubles 501	Ladies' Doubles 501	Men's Singles 501
Entry Fee	$10 person	$20 per team	$15** person	$20 per team	$20 per team	$15** person	$30 per team	$10 person	$20 per team	$15** person	$20 per team	$20 per team	$15** person
1st	$200	$200	$120	$200	$140	$200	$270		$200	$120	$200	$140	$200
2nd	$100	$100	$60	$100	$70	$100	$120		$100	$60	$100	$70	$100
Top 4	$50	$50	$30	$50	$40	$50	$60		$50	$30	$50	$40	$50
Top 8	$26	$26	$15	$26	---	$25	---		$26	$15	$26	---	$25
Total	$504	$504	$300	$504	$290	$500	$510	85%	$504	$300	$504	$290	$500

This is a NON-Smoking Event

‡ - Posted Times reflect signup deadline, with matches starting 15 minutes later

** - Includes $2 ADO surcharge

NO OUTSIDE BEVERAGES OR FOOD ALLOWED

Location: The Upper Deck 329 N. Harrison Ave, Cary, NC 27513
Host: Carolina Dart Association and The Upper Deck
Contact: Barbara Cotton 919-210-0020
Email:bjcotton69@hotmail.com for tournament information

Warning: Darts is an adult sport. It is dangerous for children to play darts without adult supervision. Please use your discretion.
Disclaimer-Amateur Status: The host association and/or the ADO assumes no responsibility for any adverse effects which dart awards may have on the amateur status of any youth participant. Check local regulations.

Procedes to Benefit:

"me fine" Foundation, Inc.

The Blue Ridge Open
* $1920.00 +
June 24 - 26, 2022

Mid City Shrine Club 1470 Fort Prince Blvd. Wellford, SC 29385
Hosted by the Spartanburg County Dart Organization

Long Format 501 Seeding Round Robin leading the Knockout Round
Pre- Registration Entry Fee $50.00 Onsite Registration Fee $60.00
Pre-Registration ends June 17th, 2022
80% Payback 48 Players Limit
* $1920.00 with 48 players pre-registered

Friday June 24th - 2:00PM - Afternoon Session
Friday June 24th - 6:00 PM Evening Session
Qualifiers for USSDA Cricket National Championships - $15.00 Entry Fee - 1 out of 4 Qualifies
(The USSDA Cricket Nationals to be held in Charlotte, NC on July 8th, 2022)
https://www.unitedstatesdarts.com/2022-cricket-nationals.html

Saturday June 25th - 11:00 AM - 501 Round Robin Seeding Bracket
Pre- Registration Entry Fee $50.00 Onsite Registration Fee $60.00

Sunday June 26th - 11:00 AM - 501 Long Format Knockout Round
Best 4 of 7 legs or higher as time permits

Sunday June 26th - 2:00 ish - 501 Consolation Round
Best 3 of 5 legs Entry Fee $10.00

To Pre-Register using Venmo
Please send $50.00 to
@scdo9mt80

To Pre-Register using
PayPal
Please send $50.00 as
"Friends" to
spartanburgdarts@mail.com

Sponsorships available for
$50.00
Contact Tournament
Director
if interested

Tournament Director
Chuck Hudson
greenvilledarts@gmail.com
864-202-8418

Nearby Hotels
Days Inn & Suites by Wyndham
864-239-3500

Quality Inn Duncan
864-433-1333

Holiday Inn Express Duncan
864-486-9191

Home 2 Suites by Hilton
864-433-1440

Hampton Inn and Suites
864-866-8100

Baymont by Wyndham
864-433-8403



QCDA 2022 $15,000 Charlotte Open

Host of the USSDA Youth Nationals

July 8-10 2022

Host of the USSDA Cricket Nationals - July 8

For more information visit https://www.unitedstatesdarts.com/2021-cricket-nationals.html

SANCTIONED BY

	Event	Time	Entry Fee	First	Second	Top 4	Top 8	Top 16	Total
FRI	USSDA Cricket Nationals*	11:00am	* $50/$60	%	%	%			
F	USSDA Youth Nationals	12:00pm	$15	%	%	%			
R	Singles 301	6:00pm	$25	$400	$200	$100	$50	$0	$1,000
I	Blind Draw 501**	8:30PM	$15	$360	$200	$100	$50	$30	$1,200
	Mixed Doubles 501	10:00 AM	$30/team	$400	$220	$100	$50	$0	$1,020
S	Men Doubles 501	12:30 PM	$30/team	$400	$200	$100	$50	$30	$1,240
A	Ladies Doubles 501	1:00 PM	$30/team	$320	$160	$80	$40	$0	$800
T	Men Singles 501 #	3:00 PM	$25	$500	$250	$150	$80	$40	$1,690
U	Ladies Singles 501 #	3:30 PM	$25	$350	$200	$100	$50	$20	$1,110
R	Blind Draw 301 **	8:00PM	$15	$360	$200	$100	$50	$30	$1,200
D	Mixed Doubles Cricket	10:00 AM	$30/team	$400	$220	$100	$50	$0	$1,020
A	Ladies Doubles Cricket	1:00 PM	$30/team	$320	$160	$80	$40	$0	$800
Y	Men Doubles Cricket	1:30 PM	$30/team	$400	$200	$100	$50	$30	$1,240
	Ladies Singles Cricket #	3:00 PM	$25	$350	$200	$100	$50	$20	$1,110
	Men Singles Cricket #	3:00PM	$25	$500	$250	$150	$80	$40	$1,690

$15,120

 # Singles 501 / Cricket includes $2 ADO surcharge. (All Singles Finals are best of 5)

*** USSDA Cricket Nationals $50 Pre Registration OR $60 Day of Event**

****All Blind Draws are Best of 5 ****

Youth Events Sponsored by Steamer's Sports Pub

	Event	Time
S	Singles 501	8:30 AM
S	Singles Cricket	11:00 AM
A	Draw Doubles 501	4:30 PM
T	Draw Doubles 501/cr/ch	7:00 PM
S	Youth/Adult 501	8:30 AM
U	Singles 501	10:30 AM
N	Singles Cricket	1:00 PM

2 age groups for youth singles events, 6-12, 13-17

DISCLAIMER AMATUER STATUS - The Host Association and/or the ADO assumes no responsibility for any adverse effects which darts awards may have on

WARNING: Darts is an adult sport. It is dangerous for children to play without adult supervison

Tournament Director
Michelle Fredlund
704-904-6775
TournamentDirector@charlotedarts.com

The Sheraton Airport Hotel
3315 Scott Futrell Drive
704-392-1200, 800-325-3535
Ask for darters rate:
Darter rate expires 06/23/2022

Sheraton Charlotte Airport HOTEL

pickledpigdarts.com

Steamer's Sports Pub Charlotte, NC

33rd Annual Music City Classic

Presented by the Greater Nashville Darting Association

August 4th – 7th, 2022

$30,070

New Location

SONESTA NASHVILLE AIRPORT/600 Marriott Dr., Nashville, TN 37214

RESERVATIONS: 615-889-9300

Darters Rate: $149 plus taxes per night - Cutoff for Darter Rate is July 5th

There is an $11 daily on-site parking fee

Scan the QR code for reservations to get GNDA dart rate

SMOKING AND OUTSIDE DRINKS ARE NOT PERMITTED IN THE DART HALL

Sponsored By: Yuengling

SONESTA HOTELS AND RESORTS

This will be a Digital Steel Tournament

Dart Supplies Sales by: PICKLED pig DART SUPPLIES

Pending

Sanctioned By:

NAWDA Championship (PDC Qualifier)
Friday, August 5, 2022
For Details go to NAWDA Facebook Page

Championship Darts Circuit Matchplay
Friday, August 5, 2022
For details go to www.champdarts.com

REGISTRATION WILL END 30 MINUTES PRIOR TO EACH EVENT'S LISTED START TIME

ALL MATCHES ARE BEST 2 OUT OF 3 UNLESS OTHERWISE NOTED

	THURSDAY	FRIDAY			SATURDAY					SUNDAY				
Time	7:30 pm	6:00 pm	7:00 pm	9:00 pm	10:00 am	12:30 pm	2:00 pm	4:00 pm	5:30 pm	8:00 am	10:00 am	11:00 am	1:00 pm	2:00 pm
Event	Blind Draw Crkt/501/CC	Women's Singles 301-DD	Open Pro Singles Event	Draw Doubles 501-SD	Mixed Trips 601-SD	Men's Doubles 501 SD	Women's Singles 501-SD	Men's Singles 501-SD	Women's Doubles 501-SD	Youth/ Adult Doubles 501	Women's Singles Cricket	Men's Doubles Cricket	Women's Doubles Cricket	Men's Singles Cricket
Entry Fee	$20 Person	$25 Person	$50 Person	$20 Person	$20 Person	$20 Person	$25 * Person	$25 * Person	$20 Person	Free	$25 ** Person	$20 Person	$20 Person	$25 ** Person
1ST	600	500	1,200	600	840	800	500	800	500	Trophy	500	800	500	800
2ND	300	250	600	300	420	400	250	400	250	Trophy	250	400	250	400
Top 4	130	140	300	180	300	220	140	220	140		140	220	140	220
Top 8	90	80	150	90	150	120	80	120	80		80	120	80	120
Top 16	60	40	70	60	90	60	40	60	40		40	60	40	60
Top 32								30						
Total Payouts	$2,000	$1,670	$3,560	$2,100	$3,180	$2,600	$1,670	$3,080	$1,670		$1,670	$2,600	$1,670	$2,600

Open Pro Singles Event is 501 SI/DO
Each round is best of 7 legs.
Coin toss decides who starts first leg, alternating starts thereafter.
If 7th leg is required, cork decides the start.
-Women cannot play in both the Open Pro Event and the Women's Singles 301.

SINGLES 501 FORMATS:
Prior to first leg, flip coin to see who shoots bull first. Winner of bull starts odd legs; loser of bull starts even legs.
WOMENS: All preliminary rounds are best of 5; Final best of 7

MENS: All preliminary rounds (through Top 16) are best of 5
Top 8 best of 7 Top 4 best of 9 Final best of 11

**Fee includes $2 ADO surcharge.

Singles Cricket Men's & Women's:
Both events Finals are best of 5

** Fee includes $2 ADO surcharge

CDC North American Junior Darts Tour
For details go to www.champdarts.com/junior-tour/

Spring 2022 RDL Top Singles Records (by division) (FINAL!)

(All statistics are included, as there were no missing scoresheets this season) (Game minimums required for these listings: 16 for all teams)

	"A" Division		W	L	%-age
1	Phillips, Robbie	A3/ The Uncharted Element	23	1	0.958
2	Naylor, Dan	A1/ The Bullies	15	1	0.938
3	Spellman, Alex	A1/ The Bullies	16	2	0.889
4	Stewart, P.J.	A1/ The Bullies	21	3	0.875
5	Elder, Craig	A1/ The Bullies	17	3	0.850
6	Massengill, Chad	A3/ The Uncharted Element	20	4	0.833
7	Phillips, Stevie	A2/ North Raleigh Alliance	18	4	0.818
8	Gibson, Pat	A1/ The Bullies	17	5	0.773
9	Work, Joe	A2/ North Raleigh Alliance	17	7	0.708
10	Gaulthier, Kyle	A5/ Liver Die!	14	6	0.700
11	Tan, Wil	A3/ The Uncharted Element	11	5	0.688
12	Johnson, Michael	A1/ The Bullies	12	7	0.632
13	Eason, Joel	A4/ Lunatic Fringe	12	8	0.600
14	Seward, Mike	A2/ North Raleigh Alliance	11	8	0.579
15	Jones, Grey	A2/ North Raleigh Alliance	12	9	0.571

	"B" Division		W	L	%-age
1	Butterworth, Dan	B4/ Armed & Hammered	15	4	0.789
2	Denton, Mike	B5/ Consistently Inconsisten	13	4	0.765
3	Davis, Jimmy	B6/ Nonessentials	18	6	0.750
4	Althoff, Paddy	B3/ Boom Baby!!!	14	5	0.737
5	White, Vic	B3/ Boom Baby!!!	17	7	0.708
6	Bullard, Jacob	B3/ Boom Baby!!!	12	5	0.706
7	Butterworth, Jim	B4/ Armed & Hammered	14	6	0.700
8	Mozzetti, Tim	B7/ The Replacements Reloa	16	7	0.696
9	Mitchell, Sid	B7/ The Replacements Reloa	16	8	0.667
	McNamara, Tim	B5/ Consistently Inconsisten	12	6	0.667
11	Grubb, Ed	B5/ Consistently Inconsisten	13	7	0.650
	Jeffreys, Lee	B3/ Boom Baby!!!	13	7	0.650
	Rodgers, Trey	B6/ Nonessentials	13	7	0.650
14	O'Toole, Mike	B4/ Armed & Hammered	14	8	0.636
15	Bruemmer, Wes	B1/ That! Just Happened	12	7	0.632

	"C" Division		W	L	%-age
1	Velez, Jose	C3/ We're DR.UNK Again	18	2	0.900
2	Horton, Tony	C1/ Darty Minds	19	3	0.864
3	Murray, Shane	C4/ Dysfunctional Outlaws	17	3	0.850
4	Jones, Dustin	C3/ We're DR.UNK Again	19	4	0.826
5	Dickenson, Joel	C1/ Darty Minds	15	5	0.750
6	Powell, Lee	C5/ Frankie & The 4 Marks	17	6	0.739
7	Martin, Pat	C1/ Darty Minds	14	6	0.700
8	Tant, J.J.	C4/ Dysfunctional Outlaws	16	8	0.667
9	Raquet, Mike	C5/ Frankie & The 4 Marks	14	8	0.636
10	Preciado, Amanda	C6/ DD-214	12	7	0.632
11	Bushman, Brad	C5/ Frankie & The 4 Marks	10	6	0.625
12	Bialaszewski, Rich	C5/ Frankie & The 4 Marks	11	8	0.579
13	Clark, Dan	C4/ Dysfunctional Outlaws	12	9	0.571
	Suan, John	C3/ We're DR.UNK Again	12	9	0.571
15	Reitano, Sal	C1/ Darty Minds	9	7	0.563

	"D" Division		W	L	%-age
1	Akos, Pat	D4/ Big Bulls	17	3	0.850
2	Byrne, Matt	D2/ Rif Raf	18	4	0.818
3	Lueneburg, Randy	D3/ Off Constantly-Reboot	16	4	0.800
4	Deemer, Randy	D7/ Hump Day!	17	5	0.773
5	Azevedo, Angelo	D3/ Off Constantly-Reboot	14	6	0.700
	Knott, Ronnie	D4/ Big Bulls	14	6	0.700
7	Baldwin, Randy	D7/ Hump Day!	11	5	0.688
8	Bowman, Merrill	D1/ Shark Shooters	15	7	0.682
9	Olsen, Kevin	D3/ Off Constantly-Reboot	14	7	0.667
10	Tufillaro, Lou	D3/ Off Constantly-Reboot	13	7	0.650
	Venable, Mike	D5/ Methodical Insurrection	13	7	0.650
12	McEwen, William	D7/ Hump Day!	14	9	0.609
13	Toolan, Chris	D4/ Big Bulls	12	8	0.600
	Winters, Tom	D2/ Rif Raf	12	8	0.600
15	Howsare, Patrick	D2/ Rif Raf	11	8	0.579

	"E" Division		W	L	%-age
1	Robinson, Mike	E3/ Darty Sanchez	20	2	0.909
2	Bateman, Jimmy	E2/ Sharky's Machine	17	3	0.850
3	Murphy, Phil	E1/ One Armed Bandits	18	4	0.818
4	Trefzger, Eric	E3/ Darty Sanchez	17	5	0.773
5	Rudy, Jeff	E1/ One Armed Bandits	16	6	0.727
6	Robertson, Chris	E4/ Red-eye Rangers	18	7	0.720
7	Powell, Mark	E4/ Red-eye Rangers	15	6	0.714
8	White, J.J.	E6/ Menace 2 Sobriety	18	9	0.667
	Kirkpatrick, Scott	E4/ Red-eye Rangers	16	8	0.667
10	Heath, John	E7/ Sippin' & Trippin'	13	7	0.650
11	Collier, Chris	E3/ Darty Sanchez	11	6	0.647
12	Trefzger, Ken	E1/ One Armed Bandits	15	9	0.625
13	Borgia, Pete	E2/ Sharky's Machine	13	8	0.619
14	Barnes, Will	E4/ Red-eye Rangers	11	7	0.611
	Schaefer, John	E2/ Sharky's Machine	11	7	0.611

	"F" Division		W	L	%-age
1	Schoch, Adam	F3/ Duck Yew	22	1	0.957
2	Finney, Dave	F7/ Backpfeifengesicht	21	3	0.875
3	Willis, Tolson	F2/ Death Throw	16	3	0.842
4	Mathews, Olivia	F2/ Death Throw	18	6	0.750
5	Amos, Terron	F5/ The Neighborhood Dart	15	6	0.714
6	Millius, Mike	F6/ Dart Side of the Moon	14	6	0.700
	Swepson, Jerrell	F5/ The Neighborhood Dart	14	6	0.700
8	Bither, Dana	F4/ Twisted Fork	15	7	0.682
	Ehrmann, Rob	F4/ Twisted Fork	15	7	0.682
10	Converse, Laurence	F3/ Duck Yew	14	7	0.667
	Samaluk, Somchai	F3/ Duck Yew	12	6	0.667
12	Rossbach, Mark	F7/ Backpfeifengesicht	11	6	0.647
13	Swartzel, David	F1/ No Consensus	14	10	0.583
14	Cominole, Jeremy	F7/ Backpfeifengesicht	11	8	0.579
15	(two tied)		9	7	0.563

	"G" Division		W	L	%-age
1	Bowen, Andy	G3/ Banging The Wire	16	1	0.941
2	McNamara, Ken	G6/ We're Sexy & We Throv	21	3	0.875
3	Thompson, Barry	G4/ Shoot to Thrill	13	3	0.813
4	Alcon, Tony	G5/ Sofa Kings	16	4	0.800
5	Kelly, Mike	G1/ Ones Are Closed	19	5	0.792
6	Dean, Jay	G1/ Ones Are Closed	18	5	0.783
7	Stoy, Jamie	G4/ Shoot to Thrill	17	5	0.773
8	Beck, Paul	G4/ Shoot to Thrill	15	5	0.750
9	White, John	G3/ Banging The Wire	17	7	0.708
10	Turner, Kevin	G2/ Yeah Yeah Coach	13	7	0.650
11	Wissinger, Wes	G4/ Shoot to Thrill	12	7	0.632
12	Emerton, Eric	G2/ Yeah Yeah Coach	11	7	0.611
13	Plotkin, Jeremy	G5/ Sofa Kings	10	7	0.588
14	Keim, Roger	G5/ Sofa Kings	14	10	0.583
15	Woodard, Dave	G2/ Yeah Yeah Coach	12	9	0.571

Women's Records

	(# by div.: A-1, B-5, C-1, D-7, E-4, F-11, G-11)		W	L	%-age
A	Rosenfeld, Leslie	A6/ Brown's Terror Bulls	5	15	0.250
B	Hoover, Kim	B1/ That! Just Happened	3	17	0.150
	-	-	-	-	-
C	Preciado, Amanda	C6/ DD-214	12	7	0.632
D	Brady, Michelle	D5/ Methodical Insurrection	6	10	0.375
	Kubel, Nicole	D3/ Off Constantly-Reboot	6	12	0.333
E	Caldwell, Taylor	E5/ That's What She Said	8	15	0.348
	Pulliam, Keri	E7/ Sippin' & Trippin'	3	21	0.125
F	Mathews, Olivia	F2/ Death Throw	18	6	0.750
	Osier, Emmalee	F5/ The Neighborhood Dart	4	13	0.235
	Carden, Amanda	F1/ No Consensus	4	14	0.222
G	Bohanan, Heather	G6/ We're Sexy & We Throv	6	13	0.316
	Ross, Anne	G6/ We're Sexy & We Throv	5	13	0.278
	-	-	-	-	-

Spring 2022 RDL Top Doubles Records (by division) (FINAL!)

(All statistics are included, as there were no missing scoresheets this season) (Game minimums required for these listings: 16 for all teams)

	"A" Division		W	L	%-age
1	Foushee, Kevin	A1/ The Bullies	16	3	0.842
2	Massengill, Chad	A3/ The Uncharted Element	20	4	0.833
3	Naylor, Dan	A1/ The Bullies	13	3	0.813
4	Phillips, Stevie	A2/ North Raleigh Alliance	17	4	0.810
5	Stewart, P.J.	A1/ The Bullies	19	5	0.792
6	Phillips, Robbie	A3/ The Uncharted Element	18	5	0.783
7	Johnson, Michael	A1/ The Bullies	14	4	0.778
	Minty, Ross	A2/ North Raleigh Alliance	14	4	0.778
	Spellman, Alex	A1/ The Bullies	14	4	0.778
10	Gibson, Pat	A1/ The Bullies	16	6	0.727
11	Jones, Grey	A2/ North Raleigh Alliance	16	7	0.696
12	Gaulthier, Kyle	A5/ Liver Die!	13	7	0.650
13	Lange, Cody	A2/ North Raleigh Alliance	14	8	0.636
14	Huffman, David	A2/ North Raleigh Alliance	10	6	0.625
15	Brown, Tom	A3/ The Uncharted Element	14	9	0.609

	"B" Division		W	L	%-age
1	Mitchell, Sid	B7/ The Replacements Reloa	20	5	0.800
2	Fredrick, Karl	B4/ Armed & Hammered	12	4	0.750
3	Flood, Tom	B7/ The Replacements Reloa	15	6	0.714
4	McCartney, Joe	B2/ Hump Day Hurlers	12	5	0.706
5	Arnold, Jimmy	B4/ Armed & Hammered	14	6	0.700
6	Bullard, Jacob	B3/ Boom Baby!!!	12	6	0.667
7	Sheer, Andy	B2/ Hump Day Hurlers	10	6	0.625
	Townsley, Sean	B2/ Hump Day Hurlers	10	6	0.625
9	Holland, Steve	B6/ Nonessentials	13	8	0.619
	Rodgers, Trey	B6/ Nonessentials	13	8	0.619
11	Butterworth, Jim	B4/ Armed & Hammered	11	7	0.611
12	Grubb, Ed	B5/ Consistently Inconsisten	12	8	0.600
	Jeffreys, Lee	B3/ Boom Baby!!!	12	8	0.600
14	Peele, Jim	B3/ Boom Baby!!!	10	7	0.588
15	White, Vic	B3/ Boom Baby!!!	14	10	0.583

	"C" Division		W	L	%-age
1	Smith, Brian	C4/ Dysfunctional Outlaws	20	3	0.870
2	Murray, Shane	C4/ Dysfunctional Outlaws	17	3	0.850
3	Velez, Jose	C3/ We're DR.UNK Again	15	4	0.789
4	Martin, Pat	C1/ Darty Minds	16	5	0.762
5	Jobe, C.J.	C1/ Darty Minds	15	6	0.714
6	Dickenson, Joel	C1/ Darty Minds	14	6	0.700
7	Horton, Tony	C1/ Darty Minds	14	8	0.636
8	Bialaszewski, Rich	C5/ Frankie & The 4 Marks	12	7	0.632
9	Jones, Dustin	C3/ We're DR.UNK Again	14	9	0.609
10	Beaird, Tommy	C6/ DD-214	13	9	0.591
	Haire, Chris	C3/ We're DR.UNK Again	13	9	0.591
12	Powell, Lee	C5/ Frankie & The 4 Marks	14	10	0.583
13	Steppe, Mike	C4/ Dysfunctional Outlaws	11	8	0.579
14	Tant, J.J.	C4/ Dysfunctional Outlaws	13	10	0.565
15	Limerick, Jeremy	C6/ DD-214	10	8	0.556

	"D" Division		W	L	%-age
1	Azevedo, Angelo	D3/ Off Constantly-Reboot	17	3	0.850
2	Roberts, Mike	D3/ Off Constantly-Reboot	18	5	0.783
3	Lueneburg, Randy	D3/ Off Constantly-Reboot	15	5	0.750
4	Tufillaro, Lou	D3/ Off Constantly-Reboot	16	6	0.727
5	Toolan, Chris	D4/ Big Bulls	15	6	0.714
6	Akos, Pat	D4/ Big Bulls	14	6	0.700
7	Stewart, Kevin	D4/ Big Bulls	13	6	0.684
8	Bemis, Matt	D6/ Cheap Shots	11	6	0.647
9	Howsare, Patrick	D2/ Rif Raf	12	7	0.632
10	Baldwin, Randy	D7/ Hump Day!	10	6	0.625
	Shorrock, Will	D2/ Rif Raf	10	6	0.625
12	Todd, Patrick	D7/ Hump Day!	12	8	0.600
13	Byrne, Matt	D2/ Rif Raf	14	10	0.583
14	Hall, Josh	D6/ Cheap Shots	13	10	0.565
15	Kubel, Nicole	D3/ Off Constantly-Reboot	9	7	0.563

	"E" Division		W	L	%-age
1	Rudy, Jeff	E1/ One Armed Bandits	17	4	0.810
2	Wernet, Brad	E3/ Darty Sanchez	12	4	0.750
3	Robinson, Mike	E3/ Darty Sanchez	15	6	0.714
4	Trefzger, Ken	E1/ One Armed Bandits	16	7	0.696
5	Collier, Chris	E3/ Darty Sanchez	11	5	0.688
6	Tanella, Michael	E5/ That's What She Said	13	7	0.650
	Trefzger, Eric	E3/ Darty Sanchez	13	7	0.650
8	Kirkpatrick, Scott	E4/ Red-eye Rangers	16	9	0.640
9	Allison, Frank	E2/ Sharky's Machine	12	7	0.632
10	Moulden, Jeremy	E5/ That's What She Said	10	6	0.625
11	Adams, Doug	E5/ That's What She Said	11	7	0.611
12	Caldwell, Taylor	E5/ That's What She Said	14	9	0.609
13	White, Jim	E1/ One Armed Bandits	13	9	0.591
14	Powell, Mark	E4/ Red-eye Rangers	12	9	0.571
15	Pujol, Ollie Barriero	E3/ Darty Sanchez	9	7	0.563

	"F" Division		W	L	%-age
1	Samaluk, Somchai	F3/ Duck Yew	14	4	0.778
2	Lalino, Steve	F3/ Duck Yew	17	6	0.739
3	Bosier, Sean	F2/ Death Throw	14	5	0.737
4	Finney, Dave	F7/ Backpfeifengesicht	17	7	0.708
5	Bither, Dana	F4/ Twisted Fork	15	8	0.652
6	Clement, Dawn	F7/ Backpfeifengesicht	11	6	0.647
7	Schoch, Adam	F3/ Duck Yew	14	8	0.636
8	Ball, Pat	F7/ Backpfeifengesicht	12	7	0.632
9	Carawon, Harris	F3/ Duck Yew	18	12	0.600
	Ehrmann, Rob	F4/ Twisted Fork	12	8	0.600
	Gagner, Chris	F1/ No Consensus	12	8	0.600
	Willis, Tolson	F2/ Death Throw	12	8	0.600
13	Jeffcoat, Angela	F4/ Twisted Fork	10	7	0.588
14	Millius, Mike	F6/ Dart Side of the Moon	11	8	0.579
15	Mathews, Dave	F2/ Death Throw	10	8	0.556

	"G" Division		W	L	%-age
1	Bowen, Andy	G3/ Banging The Wire	15	2	0.882
2	Woodard, Dave	G2/ Yeah Yeah Coach	14	3	0.824
3	Turner, Kevin	G2/ Yeah Yeah Coach	18	5	0.783
4	Alcon, Tony	G5/ Sofa Kings	15	5	0.750
5	Port, Brian	G3/ Banging The Wire	12	5	0.706
6	Kelly, Mike	G1/ Ones Are Closed	14	6	0.700
7	White, John	G3/ Banging The Wire	14	7	0.667
	Beck, Paul	G4/ Shoot to Thrill	12	6	0.667
9	Keim, Roger	G5/ Sofa Kings	15	8	0.652
10	Dean, Jay	G1/ Ones Are Closed	13	7	0.650
11	Barletta, Phil	G2/ Yeah Yeah Coach	10	6	0.625
	Iessi, Austin	G1/ Ones Are Closed	10	6	0.625
13	Hamer, Andrew	G2/ Yeah Yeah Coach	12	8	0.600
14	Scott, Kevin	G2/ Yeah Yeah Coach	10	7	0.588
15	Newton, Ted	G4/ Shoot to Thrill	9	7	0.563

Women's Records

	(# by div.: A-1, B-5, C-1, D-7, E-4, F-11, G-11)		W	L	%-age
A	Rosenfeld, Leslie	A6/ Brown's Terror Bulls	5	15	0.250
B	Hoover, Kim	B1/ That! Just Happened	8	12	0.400
	-	-	-	-	-
C	Preciado, Amanda	C6/ DD-214	11	9	0.550
D	Kubel, Nicole	D3/ Off Constantly-Reboot	9	7	0.563
	Brady, Michelle	D5/ Methodical Insurrection	10	9	0.526
E	Caldwell, Taylor	E5/ That's What She Said	14	9	0.609
	Pulliam, Keri	E7/ Sippin' & Trippin'	7	14	0.333
F	Clement, Dawn	F7/ Backpfeifengesicht	11	6	0.647
	Jeffcoat, Angela	F4/ Twisted Fork	10	7	0.588
	Mathews, Olivia	F2/ Death Throw	12	11	0.522
G	Ross, Anne	G6/ We're Sexy & We Throv	4	14	0.222
	Bohanan, Heather	G6/ We're Sexy & We Throv	4	17	0.190
	-	-	-	-	-

Spring 2022 RDL Top Singles+Doubles Records (by division) (FINAL!)

(All statistics are included, as there were no missing scoresheets this season) (Game minimums required for these listings: 32 for all teams)

	"A" Division		W	L	%-age
1	Foushee, Kevin	A1/ The Bullies	29	4	0.879
2	Naylor, Dan	A1/ The Bullies	28	4	0.875
3	Phillips, Robbie	A3/ The Uncharted Element	41	6	0.872
4	Elder, Craig	A1/ The Bullies	29	5	0.853
5	Massengill, Chad	A3/ The Uncharted Element	40	8	0.833
	Stewart, P.J.	A1/ The Bullies	40	8	0.833
	Spellman, Alex	A1/ The Bullies	30	6	0.833
8	Phillips, Stevie	A2/ North Raleigh Alliance	35	8	0.814
9	Gibson, Pat	A1/ The Bullies	33	11	0.750
10	Johnson, Michael	A1/ The Bullies	26	11	0.703
11	Gaulthier, Kyle	A5/ Liver Die!	27	13	0.675
12	Work, Joe	A2/ North Raleigh Alliance	30	16	0.652
13	Jones, Grey	A2/ North Raleigh Alliance	28	16	0.636
14	Minty, Ross	A2/ North Raleigh Alliance	22	14	0.611
15	Lange, Cody	A2/ North Raleigh Alliance	25	17	0.595

	"B" Division		W	L	%-age
1	Mitchell, Sid	B7/ The Replacements Reloa	36	13	0.735
2	Bullard, Jacob	B3/ Boom Baby!!!	24	11	0.686
3	Fredrick, Karl	B4/ Armed & Hammered	22	11	0.667
	McCartney, Joe	B2/ Hump Day Hurlers	22	11	0.667
5	Butterworth, Jim	B4/ Armed & Hammered	25	13	0.658
6	White, Vic	B3/ Boom Baby!!!	31	17	0.646
7	Butterworth, Dan	B4/ Armed & Hammered	23	13	0.639
8	Davis, Jimmy	B6/ Nonessentials	30	17	0.638
9	Rodgers, Trey	B6/ Nonessentials	26	15	0.634
10	Grubb, Ed	B5/ Consistently Inconsisten	25	15	0.625
	Jeffreys, Lee	B3/ Boom Baby!!!	25	15	0.625
12	Denton, Mike	B5/ Consistently Inconsisten	20	14	0.588
13	Mozzetti, Tim	B7/ The Replacements Reloa	27	20	0.574
14	Holland, Steve	B6/ Nonessentials	25	19	0.568
15	O'Toole, Mike	B4/ Armed & Hammered	24	19	0.558

	"C" Division		W	L	%-age
1	Murray, Shane	C4/ Dysfunctional Outlaws	34	6	0.850
2	Velez, Jose	C3/ We're DR.UNK Again	33	6	0.846
3	Horton, Tony	C1/ Darty Minds	33	11	0.750
4	Martin, Pat	C1/ Darty Minds	30	11	0.732
5	Dickenson, Joel	C1/ Darty Minds	29	11	0.725
6	Jones, Dustin	C3/ We're DR.UNK Again	33	13	0.717
7	Smith, Brian	C4/ Dysfunctional Outlaws	31	14	0.689
8	Powell, Lee	C5/ Frankie & The 4 Marks	31	16	0.660
9	Tant, J.J.	C4/ Dysfunctional Outlaws	29	18	0.617
10	Bialaszewski, Rich	C5/ Frankie & The 4 Marks	23	15	0.605
11	Jobe, C.J.	C1/ Darty Minds	26	17	0.605
12	Preciado, Amanda	C6/ DD-214	23	16	0.590
13	Bushman, Brad	C5/ Frankie & The 4 Marks	18	14	0.563
14	Raquet, Mike	C5/ Frankie & The 4 Marks	23	19	0.548
15	Beaird, Tommy	C6/ DD-214	24	20	0.545

	"D" Division		W	L	%-age
1	Akos, Pat	D4/ Big Bulls	31	9	0.775
	Azevedo, Angelo	D3/ Off Constantly-Reboot	31	9	0.775
	Lueneburg, Randy	D3/ Off Constantly-Reboot	31	9	0.775
4	Byrne, Matt	D2/ Rif Raf	32	14	0.696
5	Tufillaro, Lou	D3/ Off Constantly-Reboot	29	13	0.690
6	Toolan, Chris	D4/ Big Bulls	27	14	0.659
7	Baldwin, Randy	D7/ Hump Day!	21	11	0.656
8	Witz, Steve	D6/ Cheap Shots	21	13	0.618
9	Howsare, Patrick	D2/ Rif Raf	23	15	0.605
10	Olsen, Kevin	D3/ Off Constantly-Reboot	26	17	0.605
	Roberts, Mike	D3/ Off Constantly-Reboot	26	17	0.605
12	Knott, Ronnie	D4/ Big Bulls	24	16	0.600
13	McEwen, William	D7/ Hump Day!	26	19	0.578
14	Stewart, Kevin	D4/ Big Bulls	22	17	0.564
15	Winters, Tom	D2/ Rif Raf	23	18	0.561

	"E" Division		W	L	%-age
1	Robinson, Mike	E3/ Darty Sanchez	35	8	0.814
2	Rudy, Jeff	E1/ One Armed Bandits	33	10	0.767
3	Trefzger, Eric	E3/ Darty Sanchez	30	12	0.714
4	Bateman, Jimmy	E2/ Sharky's Machine	26	11	0.703
5	Murphy, Phil	E1/ One Armed Bandits	30	14	0.682
6	Collier, Chris	E3/ Darty Sanchez	22	11	0.667
7	Trefzger, Ken	E1/ One Armed Bandits	31	16	0.660
8	Kirkpatrick, Scott	E4/ Red-eye Rangers	32	17	0.653
9	Powell, Mark	E4/ Red-eye Rangers	27	15	0.643
10	Tanella, Michael	E5/ That's What She Said	25	15	0.625
11	White, J.J.	E6/ Menace 2 Sobriety	32	20	0.615
12	Robertson, Chris	E4/ Red-eye Rangers	30	19	0.612
13	Allison, Frank	E2/ Sharky's Machine	23	15	0.605
14	Wernet, Brad	E3/ Darty Sanchez	21	14	0.600
15	Borgia, Pete	E2/ Sharky's Machine	26	19	0.578

	"F" Division		W	L	%-age
1	Schoch, Adam	F3/ Duck Yew	36	9	0.800
2	Finney, Dave	F7/ Backpfeifengesicht	38	10	0.792
3	Samaluk, Somchai	F3/ Duck Yew	26	10	0.722
4	Willis, Tolson	F2/ Death Throw	28	11	0.718
5	Bither, Dana	F4/ Twisted Fork	30	15	0.667
6	Rossbach, Mark	F7/ Backpfeifengesicht	21	11	0.656
7	Ehrmann, Rob	F4/ Twisted Fork	27	15	0.643
8	Millius, Mike	F6/ Dart Side of the Moon	25	14	0.641
9	Mathews, Olivia	F2/ Death Throw	30	17	0.638
10	Swepson, Jerrell	F5/ The Neighborhood Dart	25	15	0.625
11	Lalino, Steve	F3/ Duck Yew	28	18	0.609
12	Bosier, Sean	F2/ Death Throw	25	17	0.595
13	Amos, Terron	F5/ The Neighborhood Dart	25	18	0.581
14	Carawon, Harris	F3/ Duck Yew	34	25	0.576
15	Cominole, Jeremy	F7/ Backpfeifengesicht	20	17	0.541

	"G" Division		W	L	%-age
1	Bowen, Andy	G3/ Banging The Wire	31	3	0.912
2	Alcon, Tony	G5/ Sofa Kings	31	9	0.775
3	Kelly, Mike	G1/ Ones Are Closed	33	11	0.750
4	Dean, Jay	G1/ Ones Are Closed	31	12	0.721
	Turner, Kevin	G2/ Yeah Yeah Coach	31	12	0.721
6	Beck, Paul	G4/ Shoot to Thrill	27	11	0.711
7	White, John	G3/ Banging The Wire	31	14	0.689
8	Woodard, Dave	G2/ Yeah Yeah Coach	26	12	0.684
9	Hamer, Andrew	G2/ Yeah Yeah Coach	23	12	0.657
10	Stoy, Jamie	G4/ Shoot to Thrill	27	16	0.628
11	Keim, Roger	G5/ Sofa Kings	29	18	0.617
12	Plotkin, Jeremy	G5/ Sofa Kings	19	13	0.594
13	McNamara, Ken	G6/ We're Sexy & We Throv	28	20	0.583
14	Emerton, Eric	G2/ Yeah Yeah Coach	19	14	0.576
15	Port, Brian	G3/ Banging The Wire	21	16	0.568

Women's Records

	(# by div.: A-1, B-5, C-1, D-7, E-4, F-11, G-11)		W	L	%-age
A	Rosenfeld, Leslie	A6/ Brown's Terror Bulls	10	30	0.250
B	Hoover, Kim	B1/ That! Just Happened	11	29	0.275
	-	-	-	-	-
C	Preciado, Amanda	C6/ DD-214	23	16	0.590
D	Brady, Michelle	D5/ Methodical Insurrection	16	19	0.457
	Kubel, Nicole	D3/ Off Constantly-Reboot	15	19	0.441
E	Caldwell, Taylor	E5/ That's What She Said	22	24	0.478
	Pulliam, Keri	E7/ Sippin' & Trippin'	10	35	0.222
F	Mathews, Olivia	F2/ Death Throw	30	17	0.638
	Jeffcoat, Angela	F4/ Twisted Fork	13	24	0.351
	Bathurst, Morgan	F5/ The Neighborhood Dart	9	28	0.243
G	Bohanan, Heather	G6/ We're Sexy & We Throv	10	30	0.250
	Ross, Anne	G6/ We're Sexy & We Throv	9	27	0.250
	-	-	-	-	-

Spring 2022 RDL Top All-Star Point Averages (by division) (FINAL!)

(All statistics are included, as there were no missing scoresheets this season) (Game minimums required for these listings: 32 for all teams)

	"A" Division		ASP	TGP	Ave.
1	Phillips, Robbie	A3/ The Uncharted Element	105.0	47	2.234
2	Phillips, Stevie	A2/ North Raleigh Alliance	90.0	43	2.093
3	Spellman, Alex	A1/ The Bullies	75.0	36	2.083
4	Work, Joe	A2/ North Raleigh Alliance	86.5	46	1.880
5	Massengill, Chad	A3/ The Uncharted Element	89.5	48	1.865
6	Naylor, Dan	A1/ The Bullies	57.5	32	1.797
7	Gibson, Pat	A1/ The Bullies	78.5	44	1.784
8	Elder, Craig	A1/ The Bullies	54.5	34	1.603
9	Stewart, P.J.	A1/ The Bullies	70.5	48	1.469
10	Gaulthier, Kyle	A5/ Liver Die!	57.0	40	1.425
11	Foushee, Kevin	A1/ The Bullies	40.0	33	1.212
12	Johnson, Michael	A1/ The Bullies	42.5	37	1.149
13	Brown, Tom	A3/ The Uncharted Element	51.0	45	1.133
14	Jones, Grey	A2/ North Raleigh Alliance	49.5	44	1.125
15	Lange, Cody	A2/ North Raleigh Alliance	45.0	42	1.071

	"B" Division		ASP	TGP	Ave.
1	Mitchell, Sid	B7/ The Replacements Reloa	70.5	49	1.439
2	Davis, Jimmy	B6/ Nonessentials	48.5	47	1.032
3	Mozzetti, Tim	B7/ The Replacements Reloa	47.5	47	1.011
4	White, Vic	B3/ Boom Baby!!!	47.5	48	0.990
5	McNamara, Tim	B5/ Consistently Inconsisten	35.0	37	0.946
6	Butterworth, Jim	B4/ Armed & Hammered	35.5	38	0.934
7	Denton, Mike	B5/ Consistently Inconsisten	28.5	34	0.838
8	Grubb, Ed	B5/ Consistently Inconsisten	33.5	40	0.838
9	Murdaugh, John	B6/ Nonessentials	26.0	34	0.765
10	McCartney, Joe	B2/ Hump Day Hurlers	25.0	33	0.758
11	Bullard, Jacob	B3/ Boom Baby!!!	25.5	35	0.729
12	O'Toole, Mike	B4/ Armed & Hammered	31.0	43	0.721
13	Jeffreys, Lee	B3/ Boom Baby!!!	26.5	40	0.663
14	Peele, Jim	B3/ Boom Baby!!!	23.5	36	0.653
15	Rodgers, Trey	B6/ Nonessentials	26.5	41	0.646

	"C" Division		ASP	TGP	Ave.
1	Dickenson, Joel	C1/ Darty Minds	42.0	40	1.050
2	Bushman, Brad	C5/ Frankie & The 4 Marks	31.5	32	0.984
3	Velez, Jose	C3/ We're DR.UNK Again	37.5	39	0.962
4	Beaird, Tommy	C6/ DD-214	34.0	44	0.773
5	Jones, Dustin	C3/ We're DR.UNK Again	35.5	46	0.772
6	Suan, John	C3/ We're DR.UNK Again	31.5	42	0.750
	Murray, Shane	C4/ Dysfunctional Outlaws	30.0	40	0.750
8	Smith, Brian	C4/ Dysfunctional Outlaws	33.5	45	0.744
9	Limerick, Jeremy	C6/ DD-214	28.0	38	0.737
10	Tant, J.J.	C4/ Dysfunctional Outlaws	34.5	47	0.734
11	Bialaszewski, Rich	C5/ Frankie & The 4 Marks	25.0	38	0.658
12	Raquet, Mike	C5/ Frankie & The 4 Marks	26.0	42	0.619
13	Jobe, C.J.	C1/ Darty Minds	26.5	43	0.616
14	Preciado, Amanda	C6/ DD-214	24.0	39	0.615
15	Horton, Tony	C1/ Darty Minds	26.0	44	0.591

	"D" Division		ASP	TGP	Ave.
1	Akos, Pat	D4/ Big Bulls	37.0	40	0.925
2	Bowman, Merrill	D1/ Shark Shooters	36.5	42	0.869
3	Deemer, Randy	D7/ Hump Day!	32.5	43	0.756
4	Azevedo, Angelo	D3/ Off Constantly-Reboot	29.5	40	0.738
	Lueneburg, Randy	D3/ Off Constantly-Reboot	29.5	40	0.738
6	Knott, Ronnie	D4/ Big Bulls	28.0	40	0.700
7	McEwen, William	D7/ Hump Day!	29.5	45	0.656
8	Winters, Tom	D2/ Rif Raf	26.0	41	0.634
9	Byrne, Matt	D2/ Rif Raf	27.5	46	0.598
10	Krestalude, Andy	D7/ Hump Day!	25.0	42	0.595
11	Olsen, Kevin	D3/ Off Constantly-Reboot	25.0	43	0.581
12	Toolan, Chris	D4/ Big Bulls	23.5	41	0.573
13	Neill, Greg	D5/ Methodical Insurrection	19.5	36	0.542
14	Howsare, Patrick	D2/ Rif Raf	19.5	38	0.513
15	Venable, Mike	D5/ Methodical Insurrection	20.5	41	0.500

	"E" Division		ASP	TGP	Ave.
1	Rudy, Jeff	E1/ One Armed Bandits	33.5	43	0.779
2	Robinson, Mike	E3/ Darty Sanchez	33.0	43	0.767
3	Kirkpatrick, Scott	E4/ Red-eye Rangers	35.0	49	0.714
4	White, J.J.	E6/ Menace 2 Sobriety	31.5	52	0.606
5	Trefzger, Eric	E3/ Darty Sanchez	23.5	42	0.560
6	Bateman, Jimmy	E2/ Sharky's Machine	20.5	37	0.554
7	Schaefer, John	E2/ Sharky's Machine	18.5	35	0.529
8	White, Jim	E1/ One Armed Bandits	21.0	44	0.477
9	Tanella, Michael	E5/ That's What She Said	18.5	40	0.463
10	Robertson, Chris	E4/ Red-eye Rangers	21.0	49	0.429
11	Trefzger, Mike	E3/ Darty Sanchez	15.0	36	0.417
12	Powell, Mark	E4/ Red-eye Rangers	16.5	42	0.393
13	Trefzger, Ken	E1/ One Armed Bandits	16.5	47	0.351
14	Borgia, Pete	E2/ Sharky's Machine	15.5	45	0.344
15	Bouchard, Keith	E6/ Menace 2 Sobriety	17.0	51	0.333

	"F" Division		ASP	TGP	Ave.
1	Schoch, Adam	F3/ Duck Yew	36.5	45	0.811
2	Finney, Dave	F7/ Backpfeifengesicht	38.5	48	0.802
3	Ehrmann, Rob	F4/ Twisted Fork	31.5	42	0.750
4	Dehnel, Sebastian	F1/ No Consensus	28.5	48	0.594
5	Millius, Mike	F6/ Dart Side of the Moon	22.0	39	0.564
6	Merkle, Patrick	F4/ Twisted Fork	25.5	46	0.554
7	Amos, Terron	F5/ The Neighborhood Dart	23.5	43	0.547
8	Samaluk, Somchai	F3/ Duck Yew	19.5	36	0.542
9	Swepson, Jerrell	F5/ The Neighborhood Dart	21.5	40	0.538
10	Swartzel, David	F1/ No Consensus	25.5	48	0.531
11	Bither, Dana	F4/ Twisted Fork	21.5	45	0.478
12	Willis, Tolson	F2/ Death Throw	18.0	39	0.462
13	Gagner, Chris	F1/ No Consensus	19.0	42	0.452
14	Carawon, Harris	F3/ Duck Yew	25.5	59	0.432
15	Davis, P.J.	F5/ The Neighborhood Dart	15.0	35	0.429

	"G" Division		ASP	TGP	Ave.
1	Bowen, Andy	G3/ Banging The Wire	20.5	34	0.603
2	Alcon, Tony	G5/ Sofa Kings	23.0	40	0.575
3	White, John	G3/ Banging The Wire	25.5	45	0.567
4	Wissinger, Wes	G4/ Shoot to Thrill	19.0	36	0.528
5	Keim, Roger	G5/ Sofa Kings	24.0	47	0.511
6	Woodard, Dave	G2/ Yeah Yeah Coach	19.0	38	0.500
7	McNamara, Ken	G6/ We're Sexy & We Throv	23.5	48	0.490
8	Stoy, Jamie	G4/ Shoot to Thrill	16.5	43	0.384
9	Campbell, Aaron	G5/ Sofa Kings	14.0	38	0.368
10	Port, Brian	G3/ Banging The Wire	13.5	37	0.365
11	Hamer, Andrew	G2/ Yeah Yeah Coach	12.5	35	0.357
12	Kelly, Mike	G1/ Ones Are Closed	15.5	44	0.352
13	Beck, Paul	G4/ Shoot to Thrill	13.0	38	0.342
14	Rowe, Dan	G5/ Sofa Kings	12.0	36	0.333
15	Scott, Kevin	G2/ Yeah Yeah Coach	10.0	33	0.303

Women's Records

	(# by div.: A-1, B-5, C-1, D-7, E-4, F-11, G-11)		ASP	TGP	Ave.
A	Rosenfeld, Leslie	A6/ Brown's Terror Bulls	16.0	40	0.400
B	Hoover, Kim	B1/ That! Just Happened	7.5	40	0.188
	-	-	-	-	-
C	Preciado, Amanda	C6/ DD-214	24.0	39	0.615
D	Kubel, Nicole	D3/ Off Constantly-Reboot	7.0	34	0.206
	Brady, Michelle	D5/ Methodical Insurrection	5.0	35	0.143
E	Pender, Aime	E7/ Sippin' & Trippin'	10.0	34	0.294
	Caldwell, Taylor	E5/ That's What She Said	13.0	46	0.283
F	Mathews, Olivia	F2/ Death Throw	20.0	47	0.426
	Jeffcoat, Angela	F4/ Twisted Fork	9.5	37	0.257
	Bathurst, Morgan	F5/ The Neighborhood Dart	8.0	37	0.216
G	Ross, Anne	G6/ We're Sexy & We Throv	6.0	36	0.167
	Bohanan, Heather	G6/ We're Sexy & We Throv	4.0	40	0.100
	-	-	-	-	-

Spring 2022 RDL League-Wide Sectional Statistics (ranked by percentage) (FINAL!)

(All statistics are included, as there were no missing scoresheets this season) (Game minimums required for these listings: 6 for all divisions)

	Singles 301 Win Percentage		W	L	%-age
1	Gouge, Shane	C3/ We're DR.UNK Again	7	0	1.000
2	Phillips, Robbie	A3/ The Uncharted Element	11	1	0.917
	Stewart, P.J.	A1/ The Bullies	11	1	0.917
	McNamara, Ken	G6/ We're Sexy & We Throv	11	1	0.917
5	Schoch, Adam	F3/ Duck Yew	10	1	0.909
6	Velez, Jose	C3/ We're DR.UNK Again	9	1	0.900
	Murphy, Phil	E1/ One Armed Bandits	9	1	0.900
	Alcon, Tony	G5/ Sofa Kings	9	1	0.900
9	Denton, Mike	B5/ Consistently Inconsisten	8	1	0.889
	Preciado, Amanda	C6/ DD-214	8	1	0.889
11	Naylor, Dan	A1/ The Bullies	7	1	0.875
	Tan, Wil	A3/ The Uncharted Element	7	1	0.875
	Willis, Tolson	F2/ Death Throw	7	1	0.875
	Bowen, Andy	G3/ Banging The Wire	7	1	0.875
15	Persson, Kenny	A3/ The Uncharted Element	6	1	0.857
	Coe, Jason	B1/ That! Just Happened	6	1	0.857
	Jones, Jimmie	B1/ That! Just Happened	6	1	0.857
	Sheer, Andy	B2/ Hump Day Hurlers	6	1	0.857
	Kirchner, John	F6/ Dart Side of the Moon	6	1	0.857
	Balint, Joey	G6/ We're Sexy & We Throv	6	1	0.857
21	Finney, Dave	F7/ Backpfeifengesicht	10	2	0.833
	Beaudoin, Paul	B6/ Nonessentials	5	1	0.833
23	Mozzetti, Tim	B7/ The Replacements Reloa	9	2	0.818
	Robinson, Mike	E3/ Darty Sanchez	9	2	0.818
	Dean, Jay	G1/ Ones Are Closed	9	2	0.818
26	Elder, Craig	A1/ The Bullies	8	2	0.800
	Butterworth, Dan	B4/ Armed & Hammered	8	2	0.800
	Byrne, Matt	D2/ Rif Raf	8	2	0.800
	Barrett, Darren	E2/ Sharky's Machine	8	2	0.800
	Bateman, Jimmy	E2/ Sharky's Machine	8	2	0.800
	Tanella, Michael	E5/ That's What She Said	8	2	0.800
	Swepson, Jerrell	F5/ The Neighborhood Dart	8	2	0.800
33	Spellman, Alex	A1/ The Bullies	7	2	0.778
	Beck, Paul	G4/ Shoot to Thrill	7	2	0.778
35	Massengill, Chad	A3/ The Uncharted Element	9	3	0.750
	Davis, Jimmy	B6/ Nonessentials	9	3	0.750
	Buckman, Dave	D6/ Cheap Shots	9	3	0.750
	White, John	G3/ Banging The Wire	9	3	0.750
	Bushman, Brad	C5/ Frankie & The 4 Marks	6	2	0.750
	Thompson, Barry	G4/ Shoot to Thrill	6	2	0.750
41	Gibson, Pat	A1/ The Bullies	8	3	0.727
	Phillips, Stevie	A2/ North Raleigh Alliance	8	3	0.727
	Grubb, Ed	B5/ Consistently Inconsisten	8	3	0.727
	Horton, Tony	C1/ Darty Minds	8	3	0.727
	Jones, Dustin	C3/ We're DR.UNK Again	8	3	0.727
	Amos, Terron	F5/ The Neighborhood Dart	8	3	0.727
	Bradshaw, Tyler	F2/ Death Throw	8	3	0.727
48	Turner, Michael	B3/ Boom Baby!!!	5	2	0.714
	St. Clair, Matt	D2/ Rif Raf	5	2	0.714
	Cornell, Blaine	F6/ Dart Side of the Moon	5	2	0.714
	Bozza, Doug	G5/ Sofa Kings	5	2	0.714
	Turner, Kevin	G2/ Yeah Yeah Coach	5	2	0.714
53	(sixteen tied - 1 in A, 1 in B, 3 in C, 6 in D, 2 in E, 2 in F, 1 in G)		7	3	0.700

	Singles Cricket Win Percentage		W	L	%-age
1	Phillips, Robbie	A3/ The Uncharted Element	12	0	1.000
	Mitchell, Sid	B7/ The Replacements Reloa	12	0	1.000
	Schoch, Adam	F3/ Duck Yew	12	0	1.000
	Horton, Tony	C1/ Darty Minds	11	0	1.000
	Robinson, Mike	E3/ Darty Sanchez	11	0	1.000
	Murray, Shane	C4/ Dysfunctional Outlaws	10	0	1.000
	Akos, Pat	D4/ Big Bulls	10	0	1.000
	Foushee, Kevin	A1/ The Bullies	9	0	1.000
	Spellman, Alex	A1/ The Bullies	9	0	1.000
	Bowen, Andy	G3/ Banging The Wire	9	0	1.000
	Naylor, Dan	A1/ The Bullies	8	0	1.000
12	Massengill, Chad	A3/ The Uncharted Element	11	1	0.917
	White, Vic	B3/ Boom Baby!!!	11	1	0.917
	Jones, Dustin	C3/ We're DR.UNK Again	11	1	0.917
	Bowman, Merrill	D1/ Shark Shooters	11	1	0.917
	Finney, Dave	F7/ Backpfeifengesicht	11	1	0.917
	Kelly, Mike	G1/ Ones Are Closed	11	1	0.917
18	Phillips, Stevie	A2/ North Raleigh Alliance	10	1	0.909
	Trefzger, Eric	E3/ Darty Sanchez	10	1	0.909
	Ehrmann, Rob	F4/ Twisted Fork	10	1	0.909
	Stoy, Jamie	G4/ Shoot to Thrill	10	1	0.909
22	Elder, Craig	A1/ The Bullies	9	1	0.900
	Velez, Jose	C3/ We're DR.UNK Again	9	1	0.900
	Lueneburg, Randy	D3/ Off Constantly-Reboot	9	1	0.900
	Tufillaro, Lou	D3/ Off Constantly-Reboot	9	1	0.900
	Bateman, Jimmy	E2/ Sharky's Machine	9	1	0.900
27	Baldwin, Randy	D7/ Hump Day!	7	1	0.875
	Knott, Ronnie	D4/ Big Bulls	7	1	0.875
	Thompson, Barry	G4/ Shoot to Thrill	7	1	0.875
30	Beaudoin, Paul	B6/ Nonessentials	6	1	0.857
	Whitley, Brian	E7/ Sippin' & Trippin'	6	1	0.857
32	Stewart, P.J.	A1/ The Bullies	10	2	0.833
	Work, Joe	A2/ North Raleigh Alliance	10	2	0.833
	Martin, Pat	C1/ Darty Minds	10	2	0.833
	Powell, Lee	C5/ Frankie & The 4 Marks	10	2	0.833
	Byrne, Matt	D2/ Rif Raf	10	2	0.833
	Deemer, Randy	D7/ Hump Day!	10	2	0.833
	Kirkpatrick, Scott	E4/ Red-eye Rangers	10	2	0.833
	Robertson, Chris	E4/ Red-eye Rangers	10	2	0.833
	Mathews, Olivia	F2/ Death Throw	10	2	0.833
	McNamara, Ken	G6/ We're Sexy & We Throv	10	2	0.833
	Huffman, David	A2/ North Raleigh Alliance	5	1	0.833
	Reid, Chris	D2/ Rif Raf	5	1	0.833
44	Gibson, Pat	A1/ The Bullies	9	2	0.818
	Althoff, Paddy	B3/ Boom Baby!!!	9	2	0.818
	Rudy, Jeff	E1/ One Armed Bandits	9	2	0.818
	Converse, Laurence	F3/ Duck Yew	9	2	0.818
	Willis, Tolson	F2/ Death Throw	9	2	0.818
49	Jeffreys, Lee	B3/ Boom Baby!!!	8	2	0.800
	McNamara, Tim	B5/ Consistently Inconsisten	8	2	0.800
	Dickenson, Joel	C1/ Darty Minds	8	2	0.800
	Azevedo, Angelo	D3/ Off Constantly-Reboot	8	2	0.800
53	White, J.J.	E6/ Menace 2 Sobriety	11	3	0.786
54	Bullard, Jacob	B3/ Boom Baby!!!	7	2	0.778
	Butterworth, Dan	B4/ Armed & Hammered	7	2	0.778
	Barnes, Will	E4/ Red-eye Rangers	7	2	0.778
	Borgia, Pete	E2/ Sharky's Machine	7	2	0.778
	Rossbach, Mark	F7/ Backpfeifengesicht	7	2	0.778
59	Davis, Jimmy	B6/ Nonessentials	9	3	0.750
	Murphy, Phil	E1/ One Armed Bandits	9	3	0.750
	Swartzel, David	F1/ No Consensus	9	3	0.750
	Dean, Jay	G1/ Ones Are Closed	9	3	0.750
	Reitano, Sal	C1/ Darty Minds	6	2	0.750
	Foote, Patrick	G3/ Banging The Wire	6	2	0.750
65	(six tied - 1 each in B, C, D, E, F, G)		8	3	0.727

Spring 2022 RDL League-Wide Sectional Statistics (ranked by percentage) (FINAL!)

(All statistics are included, as there were no missing scoresheets this season) (Game minimums required for these listings: 6 for all divisions)

	Doubles Cricket Win Percentage		W	L	%-age
1	Azevedo, Angelo	D3/ Off Constantly-Reboot	10	0	1.000
	Foushee, Kevin	A1/ The Bullies	9	0	1.000
	Tan, Wil	A3/ The Uncharted Element	8	0	1.000
	Persson, Kenny	A3/ The Uncharted Element	7	0	1.000
	Reid, Chris	D2/ Rif Raf	6	0	1.000
6	Massengill, Chad	A3/ The Uncharted Element	11	1	0.917
7	Phillips, Stevie	A2/ North Raleigh Alliance	10	1	0.909
	Rudy, Jeff	E1/ One Armed Bandits	10	1	0.909
	Dean, Jay	G1/ Ones Are Closed	10	1	0.909
10	Elder, Craig	A1/ The Bullies	9	1	0.900
	Flood, Tom	B7/ The Replacements Reloa	9	1	0.900
	Velez, Jose	C3/ We're DR.UNK Again	9	1	0.900
	Alcon, Tony	G5/ Sofa Kings	9	1	0.900
14	Naylor, Dan	A1/ The Bullies	7	1	0.875
	Bowen, Andy	G3/ Banging The Wire	7	1	0.875
16	Beaudoin, Paul	B6/ Nonessentials	6	1	0.857
	Fredrick, Karl	B4/ Armed & Hammered	6	1	0.857
	Wernet, Brad	E3/ Darty Sanchez	6	1	0.857
19	Phillips, Robbie	A3/ The Uncharted Element	10	2	0.833
	Stewart, P.J.	A1/ The Bullies	10	2	0.833
	Mitchell, Sid	B7/ The Replacements Reloa	10	2	0.833
	Smith, Brian	C4/ Dysfunctional Outlaws	10	2	0.833
	Kelly, Mike	G1/ Ones Are Closed	10	2	0.833
	Turner, Kevin	G2/ Yeah Yeah Coach	10	2	0.833
	Woodard, Dave	G2/ Yeah Yeah Coach	10	2	0.833
	Neill, Greg	D5/ Methodical Insurrection	5	1	0.833
	Maierhofer, Sean	E3/ Darty Sanchez	5	1	0.833
	Fleener, Michael	F4/ Twisted Fork	5	1	0.833
29	Jobe, C.J.	C1/ Darty Minds	9	2	0.818
	Martin, Pat	C1/ Darty Minds	9	2	0.818
	White, Jim	E1/ One Armed Bandits	9	2	0.818
32	Murray, Shane	C4/ Dysfunctional Outlaws	8	2	0.800
	Akos, Pat	D4/ Big Bulls	8	2	0.800
	Tanella, Michael	E5/ That's What She Said	8	2	0.800
	Millius, Mike	F6/ Dart Side of the Moon	8	2	0.800
36	Minty, Ross	A2/ North Raleigh Alliance	7	2	0.778
	Spellman, Alex	A1/ The Bullies	7	2	0.778
	Bullard, Jacob	B3/ Boom Baby!!!	7	2	0.778
	McCartney, Joe	B2/ Hump Day Hurlers	7	2	0.778
	Sheer, Andy	B2/ Hump Day Hurlers	7	2	0.778
	Brady, Michelle	D5/ Methodical Insurrection	7	2	0.778
	Gagner, Chris	F1/ No Consensus	7	2	0.778
	Samaluk, Somchai	F3/ Duck Yew	7	2	0.778
	Barletta, Phil	G2/ Yeah Yeah Coach	7	2	0.778
45	Roberts, Mike	D3/ Off Constantly-Reboot	9	3	0.750
	Kirkpatrick, Scott	E4/ Red-eye Rangers	9	3	0.750
	Finney, Dave	F7/ Backpfeifengesicht	9	3	0.750
	White, John	G3/ Banging The Wire	9	3	0.750
	Beeson, Robb	A3/ The Uncharted Element	6	2	0.750
	Stewart, Kevin	D4/ Big Bulls	6	2	0.750
	Collier, Chris	E3/ Darty Sanchez	6	2	0.750
	Moulden, Jeremy	E5/ That's What She Said	6	2	0.750
	Schaefer, John	E2/ Sharky's Machine	6	2	0.750
	Bosier, Sean	F2/ Death Throw	6	2	0.750
	Budd, Shawn	F7/ Backpfeifengesicht	6	2	0.750
	Rossbach, Mark	F7/ Backpfeifengesicht	6	2	0.750
57	Beaird, Tommy	C6/ DD-214	8	3	0.727
	Horton, Tony	C1/ Darty Minds	8	3	0.727
	Tufillaro, Lou	D3/ Off Constantly-Reboot	8	3	0.727
	Powell, Mark	E4/ Red-eye Rangers	8	3	0.727
	Robinson, Mike	E3/ Darty Sanchez	8	3	0.727
62	Reitano, Sal	C1/ Darty Minds	5	2	0.714
	Wilson, John	D5/ Methodical Insurrection	5	2	0.714
	Whitley, Brian	E7/ Sippin' & Trippin'	5	2	0.714
	Port, Brian	G3/ Banging The Wire	5	2	0.714

	Doubles 501 Win Percentage		W	L	%-age
1	Gallagher, Jim	B2/ Hump Day Hurlers	6	0	1.000
2	Smith, Brian	C4/ Dysfunctional Outlaws	10	1	0.909
	Toolan, Chris	D4/ Big Bulls	10	1	0.909
	Trefzger, Ken	E1/ One Armed Bandits	10	1	0.909
5	Murray, Shane	C4/ Dysfunctional Outlaws	9	1	0.900
6	Beck, Paul	G4/ Shoot to Thrill	8	1	0.889
	Bowen, Andy	G3/ Banging The Wire	8	1	0.889
8	Johnson, Michael	A1/ The Bullies	7	1	0.875
9	Bemis, Matt	D6/ Cheap Shots	6	1	0.857
10	Haire, Chris	C3/ We're DR.UNK Again	10	2	0.833
	Lalino, Steve	F3/ Duck Yew	10	2	0.833
	Massengill, Randy	A3/ The Uncharted Element	5	1	0.833
	Stewart, Pete	A1/ The Bullies	5	1	0.833
	Budd, Shawn	F7/ Backpfeifengesicht	5	1	0.833
15	Gibson, Pat	A1/ The Bullies	9	2	0.818
	Jones, Grey	A2/ North Raleigh Alliance	9	2	0.818
	Roberts, Mike	D3/ Off Constantly-Reboot	9	2	0.818
18	Lueneburg, Randy	D3/ Off Constantly-Reboot	8	2	0.800
19	Minty, Ross	A2/ North Raleigh Alliance	7	2	0.778
	Spellman, Alex	A1/ The Bullies	7	2	0.778
	Arnold, Jimmy	B4/ Armed & Hammered	7	2	0.778
	Grubb, Ed	B5/ Consistently Inconsisten	7	2	0.778
	Holland, Steve	B6/ Nonessentials	7	2	0.778
	Samaluk, Somchai	F3/ Duck Yew	7	2	0.778
25	Mitchell, Sid	B7/ The Replacements Reloa	10	3	0.769
26	Massengill, Chad	A3/ The Uncharted Element	9	3	0.750
	Stewart, P.J.	A1/ The Bullies	9	3	0.750
	Work, Joe	A2/ North Raleigh Alliance	9	3	0.750
	Buckman, Dave	D6/ Cheap Shots	9	3	0.750
	Hall, Josh	D6/ Cheap Shots	9	3	0.750
	Ellis, Tim	F3/ Duck Yew	9	3	0.750
	Naylor, Dan	A1/ The Bullies	6	2	0.750
	Peele, Jim	B3/ Boom Baby!!!	6	2	0.750
	Reitano, Sal	C1/ Darty Minds	6	2	0.750
	Baldwin, Randy	D7/ Hump Day!	6	2	0.750
	Zelmer, Tom	D2/ Rif Raf	6	2	0.750
	Newton, Ted	G4/ Shoot to Thrill	6	2	0.750
38	Phillips, Robbie	A3/ The Uncharted Element	8	3	0.727
	Rodgers, Trey	B6/ Nonessentials	8	3	0.727
	Townsley, Sean	B2/ Hump Day Hurlers	8	3	0.727
	Todd, Patrick	D7/ Hump Day!	8	3	0.727
	Tufillaro, Lou	D3/ Off Constantly-Reboot	8	3	0.727
	Rogers, Spencer	E6/ Menace 2 Sobriety	8	3	0.727
	Bosier, Sean	F2/ Death Throw	8	3	0.727
	Turner, Kevin	G2/ Yeah Yeah Coach	8	3	0.727
46	Munsell, Jonathan	B5/ Consistently Inconsisten	5	2	0.714
	Simons, Emmett	B7/ The Replacements Reloa	5	2	0.714
	Gouge, Shane	C3/ We're DR.UNK Again	5	2	0.714
	Barrett, Darren	E2/ Sharky's Machine	5	2	0.714
	Pender, Aime	E7/ Sippin' & Trippin'	5	2	0.714
	Perkins, Heath	F7/ Backpfeifengesicht	5	2	0.714
	Stumpf, Robert	F4/ Twisted Fork	5	2	0.714
	Bozza, Doug	G5/ Sofa Kings	5	2	0.714
54	Foushee, Kevin	A1/ The Bullies	7	3	0.700
	Gaulthier, Kyle	A5/ Liver Die!	7	3	0.700
	Phillips, Stevie	A2/ North Raleigh Alliance	7	3	0.700
	Dickenson, Joel	C1/ Darty Minds	7	3	0.700
	Martin, Pat	C1/ Darty Minds	7	3	0.700
	Azevedo, Angelo	D3/ Off Constantly-Reboot	7	3	0.700
	Howsare, Patrick	D2/ Rif Raf	7	3	0.700
	Robinson, Mike	E3/ Darty Sanchez	7	3	0.700
	Rudy, Jeff	E1/ One Armed Bandits	7	3	0.700
	Port, Brian	G3/ Banging The Wire	7	3	0.700
64	(twenty-one tied - 1 in A, 2 in B, 3 in C, 1 in D, 4 in E, 5 in F, 5 in G)				0.667

Spring 2022 RDL Top Singles, Doubles Win Percentages (League-wide) (FINAL!)

(All statistics are included, as there were no missing scoresheets this season) (Game minimums required for these listings: 16 for all teams)

	Singles Win Percentage		W	L	%-age
1	Phillips, Robbie	A3/ The Uncharted Element	23	1	0.958
2	Schoch, Adam	F3/ Duck Yew	22	1	0.957
3	Bowen, Andy	G3/ Banging The Wire	16	1	0.941
4	Naylor, Dan	A1/ The Bullies	15	1	0.938
5	Robinson, Mike	E3/ Darty Sanchez	20	2	0.909
6	Velez, Jose	C3/ We're DR.UNK Again	18	2	0.900
7	Spellman, Alex	A1/ The Bullies	16	2	0.889
8	Stewart, P.J.	A1/ The Bullies	21	3	0.875
	Finney, Dave	F7/ Backpfeifengesicht	21	3	0.875
	McNamara, Ken	G6/ We're Sexy & We Throw	21	3	0.875
11	Horton, Tony	C1/ Darty Minds	19	3	0.864
12	Elder, Craig	A1/ The Bullies	17	3	0.850
	Murray, Shane	C4/ Dysfunctional Outlaws	17	3	0.850
	Akos, Pat	D4/ Big Bulls	17	3	0.850
	Bateman, Jimmy	E2/ Sharky's Machine	17	3	0.850
16	Willis, Tolson	F2/ Death Throw	16	3	0.842
17	Massengill, Chad	A3/ The Uncharted Element	20	4	0.833
18	Jones, Dustin	C3/ We're DR.UNK Again	19	4	0.826
19	Phillips, Stevie	A2/ North Raleigh Alliance	18	4	0.818
	Byrne, Matt	D2/ Rif Raf	18	4	0.818
	Murphy, Phil	E1/ One Armed Bandits	18	4	0.818
22	Thompson, Barry	G4/ Shoot to Thrill	13	3	0.813
23	Lueneburg, Randy	D3/ Off Constantly-Reboot	16	4	0.800
	Alcon, Tony	G5/ Sofa Kings	16	4	0.800
25	Kelly, Mike	G1/ Ones Are Closed	19	5	0.792
26	Butterworth, Dan	B4/ Armed & Hammered	15	4	0.789
27	Dean, Jay	G1/ Ones Are Closed	18	5	0.783
28	Gibson, Pat	A1/ The Bullies	17	5	0.773
	Deemer, Randy	D7/ Hump Day!	17	5	0.773
	Trefzger, Eric	E3/ Darty Sanchez	17	5	0.773
	Stoy, Jamie	G4/ Shoot to Thrill	17	5	0.773
32	Denton, Mike	B5/ Consistently Inconsistent	13	4	0.765
33	Davis, Jimmy	B6/ Nonessentials	18	6	0.750
	Mathews, Olivia	F2/ Death Throw	18	6	0.750
	Dickenson, Joel	C1/ Darty Minds	15	5	0.750
	Beck, Paul	G4/ Shoot to Thrill	15	5	0.750
37	Powell, Lee	C5/ Frankie & The 4 Marks	17	6	0.739
38	Althoff, Paddy	B3/ Boom Baby!!!	14	5	0.737
39	Rudy, Jeff	E1/ One Armed Bandits	16	6	0.727
40	Robertson, Chris	E4/ Red-eye Rangers	18	7	0.720
41	Powell, Mark	E4/ Red-eye Rangers	15	6	0.714
	Amos, Terron	F5/ The Neighborhood Dart K	15	6	0.714
43	Work, Joe	A2/ North Raleigh Alliance	17	7	0.708
	White, Vic	B3/ Boom Baby!!!	17	7	0.708
	White, John	G3/ Banging The Wire	17	7	0.708
46	Bullard, Jacob	B3/ Boom Baby!!!	12	5	0.706
47	Gaulthier, Kyle	A5/ Liver Die!	14	6	0.700
	Butterworth, Jim	B4/ Armed & Hammered	14	6	0.700
	Martin, Pat	C1/ Darty Minds	14	6	0.700
	Azevedo, Angelo	D3/ Off Constantly-Reboot	14	6	0.700
	Knott, Ronnie	D4/ Big Bulls	14	6	0.700
	Millius, Mike	F6/ Dart Side of the Moon	14	6	0.700
	Swepson, Jerrell	F5/ The Neighborhood Dart K	14	6	0.700
54	Mozzetti, Tim	B7/ The Replacements Reload	16	7	0.696
55	Tan, Wil	A3/ The Uncharted Element	11	5	0.688
	Baldwin, Randy	D7/ Hump Day!	11	5	0.688
57	Bowman, Merrill	D1/ Shark Shooters	15	7	0.682
	Bither, Dana	F4/ Twisted Fork	15	7	0.682
	Ehrmann, Rob	F4/ Twisted Fork	15	7	0.682
60	White, J.J.	E6/ Menace 2 Sobriety	18	9	0.667
	Mitchell, Sid	B7/ The Replacements Reload	16	8	0.667
	Tant, J.J.	C4/ Dysfunctional Outlaws	16	8	0.667
	Kirkpatrick, Scott	E4/ Red-eye Rangers	16	8	0.667
	(two tied - 1 in D, 1 in F)		14	7	0.667
	(two tied - 1 in B, 1 in F)		12	6	0.667

	Doubles Win Percentage		W	L	%-age
1	Bowen, Andy	G3/ Banging The Wire	15	2	0.882
2	Smith, Brian	C4/ Dysfunctional Outlaws	20	3	0.870
3	Murray, Shane	C4/ Dysfunctional Outlaws	17	3	0.850
	Azevedo, Angelo	D3/ Off Constantly-Reboot	17	3	0.850
5	Foushee, Kevin	A1/ The Bullies	16	3	0.842
6	Massengill, Chad	A3/ The Uncharted Element	20	4	0.833
7	Woodard, Dave	G2/ Yeah Yeah Coach	14	3	0.824
8	Naylor, Dan	A1/ The Bullies	13	3	0.813
9	Phillips, Stevie	A2/ North Raleigh Alliance	17	4	0.810
	Rudy, Jeff	E1/ One Armed Bandits	17	4	0.810
11	Mitchell, Sid	B7/ The Replacements Reload	20	5	0.800
12	Stewart, P.J.	A1/ The Bullies	19	5	0.792
13	Velez, Jose	C3/ We're DR.UNK Again	15	4	0.789
14	Phillips, Robbie	A3/ The Uncharted Element	18	5	0.783
	Roberts, Mike	D3/ Off Constantly-Reboot	18	5	0.783
	Turner, Kevin	G2/ Yeah Yeah Coach	18	5	0.783
17	Johnson, Michael	A1/ The Bullies	14	4	0.778
	Minty, Ross	A2/ North Raleigh Alliance	14	4	0.778
	Spellman, Alex	A1/ The Bullies	14	4	0.778
	Samaluk, Somchai	F3/ Duck Yew	14	4	0.778
21	Martin, Pat	C1/ Darty Minds	16	5	0.762
22	Lueneburg, Randy	D3/ Off Constantly-Reboot	15	5	0.750
	Alcon, Tony	G5/ Sofa Kings	15	5	0.750
	Fredrick, Karl	B4/ Armed & Hammered	12	4	0.750
	Wernet, Brad	E3/ Darty Sanchez	12	4	0.750
26	Lalino, Steve	F3/ Duck Yew	17	6	0.739
27	Bosier, Sean	F2/ Death Throw	14	5	0.737
28	Gibson, Pat	A1/ The Bullies	16	6	0.727
	Tufillaro, Lou	D3/ Off Constantly-Reboot	16	6	0.727
30	Flood, Tom	B7/ The Replacements Reload	15	6	0.714
	Jobe, C.J.	C1/ Darty Minds	15	6	0.714
	Toolan, Chris	D4/ Big Bulls	15	6	0.714
	Robinson, Mike	E3/ Darty Sanchez	15	6	0.714
34	Finney, Dave	F7/ Backpfeifengesicht	17	7	0.708
35	McCartney, Joe	B2/ Hump Day Hurlers	12	5	0.706
	Port, Brian	G3/ Banging The Wire	12	5	0.706
37	Arnold, Jimmy	B4/ Armed & Hammered	14	6	0.700
	Dickenson, Joel	C1/ Darty Minds	14	6	0.700
	Akos, Pat	D4/ Big Bulls	14	6	0.700
	Kelly, Mike	G1/ Ones Are Closed	14	6	0.700
41	Jones, Grey	A2/ North Raleigh Alliance	16	7	0.696
	Trefzger, Ken	E1/ One Armed Bandits	16	7	0.696
43	Collier, Chris	E3/ Darty Sanchez	11	5	0.688
44	Stewart, Kevin	D4/ Big Bulls	13	6	0.684
45	White, John	G3/ Banging The Wire	14	7	0.667
	Bullard, Jacob	B3/ Boom Baby!!!	12	6	0.667
	Beck, Paul	G4/ Shoot to Thrill	12	6	0.667
48	Bither, Dana	F4/ Twisted Fork	15	8	0.652
	Keim, Roger	G5/ Sofa Kings	15	8	0.652
50	Gaulthier, Kyle	A5/ Liver Die!	13	7	0.650
	Tanella, Michael	E5/ That's What She Said	13	7	0.650
	Trefzger, Eric	E3/ Darty Sanchez	13	7	0.650
	Dean, Jay	G1/ Ones Are Closed	13	7	0.650
54	Bemis, Matt	D6/ Cheap Shots	11	6	0.647
	Clement, Dawn	F7/ Backpfeifengesicht	11	6	0.647
56	Kirkpatrick, Scott	E4/ Red-eye Rangers	16	9	0.640
57	Lange, Cody	A2/ North Raleigh Alliance	14	8	0.636
	Horton, Tony	C1/ Darty Minds	14	8	0.636
	Schoch, Adam	F3/ Duck Yew	14	8	0.636
60	Bialaszewski, Rich	C5/ Frankie & The 4 Marks	12	7	0.632
	Howsare, Patrick	D2/ Rif Raf	12	7	0.632
	Allison, Frank	E2/ Sharky's Machine	12	7	0.632
	Ball, Pat	F7/ Backpfeifengesicht	12	7	0.632
64	(eight tied - 1 in A, 2 in B, 2 in D, 1 in E, 2 in G)		10	6	0.625

Spring 2022 RDL Top Singles+Doubles Win %-ages, All-Star Point Aves. (League-wide) (FINAL!)

(All statistics are included, as there were no missing scoresheets this season) (Game minimums required for these listings: 32 for all teams)

	Singles+Doubles Win Percentages		W	L	%-age
1	Bowen, Andy	G3/ Banging The Wire	31	3	0.912
2	Foushee, Kevin	A1/ The Bullies	29	4	0.879
3	Naylor, Dan	A1/ The Bullies	28	4	0.875
4	Phillips, Robbie	A3/ The Uncharted Element	41	6	0.872
5	Elder, Craig	A1/ The Bullies	29	5	0.853
6	Murray, Shane	C4/ Dysfunctional Outlaws	34	6	0.850
7	Velez, Jose	C3/ We're DR.UNK Again	33	6	0.846
8	Massengill, Chad	A3/ The Uncharted Element	40	8	0.833
	Stewart, P.J.	A1/ The Bullies	40	8	0.833
	Spellman, Alex	A1/ The Bullies	30	6	0.833
11	Phillips, Stevie	A2/ North Raleigh Alliance	35	8	0.814
	Robinson, Mike	E3/ Darty Sanchez	35	8	0.814
13	Schoch, Adam	F3/ Duck Yew	36	9	0.800
14	Finney, Dave	F7/ Backpfeifengesicht	38	10	0.792
15	Akos, Pat	D4/ Big Bulls	31	9	0.775
	Azevedo, Angelo	D3/ Off Constantly-Reboot	31	9	0.775
	Lueneburg, Randy	D3/ Off Constantly-Reboot	31	9	0.775
	Alcon, Tony	G5/ Sofa Kings	31	9	0.775
19	Rudy, Jeff	E1/ One Armed Bandits	33	10	0.767
20	Gibson, Pat	A1/ The Bullies	33	11	0.750
	Horton, Tony	C1/ Darty Minds	33	11	0.750
	Kelly, Mike	G1/ Ones Are Closed	33	11	0.750
23	Mitchell, Sid	B7/ The Replacements Reload	36	13	0.735
24	Martin, Pat	C1/ Darty Minds	30	11	0.732
25	Dickenson, Joel	C1/ Darty Minds	29	11	0.725
26	Samaluk, Somchai	F3/ Duck Yew	26	10	0.722
27	Dean, Jay	G1/ Ones Are Closed	31	12	0.721
	Turner, Kevin	G2/ Yeah Yeah Coach	31	12	0.721
29	Willis, Tolson	F2/ Death Throw	28	11	0.718
30	Jones, Dustin	C3/ We're DR.UNK Again	33	13	0.717
31	Trefzger, Eric	E3/ Darty Sanchez	30	12	0.714
32	Beck, Paul	G4/ Shoot to Thrill	27	11	0.711
33	Johnson, Michael	A1/ The Bullies	26	11	0.703
	Bateman, Jimmy	E2/ Sharky's Machine	26	11	0.703
35	Byrne, Matt	D2/ Rif Raf	32	14	0.696
36	Tufillaro, Lou	D3/ Off Constantly-Reboot	29	13	0.690
37	Smith, Brian	C4/ Dysfunctional Outlaws	31	14	0.689
	White, John	G3/ Banging The Wire	31	14	0.689
39	Bullard, Jacob	B3/ Boom Baby!!!	24	11	0.686
40	Woodard, Dave	G2/ Yeah Yeah Coach	26	12	0.684
41	Murphy, Phil	E1/ One Armed Bandits	30	14	0.682
42	Gaulthier, Kyle	A5/ Liver Die!	27	13	0.675
43	Bither, Dana	F4/ Twisted Fork	30	15	0.667
	Fredrick, Karl	B4/ Armed & Hammered	22	11	0.667
	McCartney, Joe	B2/ Hump Day Hurlers	22	11	0.667
	Collier, Chris	E3/ Darty Sanchez	22	11	0.667
47	Powell, Lee	C5/ Frankie & The 4 Marks	31	16	0.660
	Trefzger, Ken	E1/ One Armed Bandits	31	16	0.660
49	Toolan, Chris	D4/ Big Bulls	27	14	0.659
50	Butterworth, Jim	B4/ Armed & Hammered	25	13	0.658
51	Hamer, Andrew	G2/ Yeah Yeah Coach	23	12	0.657
52	Baldwin, Randy	D7/ Hump Day!	21	11	0.656
	Rossbach, Mark	F7/ Backpfeifengesicht	21	11	0.656
54	Kirkpatrick, Scott	E4/ Red-eye Rangers	32	17	0.653
55	Work, Joe	A2/ North Raleigh Alliance	30	16	0.652
56	White, Vic	B3/ Boom Baby!!!	31	17	0.646
57	Powell, Mark	E4/ Red-eye Rangers	27	15	0.643
	Ehrmann, Rob	F4/ Twisted Fork	27	15	0.643
59	Millius, Mike	F6/ Dart Side of the Moon	25	14	0.641
60	Butterworth, Dan	B4/ Armed & Hammered	23	13	0.639
61	Davis, Jimmy	B6/ Nonessentials	30	17	0.638
	Mathews, Olivia	F2/ Death Throw	30	17	0.638
63	Jones, Grey	A2/ North Raleigh Alliance	28	16	0.636
64	Rodgers, Trey	B6/ Nonessentials	26	15	0.634
65	Stoy, Jamie	G4/ Shoot to Thrill	27	16	0.628

	All-Star Point Averages		ASP	TGP	Ave.
1	Phillips, Robbie	A3/ The Uncharted Element	105.0	47	2.234
2	Phillips, Stevie	A2/ North Raleigh Alliance	90.0	43	2.093
3	Spellman, Alex	A1/ The Bullies	75.0	36	2.083
4	Work, Joe	A2/ North Raleigh Alliance	86.5	46	1.880
5	Massengill, Chad	A3/ The Uncharted Element	89.5	48	1.865
6	Naylor, Dan	A1/ The Bullies	57.5	32	1.797
7	Gibson, Pat	A1/ The Bullies	78.5	44	1.784
8	Elder, Craig	A1/ The Bullies	54.5	34	1.603
9	Stewart, P.J.	A1/ The Bullies	70.5	48	1.469
10	Mitchell, Sid	B7/ The Replacements Reload	70.5	49	1.439
11	Gaulthier, Kyle	A5/ Liver Die!	57.0	40	1.425
12	Foushee, Kevin	A1/ The Bullies	40.0	33	1.212
13	Johnson, Michael	A1/ The Bullies	42.5	37	1.149
14	Brown, Tom	A3/ The Uncharted Element	51.0	45	1.133
15	Jones, Grey	A2/ North Raleigh Alliance	49.5	44	1.125
16	Lange, Cody	A2/ North Raleigh Alliance	45.0	42	1.071
17	Dickenson, Joel	C1/ Darty Minds	42.0	40	1.050
18	Davis, Jimmy	B6/ Nonessentials	48.5	47	1.032
19	Minty, Ross	A2/ North Raleigh Alliance	37.0	36	1.028
20	Gelberg, Dave	A4/ Lunatic Fringe	40.0	39	1.026
21	Mozzetti, Tim	B7/ The Replacements Reload	47.5	47	1.011
22	Klann, Eric	A4/ Lunatic Fringe	46.0	46	1.000
23	White, Vic	B3/ Boom Baby!!!	47.5	48	0.990
24	Wilcox, Randy	A5/ Liver Die!	35.5	36	0.986
25	Bushman, Brad	C5/ Frankie & The 4 Marks	31.5	32	0.984
26	Velez, Jose	C3/ We're DR.UNK Again	37.5	39	0.962
27	Bunn, Tim	A4/ Lunatic Fringe	42.0	44	0.955
28	Seward, Mike	A2/ North Raleigh Alliance	35.0	37	0.946
	McNamara, Tim	B5/ Consistently Inconsistent	35.0	37	0.946
30	Butterworth, Jim	B4/ Armed & Hammered	35.5	38	0.934
31	Akos, Pat	D4/ Big Bulls	37.0	40	0.925
32	Eason, Joel	A4/ Lunatic Fringe	38.5	42	0.917
33	Fischlein, Kris	A5/ Liver Die!	28.0	32	0.875
34	Bowman, Merrill	D1/ Shark Shooters	36.5	42	0.869
35	Beeson, Robb	A3/ The Uncharted Element	31.0	36	0.861
36	Cole, Mike	A7/ Why So Serious?	40.0	47	0.851
37	Denton, Mike	B5/ Consistently Inconsistent	28.5	34	0.838
38	Grubb, Ed	B5/ Consistently Inconsistent	33.5	40	0.838
39	Schoch, Adam	F3/ Duck Yew	36.5	45	0.811
40	Finney, Dave	F7/ Backpfeifengesicht	38.5	48	0.802
41	Rudy, Jeff	E1/ One Armed Bandits	33.5	43	0.779
42	Beaird, Tommy	C6/ DD-214	34.0	44	0.773
43	Jones, Dustin	C3/ We're DR.UNK Again	35.5	46	0.772
44	Robinson, Mike	E3/ Darty Sanchez	33.0	43	0.767
45	Murdaugh, John	B6/ Nonessentials	26.0	34	0.765
46	McCartney, Joe	B2/ Hump Day Hurlers	25.0	33	0.758
47	Peele, Dan	A4/ Lunatic Fringe	26.5	35	0.757
48	Deemer, Randy	D7/ Hump Day!	32.5	43	0.756
49	Suan, John	C3/ We're DR.UNK Again	31.5	42	0.750
	Ehrmann, Rob	F4/ Twisted Fork	31.5	42	0.750
	Murray, Shane	C4/ Dysfunctional Outlaws	30.0	40	0.750
52	Smith, Brian	C4/ Dysfunctional Outlaws	33.5	45	0.744
53	Azevedo, Angelo	D3/ Off Constantly-Reboot	29.5	40	0.738
	Lueneburg, Randy	D3/ Off Constantly-Reboot	29.5	40	0.738
55	Limerick, Jeremy	C6/ DD-214	28.0	38	0.737
56	Zawrotniak, Joe	A4/ Lunatic Fringe	23.5	32	0.734
57	Tant, J.J.	C4/ Dysfunctional Outlaws	34.5	47	0.734
58	Lindsey, Roy	A5/ Liver Die!	25.5	35	0.729
	Bullard, Jacob	B3/ Boom Baby!!!	25.5	35	0.729
60	O'Toole, Mike	B4/ Armed & Hammered	31.0	43	0.721
61	Kirkpatrick, Scott	E4/ Red-eye Rangers	35.0	49	0.714
62	Knott, Ronnie	D4/ Big Bulls	28.0	40	0.700
63	Wilson, Matt	A6/ Brown's Terror Bulls	33.5	48	0.698
64	Tanner, Dave	A6/ Brown's Terror Bulls	27.0	39	0.692
65	Jeffreys, Lee	B3/ Boom Baby!!!	26.5	40	0.663

Spring 2022 RDL Singles, Doubles Win Percentages (by team) (FINAL!)

(All statistics are included, as there were no missing scoresheets this season)

Singles Win Percentages

		W	L	%-age
1	A1/ The Bullies	118	26	0.819
2	A3/ The Uncharted Element	98	46	0.681
3	A2/ North Raleigh Alliance	93	51	0.646
4	E3/ Darty Sanchez	91	53	0.632
5	F3/ Duck Yew	89	55	0.618
6	D4/ Big Bulls	88	56	0.611
7	C1/ Darty Minds	86	56	0.606
	C3/ We're DR.UNK Again	86	56	0.606
9	G4/ Shoot to Thrill	87	57	0.604
10	E1/ One Armed Bandits	83	61	0.576
11	B4/ Armed & Hammered	81	63	0.563
	E2/ Sharky's Machine	81	63	0.563
	G3/ Banging The Wire	81	63	0.563
14	F2/ Death Throw	80	64	0.556
15	B3/ Boom Baby!!!	79	65	0.549
16	D7/ Hump Day!	78	66	0.542
	E4/ Red-eye Rangers	78	66	0.542
18	B6/ Nonessentials	77	67	0.535
	D3/ Off Constantly-Reboot	77	67	0.535
	G2/ Yeah Yeah Coach	77	67	0.535
21	C5/ Frankie & The 4 Marks	76	68	0.528
22	F6/ Dart Side of the Moon	75	69	0.521
	G5/ Sofa Kings	75	69	0.521
24	E6/ Menace 2 Sobriety	74	70	0.514
25	C4/ Dysfunctional Outlaws	73	71	0.507
	D2/ Rif Raf	73	71	0.507
27	F7/ Backpfeifengesicht	72	72	0.500
	G1/ Ones Are Closed	72	72	0.500
29	B5/ Consistently Inconsistent	71	73	0.493
30	D5/ Methodical Insurrection	70	74	0.486
31	B1/ That! Just Happened	69	75	0.479
32	B2/ Hump Day Hurlers	68	76	0.472
	C7/ Nine Lives	68	76	0.472
34	F4/ Twisted Fork	67	77	0.465
35	D6/ Cheap Shots	66	78	0.458
36	A4/ Lunatic Fringe	65	79	0.451
37	F1/ No Consensus	62	82	0.431
38	C6/ DD-214	60	84	0.417
	F5/ The Neighborhood Dart Knight	60	84	0.417
40	B7/ The Replacements Reloaded	59	85	0.410
41	A5/ Liver Die!	57	87	0.396
42	G6/ We're Sexy & We Throw It	56	88	0.389
	G7/ Rippin Darts	56	88	0.389
44	C2/ Garage Inc.	53	91	0.368
45	D1/ Shark Shooters	52	92	0.361
46	E5/ That's What She Said	50	94	0.347
47	E7/ Sippin' & Trippin'	47	97	0.326
48	A6/ Brown's Terror Bulls	42	102	0.292
49	A7/ Why So Serious?	31	113	0.215

Doubles Win Percentages

		W	L	%-age
1	A1/ The Bullies	57	15	0.792
2	A3/ The Uncharted Element	52	20	0.722
3	A2/ North Raleigh Alliance	49	23	0.681
4	D3/ Off Constantly-Reboot	46	26	0.639
5	C1/ Darty Minds	45	27	0.625
	G2/ Yeah Yeah Coach	45	27	0.625
	G3/ Banging The Wire	45	27	0.625
8	C4/ Dysfunctional Outlaws	44	28	0.611
	F3/ Duck Yew	44	28	0.611
	F7/ Backpfeifengesicht	44	28	0.611
11	C3/ We're DR.UNK Again	42	30	0.583
	D4/ Big Bulls	42	30	0.583
	E1/ One Armed Bandits	42	30	0.583
	E3/ Darty Sanchez	42	30	0.583
15	B2/ Hump Day Hurlers	41	31	0.569
	D2/ Rif Raf	41	31	0.569
17	F4/ Twisted Fork	40	32	0.556
18	B4/ Armed & Hammered	39	33	0.542
	G5/ Sofa Kings	39	33	0.542
20	B6/ Nonessentials	38	34	0.528
	B7/ The Replacements Reloaded	38	34	0.528
	E2/ Sharky's Machine	38	34	0.528
	F2/ Death Throw	38	34	0.528
24	B3/ Boom Baby!!!	37	35	0.514
	C5/ Frankie & The 4 Marks	37	35	0.514
	D7/ Hump Day!	37	35	0.514
	E4/ Red-eye Rangers	37	35	0.514
	G1/ Ones Are Closed	37	35	0.514
29	D6/ Cheap Shots	35	37	0.486
	E5/ That's What She Said	35	37	0.486
	E6/ Menace 2 Sobriety	35	37	0.486
	G4/ Shoot to Thrill	35	37	0.486
33	C6/ DD-214	34	38	0.472
34	B5/ Consistently Inconsistent	33	39	0.458
35	A4/ Lunatic Fringe	31	41	0.431
	F6/ Dart Side of the Moon	31	41	0.431
37	D5/ Methodical Insurrection	30	42	0.417
	F1/ No Consensus	30	42	0.417
39	C7/ Nine Lives	29	43	0.403
	G7/ Rippin Darts	29	43	0.403
41	A5/ Liver Die!	28	44	0.389
42	B1/ That! Just Happened	26	46	0.361
43	F5/ The Neighborhood Dart Knight	25	47	0.347
44	E7/ Sippin' & Trippin'	23	49	0.319
45	G6/ We're Sexy & We Throw It	22	50	0.306
46	C2/ Garage Inc.	21	51	0.292
	D1/ Shark Shooters	21	51	0.292
48	A6/ Brown's Terror Bulls	19	53	0.264
49	A7/ Why So Serious?	16	56	0.222

Spring 2022 RDL Singles+Doubles Win %-ages, All-Star Point Aves. (by team) (FINAL!)

(All statistics are included, as there were no missing scoresheets this season)

Singles+Doubles Win Percentages

		W	L	%-age
1	A1/ The Bullies	232	56	0.806
2	A3/ The Uncharted Element	202	86	0.701
3	A2/ North Raleigh Alliance	191	97	0.663
4	C1/ Darty Minds	176	110	0.615
5	F3/ Duck Yew	177	111	0.615
6	E3/ Darty Sanchez	175	113	0.608
7	D4/ Big Bulls	172	116	0.597
8	C3/ We're DR.UNK Again	170	116	0.594
9	G3/ Banging The Wire	171	117	0.594
10	D3/ Off Constantly-Reboot	169	119	0.587
11	E1/ One Armed Bandits	167	121	0.580
	G2/ Yeah Yeah Coach	167	121	0.580
13	C4/ Dysfunctional Outlaws	161	127	0.559
14	F7/ Backpfeifengesicht	160	128	0.556
15	B4/ Armed & Hammered	159	129	0.552
16	E2/ Sharky's Machine	157	131	0.545
	G4/ Shoot to Thrill	157	131	0.545
18	F2/ Death Throw	156	132	0.542
19	D2/ Rif Raf	155	133	0.538
20	B3/ Boom Baby!!!	153	135	0.531
	B6/ Nonessentials	153	135	0.531
	G5/ Sofa Kings	153	135	0.531
23	D7/ Hump Day!	152	136	0.528
	E4/ Red-eye Rangers	152	136	0.528
25	B2/ Hump Day Hurlers	150	138	0.521
	C5/ Frankie & The 4 Marks	150	138	0.521
27	F4/ Twisted Fork	147	141	0.510
28	G1/ Ones Are Closed	146	142	0.507
29	E6/ Menace 2 Sobriety	144	144	0.500
30	B5/ Consistently Inconsistent	137	151	0.476
	F6/ Dart Side of the Moon	137	151	0.476
32	D6/ Cheap Shots	136	152	0.472
33	B7/ The Replacements Reloaded	135	153	0.469
34	D5/ Methodical Insurrection	130	158	0.451
35	C6/ DD-214	128	160	0.444
36	A4/ Lunatic Fringe	127	161	0.441
37	C7/ Nine Lives	126	162	0.438
38	F1/ No Consensus	122	166	0.424
39	B1/ That! Just Happened	121	167	0.420
40	E5/ That's What She Said	120	168	0.417
41	G7/ Rippin Darts	114	174	0.396
42	A5/ Liver Die!	113	175	0.392
43	F5/ The Neighborhood Dart Knight	110	178	0.382
44	G6/ We're Sexy & We Throw It	100	188	0.347
45	C2/ Garage Inc.	95	193	0.330
46	D1/ Shark Shooters	94	194	0.326
47	E7/ Sippin' & Trippin'	93	195	0.323
48	A6/ Brown's Terror Bulls	80	208	0.278
49	A7/ Why So Serious?	63	225	0.219

All-Star Point Averages

		ASP	TGP	Ave.
1	A1/ The Bullies	431.5	288	1.498
2	A3/ The Uncharted Element	384.0	288	1.333
3	A2/ North Raleigh Alliance	378.0	288	1.313
4	A4/ Lunatic Fringe	258.0	288	0.896
5	A5/ Liver Die!	203.5	288	0.707
6	C3/ We're DR.UNK Again	191.5	286	0.670
7	B3/ Boom Baby!!!	185.0	288	0.642
8	B7/ The Replacements Reloaded	182.0	288	0.632
9	B6/ Nonessentials	177.0	288	0.615
10	B4/ Armed & Hammered	175.5	288	0.609
11	C1/ Darty Minds	170.5	286	0.596
12	B5/ Consistently Inconsistent	169.0	288	0.587
13	B1/ That! Just Happened	165.0	288	0.573
	D4/ Big Bulls	165.0	288	0.573
15	C4/ Dysfunctional Outlaws	157.5	288	0.547
16	A7/ Why So Serious?	153.5	288	0.533
17	C5/ Frankie & The 4 Marks	153.0	288	0.531
18	D7/ Hump Day!	148.0	288	0.514
19	D5/ Methodical Insurrection	145.5	288	0.505
20	A6/ Brown's Terror Bulls	142.0	288	0.493
21	C6/ DD-214	141.5	288	0.491
22	B2/ Hump Day Hurlers	137.0	288	0.476
23	F3/ Duck Yew	129.5	288	0.450
24	D3/ Off Constantly-Reboot	128.5	288	0.446
25	D2/ Rif Raf	126.5	288	0.439
26	C7/ Nine Lives	117.0	288	0.406
27	E3/ Darty Sanchez	116.5	288	0.405
28	F1/ No Consensus	116.0	288	0.403
29	F4/ Twisted Fork	114.0	288	0.396
30	E1/ One Armed Bandits	108.5	288	0.377
31	C2/ Garage Inc.	106.5	288	0.370
32	E2/ Sharky's Machine	103.5	288	0.359
33	G5/ Sofa Kings	103.0	288	0.358
34	F2/ Death Throw	102.5	288	0.356
35	E4/ Red-eye Rangers	99.5	288	0.345
	F7/ Backpfeifengesicht	99.5	288	0.345
37	D1/ Shark Shooters	98.5	288	0.342
38	E6/ Menace 2 Sobriety	96.0	288	0.333
	G4/ Shoot to Thrill	96.0	288	0.333
40	F5/ The Neighborhood Dart Knight	94.5	288	0.328
41	F6/ Dart Side of the Moon	94.0	288	0.326
42	G3/ Banging The Wire	89.0	288	0.309
43	D6/ Cheap Shots	86.0	288	0.299
44	G2/ Yeah Yeah Coach	85.5	288	0.297
45	E5/ That's What She Said	84.0	288	0.292
46	E7/ Sippin' & Trippin'	73.5	288	0.255
47	G1/ Ones Are Closed	61.5	288	0.214
48	G6/ We're Sexy & We Throw It	53.5	288	0.186
49	G7/ Rippin Darts	51.0	288	0.177

		Singles	301	Singles	Cricket	Singles	Record	Singles Win %-age	Doubles	Cricket	Doubles	501	Doubles	Record	Doubles Win %-age	Sngls + Dbls	Record	Sngls + Dbls Win %-age	Tiebreaker Ws	Tiebreaker Ls	All-Star Points	Games Played	All-Star Point Average	Matches Played
A1/ The Bullies		55	17	63	9	118	26	0.819	29	7	28	8	57	15	0.792	232	56	0.806	6	0	431.5	288	1.498	
A 10	Cusher, Dean	0	0	0	1	0	1	0.000	2	1	3	1	5	2	0.714	5	3	0.625	0	0	4.5	8	0.563	4
A 11	Elder, Craig	8	2	9	1	17	3	0.850	9	1	3	1	12	2	0.857	29	5	0.853	1	0	54.5	34	1.603	10
A 12	Foushee, Kevin	4	1	9	0	13	1	0.929	9	0	7	3	16	3	0.842	29	4	0.879	1	0	40.0	33	1.212	11
A 13	Gibson, Pat	8	3	9	2	17	5	0.773	7	4	9	2	16	6	0.727	33	11	0.750	1	0	78.5	44	1.784	11
A 14	Johnson, Michael	6	4	6	3	12	7	0.632	7	3	7	1	14	4	0.778	26	11	0.703	0	0	42.5	37	1.149	11
A 15	Spellman, Alex	7	2	9	0	16	2	0.889	7	2	7	2	14	4	0.778	30	6	0.833	1	0	75.0	36	2.083	9
A 16	Stewart, Pete	4	3	3	0	7	3	0.700	0	0	5	1	5	1	0.833	12	4	0.750	0	0	8.5	16	0.531	8
A 17	Stewart, P.J.	11	1	10	2	21	3	0.875	10	2	9	3	19	5	0.792	40	8	0.833	1	0	70.5	48	1.469	12
A 18	Naylor, Dan	7	1	8	0	15	1	0.938	7	1	6	2	13	3	0.813	28	4	0.875	1	0	57.5	32	1.797	8
A 19	Stankevich, Scott	0	0	0	0	0	0	---	0	0	0	0	0	0	---	0	0	---	0	0	0.0	0	---	0
A2/ North Raleigh Alliance		44	28	49	23	93	51	0.646	23	13	26	10	49	23	0.681	191	97	0.663	0	0	378.0	288	1.313	
A 20	Huffman, David	5	3	5	1	10	4	0.714	5	3	5	3	10	6	0.625	20	10	0.667	0	0	25.5	30	0.850	10
A 21	Work, Joe	7	5	10	2	17	7	0.708	4	6	9	3	13	9	0.591	30	16	0.652	0	0	86.5	46	1.880	12
A 22	Minty, Ross	4	5	4	5	8	10	0.444	7	2	7	2	14	4	0.778	22	14	0.611	0	0	37.0	36	1.028	10
A 23	Phillips, Stevie	8	3	10	1	18	4	0.818	10	1	7	3	17	4	0.810	35	8	0.814	0	0	90.0	43	2.093	11
A 24	Wilcenski, Steve	3	0	3	0	6	0	1.000	2	0	2	0	4	0	1.000	10	0	1.000	0	0	9.5	10	0.950	3
A 25	Seward, Mike	5	4	6	4	11	8	0.579	4	5	6	3	10	8	0.556	21	16	0.568	0	0	35.0	37	0.946	10
A 26	Lange, Cody	5	4	6	5	11	9	0.550	7	4	7	4	14	8	0.636	25	17	0.595	0	0	45.0	42	1.071	12
A 27	Jones, Grey	7	4	5	5	12	9	0.571	7	5	9	2	16	7	0.696	28	16	0.636	0	0	49.5	44	1.125	12
A3/ The Uncharted Element		48	24	50	22	98	46	0.681	31	5	21	15	52	20	0.722	202	86	0.701	0	6	384.0	288	1.333	
A 30	Kilts, Jason	0	0	0	0	0	0	---	2	0	0	2	2	2	0.500	2	2	0.500	0	0	1.5	4	0.375	4
A 31	Beeson, Robb	6	3	4	6	10	9	0.526	6	2	3	6	9	8	0.529	19	17	0.528	0	1	31.0	36	0.861	10
A 32	Brown, Tom	4	6	7	5	11	11	0.500	8	4	6	5	14	9	0.609	25	20	0.556	0	1	51.0	45	1.133	12
A 33	Carroll, John	1	2	2	0	3	2	0.600	2	0	2	1	4	1	0.800	7	3	0.700	0	0	9.0	10	0.900	3
A 34	Massengill, Chad	9	3	11	1	20	4	0.833	11	1	9	3	20	4	0.833	40	8	0.833	0	1	89.5	48	1.865	12
A 35	Massengill, Randy	4	3	2	2	6	5	0.545	3	1	5	1	8	2	0.800	14	7	0.667	0	0	14.5	21	0.690	8
A 36	Persson, Kenny	6	1	5	2	11	3	0.786	7	0	2	4	9	4	0.692	20	7	0.741	0	0	29.5	27	1.093	7
A 37	Phillips, Robbie	11	1	12	0	23	1	0.958	10	2	8	3	18	5	0.783	41	6	0.872	0	1	105.0	47	2.234	12
A 38	Smith, Allen	0	4	3	2	3	6	0.333	5	0	3	2	8	2	0.800	11	8	0.579	0	1	20.5	19	1.079	5
A 39	Tan, Wil	7	1	4	4	11	5	0.688	8	0	4	3	12	3	0.800	23	8	0.742	0	1	32.5	31	1.048	8
A4/ Lunatic Fringe		30	42	35	37	65	79	0.451	17	19	14	22	31	41	0.431	127	161	0.441	0	0	258.0	288	0.896	
A 40	Eason, Joel	5	5	7	3	12	8	0.600	6	6	4	6	10	12	0.455	22	20	0.524	0	0	38.5	42	0.917	12
A 41	Klann, Eric	6	6	7	5	13	11	0.542	5	5	4	8	9	13	0.409	22	24	0.478	0	0	46.0	46	1.000	12
A 42	Bakowski, Adam	0	1	5	5	5	6	0.455	3	6	5	5	8	11	0.421	13	17	0.433	0	0	28.5	30	0.950	10
A 43	Zawrotniak, Joe	4	6	2	4	6	10	0.375	2	5	3	6	5	11	0.313	11	21	0.344	0	0	23.5	32	0.734	10
A 44	Bunn, Tim	4	8	6	6	10	14	0.417	5	5	3	7	8	12	0.400	18	26	0.409	0	0	42.0	44	0.955	12
A 45	Gelberg, Dave	5	5	3	6	8	11	0.421	5	5	4	6	9	11	0.450	17	22	0.436	0	0	40.0	39	1.026	10
A 46	Badger, Steve	2	4	0	3	2	7	0.222	4	2	2	3	6	5	0.545	8	12	0.400	0	0	13.0	20	0.650	7
A 47	Peele, Dan	4	7	5	5	9	12	0.429	4	4	3	3	7	7	0.500	16	19	0.457	0	0	26.5	35	0.757	11
A5/ Liver Die!		33	39	24	48	57	87	0.396	12	24	16	20	28	44	0.389	113	175	0.392	6	0	203.5	288	0.707	
A 50	Parker, Charles	2	6	1	6	3	12	0.200	1	7	1	6	2	13	0.133	5	25	0.167	1	0	4.5	30	0.150	9
A 51	Lloyd, Billy	0	0	0	0	0	0	---	0	0	0	0	0	0	---	0	0	---	0	0	0.0	0	---	0
A 52	Fischlein, Kris	5	3	4	4	9	7	0.563	3	5	5	3	8	8	0.500	17	15	0.531	0	0	28.0	32	0.875	8
A 53	Keller, Tony	3	5	3	5	6	10	0.375	2	6	3	5	5	11	0.313	11	21	0.344	1	0	21.0	32	0.656	8
A 54	Wilcox, Randy	5	4	2	7	7	11	0.389	2	7	2	7	4	14	0.222	11	25	0.306	1	0	35.5	36	0.986	9
A 55	Reygers, Jeff	0	2	0	1	0	3	0.000	0	1	0	1	0	2	0.000	0	5	0.000	0	0	3.5	5	0.700	1
A 56	Gaulthier, Kyle	7	3	7	3	14	6	0.700	6	4	7	3	13	7	0.650	27	13	0.675	1	0	57.0	40	1.425	10
A 57	Ridgway, Matt	4	8	5	8	9	16	0.360	5	6	5	8	10	14	0.417	19	30	0.388	1	0	21.5	49	0.439	12
A 58	Lindsey, Roy	3	4	1	8	4	12	0.250	3	6	6	4	9	10	0.474	13	22	0.371	0	0	25.5	35	0.729	9
A 59	Munroe, Joe	4	4	1	6	5	10	0.333	2	6	3	3	5	9	0.357	10	19	0.345	1	0	7.0	29	0.241	8
A6/ Brown's Terror Bulls		23	49	19	53	42	102	0.292	9	27	10	26	19	53	0.264	80	208	0.278	0	6	142.0	288	0.493	
A 60	Tanner, Dave	4	6	2	7	6	13	0.316	1	9	4	6	5	15	0.250	11	28	0.282	0	1	27.0	39	0.692	10
A 61	Wilson, Matt	5	7	5	7	10	14	0.417	4	8	4	8	8	16	0.333	18	30	0.375	0	1	33.5	48	0.698	12
A 62	Blake, Terry	2	8	2	9	4	17	0.190	1	7	3	6	4	13	0.235	8	30	0.211	0	1	18.0	38	0.474	11
A 63	Rosenfeld, Leslie	2	8	3	7	5	15	0.250	4	6	1	9	5	15	0.250	10	30	0.250	0	1	16.0	40	0.400	10
A 64	Al-Hoory, Ahmed	6	6	2	10	8	16	0.333	3	9	1	10	4	19	0.174	12	35	0.255	0	1	18.0	47	0.383	12
A 65	Kerr, Jim	3	4	3	5	6	9	0.400	2	6	1	7	3	13	0.188	9	22	0.290	0	0	11.0	31	0.355	8
A 66	Thompkins, Charles	1	10	2	8	3	18	0.143	3	9	6	6	9	15	0.375	12	33	0.267	0	1	18.5	45	0.411	12
A7/ Why So Serious?		19	53	12	60	31	113	0.215	5	31	11	25	16	56	0.222	63	225	0.219	0	0	153.5	288	0.533	
A 70	Cannizzaro, Anthony	0	9	2	10	2	19	0.095	3	7	2	9	5	16	0.238	7	35	0.167	0	0	25.0	42	0.595	12
A 71	Cannizzaro, Tyler	4	6	0	8	4	14	0.222	1	9	3	8	4	17	0.190	8	31	0.205	0	0	16.0	39	0.410	11
A 72	Havens, Lincoln	4	7	2	9	6	16	0.273	3	6	2	9	5	15	0.250	11	31	0.262	0	0	19.0	42	0.452	12
A 73	Cole, Mike	4	7	3	9	7	16	0.304	1	11	5	7	6	18	0.250	13	34	0.277	0	0	40.0	47	0.851	12
A 74	Rice, Teddy	2	8	0	8	2	16	0.111	1	8	5	4	6	12	0.333	8	28	0.222	0	0	16.0	36	0.444	10
A 75	Bumpass, Mike	2	9	3	8	5	17	0.227	1	11	4	8	5	19	0.208	10	36	0.217	0	0	22.5	46	0.489	12
A 76	Bracco, Michael	3	7	2	8	5	15	0.250	0	10	1	5	1	15	0.063	6	30	0.167	0	0	15.0	36	0.417	10

	Singles 301		Singles Cricket		Singles Record		Singles Win %-age	Doubles Cricket		Doubles 501		Doubles Record		Doubles Win %-age	Sngls + Dbls Record		Sngls + Dbls Win %-age	Tiebreaker Ws	Tiebreaker Ls	All-Star Points	Games Played	All-Star Point Average	Matches Played
B1/ That! Just Happened	40	32	29	43	69	75	0.479	15	21	11	25	26	46	0.361	121	167	0.420	0	8	165.0	288	0.573	
B 10 Phillips, Julie	3	4	3	4	6	8	0.429	0	6	2	5	2	11	0.154	8	19	0.296	0	1	12.0	27	0.444	7
B 11 Hoover, Kim	1	8	2	9	3	17	0.150	4	5	4	7	8	12	0.400	11	29	0.275	0	1	7.5	40	0.188	12
B 12 Ellis, E.J.	6	6	3	8	9	14	0.391	5	5	1	8	6	13	0.316	15	27	0.357	0	1	14.0	42	0.333	12
B 13 Ginger, Chuck	7	5	5	5	12	10	0.545	6	7	4	7	10	14	0.417	22	24	0.478	0	1	26.5	46	0.576	12
B 14 Morgan, Larry	6	3	2	6	8	9	0.471	4	6	2	9	6	15	0.286	14	24	0.368	0	1	23.0	38	0.605	10
B 15 Bruemmer, Wes	5	4	7	3	12	7	0.632	5	5	4	7	9	12	0.429	21	19	0.525	0	1	25.0	40	0.625	11
B 16 Coe, Jason	6	1	1	5	7	6	0.538	2	5	1	4	3	9	0.250	10	15	0.400	0	1	27.5	25	1.100	8
B 17 Lefebvre, C.J.	0	0	1	1	1	1	0.500	0	1	0	1	0	2	0.000	1	3	0.250	0	1	5.0	4	1.250	2
B 18 Jones, Jimmie	6	1	5	2	11	3	0.786	4	2	4	2	8	4	0.667	19	7	0.731	0	0	24.5	26	0.942	7
B2/ Hump Day Hurlers	38	34	30	42	68	76	0.472	20	16	21	15	41	31	0.569	150	138	0.521	9	0	137.0	288	0.476	
B 20 Snyder, Mike	4	6	3	5	7	11	0.389	2	8	5	4	7	12	0.368	14	23	0.378	1	0	22.5	37	0.608	12
B 21 Litzsinger, Mike	4	3	2	6	6	9	0.400	3	4	5	3	8	7	0.533	14	16	0.467	1	0	11.5	30	0.383	11
B 22 McCartney, Joe	4	3	6	3	10	6	0.625	7	2	5	3	12	5	0.706	22	11	0.667	1	0	25.0	33	0.758	10
B 23 Gallagher, Jim	4	3	4	4	8	7	0.533	6	3	6	0	12	3	0.800	20	10	0.667	1	0	22.5	30	0.750	9
B 24 Iager, John	3	4	5	3	8	7	0.533	3	1	2	3	5	4	0.556	13	11	0.542	1	0	15.0	24	0.625	8
B 25 Sheer, Andy	6	1	5	3	11	4	0.733	7	2	3	4	10	6	0.625	21	10	0.677	1	0	14.0	31	0.452	9
B 26 Jackson, Barry	3	6	2	6	5	12	0.294	5	4	6	4	11	8	0.579	16	20	0.444	1	0	12.5	36	0.347	11
B 27 Shengulette, Jerry	5	3	1	4	6	7	0.462	5	3	2	2	7	5	0.583	13	12	0.520	1	0	8.5	25	0.340	8
B 28 Townsley, Sean	5	3	2	7	7	10	0.412	2	3	8	3	10	6	0.625	17	16	0.515	1	0	5.5	33	0.167	12
B 29 Snyder, Jenn	0	2	0	1	0	3	0.000	0	2	0	4	0	6	0.000	0	9	0.000	0	0	0.0	9	0.000	4
B3/ Boom Baby!!!	36	36	43	29	79	65	0.549	21	15	16	20	37	35	0.514	153	135	0.531	0	7	185.0	288	0.642	
B 30 Zelinack, Jason	1	3	0	2	1	5	0.167	2	2	2	2	4	4	0.500	5	9	0.357	0	0	7.5	14	0.536	6
B 31 Crowe, Jason	3	6	3	6	6	12	0.333	4	3	2	4	6	7	0.462	12	19	0.387	0	0	18.5	31	0.597	10
B 32 Crompton, Jason	2	2	0	1	2	3	0.400	0	0	0	3	0	3	0.000	2	6	0.250	0	1	2.5	8	0.313	7
B 33 Peele, Jim	4	6	2	7	6	13	0.316	4	5	6	2	10	7	0.588	16	20	0.444	0	1	23.5	36	0.653	10
B 34 Jeffreys, Lee	5	5	8	2	13	7	0.650	6	4	6	4	12	8	0.600	25	15	0.625	0	1	26.5	40	0.663	10
B 35 White, Vic	6	6	11	1	17	7	0.708	8	4	6	6	14	10	0.583	31	17	0.646	0	1	47.5	48	0.990	12
B 36 Turner, Michael	5	2	3	6	8	8	0.500	6	4	3	7	9	11	0.450	17	19	0.472	0	1	15.0	36	0.417	11
B 37 Bullard, Jacob	5	3	7	2	12	5	0.706	7	2	5	4	12	6	0.667	24	11	0.686	0	1	25.5	35	0.729	9
B 38 Althoff, Paddy	5	3	9	2	14	5	0.737	5	6	2	8	7	14	0.333	21	19	0.525	0	1	18.5	40	0.463	11
B4/ Armed & Hammered	40	32	41	31	81	63	0.563	19	17	20	16	39	33	0.542	159	129	0.552	0	0	175.5	288	0.609	
B 40 O'Toole, Mike	6	5	8	3	14	8	0.636	5	5	5	6	10	11	0.476	24	19	0.558	0	0	31.0	43	0.721	12
B 41 Butterworth, Dan	8	2	7	2	15	4	0.789	4	5	4	4	8	9	0.471	23	13	0.639	0	0	23.0	36	0.639	10
B 42 Fredrick, Karl	5	3	5	4	10	7	0.588	6	1	6	3	12	4	0.750	22	11	0.667	0	0	18.0	33	0.545	9
B 43 Arnold, Jimmy	4	5	2	6	6	11	0.353	7	4	7	2	14	6	0.700	20	17	0.541	0	0	18.0	37	0.486	10
B 44 DeBastiani, Doug	1	3	3	0	4	3	0.571	2	1	2	2	4	3	0.571	8	6	0.571	0	0	8.0	14	0.571	4
B 45 Butterworth, Jim	7	3	7	3	14	6	0.700	6	4	5	3	11	7	0.611	25	13	0.658	0	0	35.5	38	0.934	10
B 46 Gamble, Mark	4	5	5	5	9	10	0.474	5	5	5	7	10	12	0.455	19	22	0.463	0	0	22.0	41	0.537	11
B 47 Thomas, Tony	5	6	4	8	9	14	0.391	3	9	6	5	9	14	0.391	18	28	0.391	0	0	20.0	46	0.435	12
B5/ Consistently Inconsistent	37	35	34	38	71	73	0.493	15	21	18	18	33	39	0.458	137	151	0.476	0	7	169.0	288	0.587	
B 50 Bass, Joe	2	6	2	4	4	10	0.286	4	5	3	6	7	11	0.389	11	21	0.344	0	1	12.5	32	0.391	12
B 51 Grubb, Ed	8	3	5	4	13	7	0.650	5	6	7	2	12	8	0.600	25	15	0.625	0	1	33.5	40	0.838	11
B 52 McNamara, Tim	4	4	8	2	12	6	0.667	4	6	4	5	8	11	0.421	20	17	0.541	0	0	35.0	37	0.946	10
B 53 Schmaus, Darren	5	6	7	5	12	11	0.522	5	5	4	6	9	11	0.450	21	22	0.488	0	1	25.5	43	0.593	12
B 54 Munsell, Jonathan	1	6	3	4	4	10	0.286	3	2	5	2	8	4	0.667	12	14	0.462	0	1	2.0	26	0.077	9
B 55 Danias, Tony	2	4	0	10	2	14	0.125	1	6	5	6	6	12	0.333	8	26	0.235	0	1	7.0	34	0.206	12
B 56 Scott, Lee	6	3	3	6	9	9	0.500	3	6	4	3	7	9	0.438	16	18	0.471	0	1	21.5	34	0.632	11
B 57 Jeffcoat, Doug	1	1	0	0	1	1	0.500	1	1	0	0	1	1	0.500	2	2	0.500	0	0	0.0	4	0.000	4
B 58 Levesque, Ben	0	1	1	0	1	1	0.500	1	0	0	1	1	1	0.500	2	2	0.500	0	0	3.5	4	0.875	1
B 59 Denton, Mike	8	1	5	3	13	4	0.765	3	5	4	5	7	10	0.412	20	14	0.588	0	1	28.5	34	0.838	9
B6/ Nonessentials	36	36	41	31	77	67	0.535	19	17	19	17	38	34	0.528	153	135	0.531	7	0	177.0	288	0.615	
B 60 Murdaugh, John	1	7	6	3	7	10	0.412	5	4	3	5	8	9	0.471	15	19	0.441	1	0	26.0	34	0.765	10
B 61 Rodgers, Trey	6	3	7	4	13	7	0.650	5	5	8	3	13	8	0.619	26	15	0.634	1	0	26.5	41	0.646	11
B 62 Blackwelder, Deb	1	6	1	6	2	12	0.143	1	4	6	4	7	8	0.467	9	20	0.310	1	0	12.5	29	0.431	11
B 63 Ridenour, Ron	4	2	0	5	4	7	0.364	2	2	1	5	3	7	0.300	7	14	0.333	0	0	6.5	21	0.310	6
B 64 Beaudoin, Paul	5	1	6	1	11	2	0.846	6	1	3	4	9	5	0.643	20	7	0.741	1	0	18.0	27	0.667	7
B 65 Davis, Jimmy	9	3	9	3	18	6	0.750	6	6	6	5	12	11	0.522	30	17	0.638	1	0	48.5	47	1.032	12
B 66 Fournier, Jeff	1	3	4	1	5	4	0.556	4	1	1	2	5	3	0.625	10	7	0.588	0	0	7.0	17	0.412	6
B 67 Holland, Steve	6	6	6	5	12	11	0.522	6	6	7	2	13	8	0.619	25	19	0.568	1	0	27.0	44	0.614	12
B 68 McQueen, Jamie	3	5	2	3	5	8	0.385	3	5	3	4	6	9	0.400	11	17	0.393	1	0	5.0	28	0.179	8
B7/ The Replacements Reloaded	25	47	34	38	59	85	0.410	17	19	21	15	38	34	0.528	135	153	0.469	7	0	182.0	288	0.632	
B 70 Mozzetti, Tim "Tex"	9	2	7	5	16	7	0.696	4	8	7	5	11	13	0.458	27	20	0.574	1	0	47.5	47	1.011	12
B 71 Mitchell, Sid "Squee"	4	8	12	0	16	8	0.667	10	2	10	3	20	5	0.800	36	13	0.735	1	0	70.5	49	1.439	12
B 72 Bird, Victor "Gift"	0	3	0	2	0	5	0.000	2	1	1	2	3	3	0.500	3	8	0.273	0	0	1.0	11	0.091	3
B 73 Flood, Tom	3	9	6	6	9	15	0.375	9	1	6	5	15	6	0.714	24	21	0.533	1	0	14.0	45	0.311	11
B 74 Webb, Steve	0	4	0	5	0	9	0.000	0	5	3	1	3	6	0.333	3	15	0.167	1	0	2.0	18	0.111	5
B 75 Simons, Emmett	4	5	3	5	7	10	0.412	3	5	5	2	8	7	0.533	15	17	0.469	1	0	15.5	32	0.484	8
B 76 Thomas, Joe "Antique"	3	7	4	4	7	11	0.389	2	8	3	6	5	14	0.263	12	25	0.324	1	0	15.0	37	0.405	10
B 77 Coleman, Brian "BCool"	2	5	0	7	2	12	0.143	3	4	5	3	8	7	0.533	10	19	0.345	0	0	7.0	29	0.241	7
B 78 Thomas, Jill	0	0	0	0	0	0	---	0	0	0	0	0	0	---	0	0	---	0	0	0.0	0	---	0
B 79 Solizbaptiste, Marcelo	0	4	2	4	2	8	0.200	1	4	2	3	3	7	0.300	5	15	0.250	1	0	9.5	20	0.475	6

	Singles 301		Singles Cricket		Singles Record		Singles Win %-age	Doubles Cricket		Doubles 501		Doubles Record		Doubles Win %-age	Sngls + Dbls Record		Sngls + Dbls Win %-age	Tiebreaker Ws	Tiebreaker Ls	All-Star Points	Games Played	All-Star Point Average	Matches Played
C1/ Darty Minds	39	32	47	24	86	56	0.606	24	12	21	15	45	27	0.625	176	110	0.615	5	8	170.5	286	0.596	
C 10 Foushee, Eugene	5	5	4	4	9	9	0.500	5	6	2	9	7	15	0.318	16	24	0.400	1	1	9.5	40	0.238	12
C 11 Jobe, C.J.	6	5	5	6	11	11	0.500	9	2	6	4	15	6	0.714	26	17	0.605	1	1	26.5	43	0.616	11
C 12 Martin, Pat	4	4	10	2	14	6	0.700	9	2	7	3	16	5	0.762	30	11	0.732	1	1	22.0	41	0.537	12
C 13 Dickenson, Joel	7	3	8	2	15	5	0.750	7	3	7	3	14	6	0.700	29	11	0.725	0	1	42.0	40	1.050	10
C 14 Reitano, Sal	3	5	6	2	9	7	0.563	5	2	6	2	11	4	0.733	20	11	0.645	0	1	29.5	31	0.952	8
C 15 Maccini, Billy	3	2	3	3	6	5	0.545	3	3	4	1	7	4	0.636	13	9	0.591	0	1	8.5	22	0.386	6
C 16 Horton, Tony	8	3	11	0	19	3	0.864	8	3	6	5	14	8	0.636	33	11	0.750	1	1	26.0	44	0.591	11
C 17 Evans, Mike	3	5	0	5	3	10	0.231	2	3	4	3	6	6	0.500	9	16	0.360	1	1	6.5	25	0.260	8
C2/ Garage Inc.	29	43	24	48	53	91	0.368	12	24	9	27	21	51	0.292	95	193	0.330	0	0	106.5	288	0.370	
C 20 Long, Gary	6	6	7	6	13	12	0.520	4	8	4	8	8	16	0.333	21	28	0.429	0	0	17.5	49	0.357	12
C 21 Gardner, Mike	2	3	1	4	3	7	0.300	2	3	1	4	3	7	0.300	6	14	0.300	0	0	4.0	20	0.200	5
C 22 Long, Robert	5	6	4	6	9	12	0.429	2	7	1	10	3	17	0.150	12	29	0.293	0	0	19.5	41	0.476	10
C 23 Ellington, Dave	6	6	1	9	7	15	0.318	3	9	3	8	6	17	0.261	13	32	0.289	0	0	14.0	45	0.311	11
C 24 Morin, Deane "Dino"	3	9	2	11	5	20	0.200	4	9	2	10	6	19	0.240	11	39	0.220	0	0	19.5	50	0.390	12
C 25 Williams, Denwood	5	5	4	7	9	12	0.429	3	8	2	9	5	17	0.227	14	29	0.326	0	0	13.5	43	0.314	11
C 26 Schroll, Jake	2	7	4	5	6	12	0.333	5	4	4	5	9	9	0.500	15	21	0.417	0	0	16.5	36	0.458	9
C 27 Ellington, Jake	0	1	1	0	1	1	0.500	1	0	1	0	2	0	1.000	3	1	0.750	0	0	2.0	4	0.500	1
C3/ We're DR.UNK Again	41	30	45	26	86	56	0.606	20	16	22	14	42	30	0.583	170	116	0.594	6	5	191.5	286	0.670	
C 30 Reece, Robert	2	5	1	2	3	7	0.300	1	2	4	2	5	4	0.556	8	11	0.421	1	1	4.0	19	0.211	8
C 31 Gouge, Shane	7	0	5	2	12	2	0.857	4	3	5	2	9	5	0.643	21	7	0.750	0	0	26.0	28	0.929	7
C 32 Jones, Dustin	8	3	11	1	19	4	0.826	8	4	6	5	14	9	0.609	33	13	0.717	1	1	35.5	46	0.772	12
C 33 Velez, Jose	9	1	9	1	18	2	0.900	9	1	6	3	15	4	0.789	33	6	0.846	1	0	37.5	39	0.962	10
C 34 Haire, Chris	4	7	2	8	6	15	0.286	3	7	10	2	13	9	0.591	19	24	0.442	1	1	15.5	43	0.360	12
C 35 Suan, John	6	4	6	5	12	9	0.571	5	6	5	5	10	11	0.476	22	20	0.524	1	0	31.5	42	0.750	11
C 36 Dykes, Shaun	2	6	2	5	4	11	0.267	4	5	3	4	7	9	0.438	11	20	0.355	0	1	18.5	31	0.597	9
C 37 Johnson, Timmy	0	3	5	2	5	5	0.500	4	2	3	3	7	5	0.583	12	10	0.545	0	1	10.0	22	0.455	8
C 38 Carter, Danny	3	1	4	0	7	1	0.875	2	2	2	2	4	4	0.500	11	5	0.688	1	0	13.0	16	0.813	4
C4/ Dysfunctional Outlaws	35	37	38	34	73	71	0.507	22	14	22	14	44	28	0.611	161	127	0.559	0	0	157.5	288	0.547	
C 40 Clark, Dan	7	3	5	6	12	9	0.571	5	6	4	7	9	13	0.409	21	22	0.488	0	0	22.5	43	0.523	11
C 41 Smith, Brian	4	7	7	4	11	11	0.500	10	2	10	1	20	3	0.870	31	14	0.689	0	0	33.5	45	0.744	12
C 42 Tant, J.J.	8	4	8	4	16	8	0.667	7	5	6	5	13	10	0.565	29	18	0.617	0	0	34.5	47	0.734	12
C 43 Peterson, Chris	4	8	5	7	9	15	0.375	6	6	5	7	11	13	0.458	20	28	0.417	0	0	23.5	48	0.490	12
C 44 Steppe, Mike	5	6	3	9	8	15	0.348	5	4	6	4	11	8	0.579	19	23	0.452	0	0	10.0	42	0.238	12
C 45 Talley, Gray	0	6	0	4	0	10	0.000	3	3	4	3	7	6	0.538	7	16	0.304	0	0	3.5	23	0.152	11
C 46 Murray, Shane	7	3	10	0	17	3	0.850	8	2	9	1	17	3	0.850	34	6	0.850	0	0	30.0	40	0.750	10
C5/ Frankie & The 4 Marks	36	36	40	32	76	68	0.528	20	16	17	19	37	35	0.514	150	138	0.521	6	7	153.0	288	0.531	
C 50 Bialaszewski, Rich	5	4	6	4	11	8	0.579	6	4	6	3	12	7	0.632	23	15	0.605	1	1	25.0	38	0.658	10
C 51 Powell, Lee	7	4	10	2	17	6	0.739	7	5	7	5	14	10	0.583	31	16	0.660	1	1	24.0	47	0.511	12
C 52 Bushman, Brad	6	2	4	4	10	6	0.625	5	3	3	5	8	8	0.500	18	14	0.563	1	1	31.5	32	0.984	8
C 53 Rigert, Joe, Sr.	6	3	4	5	10	8	0.556	5	4	4	5	9	9	0.500	19	17	0.528	0	1	20.5	36	0.569	9
C 54 Raquet, Mike	6	5	8	3	14	8	0.636	7	4	2	7	9	11	0.450	23	19	0.548	0	1	26.0	42	0.619	11
C 55 Denton, Fon	2	9	3	5	5	14	0.263	5	3	5	7	10	10	0.500	15	24	0.385	1	1	9.0	39	0.231	12
C 56 Gardner, Kenn	3	4	4	7	7	11	0.389	4	7	6	4	10	11	0.476	17	22	0.436	1	1	15.0	39	0.385	11
C 57 Healy, Simon	0	0	0	0	0	0	---	0	0	0	0	0	0	---	0	0	---	0	0	0.0	0	---	0
C 58 Lane, Bob	1	5	1	2	2	7	0.222	1	2	1	2	2	4	0.333	4	11	0.267	1	0	2.0	15	0.133	6
C6/ DD-214	35	37	25	47	60	84	0.417	17	19	17	19	34	38	0.472	128	160	0.444	6	0	141.5	288	0.491	
C 60 Hunsberger, Jim	3	2	1	3	4	5	0.444	1	2	2	3	3	5	0.375	7	10	0.412	1	0	5.5	17	0.324	7
C 61 Guenther, George	5	6	7	6	12	12	0.500	6	5	5	7	11	12	0.478	23	24	0.489	1	0	23.5	47	0.500	12
C 62 Gabry, Greg	1	2	0	3	1	5	0.167	1	4	3	3	4	7	0.364	5	12	0.294	0	0	5.0	17	0.294	6
C 63 Brody, Kevin	0	0	0	0	0	0	---	0	0	0	0	0	0	---	0	0	---	0	0	0.0	0	---	0
C 64 Beaird, Tommy	5	6	6	5	11	11	0.500	8	3	5	6	13	9	0.591	24	20	0.545	1	0	34.0	44	0.773	11
C 65 Preciado, Amanda "Stitche	8	1	4	6	12	7	0.632	5	5	6	4	11	9	0.550	23	16	0.590	0	0	24.0	39	0.615	10
C 66 Limerick, Jeremy	6	4	4	6	10	10	0.500	5	5	5	3	10	8	0.556	20	18	0.526	1	0	28.0	38	0.737	10
C 67 Klein, Norm	2	6	2	5	4	11	0.267	4	5	4	5	8	10	0.444	12	21	0.364	0	0	10.5	33	0.318	10
C 68 Jones, Jeff	0	6	0	6	0	12	0.000	3	4	2	1	5	5	0.500	5	17	0.227	1	0	6.5	22	0.295	7
C 69 Owen, Hal	5	4	1	7	6	11	0.353	1	5	2	6	3	11	0.214	9	22	0.290	1	0	4.5	31	0.145	10
C7/ Nine Lives	36	36	32	40	68	76	0.472	11	25	18	18	29	43	0.403	126	162	0.438	0	9	117.0	288	0.406	
C 70 Romanchek, David	6	5	6	5	12	10	0.545	1	10	5	6	6	16	0.273	18	26	0.409	0	1	19.0	44	0.432	10
C 71 Smith, Butch	6	4	4	5	10	9	0.526	3	6	6	4	9	10	0.474	19	19	0.500	0	1	11.5	38	0.303	9
C 72 Copple, Matthew	3	8	8	5	11	13	0.458	4	9	6	7	10	16	0.385	21	29	0.420	0	1	20.5	50	0.410	11
C 73 Mays, John	5	3	4	5	9	8	0.529	1	8	5	3	6	11	0.353	15	19	0.441	0	1	14.5	34	0.426	9
C 74 Marsden, James	0	4	0	5	0	9	0.000	1	1	3	0	4	1	0.800	4	10	0.286	0	1	4.0	14	0.286	4
C 75 Keever, David	3	2	1	4	4	6	0.400	2	4	1	3	3	7	0.300	7	13	0.350	0	1	5.0	20	0.250	6
C 76 Smith, Tyler	10	5	3	7	13	12	0.520	7	7	8	7	15	14	0.517	28	26	0.519	0	1	20.0	54	0.370	12
C 77 Gibson, Jack	0	3	2	2	2	5	0.286	1	1	0	3	1	4	0.200	3	9	0.250	0	1	10.5	12	0.875	3
C 78 Porcelli, Robb	3	2	4	2	7	4	0.636	2	4	2	3	4	7	0.364	11	11	0.500	0	1	12.0	22	0.545	5

		Singles	301	Singles	Cricket	Singles	Record	Singles Win %-age	Doubles	Cricket	Doubles	501	Doubles	Record	Doubles Win %-age	Sngls + Dbls	Record	Sngls + Dbls Win %-age	Tiebreaker Ws	Tiebreaker Ls	All-Star Points	Games Played	All-Star Point Average	Matches Played
D1/ Shark Shooters		27	45	25	47	52	92	0.361	10	26	11	25	21	51	0.292	94	194	0.326	7	0	98.5	288	0.342	
D 10	Stacy, Michelle	1	6	1	4	2	10	0.167	3	6	4	6	7	12	0.368	9	22	0.290	1	0	8.5	31	0.274	11
D 11	Stacy, Rod	5	5	3	4	8	9	0.471	1	9	3	5	4	14	0.222	12	23	0.343	1	0	12.5	35	0.357	10
D 12	Mitchell, Liz	5	3	0	8	5	11	0.313	1	5	2	6	3	11	0.214	8	22	0.267	0	0	4.0	30	0.133	10
D 13	Bowman, Merrill	4	6	11	1	15	7	0.682	4	8	2	6	6	14	0.300	21	21	0.500	1	0	36.5	42	0.869	12
D 14	Mercer, Dave	4	9	2	8	6	17	0.261	3	5	4	7	7	12	0.368	13	29	0.310	1	0	7.5	42	0.179	12
D 15	Lane, Timothy	2	3	3	6	5	9	0.357	2	5	1	1	3	6	0.333	8	15	0.348	1	0	11.5	23	0.500	9
D 16	Taylor, Eric	4	7	2	6	6	13	0.316	2	5	1	10	3	15	0.167	9	28	0.243	1	0	6.5	37	0.176	12
D 17	Gibson, Thomas "TA"	1	0	2	1	3	1	0.750	2	2	1	3	3	5	0.375	6	6	0.500	0	0	4.0	12	0.333	4
D 18	Crites, Randy	1	1	0	2	1	3	0.250	1	1	1	2	2	3	0.400	3	6	0.333	1	0	1.0	9	0.111	3
D 19	Weimers, Drew	0	5	1	7	1	12	0.077	1	6	3	4	4	10	0.286	5	22	0.185	0	0	6.5	27	0.241	9
D2/ Rif Raf		34	38	39	33	73	71	0.507	19	17	22	14	41	31	0.569	155	133	0.538	7	14	126.5	288	0.439	
D 20	Gaertner, Brian	0	7	0	3	0	10	0.000	1	2	2	2	3	4	0.429	3	14	0.176	1	2	1.0	17	0.059	8
D 21	St. Clair, Matt	5	2	0	3	5	5	0.500	3	4	4	3	7	7	0.500	12	12	0.500	0	1	11.0	24	0.458	8
D 22	Diamond, Paddy	4	4	1	4	5	8	0.385	4	3	2	2	6	5	0.545	11	13	0.458	0	2	7.0	24	0.292	8
D 23	Byrne, Matt	8	2	10	2	18	4	0.818	7	5	7	5	14	10	0.583	32	14	0.696	1	2	27.5	46	0.598	12
D 24	Shorrock, Will	1	4	4	5	5	9	0.357	6	3	4	3	10	6	0.625	15	15	0.500	1	1	11.0	30	0.367	9
D 25	Reid, Chris	4	1	5	1	9	2	0.818	6	0	4	2	10	2	0.833	19	4	0.826	1	0	15.0	23	0.652	7
D 26	Zelmer, Tom	2	6	1	5	3	11	0.214	0	4	6	2	6	6	0.500	9	17	0.346	0	2	4.0	26	0.154	9
D 27	Piquet, David	2	3	3	3	5	6	0.455	1	3	2	2	3	5	0.375	8	11	0.421	1	1	4.5	19	0.237	7
D 28	Winters, Tom "Tiny"	5	4	7	4	12	8	0.600	5	6	6	4	11	10	0.524	23	18	0.561	1	1	26.0	41	0.634	11
D 29	Howsare, Patrick	3	5	8	3	11	8	0.579	5	4	7	3	12	7	0.632	23	15	0.605	1	2	19.5	38	0.513	11
D3/ Off Constantly-Reboot		38	34	39	33	77	67	0.535	23	13	23	13	46	26	0.639	169	119	0.587	8	0	128.5	288	0.446	
D 30	Cotton, Barbara	1	4	0	5	1	9	0.100	1	2	1	1	2	3	0.400	3	12	0.200	1	0	5.5	15	0.367	8
D 31	Roberts, Mike	5	5	3	7	8	12	0.400	9	3	9	2	18	5	0.783	26	17	0.605	1	0	10.5	43	0.244	12
D 32	Kubel, Nicole	4	4	2	8	6	12	0.333	5	3	4	4	9	7	0.563	15	19	0.441	1	0	7.0	34	0.206	10
D 33	Tufillaro, Lou	4	6	9	1	13	7	0.650	8	3	8	3	16	6	0.727	29	13	0.690	1	0	17.0	42	0.405	10
D 34	Azevedo, Angelo	6	4	8	2	14	6	0.700	10	0	7	3	17	3	0.850	31	9	0.775	1	0	29.5	40	0.738	10
D 35	Olsen, Kevin	7	3	7	4	14	7	0.667	6	5	6	5	12	10	0.545	26	17	0.605	1	0	25.0	43	0.581	11
D 36	Holt, Ben	4	5	1	5	5	10	0.333	0	7	3	6	3	13	0.188	8	23	0.258	1	0	4.5	31	0.145	11
D 37	Lueneburg, Randy	7	3	9	1	16	4	0.800	7	3	8	2	15	5	0.750	31	9	0.775	1	0	29.5	40	0.738	10
D 38	Connell, Jamie	0	0	0	0	0	0	---	0	0	0	0	0	0	---	0	0	---	0	0	0.0	0	---	0
D4/ Big Bulls		40	32	48	24	88	56	0.611	22	14	20	16	42	30	0.583	172	116	0.597	7	7	165.0	288	0.573	
D 40	Toolan, Chris	6	5	6	3	12	8	0.600	5	5	10	1	15	6	0.714	27	14	0.659	1	1	23.5	41	0.573	11
D 41	Fitzgerald, Dennis	3	7	6	6	9	13	0.409	4	4	4	7	8	11	0.421	17	24	0.415	1	1	19.0	41	0.463	12
D 42	Reinert, Kevin	1	0	0	1	1	1	0.500	0	1	0	1	0	2	0.000	1	3	0.250	0	0	0.0	4	0.000	1
D 43	Talton, Chris	3	2	3	2	6	4	0.600	3	2	2	2	5	4	0.556	11	8	0.579	0	1	9.5	19	0.500	6
D 44	McWhorter, Mike	4	4	6	5	10	9	0.526	7	4	4	7	11	11	0.500	21	20	0.512	1	1	15.0	41	0.366	11
D 45	Knott, Ronnie	7	5	7	1	14	6	0.700	5	7	5	3	10	10	0.500	24	16	0.600	1	1	28.0	40	0.700	12
D 46	Flanagan, Stephen	0	0	1	0	1	0	1.000	2	0	0	1	2	1	0.667	3	1	0.750	0	0	1.0	4	0.250	2
D 47	Akos, Pat	7	3	10	0	17	3	0.850	8	2	6	4	14	6	0.700	31	9	0.775	1	1	37.0	40	0.925	10
D 48	Stewart, Kevin	5	5	4	6	9	11	0.450	6	2	7	4	13	6	0.684	22	17	0.564	1	0	17.5	39	0.449	11
D 49	Page, Scott	4	1	5	0	9	1	0.900	4	1	2	2	6	3	0.667	15	4	0.789	1	1	14.5	19	0.763	5
D5/ Methodical Insurrection		38	34	32	40	70	74	0.486	19	17	11	25	30	42	0.417	130	158	0.451	16	0	145.5	288	0.505	
D 50	Venable, Mike	6	4	7	3	13	7	0.650	4	6	2	9	6	15	0.286	19	22	0.463	2	0	20.5	41	0.500	12
D 51	Stephenson, Scott	0	1	3	1	3	2	0.600	3	1	0	4	3	5	0.375	6	7	0.462	1	0	7.5	13	0.577	4
D 52	Stallings, Joe	1	4	2	6	3	10	0.231	2	5	1	6	3	11	0.214	6	21	0.222	2	0	11.0	27	0.407	10
D 53	Wilson, John	4	2	5	2	9	4	0.692	5	2	2	5	7	7	0.500	16	11	0.593	2	0	24.5	27	0.907	7
D 54	Wilson, Chris	6	6	1	5	7	11	0.389	4	8	5	5	9	13	0.409	16	24	0.400	2	0	19.5	40	0.488	12
D 55	Brady, Michelle	4	5	2	5	6	10	0.375	7	2	3	7	10	9	0.526	16	19	0.457	1	0	5.0	35	0.143	11
D 56	Neill, Greg	7	5	3	6	10	11	0.476	5	1	2	7	7	8	0.467	17	19	0.472	2	0	19.5	36	0.542	12
D 57	Sweet, Phyllis	2	1	3	4	5	5	0.500	1	4	2	2	3	6	0.333	8	11	0.421	1	0	14.5	19	0.763	7
D 58	Sweet, Jim	4	4	2	5	6	9	0.400	3	2	2	3	5	5	0.500	11	14	0.440	1	0	8.5	25	0.340	8
D 59	Gonzales, Angel	4	2	4	3	8	5	0.615	4	3	3	2	7	5	0.583	15	10	0.600	2	0	15.0	25	0.600	7
D6/ Cheap Shots		37	35	29	43	66	78	0.458	15	21	20	16	35	37	0.486	136	152	0.472	0	20	86.0	288	0.299	
D 60	Buckman, Dave	9	3	4	8	13	11	0.542	3	9	9	3	12	12	0.500	25	23	0.521	0	3	20.5	48	0.427	12
D 61	Burney, Gary	4	6	5	5	9	11	0.450	3	6	4	7	7	13	0.350	16	24	0.400	0	3	15.5	40	0.388	12
D 62	Hindle, Mikey	0	0	0	0	0	0	---	0	0	0	0	0	0	---	0	0	---	0	0	0.0	0	---	0
D 63	Witz, Steve	7	3	4	1	11	4	0.733	7	3	3	6	10	9	0.526	21	13	0.618	0	2	11.5	34	0.338	10
D 64	James, Bob	6	5	5	6	11	11	0.500	4	7	6	4	10	11	0.476	21	22	0.488	0	3	13.5	43	0.314	11
D 65	Hall, Josh	6	4	4	8	10	12	0.455	4	7	9	3	13	10	0.565	23	22	0.511	0	3	12.0	45	0.267	12
D 66	Sellers, Mark	1	1	2	0	3	1	0.750	1	1	0	2	1	3	0.250	4	4	0.500	0	1	1.0	8	0.125	2
D 67	Clark, Bryce	2	8	1	9	3	17	0.150	3	4	3	6	6	10	0.375	9	27	0.250	0	3	1.0	36	0.028	11
D 68	Bemis, Matt	2	5	4	6	6	11	0.353	5	5	6	1	11	6	0.647	17	17	0.500	0	2	11.0	34	0.324	10
D7/ Hump Day!		38	34	40	32	78	66	0.542	18	18	19	17	37	35	0.514	152	136	0.528	16	14	148.0	288	0.514	
D 70	Rutten, Pete	1	4	5	5	6	9	0.400	4	4	5	5	9	9	0.500	15	18	0.455	2	2	14.0	33	0.424	11
D 71	Baldwin, Randy	4	4	7	1	11	5	0.688	4	4	6	2	10	6	0.625	21	11	0.656	2	2	9.5	32	0.297	9
D 72	Deemer, Randy	7	3	10	2	17	5	0.773	6	6	1	8	7	14	0.333	24	19	0.558	2	2	32.5	43	0.756	12
D 73	Todd, Patrick	6	5	1	9	7	14	0.333	4	5	8	3	12	8	0.600	19	22	0.463	2	2	15.0	41	0.366	12
D 74	Bush, Jim	3	7	1	2	4	9	0.308	0	3	2	5	2	8	0.200	6	17	0.261	2	2	7.0	23	0.304	10
D 75	McEwen, William	7	4	7	5	14	9	0.609	6	5	6	5	12	10	0.545	26	19	0.578	2	2	29.5	45	0.656	12
D 76	Moore, Mark	0	0	0	0	0	0	---	0	0	0	0	0	0	---	0	0	---	0	0	0.0	0	---	0
D 77	Krestalude, Andy	7	3	4	6	11	9	0.550	6	5	6	5	12	10	0.545	23	19	0.548	1	2	25.0	42	0.595	11
D 78	Terry, Bob	1	0	4	0	5	0	1.000	2	2	3	1	5	3	0.625	10	3	0.769	2	0	7.0	13	0.538	4
D 79	Warshawsky, Larry	2	4	1	2	3	6	0.333	4	2	1	0	5	2	0.714	8	8	0.500	1	0	8.5	16	0.531	6

	Singles	301	Singles	Cricket	Singles	Record	Singles Win %-age	Doubles	Cricket	Doubles	501	Doubles	Record	Doubles Win %-age	Sngls + Dbls	Record	Sngls + Dbls Win %-age	Tiebreaker Ws	Tiebreaker Ls	All-Star Points	Games Played	All-Star Point Average	Matches Played
E1/ One Armed Bandits	39	33	44	28	83	61	0.576	22	14	20	16	42	30	0.583	167	121	0.580	0	0	108.5	288	0.377	
E 10 Kiser, Lyman	3	4	2	2	5	6	0.455	1	6	6	3	7	9	0.438	12	15	0.444	0	0	4.5	27	0.167	10
E 11 Rudy, Jeff	7	4	9	2	16	6	0.727	10	1	7	3	17	4	0.810	33	10	0.767	0	0	33.5	43	0.779	11
E 12 White, Jim	5	6	7	4	12	10	0.545	9	2	4	7	13	9	0.591	25	19	0.568	0	0	21.0	44	0.477	11
E 13 Hansen, Josh	3	8	4	6	7	14	0.333	5	3	2	6	7	9	0.438	14	23	0.378	0	0	8.5	37	0.230	10
E 14 Munn, Chuck	0	0	0	1	0	1	0.000	0	0	0	2	0	2	0.000	0	3	0.000	0	0	1.0	3	0.333	2
E 15 Murphy, Phil	9	1	9	3	18	4	0.818	6	6	6	4	12	10	0.545	30	14	0.682	0	0	12.5	44	0.284	12
E 16 Trefzger, Ken	7	5	8	4	15	9	0.625	6	6	10	1	16	7	0.696	31	16	0.660	0	0	16.5	47	0.351	12
E 17 Richardson, Shane	0	0	0	0	0	0	---	0	0	0	0	0	0	---	0	0	---	0	0	0.0	0	---	0
E 18 Kinden, Pete	5	5	5	6	10	11	0.476	7	4	5	6	12	10	0.545	22	21	0.512	0	0	11.0	43	0.256	11
E 19 Phelps, Doug	0	0	0	0	0	0	---	0	0	0	0	0	0	---	0	0	---	0	0	0.0	0	---	0
E2/ Sharky's Machine	43	29	38	34	81	63	0.563	18	18	20	16	38	34	0.528	157	131	0.545	0	7	103.5	288	0.359	
E 20 Bateman, Jimmy	8	2	9	1	17	3	0.850	5	4	4	4	9	8	0.529	26	11	0.703	0	1	20.5	37	0.554	10
E 21 Allison, Frank	7	3	4	5	11	8	0.579	6	3	6	4	12	7	0.632	23	15	0.605	0	1	11.5	38	0.303	10
E 22 Borgia, Pete	6	6	7	2	13	8	0.619	5	7	8	4	13	11	0.542	26	19	0.578	0	1	15.5	45	0.344	12
E 23 Barrett, Darren	8	2	4	6	12	8	0.600	3	6	5	2	8	8	0.500	20	16	0.556	0	0	10.5	36	0.292	10
E 24 Schaefer, Dan	2	5	2	5	4	10	0.286	3	5	3	3	6	8	0.429	10	18	0.357	0	1	10.0	28	0.357	10
E 25 Kruger, Lonny	2	0	3	2	5	2	0.714	3	2	0	2	3	4	0.429	8	6	0.571	0	0	3.5	14	0.250	5
E 26 Schaefer, John	6	3	5	4	11	7	0.611	6	2	3	6	9	8	0.529	20	15	0.571	0	1	18.5	35	0.529	9
E 27 Schaefer, Michael	0	3	4	2	4	5	0.444	2	2	4	3	6	5	0.545	10	10	0.500	0	1	5.5	20	0.275	8
E 28 Fink, Scott	4	5	0	7	4	12	0.250	3	5	7	4	10	9	0.526	14	21	0.400	0	1	8.0	35	0.229	12
E3/ Darty Sanchez	42	30	49	23	91	53	0.632	23	13	19	17	42	30	0.583	175	113	0.608	14	0	116.5	288	0.405	
E 30 Trefzger, Mike	5	6	6	3	11	9	0.550	3	4	4	5	7	9	0.438	18	18	0.500	2	0	15.0	36	0.417	12
E 31 Trefzger, Eric	7	4	10	1	17	5	0.773	7	3	6	4	13	7	0.650	30	12	0.714	2	0	23.5	42	0.560	11
E 32 Maierhofer, Sean	2	4	1	1	3	5	0.375	5	1	2	2	7	3	0.700	10	8	0.556	2	0	3.5	18	0.194	7
E 33 Goodrich, Brett	4	2	5	3	9	5	0.643	2	6	3	5	5	11	0.313	14	16	0.467	1	0	12.0	30	0.400	9
E 34 Wernet, Brad	4	5	5	5	9	10	0.474	6	1	6	3	12	4	0.750	21	14	0.600	1	0	8.0	35	0.229	12
E 35 Collier, Chris	5	3	6	3	11	6	0.647	6	2	5	3	11	5	0.688	22	11	0.667	1	0	7.5	33	0.227	10
E 36 Stroud, Zach	4	4	2	2	6	6	0.500	4	3	1	5	5	8	0.385	11	14	0.440	1	0	4.5	25	0.180	9
E 37 Robinson, Mike	9	2	11	0	20	2	0.909	8	3	7	3	15	6	0.714	35	8	0.814	2	0	33.0	43	0.767	11
E 38 Pujol, Ollie Barriero	2	0	3	5	5	5	0.500	5	3	4	4	9	7	0.563	14	12	0.538	2	0	9.5	26	0.365	10
E4/ Red-eye Rangers	36	36	42	30	78	66	0.542	21	15	16	20	37	35	0.514	152	136	0.528	6	5	99.5	288	0.345	
E 40 Kunesh, Joe	4	6	5	7	9	13	0.409	4	4	5	6	9	10	0.474	18	23	0.439	1	1	4.0	41	0.098	12
E 41 Rouse, Chuck	4	6	1	8	5	14	0.263	6	4	2	6	8	10	0.444	13	24	0.351	0	1	7.0	37	0.189	11
E 42 Barnes, Will	4	5	7	2	11	7	0.611	5	4	4	5	9	9	0.500	20	16	0.556	1	1	9.0	36	0.250	9
E 43 Kirkpatrick, Scott	6	6	10	2	16	8	0.667	9	3	7	6	16	9	0.640	32	17	0.653	1	1	35.0	49	0.714	12
E 44 Raper, Jeromie	3	5	1	6	4	11	0.267	3	7	5	4	8	11	0.421	12	22	0.353	1	0	7.0	34	0.206	11
E 45 Powell, Mark	7	3	8	3	15	6	0.714	8	3	4	6	12	9	0.571	27	15	0.643	1	0	16.5	42	0.393	11
E 46 Powell, Zach	0	0	0	0	0	0	---	0	0	0	0	0	0	---	0	0	---	0	0	0.0	0	---	0
E 47 Robertson, Chris	8	5	10	2	18	7	0.720	7	5	5	7	12	12	0.500	30	19	0.612	1	1	21.0	49	0.429	12
E5/ That's What She Said	26	46	24	48	50	94	0.347	18	18	17	19	35	37	0.486	120	168	0.417	0	8	84.0	288	0.292	
E 50 Caldwell, Taylor	3	8	5	7	8	15	0.348	6	5	8	4	14	9	0.609	22	24	0.478	0	1	13.0	46	0.283	12
E 51 Knight, Romuald	1	4	2	5	3	9	0.250	2	6	2	5	4	11	0.267	7	20	0.259	0	1	7.0	27	0.259	8
E 52 Moulden, Jeremy	2	7	5	4	7	11	0.389	6	2	4	4	10	6	0.625	17	17	0.500	0	1	10.5	34	0.309	9
E 53 Smith, Ron "Captain"	4	8	2	9	6	17	0.261	3	8	3	4	6	12	0.333	12	29	0.293	0	1	5.5	41	0.134	12
E 54 Vlahos, George	6	4	1	7	7	11	0.389	3	5	3	6	6	11	0.353	13	22	0.371	0	1	5.0	35	0.143	10
E 55 Tanella, Michael	8	2	4	6	12	8	0.600	8	2	5	5	13	7	0.650	25	15	0.625	0	1	18.5	40	0.463	10
E 56 Adams, Doug	0	3	5	5	5	8	0.385	7	3	4	4	11	7	0.611	16	15	0.516	0	1	19.5	31	0.629	10
E 57 Huffman, Inky	1	3	0	0	1	3	0.250	0	1	1	2	1	3	0.250	2	6	0.250	0	0	0.0	8	0.000	4
E 58 McDavid, Craig	1	7	0	5	1	12	0.077	1	4	4	4	5	8	0.385	6	20	0.231	0	1	5.0	26	0.192	9
E6/ Menace 2 Sobriety	42	30	32	40	74	70	0.514	15	21	20	16	35	37	0.486	144	144	0.500	0	0	96.0	288	0.333	
E 60 White, J.J.	7	6	11	3	18	9	0.667	8	5	6	6	14	11	0.560	32	20	0.615	0	0	31.5	52	0.606	12
E 61 Bouchard, Keith	8	4	4	9	12	13	0.480	7	5	5	9	12	14	0.462	24	27	0.471	0	0	17.0	51	0.333	12
E 62 Price, Brady	7	6	8	6	15	12	0.556	4	10	9	5	13	15	0.464	28	27	0.509	0	0	14.0	55	0.255	12
E 63 Rogers, Spencer	8	4	4	7	12	11	0.522	4	8	8	3	12	11	0.522	24	22	0.522	0	0	10.5	46	0.228	11
E 64 Gartland, James	5	4	2	7	7	11	0.389	4	5	5	4	9	9	0.500	16	20	0.444	0	0	9.0	36	0.250	9
E 65 Baker, Dennis	7	6	3	8	10	14	0.417	3	9	7	5	10	14	0.417	20	28	0.417	0	0	14.0	48	0.292	11
E7/ Sippin' & Trippin'	24	48	23	49	47	97	0.326	9	27	14	22	23	49	0.319	93	195	0.323	0	0	73.5	288	0.255	
E 70 Updyke, Gerald	0	4	1	5	1	9	0.100	2	5	3	4	5	9	0.357	6	18	0.250	0	0	6.5	24	0.271	7
E 71 Additon, Chris	6	5	4	6	10	11	0.476	1	10	4	7	5	17	0.227	15	28	0.349	0	0	12.5	43	0.291	12
E 72 Wrenn, Cameron	3	4	1	6	4	10	0.286	0	8	1	7	1	15	0.063	5	25	0.167	0	0	3.5	30	0.117	8
E 73 Heath, John	8	4	5	3	13	7	0.650	4	7	4	7	8	14	0.364	21	21	0.500	0	0	13.0	42	0.310	11
E 74 Pender, Aime	0	12	0	8	0	20	0.000	2	5	5	2	7	7	0.500	7	27	0.206	0	0	10.0	34	0.294	9
E 75 Pulliam, Keri	1	9	2	12	3	21	0.125	2	8	5	6	7	14	0.333	10	35	0.222	0	0	3.5	45	0.078	11
E 76 Smith, Chris	2	7	4	8	6	15	0.286	2	9	3	7	5	16	0.238	11	31	0.262	0	0	12.0	42	0.286	11
E 77 Whitley, Brian	4	3	6	1	10	4	0.714	5	2	3	4	8	6	0.571	18	10	0.643	0	0	12.5	28	0.446	7

	Singles 301		Singles Cricket		Singles Record		Singles Win %-age	Doubles Cricket		Doubles 501		Doubles Record		Doubles Win %-age	Sngls + Dbls Record		Sngls + Dbls Win %-age	Tiebreaker Ws	Tiebreaker Ls	All-Star Points	Games Played	All-Star Point Average	Matches Played
F1/ No Consensus	31	41	31	41	62	82	0.431	17	19	13	23	30	42	0.417	122	166	0.424	7	6	116.0	288	0.403	
F 10 Theall, Ken	7	4	1	5	8	9	0.471	2	5	3	5	5	10	0.333	13	19	0.406	1	1	6.5	32	0.203	11
F 11 Gagner, Chris	3	8	5	6	8	14	0.364	7	2	5	6	12	8	0.600	20	22	0.476	1	1	19.0	42	0.452	12
F 12 Dehnel, Sebastian	5	7	7	5	12	12	0.500	6	6	5	7	11	13	0.458	23	25	0.479	1	1	28.5	48	0.594	12
F 13 Blake, Rick	4	3	3	4	7	7	0.500	3	4	3	3	6	7	0.462	13	14	0.481	1	0	15.5	27	0.574	7
F 14 Swartzel, David	5	7	9	3	14	10	0.583	6	6	4	8	10	14	0.417	24	24	0.500	1	1	25.5	48	0.531	12
F 15 Zuttel, Paul	0	0	1	3	1	3	0.250	2	3	2	3	4	6	0.400	5	9	0.357	0	1	5.5	14	0.393	6
F 16 Looney, JoDon	4	5	2	6	6	11	0.353	3	5	4	6	7	11	0.389	13	22	0.371	1	0	9.5	35	0.271	10
F 17 Carden, Amanda	2	6	2	8	4	14	0.222	3	7	0	6	3	13	0.188	7	27	0.206	1	1	2.0	34	0.059	12
F 18 Frederickson, David "Butt	1	1	1	1	2	2	0.500	2	0	0	2	2	2	0.500	4	4	0.500	0	0	4.0	8	0.500	2
F2/ Death Throw	39	33	41	31	80	64	0.556	19	17	19	17	38	34	0.528	156	132	0.542	0	8	102.5	288	0.356	
F 20 Willis, Tolson	7	1	9	2	16	3	0.842	5	4	7	4	12	8	0.600	28	11	0.718	0	1	18.0	39	0.462	11
F 21 Bosier, Sean	5	7	6	5	11	12	0.478	6	2	8	3	14	5	0.737	25	17	0.595	0	0	16.0	42	0.381	12
F 22 Mathews, Dave	2	4	4	3	6	7	0.462	5	5	5	3	10	8	0.556	16	15	0.516	0	1	14.0	31	0.452	11
F 23 Willis, Angie	3	4	0	1	3	5	0.375	0	0	3	2	3	2	0.600	6	7	0.462	0	1	0.0	13	0.000	8
F 24 Mathews, Olivia	8	4	10	2	18	6	0.750	7	5	5	6	12	11	0.522	30	17	0.638	0	1	20.0	47	0.426	12
F 25 Mathews, Alex	5	5	5	5	10	10	0.500	6	3	3	7	9	10	0.474	19	20	0.487	0	1	11.0	39	0.282	12
F 26 Willis, Bladen	0	1	0	2	0	3	0.000	1	1	1	0	2	1	0.667	2	4	0.333	0	0	4.5	6	0.750	4
F 27 Bradshaw, Tyler	8	3	1	4	9	7	0.563	2	5	3	6	5	11	0.313	14	18	0.438	0	1	2.0	32	0.063	12
F 28 Fortune, Chase	0	1	6	3	6	4	0.600	4	6	2	1	6	7	0.462	12	11	0.522	0	1	15.0	23	0.652	11
F 29 Lewis, Chris	1	3	0	4	1	7	0.125	2	3	1	2	3	5	0.375	4	12	0.250	0	1	2.0	16	0.125	10
F3/ Duck Yew	41	31	48	24	89	55	0.618	19	17	25	11	44	28	0.611	177	111	0.615	0	0	129.5	288	0.450	
F 30 Kuppler, Bob	0	2	1	1	1	3	0.250	2	2	3	1	5	3	0.625	6	6	0.500	0	0	4.5	12	0.375	4
F 31 Carawon, Harris	7	8	9	5	16	13	0.552	9	6	9	6	18	12	0.600	34	25	0.576	0	0	25.5	59	0.432	12
F 32 Converse, Laurence	5	5	9	2	14	7	0.667	2	8	5	4	7	12	0.368	21	19	0.525	0	0	16.0	40	0.400	10
F 33 Ellis, Tim	9	4	4	9	13	13	0.500	4	8	9	3	13	11	0.542	26	24	0.520	0	0	13.5	50	0.270	12
F 34 Lalino, Steve	4	8	7	4	11	12	0.478	7	4	10	2	17	6	0.739	28	18	0.609	0	0	14.0	46	0.304	11
F 35 Samaluk, Somchai	6	3	6	3	12	6	0.667	7	2	7	2	14	4	0.778	26	10	0.722	0	0	19.5	36	0.542	9
F 36 Schoch, Adam	10	1	12	0	22	1	0.957	7	4	7	4	14	8	0.636	36	9	0.800	0	0	36.5	45	0.811	11
F4/ Twisted Fork	33	39	34	38	67	77	0.465	18	18	22	14	40	32	0.556	147	141	0.510	0	0	114.0	288	0.396	
F 40 Jeffcoat, Angela	2	7	1	10	3	17	0.150	4	4	6	3	10	7	0.588	13	24	0.351	0	0	9.5	37	0.257	11
F 41 Ehrmann, Rob	5	6	10	1	15	7	0.682	7	4	5	4	12	8	0.600	27	15	0.643	0	0	31.5	42	0.750	11
F 42 Ackerman, Travis	2	2	3	1	5	3	0.625	2	2	3	1	5	3	0.625	10	6	0.625	0	0	5.0	16	0.313	4
F 43 Fleener, Michael	3	4	4	5	7	9	0.438	5	1	6	3	11	4	0.733	18	13	0.581	0	0	10.5	31	0.339	9
F 44 Merkle, Patrick	7	4	5	7	12	11	0.522	5	7	7	4	12	11	0.522	24	22	0.522	0	0	25.5	46	0.554	12
F 45 Schon, Chris	4	5	3	6	7	11	0.389	5	6	4	5	9	11	0.450	16	22	0.421	0	0	6.0	38	0.158	12
F 46 Bither, Dana	8	4	7	3	15	7	0.682	7	4	8	4	15	8	0.652	30	15	0.667	0	0	21.5	45	0.478	12
F 47 Watson, Ruth	1	3	0	0	1	3	0.250	0	4	0	2	0	6	0.000	1	9	0.100	0	0	2.5	10	0.250	7
F 48 Stumpf, Robert	1	4	1	5	2	9	0.182	1	4	5	2	6	6	0.500	8	15	0.348	0	0	2.0	23	0.087	11
F5/ The Neighborhood Dart Knights	29	43	31	41	60	84	0.417	14	22	11	25	25	47	0.347	110	178	0.382	6	6	94.5	288	0.328	
F 50 Osier, Emmalee	3	8	1	5	4	13	0.235	1	6	1	7	2	13	0.133	6	26	0.188	1	1	3.0	32	0.094	11
F 51 Markham, Jared	3	6	6	3	9	9	0.500	2	4	0	6	2	10	0.167	11	19	0.367	1	0	7.5	30	0.250	9
F 52 Amos, Terron	8	3	7	3	15	6	0.714	6	5	4	7	10	12	0.455	25	18	0.581	1	1	23.5	43	0.547	11
F 53 Swepson, Jerrell	8	2	6	4	14	6	0.700	6	4	5	5	11	9	0.550	25	15	0.625	1	1	21.5	40	0.538	10
F 54 Davis, P.J.	4	5	5	4	9	9	0.500	5	3	3	6	8	9	0.471	17	18	0.486	1	1	15.0	35	0.429	9
F 55 Palmer, Levi	2	3	2	3	4	6	0.400	2	3	1	4	3	7	0.300	7	13	0.350	0	0	6.5	20	0.325	5
F 56 Neff, Josh	1	8	0	9	1	17	0.056	1	10	3	5	4	15	0.211	5	32	0.135	1	1	7.5	37	0.203	11
F 57 Bathurst, Morgan	0	6	3	7	3	13	0.188	2	8	4	7	6	15	0.286	9	28	0.243	0	1	8.0	37	0.216	10
F 58 Conway, Jon	0	2	1	3	1	5	0.167	3	1	1	3	4	4	0.500	5	9	0.357	0	0	2.0	14	0.143	4
F6/ Dart Side of the Moon	40	32	35	37	75	69	0.521	17	19	14	22	31	41	0.431	137	151	0.476	0	0	94.0	288	0.326	
F 60 Cornell, Blaine	5	2	1	2	6	4	0.600	1	4	4	4	5	8	0.385	11	12	0.478	0	0	2.0	23	0.087	11
F 61 Millius, Mike	7	3	7	3	14	6	0.700	8	2	3	6	11	8	0.579	25	14	0.641	0	0	22.0	39	0.564	10
F 62 Metivier, Sam	0	0	0	0	0	0	---	0	0	0	1	0	1	0.000	0	1	0.000	0	0	0.0	1	0.000	1
F 63 Furdon, Matt	4	7	8	3	12	10	0.545	8	4	2	6	10	10	0.500	22	20	0.524	0	0	17.5	42	0.417	12
F 64 Wilberg, Chelsea	1	4	5	5	6	9	0.400	2	5	4	4	6	9	0.400	12	18	0.400	0	0	9.5	30	0.317	12
F 65 Kirchner, John	6	1	2	6	8	7	0.533	3	4	2	3	5	7	0.417	13	14	0.481	0	0	11.5	27	0.426	8
F 66 Wilson, Misty	5	7	0	1	5	8	0.385	0	0	2	7	2	7	0.222	7	15	0.318	0	0	1.0	22	0.045	12
F 67 Wilson, Jonathan	3	3	6	4	9	7	0.563	5	5	4	4	9	9	0.500	18	16	0.529	0	0	14.5	34	0.426	10
F 68 Toko, Jeff	7	3	2	5	9	8	0.529	5	5	2	6	7	11	0.389	16	19	0.457	0	0	10.0	35	0.286	11
F 69 Tisdale, Brian	2	2	4	8	6	10	0.375	2	9	5	3	7	12	0.368	13	22	0.371	0	0	6.0	35	0.171	12
F7/ Backpfeifengesicht	39	33	33	39	72	72	0.500	22	14	22	14	44	28	0.611	160	128	0.556	7	0	99.5	288	0.345	
F 70 Cominole, Jeremy	5	5	6	3	11	8	0.579	5	5	4	4	9	9	0.500	20	17	0.541	0	0	13.0	37	0.351	10
F 71 Yarsawich, Bryan	1	3	0	5	1	8	0.111	1	0	3	2	4	2	0.667	5	10	0.333	1	0	1.0	15	0.067	6
F 72 Mundo, Matt	0	0	0	0	0	0	---	0	0	0	0	0	0	---	0	0	---	0	0	0.0	0	---	0
F 73 Rossbach, Mark	4	4	7	2	11	6	0.647	6	2	4	3	10	5	0.667	21	11	0.656	1	0	8.0	32	0.250	9
F 74 Perkins, Heath	6	3	4	5	10	8	0.556	3	7	5	2	8	9	0.471	18	17	0.514	1	0	8.5	35	0.243	10
F 75 Finney, Dave	10	2	11	1	21	3	0.875	9	3	8	4	17	7	0.708	38	10	0.792	1	0	38.5	48	0.802	12
F 76 Clement, Dawn	1	1	0	7	1	8	0.111	7	3	4	3	11	6	0.647	12	14	0.462	1	0	3.0	26	0.115	10
F 77 Budd, Shawn	5	3	3	2	8	5	0.615	6	2	5	1	11	3	0.786	19	8	0.704	0	0	14.0	27	0.519	9
F 78 Ball, Pat	3	7	2	9	5	16	0.238	6	4	6	3	12	7	0.632	17	23	0.425	1	0	9.0	40	0.225	12
F 79 Green, Felicia	4	5	0	5	4	10	0.286	1	2	5	6	6	8	0.429	10	18	0.357	1	0	4.5	28	0.161	11

	Singles 301		Singles Cricket		Singles Record		Singles Win %-age	Doubles Cricket		Doubles 501		Doubles Record		Doubles Win %-age	Sngls + Dbls Record		Sngls + Dbls Win %-age	Tiebreaker Ws	Tiebreaker Ls	All-Star Points	Games Played	All-Star Point Average	Matches Played
G1/ Ones Are Closed	33	39	39	33	72	72	0.500	24	12	13	23	37	35	0.514	146	142	0.507	0	15	61.5	288	0.214	
G 10 Fishbeck, Brent	7	5	2	1	9	6	0.600	5	3	3	5	8	8	0.500	17	14	0.548	0	2	4.0	31	0.129	12
G 11 Dean, Jay	9	2	9	3	18	5	0.783	10	1	3	6	13	7	0.650	31	12	0.721	0	2	11.5	43	0.267	12
G 12 Steiner, Tank	0	2	3	5	3	7	0.300	3	4	0	5	3	9	0.250	6	16	0.273	0	1	4.0	22	0.182	10
G 13 Kelly, Mike	8	4	11	1	19	5	0.792	10	2	4	4	14	6	0.700	33	11	0.750	0	2	15.5	44	0.352	12
G 14 Jimenez, Eduardo	1	8	0	2	1	10	0.091	0	2	4	5	4	7	0.364	5	17	0.227	0	1	2.0	22	0.091	10
G 15 Cooper, Glenn	3	7	0	3	3	10	0.231	2	2	1	5	3	7	0.300	6	17	0.261	0	1	4.0	23	0.174	11
G 16 Iessi, Austin	0	0	5	7	5	7	0.417	6	4	4	2	10	6	0.625	15	13	0.536	0	2	13.0	28	0.464	12
G 17 Rivera-Santiago, Joe	0	1	6	4	6	5	0.545	4	2	3	5	7	7	0.500	13	12	0.520	0	1	5.5	25	0.220	10
G 18 Toosley, Kristen	3	4	2	3	5	7	0.417	5	4	3	2	8	6	0.571	13	13	0.500	0	2	0.0	26	0.000	11
G 19 Garcia, Cinthya	2	6	1	4	3	10	0.231	3	0	1	7	4	7	0.364	7	17	0.292	0	1	2.0	24	0.083	12
G2/ Yeah Yeah Coach	34	38	43	29	77	67	0.535	25	11	20	16	45	27	0.625	167	121	0.580	0	0	85.5	288	0.297	
G 20 Emerton, Eric	6	4	5	3	11	7	0.611	4	4	4	3	8	7	0.533	19	14	0.576	0	0	9.5	33	0.288	10
G 21 Barletta, Phil	1	1	5	4	6	5	0.545	7	2	3	4	10	6	0.625	16	11	0.593	0	0	7.5	27	0.278	9
G 22 Woodard, Dave	6	5	6	4	12	9	0.571	10	2	4	1	14	3	0.824	26	12	0.684	0	0	19.0	38	0.500	11
G 23 Ejlali, Shervin	3	4	3	0	6	4	0.600	1	3	2	4	3	7	0.300	9	11	0.450	0	0	3.0	20	0.150	7
G 24 Martin, Claude	3	8	5	5	8	13	0.381	3	0	6	5	9	5	0.643	17	18	0.486	0	0	6.0	35	0.171	11
G 25 Hamer, Andrew	7	3	4	1	11	4	0.733	7	3	5	5	12	8	0.600	23	12	0.657	0	0	12.5	35	0.357	10
G 26 Scott, Kevin	2	6	5	3	7	9	0.438	7	3	3	4	10	7	0.588	17	16	0.515	0	0	10.0	33	0.303	10
G 27 Turner, Kevin	5	2	8	5	13	7	0.650	10	2	8	3	18	5	0.783	31	12	0.721	0	0	12.0	43	0.279	12
G 28 Ago, Alvin	1	2	2	3	3	5	0.375	1	2	3	2	4	4	0.500	7	9	0.438	0	0	6.0	16	0.375	4
G 29 Sokolov, Mark	0	3	0	1	0	4	0.000	0	1	2	1	2	2	0.500	2	6	0.250	0	0	0.0	8	0.000	3
G3/ Banging The Wire	41	31	40	32	81	63	0.563	22	14	23	13	45	27	0.625	171	117	0.594	0	0	89.0	288	0.309	
G 30 Williams, Kelsey	2	7	1	2	3	9	0.250	2	4	5	3	7	7	0.500	10	16	0.385	0	0	2.5	26	0.096	10
G 31 White, John	9	3	8	4	17	7	0.708	9	3	5	4	14	7	0.667	31	14	0.689	0	0	25.5	45	0.567	12
G 32 Prosser, Brad	5	5	6	5	11	10	0.524	5	3	6	6	11	9	0.550	22	19	0.537	0	0	10.0	41	0.244	12
G 33 Ferri, Chris	3	1	1	1	4	2	0.667	1	3	2	3	3	6	0.333	7	8	0.467	0	0	2.0	15	0.133	6
G 34 Grillette, Kendall	2	0	0	9	2	9	0.182	4	3	3	2	7	5	0.583	9	14	0.391	0	0	1.0	23	0.043	9
G 35 Stark, Parker	5	3	5	2	10	5	0.667	6	3	2	2	8	5	0.615	18	10	0.643	0	0	5.5	28	0.196	9
G 36 Port, Brian	5	6	4	5	9	11	0.450	5	2	7	3	12	5	0.706	21	16	0.568	0	0	13.5	37	0.365	11
G 37 Owens, Joslin	1	3	0	2	1	5	0.167	2	2	4	0	6	2	0.750	7	7	0.500	0	0	1.0	14	0.071	5
G 38 Bowen, Andy	7	1	9	0	16	1	0.941	7	1	8	1	15	2	0.882	31	3	0.912	0	0	20.5	34	0.603	9
G 39 Foote, Patrick	2	2	6	2	8	4	0.667	3	4	4	2	7	6	0.538	15	10	0.600	0	0	7.5	25	0.300	8
G4/ Shoot to Thrill	43	29	44	28	87	57	0.604	16	20	19	17	35	37	0.486	157	131	0.545	7	7	96.0	288	0.333	
G 40 Newton, Tammy	3	6	3	2	6	8	0.429	3	2	3	6	6	8	0.429	12	16	0.429	1	1	6.5	28	0.232	9
G 41 Wissinger, Wes	6	3	6	4	12	7	0.632	2	6	3	6	5	12	0.294	17	19	0.472	1	1	19.0	36	0.528	11
G 42 Strickland, Jon	2	1	0	3	2	4	0.333	1	2	1	2	2	4	0.333	4	8	0.333	0	0	6.0	12	0.500	4
G 43 Beene, Ryan	6	5	4	6	10	11	0.476	7	5	4	6	11	11	0.500	21	22	0.488	1	1	9.5	43	0.221	12
G 44 Stoy, Jamie	7	4	10	1	17	5	0.773	6	6	4	5	10	11	0.476	27	16	0.628	1	1	16.5	43	0.384	11
G 45 Stoy, Kara	0	1	0	1	0	2	0.000	1	1	1	0	2	1	0.667	2	3	0.400	0	0	0.0	5	0.000	2
G 46 Newton, Ted	2	4	2	3	4	7	0.364	3	5	6	2	9	7	0.563	13	14	0.481	1	1	2.0	27	0.074	10
G 47 Beck, Paul	7	2	8	3	15	5	0.750	4	5	8	1	12	6	0.667	27	11	0.711	1	1	13.0	38	0.342	10
G 48 Thompson, Barry	6	2	7	1	13	3	0.813	3	4	5	3	8	7	0.533	21	10	0.677	0	1	15.0	31	0.484	9
G 49 Ferguson, Travis	4	1	4	4	8	5	0.615	2	4	3	3	5	7	0.417	13	12	0.520	1	0	8.5	25	0.340	8
G5/ Sofa Kings	39	33	36	36	75	69	0.521	21	15	18	18	39	33	0.542	153	135	0.531	8	0	103.0	288	0.358	
G 50 Keim, Roger	7	5	7	5	14	10	0.583	8	4	7	4	15	8	0.652	29	18	0.617	1	0	24.0	47	0.511	12
G 51 Alcon, Tony	9	1	7	3	16	4	0.800	9	1	6	4	15	5	0.750	31	9	0.775	1	0	23.0	40	0.575	10
G 52 Bozza, Doug	5	2	4	4	9	6	0.600	5	3	5	2	10	5	0.667	19	11	0.633	1	0	10.0	30	0.333	8
G 53 Moore, Ken	6	6	2	6	8	12	0.400	3	3	3	6	6	9	0.400	14	21	0.400	1	0	7.5	35	0.214	12
G 54 Plotkin, Jeremy	4	3	6	4	10	7	0.588	5	4	4	2	9	6	0.600	19	13	0.594	1	0	9.0	32	0.281	11
G 55 Moore, Andrew	1	7	2	6	3	13	0.188	2	3	2	7	4	10	0.286	7	23	0.233	1	0	3.5	30	0.117	11
G 56 Campbell, Aaron	2	5	6	3	8	8	0.500	6	6	4	6	10	12	0.455	18	20	0.474	1	0	14.0	38	0.368	12
G 57 Rowe, Dan	5	4	2	5	7	9	0.438	4	6	5	5	9	11	0.450	16	20	0.444	1	0	12.0	36	0.333	12
G6/ We're Sexy & We Throw It	33	39	23	49	56	88	0.389	9	27	13	23	22	50	0.306	100	188	0.347	0	0	53.5	288	0.186	
G 60 McNamara, Ken	11	1	10	2	21	3	0.875	3	9	4	8	7	17	0.292	28	20	0.583	0	0	23.5	48	0.490	12
G 61 McNamara, Karen	1	9	0	2	1	11	0.083	0	2	2	9	2	11	0.154	3	22	0.120	0	0	0.0	25	0.000	12
G 62 Coggins, Leigh	3	3	1	6	4	9	0.308	1	4	3	4	4	8	0.333	8	17	0.320	0	0	1.0	25	0.040	10
G 63 Bohanan, Heather	2	7	4	6	6	13	0.316	3	7	1	10	4	17	0.190	10	30	0.250	0	0	4.0	40	0.100	11
G 64 Ross, Anne	4	5	1	8	5	13	0.278	2	10	2	4	4	14	0.222	9	27	0.250	0	0	6.0	36	0.167	12
G 65 Crawford, Neal	4	3	2	7	6	10	0.375	4	3	3	3	7	6	0.538	13	16	0.448	0	0	5.5	29	0.190	9
G 66 Morlando, Jim	2	5	1	9	3	14	0.176	3	8	6	5	9	13	0.409	12	27	0.308	0	0	1.0	39	0.026	11
G 67 Mattson, Eric	0	5	0	6	0	11	0.000	1	5	1	0	2	5	0.286	2	16	0.111	0	0	1.0	18	0.056	8
G 68 Balint, Joey	6	1	4	3	10	4	0.714	1	6	4	3	5	9	0.357	15	13	0.536	0	0	11.5	28	0.411	7
G7/ Rippin Darts	29	43	27	45	56	88	0.389	9	27	20	16	29	43	0.403	114	174	0.396	7	0	51.0	288	0.177	
G 70 Raymond, Erik	6	6	6	6	12	12	0.500	4	8	8	4	12	12	0.500	24	24	0.500	1	0	11.5	48	0.240	12
G 71 McDonald, Chase	5	7	7	5	12	12	0.500	4	8	8	4	12	12	0.500	24	24	0.500	1	0	14.5	48	0.302	12
G 72 Helton, Dakota	3	9	6	6	9	15	0.375	4	8	5	7	9	15	0.375	18	30	0.375	1	0	9.5	48	0.198	12
G 73 Cleary, Kendall	1	1	1	3	2	4	0.333	0	4	1	1	1	5	0.167	3	9	0.250	0	0	2.0	12	0.167	4
G 74 Wood, Connor	6	5	4	7	10	12	0.455	2	9	5	6	7	15	0.318	17	27	0.386	1	0	8.0	44	0.182	11
G 75 Gaddis, Walker	3	7	1	9	4	16	0.200	3	6	5	5	8	11	0.421	12	27	0.308	1	0	1.0	39	0.026	10
G 76 Suggs, Bailey	1	3	1	3	2	6	0.250	0	4	4	1	4	5	0.444	6	11	0.353	1	0	1.0	17	0.059	5
G 77 Gylfason, Thorbjorn	4	5	1	6	5	11	0.313	1	7	4	4	5	11	0.313	10	22	0.313	1	0	3.5	32	0.109	9
G 78 Pickel, Cameron	0	0	0	0	0	0	---	0	0	0	0	0	0	---	0	0	---	0	0	0.0	0	---	0

Raleigh Dart League

Registration for Fall 2022 Season
Wednesday, July 20, (The Upper Deck), 7:00-8:00 p.m.

Wednesday, July 20 ⌫⌦ **For ALL teams - there is only one night of registration!!!**
(If your team is not returning, please leave a message on VoiceMail.
New captain? Please pass this information on to him/her.)
Bring: 1) Completed roster - use BLACK pen please - with divisions played by by each member for last 3 seasons
2) ONE check for bar fee and a minimum of six players (Bar fee is $20; Player registration is $20) NO CASH WILL BE ACCEPTED!!!

Wednesday, July 20 **DEADLINE for unrestricted roster add-ons, at REGISTRATION (no extensions)**
July 21 through September 12 Add-ons pre-approved by the Membership Director (Membership Committee Director - Heather Bohanan, 919-326-1956, membership@raleighdartleague.org)
1) Checks & player information as per roster to: Treasurer Taylor Caldwell, 919-623-9920, tcaldwell831@gmail.com (contact her for pay arrangements)
2) Membership Director will inform captain of Director's/Committee's decision
A PLAYER IS NOT ELIGIBLE UNTIL APPROVED, AND WITH DUES PAID

Wednesday, August 3 ⌫⌦ **Captains' meeting, 7:00-8:00 p.m., The Upper Deck (MANDATORY)**
Pick up schedules, blank scoresheets, team rosters, phone lists, rules, etc.

Wednesday, August 10 ⌫⌦ **8:00 p.m. Season starts**

Monday, September 12 **5th week captains' meeting, 7:00-8:00 p.m., The Upper Deck**
... and RDL Board meeting --- Last day to add/replace a player with approval

FALL 2022 RALEIGH DART LEAGUE TEAM REGISTRATION FORM

Team Name _____ Team Number _____
(PLEASE LEAVE BLANK)

Player Name (not nickname): / Home Bar & Dart Rep.:	Divisions played in previous 3 seasons	Dart experience (if any) outside RDL* / Board #s:	M/F	Phone #:	Fee Paid:
Captain: 0				(C) (H)	0
1				(C) (H)	1
2				(C) (H)	2
3				(C) (H)	3
4				(C) (H)	4
5				(C) (H)	5
6				(C) (H)	6
7				(C) (H)	7
8				(C) (H)	8
9				(C) (H)	9

TOTAL:

Captain's Email Address: _____

** If there are players new to RDL and you are aware of their dart experience outside of RDL, please include that information here. You might say things like "Played in a mid-level team in Chicago for the past 6 years" or "No league experience but throws on a regular basis - consistently beats D & E players at Upper Deck LOD"*

TONS OF NEWSLETTER

Home to the Fall Session of the Raleigh Dart League for the Banquet, Saturday, December 10, 2022 Issue #JK832
The "RDL Seems To Have Come Out Of The Pandemic Nicer, Funner, More Talented, And More Global" Edition

TOURNAMENT WINNERS

"A" Division - ***?*** *(postponed to Wednesday, December 14th)*
For the first time in known RDL history, a tournament final has been postponed to a date AFTER the banquet. (see page 16)
I will send an updated banquet Tons after the match is played.

"B" Division - ***Consistently Inconsistent*** *(13-7)*
After taking week 1 to figure things out a bit, Inconsistent became anything but, ripping off 13 straight wins to run the table the rest of the regular season and tournament, winning the season title by 3 full matches and only playing one 501 set in the tournament.

"C" Division - ***Trippin Bulls*** *(14-8)*
This season's tournament upset darlings become the only winner that hadn't finished in the division's top-two during the season, rolling all the way from the #5 seed to the Mugs, taking out three of the top four season finishers without ever seeing the last 501!

"D" Division - ***Darty Sanchez*** *(14-8)*
The league's craziest season race (led by four 8-4 teams and a 7-5 team!) settled down a bit in the tournament. But after the four semis teams were set, nothing would've been an upset. In the end, Sanchez brought order, winning the rubber match over the Bandits.

"E" Division - ***Menace 2 Sobriety*** *(13-7)*
The drought (that I honestly hadn't recognized until they told me) is over!!!! After TWO DECADES of playing in the RDL, Menace reeled in their first-ever tournament title! First. Ever. And they did it partly by taking out a crazy tough bionic man (see page 15).

"F" Division - ***Death Throw*** *(12-10)*
Wow, did this tournament almost get away from what was clearly the dominant F team all season. Death Throw scored 14+ in all but two weeks in the season, but then had to survive both a tiebreaker and a 12-10 nailbiter against the shorthanded Jets in the tourney.

"G" Division - ***Sofa Kings*** *(13-5)*
After outlasting two other teams in an entire-season-long battle to claim the top spot headed into the postseason, the Sofa Kings finished off the season-tournament double with what was likely the most dominant tourney run in any division (14-4, 14-6, 13-5).

REGULAR SEASON WINNERS

"A" Division - ***The Convergent Element*** *(12 wins, 0 losses)*
2nd place - The Bullies

"B" Division - ***Consistently Inconsistent*** *(11 wins, 1 loss)*
2nd place - Darty Minds

"C" Division - ***Dysfunctional Outlaws*** *(9 wins, 3 losses)*
2nd place - Dart Attack

"D" Division - ***Rif Raf*** *(8 wins, 4 losses)*
2nd place - Darty Sanchez

"E" Division - ***Red-eye Rangers*** *(11 wins, 1 loss)*
2nd place - Menace 2 Sobriety

"F" Division - ***Death Throw*** *(13 wins, 1 loss)*
2nd place - Y.N.T.A.

"G" Division - ***Sofa Kings*** *(12 wins, 2 losses)*
2nd place - Village Idiots

Rosters of all season- and tournament-winning teams are on page 4.)

TABLE OF CONTENTS

Item	Page Number
Tournament & Regular Season Winning Teams	1
Spring 2023 RDL Season Information	1
Final Divisional Standings	2
Final Divisional Tournament Results (except A div.!	3
Tournament & Regular Season Winning Team Rosters	4
Winning team photo gallery (continued on pg.16)	4
Tournament Trophy Dart Awards	5
Other Tournament Hot Darts	5
Regular Season Trophy Dart Awards	5
Divisional Singles Win %-age Winners	6
Divisional All-Star Point %-age Winners	6
Players Who Beat the Singles Winners	6
Season Penalty and Tiebreaker Summaries	6
List of Host Establishments	7
Holiday blind draws, other local leagues, tournaments	7
RDL Address and Phone No. Information	8
Event Calendar, Penalty Log	8
JK's All-Star Team Picks	9
Quick Stat Tidbits, JK's Prediction Results Summary	9
Prediction Results Table	10
Week-by-Week Match Results Table	11
Fall 2022 Trivia Questions Revisited (cont. on pg. 14)	12
Fall 2022 Lyrics Quiz Revisited (cont. on pg. 14 too)	13
The rest of the trivia and lyrics quizzes and answers	14
RDL History, Toughness, Babies! Weddings!	15
"A" div. final ppd., In Memoriam, team photos cont.	16
A full page of RDL success and world domination!	17
Random Thoughts from JK	18
2022 NCCDL & NCLC standings, news, history	19
2022 NCCDL & NCLC perfect throws, tourn. results	20
Celebrate the New Year Tournament Flier	21
Fire on the Mountain Tournament Flier	22
Top Singles Records, by Division	23
Top Doubles Records, by Division	24
Top Singles+Doubles, by Division	25
Top All Star Point Averages, by Division	26
Top Individual Records, by Section of Play	27,28
League-Wide Individual Singles, Doubles Records	29
League-Wide Individual Singles + Doubles Records, and All-Star Point Averages	30
Singles, Doubles Records, Ranked by Team	31
Overall Records, All-Star Pt. Ave., Ranked By Team	32
Complete "A" Division Statistics	33
Complete "B" Division Statistics	34
Complete "C" Division Statistics	35
Complete "D" Division Statistics	36
Complete "E" Division Statistics	37
Complete "F" Division Statistics	38
Complete "G" Division Statistics	39
Registration Materials for Spring 2023 RDL Season	40

SPRING 2023 RALEIGH DART LEAGUE SEASON INFORMATION

Registration Meeting for ALL Teams; The Upper Deck;
Wednesday, January 4, 7:00-8:00 p.m.

MANDATORY Preseason Captains' Meeting; The Upper Deck;
Wednesday, January 18, 7:00-8:00 p.m.

Match Play begins on Wednesday, January 25

MANDATORY Fifth Week Captains' Meeting;
The Upper Deck; **Monday, February 27**, 7:00-8:00 p.m.

Divisional tournament weeks - **May 3, 10 & 17**

THIS PAGE VERSION UPDATED AFTER THE "A" DIVISION TOURNAMENT FINAL PLAYED 4 DAYS AFTER THE BANQUET.

TONS OF NEWSLETTER

Home to the Fall Session of the Raleigh Dart League for the Banquet, Saturday, December 10 (and 14th!!), 2022 Issue #JK832
The "RDL Seems To Have Come Out Of The Pandemic Nicer, Funner, More Talented, And More Global" Edition

TOURNAMENT WINNERS

"A" Division - ***The Bullies*** *(12+-12)*
Well, of course the (first-ever postponed-to-after-the-banquet) "A" divisional final went to 1001. Duh, this is Bullies-Element. 7 perfect throws, a league record game, piles of big outs and stuff. Standard.

"B" Division - ***Consistently Inconsistent*** *(13-7)*
After taking week 1 to figure things out a bit, Inconsistent became anything but, ripping off 13 straight wins to run the table the rest of the regular season and tournament, winning the season title by 3 full matches and only playing one 501 set in the tournament.

"C" Division - ***Trippin Bulls*** *(14-8)*
This season's tournament upset darlings become the only winner that hadn't finished in the division's top-two during the season, rolling all the way from the #5 seed to the Mugs, taking out three of the top four season finishers without ever seeing the last 501!

"D" Division - ***Darty Sanchez*** *(14-8)*
The league's craziest season race (led by four 8-4 teams and a 7-5 team!) settled down a bit in the tournament. But after the four semis teams were set, nothing would've been an upset. In the end, Sanchez brought order, winning the rubber match over the Bandits.

"E" Division - ***Menace 2 Sobriety*** *(13-7)*
The drought (that I honestly hadn't recognized until they told me) is over!!!! After TWO DECADES of playing in the RDL, Menace reeled in their first-ever tournament title! First. Ever. And they did it partly by taking out a crazy tough bionic man (see page 15).

"F" Division - ***Death Throw*** *(12-10)*
Wow, did this tournament almost get away from what was clearly the dominant F team all season. Death Throw scored 14+ in all but two weeks in the season, but then had to survive both a tiebreaker and a 12-10 nailbiter against the shorthanded Jets in the tourney.

"G" Division - ***Sofa Kings*** *(13-5)*
After outlasting two other teams in an entire-season-long battle to claim the top spot headed into the postseason, the Sofa Kings finished off the season-tournament double with what was likely the most dominant tourney run in any division (14-4, 14-6, 13-5).

REGULAR SEASON WINNERS

"A" Division - ***The Convergent Element*** *(12 wins, 0 losses)*
2nd place - The Bullies

"B" Division - ***Consistently Inconsistent*** *(11 wins, 1 loss)*
2nd place - Darty Minds

"C" Division - ***Dysfunctional Outlaws*** *(9 wins, 3 losses)*
2nd place - Dart Attack

"D" Division - ***Rif Raf*** *(8 wins, 4 losses)*
2nd place - Darty Sanchez

"E" Division - ***Red-eye Rangers*** *(11 wins, 1 loss)*
2nd place - Menace 2 Sobriety

"F" Division - ***Death Throw*** *(13 wins, 1 loss)*
2nd place - Y.N.T.A.

"G" Division - ***Sofa Kings*** *(12 wins, 2 losses)*
2nd place - Village Idiots

(Rosters of all season- and tournament-winning teams are on page 4.)

TABLE OF CONTENTS

Item	Page Number
Tournament & Regular Season Winning Teams	1
Spring 2023 RDL Season Information	1
Final Divisional Standings	2
Final Divisional Tournament Results	3
Tournament & Regular Season Winning Team Rosters	4
Winning team photo gallery (continued on pg.16)	4
Tournament Trophy Dart Awards	5
Other Tournament Hot Darts	5
Regular Season Trophy Dart Awards	5
Divisional Singles Win %-age Winners	6
Divisional All-Star Point %-age Winners	6
Players Who Beat the Singles Winners	6
Season Penalty and Tiebreaker Summaries	6
List of Host Establishments	7
Holiday blind draws, other local leagues, tournaments	7
RDL Address and Phone No. Information	8
Event Calendar, Penalty Log	8
JK's All-Star Team Picks	9
Quick Stat Tidbits, JK's Prediction Results Summary	9
Prediction Results Table	10
Week-by-Week Match Results Table	11
Fall 2022 Trivia Questions Revisited (cont. on pg. 14)	12
Fall 2022 Lyrics Quiz Revisited (cont. on pg. 14 too)	13
The rest of the trivia and lyrics quizzes and answers	14
RDL History, Toughness, Babies! Weddings!	15
"A" div. final ppd., In Memoriam, team photos cont.	16
A full page of RDL success and world domination!	17
Random Thoughts from JK	18
2022 NCCDL & NCLC standings, news, history	19
2022 NCCDL & NCLC perfect throws, tourn. results	20
Celebrate the New Year Tournament Flier	21
Fire on the Mountain Tournament Flier	22
Top Singles Records, by Division	23
Top Doubles Records, by Division	24
Top Singles+Doubles, by Division	25
Top All Star Point Averages, by Division	26
Top Individual Records, by Section of Play	27,28
League-Wide Individual Singles, Doubles Records	29
League-Wide Individual Singles + Doubles Records, and All-Star Point Averages	30
Singles, Doubles Records, Ranked by Team	31
Overall Records, All-Star Pt. Ave., Ranked By Team	32
Complete "A" Division Statistics	33
Complete "B" Division Statistics	34
Complete "C" Division Statistics	35
Complete "D" Division Statistics	36
Complete "E" Division Statistics	37
Complete "F" Division Statistics	38
Complete "G" Division Statistics	39
Registration Materials for Spring 2023 RDL Season	40

SPRING 2023 RALEIGH DART LEAGUE SEASON INFORMATION

Registration Meeting for ALL Teams; The Upper Deck;
Wednesday, January 4, 7:00-8:00 p.m.

MANDATORY Preseason Captains' Meeting; The Upper Deck;
Wednesday, January 18, 7:00-8:00 p.m.

Match Play begins on Wednesday, January 25

MANDATORY Fifth Week Captains' Meeting;
The Upper Deck; **Monday, February 27**, 7:00-8:00 p.m.

Divisional tournament weeks - **May 3, 10 & 17**

FINAL!! DIVISIONAL TEAM STANDINGS FOR THE *FALL 2022* RDL SEASON

		W	L	Pts.
	"A" Division			
👍	The Convergent Element 👍	12	0	211
👍	The Bullies	10	2	215
3	Liver Alliance	7	5	174
4	Lunatic Fringe	7	5	151
5	Armed & Hammered	3	9	104
👎	Put It on Matt's Tab	2	10	69
👎	Boom Baby	1	11	61
	"B" Division			
👍	Consistently Inconsistent 👍	11	1	180
👍	Darty Minds	8	4	155
3	Why So Serious?	8	4	119
4	Blindsided	7	5	138
5	Hoptimistic	4	8	116
👎	The Procrastinators	3	9	117
👎	Shooter McGavin	1	11	117
	"C" Division			
👍	Dysfunctional Outlaws 👍	9	3	172
👍	Dart Attack	9	3	152
3	Frankie & The 5 Marks	6	6	149
4	Nine Lives	6	6	149
5	Trippin Bulls	6	6	140
👎	Off Constantly-Reboot	5	7	135
👎	DD-214	1	11	106

		W	L	Pts.
	"D" Division			
👍	Rif Raf 👍	8	4	165
👍	Darty Sanchez	8	4	154
3	Methodical Insurrection	8	4	149
4	One Armed Bandits	8	4	147
5	BullsHit	7	5	157
👎	Cheap Shots	2	10	119
👎	Hump Day!	1	11	109
	"E" Division			
👍	Red-eye Rangers 👍	11	1	171
👍	Menace 2 Sobriety	9	3	160
3	Web of DaFeet	6	6	138
4	Irish Ton	5	7	152
5	Sharky's Machine	5	7	127
👎	That's What She Said	4	8	121
👎	Shark Shooters	2	10	116
	"F" Division			
👍	Death Throw 👍	13	1	214
👍	Y.N.T.A.	11	3	187
3	Kenny & the Jets	8	6	160
4	Dart Side of the Moon	7	7	174
5	Bangin The Wire	7	7	169
6	The Neighborhood Dart Knights	4	10	139
👎	Your Cork is Showing	3	11	136
👎	Fayetteville Street	2	12	106
	"G" Division			
👍	Sofa Kings 👍	12	2	218
👍	Village Idiots	12	2	214
3	Rippin Darts	11	3	197
4	Shoot to Thrill	7	7	149
5	Projectile Dysfunction	6	8	150
6	Who Darted	4	10	157
👎	We're Sexy & We Throw It	2	12	115
👎	The Rock Bottoms	2	12	87

LEGEND OF SYMBOLS IN STANDINGS

👍 = *regular season division champion*

👍 = *clinched* "top-two" *finish in division*

👎 = *clinched* "bottom-two" *finish in division*

FALL 2022 RDL DIVISIONAL TOURNAMENT SCHEDULE

Quarterfinals	*Semifinals*	*Finals*	***WINNER***

"A" Division

1 The Convergent Element
(Bye)
The Convergent Element
(13-5) The Convergent Element
5 Armed & Hammered
(13-5) Lunatic Fringe
4 Lunatic Fringe
(ppd. to 12/14)
3 Liver Alliance
(14-2) Liver Alliance
6 Put It on Matt's Tab
(14-4) The Bullies
7 Boom Baby
(14-0) The Bullies
2 The Bullies

"B" Division

1 **Consistently Inconsistent**
(Bye)
Consistently Inconsistent
(13-5) **Consistently Inconsistent**
5 Hoptimistic
(14-4) Hoptimistic
4 Blindsided
(13-7) **Consistently Inconsistent**
3 Why So Serious?
(13-7) The Procrastinators
6 The Procrastinators
(13-11) The Procrastinators
7 Shooter McGavin
(13-7) Darty Minds
2 Darty Minds

"C" Division

1 Dysfunctional Outlaws
(Bye)
Dysfunctional Outlaws
(13-9) **Trippin Bulls**
5 **Trippin Bulls**
(13-7) **Trippin Bulls**
4 Nine Lives
(14-8) **Trippin Bulls**
3 Frankie & The 5 Marks
(14-8) Frankie & The 5 Marks
6 Off Constantly-Reboot
(13-11) Dart Attack
7 DD-214
(14-8) Dart Attack
2 Dart Attack

Quarterfinals	*Semifinals*	*Finals*	***WINNER***

"D" Division

1 Rif Raf
(Bye)
Rif Raf
(13-11) One Armed Bandits
5 BullsHit
(14-8) One Armed Bandits
4 One Armed Bandits
(14-8) **Darty Sanchez**
3 Methodical Insurrection
(13-3) Methodical Insurrection
6 Cheap Shots
(13-9) **Darty Sanchez**
7 Hump Day!
(13-3) **Darty Sanchez**
2 **Darty Sanchez**

"E" Division

1 Red-eye Rangers
(Bye)
Red-eye Rangers
(12+-12) Red-eye Rangers
5 Sharky's Machine
(13-7) Sharky's Machine
4 Irish Ton
(13-7) **Menace 2 Sobriety**
3 Web of DaFeet
(14-8) Web of DaFeet
6 That's What She Said
(13-5) **Menace 2 Sobriety**
7 Shark Shooters
(14-8) **Menace 2 Sobriety**
2 **Menace 2 Sobriety**

"F" Division

1 **Death Throw**
(14-4) **Death Throw**
8 Fayetteville Street
(12+-12) **Death Throw**
5 Bangin The Wire
(12+-12) Bangin The Wire
4 Dart Side of the Moon
(12-10) **Death Throw**
3 Kenny & the Jets
(13-11) Kenny & the Jets
6 The Neighborhood Dart Knights
(13-9) Kenny & the Jets
7 Your Cork is Showing
(13-5) Y.N.T.A.
2 Y.N.T.A.

Quarterfinals	*Semifinals*	*Finals*

Finals	*Semifinals*	*Quarterfinals*

"G" Division

1 **Sofa Kings**
(14-4) **Sofa Kings**
8 The Rock Bottoms
(14-6) **Sofa Kings**
5 Projectile Dysfunction
(12-2) Shoot to Thrill
4 Shoot to Thrill
(13-5) **Sofa Kings**
WINNER
Rippin Darts
Rippin Darts *(13-7)*
Rippin Darts 3
(14-4)
Who Darted 6
We're Sexy & We Throw It 7
Village Idiots
(13-3)
Village Idiots 2

THIS PAGE VERSION UPDATED AFTER THE "A" DIVISION TOURNAMENT FINAL PLAYED 4 DAYS AFTER THE BANQUET.

FALL 2022 RDL DIVISIONAL TOURNAMENT SCHEDULE

Quarterfinals	*Semifinals*	*Finals*	***WINNER***

"A" Division

1 The Convergent Element
(Bye)
The Convergent Element
(13-5) The Convergent Element
5 Armed & Hammered
(13-5) Lunatic Fringe
4 Lunatic Fringe
(12+-12) **The Bullies**
3 Liver Alliance
(14-2) Liver Alliance
6 Put It on Matt's Tab
(14-4) **The Bullies**
7 Boom Baby
(14-0) **The Bullies**
2 **The Bullies**

"B" Division

1 **Consistently Inconsistent**
Consistently Inconsistent
(Bye)
(13-5) **Consistently Inconsistent**
5 Hoptimistic
(14-4) Hoptimistic
4 Blindsided
(13-7) **Consistently Inconsistent**
3 Why So Serious?
(13-7) The Procrastinators
6 The Procrastinators
(13-11) The Procrastinators
7 Shooter McGavin
(13-7) Darty Minds
2 Darty Minds

"C" Division

1 Dysfunctional Outlaws
Dysfunctional Outlaws
(Bye)
(13-9) **Trippin Bulls**
5 **Trippin Bulls**
(13-7) **Trippin Bulls**
4 Nine Lives
(14-8) **Trippin Bulls**
3 Frankie & The 5 Marks
(14-8) Frankie & The 5 Marks
6 Off Constantly-Reboot
(13-11) Dart Attack
7 DD-214
(14-8) Dart Attack
2 Dart Attack

Quarterfinals	*Semifinals*	*Finals*	***WINNER***

"D" Division

1 Rif Raf
Rif Raf
(Bye)
(13-11) One Armed Bandits
5 BullsHit
(14-8) One Armed Bandits
4 One Armed Bandits
(14-8) **Darty Sanchez**
3 Methodical Insurrection
(13-3) Methodical Insurrection
6 Cheap Shots
(13-9) **Darty Sanchez**
7 Hump Day!
(13-3) **Darty Sanchez**
2 **Darty Sanchez**

"E" Division

1 Red-eye Rangers
Red-eye Rangers
(Bye)
(12+-12) Red-eye Rangers
5 Sharky's Machine
(13-7) Sharky's Machine
4 Irish Ton
(13-7) **Menace 2 Sobriety**
3 Web of DaFeet
(14-8) Web of DaFeet
6 That's What She Said
(13-5) **Menace 2 Sobriety**
7 Shark Shooters
(14-8) **Menace 2 Sobriety**
2 **Menace 2 Sobriety**

"F" Division

1 **Death Throw**
(14-4) **Death Throw**
8 Fayetteville Street
(12+-12) **Death Throw**
5 Bangin The Wire
(12+-12) Bangin The Wire
4 Dart Side of the Moon
(12-10) **Death Throw**
3 Kenny & the Jets
(13-11) Kenny & the Jets
6 The Neighborhood Dart Knights
(13-9) Kenny & the Jets
7 Your Cork is Showing
(13-5) Y.N.T.A.
2 Y.N.T.A.

Quarterfinals	*Semifinals*	*Finals*

Finals	*Semifinals*	*Quarterfinals*

"G" Division

1 **Sofa Kings**
(14-4) **Sofa Kings**
8 The Rock Bottoms
(14-6) **Sofa Kings**
5 Projectile Dysfunction
(12-2) Shoot to Thrill
4 Shoot to Thrill

(13-5)
Sofa Kings
WINNER

Rippin Darts *(13-7)*

Rippin Darts
Rippin Darts 3
(14-4)
Who Darted 6

We're Sexy & We Throw It 7
Village Idiots
(13-3)
Village Idiots 2

WINNING TEAM PHOTO GALLERY! ALL THE REASONS WE COME PLAY, RIGHT HERE… (photos continued on pg. 16)

We got a few photos a couple years ago, and… it was kind of great.. So this was a little minor tradition that I certainly wanted to encourage, and I asked the teams going into the tournament finals to consider taking a team photo and sharing it with us. This is one of my favorite items here. (No player name legends for these, but I'm sure the people in the photos know who they are. Plus, it's really about 'team' happiness anyway.)

A division (regular season and??) tournament champions - **either The Convergent Element or The Bullies…**

(This space held for a photo in the updated banquet Tons for the winner of the A division tournament, which is being held four days AFTER the banquet due to five of the players from this match being at the Winmau World Masters in the Netherlands during finals week. See page 16.)

D division tournament champions - **Darty Sanchez**



C division tournament champions - **Trippin Bulls**



E division tournament champions - **Menace 2 Sobriety**



[division B, F and G winner photos on page 16!!!]

TEAMS THAT WON THEIR REGULAR SEASON TITLE AND MIGHT OR MIGHT NOT WIN THEIR TOURNAMENT TITLE (we find out this coming Wednesday)!!!!!

(note: players in parentheses did not play enough games during the regular season to qualify for tournament play)

"A" Division - ***The Convergent Element***

Jason Kilts (c)	Tom Brown	Chad Massengill
Robbie Phillips	Kenny Persson	Ross Minty
Stevie Phillips	Wil Tan	(Allen Smith)
	(Robb Beeson)	

TEAMS THAT WON BOTH THEIR DIVISIONAL TOURNAMENT AND REGULAR SEASON TITLE !!!!!!

(note: players in parentheses did not play enough games during the regular season to qualify for tournament play)

"B" Division - ***Consistently Inconsistent***

Ed Grubb (c)	Joe Bass	Tim McNamara
Lee Scott	Tony Danias	Darren Schmaus
Doug Jeffcoat	Mike Denton	Jimmie Jones

"F" Division - ***Death Throw***

Tolson Willis (c)	Sean Bosier	Dave Mathews
Bladen Willis	Tyler Bradshaw	Olivia Mathews
(Angie Willis)		Chase Fortune

"G" Division - ***Sofa Kings***

Roger Keim (c)	Tony Alcon	Doug Bozza
Andrew Moore	Jeremy Plotkin	Ken Moore
Aaron Campbell		Dan Rowe

TEAMS THAT WON THEIR DIVISIONAL TOURNAMENT (but not regular season title) !!!!!!

"C" Division - ***Trippin Bulls***

Kim Hoover (c)	E.J. Ellis	Chuck Ginger
Emily Watson	Wes Bruemmer	Larry Morgan
Leslie Rosenfeld	Chris Haire	Jess Velazquez

"D" Division - ***Darty Sanchez***

Mike Trefzger (c)	Eric Trefzger	Sean Maierhofer
Chris Collier	Brad Wernet	Brett Goodrich
Zach Stroud	Mike Robinson	Ollie Barreiro Pujol

"E" Division - ***Menace 2 Sobriety***

J.J. White (c)	Dave Johnson	Brady Price
Spencer Rogers	James Gartland	Keith Bouchard
Dennis Baker		Eric McCartney

TEAMS THAT WON THEIR REGULAR SEASON TITLE (but not divisional tournament) !!!!!!

"C" Division - ***Dysfunctional Outlaws***

Mike Steppe (c)	Dan Clark	Brian Smith
Gray Talley	Chris Peterson	J.J. Tant
	Shane Murray	

"D" Division - ***Rif Raf***

Brian Gaertner (c)	Matt St. Clair	Paddy Diamond
Chris Reid	Will Shorrock	Matt Byrne
Tom Zelmer	David Piquet	Tom Winters
	Patrick Howsare	

"E" Division - ***Red-Eye Rangers***

Joe Kunesh (c)	Chuck Rouse	Will Barnes
Mark Powell	Jeromie Raper	Scott Kirkpatrick
Chris Robertson	Bill Mitchell	Phil Robertson

THIS PAGE VERSION UPDATED AFTER THE "A" DIVISION TOURNAMENT FINAL PLAYED 4 DAYS AFTER THE BANQUET.

WINNING TEAM PHOTO GALLERY! ALL THE REASONS WE COME PLAY, RIGHT HERE… (photos continued on pg. 16)

We got a few photos a couple years ago, and… it was kind of great.. So this was a little minor tradition that I certainly wanted to encourage, and I asked the teams going into the tournament finals to consider taking a team photo and sharing it with us. This is one of my favorite items here. (No player name legends for these, but I'm sure the people in the photos know who they are. Plus, it's really about 'team' happiness anyway.)

A division tournament champions - **The Bullies**



D division tournament champions - **Darty Sanchez**



E division tournament champions - **Menace 2 Sobriety**



C division tournament champions - **Trippin Bulls**



[division B, F and G winner photos on page 16!!!]

TEAMS THAT WON BOTH THEIR DIVISIONAL TOURNAMENT AND REGULAR SEASON TITLE!!!!!!

"B" Division - ***Consistently Inconsistent***

Ed Grubb (c)	Joe Bass	Tim McNamara
Lee Scott	Tony Danias	Darren Schmaus
Doug Jeffcoat	Mike Denton	Jimmie Jones

"F" Division - ***Death Throw***

Tolson Willis (c)	Sean Bosier	Dave Mathews
Bladen Willis	Tyler Bradshaw	Olivia Mathews
(Angie Willis)		Chase Fortune

(note: players in parentheses did not play enough games during the regular season to qualify for tournament play)

"G" Division - ***Sofa Kings***

Roger Keim (c)	Tony Alcon	Doug Bozza
Andrew Moore	Jeremy Plotkin	Ken Moore
Aaron Campbell		Dan Rowe

TEAMS THAT WON THEIR DIVISIONAL TOURNAMENT (but not regular season title) !!!!!!

"A" Division - ***The Bullies***

Dean Cusher (c)	Craig Elder	Kevin Foushee
Alex Spellman	Michael Johnson	Pat Gibson
Dan Naylor	P.J. Stewart	Matt Brown
	Pete Stewart	

"C" Division - ***Trippin Bulls***

Kim Hoover (c)	E.J. Ellis	Chuck Ginger
Emily Watson	Wes Bruemmer	Larry Morgan
Leslie Rosenfeld	Chris Haire	Jess Velazquez

"D" Division - ***Darty Sanchez***

Mike Trefzger (c)	Eric Trefzger	Sean Maierhofer
Chris Collier	Brad Wernet	Brett Goodrich
Zach Stroud	Mike Robinson	Ollie Barreiro Pujol

"E" Division - ***Menace 2 Sobriety***

J.J. White (c)	Dave Johnson	Brady Price
Spencer Rogers	James Gartland	Keith Bouchard
Dennis Baker		Eric McCartney

TEAMS THAT WON THEIR REGULAR SEASON TITLE (but not divisional tournament) !!!!!!

"A" Division - ***The Convergent Element***

Jason Kilts (c)	Tom Brown	Chad Massengill
Robbie Phillips	Kenny Persson	Ross Minty
Stevie Phillips	Wil Tan	Allen Smith
	Robb Beeson	

"C" Division - ***Dysfunctional Outlaws***

Mike Steppe (c)	Dan Clark	Brian Smith
Gray Talley	Chris Peterson	J.J. Tant
	Shane Murray	

"D" Division - ***Rif Raf***

Brian Gaertner (c)	Matt St. Clair	Paddy Diamond
Chris Reid	Will Shorrock	Matt Byrne
Tom Zelmer	David Piquet	Tom Winters
	Patrick Howsare	

"E" Division - ***Red-Eye Rangers***

Joe Kunesh (c)	Chuck Rouse	Will Barnes
Mark Powell	Jeromie Raper	Scott Kirkpatrick
Chris Robertson	Bill Mitchell	Phil Robertson

FALL 2022 TOURNAMENT!!! TROPHY DART AWARDS

9 Marks

Alex Spellman **(2)** (The Bullies, 11/30, 11/30)
Pete Borgia (Sharky's Machine, 11/16)
Kevin Foushee (The Bullies, 11/16)
Dave Mercer (Shark Shooters, 11/16)
Matt Ridgway (Blindsided, 11/16)
Jerry Shengulette (Hoptimistic, 11/16)
Doug Bozza (Sofa Kings, 11/30)
Chad Massengill (The Convergent Element, 11/30)
Robbie Phillips (The Convergent Element, 11/30)
Sal Reitano (Darty Minds, 11/30)
Aaron Vaughan (Liver Alliance, 11/30)

Ton-80s

E.J. Ellis (Trippin Bulls, 11/16)
Chuck Ginger (Trippin Bulls, 12/7)

6-Bulls

Tim Mozzetti (Lunatic Fringe, 11/16)

Ton-70-Ins and Outs - (none reported)

For those who are new or simply were not aware of it: fast games, high ins and high outs in the tournament do not win awards unless they are perfect shots (170s) or games.

OTHER TOURNAMENT HOT DARTS (Sorry, no award -- but they're still great shots)

P.J. Stewart	The Bullies	160-In	Chad Massengill	The Convergent Element	101-In	Steve Badger	Lunatic Fringe	12-dart 301
Sid Mitchell	Lunatic Fringe	112-In	Tim Mozzetti	Lunatic Fringe	117-Out	Sid Mitchell	Lunatic Fringe	18-dart SCkt

FALL 2022 REGULAR SEASON PERFECT THROWS

9-Marks

Alex Spellman **(4)** (The Bullies, 9/7, 9/14, 11/9, 11/9)
Robbie Phillips **(3)** (The Convergent Element, 9/21, 10/26, 10/26)
Stevie Phillips **(3)** (The Convergent Element, 9/21, 11/2, 11/9)
Joe Gaglione **(2)** (Blindsided, 9/14, 10/19)
Ed Grubb **(2)** (Consistently Inconsistent, 8/31, 11/9)
Grey Jones **(2)** (Liver Alliance, 9/7, 9/7)
Terron Amos (Neighbor. Dart Knights, 11/2)
Will Barnes (Red-eye Rangers, 10/19)
Tom Brown (The Convergent Element, 9/7)
Mike Bumpass (Frankie & the 5 Marks, 8/31)
Rob Ehrmann (Armed & Hammered, 10/12)
Kevin Foushee (The Bullies, 10/5)
Matt Furdon (Dart Side of the Moon, 10/5)
Kyle Gaulthier (Liver Alliance, 11/9)
Pat Gibson (The Bullies, 8/24)
Jimmie Jones (Consistently Inconsist., 8/17)
Eric Klann (Lunatic Fringe, 10/12)
Andy Krestalude (Hump Day!, 11/2)
Mike Litzsinger (Hoptimistic, 8/17)
Chad Massengill (The Convergent Element, 8/17)
Randy Massengill (Darty Minds, 8/17)
William McEwen (Hump Day!, 8/31)
Patrick Merkle (Blindsided, 10/5)
Sid Mitchell (Lunatic Fringe, 11/2)
Mark Powell (Red-eye Rangers, 10/12)
Teddy Rice (Why So Serious?, 10/5)
Mike Robinson (Darty Sanchez, 9/21)
Mike Seward (Liver Alliance, 10/26)
Tyler Smith (Nine Lives, 8/24)
Aaron Vaughan (Liver Alliance, 8/17)
Jesse Velazquez (Trippin Bulls, 8/31)
Jim White (One Armed Bandits, 10/12)
Tom Winters (Rif Raf, 9/7)
Joe Zawrotniak (Lunatic Fringe, 9/14)

Ton-80s

Matt Byrne (Rif Raf, 9/14)
Andy Krestalude (Hump Day!, 10/12)
Dave Mercer (Shark Shooters, 11/9)
Sid Mitchell (Lunatic Fringe, 9/21)
Brian Port (Bangin The Wire, 11/2)
Matt Ridgway (Blindsided, 11/9)
Alex Spellman (The Bullies, 9/14)
Ken Trefzger (One Armed Band., 8/17)

6-Bulls

Mke Cole (Why So Serious?, 10/26)

FALL 2022 REGULAR SEASON DIVISIONAL TROPHY DART AWARDS

	A division	B division	C division	D division	E division	F division	G division
High In (301 first turn only!!)	Ton-60 **Dan Naylor** The Bullies (8/17) **Tom Brown** …Element (9/7) **Chad Massengill** …Element (10/5) **Alex Spellman** The Bullies (10/26)	Ton-25 (8/24/22) **Jim Gallagher** Hoptimistic	Ton-52 **Rich Bialaszewski** Frankie & The 5 Marks (8/17) **Shane Murray** Dysfunctional Outlaws (11/9)	Ton-22 (11/9/22) **Matt St. Clair** Rif Raf	Ton-40 (11/2/22) **Josh Phillips** Web of DaFeet	Ton-20 (10/19/22) **Robert Stumpf** Your Cork is Showing	Ton-16 (9/14/22) **Doug Bozza** Sofa Kings
High Out (301/501/ 1001)	Ton-30 (9/7/22) **Stevie Phillips** ...Element	Ton-60 (9/28/22) **Mike Cole** Why So Serious?	Ton-54 (10/5/22) **Merrill Bowman** Dart Attack	Ton-16 (11/9/22) **Dave Buckman** Cheap Shots	Ton (10/19/22) **Shawn Graber** Shark Shooters	Ton-12 (10/26/22) **Andy Bowen** Bangin The Wire	Ton-23 (10/5/22) **Bryan Hartley** Village Idiots
Fast Singles 301	7 darts (10/26/22) **Alex Spellman** The Bullies	9 darts **Jimmie Jones** Consistently Inconsistent (9/21) **Mike Cole** Why So Serious? (9/28)	11 darts **Angelo Azevedo** Off Constantly-Reboot (8/17) **Tommy Beaird** DD-214 (10/5)	15 darts **Brett Goodrich** ...Sanchez (8/10) **Gary Long** BullsHit (8/17) **Jeff Rudy** …Bandits (8/17) **Shane Richardson** …Bandits (9/28) **Dave Buckman** Cheap Shots (11/9) **Matt St. Clair** Rif Raf (11/9)	10 darts (10/12/22) **Dave Finney** Irish Ton	12 darts (8/17/22) **Chase Fortune** Death Throw	12 darts (8/31/22) **Glenn Cooper** Who Darted
Fast Singles Cricket	14 darts (8/10/22) **Aaron Vaughan** Liver Alliance	21 darts (9/14/22) **Steve Holland** The Procrastinators	14 darts (11/2/22) **J.J. Tant** Dysfunc. Outlaws	20 darts (9/28/22) **Mike Robinson** Darty Sanchez	24 darts (10/26/22) **Somchai Samaluk** Web of DaFeet	30 darts (9/28/22) **Sebastian Dehnel** Kenny & the Jets	27 darts (10/12/22) **Mike Kelly** Who Darted
Fast Doubles Cricket	18 darts (8/10/22) **Kenny Persson & Robbie Phillips** ...Element	23 darts (11/9/22) **Patrick Merkle & Matt Ridgway** Blindsided	26 darts (8/31/22) **Rich Bialaszewski & Mike Bumpass** Frankie & 5 Marks	32 darts (10/5/22) **David Piquet & Tom Winters** Rif Raf	31 darts (8/24/22) **Jeromie Raper & Chris Robertson** Red-eye Rangers	23 darts (8/24/22) **Dave Mathews & Olivia Mathews** Death Throw	32 darts (9/28/22) **Ted Newton & Barry Thompson** Shoot to Thrill
Fast Doubles 501	14 darts (9/21/22) **Dave Gelberg & Sid Mitchell** Lunatic Fringe	19 darts **Kevin Stewart & Chris Toolan** ...McGavin (8/17) **Patrick Merkle & Matt Ridgway** Blindsided (9/28)	17 darts (10/5/22) **Mike Bumpass & Brad Bushman** Frankie & The 5 Marks	18 darts (8/24/22) **Jeff Rudy & Jim White** One Armed Bandits	20 darts (9/7/22) **Andrew Eattock & Michael Tanella** That's What She Said	20 darts (8/10/22) **Andrew Hamer & Kevin Scott** Y.N.T.A.	23 darts (8/17/22) **Andrew Moore & Dan Rowe** Sofa Kings

THIS PAGE VERSION UPDATED AFTER THE "A" DIVISION TOURNAMENT FINAL PLAYED 4 DAYS AFTER THE BANQUET.

FALL 2022 TOURNAMENT!!! TROPHY DART AWARDS

9 Marks

Robbie Phillips **(3)** (The Convergent Element, 11/30, 12/14, 12/14))
Alex Spellman **(2)** (The Bullies, 11/30, 11/30)
Pete Borgia (Sharky's Machine, 11/16)
Kevin Foushee (The Bullies, 11/16)
Dave Mercer (Shark Shooters, 11/16)
Matt Ridgway (Blindsided, 11/16)
Jerry Shengulette (Hoptimistic, 11/16)
Doug Bozza (Sofa Kings, 11/30)
Chad Massengill (The Convergent Element, 11/30)
Sal Reitano (Darty Minds, 11/30)
Aaron Vaughan (Liver Alliance, 11/30)
Pat Gibson (The Bullies, 12/14)
Stevie Phillips (The Convergent Element, 12/14)

Ton-80s

E.J. Ellis (Trippin Bulls, 11/16)
Chuck Ginger (Trippin Bulls, 12/7)
Chad Massengill (The Convergent Element, 12/14)

6-Bulls

Tim Mozzetti (Lunatic Fringe, 11/16)

Ton-70-Ins and Outs - (none reported)

For those who are new or simply were not aware of it: fast games, high ins and high outs in the tournament do not win awards unless they are perfect shots (170s) or games.

Robbie Phillips (The Convergent Element, 12/14)
Stevie Phillips (The Convergent Element, 12/14)

OTHER TOURNAMENT HOT DARTS (Sorry, no award -- but they're still great shots)

Robbie Phillips	The Convergent Element		P.J. Stewart	The Bullies	160-In	Craig Elder	The Bullies	**7-dart 301**
160-In, 12-dart 301, 13-dart 301, in one 2-game set!			Craig Elder	The Bullies	112-In	*(this joins Alex Spellman's regular season game below*		
Alex Spellman	The Bullies		Sid Mitchell	Lunatic Fringe	112-In	*as one of only ten 7-darters in known RDL history!!)*		
120-Out, 112-Out, 9-dart 301, in one 2-game set!			Chad Massengill	The Convergent Element	101-In	Steve Badger	Lunatic Fringe	12-dart 301
Stevie Phillips	The Convergent Element	8m	Pat Gibson	The Bullies	123-Out	Pat Gibson	The Bullies	14-dart SCkt
Chad Massengill	The Convergent Element	5-Bulls	Tim Mozzetti	Lunatic Fringe	117-Out	Sid Mitchell	Lunatic Fringe	18-dart SCkt

FALL 2022 REGULAR SEASON PERFECT THROWS

9-Marks

Alex Spellman **(4)** (The Bullies, 9/7, 9/14, 11/9, 11/9)
Robbie Phillips **(3)** (The Convergent Element, 9/21, 10/26, 10/26)
Stevie Phillips **(3)** (The Convergent Element, 9/21, 11/2, 11/9)
Joe Gaglione **(2)** (Blindsided, 9/14, 10/19)
Ed Grubb **(2)** (Consistently Inconsistent, 8/31, 11/9)
Grey Jones **(2)** (Liver Alliance, 9/7, 9/7)
Terron Amos (Neighbor. Dart Knights, 11/2)
Will Barnes (Red-eye Rangers, 10/19)
Tom Brown (The Convergent Element, 9/7)
Mike Bumpass (Frankie & the 5 Marks, 8/31)
Rob Ehrmann (Armed & Hammered, 10/12)
Kevin Foushee (The Bullies, 10/5)
Matt Furdon (Dart Side of the Moon, 10/5)
Kyle Gaulthier (Liver Alliance, 11/9)
Pat Gibson (The Bullies, 8/24)
Jimmie Jones (Consistently Inconsist., 8/17)
Eric Klann (Lunatic Fringe, 10/12)
Andy Krestalude (Hump Day!, 11/2)
Mike Litzsinger (Hoptimistic, 8/17)
Chad Massengill (The Convergent Element, 8/17)
Randy Massengill (Darty Minds, 8/17)
William McEwen (Hump Day!, 8/31)
Patrick Merkle (Blindsided, 10/5)
Sid Mitchell (Lunatic Fringe, 11/2)
Mark Powell (Red-eye Rangers, 10/12)
Teddy Rice (Why So Serious?, 10/5)
Mike Robinson (Darty Sanchez, 9/21)
Mike Seward (Liver Alliance, 10/26)
Tyler Smith (Nine Lives, 8/24)
Aaron Vaughan (Liver Alliance, 8/17)
Jesse Velazquez (Trippin Bulls, 8/31)
Jim White (One Armed Bandits, 10/12)
Tom Winters (Rif Raf, 9/7)
Joe Zawrotniak (Lunatic Fringe, 9/14)

Ton-80s

Matt Byrne (Rif Raf, 9/14)
Andy Krestalude (Hump Day!, 10/12)
Dave Mercer (Shark Shooters, 11/9)
Sid Mitchell (Lunatic Fringe, 9/21)
Brian Port (Bangin The Wire, 11/2)
Matt Ridgway (Blindsided, 11/9)
Alex Spellman (The Bullies, 9/14)
Ken Trefzger (One Armed Band., 8/17)

6-Bulls

Mke Cole (Why So Serious?, 10/26)

FALL 2022 REGULAR SEASON DIVISIONAL TROPHY DART AWARDS

	A division	B division	C division	D division	E division	F division	G division
High In (301 first turn only!!)	Ton-60 **Dan Naylor** The Bullies (8/17) **Tom Brown** …Element (9/7) **Chad Massengill** …Element (10/5) **Alex Spellman** The Bullies (10/26)	Ton-25 (8/24/22) **Jim Gallagher** Hoptimistic	Ton-52 **Rich Bialaszewski** Frankie & The 5 Marks (8/17) **Shane Murray** Dysfunctional Outlaws (11/9)	Ton-22 (11/9/22) **Matt St. Clair** Rif Raf	Ton-40 (11/2/22) **Josh Phillips** Web of DaFeet	Ton-20 (10/19/22) **Robert Stumpf** Your Cork is Showing	Ton-16 (9/14/22) **Doug Bozza** Sofa Kings
High Out (301/501/ 1001)	Ton-30 (9/7/22) **Stevie Phillips** ...Element	Ton-60 (9/28/22) **Mike Cole** Why So Serious?	Ton-54 (10/5/22) **Merrill Bowman** Dart Attack	Ton-16 (11/9/22) **Dave Buckman** Cheap Shots	Ton (10/19/22) **Shawn Graber** Shark Shooters	Ton-12 (10/26/22) **Andy Bowen** Bangin The Wire	Ton-23 (10/5/22) **Bryan Hartley** Village Idiots
Fast Singles 301	7 darts (10/26/22) **Alex Spellman** The Bullies	9 darts **Jimmie Jones** Consistently Inconsistent (9/21) **Mike Cole** Why So Serious? (9/28)	11 darts **Angelo Azevedo** Off Constantly-Reboot (8/17) **Tommy Beaird** DD-214 (10/5)	15 darts **Brett Goodrich** ...Sanchez (8/10) **Gary Long** BullsHit (8/17) **Jeff Rudy** …Bandits (8/17) **Shane Richardson** …Bandits (9/28) **Dave Buckman** Cheap Shots (11/9) **Matt St. Clair** Rif Raf (11/9)	10 darts (10/12/22) **Dave Finney** Irish Ton	12 darts (8/17/22) **Chase Fortune** Death Throw	12 darts (8/31/22) **Glenn Cooper** Who Darted
Fast Singles Cricket	14 darts (8/10/22) **Aaron Vaughan** Liver Alliance	21 darts (9/14/22) **Steve Holland** The Procrastinators	14 darts (11/2/22) **J.J. Tant** Dysfunc. Outlaws	20 darts (9/28/22) **Mike Robinson** Darty Sanchez	24 darts (10/26/22) **Somchai Samaluk** Web of DaFeet	30 darts (9/28/22) **Sebastian Dehnel** Kenny & the Jets	27 darts (10/12/22) **Mike Kelly** Who Darted
Fast Doubles Cricket	18 darts (8/10/22) **Kenny Persson & Robbie Phillips** ...Element	23 darts (11/9/22) **Patrick Merkle & Matt Ridgway** Blindsided	26 darts (8/31/22) **Rich Bialaszewski & Mike Bumpass** Frankie & 5 Marks	32 darts (10/5/22) **David Piquet & Tom Winters** Rif Raf	31 darts (8/24/22) **Jeromie Raper & Chris Robertson** Red-eye Rangers	23 darts (8/24/22) **Dave Mathews & Olivia Mathews** Death Throw	32 darts (9/28/22) **Ted Newton & Barry Thompson** Shoot to Thrill
Fast Doubles 501	14 darts (9/21/22) **Dave Gelberg & Sid Mitchell** Lunatic Fringe	19 darts **Kevin Stewart & Chris Toolan** ...McGavin (8/17) **Patrick Merkle & Matt Ridgway** Blindsided (9/28)	17 darts (10/5/22) **Mike Bumpass & Brad Bushman** Frankie & The 5 Marks	18 darts (8/24/22) **Jeff Rudy & Jim White** One Armed Bandits	20 darts (9/7/22) **Andrew Eattock & Michael Tanella** That's What She Said	20 darts (8/10/22) **Andrew Hamer & Kevin Scott** Y.N.T.A.	23 darts (8/17/22) **Andrew Moore & Dan Rowe** Sofa Kings

Fall 2022 RDL Individual Season-Long Awards

SINGLES WIN PERCENTAGE

		W	L	%-age
	"A" Division			
Pat Gibson	A1/ The Bullies	18	2	0.900
Stevie Phillips	A2/ The Convergent Elem	18	2	0.900
	"B" Division			
Jimmie Jones	B5/ Consistently Inconsist	14	2	0.875
	"C" Division			
Shane Murray	C2/ Dysfunctional Outlaw	20	4	0.833
	"D" Division			
Tom Winters	D2/ Rif Raf	21	2	0.913
	"E" Division			
Dave Finney	E6/ Irish Ton	20	1	0.952
	"F" Division			
Mike Millius	F4/ Dart Side of the Moon	25	1	0.962
	"G" Division			
Bryan Hartley	G7/ Village Idiots	19	3	0.864

Women's Records

(# of women by division: A-2, B-2, C-7, D-2, E-8, F-15, G-13)

[No women in A, B, C and G divisions satisfied both the minimum number of games requirement and the RDL rule requiring a win percentage of 0.500 or higher to claim a singles award.]

	Women - "D" Division			
Phyllis Sweet	D4/ Methodical Insurrecti	10	6	0.625
	Women - "E" Division			
Michelle Stacy	E1/ Shark Shooters	9	8	0.529
	Women - "F" Division			
Olivia Mathews	F2/ Death Throw	19	9	0.679

ALL-STAR POINT AVERAGE

		ASPs	TGP	%-age
	"A" Division			
Alex Spellman	A1/ The Bullies	91.0	35	2.600
	"B" Division			
Jimmie Jones	B5/ Consistently Inconsist	52.5	32	1.641
	"C" Division			
Shane Murray	C2/ Dysfunctional Outlaw	51.5	48	1.073
	"D" Division			
Dustin Jones	D1/ BullsHit	47.5	47	1.011
	"E" Division			
Dave Finney	E6/ Irish Ton	39.0	43	0.907
	"F" Division			
Rick Blake	F7/ Kenny & the Jets	37.5	51	0.735
	"G" Division			
Barry Thompson	G2/ Shoot to Thrill	28.0	37	0.757

Women's Records

(# of women by division: A-2, B-2, C-7, D-2, E-8, F-15, G-13)

	Women's Records - "A" Division			
Samantha Wilson	A5/ Put It on Matt's Tab	8.5	38	0.224
	Women's Records - "B" Division			
Doreen Sweeny	B2/ Blindsided	20.0	38	0.526
	Women's Records - "C" Division			
Nicole Kubel	C6/ Off Constantly-Reboo	14.5	41	0.354
	Women's Records - "D" Division			
Phyllis Sweet	D4/ Methodical Insurrecti	13.0	34	0.382
	Women's Records - "E" Division			
Taylor Caldwell	E5/ That's What She Said	11.0	45	0.244
	Women's Records - "F" Division			
Olivia Mathews	F2/ Death Throw	35.0	55	0.636
	Women's Records - "G" Division			
Lauren Smith	G8/ The Rock Bottoms	13.5	45	0.300

THE PLAYERS WHO *BEAT* THE SINGLES %-AGE WINNERS

Who beat Pat Gibson of The Bullies in A division?
in 301: Tom Brown (wk.7), Stevie Phillips (wk.14). [Guess Pat only needsto avoid 301 against Element.]
in cricket: (none).

Who beat Stevie Phillips of The Convergent Element in A division?
in 301: Alex Spellman (wk.7), Aaron Vaughan (wk.13).
in cricket: (none).

Who beat Jimmie Jones of Consistently Inconsistent in B division?
in 301: Derek Rice (wk.9).
in cricket: Sal Reitano (wk.6).

Who beat Shane Murray of Dysfunctional Outlaws in C division?
in 301: Jack Gibson (wk.5).
in cricket: Lou Tufillaro (wk.6), Simon Healy (wk.7), Kevin Olsen (wk.13).

Who beat Tom Winters of Rif Raf in D division?
in 301: John Wilson (wk.6), Mike Venable (wk.13). [Guess Tom only needs to avoid 301 against Methodical.]
in cricket: (none).

Who beat Dave Finney of Irish Ton in E division?
in 301: J.J. White (wk.14). [Almost made it to the undefeated season...]
in cricket: (none).

Who beat Mike Millius of Dart Side of the Moon in F division?
in 301: (none).
in cricket: Dana Bither (wk.7).

Who beat Bryan Hartley of Village Idiots in G division?
in 301: Neal Crawford (wk.4).
in cricket: Thomas Roach (wk.7), Mike Kelly (wk.14).

Who beat Phyllis Sweet of Methodical Insurrection in D division?
in 301: Andy Krestalude (wk.14).
in cricket: Mike Gardner (wk.4), Paddy Diamond (wk.6), Jim White (wk.9), Eric Trefzger (wk.10), Denwood Williams (wk.11).

FALL 2022 PENALTY SUMMARY

Alright, after a few seasons of almost no penalties, we regressed a bit (in part due to inclusion of a fifth week captains' mtg.). We had 1 preseason captains' meeting penalty (for 5 points), 6 fifth week captains' meetings penalties (total of 30 points), 5 late scoresheets (total of 80 points, and which is nearly inexplicable in the age of texted/emailed photos), and 1 ineligible player (16 points AND the loss of a match win - yikes!). That's a total of 13 penalties for 131 points and a match win, with 11 teams sharing those penalties; And this year's biggest losers in the penalty line? It's not the team that gave up a match win (Dart Knights). It's Why So Serious? in B, the only team with more than 1 penalty (they had 3), with the most points lost (37), and they dropped from 2nd place to 3rd, losing a possible rebound to A (which, sadly, some might see as a win…).

FALL 2022 TIEBREAKER SUMMARY

Honestly, not that many tiebreakers this season… only 27 (24 during the regular season, 3 in the tournaments). And there were no concentrations of them on any specific team or divisions. Every division had 3-5 of them. There were 5 each in E and F (the only divisions with a tiebreaker in the postseason), 4 each in A and D, and 3 each in B, C and G.

While 8 teams played two tiebreakers, the Cardiac Kids award kinda sorta goes to Sharky's Machine in E and Bangin The Wire, as the only teams with 3. And the Heartbreak Award goes to Sharky's Machine again, along with Dart Side of the Moon in F, as the only two of the five 2-tiebreaker loss teams leaguewide whose 2 included a tourney-ender.

THIS PAGE VERSION UPDATED AFTER THE "A" DIVISION TOURNAMENT FINAL PLAYED 4 DAYS AFTER THE BANQUET.

Fall 2022 RDL Individual Season-Long Awards

SINGLES WIN PERCENTAGE

		W	L	%-age
	"A" Division			
Pat Gibson	A1/ The Bullies	18	2	0.900
Stevie Phillips	A2/ The Convergent Elem	18	2	0.900
	"B" Division			
Jimmie Jones	B5/ Consistently Inconsist	14	2	0.875
	"C" Division			
Shane Murray	C2/ Dysfunctional Outlaw	20	4	0.833
	"D" Division			
Tom Winters	D2/ Rif Raf	21	2	0.913
	"E" Division			
Dave Finney	E6/ Irish Ton	20	1	0.952
	"F" Division			
Mike Millius	F4/ Dart Side of the Moon	25	1	0.962
	"G" Division			
Bryan Hartley	G7/ Village Idiots	19	3	0.864

Women's Records

(# of women by division: A-2, B-2, C-7, D-2, E-8, F-15, G-13)

[No women in A, B, C and G divisions satisfied both the minimum number of games requirement and the RDL rule requiring a win percentage of 0.500 or higher to claim a singles award.]

	Women - "D" Division			
Phyllis Sweet	D4/ Methodical Insurrecti	10	6	0.625
	Women - "E" Division			
Michelle Stacy	E1/ Shark Shooters	9	8	0.529
	Women - "F" Division			
Olivia Mathews	F2/ Death Throw	19	9	0.679

THE PLAYERS WHO *BEAT* THE SINGLES %-AGE WINNERS

Who beat Pat Gibson of The Bullies in A division?
in 301: Tom Brown (wk.7), Stevie Phillips (wk.14). [Guess Pat only needsto avoid 301 against Element.]
in cricket: (none).

Who beat Stevie Phillips of The Convergent Element in A division?
in 301: Alex Spellman (wk.7), Aaron Vaughan (wk.13).
in cricket: (none).

Who beat Jimmie Jones of Consistently Inconsistent in B division?
in 301: Derek Rice (wk.9).
in cricket: Sal Reitano (wk.6).

Who beat Shane Murray of Dysfunctional Outlaws in C division?
in 301: Jack Gibson (wk.5).
in cricket: Lou Tufillaro (wk.6), Simon Healy (wk.7), Kevin Olsen (wk.13).

Who beat Tom Winters of Rif Raf in D division?
in 301: John Wilson (wk.6), Mike Venable (wk.13). [Guess Tom only needs to avoid 301 against Methodical.]
in cricket: (none).

Who beat Dave Finney of Irish Ton in E division?
in 301: J.J. White (wk.14). [Almost made it to the undefeated season...]
in cricket: (none).

Who beat Mike Millius of Dart Side of the Moon in F division?
in 301: (none).
in cricket: Dana Bither (wk.7).

Who beat Bryan Hartley of Village Idiots in G division?
in 301: Neal Crawford (wk.4).
in cricket: Thomas Roach (wk.7), Mike Kelly (wk.14).

Who beat Phyllis Sweet of Methodical Insurrection in D division?
in 301: Andy Krestalude (wk.14).
in cricket: Mike Gardner (wk.4), Paddy Diamond (wk.6), Jim White (wk.9), Eric Trefzger (wk.10), Denwood Williams (wk.11).

ALL-STAR POINT AVERAGE

		ASPs	TGP	%-age
	"A" Division			
Alex Spellman	A1/ The Bullies	91.0	35	2.600
	"B" Division			
Jimmie Jones	B5/ Consistently Inconsist	52.5	32	1.641
	"C" Division			
Shane Murray	C2/ Dysfunctional Outlaw	51.5	48	1.073
	"D" Division			
Dustin Jones	D1/ BullsHit	47.5	47	1.011
	"E" Division			
Dave Finney	E6/ Irish Ton	39.0	43	0.907
	"F" Division			
Rick Blake	F7/ Kenny & the Jets	37.5	51	0.735
	"G" Division			
Barry Thompson	G2/ Shoot to Thrill	28.0	37	0.757

Women's Records

(# of women by division: A-2, B-2, C-7, D-2, E-8, F-15, G-13)

	Women's Records - "A" Division			
Samantha Wilson	A5/ Put It on Matt's Tab	8.5	38	0.224
	Women's Records - "B" Division			
Doreen Sweeny	B2/ Blindsided	20.0	38	0.526
	Women's Records - "C" Division			
Nicole Kubel	C6/ Off Constantly-Reboc	14.5	41	0.354
	Women's Records - "D" Division			
Phyllis Sweet	D4/ Methodical Insurrecti	13.0	34	0.382
	Women's Records - "E" Division			
Taylor Caldwell	E5/ That's What She Said	11.0	45	0.244
	Women's Records - "F" Division			
Olivia Mathews	F2/ Death Throw	35.0	55	0.636
	Women's Records - "G" Division			
Lauren Smith	G8/ The Rock Bottoms	13.5	45	0.300

FALL 2022 PENALTY SUMMARY

Alright, after a few seasons of almost no penalties, we regressed a bit (in part due to inclusion of a fifth week captains' mtg.). We had 1 preseason captains' meeting penalty (for 5 points), 6 fifth week captains' meetings penalties (total of 30 points), 5 late scoresheets (total of 80 points, and which is nearly inexplicable in the age of texted/emailed photos), and 1 ineligible player (16 points AND the loss of a match win - yikes!). That's a total of 13 penalties for 131 points and a match win, with 11 teams sharing those penalties; And this year's biggest losers in the penalty line? It's not the team that gave up a match win (Dart Knights). It's Why So Serious? in B, the only team with more than 1 penalty (they had 3), with the most points lost (37), and they dropped from 2nd place to 3rd, losing a possible rebound to A (which, sadly, some might see as a win…).

FALL 2022 TIEBREAKER SUMMARY

Honestly, not that many tiebreakers this season… only 28 (24 during the regular season, 4 in the tournaments). And there were no concentrations of them on any specific team or divisions. Every division had 3-5 of them. There were 5 each in A, E and F (the three divisions with a tiebreaker in the postseason), 4 in D, and 3 each in B, C and G.

While 9 teams played two tiebreakers, the Cardiac Kids award kinda sorta goes to The Convergent Element in A, Sharky's Machine in E and Bangin The Wire in F, as the only teams with 3. And the Heartbreak Award goes to Sharky's Machine again, along with Dart Side of the Moon in F, as the only two of the five 2-tiebreaker loss teams leaguewide whose 2 included a tourney-ender.

WHERE WE PLAY

American Legion Fuquay-Varina	**919-557-5990**
6400 Johnson Pond Road	Fuquay-Varina
-about 0.2 miles from Fuquay Elementary School	
Break Time Billiards	**919-615-0107**
6442 Tryon Road	Cary
-left of Lowe's Foods, at inter. w/ Cary Parkway	
Brewster's Pub	**919-650-1270**
1885 Lake Pine Drive	Cary
-next to La Cocina Mexican restaurant	
Cleveland Draft House - Garner	**919-771-2337**
6101 NC Highway 42 West	Garner
-0.7 mile west of I-40 on NC Highway 42	
Good Times Arcade and Tavern	**919-307-3245**
74 Son-Lan Parkway, Suite 108	Garner
-just past Pizza Inn, across from Hibachi & Company	
High Park Bar & Grille	**919-833-4527**
625 E. Whitaker Mill Road	Raleigh
-near intersection of Whitaker Mill & Wake Forest Rd.	
Hot Shots Billiards & Pub	**919-460-6307**
107 Edinburgh South Drive	Cary
-in MacGregor Village	
Lonerider at Five Points	**919-322-2434**
1626 Glenwood Avenue	Raleigh
-nest to The Rialto Theatre	
Mackey's Pub (formerly Pat Murnan	**919-435-6018**
2101 South Main Street	Wake Forest
-right next to Asuka Asian Bistro	
Mac's Tavern	**919-467-4114**
1014 Ryan Road	Cary
-in Village Market Shopping Center	
The Neighborhood Sports Bar	**919-377-2344**
301 North Harrison Avenue	Cary
-in the space that was Train Station / Playtime Billiards	
Oaklyn Springs Brewery	**919-762-0049**
2912 North Main Street	Fuquay-Varina
-just south of Hiester Chevrolet, next to Enterprise	
Overtime Sports Pub	**919-255-9556**
1030-149 N. Rogers Lane	Raleigh
-corner of Rogers Ln/US-64, in Food Lion strip mall	
Pantana's Pool Hall	**919-833-2990**
3112 Hillsborough Road	near NCSU
-between Daisy and Shepherd streets	
The Pickled Onion #2	**919-977-0031**
8511 Cantilever Way	north Raleigh
-off Glenwood, in plaza behind CarMax	
The Pickled Pub	**984-235-4482**
14460 Falls of Neuse Road	north Raleigh
-in Wakefield Commons shopping center	
Rally Point Sport Grill	**919-678-1088**
1837 N. Harrison Ave.	Cary
-in Bass Pro Shops plaza near I-40, behind Wendy's	
Scooters	**919-954-2171**
1911 Sego Court	N. Raleigh
-near Atlantic/Millbrook inter., behind Batteries Plus	
Sharky's Place	**919-783-5448**
5800 Duraleigh Road	NW Raleigh
-in the Yuppie Center near US 70 intersection	
Snooker's-RW	**919-828-7665**
3520 Wade Avenue	NW Raleigh
-in Ridgewood Shopping Center	
The Upper Deck	**919-460-1786**
329 N. Harrison Avenue	Cary
-near intersection. of N. Harrison & Highway 54	

HOLIDAY BREAK BLIND DRAWS

UPPER DECK

As in many previous years, throughout the holiday break the Upper Deck will be adding a weekly Wednesday blind draw for all those who just want to keep their regular dart night out rolling through the break. 8 pm start, just like normal Deck nights, and with a double shot added for those so inclined.

AND DON'T FORGET THE REGULAR DRAWS TOO

While it appears that only the Upper Deck will be adding any "extra" draws during the weeks over the holidays, the Deck and four other area establishments will continue hosting their regular draws until the spring season starts (see full list on page 8). Now, will there be draws on Christmas, New Year's, etc.? Not sure, so I recommend calling ahead on the actual holiday dates.

OR MAYBE YOU WANT TO ADD ANOTHER LEAGUE?

Looking to add a second league this coming season? It isn't entirely clear when one of the other local leagues will be starting up, but the leagues in Durham and Chapel Hill have both recently finished a season. I don't have the registration dates for the BCDL in Durham yet, but it will start up shortly after the first of the year. The TDL dates are included below. But in either case, the holiday break might be a very convenient time for you and your friends to get plans together for a team if you are interested in adding another local league night. Check in on the websites listed below periodically to get the most updated registration information for the upcoming seasons.

Triangle Dart League (TDL - Chapel Hill & Durham)

Always check www.ibiblio.org/ncdarts/tdl/ for the most current information, but this much we already know. The TDL Spring 2023 team registration meeting will be on Thursday, 1/5, at 7pm at the Tavern in downtown Durham. Play will begin the following week, on Thursday, 1/12. The teams in TDL consist of 6-10 players per team, and dues are $20/player per season (I think). Recent seasons have used bars in both Chapel Hill and Durham, but I suspect that might vary a bit from season to season based on team preferences and signups.

Bull City Dart League (BCDL - Durham)

If you happen to be interested in trying out one of the very few handicapped steel-tip leagues anywhere, maybe the BCDL is in your future. The BCDL spring 2023 season has not been put on the schedule yet, but it should be soon. Teams in the BCDL consist of 4-8 players, dues are $25 per player per season (some of the host establishments cover half or all of those, so maybe ask around), and the home bars are primarily in RTP and the downtown Durham area. More complete information (and any updates in the coming weeks) can be found at:

www.thebcdl.org That website also includes a wealth of information about the league and its rules, so if you're just interested in seeing how the league applies a handicap system to a steel-tip league, you can find all of that there, including rules, statistics, and scoresheet examples.

OR POSSIBLY PICK UP SOME TOURNAMENT ACTION?

The QCDA down in Charlotte will once again have their annual full weekend event, and this year it will be held the weekend after New Year's weekend. I've always heard that it's a pretty fun one, so maybe head on down and check it out. (flyer on page 21)

Or perhaps you are looking for a mountain trip? And one that has a lot of big extra stuff going on with it? This year's Fire on the Mountain tournament in Asheville isn't just a full weekend tournament. It's also the site of both the USSDA 2023 501 National Championship for Adults and the Military National Championship!! So if you're interested, check the flyer (page 22).

HOW TO REACH US

Email scoresheets: jdkilts@yahoo.com or jdkilts@gmail.com

Or text scoresheets: **919-423-5766** - and we also always recommend watching for confirmation of receipt!

New Member/Registration Fees:
Taylor Caldwell, (contact her at phone/email info below)

Nomination and Election Ballots:
Andrew Borgna, 5111 Brooke Lauren Lane, Raleigh, NC 27616

Grievances/Complaints/Rules Suggestions:
Britt Phillips, 2112 Castle Pines Dr, Raleigh, NC 27604

All Other RDL Correspondence to:
(Just send whatever to Jason and he'll pass it along…)

2022 Board of Directors

President	Michael Johnson	919-413-0495
	email: president@raleighdartleague.org	
Vice President	Maridy Knight	919-417-7828
	email: maridy16@gmail.com	
(soon to be Vice President:	Angela Jeffcoat*)*	
Secretary	Andrew Borgna	919-889-2457
	email: akborgna@gmail.com	
Treasurer	Taylor Caldwell	919-623-9920
	email: tcaldwell831@gmail.com	
Membership	Heather Bohanan	919-326-1956
	email: membership@raleighdartleague.org	
Rules/Grievances	Britt Phillips	919-210-7648
	email: brittt_p@yahoo.com	
(soon to be Rules/Grievances:	Joel Eason*)*	
Social Media Coordinator :	Kim Hoover	260-413-6173
	email: krhoov84@gmail.com	
League Statistician/Editor :	Jason Kilts	919-423-5766
	email: jdkilts@yahoo.com or jdkilts@gmail.com	

"HOT DARTS" LISTING GUIDELINES

Here are the guidelines that will be used for the minimum number of all-star points each week for the "hot darts" page.

"A" Div. = 4.5 or more ASPs; "B" Div. = 4.0 or more ASPs
"C, D" Divisions = 3.5 or more ASPs
"E, F" Divs. = 3.0 or more ASPs; "G" = 2.5 or more ASPs

Also, we will list any fast games, high ins, high outs, or other amazing feats that you think warrant a little recognition (e.g., Ins & Outs higher than a Ton, 24-dart cricket games, 15-dart 301s, 24-dart 501s, Ton-70s and up, 5-Bulls+, etc.).

Extra note: it's also ok to call in "fast games" in each set, even if they don't necessarily meet the maximum dart counts above.

SEASON-LONG TROPHY DART MINIMUM GAMES PLAYED REQUIREMENTS

To be eligible for all-star point ave. & singles win %-age awards, you must play at least 66% of this season's projected games:

for Divisions "A" (except team A2), "B" (except team B7), "C", "D" and "E" (7 teams / division):
Singles win %-age: min. of 16 Singles Games Played
All-star pt. Average: min. of 32 Total Games Played

for teams A2 and B7 (due to 1 forfeit received):
min. of 15 Singles Games Played, 30 Total Games Played

for Divisions "F" (except team F6) and "G" (except teams G1 and G4) (8 teams / division):
min. of 19 Singles Games Played, 37 Total Games Played

for teams F6, G1 and G4 (due to 1 forfeit received):
min. of 18 Singles Games Played, 35 Total Games Played

RDL WEBSITE - www.raleighdartleague.org

Webmaster: Matt Ridgway (of Blindsided)
contact him, if needed, at: meridgway84@gmail.com

CALENDAR OF EVENTS

Wed., Jan. 4	**Spring 2023 - RDL registration**, Upper Deck (online registration should be available in the days immediately prior to the 4th)
Jan. 6 -8	**Celebrate the New Year Tourn.** (also pg. 21)
Mon, Jan. 9	**RDL Board Meeting (online)**
Wed., Jan. 18	**Spring 2023 RDL Preseason Captains'**
7:00-8:00 p.m.	**Meeting**; The Upper Deck - mandatory
Wed., Jan. 25	**Spring 2023 first night of match play**
Jan. 27-29	**Fire on the Mountain**, Asheville (ADO) $5,500 (site of USSDA 501 Natl. Champ.) (also pg. 22)
Mon., Feb. 27	**Spring 2023 - 5th week captains' mtg.**; Upper
7:00-8:00 p.m.	Deck; end of roster additions/replacements; this is also the night of the RDL Board mtg
Mon., Apr. 3	**RDL Board Meeting**
Mon., May 1	**RDL Board Meeting**
Wed., May 3 / 10 / 17	**- Spring 2023 RDL Div. Tournaments**
Sat., May 20	**Spring 2023 - Season Banquet**, location TBD

Other Local Weekly Leagues

Mondays? ***Wake Forest Area Dart League*** , Wake Forest
https://www.facebook.com/groups/326939964601080/
(don't think this league is back on yet, but could be soon?

Tuesdays ***Bull City Dart League*** , Durham
http://www.thebcdl.org/

Thursdays ***Triangle Dart League*** , Chapel Hill
https://www.ibiblio.org/ncdarts/tdl/

Weekly Blind Draws - Over the years, many blind draws have come and gone. If any of these folds or if any others start up, please let me know and I'll update this list. Thanks.

=> **For additional holiday-time Wed. draws, see page 7.**

(this one is double elim., $5 entry, bar matches the pot… extra $50 if there are 32+ players , plus a triple shot !)
Fri., 8 pm **Upper Deck**, 919-460-1786, 329 N.Harrison

(this one is $5 entry, double elim., 16 player cap for now)
Sun., 4 pm **Backstage Pub**, 919-859-5411, 401 Ashville Ave

(this one is $5 entry, bar matches 150% if 16+ players !)
Sun., 6 pm **Sharky's Place**, 919-783-5448, 5800 Duraleigh

(this one is double elm., $5 entry, bar matches the pot!)
Mon., 7:30 pm **Neighborhood**, 919-377-2344, 301 N. Harrison

($5 entry, bar matches extra $50 if 20+ players !, triple shot)
Mon, 7 pm **Bud's Tav.**, 919-556-2727, 823 Youngsville Blvd

(3rd Sunday of the month , $10 entry, bar matches, triple shot)
Sun, 1 pm **Bud's Tav.**, 919-556-2727, 823 Youngsville Blvd

PENALTY LOG - All the penalties assessed this season.

Preseason captains' mtg. (5 pts.): The Rock Bottoms (G).
Fifth week captains' mtg. (5 pts.): Put It on Matt's Tab (A), Armed & Hammered (A), Why So Serious? (B), Y.N.T.A. (F), Who Darted (G), Projectile Dysfunction (G).
Late scoresheet (16 pts.): Why So Serious? (B,wk.5,wk.7), Blindsided (B,wk.11), Kenny & the Jets (F,wk.7), Shoot To Thrill (G,wk.5).
Ineligible Player (any match win, all points, all statistics): The Neighborhood Dart Knights (F,wk.1, match win, 16 pts.)

THE FIFTIETH SEMI-ANNUAL EDITION OF : JK'S DIVISIONAL ALL-STAR TEAM PICKS

(Players within each division are listed alphabetically) (Players are chosen any way I damn well please - not purely by the numbers!)
(This is not purely my own guesses at who is simply the best thrower, but also who is important to their team, who is good in the clutch, etc.)

Divisional MVPs

All of RDL	*Jimmie Jones*	*Consistently Inconsistent*
A Division	Stevie Phillips	The Convergent Element
B Division	Jimmie Jones	Consistently Inconsistent
C Division	Shane Murray	Dysfunctional Outlaws
D Division	Tom Winters	Rif Raf
E Division	Will Barnes	Red-eye Rangers
F Division	Mike Millius	Dart Side of the Moon
G Division	Bryan Hartley	Village Idiots

"A" Division (yeah, could have picked 11)

Kyle Gaulthier	Liver Alliance	The most unassuming assassin ever.
Pat Gibson	The Bullies	Tough to ignore 90% singles rate in A.
Chad Massengill	The Convergent Ele	Not his best doubles ever, I suppose.
Dan Naylor	The Bullies	This was tough with only 5 matches…
Robbie Phillips	The Convergent Ele	Ok, World Cup team members can be in.
Stevie Phillips	The Convergent Ele	Wins the clutch big game over and over.
Alex Spellman	The Bullies	Highest gear in… the US(?) right now?
Joe Work	Liver Alliance	Took on all the guna, and won a bunch.

"B" Division

Mike Cole	Why So Serious?	Super consistent, comes through often
Mike Denton	Consistently Inconsi	Brings a great competitive edge.
Ed Grubb	Consistently Inconsi	What a resurgence for the captain.
Mike Hall	The Procrastinators	Part-timer who delivered when there.
Jimmie Jones	Consistently Inconsi	Yeah, headed to A where he belongs.
Randy Massengill	Darty Minds	Just crushed everything but the 501s.
Patrick Merkle	Blindsided	The return to B has suited him well.
Sal Reitano	Darty Minds	Back to full time, back to winning ways.

"C" Division

Tommy Beaird	DD-214	Becoming quite a fixture on this page.
Rich Bialaszewski	Frankie & The 5 Ma	If only he was full time with these digits.
Mike Bumpass	Frankie & The 5 Ma	So maybe he just isn't our 301 specialist.
Alan Chalmers	Dart Attack	Welcome to the RDL, ya hammer.
Matthew Copple	Nine Lives	Top shot for the league's oldest team.
Chuck Ginger	Trippin Bulls	Big gun led Trippin all the way to Mugs.
Shane Murray	Dysfunctional Outla	No news here… this guy is awesome.
Brian Smith	Dysfunctional Outla	What a great new second Outlaw gun.

"D" Division

Dustin Jones	BullsHit	Cricket monster just gets by in the '01s.
Gregory Neill	Methodical Insurrec	Nothing flashy, just lots of victories.
Shane Richardson	One Armed Bandits	What a great return to the league.
Mike Robinson	Darty Sanchez	Yep, he's here because of his SCkt.
Phyllis Sweet	Methodical Insurrec	Superb '01 actually carries the crickets.
Eric Trefzger	Darty Sanchez	Quite the rock for the Mug winners.
Mike Venable	Methodical Insurrec	Who doesn't want an 80% dbls winner?
Tom Winters	Rif Raf	Led D division for ~ the 8,265th time.

"E" Division (geez, I coulda picked 13 here…)

Will Barnes	Red-eye Rangers	Uh, this was a season of hammer time.
Darren Barrett	Sharky's Machine	If he was here more, Machine wins more.
Keith Bouchard	Menace 2 Sobriety	20 cricket wins in 12 weeks? Uh, yep.
Dave Finney	Irish Ton	This guy is just a beast every season.
Scott Kirkpatrick	Red-eye Rangers	Was here even before becoming bionic.
Chris Robertson	Red-eye Rangers	When 7-4 feels like a down set record…
Somchai Samaluk	Web of DaFeet	Straight up undefeated in cricket.
J.J. White	Menace 2 Sobriety	Welcome to Mug Town, big winner.

"F" Division (and then 12 here…)

Terron Amos	Neighborhood Dart	Was huge in singles, still good in dbls.
Dana Bither	Your Cork is Showi	Huge singles tally, decent after that.
Andy Bowen	Bangin The Wire	Missed a few nights, still won a bunch.
Tyler Bradshaw	Death Throw	No more than 4 losses in any set is hot.
Sebastian Dehnel	Kenny & the Jets	Solid across, with a SCkt extra spike.
Olivia Mathews	Death Throw	Key shot led the season/tourney duo.
Mike Millius	Dart Side of the Mo	This was just so much domination.
John White	Bangin The Wire	Three 10-12-win sets cover the 501 slip.

"G" Division

Tony Alcon	Sofa Kings	So solid, just piles wins in every set.
Silver Blanes	Shoot to Thrill	His first 3 sets really carried the Thrill.
Aarom Campbell	Sofa Kings	Is he becoming top gun for the Kings?
Bryan Hartley	Village Idiots	Welcome back to… the Idiot Ruler?
Eric Haywood	Village Idiots	Really huge singles covers some dbls.
Roger Keim	Sofa Kings	First 3 sets are so good we ignore 501.
Mike Kelly	Who Darted	Clutch shot wins singles and big 501s.
Josh Vivod	Village Idiots	A great new second fiddle for Idiots.

QUICK STAT TIDBITS

-The **Quadruple Double Award** winners (double-digit wins in all 4 sections With five divisions playing with a bye this season, it was pretty unlikely that we get any throwers with 10+ wins in every set in any of A-E divisions. But it turns out than even with F and G playing full schedules, we still had nobody really in the club. In fact, we only ended up with two people who even had three 10-win sets (and only one of those had a fourth set with 9). And nobody in A or B even reached three 9+-win sets. Wow. Anyway, our honorable mentions this seasons (for three 9+-win sets in a 12-week season): *Shane Murray* and *Brian Smith* of Dysfunctional Outlaws in C; *Tom Winters* of Rif Raf in D; and *Will Barnes* of Red-eye Rangers and *J.J. White* of Menace 2 Sobriety in E. And there's *John White* of Bangin' The Wire in F with three 10+ sets. Which brings us to this season's top winner (four 9+-win sets, three of which were 10+-wins): **Mike Millius** of Dart Side of the Moon in F division

-**IronMan/Woman Award**: With only F and G playing 14 weeks this seasor it's pretty likely the Iron Thrower would come from those divisions. And that's exactly what happened. This season's Iron Men are **John Amarante** of Your Cork is Showing, and **Chris Gagner** of Kenny & the Jets, both in F with 6(games played. Our honorable mention for other division leaders were: *Charles Tompkins* of Put It on Matt's Tab in A, with 50; *Mike Cole* of Why So Serious? in B, with 51; *Tommy Beaird* of DD-214, and *Mike Jones* of Dart Attack in C, with 49; *Dave Buckman* of Cheap Shots in D, with 50; *Jimmy Bateman* of Sharky's Machine in E, with 52; and *Thorbjorn Gylfason* and *Dakota Helton* of Rippin Darts in G, both with 58 games played.

-The **Team Attendance Award** winners: We had a huge list of teams that ra mostly with seven players -- nine of them, actually, with three of actually only having seven names on the roster at all. But none of those really tried to play it out with the same six-player lineup all season. Rather, we only had one team even come close to that six-pack roster, even though they had eight names on their team… and clearly the plan worked… because that team is **Death Throw**!

MY PRESEASON, WEEKLY, & TOURNEY PREDICTION RESULTS

As usual, I'm left with the option of trying to bluff my way through this part, or just telling the truth. And since I know some of you squirrel away every last thing I've ever written about your team, I will again give real results… bummer. Sometimes these results can border on embarrassing…

In my preseason picks (usually the toughest every season given the imminent roster changes/additions), I actually did quite well everywhere but in F division (for the 2nd consecutive season!). I basically nailed A division; next, in B, I was very close with everybody except that I oversold Hoptimistic a bit; in C, I got the EXACT right order with one exception, in that I underestimated Dart Attack by a lot(!); in D, I was pretty close up and down the division again, aside from way underselling the Bandits; then in E, I didn't give Menace enough credit, while overshooting both Sharky's teams by quite a bit; and then came F… where I nailed the winner… and just about nothing else at all… seriously, how did I get anything at all this wrong?!; then finally, in G, if I had just moved the Idiots and Rippin up a bit, I would have slammed the entire lineup.

My weekly prediction results you can peruse pick-for-pick on the other side of this sheet of paper. As noted on that page, I had at least an even 0.500 record for all but two teams, and then there were four teams that ended up even with me. I pretty much crushed A and G divisions, and also did pretty well in B, E and F divisions… which leaves only C and D divisions (the homes of my two biggest nemeses), where I was only a combined 50-34. All in all, I ended with a final correct pick rate of 69.40%. Not fantastic, but not bad either.

Last but not least were my tournament predictions… Often when we jump to best-of-3, my picks get stronger, despite the fact that I'm picking semifinals and finals that I conceivably could have wrong before the matches are even played. This season, however, was actually a bit of a success. I was 17-6 in the quarterfinals (as there were 5 quarterfinal byes too), then a moderate 8-6 in the semifinals, and I finished with a 3-3 record in the finals (with one outcome still pending… certainly hoping that rescheduled final goes/went my way!).

JK'S TEAM-BY-TEAM, WEEK-BY-WEEK MATCH PREDICTION RESULTS

(I introduced this page thirty-six seasons ago, and it has become almost expected as a newsletter staple. Feast your eyes on the success...)

For several years, many of you have taken no greater pleasure in your weekly darting endeavors than to email or text me and point out to me just how wrong I was in my prediction of your match result. On a related note, I have noticed that many of you seem to have relatively selective memories saving only the weeks when I was wrong. Further, many others of you regularly embellish your statistics of how often you fool me. It's not so easy to get away with those rambles anymore, however, as you can see below. Each W is a week when I picked your match correctly, and each L is one I picked incorrectly. Division totals are to the right of the team totals, weekly totals are at the bottom, and in the space between the 14 weeks and the team totals, the three 'o' symbols indicate the teams for which I was only 0.500, and the three 'x' symbols indicate the teams that fooled me more often than not. **[The first two weeks set the stage for a long, tough comeback to respectability. But I ended up pretty successful in every division except maybe C. Sadly, I missed the last 4 Frankie & The 5 Marks matches to give me three teams that fooled me more often than not. But they still weren't as bad as stupid Dart Attack and the One Armed Bandits - I got two-thirds wrong with those two. Ugh. - JK]**

	wk1	wk2	wk3	wk4	wk5	wk6	wk7	wk8	wk9	wk10	wk11	wk12	wk13	wk14		Right	Wrong	Overall
A1/ The Bullies	-	W	W	W	W	W	W	-	W	W	W	W	W	W		12	0	69.40%
A2/ The Convergent Element	W	W	W	-	W	W	W	fft	W	W	-	W	W	W		11	0	220 97
A3/ Liver Alliance	W	W	-	W	W	W	L	W	W	-	W	W	W	W		11	1	
A4/ Lunatic Fringe	W	-	W	W	W	W	L	W	-	W	W	W	W	W		11	1	
A5/ Put It on Matt's Tab	W	W	W	W	-	L	L	W	W	W	W	-	L	W		9	3	**A Division**
A6/ Boom Baby	W	W	W	W	W	L	-	fft	W	W	W	W	L	-		9	2	90.24%
A7/ Armed & Hammered	W	W	W	W	W	-	L	W	W	W	W	W	-	W		11	1	37 4
B1/ Why So Serious?	W	L	W	-	W	L	W	L	W	L	-	W	W	W		8	4	
B2/ Blindsided	L	L	-	W	L	L	W	W	W	-	W	W	W	L		7	5	
B3/ Hoptimistic	W	L	W	W	fft	L	-	L	W	L	W	W	L	-		6	5	
B4/ The Procrastinators	W	-	W	W	L	L	W	L	-	W	W	W	L	W		8	4	
B5/ Consistently Inconsistent	L	L	W	W	-	L	W	W	W	W	W	-	W	W		9	3	**B Division**
B6/ Shooter McGavin	W	W	W	W	W	-	W	L	W	L	W	W	-	W		10	2	68.29%
B7/ Darty Minds	-	W	W	W	fft	L	W	-	W	L	W	W	W	L		8	3	28 13
C1/ Trippin Bulls	-	L	W	W	W	W	L	-	L	L	W	L	L	W	o	6	6	
C2/ Dysfunctional Outlaws	W	-	W	W	L	W	W	L	-	W	W	W	W	L		9	3	
C3/ Frankie & The 5 Marks	L	W	W	W	-	L	W	L	W	L	L	-	L	L	x	5	7	
C4/ DD-214	W	W	W	W	W	-	L	W	W	W	L	W	-	W		10	2	
C5/ Nine Lives	W	W	L	-	L	W	L	W	W	L	-	W	L	W		7	5	**C Division**
C6/ Off Constantly-Reboot	L	W	-	L	W	W	L	L	W	-	W	L	W	W		7	5	57.14%
C7/ Dart Attack	W	L	L	L	W	L	-	L	L	L	W	W	L	-	x	4	8	24 18
D1/ BullsHit	-	W	L	L	W	W	L	-	L	W	W	W	W	W		8	4	
D2/ Rif Raf	L	W	-	W	W	L	L	L	W	-	W	L	W	W		7	5	
D3/ Hump Day!	W	-	L	W	W	W	W	W	-	L	W	W	W	W		10	2	
D4/ Methodical Insurrection	W	L	W	L	-	L	W	W	L	L	W	-	W	W		7	5	
D5/ Cheap Shots	W	W	L	L	W	-	W	W	W	L	W	W	-	W		9	3	**D Division**
D6/ Darty Sanchez	W	W	W	-	W	L	W	W	L	L	-	L	L	W		7	5	61.90%
D7/ One Armed Bandits	L	L	L	L	W	L	-	L	L	W	W	W	L	-	x	4	8	26 16
E1/ Shark Shooters	-	W	W	W	W	L	W	-	W	W	W	W	W	L		10	2	
E2/ Sharky's Machine	W	W	L	W	W	L	-	L	W	W	W	W	L	-		8	4	
E3/ Red-eye Rangers	W	W	W	L	W	-	W	W	W	W	L	W	-	W		10	2	
E4/ Menace 2 Sobriety	W	W	-	L	W	L	W	W	W	-	L	W	W	W		9	3	
E5/ That's What She Said	W	L	W	-	L	L	W	W	L	W	-	W	L	L	o	6	6	**E Division**
E6/ Irish Ton	W	L	L	W	-	L	W	W	L	W	L	-	W	W		7	5	69.05%
E7/ Web of DaFeet	W	-	W	W	L	L	W	L	-	W	L	W	W	W		8	4	29 13
F1/ Fayetteville Street	L	L	W	fft	W	L	W	L	W	W	W	W	W	W		9	4	
F2/ Death Throw	W	L	W	W	W	W	W	W	W	W	W	W	W	W		13	1	
F3/ Your Cork is Showing	L	W	W	W	W	L	L	W	W	L	W	W	W	L		9	5	
F4/ Dart Side of the Moon	L	L	W	L	W	W	L	L	W	L	W	W	W	L	o	7	7	
F5/ Bangin The Wire	L	L	W	W	L	L	W	L	W	W	W	W	W	L		8	6	
F6/ Y.N.T.A.	L	L	W	fft	L	W	W	W	W	L	W	W	W	L		8	5	**F Division**
F7/ Kenny & the Jets	W	W	W	L	W	L	W	W	W	W	W	L	W	L		10	4	65.45%
F8/ The Neighborhood Dart Knigl	L	L	W	W	W	W	W	L	W	L	W	L	W	L		8	6	36 19
G1/ Sofa Kings	fft	W	W	W	L	W	W	W	W	W	W	L	W	L		10	3	
G2/ Shoot to Thrill	L	L	W	W	W	W	W	L	L	L	L	W	W	W		8	6	
G3/ Who Darted	L	W	W	W	W	L	W	W	L	L	W	W	W	W		10	4	
G4/ Projectile Dysfunction	L	W	W	W	W	L	W	W	W	W	L	fft	W	W		10	3	
G5/ Rippin Darts	L	L	W	W	W	W	W	W	L	W	W	W	W	L		10	4	
G6/ We're Sexy & We Throw It	L	W	W	W	W	L	W	W	W	W	W	W	W	W		12	2	**G Division**
G7/ Village Idiots	L	W	W	W	L	W	W	L	W	W	W	L	W	W		10	4	74.07%
G8/ The Rock Bottoms	fft	W	W	W	W	L	W	W	L	W	W	fft	W	W		10	2	40 14
Right:	13	14	19	17	17	9	17	13	17	14	19	18	17	16				
Wrong:	9	9	4	5	5	14	6	9	6	9	4	4	6	7				
forfeited:	1	-	-	1	1	-	-	1	-	-	-	1	-	-				

RDL - Fall, 2022	Week 1			Week 2			Week 3			Week 4			Week 5			Week 6			Week 7			Week 8			Week 9			Week 10			Week 11			Week 12			Week 13			Week 14			Forfeits
	vs.	W/L	Pts.	vs.	W/L	Pts.	vs.	W/L	Pts.	vs.	W/L	Pts.	vs.	W/L	Pts.	vs.	W/L	Pts.	vs.	W/L	Pts.	vs.	W/L	Pts.	vs.	W/L	Pts.	vs.	W/L	Pts.	vs.	W/L	Pts.	vs.	W/L	Pts.	vs.	W/L	Pts.	vs.	W/L	Pts.	
A1/ The Bullies	Bye	- -		a7	W	18	a6	W	21	A5	W	21	a3	W	17	a4	W	17	A2	L	12	Bye	- -		A7	W	22	A6	W	22	a5	W	20	A3	W	15	A4	W	19	a2	L	11	
A2/ The Convergent Element	a6	W	22	A5	W	23	A7	W	21	Bye	- -		A4	W	23	a3	W	15	a1	W	12	A6	*W*	*16*	a5	W	20	a7	W	18	Bye	- -		a4	W	12	A3	W	16	A1	W	13	
A3/ Liver Alliance	a5	W	19	A6	W	20	Bye	- -		a7	W	16	A1	L	7	A2	L	9	a4	L	12	A5	W	19	a6	W	21	Bye	- -		A7	W	17	a1	L	9	a2	L	8	A4	W	17	
A4/ Lunatic Fringe	A7	W	14	Bye	- -		a5	W	22	A6	W	18	a2	L	1	A1	L	7	A3	W	12	a7	W	18	Bye	- -		A5	W	19	a6	W	16	A2	L	12	a1	L	5	a3	L	7	
A5/ Put It on Matt's Tab	A3	L	5	a2	L	1	A4	L	2	a1	L	3	Bye	- -		A6	W	14	a7	W	12	a3	L	5	A2	L	4	a4	L	5	A1	L	4	Bye	- -		a6	L	11	A7	L	8	
A6/ Boom Baby	A2	L	1	a3	L	4	A1	L	3	a4	L	6	A7	L	5	a5	L	10	Bye	- -		a2	*L*	*0*	A3	L	3	a1	L	2	A4	L	8	a7	L	6	A5	W	13	Bye	- -		1
A7/ Armed & Hammered	a4	L	10	A1	L	2	a2	L	3	A3	L	8	a6	W	19	Bye	- -		A5	L	12	A4	L	6	a1	L	2	A2	L	6	a3	L	7	A6	W	18	Bye	- -		a5	W	16	
B1/ Why So Serious?	b3	W	12	B5	L	11	B7	L	10	Bye	- -		B6	W	13	b2	W	17	B4	W	18	B3	L	11	b5	L	4	b7	W	15	Bye	- -		b6	W	16	B2	W	12	b4	W	17	
B2/ Blindsided	b5	W	14	B3	W	19	Bye	- -		b6	W	16	B4	L	10	B1	L	7	b7	L	7	B5	L	8	b3	W	17	Bye	- -		B6	W	13	b4	W	18	b1	L	12	B7	W	13	
B3/ Hoptimistic	B1	L	12	b2	L	5	B6	W	15	B5	L	7	b7	*L*	*0*	b4	W	15	Bye	- -		b1	W	13	B2	L	7	b6	W	13	b5	L	8	B7	L	12	B4	L	9	Bye	- -		1
B4/ The Procrastinators	b6	W	14	Bye	- -		b5	L	9	B7	L	9	b2	W	14	B3	L	9	b1	L	6	B6	L	9	Bye	- -		B5	L	11	b7	L	8	B2	L	6	b3	W	15	B1	L	7	
B5/ Consistently Inconsistent	B2	L	10	b1	W	13	B4	W	15	b3	W	17	Bye	- -		B7	W	13	B6	W	18	b2	W	16	B1	W	15	b4	W	13	B3	W	16	Bye	- -		b7	W	17	b6	W	17	
B6/ Shooter McGavin	B4	L	10	b7	L	11	b3	L	9	B2	L	8	b1	L	11	Bye	- -		b5	L	6	b4	W	15	B7	L	10	B3	L	11	b2	L	11	B1	L	8	Bye	- -		B5	L	7	
B7/ Darty Minds	Bye	- -		B6	W	13	b1	W	14	b4	W	15	B3	*W*	*16*	b5	L	11	B2	W	17	Bye	- -		b6	W	14	B1	L	9	B4	W	16	b3	W	12	B5	L	7	b2	L	11	
C1/ Trippin Bulls	Bye	- -		c7	L	10	c3	L	9	C2	L	7	C6	L	9	c5	L	11	c4	W	14	Bye	- -		C7	W	13	C3	W	13	c2	L	10	c6	W	14	C5	W	13	C4	W	17	
C2/ Dysfunctional Outlaws	C7	W	19	Bye	- -		C4	W	18	c1	W	17	C5	L	7	c6	W	16	c3	L	11	c7	L	11	Bye	- -		c4	W	15	C1	W	14	c5	W	16	C6	W	14	C3	W	14	
C3/ Frankie & The 5 Marks	c6	L	11	C5	W	12	C1	W	15	c4	W	14	Bye	- -		c7	L	11	C2	W	13	C6	L	8	c5	W	16	c1	L	11	C4	L	12	Bye	- -		C7	W	16	c2	L	10	
C4/ DD-214	c5	L	9	C6	L	9	c2	L	6	C3	L	10	C7	L	7	Bye	- -		C1	L	10	C5	L	11	c6	L	7	C2	L	9	c3	W	12	c7	L	9	Bye	- -		c1	L	7	
C5/ Nine Lives	C4	W	13	c3	L	12	C7	L	12	Bye	- -		c2	W	17	C1	W	13	c6	W	16	c4	W	13	C3	L	8	c7	L	9	Bye	- -		C2	L	8	c1	L	11	C6	W	17	
C6/ Off Constantly-Reboot	C3	W	13	c4	W	15	Bye	- -		c7	L	9	c1	W	15	C2	L	8	C5	L	8	c3	W	16	C4	W	17	Bye	- -		C7	L	9	C1	L	10	c2	L	8	c5	L	7	
C7/ Dart Attack	c2	L	5	C1	W	14	c5	W	12	C6	W	14	c4	W	17	C3	W	13	Bye	- -		C2	W	13	c1	L	11	C5	W	15	c6	W	15	C4	W	15	c3	L	8	Bye	- -		
D1/ BullsHit	Bye	- -		D6	W	15	D7	L	10	d4	L	12	d5	W	18	D3	W	15	d2	L	5	Bye	- -		d6	L	11	d7	W	14	D4	W	16	D5	W	15	d3	W	16	D2	L	10	
D2/ Rif Raf	D7	L	12	d5	W	17	Bye	- -		d3	W	14	d6	W	15	D4	L	6	D1	W	19	d7	L	11	D5	W	16	Bye	- -		D3	W	15	D6	L	11	d4	W	15	d1	W	14	
D3/ Hump Day!	d6	L	12	Bye	- -		d5	L	7	D2	L	10	D7	L	8	d1	L	9	d4	L	8	D6	L	8	Bye	- -		D5	W	12	d2	L	9	d7	L	10	D1	L	8	D4	L	8	
D4/ Methodical Insurrection	D5	W	15	d7	L	9	d6	L	7	D1	W	12	Bye	- -		d2	W	18	D3	W	16	d5	W	12	D7	W	16	D6	W	15	d1	L	8	Bye	- -		D2	L	9	d3	W	12	
D5/ Cheap Shots	d4	L	9	D2	L	7	D3	W	16	d7	W	13	D1	L	6	Bye	- -		D6	L	7	D4	L	11	d2	L	8	d3	L	12	D7	L	11	d1	L	9	Bye	- -		d6	L	10	
D6/ Darty Sanchez	D3	W	12	d1	L	9	D4	W	17	Bye	- -		D2	L	9	d7	W	17	d5	W	17	d3	W	16	D1	W	13	d4	L	9	Bye	- -		d2	W	13	D7	L	8	D5	W	14	
D7/ One Armed Bandits	d2	W	12	D4	W	15	d1	W	14	D5	L	9	d3	W	16	D6	L	7	Bye	- -		D2	W	13	d4	L	8	D1	L	10	d5	W	13	D3	W	14	d6	W	16	Bye	- -		
E1/ Shark Shooters	Bye	- -		E4	L	10	e7	L	7	E2	L	11	e3	L	11	E6	W	12	e5	L	9	Bye	- -		e4	L	5	E7	L	9	e2	L	6	E3	L	11	e6	L	7	E5	W	18	
E2/ Sharky's Machine	E7	W	12	e3	L	8	E6	L	10	e1	W	11	E4	W	14	e5	L	9	Bye	- -		e7	L	11	E3	L	3	e6	L	7	E1	W	15	e4	L	12	E5	W	15	Bye	- -		
E3/ Red-eye Rangers	e6	W	12	E2	W	16	E5	W	17	e4	L	8	E1	W	13	Bye	- -		E7	W	13	E6	W	12	e2	W	21	e5	W	14	E4	W	17	e1	W	13	Bye	- -		e7	W	15	
E4/ Menace 2 Sobriety	E5	W	16	e1	W	12	Bye	- -		E3	W	16	e2	L	9	E7	L	9	e6	W	17	e5	W	12	E1	W	19	Bye	- -		e3	L	7	E2	W	12	e7	W	18	E6	W	13	
E5/ That's What She Said	e4	L	8	E6	W	15	e3	L	7	Bye	- -		e7	W	13	E2	W	15	E1	W	15	E4	L	8	e6	L	6	E3	L	10	Bye	- -		E7	L	11	e2	L	9	e1	L	4	
E6/ Irish Ton	E3	L	12	e5	L	9	e2	W	14	E7	W	15	Bye	- -		e1	L	12	E4	L	7	e3	L	10	E5	W	18	E2	W	17	e7	L	10	Bye	- -		E1	W	17	e4	L	11	
E7/ Web of DaFeet	e2	L	9	Bye	- -		E1	W	17	e6	L	9	E5	L	7	e4	W	15	e3	L	11	E2	W	13	Bye	- -		e1	W	15	E6	W	14	e5	W	13	E4	L	6	E3	L	9	
F1/ Fayetteville Street	f8	L	8	F5	L	7	F7	L	3	f6	*L*	*0*	f4	L	7	F3	W	13	F2	L	1	F8	W	13	f5	L	9	f7	L	6	F6	L	10	F4	L	8	f3	L	11	f2	L	10	1
F2/ Death Throw	f7	W	16	F6	L	11	f5	W	14	F8	W	16	f3	W	14	F4	W	13	f1	W	23	F7	W	17	f6	W	14	F5	W	14	f8	W	14	F3	W	20	f4	W	14	F1	W	14	
F3/ Your Cork is Showing	f6	L	11	F7	L	6	f8	L	11	F5	L	7	F2	L	9	f1	L	11	f4	W	15	F6	L	5	f7	L	7	F8	L	12	f5	L	10	f2	L	4	F1	W	13	F4	W	15	
F4/ Dart Side of the Moon	f5	L	12	F8	W	13	F6	W	16	f7	W	15	F1	W	17	f2	L	11	F3	L	9	F5	W	13	f8	W	15	f6	L	8	F7	L	10	f1	W	16	F2	L	10	f3	L	9	
F5/ Bangin The Wire	F4	W	12	f1	W	17	F2	L	10	f3	W	17	F6	L	4	f7	W	15	F8	W	15	f4	L	11	F1	W	15	f2	L	10	F3	W	13	f6	L	10	F7	L	10	f8	L	10	
F6/ Y.N.T.A.	F3	W	12	f2	W	13	f4	L	8	F1	*W*	*16*	f5	W	20	F8	W	13	F7	L	10	f3	W	19	F2	L	10	F4	W	16	f1	W	14	F5	W	14	f8	W	13	f7	W	14	
F7/ Kenny & the Jets	F2	L	8	f3	W	14	f1	W	21	F4	L	9	f8	W	16	F5	L	9	f6	W	14	f2	L	7	F3	W	17	F1	W	18	f4	W	14	F8	L	12	f5	W	11	F6	L	6	
F8/ The Neighborhood Dart Knigh	F1	W	16	f4	L	11	F3	W	13	f2	L	8	F7	L	8	f6	L	11	f5	L	9	f1	L	11	F4	L	9	f3	W	12	F2	L	10	f7	W	12	F6	L	11	F5	W	14	
G1/ Sofa Kings	g8	*W*	*16*	G6	W	18	g4	W	14	G3	W	14	G7	W	15	g2	W	15	G5	W	12	G8	W	17	g6	W	17	G4	W	22	g3	W	18	g7	L	11	G2	W	18	g5	L	11	
G2/ Shoot to Thrill	G7	L	11	g5	L	9	G3	W	13	g4	W	13	G6	W	18	G1	L	9	g8	W	13	g7	W	13	G5	L	12	g3	L	10	G4	L	8	g6	W	14	g1	L	6	G8	W	16	
G3/ Who Darted	g6	L	11	G8	W	21	g2	L	11	g1	L	10	G5	L	7	G4	L	11	g7	L	11	G6	W	17	g8	L	11	G2	W	14	G1	L	6	g5	L	10	g4	W	12	G7	L	10	
G4/ Projectile Dysfunction	G5	L	10	g7	L	2	G1	L	10	G2	L	11	g8	W	18	g3	W	12	G6	W	16	g5	L	8	g7	L	6	g1	L	2	g2	W	16	G8	*W*	*16*	G3	L	12	g6	W	16	
G5/ Rippin Darts	g4	W	11	G2	W	15	g6	W	16	G8	W	18	g3	W	15	G7	L	10	g1	L	12	G4	W	16	g2	W	12	G6	W	13	g8	W	21	G3	W	14	g7	L	11	G1	W	13	
G6/ We're Sexy & We Throw It	G3	W	12	g1	L	6	G5	L	8	g7	L	4	g2	L	6	G8	L	9	g4	L	8	g3	L	7	G1	L	7	g5	L	11	G7	L	8	G2	L	9	g8	W	13	G4	L	7	
G7/ Village Idiots	g2	W	13	G4	W	22	g8	W	21	G6	W	20	g1	L	9	g5	W	14	G3	W	13	G2	L	11	g4	W	18	G8	W	18	g6	W	16	G1	W	13	G5	W	13	g3	W	13	
G8/ The Rock Bottoms	G1	*L*	*0*	g3	L	3	G7	L	3	g5	L	6	G4	L	6	g6	W	15	G2	L	11	g1	L	7	G3	W	13	g7	L	6	G5	L	3	g4	*L*	*0*	G6	L	11	g2	L	8	2

THIS SEASON'S TRIVIA QUESTIONS… REVISITED

I now run this column during seasons in which I've included trivia questions all season. Each question is listed exactly as it was during the season, so there is potential for a question to now be out of date, but it's usually not too much of a problem. Each question is listed under the week number when it ran, and the answers follow the questions. No peeking…

Week 8 question (which was actually a reader-submitted question from Paul Jacobi): How many times has the league had three or more throwers finish the season with an ASP Average above 2.0? (And yes, we are only talking about players who reached the game minimum for the award; also, the questions in this column generally will only include the RDL "modern era," as in the 27 years during which I've been the league statistician.)

Week 9 question: Five current RDL members claimed state titles this weekend. How many current RDL members have ever won a NC State Championship event (use the divisional team lists as reference)? [Trivia nerd uber-expert level: don't use the team lists.]

Week 10 question (another reader-submitted question, this time from Tolson Willis): Which current teams have had the exact same team name for the most consecutive seasons, and how many seasons has it been? (and yes, EXACT same)

Week 11 question(s): How many people have played every season since I became the RDL statistician (Spring 1996)? Who are they?

Week 12 question: In light of the NC City Dart League results in the week 12 Tons, we tagged a question here onto that train of thought. The NCCDL has crowned a champion every year since 1996 (except 2020), making for 26 years of state titles. Which former RDL member has presently won the most NCCDL state titles, and how many is that?

Week 13 question: Red-eye Rangers in E are the only team to clinch a division so far. In my 52 seasons as RDL statistician, how many times did we reach week 13 with no divisions clinched?

Week 14 question: Let's build on that last one… in my 52 seasons as RDL statistician (well, the 51 non-Covid seasons at least), what is the greatest number of divisions that had been clinched before the week 14 matches were played?

Week 8 answer: In my 51 seasons as statistician, there have been 46 times that a player averaged more than 2.0 ASPs (there were also 2 times that someone hit 2.0 exactly, but this question was about seasons "above 2.0"). In 21 of the seasons, there were 0 players above 2.0; in 19 of the seasons, there was 1 player above 2.0; and in 6 of the seasons, there were 2 players above 2.0. That means that in the remaining 5 seasons, there were indeed 3 players above 2.0 (note: we haven't had a season with 4 or more players at that level). The interesting part is that 4 of those 5 seasons have been the most recent 4 seasons!! RDL level of play increasing all the time, I'm telling you. Anyway, here are those >2.0 players… Fall 2012: Robbie Phillips, Brian Blake, Simon Healy; Fall 2019: Robbie Phillips, Pat Gibson, Stevie Phillips; Spring 2020 Covid-shortened season: Robbie Phillips, Kyle Gaulthier, Stevie Phillips; Fall 2021: Alex Spellman, Robbie Phillips, Stevie Phillips; Spring 2022: Robbie Phillips, Stevie Phillips, Alex Spellman. [*Answer update for the Banquet Tons*: we didn't have another season with three or more throwers above 2.0 ASPs per game, but both Alex Spellman and Robbie Phillips reached the mark, giving us our 7th season with 2 above the line during my tenure here with the RDL.]

Week 9 answer: Of the 190 people who have ever won a NC State Championship event, 26 of them are current RDL members. And those 26 people have 110 titles between them (which is 17% of the 647 state shirts ever awarded since the state tournament started in 1990). The 26 league members (with number of state titles): Robbie Phillips (31); Tom Brown (19); Alex Spellman (7); Dan Naylor and Stevie Phillips (6 each); Mike Seward and Wil Tan (5 each); Michelle Stacy (4); Craig Elder, Mike Hall, and Allen Smith (3 each); Robb Beeson, Deborah Blackwelder, and Nicole Hatch (2 each); and the 12 people with 1 each… Allyson Blackwelder, Barbara Cotton, Jim Davis, Kyle Gaulthier, Simon Healy, Tony Horton, Doug Jeffcoat, Michael Johnson, Tim Lane, Chad Massengill, Doreen Sweeny, and Samantha Wilson.

Week 10 answer: Ok, I'm guessing Tolson was thinking his team might be in the running for this crown. And while his team is indeed in the top five, it's nowhere near the winner. Of the 51 teams this season, only 28 have the exact same name as just last season, so the field shrinks quickly. 23 have 3 seasons, 18 have 4 seasons, 15 have 7 seasons, 14 have 8 seasons, 13 have 9 seasons, 12 have 10 seasons, and 11 have 12 seasons. Which brings us to our ten longest-standing continuous team names… Hump Day! is in their 13th season, Cheap Shots are in their 14th, Sofa Kings are in their 20th, Sharky's Machine is in their 21st, and Menace 2 Sobriety is in their 27th. Then in fifth place comes Tolson's Death Throw in their 28th season; in fourth place comes Rif Raf in their 34th season; and then in third place is One Armed Bandits in their 45th season. Which brings us to our two serious O.G.s… For both Nine Lives and Lunatic Fringe, I had to go beyond my start as statistician in Spring 1996, perusing whatever prior newsletters I've been able to collect over the years. And what I can tell you is this… both Nine Lives and Lunatic Fringe have had their names back through "at least" Fall 1989 (I don't have the continuous newsletters before that), so they are BOTH in at least their 65th season!! But… we're going to go ahead and declare Nine Lives the winner, as I have a couple issues from Fall 1983 and Fall 1982, and they're in those too! Could the Niners really be on a 79-season (or more!) string?!?!

For further expansion on this particular answer, see the special addition on this Nine Lives topic on page 15. Amazing stuff!

Week 11 answer: Ok, this question is actually an update of one I ran many seasons ago, and I'm going to alter this question just a bit, just like I did then… I wrote "how many people have played" and I'm going to change it to "how many have been on a roster" in each and every season that I've been the statistician (that's 52 seasons, by the way). The reason I'm making that change is that we have players on rosters sometimes who don't end up throwing a game, but who IS an active member of the roster (and to be honest, the search algorithm that I used simply returned the names of people that have indeed been on a roster for all 52 seasons). So, with that caveat in place, the answer is now down to: 13 people! Those 13 that have played every season since the start of 1996 (and for some, probably much longer) are Tom Brown, Gary Burney, Randy Deemer, Bob James, Jason Kilts, Joe Kunesh, Tim Lane, Chuck Rouse, Pete Rutten, Mark Sellers, Mike Seward, Butch Smith, and Michelle Stacy. [Side note: check out the extra story item added with the previous question above, for an additional fact that might make part of this even crazier.]

Week 12 answer: In the 26 years of the NCCDL, Raleigh won the first title, Greensboro (now Piedmont) won the next two, and then Wilmington and Durham have split the last 23 in a row (with a 12-11 lead for Wilmington). Which likely means people would guess that anybody who has always played for Wilmington would be the leader. But the record is actually beyond that… former RDL member Bob Gargan has indeed been a part of all 12 of those titles for Wilmington, but he ALSO won 2 titles with Durham, giving him an astounding total of 14. Yep, more than half the titles that exist.

Week 13 answers: Ok, first thing here is… I probably should have qualified this as "the 51 of my 52 seasons as statistician in which we reached week 13." Stupid Covid took our Spring 2020 end-of-season drama from us. So now, with that clarification in place, the real answer to the question… Of the 51 seasons I can t 10 seasons in which zero divisions had been clinched prior to week 13. In

Trivia answer portion continued on page 14…

THIS SEASON'S LYRICS QUIZZES… REVISITED

Much like the column of this season's trivia questions on the previous page, I've listed here each lyrics quiz from this season. Each lyric is listed exactly as it was during the season. Each lyric is listed under the week number when it ran, and the answers are listed at the bottom of the page (and continuing onto the next page). No peeking… So who's ready to re-play "Name the band/singer and song (and weekly theme)"?

Week 2, song #1 lyric: "When I was young, I never needed anyone, And making love was just for fun, Those days are gone"

Week 2, song #2 lyric: "We walked the loneliest mile, We smile without any style, We kiss all together wrong, No intention"

Week 2, song #3 lyric: "Do you miss me tonight? Are you sorry we drifted apart? Does your memory stray, To a brighter sunny day"

Week 3, song #1 lyric: "On the first part of the journey, I was looking at all the life, There were plants and birds and rocks and things"

Week 3, song #2 lyric: "I close my eyes, Only for a moment and moment's gone, All my dreams, Pass before my eyes, a curiosity"

Week 3, song #3 lyric: "There she stood in the doorway, I heard the mission bell, And I was thinking to myself, This could be heaven…"

Week 4, #1: "I'm just a regular Joe with a regular job, I'm your average white, suburbanite slob, I like football and porno and books about war"

Week 4, song #2 lyric: "You talk too much, You never shut up, I said you talk too much, Homeboy you never shut up"

Week 4, song #3 lyric: "That's alright, let's turn the page, And remember what I say, girl, It goes this way, yeah, Girl, don't go away mad"

Week 5, song #1 lyric: "Don't drink, don't smoke, what do you do?, Subtle innuendos follow, Must be something inside"

Week 5, song #2 lyric: "Some people stay far away from the door, If there's a chance of it opening up, They hear a voice in the hall outside"

Week 5, song #3 lyric: "What a mighty good man, He's a mighty mighty good man"

Week 6, song #1 lyric: "Whatever happened, To Tuesday and so slow?, Going down the old mine, With a transistor radio"

Week 6, song #2 lyric: "Well the two men took to fighting, And when they pulled them from the floor, Leroy looked like a jigsaw puzzle"

Week 6, song #3 lyric: "House boy knows that he's doing alright, You shoulda heard 'em just around midnight"

Week 7, song #1 lyric: "You never close your eyes anymore when I kiss your lips, And there's no tenderness like before in your fingertips"

Week 7, song #2 lyric: "Bye-bye sweet caress, Hello emptiness, I feel like I could die"

Week 7, #3: "What the people need is a way to make 'em smile, It ain't so hard to do if you know how, Gotta get a message, get it on through"

Week 8, song #1 lyric: "I'll be your number one with a bullet, A loaded god complex, cock it and pull it"

Week 8, song #2: "You talk about things that nobody cares, Wearing out things that nobody wears, You're calling my name but I gotta make clear"

Week 8, song #3 lyric: "I love you and nobody else, In and out my life, You come and you go, Leaving just your picture behind"

Week 9, song #1 lyric: "Oh, I've been smiling lately, Dreaming about the world as one, And I believe it could be, Someday it's going to come"

Week 9, song #2 lyric: "People all over the world (sisters and brothers), Join in (join, come on), Start a..."

Week 9, song #3: "And I'll meet you at the station, You can be here by 4:30, 'Cause I've made your reservation"

Week 10, song #1 lyric: "You want a piece of my heart, You better start from the start, You wanna be in the show, Come on baby let's go"

Week 10, song #2 lyric: "Looking in my rear-view mirror, I can make it disappear, I can make it disappear, have no fear"

Week 10, song #3 lyric: "These little town blues, Are melting away, I'll make a brand new start of it"

Week 11, song #1 lyric: "Tiffany's, Cartier, Black Starr, Frost Gorham, Talk to me Harry Winston, Tell me all about it"

Week 11, song #2: "Remember when you were young, You shone like the Sun….. Now there's a look in your eyes, Like black holes in the sky"

Week 11, song #3 lyric: "I saw the life inside your eyes, So shine bright, tonight, you and I, We're beautiful like…."

Week 12, song #1 lyric: "So I held my head up high, Hiding hate that burns inside, Which only fuels their selfish pride, (And I said, ohh)"

Week 12, song #2 lyric: "...and pulled my chain, To watch my blood begin to boil, But I'm gonna break, I'm gonna break my, I'm gonna break my..."

Week 12, song #3: "Let's rock, Everybody, let's rock, Everybody in the whole cell block, Was dancin' to,,,"

Week 13, song #1 lyric: "Annie, are you okay?, So, Annie, are you okay? Are you okay, Annie?"

Week 13, song #2 lyric: "Honey came in and she caught me red-handed, Creeping with the girl next door"

Week 13, song #3 lyric: "I know you're only protecting yourself, I know you're thinking of somebody else, Someone who hurt you"

Week 14, song #1 lyric: "I was working part time in a five-and-dime, My boss was Mr. McGee, He told me several times that he didn't like my kind"

Week 14, song #2 lyric: "Baby, take off your coat, Real slow, And take off your shoes, I'll take off your shoes, Baby, take off your dress"

Week 14, song #3 lyic: "Now go out and get yourself some big black frames, With the glass so dark they won't even know your name"

Wk14, #4: "Who's that whisperin' in the trees? It's two sailors and they're on leave Pipes and chains and swingin' hands Who's your daddy? Yes I am"

Week 14, song #5 lyric: "'Cause it's too cold, For you here, And now, so let me hold, Both your hands in…"

Week 14, song #6 lyric: "She had dumps like a truck truck truck, Thighs like what what what, Baby move your butt butt butt"

Week 14, song #7 lyric: "I want a girl with the right allocations, Who is fast, and thorough, and sharp as a tack, She's playing with her jewelry"

Wk14, #8: "She walks real cool, catches everybody's eye, She's got such good lovin' that they can't say goodbye, Not too skinny, she's not too fat"

Week 14, song #9 lyric: "Saturday night I was downtown, Working for the FBI, Sittin' in a nest of bad men, Whiskey bottles piling high"

Week 14, song #10 lyric: "Talking 'bout Monroe and walking on Snow White, New York's a go-go and everything tastes nice, Poor little Greenie"

Week 14, song #11: "Money talks, But it don't sing and dance and it don't walk, And long as I can have you here with me, I'd much rather be…"

Week 14, song #12 lyric: "Do you want to see me crawl across the floor to you? Do you want to hear me beg you to take me back?"

Wk14, #13: "I want to do it till the sun comes up, Oh yeah, uh huh, uh huh, I want to do it till I can't get enough, Yeah, yeah, uh huh, I want to put on…"

Wk14,#14: "Walk through concert doors, And roam all over coliseum floors, I stepped on stage, at Live Aid, All the people gave and the poor got paid"

Week 14, song #15: "But I'm taking you uptown tonight, Might have a little mud on my wheels, But they're gonna shine with you up inside"

THIS SEASON'S LYRICS QUIZZES… REVISITED (the answers to the lyrics at the top of the page) (these are continued on page 14...)

Week 2 answers: Song 1 = "All By Myself" by Eric Carmen === Song 2 = "Only the Lonely" by The Motels === Song 3 = "Are You Lonesome Tonight" by Elvis Presley. Week 3 answers: Song 1 = "A Horse With No Name" by America === Song 2 = "Dust in the Wind" by Kansas === Song 3 = "Hotel California" by Eagles.

Week 4 answers: Song 1 = "Asshole" by Denis Leary === Song 2 = "You Talk Too Much" by Run DMC === Song 3 = "Don't Go Away Mad (Just Go Away)" by Motley Crue. Week 5 answers: Song 1 = "Goody Two Shoes" by Adam Ant ===

THIS SEASON'S TRIVIA QUESTIONS… REVISITED (continued from page 12)

every one of those ten, we had at least one team with a 1.5-match lead (due to timing of byes), and in all but two of those ten seasons, somebody had at least a two-match lead and was just needing a few points over the last couple weeks to close it out. Oddly, the ten seasons came in weird little groupings (Sp97; Sp00 / Sp01; Sp05 / Sp06 / Sp07; Fa13 / Sp14 / Fa14 / Sp15), so maybe we just have little periods of time where we just get the team balances just right? Also, in those ten seasons, at least two of the divisions were clinched during week 13 (and often three or four divisions were), except in the Spring 2007 season, when only ONE division (C division, won by Travelin Beer Bellies) had been clinched prior to the final night of play.

Week 14 answer: In the 51 non-Covid seasons during my tenure, we've had 1 season with nine divisions, 23 seasons with eight divisions, 22 seasons with seven divisions, and 5 seasons with six divisions. So that's 377 total divisions, and 194 of those division titles (51.5%) have been clinched before the week 14 matches. In the one 9-division season (Sp10), 5 of the divisions were clinched. In the 23 8-division seasons, the greatest number of clinched divisions was 6 (three times, in Sp11, Fa12, Fa16). And in the 5 6-division seasons, the greatest number of clinched divisions was 4 (Sp05). Which leaves us with just the 22 7-division seasons… and while the average number of clinched divisions in those seasons is 3.9, it was the Fall 1998 season that is the real answer to this question. In the Fall 1998, ALL SEVEN DIVISIONS had been clinched before the last week of play. It's the only season with as many as 7 divisions clinched, and it's the only division with all divisions clinched. And beyond that, 4 of the 7 second place spots were also decided already!! Talk about very little last week drama…

THIS SEASON'S LYRICS QUIZZES… REVISITED --- THE ANSWERS (continued from page 13)

Song 2 = "An Innocent Man" by Billy Joel === Song 3 = "Whatta Man" by Salt-N-Pepa.

Week 6 answers: Song 1 = "Brown Eyed Girl" by Van Morrison === Song 2 = "Bad, Bad Leroy Brown" by Jim Croce === Song 3 = "Brown Sugar" by The Rolling Stones. Week 7 answers: Song 1 = "You've Lost That Lovin' Feelin'" by The Righteous Brothers === Song 2 = "Bye Bye Love" by The Everly Brothers === Song 3 = "Listen to the Music" by The Doobie Brothers.

Week 8 answers: Song 1 = "Sugar, We're Goin Down" by Fall Out Boy === Song 2 = "Sweet Emotion" by Aerosmith === Song 3 = "Can't Help Myself" by The Four Tops. Week 9 answers: Song 1 = "Peace Train" by Cat Stevens === Song 2 = "Love Train" by The O'Jays === Song 3 = "Last Train to Clarksville" by The Monkees.

Week 10 answers: Song 1 = "Working for the Weekend" by Loverboy === Song 2 = "Aeroplane" by Red Hot Chili Peppers === Song 3 = "New York, New York" by Frank Sinatra. Week 11 answers: Song 1 = "Diamonds Are A Girl's Best Friend" by Carol Channing === Song 2 = "Shine On You Crazy Diamond" by Pink Floyd === Song 3 = "Diamonds" by Rihanna.

Week 12 answers: Song 1 = "My Own Prison" by Creed === Song 2 = "Rusty Cage" by Soundgarden === Song 3 = "Jailhouse Rock" by Elvis Presley. Week 13 answers: Song 1 = "Smooth Criminal" by Michael Jackson === Song 2 = "It Wasn't Me" by Shaggy === Song 3 = "An Innocent Man" by Billy Joel.

Week 14 answers: Song 1 = "Raspberry Beret" by Prince === Song 2 = "You Can Leave Your Hat On" by Randy Newman (or Joe Cocker) === Song 3 = "Cheap Sunglasses" by ZZ Top === Song 4 = "Zoot Suit Riot" by Cherry Poppin' Daddies === Song 5 = "Sweater Weather" by The Neighbourhood === Song 6 = "Thong Song" by Sisqo === Song 7 = "Short Skirt/Long Jacket" by Cake === Song 8 = "Devil with a Blue Dress" by Mitch Ryder & The Detroit Wheels === Song 9 = "Long Cool Woman (In A Black Dress)" by The Hollies === Song 10 = "The Jean Genie" by David Bowie === Song 11 = "Forever in Blue Jeans" by Neil Diamond === Song 12 = "Bell Bottom Blues" by Derek and the Dominos === Song 13 = "Boogie Shoes" by KC & The Sunshine Band === Song 14 = "My Adidas" by Run DMC === Song 15 = "Dirt on My Boots" by Jon Pardi.

[Like the last many seasons, we used three-song groups each week and also included a theme each and every week. Added a layer to the game for everybody and has been quite popular. ***Here are the themes for each week****, including the week 14 fifteen-song set that proved to super tough so tough that all I received were a few guesses by people who recognized just a few favorites. - JK]*

Week 2 theme: Being all alone. Which is pretty much what it felt like for a large portion of the days when I went to visit my siblings in rural Maine. RURAL Maine. As in, too far out to be able to run lines for cable or internet. Where the map functions on smart phone get both a little confused AND start to run out of useable signal strength. Good thing I love my siblings. Week 3 theme: Well, first off, this is the first lyrics set ever crafted by my lovely wife! She was interested in helping me out, and so she sat there… on our hotel bed… at The Mirage Resort & Casino… in Las Vegas… in the middle of a desert. And bam! She found a full set of very recognizable songs that I have never used before, that played out in a full desert with Mirage theme. She rocks. Week 4 theme: Uh, yeah… pretty clearly this set was about the behavior that had prompted the front page warnings about player behavior in [the week 4] Tons. Week 5 theme: Pretty much just the opposite of the theme from the prior week, so this one was all about just being a good (or even too good) guy. Week 6 theme: Well, we could pretty much make this anything around the color brown, but it was honestly inspired by the Browns-Panthers game I had attended just before writing that issue of the Tons. But I like a few of the game players' guesses much better! It was Paual Jacobi's alternate themes that won the day: "My teammate Tom Brown" (which was pretty timely given the crazy awesome night he had in the match preceding that issue) and "songs that are all 30+ years older than PJ Stewart who turned 17 in the past 7 days" (well, it was in the past 7 days when he wrote that - also, it's disgusting that PJ is only just turned 17). Week 7 theme: Pretty obvious one in just songs by groups named as brothers. Really I just heard The Righteous Brothers on the radio and I just ran with it. Week 8 theme: This tasty little trio one was all about the sweets, Sugar 'Pie Honey Bunch. Week 9 theme: Well, when I typed the front page item last week [in the week 9 Tons] about the Team 'Phillips Train, it got me straight into a train mindset. Thus, we've pulled the lyric game into this particular station. Week 10 theme: The weekend before last, I flew to NYC with two of my sons. So… weekend, airplane, New York… it was all about my own weekend! How could you guys not know that?! :o) Week 11 theme: High density carbon lattices, baby! Ice! Bling! Rocks! Diamonds… Week 12 theme: Probably becomes pretty obvious when you note that last week I told all the captains I was on jury duty. Turns out there wasn't any prison at the end of our trial, but it was a real possibility. Anyway, turns out the jury room itself sort of ended up being my own damn prison… six days. Ugh. Week 13 theme: Just a follow-up on my set about being on jury duty in the previous set. Turns out, we had to go with 'not guilty, so this set was about either not having done it, or at least being smooth enough to get away with it! Week 14 theme: Songs with things you wear in the title. And they are listed in order from the top down, head to foot.

SOOOOOOO COOL… PRE-RDL HISTORY?!

Back in the week 10 and 11 Tons, I posed a couple trivia questions based around team and player longevity here in the RDL. One was about which teams have the longest-standing continuous team names, and the other was about players who have played every season since I took over as the RDL statistician in 1996. (If you're interested in hitting the trivia column, flip on back to page 12.) And in response to those questions, our own Butch Smith of Nine Lives sent me one of the coolest historical tidbits I've ever collected here. You see, Nine Lives was half of the answer to the week 10 trivia question, and Smith himself was part of the answer to the week 11 question. In the answer to the week 10 question, I noted that I could prove that Nine Lives had been playing for at lest 65 consecutive seasons (Fall 1989 until now), and that I had some other earlier newsletters that indicated they might actually be on a 79-match (or longer!) streak. Well, it turns out that the Niners are even older than that! Check out this awesomeness from Smith:

"Before RDL we had a Raleigh team called Acupuncture playing in the Chapel Hill league. John McDonald, Acupuncture's captain, and myself got tired of driving to Chapel Hill, so we got enough guys together to form four teams and started a Raleigh league playing out of one bar Charlie Goodnights. I think this was sometime in the late 70's, or maybe early 80's. After a year or so playing in Raleigh, we changed our name to Nine Lives. I'm not sure how, but this is what I believed morphed into RDL. So I guess you can include me as one of the older players. Also, David Keever was on one of the original teams, so him too."

I subsequently had an exchange with Smith, and he confirmed a couple facts for me. First, the small league he spoke of did indeed precede the RDL by about 2 years. And since we now know the RDL formed in 1978, that puts this additional smaller league in about 1976. And second, yes, the bar he is talking about is indeed the comedy club Goodnights! So, RDL sort of got kicked off (at least in a predecessor form) in a comedy club more than 46 years ago. And stunningly, Butch Smith himself has been here since that very first day! (And Nine Lives has been Nine Lives since at least 1977.) Thus, Nine Lives is actually OLDER than the RDL. Just awesome.

TOUGHNESS INCARNATE

This is one of the baddest-ass (and craziest) things I have ever seen in my time here in RDL (and we all know that my time here has not been short). The guy in the photo with the walker is Scott Kirkpartick of Red-eye Rangers, playing in the E division tournament final. On this past Wednesday night. And why does he have a walker while at the line, you ask? Because Kirkpatrick had hip replacement surgery. ON… TUESDAY. Yes, the day before. Replace a hip Tuesday, play a match Wednesday. Listen, people… I don't want to hear any of you complain about sniffles, or any loud talking in a bar, or any poor lighting, or really pretty much anything at all, ever again. Kirkpatrick has pushed the bar beyond whining of any type, forever. So. Bad. Ass. (Nope, no idea how he did. So don't care. Give him a damn cape.)



NOW FOR SOMETHING WONDERFUL

If you know me, you know there are few things I love more than an adorable baby. And what's better in a dart league newsletter than an adorable baby from one of our very own? Please allow me to introduce you to Benjamin Jackson! Benjamin, the new son of Barry Jackson (of Hoptimstic in B division) and his wife Kelly,

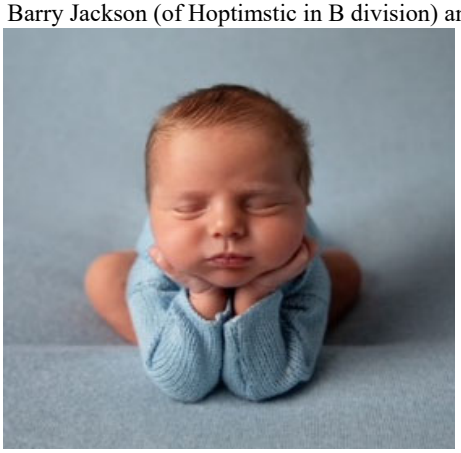

joined us on August 18th at Duke Regional Hospital. Both mom and son immediately were healthy and happy, as was proud papa Barry. Or at least Barry was until he realized that his 2 pandemic children (I guess we know how the Jacksons passed the time :o) means he's now a father of 4! Eek!

WHILE WE'RE ON THE TOPIC OF CUTENESS

This little cutie is recent (and longtime) RDL member Ryan Anderson's daughter, Grey McKenna Anderson. Grey turned 1 on September 23rd, and has dad wrapped around her finger. As Ryan tells it, "the reason I have taken the last year off of dart league. My first child. Life changing, but sooo worth it." And did you note the onesie? For those who maybe can't read it in the photo, it reads: "1. Crawl. 2. Walk. 3. Throw Darts." That had to come from Europe, no? But isn't this how Tiger Woods became the best ever? Start young and just dominate ever after? As Ryan describes her, Future Champion!



AND JUST A BIT EARLIER ON THE HAPPY LIFE EVENTS TIMELINE, WE HAVE…

A huge congratulations to Mike Trefzger of Darty Sanchez! On November 12th, Mike and his new wife Juliette were married in Norfolk, VA!! No, she's not a darter, but that doesn't mean we can't convert her. Also, I can neither confirm nor deny any rumors that Juliette has very poor eyesight or a strong drive to do extensive charity work.



HERE'S AN RDL FIRST! And… WHAT ARE YOU DOING THIS COMING WEDNESDAY?

Depending on when you are reading this banquet issue, this item might or might not still be very timely. You see, for the first time in the known RDL history, a divisional tournament final has been postponed to AFTER this season's banquet. I will produce an updated version of this newsletter after the match is completed, so the version are you presently reading might be the original pre-final version, or it might be the updated post-final version. (You can tell by turning to pages 1, 3 and 4; is the A tournament winner listed there and shown in the page 4 photos? If so, then this is the updated version. :o) Anyway, the reason the A division final is being played on this coming Wednesday (December 14th) rather than last week when all the others were played, is that 4 of the throwers in the A division final were playing in the World Darts Federation World Masters events in The Netherlands!! (And a fifth team member was in attendance there as well.) **Robbie Phillips** and **Stevie Phillips** of The Convergent Element, and **Dan Naylor** and **P.J. Stewart** of The Bullies were all abroad taking part in a trio of events, The World Masters, The World Open, and The World Championship Qualifier.

And seriously, what kind of final would it honestly be without all that star power taking part? Thus, the teams agreed to just wait for them all to return, and the RDL Board was cool with it. Solo… if you want to see some of RDL's (and, seriously, the USA's) best throwers on a dart night when we both know you have no match, come on over to Mac's Tavern on the 14th and hang out with us.

IN MEMORIAM

It is with great sadness that it is my duty to pass along that beloved past RDL-er Connie Austin passed this season. After a long, tough battle with cancer, Connie left us on October 21st. Many of you who have joined RDL more recently likely did not know Connie, and I assure you that is your unfortunate loss. Connie was a social force of nature, whose joy could fill up a room (as could her laugh and her voice). Austin played the first 13 years of my time here (with Save Up, the Dart Bags, and Dead Beat Darts, but most or you would remember her from Half & Half and Get the Point), but she had played for several years already before 1995. She was a great spirit and our dart family is lesser without her.



WINNING TEAM PHOTO GALLERY! (photos continued from pg. 4)

As noted on page 4, we've continued our recent little tradition of encouraging tournament- winning teams to submit team photos from their victorious evening. Just pretty great to share in the moment and save that memory. (No player name legends for these, but I'm sure the people in the photos know who they are. Plus, it's about 'team' happiness anyway.)

F division regular season and tournament champions - **Death Throw**!!



G division regular season and tournament champions - **Sofa Kings**!!



B division regular season and tournament champions - **Consistently Inconsistent**!!



And then, while this isn't a photo of just a tournament-winning team, I think this photo from B division might well be the best one in the whole pile. This was sent in from the B division final, and it's both teams (Consistently Inconsistent AND The Procrastinators) all together. Teams playing, getting along, enjoying, sharing our hobby? Seems like this is a photo embodying the entire point here.



THIS IS ALMOST GETTING A LITTLE SILLY…

It's starting to feel like this is going to be a standard page in a lot of Tons issues… I try not to beat you guys over heads with story after story about the RDL's top players' triumphs, because this league is for everyone, not just the 1%-ers. But the reality remains that some of RDL's throwers are becoming world class (no joke, WORLD class), and it's only fair to recognize those that rise to the top of this fantastic game we play. And… some of you (me included) are pretty into checking into how they did. So… check out this wall of pure awesomeness.

CHAMPIONSHIP DARTS CORPORATION



Alright, let's start with what might well be the biggest achievement on this page (although, to be fair, EVERY single thing on this page is fantastic). The Championship Darts Corporation circuit is the premier event across North America, and only the continent's best compete (or win, obviously!). And at the end of the year-long tour, **Alex Spellman** had played his way into the final bracket event in October, and then things all feel into place. He took Keith Way, 5 legs to 4, averaging 90.5 for the set. Next up came a 6-5 win over Stowe Buntz, averaging 89.0 for the set. In the semifinals, Spellman rolled to a 97.5 average in a 7-5 win over David Cameron. And then the serious drama began… Spellman fell behind Doug Boehm 7-3 in a race to 8 in the finals. Then came an amazing 5-leg run to the finish that brought Spellman the title of 2022 CDC Continental Cup Champion!! Spellman's 86.7 average in the final was just enough, and now he will be taking on the PDC all-stars at Madison Square Garden on June 2nd and 3rd in 2023!!

WORLD CUP TEAM QUALIFIER AT THE SEACOAST OPEN

In November, the Seacoast Open in Andover, MA hosted the US World Cup Team qualifier. And the RDL will once again be repping big time!! **Robbie Phillips** and **P.J. Stewart** both secured spots on the US team, Phillips in the open side, and Stewart in the junior side (pretty much his last hurrah as a junior). Phillips and Stewart, the left two in the back row here, will be heading to Denmark next September to wear the red, white and blue!! (and yes, P.J. Stewart, who is a "junior" player, is indeed the tallest member of the entire U.S. team)



WORLD MASTERS EVENTS THIS WEEK

If you've read the front page or page 16, then you know that the A division final was postponed because four of the throwers are a bit busy in The Netherlands! And the recognition of some of them has already been rolling in a bit in pretty fun fashions. **P.J. Stewart**, in his new World Masters shirt below, was called out on social media by his own high school, who noted that their favorite 12th grader is currently the #1 ranked junior in the USA, and #3 in the world!!! Then, after he got off to a hot start at the Masters, the World Dart Federation specifically called out **Robbie Phillips** to the world with this amazing post that highlighted his huge kickoff match, in which he averaged a top world class turn average of 105.64!! Want to watch one of his matches? https://www.youtube.com/watch?v=w2xmQCwnRXk&t=21705s



WDF Darts
@DartsWDF

Phillips on Fire!

Robbie Phillips kicks off his World Masters campaign in style, averaging 105.64 in a 4-1 win over World Championship finalist Thibault Tricole.

Phillips, a former Las Vegas Open champion, threw three 180s and sealed victory with a 119 finish.

3:28 PM · 08 Dec 22 · Twitter Web App

JDC YOUTH WORLDS





Just last month, the Junior Darts Corp. hosted the Youth Worlds in Gibraltar. And our own **P.J. Stewart** was there smacking around many of the world's best junior throwers on behalf of the U.S.A.! In addition to his extremely strong showings in the team events, it was the individual events where Stewart was really able to shine. He hauled in an amazing Top 4 finish, ending up just one win away from playing on stage at the Ally Pally! Yes, the Alexandra Palace where big stuff like the PDC World Championship goes down. What a friggin' beast that Stewart kid is. How convenient that that's his nickname.

2022 DPNC TOUR CHAMPIONSHIP

This one is a little more local than the other events on this page, but the first DPNC Tour that Pete Stewart designed and hosted had such a strong showing, that it definitely goes here on the page of super cool stuff to win (in large part because you had to be a flippin' buzzsaw of a thrower to win). After 6 events spread through the year, the championship tournament ended with **Alex Spellman** taking the champions' belt, with **Stevie Phillips** taking the runner-up spot (just as he had done in the season).





RANDOM THOUGHTS FROM JK

Nowadays, it's a fact… this column has become a banquet Tons staple. I have no idea why so many are so keen on taking a peek into the oddness that is my head, but you are. So without further ado, let's open up my head again and see what falls out. Some of these observations are dart-related, and some of them clearly are not. As always, this is just about the last thing that I'm writing and this season is certainly no exception… soooo, also as always not even I know what's about to hit the page…

-- Yeah, so I never saw Avatar. Not that I was actively trying not to, but rather it just didn't happen. And now there's going to be a second movie, which probably could've been cool. Right up until I had spend an entire weekend of football with ESPN telling me over and over that the trailer for Avatar 2 was "coming up soon." They were basically running ads all weekend for… an ad. That's what a trailer is, a lengthy ad. And they were having ads to get me to watch an ad. That's… insulting. And now I kinda don't have any interest in watching Avatar. So I guess that worked pretty well for them in my case…

-- I didn't really have anywhere else to include this, so I'm just going to stick it here. Which is probably not that far off base when you consider the kind of things I'm likely to type here. Late in the season, the Sofa Kings reported this with their scoresheet: "Also…Rock Bottoms wanted it reported that Reagan Crabtree hit a T53 & T25 in route to a 17 dart 301. So we're keeping our word and reporting it. Thanks." Fast game? Nope. High In? Evidently not. High Out? Also evidently a no. But a combination of two turns encompassing 278 points of a 301 game that is leaving me dying to know what the first and last turns were? Yep.



-- So one of my sons is at UNC Charlotte studying computer and electrical engineering. And one day, he sends me this crazy photo with this message: "Your faucet may be fancy, but is it so fancy it has a how to manual? Yup, the bathroom on the bottom floor of my math building. And there is only 1." I'm sure that thing is probably brilliant and very useful. And right after I stop being afraid of looking stupid while trying to use it, I'm sure I will appreciate its genius. Maybe.

-- Ok, I'm a Lions fan and my wife is a Browns fan. (And nope, we generally don't have a lot of travel plans for January and early February.) If you had told me in December 2020 that within two years, my team's quarterback, and her team's quarterback, would be teammates on the defending Super Bowl champion team… I would have checked you into some type of clinic.

-- I don't even remember which team's scoresheet had this weird little ditty in the comments section: "Most attractive team - Kenny & the Jets." Is there any chance at all that the Jets' opponents actually wrote that?

-- Anybody who knows me knows that my wife and I are big fans of whipping over to Vegas. We love shows. We love pools. We love cocktail bars. We love dinners out. We love to people-watch. There are a whole lot of things that we love there. But you know what I almost never (and by that, I mean "actually never") say to myself while we're there? "Geez, I sure wish there was some high tech dart bar here in the Venetian." Yet somehow that is exactly what is going in there. The renderings of the space look great, but I so predict this just crashes. Sad, but I think it will be true. If you want to see the story, combine the address on the next two lines:

https://vegas.eater.com/2022/9/1/23332368/flight-club-high-tech-dart-bar-on-las-vegas-strip

-- You know who is a better thrower than me? Grey Jones of Liver Alliance is. And why do I acknowledge that so directly right here? Because after doing that, I can type something like this: Who else here noticed that in week 5, Grey threw TWO 9-marks but somehow didn't make the 4.5 ASP line for A division hot darts? [Funny side note? Somebody actually did notice it in the Tons that week… and he wasn't even also in A. Ha!]

-- I'm a Michigan grad, and I of course root for Michigan sports teams. Thus, the big win over Ohio State in football again this year was pretty cool. But what wasn't cool? The whole "plant our flag in the middle of the opponents' field" crap. Yep, you won today. Tomorrow might be different. And even if it isn't, the last image we have of you now is you just being a dick. That kind of crap always comes back on you in some way (or at least I kind of hope it does at some point). I have no time for that stuff.

-- I know everything I write here could possibly insult at least somebody… and I suspect this particular point is no different. But I'm saying it anyway. -- Have you ever seen "dressage" at an equestrian event? I recently saw a few minutes of one, and I think I only have one comment that naturally comes to mind: What in the ever-lovin' hell is that? Who thought of that? Why is that some type of skill that it is useful for a horse to have? Color me completely lost as to the utility or interest of this one.

-- How about this for the weird things that I notice sometimes? In week 5, when Lunatic Fringe faced my team, the Fringe listed their entire team in each set using only a total of 20 letters. Yep, 3.3 letters per name. That is a seriously low average name length.

-- Why is it that putting a shopping cart in the cart corral in the parking lot is apparently one of the most difficult things to do in the whole world? Or are people just terrible and lazy and crappy and awful? Is it really that hard? I'm betting that probably half of you are those people… so go ahead, tell me why it's just so damn impossible for you to not suck as a human at the grocery store parking lot.



-- At the last RDL party, this box was laid on the pool tables next to where we hand out the awards. Care to guess how it was laid there? (Nope, don't know what was inside.)

-- Is there any better series of ads on tv right now than the Progressive "don't be your parents" ads?? If you printed out directions to get here today, you're in the right place. Let's not talk about leaving before we actually get to the game. Sir, we don't need a line monitor. … Those things are brilliant.

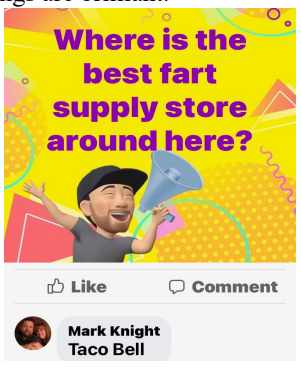

-- Well, we do tell people that they can likely get most of their questions answered via the RDL Facebook page… And while the author of this particular one did adjust his question shortly thereafter, Mark Knight was far too fast on the trigger (and he's probably right too, no?). [Also, as I was typing this, the "far too fast" line above initially came out as "fart oo fast." Unintentional, I assure you.]

2022 North Carolina City Dart League (NCCDL) & North Carolina Ladies' Cup (NCLC)

FINAL Divisional Team Standings

NCCDL - "West" Division

		W	L	Pts.
1	Lake Norman (LNDA)	6	2	185
2	Piedmont (PDA)	5	3	171
3	Asheville (WCDA)	3	5	139
4	Boone (HCDA)	2	6	108
5	Pineville (PDC)	2	6	106
6	Charlotte (QCDA)	2	6	89

NCCDL - "East" Division

		W	L	Pts.
1	Wilmington (ACDA)	8	0	238
2	Durham (BCDL)	7	1	226
3	Jacksonville (JDA)	5	3	191
4	Capital Area (CADC)	4	4	111
5	Raleigh (RDL)	3	5	145
6	Port City (PCDA)	1	7	105

NCLC - "West" Division

		W	L	Pts.
1	Pineville (PDC)	7	1	121
2	Fuquay-Varina (FVDO)	4	4	100
3	Piedmont (PDA)	3	5	90
4	Charlotte (QCDA)	3	5	89
5	Asheville (WCDA)	3	5	89
6	Lake Norman (LNDA)	1	7	63

NCLC - "East" Division

		W	L	Pts.
1	Durham (BCDL)	8	0	138
2	Port City (PCDA)	7	1	110
3	Wilmington (ACDA)	6	2	117
4	Apex (CDA)	3	5	75
5	Capital Area (CADC)	2	6	86
6	Jacksonville (JDA)	1	6	62

2022 SINGLES WIN/LOSS AWARD WINNERS

(Eligibility for these awards in the NCCDL requires playing in 60% of your team's singles sets, while also playing at least 2 "away" matches.)
(Eligibility for these awards in the NCLC merely requires playing in 50% of your team's singles sets.)

NCCDL "West" Division -- Elvedin Cebo - Lake Norman - 12-0 (sets), 24-4 (games)
NCCDL "East" Division -- **Robbie Phillips** - Durham - 14-0 (sets), 28-3 (games)

NCLC "West" Division -- Michelle Fredlund - Pineville - 8-0 (sets), 16-3 (games)
NCLC "East" Division -- **Camilla Bunnell** - Wilmington - 10-0 (sets), 20-3 (games)

STATE MEETING RESULTS - SPECIFICS FOR 2023 SEASON

For 2023, the captains did indeed decide to keep going with our standard switch back to an East/West season. There will be 12 teams in both the NCCDL (Charlotte dropped out, Chapel Hill returned) and the NCLC; the rest of the teams are all the same as in 2022. The NCCDL Mountain/Beach division will have Asheville, Boone, Pineville, Jacksonville, Wilmington, and Port City The NCCDL Central division will have Lake Norman, Piedmont, Chapel Hill, Durham, Raleigh, and Capital Area. Teams will play a single round-robin against the other division, and will also face two intra-division opponents, for a total of eight matches per team. The NCLC will have similar divisions and match numbers, with Fuquay-Varina paired with the Chapel Hill NCCDL team, and Apex paired with the Raleigh NCCDL team for scheduling purposes.

Additional important scheduling note: Matching the 2022 precedent, the 2023 end-of-season tournament will again be held in an open weekend in the apan from mid- to late October, to early to mid-November, based around other event conflicts each year.

HISTORY OF THE NCCDL…

It was back in 1995 that Tim Lane (now of the Raleigh NCCDL team) first introduced the idea of the statewide year-long season style of play to replace the old "one team holds the cup against a string of challengers" sytem. It's still possibly the most popular and successful idea ever for anything larger than a local league. Here are the 25 tournament final results so far:

1996: Raleigh over Charlotte	2005: Durham over Wilmington	2014: Durham over Wilmington
1997: Piedmont over Durham	2006: Durham over Charlotte	2015: Wilmington over Piedmont
1998: Piedmont over Raleigh/Charlotte(?)	2007: Durham over Charlotte	2016: Wilmington over Durham
1999: Wilmington over Raleigh/Charlotte(?)	2008: Durham over Charlotte	2017: Wilmington over Durham
2000: Durham over Charlotte	2009: Wilmington over Charlotte	2018: Wilmington over Durham
2001: Durham over Wilmington	2010: Wilmington over Durham	2019: Durham over Wilmington
2002: Wilmington over Durham	2011: Durham over Lake Norman	2020: (no tournament - pandemic)
2003: Wilmington over Durham	2012: Durham over Wilmington	2021: Wilmington over Durham
2004: Wilmington over Durham	2013: Wilmington over Lake Norman	2022: Durham over Wilmington

My annual request to the NCLC Ladies: if any of you have a history of the results like the one above for the NCCDL, I would love to have a copy of those so I can periodically run an NCLC history as well. Drop me a line please if you're willing to share.

2022 NC City Dart League (NCCDL) & Ladies' Cup (NCLC)

NCCDL HIGH INS/OUTS & PERFECT THROWS (RDL members listed in bold)

High In : **160** -- **Vic White** - Jack. - (2/5); **Chad Massengill** - Dur. - (2/26); Michael Smith - Wilm. - (2/26); C.J. Monaco - Jack. - (4/2); Wayne Trexler - Pine. - (twice - 4/2, 7/23); **Dan Naylor** - Wilm. - (5/28); Gregg Holloway - Pine. - (twice - 6/25, 7/23); Jason VanValkenburgh - Jack. - (8/6); **Robbie Phillips** - Dur. (twice - 8/20, 10/15); Fred Copeland - LakeN. (9/10); Elvedin Cebo - LakeN. (10/15)

High Out : **164** -- **Vic White** - Jack. - (6/11)

Perfect Throws

Chad Massengill (10) - Dur. - (9m,2/5; T80,2/5; 9m,2/26; 9m,2/26; 9m,5/28; T80,6/25; 9m,6/25; 9m,8/20; T80,8/20; 9m,8/20)

Robbie Phillips (7) - Dur. - (9m,2/5; 9m,2/26; T80,6/25; 9m,6/25; T80,7/23; T80,9/10; T71,10/16)

Jordan Glegola **(3)** - Jack. - (T80,2/5; T80,6/11; 9m,8/6)
Donavon Powell **(3)** - Wilm. - (T80,4/2; 9m,8/20; T80,8/20)
Michael Johnson (3) - Dur. - (9m,5/28; T80,6/25; T80,8/20)
Scott Smith **(3)** - Pied. - (9m,4/2; T80,7/23; T80,10/15)

Brian Blake **(2)** - Wilm. - (9m,6/25; 9m,8/20)
Kyle Harvey **(2)** - Jack. - (T80,8/6; 9m,8/6)
Joey Blosser **(2)** - Jack. - (T80,4/2; 9m,10/15)
Chris Hyde **(2)** - Pied. - (9m,10/15; 9m,10/15)
Jason Bond **(2)** - Aahe. - (9m,9/10; 9m,9/10)
Bill Myers **(2)** - Pine. - (9m,2/5; T80,6/11)
Tom Brown (2) - Dur. - (T80,2/26; T80,10/16)
Dan Naylor (2) - Wilm. - (9m,10/15; 9m,10/16)
Will Cain **(2)** - P.City - (T80,2/26; 9m,7/23)
Allen Smith (2) - Dur. - (9m,6/25; 9m,8/20)
Sean Force **(2)** - Ashe. - (T80,4/2; 9m,8/20)
Andy Stursa **(2)** - Jack. - (T80,8/20; T80,8/20)
Bob Gargan **(2)** - Wilm. - (T80,2/26; 9m,2/26)
Jason VanValkenburgh **(2)** - Jack. - (9m,2/5; 6Bulls,9/10)
Dave Gelberg (2) - Ral. - (9m,4/2; T80,5/28)

Ryan Avellino - LakeN. - (T80,9/10)
Steve Janovic - Pied. - (T80,5/28)
Eddie Pope - Boone - (9m,4/2)
Dave Begley - LakeN. - (9m,2/5)
Mike Kleiner - Ashe. - (9m,9/10)
Chaz Quinn - Char. - (9m,7/23)
Brayden Blosser - Jack. - (9m,6/11)
Cody Lange - Cap.Area - (9m,8/6)
Tucker Schenck - LakeN. - (T80,9/10)
Tim Bunn - Ral. - (9m,9/10)
Roy Lindsey - Ral. - (T80,6/25)
Charlie Seeolochan - P.City - (T80,9/17)
Matt Byrne - Ral. - (T80,5/28)
Alex Lutz - Pine. - (T80,6/25)
Aaron Shufelt - Ashe. - (9m,4/2)
Elvedin Cebo - LakeN. - (9m,9/10)
Ron McCarthy - Wilm. - (9m,2/26)
Shawn Sitton - Ashe. - (T80,2/26)
Steve Chorba - Wilm. - (T80,2/26)
Sid Mitchell - Ral. - (T80,2/5)
Michael Smith - Wilm. - (9m,10/16)
Fred Copeland - LakeN. - (6Bulls,2/26)
C.J. Monaco - Jack. - (T80,8/6)
Joe Tadder - P.City - (9m,2/26)
Craig Elder - Wilm. - (6Bulls,2/26)
Dave Opperman - Ashe. - (T80,2/26)
Wil Tan - Dur. - (T80,6/25)
Hunter Eubanks - Boone - (T80,5/28)
Kenny Persson - Dur. - (9m,2/5)
Aaron Vaughan - Cap.Area (T80,9/10)
David Hall - Boone - (9m,9/10)
Stevie Phillips - Dur. - (9m,6/25)
Jay Walker - Pied. - (9m,5/28)
Gregg Holloway - Pine. - (9m,6/25)

2022 North Carolina City Dart League Post-Season Tournament
(Oct. 15 & 16 - The Sports Bar, & Diamond's Grille and Billiards, Wilmington)

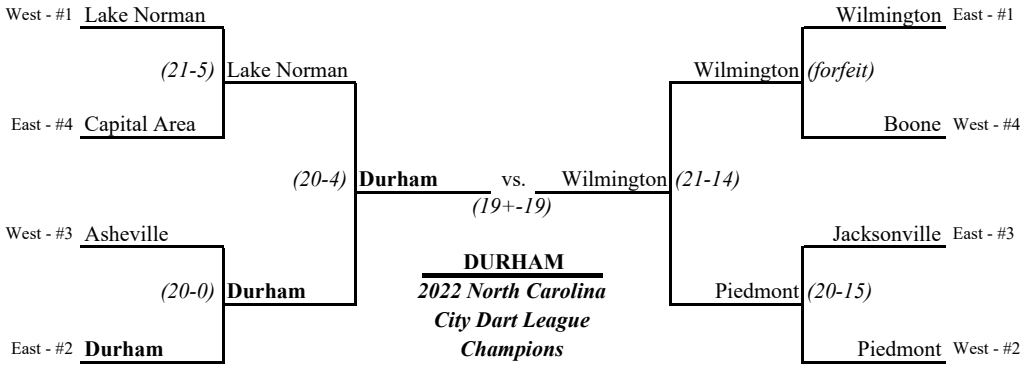

2022 North Carolina Ladies' Cup Post-Season Tournament
(Oct. 15 & 16 - The Upper Deck Sports Pub, Cary)

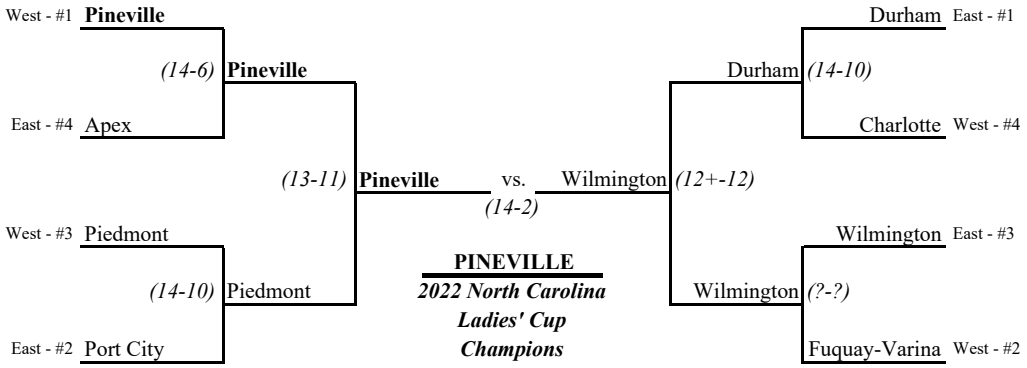

NCLC HIGH INS/OUTS & PERFECT THROWS (RDL members listed in bold)

High In : 120 - Wendy Barnette - Char. - (4/2)

High Out : 140 - **Doreen Sweeny** - Cap.Area - (2/26)

Perfect Throws : Angela Chisamore - Pied. - (9m,5/28); Julie Phillips - Dur. - (9m,2/26); Julie Wilcox - Fuq.-Var. - (9m,10/15); Amanda Farkas - Jack. - (9m,6/11); Hayley Rodgers - LakeN. - (9m,5/14)

Queen City Darting Association

$3500 Celebrate the New Year

DART CONNECT DIGITAL STEEL

Januray 6th-8th
Blue Rocks
301c N. Polk St, Pineville NC 28134
704-835-1062



Day	Friday		Saturday							Sunday					
Time	7:00PM	8:00 PM	10:30 AM	12:30 PM	1:00 PM	3:00 PM	4:00pm	6:00 PM	7:30pm	10:30 AM	12:30PM	1:00 PM	2:30 PM	3:00PM	
Event	301 & DONE	Blind Draw 501 best of 5 **	Mixed Doubles Cricket	Ladies Doubles Cricket	Mens Singles Cricket	Ladies Singles Cricket	Mens Doubles Cricket	301 & Done	Mixed Trips Cricket ***	Mixed Doubles 501	Ladies Doubles 501	Mens Singles 501	Ladies Singles 501	Mens Doubles 501	
Entry fee	$10	$15/person	$30/team	$30/team	$15	$15	$30/team	$10	$45/team	$30/team	$30/team	$15	$15	$30/team	
1st	40%	40%	130	100	180	100	160	40%	200	130	100	180	100	$160	
2nd	20%	20%	60	50	100	50	80	20%	100	60	50	100	50	80	
Top 4	10%	10%	30	30	60	25	40	10%	50	30	30	60	25	40	
Top 8					30				25			30			
Total			250	210	520	200	320		500	250	210	520	200	320	3500

** Blind draw 501 is best of 5

Singles Events are best of 3 w/finals best of 5
All other Events are best of 3

*** Mixed Trips is best of 3

Recommended Hotel:
Quality Suites - Carolina Place
9840 Pineville-Mathews Road
Pineville, NC 28134
704-889-7095
There are others hotels in area.

Darts Supplies By:

pickledpigdarts.com

Tournament Director:
Michelle Fredlund
704-904-6775
Tournamentdirector@charlottedarts.com

NOTE: ALL BOARD CALLS WILL BE SENT VIA EMAIL OR TEXT **ONLY**

NO BOARD ANNOUNCEMENTS WILL BE MADE FROM MIC.

** BRACKETS CAN BE VIEWED ON TV MONITOR.**

HOSTED BY:

WESTERN CAROLINA DARTS ASSOCIATION

Fire on the Mountain

Asheville, NC
January 27 -29
2023

$7,000

Scoring tablets provided
DART CONNECT DIGITAL STEEL

SANCTIONED BY
AMERICAN DARTS ORGANIZATION
USSDA

Day	Friday			Saturday						Sunday				
Time	10:00 AM	10:00 AM	8:00 PM	10:00 AM	12:00 PM	12:30 PM	2:30 PM	3:00 PM	7:30 PM	11:00 AM	1:00 PM	1:30 PM	3:00 PM	3:30 PM
POSTED TIME IS CLOSE OF REGISTRATION														
EVENT	USSDA 501 CS MENS	USSDA 501 CS LADIES	LUCK OF THE DRAW - 501/ CRICKET/ 301	CRICKET MIXED PAIRS	CRICKET MENS SINGLES	CRICKET LADIES SINGLES	CRICKET MENS PAIRS	CRICKET LADIES PAIRS	Mixed Triples 601	501 MIXED PAIRS	501 LADIES PAIRS	501 MENS SINGLES	501 LADIES SINGLES	501 MENS PAIRS
ENTRY FEE	$20 Per Player	$20 Per Player	$15 Per Player	$15 Per Player	$20* Per Player	$20* Per Player	$15 Per Player	$15 Per Player	$15 Per Player	$15 Per Player	$15 Per Player	$20* Per Player	$20* Per Player	$15 Per Player
* ENTRY FEE INCLUDES A $2.00 ADO SURCHARGE														
1st	TBD	TBD	$240	$268	$310	$200	$300	$230	$261	$268	$230	$310	$200	$300
2nd	TBD	TBD	$120	$120	$155	$100	$150	$110	$129	$120	$110	$155	$100	$150
TOP 4	TBD	TBD	$48	$50	$60	$40	$80	$48	$54	$50	$48	$60	$40	$80
TOP 8			$20	$20	$30	$10	$30	$16	$30	$20	$16	$30	$10	$30
TOTAL			$536	$568	$705	$420	$730	$500	$618	$568	$500	$705	$420	$730

TOURNAMENT LOCATION:
Crowne Plaza Asheville
1 Resort Drive. Asheville, NC 28806
24 Hr. Reservations: 844-330-0296
Group Name: Fire on the Mountain 2023
Meeting Name: Fire on the Mountain Tourn.
Rate: $119.00/night double queen
Rate: $134.00/night Single King
Guaranteed group rate until:
12:00 midnight on 12/27/2022

CROWNE PLAZA
TENNIS AND GOLF RESORT
ASHEVILLE

THE DART GUYS

TOURNAMENT DIRECTOR:
Rob Walsh - (828) 318-4432

TOURNAMENT MANAGER:
Michelle Strickland

Dart Supplies:
The Dart Guys

USSDA 501 Challenger Series on Friday 1/27/23
Start Time 10:00 AM

US Disabilty Darts Association Regulation Board available for all Events

FOR MORE INFORMATION VISIT: **www.ashevilledarts.com**



Tournament T-Shirts and Jerseys available for Pre-Order (Check WCDA website www.ashevilledarts.com for instructions)



Fall 2022 RDL Top Singles Records (by division) (FINAL!)

(There are no missing statistics, as all scoresheets from the entire season have been received.) (Game minimums required for these listings: 15 for teams A2 and B7; 16 for all other A & B teams, and all C/D/E teams; 18 for teams F6, G1 and G4; 19 for all other F & G teams)

	"A" Division		W	L	%-age
1	Gibson, Pat	A1/ The Bullies	18	2	0.900
	Phillips, Stevie	A2/ The Convergent Elemen	18	2	0.900
3	Phillips, Robbie	A2/ The Convergent Elemen	16	2	0.889
	Spellman, Alex	A1/ The Bullies	16	2	0.889
5	Massengill, Chad	A2/ The Convergent Elemen	17	3	0.850
6	Gaulthier, Kyle	A3/ Liver Alliance	20	4	0.833
	Work, Joe	A3/ Liver Alliance	15	3	0.833
8	Foushee, Kevin	A1/ The Bullies	14	3	0.824
9	Brown, Matt	A1/ The Bullies	15	4	0.789
10	Johnson, Michael	A1/ The Bullies	14	5	0.737
11	Persson, Kenny	A2/ The Convergent Elemen	12	5	0.706
12	Tan, Wil	A2/ The Convergent Elemen	10	6	0.625
13	Brown, Tom	A2/ The Convergent Elemen	13	8	0.619
14	Seward, Mike	A3/ Liver Alliance	11	7	0.611
15	Stewart, P.J.	A1/ The Bullies	12	8	0.600

	"B" Division		W	L	%-age
1	Jones, Jimmie	B5/ Consistently Inconsisten	14	2	0.875
2	Grubb, Ed	B5/ Consistently Inconsisten	17	3	0.850
3	Gallagher, Jim	B3/ Hoptimistic	15	4	0.789
4	Cole, Mike	B1/ Why So Serious?	18	6	0.750
	Massengill, Randy	B7/ Darty Minds	15	5	0.750
	Denton, Mike	B5/ Consistently Inconsisten	12	4	0.750
7	Horton, Tony	B7/ Darty Minds	14	5	0.737
8	Watson, Jeff, Jr.	B2/ Blindsided	15	6	0.714
9	Merkle, Patrick	B2/ Blindsided	17	7	0.708
10	Gaglione, Joe	B2/ Blindsided	16	7	0.696
11	Martin, Pat	B7/ Darty Minds	14	7	0.667
	Reitano, Sal	B7/ Darty Minds	12	6	0.667
13	Bracco, Michael	B1/ Why So Serious?	14	8	0.636
14	Snyder, Mike	B3/ Hoptimistic	10	6	0.625
15	McCartney, Joe	B3/ Hoptimistic	11	7	0.611

	"C" Division		W	L	%-age
1	Murray, Shane	C2/ Dysfunctional Outlaws	20	4	0.833
2	Copple, Matthew	C5/ Nine Lives	16	5	0.762
3	Tant, J.J.	C2/ Dysfunctional Outlaws	18	6	0.750
4	Smith, Brian	C2/ Dysfunctional Outlaws	18	7	0.720
5	Beaird, Tommy	C4/ DD-214	17	7	0.708
6	Bruemmer, Wes	C1/ Trippin Bulls	14	6	0.700
7	Chalmers, Alan	C7/ Dart Attack	16	7	0.696
8	Bumpass, Mike	C3/ Frankie & The 5 Marks	13	6	0.684
9	Peterson, Chris	C2/ Dysfunctional Outlaws	16	8	0.667
	Bushman, Brad	C3/ Frankie & The 5 Marks	12	6	0.667
11	Raquet, Mike	C3/ Frankie & The 5 Marks	13	7	0.650
12	Jones, Mike	C7/ Dart Attack	15	9	0.625
13	Guenther, George	C4/ DD-214	11	7	0.611
14	Bowman, Merrill	C7/ Dart Attack	13	9	0.591
	Olson, Kevin	C6/ Off Constantly-Reboot	13	9	0.591

	"D" Division		W	L	%-age
1	Winters, Tom	D2/ Rif Raf	21	2	0.913
2	Robinson, Mike	D6/ Darty Sanchez	16	4	0.800
3	Deemer, Randy	D3/ Hump Day!	15	5	0.750
	Diamond, Paddy	D2/ Rif Raf	12	4	0.750
5	Trefzger, Eric	D6/ Darty Sanchez	16	6	0.727
6	Krestalude, Andy	D3/ Hump Day!	14	6	0.700
7	Neill, Gregory	D4/ Methodical Insurrection	15	7	0.682
8	Burney, Gary	D5/ Cheap Shots	16	8	0.667
9	Jones, Dustin	D1/ BullsHit	15	8	0.652
10	Long, Robert	D1/ BullsHit	11	6	0.647
11	Shorrock, Will	D2/ Rif Raf	14	8	0.636
	Trefzger, Ken	D7/ One Armed Bandits	14	8	0.636
13	White, Jim	D7/ One Armed Bandits	15	9	0.625
	Sweet, Phyllis	D4/ Methodical Insurrection	10	6	0.625
15	Venable, Mike	D4/ Methodical Insurrection	14	9	0.609

	"E" Division		W	L	%-age
1	Finney, Dave	E6/ Irish Ton	20	1	0.952
2	Barnes, Will	E3/ Red-eye Rangers	18	4	0.818
	Ellis, Tim	E7/ Web of DaFeet	18	4	0.818
	Robertson, Chris	E3/ Red-eye Rangers	18	4	0.818
5	White, J.J.	E4/ Menace 2 Sobriety	20	5	0.800
	Cominole, Jeremy	E6/ Irish Ton	16	4	0.800
7	Price, Brady	E4/ Menace 2 Sobriety	12	5	0.706
8	Bouchard, Keith	E4/ Menace 2 Sobriety	16	7	0.696
	Knight, Romuald	E5/ That's What She Said	16	7	0.696
10	Barrett, Darren	E2/ Sharky's Machine	11	5	0.688
	Tanella, Michael	E5/ That's What She Said	11	5	0.688
12	Kirkpatrick, Scott	E3/ Red-eye Rangers	16	8	0.667
13	Schaefer, John	E2/ Sharky's Machine	15	8	0.652
14	Kruger, Lonny	E2/ Sharky's Machine	10	6	0.625
15	Converse, Laurence	E7/ Web of DaFeet	11	8	0.579

	"F" Division		W	L	%-age
1	Millius, Mike	F4/ Dart Side of the Moon	25	1	0.962
2	Bither, Dana	F3/ Your Cork is Showing	20	3	0.870
3	Amos, Terron	F8/ The Neighborhood Dart I	21	4	0.840
4	Turner, Kevin	F6/ Y.N.T.A.	20	5	0.800
5	Emerton, Eric	F6/ Y.N.T.A.	16	5	0.762
6	Dehnel, Sebastian	F7/ Kenny & the Jets	19	7	0.731
7	White, John	F5/ Bangin The Wire	20	8	0.714
	Bowen, Andy	F5/ Bangin The Wire	15	6	0.714
9	Bradshaw, Tyler	F2/ Death Throw	17	7	0.708
10	Fortune, Chase	F2/ Death Throw	19	9	0.679
	Mathews, Olivia	F2/ Death Throw	19	9	0.679
12	Toko, Jeff	F4/ Dart Side of the Moon	14	7	0.667
13	Woodard, Dave	F6/ Y.N.T.A.	13	7	0.650
14	Bosier, Sean	F2/ Death Throw	18	10	0.643
15	Heath, John	F1/ Fayetteville Street	14	8	0.636

	"G" Division		W	L	%-age
1	Hartley, Bryan	G7/ Village Idiots	19	3	0.864
2	Campbell, Aaron	G1/ Sofa Kings	17	3	0.850
3	Keim, Roger	G1/ Sofa Kings	20	4	0.833
4	Haywood, Eric	G7/ Village Idiots	19	4	0.826
5	Alcon, Tony	G1/ Sofa Kings	19	5	0.792
6	Blanes, Silver	G2/ Shoot to Thrill	15	5	0.750
7	Kelly, Mike	G3/ Who Darted	17	6	0.739
8	Vivod, Josh	G7/ Village Idiots	19	7	0.731
9	McNamara, Ken	G6/ We're Sexy & We Throv	18	7	0.720
10	Rowe, Dan	G1/ Sofa Kings	15	6	0.714
11	Jones, Nick	G7/ Village Idiots	17	8	0.680
12	Helton, Dakota	G5/ Rippin Darts	19	9	0.679
13	Wissinger, Wes	G2/ Shoot to Thrill	17	9	0.654
14	Baugher, Mark	G7/ Village Idiots	15	8	0.652
	Vance, Hugh	G4/ Projectile Dysfunction	15	8	0.652

Women's Records

	(# by div.: A-2, B-2, C-7, D-2, E-8, F-15, G-13)		W	L	%-age
A	Wilson, Samantha	A5/ Put It on Matt's Tab	5	13	0.278
B	Sweeny, Doreen	B2/ Blindsided	6	13	0.316
C	Blackwelder, Allyson	C6/ Off Constantly-Reboot	10	11	0.476
	Rosenfeld, Leslie	C1/ Trippin Bulls	7	9	0.438
D	Sweet, Phyllis	D4/ Methodical Insurrection	10	6	0.625
E	Stacy, Michelle	E1/ Shark Shooters	9	8	0.529
	Moger, Elizabeth	E1/ Shark Shooters	5	16	0.238
	Caldwell, Taylor	E5/ That's What She Said	5	17	0.227
F	Mathews, Olivia	F2/ Death Throw	19	9	0.679
	Wilberg, Chelsea	F4/ Dart Side of the Moon	13	15	0.464
	Bass, Shannon	F3/ Your Cork is Showing	6	18	0.250
G	Newton, Tammy	G2/ Shoot to Thrill	9	11	0.450
	Tousley, Kristen	G4/ Projectile Dysfunction	11	14	0.440
	Smith, Lauren	G8/ The Rock Bottoms	6	16	0.273

Fall 2022 RDL Top Doubles Records (by division) (FINAL!)

(There are no missing statistics, as all scoresheets from the entire season have been received.) (Game minimums required for these listings: 15 for teams A2 and B7; 16 for all other A & B teams, and all C/D/E teams; 18 for teams F6, G1 and G4; 19 for all other F & G teams)

	"A" Division		W	L	%-age
1	Foushee, Kevin	A1/ The Bullies	18	3	0.857
2	Work, Joe	A3/ Liver Alliance	15	3	0.833
3	Spellman, Alex	A1/ The Bullies	14	3	0.824
4	Phillips, Stevie	A2/ The Convergent Elemen	16	4	0.800
5	Jones, Grey	A3/ Liver Alliance	17	5	0.773
6	Brown, Tom	A2/ The Convergent Elemen	13	4	0.765
7	Tan, Wil	A2/ The Convergent Elemen	15	5	0.750
	Bakowski, Adam	A4/ Lunatic Fringe	12	4	0.750
	Persson, Kenny	A2/ The Convergent Elemen	12	4	0.750
10	Eason, Joel	A4/ Lunatic Fringe	13	5	0.722
	Phillips, Robbie	A2/ The Convergent Elemen	13	5	0.722
	Stewart, P.J.	A1/ The Bullies	13	5	0.722
13	Johnson, Michael	A1/ The Bullies	15	6	0.714
14	Gibson, Pat	A1/ The Bullies	13	6	0.684
15	Vaughan, Aaron	A3/ Liver Alliance	11	6	0.647

	"B" Division		W	L	%-age
1	Jones, Jimmie	B5/ Consistently Inconsisten	16	0	1.000
2	Grubb, Ed	B5/ Consistently Inconsisten	16	5	0.762
3	Hall, Mike	B4/ The Procrastinators	12	4	0.750
4	Denton, Mike	B5/ Consistently Inconsisten	11	5	0.688
5	Reitano, Sal	B7/ Darty Minds	12	6	0.667
6	Danias, Tony	B5/ Consistently Inconsisten	11	6	0.647
7	Cole, Mike	B1/ Why So Serious?	16	9	0.640
8	Beaudoin, Paul	B4/ The Procrastinators	11	7	0.611
	Rice, Derek	B1/ Why So Serious?	11	7	0.611
10	Merkle, Patrick	B2/ Blindsided	14	9	0.609
	Rice, Teddy	B1/ Why So Serious?	14	9	0.609
12	Ridgway, Matt	B2/ Blindsided	12	8	0.600
13	Watson, Jeff, Jr.	B2/ Blindsided	10	7	0.588
14	Stewart, Kevin	B6/ Shooter McGavin	14	10	0.583
15	Gaglione, Joe	B2/ Blindsided	13	10	0.565

	"C" Division		W	L	%-age
1	Bialaszewski, Rich	C3/ Frankie & The 5 Marks	13	3	0.813
2	Romanchek, David	C5/ Nine Lives	14	4	0.778
3	Murray, Shane	C2/ Dysfunctional Outlaws	18	6	0.750
4	Smith, Brian	C2/ Dysfunctional Outlaws	17	6	0.739
5	Chalmers, Alan	C7/ Dart Attack	16	6	0.727
6	Bumpass, Mike	C3/ Frankie & The 5 Marks	13	7	0.650
7	Beaird, Tommy	C4/ DD-214	15	9	0.625
	Jones, Mike	C7/ Dart Attack	15	9	0.625
9	Clark, Dan	C2/ Dysfunctional Outlaws	14	9	0.609
10	Stoy, Jamie	C7/ Dart Attack	12	8	0.600
11	Rosenfeld, Leslie	C1/ Trippin Bulls	10	7	0.588
12	Tant, J.J.	C2/ Dysfunctional Outlaws	14	10	0.583
13	Copple, Matthew	C5/ Nine Lives	11	8	0.579
14	Bushman, Brad	C3/ Frankie & The 5 Marks	10	8	0.556
15	Bruemmer, Wes	C1/ Trippin Bulls	11	9	0.550

	"D" Division		W	L	%-age
1	Venable, Mike	D4/ Methodical Insurrection	16	4	0.800
2	Piquet, David	D2/ Rif Raf	16	5	0.762
3	Winters, Tom	D2/ Rif Raf	15	5	0.750
4	Sweet, Phyllis	D4/ Methodical Insurrection	13	5	0.722
5	Wernet, Brad	D6/ Darty Sanchez	11	5	0.688
6	Jones, Dustin	D1/ BullsHit	16	8	0.667
	Byrne, Matt	D2/ Rif Raf	14	7	0.667
	Trefzger, Eric	D6/ Darty Sanchez	14	7	0.667
	Goodrich, Brett	D6/ Darty Sanchez	12	6	0.667
10	Richardson, Shane	D7/ One Armed Bandits	13	7	0.650
11	Collier, Chris	D6/ Darty Sanchez	11	6	0.647
12	Rudy, Jeff	D7/ One Armed Bandits	14	8	0.636
13	Long, Gary	D1/ BullsHit	12	7	0.632
14	Murphy, Phil	D7/ One Armed Bandits	13	8	0.619
	Sweet, Jim	D4/ Methodical Insurrection	13	8	0.619

	"E" Division		W	L	%-age
1	Barnes, Will	E3/ Red-eye Rangers	19	3	0.864
2	Kirkpatrick, Scott	E3/ Red-eye Rangers	20	4	0.833
3	White, J.J.	E4/ Menace 2 Sobriety	17	5	0.773
4	Samaluk, Somchai	E7/ Web of DaFeet	12	4	0.750
5	Bouchard, Keith	E4/ Menace 2 Sobriety	18	7	0.720
6	Ball, Pat	E6/ Irish Ton	15	7	0.682
	McDavid, Craig	E5/ That's What She Said	15	7	0.682
	Robertson, Chris	E3/ Red-eye Rangers	15	7	0.682
9	Borgia, Pete	E2/ Sharky's Machine	12	6	0.667
10	Tanella, Michael	E5/ That's What She Said	11	6	0.647
11	Finney, Dave	E6/ Irish Ton	14	8	0.636
12	Powell, Mark	E3/ Red-eye Rangers	12	7	0.632
	Price, Brady	E4/ Menace 2 Sobriety	12	7	0.632
14	Johnson, Dave	E4/ Menace 2 Sobriety	11	8	0.579
15	Lalino, Steve	E7/ Web of DaFeet	9	7	0.563

	"F" Division		W	L	%-age
1	Blake, Rick	F7/ Kenny & the Jets	18	6	0.750
2	Millius, Mike	F4/ Dart Side of the Moon	19	7	0.731
3	White, John	F5/ Bangin The Wire	17	7	0.708
4	Mathews, Olivia	F2/ Death Throw	19	8	0.704
5	Bowen, Andy	F5/ Bangin The Wire	13	6	0.684
6	Bradshaw, Tyler	F2/ Death Throw	17	8	0.680
7	Mathews, Dave	F2/ Death Throw	19	9	0.679
8	Fortune, Chase	F2/ Death Throw	17	9	0.654
9	Dehnel, Sebastian	F7/ Kenny & the Jets	16	9	0.640
10	Perkins, Heath	F5/ Bangin The Wire	12	8	0.600
11	Amos, Terron	F8/ The Neighborhood Dart l	13	9	0.591
12	Willis, Tolson	F2/ Death Throw	16	12	0.571
13	Zuttel, Paul	F7/ Kenny & the Jets	14	11	0.560
14	Ejlali, Shervin	F6/ Y.N.T.A.	11	9	0.550
15	(two tied)		12	10	0.545

	"G" Division		W	L	%-age
1	Alcon, Tony	G1/ Sofa Kings	17	7	0.708
2	Hartley, Bryan	G7/ Village Idiots	19	8	0.704
3	Vivod, Josh	G7/ Village Idiots	18	8	0.692
4	McDonald, Chase	G5/ Rippin Darts	17	9	0.654
	Raymond, Erik	G5/ Rippin Darts	17	9	0.654
	Wood, Connor	G5/ Rippin Darts	17	9	0.654
7	Tyler, Robert	G7/ Village Idiots	13	7	0.650
8	Plotkin, Jeremy	G1/ Sofa Kings	14	8	0.636
9	Campbell, Aaron	G1/ Sofa Kings	15	9	0.625
	Jones, Nick	G7/ Village Idiots	15	9	0.625
	Kelly, Mike	G3/ Who Darted	15	9	0.625
12	Baugher, Mark	G7/ Village Idiots	13	8	0.619
	Keim, Roger	G1/ Sofa Kings	13	8	0.619
14	Kuhar, Doug	G3/ Who Darted	14	9	0.609
15	Gylfason, Thorbjorn	G5/ Rippin Darts	17	11	0.607

Women's Records

	(# by div.: A-2, B-2, C-7, D-2, E-8, F-15, G-13)		W	L	%-age
A	Wilson, Samantha	A5/ Put It on Matt's Tab	5	15	0.250
B	Sweeny, Doreen	B2/ Blindsided	8	11	0.421
C	Rosenfeld, Leslie	C1/ Trippin Bulls	10	7	0.588
	Blackwelder, Allyson	C6/ Off Constantly-Reboot	11	10	0.524
D	Sweet, Phyllis	D4/ Methodical Insurrection	13	5	0.722
E	Stacy, Michelle	E1/ Shark Shooters	8	8	0.500
	Moger, Elizabeth	E1/ Shark Shooters	9	16	0.360
	Caldwell, Taylor	E5/ That's What She Said	8	15	0.348
F	Mathews, Olivia	F2/ Death Throw	19	8	0.704
	Assante, Tracy	F8/ The Neighborhood Dart l	9	10	0.474
	Wilberg, Chelsea	F4/ Dart Side of the Moon	10	13	0.435
G	Tousley, Kristen	G4/ Projectile Dysfunction	12	11	0.522
	Ross, Anne	G6/ We're Sexy & We Throv	9	10	0.474
	Garcia, Cinthya	G3/ Who Darted	11	15	0.423

Fall 2022 RDL Top Singles+Doubles Records (by division) (FINAL!)

(There are no missing statistics, as all scoresheets from the entire season have been received.) (Game minimums required for these listings: 30 for teams A2 and B7; 32 for all other A & B teams, and all C/D/E teams; 35 for teams F6, G1 and G4; 37 for all other F & G teams)

	"A" Division		W	L	%-age
1	Spellman, Alex	A1/ The Bullies	30	5	0.857
2	Phillips, Stevie	A2/ The Convergent Elemen	34	6	0.850
3	Foushee, Kevin	A1/ The Bullies	32	6	0.842
4	Work, Joe	A3/ Liver Alliance	30	6	0.833
5	Phillips, Robbie	A2/ The Convergent Elemen	29	7	0.806
6	Gibson, Pat	A1/ The Bullies	31	8	0.795
7	Brown, Matt	A1/ The Bullies	24	9	0.727
	Persson, Kenny	A2/ The Convergent Elemen	24	9	0.727
9	Johnson, Michael	A1/ The Bullies	29	11	0.725
10	Massengill, Chad	A2/ The Convergent Elemen	28	12	0.700
11	Tan, Wil	A2/ The Convergent Elemen	25	11	0.694
12	Brown, Tom	A2/ The Convergent Elemen	26	12	0.684
13	Gaulthier, Kyle	A3/ Liver Alliance	32	16	0.667
	Jones, Grey	A3/ Liver Alliance	30	15	0.667
	Seward, Mike	A3/ Liver Alliance	22	11	0.667

	"B" Division		W	L	%-age
1	Jones, Jimmie	B5/ Consistently Inconsisten	30	2	0.938
2	Grubb, Ed	B5/ Consistently Inconsisten	33	8	0.805
3	Denton, Mike	B5/ Consistently Inconsisten	23	9	0.719
4	Cole, Mike	B1/ Why So Serious?	34	15	0.694
5	Reitano, Sal	B7/ Darty Minds	24	12	0.667
6	Merkle, Patrick	B2/ Blindsided	31	16	0.660
7	Watson, Jeff, Jr.	B2/ Blindsided	25	13	0.658
8	Hall, Mike	B4/ The Procrastinators	21	11	0.656
9	Gallagher, Jim	B3/ Hoptimistic	24	13	0.649
10	Horton, Tony	B7/ Darty Minds	25	14	0.641
11	Gaglione, Joe	B2/ Blindsided	29	17	0.630
12	Massengill, Randy	B7/ Darty Minds	25	15	0.625
	Danias, Tony	B5/ Consistently Inconsisten	20	12	0.625
14	Beaudoin, Paul	B4/ The Procrastinators	23	15	0.605
15	Ridgway, Matt	B2/ Blindsided	22	15	0.595

	"C" Division		W	L	%-age
1	Murray, Shane	C2/ Dysfunctional Outlaws	38	10	0.792
2	Smith, Brian	C2/ Dysfunctional Outlaws	35	13	0.729
3	Chalmers, Alan	C7/ Dart Attack	32	13	0.711
4	Copple, Matthew	C5/ Nine Lives	27	13	0.675
5	Beaird, Tommy	C4/ DD-214	32	16	0.667
	Tant, J.J.	C2/ Dysfunctional Outlaws	32	16	0.667
	Bumpass, Mike	C3/ Frankie & The 5 Marks	26	13	0.667
8	Romanchek, David	C5/ Nine Lives	25	13	0.658
9	Jones, Mike	C7/ Dart Attack	30	18	0.625
	Bruemmer, Wes	C1/ Trippin Bulls	25	15	0.625
11	Bushman, Brad	C3/ Frankie & The 5 Marks	22	14	0.611
12	Azevedo, Angelo	C6/ Off Constantly-Reboot	19	13	0.594
13	Peterson, Chris	C2/ Dysfunctional Outlaws	27	20	0.574
14	Olson, Kevin	C6/ Off Constantly-Reboot	25	19	0.568
15	Raquet, Mike	C3/ Frankie & The 5 Marks	22	17	0.564

	"D" Division		W	L	%-age
1	Winters, Tom	D2/ Rif Raf	36	7	0.837
2	Trefzger, Eric	D6/ Darty Sanchez	30	13	0.698
	Venable, Mike	D4/ Methodical Insurrection	30	13	0.698
4	Sweet, Phyllis	D4/ Methodical Insurrection	23	11	0.676
5	Jones, Dustin	D1/ BullsHit	31	16	0.660
6	Piquet, David	D2/ Rif Raf	28	15	0.651
7	Byrne, Matt	D2/ Rif Raf	24	14	0.632
8	Neill, Gregory	D4/ Methodical Insurrection	29	17	0.630
9	Richardson, Shane	D7/ One Armed Bandits	25	15	0.625
	Robinson, Mike	D6/ Darty Sanchez	25	15	0.625
11	White, Jim	D7/ One Armed Bandits	29	19	0.604
12	Rudy, Jeff	D7/ One Armed Bandits	26	18	0.591
13	Long, Gary	D1/ BullsHit	25	18	0.581
14	Long, Robert	D1/ BullsHit	18	14	0.563
15	Williams, Denwood	D1/ BullsHit	20	16	0.556

	"E" Division		W	L	%-age
1	Barnes, Will	E3/ Red-eye Rangers	37	7	0.841
2	Finney, Dave	E6/ Irish Ton	34	9	0.791
3	White, J.J.	E4/ Menace 2 Sobriety	37	10	0.787
4	Kirkpatrick, Scott	E3/ Red-eye Rangers	36	12	0.750
	Robertson, Chris	E3/ Red-eye Rangers	33	11	0.750
6	Bouchard, Keith	E4/ Menace 2 Sobriety	34	14	0.708
7	Price, Brady	E4/ Menace 2 Sobriety	24	12	0.667
	Tanella, Michael	E5/ That's What She Said	22	11	0.667
9	Cominole, Jeremy	E6/ Irish Ton	25	14	0.641
10	Ball, Pat	E6/ Irish Ton	28	18	0.609
11	Ellis, Tim	E7/ Web of DaFeet	26	18	0.591
12	Powell, Mark	E3/ Red-eye Rangers	24	17	0.585
13	Knight, Romuald	E5/ That's What She Said	26	19	0.578
14	Schaefer, John	E2/ Sharky's Machine	24	20	0.545
15	McDavid, Craig	E5/ That's What She Said	25	21	0.543

	"F" Division		W	L	%-age
1	Millius, Mike	F4/ Dart Side of the Moon	44	8	0.846
2	Amos, Terron	F8/ The Neighborhood Dart I	34	13	0.723
3	White, John	F5/ Bangin The Wire	37	15	0.712
4	Bowen, Andy	F5/ Bangin The Wire	28	12	0.700
5	Bradshaw, Tyler	F2/ Death Throw	34	15	0.694
6	Mathews, Olivia	F2/ Death Throw	38	17	0.691
7	Bither, Dana	F3/ Your Cork is Showing	33	15	0.688
8	Dehnel, Sebastian	F7/ Kenny & the Jets	35	16	0.686
9	Turner, Kevin	F6/ Y.N.T.A.	33	16	0.673
10	Fortune, Chase	F2/ Death Throw	36	18	0.667
11	Mathews, Dave	F2/ Death Throw	33	19	0.635
12	Blake, Rick	F7/ Kenny & the Jets	32	19	0.627
13	Heath, John	F1/ Fayetteville Street	24	16	0.600
14	Woodard, Dave	F6/ Y.N.T.A.	25	17	0.595
15	Emerton, Eric	F6/ Y.N.T.A.	22	15	0.595

	"G" Division		W	L	%-age
1	Hartley, Bryan	G7/ Village Idiots	38	11	0.776
2	Alcon, Tony	G1/ Sofa Kings	36	12	0.750
3	Keim, Roger	G1/ Sofa Kings	33	12	0.733
4	Campbell, Aaron	G1/ Sofa Kings	32	12	0.727
5	Vivod, Josh	G7/ Village Idiots	37	15	0.712
6	Kelly, Mike	G3/ Who Darted	32	15	0.681
7	McNamara, Ken	G6/ We're Sexy & We Throv	33	17	0.660
8	Haywood, Eric	G7/ Village Idiots	27	14	0.659
9	Jones, Nick	G7/ Village Idiots	32	17	0.653
10	Blanes, Silver	G2/ Shoot to Thrill	27	15	0.643
11	Rowe, Dan	G1/ Sofa Kings	30	17	0.638
12	Baugher, Mark	G7/ Village Idiots	28	16	0.636
13	McDonald, Chase	G5/ Rippin Darts	33	19	0.635
	Raymond, Erik	G5/ Rippin Darts	33	19	0.635
15	Helton, Dakota	G5/ Rippin Darts	35	21	0.625

Women's Records

(# by div.: A-2, B-2, C-7, D-2, E-8, F-15, G-13)

			W	L	%-age
A	Wilson, Samantha	A5/ Put It on Matt's Tab	10	28	0.263
B	Sweeny, Doreen	B2/ Blindsided	14	24	0.368
C	Rosenfeld, Leslie	C1/ Trippin Bulls	17	16	0.515
	Blackwelder, Allyson	C6/ Off Constantly-Reboot	21	21	0.500
D	Sweet, Phyllis	D4/ Methodical Insurrection	23	11	0.676
E	Stacy, Michelle	E1/ Shark Shooters	17	16	0.515
	Moger, Elizabeth	E1/ Shark Shooters	14	32	0.304
	Caldwell, Taylor	E5/ That's What She Said	13	32	0.289
F	Mathews, Olivia	F2/ Death Throw	38	17	0.691
	Wilberg, Chelsea	F4/ Dart Side of the Moon	23	28	0.451
	Bass, Shannon	F3/ Your Cork is Showing	15	33	0.313
G	Tousley, Kristen	G4/ Projectile Dysfunction	23	25	0.479
	Newton, Tammy	G2/ Shoot to Thrill	18	24	0.429
	Ross, Anne	G6/ We're Sexy & We Throv	13	25	0.342

Fall 2022 RDL Top All-Star Point Averages (by division) (FINAL!)

(There are no missing statistics, as all scoresheets from the entire season have been received.) (Game minimums required for these listings: 30 for teams A2 and B7; 32 for all other A & B teams, and all C/D/E teams; 35 for teams F6, G1 and G4; 37 for all other F & G teams)

	"A" Division		ASP	TGP	Ave.
1	Spellman, Alex	A1/ The Bullies	91.0	35	2.600
2	Phillips, Robbie	A2/ The Convergent Elemen	74.5	36	2.069
3	Phillips, Stevie	A2/ The Convergent Elemen	77.5	40	1.938
4	Work, Joe	A3/ Liver Alliance	66.0	36	1.833
5	Gaulthier, Kyle	A3/ Liver Alliance	79.0	48	1.646
6	Gibson, Pat	A1/ The Bullies	60.0	39	1.538
7	Mitchell, Sid	A4/ Lunatic Fringe	57.5	40	1.438
8	Johnson, Michael	A1/ The Bullies	56.0	40	1.400
9	Massengill, Chad	A2/ The Convergent Elemen	55.5	40	1.388
10	Persson, Kenny	A2/ The Convergent Elemen	43.0	33	1.303
11	Mozzetti, Tim	A4/ Lunatic Fringe	44.0	34	1.294
12	Tan, Wil	A2/ The Convergent Elemen	44.5	36	1.236
13	Stewart, P.J.	A1/ The Bullies	46.0	38	1.211
14	White, Vic	A6/ Boom Baby	46.5	40	1.163
15	Seward, Mike	A3/ Liver Alliance	37.5	33	1.136

	"B" Division		ASP	TGP	Ave.
1	Jones, Jimmie	B5/ Consistently Inconsisten	52.5	32	1.641
2	Grubb, Ed	B5/ Consistently Inconsisten	49.0	41	1.195
3	Reitano, Sal	B7/ Darty Minds	41.0	36	1.139
4	Massengill, Randy	B7/ Darty Minds	44.5	40	1.113
5	Horton, Tony	B7/ Darty Minds	38.5	39	0.987
6	Cole, Mike	B1/ Why So Serious?	48.0	49	0.980
7	Denton, Mike	B5/ Consistently Inconsisten	31.0	32	0.969
8	Ridgway, Matt	B2/ Blindsided	35.5	37	0.959
9	Merkle, Patrick	B2/ Blindsided	45.0	47	0.957
10	Gaglione, Joe	B2/ Blindsided	42.5	46	0.924
11	Hall, Mike	B4/ The Procrastinators	28.0	32	0.875
12	Gallagher, Jim	B3/ Hoptimistic	31.0	37	0.838
13	Sautter, Scott	B6/ Shooter McGavin	35.0	44	0.795
14	Bracco, Michael	B1/ Why So Serious?	34.5	44	0.784
15	Toolan, Chris	B6/ Shooter McGavin	28.0	37	0.757

	"C" Division		ASP	TGP	Ave.
1	Murray, Shane	C2/ Dysfunctional Outlaws	51.5	48	1.073
2	Beaird, Tommy	C4/ DD-214	46.0	48	0.958
3	Tant, J.J.	C2/ Dysfunctional Outlaws	41.0	48	0.854
4	Guenther, George	C4/ DD-214	30.5	36	0.847
5	Chalmers, Alan	C7/ Dart Attack	36.0	45	0.800
6	Smith, Tyler	C5/ Nine Lives	26.5	36	0.736
7	Azevedo, Angelo	C6/ Off Constantly-Reboot	23.0	32	0.719
8	Olson, Kevin	C6/ Off Constantly-Reboot	29.0	44	0.659
9	Raquet, Mike	C3/ Frankie & The 5 Marks	25.5	39	0.654
10	Copple, Matthew	C5/ Nine Lives	26.0	40	0.650
11	Bruemmer, Wes	C1/ Trippin Bulls	25.0	40	0.625
	Bushman, Brad	C3/ Frankie & The 5 Marks	22.5	36	0.625
13	Jones, Mike	C7/ Dart Attack	28.5	48	0.594
14	Powell, Lee	C3/ Frankie & The 5 Marks	25.5	43	0.593
15	(two tied)				0.583

	"D" Division		ASP	TGP	Ave.
1	Jones, Dustin	D1/ BullsHit	47.5	47	1.011
2	Winters, Tom	D2/ Rif Raf	35.5	43	0.826
3	Robinson, Mike	D6/ Darty Sanchez	31.5	40	0.788
4	Krestalude, Andy	D3/ Hump Day!	28.5	40	0.713
5	Richardson, Shane	D7/ One Armed Bandits	27.0	40	0.675
6	Witz, Steve	D5/ Cheap Shots	20.5	33	0.621
7	Venable, Mike	D4/ Methodical Insurrection	26.0	43	0.605
8	Deemer, Randy	D3/ Hump Day!	23.0	40	0.575
9	Long, Gary	D1/ BullsHit	24.0	43	0.558
10	Buckman, Dave	D5/ Cheap Shots	27.0	49	0.551
11	Hindle, Mikey	D5/ Cheap Shots	23.0	42	0.548
12	Shorrock, Will	D2/ Rif Raf	21.5	40	0.538
13	Gardner, Mike	D1/ BullsHit	21.5	41	0.524
14	Williams, Denwood	D1/ BullsHit	18.5	36	0.514
15	Burney, Gary	D5/ Cheap Shots	22.5	45	0.500

	"E" Division		ASP	TGP	Ave.
1	Finney, Dave	E6/ Irish Ton	39.0	43	0.907
2	White, J.J.	E4/ Menace 2 Sobriety	31.0	47	0.660
3	Barnes, Will	E3/ Red-eye Rangers	29.0	44	0.659
4	Kirkpatrick, Scott	E3/ Red-eye Rangers	31.0	48	0.646
5	Schaefer, John	E2/ Sharky's Machine	24.0	44	0.545
6	Robertson, Chris	E3/ Red-eye Rangers	21.5	44	0.489
7	Borgia, Pete	E2/ Sharky's Machine	16.5	37	0.446
8	Tanella, Michael	E5/ That's What She Said	13.5	33	0.409
9	Kruger, Lonny	E2/ Sharky's Machine	13.0	34	0.382
10	Bouchard, Keith	E4/ Menace 2 Sobriety	18.0	48	0.375
11	Cominole, Jeremy	E6/ Irish Ton	14.5	39	0.372
12	Ball, Pat	E6/ Irish Ton	16.5	46	0.359
13	Stacy, Rod	E1/ Shark Shooters	15.0	42	0.357
14	Smith, Ron	E5/ That's What She Said	14.5	41	0.354
15	Johnson, Dave	E4/ Menace 2 Sobriety	13.0	38	0.342

	"F" Division		ASP	TGP	Ave.
1	Blake, Rick	F7/ Kenny & the Jets	37.5	51	0.735
2	Dehnel, Sebastian	F7/ Kenny & the Jets	34.5	51	0.676
3	Amos, Terron	F8/ The Neighborhood Dart I	30.5	47	0.649
4	Mathews, Olivia	F2/ Death Throw	35.0	55	0.636
5	Millius, Mike	F4/ Dart Side of the Moon	33.0	52	0.635
6	Mathews, Dave	F2/ Death Throw	29.0	52	0.558
7	Prosser, Brad	F5/ Bangin The Wire	25.0	45	0.556
8	Emerton, Eric	F6/ Y.N.T.A.	20.0	37	0.541
9	Bowen, Andy	F5/ Bangin The Wire	21.5	40	0.538
10	Wilson, Jonathan	F4/ Dart Side of the Moon	21.5	41	0.524
11	Furdon, Matt	F4/ Dart Side of the Moon	24.5	51	0.480
12	Bither, Dana	F3/ Your Cork is Showing	20.5	48	0.427
13	Swepson, Jerrell	F8/ The Neighborhood Dart I	17.5	41	0.427
14	White, John	F5/ Bangin The Wire	22.0	52	0.423
15	Zuttel, Paul	F7/ Kenny & the Jets	17.5	43	0.407

	"G" Division		ASP	TGP	Ave.
1	Thompson, Barry	G2/ Shoot to Thrill	28.0	37	0.757
2	McNamara, Ken	G6/ We're Sexy & We Throv	34.0	50	0.680
3	Vance, Hugh	G4/ Projectile Dysfunction	27.5	45	0.611
4	Wissinger, Wes	G2/ Shoot to Thrill	27.0	47	0.574
5	Kelly, Mike	G3/ Who Darted	25.5	47	0.543
6	Hartley, Bryan	G7/ Village Idiots	26.5	49	0.541
7	Alcon, Tony	G1/ Sofa Kings	25.0	48	0.521
8	Keim, Roger	G1/ Sofa Kings	22.5	45	0.500
9	Kuhar, Doug	G3/ Who Darted	22.5	48	0.469
10	Blanes, Silver	G2/ Shoot to Thrill	19.5	42	0.464
11	Fishbeck, Brent	G3/ Who Darted	25.0	56	0.446
12	Plotkin, Jeremy	G1/ Sofa Kings	16.5	41	0.402
13	Jones, Nick	G7/ Village Idiots	19.5	49	0.398
14	Haywood, Eric	G7/ Village Idiots	15.5	41	0.378
15	Hartley, Barron	G7/ Village Idiots	15.0	42	0.357

Women's Records

	(# by div.: A-2, B-2, C-7, D-2, E-8, F-15, G-13)		ASP	TGP	Ave.
A	Wilson, Samantha	A5/ Put It on Matt's Tab	8.5	38	0.224
B	Sweeny, Doreen	B2/ Blindsided	20.0	38	0.526
C	Kubel, Nicole	C6/ Off Constantly-Reboot	14.5	41	0.354
	Rosenfeld, Leslie	C1/ Trippin Bulls	10.0	33	0.303
D	Sweet, Phyllis	D4/ Methodical Insurrection	13.0	34	0.382
E	Caldwell, Taylor	E5/ That's What She Said	11.0	45	0.244
	Stacy, Michelle	E1/ Shark Shooters	3.5	33	0.106
	Moger, Elizabeth	E1/ Shark Shooters	4.0	46	0.087
F	Mathews, Olivia	F2/ Death Throw	35.0	55	0.636
	Wilberg, Chelsea	F4/ Dart Side of the Moon	18.0	51	0.353
	Bass, Shannon	F3/ Your Cork is Showing	13.0	48	0.271
G	Smith, Lauren	G8/ The Rock Bottoms	13.5	45	0.300
	Ross, Anne	G6/ We're Sexy & We Throv	7.5	38	0.197
	Bohanan, Heather	G6/ We're Sexy & We Throv	8.0	43	0.186

Fall 2022 RDL League-Wide Sectional Statistics (ranked by percentage) (FINAL!)

(All statistics are included, as there were no missing scoresheets this season) (Game minimums required for these listings: 6 for all divisions)

	Singles 301 Win Percentage		W	L	%-age
1	Millius, Mike	F4/ Dart Side of the Moon	13	0	1.000
	Spellman, Alex	A1/ The Bullies	9	0	1.000
	Hamer, Andrew	F6/ Y.N.T.A.	7	0	1.000
4	Murray, Shane	C2/ Dysfunctional Outlaws	11	1	0.917
	Amos, Terron	F8/ The Neighborhood Dart	11	1	0.917
	White, J.J.	E4/ Menace 2 Sobriety	11	1	0.917
7	Barnes, Will	E3/ Red-eye Rangers	10	1	0.909
	Ellis, Tim	E7/ Web of DaFeet	10	1	0.909
9	Massengill, Chad	A2/ The Convergent Elemen	9	1	0.900
	Gallagher, Jim	B3/ Hoptimistic	9	1	0.900
	Finney, Dave	E6/ Irish Ton	9	1	0.900
12	Phillips, Robbie	A2/ The Convergent Elemen	8	1	0.889
	Grubb, Ed	B5/ Consistently Inconsisten	8	1	0.889
14	Persson, Kenny	A2/ The Convergent Elemen	7	1	0.875
	Jones, Jimmie	B5/ Consistently Inconsisten	7	1	0.875
	Snyder, Mike	B3/ Hoptimistic	7	1	0.875
	Hartley, Bryan	G7/ Village Idiots	7	1	0.875
18	Gibson, Jack	C5/ Nine Lives	6	1	0.857
	Sweet, Phyllis	D4/ Methodical Insurrection	6	1	0.857
	Raper, Jeromie	E3/ Red-eye Rangers	6	1	0.857
21	Peterson, Chris	C2/ Dysfunctional Outlaws	10	2	0.833
	Keim, Roger	G1/ Sofa Kings	10	2	0.833
23	Arnold, Jimmy	A7/ Armed & Hammered	9	2	0.818
	Watson, Jeff, Jr.	B2/ Blindsided	9	2	0.818
	Winters, Tom	D2/ Rif Raf	9	2	0.818
	Knight, Romuald	E5/ That's What She Said	9	2	0.818
	Robertson, Chris	E3/ Red-eye Rangers	9	2	0.818
	Bither, Dana	F3/ Your Cork is Showing	9	2	0.818
	Campbell, Aaron	G1/ Sofa Kings	9	2	0.818
	Haywood, Eric	G7/ Village Idiots	9	2	0.818
	Kelly, Mike	G3/ Who Darted	9	2	0.818
	Moore, Ken	G1/ Sofa Kings	9	2	0.818
33	Gibson, Pat	A1/ The Bullies	8	2	0.800
	Phillips, Stevie	A2/ The Convergent Elemen	8	2	0.800
	Massengill, Randy	B7/ Darty Minds	8	2	0.800
	Bruemmer, Wes	C1/ Trippin Bulls	8	2	0.800
	Cominole, Jeremy	E6/ Irish Ton	8	2	0.800
	Emerton, Eric	F6/ Y.N.T.A.	8	2	0.800
39	Work, Joe	A3/ Liver Alliance	7	2	0.778
	Deemer, Randy	D3/ Hump Day!	7	2	0.778
	Rowe, Dan	G1/ Sofa Kings	7	2	0.778
42	Buckman, Dave	D5/ Cheap Shots	10	3	0.769
43	Beaird, Tommy	C4/ DD-214	9	3	0.750
	Smith, Brian	C2/ Dysfunctional Outlaws	9	3	0.750
	Tant, J.J.	C2/ Dysfunctional Outlaws	9	3	0.750
	Alcon, Tony	G1/ Sofa Kings	9	3	0.750
	Foushee, Kevin	A1/ The Bullies	6	2	0.750
	Denton, Mike	B5/ Consistently Inconsisten	6	2	0.750
	McCartney, Joe	B3/ Hoptimistic	6	2	0.750
	Stoy, Carson	C7/ Dart Attack	6	2	0.750
	Tufillaro, Lou	C6/ Off Constantly-Reboot	6	2	0.750
	Millham, Mark	F8/ The Neighborhood Dart	6	2	0.750
	Toko, Jeff	F4/ Dart Side of the Moon	6	2	0.750
54	Bradshaw, Tyler	F2/ Death Throw	10	4	0.714
	White, John	F5/ Bangin The Wire	10	4	0.714
	Badger, Steve	A4/ Lunatic Fringe	5	2	0.714
	Ridgway, Matt	B2/ Blindsided	5	2	0.714
	Ginger, Chuck	C1/ Trippin Bulls	5	2	0.714
	Porcelli, Robb	C5/ Nine Lives	5	2	0.714
	Samaluk, Somchai	E7/ Web of DaFeet	5	2	0.714
	Updyke, Gerald	F1/ Fayetteville Street	5	2	0.714
	Dean, Jay	G4/ Projectile Dysfunction	5	2	0.714
	Smith, Jason	G8/ The Rock Bottoms	5	2	0.714
64	(seven tied - 2 in A, 1 in B, 2 in D, 1 in F, 1 in G)		7	3	0.700

	Singles Cricket Win Percentage		W	L	%-age
1	McNamara, Ken	G6/ We're Sexy & We Throv	13	0	1.000
	Gaulthier, Kyle	A3/ Liver Alliance	12	0	1.000
	Winters, Tom	D2/ Rif Raf	12	0	1.000
	Finney, Dave	E6/ Irish Ton	11	0	1.000
	Gibson, Pat	A1/ The Bullies	10	0	1.000
	Phillips, Stevie	A2/ The Convergent Elemen	10	0	1.000
	Robinson, Mike	D6/ Darty Sanchez	10	0	1.000
	Samaluk, Somchai	E7/ Web of DaFeet	8	0	1.000
	Ginger, Chuck	C1/ Trippin Bulls	7	0	1.000
	Bozza, Doug	G1/ Sofa Kings	6	0	1.000
11	Millius, Mike	F4/ Dart Side of the Moon	12	1	0.923
12	Bither, Dana	F3/ Your Cork is Showing	11	1	0.917
	Turner, Kevin	F6/ Y.N.T.A.	11	1	0.917
14	Raquet, Mike	C3/ Frankie & The 5 Marks	10	1	0.909
15	Horton, Tony	B7/ Darty Minds	9	1	0.900
	Bumpass, Mike	C3/ Frankie & The 5 Marks	9	1	0.900
	Copple, Matthew	C5/ Nine Lives	9	1	0.900
18	Brown, Matt	A1/ The Bullies	8	1	0.889
	Foushee, Kevin	A1/ The Bullies	8	1	0.889
	Phillips, Robbie	A2/ The Convergent Elemen	8	1	0.889
	Work, Joe	A3/ Liver Alliance	8	1	0.889
	Rossbach, Mark	E6/ Irish Ton	8	1	0.889
	Campbell, Aaron	G1/ Sofa Kings	8	1	0.889
24	Jones, Jimmie	B5/ Consistently Inconsisten	7	1	0.875
	Long, Robert	D1/ BullsHit	7	1	0.875
26	Hartley, Bryan	G7/ Village Idiots	12	2	0.857
27	Dehnel, Sebastian	F7/ Kenny & the Jets	11	2	0.846
28	Cole, Mike	B1/ Why So Serious?	10	2	0.833
	Gaglione, Joe	B2/ Blindsided	10	2	0.833
	Merkle, Patrick	B2/ Blindsided	10	2	0.833
	Jones, Dustin	D1/ BullsHit	10	2	0.833
	Bouchard, Keith	E4/ Menace 2 Sobriety	10	2	0.833
	Schaefer, John	E2/ Sharky's Machine	10	2	0.833
	Alcon, Tony	G1/ Sofa Kings	10	2	0.833
	Haywood, Eric	G7/ Village Idiots	10	2	0.833
	Keim, Roger	G1/ Sofa Kings	10	2	0.833
	Minty, Ross	A2/ The Convergent Elemen	5	1	0.833
	Cannizzaro, Tyler	B1/ Why So Serious?	5	1	0.833
	Wilcox, Randy	B2/ Blindsided	5	1	0.833
	Bialaszewski, Rich	C3/ Frankie & The 5 Marks	5	1	0.833
	Foote, Patrick	F5/ Bangin The Wire	5	1	0.833
42	Johnson, Michael	A1/ The Bullies	9	2	0.818
	Grubb, Ed	B5/ Consistently Inconsisten	9	2	0.818
	Martin, Pat	B7/ Darty Minds	9	2	0.818
	Trefzger, Eric	D6/ Darty Sanchez	9	2	0.818
	Robertson, Chris	E3/ Red-eye Rangers	9	2	0.818
47	Fischlein, Kris	A3/ Liver Alliance	8	2	0.800
	Massengill, Chad	A2/ The Convergent Elemen	8	2	0.800
	Cominole, Jeremy	E6/ Irish Ton	8	2	0.800
	Blanes, Silver	G2/ Shoot to Thrill	8	2	0.800
51	Bosier, Sean	F2/ Death Throw	11	3	0.786
	Mathews, Olivia	F2/ Death Throw	11	3	0.786
	Wilson, Jonathan	F4/ Dart Side of the Moon	11	3	0.786
	Roach, Thomas	G3/ Who Darted	11	3	0.786
55	Spellman, Alex	A1/ The Bullies	7	2	0.778
	Danias, Tony	B5/ Consistently Inconsisten	7	2	0.778
	Bushman, Brad	C3/ Frankie & The 5 Marks	7	2	0.778
	Mays, John	C5/ Nine Lives	7	2	0.778
	Neill, Gregory	D4/ Methodical Insurrection	7	2	0.778
60	Amos, Terron	F8/ The Neighborhood Dart	10	3	0.769
	Vivod, Josh	G7/ Village Idiots	10	3	0.769
	Wissinger, Wes	G2/ Shoot to Thrill	10	3	0.769
63	(six tied - 1 in B, 2 in D, 2 in D, 1 in G)		9	3	0.750
	(nine tied - 1 in A, 2 in B, 1 in C, 4 in E, 1 in F)		6	2	0.750

Fall 2022 RDL League-Wide Sectional Statistics (ranked by percentage) (FINAL!)

(All statistics are included, as there were no missing scoresheets this season) (Game minimums required for these listings: 6 for all divisions)

	Doubles Cricket Win Percentage		W	L	%-age
1	Hall, Mike	B4/ The Procrastinators	8	0	1.000
	Jones, Jimmie	B5/ Consistently Inconsisten	8	0	1.000
	Samaluk, Somchai	E7/ Web of DaFeet	8	0	1.000
	Minty, Ross	A2/ The Convergent Elemen	7	0	1.000
5	Barnes, Will	E3/ Red-eye Rangers	10	1	0.909
	White, J.J.	E4/ Menace 2 Sobriety	10	1	0.909
7	Foushee, Kevin	A1/ The Bullies	9	1	0.900
	Phillips, Stevie	A2/ The Convergent Elemen	9	1	0.900
9	Brown, Tom	A2/ The Convergent Elemen	8	1	0.889
	Spellman, Alex	A1/ The Bullies	8	1	0.889
	Work, Joe	A3/ Liver Alliance	8	1	0.889
12	Seward, Mike	A3/ Liver Alliance	7	1	0.875
	Venable, Mike	D4/ Methodical Insurrection	7	1	0.875
	Williams, Denwood	D1/ BullsHit	7	1	0.875
15	White, John	F5/ Bangin The Wire	12	2	0.857
	Thompson, Barry	G2/ Shoot to Thrill	6	1	0.857
17	Jones, Dustin	D1/ BullsHit	10	2	0.833
	Piquet, David	D2/ Rif Raf	10	2	0.833
	Bouchard, Keith	E4/ Menace 2 Sobriety	10	2	0.833
	Jeffcoat, Doug	B5/ Consistently Inconsisten	5	1	0.833
21	Stewart, P.J.	A1/ The Bullies	8	2	0.800
	Massengill, Randy	B7/ Darty Minds	8	2	0.800
	Long, Gary	D1/ BullsHit	8	2	0.800
24	Phillips, Robbie	A2/ The Convergent Elemen	7	2	0.778
25	Millius, Mike	F4/ Dart Side of the Moon	10	3	0.769
	McDonald, Chase	G5/ Rippin Darts	10	3	0.769
27	Jones, Grey	A3/ Liver Alliance	9	3	0.750
	Jones, Mike	C7/ Dart Attack	9	3	0.750
	Winters, Tom	D2/ Rif Raf	9	3	0.750
	Kirkpatrick, Scott	E3/ Red-eye Rangers	9	3	0.750
	Campbell, Aaron	G1/ Sofa Kings	9	3	0.750
	Keim, Roger	G1/ Sofa Kings	9	3	0.750
	Persson, Kenny	A2/ The Convergent Elemen	6	2	0.750
	Bialaszewski, Rich	C3/ Frankie & The 5 Marks	6	2	0.750
	Wernet, Brad	D6/ Darty Sanchez	6	2	0.750
	Barrett, Darren	E2/ Sharky's Machine	6	2	0.750
	Phillips, Josh	E7/ Web of DaFeet	6	2	0.750
38	Grubb, Ed	B5/ Consistently Inconsisten	8	3	0.727
	Byrne, Matt	D2/ Rif Raf	8	3	0.727
	Finney, Dave	E6/ Irish Ton	8	3	0.727
	Perkins, Heath	F5/ Bangin The Wire	8	3	0.727
	Blanes, Silver	G2/ Shoot to Thrill	8	3	0.727
43	Fortune, Chase	F2/ Death Throw	10	4	0.714
	Gylfason, Thorbjorn	G5/ Rippin Darts	10	4	0.714
	Helton, Dakota	G5/ Rippin Darts	10	4	0.714
	Bakowski, Adam	A4/ Lunatic Fringe	5	2	0.714
	Brown, Matt	A1/ The Bullies	5	2	0.714
	Ginger, Chuck	C1/ Trippin Bulls	5	2	0.714
	Romanchek, David	C5/ Nine Lives	5	2	0.714
	Schroll, Jake	D1/ BullsHit	5	2	0.714
	Yarsawich, Brian	E6/ Irish Ton	5	2	0.714
	Looney, JoDon	F7/ Kenny & the Jets	5	2	0.714
	Theall, Ken	F7/ Kenny & the Jets	5	2	0.714
54	Eason, Joel	A4/ Lunatic Fringe	7	3	0.700
	Tan, Wil	A2/ The Convergent Elemen	7	3	0.700
	Cannizzaro, Anthony	B1/ Why So Serious?	7	3	0.700
	Blackwelder, Allyson	C6/ Off Constantly-Reboot	7	3	0.700
	Bumpass, Mike	C3/ Frankie & The 5 Marks	7	3	0.700
	Fitzgerald, Dennis	C5/ Nine Lives	7	3	0.700
	Stoy, Jamie	C7/ Dart Attack	7	3	0.700
	Borgia, Pete	E2/ Sharky's Machine	7	3	0.700
	Prosser, Brad	F5/ Bangin The Wire	7	3	0.700
63	(five tied - 1 in F, 4 in G)		9	4	0.692

	Doubles 501 Win Percentage		W	L	%-age
1	Jones, Jimmie	B5/ Consistently Inconsisten	8	0	1.000
2	Kirkpatrick, Scott	E3/ Red-eye Rangers	11	1	0.917
3	Sweet, Phyllis	D4/ Methodical Insurrection	8	1	0.889
4	Bialaszewski, Rich	C3/ Frankie & The 5 Marks	7	1	0.875
5	Barrett, Darren	E2/ Sharky's Machine	6	1	0.857
6	Hartley, Bryan	G7/ Village Idiots	11	2	0.846
7	Stewart, Kevin	B6/ Shooter McGavin	10	2	0.833
	Murray, Shane	C2/ Dysfunctional Outlaws	10	2	0.833
	Blake, Rick	F7/ Kenny & the Jets	10	2	0.833
	Elder, Craig	A1/ The Bullies	5	1	0.833
11	Foushee, Kevin	A1/ The Bullies	9	2	0.818
	Romanchek, David	C5/ Nine Lives	9	2	0.818
	Smith, Brian	C2/ Dysfunctional Outlaws	9	2	0.818
	Barnes, Will	E3/ Red-eye Rangers	9	2	0.818
15	Johnson, Michael	A1/ The Bullies	8	2	0.800
	Jones, Grey	A3/ Liver Alliance	8	2	0.800
	Tan, Wil	A2/ The Convergent Elemen	8	2	0.800
	Grubb, Ed	B5/ Consistently Inconsisten	8	2	0.800
	Chalmers, Alan	C7/ Dart Attack	8	2	0.800
20	Bakowski, Adam	A4/ Lunatic Fringe	7	2	0.778
	Gibson, Pat	A1/ The Bullies	7	2	0.778
	Work, Joe	A3/ Liver Alliance	7	2	0.778
	Beaudoin, Paul	B4/ The Procrastinators	7	2	0.778
	Sweet, Jim	D4/ Methodical Insurrection	7	2	0.778
25	Mathews, Olivia	F2/ Death Throw	10	3	0.769
	Vivod, Josh	G7/ Village Idiots	10	3	0.769
27	Venable, Mike	D4/ Methodical Insurrection	9	3	0.750
	McDavid, Craig	E5/ That's What She Said	9	3	0.750
	Alcon, Tony	G1/ Sofa Kings	9	3	0.750
	Kelly, Mike	G3/ Who Darted	9	3	0.750
	Eason, Joel	A4/ Lunatic Fringe	6	2	0.750
	Persson, Kenny	A2/ The Convergent Elemen	6	2	0.750
	Spellman, Alex	A1/ The Bullies	6	2	0.750
	Denton, Mike	B5/ Consistently Inconsisten	6	2	0.750
	Reitano, Sal	B7/ Darty Minds	6	2	0.750
	Azevedo, Angelo	C6/ Off Constantly-Reboot	6	2	0.750
	Winters, Tom	D2/ Rif Raf	6	2	0.750
	Lalino, Steve	E7/ Web of DaFeet	6	2	0.750
	Martin, Claude	F6/ Y.N.T.A.	6	2	0.750
40	Scott, Lee	B5/ Consistently Inconsisten	8	3	0.727
	Clark, Dan	C2/ Dysfunctional Outlaws	8	3	0.727
	Olson, Kevin	C6/ Off Constantly-Reboot	8	3	0.727
	Rudy, Jeff	D7/ One Armed Bandits	8	3	0.727
	Robertson, Chris	E3/ Red-eye Rangers	8	3	0.727
45	Mathews, Dave	F2/ Death Throw	10	4	0.714
	Minty, Ross	A2/ The Convergent Elemen	5	2	0.714
	Rice, Derek	B1/ Why So Serious?	5	2	0.714
	Snyder, Mike	B3/ Hoptimistic	5	2	0.714
	Porcelli, Robb	C5/ Nine Lives	5	2	0.714
	James, Bob	D5/ Cheap Shots	5	2	0.714
	Yarsawich, Brian	E6/ Irish Ton	5	2	0.714
	Foote, Patrick	F5/ Bangin The Wire	5	2	0.714
	Hamer, Andrew	F6/ Y.N.T.A.	5	2	0.714
	Hager, Ginny	G8/ The Rock Bottoms	5	2	0.714
55	Phillips, Stevie	A2/ The Convergent Elemen	7	3	0.700
	Goodrich, Brett	D6/ Darty Sanchez	7	3	0.700
	Richardson, Shane	D7/ One Armed Bandits	7	3	0.700
	Trefzger, Eric	D6/ Darty Sanchez	7	3	0.700
	Witz, Steve	D5/ Cheap Shots	7	3	0.700
	Ball, Pat	E6/ Irish Ton	7	3	0.700
	Price, Brady	E4/ Menace 2 Sobriety	7	3	0.700
	Bowen, Andy	F5/ Bangin The Wire	7	3	0.700
	Hartley, Barron	G7/ Village Idiots	7	3	0.700
	Tyler, Robert	G7/ Village Idiots	7	3	0.700
65	(three tied - 1 in F, 2 in G)		9	4	0.692

Fall 2022 RDL Top Singles, Doubles Win Percentages (League-wide) (FINAL!)

(There are no missing statistics, as all scoresheets from the entire season have been received.) (Game minimums required for these listings: 15 for teams A2 and B7; 16 for all other A & B teams, and all C/D/E teams; 18 for teams F6, G1 and G4; 19 for all other F & G teams)

	Singles Win Percentage		W	L	%-age
1	Millius, Mike	F4/ Dart Side of the Moon	25	1	0.962
2	Finney, Dave	E6/ Irish Ton	20	1	0.952
3	Winters, Tom	D2/ Rif Raf	21	2	0.913
4	Gibson, Pat	A1/ The Bullies	18	2	0.900
	Phillips, Stevie	A2/ The Convergent Element	18	2	0.900
6	Phillips, Robbie	A2/ The Convergent Element	16	2	0.889
	Spellman, Alex	A1/ The Bullies	16	2	0.889
8	Jones, Jimmie	B5/ Consistently Inconsistent	14	2	0.875
9	Bither, Dana	F3/ Your Cork is Showing	20	3	0.870
10	Hartley, Bryan	G7/ Village Idiots	19	3	0.864
11	Massengill, Chad	A2/ The Convergent Element	17	3	0.850
	Grubb, Ed	B5/ Consistently Inconsistent	17	3	0.850
	Campbell, Aaron	G1/ Sofa Kings	17	3	0.850
14	Amos, Terron	F8/ The Neighborhood Dart K	21	4	0.840
15	Gaulthier, Kyle	A3/ Liver Alliance	20	4	0.833
	Murray, Shane	C2/ Dysfunctional Outlaws	20	4	0.833
	Keim, Roger	G1/ Sofa Kings	20	4	0.833
	Work, Joe	A3/ Liver Alliance	15	3	0.833
19	Haywood, Eric	G7/ Village Idiots	19	4	0.826
20	Foushee, Kevin	A1/ The Bullies	14	3	0.824
21	Barnes, Will	E3/ Red-eye Rangers	18	4	0.818
	Ellis, Tim	E7/ Web of DaFeet	18	4	0.818
	Robertson, Chris	E3/ Red-eye Rangers	18	4	0.818
24	White, J.J.	E4/ Menace 2 Sobriety	20	5	0.800
	Turner, Kevin	F6/ Y.N.T.A.	20	5	0.800
	Robinson, Mike	D6/ Darty Sanchez	16	4	0.800
	Cominole, Jeremy	E6/ Irish Ton	16	4	0.800
28	Alcon, Tony	G1/ Sofa Kings	19	5	0.792
29	Brown, Matt	A1/ The Bullies	15	4	0.789
	Gallagher, Jim	B3/ Hoptimistic	15	4	0.789
31	Copple, Matthew	C5/ Nine Lives	16	5	0.762
	Emerton, Eric	F6/ Y.N.T.A.	16	5	0.762
33	Cole, Mike	B1/ Why So Serious?	18	6	0.750
	Tant, J.J.	C2/ Dysfunctional Outlaws	18	6	0.750
	Massengill, Randy	B7/ Darty Minds	15	5	0.750
	Deemer, Randy	D3/ Hump Day!	15	5	0.750
	Blanes, Silver	G2/ Shoot to Thrill	15	5	0.750
	Denton, Mike	B5/ Consistently Inconsistent	12	4	0.750
	Diamond, Paddy	D2/ Rif Raf	12	4	0.750
40	Kelly, Mike	G3/ Who Darted	17	6	0.739
41	Johnson, Michael	A1/ The Bullies	14	5	0.737
	Horton, Tony	B7/ Darty Minds	14	5	0.737
43	Dehnel, Sebastian	F7/ Kenny & the Jets	19	7	0.731
	Vivod, Josh	G7/ Village Idiots	19	7	0.731
45	Trefzger, Eric	D6/ Darty Sanchez	16	6	0.727
46	Smith, Brian	C2/ Dysfunctional Outlaws	18	7	0.720
	McNamara, Ken	G6/ We're Sexy & We Throw	18	7	0.720
48	White, John	F5/ Bangin The Wire	20	8	0.714
	Watson, Jeff, Jr.	B2/ Blindsided	15	6	0.714
	Bowen, Andy	F5/ Bangin The Wire	15	6	0.714
	Rowe, Dan	G1/ Sofa Kings	15	6	0.714
52	Merkle, Patrick	B2/ Blindsided	17	7	0.708
	Beaird, Tommy	C4/ DD-214	17	7	0.708
	Bradshaw, Tyler	F2/ Death Throw	17	7	0.708
55	Persson, Kenny	A2/ The Convergent Element	12	5	0.706
	Price, Brady	E4/ Menace 2 Sobriety	12	5	0.706
57	Bruemmer, Wes	C1/ Trippin Bulls	14	6	0.700
	Krestalude, Andy	D3/ Hump Day!	14	6	0.700
59	Gaglione, Joe	B2/ Blindsided	16	7	0.696
	Chalmers, Alan	C7/ Dart Attack	16	7	0.696
	Bouchard, Keith	E4/ Menace 2 Sobriety	16	7	0.696
	Knight, Romuald	E5/ That's What She Said	16	7	0.696
63	Barrett, Darren	E2/ Sharky's Machine	11	5	0.688
	Tanella, Michael	E5/ That's What She Said	11	5	0.688
65	Bumpass, Mike	C3/ Frankie & The 5 Marks	13	6	0.684

	Doubles Win Percentage		W	L	%-age
1	Jones, Jimmie	B5/ Consistently Inconsistent	16	0	1.000
2	Barnes, Will	E3/ Red-eye Rangers	19	3	0.864
3	Foushee, Kevin	A1/ The Bullies	18	3	0.857
4	Kirkpatrick, Scott	E3/ Red-eye Rangers	20	4	0.833
	Work, Joe	A3/ Liver Alliance	15	3	0.833
6	Spellman, Alex	A1/ The Bullies	14	3	0.824
7	Bialaszewski, Rich	C3/ Frankie & The 5 Marks	13	3	0.813
8	Phillips, Stevie	A2/ The Convergent Element	16	4	0.800
	Venable, Mike	D4/ Methodical Insurrection	16	4	0.800
10	Romanchek, David	C5/ Nine Lives	14	4	0.778
11	Jones, Grey	A3/ Liver Alliance	17	5	0.773
	White, J.J.	E4/ Menace 2 Sobriety	17	5	0.773
13	Brown, Tom	A2/ The Convergent Element	13	4	0.765
14	Grubb, Ed	B5/ Consistently Inconsistent	16	5	0.762
	Piquet, David	D2/ Rif Raf	16	5	0.762
16	Murray, Shane	C2/ Dysfunctional Outlaws	18	6	0.750
	Blake, Rick	F7/ Kenny & the Jets	18	6	0.750
	Tan, Wil	A2/ The Convergent Element	15	5	0.750
	Winters, Tom	D2/ Rif Raf	15	5	0.750
	Bakowski, Adam	A4/ Lunatic Fringe	12	4	0.750
	Persson, Kenny	A2/ The Convergent Element	12	4	0.750
	Hall, Mike	B4/ The Procrastinators	12	4	0.750
	Samaluk, Somchai	E7/ Web of DaFeet	12	4	0.750
24	Smith, Brian	C2/ Dysfunctional Outlaws	17	6	0.739
25	Millius, Mike	F4/ Dart Side of the Moon	19	7	0.731
26	Chalmers, Alan	C7/ Dart Attack	16	6	0.727
27	Eason, Joel	A4/ Lunatic Fringe	13	5	0.722
	Phillips, Robbie	A2/ The Convergent Element	13	5	0.722
	Stewart, P.J.	A1/ The Bullies	13	5	0.722
	Sweet, Phyllis	D4/ Methodical Insurrection	13	5	0.722
31	Bouchard, Keith	E4/ Menace 2 Sobriety	18	7	0.720
32	Johnson, Michael	A1/ The Bullies	15	6	0.714
33	White, John	F5/ Bangin The Wire	17	7	0.708
	Alcon, Tony	G1/ Sofa Kings	17	7	0.708
35	Mathews, Olivia	F2/ Death Throw	19	8	0.704
	Hartley, Bryan	G7/ Village Idiots	19	8	0.704
37	Vivod, Josh	G7/ Village Idiots	18	8	0.692
38	Denton, Mike	B5/ Consistently Inconsistent	11	5	0.688
	Wernet, Brad	D6/ Darty Sanchez	11	5	0.688
40	Gibson, Pat	A1/ The Bullies	13	6	0.684
	Bowen, Andy	F5/ Bangin The Wire	13	6	0.684
42	Ball, Pat	E6/ Irish Ton	15	7	0.682
	McDavid, Craig	E5/ That's What She Said	15	7	0.682
	Robertson, Chris	E3/ Red-eye Rangers	15	7	0.682
45	Bradshaw, Tyler	F2/ Death Throw	17	8	0.680
46	Mathews, Dave	F2/ Death Throw	19	9	0.679
47	Jones, Dustin	D1/ BullsHit	16	8	0.667
	Byrne, Matt	D2/ Rif Raf	14	7	0.667
	Trefzger, Eric	D6/ Darty Sanchez	14	7	0.667
	Reitano, Sal	B7/ Darty Minds	12	6	0.667
	Goodrich, Brett	D6/ Darty Sanchez	12	6	0.667
	Borgia, Pete	E2/ Sharky's Machine	12	6	0.667
53	Fortune, Chase	F2/ Death Throw	17	9	0.654
	McDonald, Chase	G5/ Rippin Darts	17	9	0.654
	Raymond, Erik	G5/ Rippin Darts	17	9	0.654
	Wood, Connor	G5/ Rippin Darts	17	9	0.654
57	Bumpass, Mike	C3/ Frankie & The 5 Marks	13	7	0.650
	Richardson, Shane	D7/ One Armed Bandits	13	7	0.650
	Tyler, Robert	G7/ Village Idiots	13	7	0.650
60	Vaughan, Aaron	A3/ Liver Alliance	11	6	0.647
	Danias, Tony	B5/ Consistently Inconsistent	11	6	0.647
	Collier, Chris	D6/ Darty Sanchez	11	6	0.647
	Tanella, Michael	E5/ That's What She Said	11	6	0.647
64	Cole, Mike	B1/ Why So Serious?	16	9	0.640
	Dehnel, Sebastian	F7/ Kenny & the Jets	16	9	0.640

Fall 2022 RDL Top Singles+Doubles Win %-ages, All-Star Point Aves. (League-wide) (FINAL!)

(There are no missing statistics, as all scoresheets from the entire season have been received.) (Game minimums required for these listings: 30 for teams A2 and B7; 32 for all other A & B teams, and all C/D/E teams; 35 for teams F6, G1 and G4; 37 for all other F & G teams)

	Singles+Doubles Win Percentages		W	L	%-age
1	Jones, Jimmie	B5/ Consistently Inconsistent	30	2	0.938
2	Spellman, Alex	A1/ The Bullies	30	5	0.857
3	Phillips, Stevie	A2/ The Convergent Element	34	6	0.850
4	Millius, Mike	F4/ Dart Side of the Moon	44	8	0.846
5	Foushee, Kevin	A1/ The Bullies	32	6	0.842
6	Barnes, Will	E3/ Red-eye Rangers	37	7	0.841
7	Winters, Tom	D2/ Rif Raf	36	7	0.837
8	Work, Joe	A3/ Liver Alliance	30	6	0.833
9	Phillips, Robbie	A2/ The Convergent Element	29	7	0.806
10	Grubb, Ed	B5/ Consistently Inconsistent	33	8	0.805
11	Gibson, Pat	A1/ The Bullies	31	8	0.795
12	Murray, Shane	C2/ Dysfunctional Outlaws	38	10	0.792
13	Finney, Dave	E6/ Irish Ton	34	9	0.791
14	White, J.J.	E4/ Menace 2 Sobriety	37	10	0.787
15	Hartley, Bryan	G7/ Village Idiots	38	11	0.776
16	Kirkpatrick, Scott	E3/ Red-eye Rangers	36	12	0.750
	Alcon, Tony	G1/ Sofa Kings	36	12	0.750
	Robertson, Chris	E3/ Red-eye Rangers	33	11	0.750
19	Keim, Roger	G1/ Sofa Kings	33	12	0.733
20	Smith, Brian	C2/ Dysfunctional Outlaws	35	13	0.729
21	Campbell, Aaron	G1/ Sofa Kings	32	12	0.727
	Brown, Matt	A1/ The Bullies	24	9	0.727
	Persson, Kenny	A2/ The Convergent Element	24	9	0.727
24	Johnson, Michael	A1/ The Bullies	29	11	0.725
25	Amos, Terron	F8/ The Neighborhood Dart K	34	13	0.723
26	Denton, Mike	B5/ Consistently Inconsistent	23	9	0.719
27	White, John	F5/ Bangin The Wire	37	15	0.712
	Vivod, Josh	G7/ Village Idiots	37	15	0.712
29	Chalmers, Alan	C7/ Dart Attack	32	13	0.711
30	Bouchard, Keith	E4/ Menace 2 Sobriety	34	14	0.708
31	Massengill, Chad	A2/ The Convergent Element	28	12	0.700
	Bowen, Andy	F5/ Bangin The Wire	28	12	0.700
33	Trefzger, Eric	D6/ Darty Sanchez	30	13	0.698
	Venable, Mike	D4/ Methodical Insurrection	30	13	0.698
35	Tan, Wil	A2/ The Convergent Element	25	11	0.694
36	Cole, Mike	B1/ Why So Serious?	34	15	0.694
	Bradshaw, Tyler	F2/ Death Throw	34	15	0.694
38	Mathews, Olivia	F2/ Death Throw	38	17	0.691
39	Bither, Dana	F3/ Your Cork is Showing	33	15	0.688
40	Dehnel, Sebastian	F7/ Kenny & the Jets	35	16	0.686
41	Brown, Tom	A2/ The Convergent Element	26	12	0.684
42	Kelly, Mike	G3/ Who Darted	32	15	0.681
43	Sweet, Phyllis	D4/ Methodical Insurrection	23	11	0.676
44	Copple, Matthew	C5/ Nine Lives	27	13	0.675
45	Turner, Kevin	F6/ Y.N.T.A.	33	16	0.673
46	Fortune, Chase	F2/ Death Throw	36	18	0.667
	Gaulthier, Kyle	A3/ Liver Alliance	32	16	0.667
	Beaird, Tommy	C4/ DD-214	32	16	0.667
	Tant, J.J.	C2/ Dysfunctional Outlaws	32	16	0.667
	Jones, Grey	A3/ Liver Alliance	30	15	0.667
	Bumpass, Mike	C3/ Frankie & The 5 Marks	26	13	0.667
	Reitano, Sal	B7/ Darty Minds	24	12	0.667
	Price, Brady	E4/ Menace 2 Sobriety	24	12	0.667
	Seward, Mike	A3/ Liver Alliance	22	11	0.667
	Tanella, Michael	E5/ That's What She Said	22	11	0.667
56	McNamara, Ken	G6/ We're Sexy & We Throw	33	17	0.660
57	Merkle, Patrick	B2/ Blindsided	31	16	0.660
	Jones, Dustin	D1/ BullsHit	31	16	0.660
59	Haywood, Eric	G7/ Village Idiots	27	14	0.659
60	Stewart, P.J.	A1/ The Bullies	25	13	0.658
	Watson, Jeff, Jr.	B2/ Blindsided	25	13	0.658
	Romanchek, David	C5/ Nine Lives	25	13	0.658
63	Hall, Mike	B4/ The Procrastinators	21	11	0.656
64	Jones, Nick	G7/ Village Idiots	32	17	0.653
65	Piquet, David	D2/ Rif Raf	28	15	0.651

	All-Star Point Averages		ASP	TGP	Ave.
1	Spellman, Alex	A1/ The Bullies	91.0	35	2.600
2	Phillips, Robbie	A2/ The Convergent Element	74.5	36	2.069
3	Phillips, Stevie	A2/ The Convergent Element	77.5	40	1.938
4	Work, Joe	A3/ Liver Alliance	66.0	36	1.833
5	Gaulthier, Kyle	A3/ Liver Alliance	79.0	48	1.646
6	Jones, Jimmie	B5/ Consistently Inconsistent	52.5	32	1.641
7	Gibson, Pat	A1/ The Bullies	60.0	39	1.538
8	Mitchell, Sid	A4/ Lunatic Fringe	57.5	40	1.438
9	Johnson, Michael	A1/ The Bullies	56.0	40	1.400
10	Massengill, Chad	A2/ The Convergent Element	55.5	40	1.388
11	Persson, Kenny	A2/ The Convergent Element	43.0	33	1.303
12	Mozzetti, Tim	A4/ Lunatic Fringe	44.0	34	1.294
13	Tan, Wil	A2/ The Convergent Element	44.5	36	1.236
14	Stewart, P.J.	A1/ The Bullies	46.0	38	1.211
15	Grubb, Ed	B5/ Consistently Inconsistent	49.0	41	1.195
16	White, Vic	A6/ Boom Baby	46.5	40	1.163
17	Reitano, Sal	B7/ Darty Minds	41.0	36	1.139
18	Seward, Mike	A3/ Liver Alliance	37.5	33	1.136
19	Butterworth, Jim	A7/ Armed & Hammered	47.0	42	1.119
20	Massengill, Randy	B7/ Darty Minds	44.5	40	1.113
21	Foushee, Kevin	A1/ The Bullies	42.0	38	1.105
22	Klann, Eric	A4/ Lunatic Fringe	39.5	36	1.097
23	Murray, Shane	C2/ Dysfunctional Outlaws	51.5	48	1.073
24	Gelberg, Dave	A4/ Lunatic Fringe	36.0	34	1.059
25	Brown, Tom	A2/ The Convergent Element	40.0	38	1.053
26	Vaughan, Aaron	A3/ Liver Alliance	37.5	36	1.042
27	Jones, Grey	A3/ Liver Alliance	46.5	45	1.033
28	Jones, Dustin	D1/ BullsHit	47.5	47	1.011
29	Horton, Tony	B7/ Darty Minds	38.5	39	0.987
30	Cole, Mike	B1/ Why So Serious?	48.0	49	0.980
31	Denton, Mike	B5/ Consistently Inconsistent	31.0	32	0.969
32	Ridgway, Matt	B2/ Blindsided	35.5	37	0.959
33	Beaird, Tommy	C4/ DD-214	46.0	48	0.958
34	Merkle, Patrick	B2/ Blindsided	45.0	47	0.957
35	Brown, Matt	A1/ The Bullies	31.0	33	0.939
36	Gaglione, Joe	B2/ Blindsided	42.5	46	0.924
37	Finney, Dave	E6/ Irish Ton	39.0	43	0.907
38	Arnold, Jimmy	A7/ Armed & Hammered	38.5	43	0.895
39	Lange, Cody	A3/ Liver Alliance	32.5	37	0.878
40	Hall, Mike	B4/ The Procrastinators	28.0	32	0.875
41	Tant, J.J.	C2/ Dysfunctional Outlaws	41.0	48	0.854
42	Guenther, George	C4/ DD-214	30.5	36	0.847
43	Gallagher, Jim	B3/ Hoptimistic	31.0	37	0.838
44	Eason, Joel	A4/ Lunatic Fringe	26.5	32	0.828
45	Winters, Tom	D2/ Rif Raf	35.5	43	0.826
46	Wilson, Matt	A5/ Put It on Matt's Tab	38.5	48	0.802
47	Chalmers, Alan	C7/ Dart Attack	36.0	45	0.800
48	Sautter, Scott	B6/ Shooter McGavin	35.0	44	0.795
49	Robinson, Mike	D6/ Darty Sanchez	31.5	40	0.788
50	Bracco, Michael	B1/ Why So Serious?	34.5	44	0.784
51	O'Toole, Mike	A7/ Armed & Hammered	25.0	32	0.781
52	Toolan, Chris	B6/ Shooter McGavin	28.0	37	0.757
	Thompson, Barry	G2/ Shoot to Thrill	28.0	37	0.757
54	Althoff, Paddy	A6/ Boom Baby	30.5	41	0.744
55	Smith, Tyler	C5/ Nine Lives	26.5	36	0.736
56	Blake, Rick	F7/ Kenny & the Jets	37.5	51	0.735
57	Stewart, Kevin	B6/ Shooter McGavin	35.0	48	0.729
58	Jobe, C.J.	B7/ Darty Minds	24.0	33	0.727
59	Azevedo, Angelo	C6/ Off Constantly-Reboot	23.0	32	0.719
60	Krestalude, Andy	D3/ Hump Day!	28.5	40	0.713
61	McNamara, Ken	G6/ We're Sexy & We Throw	34.0	50	0.680
62	Dehnel, Sebastian	F7/ Kenny & the Jets	34.5	51	0.676
63	Richardson, Shane	D7/ One Armed Bandits	27.0	40	0.675
64	Watson, Jeff, Jr.	B2/ Blindsided	25.5	38	0.671
65	White, J.J.	E4/ Menace 2 Sobriety	31.0	47	0.660

Fall 2022 RDL Singles, Doubles Win Percentages (by team) (FINAL!)

(All statistics are included, as there were no missing scoresheets this season)

Singles Win Percentages

		W	L	%-age
1	A1/ The Bullies	110	33	0.769
2	A2/ The Convergent Element	97	35	0.735
3	G1/ Sofa Kings	104	52	0.667
4	G7/ Village Idiots	110	58	0.655
5	F2/ Death Throw	106	62	0.631
6	A3/ Liver Alliance	88	56	0.611
	C2/ Dysfunctional Outlaws	88	56	0.611
8	D2/ Rif Raf	85	59	0.590
9	F6/ Y.N.T.A.	92	64	0.590
10	B5/ Consistently Inconsistent	84	60	0.583
11	G5/ Rippin Darts	97	71	0.577
12	E3/ Red-eye Rangers	83	61	0.576
13	B7/ Darty Minds	75	57	0.568
14	F4/ Dart Side of the Moon	95	73	0.565
15	B1/ Why So Serious?	81	63	0.563
16	E4/ Menace 2 Sobriety	80	64	0.556
17	B2/ Blindsided	78	66	0.542
	E6/ Irish Ton	78	66	0.542
19	C3/ Frankie & The 5 Marks	77	67	0.535
20	C5/ Nine Lives	75	69	0.521
	D1/ BullsHit	75	69	0.521
22	F7/ Kenny & the Jets	87	81	0.518
23	C7/ Dart Attack	74	70	0.514
	D6/ Darty Sanchez	74	70	0.514
	E7/ Web of DaFeet	74	70	0.514
26	G2/ Shoot to Thrill	85	83	0.506
27	B3/ Hoptimistic	66	66	0.500
28	D7/ One Armed Bandits	71	73	0.493
29	D4/ Methodical Insurrection	70	72	0.493
30	E2/ Sharky's Machine	70	74	0.486
31	G3/ Who Darted	81	87	0.482
32	A4/ Lunatic Fringe	69	75	0.479
33	F5/ Bangin The Wire	80	88	0.476
34	C1/ Trippin Bulls	68	76	0.472
	C6/ Off Constantly-Reboot	68	76	0.472
36	G4/ Projectile Dysfunction	72	84	0.462
37	D3/ Hump Day!	65	77	0.458
38	F8/ The Neighborhood Dart Knight	71	85	0.455
39	E5/ That's What She Said	65	79	0.451
40	D5/ Cheap Shots	62	82	0.431
41	B4/ The Procrastinators	59	85	0.410
42	F3/ Your Cork is Showing	67	101	0.399
43	C4/ DD-214	54	90	0.375
	E1/ Shark Shooters	54	90	0.375
45	A7/ Armed & Hammered	51	93	0.354
46	B6/ Shooter McGavin	49	95	0.340
47	G6/ We're Sexy & We Throw It	57	111	0.339
48	F1/ Fayetteville Street	52	104	0.333
49	A5/ Put It on Matt's Tab	42	102	0.292
	G8/ The Rock Bottoms	42	102	0.292
51	A6/ Boom Baby	34	97	0.260

Doubles Win Percentages

		W	L	%-age
1	A1/ The Bullies	54	18	0.750
2	A2/ The Convergent Element	49	17	0.742
3	B5/ Consistently Inconsistent	48	24	0.667
4	F2/ Death Throw	54	30	0.643
5	G1/ Sofa Kings	49	29	0.628
6	E3/ Red-eye Rangers	45	27	0.625
7	G7/ Village Idiots	52	32	0.619
8	A3/ Liver Alliance	43	29	0.597
9	F7/ Kenny & the Jets	50	34	0.595
	G5/ Rippin Darts	50	34	0.595
11	C2/ Dysfunctional Outlaws	42	30	0.583
12	A4/ Lunatic Fringe	41	31	0.569
	D1/ BullsHit	41	31	0.569
	E4/ Menace 2 Sobriety	41	31	0.569
15	D2/ Rif Raf	40	32	0.556
	D4/ Methodical Insurrection	40	32	0.556
	D6/ Darty Sanchez	40	32	0.556
18	B1/ Why So Serious?	39	33	0.542
	C7/ Dart Attack	39	33	0.542
20	F6/ Y.N.T.A.	42	36	0.538
21	B2/ Blindsided	38	34	0.528
	C5/ Nine Lives	38	34	0.528
	D7/ One Armed Bandits	38	34	0.528
24	F5/ Bangin The Wire	44	40	0.524
25	E6/ Irish Ton	37	35	0.514
26	G3/ Who Darted	42	42	0.500
	C1/ Trippin Bulls	36	36	0.500
	C3/ Frankie & The 5 Marks	36	36	0.500
29	C6/ Off Constantly-Reboot	35	37	0.486
30	B7/ Darty Minds	32	34	0.485
31	F4/ Dart Side of the Moon	40	44	0.476
	G2/ Shoot to Thrill	40	44	0.476
33	B6/ Shooter McGavin	34	38	0.472
34	G4/ Projectile Dysfunction	36	42	0.462
35	E5/ That's What She Said	33	39	0.458
36	E1/ Shark Shooters	32	40	0.444
	E2/ Sharky's Machine	32	40	0.444
	E7/ Web of DaFeet	32	40	0.444
39	F8/ The Neighborhood Dart Knight	34	44	0.436
40	F3/ Your Cork is Showing	36	48	0.429
41	D5/ Cheap Shots	30	42	0.417
42	A7/ Armed & Hammered	29	43	0.403
	B4/ The Procrastinators	29	43	0.403
44	B3/ Hoptimistic	25	41	0.379
45	C4/ DD-214	26	46	0.361
46	G6/ We're Sexy & We Throw It	30	54	0.357
47	G8/ The Rock Bottoms	25	47	0.347
48	F1/ Fayetteville Street	27	51	0.346
49	D3/ Hump Day!	23	49	0.319
50	A5/ Put It on Matt's Tab	16	56	0.222
51	A6/ Boom Baby	14	52	0.212

Fall 2022 RDL Singles+Doubles Win %-ages, All-Star Point Aves. (by team) (FINAL!)

(All statistics are included, as there were no missing scoresheets this season)

Singles+Doubles Win Percentages

		W	L	%-age
1	A1/ The Bullies	218	69	0.760
2	A2/ The Convergent Element	195	69	0.739
3	G1/ Sofa Kings	202	110	0.647
4	F2/ Death Throw	214	122	0.637
	G7/ Village Idiots	214	122	0.637
6	B5/ Consistently Inconsistent	180	108	0.625
7	A3/ Liver Alliance	174	114	0.604
8	E3/ Red-eye Rangers	173	115	0.601
9	C2/ Dysfunctional Outlaws	172	116	0.597
10	G5/ Rippin Darts	197	139	0.586
11	D2/ Rif Raf	165	123	0.573
12	F6/ Y.N.T.A.	176	136	0.564
13	E4/ Menace 2 Sobriety	162	126	0.563
14	F7/ Kenny & the Jets	187	149	0.557
15	B1/ Why So Serious?	159	129	0.552
16	D1/ BullsHit	157	131	0.545
17	B2/ Blindsided	154	134	0.535
	D6/ Darty Sanchez	154	134	0.535
19	C7/ Dart Attack	152	136	0.528
	E6/ Irish Ton	152	136	0.528
21	B7/ Darty Minds	139	125	0.527
22	D4/ Methodical Insurrection	150	136	0.524
23	A4/ Lunatic Fringe	151	137	0.524
	C5/ Nine Lives	151	137	0.524
25	F4/ Dart Side of the Moon	175	161	0.521
26	C3/ Frankie & The 5 Marks	149	139	0.517
27	D7/ One Armed Bandits	147	141	0.510
28	F5/ Bangin The Wire	168	168	0.500
29	G2/ Shoot to Thrill	165	171	0.491
	G3/ Who Darted	165	171	0.491
31	C1/ Trippin Bulls	140	148	0.486
32	C6/ Off Constantly-Reboot	138	150	0.479
	E7/ Web of DaFeet	138	150	0.479
34	E2/ Sharky's Machine	134	154	0.465
35	G4/ Projectile Dysfunction	144	168	0.462
36	E5/ That's What She Said	131	157	0.455
37	F8/ The Neighborhood Dart Knigh	139	173	0.446
38	B3/ Hoptimistic	116	148	0.439
39	D5/ Cheap Shots	122	166	0.424
40	F3/ Your Cork is Showing	139	197	0.414
41	E1/ Shark Shooters	118	170	0.410
42	B4/ The Procrastinators	117	171	0.406
	B6/ Shooter McGavin	117	171	0.406
44	D3/ Hump Day!	111	175	0.388
45	A7/ Armed & Hammered	109	179	0.378
46	C4/ DD-214	106	182	0.368
47	G6/ We're Sexy & We Throw It	117	219	0.348
48	F1/ Fayetteville Street	106	206	0.340
49	G8/ The Rock Bottoms	92	196	0.319
50	A5/ Put It on Matt's Tab	74	214	0.257
51	A6/ Boom Baby	62	201	0.236

All-Star Point Averages

		ASP	TGP	Ave.
1	A2/ The Convergent Element	375.5	264	1.422
2	A1/ The Bullies	390.0	287	1.359
3	A3/ Liver Alliance	330.5	288	1.148
4	A4/ Lunatic Fringe	293.0	288	1.017
5	B5/ Consistently Inconsistent	222.0	288	0.771
6	B7/ Darty Minds	190.5	264	0.722
7	B2/ Blindsided	199.5	288	0.693
8	A7/ Armed & Hammered	194.0	288	0.674
9	C3/ Frankie & The 5 Marks	173.5	288	0.602
10	C2/ Dysfunctional Outlaws	172.5	288	0.599
11	B1/ Why So Serious?	169.0	288	0.587
12	B6/ Shooter McGavin	162.5	288	0.564
	C7/ Dart Attack	162.5	288	0.564
14	D1/ BullsHit	157.0	288	0.545
15	C5/ Nine Lives	155.0	288	0.538
16	A6/ Boom Baby	138.5	263	0.527
17	A5/ Put It on Matt's Tab	149.0	288	0.517
18	C4/ DD-214	145.5	288	0.505
19	D2/ Rif Raf	139.0	288	0.483
20	B4/ The Procrastinators	137.5	288	0.477
21	B3/ Hoptimistic	123.0	264	0.466
22	C1/ Trippin Bulls	129.5	288	0.450
23	C6/ Off Constantly-Reboot	129.0	288	0.448
24	D5/ Cheap Shots	127.5	288	0.443
25	F2/ Death Throw	142.5	336	0.424
26	D7/ One Armed Bandits	118.5	288	0.411
27	D4/ Methodical Insurrection	117.0	286	0.409
28	D3/ Hump Day!	116.0	286	0.406
29	F7/ Kenny & the Jets	136.0	336	0.405
30	E3/ Red-eye Rangers	115.0	288	0.399
31	F4/ Dart Side of the Moon	127.5	336	0.379
32	D6/ Darty Sanchez	109.0	288	0.378
33	E4/ Menace 2 Sobriety	108.0	288	0.375
34	G2/ Shoot to Thrill	125.5	336	0.374
35	G7/ Village Idiots	121.5	336	0.362
36	G1/ Sofa Kings	112.0	312	0.359
37	E7/ Web of DaFeet	98.0	288	0.340
38	F8/ The Neighborhood Dart Knigh	105.5	312	0.338
39	G3/ Who Darted	113.0	336	0.336
40	E6/ Irish Ton	95.5	288	0.332
41	E5/ That's What She Said	93.0	288	0.323
42	F5/ Bangin The Wire	105.0	336	0.313
43	G4/ Projectile Dysfunction	93.5	312	0.300
44	E2/ Sharky's Machine	84.0	288	0.292
45	F6/ Y.N.T.A.	90.5	312	0.290
46	F1/ Fayetteville Street	83.5	312	0.268
47	F3/ Your Cork is Showing	87.0	336	0.259
48	E1/ Shark Shooters	71.5	288	0.248
49	G5/ Rippin Darts	78.5	336	0.234
50	G6/ We're Sexy & We Throw It	74.5	336	0.222
51	G8/ The Rock Bottoms	46.5	288	0.161

		Singles	301	Singles	Cricket	Singles	Record	Singles Win %-age	Doubles	Cricket	Doubles	501	Doubles	Record	Doubles Win %-age	Sngls + Dbls	Record	Sngls + Dbls Win %-age	Tiebreaker Ws	Tiebreaker Ls	All-Star Points	Games Played	All-Star Point Average	Matches Played
A1/ The Bullies		52	20	58	13	110	33	0.769	27	9	27	9	54	18	0.750	218	69	0.760	0	6	390.0	287	1.359	
A 10	Cusher, Dean	2	0	3	0	5	0	1.000	3	3	5	0	8	3	0.727	13	3	0.813	0	0	10.5	16	0.656	7
A 11	Elder, Craig	1	5	2	3	3	8	0.273	4	0	5	1	9	1	0.900	12	9	0.571	0	1	12.5	21	0.595	6
A 12	Foushee, Kevin	6	2	8	1	14	3	0.824	9	1	9	2	18	3	0.857	32	6	0.842	0	0	42.0	38	1.105	11
A 13	Gibson, Pat	8	2	10	0	18	2	0.900	6	4	7	2	13	6	0.684	31	8	0.795	0	1	60.0	39	1.538	10
A 14	Johnson, Michael	5	3	9	2	14	5	0.737	7	4	8	2	15	6	0.714	29	11	0.725	0	1	56.0	40	1.400	11
A 15	Spellman, Alex	9	0	7	2	16	2	0.889	8	1	6	2	14	3	0.824	30	5	0.857	0	1	91.0	35	2.600	9
A 16	Stewart, Pete	3	1	0	0	3	1	0.750	0	0	2	1	2	1	0.667	5	2	0.714	0	0	1.5	7	0.214	4
A 17	Stewart, P.J.	6	4	6	4	12	8	0.600	8	2	5	3	13	5	0.722	25	13	0.658	0	1	46.0	38	1.211	10
A 18	Naylor, Dan	5	0	5	0	10	0	1.000	4	1	3	2	7	3	0.700	17	3	0.850	0	1	39.5	20	1.975	5
A 19	Brown, Matt	7	3	8	1	15	4	0.789	5	2	4	3	9	5	0.643	24	9	0.727	0	0	31.0	33	0.939	10
A2/ The Convergent Element		49	17	48	18	97	35	0.735	26	7	23	10	49	17	0.742	195	69	0.739	13	0	375.5	264	1.422	
A 20	Kilts, Jason	3	0	0	2	3	2	0.600	1	1	3	0	4	1	0.800	7	3	0.700	0	0	5.5	10	0.550	4
A 21	Beeson, Robb	0	0	0	0	0	0	---	0	0	0	0	0	0	---	0	0	---	0	0	0.0	0	---	0
A 22	Brown, Tom	7	3	6	5	13	8	0.619	8	1	5	3	13	4	0.765	26	12	0.684	2	0	40.0	38	1.053	11
A 23	Massengill, Chad	9	1	8	2	17	3	0.850	6	4	5	5	11	9	0.550	28	12	0.700	2	0	55.5	40	1.388	10
A 24	Minty, Ross	3	4	5	1	8	5	0.615	7	0	5	2	12	2	0.857	20	7	0.741	1	0	31.0	27	1.148	8
A 25	Persson, Kenny	7	1	5	4	12	5	0.706	6	2	6	2	12	4	0.750	24	9	0.727	2	0	43.0	33	1.303	9
A 26	Phillips, Robbie	8	1	8	1	16	2	0.889	7	2	6	3	13	5	0.722	29	7	0.806	2	0	74.5	36	2.069	9
A 27	Phillips, Stevie	8	2	10	0	18	2	0.900	9	1	7	3	16	4	0.800	34	6	0.850	2	0	77.5	40	1.938	10
A 28	Smith, Allen	0	1	0	1	0	2	0.000	1	0	1	0	2	0	1.000	2	2	0.500	0	0	4.0	4	1.000	1
A 29	Tan, Wil	4	4	6	2	10	6	0.625	7	3	8	2	15	5	0.750	25	11	0.694	2	0	44.5	36	1.236	10
A3/ Liver Alliance		35	37	53	19	88	56	0.611	23	13	20	16	43	29	0.597	174	114	0.604	0	6	330.5	288	1.148	
A 30	Parker, Charles	0	1	0	0	0	1	0.000	0	0	1	3	1	3	0.250	1	4	0.200	0	0	1.0	5	0.200	5
A 31	Keller, Tony	1	7	0	2	1	9	0.100	3	3	0	5	3	8	0.273	4	17	0.190	0	1	10.0	21	0.476	9
A 32	Jones, Grey	5	6	8	4	13	10	0.565	9	3	8	2	17	5	0.773	30	15	0.667	0	1	46.5	45	1.033	12
A 33	Gaulthier, Kyle	8	4	12	0	20	4	0.833	7	5	5	7	12	12	0.500	32	16	0.667	0	1	79.0	48	1.646	12
A 34	Seward, Mike	5	4	6	3	11	7	0.611	7	1	4	3	11	4	0.733	22	11	0.667	0	0	37.5	33	1.136	9
A 35	Work, Joe	7	2	8	1	15	3	0.833	8	1	7	2	15	3	0.833	30	6	0.833	0	1	66.0	36	1.833	9
A 36	Fischlein, Kris	0	2	8	2	8	4	0.667	3	6	3	3	6	9	0.400	14	13	0.519	0	1	20.5	27	0.759	11
A 37	Lange, Cody	5	5	5	4	10	9	0.526	4	4	6	4	10	8	0.556	20	17	0.541	0	1	32.5	37	0.878	11
A 38	Vaughan, Aaron	4	6	6	3	10	9	0.526	5	3	6	3	11	6	0.647	21	15	0.583	0	0	37.5	36	1.042	10
A 39	Lloyd, Billy	0	0	0	0	0	0	---	0	0	0	0	0	0	---	0	0	---	0	0	0.0	0	---	0
A4/ Lunatic Fringe		35	37	34	38	69	75	0.479	19	17	22	14	41	31	0.569	151	137	0.524	6	7	293.0	288	1.017	
A 40	Eason, Joel	4	5	3	2	7	7	0.500	7	3	6	2	13	5	0.722	20	12	0.625	1	1	26.5	32	0.828	10
A 41	Badger, Steve	5	2	3	1	8	3	0.727	2	4	2	1	4	5	0.444	12	8	0.600	0	1	10.5	20	0.525	8
A 42	Bakowski, Adam	0	1	4	6	4	7	0.364	5	2	7	2	12	4	0.750	16	11	0.593	1	1	27.0	27	1.000	10
A 43	Bunn, Tim	4	5	2	4	6	9	0.400	0	4	2	5	2	9	0.182	8	18	0.308	0	0	15.5	26	0.596	10
A 44	Gelberg, Dave	5	4	2	7	7	11	0.389	5	3	5	3	10	6	0.625	17	17	0.500	1	1	36.0	34	1.059	10
A 45	Klann, Eric	4	4	6	3	10	7	0.588	4	5	6	4	10	9	0.526	20	16	0.556	1	1	39.5	36	1.097	11
A 46	Mitchell, Sid	3	8	5	5	8	13	0.381	4	5	6	4	10	9	0.526	18	22	0.450	1	1	57.5	40	1.438	11
A 47	Mozzetti, Tim "Tex"	3	3	6	5	9	8	0.529	5	4	5	3	10	7	0.588	19	15	0.559	1	1	44.0	34	1.294	11
A 48	Peele, Dan	2	2	0	3	2	5	0.286	1	1	2	1	3	2	0.600	5	7	0.417	0	0	11.5	12	0.958	4
A 49	Zawrotniak, Joe	5	3	3	2	8	5	0.615	5	3	3	3	8	6	0.571	16	11	0.593	0	0	25.0	27	0.926	9
A5/ Put It on Matt's Tab		25	47	17	55	42	102	0.292	8	28	8	28	16	56	0.222	74	214	0.257	7	0	149.0	288	0.517	
A 50	Kerr, Jim	3	8	3	8	6	16	0.273	3	7	1	7	4	14	0.222	10	30	0.250	1	0	20.5	40	0.513	12
A 51	Tompkins, Charles	4	8	4	9	8	17	0.320	1	11	3	9	4	20	0.167	12	37	0.245	1	0	21.5	49	0.439	12
A 52	Wilson, Matt	6	6	5	7	11	13	0.458	1	11	2	10	3	21	0.125	14	34	0.292	1	0	38.5	48	0.802	12
A 53	Wilson, Samantha	5	5	0	8	5	13	0.278	3	6	2	9	5	15	0.250	10	28	0.263	1	0	8.5	38	0.224	11
A 54	Fey, Jen	1	1	0	6	1	7	0.125	1	5	1	4	2	9	0.182	3	16	0.158	1	0	10.0	19	0.526	7
A 55	Al-Hoory, Ahmed	5	6	4	7	9	13	0.409	3	8	4	6	7	14	0.333	16	27	0.372	1	0	23.5	43	0.547	11
A 56	Suan, John	1	10	1	9	2	19	0.095	4	7	3	10	7	17	0.292	9	36	0.200	1	0	25.5	45	0.567	12
A 57	Davis, Luke	0	0	0	0	0	0	---	0	0	0	0	0	0	---	0	0	---	0	0	0.0	0	---	0
A 58	Tanner, Dave	0	3	0	1	0	4	0.000	0	1	0	1	0	2	0.000	0	6	0.000	0	0	1.0	6	0.167	3
A6/ Boom Baby		22	44	12	53	34	97	0.260	5	28	9	24	14	52	0.212	62	201	0.236	0	0	138.5	263	0.527	
A 60	Turner, Michael	2	6	2	7	4	13	0.235	0	9	3	7	3	16	0.158	7	29	0.194	0	0	13.5	36	0.375	9
A 61	Crowe, Jason	1	7	2	5	3	12	0.200	1	6	3	5	4	11	0.267	7	23	0.233	0	0	12.0	30	0.400	8
A 62	Crompton, Jason	3	3	0	6	3	9	0.250	0	5	1	4	1	9	0.100	4	18	0.182	0	0	5.0	22	0.227	6
A 63	Zelinack, Jason	1	5	0	5	1	10	0.091	1	6	1	7	2	13	0.133	3	23	0.115	0	0	8.0	26	0.308	8
A 64	Peele, Jim	3	5	2	8	5	13	0.278	2	7	3	6	5	13	0.278	10	26	0.278	0	0	11.5	36	0.319	9
A 65	Jeffreys, Lee	1	6	1	5	2	11	0.154	1	6	1	3	2	9	0.182	4	20	0.167	0	0	7.5	24	0.313	7
A 66	White, Vic	4	6	2	8	6	14	0.300	3	7	4	6	7	13	0.350	13	27	0.325	0	0	46.5	40	1.163	10
A 67	Bullard, Jacob	2	0	1	1	3	1	0.750	0	2	1	1	1	3	0.250	4	4	0.500	0	0	4.0	8	0.500	2
A 68	Althoff, Paddy	5	6	2	8	7	14	0.333	2	8	1	9	3	17	0.150	10	31	0.244	0	0	30.5	41	0.744	10
A7/ Armed & Hammered		28	44	23	49	51	93	0.354	15	21	14	22	29	43	0.403	109	179	0.378	0	8	194.0	288	0.674	
A 70	O'Toole, Mike	2	5	2	7	4	12	0.250	4	4	4	4	8	8	0.500	12	20	0.375	0	1	25.0	32	0.781	11
A 71	Butterworth, Dan	6	6	1	10	7	16	0.304	3	4	5	6	8	10	0.444	15	26	0.366	0	1	23.0	41	0.561	12
A 72	Fredrick, Karl	4	5	5	7	9	12	0.429	4	6	5	6	9	12	0.429	18	24	0.429	0	1	22.0	42	0.524	12
A 73	Arnold, Jimmy	9	2	3	7	12	9	0.571	5	7	2	8	7	15	0.318	19	24	0.442	0	1	38.5	43	0.895	12
A 74	Debastiani, Doug	0	0	0	0	0	0	---	0	0	0	0	0	0	---	0	0	---	0	0	0.0	0	---	0
A 75	Butterworth, Jim	4	7	7	4	11	11	0.500	6	5	3	6	9	11	0.450	20	22	0.476	0	1	47.0	42	1.119	12
A 76	Thomas, Tony	1	8	0	8	1	16	0.059	2	6	2	6	4	12	0.250	5	28	0.152	0	1	7.5	33	0.227	11
A 77	Lindsey, Roy	1	6	2	4	3	10	0.231	4	4	3	4	7	8	0.467	10	18	0.357	0	1	22.5	28	0.804	9
A 78	Ehrmann, Rob	1	5	3	2	4	7	0.364	2	6	4	4	6	10	0.375	10	17	0.370	0	1	8.5	27	0.315	9

	Singles 301		Singles Cricket		Singles Record		Singles Win %-age	Doubles Cricket		Doubles 501		Doubles Record		Doubles Win %-age	Sngls + Dbls Record		Sngls + Dbls Win %-age	Tiebreaker Ws	Tiebreaker Ls	All-Star Points	Games Played	All-Star Point Average	Matches Played
B1/ Why So Serious?	36	36	45	27	81	63	0.563	20	16	19	17	39	33	0.542	159	129	0.552	13	0	169.0	288	0.587	
B 10 Cannizzaro, Anthony	6	3	5	5	11	8	0.579	7	3	3	9	10	12	0.455	21	20	0.512	2	0	18.0	41	0.439	11
B 11 Cole, Mike	8	4	10	2	18	6	0.750	8	4	8	5	16	9	0.640	34	15	0.694	2	0	48.0	49	0.980	12
B 12 Bracco, Michael	6	5	8	3	14	8	0.636	5	6	6	5	11	11	0.500	25	19	0.568	2	0	34.5	44	0.784	11
B 13 Rice, Teddy	5	5	4	6	9	11	0.450	7	5	7	4	14	9	0.609	23	20	0.535	2	0	25.0	43	0.581	11
B 14 Rice, Derek	5	6	7	5	12	11	0.522	6	5	5	2	11	7	0.611	23	18	0.561	2	0	14.5	41	0.354	12
B 15 Havens, Lincoln	4	6	6	5	10	11	0.476	5	3	4	6	9	9	0.500	19	20	0.487	2	0	16.5	39	0.423	11
B 16 Cannizzaro, Tyler	2	7	5	1	7	8	0.467	2	6	5	3	7	9	0.438	14	17	0.452	1	0	12.5	31	0.403	9
B2/ Blindsided	38	34	40	32	78	66	0.542	21	15	17	19	38	34	0.528	154	134	0.535	0	6	199.5	288	0.693	
B 20 Ridgway, Matt	5	2	5	5	10	7	0.588	6	4	6	4	12	8	0.600	22	15	0.595	0	1	35.5	37	0.959	10
B 21 Merkle, Patrick	7	5	10	2	17	7	0.708	7	5	7	4	14	9	0.609	31	16	0.660	0	1	45.0	47	0.957	12
B 22 Wilcox, Randy	3	2	5	1	8	3	0.727	3	1	3	4	6	5	0.545	14	8	0.636	0	1	13.5	22	0.614	7
B 23 Munroe, Joe	0	0	0	0	0	0	---	0	0	0	0	0	0	---	0	0	---	0	0	0.0	0	---	0
B 24 Watson, Jeff, Jr.	9	2	6	4	15	6	0.714	6	4	4	3	10	7	0.588	25	13	0.658	0	1	25.5	38	0.671	11
B 25 Crites, Randy	1	0	0	0	1	0	1.000	1	0	0	0	1	0	1.000	2	0	1.000	0	0	0.0	2	0.000	1
B 26 Hall, Pete	3	7	0	3	3	10	0.231	1	4	3	6	4	10	0.286	7	20	0.259	0	0	6.5	27	0.241	10
B 27 Sweeny, Doreen	3	7	3	6	6	13	0.316	5	5	3	6	8	11	0.421	14	24	0.368	0	0	20.0	38	0.526	11
B 28 Larson, Ray	1	4	1	9	2	13	0.133	5	3	3	5	8	8	0.500	10	21	0.323	0	1	11.0	31	0.355	12
B 29 Gaglione, Joe	6	5	10	2	16	7	0.696	8	4	5	6	13	10	0.565	29	17	0.630	0	1	42.5	46	0.924	12
B3/ Hoptimistic	40	26	26	40	66	66	0.500	11	22	14	19	25	41	0.379	116	148	0.439	0	14	123.0	264	0.466	
B 30 Snyder, Mike	7	1	3	5	10	6	0.625	2	6	5	2	7	8	0.467	17	14	0.548	0	2	21.0	31	0.677	9
B 31 Litzsinger, Mike	3	8	2	6	5	14	0.263	2	7	4	6	6	13	0.316	11	27	0.289	0	2	13.0	38	0.342	11
B 32 McCartney, Joe	6	2	5	5	11	7	0.611	6	4	3	7	9	11	0.450	20	18	0.526	0	2	20.0	38	0.526	10
B 33 Gallagher, Jim	9	1	6	3	15	4	0.789	6	4	3	5	9	9	0.500	24	13	0.649	0	2	31.0	37	0.838	10
B 34 Iager, John	5	4	5	4	10	8	0.556	3	6	3	6	6	12	0.333	16	20	0.444	0	2	16.5	36	0.458	10
B 35 Shengulette, Jerry	5	3	4	4	9	7	0.563	1	5	3	3	4	8	0.333	13	15	0.464	0	1	2.5	28	0.089	8
B 36 Veith, Matt	2	3	0	6	2	9	0.182	1	3	4	2	5	5	0.500	7	14	0.333	0	1	6.5	21	0.310	6
B 37 Jackson, Barry	2	2	0	4	2	6	0.250	0	4	2	2	2	6	0.250	4	12	0.250	0	1	7.0	16	0.438	5
B 38 Snyder, Gary	1	2	0	2	1	4	0.200	1	4	1	3	2	7	0.222	3	11	0.214	0	1	3.5	14	0.250	6
B 39 Townsley, Sean	0	0	1	1	1	1	0.500	0	1	0	2	0	3	0.000	1	4	0.200	0	0	2.0	5	0.400	2
B4/ The Procrastinators	31	41	28	44	59	85	0.410	15	21	14	22	29	43	0.403	117	171	0.406	0	0	137.5	288	0.477	
B 40 Blackwelder, Deb	4	4	1	4	5	8	0.385	0	2	2	3	2	5	0.286	7	13	0.350	0	0	2.0	20	0.100	9
B 41 Murdaugh, John	4	5	0	10	4	15	0.211	3	7	2	6	5	13	0.278	9	28	0.243	0	0	17.0	37	0.459	11
B 42 Beaudoin, Paul	6	4	6	4	12	8	0.600	4	5	7	2	11	7	0.611	23	15	0.605	0	0	16.5	38	0.434	10
B 43 Holland, Steve	3	5	6	4	9	9	0.500	6	5	5	5	11	10	0.524	20	19	0.513	0	0	25.5	39	0.654	11
B 44 Ridenour, Ron	2	4	3	5	5	9	0.357	4	7	0	7	4	14	0.222	9	23	0.281	0	0	10.5	32	0.328	11
B 45 Benson, Brian	1	8	1	5	2	13	0.133	0	6	1	9	1	15	0.063	3	28	0.097	0	0	5.5	31	0.177	11
B 46 Davis, Jimmy	2	1	2	1	4	2	0.667	2	2	2	2	4	4	0.500	8	6	0.571	0	0	4.5	14	0.321	4
B 47 McQueen, Jamie	6	5	3	9	9	14	0.391	3	8	5	6	8	14	0.364	17	28	0.378	0	0	28.0	45	0.622	12
B 48 Rodgers, Trey	0	0	0	0	0	0	---	0	0	0	0	0	0	---	0	0	---	0	0	0.0	0	---	0
B 49 Hall, Mike	3	5	6	2	9	7	0.563	8	0	4	4	12	4	0.750	21	11	0.656	0	0	28.0	32	0.875	8
B5/ Consistently Inconsistent	43	29	41	31	84	60	0.583	24	12	24	12	48	24	0.667	180	108	0.625	0	0	222.0	288	0.771	
B 50 Grubb, Ed	8	1	9	2	17	3	0.850	8	3	8	2	16	5	0.762	33	8	0.805	0	0	49.0	41	1.195	11
B 51 Bass, Joe	3	5	3	5	6	10	0.375	5	3	5	5	10	8	0.556	16	18	0.471	0	0	14.5	34	0.426	11
B 52 McNamara, Tim	1	1	0	3	1	4	0.200	3	1	1	2	4	3	0.571	5	7	0.417	0	0	8.0	12	0.667	5
B 53 Schmaus, Darren	2	8	3	4	5	12	0.294	4	3	4	3	8	6	0.571	13	18	0.419	0	0	12.0	31	0.387	11
B 54 Danias, Tony	2	4	7	2	9	6	0.600	6	3	5	3	11	6	0.647	20	12	0.625	0	0	18.0	32	0.563	10
B 55 Scott, Lee	7	4	3	7	10	11	0.476	4	7	8	3	12	10	0.545	22	21	0.512	0	0	28.0	43	0.651	11
B 56 Jeffcoat, Doug	7	3	3	5	10	8	0.556	5	1	3	4	8	5	0.615	18	13	0.581	0	0	9.0	31	0.290	10
B 57 Denton, Mike	6	2	6	2	12	4	0.750	5	3	6	2	11	5	0.688	23	9	0.719	0	0	31.0	32	0.969	8
B 58 Jones, Jimmie	7	1	7	1	14	2	0.875	8	0	8	0	16	0	1.000	30	2	0.938	0	0	52.5	32	1.641	8
B6/ Shooter McGavin	25	47	24	48	49	95	0.340	13	23	21	15	34	38	0.472	117	171	0.406	0	0	162.5	288	0.564	
B 60 Knott, Ryan	3	6	0	4	3	10	0.231	3	9	6	4	9	13	0.409	12	23	0.343	0	0	11.0	35	0.314	12
B 61 Knott, Ronnie	3	3	4	7	7	10	0.412	4	7	6	5	10	12	0.455	17	22	0.436	0	0	23.0	39	0.590	11
B 62 Sautter, Scott	4	7	3	8	7	15	0.318	5	6	7	4	12	10	0.545	19	25	0.432	0	0	35.0	44	0.795	11
B 63 Sautter, Don	5	6	3	8	8	14	0.364	5	6	4	4	9	10	0.474	17	24	0.415	0	0	17.0	41	0.415	11
B 64 Schon, Chris	2	10	2	10	4	20	0.167	0	4	5	7	5	11	0.313	9	31	0.225	0	0	12.5	40	0.313	12
B 65 Delmer, John	0	1	0	1	0	2	0.000	0	1	0	1	0	2	0.000	0	4	0.000	0	0	1.0	4	0.250	1
B 66 Toolan, Chris	4	6	3	7	7	13	0.350	5	5	4	3	9	8	0.529	16	21	0.432	0	0	28.0	37	0.757	10
B 67 Stewart, Kevin	4	8	9	3	13	11	0.542	4	8	10	2	14	10	0.583	27	21	0.563	0	0	35.0	48	0.729	12
B7/ Darty Minds	33	33	42	24	75	57	0.568	18	15	14	19	32	34	0.485	139	125	0.527	8	0	190.5	264	0.722	
B 70 Foushee, Eugene	3	7	2	4	5	11	0.313	4	4	2	5	6	9	0.400	11	20	0.355	1	0	11.0	31	0.355	11
B 71 Jobe, C.J.	3	2	6	4	9	6	0.600	4	6	3	5	7	11	0.389	16	17	0.485	1	0	24.0	33	0.727	10
B 72 Martin, Pat	5	5	9	2	14	7	0.667	5	5	3	5	8	10	0.444	22	17	0.564	1	0	18.5	39	0.474	11
B 73 Reitano, Sal	5	3	7	3	12	6	0.667	6	4	6	2	12	6	0.667	24	12	0.667	1	0	41.0	36	1.139	10
B 74 Maccini, Billy	0	1	0	1	0	2	0.000	0	0	0	1	0	1	0.000	0	3	0.000	0	0	1.0	3	0.333	1
B 75 Horton, Tony	5	4	9	1	14	5	0.737	5	5	6	4	11	9	0.550	25	14	0.641	1	0	38.5	39	0.987	10
B 76 Evans, Mike	3	7	0	3	3	10	0.231	1	1	3	5	4	6	0.400	7	16	0.304	1	0	0.0	23	0.000	10
B 77 Massengill, Randy	8	2	7	3	15	5	0.750	8	2	2	8	10	10	0.500	25	15	0.625	1	0	44.5	40	1.113	10
B 78 Massengill, Robert	1	2	2	3	3	5	0.375	3	3	3	3	6	6	0.500	9	11	0.450	1	0	12.0	20	0.600	6

	Singles 301		Singles Cricket		Singles Record		Singles Win %-age	Doubles Cricket		Doubles 501		Doubles Record		Doubles Win %-age	Sngls + Dbls Record		Sngls + Dbls Win %-age	Tiebreaker Ws	Tiebreaker Ls	All-Star Points	Games Played	All-Star Point Average	Matches Played
C1/ Trippin Bulls	35	37	33	39	68	76	0.472	20	16	16	20	36	36	0.500	140	148	0.486	0	0	129.5	288	0.450	
C 10 Hoover, Kim	3	5	0	5	3	10	0.231	2	4	5	3	7	7	0.500	10	17	0.370	0	0	4.0	27	0.148	9
C 11 Ellis, E.J.	6	6	1	8	7	14	0.333	4	7	5	7	9	14	0.391	16	28	0.364	0	0	11.0	44	0.250	12
C 12 Ginger, Chuck	5	2	7	0	12	2	0.857	5	2	4	3	9	5	0.643	21	7	0.750	0	0	23.0	28	0.821	7
C 13 Morgan, Larry	1	6	6	4	7	10	0.412	6	4	2	7	8	11	0.421	15	21	0.417	0	0	17.5	36	0.486	10
C 14 Bruemmer, Wes	8	2	6	4	14	6	0.700	6	4	5	5	11	9	0.550	25	15	0.625	0	0	25.0	40	0.625	10
C 15 Coe, Jason	1	1	2	0	3	1	0.750	2	0	1	1	3	1	0.750	6	2	0.750	0	0	5.5	8	0.688	2
C 16 Watson, Emily	0	4	0	4	0	8	0.000	1	2	1	1	2	3	0.400	2	11	0.154	0	0	0.0	13	0.000	5
C 17 Rosenfeld, Leslie	3	4	4	5	7	9	0.438	6	3	4	4	10	7	0.588	17	16	0.515	0	0	10.0	33	0.303	9
C 18 Haire, Chris	2	2	1	4	3	6	0.333	1	2	1	3	2	5	0.286	5	11	0.313	0	0	13.0	16	0.813	5
C 19 Velazquez, Jesse	6	5	6	5	12	10	0.545	7	4	4	6	11	10	0.524	23	20	0.535	0	0	20.5	43	0.477	11
C2/ Dysfunctional Outlaws	47	25	41	31	88	56	0.611	19	17	23	13	42	30	0.583	172	116	0.597	0	0	172.5	288	0.599	
C 20 Steppe, Mike	2	7	1	9	3	16	0.158	2	1	2	4	4	5	0.444	7	21	0.250	0	0	9.0	28	0.321	10
C 21 Clark, Dan	5	7	7	5	12	12	0.500	6	6	8	3	14	9	0.609	26	21	0.553	0	0	22.0	47	0.468	12
C 22 Smith, Brian	9	3	9	4	18	7	0.720	8	4	9	2	17	6	0.739	35	13	0.729	0	0	28.0	48	0.583	12
C 23 Tant, J.J.	9	3	9	3	18	6	0.750	8	4	6	6	14	10	0.583	32	16	0.667	0	0	41.0	48	0.854	12
C 24 Peterson, Chris	10	2	6	6	16	8	0.667	4	8	7	4	11	12	0.478	27	20	0.574	0	0	18.5	47	0.394	12
C 25 Talley, Gray	1	2	0	1	1	3	0.250	2	7	4	5	6	12	0.333	7	15	0.318	0	0	2.5	22	0.114	11
C 26 Murray, Shane	11	1	9	3	20	4	0.833	8	4	10	2	18	6	0.750	38	10	0.792	0	0	51.5	48	1.073	12
C3/ Frankie & The 5 Marks	30	42	47	25	77	67	0.535	17	19	19	17	36	36	0.500	149	139	0.517	6	6	173.5	288	0.602	
C 30 Bialaszewski, Rich	4	4	5	1	9	5	0.643	6	2	7	1	13	3	0.813	22	8	0.733	1	1	32.0	30	1.067	8
C 31 Powell, Lee	3	9	4	8	7	17	0.292	5	4	5	5	10	9	0.526	17	26	0.395	1	1	25.5	43	0.593	12
C 32 Bushman, Brad	5	4	7	2	12	6	0.667	5	4	5	4	10	8	0.556	22	14	0.611	1	0	22.5	36	0.625	9
C 33 Bumpass, Mike	4	5	9	1	13	6	0.684	7	3	6	4	13	7	0.650	26	13	0.667	0	1	21.0	39	0.538	10
C 34 Healy, Simon	2	2	3	1	5	3	0.625	1	4	1	3	2	7	0.222	7	10	0.412	0	0	11.5	17	0.676	5
C 35 Gardner, Kenn	3	2	1	6	4	8	0.333	2	4	2	3	4	7	0.364	8	15	0.348	1	1	5.0	23	0.217	8
C 36 Denton, Fon	4	7	6	2	10	9	0.526	3	7	4	7	7	14	0.333	17	23	0.425	1	0	18.5	40	0.463	11
C 37 Raquet, Mike	3	6	10	1	13	7	0.650	3	6	6	4	9	10	0.474	22	17	0.564	1	1	25.5	39	0.654	11
C 38 Bumpass, Cade	2	3	2	3	4	6	0.400	2	4	2	3	4	7	0.364	8	13	0.381	0	1	12.0	21	0.571	6
C4/ DD-214	27	45	27	45	54	90	0.375	12	24	14	22	26	46	0.361	106	182	0.368	6	0	145.5	288	0.505	
C 40 Hunsberger, Jim	1	4	1	3	2	7	0.222	1	5	4	3	5	8	0.385	7	15	0.318	0	0	10.5	22	0.477	9
C 41 Guenther, George	5	4	6	3	11	7	0.611	3	6	4	5	7	11	0.389	18	18	0.500	0	0	30.5	36	0.847	9
C 42 Gabry, Greg	2	7	4	5	6	12	0.333	3	8	5	5	8	13	0.381	14	25	0.359	1	0	8.5	39	0.218	11
C 43 Brody, Kevin	2	6	0	9	2	15	0.118	1	5	1	7	2	12	0.143	4	27	0.129	1	0	8.0	31	0.258	10
C 44 Beaird, Tommy	9	3	8	4	17	7	0.708	7	5	8	4	15	9	0.625	32	16	0.667	1	0	46.0	48	0.958	12
C 45 Limerick, Jeremy	3	2	3	2	6	4	0.600	2	3	0	5	2	8	0.200	8	12	0.400	0	0	11.5	20	0.575	5
C 46 Jones, Jeff	2	5	0	5	2	10	0.167	1	4	3	3	4	7	0.364	6	17	0.261	1	0	5.5	23	0.239	7
C 47 Owen, Hal	3	4	2	6	5	10	0.333	2	5	1	5	3	10	0.231	8	20	0.286	1	0	7.0	28	0.250	9
C 48 Klein, Norm	0	0	0	0	0	0	---	0	0	0	0	0	0	---	0	0	---	0	0	0.0	0	---	0
C 49 Thomas, Joe "Antique"	0	10	3	8	3	18	0.143	4	7	2	7	6	14	0.300	9	32	0.220	1	0	18.0	41	0.439	11
C5/ Nine Lives	35	37	40	32	75	69	0.521	21	15	17	19	38	34	0.528	151	137	0.524	0	13	155.0	288	0.538	
C 50 Romanchek, David	5	5	6	4	11	9	0.550	5	2	9	2	14	4	0.778	25	13	0.658	0	2	18.0	38	0.474	11
C 51 Smith, Butch	2	8	3	4	5	12	0.294	5	4	3	6	8	10	0.444	13	22	0.371	0	1	9.0	35	0.257	10
C 52 Copple, Matthew	7	4	9	1	16	5	0.762	6	3	5	5	11	8	0.579	27	13	0.675	0	2	26.0	40	0.650	11
C 53 Mays, John	4	7	7	2	11	9	0.550	6	5	4	6	10	11	0.476	21	20	0.512	0	2	17.0	41	0.415	12
C 54 Keever, David	0	2	2	4	2	6	0.250	2	3	0	2	2	5	0.286	4	11	0.267	0	2	3.0	15	0.200	7
C 55 Smith, Tyler	5	5	1	6	6	11	0.353	5	5	2	7	7	12	0.368	13	23	0.361	0	2	26.5	36	0.736	11
C 56 Gibson, Jack	6	1	3	4	9	5	0.643	3	2	4	2	7	4	0.636	16	9	0.640	0	0	18.5	25	0.740	6
C 57 Porcelli, Robb	5	2	5	2	10	4	0.714	3	3	5	2	8	5	0.615	18	9	0.667	0	2	16.5	27	0.611	8
C 58 Fitzgerald, Dennis	1	3	4	5	5	8	0.385	7	3	2	6	9	9	0.500	14	17	0.452	0	0	20.5	31	0.661	10
C6/ Off Constantly-Reboot	37	35	31	41	68	76	0.472	17	19	18	18	35	37	0.486	138	150	0.479	0	0	129.0	288	0.448	
C 60 Roberts, Mike	3	3	1	5	4	8	0.333	3	2	1	4	4	6	0.400	8	14	0.364	0	0	3.5	22	0.159	6
C 61 Kubel, Nicole	4	6	4	5	8	11	0.421	4	7	5	6	9	13	0.409	17	24	0.415	0	0	14.5	41	0.354	11
C 62 Tufillaro, Lou	6	2	3	5	9	7	0.563	5	3	3	4	8	7	0.533	17	14	0.548	0	0	24.0	31	0.774	8
C 63 Azevedo, Angelo	4	2	6	3	10	5	0.667	3	6	6	2	9	8	0.529	19	13	0.594	0	0	23.0	32	0.719	9
C 64 Lueneburg, Randy	5	5	4	6	9	11	0.450	5	5	5	5	10	10	0.500	19	21	0.475	0	0	16.5	40	0.413	10
C 65 Olson, Kevin	6	5	7	4	13	9	0.591	4	7	8	3	12	10	0.545	25	19	0.568	0	0	29.0	44	0.659	11
C 66 Holt, Ben	3	7	2	7	5	14	0.263	3	5	4	5	7	10	0.412	12	24	0.333	0	0	6.5	36	0.181	11
C 67 Blackwelder, Allyson	6	5	4	6	10	11	0.476	7	3	4	7	11	10	0.524	21	21	0.500	0	0	12.0	42	0.286	11
C 68 Cotton, Barbara	0	0	0	0	0	0	---	0	0	0	0	0	0	---	0	0	---	0	0	0.0	0	---	0
C7/ Dart Attack	41	31	33	39	74	70	0.514	20	16	19	17	39	33	0.542	152	136	0.528	7	0	162.5	288	0.564	
C 70 Stoy, Jamie	4	4	4	6	8	10	0.444	7	3	5	5	12	8	0.600	20	18	0.526	1	0	22.0	38	0.579	11
C 71 Stoy, Kara	0	1	0	0	0	1	0.000	0	0	2	2	2	2	0.500	2	3	0.400	1	0	0.0	5	0.000	5
C 72 Stoy, Carson	6	2	2	5	8	7	0.533	3	4	5	4	8	8	0.500	16	15	0.516	1	0	16.0	31	0.516	9
C 73 Milligan, Steve	3	3	2	3	5	6	0.455	3	2	2	3	5	5	0.500	10	11	0.476	0	0	11.5	21	0.548	6
C 74 Chalmers, Alan	8	4	8	3	16	7	0.696	8	4	8	2	16	6	0.727	32	13	0.711	1	0	36.0	45	0.800	12
C 75 Wooten, Michael	0	6	0	7	0	13	0.000	1	4	2	6	3	10	0.231	3	23	0.115	1	0	10.0	26	0.385	11
C 76 Jones, Mike	8	4	7	5	15	9	0.625	9	3	6	6	15	9	0.625	30	18	0.625	1	0	28.5	48	0.594	12
C 77 Ferguson, Travis	4	2	3	3	7	5	0.583	3	3	3	2	6	5	0.545	13	10	0.565	0	0	12.0	23	0.522	7
C 78 Bowman, Merrill	7	4	6	5	13	9	0.591	5	7	4	4	9	11	0.450	22	20	0.524	1	0	24.5	42	0.583	12
C 79 Innerarity, Brian	1	1	1	2	2	3	0.400	1	2	1	0	2	2	0.500	4	5	0.444	0	0	2.0	9	0.222	5

	Singles 301		Singles Cricket		Singles Record		Singles Win %-age	Doubles Cricket		Doubles 501		Doubles Record		Doubles Win %-age	Sngls + Dbls	Record	Sngls + Dbls Win %-age	Tiebreaker Ws	Tiebreaker Ls	All-Star Points	Games Played	All-Star Point Average	Matches Played
D1/ BullsHit	35	37	40	32	75	69	0.521	23	13	18	18	41	31	0.569	157	131	0.545	0	8	157.0	288	0.545	
D 10 Long, Gary	7	5	6	6	13	11	0.542	8	2	4	5	12	7	0.632	25	18	0.581	0	1	24.0	43	0.558	12
D 11 Gardner, Mike	5	5	6	4	11	9	0.550	5	6	6	4	11	10	0.524	22	19	0.537	0	1	21.5	41	0.524	12
D 12 Ellington, Dave	1	6	3	3	4	9	0.308	4	5	4	5	8	10	0.444	12	19	0.387	0	1	9.0	31	0.290	11
D 13 Morin, Deane "Dino"	1	3	1	6	2	9	0.182	2	1	2	4	4	5	0.444	6	14	0.300	0	1	6.5	20	0.325	8
D 14 Williams, Denwood	6	4	3	5	9	9	0.500	7	1	4	6	11	7	0.611	20	16	0.556	0	1	18.5	36	0.514	11
D 15 Schroll, Jake	4	3	4	3	8	6	0.571	5	2	4	2	9	4	0.692	17	10	0.630	0	1	11.5	27	0.426	8
D 16 Long, Robert	4	5	7	1	11	6	0.647	4	6	3	2	7	8	0.467	18	14	0.563	0	1	13.0	32	0.406	10
D 17 Reece, Robert	2	0	0	2	2	2	0.500	1	1	3	2	4	3	0.571	6	5	0.545	0	0	5.5	11	0.500	5
D 18 Jones, Dustin	5	6	10	2	15	8	0.652	10	2	6	6	16	8	0.667	31	16	0.660	0	1	47.5	47	1.011	12
D2/ Rif Raf	36	36	49	23	85	59	0.590	23	13	17	19	40	32	0.556	165	123	0.573	0	9	139.0	288	0.483	
D 20 Gaertner, Brian	1	6	0	1	1	7	0.125	0	1	2	4	2	5	0.286	3	12	0.200	0	1	2.0	15	0.133	10
D 21 St. Clair, Matt	4	7	2	1	6	8	0.429	4	3	0	7	4	10	0.286	10	18	0.357	0	1	12.5	28	0.446	11
D 22 Diamond, Paddy	4	0	8	4	12	4	0.750	4	6	2	7	6	13	0.316	18	17	0.514	0	1	8.0	35	0.229	12
D 23 Byrne, Matt	3	4	7	3	10	7	0.588	8	3	6	4	14	7	0.667	24	14	0.632	0	1	18.0	38	0.474	11
D 24 Shorrock, Will	5	5	9	3	14	8	0.636	4	5	3	6	7	11	0.389	21	19	0.525	0	1	21.5	40	0.538	12
D 25 Reid, Chris	1	2	2	3	3	5	0.375	4	1	4	2	8	3	0.727	11	8	0.579	0	1	11.5	19	0.605	6
D 26 Zelmer, Tom	1	5	1	1	2	6	0.250	0	0	3	2	3	2	0.600	5	8	0.385	0	1	3.5	13	0.269	7
D 27 Piquet, David	6	5	6	5	12	10	0.545	10	2	6	3	16	5	0.762	28	15	0.651	0	1	19.5	43	0.453	12
D 28 Winters, Tom "Tiny"	9	2	12	0	21	2	0.913	9	3	6	2	15	5	0.750	36	7	0.837	0	1	35.5	43	0.826	12
D 29 Howsare, Patrick	2	0	2	2	4	2	0.667	3	2	2	1	5	3	0.625	9	5	0.643	0	0	7.0	14	0.500	5
D3/ Hump Day!	36	35	29	42	65	77	0.458	9	27	14	22	23	49	0.319	111	175	0.388	6	6	116.0	286	0.406	
D 30 Deemer, Randy	7	2	8	3	15	5	0.750	3	8	3	6	6	14	0.300	21	19	0.525	1	1	23.0	40	0.575	11
D 31 Todd, Patrick	5	6	1	8	6	14	0.300	4	6	5	5	9	11	0.450	15	25	0.375	1	0	13.5	40	0.338	11
D 32 McEwen, William	5	5	4	8	9	13	0.409	4	8	5	8	9	16	0.360	18	29	0.383	1	1	18.5	47	0.394	12
D 33 Krestalude, Andy	7	3	7	3	14	6	0.700	2	8	5	5	7	13	0.350	21	19	0.525	1	1	28.5	40	0.713	10
D 34 Bush, Jim	3	6	4	3	7	9	0.438	2	7	5	4	7	11	0.389	14	20	0.412	1	1	9.5	34	0.279	10
D 35 Moore, Mark	2	3	0	6	2	9	0.182	1	4	1	4	2	8	0.200	4	17	0.190	0	0	2.0	21	0.095	7
D 36 Rutten, Pete	4	6	1	7	5	13	0.278	1	6	1	7	2	13	0.133	7	26	0.212	1	1	8.0	33	0.242	10
D 37 Budd, Shawn	3	4	4	4	7	8	0.467	1	7	3	5	4	12	0.250	11	20	0.355	0	1	13.0	31	0.419	8
D4/ Methodical Insurrection	38	33	32	39	70	72	0.493	20	16	20	16	40	32	0.556	150	136	0.524	7	0	117.0	286	0.409	
D 40 Neill, Gregory	8	5	7	2	15	7	0.682	7	4	7	6	14	10	0.583	29	17	0.630	1	0	16.5	46	0.359	12
D 41 Venable, Mike	8	4	6	5	14	9	0.609	7	1	9	3	16	4	0.800	30	13	0.698	1	0	26.0	43	0.605	12
D 42 Wilson, John	3	4	4	4	7	8	0.467	4	4	3	5	7	9	0.438	14	17	0.452	1	0	16.5	31	0.532	8
D 43 Wilson, Chris	2	6	1	4	3	10	0.231	3	5	2	4	5	9	0.357	8	19	0.296	0	0	7.0	27	0.259	8
D 44 Sweet, Jim	5	6	3	8	8	14	0.364	6	6	7	2	13	8	0.619	21	22	0.488	1	0	21.0	43	0.488	11
D 45 Sweet, Phyllis	6	1	4	5	10	6	0.625	5	4	8	1	13	5	0.722	23	11	0.676	1	0	13.0	34	0.382	9
D 46 Brady, Michelle	1	3	2	6	3	9	0.250	2	4	2	3	4	7	0.364	7	16	0.304	1	0	5.5	23	0.239	8
D 47 Stephenson, Scott	2	1	0	3	2	4	0.333	2	2	0	3	2	5	0.286	4	9	0.308	0	0	5.0	13	0.385	4
D 48 Watkins, Lucas	2	0	2	0	4	0	1.000	0	2	0	2	0	4	0.000	4	4	0.500	1	0	2.5	8	0.313	2
D 49 Hamilton, Josh	1	3	3	2	4	5	0.444	4	0	2	3	6	3	0.667	10	8	0.556	0	0	4.0	18	0.222	5
D5/ Cheap Shots	37	35	25	47	62	82	0.431	13	23	17	19	30	42	0.417	122	166	0.424	0	7	127.5	288	0.443	
D 50 Buckman, Dave	10	3	4	7	14	10	0.583	4	9	6	6	10	15	0.400	24	25	0.490	0	1	27.0	49	0.551	12
D 51 Burney, Gary	8	4	8	4	16	8	0.667	3	8	5	5	8	13	0.381	24	21	0.533	0	1	22.5	45	0.500	12
D 52 Hindle, Mikey	5	5	6	4	11	9	0.550	6	5	4	7	10	12	0.455	21	21	0.500	0	1	23.0	42	0.548	10
D 53 Witz, Steve	3	2	4	4	7	6	0.538	4	6	7	3	11	9	0.550	18	15	0.545	0	1	20.5	33	0.621	10
D 54 James, Bob	4	3	0	8	4	11	0.267	2	3	5	2	7	5	0.583	11	16	0.407	0	1	10.5	27	0.389	8
D 55 McMillan, Bill	2	7	0	7	2	14	0.125	2	6	1	4	3	10	0.231	5	24	0.172	0	0	2.5	29	0.086	9
D 56 Sellers, Mark	0	1	0	1	0	2	0.000	0	1	1	0	1	1	0.500	1	3	0.250	0	0	3.5	4	0.875	1
D 57 Clark, Bryce	4	6	3	8	7	14	0.333	4	7	4	7	8	14	0.364	15	28	0.349	0	1	13.0	43	0.302	12
D 58 Britt, Jacob	1	4	0	4	1	8	0.111	1	1	1	4	2	5	0.286	3	13	0.188	0	1	5.0	16	0.313	5
D6/ Darty Sanchez	34	38	40	32	74	70	0.514	19	17	21	15	40	32	0.556	154	134	0.535	6	0	109.0	288	0.378	
D 60 Trefzger, Mike	5	6	3	5	8	11	0.421	4	6	6	5	10	11	0.476	18	22	0.450	1	0	5.5	40	0.138	11
D 61 Trefzger, Eric	7	4	9	2	16	6	0.727	7	4	7	3	14	7	0.667	30	13	0.698	1	0	18.5	43	0.430	11
D 62 Maierhofer, Sean	2	2	1	4	3	6	0.333	2	2	2	1	4	3	0.571	7	9	0.438	0	0	2.0	16	0.125	6
D 63 Goodrich, Brett	4	6	4	5	8	11	0.421	5	3	7	3	12	6	0.667	20	17	0.541	1	0	14.0	37	0.378	10
D 64 Wernet, Brad	4	4	3	4	7	8	0.467	6	2	5	3	11	5	0.688	18	13	0.581	1	0	9.5	31	0.306	8
D 65 Collier, Chris	4	5	4	6	8	11	0.421	6	3	5	3	11	6	0.647	19	17	0.528	1	0	9.5	36	0.264	10
D 66 Stroud, Zach	1	2	1	3	2	5	0.286	3	2	3	4	6	6	0.500	8	11	0.421	1	0	8.5	19	0.447	7
D 67 Robinson, Mike	6	4	10	0	16	4	0.800	5	5	4	6	9	11	0.450	25	15	0.625	0	0	31.5	40	0.788	10
D 68 Pujol, Ollie Barreiro	1	5	5	3	6	8	0.429	0	7	3	2	3	9	0.250	9	17	0.346	0	0	10.0	26	0.385	9
D7/ One Armed Bandits	35	37	36	36	71	73	0.493	19	17	19	17	38	34	0.528	147	141	0.510	7	0	118.5	288	0.411	
D 70 Kiser, Lyman	1	1	0	2	1	3	0.250	0	2	2	4	2	6	0.250	3	9	0.250	0	0	1.0	12	0.083	6
D 71 Rudy, Jeff	6	5	6	5	12	10	0.545	6	5	8	3	14	8	0.636	26	18	0.591	1	0	19.5	44	0.443	11
D 72 White, Jim	6	6	9	3	15	9	0.625	6	6	8	4	14	10	0.583	29	19	0.604	1	0	18.5	48	0.385	12
D 73 Hansen, Josh	3	9	2	5	5	14	0.263	4	6	4	5	8	11	0.421	13	25	0.342	1	0	13.5	38	0.355	12
D 74 Murphy, Phil	4	7	4	7	8	14	0.364	7	4	6	4	13	8	0.619	21	22	0.488	1	0	17.5	43	0.407	11
D 75 Trefzger, Ken	7	4	7	4	14	8	0.636	5	5	2	7	7	12	0.368	21	20	0.512	1	0	16.0	41	0.390	11
D 76 Richardson, Shane	7	3	5	5	12	8	0.600	6	4	7	3	13	7	0.650	25	15	0.625	1	0	27.0	40	0.675	10
D 77 Kinden, Pete	1	2	3	5	4	7	0.364	4	2	1	4	5	6	0.455	9	13	0.409	1	0	5.5	22	0.250	8

	Singles 301		Singles Cricket		Singles Record		Singles Win %-age	Doubles Cricket		Doubles 501		Doubles Record		Doubles Win %-age	Sngls + Dbls Record		Sngls + Dbls Win %-age	Tiebreaker Ws	Tiebreaker Ls	All-Star Points	Games Played	All-Star Point Average	Matches Played
E1/ Shark Shooters	29	43	25	47	54	90	0.375	14	22	18	18	32	40	0.444	118	170	0.410	6	5	71.5	288	0.248	
E 10 Stacy, Michelle	6	3	3	5	9	8	0.529	5	3	3	5	8	8	0.500	17	16	0.515	1	1	3.5	33	0.106	11
E 11 Stacy, Rod	1	9	4	7	5	16	0.238	3	7	3	8	6	15	0.286	11	31	0.262	1	1	15.0	42	0.357	11
E 12 Mitchell, Liz	5	3	1	4	6	7	0.462	4	4	3	3	7	7	0.500	13	14	0.481	1	0	7.5	27	0.278	9
E 13 Lane, Tim	2	1	2	2	4	3	0.571	0	3	2	0	2	3	0.400	6	6	0.500	0	0	3.0	12	0.250	4
E 14 Mercer, Dave	4	7	4	8	8	15	0.348	3	7	6	5	9	12	0.429	17	27	0.386	1	1	11.5	44	0.261	11
E 15 Moger, Elizabeth	3	8	2	8	5	16	0.238	2	10	7	6	9	16	0.360	14	32	0.304	1	1	4.0	46	0.087	12
E 16 Graber, Shawn	5	6	7	5	12	11	0.522	7	5	5	6	12	11	0.522	24	22	0.522	1	1	14.5	46	0.315	12
E 17 Gibson, Thomas "TA"	2	1	1	4	3	5	0.375	2	3	3	2	5	5	0.500	8	10	0.444	0	0	11.5	18	0.639	5
E 18 Voorhees, Cindy	1	5	1	4	2	9	0.182	2	2	4	1	6	3	0.667	8	12	0.400	0	0	1.0	20	0.050	6
E2/ Sharky's Machine	32	40	38	34	70	74	0.486	17	19	15	21	32	40	0.444	134	154	0.465	6	7	84.0	288	0.292	
E 20 Bateman, Jimmy	5	6	6	7	11	13	0.458	6	6	5	9	11	15	0.423	22	28	0.440	1	1	11.0	50	0.220	12
E 21 Allison, Frank	2	1	2	2	4	3	0.571	0	2	1	3	1	5	0.167	5	8	0.385	0	1	2.0	13	0.154	4
E 22 Borgia, Pete	3	6	5	5	8	11	0.421	7	3	5	3	12	6	0.667	20	17	0.541	1	1	16.5	37	0.446	9
E 23 Barrett, Darren	5	3	6	2	11	5	0.688	6	2	6	1	12	3	0.800	23	8	0.742	0	1	6.5	31	0.210	8
E 24 Schaefer, Dan	2	5	1	4	3	9	0.250	3	5	3	4	6	9	0.400	9	18	0.333	1	1	4.0	27	0.148	7
E 25 Kruger, Lonny	4	4	6	2	10	6	0.625	4	5	3	6	7	11	0.389	17	17	0.500	1	1	13.0	34	0.382	9
E 26 Schaefer, John	5	6	10	2	15	8	0.652	6	5	3	7	9	12	0.429	24	20	0.545	1	0	24.0	44	0.545	11
E 27 Schaefer, Michael	4	6	2	6	6	12	0.333	2	6	3	6	5	12	0.294	11	24	0.314	1	1	6.0	35	0.171	9
E 28 Fink, Scott	2	3	0	4	2	7	0.222	0	4	1	3	1	7	0.125	3	14	0.176	0	0	1.0	17	0.059	4
E3/ Red-eye Rangers	45	27	38	34	83	61	0.576	21	15	24	12	45	27	0.625	173	115	0.601	6	0	115.0	288	0.399	
E 30 Kunesh, Joe	5	6	1	7	6	13	0.316	4	6	7	4	11	10	0.524	17	23	0.425	1	0	8.0	40	0.200	12
E 31 Rouse, Chuck	1	6	0	5	1	11	0.083	0	5	3	4	3	9	0.250	4	20	0.167	1	0	6.5	24	0.271	9
E 32 Barnes, Will	10	1	8	3	18	4	0.818	10	1	9	2	19	3	0.864	37	7	0.841	1	0	29.0	44	0.659	11
E 33 Kirkpatrick, Scott	8	4	8	4	16	8	0.667	9	3	11	1	20	4	0.833	36	12	0.750	1	0	31.0	48	0.646	12
E 34 Raper, Jeromie	6	1	4	4	10	5	0.667	4	5	3	5	7	10	0.412	17	15	0.531	1	0	8.5	32	0.266	11
E 35 Powell, Mark	4	7	8	3	12	10	0.545	6	4	6	3	12	7	0.632	24	17	0.585	1	0	9.5	41	0.232	11
E 36 Robertson, Chris	9	2	9	2	18	4	0.818	7	4	8	3	15	7	0.682	33	11	0.750	0	0	21.5	44	0.489	11
E 37 Mitchell, Bill	2	0	0	6	2	6	0.250	2	2	1	2	3	4	0.429	5	10	0.333	0	0	1.0	15	0.067	6
E 38 Robertson, Phil	0	0	0	0	0	0	---	0	0	0	0	0	0	---	0	0	---	0	0	0.0	0	---	0
E4/ Menace 2 Sobriety	37	35	43	29	80	64	0.556	22	14	19	17	41	31	0.569	162	126	0.563	6	0	108.0	288	0.375	
E 40 White, J.J.	11	1	9	4	20	5	0.800	10	1	7	4	17	5	0.773	37	10	0.787	1	0	31.0	47	0.660	12
E 41 Johnson, Dave	5	4	4	6	9	10	0.474	5	5	6	3	11	8	0.579	20	18	0.526	1	0	13.0	38	0.342	11
E 42 Price, Brady	6	3	6	2	12	5	0.706	5	4	7	3	12	7	0.632	24	12	0.667	1	0	11.5	36	0.319	10
E 43 Bouchard, Keith	6	5	10	2	16	7	0.696	10	2	8	5	18	7	0.720	34	14	0.708	1	0	18.0	48	0.375	12
E 44 Gartland, James	1	7	3	3	4	10	0.286	4	3	3	5	7	8	0.467	11	18	0.379	1	0	8.0	29	0.276	8
E 45 Rogers, Spencer	2	7	4	2	6	9	0.400	5	3	3	4	8	7	0.533	14	16	0.467	0	0	4.0	30	0.133	9
E 46 Baker, Dennis	5	7	5	5	10	12	0.455	3	7	2	9	5	16	0.238	15	28	0.349	1	0	12.5	43	0.291	12
E 47 McCartney, Eric	1	1	2	5	3	6	0.333	2	3	2	1	4	4	0.500	7	10	0.412	0	0	10.0	17	0.588	7
E5/ That's What She Said	35	37	30	42	65	79	0.451	15	21	18	18	33	39	0.458	131	157	0.455	0	0	93.0	288	0.323	
E 50 Caldwell, Taylor	4	7	1	10	5	17	0.227	4	7	4	8	8	15	0.348	13	32	0.289	0	0	11.0	45	0.244	11
E 51 Knight, Romuald	9	2	7	5	16	7	0.696	5	6	5	6	10	12	0.455	26	19	0.578	0	0	12.0	45	0.267	11
E 52 Moulden, Jeremy	1	3	2	2	3	5	0.375	0	4	0	2	0	6	0.000	3	11	0.214	0	0	5.0	14	0.357	4
E 53 Tanella, Michael	5	3	6	2	11	5	0.688	5	3	6	3	11	6	0.647	22	11	0.667	0	0	13.5	33	0.409	8
E 54 Adams, Doug	3	1	4	2	7	3	0.700	3	3	2	4	5	7	0.417	12	10	0.545	0	0	6.5	22	0.295	6
E 55 McDavid, Craig	7	6	3	8	10	14	0.417	6	4	9	3	15	7	0.682	25	21	0.543	0	0	13.5	46	0.293	11
E 56 Smith, Ron "Captain"	2	8	3	7	5	15	0.250	3	8	5	5	8	13	0.381	13	28	0.317	0	0	14.5	41	0.354	11
E 57 Frederickson, Justine	1	5	1	3	2	8	0.200	1	3	1	4	2	7	0.222	4	15	0.211	0	0	3.0	19	0.158	5
E 58 Eattock, Andrew	3	2	3	3	6	5	0.545	3	4	4	1	7	5	0.583	13	10	0.565	0	0	14.0	23	0.609	6
E 59 Breeden, Tim	0	0	0	0	0	0	---	0	0	0	0	0	0	---	0	0	---	0	0	0.0	0	---	0
E6/ Irish Ton	36	36	42	30	78	66	0.542	19	17	18	18	37	35	0.514	152	136	0.528	0	14	95.5	288	0.332	
E 60 Cominole, Jeremy	8	2	8	2	16	4	0.800	3	7	6	3	9	10	0.474	25	14	0.641	0	2	14.5	39	0.372	10
E 61 Yarsawich, Brian	3	6	1	7	4	13	0.235	5	2	5	2	10	4	0.714	14	17	0.452	0	2	6.0	31	0.194	9
E 62 Clement, Dawn	1	7	2	5	3	12	0.200	4	3	3	5	7	8	0.467	10	20	0.333	0	2	0.0	30	0.000	12
E 63 Greene, Felicia	0	7	1	5	1	12	0.077	0	5	3	6	3	11	0.214	4	23	0.148	0	2	0.0	27	0.000	11
E 64 Rossbach, Mark	3	2	8	1	11	3	0.786	5	4	4	4	9	8	0.529	20	11	0.645	0	1	15.5	31	0.500	9
E 65 Finney, Dave	9	1	11	0	20	1	0.952	8	3	6	5	14	8	0.636	34	9	0.791	0	1	39.0	43	0.907	11
E 66 Ball, Pat	5	7	8	4	13	11	0.542	8	4	7	3	15	7	0.682	28	18	0.609	0	2	16.5	46	0.359	12
E 67 Wilson, Travis	7	4	3	6	10	10	0.500	5	6	2	8	7	14	0.333	17	24	0.415	0	2	4.0	41	0.098	11
E 68 Keleher, John	0	0	0	0	0	0	---	0	0	0	0	0	0	---	0	0	---	0	0	0.0	0	---	0
E7/ Web of DaFeet	38	34	36	36	74	70	0.514	18	18	14	22	32	40	0.444	138	150	0.479	0	0	98.0	288	0.340	
E 70 Kuppler, Bob	0	0	0	3	0	3	0.000	2	2	0	1	2	3	0.400	2	6	0.250	0	0	2.0	8	0.250	6
E 71 Carawon, Harris	6	5	5	5	11	10	0.524	3	7	3	6	6	13	0.316	17	23	0.425	0	0	11.5	40	0.288	11
E 72 Converse, Laurence	6	4	5	4	11	8	0.579	4	6	3	4	7	10	0.412	18	18	0.500	0	0	6.0	36	0.167	11
E 73 Ellis, Tim	10	1	8	3	18	4	0.818	4	7	4	7	8	14	0.364	26	18	0.591	0	0	14.5	44	0.330	11
E 74 Jeffries, Tom	2	4	0	3	2	7	0.222	2	5	1	3	3	8	0.273	5	15	0.250	0	0	4.0	20	0.200	7
E 75 Kuppler, Alexander	0	6	0	8	0	14	0.000	2	2	5	4	7	6	0.538	7	20	0.259	0	0	6.0	27	0.222	10
E 76 Lalino, Steve	4	5	4	5	8	10	0.444	3	5	6	2	9	7	0.563	17	17	0.500	0	0	7.0	34	0.206	9
E 77 Phillips, Britt	0	1	0	0	0	1	0.000	2	0	0	4	2	4	0.333	2	5	0.286	0	0	1.5	7	0.214	6
E 78 Phillips, Josh	5	6	6	5	11	11	0.500	6	2	2	9	8	11	0.421	19	22	0.463	0	0	13.5	41	0.329	11
E 79 Samaluk, Somchai	5	2	8	0	13	2	0.867	8	0	4	4	12	4	0.750	25	6	0.806	0	0	32.0	31	1.032	8

		Singles 301		Singles Cricket		Singles Record		Singles Win %-age	Doubles Cricket		Doubles 501		Doubles Record		Doubles Win %-age	Sngls + Dbls Record		Sngls + Dbls Win %-age	Tiebreaker Ws	Tiebreaker Ls	All-Star Points	Games Played	All-Star Point Average	Matches Played
F1/ Fayetteville Street		28	50	24	54	52	104	0.333	13	26	14	25	27	51	0.346	106	206	0.340	0	0	83.5	312	0.268	
F 10	Updyke, Gerald	5	2	2	7	7	9	0.438	4	5	6	4	10	9	0.526	17	18	0.486	0	0	11.0	35	0.314	11
F 11	Ferraro, Kimberly	1	7	2	7	3	14	0.176	2	6	4	7	6	13	0.316	9	27	0.250	0	0	13.5	36	0.375	12
F 12	Heath, John	7	5	7	3	14	8	0.636	5	5	5	3	10	8	0.556	24	16	0.600	0	0	13.5	40	0.338	12
F 13	Lang, John	2	7	2	6	4	13	0.235	4	7	2	5	6	12	0.333	10	25	0.286	0	0	4.0	35	0.114	11
F 14	Pender, Aime	3	6	0	5	3	11	0.214	3	6	5	6	8	12	0.400	11	23	0.324	0	0	8.5	34	0.250	11
F 15	Pulliam, Keri	1	5	0	8	1	13	0.071	0	5	2	5	2	10	0.167	3	23	0.115	0	0	1.0	26	0.038	9
F 16	Smith, Chris	4	7	3	8	7	15	0.318	2	7	1	7	3	14	0.176	10	29	0.256	0	0	14.5	39	0.372	12
F 17	Winkler, Brad	2	5	5	4	7	9	0.438	2	5	1	7	3	12	0.200	10	21	0.323	0	0	7.5	31	0.242	10
F 18	Wrenn, Cameron	3	6	3	6	6	12	0.333	4	6	2	6	6	12	0.333	12	24	0.333	0	0	10.0	36	0.278	10
F2/ Death Throw		52	32	54	30	106	62	0.631	28	14	26	16	54	30	0.643	214	122	0.637	0	0	142.5	336	0.424	
F 20	Willis, Tolson	9	5	6	8	15	13	0.536	9	5	7	7	16	12	0.571	31	25	0.554	0	0	15.5	56	0.277	14
F 21	Bosier, Sean	7	7	11	3	18	10	0.643	9	5	6	8	15	13	0.536	33	23	0.589	0	0	19.5	56	0.348	14
F 22	Mathews, Dave	7	4	7	6	14	10	0.583	9	5	10	4	19	9	0.679	33	19	0.635	0	0	29.0	52	0.558	14
F 23	Willis, Angie	0	1	0	0	0	1	0.000	0	0	0	1	0	1	0.000	0	2	0.000	0	0	0.0	2	0.000	2
F 24	Mathews, Olivia	8	6	11	3	19	9	0.679	9	5	10	3	19	8	0.704	38	17	0.691	0	0	35.0	55	0.636	14
F 25	Willis, Bladen	2	0	2	3	4	3	0.571	1	0	4	0	5	0	1.000	9	3	0.750	0	0	5.0	12	0.417	6
F 26	Bradshaw, Tyler	10	4	7	3	17	7	0.708	9	4	8	4	17	8	0.680	34	15	0.694	0	0	18.5	49	0.378	14
F 27	Fortune, Chase	9	5	10	4	19	9	0.679	10	4	7	5	17	9	0.654	36	18	0.667	0	0	20.0	54	0.370	14
F3/ Your Cork is Showing		37	47	30	54	67	101	0.399	17	25	19	23	36	48	0.429	139	197	0.414	0	6	87.0	336	0.259	
F 30	Jeffcoat, Angela	4	8	0	13	4	21	0.160	3	9	5	9	8	18	0.308	12	39	0.235	0	1	8.0	51	0.157	12
F 31	Fleener, Michael	4	8	6	7	10	15	0.400	7	4	5	6	12	10	0.545	22	25	0.468	0	1	18.0	47	0.383	11
F 32	Dunleavy, John	1	0	0	1	1	1	0.500	0	1	0	1	0	2	0.000	1	3	0.250	0	0	0.0	4	0.000	1
F 33	Bither, Dana	9	2	11	1	20	3	0.870	6	6	7	6	13	12	0.520	33	15	0.688	0	1	20.5	48	0.427	12
F 34	Stumpf, Robert	4	9	5	8	9	17	0.346	4	9	7	5	11	14	0.440	20	31	0.392	0	1	11.5	51	0.225	12
F 35	Ackerman, Travis	0	0	0	0	0	0	---	0	0	0	0	0	0	---	0	0	---	0	0	0.0	0	---	0
F 36	Bass, Shannon	3	10	3	8	6	18	0.250	5	8	4	7	9	15	0.375	15	33	0.313	0	1	13.0	48	0.271	11
F 37	Amarante, John	10	5	4	10	14	15	0.483	8	7	8	7	16	14	0.533	30	29	0.508	0	1	13.5	59	0.229	14
F 38	Farrow, Brian	2	5	1	6	3	11	0.214	1	6	2	5	3	11	0.214	6	22	0.214	0	0	2.5	28	0.089	7
F4/ Dart Side of the Moon		43	41	52	32	95	73	0.565	19	23	21	21	40	44	0.476	175	161	0.521	0	6	127.5	336	0.379	
F 40	Cornell, Blaine	4	6	0	2	4	8	0.333	1	6	3	5	4	11	0.267	8	19	0.296	0	1	3.0	27	0.111	12
F 41	Millius, Mike	13	0	12	1	25	1	0.962	10	3	9	4	19	7	0.731	44	8	0.846	0	1	33.0	52	0.635	13
F 42	Furdon, Matt	7	6	9	5	16	11	0.593	7	5	6	6	13	11	0.542	29	22	0.569	0	1	24.5	51	0.480	14
F 43	Wilberg, Chelsea	5	9	8	6	13	15	0.464	5	5	5	8	10	13	0.435	23	28	0.451	0	1	18.0	51	0.353	14
F 44	Toko, Jeff	6	2	8	5	14	7	0.667	5	7	7	5	12	12	0.500	26	19	0.578	0	1	13.0	45	0.289	13
F 45	Tisdale, Brian	4	4	4	6	8	10	0.444	4	8	4	4	8	12	0.400	16	22	0.421	0	1	11.0	38	0.289	13
F 46	Wilson, Misty	1	13	0	1	1	14	0.067	1	1	4	5	5	6	0.455	6	20	0.231	0	0	1.5	26	0.058	14
F 47	Wilson, Jonathan	3	1	11	3	14	4	0.778	5	9	4	5	9	14	0.391	23	18	0.561	0	0	21.5	41	0.524	14
F 48	Metivier, Sam	0	0	0	0	0	0	---	0	0	0	0	0	0	---	0	0	---	0	0	0.0	0	---	0
F 49	Taylor, Rick	0	0	0	3	0	3	0.000	0	2	0	0	0	2	0.000	0	5	0.000	0	0	2.0	5	0.400	3
F5/ Bangin The Wire		40	44	40	44	80	88	0.476	26	16	18	24	44	40	0.524	168	168	0.500	7	0	105.0	336	0.313	
F 50	Williams, Kelsey	2	11	0	3	2	14	0.125	2	5	1	2	3	7	0.300	5	21	0.192	1	0	2.5	26	0.096	13
F 51	Prosser, Brad	4	4	5	9	9	13	0.409	7	3	2	11	9	14	0.391	18	27	0.400	1	0	25.0	45	0.556	14
F 52	White, John	10	4	10	4	20	8	0.714	12	2	5	5	17	7	0.708	37	15	0.712	1	0	22.0	52	0.423	14
F 53	Bowen, Andy	7	3	8	3	15	6	0.714	6	3	7	3	13	6	0.684	28	12	0.700	1	0	21.5	40	0.538	11
F 54	Port, Brian	2	8	3	6	5	14	0.263	6	3	4	4	10	7	0.588	15	21	0.417	0	0	8.5	36	0.236	12
F 55	Stark, Parker	5	4	5	4	10	8	0.556	5	3	2	4	7	7	0.500	17	15	0.531	1	0	6.0	32	0.188	11
F 56	Owens, Joslin	4	3	0	5	4	8	0.333	1	2	2	8	3	10	0.231	7	18	0.280	1	0	0.0	25	0.000	12
F 57	Foote, Patrick	4	1	5	1	9	2	0.818	4	2	5	2	9	4	0.692	18	6	0.750	0	0	11.0	24	0.458	7
F 58	Ferri, Chris	2	2	3	5	5	7	0.417	1	6	4	4	5	10	0.333	10	17	0.370	0	0	5.0	27	0.185	8
F 59	Perkins, Heath	0	4	1	4	1	8	0.111	8	3	4	5	12	8	0.600	13	16	0.448	1	0	3.5	29	0.121	11
F6/ Y.N.T.A.		48	30	44	34	92	64	0.590	18	21	24	15	42	36	0.538	176	136	0.564	0	0	90.5	312	0.290	
F 60	Turner, Kevin	9	4	11	1	20	5	0.800	5	6	8	5	13	11	0.542	33	16	0.673	0	0	19.0	49	0.388	13
F 61	Ago, Alvin	0	1	2	2	2	3	0.400	0	4	1	3	1	7	0.125	3	10	0.231	0	0	3.5	13	0.269	5
F 62	Barletta, Phil	5	3	3	6	8	9	0.471	5	3	6	3	11	6	0.647	19	15	0.559	0	0	9.5	34	0.279	10
F 63	Ejlali, Shervin	5	5	3	6	8	11	0.421	5	5	6	4	11	9	0.550	19	20	0.487	0	0	7.5	39	0.192	12
F 64	Emerton, Eric	8	2	8	3	16	5	0.762	3	6	3	4	6	10	0.375	22	15	0.595	0	0	20.0	37	0.541	11
F 65	Hamer, Andrew	7	0	4	3	11	3	0.786	4	2	5	2	9	4	0.692	20	7	0.741	0	0	5.0	27	0.185	7
F 66	Martin, Claude	6	3	2	7	8	10	0.444	4	5	6	2	10	7	0.588	18	17	0.514	0	0	4.0	35	0.114	10
F 67	Nguyen, Henry	1	4	2	3	3	7	0.300	0	2	3	1	3	3	0.500	6	10	0.375	0	0	5.0	16	0.313	6
F 68	Scott, Kevin	1	4	2	0	3	4	0.429	4	3	4	2	8	5	0.615	11	9	0.550	0	0	3.5	20	0.175	7
F 69	Woodard, Dave	6	4	7	3	13	7	0.650	6	6	6	4	12	10	0.545	25	17	0.595	0	0	13.5	42	0.321	12
F7/ Kenny & the Jets		39	45	48	36	87	81	0.518	26	16	24	18	50	34	0.595	187	149	0.557	0	6	136.0	336	0.405	
F 70	Theall, Ken	4	7	3	5	7	12	0.368	5	2	4	2	9	4	0.692	16	16	0.500	0	1	2.5	32	0.078	11
F 71	Gagner, Chris	8	7	7	7	15	14	0.517	9	7	7	7	16	14	0.533	31	28	0.525	0	1	18.0	59	0.305	14
F 72	Dehnel, Sebastian	8	5	11	2	19	7	0.731	8	4	8	5	16	9	0.640	35	16	0.686	0	1	34.5	51	0.676	12
F 73	Blake, Rick	7	6	7	7	14	13	0.519	8	4	10	2	18	6	0.750	32	19	0.627	0	1	37.5	51	0.735	12
F 74	Swartzel, David	3	7	7	3	10	10	0.500	6	4	2	6	8	10	0.444	18	20	0.474	0	0	7.5	38	0.197	10
F 75	Zuttel, Paul	5	3	4	6	9	9	0.500	8	4	6	7	14	11	0.560	23	20	0.535	0	1	17.5	43	0.407	11
F 76	Looney, JoDon	1	6	6	2	7	8	0.467	5	2	5	3	10	5	0.667	17	13	0.567	0	1	9.0	30	0.300	8
F 77	Carden, Amanda	1	2	0	3	1	5	0.167	1	3	2	4	3	7	0.300	4	12	0.250	0	0	1.5	16	0.094	8
F 78	Frederickson, David "Butte	2	2	3	1	5	3	0.625	2	2	4	0	6	2	0.750	11	5	0.688	0	0	8.0	16	0.500	4
F8/ The Neighborhood Dart Knights		38	40	33	45	71	85	0.455	18	21	16	23	34	44	0.436	139	173	0.446	14	0	105.5	312	0.338	
F 80	Osier, Emmalee	2	7	1	1	3	8	0.273	2	4	1	3	3	7	0.300	6	15	0.286	1	0	2.0	21	0.095	9
F 81	Markham, Jared	3	5	4	7	7	12	0.368	5	3	3	4	8	7	0.533	15	19	0.441	2	0	9.0	34	0.265	11
F 82	Amos, Terron	11	1	10	3	21	4	0.840	7	4	6	5	13	9	0.591	34	13	0.723	2	0	30.5	47	0.649	13
F 83	Swepson, Jerrell	6	4	6	5	12	9	0.571	5	4	4	7	9	11	0.450	21	20	0.512	2	0	17.5	41	0.427	12
F 84	Davis, P.J.	1	3	3	1	4	4	0.500	1	3	2	2	3	5	0.375	7	9	0.438	0	0	8.0	16	0.500	4
F 85	Millham, Mark	6	2	3	6	9	8	0.529	2	3	3	4	5	7	0.417	14	15	0.483	1	0	5.0	29	0.172	9
F 86	Lefebvre, C.J.	2	4	4	3	6	7	0.462	4	4	3	2	7	6	0.538	13	13	0.500	2	0	12.5	26	0.481	8
F 87	Assante, Tracy	2	7	0	5	2	12	0.143	4	5	5	5	9	10	0.474	11	22	0.333	2	0	3.5	33	0.106	12
F 88	Honstetter, Nate	3	4	1	7	4	11	0.267	0	6	3	5	3	11	0.214	7	22	0.241	1	0	9.5	29	0.328	8
F 89	Welsh, David	0	0	0	1	0	1	0.000	3	2	1	4	4	6	0.400	4	7	0.364	1	0	3.0	11	0.273	5
F 8x	xx-Neff, Josh	1	2	1	3	2	5	0.286	2	2	0	4	2	6	0.250	4	11	0.267	0	0	5.0	15	0.333	4
F 8x	xx-Myers, Kayla	1	1	0	3	1	4	0.200	1	2	1	1	2	3	0.400	3	7	0.300	0	0	0.0	10	0.000	3

		Singles	301	Singles	Cricket	Singles	Record	Singles Win %-age	Doubles	Cricket	Doubles	501	Doubles	Record	Doubles Win %-age	Sngls + Dbls	Record	Sngls + Dbls Win %-age	Tiebreaker Ws	Tiebreaker Ls	All-Star Points	Games Played	All-Star Point Average	Matches Played
G1/ Sofa Kings		52	26	52	26	104	52	0.667	27	12	22	17	49	29	0.628	202	110	0.647	7	0	112.0	312	0.359	
G 10	Keim, Roger	10	2	10	2	20	4	0.833	9	3	4	5	13	8	0.619	33	12	0.733	1	0	22.5	45	0.500	12
G 11	Alcon, Tony	9	3	10	2	19	5	0.792	8	4	9	3	17	7	0.708	36	12	0.750	1	0	25.0	48	0.521	12
G 12	Bozza, Doug	3	0	6	0	9	0	1.000	4	2	3	2	7	4	0.636	16	4	0.800	0	0	6.0	20	0.300	6
G 13	Moore, Ken	9	2	1	1	10	3	0.769	5	3	3	3	8	6	0.571	18	9	0.667	1	0	6.5	27	0.241	12
G 14	Plotkin, Jeremy	1	6	6	6	7	12	0.368	9	4	5	4	14	8	0.636	21	20	0.512	1	0	16.5	41	0.402	13
G 15	Moore, Andrew	4	9	3	10	7	19	0.269	1	1	8	4	9	5	0.643	16	24	0.400	1	0	6.0	40	0.150	13
G 16	Campbell, Aaron	9	2	8	1	17	3	0.850	9	3	6	6	15	9	0.625	32	12	0.727	1	0	13.5	44	0.307	12
G 17	Rowe, Dan	7	2	8	4	15	6	0.714	9	4	6	7	15	11	0.577	30	17	0.638	1	0	16.0	47	0.340	13
G2/ Shoot to Thrill		44	40	41	43	85	83	0.506	25	17	15	27	40	44	0.476	165	171	0.491	0	7	125.5	336	0.374	
G 20	Newton, Tammy	8	5	1	6	9	11	0.450	5	4	4	9	9	13	0.409	18	24	0.429	0	1	7.5	42	0.179	14
G 21	Wissinger, Wes	7	6	10	3	17	9	0.654	7	4	4	6	11	10	0.524	28	19	0.596	0	1	27.0	47	0.574	14
G 22	Beene, Ryan	7	6	6	6	13	12	0.520	6	6	4	7	10	13	0.435	23	25	0.479	0	1	17.0	48	0.354	14
G 23	Newton, Ted	2	5	3	8	5	13	0.278	9	4	4	5	13	9	0.591	18	22	0.450	0	1	10.0	40	0.250	14
G 24	Thompson, Barry	5	5	9	3	14	8	0.636	6	1	2	6	8	7	0.533	22	15	0.595	0	1	28.0	37	0.757	12
G 25	Authur, Corwin	1	3	2	3	3	6	0.333	1	4	1	4	2	8	0.200	5	14	0.263	0	0	4.0	19	0.211	8
G 26	Blanes, Silver	7	3	8	2	15	5	0.750	8	3	4	7	12	10	0.545	27	15	0.643	0	0	19.5	42	0.464	12
G 27	Gentry, Ryan	5	6	0	5	5	11	0.313	2	5	4	6	6	11	0.353	11	22	0.333	0	1	6.5	33	0.197	11
G 28	Thompson, Barry, Jr.	2	1	2	7	4	8	0.333	6	3	3	4	9	7	0.563	13	15	0.464	0	1	6.0	28	0.214	11
G3/ Who Darted		36	48	45	39	81	87	0.482	17	25	25	17	42	42	0.500	165	171	0.491	7	0	113.0	336	0.336	
G 30	Fishbeck, Brent	7	7	8	6	15	13	0.536	5	10	7	6	12	16	0.429	27	29	0.482	1	0	25.0	56	0.446	14
G 31	Kelly, Mike	9	2	8	4	17	6	0.739	6	6	9	3	15	9	0.625	32	15	0.681	1	0	25.5	47	0.543	12
G 32	Garcia, Cinthya	3	11	2	10	5	21	0.192	4	9	7	6	11	15	0.423	16	36	0.308	1	0	2.0	52	0.038	14
G 33	Rivera-Santiago, Joseph	2	4	5	2	7	6	0.538	1	6	4	2	5	8	0.385	12	14	0.462	1	0	6.5	26	0.250	7
G 34	Cooper, Glenn	6	8	2	10	8	18	0.308	6	8	7	7	13	15	0.464	21	33	0.389	1	0	16.5	54	0.306	14
G 35	Roach, Thomas	6	7	11	3	17	10	0.630	7	6	7	6	14	12	0.538	31	22	0.585	1	0	15.0	53	0.283	13
G 36	Kuhar, Doug	3	9	9	4	12	13	0.480	5	5	9	4	14	9	0.609	26	22	0.542	1	0	22.5	48	0.469	13
G4/ Projectile Dysfunction		33	45	39	39	72	84	0.462	18	21	18	21	36	42	0.462	144	168	0.462	0	8	93.5	312	0.300	
G 40	Iessi, Austin	5	6	4	8	9	14	0.391	5	6	4	6	9	12	0.429	18	26	0.409	0	1	11.5	44	0.261	12
G 41	Vance, Hugh	7	5	8	3	15	8	0.652	6	6	6	4	12	10	0.545	27	18	0.600	0	1	27.5	45	0.611	12
G 42	Dean, Jay	5	2	5	2	10	4	0.714	4	3	5	3	9	6	0.600	19	10	0.655	0	1	17.5	29	0.603	7
G 43	Jimenez, Eduardo	0	7	5	4	5	11	0.313	4	5	5	6	9	11	0.450	14	22	0.389	0	1	8.5	36	0.236	11
G 44	Tousley, Kristen	4	8	7	6	11	14	0.440	6	6	6	5	12	11	0.522	23	25	0.479	0	1	8.5	48	0.177	11
G 45	Berglund, Mike	1	3	0	2	1	5	0.167	1	0	0	3	1	3	0.250	2	8	0.200	0	1	0.0	10	0.000	4
G 46	Steiner, Tank	7	5	4	7	11	12	0.478	6	7	4	7	10	14	0.417	21	26	0.447	0	1	11.0	47	0.234	12
G 47	Futreal, Jordan	4	9	6	7	10	16	0.385	4	9	6	8	10	17	0.370	20	33	0.377	0	1	9.0	53	0.170	13
G5/ Rippin Darts		49	35	48	36	97	71	0.577	27	15	23	19	50	34	0.595	197	139	0.586	7	6	78.5	336	0.234	
G 50	Raymond, Erik	8	5	8	5	16	10	0.615	8	5	9	4	17	9	0.654	33	19	0.635	1	0	13.0	52	0.250	13
G 51	McDonald, Chase	8	5	8	5	16	10	0.615	10	3	7	6	17	9	0.654	33	19	0.635	1	1	16.0	52	0.308	13
G 52	Helton, Dakota	9	5	10	4	19	9	0.679	10	4	6	8	16	12	0.571	35	21	0.625	1	1	16.0	56	0.286	14
G 53	Wood, Connor	6	7	8	5	14	12	0.538	9	4	8	5	17	9	0.654	31	21	0.596	1	1	13.5	52	0.260	13
G 54	Gylfason, Thorbjorn	8	6	8	6	16	12	0.571	10	4	7	7	17	11	0.607	33	23	0.589	1	1	12.5	56	0.223	14
G 55	Kirk, Dylan	5	7	0	4	5	11	0.313	1	3	7	5	8	8	0.500	13	19	0.406	1	1	2.5	32	0.078	12
G 56	Minella, Brandon	3	0	5	7	8	7	0.533	6	5	2	2	8	7	0.533	16	14	0.533	1	0	3.5	30	0.117	12
G 57	Cleary, Kendall	1	0	0	0	1	0	1.000	0	1	0	0	0	1	0.000	1	1	0.500	0	0	0.0	2	0.000	1
G 58	Sugg, Bailey	1	0	1	0	2	0	1.000	0	1	0	1	0	2	0.000	2	2	0.500	0	1	1.5	4	0.375	1
G6/ We're Sexy & We Throw It		32	52	25	59	57	111	0.339	12	30	18	24	30	54	0.357	117	219	0.348	0	0	74.5	336	0.222	
G 60	McNamara, Ken	5	7	13	0	18	7	0.720	8	5	7	5	15	10	0.600	33	17	0.660	0	0	34.0	50	0.680	13
G 61	McNamara, Karen	4	8	0	2	4	10	0.286	1	2	4	8	5	10	0.333	9	20	0.310	0	0	1.0	29	0.034	12
G 62	Ross, Anne	2	6	2	9	4	15	0.211	4	6	5	4	9	10	0.474	13	25	0.342	0	0	7.5	38	0.197	12
G 63	Bohanan, Heather	4	6	1	10	5	16	0.238	1	10	4	7	5	17	0.227	10	33	0.233	0	0	8.0	43	0.186	14
G 64	Crawford, Neal	5	6	3	7	8	13	0.381	3	7	1	6	4	13	0.235	12	26	0.316	0	0	10.5	38	0.276	12
G 65	Morlando, Jim	2	2	1	7	3	9	0.250	1	7	6	3	7	10	0.412	10	19	0.345	0	0	2.0	29	0.069	9
G 66	Coggins, Leigh	1	10	1	4	2	14	0.125	2	5	4	3	6	8	0.429	8	22	0.267	0	0	0.0	30	0.000	11
G 67	Mattson, Eric	4	1	1	3	5	4	0.556	0	4	0	3	0	7	0.000	5	11	0.313	0	0	5.5	16	0.344	6
G 68	VanLienen, Dawn	0	1	0	9	0	10	0.000	2	5	0	4	2	9	0.182	2	19	0.095	0	0	1.5	21	0.071	10
G 69	Jones, Mike	5	5	3	8	8	13	0.381	2	9	5	5	7	14	0.333	15	27	0.357	0	0	4.5	42	0.107	12
G7/ Village Idiots		54	30	56	28	110	58	0.655	24	18	28	14	52	32	0.619	214	122	0.637	0	0	121.5	336	0.362	
G 70	Hartley, Barron	8	6	3	4	11	10	0.524	5	6	7	3	12	9	0.571	23	19	0.548	0	0	15.0	42	0.357	14
G 71	Hartley, Bryan	7	1	12	2	19	3	0.864	8	6	11	2	19	8	0.704	38	11	0.776	0	0	26.5	49	0.541	14
G 72	Jones, Nick	8	4	9	4	17	8	0.680	7	4	8	5	15	9	0.625	32	17	0.653	0	0	19.5	49	0.398	13
G 73	Vivod, Josh	9	4	10	3	19	7	0.731	8	5	10	3	18	8	0.692	37	15	0.712	0	0	16.0	52	0.308	13
G 74	Haywood, Eric	9	2	10	2	19	4	0.826	5	4	3	6	8	10	0.444	27	14	0.659	0	0	15.5	41	0.378	12
G 75	Baugher, Mark	8	4	7	4	15	8	0.652	6	4	7	4	13	8	0.619	28	16	0.636	0	0	10.5	44	0.239	12
G 76	Walker, Steven	5	7	2	4	7	11	0.389	3	3	3	2	6	5	0.545	13	16	0.448	0	0	3.5	29	0.121	12
G 77	Tyler, Robert	0	2	3	5	3	7	0.300	6	4	7	3	13	7	0.650	16	14	0.533	0	0	15.0	30	0.500	10
G8/ The Rock Bottoms		24	48	18	54	42	102	0.292	12	24	13	23	25	47	0.347	92	196	0.319	0	0	46.5	288	0.161	
G 80	Smith, Lauren	3	8	3	8	6	16	0.273	4	7	2	10	6	17	0.261	12	33	0.267	0	0	13.5	45	0.300	11
G 81	Smith, Jason	5	2	3	4	8	6	0.571	1	6	1	5	2	11	0.154	10	17	0.370	0	0	2.5	27	0.093	7
G 82	Crabtree, Reagan	3	4	3	4	6	8	0.429	3	5	4	4	7	9	0.438	13	17	0.433	0	0	9.0	30	0.300	8
G 83	Crabtree, Traci	3	7	1	9	4	16	0.200	2	7	4	6	6	13	0.316	10	29	0.256	0	0	1.0	39	0.026	10
G 84	Hager, Ginny	2	6	1	7	3	13	0.188	4	5	5	2	9	7	0.563	12	20	0.375	0	0	8.0	32	0.250	9
G 85	Thomas, Amy	2	5	3	4	5	9	0.357	0	7	4	3	4	10	0.286	9	19	0.321	0	0	1.0	28	0.036	7
G 86	Jackson, David	2	0	2	0	4	0	1.000	2	0	2	0	4	0	1.000	8	0	1.000	0	0	1.0	8	0.125	2
G 87	Tschetter, Emily	0	2	0	2	0	4	0.000	0	1	0	2	0	3	0.000	0	7	0.000	0	0	0.0	7	0.000	2
G 88	Stroud, David	2	7	1	8	3	15	0.167	4	5	1	8	5	13	0.278	8	28	0.222	0	0	4.5	36	0.125	9
G 89	Tschetter, Aaron	2	7	1	8	3	15	0.167	4	5	3	6	7	11	0.389	10	26	0.278	0	0	6.0	36	0.167	9

Raleigh Dart League

Registration for Spring 2023 Season
Wednesday, January 4, (The Upper Deck), 7:00-8:00 p.m.

Wednesday, January 4 ⌫⌦ **For ALL teams - there is only one night of registration!!!**
(If your team is not returning, please leave a message on VoiceMail.
New captain? Please pass this information on to him/her.)
Bring: 1) Completed roster - use BLACK pen please - with divisions played by by each member for last 3 seasons
2) ONE check for bar fee and a minimum of six players (Bar fee is $20; Player registration is $20) NO CASH WILL BE ACCEPTED!!!

Wednesday, January 4 **DEADLINE for unrestricted roster add-ons, at REGISTRATION (no extensions)**
January 5 through February 27 Add-ons pre-approved by the Membership Director (Membership Committee Director - Heather Bohanan, 919-326-1956, membership@raleighdartleague.org)
1) Checks & player information as per roster to: Treasurer Taylor Caldwell, 919-623-9920, tcaldwell831@gmail.com (contact her for pay arrangements)
2) Membership Director will inform captain of Director's/Committee's decision
A PLAYER IS NOT ELIGIBLE UNTIL APPROVED, AND WITH DUES PAID

Wednesday, January 18 ⌫⌦ **Captains' meeting, 7:00-8:00 p.m., The Upper Deck (MANDATORY)**
Pick up schedules, blank scoresheets, team rosters, phone lists, rules, etc.

Wednesday, January 25 ⌫⌦ **8:00 p.m. Season starts**

Monday, February 27 **5th week captains' meeting, 7:00-8:00 p.m., The Upper Deck**
... and RDL Board meeting --- Last day to add/replace a player with approval

SPRING 2023 RALEIGH DART LEAGUE TEAM REGISTRATION FORM

Team Name _____ Team Number _____
(PLEASE LEAVE BLANK)

Player Name (not nickname): / Home Bar & Dart Rep.:	Divisions played in previous 3 seasons	Dart experience (if any) outside RDL* / Board #s:	M/F	Phone #:	Fee Paid:
Captain: 0				(C) (H)	0
1				(C) (H)	1
2				(C) (H)	2
3				(C) (H)	3
4				(C) (H)	4
5				(C) (H)	5
6				(C) (H)	6
7				(C) (H)	7
8				(C) (H)	8
9				(C) (H)	9

TOTAL: _____

Captain's Email Address: _____

** If there are players new to RDL and you are aware of their dart experience outside of RDL, please include that information here. You might say things like "Played in a mid-level team in Chicago for the past 6 years" or "No league experience but throws on a regular basis - consistently beats D & E players at Upper Deck LOD"*

TONS OF NEWSLETTER

The Spring Session of the Raleigh Dart League for the Banquet, Saturday, May 20, 2023 Issue #JK848

The "Day That We Finally Name Some Names And Bestow Some Top Honors" Edition

TOURNAMENT WINNERS

"A" Division - ***The Global Element*** *(12+-12)*

It's Element. It's Bullies. Of course it's 1001. Duh. A smart man would've bet on a tie. Even in a match that wasn't necessarily our best, there were still piles of huge shots and clutch finishes, with Stevie Phillips's double-20 sealing the deal in a 43-dart tiebreaker.

"B" Division - ***Why So Serious?*** *(13-9)*

Things started to feel a little dicey for Serious late in the season (seriously, a flat-out forfeit?), but in the end they still complete the season/tournament double, ending Iceman's upset run in the final.

"C" Division - ***Show Me Your Tips*** *(14-4)*

After a season in which they lost a third of their matches, dumping both of their last two, and having to outlast another 8-4 team for the season crown, Show Me puts it all together in the tournament, thumping Sanchez in the only final that didn't reach 501 this season.

"D" Division - ***One Armed Bandits*** *(14-10)*

In their third nailbiter matchup of the season, the Bandits squeeze past Off Constantly in the final, after having rolled through their first two tournament matches (clinching each in the first 501 set).

"E" Division - ***Bad Mutha Duckas*** *(13-11)*

The two teams way ahead of the pack in E (Ducks and Hump Day) did indeed meet in the final, and things went the full distance as expected. In game 3 of the final set, Laurence Converse donned the hero hat, checking out 75 with a third-dart double-Bull for the Mug!

"F" Division - ***Shoot-Da-Bull*** *(13-9)*

Oh, baby, some stuff went down in F!! The 7 beat the 2, and the 6 beat the 3, and the 6 beat the 7, and the 4 beat the 1, and a quarter-final had to change venue mid-match!! And in the end, the #6 seed Shoot-Da-Bull outlasted #4 Dart Side in the only final won by a team outside the division's top pair (five #1s and a #2 won the others).

"G" Division - ***Rippin Darts*** *(12+-12)*

After racing through week 11 undefeated, things got all kinds of dicey for Rippin before they eventually finished on top. The G tournament went the exact same way, with Rippin coming back from an 8-4 deficit in the final on Thorbjorn Gylfason's double-5 in 1001.

REGULAR SEASON WINNERS

"A" Division - ***The Global Element*** *(12 wins, 0 losses)*
2nd place - The Bullies

"B" Division - ***Why So Serious?*** *(10 wins, 4 losses)*
2nd place - Put It on Matt's Tab

"C" Division - ***Show Me Your Tips*** *(8 wins, 4 losses)*
2nd place - Trippin Bulls

"D" Division - ***Off Constantly-Reboot*** *(9 wins, 3 losses)*
2nd place - One Armed Bandits

"E" Division - ***Bad Mutha Duckas*** *(10 wins, 2 losses)*
2nd place - Hump Day!

"F" Division - ***Ton 80 Proof*** *(10 wins, 4 losses)*
2nd place - Village Idiots

"G" Division - ***Rippin Darts*** *(10 wins, 2 losses)*
2nd place - Runs with Corks

Rosters of all season- and tournament-winning teams are on page 4.)

TABLE OF CONTENTS

Item	Page Number
Tournament & Regular Season Winning Teams	1
Fall 2023 RDL Season Information	1
Final Divisional Standings	2
Final Divisional Tournament Results	3
Tournament & Regular Season Winning Team Rosters	4
Winning team photo gallery (continued on pg.16)	4
Tournament Trophy Dart Awards	5
Other Tournament Hot Darts	5
Regular Season Trophy Dart Awards	5
Divisional Singles Win %-age Winners	6
Divisional All-Star Point %-age Winners	6
Players Who Beat the Singles Winners	6
Season Penalty and Tiebreaker Summaries	6
List of Host Establishments	7
Summer blind draws, other local leagues, tournaments	7
RDL Address and Phone No. Information	8
Event Calendar, Penalty Log	8
JK's All-Star Team Picks	9
Quick Stat Tidbits, JK's Prediction Results Summary	9
Prediction Results Table	10
Week-by-Week Match Results Table	11
Spring 2023 Trivia Questions Revisited (cont., pg. 14)	12
Spring 2023 Lyrics Quiz Revisited (cont., pg. 15)	13
Team behavior standard, The rest of the trivia	14
Relating to columns, The rest of the lyrics quiz	15
Greatest rivalry, league records; team photos cont.	16
Random Thoughts from JK	17
(More) Random Thoughts from JK	18
53-Season Membership / Results / Records Summary	19
2023 NCCDL & NCLC results and standings	20
Fliers for Central Virginia Classic, Firecracker Open	21
Fliers for Charlotte Open, Music City Classic	22
Top Singles Records, by Division	23
Top Doubles Records, by Division	24
Top Singles+Doubles, by Division	25
Top All Star Point Averages, by Division	26
Top Individual Records, by Section of Play	27,28
League-Wide Individual Singles, Doubles Records	29
League-Wide Individual Singles + Doubles Records, and All-Star Point Averages	30
Singles, Doubles Records, Ranked by Team	31
Overall Records, All-Star Pt. Ave., Ranked By Team	32
Complete "A" Division Statistics	33
Complete "B" Division Statistics	34
Complete "C" Division Statistics	35
Complete "D" Division Statistics	36
Complete "E" Division Statistics	37
Complete "F" Division Statistics	38
Complete "G" Division Statistics	39
Registration Materials for Fall 2023 RDL Season	40

FALL 2023 RALEIGH DART LEAGUE SEASON INFORMATION

Registration Meeting for ALL Teams; The Upper Deck;
Wednesday, July 19, 7:00-8:00 p.m.

MANDATORY Preseason Captains' Meeting; The Upper Deck;
Wednesday, August 2, 7:00-8:00 p.m.

Match Play begins on Wednesday, August 9

MANDATORY Fifth Week Captains' Meeting;
The Upper Deck; **Monday, September 11**, 7:00-8:00 p.m.

Divisional tournament weeks - **November 15 & 29, December 6**

FINAL!! DIVISIONAL TEAM STANDINGS FOR THE *SPRING 2023* RDL SEASON

		W	L	Pts.
	"A" Division			
👍	The Global Element 🥇	12	0	218
👍	The Bullies	10	2	206
3	Liver Alliance	8	4	160
4	Lunatic Fringe	6	6	146
5	Consistently Inconsistent	3	9	101
👎	Darty Minds	2	10	99
👎	Armed & Hammered	1	11	75

		W	L	Pts.
	"B" Division			
👍	Why So Serious? 🥇	10	4	190
👍	Put It on Matt's Tab	10	4	182
3	Blindsided	9	5	172
4	Double In, Uber Out	8	6	172
5	Dart Attack	7	7	166
6	Iceman's Ear Defenders	6	8	158
👎	Dysfunctional Outlaws	5	9	161
👎	Boom Baby	1	13	120

		W	L	Pts.
	"C" Division			
👍	Show Me Your Tips 🥇	8	4	166
👍	Trippin Bulls	8	4	153
3	Darty Sanchez	7	5	151
4	Nine Lives	7	5	149
5	Double In Stumble Out	6	6	147
👎	Rif Raf	3	9	126
👎	Shooter McGavin	3	9	115

		W	L	Pts.
	"D" Division			
👍	Off Constantly-Reboot 🥇	9	3	174
👍	One Armed Bandits	8	4	154
3	Menace 2 Sobriety	7	5	154
4	DD-214	6	6	127
5	Cheap Shots	5	7	140
👎	BullsHit	4	8	130
👎	Red-eye Rangers	3	9	126

		W	L	Pts.
	"E" Division			
👍	Bad Mutha Duckas 🥇	10	2	179
👍	Hump Day!	10	2	170
3	Sharky's Machine	7	5	157
4	Irish Ton	6	6	125
5	Death Throw	4	8	138
👎	Y.N.T.A.	3	9	136
👎	That's What She Said	2	10	86

		W	L	Pts.
	"F" Division			
👍	Ton 80 Proof 🥇	10	4	205
👍	Village Idiots	10	4	201
3	Sofa Kings	9	5	165
4	Dart Side of the Moon	7	7	149
5	Bangin The Wire	6	8	168
6	Shoot-Da-Bull	6	8	130
👎	Neighborhood Dart Knights	5	9	143
👎	Shark Shooters	3	11	133

		W	L	Pts.
	"G" Division			
👍	Rippin Darts 🥇	10	2	176
👍	Runs with Corks	9	3	158
3	Nein Mark	7	5	150
4	Ones are Closed	5	7	132
5	Punk in Drublic	4	8	116
👎	The Rock Bottoms	4	8	109
👎	We're Sexy & We Throw It	3	9	128

LEGEND OF SYMBOLS IN STANDINGS

🥇 = *regular season division champion*

👍 = *clinched* "top-two" *finish in division*

👎 = *clinched* "bottom-two" *finish in division*

SPRING 2023 RDL DIVISIONAL TOURNAMENT SCHEDULE

Quarterfinals (5/3)	*Semifinals (5/10)*	*Finals (5/17)*	***WINNER***

"A" Division

1 **The Global Element**
(Bye)
The Global Element
(14-4) **The Global Element**
5 Consistently Inconsistent
(14-4) Lunatic Fringe
4 Lunatic Fringe
(12+-12) **The Global Element**
3 Liver Alliance
(13-11) Liver Alliance
6 Darty Minds
(13-3) The Bullies
7 Armed & Hammered
(14-0) The Bullies
2 The Bullies

"B" Division

1 **Why So Serious?**
(forfeit) **Why So Serious?**
8 Boom Baby
(13-7) **Why So Serious?**
5 Dart Attack
(forfeit) Double In, Uber Out
4 Double In, Uber Out
(13-9) **Why So Serious?**
3 Blindsided
(14-8) Iceman's Ear Defenders
6 Iceman's Ear Defenders
(13-3) Iceman's Ear Defenders
7 Dysfunctional Outlaws
(13-11) Put It on Matt's Tab
2 Put It on Matt's Tab

"C" Division

1 **Show Me Your Tips**
Show Me Your Tips
(Bye)
(13-7) **Show Me Your Tips**
5 Double In Stumble Out
(12-7) Double In Stumble Out
4 Nine Lives
(14-4) **Show Me Your Tips**
3 Darty Sanchez
(14-6) Darty Sanchez
6 Rif Raf
(13-7) Darty Sanchez
7 Shooter McGavin
(14-10) Trippin Bulls
2 Trippin Bulls

Quarterfinals (5/3)	*Semifinals (5/10)*	*Finals (5/17)*	***WINNER***

"D" Division

1 Off Constantly-Reboot
Off Constantly-Reboot
(Bye)
(14-8) Off Constantly-Reboot
5 Cheap Shots
(14-10) DD-214
4 DD-214
(14-10) **One Armed Bandits**
3 Menace 2 Sobriety
(12-9) Menace 2 Sobriety
6 BullsHit
(14-6) **One Armed Bandits**
7 Red-eye Rangers
(14-6) **One Armed Bandits**
2 **One Armed Bandits**

"E" Division

1 **Bad Mutha Duckas**
Bad Mutha Duckas
(Bye)
(14-10) **Bad Mutha Duckas**
5 Death Throw
(13-7) Death Throw
4 Irish Ton
(13-11) **Bad Mutha Duckas**
3 Sharky's Machine
(13-9) Y.N.T.A.
6 Y.N.T.A.
(14-6) Hump Day!
7 That's What She Said
(13-9) Hump Day!
2 Hump Day!

"F" Division

1 Ton 80 Proof
(13-5) Ton 80 Proof
8 Shark Shooters
(13-3) Dart Side of the Moon
5 Bangin The Wire
(13-5) Dart Side of the Moon
4 Dart Side of the Moon
(13-9) **Shoot-Da-Bull**
3 Sofa Kings
(14-6) **Shoot-Da-Bull**
6 **Shoot-Da-Bull**
(13-5) **Shoot-Da-Bull**
7 Neighborhood Dart Knights
(12+-12) Neighborhood Dart Knights
2 Village Idiots

Quarters. (5/3)	*Semifinals (5/10)*	*Finals (5/17)*

Finals (5/17)	*Semifinals (5/10)*	*Quarters. (5/3)*

"G" Division

1 **Rippin Darts**
Rippin Darts
(Bye)
(13-5) **Rippin Darts**
5 Punk in Drublic
(forfeit) Ones are Closed
4 Ones are Closed
(12+-12) **Rippin Darts**
WINNER
Runs with Corks
Nein Mark 3
(14-10)
The Rock Bottoms 6
The Rock Bottoms *(14-4)*
We're Sexy & We Throw It 7
Runs with Corks *(13-3)*
Runs with Corks 2

WINNING TEAM PHOTO GALLERY! ALL THE REASONS WE COME PLAY, RIGHT HERE… (photos continued on pg. 16)

We got a few photos a few years ago, and… it was kind of great.. So this was a little minor tradition that I certainly wanted to encourage, and I asked the teams going into the tournament finals to consider taking a team photo and sharing it with us. This is one of my favorite items here. (No player name legends for these, but I'm sure the people in the photos know who they are. Plus, it's really about 'team' happiness anyway.)

A division regular season and tournament champions - **The Global Element**!!



C division regular season and tournament champions - **Show Me Your Tips**!!



D division tournament champions - **One Armed Bandits**



G division regular season and tournament champions - **Rippin Darts**!! (They said this photo was blurry... and it is. But most of these photos are way far from perfect…) (Also… super classy addition in the front row… Sigh.)



[division B, E and F winner photos on page 16!!!]

TEAMS THAT WON BOTH THEIR DIVISIONAL TOURNAMENT AND REGULAR SEASON TITLE !!!!!!

(note: players in parentheses did not play enough games during the regular season to qualify for tournament play)

*"A" Division - **The Global Element***

Jason Kilts (c)	Tom Brown	Chad Massengill
Robbie Phillips	Kenny Persson	Ross Minty
Stevie Phillips	Allen Smith	Wil Tan
	(Robb Beeson)	

*"B" Division - **Why So Serious?***

Anthony Cannizzaro (c)	Mike Cole	Michael Bracco
Lincoln Havens	Derek Rice	Teddy Rice
	Tyler Cannizzaro	

*"C" Division - **Show Me Your Tips***

Rich Bialaszewski (c)	Lee Powell	Brad Bushman
Fon Denton	Mike Raquet	Mike Bumpass
Paul Joyal	Terry Blake	(Kenn Gardner)

*"E" Division - **Bad Mutha Duckas***

Bob Kuppler (c)	Harris Carawon	Laurence Converse
Alex Kuppler	Dave Finney	Tim Ellis
Steve Lalino	Britt Phillips	Josh Phillips
	Somchai Samaluk	

*"G" Division - **Rippin Darts***

Erik Raymond (c)	Chase McDonald	Dakota Helton
Dylan Kirk	Thorbjorn Gylfason	Connor Wood
	Bailey Sugg	

TEAMS THAT WON THEIR DIVISIONAL TOURNAMENT (but not regular season title) !!!!!!

*"D" Division - **One Armed Bandits***

Lyman Kiser (c)	Jeff Rudy	Jim White
Ken Trefzger	Phil Murphy	Josh Hansen
Shane Richardson	Pete Kinden	Jeff Cashin

*"F" Division - **Shoot-Da-Bull***

Barry Thompson (c)	Barry Thompson, Jr.	Tammy Newton
Gustavo Martinez	Silver Blanes	Ted Newton
Adam Barnes	Paul Beck	Jerimy Claggett

TEAMS THAT WON THEIR REGULAR SEASON TITLE (but not divisional tournament) !!!!!!

*"D" Division - **Off Constantly-Reboot***

Mike Roberts (c)	Nicole Kubel	Kevin Olsen
Randy Lueneburg	Angelo Azevedo	Allyson Blackwelder
Mason Roberts		Lou Tufillaro

*"F" Division - **Ton 80 Proof***

Ken Theall (c)	Chris Gagner	Sebastian Dehnel
Paul Zuttel	David Swartzel	Rick Blake
David Frederickson	Phil Kotecki	JoDon Looney

SPRING 2023 TOURNAMENT!!! TROPHY DART AWARDS

9 Marks

Mike Robinson **(2)** (Darty Sanchez, 5/3, 5/17)
P.J. Stewart **(2)** (The Bullies, 5/10, 5/10)
Nick Jones (Village Idiots, 5/3)
Tommy Beaird (DD-214, 5/10)
Paul Beaudoin (Double In Stumble Out, 5/10)
Tom Brown (The Global Element, 5/10)
Jim Gallagher (Double In, Uber Out, 5/10)
Sid Mitchell (Lunatic Fringe, 5/10)
Tim Mozzetti (Lunatic Fringe, 5/10)
Lee Powell (Show Me Your Tips, 5/10)
Dave Finney (Bad Mutha Duckas, 5/17)
Lincoln Havens (Why So Serious?, 5/17)
Nicole Kubel (Off Constantly-Reboot, 5/17)
Alex Spellman (The Bullies, 5/17)

Ton-80s

Brian Smith (Dysfunctional Outlaws, 5/3)
Scott Page (Iceman's Ear Defenders, 5/17)
Stevie Phillips (The Global Element, 5/17)
Alex Spellman (The Bullies, 5/17)
P.J. Stewart (The Bullies, 5/17)

6-Bulls

(none reported)

Ton-70-Ins and Outs

(none reported)

For those who are new or simply were not aware of it: fast games, high ins and high outs in the tournament do not win awards unless they are perfect shots (170s) or games.

OTHER TOURNAMENT HOT DARTS (Sorry, no award -- but they're still great shots)

Chad Massengill	The Global Element	160-In	Alex Spellman	The Bullies	10-dart 301	Kevin Foushee & P.J. Stewart	The Bullies	18-dart 501
Dan Naylor	The Bullies	120-In	Stevie Phillips	The Global Element	11-dart 301			
Alex Spellman	The Bullies	120-In	Robbie Phillips	The Global Element	12-dart 301	Kenny Persson & Robbie Phillips	The Global Element	20-dart 501
Chad Massengill	The Global Element (tying the all-time league record!!)	**7-dart 301**	Robbie Phillips	The Global Element	13-dart 301			

SPRING 2023 REGULAR SEASON PERFECT THROWS

9-Marks

Robbie Phillips **(3)** (The Global Element, 3/22, 4/12, 4/19)
Brad Bushman **(2)** (Show Me..., 3/8, 3/15)
Craig Elder **(2)** (The Bullies, 3/8, 4/19)
Kyle Gaulthier **(2)** (Liver Alliance, 3/15, 4/5)
Chad Massengill **(2)** (Global Element,2/8, 3/1)
Stevie Phillips **(2)** (Global Element, 3/1, 4/26)
Paddy Althoff (Boom Baby, 1/25)
Dave Buckman (Cheap Shots, 4/26)
Dan Butterworth (Armed & Hammered, 3/15)
Joel Eason (Lunatic Fringe, 3/8)
Patrick Foote (Bangin The Wire, 4/26)
Keith Gibbs (Consistently Inconsistent, 4/12)
Chris Haire (Trippin Bulls, 2/1)
Bryan Hartley (Village Idiots, 4/12)
Eric Haywood (Village Idiots, 3/1)
Tony Horton (Darty Minds, 4/5)
Austin Iessi (Ones are Closed, 2/1)
Michael Johnson (The Bullies, 3/29)
Jimmie Jones (Consistently Inconsistent, 4/5)
Mike Kenney (Boom Baby, 3/22)
Romuald Knight (That's What She Said, 2/22)
Nicole Kubel (Off Constantly-Reboot, 1/25)
Olivia Mathews (Death Throw, 4/12)
John Mays (Nine Lives, 2/8)
Dan Naylor (The Bullies, 3/8)
Scott Page (Iceman's Ear Defenders, 3/8)
Sal Reitano (Darty Minds, 3/29)
Shane Richardson (One Armed Bandits, 1/25)
Mike Seward (Liver Alliance, 4/19)
Will Shorrock (Rif Raf, 2/1)
Allen Smith (The Global Element, 2/22)
P.J. Stewart (The Bullies, 3/1)
Wil Tan (The Global Element, 2/22)
J.J. Tant (Dysfunctional Outlaws, 4/5)
Jeff Toko (Dart Side of Moon, 3/15)
Jesse Velazquez (Trippin Bulls, 3/29)
Steve Witz (Cheap Shots, 4/26)

Ton-80s

Stevie Phillips **(4!)** (The Global Element, 2/8, 2/22, 3/22, 4/5)
Tony Horton **(2)** (Darty Minds, 4/5, 4/26)
Michael Johnson **(2)** (The Bullies, 2/8, 3/22)
Robbie Phillips **(2)** (The Global Element, 2/15, 4/12)
Paddy Althoff (Boom Baby, 3/15)
Will Barnes (Red-eye Rangers, 4/5)
Joel Eason (Lunatic Fringe, 3/1)
Dave Finney (Bad Mutha Duckas, 4/5)
Eugene Foushee (Darty Minds, 3/1)
Kyle Gaulthier (Liver Alliance, 3/15)
Pat Gibson (The Bullies, 2/22)
Chuck Ginger (Trippin Bulls, 3/15)
Jimmie Jones (Con.Inconsistent, 3/15)
Roger Keim (Sofa Kings, 3/8)
Tony Keller (Liver Alliance, 2/22)
Andy Krestalude (Hump Day!, 4/19)
Chad Massengill (...Element, 4/26)
Kenny Persson (…Element, 4/5)
Sebastian Schwartz (DD-214, 4/19)
Mike Seward (Liver Alliance, 4/12)
Mike Snyder (...Uber Out, 1/25)
P.J. Stewart (The Bullies, 2/22)
Chris Toolan (Shooter McGavin, 4/5)
Aaron Vaughan (Liver Alliance, 2/15)
Tom Winters (Rif Raf, 4/26)

6-Bulls

(none reported)

SPRING 2023 REGULAR SEASON DIVISIONAL TROPHY DART AWARDS

	A division	B division	C division	D division	E division	F division	G division
High In (301 first turn only!!)	Ton-60 (3/29/23) **Alex Spellman** The Bullies	Ton-20 **Mike Cole** Why So Serious? (twice - 1/25, 3/8) **Anthony Cannizzaro** Why So Serious? (2/15) **Lincoln Havens** Why So Serious? (3/8) **Matt Ridgway** Blindsided (4/12)	Ton-42 (2/1/23) **Scott Sautter** Shooter McGavin	Ton-40 (4/12/23) **Bryce Clark** Cheap Shots	Ton-28 (4/19/23) **Steve Lalino** Bad Mutha Duckas	Ton-08 (2/22/23) **Andrew Moore** Sofa Kings	Ton-40 (4/19/23) **Brian Whitley** Nein Mark
High Out (301/501/ 1001)	Ton-61 (4/5/23) **Robbie Phillips** The Global Element	Ton-27 (4/12/23) **Alan Chalmers** Dart Attack	Ton-22 (3/22/23) **Terry Blake** Show Me Your Tips	Ton-17 (3/15/23) **Jacob Britt** Cheap Shots	Ton-20 **Randy Deemer** Hump Day! (2/8) **Sean Bosier** Death Throw (3/15)	Ton-37 (4/5/23) **Rick Blake** Ton 80 Proof	99 (3/1/23) **Mike Jones** We're Sexy & We Throw It
Fast Singles 301	7 darts (3/29/23) **Alex Spellman** The Bullies	9 darts (4/12/23) **Scott Page** Iceman's Ear…	11 darts (2/8/23) **Matthew Copple** Nine Lives	10 darts (4/26/23) **Scott Kirkpatrick** Red-eye Rangers	11 darts (4/12/23) **Harris Carawon** ...Mutha Duckas	12 darts (3/22/23) **John White** Bangin The Wire	13 darts (3/8/23) **Mike Jones** ...We Throw It
Fast Singles Cricket	10 darts (4/12/23) **Robbie Phillips** Global Element	19 darts (3/8/23) **Mike Jones** Dart Attack	19 darts (4/19/23) **Brad Bushman** Show Me Your…	22 darts (1/25/23) **Shane Richardson** …Bandits	23 darts (4/12/23) **Somchai Samaluk** …Mutha Duckas	33 darts (3/15/23) **Sebastian Dehnel** Ton 80 Proof	28 darts (3/8/23) **Ken McNamara** ...We Throw It
Fast Doubles Cricket	19 darts **Robbie Phillips & Allen Smith** ...Element (2/1) **Adam Bakowski & Eric Klann** ...Fringe (3/8)	18 darts (4/5/23) **Hunter Eubanks & Scott Page** Iceman's Ear Defenders	28 darts (3/8/23) **Brad Bushman & Lee Powell** Show Me Your Tips	27 darts (3/1/23) **Dustin Jones & Gary Long** BullsHit	20 darts (3/22/23) **Sean Bosier & Tolson Willis** Death Throw	36 darts **Adam Barnes & Barry Thompson** Shoot-Da-Bull (3/29 **Sebastian Dehnel & Paul Zuttel** Ton 80 Proof (4/5)	34 darts (2/22/23) **Gerald Updyke & Brian Whitley** Nein Mark
Fast Doubles 501	15 darts **Tom Brown & Stevie Phillips** …Element (2/8) **Chad Massengill & Wil Tan** …Element (4/26) **Ross Minty & Stevie Phillips** …Element (4/26)	20 darts **Patrick Merkle & Jeff Watson, Jr.** Blindsided (1/25) **Jim Gallagher & Andy Sheer** Double In, Uber Out (3/1)	19 darts (3/15/23) **Chuck Ginger & Larry Morgan** Trippin Bulls	18 darts (2/22/23) **Mike Gardner & Robert Reece** BullsHit	22 darts (4/5/23) **Andy Krestalude & William McEwen** Hump Day!	23 darts (3/8/23) **David Swartzel & Paul Zuttel** Ton 80 Proof	20 darts (3/1/23) **Chris Additon & Chris Smith** Nein Mark

Spring 2023 RDL Individual Season-Long Awards

SINGLES WIN PERCENTAGE

		W	L	%-age
	"A" Division			
Stevie Phillips	A1/ The Global Element	23	1	0.958
	"B" Division			
Vic White	B2/ Boom Baby	21	4	0.840
	"C" Division			
Brad Bushman	C3/ Show Me Your Tips	15	3	0.833
	"D" Division			
Lou Tufillaro	D1/ Off Constantly-Reboc	15	3	0.833
	"E" Division			
Randy Deemer	E1/ Hump Day!	22	0	1.000
	"F" Division			
Jerrell Swepson	F5/ The Neighborhood Da	22	4	0.846
	"G" Division			
Dakota Helton	G3/ Rippin Darts	18	4	0.818

Women's Records

(# of women by division: A-0, B-5, C-3, D-2, E-4, F-12, G-16)

[There are no women in A div., and no women in C satisfied both the minimum number of games requirement and the RDL rule requiring a win percentage of 0.500 or higher to claim a singles award.]

	Women - "B" Division			
Samantha Wilson	B1/ Put It on Matt's Tab	14	12	0.538
	Women - "D" Division			
Allyson Blackwelder	D1/ Off Constantly-Reboc	11	11	0.500
	Women - "E" Division			
Olivia Mathews	E6/ Death Throw	15	9	0.625
	Women - "F" Division			
Michelle Stacy	F1/ Shark Shooters	11	8	0.579
	Women - "G" Division			
Anne Ross	G6/ We're Sexy & We Thı	11	8	0.579

ALL-STAR POINT AVERAGE

		ASPs	TGP	%-age
	"A" Division			
Robbie Phillips	A1/ The Global Element	121.0	46	2.630
	"B" Division			
Scott Page	B8/ Iceman's Ear Defende	51.5	39	1.321
	"C" Division			
Mike Robinson	C7/ Darty Sanchez	50.0	40	1.250
	"D" Division			
Scott Kirkpatrick	D6/ Red-eye Rangers	42.5	48	0.885
	"E" Division			
Somchai Samaluk	E2/ Bad Mutha Duckas	53.0	45	1.178
	"F" Division			
Barry Thompson	F8/ Shoot-Da-Bull	38.0	43	0.884
	"G" Division			
Chris Moody	G1/ Runs with Corks	22.5	34	0.662

Women's Records

(# of women by division: A-0, B-5, C-3, D-2, E-4, F-12, G-16)

	Women's Records - "B" Division			
Samantha Wilson	B1/ Put It on Matt's Tab	26.0	46	0.565
	Women's Records - "C" Division			
Leslie Rosenfeld	C5/ Trippin Bulls	13.0	36	0.361
	Women's Records - "D" Division			
Nicole Kubel	D1/ Off Constantly-Reboc	17.5	45	0.389
	Women's Records - "E" Division			
Olivia Mathews	E6/ Death Throw	20.5	49	0.418
	Women's Records - "F" Division			
Michelle Stacy	F1/ Shark Shooters	13.0	42	0.310
	Women's Records - "G" Division			
Lauren Smith	G7/ The Rock Bottoms	10.0	38	0.263

THE PLAYERS WHO *BEAT* THE SINGLES %-AGE WINNERS

Who beat Stevie Phillips of The Global Element in A division?
in 301: Sal Reitano (wk.10).
in cricket: (none).

Who beat Vic White of Boom Baby in B division?
in 301: Charles Tompkins (wk.7), Dan Clark (wk.8).
in cricket: David Hoyt (wk.9), Ahmed Al-Hoory (wk.14).

Who beat Brad Bushman of Show Me Your Tips in C division?
in 301: David Romanchek (wk.4), Greg Crumpler (wk.13).
in cricket: Jamie McQueen (wk.6).

Who beat Lou Tufillaro of Off Constantly-Reboot in D division?
in 301: Dustin Jones (wk.7).
in cricket: Mark Powell (wk.9), Dave Johnson (wk.12).

Who beat Randy Deemer of Hump Day! in E division?
in 301: (none). [Yep, this one was an undefeated
in cricket: (also none!). singles run; played all but 2 sets.]

Who beat Jerrell Swepson of The Neighborhood Dart Knights in F div.?
in 301: Doreen Apicella (wk.5), Andrew Moore (wk.11).
in cricket: Dave Mercer (wk.12), Rick Blake (wk.13).

Who beat Dakota Helton of Rippin Darts in G division?
in 301: Jim Sweet (wk.5), Mike Jones (wk.9), Brian Whitley (wk.13).
in cricket: Evan McMillan (wk.7).

Who beat Olivia Mathews of Death Throw in E division?
in 301: Pat Ball (wk.1), Andy Krestalude (wk.6), Dave Finney (wk.7), Dave Finney (wk.14). [Ohmigod, go away, Finney! 3 times??]
in cricket: Andrew Hamer (wk.2), Dawn Clement (wk.5), Dan Schaefer (wk.10), William McEwen (wk.13), Dave Finney (wk.14).

SPRING 2023 PENALTY SUMMARY

Just like last spring, I'm happy to say that I frickin' love the modern RDL. We have easy return of scoresheets via emails or texts, we sometimes don't have elections when no offices have multiple candidates (and we never have elections in the spring), and we sometimes don't even need to hold the fifth week captains' meeting. Add all that up and we can now get seasons with very few penalties. And this season is no exception. We had only 3 total penalties for a total of 41 points, with no team getting more than one penalty, and no team above F division getting any. Two F teams got late scoresheet penalties, but their 16-point losses eventually cost them nothing in the standings. The one G team though, The Rock Bottoms (who got an ineligible player penalty worth 9 points), actually lost a spot in the standings due to their penalty. And that drop put them in G's "bottom-two"… so if a bunch of new teams form and we get our H division back in the fall… well... I'm not sayin', but I'm just sayin'.

SPRING 2023 TIEBREAKER SUMMARY

Seven divisions this season, five of them with a weekly bye, so not quite as many matches as some seasons. Still, we had 33 tiebreakers (30 during the regular season, 3 in the tournament). Kind of high maybe?

The only division with more than 5 total tiebreakers was F division, which had the most with a big ol' 9! A, B and C had 5 each; D and E had 4 each; and the only 1 in G was the tournament final!!

The Neighborhood Dart Knights In F took this season's Cardiac Kids award, as the only team playing more than 3 1001s (going 3-2, with the third win being a tournament quarterfinal that will go down in history…).

The Heartbreak Award was almost taken by eight different teams who lost two 1001s, but it was Bangin The Wire in F who suffered an 0-3 run.

WHERE WE PLAY

American Legion Fuquay-Varina	**919-557-5990**
6400 Johnson Pond Road	Fuquay-Varina
-about 0.2 miles from Fuquay Elementary School	
Break Time Billiards	**919-615-0107**
6442 Tryon Road	Cary
-left of Lowe's Foods, at inter. w/ Cary Parkway	
Brewster's Pub	**919-650-1270**
1885 Lake Pine Drive	Cary
-next to La Cocina Mexican restaurant	
Cleveland Draft House - Garner	**919-771-2337**
6101 NC Highway 42 West	Garner
-0.7 mile west of I-40 on NC Highway 42	
Good Times Arcade and Tavern	**919-307-3245**
74 Son-Lan Parkway, Suite 108	Garner
-just past Pizza Inn, across from Hibachi & Company	
High Park Bar & Grille	**919-833-4527**
625 E. Whitaker Mill Road	Raleigh
-near intersection of Whitaker Mill & Wake Forest Rd.	
Hot Shots Billiards & Pub	**919-460-6307**
107 Edinburgh South Drive	Cary
-in MacGregor Village	
Lonerider at Five Points	**919-322-2434**
1626 Glenwood Avenue	Raleigh
-next to The Rialto Theatre	
Mackey's Pub	**919-435-6018**
2101 South Main Street	Wake Forest
-right next to Asuka Asian Bistro	
Mac's Tavern	**919-467-4114**
1014 Ryan Road	Cary
-in Village Market Shopping Center	
The Neighborhood Sports Bar	**919-377-2344**
301 North Harrison Avenue	Cary
-in the space that was Train Station / Playtime Billiards	
Overtime Sports Pub	**919-255-9556**
1030-149 N. Rogers Lane	Raleigh
-corner of Rogers Ln/US-64, in Food Lion strip mall	
Pantana's Pool Hall	**919-833-2990**
3112 Hillsborough Road	near NCSU
-between Daisy and Shepherd streets	
The Pickled Onion #2	**919-977-0031**
8511 Cantilever Way	north Raleigh
-off Glenwood, in plaza behind CarMax	
The Pickled Pub	**984-235-4482**
14460 Falls of Neuse Road	north Raleigh
-in Wakefield Commons shopping center	
Sharky's Place	**919-783-5448**
5800 Duraleigh Road	NW Raleigh
-in the Yuppie Center near US 70 intersection	
Snooker's-RW	**919-828-7665**
3520 Wade Avenue	NW Raleigh
-in Ridgewood Shopping Center	
The Upper Deck	**919-460-1786**
329 N. Harrison Avenue	Cary
-near intersection. of N. Harrison & Highway 54	

SOME BAR INFO FOR FUTURE SEASONS

Quick note to captains / bar reps / team members / anyone with information about your establishment. If there is anything at all noteworthy that should be considered when the Board is scheduling tournament matches, PLEASE let the Board know. Unable to open/staff by 7 pm? Closing by midnight or earlier? Closing your kitchen (or drinks, gasp!) early on Wednesdays? Let the Board know and let's save us all some headaches later.

HIT A NEWLY ADDED SUMMER BLIND DRAW?

UPPER DECK

As in many previous years, throughout the summer break the Upper Deck will be adding a weekly Wednesday blind draw for all those who just want to keep their regular dart night out rolling through the break. 8 pm start, just like normal Deck Fridays.. And they'll be adding a double shot as well, so head on over!

OR MAYBE YOU WANT TO ADD ANOTHER LEAGUE?

Looking to add a second league this coming season? It isn't entirely clear when some other local leagues will be starting up, but it is for two of them, and one of them is a great new addition/ replacement for what we lost when Brown's closed. Check in on the websites listed below periodically to get the most updated registration information for the upcoming seasons.

New Brass Tap & Billiards Summer League!!

Remember the very successful (and ever-growing) summer dart league that Dave Huffman hosted at Brown's Billiards for several recent summers? Well, Dave might be in Florida, and Brown's might be in the history books, but that doesn't mean a summer offering here in the Raleigh area won't be available! Taylor Caldwell, RDL's own League Treasurer, will be hosting a summer league at Brass Tap & Billiards (3316 Capital Boulevard, in the Starmount Shopping Center). $20 per person, and the "draft" will be held May 24th with a blind draw following. Play will start May 31st and run through July 19th. There's a cap of 48 players, with 8 players per team. Email Taylor (info on page 8) to sign up and arrange payment (also send her your current RDL division)..

Triangle Dart League (TDL - Chapel Hill & Durham)

You have a bit more time to jump over to the TDL. Registration for their Fall season will be held on Thursday, July 13th at 7pm, at The Tavern in downtown Durham. Play will begin in early August. The teams in TDL consist of 6-10 players per team, and dues are $20/player per season (I think). Recent seasons have used bars in both Chapel Hill and Durham, but I suspect that might vary a bit each season, based on team preferences and signups. Check www.ibiblio.org/ncdarts/tdl/ for updates.

Bull City Dart League (BCDL - Durham)

If you happen to be interested in trying out one of the very few handicapped steel-tip leagues anywhere, maybe the BCDL is in your future. The dates are not set yet for the registration for the BCDL summer 2023 season, but based on the current season I'm expecting that registration will occur probably around July 18th. Teams in the BCDL have 4-8 players, dues are $25 per player per season (some of the host establishments cover half or all of those, so maybe ask around), and the home bars are primarily in RTP and the downtown Durham area. The best information (and any updates in the coming weeks) can be found at:

www.thebcdl.org That website also includes a wealth of information about the league and its rules, so if you're just interested in seeing how the league applies a handicap system to a steel-tip league, you can find all of that there, including rules, statistics, and scoresheet examples.

OR POSSIBLY PICK UP SOME TOURNAMENT ACTION?

Alright, a little bit different summer tournament scene this time around, as the Wreck at the Deck is taking a little break. So, no tournament right here in your back yard this summer, but we still have several options in NC/SC/TN that aren't too far out of reach. Check out the Central Virginia Classic, the Firecracker Open, the Charlotte Open, or the Music City Classic. Fliers for all four of those can be found on pages 21 & 22 of this newsletter, and definitely note that the Charlotte Open (July 7th-9th) also hosts the 2023 ADO Masters Nationals starting on Friday morning!

HOW TO REACH US

Email scoresheets: jdkilts@yahoo.com or jdkilts@gmail.com

Or text scoresheets: **919-423-5766** - and we also always recommend watching for confirmation of receipt! (in response to either emailed or texted scoresheet images!)

New Member/Registration Fees:
Taylor Caldwell, (contact her at phone/email info below)

Nomination and Election Ballots:
Andrew Borgna, 5111 Brooke Lauren Lane, Raleigh, NC 27616

Grievances/Complaints/Rules Suggestions:
Joel Eason, (contact him at phone/email info below)

All Other RDL Correspondence to:
(Just send whatever to Jason and he'll pass it along…)

2023 Board of Directors

President	Michael Johnson	919-413-0495
	email: president@raleighdartleague.org	
Vice President	Angela Jeffcoat	919-673-7339
	email: angelamjeffcoat@gmail.com	
Secretary	Andrew Borgna	919-889-2457
	email: akborgna@gmail.com	
Treasurer	Taylor Caldwell	919-623-9920
	email: tcaldwell831@gmail.com	
Membership	Heather Bohanan	919-819-9957
	email: membership@raleighdartleague.org	
Rules/Grievances	Joel Eason	919-227-6966
	email: ajenbk@yahoo.com	
Social Media Coordinator	Kim Hoover	260-413-6173
	email: biz.krhoover@gmail.com	
League Statistician/Editor	Jason Kilts	919-423-5766
	email: jdkilts@yahoo.com or jdkilts@gmail.com	

"HOT DARTS" LISTING GUIDELINES

Here are the guidelines that will be used for the minimum number of all-star points each week for the "hot darts" page.
"A" Div. = 4.5 or more ASPs; "B" Div. = 4.0 or more ASPs
"C, D" Divisions = 3.5 or more ASPs
"E, F" Divs. = 3.0 or more ASPs; "G" = 2.5 or more ASPs
Also, we will list any fast games, high ins, high outs, or other amazing feats that you think warrant a little recognition (e.g., Ins & Outs higher than a Ton, 24-dart cricket games, 15-dart 301s, 24-dart 501s, Ton-70s and up, 5-Bulls+, etc.).

Extra note: it's also ok to call in "fast games" in each set, even if they don't necessarily meet the maximum dart counts above.

SEASON-LONG TROPHY DART MINIMUM GAMES PLAYED REQUIREMENTS

To be eligible for all-star point ave. & singles win %-age awards, you must play at least 66% of this season's projected games:

for Divisions "A", "C", "D", "E" and "G" (except team G2) (7 teams / division):
Singles win %-age: min. of 16 Singles Games Played
All-star pt. Average: min. of 32 Total Games Played

for team G2 (due to 1 forfeit received):
min. of 15 Singles Games Played, 30 Total Games Played

for Divisions "B" (except team B6) and "F" (8 teams / division):
Singles win %-age: min. of 19 Singles Games Played
All-star pt. Average: min. of 37 Total Games Played

for team B6 (due to 1 forfeit received):
min. of 18 Singles Games Played, 35 Total Games Played

RDL WEBSITE - www.raleighdartleague.org

Webmaster: Matt Ridgway (of Blindsided)
contact him, if needed, at: meridgway84@gmail.com

CALENDAR OF EVENTS

Wed., May 24 **Brass Tap In-House League Draft**, 7:00 p.m.
Mon., Jun. 5 **RDL Board Meeting**
June 9-11 **Central VA Dart Classic**, (ADO); (see pg. 21)
June 16-18 **Firecracker Open**, (ADO); (see pg. 21)
Sat., Jun. 17 **NC City Dart League & NC Ladies' Cup**
NCCDL: PCity@Ral, Jack@CapArea, Dur@Wilm, LakeN@ChHill, Pied@Ashe, Pine@Boone
NCLC: PCity@Apex, Jack@CapArea, Dur@Wilm, LakeN@FuqVar, Pied@Ashe, Pine@Char
July 7-9 **Charlotte Open**, (ADO), (see pg. 22)
Wed., July 19 **Fall 2023 - RDL registration**, Upper Deck
July 20-23 **Music City Classic**, (ADO), (see pg. 22)
Sat., July 22 **NCCDL/NCLC match weekend**
Wed., Aug. 2 **Fall2023 -Preseason capts.' mtg.**, Upper Deck
Wed., Aug. 9 **Fall 2023 first night of match play**
Sat., Aug. 19 **NCCDL/NCLC match weekend**
Sat., Sep. 9 **NCCDL/NCLC match weekend**
Mon., Sep. 11 **Fall 2023 RDL Fifth week captains' meeting**
Nov. 4-5 **NCCDL/NCLC tournament weekend**
Wed., Nov. 15 / 29, Dec. 6 - Fall 2023 RDL Div. Tournaments

Other Local Weekly Leagues

=> **Wed.** - ***Brass Tap Summer-Only In-House League*** (see pg.7)
Mondays ***Wake Forest Area Dart League*** , Wake Forest
https://www.facebook.com/groups/326939964601080/
(don't think this league is back on yet, but maybe soon?)
Tuesdays ***Bull City Dart League*** , Durham
http://www.thebcdl.org/
Thursdays ***Triangle Dart League*** , Chapel Hill
https://www.ibiblio.org/ncdarts/tdl/

Weekly Blind Draws - Over the years, many blind draws have come and gone. If any of these folds or if any others start up, please let me know and I'll update this list. Thanks.

=> *(this one is SUMMER BREAK-ONLY, and has the same*
=> *features as the Friday draw below, but with a double shot)*
=> **Wed., 8 pm** **Upper Deck**, 919-460-1786, 329 N.Harrison
(this one is double elim., $5 entry, bar matches the pot… extra $50 if there are 32+ players , plus a triple shot !)
Fri., 8 pm **Upper Deck**, 919-460-1786, 329 N.Harrison
(this one is $5 entry, double elim., 16 player cap for now)
Sun., 4 pm **Backstage Pub**, 919-859-5411, 401 Ashville Ave
(this one is $5 entry, bar matches 150% if 16+ players !)
Sun., 6 pm **Sharky's Place**, 919-783-5448, 5800 Duraleigh
(this one is double elm., $5 entry, bar matches the pot!)
Mon., 7:30 pm **Neighborhood**, 919-377-2344, 301 N. Harrison
(this one is $5 entry, bar matches up to $100, plus an alternating double/triple shot !) 2201 South Main Street,
Mon., 7 pm **Mackey's Pub**, 919-435-6018, Wake Forest

PENALTY LOG

Late Scoresheet (16 points): Dart Side of the Moon (F,wk.8), The Neighborhood Dart Knights (F,wk.12).
Ineligible Player (any match win, all points, all statistics): The Rock Bottoms (G,wk.2, 9 pts.)

THE FIFTY-FIRST SEMI-ANNUAL EDITION OF : JK'S DIVISIONAL ALL-STAR TEAM PICKS

(Players within each division are listed alphabetically) (Players are chosen any way I damn well please - not purely by the numbers!)
(This is not purely my own guesses at who is simply the best thrower, but also who is important to their team, who is good in the clutch, etc.)

Divisional MVPs

All of RDL	*Stevie Phillips*	*The Global Element*
A Division	Stevie Phillips	The Global Element
B Division	Vic White	Boom Baby
C Division	Brad Bushman	Show Me Your Tips
D Division	Lou Tufillaro	Off Constantly-Reboot
E Division	Dave Finney	Bad Mutha Duckas
F Division	Jerrell Swepson	The Neighborhood Dart Knights
G Division	Chris Moody	Runs with Corks

"A" Division (dammit, I need 9 spots, not 8…)

Kevin Foushee	The Bullies	Been on the verge of this slot for a while.
Pat Gibson	The Bullies	Even when he says he's "off"… he's not.
Chad Massengill	The Global Element	Plays best against the best opponents.
Robbie Phillips	The Global Element	He's just a quiet assassin. So efficient.
Stevie Phillips	The Global Element	Handful of darts from fully undefeated.
Mike Seward	Liver Alliance	Classic Seward resurfaced in a big way.
Alex Spellman	The Bullies	Even just part time, he changes things.
P.J. Stewart	The Bullies	What a farewell tour… at the age of 18.

"B" Division (felt like so many options here)

Andrew Borgna	Put It on Matt's Tab	Wow, the VP is a three-set B beast now.
Mike Cole	Why So Serious?	Tore people up in cricket, got by in '01.
Mike Jones	Dart Attack	Oh, this guy's a hammer & getting better.
Shane Murray	Dysfunctional Outla	Not back to his original form, but close.
Scott Page	Iceman's Ear Defenc	An A player all the way… to 501, that is.
Matt Palmer	Iceman's Ear Defenc	Super record in his first season in RDL.
J.J. Tant	Dysfunctional Outla	Always feels so close to even more wins.
Vic White	Boom Baby	Wow, he did his part, and then some.

"C" Division

Brad Bushman	Show Me Your Tips	Always good, this season was beyond.
Matt Byrne	Rif Raf	Just needs a DCkt partner to be tops.
Matthew Copple	Nine Lives	That singles was superb, doubles ok.
Jimmy Davis	Double In Stumble (	That DCkt is just an odd aberration.
Larry Morgan	Trippin Bulls	Best record for runners-up was so solid.
Mike Robinson	Darty Sanchez	Really developing a top-division game.
Eric Trefzger	Darty Sanchez	Winning sets all around, tough to beat.
Jesse Velazquez	Trippin Bulls	Newcomer made a strong 3-set push.

"D" Division

Angelo Azevedo	Off Constantly-Rebc	Nothing amazing, but always so steady.
Dustin Jones	BullsHit	Starts huge, slowly cools across sets.
Scott Kirkpatrick	Red-eye Rangers	Easily the horse pulling this team up.
Kevin Olson	Off Constantly-Rebc	Ok, so he's not our 501 specialist.
Brady Price	Menace 2 Sobriety	Cricket beast, so we'll accept the '01s.
Shane Richardson	One Armed Bandits	Singles crusher doesn't find much 501.
Lou Tufillaro	Off Constantly-Rebc	Heyo, look at those first three sets.
J.J. White	Menace 2 Sobriety	If DCkt was like other 3 sets, he's MVP.

"E" Division

Pat Ball	Irish Ton	Strong singles, getting by in doubles.
Jeremy Cominole	Irish Ton	See that comment for Ball just above?
Randy Deemer	Hump Day!	Was a complete hammer for runners-up.
Tim Ellis	Bad Mutha Duckas	Honestly here in spite of the doubles.
Dave Finney	Bad Mutha Duckas	This guy is a monster. Move him up.
Somchai Samaluk	Bad Mutha Duckas	The old Som is starting to show again.
Rob Stuckey	Hump Day!	A good team needs the just-solid guys.
Tolson Willis	Death Throw	Great season for the near-upset bunch.

"F" Division

Terron Amos	Neighborhood Dart	Just a few more doubles wins and it's on.
Rick Blake	Ton 80 Proof	Wow, this is a heavyweight win count.
Andy Bowen	Bangin The Wire	Another season as Bangin's top gun.
Sebastian Dehnel	Ton 80 Proof	Feels like he kinda lives on this page.
Bryan Hartley	Village Idiots	Three 11-win sets to close out a match.
Eric Haywood	Village Idiots	A big piece of the Idiots' serious depth.
Nick Jones	Village Idiots	Really just ignore the minor DCkt lull.
Jerrell Swepson	Neighborhood Dart	Man, what a huge leap to being top dog.

"G" Division (this could have been about a dozen…)

John Amarante	Runs with Corks	Quite a beast across all four sets.
John Heath	Nein Mark	Kind of a slow starter, but then tough.
Dakota Helton	Rippin Darts	Rolled in singles, still good in doubles.
Mike Kelly	Ones are Closed	Carried the Ones through first 3 sets.
Chase McDonald	Rippin Darts	Top shot for the double champs.
Evan McMillan	The Rock Bottoms	Was a cricket shark the entire season.
Chris Moody	Runs with Corks	Immediately at the top of the division.
Gerald Updyke	Nein Mark	Those first three sets are just fire.

QUICK STAT TIDBITS

-The **Quadruple Double Award** winners (double-digit wins in all 4 sections) With two divisions playing 14-week seasons, you would expect that anybody joining this club would come from there (B or F divisions). But that's not what happened! There were two players in F with 3 double-digit sets, but there were throwers in A and E who surpassed. First, our honorable mentions (for those 3 double-digit-win sets): *Rick Blake* of Ton 80 Proof and *Bryan Hartley* of the Village Idiots in F division; but better than that were *Robbie Phillips* of The Global Element in A, and *Dave Finney* of Bad Mutha Duckas in E. Which leaves only our two real Quadruple Double Winners: **Stevie Phillips** of The Global Element in A, and **Randy Deemer** of Hump Day! in E! Both Phillips and Deemer rang up 10+ wins in every set in only 12-week seasons! So impressive.

-**IronMan/Woman Award**: With two divisions having 14 weeks, it's pretty obvious the top candidates here would be from those (B and F). And in the end, that's exactly what happened. This season's Ironmen were **Matt Ridgway** of Blindsided in B division, and **Terron Amos** of Neighborhood Dart Knights in F, each with 60 games. Honorable mention for the other division leaders were: *Stevie Phillips* of The Global Element, and *Tony Horton* and *Randy Massengill* of Darty Minds in A, with 49 each; *Matt Byrne* of Rif Raf and *Kevin Stewart* of Shooter McGavin in C, with 49 each; *Dustin Jones* of BullsHit and *Kevin Olson* of Off Constantly-Reboot in D, with 50 each; *Dawn Clement* of That's What She Said in E with 57 (who is maybe the real IronWoman since she had only a 12-week season); and *Erik Raymond* of Rippin Darts in G with 54 games

-The **Team Attendance Award** winners: Didn't have any teams at all who ever tried a portion of the season with just six throwers, so instead we'll just note a handful that all went the whole way with seven. While there were 5 teams that sprinkled in just a few games for an 8th or 9th player, there were 6 that fully played with just one above the minimum for a full roster: Why So Serious?, Blindsided and Dysfunctional Outlaws in B division, Shooter McGavin in C, Neighborhood Dart Knights in F, and Rippin Darts in G. Kinda close, I guess.

MY PRESEASON, WEEKLY, & TOURNEY PREDICTION RESULTS

As usual, I'm left with the option of trying to bluff my way through this part, or just telling the truth. And since I know some of you squirrel away every last thing I've ever written about your team, I will again give real results… bummer. Sometimes these results can border on embarrassing…

In my preseason picks (usually the toughest every season given the imminent roster changes/additions), let's note one key thing: I PICKED EVERY DIVISION WINNER. SEVEN FOR SEVEN. Beyond that, I did pretty well with most teams. Nobody in A was more than a couple matches off. My top B two in ended up as the tourney finalists, and while I oversold Boom, I undersold Uber. In C, I was pretty close to everything except not giving Sanchez enough credit. My D picks would have been almost perfect if I had just flipped Menace and the Rangers. I just about super-nailed E division. In F, I undersold both of the teams that had moved up a division into F, but got pretty much the rest. And then in G, I was just short on both Cork and Nein Mark. All in all, I think my preseason picks were mostly pretty great. Did I mention I hit every winner?

My weekly prediction results you can peruse pick-for-pick on the other side of this sheet of paper. As noted on that page, while I crushed A division (where I play), I kinda limped through the other six divisions, finishing between 54% and 70% in all of them. That's… not awesome. It was also not awesome that EIGHT teams fooled me more often than not (and three more finished at a flat 0.500). In the end, I finished with less than 65% correct overall. Better than a lot of people could do, I'm sure, but nowhere near for what I was hoping.

Last but not least were my tournament predictions… Often when we jump to best-of-3, my picks get stronger, despite the fact that I'm picking semifinals and finals that I conceivably could have wrong before the matches are even played. And this season was exactly that! I ROCKED in all but one tourney. I was 14-6 in the quarterfinals (with 3 more dumped to forfeits), then I was 11-3 in the semifinals, and then I went a monster 5-2 in the finals. 30-11 overall!! And I was 1-6 in F (horrible), so I was 29-5 in the other 6 divisions (awesome!).

JK'S TEAM-BY-TEAM, WEEK-BY-WEEK MATCH PREDICTION RESULTS

(I introduced this page thirty-seven seasons ago, and it has become almost expected as a newsletter staple. Feast your eyes on the success...)

For several years, many of you have taken no greater pleasure in your weekly darting endeavors than to email or text me and point out to me just how wrong I was in my prediction of your match result. On a related note, I have noticed that many of you seem to have relatively selective memories saving only the weeks when I was wrong. Further, many others of you regularly embellish your statistics of how often you fool me. It's not so easy to get away with those rambles anymore, however, as you can see below. Each W is a week when I picked your match correctly, and each L is one I picked incorrectly. Division totals are to the right of the team totals, weekly totals are at the bottom, and in the space between the 14 weeks and the team totals, the three 'o' symbols indicate the teams for which I was only 0.500, and the eight 'x' symbols indicate the teams that fooled me more often than not. **[What a hot friggin' mess some of these picks were this season… I don't think this was my worst overall season (or even that close to it), but it was certainly my worst with a specific group of teams. I was 5-9 or 4-8 or 4-10 with FIVE teams… Ugh. - JK]**

	wk1	wk2	wk3	wk4	wk5	wk6	wk7	wk8	wk9	wk10	wk11	wk12	wk13	wk14		Right	Wrong	Overall
A1/ The Global Element	-	W	W	W	W	W	W	-	W	W	W	W	W	W		12	0	64.38%
A2/ The Bullies	W	W	W	-	W	W	W	W	W	W	-	W	W	W		12	0	206 114
A3/ Liver Alliance	W	-	W	W	W	W	W	W	-	W	W	W	W	W		12	0	
A4/ Lunatic Fringe	W	W	-	W	W	W	W	W	W	-	W	W	W	W		12	0	
A5/ Armed & Hammered	W	W	W	W	W	L	-	W	W	W	W	L	W	-		10	2	**A Division**
A6/ Consistently Inconsistent	W	W	W	W	W	-	W	W	W	W	W	L	-	L		10	2	92.86%
A7/ Darty Minds	W	W	W	W	-	L	W	W	W	W	W	-	W	L		10	2	39 3
B1/ Put It on Matt's Tab	L	L	L	L	L	L	W	W	L	L	L	W	W	W	x	5	9	
B2/ Boom Baby	W	L	L	W	L	W	W	L	W	W	W	W	W	W		10	4	
B3/ Why So Serious?	W	L	W	W	W	W	W	W	L	L	W	fft	W	W		10	3	
B4/ Blindsided	W	L	L	L	W	W	W	L	W	W	L	W	W	W		9	5	
B5/ Double In, Uber Out	W	L	W	L	L	L	L	L	L	L	L	W	W	L	x	4	10	
B6/ Dysfunctional Outlaws	W	L	L	L	W	W	L	L	W	L	L	fft	W	W	x	6	7	**B Division**
B7/ Dart Attack	L	L	L	W	W	W	L	W	L	W	W	W	L	W		8	6	54.55%
B8/ Iceman's Ear Defenders	W	L	L	W	L	W	L	W	W	W	W	W	L	L		8	6	30 25
C1/ Double In Stumble Out	-	W	L	W	L	L	L	-	L	L	W	W	L	L	x	4	8	
C2/ Shooter McGavin	W	W	L	W	W	W	-	W	L	W	W	W	W	-		10	2	
C3/ Show Me Your Tips	W	W	L	W	-	L	L	W	W	W	W	-	L	L		7	5	
C4/ Nine Lives	L	-	L	W	W	W	L	W	-	L	W	W	W	W		8	4	
C5/ Trippin Bulls	L	W	W	L	W	-	L	W	W	W	L	W	-	L		7	5	**C Division**
C6/ Rif Raf	W	W	W	-	L	L	L	W	L	W	-	W	L	W		7	5	57.14%
C7/ Darty Sanchez	W	W	-	L	W	L	L	W	L	-	L	W	L	L	x	5	7	24 18
D1/ Off Constantly-Reboot	W	W	W	-	L	W	W	W	L	W	-	W	W	W		10	2	
D2/ DD-214	W	L	W	L	L	W	-	W	L	W	W	L	W	-		7	5	
D3/ One Armed Bandits	L	W	-	W	L	W	L	W	L	-	W	L	W	W		7	5	
D4/ BullsHit	L	-	W	L	L	L	W	W	-	L	W	L	L	W	x	5	7	
D5/ Cheap Shots	L	L	W	L	L	-	L	L	L	W	W	L	-	W	x	4	8	**D Division**
D6/ Red-eye Rangers	L	W	W	W	-	W	L	L	L	L	W	-	W	W		7	5	54.76%
D7/ Menace 2 Sobriety	-	W	W	L	L	L	L	-	L	W	W	W	L	W	o	6	6	23 19
E1/ Hump Day!	W	W	W	W	-	W	L	W	W	W	L	-	W	L		9	3	
E2/ Bad Mutha Duckas	W	W	-	W	W	W	L	W	W	-	L	W	W	W		10	2	
E3/ Irish Ton	L	-	W	L	W	W	W	W	-	W	L	W	L	W		8	4	
E4/ Sharky's Machine	-	W	W	W	W	W	L	-	W	L	W	W	L	L		8	4	
E5/ That's What She Said	W	W	L	W	W	-	W	W	W	W	W	L	-	W		10	2	**E Division**
E6/ Death Throw	L	L	W	-	W	W	L	W	L	L	-	L	W	W	o	6	6	69.05%
E7/ Y.N.T.A.	W	L	L	L	W	W	-	W	L	W	L	W	W	-		7	5	29 13
F1/ Shark Shooters	W	L	W	W	W	W	W	L	W	L	W	W	W	W		11	3	
F2/ Ton 80 Proof	L	L	L	W	W	W	W	L	W	W	W	W	L	L		8	6	
F3/ Dart Side of the Moon	W	W	W	W	W	L	W	W	L	L	W	L	L	L		8	6	
F4/ Bangin The Wire	W	L	L	W	W	L	W	L	W	L	L	W	L	W	o	7	7	
F5/ The Neighborhood Dart Knigł	L	W	L	W	W	W	W	W	L	L	W	W	L	W		9	5	
F6/ Sofa Kings	L	L	L	W	W	L	W	L	W	L	W	L	L	L	x	5	9	**F Division**
F7/ Village Idiots	L	W	L	W	W	L	W	W	W	W	W	W	L	W		10	4	60.71%
F8/ Shoot-Da-Bull	W	W	L	W	W	W	W	W	W	L	L	W	W	L		10	4	34 22
G1/ Runs with Corks	W	W	-	L	W	W	W	L	L	-	W	L	W	L		7	5	
G2/ Nein Mark	fft	-	L	W	L	W	W	W	-	W	W	W	L	L		7	4	
G3/ Rippin Darts	W	W	W	-	W	W	W	W	W	W	-	L	L	W		10	2	
G4/ Punk in Drublic	fft	W	W	L	-	L	L	W	L	W	W	-	W	W		7	4	
G5/ Ones are Closed	W	W	W	W	L	L	-	W	L	W	L	W	W	-		8	4	**G Division**
G6/ We're Sexy & We Throw It	-	W	L	W	L	W	L	-	W	W	L	L	W	W		7	5	65.85%
G7/ The Rock Bottoms	W	W	W	W	L	-	W	L	L	W	W	L	-	W		8	4	27 14
Right:	15	15	13	16	15	15	13	17	12	15	16	15	14	15				
Wrong:	7	8	10	7	8	8	10	6	11	8	7	7	9	8				
forfeited:	1	-	-	-	-	-	-	-	-	-	-	1	-	-				

RDL - Spring, 2023	Week 1			Week 2			Week 3			Week 4			Week 5			Week 6			Week 7			Week 8			Week 9			Week 10			Week 11			Week 12			Week 13			Week 14			Forfeits
	vs.	W/L	Pts.	vs.	W/L	Pts.	vs.	W/L	Pts.	vs.	W/L	Pts.	vs.	W/L	Pts.	vs.	W/L	Pts.	vs.	W/L	Pts.	vs.	W/L	Pts.	vs.	W/L	Pts.	vs.	W/L	Pts.	vs.	W/L	Pts.	vs.	W/L	Pts.	vs.	W/L	Pts.	vs.	W/L	Pts.	
A1/ The Global Element	Bye	- -		A6	W	21	a7	W	20	A5	W	23	a4	W	18	A3	W	19	a2	W	12	Bye	- -		a6	W	17	A7	W	14	a5	W	21	A4	W	18	a3	W	16	A2	W	19	
A2/ The Bullies	A7	W	18	a5	W	21	a6	W	16	Bye	- -		a3	W	18	A4	W	17	A1	L	12	a7	W	23	A5	W	19	A6	W	19	Bye	- -		A3	W	16	a4	W	22	a1	L	5	
A3/ Liver Alliance	a6	W	17	Bye	- -		a5	W	20	A7	W	23	A2	L	6	a1	L	5	a4	W	12	A6	W	17	Bye	- -		A5	W	18	a7	W	14	a2	L	8	A1	L	8	A4	W	12	
A4/ Lunatic Fringe	A5	W	19	a7	W	15	Bye	- -		a6	W	14	A1	L	6	a2	L	7	A3	L	12	a5	W	16	A7	W	20	Bye	- -		A6	W	17	a1	L	6	A2	L	2	a3	L	12	
A5/ Armed & Hammered	a4	L	5	A2	L	3	A3	L	4	a1	L	1	A6	L	11	a7	L	6	Bye	- -		A4	L	8	a2	L	5	a3	L	4	A1	L	3	a6	W	17	A7	L	8	Bye	- -		
A6/ Consistently Inconsistent	A3	L	7	a1	L	3	A2	L	8	A4	L	10	a5	W	13	Bye	- -		A7	W	15	a3	L	7	A1	L	7	a2	L	5	a4	L	7	A5	L	7	Bye	- -		a7	W	12	
A7/ Darty Minds	a2	L	6	A4	L	9	A1	L	4	a3	L	1	Bye	- -		A5	W	17	a6	L	9	A2	L	1	a4	L	4	a1	L	10	A3	L	10	Bye	- -		a5	W	16	A6	L	12	
B1/ Put It on Matt's Tab	b7	L	12	B3	W	13	B6	L	10	b4	W	13	B8	W	13	B5	L	11	b2	W	15	B7	W	13	b3	W	13	b6	L	10	B4	W	18	b8	W	15	b5	W	15	B2	W	11	
B2/ Boom Baby	b6	W	13	B4	L	10	b7	L	9	B8	L	11	b5	L	7	B3	L	6	B1	L	9	B6	L	6	b4	L	3	B7	L	10	b8	L	9	B5	L	5	b3	L	12	b1	L	10	
B3/ Why So Serious?	B8	W	17	b1	L	11	b5	W	16	B7	W	15	b6	W	13	b2	W	18	B4	W	17	b8	W	16	B1	L	11	B5	L	12	b7	W	14	B6	*L*	*0*	B2	W	12	b4	W	18	1
B4/ Blindsided	B5	W	14	b2	W	14	b8	W	13	B1	L	11	b7	W	15	B6	W	12	b3	L	6	b5	L	8	B2	W	21	B8	W	13	b1	L	6	B7	W	13	b6	W	20	B3	L	6	
B5/ Double In, Uber Out	b4	L	10	B7	W	14	B3	L	8	b6	W	14	B2	W	17	b1	W	13	B8	W	13	B4	W	13	b7	L	11	b3	W	12	B6	L	11	b2	W	17	B1	L	9	b8	L	10	
B6/ Dysfunctional Outlaws	B2	L	11	b8	L	12	b1	W	14	B5	L	10	B3	L	11	b4	L	12	B7	L	8	b2	W	18	B8	L	9	B1	W	14	b5	W	13	b3	*W*	*16*	B4	L	4	b7	L	9	
B7/ Dart Attack	B1	W	12	b5	L	10	B2	W	15	b3	L	9	B4	L	9	b8	L	8	b6	W	16	b1	L	11	B5	W	13	b2	W	12	B3	L	10	b4	L	11	B8	W	15	B6	W	15	
B8/ Iceman's Ear Defenders	b3	L	7	B6	W	12	B4	L	11	b2	W	13	b1	L	11	B7	W	16	b5	L	11	B3	L	8	b6	W	11	b4	L	11	B2	W	15	B1	L	9	b7	L	9	B5	W	14	
C1/ Double In Stumble Out	Bye	- -		C7	W	13	c4	L	7	C2	W	18	C6	L	9	c3	W	16	C5	L	11	Bye	- -		c7	L	11	C4	L	8	c2	W	17	c6	W	12	C3	W	17	c5	L	8	
C2/ Shooter McGavin	c7	W	12	C6	L	12	C3	W	14	c1	L	6	C5	L	6	c4	L	11	Bye	- -		C7	L	10	c6	W	14	c3	L	7	C1	L	7	c5	L	11	C4	L	5	Bye	- -		
C3/ Show Me Your Tips	c6	W	15	C5	W	13	c2	L	10	C4	W	16	Bye	- -		C1	L	8	C7	W	18	C6	W	17	c5	W	19	C2	W	17	c4	W	14	Bye	- -		c1	L	7	c7	L	12	
C4/ Nine Lives	c5	L	8	Bye	- -		C1	W	17	c3	L	8	C7	W	13	C2	W	13	c6	W	16	C5	L	9	Bye	- -		c1	W	16	C3	L	10	c7	L	8	c2	W	19	C6	W	12	
C5/ Trippin Bulls	C4	W	16	c3	L	11	C6	W	16	C7	L	7	c2	W	18	Bye	- -		c1	W	13	c4	W	14	C3	L	5	c6	W	14	c7	L	10	C2	W	13	Bye	- -		C1	W	16	
C6/ Rif Raf	C3	L	9	c2	W	12	c5	L	8	Bye	- -		c1	W	15	c7	L	10	C4	L	8	c3	L	7	C2	L	10	C5	L	10	Bye	- -		C1	L	12	C7	W	13	c4	L	12	
C7/ Darty Sanchez	C2	L	12	c1	L	11	Bye	- -		c5	W	17	c4	L	11	C6	W	14	c3	L	6	c2	W	14	C1	W	13	Bye	- -		C5	W	14	C4	W	16	c6	L	11	C3	W	12	
D1/ Off Constantly-Reboot	D2	W	16	d6	W	12	D5	W	17	Bye	- -		d7	L	11	D3	L	12	d4	W	16	d2	W	19	D6	L	11	d5	W	13	Bye	- -		D7	W	16	d3	W	13	D4	W	18	
D2/ DD-214	d1	L	8	D5	W	13	d7	W	14	D4	W	13	d3	L	5	D6	W	13	Bye	- -		D1	L	5	d5	L	4	D7	L	9	d4	L	10	D3	W	18	d6	W	15	Bye	- -		
D3/ One Armed Bandits	d4	W	12	D7	W	13	Bye	- -		D6	W	19	D2	W	19	d1	W	12	D5	L	9	D4	W	17	d7	L	7	Bye	- -		d6	W	15	d2	L	6	D1	L	11	d5	W	14	
D4/ BullsHit	D3	L	12	Bye	- -		D6	W	13	d2	L	11	d5	L	12	D7	L	11	D1	L	8	d3	L	7	Bye	- -		d6	W	14	D2	W	14	D5	L	8	d7	W	14	d1	L	6	
D5/ Cheap Shots	D6	W	15	d2	L	11	d1	L	6	D7	L	9	D4	W	12	Bye	- -		d3	W	15	d6	L	8	D2	W	20	D1	L	10	d7	L	8	d4	W	16	Bye	- -		D3	L	10	
D6/ Red-eye Rangers	d5	L	9	D1	L	12	d4	L	11	d3	L	5	Bye	- -		d2	L	11	D7	W	13	D5	W	16	d1	W	13	D4	L	10	D3	L	9	Bye	- -		D2	L	9	d7	L	8	
D7/ Menace 2 Sobriety	Bye	- -		d3	L	11	D2	L	10	d5	W	15	D1	W	13	d4	W	13	d6	L	11	Bye	- -		D3	W	17	d2	W	15	D5	W	16	d1	L	8	D4	L	10	D6	W	15	
E1/ Hump Day!	e7	W	13	E5	W	19	e3	W	16	E2	L	10	Bye	- -		E6	W	16	e4	L	11	E7	W	14	e5	W	14	E3	W	17	e2	W	14	Bye	- -		e6	W	14	E4	W	12	
E2/ Bad Mutha Duckas	e5	W	18	E4	W	17	Bye	- -		e1	W	14	E3	W	18	e7	W	14	E6	L	10	E5	W	18	e4	W	15	Bye	- -		E1	L	10	e3	W	16	E7	W	15	e6	W	14	
E3/ Irish Ton	E6	W	12	Bye	- -		E1	L	8	e7	W	12	e2	L	6	E4	L	5	E5	W	18	e6	L	10	Bye	- -		e1	L	7	E7	W	13	E2	L	8	e4	W	14	e5	W	12	
E4/ Sharky's Machine	Bye	- -		e2	L	7	E6	L	11	e5	W	17	E7	W	13	e3	W	19	E1	W	13	Bye	- -		E2	L	9	e6	W	14	E5	W	18	e7	W	14	E3	L	10	e1	L	12	
E5/ That's What She Said	E2	L	6	e1	L	5	E7	W	12	E4	L	7	e6	L	7	Bye	- -		e3	L	6	e2	L	6	E1	L	9	e7	L	5	e4	L	6	E6	W	11	Bye	- -		E3	L	6	
E6/ Death Throw	e3	L	12	E7	L	9	e4	W	13	Bye	- -		E5	W	17	e1	L	8	e2	W	14	E3	W	14	e7	L	11	E4	L	10	Bye	- -		e5	L	10	E1	L	10	E2	L	10	
E7/ Y.N.T.A.	E1	L	11	e6	W	15	e5	L	12	E3	L	12	e4	L	11	E2	L	10	Bye	- -		e1	L	10	E6	W	13	E5	W	15	e3	L	8	E4	L	10	e2	L	9	Bye	- -		
F1/ Shark Shooters	f4	L	7	F6	W	15	f3	L	6	F2	L	5	f5	L	10	F8	L	12	f7	L	6	F4	W	13	f6	L	9	F3	W	15	f2	L	9	F5	L	10	f8	L	10	F7	L	6	
F2/ Ton 80 Proof	f6	L	8	F4	W	20	F7	W	15	f1	W	14	f8	W	20	F5	W	13	F3	W	14	F6	L	11	f4	W	18	f7	W	15	F1	W	15	F8	W	20	f5	L	12	f3	L	10	
F3/ Dart Side of the Moon	F8	W	10	f5	W	13	F1	W	18	f7	L	10	F6	W	15	F4	L	9	f2	L	10	f8	W	16	F5	L	8	f1	L	9	F7	L	9	f6	W	15	f4	L	10	F2	W	13	
F4/ Bangin The Wire	F1	W	17	f2	L	4	f6	L	12	F8	W	17	F7	L	10	f3	W	15	f5	W	16	f1	L	11	F2	L	6	F6	W	15	f8	L	12	f7	L	7	F3	W	14	F5	L	12	
F5/ The Neighborhood Dart Knigh	f7	L	7	F3	L	11	f8	L	10	F6	L	11	F1	W	14	f2	L	11	F4	L	8	F7	L	9	f3	W	16	F8	L	12	f6	L	12	f1	W	14	F2	W	12	f4	W	12	
F6/ Sofa Kings	F2	W	16	f1	L	9	F4	W	12	f5	W	13	f3	L	9	F7	W	15	f8	W	15	f2	W	13	F1	W	15	f4	L	9	F5	W	12	F3	L	9	f7	W	12	F8	L	6	
F7/ Village Idiots	F5	W	17	f8	W	17	f2	L	9	F3	W	14	f4	W	13	f6	L	9	F1	W	18	f5	W	15	F8	W	18	F2	L	9	f3	W	15	F4	W	17	F6	L	12	f1	W	18	
F8/ Shoot-Da-Bull	f3	L	8	F7	L	7	F5	W	14	f4	L	7	F2	L	4	f1	W	12	F6	L	9	F3	L	8	f7	L	6	f5	W	12	F4	W	12	f2	L	4	F1	W	12	f6	W	15	
G1/ Runs with Corks	g7	W	16	G5	W	13	Bye	- -		g4	L	10	G3	L	8	G6	W	15	g2	W	14	G7	L	11	g5	W	16	Bye	- -		G4	W	14	g3	W	10	g6	W	17	G2	W	14	
G2/ Nein Mark	G4	*W*	*16*	Bye	- -		g6	L	7	G7	W	17	G5	W	15	g3	L	7	G1	L	10	g4	L	9	Bye	- -		G6	W	13	g7	W	14	g5	W	16	G3	W	16	g1	L	10	
G3/ Rippin Darts	g5	W	15	G6	W	20	G4	W	13	Bye	- -		g1	W	16	G2	W	17	G7	W	16	G5	W	15	g6	W	14	g4	W	20	Bye	- -		G1	L	9	g2	L	6	g7	W	15	
G4/ Punk in Drublic	g2	*L*	*0*	G7	W	15	g3	L	11	G1	W	11	Bye	- -		g5	L	10	G6	L	10	G2	W	15	g7	L	6	G3	L	4	g1	L	10	Bye	- -		G5	L	11	g6	W	13	1
G5/ Ones are Closed	G3	L	9	g1	L	11	g7	W	14	G6	W	15	g2	L	9	G4	W	14	Bye	- -		g3	L	9	G1	L	8	G7	W	14	g6	L	9	G2	L	8	g4	W	12	Bye	- -		
G6/ We're Sexy & We Throw It	Bye	- -		g3	L	4	G2	W	17	g5	L	9	G7	L	11	g1	L	9	g4	W	14	Bye	- -		G3	L	10	g2	L	11	G5	W	15	g7	L	10	G1	L	7	G4	L	11	
G7/ The Rock Bottoms	G1	L	8	g4	L	9	G5	L	8	g2	L	7	g6	W	12	Bye	- -		g3	L	8	g1	W	13	G4	W	13	g5	L	10	G2	L	7	G6	W	14	Bye	- -		G3	L	9	

THIS SEASON'S TRIVIA QUESTIONS… REVISITED

I now run this column during seasons in which I've included trivia questions all season. Each question is listed exactly as it was during the season, so there is potential for a question to now be out of date, but it's usually not too much of a problem. Each question is listed under the week number when it ran, and the answers follow the questions. No peeking…

Week 7 question: As anyone who has read the Tons for a long time knows, I personally think the regular season title is the real achievement in RDL land, requiring months of steady play and committed attendance, etc. (as opposed to the tournament title that really only requires a couple nights of good play by as few as just 2 or 3 of your top players). In light of that, I think a week 14 heads-up battle for a division is the real marquee show in any given season. And obviously, that battle in A division would be my vote for biggest match of the year, since it crowns the league's top overall team. So, the question here is… in my 51 non-Covid seasons as the statistician, how many times did week 14 feature a winner-take-all head-to-head matchup in A (meaning the top two teams either had the same W/L record, or that the second place team was within one win but with more total season points entering that match)?

Week 8 question: Since we've gone to the divisional fast games and high in/out awards, we've faced divisional logjams at 120-In quite a few times. More impressive is when we have a logjam at 160(!). What is the greatest number of 160-Ins we've had in one season since I became statistician in 1996? [Note: before 2010, "Ins" were allowed any turn, not just the first.]

Week 9 question: We are down to two undefeated teams in any division this season. Clearly, teams undefeated in the season are among the tournament "favorites." In my time as statistician (51 non-Covid seasons with tournaments, with 377 divisions), how many undefeated teams failed to even reach their tournament final?

Week 10 question: Back in week 5 of the Spring 1996 season (my first as the RDL statistician), I offered my first match predictions column. When I started out, I just picked a handful of important matches to highlight each week. That list of picks expanded over the next few seasons, and by the start of 2000 I was picking every match every week so that nobody felt left out each week. Back in those early seasons, I didn't keep a running total of my record with each team (although at some point I could go back and create one, but I'm not doing that for this lone trivia purpose). But starting in Fall 2003 I did. Soooo… from Fall 2003 through 2022, what are the worst single-season correct pick records I've had for a team? (And yes, this question is fully inspired by the hot messes that are my current season's picks for matches involving Put It on Matt's Tab, Double In, Uber Out, Double In Stumble Out, Cheap Shots, and Menace 2 Sobriety!)

Week 12 question: I've always offered to any team that prefers it, that I would completely refrain from including their team in any writeups, predictions, columns, etc. Some teams might just not want anything written about them or including them. And in all my years here (this is the start of my 28th year as the RDL statistician, with 27 years of play due to Covid), exactly one team/captain has requested exactly that. So, who is the only team (and captain) to ever demand that I not include them in anything in the newsletter (aside from the standings and statistics, of course)?

Week 13 question: This past week, we had both a match forfeit and a late scoresheet penalty. What are the records for the lowest numbers of forfeits in a season, and the lowest number of penalties in a season (at least during my tenure as RDL statistician, 1996-present)?

Week 14 question: Robbie Phillips of The Global Element is hanging out in some pretty rarified air in terms of ASP Average (this despite how few turns per game he actually throws!). In light of that, what is the RDL ASP Average record for a season?

Week 7 answer: I admit before I researched this answer, I would have guessed there had been more than I found. Some seasons a team ran too far ahead, some seasons the top teams didn't square off in the last week, and some seasons the second place team started out behind (but within reach) and just stayed there (even if they won the week 14 pairing). In the end, I found there have been only 7 week 14 winner-take-alls at the top of A during my 51 non-Covid seasons as statistician. In Sp96, Lunatic Fringe kept the top spot over 3 In A Bed, 14-10; in Fa03, The Subversive Element passed Varina Sports Bar, 17-7; in Fa11, Not Non-Element kept the #1 spot over Just A Little High, 17-7; in Fa13, Element Twenty-Won passed Bullklitz, 13-11 (with a 13-darter in the last 501!!); in Sp18, Appetite for Destruction passed Element XXX, 12-12 (in a super-fast 1001 with the teams combining for 24.6 points/dart); in Sp22, The Bullies kept first over The Uncharted Element, 12-12 (in a 34-dart 1001 with a turn average of >88.3); and in Fa22, The Convergent Element kept first over The Bullies, 13-11. So yep, it was only 5 of 49 seasons before the last year and the current historic Element-Bullies series. [Ridiculous super kudos to both Paul Jacobi and Tom Brown, who each came up with perfect guesses of 7 times while we were just standing at our match. No research, no record perusing, just separate perfect guesses (and also not hearing each other). Ummm… wow.] [*Answer update for the banquet Tons*: This season we added the 8th wk14 winner-take-all match in my 52 full seasons here, and it was the Element and Bullies for the 3rd straight season!! Add to the legacy of the league's best matchup ever. And for the 3rd straight season, the team in 1st kept hold of first, this time with The Global Element winning that matchup 19-5.]

Week 8 answer: Alright, sooo… the first thing to acknowledge here is that the rules for "Ins" have changed over the years. For 1996-2006, the High In was a leaguewide award, and any turn that scored your first points was considered ok (i.e., not getting in for eight turns and then hitting one big shot after your opponent has already missed two turns at the out was celebrated as a great achievement). For 2007-2009, "Ins" were still allowed after the first turn and Ins/Outs/Games were now separated into divisional awards (which changes little in terms of this question). But then starting in 2010, it was decided that only "First Turn Ins" would be award-eligible, which mathematically seems like it would change the rates of 160s, but… somehow it hasn't that much?! Let's start with the fact that 6 of the 28 seasons with "any turn Ins" sported a 170-In, while 2 of the 24 seasons with "first turn-only Ins" had 170s. Beyond that, 7 seasons had logjams of 4 160s (4 in the any turn era, 3 in the first turn era), and 4 seasons had logjams of 5 160s (3 in the any turn era, 1 in the first turn era). Which leaves two seasons (Fall 2005 in the any turn era, and Fall 2019 in the first turn era) as the biggest logjams with 6 "Ins" of 160 tying for the league best [side note for Fall 2019, one of those was a repeat by one thrower who had two, but that season also had another non-award-winning 160-In in the tournaments].

Week 9 answer: As noted in the question, we have had 377 divisions in my 51 non-Covid seasons, and 54 of those divisions (14.3% of the divisions) finished the regular season with an undefeated team. Of those 54, 41 of them went on to complete the undefeated double, while 10 more of them lost in the tournament final. Which means that we have had exactly 3 undefeated regular season teams fail to reach their tournament finals. All three lost in the semifinals (which was the first tournament match for each, as all three played in 7-team divisions). In Spring 2008, Money Shot won H division by 5 matches, then lost 12-7 to #4 seed Ale-ing Archers. In Spring 2018, Diddle Diddle won B division by 5 matches, then lost 14-10 to #5 seed Kiss My… And in Spring 2022, Darty

Trivia answer portion continued on page 14…

THIS SEASON'S LYRICS QUIZZES… REVISITED

Much like the column of this season's trivia questions on the previous page, I've listed here each lyrics quiz from this season. Each lyric is listed exactly as it was during the season. Each lyric is listed under the week number when it ran, and the answers are listed at the bottom of the page (and continuing onto the next page). No peeking… So who's ready to re-play "Name the band/singer and song (and weekly theme)"?

Week 2, song #1 lyric: "Counting all the assholes in the room, Well, I'm definitely not alone, well, I'm not alone"

Week 2, song #2 lyric: "Holding onto his words, but baby, I saw an angel become the Devil, Still they look pretty good hand in hand"

Week 2, song #3 lyric: "Feel the power of a warrior, fight fight fight fight, Let's get ready to rumble, fight fight fight fight"

Week 3, song #1 lyric: "Think you gotta keep me iced (You don't), Think I'm gonna spend your cash (I won't), Even if you were broke"

Week 3, song #2 lyric: "She'll make you live her crazy life, but she'll take away your pain, Like a bullet to your brain, Come on!"

Week 3, song #3 lyric: "If it's true don't leave me all alone out here (oh) (oh), Wondering if you're ever gonna take me there (leave me all alone girl)"

Week 4, song #1 lyric: "We started dancing and love put us into a groove, But now he's with somebody new, what does love want me to do?"

Week 4, song #2 lyric: "My baby, he don't talk sweet, He ain't got much to say, But he loves me, loves me, loves me"

Week 4, song #3 lyric: "I need a man who'll take a chance, On a love that burns hot enough to last, So when the night falls, My lonely heart calls"

Week 5, song #1 lyric: "Lately things, they don't seem the same, Acting funny, but I don't know why, 'Scuse me while I kiss the sky"

Week 5, song #2 lyric: "One pill makes you larger, And one pill makes you small, And the ones that mother gives you, Don't do anything at all"

Week 5, song #3: "Picture yourself on a train in a station, With plasticine porters with looking glass ties, Suddenly someone is there at the turnstile"

Week 6, song #1 lyric: "A gathering of angels, Appeared above my head, They sang to me this song of hope, And this is what they said"

Week 6, song #2 lyric: "Day after day I'm more confused, Yet I look for the light through the pourin' rain, You know that's a game that I hate to lose"

Week 6, song #3 lyric: "Takes me away to where I've always heard it could be, Just a dream and the wind to carry me, Soon I will be free"

Week 7, song #1 lyric: "Move 'em on, head 'em up… Head 'em up, move 'em on… Move 'em on, head 'em up"

Week 7, song #2 lyric: "Oh baby, don't hurt me, Don't hurt me, No more, Baby, don't hurt me, don't hurt me, No more"

Week 7, song #3 lyric: "I'm just a poor boy nobody loves me, He's just a poor boy from a poor family, Spare him his life from this monstrosity"

Week 8, song #1 lyric: "I must've been through about a million girls, I'd love 'em and I'd leave 'em alone, I didn't care how much they cried, no sir"

Week 8, song #2 lyric: "Love me love me, Pretend that you love me, Leave me leave me, Just say that you need me"

Week 8, song #3 lyric: "You see the world through your cynical eyes, You're a troubled young man I can tell, You've got it all in the palm of your hand"

Week 9, song #1 lyric: "Oh-oh, and you're Mary Tyler Moore, I don't care what they say about us anyway, I don't care about that"

Week 9, song #2 lyric: "When I think about you, I think about 17, I think about my old Jeep, I think about the stars in the sky, Funny how a melody..."

Week 9, song #3: "And it goes like this… take me by the tongue, and I'll know you, (Ah) kiss me till you're drunk, and I'll show you"

Week 10, song #1 lyric: "I can see all obstacles in my way, Gone are the dark clouds that had me blind, It's gonna be a bright, bright sunshiny day"

Week 10, song #2: "I love you, baby, And if it's quite alright, I need you, baby, To warm the lonely night, I love you, baby, Trust in me when I say"

Week 10, song #3 lyric: "And all my instincts they return, And the grand facade, so soon will burn, Without a noise, without my pride, I reach out..."

Week 11, song #1 lyric: "Lay me down on a bed of roses, Sink me in the river at dawn, Send me away with the words of a love song"

Week 11, song #2 lyric: "Woke up to the sound of pouring rain, The wind would whisper and I'd think of you, And all the tears you cried..."

Week 11, song #3 lyric: "It's been a long day without you, my friend, And I'll tell you all about it when I see you again, We've come a long way…"

Week 12, song #1 lyric: "There's a man who leads a life of danger, To everyone he meets he stays a stranger, With every move he makes"

Week 12, song #2 lyric: "Hey hey what do you say, Someone took your plans away, So what's all the fuss, There ain't nobody that..."

Week 12, song #3 lyric: "I see you, you see me, Watch you blowin' the lines, When you're making a scene, Oh girl, you've got to know"

Week 13, song #1 lyric: "I am smellin' like the rose, That somebody gave me, On my birthday deathbed, I am smellin' like the rose"

Week 13, song #2 lyric: "But now I'm insecure, and I care what people think, My name's Blurryface and I care what you think"

Week 13, song #3 lyric: "Oh, ho, ho, It's magic you know, Never believe, it's not so, It's magic, you know, Never believe, it's not so"

Week 14, song #1 lyric: "Stolen from Africa, brought to America, Fight on arrival, fighting for survival"

Week 14, #2: "Fat man sitting on a little stool takes the money from my hand, While his eyes take a walk all over you, Hands me the ticket, smiles..."

Week 14, song #3: "All of my love, all of my kissin', You don't know what you've been a-missin'"

Week 14, song #4: "Do you want to see me crawl across the floor to you? Do you want to hear me beg you to take me back?"

Week 14, #5: "To think of good reasons, To keep on keepin' on, Got to make the best of, Of bad situation, Ever since that day, I woke up and found"

Week 14, song #6: "You got the body, now you want my soul, Don't even think about it, say no go, Yeah I, I'll do anything that you want me to"

Wk 14, #7: "If the tears fall down like rain, Let her sing if it eases all her pain, Let her go, let her walk right out on me, And if the sun comes up tomorrow"

Week 14, song #8: "You've been thinking, And I've been drinking, We both know that it's just not right, Now you're pretending, That it's not ending"

Week 14, song #9 lyric: "Don't stop it now, Don't stop it no, Don't stop it now, Don't stop it"

Week 14, song #10 lyric: "How you gonna do it if you really don't wanna dance, By standing on the wall? (Get your back up off the wall), Tell me"

Week 14, song #11 lyric: "Donnie D's on the back up, Drug free, so put the crack up, No need for speed, I'm anti D-R-U-G-G-I-E"

Week 14, song #12 lyric: "Up in my bedroom (making love), I got up to wash my face, When I come back to bed, Someone's taken my place"

Wk14, #13: "There is a blue one who can't accept, The green one for living with, A fat one tryin' to be a skinny one, Different strokes for different folks"

Wk14, #14: "They say we're young and we don't know, We won't find out until we grow, Well I don't know if all that's true, 'Cause you got me, and..."

Week 14, #15: "It's been three long years, do you still want me? If I don't see a ribbon round the ole oak tree, I'll stay on the bus, forget about us..."

THIS SEASON'S LYRICS QUIZZES… REVISITED (the answers to the lyrics at the top of the page) (these are continued on page 14...)

Week 2 answers: Song 1 = "Still Counting" by Volbeat === Song 2 = "Heaven nor Hell" by Volbeat === Song 3 = "A Warrior's Call" by Volbeat. Week 3 answers: Song 1 = "Love Don't Cost A Thing" by Jennifer Lopez === Song 2 = "Livin' La Vida Loca" by Ricky Martin === Song 3 = "I Need To Know" by Marc Anthony.

Week 4 answers: Song 1 = "Let the Music Play" by Shannon === Song 2 = "Let's Hear It for the Boy" by Deniece Williams === Song 3 = "I Wanna Dance With Somebody (Who Loves Me)" by Whitney Houston. Week 5 answers: Song 1 = "Purple Haze" by Jimi Hendrix ===

WANNA HEAR ONE OF THE BEST "TEAM POLICING ITSELF" STORIES EVER?

Last season I was emailing with a league member regarding something that had happened in a North Carolina City Dart League match, during which a player's team began fighting with him / turning on him, due to his behavior throughout the match. What I got in return is one of the funniest RDL team actions of which I've ever heard. Here is the story (with the main offender anonymized to save embarrassment / avoid a fight, but with another kept in by name so that he earns full bas-ass-ery points in everyone's eyes. The story as told to me: "Reminds me of when I was on Anthony Martin's team (yep, prior Board member Anthony Martin!) and "The Butthead In Question" was on our team. Butthead was being such a jerk about ASPs – he needed 1 bull to win and threw at 16s for ASPs for 6 or 7 turns and was bragging that he had more ASP than the whole other team. Anthony warned him about it and said he was being an ass and of course, being Butthead, he kept doing it. At the end of the match, several players told Anthony that they would finish the season, but were not coming back because Butthead was such an embarrassment. Anthony shared that he told him multiple times that night to stop, and this was not the first time this had come up. After a team discussion, it was decided to kick Butthead off the team, effective immediately. What is extra funny about this story is that, Anthony took a page from the TONS, flipped it over on the back and wrote something to the effect of 'Dear Butthead, the whole team is disgusted with your unsportsmanlike behavior regarding being in the game for ASPs and bragging about how you are better than the entire other team. Since you are not inclined to discontinue this behavior despite being spoken to about it multiple times, the team has unanimously voted to kick you off, effective immediately.' And we all signed it. And the next day at work, Anthony faxed him the sheet!!!!! (Keep in mind this was before mass email, but it still makes me laugh to this day that someone was kicked off a team via a fax. But that was so like Anthony!!)"

Alright, I know the person that I identified as Butthead in this story, and I know Anthony, and I COMPLETELY believe every last syllable of this story. This is EXACTLY who those two people are. And this outcome is friggin' priceless. Such a champ, and such a chump. And on a related note, if this was how you were to win an award like this, would it really mean anything to you? What a weak way to go about your day. I've had teammates that we felt threw unnecessary ASPs every now and then, but it hasn't really ever mattered to any awards, mostly because there's this guy in A who is the most efficient assassin in league history (how we wins ASP awards while probably throwing less than half as many turns as most others is beyond me). Anyway… haven't seen Butthead here in RDL-land in a while now… such a bummer…

THIS SEASON'S TRIVIA QUESTIONS… REVISITED (continued from page 12)

Sanchez won E division by 4 matches, then lost 13-9 to #4 seed Red-eye Rangers. [*Answer update for the banquet Tons*: this season's only undefeated regular season team, The Global Element in A division, did indeed add to the season/tournament double list.

Week 10 answer: In the 37 seasons contained within this question, there were 2125 teams, with 2 of them who never played (leaving 2123 teams). And my average correct pick rate is about 72% per team. But there have been 8 teams (sort of) that fooled me at such an alarming rate that I actually got at least 72% wrong for those teams. I say "sort of" because 4 of those 8 teams did not play complete seasons. One team, The Groupers from Sp19's H div., folded after one match, so I was 0-1. Then three teams from the abbreviated Sp20 Covid season (C div.'s Projectile Dysfunction, D div.'s Sharky's Machine, and D div.'s Hump Day!) fooled me in 6, 7 and 6 matches, respectively, but we all know I would've figured that trio out! Which leaves the 4 real kings of confusing me... The first 3 here all fooled me 9 of 12 weeks: Modena of Fa03's E div., Bennington Brawlers of Sp06's F div., and Sharky's Machine (again!) of Sp15's C div. And then there was the Fa13 B division version of Overtime Outlaws, who fooled me a huge 10 of 13 times (thankfully, they forfeited in wk13, after I had endured a 9-match wrong streak!). [*Answer update for the banquet Tons*: Nope, neither Put It on Matt's Tab nor Double In, Uber Out was able to continue fooling me enough this season to break this record. Uber Out did finish as this season's biggest problem children for me (4-10), but that level didn't reach the problem child level above.]

Week 12 answer: Arrowing Experience and captain Craig Coker in the Spring 2000 season. I had written in a prediction that preseason-me had thought they would have more wins at the midpoint, and that was a personal affront that he couldn't/wouldn't accept. So, they were withheld from all columns for the remainder of the Spring 2000 season, and then through the Fall 2000 season. After 2000, the team folded and never returned (although a couple of their players joined other teams for a season or two before disappearing).

Week 13 answers: Let's start with the forfeits… After looking up all the digits, I admit that I was a little surprised by how many forfeits we've actually had. This is my 53rd season as statistician (with one season ended after week 8, and this season not quite complete yet), and we've had 311 regular season forfeits, for an average of 5.87 forfeits per season. Some of the larger number seasons are obviously driven by a team or two that forfeits out, who then subsequently has at least a handful of automatic forfeits attributed to their records. In the end, the highest number of forfeits in a season was 18 (in Fall 2008), followed by a season with 15 (Fall 1997), and three seasons with 14 each. The lowest number of forfeits was actually 0, and that has happened only TWICE (Spring 2001, Spring 2022), followed by 5 seasons w/ 1 forfeit each.

Now for the penalties… in the first 42 seasons I was here, there were literally dozens of penalties worth hundreds of points in most seasons. But then a few factors started filtering in, including electronic submission of scoresheets, skipping the fifth week captains' meetings some seasons, not always requiring election ballots in the election years where no more than one person ran for each office, and eventually texting of scoresheet photos. We had a pretty clear decrease in penalties starting with the Spring 2005 season, and then again starting in about Spring 2013. But it was in Spring 2018 that penalties really started getting rarer!! In the past 9 seasons (which include both the 8-week Covid season and the current not-quite-complete season), we've had only a total of 35 penalties for 454 points (and a match win or two). And the lowest ever (which was actually tied with the shortened Sp20 season, but that's not the same) was the Spring 2022 season. In that season, F division's Backpfeifengesicht picked up a 16-point late scoresheet penalty in week 3, and that was the entire sum total of penalties for the season. Only full season ever with fewer than 3 penalties. [*Answer update for the banquet Tons*: We only had 2 forfeits during the regular season this spring, but then we tagged on 3(!) more in the tournaments (2 in B, 1 in G). And, as highlighted on pg. 6, there were only 3 penalties for a total of 41 points this spring.]

Week 14 answer: During my 53 seasons as the RDL statistician, there have been 52 times that an individual threw more than 30 games and averaged 2.000 or more ASPs (with 3 of those this season). Those 52 are spread across 12 individuals, with only 3 of them doing it more than 3 times each. And the king is clearly Robbie Phillips himself, who did it for the 25th(!!) time this spring. And while Phillips's 2.630 average this season is only the 2nd time there was an average higher than 2.6, it didn't quite catch his own 2.698 in the Fall 2013 season. (For those wondering, Phillips would have needed 3.5 more ASPs to have passed his own record.)

I LOVE WHEN COLUMNS "LAND" FOR PEOPLE

I type stuff, I email it, and maybe people read it. I hope they enjoy it, or that it brings something to their day. Every now and then I get confirmation that some item was good in some way for somebody. Here's a perfect example of one such connection from Matt Heimbach regarding a lyric quiz a while ago. I love when stuff here relates to real life for somebody, and I love when they care enough to share it. Matt wrote: "The week 7 Danzig lyric - The first one brought back some memories. My mom really liked Mother when it became popular, so I bought her the album. About a week later she said that while she liked the one song, she really didn't like the rest of the album. So I made her a "mix tape" cassette for her car that consisted only of Mother on repeat over and over and over and over and over again. On both sides. And for the next 6 months, whenever she'd drive me to whatever after-school thing I was doing, that's the song we'd listen to. Over and over and over again. Somehow I still don't hate the song.

LOOKING FOR SUMMER DARTS?

Did you happen to see the listings of summer offerings on page 7? There are leagues, blind draws, full tournaments, etc. But one of those leagues (which is made to fit in the RDL open time) is set to jump off this coming week. See page 7 for details about signing up.

I FOUND TWO MORE FROM MATT!

Heimbach also shared stories regarding two more lyrics, one funny and one just a spot-on memory: "1) Harvey Danger - Flagpole Sitta. First time I heard that song I was in a car with my friend and her double-amputee dad. When the amputee line was sung... awkward! [If you know the lyrics, yep… awkward. -JK] And 2) Men Without Hats - Safety Dance. One of the few songs at my own wedding that got me up and dancing. My wife didn't want it played but the DJ convinced her because everybody dances to it. He was right."

THIS SEASON'S LYRICS QUIZZES… REVISITED --- THE ANSWERS (continued from page 13)

Song 2 = "White Rabbit" by Jefferson Airplane === Song 3 = "Lucy In The Sky With Diamonds" by The Beatles. Week 6 answers: Song 1 = "Come Sail Away" by Styx === Song 2 = "Drift Away" by Dobie Gray (or Clarence Carter, or Uncle Kracker, or many others) === Song 3 = "Sailing" by Christopher Cross. Week 7 answers: Song 1 = "Soul Man" by The Blues Brothers (originally by Frankie Laine and Jimmy Carroll & His Orchestra) === Song 2 = "What Is Love" by Haddaway === Song 3 = "Bohemian Rhapsody" by Queen.

Week 8 answers: Song 1 = "Fooled Around and Fell in Love" by Elvin Bishop === Song 2 = "Lovefool" by The Cardigans === Song 3 = "Fooling Yourself (The Angry Young Man)" by Styx. Week 9 answers: Song 1 = "Buddy Holly" by Weezer === Song 2 = "Springsteen" by Eric Church === Song 3 = "Moves Like Jagger" by Maroon 5.

Week 10 answers: Song 1 = "I Can See Clearly Now" by Jimmy Cliff (but really Johnny Nash) === Song 2 = "Can't Take My Eyes Off You" by Frankie Valli === Song 3 = "In Your Eyes" by Peter Gabriel. Week 11 answers: Song 1 = "If I Die Young" by The Band Perry === Song 2 = "I Remember You" by Skid Row === Song 3 = "See You Again" by Wiz Khalifa, with Charlie Puth.

Week 12 answers: Song 1 = "Secret Agent Man" by Johnny Rivers === Song 2 = "Spies Like Us" by Paul McCartney === Song 3 = "Private Eyes" by Hall & Oates. Week 13 answers: Song 1 = "Dead & Bloated" by Stone Temple Pilots === Song 2 = "Stressed Out" by Twenty One Pilots === Song 3 = "Magic" by Pilot.

Week 14 answers: Song 1 = "Buffalo Soldier" by Bob Marley & the Wailers === Song 2 = "Tunnel of Love" by Bruce Springsteen & the E Street Band === Song 3 = "Oh Boy!" by Buddy Holly & the Crickets === Song 4 = "Bell Bottom Blues" by Derek & the Dominos === Song 5 = "I've Got to Use My Imagination" by Gladys Knight & the Pips === Song 6 = "I Can't Go for That (No Can Do)" by Hall & Oates === Song 7 = "Let Her Cry" by Hootie & the Blowfish === Song 8 = "If This Is It" by Huey Lewis & the News === Song 9 = "Keep It Comin' Love" by KC & The Sunshine Band === Song 10 = "Get Down on It" by Kool & the Gang === Song 11 = "Good Vibrations" by Marky Mark & the Funky Bunch === Song 12 = "Cecilia" by Simon & Garfunkel === Song 13 = "Everyday People" by Sly & the Family Stone === Song 14 = "I Got You Babe" by Sonny & Cher === Song 15 = "Tie a Yellow Ribbon Round the Ole Oak Tree" by Tony Orlando & Dawn.

[Like the last many seasons, we used three-song groups each week and also included a theme each and every week. Added a layer to the game for everybody and has been quite popular. ***Here are the themes for each week****, including the week 14 fifteen-song set that proved to be tough again for every guesser who played except for Pete Rutten of Hump Day!, and even he got barely more than half. - JK]*

Week 2 theme: Well, as I noted in the week 2 issue, this set was likely very difficult, and the only real 'theme' was that all three songs were by the same band. The reality of the set is they were my three favorite songs by Doug Jeffcoat's favorite band (I would have used his favorite three, but as far as I can tell, his three favorite Volbeat songs were… all of them. So I just picked my favorite three. And then I sat alone and listened to Volbeat until nearly 4 a.m., nodding my head and acting out the best lines with Doug one more time. Shortly before 4 a.m. I decided I should probably go to bed since I had to work the next day. Was a great night.. Week 3 theme: All songs by artists from Puerto Rico. Since last week's issue was the first Tons I had ever sent you while in Puerto Rico, it just seemed appropriate. Week 4 theme: This one wasn't anything deeper than some of the biggest (and longest-lasting) pop dance tunes of the '80s. I also picked it because, after a couple weeks of tough lyrics, I thought I would toss you guys a set of softballs. The fact that it's a set that a lot of you are probably a little bashful about admitting that you know is just a (very intentional) bonus. Week 5 theme: Nope, you're not seeing things… this set was all about hallucinogens. Week 6 theme: Alright, if you can't get the theme when the song titles are Come Sail Away, Drift Away, and Sailing, then I really can't help you. Sure, the first one is really kind of about aliens and space, but that's secondary when the song title fits this group so perfectly. Week 7 theme: Primary songs featured in movies developed from Saturday Night Live skits! Blues Brothers, A Night at the Roxbury, and Wayne's World. Two of them classics, and the other one mostly just famous for being an earworm with a stupid story. But all SNL moneymakers nonetheless. Week 8 theme: Well, now that you've seen the titles of the songs, it's pretty obvious that we were just fooling around with this set. Week 9 theme: Songs by one artist that are titled for/are about an entirely different artist. Week 10 theme: I can see that… I can see you… You seeing the same thing as me? You know, kinda the sentiment that your opponent might be directing toward you if you choose to diddle second, don't wait for a chalker, and pull the diddles quickly without checking with the opponent. Pretty much exactly the top reminder (of things never to do) at the top of page 1 in the previous issue of the Tons. Week 11 theme: Yep, it's the preposterously obvious (if you got the genre-crossing songs) theme of RDL community pillar Mark Knight passing. He died far too young, I will never forget him, and I hope against hope that whatever awaits me brings me across his path again. Week 12 theme: People who go around spying on others… secret agents, spies, private investigators, etc. Week 13 theme: Clearly, this one is all about the pilot here. Which is who I should be traveling with pretty soon. Woowoo!! Week 14 theme: Bands/duos with an ampersand in their name. And they were listed alphabetically (and we actually used the lead singer's first name as the sorting item in those cases, as those are more of a band name than just a singer name).

THE GREATEST "RIVALRY" IN THE 45-YEAR HISTORY OF THE RDL



I've been here for almost 60% of the existence of the RDL, and I've collected records from many years prior to my time. And I can tell you, in no uncertain terms, that the RDL has recently been experiencing the single greatest rivalry/story in its history. Since the start of 2019, Element and The Bullies have been waging the highest-performance, highest-drama, most evenly matched series of battles at the top of the RDL heap; somehow, I don't have the words to fully convey it all to you (and we all know that I am never at a loss for words). And I use the term 'rivalry' to convey an image, but the one feature associated with that word that is missing here is the animosity that some might expect - this is a group that fully respects each other and lives for these matches. It has been an honor to just be involved with them in any way. Check out these results from Sp19-Sp23 (the Sp20 season had only one regular season matchup, and no tournament)… Regular season W/L: Element 76-8, Bullies 76-8; Head-to-head regular season record: Element 8 wins, Bullies 5 wins; Head-to-head tournament records (all in finals matches): Element 2 wins, Bullies 3 wins; Regular season titles: Element 4, Bullies 3; Tournament titles: Element 2, Bullies 4; in the last 9 pairings, FIVE have gone to 1001, and two more went to final 501s in 11-11 matches; and Element is the ONLY team to defeat Bullies in that entire span (Element dropped a couple additional ones and missed a final in the season immediately post-Covid when they were struggling to not be shorthanded every week). /// I don't generally list all the people in team photos, but in honor of this ongoing awesomeness, I'm going to put a name to each of the faces above in case you come across them… [Back row]: Pat Gibson (B), Dean Cusher (B), Pete Stewart (B), Stevie Phillips (E), Dan Naylor (B), P.J. Stewart (B), Matt Brown (B), Kevin Foushee (B), Chad Massengill (E), Ross Minty (E), Tom Brown (E), Kenny Persson (E), Allen Smith (E); [Front row]: Alex Spellman (B), Wil Tan (E), Jason Kilts (E), Robbie Phillips (E). [Not in photo: Craig Elder (B), Robb Beeson (E), and somehow Michael Johnson (B) who was there when we took this and should be in the photo!] /// Anyway, I hope this rivalry keeps up… won't ever be quite the same either way with P.J. Stewart heading to school to put himself in the air (literally), but I'm hopeful. Even if it tails off a bit, what a golden run it has already been. I feel like this photo is a snapshot of exactly why we all play, chasing that competitive rush in what almost feels like its own little family. Amazing.

DID YOU NOTICE THAT WE HAD ANOTHER TYING OF A LEAGUE RECORD TIED IN THE TOURNAMENTS?!

We already knew Robbie Phillips of The Global Element set a new league standard in SCkt with a 10-darter. And we already knew that Alex Spellman tied the league 301 record with our 11th 7-darter (two of which are his). But in the tournament semifinals, **Chad Massengill** of The Global Element, became the 10th member of the 7-dart 301 club, tossing the league's 12th so-nearly-perfect effort.

DESPITE THE JOY ABOVE AND BELOW…

I'm ready to see this season go. We lost so much this season. This one was painful like none before for me. I'm very ready to not lose any more friends for quite a while. Mortality kinda sucks. Damn.

WINNING TEAM PHOTO GALLERY!
(photos continued from page 4)

As noted on page 4, we've continued our recent little tradition of encouraging tournament- winning teams to submit team photos from their victorius evening. Just pretty great to share in the moment and save that memory. (No player name legends for these, but I'm sure the people in the photos know who they are. Plus, it's about 'team' happiness anyway.)

F division tournament champions - **Shoot-Da-Bull**



B division regular season and tournament champions - **Why So Serious?** !!



E division regular season and tournament champions - **Bad Muthaa Duckas**!!



RANDOM THOUGHTS FROM JK

Nowadays, it's a fact… this column has become a banquet Tons staple. I have no idea why so many are so keen on taking a peek into the oddness that is my head, but you are. So without further ado, let's open up my head again and see what falls out. Some of these observations are dart-related, and some of them clearly are not. As always, this is just about the last thing that I'm writing and this season is certainly no exception… soooo, also as always not even I know what's about to hit the page…

-- You know what really warms my heart? When some little street racer or jacked up truck with a lift kit gets flat-out dusted from a light by a silent little electric car like a Prius. Not that I'm some huge electric car proponent or something, but I'm absolutely a non-proponent of any vehicle that has intentionally-altered exhaust systems with a goal of just making them ridiculously loud. Same goes for a big old motorcycle or dirt bike or really any vehicle at all. I just love seeing somebody sit and rev their engine to send out their redneck love call to anyone within earshot (which is a long way), and then watching them take off from a standstill while watching some simple quiet little vehicle just drive away from them. Super double bonus if the idiot with the loud vehicle stalls out or something! //// And I'll expand this one a bit to enlighten anyone with the altered tailpipes… I will speak on behalf of the rest of us with actual functioning frontal lobes: Nope, we don't think your dumbass pipes make you look cool. Or enviable. Or desirable. (Yeah, sorry to confirm that one for you, but the only ladies that will be drawn in by your stupid childish noisemakers would serve themselves much better by trying to become involved with a dentist or an oral surgeon.) So the only people really looking to check out your idiotic loud-ass ride are the people who want to know who their kids are never allowed to bring home, who want to see what inbred goober would make themselves such a stupid spectacle, or who want to know which car they are not-so-secretly hoping will veer over and clip a telephone pole.



-- It's probably just me, but for some reason, I think this is just an odd terminology for a grocery product. Maybe I'm just juvenile, I don't know. But the term "walnut meats" immediately made me chuckle.

-- You know how people say "have a good day" or something similar? Does it strike anybody else as odd that when we are attempting to give a nice farewell sentiment to somebody, that we are really sort of giving them an order? Hey, buddy, I'm telling you that you are now to go in that direction and make your day good! I don't know, just makes me feel funny after thinking about it, so now I try to say "I hope you have a good day" or something like that . Less demanding. :o)

-- After the tournament semifinals, Ken Theall of Ton 80 Proof sent me this message: "Dart Side totally rag-dolled us last night. We were tossing jarts and they were throwing laser darts. A very humbling ass whipping. See you at the banquet!" Which was a huge throwback to my youth! Oh, I so miss Jarts!! Look at these bad boys! (Note: photo taken from a story titled "Remembering a dangerous game" in the Glen Falls, NY Post-Star. Ha! Perfect.)



-- Can somebody explain to me why Jennifer Coolidge is such a popular actress?! Yeah, I know that she was Stifler's Mom in American Pie and all that, but I would argue that doesn't support any argument here. Every time I see her in anything, she just intentionally plays some ditzoid fool, often with some horrible put-on foreign accent. I'm sure that she is probably quite an intelligent and societally functional woman, so why doesn't she ever play one in a show/movie? That whole dipstick shtick is so off-putting. Ugh.

-- You know what the fastest way to get me to NEVER ever share/repost/copy/whatever something from one of your social media posts is? Add any sort of "bet you aren't comfortable enough to share this" or "I expect any of my real friends to repost this" or "if you truly are in favor then copy and paste this to your own feed" type of comment. You beg me or challenge me to post something and the odds falls to exactly zero. Not low, actual zero. Doesn't matter the context, I'm not doing it. Try your dumb guilt manipulation somewhere else. (Or, more likely, the message that you didn't write at all, that you just went and copied from somebody else because they guilt-manipulated you, can go and try that on somebody else.)

-- I've decided that there is a class of words that drives me nuts. It's words that just aren't sure themselves as to how they should be spelled. Is it judgment or judgement? It is acknowledgment or acknowledgement? Is it canceled or cancelled? Is it adviser or advisor? Is it ax or axe? Is it omelet or omelette? And these aren't even the words where we just debate whether it's the American version or the English version (since most of those just debate the importance of a potentially extraneous 'u' anyway). There are lots of others that are really close, but that actually have slightly different meanings or histories (inquire/enquire, specter/spectre, timbre/timber, etc.), but the ones I'm complaining about here are ones where both words mean the exact same thing and I can't find a good reason why one or the other is the better choice. Just more words for the sake of more words! (Sounds like a column I would write, no?)



-- Man, you know you're a really big dang city when you can support businesses like a gum removal company. That is all they do, just get gum out of things. For the record, this one is in NYC. Sadly, I don't think they were there to work on the sidewalks…

-- Ever watch Young Sheldon, the prequel series to Big Bang Theory, following the childhood of Sheldon Cooper (the biggest of the nerds in Big Bang)? I, being a nerd myself, kinda love both shows, and I think the writing is pretty witty and well done. But the point of this item is season 1, episode 13, titled "A Sneeze, Detention, and Sissy Spacek." In that episode (that aired in… 2018!), Sheldon develops a germophobia, starts wearing masks and gloves, and worries about a new flu strain. Not really a super stretch in the aftermath of the bird flu and all, but still… 2018.

Random Thoughts continued on page 18…

RANDOM THOUGHTS FROM JK - PART II!!

-- So I sat down to try to decide what single thing is the most absolutely aggravating thing which I deal. Not the thing with which I have to deal the most often, but the thing that, when I do have to do deal with it, is the worst. Now we're not talking actual evil (people who hit their kids, people who abandon animals, people who steal, etc.), we're just talking about the absolute worst parts of regularly accepted days and tasks. And I think I have it… It's not really bad drivers (although they are freakin' close), it's not people's pets pooping on stuff or breaking stuff (although those people need to be smacked around), and it's not even people who treat service industry folks poorly (although there is also a special little place in hell for those folks too). In the end, I think for me and my personal spot in life, the most aggravating thing is… anything at all to do with Ticketmaster (and it took everything I had to not type that as TicketBastard or some other equally insulting title). It's stunning how much I hate that company. I hate the exorbitant fees they charge (seriously, how much money do they make in a day?!). I hate the dynamic pricing model. I hate the queue for tickets that is inevitably followed by clicking on pair after pair of seats marked as available that actually are not (why is it so damn expensive in fees if the system can't keep up with its own series of functions?). And now I absolutely despise that no matter which browser I use, with which level of security and privacy turned off, that their system still can't distinguish me from a bot, despite the fact that I've done nothing but push the "buy tickets" button to literally anything. They FORCE me to use their phone app, which is twice as bad as their computer site, which already sucked. It's as if their website was just terrible and expensive, and they had a meeting to decide what they could do to make it even worse. "I've got it… we'll force people to switch to a phone browser where the search filters rarely work, the page loads twice as slowly, and the patrons can't efficiently compare any seat values even in the same seating level. That'll really drive them crazy!!" It has gotten to the point that we've gone to a different venue that doesn't employ TicketMaster for the same show, or we've skipped shows entirely. And no, I'm not holding my breath that the legislators trying to put restrictions on them will have any success at all. Winless situation.

-- A few weeks ago, on my way home from my RDL match, I ended up behind this vehicle. I think it's some model of Mitsubishi, but my best game for model name might be Tippy or Tall or Slim or just High Center Of Gravity. Look at that thing, it has to be twice as tall as it is wide. Only took up half its lane. I stayed back a bit when the light changed, as it looked like it was going to flop over in the first curve. I mean, how the heck does that thing not tip over?? Is there a gyroscope in it?!





-- You know what I love in darts? The camaraderie and great sportsmanship. But you know what I don't love? The need some people have to fist bump at the end of every game and also at the start of the next game. Not really a thing in our regular season, but when tournament time hits, it is. And I spend a lot of time playing in the NC City Dart League, and best-of-three sets of four-man 701 are a standard part of every match there. I like all you guys, but I don't need to shake your hand when we arrive at the board, fist bump after the first diddle, fist bump after the first game ends, fist bump after the second diddle, fist bump after the second game ends, and theeeeeeennnn… when we go to a third game, fist bump after that diddle and that game conclusion too. At the start and finish of the set really should be sufficient, no?

-- As most of you know, I split my work between Duke and the Durham VA. At the VA, the parking saga has been a long and bumpy road, and very little about our parking decks make sense. Since I'm there many days a week, I know how it all goes. But the patients who are NOT there regularly often feel very lost. [To highlight, the visitors enter the parking deck on the 3rd level, they aren't allowed to go to 1 & 2 on most days (but not all), and the parking levels in the two decks we have do not line up with each other, or with the floors of the walkway to the hospital. Super clear.] And to "help" the guests coming in, the parking deck company (a contractor that is NOT officially part of the VA itself) posted these signs in the elevators. And yes, you're seeing that correctly - they put up signs where the "Ground" is at the top of the sign, and "Level 6" is at the bottom, despite the fact that this is NOT a deck built down into the earth. So, to help confused people, they posted a stacked sign in the opposite order of the floors themselves. At least they posted the color of each level (both in a color panel AND in a typed word, mind you!) to further help - this despite the fact that I've worked there for fifteen years and I've never seen more than maybe one post per level that has any color at all on it. I don't even know what I would say to somebody who thought this sign would somehow make things better. The only bit of helpful information at all is that the skywalk is on level 4, a fact already on the elevator door frame, the elevator wall, and the elevator button panel. Couldn't they have added where the entry is, or where the employee levels were, or…. sigh, whatever.



-- Have you ever seen a darter reach out to catch a bounce out dart? Or even better, stick their foot under it? Exactly what gene mutation do those people have to make that a good idea?

-- Why do people drive five miles each way to save a nickel per gallon of gas? If your car gets 20 miles per gallon, you just used up half a gallon of gas (about $1.70) to save a nickel maybe 16 times (about $0.80). If you're not heading over to a Sam's Club or a Costco or something, maybe just stop along your way, no?

-- This past Friday, March 31st, I hopped in the car with my wife to head to Charleston (where she was running a race the next day with some friends). On the way, we stopped for gas in SC, and randomly ended up at some monstrosity named Buc-ee's. We had "thought" it was a gas station, but when we pulled up and entered through the lawn ornament department and saw the vast expanse of… everything, we realized otherwise. Ummm… yikes.

-- Anybody else going to the Blues & Brews Festival in Durham immediately after this banquet today? If you are, look for me there or shoot me a message. Happy to hang out a bit and tip a few back. Love me an outdoor beer and music festival…

53-SEASON LEAGUE MEMBERSHIP / RESULTS / RECORDS SUMMARY

With me finally giving in and picking my Hall of Greatness this season, I thought maybe it was time to take a quick look back at the 53 seasons that comprise my time here as the league statistician. Here's all the stuff that has transpired, season by season, in some categories of stuff that I thought were interesting.

	divs.	teams	members	byes	undefeated through tournament	winless teams	regular season forfeits	removed from schedule	divisions decided by points	most points in 14 weeks	most points in 12 weeks	total perfect throws	24-0 shutouts	banquet host (# = non-RDL establishment)
Sp96	7	54	458	FG	(none)	A	6	(none)	B	240	-	71	(none)	# VFW Hall - Cary
Fa96	7	53	436	BDE	ABC	F	4	(none)	-	248	210	81	(none)	# VFW Hall - Cary
Sp97	7	56	464	(none)	A	A	3	(none)	D	247	-	55	(none)	# VFW Hall - Cary
Fa97	7	55	473	E	E	(none)	15	(none)	BD	243	181	62	(none)	# VFW Hall - Cary
Sp98	7	55	459	C	(none)	A	7	(none)	FG	253	191	62	(none)	# VFW Hall - Cary
Fa98	7	53	442	ABD	(none)	(none)	3	(none)	B	225	183	60	(none)	# VFW Hall - Cary
Sp99	7	55	454	B	(none)	C*	10	C	E	224	171	67	C	# VFW Hall - Cary
Fa99	7	50	414	BCDEFG	BD	C*	9	C	G	235	190	56	(none)	# VFW Hall - Cary
Sp00	7	49	413	ABCDEFG	A	(none)	4	(none)	-	-	195	57	(none)	# VFW Hall - Cary
Fa00	7	52	436	ABEF	G	A	4	(none)	D	209	195	61	(none)	# The Warehouse
Sp01	7	52	448	ABDE	(none)	A	0	(none)	E	215	194	70	(none)	# The Warehouse
Fa01	7	50	434	ABCDEG	A	(none)	6	(none)	CD	215	207	49	(none)	# The Warehouse
Sp02	7	51	438	ABCEG	DG	C	1	(none)	ACEF	245	185	57	(none)	Tir na nOg
Fa02	7	54	460	CD	E	(none)	6	F	AF	248	176	60	A	Tir na nOg
Sp03	7	51	441	BCDEG	A	(none)	7	(none)	C	259	173	56	(none)	Tir na nOg
Fa03	7	49	417	ABCDEFG	BG	ADEFG	3	(none)	-	-	198	58	(none)	Tir na nOg
Sp04	6	48	406	(none)	(none)	(none)	3	(none)	C	231	-	81	(none)	Tir na nOg
Fa04	6	47	414	A	C	(none)	4	(none)	A	236	212	63	A	# VFW Hall - Cary
Sp05	6	48	415	(none)	B	(none)	14	AD	AE	249	-	56	(none)	The Upper Deck
Fa05	6	48	416	(none)	(none)	C	1	(none)	BD	243	-	82	(none)	The Upper Deck
Sp06	7	49	418	ABCDEFG	(none)	(none)	2	(none)	BEF	-	213	56	A	The Upper Deck
Fa06	7	53	454	BCD	F	(none)	3	(none)	A	228	193	62	(none)	The Upper Deck
Sp07	7	55	474	A	(none)	A	5	(none)	AF	219	192	71	AAA	The Upper Deck
Fa07	8	60	519	DEGH	C	A	3	(none)	BGH	230	178	88	A	High Park Bar & Grill
Sp08	8	60	524	ADGH	(none)	G	1	(none)	AB	222	213	73	AA	High Park Bar & Grill
Fa08	8	59	515	AEFGH	(none)	H*	18	AH	F	241	216	67	A	High Park Bar & Grill
Sp09	8	61	524	ABG	(none)	BE	4	(none)	BE	218	196	71	A	High Park Bar & Grill
Fa09	8	60	513	ABCE	(none)	DG	5	(none)	ABC	226	211	78	(none)	High Park Bar & Grill
Sp10	9	68	586	AGHI	A	FG	6	(none)	CH	220	204	80	F	Rally Point Sport Grill
Fa10	8	64	554	(none)	ABC	ABC*G	10	C	EFGH	265	-	82	(none)	Rally Point Sport Grill
Sp11	8	64	561	(none)	(none)	F	3	(none)	-	255	-	94	AE	The Upper Deck
Fa11	8	64	554	(none)	B	C	6	(none)	D	242	-	104	(none)	The Upper Deck
Sp12	8	63	547	A	H	ACG	2	(none)	EF	240	211	100	A	High Park Bar & Grill
Fa12	8	63	534	A	A	(none)	8	(none)	DG	224	189	89	(none)	High Park Bar & Grill
Sp13	8	63	536	A	H	ABD	11	(none)	-	237	192	96	(none)	Rally Point Sport Grill
Fa13	8	64	549	(none)	(none)	(none)	10	(none)	ADE	226	-	89	(none)	The Upper Deck
Sp14	8	63	547	D	(none)	(none)	3	(none)	EF	238	161	72	A	The Upper Deck
Fa14	8	61	533	ACF	(none)	(none)	7	(none)	BF	220	207	63	(none)	The Upper Deck
Sp15	8	59	512	BCEFG	(none)	AH	1	(none)	BE	249	213	84	(none)	American Legion - FV
Fa15	8	60	524	ACEF	D	(none)	4	(none)	ABCF	222	200	95	(none)	The Upper Deck
Sp16	7	56	475	(none)	A	FG	4	(none)	-	**272**	-	77	(none)	The Upper Deck
Fa16	8	62	545	GH	A	D*FG	14	D	CEG	261	211	82	A	The Upper Deck
Sp17	8	60	515	DEFG	AB	AG*	13	G	EG	260	180	80	(none)	The Upper Deck
Fa17	8	60	520	ADEF*G	CFH	F(F*)H*	14	(F)H	AE	251	215	88	E	The Upper Deck
Sp18	8	57	511	BCDEFGH	(none)	(none)	1	(none)	AC	239	188	62	(none)	The Upper Deck
Fa18	8	59	517	BCDEF	A	AE(H*)	11	H(H)	EG	270	199	96	AA	The Upper Deck
Sp19	8	58	507	CDEFGH	A	H*	13	H	BC	258	195	85	(none)	The Upper Deck
Fa19	8	59	530	DEFGH	AD	AH*	8	H	BFH	252	176	83	A	The Upper Deck
Sp20	7	56	507	(none)	canceled	canceled	2	(none)	CDG	-	-	40	G	(none)
Fa21	6	45	419	ACD	A	F	2	(none)	B	203	222	72	A	The Upper Deck
Sp22	7	49	442	ABCDEFG	(none)	AC	0	(none)	-	-	**232**	71	A	The Upper Deck
Fa22	7	51	467	ABCDE	(none)	(none)	5	(none)	CDG	218	215	68	(none)	The Upper Deck
Sp23	7	51	458	ACDEG	A	(none)	2	(none)	BCEF	205	218	96	(none)	The Upper Deck
TOT.	**391**	**2966**	**25629**	**163**	**42**	**58**	**311**	**16**	**94**	**237.0**	**197.6**	**3878**	**25**	
AVE.	7.4	56	484	A-25	A-16	A-16		A-2	A-12	**Ave.**	**Ave.**		A-20	23 - Upper Deck
				B-20	B-7	B-3		B-0	B-16				B-0	10 - VFW Hall
				C-21	C-5	C-8***		C-3	C-13				C-1	7 - High Park
				D-24	D-4	D-4		D-2	D-10				D-0	5 - Tir na nOg
				E-25	E-2	E-3		E-0	E-16				E-2	3 - Rally Point
				F-17*	F-2	F-9*		F-2	F-13				F-1	3 - The Warehouse
				G-22	G-3	G-9*		G-1	G-10				G-1	1 - American Legion
				H-8	H-3	H-6*****		H-6	H-4				H-0	1 - Covid sadness…
				I-1		(* = removed team)								

2023 NC City Dart League (NCCDL) & NC Ladies' Cup (NCLC)

NCCDL - "Mountain/Beach" Division

		W	L	Pts.	
1	Wilmington (ACDA)	3	0	87	*
2	Port City (PCDA)	3	0	75	*
3	Asheville (WCDA)	3	1	83	
4	Jacksonville (JDA)	2	2	80	
5	Boone (HCDA)	0	4	49	
6	Pineville (PDC)	0	4	23	

NCCDL - "Central" Division

		W	L	Pts.
1	Durham (BCDL)	4	0	121
2	Lake Norman (LNDA)	3	1	97
	Raleigh (RDL)	3	1	97
4	Piedmont (PDA)	1	3	69
5	Capital Area (CADC)	1	3	51
6	Chapel Hill (TDL)	0	4	42

February 11 match results: *(home teams listed in italics)*

Asheville	19+	Boone	19	(Wilmington @ Port City - postponed)			
Lake Norman	30	Pineville	8	Durham	30	*Piedmont*	8
Raleigh	20	Jacksonville	18	Capital Area	22	*Chapel Hill*	16

March 4 match results: *(home teams listed in italics)*

Asheville	23	Capital Area	15	Port City	23	*Jacksonville*	15
Lake Norman	24	*Boone*	14	*Wilmington*	33	Chapel Hill	5
Piedmont	29	*Pineville*	9	*Durham*	23	Raleigh	15

April 1 match results: *(home teams listed in italics)*

Asheville	27	*Chapel Hill*	11	Jacksonville	19+	*Lake Norman*	19
Raleigh	27	*Boone*	11	Wilmington	34	*Capital Area*	4
Durham	35	*Pineville*	3	*Port City*	24	Piedmont	14

April 29 match results: *(home teams listed in italics)*

Lake Norman	24	Asheville	14	*Jacksonville*	28	Chapel Hill	10
Durham	33	Boone	5	Wilmington	20	*Piedmont*	18
Raleigh	35	Pineville	3	*Port City*	28	Capital Area	10

June 17 schedule:	Piedmont @ Asheville	Durham @ Wilmington
	Pineville @ Boone	Port City @ Raleigh
	Jacksonville @ Capital Area	Lake Norman @ Chapel Hill
July 22 schedule:	Raleigh @ Asheville	Piedmont @ Jacksonville
	Boone @ Capital Area	Wilmington @ Lake Norman
	Chapel Hill @ Pineville	Port City @ Durham
August 19 schedule:	Asheville @ Pineville	Raleigh @ Wilmington
	Chapel Hill @ Boone	Lake Norman @ Port City
	Durham @ Jacksonville	Capital Area @ Piedmont
September 9 schedule:	Asheville @ Durham	Jacksonville @ Wilmington
	Boone @ Piedmont	Port City @ Chapel Hill
	Pineville @ Capital Area	Lake Norman @ Raleigh

November 4 & 5 Postseason tournament (top 4 teams from each div.). Hosted by Durham.
Quarterfinals: Saturday 12:00 p.m. -- Semifinals: Saturday, 5:00 p.m. -- Finals: Sunday, 1:00 p.m.

NCLC - "Mountain/Beach" Division

		W	L	Pts.	
1	Port City (PCDA)	3	0	56	*
2	Asheville (WCDA)	3	1	70	
3	Pineville (PDC)	2	2	45	
4	Wilmington (ACDA)	1	1	20	**
5	Jacksonville (JDA)	1	2	27	*
6	Charlotte (QCDA)	1	3	44	

NCLC - "Central" Division

		W	L	Pts.	
1	Durham (BCDL)	4	0	71	
2	Fuquay-Varina (FVDO)	2	1	40	*
3	Lake Norman (LNDA)	2	2	44	
4	Piedmont (PDA)	1	2	30	*
5	Apex (CDA)	1	3	35	
6	Capital Area (CADC)	0	4	25	

February 11 match results: *(home teams listed in italics)*

Charlotte	13	*Asheville*	11	(Wilmington @ Port City - postponed)			
Pineville	18	*Lake Norman*	6	Durham	19	*Piedmont*	5
Jacksonville	16	*Apex*	8	*Fuquay-Varina*	16	Capital Area	8

March 4 match results: *(home teams listed in italics)*

Asheville	21	Capital Area	3	Port City	22	*Jacksonville*	2
Lake Norman	16	*Charlotte*	8	Fuquay-Varina	19	*Wilmington*	5
Piedmont	16	*Pineville*	8	*Durham*	21	Apex	3

April 1 match results: *(home teams listed in italics)*

Asheville	19	*Fuquay-Varina*	5	*Lake Norman*	15	Jacksonville	9
Apex	13	*Charlotte*	11	Wilmington	15	*Capital Area*	9
Durham	18	*Pineville*	6	*Port City*	15	Piedmont	9

April 29 match results: *(home teams listed in italics)*

Asheville	19	*Lake Norman*	7	(Fuquay-Varina @ Jacksonville - postponed)			
Durham	13	Charlotte	12	(Wilmington @ Piedmont - postponed)			
Pineville	13	*Apex*	11	*Port City*	19	Capital Area	5

(The scores I was given for the two underlined matches above do not reflect possible outcomes. The standings above include these scores "as is" for now, but I will update future reportings of the NCLC to include the corrected scores once I receive them.)

June 17 schedule:	Piedmont @ Asheville	Durham @ Wilmington
	Pineville @ Charlotte	Port City @ Apex
	Jacksonville @ Capital Area	Lake Norman @ Fuquay-Varina
July 22 schedule:	Apex @ Asheville	Piedmont @ Jacksonville
	Charlotte @ Capital Area	Wilmington @ Lake Norman
	Fuquay-Varina @ Pineville	Port City @ Durham
August 19 schedule:	Asheville @ Pineville	Apex @ Wilmington
	Fuquay-Varina @ Charlotte	Lake Norman @ Port City
	Durham @ Jacksonville	Capital Area @ Piedmont
September 9 schedule:	Asheville @ Durham	Jacksonville @ Wilmington
	Charlotte @ Piedmont	Port City @ Fuquay-Varina
	Pineville @ Capital Area	Lake Norman @ Apex

November 4 & 5 Postseason tournament (top 4 teams from each div.). Hosted by Pineville.
Quarterfinals: Saturday 12:00 p.m. -- Semifinals: Saturday, 5:00 p.m. -- Finals: Sunday, 1:00 p.m.

CVDA President: Susan Linkous
P.O. Box 2565, Chester, VA
23831 804-247-4477
http://www.cvdadarts.com/
president@CVDADarts.com
Follow us on Facebook:
Central Virginia Darts Association

Central Virginia Dart Association
C.V.D.A
Richmond, Virginia

Location:
Richmond East Moose Lodge 1947
7167 Flag Lane
Mechanicsville, VA 23111
Phone: 804-730-4938

DART CONNECT DIGITAL STEEL

$10,200

The 42nd Annual CVDA Dart Classic

June 9-11, 2023

Doors Open at 5:00 PM Friday

EVENT	FRIDAY		SATURDAY						SUNDAY			
	6:00 PM Open Singles	8:00 PM Blind Draw Doubles	10:00 AM Ladies Doubles	11:00 AM Men's Singles	1:00 PM Ladies Singles	2:00 PM Men's Doubles	5:00 PM Mixed Doubles	8:00 PM Blind Draw Doubles	10:00 AM Ladies Doubles	11:00 AM Men's Doubles	12:00 PM Ladies Singles (Best of 5)	1:00 PM Men's Singles (Best of 5)
Format	301 DI/DO	501/Cricket/CC	Cricket	Cricket	Cricket	Cricket	501/Cricket/ CC	501/Cricket/ CC	501 FI/DO	501 FI/DO	501 FI/DO	501 FI/DO
Entry Fee	$20.00 Person	$10.00 Person	$30.00 Team	$22.00 Person *	$22.00 Person *	$30.00 Team	$30.00 Team	$10.00 Person	$30.00 Team	$30.00 Team	$22.00 Person *	$22.00 Person *
1st	$150.00 + **40%	$350.00	$280.00	$460.00	$300.00	$500.00	$450.00	$250.00	$250.00	$400.00	$250.00	$350.00
2nd	$74.00 + **20%	$170.00	$140.00	$230.00	$150.00	$250.00	$200.00	$130.00	$130.00	$200.00	$130.00	$170.00
3rd-4th	$38.00 + **10%	$80.00	$70.00	$110.00	$70.00	$100.00	$100.00	$50.00	$50.00	$100.00	$50.00	$80.00
5th-8th	**5%	$40.00	$30.00	$50.00	$30.00	$50.00	$50.00	$30.00	$30.00	$50.00	$30.00	$40.00
9th-16th		$20.00		$20.00			$30.00					$20.00
Total	**100% +$300	$1,000.00	$680.00	$1,270.00	$710.00	$1,150.00	$1,290.00	$600.00	$600.00	$1,000.00	$600.00	$1,000.00

NOTE: Sign-ups open 1 hour prior to each event and close promptly at the times listed above.
*Entry fee includes $2.00 ADO surcharge. ADO Points may be awarded for all singles events. PENDING ADO Approval

On behalf of Moose Lodge 1947 a portion of monies raised by this tournament effort will be donated to St. Jude Children's Research Hospital

*Mention CVDA Darter Rate when making reservations to get the rates posted below.
Cutoff date for darter's rate is May 8th, 2023. Rates valid 06/8/23 - 06/12/23 checkout

Holiday Inn Express
7441 Bell Creek Road
Mechanicsville, VA 23111
804-559-0022

Hampton Inn
7433 Bell Creek Rd.,
Mechanicsville, VA 23111
804-559-0559

CVDA Darter Rate $119.00 + tax per night – same rate both hotels

THE DART GUYS
Vendor table for all your dart supply needs onsite.

A DARTER/GUEST CAUSING DAMAGES TO CVDA AND/OR LODGE PROPERTY WILL ASSUME RESPONSIBILITY FOR ALL DAMAGES AND COSTS INCURRED. THE DARTER MAY BE SUBJECT TO DISMISSAL FROM THE TOURNAMENT AND/OR LODGE PROPERTY.



QCDA $15,000+ Charlotte Open

Host of the 2023 Masters National

July 7th-9th 2023

SANCTIONED BY

	Event	Time	Entry Fee	First	Second	Top 4	Top 8	Top 16	Top 32	Total	#####
FRI	ADO Youth Nationals	8:00 AM	$0							$0	
	ADO Nationals	10:00AM	$0								0
	301 & Done	6:00PM	$15	%	%	%					0
	Blind Draw 501**	8:00PM	$20	%	%	%					0
SATURDAY	Early Riser 301 & Done	8:30AM	$15	%	%	%					0
	Mixed Double 501	10:00 AM	$30/team	$600	$300	$150	$80			$1,520	51
	Mens Doubles 501	12:30 PM	$30/team	$600	$300	$150	$80			$1,520	51
	Ladies Doubles 501	1:00 PM	$30/team	$425	$210	$110	$60			$1,095	37
	Men Singles 501 #	3:00 PM	$35	$900	$450	$225	$130	$75	$35	$3,480	166
	Ladies Singles 501 #	3:30 PM	$35	$500	$250	$130	$60	$35		$1,530	73
	301 & Done	6:00 PM	$15	%	%	%					0
	LOD 501/Cricket/Choice	8:00 PM	$20	%	%	%					0
SUNDAY	Mixed Doubles Cricket	10:00 AM	$30/team	$600	$300	$150	$80			$1,520	51
	Ladies Doubles Cricket	1:00 PM	$30/team	$300	$150	$80	$40			$770	26
	Men Doubles Cricket	1:30 PM	$30/team	$600	$300	$150	$70			$1,480	49
	Ladies Singles Cricket *	3:00 PM	$30	$300	$150	$75	$40			$760	33
	Men Singles Cricket *	4:00 PM	$30	$625	$300	$150	$80			$1,545	67

** Best of 5 in Blind Draw Fri Night $15,220

WDF Ranked 501 Singles Format:

Mens: best of 5 to top 64,best of 7 to Semis, best of 9 in finals

Woman: best of 5 to top 16, best of 7 to Semis, 9 in finals

Singles 501 includes $2 WDF and $2 ADO surcharge.

* Singles Cricket includes $2 ADO surcharge

USSDA Youth 501 National's Sign ups (9:00am-10:00am)

Youth Events Sponsored by Steamer's Sports Pub

	Event	Time	Tournament Director:
SAT	WDF Youth Singles 501	8:30 AM	Mark Fisher &Michelle
	Singles Cricket	11:00 AM	704-975-3820
	Doubles 501	1:00 PM	
Sun	Youth/Adult 501	8:30 AM	704-904-6775
	USSDA 501 Youth Nationals	10:00 AM	

2 age groups for youth singles events, 6-12, 13-17

Disclaimer Amature Status: The Host Association and/or ADO assumes no responsibility for any adverse effects which darts awards may have on youth.

Warning: Darts is an adult sport. It is dangerous for children. no play without Adult supervision

Dart Supplies:

The Sheraton Airport Hotel
3315 Scott Futrell Drive
704-392-1200, 800-325-3535
Ask for darters rate: $115.00 + Tax.
Cut off is June 15, 2023

34th Annual Music City Classic

Presented by the Greater Nashville Darting Association

July 20th – 23rd, 2023

Digital Steel Tournament

$32,620

Tournament Director: Robert Swanson 904-553-1583

SONESTA NASHVILLE AIRPORT - 600 Marriott Dr., Nashville, TN 37214

RESERVATIONS: Call 615-889-9300 or Scan QR Code

Darters Rate: $169 per night - Cutoff for Darter Rate is June 20th 2023

Complimentary parking for overnight guests, $7 on-site parking fee for day guests

Scan to Reserve Room:

SMOKING AND OUTSIDE DRINKS ARE NOT PERMITTED IN THE DART HALL

Sponsored By:

Yuengling

SONESTA HOTELS AND RESORTS

Dart Supplies Sales by:

Sanctioned By:

NAWDA Championship (PDC Qualifier)

Friday, July 21, 2023

For Details go to NAWDA Facebook Page
(North American Women's Darting Association)

Championship Darts Circuit Matchplay

Friday, July 21, 2023

For details go to www.champdarts.com

REGISTRATION WILL END 30 MINUTES PRIOR TO EACH EVENT'S LISTED START

ALL MATCHES ARE BEST 2 OUT OF 3 UNLESS OTHERWISE NOTED

	THURSDAY	FRIDAY			SATURDAY						SUNDAY				
Time	7:30 pm	6:00 pm	7:00 pm	9:00 pm	10:00 am	12:30 pm	2:00 pm	4:00 pm	5:30 pm	7:00 pm	8:00 am	10:00 am	11:00 am	1:00 pm	2:00 pm
Event	Blind Draw Crkt/501/CC	Women's Singles 301-DD	Open Pro Singles Event	Doubles Draw 501-SD	Mixed Trips 601-SD	Men's Doubles 501 SD	Women's Singles 501-SD	Men's Singles 501-SD	Women's Doubles 501-SD	Mixed Doubles Crkt/501/CC	Youth/ Adult Doubles 501	Women's Singles Cricket	Men's Doubles Cricket	Women's Doubles Cricket	Men's Singles Cricket
Entry Fee	$20 Person	$25 Person	$50 Person	$20 Person	$20 Person	$20 Person	$30 * Person	$30 * Person	$20 Person	$20 Person	Free	$30 * Person	$20 Person	$20 Person	$30 * Person
1ST	600	500	1,200	600	840	800	550	900	500	600	Trophy	550	800	500	900
2ND	300	250	600	300	420	400	275	450	250	300	Trophy	275	400	250	450
Top 4	130	140	300	180	300	220	140	220	140	180		140	220	140	220
Top 8	90	80	150	90	150	120	80	120	80	90		80	120	80	120
Top 16	60	40	70	60	90	60	40	60	40	60		40	60	40	60
Top 32								30							
Total Payouts	$2,000	$1,670	$3,560	$2,100	$3,180	$2,600	$1,745	$3,230	$1,670	$2,100		$1,745	$2,600	$1,670	$2,750

Open Pro Singles Event is 501 SI/DO
Each round is best of 7 legs.
Coin toss decides who shoots for the Bull first. Winner of bull starts first leg, alternating starts thereafter.
-Women cannot play in both the Open Pro Event and the Women's Singles 301.

SINGLES 501 FORMATS:
Prior to first leg, flip coin to see who shoots bull first. Winner of bull starts first leg, alternating starts thereafter.
WOMENS: All preliminary rounds are best of 5; Final best of 7

MENS: All preliminary rounds (through Top 16) are best of 5
Top 8 best of 7 Top 4 best of 9 Final best of 11
*Fee includes $2 ADO surcharge.

Singles Cricket Men's & Women's:
Both events Finals are best of 5

* Fee includes $2 ADO surcharge

CDC North American Junior Darts Tour
For details go to www.champdarts.com/junior-tour/

Spring 2023 RDL Top Singles Records (by division) (FINAL!)

(There are no missing statistics, as all scoresheets from the entire season have been received.) (Game minimums required for these listings: 15 for team G2; 16 for all other G teams, and all A/C/D/E teams; 18 for team B6; 19 for all other B teams, and all F teams)

		"A" Division	W	L	%-age
1	Phillips, Stevie	A1/ The Global Element	23	1	0.958
2	Phillips, Robbie	A1/ The Global Element	21	3	0.875
3	Stewart, P.J.	A2/ The Bullies	17	3	0.850
4	Gibson, Pat	A2/ The Bullies	15	3	0.833
5	Massengill, Chad	A1/ The Global Element	18	4	0.818
6	Foushee, Kevin	A2/ The Bullies	17	4	0.810
7	Seward, Mike	A3/ Liver Alliance	19	5	0.792
8	Jones, Jimmie	A6/ Consistently Inconsisten	15	6	0.714
9	Gelberg, Dave	A4/ Lunatic Fringe	11	5	0.688
10	Gaulthier, Kyle	A3/ Liver Alliance	15	7	0.682
	Vaughan, Aaron	A3/ Liver Alliance	15	7	0.682
12	Brown, Matt	A2/ The Bullies	9	7	0.563
13	Persson, Kenny	A1/ The Global Element	10	8	0.556
14	Johnson, Michael	A2/ The Bullies	11	9	0.550
	Mozzetti, Tim	A4/ Lunatic Fringe	11	9	0.550

		"B" Division	W	L	%-age
1	White, Vic	B2/ Boom Baby	21	4	0.840
2	Borgna, Andrew	B1/ Put It on Matt's Tab	20	4	0.833
3	Page, Scott	B8/ Iceman's Ear Defenders	16	4	0.800
4	Palmer, Matt	B8/ Iceman's Ear Defenders	19	6	0.760
5	Bowman, Merrill	B7/ Dart Attack	22	7	0.759
6	Murray, Shane	B6/ Dysfunctional Outlaws	18	6	0.750
7	Tant, J.J.	B6/ Dysfunctional Outlaws	19	7	0.731
8	Stoy, Carson	B7/ Dart Attack	16	6	0.727
9	Cole, Mike	B3/ Why So Serious?	18	7	0.720
10	Bracco, Michael	B3/ Why So Serious?	18	8	0.692
	Gallagher, Jim	B5/ Double In, Uber Out	18	8	0.692
12	Jones, Mike	B7/ Dart Attack	19	9	0.679
	Watson, Jeff, Jr.	B4/ Blindsided	19	9	0.679
14	Hoyt, David	B4/ Blindsided	19	10	0.655
15	Chalmers, Alan	B7/ Dart Attack	18	10	0.643

		"C" Division	W	L	%-age
1	Bushman, Brad	C3/ Show Me Your Tips	15	3	0.833
2	Copple, Matthew	C4/ Nine Lives	19	4	0.826
3	Morgan, Larry	C5/ Trippin Bulls	13	3	0.813
4	Robinson, Mike	C7/ Darty Sanchez	16	4	0.800
5	Byrne, Matt	C6/ Rif Raf	18	5	0.783
6	Velazquez, Jesse	C5/ Trippin Bulls	17	6	0.739
7	Holland, Steve	C1/ Double In Stumble Out	11	5	0.688
8	Sautter, Scott	C2/ Shooter McGavin	15	7	0.682
	Trefzger, Eric	C7/ Darty Sanchez	15	7	0.682
10	McQueen, Jamie	C1/ Double In Stumble Out	12	6	0.667
11	Davis, Jimmy	C1/ Double In Stumble Out	11	6	0.647
12	Ginger, Chuck	C5/ Trippin Bulls	13	9	0.591
	Winters, Tom	C6/ Rif Raf	13	9	0.591
14	Toolan, Chris	C2/ Shooter McGavin	11	8	0.579
15	Diamond, Paddy	C6/ Rif Raf	9	7	0.563

		"D" Division	W	L	%-age
1	Tufillaro, Lou	D1/ Off Constantly-Reboot	15	3	0.833
2	Richardson, Shane	D3/ One Armed Bandits	14	4	0.778
3	Olson, Kevin	D1/ Off Constantly-Reboot	18	6	0.750
4	Beaird, Tommy	D2/ DD-214	17	6	0.739
	White, J.J.	D7/ Menace 2 Sobriety	17	6	0.739
6	Azevedo, Angelo	D1/ Off Constantly-Reboot	13	5	0.722
7	Jones, Dustin	D4/ BullsHit	17	7	0.708
8	Witz, Steve	D5/ Cheap Shots	13	6	0.684
9	Lueneburg, Randy	D1/ Off Constantly-Reboot	13	7	0.650
10	Barnes, Will	D6/ Red-eye Rangers	14	8	0.636
	Price, Brady	D7/ Menace 2 Sobriety	14	8	0.636
12	Teegarden, Travis	D2/ DD-214	12	7	0.632
13	Kirkpatrick, Scott	D6/ Red-eye Rangers	15	9	0.625
14	Hindle, Mikey	D5/ Cheap Shots	13	8	0.619
15	(two tied)	D5/ Cheap Shots	11	7	0.611

		"E" Division	W	L	%-age
1	Deemer, Randy	E1/ Hump Day!	22	0	1.000
2	Finney, Dave	E2/ Bad Mutha Duckas	23	1	0.958
	Samaluk, Somchai	E2/ Bad Mutha Duckas	23	1	0.958
4	Willis, Tolson	E6/ Death Throw	15	4	0.789
5	Cominole, Jeremy	E3/ Irish Ton	13	5	0.722
6	Ellis, Tim	E2/ Bad Mutha Duckas	17	7	0.708
7	Ball, Pat	E3/ Irish Ton	16	8	0.667
8	Bosier, Sean	E6/ Death Throw	14	8	0.636
	Stuckey, Rob	E1/ Hump Day!	14	8	0.636
10	Bradshaw, Tyler	E6/ Death Throw	15	9	0.625
	Mathews, Olivia	E6/ Death Throw	15	9	0.625
12	McEwen, William	E1/ Hump Day!	14	9	0.609
13	Krestalude, Andy	E1/ Hump Day!	13	9	0.591
	Turner, Kevin	E7/ Y.N.T.A.	13	9	0.591
15	(three tied)		12	9	0.571

		"F" Division	W	L	%-age
1	Swepson, Jerrell	F5/ The Neighborhood Dart I	22	4	0.846
2	Bowen, Andy	F4/ Bangin The Wire	17	4	0.810
3	Blake, Rick	F2/ Ton 80 Proof	21	5	0.808
4	Dehnel, Sebastian	F2/ Ton 80 Proof	18	5	0.783
5	Hartley, Bryan	F7/ Village Idiots	17	5	0.773
	Haywood, Eric	F7/ Village Idiots	17	5	0.773
7	Alcon, Tony	F6/ Sofa Kings	20	6	0.769
	Jones, Nick	F7/ Village Idiots	20	6	0.769
9	Amos, Terron	F5/ The Neighborhood Dart I	21	7	0.750
10	White, John	F4/ Bangin The Wire	19	9	0.679
11	Kotecki, Phil	F2/ Ton 80 Proof	14	7	0.667
12	Rowe, Dan	F6/ Sofa Kings	17	9	0.654
	Vivod, Josh	F7/ Village Idiots	17	9	0.654
14	Keim, Roger	F6/ Sofa Kings	18	10	0.643
15	Furdon, Matt	F3/ Dart Side of the Moon	16	10	0.615

		"G" Division	W	L	%-age
1	Helton, Dakota	G3/ Rippin Darts	18	4	0.818
2	Kelly, Mike	G5/ Ones are Closed	19	5	0.792
3	Updyke, Gerald	G2/ Nein Mark	15	4	0.789
4	Amarante, John	G1/ Runs with Corks	18	6	0.750
5	Heath, John	G2/ Nein Mark	15	6	0.714
6	Fleener, Michael	G1/ Runs with Corks	17	7	0.708
	McDonald, Chase	G3/ Rippin Darts	17	7	0.708
8	Wissinger, Wes	G4/ Punk in Drublic	16	8	0.667
	Sweet, Jim	G1/ Runs with Corks	12	6	0.667
10	Jones, Mike	G6/ We're Sexy & We Throv	11	6	0.647
11	Gylfason, Thorbjorn	G3/ Rippin Darts	14	8	0.636
12	Strickland, Jon	G4/ Punk in Drublic	10	6	0.625
13	McMillan, Evan	G7/ The Rock Bottoms	13	8	0.619
14	Additon, Chris	G2/ Nein Mark	10	7	0.588
	Iessi, Austin	G5/ Ones are Closed	10	7	0.588

Women's Records

	(# by div.: A-0, B-5, C-3, D-2, E-4, F-12, G-16)		W	L	%-age
B	Wilson, Samantha	B1/ Put It on Matt's Tab	14	12	0.538
	Blackwelder, Deb	B4/ Blindsided	4	15	0.211
C	Rosenfeld, Leslie	C5/ Trippin Bulls	5	14	0.263
D	Blackwelder, Allyson	D1/ Off Constantly-Reboot	11	11	0.500
E	Mathews, Olivia	E6/ Death Throw	15	9	0.625
	Caldwell, Taylor	E5/ That's What She Said	7	17	0.292
F	Stacy, Michelle	F1/ Shark Shooters	11	8	0.579
	Wilberg, Chelsea	F3/ Dart Side of the Moon	11	12	0.478
	Moger, Liza	F1/ Shark Shooters	9	18	0.333
	Assante, Tracy	F5/ The Neighborhood Dart I	5	16	0.238
G	Ross, Anne	G6/ We're Sexy & We Throv	11	8	0.579
	Smith, Lauren	G7/ The Rock Bottoms	11	9	0.550
	Ferraro, Kimberly	G2/ Nein Mark	7	8	0.467
	Tousley, Kristen	G5/ Ones are Closed	7	9	0.438

Spring 2023 RDL Top Doubles Records (by division) (FINAL!)

(There are no missing statistics, as all scoresheets from the entire season have been received.) (Game minimums required for these listings: 15 for team G2; 16 for all other G teams, and all A/C/D/E teams; 18 for team B6; 19 for all other B teams, and all F teams)

"A" Division

			W	L	%-age
1	Phillips, Robbie	A1/ The Global Element	19	3	0.864
2	Phillips, Stevie	A1/ The Global Element	20	4	0.833
3	Gibson, Pat	A2/ The Bullies	13	3	0.813
4	Foushee, Kevin	A2/ The Bullies	16	4	0.800
5	Massengill, Chad	A1/ The Global Element	16	5	0.762
6	Johnson, Michael	A2/ The Bullies	18	6	0.750
	Stewart, P.J.	A2/ The Bullies	15	5	0.750
8	Gelberg, Dave	A4/ Lunatic Fringe	12	6	0.667
9	Mitchell, Sid	A4/ Lunatic Fringe	13	7	0.650
10	Klann, Eric	A4/ Lunatic Fringe	14	8	0.636
11	Jones, Grey	A3/ Liver Alliance	12	7	0.632
12	Bakowski, Adam	A4/ Lunatic Fringe	13	8	0.619
13	Gaulthier, Kyle	A3/ Liver Alliance	14	9	0.609
14	Vaughan, Aaron	A3/ Liver Alliance	12	8	0.600
15	Seward, Mike	A3/ Liver Alliance	12	9	0.571

"B" Division

			W	L	%-age
1	Cannizzaro, Anthony	B3/ Why So Serious?	15	4	0.789
2	Rice, Teddy	B3/ Why So Serious?	18	6	0.750
3	Bracco, Michael	B3/ Why So Serious?	19	7	0.731
4	Cole, Mike	B3/ Why So Serious?	18	8	0.692
5	Ridgway, Matt	B4/ Blindsided	20	9	0.690
6	Havens, Lincoln	B3/ Why So Serious?	15	8	0.652
7	Cannizzaro, Tyler	B3/ Why So Serious?	14	8	0.636
8	Sheer, Andy	B5/ Double In, Uber Out	15	9	0.625
9	Tant, J.J.	B6/ Dysfunctional Outlaws	16	10	0.615
10	Kerr, Jim	B1/ Put It on Matt's Tab	15	10	0.600
	Eubanks, Hunter	B8/ Iceman's Ear Defenders	12	8	0.600
12	Hoyt, David	B4/ Blindsided	17	12	0.586
13	White, Vic	B2/ Boom Baby	14	10	0.583
14	Watson, Jeff, Jr.	B4/ Blindsided	17	13	0.567
15	(two tied)		13	10	0.565

"C" Division

			W	L	%-age
1	Powell, Lee	C3/ Show Me Your Tips	21	1	0.955
2	Bushman, Brad	C3/ Show Me Your Tips	18	2	0.900
3	Beaudoin, Paul	C1/ Double In Stumble Out	12	4	0.750
4	Porcelli, Robb	C4/ Nine Lives	16	7	0.696
5	Bruemmer, Wes	C5/ Trippin Bulls	11	5	0.688
6	Trefzger, Eric	C7/ Darty Sanchez	15	7	0.682
7	Morgan, Larry	C5/ Trippin Bulls	13	8	0.619
8	Haire, Chris	C5/ Trippin Bulls	11	7	0.611
9	Ginger, Chuck	C5/ Trippin Bulls	12	8	0.600
	Robinson, Mike	C7/ Darty Sanchez	12	8	0.600
11	Fitzgerald, Dennis	C4/ Nine Lives	10	7	0.588
	Rodgers, Trey	C1/ Double In Stumble Out	10	7	0.588
13	Copple, Matthew	C4/ Nine Lives	13	10	0.565
14	Bialaszewski, Rich	C3/ Show Me Your Tips	10	8	0.556
15	(two tied)		13	11	0.542

"D" Division

			W	L	%-age
1	White, Jim	D3/ One Armed Bandits	13	5	0.722
2	White, J.J.	D7/ Menace 2 Sobriety	15	6	0.714
3	Johnson, Dave	D7/ Menace 2 Sobriety	17	7	0.708
4	Lueneburg, Randy	D1/ Off Constantly-Reboot	14	6	0.700
5	Powell, Mark	D6/ Red-eye Rangers	13	6	0.684
6	Tufillaro, Lou	D1/ Off Constantly-Reboot	12	6	0.667
7	James, Bob	D5/ Cheap Shots	13	7	0.650
	Rudy, Jeff	D3/ One Armed Bandits	13	7	0.650
9	Blackwelder, Allyson	D1/ Off Constantly-Reboot	13	8	0.619
	Price, Brady	D7/ Menace 2 Sobriety	13	8	0.619
11	Azevedo, Angelo	D1/ Off Constantly-Reboot	11	7	0.611
	Bouchard, Keith	D7/ Menace 2 Sobriety	11	7	0.611
13	Buckman, Dave	D5/ Cheap Shots	13	9	0.591
	Trefzger, Ken	D3/ One Armed Bandits	13	9	0.591
15	Kirkpatrick, Scott	D6/ Red-eye Rangers	14	10	0.583

"E" Division

			W	L	%-age
1	Deemer, Randy	E1/ Hump Day!	20	3	0.870
2	Hamer, Andrew	E7/ Y.N.T.A.	14	4	0.778
3	Barrett, Darren	E4/ Sharky's Machine	13	4	0.765
	Bush, Jim	E1/ Hump Day!	13	4	0.765
5	Finney, Dave	E2/ Bad Mutha Duckas	18	6	0.750
6	Borgia, Pete	E4/ Sharky's Machine	17	6	0.739
7	Stuckey, Rob	E1/ Hump Day!	12	7	0.632
8	Krestalude, Andy	E1/ Hump Day!	12	8	0.600
9	Samaluk, Somchai	E2/ Bad Mutha Duckas	12	9	0.571
10	Fink, Scott	E4/ Sharky's Machine	9	7	0.563
11	Woodard, Dave	E7/ Y.N.T.A.	12	10	0.545
12	Lalino, Steve	E2/ Bad Mutha Duckas	9	8	0.529
	Wilson, Travis	E3/ Irish Ton	9	8	0.529
14	Cody, Dan	E3/ Irish Ton	10	9	0.526
15	(two tied)		12	11	0.522

"F" Division

			W	L	%-age
1	Hartley, Bryan	F7/ Village Idiots	22	6	0.786
2	Vivod, Josh	F7/ Village Idiots	19	8	0.704
3	Blake, Rick	F2/ Ton 80 Proof	18	8	0.692
4	Haywood, Eric	F7/ Village Idiots	13	6	0.684
5	Dehnel, Sebastian	F2/ Ton 80 Proof	16	8	0.667
	Furdon, Matt	F3/ Dart Side of the Moon	14	7	0.667
7	Swepson, Jerrell	F5/ The Neighborhood Dart I	17	9	0.654
8	Stacy, Rod	F1/ Shark Shooters	16	9	0.640
9	Millham, Mark	F5/ The Neighborhood Dart I	14	9	0.609
10	Jones, Nick	F7/ Village Idiots	15	10	0.600
	Port, Brian	F4/ Bangin The Wire	15	10	0.600
	Theall, Ken	F2/ Ton 80 Proof	15	10	0.600
	Kotecki, Phil	F2/ Ton 80 Proof	12	8	0.600
14	White, John	F4/ Bangin The Wire	16	11	0.593
15	Prosser, Brad	F4/ Bangin The Wire	14	10	0.583

"G" Division

			W	L	%-age
1	Wood, Connor	G3/ Rippin Darts	19	4	0.826
2	Jones, Mike	G6/ We're Sexy & We Throv	14	4	0.778
3	McDonald, Chase	G3/ Rippin Darts	19	6	0.760
4	Updyke, Gerald	G2/ Nein Mark	11	4	0.733
5	Amarante, John	G1/ Runs with Corks	16	7	0.696
6	Sweet, Jim	G1/ Runs with Corks	11	5	0.688
7	McMillan, Evan	G7/ The Rock Bottoms	15	8	0.652
8	Heath, John	G2/ Nein Mark	11	6	0.647
9	Raymond, Erik	G3/ Rippin Darts	18	10	0.643
10	Steiner, Tank	G5/ Ones are Closed	10	6	0.625
11	Fleener, Michael	G1/ Runs with Corks	13	8	0.619
12	Crabtree, Reagan	G7/ The Rock Bottoms	11	7	0.611
13	Tschetter, Aaron	G7/ The Rock Bottoms	12	8	0.600
14	(three tied)		13	9	0.591

Women's Records

(# by div.: A-0, B-5, C-3, D-2, E-4, F-12, G-16)

			W	L	%-age
B	Blackwelder, Deb	B4/ Blindsided	10	11	0.476
	Wilson, Samantha	B1/ Put It on Matt's Tab	9	11	0.450
C	Rosenfeld, Leslie	C5/ Trippin Bulls	7	10	0.412
D	Blackwelder, Allyson	D1/ Off Constantly-Reboot	13	8	0.619
E	Mathews, Olivia	E6/ Death Throw	10	15	0.400
	Clement, Dawn	E5/ That's What She Said	8	20	0.286
F	Moger, Liza	F1/ Shark Shooters	8	15	0.348
	Stacy, Michelle	F1/ Shark Shooters	7	16	0.304
	Assante, Tracy	F5/ The Neighborhood Dart I	7	17	0.292
	-	-	-	-	-
G	Ferraro, Kimberly	G2/ Nein Mark	8	10	0.444
	Ross, Anne	G6/ We're Sexy & We Throv	7	10	0.412
	Smith, Lauren	G7/ The Rock Bottoms	6	12	0.333
	McNamara, Karen	G6/ We're Sexy & We Throv	4	12	0.250

Spring 2023 RDL Top Singles+Doubles Records (by division) (FINAL!)

(There are no missing statistics, as all scoresheets from the entire season have been received.) (Game minimums required for these listings: 30 for team G2; 32 for all other G teams, and all A/C/D/E teams; 35 for team B6; 37 for all other B teams, and all F teams)

	"A" Division		W	L	%-age
1	Phillips, Stevie	A1/ The Global Element	43	5	0.896
2	Phillips, Robbie	A1/ The Global Element	40	6	0.870
3	Gibson, Pat	A2/ The Bullies	28	6	0.824
4	Foushee, Kevin	A2/ The Bullies	33	8	0.805
5	Stewart, P.J.	A2/ The Bullies	32	8	0.800
6	Massengill, Chad	A1/ The Global Element	34	9	0.791
7	Seward, Mike	A3/ Liver Alliance	31	14	0.689
8	Gelberg, Dave	A4/ Lunatic Fringe	23	11	0.676
9	Persson, Kenny	A1/ The Global Element	22	11	0.667
10	Johnson, Michael	A2/ The Bullies	29	15	0.659
11	Gaulthier, Kyle	A3/ Liver Alliance	29	16	0.644
12	Vaughan, Aaron	A3/ Liver Alliance	27	15	0.643
13	Bakowski, Adam	A4/ Lunatic Fringe	21	13	0.618
14	Jones, Grey	A3/ Liver Alliance	21	15	0.583
15	Mitchell, Sid	A4/ Lunatic Fringe	25	18	0.581

	"B" Division		W	L	%-age
1	White, Vic	B2/ Boom Baby	35	14	0.714
2	Bracco, Michael	B3/ Why So Serious?	37	15	0.712
3	Cole, Mike	B3/ Why So Serious?	36	15	0.706
4	Borgna, Andrew	B1/ Put It on Matt's Tab	33	14	0.702
5	Tant, J.J.	B6/ Dysfunctional Outlaws	35	17	0.673
6	Palmer, Matt	B8/ Iceman's Ear Defenders	33	18	0.647
7	Murray, Shane	B6/ Dysfunctional Outlaws	31	17	0.646
8	Ridgway, Matt	B4/ Blindsided	38	21	0.644
9	Page, Scott	B8/ Iceman's Ear Defenders	25	14	0.641
10	Hoyt, David	B4/ Blindsided	36	22	0.621
	Watson, Jeff, Jr.	B4/ Blindsided	36	22	0.621
12	Gallagher, Jim	B5/ Double In, Uber Out	26	16	0.619
13	Bowman, Merrill	B7/ Dart Attack	35	22	0.614
14	Stoy, Carson	B7/ Dart Attack	27	17	0.614
15	Jones, Mike	B7/ Dart Attack	34	22	0.607

	"C" Division		W	L	%-age
1	Bushman, Brad	C3/ Show Me Your Tips	33	5	0.868
2	Powell, Lee	C3/ Show Me Your Tips	30	10	0.750
3	Morgan, Larry	C5/ Trippin Bulls	26	11	0.703
4	Robinson, Mike	C7/ Darty Sanchez	28	12	0.700
5	Copple, Matthew	C4/ Nine Lives	32	14	0.696
6	Trefzger, Eric	C7/ Darty Sanchez	30	14	0.682
7	Velazquez, Jesse	C5/ Trippin Bulls	30	17	0.638
8	Byrne, Matt	C6/ Rif Raf	29	17	0.630
9	Bruemmer, Wes	C5/ Trippin Bulls	21	13	0.618
10	Porcelli, Robb	C4/ Nine Lives	29	18	0.617
11	Ginger, Chuck	C5/ Trippin Bulls	25	17	0.595
12	Davis, Jimmy	C1/ Double In Stumble Out	19	13	0.594
13	Haire, Chris	C5/ Trippin Bulls	21	15	0.583
14	Fitzgerald, Dennis	C4/ Nine Lives	20	15	0.571
15	Sautter, Scott	C2/ Shooter McGavin	25	19	0.568

	"D" Division		W	L	%-age
1	Tufillaro, Lou	D1/ Off Constantly-Reboot	27	9	0.750
2	White, J.J.	D7/ Menace 2 Sobriety	32	12	0.727
3	Lueneburg, Randy	D1/ Off Constantly-Reboot	27	13	0.675
4	Azevedo, Angelo	D1/ Off Constantly-Reboot	24	12	0.667
5	Olson, Kevin	D1/ Off Constantly-Reboot	31	17	0.646
6	Richardson, Shane	D3/ One Armed Bandits	21	12	0.636
7	White, Jim	D3/ One Armed Bandits	24	14	0.632
8	Price, Brady	D7/ Menace 2 Sobriety	27	16	0.628
9	Jones, Dustin	D4/ BullsHit	30	18	0.625
	Rudy, Jeff	D3/ One Armed Bandits	25	15	0.625
11	Johnson, Dave	D7/ Menace 2 Sobriety	28	18	0.609
12	Kirkpatrick, Scott	D6/ Red-eye Rangers	29	19	0.604
13	Buckman, Dave	D5/ Cheap Shots	24	16	0.600
14	Beaird, Tommy	D2/ DD-214	28	19	0.596
15	Trefzger, Ken	D3/ One Armed Bandits	27	19	0.587

	"E" Division		W	L	%-age
1	Deemer, Randy	E1/ Hump Day!	42	3	0.933
2	Finney, Dave	E2/ Bad Mutha Duckas	41	7	0.854
3	Samaluk, Somchai	E2/ Bad Mutha Duckas	35	10	0.778
4	Hamer, Andrew	E7/ Y.N.T.A.	26	14	0.650
5	Barrett, Darren	E4/ Sharky's Machine	23	13	0.639
6	Stuckey, Rob	E1/ Hump Day!	26	15	0.634
7	Ellis, Tim	E2/ Bad Mutha Duckas	26	16	0.619
8	Cominole, Jeremy	E3/ Irish Ton	21	13	0.618
9	Willis, Tolson	E6/ Death Throw	24	16	0.600
10	Ball, Pat	E3/ Irish Ton	28	19	0.596
11	Krestalude, Andy	E1/ Hump Day!	25	17	0.595
12	Borgia, Pete	E4/ Sharky's Machine	27	19	0.587
13	Bush, Jim	E1/ Hump Day!	19	14	0.576
14	Turner, Kevin	E7/ Y.N.T.A.	25	20	0.556
15	McEwen, William	E1/ Hump Day!	26	21	0.553

	"F" Division		W	L	%-age
1	Hartley, Bryan	F7/ Village Idiots	39	11	0.780
2	Blake, Rick	F2/ Ton 80 Proof	39	13	0.750
	Swepson, Jerrell	F5/ The Neighborhood Dart I	39	13	0.750
4	Haywood, Eric	F7/ Village Idiots	30	11	0.732
5	Dehnel, Sebastian	F2/ Ton 80 Proof	34	13	0.723
6	Jones, Nick	F7/ Village Idiots	35	16	0.686
7	Vivod, Josh	F7/ Village Idiots	36	17	0.679
8	Bowen, Andy	F4/ Bangin The Wire	30	15	0.667
9	Furdon, Matt	F3/ Dart Side of the Moon	30	17	0.638
10	White, John	F4/ Bangin The Wire	35	20	0.636
11	Alcon, Tony	F6/ Sofa Kings	33	19	0.635
12	Kotecki, Phil	F2/ Ton 80 Proof	26	15	0.634
13	Amos, Terron	F5/ The Neighborhood Dart I	34	22	0.607
14	Frederickson, David	F2/ Ton 80 Proof	21	16	0.568
15	Barnes, Adam	F8/ Shoot-Da-Bull	23	18	0.561

	"G" Division		W	L	%-age
1	Updyke, Gerald	G2/ Nein Mark	26	8	0.765
2	Moody, Chris	G1/ Runs with Corks	25	9	0.735
3	McDonald, Chase	G3/ Rippin Darts	36	13	0.735
4	Amarante, John	G1/ Runs with Corks	34	13	0.723
5	Jones, Mike	G6/ We're Sexy & We Throv	25	10	0.714
6	Helton, Dakota	G3/ Rippin Darts	31	13	0.705
7	Kelly, Mike	G5/ Ones are Closed	32	14	0.696
8	Heath, John	G2/ Nein Mark	26	12	0.684
9	Sweet, Jim	G1/ Runs with Corks	23	11	0.676
10	Fleener, Michael	G1/ Runs with Corks	30	15	0.667
11	Wood, Connor	G3/ Rippin Darts	30	17	0.638
12	McMillan, Evan	G7/ The Rock Bottoms	28	16	0.636
13	Gylfason, Thorbjorn	G3/ Rippin Darts	27	17	0.614
14	Additon, Chris	G2/ Nein Mark	19	12	0.613
15	Wissinger, Wes	G4/ Punk in Drublic	28	18	0.609

Women's Records

(# by div.: A-0, B-5, C-3, D-2, E-4, F-12, G-16)

			W	L	%-age
B	Wilson, Samantha	B1/ Put It on Matt's Tab	23	23	0.500
	Blackwelder, Deb	B4/ Blindsided	14	26	0.350
C	Rosenfeld, Leslie	C5/ Trippin Bulls	12	24	0.333
D	Blackwelder, Allyson	D1/ Off Constantly-Reboot	24	19	0.558
E	Mathews, Olivia	E6/ Death Throw	25	24	0.510
	Caldwell, Taylor	E5/ That's What She Said	14	36	0.280
F	Wilberg, Chelsea	F3/ Dart Side of the Moon	20	20	0.500
	Stacy, Michelle	F1/ Shark Shooters	18	24	0.429
	Moger, Liza	F1/ Shark Shooters	17	33	0.340
	Assante, Tracy	F5/ The Neighborhood Dart I	12	33	0.267
G	Ross, Anne	G6/ We're Sexy & We Throv	18	18	0.500
	Ferraro, Kimberly	G2/ Nein Mark	15	18	0.455
	Smith, Lauren	G7/ The Rock Bottoms	17	21	0.447
	Bohanan, Heather	G6/ We're Sexy & We Throv	11	31	0.262

Spring 2023 RDL Top All-Star Point Averages (by division) (FINAL!)

(There are no missing statistics, as all scoresheets from the entire season have been received.) (Game minimums required for these listings: 30 for team G2; 32 for all other G teams, and all A/C/D/E teams; 35 for team B6; 37 for all other B teams, and all F teams)

	"A" Division		ASP	TGP	Ave.
1	Phillips, Robbie	A1/ The Global Element	121.0	46	2.630
2	Phillips, Stevie	A1/ The Global Element	103.0	48	2.146
3	Massengill, Chad	A1/ The Global Element	86.5	43	2.012
4	Gibson, Pat	A2/ The Bullies	67.5	34	1.985
5	Gaulthier, Kyle	A3/ Liver Alliance	85.5	45	1.900
6	Stewart, P.J.	A2/ The Bullies	71.0	40	1.775
7	Jones, Jimmie	A6/ Consistently Inconsisten	79.5	45	1.767
8	Vaughan, Aaron	A3/ Liver Alliance	65.5	42	1.560
9	Foushee, Kevin	A2/ The Bullies	58.0	41	1.415
10	Seward, Mike	A3/ Liver Alliance	60.5	45	1.344
11	Mitchell, Sid	A4/ Lunatic Fringe	54.5	43	1.267
12	Horton, Tony	A7/ Darty Minds	56.5	48	1.177
13	Johnson, Michael	A2/ The Bullies	50.5	44	1.148
14	Gelberg, Dave	A4/ Lunatic Fringe	39.0	34	1.148
15	Grubb, Ed	A6/ Consistently Inconsisten	45.0	41	1.098

	"B" Division		ASP	TGP	Ave.
1	Page, Scott	B8/ Iceman's Ear Defenders	51.5	39	1.321
2	Palmer, Matt	B8/ Iceman's Ear Defenders	55.0	51	1.078
3	White, Vic	B2/ Boom Baby	51.0	49	1.041
4	Murray, Shane	B6/ Dysfunctional Outlaws	48.0	48	1.000
5	Jones, Mike	B7/ Dart Attack	55.5	56	0.991
6	Ridgway, Matt	B4/ Blindsided	57.0	59	0.966
7	Cole, Mike	B3/ Why So Serious?	46.0	51	0.902
8	Tant, J.J.	B6/ Dysfunctional Outlaws	44.0	52	0.846
9	Al-Hoory, Ahmed	B1/ Put It on Matt's Tab	40.5	49	0.827
10	Chalmers, Alan	B7/ Dart Attack	43.5	54	0.806
11	Gallagher, Jim	B5/ Double In, Uber Out	33.0	42	0.786
12	Bracco, Michael	B3/ Why So Serious?	39.5	52	0.760
13	Eubanks, Hunter	B8/ Iceman's Ear Defenders	28.5	38	0.750
14	Merkle, Patrick	B4/ Blindsided	37.0	53	0.698
15	Rice, Derek	B3/ Why So Serious?	27.5	40	0.688

	"C" Division		ASP	TGP	Ave.
1	Robinson, Mike	C7/ Darty Sanchez	50.0	40	1.250
2	Bushman, Brad	C3/ Show Me Your Tips	42.5	38	1.118
3	Powell, Lee	C3/ Show Me Your Tips	33.0	40	0.825
4	Davis, Jimmy	C1/ Double In Stumble Out	26.0	32	0.813
5	Velazquez, Jesse	C5/ Trippin Bulls	38.0	47	0.809
6	Bialaszewski, Rich	C3/ Show Me Your Tips	27.0	36	0.750
7	Bruemmer, Wes	C5/ Trippin Bulls	24.0	34	0.706
8	Shorrock, Will	C6/ Rif Raf	23.0	33	0.697
9	Joyal, Paul	C3/ Show Me Your Tips	24.0	35	0.686
10	Trefzger, Eric	C7/ Darty Sanchez	30.0	44	0.682
11	Toolan, Chris	C2/ Shooter McGavin	26.5	39	0.679
12	Romanchek, David	C4/ Nine Lives	21.5	32	0.672
13	Byrne, Matt	C6/ Rif Raf	30.5	46	0.663
14	McQueen, Jamie	C1/ Double In Stumble Out	25.0	38	0.658
15	Winters, Tom	C6/ Rif Raf	27.5	42	0.655

	"D" Division		ASP	TGP	Ave.
1	Kirkpatrick, Scott	D6/ Red-eye Rangers	42.5	48	0.885
2	Jones, Dustin	D4/ BullsHit	39.5	48	0.823
3	Olson, Kevin	D1/ Off Constantly-Reboot	39.0	48	0.813
4	Richardson, Shane	D3/ One Armed Bandits	26.0	33	0.788
5	Tufillaro, Lou	D1/ Off Constantly-Reboot	27.5	36	0.764
6	Thomas, Joe	D2/ DD-214	24.5	33	0.742
7	White, J.J.	D7/ Menace 2 Sobriety	28.5	44	0.648
8	Gardner, Mike	D4/ BullsHit	26.5	42	0.631
9	Beaird, Tommy	D2/ DD-214	29.0	47	0.617
10	Williams, Denwood	D4/ BullsHit	21.0	35	0.600
11	Hindle, Mikey	D5/ Cheap Shots	22.5	39	0.577
12	Morin, Deane	D4/ BullsHit	18.0	33	0.545
13	Price, Brady	D7/ Menace 2 Sobriety	22.5	43	0.523
14	Trefzger, Ken	D3/ One Armed Bandits	23.5	46	0.511
15	Johnson, Dave	D7/ Menace 2 Sobriety	22.0	46	0.478

	"E" Division		ASP	TGP	Ave.
1	Samaluk, Somchai	E2/ Bad Mutha Duckas	53.0	45	1.178
2	Finney, Dave	E2/ Bad Mutha Duckas	43.0	48	0.896
3	Deemer, Randy	E1/ Hump Day!	32.0	45	0.711
4	Barrett, Darren	E4/ Sharky's Machine	23.0	36	0.639
5	Adams, Doug	E5/ That's What She Said	19.0	34	0.559
6	Bateman, Jimmy	E4/ Sharky's Machine	21.0	45	0.467
7	Bosier, Sean	E6/ Death Throw	20.5	44	0.466
8	Turner, Kevin	E7/ Y.N.T.A.	20.0	45	0.444
9	Mathews, Olivia	E6/ Death Throw	20.5	49	0.418
10	Ball, Pat	E3/ Irish Ton	19.5	47	0.415
11	Hamer, Andrew	E7/ Y.N.T.A.	16.5	40	0.413
12	Willis, Tolson	E6/ Death Throw	15.0	40	0.375
13	Krestalude, Andy	E1/ Hump Day!	15.5	42	0.369
14	Fortune, Chase	E6/ Death Throw	15.0	43	0.349
15	Borgia, Pete	E4/ Sharky's Machine	16.0	46	0.348

	"F" Division		ASP	TGP	Ave.
1	Thompson, Barry	F8/ Shoot-Da-Bull	38.0	43	0.884
2	Hartley, Bryan	F7/ Village Idiots	38.0	50	0.760
3	Blake, Rick	F2/ Ton 80 Proof	39.5	52	0.760
	Swepson, Jerrell	F5/ The Neighborhood Dart I	39.5	52	0.760
5	Dehnel, Sebastian	F2/ Ton 80 Proof	35.0	47	0.745
6	Amos, Terron	F5/ The Neighborhood Dart I	40.5	56	0.723
7	Stark, Parker	F4/ Bangin The Wire	27.0	39	0.692
8	Haywood, Eric	F7/ Village Idiots	26.5	41	0.646
9	White, John	F4/ Bangin The Wire	35.0	55	0.636
10	Millius, Mike	F3/ Dart Side of the Moon	28.5	47	0.606
11	Gagner, Chris	F2/ Ton 80 Proof	26.5	46	0.576
12	Barnes, Adam	F8/ Shoot-Da-Bull	23.5	41	0.573
13	Keim, Roger	F6/ Sofa Kings	29.0	54	0.537
14	Alcon, Tony	F6/ Sofa Kings	25.5	52	0.490
15	Bowen, Andy	F4/ Bangin The Wire	21.5	45	0.478

	"G" Division		ASP	TGP	Ave.
1	Moody, Chris	G1/ Runs with Corks	22.5	34	0.662
2	Authur, Corwin	G4/ Punk in Drublic	19.0	32	0.594
3	Wissinger, Wes	G4/ Punk in Drublic	26.0	46	0.565
4	Heath, John	G2/ Nein Mark	19.5	38	0.513
5	McDonald, Chase	G3/ Rippin Darts	25.0	49	0.510
6	McMillan, Evan	G7/ The Rock Bottoms	22.0	44	0.500
7	Amarante, John	G1/ Runs with Corks	21.5	47	0.457
8	Wood, Connor	G3/ Rippin Darts	21.0	47	0.447
9	Wrenn, Cameron	G2/ Nein Mark	13.5	31	0.435
10	Iessi, Austin	G5/ Ones are Closed	16.0	37	0.432
11	Raymond, Erik	G3/ Rippin Darts	22.5	54	0.417
12	Kelly, Mike	G5/ Ones are Closed	18.0	46	0.391
13	Updyke, Gerald	G2/ Nein Mark	12.0	34	0.353
14	Fishbeck, Brent	G5/ Ones are Closed	12.5	37	0.338
15	Fleener, Michael	G1/ Runs with Corks	15.0	45	0.333

Women's Records

	(# by div.: A-0, B-5, C-3, D-2, E-4, F-12, G-16)		ASP	TGP	Ave.
B	Wilson, Samantha	B1/ Put It on Matt's Tab	26.0	46	0.565
	Blackwelder, Deb	B4/ Blindsided	8.0	40	0.200
C	Rosenfeld, Leslie	C5/ Trippin Bulls	13.0	36	0.361
D	Kubel, Nicole	D1/ Off Constantly-Reboot	17.5	45	0.389
E	Mathews, Olivia	E6/ Death Throw	20.5	49	0.418
	Caldwell, Taylor	E5/ That's What She Said	9.5	50	0.190
F	Stacy, Michelle	F1/ Shark Shooters	13.0	42	0.310
	Wilberg, Chelsea	F3/ Dart Side of the Moon	9.5	40	0.238
	Assante, Tracy	F5/ The Neighborhood Dart I	10.0	45	0.222
	Moger, Liza	F1/ Shark Shooters	4.0	50	0.080
G	Smith, Lauren	G7/ The Rock Bottoms	10.0	38	0.263
	Ross, Anne	G6/ We're Sexy & We Throv	6.0	36	0.167
	Ferraro, Kimberly	G2/ Nein Mark	3.5	33	0.106
	Bohanan, Heather	G6/ We're Sexy & We Throv	4.0	42	0.095

Spring 2023 RDL League-Wide Sectional Statistics (ranked by percentage) (FINAL!)

(All statistics are included, as there were no missing scoresheets this season) (Game minimums required for these listings: 6 for all divisions)

	Singles 301 Win Percentage		W	L	%-age
1	Deemer, Randy	E1/ Hump Day!	11	0	1.000
	Tan, Wil	A1/ The Global Element	6	0	1.000
	Foote, Patrick	F4/ Bangin The Wire	6	0	1.000
4	Phillips, Stevie	A1/ The Global Element	11	1	0.917
	Borgna, Andrew	B1/ Put It on Matt's Tab	11	1	0.917
	Finney, Dave	E2/ Bad Mutha Duckas	11	1	0.917
	Samaluk, Somchai	E2/ Bad Mutha Duckas	11	1	0.917
8	Stacy, Michelle	F1/ Shark Shooters	9	1	0.900
9	Gibson, Pat	A2/ The Bullies	8	1	0.889
	Tufillaro, Lou	D1/ Off Constantly-Reboot	8	1	0.889
11	Lalino, Steve	E2/ Bad Mutha Duckas	7	1	0.875
12	Bowman, Merrill	B7/ Dart Attack	13	2	0.867
13	Moody, Chris	G1/ Runs with Corks	6	1	0.857
14	White, Vic	B2/ Boom Baby	11	2	0.846
	Alcon, Tony	F6/ Sofa Kings	11	2	0.846
	Swepson, Jerrell	F5/ The Neighborhood Dart	11	2	0.846
17	Phillips, Robbie	A1/ The Global Element	10	2	0.833
	Seward, Mike	A3/ Liver Alliance	10	2	0.833
	Amarante, John	G1/ Runs with Corks	10	2	0.833
	Spellman, Alex	A2/ The Bullies	5	1	0.833
	Veith, Matt	B5/ Double In, Uber Out	5	1	0.833
	Goodrich, Brett	C7/ Darty Sanchez	5	1	0.833
	Morgan, Larry	C5/ Trippin Bulls	5	1	0.833
	Roberts, Mason	D1/ Off Constantly-Reboot	5	1	0.833
	Adams, Doug	E5/ That's What She Said	5	1	0.833
26	Sautter, Scott	C2/ Shooter McGavin	9	2	0.818
	Haywood, Eric	F7/ Village Idiots	9	2	0.818
28	Foushee, Kevin	A2/ The Bullies	8	2	0.800
	Stewart, P.J.	A2/ The Bullies	8	2	0.800
	Stark, Parker	F4/ Bangin The Wire	8	2	0.800
	Updyke, Gerald	G2/ Nein Mark	8	2	0.800
32	Amos, Terron	F5/ The Neighborhood Dart	11	3	0.786
33	Mozzetti, Tim	A4/ Lunatic Fringe	7	2	0.778
	Haire, Chris	C5/ Trippin Bulls	7	2	0.778
	Richardson, Shane	D3/ One Armed Bandits	7	2	0.778
	Cominole, Jeremy	E3/ Irish Ton	7	2	0.778
	Bowen, Andy	F4/ Bangin The Wire	7	2	0.778
38	Gallagher, Jim	B5/ Double In, Uber Out	10	3	0.769
	Blake, Rick	F2/ Ton 80 Proof	10	3	0.769
	Jones, Nick	F7/ Village Idiots	10	3	0.769
	Wissinger, Wes	G4/ Punk in Drublic	10	3	0.769
42	Suan, John	B1/ Put It on Matt's Tab	9	3	0.750
	Copple, Matthew	C4/ Nine Lives	9	3	0.750
	Velazquez, Jesse	C5/ Trippin Bulls	9	3	0.750
	Jones, Dustin	D4/ BullsHit	9	3	0.750
	White, J.J.	D7/ Menace 2 Sobriety	9	3	0.750
	Ellis, Tim	E2/ Bad Mutha Duckas	9	3	0.750
	Furdon, Matt	F3/ Dart Side of the Moon	9	3	0.750
	Kelly, Mike	G5/ Ones are Closed	9	3	0.750
	Bushman, Brad	C3/ Show Me Your Tips	6	2	0.750
	Hartley, Bryan	F7/ Village Idiots	6	2	0.750
	Jones, Mike	G6/ We're Sexy & We Throv	6	2	0.750
53	Massengill, Chad	A1/ The Global Element	8	3	0.727
	Stoy, Carson	B7/ Dart Attack	8	3	0.727
	Hindle, Mikey	D5/ Cheap Shots	8	3	0.727
	Willis, Tolson	E6/ Death Throw	8	3	0.727
	Campbell, Aaron	F6/ Sofa Kings	8	3	0.727
	Dehnel, Sebastian	F2/ Ton 80 Proof	8	3	0.727
	Gylfason, Thorbjorn	G3/ Rippin Darts	8	3	0.727
	Helton, Dakota	G3/ Rippin Darts	8	3	0.727
61	Chalmers, Alan	B7/ Dart Attack	10	4	0.714
	Watson, Jeff, Jr.	B4/ Blindsided	10	4	0.714
	Cannizzaro, Anthony	B3/ Why So Serious?	5	2	0.714
	Emerton, Eric	E7/ Y.N.T.A.	5	2	0.714
	Ferraro, Kimberly	G2/ Nein Mark	5	2	0.714

	Singles Cricket Win Percentage		W	L	%-age
1	Phillips, Stevie	A1/ The Global Element	12	0	1.000
	Finney, Dave	E2/ Bad Mutha Duckas	12	0	1.000
	Samaluk, Somchai	E2/ Bad Mutha Duckas	12	0	1.000
	Beaird, Tommy	D2/ DD-214	11	0	1.000
	Deemer, Randy	E1/ Hump Day!	11	0	1.000
	Moody, Chris	G1/ Runs with Corks	8	0	1.000
7	Phillips, Robbie	A1/ The Global Element	11	1	0.917
	Murray, Shane	B6/ Dysfunctional Outlaws	11	1	0.917
	Byrne, Matt	C6/ Rif Raf	11	1	0.917
10	Massengill, Chad	A1/ The Global Element	10	1	0.909
	Copple, Matthew	C4/ Nine Lives	10	1	0.909
	Heath, John	G2/ Nein Mark	10	1	0.909
	Helton, Dakota	G3/ Rippin Darts	10	1	0.909
14	Stewart, P.J.	A2/ The Bullies	9	1	0.900
	Page, Scott	B8/ Iceman's Ear Defenders	9	1	0.900
	Bushman, Brad	C3/ Show Me Your Tips	9	1	0.900
	Robinson, Mike	C7/ Darty Sanchez	9	1	0.900
	Lueneburg, Randy	D1/ Off Constantly-Reboot	9	1	0.900
19	Davis, Jimmy	C1/ Double In Stumble Out	8	1	0.889
20	Willis, Tolson	E6/ Death Throw	7	1	0.875
21	Bracco, Michael	B3/ Why So Serious?	11	2	0.846
	Cole, Mike	B3/ Why So Serious?	11	2	0.846
	Palmer, Matt	B8/ Iceman's Ear Defenders	11	2	0.846
	Blake, Rick	F2/ Ton 80 Proof	11	2	0.846
	Swepson, Jerrell	F5/ The Neighborhood Dart	11	2	0.846
26	Gaulthier, Kyle	A3/ Liver Alliance	10	2	0.833
	White, Vic	B2/ Boom Baby	10	2	0.833
	Olson, Kevin	D1/ Off Constantly-Reboot	10	2	0.833
	Fortune, Chase	E6/ Death Throw	10	2	0.833
	Bowen, Andy	F4/ Bangin The Wire	10	2	0.833
	Dehnel, Sebastian	F2/ Ton 80 Proof	10	2	0.833
	Kelly, Mike	G5/ Ones are Closed	10	2	0.833
	McDonald, Chase	G3/ Rippin Darts	10	2	0.833
	Minty, Ross	A1/ The Global Element	5	1	0.833
	Spellman, Alex	A2/ The Bullies	5	1	0.833
	Hall, Mike	C1/ Double In Stumble Out	5	1	0.833
	Moulden, Jeremy	E5/ That's What She Said	5	1	0.833
38	Foushee, Kevin	A2/ The Bullies	9	2	0.818
	Iessi, Austin	G5/ Ones are Closed	9	2	0.818
40	Ridgway, Matt	B4/ Blindsided	12	3	0.800
	Morgan, Larry	C5/ Trippin Bulls	8	2	0.800
	Rudy, Jeff	D3/ One Armed Bandits	8	2	0.800
	Woodard, Dave	E7/ Y.N.T.A.	8	2	0.800
	McMillan, Evan	G7/ The Rock Bottoms	8	2	0.800
45	Hoyt, David	B4/ Blindsided	11	3	0.786
	Jones, Mike	B7/ Dart Attack	11	3	0.786
	Hartley, Bryan	F7/ Village Idiots	11	3	0.786
48	Gibson, Pat	A2/ The Bullies	7	2	0.778
	Snyder, Mike	B5/ Double In, Uber Out	7	2	0.778
	Bruemmer, Wes	C5/ Trippin Bulls	7	2	0.778
	Holland, Steve	C1/ Double In Stumble Out	7	2	0.778
	Azevedo, Angelo	D1/ Off Constantly-Reboot	7	2	0.778
	Buckman, Dave	D5/ Cheap Shots	7	2	0.778
	Richardson, Shane	D3/ One Armed Bandits	7	2	0.778
	Tufillaro, Lou	D1/ Off Constantly-Reboot	7	2	0.778
	Witz, Steve	D5/ Cheap Shots	7	2	0.778
	Updyke, Gerald	G2/ Nein Mark	7	2	0.778
58	Merkle, Patrick	B4/ Blindsided	10	3	0.769
	Tant, J.J.	B6/ Dysfunctional Outlaws	10	3	0.769
	Jones, Nick	F7/ Village Idiots	10	3	0.769
61	Seward, Mike	A3/ Liver Alliance	9	3	0.750
	Borgna, Andrew	B1/ Put It on Matt's Tab	9	3	0.750
	Bateman, Jimmy	E4/ Sharky's Machine	9	3	0.750
	Fleener, Michael	G1/ Runs with Corks	9	3	0.750
	Schaefer, John	E4/ Sharky's Machine	6	2	0.750

Spring 2023 RDL League-Wide Sectional Statistics (ranked by percentage) (FINAL!)

(All statistics are included, as there were no missing scoresheets this season) (Game minimums required for these listings: 6 for all divisions)

	Doubles Cricket Win Percentage		W	L	%-age
1	Powell, Lee	C3/ Show Me Your Tips	11	0	1.000
	Bushman, Brad	C3/ Show Me Your Tips	10	0	1.000
3	Phillips, Robbie	A1/ The Global Element	11	1	0.917
	Rice, Teddy	B3/ Why So Serious?	11	1	0.917
	Wood, Connor	G3/ Rippin Darts	11	1	0.917
6	Hamer, Andrew	E7/ Y.N.T.A.	10	1	0.909
7	Foushee, Kevin	A2/ The Bullies	9	1	0.900
	Stewart, P.J.	A2/ The Bullies	9	1	0.900
	Cannizzaro, Anthony	B3/ Why So Serious?	9	1	0.900
	Price, Brady	D7/ Menace 2 Sobriety	9	1	0.900
11	Persson, Kenny	A1/ The Global Element	8	1	0.889
	Bruemmer, Wes	C5/ Trippin Bulls	8	1	0.889
	Tufillaro, Lou	D1/ Off Constantly-Reboot	8	1	0.889
	Updyke, Gerald	G2/ Nein Mark	8	1	0.889
15	Elder, Craig	A2/ The Bullies	7	1	0.875
	Emerton, Eric	E7/ Y.N.T.A.	7	1	0.875
	Moore, Mark	E1/ Hump Day!	7	1	0.875
18	Zuttel, Paul	F2/ Ton 80 Proof	6	1	0.857
19	Cole, Mike	B3/ Why So Serious?	11	2	0.846
20	Phillips, Stevie	A1/ The Global Element	10	2	0.833
	Borgia, Pete	E4/ Sharky's Machine	10	2	0.833
	Deemer, Randy	E1/ Hump Day!	10	2	0.833
	Finney, Dave	E2/ Bad Mutha Duckas	10	2	0.833
	McDonald, Chase	G3/ Rippin Darts	10	2	0.833
	Brown, Tom	A1/ The Global Element	5	1	0.833
	Minty, Ross	A1/ The Global Element	5	1	0.833
	Allison, Frank	E4/ Sharky's Machine	5	1	0.833
28	Trefzger, Eric	C7/ Darty Sanchez	9	2	0.818
	Kotecki, Phil	F2/ Ton 80 Proof	9	2	0.818
30	Jones, Grey	A3/ Liver Alliance	8	2	0.800
	Iager, John	B5/ Double In, Uber Out	8	2	0.800
	Lueneburg, Randy	D1/ Off Constantly-Reboot	8	2	0.800
	Rudy, Jeff	D3/ One Armed Bandits	8	2	0.800
34	Hartley, Bryan	F7/ Village Idiots	11	3	0.786
35	Beaudoin, Paul	C1/ Double In Stumble Out	7	2	0.778
	Powell, Mark	D6/ Red-eye Rangers	7	2	0.778
	Barrett, Darren	E4/ Sharky's Machine	7	2	0.778
	Bush, Jim	E1/ Hump Day!	7	2	0.778
	Swartzel, David	F2/ Ton 80 Proof	7	2	0.778
	Sweet, Jim	G1/ Runs with Corks	7	2	0.778
41	Kerr, Jim	B1/ Put It on Matt's Tab	10	3	0.769
	Blake, Rick	F2/ Ton 80 Proof	10	3	0.769
	Toko, Jeff	F3/ Dart Side of the Moon	10	3	0.769
44	Gaulthier, Kyle	A3/ Liver Alliance	9	3	0.750
	Johnson, Michael	A2/ The Bullies	9	3	0.750
	Borgna, Andrew	B1/ Put It on Matt's Tab	9	3	0.750
	Sheer, Andy	B5/ Double In, Uber Out	9	3	0.750
	Porcelli, Robb	C4/ Nine Lives	9	3	0.750
	Velazquez, Jesse	C5/ Trippin Bulls	9	3	0.750
	Johnson, Dave	D7/ Menace 2 Sobriety	9	3	0.750
	Olson, Kevin	D1/ Off Constantly-Reboot	9	3	0.750
	Dehnel, Sebastian	F2/ Ton 80 Proof	9	3	0.750
	Lefebvre, C.J.	F5/ The Neighborhood Dart	9	3	0.750
	Thomas, Joe	D2/ DD-214	6	2	0.750
	Fink, Scott	E4/ Sharky's Machine	6	2	0.750
	Schaefer, John	E4/ Sharky's Machine	6	2	0.750
	Furdon, Matt	F3/ Dart Side of the Moon	6	2	0.750
	Strickland, Jon	G4/ Punk in Drublic	6	2	0.750
59	Millius, Mike	F3/ Dart Side of the Moon	8	3	0.727
	McMillan, Evan	G7/ The Rock Bottoms	8	3	0.727
61	Vivod, Josh	F7/ Village Idiots	10	4	0.714
	(five tied - 1 in A, 2 in C, 1 in F, 1 in G)		5	2	0.714

	Doubles 501 Win Percentage		W	L	%-age
1	White, J.J.	D7/ Menace 2 Sobriety	9	0	1.000
	Jones, Mike	G6/ We're Sexy & We Throv	9	0	1.000
	Gibson, Pat	A2/ The Bullies	7	0	1.000
4	Powell, Lee	C3/ Show Me Your Tips	10	1	0.909
	Deemer, Randy	E1/ Hump Day!	10	1	0.909
6	Tan, Wil	A1/ The Global Element	7	1	0.875
	Davis, Jimmy	C1/ Double In Stumble Out	7	1	0.875
	Fitzgerald, Dennis	C4/ Nine Lives	7	1	0.875
	Clevenger, Lee	E5/ That's What She Said	7	1	0.875
	Walker, Steven	F7/ Village Idiots	7	1	0.875
11	Stacy, Rod	F1/ Shark Shooters	12	2	0.857
	Knight, Romuald	E5/ That's What She Said	6	1	0.857
13	Phillips, Stevie	A1/ The Global Element	10	2	0.833
	Minty, Ross	A1/ The Global Element	5	1	0.833
	Smith, Allen	A1/ The Global Element	5	1	0.833
	Smith, Butch	C4/ Nine Lives	5	1	0.833
17	Massengill, Chad	A1/ The Global Element	9	2	0.818
18	Ridgway, Matt	B4/ Blindsided	12	3	0.800
	Phillips, Robbie	A1/ The Global Element	8	2	0.800
	Bushman, Brad	C3/ Show Me Your Tips	8	2	0.800
	James, Bob	D5/ Cheap Shots	8	2	0.800
22	Hartley, Bryan	F7/ Village Idiots	11	3	0.786
23	Mercer, Dave	F1/ Shark Shooters	7	2	0.778
	Fleener, Michael	G1/ Runs with Corks	7	2	0.778
25	Bracco, Michael	B3/ Why So Serious?	10	3	0.769
26	Johnson, Michael	A2/ The Bullies	9	3	0.750
	Cannizzaro, Tyler	B3/ Why So Serious?	9	3	0.750
	Havens, Lincoln	B3/ Why So Serious?	9	3	0.750
	Graber, Shawn	F1/ Shark Shooters	9	3	0.750
	Jones, Nick	F7/ Village Idiots	9	3	0.750
	White, Jim	D3/ One Armed Bandits	6	2	0.750
	Barrett, Darren	E4/ Sharky's Machine	6	2	0.750
	Bush, Jim	E1/ Hump Day!	6	2	0.750
	Haywood, Eric	F7/ Village Idiots	6	2	0.750
35	Amarante, John	G1/ Runs with Corks	8	3	0.727
	Wood, Connor	G3/ Rippin Darts	8	3	0.727
37	Raymond, Erik	G3/ Rippin Darts	10	4	0.714
	Brown, Tom	A1/ The Global Element	5	2	0.714
	Denton, Mike	A6/ Consistently Inconsisten	5	2	0.714
	Eason, Joel	A4/ Lunatic Fringe	5	2	0.714
	Beaudoin, Paul	C1/ Double In Stumble Out	5	2	0.714
	Stroud, Zach	C7/ Darty Sanchez	5	2	0.714
	Guenther, George	D2/ DD-214	5	2	0.714
	Hansen, Josh	D3/ One Armed Bandits	5	2	0.714
	Cody, Chris	E3/ Irish Ton	5	2	0.714
	VanLienen, Dawn	G6/ We're Sexy & We Throv	5	2	0.714
47	Foushee, Kevin	A2/ The Bullies	7	3	0.700
	Ginger, Chuck	C5/ Trippin Bulls	7	3	0.700
	Knott, Ryan	C2/ Shooter McGavin	7	3	0.700
	Blackwelder, Allyson	D1/ Off Constantly-Reboot	7	3	0.700
	Trefzger, Ken	D3/ One Armed Bandits	7	3	0.700
	Wilson, Travis	E3/ Irish Ton	7	3	0.700
53	Tant, J.J.	B6/ Dysfunctional Outlaws	9	4	0.692
	Vivod, Josh	F7/ Village Idiots	9	4	0.692
	White, John	F4/ Bangin The Wire	9	4	0.692
	McDonald, Chase	G3/ Rippin Darts	9	4	0.692
57	Horton, Tony	A7/ Darty Minds	8	4	0.667
	Johnson, Dave	D7/ Menace 2 Sobriety	8	4	0.667
	Kirkpatrick, Scott	D6/ Red-eye Rangers	8	4	0.667
	Finney, Dave	E2/ Bad Mutha Duckas	8	4	0.667
	(eleven tied - 1 in A, 1 in B, 2 in C, 2 in D, 3 in E, 1 in F, 1 in G)		6	3	0.667
	(ten tied - 3 in A, 2 in B, 1 in D, 1 in E, 3 in G)		4	2	0.667

Spring 2023 RDL Top Singles, Doubles Win Percentages (League-wide) (FINAL!)

(There are no missing statistics, as all scoresheets from the entire season have been received.) (Game minimums required for these listings: 15 for team G2; 16 for all other G teams, and all A/C/D/E teams; 18 for team B6; 19 for all other B teams, and all F teams)

	Singles Win Percentage		W	L	%-age
1	Deemer, Randy	E1/ Hump Day!	22	0	1.000
2	Phillips, Stevie	A1/ The Global Element	23	1	0.958
	Finney, Dave	E2/ Bad Mutha Duckas	23	1	0.958
	Samaluk, Somchai	E2/ Bad Mutha Duckas	23	1	0.958
5	Phillips, Robbie	A1/ The Global Element	21	3	0.875
6	Stewart, P.J.	A2/ The Bullies	17	3	0.850
7	Swepson, Jerrell	F5/ The Neighborhood Dart K	22	4	0.846
8	White, Vic	B2/ Boom Baby	21	4	0.840
9	Borgna, Andrew	B1/ Put It on Matt's Tab	20	4	0.833
	Gibson, Pat	A2/ The Bullies	15	3	0.833
	Bushman, Brad	C3/ Show Me Your Tips	15	3	0.833
	Tufillaro, Lou	D1/ Off Constantly-Reboot	15	3	0.833
13	Copple, Matthew	C4/ Nine Lives	19	4	0.826
14	Massengill, Chad	A1/ The Global Element	18	4	0.818
	Helton, Dakota	G3/ Rippin Darts	18	4	0.818
16	Morgan, Larry	C5/ Trippin Bulls	13	3	0.813
17	Foushee, Kevin	A2/ The Bullies	17	4	0.810
	Bowen, Andy	F4/ Bangin The Wire	17	4	0.810
19	Blake, Rick	F2/ Ton 80 Proof	21	5	0.808
20	Page, Scott	B8/ Iceman's Ear Defenders	16	4	0.800
	Robinson, Mike	C7/ Darty Sanchez	16	4	0.800
22	Seward, Mike	A3/ Liver Alliance	19	5	0.792
	Kelly, Mike	G5/ Ones are Closed	19	5	0.792
24	Willis, Tolson	E6/ Death Throw	15	4	0.789
	Updyke, Gerald	G2/ Nein Mark	15	4	0.789
26	Byrne, Matt	C6/ Rif Raf	18	5	0.783
	Dehnel, Sebastian	F2/ Ton 80 Proof	18	5	0.783
28	Richardson, Shane	D3/ One Armed Bandits	14	4	0.778
29	Hartley, Bryan	F7/ Village Idiots	17	5	0.773
	Haywood, Eric	F7/ Village Idiots	17	5	0.773
31	Alcon, Tony	F6/ Sofa Kings	20	6	0.769
	Jones, Nick	F7/ Village Idiots	20	6	0.769
33	Palmer, Matt	B8/ Iceman's Ear Defenders	19	6	0.760
34	Bowman, Merrill	B7/ Dart Attack	22	7	0.759
35	Amos, Terron	F5/ The Neighborhood Dart K	21	7	0.750
	Murray, Shane	B6/ Dysfunctional Outlaws	18	6	0.750
	Olson, Kevin	D1/ Off Constantly-Reboot	18	6	0.750
	Amarante, John	G1/ Runs with Corks	18	6	0.750
39	Velazquez, Jesse	C5/ Trippin Bulls	17	6	0.739
	Beaird, Tommy	D2/ DD-214	17	6	0.739
	White, J.J.	D7/ Menace 2 Sobriety	17	6	0.739
42	Tant, J.J.	B6/ Dysfunctional Outlaws	19	7	0.731
43	Stoy, Carson	B7/ Dart Attack	16	6	0.727
44	Azevedo, Angelo	D1/ Off Constantly-Reboot	13	5	0.722
	Cominole, Jeremy	E3/ Irish Ton	13	5	0.722
46	Cole, Mike	B3/ Why So Serious?	18	7	0.720
47	Jones, Jimmie	A6/ Consistently Inconsistent	15	6	0.714
	Heath, John	G2/ Nein Mark	15	6	0.714
49	Jones, Dustin	D4/ BullsHit	17	7	0.708
	Ellis, Tim	E2/ Bad Mutha Duckas	17	7	0.708
	Fleener, Michael	G1/ Runs with Corks	17	7	0.708
	McDonald, Chase	G3/ Rippin Darts	17	7	0.708
53	Bracco, Michael	B3/ Why So Serious?	18	8	0.692
	Gallagher, Jim	B5/ Double In, Uber Out	18	8	0.692
55	Gelberg, Dave	A4/ Lunatic Fringe	11	5	0.688
	Holland, Steve	C1/ Double In Stumble Out	11	5	0.688
57	Witz, Steve	D5/ Cheap Shots	13	6	0.684
58	Gaulthier, Kyle	A3/ Liver Alliance	15	7	0.682
	Vaughan, Aaron	A3/ Liver Alliance	15	7	0.682
	Sautter, Scott	C2/ Shooter McGavin	15	7	0.682
	Trefzger, Eric	C7/ Darty Sanchez	15	7	0.682
62	Jones, Mike	B7/ Dart Attack	19	9	0.679
	Watson, Jeff, Jr.	B4/ Blindsided	19	9	0.679
	White, John	F4/ Bangin The Wire	19	9	0.679
65	(five tied - 1 in C, 1 in E, 1 in F, 2 in G)		16	8	0.667

	Doubles Win Percentage		W	L	%-age
1	Powell, Lee	C3/ Show Me Your Tips	21	1	0.955
2	Bushman, Brad	C3/ Show Me Your Tips	18	2	0.900
3	Deemer, Randy	E1/ Hump Day!	20	3	0.870
4	Phillips, Robbie	A1/ The Global Element	19	3	0.864
5	Phillips, Stevie	A1/ The Global Element	20	4	0.833
6	Wood, Connor	G3/ Rippin Darts	19	4	0.826
7	Gibson, Pat	A2/ The Bullies	13	3	0.813
8	Foushee, Kevin	A2/ The Bullies	16	4	0.800
9	Cannizzaro, Anthony	B3/ Why So Serious?	15	4	0.789
10	Hartley, Bryan	F7/ Village Idiots	22	6	0.786
11	Hamer, Andrew	E7/ Y.N.T.A.	14	4	0.778
	Jones, Mike	G6/ We're Sexy & We Throw	14	4	0.778
13	Barrett, Darren	E4/ Sharky's Machine	13	4	0.765
	Bush, Jim	E1/ Hump Day!	13	4	0.765
15	Massengill, Chad	A1/ The Global Element	16	5	0.762
16	McDonald, Chase	G3/ Rippin Darts	19	6	0.760
17	Johnson, Michael	A2/ The Bullies	18	6	0.750
	Rice, Teddy	B3/ Why So Serious?	18	6	0.750
	Finney, Dave	E2/ Bad Mutha Duckas	18	6	0.750
	Stewart, P.J.	A2/ The Bullies	15	5	0.750
	Beaudoin, Paul	C1/ Double In Stumble Out	12	4	0.750
22	Borgia, Pete	E4/ Sharky's Machine	17	6	0.739
23	Updyke, Gerald	G2/ Nein Mark	11	4	0.733
24	Bracco, Michael	B3/ Why So Serious?	19	7	0.731
25	White, Jim	D3/ One Armed Bandits	13	5	0.722
26	White, J.J.	D7/ Menace 2 Sobriety	15	6	0.714
27	Johnson, Dave	D7/ Menace 2 Sobriety	17	7	0.708
28	Vivod, Josh	F7/ Village Idiots	19	8	0.704
29	Lueneburg, Randy	D1/ Off Constantly-Reboot	14	6	0.700
30	Porcelli, Robb	C4/ Nine Lives	16	7	0.696
	Amarante, John	G1/ Runs with Corks	16	7	0.696
32	Cole, Mike	B3/ Why So Serious?	18	8	0.692
	Blake, Rick	F2/ Ton 80 Proof	18	8	0.692
34	Ridgway, Matt	B4/ Blindsided	20	9	0.690
35	Bruemmer, Wes	C5/ Trippin Bulls	11	5	0.688
	Sweet, Jim	G1/ Runs with Corks	11	5	0.688
37	Powell, Mark	D6/ Red-eye Rangers	13	6	0.684
	Haywood, Eric	F7/ Village Idiots	13	6	0.684
39	Trefzger, Eric	C7/ Darty Sanchez	15	7	0.682
40	Dehnel, Sebastian	F2/ Ton 80 Proof	16	8	0.667
	Furdon, Matt	F3/ Dart Side of the Moon	14	7	0.667
	Gelberg, Dave	A4/ Lunatic Fringe	12	6	0.667
	Tufillaro, Lou	D1/ Off Constantly-Reboot	12	6	0.667
44	Swepson, Jerrell	F5/ The Neighborhood Dart K	17	9	0.654
45	Havens, Lincoln	B3/ Why So Serious?	15	8	0.652
	McMillan, Evan	G7/ The Rock Bottoms	15	8	0.652
47	Mitchell, Sid	A4/ Lunatic Fringe	13	7	0.650
	James, Bob	D5/ Cheap Shots	13	7	0.650
	Rudy, Jeff	D3/ One Armed Bandits	13	7	0.650
50	Heath, John	G2/ Nein Mark	11	6	0.647
51	Raymond, Erik	G3/ Rippin Darts	18	10	0.643
52	Stacy, Rod	F1/ Shark Shooters	16	9	0.640
53	Klann, Eric	A4/ Lunatic Fringe	14	8	0.636
	Cannizzaro, Tyler	B3/ Why So Serious?	14	8	0.636
55	Jones, Grey	A3/ Liver Alliance	12	7	0.632
	Stuckey, Rob	E1/ Hump Day!	12	7	0.632
57	Sheer, Andy	B5/ Double In, Uber Out	15	9	0.625
	Steiner, Tank	G5/ Ones are Closed	10	6	0.625
59	Bakowski, Adam	A4/ Lunatic Fringe	13	8	0.619
	Morgan, Larry	C5/ Trippin Bulls	13	8	0.619
	Blackwelder, Allyson	D1/ Off Constantly-Reboot	13	8	0.619
	Price, Brady	D7/ Menace 2 Sobriety	13	8	0.619
	Fleener, Michael	G1/ Runs with Corks	13	8	0.619
64	Tant, J.J.	B6/ Dysfunctional Outlaws	16	10	0.615
65	(four tied - 1 in C, 2 in D, 1 in G)		11	7	0.611

Spring 2023 RDL Top Singles+Doubles Win %-ages, All-Star Point Aves. (League-wide) (FINAL!)

(There are no missing statistics, as all scoresheets from the entire season have been received.) (Game minimums required for these listings: 30 for team G2; 32 for all other G teams, and all A/C/D/E teams; 35 for team B6; 37 for all other B teams, and all F teams)

	Singles+Doubles Win Percentages		W	L	%-age
1	Deemer, Randy	E1/ Hump Day!	42	3	0.933
2	Phillips, Stevie	A1/ The Global Element	43	5	0.896
3	Phillips, Robbie	A1/ The Global Element	40	6	0.870
4	Bushman, Brad	C3/ Show Me Your Tips	33	5	0.868
5	Finney, Dave	E2/ Bad Mutha Duckas	41	7	0.854
6	Gibson, Pat	A2/ The Bullies	28	6	0.824
7	Foushee, Kevin	A2/ The Bullies	33	8	0.805
8	Stewart, P.J.	A2/ The Bullies	32	8	0.800
9	Massengill, Chad	A1/ The Global Element	34	9	0.791
10	Hartley, Bryan	F7/ Village Idiots	39	11	0.780
11	Samaluk, Somchai	E2/ Bad Mutha Duckas	35	10	0.778
12	Updyke, Gerald	G2/ Nein Mark	26	8	0.765
13	Blake, Rick	F2/ Ton 80 Proof	39	13	0.750
	Swepson, Jerrell	F5/ The Neighborhood Dart K	39	13	0.750
	Powell, Lee	C3/ Show Me Your Tips	30	10	0.750
	Tufillaro, Lou	D1/ Off Constantly-Reboot	27	9	0.750
17	Moody, Chris	G1/ Runs with Corks	25	9	0.735
18	McDonald, Chase	G3/ Rippin Darts	36	13	0.735
19	Haywood, Eric	F7/ Village Idiots	30	11	0.732
20	White, J.J.	D7/ Menace 2 Sobriety	32	12	0.727
21	Dehnel, Sebastian	F2/ Ton 80 Proof	34	13	0.723
	Amarante, John	G1/ Runs with Corks	34	13	0.723
23	White, Vic	B2/ Boom Baby	35	14	0.714
	Jones, Mike	G6/ We're Sexy & We Throw	25	10	0.714
25	Bracco, Michael	B3/ Why So Serious?	37	15	0.712
26	Cole, Mike	B3/ Why So Serious?	36	15	0.706
27	Helton, Dakota	G3/ Rippin Darts	31	13	0.705
28	Morgan, Larry	C5/ Trippin Bulls	26	11	0.703
29	Borgna, Andrew	B1/ Put It on Matt's Tab	33	14	0.702
30	Robinson, Mike	C7/ Darty Sanchez	28	12	0.700
31	Copple, Matthew	C4/ Nine Lives	32	14	0.696
	Kelly, Mike	G5/ Ones are Closed	32	14	0.696
33	Seward, Mike	A3/ Liver Alliance	31	14	0.689
34	Jones, Nick	F7/ Village Idiots	35	16	0.686
35	Heath, John	G2/ Nein Mark	26	12	0.684
36	Trefzger, Eric	C7/ Darty Sanchez	30	14	0.682
37	Vivod, Josh	F7/ Village Idiots	36	17	0.679
38	Gelberg, Dave	A4/ Lunatic Fringe	23	11	0.676
	Sweet, Jim	G1/ Runs with Corks	23	11	0.676
40	Lueneburg, Randy	D1/ Off Constantly-Reboot	27	13	0.675
41	Tant, J.J.	B6/ Dysfunctional Outlaws	35	17	0.673
42	Bowen, Andy	F4/ Bangin The Wire	30	15	0.667
	Fleener, Michael	G1/ Runs with Corks	30	15	0.667
	Azevedo, Angelo	D1/ Off Constantly-Reboot	24	12	0.667
	Persson, Kenny	A1/ The Global Element	22	11	0.667
46	Johnson, Michael	A2/ The Bullies	29	15	0.659
47	Hamer, Andrew	E7/ Y.N.T.A.	26	14	0.650
48	Palmer, Matt	B8/ Iceman's Ear Defenders	33	18	0.647
49	Murray, Shane	B6/ Dysfunctional Outlaws	31	17	0.646
	Olson, Kevin	D1/ Off Constantly-Reboot	31	17	0.646
51	Gaulthier, Kyle	A3/ Liver Alliance	29	16	0.644
52	Ridgway, Matt	B4/ Blindsided	38	21	0.644
53	Vaughan, Aaron	A3/ Liver Alliance	27	15	0.643
54	Page, Scott	B8/ Iceman's Ear Defenders	25	14	0.641
55	Barrett, Darren	E4/ Sharky's Machine	23	13	0.639
56	Velazquez, Jesse	C5/ Trippin Bulls	30	17	0.638
	Furdon, Matt	F3/ Dart Side of the Moon	30	17	0.638
	Wood, Connor	G3/ Rippin Darts	30	17	0.638
59	White, John	F4/ Bangin The Wire	35	20	0.636
	McMillan, Evan	G7/ The Rock Bottoms	28	16	0.636
	Richardson, Shane	D3/ One Armed Bandits	21	12	0.636
62	Alcon, Tony	F6/ Sofa Kings	33	19	0.635
63	Stuckey, Rob	E1/ Hump Day!	26	15	0.634
	Kotecki, Phil	F2/ Ton 80 Proof	26	15	0.634
65	White, Jim	D3/ One Armed Bandits	24	14	0.632

	All-Star Point Averages		ASP	TGP	Ave.
1	Phillips, Robbie	A1/ The Global Element	121.0	46	2.630
2	Phillips, Stevie	A1/ The Global Element	103.0	48	2.146
3	Massengill, Chad	A1/ The Global Element	86.5	43	2.012
4	Gibson, Pat	A2/ The Bullies	67.5	34	1.985
5	Gaulthier, Kyle	A3/ Liver Alliance	85.5	45	1.900
6	Stewart, P.J.	A2/ The Bullies	71.0	40	1.775
7	Jones, Jimmie	A6/ Consistently Inconsistent	79.5	45	1.767
8	Vaughan, Aaron	A3/ Liver Alliance	65.5	42	1.560
9	Foushee, Kevin	A2/ The Bullies	58.0	41	1.415
10	Seward, Mike	A3/ Liver Alliance	60.5	45	1.344
11	Page, Scott	B8/ Iceman's Ear Defenders	51.5	39	1.321
12	Mitchell, Sid	A4/ Lunatic Fringe	54.5	43	1.267
13	Robinson, Mike	C7/ Darty Sanchez	50.0	40	1.250
14	Samaluk, Somchai	E2/ Bad Mutha Duckas	53.0	45	1.178
15	Horton, Tony	A7/ Darty Minds	56.5	48	1.177
16	Johnson, Michael	A2/ The Bullies	50.5	44	1.148
17	Gelberg, Dave	A4/ Lunatic Fringe	39.0	34	1.148
18	Bushman, Brad	C3/ Show Me Your Tips	42.5	38	1.118
19	Grubb, Ed	A6/ Consistently Inconsistent	45.0	41	1.098
20	Palmer, Matt	B8/ Iceman's Ear Defenders	55.0	51	1.078
21	Jones, Grey	A3/ Liver Alliance	38.0	36	1.056
22	White, Vic	B2/ Boom Baby	51.0	49	1.041
23	Murray, Shane	B6/ Dysfunctional Outlaws	48.0	48	1.000
	Brown, Matt	A2/ The Bullies	33.0	33	1.000
25	Jones, Mike	B7/ Dart Attack	55.5	56	0.991
26	Persson, Kenny	A1/ The Global Element	32.5	33	0.985
27	Ridgway, Matt	B4/ Blindsided	57.0	59	0.966
28	Bakowski, Adam	A4/ Lunatic Fringe	32.5	34	0.956
29	Klann, Eric	A4/ Lunatic Fringe	39.0	42	0.929
	Lindsey, Roy	A5/ Armed & Hammered	32.5	35	0.929
31	Mozzetti, Tim	A4/ Lunatic Fringe	37.5	41	0.915
32	Butterworth, Jim	A5/ Armed & Hammered	41.0	45	0.911
33	Cole, Mike	B3/ Why So Serious?	46.0	51	0.902
34	Finney, Dave	E2/ Bad Mutha Duckas	43.0	48	0.896
35	Kirkpatrick, Scott	D6/ Red-eye Rangers	42.5	48	0.885
36	Thompson, Barry	F8/ Shoot-Da-Bull	38.0	43	0.884
37	Jobe, C.J.	A7/ Darty Minds	32.0	37	0.865
38	Tant, J.J.	B6/ Dysfunctional Outlaws	44.0	52	0.846
39	Al-Hoory, Ahmed	B1/ Put It on Matt's Tab	40.5	49	0.827
40	Powell, Lee	C3/ Show Me Your Tips	33.0	40	0.825
41	Jones, Dustin	D4/ BullsHit	39.5	48	0.823
42	Olson, Kevin	D1/ Off Constantly-Reboot	39.0	48	0.813
	Davis, Jimmy	C1/ Double In Stumble Out	26.0	32	0.813
44	Velazquez, Jesse	C5/ Trippin Bulls	38.0	47	0.809
45	Chalmers, Alan	B7/ Dart Attack	43.5	54	0.806
46	Lange, Cody	A3/ Liver Alliance	28.0	35	0.800
47	Richardson, Shane	D3/ One Armed Bandits	26.0	33	0.788
48	Gallagher, Jim	B5/ Double In, Uber Out	33.0	42	0.786
49	Tufillaro, Lou	D1/ Off Constantly-Reboot	27.5	36	0.764
50	Hartley, Bryan	F7/ Village Idiots	38.0	50	0.760
51	Bracco, Michael	B3/ Why So Serious?	39.5	52	0.760
	Blake, Rick	F2/ Ton 80 Proof	39.5	52	0.760
	Swepson, Jerrell	F5/ The Neighborhood Dart K	39.5	52	0.760
54	Eubanks, Hunter	B8/ Iceman's Ear Defenders	28.5	38	0.750
	Bialaszewski, Rich	C3/ Show Me Your Tips	27.0	36	0.750
56	Dehnel, Sebastian	F2/ Ton 80 Proof	35.0	47	0.745
57	Thomas, Joe	D2/ DD-214	24.5	33	0.742
58	Schmaus, Darren	A6/ Consistently Inconsistent	25.5	35	0.729
59	Amos, Terron	F5/ The Neighborhood Dart K	40.5	56	0.723
60	Massengill, Randy	A7/ Darty Minds	34.5	48	0.719
61	Deemer, Randy	E1/ Hump Day!	32.0	45	0.711
62	Gibbs, Keith	A6/ Consistently Inconsistent	25.5	36	0.708
63	Bruemmer, Wes	C5/ Trippin Bulls	24.0	34	0.706
64	Merkle, Patrick	B4/ Blindsided	37.0	53	0.698
65	Shorrock, Will	C6/ Rif Raf	23.0	33	0.697

Spring 2023 RDL Singles, Doubles Win Percentages (by team) (FINAL!)

(All statistics are included, as there were no missing scoresheets this season)

Singles Win Percentages

		W	L	%-age
1	A1/ The Global Element	104	40	0.722
2	A2/ The Bullies	100	44	0.694
3	E2/ Bad Mutha Duckas	99	45	0.688
4	D1/ Off Constantly-Reboot	90	54	0.625
5	F2/ Ton 80 Proof	102	66	0.607
6	A3/ Liver Alliance	86	58	0.597
7	G3/ Rippin Darts	85	59	0.590
8	F7/ Village Idiots	97	71	0.577
9	B1/ Put It on Matt's Tab	96	72	0.571
10	E1/ Hump Day!	82	62	0.569
11	E6/ Death Throw	81	63	0.563
12	F6/ Sofa Kings	93	75	0.554
13	C1/ Double In Stumble Out	79	65	0.549
14	B7/ Dart Attack	92	76	0.548
15	G1/ Runs with Corks	78	66	0.542
16	B5/ Double In, Uber Out	89	78	0.533
17	G2/ Nein Mark	70	62	0.530
18	C3/ Show Me Your Tips	76	68	0.528
19	B3/ Why So Serious?	82	74	0.526
20	C5/ Trippin Bulls	75	69	0.521
21	C4/ Nine Lives	74	70	0.514
	D3/ One Armed Bandits	74	70	0.514
23	B4/ Blindsided	86	82	0.512
24	E4/ Sharky's Machine	73	71	0.507
25	B6/ Dysfunctional Outlaws	79	77	0.506
26	D5/ Cheap Shots	72	72	0.500
27	C7/ Darty Sanchez	71	73	0.493
28	G4/ Punk in Drublic	65	67	0.492
29	D4/ BullsHit	70	74	0.486
	D7/ Menace 2 Sobriety	70	74	0.486
31	F5/ The Neighborhood Dart Knigh	81	87	0.482
32	A4/ Lunatic Fringe	68	76	0.472
	G5/ Ones are Closed	68	76	0.472
34	F3/ Dart Side of the Moon	79	89	0.470
	F4/ Bangin The Wire	79	89	0.470
36	D2/ DD-214	67	77	0.465
37	B8/ Iceman's Ear Defenders	78	90	0.464
38	C6/ Rif Raf	66	78	0.458
39	G6/ We're Sexy & We Throw It	64	80	0.444
40	C2/ Shooter McGavin	63	81	0.438
41	G7/ The Rock Bottoms	57	75	0.432
42	F1/ Shark Shooters	72	96	0.429
43	D6/ Red-eye Rangers	61	83	0.424
44	E3/ Irish Ton	59	83	0.415
45	F8/ Shoot-Da-Bull	69	99	0.411
46	E7/ Y.N.T.A.	59	85	0.410
47	A6/ Consistently Inconsistent	55	89	0.382
48	A7/ Darty Minds	53	91	0.368
49	E5/ That's What She Said	49	93	0.345
50	B2/ Boom Baby	57	110	0.341
51	A5/ Armed & Hammered	38	106	0.264

Doubles Win Percentages

		W	L	%-age
1	A1/ The Global Element	57	15	0.792
2	A2/ The Bullies	53	19	0.736
3	B3/ Why So Serious?	54	24	0.692
4	G3/ Rippin Darts	49	23	0.681
5	C3/ Show Me Your Tips	45	27	0.625
6	F2/ Ton 80 Proof	52	32	0.619
	F7/ Village Idiots	52	32	0.619
8	E1/ Hump Day!	44	28	0.611
9	D1/ Off Constantly-Reboot	42	30	0.583
	D7/ Menace 2 Sobriety	42	30	0.583
	E4/ Sharky's Machine	42	30	0.583
12	C7/ Darty Sanchez	40	32	0.556
	D3/ One Armed Bandits	40	32	0.556
	E2/ Bad Mutha Duckas	40	32	0.556
	E7/ Y.N.T.A.	40	32	0.556
	G1/ Runs with Corks	40	32	0.556
17	F3/ Dart Side of the Moon	46	38	0.548
18	A4/ Lunatic Fringe	39	33	0.542
	C5/ Trippin Bulls	39	33	0.542
20	B4/ Blindsided	45	39	0.536
	F4/ Bangin The Wire	45	39	0.536
22	C4/ Nine Lives	38	34	0.528
23	A3/ Liver Alliance	37	35	0.514
24	B1/ Put It on Matt's Tab	43	41	0.512
25	B8/ Iceman's Ear Defenders	42	42	0.500
26	B5/ Double In, Uber Out	41	43	0.488
27	D5/ Cheap Shots	35	37	0.486
28	G2/ Nein Mark	32	34	0.485
29	C1/ Double In Stumble Out	34	38	0.472
30	F5/ The Neighborhood Dart Knigh	39	45	0.464
31	D6/ Red-eye Rangers	33	39	0.458
	E3/ Irish Ton	33	39	0.458
33	G4/ Punk in Drublic	30	36	0.455
34	B7/ Dart Attack	38	46	0.452
35	G5/ Ones are Closed	32	40	0.444
	G6/ We're Sexy & We Throw It	32	40	0.444
37	G7/ The Rock Bottoms	29	37	0.439
38	F6/ Sofa Kings	36	48	0.429
39	B6/ Dysfunctional Outlaws	33	45	0.423
40	C6/ Rif Raf	30	42	0.417
	D2/ DD-214	30	42	0.417
	D4/ BullsHit	30	42	0.417
	E6/ Death Throw	30	42	0.417
44	B2/ Boom Baby	34	50	0.405
	F1/ Shark Shooters	34	50	0.405
46	F8/ Shoot-Da-Bull	32	52	0.381
47	C2/ Shooter McGavin	26	46	0.361
48	A6/ Consistently Inconsistent	23	49	0.319
	A7/ Darty Minds	23	49	0.319
	E5/ That's What She Said	23	49	0.319
51	A5/ Armed & Hammered	20	52	0.278

Spring 2023 RDL Singles+Doubles Win %-ages, All-Star Point Aves. (by team) (FINAL!)

(All statistics are included, as there were no missing scoresheets this season)

Singles+Doubles Win Percentages

		W	L	%-age
1	A1/ The Global Element	218	70	0.757
2	A2/ The Bullies	206	82	0.715
3	G3/ Rippin Darts	183	105	0.635
4	E2/ Bad Mutha Duckas	179	109	0.622
5	F2/ Ton 80 Proof	206	130	0.613
6	B3/ Why So Serious?	190	122	0.609
7	D1/ Off Constantly-Reboot	174	114	0.604
8	F7/ Village Idiots	201	135	0.598
9	E1/ Hump Day!	170	118	0.590
10	C3/ Show Me Your Tips	166	122	0.576
11	A3/ Liver Alliance	160	128	0.556
12	G1/ Runs with Corks	158	130	0.549
13	E4/ Sharky's Machine	157	131	0.545
14	B1/ Put It on Matt's Tab	182	154	0.542
15	D3/ One Armed Bandits	154	134	0.535
	D7/ Menace 2 Sobriety	154	134	0.535
17	C5/ Trippin Bulls	153	135	0.531
18	C7/ Darty Sanchez	151	137	0.524
19	B4/ Blindsided	176	160	0.524
20	C4/ Nine Lives	150	138	0.521
21	B5/ Double In, Uber Out	171	164	0.510
22	C1/ Double In Stumble Out	147	141	0.510
23	F3/ Dart Side of the Moon	171	165	0.509
24	G2/ Nein Mark	134	130	0.508
25	A4/ Lunatic Fringe	146	142	0.507
26	F4/ Bangin The Wire	169	167	0.503
27	B7/ Dart Attack	168	168	0.500
28	D5/ Cheap Shots	142	146	0.493
29	F6/ Sofa Kings	165	171	0.491
30	E6/ Death Throw	141	147	0.490
31	E7/ Y.N.T.A.	139	149	0.483
32	B8/ Iceman's Ear Defenders	162	174	0.482
33	G4/ Punk in Drublic	125	139	0.473
34	F5/ The Neighborhood Dart Knight	159	177	0.473
35	B6/ Dysfunctional Outlaws	145	167	0.465
36	G5/ Ones are Closed	132	156	0.458
37	D4/ BullsHit	130	158	0.451
38	G6/ We're Sexy & We Throw It	128	160	0.444
39	D2/ DD-214	127	161	0.441
	D6/ Red-eye Rangers	127	161	0.441
41	C6/ Rif Raf	126	162	0.438
42	E3/ Irish Ton	125	161	0.437
43	G7/ The Rock Bottoms	115	149	0.436
44	F1/ Shark Shooters	140	196	0.417
45	C2/ Shooter McGavin	115	173	0.399
46	F8/ Shoot-Da-Bull	133	203	0.396
47	B2/ Boom Baby	125	210	0.373
48	A6/ Consistently Inconsistent	101	187	0.351
49	A7/ Darty Minds	99	189	0.344
50	E5/ That's What She Said	95	191	0.332
51	A5/ Armed & Hammered	78	210	0.271

All-Star Point Averages

		ASP	TGP	Ave.
1	A1/ The Global Element	460.5	288	1.599
2	A2/ The Bullies	399.0	288	1.385
3	A3/ Liver Alliance	332.0	288	1.153
4	A4/ Lunatic Fringe	291.0	288	1.010
5	A6/ Consistently Inconsistent	246.0	288	0.854
6	A7/ Darty Minds	216.5	288	0.752
7	C3/ Show Me Your Tips	192.5	288	0.668
8	B3/ Why So Serious?	202.0	312	0.647
9	B8/ Iceman's Ear Defenders	215.5	336	0.641
10	B7/ Dart Attack	207.0	336	0.616
11	A5/ Armed & Hammered	177.0	288	0.615
12	B1/ Put It on Matt's Tab	205.5	336	0.612
13	B6/ Dysfunctional Outlaws	186.0	312	0.596
14	B4/ Blindsided	193.0	336	0.574
15	C7/ Darty Sanchez	162.5	288	0.564
16	C1/ Double In Stumble Out	155.0	288	0.538
17	B2/ Boom Baby	177.0	335	0.528
18	E2/ Bad Mutha Duckas	151.0	288	0.524
19	B5/ Double In, Uber Out	173.5	335	0.518
20	C5/ Trippin Bulls	147.5	288	0.512
21	C4/ Nine Lives	146.5	288	0.509
22	C6/ Rif Raf	146.0	288	0.507
23	D1/ Off Constantly-Reboot	142.5	288	0.495
24	F2/ Ton 80 Proof	166.0	336	0.494
25	D4/ BullsHit	140.5	288	0.488
26	D3/ One Armed Bandits	123.0	288	0.427
27	D6/ Red-eye Rangers	121.5	288	0.422
28	F7/ Village Idiots	138.5	336	0.412
29	D2/ DD-214	118.0	288	0.410
30	F4/ Bangin The Wire	137.0	336	0.408
31	C2/ Shooter McGavin	116.5	288	0.405
	D7/ Menace 2 Sobriety	116.5	288	0.405
33	F8/ Shoot-Da-Bull	134.5	336	0.400
34	F5/ The Neighborhood Dart Knight	131.0	336	0.390
35	D5/ Cheap Shots	110.5	288	0.384
36	G3/ Rippin Darts	108.5	288	0.377
37	E4/ Sharky's Machine	108.0	288	0.375
38	F3/ Dart Side of the Moon	124.5	336	0.371
39	G4/ Punk in Drublic	92.0	264	0.348
40	G2/ Nein Mark	91.5	264	0.347
41	E1/ Hump Day!	95.5	288	0.332
42	E6/ Death Throw	94.5	288	0.328
43	G1/ Runs with Corks	93.0	288	0.323
44	F6/ Sofa Kings	106.5	336	0.317
45	E7/ Y.N.T.A.	81.0	288	0.281
46	G5/ Ones are Closed	79.0	288	0.274
47	F1/ Shark Shooters	84.5	336	0.251
48	G7/ The Rock Bottoms	65.0	264	0.246
49	E3/ Irish Ton	64.0	286	0.224
	E5/ That's What She Said	64.0	286	0.224
51	G6/ We're Sexy & We Throw It	53.5	288	0.186

	Singles 301		Singles Cricket		Singles Record		Singles Win %-age	Doubles Cricket		Doubles 501		Doubles Record		Doubles Win %-age	Sngls + Dbls Record		Sngls + Dbls Win %-age	Tiebreaker Ws	Tiebreaker Ls	All-Star Points	Games Played	All-Star Point Average	Matches Played
A1/ The Global Element	51	21	53	19	104	40	0.722	29	7	28	8	57	15	0.792	218	70	0.757	7	0	460.5	288	1.599	
A 10 Kilts, Jason	0	0	0	0	0	0	---	0	0	2	2	2	2	0.500	2	2	0.500	0	0	0.0	4	0.000	4
A 11 Brown, Tom	4	3	4	2	8	5	0.615	5	1	5	2	10	3	0.769	18	8	0.692	1	0	21.0	26	0.808	8
A 12 Massengill, Chad	8	3	10	1	18	4	0.818	7	3	9	2	16	5	0.762	34	9	0.791	1	0	86.5	43	2.012	11
A 13 Minty, Ross	2	2	5	1	7	3	0.700	5	1	5	1	10	2	0.833	17	5	0.773	1	0	25.5	22	1.159	6
A 14 Persson, Kenny	6	3	4	5	10	8	0.556	8	1	4	2	12	3	0.800	22	11	0.667	0	0	32.5	33	0.985	10
A 15 Phillips, Robbie	10	2	11	1	21	3	0.875	11	1	8	2	19	3	0.864	40	6	0.870	1	0	121.0	46	2.630	12
A 16 Phillips, Stevie	11	1	12	0	23	1	0.958	10	2	10	2	20	4	0.833	43	5	0.896	1	0	103.0	48	2.146	12
A 17 Smith, Allen	3	6	3	3	6	9	0.400	6	3	5	1	11	4	0.733	17	13	0.567	1	0	30.0	30	1.000	10
A 18 Tan, Wil	6	0	4	5	10	5	0.667	5	2	7	1	12	3	0.800	22	8	0.733	1	0	36.5	30	1.217	10
A 19 Beeson, Robb	1	1	0	1	1	2	0.333	1	0	1	1	2	1	0.667	3	3	0.500	0	0	4.5	6	0.750	2
A2/ The Bullies	49	23	51	21	100	44	0.694	28	8	25	11	53	19	0.736	206	82	0.715	0	7	399.0	288	1.385	
A 20 Cusher, Dean	0	2	1	3	1	5	0.167	2	0	3	0	5	0	1.000	6	5	0.545	0	0	6.0	11	0.545	6
A 21 Elder, Craig	4	4	4	3	8	7	0.533	7	1	5	0	12	1	0.923	20	8	0.714	0	1	24.0	28	0.857	8
A 22 Foushee, Kevin	8	2	9	2	17	4	0.810	9	1	7	3	16	4	0.800	33	8	0.805	0	0	58.0	41	1.415	12
A 23 Gibson, Pat	8	1	7	2	15	3	0.833	6	3	7	0	13	3	0.813	28	6	0.824	0	1	67.5	34	1.985	9
A 24 Johnson, Michael	3	6	8	3	11	9	0.550	9	3	9	3	18	6	0.750	29	15	0.659	0	1	50.5	44	1.148	12
A 25 Stewart, Pete	4	2	0	2	4	4	0.500	2	1	4	2	6	3	0.667	10	7	0.588	0	0	4.0	17	0.235	7
A 26 Stewart, P.J.	8	2	9	1	17	3	0.850	9	1	6	4	15	5	0.750	32	8	0.800	0	1	71.0	40	1.775	10
A 27 Naylor, Dan	4	0	4	0	8	0	1.000	3	1	2	2	5	3	0.625	13	3	0.813	0	1	37.0	16	2.313	4
A 28 Brown, Matt	5	3	4	4	9	7	0.563	5	3	3	6	8	9	0.471	17	16	0.515	0	1	33.0	33	1.000	10
A 29 Spellman, Alex	5	1	5	1	10	2	0.833	4	2	4	2	8	4	0.667	18	6	0.750	0	1	48.0	24	2.000	6
A3/ Liver Alliance	38	34	48	24	86	58	0.597	21	15	16	20	37	35	0.514	160	128	0.556	15	0	332.0	288	1.153	
A 30 Parker, Charles	0	1	0	0	0	1	0.000	0	0	2	3	2	3	0.400	2	4	0.333	0	0	1.5	6	0.250	5
A 31 Keller, Tony	4	5	2	1	6	6	0.500	2	2	1	3	3	5	0.375	9	11	0.450	1	0	10.0	20	0.500	10
A 32 Jones, Grey	1	4	8	4	9	8	0.529	8	2	4	5	12	7	0.632	21	15	0.583	2	0	38.0	36	1.056	12
A 33 Gaulthier, Kyle	5	5	10	2	15	7	0.682	9	3	5	6	14	9	0.609	29	16	0.644	2	0	85.5	45	1.900	12
A 34 Seward, Mike	10	2	9	3	19	5	0.792	7	5	5	4	12	9	0.571	31	14	0.689	2	0	60.5	45	1.344	12
A 35 Fischlein, Kris	2	2	4	5	6	7	0.462	3	4	4	7	7	11	0.389	13	18	0.419	2	0	18.0	31	0.581	12
A 36 Lange, Cody	5	5	5	5	10	10	0.500	3	4	3	5	6	9	0.400	16	19	0.457	2	0	28.0	35	0.800	12
A 37 Vaughan, Aaron	7	4	8	3	15	7	0.682	7	4	5	4	12	8	0.600	27	15	0.643	2	0	65.5	42	1.560	11
A 38 Dillon, Matt	4	6	2	1	6	7	0.462	3	6	3	3	6	9	0.400	12	16	0.429	2	0	25.0	28	0.893	12
A4/ Lunatic Fringe	33	39	35	37	68	76	0.472	20	16	19	17	39	33	0.542	146	142	0.507	0	14	291.0	288	1.010	
A 40 Eason, Joel	1	6	2	6	3	12	0.200	4	5	5	2	9	7	0.563	12	19	0.387	0	2	33.5	31	1.081	9
A 41 Badger, Steve	3	4	2	2	5	6	0.455	2	2	2	3	4	5	0.444	9	11	0.450	0	2	13.0	20	0.650	8
A 42 Bakowski, Adam	1	1	7	4	8	5	0.615	7	4	6	4	13	8	0.619	21	13	0.618	0	2	32.5	34	0.956	11
A 43 Bunn, Tim	2	2	2	3	4	5	0.444	0	1	1	2	1	3	0.250	5	8	0.385	0	1	7.5	13	0.577	5
A 44 Gelberg, Dave	6	3	5	2	11	5	0.688	6	3	6	3	12	6	0.667	23	11	0.676	0	2	39.0	34	1.148	9
A 45 Klann, Eric	3	9	4	4	7	13	0.350	7	4	7	4	14	8	0.636	21	21	0.500	0	2	39.0	42	0.929	12
A 46 Mitchell, Sid	5	7	7	4	12	11	0.522	7	3	6	4	13	7	0.650	25	18	0.581	0	1	54.5	43	1.267	12
A 47 Mozzetti, Tim "Tex"	7	2	4	7	11	9	0.550	5	6	4	6	9	12	0.429	20	21	0.488	0	2	37.5	41	0.915	11
A 48 Peele, Dan	0	1	0	0	0	1	0.000	0	0	0	0	0	0	---	0	1	0.000	0	0	1.5	1	1.500	1
A 49 Zawrotniak, Joe	5	4	2	5	7	9	0.438	2	4	1	6	3	10	0.231	10	19	0.345	0	0	33.0	29	1.138	9
A5/ Armed & Hammered	25	47	13	59	38	106	0.264	10	26	10	26	20	52	0.278	78	210	0.271	0	0	177.0	288	0.615	
A 50 O'Toole, Mike	5	5	0	12	5	17	0.227	2	8	5	6	7	14	0.333	12	31	0.279	0	0	27.0	43	0.628	12
A 51 Butterworth, Dan	5	8	2	8	7	16	0.304	2	9	3	9	5	18	0.217	12	34	0.261	0	0	16.0	46	0.348	11
A 52 Fredrick, Karl	3	8	2	5	5	13	0.278	0	10	2	9	2	19	0.095	7	32	0.179	0	0	18.0	39	0.462	11
A 53 Arnold, Jimmy	2	10	1	10	3	20	0.130	3	7	3	8	6	15	0.286	9	35	0.205	0	0	27.0	44	0.614	11
A 54 Butterworth, Jim	7	3	4	8	11	11	0.500	7	5	3	8	10	13	0.435	21	24	0.467	0	0	41.0	45	0.911	12
A 55 Lindsey, Roy	2	6	3	6	5	12	0.294	5	4	3	6	8	10	0.444	13	22	0.371	0	0	32.5	35	0.929	10
A 56 Ehrmann, Rob	1	2	0	3	1	5	0.167	1	3	0	3	1	6	0.143	2	11	0.154	0	0	4.0	13	0.308	5
A 57 Laskovics, Freddie	0	5	1	7	1	12	0.077	0	6	1	3	1	9	0.100	2	21	0.087	0	0	11.5	23	0.500	8
A6/ Consistently Inconsistent	30	42	25	47	55	89	0.382	10	26	13	23	23	49	0.319	101	187	0.351	9	0	246.0	288	0.854	
A 60 Bass, Joe	1	2	0	4	1	6	0.143	0	2	3	4	3	6	0.333	4	12	0.250	1	0	3.0	16	0.188	8
A 61 Grubb, Ed	6	4	5	6	11	10	0.524	4	7	3	6	7	13	0.350	18	23	0.439	1	0	45.0	41	1.098	11
A 62 McNamara, Tim	2	2	0	4	2	6	0.250	2	2	1	3	3	5	0.375	5	11	0.313	1	0	14.5	16	0.906	4
A 63 Schmaus, Darren	4	6	3	5	7	11	0.389	4	5	1	7	5	12	0.294	12	23	0.343	1	0	25.5	35	0.729	11
A 64 Danias, Tony	0	4	1	6	1	10	0.091	1	5	5	5	6	10	0.375	7	20	0.259	1	0	10.0	27	0.370	10
A 65 Scott, Lee	1	7	1	5	2	12	0.143	1	6	0	3	1	9	0.100	3	21	0.125	1	0	7.0	24	0.292	10
A 66 West, Billy	2	1	0	6	2	7	0.222	0	5	1	2	1	7	0.125	3	14	0.176	0	0	10.5	17	0.618	6
A 67 Denton, Mike	2	8	4	3	6	11	0.353	2	5	5	2	7	7	0.500	13	18	0.419	1	0	25.5	31	0.823	10
A 68 Jones, Jimmie	7	3	8	3	15	6	0.714	4	8	7	5	11	13	0.458	26	19	0.578	1	0	79.5	45	1.767	12
A 69 Gibbs, Keith	5	5	3	5	8	10	0.444	2	7	0	9	2	16	0.111	10	26	0.278	1	0	25.5	36	0.708	11
A 6x xx-Jeffcoat, Doug	0	0	0	0	0	0	---	0	0	0	0	0	0	---	0	0	---	0	0	0.0	0	---	0
A7/ Darty Minds	26	46	27	45	53	91	0.368	8	28	15	21	23	49	0.319	99	189	0.344	0	8	216.5	288	0.752	
A 70 Foushee, Eugene	5	6	3	6	8	12	0.400	0	7	1	6	1	13	0.071	9	25	0.265	0	1	18.5	34	0.544	11
A 71 Jobe, C.J.	0	3	4	8	4	11	0.267	3	8	5	6	8	14	0.364	12	25	0.324	0	1	32.0	37	0.865	12
A 72 Martin, Pat	2	4	4	5	6	9	0.400	2	6	3	3	5	9	0.357	11	18	0.379	0	1	16.0	29	0.552	10
A 73 Reitano, Sal	2	4	4	4	6	8	0.429	2	6	3	5	5	11	0.313	11	19	0.367	0	1	44.0	30	1.467	8
A 74 Horton, Tony	8	4	5	7	13	11	0.542	3	9	8	4	11	13	0.458	24	24	0.500	0	1	56.5	48	1.177	12
A 75 Evans, Mike	1	10	0	2	1	12	0.077	0	2	1	5	1	7	0.125	2	19	0.095	0	1	1.0	21	0.048	12
A 76 Massengill, Randy	5	7	5	7	10	14	0.417	4	8	5	7	9	15	0.375	19	29	0.396	0	1	34.5	48	0.719	12
A 77 Massengill, Robert	0	0	1	1	1	1	0.500	1	1	1	1	2	2	0.500	3	3	0.500	0	0	5.5	6	0.917	2
A 78 Venable, Mike	3	8	1	5	4	13	0.235	1	9	3	5	4	14	0.222	8	27	0.229	0	1	8.5	35	0.243	12

	Singles 301	Singles Cricket	Singles Record	Singles Win %-age	Doubles Cricket	Doubles 501	Doubles Record	Doubles Win %-age	Sngls + Dbls Record	Sngls + Dbls Win %-age	Tiebreaker Ws	Tiebreaker Ls	All-Star Points	Games Played	All-Star Point Average	Matches Played
B1/ Put It on Matt's Tab	48 36	48 36	96 72	0.571	26 16	17 25	43 41	0.512	182 154	0.542	0	8	205.5	336	0.612	
B 10 Tompkins, Charles	5 9	3 2	8 11	0.421	7 5	4 4	11 9	0.550	19 20	0.487	0	1	15.5	39	0.397	14
B 11 Wilson, Matt	6 3	7 7	13 10	0.565	6 6	8 6	14 12	0.538	27 22	0.551	0	1	33.0	49	0.673	14
B 12 Kerr, Jim	1 5	8 6	9 11	0.450	10 3	5 7	15 10	0.600	24 21	0.533	0	1	26.0	45	0.578	14
B 13 Wilson, Samantha	7 7	7 5	14 12	0.538	5 3	4 8	9 11	0.450	23 23	0.500	0	1	26.0	46	0.565	14
B 14 Borgna, Andrew	11 1	9 3	20 4	0.833	9 3	4 7	13 10	0.565	33 14	0.702	0	1	29.5	47	0.628	12
B 15 Suan, John	9 3	5 8	14 11	0.560	7 7	4 10	11 17	0.393	25 28	0.472	0	1	33.0	53	0.623	14
B 16 Al-Hoory, Ahmed	8 6	9 5	17 11	0.607	5 5	5 6	10 11	0.476	27 22	0.551	0	1	40.5	49	0.827	14
B 17 Fey, Jen	1 2	0 0	1 2	0.333	3 0	0 2	3 2	0.600	4 4	0.500	0	1	2.0	8	0.250	3
B2/ Boom Baby	32 52	25 58	57 110	0.341	15 27	19 23	34 50	0.405	125 210	0.373	0	4	177.0	335	0.528	
B 20 Zelinack, Jason	3 6	1 6	4 12	0.250	1 9	6 5	7 14	0.333	11 26	0.297	0	1	8.0	37	0.216	11
B 21 White, Vic	11 2	10 2	21 4	0.840	8 4	6 6	14 10	0.583	35 14	0.714	0	1	51.0	49	1.041	12
B 22 Turner, Michael	3 4	1 7	4 11	0.267	2 6	2 4	4 10	0.286	8 21	0.276	0	0	9.5	29	0.328	7
B 23 Crowe, Jason	2 7	0 11	2 18	0.100	4 5	7 4	11 9	0.550	13 27	0.325	0	0	15.0	40	0.375	10
B 24 Peele, Jim	4 9	2 11	6 20	0.231	2 11	4 8	6 19	0.240	12 39	0.235	0	1	23.5	51	0.461	12
B 25 Althoff, Paddy	5 9	8 6	13 15	0.464	6 9	8 7	14 16	0.467	27 31	0.466	0	1	36.5	58	0.629	14
B 26 Thomlinson, Matt	2 8	2 8	4 16	0.200	2 6	2 7	4 13	0.235	8 29	0.216	0	0	15.0	37	0.405	11
B 27 Kenney, Mike	2 7	1 7	3 14	0.176	5 4	3 5	8 9	0.471	11 23	0.324	0	0	18.5	34	0.544	9
B3/ Why So Serious?	35 43	47 31	82 74	0.526	28 11	26 13	54 24	0.692	190 122	0.609	6	7	202.0	312	0.647	
B 30 Cannizzaro, Anthony	5 2	3 5	8 7	0.533	9 1	6 3	15 4	0.789	23 11	0.676	1	1	20.5	34	0.603	11
B 31 Cole, Mike	7 5	11 2	18 7	0.720	11 2	7 6	18 8	0.692	36 15	0.706	1	1	46.0	51	0.902	13
B 32 Bracco, Michael	7 6	11 2	18 8	0.692	9 4	10 3	19 7	0.731	37 15	0.712	1	1	39.5	52	0.760	13
B 33 Rice, Teddy	2 10	8 4	10 14	0.417	11 1	7 5	18 6	0.750	28 20	0.583	0	1	26.0	48	0.542	12
B 34 Rice, Derek	6 6	6 6	12 12	0.500	5 4	4 3	9 7	0.563	21 19	0.525	1	1	27.5	40	0.688	12
B 35 Havens, Lincoln	4 9	5 4	9 13	0.409	6 5	9 3	15 8	0.652	24 21	0.533	1	1	17.0	45	0.378	13
B 36 Cannizzaro, Tyler	4 5	3 8	7 13	0.350	5 5	9 3	14 8	0.636	21 21	0.500	1	1	25.5	42	0.607	12
B4/ Blindsided	39 45	47 37	86 82	0.512	21 21	24 18	45 39	0.536	176 160	0.524	6	0	193.0	336	0.574	
B 40 Ridgway, Matt	6 9	12 3	18 12	0.600	8 6	12 3	20 9	0.690	38 21	0.644	1	0	57.0	59	0.966	14
B 41 Merkle, Patrick	5 8	10 3	15 11	0.577	7 7	6 7	13 14	0.481	28 25	0.528	1	0	37.0	53	0.698	13
B 42 Wilcox, Randy	2 5	2 3	4 8	0.333	3 2	1 3	4 5	0.444	8 13	0.381	1	0	11.5	21	0.548	6
B 43 Watson, Jeff, Jr.	10 4	9 5	19 9	0.679	7 7	10 6	17 13	0.567	36 22	0.621	1	0	33.5	58	0.578	14
B 44 Crites, Randy	0 0	0 0	0 0	---	0 0	0 0	0 0	---	0 0	---	0	0	0.0	0	---	0
B 45 Larson, Ray	6 4	1 13	7 17	0.292	4 7	5 7	9 14	0.391	16 31	0.340	1	0	12.0	47	0.255	13
B 46 Blackwelder, Deb	2 8	2 7	4 15	0.211	5 6	5 5	10 11	0.476	14 26	0.350	0	0	8.0	40	0.200	11
B 47 Hoyt, David	8 7	11 3	19 10	0.655	8 7	9 5	17 12	0.586	36 22	0.621	1	0	34.0	58	0.586	14
B5/ Double In, Uber Out	47 37	42 41	89 78	0.533	20 22	21 21	41 43	0.488	171 164	0.510	6	0	173.5	335	0.518	
B 50 Snyder, Mike	5 6	7 2	12 8	0.600	5 7	6 4	11 11	0.500	23 19	0.548	1	0	19.0	42	0.452	13
B 51 Litzsinger, Mike	5 5	1 5	6 10	0.375	0 3	3 9	3 12	0.200	9 22	0.290	1	0	11.0	31	0.355	13
B 52 McCartney, Joe	5 4	7 3	12 7	0.632	4 7	6 6	10 13	0.435	22 20	0.524	1	0	19.5	42	0.464	13
B 53 Gallagher, Jim	10 3	8 5	18 8	0.692	5 5	3 3	8 8	0.500	26 16	0.619	0	0	33.0	42	0.786	13
B 54 Iager, John	4 3	3 6	7 9	0.438	8 2	3 4	11 6	0.647	18 15	0.545	1	0	14.0	33	0.424	11
B 55 Shengulette, Jerry	0 6	5 3	5 9	0.357	2 6	5 3	7 9	0.438	12 18	0.400	0	0	12.0	30	0.400	11
B 56 Veith, Matt	5 1	4 3	9 4	0.692	1 4	4 2	5 6	0.455	14 10	0.583	0	0	18.0	24	0.750	8
B 57 Sheer, Andy	4 4	5 6	9 10	0.474	9 3	6 6	15 9	0.625	24 19	0.558	1	0	26.5	43	0.616	13
B 58 Townsley, Sean	3 2	0 6	3 8	0.273	2 4	3 2	5 6	0.455	8 14	0.364	1	0	5.5	22	0.250	10
B 59 Jackson, Barry	6 3	2 2	8 5	0.615	4 3	3 3	7 6	0.538	15 11	0.577	0	0	15.0	26	0.577	9
B6/ Dysfunctional Outlaws	42 36	37 41	79 77	0.506	14 25	19 20	33 45	0.423	145 167	0.465	0	14	186.0	312	0.596	
B 60 Steppe, Mike	8 5	7 6	15 11	0.577	5 6	8 5	13 11	0.542	28 22	0.560	0	2	28.0	50	0.560	13
B 61 Clark, Dan	7 5	3 9	10 14	0.417	4 7	4 6	8 13	0.381	18 27	0.400	0	2	25.5	45	0.567	12
B 62 Tant, J.J.	9 4	10 3	19 7	0.731	7 6	9 4	16 10	0.615	35 17	0.673	0	2	44.0	52	0.846	13
B 63 Smith, Brian	5 8	5 8	10 16	0.385	4 10	4 7	8 17	0.320	18 33	0.353	0	2	22.5	51	0.441	13
B 64 Peterson, Chris	6 7	1 11	7 18	0.280	1 10	4 6	5 16	0.238	12 34	0.261	0	2	12.0	46	0.261	13
B 65 Talley, Gray	0 2	0 3	0 5	0.000	1 5	2 7	3 12	0.200	3 17	0.150	0	2	6.0	20	0.300	9
B 66 Murray, Shane	7 5	11 1	18 6	0.750	6 6	7 5	13 11	0.542	31 17	0.646	0	2	48.0	48	1.000	12
B7/ Dart Attack	49 35	43 41	92 76	0.548	17 25	21 21	38 46	0.452	168 168	0.500	7	0	207.0	336	0.616	
B 70 Stoy, Jamie	6 3	2 8	8 11	0.421	5 9	4 7	9 16	0.360	17 27	0.386	1	0	21.0	44	0.477	14
B 71 Stoy, Kara	0 0	0 0	0 0	---	0 0	0 0	0 0	---	0 0	---	0	0	0.0	0	---	0
B 72 Stoy, Carson	8 3	8 3	16 6	0.727	4 7	7 4	11 11	0.500	27 17	0.614	1	0	24.5	44	0.557	11
B 73 Milligan, Steve	1 5	4 4	5 9	0.357	2 4	4 2	6 6	0.500	11 15	0.423	1	0	10.0	26	0.385	8
B 74 Chalmers, Alan	10 4	8 6	18 10	0.643	5 8	6 7	11 15	0.423	29 25	0.537	1	0	43.5	54	0.806	14
B 75 Wooten, Michael	3 9	1 8	4 17	0.190	3 4	5 7	8 11	0.421	12 28	0.300	1	0	13.5	40	0.338	14
B 76 Jones, Mike	8 6	11 3	19 9	0.679	7 7	8 6	15 13	0.536	34 22	0.607	1	0	55.5	56	0.991	14
B 77 Ferguson, Travis	0 2	0 3	0 5	0.000	1 2	0 1	1 3	0.250	1 8	0.111	0	0	1.5	9	0.167	3
B 78 Bowman, Merrill	13 2	9 5	22 7	0.759	6 8	7 7	13 15	0.464	35 22	0.614	1	0	37.5	57	0.658	14
B 79 Innerarity, Brian	0 1	0 1	0 2	0.000	1 1	1 1	2 2	0.500	2 4	0.333	0	0	0.0	6	0.000	3
B8/ Iceman's Ear Defenders	38 46	40 44	78 90	0.464	24 18	18 24	42 42	0.500	162 174	0.482	6	0	215.5	336	0.641	
B 80 Jespersen, Bill	3 9	6 7	9 16	0.360	7 4	6 6	13 10	0.565	22 26	0.458	1	0	23.0	48	0.479	13
B 81 Palmer, Matt	8 4	11 2	19 6	0.760	9 4	5 8	14 12	0.538	33 18	0.647	1	0	55.0	51	1.078	13
B 82 Palmer, Joy	2 1	0 2	2 3	0.400	1 1	0 3	1 4	0.200	3 7	0.300	0	0	2.0	10	0.200	3
B 83 Daye, Ashley	0 2	1 1	1 3	0.250	2 0	1 0	3 0	1.000	4 3	0.571	1	0	3.5	7	0.500	2
B 84 Page, Scott	7 3	9 1	16 4	0.800	7 3	2 7	9 10	0.474	25 14	0.641	0	0	51.5	39	1.321	10
B 85 Eubanks, Hunter	3 5	4 6	7 11	0.389	7 3	5 5	12 8	0.600	19 19	0.500	1	0	28.5	38	0.750	10
B 86 McEwan, Chris	5 7	3 9	8 16	0.333	5 5	7 5	12 10	0.545	20 26	0.435	1	0	14.5	46	0.315	12
B 87 Boudreaux, Mark	6 7	4 9	10 16	0.385	5 9	5 7	10 16	0.385	20 32	0.385	0	0	21.5	52	0.413	13
B 88 McMillon, Carl	4 8	2 7	6 15	0.286	5 7	5 7	10 14	0.417	16 29	0.356	1	0	16.0	45	0.356	12

	Singles	301	Singles	Cricket	Singles	Record	Singles Win %-age	Doubles	Cricket	Doubles	501	Doubles	Record	Doubles Win %-age	Sngls + Dbls	Record	Sngls + Dbls Win %-age	Tiebreaker Ws	Tiebreaker Ls	All-Star Points	Games Played	All-Star Point Average	Matches Played
C1/ Double In Stumble Out	38	34	41	31	79	65	0.549	14	22	20	16	34	38	0.472	147	141	0.510	6	0	155.0	288	0.538	
C 10 Beaudoin, Paul	3	2	2	6	5	8	0.385	7	2	5	2	12	4	0.750	17	12	0.586	0	0	14.5	29	0.500	9
C 11 McQueen, Jamie	5	3	7	3	12	6	0.667	3	8	6	3	9	11	0.450	21	17	0.553	0	0	25.0	38	0.658	11
C 12 Ridenour, Ron	5	4	2	3	7	7	0.500	2	5	3	4	5	9	0.357	12	16	0.429	1	0	12.5	28	0.446	11
C 13 Davis, Jimmy	3	5	8	1	11	6	0.647	1	6	7	1	8	7	0.533	19	13	0.594	1	0	26.0	32	0.813	9
C 14 Benson, Brian	6	4	2	6	8	10	0.444	3	6	5	6	8	12	0.400	16	22	0.421	1	0	13.5	38	0.355	12
C 15 Holland, Steve	4	3	7	2	11	5	0.688	3	5	3	4	6	9	0.400	17	14	0.548	1	0	23.0	31	0.742	9
C 16 Hall, Mike	4	2	5	1	9	3	0.750	3	3	2	2	5	5	0.500	14	8	0.636	0	0	15.5	22	0.705	6
C 17 Crumpler, Greg	3	3	3	4	6	7	0.462	2	4	2	5	4	9	0.308	10	16	0.385	1	0	9.0	26	0.346	10
C 18 Northrup, Lynzie	2	3	0	1	2	4	0.333	0	1	1	2	1	3	0.250	3	7	0.300	0	0	0.0	10	0.000	5
C 19 Rodgers, Trey	3	5	5	4	8	9	0.471	4	4	6	3	10	7	0.588	18	16	0.529	1	0	16.0	34	0.471	9
C2/ Shooter McGavin	37	35	26	46	63	81	0.438	12	24	14	22	26	46	0.361	115	173	0.399	6	7	116.5	288	0.405	
C 20 Knott, Ryan	4	6	1	5	5	11	0.313	3	9	7	3	10	12	0.455	15	23	0.395	1	1	11.5	38	0.303	12
C 21 Knott, Ronnie	5	3	5	6	10	9	0.526	5	6	4	6	9	12	0.429	19	21	0.475	1	1	22.5	40	0.563	11
C 22 Sautter, Scott	9	2	6	5	15	7	0.682	4	7	6	5	10	12	0.455	25	19	0.568	1	1	22.0	44	0.500	11
C 23 Sautter, Don	4	7	1	9	5	16	0.238	2	9	1	6	3	15	0.167	8	31	0.205	1	1	17.5	39	0.449	11
C 24 Schon, Chris	4	8	1	11	5	19	0.208	0	5	1	11	1	16	0.059	6	35	0.146	1	1	7.5	41	0.183	12
C 25 Toolan, Chris	5	4	6	4	11	8	0.579	5	5	4	6	9	11	0.450	20	19	0.513	0	1	26.5	39	0.679	10
C 26 Stewart, Kevin	6	5	6	6	12	11	0.522	5	7	5	7	10	14	0.417	22	25	0.468	1	1	9.0	47	0.191	12
C3/ Show Me Your Tips	37	35	39	33	76	68	0.528	25	11	20	16	45	27	0.625	166	122	0.576	0	7	192.5	288	0.668	
C 30 Bialaszewski, Rich	7	3	3	5	10	8	0.556	6	5	4	3	10	8	0.556	20	16	0.556	0	1	27.0	36	0.750	12
C 31 Powell, Lee	5	7	4	2	9	9	0.500	11	0	10	1	21	1	0.955	30	10	0.750	0	1	33.0	40	0.825	12
C 32 Bushman, Brad	6	2	9	1	15	3	0.833	10	0	8	2	18	2	0.900	33	5	0.868	0	1	42.5	38	1.118	10
C 33 Bumpass, Mike	4	6	6	5	10	11	0.476	5	6	4	5	9	11	0.450	19	22	0.463	0	1	23.5	41	0.573	11
C 34 Raquet, Mike	6	4	4	6	10	10	0.500	3	2	2	4	5	6	0.455	15	16	0.484	0	0	18.0	31	0.581	11
C 35 Denton, Fon	2	8	3	5	5	13	0.278	1	1	2	4	3	5	0.375	8	18	0.308	0	1	9.0	26	0.346	10
C 36 Joyal, Paul	3	1	5	5	8	6	0.571	6	4	5	6	11	10	0.524	19	16	0.543	0	1	24.0	35	0.686	11
C 37 Blake, Terry	4	4	5	4	9	8	0.529	8	4	5	7	13	11	0.542	22	19	0.537	0	1	15.5	41	0.378	12
C 38 Gardner, Kenn	0	0	0	0	0	0	---	0	0	0	0	0	0	---	0	0	---	0	0	0.0	0	---	0
C4/ Nine Lives	43	29	31	41	74	70	0.514	18	18	20	16	38	34	0.528	150	138	0.521	8	0	146.5	288	0.509	
C 40 Romanchek, David	3	2	4	5	7	7	0.500	6	3	2	7	8	10	0.444	15	17	0.469	1	0	21.5	32	0.672	10
C 41 Copple, Matthew	9	3	10	1	19	4	0.826	6	6	7	4	13	10	0.565	32	14	0.696	1	0	26.0	46	0.565	12
C 42 Smith, Butch	4	5	0	5	4	10	0.286	2	5	5	1	7	6	0.538	11	16	0.407	1	0	9.5	27	0.352	8
C 43 Mays, John	8	4	3	6	11	10	0.524	5	4	5	6	10	10	0.500	21	20	0.512	1	0	24.5	41	0.598	12
C 44 Keever, David	0	2	0	5	0	7	0.000	1	1	0	3	1	4	0.200	1	11	0.083	0	0	3.0	12	0.250	6
C 45 Gibson, Jack	2	3	2	5	4	8	0.333	2	1	3	2	5	3	0.625	9	11	0.450	1	0	13.0	20	0.650	7
C 46 Porcelli, Robb	7	5	6	6	13	11	0.542	9	3	7	4	16	7	0.696	29	18	0.617	1	0	24.0	47	0.511	12
C 47 Smith, Tyler	4	2	2	3	6	5	0.545	2	7	4	4	6	11	0.353	12	16	0.429	1	0	10.5	28	0.375	10
C 48 Fitzgerald, Dennis	6	3	4	5	10	8	0.556	3	6	7	1	10	7	0.588	20	15	0.571	1	0	14.5	35	0.414	10
C5/ Trippin Bulls	33	39	42	30	75	69	0.521	22	14	17	19	39	33	0.542	153	135	0.531	0	0	147.5	288	0.512	
C 50 Hoover, Kim	0	4	1	2	1	6	0.143	3	2	1	6	4	8	0.333	5	14	0.263	0	0	2.5	19	0.132	9
C 51 Ellis, E.J.	1	10	5	5	6	15	0.286	3	5	4	4	7	9	0.438	13	24	0.351	0	0	16.5	37	0.446	12
C 52 Ginger, Chuck	5	6	8	3	13	9	0.591	5	5	7	3	12	8	0.600	25	17	0.595	0	0	22.5	42	0.536	11
C 53 Bruemmer, Wes	3	6	7	2	10	8	0.556	8	1	3	4	11	5	0.688	21	13	0.618	0	0	24.0	34	0.706	9
C 54 Haire, Chris	7	2	3	6	10	8	0.556	6	4	5	3	11	7	0.611	21	15	0.583	0	0	14.5	36	0.403	11
C 55 Velazquez, Jesse	9	3	8	3	17	6	0.739	9	3	4	8	13	11	0.542	30	17	0.638	0	0	38.0	47	0.809	12
C 56 Rosenfeld, Leslie	3	7	2	7	5	14	0.263	3	4	4	6	7	10	0.412	12	24	0.333	0	0	13.0	36	0.361	11
C 57 Morgan, Larry	5	1	8	2	13	3	0.813	7	4	6	4	13	8	0.619	26	11	0.703	0	0	16.5	37	0.446	11
C6/ Rif Raf	29	43	37	35	66	78	0.458	13	23	17	19	30	42	0.417	126	162	0.438	7	15	146.0	288	0.507	
C 60 Diamond, Paddy	2	3	7	4	9	7	0.563	4	6	2	2	6	8	0.429	15	15	0.500	1	2	14.5	30	0.483	11
C 61 St. Clair, Matt	1	4	0	5	1	9	0.100	1	6	1	1	2	7	0.222	3	16	0.158	1	0	1.5	19	0.079	9
C 62 Gaertner, Brian	0	9	0	5	0	14	0.000	1	4	6	5	7	9	0.438	7	23	0.233	1	2	5.5	30	0.183	12
C 63 Byrne, Matt	7	4	11	1	18	5	0.783	4	8	7	4	11	12	0.478	29	17	0.630	1	2	30.5	46	0.663	12
C 64 Shorrock, Will	0	5	6	5	6	10	0.375	2	4	5	6	7	10	0.412	13	20	0.394	1	2	23.0	33	0.697	11
C 65 Reid, Chris	5	4	2	5	7	9	0.438	5	3	4	3	9	6	0.600	16	15	0.516	0	2	15.5	31	0.500	9
C 66 Zelmer, Tom	2	4	0	0	2	4	0.333	0	0	3	3	3	3	0.500	5	7	0.417	0	0	2.5	12	0.208	6
C 67 Piquet, David	3	6	5	4	8	10	0.444	3	7	1	7	4	14	0.222	12	24	0.333	1	2	21.0	36	0.583	11
C 68 Winters, Tom "Tiny"	8	4	5	5	13	9	0.591	6	6	2	6	8	12	0.400	21	21	0.500	1	2	27.5	42	0.655	12
C 69 Howsare, Patrick	1	0	1	1	2	1	0.667	0	2	3	1	3	3	0.500	5	4	0.556	0	1	4.5	9	0.500	4
C7/ Darty Sanchez	35	37	36	36	71	73	0.493	22	14	18	18	40	32	0.556	151	137	0.524	7	7	162.5	288	0.564	
C 70 Trefzger, Mike	5	7	4	5	9	12	0.429	5	4	4	8	9	12	0.429	18	24	0.429	1	1	20.5	42	0.488	12
C 71 Trefzger, Eric	7	4	8	3	15	7	0.682	9	2	6	5	15	7	0.682	30	14	0.682	1	0	30.0	44	0.682	11
C 72 Maierhofer, Sean	0	6	0	2	0	8	0.000	3	2	0	1	3	3	0.500	3	11	0.214	1	1	2.0	14	0.143	7
C 73 Goodrich, Brett	5	1	4	4	9	5	0.643	4	4	4	3	8	7	0.533	17	12	0.586	0	1	14.5	29	0.500	8
C 74 Wernet, Brad	3	1	1	3	4	4	0.500	1	2	2	1	3	3	0.500	7	7	0.500	1	0	5.0	14	0.357	4
C 75 Collier, Chris	3	2	2	5	5	7	0.417	5	2	3	5	8	7	0.533	13	14	0.481	0	1	13.5	27	0.500	8
C 76 Stroud, Zach	2	2	2	5	4	7	0.364	3	2	5	2	8	4	0.667	12	11	0.522	1	1	7.5	23	0.326	8
C 77 Robinson, Mike	7	3	9	1	16	4	0.800	6	4	6	4	12	8	0.600	28	12	0.700	1	1	50.0	40	1.250	10
C 78 Barreiro Pujol, Ollie	2	8	2	4	4	12	0.250	5	2	4	3	9	5	0.643	13	17	0.433	0	1	7.0	30	0.233	10
C 79 Bell, Austin	1	3	4	4	5	7	0.417	3	4	2	4	5	8	0.385	10	15	0.400	1	0	12.5	25	0.500	8

	Singles	301	Singles	Cricket	Singles	Record	Singles Win %-age	Doubles	Cricket	Doubles	501	Doubles	Record	Doubles Win %-age	Sngls + Dbls	Record	Sngls + Dbls Win %-age	Tiebreaker Ws	Tiebreaker Ls	All-Star Points	Games Played	All-Star Point Average	Matches Played
D1/ Off Constantly-Reboot	44	28	46	26	90	54	0.625	23	13	19	17	42	30	0.583	174	114	0.604	6	7	142.5	288	0.495	
D 10 Roberts, Mike	4	2	0	4	4	6	0.400	1	3	2	4	3	7	0.300	7	13	0.350	1	1	7.0	20	0.350	7
D 11 Kubel, Nicole	4	6	5	7	9	13	0.409	6	5	7	5	13	10	0.565	22	23	0.489	1	1	17.5	45	0.389	12
D 12 Olson, Kevin	8	4	10	2	18	6	0.750	9	3	4	8	13	11	0.542	31	17	0.646	1	1	39.0	48	0.813	12
D 13 Blackwelder, Allyson	5	5	6	6	11	11	0.500	6	5	7	3	13	8	0.619	24	19	0.558	1	1	13.5	43	0.314	12
D 14 Azevedo, Angelo	6	3	7	2	13	5	0.722	5	4	6	3	11	7	0.611	24	12	0.667	0	1	15.5	36	0.431	9
D 15 Lueneburg, Randy	4	6	9	1	13	7	0.650	8	2	6	4	14	6	0.700	27	13	0.675	1	1	16.5	40	0.413	10
D 16 Roberts, Mason	5	1	2	2	7	3	0.700	3	3	2	2	5	5	0.500	12	8	0.600	1	0	6.0	20	0.300	6
D 17 Tufillaro, Lou	8	1	7	2	15	3	0.833	8	1	4	5	12	6	0.667	27	9	0.750	0	1	27.5	36	0.764	9
D2/ DD-214	33	39	34	38	67	77	0.465	16	20	14	22	30	42	0.417	127	161	0.441	0	0	118.0	288	0.410	
D 20 Beaird, Tommy	6	6	11	0	17	6	0.739	5	7	6	6	11	13	0.458	28	19	0.596	0	0	29.0	47	0.617	12
D 21 Guenther, George	4	4	6	3	10	7	0.588	4	5	5	2	9	7	0.563	19	14	0.576	0	0	12.5	33	0.379	10
D 22 Gabry, Greg	1	5	1	0	2	5	0.286	0	3	2	2	2	5	0.286	4	10	0.286	0	0	0.0	14	0.000	7
D 23 Brody, Kevin	2	4	2	3	4	7	0.364	3	3	2	4	5	7	0.417	9	14	0.391	0	0	8.0	23	0.348	7
D 24 Jones, Jeff	2	5	0	5	2	10	0.167	2	3	0	5	2	8	0.200	4	18	0.182	0	0	4.5	22	0.205	9
D 25 Owen, Hal	5	4	1	5	6	9	0.400	3	4	4	5	7	9	0.438	13	18	0.419	0	0	5.0	31	0.161	10
D 26 Thomas, Joe "Antique"	3	3	3	8	6	11	0.353	6	2	1	7	7	9	0.438	13	20	0.394	0	0	24.5	33	0.742	11
D 27 Feldman, Jarrett "JD"	0	2	0	6	0	8	0.000	1	4	3	3	4	7	0.364	4	15	0.211	0	0	5.0	19	0.263	7
D 28 Schwartz, Sebastian	4	3	4	4	8	7	0.533	3	4	3	5	6	9	0.400	14	16	0.467	0	0	17.0	30	0.567	8
D 29 Teegarden, Travis	6	3	6	4	12	7	0.632	5	5	2	5	7	10	0.412	19	17	0.528	0	0	12.5	36	0.347	10
D3/ One Armed Bandits	33	39	41	31	74	70	0.514	20	16	20	16	40	32	0.556	154	134	0.535	15	0	123.0	288	0.427	
D 30 Kiser, Lyman	0	2	0	2	0	4	0.000	1	2	4	3	5	5	0.500	5	9	0.357	0	0	2.5	14	0.179	7
D 31 Rudy, Jeff	4	6	8	2	12	8	0.600	8	2	5	5	13	7	0.650	25	15	0.625	1	0	16.5	40	0.413	10
D 32 White, Jim	5	5	6	4	11	9	0.550	7	3	6	2	13	5	0.722	24	14	0.632	2	0	11.5	38	0.303	10
D 33 Hansen, Josh	2	3	1	8	3	11	0.214	1	3	5	2	6	5	0.545	9	16	0.360	2	0	11.0	25	0.440	9
D 34 Murphy, Phil	2	7	3	2	5	9	0.357	6	3	3	5	9	8	0.529	14	17	0.452	2	0	6.0	31	0.194	9
D 35 Trefzger, Ken	6	6	8	4	14	10	0.583	6	6	7	3	13	9	0.591	27	19	0.587	2	0	23.5	46	0.511	12
D 36 Richardson, Shane	7	2	7	2	14	4	0.778	5	4	2	4	7	8	0.467	21	12	0.636	2	0	26.0	33	0.788	9
D 37 Kinden, Pete	4	7	6	3	10	10	0.500	6	5	4	6	10	11	0.476	20	21	0.488	2	0	17.5	41	0.427	12
D 38 Cashin, Jeff	3	1	2	4	5	5	0.500	0	4	4	2	4	6	0.400	9	11	0.450	2	0	8.5	20	0.425	6
D4/ BullsHit	39	33	31	41	70	74	0.486	15	21	15	21	30	42	0.417	130	158	0.451	0	15	140.5	288	0.488	
D 40 Long, Gary	4	7	3	7	7	14	0.333	7	4	3	4	10	8	0.556	17	22	0.436	0	1	9.5	39	0.244	11
D 41 Gardner, Mike	3	4	7	5	10	9	0.526	3	9	5	6	8	15	0.348	18	24	0.429	0	2	26.5	42	0.631	12
D 42 Ellington, Dave	3	4	2	10	5	14	0.263	3	6	4	7	7	13	0.350	12	27	0.308	0	2	12.0	39	0.308	12
D 43 Long, Robert	3	3	2	5	5	8	0.385	3	3	0	5	3	8	0.273	8	16	0.333	0	1	7.0	24	0.292	7
D 44 Reece, Robert	7	4	0	1	7	5	0.583	0	3	5	4	5	7	0.417	12	12	0.500	0	2	6.0	24	0.250	11
D 45 Schroll, Jake	1	0	0	1	1	1	0.500	1	0	1	0	2	0	1.000	3	1	0.750	0	1	1.0	4	0.250	1
D 46 Jones, Dustin	9	3	8	4	17	7	0.708	7	5	6	6	13	11	0.542	30	18	0.625	0	2	39.5	48	0.823	12
D 47 Morin, Deane "Dino"	3	5	4	4	7	9	0.438	3	6	4	4	7	10	0.412	14	19	0.424	0	2	18.0	33	0.545	10
D 48 Williams, Denwood	6	3	5	4	11	7	0.611	3	6	2	6	5	12	0.294	16	19	0.457	0	2	21.0	35	0.600	11
D5/ Cheap Shots	38	34	34	38	72	72	0.500	15	21	20	16	35	37	0.486	142	146	0.493	7	0	110.5	288	0.384	
D 50 Buckman, Dave	4	5	7	2	11	7	0.611	7	4	6	5	13	9	0.591	24	16	0.600	1	0	15.5	40	0.388	11
D 51 Burney, Gary	6	6	7	4	13	10	0.565	4	8	6	7	10	15	0.400	23	25	0.479	1	0	16.5	48	0.344	12
D 52 Hindle, Mikey	8	3	5	5	13	8	0.619	4	5	5	4	9	9	0.500	22	17	0.564	1	0	22.5	39	0.577	10
D 53 Witz, Steve	6	4	7	2	13	6	0.684	3	6	4	3	7	9	0.438	20	15	0.571	1	0	12.0	35	0.343	10
D 54 James, Bob	5	3	3	7	8	10	0.444	5	5	8	2	13	7	0.650	21	17	0.553	1	0	12.5	38	0.329	10
D 55 McMillan, Bill	3	5	1	8	4	13	0.235	3	6	4	5	7	11	0.389	11	24	0.314	1	0	7.0	35	0.200	10
D 56 Sellers, Mark	0	0	0	1	0	1	0.000	0	1	1	0	1	1	0.500	1	2	0.333	0	0	0.0	3	0.000	1
D 57 Clark, Bryce	3	5	2	5	5	10	0.333	2	3	3	3	5	6	0.455	10	16	0.385	1	0	13.5	26	0.519	8
D 58 Britt, Jacob	3	3	2	4	5	7	0.417	2	4	3	3	5	7	0.417	10	14	0.417	0	0	11.0	24	0.458	7
D6/ Red-eye Rangers	32	40	29	43	61	83	0.424	16	20	17	19	33	39	0.458	127	161	0.441	0	8	121.5	288	0.422	
D 60 Kunesh, Joe	2	7	3	4	5	11	0.313	4	4	3	6	7	10	0.412	12	21	0.364	0	1	11.0	33	0.333	12
D 61 Rouse, Chuck	0	5	0	5	0	10	0.000	1	5	2	4	3	9	0.250	3	19	0.136	0	0	3.0	22	0.136	8
D 62 Barnes, Will	7	4	7	4	14	8	0.636	5	6	5	6	10	12	0.455	24	20	0.545	0	1	20.0	44	0.455	11
D 63 Kirkpatrick, Scott	8	4	7	5	15	9	0.625	6	6	8	4	14	10	0.583	29	19	0.604	0	1	42.5	48	0.885	12
D 64 Raper, Jeromie	5	3	2	4	7	7	0.500	1	3	3	5	4	8	0.333	11	15	0.423	0	1	10.5	26	0.404	9
D 65 Powell, Mark	4	7	5	5	9	12	0.429	7	2	6	4	13	6	0.684	22	18	0.550	0	1	14.0	40	0.350	10
D 66 Robertson, Chris	4	4	3	4	7	8	0.467	4	5	3	5	7	10	0.412	14	18	0.438	0	1	13.5	32	0.422	8
D 67 Mitchell, Bill	1	6	1	8	2	14	0.125	1	7	2	3	3	10	0.231	5	24	0.172	0	1	6.0	29	0.207	11
D 68 Golden, Bill	1	0	1	4	2	4	0.333	3	2	2	1	5	3	0.625	7	7	0.500	0	1	1.0	14	0.071	5
D7/ Menace 2 Sobriety	33	39	37	35	70	74	0.486	21	15	21	15	42	30	0.583	154	134	0.535	0	0	116.5	288	0.405	
D 70 White, J.J.	9	3	8	3	17	6	0.739	6	6	9	0	15	6	0.714	32	12	0.727	0	0	28.5	44	0.648	12
D 71 Johnson, Dave	6	6	5	5	11	11	0.500	9	3	8	4	17	7	0.708	28	18	0.609	0	0	22.0	46	0.478	12
D 72 Price, Brady	6	5	8	3	14	8	0.636	9	1	4	7	13	8	0.619	27	16	0.628	0	0	22.5	43	0.523	11
D 73 Bouchard, Keith	4	4	4	5	8	9	0.471	5	4	6	3	11	7	0.611	19	16	0.543	0	0	4.5	35	0.129	9
D 74 Gartland, James	2	6	6	5	8	11	0.421	4	5	4	6	8	11	0.421	16	22	0.421	0	0	17.0	38	0.447	11
D 75 Rogers, Spencer	4	4	2	8	6	12	0.333	4	4	5	4	9	8	0.529	15	20	0.429	0	0	11.0	35	0.314	10
D 76 Baker, Dennis	2	10	4	3	6	13	0.316	3	5	6	4	9	9	0.500	15	22	0.405	0	0	6.0	37	0.162	12
D 77 McCartney, Eric	0	1	0	3	0	4	0.000	2	2	0	2	2	4	0.333	2	8	0.200	0	0	5.0	10	0.500	5

	Singles		Singles		Singles		Singles Win %-age	Doubles		Doubles		Doubles		Doubles Win %-age	Sngls + Dbls		Sngls + Dbls Win %-age	Tiebreaker Ws	Tiebreaker Ls	All-Star Points	Games Played	All-Star Point Average	Matches Played
	301		Cricket		Record			Cricket		501		Record			Record								
E1/ Hump Day!	41	31	41	31	82	62	0.569	23	13	21	15	44	28	0.611	170	118	0.590	7	0	95.5	288	0.332	
E 10 Deemer, Randy	11	0	11	0	22	0	1.000	10	2	10	1	20	3	0.870	42	3	0.933	1	0	32.0	45	0.711	12
E 11 Todd, Patrick	3	8	2	4	5	12	0.294	2	6	4	6	6	12	0.333	11	24	0.314	1	0	11.5	35	0.329	11
E 12 Bush, Jim	3	4	3	6	6	10	0.375	7	2	6	2	13	4	0.765	19	14	0.576	1	0	7.5	33	0.227	10
E 13 McEwen, William	7	4	7	5	14	9	0.609	7	5	5	7	12	12	0.500	26	21	0.553	1	0	11.0	47	0.234	12
E 14 Moore, Mark	2	2	4	4	6	6	0.500	7	1	3	3	10	4	0.714	16	10	0.615	1	0	8.0	26	0.308	8
E 15 Krestalude, Andy	6	5	7	4	13	9	0.591	7	4	5	4	12	8	0.600	25	17	0.595	1	0	15.5	42	0.369	11
E 16 Rutten, Pete	2	4	0	4	2	8	0.200	0	3	3	3	3	6	0.333	5	14	0.263	0	0	2.0	19	0.105	7
E 17 Stuckey, Rob	7	4	7	4	14	8	0.636	6	3	6	4	12	7	0.632	26	15	0.634	1	0	8.0	41	0.195	11
E2/ Bad Mutha Duckas	51	21	48	24	99	45	0.688	20	16	20	16	40	32	0.556	179	109	0.622	0	0	151.0	288	0.524	
E 20 Kuppler, Bob	0	1	0	2	0	3	0.000	2	0	1	1	3	1	0.750	3	4	0.429	0	0	0.0	7	0.000	5
E 21 Carawon, Harris	7	3	5	6	12	9	0.571	3	5	5	4	8	9	0.471	20	18	0.526	0	0	12.0	38	0.316	11
E 22 Converse, Laurence	2	5	3	2	5	7	0.417	2	3	3	5	5	8	0.385	10	15	0.400	0	0	5.5	25	0.220	9
E 23 Ellis, Tim	9	3	8	4	17	7	0.708	4	5	5	4	9	9	0.500	26	16	0.619	0	0	12.0	42	0.286	12
E 24 Finney, Dave	11	1	12	0	23	1	0.958	10	2	8	4	18	6	0.750	41	7	0.854	0	0	43.0	48	0.896	12
E 25 Kuppler, Alex	1	1	0	5	1	6	0.143	3	3	2	2	5	5	0.500	6	11	0.353	0	0	4.5	17	0.265	10
E 26 Lalino, Steve	7	1	4	2	11	3	0.786	3	5	6	3	9	8	0.529	20	11	0.645	0	0	12.0	31	0.387	10
E 27 Phillips, Britt	1	0	0	0	1	0	1.000	3	1	2	1	5	2	0.714	6	2	0.750	0	0	0.0	8	0.000	7
E 28 Phillips, Josh	2	5	4	3	6	8	0.429	4	2	2	5	6	7	0.462	12	15	0.444	0	0	9.0	27	0.333	12
E 29 Samaluk, Somchai	11	1	12	0	23	1	0.958	6	6	6	3	12	9	0.571	35	10	0.778	0	0	53.0	45	1.178	12
E3/ Irish Ton	35	36	24	47	59	83	0.415	14	22	19	17	33	39	0.458	125	161	0.437	15	0	64.0	286	0.224	
E 30 Cominole, Jeremy	7	2	6	3	13	5	0.722	4	4	4	4	8	8	0.500	21	13	0.618	2	0	11.5	34	0.338	9
E 31 Yarsawich, Brian	4	5	2	5	6	10	0.375	3	6	4	4	7	10	0.412	13	20	0.394	1	0	6.5	33	0.197	10
E 32 Rossbach, Mark	3	1	3	6	6	7	0.462	4	4	3	3	7	7	0.500	13	14	0.481	0	0	7.5	27	0.278	9
E 33 Wilson, Travis	1	8	1	5	2	13	0.133	2	5	7	3	9	8	0.529	11	21	0.344	2	0	5.0	32	0.156	12
E 34 Ball, Pat	8	4	8	4	16	8	0.667	6	6	6	5	12	11	0.522	28	19	0.596	2	0	19.5	47	0.415	12
E 35 Cody, Mike	2	5	1	4	3	9	0.250	2	7	2	4	4	11	0.267	7	20	0.259	2	0	3.5	27	0.130	9
E 36 Cody, Dan	6	4	3	8	9	12	0.429	5	5	5	4	10	9	0.526	19	21	0.475	2	0	7.0	40	0.175	11
E 37 Cody, Chris	2	4	0	4	2	8	0.200	2	3	5	2	7	5	0.583	9	13	0.409	2	0	0.0	22	0.000	8
E 38 Byleund, Jay	1	1	0	6	1	7	0.125	0	2	1	4	1	6	0.143	2	13	0.133	0	0	2.0	15	0.133	6
E 39 Ball, John	1	2	0	2	1	4	0.200	0	2	1	1	1	3	0.250	2	7	0.222	2	0	1.5	9	0.167	3
E4/ Sharky's Machine	31	41	42	30	73	71	0.507	24	12	18	18	42	30	0.583	157	131	0.545	0	9	108.0	288	0.375	
E 40 Bateman, Jimmy	3	6	9	3	12	9	0.571	8	4	4	8	12	12	0.500	24	21	0.533	0	1	21.0	45	0.467	12
E 41 Allison, Frank	2	5	2	2	4	7	0.364	5	1	1	3	6	4	0.600	10	11	0.476	0	1	5.0	21	0.238	7
E 42 Borgia, Pete	3	8	7	5	10	13	0.435	10	2	7	4	17	6	0.739	27	19	0.587	0	1	16.0	46	0.348	12
E 43 Barrett, Darren	6	4	4	5	10	9	0.526	7	2	6	2	13	4	0.765	23	13	0.639	0	1	23.0	36	0.639	10
E 44 Schaefer, Dan	5	3	3	3	8	6	0.571	3	4	5	4	8	8	0.500	16	14	0.533	0	1	13.5	30	0.450	9
E 45 Kruger, Lonny	2	1	2	0	4	1	0.800	1	2	1	3	2	5	0.286	6	6	0.500	0	1	4.5	12	0.375	4
E 46 Schaefer, John	3	5	6	2	9	7	0.563	6	2	4	2	10	4	0.714	19	11	0.633	0	0	9.5	30	0.317	8
E 47 Schaefer, Michael	2	1	3	3	5	4	0.556	1	3	3	3	4	6	0.400	9	10	0.474	0	1	4.0	19	0.211	7
E 48 Fink, Scott	3	6	4	4	7	10	0.412	6	2	3	5	9	7	0.563	16	17	0.485	0	1	8.5	33	0.258	11
E 49 Fuller, Geoff	2	2	2	3	4	5	0.444	1	2	2	2	3	4	0.429	7	9	0.438	0	1	3.0	16	0.188	5
E5/ That's What She Said	26	45	23	48	49	93	0.345	3	33	20	16	23	49	0.319	95	191	0.332	7	0	64.0	286	0.224	
E 50 Caldwell, Taylor	4	8	3	9	7	17	0.292	1	12	6	7	7	19	0.269	14	36	0.280	1	0	9.5	50	0.190	11
E 51 Knight, Romuald	3	5	3	5	6	10	0.375	0	8	6	1	6	9	0.400	12	19	0.387	1	0	8.0	31	0.258	8
E 52 Adams, Doug	5	1	4	5	9	6	0.600	1	9	6	3	7	12	0.368	16	18	0.471	1	0	19.0	34	0.559	8
E 53 McDavid, Craig	2	4	1	5	3	9	0.250	0	5	2	4	2	9	0.182	5	18	0.217	1	0	3.5	23	0.152	6
E 54 Moulden, Jeremy	3	3	5	1	8	4	0.667	1	5	2	3	3	8	0.273	11	12	0.478	1	0	6.0	23	0.261	6
E 55 Smith, Ron "Captain"	2	6	3	7	5	13	0.278	1	8	4	5	5	13	0.278	10	26	0.278	0	0	7.0	36	0.194	9
E 56 Clement, Dawn	4	12	3	9	7	21	0.250	1	12	7	8	8	20	0.286	15	41	0.268	1	0	6.0	56	0.107	12
E 57 Clevenger, Lee	3	6	1	7	4	13	0.235	1	7	7	1	8	8	0.500	12	21	0.364	1	0	5.0	33	0.152	8
E6/ Death Throw	39	33	42	30	81	63	0.563	19	17	11	25	30	42	0.417	141	147	0.490	0	6	94.5	288	0.328	
E 60 Willis, Tolson	8	3	7	1	15	4	0.789	6	4	3	8	9	12	0.429	24	16	0.600	0	1	15.0	40	0.375	11
E 61 Bosier, Sean	7	4	7	4	14	8	0.636	5	6	3	8	8	14	0.364	22	22	0.500	0	1	20.5	44	0.466	11
E 62 Mathews, Dave	4	4	2	10	6	14	0.300	7	4	3	8	10	12	0.455	16	26	0.381	0	1	7.5	42	0.179	11
E 63 Willis, Angie	4	6	0	1	4	7	0.364	0	1	1	2	1	3	0.250	5	10	0.333	0	0	0.0	15	0.000	10
E 64 Mathews, Olivia	8	4	7	5	15	9	0.625	7	6	3	9	10	15	0.400	25	24	0.510	0	1	20.5	49	0.418	12
E 65 Bradshaw, Tyler	6	5	9	4	15	9	0.625	6	6	4	8	10	14	0.417	25	23	0.521	0	1	15.0	48	0.313	12
E 66 Fortune, Chase	2	7	10	2	12	9	0.571	6	5	4	7	10	12	0.455	22	21	0.512	0	1	15.0	43	0.349	12
E 67 Willis, Bladen	0	0	0	3	0	3	0.000	1	2	1	0	2	2	0.500	2	5	0.286	0	0	1.0	7	0.143	3
E7/ Y.N.T.A.	28	44	31	41	59	85	0.410	23	13	17	19	40	32	0.556	139	149	0.483	0	18	81.0	288	0.281	
E 70 Turner, Kevin	5	6	8	3	13	9	0.591	6	6	6	5	12	11	0.522	25	20	0.556	0	2	20.0	45	0.444	12
E 71 Ago, Alvin	1	1	0	3	1	4	0.200	0	1	0	3	0	4	0.000	1	8	0.111	0	1	1.5	9	0.167	4
E 72 Barletta, Phil	1	4	1	6	2	10	0.167	4	2	4	4	8	6	0.571	10	16	0.385	0	2	3.0	26	0.115	9
E 73 Ejlali, Shervin	3	4	2	7	5	11	0.313	2	3	5	3	7	6	0.538	12	17	0.414	0	2	6.5	29	0.224	10
E 74 Emerton, Eric	5	2	3	4	8	6	0.571	7	1	4	1	11	2	0.846	19	8	0.704	0	2	15.0	27	0.556	8
E 75 Hamer, Andrew	6	5	6	5	12	10	0.545	10	1	4	3	14	4	0.778	26	14	0.650	0	2	16.5	40	0.413	11
E 76 Martin, Claude	1	7	0	6	1	13	0.071	2	3	4	3	6	6	0.500	7	19	0.269	0	2	0.0	26	0.000	10
E 77 Nguyen, Henry	1	5	2	4	3	9	0.250	4	2	2	4	6	6	0.500	9	15	0.375	0	2	4.0	24	0.167	9
E 78 Scott, Kevin	1	2	1	1	2	3	0.400	4	3	0	6	4	9	0.308	6	12	0.333	0	1	2.0	18	0.111	7
E 79 Woodard, Dave	4	8	8	2	12	10	0.545	7	4	5	6	12	10	0.545	24	20	0.545	0	2	12.5	44	0.284	12

		Singles		Singles		Singles		Singles Win %-age	Doubles		Doubles		Doubles		Doubles Win %-age	Sngls + Dbls		Sngls + Dbls Win %-age	Tiebreaker Ws	Tiebreaker Ls	All-Star Points	Games Played	All-Star Point Average	Matches Played
		301		Cricket		Record			Cricket		501		Record			Record								
F1/ Shark Shooters		40	44	32	52	72	96	0.429	9	33	25	17	34	50	0.405	140	196	0.417	0	7	84.5	336	0.251	
F 10	Stacy, Michelle	9	1	2	7	11	8	0.579	2	10	5	6	7	16	0.304	18	24	0.429	0	0	13.0	42	0.310	12
F 11	Stacy, Rod	2	9	7	5	9	14	0.391	4	7	12	2	16	9	0.640	25	23	0.521	0	1	22.0	48	0.458	13
F 12	Mitchell, Liz	2	4	4	3	6	7	0.462	3	4	0	6	3	10	0.231	9	17	0.346	0	1	12.5	26	0.481	7
F 13	Mercer, Dave	7	3	4	6	11	9	0.550	1	7	7	2	8	9	0.471	19	18	0.514	0	1	7.5	37	0.203	10
F 14	Lane, Timothy	4	1	3	2	7	3	0.700	2	2	2	1	4	3	0.571	11	6	0.647	0	0	9.0	17	0.529	5
F 15	Moger, Liza	6	8	3	10	9	18	0.333	2	9	6	6	8	15	0.348	17	33	0.340	0	1	4.0	50	0.080	13
F 16	Graber, Shawn	6	8	8	5	14	13	0.519	2	10	9	3	11	13	0.458	25	26	0.490	0	1	11.5	51	0.225	13
F 17	Voorhees, Cindy	0	0	0	0	0	0	---	0	0	0	0	0	0	---	0	0	---	0	0	0.0	0	---	0
F 18	Apicella, Doreen	2	4	1	9	3	13	0.188	1	10	4	3	5	13	0.278	8	26	0.235	0	1	5.0	34	0.147	12
F 19	Amaru, Simeon	2	6	0	5	2	11	0.154	1	7	5	5	6	12	0.333	8	23	0.258	0	1	0.0	31	0.000	11
F2/ Ton 80 Proof		50	34	52	32	102	66	0.607	30	12	22	20	52	32	0.619	206	130	0.613	0	6	166.0	336	0.494	
F 20	Theall, Ken	3	7	5	5	8	12	0.400	7	4	8	6	15	10	0.600	23	22	0.511	0	1	8.0	45	0.178	14
F 21	Gagner, Chris	8	6	6	8	14	14	0.500	5	4	4	5	9	9	0.500	23	23	0.500	0	1	26.5	46	0.576	13
F 22	Dehnel, Sebastian	8	3	10	2	18	5	0.783	9	3	7	5	16	8	0.667	34	13	0.723	0	0	35.0	47	0.745	12
F 23	Blake, Rick	10	3	11	2	21	5	0.808	10	3	8	5	18	8	0.692	39	13	0.750	0	1	39.5	52	0.760	13
F 24	Swartzel, David	5	5	4	5	9	10	0.474	7	2	5	3	12	5	0.706	21	15	0.583	0	1	13.0	36	0.361	10
F 25	Zuttel, Paul	1	1	4	1	5	2	0.714	6	1	4	3	10	4	0.714	15	6	0.714	0	0	12.5	21	0.595	8
F 26	Looney, JoDon	2	1	0	3	2	4	0.333	1	1	1	2	2	3	0.400	4	7	0.364	0	0	2.0	11	0.182	3
F 27	Frederickson, David "Butt	5	4	6	3	11	7	0.611	6	4	4	5	10	9	0.526	21	16	0.568	0	1	12.0	37	0.324	9
F 28	Kotecki, Phil	8	4	6	3	14	7	0.667	9	2	3	6	12	8	0.600	26	15	0.634	0	1	17.5	41	0.427	12
F3/ Dart Side of the Moon		38	46	41	43	79	89	0.470	26	16	20	22	46	38	0.548	171	165	0.509	0	0	124.5	336	0.371	
F 30	Cornell, Blaine	2	4	2	0	4	4	0.500	0	2	6	3	6	5	0.545	10	9	0.526	0	0	1.0	19	0.053	12
F 31	Millius, Mike	7	5	6	5	13	10	0.565	8	3	5	8	13	11	0.542	26	21	0.553	0	0	28.5	47	0.606	13
F 32	Tisdale, Brian	0	0	6	7	6	7	0.462	6	7	4	3	10	10	0.500	16	17	0.485	0	0	14.5	33	0.439	13
F 33	Toko, Jeff	4	5	4	2	8	7	0.533	10	3	2	7	12	10	0.545	20	17	0.541	0	0	7.5	37	0.203	13
F 34	Furdon, Matt	9	3	7	7	16	10	0.615	6	2	8	5	14	7	0.667	30	17	0.638	0	0	19.0	47	0.404	14
F 35	Wilberg, Chelsea	8	7	3	5	11	12	0.478	5	3	4	5	9	8	0.529	20	20	0.500	0	0	9.5	40	0.238	14
F 36	Wilson, Misty	0	12	0	1	0	13	0.000	0	0	0	2	0	2	0.000	0	15	0.000	0	0	1.0	15	0.067	12
F 37	Wilson, Jonathan	1	0	6	6	7	6	0.538	7	5	2	0	9	5	0.643	16	11	0.593	0	0	16.5	27	0.611	12
F 38	Roseman, Sean	2	4	5	4	7	8	0.467	6	3	3	6	9	9	0.500	16	17	0.485	0	0	18.5	33	0.561	12
F 39	DiCaprio, Al	5	6	2	6	7	12	0.368	4	4	6	5	10	9	0.526	17	21	0.447	0	0	8.5	38	0.224	13
F4/ Bangin The Wire		41	43	38	46	79	89	0.470	24	18	21	21	45	39	0.536	169	167	0.503	0	19	137.0	336	0.408	
F 40	Williams, Kelsey	1	9	0	5	1	14	0.067	6	4	3	5	9	9	0.500	10	23	0.303	0	0	1.0	33	0.030	10
F 41	White, John	9	5	10	4	19	9	0.679	7	7	9	4	16	11	0.593	35	20	0.636	0	3	35.0	55	0.636	14
F 42	Prosser, Brad	6	7	0	13	6	20	0.231	7	5	7	5	14	10	0.583	20	30	0.400	0	3	6.5	50	0.130	14
F 43	Bowen, Andy	7	2	10	2	17	4	0.810	8	4	5	7	13	11	0.542	30	15	0.667	0	3	21.5	45	0.478	12
F 44	Port, Brian	4	9	5	8	9	17	0.346	9	5	6	5	15	10	0.600	24	27	0.471	0	3	21.5	51	0.422	14
F 45	Stark, Parker	8	2	5	7	13	9	0.591	3	5	2	7	5	12	0.294	18	21	0.462	0	1	27.0	39	0.692	12
F 46	Foote, Patrick	6	0	5	3	11	3	0.786	5	3	4	4	9	7	0.563	20	10	0.667	0	2	19.0	30	0.633	8
F 47	Owens, Joslin	0	6	1	3	1	9	0.100	1	1	4	3	5	4	0.556	6	13	0.316	0	2	2.0	19	0.105	9
F 48	Gillette, Kendall	0	3	2	1	2	4	0.333	2	2	2	2	4	4	0.500	6	8	0.429	0	2	3.5	14	0.250	5
F5/ The Neighborhood Dart Knights		41	43	40	44	81	87	0.482	21	21	18	24	39	45	0.464	159	177	0.473	14	13	131.0	336	0.390	
F 50	Markham, Jared	3	5	4	10	7	15	0.318	4	8	6	6	10	14	0.417	17	29	0.370	2	2	14.0	46	0.304	14
F 51	Amos, Terron	11	3	10	4	21	7	0.750	7	7	6	8	13	15	0.464	34	22	0.607	2	2	40.5	56	0.723	14
F 52	Swepson, Jerrell	11	2	11	2	22	4	0.846	9	4	8	5	17	9	0.654	39	13	0.750	2	2	39.5	52	0.760	13
F 53	Davis, P.J.	0	0	0	0	0	0	---	0	0	0	0	0	0	---	0	0	---	0	0	0.0	0	---	0
F 54	Millham, Mark	4	9	6	7	10	16	0.385	7	4	7	5	14	9	0.609	24	25	0.490	2	1	5.5	49	0.112	13
F 55	Lefebvre, C.J.	4	6	8	4	12	10	0.545	9	3	3	7	12	10	0.545	24	20	0.545	2	2	12.5	44	0.284	12
F 56	Assante, Tracy	5	9	0	7	5	16	0.238	4	8	3	9	7	17	0.292	12	33	0.267	2	2	10.0	45	0.222	14
F 57	Schaefer, Pat	3	9	1	10	4	19	0.174	2	8	3	8	5	16	0.238	9	35	0.205	2	2	9.0	44	0.205	13
F6/ Sofa Kings		51	33	42	42	93	75	0.554	15	27	21	21	36	48	0.429	165	171	0.491	23	0	106.5	336	0.317	
F 60	Keim, Roger	8	6	10	4	18	10	0.643	5	9	5	7	10	16	0.385	28	26	0.519	3	0	29.0	54	0.537	14
F 61	Alcon, Tony	11	2	9	4	20	6	0.769	6	7	7	6	13	13	0.500	33	19	0.635	3	0	25.5	52	0.490	13
F 62	Bozza, Doug	1	7	4	4	5	11	0.313	3	4	2	5	5	9	0.357	10	20	0.333	2	0	3.5	30	0.117	9
F 63	Moore, Ken	6	3	1	2	7	5	0.583	2	6	3	4	5	10	0.333	12	15	0.444	3	0	3.0	27	0.111	13
F 64	Plotkin, Jeremy	1	3	4	8	5	11	0.313	5	8	5	6	10	14	0.417	15	25	0.375	3	0	9.5	40	0.238	13
F 65	Moore, Andrew	7	5	3	9	10	14	0.417	1	2	7	5	8	7	0.533	18	21	0.462	3	0	6.0	39	0.154	12
F 66	Campbell, Aaron	8	3	3	6	11	9	0.550	4	9	8	5	12	14	0.462	23	23	0.500	3	0	16.0	46	0.348	13
F 67	Rowe, Dan	9	4	8	5	17	9	0.654	4	9	5	4	9	13	0.409	26	22	0.542	3	0	14.0	48	0.292	13
F7/ Village Idiots		47	37	50	34	97	71	0.577	25	17	27	15	52	32	0.619	201	135	0.598	0	7	138.5	336	0.412	
F 70	Hartley, Barron	5	9	1	8	6	17	0.261	3	4	5	8	8	12	0.400	14	29	0.326	0	1	7.0	43	0.163	14
F 71	Hartley, Bryan	6	2	11	3	17	5	0.773	11	3	11	3	22	6	0.786	39	11	0.780	0	1	38.0	50	0.760	14
F 72	Jones, Nick	10	3	10	3	20	6	0.769	6	7	9	3	15	10	0.600	35	16	0.686	0	1	20.5	51	0.402	14
F 73	Vivod, Josh	8	4	9	5	17	9	0.654	10	4	9	4	19	8	0.704	36	17	0.679	0	1	23.5	53	0.443	14
F 74	Haywood, Eric	9	2	8	3	17	5	0.773	7	4	6	2	13	6	0.684	30	11	0.732	0	1	26.5	41	0.646	11
F 75	Baugher, Mark	5	6	6	4	11	10	0.524	6	6	4	5	10	11	0.476	21	21	0.500	0	1	10.5	42	0.250	12
F 76	Walker, Steven	3	5	4	4	7	9	0.438	5	2	7	1	12	3	0.800	19	12	0.613	0	0	7.0	31	0.226	10
F 77	Tyler, Robert	1	6	1	4	2	10	0.167	2	4	3	4	5	8	0.385	7	18	0.280	0	1	5.5	25	0.220	9
F8/ Shoot-Da-Bull		28	56	41	43	69	99	0.411	18	24	14	28	32	52	0.381	133	203	0.396	24	0	134.5	336	0.400	
F 80	Thompson, Barry	1	8	5	6	6	14	0.300	6	6	2	9	8	15	0.348	14	29	0.326	3	0	38.0	43	0.884	12
F 81	Thompson, Barry, Jr.	3	8	1	8	4	16	0.200	5	5	4	5	9	10	0.474	13	26	0.333	3	0	14.0	39	0.359	13
F 82	Newton, Tammy	4	8	1	4	5	12	0.294	2	4	2	7	4	11	0.267	9	23	0.281	3	0	3.0	32	0.094	13
F 83	Newton, Ted	2	5	3	7	5	12	0.294	0	5	2	8	2	13	0.133	7	25	0.219	3	0	8.5	32	0.266	13
F 84	Blanes, Silver	4	8	8	4	12	12	0.500	6	6	4	7	10	13	0.435	22	25	0.468	2	0	13.5	47	0.287	12
F 85	Martinez, Gustavo	4	5	5	2	9	7	0.563	6	4	3	5	9	9	0.500	18	16	0.529	3	0	17.0	34	0.500	10
F 86	Barnes, Adam	5	5	6	4	11	9	0.550	6	4	6	5	12	9	0.571	23	18	0.561	2	0	23.5	41	0.573	12
F 87	Beck, Paul	4	7	9	4	13	11	0.542	5	8	4	8	9	16	0.360	22	27	0.449	3	0	13.0	49	0.265	13
F 88	Claggett, Jerimy	1	2	3	4	4	6	0.400	0	6	1	2	1	8	0.111	5	14	0.263	2	0	4.0	19	0.211	8

		Singles 301		Singles Cricket		Singles Record		Singles Win %-age	Doubles Cricket		Doubles 501		Doubles Record		Doubles Win %-age	Sngls + Dbls Record		Sngls + Dbls Win %-age	Tiebreaker Ws	Tiebreaker Ls	All-Star Points	Games Played	All-Star Point Average	Matches Played
G1/ Runs with Corks		39	33	39	33	78	66	0.542	18	18	22	14	40	32	0.556	158	130	0.549	0	0	93.0	288	0.323	
G 10	Fleener, Michael	8	4	9	3	17	7	0.708	6	6	7	2	13	8	0.619	30	15	0.667	0	0	15.0	45	0.333	12
G 11	Jeffcoat, Angela	2	3	1	5	3	8	0.273	2	3	1	3	3	6	0.333	6	14	0.300	0	0	1.5	20	0.075	9
G 12	Amarante, John	10	2	8	4	18	6	0.750	8	4	8	3	16	7	0.696	34	13	0.723	0	0	21.5	47	0.457	12
G 13	Stumpf, Robert	4	6	3	6	7	12	0.368	3	4	4	5	7	9	0.438	14	21	0.400	0	0	8.5	35	0.243	11
G 14	Spanko, Melanie	0	2	0	2	0	4	0.000	1	3	4	1	5	4	0.556	5	8	0.385	0	0	2.0	13	0.154	9
G 15	Newbold, Stephanie	0	2	1	1	1	3	0.250	0	4	1	1	1	5	0.167	2	8	0.200	0	0	1.0	10	0.100	9
G 16	Lymer, Dean	0	3	2	6	2	9	0.182	0	3	4	2	4	5	0.444	6	14	0.300	0	0	1.0	20	0.050	11
G 17	Moody, Chris	6	1	8	0	14	1	0.933	5	4	6	4	11	8	0.579	25	9	0.735	0	0	22.5	34	0.662	10
G 18	Sweet, Jim	6	3	6	3	12	6	0.667	7	2	4	3	11	5	0.688	23	11	0.676	0	0	11.0	34	0.324	9
G 19	Hirneisen, Randy	3	7	1	3	4	10	0.286	4	3	5	4	9	7	0.563	13	17	0.433	0	0	9.0	30	0.300	10
G2/ Nein Mark		36	30	34	32	70	62	0.530	17	16	15	18	32	34	0.485	134	130	0.508	0	0	91.5	264	0.347	
G 20	Updyke, Gerald	8	2	7	2	15	4	0.789	8	1	3	3	11	4	0.733	26	8	0.765	0	0	12.0	34	0.353	10
G 21	Additon, Chris	4	4	6	3	10	7	0.588	5	2	4	3	9	5	0.643	19	12	0.613	0	0	7.0	31	0.226	9
G 22	Ferraro, Kimberly	5	2	2	6	7	8	0.467	4	4	4	6	8	10	0.444	15	18	0.455	0	0	3.5	33	0.106	10
G 23	Heath, John	5	5	10	1	15	6	0.714	7	4	4	2	11	6	0.647	26	12	0.684	0	0	19.5	38	0.513	11
G 24	Lang, John	6	4	0	6	6	10	0.375	2	5	4	5	6	10	0.375	12	20	0.375	0	0	10.0	32	0.313	10
G 25	Pender, Aime	1	4	2	5	3	9	0.250	1	7	1	8	2	15	0.118	5	24	0.172	0	0	4.0	29	0.138	10
G 26	Smith, Chris	2	4	0	4	2	8	0.200	2	5	4	3	6	8	0.429	8	16	0.333	0	0	3.0	24	0.125	8
G 27	Whitley, Brian	3	0	3	0	6	0	1.000	3	0	2	1	5	1	0.833	11	1	0.917	0	0	19.0	12	1.583	3
G 28	Wrenn, Cameron	2	5	4	5	6	10	0.375	2	4	4	5	6	9	0.400	12	19	0.387	0	0	13.5	31	0.435	11
G3/ Rippin Darts		39	33	46	26	85	59	0.590	25	11	24	12	49	23	0.681	183	105	0.635	0	0	108.5	288	0.377	
G 30	Raymond, Erik	7	6	5	8	12	14	0.462	8	6	10	4	18	10	0.643	30	24	0.556	0	0	22.5	54	0.417	12
G 31	McDonald, Chase	7	5	10	2	17	7	0.708	10	2	9	4	19	6	0.760	36	13	0.735	0	0	25.0	49	0.510	12
G 32	Helton, Dakota	8	3	10	1	18	4	0.818	7	4	6	5	13	9	0.591	31	13	0.705	0	0	13.0	44	0.295	11
G 33	Wood, Connor	3	9	8	4	11	13	0.458	11	1	8	3	19	4	0.826	30	17	0.638	0	0	21.0	47	0.447	11
G 34	Gylfason, Thorbjorn	8	3	6	5	14	8	0.636	6	5	7	4	13	9	0.591	27	17	0.614	0	0	14.0	44	0.318	11
G 35	Kirk, Dylan	5	7	1	2	6	9	0.400	2	0	7	4	9	4	0.692	15	13	0.536	0	0	7.0	28	0.250	11
G 36	Sugg, Bailey	1	0	6	4	7	4	0.636	6	4	1	0	7	4	0.636	14	8	0.636	0	0	6.0	22	0.273	10
G4/ Punk in Drublic		32	34	33	33	65	67	0.492	16	17	14	19	30	36	0.455	125	139	0.473	0	0	92.0	264	0.348	
G 40	Wissinger, Wes	10	3	6	5	16	8	0.667	6	5	6	5	12	10	0.545	28	18	0.609	0	0	26.0	46	0.565	11
G 41	Beene, Ryan	2	9	6	5	8	14	0.364	4	8	4	9	8	17	0.320	16	31	0.340	0	0	15.0	47	0.319	11
G 42	Gentry, Ryan	5	4	4	6	9	10	0.474	4	5	6	4	10	9	0.526	19	19	0.500	0	0	6.0	38	0.158	9
G 43	Authur, Corwin	3	4	6	3	9	7	0.563	5	3	2	6	7	9	0.438	16	16	0.500	0	0	19.0	32	0.594	8
G 44	Hayes, Tristen	2	7	1	7	3	14	0.176	3	6	4	5	7	11	0.389	10	25	0.286	0	0	2.0	35	0.057	8
G 45	Lee, Donny	1	0	1	0	2	0	1.000	1	0	1	0	2	0	1.000	4	0	1.000	0	0	1.0	4	0.250	1
G 46	Ott, Davis	4	3	4	3	8	6	0.571	2	5	3	3	5	8	0.385	13	14	0.481	0	0	12.5	27	0.463	7
G 47	Strickland, Jon	5	3	5	3	10	6	0.625	6	2	2	5	8	7	0.533	18	13	0.581	0	0	10.5	31	0.339	8
G 4x	xx-Donahue, Pete	0	1	0	1	0	2	0.000	1	0	0	1	1	1	0.500	1	3	0.250	0	0	0.0	4	0.000	1
G5/ Ones are Closed		32	40	36	36	68	76	0.472	19	17	13	23	32	40	0.444	132	156	0.458	0	0	79.0	288	0.274	
G 50	Fishbeck, Brent	8	4	2	5	10	9	0.526	5	5	1	7	6	12	0.333	16	21	0.432	0	0	12.5	37	0.338	12
G 51	Iessi, Austin	1	5	9	2	10	7	0.588	6	5	1	8	7	13	0.350	17	20	0.459	0	0	16.0	37	0.432	11
G 52	Rivera-Santiago, Joseph	1	2	3	2	4	4	0.500	2	3	1	1	3	4	0.429	7	8	0.467	0	0	3.5	15	0.233	7
G 53	Steiner, Tank	3	5	2	3	5	8	0.385	4	2	6	4	10	6	0.625	15	14	0.517	0	0	6.5	29	0.224	10
G 54	Kelly, Mike	9	3	10	2	19	5	0.792	8	4	5	5	13	9	0.591	32	14	0.696	0	0	18.0	46	0.391	12
G 55	Garcia, Cinthya	3	2	1	5	4	7	0.364	2	1	2	5	4	6	0.400	8	13	0.381	0	0	0.0	21	0.000	11
G 56	Jimenez, Eduardo	0	5	2	4	2	9	0.182	2	2	3	8	5	10	0.333	7	19	0.269	0	0	8.0	26	0.308	11
G 57	Cooper, Glenn	1	7	0	4	1	11	0.083	1	4	3	3	4	7	0.364	5	18	0.217	0	0	2.5	23	0.109	9
G 58	Bailey, Craig	2	4	4	3	6	7	0.462	4	3	2	4	6	7	0.462	12	14	0.462	0	0	7.0	26	0.269	10
G 59	Tousley, Kristen	4	3	3	6	7	9	0.438	4	5	2	1	6	6	0.500	13	15	0.464	0	0	5.0	28	0.179	10
G6/ We're Sexy & We Throw It		36	36	28	44	64	80	0.444	12	24	20	16	32	40	0.444	128	160	0.444	0	0	53.5	288	0.186	
G 60	McNamara, Ken	6	6	8	4	14	10	0.583	5	7	6	6	11	13	0.458	25	23	0.521	0	0	14.0	48	0.292	12
G 61	McNamara, Karen	3	9	0	3	3	12	0.200	1	3	3	9	4	12	0.250	7	24	0.226	0	0	1.0	31	0.032	12
G 62	Bohanan, Heather	6	5	1	8	7	13	0.350	2	9	2	9	4	18	0.182	11	31	0.262	0	0	4.0	42	0.095	12
G 63	Ross, Anne	5	3	6	5	11	8	0.579	3	8	4	2	7	10	0.412	18	18	0.500	0	0	6.0	36	0.167	11
G 64	Jones, Mike	6	2	5	4	11	6	0.647	5	4	9	0	14	4	0.778	25	10	0.714	0	0	9.5	35	0.271	9
G 65	Crawford, Neal	3	4	4	4	7	8	0.467	2	5	4	1	6	6	0.500	13	14	0.481	0	0	10.0	27	0.370	8
G 66	VanLienen, Dawn	1	3	0	6	1	9	0.100	0	4	5	2	5	6	0.455	6	15	0.286	0	0	1.0	21	0.048	8
G 67	Morlando, Jim	4	2	1	8	5	10	0.333	3	6	4	3	7	9	0.438	12	19	0.387	0	0	5.0	31	0.161	9
G 68	Balint, Joey	2	2	3	2	5	4	0.556	3	2	3	0	6	2	0.750	11	6	0.647	0	0	3.0	17	0.176	5
G7/ The Rock Bottoms		29	37	28	38	57	75	0.432	15	18	14	19	29	37	0.439	115	149	0.436	0	0	65.0	264	0.246	
G 70	Smith, Lauren	5	4	6	5	11	9	0.550	2	7	4	5	6	12	0.333	17	21	0.447	0	0	10.0	38	0.263	9
G 71	Smith, Jason	1	1	1	1	2	2	0.500	1	1	1	1	2	2	0.500	4	4	0.500	0	0	0.0	8	0.000	2
G 72	Crabtree, Traci	2	2	1	5	3	7	0.300	1	4	0	4	1	8	0.111	4	15	0.211	0	0	2.0	19	0.105	4
G 73	Ellis, Win	1	8	3	5	4	13	0.235	3	6	4	5	7	11	0.389	11	24	0.314	0	0	7.5	35	0.214	8
G 74	Tschetter, Aaron	5	6	2	8	7	14	0.333	7	3	5	5	12	8	0.600	19	22	0.463	0	0	11.5	41	0.280	10
G 75	McMillan, Evan	5	6	8	2	13	8	0.619	8	3	7	5	15	8	0.652	28	16	0.636	0	0	22.0	44	0.500	11
G 76	Hobgood, A.	2	1	1	2	3	3	0.500	1	2	0	3	1	5	0.167	4	8	0.333	0	0	0.0	12	0.000	3
G 77	Harrigan, Amy	1	0	1	0	2	0	1.000	0	1	0	1	0	2	0.000	2	2	0.500	0	0	0.0	4	0.000	1
G 78	Crabtree, Reagan	5	4	4	5	9	9	0.500	5	4	6	3	11	7	0.611	20	16	0.556	0	0	9.5	36	0.264	9
G 79	Thomas, Amy	1	5	1	4	2	9	0.182	2	3	1	4	3	7	0.300	5	16	0.238	0	0	1.5	21	0.071	5
G 7x	xx-Hager, Ginny	1	0	0	1	1	1	0.500	0	2	0	2	0	4	0.000	1	5	0.167	0	0	1.0	6	0.167	2

Raleigh Dart League

Registration for Fall 2023 Season

Wednesday, July 19, (The Upper Deck), 7:00-8:00 p.m.

Wednesday, July 19 ⌫⌦ **For ALL teams - there is only one night of registration!!!**
(If your team is not returning, please leave a message on VoiceMail.
New captain? Please pass this information on to him/her.)
Bring: 1) Completed roster - use BLACK pen please - with divisions played by by each member for last 3 seasons
2) ONE check for bar fee and a minimum of six players (Bar fee is $20; Player registration is $20) NO CASH WILL BE ACCEPTED!!!

Wednesday, July 19 **DEADLINE for unrestricted roster add-ons, at REGISTRATION (no extensions)**

July 20 through September 11 Add-ons pre-approved by the Membership Director (Membership Committee Director - Heather Bohanan, 919-326-1956, membership@raleighdartleague.org)
1) Checks & player information as per roster to: Treasurer Taylor Caldwell, 919-623-9920, tcaldwell831@gmail.com (contact her for pay arrangements)
2) Membership Director will inform captain of Director's/Committee's decision
A PLAYER IS NOT ELIGIBLE UNTIL APPROVED, AND WITH DUES PAID

Wednesday, August 2 ⌫⌦ **Captains' meeting, 7:00-8:00 p.m., The Upper Deck (MANDATORY)**
Pick up schedules, blank scoresheets, team rosters, phone lists, rules, etc.

Wednesday, August 9 ⌫⌦ **8:00 p.m. Season starts**

Monday, September 11 **5th week captains' meeting, 7:00-8:00 p.m., The Upper Deck**
... and RDL Board meeting --- Last day to add/replace a player with approval

---

FALL 2023 RALEIGH DART LEAGUE TEAM REGISTRATION FORM

Team Name _____ Team Number _____
(PLEASE LEAVE BLANK)

Player Name (not nickname): / Home Bar & Dart Rep.:	Divisions played in previous 3 seasons	Dart experience (if any) outside RDL* / Board #s:	M/F	Phone #:	Fee Paid:
Captain: 0				(C) (H)	0
1				(C) (H)	1
2				(C) (H)	2
3				(C) (H)	3
4				(C) (H)	4
5				(C) (H)	5
6				(C) (H)	6
7				(C) (H)	7
8				(C) (H)	8
9				(C) (H)	9

TOTAL: _____

Captain's Email Address: _____

** If there are players new to RDL and you are aware of their dart experience outside of RDL, please include that information here. You might say things like "Played in a mid-level team in Chicago for the past 6 years" or "No league experience but throws on a regular basis - consistently beats D & E players at Upper Deck LOD"*

[Addendum to the Banquet Issue of the Tons of Newsletter, May 20, 2023]

Raleigh Dart League
Hall of Greatness

(as selected by Jason Kilts)

2023 Inaugural Class of Inductees



NOTES REGARDING MY (JK'S) SELECTION PROCESS FOR THE HALL OF GREATNESS

I first teased that I was finally considering doing this back in the week 13 issue of the Spring 2020 season (which, at the time during a pandemic, had very little to do with actual "week 13" of anything). Maybe I decided to undertake it as a nod to the hope that we would one day return to our normal hobbies and functioning. (We mostly have.) Maybe I decided to undertake it because I just missed everybody and this was fun to ponder. (I did, and it is.) Or maybe I decided that I just had so much more down time for a while that I could finally give in to the people who had been asking me to write one of these for going on about fifteen years now. (I did, I could, and they had been.) But for whatever the final reasons were in my head, I eventually decided to give these selections a great deal of thought, and I took this task VERY seriously. Below are the criteria that I generally employed when thinking about this, and I can tell you that after mulling this over for (literally) a couple years now, I am more certain than ever that I have made the exact proper selections for this Inaugural Class of the Hall. Will there be more inductees in the Hall? Maybe (see point #5 below), or maybe not. But I feel like I already know who the most likely future candidates could be, if ever there are any…

The criteria notes that I first presented with my teaser three years ago (and from which I have not swayed to this day):

#1 - This is be MY opinion, and is not any official recognition from the RDL in any way (although the Board did very graciously step in on the award cost, so they must not think I'm "too much" of an idiot). So if you end up with a problem with the choices, take them up with me and me only (or… don't :o).

#2 - I will not call this a Hall of "Fame", because being famous in RDL land is nowhere near enough to be included. Fulton Crowley is RDL-famous for being such a terrible captain that we changed a rule in response to his behavior; Danny Caputo is famous for being banned due to some pretty crazy behavior; and Richard Oakley and Brett Speight are famous for being premeditated fake identity roster cheaters. All famous, none of them great. Thus, none of them included.

#3 - I had not at the time of writing these initial criteria fully decided who would be chosen, or even the exact number that would be chosen. 2? 5? 8? Wasn't sure then. But do know this… the players chosen (both now and if there any additional in the future) will always be longtime RDL members with many years of continuous active membership, each carrying sustained success for many many many years, and only play at the highest level will even be considered as a criterion.

#4 - Additional success in other local leagues, state leagues, and state and national championships is a nice extra, but this is the RDL Hall, so if a person isn't a sustained RDL legend, the rest of the stuff won't make up for that fact.

And finally, #5 - this might be the ONLY time that I ever induct somebody into my personal Hall. It took me 25 years to agree to induct anyone at all, so I'm certainly not going to dilute the pool with any sort of regular or guaranteed addition to the club. Maybe I add one or two throwers very soon. Or maybe I write the Tons for another twenty years and never add another soul. I have taken this selection VERY seriously, and have actually had this in the back of my head off an on for quite a while now, so I will be in no hurry to add just for the sake of adding (but also note that if somebody else's RDL career reaches a worthy level, I'm not directly against adding somebody - just against adding anybody before they have truly reached whatever ridiculously high bar I set in my head).

Sooo…. With all that said, it is very much my honor to be able to present to you my personal Hall of Greatness. I have had the very great pleasure of playing on teams with each of my selections in some capacity over the years (not always RDL, but certainly RDL for a long time for several of them). I believe the players I have chosen represent the very highest echelon of darting achievement that the RDL has ever seen, and I love that each of them has taken a pretty distinct path from the others in terms of how they have traveled the RDL path.

This year's five inductees are presented on the pages that follow, and they are presented in no order other than "alphabetical by last name." So don't try to read anything into the order, or try to guess if I have some ranking. The bottom line is that these five people all sit above the bar for extended supreme excellence. No ranking, just a brotherhood of people who have done it better than the rest of us for a very, very long time.

Without further ado, I present to you… the five new members of the Hall of Greatness…

TOM BROWN -- 2023 Inaugural Class



Tom Brown comes to the Hall in the role of the endless winner. No matter where he plays, when he plays, with whom he plays, he just wins and wins and wins. Honestly, it has been quite a bit uncanny. While we will focus primarily on the RDL here, his incredible habit of winning has extended through decades of play in the nearby Bull City Dart League, the statewide North Carolina City Dart League, and shorter term endeavors such as the Cary Dart League and the Tobacco Road Dart League. I think maybe he never really lost anywhere because he never learned how and then never cared to learn.

Brown (known to quite a few around here as "BiggDogg") first threw darts in the Buffalo Area Dart League in western NY, winning his first title in the spring of 1988. After moving here in the early '90s, Brown started his North Carolina darting efforts in the Triangle Dart League in Chapel Hill. After a brief time there and in the BCDL in Durham, Brown was recruited to his first RDL team in the spring 1995 season, joining Pig Tour 95 (the very same first RDL team for yours truly). Only one year into his time with the Pigs, a dispute over the keeping of an embarrassing teammate splintered the team, sending a few of us in different directions. Brown's direction was to the already formidable Lunatic Fringe, and his arrival cemented Fringe as maybe the league's first real dynasty. In his 15 seasons with Fringe, their team collected an amazing 12 regular season and 10 tournament titles. But somehow, Brown was just getting started.

In the Fall of 2003, Brown made the somewhat alarming decision to leave Fringe to join seven players of my own team, creating an upstart squad known as The Subversive Element. In one fell swoop, to the surprise of roughly everyone including us members of Element, the history of the RDL changed. Brown switched teams, and the greatest dynasty in RDL history gave way to a somehow even greater RDL dynasty! As I noted before, Brown joins a team and it just wins. Just like that. And they never stop winning. As Element is the present A division regular season and tournament champion (in a fully undefeated season), it looks like Brown's teams certainly aren't done (or at least I hope they aren't!). You should definitely check out his team's win/loss records on page 5… wow.

Brown has actually collected every award the league offers… singles win percentage, all-star point average, perfect throws, fast games… literally every category (see summary on page 5). And he's done it without ever playing a day outside of A division. When you add in the fact that Brown is also a superb hockey player, a pretty decent golfer, and a very successful Financial Analyst/Business Manager, it kind of appears that Brown just goes through his day kicking ass. I would love to tell you that at least he's undependable or irresponsible, but I just can't do that. I've known him for three decades, and I'm not sure I know anyone more completely reliable in any context. Pretty disgusting, no?



My favorite Brown memory? It's actually a hundred little versions of the same event over and over. In the biggest moments in a match, Brown has a habit of throwing a dart right square in the middle of a triple, flatly asking of the chalker "score, please?" when we all know *exactly* what the score is, and then he takes a minor little walk away from the oche as he ponders the next dart. We, his teammates, call it The Tom Brown Stroll. I'm guessing our opponents kinda hate it, as they know just as we do, that nothing good is coming for them once this sequence is in motion. I can't count the number of titles of which I've been a part that have been fueled by a well-timed Tom Brown Stroll winner.



TOM BROWN - Season by Season Individual Statistics (through Spring 2023)

(The totals at the bottom are divided into "JK era" statistics that are very complete, and "pre-JK" statistics that are scattered at best)

Season	Division		Singles	301	Singles	Cricket	Singles	Record	Singles Win %-age	Doubles	Cricket	Doubles	501	Doubles	Record	Doubles Win %-age	Sngls + Dbls	Record	Sngls + Dbls Win %-age	Tiebreaker Ws	Tiebreaker Ls	All-Star Points	Games Played	All-Star %-age
1995s1Sp	A	Brown, Tom					16	7	0.696													67.0	50	1.340
1995s2Fa	A	Brown, Tom					16	12	0.571													64.0	57	1.123
(Seasons prior to Spring 1996 are the pre-JK statistics era - data in these earlier seasons are far less complete)																								
1996s1Sp	A	Brown, Tom	9	4	13	1	22	5	0.815	11	4	9	5	20	9	0.690	42	14	0.750	1	0	75.5	57	1.325
1996s2Fa	A	Brown, Tom	9	4	12	1	21	5	0.808	10	3	10	3	20	6	0.769	41	11	0.788	1	0	76.5	53	1.443
1997s1Sp	A	Brown, Tom	7	6	10	3	17	9	0.654	13	0	8	4	21	4	0.840	38	13	0.745	0	0	75.5	51	1.480
1997s2Fa	A	Brown, Tom	10	1	10	1	20	2	0.909	9	2	5	5	14	7	0.667	34	9	0.791	0	1	74.5	44	1.693
1998s1Sp	A	Brown, Tom	7	5	11	2	18	7	0.720	8	4	11	1	19	5	0.792	37	12	0.755	1	1	57.0	51	1.118
1998s2Fa	A	Brown, Tom	8	1	7	3	15	4	0.789	7	3	8	2	15	5	0.750	30	9	0.769	0	0	53.5	39	1.372
1999s1Sp	A	Brown, Tom	7	3	8	2	15	5	0.750	7	3	7	3	14	6	0.700	29	11	0.725	0	0	53.5	40	1.338
1999s2Fa	A	Brown, Tom	0	2	0	2	0	4	0.000	2	2	2	2	4	4	0.500	4	8	0.333	0	0	6.5	12	0.542
2000s1Sp	A	Brown, Tom	7	4	7	4	14	8	0.636	8	2	7	4	15	6	0.714	29	14	0.674	1	0	47.5	44	1.080
2000s2Fa	A	Brown, Tom	7	4	7	4	14	8	0.636	6	4	6	5	12	9	0.571	26	17	0.605	0	1	51.5	44	1.170
2001s1Sp	A	Brown, Tom	2	0	3	0	5	0	1.000	2	1	3	0	5	1	0.833	10	1	0.909	0	0	14.5	11	1.318
2001s2Fa	A	Brown, Tom	11	1	11	1	22	2	0.917	11	1	11	1	22	2	0.917	44	4	0.917	1	0	74.5	49	1.520
2002s1Sp	A	Brown, Tom	0	0	1	0	1	0	1.000	1	0	0	1	1	1	0.500	2	1	0.667	0	0	6.0	3	2.000
2002s2Fa	A	Brown, Tom	10	1	11	1	21	2	0.913	10	1	10	2	20	3	0.870	41	5	0.891	0	0	83.5	46	1.815
2003s1Sp	A	Brown, Tom	11	2	11	1	22	3	0.880	10	3	8	4	18	7	0.720	40	10	0.800	0	0	71.0	50	1.420
2003s2Fa	A	Brown, Tom	5	4	11	1	16	5	0.762	9	3	4	4	13	7	0.650	29	12	0.707	1	0	60.5	42	1.440
2004s1Sp	A	Brown, Tom	8	4	11	3	19	7	0.731	10	4	8	3	18	7	0.720	37	14	0.725	0	0	82.5	51	1.618
2004s2Fa	A	Brown, Tom	7	3	10	2	17	5	0.773	10	2	9	3	19	5	0.792	36	10	0.783	1	0	71.5	47	1.521
2005s1Sp	A	Brown, Tom	9	1	10	1	19	2	0.905	9	2	7	3	16	5	0.762	35	7	0.833	1	0	68.0	43	1.581
2005s2Fa	A	Brown, Tom	11	3	12	2	23	5	0.821	11	3	9	2	20	5	0.800	43	10	0.811	1	0	99.5	54	1.843
2006s1Sp	A	Brown, Tom	8	3	10	2	18	5	0.783	10	2	10	1	20	3	0.870	38	8	0.826	0	0	80.5	46	1.750
2006s2Fa	A	Brown, Tom	12	2	8	6	20	8	0.714	10	4	10	4	20	8	0.714	40	16	0.714	2	1	90.5	59	1.534
2007s1Sp	A	Brown, Tom	8	3	8	3	16	6	0.727	6	5	8	3	14	8	0.636	30	14	0.682	1	0	46.5	44	1.057
2007s2Fa	A	Brown, Tom	7	4	9	3	16	7	0.696	10	1	8	3	18	4	0.818	34	11	0.756	1	0	68.0	45	1.511
2008s1Sp	A	Brown, Tom	0	2	2	0	2	2	0.500	1	1	2	0	3	1	0.750	5	3	0.625	0	0	12.0	8	1.500
2008s2Fa	A	Brown, Tom	6	1	7	1	13	2	0.867	6	2	7	1	13	3	0.813	26	5	0.839	0	0	54.5	31	1.758
2009s1Sp	A	Brown, Tom	8	2	10	1	18	3	0.857	9	2	6	5	15	7	0.682	33	10	0.767	0	0	73.0	43	1.698
2009s2Fa	A	Brown, Tom	5	2	7	1	12	3	0.800	6	2	5	2	11	4	0.733	23	7	0.767	0	0	55.0	30	1.833
2010s1Sp	A	Brown, Tom	8	3	11	0	19	3	0.864	9	2	7	4	16	6	0.727	35	9	0.795	0	0	87.0	44	1.977
2010s2Fa	A	Brown, Tom	8	3	10	2	18	5	0.783	12	0	10	0	22	0	1.000	40	5	0.889	0	0	74.0	45	1.644
2011s1Sp	A	Brown, Tom	6	3	9	1	15	4	0.789	7	3	6	3	13	6	0.684	28	10	0.737	1	0	58.5	38	1.539
2011s2Fa	A	Brown, Tom	10	2	10	2	20	4	0.833	11	1	8	3	19	4	0.826	39	8	0.830	0	0	83.5	47	1.777
2012s1Sp	A	Brown, Tom	8	4	11	1	19	5	0.792	10	2	9	3	19	5	0.792	38	10	0.792	0	0	65.0	48	1.354
2012s2Fa	A	Brown, Tom	10	2	9	3	19	5	0.792	8	4	8	2	16	6	0.727	35	11	0.761	0	0	76.5	46	1.663
2013s1Sp	A	Brown, Tom	10	2	8	4	18	6	0.750	8	4	9	3	17	7	0.708	35	13	0.729	0	0	70.5	48	1.469
2013s2Fa	A	Brown, Tom	10	4	11	3	21	7	0.750	11	3	9	4	20	7	0.741	41	14	0.745	0	0	71.0	55	1.291
2014s1Sp	A	Brown, Tom	10	3	11	2	21	5	0.808	9	3	8	4	17	7	0.708	38	12	0.760	1	0	75.0	50	1.500
2014s2Fa	A	Brown, Tom	10	2	10	2	20	4	0.833	6	6	7	4	13	10	0.565	33	14	0.702	0	1	57.0	47	1.213
2015s1Sp	A	Brown, Tom	8	4	11	1	19	5	0.792	9	3	5	3	14	6	0.700	33	11	0.750	0	1	66.5	44	1.511
2015s2Fa	A	Brown, Tom	6	3	8	3	14	6	0.700	6	5	2	5	8	10	0.444	22	16	0.579	0	1	46.0	38	1.211
2016s1Sp	A	Brown, Tom	10	2	12	2	22	4	0.846	9	3	8	2	17	5	0.773	39	9	0.813	0	0	63.5	48	1.323
2016s2Fa	A	Brown, Tom	10	3	10	3	20	6	0.769	9	3	8	3	17	6	0.739	37	12	0.755	0	0	52.5	49	1.071
2017s1Sp	A	Brown, Tom	10	3	11	2	21	5	0.808	12	1	8	3	20	4	0.833	41	9	0.820	0	0	51.0	50	1.020
2017s2Fa	A	Brown, Tom	7	5	10	2	17	7	0.708	8	3	7	5	15	8	0.652	32	15	0.681	0	0	60.0	47	1.277
2018s1Sp	A	Brown, Tom	9	4	10	3	19	7	0.731	12	1	5	6	17	7	0.708	36	14	0.720	0	1	68.5	50	1.370
2018s2Fa	A	Brown, Tom	9	1	7	3	16	4	0.800	10	0	8	1	18	1	0.947	34	5	0.872	0	0	28.5	39	0.731
2019s1Sp	A	Brown, Tom	6	3	7	2	13	5	0.722	7	2	8	1	15	3	0.833	28	8	0.778	0	0	42.0	36	1.167
2019s2Fa	A	Brown, Tom	4	2	6	1	10	3	0.769	5	1	3	0	8	1	0.889	18	4	0.818	0	0	26.0	22	1.182
2020s1Sp	A	Brown, Tom	3	1	3	2	6	3	0.667	4	1	3	1	7	2	0.778	13	5	0.722	0	0	36.0	18	2.000
2021s2Fa	A	Brown, Tom	3	2	3	1	6	3	0.667	4	1	4	1	8	2	0.800	14	5	0.737	0	1	18.0	19	0.947
2022s1Sp	A	Brown, Tom	4	6	7	5	11	11	0.500	8	4	6	5	14	9	0.609	25	20	0.556	0	1	51.0	45	1.133
2022s2Fa	A	Brown, Tom	7	3	6	5	13	8	0.619	8	1	5	3	13	4	0.765	26	12	0.684	2	0	40.0	38	1.053
2023s1Sp	A	Brown, Tom	4	3	4	2	8	5	0.615	5	1	5	2	10	3	0.769	18	8	0.692	1	0	21.0	26	0.808
TOTALS IN JK STAT ERA:			**389**	**145**	**452**	**109**	**841**	**254**	**0.768**	**429**	**124**	**364**	**147**	**793**	**271**	**0.745**	**1634**	**525**	**0.757**	**18**	**10**	**3071.5**	**2174**	**1.413**
Added data from pre-JK:							32	19														131.0	107	

TOM BROWN - Season by Season Team Finishes and Awards

(The totals at the bottom are divided into "JK era" statistics that are very complete, and "pre-JK" statistics that are scattered at best)

Season	Division	Team	Season Finish	Season Wins	Season Losses	Tourn. Finish	Tourn. Wins	Tourn. Losses	Singles	ASP Ave	9m	T80	6B	High In	High Out	Fast 301	Fast SCkt	DCkt	501	A Div All-Star	A Div MVP
1995s1Sp	A	Brown, Tom / A?/ Pig Tour 95	1	13	1	1	3	0													
1995s2Fa	A	Brown, Tom / A?/ Pig Tour 95	5	7	7	1	3	0													
(Seasons prior to Spring 1996 are the pre-JK statistics era - data in these earlier seasons are far less complete)																					
1996s1Sp	A	Brown, Tom / A1/ Lunatic Fringe	1	12	2	1	3	0			3									-	-
1996s2Fa	A	Brown, Tom / A1/ Lunatic Fringe	1	14	0	1	3	0	1		1	1								-	-
1997s1Sp	A	Brown, Tom / A1/ Lunatic Fringe	1	14	0	1	3	0				1						2		1	
1997s2Fa	A	Brown, Tom / A1/ Lunatic Fringe	1	13	1	1	3	0			2	1			1				1	1	
1998s1Sp	A	Brown, Tom / A1/ Lunatic Fringe	1	13	1	2	2	1												1	
1998s2Fa	A	Brown, Tom / A1/ Lunatic Fringe	1	11	1	T4	0	1										1		1	
1999s1Sp	A	Brown, Tom / A1/ Lunatic Fringe	2	11	3	1	3	0												1	
1999s2Fa	A	Brown, Tom / A2/ Lunatic Fringe	1	13	1	1	3	0													
2000s1Sp	A	Brown, Tom / A1/ Lunatic Fringe	1	12	0	1	2	0			3									1	
2000s2Fa	A	Brown, Tom / A1/ Lunatic Fringe	3	8	4	T4	1	1			1										
2001s1Sp	A	Brown, Tom / A3/ Lunatic Fringe	2	10	2	2	1	1												1	
2001s2Fa	A	Brown, Tom / A2/ Lunatic Fringe	1	12	0	1	2	0	1		1	1		2						1	1
2002s1Sp	A	Brown, Tom / A1/ Lunatic Fringe	1	10	2	2	1	1			1										
2002s2Fa	A	Brown, Tom / A1/ Lunatic Fringe	1	13	1	1	3	0	1	1		1			1	1	2			1	1
2003s1Sp	A	Brown, Tom / A1/ Lunatic Fringe	1	14	0	1	3	0			3	1		1		1				1	
2003s2Fa	A	Brown, Tom / A5/ The Subversive Element	1	10	2	1	2	0												1	
2004s1Sp	A	Brown, Tom / A1/ The Elusive Element	1	13	1	1	3	0			2									1	
2004s2Fa	A	Brown, Tom / A1/ The Intrusive Element	1	11	1	1	2	0			1	1							1	1	
2005s1Sp	A	Brown, Tom / A1/ The Elements of Style	2	13	1	1	3	0	1		2									1	1
2005s2Fa	A	Brown, Tom / A1/ The Fifth Element	1	14	0	2	2	1		1	4	1		1		1	1		1	1	1
2006s1Sp	A	Brown, Tom / A2/ Elementary School Bullies	1	11	1	1	2	0											1	1	
2006s2Fa	A	Brown, Tom / A2/ The Essential Elements	2	12	2	2	2	1				2				1				1	
2007s1Sp	A	Brown, Tom / A2/ Out Of Our Element	2	10	2	2	2	1			1									1	
2007s2Fa	A	Brown, Tom / A2/ The Rogue Element	1	13	1	1	3	0			4	1	1					1		1	
2008s1Sp	A	Brown, Tom / A1/ Element X	1	11	1	1	2	0													
2008s2Fa	A	Brown, Tom / A1/ No Element of Doubt	1	12	0	2	1	1												1	
2009s1Sp	A	Brown, Tom / A1/ A Dozen Elements	1	11	1	2	1	1	1		2						1	1		1	
2009s2Fa	A	Brown, Tom / A1/ Elements of Mass Destruction	1	10	2	2	1	1			1									1	
2010s1Sp	A	Brown, Tom / A1/ Elemental Truths	1	12	0	1	2	0		1	1									1	1
2010s2Fa	A	Brown, Tom / A1/ Element Horizon	1	14	0	1	3	0			2				1		1			1	
2011s1Sp	A	Brown, Tom / A1/ The Missing Element	2	11	3	1	3	0			2				1					1	
2011s2Fa	A	Brown, Tom / A2/ Not Non-Element	1	13	1	2	2	1			2	3							1	1	
2012s1Sp	A	Brown, Tom / A1/ Required Elements	1	11	1	1	2	0			1	1								1	
2012s2Fa	A	Brown, Tom / A1/ Narfle the Element	1	12	0	1	2	0			1	1				1				1	
2013s1Sp	A	Brown, Tom / A1/ The Decennary Element	1	12	0	2	1	1			1	1								1	
2013s2Fa	A	Brown, Tom / A1/ Element Twenty Won	1	13	1	1	3	0			2									1	
2014s1Sp	A	Brown, Tom / A1/ Bona Fide Element	1	13	1	1	3	0			5						1	1		1	
2014s2Fa	A	Brown, Tom / A1/ The Dynastic Element	1	11	1	2	1	1			1									1	
2015s1Sp	A	Brown, Tom / A1/ The Alpaca Element	2	12	2	1	3	0						1		1				1	
2015s2Fa	A	Brown, Tom / A2/ The Eventual Element	1	11	1	1	2	0			1	1									
2016s1Sp	A	Brown, Tom / A1/ The Element Way	1	14	0	1	3	0			1									1	
2016s2Fa	A	Brown, Tom / A1/ The Irreverent Element	1	14	0	1	3	0												1	
2017s1Sp	A	Brown, Tom / A1/ This Is Element	1	14	0	1	3	0				1						1		1	
2017s2Fa	A	Brown, Tom / A1/ The Cardiac Element	1	11	1	2	1	1			1									1	
2018s1Sp	A	Brown, Tom / A1/ Element XXX	2	13	1	1	3	0			2									1	
2018s2Fa	A	Brown, Tom / A2/ The Overall Element	1	14	0	1	3	0			3									1	
2019s1Sp	A	Brown, Tom / A1/ The Unintimidated Element	1	14	0	1	3	0			1							1			
2019s2Fa	A	Brown, Tom / A1/ Unstable Elements	2	12	2	2	2	1			1			1							
2020s1Sp	A	Brown, Tom / A2/ Birth of an Element	1	8	0	-	-	-													
2021s2Fa	A	Brown, Tom / A1/ The Reunited Element	3	8	4	T4	1	1										1			
2022s1Sp	A	Brown, Tom / A3/ The Uncharted Element	2	10	2	2	2	1			2										
2022s2Fa	A	Brown, Tom / A2/ The Convergent Element	1	12	0	2	1	1			1			1							
2023s1Sp	A	Brown, Tom / A1/ The Global Element	1	12	0	1	2	0			1								1		
# OF TITLES/AWARDS IN JK STAT ERA:			**41**	632	54	**33**	113	19	**5**	**3**	**64**	**19**	**1**	**6**	**4**	**6**	**5**	**8**	**6**	**39**	**5**
Added data from pre-JK:			1	20	8	2	6	0													

JIM BUDELMAN -- 2023 Inaugural Class



Jim Budelman's place among the RDL's Hall is that of the serious technician. Budelman always analyzed every little facet of the game, the board, the lighting, the situation, etc., more than any of the other top players here. I always knew the match wasn't fully on and moving until Budelman had walked to each board to determine how closely the bull's height was to that of his nose (or eyes, or whatever the heck he was lining up). He made the slightest of alterations in his release point and dart release power in response to his determinations, and based on the fact that he was one of the most consistent and precise throwers in league history, whatever he always did clearly worked.

Budelman first began throwing during his time in the U.S. Air Force. His brother Frank had been a good player as well, and he recruited Jim to be a last minute addition to their A league team in Washington DC. Within 3 years, Budelman's brother could rarely beat him anymore, and they played in DC's top division until Jim moved to southern California in roughly 1972. Somehow, players in California initially reached the conclusion that Budelman wasn't good enough to play in A division when he arrived, a mistake that was remedied soon thereafter by his buddy Craig Dusenberry, and together they ruled the league for about 6 years.

After a move to New Jersey that forced a minor pause in his dart action, Budelman retuned to California and started to become a nationally ranked tournament player. In 1992, Budelman finally moved to the Triangle area, and jumped right into his RDL career. That first year saw Budelman duke it out on behalf of A division's Barstools, but the team just couldn't quite keep their spot in the top division. That led to Budelman hopping over to Lunatic Fringe for more than 21 years, with him being one of the major driving forces that catapulted Fringe into being the RDL's first real dynasty. Fringe won the A division regular season title in 15 of the first 21 seasons in which Budelman played, and there was a 15-season span during which Fringe also claimed 10 A division tournament titles. For roughly a decade, Budelman was widely acknowledged by members of the other teams as that one guy on his team that you had to list around, even when his roster featured several other top players.

Over the course of his RDL career, which was sadly cut a bit short by ongoing right elbow pain that prevented him from keeping the highly compact and repetitive throwing motion for which he was known, Budelman won at least one of every award the RDL gives out except for a 6-Bull (but since 6-Bulls are generally thrown by people who are behind, and Budelman was rarely ever behind). While it's a bummer that Budelman had to give up full-time darting, he certainly managed to fill his time with kicking ass on the golf course. He's a near scratch golfer at frickin' Prestonwood Country Club. Clearly, coordination has never been an issue.



My favorite Budelman memory? It came during my first year here in the RDL. In a huge match between A division heavyweights Lunatic Fringe (Jim's team) and Pig Tour 95 (my team), the match advanced to a tiebreaker. After Budelman missed a shot at the out in 1001, he disassembled his darts and put them back in his case. There were nearly a dozen top shooters (including several NC state champions) between Budelman and another shot, but somehow every one of us missed. When it came back around to Budelman, he hurriedly went to his case, assembled *one dart*, and went to the line and hit the out! When I said something to him about it, he said something to the effect of "well, it takes a little while to put these back together and I didn't want to make you guys all wait, so I just figured that if I was going to hit it, I might as well just go ahead and do it on the first one." Just decided to do it? That's what I've been missing?



JIM BUDELMAN - Season by Season Individual Statistics (through Spring 2023)

(The totals at the bottom are divided into "JK era" statistics that are very complete, and "pre-JK" statistics that are scattered at best)

Season	Division		Singles	301	Singles	Cricket	Singles	Record	Singles Win %-age	Doubles	Cricket	Doubles	501	Doubles	Record	Doubles Win %-age	Sngls + Dbls	Record	Sngls + Dbls Win %-age	Tiebreaker Ws	Tiebreaker Ls	All-Star Points	Games Played	All-Star %-age
1992s1Sp	A	Budelman, Jim	0	0	9	3	9	3	0.750													59.0	36	1.639
1992s2Fa	A	Budelman, Jim																				67.5	41	1.646
1993s1Sp	A	Budelman, Jim					12	2	0.857													80.5	42	1.917
1993s2Fa	A	Budelman, Jim					10	3	0.769													67.0	39	1.718
1994s1Sp	A	Budelman, Jim	1	0	9	4	10	4	0.714													69.0	41	1.683
1994s2Fa	A	Budelman, Jim					18	4	0.818													84.0	47	1.787
1995s1Sp	A	Budelman, Jim					20	5	0.800													106.0	53	2.000
1995s2Fa	A	Budelman, Jim					16	7	0.696													73.0	47	1.553
(Seasons prior to Spring 1996 are the pre-JK statistics era - data in these earlier seasons are far less complete)																								
1996s1Sp	A	Budelman, Jim	10	4	13	1	23	5	0.821	9	5	7	8	16	13	0.552	39	18	0.684	1	0	83.0	58	1.431
1996s2Fa	A	Budelman, Jim	7	5	13	0	20	5	0.800	12	1	12	1	24	2	0.923	44	7	0.863	1	0	85.0	52	1.635
1997s1Sp	A	Budelman, Jim	6	4	13	0	19	4	0.826	12	1	10	0	22	1	0.957	41	5	0.891	0	0	91.0	46	1.978
1997s2Fa	A	Budelman, Jim	12	1	13	0	25	1	0.962	9	4	9	3	18	7	0.720	43	8	0.843	1	1	96.0	53	1.811
1998s1Sp	A	Budelman, Jim	7	3	11	0	18	3	0.857	10	1	7	1	17	2	0.895	35	5	0.875	0	1	67.0	41	1.634
1998s2Fa	A	Budelman, Jim	10	3	7	5	17	8	0.680	8	4	9	3	17	7	0.708	34	15	0.694	0	0	76.0	49	1.551
1999s1Sp	A	Budelman, Jim	6	4	7	2	13	6	0.684	6	3	7	2	13	5	0.722	26	11	0.703	0	0	63.5	37	1.716
1999s2Fa	A	Budelman, Jim	8	3	11	0	19	3	0.864	10	0	6	3	16	3	0.842	35	6	0.854	0	0	52.0	41	1.268
2000s1Sp	A	Budelman, Jim	7	4	10	2	17	6	0.739	10	2	7	5	17	7	0.708	34	13	0.723	1	0	63.5	48	1.323
2000s2Fa	A	Budelman, Jim	7	5	7	4	14	9	0.609	10	2	7	5	17	7	0.708	31	16	0.660	0	1	55.0	48	1.146
2001s1Sp	A	Budelman, Jim	6	6	9	3	15	9	0.625	9	4	7	5	16	9	0.640	31	18	0.633	1	0	61.0	50	1.220
2001s2Fa	A	Budelman, Jim	6	3	9	2	15	5	0.750	9	3	6	5	15	8	0.652	30	13	0.698	1	0	69.0	44	1.568
2002s1Sp	A	Budelman, Jim	9	2	10	1	19	3	0.864	8	3	9	2	17	5	0.773	36	8	0.818	0	0	52.5	44	1.193
2002s2Fa	A	Budelman, Jim	3	4	5	2	8	6	0.571	3	4	6	2	9	6	0.600	17	12	0.586	0	0	30.5	29	1.052
2003s1Sp	A	Budelman, Jim	10	4	10	3	20	7	0.741	8	6	10	1	18	7	0.720	38	14	0.731	0	0	82.0	52	1.577
2003s2Fa	A	Budelman, Jim	5	4	10	1	15	5	0.750	11	1	5	6	16	7	0.696	31	12	0.721	0	0	66.0	43	1.535
2004s1Sp	A	Budelman, Jim	9	3	8	3	17	6	0.739	9	2	8	5	17	7	0.708	34	13	0.723	0	1	53.5	48	1.115
2004s2Fa	A	Budelman, Jim	5	7	7	5	12	12	0.500	8	2	9	2	17	4	0.810	29	16	0.644	1	0	61.5	46	1.337
2005s1Sp	A	Budelman, Jim	5	6	4	5	9	11	0.450	7	4	7	2	14	6	0.700	23	17	0.575	0	1	29.0	41	0.707
2005s2Fa	A	Budelman, Jim	12	6	10	6	22	12	0.647	12	4	12	4	24	8	0.750	46	20	0.697	0	1	79.0	67	1.179
2006s1Sp	A	Budelman, Jim	6	5	6	3	12	8	0.600	7	4	7	4	14	8	0.636	26	16	0.619	0	0	46.0	42	1.095
2006s2Fa	A	Budelman, Jim	9	3	8	5	17	8	0.680	12	2	8	5	20	7	0.741	37	15	0.712	0	1	47.0	53	0.887
2007s1Sp	A	Budelman, Jim	11	2	3	11	14	13	0.519	6	6	6	8	12	14	0.462	26	27	0.491	0	0	44.0	53	0.830
2007s2Fa	A	Budelman, Jim	6	4	3	8	9	12	0.429	8	4	5	4	13	8	0.619	22	20	0.524	0	1	38.0	42	0.905
2008s1Sp	A	Budelman, Jim	6	7	8	7	14	14	0.500	9	4	8	4	17	8	0.680	31	22	0.585	0	0	47.0	53	0.887
2008s2Fa	A	Budelman, Jim	4	5	2	3	6	8	0.429	2	4	5	1	7	5	0.583	13	13	0.500	0	0	16.0	26	0.615
2009s1Sp	A	Budelman, Jim	9	2	3	8	12	10	0.545	4	5	5	4	9	9	0.500	21	19	0.525	1	0	32.0	40	0.800
2009s2Fa	A	Budelman, Jim	6	3	4	4	10	7	0.588	3	3	6	2	9	5	0.643	19	12	0.613	0	0	35.5	31	1.145
2010s1Sp	A	Budelman, Jim	5	3	5	3	10	6	0.625	6	0	5	3	11	3	0.786	21	9	0.700	0	0	23.0	30	0.767
2010s2Fa	A	Budelman, Jim	10	2	6	4	16	6	0.727	3	5	5	6	8	11	0.421	24	17	0.585	2	0	32.5	41	0.793
2011s1Sp	A	Budelman, Jim	7	3	5	5	12	8	0.600	7	3	5	5	12	8	0.600	24	16	0.600	1	0	45.0	40	1.125
2011s2Fa	A	Budelman, Jim	6	8	5	9	11	17	0.393	7	7	6	8	13	15	0.464	24	32	0.429	0	0	54.0	56	0.964
2012s1Sp	A	Budelman, Jim	8	2	4	6	12	8	0.600	4	6	3	6	7	12	0.368	19	20	0.487	1	0	36.5	39	0.936
2012s2Fa	A	Budelman, Jim	5	5	8	2	13	7	0.650	5	5	7	3	12	8	0.600	25	15	0.625	0	1	42.5	40	1.063
2013s1Sp	A	Budelman, Jim	4	2	3	3	7	5	0.583	3	3	4	2	7	5	0.583	14	10	0.583	0	0	24.5	24	1.021
2013s2Fa	A	Budelman, Jim	3	8	7	5	10	13	0.435	9	3	7	4	16	7	0.696	26	20	0.565	0	0	42.0	46	0.913
2014s1Sp	A	Budelman, Jim	1	1	1	1	2	2	0.500	0	1	1	0	1	1	0.500	3	3	0.500	0	0	2.5	6	0.417
TOTALS IN JK STAT ERA:			**256**	**146**	**268**	**132**	**524**	**278**	**0.653**	**275**	**121**	**253**	**134**	**528**	**255**	**0.674**	**1052**	**533**	**0.664**	**12**	**9**	**1924.0**	**1599**	**1.203**
Added data from pre-JK:							95	28														606.0	346	

JIM BUDELMAN - Season by Season Team Finishes and Awards

(The totals at the bottom are divided into "JK era" statistics that are very complete, and "pre-JK" statistics that are scattered at best)

Season	Division		Team	Season Finish	Season Wins	Season Losses	Tourn. Finish	Tourn. Wins	Tourn. Losses	Singles	ASP Ave	9m	T80	6B	High In	High Out	Fast 301	Fast SCkt	DCkt	501	A Div All-Star	A Div MVP
1992s1Sp	A	Budelman, Jim	A?/ Barstools	6	5	9	-?	-?	-?			1							1			
1992s2Fa	A	Budelman, Jim	A?/ Barstools	8	3	11	T8	0	1			2						1				
1993s1Sp	A	Budelman, Jim	A2/ Lunatic Fringe	1	12	2	2	2	1		1	1								1		
1993s2Fa	A	Budelman, Jim	A1/ Lunatic Fringe	2	10	4	2	2	1			1				1						
1994s1Sp	A	Budelman, Jim	A2/ Lunatic Fringe	3	9	5	T4	1	1													
1994s2Fa	A	Budelman, Jim	A?/ Lunatic Fringe	1	11	1	2	1	1			3										
1995s1Sp	A	Budelman, Jim	A?/ Lunatic Fringe	2	11	3	T4	1	1	1	1	1	2					1				
1995s2Fa	A	Budelman, Jim	A?/ Lunatic Fringe	1	14	0	T4	1	1		1	2			1					1		
(Seasons prior to Spring 1996 are the pre-JK statistics era - data in these earlier seasons are far less complete)																						
1996s1Sp	A	Budelman, Jim	A1/ Lunatic Fringe	1	12	2	1	3	0			2						1	1		-	-
1996s2Fa	A	Budelman, Jim	A1/ Lunatic Fringe	1	14	0	1	3	0		1	3						1			-	-
1997s1Sp	A	Budelman, Jim	A1/ Lunatic Fringe	1	14	0	1	3	0		1										1	
1997s2Fa	A	Budelman, Jim	A1/ Lunatic Fringe	1	13	1	1	3	0	1	1										1	1
1998s1Sp	A	Budelman, Jim	A1/ Lunatic Fringe	1	13	1	2	2	1			1									1	1
1998s2Fa	A	Budelman, Jim	A1/ Lunatic Fringe	1	11	1	T4	0	1			3							1			
1999s1Sp	A	Budelman, Jim	A1/ Lunatic Fringe	2	11	3	1	3	0			2									1	
1999s2Fa	A	Budelman, Jim	A2/ Lunatic Fringe	1	13	1	1	3	0			2							1		1	
2000s1Sp	A	Budelman, Jim	A1/ Lunatic Fringe	1	12	0	1	2	0			1							1	1	1	
2000s2Fa	A	Budelman, Jim	A1/ Lunatic Fringe	3	8	4	T4	1	1			1									1	
2001s1Sp	A	Budelman, Jim	A3/ Lunatic Fringe	2	10	2	2	1	1										1		1	
2001s2Fa	A	Budelman, Jim	A2/ Lunatic Fringe	1	12	0	1	2	0			1							2		1	
2002s1Sp	A	Budelman, Jim	A1/ Lunatic Fringe	1	10	2	2	1	1	1		2						1		1	1	
2002s2Fa	A	Budelman, Jim	A1/ Lunatic Fringe	1	13	1	1	3	0				1									
2003s1Sp	A	Budelman, Jim	A1/ Lunatic Fringe	1	14	0	1	3	0		1	1			1							
2003s2Fa	A	Budelman, Jim	A1/ Lunatic Fringe	4	8	4	T4	1	1												1	
2004s1Sp	A	Budelman, Jim	A4/ Lunatic Fringe	4	7	7	T4	1	1			1										
2004s2Fa	A	Budelman, Jim	A3/ Lunatic Fringe	2	11	1	T4	1	1													
2005s1Sp	A	Budelman, Jim	A2/ Lunatic Fringe	1	13	1	2	2	1				1				1					
2005s2Fa	A	Budelman, Jim	A2/ Lunatic Fringe	2	12	2	1	3	0			3			1			1			1	
2006s1Sp	A	Budelman, Jim	A1/ Lunatic Fringe	2	10	2	2	2	1													
2006s2Fa	A	Budelman, Jim	A1/ Lunatic Fringe	4	9	5	T8	0	1			2									1	
2007s1Sp	A	Budelman, Jim	A1/ Lunatic Fringe	6	4	8	T4	1	1													
2007s2Fa	A	Budelman, Jim	A5/ Lunatic Fringe	4	8	6	T8	0	1													
2008s1Sp	A	Budelman, Jim	A4/ Lunatic Fringe	4	7	5	T4	1	1													
2008s2Fa	A	Budelman, Jim	A4/ Lunatic Fringe	2	8	4	T4	1	1													
2009s1Sp	A	Budelman, Jim	A2/ Lunatic Fringe	4	6	6	T8	0	1													
2009s2Fa	A	Budelman, Jim	A3/ Lunatic Fringe	3	9	3	T4	1	1				1				1					
2010s1Sp	A	Budelman, Jim	A3/ Lunatic Fringe	3	7	5	T4	1	1													
2010s2Fa	A	Budelman, Jim	A3/ Lunatic Fringe	3	11	3	T4	1	1													
2011s1Sp	A	Budelman, Jim	A3/ Lunatic Fringe	3	9	5	T4	1	1													
2011s2Fa	A	Budelman, Jim	A3/ Lunatic Fringe	5	4	10	T4	1	1													
2012s1Sp	A	Budelman, Jim	A4/ Lunatic Fringe	4	7	5	T8	0	1													
2012s2Fa	A	Budelman, Jim	A4/ Lunatic Fringe	2	8	4	T4	1	1													
2013s1Sp	A	Budelman, Jim	A2/ Lunatic Fringe	4	6	6	T8	0	1				1							1		
2013s2Fa	A	Budelman, Jim	A4/ Lunatic Fringe	4	7	7	T4	1	1			1										
2014s1Sp	A	Budelman, Jim	A4/ Lunatic Fringe	5	6	8	T4	1	1													
# OF TITLES/AWARDS IN JK STAT ERA:				**13**	357	125	**11**	54	26	**2**	**4**	**26**	**4**	**0**	**2**	**0**	**2**	**4**	**6**	**3**	**13**	**2**
Added data from pre-JK:				3	75	35	3	8	7	1	3	11	2	0	1	1	0	2	1	2		

ROBBIE PHILLIPS -- 2023 Inaugural Class



If there is anyone among this group who needs no introduction to the majority of the RDL, it's most decidedly Robbie Phillips. His exploits, from local successes all the way to the world stage, have been recounted in the pages of the Tons probably more extensively than any other league member. It's almost beyond argument that Phillips carries the title of "best ever RDL player." In any case, he is certainly the most accomplished

Phillips first joined the RDL in 2001 when he was recruited to Brian Selby's super-deep Industrial Strength; he and Tom Brown are the only members of this year's Hall class who won both the A regular season and tournament titles in his first season in the league. After three seasons, Phillips switched over to the pre-Element team captained by yours truly, and he was a founding member of Element two seasons later.

In 2004, Phillips took a year to go to culinary school, and there evidently must have been dartboards hung in every kitchen at the school, because after he returned in 2005, it was time for him to start rewriting all the record books. He rejoined Element and immediately became a cornerstone of the RDL's most dominant dynasty, posting numbers never before seen in RDL on an almost seasonal basis. Eighteen years later, and almost nothing has changed.

You can very easily peruse Phillips's individual results on pages 10 and 11, but some of the outcomes are so outrageous that they just need to be highlighted. For example, Phillips has more than 150 perfect throws in league play, and has anywhere from 1 to 6 9-marks in all but one season since the start of 2005. He has won the A singles title 11 times, and he has claimed an A all-star average title in 21 of the 28 past seasons. He has claimed every award the RDL offers at least 3 times each (not surprisingly, 6-Bulls are one of the only two awards he has claimed fewer than 6 times; but quite a bit surprisingly, the other that he was claimed only 3 times is the High Out). Finally, while it's not an official RDL statistic, I have named Phillips to my A division all-star team 34 times in a row (and 36 in total), and I have named him the division MVP in 19 of those seasons.

And while being selected to this Hall is mostly about all the RDL achievements, it would be silly not to mention Phillips's additional honors elsewhere. Phillips has 31 NC State Championship titles, he has won 10 NC City Dart League championships, he has won roughly 20 Bull City Dart League titles, he has won multiple national championships, he has won a team World Cup event, and about a thousand other things. Just way too many to highlight in a one-page summary with photos. But probably a bigger achievement than all of these is the fact that somehow Phillips is not only one of the most gracious losers I've ever encountered, but he is also one of the most gracious winners as well. It's no secret why he is one of the most popular darters around, regardless of talent level. So very casual and approachable…



My favorite Phillips memory? Oh, there are some serious classics, as Phillips is one of the wittiest and humble intellects around… There's the greatest diddle in the history of darts… There are the dozens of walk-by perfect throws with my darts… There are clutch shots, windbreakers, comedy acts with no words, and a Slim Jim. But in the end, I'm going with a quick, subtle one. One night in SCkt, Robbie was playing and I was recording results on the sheet (which is out of the ordinary for us, I realize), and Robbie said "I got a 5m, a 6m, and a 3-bull." I looked at the sheet and replied with "I have the 5 and the 6, but I didn't have the 3-bull." Phillips quickly looked at me and said "I haven't hit it yet" with this awesome smirk. When he flat-out buried the first dart on his next turn, you could almost feel the pressure in the room release…



ROBBIE PHILLIPS - Season by Season Individual Statistics (through Spring 2023)

(Phillips did not play in the "pre-JK" era, so the totals at the bottom are wholly the "JK era" statistics that are very complete)

Season	Division		Singles	301	Singles	Cricket	Singles	Record	Singles Win %-age	Doubles	Cricket	Doubles	501	Doubles	Record	Doubles Win %-age	Sngls + Dbls	Record	Sngls + Dbls Win %-age	Tiebreaker Ws	Tiebreaker Ls	All-Star Points	Games Played	All-Star %-age
2001s1Sp	A	Phillips, Robbie	10	2	7	5	17	7	0.708	8	4	7	5	15	9	0.625	32	16	0.667	0	1	38.0	49	0.776
2001s2Fa	A	Phillips, Robbie	8	3	6	3	14	6	0.700	9	4	7	4	16	8	0.667	30	14	0.682	0	0	36.5	44	0.830
2002s1Sp	A	Phillips, Robbie	2	1	2	3	4	4	0.500	3	2	4	1	7	3	0.700	11	7	0.611	0	0	20.0	18	1.111
2002s2Fa	A	Phillips, Robbie	8	6	8	6	16	12	0.571	12	2	11	3	23	5	0.821	39	17	0.696	0	1	74.5	57	1.307
2003s1Sp	-	-	-	-	-	-	-	-	-	-	-	-	-	-	-	-	-	-	-	-	-	-	-	-
2003s2Fa	A	Phillips, Robbie	3	5	5	2	8	7	0.533	4	2	6	2	10	4	0.714	18	11	0.621	1	0	33.5	30	1.117
2004s1Sp	-	-	-	-	-	-	-	-	-	-	-	-	-	-	-	-	-	-	-	-	-	-	-	-
2004s2Fa	-	-	-	-	-	-	-	-	-	-	-	-	-	-	-	-	-	-	-	-	-	-	-	-
2005s1Sp	A	Phillips, Robbie	3	0	4	1	7	1	0.875	5	1	2	4	7	5	0.583	14	6	0.700	1	0	21.0	21	1.000
2005s2Fa	A	Phillips, Robbie	6	5	8	4	14	9	0.609	9	1	11	2	20	3	0.870	34	12	0.739	1	0	62.0	47	1.319
2006s1Sp	A	Phillips, Robbie	7	2	5	2	12	4	0.750	7	2	5	3	12	5	0.706	24	9	0.727	0	0	47.0	33	1.424
2006s2Fa	A	Phillips, Robbie	8	5	11	2	19	7	0.731	9	4	12	1	21	5	0.808	40	12	0.769	2	0	87.5	54	1.620
2007s1Sp	A	Phillips, Robbie	7	4	7	4	14	8	0.636	9	2	8	3	17	5	0.773	31	13	0.705	1	0	58.0	44	1.318
2007s2Fa	A	Phillips, Robbie	6	6	10	2	16	8	0.667	9	3	12	0	21	3	0.875	37	11	0.771	1	0	78.0	48	1.625
2008s1Sp	A	Phillips, Robbie	9	1	8	3	17	4	0.810	8	3	9	2	17	5	0.773	34	9	0.791	0	0	91.0	43	2.116
2008s2Fa	A	Phillips, Robbie	9	3	12	0	21	3	0.875	11	1	11	2	22	3	0.880	43	6	0.878	0	0	112.0	49	2.286
2009s1Sp	A	Phillips, Robbie	8	4	11	1	19	5	0.792	11	1	9	2	20	3	0.870	39	8	0.830	0	0	110.0	47	2.340
2009s2Fa	A	Phillips, Robbie	9	2	11	0	20	2	0.909	9	2	8	2	17	4	0.810	37	6	0.860	0	0	90.0	43	2.093
2010s1Sp	A	Phillips, Robbie	11	0	10	1	21	1	0.955	9	2	7	4	16	6	0.727	37	7	0.841	0	0	78.0	44	1.773
2010s2Fa	A	Phillips, Robbie	11	1	13	0	24	1	0.960	13	0	10	2	23	2	0.920	47	3	0.940	0	0	99.0	50	1.980
2011s1Sp	A	Phillips, Robbie	11	3	12	2	23	5	0.821	13	1	8	6	21	7	0.750	44	12	0.786	1	0	106.0	56	1.893
2011s2Fa	A	Phillips, Robbie	12	2	13	1	25	3	0.893	12	2	7	7	19	9	0.679	44	12	0.786	0	0	131.0	56	2.339
2012s1Sp	A	Phillips, Robbie	10	1	11	0	21	1	0.955	10	1	7	3	17	4	0.810	38	5	0.884	0	0	106.0	43	2.465
2012s2Fa	A	Phillips, Robbie	9	1	10	0	19	1	0.950	9	1	7	1	16	2	0.889	35	3	0.921	0	0	94.5	38	2.487
2013s1Sp	A	Phillips, Robbie	9	1	9	1	18	2	0.900	9	1	8	2	17	3	0.850	35	5	0.875	0	0	90.5	40	2.263
2013s2Fa	A	Phillips, Robbie	10	2	10	2	20	4	0.833	10	2	11	1	21	3	0.875	41	7	0.854	0	0	129.5	48	2.698
2014s1Sp	A	Phillips, Robbie	9	1	9	1	18	2	0.900	8	2	8	1	16	3	0.842	34	5	0.872	1	0	100.0	39	2.564
2014s2Fa	A	Phillips, Robbie	9	1	10	1	19	2	0.905	11	0	11	0	22	0	1.000	41	2	0.953	0	0	93.0	43	2.163
2015s1Sp	A	Phillips, Robbie	10	3	13	0	23	3	0.885	12	1	9	4	21	5	0.808	44	8	0.846	0	1	110.5	52	2.125
2015s2Fa	A	Phillips, Robbie	10	2	11	1	21	3	0.875	11	1	6	6	17	7	0.708	38	10	0.792	0	1	111.0	48	2.313
2016s1Sp	A	Phillips, Robbie	10	2	12	0	22	2	0.917	11	1	11	1	22	2	0.917	44	4	0.917	0	0	104.0	48	2.167
2016s2Fa	A	Phillips, Robbie	10	4	13	1	23	5	0.821	14	0	13	1	27	1	0.964	50	6	0.893	0	0	112.0	56	2.000
2017s1Sp	A	Phillips, Robbie	10	4	13	1	23	5	0.821	12	2	13	1	25	3	0.893	48	8	0.857	0	0	128.0	56	2.286
2017s2Fa	A	Phillips, Robbie	9	2	11	0	20	2	0.909	10	1	6	4	16	5	0.762	36	7	0.837	0	0	110.5	43	2.570
2018s1Sp	A	Phillips, Robbie	11	3	13	1	24	4	0.857	12	2	11	3	23	5	0.821	47	9	0.839	0	1	121.0	56	2.161
2018s2Fa	A	Phillips, Robbie	11	2	13	0	24	2	0.923	13	0	11	2	24	2	0.923	48	4	0.923	0	0	109.5	52	2.106
2019s1Sp	A	Phillips, Robbie	13	1	13	1	26	2	0.929	11	3	13	1	24	4	0.857	50	6	0.893	1	0	116.0	56	2.071
2019s2Fa	A	Phillips, Robbie	10	3	12	1	22	4	0.846	11	2	10	3	21	5	0.808	43	9	0.827	0	0	118.0	52	2.269
2020s1Sp	A	Phillips, Robbie	6	0	5	1	11	1	0.917	6	0	6	0	12	0	1.000	23	1	0.958	0	0	57.5	24	2.396
2021s2Fa	A	Phillips, Robbie	10	1	11	0	21	1	0.955	9	2	7	3	16	5	0.762	37	6	0.860	0	1	93.0	43	2.163
2022s1Sp	A	Phillips, Robbie	11	1	12	0	23	1	0.958	10	2	8	3	18	5	0.783	41	6	0.872	0	1	105.0	47	2.234
2022s2Fa	A	Phillips, Robbie	8	1	8	1	16	2	0.889	7	2	6	3	13	5	0.722	29	7	0.806	2	0	74.5	36	2.069
2023s1Sp	A	Phillips, Robbie	10	2	11	1	21	3	0.875	11	1	8	2	19	3	0.864	40	6	0.870	1	0	121.0	46	2.630
TOTALS IN JK STAT ERA:			**353**	**93**	**393**	**56**	**746**	**149**	**0.834**	**387**	**66**	**344**	**100**	**731**	**166**	**0.815**	**1477**	**315**	**0.824**	**13**	**7**	**3578.0**	**1799**	**1.989**

ROBBIE PHILLIPS - Season by Season Team Finishes and Awards

(Phillips did not play in the "pre-JK" era, so the totals at the bottom are wholly the "JK era" statistics that are very complete)

Season	Division		Team	Season Finish	Season Wins	Season Losses	Tourn. Finish	Tourn. Wins	Tourn. Losses	Singles	ASP Ave	9m	T80	6B	High In	High Out	Fast 301	Fast SCkt	DCkt	501	A Div All-Star	A Div MVP
2001s1Sp	A	Phillips, Robbie	A2/ Industrial Strength	1	11	1	1	2	0			2										
2001s2Fa	A	Phillips, Robbie	A1/ Industrial Strength	2	9	3	2	2	1			1									1	
2002s1Sp	A	Phillips, Robbie	A2/ The Raleigh Lamas	2	10	2	1	3	0										1		1	
2002s2Fa	A	Phillips, Robbie	A4/ Yahtzee Blossoms	3	9	5	T4	1	1			1	1									
2003s1Sp	-	-	-	-	-	-	-	-	-													
2003s2Fa	A	Phillips, Robbie	A5/ The Subversive Element	1	10	2	1	2	0											1		
2004s1Sp	-	-	-	-	-	-	-	-	-													
2004s2Fa	-	-	-	-	-	-	-	-	-													
2005s1Sp	A	Phillips, Robbie	A1/ The Elements of Style	2	13	1	1	3	0			2							1			
2005s2Fa	A	Phillips, Robbie	A1/ The Fifth Element	1	14	0	2	2	1			1								1	1	
2006s1Sp	A	Phillips, Robbie	A2/ Elementary School Bullies	1	11	1	1	2	0			2									1	
2006s2Fa	A	Phillips, Robbie	A2/ The Essential Elements	2	12	2	2	2	1			3	1			1			1		1	
2007s1Sp	A	Phillips, Robbie	A2/ Out Of Our Element	2	10	2	2	2	1			3	1					1	1	1	1	
2007s2Fa	A	Phillips, Robbie	A2/ The Rogue Element	1	13	1	1	3	0			1									1	
2008s1Sp	A	Phillips, Robbie	A1/ Element X	1	11	1	1	2	0			2	1	1						1	1	1
2008s2Fa	A	Phillips, Robbie	A1/ No Element of Doubt	1	12	0	2	1	1		1	2	2				1				1	1
2009s1Sp	A	Phillips, Robbie	A1/ A Dozen Elements	1	11	1	2	1	1		2	3	1			1					1	1
2009s2Fa	A	Phillips, Robbie	A1/ Elements of Mass Destruction	1	10	2	2	1	1		1	5	3					1			1	1
2010s1Sp	A	Phillips, Robbie	A1/ Elemental Truths	1	12	0	1	2	0	1		2						1		1	1	
2010s2Fa	A	Phillips, Robbie	A1/ Element Horizon	1	14	0	1	3	0	1	1	2			1						1	1
2011s1Sp	A	Phillips, Robbie	A1/ The Missing Element	2	11	3	1	3	0			3					1		1		1	
2011s2Fa	A	Phillips, Robbie	A2/ Not Non-Element	1	13	1	2	2	1			3	3		1		3				1	
2012s1Sp	A	Phillips, Robbie	A1/ Required Elements	1	11	1	1	2	0	1	1	4			1						1	1
2012s2Fa	A	Phillips, Robbie	A1/ Narfle the Element	1	12	0	1	2	0		1	3	1		1						1	1
2013s1Sp	A	Phillips, Robbie	A1/ The Decennary Element	1	12	0	2	1	1	1	1	3	3				1	1			1	
2013s2Fa	A	Phillips, Robbie	A1/ Element Twenty Won	1	13	1	1	3	0		1	3	3						1	1	1	1
2014s1Sp	A	Phillips, Robbie	A1/ Bona Fide Element	1	13	1	1	3	0	1	1	6		1				2			1	1
2014s2Fa	A	Phillips, Robbie	A1/ The Dynastic Element	1	11	1	2	1	1	1	1	2	1	1			1	1			1	1
2015s1Sp	A	Phillips, Robbie	A1/ The Alpaca Element	2	12	2	1	3	0	1	1	2	2							1	1	1
2015s2Fa	A	Phillips, Robbie	A2/ The Eventual Element	1	11	1	1	2	0	1	1	4					1	1	1	1	1	1
2016s1Sp	A	Phillips, Robbie	A1/ The Element Way	1	14	0	1	3	0		1	5	1				2	1			1	1
2016s2Fa	A	Phillips, Robbie	A1/ The Irreverent Element	1	14	0	1	3	0		1	3	5						1	1	1	1
2017s1Sp	A	Phillips, Robbie	A1/ This Is Element	1	14	0	1	3	0		1	4	1		1		1				1	1
2017s2Fa	A	Phillips, Robbie	A1/ The Cardiac Element	1	11	1	2	1	1		1	4	4		1					1	1	
2018s1Sp	A	Phillips, Robbie	A1/ Element XXX	2	13	1	1	3	0		1		2				1	1			1	1
2018s2Fa	A	Phillips, Robbie	A2/ The Overall Element	1	14	0	1	3	0	1		4	1						1	1	1	1
2019s1Sp	A	Phillips, Robbie	A1/ The Unintimidated Element	1	14	0	1	3	0			5	3								1	1
2019s2Fa	A	Phillips, Robbie	A1/ Unstable Elements	2	12	2	2	2	1		1	1	1					1			1	
2020s1Sp	A	Phillips, Robbie	A2/ Birth of an Element	1	8	0	-	-	-	1	1	1	2								1	
2021s2Fa	A	Phillips, Robbie	A1/ The Reunited Element	3	8	4	T4	1	1			5	1				1				1	
2022s1Sp	A	Phillips, Robbie	A3/ The Uncharted Element	2	10	2	2	2	1	1	1	3	2								1	1
2022s2Fa	A	Phillips, Robbie	A2/ The Convergent Element	1	12	0	2	1	1			6	1						1		1	
2023s1Sp	A	Phillips, Robbie	A1/ The Global Element	1	12	0	1	2	0		1	3	2			1		1	1		1	
			# OF TITLES/AWARDS IN JK STAT ERA:	**28**	467	45	**23**	83	16	**11**	**21**	**107**	**49**	**3**	**6**	**3**	**10**	**11**	**11**	**11**	**36**	**19**

MIKE SEWARD -- 2023 Inaugural Class



If we recognize anyone in this Inaugural Class for paving his own unique path, it's clearly Mike Seward. While the others in this year's class ended up playing as teammates for large parts of their time here in the RDL, Seward very intentionally chose another avenue. While he did have a stint playing with both Element and Fringe, meaning he has been an RDL teammate of all four others in this group, those were very much not Seward's normal modus operandi. Seward's greatest pleasure in his competitive darting career has been to either... play on what might be an underdog contender who could very well win but isn't an expected favorite, or… to build an entirely new team out of very good players who aren't necessarily thought of as the historically key champion throwers. He has always just loved the challenge of facing the other top talents, but with maybe slightly lesser but hungrier talents as his teammates.

And that path, while obviously expected to be tougher, has for the most part worked out quite gloriously. Seward started his RDL time in 1994 with Excalibur in C division, after a pretty funny intro to darts. He played his first 3 years of darts in his dad's basement "when he wasn't looking," and then one day he went to a friend's house and he and a friend were playing $5 games. Seward hadn't played before, he used some crappy darts, and he took home ~$25. After telling his brother about it at Christmas time, his brother recruited him to Excalibur in C division with him, playing out of Browns Billiards. By his 2nd season, he was 22-2 in singles, which he hilariously attributes to throwing a lot of games with his buddy Jimmy Lloyd (Dangerboy from 106.1 FM or Maverick on 94.7 QDR) on their practice board that was probably 10+ feet from the line to the face of the board.

In his early seasons in the RDL, Seward bounced around a little bit among Excalibur, the Dart Bags, and the X-Men, with this last association being the one that first brought him into the A division fray. After a brief stint with Dart Shadows in 1998, and then a return to Excalibur for a few seasons, it was joining my own team in the Fall 2000 season that ended any minor dalliances with any division outside of A for Seward. After 5 seasons with my pre-Element team, Seward had a cup of coffee with Varina Sports Bar, then one year with Lunatic Fringe, then one year with Element, and then… Seward found his true RDL calling. Starting in the Fall 2006 season, he spent a full decade building and rebuilding team after team (many of those in continued partnership with Kenny Persson) of squads that everyone thought would be one of those "next step down" of good A teams… and team after team was actually fantastic and vying for both the regular season and tournament titles.

While Seward has never been as "marquee" as a couple others in this group, I assure you that from about 2004 through 2016, there was no season when Seward wasn't just about the most feared opponent on any team. He was just a terminator… and that form started to flash back up a bit just this season!



My favorite Seward moment? Oh, again there are so many (due in so small part to the fact that Seward is a major prankster, and is quite a master at the low-risk but high-impact). Fake news-letters, cars wrapped in caution tape, toilet paper with no starting point, and so many others. But I'm going with the night he was on my team, when he hit his beloved 170-In (yes, he throws for that crap) on his first turn, and he got all the way down to 2 before Joe Stevens even got in. And then Stevens plodded all the way down… and then out. And then we gave Mike a High In Award.



MIKE SEWARD - Season by Season Individual Statistics (through Spring 2023)

(None of Seward's "pre-JK" era seasons were in "A" division, so the totals at the bottom are wholly the "JK era" statistics that are very complete)

Season	Division		Singles	301	Singles	Cricket	Singles	Record	Singles Win %-age	Doubles	Cricket	Doubles	501	Doubles	Record	Doubles Win %-age	Sngls + Dbls	Record	Sngls + Dbls Win %-age	Tiebreaker Ws	Tiebreaker Ls	All-Star Points	Games Played	All-Star %-age
1994s1Sp	C	Seward, Mike	7	7	0	0	7	7	0.500													14.0	44	0.318
1994s2Fa	C	Seward, Mike					22	2	0.917													49.0	47	1.043
1995s1Sp	B	Seward, Mike					20	6	0.769													35.5	53	0.670
1995s2Fa	B	Seward, Mike					20	4	0.833													42.5	50	0.850
(Seasons prior to Spring 1996 are the pre-JK statistics era - data in these earlier seasons are far less complete)																								
1996s1Sp	B	Seward, Mike	13	1	13	1	26	2	0.929	10	4	11	3	21	7	0.750	47	9	0.839	0	0	60.0	56	1.071
1996s2Fa	A	Seward, Mike	6	7	8	5	14	12	0.538	7	6	8	5	15	11	0.577	29	23	0.558	0	1	48.5	53	0.915
1997s1Sp	B	Seward, Mike	8	3	12	2	20	5	0.800	10	4	9	3	19	7	0.731	39	12	0.765	0	1	53.5	52	1.029
1997s2Fa	A	Seward, Mike	8	4	4	8	12	12	0.500	8	4	6	5	14	9	0.609	26	21	0.553	0	0	47.5	47	1.011
1998s1Sp	A	Seward, Mike	4	11	9	5	13	16	0.448	10	4	9	5	19	9	0.679	32	25	0.561	1	0	55.0	58	0.948
1998s2Fa	A	Seward, Mike	0	3	0	3	0	6	0.000	0	2	0	2	0	4	0.000	0	10	0.000	0	0	6.5	10	0.650
1999s1Sp	B	Seward, Mike	6	4	5	5	11	9	0.550	7	3	6	4	13	7	0.650	24	16	0.600	0	2	38.0	42	0.905
1999s2Fa	B	Seward, Mike	4	3	4	2	8	5	0.615	5	2	3	4	8	6	0.571	16	11	0.593	0	0	13.5	27	0.500
2000s1Sp	B	Seward, Mike	10	3	7	4	17	7	0.708	6	6	6	5	12	11	0.522	29	18	0.617	0	1	39.0	48	0.813
2000s2Fa	A	Seward, Mike	7	2	3	6	10	8	0.556	5	4	5	4	10	8	0.556	20	16	0.556	0	0	24.0	36	0.667
2001s1Sp	A	Seward, Mike	2	1	5	0	7	1	0.875	3	2	3	2	6	4	0.600	13	5	0.722	0	0	21.0	18	1.167
2001s2Fa	A	Seward, Mike	3	5	3	5	6	10	0.375	5	5	3	6	8	11	0.421	14	21	0.400	1	0	26.0	36	0.722
2002s1Sp	A	Seward, Mike	5	7	5	5	10	12	0.455	4	8	5	7	9	15	0.375	19	27	0.413	1	0	42.0	47	0.894
2002s2Fa	A	Seward, Mike	4	2	4	3	8	5	0.615	4	4	6	1	10	5	0.667	18	10	0.643	0	1	38.0	29	1.310
2003s1Sp	A	Seward, Mike	8	5	10	3	18	8	0.692	9	4	9	4	18	8	0.692	36	16	0.692	1	1	75.5	54	1.398
2003s2Fa	A	Seward, Mike	9	2	10	1	19	3	0.864	9	2	8	3	17	5	0.773	36	8	0.818	0	1	79.5	45	1.767
2004s1Sp	A	Seward, Mike	12	1	12	1	24	2	0.923	10	3	12	1	22	4	0.846	46	6	0.885	1	0	91.5	53	1.726
2004s2Fa	A	Seward, Mike	9	2	11	0	20	2	0.909	8	3	6	4	14	7	0.667	34	9	0.791	1	0	62.0	44	1.409
2005s1Sp	A	Seward, Mike	5	6	12	0	17	6	0.739	11	1	11	1	22	2	0.917	39	8	0.830	0	1	87.5	48	1.823
2005s2Fa	A	Seward, Mike	10	3	11	1	21	4	0.840	11	2	9	4	20	6	0.769	41	10	0.804	1	0	74.0	52	1.423
2006s1Sp	A	Seward, Mike	9	1	9	1	18	2	0.900	9	1	8	2	17	3	0.850	35	5	0.875	0	0	74.0	40	1.850
2006s2Fa	A	Seward, Mike	10	3	13	0	23	3	0.885	10	3	8	5	18	8	0.692	41	11	0.788	0	1	100.5	53	1.896
2007s1Sp	A	Seward, Mike	9	1	8	2	17	3	0.850	8	2	7	2	15	4	0.789	32	7	0.821	0	0	55.0	39	1.410
2007s2Fa	A	Seward, Mike	12	1	12	1	24	2	0.923	8	5	10	2	18	7	0.720	42	9	0.824	1	0	103.5	51	2.029
2008s1Sp	A	Seward, Mike	11	1	11	1	22	2	0.917	11	1	7	4	18	5	0.783	40	7	0.851	0	0	77.0	47	1.638
2008s2Fa	A	Seward, Mike	5	3	6	2	11	5	0.688	4	3	4	3	8	6	0.571	19	11	0.633	0	0	59.5	30	1.983
2009s1Sp	A	Seward, Mike	5	3	8	1	13	4	0.765	7	2	3	4	10	6	0.625	23	10	0.697	0	0	64.5	33	1.955
2009s2Fa	A	Seward, Mike	10	0	9	1	19	1	0.950	7	3	5	4	12	7	0.632	31	8	0.795	0	0	61.0	39	1.564
2010s1Sp	A	Seward, Mike	7	3	8	2	15	5	0.750	8	1	4	6	12	7	0.632	27	12	0.692	1	0	62.5	39	1.603
2010s2Fa	A	Seward, Mike	8	2	11	0	19	2	0.905	6	5	5	4	11	9	0.550	30	11	0.732	0	1	70.5	41	1.720
2011s1Sp	A	Seward, Mike	6	4	9	3	15	7	0.682	6	6	5	4	11	10	0.524	26	17	0.605	0	1	59.0	43	1.372
2011s2Fa	A	Seward, Mike	9	5	9	5	18	10	0.643	10	4	8	7	18	11	0.621	36	21	0.632	0	0	96.5	57	1.693
2012s1Sp	A	Seward, Mike	5	4	8	1	13	5	0.722	5	3	7	2	12	5	0.706	25	10	0.714	0	1	53.5	35	1.529
2012s2Fa	A	Seward, Mike	10	1	11	0	21	1	0.955	8	3	5	5	13	8	0.619	34	9	0.791	2	0	67.5	43	1.570
2013s1Sp	A	Seward, Mike	9	2	10	1	19	3	0.864	6	2	6	3	12	5	0.706	31	8	0.795	0	0	46.5	39	1.192
2013s2Fa	A	Seward, Mike	6	6	11	0	17	6	0.739	10	2	6	4	16	6	0.727	33	12	0.733	0	0	85.5	45	1.900
2014s1Sp	A	Seward, Mike	9	2	10	1	19	3	0.864	7	4	7	4	14	8	0.636	33	11	0.750	0	1	60.0	44	1.364
2014s2Fa	A	Seward, Mike	7	2	8	1	15	3	0.833	7	2	5	2	12	4	0.750	27	7	0.794	0	0	57.5	34	1.691
2015s1Sp	A	Seward, Mike	11	1	9	3	20	4	0.833	6	4	3	6	9	10	0.474	29	14	0.674	2	0	65.5	43	1.523
2015s2Fa	A	Seward, Mike	7	4	8	3	15	7	0.682	8	3	5	4	13	7	0.650	28	14	0.667	0	0	63.5	42	1.512
2016s1Sp	A	Seward, Mike	7	5	11	1	18	6	0.750	10	2	7	4	17	6	0.739	35	12	0.745	0	0	71.0	47	1.511
2016s2Fa	A	Seward, Mike	9	4	10	3	19	7	0.731	9	4	5	5	14	9	0.609	33	16	0.673	0	0	64.5	49	1.316
2017s1Sp	A	Seward, Mike	5	2	3	5	8	7	0.533	3	3	3	3	6	6	0.500	14	13	0.519	0	0	29.0	27	1.074
2017s2Fa	A	Seward, Mike	4	3	6	4	10	7	0.588	9	2	8	3	17	5	0.773	27	12	0.692	1	0	46.5	39	1.192
2018s1Sp	A	Seward, Mike	3	3	7	3	10	6	0.625	6	2	7	4	13	6	0.684	23	12	0.657	1	0	50.5	35	1.443
2018s2Fa	A	Seward, Mike	10	4	11	3	21	7	0.750	8	6	8	4	16	10	0.615	37	17	0.685	0	0	55.5	54	1.028
2019s1Sp	A	Seward, Mike	8	4	6	6	14	10	0.583	4	9	5	7	9	16	0.360	23	26	0.469	0	0	71.0	49	1.449
2019s2Fa	A	Seward, Mike	7	6	7	5	14	11	0.560	7	5	8	4	15	9	0.625	29	20	0.592	0	1	51.5	49	1.051
2020s1Sp	A	Seward, Mike	2	4	3	3	5	7	0.417	3	3	2	2	5	5	0.500	10	12	0.455	0	0	27.0	22	1.227
2021s2Fa	A	Seward, Mike	4	4	3	5	7	9	0.438	5	4	5	4	10	8	0.556	17	17	0.500	1	0	54.0	34	1.588
2022s1Sp	A	Seward, Mike	5	4	6	4	11	8	0.579	4	5	6	3	10	8	0.556	21	16	0.568	0	0	35.0	37	0.946
2022s2Fa	A	Seward, Mike	5	4	6	3	11	7	0.611	7	1	4	3	11	4	0.733	22	11	0.667	0	0	37.5	33	1.136
2023s1Sp	A	Seward, Mike	10	2	9	3	19	5	0.792	7	5	5	4	12	9	0.571	31	14	0.689	2	0	60.5	45	1.344
"A" TOTALS IN JK STAT ERA:			**336**	**159**	**383**	**123**	**719**	**282**	**0.718**	**337**	**164**	**291**	**181**	**628**	**345**	**0.645**	**1347**	**627**	**0.682**	**18**	**11**	**2815.0**	**1987**	**1.417**

MIKE SEWARD - Season by Season Team Finishes and Awards

(None of Seward's "pre-JK" era seasons were in "A" division, so the totals at the bottom are wholly the "JK era" statistics that are very complete)

Season	Division		Team	Season Finish	Season Wins	Season Losses	Tourn. Finish	Tourn. Wins	Tourn. Losses	Singles	ASP Ave	9m	T80	6B	High In	High Out	Fast 301	Fast SCkt	DCkt	501	A Div All-Star	A Div MVP
1994s1Sp	C	Seward, Mike	C7/ Excalibur	4	7	7	T8	0	1													
1994s2Fa	C	Seward, Mike	C?/ Excalibur	2	8	4	T4	1	1	1	1											
1995s1Sp	B	Seward, Mike	B?/ Dart Bags	3	9	5	T8	0	1			1										
1995s2Fa	B	Seward, Mike	B?/ X-Men	3	9	5	T4	1	1													
(Seasons prior to Spring 1996 are the pre-JK statistics era - data in these earlier seasons are far less complete)																						
1996s1Sp	B	Seward, Mike	B2/ X-Men	1	12	2	T4	1	1	1	1		1								-	-
1996s2Fa	A	Seward, Mike	A7/ X-Men	8	1	13	T8	0	1			2									-	-
1997s1Sp	B	Seward, Mike	B1/ X-Men	1	12	2	2	2	1						1							
1997s2Fa	A	Seward, Mike	A7/ X-Men	5	5	9	T8	0	1													
1998s1Sp	A	Seward, Mike	A3/ Dart Shadows	4	8	6	T4	1	1			1										
1998s2Fa	A	Seward, Mike	A4/ Dart Shadows	3	8	4	T4	1	1													
1999s1Sp	B	Seward, Mike	B7/ Excalibur	4	6	6	2	2	1			1										
1999s2Fa	B	Seward, Mike	B1/ Excalibur	2	8	4	T4	1	1													
2000s1Sp	B	Seward, Mike	B1/ Excalibur	3	8	4	1	3	0													
2000s2Fa	A	Seward, Mike	A4/ BOOM!	5	4	8	T4	1	1			1			1							
2001s1Sp	A	Seward, Mike	A5/ Overlooked	4	5	7	T4	1	1				1									
2001s2Fa	A	Seward, Mike	A4/ The Phrinj	5	5	7	T4	1	1													
2002s1Sp	A	Seward, Mike	A4/ Big J's … Crew of Ill Repute	4	5	7	T4	1	1				1									
2002s2Fa	A	Seward, Mike	A4/ Yahtzee Blossoms	3	9	5	T4	1	1				1									
2003s1Sp	A	Seward, Mike	A6/ Varina Sports Bar	2	10	4	T4	1	1			1								2	1	
2003s2Fa	A	Seward, Mike	A2/ Varina Sports Bar	2	9	3	2	2	1		1	1	3		1		1				1	1
2004s1Sp	A	Seward, Mike	A2/ Varina Sports Bar	3	11	3	2	2	1	1		2		1						1	1	1
2004s2Fa	A	Seward, Mike	A3/ Lunatic Fringe	2	11	1	T4	1	1	1		1	1		1						1	
2005s1Sp	A	Seward, Mike	A2/ Lunatic Fringe	1	13	1	2	2	1		1										1	
2005s2Fa	A	Seward, Mike	A1/ The Fifth Element	1	14	0	2	2	1				1						1	1	1	
2006s1Sp	A	Seward, Mike	A2/ Elementary School Bullies	1	11	1	1	2	0	1			1		1					1	1	
2006s2Fa	A	Seward, Mike	A5/ Tossn Heads	1	12	2	1	3	0			2	1				1				1	
2007s1Sp	A	Seward, Mike	A5/ Cereal Killers	3	8	4	T8	0	1	1				1							1	
2007s2Fa	A	Seward, Mike	A3/ Cereal Killers	3	11	3	2	2	1	1											1	1
2008s1Sp	A	Seward, Mike	A3/ Bullz Brothers	3	7	5	T4	1	1	1		4						1			1	
2008s2Fa	A	Seward, Mike	A3/ Buddy Holly and the Shafters	3	8	4	1	3	0		1	2						1		1	1	
2009s1Sp	A	Seward, Mike	A3/ Who's the Daddy?	2	9	3	1	3	0			1									1	
2009s2Fa	A	Seward, Mike	A2/ Sugar Daddy	2	10	2	1	3	0	1		1					1				1	
2010s1Sp	A	Seward, Mike	A2/ Mac-Daddy	2	8	4	2	2	1			1							1		1	
2010s2Fa	A	Seward, Mike	A2/ Phat Daddies	2	11	3	2	2	1			1							1	1	1	
2011s1Sp	A	Seward, Mike	A2/ Daddies	4	8	6	T4	1	1			1					1				1	
2011s2Fa	A	Seward, Mike	A4/ Daddies	4	9	5	T8	0	1			2		1								
2012s1Sp	A	Seward, Mike	A3/ Hu Flung Pu	5	6	6	T4	1	1			2	3				1			1	1	
2012s2Fa	A	Seward, Mike	A5/ Klitzkrieg	3	8	4	2	2	1	1		1	1						1		1	
2013s1Sp	A	Seward, Mike	A3/ Klitzneckers	2	10	2	1	3	0			2							1		1	
2013s2Fa	A	Seward, Mike	A2/ Bullklitz	2	13	1	2	2	1									1			1	
2014s1Sp	A	Seward, Mike	A2/ Darts of Anarchy	4	8	6	T8	0	1				1								1	
2014s2Fa	A	Seward, Mike	A3/ Who's Sittin'?	2	10	2	T4	1	1			2			1						1	
2015s1Sp	A	Seward, Mike	A2/ Listing 9 Sux	3	11	3	T4	1	1			1	1								1	
2015s2Fa	A	Seward, Mike	A3/ I'd Hit That	3	7	5	2	2	1			1	1								1	
2016s1Sp	A	Seward, Mike	A3/ I'd Hit That	2	11	3	T4	1	1												1	
2016s2Fa	A	Seward, Mike	A2/ 1 in the Bunn	2	11	3	2	2	1			2		1								
2017s1Sp	A	Seward, Mike	A2/ Appetite for Destruction	2	12	2	2	2	1			2										
2017s2Fa	A	Seward, Mike	A2/ Appetite for Destruction	2	11	1	1	3	0			1										
2018s1Sp	A	Seward, Mike	A2/ Appetite for Destruction	1	13	1	2	2	1			1										
2018s2Fa	A	Seward, Mike	A6/ Darty Minds	2	11	3	T4	1	1													
2019s1Sp	A	Seward, Mike	A2/ Darty Minds	8	1	13	T8	0	1			2										
2019s2Fa	A	Seward, Mike	A3/ North Raleigh Alliance	5	7	7	T4	1	1			1	1							1		
2020s1Sp	A	Seward, Mike	A5/ Deez Nuts	3	4	4	-	-	-													
2021s2Fa	A	Seward, Mike	A3/ North Raleigh Alliance	2	9	3	2	2	1			1	1		1							
2022s1Sp	A	Seward, Mike	A2/ North Raleigh Alliance	3	9	3	T4	1	1													
2022s2Fa	A	Seward, Mike	A3/ Liver Alliance	3	7	5	T4	1	1			1										
2023s1Sp	A	Seward, Mike	A3/ Liver Alliance	3	8	4	T4	1	1			1	1								1	
# OF "A" TITLES/AWARDS IN JK STAT ERA:				**5**	417	201	**7**	68	40	**8**	**3**	**45**	**20**	**4**	**6**	**0**	**5**	**3**	**5**	**8**	**27**	**3**

WIL TAN -- 2023 Inaugural Class



Wil Tan is most decidedly here in the Inaugural Class as the unconventionalist of the group. Whereas many of the highest-end darters all play the same strategy in both '01 and cricket, game after game, season after season, we'll just say… Tan has not been one of those players. He is most well-known for his decades-long aversion to the 18 in cricket, despite the fact that he might have the single highest 18s-per-dart average in the league's history. He routinely for years and years has plodded through a cricket board in his own fashion… 20s, then 19s, then 17s, then 15s, then 16s… then an internal struggle to decide whether it's straight to the bulls first, or whether it's to go clean up the 18 first. Mathematically, this entire strategy is indefensible. But maybe the simplest truth is that you should always play what works for you… and for Tan, this is what worked. And it worked a LOT (if you don't believe me, see "SCkt" and "DCkt" on page 16, and then note that nearly all of those stout numbers are in the upper reaches of A division).

Not to be left behind though, '01 strategies also found a home in the unique regions of Tan's brain. I'll never forget the couple years when he just decided that he wasn't going to hit the double-20, so he just threw a single-8 from 40 unless he had only one dart left. And it's probably right about here that you think you're going to be witty and throw in a "can't hit the double-20 because he's short" joke… well, sorry buddy, but Tan took hold of all height jokes and made them at his own expense from day one, so any bite they might have was defused decades later. You're just going to have to accept that the short guy with the seemingly-foot-long darts just thumped you once again. Probably need to get used to it.

Tan joined the league in the early 1990s, although he honestly isn't sure what season. The earliest record I can find of him (the league records from before my time will never be called "complete") is showing up on F division's Sharkey's Slingers in the Fall 1993 season. He must have been noticed at the local blind draws or something, because the very next season he helped push 3 In a Bed right back into A division (where they became a competitive fixture in the title chase). After a season or two away, Tan joined Chris and Ron Wandscher on Top Dead Center, and immediately helped carry that team right up to A also. The real meat of Tan's RDL career took shape next as he joined my pre-Element team and led a band of seeming no-names all the way to 2nd place in A, in a time when some were calling for a 4-team "Super A division" that included the "blatantly obvious 4 best A teams" (which somehow didn't include our 2nd place team, soooo… yeah). After a year away in 1999, Tan joined the very powerful Industrial Strength for a few years before returning to his prior home on my team to be a founding member of Element. He has been an Element for every season but one since then, and in that one, he popped over to help Mike Seward's first effort at making a new competitor in A (see Seward's page for further notes on that), and he quickly helped push that team right past Element in its first season. Then Tan came back to Element, and not coincidentally, Element very quickly returned to its spot at the top of A. Much in the style of all the guys being inducted today, winning just follows everywhere Tan goes.



My favorite Tan memory? Beyond so many dropped dollar bills, so many giddy times that he wrote up a cricket board with no 18 and his opponent didn't notice, I would have to say that my favorite is a hundred little instances of the same thing. Tan just loves to call me minutes before a match and act like he's at the wrong location. Over and over. It almost works sometimes, because he has indeed gone to the wrong place or just forgot to come. But sometimes I'm looking right at him while he calls from outside.



WIL TAN - Season by Season Individual Statistics (through Spring 2023)

(The totals at the bottom are divided into "JK era" statistics that are very complete, and "pre-JK" statistics that are scattered at best)

Season	Division		Singles	301	Singles	Cricket	Singles	Record	Singles Win %-age	Doubles	Cricket	Doubles	501	Doubles	Record	Doubles Win %-age	Sngls + Dbls	Record	Sngls + Dbls Win %-age	Tiebreaker Ws	Tiebreaker Ls	All-Star Points	Games Played	All-Star %-age
1993s2Fa	F	Tan, Wil					10	2	0.833													24.5	35	0.700
1994s1Sp	B	Tan, Wil	0	0	5	3	5	3	0.625													18.0	35	0.514
1994s2Fa	A	Tan, Wil					8	11	0.421													33.0	39	0.846
1995s1Sp	A	Tan, Wil					14	10	0.583													50.5	45	1.122
1995s2Fa		Tan, Wil																						
(Seasons prior to Spring 1996 are the pre-JK statistics era - data in these earlier seasons are far less complete)																								
1996s1Sp	-	-	-	-	-	-	-	-	-	-	-	-	-	-	-	-	-	-	-	-	-	-	-	-
1996s2Fa	B	Tan, Wil	10	2	11	1	21	3	0.875	10	1	11	1	21	2	0.913	42	5	0.894	0	0	48.0	47	1.021
1997s1Sp	A	Tan, Wil	6	6	9	5	15	11	0.577	5	8	7	6	12	14	0.462	27	25	0.519	0	0	67.0	52	1.288
1997s2Fa	A	Tan, Wil	7	2	11	3	18	5	0.783	12	2	6	6	18	8	0.692	36	13	0.735	1	0	58.0	50	1.160
1998s1Sp	A	Tan, Wil	6	4	9	5	15	9	0.625	7	6	5	6	12	12	0.500	27	21	0.563	1	0	43.5	49	0.888
1998s2Fa	A	Tan, Wil	6	4	3	8	9	12	0.429	2	9	8	3	10	12	0.455	19	24	0.442	0	1	47.5	44	1.080
1999s1Sp	-	-	-	-	-	-	-	-	-	-	-	-	-	-	-	-	-	-	-	-	-	-	-	-
1999s2Fa	-	-	-	-	-	-	-	-	-	-	-	-	-	-	-	-	-	-	-	-	-	-	-	-
2000s1Sp	A	Tan, Wil	13	0	9	3	22	3	0.880	6	6	8	4	14	10	0.583	36	13	0.735	0	0	62.0	49	1.265
2000s2Fa	A	Tan, Wil	3	6	9	2	12	8	0.600	5	5	8	3	13	8	0.619	25	16	0.610	0	0	59.5	41	1.451
2001s1Sp	A	Tan, Wil	8	3	11	1	19	4	0.826	10	2	8	4	18	6	0.750	37	10	0.787	0	1	70.0	48	1.458
2001s2Fa	A	Tan, Wil	6	4	8	2	14	6	0.700	5	5	8	2	13	7	0.650	27	13	0.675	0	0	58.5	40	1.463
2002s1Sp	A	Tan, Wil	3	2	10	3	13	5	0.722	8	4	10	2	18	6	0.750	31	11	0.738	0	0	63.0	42	1.500
2002s2Fa	A	Tan, Wil	5	2	11	2	16	4	0.800	8	5	8	3	16	8	0.667	32	12	0.727	1	0	59.0	45	1.311
2003s1Sp	A	Tan, Wil	10	3	11	1	21	4	0.840	8	4	9	4	17	8	0.680	38	12	0.760	1	1	74.5	52	1.433
2003s2Fa	A	Tan, Wil	9	0	9	2	18	2	0.900	7	4	6	3	13	7	0.650	31	9	0.775	1	0	61.0	41	1.488
2004s1Sp	A	Tan, Wil	9	3	13	0	22	3	0.880	11	3	9	3	20	6	0.769	42	9	0.824	0	0	96.5	51	1.892
2004s2Fa	A	Tan, Wil	9	2	8	3	17	5	0.773	9	3	9	2	18	5	0.783	35	10	0.778	1	0	82.5	46	1.793
2005s1Sp	A	Tan, Wil	8	3	8	3	16	6	0.727	8	3	10	2	18	5	0.783	34	11	0.756	1	0	58.5	46	1.272
2005s2Fa	A	Tan, Wil	7	4	10	4	17	8	0.680	11	2	10	3	21	5	0.808	38	13	0.745	1	0	76.5	52	1.471
2006s1Sp	A	Tan, Wil	5	4	8	3	13	7	0.650	10	2	7	5	17	7	0.708	30	14	0.682	0	0	69.0	44	1.568
2006s2Fa	A	Tan, Wil	10	4	12	2	22	6	0.786	14	0	11	3	25	3	0.893	47	9	0.839	0	1	109.0	57	1.912
2007s1Sp	A	Tan, Wil	7	5	9	3	16	8	0.667	11	1	8	4	19	5	0.792	35	13	0.729	1	0	79.5	48	1.656
2007s2Fa	A	Tan, Wil	8	4	9	4	17	8	0.680	6	2	5	3	11	5	0.688	28	13	0.683	1	0	65.0	41	1.585
2008s1Sp	A	Tan, Wil	6	4	9	1	15	5	0.750	4	3	7	2	11	5	0.688	26	10	0.722	0	0	50.0	36	1.389
2008s2Fa	A	Tan, Wil	4	2	5	3	9	5	0.643	6	1	3	4	9	5	0.643	18	10	0.643	0	0	53.5	28	1.911
2009s1Sp	A	Tan, Wil	3	2	7	0	10	2	0.833	5	3	6	2	11	5	0.688	21	7	0.750	0	0	42.0	28	1.500
2009s2Fa	A	Tan, Wil	5	3	8	4	13	7	0.650	9	2	7	2	16	4	0.800	29	11	0.725	0	0	53.5	40	1.338
2010s1Sp	A	Tan, Wil	7	0	5	1	12	1	0.923	3	3	5	2	8	5	0.615	20	6	0.769	0	0	24.0	26	0.923
2010s2Fa	A	Tan, Wil	9	3	12	0	21	3	0.875	9	3	6	5	15	8	0.652	36	11	0.766	0	0	80.5	47	1.713
2011s1Sp	A	Tan, Wil	8	4	10	3	18	7	0.720	7	6	8	5	15	11	0.577	33	18	0.647	1	0	77.0	51	1.510
2011s2Fa	A	Tan, Wil	10	4	11	2	21	6	0.778	9	4	10	4	19	8	0.704	40	14	0.741	0	0	95.0	54	1.759
2012s1Sp	A	Tan, Wil	6	3	7	2	13	5	0.722	7	2	6	3	13	5	0.722	26	10	0.722	0	0	51.0	36	1.417
2012s2Fa	A	Tan, Wil	7	3	7	3	14	6	0.700	3	5	7	3	10	8	0.556	24	14	0.632	0	0	65.5	38	1.724
2013s1Sp	A	Tan, Wil	7	4	9	3	16	7	0.696	8	4	6	5	14	9	0.609	30	16	0.652	0	0	64.5	46	1.402
2013s2Fa	A	Tan, Wil	9	2	9	5	18	7	0.720	8	6	8	5	16	11	0.593	34	18	0.654	0	0	69.5	52	1.337
2014s1Sp	A	Tan, Wil	6	4	9	2	15	6	0.714	8	3	7	3	15	6	0.714	30	12	0.714	1	0	51.0	42	1.214
2014s2Fa	A	Tan, Wil	8	2	8	3	16	5	0.762	6	5	8	3	14	8	0.636	30	13	0.698	0	1	76.5	43	1.779
2015s1Sp	A	Tan, Wil	5	1	9	3	14	4	0.778	9	1	8	4	17	5	0.773	31	9	0.775	0	1	65.0	40	1.625
2015s2Fa	A	Tan, Wil	8	4	11	1	19	5	0.792	11	1	6	5	17	6	0.739	36	11	0.766	0	1	65.0	47	1.383
2016s1Sp	A	Tan, Wil	4	4	7	5	11	9	0.550	11	1	10	2	21	3	0.875	32	12	0.727	0	0	61.5	44	1.398
2016s2Fa	A	Tan, Wil	1	3	7	0	8	3	0.727	6	2	6	1	12	3	0.800	20	6	0.769	0	0	40.0	26	1.538
2017s1Sp	A	Tan, Wil	8	4	9	3	17	7	0.708	11	1	8	4	19	5	0.792	36	12	0.750	0	0	64.0	48	1.333
2017s2Fa	A	Tan, Wil	6	5	11	0	17	5	0.773	11	0	7	3	18	3	0.857	35	8	0.814	0	0	64.5	43	1.500
2018s1Sp	A	Tan, Wil	4	9	8	6	12	15	0.444	14	0	9	5	23	5	0.821	35	20	0.636	0	1	79.0	55	1.436
2018s2Fa	A	Tan, Wil	8	2	9	3	17	5	0.773	9	3	8	3	17	6	0.739	34	11	0.756	0	0	75.5	45	1.678
2019s1Sp	A	Tan, Wil	9	4	10	4	19	8	0.704	10	4	10	2	20	6	0.769	39	14	0.736	1	0	82.0	53	1.547
2019s2Fa	A	Tan, Wil	9	3	10	3	19	6	0.760	7	4	8	4	15	8	0.652	34	14	0.708	0	0	79.0	48	1.646
2020s1Sp	A	Tan, Wil	7	1	7	1	14	2	0.875	7	0	7	1	14	1	0.933	28	3	0.903	0	0	55.5	31	1.790
2021s2Fa	A	Tan, Wil	1	2	2	2	3	4	0.429	2	2	0	1	2	3	0.400	5	7	0.417	0	0	14.5	12	1.208
2022s1Sp	A	Tan, Wil	7	1	4	4	11	5	0.688	8	0	4	3	12	3	0.800	23	8	0.742	0	1	32.5	31	1.048
2022s2Fa	A	Tan, Wil	4	4	6	2	10	6	0.625	7	3	8	2	15	5	0.750	25	11	0.694	2	0	44.5	36	1.236
2023s1Sp	A	Tan, Wil	6	0	4	5	10	5	0.667	5	2	7	1	12	3	0.800	22	8	0.733	1	0	36.5	30	1.217
"A" TOTALS IN JK STAT ERA:			**327**	**152**	**417**	**133**	**744**	**285**	**0.723**	**383**	**150**	**360**	**160**	**743**	**310**	**0.706**	**1487**	**595**	**0.714**	**16**	**9**	**3072.5**	**2094**	**1.467**
Added "A" data from pre-JK:							22	21														83.5	84	

WIL TAN - Season by Season Team Finishes and Awards

(The totals at the bottom are divided into "JK era" statistics that are very complete, and "pre-JK" statistics that are scattered at best)

Season	Division		Team	Season Finish	Season Wins	Season Losses	Tourn. Finish	Tourn. Wins	Tourn. Losses	Singles	ASP Ave	9m	T80	6B	High In	High Out	Fast 301	Fast SCkt	DCkt	501	A Div All-Star	A Div MVP
1993s2Fa	F	Tan, Wil	F?/ Sharkey's Slingers	2	11	1	2	2	1													
1994s1Sp	B	Tan, Wil	B1/ 3 In a Bed	1	12	2	1	3	0													
1994s2Fa	A	Tan, Wil	A?/ 3 In a Bed	4	5	7	T4	1	1													
1995s1Sp	A	Tan, Wil	A?/ 3 In a Bed	4	8	6	T4	1	1			1								1		
1995s2Fa		Tan, Wil																				
(Seasons prior to Spring 1996 are the pre-JK statistics era - data in these earlier seasons are far less complete)																						
1996s1Sp	-	-	-	-	-	-	-	-	-												-	-
1996s2Fa	B	Tan, Wil	B1/ Top Dead Center	1	12	0	1	2	0				1								-	-
1997s1Sp	A	Tan, Wil	A7/ Top Dead Center	7	5	9	T8	0	1			2										
1997s2Fa	A	Tan, Wil	A2/ 3 In A Bed	2	10	4	2	2	1			2									1	
1998s1Sp	A	Tan, Wil	A4/ Letting Go	2	9	5	T4	1	1													
1998s2Fa	A	Tan, Wil	A2/ Let's Go!	5	3	9	T8	0	1			1										
1999s1Sp	-	-	-	-	-	-	-	-	-													
1999s2Fa	-	-	-	-	-	-	-	-	-													
2000s1Sp	A	Tan, Wil	A2/ Industrial Strength	2	9	3	T4	1	1	1		1									1	
2000s2Fa	A	Tan, Wil	A2/ Industrial Strength	2	10	2	1	3	0				2									
2001s1Sp	A	Tan, Wil	A2/ Industrial Strength	1	11	1	1	2	0	1		2	1								1	1
2001s2Fa	A	Tan, Wil	A1/ Industrial Strength	2	9	3	2	2	1			2	1								1	
2002s1Sp	A	Tan, Wil	A2/ The Raleigh Lamas	2	10	2	1	3	0		1	1									1	
2002s2Fa	A	Tan, Wil	A2/ Hall of Justice	2	13	1	2	2	1			1									1	
2003s1Sp	A	Tan, Wil	A2/ Industrial Extra Strength	3	8	6	2	2	1			1						1			1	1
2003s2Fa	A	Tan, Wil	A5/ The Subversive Element	1	10	2	1	2	0	1		2								1	1	
2004s1Sp	A	Tan, Wil	A1/ The Elusive Element	1	13	1	1	3	0		1	4	2								1	
2004s2Fa	A	Tan, Wil	A1/ The Intrusive Element	1	11	1	1	2	0		1	2									1	1
2005s1Sp	A	Tan, Wil	A1/ The Elements of Style	2	13	1	1	3	0			1	1						1		1	
2005s2Fa	A	Tan, Wil	A1/ The Fifth Element	1	14	0	2	2	1			4									1	
2006s1Sp	A	Tan, Wil	A2/ Elementary School Bullies	1	11	1	1	2	0				1	1								
2006s2Fa	A	Tan, Wil	A5/ Tossn Heads	1	12	2	1	3	0			2	2								1	
2007s1Sp	A	Tan, Wil	A2/ Out Of Our Element	2	10	2	2	2	1			2							1		1	
2007s2Fa	A	Tan, Wil	A2/ The Rogue Element	1	13	1	1	3	0			1	1									
2008s1Sp	A	Tan, Wil	A1/ Element X	1	11	1	1	2	0			2								1		
2008s2Fa	A	Tan, Wil	A1/ No Element of Doubt	1	12	0	2	1	1				3			1						
2009s1Sp	A	Tan, Wil	A1/ A Dozen Elements	1	11	1	2	1	1			1								1	1	
2009s2Fa	A	Tan, Wil	A1/ Elements of Mass Destruction	1	10	2	2	1	1												1	
2010s1Sp	A	Tan, Wil	A1/ Elemental Truths	1	12	0	1	2	0											1	1	
2010s2Fa	A	Tan, Wil	A1/ Element Horizon	1	14	0	1	3	0			3	1								1	
2011s1Sp	A	Tan, Wil	A1/ The Missing Element	2	11	3	1	3	0			2								1		
2011s2Fa	A	Tan, Wil	A2/ Not Non-Element	1	13	1	2	2	1			2	1	1			1		1	1	1	
2012s1Sp	A	Tan, Wil	A1/ Required Elements	1	11	1	1	2	0				1								1	
2012s2Fa	A	Tan, Wil	A1/ Narfle the Element	1	12	0	1	2	0			1									1	
2013s1Sp	A	Tan, Wil	A1/ The Decennary Element	1	12	0	2	1	1			1										
2013s2Fa	A	Tan, Wil	A1/ Element Twenty Won	1	13	1	1	3	0			2	1								1	
2014s1Sp	A	Tan, Wil	A1/ Bona Fide Element	1	13	1	1	3	0			1									1	
2014s2Fa	A	Tan, Wil	A1/ The Dynastic Element	1	11	1	2	1	1			2									1	
2015s1Sp	A	Tan, Wil	A1/ The Alpaca Element	2	12	2	1	3	0			2	1								1	
2015s2Fa	A	Tan, Wil	A2/ The Eventual Element	1	11	1	1	2	0			2									1	
2016s1Sp	A	Tan, Wil	A1/ The Element Way	1	14	0	1	3	0			1								1	1	
2016s2Fa	A	Tan, Wil	A1/ The Irreverent Element	1	14	0	1	3	0			1	2									
2017s1Sp	A	Tan, Wil	A1/ This Is Element	1	14	0	1	3	0											1	1	
2017s2Fa	A	Tan, Wil	A1/ The Cardiac Element	1	11	1	2	1	1			1									1	
2018s1Sp	A	Tan, Wil	A1/ Element XXX	2	13	1	1	3	0										1	1		
2018s2Fa	A	Tan, Wil	A2/ The Overall Element	1	14	0	1	3	0			1									1	
2019s1Sp	A	Tan, Wil	A1/ The Unintimidated Element	1	14	0	1	3	0			1									1	
2019s2Fa	A	Tan, Wil	A1/ Unstable Elements	2	12	2	2	2	1				1						1			
2020s1Sp	A	Tan, Wil	A2/ Birth of an Element	1	8	0	-	-	-				1		1					1	1	1
2021s2Fa	A	Tan, Wil	A1/ The Reunited Element	3	8	4	T4	1	1			1										
2022s1Sp	A	Tan, Wil	A3/ The Uncharted Element	2	10	2	2	2	1				1									
2022s2Fa	A	Tan, Wil	A2/ The Convergent Element	1	12	0	2	1	1													
2023s1Sp	A	Tan, Wil	A1/ The Global Element	1	12	0	1	2	0			1								1		
# OF "A" TITLES/AWARDS IN JK STAT ERA:				**31**	549	81	**27**	99	21	**3**	**3**	**59**	**24**	**2**	**1**	**1**	**1**	**1**	**5**	**11**	**32**	**4**
Added "A" data from pre-JK:				0	13	13	0	2	2	0	0	1	0	0	0	0	0	0	0	1		

Tons of Newsletter

The Fall Session of the Raleigh Dart League for the Banquet, Saturday, December 9, 2023 Issue #JK864

The "Never Had Somebody Fly From Asia To Play Against My Team Before… I Feel So Special" Edition

TOURNAMENT WINNERS

"A" Division - ***The Bullies*** *(13-7)*

The Bullies complete the league's only undefeated run through both the season and tournament this season, and clinch the team's fourth A division season/tourney double since the team formed (to go along with the Fa2019, Fa2021, and Sp2022 seasons).

"B" Division - ***Darty Minds*** *(14-6)*

Darty posts a relative rarity in their tournament run, playing three matches and winning each one progressively more definitively than the one prior, stating with a 14-10 limper over the last place team, and ending with a pretty stout drubbing of #3 Raging.

"C" Division - ***Double In Stumble Out*** *(14-4)*

Well, I did say that the one sure winner across the seven division tournaments was here in C. And here they are, the only Mug winners who didn't need the 501 set in their tournament final.

"D" Division - ***Hump Day!*** *(14-10)*

After racing to the season's biggest margin of victory for their regular season title, Hump Day cruised into the final before finally facing a real finals challenge against suddenly awesome Shooter McGavin, having to pull a big late run to dig out of a 10-6 deficit.

"E" Division - ***Red-eye Rangers*** *(13-7)*

It makes complete sense that this specific E group was the only division to produce a tournament champion from outside the regular season top two. The Rangers were #3 in the season, but this division was so even, whoever was hottest was taking this.

"F" Division - ***Dart Side of the Moon*** *(13-9)*

Dart Side took home these Mugs in very much the same fashion they used to claim the regular season title - with close matches where they end up just being a couple games better. After a first-round forfeit win, they claimed two 13-9 wins for the crown.

"G" Division - ***The Neighborhood Dart Knights*** *(13-11)*

The Dart Knights, after surviving a tiebreaker in the semifinals, survive another nerve burner in the final, ending the Cinderella run by the #5 seed Rock Bottoms in the third leg of the final 501 set, on captain Jared Markham's winner with the Bottoms on 2.

REGULAR SEASON WINNERS

"A" Division - ***The Bullies*** *(12 wins, 0 losses)*
2nd place - Ring of Elements

"B" Division - ***Darty Minds*** *(12 wins, 2 losses)*
2nd place - Show Me Your Tips

"C" Division - ***Double In Stumble Out*** *(11 wins, 1 loss)*
2nd place - One Armed Bandits

"D" Division - ***Hump Day!*** *(11 wins, 1 loss)*
2nd place - Menace 2 Sobriety

"E" Division - ***Sharky's Machine*** *(9 wins, 3 losses)*
2nd place - Ton 80 Proof

"F" Division - ***Dart Side of the Moon*** *(11 wins, 3 losses)*
2nd place - Runs with Corks

"G" Division - ***Nein Mark*** *(11 wins, 1 loss)*
2nd place - The Neighborhood Dart Knights

Rosters of all season- and tournament-winning teams are on page 4.)

TABLE OF CONTENTS

Item	Page Number
Tournament & Regular Season Winning Teams	1
Spring 2024 RDL Season Information	1
Final Divisional Standings	2
Final Divisional Tournament Results	3
Tournament & Regular Season Winning Team Rosters	4
Winning team photo gallery (continued on pg.16)	4
Tournament Trophy Dart Awards	5
Other Tournament Hot Darts	5
Regular Season Trophy Dart Awards	5
Divisional Singles Win %-age Winners	6
Divisional All-Star Point %-age Winners	6
Players Who Beat the Singles Winners	6
Season Penalty and Tiebreaker Summaries	6
List of Host Establishments	7
Holiday blind draws, and other local leagues	7
RDL Address and Phone No. Information	8
Event Calendar, Penalty Log	8
JK's All-Star Team Picks	9
Quick Stat Tidbits, JK's Prediction Results Summary	9
Prediction Results Table	10
Week-by-Week Match Results Table	11
Fall 2023 Trivia Questions Revisited	12
Fall 2023 Lyrics Quiz Revisited (cont. on pg. 14 too)	13
2023 NC Cup champs!, the rest of the lyrics quiz	14
PDC World champs., chalker standard, I'll settle this	15
"A" final, a league record tied(!), team photos cont.	16
Random Thoughts from JK	17
Best W/L Records & ASP Averages in RDL history	18
2023 NCCDL & NCLC standings, news, history	19
2023 NCCDL & NCLC perfect throws, tourn. results	20
Fire on the Mountain Tournament Flier	21
Crystal Coast Shootout Tournament Flier	22
Top Singles Records, by Division	23
Top Doubles Records, by Division	24
Top Singles+Doubles, by Division	25
Top All Star Point Averages, by Division	26
Top Individual Records, by Section of Play	27,28
League-Wide Individual Singles, Doubles Records	29
League-Wide Individual Singles + Doubles Records, and All-Star Point Averages	30
Singles, Doubles Records, Ranked by Team	31
Overall Records, All-Star Pt. Ave., Ranked By Team	32
Complete "A" Division Statistics	33
Complete "B" Division Statistics	34
Complete "C" Division Statistics	35
Complete "D" Division Statistics	36
Complete "E" Division Statistics	37
Complete "F" Division Statistics	38
Complete "G" Division Statistics	39
Registration Materials for Spring 2024 RDL Season	40

SPRING 2024 RALEIGH DART LEAGUE SEASON INFORMATION

Registration Meeting for ALL Teams; The Upper Deck;
Wednesday, January 3, 7:00-8:00 p.m.

MANDATORY Preseason Captains' Meeting; The Upper Deck;
Wednesday, January 17, 7:00-8:00 p.m.

Match Play begins on Wednesday, January 24

MANDATORY Fifth Week Captains' Meeting;
The Upper Deck; **Monday, February 26**, 7:00-8:00 p.m.

Divisional tournament weeks - **May 1, 8 & 15**

FINAL!! DIVISIONAL TEAM STANDINGS FOR THE *FALL 2023* RDL SEASON

"A" Division

		W	L	Pts.
👍	The Bullies 👍	12	0	218
👍	Ring of Elements	10	2	231
3	Lunatic Fringe	8	4	156
4	Liver Alliance	6	6	140
5	Why So Serious?	4	8	94
👎	Put It on Matt's Tab	2	10	79
👎	Consistently Inconsistent	0	12	80

"B" Division

		W	L	Pts.
👍	Darty Minds 👍	12	2	198
👍	Show Me Your Tips	11	3	201
3	Raging Bulls Eyes	10	4	196
4	Dart Attack	9	5	177
5	Double In, Uber Out	5	9	138
6	Trips Are For Kids	4	10	145
👎	Iceman's	4	10	145
👎	Trippin Bulls	1	13	117

"C" Division

		W	L	Pts.
👍	Double In Stumble Out 👍	11	1	155
👍	One Armed Bandits	7	5	143
3	Nine Lives	7	5	141
4	Dysfunctional Outlaws	6	6	147
5	Darty Sanchez	5	7	146
👎	Off Constantly-Reboot	5	7	122
👎	Rif Raf	1	11	93

LEGEND OF SYMBOLS IN STANDINGS
👍 = *regular season division champion*
👍 = *clinched* "top-two" *finish in division*
👎 = *clinched* "bottom-two" *finish in division*

"D" Division

		W	L	Pts.
👍	Hump Day! 👍	11	1	173
👍	Menace 2 Sobriety	7	5	156
3	Shooter McGavin	6	6	154
4	Reload	6	6	149
5	DD-214	6	6	139
👎	Bad Mutha Duckas	4	8	122
👎	Cheap Shots	2	10	103

"E" Division

		W	L	Pts.
👍	Sharky's Machine 👍	9	3	177
👍	Ton 80 Proof	9	3	159
3	Red-eye Rangers	7	5	159
4	Village Idiots	7	5	148
5	Death Throw	6	6	137
👎	Irish Ton	4	8	117
👎	Y.N.T.A.	0	12	100

"F" Division

		W	L	Pts.
👍	Dart Side of the Moon 👍	11	3	181
👍	Runs with Corks	10	4	184
3	Liquor Possee	8	6	184
4	Bangin The Wire	7	7	153
5	Sofa Kings	6	8	160
6	Rippin Darts	6	8	159
👎	That's What She Said	4	10	146
👎	Shark Shooters	4	10	143

"G" Division

		W	L	Pts.
👍	Nein Mark 👍	11	1	168
👍	Neighborhood Dart Knights	8	4	160
3	Killer Dee's	7	5	125
4	We're Sexy & We Throw It	6	6	159
5	The Rock Bottoms	6	6	153
👎	Triple Shot	2	10	111
👎	21 Dart Salute	2	10	80

FALL 2023 RDL DIVISIONAL TOURNAMENT SCHEDULE

Quarterfinals	*Semifinals*	*Finals*	***WINNER***

"A" Division

1 **The Bullies**
(Bye)
The Bullies
(13-5) **The Bullies**
5 Why So Serious?
(13-3) Liver Alliance
4 Liver Alliance
(13-7) **The Bullies**
3 Lunatic Fringe
(13-3) Lunatic Fringe
6 Put It on Matt's Tab
(14-2) Ring of Elements
7 Consistently Inconsistent
(13-0) Ring of Elements
2 Ring of Elements

"B" Division

1 **Darty Minds**
(14-10) **Darty Minds**
8 Trippin Bulls
(13-9) **Darty Minds**
5 Double In, Uber Out
(13-1) Dart Attack
4 Dart Attack
(14-6) **Darty Minds**
3 Raging Bulls Eyes
(13-5) Raging Bulls Eyes
6 Trips Are For Kids
(14-10) Raging Bulls Eyes
7 Iceman's
(14-2) Show Me Your Tips
2 Show Me Your Tips

"C" Division

1 **Double In Stumble Out**
(Bye)
Double In Stumble Out
(13-7) **Double In Stumble Out**
5 Darty Sanchez
(13-11) Dysfunctional Outlaws
4 Dysfunctional Outlaws
(14-4) **Double In Stumble Out**
3 Nine Lives
(12-5) Nine Lives
6 Off Constantly-Reboot
(14-4) Nine Lives
7 Rif Raf
(14-8) Rif Raf
2 One Armed Bandits

Quarterfinals	*Semifinals*	*Finals*	***WINNER***

"D" Division

1 **Hump Day!**
(Bye)
Hump Day!
(13-3) **Hump Day!**
5 DD-214
(14-8) Reload
4 Reload
(14-10) **Hump Day!**
3 Shooter McGavin
(14-10) Shooter McGavin
6 Bad Mutha Duckas
(14-8) Shooter McGavin
7 Cheap Shots
(12-4) Menace 2 Sobriety
2 Menace 2 Sobriety

"E" Division

1 Sharky's Machine
(Bye)
Sharky's Machine
(13-7) Village Idiots
5 Death Throw
(14-2) Village Idiots
4 Village Idiots
(13-7) **Red-eye Rangers**
3 **Red-eye Rangers**
(14-4) **Red-eye Rangers**
6 Irish Ton
(14-8) **Red-eye Rangers**
7 Y.N.T.A.
(13-5) Ton 80 Proof
2 Ton 80 Proof

"F" Division

1 **Dart Side of the Moon**
(forfeit) **Dart Side of the Moon**
8 Shark Shooters
(13-9) **Dart Side of the Moon**
5 Sofa Kings
(12+-12) Sofa Kings
4 Bangin The Wire
(13-9) **Dart Side of the Moon**
3 Liquor Possee
(13-9) Liquor Possee
6 Rippin Darts
(12-9) Runs with Corks
7 That's What She Said
(13-3) Runs with Corks
2 Runs with Corks

Quarters. (11/15)	*Semis. (11/29)*	*Finals (12/6)*	***WINNER***

Finals (12/6)	*Semis. (11/29)*	*Quarters. (11/15)*

"G" Division

1 Nein Mark
(Bye)
Nein Mark
(13-11) The Rock Bottoms
5 The Rock Bottoms
(13-11) The Rock Bottoms
4 We're Sexy & We Throw It
(13-11) **The Neighborhood Dart Knights**
Neighbor. Dart Knights *(12+-12)*
Killer Dee's
(12-2) Killer Dee's 3
Triple Shot 6
(13-11)
21 Dart Salute 7
(13-4) **Neighbor. Dart Knights**
Neighborhood Dart Knights 2

WINNING TEAM PHOTO GALLERY! ALL THE REASONS WE COME PLAY, RIGHT HERE… (photos continued on pg. 16)

We got a few photos a couple years ago, and… it was kind of great.. So this was a little minor tradition that I certainly wanted to encourage, and I asked the teams going into the tournament finals to consider taking a team photo and sharing it with us. This is one of my favorite items here. (No player name legends for these, but I'm sure the people in the photos know who they are. Plus, it's really about 'team' happiness anyway.)

A division regular season and tournament champions -
The Bullies!!



C division regular season and tournament champions -
Double In Stumble Out!!



B division regular season and tournament champions -
Darty Minds!!



F division regular season and tournament champions -
Dart Side of the Moon!!



[division D, E and F winner photos on page 16!!!]

TEAMS THAT WON BOTH THEIR DIVISIONAL TOURNAMENT AND REGULAR SEASON TITLE !!!!!!

(note: players in parentheses did not play enough games during the regular season to qualify for tournament play)

"A" Division - ***The Bullies***

Dean Cusher (c)	Kevin Foushee	Jimmie Jones
Matt Brown	Pat Gibson	Dan Naylor
Craig Elder	Michael Johnson	Alex Spellman
	Mike Denton	

"B" Division - ***Darty Minds***

Crawford Jobe (c)	Eugene Foushee	Pat Martin
Mike Evans	Tony Horton	Sal Reitano
Randy Massengill	Mike Venable	Pete Stewart

"C" Division - ***Double In Stumble Out***

Jamie McQueen (c)	Paul Beaudoin	Jimmy Davis
Greg Crumpler	Steve Holland	Brian Benson
Trey Rodgers	Kent Butters	Phillip Eastmead
	(Ron Ridenour)	

"D" Division - ***Hump Day!***

Randy Deemer (c)	Patrick Todd	Jim Bush
Andy Krestalude	Mark Moore	William McEwen
Rob Stuckey	Randy Baldwin	Tim Bunn
	Guy LaFosse	

"F" Division - ***Dart Side of the Moon***

Blaine Cornell (c)	Mike Millius	Brian Tisdale
Chelsea Wilberg	Jeff Furdon	Jeff Toko
Sean Roseman	Al DiCaprio	Dylan Musil
	Jenny Furdon	

TEAMS THAT WON THEIR DIVISIONAL TOURNAMENT (but not regular season title) !!!!!!

"E" Division - ***Red-eye Rangers***

Joe Kunesh (c)	Chuck Rouse	Will Barnes
Mark Powell	Jeromie Raper	Scott Kirkpatrick
Chris Robertson	Bill Mitchell	Bill Golden

"G" Division - ***The Neighborhood Dart Knights***

Jared Markham (c)	Terron Amos	Jerrell Swepson
Pat Schaefer	Tracy Assante	C.J. Lefebvre
Mark Millham	Jamie Carmona	Kristen Pressimone

TEAMS THAT WON THEIR REGULAR SEASON TITLE (but not divisional tournament) !!!!!!

"E" Division - ***Sharky's Machine***

Pete Borgia (c)	Jimmy Bateman	Frank Allison
Scott Fink	Lonny Kruger	Darren Barrett
John Schaefer	Dan Schaefer	Michael Schaefer
	Geoff Fuller	

"G" Division - ***Nein Mark***

Gerald Updyke (c)	Chris Additon	Kimberly Ferraro
Aime Pender	John Lang	John Heath
	Cameron Wrenn	

FALL 2023 TOURNAMENT!!! TROPHY DART AWARDS

9 Marks

Sid Mitchell **(2)** (Lunatic Fringe, 11/15, 11/29)
Alex Kuppler (Bad Mutha Duckas, 11/15)
Randy Lueneburg (Off Constantly-Reboot, 11/15)
Kevin Stewart (Shooter McGavin, 11/29)
Robbie Phillips (Ring of Elements, 12/6)
Scott Sautter (Shooter McGavin, 12/6)

Ton-80s

Jared Davis (We're Sexy & We Throw It, 11/15)
Jared Markham (Neighborhood Dart Knights, 11/15)
Will Barnes (Red-eye Rangers, 11/29)
Bryan Hartley (Village Idiots, 12/6)

6-Bulls

Chase McDonald (Rippin Darts, 11/29)
Jimmy Arnold (Reload, 11/29)

Ton-70-Ins and Outs - (none reported)

For those who are new or simply were not aware of it: fast games, high ins and high outs in the tournament do not win awards unless they are perfect shots (170s) or games.

OTHER TOURNAMENT HOT DARTS (Sorry, no award -- but they're still great shots)

Pat Gibson	The Bullies	8m	Alex Spellman	The Bullies	120-In	Jimmie Jones	The Bullies	9-dart 301 and aother 9-dart 301 (same set)
Alex Spellman	The Bullies	T71	Robbie Phillips	Ring of Elements	101-In			
Jimmie Jones	The Bullies	120-In & 120-In (same set)	Tony Alcon	Sofa Kings	157-Out	Tony Alcon	Sofa Kings	12-dart 301
			Chad Massengill	Ring of Elements	**7-dart 301** [tying the all-time RDL record!!] (see pg. 16)	Robbie Phillips	Ring of Elements	15-dart SCkt and 18-dart SCkt (same set)
Chad Massengill	Ring of Elements	160-In						

FALL 2023 REGULAR SEASON PERFECT THROWS

9-Marks

Robbie Phillips **(6!)** (Ring of Elements, 8/9, 9/6, 9/6, 9/6, 9/13, 10/11)
Matt Dillon **(2)** (Liver Alliance, 10/11, 10/25)
Patrick Merkle **(2)** (Trips Are For Kids, 10/18, 11/1)
Ross Minty **(2)** (Ring of Elements,9/27,10/11)
Sal Reitano **(2)** (Darty Minds, 9/6, 10/18)
Charles Tompkins **(2)** (Put It on Matt's Tab, 8/30, 10/25)
Angelo Azevedo (Off Constantly..., 8/16)
Dennis Baker (Menace 2 Sobriety, 9/20)
Darren Barrett (Sharky's Machine, 9/6)
Wes Bruemmer (Trippin Bulls, 9/6)
Dean Cusher (The Bullies, 9/27)
Jimmy Davis (…Stumble Out, 10/18)
Rob Ehrmann (Killer Dee's, 8/30)
Kyle Gaulthier (Liver Alliance, 10/11)
Keith Gibbs (Consistently Inconsistent, 9/27)
Bill Jespersen (Iceman's, 9/6)
Mike Jones (Dart Attack, 8/30)
Nick Jones (Village Idiots, 11/1)
Jim Kerr (Put It on Matt's Tab, 10/25)
Zeek Lea (Dart Attack, 9/13)
Chase McDonald (Rippin Darts, 9/13)
Shane Murray (Dysfunctional Outlaws, 9/13)
Dan Naylor (The Bullies, 11/8)
Kenny Persson (Ring of Elements, 9/13)
Stevie Phillips (Ring of Elements, 9/20)
Lee Powell (Show Me Your Tips, 11/1)
Lee Scott (Dysfunctional Outlaws, 9/6)
Mike Seward (Liver Alliance, 8/23)
Allen Smith (Ring of Elements, 8/30)
Kenny Smith (21 Dart Salute, 9/20)
Alex Spellman (The Bullies, 11/8)
Chris Toolan (Shooter McGavin,10/11)
Matt Wilson (…on Matt's Tab, 9/27)

Ton-80s

Kenny Persson **(2)** (Ring of Elements, 9/6, 9/27)
Rich Bialaszewski (Show Me..., 10/18)
Tom Brown (Ring of Elements, 9/6)
Dave Buckman (Cheap Shots, 8/9)
Tim Bunn (Hump Day!, 11/8)
Danny Carter (…She Said, 10/11)
Keith Gibbs (Consistently Incon.,11/1)
Ed Grubb (Consistently Incon., 10/18)
Chris Haire (Trippin Bulls, 9/27)
David Hoyt (Trips Are For Kids, 9/27)
Dustin Jones (Reload, 10/25)
Cody Lange (Liver Alliance, 10/11)
Gustavo Martinez (...Possee, 8/16)
Chase McDonald (Rippin Darts, 8/16)
Tim McNamara (Consistently..., 11/1)
Chris Mincey (Bangin The Wire, 10/4)
Mike Millius (Dart Side…, 9/13)
Robbie Phillips (...Elements, 8/23)
Sal Reitano (Darty Minds, 8/23)
Allen Smith (Ring of Elements, 9/6)
Phyllis Sweet (Runs with Corks, 11/1)
Ed Williams (Rif Raf, 11/8)

6-Bulls

Jamie McQueen(…Stumble Out,10/11)

FALL 2023 REGULAR SEASON DIVISIONAL TROPHY DART AWARDS

	A division	B division	C division	D division	E division	F division	G division
High In (301 first turn only!!)	Ton-60 **Kyle Gaulthier** Liver Alliance (9/13)	Ton-20 **Zeek Lea** Dart Attack (10/4)	Ton-20 **Trey Rodgers** Double In Stumble Out (8/23)	Ton-36 (10/4/23) **Guy LaFosse** Hump Day!	Ton-20 (10/11/23) **Steven Walker** Village Idiots	Ton-46 (10/4/23) **Andy Bowen** Bangin The Wire	Ton-14 (8/23/23) **Evan McMillan** The Rock Bottoms
	Robbie Phillips Ring of Elements (11/8)	**Mike Jones** Dart Attack (10/11)	**Kevin Olson** Off Constantly-Reboot (9/27)				**Anne Ross** We're Sexy & We Throw It
		Sebastian Schwartz TrippinBulls(10/18)					
		Jim Gallagher …Uber Out (10/25)					
High Out (301/501/ 1001)	Ton-58 (10/18/23) **Keith Gibbs** Consistently Inc.	Ton-23 (8/16/23) **Matt Palmer** Iceman's	Ton-18 (9/13/23) **John Mays** Nine Lives	Ton-18 (10/18/23) **Tim Bunn** Hump Day!	Ton-42 (8/30/23) **Pat Ball** Irish Ton	Ton-28 (8/30/23) **Chris Moody** Runs with Corks	93 (10/25/23) **Jared Davis** …We Throw It
Fast Singles 301	7 darts (11/8/23) **Robbie Phillips** Ring of Elements	10 darts (10/25/23) **Paul Joyal** Show Me Your…	11 darts (9/20/23) **Jeff Rudy** OneArmedBandits	8 darts (11/1/23) **Gary Burney** Cheap Shots	12 darts (8/16/23) **Jeremy Cominole** Irish Ton	11 darts (10/4/23) **Andy Bowen** Bangin The Wire	14 darts (9/20/23) **Mike Jones** ...We Throw It
Fast Singles Cricket	12 darts (8/9/23) **Robbie Phillips** Ring of Elements	20 darts (9/6/23) **Rich Bialaszewski** Show Me Your…	21 darts (10/25/23) **Mike Robinson** Darty Sanchez	18 darts (10/11/23) **Randy Baldwin** Hump Day!	25 darts (11/1/23) **Travis Wilson** Irish Ton	21 darts (8/16/23) **Mike Leonard** Shark Shooters	22 darts (8/16/23) **Jerrell Swepson** …Dart Knights
Fast Doubles Cricket	13 darts (11/1/23) **Dean Cusher & Alex Spellman** The Bullies	21 darts **Chuck Ginger & Larry Morgan** Raging… (8/23)	20 darts (8/30/23) **Shane Murray & J.J. Tant** Dysfunctional Outlaws	18 darts (11/1/23) **Randy Deemer & Rob Stuckey** Hump Day!	33 darts (10/4/23) **Jeremy Cominole & Mark Rossbach** Irish Ton	29 darts (10/25/23) **Tony Alcon & Braden Wojciechowski** Sofa Kings	24 darts (10/11/23) **Joey Balint & Jared Davis** We're Sexy & We Throw It
		Brad Bushman & Lee Powell Show Me… (10/11)					
Fast Doubles 501	15 darts **Robbie Phillips & Allen Smith** ...Elements (8/23)	18 darts (11/8/23) **Sebastian Schwartz & Jesse Velazquez** Trippin Bulls	19 darts (10/11/23) **Brian Benson & Jimmy Davis** Double In Stumble Out	21 darts (10/18/23) **James Gartland & Dave Johnson** Menace 2 Sobriety	21 darts (8/30/23) **John Schaefer & Michael Schaefer** Sharky's Machine	20 darts (11/1/23) **Ryan Bathurst & Silver Blanes** Liquor Possee	20 darts (11/1/23) **Tamara Newton & Sean Owens** Triple Shot
	Kenny Persson & Robbie Phillips ...Elements (9/6)						
	Kevin Foushee & Alex Spellman The Bullies (11/8)						

Fall 2023 RDL Individual Season-Long Awards

SINGLES WIN PERCENTAGE

		W	L	%-age
	"A" Division			
Robbie Phillips	A1/ Ring of Elements	20	0	1.000
	"B" Division			
Pete Stewart	B1/ Darty Minds	14	4	0.778
	"C" Division			
Kent Butters	C4/ Double In Stumble Ou	19	3	0.864
Phillip Eastmead	C4/ Double In Stumble Ou	19	3	0.864
	"D" Division			
Tim Bunn	D7/ Hump Day!	22	2	0.917
	"E" Division			
Frank Allison	E2/ Sharky's Machine	14	3	0.824
	"F" Division			
Danny Carter	F1/ That's What She Said	19	3	0.864
	"G" Division			
Jerrell Swepson	G1/ Neighborhood Dart K	22	2	0.917
Gerald Updyke	G2/ Nein Mark	22	2	0.917

Women's Records

(# of women by division: A-1, B-4, C-2, D-0, E-3, F-12, G-18)
[There are no women in D division.]
[No women in A, B, C, E and G divisions satisfied both the minimum number of games requirement and the RDL rule requiring a win percentage of 0.500 or higher to claim a singles award.]

Women - "F" Division				
Liz Mitchell	F5/ Shark Shooters	16	10	0.615

ALL-STAR POINT AVERAGE

		ASPs	TGP	%-age
	"A" Division			
Robbie Phillips	A1/ Ring of Elements	108.0	40	2.700
	"B" Division			
Matt Palmer	B6/ Iceman's	59.5	51	1.167
	"C" Division			
Shane Murray	C1/ Dysfunctional Outlaw	40.5	36	1.125
	"D" Division			
Tim Bunn	D7/ Hump Day!	44.5	47	0.947
	"E" Division			
John Schaefer	E2/ Sharky's Machine	32.0	40	0.800
	"F" Division			
Chris Moody	F7/ Runs with Corks	34.0	45	0.756
	"G" Division			
Jerrell Swepson	G1/ Neighborhood Dart K	39.5	47	0.840

Women's Records

(# of women by division: A-1, B-4, C-2, D-0, E-3, F-12, G-18)
[There are no women in D division.] [No women in B division satisfied the minimum number of games requirement.]

Women's Records - "A" Division				
Samantha Wilson	A7/ Put It on Matt's Tab	22.0	38	0.579
Women's Records - "C" Division				
Allyson Blackwelder	C6/ Off Constantly-Reboo	17.5	45	0.389
Women's Records - "E" Division				
Olivia Mathews	E4/ Death Throw	12.5	40	0.313
Women's Records - "F" Division				
Phyllis Sweet	F7/ Runs with Corks	23.0	39	0.590
Women's Records - "G" Division				
Kimberly Ferraro	G2/ Nein Mark	11.5	45	0.256

THE PLAYERS WHO *BEAT* THE SINGLES %-AGE WINNERS

Who beat Robbie Phillips of Ring of Elements in A division?
in 301: (none). in cricket: (also none). [Duh… undefeated…]

Who beat Pete Stewart of Darty Minds in B division?
in 301: Matt Ridgway (wk.6), E.J. Ellis (wk.14).
in cricket: Carl McMillon (wk.5), Larry Morgan (wk.7).

Who beat Kent Butters of Double In Stumble Out in C division?
in 301: Matt Byrne (wk.1).
in cricket: Jeff Rudy (wk.4), Dennis Fitzgerald (wk.14).

Who beat Phillip Eastmead of Double In Stumble Out in C division?
in 301: Randy Lueneburg (wk.10).
in cricket: Mike Robinson (wk.9), Jim White (wk.11).

Who beat Tim Bunn of Hump Day! in D division?
in 301: Brady Price (wk.1). in cricket: George Guenther (wk.10).

Who beat Frank Allison of Sharky's Machine in E division?
in 301: Kevin Turner (wk.11). [Missed first month of the season,
in cricket: Tyler Bradshaw (wk.6), Nick Jones (wk.8). then rolled.]

Who beat Danny Carter of That's What She Said in F division?
in 301: Phyllis Sweet (wk.7).
in cricket: Thorbjorn Gylfason (wk.5), x (wk.9)..

Who beat Jerrell Swepson of Neighborhood Dart Knights in G division?
in 301: Gerald Updyke (wk.14). [Yep, undefeated until the wk14
in cricket: Gerald Updyke (wk.14). Updyke showdowns.]

Who beat Gerald Updyke of Nein Mark in G division?
in 301: (none).
in cricket: Terron Amos (wk.7), Evan McMillan (wk.11).

Who beat Liz Mitchell of Shark Shooters in F division?
in 301: Ryan Bathurst (wk.2), Taylor Caldwell (wk.4),
Brad Prosser (wk.7), Silver Blanes (wk.9), Dakota Helton (wk.10).
in cricket: Doug Bozza (wk.5), Robert Stumpf (wk.8),
Adam Barnes (wk.9), Dakota Helton (wk.10), Brian Port (wk.14).

FALL 2023 PENALTY SUMMARY

Alright, back to season with almost no penalties (or at least it was almost none until the last few weeks of the season, that is). As a group, we had 2 preseason captains' meeting penalties (for 10 points), and 4 late score-sheet penalties (for a total of 64 points, and… that's it. That's a total of just 5 penalties for 74, with 5 teams sharing those penalties. There were no penalties in A, B, or D divisions, while there were 2 (for 32 points) in C, 1 (5 pts.) in E, 1 (16 pts.) in F, and 2 (21 pts.) in G. And this season's biggest penalty club losers? Well, it could have been Double In Stumble Out in C (the only team with 2 penalties, losing the most points with 32); but it's really Rippin Darts, whose penalty took them from 5th to 6th in F.

FALL 2023 TIEBREAKER SUMMARY

A slight resurgence in tiebreakers this season… with 30 (28 during the regular season, 2 in the tournaments). And while F had a couple more than other divisions, they also had a third more matches than most other divisions, so that's not really surprising. There were 7 total in F (with 1 in the postseason), 5 each in B, E and G (with one in the G postseason), 4 each in A and D, and then ZERO in C division.

While 13 teams played two tiebreakers, there were five that had 3 or more. Why So Serious? In A, Dart Attack in B, and both Dart Side of the Moon and Bangin the Wire in F, all had 3 each. But the Cardiac Kids Award goes to Sharky's Machine in E, who had 4 tiebreakers (in only 13 total matches played!). The Heartbreak Award could have gone to Bangin The Wire (who went 1-2 and was eliminated from the tournament in 1001), but instead we're going with the Machine again, as the only team to drop 3 tiebreakers this season (meaning they got both awards!).

WHERE WE PLAY

American Legion Fuquay-Varina	**919-557-5990**
6400 Johnson Pond Road	Fuquay-Varina
-about 0.2 miles from Fuquay Elementary School	
Benny's Billiards	**984-333-0101**
932 NE Maynard Road	Cary
-in Reedy Creek Square, at opposite end from Food Lion	
Big Easy Oven & Tap	**919-468-6007**
231 Grande Heights Drive	Cary
-in Harrison Pointe shopping center	
Brass Tap & Billiards	**919-876-2382**
3316 Capital Boulevard	north Raleigh
-in Starmount shopping center	
Break Time Billiards	**919-615-0107**
6442 Tryon Road	Cary
-left of Lowe's Foods, at inter. w/ Cary Parkway	
Brewster's Pub	**919-650-1270**
1885 Lake Pine Drive	Cary
-next to La Cocina Mexican restaurant	
Cleveland Draft House - Garner	**919-771-2337**
6101 NC Highway 42 West	Garner
-0.7 mile west of I-40 on NC Highway 42	
Good Times Arcade and Tavern	**919-307-3245**
74 Son-Lan Parkway, Suite 108	Garner
-just past Pizza Inn, across from Hibachi & Company	
High Park Bar & Grille	**919-833-4527**
625 E. Whitaker Mill Road	Raleigh
-near intersection of Whitaker Mill & Wake Forest Rd.	
Hot Shots Billiards & Pub	**919-460-6307**
107 Edinburgh South Drive	Cary
-in MacGregor Village	
Mackey's Pub	**919-435-6018**
2101 South Main Street	Wake Forest
-right next to Asuka Asian Bistro	
Mac's Tavern	**919-467-4114**
1014 Ryan Road	Cary
-in Village Market Shopping Center	
The Neighborhood Sports Bar	**919-377-2344**
301 North Harrison Avenue	Cary
-in the space that was Train Station / Playtime Billiards	
Overtime Sports Pub	**919-255-9556**
1030-149 N. Rogers Lane	Raleigh
-corner of Rogers Ln/US-64, in Food Lion strip mall	
Pantana's Pool Hall	**919-833-2990**
3112 Hillsborough Road	near NCSU
-between Daisy and Shepherd streets	
The Pickled Onion #2	**919-977-0031**
8511 Cantilever Way	north Raleigh
-off Glenwood, in plaza behind CarMax	
The Pickled Pub	**984-235-4482**
14460 Falls of Neuse Road	north Raleigh
-in Wakefield Commons shopping center	
Sharky's Place	**919-783-5448**
5800 Duraleigh Road	NW Raleigh
-in the Yuppie Center near US 70 intersection	
Snooker's-RW	**919-828-7665**
3520 Wade Avenue	NW Raleigh
-in Ridgewood Shopping Center	
The Upper Deck	**919-460-1786**
329 N. Harrison Avenue	Cary
-near intersection. of N. Harrison & Highway 54	

HOLIDAY BREAK BLIND DRAWS

UPPER DECK

As in many previous years, throughout the holiday break the Upper Deck will be adding a weekly Wednesday blind draw for all those who just want to keep their regular dart night out rolling through the break. 8 pm start, just like normal Deck nights, and with a double shot added for those so inclined.

AND DON'T FORGET THE REGULAR DRAWS TOO

While it appears that only the Upper Deck will be adding any "extra" draws during the weeks over the holidays, the Deck and four other area establishments will continue hosting their regular draws until the spring season starts (see full list on page 8). Now, will there be draws on Christmas, New Year's, etc.? Not sure, so I recommend calling ahead on the actual holiday dates.

OR MAYBE YOU WANT TO ADD ANOTHER LEAGUE?

Looking to add a second league this coming season? The list of options is growing around here! In addition to the leagues in Durham and Chapel Hill, there is a relatively new option with locations across Wake County. While the BCDL in Durham is still a ways from playing (registration should next occur in Feb.), the TDL will be cranking up sooner (Jan. registration), and the newer ADL is pre-registering over the next two weeks, with play starting in January. Check in on the websites listed below periodically to get the most updated registration information for the upcoming seasons.

Bull City Dart League (BCDL - Durham)

If you happen to be interested in trying out one of the very few handicapped steel-tip leagues anywhere, then the BCDL is for you. The BCDL spring 2024 season will be registering in early to mid-February, as the Fall season rolls on now. Teams in the BCDL consist of 4-8 players, dues are $25 per player per season (some of the host establishments cover half or all of those, so maybe ask around), and the home bars are primarily in RTP and the downtown Durham area. More complete information (and any updates in the coming weeks) can be found at:

www.thebcdl.org That website also includes a wealth of information about the league and its rules, so if you're just interested in seeing how the league applies a handicap system to a steel-tip league, you can find all of that there, including rules, statistics, and scoresheet examples.

Triangle Dart League (TDL - Chapel Hill & Durham)

Always check www.ibiblio.org/ncdarts/tdl/ for the most current information, but the spring TDL dates are already out. Spring 2024 team registration meeting will be on Thursday, 1/11, at 7pm at the Tavern in downtown Durham. Play will begin the following week, on Thursday, 1/18. The teams in TDL consist of 6-10 players per team, and dues are $20/player per season (I think). Recent seasons have used bars in both Chapel Hill and Durham, but I suspect that might vary a bit from season to season based on team preferences and signups.

American Dart League (ADL - many area locations)

The ADL is actually a compilation of many singles and team leagues, hosted on Mondays, Tuesday, Thursdays, and/or Sundays. Leagues are smaller (4-12 individuals or teams per league), and are run at Bud's Tavern, Benny's Billiards, Back Then Bar and Grill, Big Daddy's, and both Cleveland Draft Houses (each league is housed fully within its particular host establishment). Full listings of where and when each league is being played can be found in their post in the RDL Facebook group, and you can send them a Facebook direct message if you are interested in signing up. Pre-registrations for all of their spring leagues are due by December 22nd, so check 'em out soon.

Also, yes, the lack of a Getaway for the New Year Tournament on page 8 is accurate. That tournament will NOT be held in 2024.

HOW TO REACH US

Email scoresheets: jdkilts@yahoo.com or jdkilts@gmail.com

Or text scoresheets: **919-423-5766** - and we also always recommend watching for confirmation of receipt! (in response to either emailed or texted scoresheet images!)

New Member/Registration Fees:
Taylor Caldwell, (contact her at phone/email info below)

Nomination and Election Ballots:
Andrew Borgna, (contact him at phone/email info below)

Grievances/Complaints/Rules Suggestions:
Joel Eason, (contact him at phone/email info below)

All Other RDL Correspondence to:
(Just send whatever to Jason and he'll pass it along…)

2023 (and 2024) Board of Directors

President	Michael Johnson	919-413-0495
	email: president@raleighdartleague.org	
Vice President	Angela Jeffcoat	919-673-7339
	email: angelamjeffcoat@gmail.com	
Secretary	Andrew Borgna	919-889-2457
	email: akborgna@gmail.com	
Treasurer	Taylor Caldwell	919-623-9920
	email: tcaldwell831@gmail.com	
Membership	Heather Bohanan	919-819-9957
	email: membership@raleighdartleague.org	
Rules/Grievances	Joel Eason	919-227-6966
	email: ajenbk@yahoo.com	
Social Media Coordinator :	Kim Hoover	260-413-6173
	email: biz.krhoover@gmail.com	
League Statistician/Editor :	Jason Kilts	919-423-5766
	email: jdkilts@yahoo.com or jdkilts@gmail.com	

"HOT DARTS" LISTING GUIDELINES

Here are the guidelines that will be used for the minimum number of all-star points each week for the "hot darts" page.
"A" Div. = 4.5 or more ASPs; "B" Div. = 4.0 or more ASPs
"C, D" Divisions = 3.5 or more ASPs
"E, F" Divs. = 3.0 or more ASPs; "G" = 2.5 or more ASPs
Also, we will list any fast games, high ins, high outs, or other amazing feats that you think warrant a little recognition (e.g., Ins & Outs higher than a Ton, 24-dart cricket games, 15-dart 301s, 24-dart 501s, Ton-70s and up, 5-Bulls+, etc.).

Extra note: it's also ok to call in "fast games" in each set, even if they don't necessarily meet the maximum dart counts above.

SEASON-LONG TROPHY DART MINIMUM GAMES PLAYED REQUIREMENTS

To be eligible for all-star point ave. & singles win %-age awards, you must play at least 66% of this season's projected games:

for Divisions "A", "C", "D", "E" and "G" (except team G5)
(7 teams / division):
Singles win %-age: min. of 16 Singles Games Played
All-star pt. Average: min. of 32 Total Games Played

for team G5 (due to 1 forfeit received):
min. of 15 Singles Games Played, 30 Total Games Played

for Divisions "B" (except team B1) and "F"
(8 teams / division):
Singles win %-age: min. of 19 Singles Games Played
All-star pt. Average: min. of 37 Total Games Played

for team B1 (due to 1 forfeit received):
min. of 18 Singles Games Played, 35 Total Games Played

RDL WEBSITE - www.raleighdartleague.org

Webmaster: Matt Ridgway (of Trips Are For Kids)
contact him, if needed, at: meridgway84@gmail.com

CALENDAR OF EVENTS

Sun., Dec. 10 11:00 a.m. **ADO 501 National Qualifer**, for Jan. in Vegas, $60 entry, signups close at noon, Upper Deck

Fri., Dec. 15 - Wed., Jan. 3 **2024 PDC World Darts Championship**, Alexandra Palace, London, England (and yep, an RDL member will be in the field! see pg. 15)

Mon., Dec. 18 **RDL Board Meeting**

Wed., Jan. 3 **Spring 2024 - RDL registration**, Upper Deck (online registration should be available in the days immediately prior to the 3rd)

Mon., Jan. 8 **RDL Board Meeting (online)**

Wed., Jan. 17 **Spring 2024 RDL Preseason Captains' Meeting**; The Upper Deck - mandatory 7:00-8:00 p.m.

Wed., Jan. 24 **Spring 2024 first night of match play**

Jan. 26-28 **Fire on the Mountain**, Asheville (ADO) $7200+ (site of USSDA 501 Natl. Champ.) (also pg. 21)

Mon., Feb. 26 **Spring 2024 - 5th week captains' mtg.**; Upper Deck; end of roster additions/replacements; this is also the night of the RDL Board mtg 7:00-8:00 p.m.

Mon., Apr. 1 **RDL Board Meeting**

Wed., May 1 / 8 / 15 - Spring 2024 RDL Div. Tournaments

Sat., May 18 **Spring 2024 - Season Banquet**, location TBD

Other Local Weekly Leagues

Tuesdays ***Bull City Dart League*** , Durham http://www.thebcdl.org/

Thursdays ***Triangle Dart League*** , Chapel Hill https://www.ibiblio.org/ncdarts/tdl/

several days ***American Dart League*** , across Wake county https://www.adadarters.com/ (national website)

someday? ***Wake Forest Area Dart League*** , Wake Forest https://www.facebook.com/groups/326939964601080/

Weekly Blind Draws - Over the years, many blind draws have come and gone. If any of these folds or if any others start up, please let me know and I'll update this list. Thanks.

=> **For additional holiday-time Wed. draws, see page 7.**

(this one is double elim., $5 entry, bar matches the pot… extra $50 if there are 32+ players , plus a triple shot !)
Fri., 8 pm **Upper Deck**, 919-460-1786, 329 N.Harrison

(this one is $5 entry, double elim., 16 player cap for now)
Sun., 4 pm **Backstage Pub**,919-859-5411,401 Ashville Ave

(this one is $5 entry, bar matches 150% if 16+ players !)
Sun., 6 pm **Sharky's Place**, 919-783-5448, 5800 Duraleigh

(this one is double elm., $5 entry, bar matches the pot!)
Mon., 7:30 pm **Neighborhood**, 919-377-2344, 301 N. Harrison

(this one is $5 entry, bar matches up to $100, plus an alternating double/triple shot !) 2201 South Main Street,
Mon., 7 pm **Mackey's Pub**, 919-435-6018, Wake Forest

PENALTY LOG - All the penalties assessed this season.

Preseason captains' meeting (5 pts.): Irish Ton (E), The Neighborhood Dart Kinghts (G).

Late scoresheet return (16 pts.): Double In Stumble Out (C,wk.13,wk.14), Rippin Darts (F,wk.12), Killer Dee's (G,wk13).

THE FIFTY-SECOND SEMI-ANNUAL EDITION OF: JK'S DIVISIONAL ALL-STAR TEAM PICKS

(Players within each division are listed alphabetically) (Players are chosen any way I damn well please - not purely by the numbers!)
(This is not purely my own guesses at who is simply the best thrower, but also who is important to their team, who is good in the clutch, etc.)

Divisional MVPs		
All of RDL	*Robbie Phillips*	*Ring of Elements*
A Division	Robbie Phillips	Ring of Elements
B Division	Carson Stoy	Dart Attack
C Division	Phillip Eastmead	Double In Stumble Out
D Division	Tim Bunn	Hump Day!
E Division	John Schaefer	Sharky's Machine
F Division	Mike Millius	Dart Side of the Moon
G Division	Gerald Updyke	Nein Mark

"A" Division		
Kyle Gaulthier	Liver Alliance	Absolutely no one wants to draw him.
Pat Gibson	The Bullies	The bigger the moment, the better he is.
Jimmie Jones	The Bullies	What a freaking year, in all facets.
Chad Massengill	Ring of Elements	Just another 85% win season. Ho hum.
Robbie Phillips	Ring of Elements	Maybe the best season in RDL. Ever.
Stevie Phillips	Ring of Elements	Beats other top guns over and over.
Allen Smith	Ring of Elements	Big Easy back with a top-30-ever season.
Alex Spellman	The Bullies	Minimum attendee is continent's best.

"B" Division (this was easily the hardest set to pick)		
Brad Bushman	Show Me Your Tips	Top winner for highest-scoring team.
Roy Lindsey	Raging Bulls Eyes	Cricket specialist got by in '01 as well.
Pat Martin	Darty Minds	Yeah, I would use him more in doubles.
Patrick Merkle	Trips Are For Kids	So nice you don't care he thumped you.
K.J. Nuemeister	Raging Bulls Eyes	Super solid record across the board.
Mike O'Toole	Raging Bulls Eyes	An entire season built on SCkt power.
Matt Palmer	Iceman's	Starts awesome, finishes decently.
Carson Stoy	Dart Attack	Easily the most important to his team.

"C" Division		
Paul Beaudoin	Double In Stumble C	Fourth best on the team? They're deep.
Kent Butters	Double In Stumble C	Another big hammer back from hiatus.
Phillip Eastmead	Double In Stumble C	A pretty triumphant return indeed.
Shane Murray	Dysfunctional Outlav	His best season? Nope. Still dangerous.
Mike Robinson	Darty Sanchez	Leads the most up-and-down team ever.
Trey Rodgers	Double In Stumble C	Not full time, but close enough for here.
Jeff Rudy	One Armed Bandits	How many seasons in a row for Rudy?
Jim White	One Armed Bandits	Big reason OAB are climbing quickly.

"D" Division		
Jimmy Arnold	Reload	Yeah, not really playing like a D player.
Randy Baldwin	Hump Day!	Singles is covering for doubles fall-off.
Tommy Beaird	DD-214	Super strong season again for DD capt.
Tim Bunn	Hump Day!	Yeah, he kinda owns at this div. level.
Andy Krestalude	Hump Day!	Doubles maestro for D's double-winner.
Brady Price	Menace 2 Sobriety	Society's biggest menace was rolling.
Somchai Samaluk	Bad Mutha Duckas	No move up this season, but he could.
Scott Sautter	Shooter McGavin	Led one of the best resurgences ever.

"E" Division		
Frank Allison	Sharky's Machine	Season clincher hero was big all season.
Pete Borgia	Sharky's Machine	Plodded along, win after win after win.
Jeremy Cominole	Irish Ton	Kinda put team on his back some nights.
Bryan Hartley	Village Idiots	Evidently a bit of a cricket specialist.
Scott Kirkpatrick	Red-eye Rangers	Part of a serious 1-2 punch for Mug-ers.
Mark Powell	Red-eye Rangers	Hey, look it's the other punching hand.
John Schaefer	Sharky's Machine	After 301, because a flippin' house afire.
Paul Zuttel	Ton 80 Proof	Does he work until 8pm or something?

"F" Division		
Adam Barnes	Liquor Possee	Newly reformed team, same win rate.
Ryan Bathurst	Liquor Possee	Welcome back, still winning, I see.
Silver Blanes	Liquor Possee	Oh, I want guys who are 0.900 in 501.
Danny Carter	That's What She Sai	Well, now this was a hell of a pickup.
Michael Fleener	Runs with Corks	Was close between him & Amarante.
Roger Keim	Sofa Kings	Steady force driving the Kings.
Mike Millius	Dart Side of the Mo	Top shot for top team won a whole lot.
Chris Moody	Runs with Corks	Cork captain cricket got by in '01 also.

"G" Division		
Terron Amos	Neighborhood Dart I	A few more 301 wins and it's really on.
Reagan Crabtree	The Rock Bottoms	Uh oh… Bottoms are putting it together.
John Heath	Nein Mark	Ummm… yeah. We just sit him in 501.
Mike Jones	We're Sexy & We Tl	Nothing spectacular, just wins often.
Evan McMillan	The Rock Bottoms	Huge shot almost finished tourney run.
Ken McNamara	We're Sexy & We Tl	Another season, another all-star team.
Jerrell Swepson	Neighborhood Dart I	Stone cold killer for the Mug winners.
Gerald Updyke	Nein Mark	Took the MVP in actual head-to-head.

QUICK STAT TIDBITS

-The **Quadruple Double Award** winners (double-digit wins in all 4 sections): With five divisions playing with a bye, it was unlikely we would get anyone with 10+ wins in every set in any of A, C, D, E or G divisions. And yep, that's how it played out. But there was still something pretty remarkable there that we will note. First, we will acknowledge that there were 8 players who managed to win 9+ games in three of the four sets, and half of those came from C and G (where there were only 12 matches); there were also two throwers (one each in B and F with three 10+ win sets. Which bring us to our one honorable mention (three 10+ win sets in a 12-match season): *Chad Massengill* of Ring of Elements in A. And then our so-close-and-impressive one that we're including it - **Robbie Phillips** of Ring of Elements in A with four 9+ win sets in only 10 weeks played. Finally, our lone true quadruple double - **Carson Stoy** of Dart Attack in B div.!

-IronMan/Woman Award: With only B and F playing 14 weeks this season, it was pretty likely the Iron Thrower would come from those divisions. And that again is exactly what happened. This season's Iron Man is **Lee Powell** of Show Me Your Tips in B division with 61 games played. The honorable mentions for other division leaders were stunningly consistent: *Darren Schmaus* of Consistently Inconsistent and *Andrew Borgna* of Put It on Matt's Tab in A, with 51 each; *Tom Winters* of Rif Raf in C, with 50; *Dave Buckman* of Cheap Shots and *Jimmy Arnold* of Reload in D, with 50 each; *Rick Blake* of Ton 80 Proof in E, with 50; *John White* and *Andy Bowen* of Bangin the Wire and *Chase McDonald* of Rippin Darts in F, with 58 each; and *Ken McNamara* of We're Sexy & We Throw It in G, with 50 (yep, yet another leader with 50).

-The **Team Attendance Award** winners: At first glance, the best candidates here looked like Show Me Your Tips in B division, Menace 2 Sobriety in D, and Nein Mark in G, as each of those teams only ever listed 7 players at any point in the season… but they all used all 7 of those pretty extensively. So instead, the team closest to just sticking to a six-pack roster was **Put It on Matt's Tab** in A division. While 8 people played, only 6 of them plated at all extensively.

MY PRESEASON, WEEKLY, & TOURNEY PREDICTION RESULTS

As usual, I'm left with the option of trying to bluff my way through this part, or just telling the truth. And since I know some of you squirrel away every last thing I've ever written about your team, I will again give real results… bummer. Sometimes these results can border on embarrassing…

In my preseason picks (usually the toughest every season given imminent roster changes/additions), I had decent success. Almost nailed A, just over-credited Kids and undersold Attack in B, and really got everything in C except not at all seeing those Bandits. My D picks were decent, but Hump Day outdid me, and I overestimated DD. In E, my pick won the tourney while my #2 won the season, and I had too much Death Throw trust. My F picks were mostly in the middle and I way missed Corks. And in G, my top two were just flipped.

My weekly prediction results you can peruse pick-for-pick on the other side of this sheet of paper. As noted on that page, I flat out crushed most of you!! Only two teams fooled me more often than not (both in stupid C div.), and there was one with whom I was even in G. I was over 61% correct in all divisions (that bottom one was, of course, C), while I was at two-thirds or better in all other divisions. To post a final record of 238-82 for a nearly 75% correct rate is pretty rockin'. I would take that every single season.

Last but not least were my tournament predictions… Often when we jump to best-of-3, my picks get stronger, despite the fact that I'm picking semifinals and finals that I conceivably could have wrong before the matches are even played. But this season, I flippin' nailed these!!! I went 21-1 in the quarterfinals (with the missing result being a forfeit) and the only one I got wrong was a win by the last place C team that was winless until week 14. Then I went 10-4 in the semifinals, and even though I got both E semis wrong, I told you up front that those were where the action would be. Cap it off with 4 tournament winners correct, and I ended up 35-8 even though the pairings for the 21 of those aren't known until the earlier rounds finish! And my Sure Things were just that, and even my Dark Horse picks all almost came through with the glory! Oh, yeah.

JK'S TEAM-BY-TEAM, WEEK-BY-WEEK MATCH PREDICTION RESULTS

(I introduced this page thirty-eight seasons ago, and it has become almost expected as a newsletter staple. Feast your eyes on the success...)

For several years, many of you have taken no greater pleasure in your weekly darting endeavors than to email or text me and point out to me just how wrong I was in my prediction of your match result. On a related note, I have noticed that many of you seem to have relatively selective memories saving only the weeks when I was wrong. Further, many others of you regularly embellish your statistics of how often you fool me. It's not so easy to get away with those rambles anymore, however, as you can see below. Each W is a week when I picked your match correctly, and each L is one I picked incorrectly. Division totals are to the right of the team totals, weekly totals are at the bottom, and in the space between the 14 weeks and the team totals, the one 'o' symbol indicate the team for which I was only 0.500, and the two 'x' symbols indicate the teams that fooled me more often than not. **[Oh, I soooo owned most of you this season. And by "most of you," I mostly mean everything outside of C division. That infernal C division had two teams that I think make it their life's purpose to go against my picks. Stupid Sanchez and Bandits... - JK]**

	wk1	wk2	wk3	wk4	wk5	wk6	wk7	wk8	wk9	wk10	wk11	wk12	wk13	wk14		Right	Wrong	Overall
A1/ Ring of Elements	W	-	W	W	W	W	W	W	-	W	W	W	W	L		11	1	74.38%
A2/ The Bullies	W	W	W	-	W	W	W	W	W	W	-	W	W	L		11	1	238 82
A3/ Liver Alliance	-	W	W	W	W	W	W	-	W	W	W	W	W	W		12	0	
A4/ Lunatic Fringe	W	W	W	W	W	-	W	W	W	W	W	W	-	W		12	0	
A5/ Consistently Inconsistent	W	W	-	W	L	W	L	W	W	-	W	L	W	W		9	3	**A Division**
A6/ Why So Serious?	W	W	W	W	-	W	L	W	W	W	W	-	W	W		11	1	90.48%
A7/ Put It on Matt's Tab	W	W	W	W	L	W	-	W	W	W	W	L	W	-		10	2	38 4
B1/ Darty Minds	W	W	W	W	W	W	W	W	fft	L	W	W	W	L		11	2	
B2/ Raging Bulls Eyes	L	W	W	W	L	W	W	L	W	W	W	W	W	L		10	4	
B3/ Trips Are For Kids	L	W	L	W	W	W	W	W	W	L	L	W	W	L		9	5	
B4/ Double In, Uber Out	W	W	L	W	W	W	W	W	fft	W	L	W	W	L		10	3	
B5/ Dart Attack	L	W	W	W	L	W	W	W	W	L	L	W	L	W		9	5	
B6/ Iceman's	W	W	L	W	W	W	W	W	W	L	W	W	W	W		12	2	**B Division**
B7/ Show Me Your Tips	L	W	L	W	W	W	W	L	W	W	W	W	L	W		10	4	76.36%
B8/ Trippin Bulls	W	W	W	W	W	W	W	W	W	W	L	W	W	W		13	1	42 13
C1/ Dysfunctional Outlaws	-	W	L	W	W	W	L	-	L	W	L	W	W	L		7	5	
C2/ Darty Sanchez	W	W	-	W	L	L	L	L	L	-	W	L	L	L	x	4	8	
C3/ Nine Lives	L	W	W	-	W	L	W	W	L	W	-	W	L	W		8	4	
C4/ Double In Stumble Out	W	W	W	W	-	W	W	W	L	W	W	-	W	W		11	1	
C5/ Rif Raf	W	-	W	W	W	L	W	W	-	W	W	W	W	L		10	2	**C Division**
C6/ Off Constantly-Reboot	W	L	W	W	W	L	-	L	L	W	L	W	W	-		7	5	61.90%
C7/ One Armed Bandits	L	L	L	W	L	-	W	W	L	W	W	L	-	L	x	5	7	26 16
D1/ Shooter McGavin	-	W	L	W	L	W	W	-	W	L	L	W	W	W		8	4	
D2/ Menace 2 Sobriety	L	-	W	W	W	W	W	L	-	L	L	L	W	W		7	5	
D3/ DD-214	W	W	L	-	W	W	W	L	L	W	-	L	W	L		7	5	
D4/ Cheap Shots	W	L	-	W	L	W	W	W	W	-	W	W	W	L		9	3	
D5/ Reload	W	W	W	W	W	-	W	W	L	L	L	W	-	W		9	3	**D Division**
D6/ Bad Mutha Duckas	W	L	L	W	W	W	-	L	W	L	L	W	W	-		7	5	66.67%
D7/ Hump Day!	L	W	L	W	-	W	W	L	W	W	W	-	W	W		9	3	28 14
E1/ Red-eye Rangers	-	W	W	L	W	W	W	-	L	W	W	W	W	W		10	2	
E2/ Sharky's Machine	L	-	L	W	W	W	W	L	-	W	W	W	W	W		9	3	
E3/ Irish Ton	W	W	-	W	W	W	L	W	W	-	L	W	W	W		10	2	
E4/ Death Throw	W	W	L	-	W	W	L	W	W	W	-	W	W	W		10	2	
E5/ Y.N.T.A.	W	W	W	W	W	-	W	W	W	W	W	W	-	W		12	0	**E Division**
E6/ Ton 80 Proof	W	W	L	L	W	W	-	W	W	W	W	W	W	-		10	2	80.95%
E7/ Village Idiots	L	W	L	W	-	W	W	L	L	W	L	-	W	W		7	5	34 8
F1/ That's What She Said	L	W	W	W	W	W	L	W	W	L	L	W	L	W		9	5	
F2/ Sofa Kings	W	L	W	W	W	W	L	W	W	L	W	W	L	W		10	4	
F3/ Dart Side of the Moon	W	W	L	L	W	W	W	W	W	W	W	W	W	L		11	3	
F4/ Bangin The Wire	L	L	L	L	W	W	W	W	W	W	W	W	W	W		10	4	
F5/ Shark Shooters	W	W	L	W	W	W	W	L	W	W	L	W	W	W		11	3	
F6/ Rippin Darts	W	L	L	L	W	W	W	W	L	W	W	W	L	L		8	6	**F Division**
F7/ Runs with Corks	W	L	W	W	W	W	L	L	L	L	W	W	W	W		9	5	69.64%
F8/ Liquor Possee	W	W	W	L	W	W	L	W	W	L	W	W	L	W		10	4	39 17
G1/ The Neighborhood Dart Knig	W	W	-	W	W	L	L	W	W	-	L	W	W	W		9	3	
G2/ Nein Mark	W	W	W	W	-	W	L	W	L	W	W	-	W	W		10	2	
G3/ The Rock Bottoms	L	-	L	W	L	L	W	W	-	L	W	W	W	L	o	6	6	
G4/ We're Sexy & We Throw It	-	W	W	W	L	W	W	-	W	W	L	W	W	L		9	3	
G5/ Triple Shot	W	W	W	-	L	W	W	W	L	W	-	W	W	fft		9	2	**G Division**
G6/ Killer Dee's	W	W	L	W	L	W	-	W	W	L	W	W	W	-		9	3	75.61%
G7/ 21 Dart Salute	L	W	W	W	W	-	W	W	W	W	W	W	-	fft		10	1	31 10
Right:	16	19	13	20	17	20	17	17	15	16	15	20	19	14				
Wrong:	7	4	10	3	6	3	6	6	7	7	8	3	4	8				
forfeited:	-	-	-	-	-	-	-	-	1	-	-	-	-	1				

RDL - Fall, 2023	Week 1			Week 2			Week 3			Week 4			Week 5			Week 6			Week 7			Week 8			Week 9			Week 10			Week 11			Week 12			Week 13			Week 14			Forfeits
	vs.	W/L	Pts.	vs.	W/L	Pts.	vs.	W/L	Pts.	vs.	W/L	Pts.	vs.	W/L	Pts.	vs.	W/L	Pts.	vs.	W/L	Pts.	vs.	W/L	Pts.	vs.	W/L	Pts.	vs.	W/L	Pts.	vs.	W/L	Pts.	vs.	W/L	Pts.	vs.	W/L	Pts.	vs.	W/L	Pts.	
A1/ Ring of Elements	a7	W	24	Bye	-	-	a4	W	22	A6	W	22	a3	W	18	A5	W	22	a2	L	12	A7	W	23	Bye	-	-	A4	W	18	a6	W	20	A3	W	17	a5	W	22	A2	L	11	
A2/ The Bullies	A6	W	19	a5	W	21	A3	W	21	Bye	-	-	a4	W	16	A7	W	22	A1	W	12	a6	W	17	A5	W	18	a3	W	18	Bye	-	-	A4	W	19	a7	W	22	a1	W	13	
A3/ Liver Alliance	Bye	-	-	A7	W	18	a2	L	3	A5	W	13	A1	L	6	a6	W	17	a4	L	11	Bye	-	-	a7	W	14	A2	L	4	a5	W	21	a1	L	7	A6	W	18	A4	L	8	
A4/ Lunatic Fringe	A5	W	13	a6	W	18	A1	L	2	a7	W	17	A2	L	8	Bye	-	-	A3	W	13	a5	W	16	A6	W	20	a1	L	6	A7	W	22	a2	L	5	Bye	-	-	a3	W	16	
A5/ Consistently Inconsistent	a4	L	11	A2	L	3	Bye	-	-	a3	L	11	A7	L	11	a1	L	2	A6	L	12	A4	L	8	a2	L	6	Bye	-	-	A3	L	3	a7	L	5	A1	L	2	a6	L	6	
A6/ Why So Serious?	a2	L	5	A4	L	6	a7	W	12	a1	L	2	Bye	-	-	A3	L	7	a5	W	12	A2	L	7	a4	L	4	A7	W	12	A1	L	4	Bye	-	-	a3	L	6	A5	W	17	
A7/ Put It on Matt's Tab	A1	L	0	a3	L	6	A6	L	12	A4	L	5	a5	W	13	a2	L	2	Bye	-	-	a1	L	1	A3	L	9	a6	L	12	a4	L	2	A5	W	15	A2	L	2	Bye	-	-	
B1/ Darty Minds	B8	W	20	b4	W	12	B5	W	14	B7	W	14	b6	W	15	B3	W	18	b2	W	12	b8	W	17	B4	*W*	*16*	b5	L	7	b7	L	10	B6	W	14	b3	W	14	B2	W	15	
B2/ Raging Bulls Eyes	B7	L	4	b3	W	14	B8	W	17	B6	W	16	b5	W	14	b4	W	15	B1	L	12	b7	L	10	B3	W	17	b8	W	22	b6	W	15	B5	W	15	B4	W	18	b1	L	7	
B3/ Trips Are For Kids	b5	L	9	B2	L	10	b6	W	13	B8	W	14	b7	L	6	b1	L	6	B4	L	10	B5	L	10	b2	L	7	B6	W	16	b8	L	11	B7	L	10	B1	L	10	b4	W	13	
B4/ Double In, Uber Out	b6	L	11	B1	L	10	B7	W	13	b5	L	6	b8	W	14	B2	L	8	b3	W	11	B6	L	10	b1	*L*	*0*	b7	L	9	B5	W	17	B8	W	14	b2	L	4	B3	L	11	1
B5/ Dart Attack	B3	W	15	b8	W	13	b1	L	10	B4	W	18	B2	L	10	b7	L	12	B6	W	14	b3	W	14	B8	W	12	B1	W	17	b4	L	7	b2	L	9	B7	W	12	b6	W	14	
B6/ Iceman's	B4	W	13	b7	L	10	B3	L	11	b2	L	6	B1	L	8	B8	W	13	b5	L	10	b4	W	14	B7	L	9	b3	L	8	B2	L	9	b1	L	10	b8	W	14	B5	L	10	
B7/ Show Me Your Tips	b2	W	20	B6	W	14	b4	L	11	b1	L	10	B3	W	18	B5	W	12	b8	W	17	B2	W	14	b6	W	15	B4	W	15	B1	W	12	b3	W	12	b5	L	12	B8	W	19	
B8/ Trippin Bulls	b1	L	4	B5	L	11	b2	L	7	b3	L	10	B4	L	10	b6	L	11	B7	L	7	B1	L	7	b5	L	12	B2	L	2	B3	W	11	b4	L	10	B6	L	10	b7	L	5	
C1/ Dysfunctional Outlaws	Bye	-	-	c3	W	12	C7	L	11	C6	W	14	c5	W	15	C4	L	5	c2	W	18	Bye	-	-	C3	L	11	c7	L	11	c6	L	11	C5	W	15	c4	L	11	C2	W	13	
C2/ Darty Sanchez	C6	W	13	c4	L	10	Bye	-	-	c5	W	17	C7	L	9	c3	L	11	C1	L	4	c6	L	11	C4	W	16	Bye	-	-	C5	W	21	c7	W	13	C3	L	10	c1	L	11	
C3/ Nine Lives	c7	L	4	C1	L	10	C5	W	9	Bye	-	-	c6	W	18	C2	W	13	c4	L	9	C7	L	8	c1	W	13	c5	W	14	Bye	-	-	C6	W	18	c2	W	14	C4	L	11	
C4/ Double In Stumble Out	c5	W	17	C2	W	14	c6	W	16	c7	W	15	Bye	-	-	c1	W	17	C3	W	15	C5	W	14	c2	L	8	C6	W	23	C7	W	22	Bye	-	-	C1	W	13	c3	W	13	
C5/ Rif Raf	C4	L	7	Bye	-	-	c3	L	8	C2	L	5	C1	L	9	c6	L	4	C7	L	10	c4	L	7	Bye	-	-	C3	L	9	c2	L	3	c1	L	9	C6	L	8	c7	W	14	
C6/ Off Constantly-Reboot	c2	L	10	C7	L	8	C4	L	8	c1	L	10	C3	L	6	C5	W	19	Bye	-	-	C2	W	13	c7	W	13	c4	L	1	C1	W	13	c3	L	6	c5	W	15	Bye	-	-	
C7/ One Armed Bandits	C3	W	13	c6	W	16	c1	W	13	C4	L	9	c2	W	15	Bye	-	-	c5	W	14	c3	W	16	C6	L	11	C1	W	13	c4	L	2	C2	L	11	Bye	-	-	C5	L	10	
D1/ Shooter McGavin	Bye	-	-	d7	L	10	d6	L	11	D5	L	6	d4	W	20	D3	L	7	d2	L	11	Bye	-	-	D7	L	9	D6	W	17	d5	W	14	D4	W	18	d3	W	16	D2	W	15	
D2/ Menace 2 Sobriety	D7	W	15	Bye	-	-	D5	L	11	D6	W	18	d3	W	17	d4	W	15	D1	W	13	d7	L	8	Bye	-	-	d5	W	14	d6	L	12	D3	L	11	D4	W	13	d1	L	9	
D3/ DD-214	D6	W	15	d5	W	12	D7	L	7	Bye	-	-	D2	L	7	d1	W	17	D4	W	15	d6	L	10	D5	W	13	d7	L	10	Bye	-	-	d2	W	13	D1	L	8	d4	L	12	
D4/ Cheap Shots	D5	L	11	d6	W	14	Bye	-	-	d7	L	9	D1	L	4	D2	L	9	d3	L	9	d5	L	8	D6	L	7	Bye	-	-	D7	L	6	d1	L	6	d2	L	8	D3	W	12	
D5/ Reload	d4	W	13	D3	L	12	d2	W	13	d1	W	18	D6	W	13	Bye	-	-	d7	L	11	D4	W	16	d3	L	11	D2	L	10	D1	L	10	d6	W	10	Bye	-	-	D7	L	12	
D6/ Bad Mutha Duckas	d3	L	9	D4	L	9	D1	W	13	d2	L	6	d5	L	11	D7	L	9	Bye	-	-	D3	W	14	d4	W	17	d1	L	7	D2	W	12	D5	L	8	d7	L	7	Bye	-	-	
D7/ Hump Day!	d2	L	9	D1	W	14	d3	W	17	D4	W	13	Bye	-	-	d6	W	15	D5	W	13	D2	W	16	d1	W	15	D3	W	14	d4	W	18	Bye	-	-	D6	W	17	d5	W	12	
E1/ Red-eye Rangers	Bye	-	-	e7	W	14	E5	W	14	e6	L	11	E4	L	11	e3	W	17	e2	L	8	Bye	-	-	E7	W	15	e5	W	16	E6	L	11	e4	W	14	E3	W	16	E2	L	12	
E2/ Sharky's Machine	E7	L	12	Bye	-	-	E6	L	12	e5	W	15	E3	W	18	e4	W	15	E1	W	15	e7	L	12	Bye	-	-	e6	W	13	E5	W	18	e3	W	20	E4	W	15	e1	W	12	
E3/ Irish Ton	E6	L	5	e5	W	17	Bye	-	-	e7	L	9	e2	L	6	E1	L	7	E4	W	13	e6	L	11	E5	W	13	Bye	-	-	E7	W	18	E2	L	4	e1	L	8	e4	L	11	
E4/ Death Throw	E5	W	18	e6	W	13	E7	W	13	Bye	-	-	e1	W	13	E2	L	9	e3	L	11	e5	W	13	E6	L	7	e7	L	8	Bye	-	-	E1	L	10	e2	L	9	E3	W	13	
E5/ Y.N.T.A.	e4	L	6	E3	L	7	e1	L	10	E2	L	9	E6	L	12	Bye	-	-	E7	L	6	E4	L	11	e3	L	11	E1	L	8	e2	L	6	e6	L	7	Bye	-	-	e7	L	7	
E6/ Ton 80 Proof	e3	W	17	E4	L	11	e2	W	12	E1	W	13	e5	W	12	e7	L	10	Bye	-	-	E3	W	13	e4	W	17	E2	L	11	e1	W	13	E5	W	16	E7	W	14	Bye	-	-	
E7/ Village Idiots	e2	W	12	E1	L	10	e4	L	11	E3	W	15	Bye	-	-	E6	W	14	e5	W	18	E2	W	12	e1	L	9	E4	W	16	e3	L	6	Bye	-	-	e6	L	10	E5	W	15	
F1/ That's What She Said	f4	W	14	F3	L	12	f2	L	9	f5	L	9	F6	L	10	f8	L	4	F7	W	16	F4	L	10	f3	L	11	F2	W	14	F5	L	10	f6	L	4	F8	W	15	f7	L	8	
F2/ Sofa Kings	f3	L	11	F4	W	17	F1	W	15	f7	L	11	F5	W	14	f6	W	16	F8	L	8	F3	L	8	f4	W	14	f1	L	9	F7	L	5	f5	W	13	F6	L	8	f8	L	11	
F3/ Dart Side of the Moon	F2	W	13	f1	W	12	F4	L	8	f8	W	15	F7	L	11	f5	W	14	F6	W	13	f2	W	16	F1	W	13	f4	W	12	F8	W	12	f7	W	15	F5	W	17	f6	L	10	
F4/ Bangin The Wire	F1	L	10	f2	L	7	f3	W	16	F6	W	14	F8	W	12	f7	L	11	F5	W	13	f1	W	14	F2	L	10	F3	L	12	f6	W	14	f8	L	1	F7	L	5	f5	W	14	
F5/ Shark Shooters	f7	L	9	F8	L	11	f6	W	12	F1	W	15	f2	L	10	F3	L	10	f4	L	11	F7	W	12	f8	L	7	F6	L	9	f1	W	11	F2	L	11	f3	L	6	F4	L	9	
F6/ Rippin Darts	f8	L	11	F7	L	12	F5	L	12	f4	L	10	f1	W	14	F2	L	8	f3	L	11	F8	L	8	f7	W	16	f5	W	13	F4	L	10	F1	W	20	f2	W	16	F3	W	14	
F7/ Runs with Corks	F5	W	15	f6	W	12	F8	W	20	F2	W	13	f3	W	13	F4	W	13	f1	L	8	f5	L	8	F6	L	8	f8	W	13	f2	W	19	F3	L	8	f4	W	19	F1	W	15	
F8/ Liquor Possee	F6	W	13	f5	W	13	f7	L	4	F3	L	9	f4	L	12	F1	W	20	f2	W	16	f6	W	16	F5	W	17	F7	L	11	f3	L	12	F4	W	19	f1	L	9	F2	W	13	
G1/ The Neighborhood Dart Knigl	g5	W	18	G6	W	17	Bye	-	-	g4	W	15	g7	W	16	G3	L	10	g2	L	10	G5	W	13	g6	W	14	Bye	-	-	G4	L	11	G7	W	15	g3	W	14	G2	L	12	
G2/ Nein Mark	g6	W	16	G5	W	14	g7	W	16	G3	W	15	Bye	-	-	g4	W	12	G1	W	14	G6	W	11	g5	L	10	G7	W	21	g3	W	12	Bye	-	-	G4	W	15	g1	W	12	
G3/ The Rock Bottoms	g7	L	10	Bye	-	-	G6	L	9	g2	L	9	G5	W	14	g1	W	14	G4	W	15	G7	W	20	Bye	-	-	g6	L	12	G2	L	10	g5	W	16	G1	L	10	g4	W	14	
G4/ We're Sexy & We Throw It	Bye	-	-	G7	W	20	g5	W	20	G1	L	9	g6	L	6	G2	L	12	g3	L	9	Bye	-	-	g7	W	14	G5	W	21	g1	W	13	G6	W	16	g2	L	9	G3	L	10	
G5/ Triple Shot	G1	L	6	g2	L	10	G4	L	4	Bye	-	-	g3	L	10	G6	L	10	g7	L	9	g1	L	11	G2	W	14	g4	L	3	Bye	-	-	G3	L	8	g6	L	10	G7	*W*	*16*	
G6/ Killer Dee's	G2	L	8	g1	L	7	g3	W	15	G7	W	18	G4	W	16	g5	W	14	Bye	-	-	g2	L	7	G1	L	10	G3	W	12	g7	W	12	g4	L	8	G5	W	14	Bye	-	-	
G7/ 21 Dart Salute	G3	W	10	g4	L	4	G2	L	8	g6	L	6	G1	L	8	Bye	-	-	G5	W	15	g3	L	4	G4	L	6	g2	L	3	G6	L	8	g1	L	8	Bye	-	-	g5	*L*	*0*	1

THIS SEASON'S TRIVIA QUESTIONS… REVISITED

I now run this column during seasons in which I've included trivia questions all season. Each question is listed exactly as it was during the season, so there is potential for a question to now be out of date, but it's usually not too much of a problem. Each question is listed under the week number when it ran, and the answers follow the questions. No peeking…

Week 8 question: We've got 2 divisions that already have a team 2 matches ahead of the pack, so it looks like at least one division might be clinched a little early. In light of that… in the 53 seasons during which I've been the statistician, how many of those seasons had ZERO divisions that were clinched before the week 14 matches?

Week 9 question: Last week, Element came within one SCkt of posting a 48-0 season total against a single opponent. How many times in my 53 seasons as statistician has a team completed the double-shutout against an opponent, and who/when was it?

Week 10 question: This is my 54th season as statistician, and last week we had our first forfeit of the season. In how many of my 54 seasons here have we had 0 regular season forfeits?

Week 11 question: Ok, since it's apparently tough to get teams to show up every week, let's build on that one… What is the greatest number of teams to have at least one regular season forfeit in a single season (at least in my 54 seasons as the statistician, as per usual)?

Week 12 question: The recent NC State Championships saw 4 current RDL members bring home state titles. In total, how many current RDL members have ever won an NC States event (this year's event was the 32nd year with a tournament in the last 34 years, as the Covid-19 pandemic squashed it for two years)?

Week 13 question: With "A" division being the league cap such that top teams don't move up and out like in lower divisions, there sometimes forms a situation where teams that are 'about the 7th best in the league' end up without space to move up and stay, and they can bounce between A and B in consecutive seasons. During my 54-season tenure as the RDL statistician, what it the greatest number of directly consecutive seasons during which a team altered back and forth between A and B divisions?

Week 14 question: As we wind down our singles races for the season, how about a singles win percentage question here… In my 54 seasons as statistician, what is the greatest number of teams in a division that have had a player in the top 8 (for 8-team divs.) or top 7 (for 7-team divisions) in the final divisional singles standings? (note: there have been 398 divisions in those 54 seasons)

Week 8 answer: During my tenure as statistician, there have been 9 instances of no division being clinched prior to completion of the week 13 matches. Those happened in the Spring 2000, Spring 2001, Spring 2005, Spring 2006, Spring 2007, Fall 2013, Spring 2014, Fall 2014 & Spring 2015 seasons (what is it with spring seasons, right?). But it wasn't until <u>just last season</u> that we ever had a set of divisions with ZERO division races clinched prior to the final night of the season. Three of the seven divisions were going to need a couple big scores to change the standings, but the fact remains that it was indeed possible in every division. So in some ways, last season was the most dramatic ever in the RDL's history. [*Answer update for the banquet Tons*: both teams did clinch by week 13 this season.]

Week 9 answer: In my nearly 28 years as statistician, only one team has ever pulled the double-shutout of an opponent. And not only that, but that one team is the only team to ever win two matches by 24-0 scores in the same season, regardless of opponent. In the Spring 2008 season, Element X in A division (yes, the 10th Element team) got it all to fall just right against Nine Lives. The number of fluky right-side-of-the-wire outcomes you need to make that happen is kinda huge, so it's not that surprising that it has only happened once. Side note: while that Nine Lives squad was one of only three teams to ever get blanked twice in a season, they are NOT tied for the record for the most of those in one season - the Spring 2007 Cheap Shots squad in A division actually got blanked by three different teams (but not twice to any of them). [*Answer update for the banquet Tons*: we did have one shutout this season, but only one, so no addition to this category.]

Week 10 answer: Geez, I guess it really is difficult to get a regular weeknight squad week after week. In my 54 seasons here, we have had only TWO seasons when we didn't have at least one regular season forfeit. Spring 2001 and Spring 2022 (barely coming out of the pandemic on that one!) are the only two seasons; both were 7-division seasons, and the Spring 2001 season had several full 8-team divisions (meaning that teams in those divisions had no byes for nights off). Almost as stunning is the fact that we've only had five other seasons with as few as one regular season forfeit. [*Answer update for the banquet Tons*: and yep, we had two teams forfeit a match this season. But it DID take all the way to week 14 to have that second one, so we almost added to this answer.]

Week 11 answer: In the Fall 2013 season, we had TEN teams (out of the 64 we had that season) forfeit one time each. Also, for those who were thinking there was some holiday crossover or some bad weather week, those forfeits were actually sprinkled all through the season; just an odd series of one-time issues up and down the divisions that season.

Week 12 answer: Of this season's 467 league members, 24 have won at least one start shirt. Here they are, with number of events won over the years: <u>1 each</u> - Allyson Blackwelder (of Off Const.-Reboot), Jimmy Davis (of Double In Stumble Out), Kyle Gaulthier (of Liver Alliance), Pat Gibson (of The Bullies), Simon Healy (of Consistently Inconsistent), Tony Horton (of Darty Minds), Michael Johnson (of The Bullies), and Chad Massengill (of Ring of Elements); <u>2 each</u> - Deborah Blackwelder (of Trips Are For Kids), Nicole Kubel (of Off Constantly-Reboot), and Samantha Wilson (of Put It on Matt's Tab); <u>3 each</u> - Craig Elder (of The Bullies), Mike Hall (of Consistently Inconsistent), and Allen Smith (of Ring of Elements); <u>4 each</u> - Jimmie Jones (of The Bullies) and Michelle Stacy (of Shark Shooters); 5 each - Mike Seward (of Liver Alliance); <u>6 each</u> - Dan Naylor (of The Bullies), Stevie Phillips (of Ring of Elements), and Wil Tan (of Ring of Elements); <u>7 titles</u> - Alex Spellman (of The Bullies); <u>10 titles</u> - Phillip Eastmead (of Double In Stumble Out); <u>19 titles</u> - Tom Brown (of Ring of Elements); and <u>31 titles</u> - Robbie Phillips (of Ring of Elements).

Week 13 answers: In looking back, it turns out that there have 11 times during my tenure that a team has been in a BABA or ABAB cycle for at least 4 consecutive seasons. But only four of those streaks have reached FIVE seasons (and none have reached six seasons). The Scott Butters-led drinking name teams (Alcohol Free For All, Absolut Confusion, Pour Boys, Slop and Shots, Lager Heads) went ABABA starting in Fall 2011. And Methodical Madness went BABAB starting in Fall 2014. But the real yoyo king team here is Cheap Shots (including one season as One and Done), who had TWO five-season yoyo strings! The Cheap Shots went ABABA starting in Spring 2003, and then just a year after that string, they also went BABAB starting in the Fall 2006 season. [*Answer update for the banquet Tons*: we don't have any current five-season strings, but if the team numbers and rosters from this season hold steady next season, both Put It on Matt's Tab and Darty Minds will reach their fourth in the cycle this spring.]

Week 14 answer: Ok, there was a lot more spreading of success across teams than I think I expected. 24 times during my 54 season tenure, the top 7 in singles in a 7-team division featured players from 6 teams. Better than that, 11 times in an 8-team division, the top 8 in singles featured players from 7 teams. And the Mac Daddy season of them all was the Spring 2003 G division, which had 7 teams and a final singles standings with a player from ALL SEVEN TEAMS in the top 7. That's awesome. Side note… of these 36 seasons, 0 were in A div., 4 were in B, 7 were in C, 3 were in D, 9 were in E, 6 were in F, 4 were in G, and 3 were in H.

THIS SEASON'S LYRICS QUIZZES… REVISITED

Much like the column of this season's trivia questions on the previous page, I've listed here each lyrics quiz from this season. Each lyric is listed exactly as it was during the season. Each lyric is listed under the week number when it ran, and the answers are listed at the bottom of the page (and continuing onto the next page). No peeking… So who's ready to re-play "Name the band/singer and song (and weekly theme)"?

Week 2, song #1 lyric: "Music's got me feeling so free, We're gonna celebrate, Celebrate and dance so free, One more time"

Week 2, song #2 lyric: "Yeeeeeeaaaaaahhhhh, My, my, such a sweet thing, I wanna do everything, What a beautiful feelin' "

Week 2, song #3 lyric: "You go back, Jack, do it again, wheel turnin' 'round and 'round, You go back, Jack, do it again"

Week 3, song #1 lyric: "I was caught, In the middle of a railroad track, I looked 'round, And I knew there was no turning back"

Week 3, song #2 lyric: "And the lightnin' strikes, Another love grows cold, On a sleepless night, As the storm blows on, out of control"

Week 3, song #3 lyric: "Just a young gun with a quick fuse, I was uptight, wanna let loose, I was dreaming of bigger things and, Wanna leave my..."

Wk 4, #1: "I'm a Porsche with no brakes, I'm invincible, Yeah, I win every single game, I'm so powerful, I don't need batteries to play, I'm so confident"

Week 4, song #2 lyric: "The loser has to fall (has to fall), It's simple and it's plain (it's so plain), Why should I complain? (Why complain?)"

Week 4, song #3 lyric: "Everybody hands go up, And they stay there, And they say yeah, And they stay there, Up down, up down, up down"

Week 5, song #1 lyric: "I went to a party last Saturday night, I didn't get laid I got in a fight uh-huh, It ain't no big thing"

Week 5, song #2: "Oh no, that's not the way, You're not listenin' to all I said, If you wanna know (Shoop, shoop, shoop, shoop), If he loves you so"

Week 5, song #3 lyric: "It's the way you love me, It's a feeling like this, It's centrifugal motion, It's perpetual bliss, It's that pivotal moment, It's, ah..."

Week 6, song #1 lyric: "Baby, I'm dancing in the dark, With you between my arms, Barefoot on the grass, Listening to our favourite song"

Week 6, song #2 lyric: "On this perfect day, Nothing's standing in my way, On this perfect day, When nothing can go wrong"

Week 6, song #3 lyric: "Why do I do that? Why do I do that? Yeah, oh, oh pretty, pretty please, don't you ever, ever feel, Like you're less than…"

Week 7, song #1 lyric: "It has happened to me, Right in front of my face, And I just can not hide it"

Week 7, song #2 lyric: "Someday someway, Maybe you'll understand me, You've taken everything from me, I've taken everything from you"

Week 7, #3: "I was broken... from a young age, Taking my sulking... to the masses, Writing my poems for the few, That look at me, took to me..."

Week 8, song #1 lyric: "A week without you, Thought I'd forget, Two weeks without you and I, Still haven't gotten over you yet"

Week 8, song #2: "Nothing remains quite the same, With all of our running and all of our cunning, If we couldn't laugh we would all go insane"

Week 8, song #3: "Hip-hip, Hip-hip, Hip-hip. Hip-hip, When you're on a holiday, You can't find the words to say, All the things that come to you"

Week 9, song #1 lyric: "Here we go, here we go, satellite radio, Y'all gettin' hit wit' the (boom, boom!), Beat's so big, I'm steppin' on leprechauns"

Week 9, #2: "Take your baby by the hand, And make her do a high handstand, And take your baby by the heel, And do the next thing that you feel"

Week 9, song #3: "Bonafide ride step aside my Johnson, Yes, I could in the woods of Wisconsin, Wake up the cake, it's a lake she's kissin' me"

Week 10, song #1 lyric: "But my dreams, they aren't as empty, As my conscience seems to be, I have hours, only lonely, My love is vengeance..."

Week 10, song #2 lyric: "Now maybe, I didn't mean to treat you bad, But I did it anyway and then maybe, Some would say your life was sad"

Week 10, song #3 lyric: "Here I am, Once again, I'm torn into pieces, Can't deny it, Can't pretend, Just thought you were the one"

Week 11, song #1 lyric: "Elephants and acrobats, lions, snakes, monkey, Pele speaks 'righteous, ' Sister Zina says 'funky' "

Week 11, song #2: "Faces look ugly, When you're alone, Women seem wicked, When you're unwanted, Streets are uneven, When you're down"

Week 11, song #3: "So take a look at me now, oh there's just an empty space, And there's nothin' left here to remind me, Just the memory of your face"

Week 12, song #1: "You sure have changed since yesterday, Without any warning, I thought I knew you (whoa), I thought I knew you (whoa)"

Week 12, song #2 lyric: "I wanna be high, so high, I wanna be free to know the things I do are right, I wanna be free, Just me, oh babe"

Week 12, song #3 lyric: "That may be all I need, In darkness, she is all I see (all I see), Come and rest your bones with me, Driving slow on…"

Week 13, song #1 lyric: "I was working in the lab, late one night, When my eyes beheld an eerie sight"

Week 13, song #2 lyric: "Don't let it get me, don't let it get me, oh, Don't let it get me, don't let it get me, oh, Don't let it get me, oh"

Week 13, song #3 lyric: "I heard him say in a voice so gruff, 'I wouldn't eat you 'cause you're so tough', It was a one-eyed, one-horned, flyin'…"

Week 14, #1: "He's the man, the man with the Midas touch, A spider's touch, Such a cold finger, Beckons you to enter his web of sin, But don't go in"

Week 14, #2: "You only live twice or so it seems, One life for yourself and one for your dreams. You drift through the years and life seems tame"

Wk 14, #3: "They are all I need to please me, They can stimulate and tease me, They won't leave in the night, I've no fear that they might desert me"

Wk14, #4: "(You know you did, you know you did, you know you did), But if this ever changing world, In which we live in, Makes you give in a cry"

Week 14, song #5 lyric: "'Love is required whenever he's hired, It comes just before the kill, No-one can catch him, no hit man can match him, For his million dollar skill"

Week 14, song #6 lyric: "Makes me feel sad for the rest, Nobody does it half as good as you, Baby, you're the best"

Week 14, #7: "Where are you? Why do you hide?, Where is that moonlight trail that leads to your side?, Just like the Moonraker goes in search of..."

Week14, song #8 lyric: "For your eyes only, only for you, You'll see what no one else can see, and now I'm breaking free"

Week 14, song #9 lyric: "Dance into the fire, That fatal kiss is all we need, Dance into the fire, To fatal sounds of broken dreams, Dance into the fire"

Week 14, song #10: "I got a license to kill (to kill), And you know I'm going straight for your heart, (Got a license to kill), Got a license to kill (to kill)"

Week 14, song #11 lyric: "I've got for you tonight, Revenge, it's a kiss, this time I won't miss, Now I've got you in my sight, With a goldeneye"

Week 14, song #12: "Until that day, Until the world falls away, Until you say there'll be no more goodbyes, I see it in your eyes, Tomorrow never dies"

Week 14, song #13: "The world is not enough, But it is such a perfect place to start, my love, And if you're strong enough, Together we can take..."

Week 14 , song #14: "Let the sky fall, When it crumbles, We will stand tall, Face it all together, Let the sky fall, When it crumbles, We will stand tall"

Week 14, song #15 lyric: "Fool me once, fool me twice, Are you death or paradise?, Now you'll never see me cry, There's just no time to die"

THIS SEASON'S LYRICS QUIZZES… REVISITED (the answers to the lyrics at the top of the page) (these are continued on page 14...)

Week 2 answers: Song 1 = "One More Time" by Daft Punk === Song 2 = "Crimson and Clover" by Tommy James and the Shondelles (and later Joan Jett & the Blackhearts) === Song 3 = "Do It Again" by Steely Dan. Week 3 answers: Song 1 = "Thunderstruck" by AC/DC === Song 2 = "The Thunder Rolls" by Garth Brooks === Song 3 = "Thunder" by Imagine Dragons.

Week 4 answers: Song 1 = "Unstoppable" by Sia === Song 2 = "The Winner Takes It All" by Abba ===

2023 NORTH CAROLINA CITY DART LEAGUE (NCCDL) AND LADIES' CUP (NCLC) CHAMPIONS!



This past October, the NCCDL and the NCLC wrapped up their 2023 seasons with their postseason championship tournaments. And the winners of both Cups featured members of the RDL! And beyond the current members, both teams also featured several additional team members who were in the RDL in the recent past. Congratulations to the Wilmington NCCDL team and the Durham NCLC team! (see pages 19 and 20 for full league results).



Wilmington NCCDL winners: (front) Donavon Powell, Scott Ingrum; (back) Marshall Chavis, **Jimmie Jones** (of The Bullies), Michael Smith, Brian Blake, Josh Curvin, Steve Chorba, Ron McCarthy, Victor Thompson. Not pictured: **Mike Denton** and **Craig Elder** (of The Bullies), and **Lee Scott** (of Dysfunctional Outlaws).

Durham NCLC winners: (front) Petra Mozzetti, Whitney Gibson, Julie Phillips, **Samantha Wilson** (of Put It on Matt's Tab), Donna Ferber, Michelle Shamer, Stephanie Coe, Nora Amorello; (back) **Kim Hoover** (of Trippin Bulls).

THIS SEASON'S LYRICS QUIZZES… REVISITED --- THE ANSWERS (continued from page 13)

Song 3 = "All I Do Is Win" by DJ Khaled (and yeah, yeah, featuring T-Pain, Ludacris, Snoop Dogg & Rick Ross). Week 5 answers: Song 1 = "Kiss Me Deadly" by Lita Ford === Song 2 = "Shoop Shoop Song (It's In His Kiss)" by Cher === Song 3 = "This Kiss" by Faith Hill.

Week 6 answers: Song 1 = "Perfect" by Ed Sheeran === Song 2 = "Perfect Day" by Hoku Clements (yep, from Legally Blonde) === Song 3 = "Fuckin' Perfect" by Pink. Week 7 answers: Song 1 = "Finally" by CeCe Peniston === Song 2 = "Someday, Someway" by Marshall Crenshaw === Song 3 = "Believer" by Imagine Dragons.

Week 8 answers: Song 1 = "Vacation" by The Go-Gos === Song 2 = "Changes in Latitudes, Changes in Attitudes" by Jimmy Buffett === Song 3 = "Island in the Sun" by Weezer. Week 9 answers: Song 1 = "Boom Boom Pow" by Black Eyed Peas === Song 2 = "Dance Hall Days" by Wang Chung === Song 3 = "Around the World" by Red Hot Chili Peppers.

Week 10 answers: Song 1 = "Behind Blue Eyes" by The Who === Song 2 = "Far Behind" by Candlebox === Song 3 = "Behind These Hazel Eyes" by Kelly Clarkson. Week 11 answers: Song 1 = "How Bizarre" by OMC === Song 2 = "People Are Strange" by The Doors === Song 3 = "Against All Odds" by Phil Collins.

Week 12 answers: Song 1 = "Sunday Morning" by No Doubt === Song 2 = "Easy" by === Song 3 = "Sunday Morning" by Maroon 5. Week 13 answers: Song 1 = "Monster Mash" by Bobby "Boris" Pickett & the Crypt-Kickers === Song 2 = "Eaten by the Monster of Love" by Sparks === Song 3 = "Purple People Eater" by Sheb Wooley.

Week 14 answers: Song 1 = "Goldfinger" by Shirley Bassey (1964) === Song 2 = "You Only Live Twice" by Nancy Sinatra (1967) === Song 3 = "Diamonds are Forever" by Shirley Bassey (1971) === Song 4 = "Live and Let Die" by Paul McCartney and Wings (1973) === Song 5 = "The Man with the Golden Gun" by Lulu (1974) === Song 6 = "Nobody Does It Better" by Carly Simon (1977) - from The Spy Who Loved Me === Song 7 = "Moonraker" by Shirley Bassey (1979) === Song 8 = "For Your Eyes Only" by Sheena Easton (1981) === Song 9 = "A View To a Kill" by Duran Duran (1985) === Song 10 = "License to Kill" by Gladys Knight (1989) === Song 11 = "GoldenEye" by Tina Turner (1995) === Song 12 = "Tomorrow Never Dies" by Sheryl Crow (1997) === Song 13 = "The World Is Not Enough" by Garbage (1999) - from The World Is Not Enough === Song 14 = "Skyfall" by Adele (2012) === Song 15 = "No Time To Die" by Billie Eilish (2021).

[Like the last many seasons, we used three-song groups each week and also included a theme each and every week. Added a layer to the game for everybody and has been quite popular. ***Here are the themes for each week****, including the week 14 fifteen-song set that was super popular in terms of people loving the theme, but that was really hard in terms of picking out a good number of the songs. - JK]*

Week 2 theme: To go back and repeat something. Ya know… like Alex Spellman did when he went back and defended his ESPN Bullshooter championship in South Carolina. Week 3 theme: The amazing 15-minute storm two Tuesdays ago that freakin' half-destroyed Durham. There was nothing, clouds and wind rolled in, a whole bunch of thunder rumbled for 15 minutes, and then trees were laying all over houses and power lines citywide. Just nuts. Luckily for me, my house was spared. Week 4 theme: The only thing unstoppable, that is taking it all, and doing nothing but winning around here, is Alex Spellman. So yeah, this set was about the constant stream of national victories that I continued reporting yet again in last week's Tons. Amazing stuff. Week 5 theme: Well, I was just at a very joyous wedding, and there was a lot of kissing (both the happy couple and a lot of the happy guests!). So, you got a set of kissy songs! Week 6 theme: Completely a tribute to the nearly perfect 20-dart string by Robbie Phillips that I highlighted in last week's Tons. One of the most immediate and obvious theme choices that has come to me in years. Week 7 theme: Believing in yourself and working toward something until you finally reach it. Whatever context you want… the guys making the World Cup and the World Championships, your own promotion at work, going back to school, whatever. Just believing and getting there. Week 8 theme: It's sort of possible that your scoresheet photo confirmations might have been coming from Jamaica. Purely random that I'm way more tan this week than I was last week… Week 9 theme: The only thing these songs have in common is that they contain some of the dumbest lyrics in the history of popular music. Beat's so big, I'm steppin' on leprechauns?? Take your baby by the heel?? Wake up the cake, it's a lake she's kissin' me?? Seriously, what in the ever-lovin' hell is this crap!? Sure, I sing along and all that, but that doesn't make these not stupid. Week 10 theme: It's all about 'behind.' Is it being behind? Is it your backside? Whichever… I don't care. It's just behind. Get behind the idea, dammit. Week 11 theme: All that weird stuff… bizarre, strange, odd. Pretty much most of us around here. Week 12 theme: Well, clearly it's all about that Sunday morning… Yep, even Easy is just… easy like Sunday morning. Week 13 theme: It was all about monsters, in honor of Halloween! Week 14 theme: The main theme songs to James Bond movies! And they're listed in order of movie release date (so we went ahead and listed the year of release with each of the artists in the answers above.

THE NEW STANDARD!!





At one point earlier this season, I ran a few items regarding scorekeeping, handwriting, etc. And in response to one of those, I received the two score-board images I've included here. Look at these things! How friggin' nerdy and perfect are these?!?! The circles, the digits, even the perfect angles of the crossout lines on the '01 turns. This is art. (These would take me so long to write these this neatly. And I'm generally considered a pretty neat writer!) Sooo… who is this uber-neat, uber-nerd chalker that you all not-so-secretly wish was your personal chalker for your games? It's **Kenn Gardner** of Trips Are For Kids. He said the chalking usually receives more comments than the game, and that it's their "secret weapon to distract opponents' attention from the game. Which… hasn't worked nearly as well as hoped this season."

PDC WORLD DARTS CHAMPIONSHIP

Ok, check ths out… I have had the honor of reporting a lot of very cool stuff that the top RDL throwers have done over the years, but this one ranks right up there with any of the best. **Alex Spellman** (of The Bullies) earned a spot in the Paddy Power World Darts Championship! He is now stepping out of the Deck and Sharky's and Mackey's, and toeing the oche at the Alexandra Palace. Yes, the Ally Pally!! And yep, he is a single win away from taking on the guys you all watch on PDC TV and in the Premier League. The entire event starts on Dec. 15, but Spellman doesn't play until Wednesday, Dec. 20th, when he takes on Ryan Joyce, with the winner advancing to face Stephen Bunting on Saturday, Dec. 23rd. Below is the full schedule for the first two rounds. Keep in mind that times are Greenwich Mean Time (5 hours ahead).

FRIDAY DECEMBER 15 (1900 GMT)	ROUND
KEVIN DOETS v STOWE BUNTZ	R1
CAMERON MENZIES v RUSTY-JAKE RODRIGUEZ	R1
SIMON WHITLOCK v PAOLO NEBRIDA	R1
MICHAEL SMITH v DOETS/BUNTZ	R2
SATURDAY DECEMBER 16 (1230 GMT)	
LEE EVANS v SANDRO ERIC SOSING	R1
CONNOR SCUTT v KRZYSZTOF KCIUK	R1
JULES VAN DONGEN v DARREN PENHALL	R1
DAVE CHISNALL v MENZIES/RODRIGUEZ	R2
SATURDAY DECEMBER 16 (1900 GMT)	
JAMIE HUGHES v DAVID CAMERON	R1
KEANE BARRY v REYNALDO RIVERA	R1
SCOTT WILLIAMS v HARUKI MURAMATSU	R1
GARY ANDERSON v WHITLOCK/NEBRIDA	R2
SUNDAY DECEMBER 17 (1230 GMT)	
RICKY EVANS v SIMON ADAMS	R1
JIM WILLIAMS v NORMAN MADHOO	R1
MATT CAMPBELL v LOURENCE ILAGAN	R1
JOE CULLEN v VAN DONGEN/PENHALL	R2
SUNDAY DECEMBER 17 (1900 GMT)	
DYLAN SLEVIN v FLORIAN HEMPEL	R1
NIELS ZONNEVELD v DARREN WEBSTER	R1
JERMAINE WATTIMENA v FALLON SHERROCK	R1
LUKE HUMPHRIES v EVANS/ERIC SOSING	R2
MONDAY DECEMBER 18 (1900 GMT)	
MARIO VANDENBOGAERDE v THIBAULT TRICOLE	R1
GIAN VAN VEEN v MAN LOK LEUNG	R1
MARTIN LUKEMAN v HAUPAI PUHA	R1
GERWYN PRICE v SCUTT/KCIUK	R2
TUESDAY DECEMBER 19 (1230 GMT)	
IAN WHITE v TOMOYA GOTO	R1
RITCHIE EDHOUSE v JEFFREY DE GRAAF	R1
KEEGAN BROWN v BORIS KRCMAR	R1
JAMES WADE v CAMPBELL/ILAGAN	R2
TUESDAY DECEMBER 19 (1900 GMT)	
STEVE BEATON v WESSEL NIJMAN	R1
MIKE DE DECKER v DRAGUTIN HORVAT	R1
RICARDO PIETRECZKO v MIKURU SUZUKI	R1
MICHAEL VAN GERWEN v BARRY/RIVERA	R2

WEDNESDAY DECEMBER 20 (1230 GMT)	ROUND
RADEK SZAGANSKI v MARKO KANTELE	R1
STEVE LENNON v OWEN BATES	R1
WILLIAM O'CONNOR v BHAV PATEL	R1
ROSS SMITH v ZONNEVELD/WEBSTER	R2
WEDNESDAY DECEMBER 20 (1900 GMT)	
RYAN JOYCE v ALEX SPELLMAN	R1
RICHARD VEENSTRA v BEN ROBB	R1
CHRISTIAN KIST v LUKE LITTLER	R1
PETER WRIGHT v J WILLIAMS/MADHOO	R2
THURSDAY DECEMBER 21 (1230 GMT)	
MICKEY MANSELL v XIAOCHEN ZONG	R1
LUKE WOODHOUSE v BERRY VAN PEER	R1
MADARS RAZMA v DE DECKER/HORVAT	R2
ROB CROSS v VANDENBOGAERDE/TRICOLE	R2
THURSDAY DECEMBER 21 (1900 GMT)	
ANDREW GILDING v KIST/LITTLER	R2
DANNY NOPPERT v S WILLIAMS/MURAMATSU	R2
GABRIEL CLEMENS v VAN VEEN/LEUNG	R2
DAMON HETA v LUKEMAN/PUHA	R2
FRIDAY DECEMBER 22 (1230 GMT)	
BRENDAN DOLAN v MANSELL/ZONG	R2
JOSE DE SOUSA v EDHOUSE/DE GRAAF	R2
KRZYSZTOF RATAJSKI v HUGHES/CAMERON	R2
DIRK VAN DUIJVENBODE v BROWN/KRCMAR	R2
FRIDAY DECEMBER 22 (1900 GMT)	
DIMITRI VAN DEN BERGH v SLEVIN/HEMPEL	R2
MARTIN SCHINDLER v WATTIMENA/SHERROCK	R2
RAYMOND VAN BARNEVELD v SZAGANSKI/KANTELE	R2
CHRIS DOBEY v O'CONNOR/PATEL	R2
SATURDAY DECEMBER 23 (1230 GMT)	
KIM HUYBRECHTS v VEENSTRA/ROBB	R2
CALLAN RYDZ v PIETRECZKO/SUZUKI	R2
JONNY CLAYTON v LENNON/BATES	R2
DARYL GURNEY v BEATON/NIJMAN	R2
SATURDAY DECEMBER 23 (1900 GMT)	
RYAN SEARLE v WHITE/GOTO	R2
JOSH ROCK v WOODHOUSE/VAN PEER	R2
STEPHEN BUNTING v JOYCE/SPELLMAN	R2
NATHAN ASPINALL v EVANS/ADAMS	R2

YEP, I'LL SETTLE THIS - #003

Alright, we started this column for the first time early last season, and it was immediately popular. I guess people like to argue (or to just have somebody on their side, I suppose). Anyway, I will present here something in regular life that seems to engender some debate, and then I will simply tell you which side is obviously correct. Note that this is not a column titled "send me your crazy-ass defenses of you being on the wrong side of these items." I'm telling you which side is right, and that's just the end of it. :o)

Anyway, today's item that I'm settling for us, once and for all: When you're at a restaurant that has a line to place an order, people who come in and send someone from their party to swoop in like a vulture and take the only available table, long before they ever get to the counter to order… those people are the core of all problems and annoyances. If they would simply wait and take a table after they've placed their order like the regular humans in the place, there would be much more flow, much less anxiety, and altogether fewer problems for *everybody*. But these people aren't the regular humans in the place… they're overly self-important and do not care that they are actually taking a table for absolutely nothing for the next twenty minutes. They want the table, it's theirs, don't question them. And too bad that life is worse for everyone else who just waited in line, placed their order, and only then became actual customers who should take up a place. ... Don't pre-hold tables, you selfish a-holes.

KEITH GIBBS MAKES THINGS… INTERESTING

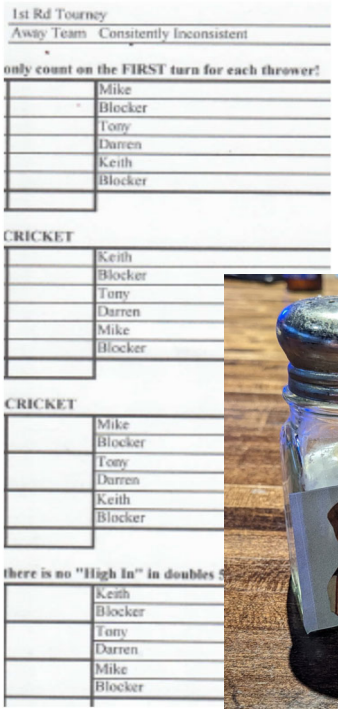
1st Rd Tourney
Away Team Consitently Inconsistent
only count on the FIRST turn for each thrower!
Mike
Blocker
Tony
Darren
Keith
Blocker
CRICKET
Keith
Blocker
Tony
Darren
Mike
Blocker
CRICKET
Mike
Blocker
Tony
Darren
Keith
Blocker
there is no "High In" in doubles
Keith
Blocker
Tony
Darren
Mike
Blocker

Some matches are just not like other matches. This season's A division quarterfinal against Consistently Inconsistent was one of those for me (and probably most of my team). When I walked in, the opposing fill-in captain Keith Gibbs handed me their scoresheet, with all four sets pre-listed (including their two blockers each set)! (I immediately put it away and didn't use it.) And then, as the night went on, little pictures of my teammate Kenny Persson (who wasn't even there) began appearing everywhere thanks to Gibbs. On the walls, on ceiling fans, on salt shakers (as seen here)... Just literal dozens of them

THIS "A" DIVISION FINAL WAS… DIFFERENT

We pretty often have a bit of a writeup of the A division final here in the banquet Tons, especially since The Bullies and Element began waging the best series of battles in league history. And in a lot of ways, this past Wednesday's final fit that bill.. There were perfect throws, guys popping 120-Ins multiple times in the same set, one of the best diddle sequences I've ever seen, a 160-In, and a league-record-tying game (see right column). And at the end, Pat Gibson clinched it all with a Ton finish of 20/40/40. So there was quite a lot of very impressive stuff. But… there was also, for the first time, a lot of… weird. Guys threw at closed numbers. A guy misread the scoreboard and threw a great shot that didn't actually end the game. A guy touched his dart in the board mid-turn. And heck, I don't know what else… any one of those things would pretty much be a first in this matchup, but to have them all in one match was super odd. Did we all of a sudden all get old at the same time?! No way, man, I'm not accepting that. Just an aberration, and I'm sticking to that. Sadly (for us), when several of The Bullies threw, the aberrations were the darts that didn't land in the triple. Dangit.

And that diddle sequence? In the very first pairing of the night on the right board, Alex Spellman of The Bullies and Stevie Phillips of Element went SEVEN rounds of diddles. 11 single bulls and 3 double bulls, with no misses. Phillips's double in round 7 took it. Whoa, yo.

WINNING TEAM PHOTO GALLERY!
(photos continued from pg. 4)

As noted on page 4, we've continued our recent little tradition of encouraging tournament- winning teams to submit team photos from their victorious evening. Just pretty great to share in the moment and save that memory. (No player name legends for these, but I'm sure the people in the photos know who they are. Plus, it's about 'team' happiness anyway.)

E division regular tournament champions - **Red-eye Rangers!!**



G division tournament champions -
The Neighborhood Dart Knights!!
(which actually comes with a few bonus Rock Bottoms…)



THE FAMILY YOU CHOOSE…

After seeing all the happy team photos below (and on page 4), I couldn't help but share this photo too. I kinda meant to a while ago, but it just never fit, so instead it lives here now. This is nothing but a great example of why my life is a very lucky one. The folks here are 8 members of my team (Ring of Elements), plus a few of the players' wives (including my own!), who are probably each even better than my actual team-mates here. This goofy ridiculousness was taken at the wedding of Stevie Phillips (middle row, left side, big pimpin' hat), which was just another extremely happy and fun day in what is now more than a couple decades of hanging out with these fabulous people. I can't convey to you how blessed I have been, and I genuinely love these folks. I wish for all of you the opportunity to pick yourself a family as valuable as this one. Many of these people are ridiculously talented dart throwers, but they are even better people. I'm honored and humbled that they would even choose to hang out with me. (Also, yes, these are our regular clothes, and this is how we were all dressed when we arrived at the wedding. Don't just us.)



RDL 301 RECORD TIED AGAIN!!

I teased this item in two ways up above… on the left I told you that there was a record tied in the A final, and on the right I reminded you that many of my teammates are silly good at darts. Well, **Chad Massengill** (wraparound space shades, no hat, above) of Ring of Elements pitched the league's 14th 7-dart 301 game in the A final (after teammate Robbie Phillips threw the 13th during the season). Massengill did not add to the list of 10 people who have done it though, as he pitched a 7-darter in the tournament last season too!

D division regular season and tournament champions -
Hump Day!



RANDOM THOUGHTS FROM JK

Nowadays, it's a fact… this column has become a banquet Tons staple. I have no idea why so many are so keen on taking a peek into the oddness that is my head, but you are. So without further ado, let's open up my head again and see what falls out. Some of these observations are dart-related, and some of them clearly are not. As always, this is just about the last thing that I'm writing and this season is certainly no exception… soooo, also as always not even I know what's about to hit the page…

-- For the love of God, people, learn what the hell is supposed to happen when you reach a Free-Flowing Right Turn!! Why do I keep ending up basically parked at these?! Turn. Go. Before I shove your butt into the intersection. Ohmigod, you're killin' me.

-- On a somewhat related note, do any of you know what a solid while line between lanes traveling in the same direction means? Yeah, I didn't think so.

-- It's the holiday season… which is also known as Christmas movie season in some homes. And those would be any home with the Hallmark Channel and a middle-aged woman. Want to guess what I have in my house? But it's ok, I'm completely used to them and their 8-10 repetitive film tropes and their 4-5 dramatic devices. I'm completely ok with watching another big business executive get stranded in a small town. Or another committed but unsure partner return to their small town family home and find true love. Or another regular person who either finds out that they are royalty, or that the person they've been dating for a year is actually royalty. And I'm even ok with the fact that in 93% of the movies (which is roughly 93 per year, given that they make about a damn hundred new ones each year), somebody is going to overhear just the smallest part of a conversation that will give them the most fatalistic expectation for their relationship for the remainder of time, without waiting to hear the rest or even asking the person about it. But the one thing with which I'm not ok? The fact that if you somehow end up with a Lifetime Channel Christmas movie on instead, the sound quality is barely better than a junior high school film project. How does a channel with that much money make movies where the sound doesn't even feel associated with the mouths moving on the screen?

-- Earlier this season, we were at a match at our home bar when a team from a different division came in to get ready for their own match. When two of the ladies on the team arrived, they hurriedly ran into the restroom near our boards, and then emerged in fully different outfits. It was like they had a Superman moment, and that was their magic phone booth. I have no idea if it helped them, but it was pretty funny to see. I won't call out who it was, but if they're reading this, they know who they are. :o)

-- The NBA In-Season Tournament is kind of a good choice for an addition, and I will admit that it actually raised some interest in the sport during a time period of the season that is generally a pretty boring slog. So a big win in that context. But it's also a project in which they are still learning (or at least I hope it is). They loosely based the design on the European Cup play, with a group stage followed by a set of knockout rounds. But they missed an important feature… playing the last set of group stage games at the same time. Some of the teams finished hours or even a day earlier than others, and the teams lucky enough to play in the last game of the group knew exactly what they needed to advance (just a win? a win by a certain number of points?). It was a first pass at this, so it's forgivable, but if they repeat that, it won't be. Heck, even the NFL waits to set the game times for the week 18 games so that equal competitors don't have unequal information as they play.

-- My wife showed me a great meme yesterday. It was something like "You know what you have never heard a guy say? She would be a lot hotter if she had really long eyelashes." And yep, on behalf of men, I can confirm the accuracy of this one.

-- Have you ever seen that ad (well, it's actually a lot of ads that are all similar but not quite the same) for paper plates where they are showing you all the things that could happen if you use cheap ones? My main issue with those ads is 'who the heck is just going around serving lasagna in two-pound portions that they basically throw at your plate from a height so extreme that it isn't even on camera?!'

-- Ok, so here's a language laziness that drives me nuts. I just hate that any time someone describes a person addicted to something, or more likely just a really big fan of something, they describe them as an "insert item"-aholic. A chocolate lover is a chocaholic. A potato chip eater is a chipaholic. Somebody who loves to go throw darts is a dartaholic. Etc. The problem here is that they are basing that lazy suffix on the term for a person with an alcohol addiction… an alcoholic. Look at that word, please. The "ohol" portion in the middle is part of the word alcohol. The word only has "ic" added to describe a portion addicted to that item. So when you add "aholic" (which is actually different than the more accurate "oholic", but that's another issue), you are actually pulling in more than half of the word alcohol into what-ever dumb thing you are saying. Cut it the hell out.

-- Alright, here's one that is likely only for a small handful of you (or maybe for some who are just very curious after I describe it). Do you ever watch any anime? And I don't mean just very mainstream stuff like Pokemon and Dragon Ball Z. I mean actual Japanese anime series. I personally generally don't, but I'll do anything with our boys, and a couple of them just love it, so I'm completely in (at least when I'm hanging out with them). And here is where the second question half comes in. Are you at all interested in seeing what might be the most amazingly non-PC, inappropriate, crude, insulting, racist, sexist, ageist, religiously discriminating series of comments in a show ever? (It's all speech, no bad images or physical abuse or anything, it's a pretty tame cartoon image.) Well, then Ghost Stories - English Dub is for you. The series is just called Ghost Stories, but the important distinction is that you have to see the version dubbed in English to have this remarkable experience. The version with subtitles is just the regular anime story. But for some reason, the company that made the original anime just wanted to very quickly get a version out with English speaking over it, and they somehow told the company there were no rules as long as it was a hit. The dubbing company just tossed out the entire regular script and made up the most offensive script ever instead. And it somehow got released like that. It's soooo offensive. You almost have to hear it to believe it. But you probably have to have Crunchyroll online anime channel to get it, which isn't very standard (HBO Max used to include it). If you hunt it out, I warn you… it is amazing in how endlessly offensive it can be. Which is what has made it a cult classic and a historical marker in anime history.

-- Can someone tell me why Aaron Rodgers is so hell bent on beating the "nobody has ever respected us" and "everybody is always so sure we are out" and "we just need to prove all the naysayers wrong" drums, year after year? When he was in Green Bay, now that he is in New York, it's the same droning. People constantly say he might be the best passer ever, that he is the reason a bad team can have hope for a title, etc. Is the woe-is-me no-respect card what motivates him even after all this time?

TOP W/L RECORDS AND ASP AVERAGES, SP1996 TO FA2023

In light of Robbie Phillips posting one of the single greatest seasons in league history (in almost every category), I've compiled this list of the best statistical outputs from the last 54 seasons (as that is the time during which I have been statistician). The statistical records prior to that (pre-1996) are not quite as complete, at least in the newsletter issues that have been made available to me thus far. Below are the best singles records, overall records, and ASP averages (both in A division, and then also in all non-A-divisions combined). (**This season in bold**.) (* = Covid-shortened season)

Top singles win %-age records in "A"

	Season	Player	W	L	%-age
1	Fa2021	Spellman, Alex	22	0	1.000
	Fa2023	**Phillips, Robbie**	**20**	**0**	**1.000**
3	Fa2019	Phillips, Stevie	27	1	0.964
	Fa2011	Blake, Brian	27	1	0.964
5	Fa1997	Budelman, Jim	25	1	0.962
6	Fa2010	Phillips, Robbie	24	1	0.960
7	Sp2023	Phillips, Stevie	23	1	0.958
	Sp2022	Phillips, Robbie	23	1	0.958
	Sp2019	Stewart, P.J.	23	1	0.958
	Sp1998	West, Billy	23	1	0.958
11	Fa2021	Phillips, Robbie	21	1	0.955
	Fa2017	Massengill, Chad	21	1	0.955
	Fa2012	Seward, Mike	21	1	0.955
	Sp2012	Phillips, Robbie	21	1	0.955
	Sp2010	Phillips, Robbie	21	1	0.955
16	Fa2012	Phillips, Robbie	19	1	0.950
	Fa2009	Seward, Mike	19	1	0.950
	Fa2000	Selby, Brian	19	1	0.950
19	Sp2022	Naylor, Dan	15	1	0.938
20	Sp2019	Phillips, Robbie	26	2	0.929
	Sp2017	Massengill, Chad	26	2	0.929
22	Fa2018	Phillips, Robbie	24	2	0.923
	Sp2016	Massengill, Chad	24	2	0.923
	Fa2007	Seward, Mike	24	2	0.923
	Sp2004	Seward, Mike	24	2	0.923
	Sp1999	Eastmead, Phillip	24	2	0.923
27	Fa1999	Smith, Allen	23	2	0.920
28	Fa2019	Spellman, Alex	22	2	0.917
	Sp2016	Phillips, Robbie	22	2	0.917
	Sp2008	Seward, Mike	22	2	0.917
	Fa2001	Brown, Tom	22	2	0.917
	*Sp2020	Phillips, Robbie	11	1	0.917
33	Fa2002	Brown, Tom	21	2	0.913
34	Fa2017	Kramer, John	20	2	0.909
	Fa2017	Phillips, Robbie	20	2	0.909
	Sp2010	Terry, Bob	20	2	0.909
	Fa2009	Phillips, Robbie	20	2	0.909
	Fa2004	Seward, Mike	20	2	0.909
	Fa1997	Brown, Tom	20	2	0.909
40		(three tied)	19	2	0.905

Top overall win %-age records in "A"

	Season	Player	W	L	%-age
1	*Sp2020	Phillips, Robbie	23	1	0.958
2	Fa2014	Phillips, Robbie	41	2	0.953
3	**Fa2023**	**Phillips, Robbie**	**38**	**2**	**0.950**
	Sp2011	Chavis, Marshall	38	2	0.950
5	Fa2010	Phillips, Robbie	47	3	0.940
6	Fa2018	Phillips, Robbie	48	4	0.923
7	Sp2016	Massengill, Chad	47	4	0.922
8	Fa2012	Phillips, Robbie	35	3	0.921
9	Sp2016	Phillips, Robbie	44	4	0.917
	Fa2001	Brown, Tom	44	4	0.917
11	Fa2011	Blake, Brian	53	5	0.914
12	Fa2021	Spellman, Alex	40	4	0.909
13	*Sp2020	Tan, Wil	28	3	0.903
14	Sp2023	Phillips, Stevie	43	5	0.896
15	Sp2019	Phillips, Robbie	50	6	0.893
	Fa2016	Phillips, Robbie	50	6	0.893
17	Fa2002	Brown, Tom	41	5	0.891
	Sp1997	Budelman, Jim	41	5	0.891
19	Sp1997	Butman, Don	49	6	0.891
20	Fa2010	Brown, Tom	40	5	0.889
	Sp2008	Kilts, Jason	32	4	0.889
22	Sp2004	Seward, Mike	46	6	0.885
23	Sp2012	Phillips, Robbie	38	5	0.884
24	Sp2022	Foushee, Kevin	29	4	0.879
25	Fa2008	Phillips, Robbie	43	6	0.878
26	Fa2019	Spellman, Alex	42	6	0.875
	Fa2019	Stewart, P.J.	35	5	0.875
	Sp2013	Phillips, Robbie	35	5	0.875
	Sp2006	Seward, Mike	35	5	0.875
	Sp1998	Budelman, Jim	35	5	0.875
	Fa2023	**Smith, Allen**	**28**	**4**	**0.875**
	Sp2022	Naylor, Dan	28	4	0.875
33	Sp2022	Phillips, Robbie	41	6	0.872
34	Fa2018	Brown, Tom	34	5	0.872
	Sp2014	Phillips, Robbie	34	5	0.872
36	Sp2023	Phillips, Robbie	40	6	0.870
37	Fa2016	Kramer, John	39	6	0.867
38	Fa'2010	Smith, Allen	32	5	0.865
39	**Fa2023**	**Massengill, Chad**	**38**	**6**	**0.864**
	Fa2017	Massengill, Chad	38	6	0.864

Top all-star point averages in "A"

	Season	Player	ASP	TGP	Ave.
1	**Fa2023**	**Phillips, Robbie**	**108.0**	**40**	**2.700**
2	Fa2013	Phillips, Robbie	129.5	48	2.698
3	Sp2023	Phillips, Robbie	121.0	46	2.630
4	Fa2022	Spellman, Alex	91.0	35	2.600
5	Fa2017	Phillips, Robbie	110.5	43	2.570
6	Sp2014	Phillips, Robbie	100.0	39	2.564
7	Sp2007	Blake, Brian	123.0	48	2.563
8	Fa2012	Phillips, Robbie	94.5	38	2.487
9	Sp2012	Phillips, Robbie	106.0	43	2.465
10	Fa2021	Spellman, Alex	108.0	44	2.455
11	Fa2011	Blake, Brian	141.0	58	2.431
12	Fa2007	Blake, Brian	115.0	48	2.396
	*Sp2020	Phillips, Robbie	57.5	24	2.396
14	Sp2019	Gibson, Pat	121.0	51	2.373
15	Fa2006	Blake, Brian	134.0	57	2.351
16	Sp2009	Phillips, Robbie	110.0	47	2.340
17	Fa2011	Phillips, Robbie	131.0	56	2.339
18	Fa2015	Phillips, Robbie	111.0	48	2.313
19	Sp2017	Phillips, Robbie	128.0	56	2.286
	Fa2008	Phillips, Robbie	112.0	49	2.286
21	Sp1996	Maxwell, Phillip	89.0	39	2.282
22	Fa2019	Phillips, Robbie	118.0	52	2.269
23	**Fa2023**	**Gibson, Pat**	**90.5**	**40**	**2.263**
	Sp2013	Phillips, Robbie	90.5	40	2.263
25	Sp2022	Phillips, Robbie	105.0	47	2.234
26	Fa2012	Blake, Brian	79.0	36	2.194
27	Sp2011	Blake, Brian	122.5	56	2.188
28	Fa2019	Gibson, Pat	95.5	44	2.170
29	Sp2016	Phillips, Robbie	104.0	48	2.167
30	Fa2021	Phillips, Robbie	93.0	43	2.163
	Fa2014	Phillips, Robbie	93.0	43	2.163
32	Sp2018	Phillips, Robbie	121.0	56	2.161
33	Fa2018	Blake, Brian	86.0	40	2.150
34	Sp2023	Phillips, Stevie	103.0	48	2.146
35	Fa2012	Healy, Simon	102.5	48	2.135
36	Sp2015	Phillips, Robbie	110.5	52	2.125
37	Sp2008	Phillips, Robbie	91.0	43	2.116
38	**Fa2023**	**Phillips, Stevie**	**67.5**	**32**	**2.109**
39	Fa2018	Phillips, Robbie	109.5	52	2.106
40	Fa2000	Eastmead, Phillip	84.0	40	2.100

Top singles win %-age records outside "A"

	Season	Player	W	L	%-age
C	Sp2010	Eastmead, Phillip	28	0	1.000
E	Sp2008	Martinez, Vicente	28	0	1.000
E	Sp2005	Reynolds, Mike	26	0	1.000
F	Fa2016	Baldwin, Randy	25	0	1.000
C	Fa2016	Naylor, Dan	24	0	1.000
B	Fa2008	Davis, Jimmy	22	0	1.000
E	Sp2023	Deemer, Randy	22	0	1.000
G	Sp2018	Little, Clint	22	0	1.000
F	Fa1998	Gillett, Galen	20	0	1.000
G	Fa2011	Converse, Stan	20	0	1.000
G	Fa2006	Beeson, Robb	19	0	1.000
F	*Sp2020	Samaluk, Somcha	14	0	1.000
F	*Sp2020	Dehnel, Sebastian	13	0	1.000
		(four tied - 1 in B, 1 in C, 1 in D, 1 in F)	27	1	0.964

Top overall win %-age records outside "A"

	Season	Player	W	L	%-age
F	*Sp2020	Samaluk, Somcha	26	1	0.963
B	Sp2007	Davis, Jim	50	2	0.962
C	Fa2016	Naylor, Dan	46	2	0.958
F	Fa2017	Jefferys, Lee	45	2	0.957
H	Sp2014	Wiegand, Tom	46	3	0.939
B	Fa2022	Jones, Jimmie	30	2	0.938
D	*Sp2020	Svede, Greg	29	2	0.935
E	Sp2023	Deemer, Randy	42	3	0.933
B	Fa2019	Persson, Kenny	39	3	0.929
B	Fa1999	Eastmead, Phillip	39	3	0.929
E	*Sp2020	Gouge, Shane	25	2	0.926
D	Sp2013	Massengill, Chad	49	4	0.925
E	Sp2005	Reynolds, Mike	48	4	0.923
H	Fa2008	Wilcenski, Steve	33	3	0.917
G	Sp2022	Bowen, Andy	31	3	0.912

Top all-star point averages outside "A"

	Season	Player	ASP	TGP	Ave.
C	Fa2016	Naylor, Dan	102.5	48	2.135
B	Fa2010	Eastmead, Phillip	99.5	56	1.777
B	Fa2002	Dixon, J.D.	92.5	54	1.713
B	Sp2012	Healy, Simon	95.0	56	1.696
C	Sp2010	Eastmead, Phillip	91.0	55	1.655
B	Fa2022	Jones, Jimmie	52.5	32	1.641
B	Fa2000	Davis, Jim	78.5	48	1.635
B	Sp2012	Lloyd, Billy	91.5	56	1.634
B	Sp2010	Murray, Shane	91.5	56	1.634
B	Sp2007	Davis, Jim	84.5	52	1.625
F	Fa2009	Murray, Shane	81.0	50	1.620
B	Sp2011	Eastmead, Phillip	85.0	53	1.604
B	Sp2008	Eastmead, Phillip	84.0	53	1.585
C	Sp1997	Dixon, J.D.	88.5	56	1.580
B	Fa2015	Lloyd, Billy	82.0	52	1.577

2023 North Carolina City Dart League (NCCDL) & North Carolina Ladies' Cup (NCLC)

FINAL Divisional Team Standings

NCCDL - "Mountain/Beach" Division

		W	L	Pts.
1	Wilmington (ACDA)	7	1	196
2	Port City (PCDA)	5	3	178
3	Asheville (WCDA)	5	3	155
4	Jacksonville (JDA)	4	4	158
5	Boone (HCDA)	2	6	126
6	Pineville (PDC)	2	6	86

NCCDL - "Central" Division

		W	L	Pts.
1	Durham (BCDL)	8	0	225
2	Raleigh (RDL)	5	3	174
3	Lake Norman (LNDA)	4	4	165
4	Piedmont (PDA)	4	4	161
5	Capital Area (CADC)	2	6	116
6	Chapel Hill (TDL)	0	8	84

NCLC - "Mountain/Beach" Division

		W	L	Pts.
1	Port City (PCDA)	6	2	120
2	Pineville (PDC)	5	3	110
3	Asheville (WCDA)	4	4	110
4	Charlotte (QCDA)	3	5	87
5	Jacksonville (JDA)	2	6	76
6	Wilmington (ACDA)	2	6	64

NCLC - "Central" Division

		W	L	Pts.
1	Durham (BCDL)	8	0	146
2	Piedmont (PDA)	5	3	107
3	Fuquay-Varina (FVDO)	5	3	107
4	Apex (CDA)	3	5	74
5	Lake Norman (LNDA)	3	5	69
6	Capital Area (CADC)	2	6	62

2023 SINGLES WIN/LOSS AWARD WINNERS

(Eligibility for these awards in the NCCDL requires playing in 60% of your team's singles sets, while also playing at least 2 "away" matches.)
(Eligibility for these awards in the NCLC merely requires playing in 50% of your team's singles sets.)

NCCDL "Mountain/Beach" Division -- Nathan Spears - Boone - 12-2 (sets), 24-7 (games)
NCCDL "Central" Division -- **Robbie Phillips** - Durham - 16-0 (sets), 32-0 (games)

NCLC "Mountain/Beach" Division -- Lora Josey - Charlotte - 12-2 (sets), 26-7 (games)
NCLC "Central" Division -- Donna Ferber - Durham - 10-1 (sets), 21-5 (games)

STATE MEETING RESULTS - SPECIFICS FOR 2024 SEASON

For 2024, the captains did indeed decide to keep going with our standard switch back to an East/West season. There will be the same 12 teams in both the NCCDL and the NCLC, but the Wilmington NCCDL team is moving to Fayetteville. (Also, Wake Forest has joined the NCDO with plans of playing in the NCCDL in 2025.) The NCCDL West division will have Asheville, Boone, Pineville, Lake Norman, Piedmont, and Capital Area. The NCCDL East division will have Chapel Hill, Durham, Raleigh, Jacksonville, Wilmington, and Port City. Teams will play a single round-robin within the division, and will also face three inter-division opponents, for a total of eight matches per team. The NCLC will have similar divisions and match numbers, with the Charlotte NCLC team paired with the Boone NCCDL team, and the Fuquay-Varina NCLC team paired with the Chapel Hill NCCDL team. (And the Fayetteville NCCDL team will remain paired with the Wilmington NCLC team.)

Additional important scheduling note: In a slight change from the 2023 precedent, the 2024 end-of-season tournament will be moved back to an open weekend in mid-October, with exact dates based around other event conflicts each year.

HISTORY OF THE NCCDL…

It was back in 1995 that Tim Lane (then the captain of the Raleigh NCCDL team) first introduced the idea of the statewide year-long season style of play to replace the old "one team holds the cup against a string of challengers" sytem. It's still possibly the most popular and successful idea ever for anything larger than a local league. Here are the 28 tournament final results so far:

1996: Raleigh over Charlotte
1997: Piedmont over Durham
1998: Piedmont over Raleigh/Charlotte(?)
1999: Wilmington over Raleigh/Charlotte(?)
2000: Durham over Charlotte
2001: Durham over Wilmington
2002: Wilmington over Durham
2003: Wilmington over Durham
2004: Wilmington over Durham
2005: Durham over Wilmington
2006: Durham over Charlotte
2007: Durham over Charlotte
2008: Durham over Charlotte
2009: Wilmington over Charlotte
2010: Wilmington over Durham
2011: Durham over Lake Norman
2012: Durham over Wilmington
2013: Wilmington over Lake Norman
2014: Durham over Wilmington
2015: Wilmington over Piedmont
2016: Wilmington over Durham
2017: Wilmington over Durham
2018: Wilmington over Durham
2019: Durham over Wilmington
2020: (no tournament - pandemic)
2021: Wilmington over Durham
2022: Durham over Wilmington
2023: Wilmington over Durham

My annual request to the NCLC Ladies: if any of you have a history of the results like the one above for the NCCDL, I would love to have a copy of those so I can periodically run an NCLC history as well. Drop me a line please if you're willing to share.

2023 NC City Dart League (NCCDL) & Ladies' Cup (NCLC)

NCCDL HIGH INS/OUTS & PERFECT THROWS (RDL members listed in bold)

High In : **160** -- **Kevin Foushee** (2) - Ral. - (3/4, 11/4); **Kris Fischlein** - Cap.Area - (2/11); Ken Himes - Boone - (2/11); Michael Smith - Wilm. - (4/1); Bobby Sluder - P.City - (7/22); **Kenny Persson** - Dur. - (9/9); **Chad Massengill** - Dur. (11/4); **Stevie Phillips** - Dur. (11/4)

High Out : **146** -- Ken Himes - Boone - (4/29); Brian Blake - Wilm. - (7/22)

Perfect Throws

Robbie Phillips (8) - Dur. - (T77,2/11; T80,3/4; T80,3/4; 9m,7/22; 9m,7/22; T80,11/4; 9m,11/4; T80,11/5)

Kevin Foushee (6) - Ral. - (9m,2/11; 9m,4/29; 9m,4/29; 9m,4/29; 9m,6/17; 9m,9/9)

Marsall Chavis **(5)** - Wilm. - (9m,9/16; T80,11/4; 9m,11/4; 9m,11/4; T80,11/5)

Brian Blake **(4)** - Wilm. - (9m,3/4; 9m,3/4; T80,4/29; T80,9/16)

Scott Butters **(4)** - P.City - (9m,4/1; T80,9/16; T80,9/23; 9m,11/4)

C.J. Monaco **(4)** - Jack. - (T80,2/11; T80,2/11; T80,3/4; T80,7/22)

Donavon Powell **(4)** - Wilm. - (9m,11/4; 9m,11/4; 9m,11/4; 9m,11/4)

Brayden Blosser **(3)** - Jack. - (T80,2/11; T80,2/11; 9m,4/1)

Amanda Farkas **(3)** - Jack. - (T80,2/11; 9m,7/22; T80,11/4)

Scott Ingrum **(3)** - Wilm. - (9m,9/9; 9m,9/16; 9m,11/5)

Chad Massengill (3) - Dur. - (9m,3/4; 9m,9/9; 9m,11/4)

Stevie Phillips (3) - Dur. - (9m,4/29; 9m,7/22; T80,11/5)

Bobby Sluder **(3)** - P.City - (9m,4/29; 9m,6/17; 9m,8/19)

Michael Smith **(3)** - Wilm. - (9m,6/17; 6Bulls,6/17; 9m,7/22)

Joey Blosser **(2)** - Jack. - (9m,2/11; 6Bulls,3/4)

Pat Gibson (2) - Ral. - (9m,4/29; 9m,8/19)

Chris Hyde **(2)** - Pied. - (T80,8/19; T80,9/9)

Jimmie Jones (2) - Wilm. - (T80,3/4; T80,11/4)

Eric Klann (2) - Ral. - (9m,6/17; T80,9/9)

Tony Landi **(2)** - LakeN - (9m,2/11; 9m,4/1)

Rob McGee **(2)** - LakeN. - (T80,6/17; 9m,9/9)

Andrew Mespelt **(2)** - Pied. - (T80,2/11; 9m,4/1)

Matt Palmer (2) - Ch.Hill - (9m,3/4; 9m,4/1)

Kenny Persson (2) - Dur. - (T80,4/1; 9m,7/22)

Tucker Schenck **(2)** - LakeN. - (T74,6/17; 9m,9/9)

Alex Spellman (2) - Ral. - (9m,2/11; 9m,4/29)

Joe Tadder **(2)** - P.City - (9m,4/29; T80,11/4)

Jason VanValkenburgh **(2)** - Jack. - (T80,4/29; T80,7/22)

Ray Barry - LakeN. - (9m,4/1)
Robb Beeson - Dur. - (T80,2/11)
Andy Boon - LakeN - (T80,2/11)
Tom Brown - Dur. - (9m,2/11)
Drew Buller - Jack. - (9m,11/4)
Will Cain - P.City - (9m,7/22)
Jeremy Champion - Boone - (9m,4/1)
Steve Chorba - Wilm. - (9m,6/17)
Joel Eason - Ral. - (9m,3/4)
Mike Elderbroom - Dur. - (9m,11/5)
Sean Force - P.City - (T80,4/29)
Eric Frances - Boone - (9m,4/29)
Joe Gaglione - P.City - (9m,3/4)
Cody Gaulthier - Ral. - (9m,11/4)

Dave Gelberg - Pied. - (T80,4/29)
Kevin Genova - Pine. - (9m,4/1)
Ken Himes - Boone - (9m,9/9)
Kreg Hodges - Boone - (9m,3/4)
Gregg Holloway - Pine. - (T80,8/19)
Chris Hyde - Pied. - (T80,8/19)
Michael Johnson - Dur. - (9m,11/5)
Timothy Lane - Cap.Area - (9m,3/4)
Roy Lindsey - Ral. - (9m,7/22)
Ron McCarthy - Wilm. - (9m,3/4)
Chris Mills - Ashe. - (T80,3/4)
Sid Mitchell - Ral. - (9m,2/11)
Darrin Montgomery - Pied. - (9m,9/9)
Tim Mozzetti - Ral. - (9m,4/1)

Dave Opperman - Ashe. - (8m,7/22)
Michael Perdue - Ashe. - (9m,4/1)
Ryan Rector - Ashe. - (9m,4/29)
Danny Roark - Pied. - (9m,6/17)
Joe Santora - Pied. - (9m,3/4)
Aaron Shufelt - Ashe. - (9m,4/1)
Scott Smith - Pied. - (9m,4/1)
Peter Stebbing - Ashe. - (9m,11/4)
Joe Stone - Boone - (9m,2/11)
Victor Thompson - Wilm. - (T80,4/1)
Wayne Trexler - Boone - (T80,7/22)
Vic White - Jack. - (T80,3/4)
Shane Wright - Pied. - (T80,8/19)

2023 North Carolina City Dart League Post-Season Tournament (November 4 & 5 - Bralie's Sports Bar & Grill, Durham, & Upper Deck Sports Pub, Cary)

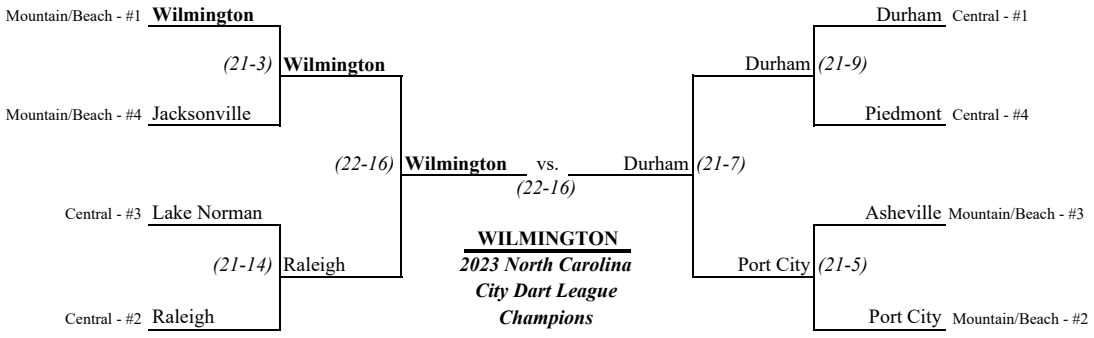

2023 North Carolina City Dart League Post-Season Tournament (November 4 & 5 - Blue Rocks Billards & Darts, Pineville)

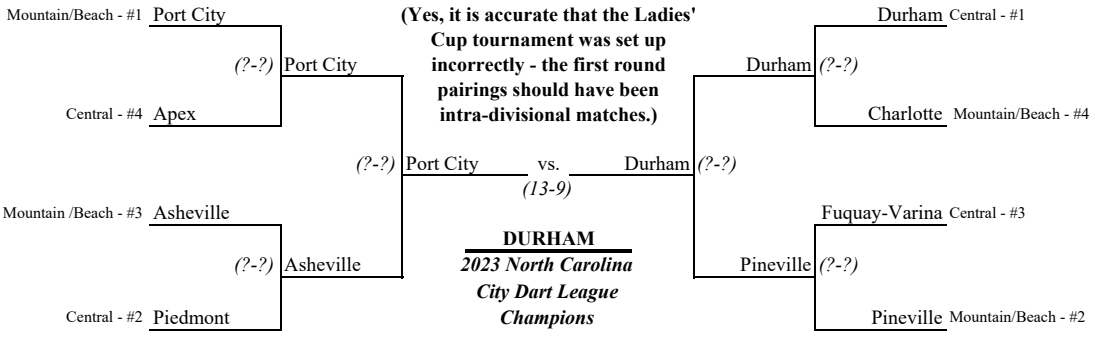

NCLC HIGH INS/OUTS & PERFECT THROWS (RDL members listed in bold)

High In : 116 - Lora Josey - Char.

High Out : 128 - Petra Mozzetti - Dur.

Perfect Throws : Wendy Barnette - LakeN. Lynn Coolson - Jack. Toni Hill - Ashe. Stacey Walsh - Ashe. Stephanie Coe - Dur. Jessica Harrison - P.City Kaylee Kuchinski - P.City Maureen Williams - P.City

HOSTED BY:

WESTERN CAROLINA DARTS ASSOCIATION

Fire on the Mountain

Asheville, NC
January 26 - 28
2024

$7,200+

Scoring tablets provided
DART CONNECT DIGITAL STEEL

SANCTIONED BY
AMERICAN DARTS ORGANIZATION

USSDA

501 Nationals

Day	USSDA Friday	Friday	Saturday						Sunday				
Time	11:00 AM	8:00 PM	10:00 AM	12:00 PM	12:30 PM	2:30 PM	3:00 PM	7:30 PM	11:00 AM	1:00 PM	1:30 PM	3:00 PM	3:30 PM
POSTED TIME IS CLOSE OF REGISTRATION													
EVENT	**501 Nationals**	LUCK OF THE DRAW - 501/ CRICKET/ 301	CRICKET MIXED PAIRS	CRICKET MENS SINGLES	CRICKET LADIES SINGLES	CRICKET MENS PAIRS	CRICKET LADIES PAIRS	Mixed Triples 601	501 MIXED PAIRS	501 LADIES PAIRS	501 MENS SINGLES	501 LADIES SINGLES	501 MENS PAIRS
ENTRY FEE	$50 Pre-Registration $60 at event per Player	$15 Per Player	$15 Per Player	$20* Per Player	$20* Per Player	$15 Per Player	$15 Per Player	$15 Per Player	$15 Per Player	$15 Per Player	$20* Per Player	$20* Per Player	$15 Per Player
* ENTRY FEE INCLUDES A $2.00 ADO SURCHARGE													
1st	TBD	$240	$240	$300	$200	$300	$200	$270	$240	$200	$300	$200	$300
2nd	TBD	$120	$120	$150	$100	$150	$100	$135	$120	$100	$150	$100	$150
TOP 4	TBD	$50	$50	$60	$40	$80	$50	$60	$50	$50	$60	$40	$80
TOP 8	TBD	$30	$30	$30	$20	$30	$30	$45	$30	$30	$30	$20	$30
TOTAL		$580	$580	$690	$460	$730	$520	$705	$580	$520	$690	$460	$730

TOURNAMENT LOCATION:
Crowne Plaza Asheville
1 Resort Drive. Asheville, NC 288
RSVN. Link: Fire on the Mountain 20

CROWNE PLAZA
TENNIS AND GOLF RESORT
ASHEVILLE

RSVN: 1-844-330-0296 (24/7) and mention Fire on the Mountain 2024
Group Name: Fire on the Mountain 2024
Meeting Name: Fire on the Mountain Tourn.
Rate: $104.00/night double queen
Rate: $124.00/night Single King
Guaranteed group rate until:
12:00 midnight on 1/12/2024

TOURNAMENT DIRECTOR:
Rob Walsh - (828) 318-4432

TOURNAMENT MANAGER:
Michelle Strickland

Dart Supplies:
The Dart Guys

THE DART GUYS

TARGET

USSDA 501 Nationals on Friday 1/26/23
Registration: 9:30 - 11:00 AM

US Disabilty Darts Association Regulation Board available for all Events



FOR MORE INFORMATION VISIT: www.ashevilledarts.com

Tournament Jerseys available for Pre-Order @ www.dartguys.com

$10,810+ Crystal Coast Shootout

February 23-25, 2024

Day	Friday	Friday	Saturday	Saturday	Saturday	Saturday	Saturday	Saturday	Saturday	Sunday	Sunday	Sunday	Sunday	Sunday
Time	5:30pm	8pm	10am	12:30pm	1pm	3pm	3:30pm	6pm	8pm	10am	1pm	1:30pm	3pm	4pm
Event	Singles 301	Draw Doubles 501	Mixed Doubles Cricket	Mens Doubles Cricket	Ladies Singles Cricket	Mens Singles Cricket	Ladies Doubles Cricket	301 One and Done	Draw Doubles 501/Crkt	Mixed Doubles 501	Ladies Singles 501	Mens Singles 501	Ladies Doubles 501	Mens Doubles 501
Entry	$10	$15 EA	$30 Team	$30 Team	$26*	$26*	$30 Team	$10	$15 EA	$30 Team	$26*	$26*	$30 Team	$30 Team
1st	40%	$400	$400	$400	$300	$400	$280	50%	$300	$400	$300	$400	$280	$400
2nd	20%	$200	$200	$200	$150	$200	$140	30%	$150	$200	$150	$200	$140	$200
3-4	10%	$100	$100	$100	$70	$100	$70	10%	$70	$100	$70	$100	$70	$100
5-8	5%	$50	$50	$50	$30	$50	$30	***	$30	$50	$30	$50	$30	$50
9-16	***	***	***	***	***	$20	***	***	***	***	***	$20	***	***
Total	$100%	$1000	$1,000	$1,000	$710	$1,160	$680	100%	$710	$1,000	$710	$1,160	$680	$1,000

*Includes $2 ADO Surcharge

Posted Time is Close of Registration

Check out our Facebook page at Crystal Coast Shootout for more hotel and tournament information.

Friday night draw is best of 5, all other doubles events are best of 3. Singles are best of 3, semifinals and final is best of 5.

Tournament Director
Michelle Strickland

For More Info Contact
CJ Monaco
252-342-6864
CCDAdarts@yahoo.com

DIGITAL STEEL

Youth Events

	Event	Time
S	Youth/Adult 501	830am
A	Singles 501	11am
T	Draw Doubles 501/cr/ch	5pm
S	Youth/Adult 501	830am
U	Singles Cricket	1030am
N	Singles 501	1pm

DISCLAIMER AMATUER STATUS- The Host Association and/or the ADO assumes no responsibility for any adverse effects which darts awards may have.
Warning: Darts as an adult sport. It is dangerous for children to play without adult supervision.

DoubleTree by Hilton

Tournament Location
The DoubleTree
2717 W Fort Macon Rd
Atlantic Beach, NC 28516

Fall 2023 RDL Top Singles Records (by division) (FINAL!)

(There are no missing statistics, as all scoresheets from the entire season have been received.) (Game minimums required for these listings: 15 for teams G5; 16 for all other G teams, and all A/C/D/E teams; 18 for team B1; 19 for all other B teams, and all F teams)

	"A" Division		W	L	%-age
1	Phillips, Robbie	A1/ Ring of Elements	20	0	1.000
2	Brown, Matt	A2/ The Bullies	16	2	0.889
3	Smith, Allen	A1/ Ring of Elements	14	2	0.875
4	Gaulthier, Kyle	A3/ Liver Alliance	19	3	0.864
5	Foushee, Kevin	A2/ The Bullies	13	3	0.813
	Phillips, Stevie	A1/ Ring of Elements	13	3	0.813
7	Massengill, Chad	A1/ Ring of Elements	17	5	0.773
8	Tan, Wil	A1/ Ring of Elements	13	4	0.765
9	Jones, Jimmie	A2/ The Bullies	16	6	0.727
10	Finney, Dave	A4/ Lunatic Fringe	17	7	0.708
11	Gibson, Pat	A2/ The Bullies	14	6	0.700
12	Mozzetti, Tim	A4/ Lunatic Fringe	15	7	0.682
13	Persson, Kenny	A1/ Ring of Elements	14	7	0.667
14	Johnson, Michael	A2/ The Bullies	15	8	0.652
	Mitchell, Sid	A4/ Lunatic Fringe	15	8	0.652

	"B" Division		W	L	%-age
1	Stewart, Pete	B1/ Darty Minds	14	4	0.778
2	Ginger, Chuck	B2/ Raging Bulls Eyes	17	5	0.773
3	Martin, Pat	B1/ Darty Minds	19	6	0.760
4	Stoy, Carson	B5/ Dart Attack	21	7	0.750
5	Merkle, Patrick	B3/ Trips Are For Kids	17	6	0.739
6	O'Toole, Mike	B2/ Raging Bulls Eyes	14	5	0.737
7	Morgan, Larry	B2/ Raging Bulls Eyes	16	6	0.727
8	Palmer, Matt	B6/ Iceman's	18	7	0.720
9	Bushman, Brad	B7/ Show Me Your Tips	15	7	0.682
	Gallagher, Jim	B4/ Double In, Uber Out	15	7	0.682
11	Joyal, Paul	B7/ Show Me Your Tips	17	8	0.680
12	Nuemeister, K.J.	B2/ Raging Bulls Eyes	16	8	0.667
13	Massengill, Randy	B1/ Darty Minds	15	8	0.652
14	McCartney, Joe	B4/ Double In, Uber Out	13	7	0.650
15	Bialaszewski, Rich	B7/ Show Me Your Tips	14	9	0.609

	"C" Division		W	L	%-age
1	Butters, Kent	C4/ Double In Stumble Out	19	3	0.864
	Eastmead, Phillip	C4/ Double In Stumble Out	19	3	0.864
3	Beaudoin, Paul	C4/ Double In Stumble Out	12	4	0.750
4	McQueen, Jamie	C4/ Double In Stumble Out	14	5	0.737
	White, Jim	C7/ One Armed Bandits	14	5	0.737
6	Rudy, Jeff	C7/ One Armed Bandits	16	6	0.727
7	Fitzgerald, Dennis	C3/ Nine Lives	12	6	0.667
	Murray, Shane	C1/ Dysfunctional Outlaws	12	6	0.667
9	Tant, J.J.	C1/ Dysfunctional Outlaws	15	8	0.652
10	Copple, Matthew	C3/ Nine Lives	14	8	0.636
	Robinson, Mike	C2/ Darty Sanchez	14	8	0.636
12	Azevedo, Angelo	C6/ Off Constantly-Reboot	13	8	0.619
	Mays, John	C3/ Nine Lives	13	8	0.619
14	Byrne, Matt	C5/ Rif Raf	13	9	0.591
	Murphy, Phil	C7/ One Armed Bandits	13	9	0.591

	"D" Division		W	L	%-age
1	Bunn, Tim	D7/ Hump Day!	22	2	0.917
2	Baldwin, Randy	D7/ Hump Day!	14	2	0.875
3	Beaird, Tommy	D3/ DD-214	17	4	0.810
4	Price, Brady	D2/ Menace 2 Sobriety	17	5	0.773
5	Arnold, Jimmy	D5/ Reload	17	7	0.708
6	Guenther, George	D3/ DD-214	12	5	0.706
7	Gardner, Mike	D5/ Reload	14	6	0.700
8	Krestalude, Andy	D7/ Hump Day!	13	6	0.684
9	Samaluk, Somchai	D6/ Bad Mutha Duckas	16	8	0.667
10	Buckman, Dave	D4/ Cheap Shots	16	9	0.640
11	Bouchard, Keith	D2/ Menace 2 Sobriety	14	8	0.636
	Jones, Dustin	D5/ Reload	14	8	0.636
	Toolan, Chris	D1/ Shooter McGavin	14	8	0.636
14	White, J.J.	D2/ Menace 2 Sobriety	12	8	0.600
15	Ellis, Tim	D6/ Bad Mutha Duckas	13	11	0.542

	"E" Division		W	L	%-age
1	Allison, Frank	E2/ Sharky's Machine	14	3	0.824
2	Cominole, Jeremy	E3/ Irish Ton	13	5	0.722
3	Hartley, Bryan	E7/ Village Idiots	15	6	0.714
4	Blake, Rick	E6/ Ton 80 Proof	17	7	0.708
5	Borgia, Pete	E2/ Sharky's Machine	12	5	0.706
6	Rowe, Dan	E7/ Village Idiots	16	7	0.696
7	Ball, Pat	E3/ Irish Ton	16	8	0.667
	Schaefer, John	E2/ Sharky's Machine	14	7	0.667
9	Kirkpatrick, Scott	E1/ Red-eye Rangers	15	8	0.652
10	Dehnel, Sebastian	E6/ Ton 80 Proof	14	8	0.636
11	Emerton, Eric	E5/ Y.N.T.A.	10	6	0.625
	Talbot, Chris	E6/ Ton 80 Proof	10	6	0.625
13	Kotecki, Phil	E6/ Ton 80 Proof	11	7	0.611
14	Fortune, Chase	E4/ Death Throw	14	9	0.609
15	(two tied)		12	8	0.600

	"F" Division		W	L	%-age
1	Carter, Danny	F1/ That's What She Said	19	3	0.864
2	Millius, Mike	F3/ Dart Side of the Moon	22	5	0.815
3	Amarante, John	F7/ Runs with Corks	17	5	0.773
4	Fleener, Michael	F7/ Runs with Corks	22	7	0.759
5	Barnes, Adam	F8/ Liquor Possee	18	6	0.750
6	McDonald, Chase	F6/ Rippin Darts	20	8	0.714
7	Keim, Roger	F2/ Sofa Kings	19	8	0.704
8	Bathurst, Ryan	F8/ Liquor Possee	14	6	0.700
9	Blanes, Silver	F8/ Liquor Possee	18	8	0.692
10	Moody, Chris	F7/ Runs with Corks	15	7	0.682
11	Wood, Connor	F6/ Rippin Darts	19	9	0.679
12	Martinez, Gustavo	F8/ Liquor Possee	14	7	0.667
13	Musil, Dylan	F3/ Dart Side of the Moon	17	9	0.654
14	Bowen, Andy	F4/ Bangin The Wire	18	10	0.643
15	Sweet, Jim	F7/ Runs with Corks	15	9	0.625

	"G" Division		W	L	%-age
1	Swepson, Jerrell	G1/ The Neighborhood Dart	22	2	0.917
	Updyke, Gerald	G2/ Nein Mark	22	2	0.917
3	McMillan, Evan	G3/ The Rock Bottoms	20	4	0.833
4	Heath, John	G2/ Nein Mark	18	4	0.818
5	Ehrmann, Rob	G6/ Killer Dee's	15	5	0.750
6	Crabtree, Reagan	G3/ The Rock Bottoms	12	5	0.706
7	Amos, Terron	G1/ The Neighborhood Dart	15	7	0.682
	Deason, Michael	G7/ 21 Dart Salute	15	7	0.682
9	McNamara, Ken	G4/ We're Sexy & We Throv	17	8	0.680
10	Jones, Mike	G4/ We're Sexy & We Throv	15	8	0.652
11	Hawks, Michael	G3/ The Rock Bottoms	13	7	0.650
12	Kedell, Pete	G6/ Killer Dee's	11	8	0.579
13	Nguyen, Tommy	G6/ Killer Dee's	12	9	0.571
14	Wrenn, Cameron	G2/ Nein Mark	13	10	0.565
15	Millham, Mark	G1/ The Neighborhood Dart	12	10	0.545

Women's Records

	(# by div.: A-1, B-4, C-2, D-0, E-3, F-12, G-18)		W	L	%-age
A	Wilson, Samantha	A7/ Put It on Matt's Tab	4	16	0.200
B	-	-	-	-	-
	-	-	-	-	-
C	Kubel, Nicole	C6/ Off Constantly-Reboot	9	11	0.450
E	Mathews, Olivia	E4/ Death Throw	9	14	0.391
	-	-	-	-	-
F	Mitchell, Liz	F5/ Shark Shooters	16	10	0.615
	Stacy, Michelle	F5/ Shark Shooters	11	11	0.500
	Sweet, Phyllis	F7/ Runs with Corks	10	10	0.500
	Clement, Dawn	F1/ That's What She Said	11	12	0.478
G	Owens, Martha	G5/ Triple Shot	8	10	0.444
	Newton, Tamara	G5/ Triple Shot	8	11	0.421
	Assante, Tracy	G1/ The Neighborhood Dart	7	10	0.412
	Ferraro, Kimberly	G2/ Nein Mark	9	13	0.409

Fall 2023 RDL Top Doubles Records (by division) (FINAL!)

(There are no missing statistics, as all scoresheets from the entire season have been received.) (Game minimums required for these listings: 15 for teams G5; 16 for all other G teams, and all A/C/D/E teams; 18 for team B1; 19 for all other B teams, and all F teams)

	"A" Division		W	L	%-age
1	Massengill, Chad	A1/ Ring of Elements	21	1	0.955
2	Phillips, Robbie	A1/ Ring of Elements	18	2	0.900
3	Phillips, Stevie	A1/ Ring of Elements	14	2	0.875
	Smith, Allen	A1/ Ring of Elements	14	2	0.875
5	Gibson, Pat	A2/ The Bullies	17	3	0.850
	Johnson, Michael	A2/ The Bullies	17	3	0.850
	Persson, Kenny	A1/ Ring of Elements	17	3	0.850
8	Brown, Matt	A2/ The Bullies	15	3	0.833
9	Jones, Jimmie	A2/ The Bullies	18	4	0.818
10	Tan, Wil	A1/ Ring of Elements	13	4	0.765
11	Cusher, Dean	A2/ The Bullies	12	4	0.750
12	Foushee, Kevin	A2/ The Bullies	13	5	0.722
13	Gaulthier, Kyle	A3/ Liver Alliance	14	8	0.636
14	Lange, Cody	A3/ Liver Alliance	14	9	0.609
15	Bakowski, Adam	A4/ Lunatic Fringe	12	8	0.600

	"B" Division		W	L	%-age
1	Stoy, Carson	B5/ Dart Attack	21	6	0.778
2	Powell, Lee	B7/ Show Me Your Tips	23	7	0.767
3	Nuemeister, K.J.	B2/ Raging Bulls Eyes	19	7	0.731
4	Bushman, Brad	B7/ Show Me Your Tips	16	6	0.727
5	Horton, Tony	B1/ Darty Minds	14	6	0.700
	Venable, Mike	B1/ Darty Minds	14	6	0.700
7	Ridgway, Matt	B3/ Trips Are For Kids	17	8	0.680
8	Blake, Terry	B7/ Show Me Your Tips	18	9	0.667
	Joyal, Paul	B7/ Show Me Your Tips	18	9	0.667
	Jones, Mike	B5/ Dart Attack	16	8	0.667
11	Gallagher, Jim	B4/ Double In, Uber Out	13	8	0.619
12	Martin, Pat	B1/ Darty Minds	11	7	0.611
13	Massengill, Randy	B1/ Darty Minds	14	9	0.609
14	Eubanks, Hunter	B6/ Iceman's	12	8	0.600
	O'Toole, Mike	B2/ Raging Bulls Eyes	12	8	0.600

	"C" Division		W	L	%-age
1	Murray, Shane	C1/ Dysfunctional Outlaws	14	4	0.778
2	Eastmead, Phillip	C4/ Double In Stumble Out	16	5	0.762
3	Robinson, Mike	C2/ Darty Sanchez	16	6	0.727
4	Copple, Matthew	C3/ Nine Lives	17	8	0.680
5	Beaudoin, Paul	C4/ Double In Stumble Out	11	6	0.647
6	Olson, Kevin	C6/ Off Constantly-Reboot	14	8	0.636
7	Smith, Butch	C3/ Nine Lives	10	6	0.625
8	Butters, Kent	C4/ Double In Stumble Out	13	8	0.619
	Byrne, Matt	C5/ Rif Raf	13	8	0.619
	Rudy, Jeff	C7/ One Armed Bandits	13	8	0.619
	Trefzger, Ken	C7/ One Armed Bandits	13	8	0.619
12	Tant, J.J.	C1/ Dysfunctional Outlaws	14	9	0.609
13	Peterson, Chris	C1/ Dysfunctional Outlaws	12	8	0.600
14	McQueen, Jamie	C4/ Double In Stumble Out	13	9	0.591
15	Trefzger, Mike	C2/ Darty Sanchez	10	7	0.588

	"D" Division		W	L	%-age
1	Stewart, Kevin	D1/ Shooter McGavin	19	5	0.792
2	Krestalude, Andy	D7/ Hump Day!	16	5	0.762
	Price, Brady	D2/ Menace 2 Sobriety	16	5	0.762
4	Toolan, Chris	D1/ Shooter McGavin	17	6	0.739
5	Beaird, Tommy	D3/ DD-214	15	7	0.682
6	Arnold, Jimmy	D5/ Reload	16	8	0.667
	Knott, Ryan	D1/ Shooter McGavin	14	7	0.667
8	Bunn, Tim	D7/ Hump Day!	15	8	0.652
9	Gartland, James	D2/ Menace 2 Sobriety	13	9	0.591
	Jones, Dustin	D5/ Reload	13	9	0.591
11	Bouchard, Keith	D2/ Menace 2 Sobriety	14	10	0.583
12	Kuppler, Alex	D6/ Bad Mutha Duckas	10	8	0.556
13	Gardner, Mike	D5/ Reload	11	9	0.550
	Rogers, Spencer	D2/ Menace 2 Sobriety	11	9	0.550
	Sautter, Scott	D1/ Shooter McGavin	11	9	0.550

	"E" Division		W	L	%-age
1	Schaefer, John	E2/ Sharky's Machine	18	1	0.947
2	Borgia, Pete	E2/ Sharky's Machine	15	4	0.789
	Powell, Mark	E1/ Red-eye Rangers	15	4	0.789
4	Barrett, Darren	E2/ Sharky's Machine	14	4	0.778
5	Allison, Frank	E2/ Sharky's Machine	13	4	0.765
6	Hartley, Bryan	E7/ Village Idiots	16	7	0.696
7	Zuttel, Paul	E6/ Ton 80 Proof	11	5	0.688
8	Dehnel, Sebastian	E6/ Ton 80 Proof	15	7	0.682
9	Kirkpatrick, Scott	E1/ Red-eye Rangers	16	8	0.667
10	Kunesh, Joe	E1/ Red-eye Rangers	12	7	0.632
11	Barnes, Will	E1/ Red-eye Rangers	12	8	0.600
12	Robertson, Chris	E1/ Red-eye Rangers	13	9	0.591
13	Bosier, Sean	E4/ Death Throw	14	10	0.583
14	(three tied)		9	7	0.563

	"F" Division		W	L	%-age
1	Sweet, Phyllis	F7/ Runs with Corks	16	3	0.842
2	Blanes, Silver	F8/ Liquor Possee	18	5	0.783
3	Carter, Danny	F1/ That's What She Said	17	5	0.773
4	Keim, Roger	F2/ Sofa Kings	20	8	0.714
	Bathurst, Ryan	F8/ Liquor Possee	15	6	0.714
6	Wojciechowski, Brad	F2/ Sofa Kings	17	7	0.708
7	Moody, Chris	F7/ Runs with Corks	16	7	0.696
8	Campbell, Aaron	F2/ Sofa Kings	17	9	0.654
9	Musil, Dylan	F3/ Dart Side of the Moon	15	9	0.625
10	Barnes, Adam	F8/ Liquor Possee	14	9	0.609
11	Millius, Mike	F3/ Dart Side of the Moon	15	10	0.600
	Sweet, Jim	F7/ Runs with Corks	12	8	0.600
13	White, John	F4/ Bangin The Wire	16	12	0.571
14	Clement, Dawn	F1/ That's What She Said	15	12	0.556
15	Raymond, Erik	F6/ Rippin Darts	11	9	0.550

	"G" Division		W	L	%-age
1	Updyke, Gerald	G2/ Nein Mark	17	4	0.810
2	McNamara, Ken	G4/ We're Sexy & We Throv	18	6	0.750
3	Ferraro, Kimberly	G2/ Nein Mark	16	7	0.696
4	Amos, Terron	G1/ The Neighborhood Dart	14	7	0.667
	Jones, Mike	G4/ We're Sexy & We Throv	14	7	0.667
6	McMillan, Evan	G3/ The Rock Bottoms	15	8	0.652
7	Additon, Chris	G2/ Nein Mark	13	7	0.650
8	Millham, Mark	G1/ The Neighborhood Dart	11	6	0.647
9	Wrenn, Cameron	G2/ Nein Mark	15	9	0.625
10	Crabtree, Reagan	G3/ The Rock Bottoms	11	7	0.611
11	Swepson, Jerrell	G1/ The Neighborhood Dart	14	9	0.609
12	Tschetter, Aaron	G3/ The Rock Bottoms	13	9	0.591
13	Bailey, Craig	G6/ Killer Dee's	11	8	0.579
14	Schaefer, Pat	G1/ The Neighborhood Dart	12	9	0.571
15	(two tied)	G6/ Killer Dee's	9	7	0.563

Women's Records

	(# by div.: A-1, B-4, C-2, D-0, E-3, F-12, G-18)		W	L	%-age
A	Wilson, Samantha	A7/ Put It on Matt's Tab	4	14	0.222
B	-	-	-	-	-
	-	-	-	-	-
C	Blackwelder, Allyson	C6/ Off Constantly-Reboot	8	14	0.364
E	Mathews, Olivia	E4/ Death Throw	7	10	0.412
	-	-	-	-	-
F	Sweet, Phyllis	F7/ Runs with Corks	16	3	0.842
	Clement, Dawn	F1/ That's What She Said	15	12	0.556
	Stacy, Michelle	F5/ Shark Shooters	14	13	0.519
	Mitchell, Liz	F5/ Shark Shooters	11	17	0.393
G	Ferraro, Kimberly	G2/ Nein Mark	16	7	0.696
	Pender, Aime	G2/ Nein Mark	10	8	0.556
	Bohanan, Heather	G4/ We're Sexy & We Throv	10	11	0.476
	Owens, Martha	G5/ Triple Shot	8	10	0.444

Fall 2023 RDL Top Singles+Doubles Records (by division) (FINAL!)

(There are no missing statistics, as all scoresheets from the entire season have been received.) (Game minimums required for these listings: 30 for teams G5; 32 for all other G teams, and all A/C/D/E teams; 35 for team B1; 37 for all other B teams, and all F teams)

	"A" Division		W	L	%-age
1	Phillips, Robbie	A1/ Ring of Elements	38	2	0.950
2	Smith, Allen	A1/ Ring of Elements	28	4	0.875
3	Massengill, Chad	A1/ Ring of Elements	38	6	0.864
4	Brown, Matt	A2/ The Bullies	31	5	0.861
5	Phillips, Stevie	A1/ Ring of Elements	27	5	0.844
6	Gibson, Pat	A2/ The Bullies	31	9	0.775
7	Jones, Jimmie	A2/ The Bullies	34	10	0.773
8	Foushee, Kevin	A2/ The Bullies	26	8	0.765
	Tan, Wil	A1/ Ring of Elements	26	8	0.765
10	Persson, Kenny	A1/ Ring of Elements	31	10	0.756
11	Gaulthier, Kyle	A3/ Liver Alliance	33	11	0.750
12	Johnson, Michael	A2/ The Bullies	32	11	0.744
13	Finney, Dave	A4/ Lunatic Fringe	30	16	0.652
14	Mitchell, Sid	A4/ Lunatic Fringe	28	17	0.622
15	Mozzetti, Tim	A4/ Lunatic Fringe	26	18	0.591

	"B" Division		W	L	%-age
1	Stoy, Carson	B5/ Dart Attack	42	13	0.764
2	Bushman, Brad	B7/ Show Me Your Tips	31	13	0.705
3	Nuemeister, K.J.	B2/ Raging Bulls Eyes	35	15	0.700
4	Martin, Pat	B1/ Darty Minds	30	13	0.698
5	Joyal, Paul	B7/ Show Me Your Tips	35	17	0.673
6	O'Toole, Mike	B2/ Raging Bulls Eyes	26	13	0.667
7	Powell, Lee	B7/ Show Me Your Tips	39	20	0.661
8	Merkle, Patrick	B3/ Trips Are For Kids	31	16	0.660
9	Gallagher, Jim	B4/ Double In, Uber Out	28	15	0.651
10	Ridgway, Matt	B3/ Trips Are For Kids	32	18	0.640
11	Ginger, Chuck	B2/ Raging Bulls Eyes	26	15	0.634
	Horton, Tony	B1/ Darty Minds	26	15	0.634
13	Massengill, Randy	B1/ Darty Minds	29	17	0.630
14	Palmer, Matt	B6/ Iceman's	32	19	0.627
15	Venable, Mike	B1/ Darty Minds	22	14	0.611

	"C" Division		W	L	%-age
1	Eastmead, Phillip	C4/ Double In Stumble Out	35	8	0.814
2	Butters, Kent	C4/ Double In Stumble Out	32	11	0.744
3	Murray, Shane	C1/ Dysfunctional Outlaws	26	10	0.722
4	Beaudoin, Paul	C4/ Double In Stumble Out	23	10	0.697
5	Robinson, Mike	C2/ Darty Sanchez	30	14	0.682
6	Rudy, Jeff	C7/ One Armed Bandits	29	14	0.674
7	Copple, Matthew	C3/ Nine Lives	31	16	0.660
8	McQueen, Jamie	C4/ Double In Stumble Out	27	14	0.659
9	White, Jim	C7/ One Armed Bandits	25	14	0.641
10	Tant, J.J.	C1/ Dysfunctional Outlaws	29	17	0.630
11	Byrne, Matt	C5/ Rif Raf	26	17	0.605
12	Smith, Butch	C3/ Nine Lives	20	14	0.588
13	Olson, Kevin	C6/ Off Constantly-Reboot	26	19	0.578
14	Lueneburg, Randy	C6/ Off Constantly-Reboot	23	18	0.561
15	Trefzger, Ken	C7/ One Armed Bandits	24	19	0.558

	"D" Division		W	L	%-age
1	Bunn, Tim	D7/ Hump Day!	37	10	0.787
2	Price, Brady	D2/ Menace 2 Sobriety	33	10	0.767
3	Beaird, Tommy	D3/ DD-214	32	11	0.744
4	Krestalude, Andy	D7/ Hump Day!	29	11	0.725
5	Toolan, Chris	D1/ Shooter McGavin	31	14	0.689
6	Arnold, Jimmy	D5/ Reload	33	15	0.688
7	Stewart, Kevin	D1/ Shooter McGavin	29	16	0.644
8	Baldwin, Randy	D7/ Hump Day!	23	13	0.639
9	Sautter, Scott	D1/ Shooter McGavin	21	12	0.636
10	Gardner, Mike	D5/ Reload	25	15	0.625
11	Jones, Dustin	D5/ Reload	27	17	0.614
12	Bouchard, Keith	D2/ Menace 2 Sobriety	28	18	0.609
13	Samaluk, Somchai	D6/ Bad Mutha Duckas	29	19	0.604
14	Buckman, Dave	D4/ Cheap Shots	28	21	0.571
	Guenther, George	D3/ DD-214	20	15	0.571

	"E" Division		W	L	%-age
1	Schaefer, John	E2/ Sharky's Machine	32	8	0.800
2	Allison, Frank	E2/ Sharky's Machine	27	7	0.794
3	Borgia, Pete	E2/ Sharky's Machine	27	9	0.750
4	Hartley, Bryan	E7/ Village Idiots	31	13	0.705
5	Powell, Mark	E1/ Red-eye Rangers	28	13	0.683
6	Kirkpatrick, Scott	E1/ Red-eye Rangers	31	16	0.660
7	Dehnel, Sebastian	E6/ Ton 80 Proof	29	15	0.659
8	Barrett, Darren	E2/ Sharky's Machine	24	13	0.649
9	Cominole, Jeremy	E3/ Irish Ton	23	13	0.639
10	Blake, Rick	E6/ Ton 80 Proof	30	18	0.625
11	Rowe, Dan	E7/ Village Idiots	28	18	0.609
12	Kunesh, Joe	E1/ Red-eye Rangers	20	13	0.606
13	Ball, Pat	E3/ Irish Ton	28	20	0.583
14	Gagner, Chris	E6/ Ton 80 Proof	22	16	0.579
15	Barnes, Will	E1/ Red-eye Rangers	23	17	0.575

	"F" Division		W	L	%-age
1	Carter, Danny	F1/ That's What She Said	36	8	0.818
2	Blanes, Silver	F8/ Liquor Possee	36	13	0.735
3	Millius, Mike	F3/ Dart Side of the Moon	37	15	0.712
4	Keim, Roger	F2/ Sofa Kings	39	16	0.709
5	Bathurst, Ryan	F8/ Liquor Possee	29	12	0.707
6	Moody, Chris	F7/ Runs with Corks	31	14	0.689
7	Barnes, Adam	F8/ Liquor Possee	32	15	0.681
8	Sweet, Phyllis	F7/ Runs with Corks	26	13	0.667
9	Fleener, Michael	F7/ Runs with Corks	33	18	0.647
10	Musil, Dylan	F3/ Dart Side of the Moon	32	18	0.640
11	Amarante, John	F7/ Runs with Corks	28	16	0.636
12	McDonald, Chase	F6/ Rippin Darts	35	21	0.625
13	Sweet, Jim	F7/ Runs with Corks	27	17	0.614
14	Wood, Connor	F6/ Rippin Darts	32	22	0.593
15	Helton, Dakota	F6/ Rippin Darts	28	22	0.560

	"G" Division		W	L	%-age
1	Updyke, Gerald	G2/ Nein Mark	39	6	0.867
2	Swepson, Jerrell	G1/ The Neighborhood Dart	36	11	0.766
3	McMillan, Evan	G3/ The Rock Bottoms	35	12	0.745
4	McNamara, Ken	G4/ We're Sexy & We Throv	35	14	0.714
5	Amos, Terron	G1/ The Neighborhood Dart	29	14	0.674
6	Jones, Mike	G4/ We're Sexy & We Throv	29	15	0.659
7	Heath, John	G2/ Nein Mark	27	14	0.659
8	Crabtree, Reagan	G3/ The Rock Bottoms	23	12	0.657
9	Ehrmann, Rob	G6/ Killer Dee's	26	15	0.634
10	Wrenn, Cameron	G2/ Nein Mark	28	19	0.596
11	Millham, Mark	G1/ The Neighborhood Dart	23	16	0.590
12	Additon, Chris	G2/ Nein Mark	24	17	0.585
13	Deason, Michael	G7/ 21 Dart Salute	25	18	0.581
14	Hawks, Michael	G3/ The Rock Bottoms	22	17	0.564
	Kedell, Pete	G6/ Killer Dee's	22	17	0.564

Women's Records

(# by div.: A-1, B-4, C-2, D-0, E-3, F-12, G-18)

			W	L	%-age
A	Wilson, Samantha	A7/ Put It on Matt's Tab	8	30	0.211
B	-	-	-	-	-
	-	-	-	-	-
C	Blackwelder, Allyson	C6/ Off Constantly-Reboot	18	27	0.400
E	Mathews, Olivia	E4/ Death Throw	16	24	0.400
	-	-	-	-	-
F	Sweet, Phyllis	F7/ Runs with Corks	26	13	0.667
	Clement, Dawn	F1/ That's What She Said	26	24	0.520
	Stacy, Michelle	F5/ Shark Shooters	25	24	0.510
	Mitchell, Liz	F5/ Shark Shooters	27	27	0.500
G	Ferraro, Kimberly	G2/ Nein Mark	25	20	0.556
	Assante, Tracy	G1/ The Neighborhood Dart	16	16	0.500
	Owens, Martha	G5/ Triple Shot	16	20	0.444
	Bohanan, Heather	G4/ We're Sexy & We Throv	17	24	0.415

Fall 2023 RDL Top All-Star Point Averages (by division) (FINAL!)

(There are no missing statistics, as all scoresheets from the entire season have been received.) (Game minimums required for these listings: 30 for teams G5; 32 for all other G teams, and all A/C/D/E teams; 35 for team B1; 37 for all other B teams, and all F teams)

	"A" Division		ASP	TGP	Ave.
1	Phillips, Robbie	A1/ Ring of Elements	108.0	40	2.700
2	Gibson, Pat	A2/ The Bullies	90.5	40	2.263
3	Phillips, Stevie	A1/ Ring of Elements	67.5	32	2.109
4	Massengill, Chad	A1/ Ring of Elements	80.5	44	1.830
5	Jones, Jimmie	A2/ The Bullies	80.0	44	1.818
6	Gaulthier, Kyle	A3/ Liver Alliance	75.0	44	1.705
7	Vaughan, Aaron	A3/ Liver Alliance	53.5	32	1.672
8	Mitchell, Sid	A4/ Lunatic Fringe	64.0	45	1.422
9	Finney, Dave	A4/ Lunatic Fringe	58.5	46	1.272
10	Foushee, Kevin	A2/ The Bullies	41.5	34	1.221
11	Smith, Allen	A1/ Ring of Elements	36.0	32	1.125
12	Tan, Wil	A1/ Ring of Elements	38.0	34	1.118
13	Mozzetti, Tim	A4/ Lunatic Fringe	48.5	44	1.102
14	Persson, Kenny	A1/ Ring of Elements	43.0	41	1.049
15	Gibbs, Keith	A5/ Consistently Inconsisten	45.0	43	1.047

	"B" Division		ASP	TGP	Ave.
1	Palmer, Matt	B6/ Iceman's	59.5	51	1.167
2	Chalmers, Alan	B5/ Dart Attack	53.0	48	1.104
3	Bushman, Brad	B7/ Show Me Your Tips	48.0	44	1.091
4	Gallagher, Jim	B4/ Double In, Uber Out	46.0	43	1.070
5	Ridgway, Matt	B3/ Trips Are For Kids	50.0	50	1.000
	Merkle, Patrick	B3/ Trips Are For Kids	47.0	47	1.000
7	Ginger, Chuck	B2/ Raging Bulls Eyes	39.5	41	0.963
8	Reitano, Sal	B1/ Darty Minds	35.5	37	0.959
9	O'Toole, Mike	B2/ Raging Bulls Eyes	36.0	39	0.923
10	Bruemmer, Wes	B8/ Trippin Bulls	36.5	40	0.913
11	Bowman, Merrill	B5/ Dart Attack	40.5	45	0.900
12	Bialaszewski, Rich	B7/ Show Me Your Tips	40.0	45	0.889
13	Jones, Mike	B5/ Dart Attack	42.5	48	0.885
14	Horton, Tony	B1/ Darty Minds	34.5	41	0.841
15	Stoy, Carson	B5/ Dart Attack	46.0	55	0.836

	"C" Division		ASP	TGP	Ave.
1	Murray, Shane	C1/ Dysfunctional Outlaws	40.5	36	1.125
2	Robinson, Mike	C2/ Darty Sanchez	47.0	44	1.068
3	Butters, Kent	C4/ Double In Stumble Out	35.5	43	0.826
4	Tant, J.J.	C1/ Dysfunctional Outlaws	37.5	46	0.815
5	Eastmead, Phillip	C4/ Double In Stumble Out	35.0	43	0.814
6	Rudy, Jeff	C7/ One Armed Bandits	33.0	43	0.767
7	Azevedo, Angelo	C6/ Off Constantly-Reboot	29.5	40	0.738
8	McQueen, Jamie	C4/ Double In Stumble Out	27.0	41	0.659
9	Scott, Lee	C1/ Dysfunctional Outlaws	24.0	37	0.649
10	Trefzger, Eric	C2/ Darty Sanchez	28.0	44	0.636
11	Olson, Kevin	C6/ Off Constantly-Reboot	27.5	45	0.611
12	Trefzger, Mike	C2/ Darty Sanchez	23.5	39	0.603
13	Copple, Matthew	C3/ Nine Lives	26.5	47	0.564
14	Clark, Dan	C1/ Dysfunctional Outlaws	20.0	36	0.556
15	White, Jim	C7/ One Armed Bandits	21.5	39	0.551

	"D" Division		ASP	TGP	Ave.
1	Bunn, Tim	D7/ Hump Day!	44.5	47	0.947
2	Sautter, Scott	D1/ Shooter McGavin	30.5	33	0.924
3	Beaird, Tommy	D3/ DD-214	37.5	43	0.872
4	Samaluk, Somchai	D6/ Bad Mutha Duckas	39.5	48	0.823
5	Jones, Dustin	D5/ Reload	36.0	44	0.818
6	Baldwin, Randy	D7/ Hump Day!	29.0	36	0.806
7	Arnold, Jimmy	D5/ Reload	33.5	48	0.698
8	White, J.J.	D2/ Menace 2 Sobriety	25.5	39	0.654
9	Bouchard, Keith	D2/ Menace 2 Sobriety	28.0	46	0.609
10	Toolan, Chris	D1/ Shooter McGavin	27.0	45	0.600
11	Price, Brady	D2/ Menace 2 Sobriety	25.5	43	0.593
12	Knott, Ronnie	D1/ Shooter McGavin	26.5	45	0.589
13	Thomas, Joe	D3/ DD-214	23.5	40	0.588
14	Guenther, George	D3/ DD-214	20.5	35	0.586
15	Stewart, Kevin	D1/ Shooter McGavin	25.5	45	0.567

	"E" Division		ASP	TGP	Ave.
1	Schaefer, John	E2/ Sharky's Machine	32.0	40	0.800
2	Ball, Pat	E3/ Irish Ton	31.0	48	0.646
3	Hartley, Bryan	E7/ Village Idiots	25.5	44	0.580
4	Gagner, Chris	E6/ Ton 80 Proof	20.5	38	0.539
5	Jones, Nick	E7/ Village Idiots	19.5	37	0.527
6	Blake, Rick	E6/ Ton 80 Proof	25.0	48	0.521
7	Barnes, Will	E1/ Red-eye Rangers	20.0	40	0.500
8	Haywood, Eric	E7/ Village Idiots	16.5	34	0.485
9	Kirkpatrick, Scott	E1/ Red-eye Rangers	22.5	47	0.479
10	Rowe, Dan	E7/ Village Idiots	21.5	46	0.467
11	Allison, Frank	E2/ Sharky's Machine	14.5	34	0.426
12	Cody, Dan	E3/ Irish Ton	13.5	32	0.422
13	Barrett, Darren	E2/ Sharky's Machine	15.5	37	0.419
14	Robertson, Chris	E1/ Red-eye Rangers	18.0	44	0.409
15	Bateman, Jimmy	E2/ Sharky's Machine	13.5	36	0.375

	"F" Division		ASP	TGP	Ave.
1	Moody, Chris	F7/ Runs with Corks	34.0	45	0.756
2	Millius, Mike	F3/ Dart Side of the Moon	37.0	52	0.712
3	Carter, Danny	F1/ That's What She Said	31.0	44	0.705
4	Barnes, Adam	F8/ Liquor Possee	31.5	47	0.670
5	Martinez, Gustavo	F8/ Liquor Possee	28.0	43	0.651
6	Gylfason, Thorbjorn	F6/ Rippin Darts	30.5	48	0.635
7	Keim, Roger	F2/ Sofa Kings	34.5	55	0.627
8	Sweet, Phyllis	F7/ Runs with Corks	23.0	39	0.590
9	Stark, Parker	F4/ Bangin The Wire	20.5	37	0.554
10	McDonald, Chase	F6/ Rippin Darts	31.0	56	0.554
11	Campbell, Aaron	F2/ Sofa Kings	25.0	49	0.510
12	Blanes, Silver	F8/ Liquor Possee	23.5	49	0.480
13	Port, Brian	F4/ Bangin The Wire	20.5	43	0.477
14	Musil, Dylan	F3/ Dart Side of the Moon	23.5	50	0.470
15	Amarante, John	F7/ Runs with Corks	20.5	44	0.466

	"G" Division		ASP	TGP	Ave.
1	Swepson, Jerrell	G1/ The Neighborhood Dart	39.5	47	0.840
2	Ehrmann, Rob	G6/ Killer Dee's	29.5	41	0.720
3	Amos, Terron	G1/ The Neighborhood Dart	27.0	43	0.628
4	Heath, John	G2/ Nein Mark	24.5	41	0.598
5	McMillan, Evan	G3/ The Rock Bottoms	23.5	47	0.500
6	Crabtree, Reagan	G3/ The Rock Bottoms	17.0	35	0.486
7	Updyke, Gerald	G2/ Nein Mark	21.5	45	0.478
8	McNamara, Ken	G4/ We're Sexy & We Throv	20.5	49	0.418
9	Jones, Mike	G4/ We're Sexy & We Throv	16.5	44	0.375
10	Deason, Michael	G7/ 21 Dart Salute	15.5	43	0.360
11	Hawks, Michael	G3/ The Rock Bottoms	13.0	39	0.333
12	Wrenn, Cameron	G2/ Nein Mark	15.0	47	0.319
13	Tschetter, Aaron	G3/ The Rock Bottoms	13.0	43	0.302
14	Additon, Chris	G2/ Nein Mark	12.0	41	0.293
15	Newton, Ted	G5/ Triple Shot	10.5	36	0.292

Women's Records

	(# by div.: A-1, B-4, C-2, D-0, E-3, F-12, G-18)		ASP	TGP	Ave.
A	Wilson, Samantha	A7/ Put It on Matt's Tab	22.0	38	0.579
B	-	-	-	-	-
	-	-	-	-	-
C	Blackwelder, Allyson	C6/ Off Constantly-Reboot	17.5	45	0.389
E	Mathews, Olivia	E4/ Death Throw	12.5	40	0.313
	-	-	-	-	-
F	Sweet, Phyllis	F7/ Runs with Corks	23.0	39	0.590
	Stacy, Michelle	F5/ Shark Shooters	17.5	49	0.357
	Caldwell, Taylor	F1/ That's What She Said	14.0	47	0.298
	Clement, Dawn	F1/ That's What She Said	13.0	50	0.260
G	Ferraro, Kimberly	G2/ Nein Mark	11.5	45	0.256
	Smith, Lauren	G3/ The Rock Bottoms	9.0	38	0.237
	Newton, Tamara	G5/ Triple Shot	8.0	38	0.211
	Assante, Tracy	G1/ The Neighborhood Dart	6.5	32	0.203

Fall 2023 RDL League-Wide Sectional Statistics (ranked by percentage) (FINAL!)

(All statistics are included, as there were no missing scoresheets this season) (Game minimums required for these listings: 6 for all divisions)

	Singles 301 Win Percentage		W	L	%-age
1	Updyke, Gerald	G2/ Nein Mark	12	0	1.000
	Phillips, Robbie	A1/ Ring of Elements	10	0	1.000
	Smith, Allen	A1/ Ring of Elements	9	0	1.000
4	Bunn, Tim	D7/ Hump Day!	11	1	0.917
	Swepson, Jerrell	G1/ The Neighborhood Dart	11	1	0.917
6	Butters, Kent	C4/ Double In Stumble Out	10	1	0.909
	Eastmead, Phillip	C4/ Double In Stumble Out	10	1	0.909
	Price, Brady	D2/ Menace 2 Sobriety	10	1	0.909
	Carter, Danny	F1/ That's What She Said	10	1	0.909
	Heath, John	G2/ Nein Mark	10	1	0.909
11	Foushee, Kevin	A2/ The Bullies	7	1	0.875
	Lea, Zeek	B5/ Dart Attack	7	1	0.875
	Fitzgerald, Dennis	C3/ Nine Lives	7	1	0.875
	McQueen, Jamie	C4/ Double In Stumble Out	7	1	0.875
	Krestalude, Andy	D7/ Hump Day!	7	1	0.875
	Allison, Frank	E2/ Sharky's Machine	7	1	0.875
	Watkins, Nathan	F8/ Liquor Possee	7	1	0.875
18	Hamer, Andrew	E5/ Y.N.T.A.	6	1	0.857
	Buck, Chris	F5/ Shark Shooters	6	1	0.857
20	Martin, Pat	B1/ Darty Minds	11	2	0.846
21	Palmer, Matt	B6/ Iceman's	10	2	0.833
	Arnold, Jimmy	D5/ Reload	10	2	0.833
	Sweet, Jim	F7/ Runs with Corks	10	2	0.833
	Cusher, Dean	A2/ The Bullies	5	1	0.833
	Raper, Jeromie	E1/ Red-eye Rangers	5	1	0.833
	Schaefer, Michael	E2/ Sharky's Machine	5	1	0.833
	Sawyer, Matt	F1/ That's What She Said	5	1	0.833
	Gillespie, Jeff	G4/ We're Sexy & We Throv	5	1	0.833
29	Murphy, Phil	C7/ One Armed Bandits	9	2	0.818
	Amarante, John	F7/ Runs with Corks	9	2	0.818
	McMillan, Evan	G3/ The Rock Bottoms	9	2	0.818
32	Ginger, Chuck	B2/ Raging Bulls Eyes	8	2	0.800
	Smith, Brian	C1/ Dysfunctional Outlaws	8	2	0.800
	Mathews, Dave	E4/ Death Throw	8	2	0.800
35	Brown, Matt	A2/ The Bullies	7	2	0.778
	Stewart, Pete	B1/ Darty Minds	7	2	0.778
	Murray, Shane	C1/ Dysfunctional Outlaws	7	2	0.778
	White, Jim	C7/ One Armed Bandits	7	2	0.778
	Cominole, Jeremy	E3/ Irish Ton	7	2	0.778
40	Morgan, Larry	B2/ Raging Bulls Eyes	10	3	0.769
	Musil, Dylan	F3/ Dart Side of the Moon	10	3	0.769
42	Finney, Dave	A4/ Lunatic Fringe	9	3	0.750
	Mays, John	C3/ Nine Lives	9	3	0.750
	Ball, Pat	E3/ Irish Ton	9	3	0.750
	Lang, John	G2/ Nein Mark	9	3	0.750
	Phillips, Stevie	A1/ Ring of Elements	6	2	0.750
	Beaudoin, Paul	C4/ Double In Stumble Out	6	2	0.750
	Lalino, Steve	D6/ Bad Mutha Duckas	6	2	0.750
	Teegarden, Travis	D3/ DD-214	6	2	0.750
	Borgia, Pete	E2/ Sharky's Machine	6	2	0.750
51	Fleener, Michael	F7/ Runs with Corks	11	4	0.733
52	Gaulthier, Kyle	A3/ Liver Alliance	8	3	0.727
	Jones, Jimmie	A2/ The Bullies	8	3	0.727
	Bowman, Merrill	B5/ Dart Attack	8	3	0.727
	Gallagher, Jim	B4/ Double In, Uber Out	8	3	0.727
	Jones, Dustin	D5/ Reload	8	3	0.727
	Toolan, Chris	D1/ Shooter McGavin	8	3	0.727
	Rowe, Dan	E7/ Village Idiots	8	3	0.727
	Deason, Michael	G7/ 21 Dart Salute	8	3	0.727
	Jones, Mike	G4/ We're Sexy & We Throv	8	3	0.727
61	Stoy, Carson	B5/ Dart Attack	10	4	0.714
	Millius, Mike	F3/ Dart Side of the Moon	10	4	0.714
	(six tied - 1 in A, 1 in B, 2 in C, 1 in F, 1 in G)		5	2	0.714

	Singles Cricket Win Percentage		W	L	%-age
1	Gaulthier, Kyle	A3/ Liver Alliance	11	0	1.000
	Phillips, Robbie	A1/ Ring of Elements	10	0	1.000
	Brown, Matt	A2/ The Bullies	9	0	1.000
4	Millius, Mike	F3/ Dart Side of the Moon	12	1	0.923
5	Bunn, Tim	D7/ Hump Day!	11	1	0.917
	Fortune, Chase	E4/ Death Throw	11	1	0.917
	Swepson, Jerrell	G1/ The Neighborhood Dart	11	1	0.917
8	Massengill, Chad	A1/ Ring of Elements	10	1	0.909
	Baldwin, Randy	D7/ Hump Day!	10	1	0.909
	Beaird, Tommy	D3/ DD-214	10	1	0.909
11	Sautter, Scott	D1/ Shooter McGavin	9	1	0.900
	Hawks, Michael	G3/ The Rock Bottoms	9	1	0.900
13	Phillips, Stevie	A1/ Ring of Elements	7	1	0.875
	Rodgers, Trey	C4/ Double In Stumble Out	7	1	0.875
	Emerton, Eric	E5/ Y.N.T.A.	7	1	0.875
	Vivod, Josh	E7/ Village Idiots	7	1	0.875
17	Balint, Joey	G4/ We're Sexy & We Throv	6	1	0.857
18	McMillan, Evan	G3/ The Rock Bottoms	11	2	0.846
19	Merkle, Patrick	B3/ Trips Are For Kids	10	2	0.833
	Hartley, Bryan	E7/ Village Idiots	10	2	0.833
	Gylfason, Thorbjorn	F6/ Rippin Darts	10	2	0.833
	Moody, Chris	F7/ Runs with Corks	10	2	0.833
	Updyke, Gerald	G2/ Nein Mark	10	2	0.833
	Williams, Denny	D5/ Reload	5	1	0.833
	Lefebvre, C.J.	G1/ The Neighborhood Dart	5	1	0.833
26	Mozzetti, Tim	A4/ Lunatic Fringe	9	2	0.818
	Horton, Tony	B1/ Darty Minds	9	2	0.818
	O'Toole, Mike	B2/ Raging Bulls Eyes	9	2	0.818
	Butters, Kent	C4/ Double In Stumble Out	9	2	0.818
	Eastmead, Phillip	C4/ Double In Stumble Out	9	2	0.818
	Rudy, Jeff	C7/ One Armed Bandits	9	2	0.818
	Tant, J.J.	C1/ Dysfunctional Outlaws	9	2	0.818
	Trefzger, Eric	C2/ Darty Sanchez	9	2	0.818
	Schaefer, John	E2/ Sharky's Machine	9	2	0.818
	Barnes, Adam	F8/ Liquor Possee	9	2	0.818
	Carter, Danny	F1/ That's What She Said	9	2	0.818
	Amos, Terron	G1/ The Neighborhood Dart	9	2	0.818
	Ehrmann, Rob	G6/ Killer Dee's	9	2	0.818
39	Gibson, Pat	A2/ The Bullies	8	2	0.800
	Tan, Wil	A1/ Ring of Elements	8	2	0.800
	Lindsey, Roy	B2/ Raging Bulls Eyes	8	2	0.800
	Azevedo, Angelo	C6/ Off Constantly-Reboot	8	2	0.800
	Gardner, Mike	D5/ Reload	8	2	0.800
	Thomas, Joe	D3/ DD-214	8	2	0.800
45	Stoy, Carson	B5/ Dart Attack	11	3	0.786
	Fleener, Michael	F7/ Runs with Corks	11	3	0.786
	Keim, Roger	F2/ Sofa Kings	11	3	0.786
	McDonald, Chase	F6/ Rippin Darts	11	3	0.786
49	Stewart, Pete	B1/ Darty Minds	7	2	0.778
	Guenther, George	D3/ DD-214	7	2	0.778
	Allison, Frank	E2/ Sharky's Machine	7	2	0.778
	Crabtree, Reagan	G3/ The Rock Bottoms	7	2	0.778
53	Buckman, Dave	D4/ Cheap Shots	10	3	0.769
	Blanes, Silver	F8/ Liquor Possee	10	3	0.769
	McNamara, Ken	G4/ We're Sexy & We Throv	10	3	0.769
56	Ginger, Chuck	B2/ Raging Bulls Eyes	9	3	0.750
	Samaluk, Somchai	D6/ Bad Mutha Duckas	9	3	0.750
	Blake, Rick	E6/ Ton 80 Proof	9	3	0.750
	Martinez, Gustavo	F8/ Liquor Possee	9	3	0.750
	Cusher, Dean	A2/ The Bullies	6	2	0.750
	Foushee, Kevin	A2/ The Bullies	6	2	0.750
	Beaudoin, Paul	C4/ Double In Stumble Out	6	2	0.750
	Zuttel, Paul	E6/ Ton 80 Proof	6	2	0.750
64	(six tied - 1 each in A, B, C, E, F, G)		8	3	0.727

Fall 2023 RDL League-Wide Sectional Statistics (ranked by percentage) (FINAL!)

(All statistics are included, as there were no missing scoresheets this season) (Game minimums required for these listings: 6 for all divisions)

	Doubles Cricket Win Percentage		W	L	%-age
1	Massengill, Chad	A1/ Ring of Elements	11	0	1.000
	Smith, Allen	A1/ Ring of Elements	7	0	1.000
	Holland, Steve	C4/ Double In Stumble Out	6	0	1.000
4	Stewart, Kevin	D1/ Shooter McGavin	11	1	0.917
5	Toolan, Chris	D1/ Shooter McGavin	10	1	0.909
	Schaefer, John	E2/ Sharky's Machine	10	1	0.909
7	Phillips, Robbie	A1/ Ring of Elements	9	1	0.900
	Lindsey, Roy	B2/ Raging Bulls Eyes	9	1	0.900
	Sweet, Phyllis	F7/ Runs with Corks	9	1	0.900
10	Murray, Shane	C1/ Dysfunctional Outlaws	8	1	0.889
11	Phillips, Stevie	A1/ Ring of Elements	7	1	0.875
	Rodgers, Trey	C4/ Double In Stumble Out	7	1	0.875
	Allison, Frank	E2/ Sharky's Machine	7	1	0.875
14	Roseman, Sean	F3/ Dart Side of the Moon	6	1	0.857
15	Stoy, Carson	B5/ Dart Attack	11	2	0.846
16	Hartley, Bryan	E7/ Village Idiots	10	2	0.833
	Moody, Chris	F7/ Runs with Corks	10	2	0.833
	Wrenn, Cameron	G2/ Nein Mark	10	2	0.833
19	Jones, Jimmie	A2/ The Bullies	9	2	0.818
	Bialaszewski, Rich	B7/ Show Me Your Tips	9	2	0.818
	Horton, Tony	B1/ Darty Minds	9	2	0.818
	Eastmead, Phillip	C4/ Double In Stumble Out	9	2	0.818
	Krestalude, Andy	D7/ Hump Day!	9	2	0.818
	Carter, Danny	F1/ That's What She Said	9	2	0.818
	Updyke, Gerald	G2/ Nein Mark	9	2	0.818
26	Powell, Lee	B7/ Show Me Your Tips	12	3	0.800
	Gibson, Pat	A2/ The Bullies	8	2	0.800
	Persson, Kenny	A1/ Ring of Elements	8	2	0.800
	Powell, Mark	E1/ Red-eye Rangers	8	2	0.800
30	Joyal, Paul	B7/ Show Me Your Tips	11	3	0.786
31	Brown, Matt	A2/ The Bullies	7	2	0.778
	Johnson, Michael	A2/ The Bullies	7	2	0.778
	Steppe, Mike	C1/ Dysfunctional Outlaws	7	2	0.778
	Kunesh, Joe	E1/ Red-eye Rangers	7	2	0.778
	Assante, Tracy	G1/ The Neighborhood Dart	7	2	0.778
36	Blake, Terry	B7/ Show Me Your Tips	10	3	0.769
37	Jones, Mike	B5/ Dart Attack	9	3	0.750
	Copple, Matthew	C3/ Nine Lives	9	3	0.750
	McNamara, Ken	G4/ We're Sexy & We Throv	9	3	0.750
	Cusher, Dean	A2/ The Bullies	6	2	0.750
	Bell, Austin	C2/ Darty Sanchez	6	2	0.750
42	Bushman, Brad	B7/ Show Me Your Tips	8	3	0.727
	Gallagher, Jim	B4/ Double In, Uber Out	8	3	0.727
	Beaird, Tommy	D3/ DD-214	8	3	0.727
	Knott, Ryan	D1/ Shooter McGavin	8	3	0.727
	Price, Brady	D2/ Menace 2 Sobriety	8	3	0.727
	Dehnel, Sebastian	E6/ Ton 80 Proof	8	3	0.727
	Heath, John	G2/ Nein Mark	8	3	0.727
	Swepson, Jerrell	G1/ The Neighborhood Dart	8	3	0.727
50	Campbell, Aaron	F2/ Sofa Kings	10	4	0.714
	Keim, Roger	F2/ Sofa Kings	10	4	0.714
	Denton, Fon	B7/ Show Me Your Tips	5	2	0.714
	Martin, Pat	B1/ Darty Minds	5	2	0.714
	Deemer, Randy	D7/ Hump Day!	5	2	0.714
	Howard, Brian	D1/ Shooter McGavin	5	2	0.714
	Stuckey, Rob	D7/ Hump Day!	5	2	0.714
	Fink, Scott	E2/ Sharky's Machine	5	2	0.714
	Davis, Jared	G4/ We're Sexy & We Throv	5	2	0.714
	Gillespie, Jeff	G4/ We're Sexy & We Throv	5	2	0.714
60	(ten tied - 2 each in A,B,C, 1 each in D,E,F,G)		7	3	0.700

	Doubles 501 Win Percentage		W	L	%-age
1	Barrett, Darren	E2/ Sharky's Machine	9	0	1.000
	Schaefer, John	E2/ Sharky's Machine	8	0	1.000
	Smith, Butch	C3/ Nine Lives	7	0	1.000
	Davis, Jared	G4/ We're Sexy & We Throv	7	0	1.000
5	Johnson, Michael	A2/ The Bullies	10	1	0.909
	Massengill, Chad	A1/ Ring of Elements	10	1	0.909
	Wojciechowski, Brad	F2/ Sofa Kings	10	1	0.909
8	Gibson, Pat	A2/ The Bullies	9	1	0.900
	Persson, Kenny	A1/ Ring of Elements	9	1	0.900
	Phillips, Robbie	A1/ Ring of Elements	9	1	0.900
	Blanes, Silver	F8/ Liquor Possee	9	1	0.900
12	Brown, Matt	A2/ The Bullies	8	1	0.889
	Borgia, Pete	E2/ Sharky's Machine	8	1	0.889
	Furdon, Matt	F3/ Dart Side of the Moon	8	1	0.889
15	Phillips, Stevie	A1/ Ring of Elements	7	1	0.875
16	Tan, Wil	A1/ Ring of Elements	6	1	0.857
17	Stuckey, Rob	D7/ Hump Day!	5	1	0.833
	Williams, Denny	D5/ Reload	5	1	0.833
19	Jones, Jimmie	A2/ The Bullies	9	2	0.818
	Olson, Kevin	C6/ Off Constantly-Reboot	9	2	0.818
	Robinson, Mike	C2/ Darty Sanchez	9	2	0.818
22	Butters, Kent	C4/ Double In Stumble Out	8	2	0.800
	Price, Brady	D2/ Menace 2 Sobriety	8	2	0.800
	Updyke, Gerald	G2/ Nein Mark	8	2	0.800
25	Foushee, Kevin	A2/ The Bullies	7	2	0.778
	Smith, Allen	A1/ Ring of Elements	7	2	0.778
	Powell, Mark	E1/ Red-eye Rangers	7	2	0.778
	Sweet, Phyllis	F7/ Runs with Corks	7	2	0.778
29	Nuemeister, K.J.	B2/ Raging Bulls Eyes	10	3	0.769
	Stacy, Michelle	F5/ Shark Shooters	10	3	0.769
31	Arnold, Jimmy	D5/ Reload	9	3	0.750
	Gylfason, Thorbjorn	F6/ Rippin Darts	9	3	0.750
	McMillan, Evan	G3/ The Rock Bottoms	9	3	0.750
	McNamara, Ken	G4/ We're Sexy & We Throv	9	3	0.750
	Cusher, Dean	A2/ The Bullies	6	2	0.750
	Venable, Mike	B1/ Darty Minds	6	2	0.750
	Beaudoin, Paul	C4/ Double In Stumble Out	6	2	0.750
	Romanchek, David	C3/ Nine Lives	6	2	0.750
	Scott, Lee	C1/ Dysfunctional Outlaws	6	2	0.750
	Cody, Mike	E3/ Irish Ton	6	2	0.750
	Talbot, Chris	E6/ Ton 80 Proof	6	2	0.750
	Zuttel, Paul	E6/ Ton 80 Proof	6	2	0.750
	Mincey, Chris	F4/ Bangin The Wire	6	2	0.750
	Jones, Tre	G6/ Killer Dee's	6	2	0.750
45	Powell, Lee	B7/ Show Me Your Tips	11	4	0.733
46	Bushman, Brad	B7/ Show Me Your Tips	8	3	0.727
	Massengill, Randy	B1/ Darty Minds	8	3	0.727
	Lueneburg, Randy	C6/ Off Constantly-Reboot	8	3	0.727
	Bathurst, Ryan	F8/ Liquor Possee	8	3	0.727
	Carter, Danny	F1/ That's What She Said	8	3	0.727
	Ferraro, Kimberly	G2/ Nein Mark	8	3	0.727
52	Stoy, Carson	B5/ Dart Attack	10	4	0.714
	Keim, Roger	F2/ Sofa Kings	10	4	0.714
	Stewart, Pete	B1/ Darty Minds	5	2	0.714
	Rodgers, Trey	C4/ Double In Stumble Out	5	2	0.714
	Schaefer, Michael	E2/ Sharky's Machine	5	2	0.714
57	Jones, Grey	A3/ Liver Alliance	7	3	0.700
	Clark, Dan	C1/ Dysfunctional Outlaws	7	3	0.700
	Eastmead, Phillip	C4/ Double In Stumble Out	7	3	0.700
	Krestalude, Andy	D7/ Hump Day!	7	3	0.700
	Barnes, Will	E1/ Red-eye Rangers	7	3	0.700
	Amos, Terron	G1/ The Neighborhood Dart	7	3	0.700
	Jones, Mike	G4/ We're Sexy & We Throv	7	3	0.700
	Millham, Mark	G1/ The Neighborhood Dart	7	3	0.700
65	Helton, Dakota	F6/ Rippin Darts	9	4	0.692

Fall 2023 RDL Top Singles, Doubles Win Percentages (League-wide) (FINAL!)

(There are no missing statistics, as all scoresheets from the entire season have been received.) (Game minimums required for these listings: 15 for teams G5; 16 for all other G teams, and all A/C/D/E teams; 18 for team B1; 19 for all other B teams, and all F teams)

	Singles Win Percentage		W	L	%-age
1	Phillips, Robbie	A1/ Ring of Elements	20	0	1.000
2	Bunn, Tim	D7/ Hump Day!	22	2	0.917
	Swepson, Jerrell	G1/ The Neighborhood Dart K	22	2	0.917
	Updyke, Gerald	G2/ Nein Mark	22	2	0.917
5	Brown, Matt	A2/ The Bullies	16	2	0.889
6	Smith, Allen	A1/ Ring of Elements	14	2	0.875
	Baldwin, Randy	D7/ Hump Day!	14	2	0.875
8	Gaulthier, Kyle	A3/ Liver Alliance	19	3	0.864
	Butters, Kent	C4/ Double In Stumble Out	19	3	0.864
	Eastmead, Phillip	C4/ Double In Stumble Out	19	3	0.864
	Carter, Danny	F1/ That's What She Said	19	3	0.864
12	McMillan, Evan	G3/ The Rock Bottoms	20	4	0.833
13	Allison, Frank	E2/ Sharky's Machine	14	3	0.824
14	Heath, John	G2/ Nein Mark	18	4	0.818
15	Millius, Mike	F3/ Dart Side of the Moon	22	5	0.815
16	Foushee, Kevin	A2/ The Bullies	13	3	0.813
	Phillips, Stevie	A1/ Ring of Elements	13	3	0.813
18	Beaird, Tommy	D3/ DD-214	17	4	0.810
19	Stewart, Pete	B1/ Darty Minds	14	4	0.778
20	Massengill, Chad	A1/ Ring of Elements	17	5	0.773
	Ginger, Chuck	B2/ Raging Bulls Eyes	17	5	0.773
	Price, Brady	D2/ Menace 2 Sobriety	17	5	0.773
	Amarante, John	F7/ Runs with Corks	17	5	0.773
24	Tan, Wil	A1/ Ring of Elements	13	4	0.765
25	Martin, Pat	B1/ Darty Minds	19	6	0.760
26	Fleener, Michael	F7/ Runs with Corks	22	7	0.759
27	Stoy, Carson	B5/ Dart Attack	21	7	0.750
	Barnes, Adam	F8/ Liquor Possee	18	6	0.750
	Ehrmann, Rob	G6/ Killer Dee's	15	5	0.750
	Beaudoin, Paul	C4/ Double In Stumble Out	12	4	0.750
31	Merkle, Patrick	B3/ Trips Are For Kids	17	6	0.739
32	O'Toole, Mike	B2/ Raging Bulls Eyes	14	5	0.737
	McQueen, Jamie	C4/ Double In Stumble Out	14	5	0.737
	White, Jim	C7/ One Armed Bandits	14	5	0.737
35	Jones, Jimmie	A2/ The Bullies	16	6	0.727
	Morgan, Larry	B2/ Raging Bulls Eyes	16	6	0.727
	Rudy, Jeff	C7/ One Armed Bandits	16	6	0.727
38	Cominole, Jeremy	E3/ Irish Ton	13	5	0.722
39	Palmer, Matt	B6/ Iceman's	18	7	0.720
40	McDonald, Chase	F6/ Rippin Darts	20	8	0.714
	Hartley, Bryan	E7/ Village Idiots	15	6	0.714
42	Finney, Dave	A4/ Lunatic Fringe	17	7	0.708
	Arnold, Jimmy	D5/ Reload	17	7	0.708
	Blake, Rick	E6/ Ton 80 Proof	17	7	0.708
45	Guenther, George	D3/ DD-214	12	5	0.706
	Borgia, Pete	E2/ Sharky's Machine	12	5	0.706
	Crabtree, Reagan	G3/ The Rock Bottoms	12	5	0.706
48	Keim, Roger	F2/ Sofa Kings	19	8	0.704
49	Gibson, Pat	A2/ The Bullies	14	6	0.700
	Gardner, Mike	D5/ Reload	14	6	0.700
	Bathurst, Ryan	F8/ Liquor Possee	14	6	0.700
52	Rowe, Dan	E7/ Village Idiots	16	7	0.696
53	Blanes, Silver	F8/ Liquor Possee	18	8	0.692
54	Krestalude, Andy	D7/ Hump Day!	13	6	0.684
55	Mozzetti, Tim	A4/ Lunatic Fringe	15	7	0.682
	Bushman, Brad	B7/ Show Me Your Tips	15	7	0.682
	Gallagher, Jim	B4/ Double In, Uber Out	15	7	0.682
	Moody, Chris	F7/ Runs with Corks	15	7	0.682
	Amos, Terron	G1/ The Neighborhood Dart K	15	7	0.682
	Deason, Michael	G7/ 21 Dart Salute	15	7	0.682
61	Joyal, Paul	B7/ Show Me Your Tips	17	8	0.680
	McNamara, Ken	G4/ We're Sexy & We Throw	17	8	0.680
63	Wood, Connor	F6/ Rippin Darts	19	9	0.679
64	(eight tied - 1 in A, 1 in B, 2 in C, 1 in D, 2 in E, 1 in F)				0.667

	Doubles Win Percentage		W	L	%-age
1	Massengill, Chad	A1/ Ring of Elements	21	1	0.955
2	Schaefer, John	E2/ Sharky's Machine	18	1	0.947
3	Phillips, Robbie	A1/ Ring of Elements	18	2	0.900
4	Phillips, Stevie	A1/ Ring of Elements	14	2	0.875
	Smith, Allen	A1/ Ring of Elements	14	2	0.875
6	Gibson, Pat	A2/ The Bullies	17	3	0.850
	Johnson, Michael	A2/ The Bullies	17	3	0.850
	Persson, Kenny	A1/ Ring of Elements	17	3	0.850
9	Sweet, Phyllis	F7/ Runs with Corks	16	3	0.842
10	Brown, Matt	A2/ The Bullies	15	3	0.833
11	Jones, Jimmie	A2/ The Bullies	18	4	0.818
12	Updyke, Gerald	G2/ Nein Mark	17	4	0.810
13	Stewart, Kevin	D1/ Shooter McGavin	19	5	0.792
14	Borgia, Pete	E2/ Sharky's Machine	15	4	0.789
	Powell, Mark	E1/ Red-eye Rangers	15	4	0.789
16	Blanes, Silver	F8/ Liquor Possee	18	5	0.783
17	Stoy, Carson	B5/ Dart Attack	21	6	0.778
	Murray, Shane	C1/ Dysfunctional Outlaws	14	4	0.778
	Barrett, Darren	E2/ Sharky's Machine	14	4	0.778
20	Carter, Danny	F1/ That's What She Said	17	5	0.773
21	Powell, Lee	B7/ Show Me Your Tips	23	7	0.767
22	Tan, Wil	A1/ Ring of Elements	13	4	0.765
	Allison, Frank	E2/ Sharky's Machine	13	4	0.765
24	Eastmead, Phillip	C4/ Double In Stumble Out	16	5	0.762
	Krestalude, Andy	D7/ Hump Day!	16	5	0.762
	Price, Brady	D2/ Menace 2 Sobriety	16	5	0.762
27	McNamara, Ken	G4/ We're Sexy & We Throw	18	6	0.750
	Cusher, Dean	A2/ The Bullies	12	4	0.750
29	Toolan, Chris	D1/ Shooter McGavin	17	6	0.739
30	Nuemeister, K.J.	B2/ Raging Bulls Eyes	19	7	0.731
31	Bushman, Brad	B7/ Show Me Your Tips	16	6	0.727
	Robinson, Mike	C2/ Darty Sanchez	16	6	0.727
33	Foushee, Kevin	A2/ The Bullies	13	5	0.722
34	Keim, Roger	F2/ Sofa Kings	20	8	0.714
	Bathurst, Ryan	F8/ Liquor Possee	15	6	0.714
36	Wojciechowski, Brade	F2/ Sofa Kings	17	7	0.708
37	Horton, Tony	B1/ Darty Minds	14	6	0.700
	Venable, Mike	B1/ Darty Minds	14	6	0.700
39	Hartley, Bryan	E7/ Village Idiots	16	7	0.696
	Moody, Chris	F7/ Runs with Corks	16	7	0.696
	Ferraro, Kimberly	G2/ Nein Mark	16	7	0.696
42	Zuttel, Paul	E6/ Ton 80 Proof	11	5	0.688
43	Beaird, Tommy	D3/ DD-214	15	7	0.682
	Dehnel, Sebastian	E6/ Ton 80 Proof	15	7	0.682
45	Ridgway, Matt	B3/ Trips Are For Kids	17	8	0.680
	Copple, Matthew	C3/ Nine Lives	17	8	0.680
47	Blake, Terry	B7/ Show Me Your Tips	18	9	0.667
	Joyal, Paul	B7/ Show Me Your Tips	18	9	0.667
	Jones, Mike	B5/ Dart Attack	16	8	0.667
	Arnold, Jimmy	D5/ Reload	16	8	0.667
	Kirkpatrick, Scott	E1/ Red-eye Rangers	16	8	0.667
	Knott, Ryan	D1/ Shooter McGavin	14	7	0.667
	Amos, Terron	G1/ The Neighborhood Dart K	14	7	0.667
	Jones, Mike	G4/ We're Sexy & We Throw	14	7	0.667
55	Campbell, Aaron	F2/ Sofa Kings	17	9	0.654
56	Bunn, Tim	D7/ Hump Day!	15	8	0.652
	McMillan, Evan	G3/ The Rock Bottoms	15	8	0.652
58	Additon, Chris	G2/ Nein Mark	13	7	0.650
59	Beaudoin, Paul	C4/ Double In Stumble Out	11	6	0.647
	Millham, Mark	G1/ The Neighborhood Dart K	11	6	0.647
61	Gaulthier, Kyle	A3/ Liver Alliance	14	8	0.636
	Olson, Kevin	C6/ Off Constantly-Reboot	14	8	0.636
63	Kunesh, Joe	E1/ Red-eye Rangers	12	7	0.632
64	(two tied - 1 in F, 1 in G)		15	9	0.625
	(one tied - in C)		10	6	0.625

Fall 2023 RDL Top Singles+Doubles Win %-ages, All-Star Point Aves. (League-wide) (FINAL!)

(There are no missing statistics, as all scoresheets from the entire season have been received.) (Game minimums required for these listings: 30 for teams G5; 32 for all other G teams, and all A/C/D/E teams; 35 for team B1; 37 for all other B teams, and all F teams)

	Singles+Doubles Win Percentages		W	L	%-age
1	Phillips, Robbie	A1/ Ring of Elements	38	2	0.950
2	Smith, Allen	A1/ Ring of Elements	28	4	0.875
3	Updyke, Gerald	G2/ Nein Mark	39	6	0.867
4	Massengill, Chad	A1/ Ring of Elements	38	6	0.864
5	Brown, Matt	A2/ The Bullies	31	5	0.861
6	Phillips, Stevie	A1/ Ring of Elements	27	5	0.844
7	Carter, Danny	F1/ That's What She Said	36	8	0.818
8	Eastmead, Phillip	C4/ Double In Stumble Out	35	8	0.814
9	Schaefer, John	E2/ Sharky's Machine	32	8	0.800
10	Allison, Frank	E2/ Sharky's Machine	27	7	0.794
11	Bunn, Tim	D7/ Hump Day!	37	10	0.787
12	Gibson, Pat	A2/ The Bullies	31	9	0.775
13	Jones, Jimmie	A2/ The Bullies	34	10	0.773
14	Price, Brady	D2/ Menace 2 Sobriety	33	10	0.767
15	Swepson, Jerrell	G1/ The Neighborhood Dart K	36	11	0.766
16	Foushee, Kevin	A2/ The Bullies	26	8	0.765
	Tan, Wil	A1/ Ring of Elements	26	8	0.765
18	Stoy, Carson	B5/ Dart Attack	42	13	0.764
19	Persson, Kenny	A1/ Ring of Elements	31	10	0.756
20	Gaulthier, Kyle	A3/ Liver Alliance	33	11	0.750
	Borgia, Pete	E2/ Sharky's Machine	27	9	0.750
22	McMillan, Evan	G3/ The Rock Bottoms	35	12	0.745
23	Johnson, Michael	A2/ The Bullies	32	11	0.744
	Butters, Kent	C4/ Double In Stumble Out	32	11	0.744
	Beaird, Tommy	D3/ DD-214	32	11	0.744
26	Blanes, Silver	F8/ Liquor Possee	36	13	0.735
27	Krestalude, Andy	D7/ Hump Day!	29	11	0.725
28	Murray, Shane	C1/ Dysfunctional Outlaws	26	10	0.722
29	McNamara, Ken	G4/ We're Sexy & We Throw	35	14	0.714
30	Millius, Mike	F3/ Dart Side of the Moon	37	15	0.712
31	Keim, Roger	F2/ Sofa Kings	39	16	0.709
32	Bathurst, Ryan	F8/ Liquor Possee	29	12	0.707
33	Bushman, Brad	B7/ Show Me Your Tips	31	13	0.705
	Hartley, Bryan	E7/ Village Idiots	31	13	0.705
35	Nuemeister, K.J.	B2/ Raging Bulls Eyes	35	15	0.700
36	Martin, Pat	B1/ Darty Minds	30	13	0.698
37	Beaudoin, Paul	C4/ Double In Stumble Out	23	10	0.697
38	Toolan, Chris	D1/ Shooter McGavin	31	14	0.689
	Moody, Chris	F7/ Runs with Corks	31	14	0.689
40	Arnold, Jimmy	D5/ Reload	33	15	0.688
41	Powell, Mark	E1/ Red-eye Rangers	28	13	0.683
42	Robinson, Mike	C2/ Darty Sanchez	30	14	0.682
43	Barnes, Adam	F8/ Liquor Possee	32	15	0.681
44	Rudy, Jeff	C7/ One Armed Bandits	29	14	0.674
	Amos, Terron	G1/ The Neighborhood Dart K	29	14	0.674
46	Joyal, Paul	B7/ Show Me Your Tips	35	17	0.673
47	O'Toole, Mike	B2/ Raging Bulls Eyes	26	13	0.667
	Sweet, Phyllis	F7/ Runs with Corks	26	13	0.667
49	Powell, Lee	B7/ Show Me Your Tips	39	20	0.661
50	Merkle, Patrick	B3/ Trips Are For Kids	31	16	0.660
	Copple, Matthew	C3/ Nine Lives	31	16	0.660
	Kirkpatrick, Scott	E1/ Red-eye Rangers	31	16	0.660
53	Dehnel, Sebastian	E6/ Ton 80 Proof	29	15	0.659
	Jones, Mike	G4/ We're Sexy & We Throw	29	15	0.659
55	McQueen, Jamie	C4/ Double In Stumble Out	27	14	0.659
	Heath, John	G2/ Nein Mark	27	14	0.659
57	Crabtree, Reagan	G3/ The Rock Bottoms	23	12	0.657
58	Finney, Dave	A4/ Lunatic Fringe	30	16	0.652
59	Gallagher, Jim	B4/ Double In, Uber Out	28	15	0.651
60	Barrett, Darren	E2/ Sharky's Machine	24	13	0.649
61	Fleener, Michael	F7/ Runs with Corks	33	18	0.647
62	Stewart, Kevin	D1/ Shooter McGavin	29	16	0.644
63	White, Jim	C7/ One Armed Bandits	25	14	0.641
64	Ridgway, Matt	B3/ Trips Are For Kids	32	18	0.640
	Musil, Dylan	F3/ Dart Side of the Moon	32	18	0.640

	All-Star Point Averages		ASP	TGP	Ave.
1	Phillips, Robbie	A1/ Ring of Elements	108.0	40	2.700
2	Gibson, Pat	A2/ The Bullies	90.5	40	2.263
3	Phillips, Stevie	A1/ Ring of Elements	67.5	32	2.109
4	Massengill, Chad	A1/ Ring of Elements	80.5	44	1.830
5	Jones, Jimmie	A2/ The Bullies	80.0	44	1.818
6	Gaulthier, Kyle	A3/ Liver Alliance	75.0	44	1.705
7	Vaughan, Aaron	A3/ Liver Alliance	53.5	32	1.672
8	Mitchell, Sid	A4/ Lunatic Fringe	64.0	45	1.422
9	Finney, Dave	A4/ Lunatic Fringe	58.5	46	1.272
10	Foushee, Kevin	A2/ The Bullies	41.5	34	1.221
11	Palmer, Matt	B6/ Iceman's	59.5	51	1.167
12	Murray, Shane	C1/ Dysfunctional Outlaws	40.5	36	1.125
	Smith, Allen	A1/ Ring of Elements	36.0	32	1.125
14	Tan, Wil	A1/ Ring of Elements	38.0	34	1.118
15	Chalmers, Alan	B5/ Dart Attack	53.0	48	1.104
16	Mozzetti, Tim	A4/ Lunatic Fringe	48.5	44	1.102
17	Bushman, Brad	B7/ Show Me Your Tips	48.0	44	1.091
18	Gallagher, Jim	B4/ Double In, Uber Out	46.0	43	1.070
19	Robinson, Mike	C2/ Darty Sanchez	47.0	44	1.068
20	Persson, Kenny	A1/ Ring of Elements	43.0	41	1.049
21	Gibbs, Keith	A5/ Consistently Inconsistent	45.0	43	1.047
22	Klann, Eric	A4/ Lunatic Fringe	40.5	39	1.038
23	Ridgway, Matt	B3/ Trips Are For Kids	50.0	50	1.000
	Merkle, Patrick	B3/ Trips Are For Kids	47.0	47	1.000
25	Brown, Matt	A2/ The Bullies	35.5	36	0.986
26	Ginger, Chuck	B2/ Raging Bulls Eyes	39.5	41	0.963
27	Reitano, Sal	B1/ Darty Minds	35.5	37	0.959
28	Bakowski, Adam	A4/ Lunatic Fringe	33.5	35	0.957
29	Bunn, Tim	D7/ Hump Day!	44.5	47	0.947
30	Johnson, Michael	A2/ The Bullies	40.5	43	0.942
31	Sautter, Scott	D1/ Shooter McGavin	30.5	33	0.924
32	Wilson, Matt	A7/ Put It on Matt's Tab	42.5	46	0.924
33	O'Toole, Mike	B2/ Raging Bulls Eyes	36.0	39	0.923
34	Bruemmer, Wes	B8/ Trippin Bulls	36.5	40	0.913
35	Bowman, Merrill	B5/ Dart Attack	40.5	45	0.900
36	Bialaszewski, Rich	B7/ Show Me Your Tips	40.0	45	0.889
37	Jones, Mike	B5/ Dart Attack	42.5	48	0.885
38	Jones, Grey	A3/ Liver Alliance	38.0	43	0.884
39	Beaird, Tommy	D3/ DD-214	37.5	43	0.872
40	McNamara, Tim	A5/ Consistently Inconsistent	38.5	45	0.856
41	Horton, Tony	B1/ Darty Minds	34.5	41	0.841
42	Swepson, Jerrell	G1/ The Neighborhood Dart K	39.5	47	0.840
43	Stoy, Carson	B5/ Dart Attack	46.0	55	0.836
44	Eason, Joel	A4/ Lunatic Fringe	34.0	41	0.829
45	Butters, Kent	C4/ Double In Stumble Out	35.5	43	0.826
46	Samaluk, Somchai	D6/ Bad Mutha Duckas	39.5	48	0.823
47	Jones, Dustin	D5/ Reload	36.0	44	0.818
48	Massengill, Randy	B1/ Darty Minds	37.5	46	0.815
	Tant, J.J.	C1/ Dysfunctional Outlaws	37.5	46	0.815
50	Eastmead, Phillip	C4/ Double In Stumble Out	35.0	43	0.814
51	Baldwin, Randy	D7/ Hump Day!	29.0	36	0.806
52	Schaefer, John	E2/ Sharky's Machine	32.0	40	0.800
53	White, Vic	A6/ Why So Serious?	31.5	40	0.788
54	Cole, Mike	A6/ Why So Serious?	37.0	47	0.787
55	Rudy, Jeff	C7/ One Armed Bandits	33.0	43	0.767
56	Moody, Chris	F7/ Runs with Corks	34.0	45	0.756
57	Kerr, Jim	A7/ Put It on Matt's Tab	34.5	46	0.750
	Grubb, Ed	A5/ Consistently Inconsistent	31.5	42	0.750
59	Azevedo, Angelo	C6/ Off Constantly-Reboot	29.5	40	0.738
60	Joyal, Paul	B7/ Show Me Your Tips	37.5	52	0.721
61	Ehrmann, Rob	G6/ Killer Dee's	29.5	41	0.720
62	Millius, Mike	F3/ Dart Side of the Moon	37.0	52	0.712
63	Raquet, Mike	B7/ Show Me Your Tips	32.0	45	0.711
64	Fischlein, Kris	A3/ Liver Alliance	24.0	34	0.706
65	Carter, Danny	F1/ That's What She Said	31.0	44	0.705

Fall 2023 RDL Singles, Doubles Win Percentages (by team) (FINAL!)

(All statistics are included, as there were no missing scoresheets this season)

Singles Win Percentages

		W	L	%-age
1	A1/ Ring of Elements	107	37	0.743
2	A2/ The Bullies	104	40	0.722
3	C4/ Double In Stumble Out	98	46	0.681
4	B2/ Raging Bulls Eyes	108	60	0.643
5	D7/ Hump Day!	91	53	0.632
	E6/ Ton 80 Proof	91	53	0.632
7	G2/ Nein Mark	86	58	0.597
8	F8/ Liquor Possee	100	68	0.595
9	G1/ The Neighborhood Dart Knigh	85	59	0.590
10	B7/ Show Me Your Tips	97	71	0.577
	F7/ Runs with Corks	97	71	0.577
12	B1/ Darty Minds	90	66	0.577
13	C3/ Nine Lives	83	61	0.576
	E2/ Sharky's Machine	83	61	0.576
15	A4/ Lunatic Fringe	82	62	0.569
16	G3/ The Rock Bottoms	81	63	0.563
17	F3/ Dart Side of the Moon	91	77	0.542
	F6/ Rippin Darts	91	77	0.542
	D2/ Menace 2 Sobriety	78	66	0.542
20	G4/ We're Sexy & We Throw It	73	71	0.507
21	B5/ Dart Attack	85	83	0.506
22	A3/ Liver Alliance	72	72	0.500
	D5/ Reload	72	72	0.500
	E1/ Red-eye Rangers	72	72	0.500
	E7/ Village Idiots	72	72	0.500
26	C7/ One Armed Bandits	71	73	0.493
	D3/ DD-214	71	73	0.493
	E4/ Death Throw	71	73	0.493
	G6/ Killer Dee's	71	73	0.493
30	C2/ Darty Sanchez	70	74	0.486
31	C1/ Dysfunctional Outlaws	69	75	0.479
32	F5/ Shark Shooters	78	90	0.464
33	B4/ Double In, Uber Out	72	84	0.462
34	D1/ Shooter McGavin	66	78	0.458
35	C6/ Off Constantly-Reboot	64	80	0.444
	D6/ Bad Mutha Duckas	64	80	0.444
37	F4/ Bangin The Wire	73	95	0.435
38	B6/ Iceman's	72	96	0.429
	F1/ That's What She Said	72	96	0.429
40	D4/ Cheap Shots	61	83	0.424
41	B3/ Trips Are For Kids	71	97	0.423
42	F2/ Sofa Kings	70	98	0.417
43	E3/ Irish Ton	58	86	0.403
44	E5/ Y.N.T.A.	57	87	0.396
45	B8/ Trippin Bulls	65	103	0.387
46	G5/ Triple Shot	51	81	0.386
47	A6/ Why So Serious?	52	92	0.361
48	G7/ 21 Dart Salute	45	87	0.341
49	C5/ Rif Raf	49	95	0.340
50	A7/ Put It on Matt's Tab	48	96	0.333
51	A5/ Consistently Inconsistent	39	105	0.271

Doubles Win Percentages

		W	L	%-age
1	A1/ Ring of Elements	62	10	0.861
2	A2/ The Bullies	58	14	0.806
3	C4/ Double In Stumble Out	47	25	0.653
	E2/ Sharky's Machine	47	25	0.653
5	B7/ Show Me Your Tips	54	30	0.643
6	G2/ Nein Mark	45	27	0.625
	G4/ We're Sexy & We Throw It	45	27	0.625
8	D1/ Shooter McGavin	44	28	0.611
	E1/ Red-eye Rangers	44	28	0.611
10	B1/ Darty Minds	46	32	0.590
11	D7/ Hump Day!	41	31	0.569
12	G1/ The Neighborhood Dart Knigh	40	32	0.556
13	B2/ Raging Bulls Eyes	46	38	0.548
	B5/ Dart Attack	46	38	0.548
15	C1/ Dysfunctional Outlaws	39	33	0.542
	C2/ Darty Sanchez	39	33	0.542
	D2/ Menace 2 Sobriety	39	33	0.542
18	F2/ Sofa Kings	45	39	0.536
	F3/ Dart Side of the Moon	45	39	0.536
20	D5/ Reload	38	34	0.528
	E7/ Village Idiots	38	34	0.528
	G3/ The Rock Bottoms	38	34	0.528
23	F7/ Runs with Corks	44	40	0.524
	F8/ Liquor Possee	44	40	0.524
25	A4/ Lunatic Fringe	37	35	0.514
26	F6/ Rippin Darts	42	42	0.500
	C7/ One Armed Bandits	36	36	0.500
	G6/ Killer Dee's	36	36	0.500
29	C3/ Nine Lives	35	37	0.486
30	F4/ Bangin The Wire	40	44	0.476
31	A3/ Liver Alliance	34	38	0.472
	D3/ DD-214	34	38	0.472
	E6/ Ton 80 Proof	34	38	0.472
34	B4/ Double In, Uber Out	36	42	0.462
35	E3/ Irish Ton	33	39	0.458
	E4/ Death Throw	33	39	0.458
37	B6/ Iceman's	38	46	0.452
	F1/ That's What She Said	38	46	0.452
	F5/ Shark Shooters	38	46	0.452
40	D6/ Bad Mutha Duckas	32	40	0.444
41	B3/ Trips Are For Kids	37	47	0.440
42	C6/ Off Constantly-Reboot	30	42	0.417
43	C5/ Rif Raf	26	46	0.361
44	D4/ Cheap Shots	24	48	0.333
	G5/ Triple Shot	22	44	0.333
46	B8/ Trippin Bulls	27	57	0.321
47	E5/ Y.N.T.A.	23	49	0.319
48	G7/ 21 Dart Salute	20	46	0.303
49	A5/ Consistently Inconsistent	21	51	0.292
	A6/ Why So Serious?	21	51	0.292
51	A7/ Put It on Matt's Tab	19	53	0.264

Fall 2023 RDL Singles+Doubles Win %-ages, All-Star Point Aves. (by team) (FINAL!)

(All statistics are included, as there were no missing scoresheets this season)

Singles+Doubles Win Percentages

		W	L	%-age
1	A1/ Ring of Elements	231	57	0.802
2	A2/ The Bullies	220	68	0.764
3	C4/ Double In Stumble Out	192	96	0.667
4	E2/ Sharky's Machine	177	111	0.615
5	G2/ Nein Mark	176	112	0.611
6	B7/ Show Me Your Tips	205	131	0.610
7	D7/ Hump Day!	173	115	0.601
8	B2/ Raging Bulls Eyes	200	136	0.595
9	B1/ Darty Minds	182	130	0.583
10	G1/ The Neighborhood Dart Knigh	165	123	0.573
11	G4/ We're Sexy & We Throw It	163	125	0.566
12	F8/ Liquor Possee	188	148	0.560
13	E1/ Red-eye Rangers	160	128	0.556
14	E6/ Ton 80 Proof	159	129	0.552
15	F7/ Runs with Corks	185	151	0.551
16	G3/ The Rock Bottoms	157	131	0.545
17	A4/ Lunatic Fringe	156	132	0.542
	D2/ Menace 2 Sobriety	156	132	0.542
19	F3/ Dart Side of the Moon	181	155	0.539
20	D1/ Shooter McGavin	154	134	0.535
21	C3/ Nine Lives	153	135	0.531
22	B5/ Dart Attack	177	159	0.527
23	F6/ Rippin Darts	175	161	0.521
24	C2/ Darty Sanchez	148	140	0.514
	D5/ Reload	148	140	0.514
	E7/ Village Idiots	148	140	0.514
27	C1/ Dysfunctional Outlaws	147	141	0.510
28	C7/ One Armed Bandits	143	145	0.497
	G6/ Killer Dee's	143	145	0.497
30	A3/ Liver Alliance	140	148	0.486
31	D3/ DD-214	139	149	0.483
32	F2/ Sofa Kings	160	176	0.476
33	E4/ Death Throw	137	151	0.476
34	B4/ Double In, Uber Out	144	168	0.462
35	F5/ Shark Shooters	154	182	0.458
36	F4/ Bangin The Wire	153	183	0.455
37	D6/ Bad Mutha Duckas	128	160	0.444
38	B6/ Iceman's	148	188	0.440
	F1/ That's What She Said	148	188	0.440
40	B3/ Trips Are For Kids	145	191	0.432
41	C6/ Off Constantly-Reboot	124	164	0.431
	E3/ Irish Ton	124	164	0.431
43	D4/ Cheap Shots	109	179	0.378
44	G5/ Triple Shot	95	169	0.360
45	E5/ Y.N.T.A.	103	185	0.358
46	B8/ Trippin Bulls	119	217	0.354
47	C5/ Rif Raf	101	187	0.351
48	A6/ Why So Serious?	94	194	0.326
49	G7/ 21 Dart Salute	85	179	0.322
50	A7/ Put It on Matt's Tab	86	202	0.299
51	A5/ Consistently Inconsistent	81	207	0.281

All-Star Point Averages

		ASP	TGP	Ave.
1	A1/ Ring of Elements	442.5	288	1.536
2	A2/ The Bullies	412.0	288	1.431
3	A4/ Lunatic Fringe	301.0	288	1.045
4	A3/ Liver Alliance	276.5	288	0.960
5	B5/ Dart Attack	253.5	336	0.754
6	B7/ Show Me Your Tips	235.5	336	0.701
7	B2/ Raging Bulls Eyes	226.0	336	0.673
8	B1/ Darty Minds	206.0	312	0.660
9	A7/ Put It on Matt's Tab	187.5	288	0.651
10	A5/ Consistently Inconsistent	183.5	288	0.637
11	A6/ Why So Serious?	179.5	288	0.623
12	C1/ Dysfunctional Outlaws	170.0	288	0.590
13	C4/ Double In Stumble Out	168.0	288	0.583
14	B6/ Iceman's	189.5	336	0.564
15	C2/ Darty Sanchez	160.0	288	0.556
16	D7/ Hump Day!	156.5	288	0.543
17	B3/ Trips Are For Kids	178.0	336	0.530
18	B4/ Double In, Uber Out	165.0	312	0.529
19	B8/ Trippin Bulls	171.0	336	0.509
20	D1/ Shooter McGavin	140.0	288	0.486
21	D2/ Menace 2 Sobriety	139.0	288	0.483
22	D5/ Reload	137.5	288	0.477
23	E7/ Village Idiots	135.0	288	0.469
24	C6/ Off Constantly-Reboot	132.5	288	0.460
25	F8/ Liquor Possee	149.5	336	0.445
26	D3/ DD-214	127.5	288	0.443
27	F3/ Dart Side of the Moon	148.0	336	0.440
28	C3/ Nine Lives	125.5	288	0.436
29	C7/ One Armed Bandits	125.0	288	0.434
30	E2/ Sharky's Machine	119.0	288	0.413
31	E6/ Ton 80 Proof	115.5	288	0.401
32	F6/ Rippin Darts	134.5	336	0.400
33	F7/ Runs with Corks	134.0	336	0.399
34	G1/ The Neighborhood Dart Knigh	111.5	288	0.387
35	F4/ Bangin The Wire	127.0	336	0.378
36	C5/ Rif Raf	108.0	288	0.375
37	F2/ Sofa Kings	124.0	336	0.369
38	D6/ Bad Mutha Duckas	106.0	288	0.368
39	E1/ Red-eye Rangers	102.0	288	0.354
	G2/ Nein Mark	102.0	288	0.354
41	D4/ Cheap Shots	98.0	288	0.340
42	G3/ The Rock Bottoms	97.0	288	0.337
43	F1/ That's What She Said	109.5	336	0.326
44	F5/ Shark Shooters	106.5	336	0.317
45	E3/ Irish Ton	85.0	288	0.295
46	E4/ Death Throw	84.0	288	0.292
47	G4/ We're Sexy & We Throw It	83.5	288	0.290
48	G6/ Killer Dee's	79.5	288	0.276
49	E5/ Y.N.T.A.	67.0	288	0.233
50	G5/ Triple Shot	60.5	264	0.229
51	G7/ 21 Dart Salute	58.0	264	0.220

		Singles	301	Singles	Cricket	Singles	Record	Singles Win %-age	Doubles	Cricket	Doubles	501	Doubles	Record	Doubles Win %-age	Sngls + Dbls	Record	Sngls + Dbls Win %-age	Tiebreaker Ws	Tiebreaker Ls	All-Star Points	Games Played	All-Star Point Average	Matches Played
A1/ Ring of Elements		53	19	54	18	107	37	0.743	31	5	31	5	62	10	0.861	231	57	0.802	0	7	442.5	288	1.536	
A 10	Kilts, Jason	0	2	0	0	0	2	0.000	0	0	2	0	2	0	1.000	2	2	0.500	0	0	1.0	4	0.250	4
A 11	Brown, Tom	4	2	2	3	6	5	0.545	5	0	4	0	9	0	1.000	15	5	0.750	0	1	20.5	20	1.025	6
A 12	Jacobi, Paul	1	0	0	3	1	3	0.250	4	1	4	1	8	2	0.800	9	5	0.643	0	0	7.5	14	0.536	7
A 13	Massengill, Chad	7	4	10	1	17	5	0.773	11	0	10	1	21	1	0.955	38	6	0.864	0	1	80.5	44	1.830	11
A 14	Minty, Ross	4	3	5	3	9	6	0.600	4	2	4	2	8	4	0.667	17	10	0.630	0	1	40.5	27	1.500	8
A 15	Persson, Kenny	7	4	7	3	14	7	0.667	8	2	9	1	17	3	0.850	31	10	0.756	0	1	43.0	41	1.049	11
A 16	Phillips, Robbie	10	0	10	0	20	0	1.000	9	1	9	1	18	2	0.900	38	2	0.950	0	0	108.0	40	2.700	10
A 17	Phillips, Stevie	6	2	7	1	13	3	0.813	7	1	7	1	14	2	0.875	27	5	0.844	0	1	67.5	32	2.109	8
A 18	Smith, Allen	9	0	5	2	14	2	0.875	7	0	7	2	14	2	0.875	28	4	0.875	0	1	36.0	32	1.125	9
A 19	Tan, Wil	5	2	8	2	13	4	0.765	7	3	6	1	13	4	0.765	26	8	0.765	0	1	38.0	34	1.118	10
A2/ The Bullies		50	22	54	18	104	40	0.722	28	8	30	6	58	14	0.806	220	68	0.764	7	0	412.0	288	1.431	
A 20	Cusher, Dean	5	1	6	2	11	3	0.786	6	2	6	2	12	4	0.750	23	7	0.767	0	0	30.5	30	1.017	8
A 21	Brown, Matt	7	2	9	0	16	2	0.889	7	2	8	1	15	3	0.833	31	5	0.861	1	0	35.5	36	0.986	11
A 22	Denton, Mike	1	3	1	3	2	6	0.250	4	0	3	0	7	0	1.000	9	6	0.600	0	0	18.0	15	1.200	4
A 23	Elder, Craig	2	2	3	0	5	2	0.714	3	1	1	2	4	3	0.571	9	5	0.643	1	0	11.0	14	0.786	4
A 24	Foushee, Kevin	7	1	6	2	13	3	0.813	6	3	7	2	13	5	0.722	26	8	0.765	1	0	41.5	34	1.221	9
A 25	Gibson, Pat	6	4	8	2	14	6	0.700	8	2	9	1	17	3	0.850	31	9	0.775	1	0	90.5	40	2.263	10
A 26	Johnson, Michael	8	4	7	4	15	8	0.652	7	2	10	1	17	3	0.850	32	11	0.744	1	0	40.5	43	0.942	12
A 27	Jones, Jimmie	8	3	8	3	16	6	0.727	9	2	9	2	18	4	0.818	34	10	0.773	1	0	80.0	44	1.818	11
A 28	Naylor, Dan	3	1	2	2	5	3	0.625	3	1	3	1	6	2	0.750	11	5	0.688	1	0	21.0	16	1.313	4
A 29	Spellman, Alex	3	1	4	0	7	1	0.875	3	1	4	0	7	1	0.875	14	2	0.875	0	0	43.5	16	2.719	4
A3/ Liver Alliance		31	41	41	31	72	72	0.500	17	19	17	19	34	38	0.472	140	148	0.486	0	0	276.5	288	0.960	
A 30	Parker, Charles	3	4	0	3	3	7	0.300	2	2	2	7	4	9	0.308	7	16	0.304	0	0	11.0	23	0.478	9
A 31	Keller, Tony	1	6	1	2	2	8	0.200	3	1	1	1	4	2	0.667	6	10	0.375	0	0	6.0	16	0.375	7
A 32	Jones, Grey	3	8	6	5	9	13	0.409	5	6	7	3	12	9	0.571	21	22	0.488	0	0	38.0	43	0.884	11
A 33	Gaulthier, Kyle	8	3	11	0	19	3	0.864	7	4	7	4	14	8	0.636	33	11	0.750	0	0	75.0	44	1.705	11
A 34	Seward, Mike	2	5	3	4	5	9	0.357	2	4	1	5	3	9	0.250	8	18	0.308	0	0	18.5	26	0.712	7
A 35	Fischlein, Kris	4	3	4	6	8	9	0.471	3	6	2	6	5	12	0.294	13	21	0.382	0	0	24.0	34	0.706	10
A 36	Lange, Cody	3	6	7	5	10	11	0.476	6	5	8	4	14	9	0.609	24	20	0.545	0	0	29.5	44	0.670	12
A 37	Vaughan, Aaron	4	4	5	3	9	7	0.563	5	3	4	4	9	7	0.563	18	14	0.563	0	0	53.5	32	1.672	8
A 38	Dillon, Matt	3	2	4	3	7	5	0.583	1	7	2	4	3	11	0.214	10	16	0.385	0	0	21.0	26	0.808	9
A4/ Lunatic Fringe		39	33	43	29	82	62	0.569	21	15	16	20	37	35	0.514	156	132	0.542	0	0	301.0	288	1.045	
A 40	Eason, Joel	5	6	4	4	9	10	0.474	7	5	4	6	11	11	0.500	20	21	0.488	0	0	34.0	41	0.829	12
A 41	Badger, Steve	3	3	2	4	5	7	0.417	2	1	0	5	2	6	0.250	7	13	0.350	0	0	13.0	20	0.650	7
A 42	Bakowski, Adam	2	3	6	4	8	7	0.533	7	3	5	5	12	8	0.600	20	15	0.571	0	0	33.5	35	0.957	11
A 43	Finney, Dave	9	3	8	4	17	7	0.708	7	5	6	4	13	9	0.591	30	16	0.652	0	0	58.5	46	1.272	12
A 44	Klann, Eric	4	6	5	5	9	11	0.450	4	5	4	6	8	11	0.421	17	22	0.436	0	0	40.5	39	1.038	11
A 45	Mitchell, Sid	7	4	8	4	15	8	0.652	6	5	7	4	13	9	0.591	28	17	0.622	0	0	64.0	45	1.422	12
A 46	Mozzetti, Tim "Tex"	6	5	9	2	15	7	0.682	6	4	5	7	11	11	0.500	26	18	0.591	0	0	48.5	44	1.102	12
A 47	Zawrotniak, Joe	3	3	1	2	4	5	0.444	3	2	1	3	4	5	0.444	8	10	0.444	0	0	9.0	18	0.500	7
A5/ Consistently Inconsistent		22	50	17	55	39	105	0.271	7	29	14	22	21	51	0.292	81	207	0.281	0	5	183.5	288	0.637	
A 50	Grubb, Ed	3	7	5	5	8	12	0.400	2	9	5	6	7	15	0.318	15	27	0.357	0	1	31.5	42	0.750	11
A 51	Bass, Joe	3	8	1	10	4	18	0.182	1	10	4	6	5	16	0.238	9	34	0.209	0	1	13.0	43	0.302	11
A 52	McNamara, Tim	3	9	4	7	7	16	0.304	3	8	2	9	5	17	0.227	12	33	0.267	0	1	38.5	45	0.856	11
A 53	Schmaus, Darren	5	7	2	12	7	19	0.269	3	9	4	8	7	17	0.292	14	36	0.280	0	1	21.0	50	0.420	12
A 54	Danias, Tony	2	4	1	5	3	9	0.250	1	5	4	3	5	8	0.385	8	17	0.320	0	0	9.0	25	0.360	6
A 55	Gibbs, Keith	3	8	4	6	7	14	0.333	2	9	2	9	4	18	0.182	11	32	0.256	0	0	45.0	43	1.047	10
A 56	Hall, Mike	3	6	0	9	3	15	0.167	2	7	6	3	8	10	0.444	11	25	0.306	0	0	22.0	36	0.611	9
A 57	Healy, Simon	0	1	0	1	0	2	0.000	0	1	1	0	1	1	0.500	1	3	0.250	0	1	3.5	4	0.875	1
A6/ Why So Serious?		30	42	22	50	52	92	0.361	12	24	9	27	21	51	0.292	94	194	0.326	22	0	179.5	288	0.623	
A 60	Cannizzaro, Anthony	2	2	3	0	5	2	0.714	2	2	2	3	4	5	0.444	9	7	0.563	2	0	12.5	16	0.781	6
A 61	Cole, Mike	7	5	5	7	12	12	0.500	6	6	4	7	10	13	0.435	22	25	0.468	3	0	37.0	47	0.787	12
A 62	Bracco, Michael	4	4	2	7	6	11	0.353	2	6	1	6	3	12	0.200	9	23	0.281	2	0	22.0	32	0.688	9
A 63	Rice, Teddy	3	4	2	8	5	12	0.294	6	4	3	6	9	10	0.474	14	22	0.389	2	0	21.0	36	0.583	10
A 64	Rice, Derek	1	5	3	8	4	13	0.235	3	3	2	9	5	12	0.294	9	25	0.265	3	0	20.0	34	0.588	11
A 65	Havens, Lincoln	4	8	1	8	5	16	0.238	2	9	0	8	2	17	0.105	7	33	0.175	3	0	16.5	40	0.413	12
A 66	Cannizzaro, Tyler	4	4	2	5	6	9	0.400	0	6	2	3	2	9	0.182	8	18	0.308	3	0	13.5	26	0.519	8
A 67	White, Vic	3	7	4	6	7	13	0.350	3	7	2	8	5	15	0.250	12	28	0.300	2	0	31.5	40	0.788	10
A 68	Leonard, Bill	2	3	0	1	2	4	0.333	0	5	2	4	2	9	0.182	4	13	0.235	2	0	5.5	17	0.324	6
A7/ Put It on Matt's Tab		27	45	21	51	48	96	0.333	10	26	9	27	19	53	0.264	86	202	0.299	0	13	187.5	288	0.651	
A 70	Tompkins, Charles	4	8	4	9	8	17	0.320	4	7	3	9	7	16	0.304	15	33	0.313	0	2	28.0	48	0.583	12
A 71	Wilson, Matt	4	7	3	8	7	15	0.318	3	9	2	10	5	19	0.208	12	34	0.261	0	2	42.5	46	0.924	11
A 72	Wilson, Samantha	1	8	3	8	4	16	0.200	2	6	2	8	4	14	0.222	8	30	0.211	0	2	22.0	38	0.579	10
A 73	Kerr, Jim	6	6	4	7	10	13	0.435	6	6	2	9	8	15	0.348	18	28	0.391	0	2	34.5	46	0.750	11
A 74	Al-Hoory, Ahmed	5	5	1	9	6	14	0.300	2	9	4	7	6	16	0.273	12	30	0.286	0	2	24.5	42	0.583	10
A 75	Borgna, Andrew	6	7	5	7	11	14	0.440	2	10	5	7	7	17	0.292	18	31	0.367	0	2	29.0	49	0.592	12
A 76	Pausback, Christian "Budd	0	2	0	2	0	4	0.000	0	2	0	3	0	5	0.000	0	9	0.000	0	0	0.0	9	0.000	3
A 77	Tanner, Dave	1	2	1	1	2	3	0.400	1	3	0	1	1	4	0.200	3	7	0.300	0	1	7.0	10	0.700	4

		Singles		Singles		Singles		Singles Win %-age	Doubles		Doubles		Doubles		Doubles Win %-age	Sngls + Dbls		Sngls + Dbls Win %-age	Tiebreaker Ws	Tiebreaker Ls	All-Star Points	Games Played	All-Star Point Average	Matches Played
			301		Cricket		Record			Cricket		501		Record			Record							
B1/ Darty Minds		43	35	47	31	90	66	0.577	23	16	23	16	46	32	0.590	182	130	0.583	8	0	206.0	312	0.660	
B 10	Jobe, Crawford "C.J."	2	0	4	5	6	5	0.545	7	4	3	5	10	9	0.526	16	14	0.533	1	0	19.0	30	0.633	12
B 11	Foushee, Eugene	4	3	3	7	7	10	0.412	2	4	4	2	6	6	0.500	13	16	0.448	1	0	11.0	29	0.379	12
B 12	Martin, Pat	11	2	8	4	19	6	0.760	5	2	6	5	11	7	0.611	30	13	0.698	1	0	27.5	43	0.640	13
B 13	Reitano, Sal	3	3	6	5	9	8	0.529	5	5	6	4	11	9	0.550	20	17	0.541	1	0	35.5	37	0.959	11
B 14	Horton, Tony	3	7	9	2	12	9	0.571	9	2	5	4	14	6	0.700	26	15	0.634	0	0	34.5	41	0.841	11
B 15	Evans, Mike	0	8	0	0	0	8	0.000	0	0	3	5	3	5	0.375	3	13	0.188	1	0	2.5	16	0.156	8
B 16	Massengill, Randy	7	4	8	4	15	8	0.652	6	6	8	3	14	9	0.609	29	17	0.630	1	0	37.5	46	0.815	12
B 17	Venable, Mike	6	6	2	2	8	8	0.500	8	4	6	2	14	6	0.700	22	14	0.611	1	0	18.5	36	0.514	13
B 18	Stewart, Pete	7	2	7	2	14	4	0.778	4	5	5	2	9	7	0.563	23	11	0.676	1	0	20.0	34	0.588	9
B2/ Raging Bulls Eyes		53	31	55	29	108	60	0.643	24	18	22	20	46	38	0.548	200	136	0.595	0	8	226.0	336	0.673	
B 20	O'Toole, Mike	5	3	9	2	14	5	0.737	6	3	6	5	12	8	0.600	26	13	0.667	0	1	36.0	39	0.923	13
B 21	Butterworth, Dan	7	4	5	2	12	6	0.667	2	7	4	3	6	10	0.375	18	16	0.529	0	1	11.5	34	0.338	11
B 22	Frederick, Karl	1	5	7	4	8	9	0.471	6	5	7	4	13	9	0.591	21	18	0.538	0	1	16.0	39	0.410	12
B 23	Lindsey, Roy	5	3	8	2	13	5	0.722	9	1	4	4	13	5	0.722	26	10	0.722	0	1	42.5	36	1.181	10
B 24	Laskovics, Freddie	0	0	0	0	0	0	---	0	0	0	0	0	0	---	0	0	---	0	0	0.0	0	---	0
B 25	Ellis, E.J.	9	7	2	9	11	16	0.407	3	6	6	7	9	13	0.409	20	29	0.408	0	1	13.5	49	0.276	14
B 26	Morgan, Larry	10	3	6	3	16	6	0.727	5	6	5	8	10	14	0.417	26	20	0.565	0	1	31.5	46	0.685	13
B 27	Ginger, Chuck	8	2	9	3	17	5	0.773	7	4	2	6	9	10	0.474	26	15	0.634	0	1	39.5	41	0.963	12
B 28	Nuemeister, K.J.	8	4	8	4	16	8	0.667	9	4	10	3	19	7	0.731	35	15	0.700	0	1	34.5	50	0.690	13
B 29	Butterworth, Jim	0	0	1	0	1	0	1.000	1	0	0	0	1	0	1.000	2	0	1.000	0	0	1.0	2	0.500	1
B3/ Trips Are For Kids		33	51	38	46	71	97	0.423	17	25	20	22	37	47	0.440	145	191	0.432	0	6	178.0	336	0.530	
B 30	Ridgway, Matt	6	6	9	4	15	10	0.600	9	4	8	4	17	8	0.680	32	18	0.640	0	1	50.0	50	1.000	13
B 31	Merkle, Patrick	7	4	10	2	17	6	0.739	6	6	8	4	14	10	0.583	31	16	0.660	0	1	47.0	47	1.000	12
B 32	Watson, Jeff, Jr.	2	4	4	3	6	7	0.462	3	6	3	6	6	12	0.333	12	19	0.387	0	1	25.0	31	0.806	9
B 33	Wilcox, Randy	2	2	0	2	2	4	0.333	1	1	0	0	1	1	0.500	3	5	0.375	0	0	1.0	8	0.125	4
B 34	Larson, Ray	1	6	0	8	1	14	0.067	1	3	4	7	5	10	0.333	6	24	0.200	0	0	8.0	30	0.267	11
B 35	Hoyt, David	6	6	7	3	13	9	0.591	5	7	3	5	8	12	0.400	21	21	0.500	0	1	22.0	42	0.524	12
B 36	Blackwelder, Deb	2	10	0	4	2	14	0.125	0	3	4	6	4	9	0.308	6	23	0.207	0	0	2.0	29	0.069	12
B 37	Gardner, Kenn	5	5	6	7	11	12	0.478	6	7	4	2	10	9	0.526	21	21	0.500	0	1	13.0	42	0.310	13
B 38	Allen, Kenny	2	2	2	6	4	8	0.333	1	6	2	5	3	11	0.214	7	19	0.269	0	1	8.0	26	0.308	9
B 39	Jeffcoat, Angela	0	6	0	7	0	13	0.000	2	7	4	5	6	12	0.333	6	25	0.194	0	0	2.0	31	0.065	11
B4/ Double In, Uber Out		37	41	35	43	72	84	0.462	13	26	23	16	36	42	0.462	144	168	0.462	0	0	165.0	312	0.529	
B 40	Snyder, Mike	7	4	5	8	12	12	0.500	2	10	8	4	10	14	0.417	22	26	0.458	0	0	31.5	48	0.656	12
B 41	Litzsinger, Mike	4	9	3	7	7	16	0.304	4	6	8	6	12	12	0.500	19	28	0.404	0	0	14.0	47	0.298	13
B 42	McCartney, Joe	6	4	7	3	13	7	0.650	3	7	6	4	9	11	0.450	22	18	0.550	0	0	21.5	40	0.538	10
B 43	Gallagher, Jim	8	3	7	4	15	7	0.682	8	3	5	5	13	8	0.619	28	15	0.651	0	0	46.0	43	1.070	11
B 44	Iager, John	1	4	3	3	4	7	0.364	2	2	2	3	4	5	0.444	8	12	0.400	0	0	6.5	20	0.325	6
B 45	Shengulette, Jerry	6	4	4	5	10	9	0.526	4	6	6	3	10	9	0.526	20	18	0.526	0	0	14.0	38	0.368	10
B 46	Jackson, Barry	2	3	1	4	3	7	0.300	2	4	2	3	4	7	0.364	7	14	0.333	0	0	13.0	21	0.619	6
B 47	Berg, Mickey	3	6	5	5	8	11	0.421	1	10	4	4	5	14	0.263	13	25	0.342	0	0	12.0	38	0.316	10
B 48	Snyder, Gary	0	4	0	4	0	8	0.000	0	4	5	0	5	4	0.556	5	12	0.294	0	0	6.5	17	0.382	5
B5/ Dart Attack		42	42	43	41	85	83	0.506	24	18	22	20	46	38	0.548	177	159	0.527	13	8	253.5	336	0.754	
B 50	Stoy, Jamie	5	5	2	5	7	10	0.412	8	5	4	8	12	13	0.480	19	23	0.452	2	0	16.5	42	0.393	13
B 51	Stoy, Carson	10	4	11	3	21	7	0.750	11	2	10	4	21	6	0.778	42	13	0.764	2	1	46.0	55	0.836	14
B 52	Wooten, Michael	4	5	0	4	4	9	0.308	2	3	6	3	8	6	0.571	12	15	0.444	1	1	8.0	27	0.296	12
B 53	Jones, Mike	3	9	8	4	11	13	0.458	9	3	7	5	16	8	0.667	27	21	0.563	2	1	42.5	48	0.885	12
B 54	Milligan, Steve	1	3	1	3	2	6	0.250	1	3	1	3	2	6	0.250	4	12	0.250	0	1	9.5	16	0.594	5
B 55	Bowman, Merrill	8	3	4	9	12	12	0.500	4	8	4	5	8	13	0.381	20	25	0.444	2	1	40.5	45	0.900	14
B 56	Chalmers, Alan	4	9	9	4	13	13	0.500	7	4	6	5	13	9	0.591	26	22	0.542	1	1	53.0	48	1.104	13
B 57	Kenney, Mike	0	3	3	6	3	9	0.250	2	4	2	3	4	7	0.364	7	16	0.304	1	1	8.5	23	0.370	10
B 58	Lea, Zeek	7	1	5	3	12	4	0.750	4	4	4	4	8	8	0.500	20	12	0.625	2	1	29.0	32	0.906	8
B6/ Iceman's		40	44	32	52	72	96	0.429	19	23	19	23	38	46	0.452	148	188	0.440	0	0	189.5	336	0.564	
B 60	Jespersen, Bill	6	5	9	5	15	10	0.600	7	6	6	7	13	13	0.500	28	23	0.549	0	0	32.5	51	0.637	14
B 61	Palmer, Matt	10	2	8	5	18	7	0.720	8	6	6	6	14	12	0.538	32	19	0.627	0	0	59.5	51	1.167	13
B 62	Eubanks, Hunter	4	6	4	6	8	12	0.400	7	3	5	5	12	8	0.600	20	20	0.500	0	0	21.5	40	0.538	10
B 63	Boudreaux, Mark	4	8	1	13	5	21	0.192	3	9	5	11	8	20	0.286	13	41	0.241	0	0	23.5	54	0.435	14
B 64	McMillon, Carl	5	8	1	8	6	16	0.273	4	10	6	6	10	16	0.385	16	32	0.333	0	0	8.5	48	0.177	13
B 65	McEwen, Chris	4	6	3	6	7	12	0.368	4	5	5	5	9	10	0.474	16	22	0.421	0	0	10.0	38	0.263	10
B 66	Page, Scott	4	1	3	1	7	2	0.778	2	2	2	2	4	4	0.500	11	6	0.647	0	0	21.0	17	1.235	4
B 67	Roper, Brandon	3	8	3	8	6	16	0.273	3	5	3	4	6	9	0.400	12	25	0.324	0	0	13.0	37	0.351	11
B7/ Show Me Your Tips		47	37	50	34	97	71	0.577	32	10	22	20	54	30	0.643	205	131	0.610	7	6	235.5	336	0.701	
B 70	Bialaszewski, Rich	8	4	6	5	14	9	0.609	9	2	3	8	12	10	0.545	26	19	0.578	1	1	40.0	45	0.889	11
B 71	Powell, Lee	6	8	10	5	16	13	0.552	12	3	11	4	23	7	0.767	39	20	0.661	1	1	34.5	59	0.585	14
B 72	Bushman, Brad	7	4	8	3	15	7	0.682	8	3	8	3	16	6	0.727	31	13	0.705	1	1	48.0	44	1.091	11
B 73	Bumpass, Mike	0	0	0	0	0	0	---	0	0	0	0	0	0	---	0	0	---	0	0	0.0	0	---	0
B 74	Raquet, Mike	4	7	8	4	12	11	0.522	9	4	4	5	13	9	0.591	25	20	0.556	1	1	32.0	45	0.711	12
B 75	Denton, Fon	6	6	6	6	12	12	0.500	5	2	3	8	8	10	0.444	20	22	0.476	1	0	22.5	42	0.536	12
B 76	Joyal, Paul	7	4	10	4	17	8	0.680	11	3	7	6	18	9	0.667	35	17	0.673	1	1	37.5	52	0.721	14
B 77	Blake, Terry	9	4	2	7	11	11	0.500	10	3	8	6	18	9	0.667	29	20	0.592	1	1	21.0	49	0.429	13
B8/ Trippin Bulls		35	49	30	54	65	103	0.387	13	29	14	28	27	57	0.321	119	217	0.354	4	7	171.0	336	0.509	
B 80	Hoover, Kim	1	1	2	2	3	3	0.500	0	6	3	5	3	11	0.214	6	14	0.300	1	1	7.0	20	0.350	8
B 81	Bruemmer, Wes	4	6	7	3	11	9	0.550	7	3	3	7	10	10	0.500	21	19	0.525	0	0	36.5	40	0.913	10
B 82	Velazquez, Jesse	5	7	3	8	8	15	0.348	6	7	4	7	10	14	0.417	18	29	0.383	0	1	28.5	47	0.606	13
B 83	Phillips, Leslie	4	4	5	4	9	8	0.529	3	6	3	5	6	11	0.353	15	19	0.441	0	1	7.5	34	0.221	10
B 84	Haire, Chris	2	4	0	3	2	7	0.222	0	4	1	3	1	7	0.125	3	14	0.176	0	0	3.0	17	0.176	6
B 85	Suan, John	7	8	5	9	12	17	0.414	5	9	4	10	9	19	0.321	21	36	0.368	1	1	38.5	57	0.675	14
B 86	Wissinger, Wes	3	8	3	10	6	18	0.250	3	11	3	8	6	19	0.240	12	37	0.245	1	1	23.5	49	0.480	14
B 87	Schwartz, Sebastian	4	9	4	9	8	18	0.308	2	9	5	6	7	15	0.318	15	33	0.313	1	1	22.5	48	0.469	14
B 88	Strickland, Jon	5	2	1	6	6	8	0.429	0	3	2	5	2	8	0.200	8	16	0.333	0	1	4.0	24	0.167	9

	Singles 301		Singles Cricket		Singles Record		Singles Win %-age	Doubles Cricket		Doubles 501		Doubles Record		Doubles Win %-age	Sngls + Dbls Record		Sngls + Dbls Win %-age	Tiebreaker Ws	Tiebreaker Ls	All-Star Points	Games Played	All-Star Point Average	Matches Played
C1/ Dysfunctional Outlaws	37	35	32	40	69	75	0.479	20	16	19	17	39	33	0.542	147	141	0.510	0	0	170.0	288	0.590	
C 10 Smith, Brian	8	2	3	6	11	8	0.579	3	7	4	3	7	10	0.412	18	18	0.500	0	0	13.5	36	0.375	11
C 11 Clark, Dan	3	4	4	6	7	10	0.412	4	5	7	3	11	8	0.579	18	18	0.500	0	0	20.0	36	0.556	11
C 12 Tant, J.J.	6	6	9	2	15	8	0.652	8	4	6	5	14	9	0.609	29	17	0.630	0	0	37.5	46	0.815	12
C 13 Talley, Gray	0	5	0	4	0	9	0.000	2	1	3	4	5	5	0.500	5	14	0.263	0	0	1.0	19	0.053	8
C 14 Murray, Shane	7	2	5	4	12	6	0.667	8	1	6	3	14	4	0.778	26	10	0.722	0	0	40.5	36	1.125	9
C 15 Steppe, Mike	5	5	6	4	11	9	0.550	7	2	1	9	8	11	0.421	19	20	0.487	0	0	20.0	39	0.513	10
C 16 Peterson, Chris	2	8	2	7	4	15	0.211	7	3	5	5	12	8	0.600	16	23	0.410	0	0	13.5	39	0.346	11
C 17 Scott, Lee	6	3	3	7	9	10	0.474	1	9	6	2	7	11	0.389	16	21	0.432	0	0	24.0	37	0.649	10
C2/ Darty Sanchez	27	45	43	29	70	74	0.486	21	15	18	18	39	33	0.542	148	140	0.514	0	0	160.0	288	0.556	
C 20 Trefzger, Mike	5	6	6	5	11	11	0.500	5	4	5	3	10	7	0.588	21	18	0.538	0	0	23.5	39	0.603	11
C 21 Trefzger, Eric	3	8	9	2	12	10	0.545	7	4	5	6	12	10	0.545	24	20	0.545	0	0	28.0	44	0.636	11
C 22 Maierhofer, Sean	3	5	0	3	3	8	0.273	4	3	3	2	7	5	0.583	10	13	0.435	0	0	5.5	23	0.239	8
C 23 Goodrich, Brett	1	6	5	2	6	8	0.429	4	2	3	4	7	6	0.538	13	14	0.481	0	0	8.0	27	0.296	7
C 24 Wernet, Brad	1	2	1	2	2	4	0.333	1	2	0	4	1	6	0.143	3	10	0.231	0	0	3.0	13	0.231	4
C 25 Collier, Chris	2	5	3	4	5	9	0.357	4	1	4	2	8	3	0.727	13	12	0.520	0	0	10.5	25	0.420	7
C 26 Stroud, Zach	2	3	3	2	5	5	0.500	3	4	3	2	6	6	0.500	11	11	0.500	0	0	4.5	22	0.205	7
C 27 Robinson, Mike	6	5	8	3	14	8	0.636	7	4	9	2	16	6	0.727	30	14	0.682	0	0	47.0	44	1.068	11
C 28 Barreiro Pujol, Ollie	1	3	2	3	3	6	0.333	1	4	3	3	4	7	0.364	7	13	0.350	0	0	8.0	20	0.400	8
C 29 Bell, Austin	3	2	6	3	9	5	0.643	6	2	1	8	7	10	0.412	16	15	0.516	0	0	22.0	31	0.710	9
C3/ Nine Lives	43	29	40	32	83	61	0.576	17	19	18	18	35	37	0.486	153	135	0.531	0	0	125.5	288	0.436	
C 30 Romanchek, David	5	5	5	4	10	9	0.526	2	7	6	2	8	9	0.471	18	18	0.500	0	0	16.0	36	0.444	10
C 31 Copple, Matthew	7	5	7	3	14	8	0.636	9	3	8	5	17	8	0.680	31	16	0.660	0	0	26.5	47	0.564	12
C 32 Smith, Butch	4	5	6	3	10	8	0.556	3	6	7	0	10	6	0.625	20	14	0.588	0	0	15.5	34	0.456	9
C 33 Mays, John	9	3	4	5	13	8	0.619	4	4	3	8	7	12	0.368	20	20	0.500	0	0	18.0	40	0.450	11
C 34 Keever, David	1	2	1	3	2	5	0.286	1	3	1	1	2	4	0.333	4	9	0.308	0	0	5.0	13	0.385	3
C 35 Gibson, Jack	2	3	4	2	6	5	0.545	3	3	2	3	5	6	0.455	11	11	0.500	0	0	7.0	22	0.318	6
C 36 Porcelli, Robb	2	1	4	2	6	3	0.667	4	0	2	2	6	2	0.750	12	5	0.706	0	0	8.0	17	0.471	6
C 37 Smith, Tyler	6	4	4	5	10	9	0.526	5	7	5	7	10	14	0.417	20	23	0.465	0	0	18.0	43	0.419	11
C 38 Fitzgerald, Dennis	7	1	5	5	12	6	0.667	3	5	2	8	5	13	0.278	17	19	0.472	0	0	11.5	36	0.319	10
C4/ Double In Stumble Out	48	24	50	22	98	46	0.681	24	12	23	13	47	25	0.653	192	96	0.667	0	0	168.0	288	0.583	
C 40 McQueen, Jamie	7	1	7	4	14	5	0.737	7	4	6	5	13	9	0.591	27	14	0.659	0	0	27.0	41	0.659	11
C 41 Beaudoin, Paul	6	2	6	2	12	4	0.750	5	4	6	2	11	6	0.647	23	10	0.697	0	0	13.0	33	0.394	9
C 42 Ridenour, Ron	0	0	0	0	0	0	---	0	0	0	0	0	0	---	0	0	---	0	0	0.0	0	---	0
C 43 Davis, Jimmy	3	1	3	1	6	2	0.750	1	2	3	2	4	4	0.500	10	6	0.625	0	0	15.0	16	0.938	5
C 44 Benson, Brian	4	8	6	4	10	12	0.455	4	4	7	5	11	9	0.550	21	21	0.500	0	0	13.0	42	0.310	12
C 45 Holland, Steve	5	2	2	4	7	6	0.538	6	0	3	3	9	3	0.750	16	9	0.640	0	0	10.5	25	0.420	7
C 46 Crumpler, Greg	0	5	1	2	1	7	0.125	4	1	1	2	5	3	0.625	6	10	0.375	0	0	5.5	16	0.344	5
C 47 Rodgers, Trey	3	3	7	1	10	4	0.714	7	1	5	2	12	3	0.800	22	7	0.759	0	0	13.5	29	0.466	8
C 48 Butters, Kent	10	1	9	2	19	3	0.864	5	6	8	2	13	8	0.619	32	11	0.744	0	0	35.5	43	0.826	11
C 49 Eastmead, Phillip	10	1	9	2	19	3	0.864	9	2	7	3	16	5	0.762	35	8	0.814	0	0	35.0	43	0.814	11
C5/ Rif Raf	25	47	24	48	49	95	0.340	13	23	13	23	26	46	0.361	101	187	0.351	0	0	108.0	288	0.375	
C 50 Diamond, Paddy	1	6	5	5	6	11	0.353	3	8	2	6	5	14	0.263	11	25	0.306	0	0	16.0	36	0.444	10
C 51 Gaertner, Brian	3	10	0	9	3	19	0.136	2	9	4	8	6	17	0.261	9	36	0.200	0	0	10.0	45	0.222	11
C 52 Byrne, Matt	6	5	7	4	13	9	0.591	7	5	6	3	13	8	0.619	26	17	0.605	0	0	19.5	43	0.453	11
C 53 Reid, Chris	3	0	1	2	4	2	0.667	0	3	0	2	0	5	0.000	4	7	0.364	0	0	8.0	11	0.727	3
C 54 Piquet, David	3	3	1	5	4	8	0.333	1	2	2	3	3	5	0.375	7	13	0.350	0	0	7.0	20	0.350	5
C 55 Winters, Tom "Tiny"	3	8	6	6	9	14	0.391	5	7	5	10	10	17	0.370	19	31	0.380	0	0	21.0	50	0.420	12
C 56 Horger, Dennis	3	6	1	9	4	15	0.211	5	6	4	7	9	13	0.409	13	28	0.317	0	0	10.5	41	0.256	10
C 57 Steiner, Tank	2	3	0	4	2	7	0.222	1	2	1	2	2	4	0.333	4	11	0.267	0	0	2.0	15	0.133	4
C 58 Shorrock, Will	0	0	0	0	0	0	---	0	0	0	0	0	0	---	0	0	---	0	0	0.0	0	---	0
C 59 Williams, Ed	1	6	3	4	4	10	0.286	2	4	2	5	4	9	0.308	8	19	0.296	0	0	14.0	27	0.519	7
C6/ Off Constantly-Reboot	31	41	33	39	64	80	0.444	14	22	16	20	30	42	0.417	124	164	0.431	0	0	132.5	288	0.460	
C 60 Roberts, Mike	3	6	4	7	7	13	0.350	4	8	3	8	7	16	0.304	14	29	0.326	0	0	20.0	43	0.465	11
C 61 Kubel, Nicole	4	6	5	5	9	11	0.450	4	6	3	8	7	14	0.333	16	25	0.390	0	0	14.5	41	0.354	10
C 62 Olson, Kevin	5	6	7	5	12	11	0.522	5	6	9	2	14	8	0.636	26	19	0.578	0	0	27.5	45	0.611	11
C 63 Blackwelder, Allyson	7	5	3	8	10	13	0.435	4	7	4	7	8	14	0.364	18	27	0.400	0	0	17.5	45	0.389	11
C 64 Azevedo, Angelo	5	6	8	2	13	8	0.619	5	5	4	5	9	10	0.474	22	18	0.550	0	0	29.5	40	0.738	10
C 65 Lueneburg, Randy	5	5	6	4	11	9	0.550	4	6	8	3	12	9	0.571	23	18	0.561	0	0	17.5	41	0.427	10
C 66 Tufillaro, Lou	0	0	0	0	0	0	---	0	0	0	0	0	0	---	0	0	---	0	0	0.0	0	---	0
C 67 Krehbiel, Christian	0	3	0	3	0	6	0.000	0	2	1	2	1	4	0.200	1	10	0.091	0	0	6.0	11	0.545	3
C 68 Cruze, Michael	2	4	0	5	2	9	0.182	2	4	0	5	2	9	0.182	4	18	0.182	0	0	0.0	22	0.000	6
C7/ One Armed Bandits	41	31	30	42	71	73	0.493	17	19	19	17	36	36	0.500	143	145	0.497	0	0	125.0	288	0.434	
C 70 Kiser, Lyman	1	4	0	3	1	7	0.125	2	0	1	2	3	2	0.600	4	9	0.308	0	0	2.5	13	0.192	6
C 71 Rudy, Jeff	7	4	9	2	16	6	0.727	7	4	6	4	13	8	0.619	29	14	0.674	0	0	33.0	43	0.767	11
C 72 White, Jim	7	2	7	3	14	5	0.737	5	5	6	4	11	9	0.550	25	14	0.641	0	0	21.5	39	0.551	10
C 73 Hansen, Josh	3	5	1	8	4	13	0.235	3	6	4	7	7	13	0.350	11	26	0.297	0	0	9.5	37	0.257	11
C 74 Murphy, Phil	9	2	4	7	13	9	0.591	4	7	4	5	8	12	0.400	21	21	0.500	0	0	13.0	42	0.310	11
C 75 Trefzger, Ken	6	5	5	6	11	11	0.500	7	3	6	5	13	8	0.619	24	19	0.558	0	0	16.0	43	0.372	11
C 76 Richardson, Shane	5	2	1	6	6	8	0.429	3	4	3	3	6	7	0.462	12	15	0.444	0	0	18.0	27	0.667	7
C 77 Kinden, Pete	1	5	3	5	4	10	0.286	2	7	5	3	7	10	0.412	11	20	0.355	0	0	10.5	31	0.339	9
C 78 Cashin, Jeff	2	2	0	2	2	4	0.333	1	2	3	1	4	3	0.571	6	7	0.462	0	0	1.0	13	0.077	4

	Singles 301		Singles Cricket		Singles Record		Singles Win %-age	Doubles Cricket		Doubles 501		Doubles Record		Doubles Win %-age	Sngls + Dbls	Record	Sngls + Dbls Win %-age	Tiebreaker Ws	Tiebreaker Ls	All-Star Points	Games Played	All-Star Point Average	Matches Played
D1/ Shooter McGavin	30	42	36	36	66	78	0.458	25	11	19	17	44	28	0.611	154	134	0.535	0	0	140.0	288	0.486	
D 10 Sautter, Don	0	5	2	5	2	10	0.167	1	4	1	0	2	4	0.333	4	14	0.222	0	0	7.0	18	0.389	8
D 11 Sautter, Scott	1	2	9	1	10	3	0.769	7	3	4	6	11	9	0.550	21	12	0.636	0	0	30.5	33	0.924	10
D 12 Knott, Ronnie	6	6	5	6	11	12	0.478	7	4	5	6	12	10	0.545	23	22	0.511	0	0	26.5	45	0.589	12
D 13 Knott, Ryan	1	10	1	3	2	13	0.133	8	3	6	4	14	7	0.667	16	20	0.444	0	0	8.0	36	0.222	12
D 14 Schon, Chris	5	7	3	8	8	15	0.348	1	4	3	7	4	11	0.267	12	26	0.316	0	0	4.5	38	0.118	12
D 15 Toolan, Chris	8	3	6	5	14	8	0.636	10	1	7	5	17	6	0.739	31	14	0.689	0	0	27.0	45	0.600	12
D 16 Stewart, Kevin	5	6	5	5	10	11	0.476	11	1	8	4	19	5	0.792	29	16	0.644	0	0	25.5	45	0.567	12
D 17 Howard, Brian	4	3	5	3	9	6	0.600	5	2	4	2	9	4	0.692	18	10	0.643	0	0	11.0	28	0.393	8
D2/ Menace 2 Sobriety	40	32	38	34	78	66	0.542	21	15	18	18	39	33	0.542	156	132	0.542	0	6	139.0	288	0.483	
D 20 White, J.J.	7	3	5	5	12	8	0.600	4	5	4	6	8	11	0.421	20	19	0.513	0	1	25.5	39	0.654	12
D 21 Johnson, Dave	4	6	5	6	9	12	0.429	5	6	2	5	7	11	0.389	16	23	0.410	0	1	18.5	39	0.474	12
D 22 Price, Brady	10	1	7	4	17	5	0.773	8	3	8	2	16	5	0.762	33	10	0.767	0	1	25.5	43	0.593	11
D 23 Bouchard, Keith	6	4	8	4	14	8	0.636	8	4	6	6	14	10	0.583	28	18	0.609	0	1	28.0	46	0.609	12
D 24 Gartland, James	5	5	5	6	10	11	0.476	7	4	6	5	13	9	0.591	23	20	0.535	0	1	13.5	43	0.314	11
D 25 Rogers, Spencer	3	6	3	4	6	10	0.375	6	4	5	5	11	9	0.550	17	19	0.472	0	0	11.0	36	0.306	10
D 26 Baker, Dennis	5	7	5	5	10	12	0.455	4	4	5	7	9	11	0.450	19	23	0.452	0	1	17.0	42	0.405	12
D 27 McCartney, Eric	0	0	0	0	0	0	---	0	0	0	0	0	0	---	0	0	---	0	0	0.0	0	---	0
D3/ DD-214	34	38	37	35	71	73	0.493	16	20	18	18	34	38	0.472	139	149	0.483	7	7	127.5	288	0.443	
D 30 Beaird, Tommy	7	3	10	1	17	4	0.810	8	3	7	4	15	7	0.682	32	11	0.744	1	1	37.5	43	0.872	11
D 31 Guenther, George	5	3	7	2	12	5	0.706	2	7	6	3	8	10	0.444	20	15	0.571	1	1	20.5	35	0.586	9
D 32 Gabry, Greg	1	4	0	3	1	7	0.125	1	2	2	3	3	5	0.375	4	12	0.250	0	0	0.0	16	0.000	5
D 33 Brody, Kevin	4	4	4	6	8	10	0.444	2	6	2	7	4	13	0.235	12	23	0.343	1	1	10.0	35	0.286	10
D 34 Jones, Jeff	2	8	0	4	2	12	0.143	3	4	3	4	6	8	0.429	8	20	0.286	0	1	4.5	28	0.161	10
D 35 Owen, Hal	5	5	3	7	8	12	0.400	2	6	5	4	7	10	0.412	15	22	0.405	1	1	9.5	37	0.257	11
D 36 Thomas, Joe "Antique"	2	7	8	2	10	9	0.526	7	5	4	5	11	10	0.524	21	19	0.525	1	1	23.5	40	0.588	12
D 37 Teegarden, Travis	6	2	3	8	9	10	0.474	6	5	6	5	12	10	0.545	21	20	0.512	1	1	17.0	41	0.415	11
D 38 Limerick, Jeremy	1	1	2	1	3	2	0.600	0	2	0	1	0	3	0.000	3	5	0.375	1	0	5.0	8	0.625	3
D 39 Klein, Norm	1	1	0	1	1	2	0.333	1	0	1	0	2	0	1.000	3	2	0.600	0	0	0.0	5	0.000	2
D4/ Cheap Shots	33	39	28	44	61	83	0.424	11	25	13	23	24	48	0.333	109	179	0.378	8	0	98.0	288	0.340	
D 40 Buckman, Dave	6	6	10	3	16	9	0.640	7	5	5	7	12	12	0.500	28	21	0.571	1	0	27.0	49	0.551	12
D 41 Burney, Gary	4	4	3	10	7	14	0.333	5	7	6	7	11	14	0.440	18	28	0.391	1	0	18.5	46	0.402	12
D 42 Hindle, Mikey	3	5	4	3	7	8	0.467	0	5	1	5	1	10	0.091	8	18	0.308	1	0	6.5	26	0.250	7
D 43 Witz, Steve	4	2	1	3	5	5	0.500	2	3	4	4	6	7	0.462	11	12	0.478	1	0	5.0	23	0.217	7
D 44 James, Bob	2	6	2	6	4	12	0.250	3	7	1	6	4	13	0.235	8	25	0.242	1	0	10.5	33	0.318	9
D 45 McMillan, Bill	4	4	2	6	6	10	0.375	1	5	1	6	2	11	0.154	8	21	0.276	0	0	5.5	29	0.190	8
D 46 Sellers, Mark	2	2	1	2	3	4	0.429	0	3	2	1	2	4	0.333	5	8	0.385	1	0	3.0	13	0.231	3
D 47 Clark, Bryce	4	8	3	7	7	15	0.318	4	9	5	6	9	15	0.375	16	30	0.348	1	0	17.5	46	0.380	11
D 48 Britt, Jacob	4	2	2	4	6	6	0.500	0	6	1	4	1	10	0.091	7	16	0.304	1	0	4.5	23	0.196	6
D5/ Reload	34	38	38	34	72	72	0.500	18	18	20	16	38	34	0.528	148	140	0.514	0	13	137.5	288	0.477	
D 50 Long, Gary	3	6	4	5	7	11	0.389	4	6	4	5	8	11	0.421	15	22	0.405	0	1	8.5	37	0.230	10
D 51 Gardner, Mike	6	4	8	2	14	6	0.700	5	5	6	4	11	9	0.550	25	15	0.625	0	2	14.0	40	0.350	11
D 52 Ellington, Dave	1	8	3	8	4	16	0.200	4	5	3	9	7	14	0.333	11	30	0.268	0	2	10.5	41	0.256	12
D 53 Williams, Denny	1	6	5	1	6	7	0.462	3	2	5	1	8	3	0.727	14	10	0.583	0	1	12.5	24	0.521	8
D 54 Morin, Deane "Dino"	1	1	0	3	1	4	0.200	1	2	1	2	2	4	0.333	3	8	0.273	0	0	3.0	11	0.273	4
D 55 Long, Robert	2	6	2	4	4	10	0.286	4	4	3	2	7	6	0.538	11	16	0.407	0	2	11.5	27	0.426	9
D 56 Jones, Dustin	8	3	6	5	14	8	0.636	6	5	7	4	13	9	0.591	27	17	0.614	0	2	36.0	44	0.818	11
D 57 Valez, Jose	2	2	3	1	5	3	0.625	2	2	2	2	4	4	0.500	9	7	0.563	0	1	8.0	16	0.500	4
D 58 Arnold, Jimmy	10	2	7	5	17	7	0.708	7	5	9	3	16	8	0.667	33	15	0.688	0	2	33.5	48	0.698	12
D6/ Bad Mutha Duckas	37	35	27	45	64	80	0.444	15	21	17	19	32	40	0.444	128	160	0.444	6	0	106.0	288	0.368	
D 60 Kuppler, Bob	6	5	2	10	8	15	0.348	4	8	5	6	9	14	0.391	17	29	0.370	1	0	15.5	46	0.337	12
D 61 Carawon, Harris	6	6	5	6	11	12	0.478	4	8	6	6	10	14	0.417	21	26	0.447	1	0	8.5	47	0.181	11
D 62 Converse, Laurence	1	3	1	2	2	5	0.286	1	2	4	0	5	2	0.714	7	7	0.500	0	0	10.0	14	0.714	4
D 63 Ellis, Tim	7	5	6	6	13	11	0.542	4	7	5	7	9	14	0.391	22	25	0.468	1	0	15.0	47	0.319	12
D 64 Kuppler, Alex	4	6	1	8	5	14	0.263	5	4	5	4	10	8	0.556	15	22	0.405	1	0	4.0	37	0.108	10
D 65 Lalino, Steve	6	2	2	6	8	8	0.500	4	4	2	6	6	10	0.375	14	18	0.438	1	0	9.5	32	0.297	8
D 66 Phillips, Britt	0	1	0	1	0	2	0.000	1	2	0	1	1	3	0.250	1	5	0.167	0	0	0.0	6	0.000	3
D 67 Phillips, Josh	0	2	1	3	1	5	0.167	0	2	1	2	1	4	0.200	2	9	0.182	0	0	4.0	11	0.364	5
D 68 Samaluk, Somchai	7	5	9	3	16	8	0.667	7	5	6	6	13	11	0.542	29	19	0.604	1	0	39.5	48	0.823	12
D7/ Hump Day!	44	28	47	25	91	53	0.632	20	16	21	15	41	31	0.569	173	115	0.601	10	0	156.5	288	0.543	
D 70 Deemer, Randy	4	0	5	4	9	4	0.692	5	2	3	4	8	6	0.571	17	10	0.630	1	0	14.0	27	0.519	10
D 71 Todd, Patrick	5	6	0	2	5	8	0.385	1	7	4	3	5	10	0.333	10	18	0.357	1	0	6.0	28	0.214	11
D 72 Bush, Jim	2	4	0	2	2	6	0.250	1	0	2	2	3	2	0.600	5	8	0.385	1	0	2.0	13	0.154	7
D 73 McEwen, William	2	6	4	3	6	9	0.400	3	5	3	4	6	9	0.400	12	18	0.400	1	0	8.5	30	0.283	12
D 74 Moore, Mark	4	2	0	3	4	5	0.444	1	3	3	3	4	6	0.400	8	11	0.421	1	0	4.5	19	0.237	8
D 75 Krestalude, Andy	7	1	6	5	13	6	0.684	9	2	7	3	16	5	0.762	29	11	0.725	1	0	21.0	40	0.525	11
D 76 Stuckey, Rob	3	2	7	3	10	5	0.667	5	2	5	1	10	3	0.769	20	8	0.714	1	0	19.0	28	0.679	10
D 77 Baldwin, Randy	4	1	10	1	14	2	0.875	5	6	4	5	9	11	0.450	23	13	0.639	1	0	29.0	36	0.806	11
D 78 Bunn, Tim	11	1	11	1	22	2	0.917	8	4	7	4	15	8	0.652	37	10	0.787	1	0	44.5	47	0.947	12
D 79 LaFosse, Guy	2	5	4	1	6	6	0.500	2	1	4	1	6	2	0.750	12	8	0.600	1	0	8.0	20	0.400	7

	Singles 301		Singles Cricket		Singles Record		Singles Win %-age	Doubles Cricket		Doubles 501		Doubles Record		Doubles Win %-age	Sngls + Dbls Record		Sngls + Dbls Win %-age	Tiebreaker Ws	Tiebreaker Ls	All-Star Points	Games Played	All-Star Point Average	Matches Played
E1/ Red-eye Rangers	38	34	34	38	72	72	0.500	22	14	22	14	44	28	0.611	160	128	0.556	0	8	102.0	288	0.354	
E 10 Kunesh, Joe	5	4	3	2	8	6	0.571	7	2	5	5	12	7	0.632	20	13	0.606	0	1	4.5	33	0.136	12
E 11 Rouse, Chuck	3	4	0	3	3	7	0.300	0	2	5	3	5	5	0.500	8	12	0.400	0	1	4.0	20	0.200	9
E 12 Barnes, Will	5	5	6	4	11	9	0.550	5	5	7	3	12	8	0.600	23	17	0.575	0	1	20.0	40	0.500	10
E 13 Kirkpatrick, Scott	7	4	8	4	15	8	0.652	8	4	8	4	16	8	0.667	31	16	0.660	0	1	22.5	47	0.479	12
E 14 Raper, Jeromie	5	1	3	4	8	5	0.615	3	7	3	1	6	8	0.429	14	13	0.519	0	1	9.5	27	0.352	11
E 15 Powell, Mark	6	5	7	4	13	9	0.591	8	2	7	2	15	4	0.789	28	13	0.683	0	1	12.5	41	0.305	11
E 16 Robertson, Chris	7	4	5	6	12	10	0.545	7	4	6	5	13	9	0.591	25	19	0.568	0	1	18.0	44	0.409	11
E 17 Mitchell, Bill	0	2	1	7	1	9	0.100	2	1	2	4	4	5	0.444	5	14	0.263	0	1	6.0	19	0.316	9
E 18 Golden, Bill	0	5	1	4	1	9	0.100	4	1	1	1	5	2	0.714	6	11	0.353	0	0	5.0	17	0.294	5
E2/ Sharky's Machine	41	31	42	30	83	61	0.576	23	13	24	12	47	25	0.653	177	111	0.615	7	18	119.0	288	0.413	
E 20 Borgia, Pete	6	2	6	3	12	5	0.706	7	3	8	1	15	4	0.789	27	9	0.750	1	2	11.5	36	0.319	11
E 21 Bateman, Jimmy	7	3	5	5	12	8	0.600	3	6	2	5	5	11	0.313	17	19	0.472	1	2	13.5	36	0.375	10
E 22 Allison, Frank	7	1	7	2	14	3	0.824	7	1	6	3	13	4	0.765	27	7	0.794	1	1	14.5	34	0.426	9
E 23 Barrett, Darren	6	4	4	5	10	9	0.526	5	4	9	0	14	4	0.778	24	13	0.649	1	2	15.5	37	0.419	10
E 24 Schaefer, Dan	1	2	1	0	2	2	0.500	2	1	1	3	3	4	0.429	5	6	0.455	0	1	3.0	11	0.273	5
E 25 Schaefer, John	5	5	9	2	14	7	0.667	10	1	8	0	18	1	0.947	32	8	0.800	1	1	32.0	40	0.800	11
E 26 Schaefer, Michael	5	1	4	3	9	4	0.692	3	1	5	2	8	3	0.727	17	7	0.708	1	1	11.0	24	0.458	8
E 27 Kruger, Lonny	2	7	1	5	3	12	0.200	3	6	4	4	7	10	0.412	10	22	0.313	1	2	8.0	32	0.250	11
E 28 Fink, Scott	1	4	2	4	3	8	0.273	5	2	3	4	8	6	0.571	11	14	0.440	0	3	7.0	25	0.280	9
E 29 Fuller, Geoff	1	2	3	1	4	3	0.571	1	1	2	2	3	3	0.500	7	6	0.538	0	3	3.0	13	0.231	4
E3/ Irish Ton	29	43	29	43	58	86	0.403	15	21	18	18	33	39	0.458	124	164	0.431	0	0	85.0	288	0.295	
E 30 Cominole, Jeremy	7	2	6	3	13	5	0.722	5	4	5	4	10	8	0.556	23	13	0.639	0	0	12.5	36	0.347	9
E 31 Rossbach, Mark	2	8	6	4	8	12	0.400	5	5	4	6	9	11	0.450	17	23	0.425	0	0	5.5	40	0.138	10
E 32 Yarsawich, Brian	1	9	1	8	2	17	0.105	2	9	2	7	4	16	0.200	6	33	0.154	0	0	3.5	39	0.090	10
E 33 Ball, Pat	9	3	7	5	16	8	0.667	6	6	6	6	12	12	0.500	28	20	0.583	0	0	31.0	48	0.646	12
E 34 Cody, Mike	3	5	1	8	4	13	0.235	3	5	6	2	9	7	0.563	13	20	0.394	0	0	4.5	33	0.136	9
E 35 Cody, Dan	5	3	4	4	9	7	0.563	4	4	5	3	9	7	0.563	18	14	0.563	0	0	13.5	32	0.422	8
E 36 Cody, Chris	0	0	0	0	0	0	---	0	0	0	0	0	0	---	0	0	---	0	0	0.0	0	---	0
E 37 Wilson, Travis	1	12	4	7	5	19	0.208	5	5	6	4	11	9	0.550	16	28	0.364	0	0	13.5	44	0.307	12
E 38 Byleund, Jay	1	1	0	4	1	5	0.167	0	4	2	4	2	8	0.200	3	13	0.188	0	0	1.0	16	0.063	6
E4/ Death Throw	34	38	37	35	71	73	0.493	19	17	14	22	33	39	0.458	137	151	0.476	0	0	84.0	288	0.292	
E 40 Willis, Tolson	6	4	4	3	10	7	0.588	6	4	4	6	10	10	0.500	20	17	0.541	0	0	11.5	37	0.311	10
E 41 Bosier, Sean	7	5	6	6	13	11	0.542	8	4	6	6	14	10	0.583	27	21	0.563	0	0	11.5	48	0.240	12
E 42 Mathews, Dave	8	2	2	6	10	8	0.556	5	5	5	5	10	10	0.500	20	18	0.526	0	0	9.5	38	0.250	12
E 43 Willis, Angie	2	5	0	2	2	7	0.222	0	1	0	2	0	3	0.000	2	10	0.167	0	0	2.0	12	0.167	7
E 44 Mathews, Olivia	5	7	4	7	9	14	0.391	4	5	3	5	7	10	0.412	16	24	0.400	0	0	12.5	40	0.313	12
E 45 Bradshaw, Tyler	2	6	6	3	8	9	0.471	7	4	2	8	9	12	0.429	17	21	0.447	0	0	9.0	38	0.237	11
E 46 Fortune, Chase	3	8	11	1	14	9	0.609	8	4	4	8	12	12	0.500	26	21	0.553	0	0	16.5	47	0.351	12
E 47 Willis, Bladen	0	0	0	0	0	0	---	0	0	0	0	0	0	---	0	0	---	0	0	0.0	0	---	0
E 48 Mathews, Theresa	1	1	4	7	5	8	0.385	0	7	4	4	4	11	0.267	9	19	0.321	0	0	11.5	28	0.411	12
E5/ Y.N.T.A.	33	39	24	48	57	87	0.396	10	26	13	23	23	49	0.319	103	185	0.358	0	9	67.0	288	0.233	
E 50 Turner, Kevin	6	5	5	4	11	9	0.550	3	7	6	5	9	12	0.429	20	21	0.488	0	1	11.5	41	0.280	12
E 51 Ago, Alvin	1	2	0	3	1	5	0.167	0	3	0	4	0	7	0.000	1	12	0.077	0	1	2.0	13	0.154	4
E 52 Barletta, Phil	2	2	2	4	4	6	0.400	3	4	4	3	7	7	0.500	11	13	0.458	0	1	5.5	24	0.229	7
E 53 Ejlali, Shervin	4	5	2	8	6	13	0.316	3	8	2	6	5	14	0.263	11	27	0.289	0	1	7.5	38	0.197	11
E 54 Emerton, Eric	3	5	7	1	10	6	0.625	2	6	2	6	4	12	0.250	14	18	0.438	0	1	11.5	32	0.359	8
E 55 Hamer, Andrew	6	1	3	3	9	4	0.692	1	6	2	1	3	7	0.300	12	11	0.522	0	1	10.0	23	0.435	7
E 56 Martin, Claude	2	7	1	10	3	17	0.150	1	6	6	6	7	12	0.368	10	29	0.256	0	1	6.5	39	0.167	12
E 57 Nguyen, Henry	5	3	3	6	8	9	0.471	3	4	3	5	6	9	0.400	14	18	0.438	0	1	6.0	32	0.188	9
E 58 Scott, Kevin	3	2	1	1	4	3	0.571	3	2	1	3	4	5	0.444	8	8	0.500	0	1	4.5	16	0.281	5
E 59 Woodard, Dave	1	7	0	8	1	15	0.063	1	6	0	7	1	13	0.071	2	28	0.067	0	0	2.0	30	0.067	9
E6/ Ton 80 Proof	45	27	46	26	91	53	0.632	15	21	19	17	34	38	0.472	159	129	0.552	14	0	115.5	288	0.401	
E 60 Theall, Ken	2	2	1	3	3	5	0.375	1	5	1	6	2	11	0.154	5	16	0.238	1	0	5.5	21	0.262	8
E 61 Gagner, Chris	6	4	6	4	12	8	0.600	6	4	4	4	10	8	0.556	22	16	0.579	2	0	20.5	38	0.539	11
E 62 Dehnel, Sebastian	6	5	8	3	14	8	0.636	8	3	7	4	15	7	0.682	29	15	0.659	2	0	14.5	44	0.330	11
E 63 Blake, Rick	8	4	9	3	17	7	0.708	6	6	7	5	13	11	0.542	30	18	0.625	2	0	25.0	48	0.521	12
E 64 Swartzel, David	4	2	4	4	8	6	0.571	1	6	2	3	3	9	0.250	11	15	0.423	1	0	6.0	26	0.231	8
E 65 Zuttel, Paul	1	0	6	2	7	2	0.778	5	3	6	2	11	5	0.688	18	7	0.720	1	0	15.0	25	0.600	8
E 66 Looney, JoDon	1	1	0	1	1	2	0.333	0	1	0	3	0	4	0.000	1	6	0.143	0	0	1.5	7	0.214	3
E 67 Frederickson, David "Butt	4	1	4	1	8	2	0.800	0	5	2	1	2	6	0.250	10	8	0.556	1	0	9.5	18	0.528	5
E 68 Kotecki, Phil	6	4	5	3	11	7	0.611	2	3	3	4	5	7	0.417	16	14	0.533	2	0	7.5	30	0.250	10
E 69 Talbot, Chris	7	4	3	2	10	6	0.625	1	6	6	2	7	8	0.467	17	14	0.548	2	0	10.5	31	0.339	12
E7/ Village Idiots	32	40	40	32	72	72	0.500	22	14	16	20	38	34	0.528	148	140	0.514	15	0	135.0	288	0.469	
E 70 Hartley, Barron	3	6	0	7	3	13	0.188	1	3	4	3	5	6	0.455	8	19	0.296	2	0	8.0	27	0.296	10
E 71 Hartley, Bryan	5	4	10	2	15	6	0.714	10	2	6	5	16	7	0.696	31	13	0.705	2	0	25.5	44	0.580	12
E 72 Jones, Nick	1	5	4	7	5	12	0.294	7	4	4	5	11	9	0.550	16	21	0.432	2	0	19.5	37	0.527	11
E 73 Vivod, Josh	3	4	7	1	10	5	0.667	5	3	3	5	8	8	0.500	18	13	0.581	1	0	27.0	31	0.871	8
E 74 Haywood, Eric	4	5	6	3	10	8	0.556	6	3	3	4	9	7	0.563	19	15	0.559	1	0	16.5	34	0.485	10
E 75 Baugher, Mark	5	6	4	6	9	12	0.429	7	4	3	7	10	11	0.476	19	23	0.452	2	0	14.0	42	0.333	11
E 76 Walker, Steven	3	4	1	1	4	5	0.444	2	2	2	3	4	5	0.444	8	10	0.444	1	0	3.0	18	0.167	7
E 77 Tyler, Robert	0	3	0	1	0	4	0.000	0	1	1	3	1	4	0.200	1	8	0.111	2	0	0.0	9	0.000	5
E 78 Rowe, Dan	8	3	8	4	16	7	0.696	6	6	6	5	12	11	0.522	28	18	0.609	2	0	21.5	46	0.467	12

		Singles	301	Singles	Cricket	Singles	Record	Singles Win %-age	Doubles	Cricket	Doubles	501	Doubles	Record	Doubles Win %-age	Sngls + Dbls	Record	Sngls + Dbls Win %-age	Tiebreaker Ws	Tiebreaker Ls	All-Star Points	Games Played	All-Star Point Average	Matches Played
F1/ That's What She Said		37	47	35	49	72	96	0.429	19	23	19	23	38	46	0.452	148	188	0.440	0	7	109.5	336	0.326	
F 10	Caldwell, Taylor	2	8	4	10	6	18	0.250	6	5	3	9	9	14	0.391	15	32	0.319	0	1	14.0	47	0.298	13
F 11	Moulden, Jeremy	1	4	3	2	4	6	0.400	3	2	3	1	6	3	0.667	10	9	0.526	0	0	7.5	19	0.395	5
F 12	Adams, Doug	3	2	2	4	5	6	0.455	3	3	4	2	7	5	0.583	12	11	0.522	0	1	13.5	23	0.587	6
F 13	Clement, Dawn	8	6	3	6	11	12	0.478	8	5	7	7	15	12	0.556	26	24	0.520	0	1	13.0	50	0.260	14
F 14	Smith, Ron "Captain"	1	7	2	10	3	17	0.150	1	7	4	9	5	16	0.238	8	33	0.195	0	1	5.0	41	0.122	13
F 15	Thompson, Barry	1	4	0	3	1	7	0.125	0	6	1	3	1	9	0.100	2	16	0.111	0	0	2.0	18	0.111	6
F 16	Thompson, Barry, Jr.	1	5	2	3	3	8	0.273	2	3	2	3	4	6	0.400	7	14	0.333	0	0	1.0	21	0.048	6
F 17	Carter, Kevin	5	9	6	7	11	16	0.407	3	10	5	5	8	15	0.348	19	31	0.380	0	1	16.0	50	0.320	13
F 18	Carter, Danny	10	1	9	2	19	3	0.864	9	2	8	3	17	5	0.773	36	8	0.818	0	1	31.0	44	0.705	11
F 19	Sawyer, Matt	5	1	4	2	9	3	0.750	3	3	1	4	4	7	0.364	13	10	0.565	0	1	6.5	23	0.283	6
F2/ Sofa Kings		30	54	40	44	70	98	0.417	21	21	24	18	45	39	0.536	160	176	0.476	0	0	124.0	336	0.369	
F 20	Keim, Roger	8	5	11	3	19	8	0.704	10	4	10	4	20	8	0.714	39	16	0.709	0	0	34.5	55	0.627	14
F 21	Alcon, Tony	7	7	10	4	17	11	0.607	6	8	5	9	11	17	0.393	28	28	0.500	0	0	24.0	56	0.429	14
F 22	Bozza, Doug	2	5	5	2	7	7	0.500	2	7	5	5	7	12	0.368	14	19	0.424	0	0	8.5	33	0.258	11
F 23	Moore, Ken	1	4	0	0	1	4	0.200	0	0	1	0	1	0	1.000	2	4	0.333	0	0	0.0	6	0.000	5
F 24	Plotkin, Jeremy	2	6	3	7	5	13	0.278	1	6	1	5	2	11	0.154	7	24	0.226	0	0	7.5	31	0.242	12
F 25	Moore, Andrew	4	8	1	9	5	17	0.227	2	2	6	4	8	6	0.571	13	23	0.361	0	0	6.0	36	0.167	13
F 26	Campbell, Aaron	3	7	7	6	10	13	0.435	10	4	7	5	17	9	0.654	27	22	0.551	0	0	25.0	49	0.510	14
F 27	Wojciechowski, Braden	2	7	3	8	5	15	0.250	7	6	10	1	17	7	0.708	22	22	0.500	0	0	16.0	44	0.364	14
F 28	Graham, Jill	1	5	0	5	1	10	0.091	4	5	3	3	7	8	0.467	8	18	0.308	0	0	2.5	26	0.096	11
F3/ Dart Side of the Moon		45	39	46	38	91	77	0.542	24	18	21	21	45	39	0.536	181	155	0.539	25	0	148.0	336	0.440	
F 30	Cornell, Blaine	0	4	0	1	0	5	0.000	1	3	2	2	3	5	0.375	3	10	0.231	2	0	5.0	13	0.385	9
F 31	Millius, Mike	10	4	12	1	22	5	0.815	9	5	6	5	15	10	0.600	37	15	0.712	3	0	37.0	52	0.712	14
F 32	Tisdale, Brian	3	0	6	7	9	7	0.563	7	6	3	2	10	8	0.556	19	15	0.559	3	0	19.0	34	0.559	13
F 33	Toko, Jeff	2	2	7	5	9	7	0.563	6	4	5	6	11	10	0.524	20	17	0.541	2	0	14.5	37	0.392	13
F 34	Furdon, Matt	5	6	3	3	8	9	0.471	5	3	8	1	13	4	0.765	21	13	0.618	2	0	15.0	34	0.441	11
F 35	Wilberg, Chelsea	2	8	0	5	2	13	0.133	0	2	0	9	0	11	0.000	2	24	0.077	2	0	4.0	26	0.154	12
F 36	Roseman, Sean	4	3	6	3	10	6	0.625	6	1	5	3	11	4	0.733	21	10	0.677	3	0	17.0	31	0.548	11
F 37	DiCaprio, Al	6	6	3	3	9	9	0.500	4	6	5	6	9	12	0.429	18	21	0.462	3	0	7.5	39	0.192	13
F 38	Musil, Dylan	10	3	7	6	17	9	0.654	9	4	6	5	15	9	0.625	32	18	0.640	3	0	23.5	50	0.470	13
F 39	Furdon, Jenny	3	3	2	4	5	7	0.417	1	2	2	3	3	5	0.375	8	12	0.400	2	0	5.5	20	0.275	10
F4/ Bangin The Wire		36	48	37	47	73	95	0.435	20	22	20	22	40	44	0.476	153	183	0.455	7	6	127.0	336	0.378	
F 40	Williams, Kelsey	2	8	1	5	3	13	0.188	1	6	2	6	3	12	0.200	6	25	0.194	1	1	3.5	31	0.113	11
F 41	White, John	8	6	5	9	13	15	0.464	8	6	8	6	16	12	0.571	29	27	0.518	1	1	23.5	56	0.420	14
F 42	Bowen, Andy	8	6	10	4	18	10	0.643	6	8	7	7	13	15	0.464	31	25	0.554	1	1	25.0	56	0.446	14
F 43	Port, Brian	5	5	6	6	11	11	0.500	4	7	4	6	8	13	0.381	19	24	0.442	1	1	20.5	43	0.477	12
F 44	Prosser, Brad	3	10	0	9	3	19	0.136	4	7	7	7	11	14	0.440	14	33	0.298	1	1	11.0	47	0.234	14
F 45	Stark, Parker	3	5	6	5	9	10	0.474	7	4	2	5	9	9	0.500	18	19	0.486	0	0	20.5	37	0.554	11
F 46	Mincey, Chris	5	2	5	4	10	6	0.625	6	3	6	2	12	5	0.706	22	11	0.667	1	0	18.5	33	0.561	9
F 47	Beene, Ryan	2	5	4	4	6	9	0.400	3	3	3	5	6	8	0.429	12	17	0.414	1	0	4.5	29	0.155	8
F 48	Apple, Brent	0	1	0	1	0	2	0.000	1	0	1	0	2	0	1.000	2	2	0.500	0	1	0.0	4	0.000	1
F5/ Shark Shooters		46	38	32	52	78	90	0.464	17	25	21	21	38	46	0.452	154	182	0.458	8	0	106.5	336	0.317	
F 50	Stacy, Michelle	3	5	8	6	11	11	0.500	4	10	10	3	14	13	0.519	25	24	0.510	1	0	17.5	49	0.357	13
F 51	Stacy, Rod	8	6	6	8	14	14	0.500	2	11	9	6	11	17	0.393	25	31	0.446	1	0	21.5	56	0.384	13
F 52	Mitchell, Liz	9	5	7	5	16	10	0.615	6	8	5	9	11	17	0.393	27	27	0.500	1	0	14.0	54	0.259	13
F 53	Buck, Chris	6	1	1	5	7	6	0.538	2	4	1	4	3	8	0.273	10	14	0.417	0	0	5.5	24	0.229	7
F 54	Taylor, Eric	6	9	1	12	7	21	0.250	7	6	6	7	13	13	0.500	20	34	0.370	1	0	11.0	54	0.204	14
F 55	Gibson, Thomas	2	1	1	1	3	2	0.600	0	3	1	1	1	4	0.200	4	6	0.400	1	0	6.0	10	0.600	3
F 56	Graber, Shawn	9	7	3	11	12	18	0.400	8	5	6	7	14	12	0.538	26	30	0.464	1	0	18.0	56	0.321	14
F 57	Mercer, Dave	2	4	3	3	5	7	0.417	3	2	2	4	5	6	0.455	10	13	0.435	1	0	4.0	23	0.174	6
F 58	Leonard, Mike	1	0	2	1	3	1	0.750	2	1	2	1	4	2	0.667	7	3	0.700	1	0	9.0	10	0.900	3
F6/ Rippin Darts		43	41	48	36	91	77	0.542	20	22	22	20	42	42	0.500	175	161	0.521	0	15	134.5	336	0.400	
F 60	Raymond, Erik	6	5	1	7	7	12	0.368	6	3	5	6	11	9	0.550	18	21	0.462	0	2	12.5	39	0.321	12
F 61	McDonald, Chase	9	5	11	3	20	8	0.714	8	6	7	7	15	13	0.536	35	21	0.625	0	2	31.0	56	0.554	14
F 62	Helton, Dakota	7	6	9	4	16	10	0.615	3	8	9	4	12	12	0.500	28	22	0.560	0	2	20.0	50	0.400	13
F 63	Wood, Connor	9	5	10	4	19	9	0.679	8	6	5	7	13	13	0.500	32	22	0.593	0	2	8.5	54	0.157	14
F 64	Gylfason, Thorbjorn	4	8	10	2	14	10	0.583	3	9	9	3	12	12	0.500	26	22	0.542	0	1	30.5	48	0.635	12
F 65	Kirk, Dylan	3	9	0	2	3	11	0.214	0	2	4	6	4	8	0.333	7	19	0.269	0	2	4.0	26	0.154	12
F 66	Sugg, Bailey	4	0	2	4	6	4	0.600	5	3	3	4	8	7	0.533	14	11	0.560	0	2	8.5	25	0.340	8
F 67	Pickel, Cameron	1	2	4	9	5	11	0.313	7	5	2	2	9	7	0.563	14	18	0.438	0	2	18.5	32	0.578	13
F 68	Emrich, Evan	0	1	1	1	1	2	0.333	0	2	0	1	0	3	0.000	1	5	0.167	0	0	1.0	6	0.167	2
F 69	Hawes, Hunter	0	0	0	0	0	0	---	0	0	0	0	0	0	---	0	0	---	0	0	0.0	0	---	0
F7/ Runs with Corks		49	35	48	36	97	71	0.577	26	16	18	24	44	40	0.524	185	151	0.551	7	0	134.0	336	0.399	
F 70	Fleener, Michael	11	4	11	3	22	7	0.759	9	5	2	6	11	11	0.500	33	18	0.647	1	0	22.0	51	0.431	14
F 71	Amarante, John	9	2	8	3	17	5	0.773	7	4	4	7	11	11	0.500	28	16	0.636	1	0	20.5	44	0.466	11
F 72	Stumpf, Robert	5	7	4	3	9	10	0.474	7	6	2	9	9	15	0.375	18	25	0.419	1	0	12.0	43	0.279	13
F 73	Moody, Chris	5	5	10	2	15	7	0.682	10	2	6	5	16	7	0.696	31	14	0.689	1	0	34.0	45	0.756	12
F 74	Sweet, Jim	10	2	5	7	15	9	0.625	8	4	4	4	12	8	0.600	27	17	0.614	1	0	10.0	44	0.227	12
F 75	Sweet, Phyllis	6	4	4	6	10	10	0.500	9	1	7	2	16	3	0.842	26	13	0.667	1	0	23.0	39	0.590	10
F 76	Lymer, Dean	0	6	4	5	4	11	0.267	1	6	4	7	5	13	0.278	9	24	0.273	1	0	6.0	33	0.182	14
F 77	Newbold, Stephanie	0	3	0	1	0	4	0.000	0	1	4	1	4	2	0.667	4	6	0.400	0	0	0.0	10	0.000	6
F 78	Couch, Amber	3	2	2	6	5	8	0.385	1	3	3	7	4	10	0.286	9	18	0.333	0	0	6.5	27	0.241	11
F8/ Liquor Possee		50	34	50	34	100	68	0.595	21	21	23	19	44	40	0.524	188	148	0.560	0	12	149.5	336	0.445	
F 80	Martinez, Gustavo	5	4	9	3	14	7	0.667	4	7	6	5	10	12	0.455	24	19	0.558	0	2	28.0	43	0.651	13
F 81	Barnes, Adam	9	4	9	2	18	6	0.750	8	4	6	5	14	9	0.609	32	15	0.681	0	2	31.5	47	0.670	12
F 82	Claggett, Jerimy	4	5	4	5	8	10	0.444	4	4	3	8	7	12	0.368	15	22	0.405	0	1	10.5	37	0.284	11
F 83	Blanes, Silver	8	5	10	3	18	8	0.692	9	4	9	1	18	5	0.783	36	13	0.735	0	1	23.5	49	0.480	13
F 84	Bathurst, Ryan	7	3	7	3	14	6	0.700	7	3	8	3	15	6	0.714	29	12	0.707	0	1	19.0	41	0.463	10
F 85	Bathurst, Alyssa	1	2	1	3	2	5	0.286	1	4	2	3	3	7	0.300	5	12	0.294	0	1	8.5	17	0.500	5
F 86	Crowley, Fulton	4	5	5	4	9	9	0.500	4	6	5	6	9	12	0.429	18	21	0.462	0	2	12.5	39	0.321	12
F 87	Watkins, Nathan	7	1	2	7	9	8	0.529	3	3	3	3	6	6	0.500	15	14	0.517	0	0	7.0	29	0.241	9
F 88	Rutten, Pete	5	5	3	4	8	9	0.471	2	7	4	4	6	11	0.353	14	20	0.412	0	2	9.0	34	0.265	12

	Singles 301		Singles Cricket		Singles Record		Singles Win %-age	Doubles Cricket		Doubles 501		Doubles Record		Doubles Win %-age	Sngls + Dbls Record		Sngls + Dbls Win %-age	Tiebreaker Ws	Tiebreaker Ls	All-Star Points	Games Played	All-Star Point Average	Matches Played
G1/ The Neighborhood Dart Knights	37	35	48	24	85	59	0.590	22	14	18	18	40	32	0.556	165	123	0.573	0	7	111.5	288	0.387	
G 10 Markham, Jared	4	3	5	2	9	5	0.643	5	3	2	7	7	10	0.412	16	15	0.516	0	1	9.0	31	0.290	9
G 11 Amos, Terron	6	5	9	2	15	7	0.682	7	4	7	3	14	7	0.667	29	14	0.674	0	1	27.0	43	0.628	11
G 12 Swepson, Jerrell	11	1	11	1	22	2	0.917	8	3	6	6	14	9	0.609	36	11	0.766	0	1	39.5	47	0.840	12
G 13 Lefebvre, C.J.	4	3	5	1	9	4	0.692	5	3	4	3	9	6	0.600	18	10	0.643	0	0	12.5	28	0.446	8
G 14 Assante, Tracy	1	7	6	3	7	10	0.412	7	2	2	4	9	6	0.600	16	16	0.500	0	1	6.5	32	0.203	10
G 15 Schaefer, Pat	2	7	4	3	6	10	0.375	6	4	6	5	12	9	0.571	18	19	0.486	0	1	9.0	37	0.243	12
G 16 Millham, Mark	6	5	6	5	12	10	0.545	4	3	7	3	11	6	0.647	23	16	0.590	0	1	6.0	39	0.154	12
G 17 Johnson, Evan	0	1	0	0	0	1	0.000	0	0	0	1	0	1	0.000	0	2	0.000	0	0	0.0	2	0.000	1
G 18 Carmona, Jamie	1	0	2	1	3	1	0.750	2	2	1	1	3	3	0.500	6	4	0.600	0	0	2.0	10	0.200	4
G 19 Pressimone, Kristen	2	3	0	6	2	9	0.182	0	4	1	3	1	7	0.125	3	16	0.158	0	1	0.0	19	0.000	8
G2/ Nein Mark	52	20	34	38	86	58	0.597	25	11	20	16	45	27	0.625	176	112	0.611	13	0	102.0	288	0.354	
G 20 Updyke, Gerald	12	0	10	2	22	2	0.917	9	2	8	2	17	4	0.810	39	6	0.867	1	0	21.5	45	0.478	11
G 21 Additon, Chris	6	4	5	6	11	10	0.524	6	3	7	4	13	7	0.650	24	17	0.585	2	0	12.0	41	0.293	10
G 22 Ferraro, Kimberly	6	6	3	7	9	13	0.409	8	4	8	3	16	7	0.696	25	20	0.556	2	0	11.5	45	0.256	11
G 23 Heath, John	10	1	8	3	18	4	0.818	8	3	1	7	9	10	0.474	27	14	0.659	2	0	24.5	41	0.598	11
G 24 Lang, John	9	3	1	7	10	10	0.500	4	4	6	5	10	9	0.526	20	19	0.513	2	0	9.5	39	0.244	11
G 25 Pender, Aime	1	2	2	7	3	9	0.250	5	4	5	4	10	8	0.556	13	17	0.433	2	0	8.0	30	0.267	9
G 26 Wrenn, Cameron	8	4	5	6	13	10	0.565	10	2	5	7	15	9	0.625	28	19	0.596	2	0	15.0	47	0.319	12
G3/ The Rock Bottoms	34	38	47	25	81	63	0.563	18	18	20	16	38	34	0.528	157	131	0.545	0	9	97.0	288	0.337	
G 30 McMillan, Evan	9	2	11	2	20	4	0.833	6	5	9	3	15	8	0.652	35	12	0.745	0	2	23.5	47	0.500	12
G 31 Smith, Jason	1	1	2	0	3	1	0.750	1	1	0	2	1	3	0.250	4	4	0.500	0	0	2.5	8	0.313	2
G 32 Crabtree, Reagan	5	3	7	2	12	5	0.706	6	3	5	4	11	7	0.611	23	12	0.657	0	1	17.0	35	0.486	9
G 33 Crabtree, Traci	2	6	2	3	4	9	0.308	4	4	4	2	8	6	0.571	12	15	0.444	0	1	5.5	27	0.204	8
G 34 Smith, Lauren	3	7	4	6	7	13	0.350	2	7	5	4	7	11	0.389	14	24	0.368	0	1	9.0	38	0.237	10
G 35 Tschetter, Aaron	4	7	5	5	9	12	0.429	7	4	6	5	13	9	0.591	22	21	0.512	0	1	13.0	43	0.302	11
G 36 Hobgood, A.	4	3	4	3	8	6	0.571	3	4	2	4	5	8	0.385	13	14	0.481	0	0	7.0	27	0.259	7
G 37 Hager, Ginny	2	3	3	3	5	6	0.455	4	3	3	3	7	6	0.538	12	12	0.500	0	1	6.5	24	0.271	6
G 38 Hawks, Michael	4	6	9	1	13	7	0.650	3	5	6	5	9	10	0.474	22	17	0.564	0	2	13.0	39	0.333	10
G4/ We're Sexy & We Throw It	38	34	35	37	73	71	0.507	22	14	23	13	45	27	0.625	163	125	0.566	0	8	83.5	288	0.290	
G 40 McNamara, Ken	7	5	10	3	17	8	0.680	9	3	9	3	18	6	0.750	35	14	0.714	0	1	20.5	49	0.418	12
G 41 McNamara, Karen	2	5	1	3	3	8	0.273	2	2	5	6	7	8	0.467	10	16	0.385	0	1	0.0	26	0.000	11
G 42 Bohanan, Heather	4	7	3	6	7	13	0.350	4	4	6	7	10	11	0.476	17	24	0.415	0	1	6.0	41	0.146	11
G 43 Ross, Anne	3	7	2	5	5	12	0.294	5	4	2	2	7	6	0.538	12	18	0.400	0	0	1.0	30	0.033	10
G 44 Jones, Mike	8	3	7	5	15	8	0.652	7	4	7	3	14	7	0.667	29	15	0.659	0	1	16.5	44	0.375	11
G 45 Davis, Jared	5	2	3	4	8	6	0.571	5	2	7	0	12	2	0.857	20	8	0.714	0	1	16.5	28	0.589	7
G 46 Gillespie, Jeff	5	1	2	4	7	5	0.583	5	2	4	0	9	2	0.818	16	7	0.696	0	1	9.0	23	0.391	6
G 47 Morlando, Jim	1	1	1	6	2	7	0.222	3	4	3	2	6	6	0.500	8	13	0.381	0	1	2.0	21	0.095	7
G 48 Balint, Joey	3	3	6	1	9	4	0.692	4	3	3	3	7	6	0.538	16	10	0.615	0	1	12.0	26	0.462	7
G5/ Triple Shot	26	40	25	41	51	81	0.386	9	24	13	20	22	44	0.333	95	169	0.360	0	0	60.5	264	0.229	
G 50 Newton, Tamara	5	6	3	5	8	11	0.421	3	6	4	6	7	12	0.368	15	23	0.395	0	0	8.0	38	0.211	11
G 51 Newton, Ted	3	8	3	7	6	15	0.286	0	6	2	7	2	13	0.133	8	28	0.222	0	0	10.5	36	0.292	11
G 52 Owens, Martha	4	3	4	7	8	10	0.444	4	6	4	4	8	10	0.444	16	20	0.444	0	0	5.0	36	0.139	11
G 53 Owens, Mike	6	4	4	0	10	4	0.714	2	7	6	5	8	12	0.400	18	16	0.529	0	0	5.5	34	0.162	11
G 54 Owens, Sean	4	5	1	5	5	10	0.333	1	7	3	2	4	9	0.308	9	19	0.321	0	0	10.0	28	0.357	10
G 55 Harris, Thomas	3	5	5	6	8	11	0.421	1	5	0	6	1	11	0.083	9	22	0.290	0	0	6.5	31	0.210	11
G 56 Smith, Kenny	1	4	4	4	5	8	0.385	4	4	3	5	7	9	0.438	12	17	0.414	0	0	9.0	29	0.310	9
G 57 Green, Felicia	0	5	1	7	1	12	0.077	3	7	4	5	7	12	0.368	8	24	0.250	0	0	6.0	32	0.188	10
G6/ Killer Dee's	33	39	38	34	71	73	0.493	18	18	18	18	36	36	0.500	143	145	0.497	5	0	79.5	288	0.276	
G 60 Bailey, Craig	6	5	2	2	8	7	0.533	7	3	4	5	11	8	0.579	19	15	0.559	0	0	5.5	34	0.162	11
G 61 Ehrmann, Rob	6	3	9	2	15	5	0.750	6	5	5	5	11	10	0.524	26	15	0.634	1	0	29.5	41	0.720	11
G 62 Kedell, Pete	6	4	5	4	11	8	0.579	5	5	6	4	11	9	0.550	22	17	0.564	1	0	10.0	39	0.256	10
G 63 Francis, Dave	0	2	1	2	1	4	0.200	1	0	0	1	1	1	0.500	2	5	0.286	0	0	1.0	7	0.143	4
G 64 Gibson, Jason	4	3	4	6	8	9	0.471	5	3	4	4	9	7	0.563	17	16	0.515	1	0	8.0	33	0.242	11
G 65 Morgraves, Jeannie	2	6	0	5	2	11	0.154	0	3	3	7	3	10	0.231	5	21	0.192	1	0	1.0	26	0.038	11
G 66 Jones, Tre	1	4	4	5	5	9	0.357	3	5	6	2	9	7	0.563	14	16	0.467	0	0	4.0	30	0.133	9
G 67 Nguyen, Tommy	6	5	6	4	12	9	0.571	6	6	4	5	10	11	0.476	22	20	0.524	1	0	11.5	42	0.274	12
G 68 Kuhar, Doug	0	3	3	3	3	6	0.333	2	3	1	1	3	4	0.429	6	10	0.375	0	0	4.5	16	0.281	6
G 69 Turley, Jonathan	2	4	4	1	6	5	0.545	1	3	3	2	4	5	0.444	10	10	0.500	0	0	4.5	20	0.225	6
G7/ 21 Dart Salute	26	40	19	47	45	87	0.341	9	24	11	22	20	46	0.303	85	179	0.322	4	0	58.0	264	0.220	
G 70 Porzio, Yelena	2	5	1	3	3	8	0.273	2	6	3	4	5	10	0.333	8	18	0.308	0	0	2.0	26	0.077	9
G 71 Deason, Michael	8	3	7	4	15	7	0.682	6	5	4	6	10	11	0.476	25	18	0.581	1	0	15.5	43	0.360	11
G 72 Kieselhorst, Eric	1	3	1	5	2	8	0.200	0	4	0	5	0	9	0.000	2	17	0.105	0	0	1.0	19	0.053	6
G 73 Clark, Renee	1	9	0	7	1	16	0.059	4	7	4	6	8	13	0.381	9	29	0.237	0	0	6.5	38	0.171	11
G 74 Medhurst, Jason	4	4	3	5	7	9	0.438	1	6	3	5	4	11	0.267	11	20	0.355	1	0	9.0	31	0.290	8
G 75 Henson, Roy	3	3	3	3	6	6	0.500	4	2	2	4	6	6	0.500	12	12	0.500	1	0	13.0	24	0.542	7
G 76 Palmer, Nita	0	5	1	7	1	12	0.077	1	5	1	4	2	9	0.182	3	21	0.125	0	0	2.5	24	0.104	7
G 77 Sherrod, Wayne	2	2	1	4	3	6	0.333	0	4	2	1	2	5	0.286	5	11	0.313	0	0	3.5	16	0.219	5
G 78 Klipper, Jennifer	0	4	0	5	0	9	0.000	0	3	0	5	0	8	0.000	0	17	0.000	0	0	0.0	17	0.000	5
G 79 Baker, Garrett	2	2	0	4	2	6	0.250	0	3	2	2	2	5	0.286	4	11	0.267	0	0	1.0	15	0.067	6
G 7x xx-Clark, Chad	3	0	2	0	5	0	1.000	0	3	1	2	1	5	0.167	6	5	0.545	1	0	4.0	11	0.364	3

Raleigh Dart League

Registration for Spring 2024 Season
Wednesday, January 3, (The Upper Deck), 7:00-8:00 p.m.

Wednesday, January 3 ⌫⌦ **For ALL teams - there is only one night of registration!!!**
(If your team is not returning, please leave a message on VoiceMail.
New captain? Please pass this information on to him/her.)
Bring: 1) Completed roster - use BLACK pen please - with divisions played by by each member for last 3 seasons
2) ONE check for bar fee and a minimum of six players (Bar fee is $20; Player registration is $20) NO CASH WILL BE ACCEPTED!!!

Wednesday, January 3 **DEADLINE for unrestricted roster add-ons, at REGISTRATION (no extensions)**
January 4 through February 26 Add-ons pre-approved by the Membership Director (Membership Committee Director - Heather Bohanan, 919-326-1956, membership@raleighdartleague.org)
1) Checks & player information as per roster to: Treasurer Taylor Caldwell, 919-623-9920, tcaldwell831@gmail.com (contact her for pay arrangements)
2) Membership Director will inform captain of Director's/Committee's decision
A PLAYER IS NOT ELIGIBLE UNTIL APPROVED, AND WITH DUES PAID

Wednesday, January 17 ⌫⌦ **Captains' meeting, 7:00-8:00 p.m., The Upper Deck (MANDATORY)**
Pick up schedules, blank scoresheets, team rosters, phone lists, rules, etc.

Wednesday, January 24 ⌫⌦ **8:00 p.m. Season starts**

Monday, February 26 **5th week captains' meeting, 7:00-8:00 p.m., The Upper Deck**
... and RDL Board meeting --- Last day to add/replace a player with approval

SPRING 2024 RALEIGH DART LEAGUE TEAM REGISTRATION FORM

Team Name _____ Team Number _____
(PLEASE LEAVE BLANK)

Player Name (not nickname): / Home Bar & Dart Rep.:	Divisions played in previous 3 seasons	Dart experience (if any) outside RDL* / Board #s:	M/F	Phone #:	Fee Paid:
Captain: 0				(C) (H)	0
1				(C) (H)	1
2				(C) (H)	2
3				(C) (H)	3
4				(C) (H)	4
5				(C) (H)	5
6				(C) (H)	6
7				(C) (H)	7
8				(C) (H)	8
9				(C) (H)	9

TOTAL:

Captain's Email Address: _____

** If there are players new to RDL and you are aware of their dart experience outside of RDL, please include that information here. You might say things like "Played in a mid-level team in Chicago for the past 6 years" or "No league experience but throws on a regular basis - consistently beats D & E players at Upper Deck LOD"*

Tons of Newsletter

The Spring Session of the Raleigh Dart League for the Banquet, Saturday, May 18, 2024 Issue #JK880

The "Thirteen Total Points To A Set of Mugs" Edition

TOURNAMENT WINNERS

"A" Division - ***Element XL*** *(13-7)*

Element completes the season/tournament double by playing only ONE tournament match, after earning a first-round bye and then receiving only the fourth semifinals forfeit (and first in A division) in the twenty-eight and a half years since I became RDL statistician.

"B" Division - ***Dart Attack*** *(13-11)*

After posting the league's most dominant margin of victory in the season, Dart Attack somehow got pushed much more heavily in the tournament, winning by scores of 13-9, 13-9 and 13-11. But in the end, they were one of only two undefeated teams this season.

"C" Division - ***The Outlaws*** *(14-4)*

In the division I predicted could be a hot mess, The Outlaws roll to the biggest finals margin of victory, in one of the only two divisions that didn't have either of its top two seeds in the final.

"D" Division - ***DD-214*** *(13-9)*

The division that produced one of the two craziest regular season races continued to bring the drama in the tournament, with the #4 seed DD-214 being the lowest seed in any division to take the Mugs, taking out the top two seeds without seeing the last 501.

"E" Division - ***Death Throw*** *(14-10)*

Death Throw's tournament run extends their win streak to seven matches (with a 10-1 record since week 6, after starting out 2-4). E joined C division as the only other one without either of the top two regular season finishers playing in the tournament final.

"F" Division - ***Rippin Darts*** *(13-5)*

Rippin thanks Nein Mark for taking out the undefeated Zero Dart in the semifinals by smoking them in the finals, in one of only two finals that ended in DCkt. Which was mostly surprising because their regular season matchups were tight barnburners.

"G" Division - ***Bottoms Up*** *(14-10)*

The very aptly named Bottoms Up has metamorphosed from a many-season cellar dweller to a top two regular season finish and now a tournament title. Up does indeed seem to be the right direction for the Bottoms, who end the Spring on a 10-1 match run.

REGULAR SEASON WINNERS

"A" Division - ***Element XL*** *(12 wins, 0 losses)*
2nd place - The Bullies

"B" Division - ***Dart Attack*** *(14 wins, 0 losses)*
2nd place - Double In, Stumble Out

"C" Division - ***Shooter McGavin*** *(9 wins, 3 losses)*
2nd place - Hump Day!

"D" Division - ***Village Idiots*** *(9 wins, 3 losses)*
2nd place - Reload

"E" Division - ***Liquor Possee*** *(12 wins, 2 losses)*
2nd place - Dart Side of the Moon

"F" Division - ***Zero Dart Ton 80*** *(14 wins, 0 losses)*
2nd place - Rippin Darts

"G" Division - ***That's What She Said*** *(11 wins, 3 losses)*
2nd place - Bottoms Up

Rosters of all season- and tournament-winning teams are on page 4.)

TABLE OF CONTENTS

Item	Page Number
Tournament & Regular Season Winning Teams	1
Fall 2024 RDL Season Information	1
Final Divisional Standings	2
Final Divisional Tournament Results	3
Tournament & Regular Season Winning Team Rosters	4
Winning team photo gallery (continued on pg.16)	4
Tournament Trophy Dart Awards	5
Other Tournament Hot Darts	5
Regular Season Trophy Dart Awards	5
Divisional Singles Win %-age Winners	6
Divisional All-Star Point %-age Winners	6
Players Who Beat the Singles Winners	6
Season Penalty and Tiebreaker Summaries	6
List of Host Establishments	7
Summer blind draws, other local leagues	7
RDL Address and Phone No. Information	8
Event Calendar, Penalty Log	8
JK's All-Star Team Picks	9
Quick Stat Tidbits, JK's Prediction Results Summary	9
Prediction Results Table	10
Week-by-Week Match Results Table	11
Spring 2024 Trivia Questions Revisited (cont., pg. 14)	12
Spring 2024 Lyrics Quiz Revisited (cont., pg. 15)	13
Alex Spellman CDC glory, The rest of the trivia	14
Bar info and summer darts, The rest of the lyrics quiz	15
Small items and story bits, team photos cont.	16
Story of Element, from pre-formation thru 40 seasons	17
Random Thoughts from JK	18
2024 NCCDL & NCLC results and standings	19
Fliers for Wreck at the Deck, Central VA Dart Classic	20
Fliers for Firecracker Open, Charlotte Open	21
Fliers for Music City Classic, Semper Fi Showdown	22
Top Singles Records, by Division	23
Top Doubles Records, by Division	24
Top Singles+Doubles, by Division	25
Top All Star Point Averages, by Division	26
Top Individual Records, by Section of Play	27,28
League-Wide Individual Singles, Doubles Records	29
League-Wide Individual Singles + Doubles Records, and All-Star Point Averages	30
Singles, Doubles Records, Ranked by Team	31
Overall Records, All-Star Pt. Ave., Ranked By Team	32
Complete "A" Division Statistics	33
Complete "B" Division Statistics	34
Complete "C" Division Statistics	35
Complete "D" Division Statistics	36
Complete "E" Division Statistics	37
Complete "F" Division Statistics	38
Complete "G" Division Statistics	39
Registration Materials for Fall 2024 RDL Season	40

FALL 2024 RALEIGH DART LEAGUE SEASON INFORMATION

Registration Meeting for ALL Teams; The Upper Deck;
Wednesday, July 24, 7:00-8:00 p.m.

MANDATORY Preseason Captains' Meeting; The Upper Deck;
Wednesday, August 7, 7:00-8:00 p.m.

Match Play begins on Wednesday, August 14

MANDATORY Fifth Week Captains' Meeting;
The Upper Deck; **Monday, September 11**, 7:00-8:00 p.m.

Divisional tournament weeks - **November 20, December 4 & 11**

FINAL!! DIVISIONAL TEAM STANDINGS FOR THE *SPRING 2024* RDL SEASON

"A" Division

		W	L	Pts.
👍	Element XL 👍	12	0	220
👍	The Bullies	10	2	197
3	Lunatic Fringe	8	4	160
4	2 Liver Die with LA	5	7	129
5	Why So Serious?	4	8	100
👎	Show Me Your Tips	3	9	117
👎	Darty Minds	0	12	84

"B" Division

		W	L	Pts.
👍	Dart Attack 👍	14	0	221
👍	Double In, Stumble Out	10	4	189
3	Inconsistently Consistent	7	7	177
4	Trips Are For Kids	7	7	159
5	Raging Bulls Eyes	6	8	159
6	Put It on Matt's Tab	5	9	149
👎	Nine Lives	4	10	149
👎	One Armed Bandits	3	11	130

"C" Division

		W	L	Pts.
👍	Shooter McGavin 👍	9	3	158
👍	Hump Day!	8	4	157
3	The Outlaws	7	5	160
4	Off Constantly-Reboot	7	5	143
5	Darty Sanchez	4	8	132
👎	Rif Raf	4	8	122
👎	Menace 2 Sobriety	3	9	123

LEGEND OF SYMBOLS IN STANDINGS
👍 = *regular season division champion*
👍 = *clinched* "top-two" *finish in division*
👎 = *clinched* "bottom-two" *finish in division*

"D" Division

		W	L	Pts.
👍	Village Idiots 👍	9	3	163
👍	Reload	8	4	180
3	Red-eye Rangers	8	4	161
4	DD-214	8	4	158
5	Ton 80 Proof	5	7	137
👎	Sharky's Machine	4	8	128
👎	She-Unit	0	12	75

"E" Division

		W	L	Pts.
👍	Liquor Possee 👍	12	2	186
👍	Dart Side of the Moon	11	3	174
3	Death Throw	9	5	196
4	Runs with Corks	6	8	160
5	Cheap Shots	6	8	157
6	Irish Ton	5	9	145
👎	Bangin the Wire	4	10	143
👎	Duck Around & Find Out	3	11	149

"F" Division

		W	L	Pts.
👍	Zero Dart Ton 80 👍	14	0	249
👍	Rippin Darts	11	3	199
3	Shark Shooters	9	5	178
4	Sofa Kings	9	5	177
5	Nein Mark	6	8	160
6	Coach's Last Dance	3	11	134
👎	Triple Shot	3	11	112
👎	The Dartifacts	1	13	108

"G" Division

		W	L	Pts.
👍	That's What She Said 👍	11	3	199
👍	Bottoms Up	10	4	205
3	Dart Vader's	10	4	190
4	Killer Dee's	10	4	169
5	We're Sexy & We Throw It	6	8	151
6	The Neighborhood Dart Knights	5	9	146
👎	21 Dart Salute	4	10	125
👎	Darts and Crafts	0	14	116

SPRING 2024 RDL DIVISIONAL TOURNAMENT SCHEDULE

Quarterfinals	*Semifinals*	*Finals*	***WINNER***

"A" Division

1 **Element XL**
Element XL
(Bye)
(forfeit) **Element XL**
5 Why So Serious?
(13-11) Why So Serious?
4 2 Liver Die with LA
(13-7) **Element XL**
3 Lunatic Fringe
(13-11) Lunatic Fringe
6 Show Me Your Tips
(14-6) The Bullies
7 Darty Minds
(13-3) The Bullies
2 The Bullies

"B" Division

1 **Dart Attack**
(13-9) **Dart Attack**
8 One Armed Bandits
(13-9) **Dart Attack**
5 Raging Bulls Eyes
(13-11) Raging Bulls Eyes
4 Trips Are For Kids
(13-11) **Dart Attack**
3 Inconsistently Consistent
(12-2) Inconsistently Consistent
6 Put It on Matt's Tab
(14-6) Inconsistently Consistent
7 Nine Lives
(13-7) Double In, Stumble Out
2 Double In, Stumble Out

"C" Division

1 Shooter McGavin
Shooter McGavin
(Bye)
(13-7) Off Constantly-Reboot
5 Darty Sanchez
(13-7) Off Constantly-Reboot
4 Off Constantly-Reboot
(14-4) **The Outlaws**
3 **The Outlaws**
(14-8) **The Outlaws**
6 Rif Raf
(12+-12) **The Outlaws**
7 Menace 2 Sobriety
(13-9) Hump Day!
2 Hump Day!

Quarterfinals	*Semifinals*	*Finals*	***WINNER***

"D" Division

1 Village Idiots
Village Idiots
(Bye)
(14-8) **DD-214**
5 Ton 80 Proof
(13-3) **DD-214**
4 **DD-214**
(13-9) **DD-214**
3 Red-eye Rangers
(12+-12) Red-eye Rangers
6 Sharky's Machine
(13-7) Reload
7 She-Unit
(14-0) Reload
2 Reload

"E" Division

1 Liquor Possee
(13-7) Liquor Possee
8 Duck Around & Find Out
(13-5) Runs with Corks
5 Cheap Shots
(13-5) Runs with Corks
4 Runs with Corks
(14-10) **Death Throw**
3 **Death Throw**
(14-10) **Death Throw**
6 Irish Ton
(13-7) **Death Throw**
7 Bangin the Wire
(14-10) Bangin the Wire
2 Dart Side of the Moon

"F" Division

1 Zero Dart Ton 80
(14-2) Zero Dart Ton 80
8 The Dartifacts
(13-9) Nein Mark
5 Nein Mark
(13-7) Nein Mark
4 Sofa Kings
(13-5) **Rippin Darts**
3 Shark Shooters
(13-3) Shark Shooters
6 Coach's Last Dance
(14-10) **Rippin Darts**
7 Triple Shot
(13-3) **Rippin Darts**
2 **Rippin Darts**

Quarterfinals (5/1)	*Semifinals (5/8)*	*Finals (5/15)*

Finals (5/15)	*Semifinals (5/8)*	*Quarterfinals (5/1)*

"G" Division

1 That's What She Said
(14-2) That's What She Said
8 Darts and Crafts
(14-10) That's What She Said
5 We're Sexy & We Throw It
(14-4) Killer Dee's
4 Killer Dee's
(14-10) **Bottoms Up**
WINNER
Bottoms Up *(14-8)* Dart Vader's
Dart Vader's 3
(13-3)
Neighbor. Dart Knights 6
Bottoms Up
21 Dart Salute 7
(13-3)
Bottoms Up 2

WINNING TEAM PHOTO GALLERY! ALL THE REASONS WE COME PLAY, RIGHT HERE… (photos continued on pg. 16)

We got a few photos a couple years ago, and… it was kind of great.. So this was a little minor tradition that I certainly wanted to encourage, and I asked the teams going into the tournament finals to consider taking a team photo and sharing it with us. This is one of my favorite items here. (No player name legends for these, but I'm sure the people in the photos know who they are. Plus, it's really about 'team' happiness anyway.)

B division regular season and tournament champions - **Dart Attack!!**



E division tournament champions - **Death Throw!!**



G division tournament champions - **Bottoms Up!!**



[division A, C, D and F winner photos on page 16!!!]

TEAMS THAT WON BOTH THEIR DIVISIONAL TOURNAMENT AND REGULAR SEASON TITLE !!!!!!

(note: players in parentheses did not play enough games during the regular season to qualify for tournament play)

"A" Division - ***Element XL***

Jason Kilts (c)	Tom Brown	Paul Jacobi
Kenny Persson	Ross Minty	Chad Massengill
Robbie Phillips	Stevie Phillips	Allen Smith
	Wil Tan	

"B" Division - ***Dart Attack***

Jamie Stoy (c)	Carson Stoy	Mike Jones
Mike Kenney	Alan Chalmers	Merrill Bowman
Zeek Lea	John Suan	Steve Milligan

TEAMS THAT WON THEIR DIVISIONAL TOURNAMENT (but not regular season title) !!!!!!

"C" Division - ***The Outlaws***

Brian Smith (c)	Dan Clark	Mike Steppe
Lee Scott	Chris Peterson	J.J. Tant
	Gray Talley	

"D" Division - ***DD-214***

Tommy Beaird (c)	George Guenther	Jeff Jones
Travis Teegarden	Joe Thomas	Hal Owen
Brian Oullette		Phil Sims

"E" Division - ***Death Throw***

Tolson Willis (c)	Sean Bosier	Dave Mathews
Angie Willis	Tyler Bradshaw	Olivia Mathews
Bladen Willis		Chase Fortune

"F" Division - ***Rippin Darts***

Erik Raymond (c)	Chase McDonald	Dakota Helton
Dylan Kirk	Thorbjorn Gylfason	Connor Wood
	Cameron Pickel	

"G" Division - ***Bottoms Up***

Evan McMillan (c)	Lauren Smith	Reagan Crabtree
Michael Hawks	Aaron Tschetter	Traci Crabtree
Ginny Hager		David Evans

TEAMS THAT WON THEIR REGULAR SEASON TITLE (but not divisional tournament) !!!!!!

"C" Division - ***Shooter McGavin***

Ronnie Knott (c)	Ryan Knott	Scott Sautter
Chris Toolan	Brian Howard	Don Sautter
	Kevin Stewart	

"D" Division - ***Village Idiots***

Barron Hartley (c)	Bryan Hartley	Nick Jones
Mark Baugher	Eric Haywood	Josh Vivod
Steven Walker	Rob Tyler	Dan Rowe

"E" Division - ***Liquor Possee***

Gustavo Martinez (c)	Adam Barnes	Jerimy Claggett
Daniel Kipp	Fulton Crowley	Silver Blanes
Ryan Bathurst	Alyssa Bathurst	Zach Allen
	Jenny Furdon	

"F" Division - ***Zero Dart Ton 80***

Kevin Scott (c)	Chad Clark	Kevin Turner
Chris Schon	Henry Nguyen	Rick DeMattos
Curtis Seldon	Guy Howes	Kevin Palma
	Scott Averell	

"G" Division - ***That's What She Said***

Taylor Caldwell (c)	Doug DiMichele	Doug Adams
Barry Thompson, Jr.	Barry Thompson	Kevin Carter
Ron Smith	Paul Beck	Mike Raquet
	Danny Carter	

SPRING 2024 TOURNAMENT!!! TROPHY DART AWARDS

9 Marks

Tommy Beaird **(2)** (DD-214, 5/1, 5/1)
Kevin Foushee **(2)** (The Bullies, 5/1, 5/15)
Stevie Phillips **(2)** (Element XL, 5/15, 5/15)
Matt Brown (The Bullies, 5/1)
Ed Grubb (Inconsistently Consistent, 5/1)
Grey Jones (2 Liver Die with LA, 5/1)
Mike Jones (Dart Attack, 5/8)
Sid Mitchell (Lunatic Fringe, 5/8)
Chris Moody (Runs with Corks, 5/8)
J.J. Tant (The Outlaws, 5/8)
John White (Bangin The Wire, 5/8)
Robbie Phillips (Element XL, 5/15)

Ton-80s

David Evans (Bottoms Up, 5/1)
Chase Fortune (Death Throw, 5/1)
Ed Grubb (Inconsistently Consistent, 5/1)
Grey Jones (2 Liver Die with LA, 5/1)
Ken Trefzger (One Armed Bandits, 5/1)

6-Bulls

(none reported)

Ton-70-Ins and Outs

(none reported)

For those who are new or simply were not aware of it: fast games, high ins and high outs in the tournament do not win awards unless they are perfect shots (170s) or games.

OTHER TOURNAMENT HOT DARTS (Sorry, no award -- but they're still great shots)

Stevie Phillips	Element XL	5-Bulls	Jimmie Jones	The Bullies	106-Out	Chad Massengill &		
Dan Naylor	The Bullies	160-In	Dan Naylor	The Bullies	8-dart 301	Kenny Persson	Element XL	17-dart 501

SPRING 2024 REGULAR SEASON PERFECT THROWS

9-Marks

Robbie Phillips **(3)** (Element XL, 1/31, 2/28, 4/17)
Pat Gibson **(2)** (The Bullies, 2/7, 2/28)
Jimmy Arnold (Reload, 3/6)
Adam Bakowski (Lunatic Fringe, 2/21)
Ryan Beene (Bangin the Wire, 1/24)
Jamie Bender (The Dartifacts, 3/13)
Will Bennett (Trips Are For Kids, 4/17)
Rick Blake (Ton 80 Proof, 2/14)
Gary Burney (Cheap Shots, 2/28)
Doug DiMichele (That's What She Said, 4/24)
Craig Elder (The Bullies, 4/17)
David Evans (Bottoms Up, 4/24)
Kevin Foushee (The Bullies, 1/31)
Matt Furdon (Dart Side of the Moon, 4/24)
Whitney Gibson (She-Unit, 2/14)
Brett Goodrich (Darty Sanchez, 4/17)
Shawn Graber (Shark Shooters, 3/20)
Ed Grubb (Inconsistently Consistent, 2/7)
George Guenther (DD-214, 4/24)
Bryan Hartley (Village Idiots, 3/20)
Tony Horton (Darty Minds, 2/21)
Jimmie Jones (The Bullies, 4/10)
Mike Jones (Dart Attack, 4/17)
Eric Klann (Lunatic Fringe, 4/24)
Andy Krestalude (Hump Day!, 3/27)
Mike Lamb (Dart Vader's, 4/24)
Patrick Merkle (Trips Are For Kids, 4/3)
Tim Moore (Darts and Crafts, 3/27)
Tim Mozzetti (Lunatic Fringe, 4/10)
Kenny Persson (Element XL, 1/24)
Stevie Phillips (Element XL, 4/10)
Lee Powell (Show Me Your Tips, 4/17)
Sal Reitano (Darty Minds, 2/21)
Sean Roseman (Dart Side…, 2/21)
Lee Scott (The Outlaws, 2/28)
Mike Seward (2 Liver Die with LA, 2/7)
Kevin Stewart (Shooter McGavin,4/24)

Ton-80s

Robbie Phillips **(2)**(Element, 2/14, 4/24)
Jimmy Arnold (Reload, 3/13)
Matt Byrne (Inconsistently Con., 3/6)
Matthew Copple (Nine Lives, 2/14)
David Evans (Bottoms Up, 3/27)
Chris Gagner (Ton 80 Proof, 4/17)
Brett Goodrich (Darty Sanchez, 4/17)
Jimmie Jones (The Bullies, 3/27)
Sid Mitchell (Lunatic Fringe, 2/7)
Stevie Phillips (Element XL, 2/28)
Jeff Rudy (One Armed Bandits, 2/28)
Mike Seward (2 Liver Die..., 2/7)
J.J. Tant (The Outlaws, 2/7)
Vic White (Why So Serious?, 2/14)
Tom Winters (Rif Raf, 2/7)

6-Bulls

Pat Gibson (The Bullies, 2/21)

SPRING 2024 REGULAR SEASON DIVISIONAL TROPHY DART AWARDS

	A division	B division	C division	D division	E division	F division	G division
High In (301 first turn only!!)	Ton-60 **Dan Naylor** The Bullies (2/21) **Kenny Persson** Element XL (2/28)	Ton-60 (3/13/24) **Matt Wilson** Put It on Matt's Tab	Ton-52 (3/27/24) **Andy Krestalude** Hump Day!	Ton-60 (1/24/24) **David Frederickson** Ton 80 Proof	Ton-54 (1/31/24) **Hector Pereida** Irish Ton	Ton-20 (3/13/24) **Chase McDonald** Rippin Darts	Ton-40 (2/14/24) **Ken McNamara** We're Sexy & We Throw It
High Out (301/501/ 1001)	Ton-64 (3/6/24) **Robbie Phillips** Element XL	Ton-60 (2/21/24) **Jeff Rudy** One Armed Bandits	Ton-14 (4/10/24) **Dan Clark** The Outlaws	Ton-18 (2/21/24) **Mark Powell** Red-eye Rangers	Ton-20 (2/14/24) **Chris Moody** Runs with Corks	Ton (2/7/24) **Simon Healy** Shark Shooters	Ton-20 (3/13/24) **Doug DiMichele** …What She Said
Fast Singles 301	9 darts **Stevie Phillips** Element XL (1/31) **Dan Naylor** The Bullies (2/21) **Robbie Phillips** Element XL (twice - 3/6, 3/13)	11 darts **Andrew Borgna** ...Matt's Tab (1/31) **Ed Grubb** …Consistent (2/7) **Robb Porcelli** Nine Lives (3/27)	10 darts (3/27/24) **Andy Krestalude** Hump Day!	10 darts (1/31/24) **Scott Kirkpatrick** Red-eye Rangers	14 darts (4/24/24) **Mike Millius** Dart Side of the Moon	13 darts (1/24/24) **Nick Beach** The Dartifacts	12 darts **Barry Thompson, Jr.** …She Said (2/28) **Doug DiMichele** …She Said (3/13) **Jerrell Swepson** …Knights (4/24)
Fast Singles Cricket	12 darts (3/27/24) **Pat Gibson** The Bullies	17 darts (4/10/24) **Zeek Lea** Dart Attack	20 darts (4/17/24) **J.J. Tant** The Outlaws	23 darts **Bryan Hartley** Village Idiots (twice - 1/31, 4/3) **Eric Haywood** Village Idiots(3/20)	17 darts (3/13/24) **Michael Fleener** Runs with Corks	19 darts (2/7/24) **Connor Wood** Rippin Darts	22 darts (4/24/24) **Jared Davis** We're Sexy & We Throw It
Fast Doubles Cricket	14 darts (2/28/24) **Kevin Foushee & Pat Gibson** The Bullies	21 darts (3/13/24) **Mike Jones & Zeek Lea** Dart Attack	22 darts (4/3/24) **Barry Jackson & Ed Williams** Rif Raf	25 darts (4/17/24) **Leslie Phillips & Keri Velazquez** She-Unit	29 darts (3/20/24) **Sean Bosier & Tolson Willis** Death Throw	27 darts (4/24/24) **Chad Clark & Rick DeMattos** Zero Dart Ton 80 **Guy Howes & Chris Schon** Zero Dart Ton 80	19 darts (2/14/24) **Mike Raquet & Barry Thompson** That's What She Said
Fast Doubles 501	16 darts **Kenny Persson & Robbie Phillips** Element XL (2/14) **Grey Jones & Cody Lange** 2 Liver… (3/27) **Chad Massengill & Allen Smith** Element XL (4/24)	15 darts (2/28/24) **Matt Byrne & Matt Palmer** Inconsistently Consistent	20 darts (2/14/24) **Tim Bunn & William McEwen** Hump Day!	21 darts (4/24/24) **Frank Allison & Scott Fink** Sharky's Machine	22 darts (2/14/24) **Chris Mincey & Parker Stark** Bangin the Wire	21 darts (1/31/24) **Kevin Scott & Kevin Turner** Zero Dart Ton 80	23 darts **Mike Jones & Ken McNamara** ...Throw It (1/31) **Evan McMillan & Lauren Smith** Bottoms Up (3/6)

Spring 2024 RDL Individual Season-Long Awards

SINGLES WIN PERCENTAGE

		W	L	%-age
	"A" Division			
Jimmie Jones	A1/ The Bullies	21	1	0.955
Stevie Phillips	A2/ Element XL	21	1	0.955
	"B" Division			
Mike Jones	B4/ Dart Attack	25	3	0.893
	"C" Division			
Kevin Olson	C3/ Off Constantly-Reboo	15	1	0.938
	"D" Division			
Dustin Jones	D1/ Reload	22	2	0.917
	"E" Division			
Mike Millius	E5/ Dart Side of the Moon	22	6	0.786
	"F" Division			
Thorbjorn Gylfason	F4/ Rippin Darts	24	3	0.889
	"G" Division			
Rob Ehrmann	G3/ Killer Dee's	23	3	0.885

Women's Records

(# of women by division: A-1, B-3, C-2, D-10, E-12, F-8, G-14)

[No women in A, C, D and F divisions satisfied both the minimum number of games requirement and the RDL rule requiring a win percentage of 0.500 or higher to claim a singles award.]

	Women - "B" Division			
Samantha Wilson	B1/ Put It on Matt's Tab	14	12	0.538
	Women - "E" Division			
Olivia Mathews	E3/ Death Throw	16	12	0.571
	Women - "G" Division			
Tracy Assante	G6/ Dart Vader's	12	10	0.545

THE PLAYERS WHO *BEAT* THE SINGLES %-AGE WINNERS

Who beat Jimmie Jones of The Bullies in A division?
in 301: (none). in cricket: Stevie Phillips (wk.7).

Who beat Stevie Phillips of Element XL in A division? [He did win the
in 301: Mike Evans (wk.11). in cricket: (none). head-to-head. :o)]

Who beat Mike Jones of Dart Attack in B division?
in 301: Will Bennett (wk.1), Chuck Ginger (wk.4), Paul Beaudoin (wk.9).
in cricket: (none).

Who beat Kevin Olson of Off Constantly-Reboot in C division?
in 301: (none). in cricket: Tom Winters (wk.8).

Who beat Dustin Jones of Reload in D division?
in 301: Zach Powell (wk.6), Barron Hartley (wk.10).
in cricket: (none).

Who beat Mike Millius of Dart Side of the Moon in E division?
in 301: John White (wk.1), Adam Barnes (wk.4), Dave Buckman (wk.5), Sean Bosier (wk.9), Laurence Converse (wk.13).
in cricket: Silver Blanes (wk.4).

Who beat Thorbjorn Gylfason of Rippin Darts in F division?
in 301: Gerald Updyke (wk.2), Abaddon Quintana (wk.4), Guy
in cricket: (none). Howes (wk.7).

Who beat Rob Ehrmann of Killer Dee's in G division?
in 301: Bryan Ross (wk.8), Kevin Carter (wk.11), Evan McMillan(wk.12).
in cricket: (none).

Who beat Olivia Mathews of Death Throw in E division?
in 301: Steve Lalino (wk.1), Gary Burney (wk.7), Matt Furdon (wk.9), Gustavo Martinez (wk.10), Robert Stumpf (wk.12).
in cricket: Matt Furdon (wk.2), Gustavo Martinez (wk.3), Mikey Hindle (wk.7), Shane Rawlings (wk.8), Silver Blanes (wk.10), Mike Cody (wk.11), Robert Stumpf (wk.12).

ALL-STAR POINT AVERAGE

		ASPs	TGP	%-age
	"A" Division			
Robbie Phillips	A2/ Element XL	90.0	40	2.250
	"B" Division			
Ed Grubb	B2/ Inconsistently Consist	55.0	42	1.310
	"C" Division			
Kevin Olson	C3/ Off Constantly-Reboo	38.0	32	1.188
	"D" Division			
Tommy Beaird	D2/ DD-214	41.5	41	1.012
	"E" Division			
Chris Moody	E6/ Runs with Corks	35.5	41	0.866
	"F" Division			
Guy Howes	F2/ Zero Dart Ton 80	47.0	51	0.922
	"G" Division			
Jerrell Swepson	G2/ The Neighborhood Da	54.5	47	1.160

Women's Records

(# of women by division: A-1, B-3, C-2, D-10, E-12, F-8, G-14)

[No women in A satisfied the min. number of games requirement.]

	Women's Records - "B" Division			
Samantha Wilson	B1/ Put It on Matt's Tab	13.0	51	0.255
	Women's Records - "C" Division			
Allyson Blackwelder	C3/ Off Constantly-Reboo	10.5	37	0.284
	Women's Records - "D" Division			
Leslie Phillips	D7/ She-Unit	15.5	42	0.369
	Women's Records - "E" Division			
Olivia Mathews	E3/ Death Throw	22.0	55	0.400
	Women's Records - "F" Division			
Kimberly Ferraro	F6/ Nein Mark	13.0	53	0.245
	Women's Records - "G" Division			
Lauren Smith	G5/ Bottoms Up	8.5	47	0.181

SPRING 2024 PENALTY SUMMARY

Another season will almost no penalties! To be fair, we had no election ballots and no fifth week captains' meeting, so two of the most global sources were off the table this time around, but this is still a tiny penalty list even in light of that. Leaguewide, we had only THREE penalties for the entire season, and they were garnered by only two teams. All of A, B, C, D and F divisions were penalty-free, and the three penalties we did have were all for late scoresheets (for a total loss of 48 points). Dart Side in E got one, with no effect on the E standings, so it's Killer Dee's in G who were this season's biggest penalty losers. The Dee's got two penalties for a total of 32 points, and dropped from 3rd to 4th. The Dee's actually would have been only 4 points out of 2nd, which they could've erased with just one more doubles against Bottoms Up in week 12. Eek.

SPRING 2024 TIEBREAKER SUMMARY

A lot more tiebreaker drama this season! 42 (40 during the season, 2 in in the tournaments)! B, C and E were particularly extra leg drama heavy. B and E each had 10, C had 9 (with 1 in the postseason), D had 6 (with 1 in the postseason), G had 4, F had only 2, and A had only 1 (which was, of course, between Element and The Bullies, yet again).

While 6 teams played three tiebreakers, there were also 6 that had four each, all in B, C and E divisions (Inconsistently Consistent, Trips Are For Kids, Double In Stumble Out, Hump Day!, Shooter McGavin, and Bangin The Wire). So they can all share the Cardiac Kids award, I guess. The Heartbreak Award certainly goes to Hump Day!, as not only were they the only team to lose three, but one of those was a tourney loss.

WHERE WE PLAY

American Legion Fuquay-Varina **919-557-5990**
6400 Johnson Pond Road Fuquay-Varina
-about 0.2 miles from Fuquay Elementary School

Benny's Billiards **984-333-0101**
932 NE Maynard Road Cary
-in Reedy Creek Square, at opposite end from Food Lion

Big Easy Oven & Tap **919-468-6007**
231 Grande Heights Drive Cary
-in Harrison Pointe shopping center

Brass Tap & Billiards **919-876-2382**
3316 Capital Boulevard north Raleigh
-in Starmount shopping center

Break Time Billiards **919-615-0107**
6442 Tryon Road Cary
-left of Lowe's Foods, at inter. w/ Cary Parkway

Brewster's Pub **919-650-1270**
1885 Lake Pine Drive Cary
-next to La Cocina Mexican restaurant

Cleveland Draft House - Garner **919-771-2337**
6101 NC Highway 42 West Garner
-0.7 mile west of I-40 on NC Highway 42

D's Bottle Shop & Craft Beer Coll. **919-435-7034**
13200 Falls of Neuse Road north Raleigh
-in the Wakefield Crossing Shopping Center

Good Times Arcade and Tavern **919-307-3245**
74 Son-Lan Parkway, Suite 108 Garner
-just past Pizza Inn, across from Hibachi & Company

High Park Bar & Grille **919-833-4527**
625 E. Whitaker Mill Road Raleigh
-near intersection of Whitaker Mill & Wake Forest Rd.

Hot Shots Billiards & Pub **919-460-6307**
107 Edinburgh South Drive Cary
-in MacGregor Village

The London Bridge Pub **919-838-6633**
110 East Hargett Street Raleigh
-near the corner of Hargett and Wilmington

Mackey's Pub **919-435-6018**
2101 South Main Street Wake Forest
-right next to Asuka Asian Bistro

Mac's Tavern **919-467-4114**
1014 Ryan Road Cary
-in Village Market Shopping Center

(The Neighborhood Sports Bar)
301 North Harrison Avenue *Cary*
-(no longer open)

Overtime Sports Pub **919-255-9556**
1030-149 N. Rogers Lane Raleigh
-corner of Rogers Ln/US-64, in Food Lion strip mall

Pantana's Pool Hall **919-833-2990**
3112 Hillsborough Road near NCSU
-between Daisy and Shepherd streets

The Pickled Onion #2 **919-977-0031**
8511 Cantilever Way north Raleigh
-off Glenwood, in plaza behind CarMax

The Pickled Pub **984-235-4482**
14460 Falls of Neuse Road north Raleigh
-in Wakefield Commons shopping center

Sharky's Place **919-783-5448**
5800 Duraleigh Road NW Raleigh
-in the Yuppie Center near US 70 intersection

Snooker's-RW **919-828-7665**
3520 Wade Avenue NW Raleigh
-in Ridgewood Shopping Center

HIT A NEWLY ADDED SUMMER BLIND DRAW?

UPPER DECK

As in many previous years, throughout the summer break the Upper Deck will be adding a weekly Wednesday blind draw for all those who just want to keep their regular dart night out rolling through the break. 8 pm start, just like normal Deck Fridays.. And they'll be adding a double shot as well, so head on over!

OR MAYBE YOU WANT TO ADD ANOTHER LEAGUE?

Looking to add a second league this coming season? Not all of them are perfectly aligned for immediate signups, but some are! And they're all pretty cool, so give them a look. Check in on the websites listed below periodically to get the most updated information for this and other upcoming seasons.

Brass Tap & Billiards Summer League!!

Taylor Caldwell, RDL's own League Treasurer, will once again be hosting a summer league at Brass Tap & Billiards (3316 Capital Boulevard, in the Starmount Shopping Center). $20 per person, and the "draft" will be held May 22nd (probably with a blind draw following). Play will start May 29th and run through July 24th. There's a cap of 48 regular players, with 8 players per team, but they've now added a "substitute player" system as well. Email Taylor (info on page 8) to sign up and arrange payment (also send her your current RDL division).

Triangle Dart League (TDL - Chapel Hill & Durham)

You have a bit more time to jump over to the TDL. Registration for their Fall season will be held on Thursday, July 18th at 7pm, at The Tavern in downtown Durham. Play will begin on August 1st. The teams in TDL consist of 6-10 players per team, and dues are $20/player per season (I think). Recent seasons have used bars in both Chapel Hill and Durham, but I suspect that might vary a bit each season, based on team preferences and signups. Check www.ibiblio.org/ncdarts/tdl/ for updates.

Bull City Dart League (BCDL - Durham)

You also have quite a bit of time if you happen to be interested in trying out one of the very few handicapped steel-tip leagues anywhere, maybe the BCDL is in your future. The next season will not register until August, but that just means you have lots of time to set up your new roster. Teams in the BCDL have 4-8 players, dues are $25 per player per season (some of the host establishments cover half or all of those, so maybe ask around), and the home bars are primarily in RTP and the downtown Durham area. The best information (and any updates in the coming weeks) can be found at:

www.thebcdl.org That website also includes a wealth of information about the league and its rules, so if you're just interested in seeing how the league applies a handicap system to a steel-tip league, you can find all of that there, including rules, statistics, and scoresheet examples.

American Dart League (ADL - many area locations)

The ADL is actually a compilation of many singles and team leagues, hosted on Mondays, Tuesday, Thursdays, and/or Sundays. Leagues are smaller (4-12 individuals or teams per league), and are run at Bud's Tavern, Benny's Billiards, Back Then Bar and Grill, Big Daddy's, both Cleveland Draft Houses, among others (each league is housed fully within its particular host establishment). Full listings of where and when each league is being played can be found in their multiple posts in the RDL Facebook group, and you can send them a Facebook direct message if you are interested in signing up.

The Upper Deck **919-460-1786**
329 N. Harrison Avenue Cary
-near intersection. of N. Harrison & Highway 54

RDL WEBSITE - www.raleighdartleague.org

Webmaster: Matt Ridgway (of Trips Are For Kids)
contact him, if needed, at: meridgway84@gmail.com

HOW TO REACH US

Email scoresheets: jdkilts@yahoo.com or jdkilts@gmail.com
Or text scoresheets: **919-423-5766** - and we also always recommend watching for confirmation of receipt! (in response to either emailed or texted scoresheet images!)

Roster Addition/Change Requests (and also scheduling issues): Membership Director Heather Bohanan
New Member/Registration Fees: Treasurer Taylor Caldwell
Nomination and Election Ballots: Secretary Andrew Borgna
Grievances/Complaints/Rules Suggestions: Rules & Grievances Director Joel Eason

2024 Board of Directors

President	Michael Johnson	919-413-0495
	email: president@raleighdartleague.org	
Vice President	Angela Jeffcoat	919-673-7339
	email: angelamjeffcoat@gmail.com	
Secretary	Andrew Borgna	919-889-2457
	email: akborgna@gmail.com	
Treasurer	Taylor Caldwell	919-623-9920
	email: tcaldwell831@gmail.com	
Membership	Heather Bohanan	919-819-9957
	email: membership@raleighdartleague.org	
Rules/Grievances	Joel Eason	919-227-6966
	email: ajenbk@yahoo.com	

Social Media Coordinator : Kim Hoover 260-413-6173
email: biz.krhoover@gmail.com
League Statistician/Editor : Jason Kilts 919-423-5766
email: jdkilts@yahoo.com or jdkilts@gmail.com

"HOT DARTS" LISTING GUIDELINES

Here are the guidelines that will be used for the minimum number of all-star points each week for the "hot darts" page.
"A" Div. = 4.5 or more ASPs; "B" Div. = 4.0 or more ASPs
"C, D" Divisions = 3.5 or more ASPs
"E, F" Divs. = 3.0 or more ASPs; "G" = 2.5 or more ASPs
Also, we will list any fast games, high ins, high outs, or other amazing feats that you think warrant a little recognition (e.g., Ins & Outs higher than a Ton, 24-dart cricket games, 15-dart 301s, 24-dart 501s, Ton-70s and up, 5-Bulls+, etc.).

Extra note: it's also ok to call in "fast games" in each set, even if they don't necessarily meet the maximum dart counts above.

SEASON-LONG TROPHY DART MINIMUM GAMES PLAYED REQUIREMENTS

To be eligible for all-star point ave. & singles win %-age awards, you must play at least 66% of this season's projected games:

for Divs. "A", "C" (except team C3) and "D" (7 teams / div.):
Singles win %-age: min. of 16 Singles Games Played
All-star pt. Average: min. of 32 Total Games Played
for team C3 (due to 1 forfeit received):
min. of 15 Singles Games Played, 30 Total Games Played

for Divs. "B" (except team B8), "E", "F", "G" (8 teams / div.):
Singles win %-age: min. of 19 Singles Games Played
All-star pt. Average: min. of 37 Total Games Played
for team B8 (due to 1 forfeit received):
min. of 18 Singles Games Played, 35 Total Games Played

CALENDAR OF EVENTS

May 31-Jun 2 **Wreck at the Deck**, (ADO); (see page 20)
Mon., June 3 **RDL Board Meeting**
June 7-9 **Central VA Dart Classic**, (ADO); (see pg. 20)
June 22&29 **NC City Dart League & NC Ladies' Cup**
NCCDL: Ral@Jack (6/29), CapArea@Pine, ChHill@PCity, Fay@Dur (6/29), Pied@Boone, LakeN@Ashe
NCLC: Apex@Jack, FuqVar@PCity, CapArea@Pine, LakeN@Ashe, (Byes - Dur, Pied)
June 28-30 **Firecracker Open**, (ADO); (see page 21)
July 11-14 **32nd Charlotte Open**, (ADO); (see page 21)
- also the site of the 2024 Masters Nationals
Wed., July 24 **Fall 2024 - RDL registration**, Upper Deck (and online registration in the few days prior)
July 25-28 **Music City Classic**, (ADO); (see page 22)
Sat., July 27 **NCCDL/NCLC match weekend**
Aug. 2-4 **Semper Fi Showdown**, (ADO); (see page 22)
Wed., Aug. 7 **Fall 2024 RDL Preseason Captains' Meeting**
Wed., Aug. 14 **Fall 2024 first night of match play**
Mon., Sep. 16 **Fall 2024 RDL Fifth week captains' meeting**
Nov. 20, Dec. 4 & 11 - Fall 2024 RDL Div. Tournaments
Sat., Dec. 14 **Fall 2024 - Season Banquet**, location TBD

Other Local Weekly Leagues

Tuesdays ***Bull City Dart League*** , Durham http://www.thebcdl.org/
Thursdays ***Triangle Dart League*** , Chapel Hill https://www.ibiblio.org/ncdarts/tdl/
several days ***American Dart League*** , across Wake county https://www.adadarters.com/ (national website)
someday? ***Wake Forest Area Dart League*** , Wake Forest https://www.facebook.com/groups/326939964601080/

Weekly Blind Draws - Over the years, many blind draws have come and gone. If any of these folds or if any others start up, please let me know and I'll update this list. Thanks.

=> *(this one is SUMMER BREAK-ONLY, and has the same*
=> *features as the Friday draw below, but with a double shot)*
=> **Wed., 8 pm** **Upper Deck**, 919-460-1786, 329 N.Harrison
(this one is double elim., $5 entry, bar matches the pot… extra $50 if there are 32+ players , plus a triple shot !)
Fri., 8 pm **Upper Deck**, 919-460-1786, 329 N.Harrison
(2nd and 4th Fridays each month, double elim., $10 entry)
Fri., 6:30 pm **American Legion F-V**, 6400 Johnson Pond Rd
($10 entry, plus a triple shot and a 50/50 drawing)
Sat., 12:30 pm **Back Then Bar & Grill,** 984-333-0047, 107 Edinburgh S Dr, Cary; MacGregor Village
(this one is $5 entry, bar matches 150% if 16+ players !)
Sun., 6 pm **Sharky's Place**, 919-783-5448, 5800 Duraleigh
(this one is double elm., $5 entry, bar matches the pot!)
Mon., 7:30 pm **Neighborhood**, 919-377-2344, 301 N. Harrison
(this one is $5 entry, bar matches up to $100, plus an alternating double/triple shot !) 2201 South Main Street,
Mon., 7 pm **Mackey's Pub**, 919-435-6018, Wake Forest
(this one is $5 entry, double elim., plus a $5 triple shot)
Tue., 7 pm **Whistlestop Bottleshop**, 919-366-6080, Wendell

PENALTY LOG

Late scoresheet return (16 pts.): Dart Side of the Moon (E,wk.13), Killer Dee's (G,wk.4,wk.5).

THE FIFTY-THIRD SEMI-ANNUAL EDITION OF : JK'S DIVISIONAL ALL-STAR TEAM PICKS

(Players within each division are listed alphabetically) (Players are chosen any way I damn well please - not purely by the numbers!)
(This is not purely my own guesses at who is simply the best thrower, but also who is important to their team, who is good in the clutch, etc.)

Divisional MVPs

All of RDL	*Stevie Phillips*	*Element XL*
A Division	Stevie Phillips	Element XL
B Division	Will Bennett	Trips Are For Kids
C Division	Kevin Olson	Off Constantly-Reboot
D Division	Tommy Beaird	DD-214
E Division	Adam Barnes	Liquor Possee
F Division	Guy Howes	Zero Dart Ton 80
G Division	Rob Ehrmann	Killer Dee's

"A" Division

Kyle Gaulthier	2 Liver Die with LA	"That guy" that nobody wants to face.
Pat Gibson	The Bullies	So smooth, so dangerous, so good.
Jimmie Jones	The Bullies	The super streak extends into year two.
Chad Massengill	Element XL	Could be top dog on any other team.
Sid Mitchell	Lunatic Fringe	Crushed in cricket all season long.
Robbie Phillips	Element XL	Most efficient hammer in RDL history.
Stevie Phillips	Element XL	Just relentless, never out of any game.
Wil Tan	Element XL	What a return to the top of the stats.

"B" Division (this one had so many candidates)

Will Bennett	Trips Are For Kids	This guy is an A thrower every day.
Matt Byrne	Inconsistently Consi	What a pickup for Mug runners up.
Kent Butters	Double In, Stumble	Bit of a slow 301 start, but then great.
Keith Gibbs	Inconsistently Consi	Was dominant up until the 501 slide.
Mike Jones	Dart Attack	Top shot for undefeated B champs.
Zeek Lea	Dart Attack	The other big reason for perfect season.
Trey Rodgers	Double In, Stumble	Two-thirds+ winner in all four sets.
John Suan	Dart Attack	Incredible that he was third wheel here.

"C" Division

Austin Bell	Darty Sanchez	Could really use more doubles wins.
Tim Bunn	Hump Day!	Huge singles run, and good in doubles.
Kevin Olson	Off Constantly-Reb	Too bad big gun missed four matches.
Mike Robinson	Darty Sanchez	Cricket specialist just got by in the '01s.
Brian Smith	The Outlaws	Mug captain maybe just sits in 501.
Kevin Stewart	Shooter McGavin	Nothing flashy, just solid all across.
J.J. Tant	The Outlaws	Yet another great season across all sets.
Eric Trefzger	Darty Sanchez	Started hot, slips a bit from 301 to 501.

"D" Division

Tommy Beaird	DD-214	Mug captain led his team in everything.
Bryan Hartley	Village Idiots	Some really big spikes with a few lulls.
Dustin Jones	Reload	Just a beast with a huge singles record.
Brian Oullette	DD-214	Undefeated SCkt covers for 301 slips.
Zach Powell	Red-eye Rangers	Three 8-1 sets to start the night out?
Jeromie Raper	Red-eye Rangers	Ok, so we just play him in the crickets.
Branden Roper	Reload	Newcomer to this page was excellent.
Josh Vivod	Village Idiots	Top winner for regular season champs.

"E" Division

Adam Barnes	Liquor Possee	When 9-5 is a bad set… uh, yes, please.
Silver Blanes	Liquor Possee	After a slow 301 start, won like a fiend.
Sean Bosier	Death Throw	The moderate SCkt is tough to explain.
Tyler Bradshaw	Death Throw	Got better and better with every set.
Matt Furdon	Dart Side of the Mo	Started hot, still decent in doubles sets.
Mike Millius	Dart Side of the Mo	32-10 in the first three sets cover for 501.
Chris Moody	Runs with Corks	Ummmm…. What the heck is that 501?
Phyllis Sweet	Runs with Corks	Torched to an 85% cricket win rate.

"F" Division (oh, there were so many options here)

Chad Clark	Zero Dart Ton 80	Welcome to the league, new bad ass #1.
Rick DeMattos	Zero Dart Ton 80	Welcome to the league, new bad ass #2.
Thorbjorn Gylfaso	Rippin Darts	13-0 (not 14) in SCkt is tough to beat.
Guy Howes	Zero Dart Ton 80	Welcome to the league, new bad ass #3.
Roger Keim	Sofa Kings	Top reason the Kings finished top-four.
Chase McDonald	Rippin Darts	Super solid winner with ok 501, part 1.
Kevin Turner	Zero Dart Ton 80	This badass has already been up in A.
Gerald Updyke	Nein Mark	Super solid winner with ok 501, part 2.

"G" Division (dang, I needed about 11 for this set)

Matthew Bailey	21 Dart Salute	This team just couldn't buy some DCkt.
Rob Ehrmann	Killer Dee's	The league's only all-sets 10+ winner.
Mike Kelly	Killer Dee's	No more than 2 losses in any set. Nice.
John Kline	Darts and Crafts	Wow. Superb record for a newbie team.
Mike Lamb	Dart Vader's	11+ wins in each of the first three sets!
Evan McMillan	Bottoms Up	12-0 301 is stunning. Rest is also great.
Mike Raquet	That's What She Sai	Pretty obvious he usually plays higher.
Jerrell Swepson	Neighborhood Dart	Just needs to find a few more DCkt Ws.

QUICK STAT TIDBITS

-The **Quadruple Double Award** winners (double-digit wins in all 4 sections): With only three divisions playing with a bye, I thought we might get a handful with 10+ wins in every set in any of B, E, F or G divisions. But nope, this was still a pretty dang exclusive club this season. In the end, there were five players earning Honorable Mention with not just 9+ wins in every set, but also 10+ in three of them. *Will Bennett* of Trips Are For Kids did it in B division, *Chad Clark* and *Guy Howes* of Zero Dart Ton 80 did it in F division, and *Mike Raquet* of That's What She Said did it in G division. And outdoing those four and taking the top Honorable Mention spot is *Pat Gibson* of The Bullies, who did it in A division in only a 12-match season. Which brings us to our lone true member of the Quadruple Double Club this season: **Rob Ehrmann** of Killer Dee's in G division! And while Ehrmann's team did have 14 matches, he himself missed week 13 (and then sat a set in week 14), so he only had 12-13 shots in each set!
-IronMan/Woman Award: Three divisions (A, C, D) only played 12 matches, so obviously they're going to lag behind in this category unless something crazy happens. And things held to form... This season's IronMan is **Donald Marler** of The Dartifacts in F division with 66 games played. The honorable mentions for other division leaders included: *Pat Gibson* of The Bullies in A, with 49; *Will Bennett* of Trips Are For Kids in B, with 59; *Ronnie Knott* of Shooter McGavin in C, with 52; *Dustin Jones* of Reload in D, with 49; *Gary Burney* of Cheap Shots in E, with a stout 63; and *Mark Boudreaux* of 21 Dart Salute in G, with 57. Dang, some pretty top end throwers in that group - pretty often "guys playing every set" are passed by "guys on shorthanded teams."
-The **Team Attendance Award** winners: Alright, really nobody came close to the six-thrower ironman standard this season. The closest we had was four teams who relied solely on seven throwers throughout the season. There were two in C (The Outlaws, Shooter McGavin) and two in F (Rippin Darts, Nein Mark). All four teams used everyone pretty extensively (or dropped to short-handed sometimes), so these are all just kinda Honorable Mentions this time.

MY PRESEASON, WEEKLY, & TOURNEY PREDICTION RESULTS

As usual, I'm left with the option of trying to bluff my way through this part, or just telling the truth. And since I know some of you squirrel away every last thing I've ever written about your team, I will again give real results… bummer. Sometimes these results can border on embarrassing…

In my preseason picks (usually the toughest every season given imminent roster changes/additions), I had quite a bit of success. Almost nailed A fully, with just the bottom two flipped. Also almost nailed B, but I had Consistent on top of the heap instead of in 3rd. In C division, I overestimated Sanchez, and I had McGavin down in 3rd. As for D, I definitely had the Village Idiots and Red-eye Rangers too low. Then E was one of my worst divisions, as I had Possee down in 3rd, I oversold the Cheapies, and I undersold the Corkers. In F, I was close with all but two teams - I way oversold Triple Shot, and I didn't know the new Zero Dart team had such good shots. And then G was decent, with Vader being better than I expected and the Knights being quite a bit worse.

My weekly prediction results you can peruse pick-for-pick on the other side of this sheet of paper. As noted on that page, I owned most of you again this season!! Only three teams fooled me more often than not (and not by much), and only C and E fell down toward the 60% correct rate (while I rocked a 70-90% win rate in all the others). In the end, I posted a 255-93 final record for over a 73% correct hit rate. Been living beyond that 70% line for a while now…

Last but not least were my tournament predictions… Often when we jump to best-of-3, my picks get stronger, despite the fact that I'm picking semifinals and finals that I conceivably could have wrong before the matches are even played. This season, I started out strong, but kinda limped to the finish. After starting 21-4 in the quarterfinals (with the other three semifinalists advancing via byes), I posted a decent 9-5 record in the semifinals. But then I only got 2 of the 7 Mug winners correct. Ugh! That still leaves me at 32-14 (which is about 70% correct, even with having to pick rounds in advance), but I've done better in several recent seasons. Decent, just not super crushing here.

JK'S TEAM-BY-TEAM, WEEK-BY-WEEK MATCH PREDICTION RESULTS

(I introduced this page thirty-nine seasons ago, and it has become almost expected as a newsletter staple. Feast your eyes on the success...)

For several years, many of you have taken no greater pleasure in your weekly darting endeavors than to email or text me and point out to me just how wrong I was in my prediction of your match result. On a related note, I have noticed that many of you seem to have relatively selective memories saving only the weeks when I was wrong. Further, many others of you regularly embellish your statistics of how often you fool me. It's not so easy to get away with those rambles anymore, however, as you can see below. Each W is a week when I picked your match correctly, and each L is one I picked incorrectly. Division totals are to the right of the team totals, weekly totals are at the bottom, and in the space between the 14 weeks and the team totals, the one 'o' symbol indicate the team for which I was only 0.500, and the three 'x' symbols indicate the teams that fooled me more often than not. **[Ok, nobody really got away from me by the end of the season. I started out pretty badly with a couple, but I fought back to nearly respectable with those. And I owned a bunch of teams. So very nearly more, as I lost soooo many 12-12 and 13-11 outcomes. - JK]**

	wk1	wk2	wk3	wk4	wk5	wk6	wk7	wk8	wk9	wk10	wk11	wk12	wk13	wk14		Right	Wrong	**Overall**
A1/ The Bullies	-	W	W	W	W	W	W	-	W	W	W	W	W	W		12	0	73.28%
A2/ Element XL	W	W	-	W	W	W	W	W	W	-	W	W	W	W		12	0	255 93
A3/ Lunatic Fringe	W	-	W	W	W	W	W	W	-	W	W	W	W	W		12	0	
A4/ 2 Liver Die with LA	W	W	W	-	W	W	W	W	L	W	-	W	W	W		11	1	
A5/ Why So Serious?	W	W	W	W	L	-	L	W	W	W	W	W	-	W		10	2	**A Division**
A6/ Darty Minds	W	W	W	W	L	L	-	W	W	W	W	W	W	-		10	2	90.48%
A7/ Show Me Your Tips	W	W	W	W	-	L	L	W	L	W	W	-	W	W		9	3	38 4
B1/ Put It on Matt's Tab	W	W	L	W	W	W	L	W	W	W	W	W	W	W		12	2	
B2/ Inconsistently Consistent	W	L	W	W	W	L	W	L	L	L	W	W	W	W		9	5	
B3/ Raging Bulls Eyes	W	L	L	W	W	L	L	W	L	W	W	W	W	W		9	5	
B4/ Dart Attack	W	L	W	W	W	W	W	W	W	W	W	W	W	W		13	1	
B5/ Trips Are For Kids	W	L	L	L	L	L	L	W	L	W	W	W	W	W	o	7	7	
B6/ Double In, Stumble Out	W	L	W	W	W	W	L	W	W	L	W	W	W	W		11	3	**B Division**
B7/ One Armed Bandits	W	W	L	W	L	W	L	L	W	W	W	W	W	fft		9	4	70.91%
B8/ Nine Lives	W	L	W	L	W	L	L	W	L	W	W	W	W	fft		8	5	39 16
C1/ The Outlaws	-	L	W	W	W	L	W	-	L	L	L	W	W	W		7	5	
C2/ Darty Sanchez	L	-	L	fft	W	W	W	W	-	W	L	W	W	W		8	3	
C3/ Off Constantly-Reboot	W	W	-	fft	W	L	L	L	W	-	L	L	W	L	x	5	6	
C4/ Hump Day!	W	W	L	W	-	W	L	W	W	W	L	-	W	L		8	4	
C5/ Menace 2 Sobriety	W	W	W	W	W	W	-	W	W	L	L	W	L	-		9	3	**C Division**
C6/ Rif Raf	W	W	L	W	W	-	L	L	W	W	L	W	-	W		8	4	60.98%
C7/ Shooter McGavin	L	L	L	-	W	W	L	W	L	W	-	L	L	W	x	5	7	25 16
D1/ Reload	W	-	W	L	L	W	W	W	-	L	W	L	L	W		7	5	
D2/ DD-214	W	W	W	W	L	-	L	W	W	L	W	L	-	W		8	4	
D3/ Sharky's Machine	-	L	W	W	L	W	W	-	L	W	W	L	W	W		8	4	
D4/ Ton 80 Proof	W	L	-	L	L	W	L	W	W	-	W	L	W	W		7	5	
D5/ Red-eye Rangers	W	L	W	-	W	W	W	W	L	L	-	L	L	W		7	5	**D Division**
D6/ Village Idiots	W	L	W	W	W	W	-	W	W	L	W	L	W	-		9	3	69.05%
D7/ She-Unit	W	W	W	W	-	W	W	W	W	W	W	-	W	W		12	0	29 13
E1/ Duck Around & Find Out	W	L	W	W	W	W	L	W	L	L	W	W	W	L		9	5	
E2/ Cheap Shots	L	L	L	W	W	L	W	W	L	L	W	W	W	W		8	6	
E3/ Death Throw	W	W	L	W	W	L	W	W	L	W	W	L	W	W		10	4	
E4/ Irish Ton	L	W	W	W	L	W	L	W	W	W	W	L	L	L		8	6	
E5/ Dart Side of the Moon	W	W	W	L	W	W	W	W	L	W	L	W	W	W		11	3	
E6/ Runs with Corks	W	L	W	W	W	W	W	L	L	L	W	L	L	W		8	6	**E Division**
E7/ Liquor Possee	W	W	L	L	W	L	W	L	W	W	L	W	W	L		8	6	60.71%
E8/ Bangin the Wire	W	L	L	W	L	L	W	W	L	L	W	L	W	L	x	6	8	34 22
F1/ Coach's Last Dance	W	L	L	W	W	W	W	W	W	W	W	W	L	W		11	3	
F2/ Zero Dart Ton 80	L	W	W	W	W	W	W	W	W	W	W	W	W	W		13	1	
F3/ Sofa Kings	W	L	W	W	L	W	W	W	L	W	W	W	W	W		11	3	
F4/ Rippin Darts	L	W	W	W	L	W	W	W	W	W	W	W	W	W		12	2	
F5/ Shark Shooters	L	L	L	W	W	W	W	W	L	W	L	W	W	W		9	5	
F6/ Nein Mark	W	W	W	W	W	W	W	W	W	W	L	W	L	W		12	2	**F Division**
F7/ Triple Shot	L	L	W	W	W	W	W	W	W	W	L	W	W	W		11	3	82.14%
F8/ The Dartifacts	W	W	W	W	W	W	W	W	W	W	L	W	W	W		13	1	46 10
G1/ That's What She Said	W	W	W	L	W	W	W	W	W	W	W	W	W	W		13	1	
G2/ The Neighborhood Dart Knigh	W	W	W	W	L	W	W	L	W	W	L	W	W	W		11	3	
G3/ Killer Dee's	L	W	W	L	W	W	W	L	W	W	W	L	W	W		10	4	
G4/ We're Sexy & We Throw It	W	W	W	W	L	L	W	W	W	W	L	W	W	W		11	3	
G5/ Bottoms Up	W	L	W	W	W	W	W	W	W	L	W	L	W	W		11	3	
G6/ Dart Vader's	L	L	W	W	L	L	W	L	W	W	W	W	W	W		9	5	**G Division**
G7/ 21 Dart Salute	W	W	W	W	W	W	W	L	L	L	W	W	W	W		11	3	78.57%
G8/ Darts and Crafts	W	W	W	W	L	W	W	W	L	W	W	W	W	W		12	2	44 12
Right:	20	14	18	20	17	18	17	20	15	18	18	18	21	21				
Wrong:	5	11	7	4	8	7	8	5	10	7	7	7	4	3				
forfeited:	-	-	-	1	-	-	-	-	-	-	-	-	-	1				

RDL - Spring, 2024	Week 1			Week 2			Week 3			Week 4			Week 5			Week 6			Week 7			Week 8			Week 9			Week 10			Week 11			Week 12			Week 13			Week 14			Forfeits
	vs.	W/L	Pts.	vs.	W/L	Pts.	vs.	W/L	Pts.	vs.	W/L	Pts.	vs.	W/L	Pts.	vs.	W/L	Pts.	vs.	W/L	Pts.	vs.	W/L	Pts.	vs.	W/L	Pts.	vs.	W/L	Pts.	vs.	W/L	Pts.	vs.	W/L	Pts.	vs.	W/L	Pts.	vs.	W/L	Pts.	
A1/ The Bullies	Bye	- -		A6	W	20	a7	W	20	A5	W	17	a4	W	16	A3	W	16	A2	L	7	Bye	- -		a6	W	20	A7	W	17	a5	W	20	A4	W	17	a3	W	15	a2	L	12	
A2/ Element XL	A7	W	19	a5	W	22	Bye	- -		a6	W	20	A3	W	18	A4	W	16	a1	W	17	a7	W	17	A5	W	23	Bye	- -		A6	W	21	a3	W	18	a4	W	17	A1	W	12	
A3/ Lunatic Fringe	a6	W	13	Bye	- -		a5	W	19	A7	W	14	a2	L	6	a1	L	8	A4	W	14	A6	W	21	Bye	- -		A5	W	20	a7	W	15	A2	L	6	A1	L	9	a4	W	15	
A4/ 2 Liver Die with LA	A5	W	13	a7	W	13	a6	W	16	Bye	- -		A1	L	8	a2	L	8	a3	L	10	a5	W	13	A7	L	10	A6	W	15	Bye	- -		a1	L	7	A2	L	7	A3	L	9	
A5/ Why So Serious?	a4	L	11	A2	L	2	A3	L	5	a1	L	7	A6	W	14	Bye	- -		a7	W	14	A4	L	11	a2	L	1	a3	L	4	A1	L	3	a6	W	13	Bye	- -		A7	W	15	
A6/ Darty Minds	A3	L	11	a1	L	4	A4	L	8	A2	L	4	a5	L	10	a7	L	11	Bye	- -		a3	L	3	A1	L	4	a4	L	9	a2	L	3	A5	L	11	A7	L	6	Bye	- -		
A7/ Show Me Your Tips	a2	L	5	A4	L	11	A1	L	4	a3	L	10	Bye	- -		A6	W	13	A5	L	10	A2	L	7	a4	W	14	a1	L	7	A3	L	9	Bye	- -		a6	W	18	a5	L	9	
B1/ Put It on Matt's Tab	B8	W	17	b7	W	14	b5	L	8	B2	L	12	b4	L	7	B6	L	9	B3	W	14	b8	W	13	B7	W	16	B5	L	8	b2	L	3	B4	L	9	b6	L	8	b3	L	11	
B2/ Inconsistently Consistent	B7	W	18	b8	L	9	B6	L	8	b1	W	12	B3	W	12	B5	L	12	b4	L	9	b7	L	12	B8	L	10	b6	W	13	B1	W	21	b3	W	16	b5	W	15	B4	L	10	
B3/ Raging Bulls Eyes	B6	L	5	b5	W	14	b7	L	9	B4	L	7	b2	L	12	B8	W	14	b1	L	10	b6	L	10	B5	W	18	B7	W	15	b4	L	6	B2	L	8	b8	W	20	B1	W	11	
B4/ Dart Attack	B5	W	14	b6	W	12	B8	W	16	b3	W	17	B1	W	17	b7	W	14	B2	W	15	b5	W	14	B6	W	16	b8	W	18	B3	W	18	b1	W	15	B7	W	21	b2	W	14	
B5/ Trips Are For Kids	b4	L	10	B3	L	10	B1	W	16	b8	L	6	B7	W	12	b2	W	12	B6	W	12	B4	L	10	b3	L	6	b1	W	16	B8	W	15	b7	W	13	B2	L	9	b6	L	12	
B6/ Double In, Stumble Out	b3	W	19	B4	L	12	b2	W	16	B7	W	13	B8	W	12	b1	W	15	b5	L	12	B3	W	13	b4	L	8	B2	L	11	b7	W	15	b8	W	15	B1	W	16	B5	W	12	
B7/ One Armed Bandits	b2	L	6	B1	L	10	B3	W	15	b6	L	11	b5	L	12	B4	L	10	b8	W	14	B2	W	12	b1	L	8	b3	L	9	B6	L	9	B5	L	11	b4	L	3	B8	*L*	*0*	1
B8/ Nine Lives	b1	L	7	B2	W	15	b4	L	8	B5	W	18	b6	L	12	b3	L	10	B7	L	10	B1	L	11	b2	W	14	B4	L	6	b5	L	9	B6	L	9	B3	L	4	b7	*W*	*16*	
C1/ The Outlaws	Bye	- -		c7	L	10	C5	W	16	C4	L	11	c6	W	17	C3	L	11	c2	W	12	Bye	- -		C7	L	11	c5	L	12	c4	W	14	C6	W	15	c3	W	17	C2	W	14	
C2/ Darty Sanchez	C7	L	9	Bye	- -		c6	L	11	C3	*L*	*0*	c5	W	14	c4	L	7	C1	L	11	c7	L	11	Bye	- -		C6	W	17	c3	W	17	C5	W	13	C4	L	12	c1	L	10	1
C3/ Off Constantly-Reboot	c6	W	13	C5	W	13	Bye	- -		c2	*W*	*16*	C7	L	9	c1	W	13	C4	W	16	C6	L	12	c5	W	13	Bye	- -		C2	L	7	c7	L	12	C1	L	7	c4	W	12	
C4/ Hump Day!	c5	W	16	C6	W	13	C7	L	12	c1	W	13	Bye	- -		C2	W	17	c3	L	8	C5	W	13	c6	W	14	c7	W	17	C1	L	10	Bye	- -		c2	W	12	C3	L	12	
C5/ Menace 2 Sobriety	C4	L	7	c3	L	11	c1	L	8	C6	L	10	C2	L	8	c7	L	8	Bye	- -		c4	L	11	C3	L	11	C1	W	12	c6	W	14	c2	L	11	C7	W	12	Bye	- -		
C6/ Rif Raf	C3	L	11	c4	L	11	C2	W	13	c5	W	14	C1	L	7	Bye	- -		c7	W	12	c3	W	12	C4	L	10	c2	L	7	C5	L	10	c1	L	9	Bye	- -		C7	L	6	
C7/ Shooter McGavin	c2	W	15	C1	W	13	c4	W	12	Bye	- -		c3	W	15	C5	W	16	C6	L	12	C2	W	13	c1	W	13	C4	L	7	Bye	- -		C3	W	12	c5	L	12	c6	W	18	
D1/ Reload	d7	W	17	Bye	- -		d6	L	11	D4	W	16	D2	W	15	d5	W	14	D3	W	18	D7	W	21	Bye	- -		D6	L	12	d4	W	20	d2	L	10	D5	L	9	d3	W	17	
D2/ DD-214	d6	W	12	D7	W	20	d5	L	11	D3	W	15	d1	L	9	Bye	- -		D4	L	11	D6	L	11	d7	W	12	D5	W	14	d3	W	12	D1	W	14	Bye	- -		d4	W	17	
D3/ Sharky's Machine	Bye	- -		D5	L	10	D7	W	17	d2	L	6	D4	W	12	d6	L	9	d1	L	6	Bye	- -		d5	W	15	d7	W	14	D2	L	12	d4	L	11	D6	L	9	D1	L	7	
D4/ Ton 80 Proof	d5	W	13	D6	L	12	Bye	- -		d1	L	8	d3	L	11	D7	W	17	d2	W	13	D5	L	10	d6	L	11	Bye	- -		D1	L	4	D3	W	13	d7	W	18	D2	L	7	
D5/ Red-eye Rangers	D4	L	11	d3	W	14	D2	W	13	Bye	- -		d6	W	15	D1	L	10	d7	W	19	d4	W	14	D3	L	9	d2	L	10	Bye	- -		D6	W	14	d1	W	13	D7	W	19	
D6/ Village Idiots	D2	L	12	d4	W	12	D1	W	13	d7	W	17	D5	L	9	D3	W	15	Bye	- -		d2	W	13	D4	W	13	d1	W	12	D7	W	22	d5	L	10	d3	W	15	Bye	- -		
D7/ She-Unit	D1	L	7	d2	L	4	d3	L	7	D6	L	7	Bye	- -		d4	L	7	D5	L	5	d1	L	3	D2	L	12	D3	L	10	d6	L	2	Bye	- -		D4	L	6	d5	L	5	
E1/ Duck Around & Find Out	e3	L	5	E8	L	11	E6	L	10	e2	L	8	E7	L	11	e5	L	10	e4	W	14	E3	L	12	e8	W	13	e6	W	16	E2	L	10	e7	L	8	E5	L	10	E4	L	11	
E2/ Cheap Shots	E4	L	12	e6	L	11	e8	L	10	E1	W	15	E5	L	8	e7	W	13	E3	L	11	e4	W	14	E6	W	12	E8	W	11	e1	W	12	e5	L	8	E7	L	10	e3	L	10	
E3/ Death Throw	E1	W	19	e5	L	10	e7	L	10	E4	W	17	E6	L	10	e8	L	12	e2	W	13	e1	W	12	E5	W	18	E7	L	11	e4	W	12	e6	W	15	E8	W	23	E2	W	14	
E4/ Irish Ton	e2	W	12	E7	L	8	E5	L	8	e3	L	7	e8	W	12	E6	L	10	E1	L	10	E2	L	7	e7	L	12	e5	L	9	E3	L	9	E8	W	13	e6	W	15	e1	W	13	
E5/ Dart Side of the Moon	e8	W	15	E3	W	14	e4	W	16	E7	L	12	e2	W	15	E1	W	14	e6	W	12	E8	W	13	e3	L	6	E4	W	15	e7	L	9	E2	W	16	e1	W	14	E6	W	19	
E6/ Runs with Corks	e7	L	11	E2	W	13	e1	W	14	E8	W	13	e3	W	14	e4	W	14	E5	L	12	E7	L	8	e2	L	12	E1	L	8	e8	W	18	E3	L	9	E4	L	9	e5	L	5	
E7/ Liquor Possee	E6	W	13	e4	W	16	E3	W	14	e5	W	12	e1	W	13	E2	L	11	E8	W	13	e6	W	16	E4	W	12	e3	W	13	E5	W	15	E1	W	16	e2	W	12	e8	L	10	
E8/ Bangin the Wire	E5	L	9	e1	W	13	E2	W	14	e6	L	11	E4	L	12	E3	W	12	e7	L	11	e5	L	11	E1	L	11	e2	L	11	E6	L	6	e4	L	11	e3	L	1	E7	W	10	
F1/ Coach's Last Dance	f8	W	17	F7	L	9	F5	L	5	f4	L	7	F2	L	5	f6	L	11	F3	L	9	F8	W	13	f7	L	11	f5	L	8	F4	L	9	f2	L	6	F6	W	13	f3	L	11	
F2/ Zero Dart Ton 80	f7	W	21	F8	W	20	f6	W	17	F3	W	13	f1	W	19	f5	W	17	F4	W	19	F7	W	15	f8	W	19	F6	W	16	f3	W	18	F1	W	18	F5	W	20	f4	W	17	
F3/ Sofa Kings	f6	W	12	F5	L	10	F7	W	17	f2	L	11	F4	W	15	f8	W	18	f1	W	15	F6	W	17	f5	L	9	f7	W	13	F2	L	6	f4	L	4	F8	W	17	F1	W	13	
F4/ Rippin Darts	f5	W	14	F6	W	13	f8	W	19	F1	W	17	f3	L	9	F7	W	22	f2	L	5	F5	W	14	f6	W	14	F8	W	14	f1	W	15	F3	W	20	f7	W	16	F2	L	7	
F5/ Shark Shooters	F4	L	10	f3	W	14	f1	W	19	F6	W	15	f7	W	13	F2	L	7	F8	W	16	f4	L	10	F3	W	13	F1	W	16	f6	L	10	F7	W	18	f2	L	4	f8	W	13	
F6/ Nein Mark	F3	L	12	f4	L	11	F2	L	7	f5	L	9	f8	W	15	F1	W	11	f7	W	16	f3	L	7	F4	L	10	f2	L	8	F5	W	14	F8	W	13	f1	L	9	F7	W	18	
F7/ Triple Shot	F2	L	3	f1	W	15	f3	L	7	F8	W	10	F5	L	11	f4	L	2	F6	L	8	f2	L	9	F1	W	13	F3	L	4	f8	L	10	f5	L	6	F4	L	8	f6	L	6	
F8/ The Dartifacts	F1	L	7	f2	L	4	F4	L	4	f7	L	9	F6	L	9	F3	L	6	f5	L	8	f1	L	9	F2	L	4	f4	L	10	F7	W	12	f6	L	11	f3	L	6	F5	L	9	
G1/ That's What She Said	g8	W	20	G2	W	17	g4	W	14	g3	L	8	G7	W	16	g5	W	14	G6	W	14	G8	W	16	g2	W	15	G4	W	12	G3	L	12	g7	W	17	G5	L	8	g6	W	16	
G2/ The Neighborhood Dart Knigl	G7	W	13	g1	L	7	G3	W	15	G4	W	17	g6	L	9	g8	W	16	G5	L	3	g7	L	10	G1	L	9	g3	L	10	g4	L	6	G6	L	7	G8	W	18	g5	L	6	
G3/ Killer Dee's	g6	L	11	G4	W	15	g2	L	9	G1	W	15	g5	W	13	G7	W	19	G8	W	15	G6	L	9	g4	W	22	G2	W	14	g1	W	12	G5	L	11	g7	W	18	g8	W	18	
G4/ We're Sexy & We Throw It	G5	L	5	g3	L	8	G1	L	10	g2	L	7	G8	W	17	g6	W	14	g7	W	15	g5	L	8	G3	L	2	g1	L	12	G2	W	18	g8	W	15	G6	L	7	G7	W	13	
G5/ Bottoms Up	g4	W	19	G6	L	11	G7	W	15	g8	W	16	G3	L	11	G1	L	10	g2	W	21	G4	W	16	g6	W	12	g7	L	10	G8	W	17	g3	W	13	g1	W	16	G2	W	18	
G6/ Dart Vader's	G3	W	13	g5	W	13	G8	W	13	g7	W	20	G2	W	15	G4	L	10	g1	L	10	g3	W	15	G5	L	12	g8	W	14	G7	W	17	g2	W	14	g4	W	16	G1	L	8	
G7/ 21 Dart Salute	g2	L	9	G8	W	13	g5	L	9	G6	L	4	g1	L	8	g3	L	5	G4	L	9	G2	W	14	g8	W	12	G5	W	14	g6	L	4	G1	L	7	G3	L	6	g4	L	11	
G8/ Darts and Crafts	G1	L	4	g7	L	11	g6	L	11	G5	L	8	g4	L	7	G2	L	8	g3	L	9	g1	L	8	G7	L	12	G6	L	10	g5	L	7	G4	L	9	g2	L	6	G3	L	6	

THIS SEASON'S TRIVIA QUESTIONS… REVISITED

I now run this column during seasons in which I've included trivia questions all season. Each question is listed exactly as it was during the season, so there is potential for a question to now be out of date, but it's usually not too much of a problem. Each question is listed under the week number when it ran, and the answers follow the questions. No peeking…

Week 7 question(s): This is our 6th season since the league play resumed after the Covid-19 pandemic. And not everything is the same in terms of teams that are here, or the consistency that some teams have. In light of that, how many teams have played all six post-Covid seasons with their same team name? How many of those continued as the same from before the pandemic break?

Week 8 question(s): Let's keep with the Covid break for one more here… In the 12 months before Covid kicked us to the curb in March 2020, 31 different establishments hosted RDL matches. How many of those 31 were not used in our return season of Fall 2021? How many of those missing in Fall 2021 have returned in the time since? And how many others are completely new to the league since Fall 2021? Can you name any in each category?

Week 9 question(s): Let's build on the home establishment front… In my 55 seasons as the statistician, how many different establishments have hosted RDL matches? What is the average number of seasons each has been part of the league? [I will run a page listing the most recent season of participation for each in next week's issue. I think most of you will be a little amazed…]

Week 10 question: (This is one requested by league member Robbie Phillips a handful of seasons ago, and I just never used it until now) What is the fewest number of darts that you can throw in a game of 501, with every turn totaling a prime number, and without hitting any single target (e.g., single-19) more than once? (and both single beds for any number count as just one target) [Yes, Robbie is a math nerd like me. He's just cooler about it.]

Week 11 question: In light of the stunning NCAA tournament run by the ACC champion North Carolina State Wolfpack (and I mean the men here, because the women reaching the same point has been way less "stunning"... and also, they weren't actually the ACC champs)… In my 54 seasons as the RDL statistician [Spring 1996 through Fall 2023], what team was the lowest seed to win a divisional tournament, and in what division? (And by "low seed," I of course mean lower-ranked team, not the lower seed number.)

Week 12 question: (Even though we have run versions of this one in Sp2023, and before that in Sp2011, I had a reader request for this one again) What is the worst single-season correct pick record I've had for a team (since Fa2003, the first season when we started keeping full team-by-team week-by-week pick records)?

Week 13 question: (another one by request, this time from Kevin Scott, who is one of our big fans of the math-style or puzzle-style trivia questions) How many distinct ways are there to take out 50, including one-dart, two-dart, and three-dart options? (and changed dart order does not count as different - e.g., s10/s8/d16 is the same as s8/s10/d16)

Week 14 question: (Let's update a question that we have run a few times over the years… well, decades now… that we last ran in the Fall 2016 season, I think) What is the greatest number of 1001s a team has played in a season (plus tournament)? (And as per usual, I can only answer this from Spring 1996 forward, as that is the amount of time I have been the statistician. League records before that point in time were, shall we say, a bit less granular.)

Week 7 answers: Of our 53 current teams, only 21 have played with the same team name in all six post-Covid seasons (The Bullies, Lunatic Fringe, and Why So Serious? in A division; One Armed Bandits and Nine Lives in B division; Darty Sanchez, Hump Day!, Off Constantly-Reboot, Menace 2 Sobriety, and Rif Raf in C div.; DD-214, Sharky's Machine, and Red-eye Rangers in D division; Cheap Shots, Death Throw, Dart Side of the Moon, and Bangin(g) the Wire in E division; Sofa Kings and Shark Shooters in F division; and The Neighborhood Dart Knights and We're Sexy & We Throw It in G division). All but three of those (The Bullies, Off Constantly-Reboot, and Dart Side of the Moon) also played under the same name before the Covid-19 pandemic as well.

Week 8 answers: Oops, first thing… there were 33 establishments in the prior 12 months, not 31. 21 were in all of Sp19, Fa19, and Sp20; 5 were in two of those three seasons; 7 were in only one of the three. And the actual answers... only 21 of those 33 were used in Fa21, with only 2 of the lost 12 returning at all since (The Big Easy; and Triple Barrel Tavern Fuquay, which came back for only one season). And we've had five brand new ones since: Benny's Billiards, D's Bottle Shop, London Bridge, Lonerider, & Oaklyn Springs Brewery.

Week 9 answers: Alright, you ready for this crazy answer? And before you ask, yes, I've already combined the data for bars that were a progression of places (e.g., Playtime Billiards / Harrison's / Train Station / Neighborhood), treating progressions like that as a single establishment (doing that for 13 different places). And even with those all collapsed into single entries, in my 55 seasons, there have been… ONE HUNDRED THIRTY-FOUR host establishments! Yes, 134. That is an astonishing number, no? And the average for those 134 is 10.2 seasons in the league. Only four have been in the league in all my 55 seasons: High Park Bar & Grille, Sharky's Place, Snooker's-Ridgewood, and The Upper Deck. [On page 6 of the week 10 Tons during this Spring 2024 season, I included a table of all 134 establishments, indicating the most recent season of participation for each, listed most recent to oldest. Due to its size, we will not recreate that here in the banquet issue, so look back to that issue if you are interested in seeing it.]

Week 10 answer: Well, we all know that it isn't possible to throw 501 in fewer than 9 darts, without restrictions. But 9 requires multiple hits of the high-value targets. Beyond that, we also know that the answer can't be 10, because a one-dart finish turn would mean that you didn't throw a prime value for that turn (for that same reason, the answer could never be 13 darts, 16 darts, or any number that ends with a one-dart turn). We also know that the answer can't be any value in an even-numbered turn, as an odd number of prime number turns will always leave an even number (and taking out an even number would mean that turn wasn't a prime number, so it could never be 10/11/12 or 16/17/18 darts, etc.). So at this point we are already left with only 14, 15, 20, 21 as candidates. And it turns out the answer is… 14 darts. There are several ways to do it, but one example would be: t20/t19/d25 = 167 leaving 334; t17/t16/d20 = 139 leaving 195; t18/t15/d16 = 131 leaving 64; t13/s7/s1 = 47 leaving 17; s13/d2 = 17 leaving 0 (so, turns of 167, 139, 131, 47, 17). [Congrats to Matt Heimbach & Gerald Updyke on nailing this one!]

Week 11 answer: Of the 391 divisional tournaments in that span (which of course does not include 7 Sp20 divisions that were cut off before reaching the tournaments), 362 were won by teams that were #1 to #4 seeds. Which means that 29 teams came through as pretty big upset winners. 14 times a #5 seed brought home Mugs, 11 times a #6 seed brought home Mugs, and FOUR times a #7 seed was the tournament champ. (A #8 seed has not won during my tenure, but 168 of those 391 divisions didn't even have an 8th team.) The four #7 seed tournament champions were: Excalibur of Fa13's B division, Dublin Dublout of Sp13's C division, Flying Aces of Sp99's D division, and the Mac Daddy upsetter of all time, the Bad News Beers of Sp06's G division (the only #7 seed champ from a 7-team division, meaning they are the only last-place regular season team to claim Mugs - but to be fair, they had "forfeited & penaltied" themselves from 6th place down to 7th; so, only kinda "last-ish").

Sidebar extra answer tidbit: Of those 29 #5-to-#7-seed winners, 7 were in B division, 6 were in C, 5 were in D, 1 was in E, 4 were in F,

Trivia answer portion continued on page 14…

THIS SEASON'S LYRICS QUIZZES… REVISITED

Much like the column of this season's trivia questions on the previous page, I've listed here each lyrics quiz from this season. Each lyric is listed exactly as it was during the season. Each lyric is listed under the week number when it ran, and the answers are listed at the bottom of the page (and continuing onto the next page). No peeking… So who's ready to re-play "Name the band/singer and song (and weekly theme)"?

Week 2, song #1 lyric: "All the waiters in your grand café, Leave their tables when you blink, ohh, Every dog must have his everyday"

Week 2, song #2 lyric: "I know something about love, You've gotta want it bad, If that guy's got into your blood, Go out and get him"

Week 2, song #3 lyric: "We laugh just a little too loud, Stand just a little too close, We stare just a little too long, Maybe they're seeing..."

Week 3, song #1 lyric: "Every new beginning, Comes from some other beginning's end, yeah, I know who I want to take me home"

Week 3, song #2 lyric: "Fish don't fry in the kitchen, Beans don't burn on the grill, Took a whole lotta tryin', Just to get up that hill"

Week 3, song #3 lyric: "But I, I don't mind... No I, I don't mind... Oh I, I don't mind... No I, I don't mind... So take…"

Week 4, song #1 lyric: "And your eyes, your eyes, your eyes, They tell me how much you care, Ooh, yes, You will always be…"

Week 4, song #2 lyric: "You'd think that people would have had enought of silly love songs, But I look around me and I see it isn't so"

Week 4, song #3 lyric: "Wise men say, Only fools rush in, But I... can't... help…"

Week 5, song #1 lyric: "Mother, mother ocean, I have heard you call, Wanted to sail upon your waters since I was three feet tall"

Week 5, song #2 lyric: "Yo! ho! ho and a bottle of rum, Drink and the devil had done for the rest, Yo! ho! ho and a bottle of rum"

Week 5, song #3 lyric: "We pillage, we plunder, we rifle and loot, Drink up me 'earties, yo ho, We kidnap and ravage and don't give a hoot"

Week 6, song #1 lyric: "Gonna take a freight train, Down at the station, Lord, I don't care where it goes, Gonna climb a mountain"

Week 6, song #2 lyric: "Tell me what is wrong, Was I unwise... to leave them open for so long?"

Week 6, song #3 lyric: "I remember we learned about love in the back of a Chevrolet, Well it felt so good to be young, feels like yesterday"

Week 7, song #1 lyric: "Today, I don't feel like doing anything, I just wanna lay in my bed, Don't feel like picking up my phone"

Week 7, song #2 lyric: "Time to take her home, Her dizzy head is conscience laden, Time to take a ride, it leaves today, No conversation"

Week 7, song #3 lyric: "Don't make me close one more door, I don't wanna hurt anymore, Stay in my arms if you dare"

Week 8, song #1 lyric: "Love the way you turn me on, You got the right stuff, baby, You're the reason why I sing this song"

Week 8, song #2 lyric: "Tell me why, Ain't nothin' but a heartache, Tell me why, Ain't nothing but a mistake, Tell me why, I never wanna..."

Week 8, song #3 lyric: "Every little thing I do, Never seems enough for you, You don't want to lose it again, But I'm not like them"

Week 9, song #1 lyric: "Now the time has come (Time), There's no place to run (Time), I might get burned up by the sun (Time)"

Week 9, song #2 lyric: "You'll come running back (like I told you before), You'll come running back to me, Yeah, time, time, time is..."

Week 9, song #3 lyric: "No, I never felt like this before, Yes I swear, it's the truth, And I owe it all to you, 'Cause I've had..."

Week 10, song #1: "Show me the way, To the next whiskey bar, Oh don't ask why, Oh don't ask why, For if we don't find, The next whiskey bar"

Week 10, song #2: "She broke my heart in the trailer park, So I jacked the keys to her fu**in' car, Crashed that piece of shit and then stepped away"

Week 10, song #3 lyric: "It's my kind of place, Just walkin' through the front door puts a big smile on my face, It ain't too far, Come as you are"

Week 11, song #1 lyric: "Well, you can tell by the way I use my walk, I'm a woman's man, no time to talk, Music loud and women warm..."

Week 11, song #2 lyric: "You know I'm such a fool for you, You got me wrapped around your finger, Do you have to let it…"

Week 11, song #3 lyric: "There's always gonna be another mountain, I'm always gonna wanna make it move, Always gonna be an uphill battle"

Week 12, song #1: "I've gotta let it out, I've gotta show the world, world's gotta see, See all the love, love that's in me, I said, why walk alone?"

Week 12, song #2: "I don't bother chasing mice around, I slink down the alley looking for a fight, Howling to the moonlight on a hot summer night"

Week 12, song #3 lyric: "Oh, look what you've done to this rock n' roll clown, Oh-oh, look what you've done, I gotta have you"

Week 13, song #1 lyric: "With my mind on my money and my money on my mind, Rollin' down the street, smokin' indo"

Week 13, song #2: "I don't mind stealin' bread from the mouths of decadents, But I can't feed on the powerless when my cup's already overfilled"

Week 13, song #3 lyric: "You and me, baby, ain't nothin' but mammals, So let's do it like they do on the Discovery Channel"

Week 14, song #1 lyric: "In my eyes, indisposed, In disguises no one knows, Hides the face, lies the snake, In the sun in my disgrace"

Week 14, song #2 lyric: "Although I search myself, it's always someone else I see, I'd just allow a fragment of your life to wander free"

Week 14, song #3 lyric: "C'mon, shine your heavenly body tonight, 'Cause I know you're gonna make everything alright"

Week 14, song #4 lyric: "And the rockets' red glare, the bombs bursting in air, Gave proof through the night that our flag was still there"

Week 14, song #5 lyric: "'Carry moonbeams home in a jar, And be better off than you are, Or would you rather be a mule"

Week 14, song #6 lyric: "I hear hurricanes a-blowin', I know the end is comin' soon, I fear rivers over flowin', I hear the voice of rage and ruin"

Week 14, song #7 lyric: "Fill my heart with song, And let me sing forever more, You are all I long for, All I worship and adore"

Week14, song #8 lyric: "With the stars up above in your eyes, A fantabulous night to make romance, 'Neath the cover of October skies"

Week 14, song #9 lyric: "And all that you give, And all that you deal, And all that you buy, Beg, borrow or steal"

Week 14, song #10 lyric: "Every now and then, I get a little bit tired, Of listening to the sound of my tears"

Week 14, song #11 lyric: "Goddess on the mountain top, Burning like a silver flame, The summit of beauty and love"

Week 14, song #12: "Tell me, did you fall for a shooting star, One without a permanent scar?, And did you miss me while you were looking for yourself out there?"

Week 14, song #13 lyric: "...in my eyes, Like a diamond in the sky, How I wonder, Satellite strung from the moon, And the world your balloon"

Week 14, song #14 lyric: "Slowly walkin' down the hall, Faster than a cannonball, Where were you while we were getting high?"

Wk 14, #15: "If you want to battle you're in denial, Comin' from Uranus to check my style, Go ahead, put my rhymes on trial, Cast you off into exile"

THIS SEASON'S LYRICS QUIZZES… REVISITED (the answers to the lyrics at the top of the page) (these are continued on page 14...)

Week 2 answers: Song 1 = "Don't Ask Me Why" by Billy Joel === Song 2 = "Tell Him (also Tell Her)" by The Exciters, and others (also Gil Hamilton) === Song 3 = "Something to Talk About" by Bonnie Raitt. Week 3 answers: Song 1 = "Closing Time" by Semisonic === Song 2 = "Movin' On Up (The Jeffersons theme song)" by Ja'Net Dubois === Song 3 = "Take Me Home" by Phil Collins.

Week 4 answers: Song 1 = "Endless Love" by Lionel Richie and Diana Ross === Song 2 = "Silly Love Songs" by Paul McCartney and Wings

YET ANOTHER AMAZING ACHIEVEMENT BY ONE OF OUR OWN

Nope, he's not an active member this season, but that's only because he has decided to devote even MORE time to top-end dart competition… but we still absolutely claim **Alex Spellman** (most recently of The Bullies just last season) among our RDL family. And he just went up to the Championship Darts Circuit "Cross Border Challenge" and friggin' went off!! The Challenge is an annual event pitting eight of the top American throwers (this year featuring Doug Boehm, Jason Brandon, Stowe Buntz, Larry Butler, Leonard Gates, Danny Lauby, Alex Spellman, and Jules Van Dongen) against eight of the top Canadian throwers (this year featuring Sylvain Bourdeau, David Cameron, Jim Long, Jake MacMillan, John Part, Jacob Taylor, Steve Warnock, and Keith Way). The event was held on April 12th and 13th in Indiana, and very quickly became a bit of a Spellman Invitational this year. Spellman played in what I believe was the very first match of the event against Sylvain Bourdeau, and after building a modest 3-legs-to-2 lead, Spellman added his name to a very illustrious list. Spellman led off the sixth leg with a pretty little 180. Then he followed that with… another 180. And then… triple-20… triple-19… double-12!!! A live broadcast 9-darter in one of the CDC's showcase events!! (see top right photo for the moment he buried it; and look how interested Bourdeau was… he celebrated more than Alex did!) The crowd went absolutely nuts, as would be expected (see lower right photo, including a running round of high fives). Want to watch it yourself? Well, you're in luck. Here are two links to it (the first is the more "official" angle, and the second is one featuring fan/crowd cheering/footage):
https://www.youtube.com/watch?v=wuJScD9mYaY
https://www.youtube.com/watch?v=sDMgWP07Yb4

And how did the rest of the tournament go, you ask? Well, Spellman completed the 5-2 win over Bourdeau, then he took out Keith Way with another 5-2 score in the quarterfinals, followed by a 6-5 win over Jake MacMillan in the semifinals. And in the finals, Spellman just kept on rolling, eking out a 7-6 win over David Cameron for the title!! Spellman posted a 93.44 scoring average for the event that was at least 2.78 higher than all other players except one who dropped his match in the opening round. A win for the US side, a win for Spellman, and another little step into the American darting history books.





THIS SEASON'S TRIVIA QUESTIONS… REVISITED (continued from page 12)

4 were in G, and 2 were in H. None were in A division. Actually, in A, there have only been three #3s and one #4 during my tenure.

Week 12 answer: (much of which was pulled from the Sp2023 answer because it is still accurate) In the 39 seasons contained within this question, there were 2227 teams, with 2 of them having never played (leaving 2225 teams). And my average correct pick rate is about 72% per team. But there have been 9 teams (sort of) that fooled me at such an alarming rate that I actually got at least 72% wrong for those teams (Double In, Uber Out almost became the 10th last season). I say "sort of" because 4 of those 9 teams did not play complete seasons. One team, The Groupers from Sp19's H div., folded after one match, so I was 0-1. Then three teams from the abbreviated Sp20 Covid season (C div.'s Projectile Dysfunction, D div.'s Sharky's Machine, and D div.'s Hump Day!) fooled me in 6, 7 and 6 matches, respectively, but we all know I would've figured that trio out! Which leaves the 4 real kings of confusing me... The first 3 here all fooled me 9 of 12 weeks: Modena of Fa03's E div., Bennington Brawlers of Sp06's F div., and Sharky's Machine (again!) of Sp15's C div. And then there was the Fa13 B division version of Overtime Outlaws, who fooled me a huge 10 of 13 times (thankfully, they forfeited in wk13, after I had endured a 9-match wrong streak!). [*Answer update for the banquet Tons*: Nobody this season even came close to making this list… Shooter McGavin's 5-7 record was alone as the season's lowest.]

Week 13 answer: When Kevin asked me for this question, I knew the answer would be kind of a lot, but I had NO idea how big the answer actually was. Once I figured out how to solve it well, and then did the calculations, I was flat-out stunned by how many ways there actually are to take out 50. In the end, there are… (are you ready for this?)… 468 ways to take out 50. That's FOUR HUNDRED SIXTY-EIGHT! Not a typo. (For those who don't believe me, or who just want to see, I created a full one-page table of the answers. Just email me if you're a nerd like me and you want a copy.)

Week 14 answer: In the nearly eight years since we last visited this category, we have had five teams (only one of them since the Sp19 season) find themselves in five 1001s during a single season+ tournament span. And those five join the prior thirteen teams over the years that played five tiebreakers, with all eighteen of them tied for second place. That one team sitting above them is Constantly Corked from Spring 2012's B division, who lived through a stunning SIX tiebreaker legs (going 3-3, including a 1001 loss in the B tourn. semifinal). Related side note… that same team also posted one of the eighteen 2nd place totals just 4 seasons later. Drama city with those guys. [*Answer update for the banquet Tons*: Inconsistently Consistent could have joined this record if they had won one more doubles in the B final. But in the end, they finished with the same four-tiebreaker total as five other teams this season.]

THANK YOU, MARK MILLIUS OF DART SIDE OF THE MOON

Sometimes it's the little things that are what I notice as awesome. Entering week 14, the E division Fast 301 lead was shared by SIX people (Adam Barnes, Olivia Mathews, Chris Moody, Ryan Bathurst, Steve Witz and Sean Bosier) with 15 darters. Then Millius waltzes in with a slick little 14-darter. You know how much money Millius saved the league in award costs by not missing for just one more dart?! Gotta love that.

SOME BAR INFO FOR FUTURE SEASONS

Quick note to captains / bar reps / team members / anyone with information about your establishment. If there is anything at all noteworthy that should be considered when the Board is scheduling tournament matches, PLEASE let the Board know. Unable to open/ staff by 7 pm? Closing by midnight or earlier? Closing your kitchen (or drinks, gasp!) early on Wednesdays? Let the Board know and let's save us all some headaches later. // We actually received a couple helpful notes from captains this season during the tourneys. Please know the Board takes those very seriously, and your input might help shape future match assignments. [Please also note that "we don't like driving over there" or "that's too far from where I live" does not carry the same weight as actual commentaries on the dart area, etc. Only fully eligible establishments are considered, and that includes the ones that don't happen to be near you personally.]

LOOKING FOR SUMMER DARTS?

Did you happen to see the listings of summer offerings on page 7? There are leagues and blind draws there (and also in the page 8 calendar listings), but there are also a lot of tournaments within driving distance. Most importantly, the **Wreck at the Deck** returns this year, right here in Cary! But there are also several additional options in NC/SC/TN that aren't too far out of reach. Check out the Central Virginia Classic, the Firecracker Open, the Charlotte Open, the Music City Classic, or the Semper Fi Classic. Fliers for all six of those can be found on pages 20-22 of this newsletter, and definitely note that the Charlotte Open (July 7th-9th) also hosts the 2024 ADO Masters Nationals starting on Friday morning!

Also note that one of the summer dart leagues is registering pretty imminently, so you should act quickly if you are interested in joining them this time around (see "Brass Tap" on page 7).

THIS SEASON'S LYRICS QUIZZES… REVISITED --- THE ANSWERS (continued from page 13)

=== Song 3 = "Can't Help Falling In Love" by Elvis Presley. Week 5 answers: Song 1 = "A Pirate Looks at Forty" by Jimmy Buffett === Song 2 = "Fifteen Men on a Dead Man's Chest" by a hundred people, by Robert Louis Stevenson, for the book Treasure Island === Song 3 = "Yo Ho (A Pirate's Life for Me)" by Pirates of the Caribbean Disney World ride theme.

Week 6 answers: Song 1 = "Can't You See" by Marshall Tucker Band === Song 2 = "Doctor My Eyes" by Jackson Browne === Song 3 = "When You Close Your Eyes" by Night Ranger. Week 7 answers: Song 1 = "The Lazy Song" by Bruno Mars === Song 2 = "The Lazy Song" by Stone Temple Pilots === Song 3 = "I Have Nothing" by Whitney Houston.

Week 8 answers: Song 1 = "You Got It (The Right Stuff)" by New Kids on the Block === Song 2 = "New Kids on the Block" by Backstreet Boys === Song 3 = "It's Gonna Be Me" by NSYNC. Week 9 answers: Song 1 = "Time Has Come Today" by The Chamber Brothers === Song 2 = "Time Is On My Side" by The Rolling Stones === Song 3 = "The Time of My Life" by Bill Medley and Jennifer Warnes.

Week 10 answers: Song 1 = "Alabama Song (...Whisky Bar in England)" by The Doors === Song 2 = "Bartender Song (Sittin' at a Bar)" by Rehab === Song 3 = "I Love This Bar" by Toby Keith. Week 11 answers: Song 1 = "Stayin' Alive" by Bee Gees === Song 2 = "Linger" by The Cranberries === Song 3 = "The Climb" by Miley Cyrus.

Week 12 answers: Song 1 = "Can't Keep It In" by Cat Stevens === Song 2 = "Stray Cat Strut" by Stray Cats === Song 3 = "Photograph" by Def Leppard. Week 13 answers: Song 1 = "Gin & Juice" by Snoop Dogg === Song 2 = "Hunger Strike" by Temple of the Dog === Song 3 = "The Bad Touch" by Bloodhound Gang.

Week 14 answers: Song 1 = "Black Hole Sun" by Soundgarden === Song 2 = "Don't Let the Sun Go Down on Me" by Elton John === Song 3 = "Lucky Star" by Madonna === Song 4 = "Star Spangled Banner" by Francis Scott Key === Song 5 = "Swinging on a Star" by Bing Crosby === Song 6 = "Bad Moon Rising" by Creedence Clearwater Revival === Song 7 = "Fly Me to the Moon" by Frank Sinatra === Song 8 = "Moondance" by Van Morrison === Song 9 = "Eclipse" by Pink Floyd === Song 10 = "Total Eclipse of the Heart" by Bonnie Tyler === Song 11 = "Venus" by Shocking Blue (and lots of other, but mostly Bananarama) === Song 12 = "Drops of Jupiter (Tell Me)" by Train === Song 13 = "Satellite" by Dave Matthews Band === Song 14 = "Champagne Supernova" by Oasis === Song 15 = "Intergalactic" by Beastie Boys.

[Like the last many seasons, we used three-song groups each week and also included a theme each and every week. Added a layer to the game for everybody and has been quite popular. ***Here are the themes for each week****, including the week 14 fifteen-song set that actually brought in three nearly complete (Pete Rutten, Matt Heimbach) to fully complete (Jerry Shengulette) answer sets! - JK]*

Week 2 theme: The entire week 2 update/reminder/story about what a scorekeeper can and can not say when asked a question by the thrower. Week 3 theme: This one was all about Reload moving from Good Times Arcade, which is closing, to… roughly the same bar, with the same owners, just across the street in their brand new establishment. Week 4 theme: That week's matches fell on February 14th. You know… Valentine's Day. So some silly, sappy love songs were obviously the order of the day. Week 5 theme: What was supposed to be my day as a pirate with my post-cataract surgery eye patch last Wednesday (turned out to be a little less pirate-y, sigh). Week 6 theme: Clearly, this set is about therapists (doctors) interpreting dreams. Right? Right? Of course it was actually my cataract surgery… Duh. Week 7 theme: Doing nothing, having nothing, emptiness… this set is about… nothing. Yep, this week nothing is everything. Week 8 theme: On the surface, it's obviously boy bands from the (mostly) '90s. But really, this is a set of bands that people think are somewhat silly, but are popular anyway. And the most remarkable part? I've included 1181 lyric quiz entries over the years [at this point in time], with 36 of them being used a second time, so there had been 1145 unique songs. And not one of them had ever been from any of these bands. Week 9 theme: It's all about this being the time. They basically gave me two new eyes, and it feels like the time that is on my side has certainly come today, and I am even more committed to having the time of my life than I was before now. And I was already pretty committed. Week 10 theme: This one was a tribute to the trivia question about the history of our league's home bars. That question was all bars, and thus, so was this lyric set. Week 11 theme: The NC State Wolfpack's extended basketball tournament run. They just kept staying alive, lingering around as one of the teams still in, continuing that climb. Week 12 theme: This was all about those feline artists. Yeah, yeah, Leppard is their own special spelling. Week 13 theme: After a week with artists named in some fashion for cats, I kinda just HAD to go with this set so I didn't offend the other half of the pet folks, didn't I? Week 14 theme: Songs with celestial bodies or things in space in them (ordered loosely from the Sun outward).

WHAT DOES YOUR TEAM THINK OF YOU?

Is it something kind of awesome, or do they just kind of accept you? In the case of Evan McMillan of Bottoms Up, I guess it turns out they think he's something kind of awesome. Awesome enough that I had a direct request to include an item here to let him know how much they appreciate him. From the sounds of it, real life has been a bit of a rough go lately for McMillan and his family, and despite that it appears it was his own personal dedication to the team and their night out that kept everything together. And after seasons of sort of floundering around in G, they are now looking at a climb to F to go with their recently earned Mugs! So, Mr. McMillan… just know that your team appreciates whatever the heck you have been doing for them. (Or maybe they're just enjoying the team's new leadership style?! Might not be quite as cute, but I'm guessing it has been a little more organized and possibly a touch less goofy…)

ONE OF MY PERSONAL DARTCONNECT CONCERNS…

… came to life in the A div. final. The technology of DartConnect and its utility are undeniable, but there are little differences between it and regular scoreboard chalking that just necessitate a different type of attention at times. And one of those for me personally is the lack of names at the top of the board unless you stop and enter them individually. You just have to kinda 'know' which side you're on (because the switch of the white background behind the current thrower's running total is a bit subtle at times). And quick confusion on that had one of my teammates thinking he was down 502-500 instead of ahead, with game shot in hand. Worked out ok, but that brief little lack of recognition (which likely wouldn't have happened on a board with team names jotted at the top) is still a hurdle with the tech for me (and seemingly for others too - even if they use it often.)

Yes, pg. 7 is correct. The Neighborhood is no more. Contentious battle with the city over land. Sad for the dart league, for sure.

DOES YOUR TEAM HAVE A MASCOT?



And no, I don't mean your buddy who you like to make fun of… (and is likely the same guy that you report to me at the preseason captains' meeting every season when I ask if you have females on your roster). I mean a non-team member (be it live, or stuffed… or some dorky guy who follows you guys around like a groupie). Well, before this season, Element has never had one in its 21-year existence. But now we do!! On the day of one of my eye cataract surgeries (when I obviously wasn't at our match), some of the Element guys found their way over to a claw game machine. A few minutes and just a few bucks later, Allen Smith had reeled in what immediately became the Element Dart Duck! Then Kenny Persson took him home and decked him out in a time-marking shirt and an eye patch to match my post-surgery pirate look! Persson even tagged the eye patch with an XL for this season's Element name. The Dart Duck has been joining us at matches ever since (see team tourney photo below). And just now it hit me… aside from "Dart Duck" our guy doesn't have a true name yet. Hmmm….

PEOPLE ASK ME WHAT IT'S LIKE…

… to be part of the fantastic (and historic) Element-Bullies matchup. And this past Wednesday one of my teammates inadvertently summed it up pretty perfectly. He said "dang, I didn't play badly at all, man… I just didn't win." Yep, that's how it is, over and over and over for 'somebody from either team' in most sets, and with that line coming from multi-time state (or even national) champions.

WINNING TEAM PHOTO GALLERY!

(photos continued from pg. 4)

As noted on page 4, we've continued our recent little tradition of encouraging tournament-winning teams to submit team photos from their victorious evening. Great to share in the moment and save that memory. (No player name legends for these, but I'm sure the people in the photos know who they are. Plus, it's about 'team' happiness anyway.)

A division regular season and tournament champions - **Element XL!!** (complete with Dart Duck)



D division tournament champions - **DD-214!!**



C division tournament champions - **The Outlaws!!**
(complete with the Incredible Missing Murray…)



F division tournament champions - **Rippin Darts!!**



THE HISTORY OF "ELEMENT", THE RDL'S LONGEST-STANDING DOMINANT TEAM

Ok, so… people ask me pretty often about my team, how we ended up together, how we stay together, how many wins we have… just whatever. Because the simple fact is that my team's success has made us very visible in the newsletter for a very long time. It's weird to write about my own team, but if this was anybody else's team that had put together this history, I would have written about it a long time ago.

Also, it has been very interesting over the years to hear people tell me things about my own team, how we do things, what we have and haven't done, etc. A lot of times they are either passing on an ever-less-accurate story that has come down the grapevine, or they are purely fabricating for their own reasons. Either way, the stories make me chuckle, and I often just nod and smile.

This being Element's 40th season (covering 21 years due to the loss of a year to the Covid-19 pandemic), it seemed like a decent time to tell the full story (and also set the record straight in some cases, I bet). So here's the story, from before Element even came together, to today.

At the start of 1995, Tom Brown and I were recruited to our first season in RDL with Pig Tour 95. Keith Wall played his first season with Pigs that spring as well, and things went great (an A divison season/tournament double in our first season here, with really only six of us on the team!). Then in the second season of 1995, we added a few people and that went 'mostly' well. We won more Mugs, but there was a guy (I'm not opposed to calling him out, Dan Bass) who our captain refused to get rid of before the Sp96 season. I fully admit that I've called him Basshole for nearly three decades now, and Brown and I decided to leave Pig Tour solely because of him being there.

Brown, being an absolute dart monster, was welcomed to Lunatic Fringe with open arms, where he was one of the primary forces behind a 15-season run that included 13 regular season and 10 tournament titles. I, meanwhile, quickly put together a team of very nice people from Durham that could fairly be described as a wild hodgepodge of old and young, talented and terrible, dedicated and slack, all at the same time. They put us in D division, and… we rolled. They moved us to C, we lost one of our two best players when he moved away, and… we still rolled. So we moved up to B in the spring of '97, and at that time several of our lesser players decided they wanted no more part of it. We didn't win B, but we still moved up as the 2nd place team, and thus the only three-season foray outside of A in my RDL career was over.

My lovable band of misfits was then able to keep our spot in A with, wait for it… yep, still me as the best player. No, really. Turns out I used to be pretty decent at this when I played a lot more. The very next season in Sp98 was the first move toward what would eventually become Element, as we added Dale Hyler and Wil Tan, and we finished 2nd(!) in A, ahead of the historic Dart Shadows and So What (often playing as Industrial Strength). The additions of Hyler and Tan had made us relevant! Tan played one more season with us before flipping over to Industrial Strength, but Dale Hyler and I employed a rotating cast of buddies to keep ourselves in the middle of A for many seasons, even adding Mike Seward for quite a while starting in Fall 2000.

Lisa Shpritz (many-time state champion now living in Charlotte) joined Hyler and me in Sp2001, and then in Fa2002, Allen Smith, Robb Beeson, and a very young Robbie Phillips signed on with us for a season each (Smith and Phillips didn't play at all the next season, and Beeson played with Industrial and Wil Tan in Sp2003). We were, however, able to replace them with Mark Knight and Wade Moricle for that Sp2003 season though.

Then, in the **summer of 2003** is when everything changed… Hyler, Knight, Shpritz, Moricle and I knew that we were sticking together. But that was only five of us. In conversations with some others who had been playing with us on the Durham City Cup team, we all sorta decided that it would be great to just make a league team that mirrored our City team in a pretty heavy fashion. My old Pig Tour 95 teammates Tom Brown and Keith Wall, along with Joe Gaglione, all decided that they wanted something different after playing with Fringe together. Wil Tan decided to return to us from Industrial's roster, and Robbie Phillips decided to rejoin us after a season away from RDL. And since we were picking up players off two other top teams, we called ourselves **The Subversive Element**. We thought it would be fun and we would be pretty decent. Turns out, it went WAY better than even we expected! Regular season and tournament champions in A! Holy crap, how did that happen? The next season, Phillips went away to school and Hyler had to start a year off for work, and all we added was John Riner as a pure sub. And… it somehow still worked!! What the heck was going on? Were we really on to something?

So the roster slowly evolves from here forward, and I'm not going through the very boring season-by-season detailing of each separate change. But I will highlight who did join and how they came to us, because one of my favorite comments from division opponents is when another player gets good and they say "well, you guys will just pick him up anyway." Which is… mostly exactly NOT what we have done for any part of Element's history. Our roster has been a group of our friends, who often do lots of other stuff together outside of darts, and I've made a pointed effort to not recruit from our opposition. This despite the fact that for years I've watched and heard many opposing captains recruit our players, at our matches, right in front of us. Ha!

29 total people have ever thrown a dart for Element - the original 10, and 19 who joined us somewhere over the next 39 seasons. The first 10 you already saw above… John Riner joined us for 7 seasons, as he was our teammate in Durham. Jerry Oakley and Randy Umstead each were out of the league and had a friend on the team, playing 4 and 3 seasons, respectively. Our old teammate Mike Seward came back for 2 seasons when he wanted a break from Fringe. Jeremiah Millar was on the team for 3 seasons after playing one season with Brian Blake's team that left him unhappy with the other teams' impressions of him and his teammates. Jeremy Dziczkowski played one season in E when he joined the RDL, but he immediately wanted a jump to A and he was playing with us in Durham at the time. Jon Kenney's team was falling back to B after one season in A, and he really didn't want to go down, at exactly the time that Dale Hyler was finally really moving away for work, so Kenney played with us for 10 seasons before moving away himself. Allen Smith came back to us as a part-time sub for three years before really joining us in a fuller capacity. Robb Beeson came back to my teams after being out of RDL for a while, and has played two couple-year-long stints with us. Chad Massengill joined us when a 'super-team' that invited him to play fell apart the day of registration leaving him with no team at a time when we needed a player. John Kramer joined when a Brian Blake-led team of which he was supposed to be a part never materialized (without notice, and giving us our 3rd post-Blake-issue player, which is kinda nuts). Paul Jacobi wanted to stop being a captain and he was our teammate in two other leagues, so he was an obvious add. Alberto Sandoval was another guy who joined because his team was falling out of A and he wanted to stay. Joe Work was on a team in C and B but wanted to test himself in A, so he asked if we had a spot, and we did (although he did leave after 1 season). John Carroll was the closest thing we've ever had to a guy we recruited off another team, as some conversations just led to him switching over to our team. Randy Massengill is Chad's dad, so, duh. Stevie Phillips is Robbie's brother, so, duh again. Kenny Persson is our longtime teammate in other leagues, golfing and football buddy, and his team didn't list him much for some reason, so he was super stoked to join a team that would. And then our most recent addition, Ross Minty, is Stevie's best darting friend, and they both needed a home when Brown's closed. And… that's all of us. Geez, that's a lot of nefarious and dirty recruiting, right? :o)

In the end, Tom Brown and I have played all 40 seasons. Wil Tan has played 39, Robbie Phillips has played 38, Allen Smith has played 35, Chad Massengill is up to 17, Paul Jacobi is up to 12, Kenny Persson and Stevie Phillips are up to 6, and Ross Minty is up to 4. Among past teammates, Mark Knight and Keith Wall played 27 and 23 before health issues got in the way.

The most amazing part of Element's history? That in the team's 40 seasons, we have finished 1st or 2nd in both the A season and the A tournament in every season except the one straight after Covid (when we had a mad pile of player losses/attendance issues, finishing 3rd in the season and losing in the tournament semifinals).

Element's total records after 40 seasons (all of them obviously in A div.)…
-- Regular season = 30 firsts, 9 seconds, 1 third; 474 wins, 38 losses (and 42 byes that would have pretty certainly been wins if an 8th A team had been there); and yes, that's less than 1 loss per season…
-- Tournament = 24 firsts, 14 seconds, 1 semifinal loss (and no tournament in Sp20); 82 wins, 14 losses (and also 10 first-round byes that would have pretty certainly been wins if an 8th team had been there)
-- League record 64 match win streak (that also included three byes, making for a 67-week unbeaten streak) from Fall 2015 to Fall 2017
-- Team totals of 331 9-marks, 139 T80s, 9 6Bs, 29 High Ins, 16 High Outs, 29 Fast 301s, 23 Fast SCkts, 24 Fast DCkts, 31 Fast 501s, 23 singles titles, and 28 ASP titles. (Robbie Phillips leads most of these, but that ASP one is the award that could really just be renamed for him. 24 of those 28 are his.)

[-- Funny side note: before anybody thinks that we just recruited Robbie because he was already a terminator... in his first season on the roster, he had the 7th best singles win %-age and 6th best ASP average on the team. He didn't start crushing until about our 7th season. :o)]

How long will Element's run last? No idea, but selfishly I hope it's a long time. Will there ever be another Element? Again, no idea. But I can say this: if I could only wish one feature of Element for you, it wouldn't be the wins… it would be the very deep sense of family that we genuinely have. I have been incredibly fortunate to call this group of people my dear friends for decades.

RANDOM THOUGHTS FROM JK

Nowadays, it's a fact… this column has become a banquet Tons staple. I have no idea why so many are so keen on taking a peek into the oddness that is my head, but you are. So without further ado, let's open up my head again and see what falls out. Some of these observations are dart-related, and some of them clearly are not. As always, this is just about the last thing that I'm writing and this season is certainly no exception… soooo, also as always not even I know what's about to hit the page…

-- You ever see license plate letter trios and they immediately represent something for you? Your initials, or some acronym from work or something, or stuff like that? Well, one of these for me is TBB. I don't know that I will ever see that letter trio and not think Traveling Beer Bellies. Collected those scoresheets for 15 years, and every time I see one of those plates, I instantly see Oakie and JJ and Jim Blinco, etc.

-- What an absolute asshat Harrison Butker of the Kansas City Chiefs is. I don't think I probably need to say anymore than that. But we all know me, so we know I will… I hope his hateful, misogynistic, close-minded, holier-than-thou, lost-in-his-own-ignorance ass gets heckled and has crap thrown at him until the team just decides he is no longer worth the horrible hassle. Then he can retire… and go work in the kitchen where he belongs.

-- So I'm sitting at the ophthalmologist for one of my follow-up appointments after my cataract surgery, and the technician comes through the waiting area calling out for the next patient to be seen, as is the norm. And what name is the tech calling out? Insomnia. No joke. Somebody there was named (or at least goes by) Insomnia. She answered, and didn't correct the tech at all.

-- I see this other places sometimes too, but for some reason there is a phenomenon I see at a far higher rate in the parking deck at the Durham VA (where our lab is and where I most often work). Employees go out to their cars in the parking deck and sit in them for extended periods of time, with the car running and the headlights on. For like, a long time… As in an expensive-to-burn-this-much-gas kind of long time. And what happens over and over and over and over? Cars coming in to the parking deck pull up and wait for a little bit, because surely a car sitting like this is about to leave, right? But the people in these running cars don't leave. And they don't turn off their lights. And they don't acknowledge the cars that repeatedly wait for them to pull out. Is this just some sort of weird power play in their otherwise sad little days? So exhausting, I just don't get it.

-- A couple months ago, my computer started trying to force Windows updates that it turns out it was supposed to have put in place a full two years earlier. I kept telling it 'fine, just run the update,' and it would start for a few minutes, then decide to give up. But after giving the update the ok for about a dozen days in a row, it finally decided to actually DO the update! It took about two full hours to fully get through the update, and then, when it was supposed to say the update was complete, instead this inexplicable screen showed up!!

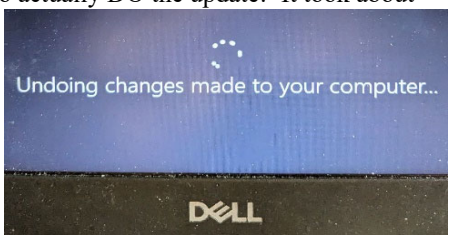

How is this a thing they put in the program?! Why do all that updating and then just "undo" it?! Their word, not mine! Ugh. [Yes, I have everything updated now, but it took a full rebuild.]

-- So several days ago my wife was watching the morning show with Kelly Ripa on it (the one that used to have Regis Philbin, I'm not sure what the name is, but it's unimportant). They had on a woman who was there to do some little kids craft projects for some reason (and that reason was NOT to do them with your kids, it was for adults), and when she got to what she wanted us to recognize as the big finisher, she informed us it was time for the coup d'etat! Ummm… it's time for a sudden and violent overthrow of the government?? Doesn't seem to fit with the whole crafting vibe… Guessing she probably meant coup de grace. If you're going on national TV, don't toss around French phrases unless you have some idea of what you're saying…

-- You know those super loud Emergency Broadcast System interruptions that cover up any show/channel you have on? They warn us of Amber Alerts, flash floods, hurricanes, etc. And they often have a message spoken by some police officer with specifics (especially for Amber Alerts), telling you what county has issued the warning. But somehow, despite the fact that your cable or streaming show can be paused, played at five different speeds, shown in split screen of up to four shows at a time, cast over to another device, watched on portable stuff from almost anywhere, or broadcast in three languages or with sub-titles… that recorded message from the emergency system is almost unintelligible. Static, broken signal, background hum… how is the emergency notice the part that barely works at all?

-- Ever watch a pro golf event on TV? If so, you've seen the standard sportsmanship tradition of the players taking off their hats and shaking hands after finishing on the 18th green. And my favorite part of that? Those guys all play golf all the time, and they're all very very tan. Except for the part of their heads that are inside the hats. Which means that when they take those hats off for those handshakes, they all look like Q-Tips shaking hands! A perfect circle halfway up their foreheads, all tan on the low sides, all pale as ghosts on the high sides. Hilarious.

-- Want to know what bothers me? The fact this is the correct spelling of "bouillon." How the heck is that word pronounced as bool-yaan? That 'i' is just in the wrong damn place. Grrr.

-- What else bothers me far more? How often people say they need time "to process" something. What a crutch that is for people. They have to proooooocessss whatever the very normal situation is. Why? Does your brain work way slower than a normal one? Are your feelings so complex that you somehow need to actively think about each one individually? That's not how people work. Such a Gen Z load of crap. (And yes, I am on faculty in the Department of Psychiatry. And I still think the constant need "to process" is a load of crap.)

-- On a similar note, don't ever bother telling me that "you're going through something." If it doesn't have enough details to be an actual issue rather than "something," then I don't want to hear you whine about going through it. Because the odds are strong that you're using that phrase to generate general pity from others for you having to "go through" something that is very common and every-day normal. Don't play that pathetic crap with me, I have no time for it. And even if I did, still don't.

-- Ever go to Broadway plays? Musicals? Non-musicals? Any at all? I personally love live theater. But there is one play that has one of the dumbest story-selling points I've ever heard. Beauty & the Beast. They describe it as "the greatest love story ever told." Ummmm… excuse me? Kidnapping, imprisonment, extortion, bestiality, witchcraft… Think about it, that's what this Disney story/play/movie actually includes. Greatest love story every told? That is one creepy-ass notion.

-- Anyway, if it's raining while I'm handing this out, I'm likely sad. I've got a bunch of outdoor plans this afternoon/evening.

2024 NC City Dart League (NCCDL) & NC Ladies' Cup (NCLC)

NCCDL - "West" Division

		W	L	Pts.
1	Piedmont (PDA)	3	1	104
2	Pineville (PDC)	2	2	85
3	Lake Norman (LNDA)	2	2	66
4	Boone (HCDA)	1	3	75
5	Asheville (WCDA)	1	3	55
6	Capital Area (CADC)	0	4	38

NCCDL - "East" Division

		W	L	Pts.
1	Durham (BCDL)	4	0	122
2	Fayetteville (FDA)	4	0	109
3	Raleigh (RDL)	3	1	97
4	Jacksonville (JDA)	3	1	80
5	Port City (PCDA)	1	3	57
6	Chapel Hill (TDL)	0	4	24

(= clinched tournament berth; x = eliminated from tournament contention)*

February 3 match results: *(home teams listed in italics)*

Asheville	21	Pineville	17	Durham	30	*Chapel Hill*	8
Lake Norman	26	Boone	12	Fayetteville	27	*Raleigh*	11
Piedmont	32	*Capital Area*	6	*Jacksonville*	33	Port City	5

March 2 match results: *(home teams listed in italics)*

Piedmont	23	Asheville	15	*Raleigh*	35	Chapel Hill	3
Boone	29	Capital Area	9	*Durham*	34	Jacksonville	4
Lake Norman	20	*Pineville*	18	*Fayetteville*	28	Port City	10

April 6 match results: *(home teams listed in italics)*

Fayetteville	33	*Asheville*	5	Raleigh	28	*Lake Norman*	10
Jacksonville	19+	*Boone*	19	*Piedmont*	32	Chapel Hill	6
Pineville	19+	*Port City*	19	*Durham*	30	Capital Area	8

April 27 match results: *(home teams listed in italics)*

Jacksonville	24	Asheville	14	Durham	28	*Lake Norman*	10
Raleigh	23	Boone	15	*Fayetteville*	21	Piedmont	17
Pineville	31	*Chapel Hill*	7	Port City	23	*Capital Area*	15

June 22 & 29 schedule:	Lake Norman @ Asheville	Chapel Hill @ Port City
	Piedmont @ Boone	Fayetteville @ Durham (6/29)
	Capital Area @ Pineville	Raleigh @ Jacksonville
July 27 schedule:	Asheville @ Capital Area	Port City @ Lake Norman
	Boone @ Fayetteville	Jacksonville @ Chapel Hill
	Pineville @ Piedmont	Durham @ Raleigh
August 17 schedule:	Asheville @ Boone	Capital Area @ Jacksonville
	Raleigh @ Pineville	Fayetteville @ Chapel Hill
	Lake Norman @ Piedmont	Durham @ Port City
September 14 schedule:	Chapel Hill @ Asheville	Piedmont @ Durham
	Boone @ Pineville	Raleigh @ Port City
	Lake Norman @ Capital Area	Jacksonville @ Fayetteville

October 12 & 13 Postseason tournament (top 4 teams from each div.). Hosted by Fayetteville.
Quarterfinals: Saturday 12:00 p.m. -- Semifinals: Saturday, 5:00 p.m. -- Finals: Sunday, 1:00 p.m.

NCLC - "West" Division

		W	L	Pts.
1	Pineville (PDC)	3	1	62
2	Piedmont (PDA)	3	1	55
3	Asheville (WCDA)	3	1	54
4	Lake Norman (LNDA)	1	2	26
5	Capital Area (CADC)	0	3	23

NCLC - "East" Division

		W	L	Pts.	
1	Durham (BCDL)	4	0	62	*
2	Port City (PCDA)	3	0	49	
3	Apex (CDA)	1	2	34	
4	Fuquay-Varina (FVDO)	0	4	38	
5	Jacksonville (JDA)	0	4	29	

(= clinched tournament berth; x = eliminated from tournament contention)*

February 3 match results: *(home teams listed in italics)*

Pineville	13	*Asheville*	11	Durham	14	*Fuquay-Varina*	10
Piedmont	16	*Capital Area*	8	Port City	18	*Jacksonville*	6

(BYE - Lake Norman, Apex)

March 2 match results: *(home teams listed in italics)*

Asheville	13	*Piedmont*	11	*Apex*	14	Fuquay-Varina	10
Pineville	21	Lake Norman	3	*Durham*	19	Jacksonville	5

(BYE - Capital Area, Port City)

April 6 match results: *(home teams listed in italics)*

Asheville	14	Jacksonville	10	*Piedmont*	14	Fuquay-Varina	10
Port City	12+	Pineville	12	*Durham*	14	Capital Area	10
Lake Norman	14	Apex	10				

April 27 match results: *(home teams listed in italics)*

Asheville	16	*Jacksonville*	8	Piedmont	14	*Apex*	10
Pineville	16	*Fuquay-Varina*	8	Port City	19	*Capital Area*	5
Durham	15	*Lake Norman*	9				

June 22 schedule:	Lake Norman @ Asheville	Fuquay-Varina @ Port City
	Capital Area @ Pineville	Apex @ Jacksonville
	(BYE - Piedmont, Durham)	
July 27 schedule:	Asheville @ Capital Area	Jacksonville @ Fuquay-Varina
	Pineville @ Piedmont	Durham @ Apex
	Port City @ Lake Norman	
August 17 schedule:	Apex @ Pineville	Capital Area @ Jacksonville
	Lake Norman @ Piedmont	Durham @ Port City
	(BYE - Asheville, Fuquay-Varina)	
September 14 schedule:	Fuquay-Varina @ Asheville	Piedmont @ Durham
	Apex @ Port City	Lake Norman @ Capital Area
	(BYE - Pineville, Jacksonville)	

October 12 & 13 Postseason tournament (top 4 teams from each div.). Hosted by Durham.
Quarterfinals: Saturday 12:00 p.m. -- Semifinals: Saturday, 5:00 p.m. -- Finals: Sunday, 1:00 p.m.

WRECK at the Deck

Hosted at

The Upper Deck Sports Bar & Pub Cary, NC

SANCTIONED BY

$5,200+

May 31st – June 2nd, 2024

Time*	8:00 PM	10:00 AM	12:30 PM	1:00 PM	2:30 PM	3:00 PM	5:00 PM	8:00 PM	11:00 AM	1:00 PM	1:30 PM	2:30 PM	3:00 PM
Event	Blind Draw 501/CR/ Choice	Mixed Doubles Cricket	Ladies' Singles Cricket	Men's Doubles Cricket	Ladies' Doubles Cricket	Men's Singles Cricket	Mixed 3 Person 601	Blind Draw 501/CR/ Choice	Mixed Doubles 501	Ladies' Singles 501	Men's Doubles 501	Ladies' Doubles 501	Men's Singles 501
Entry Fee	$10 person	$20 per team	$15** person	$20 per team	$20 per team	$15** person	$30 per team	$10 person	$20 per team	$15** person	$20 per team	$20 per team	$15** person
1st	$200	$200	$120	$200	$140	$200	$270		$200	$120	$200	$140	$200
2nd	$100	$100	$60	$100	$70	$100	$120		$100	$60	$100	$70	$100
Top 4	$50	$50	$30	$50	$40	$50	$60		$50	$30	$50	$40	$50
Top 8	$26	$26	$15	$26	---	$25	---		$26	$15	$26	---	$25
Total	$504	$504	$300	$504	$290	$500	$510	85%	$504	$300	$504	$290	$500

This is a NON-Smoking Event

* - Posted Times reflect signup deadline, with matches starting 15 minutes later

** - Includes $2 ADO surcharge

NO OUTSIDE BEVERAGES OR FOOD ALLOWED

Location: **The Upper Deck** 329 N. Harrison Ave, Cary, NC 27513
Host: **Carolina Dart Association and The Upper Deck**
Contact: **Barbara Cotton** 919-210-0020
Email:bjcotton69@hotmail.com for tournament information

Warning: Darts is an adult sport. It is dangerous for children to play darts without adult supervision. Please use your discretion.
Disclaimer-Amateur Status: The host association and/or the ADO assumes no responsibility for any adverse effects which dart awards may have on the amateur status of any youth participant. Check local regulations.

CVDA President: Chris Fullerton
P.O. Box 2565, Chester, VA 23831
804-212-5449
http://www.cvdadarts.com/
president@CVDADarts.com
Follow us on Facebook:
Central Virginia Darts Association

Central Virginia Dart Association C.V.D.A Richmond, Virginia

Location:
Richmond East Moose Lodge 1947
7167 Flag Lane
Mechanicsville, VA 23111
Phone: 804-730-4938

$10,200

The 43rd Annual CVDA Dart Classic

June 7-9, 2024

Doors Open at 5:00 PM Friday

	FRIDAY		SATURDAY						SUNDAY			
EVENT	6:00 PM Open Singles	8:00 PM Blind Draw Doubles	10:00 AM Ladies Doubles	11:00 AM Men's Singles	1:00 PM Ladies Singles	2:00 PM Men's Doubles	5:00 PM Mixed Doubles	8:00 PM Blind Draw Doubles	10:00 AM Ladies Doubles	11:00 AM Men's Doubles	12:00 PM Ladies Singles (Best of 5)	1:00 PM Men's Singles (Best of 5)
Format	301 DI/DO	501/Cricket/CC	Cricket	Cricket	Cricket	Cricket	501/Cricket/ CC	501/Cricket/ CC	501 FI/DO	501 FI/DO	501 FI/DO	501 FI/DO
Entry Fee	$20.00 Person	$10.00 Person	$30.00 Team	$22.00 Person *	$22.00 Person *	$30.00 Team	$30.00 Team	$10.00 Person	$30.00 Team	$30.00 Team	$22.00 Person *	$22.00 Person *
1st	40% + $150.00	$350.00	$280.00	$460.00	$300.00	$500.00	$450.00	$250.00	$250.00	$400.00	$250.00	$350.00
2nd	20% + $74	$170.00	$140.00	$230.00	$150.00	$250.00	$200.00	$130.00	$130.00	$200.00	$130.00	$170.00
3rd-4th	10% + $38	$80.00	$70.00	$110.00	$70.00	$100.00	$100.00	$50.00	$50.00	$100.00	$50.00	$80.00
5th-8th	5%	$40.00	$30.00	$50.00	$30.00	$50.00	$50.00	$30.00	$30.00	$50.00	$30.00	$40.00
9th-16th		$20.00		$20.00			$30.00					$20.00
Total	100% +$300	$1,000.00	$680.00	$1,270.00	$710.00	$1,150.00	$1,290.00	$600.00	$600.00	$1,000.00	$600.00	$1,000.00

NOTE: Sign-ups open 1 hour prior to each event and close promptly at the times listed above.
*Entry fee includes $2.00 ADO surcharge. ADO Points will be awarded for 501 and Cricket singles events

SANCTIONED BY AMERICAN DARTS ORGANIZATION

*Mention CVDA when making reservations to get the rates posted below.
Cutoff date for darter's rate is May 6, 2024

Holiday Inn Express
7441 Bell Creek Road
Mechanicsville, VA 23111
804-559-0022
Darter Rate $139.00+ tax – Offering Darter Rate on Friday thru Sunday (checkout)

Hampton Inn
7433 Bell Creek Rd.,
Mechanicsville, VA 23111
804-559-0559
Darter Rate $139.00+ tax – Offering Darter Rate on Friday thru Sunday (checkout)

The Dart Guys

Vendor table for all of your dart supply needs onsite.

A DARTER/GUEST CAUSING DAMAGES TO CVDA AND/OR LODGE PROPERTY WILL ASSUME RESPONSIBILITY FOR ALL DAMAGES AND COSTS INCURRED. THE DARTER MAY BE SUBJECT TO DISMISSAL FROM THE TOURNAMENT AND/OR LODGE PROPERTY.

Greater Chattanooga Darting Association

presents

Firecracker 2024

Steel tip darts tournament

June 28 – 30, 2024

Tournament Director – Davina Hutton (423) 331-4889

$6,000 $6,000

FRIDAY					SATURDAY							SUNDAY			
11:00 AM	4:00 PM	6:30 PM	7:00 PM	9:00 PM	10:30 AM	12:00 PM	12:30 PM	3:00 PM	3:30 PM	5:00 PM	8:00 PM	11:00 AM	11:30 AM	1:00 PM	1:30 PM
CHALLENGER SERIES	301 & DONE^^	OPEN PRO SHOOT 501/CR/CC	501 OPEN SINGLES 16U^^	BLIND DRAW 501/CR/CC	MIXED DBLS 501/CR/CC	MENS SINGLES *501	WOMENS DBLS 501	MENS DBLS 501	WOMENS SNGLS *501	MIXED TRIPS 501	BLIND DRAW 501/CR/CC	MENS SNGLS *CRKT	WOMENS DBLS CRKT	WOMENS SNGLS *CRKT	MENS DBLS CRKT
$20^^ PERSON	$10 PERSON	$20 PERSON	$10^ PERSON	$15 PERSON	$15 PERSON	$15 PERSON	$15# PERSON	$15 PERSON	$15# PERSON	$15 PERSON	$15 PERSON	$15 PERSON	$15# PERSON	$15# PERSON	$15 PERSON
1st 40%	1st 40%	1st $266	MINIMUM PAID - TOP 4. MAX PAID BASED ON PARTICIPATION $260 ADDED BY	MINIMUM PAID - TOP 4. MAX PAID BASED ON PARTICIPATION $250 ADDED BY	1st $240	1st $240	1st $180	1st $240	1st $180	1st $258	MINIMUM PAID - TOP 4. MAX PAID BASED ON PARTICIPATION $250 ADDED BY	1st $240	1st $180	1st $180	1st $240
2nd 20%	2nd 20%	2nd $132			2nd $120	2nd $120	2nd $90	2nd $120	2nd $90	2nd $130		2nd $120	2nd $90	2nd $90	2nd $120
TOP 4 10%	TOP 4 10%	TOP 4 $77			TOP 4 $60	TOP 4 $60	TOP 4 $60	TOP 4 $60	TOP 4 $60	TOP 4 $76		TOP 4 $60	TOP 4 $60	TOP 4 $60	TOP 4 $60
TOP 8	TOP 8	TOP 8 $42		FOR 32+ PLAYERS	TOP 8 $30	TOP 8 $30	TOP 8	TOP 8 $30	TOP 8	TOP 8 $45	FOR 32+ PLAYERS	TOP 8 $30	TOP 8	TOP 8	TOP 8 $30
TOTAL 80%	TOTAL 80%	TOTAL $720	TOTAL 80%	TOTAL 80%	TOTAL $600	TOTAL $600	TOTAL $390	TOTAL $600	TOTAL $390	TOTAL $720	80%	TOTAL $600	TOTAL $390	TOTAL $390	TOTAL $600

* Includes $2 ADO sanctioning fee. Registration ends promptly at event start time listed above.

#If over 32 entries in event, entry fees will be payout

^^ Challenger Series (long format), 301 & Done, and 16U event are not a part of ADO sanctioning

^16U event is open to any player with PPD of 16 or below

SANCTIONED BY

1966 Northpoint Blvd Hixson, TN 37343

32nd Charlotte Open $18,000 +

Host of the 2024 Masters National

July 11th-14th



SANCTIONED BY

	Event	Time	Entry Fee	First	Second	Top 4	Top 8	Top 16	Top 32	Total
Thursday	DPFL Qualifier***	5:30 PM	$30	$250	$150	$100	$50			$800
Thursday	LOD 501/CR/Choice	8:00 PM	$15	$250	$125	$65				$505
Friday	ADO Nationals	10:00 AM								
Friday	301 & Done	6:00 PM	$15	$200	$100	$50				$400
Friday	Blind Draw 501**	8:00 PM	$20	$300	$150	$75	$40			$760
Saturday	Early Riser 301 & Done	8:30 AM	$15	$150	$75	$40				$305
Saturday	Mixed Doubles 501	10:00 AM	$30/team	$600	$300	$150	$80			$1,520
Saturday	Men's Doubles 501	12:30 PM	$30/team	$600	$300	$150	$80			$1,520
Saturday	Ladies' Doubles 501	1:00 PM	$30/team	$500	$250	$125				$1,000
Saturday	Men's Singles 501	3:00 PM	$35	$900	$450	$225	$130	$80	$40	$3,600
Saturday	Ladies' Singles 501	3:30 PM	$35	$500	$250	$130	$80	$40		$1,650
Saturday	301 & Done	6:00 PM	$15	$200	$100	$50				$400
Saturday	LOD 501/CR/Choice	8:00 PM	$15	$250	$125	$65				$505
Sunday	Mixed Doubles CR	11:00 AM	$ 30/team	$600	$300	$150	$80			$1,520
Sunday	Ladies' Doubles CR	12:00 PM	$30/team	$500	$250	$125				$1,000
Sunday	Men's Doubles CR	12:30 PM	$30/team	$600	$300	$150	$70			$1,480
Sunday	Ladies' Singles CR *	2:00 PM	$30	$300	$150	$75	$40			$760
Sunday	Men's Singles CR	2:30 PM	$30	$625	$300	$150	$80			$1,545

\# Singles 501 Includes $2 WDF & $2 ADO surcharge.

* Singles Cricket includes $2 ADO surcharge.

*** DPFL Format:
Best of 3 to top 128, Best of 5 to top 32
Best of 7 to Top 4, Best of 9 in Finals

** Best of 5 in the Blind Draw Friday Night

WDF Ranked 501 Singles Format:
Men's = Best of 5 to top 64,Best of 7 to semis,Best of 9 in Finals
Woman =Best of 5 to top 16, best of 7 to semis, Best of 9 in Finals

	Youth Events	Time
Saturday	WDF Youth Singles 501	8:30 AM
Saturday	CDC Youth Event	
Saturday	CDC Youth Event	
Sunday	Youth / Adult 501	8:30 AM
Sunday	CDC Youth Event	

Dart Supplies By:

DISCLAIMER AMATUER STATUS - The Host Association and/or the ADO assumes no responsibility for any adverse effects which darts

WARNING: Darts is an adult sport. It is dangerous for childeren to play without adult supervison

The Sheraton Airport Hotal 3115 Scott Futrell Drive

704-392-1200 or 800-325-5335 ask for the Dart Rate. Cut off is June 20, 2024

Sheraton Charlotte Airport HOTEL

35th Annual Music City Classic

$26,300 Steel-Tip Tournament

July 25-28, 2024 – Nashville, Tennessee

Tournament Director: Robert Swanson 904-553-1583

Sponsored By: Yuengling, Pickers

Scan to Reserve Room

Hotel Reservation Link - Click Here

SONESTA NASHVILLE AIRPORT - 600 Marriott Dr., Nashville, TN 37214

RESERVATIONS: 615-889-9300 or Click Link Above or Scan QR Code

Darters Rate: $169 per night - Cutoff for Darter Rate is June 22nd 2024

Complimentary parking for overnight guests, $7 on-site parking fee for day guests.

SMOKING AND OUTSIDE DRINKS ARE NOT PERMITTED IN THE DART HALL

Digital Steel Tournament

Dart Supplies Sales by:

Sanctioned By:

NAWDA Championship (PDC Qualifier)
Friday, July 26, 2024
For Details go to NAWDA Facebook Page
(North American Women's Darting Association)

Championship Darts Circuit Matchplay
CDC Friday, July 26, 2024
For details go to www.champdarts.com

REGISTRATION WILL END 30 MINUTES PRIOR TO EACH EVENT'S LISTED START TIME

ALL MATCHES ARE BEST 2 OUT OF 3 UNLESS OTHERWISE NOTED

	THURSDAY	FRIDAY			SATURDAY						SUNDAY				
Time	7:30 pm	6:00 pm	7:00 pm	9:00 pm	10:00 am	12:30 pm	2:00 pm	4:00 pm	5:30 pm	7:00 pm	8:00 am	11:00 am	12:00 pm	1:30 pm	2:30 pm
Event	Blind Draw Crkt/501/CC	Women's Singles 301-DD	Open Pro Singles 501	Doubles Draw 501-SD	Mixed Trips 601-SD	Men's Doubles 501 SD	Women's Singles 501-SD	Men's Singles 501-SD	Women's Doubles 501-SD	Mixed Doubles Crkt/501/CC	Youth/ Adult Doubles 501	Women's Doubles Cricket	Men's Doubles Cricket	Women's Singles Cricket	Men's Singles Cricket
Entry Fee	$20 Person	$25 Person	$50 Person	$20 Person	$20 Person	$20 Person	$25 * Person	$25 * Person	$20 Person	$20 Person	Free	$20 Person	$20 Person	$25* Person	$25 * Person
1ST	500	500	1,000	500	840	700	500	800	500	500	Trophy	500	700	500	700
2ND	250	250	500	250	420	350	250	400	250	250	Trophy	250	350	250	350
Top 4	130	125	250	120	300	180	125	200	120	150		120	180	125	180
Top 8	80	70	125	60	150	100	70	120	60	80		60	100	70	100
Top 16	40		70	30		60	30	60					60		40
Top 32								30							
Total Payouts	$1,650	$1,280	$3,060	$1,470	$2,460	$2,290	$1,520	$3,040	$1,230	$1,370		$1,230	$2,290	$1,280	$2,130

Open Pro Singles Event is 501 SI/DO
Each round is best of 7 legs.
Coin toss decides who shoots for the Bull first. Winner of bull starts first leg, alternating starts thereafter.
-Women cannot play in both the Open Pro Event and the Women's Singles 301.

SINGLES 501 FORMATS:
Prior to first leg, flip coin to see who shoots bull first. Winner of bull starts first leg, alternating starts thereafter.
WOMENS: All preliminary rounds are best of 5; Final best of 7

MENS: All preliminary rounds (through Top 16) are best of 5
Top 8 best of 7 Top 4 best of 9 Final best of 11
*Fee includes $2 ADO surcharge.

Singles Cricket Men's & Women's:
Both events Finals are best of 5

* Fee includes $2 ADO surcharge

CDC North American Junior Darts Tour
For details go to www.champdarts.com/junior-tour/

Semper Fi Showdown

Tournament Dates August 2-4,2024

$3,000

Day	Friday	Saturday						Sunday				
Time	8:00 PM	11:00 AM	1:30 PM	2:00 PM	4:00 PM	4:30 PM	8:00 PM	11:00 AM	1:00 PM	1:30 PM	3:00 PM	3:30 PM
Event	Blind Draw 501 FI/DO best of 5	Mixed Doubles Cricket	Ladies Doubles 501	Men's Doubles 501	Ladies Singles Cricket	Men's Singles Cricket	Blind Draw Cricket	Mixed Doubles 501	Ladies Doubles Cricket	Men's Doubles Cricket	Ladies Singles 501	Men's Singles 501
Entry Fee	$10 Person	$30 Team	$30 Team	$30 Team	$20 Person*	$20 Person*	$10 Person	$30 Team	$30 Team	$30 Team	$20 Person*	$20 Person*
1st	70%	$150	$130	$140	$130	$160	70%	$150	$130	$140	$130	$160
2nd		$100	$70	$90	$70	$80		$100	$70	$90	$70	$80
Top 4		$50	$30	$50	$30	$30		$50	$30	$50	$30	$30
Total		$350	$260	$330	$260	$300		$350	$260	$330	$260	$300

*Fee includes $2.00 ADO Surcharge - Posted Time is Close of Registration
Entry Fee includes $1.00 Digital Steel fee, per person, per event.
Dart Supplies will be Available on Site

501 and Cricket Singles will be best of 5 in the Semi-Finals and best of 7 in the Finals.

All other matches in every event will be best of 3

Friday and Saturday night Blind draws will be single elimination.

For Additional Info:
David Schonefeld "Bip"
910-389-5830
bip502000@yahoo.com

Tournament Director
Michelle Fisher

SANCTIONED BY

Location
Spanky's Sports Bar and Grill
2532 Onslow Dr
Jacksonville, NC 28540

Hotel Reservations

Special Thanks to our Sponsors:
Spanky's Sports Bar and Grill, Bip's Dart Supplies, Millinder Trucking, Crystal Coast Dart Association, Permanent Impressions,

We would love to have your business as one of our Sponsors

Spring 2024 RDL Top Singles Records (by division) (FINAL!)

(There are no missing statistics, as all scoresheets from the entire season have been received.)

(Game minimums required for these listings: 15 for team C3; 16 for all other C teams, and all A/D teams; 19 for all B/E/F/G teams)

	"A" Division		W	L	%-age
1	Jones, Jimmie	A1/ The Bullies	21	1	0.955
	Phillips, Stevie	A2/ Element XL	21	1	0.955
3	Phillips, Robbie	A2/ Element XL	19	1	0.950
4	Gaulthier, Kyle	A4/ 2 Liver Die with LA	20	2	0.909
5	Gibson, Pat	A1/ The Bullies	21	3	0.875
	Massengill, Chad	A2/ Element XL	21	3	0.875
7	Tan, Wil	A2/ Element XL	17	3	0.850
8	Mitchell, Sid	A3/ Lunatic Fringe	19	5	0.792
9	Persson, Kenny	A2/ Element XL	13	6	0.684
10	Johnson, Michael	A1/ The Bullies	12	7	0.632
11	Cole, Mike	A5/ Why So Serious?	14	10	0.583
12	Brown, Matt	A1/ The Bullies	13	10	0.565
13	Horton, Tony	A6/ Darty Minds	10	8	0.556
14	Mozzetti, Tim	A3/ Lunatic Fringe	11	9	0.550
15	Lange, Cody	A4/ 2 Liver Die with LA	12	10	0.545

	"B" Division		W	L	%-age
1	Jones, Mike	B4/ Dart Attack	25	3	0.893
2	Rodgers, Trey	B6/ Double In, Stumble Out	16	3	0.842
3	Gibbs, Keith	B2/ Inconsistently Consisten	21	4	0.840
4	Porcelli, Robb	B8/ Nine Lives	19	5	0.792
5	Bennett, Will	B5/ Trips Are For Kids	21	6	0.778
6	Lea, Zeek	B4/ Dart Attack	20	6	0.769
7	Byrne, Matt	B2/ Inconsistently Consisten	20	7	0.741
8	Grubb, Ed	B2/ Inconsistently Consisten	16	6	0.727
9	Butters, Kent	B6/ Double In, Stumble Out	19	8	0.704
10	Borgna, Andrew	B1/ Put It on Matt's Tab	20	9	0.690
11	O'Toole, Mike	B3/ Raging Bulls Eyes	14	7	0.667
	Suan, John	B4/ Dart Attack	14	7	0.667
13	Holland, Steve	B6/ Double In, Stumble Out	12	7	0.632
14	Rudy, Jeff	B7/ One Armed Bandits	15	9	0.625
15	Romanchek, David	B8/ Nine Lives	11	7	0.611

	"C" Division		W	L	%-age
1	Olson, Kevin	C3/ Off Constantly-Reboot	15	1	0.938
2	Bunn, Tim	C4/ Hump Day!	18	2	0.900
3	Bell, Austin	C2/ Darty Sanchez	12	4	0.750
4	Trefzger, Eric	C2/ Darty Sanchez	17	6	0.739
5	Clark, Dan	C1/ The Outlaws	15	6	0.714
6	Tant, J.J.	C1/ The Outlaws	17	7	0.708
7	Price, Brady	C5/ Menace 2 Sobriety	16	7	0.696
8	Smith, Brian	C1/ The Outlaws	14	7	0.667
	Robinson, Mike	C2/ Darty Sanchez	12	6	0.667
	Lueneburg, Randy	C3/ Off Constantly-Reboot	10	5	0.667
11	Stewart, Kevin	C7/ Shooter McGavin	14	8	0.636
	White, J.J.	C5/ Menace 2 Sobriety	14	8	0.636
13	Knott, Ronnie	C7/ Shooter McGavin	15	9	0.625
14	Scott, Lee	C1/ The Outlaws	14	9	0.609
15	Johnson, Dave	C5/ Menace 2 Sobriety	11	8	0.579

	"D" Division		W	L	%-age
1	Jones, Dustin	D1/ Reload	22	2	0.917
2	Powell, Zach	D5/ Red-eye Rangers	16	2	0.889
3	Beaird, Tommy	D2/ DD-214	15	4	0.789
4	Vivod, Josh	D6/ Village Idiots	17	5	0.773
5	Raper, Jeromie	D5/ Red-eye Rangers	15	5	0.750
	Oullette, Brian	D2/ DD-214	12	4	0.750
7	Arnold, Jimmy	D1/ Reload	17	6	0.739
8	Hartley, Bryan	D6/ Village Idiots	13	5	0.722
9	Roper, Branden	D1/ Reload	16	7	0.696
10	Barrett, Darren	D3/ Sharky's Machine	11	5	0.688
11	Powell, Mark	D5/ Red-eye Rangers	16	8	0.667
12	Borgia, Pete	D3/ Sharky's Machine	14	8	0.636
13	Jones, Nick	D6/ Village Idiots	12	7	0.632
14	Haywood, Eric	D6/ Village Idiots	10	6	0.625
15	Kirkpatrick, Scott	D5/ Red-eye Rangers	13	8	0.619

	"E" Division		W	L	%-age
1	Millius, Mike	E5/ Dart Side of the Moon	22	6	0.786
2	Musil, Dylan	E5/ Dart Side of the Moon	19	6	0.760
3	Barnes, Adam	E7/ Liquor Possee	20	7	0.741
	Bowen, Andy	E8/ Bangin the Wire	20	7	0.741
5	Furdon, Matt	E5/ Dart Side of the Moon	19	8	0.704
6	Allen, Zach	E7/ Liquor Possee	14	6	0.700
	Roseman, Sean	E5/ Dart Side of the Moon	14	6	0.700
8	Buckman, Dave	E2/ Cheap Shots	18	8	0.692
9	Rawlings, Shane	E1/ Duck Around & Find Ou	16	8	0.667
10	Bosier, Sean	E3/ Death Throw	17	9	0.654
11	Blanes, Silver	E7/ Liquor Possee	15	8	0.652
12	Bradshaw, Tyler	E3/ Death Throw	17	10	0.630
13	Amarante, John	E6/ Runs with Corks	14	9	0.609
14	Ball, Pat	E4/ Irish Ton	17	11	0.607
15	Hindle, Mikey	E2/ Cheap Shots	17	12	0.586

	"F" Division		W	L	%-age
1	Gylfason, Thorbjorn	F4/ Rippin Darts	24	3	0.889
2	Updyke, Gerald	F6/ Nein Mark	23	3	0.885
3	Keim, Roger	F3/ Sofa Kings	19	4	0.826
4	Howes, Guy	F2/ Zero Dart Ton 80	23	5	0.821
5	Clark, Chad	F2/ Zero Dart Ton 80	22	6	0.786
	Turner, Kevin	F2/ Zero Dart Ton 80	22	6	0.786
7	McDonald, Chase	F4/ Rippin Darts	19	7	0.731
8	Alcon, Tony	F3/ Sofa Kings	20	9	0.690
9	DeMattos, Rick	F2/ Zero Dart Ton 80	13	6	0.684
10	Heath, John	F6/ Nein Mark	19	9	0.679
	Wood, Connor	F4/ Rippin Darts	19	9	0.679
12	Bender, Jamie	F8/ The Dartifacts	17	9	0.654
13	Beach, Nick	F8/ The Dartifacts	13	8	0.619
14	Graber, Shawn	F5/ Shark Shooters	16	10	0.615
15	Campbell, Aaron	F3/ Sofa Kings	14	9	0.609

	"G" Division		W	L	%-age
1	Ehrmann, Rob	G3/ Killer Dee's	23	3	0.885
2	McMillan, Evan	G5/ Bottoms Up	22	3	0.880
3	Swepson, Jerrell	G2/ The Neighborhood Dart	21	3	0.875
4	Lamb, Mike	G6/ Dart Vader's	24	4	0.857
5	Kline, John	G8/ Darts and Crafts	17	4	0.810
6	Raquet, Mike	G1/ That's What She Said	21	5	0.808
7	Kelly, Mike	G3/ Killer Dee's	16	4	0.800
8	Bailey, Matthew	G7/ 21 Dart Salute	18	6	0.750
9	Tschetter, Aaron	G5/ Bottoms Up	19	7	0.731
10	Hawks, Michael	G5/ Bottoms Up	18	7	0.720
11	Crabtree, Reagan	G5/ Bottoms Up	14	6	0.700
	Jones, Mike	G4/ We're Sexy & We Throv	14	6	0.700
13	McNamara, Ken	G4/ We're Sexy & We Throv	16	7	0.696
14	Carter, Kevin	G1/ That's What She Said	16	8	0.667
15	Adams, Doug	G1/ That's What She Said	17	9	0.654

Women's Records

(# by div.: A-1, B-3, C-2, D-10, E-12, F-8, G-14)

			W	L	%-age
A	-	-	-	-	-
B	Wilson, Samantha	B1/ Put It on Matt's Tab	14	12	0.538
C	Blackwelder, Allyson	C3/ Off Constantly-Reboot	8	11	0.421
D	Phillips, Leslie	D7/ She-Unit	8	13	0.381
	Velazquez, Keri	D7/ She-Unit	4	13	0.235
	Taylor, Tisha	D7/ She-Unit	4	16	0.200
E	Mathews, Olivia	E3/ Death Throw	16	12	0.571
	Wilberg, Chelsea	E5/ Dart Side of the Moon	10	9	0.526
	Couch, Amber	E6/ Runs with Corks	10	11	0.476
F	Owens, Martha	F7/ Triple Shot	7	12	0.368
	Newton, Tamara	F7/ Triple Shot	8	15	0.348
G	Assante, Tracy	G6/ Dart Vader's	12	10	0.545
	Clark, Renee	G6/ Dart Vader's	10	14	0.417
	Freeman, Bethann	G7/ 21 Dart Salute	8	12	0.400

Spring 2024 RDL Top Doubles Records (by division) (FINAL!)

(There are no missing statistics, as all scoresheets from the entire season have been received.)

(Game minimums required for these listings: 15 for team C3; 16 for all other C teams, and all A/D teams; 19 for all B/E/F/G teams)

	"A" Division		W	L	%-age
1	Tan, Wil	A2/ Element XL	16	2	0.889
2	Gibson, Pat	A1/ The Bullies	19	5	0.792
3	Klann, Eric	A3/ Lunatic Fringe	15	4	0.789
4	Massengill, Chad	A2/ Element XL	18	5	0.783
5	Phillips, Stevie	A2/ Element XL	17	5	0.773
6	Persson, Kenny	A2/ Element XL	12	5	0.706
7	Phillips, Robbie	A2/ Element XL	14	6	0.700
8	Brown, Matt	A1/ The Bullies	16	7	0.696
9	Jones, Jimmie	A1/ The Bullies	15	7	0.682
10	Eason, Joel	A3/ Lunatic Fringe	14	8	0.636
11	Mitchell, Sid	A3/ Lunatic Fringe	15	9	0.625
	Bakowski, Adam	A3/ Lunatic Fringe	10	6	0.625
13	Smith, Allen	A2/ Element XL	11	7	0.611
14	Johnson, Michael	A1/ The Bullies	12	8	0.600
	Mozzetti, Tim	A3/ Lunatic Fringe	12	8	0.600

	"B" Division		W	L	%-age
1	Bennett, Will	B5/ Trips Are For Kids	23	5	0.821
2	Lea, Zeek	B4/ Dart Attack	18	5	0.783
3	O'Toole, Mike	B3/ Raging Bulls Eyes	14	5	0.737
4	Jones, Mike	B4/ Dart Attack	18	7	0.720
5	Rodgers, Trey	B6/ Double In, Stumble Out	13	6	0.684
6	Butters, Kent	B6/ Double In, Stumble Out	17	8	0.680
7	Palmer, Matt	B2/ Inconsistently Consisten	15	8	0.652
8	Ridgway, Matt	B5/ Trips Are For Kids	16	9	0.640
9	Eastmead, Phillip	B6/ Double In, Stumble Out	14	8	0.636
	Merkle, Patrick	B5/ Trips Are For Kids	14	8	0.636
11	Byrne, Matt	B2/ Inconsistently Consisten	17	10	0.630
12	Bowman, Merrill	B4/ Dart Attack	15	9	0.625
13	Stoy, Jamie	B4/ Dart Attack	15	10	0.600
14	McQueen, Jamie	B6/ Double In, Stumble Out	13	9	0.591
15	Al-Hoory, Ahmed	B1/ Put It on Matt's Tab	14	10	0.583

	"C" Division		W	L	%-age
1	Toolan, Chris	C7/ Shooter McGavin	16	6	0.727
2	Stewart, Kevin	C7/ Shooter McGavin	17	7	0.708
3	Tant, J.J.	C1/ The Outlaws	16	7	0.696
4	Bunn, Tim	C4/ Hump Day!	13	6	0.684
5	Holt, Ben	C3/ Off Constantly-Reboot	12	6	0.667
	Robinson, Mike	C2/ Darty Sanchez	12	6	0.667
7	Olson, Kevin	C3/ Off Constantly-Reboot	10	6	0.625
8	Stuckey, Rob	C4/ Hump Day!	11	7	0.611
9	Trefzger, Eric	C2/ Darty Sanchez	12	9	0.571
10	Scott, Lee	C1/ The Outlaws	13	10	0.565
	Steppe, Mike	C1/ The Outlaws	13	10	0.565
12	Krestalude, Andy	C4/ Hump Day!	9	7	0.563
13	Bouchard, Keith	C5/ Menace 2 Sobriety	10	8	0.556
	Smith, Brian	C1/ The Outlaws	10	8	0.556
	Tufillaro, Lou	C3/ Off Constantly-Reboot	10	8	0.556

	"D" Division		W	L	%-age
1	Beaird, Tommy	D2/ DD-214	17	5	0.773
2	Powell, Zach	D5/ Red-eye Rangers	13	5	0.722
3	Morin, Deane	D1/ Reload	13	6	0.684
4	Haywood, Eric	D6/ Village Idiots	14	7	0.667
5	Baugher, Mark	D6/ Village Idiots	13	7	0.650
	Owen, Hal	D2/ DD-214	13	7	0.650
7	Guenther, George	D2/ DD-214	12	7	0.632
8	Jones, Dustin	D1/ Reload	15	9	0.625
	Powell, Mark	D5/ Red-eye Rangers	15	9	0.625
	Oullette, Brian	D2/ DD-214	10	6	0.625
11	Gagner, Chris	D4/ Ton 80 Proof	11	7	0.611
12	Dehnel, Sebastian	D4/ Ton 80 Proof	12	8	0.600
	Hartley, Bryan	D6/ Village Idiots	12	8	0.600
14	Vivod, Josh	D6/ Village Idiots	13	9	0.591
15	(two tied)		10	7	0.588

	"E" Division		W	L	%-age
1	Blanes, Silver	E7/ Liquor Possee	18	3	0.857
2	Bradshaw, Tyler	E3/ Death Throw	20	5	0.800
3	Bosier, Sean	E3/ Death Throw	18	7	0.720
4	Willis, Bladen	E3/ Death Throw	15	6	0.714
5	Barnes, Adam	E7/ Liquor Possee	18	8	0.692
6	Ball, Pat	E4/ Irish Ton	19	9	0.679
7	Willis, Tolson	E3/ Death Throw	15	8	0.652
8	Stroh, Wil	E4/ Irish Ton	14	8	0.636
9	Britt, Jacob	E2/ Cheap Shots	16	10	0.615
10	Furdon, Matt	E5/ Dart Side of the Moon	15	10	0.600
11	Allen, Zach	E7/ Liquor Possee	15	11	0.577
	Millius, Mike	E5/ Dart Side of the Moon	15	11	0.577
13	Mathews, Dave	E3/ Death Throw	13	10	0.565
14	DiCaprio, Al	E5/ Dart Side of the Moon	10	9	0.526
15	Witz, Steve	E2/ Cheap Shots	11	10	0.524

	"F" Division		W	L	%-age
1	Clark, Chad	F2/ Zero Dart Ton 80	22	1	0.957
2	Howes, Guy	F2/ Zero Dart Ton 80	21	2	0.913
3	DeMattos, Rick	F2/ Zero Dart Ton 80	16	3	0.842
4	Turner, Kevin	F2/ Zero Dart Ton 80	16	6	0.727
5	Keim, Roger	F3/ Sofa Kings	15	7	0.682
6	Alcon, Tony	F3/ Sofa Kings	19	10	0.655
7	Plotkin, Jeremy	F3/ Sofa Kings	17	9	0.654
8	Heath, John	F6/ Nein Mark	16	10	0.615
	McDonald, Chase	F4/ Rippin Darts	16	10	0.615
10	Stacy, Rod	F5/ Shark Shooters	14	9	0.609
11	Wood, Connor	F4/ Rippin Darts	17	11	0.607
12	Ferraro, Kimberly	F6/ Nein Mark	15	10	0.600
	Moore, Ken	F3/ Sofa Kings	15	10	0.600
14	Graber, Shawn	F5/ Shark Shooters	13	9	0.591
	Raymond, Erik	F4/ Rippin Darts	13	9	0.591

	"G" Division		W	L	%-age
1	Raquet, Mike	G1/ That's What She Said	21	5	0.808
2	Ehrmann, Rob	G3/ Killer Dee's	20	5	0.800
3	Bailey, Craig	G3/ Killer Dee's	18	5	0.783
4	Thompson, Barry	G1/ That's What She Said	19	6	0.760
5	Nguyen, Tommy	G3/ Killer Dee's	15	5	0.750
6	Crabtree, Reagan	G5/ Bottoms Up	14	6	0.700
7	Henson, Roy	G7/ 21 Dart Salute	15	7	0.682
8	Kline, John	G8/ Darts and Crafts	18	9	0.667
	Lamb, Mike	G6/ Dart Vader's	18	9	0.667
	McMillan, Evan	G5/ Bottoms Up	18	9	0.667
11	Tschetter, Aaron	G5/ Bottoms Up	15	8	0.652
12	Deason, Michael	G6/ Dart Vader's	18	10	0.643
13	Fishbeck, Brent	G3/ Killer Dee's	12	7	0.632
14	Bailey, Matthew	G7/ 21 Dart Salute	14	9	0.609
15	Assante, Tracy	G6/ Dart Vader's	17	12	0.586

Women's Records

	(# by div.: A-1, B-3, C-2, D-10, E-12, F-8, G-14)		W	L	%-age
A	-	-	-	-	-
B	Wilson, Samantha	B1/ Put It on Matt's Tab	8	17	0.320
C	Blackwelder, Allyson	C3/ Off Constantly-Reboot	6	12	0.333
D	Hoover, Kim	D7/ She-Unit	7	12	0.368
	Velazquez, Keri	D7/ She-Unit	7	12	0.368
	Clement, Dawn	D7/ She-Unit	6	14	0.300
E	Mathews, Olivia	E3/ Death Throw	14	13	0.519
	-	-	-	-	-
	-	-	-	-	-
F	Ferraro, Kimberly	F6/ Nein Mark	15	10	0.600
	Pender, Aime	F6/ Nein Mark	9	15	0.375
G	Assante, Tracy	G6/ Dart Vader's	17	12	0.586
	Pressimone, Kristen	G2/ The Neighborhood Dart	13	11	0.542
	Smith, Lauren	G5/ Bottoms Up	12	11	0.522

Spring 2024 RDL Top Singles+Doubles Records (by division) (FINAL!)

(There are no missing statistics, as all scoresheets from the entire season have been received.)

(Game minimums required for these listings: 30 for team C3; 32 for all other C teams, and all A/D teams; 37 for all B/E/F/G teams)

	"A" Division		W	L	%-age
1	Tan, Wil	A2/ Element XL	33	5	0.868
2	Phillips, Stevie	A2/ Element XL	38	6	0.864
3	Gibson, Pat	A1/ The Bullies	40	8	0.833
4	Massengill, Chad	A2/ Element XL	39	8	0.830
5	Phillips, Robbie	A2/ Element XL	33	7	0.825
6	Jones, Jimmie	A1/ The Bullies	36	8	0.818
7	Gaulthier, Kyle	A4/ 2 Liver Die with LA	32	12	0.727
8	Mitchell, Sid	A3/ Lunatic Fringe	34	14	0.708
9	Persson, Kenny	A2/ Element XL	25	11	0.694
10	Smith, Allen	A2/ Element XL	21	12	0.636
11	Brown, Matt	A1/ The Bullies	29	17	0.630
12	Johnson, Michael	A1/ The Bullies	24	15	0.615
13	Eason, Joel	A3/ Lunatic Fringe	24	17	0.585
14	Klann, Eric	A3/ Lunatic Fringe	22	16	0.579
15	Mozzetti, Tim	A3/ Lunatic Fringe	23	17	0.575

	"B" Division		W	L	%-age
1	Jones, Mike	B4/ Dart Attack	43	10	0.811
2	Bennett, Will	B5/ Trips Are For Kids	44	11	0.800
3	Lea, Zeek	B4/ Dart Attack	38	11	0.776
4	Rodgers, Trey	B6/ Double In, Stumble Out	29	9	0.763
5	Suan, John	B4/ Dart Attack	29	10	0.744
6	O'Toole, Mike	B3/ Raging Bulls Eyes	28	12	0.700
7	Butters, Kent	B6/ Double In, Stumble Out	36	16	0.692
8	Gibbs, Keith	B2/ Inconsistently Consistent	35	16	0.686
9	Byrne, Matt	B2/ Inconsistently Consistent	37	17	0.685
10	Borgna, Andrew	B1/ Put It on Matt's Tab	35	20	0.636
11	Palmer, Matt	B2/ Inconsistently Consistent	29	17	0.630
12	Eastmead, Phillip	B6/ Double In, Stumble Out	29	18	0.617
13	Porcelli, Robb	B8/ Nine Lives	29	20	0.592
	Ridgway, Matt	B5/ Trips Are For Kids	29	20	0.592
15	Bowman, Merrill	B4/ Dart Attack	27	19	0.587

	"C" Division		W	L	%-age
1	Bunn, Tim	C4/ Hump Day!	31	8	0.795
2	Olson, Kevin	C3/ Off Constantly-Reboot	25	7	0.781
3	Tant, J.J.	C1/ The Outlaws	33	14	0.702
4	Stewart, Kevin	C7/ Shooter McGavin	31	15	0.674
5	Robinson, Mike	C2/ Darty Sanchez	24	12	0.667
6	Trefzger, Eric	C2/ Darty Sanchez	29	15	0.659
7	Smith, Brian	C1/ The Outlaws	24	15	0.615
8	Clark, Dan	C1/ The Outlaws	25	17	0.595
9	Scott, Lee	C1/ The Outlaws	27	19	0.587
10	Price, Brady	C5/ Menace 2 Sobriety	26	19	0.578
11	Holt, Ben	C3/ Off Constantly-Reboot	21	16	0.568
12	Stuckey, Rob	C4/ Hump Day!	22	17	0.564
13	Knott, Ronnie	C7/ Shooter McGavin	27	21	0.563
14	Toolan, Chris	C7/ Shooter McGavin	24	19	0.558
15	Sautter, Scott	C7/ Shooter McGavin	24	20	0.545

	"D" Division		W	L	%-age
1	Powell, Zach	D5/ Red-eye Rangers	29	7	0.806
2	Beaird, Tommy	D2/ DD-214	32	9	0.780
3	Jones, Dustin	D1/ Reload	37	11	0.771
4	Oullette, Brian	D2/ DD-214	22	10	0.688
5	Vivod, Josh	D6/ Village Idiots	30	14	0.682
6	Hartley, Bryan	D6/ Village Idiots	25	13	0.658
7	Haywood, Eric	D6/ Village Idiots	24	13	0.649
8	Powell, Mark	D5/ Red-eye Rangers	31	17	0.646
9	Roper, Branden	D1/ Reload	30	17	0.638
10	Raper, Jeromie	D5/ Red-eye Rangers	26	15	0.634
11	Arnold, Jimmy	D1/ Reload	28	17	0.622
12	Ondek, Matt	D1/ Reload	21	14	0.600
13	Gagner, Chris	D4/ Ton 80 Proof	22	15	0.595
14	Morin, Deane	D1/ Reload	23	16	0.590
15	Jones, Nick	D6/ Village Idiots	24	17	0.585

	"E" Division		W	L	%-age
1	Blanes, Silver	E7/ Liquor Possee	33	11	0.750
2	Barnes, Adam	E7/ Liquor Possee	38	15	0.717
3	Bradshaw, Tyler	E3/ Death Throw	37	15	0.712
4	Bosier, Sean	E3/ Death Throw	35	16	0.686
5	Millius, Mike	E5/ Dart Side of the Moon	37	17	0.685
6	Willis, Bladen	E3/ Death Throw	25	13	0.658
7	Furdon, Matt	E5/ Dart Side of the Moon	34	18	0.654
8	Ball, Pat	E4/ Irish Ton	36	20	0.643
9	Allen, Zach	E7/ Liquor Possee	29	17	0.630
10	Roseman, Sean	E5/ Dart Side of the Moon	23	14	0.622
11	Musil, Dylan	E5/ Dart Side of the Moon	29	18	0.617
12	Moody, Chris	E6/ Runs with Corks	25	16	0.610
13	Bowen, Andy	E8/ Bangin the Wire	33	22	0.600
14	Britt, Jacob	E2/ Cheap Shots	31	21	0.596
15	Willis, Tolson	E3/ Death Throw	27	19	0.587

	"F" Division		W	L	%-age
1	Clark, Chad	F2/ Zero Dart Ton 80	44	7	0.863
	Howes, Guy	F2/ Zero Dart Ton 80	44	7	0.863
3	DeMattos, Rick	F2/ Zero Dart Ton 80	29	9	0.763
4	Turner, Kevin	F2/ Zero Dart Ton 80	38	12	0.760
5	Keim, Roger	F3/ Sofa Kings	34	11	0.756
6	Gylfason, Thorbjorn	F4/ Rippin Darts	40	15	0.727
7	McDonald, Chase	F4/ Rippin Darts	35	17	0.673
	Updyke, Gerald	F6/ Nein Mark	35	17	0.673
9	Alcon, Tony	F3/ Sofa Kings	39	19	0.672
10	Heath, John	F6/ Nein Mark	35	19	0.648
11	Wood, Connor	F4/ Rippin Darts	36	20	0.643
12	Bender, Jamie	F8/ The Dartifacts	33	21	0.611
13	Graber, Shawn	F5/ Shark Shooters	29	19	0.604
14	Campbell, Aaron	F3/ Sofa Kings	29	21	0.580
15	(two tied)				0.571

	"G" Division		W	L	%-age
1	Ehrmann, Rob	G3/ Killer Dee's	43	8	0.843
2	Kelly, Mike	G3/ Killer Dee's	31	7	0.816
3	Raquet, Mike	G1/ That's What She Said	42	10	0.808
4	McMillan, Evan	G5/ Bottoms Up	40	12	0.769
5	Lamb, Mike	G6/ Dart Vader's	42	13	0.764
6	Kline, John	G8/ Darts and Crafts	35	13	0.729
7	Swepson, Jerrell	G2/ The Neighborhood Dart	34	13	0.723
8	Crabtree, Reagan	G5/ Bottoms Up	28	12	0.700
9	Tschetter, Aaron	G5/ Bottoms Up	34	15	0.694
10	Bailey, Matthew	G7/ 21 Dart Salute	32	15	0.681
11	Henson, Roy	G7/ 21 Dart Salute	30	16	0.652
12	Nguyen, Tommy	G3/ Killer Dee's	26	15	0.634
13	Hawks, Michael	G5/ Bottoms Up	32	19	0.627
14	Thompson, Barry	G1/ That's What She Said	26	16	0.619
15	Adams, Doug	G1/ That's What She Said	31	20	0.608

Women's Records

(# by div.: A-1, B-3, C-2, D-10, E-12, F-8, G-14)

			W	L	%-age
A	-	-	-	-	-
B	Wilson, Samantha	B1/ Put It on Matt's Tab	22	29	0.431
C	Blackwelder, Allyson	C3/ Off Constantly-Reboot	14	23	0.378
D	Phillips, Leslie	D7/ She-Unit	13	29	0.310
	Velazquez, Keri	D7/ She-Unit	11	25	0.306
	Clement, Dawn	D7/ She-Unit	9	27	0.250
E	Mathews, Olivia	E3/ Death Throw	30	25	0.545
	-	-	-	-	-
	-	-	-	-	-
F	Ferraro, Kimberly	F6/ Nein Mark	23	30	0.434
	Newton, Tamara	F7/ Triple Shot	13	32	0.289
G	Assante, Tracy	G6/ Dart Vader's	29	22	0.569
	Clark, Renee	G6/ Dart Vader's	19	24	0.442
	Smith, Lauren	G5/ Bottoms Up	19	28	0.404

Spring 2024 RDL Top All-Star Point Averages (by division) (FINAL!)

(There are no missing statistics, as all scoresheets from the entire season have been received.)

(Game minimums required for these listings: 30 for team C3; 32 for all other C teams, and all A/D teams; 37 for all B/E/F/G teams)

	"A" Division		ASP	TGP	Ave.
1	Phillips, Robbie	A2/ Element XL	90.0	40	2.250
2	Phillips, Stevie	A2/ Element XL	91.0	44	2.068
3	Gibson, Pat	A1/ The Bullies	85.0	48	1.771
4	Gaulthier, Kyle	A4/ 2 Liver Die with LA	77.5	44	1.761
5	Massengill, Chad	A2/ Element XL	79.5	47	1.691
6	Jones, Jimmie	A1/ The Bullies	72.0	44	1.636
7	Tan, Wil	A2/ Element XL	53.0	38	1.395
8	Mitchell, Sid	A3/ Lunatic Fringe	62.0	48	1.292
9	Horton, Tony	A6/ Darty Minds	41.0	36	1.139
10	Brown, Matt	A1/ The Bullies	49.5	46	1.076
11	Reitano, Sal	A6/ Darty Minds	46.5	44	1.057
12	Klann, Eric	A3/ Lunatic Fringe	37.5	38	0.987
13	Smith, Allen	A2/ Element XL	32.0	33	0.970
14	Jones, Grey	A4/ 2 Liver Die with LA	41.0	43	0.953
15	Eason, Joel	A3/ Lunatic Fringe	39.0	41	0.951

	"B" Division		ASP	TGP	Ave.
1	Grubb, Ed	B2/ Inconsistently Consisten	55.0	42	1.310
2	Bennett, Will	B5/ Trips Are For Kids	60.0	55	1.091
3	Jones, Mike	B4/ Dart Attack	57.5	53	1.085
4	Lea, Zeek	B4/ Dart Attack	51.5	49	1.051
5	Rodgers, Trey	B6/ Double In, Stumble Out	36.0	38	0.947
6	Byrne, Matt	B2/ Inconsistently Consisten	51.0	54	0.944
7	Butters, Kent	B6/ Double In, Stumble Out	49.0	52	0.942
8	Bowman, Merrill	B4/ Dart Attack	40.5	46	0.880
9	O'Toole, Mike	B3/ Raging Bulls Eyes	35.0	40	0.875
10	Eastmead, Phillip	B6/ Double In, Stumble Out	40.5	47	0.862
11	Palmer, Matt	B2/ Inconsistently Consisten	39.0	46	0.848
12	Wilson, Matt	B1/ Put It on Matt's Tab	34.5	47	0.734
13	Merkle, Patrick	B5/ Trips Are For Kids	30.5	43	0.709
14	Trefzger, Ken	B7/ One Armed Bandits	34.0	48	0.708
15	Ginger, Chuck	B3/ Raging Bulls Eyes	31.5	45	0.700

	"C" Division		ASP	TGP	Ave.
1	Olson, Kevin	C3/ Off Constantly-Reboot	38.0	32	1.188
2	Bunn, Tim	C4/ Hump Day!	46.0	39	1.179
3	Tant, J.J.	C1/ The Outlaws	52.5	47	1.117
4	Robinson, Mike	C2/ Darty Sanchez	37.5	36	1.042
5	Smith, Brian	C1/ The Outlaws	27.0	39	0.692
6	Scott, Lee	C1/ The Outlaws	30.5	46	0.663
7	Sautter, Scott	C7/ Shooter McGavin	29.0	44	0.659
8	Toolan, Chris	C7/ Shooter McGavin	25.0	43	0.581
9	Winters, Tom	C6/ Rif Raf	24.0	42	0.571
10	Knott, Ryan	C7/ Shooter McGavin	21.5	38	0.566
	Krestalude, Andy	C4/ Hump Day!	21.5	38	0.566
12	Stewart, Kevin	C7/ Shooter McGavin	26.0	46	0.565
13	White, J.J.	C5/ Menace 2 Sobriety	25.0	46	0.543
14	Howard, Brian	C7/ Shooter McGavin	20.0	40	0.500
15	Clark, Dan	C1/ The Outlaws	17.5	42	0.417

	"D" Division		ASP	TGP	Ave.
1	Beaird, Tommy	D2/ DD-214	41.5	41	1.012
2	Oullette, Brian	D2/ DD-214	31.5	32	0.984
3	Jones, Dustin	D1/ Reload	42.0	48	0.875
4	Powell, Zach	D5/ Red-eye Rangers	30.5	36	0.847
5	Schaefer, John	D3/ Sharky's Machine	27.0	35	0.771
6	Hartley, Bryan	D6/ Village Idiots	28.0	38	0.737
7	Rowe, Dan	D6/ Village Idiots	23.5	34	0.691
8	Haywood, Eric	D6/ Village Idiots	24.5	37	0.662
9	Blake, Rick	D4/ Ton 80 Proof	26.0	40	0.650
10	Barnes, Will	D5/ Red-eye Rangers	26.0	41	0.634
11	Robertson, Chris	D4/ Ton 80 Proof	20.0	36	0.556
12	Roper, Branden	D1/ Reload	25.5	47	0.543
13	Vivod, Josh	D6/ Village Idiots	23.0	44	0.523
14	Guenther, George	D2/ DD-214	20.0	39	0.513
15	Jones, Nick	D6/ Village Idiots	20.5	41	0.500

	"E" Division		ASP	TGP	Ave.
1	Moody, Chris	E6/ Runs with Corks	35.5	41	0.866
2	Millius, Mike	E5/ Dart Side of the Moon	38.0	54	0.704
3	Fleener, Michael	E6/ Runs with Corks	27.5	41	0.671
4	Barnes, Adam	E7/ Liquor Possee	35.5	53	0.670
5	Musil, Dylan	E5/ Dart Side of the Moon	27.0	47	0.574
6	Blanes, Silver	E7/ Liquor Possee	24.0	44	0.545
7	Furdon, Matt	E5/ Dart Side of the Moon	28.0	52	0.538
8	Bosier, Sean	E3/ Death Throw	27.0	51	0.529
9	Mincey, Chris	E8/ Bangin the Wire	24.5	47	0.521
10	Bathurst, Ryan	E7/ Liquor Possee	19.5	38	0.513
11	Bradshaw, Tyler	E3/ Death Throw	25.5	52	0.490
12	Allen, Zach	E7/ Liquor Possee	22.0	46	0.478
13	Willis, Bladen	E3/ Death Throw	18.0	38	0.474
14	Cody, Dan	E4/ Irish Ton	20.5	44	0.466
15	Ball, Pat	E4/ Irish Ton	24.5	56	0.438

	"F" Division		ASP	TGP	Ave.
1	Howes, Guy	F2/ Zero Dart Ton 80	47.0	51	0.922
2	Clark, Chad	F2/ Zero Dart Ton 80	44.0	51	0.863
3	Wood, Connor	F4/ Rippin Darts	33.5	56	0.598
4	Keim, Roger	F3/ Sofa Kings	26.5	45	0.589
5	DeMattos, Rick	F2/ Zero Dart Ton 80	22.0	38	0.579
6	Alcon, Tony	F3/ Sofa Kings	30.0	58	0.517
7	Gylfason, Thorbjorn	F4/ Rippin Darts	26.0	55	0.473
8	Raymond, Erik	F4/ Rippin Darts	23.5	50	0.470
9	Updyke, Gerald	F6/ Nein Mark	23.0	52	0.442
10	Stacy, Rod	F5/ Shark Shooters	18.5	42	0.440
11	Heath, John	F6/ Nein Mark	23.5	54	0.435
12	Pickel, Cameron	F4/ Rippin Darts	16.0	37	0.432
13	Helton, Dakota	F4/ Rippin Darts	23.5	56	0.420
14	Bender, Jamie	F8/ The Dartifacts	21.5	54	0.398
15	Wissinger, Wes	F5/ Shark Shooters	19.0	49	0.388

	"G" Division		ASP	TGP	Ave.
1	Swepson, Jerrell	G2/ The Neighborhood Dart	54.5	47	1.160
2	Lamb, Mike	G6/ Dart Vader's	46.5	55	0.845
3	Ehrmann, Rob	G3/ Killer Dee's	41.0	51	0.804
4	Kelly, Mike	G3/ Killer Dee's	27.0	38	0.711
5	McMillan, Evan	G5/ Bottoms Up	34.5	52	0.663
6	Kline, John	G8/ Darts and Crafts	31.5	48	0.656
7	Bailey, Matthew	G7/ 21 Dart Salute	24.5	47	0.521
8	Jones, Mike	G4/ We're Sexy & We Throv	21.0	41	0.512
9	Lefebvre, C.J.	G2/ The Neighborhood Dart	22.5	45	0.500
	Markham, Jared	G2/ The Neighborhood Dart	20.0	40	0.500
11	Crabtree, Reagan	G5/ Bottoms Up	19.5	40	0.488
12	Amos, Terron	G2/ The Neighborhood Dart	25.5	53	0.481
13	Raquet, Mike	G1/ That's What She Said	23.0	52	0.442
14	Boudreaux, Mark	G7/ 21 Dart Salute	23.0	56	0.411
15	Davis, Jared	G4/ We're Sexy & We Throv	16.0	39	0.410

Women's Records

(# by div.: A-1, B-3, C-2, D-10, E-12, F-8, G-14)

			ASP	TGP	Ave.
A	-	-	-	-	-
B	Wilson, Samantha	B1/ Put It on Matt's Tab	13.0	51	0.255
C	Blackwelder, Allyson	C3/ Off Constantly-Reboot	10.5	37	0.284
D	Phillips, Leslie	D7/ She-Unit	15.5	42	0.369
	Taylor, Tisha	D7/ She-Unit	8.5	37	0.230
	Clement, Dawn	D7/ She-Unit	7.5	36	0.208
E	Mathews, Olivia	E3/ Death Throw	22.0	55	0.400
	-	-	-	-	-
	-	-	-	-	-
F	Ferraro, Kimberly	F6/ Nein Mark	13.0	53	0.245
	Newton, Tamara	F7/ Triple Shot	7.5	45	0.167
G	Smith, Lauren	G5/ Bottoms Up	8.5	47	0.181
	Freeman, Bethann	G7/ 21 Dart Salute	8.0	45	0.178
	Assante, Tracy	G6/ Dart Vader's	8.5	51	0.167

Spring 2024 RDL League-Wide Sectional Statistics (ranked by percentage) (FINAL!)

(All statistics are included, as there were no missing scoresheets this season) (Game minimums required for these listings: 6 for all divisions)

	Singles 301 Win Percentage		W	L	%-age
1	McMillan, Evan	G5/ Bottoms Up	12	0	1.000
	Jones, Jimmie	A1/ The Bullies	11	0	1.000
	Olson, Kevin	C3/ Off Constantly-Reboot	8	0	1.000
4	Phillips, Stevie	A2/ Element XL	10	1	0.909
5	Phillips, Robbie	A2/ Element XL	9	1	0.900
	Bunn, Tim	C4/ Hump Day!	9	1	0.900
7	Powell, Zach	D5/ Red-eye Rangers	8	1	0.889
8	Barrett, Darren	D3/ Sharky's Machine	7	1	0.875
9	Borgna, Andrew	B1/ Put It on Matt's Tab	13	2	0.867
10	Elder, Craig	A1/ The Bullies	6	1	0.857
	Hamer, Andrew	F1/ Coach's Last Dance	6	1	0.857
	DiMichele, Doug	G1/ That's What She Said	6	1	0.857
13	Gibbs, Keith	B2/ Inconsistently Consisten	11	2	0.846
	Updyke, Gerald	F6/ Nein Mark	11	2	0.846
15	Gibson, Pat	A1/ The Bullies	10	2	0.833
	Massengill, Chad	A2/ Element XL	10	2	0.833
	Porcelli, Robb	B8/ Nine Lives	10	2	0.833
	Jones, Dustin	D1/ Reload	10	2	0.833
	Whitley, Brian	F6/ Nein Mark	5	1	0.833
20	Gaulthier, Kyle	A4/ 2 Liver Die with LA	9	2	0.818
	Grubb, Ed	B2/ Inconsistently Consisten	9	2	0.818
	Krestalude, Andy	C4/ Hump Day!	9	2	0.818
	Trefzger, Eric	C2/ Darty Sanchez	9	2	0.818
24	Rodgers, Trey	B6/ Double In, Stumble Out	8	2	0.800
	Kelly, Mike	G3/ Killer Dee's	8	2	0.800
26	Byrne, Matt	B2/ Inconsistently Consisten	11	3	0.786
	Jones, Mike	B4/ Dart Attack	11	3	0.786
	Barnes, Adam	E7/ Liquor Possee	11	3	0.786
	Furdon, Matt	E5/ Dart Side of the Moon	11	3	0.786
	Gylfason, Thorbjorn	F4/ Rippin Darts	11	3	0.786
	Howes, Guy	F2/ Zero Dart Ton 80	11	3	0.786
	Lamb, Mike	G6/ Dart Vader's	11	3	0.786
33	Horton, Tony	A6/ Darty Minds	7	2	0.778
	Tan, Wil	A2/ Element XL	7	2	0.778
	Long, Robert	D1/ Reload	7	2	0.778
36	Bosier, Sean	E3/ Death Throw	10	3	0.769
	Ehrmann, Rob	G3/ Killer Dee's	10	3	0.769
	Raquet, Mike	G1/ That's What She Said	10	3	0.769
39	Rudy, Jeff	B7/ One Armed Bandits	9	3	0.750
	Knott, Ronnie	C7/ Shooter McGavin	9	3	0.750
	Price, Brady	C5/ Menace 2 Sobriety	9	3	0.750
	Rawlings, Shane	E1/ Duck Around & Find Ou	9	3	0.750
	Keim, Roger	F3/ Sofa Kings	9	3	0.750
	Swepson, Jerrell	G2/ The Neighborhood Dart	9	3	0.750
	Foushee, Kevin	A1/ The Bullies	6	2	0.750
	Stoy, Carson	B4/ Dart Attack	6	2	0.750
47	Ridgway, Matt	B5/ Trips Are For Kids	8	3	0.727
	Smith, Brian	C1/ The Outlaws	8	3	0.727
	Arnold, Jimmy	D1/ Reload	8	3	0.727
	Roper, Branden	D1/ Reload	8	3	0.727
	Talbot, Chris	D4/ Ton 80 Proof	8	3	0.727
	Vivod, Josh	D6/ Village Idiots	8	3	0.727
	Amarante, John	E6/ Runs with Corks	8	3	0.727
	Carter, Kevin	G1/ That's What She Said	8	3	0.727
	Davis, Jared	G4/ We're Sexy & We Throv	8	3	0.727
56	Ball, Pat	E4/ Irish Ton	10	4	0.714
	Carawon, Harris	E1/ Duck Around & Find Ou	10	4	0.714
	Hindle, Mikey	E2/ Cheap Shots	10	4	0.714
	Clark, Chad	F2/ Zero Dart Ton 80	10	4	0.714
	Turner, Kevin	F2/ Zero Dart Ton 80	10	4	0.714
	xx-DaCosta, Jeremy	G6/ Dart Vader's	5	2	0.714
	Gibson, Jason	G3/ Killer Dee's	5	2	0.714
	Kline, John	G8/ Darts and Crafts	5	2	0.714
64	(nine tied - 2 in A, 2 in B, 2 in C, 2 in D, 1 in E)		7	3	0.700

	Singles Cricket Win Percentage		W	L	%-age
1	Jones, Mike	B4/ Dart Attack	14	0	1.000
	Gylfason, Thorbjorn	F4/ Rippin Darts	13	0	1.000
	Ehrmann, Rob	G3/ Killer Dee's	13	0	1.000
	Jones, Dustin	D1/ Reload	12	0	1.000
	Swepson, Jerrell	G2/ The Neighborhood Dart	12	0	1.000
	Gaulthier, Kyle	A4/ 2 Liver Die with LA	11	0	1.000
	Phillips, Stevie	A2/ Element XL	11	0	1.000
	Phillips, Robbie	A2/ Element XL	10	0	1.000
	Oullette, Brian	D2/ DD-214	9	0	1.000
10	Millius, Mike	E5/ Dart Side of the Moon	13	1	0.929
	Lamb, Mike	G6/ Dart Vader's	13	1	0.929
12	Updyke, Gerald	F6/ Nein Mark	12	1	0.923
13	Gibson, Pat	A1/ The Bullies	11	1	0.917
	Massengill, Chad	A2/ Element XL	11	1	0.917
	Mitchell, Sid	A3/ Lunatic Fringe	11	1	0.917
	Moody, Chris	E6/ Runs with Corks	11	1	0.917
17	Jones, Jimmie	A1/ The Bullies	10	1	0.909
	Tan, Wil	A2/ Element XL	10	1	0.909
	Beaird, Tommy	D2/ DD-214	10	1	0.909
	Keim, Roger	F3/ Sofa Kings	10	1	0.909
21	Bunn, Tim	C4/ Hump Day!	9	1	0.900
22	Rodgers, Trey	B6/ Double In, Stumble Out	8	1	0.889
	Robinson, Mike	C2/ Darty Sanchez	8	1	0.889
	Powell, Zach	D5/ Red-eye Rangers	8	1	0.889
25	Bell, Austin	C2/ Darty Sanchez	7	1	0.875
	Olson, Kevin	C3/ Off Constantly-Reboot	7	1	0.875
27	Bennett, Will	B5/ Trips Are For Kids	12	2	0.857
	Butters, Kent	B6/ Double In, Stumble Out	12	2	0.857
	Clark, Chad	F2/ Zero Dart Ton 80	12	2	0.857
	Howes, Guy	F2/ Zero Dart Ton 80	12	2	0.857
	Turner, Kevin	F2/ Zero Dart Ton 80	12	2	0.857
	Kline, John	G8/ Darts and Crafts	12	2	0.857
	Lueneburg, Randy	C3/ Off Constantly-Reboot	6	1	0.857
	Whitley, Brian	F6/ Nein Mark	6	1	0.857
	Balint, Joey	G4/ We're Sexy & We Throv	6	1	0.857
	DiMichele, Doug	G1/ That's What She Said	6	1	0.857
37	Lea, Zeek	B4/ Dart Attack	11	2	0.846
	Raquet, Mike	G1/ That's What She Said	11	2	0.846
39	Gibbs, Keith	B2/ Inconsistently Consisten	10	2	0.833
	Raper, Jeromie	D5/ Red-eye Rangers	10	2	0.833
	Musil, Dylan	E5/ Dart Side of the Moon	10	2	0.833
	Bailey, Matthew	G7/ 21 Dart Salute	10	2	0.833
	Azevedo, Angelo	C3/ Off Constantly-Reboot	5	1	0.833
	Brady, Marlin	G6/ Dart Vader's	5	1	0.833
45	Borgia, Pete	D3/ Sharky's Machine	9	2	0.818
	Vivod, Josh	D6/ Village Idiots	9	2	0.818
	Blanes, Silver	E7/ Liquor Possee	9	2	0.818
	Jones, Mike	G4/ We're Sexy & We Throv	9	2	0.818
49	Johnson, Michael	A1/ The Bullies	8	2	0.800
	Hartley, Bryan	D6/ Village Idiots	8	2	0.800
	Sweet, Phyllis	E6/ Runs with Corks	8	2	0.800
	DeMattos, Rick	F2/ Zero Dart Ton 80	8	2	0.800
	Crabtree, Reagan	G5/ Bottoms Up	8	2	0.800
	Kelly, Mike	G3/ Killer Dee's	8	2	0.800
55	Allen, Zach	E7/ Liquor Possee	11	3	0.786
	Bowen, Andy	E8/ Bangin the Wire	11	3	0.786
57	Baldwin, Randy	C4/ Hump Day!	7	2	0.778
	Zelinack, Jason	F7/ Triple Shot	7	2	0.778
	Beck, Paul	G1/ That's What She Said	7	2	0.778
	Evans, David	G5/ Bottoms Up	7	2	0.778
61	Buckman, Dave	E2/ Cheap Shots	10	3	0.769
	McDonald, Chase	F4/ Rippin Darts	10	3	0.769
	McMillan, Evan	G5/ Bottoms Up	10	3	0.769
	Tschetter, Aaron	G5/ Bottoms Up	10	3	0.769
65	(twelve tied - 2 each in A,B,D,E,F, 1 each in C,G)				0.750

Spring 2024 RDL League-Wide Sectional Statistics (ranked by percentage) (FINAL!)

(All statistics are included, as there were no missing scoresheets this season) (Game minimums required for these listings: 6 for all divisions)

	Doubles Cricket Win Percentage		W	L	%-age
1	Clark, Chad	F2/ Zero Dart Ton 80	13	0	1.000
	Tan, Wil	A2/ Element XL	10	0	1.000
	Persson, Kenny	A2/ Element XL	9	0	1.000
4	Raquet, Mike	G1/ That's What She Said	12	1	0.923
	Thompson, Barry	G1/ That's What She Said	12	1	0.923
6	Phillips, Stevie	A2/ Element XL	10	1	0.909
	Blanes, Silver	E7/ Liquor Possee	10	1	0.909
	Seldon, Curtis	F2/ Zero Dart Ton 80	10	1	0.909
9	Sweet, Phyllis	E6/ Runs with Corks	9	1	0.900
	Tisdale, Brian	E5/ Dart Side of the Moon	9	1	0.900
	Nguyen, Henry	F2/ Zero Dart Ton 80	9	1	0.900
	Kelly, Mike	G3/ Killer Dee's	9	1	0.900
13	Powell, Zach	D5/ Red-eye Rangers	8	1	0.889
	Evans, David	G5/ Bottoms Up	8	1	0.889
15	Stoy, Carson	B4/ Dart Attack	7	1	0.875
	Suan, John	B4/ Dart Attack	7	1	0.875
17	Bennett, Will	B5/ Trips Are For Kids	12	2	0.857
	Howes, Guy	F2/ Zero Dart Ton 80	12	2	0.857
19	Kline, John	G8/ Darts and Crafts	11	2	0.846
20	Beaird, Tommy	D2/ DD-214	9	2	0.818
	DeMattos, Rick	F2/ Zero Dart Ton 80	9	2	0.818
22	Schon, Chris	F2/ Zero Dart Ton 80	8	2	0.800
	Crabtree, Reagan	G5/ Bottoms Up	8	2	0.800
24	Lamb, Mike	G6/ Dart Vader's	11	3	0.786
25	Morgan, Larry	B3/ Raging Bulls Eyes	7	2	0.778
	Robinson, Mike	C2/ Darty Sanchez	7	2	0.778
	Tufillaro, Lou	C3/ Off Constantly-Reboot	7	2	0.778
	Turner, Kevin	F2/ Zero Dart Ton 80	7	2	0.778
29	Jones, Mike	B4/ Dart Attack	10	3	0.769
	Moody, Chris	E6/ Runs with Corks	10	3	0.769
	Ehrmann, Rob	G3/ Killer Dee's	10	3	0.769
32	Brown, Matt	A1/ The Bullies	9	3	0.750
	Gibson, Pat	A1/ The Bullies	9	3	0.750
	Massengill, Chad	A2/ Element XL	9	3	0.750
	Mitchell, Sid	A3/ Lunatic Fringe	9	3	0.750
	Bowman, Merrill	B4/ Dart Attack	9	3	0.750
	Roper, Branden	D1/ Reload	9	3	0.750
	Bosier, Sean	E3/ Death Throw	9	3	0.750
	Stacy, Rod	F5/ Shark Shooters	9	3	0.750
	Bailey, Craig	G3/ Killer Dee's	9	3	0.750
	Klann, Eric	A3/ Lunatic Fringe	6	2	0.750
	Powell, Lee	A7/ Show Me Your Tips	6	2	0.750
	Deemer, Randy	C4/ Hump Day!	6	2	0.750
	Schaefer, John	D3/ Sharky's Machine	6	2	0.750
	Fortune, Chase	E3/ Death Throw	6	2	0.750
	Stark, Parker	E8/ Bangin the Wire	6	2	0.750
47	Assante, Tracy	G6/ Dart Vader's	11	4	0.733
48	Jones, Jimmie	A1/ The Bullies	8	3	0.727
	Lea, Zeek	B4/ Dart Attack	8	3	0.727
	Palmer, Matt	B2/ Inconsistently Consisten	8	3	0.727
	Scott, Lee	C1/ The Outlaws	8	3	0.727
	Toolan, Chris	C7/ Shooter McGavin	8	3	0.727
	Haywood, Eric	D6/ Village Idiots	8	3	0.727
	Raper, Jeromie	D5/ Red-eye Rangers	8	3	0.727
	Keim, Roger	F3/ Sofa Kings	8	3	0.727
56	Byrne, Matt	B2/ Inconsistently Consisten	10	4	0.714
	Bradshaw, Tyler	E3/ Death Throw	10	4	0.714
	Millius, Mike	E5/ Dart Side of the Moon	10	4	0.714
	Raymond, Erik	F4/ Rippin Darts	10	4	0.714
	Wood, Connor	F4/ Rippin Darts	10	4	0.714
	Elder, Craig	A1/ The Bullies	5	2	0.714
62	(eight tied - 3 in A, 1 in B, 2 in C, 1 in D, 1 in F)		7	3	0.700

	Doubles 501 Win Percentage		W	L	%-age
1	Howes, Guy	F2/ Zero Dart Ton 80	9	0	1.000
	O'Toole, Mike	B3/ Raging Bulls Eyes	8	0	1.000
	Seldon, Curtis	F2/ Zero Dart Ton 80	7	0	1.000
	Mitchell, Liz	F5/ Shark Shooters	6	0	1.000
5	Bradshaw, Tyler	E3/ Death Throw	10	1	0.909
6	Clark, Chad	F2/ Zero Dart Ton 80	9	1	0.900
7	Nguyen, Tommy	G3/ Killer Dee's	8	1	0.889
8	DeMattos, Rick	F2/ Zero Dart Ton 80	7	1	0.875
	xx-Ross, Bryan	G6/ Dart Vader's	7	1	0.875
10	Holland, Steve	B6/ Double In, Stumble Out	6	1	0.857
	Cornell, Blaine	E5/ Dart Side of the Moon	6	1	0.857
	Nguyen, Henry	F2/ Zero Dart Ton 80	6	1	0.857
13	Gibson, Pat	A1/ The Bullies	10	2	0.833
	Lea, Zeek	B4/ Dart Attack	10	2	0.833
	Ehrmann, Rob	G3/ Killer Dee's	10	2	0.833
	Cusher, Dean	A1/ The Bullies	5	1	0.833
	Jacobi, Paul	A2/ Element XL	5	1	0.833
	Jones, Jeff	D2/ DD-214	5	1	0.833
	Zuttel, Paul	D4/ Ton 80 Proof	5	1	0.833
20	Klann, Eric	A3/ Lunatic Fringe	9	2	0.818
	Massengill, Chad	A2/ Element XL	9	2	0.818
	Tant, J.J.	C1/ The Outlaws	9	2	0.818
	Bailey, Craig	G3/ Killer Dee's	9	2	0.818
24	Suan, John	B4/ Dart Attack	8	2	0.800
	Owen, Hal	D2/ DD-214	8	2	0.800
	Blanes, Silver	E7/ Liquor Possee	8	2	0.800
	Willis, Bladen	E3/ Death Throw	8	2	0.800
	Henson, Roy	G7/ 21 Dart Salute	8	2	0.800
29	Bennett, Will	B5/ Trips Are For Kids	11	3	0.786
30	Berg, Mickey	B3/ Raging Bulls Eyes	7	2	0.778
	Bunn, Tim	C4/ Hump Day!	7	2	0.778
	Guenther, George	D2/ DD-214	7	2	0.778
33	Moore, Ken	F3/ Sofa Kings	10	3	0.769
34	Stewart, Kevin	C7/ Shooter McGavin	9	3	0.750
	Barnes, Adam	E7/ Liquor Possee	9	3	0.750
	Bailey, Matthew	G7/ 21 Dart Salute	9	3	0.750
	Bakowski, Adam	A3/ Lunatic Fringe	6	2	0.750
	Gelberg, Dave	A3/ Lunatic Fringe	6	2	0.750
	Tan, Wil	A2/ Element XL	6	2	0.750
	Chalmers, Alan	B4/ Dart Attack	6	2	0.750
	Baugher, Mark	D6/ Village Idiots	6	2	0.750
	Kelly, Mike	G3/ Killer Dee's	6	2	0.750
43	Velazquez, Jesse	A7/ Show Me Your Tips	8	3	0.727
	Butters, Kent	B6/ Double In, Stumble Out	8	3	0.727
	Merkle, Patrick	B5/ Trips Are For Kids	8	3	0.727
	Piquet, David	C6/ Rif Raf	8	3	0.727
	Toolan, Chris	C7/ Shooter McGavin	8	3	0.727
	Beaird, Tommy	D2/ DD-214	8	3	0.727
	Stroh, Wil	E4/ Irish Ton	8	3	0.727
	Swepson, Jerrell	G2/ The Neighborhood Dart	8	3	0.727
	Tschetter, Aaron	G5/ Bottoms Up	8	3	0.727
52	Ball, Pat	E4/ Irish Ton	10	4	0.714
	Pressimone, Kristen	G2/ The Neighborhood Dart	10	4	0.714
	Oullette, Brian	D2/ DD-214	5	2	0.714
	Claggett, Jerimy	E7/ Liquor Possee	5	2	0.714
56	Blake, Terry	A7/ Show Me Your Tips	7	3	0.700
	Denton, Fon	A7/ Show Me Your Tips	7	3	0.700
	Phillips, Robbie	A2/ Element XL	7	3	0.700
	Copple, Matthew	B8/ Nine Lives	7	3	0.700
	Rodgers, Trey	B6/ Double In, Stumble Out	7	3	0.700
	Morin, Deane	D1/ Reload	7	3	0.700
	Willis, Tolson	E3/ Death Throw	7	3	0.700
	Graber, Shawn	F5/ Shark Shooters	7	3	0.700
64	(six tied - 1 in E, 2 in F, 3 in G)		9	4	0.692

Spring 2024 RDL Top Singles, Doubles Win Percentages (League-wide) (FINAL!)

(There are no missing statistics, as all scoresheets from the entire season have been received.)

(Game minimums required for these listings: 15 for team C3; 16 for all other C teams, and all A/D teams; 19 for all B/E/F/G teams)

	Singles Win Percentage		W	L	%-age
1	Jones, Jimmie	A1/ The Bullies	21	1	0.955
	Phillips, Stevie	A2/ Element XL	21	1	0.955
3	Phillips, Robbie	A2/ Element XL	19	1	0.950
4	Olson, Kevin	C3/ Off Constantly-Reboot	15	1	0.938
5	Jones, Dustin	D1/ Reload	22	2	0.917
6	Gaulthier, Kyle	A4/ 2 Liver Die with LA	20	2	0.909
7	Bunn, Tim	C4/ Hump Day!	18	2	0.900
8	Jones, Mike	B4/ Dart Attack	25	3	0.893
9	Gylfason, Thorbjorn	F4/ Rippin Darts	24	3	0.889
	Powell, Zach	D5/ Red-eye Rangers	16	2	0.889
11	Updyke, Gerald	F6/ Nein Mark	23	3	0.885
	Ehrmann, Rob	G3/ Killer Dee's	23	3	0.885
13	McMillan, Evan	G5/ Bottoms Up	22	3	0.880
14	Gibson, Pat	A1/ The Bullies	21	3	0.875
	Massengill, Chad	A2/ Element XL	21	3	0.875
	Swepson, Jerrell	G2/ The Neighborhood Dart K	21	3	0.875
17	Lamb, Mike	G6/ Dart Vader's	24	4	0.857
18	Tan, Wil	A2/ Element XL	17	3	0.850
19	Rodgers, Trey	B6/ Double In, Stumble Out	16	3	0.842
20	Gibbs, Keith	B2/ Inconsistently Consistent	21	4	0.840
21	Keim, Roger	F3/ Sofa Kings	19	4	0.826
22	Howes, Guy	F2/ Zero Dart Ton 80	23	5	0.821
23	Kline, John	G8/ Darts and Crafts	17	4	0.810
24	Raquet, Mike	G1/ That's What She Said	21	5	0.808
25	Kelly, Mike	G3/ Killer Dee's	16	4	0.800
26	Mitchell, Sid	A3/ Lunatic Fringe	19	5	0.792
	Porcelli, Robb	B8/ Nine Lives	19	5	0.792
28	Beaird, Tommy	D2/ DD-214	15	4	0.789
29	Millius, Mike	E5/ Dart Side of the Moon	22	6	0.786
	Clark, Chad	F2/ Zero Dart Ton 80	22	6	0.786
	Turner, Kevin	F2/ Zero Dart Ton 80	22	6	0.786
32	Bennett, Will	B5/ Trips Are For Kids	21	6	0.778
33	Vivod, Josh	D6/ Village Idiots	17	5	0.773
34	Lea, Zeek	B4/ Dart Attack	20	6	0.769
35	Musil, Dylan	E5/ Dart Side of the Moon	19	6	0.760
36	Bailey, Matthew	G7/ 21 Dart Salute	18	6	0.750
	Raper, Jeromie	D5/ Red-eye Rangers	15	5	0.750
	Bell, Austin	C2/ Darty Sanchez	12	4	0.750
	Oullette, Brian	D2/ DD-214	12	4	0.750
40	Byrne, Matt	B2/ Inconsistently Consistent	20	7	0.741
	Barnes, Adam	E7/ Liquor Possee	20	7	0.741
	Bowen, Andy	E8/ Bangin the Wire	20	7	0.741
43	Trefzger, Eric	C2/ Darty Sanchez	17	6	0.739
	Arnold, Jimmy	D1/ Reload	17	6	0.739
45	McDonald, Chase	F4/ Rippin Darts	19	7	0.731
	Tschetter, Aaron	G5/ Bottoms Up	19	7	0.731
47	Grubb, Ed	B2/ Inconsistently Consistent	16	6	0.727
48	Hartley, Bryan	D6/ Village Idiots	13	5	0.722
49	Hawks, Michael	G5/ Bottoms Up	18	7	0.720
50	Clark, Dan	C1/ The Outlaws	15	6	0.714
51	Tant, J.J.	C1/ The Outlaws	17	7	0.708
52	Butters, Kent	B6/ Double In, Stumble Out	19	8	0.704
	Furdon, Matt	E5/ Dart Side of the Moon	19	8	0.704
54	Allen, Zach	E7/ Liquor Possee	14	6	0.700
	Roseman, Sean	E5/ Dart Side of the Moon	14	6	0.700
	Crabtree, Reagan	G5/ Bottoms Up	14	6	0.700
	Jones, Mike	G4/ We're Sexy & We Throw	14	6	0.700
58	Price, Brady	C5/ Menace 2 Sobriety	16	7	0.696
	Roper, Branden	D1/ Reload	16	7	0.696
	McNamara, Ken	G4/ We're Sexy & We Throw	16	7	0.696
61	Buckman, Dave	E2/ Cheap Shots	18	8	0.692
62	Borgna, Andrew	B1/ Put It on Matt's Tab	20	9	0.690
	Alcon, Tony	F3/ Sofa Kings	20	9	0.690
64	Barrett, Darren	D3/ Sharky's Machine	11	5	0.688
65	(two tied - 1 in A, 1 in F)		13	6	0.684

	Doubles Win Percentage		W	L	%-age
1	Clark, Chad	F2/ Zero Dart Ton 80	22	1	0.957
2	Howes, Guy	F2/ Zero Dart Ton 80	21	2	0.913
3	Tan, Wil	A2/ Element XL	16	2	0.889
4	Blanes, Silver	E7/ Liquor Possee	18	3	0.857
5	DeMattos, Rick	F2/ Zero Dart Ton 80	16	3	0.842
6	Bennett, Will	B5/ Trips Are For Kids	23	5	0.821
7	Raquet, Mike	G1/ That's What She Said	21	5	0.808
8	Bradshaw, Tyler	E3/ Death Throw	20	5	0.800
	Ehrmann, Rob	G3/ Killer Dee's	20	5	0.800
10	Gibson, Pat	A1/ The Bullies	19	5	0.792
11	Klann, Eric	A3/ Lunatic Fringe	15	4	0.789
12	Massengill, Chad	A2/ Element XL	18	5	0.783
	Lea, Zeek	B4/ Dart Attack	18	5	0.783
	Bailey, Craig	G3/ Killer Dee's	18	5	0.783
15	Phillips, Stevie	A2/ Element XL	17	5	0.773
	Beaird, Tommy	D2/ DD-214	17	5	0.773
17	Thompson, Barry	G1/ That's What She Said	19	6	0.760
18	Nguyen, Tommy	G3/ Killer Dee's	15	5	0.750
19	O'Toole, Mike	B3/ Raging Bulls Eyes	14	5	0.737
20	Toolan, Chris	C7/ Shooter McGavin	16	6	0.727
	Turner, Kevin	F2/ Zero Dart Ton 80	16	6	0.727
22	Powell, Zach	D5/ Red-eye Rangers	13	5	0.722
23	Jones, Mike	B4/ Dart Attack	18	7	0.720
	Bosier, Sean	E3/ Death Throw	18	7	0.720
25	Willis, Bladen	E3/ Death Throw	15	6	0.714
26	Stewart, Kevin	C7/ Shooter McGavin	17	7	0.708
27	Persson, Kenny	A2/ Element XL	12	5	0.706
28	Phillips, Robbie	A2/ Element XL	14	6	0.700
	Crabtree, Reagan	G5/ Bottoms Up	14	6	0.700
30	Brown, Matt	A1/ The Bullies	16	7	0.696
	Tant, J.J.	C1/ The Outlaws	16	7	0.696
32	Barnes, Adam	E7/ Liquor Possee	18	8	0.692
33	Rodgers, Trey	B6/ Double In, Stumble Out	13	6	0.684
	Bunn, Tim	C4/ Hump Day!	13	6	0.684
	Morin, Deane	D1/ Reload	13	6	0.684
36	Jones, Jimmie	A1/ The Bullies	15	7	0.682
	Keim, Roger	F3/ Sofa Kings	15	7	0.682
	Henson, Roy	G7/ 21 Dart Salute	15	7	0.682
39	Butters, Kent	B6/ Double In, Stumble Out	17	8	0.680
40	Ball, Pat	E4/ Irish Ton	19	9	0.679
41	Kline, John	G8/ Darts and Crafts	18	9	0.667
	Lamb, Mike	G6/ Dart Vader's	18	9	0.667
	McMillan, Evan	G5/ Bottoms Up	18	9	0.667
	Haywood, Eric	D6/ Village Idiots	14	7	0.667
	Holt, Ben	C3/ Off Constantly-Reboot	12	6	0.667
	Robinson, Mike	C2/ Darty Sanchez	12	6	0.667
47	Alcon, Tony	F3/ Sofa Kings	19	10	0.655
48	Plotkin, Jeremy	F3/ Sofa Kings	17	9	0.654
49	Palmer, Matt	B2/ Inconsistently Consistent	15	8	0.652
	Willis, Tolson	E3/ Death Throw	15	8	0.652
	Tschetter, Aaron	G5/ Bottoms Up	15	8	0.652
52	Baugher, Mark	D6/ Village Idiots	13	7	0.650
	Owen, Hal	D2/ DD-214	13	7	0.650
54	Deason, Michael	G6/ Dart Vader's	18	10	0.643
55	Ridgway, Matt	B5/ Trips Are For Kids	16	9	0.640
56	Eason, Joel	A3/ Lunatic Fringe	14	8	0.636
	Eastmead, Phillip	B6/ Double In, Stumble Out	14	8	0.636
	Merkle, Patrick	B5/ Trips Are For Kids	14	8	0.636
	Stroh, Wil	E4/ Irish Ton	14	8	0.636
60	Guenther, George	D2/ DD-214	12	7	0.632
	Fishbeck, Brent	G3/ Killer Dee's	12	7	0.632
62	Byrne, Matt	B2/ Inconsistently Consistent	17	10	0.630
63	(four tied - 1 in A, 1 in B, 2 in D)		15	9	0.625
	(three tied - 1 in A, 1 in C, 1 in D)		10	6	0.625

Spring 2024 RDL Top Singles+Doubles Win %-ages, All-Star Point Aves. (League-wide) (FINAL!)

(There are no missing statistics, as all scoresheets from the entire season have been received.)

(Game minimums required for these listings: 30 for team C3; 32 for all other C teams, and all A/D teams; 37 for all B/E/F/G teams)

	Singles+Doubles Win Percentages		W	L	%-age
1	Tan, Wil	A2/ Element XL	33	5	0.868
2	Phillips, Stevie	A2/ Element XL	38	6	0.864
3	Clark, Chad	F2/ Zero Dart Ton 80	44	7	0.863
	Howes, Guy	F2/ Zero Dart Ton 80	44	7	0.863
5	Ehrmann, Rob	G3/ Killer Dee's	43	8	0.843
6	Gibson, Pat	A1/ The Bullies	40	8	0.833
7	Massengill, Chad	A2/ Element XL	39	8	0.830
8	Phillips, Robbie	A2/ Element XL	33	7	0.825
9	Jones, Jimmie	A1/ The Bullies	36	8	0.818
10	Kelly, Mike	G3/ Killer Dee's	31	7	0.816
11	Jones, Mike	B4/ Dart Attack	43	10	0.811
12	Raquet, Mike	G1/ That's What She Said	42	10	0.808
13	Powell, Zach	D5/ Red-eye Rangers	29	7	0.806
14	Bennett, Will	B5/ Trips Are For Kids	44	11	0.800
15	Bunn, Tim	C4/ Hump Day!	31	8	0.795
16	Olson, Kevin	C3/ Off Constantly-Reboot	25	7	0.781
17	Beaird, Tommy	D2/ DD-214	32	9	0.780
18	Lea, Zeek	B4/ Dart Attack	38	11	0.776
19	Jones, Dustin	D1/ Reload	37	11	0.771
20	McMillan, Evan	G5/ Bottoms Up	40	12	0.769
21	Lamb, Mike	G6/ Dart Vader's	42	13	0.764
22	Rodgers, Trey	B6/ Double In, Stumble Out	29	9	0.763
	DeMattos, Rick	F2/ Zero Dart Ton 80	29	9	0.763
24	Turner, Kevin	F2/ Zero Dart Ton 80	38	12	0.760
25	Keim, Roger	F3/ Sofa Kings	34	11	0.756
26	Blanes, Silver	E7/ Liquor Possee	33	11	0.750
27	Suan, John	B4/ Dart Attack	29	10	0.744
28	Kline, John	G8/ Darts and Crafts	35	13	0.729
29	Gylfason, Thorbjorn	F4/ Rippin Darts	40	15	0.727
	Gaulthier, Kyle	A4/ 2 Liver Die with LA	32	12	0.727
31	Swepson, Jerrell	G2/ The Neighborhood Dart K	34	13	0.723
32	Barnes, Adam	E7/ Liquor Possee	38	15	0.717
33	Bradshaw, Tyler	E3/ Death Throw	37	15	0.712
34	Mitchell, Sid	A3/ Lunatic Fringe	34	14	0.708
35	Tant, J.J.	C1/ The Outlaws	33	14	0.702
36	O'Toole, Mike	B3/ Raging Bulls Eyes	28	12	0.700
	Crabtree, Reagan	G5/ Bottoms Up	28	12	0.700
38	Persson, Kenny	A2/ Element XL	25	11	0.694
39	Tschetter, Aaron	G5/ Bottoms Up	34	15	0.694
40	Butters, Kent	B6/ Double In, Stumble Out	36	16	0.692
41	Oullette, Brian	D2/ DD-214	22	10	0.688
42	Gibbs, Keith	B2/ Inconsistently Consistent	35	16	0.686
	Bosier, Sean	E3/ Death Throw	35	16	0.686
44	Byrne, Matt	B2/ Inconsistently Consistent	37	17	0.685
	Millius, Mike	E5/ Dart Side of the Moon	37	17	0.685
46	Vivod, Josh	D6/ Village Idiots	30	14	0.682
47	Bailey, Matthew	G7/ 21 Dart Salute	32	15	0.681
48	Stewart, Kevin	C7/ Shooter McGavin	31	15	0.674
49	McDonald, Chase	F4/ Rippin Darts	35	17	0.673
	Updyke, Gerald	F6/ Nein Mark	35	17	0.673
51	Alcon, Tony	F3/ Sofa Kings	39	19	0.672
52	Robinson, Mike	C2/ Darty Sanchez	24	12	0.667
53	Trefzger, Eric	C2/ Darty Sanchez	29	15	0.659
54	Hartley, Bryan	D6/ Village Idiots	25	13	0.658
	Willis, Bladen	E3/ Death Throw	25	13	0.658
56	Furdon, Matt	E5/ Dart Side of the Moon	34	18	0.654
57	Henson, Roy	G7/ 21 Dart Salute	30	16	0.652
58	Haywood, Eric	D6/ Village Idiots	24	13	0.649
59	Heath, John	F6/ Nein Mark	35	19	0.648
60	Powell, Mark	D5/ Red-eye Rangers	31	17	0.646
61	Ball, Pat	E4/ Irish Ton	36	20	0.643
	Wood, Connor	F4/ Rippin Darts	36	20	0.643
63	Roper, Branden	D1/ Reload	30	17	0.638
64	Borgna, Andrew	B1/ Put It on Matt's Tab	35	20	0.636
	Smith, Allen	A2/ Element XL	21	12	0.636

	All-Star Point Averages		ASP	TGP	Ave.
1	Phillips, Robbie	A2/ Element XL	90.0	40	2.250
2	Phillips, Stevie	A2/ Element XL	91.0	44	2.068
3	Gibson, Pat	A1/ The Bullies	85.0	48	1.771
4	Gaulthier, Kyle	A4/ 2 Liver Die with LA	77.5	44	1.761
5	Massengill, Chad	A2/ Element XL	79.5	47	1.691
6	Jones, Jimmie	A1/ The Bullies	72.0	44	1.636
7	Tan, Wil	A2/ Element XL	53.0	38	1.395
8	Grubb, Ed	B2/ Inconsistently Consistent	55.0	42	1.310
9	Mitchell, Sid	A3/ Lunatic Fringe	62.0	48	1.292
10	Olson, Kevin	C3/ Off Constantly-Reboot	38.0	32	1.188
11	Bunn, Tim	C4/ Hump Day!	46.0	39	1.179
12	Swepson, Jerrell	G2/ The Neighborhood Dart K	54.5	47	1.160
13	Horton, Tony	A6/ Darty Minds	41.0	36	1.139
14	Tant, J.J.	C1/ The Outlaws	52.5	47	1.117
15	Bennett, Will	B5/ Trips Are For Kids	60.0	55	1.091
16	Jones, Mike	B4/ Dart Attack	57.5	53	1.085
17	Brown, Matt	A1/ The Bullies	49.5	46	1.076
18	Reitano, Sal	A6/ Darty Minds	46.5	44	1.057
19	Lea, Zeek	B4/ Dart Attack	51.5	49	1.051
20	Robinson, Mike	C2/ Darty Sanchez	37.5	36	1.042
21	Beaird, Tommy	D2/ DD-214	41.5	41	1.012
22	Klann, Eric	A3/ Lunatic Fringe	37.5	38	0.987
23	Oullette, Brian	D2/ DD-214	31.5	32	0.984
24	Smith, Allen	A2/ Element XL	32.0	33	0.970
25	Jones, Grey	A4/ 2 Liver Die with LA	41.0	43	0.953
26	Eason, Joel	A3/ Lunatic Fringe	39.0	41	0.951
27	Rodgers, Trey	B6/ Double In, Stumble Out	36.0	38	0.947
28	Byrne, Matt	B2/ Inconsistently Consistent	51.0	54	0.944
29	Butters, Kent	B6/ Double In, Stumble Out	49.0	52	0.942
30	Lange, Cody	A4/ 2 Liver Die with LA	40.0	43	0.930
31	Howes, Guy	F2/ Zero Dart Ton 80	47.0	51	0.922
32	Persson, Kenny	A2/ Element XL	32.5	36	0.903
33	Mozzetti, Tim	A3/ Lunatic Fringe	35.5	40	0.888
34	Bialaszewski, Rich	A7/ Show Me Your Tips	39.0	44	0.886
35	Bowman, Merrill	B4/ Dart Attack	40.5	46	0.880
36	Jones, Dustin	D1/ Reload	42.0	48	0.875
	O'Toole, Mike	B3/ Raging Bulls Eyes	35.0	40	0.875
38	Velazquez, Jesse	A7/ Show Me Your Tips	37.5	43	0.872
39	Moody, Chris	E6/ Runs with Corks	35.5	41	0.866
40	Cole, Mike	A5/ Why So Serious?	41.5	48	0.865
41	Clark, Chad	F2/ Zero Dart Ton 80	44.0	51	0.863
42	Eastmead, Phillip	B6/ Double In, Stumble Out	40.5	47	0.862
43	Bushman, Brad	A7/ Show Me Your Tips	31.0	36	0.861
44	Palmer, Matt	B2/ Inconsistently Consistent	39.0	46	0.848
45	Powell, Zach	D5/ Red-eye Rangers	30.5	36	0.847
46	Johnson, Michael	A1/ The Bullies	33.0	39	0.846
47	Lamb, Mike	G6/ Dart Vader's	46.5	55	0.845
48	Cannizzaro, Anthony	A5/ Why So Serious?	34.5	42	0.821
49	Ehrmann, Rob	G3/ Killer Dee's	41.0	51	0.804
50	Schaefer, John	D3/ Sharky's Machine	27.0	35	0.771
51	Gelberg, Dave	A3/ Lunatic Fringe	26.0	34	0.765
52	Hartley, Bryan	D6/ Village Idiots	28.0	38	0.737
53	Wilson, Matt	B1/ Put It on Matt's Tab	34.5	47	0.734
54	Bakowski, Adam	A3/ Lunatic Fringe	23.0	32	0.719
55	Kelly, Mike	G3/ Killer Dee's	27.0	38	0.711
56	Merkle, Patrick	B5/ Trips Are For Kids	30.5	43	0.709
57	Trefzger, Ken	B7/ One Armed Bandits	34.0	48	0.708
58	Millius, Mike	E5/ Dart Side of the Moon	38.0	54	0.704
59	Ginger, Chuck	B3/ Raging Bulls Eyes	31.5	45	0.700
60	Massengill, Randy	A6/ Darty Minds	30.5	44	0.693
	Al-Hoory, Ahmed	B1/ Put It on Matt's Tab	30.5	44	0.693
62	Smith, Brian	C1/ The Outlaws	27.0	39	0.692
63	Rowe, Dan	D6/ Village Idiots	23.5	34	0.691
64	Ridgway, Matt	B5/ Trips Are For Kids	33.5	49	0.684
65	Fleener, Michael	E6/ Runs with Corks	27.5	41	0.671

Spring 2024 RDL Singles, Doubles Win Percentages (by team) (FINAL!)

(All statistics are included, as there were no missing scoresheets this season)

Singles Win Percentages

		W	L	%-age
1	A2/ Element XL	112	32	0.778
2	A1/ The Bullies	101	43	0.701
3	D1/ Reload	98	46	0.681
4	F2/ Zero Dart Ton 80	113	55	0.673
5	B4/ Dart Attack	107	61	0.637
6	F4/ Rippin Darts	103	65	0.613
7	D5/ Red-eye Rangers	87	57	0.604
8	G1/ That's What She Said	101	67	0.601
	G5/ Bottoms Up	101	67	0.601
10	E5/ Dart Side of the Moon	100	68	0.595
11	C1/ The Outlaws	85	59	0.590
12	D6/ Village Idiots	81	63	0.563
13	B2/ Inconsistently Consistent	93	75	0.554
	G6/ Dart Vader's	93	75	0.554
15	C4/ Hump Day!	79	65	0.549
16	B6/ Double In, Stumble Out	91	77	0.542
	E3/ Death Throw	91	77	0.542
18	E7/ Liquor Possee	90	78	0.536
	G3/ Killer Dee's	90	78	0.536
	G4/ We're Sexy & We Throw It	90	78	0.536
21	C7/ Shooter McGavin	76	68	0.528
22	E2/ Cheap Shots	87	81	0.518
23	F5/ Shark Shooters	86	82	0.512
	F6/ Nein Mark	86	82	0.512
25	F3/ Sofa Kings	84	84	0.500
	A3/ Lunatic Fringe	72	72	0.500
27	C2/ Darty Sanchez	65	67	0.492
	C3/ Off Constantly-Reboot	65	67	0.492
29	B3/ Raging Bulls Eyes	82	86	0.488
	E6/ Runs with Corks	82	86	0.488
31	D2/ DD-214	70	74	0.486
32	E1/ Duck Around & Find Out	80	88	0.476
33	C5/ Menace 2 Sobriety	68	76	0.472
	D3/ Sharky's Machine	68	76	0.472
35	B1/ Put It on Matt's Tab	79	89	0.470
36	D4/ Ton 80 Proof	67	77	0.465
37	A4/ 2 Liver Die with LA	65	79	0.451
38	B8/ Nine Lives	69	87	0.442
39	B7/ One Armed Bandits	68	88	0.436
40	B5/ Trips Are For Kids	71	97	0.423
	E4/ Irish Ton	71	97	0.423
	E8/ Bangin the Wire	71	97	0.423
43	F8/ The Dartifacts	70	98	0.417
	G2/ The Neighborhood Dart Knigh	70	98	0.417
45	G7/ 21 Dart Salute	67	101	0.399
46	F1/ Coach's Last Dance	66	102	0.393
47	A5/ Why So Serious?	55	89	0.382
48	F7/ Triple Shot	64	104	0.381
49	C6/ Rif Raf	54	90	0.375
50	A6/ Darty Minds	52	92	0.361
51	G8/ Darts and Crafts	60	108	0.357
52	A7/ Show Me Your Tips	47	97	0.326
53	D7/ She-Unit	33	111	0.229

Doubles Win Percentages

		W	L	%-age
1	F2/ Zero Dart Ton 80	68	16	0.810
2	A2/ Element XL	54	18	0.750
3	B4/ Dart Attack	57	27	0.679
4	G3/ Killer Dee's	56	28	0.667
	A1/ The Bullies	48	24	0.667
6	E3/ Death Throw	54	30	0.643
7	G5/ Bottoms Up	52	32	0.619
	G6/ Dart Vader's	52	32	0.619
9	A3/ Lunatic Fringe	44	28	0.611
	D2/ DD-214	44	28	0.611
11	F3/ Sofa Kings	51	33	0.607
12	E7/ Liquor Possee	50	34	0.595
13	B6/ Double In, Stumble Out	49	35	0.583
	G1/ That's What She Said	49	35	0.583
15	F4/ Rippin Darts	48	36	0.571
16	C7/ Shooter McGavin	41	31	0.569
	D1/ Reload	41	31	0.569
	D6/ Village Idiots	41	31	0.569
19	F5/ Shark Shooters	46	38	0.548
20	C4/ Hump Day!	39	33	0.542
21	E5/ Dart Side of the Moon	45	39	0.536
22	C1/ The Outlaws	38	34	0.528
	D5/ Red-eye Rangers	38	34	0.528
24	B5/ Trips Are For Kids	44	40	0.524
25	C2/ Darty Sanchez	34	32	0.515
26	B2/ Inconsistently Consistent	42	42	0.500
27	A7/ Show Me Your Tips	35	37	0.486
	D4/ Ton 80 Proof	35	37	0.486
29	E2/ Cheap Shots	40	44	0.476
30	C6/ Rif Raf	34	38	0.472
31	C3/ Off Constantly-Reboot	31	35	0.470
32	B3/ Raging Bulls Eyes	39	45	0.464
	E6/ Runs with Corks	39	45	0.464
	F6/ Nein Mark	39	45	0.464
	G2/ The Neighborhood Dart Knigh	39	45	0.464
36	A4/ 2 Liver Die with LA	32	40	0.444
	D3/ Sharky's Machine	32	40	0.444
38	E4/ Irish Ton	37	47	0.440
39	B1/ Put It on Matt's Tab	36	48	0.429
	E8/ Bangin the Wire	36	48	0.429
41	E1/ Duck Around & Find Out	35	49	0.417
42	B8/ Nine Lives	32	46	0.410
43	F1/ Coach's Last Dance	34	50	0.405
44	C5/ Menace 2 Sobriety	29	43	0.403
45	B7/ One Armed Bandits	31	47	0.397
46	G4/ We're Sexy & We Throw It	31	53	0.369
47	G7/ 21 Dart Salute	29	55	0.345
48	G8/ Darts and Crafts	28	56	0.333
49	A5/ Why So Serious?	23	49	0.319
50	F8/ The Dartifacts	26	58	0.310
51	D7/ She-Unit	21	51	0.292
52	F7/ Triple Shot	24	60	0.286
53	A6/ Darty Minds	16	56	0.222

Spring 2024 RDL Singles+Doubles Win %-ages, All-Star Point Aves. (by team) (FINAL!)

(All statistics are included, as there were no missing scoresheets this season)

Singles+Doubles Win Percentages

		W	L	%-age
1	A2/ Element XL	220	68	0.764
2	F2/ Zero Dart Ton 80	249	87	0.741
3	A1/ The Bullies	197	91	0.684
4	B4/ Dart Attack	221	115	0.658
5	D1/ Reload	180	108	0.625
6	G5/ Bottoms Up	205	131	0.610
7	G3/ Killer Dee's	202	134	0.601
8	E3/ Death Throw	199	137	0.592
	F4/ Rippin Darts	199	137	0.592
	G1/ That's What She Said	199	137	0.592
11	G6/ Dart Vader's	197	139	0.586
12	D5/ Red-eye Rangers	163	125	0.566
	D6/ Village Idiots	163	125	0.566
14	E5/ Dart Side of the Moon	190	146	0.565
	E7/ Liquor Possee	190	146	0.565
16	B6/ Double In, Stumble Out	189	147	0.563
17	C1/ The Outlaws	161	127	0.559
18	A3/ Lunatic Fringe	160	128	0.556
19	F3/ Sofa Kings	186	150	0.554
20	C7/ Shooter McGavin	158	130	0.549
	D2/ DD-214	158	130	0.549
22	C4/ Hump Day!	157	131	0.545
23	F5/ Shark Shooters	178	158	0.530
24	B2/ Inconsistently Consistent	177	159	0.527
25	C2/ Darty Sanchez	133	131	0.504
26	E2/ Cheap Shots	167	169	0.497
27	F6/ Nein Mark	164	172	0.488
28	C3/ Off Constantly-Reboot	127	137	0.481
29	B3/ Raging Bulls Eyes	160	176	0.476
	E6/ Runs with Corks	160	176	0.476
31	D4/ Ton 80 Proof	137	151	0.476
32	B5/ Trips Are For Kids	159	177	0.473
33	D3/ Sharky's Machine	132	156	0.458
34	G4/ We're Sexy & We Throw It	152	184	0.452
35	B1/ Put It on Matt's Tab	151	185	0.449
36	A4/ 2 Liver Die with LA	129	159	0.448
37	E1/ Duck Around & Find Out	150	186	0.446
38	G2/ The Neighborhood Dart Knigh	148	188	0.440
39	C5/ Menace 2 Sobriety	126	162	0.438
40	E4/ Irish Ton	145	191	0.432
41	B8/ Nine Lives	133	179	0.426
42	E8/ Bangin the Wire	143	193	0.426
43	C6/ Rif Raf	122	166	0.424
44	B7/ One Armed Bandits	130	182	0.417
45	A7/ Show Me Your Tips	117	171	0.406
46	F1/ Coach's Last Dance	134	202	0.399
47	G7/ 21 Dart Salute	125	211	0.372
48	F8/ The Dartifacts	122	214	0.363
49	A5/ Why So Serious?	101	187	0.351
50	G8/ Darts and Crafts	116	220	0.345
51	F7/ Triple Shot	112	224	0.333
52	A6/ Darty Minds	84	204	0.292
53	D7/ She-Unit	75	213	0.260

All-Star Point Averages

		ASP	TGP	Ave.
1	A2/ Element XL	409.0	288	1.420
2	A1/ The Bullies	356.5	288	1.238
3	A3/ Lunatic Fringe	278.0	288	0.965
4	A4/ 2 Liver Die with LA	255.0	288	0.885
5	B2/ Inconsistently Consistent	250.5	336	0.746
6	B4/ Dart Attack	248.0	336	0.738
7	A7/ Show Me Your Tips	199.0	288	0.691
8	A6/ Darty Minds	193.0	288	0.670
9	A5/ Why So Serious?	191.0	288	0.663
10	B6/ Double In, Stumble Out	206.0	336	0.613
11	C1/ The Outlaws	170.5	288	0.592
12	B5/ Trips Are For Kids	192.5	336	0.573
13	C4/ Hump Day!	163.0	288	0.566
14	B3/ Raging Bulls Eyes	174.0	336	0.518
15	D1/ Reload	146.0	288	0.507
16	F2/ Zero Dart Ton 80	170.0	336	0.506
17	D6/ Village Idiots	142.0	288	0.493
18	D2/ DD-214	140.0	288	0.486
19	C7/ Shooter McGavin	137.0	288	0.476
20	B1/ Put It on Matt's Tab	158.5	336	0.472
21	C3/ Off Constantly-Reboot	124.0	264	0.470
22	C2/ Darty Sanchez	120.0	264	0.455
23	E5/ Dart Side of the Moon	152.5	336	0.454
24	B7/ One Armed Bandits	139.5	312	0.447
25	F4/ Rippin Darts	146.0	336	0.435
26	E6/ Runs with Corks	143.5	336	0.427
	D4/ Ton 80 Proof	123.0	288	0.427
28	D3/ Sharky's Machine	122.5	288	0.425
29	E7/ Liquor Possee	139.0	336	0.414
	G2/ The Neighborhood Dart Knigh	139.0	336	0.414
31	B8/ Nine Lives	127.5	312	0.409
32	E3/ Death Throw	136.0	336	0.405
33	D5/ Red-eye Rangers	115.5	288	0.401
34	C6/ Rif Raf	114.0	288	0.396
35	G5/ Bottoms Up	127.0	336	0.378
36	C5/ Menace 2 Sobriety	106.5	288	0.370
37	G1/ That's What She Said	123.5	336	0.368
38	F3/ Sofa Kings	118.0	336	0.351
39	G3/ Killer Dee's	115.5	336	0.344
40	E2/ Cheap Shots	112.5	336	0.335
41	F5/ Shark Shooters	109.5	336	0.326
42	E4/ Irish Ton	105.5	336	0.314
43	G6/ Dart Vader's	102.5	336	0.305
44	E8/ Bangin the Wire	101.0	336	0.301
45	F6/ Nein Mark	97.5	336	0.290
46	E1/ Duck Around & Find Out	96.0	336	0.286
47	G4/ We're Sexy & We Throw It	93.5	336	0.278
48	G8/ Darts and Crafts	85.0	336	0.253
49	D7/ She-Unit	72.0	288	0.250
50	G7/ 21 Dart Salute	83.0	336	0.247
51	F1/ Coach's Last Dance	71.0	336	0.211
52	F7/ Triple Shot	63.0	336	0.188
53	F8/ The Dartifacts	61.0	336	0.182

	Singles	301	Singles	Cricket	Singles	Record	Singles Win %-age	Doubles	Cricket	Doubles	501	Doubles	Record	Doubles Win %-age	Sngls + Dbls	Record	Sngls + Dbls Win %-age	Tiebreaker Ws	Tiebreaker Ls	All-Star Points	Games Played	All-Star Point Average	Matches Played
A1/ The Bullies	47	25	54	18	101	43	0.701	25	11	23	13	48	24	0.667	197	91	0.684	0	8	356.5	288	1.238	
A 10 Johnson, Michael	4	5	8	2	12	7	0.632	7	3	5	5	12	8	0.600	24	15	0.615	0	1	33.0	39	0.846	12
A 11 Brown, Matt	4	7	9	3	13	10	0.565	9	3	7	4	16	7	0.696	29	17	0.630	0	1	49.5	46	1.076	12
A 12 Cusher, Dean	2	4	2	4	4	8	0.333	3	1	5	1	8	2	0.800	12	10	0.545	0	1	19.0	22	0.864	9
A 13 Denton, Mike	0	4	3	0	3	4	0.429	2	2	4	1	6	3	0.667	9	7	0.563	0	0	9.0	16	0.563	5
A 14 Elder, Craig	6	1	4	3	10	4	0.714	5	2	1	4	6	6	0.500	16	10	0.615	0	1	31.5	26	1.212	7
A 15 Foushee, Kevin	6	2	4	3	10	5	0.667	5	3	4	4	9	7	0.563	19	12	0.613	0	1	28.0	31	0.903	8
A 16 Gibson, Pat	10	2	11	1	21	3	0.875	9	3	10	2	19	5	0.792	40	8	0.833	0	1	85.0	48	1.771	12
A 17 Jones, Jimmie	11	0	10	1	21	1	0.955	8	3	7	4	15	7	0.682	36	8	0.818	0	1	72.0	44	1.636	11
A 18 Naylor, Dan	4	0	3	1	7	1	0.875	2	2	3	1	5	3	0.625	12	4	0.750	0	1	29.5	16	1.844	4
A2/ Element XL	53	19	59	13	112	32	0.778	29	7	25	11	54	18	0.750	220	68	0.764	8	0	409.0	288	1.420	
A 20 Kilts, Jason	0	0	0	0	0	0	---	0	0	5	0	5	0	1.000	5	0	1.000	1	0	1.0	5	0.200	5
A 21 Brown, Tom	3	1	2	2	5	3	0.625	3	0	1	0	4	0	1.000	9	3	0.750	1	0	6.0	12	0.500	5
A 22 Jacobi, Paul	1	3	0	1	1	4	0.200	0	2	5	1	5	3	0.625	6	7	0.462	1	0	3.0	13	0.231	7
A 23 Massengill, Chad	10	2	11	1	21	3	0.875	9	3	9	2	18	5	0.783	39	8	0.830	1	0	79.5	47	1.691	12
A 24 Minty, Ross	2	3	3	3	5	6	0.455	4	2	2	1	6	3	0.667	11	9	0.550	1	0	21.0	20	1.050	6
A 25 Persson, Kenny	7	3	6	3	13	6	0.684	9	0	3	5	12	5	0.706	25	11	0.694	1	0	32.5	36	0.903	11
A 26 Phillips, Robbie	9	1	10	0	19	1	0.950	7	3	7	3	14	6	0.700	33	7	0.825	1	0	90.0	40	2.250	10
A 27 Phillips, Stevie	10	1	11	0	21	1	0.955	10	1	7	4	17	5	0.773	38	6	0.864	0	0	91.0	44	2.068	11
A 28 Smith, Allen	4	3	6	2	10	5	0.667	6	3	5	4	11	7	0.611	21	12	0.636	1	0	32.0	33	0.970	10
A 29 Tan, Wil	7	2	10	1	17	3	0.850	10	0	6	2	16	2	0.889	33	5	0.868	0	0	53.0	38	1.395	11
A3/ Lunatic Fringe	31	41	41	31	72	72	0.500	21	15	23	13	44	28	0.611	160	128	0.556	0	0	278.0	288	0.965	
A 30 Eason, Joel	5	5	5	4	10	9	0.526	7	4	7	4	14	8	0.636	24	17	0.585	0	0	39.0	41	0.951	12
A 31 Mozzetti, Tim "Tex"	5	5	6	4	11	9	0.550	7	3	5	5	12	8	0.600	23	17	0.575	0	0	35.5	40	0.888	10
A 32 Mitchell, Sid	8	4	11	1	19	5	0.792	9	3	6	6	15	9	0.625	34	14	0.708	0	0	62.0	48	1.292	12
A 33 Finney, Dave	0	2	3	0	3	2	0.600	1	1	0	1	1	2	0.333	4	4	0.500	0	0	13.5	8	1.688	4
A 34 Gelberg, Dave	6	4	3	6	9	10	0.474	3	4	6	2	9	6	0.600	18	16	0.529	0	0	26.0	34	0.765	10
A 35 Lindsey, Roy Lee	2	3	1	4	3	7	0.300	3	3	4	1	7	4	0.636	10	11	0.476	0	0	24.5	21	1.167	7
A 36 Badger, Steve	1	7	1	3	2	10	0.167	2	6	3	3	5	9	0.357	7	19	0.269	0	0	17.0	26	0.654	9
A 37 Klann, Eric	2	7	5	5	7	12	0.368	6	2	9	2	15	4	0.789	22	16	0.579	0	0	37.5	38	0.987	11
A 38 Bakowski, Adam	2	4	6	4	8	8	0.500	4	4	6	2	10	6	0.625	18	14	0.563	0	0	23.0	32	0.719	10
A4/ 2 Liver Die with LA	32	40	33	39	65	79	0.451	14	22	18	18	32	40	0.444	129	159	0.448	0	0	255.0	288	0.885	
A 40 Parker, Charles	0	3	0	0	0	3	0.000	0	0	2	3	2	3	0.400	2	6	0.250	0	0	1.0	8	0.125	7
A 41 Keller, Tony	3	3	1	5	4	8	0.333	2	5	4	5	6	10	0.375	10	18	0.357	0	0	12.5	28	0.446	10
A 42 Jones, Grey	4	7	4	7	8	14	0.364	4	7	6	4	10	11	0.476	18	25	0.419	0	0	41.0	43	0.953	11
A 43 Gaulthier, Kyle	9	2	11	0	20	2	0.909	5	6	7	4	12	10	0.545	32	12	0.727	0	0	77.5	44	1.761	11
A 44 Seward, Mike	1	3	2	2	3	5	0.375	3	1	3	1	6	2	0.750	9	7	0.563	0	0	17.0	16	1.063	4
A 45 Fischlein, Kris	4	5	4	5	8	10	0.444	2	7	0	3	2	10	0.167	10	20	0.333	0	0	23.0	30	0.767	10
A 46 Lange, Cody	7	4	5	6	12	10	0.545	5	6	5	5	10	11	0.476	22	21	0.512	0	0	40.0	43	0.930	11
A 47 Vaughan, Aaron	0	3	1	3	1	6	0.143	2	2	3	0	5	2	0.714	6	8	0.429	0	0	16.5	14	1.179	4
A 48 Dillon, Matt	1	6	4	7	5	13	0.278	3	5	4	7	7	12	0.368	12	25	0.324	0	0	15.5	37	0.419	12
A 49 Lloyd, Billy	3	4	1	4	4	8	0.333	2	5	2	4	4	9	0.308	8	17	0.320	0	0	11.0	25	0.440	9
A5/ Why So Serious?	32	40	23	49	55	89	0.382	13	23	10	26	23	49	0.319	101	187	0.351	0	0	191.0	288	0.663	
A 50 Cannizzaro, Anthony	2	7	4	7	6	14	0.300	3	8	2	9	5	17	0.227	11	31	0.262	0	0	34.5	42	0.821	11
A 51 Cole, Mike	7	5	7	5	14	10	0.583	5	7	5	7	10	14	0.417	24	24	0.500	0	0	41.5	48	0.865	12
A 52 Bracco, Michael	9	4	4	10	13	14	0.481	4	7	2	7	6	14	0.300	19	28	0.404	0	0	28.0	47	0.596	12
A 53 Rice, Teddy	1	9	1	7	2	16	0.111	3	8	2	9	5	17	0.227	7	33	0.175	0	0	10.0	40	0.250	9
A 54 Rice, Derek	1	1	1	2	2	3	0.400	1	3	1	2	2	5	0.286	4	8	0.333	0	0	7.0	12	0.583	4
A 55 Havens, Lincoln	3	7	2	6	5	13	0.278	1	6	2	8	3	14	0.176	8	27	0.229	0	0	18.5	35	0.529	10
A 56 Cannizzaro, Tyler	2	1	0	4	2	5	0.286	0	3	1	3	1	6	0.143	3	11	0.214	0	0	6.5	14	0.464	4
A 57 White, Vic	3	2	3	2	6	4	0.600	3	2	1	3	4	5	0.444	10	9	0.526	0	0	9.0	19	0.474	5
A 58 Gaglione, Joe	1	3	1	2	2	5	0.286	4	0	1	3	5	3	0.625	7	8	0.467	0	0	13.5	15	0.900	4
A 59 Page, Scott	3	1	0	4	3	5	0.375	2	2	3	1	5	3	0.625	8	8	0.500	0	0	22.5	16	1.406	4
A6/ Darty Minds	32	40	20	52	52	92	0.361	10	26	6	30	16	56	0.222	84	204	0.292	0	0	193.0	288	0.670	
A 60 Jobe, Crawford "C.J."	0	1	7	4	7	5	0.583	2	8	0	8	2	16	0.111	9	21	0.300	0	0	18.0	30	0.600	11
A 61 Foushee, Eugene	2	6	0	6	2	12	0.143	2	5	0	6	2	11	0.154	4	23	0.148	0	0	4.5	27	0.167	10
A 62 Martin, Pat	1	3	2	9	3	12	0.200	2	5	0	6	2	11	0.154	5	23	0.179	0	0	12.5	28	0.446	11
A 63 Reitano, Sal	7	4	4	7	11	11	0.500	6	5	3	8	9	13	0.409	20	24	0.455	0	0	46.5	44	1.057	11
A 64 Horton, Tony	7	2	3	6	10	8	0.556	0	9	3	6	3	15	0.167	13	23	0.361	0	0	41.0	36	1.139	9
A 65 Evans, Mike	4	8	0	1	4	9	0.308	0	2	0	8	0	10	0.000	4	19	0.174	0	0	2.5	23	0.109	12
A 66 Massengill, Randy	7	4	1	10	8	14	0.364	3	8	3	8	6	16	0.273	14	30	0.318	0	0	30.5	44	0.693	11
A 67 Venable, Mike	0	8	1	4	1	12	0.077	1	6	2	4	3	10	0.231	4	22	0.154	0	0	13.5	26	0.519	10
A 68 Stewart, Pete	4	4	2	5	6	9	0.400	4	4	1	6	5	10	0.333	11	19	0.367	0	0	24.0	30	0.800	8
A7/ Show Me Your Tips	25	47	22	50	47	97	0.326	14	22	21	15	35	37	0.486	117	171	0.406	0	0	199.0	288	0.691	
A 70 Joyal, Paul	5	3	0	1	5	4	0.556	1	6	5	3	6	9	0.400	11	13	0.458	0	0	9.0	24	0.375	9
A 71 Bialaszewski, Rich	4	7	3	8	7	15	0.318	5	6	6	5	11	11	0.500	18	26	0.409	0	0	39.0	44	0.886	11
A 72 Powell, Lee	0	6	5	3	5	9	0.357	6	2	2	6	8	8	0.500	13	17	0.433	0	0	30.5	30	1.017	8
A 73 Bushman, Brad	1	8	3	6	4	14	0.222	6	3	4	5	10	8	0.556	14	22	0.389	0	0	31.0	36	0.861	9
A 74 Denton, Fon	4	8	0	11	4	19	0.174	1	6	7	3	8	9	0.471	12	28	0.300	0	0	7.5	40	0.188	12
A 75 Blake, Terry	1	7	3	9	4	16	0.200	2	8	7	3	9	11	0.450	13	27	0.325	0	0	16.5	40	0.413	12
A 76 Velazquez, Jesse	7	3	4	7	11	10	0.524	3	8	8	3	11	11	0.500	22	21	0.512	0	0	37.5	43	0.872	11
A 77 Bruemmer, Wes	3	5	4	4	7	9	0.438	4	4	3	2	7	6	0.538	14	15	0.483	0	0	28.0	29	0.966	8
A 78 Bumpass, Mike	0	0	0	0	0	0	---	0	0	0	0	0	0	---	0	0	---	0	0	0.0	0	---	0
A 79 Shamer, Michelle	0	0	0	1	0	1	0.000	0	1	0	0	0	1	0.000	0	2	0.000	0	0	0.0	2	0.000	1

	Singles	301	Singles	Cricket	Singles	Record	Singles Win %-age	Doubles	Cricket	Doubles	501	Doubles	Record	Doubles Win %-age	Sngls + Dbls	Record	Sngls + Dbls Win %-age	Tiebreaker Ws	Tiebreaker Ls	All-Star Points	Games Played	All-Star Point Average	Matches Played
B1/ Put It on Matt's Tab	45	39	34	50	79	89	0.470	18	24	18	24	36	48	0.429	151	185	0.449	0	12	158.5	336	0.472	
B 10 Borgna, Andrew	13	2	7	7	20	9	0.690	7	6	8	5	15	11	0.577	35	20	0.636	0	2	34.5	55	0.627	14
B 11 Tompkins, Charles	5	8	3	9	8	17	0.320	5	10	3	11	8	21	0.276	16	38	0.296	0	2	16.0	54	0.296	14
B 12 Wilson, Matt	5	7	5	7	10	14	0.417	6	6	5	6	11	12	0.478	21	26	0.447	0	2	34.5	47	0.734	12
B 13 Kerr, Jim	6	5	3	8	9	13	0.409	4	7	4	7	8	14	0.364	17	27	0.386	0	1	18.5	44	0.420	11
B 14 Wilson, Samantha	8	5	6	7	14	12	0.538	3	9	5	8	8	17	0.320	22	29	0.431	0	2	13.0	51	0.255	13
B 15 Al-Hoory, Ahmed	2	6	6	6	8	12	0.400	7	5	7	5	14	10	0.583	22	22	0.500	0	1	30.5	44	0.693	12
B 16 Tanner, Dave	5	6	4	4	9	10	0.474	4	4	4	5	8	9	0.471	17	19	0.472	0	2	11.5	36	0.319	10
B 17 Pausback, Christian	1	0	0	2	1	2	0.333	0	1	0	1	0	2	0.000	1	4	0.200	0	0	0.0	5	0.000	1
B2/ Inconsistently Consistent	48	36	45	39	93	75	0.554	22	20	20	22	42	42	0.500	177	159	0.527	13	13	250.5	336	0.746	
B 20 Bass, Joe	2	7	2	4	4	11	0.267	2	7	4	4	6	11	0.353	10	22	0.313	1	2	13.5	32	0.422	11
B 21 Grubb, Ed	9	2	7	4	16	6	0.727	3	7	5	5	8	12	0.400	24	18	0.571	2	2	55.0	42	1.310	11
B 22 McNamara, Tim	1	0	2	1	3	1	0.750	2	2	1	0	3	2	0.600	6	3	0.667	1	0	5.5	9	0.611	4
B 23 Schmaus, Darren	4	7	5	7	9	14	0.391	3	5	2	7	5	12	0.294	14	26	0.350	2	2	20.0	40	0.500	12
B 24 Danias, Tony	2	6	1	9	3	15	0.167	5	5	6	6	11	11	0.500	14	26	0.350	1	1	23.0	40	0.575	11
B 25 Gibbs, Keith	11	2	10	2	21	4	0.840	9	4	5	8	14	12	0.538	35	16	0.686	2	2	28.0	51	0.549	13
B 26 Hall, Mike	1	3	2	2	3	5	0.375	2	3	3	1	5	4	0.556	8	9	0.471	1	0	15.5	17	0.912	5
B 27 Palmer, Matt	7	5	7	4	14	9	0.609	8	3	7	5	15	8	0.652	29	17	0.630	1	1	39.0	46	0.848	12
B 28 Byrne, Matt	11	3	9	4	20	7	0.741	10	4	7	6	17	10	0.630	37	17	0.685	2	2	51.0	54	0.944	14
B 29 Bass, Jesse	0	1	0	2	0	3	0.000	0	0	0	2	0	2	0.000	0	5	0.000	0	1	0.0	5	0.000	2
B3/ Raging Bulls Eyes	39	45	43	41	82	86	0.488	18	24	21	21	39	45	0.464	160	176	0.476	8	8	174.0	336	0.518	
B 30 O'Toole, Mike	6	3	8	4	14	7	0.667	6	5	8	0	14	5	0.737	28	12	0.700	1	1	35.0	40	0.875	12
B 31 Ginger, Chuck	7	3	6	6	13	9	0.591	8	4	2	9	10	13	0.435	23	22	0.511	1	1	31.5	45	0.700	13
B 32 Ellis, E.J.	3	11	5	5	8	16	0.333	2	7	4	8	6	15	0.286	14	31	0.311	1	0	10.5	45	0.233	13
B 33 Morgan, Larry	1	4	6	4	7	8	0.467	7	2	3	4	10	6	0.625	17	14	0.548	1	1	15.5	31	0.500	10
B 34 Nuemeister, K.J.	2	2	6	2	8	4	0.667	3	5	3	3	6	8	0.429	14	12	0.538	1	1	14.5	26	0.558	8
B 35 Litzsinger, Mike	7	6	3	5	10	11	0.476	3	7	6	8	9	15	0.375	19	26	0.422	1	1	22.5	45	0.500	14
B 36 McCartney, Joe	5	4	0	8	5	12	0.294	1	6	4	5	5	11	0.313	10	23	0.303	1	1	11.0	33	0.333	11
B 37 Gallagher, Jim	6	3	5	3	11	6	0.647	3	6	5	3	8	9	0.471	19	15	0.559	1	1	14.5	34	0.426	10
B 38 Berg, Mickey	2	9	4	4	6	13	0.316	3	6	7	2	10	8	0.556	16	21	0.432	0	1	19.0	37	0.514	11
B4/ Dart Attack	48	36	59	25	107	61	0.637	30	12	27	15	57	27	0.679	221	115	0.658	7	0	248.0	336	0.738	
B 40 Stoy, Jamie	4	6	4	3	8	9	0.471	7	6	8	4	15	10	0.600	23	19	0.548	1	0	13.5	42	0.321	13
B 41 Stoy, Carson	6	2	6	3	12	5	0.706	7	1	3	3	10	4	0.714	22	9	0.710	1	0	16.5	31	0.532	9
B 42 Jones, Mike	11	3	14	0	25	3	0.893	10	3	8	4	18	7	0.720	43	10	0.811	1	0	57.5	53	1.085	14
B 43 Milligan, Steve	0	2	0	1	0	3	0.000	0	0	1	2	1	2	0.333	1	5	0.167	0	0	1.5	6	0.250	3
B 44 Bowman, Merrill	4	5	8	5	12	10	0.545	9	3	6	6	15	9	0.625	27	19	0.587	1	0	40.5	46	0.880	14
B 45 Chalmers, Alan	3	6	6	4	9	10	0.474	6	3	6	2	12	5	0.706	21	15	0.583	1	0	26.5	36	0.736	11
B 46 Kenney, Mike	4	4	3	4	7	8	0.467	6	4	4	5	10	9	0.526	17	17	0.500	1	0	14.5	34	0.426	11
B 47 Lea, Zeek	9	4	11	2	20	6	0.769	8	3	10	2	18	5	0.783	38	11	0.776	1	0	51.5	49	1.051	13
B 48 Suan, John	7	4	7	3	14	7	0.667	7	1	8	2	15	3	0.833	29	10	0.744	0	0	26.0	39	0.667	11
B5/ Trips Are For Kids	37	47	34	50	71	97	0.423	19	23	25	17	44	40	0.524	159	177	0.473	26	6	192.5	336	0.573	
B 50 Ridgway, Matt	8	3	5	8	13	11	0.542	8	5	8	4	16	9	0.640	29	20	0.592	3	1	33.5	49	0.684	13
B 51 Merkle, Patrick	2	5	5	9	7	14	0.333	6	5	8	3	14	8	0.636	21	22	0.488	3	1	30.5	43	0.709	14
B 52 Watson, Jeff, Jr.	2	4	4	3	6	7	0.462	4	4	3	3	7	7	0.500	13	14	0.481	3	0	25.5	27	0.944	8
B 53 Larson, Ray	4	8	2	9	6	17	0.261	1	4	5	5	6	9	0.400	12	26	0.316	3	0	6.0	38	0.158	14
B 54 Hoyt, David	4	5	3	4	7	9	0.438	2	7	1	3	3	10	0.231	10	19	0.345	3	0	19.0	29	0.655	11
B 55 Blackwelder, Deb	3	5	1	5	4	10	0.286	3	5	6	3	9	8	0.529	13	18	0.419	3	1	6.5	31	0.210	12
B 56 Gardner, Kenn	2	5	1	5	3	10	0.231	2	4	1	2	3	6	0.333	6	16	0.273	0	1	6.5	22	0.295	9
B 57 Allen, Kenny	1	1	1	0	2	1	0.667	0	4	1	3	1	7	0.125	3	8	0.273	2	0	3.0	11	0.273	6
B 58 Jeffcoat, Angela	2	7	0	5	2	12	0.143	0	6	6	5	6	11	0.353	8	23	0.258	3	1	2.0	31	0.065	12
B 59 Bennett, Will	9	4	12	2	21	6	0.778	12	2	11	3	23	5	0.821	44	11	0.800	3	1	60.0	55	1.091	14
B6/ Double In, Stumble Out	42	42	49	35	91	77	0.542	26	16	23	19	49	35	0.583	189	147	0.563	16	17	206.0	336	0.613	
B 60 McQueen, Jamie	3	7	6	5	9	12	0.429	8	4	5	5	13	9	0.591	22	21	0.512	2	2	23.0	43	0.535	14
B 61 Holland, Steve	7	3	5	4	12	7	0.632	7	3	6	1	13	4	0.765	25	11	0.694	1	2	19.5	36	0.542	10
B 62 Beaudoin, Paul	5	3	4	5	9	8	0.529	4	2	3	6	7	8	0.467	16	16	0.500	1	2	12.5	32	0.391	11
B 63 Benson, Brian	3	7	1	8	4	15	0.211	5	5	4	10	9	15	0.375	13	30	0.302	2	2	13.0	43	0.302	14
B 64 Crumpler, Greg	3	7	4	5	7	12	0.368	4	5	5	3	9	8	0.529	16	20	0.444	2	2	10.5	36	0.292	12
B 65 Rodgers, Trey	8	2	8	1	16	3	0.842	6	3	7	3	13	6	0.684	29	9	0.763	2	2	36.0	38	0.947	10
B 66 Butters, Kent	7	6	12	2	19	8	0.704	9	5	8	3	17	8	0.680	36	16	0.692	2	2	49.0	52	0.942	14
B 67 Eastmead, Phillip	6	6	9	4	15	10	0.600	8	5	6	3	14	8	0.636	29	18	0.617	2	2	40.5	47	0.862	13
B 68 Davis, Jimmy	0	0	0	0	0	0	---	0	0	0	0	0	0	---	0	0	---	0	0	0.0	0	---	0
B 69 Rodgers, Corey	0	1	0	1	0	2	0.000	1	0	2	4	3	4	0.429	3	6	0.333	2	1	2.0	9	0.222	6
B7/ One Armed Bandits	35	43	33	45	68	88	0.436	17	22	14	25	31	47	0.397	130	182	0.417	6	7	139.5	312	0.447	
B 70 Kiser, Lyman	0	2	0	1	0	3	0.000	0	1	0	3	0	4	0.000	0	7	0.000	0	0	0.0	7	0.000	3
B 71 Rudy, Jeff	9	3	6	6	15	9	0.625	7	5	6	6	13	11	0.542	28	20	0.583	1	1	28.5	48	0.594	12
B 72 White, Jim	5	6	6	5	11	11	0.500	7	4	5	6	12	10	0.545	23	21	0.523	0	1	20.5	44	0.466	11
B 73 Hansen, Josh	3	4	4	5	7	9	0.438	2	6	3	4	5	10	0.333	12	19	0.387	0	1	10.5	31	0.339	9
B 74 Murphy, Phil	4	7	3	7	7	14	0.333	5	6	4	6	9	12	0.429	16	26	0.381	1	1	8.0	42	0.190	11
B 75 Trefzger, Ken	6	6	6	6	12	12	0.500	5	7	4	8	9	15	0.375	21	27	0.438	1	1	34.0	48	0.708	12
B 76 Richardson, Shane	4	6	5	5	9	11	0.450	4	6	3	7	7	13	0.350	16	24	0.400	1	1	16.5	40	0.413	10
B 77 Kinden, Pete	4	7	2	9	6	16	0.273	3	8	2	9	5	17	0.227	11	33	0.250	1	1	16.5	44	0.375	12
B 78 Cashin, Jeff	0	2	1	1	1	3	0.250	1	1	1	1	2	2	0.500	3	5	0.375	1	0	5.0	8	0.625	2
B8/ Nine Lives	36	42	33	45	69	87	0.442	15	24	17	22	32	46	0.410	133	179	0.426	0	8	127.5	312	0.409	
B 80 Romanchek, David	3	2	8	5	11	7	0.611	3	3	4	6	7	9	0.438	18	16	0.529	0	1	18.0	34	0.529	13
B 81 Copple, Matthew	6	6	5	5	11	11	0.500	4	6	7	3	11	9	0.550	22	20	0.524	0	1	20.5	42	0.488	12
B 82 Smith, Butch	4	6	2	6	6	12	0.333	3	6	5	5	8	11	0.421	14	23	0.378	0	1	20.5	37	0.554	11
B 83 Mays, John	4	4	2	4	6	8	0.429	4	3	3	5	7	8	0.467	13	16	0.448	0	1	6.5	29	0.224	9
B 84 Gibson, Jack	2	5	0	6	2	11	0.154	3	2	1	5	4	7	0.364	6	18	0.250	0	1	5.5	24	0.229	8
B 85 Keever, David	3	5	1	7	4	12	0.250	1	7	1	5	2	12	0.143	6	24	0.200	0	0	8.5	30	0.283	11
B 86 Porcelli, Robb	10	2	9	3	19	5	0.792	5	8	5	7	10	15	0.400	29	20	0.592	0	1	26.5	49	0.541	13
B 87 Smith, Tyler	2	6	2	4	4	10	0.286	5	6	4	5	9	11	0.450	13	21	0.382	0	1	10.5	34	0.309	11
B 88 Fitzgerald, Dennis	2	6	4	5	6	11	0.353	2	7	4	3	6	10	0.375	12	21	0.364	0	1	11.0	33	0.333	11

	Singles	301	Singles	Cricket	Singles	Record	Singles Win %-age	Doubles	Cricket	Doubles	501	Doubles	Record	Doubles Win %-age	Sngls + Dbls	Record	Sngls + Dbls Win %-age	Tiebreaker Ws	Tiebreaker Ls	All-Star Points	Games Played	All-Star Point Average	Matches Played
C1/ The Outlaws	45	27	40	32	85	59	0.590	18	18	20	16	38	34	0.528	161	127	0.559	0	7	170.5	288	0.592	
C 10 Smith, Brian	8	3	6	4	14	7	0.667	7	3	3	5	10	8	0.556	24	15	0.615	0	1	27.0	39	0.692	11
C 11 Clark, Dan	7	3	8	3	15	6	0.714	4	7	6	4	10	11	0.476	25	17	0.595	0	1	17.5	42	0.417	11
C 12 Steppe, Mike	6	5	6	6	12	11	0.522	6	6	7	4	13	10	0.565	25	21	0.543	0	1	18.5	46	0.402	12
C 13 Tant, J.J.	8	4	9	3	17	7	0.708	7	5	9	2	16	7	0.696	33	14	0.702	0	1	52.5	47	1.117	12
C 14 Talley, Gray	2	2	0	3	2	5	0.286	0	3	5	3	5	6	0.455	7	11	0.389	0	1	4.5	18	0.250	9
C 15 Murray, Shane	0	0	0	0	0	0	---	0	0	0	0	0	0	---	0	0	---	0	0	0.0	0	---	0
C 16 Peterson, Chris	6	6	5	8	11	14	0.440	4	9	5	7	9	16	0.360	20	30	0.400	0	1	20.0	50	0.400	12
C 17 Scott, Lee	8	4	6	5	14	9	0.609	8	3	5	7	13	10	0.565	27	19	0.587	0	1	30.5	46	0.663	11
C2/ Darty Sanchez	34	32	31	35	65	67	0.492	20	13	14	19	34	32	0.515	133	131	0.504	0	6	120.0	264	0.455	
C 20 Trefzger, Mike	4	6	1	8	5	14	0.263	4	3	4	6	8	9	0.471	13	23	0.361	0	0	10.0	36	0.278	10
C 21 Trefzger, Eric	9	2	8	4	17	6	0.739	7	4	5	5	12	9	0.571	29	15	0.659	0	1	16.5	44	0.375	11
C 22 Maierhofer, Sean	2	3	0	4	2	7	0.222	4	2	2	3	6	5	0.545	8	12	0.400	0	0	3.0	20	0.150	7
C 23 Goodrich, Brett	2	3	2	2	4	5	0.444	0	4	2	3	2	7	0.222	6	12	0.333	0	1	6.0	18	0.333	5
C 24 Wernet, Brad	1	0	1	2	2	2	0.500	3	0	0	2	3	2	0.600	5	4	0.556	0	0	4.5	9	0.500	3
C 25 Collier, Chris	1	4	1	5	2	9	0.182	5	3	3	3	8	6	0.571	10	15	0.400	0	1	11.5	25	0.460	8
C 26 Stroud, Zach	3	2	2	3	5	5	0.500	3	2	1	4	4	6	0.400	9	11	0.450	0	0	6.0	20	0.300	6
C 27 Robinson, Mike	4	5	8	1	12	6	0.667	7	2	5	4	12	6	0.667	24	12	0.667	0	1	37.5	36	1.042	9
C 28 Barreiro Pujol, Ollie	3	4	1	5	4	9	0.308	3	3	3	3	6	6	0.500	10	15	0.400	0	1	9.0	25	0.360	7
C 29 Bell, Austin	5	3	7	1	12	4	0.750	4	3	3	5	7	8	0.467	19	12	0.613	0	1	16.0	31	0.516	8
C3/ Off Constantly-Reboot	26	40	39	27	65	67	0.492	15	18	16	17	31	35	0.470	127	137	0.481	6	14	124.0	264	0.470	
C 30 Roberts, Mike	2	6	1	4	3	10	0.231	2	7	6	4	8	11	0.421	11	21	0.344	1	2	7.0	32	0.219	11
C 31 Kubel, Nicole	2	5	2	6	4	11	0.267	1	5	2	4	3	9	0.250	7	20	0.259	1	2	6.0	27	0.222	9
C 32 Olson, Kevin	8	0	7	1	15	1	0.938	5	3	5	3	10	6	0.625	25	7	0.781	1	1	38.0	32	1.188	8
C 33 Blackwelder, Allyson	2	7	6	4	8	11	0.421	2	7	4	5	6	12	0.333	14	23	0.378	1	2	10.5	37	0.284	10
C 34 Azevedo, Angelo	2	3	5	1	7	4	0.636	4	2	2	2	6	4	0.600	13	8	0.619	0	2	14.5	21	0.690	6
C 35 Lueneburg, Randy	4	4	6	1	10	5	0.667	3	5	1	5	4	10	0.286	14	15	0.483	0	1	16.5	29	0.569	8
C 36 Tufillaro, Lou	2	5	6	3	8	8	0.500	7	2	3	6	10	8	0.556	18	16	0.529	0	1	14.0	34	0.412	9
C 37 Holt, Ben	4	5	5	5	9	10	0.474	6	3	6	3	12	6	0.667	21	16	0.568	1	2	14.5	37	0.392	10
C 38 Cruze, Michael	0	5	1	2	1	7	0.125	0	2	3	2	3	4	0.429	4	11	0.267	1	1	3.0	15	0.200	5
C4/ Hump Day!	40	32	39	33	79	65	0.549	23	13	16	20	39	33	0.542	157	131	0.545	8	14	163.0	288	0.566	
C 40 Deemer, Randy	2	4	4	3	6	7	0.462	6	2	3	6	9	8	0.529	15	15	0.500	1	1	14.0	30	0.467	11
C 41 Todd, Patrick	3	8	1	0	4	8	0.333	3	2	3	5	6	7	0.462	10	15	0.400	1	2	3.5	25	0.140	11
C 42 Bush, Jim	4	3	0	2	4	5	0.444	2	1	0	3	2	4	0.333	6	9	0.400	1	1	2.5	15	0.167	7
C 43 McEwen, William	1	4	5	5	6	9	0.400	4	3	3	6	7	9	0.438	13	18	0.419	1	2	21.0	31	0.677	12
C 44 Moore, Mark	1	4	1	2	2	6	0.250	2	1	2	3	4	4	0.500	6	10	0.375	0	1	4.5	16	0.281	6
C 45 Krestalude, Andy	9	2	2	9	11	11	0.500	6	4	3	3	9	7	0.563	20	18	0.526	1	2	21.5	38	0.566	11
C 46 Stuckey, Rob	6	4	5	6	11	10	0.524	7	3	4	4	11	7	0.611	22	17	0.564	1	2	15.0	39	0.385	11
C 47 Baldwin, Randy	0	2	7	2	7	4	0.636	6	3	3	5	9	8	0.529	16	12	0.571	1	1	23.5	28	0.839	9
C 48 Bunn, Tim	9	1	9	1	18	2	0.900	6	4	7	2	13	6	0.684	31	8	0.795	0	1	46.0	39	1.179	10
C 49 LaFosse, Guy	5	0	5	3	10	3	0.769	4	3	4	3	8	6	0.571	18	9	0.667	1	1	11.5	27	0.426	8
C5/ Menace 2 Sobriety	34	38	34	38	68	76	0.472	16	20	13	23	29	43	0.403	126	162	0.438	11	0	106.5	288	0.370	
C 50 White, J.J.	7	3	7	5	14	8	0.636	5	7	4	8	9	15	0.375	23	23	0.500	2	0	25.0	46	0.543	12
C 51 Johnson, Dave	3	5	8	3	11	8	0.579	5	6	5	6	10	12	0.455	21	20	0.512	2	0	16.5	41	0.402	11
C 52 Price, Brady	9	3	7	4	16	7	0.696	4	7	6	5	10	12	0.455	26	19	0.578	2	0	18.0	45	0.400	11
C 53 Bouchard, Keith	5	3	4	5	9	8	0.529	6	3	4	5	10	8	0.556	19	16	0.543	1	0	12.0	35	0.343	9
C 54 Gartland, James	2	10	4	8	6	18	0.250	6	6	4	8	10	14	0.417	16	32	0.333	2	0	19.0	48	0.396	11
C 55 Rogers, Spencer	5	4	2	6	7	10	0.412	2	6	1	4	3	10	0.231	10	20	0.333	0	0	6.0	30	0.200	10
C 56 Baker, Dennis	3	10	2	7	5	17	0.227	4	5	2	10	6	15	0.286	11	32	0.256	2	0	10.0	43	0.233	12
C6/ Rif Raf	26	46	28	44	54	90	0.375	12	24	22	14	34	38	0.472	122	166	0.424	12	0	114.0	288	0.396	
C 60 Diamond, Paddy	2	6	4	8	6	14	0.300	0	5	4	2	4	7	0.364	10	21	0.323	2	0	14.5	31	0.468	12
C 61 Gaertner, Brian	2	10	0	1	2	11	0.154	2	5	6	5	8	10	0.444	10	21	0.323	2	0	3.5	31	0.113	12
C 62 Piquet, David	7	5	3	4	10	9	0.526	3	7	8	3	11	10	0.524	21	19	0.525	2	0	16.0	40	0.400	12
C 63 Winters, Tom "Tiny"	3	6	5	6	8	12	0.400	5	6	7	4	12	10	0.545	20	22	0.476	2	0	24.0	42	0.571	12
C 64 Horger, Dennis	2	3	4	7	6	10	0.375	4	8	4	4	8	12	0.400	14	22	0.389	1	0	14.5	36	0.403	12
C 65 Shorrock, Will	1	1	3	1	4	2	0.667	3	1	2	0	5	1	0.833	9	3	0.750	0	0	6.0	12	0.500	4
C 66 Williams, Ed	3	4	3	5	6	9	0.400	2	6	4	3	6	9	0.400	12	18	0.400	0	0	13.0	30	0.433	9
C 67 Snyder, Mike	0	1	2	4	2	5	0.286	1	2	2	2	3	4	0.429	5	9	0.357	0	0	8.5	14	0.607	6
C 68 Jackson, Barry	3	4	0	3	3	7	0.300	1	3	3	4	4	7	0.364	7	14	0.333	1	0	2.5	21	0.119	7
C 69 Iager, John	3	6	4	5	7	11	0.389	3	5	4	1	7	6	0.538	14	17	0.452	2	0	11.5	31	0.371	9
C7/ Shooter McGavin	41	31	35	37	76	68	0.528	19	17	22	14	41	31	0.569	158	130	0.549	13	14	137.0	288	0.476	
C 70 Knott, Ronnie	9	3	6	6	15	9	0.625	5	7	7	5	12	12	0.500	27	21	0.563	2	2	12.5	48	0.260	12
C 71 Knott, Ryan	3	3	6	4	9	7	0.563	5	5	6	6	11	11	0.500	20	18	0.526	2	2	21.5	38	0.566	12
C 72 Sautter, Scott	7	4	5	6	12	10	0.545	6	5	6	5	12	10	0.545	24	20	0.545	2	2	29.0	44	0.659	11
C 73 Sautter, Don	5	4	1	5	6	9	0.400	1	3	6	4	7	7	0.500	13	16	0.448	1	2	3.0	29	0.103	11
C 74 Howard, Brian	5	7	7	5	12	12	0.500	5	7	2	2	7	9	0.438	19	21	0.475	2	2	20.0	40	0.500	12
C 75 Toolan, Chris	5	6	3	7	8	13	0.381	8	3	8	3	16	6	0.727	24	19	0.558	2	2	25.0	43	0.581	11
C 76 Stewart, Kevin	7	4	7	4	14	8	0.636	8	4	9	3	17	7	0.708	31	15	0.674	2	2	26.0	46	0.565	12

	Singles		Singles		Singles		Singles Win %-age	Doubles		Doubles		Doubles		Doubles Win %-age	Sngls + Dbls		Sngls + Dbls Win %-age	Tiebreaker Ws	Tiebreaker Ls	All-Star Points	Games Played	All-Star Point Average	Matches Played
	301		Cricket		Record			Cricket		501		Record			Record								
D1/ Reload	52	20	46	26	98	46	0.681	23	13	18	18	41	31	0.569	180	108	0.625	0	8	146.0	288	0.507	
D 10 Long, Robert	7	2	0	2	7	4	0.636	5	3	3	5	8	8	0.500	15	12	0.556	0	1	16.0	27	0.593	10
D 11 Jones, Dustin	10	2	12	0	22	2	0.917	8	4	7	5	15	9	0.625	37	11	0.771	0	1	42.0	48	0.875	12
D 12 Arnold, Jimmy	8	3	9	3	17	6	0.739	5	6	6	5	11	11	0.500	28	17	0.622	0	1	22.0	45	0.489	12
D 13 Ondek, Matt	4	0	7	3	11	3	0.786	7	4	3	7	10	11	0.476	21	14	0.600	0	1	16.0	35	0.457	11
D 14 Roper, Branden	8	3	8	4	16	7	0.696	9	3	5	7	14	10	0.583	30	17	0.638	0	1	25.5	47	0.543	12
D 15 Morin, Deane "Dino"	6	5	4	5	10	10	0.500	6	3	7	3	13	6	0.684	23	16	0.590	0	1	13.5	39	0.346	11
D 16 Williams, Denny	6	5	4	7	10	12	0.455	4	2	3	3	7	5	0.583	17	17	0.500	0	1	10.0	34	0.294	11
D 17 Long, Gary	1	0	1	1	2	1	0.667	1	0	0	0	1	0	1.000	3	1	0.750	0	0	1.0	4	0.250	2
D 18 Gardner, Mike	2	0	1	1	3	1	0.750	0	0	2	1	2	1	0.667	5	2	0.714	0	1	0.0	7	0.000	3
D 19 Ellington, Dave	0	0	0	0	0	0	---	1	1	0	0	1	1	0.500	1	1	0.500	0	0	0.0	2	0.000	2
D2/ DD-214	28	44	42	30	70	74	0.486	20	16	24	12	44	28	0.611	158	130	0.549	21	0	140.0	288	0.486	
D 20 Beaird, Tommy	5	3	10	1	15	4	0.789	9	2	8	3	17	5	0.773	32	9	0.780	3	0	41.5	41	1.012	11
D 21 Guenther, George	4	6	6	4	10	10	0.500	5	5	7	2	12	7	0.632	22	17	0.564	3	0	20.0	39	0.513	10
D 22 xx-Gabry, Greg	0	2	1	0	1	2	0.333	1	0	1	0	2	0	1.000	3	2	0.600	0	0	0.0	5	0.000	2
D 23 Brody, Kevin	0	0	0	0	0	0	---	0	0	0	0	0	0	---	0	0	---	0	0	0.0	0	---	0
D 24 Jones, Jeff	0	8	1	4	1	12	0.077	1	7	5	1	6	8	0.429	7	20	0.259	3	0	6.5	27	0.241	9
D 25 Owen, Hal	2	7	2	5	4	12	0.250	5	5	8	2	13	7	0.650	17	19	0.472	3	0	9.0	36	0.250	11
D 26 Thomas, Joe "Antique"	7	3	4	6	11	9	0.550	5	4	5	4	10	8	0.556	21	17	0.553	3	0	10.5	38	0.276	12
D 27 Teegarden, Travis	5	5	6	4	11	9	0.550	5	3	5	4	10	7	0.588	21	16	0.568	1	0	16.5	37	0.446	10
D 28 Oullette, Brian	3	4	9	0	12	4	0.750	5	4	5	2	10	6	0.625	22	10	0.688	2	0	31.5	32	0.984	9
D 29 Sims, Phil	2	6	3	6	5	12	0.294	4	2	4	6	8	8	0.500	13	20	0.394	3	0	4.5	33	0.136	10
D3/ Sharky's Machine	34	38	34	38	68	76	0.472	16	20	16	20	32	40	0.444	132	156	0.458	0	7	122.5	288	0.425	
D 30 Borgia, Pete	5	6	9	2	14	8	0.636	4	8	5	7	9	15	0.375	23	23	0.500	0	1	18.5	46	0.402	12
D 31 Bateman, Jimmy	6	5	6	4	12	9	0.571	4	6	5	5	9	11	0.450	21	20	0.512	0	1	17.5	41	0.427	10
D 32 Allison, Frank	3	2	2	3	5	5	0.500	2	2	3	2	5	4	0.556	10	9	0.526	0	0	11.5	19	0.605	5
D 33 Barrett, Darren	7	1	4	4	11	5	0.688	4	4	1	7	5	11	0.313	16	16	0.500	0	1	12.0	32	0.375	8
D 34 Schaefer, Dan	1	5	0	4	1	9	0.100	3	3	2	4	5	7	0.417	6	16	0.273	0	1	3.5	22	0.159	8
D 35 Schaefer, John	6	3	4	5	10	8	0.556	6	2	4	5	10	7	0.588	20	15	0.571	0	1	27.0	35	0.771	9
D 36 Schaefer, Michael	1	5	4	4	5	9	0.357	3	5	4	4	7	9	0.438	12	18	0.400	0	1	16.0	30	0.533	9
D 37 Kruger, Lonny	3	5	4	7	7	12	0.368	4	5	2	3	6	8	0.429	13	20	0.394	0	0	14.5	33	0.439	9
D 38 Fink, Scott	1	4	1	2	2	6	0.250	2	2	4	2	6	4	0.600	8	10	0.444	0	1	2.0	18	0.111	7
D 39 Fuller, Geoff	1	2	0	3	1	5	0.167	0	3	2	1	2	4	0.333	3	9	0.250	0	0	0.0	12	0.000	4
D4/ Ton 80 Proof	36	36	31	41	67	77	0.465	17	19	18	18	35	37	0.486	137	151	0.476	0	7	123.0	288	0.427	
D 40 Theall, Ken	2	4	2	0	4	4	0.500	1	2	0	2	1	4	0.200	5	8	0.385	0	1	4.0	13	0.308	7
D 41 Gagner, Chris	7	3	4	5	11	8	0.579	5	4	6	3	11	7	0.611	22	15	0.595	0	0	10.5	37	0.284	10
D 42 Dehnel, Sebastian	4	5	6	5	10	10	0.500	7	4	5	4	12	8	0.600	22	18	0.550	0	1	18.5	40	0.463	11
D 43 Blake, Rick	4	6	5	5	9	11	0.450	3	7	4	6	7	13	0.350	16	24	0.400	0	1	26.0	40	0.650	10
D 44 Swartzel, David	0	1	0	1	0	2	0.000	0	0	0	0	0	0	---	0	2	0.000	0	0	1.0	2	0.500	1
D 45 Zuttel, Paul	2	0	3	3	5	3	0.625	3	2	5	1	8	3	0.727	13	6	0.684	0	1	12.0	19	0.632	7
D 46 Frederickson, David "Butte	5	3	6	4	11	7	0.611	4	6	3	5	7	11	0.389	18	18	0.500	0	0	15.0	36	0.417	10
D 47 Kotecki, Phil	3	4	0	8	3	12	0.200	1	4	3	6	4	10	0.286	7	22	0.241	0	1	3.0	29	0.103	9
D 48 Talbot, Chris	8	3	0	4	8	7	0.533	6	5	5	5	11	10	0.524	19	17	0.528	0	1	13.0	36	0.361	11
D 49 Robertson, Chris	1	7	5	6	6	13	0.316	4	4	5	4	9	8	0.529	15	21	0.417	0	1	20.0	36	0.556	11
D5/ Red-eye Rangers	43	29	44	28	87	57	0.604	23	13	15	21	38	34	0.528	163	125	0.566	0	0	115.5	288	0.401	
D 50 Kunesh, Joe	7	4	2	4	9	8	0.529	7	3	4	6	11	9	0.550	20	17	0.541	0	0	12.5	37	0.338	12
D 51 Rouse, Chuck	2	7	0	0	2	7	0.222	1	3	1	4	2	7	0.222	4	14	0.222	0	0	1.0	18	0.056	9
D 52 Barnes, Will	4	5	8	3	12	8	0.600	6	5	4	6	10	11	0.476	22	19	0.537	0	0	26.0	41	0.634	11
D 53 Kirkpatrick, Scott	6	4	7	4	13	8	0.619	7	4	2	7	9	11	0.450	22	19	0.537	0	0	14.0	41	0.341	11
D 54 Raper, Jeromie	5	3	10	2	15	5	0.750	8	3	3	7	11	10	0.524	26	15	0.634	0	0	16.5	41	0.402	12
D 55 Powell, Mark	7	5	9	3	16	8	0.667	8	5	7	4	15	9	0.625	31	17	0.646	0	0	9.0	48	0.188	12
D 56 Mitchell, Bill	4	0	0	11	4	11	0.267	1	2	4	4	5	6	0.455	9	17	0.346	0	0	6.0	26	0.231	11
D 57 Powell, Zach	8	1	8	1	16	2	0.889	8	1	5	4	13	5	0.722	29	7	0.806	0	0	30.5	36	0.847	9
D6/ Village Idiots	38	34	43	29	81	63	0.563	21	15	20	16	41	31	0.569	163	125	0.566	14	7	142.0	288	0.493	
D 60 Hartley, Barron	6	6	3	5	9	11	0.450	1	2	4	6	5	8	0.385	14	19	0.424	2	1	10.0	33	0.303	12
D 61 Hartley, Bryan	5	3	8	2	13	5	0.722	6	4	6	4	12	8	0.600	25	13	0.658	2	1	28.0	38	0.737	10
D 62 Jones, Nick	4	4	8	3	12	7	0.632	6	5	6	5	12	10	0.545	24	17	0.585	2	1	20.5	41	0.500	11
D 63 Vivod, Josh	8	3	9	2	17	5	0.773	7	4	6	5	13	9	0.591	30	14	0.682	2	1	23.0	44	0.523	11
D 64 Haywood, Eric	2	3	8	3	10	6	0.625	8	3	6	4	14	7	0.667	24	13	0.649	1	1	24.5	37	0.662	11
D 65 Baugher, Mark	5	4	3	6	8	10	0.444	7	5	6	2	13	7	0.650	21	17	0.553	2	1	9.5	38	0.250	12
D 66 Walker, Steven	3	3	0	2	3	5	0.375	0	1	2	1	2	2	0.500	5	7	0.417	1	0	3.0	12	0.250	7
D 67 Tyler, Rob	1	3	1	1	2	4	0.333	0	2	2	1	2	3	0.400	4	7	0.364	1	0	0.0	11	0.000	5
D 68 Rowe, Dan	4	5	3	5	7	10	0.412	7	4	2	4	9	8	0.529	16	18	0.471	1	1	23.5	34	0.691	12
D7/ She-Unit	21	51	12	60	33	111	0.229	6	30	15	21	21	51	0.292	75	213	0.260	0	6	72.0	288	0.250	
D 70 Phillips, Leslie	4	6	4	7	8	13	0.381	2	8	3	8	5	16	0.238	13	29	0.310	0	1	15.5	42	0.369	11
D 71 Phillips, Julie	0	3	0	2	0	5	0.000	0	3	0	2	0	5	0.000	0	10	0.000	0	0	4.0	10	0.400	3
D 72 Stewart, Colleen	2	3	0	5	2	8	0.200	0	6	3	0	3	6	0.333	5	14	0.263	0	0	6.0	19	0.316	6
D 73 Mozzetti, Petra	3	3	3	3	6	6	0.500	3	3	3	3	6	6	0.500	12	12	0.500	0	1	4.0	24	0.167	6
D 74 Gibson, Whitney	2	4	0	6	2	10	0.167	0	6	3	2	3	8	0.273	5	18	0.217	0	0	6.0	23	0.261	7
D 75 Reilly, Anne	2	6	1	5	3	11	0.214	0	5	3	3	3	8	0.273	6	19	0.240	0	0	8.0	25	0.320	8
D 76 Velazquez, Keri	2	4	2	9	4	13	0.235	3	7	4	5	7	12	0.368	11	25	0.306	0	1	6.5	36	0.181	11
D 77 Hoover, Kim	0	7	1	9	1	16	0.059	2	7	5	5	7	12	0.368	8	28	0.222	0	1	6.0	36	0.167	11
D 78 Taylor, Tisha	3	7	1	9	4	16	0.200	0	8	2	7	2	15	0.118	6	31	0.162	0	1	8.5	37	0.230	10
D 79 Clement, Dawn	3	8	0	5	3	13	0.188	2	7	4	7	6	14	0.300	9	27	0.250	0	1	7.5	36	0.208	11

	Singles	301	Singles	Cricket	Singles	Record	Singles Win %-age	Doubles	Cricket	Doubles	501	Doubles	Record	Doubles Win %-age	Sngls + Dbls	Record	Sngls + Dbls Win %-age	Tiebreaker Ws	Tiebreaker Ls	All-Star Points	Games Played	All-Star Point Average	Matches Played
E1/ Duck Around & Find Out	44	40	36	48	80	88	0.476	17	25	18	24	35	49	0.417	150	186	0.446	0	7	96.0	336	0.286	
E 10 Kuppler, Bob	3	4	5	5	8	9	0.471	6	7	4	5	10	12	0.455	18	21	0.462	0	1	10.5	39	0.269	14
E 11 Carawon, Harris	10	4	6	8	16	12	0.571	6	7	5	8	11	15	0.423	27	27	0.500	0	1	6.5	54	0.120	14
E 12 Converse, Laurence	3	6	4	6	7	12	0.368	5	6	5	5	10	11	0.476	17	23	0.425	0	1	15.0	40	0.375	11
E 13 Ellis, Tim	9	5	7	7	16	12	0.571	5	9	8	5	13	14	0.481	29	26	0.527	0	1	18.5	55	0.336	14
E 14 Kuppler, Alex	3	10	0	11	3	21	0.125	3	7	6	8	9	15	0.375	12	36	0.250	0	1	17.5	48	0.365	14
E 15 Lalino, Steve	5	4	5	4	10	8	0.556	2	6	4	5	6	11	0.353	16	19	0.457	0	1	2.5	35	0.071	9
E 16 Rawlings, Shane	9	3	7	5	16	8	0.667	6	6	3	9	9	15	0.375	25	23	0.521	0	1	19.5	48	0.406	12
E 17 Schoch, Adam	2	1	2	1	4	2	0.667	1	2	1	2	2	4	0.333	6	6	0.500	0	0	6.0	12	0.500	3
E 18 Marechek, Gary	0	3	0	1	0	4	0.000	0	0	0	1	0	1	0.000	0	5	0.000	0	0	0.0	5	0.000	4
E2/ Cheap Shots	49	35	38	46	87	81	0.518	20	22	20	22	40	44	0.476	167	169	0.497	12	6	112.5	336	0.335	
E 20 Buckman, Dave	8	5	10	3	18	8	0.692	6	7	7	7	13	14	0.481	31	22	0.585	2	0	21.0	53	0.396	13
E 21 Burney, Gary	9	5	6	10	15	15	0.500	4	10	9	7	13	17	0.433	28	32	0.467	2	1	23.0	60	0.383	14
E 22 Hindle, Mikey	10	4	7	8	17	12	0.586	5	7	6	7	11	14	0.440	28	26	0.519	1	1	16.5	54	0.306	13
E 23 Witz, Steve	5	4	5	2	10	6	0.625	6	5	5	5	11	10	0.524	21	16	0.568	2	1	11.0	37	0.297	10
E 24 James, Bob	4	2	1	7	5	9	0.357	3	4	1	6	4	10	0.286	9	19	0.321	1	0	11.0	28	0.393	8
E 25 McMillan, Bill	3	6	1	7	4	13	0.235	5	3	3	4	8	7	0.533	12	20	0.375	2	0	6.5	32	0.203	9
E 26 Sellers, Mark	1	2	2	1	3	3	0.500	2	1	1	2	3	3	0.500	6	6	0.500	0	1	4.5	12	0.375	3
E 27 Clark, Bryce	0	2	0	2	0	4	0.000	1	1	0	2	1	3	0.250	1	7	0.125	0	1	3.5	8	0.438	2
E 28 Britt, Jacob	9	5	6	6	15	11	0.577	8	6	8	4	16	10	0.615	31	21	0.596	2	1	15.5	52	0.298	12
E3/ Death Throw	46	38	45	39	91	77	0.542	26	16	28	14	54	30	0.643	199	137	0.592	7	8	136.0	336	0.405	
E 30 Willis, Tolson	8	6	4	5	12	11	0.522	8	5	7	3	15	8	0.652	27	19	0.587	1	1	13.5	46	0.293	14
E 31 Bosier, Sean	10	3	7	6	17	9	0.654	9	3	9	4	18	7	0.720	35	16	0.686	1	1	27.0	51	0.529	13
E 32 Mathews, Dave	7	6	5	6	12	12	0.500	6	6	7	4	13	10	0.565	25	22	0.532	1	1	15.5	47	0.330	13
E 33 Willis, Angie	1	10	0	0	1	10	0.091	0	0	3	4	3	4	0.429	4	14	0.222	1	1	3.0	18	0.167	11
E 34 Mathews, Olivia	9	5	7	7	16	12	0.571	5	8	9	5	14	13	0.519	30	25	0.545	1	1	22.0	55	0.400	14
E 35 Bradshaw, Tyler	8	4	9	6	17	10	0.630	10	4	10	1	20	5	0.800	37	15	0.712	1	1	25.5	52	0.490	14
E 36 Fortune, Chase	0	2	5	3	5	5	0.500	6	2	3	4	9	6	0.600	14	11	0.560	0	1	8.5	25	0.340	9
E 37 Willis, Bladen	3	2	7	5	10	7	0.588	7	4	8	2	15	6	0.714	25	13	0.658	1	1	18.0	38	0.474	12
E 38 Mathews, Theresa	0	0	1	1	1	1	0.500	1	0	0	1	1	1	0.500	2	2	0.500	0	0	3.0	4	0.750	3
E 39 Fortune, Brooke	0	0	0	0	0	0	---	0	0	0	0	0	0	---	0	0	---	0	0	0.0	0	---	0
E4/ Irish Ton	39	45	32	52	71	97	0.423	16	26	21	21	37	47	0.440	145	191	0.432	15	8	105.5	336	0.314	
E 40 Cominole, Jeremy	6	7	4	7	10	14	0.417	3	9	3	5	6	14	0.300	16	28	0.364	2	1	14.0	44	0.318	13
E 41 Rossbach, Mark	3	3	7	6	10	9	0.526	4	8	5	6	9	14	0.391	19	23	0.452	2	1	9.0	42	0.214	13
E 42 Yarsawich, Brian	1	3	0	8	1	11	0.083	1	1	1	5	2	6	0.250	3	17	0.150	2	1	3.0	20	0.150	9
E 43 Ball, Pat	10	4	7	7	17	11	0.607	9	5	10	4	19	9	0.679	36	20	0.643	2	1	24.5	56	0.438	14
E 44 Cody, Mike	4	5	6	2	10	7	0.588	3	8	6	4	9	12	0.429	19	19	0.500	2	1	7.5	38	0.197	11
E 45 Cody, Dan	7	5	4	5	11	10	0.524	5	7	5	6	10	13	0.435	21	23	0.477	1	1	20.5	44	0.466	12
E 46 Wilson, Travis	3	3	0	4	3	7	0.300	1	3	1	4	2	7	0.222	5	14	0.263	1	0	1.0	19	0.053	8
E 47 Byleund, Jay	1	0	2	1	3	1	0.750	0	3	1	2	1	5	0.167	4	6	0.400	1	0	5.0	10	0.500	5
E 48 Stroh, Wil	3	9	2	8	5	17	0.227	6	5	8	3	14	8	0.636	19	25	0.432	1	1	18.0	44	0.409	12
E 49 Pereida, Hector	1	6	0	4	1	10	0.091	0	3	2	3	2	6	0.250	3	16	0.158	1	1	3.0	19	0.158	8
E5/ Dart Side of the Moon	48	36	52	32	100	68	0.595	27	15	18	24	45	39	0.536	190	146	0.565	9	8	152.5	336	0.454	
E 50 Cornell, Blaine	0	1	1	0	1	1	0.500	0	1	6	1	6	2	0.750	7	3	0.700	1	1	3.0	10	0.300	10
E 51 Millius, Mike	9	5	13	1	22	6	0.786	10	4	5	7	15	11	0.577	37	17	0.685	1	1	38.0	54	0.704	14
E 52 Tisdale, Brian	0	1	2	10	2	11	0.154	9	1	4	4	13	5	0.722	15	16	0.484	1	1	10.0	31	0.323	13
E 53 Toko, Jeff	4	5	5	3	9	8	0.529	5	6	1	6	6	12	0.333	15	20	0.429	1	1	10.0	35	0.286	13
E 54 Furdon, Matt	11	3	8	5	19	8	0.704	8	4	7	6	15	10	0.600	34	18	0.654	1	1	28.0	52	0.538	14
E 55 Wilberg, Chelsea	7	7	3	2	10	9	0.526	3	0	3	9	6	9	0.400	16	18	0.471	1	1	7.0	34	0.206	14
E 56 Roseman, Sean	7	3	7	3	14	6	0.700	7	4	2	4	9	8	0.529	23	14	0.622	1	0	11.5	37	0.311	12
E 57 DiCaprio, Al	1	7	3	6	4	13	0.235	5	5	5	4	10	9	0.526	14	22	0.389	1	1	18.0	36	0.500	14
E 58 Musil, Dylan	9	4	10	2	19	6	0.760	7	5	3	7	10	12	0.455	29	18	0.617	1	1	27.0	47	0.574	13
E6/ Runs with Corks	35	49	47	37	82	86	0.488	20	22	19	23	39	45	0.464	160	176	0.476	0	16	143.5	336	0.427	
E 60 Fleener, Michael	6	5	7	5	13	10	0.565	6	7	3	2	9	9	0.500	22	19	0.537	0	2	27.5	41	0.671	13
E 61 Amarante, John	8	3	6	6	14	9	0.609	6	4	2	3	8	7	0.533	22	16	0.579	0	1	16.5	38	0.434	12
E 62 Stumpf, Robert	3	5	6	5	9	10	0.474	2	8	7	4	9	12	0.429	18	22	0.450	0	2	9.5	40	0.238	14
E 63 Moody, Chris	3	2	11	1	14	3	0.824	10	3	1	10	11	13	0.458	25	16	0.610	0	2	35.5	41	0.866	13
E 64 Sweet, Jim	4	6	3	2	7	8	0.467	4	5	6	6	10	11	0.476	17	19	0.472	0	1	17.0	36	0.472	13
E 65 Sweet, Phyllis	2	4	8	2	10	6	0.625	9	1	5	3	14	4	0.778	24	10	0.706	0	1	16.0	34	0.471	10
E 66 Lymer, Dean	1	7	1	7	2	14	0.125	0	9	5	3	5	12	0.294	7	26	0.212	0	2	8.5	33	0.258	13
E 67 Newbold, Stephanie	0	6	0	4	0	10	0.000	1	1	0	7	1	8	0.111	1	18	0.053	0	1	1.0	19	0.053	9
E 68 Couch, Amber	5	6	5	5	10	11	0.476	2	4	4	1	6	5	0.545	16	16	0.500	0	2	10.5	32	0.328	13
E 69 Spanko, Melanie	3	5	0	0	3	5	0.375	0	2	5	7	5	9	0.357	8	14	0.364	0	2	1.5	22	0.068	13
E7/ Liquor Possee	43	41	47	37	90	78	0.536	25	17	25	17	50	34	0.595	190	146	0.565	15	5	139.0	336	0.414	
E 70 Martinez, Gustavo	5	6	2	5	7	11	0.389	5	6	3	4	8	10	0.444	15	21	0.417	2	0	12.0	36	0.333	13
E 71 Barnes, Adam	11	3	9	4	20	7	0.741	9	5	9	3	18	8	0.692	38	15	0.717	2	1	35.5	53	0.670	14
E 72 Claggett, Jerimy	4	8	1	2	5	10	0.333	5	5	5	2	10	7	0.588	15	17	0.469	2	0	4.5	32	0.141	12
E 73 Blanes, Silver	6	6	9	2	15	8	0.652	10	1	8	2	18	3	0.857	33	11	0.750	1	0	24.0	44	0.545	12
E 74 Crowley, Fulton	4	2	1	1	5	3	0.625	4	2	2	2	6	4	0.600	11	7	0.611	1	0	5.0	18	0.278	7
E 75 Kipp, Daniel	2	5	3	4	5	9	0.357	1	1	2	6	3	7	0.300	8	16	0.333	1	1	2.0	24	0.083	12
E 76 Bathurst, Ryan	5	5	6	4	11	9	0.550	3	6	6	3	9	9	0.500	20	18	0.526	2	0	19.5	38	0.513	10
E 77 Bathurst, Alyssa	2	1	1	3	3	4	0.429	2	2	2	0	4	2	0.667	7	6	0.538	0	1	5.5	13	0.423	4
E 78 Allen, Zach	3	3	11	3	14	6	0.700	7	5	8	6	15	11	0.577	29	17	0.630	2	1	22.0	46	0.478	14
E 79 Furdon, Jenny	1	2	4	9	5	11	0.313	4	1	5	6	9	7	0.563	14	18	0.438	2	1	9.0	32	0.281	13
E8/ Bangin the Wire	32	52	39	45	71	97	0.423	17	25	19	23	36	48	0.429	143	193	0.426	12	13	101.0	336	0.301	
E 80 Williams, Kelsey	1	8	1	4	2	12	0.143	2	4	3	3	5	7	0.417	7	19	0.269	1	2	4.0	26	0.154	12
E 81 White, John	6	8	8	6	14	14	0.500	7	7	5	5	12	12	0.500	26	26	0.500	2	2	17.0	52	0.327	14
E 82 Prosser, Brad	2	6	1	8	3	14	0.176	2	5	5	7	7	12	0.368	10	26	0.278	2	2	5.0	36	0.139	14
E 83 Port, Brian	3	6	4	6	7	12	0.368	2	7	6	3	8	10	0.444	15	22	0.405	2	1	8.0	37	0.216	12
E 84 Stark, Parker	3	4	4	5	7	9	0.438	6	2	4	2	10	4	0.714	17	13	0.567	1	0	13.5	30	0.450	9
E 85 Bowen, Andy	9	4	11	3	20	7	0.741	5	9	8	6	13	15	0.464	33	22	0.600	2	2	23.5	55	0.427	14
E 86 Beene, Ryan	2	7	1	3	3	10	0.231	1	6	4	5	5	11	0.313	8	21	0.276	0	1	4.5	29	0.155	10
E 87 Mincey, Chris	4	7	9	3	13	10	0.565	7	5	3	9	10	14	0.417	23	24	0.489	2	2	24.5	47	0.521	12
E 88 Johel, Robbie	2	2	0	7	2	9	0.182	2	5	0	6	2	11	0.154	4	20	0.167	0	1	1.0	24	0.042	8

		Singles		Singles		Singles		Singles Win %-age	Doubles		Doubles		Doubles		Doubles Win %-age	Sngls + Dbls		Sngls + Dbls Win %-age	Tiebreaker Ws	Tiebreaker Ls	All-Star Points	Games Played	All-Star Point Average	Matches Played
		301		Cricket		Record			Cricket		501		Record			Record								
F1/ Coach's Last Dance		35	49	31	53	66	102	0.393	15	27	19	23	34	50	0.405	134	202	0.399	0	6	71.0	336	0.211	
F 10	Martin, Claude	4	9	2	10	6	19	0.240	3	8	5	8	8	16	0.333	14	35	0.286	0	1	7.5	49	0.153	14
F 11	Ago, Alvin	1	2	2	3	3	5	0.375	3	2	3	2	6	4	0.600	9	9	0.500	0	0	8.0	18	0.444	5
F 12	Barletta, Phil	5	4	7	4	12	8	0.600	3	8	6	5	9	13	0.409	21	21	0.500	0	1	11.0	42	0.262	11
F 13	Ejlali, Shervin	6	5	5	4	11	9	0.550	7	3	3	7	10	10	0.500	21	19	0.525	0	1	10.0	40	0.250	11
F 14	Emerton, Eric	1	6	4	4	5	10	0.333	3	5	2	3	5	8	0.385	10	18	0.357	0	1	10.5	28	0.375	8
F 15	Hamer, Andrew	6	1	0	4	6	5	0.545	3	4	4	2	7	6	0.538	13	11	0.542	0	0	7.0	24	0.292	7
F 16	Woodard, Dave	1	11	0	10	1	21	0.045	2	7	3	8	5	15	0.250	6	36	0.143	0	1	3.0	42	0.071	12
F 17	Quintana, Abaddon	7	6	6	8	13	14	0.481	5	9	7	6	12	15	0.444	25	29	0.463	0	1	7.5	54	0.139	14
F 18	Henne, Brett	4	5	5	6	9	11	0.450	1	8	5	5	6	13	0.316	15	24	0.385	0	0	6.5	39	0.167	11
F2/ Zero Dart Ton 80		51	33	62	22	113	55	0.673	36	6	32	10	68	16	0.810	249	87	0.741	0	0	170.0	336	0.506	
F 20	Scott, Kevin	0	1	0	0	0	1	0.000	2	1	3	1	5	2	0.714	5	3	0.625	0	0	5.0	8	0.625	5
F 21	Clark, Chad	10	4	12	2	22	6	0.786	13	0	9	1	22	1	0.957	44	7	0.863	0	0	44.0	51	0.863	14
F 22	Turner, Kevin	10	4	12	2	22	6	0.786	7	2	9	4	16	6	0.727	38	12	0.760	0	0	16.0	50	0.320	14
F 23	DeMattos, Rick	5	4	8	2	13	6	0.684	9	2	7	1	16	3	0.842	29	9	0.763	0	0	22.0	38	0.579	13
F 24	Nguyen, Henry	5	4	4	3	9	7	0.563	9	1	6	1	15	2	0.882	24	9	0.727	0	0	11.5	33	0.348	13
F 25	Schon, Chris	1	2	6	6	7	8	0.467	8	2	3	5	11	7	0.611	18	15	0.545	0	0	5.0	33	0.152	14
F 26	Seldon, Curtis	1	5	7	3	8	8	0.500	10	1	7	0	17	1	0.944	25	9	0.735	0	0	16.0	34	0.471	14
F 27	Howes, Guy	11	3	12	2	23	5	0.821	12	2	9	0	21	2	0.913	44	7	0.863	0	0	47.0	51	0.922	14
F 28	Palma, Kevin	4	4	1	2	5	6	0.455	1	1	8	4	9	5	0.643	14	11	0.560	0	0	2.5	25	0.100	12
F 29	Averell, Scott	4	2	0	0	4	2	0.667	1	0	3	3	4	3	0.571	8	5	0.615	0	0	1.0	13	0.077	8
F3/ Sofa Kings		40	44	44	40	84	84	0.500	25	17	26	16	51	33	0.607	186	150	0.554	6	0	118.0	336	0.351	
F 30	Keim, Roger	9	3	10	1	19	4	0.826	8	3	7	4	15	7	0.682	34	11	0.756	1	0	26.5	45	0.589	12
F 31	Alcon, Tony	9	5	11	4	20	9	0.690	10	5	9	5	19	10	0.655	39	19	0.672	1	0	30.0	58	0.517	14
F 32	Bozza, Doug	2	4	5	4	7	8	0.467	4	5	5	3	9	8	0.529	16	16	0.500	1	0	11.0	32	0.344	9
F 33	Moore, Ken	5	10	3	7	8	17	0.320	5	7	10	3	15	10	0.600	23	27	0.460	1	0	10.0	50	0.200	14
F 34	Plotkin, Jeremy	4	7	4	7	8	14	0.364	9	5	8	4	17	9	0.654	25	23	0.521	1	0	14.0	48	0.292	14
F 35	Moore, Andrew	5	6	1	9	6	15	0.286	4	4	2	2	6	6	0.500	12	21	0.364	0	0	6.0	33	0.182	10
F 36	Campbell, Aaron	5	6	9	3	14	9	0.609	9	4	6	8	15	12	0.556	29	21	0.580	1	0	17.0	50	0.340	13
F 37	Hudelson, Hans	1	3	1	5	2	8	0.200	1	1	5	3	6	4	0.600	8	12	0.400	0	0	3.5	20	0.175	8
F4/ Rippin Darts		52	32	51	33	103	65	0.613	28	14	20	22	48	36	0.571	199	137	0.592	0	0	146.0	336	0.435	
F 40	Raymond, Erik	9	5	6	8	15	13	0.536	10	4	3	5	13	9	0.591	28	22	0.560	0	0	23.5	50	0.470	14
F 41	McDonald, Chase	9	4	10	3	19	7	0.731	9	4	7	6	16	10	0.615	35	17	0.673	0	0	18.0	52	0.346	13
F 42	Helton, Dakota	8	6	8	6	16	12	0.571	9	5	7	7	16	12	0.571	32	24	0.571	0	0	23.5	56	0.420	14
F 43	Wood, Connor	9	5	10	4	19	9	0.679	10	4	7	7	17	11	0.607	36	20	0.643	0	0	33.5	56	0.598	14
F 44	Gylfason, Thorbjorn	11	3	13	0	24	3	0.889	9	5	7	7	16	12	0.571	40	15	0.727	0	0	26.0	55	0.473	14
F 45	Kirk, Dylan	5	8	0	3	5	11	0.313	1	1	6	6	7	7	0.500	12	18	0.400	0	0	5.5	30	0.183	13
F 46	Sugg, Bailey	0	0	0	0	0	0	---	0	0	0	0	0	0	---	0	0	---	0	0	0.0	0	---	0
F 47	Pickel, Cameron	1	1	4	9	5	10	0.333	8	5	3	6	11	11	0.500	16	21	0.432	0	0	16.0	37	0.432	13
F 48	Kunkel, Cooper	0	0	0	0	0	0	---	0	0	0	0	0	0	---	0	0	---	0	0	0.0	0	---	0
F 49	Todd, Christian	0	0	0	0	0	0	---	0	0	0	0	0	0	---	0	0	---	0	0	0.0	0	---	0
F5/ Shark Shooters		39	45	47	37	86	82	0.512	22	20	24	18	46	38	0.548	178	158	0.530	0	0	109.5	336	0.326	
F 50	Stacy, Michelle	0	0	2	4	2	4	0.333	4	3	3	3	7	6	0.538	9	10	0.474	0	0	4.0	19	0.211	11
F 51	Stacy, Rod	3	4	6	6	9	10	0.474	9	3	5	6	14	9	0.609	23	19	0.548	0	0	18.5	42	0.440	14
F 52	Mitchell, Liz	4	3	4	4	8	7	0.533	5	4	6	0	11	4	0.733	19	11	0.633	0	0	7.5	30	0.250	11
F 53	Taylor, Eric	5	3	3	6	8	9	0.471	0	5	4	5	4	10	0.286	12	19	0.387	0	0	8.0	31	0.258	13
F 54	Buck, Chris	3	3	4	3	7	6	0.538	5	3	4	3	9	6	0.600	16	12	0.571	0	0	6.5	28	0.232	10
F 55	Graber, Shawn	8	6	8	4	16	10	0.615	6	6	7	3	13	9	0.591	29	19	0.604	0	0	11.0	48	0.229	14
F 56	Strickland, Jon	6	4	5	3	11	7	0.611	5	3	5	3	10	6	0.625	21	13	0.618	0	0	16.0	34	0.471	11
F 57	Wissinger, Wes	6	7	9	4	15	11	0.577	7	6	6	4	13	10	0.565	28	21	0.571	0	0	19.0	49	0.388	14
F 58	Schmitt, Jacqueline	1	11	0	1	1	12	0.077	0	2	4	6	4	8	0.333	5	20	0.200	0	0	0.0	25	0.000	13
F 59	Healy, Simon	3	4	6	2	9	6	0.600	3	5	4	3	7	8	0.467	16	14	0.533	0	0	19.0	30	0.633	9
F6/ Nein Mark		42	42	44	40	86	82	0.512	18	24	21	21	39	45	0.464	164	172	0.488	5	7	97.5	336	0.290	
F 60	Updyke, Gerald	11	2	12	1	23	3	0.885	5	8	7	6	12	14	0.462	35	17	0.673	1	1	23.0	52	0.442	13
F 61	Additon, Chris	0	0	0	0	0	0	---	0	0	0	0	0	0	---	0	0	---	0	0	0.0	0	---	0
F 62	Ferraro, Kimberly	5	9	3	11	8	20	0.286	9	4	6	6	15	10	0.600	23	30	0.434	1	1	13.0	53	0.245	14
F 63	Heath, John	9	5	10	4	19	9	0.679	7	6	9	4	16	10	0.615	35	19	0.648	1	1	23.5	54	0.435	14
F 64	Lang, John	4	8	4	6	8	14	0.364	3	8	3	9	6	17	0.261	14	31	0.311	1	1	7.0	45	0.156	12
F 65	Pender, Aime	2	8	0	13	2	21	0.087	2	10	7	5	9	15	0.375	11	36	0.234	0	1	3.5	47	0.074	12
F 66	Whitley, Brian	5	1	6	1	11	2	0.846	2	5	4	3	6	8	0.429	17	10	0.630	0	1	12.0	27	0.444	7
F 67	Wrenn, Cameron	6	9	9	4	15	13	0.536	8	7	6	9	14	16	0.467	29	29	0.500	1	1	15.5	58	0.267	14
F7/ Triple Shot		38	46	26	58	64	104	0.381	12	30	12	30	24	60	0.286	112	224	0.333	0	0	63.0	336	0.188	
F 70	Newton, Tamara	6	6	2	9	8	15	0.348	3	6	2	11	5	17	0.227	13	32	0.289	0	0	7.5	45	0.167	13
F 71	Newton, Ted	5	7	3	8	8	15	0.348	4	8	2	7	6	15	0.286	14	30	0.318	0	0	13.0	44	0.295	13
F 72	Owens, Martha	4	2	3	10	7	12	0.368	1	9	3	7	4	16	0.200	11	28	0.282	0	0	5.0	39	0.128	13
F 73	Owens, Michael	5	7	1	4	6	11	0.353	1	9	5	4	6	13	0.316	12	24	0.333	0	0	3.0	36	0.083	12
F 74	Harris, Thomas	1	6	3	8	4	14	0.222	2	4	4	5	6	9	0.400	10	23	0.303	0	0	6.5	33	0.197	12
F 75	Smith, Kenny	7	5	4	6	11	11	0.500	3	9	4	5	7	14	0.333	18	25	0.419	0	0	6.0	43	0.140	13
F 76	Neal, Gina	1	6	0	6	1	12	0.077	0	7	1	7	1	14	0.067	2	26	0.071	0	0	1.0	28	0.036	13
F 77	Wooten, Michael	0	1	0	2	0	3	0.000	1	1	0	3	1	4	0.200	1	7	0.125	0	0	0.0	8	0.000	3
F 78	Zelinack, Jason	4	3	7	2	11	5	0.688	4	4	2	7	6	11	0.353	17	16	0.515	0	0	14.0	33	0.424	10
F 79	Turner, Mike	5	3	3	3	8	6	0.571	5	3	1	4	6	7	0.462	14	13	0.519	0	0	7.0	27	0.259	8
F8/ The Dartifacts		39	45	31	53	70	98	0.417	12	30	14	28	26	58	0.310	122	214	0.363	0	0	61.0	336	0.182	
F 80	Marler, Donald "Duck"	9	9	3	14	12	23	0.343	2	14	5	10	7	24	0.226	19	47	0.288	0	0	11.0	66	0.167	14
F 81	DeMattos, Rick	3	7	1	9	4	16	0.200	4	6	5	6	9	12	0.429	13	28	0.317	0	0	6.5	41	0.159	9
F 82	Dunn, Thom	5	3	4	3	9	6	0.600	1	5	1	5	2	10	0.167	11	16	0.407	0	0	1.0	27	0.037	6
F 83	Parker, Billy	5	10	5	11	10	21	0.323	3	15	3	13	6	28	0.176	16	49	0.246	0	0	4.0	65	0.062	14
F 84	Greenoe, Steve	2	5	3	6	5	11	0.313	1	8	3	6	4	14	0.222	9	25	0.265	0	0	4.0	34	0.118	7
F 85	Beach, Nick	6	5	7	3	13	8	0.619	4	6	3	7	7	13	0.350	20	21	0.488	0	0	13.0	41	0.317	10
F 86	Bender, Jamie	9	4	8	5	17	9	0.654	8	5	8	7	16	12	0.571	33	21	0.611	0	0	21.5	54	0.398	13
F 87	Norris, Chris	0	1	0	1	0	2	0.000	1	0	0	1	1	1	0.500	1	3	0.250	0	0	0.0	4	0.000	1
F 88	Cypher, Christian	0	1	0	1	0	2	0.000	0	1	0	1	0	2	0.000	0	4	0.000	0	0	0.0	4	0.000	1

	Singles 301		Singles Cricket		Singles Record		Singles Win %-age	Doubles Cricket		Doubles 501		Doubles Record		Doubles Win %-age	Sngls + Dbls Record		Sngls + Dbls Win %-age	Tiebreaker Ws	Tiebreaker Ls	All-Star Points	Games Played	All-Star Point Average	Matches Played
G1/ That's What She Said	47	37	54	30	101	67	0.601	28	14	21	21	49	35	0.583	199	137	0.592	7	8	123.5	336	0.368	
G 10 Caldwell, Taylor	0	4	4	6	4	10	0.286	5	3	2	6	7	9	0.438	11	19	0.367	0	1	12.0	30	0.400	13
G 11 DiMichele, Doug	6	1	6	1	12	2	0.857	4	3	4	3	8	6	0.571	20	8	0.714	1	1	25.5	28	0.911	7
G 12 Adams, Doug	9	4	8	5	17	9	0.654	7	6	7	5	14	11	0.560	31	20	0.608	1	1	16.5	51	0.324	13
G 13 Carter, Danny	0	0	0	0	0	0	---	0	0	0	0	0	0	---	0	0	---	0	0	0.0	0	---	0
G 14 Carter, Kevin	8	3	8	5	16	8	0.667	7	6	3	5	10	11	0.476	26	19	0.578	0	1	15.0	45	0.333	13
G 15 Thompson, Barry	4	8	3	2	7	10	0.412	12	1	7	5	19	6	0.760	26	16	0.619	1	1	12.5	42	0.298	13
G 16 Thompson, Barry, Jr.	3	6	6	3	9	9	0.500	2	4	4	6	6	10	0.375	15	19	0.441	1	1	3.5	34	0.103	13
G 17 Smith, Ron "Captain"	2	2	1	4	3	6	0.333	1	1	2	4	3	5	0.375	6	11	0.353	1	1	3.0	17	0.176	8
G 18 Beck, Paul	5	6	7	2	12	8	0.600	6	3	4	4	10	7	0.588	22	15	0.595	1	0	12.5	37	0.338	12
G 19 Raquet, Mike	10	3	11	2	21	5	0.808	12	1	9	4	21	5	0.808	42	10	0.808	1	1	23.0	52	0.442	13
G2/ The Neighborhood Dart Knights	32	52	38	46	70	98	0.417	17	25	22	20	39	45	0.464	148	188	0.440	0	0	139.0	336	0.414	
G 20 Swepson, Jerrell	9	3	12	0	21	3	0.875	5	7	8	3	13	10	0.565	34	13	0.723	0	0	54.5	47	1.160	12
G 21 Markham, Jared	3	8	5	6	8	14	0.364	3	5	6	4	9	9	0.500	17	23	0.425	0	0	20.0	40	0.500	12
G 22 Amos, Terron	6	6	6	8	12	14	0.462	9	6	6	6	15	12	0.556	27	26	0.509	0	0	25.5	53	0.481	14
G 23 Lefebvre, C.J.	5	5	5	6	10	11	0.476	6	5	5	8	11	13	0.458	21	24	0.467	0	0	22.5	45	0.500	12
G 24 Schaefer, Pat	4	7	4	4	8	11	0.421	5	5	5	5	10	10	0.500	18	21	0.462	0	0	9.0	39	0.231	11
G 25 Pressimone, Kristen	3	12	0	8	3	20	0.130	3	7	10	4	13	11	0.542	16	31	0.340	0	0	3.0	47	0.064	14
G 26 D'Alesio, Victor	2	7	3	8	5	15	0.250	3	9	1	4	4	13	0.235	9	28	0.243	0	0	2.5	37	0.068	12
G 27 Saunders, Neil	0	4	3	6	3	10	0.231	0	6	3	6	3	12	0.200	6	22	0.214	0	0	2.0	28	0.071	10
G3/ Killer Dee's	45	39	45	39	90	78	0.536	27	15	29	13	56	28	0.667	202	134	0.601	6	0	115.5	336	0.344	
G 30 Bailey, Craig	2	4	1	8	3	12	0.200	9	3	9	2	18	5	0.783	21	17	0.553	1	0	6.5	38	0.171	13
G 31 Nguyen, Tommy	4	6	7	4	11	10	0.524	7	4	8	1	15	5	0.750	26	15	0.634	0	0	10.0	41	0.244	12
G 32 Nguyen, Terry	3	5	4	6	7	11	0.389	2	5	5	4	7	9	0.438	14	20	0.412	1	0	5.5	34	0.162	12
G 33 Ehrmann, Rob	10	3	13	0	23	3	0.885	10	3	10	2	20	5	0.800	43	8	0.843	1	0	41.0	51	0.804	13
G 34 Kedell, Pete	2	4	2	4	4	8	0.333	3	1	2	1	5	2	0.714	9	10	0.474	1	0	2.0	19	0.105	9
G 35 Fishbeck, Brent	5	3	5	2	10	5	0.667	7	4	5	3	12	7	0.632	22	12	0.647	1	0	15.5	34	0.456	11
G 36 Morgraves, Jeannie	3	7	1	1	4	8	0.333	1	2	6	4	7	6	0.538	11	14	0.440	0	0	0.0	25	0.000	13
G 37 Gibson, Jason	5	2	3	6	8	8	0.500	5	7	5	3	10	10	0.500	18	18	0.500	0	0	8.0	36	0.222	13
G 38 Jones, Tre	3	3	1	6	4	9	0.308	1	0	2	4	3	4	0.429	7	13	0.350	0	0	0.0	20	0.000	11
G 39 Kelly, Mike	8	2	8	2	16	4	0.800	9	1	6	2	15	3	0.833	31	7	0.816	1	0	27.0	38	0.711	10
G4/ We're Sexy & We Throw It	51	33	39	45	90	78	0.536	14	28	17	25	31	53	0.369	152	184	0.452	0	6	93.5	336	0.278	
G 40 McNamara, Ken	6	3	10	4	16	7	0.696	6	9	7	6	13	15	0.464	29	22	0.569	0	1	20.0	51	0.392	14
G 41 McNamara, Karen	7	7	0	5	7	12	0.368	0	5	6	9	6	14	0.300	13	26	0.333	0	1	1.0	39	0.026	14
G 42 Bohanan, Heather	8	5	1	13	9	18	0.333	3	6	5	9	8	15	0.348	17	33	0.340	0	1	5.0	50	0.100	14
G 43 Ross, Anne	5	4	0	4	5	8	0.385	0	5	3	1	3	6	0.333	8	14	0.364	0	1	4.0	22	0.182	9
G 44 Jones, Mike	5	4	9	2	14	6	0.700	3	8	5	5	8	13	0.381	22	19	0.537	0	1	21.0	41	0.512	11
G 45 Morlando, Jim	3	4	3	6	6	10	0.375	3	7	3	5	6	12	0.333	12	22	0.353	0	0	6.5	34	0.191	11
G 46 Balint, Joey	4	3	6	1	10	4	0.714	4	4	1	3	5	7	0.417	15	11	0.577	0	0	8.0	26	0.308	8
G 47 Davis, Jared	8	3	4	6	12	9	0.571	5	6	2	5	7	11	0.389	19	20	0.487	0	1	16.0	39	0.410	11
G 48 Gillespie, Jeff	5	0	6	4	11	4	0.733	4	6	2	7	6	13	0.316	17	17	0.500	0	0	12.0	34	0.353	10
G5/ Bottoms Up	47	37	54	30	101	67	0.601	25	17	27	15	52	32	0.619	205	131	0.610	5	0	127.0	336	0.378	
G 50 McMillan, Evan	12	0	10	3	22	3	0.880	9	4	9	5	18	9	0.667	40	12	0.769	1	0	34.5	52	0.663	14
G 51 Smith, Lauren	4	8	3	9	7	17	0.292	5	6	7	5	12	11	0.522	19	28	0.404	1	0	8.5	47	0.181	12
G 52 Smith, Jason	0	0	0	0	0	0	---	0	0	0	0	0	0	---	0	0	---	0	0	0.0	0	---	0
G 53 Crabtree, Reagan	6	4	8	2	14	6	0.700	8	2	6	4	14	6	0.700	28	12	0.700	1	0	19.5	40	0.488	10
G 54 Crabtree, Traci	1	7	2	6	3	13	0.188	3	5	5	3	8	8	0.500	11	21	0.344	0	0	2.0	32	0.063	8
G 55 Tschetter, Aaron	9	4	10	3	19	7	0.731	7	5	8	3	15	8	0.652	34	15	0.694	1	0	17.5	49	0.357	13
G 56 Hawks, Michael	9	4	9	3	18	7	0.720	5	8	9	4	14	12	0.538	32	19	0.627	0	0	10.0	51	0.196	13
G 57 Hobgood, A.	0	2	1	0	1	2	0.333	1	1	0	1	1	2	0.333	2	4	0.333	0	0	0.0	6	0.000	2
G 58 Hager, Ginny	2	3	4	2	6	5	0.545	4	2	4	2	8	4	0.667	14	9	0.609	0	0	4.0	23	0.174	6
G 59 Evans, David	4	5	7	2	11	7	0.611	8	1	6	3	14	4	0.778	25	11	0.694	1	0	31.0	36	0.861	9
G6/ Dart Vader's	45	39	48	36	93	75	0.554	27	15	25	17	52	32	0.619	197	139	0.586	0	5	102.5	336	0.305	
G 60 Deason, Michael	4	5	4	9	8	14	0.364	9	6	9	4	18	10	0.643	26	24	0.520	0	1	14.0	50	0.280	13
G 61 Lamb, Mike	11	3	13	1	24	4	0.857	11	3	7	6	18	9	0.667	42	13	0.764	0	1	46.5	55	0.845	14
G 62 Assante, Tracy	4	3	8	7	12	10	0.545	11	4	6	8	17	12	0.586	29	22	0.569	0	1	8.5	51	0.167	14
G 63 Clark, Renee	6	9	4	5	10	14	0.417	3	6	6	4	9	10	0.474	19	24	0.442	0	0	5.5	43	0.128	14
G 64 Limerick, Jeremy	2	3	2	1	4	4	0.500	3	0	1	2	4	2	0.667	8	6	0.571	0	1	2.0	14	0.143	5
G 65 Brady, Marlin	2	4	5	1	7	5	0.583	4	2	4	3	8	5	0.615	15	10	0.600	0	1	13.5	25	0.540	6
G 6x xx-Medhurst, Jason	1	0	1	1	2	1	0.667	0	1	1	1	1	2	0.333	3	3	0.500	0	0	1.0	6	0.167	3
G 6x xx-DaCosta, Jeremy	5	2	3	2	8	4	0.667	4	2	4	1	8	3	0.727	16	7	0.696	0	0	2.0	23	0.087	7
G 6x xx-Ross, Bryan	4	3	4	3	8	6	0.571	3	5	7	1	10	6	0.625	18	12	0.600	0	0	6.0	30	0.200	8
G 6x xx-Caroll, Ryan	3	4	1	3	4	7	0.364	1	1	2	1	3	2	0.600	7	9	0.438	0	0	1.5	16	0.094	7
G 6x xx-Stocks, Jim	0	0	0	0	0	0	---	3	0	2	1	5	1	0.833	5	1	0.833	0	0	0.0	6	0.000	3
G 6x xx-Millham, Mark	3	3	3	3	6	6	0.500	2	0	1	2	3	2	0.600	9	8	0.529	0	0	2.0	17	0.118	6
G7/ 21 Dart Salute	38	46	29	55	67	101	0.399	13	29	16	26	29	55	0.345	125	211	0.372	8	0	83.0	336	0.247	
G 70 Porzio, Yelena	2	8	0	3	2	11	0.154	1	6	0	7	1	13	0.071	3	24	0.111	1	0	1.0	27	0.037	12
G 71 Freeman, Bethann	5	4	3	8	8	12	0.400	4	8	6	7	10	15	0.400	18	27	0.400	1	0	8.0	45	0.178	13
G 72 Boudreaux, Mark	9	5	5	9	14	14	0.500	5	10	4	9	9	19	0.321	23	33	0.411	1	0	23.0	56	0.411	14
G 73 Barea, Jimmy	0	3	1	8	1	11	0.083	0	9	1	6	1	15	0.063	2	26	0.071	1	0	0.0	28	0.000	12
G 74 Amstradam, Kristen	5	7	0	13	5	20	0.200	0	9	2	10	2	19	0.095	7	39	0.152	1	0	7.5	46	0.163	14
G 75 Sherrod, Wayne	2	10	2	8	4	18	0.182	4	5	2	8	6	13	0.316	10	31	0.244	1	0	4.5	41	0.110	12
G 76 Bailey, Matthew	8	4	10	2	18	6	0.750	5	6	9	3	14	9	0.609	32	15	0.681	1	0	24.5	47	0.521	12
G 77 Henson, Roy	7	5	8	4	15	9	0.625	7	5	8	2	15	7	0.682	30	16	0.652	1	0	14.5	46	0.315	12
G 78 Robinson, Daryl	0	0	0	0	0	0	---	0	0	0	0	0	0	---	0	0	---	0	0	0.0	0	---	0
G8/ Darts and Crafts	31	53	29	55	60	108	0.357	17	25	11	31	28	56	0.333	116	220	0.345	0	8	85.0	336	0.253	
G 80 Kline, John	5	2	12	2	17	4	0.810	11	2	7	7	18	9	0.667	35	13	0.729	0	1	31.5	48	0.656	14
G 81 Gaston, Sean	3	6	2	8	5	14	0.263	3	8	1	7	4	15	0.211	9	29	0.237	0	1	6.0	38	0.158	13
G 82 Taing, Richard	4	2	0	3	4	5	0.444	0	8	1	6	1	14	0.067	5	19	0.208	0	0	3.0	24	0.125	8
G 83 Bender, Kathan	4	7	3	7	7	14	0.333	2	9	0	7	2	16	0.111	9	30	0.231	0	1	7.0	39	0.179	12
G 84 Mavani, Alfaaz	2	6	0	3	2	9	0.182	2	3	2	6	4	9	0.308	6	18	0.250	0	1	6.0	24	0.250	8
G 85 Zawacki, Greg	2	7	3	8	5	15	0.250	2	8	4	3	6	11	0.353	11	26	0.297	0	1	9.0	37	0.243	12
G 86 McLeary, Devin	4	8	5	8	9	16	0.360	8	5	3	9	11	14	0.440	20	30	0.400	0	1	9.5	50	0.190	14
G 87 Micklow, Alex	0	1	0	1	0	2	0.000	1	0	0	1	1	1	0.500	1	3	0.250	0	0	0.0	4	0.000	2
G 88 Allmon, Marcus	3	11	1	10	4	21	0.160	1	3	2	11	3	14	0.176	7	35	0.167	0	1	2.5	42	0.060	14
G 89 Moore, Tim	4	3	3	5	7	8	0.467	4	4	2	5	6	9	0.400	13	17	0.433	0	1	10.5	30	0.350	9

Raleigh Dart League

Registration for Fall 2024 Season

Wednesday, July 24, (The Upper Deck), 7:00-8:00 p.m.

Wednesday, July 24 **For ALL teams - there is only one night of registration!!!**
(If your team is not returning, please leave a message on VoiceMail.
New captain? Please pass this information on to him/her.)
Bring: 1) Completed roster - use BLACK pen please - with divisions played by by each member for last 3 seasons
2) ONE check for bar fee and a minimum of six players (Bar fee is $20; Player registration is $20) NO CASH WILL BE ACCEPTED!!!

Wednesday, July 24 **DEADLINE for unrestricted roster add-ons, at REGISTRATION (no extensions)**
July 25 through September 11 Add-ons pre-approved by the Membership Director (Membership Committee Director - Heather Bohanan, 919-326-1956, membership@raleighdartleague.org)
1) Checks & player information as per roster to: Treasurer Taylor Caldwell, 919-623-9920, tcaldwell831@gmail.com (contact her for pay arrangements)
2) Membership Director will inform captain of Director's/Committee's decision
A PLAYER IS NOT ELIGIBLE UNTIL APPROVED, AND WITH DUES PAID

Wednesday, August 7 **Captains' meeting, 7:00-8:00 p.m., The Upper Deck (MANDATORY)**
Pick up schedules, blank scoresheets, team rosters, phone lists, rules, etc.

Wednesday, August 14 **8:00 p.m. Season starts**

Monday, September 11 **5th week captains' meeting, 7:00-8:00 p.m., The Upper Deck**
... and RDL Board meeting --- Last day to add/replace a player with approval

FALL 2024 RALEIGH DART LEAGUE TEAM REGISTRATION FORM

Team Name _____ Team Number _____
(PLEASE LEAVE BLANK)

Player Name (not nickname):	Divisions played in previous 3 seasons	Dart experience (if any) outside RDL*	M/F	Phone #:	Fee Paid:
Home Bar & Dart Rep.:		Board #s:			
Captain: 0				(C) (H)	0
1				(C) (H)	1
2				(C) (H)	2
3				(C) (H)	3
4				(C) (H)	4
5				(C) (H)	5
6				(C) (H)	6
7				(C) (H)	7
8				(C) (H)	8
9				(C) (H)	9

TOTAL: _____

Captain's Email Address: _____

** If there are players new to RDL and you are aware of their dart experience outside of RDL, please include that information here. You might say things like "Played in a mid-level team in Chicago for the past 6 years" or "No league experience but throws on a regular basis - consistently beats D & E players at Upper Deck LOD"*